



Full wwPDB X-ray Structure Validation Report ⓘ

Mar 4, 2018 – 03:08 AM EST

PDB ID : 4V5B
Title : Structure of PDF binding helix in complex with the ribosome
Authors : Bingel-Erlenmeyer, R.; Kohler, R.; Kramer, G.; Sandikci, A.; Antolic, S.;
Maier, T.; Schaffitzel, C.; Wiedmann, B.; Bukau, B.; Ban, N.
Deposited on : 2007-11-22
Resolution : 3.74 Å(reported)

This is a Full wwPDB X-ray Structure Validation Report for a publicly released PDB entry.

We welcome your comments at validation@mail.wwpdb.org

A user guide is available at

<http://wwpdb.org/validation/2016/XrayValidationReportHelp>

with specific help available everywhere you see the ⓘ symbol.

The following versions of software and data (see [references ⓘ](#)) were used in the production of this report:

MolProbity : 4.02b-467
Xtriage (Phenix) : 1.9-1692
EDS : rb-20030736
Percentile statistics : 20161228.v01 (using entries in the PDB archive December 28th 2016)
Refmac : 5.8.0135
CCP4 : 6.5.0
Ideal geometry (proteins) : Engh & Huber (2001)
Ideal geometry (DNA, RNA) : Parkinson et al. (1996)
Validation Pipeline (wwPDB-VP) : rb-20030736

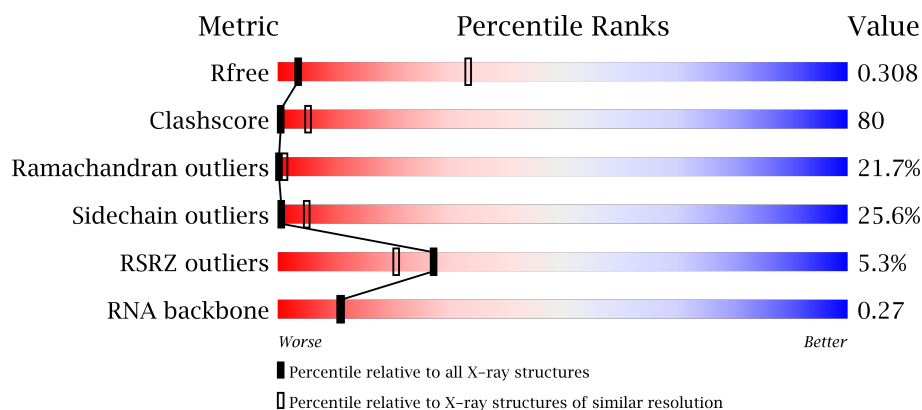
1 Overall quality at a glance i

The following experimental techniques were used to determine the structure:

X-RAY DIFFRACTION

The reported resolution of this entry is 3.74 Å.

Percentile scores (ranging between 0-100) for global validation metrics of the entry are shown in the following graphic. The table shows the number of entries on which the scores are based.



Metric	Whole archive (#Entries)	Similar resolution (#Entries, resolution range(Å))
R_{free}	100719	1291 (3.98-3.50)
Clashscore	112137	1437 (3.98-3.50)
Ramachandran outliers	110173	1382 (3.98-3.50)
Sidechain outliers	110143	1379 (3.98-3.50)
RSRZ outliers	101464	1320 (3.98-3.50)
RNA backbone	2435	1012 (4.52-2.90)

The table below summarises the geometric issues observed across the polymeric chains and their fit to the electron density. The red, orange, yellow and green segments on the lower bar indicate the fraction of residues that contain outliers for ≥ 3 , 2, 1 and 0 types of geometric quality criteria. A grey segment represents the fraction of residues that are not modelled. The numeric value for each fraction is indicated below the corresponding segment, with a dot representing fractions $\leq 5\%$. The upper red bar (where present) indicates the fraction of residues that have poor fit to the electron density. The numeric value is given above the bar.

Mol	Chain	Length	Quality of chain
1	A0	56	<div> <div>9%</div> <div>16%</div> <div>43%</div> <div>38%</div> <div>.</div> </div>
1	C0	56	<div> <div>9%</div> <div>13%</div> <div>41%</div> <div>46%</div> </div>
2	A1	54	<div> <div>17%</div> <div>15%</div> <div>48%</div> <div>33%</div> <div>.</div> </div>
2	C1	54	<div> <div>19%</div> <div>11%</div> <div>44%</div> <div>39%</div> <div>6%</div> </div>

Continued on next page...

Continued from previous page...

Mol	Chain	Length	Quality of chain
3	A2	46	
3	C2	46	
4	A3	64	
4	C3	64	
5	A4	38	
5	C4	38	
6	A5	16	
7	AA	120	
7	CA	120	
8	AB	2904	
8	CB	2904	
9	AC	273	
9	CC	273	
10	AD	209	
10	CD	209	
11	AE	201	
11	CE	201	
12	AF	178	
12	CF	178	
13	AG	176	
13	CG	176	
14	AH	149	
14	CH	149	
15	AI	141	
15	CI	141	

Continued on next page...

Continued from previous page...

Mol	Chain	Length	Quality of chain
16	AJ	142	
16	CJ	142	
17	AK	123	
17	CK	123	
18	AL	144	
18	CL	144	
19	AM	136	
19	CM	136	
20	AN	127	
20	CN	127	
21	AO	117	
21	CO	117	
22	AP	114	
22	CP	114	
23	AQ	117	
23	CQ	117	
24	AR	103	
24	CR	103	
25	AS	110	
25	CS	110	
26	AT	100	
26	CT	100	
27	AU	103	
27	CU	103	
28	AV	94	

Continued on next page...

Continued from previous page...

Mol	Chain	Length	Quality of chain
28	CV	94	
29	AW	84	
29	CW	84	
30	AX	63	
30	CX	63	
31	AY	58	
31	CY	58	
32	AZ	70	
32	CZ	70	
33	BA	1542	
33	DA	1542	
34	BB	240	
34	DB	240	
35	BC	232	
35	DC	232	
36	BD	205	
36	DD	205	
37	BE	166	
37	DE	166	
38	BF	135	
38	DF	135	
39	BG	178	
39	DG	178	
40	BH	129	
40	DH	129	


Continued on next page...

Continued from previous page...

Mol	Chain	Length	Quality of chain
41	BI	129	
41	DI	129	
42	BJ	103	
42	DJ	103	
43	BK	128	
43	DK	128	
44	BL	123	
44	DL	123	
45	BM	117	
45	DM	117	
46	BN	100	
46	DN	100	
47	BO	89	
47	DO	89	
48	BP	82	
48	DP	82	
49	BQ	83	
49	DQ	83	
50	BR	74	
50	DR	74	
51	BS	91	
51	DS	91	
52	BT	86	
52	DT	86	
53	BU	71	

Continued on next page...

Continued from previous page...

Mol	Chain	Length	Quality of chain
53	DU	71	

The following table lists non-polymeric compounds, carbohydrate monomers and non-standard residues in protein, DNA, RNA chains that are outliers for geometric or electron-density-fit criteria:

Mol	Type	Chain	Res	Chirality	Geometry	Clashes	Electron density
54	MG	AB	4050	-	-	-	X
54	MG	AB	4057	-	-	-	X
54	MG	AB	4061	-	-	-	X
54	MG	AB	4082	-	-	-	X
54	MG	AB	4085	-	-	-	X
54	MG	AB	4091	-	-	-	X
54	MG	BA	4001	-	-	-	X
54	MG	BA	4002	-	-	-	X
54	MG	BA	4017	-	-	-	X
54	MG	BA	4027	-	-	-	X
54	MG	CB	3028	-	-	-	X
54	MG	CB	3041	-	-	-	X
54	MG	CB	3044	-	-	-	X
54	MG	CB	3070	-	-	-	X
54	MG	CB	3077	-	-	-	X
54	MG	CB	3080	-	-	-	X
54	MG	DA	1644	-	-	-	X

2 Entry composition

There are 55 unique types of molecules in this entry. The entry contains 284264 atoms, of which 0 are hydrogens and 0 are deuteriums.

In the tables below, the ZeroOcc column contains the number of atoms modelled with zero occupancy, the AltConf column contains the number of residues with at least one atom in alternate conformation and the Trace column contains the number of residues modelled with at most 2 atoms.

- Molecule 1 is a protein called 50S RIBOSOMAL PROTEIN L32.

Mol	Chain	Residues	Atoms					ZeroOcc	AltConf	Trace
1	A0	56	Total	C	N	O	S	0	0	0
			444	269	94	80	1			
1	C0	56	Total	C	N	O	S	0	0	0
			444	269	94	80	1			

- Molecule 2 is a protein called 50S RIBOSOMAL PROTEIN L33.

Mol	Chain	Residues	Atoms				ZeroOcc	AltConf	Trace
2	A1	54	Total	C	N	O	0	0	0
			441	284	81	76			
2	C1	54	Total	C	N	O	0	0	0
			441	284	81	76			

- Molecule 3 is a protein called 50S RIBOSOMAL PROTEIN L34.

Mol	Chain	Residues	Atoms					ZeroOcc	AltConf	Trace
3	A2	46	Total	C	N	O	S	0	0	0
			377	228	90	57	2			
3	C2	46	Total	C	N	O	S	0	0	0
			377	228	90	57	2			

- Molecule 4 is a protein called 50S RIBOSOMAL PROTEIN L35.

Mol	Chain	Residues	Atoms					ZeroOcc	AltConf	Trace
4	A3	64	Total	C	N	O	S	0	0	0
			504	323	105	74	2			
4	C3	64	Total	C	N	O	S	0	0	0
			504	323	105	74	2			

- Molecule 5 is a protein called 50S RIBOSOMAL PROTEIN L36.

Mol	Chain	Residues	Atoms					ZeroOcc	AltConf	Trace
5	A4	38	Total	C	N	O	S	0	0	0
			302	185	65	48	4			
5	C4	38	Total	C	N	O	S	0	0	0
			302	185	65	48	4			

- Molecule 6 is a protein called C-TERM HELIX PDF.

Mol	Chain	Residues	Atoms				ZeroOcc	AltConf	Trace
6	A5	16	Total	C	N	O	0	0	0
			134	84	28	22			

There is a discrepancy between the modelled and reference sequences:

Chain	Residue	Modelled	Actual	Comment	Reference
A5	146	ALA	LEU	engineered mutation	UNP P0A6K3

- Molecule 7 is a RNA chain called 5S RIBOSOMAL RNA.

Mol	Chain	Residues	Atoms					ZeroOcc	AltConf	Trace
7	AA	117	Total	C	N	O	P	0	0	0
			2507	1116	459	815	117			
7	CA	117	Total	C	N	O	P	0	0	0
			2507	1116	459	815	117			

- Molecule 8 is a RNA chain called 23S RIBOSOMAL RNA.

Mol	Chain	Residues	Atoms					ZeroOcc	AltConf	Trace
8	AB	2841	Total	C	N	O	P	0	0	0
			60995	27210	11229	19715	2841			
8	CB	2841	Total	C	N	O	P	0	0	0
			60995	27210	11229	19715	2841			

- Molecule 9 is a protein called 50S RIBOSOMAL PROTEIN L2.

Mol	Chain	Residues	Atoms					ZeroOcc	AltConf	Trace
9	AC	268	Total	C	N	O	S	0	0	1
			2054	1271	417	359	7			
9	CC	268	Total	C	N	O	S	0	0	1
			2054	1271	417	359	7			

- Molecule 10 is a protein called 50S RIBOSOMAL PROTEIN L3.

Mol	Chain	Residues	Atoms					ZeroOcc	AltConf	Trace
10	AD	209	Total	C	N	O	S	0	0	0
			1565	979	288	294	4			
10	CD	209	Total	C	N	O	S	0	0	0
			1565	979	288	294	4			

- Molecule 11 is a protein called 50S RIBOSOMAL PROTEIN L4.

Mol	Chain	Residues	Atoms					ZeroOcc	AltConf	Trace
11	AE	201	Total	C	N	O	S	0	0	0
			1552	974	283	290	5			
11	CE	201	Total	C	N	O	S	0	0	0
			1552	974	283	290	5			

- Molecule 12 is a protein called 50S RIBOSOMAL PROTEIN L5.

Mol	Chain	Residues	Atoms					ZeroOcc	AltConf	Trace
12	AF	178	Total	C	N	O	S	0	0	0
			1420	905	251	258	6			
12	CF	178	Total	C	N	O	S	0	0	0
			1420	905	251	258	6			

- Molecule 13 is a protein called 50S RIBOSOMAL PROTEIN L6.

Mol	Chain	Residues	Atoms					ZeroOcc	AltConf	Trace
13	AG	176	Total	C	N	O	S	0	0	0
			1323	832	243	246	2			
13	CG	176	Total	C	N	O	S	0	0	0
			1323	832	243	246	2			

- Molecule 14 is a protein called 50S RIBOSOMAL PROTEIN L9.

Mol	Chain	Residues	Atoms					ZeroOcc	AltConf	Trace
14	AH	149	Total	C	N	O	S	0	0	0
			1111	699	197	214	1			
14	CH	149	Total	C	N	O	S	0	0	0
			1111	699	197	214	1			

- Molecule 15 is a protein called 50S RIBOSOMAL PROTEIN L11.

Mol	Chain	Residues	Atoms					ZeroOcc	AltConf	Trace
15	AI	141	Total	C	N	O	S	0	0	0
			1032	651	179	196	6			

Continued on next page...

Continued from previous page...

Mol	Chain	Residues	Atoms					ZeroOcc	AltConf	Trace
15	CI	141	Total	C	N	O	S	0	0	0
			1032	651	179	196	6			

- Molecule 16 is a protein called 50S RIBOSOMAL PROTEIN L13.

Mol	Chain	Residues	Atoms					ZeroOcc	AltConf	Trace
16	AJ	141	Total	C	N	O	S	0	0	1
			1113	704	211	194	4			
16	CJ	141	Total	C	N	O	S	0	0	1
			1113	704	211	194	4			

- Molecule 17 is a protein called 50S RIBOSOMAL PROTEIN L14.

Mol	Chain	Residues	Atoms					ZeroOcc	AltConf	Trace
17	AK	122	Total	C	N	O	S	0	0	1
			931	582	180	164	5			
17	CK	122	Total	C	N	O	S	0	0	1
			931	582	180	164	5			

- Molecule 18 is a protein called 50S RIBOSOMAL PROTEIN L15.

Mol	Chain	Residues	Atoms					ZeroOcc	AltConf	Trace
18	AL	144	Total	C	N	O	S	0	0	0
			1053	654	207	190	2			
18	CL	144	Total	C	N	O	S	0	0	0
			1053	654	207	190	2			

- Molecule 19 is a protein called 50S RIBOSOMAL PROTEIN L16.

Mol	Chain	Residues	Atoms					ZeroOcc	AltConf	Trace
19	AM	136	Total	C	N	O	S	0	0	0
			1074	686	205	177	6			
19	CM	136	Total	C	N	O	S	0	0	0
			1074	686	205	177	6			

- Molecule 20 is a protein called 50S RIBOSOMAL PROTEIN L17.

Mol	Chain	Residues	Atoms					ZeroOcc	AltConf	Trace
20	AN	127	Total	C	N	O	S	0	0	0
			1008	621	204	178	5			
20	CN	127	Total	C	N	O	S	0	0	0
			1008	621	204	178	5			

- Molecule 21 is a protein called 50S RIBOSOMAL PROTEIN L18.

Mol	Chain	Residues	Atoms					ZeroOcc	AltConf	Trace
21	AO	117	Total	C	N	O	S	0	0	0
			900	557	179	163	1			
21	CO	117	Total	C	N	O	S	0	0	0
			900	557	179	163	1			

- Molecule 22 is a protein called 50S RIBOSOMAL PROTEIN L19.

Mol	Chain	Residues	Atoms					ZeroOcc	AltConf	Trace
22	AP	114	Total	C	N	O	S	0	0	0
			917	574	179	163	1			
22	CP	114	Total	C	N	O	S	0	0	0
			917	574	179	163	1			

- Molecule 23 is a protein called 50S RIBOSOMAL PROTEIN L20.

Mol	Chain	Residues	Atoms				ZeroOcc	AltConf	Trace
23	AQ	117	Total	C	N	O	0	0	0
			947	604	192	151			
23	CQ	117	Total	C	N	O	0	0	0
			947	604	192	151			

- Molecule 24 is a protein called 50S RIBOSOMAL PROTEIN L21.

Mol	Chain	Residues	Atoms					ZeroOcc	AltConf	Trace
24	AR	103	Total	C	N	O	S	0	0	0
			816	516	153	145	2			
24	CR	103	Total	C	N	O	S	0	0	0
			816	516	153	145	2			

- Molecule 25 is a protein called 50S RIBOSOMAL PROTEIN L22.

Mol	Chain	Residues	Atoms					ZeroOcc	AltConf	Trace
25	AS	110	Total	C	N	O	S	0	0	0
			857	532	166	156	3			
25	CS	110	Total	C	N	O	S	0	0	0
			857	532	166	156	3			

- Molecule 26 is a protein called 50S RIBOSOMAL PROTEIN L23.

Mol	Chain	Residues	Atoms					ZeroOcc	AltConf	Trace
26	AT	100	Total	C	N	O	S	0	0	1
			778	491	146	139	2			
26	CT	100	Total	C	N	O	S	0	0	1
			778	491	146	139	2			

- Molecule 27 is a protein called 50S RIBOSOMAL PROTEIN L24.

Mol	Chain	Residues	Atoms					ZeroOcc	AltConf	Trace
27	AU	103	Total	C	N	O	S	0	0	1
			780	492	147	141				
27	CU	103	Total	C	N	O	S	0	0	1
			780	492	147	141				

- Molecule 28 is a protein called 50S RIBOSOMAL PROTEIN L25.

Mol	Chain	Residues	Atoms					ZeroOcc	AltConf	Trace
28	AV	94	Total	C	N	O	S	0	0	0
			753	479	137	134	3			
28	CV	94	Total	C	N	O	S	0	0	0
			753	479	137	134	3			

- Molecule 29 is a protein called 50S RIBOSOMAL PROTEIN L27.

Mol	Chain	Residues	Atoms					ZeroOcc	AltConf	Trace
29	AW	84	Total	C	N	O	S	0	0	0
			634	391	129	113	1			
29	CW	84	Total	C	N	O	S	0	0	0
			634	391	129	113	1			

- Molecule 30 is a protein called 50S RIBOSOMAL PROTEIN L29.

Mol	Chain	Residues	Atoms					ZeroOcc	AltConf	Trace
30	AX	63	Total	C	N	O	S	0	0	0
			509	313	99	95	2			
30	CX	63	Total	C	N	O	S	0	0	0
			509	313	99	95	2			

- Molecule 31 is a protein called 50S RIBOSOMAL PROTEIN L30.

Mol	Chain	Residues	Atoms					ZeroOcc	AltConf	Trace
31	AY	58	Total	C	N	O	S	0	0	0
			449	281	87	79	2			

Continued on next page...

Continued from previous page...

Mol	Chain	Residues	Atoms					ZeroOcc	AltConf	Trace
31	CY	58	Total	C	N	O	S	0	0	0
			449	281	87	79	2			

- Molecule 32 is a protein called 50S RIBOSOMAL PROTEIN L31.

Mol	Chain	Residues	Atoms					ZeroOcc	AltConf	Trace
32	AZ	70	Total	C	N	O	S	0	0	0
			549	339	104	100	6			
32	CZ	70	Total	C	N	O	S	0	0	0
			549	339	104	100	6			

- Molecule 33 is a RNA chain called 16S RIBOSOMAL RNA.

Mol	Chain	Residues	Atoms					ZeroOcc	AltConf	Trace
33	BA	1530	Total	C	N	O	P	0	0	0
			32831	14642	6024	10635	1530			
33	DA	1530	Total	C	N	O	P	0	0	0
			32831	14642	6024	10635	1530			

- Molecule 34 is a protein called 30S RIBOSOMAL PROTEIN S2.

Mol	Chain	Residues	Atoms					ZeroOcc	AltConf	Trace
34	BB	219	Total	C	N	O	S	0	0	1
			1705	1081	306	311	7			
34	DB	219	Total	C	N	O	S	0	0	1
			1705	1081	306	311	7			

- Molecule 35 is a protein called 30S RIBOSOMAL PROTEIN S3.

Mol	Chain	Residues	Atoms					ZeroOcc	AltConf	Trace
35	BC	207	Total	C	N	O	S	0	0	1
			1625	1028	306	288	3			
35	DC	207	Total	C	N	O	S	0	0	1
			1625	1028	306	288	3			

- Molecule 36 is a protein called 30S RIBOSOMAL PROTEIN S4.

Mol	Chain	Residues	Atoms					ZeroOcc	AltConf	Trace
36	BD	205	Total	C	N	O	S	0	0	0
			1643	1026	315	298	4			
36	DD	205	Total	C	N	O	S	0	0	0
			1643	1026	315	298	4			

- Molecule 37 is a protein called 30S RIBOSOMAL PROTEIN S5.

Mol	Chain	Residues	Atoms					ZeroOcc	AltConf	Trace
37	BE	151	Total	C	N	O	S	0	0	1
			1106	687	212	201	6			
37	DE	151	Total	C	N	O	S	0	0	1
			1106	687	212	201	6			

- Molecule 38 is a protein called 30S RIBOSOMAL PROTEIN S6.

Mol	Chain	Residues	Atoms					ZeroOcc	AltConf	Trace
38	BF	101	Total	C	N	O	S	0	0	1
			818	515	149	148	6			
38	DF	101	Total	C	N	O	S	0	0	1
			818	515	149	148	6			

- Molecule 39 is a protein called 30S RIBOSOMAL PROTEIN S7.

Mol	Chain	Residues	Atoms					ZeroOcc	AltConf	Trace
39	BG	151	Total	C	N	O	S	0	0	1
			1175	730	227	214	4			
39	DG	153	Total	C	N	O	S	0	0	1
			1197	745	231	217	4			

- Molecule 40 is a protein called 30S RIBOSOMAL PROTEIN S8.

Mol	Chain	Residues	Atoms					ZeroOcc	AltConf	Trace
40	BH	129	Total	C	N	O	S	0	0	0
			979	616	173	184	6			
40	DH	129	Total	C	N	O	S	0	0	0
			979	616	173	184	6			

- Molecule 41 is a protein called 30S RIBOSOMAL PROTEIN S9.

Mol	Chain	Residues	Atoms					ZeroOcc	AltConf	Trace
41	BI	127	Total	C	N	O	S	0	0	0
			1022	634	206	179	3			
41	DI	127	Total	C	N	O	S	0	0	0
			1022	634	206	179	3			

- Molecule 42 is a protein called 30S RIBOSOMAL PROTEIN S10.

Mol	Chain	Residues	Atoms					ZeroOcc	AltConf	Trace
42	BJ	99	Total	C	N	O	S	0	0	1
			787	493	151	142	1			
42	DJ	99	Total	C	N	O	S	0	0	1
			787	493	151	142	1			

- Molecule 43 is a protein called 30S RIBOSOMAL PROTEIN S11.

Mol	Chain	Residues	Atoms					ZeroOcc	AltConf	Trace
43	BK	117	Total	C	N	O	S	0	0	0
			877	540	174	160	3			
43	DK	117	Total	C	N	O	S	0	0	0
			877	540	174	160	3			

- Molecule 44 is a protein called 30S RIBOSOMAL PROTEIN S12.

Mol	Chain	Residues	Atoms					ZeroOcc	AltConf	Trace
44	BL	123	Total	C	N	O	S	0	0	0
			955	590	196	165	4			
44	DL	123	Total	C	N	O	S	0	0	0
			955	590	196	165	4			

- Molecule 45 is a protein called 30S RIBOSOMAL PROTEIN S13.

Mol	Chain	Residues	Atoms					ZeroOcc	AltConf	Trace
45	BM	115	Total	C	N	O	S	0	0	1
			884	546	179	156	3			
45	DM	114	Total	C	N	O	S	0	0	1
			877	541	178	155	3			

- Molecule 46 is a protein called 30S RIBOSOMAL PROTEIN S14.

Mol	Chain	Residues	Atoms					ZeroOcc	AltConf	Trace
46	BN	96	Total	C	N	O	S	0	0	0
			774	483	160	128	3			
46	DN	96	Total	C	N	O	S	0	0	0
			774	483	160	128	3			

- Molecule 47 is a protein called 30S RIBOSOMAL PROTEIN S15.

Mol	Chain	Residues	Atoms					ZeroOcc	AltConf	Trace
47	BO	88	Total	C	N	O	S	0	0	0
			716	440	146	129	1			

Continued on next page...

Continued from previous page...

Mol	Chain	Residues	Atoms					ZeroOcc	AltConf	Trace
47	DO	88	Total	C	N	O	S	0	0	0
			716	440	146	129	1			

- Molecule 48 is a protein called 30S RIBOSOMAL PROTEIN S16.

Mol	Chain	Residues	Atoms					ZeroOcc	AltConf	Trace
48	BP	82	Total	C	N	O	S	0	0	0
			649	406	128	114	1			
48	DP	81	Total	C	N	O	S	0	0	1
			639	400	127	111	1			

- Molecule 49 is a protein called 30S RIBOSOMAL PROTEIN S17.

Mol	Chain	Residues	Atoms					ZeroOcc	AltConf	Trace
49	BQ	81	Total	C	N	O	S	0	0	1
			649	411	122	113	3			
49	DQ	81	Total	C	N	O	S	0	0	0
			657	417	122	115	3			

- Molecule 50 is a protein called 30S RIBOSOMAL PROTEIN S18.

Mol	Chain	Residues	Atoms				ZeroOcc	AltConf	Trace
50	BR	56	Total	C	N	O	0	0	1
			456	288	87	81			
50	DR	56	Total	C	N	O	0	0	1
			456	288	87	81			

- Molecule 51 is a protein called 30S RIBOSOMAL PROTEIN S19.

Mol	Chain	Residues	Atoms					ZeroOcc	AltConf	Trace
51	BS	80	Total	C	N	O	S	0	0	1
			638	408	121	107	2			
51	DS	81	Total	C	N	O	S	0	0	1
			645	413	122	108	2			

- Molecule 52 is a protein called 30S RIBOSOMAL PROTEIN S20.

Mol	Chain	Residues	Atoms					ZeroOcc	AltConf	Trace
52	BT	85	Total	C	N	O	S	0	0	0
			665	411	137	114	3			
52	DT	85	Total	C	N	O	S	0	0	0
			665	411	137	114	3			

- Molecule 53 is a protein called 30S RIBOSOMAL PROTEIN S21.

Mol	Chain	Residues	Atoms					ZeroOcc	AltConf	Trace
53	BU	52	Total	C	N	O	S	0	0	1
			426	265	87	73	1			
53	DU	52	Total	C	N	O	S	0	0	1
			426	265	87	73	1			

- Molecule 54 is MAGNESIUM ION (three-letter code: MG) (formula: Mg).

Mol	Chain	Residues	Atoms		ZeroOcc	AltConf
54	BT	1	Total	Mg	0	0
			1	1		
54	BA	58	Total	Mg	0	0
			58	58		
54	BN	1	Total	Mg	0	0
			1	1		
54	AE	1	Total	Mg	0	0
			1	1		
54	CB	109	Total	Mg	0	0
			109	109		
54	AB	109	Total	Mg	0	0
			109	109		
54	CC	1	Total	Mg	0	0
			1	1		
54	DN	1	Total	Mg	0	0
			1	1		
54	DA	61	Total	Mg	0	0
			61	61		
54	CL	1	Total	Mg	0	0
			1	1		

- Molecule 55 is water.

Mol	Chain	Residues	Atoms		ZeroOcc	AltConf
55	A2	2	Total	O	0	0
			2	2		
55	AB	489	Total	O	0	0
			489	489		
55	AC	3	Total	O	0	0
			3	3		
55	AD	1	Total	O	0	0
			1	1		
55	AE	3	Total	O	0	0
			3	3		

Continued on next page...

Continued from previous page...

Mol	Chain	Residues	Atoms	ZeroOcc	AltConf
55	AJ	2	Total O 2 2	0	0
55	AL	3	Total O 3 3	0	0
55	BA	284	Total O 284 284	0	0
55	BE	3	Total O 3 3	0	0
55	BI	2	Total O 2 2	0	0
55	BK	1	Total O 1 1	0	0
55	BL	2	Total O 2 2	0	0
55	BN	3	Total O 3 3	0	0
55	BP	1	Total O 1 1	0	0
55	BT	2	Total O 2 2	0	0
55	C0	1	Total O 1 1	0	0
55	C2	2	Total O 2 2	0	0
55	CB	485	Total O 485 485	0	0
55	CC	3	Total O 3 3	0	0
55	CD	1	Total O 1 1	0	0
55	CE	1	Total O 1 1	0	0
55	CJ	2	Total O 2 2	0	0
55	CK	1	Total O 1 1	0	0
55	CL	5	Total O 5 5	0	0
55	CN	3	Total O 3 3	0	0
55	CP	1	Total O 1 1	0	0

Continued on next page...

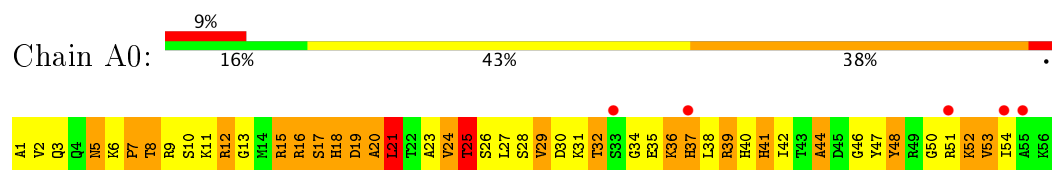
Continued from previous page...

Mol	Chain	Residues	Atoms		ZeroOcc	AltConf
55	CQ	1	Total 1	O 1	0	0
55	CT	2	Total 2	O 2	0	0
55	CU	1	Total 1	O 1	0	0
55	DA	293	Total 293	O 293	0	0
55	DD	1	Total 1	O 1	0	0
55	DE	2	Total 2	O 2	0	0
55	DG	1	Total 1	O 1	0	0
55	DL	4	Total 4	O 4	0	0
55	DN	2	Total 2	O 2	0	0
55	DP	1	Total 1	O 1	0	0
55	DT	3	Total 3	O 3	0	0

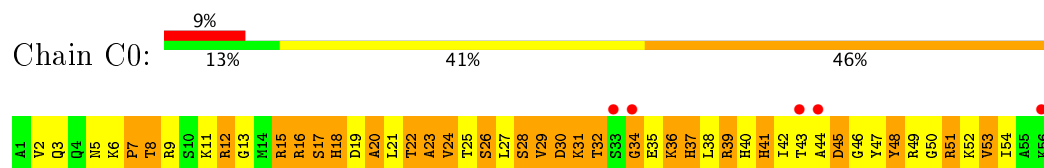
3 Residue-property plots [i](#)

These plots are drawn for all protein, RNA and DNA chains in the entry. The first graphic for a chain summarises the proportions of the various outlier classes displayed in the second graphic. The second graphic shows the sequence view annotated by issues in geometry and electron density. Residues are color-coded according to the number of geometric quality criteria for which they contain at least one outlier: green = 0, yellow = 1, orange = 2 and red = 3 or more. A red dot above a residue indicates a poor fit to the electron density ($RSRZ > 2$). Stretches of 2 or more consecutive residues without any outlier are shown as a green connector. Residues present in the sample, but not in the model, are shown in grey.

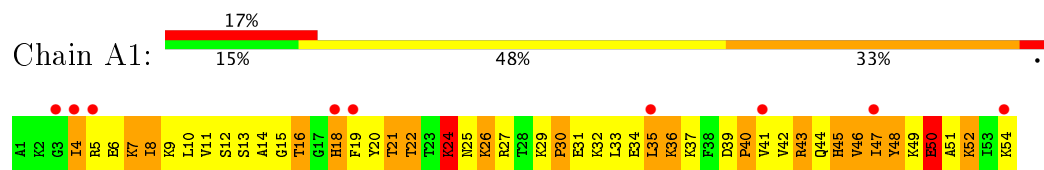
- Molecule 1: 50S RIBOSOMAL PROTEIN L32



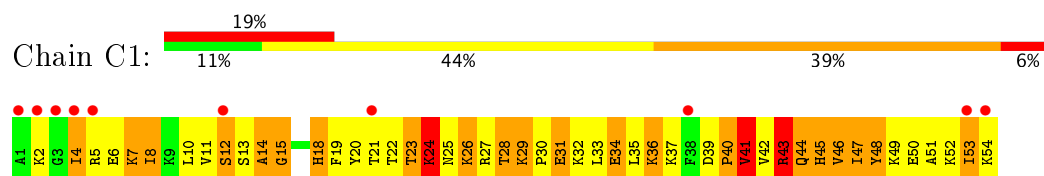
- Molecule 1: 50S RIBOSOMAL PROTEIN L32



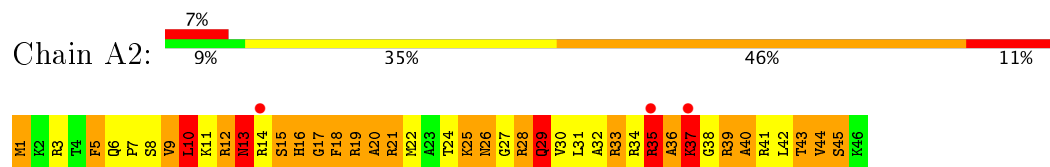
- Molecule 2: 50S RIBOSOMAL PROTEIN L33



- Molecule 2: 50S RIBOSOMAL PROTEIN L33



- Molecule 3: 50S RIBOSOMAL PROTEIN L34

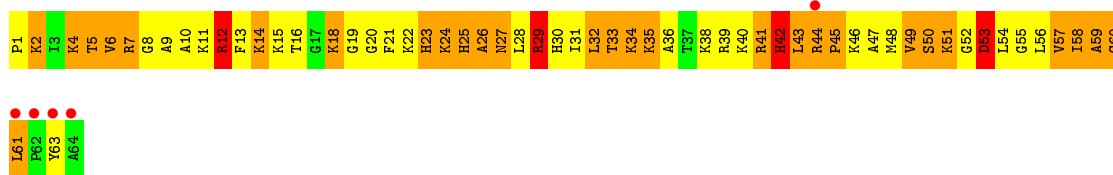


- Molecule 3: 50S RIBOSOMAL PROTEIN L34

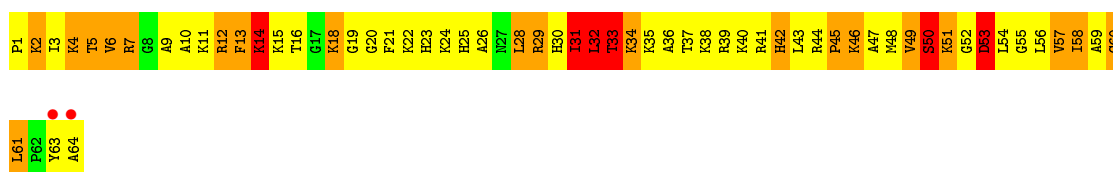




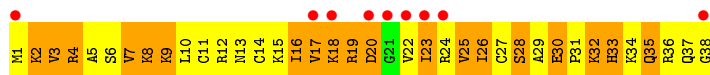
• Molecule 4: 50S RIBOSOMAL PROTEIN L35



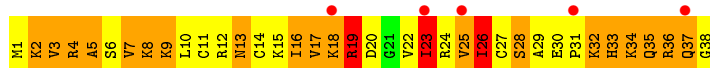
• Molecule 4: 50S RIBOSOMAL PROTEIN L35




• Molecule 5: 50S RIBOSOMAL PROTEIN L36



• Molecule 5: 50S RIBOSOMAL PROTEIN L36




• Molecule 6: C-TERM HELIX PDF



• Molecule 7: 5S RIBOSOMAL RNA


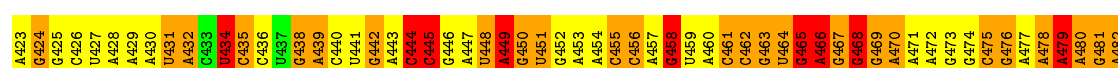
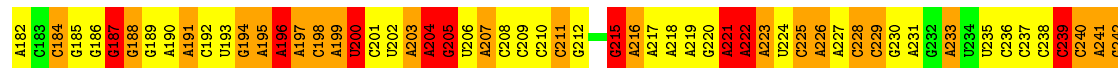
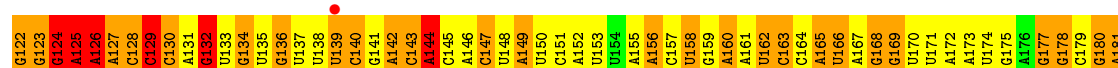
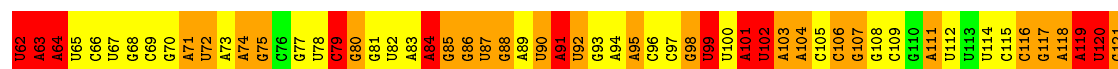





• Molecule 7: 5S RIBOSOMAL RNA

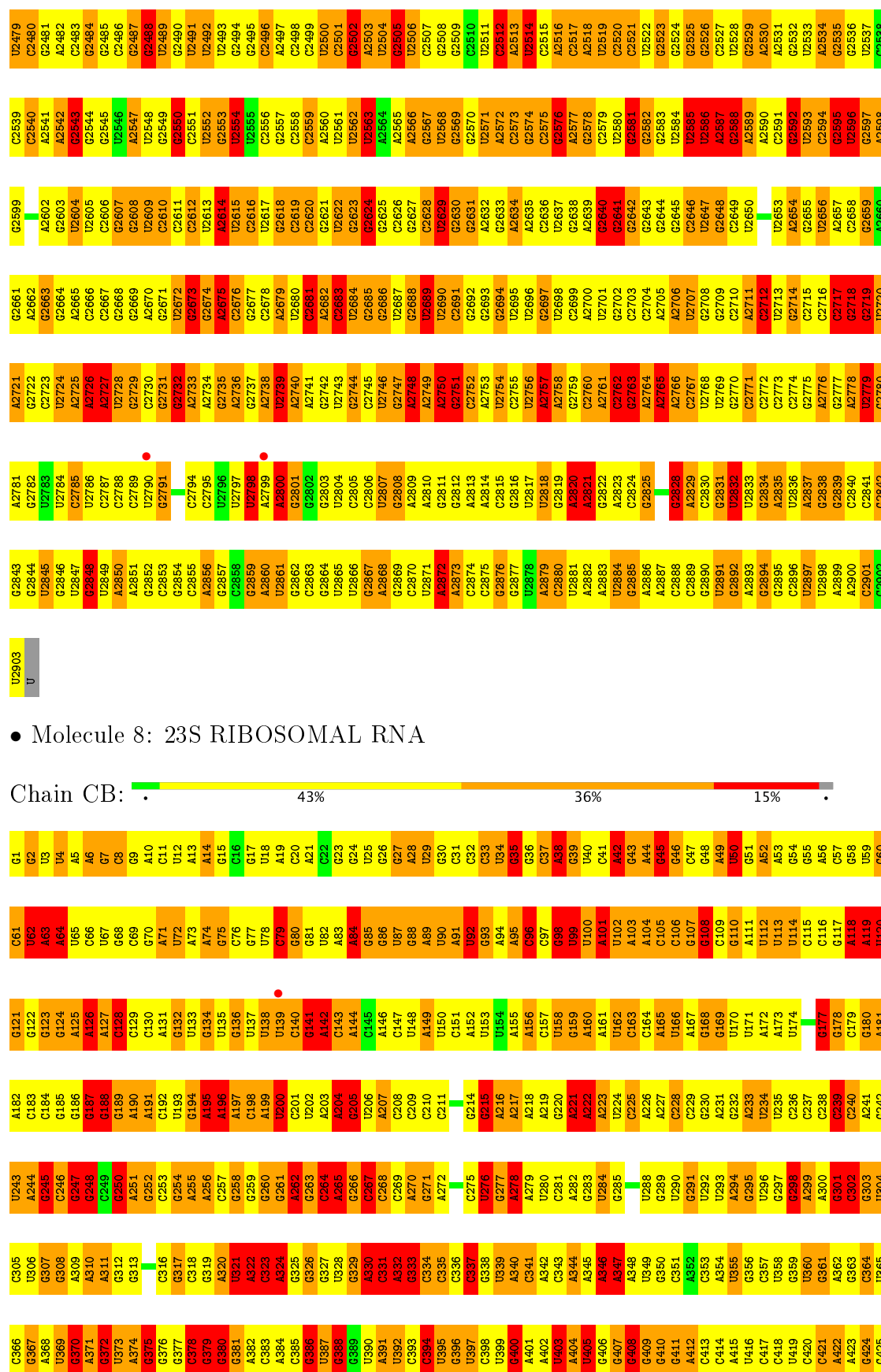


• Molecule 8: 23S RIBOSOMAL RNA



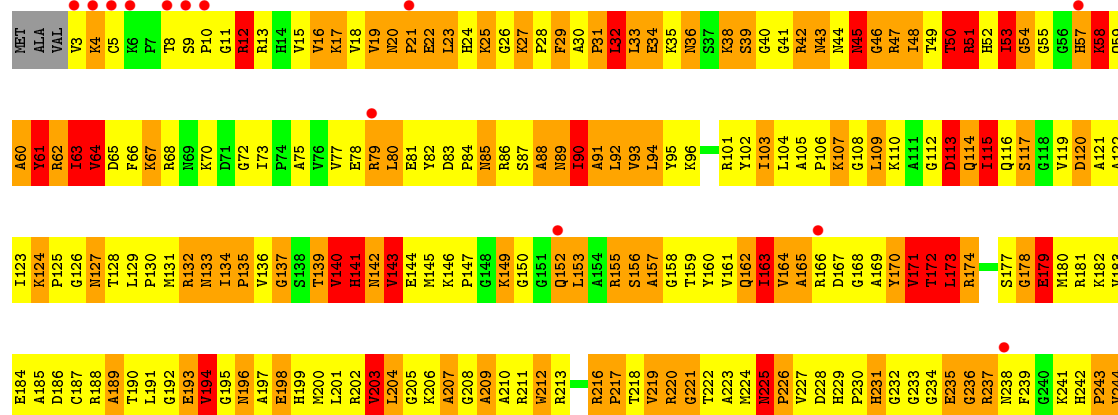
A1535	G1448	G1388	G1206	A1085	G1024	C964	G904	A844	G784	U724	G664
G1516	G1449	G1389	G1210	A1086	G1025	C965	A905	A845	G785	G725	G665
G1517	G1450	G1390	G1211	G1087	G1026	C966	U906	U846	G786	G726	G666
G1518	G1451	G1391	G1212	A1088	A1027	G967	G907	U847	G787	G727	G667
G1519	G1452	G1392	G1213	A1089	A1028	C968	C908	C848	A788	G728	G668
G1520	G1453	G1393	G1214	A1090	A1029	C969	A909	A849	A789	G729	G669
G1521	G1454	G1394	G1215	G1091	C1030	U970	A910	U850	U780	A730	A670
A1522	G1455	A1595	G1216	C1092	G1031	G971	A911	C851	G791	C731	A671
G1523	G1456	G1396	G1217	G1093	A1032	A972	C912	U852	A792	C732	G672
G1524	G1457	G1397	G1218	A1094	U1033	A973	G913	C853	A793	G733	G673
A1525	U1458	G1398	G1219	A1095	G1034	G974	U914	C854	A794	G734	G674
G1526	G1459	G1399	G1220	A1096	U1035	A975	C915	G855	G795	A735	A675
G1527	U1460	U1400	G1221	U1097	G1036	G976	G916	G856	G796	G736	A676
A1528	G1461	G1401	G1222	A1098	G1037	G977	A917	G857	G797	C737	A677
G1529	G1462	U1402	G1223	G1099	G1038	G978	U918	G858	G798	G738	G678
G1530	G1463	A1432	G1224	G1100	G1039	A979	U919	G859	G799	A739	G679
A1531	G1465	G1403	G1225	U1101	A1040	A980	A920	U860	A800	G740	G680
A1532	U1466	G1404	G1226	G1102	G1041	A981	C921	A861	G801	U741	G681
G1533	G1467	G1405	G1227	G1103	G1042	C982	C922	A862	A802	A742	G682
U1534	A1469	G1406	G1228	C1104	C1043	A983	G923	A863	U803	A743	G683
A1535	A1470	G1407	G1229	G1105	C1044	A984	G924	A864	A804	U744	G684
U1536	G1471	C1349	G1230	G1106	C1045	C985	A925	C865	A805	G745	A685
G1537	G1472	G1410	G1231	G1107	A1046	C986	G926	A866	C806	U746	G686
G1538	G1473	C1351	G1232	U1108	G1047	C987	A927	C867	U807	U747	G687
U1539	U1474	U1352	G1233	G1109	A1048	A988	A928	U868	G808	G748	G688
G1540	G1475	A1413	C1234	G1110	C1049	G989	U929	C889	A809	A749	G689
U1541	U1476	G1414	G1235	A1111	A1050	A990	G930	U870	U810	A750	G690
U1542	A1477	G1415	G1236	G1112	G1051	C991	U931	U871	A751	C691	G691
G1543	G1478	G1356	G1237	U1113	C1052	C992	U932	U872	C812	A752	G692
A1544	G1479	G1357	G1238	G1114	C1053	G993	A933	C873	U813	A753	A693
G1545	C1480	G1418	G1239	G1115	A1054	C994	U934	G874	C814	U754	G694
G1546	U1481	A1359	G1240	G1116	G1055	C995	C935	C875	C815	U755	G695
U1547	G1482	A1420	G1241	C1117	G1056	A996	A936	C876	C816	A756	G696
A1548	G1483	G1361	G1242	G1118	A1057	C997	G937	A877	G817	U757	G697
A1549	U1484	G1422	G1243	U1119	U1058	G998	G938	A878	C818	C758	G698
C1550	U1485	C1363	G1244	G1120	G1059	U999	G939	G	A819	G759	A699
A1551	U1486	G1424	A1244	C1121	U1060	A1000	G940	G	A820	G760	G700
U1552	U1487	G1425	G1245	G1122	U1061	A1001	A941	G	A821	A761	G701
A1553	C1488	G1426	A1246	C1123	G1062	G1002	G942	G	G822	U762	U702
U1554	C1489	A1427	G1247	G1124	G1063	G1003	A943	G	C823	G763	U703
G1555	A1490	G1368	G1248	G1125	C1064	U1004	C944	U	U824	A764	G704
C1556	G1491	G1369	U1249	A1126	U1065	C1005	A945	C	A825	C765	A705
U1557	G1492	G1370	G1250	G1127	U1066	C1006	C946	A	U826	U766	A706
C1558	C1493	G1371	G1251	G1128	A1067	C1007	A947	U	U827	U767	G707
U1559	A1494	U1372	G1252	A1129	G1068	A1008	C948	C	U828	G768	G708
G1560	A1495	A1373	A1253	U1130	A1069	A1009	G949	C	A829	U769	U709
C1561	U1496	G1374	A1254	G1131	A1070	A1010	G950	C	C830	G770	U710
U1562	U1497	U1375	U1255	U1132	G1071	G1011	C951	G	C831	G771	G711
U1563	C1498	G1376	G1256	A1133	C1072	U1012	G952	A	U832	C772	G712
C1564	C1499	G1377	C1257	G1134	C1073	C1013	G953	C	A833	U773	G713
G1565	U1498	U1378	U1258	C1135	C1075	A1014	G954	U	G834	G774	U714
A1566	A1503	A1439	G1259	G1136	C1076	U1015	U955	U	C835	G775	A715
G1567	A1504	U1440	A1260	G1137	A1077	G1016	G956	A	A836	G776	A716
U1568	A1505	G1381	C1261	U1138	U1078	G1017	C957	C	C837	G777	C717
A1569	U1506	U1442	A1262	G1139	C1079	U1018	U958	C898	G778	G778	A718
C1570	C1507	U1443	U1263	C1140	A1080	U1019	A959	A899	U779	U779	C719
A1571	A1508	A1384	A1264	U1141	U1081	A1020	A960	A900	G780	G780	U720
U1572	U1509	A1385	A1265	A1142	U1082	A1021	C961	C901	A781	A781	A721
G1573	G1510	C1386	G1266	A1143	U1083	G1022	G962	C902	A782	A782	A722
C1574	C1447	A1387	U1267	A1144	A1084	U1023	U963	C903	G843	A783	G723

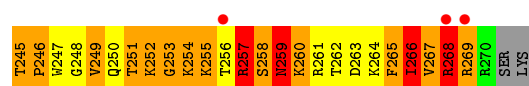
U2419	C2359	U2299	G2239	C2179	U1939	G1878	G1817	A1157	G1697	C1575
C2420	G2360	C2300	U2240	U2180	U1940	C1879	U1818	U1783	A1698	U1576
G2421	G2361	C2301	A2241	U2181	U1941	C1880	A1819	U1789	U1636	C1577
C2422	G2362	U2302	G2242	A2062	C1942	U1881	U1820	C1760	C1639	U1578
U2423	G2363	C2303	U2243	A2063	U1943	U1882	A1821	C1761	A1640	A1579
C2424	G2364	G2304	U2244	C2064	U1944	U1883	C1822	U1762	A1641	A1580
A2425	G2365	U2305	U2245	C2065	G1945	G1884	G1823	G1763	G1581	G1581
A2426	G2366	C2306	G2246	C2066	U1946	U1885	G1824	C1764	G1642	C1582
C2427	G2367	U2307	A2247	G2067	C1947	U1886	U1825	U1765	G1643	C1583
G2428	G2368	C2308	U2248	U2068	G1948	C1887	G1826	G1766	G1644	U1584
C2429	G2369	G2309	U2249	G2069	G1949	G1888	U1827	G1707	C1645	C1585
A2430	G2370	C2310	G2250	A2070	U1950	U1889	G1828	G1768	U1647	A1586
U2431	G2371	U2311	G2251	A2071	G1951	A1890	A1829	U1769	G1587	G1587
A2432	U2372	A2312	G2252	C2072	A1952	G1891	C1830	G1770	G1649	G1588
U2433	G2373	C2313	G2253	C2073	A1953	C1892	G1831	C1771	A1650	U1589
A2434	G2374	A2314	C2254	U2074	G1954	U1895	C1832	U1772	A1651	A1590
G2435	G2375	G2315	G2255	U2075	U1955	G1896	U1834	A1773	A1652	A1591
G2436	A2376	G2316	G2256	U2076	U1956	G1897	C1835	C1774	C1592	C1592
G2437	A2377	U2317	U2077	A2077	C1957	U1898	G1836	U1775	A1654	A1593
U2438	A2378	G2318	C2258	C2078	C1958	U1899	C1837	G1776	A1655	U1594
A2439	G2379	G2319	U2259	U2079	G1959	A1900	U1837	U1777	C1656	C1595
C2440	C2380	U2320	C2260	A2080	A1960	A1901	U1838	U1778	U1657	A1596
U2441	A2381	C2321	G2261	U2081	C1961	A1902	G1839	U1779	C1658	A1597
C2442	G2382	A2322	U2262	A2082	C1962	G1903	U1840	A1780	G1659	U1598
G2443	G2383	G2323	C2263	C2083	U1963	G1904	U1841	U1781	A1660	A1599
C2444	U2384	U2324	C2264	C2084	G1964	G1904	G1842	U1782	G1661	C1600
G2445	C2385	G2325	U2265	U2085	C1965	C1905	C1843	A1783	U1662	G1601
A2446	A2386	C2326	C2266	U2086	A1966	G1906	C1844	A1784	G1663	U1602
G2447	G2387	A2327	A2267	G2087	C1967	G1907	G1845	A1785	A1664	A1603
A2448	A2388	C2328	U2268	A2088	G1968	G1908	G1846	A1786	C1604	C1604
U2449	G2389	U2329	G2269	C2089	A1969	C1909	A1847	A1787	G1666	C1605
A2450	U2390	G2330	A2270	A2090	U1970	G1910	A1848	C1788	G1667	C1606
A2451	G2391	U2331	G2271	C2091	U1971	U1911	G1849	A1789	C1607	C1607
C2452	C2392	U2332	U2272	U2092	G1972	A1912	G1850	C1790	A1669	A1608
A2453	U2393	A2333	C2273	G2093	G1973	A1913	U1851	U1791	C1670	A1609
G2454	C2394	U2334	A2274	A2094	C1974	C1914	U1852	G1792	U1671	A1610
G2455	G2395	C2335	C2275	A2095	G1975	U1915	A1853	C1793	A1672	A1611
C2456	G2396	A2336	G2276	C2096	U1976	A1916	A1854	A1794	G1673	C1612
U2457	G2397	G2337	G2277	A2097	A1977	U1917	U1855	C1795	G1674	G1613
G2458	U2398	C2338	A2278	U2098	A1978	A1918	U1856	U1796	C1675	A1614
A2459	G2399	C2339	G2279	G2099	U1979	G1919	G1857	G1797	A1676	C1615
U2460	G2400	A2340	G2280	G2100	U1980	C1920	U1798	U1798	A1677	A1616
A2461	U2401	G2341	A2281	A2101	A1981	G1921	G1799	A1799	A1678	C1617
C2462	U2402	C2342	G2282	G2102	U1982	G1922	C1800	G1740	A1679	A1618
G2463	C2403	U2343	G2283	C2103	G1983	U1923	A1801	C1741	U1680	G1619
G2464	U2404	U2344	A2284	C2104	G1984	C1924	A1802	U1742	G1681	G1620
C2465	G2405	G2345	A2285	C2105	C1985	U1925	A1803	G1743	G1682	U1621
C2466	A2406	A2346	G2286	U2106	C1986	U1926	C1804	U1744	U1683	G1622
C2467	A2407	C2347	A2287	G2107	A1987	A1927	A1805	A1745	G1684	G1623
A2468	U2408	U2348	A2288	A2108	G1988	A1928	C1806	A1746	C1685	U1624
G2469	G2409	G2349	G2289	U2109	G1989	G1929	G1807	U1747	C1686	C1625
G2470	G2410	C2350	G2290	A2110	C1990	G1930	G1808	C1748	A1687	A1626
A2471	A2411	G2351	U2291	A2051	U1991	U1931	A1809	A1749	U1688	G1627
C2472	A2412	A2352	U2292	G	U	U	C1870	A1750	G1628	G1628
U2473	G2353	G2353	C2293	U	U	G1932	A1810	G1751	U1629	U1629
G2474	G2414	U2354	G2294	A	A	G1933	G1811	U1751	C1691	A1630
G2475	G2415	G2355	C2295	G	C	G1934	U1812	C1752	U1692	G1631
A2476	C2416	U2356	U2296	A	A	G1935	G1813	G1753	U1693	A1632
U2477	C2417	C2357	G2297	G	C	A1936	C1874	A1754	C1694	G1633
A2478	A2418	C2358	A2298	U	U	A1937	A1814	A1755	G1695	A1634
						A1938	A1815	G1756	G1696	



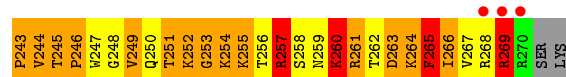
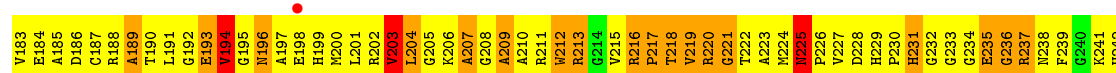
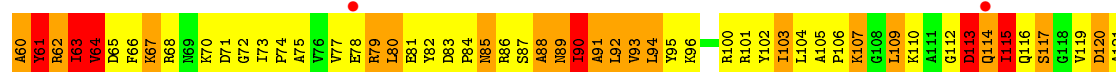
G1330	G1270	G1210	G1149	A1088	A1027	U967	G907	U847	C787	A727	U667	U607	C486	C426
G1331	G1271	C1211	C1150	A1089	A1028	C968	C908	C848	A788	G728	A668	A608	C487	U427
G1332	A1272	G1212	A1151	A1090	A1029	G969	A909	A849	A789	G729	G669	A609	G488	A428
G1333	U1273	C1152	C1152	G1091	A1030	U970	A910	U850	U790	A730	A670	C610	G489	A429
G1334	A1274	A1214	C1153	G1092	G1031	G971	A911	C851	C791	C731	C671	C611	C490	A430
G1335	A1275	G1215	C1154	G1093	A1032	A972	C912	U852	A792	G732	C672	G612	G491	U431
A1336	A1276	U1216	A1155	U1094	U1033	A973	U913	C853	A793	G733	C673	A613	A492	A432
G1337	G1277	U1217	A1156	A1095	U1034	G974	U914	C854	A794	A734	G674	A614	G493	C433
G1338	C1278	G1218	G1157	A1096	U1035	G975	C915	U855	A795	A735	G675	U615	G494	U434
G1339	G1279	U1219	U1158	U1097	G1036	G976	A916	U856	G796	G736	A676	A616	G495	C435
U1340	G1280	G1220	U1159	A1098	G1037	G977	A917	G857	G797	C737	A677	G617	G496	C436
G1341	G1281	C1221	G1160	G1099	G1038	G978	A918	U858	G798	G738	C678	U618	A497	U437
A1342	U1282	U1222	C1161	C1100	A1039	A979	U919	G859	G799	A739	C679	G619	G498	G438
G1343	G1283	G1223	G1162	U1101	A1040	A980	A920	U860	A800	C740	C680	G620	U499	A439
U1344	A1284	U1224	C1163	G1102	G1041	A981	C921	A861	G801	A741	G681	A621	G500	C440
C1345	A1285	G1164	G1164	A1103	G1042	G982	C922	U862	A802	A742	G682	G622	A501	U441
G1346	A1286	A1226	G1165	C1104	C1043	A983	G923	A863	U803	A743	U683	C623	A502	G442
A1347	A1287	G1227	G1166	U1105	C1044	A984	G924	G864	A804	U744	G684	C624	A503	A443
C1348	G1288	G1228	G1167	G1106	C1045	C985	A925	C865	G805	G745	A685	G625	A504	C444
C1349	G1289	C1229	G1168	G1107	A1046	C986	G926	A866	C806	U746	U686	A626	A505	C445
C1350	C1290	A1230	A1169	U1108	G1047	C987	A927	A867	U807	U747	C687	A627	A506	G446
C1351	C1291	U1231	C1170	C1109	A1048	A988	A928	U868	G808	G748	U688	G628	A507	A447
U1352	G1292	G1232	G1171	G1110	C1049	G989	U929	U869	G809	A749	A689	G629	A508	U448
A1353	C1293	C1233	C1172	A1111	A1050	A990	G930	U870	U810	A750	G690	A630	C509	A449
A1354	U1294	U1234	U1173	G1112	G1051	C991	U931	U871	U811	A751	C691	A631	C510	C450
G1355	C1295	G1235	U1174	U1113	C1052	C992	U932	U872	C812	A752	C692	A632	U511	U451
G1356	G1296	G1236	A1175	C1114	C1053	G993	A933	C873	U813	A753	A693	A633	G512	G452
C1357	C1297	A1237	U1176	G1115	A1054	C994	U934	C874	C814	U754	C694	C634	G513	A453
G1358	G1298	G1238	G1177	G1116	G1055	C995	G935	G875	C815	U755	G695	C635	A514	A454
A1359	G1299	G1239	C1178	C1117	G1056	A996	A936	C876	C816	A756	G696	G636	A515	A455
G1360	C1300	U1240	G1179	U1118	A1057	G997	C937	A877	C817	G757	G697	A637	C616	C456
G1361	A1301	A1241	U1180	U1119	U1058	C998	G938	A878	G818	C758	C698	G638	C517	A457
C1362	A1302	U1242	U1181	G1120	G1059	U999	G939	G	A819	G759	A699	G639	C518	G458
G1363	G1303	C1243	G1182	C1121	U1060	A1000	A940	G	A820	G760	C700	C640	U519	U459
G1364	A1304	A1244	U1183	G1122	U1061	A1001	G941	A	A821	A761	C701	A641	G520	A460
A1365	C1305	G1245	U1184	C1123	G1062	G1002	G942	G	G822	U762	U702	U642	G	C461
A1366	C1306	A1246	G1185	G1124	G1063	G1003	A943	G	C823	G763	U703	A643	G523	C462
A1367	A1307	G1247	G1186	G1125	C1064	U1004	C944	U	U824	A764	G704	A644	G524	G463
G1368	A1308	G1248	G1187	A1126	U1065	C1005	A945	C	A825	C765	A705	C645	A525	U464
G1369	G1309	U1249	U1188	A1127	U1066	C1006	C946	A	U826	U766	A706	G646	A526	G465
C1370	G1310	G1250	A1189	A1128	A1067	C1007	A947	U	U827	U767	G707	G647	C527	A466
G1371	G1311	C1251	G1190	A1129	G1068	A1008	C948	C	U828	G768	G708	G648	A528	G467
U1372	U1312	G1252	G1191	U1130	A1069	A1009	G949	C	A829	U769	U709	G649	A529	G468
C1373	C1313	A1253	G1192	G1131	A1070	A1010	G950	C	G830	G770	U710	C650	G530	G469
G1374	G1314	A1254	G1193	U1132	G1071	G1011	C951	G	G831	G771	G711	G651	C831	A470
U1375	C1315	U1255	A1194	A1133	C1072	U1012	G952	A	U832	C772	G712	U652	A532	A471
C1376	U1316	G1256	G1195	A1134	A1073	C1013	G953	C	A833	U773	G713	G653	G533	A472
G1377	G1317	C1257	C1196	C1135	G1074	U1014	G954	U	G834	G774	U714	A654	U534	G473
A1378	U1318	U1258	G1197	G1136	C1075	U1015	U955	U	C835	G775	A715	A655	G535	G474
U1379	C1319	G1259	U1198	G1137	C1076	G1016	G956	A	G836	G776	A716	G656	G536	G475
C1380	C1320	A1260	U1199	G1138	A1077	G1017	C957	C	C837	G777	C717	U657	G537	G476
G1381	A1321	C1261	C1200	G1139	C998	U1018	U958	C898	C838	G778	A718	U658	A538	A477
G1382	G1322	A1262	U1201	A1140	A1080	U1019	A959	A899	U839	U779	C719	G659	G539	A478
A1383	C1323	G1263	G1202	U1081	U1081	A1020	A960	A900	U840	G780	U720	C660	C540	A479
A1384	G1324	A1264	U1203	A1142	U1082	A1021	G961	C901	G841	A781	A721	A661	A541	A480
A1385	U1325	A1265	A1204	A1143	U1083	G1022	G962	C902	U842	A782	A722	G662	C542	G481
C1386	U1326	G1266	A1205	A1144	A1084	U1023	U963	C903	G843	A783	G723	G663	G543	A482
A1387	A1327	U1267	G1206	G1207	A1085	G1024	C964	G904	A844	G784	U724	U664	C544	A483
G1388	C1328	A1268	A1207	U1147	A1086	G1025	C965	A905	A845	G785	G725	G665	U545	C484
G1389	U1329	A1269	G1208	U1148	G1087	G1026	G966	U906	U846	C786	G726	A666	U546	C485

U2299	C2239	G2179	A2059	C1999	A1877	A1835	A1755	G1695	A1634	C1574	G1514	G1450	U1390
C2300	U2240	U2180	A2060	C2000	G1878	C1816	G1756	G1696	A1635	C1575	A1515	C1451	U1391
U2301	G2241	U2181	G2061	C2001	C1879	U1817	A1757	A1697	A1636	U1576	A1516	G1452	A1392
G2302	A2242	G2062	G2062	G2002	U1880	U1818	U1758	A1698	A1637	C1577	G1517	A1453	A1393
G2303	C2243	G2063	C2063	A2003	C1881	A1819	A1759	G1699	C1639	U1578	C1518	C1454	U1394
G2304	A2244	G2064	G2064	G2004	U1882	U1820	C1760	A1700	C1639	A1579	G1519	G1455	A1395
U2305	U2245	C2065	C2065	A2005	U1883	A1821	C1761	A1701	A1640	A1580	U1520	G1456	U1396
C2306	G2246	C2066	C2066	C2006	G1884	C1822	A1762	G1702	A1641	G1581	G1521	U1457	U1397
G2307	U2247	G2067	U2067	U2007	A1885	G1823	G1763	G1703	G1642	C1582	A1522	U1458	C1398
G2308	U2248	G2068	U2068	C2008	C1886	C1824	C1764	C1704	G1643	U1583	U1523	G1459	C1399
A2309	C2249	G2069	G2069	A2009	U1887	U1825	U1765	A1705	C1644	U1584	G1524	U1460	U1400
G2310	U2250	A2070	G2070	G2010	G1888	A1826	G1766	G1706	G1645	C1585	A1525	C1461	G1401
A2311	C2251	A2071	G2071	U2011	G1889	U1827	G1767	G1707	C1646	A1586	C1526	C1462	U1402
U2312	G2252	C2072	C2072	G2012	A1890	G1828	C1768	C1708	U1647	G1587	G1527		A1403
C2313	G2253	C2073	C2073	A2013	A1891	A1829	U1769	U1709	U1648	G1588	A1528	G1465	C1404
A2314	U2254	U2074	A1953	A2014	C1892	C1830	G1770	G1710	G1649	U1589	G1529	U1466	U1405
G2315	G2255	U2075	G1954	A2015		G1831	C1771	A1711	A1650	A1591	G1530		U1406
C2316	A2256	U2076	U1955	U2016	C1896	C1833	A1773	U1713	G1652	A1592	A1532	A1469	G1407
A2317	U2257	A2077	U1956	U2017	G1897	C1834	C1774	U1714	G1653	A1593	C1533	A1470	G1408
G2318	C2258	C2078	C1958	G2018	U1898	U1835	C1775	G1715	A1654	U1594	U1534	C1471	U1409
C2319	U2259	A2079	G1959	A2019	A1899	C1836	G1776	U1716	A1655	C1595	A1535	G1473	U1411
U2320	C2260	A2080	A1960	C2020	A1900	C1837	U1777	A1717	C1656	A1596	C1536	U1474	U1412
G2321	G2261	U2081	A1960	C2021	A1901	C1838	U1778	G1718	U1657	A1597	G1537	G1475	U1413
U2322	U2262	A2082	C1961	U2022	C1902	G1839	U1779	G1719	C1658	A1598	G1538	U1476	C1413
C2323	C2263	G2083		C2023	C1903	G1840	A1780	U1720	G1659	U1599	U1539	A1477	U1415
U2324	G2264	C2084	G1964	G2024	G1904	U1841	U1781	G1721	G1660	C1600	G1540	G1478	A1416
G2325	U2265	U2085	C1965	C2025	G1905	C1842	U1782	G1722	G1661	C1601	C1541	G1479	C1417
C2326	A2266	U2086	A1966	U2026	C1906	C1843	A1783	G1723	U1662	A1602	U1542	U1480	G1418
A2327	C2267	G2087	C1967	G2027	G1907	C1844	A1784	G1724	G1663	A1603	G1543	U1481	A1419
G2328	A2268	A2088	G1968	U2028	C1908	G1845	A1785	U1725	A1664	C1604	A1544	G1482	A1420
U2329	C2269	C2089	A1969	G2029	C1909	U1846	U1786	C1726	A1665	C1605	A1545	G1483	G1421
C2330	A2270	A2090	U1970	A2030	C1910	G1847	A1787	C1727	G1666	C1606	U1546	U1484	G1422
G2331	G2271	C2091	A1971	C2031	G1911	C1848	C1788	C1728	G1667	C1607	C1547	U1485	G1423
C2332	U2272	U2092	G1972	G2032	U1912	A1849	A1789	U1729	A1668	A1608	U1548	U1486	G1424
G2333	A2273	C2093	G1973	A2033	A1912	G1850	C1790	C1730	A1669	A1609	A1549	U1487	G1425
U2334	C2274	A2094	C1974	U2034	A1913		A1791	G1731	C1670	A1610	C1550	C1488	G1426
A2335	A2275	G2095	G1975	G2035	C1914		G1792	C1732	U1671	C1611	A1551	C1489	A1427
G2336	C2276	C2096	U1976	C2036	U1915	A1853	G1793	C1733	A1672	C1612	A1552	A1490	G1428
U2337	G2277	A2097	A1977	A2037	A1916	A1854	C1794	G1734	G1673	G1613	A1553	G1491	C1429
C2338	A2278	U2098	A1978	G2038	U1917	U1855	A1794	U1735	G1674	A1614	U1554	G1492	G1430
G2339	G2279	U2099	G1979	U2039	A1918	U1856	C1795	U1736	C1675	C1615	G1555	C1493	A1431
U2340	C2280	G2100	G1980	G2040	A1919	G1857	U1796	U1737	A1676	A1616	C1556	A1494	G1432
C2341	A2281	A2101	A1981	U2041	C1920	A1858	G1797	G1738	A1677	C1617	C1557	A1495	A1433
G2342	C2282	G2102	U1982	A2042	G1921		U1798	A1739	A1678	A1618	C1558	A1496	A1434
U2343	G2283	C2103	G1983	C2043	G1922	G1861	G1799	C1740	A1679	G1619	U1559	U1497	G1435
C2344	A2284	C2104	G1984	C2044	U1923	G1862	A1801	C1741	U1680	G1620	G1560	C1498	G1436
G2345	A2285	C2045	C1985	C2045	C1924	U1863	A1802	U1742	G1681	U1621	C1561	C1499	C1437
A2346	G2286	G2046	C1986	G2046	C1925	U1864	A1803	G1743	G1682	G1622	U1562		U1438
G2347	U2287	U2105	A1987	C2047	U1926	U1865	A1803	U1744	U1683	G1623	U1563	A1503	A1439
U2348	A2288	G2107	G1988	G2048	A1927	A1866	C1804	A1745	U1684	U1624	C1564	A1504	U1440
G2349	C2289	A2108	G1989	G2049	A1928	G1867	A1805	A1746	C1685	C1625	C1565	A1505	U1441
C2350	U2290	C2110	U1990	C2050	G1929	C1868	C1806	U1747	C1686	A1626	A1566	U1506	U1442
G2351	A2291	A2051	U1991	A2051	G1930	G1869	G1807	U1747	C1687	G1627	G1567	U1507	U1443
U2352	C2292	A2052	G1992	C2052	U1931	C1870	A1808	C1748	U1688	G1628	A1568	A1508	G1444
G2353	G2293	G2053	C1993	G2053	A1932	A1871	A1809	A1749		U1629	A1569	A1509	G1445
C2354	A2294	A2054	C1994	A2054	G1933	A1872	A1810	G1750		A1630	A1570	G1510	C1446
G2355	C2295	C2055	U1995	C2055	C1934	G1873	G1811	U1751	C1691	G1631	A1572	G1511	C1447
U2356	U2296	G2056	C1996	G2056	U1935	C1874	U1812	C1752	U1692	U1632	A1573	U1512	G1448
G2357	A2297	G2057	C1997	G2057	A1936	A1875	G1813	G1753	C1694	G1633		U1513	G1449
A2358	C2298	C	A1998	A2058	A1937	A1876		A1754					

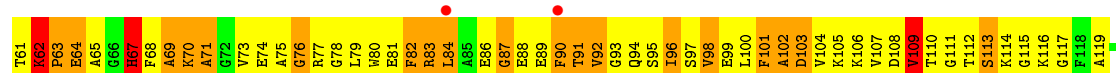




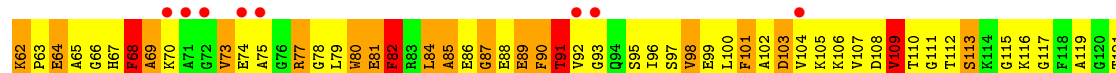
• Molecule 9: 50S RIBOSOMAL PROTEIN L2

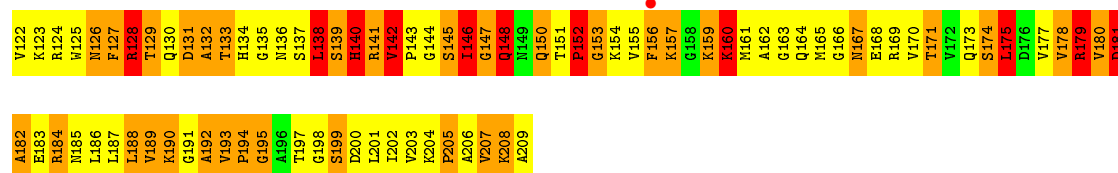


• Molecule 10: 50S RIBOSOMAL PROTEIN L3

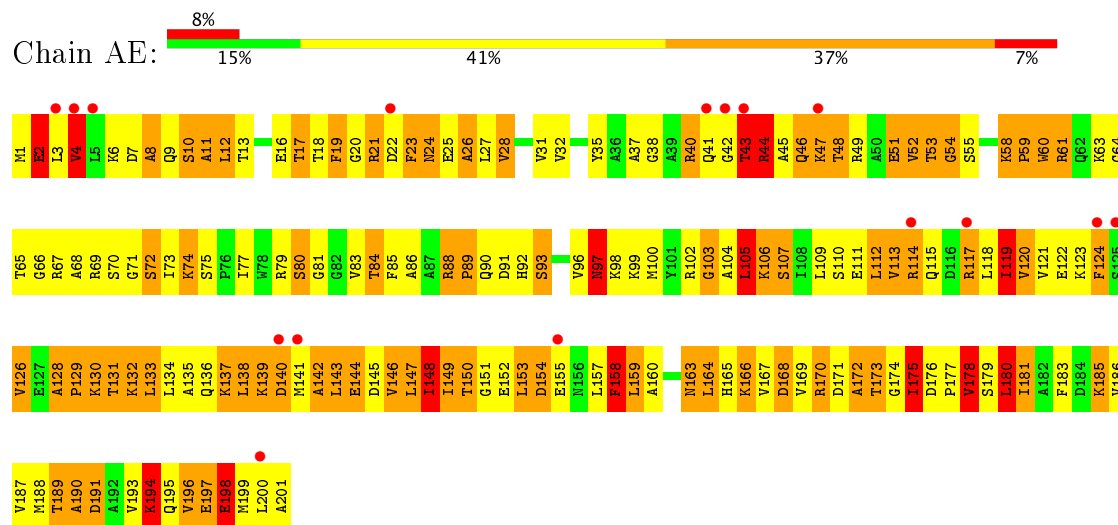


• Molecule 10: 50S RIBOSOMAL PROTEIN L3

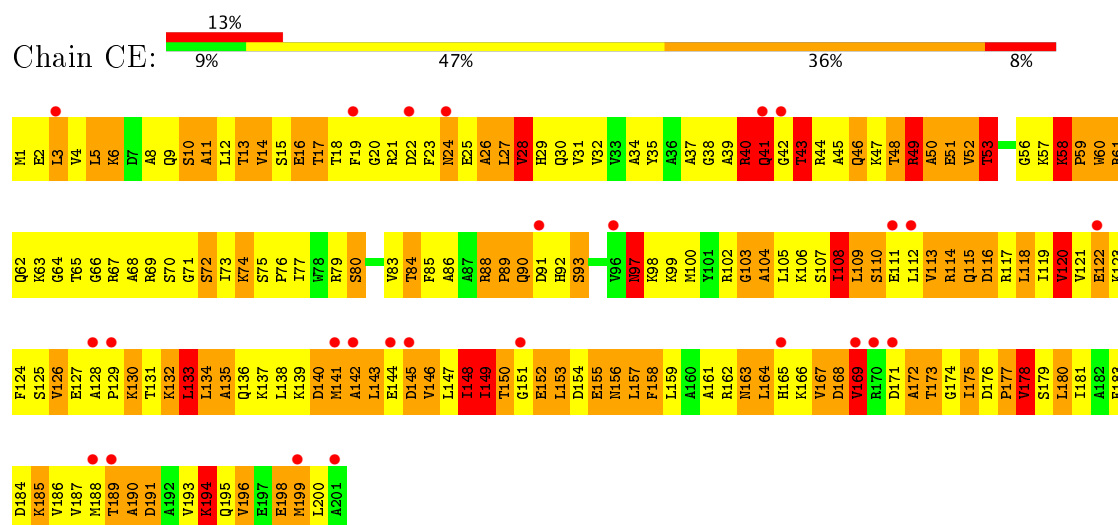




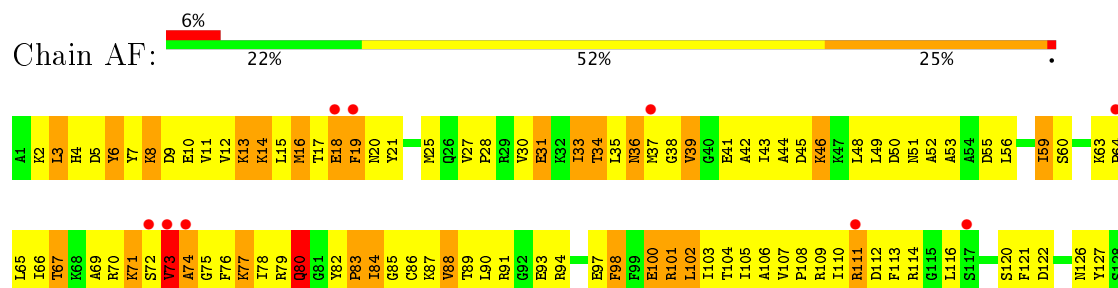
• Molecule 11: 50S RIBOSOMAL PROTEIN L4



• Molecule 11: 50S RIBOSOMAL PROTEIN L4


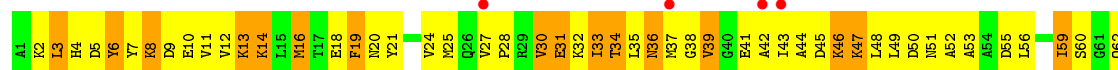


• Molecule 12: 50S RIBOSOMAL PROTEIN L5


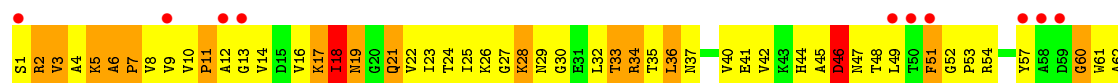




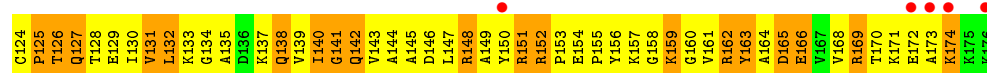
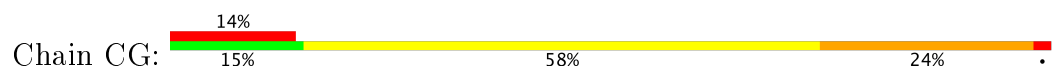
• Molecule 12: 50S RIBOSOMAL PROTEIN L5




• Molecule 13: 50S RIBOSOMAL PROTEIN L6

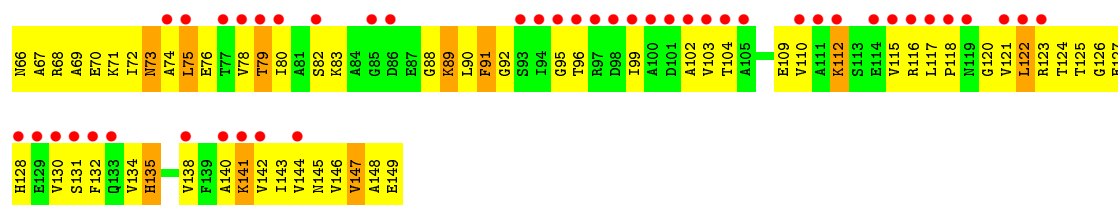


• Molecule 13: 50S RIBOSOMAL PROTEIN L6

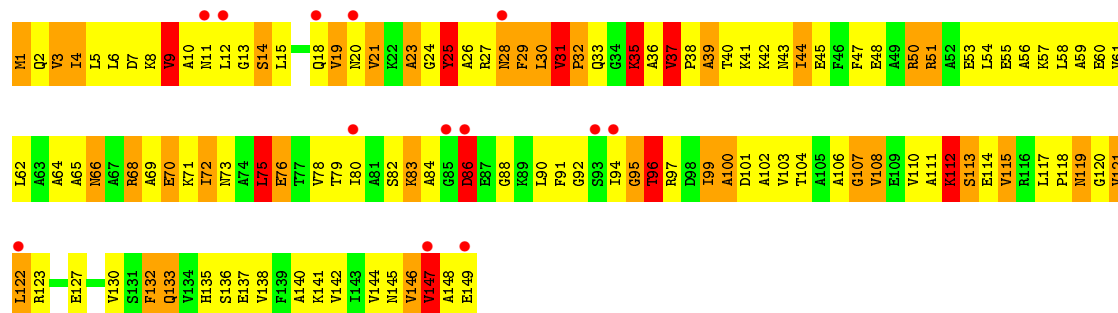
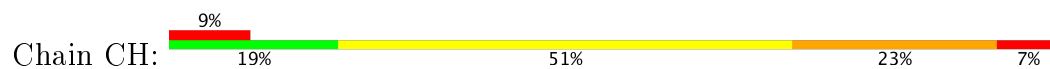


• Molecule 14: 50S RIBOSOMAL PROTEIN L9

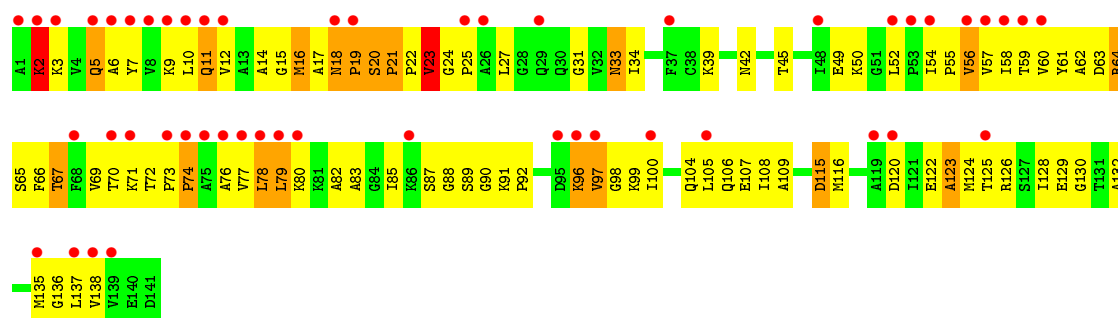




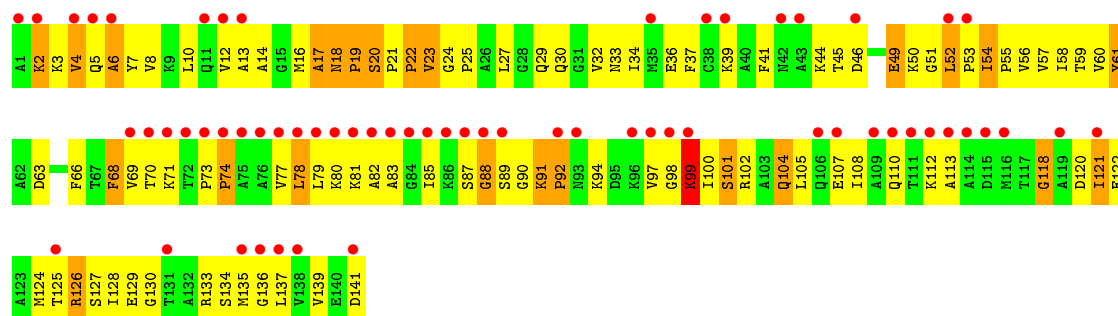
• Molecule 14: 50S RIBOSOMAL PROTEIN L9



• Molecule 15: 50S RIBOSOMAL PROTEIN L11

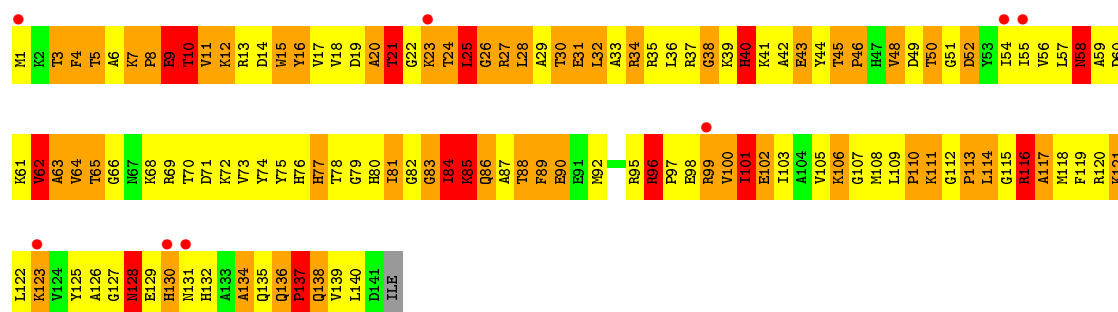


• Molecule 15: 50S RIBOSOMAL PROTEIN L11

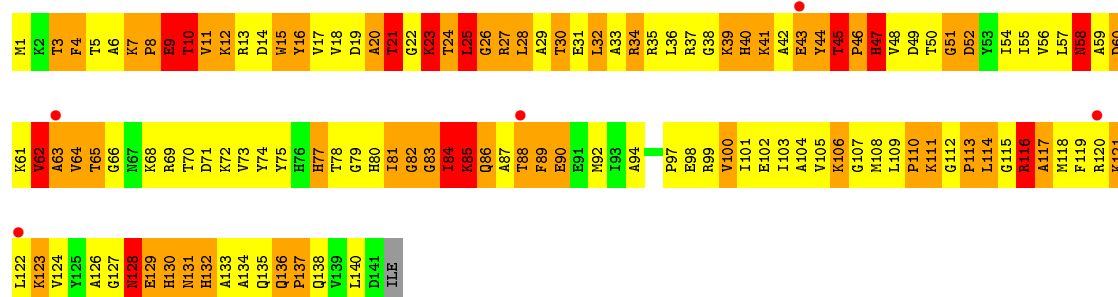


• Molecule 16: 50S RIBOSOMAL PROTEIN L13

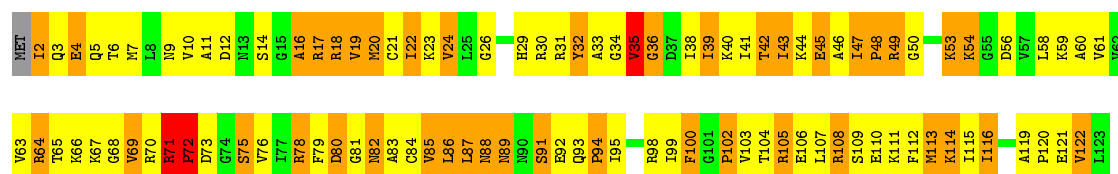
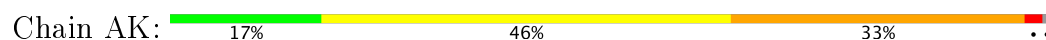




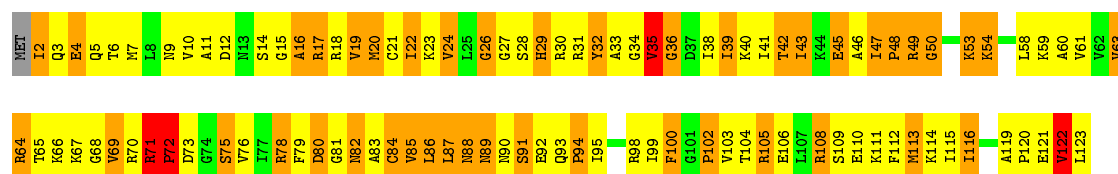
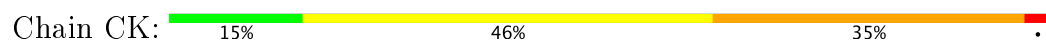
• Molecule 16: 50S RIBOSOMAL PROTEIN L13



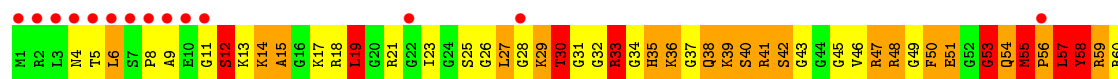
• Molecule 17: 50S RIBOSOMAL PROTEIN L14




• Molecule 17: 50S RIBOSOMAL PROTEIN L14

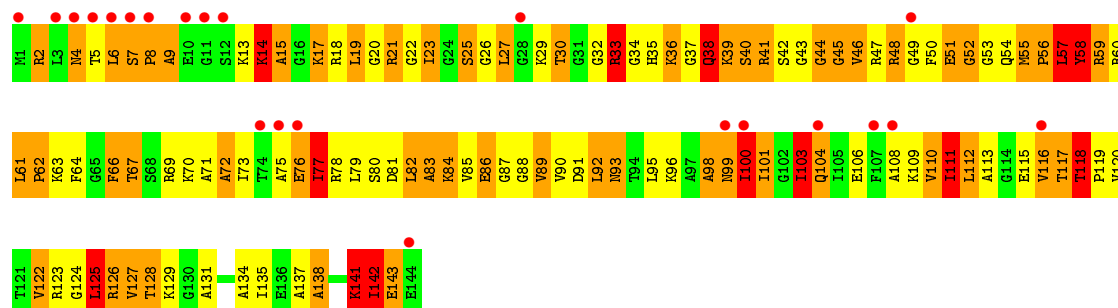
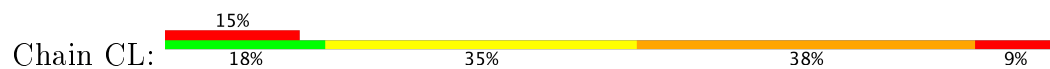


• Molecule 18: 50S RIBOSOMAL PROTEIN L15

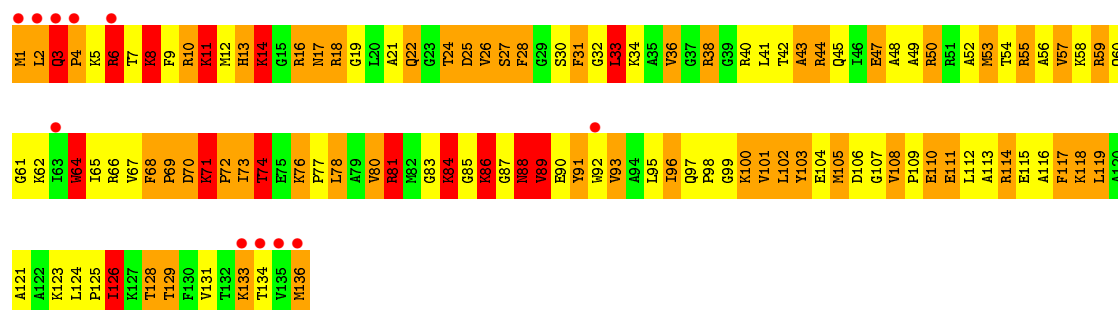




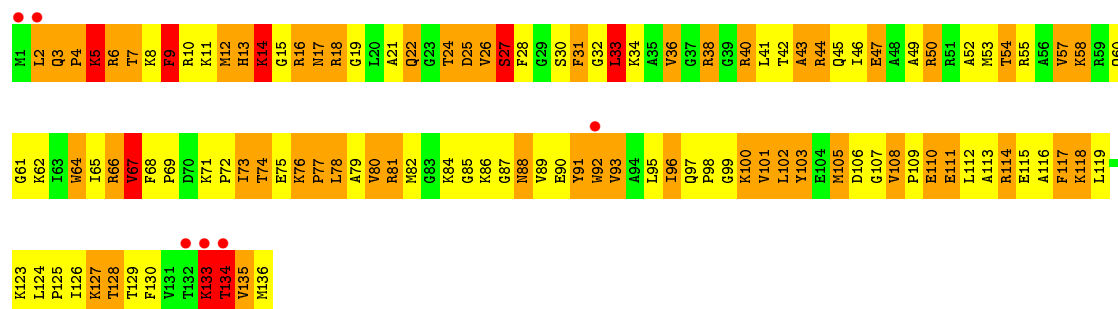
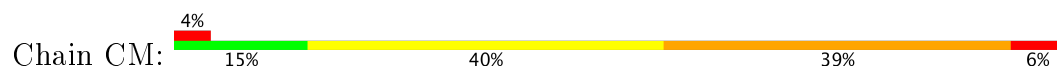
• Molecule 18: 50S RIBOSOMAL PROTEIN L15



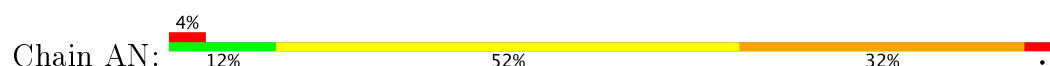
• Molecule 19: 50S RIBOSOMAL PROTEIN L16

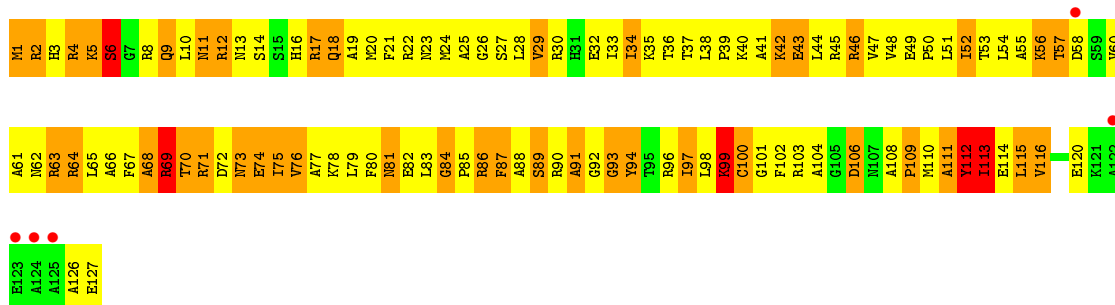


• Molecule 19: 50S RIBOSOMAL PROTEIN L16

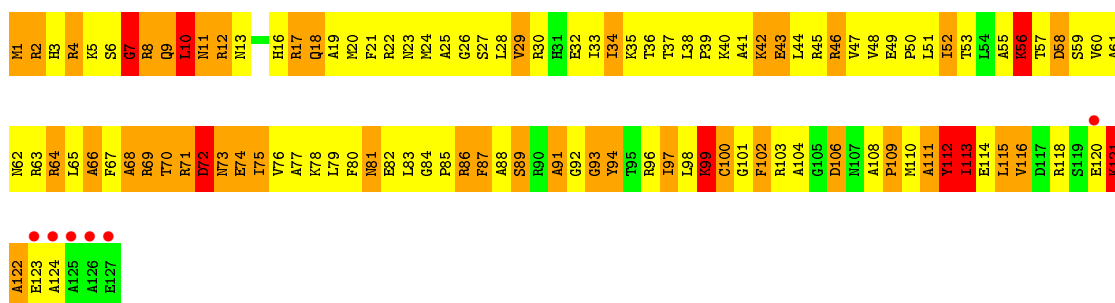
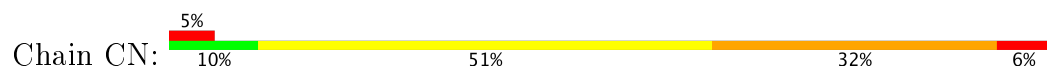


• Molecule 20: 50S RIBOSOMAL PROTEIN L17

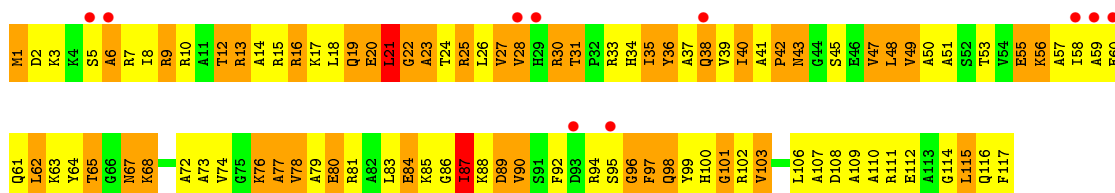
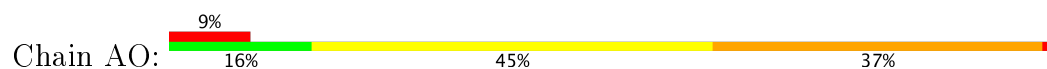




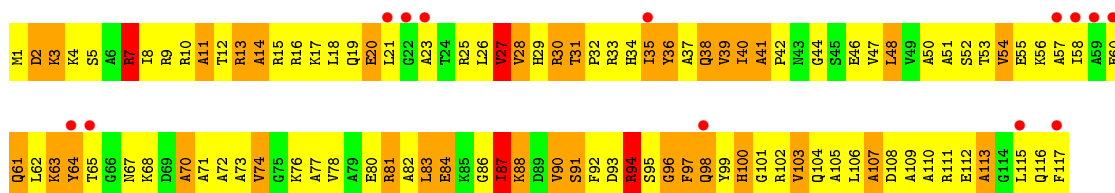
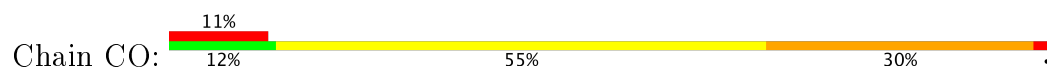
● Molecule 20: 50S RIBOSOMAL PROTEIN L17



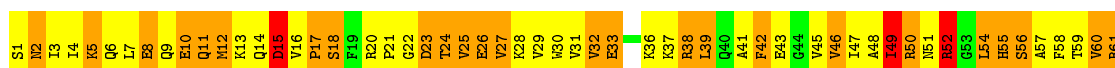
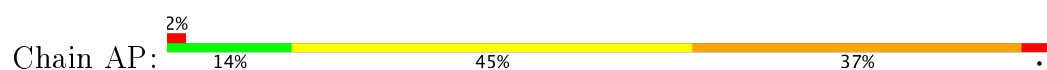
● Molecule 21: 50S RIBOSOMAL PROTEIN L18



● Molecule 21: 50S RIBOSOMAL PROTEIN L18

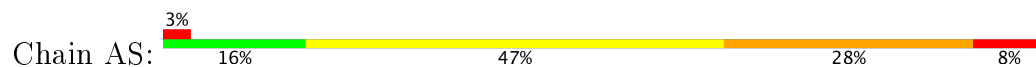


● Molecule 22: 50S RIBOSOMAL PROTEIN L19


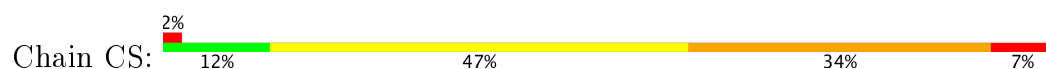




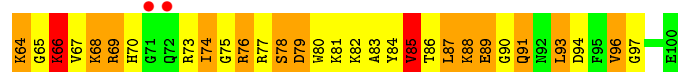

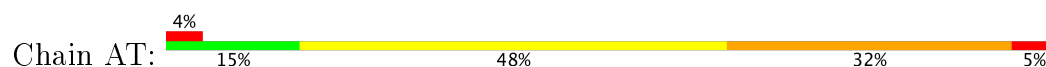
• Molecule 25: 50S RIBOSOMAL PROTEIN L22



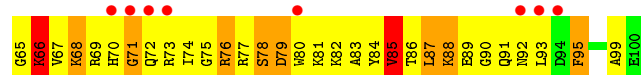
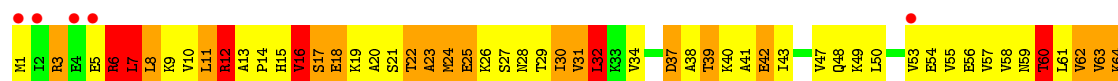
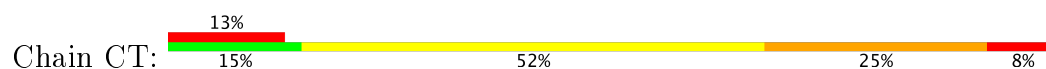
• Molecule 25: 50S RIBOSOMAL PROTEIN L22



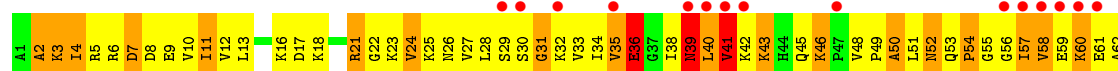
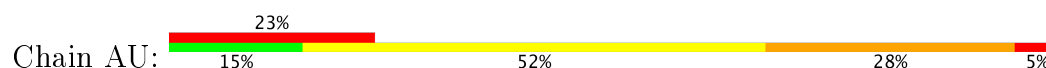
• Molecule 26: 50S RIBOSOMAL PROTEIN L23

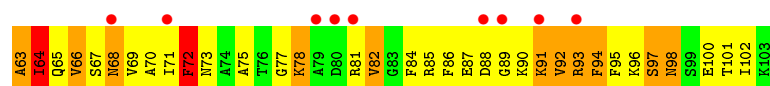


• Molecule 26: 50S RIBOSOMAL PROTEIN L23



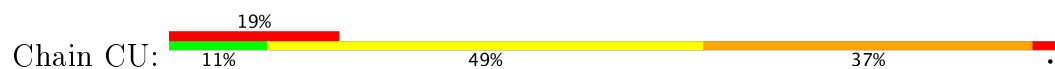


• Molecule 27: 50S RIBOSOMAL PROTEIN L24

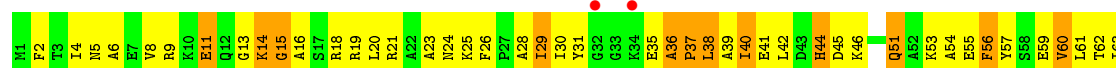





• Molecule 27: 50S RIBOSOMAL PROTEIN L24



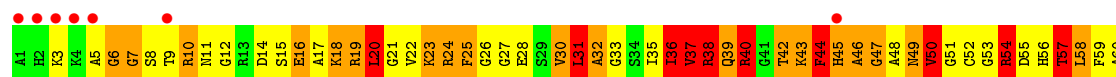
• Molecule 28: 50S RIBOSOMAL PROTEIN L25



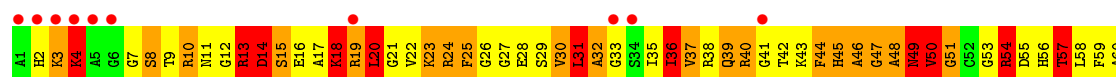
• Molecule 28: 50S RIBOSOMAL PROTEIN L25



• Molecule 29: 50S RIBOSOMAL PROTEIN L27


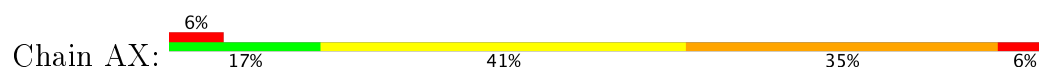


• Molecule 29: 50S RIBOSOMAL PROTEIN L27

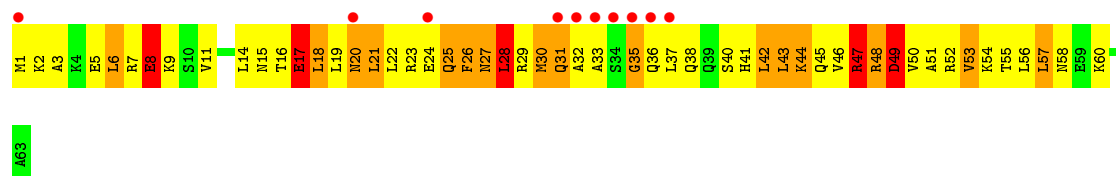
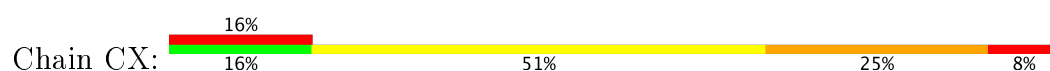




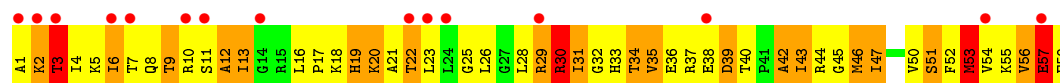
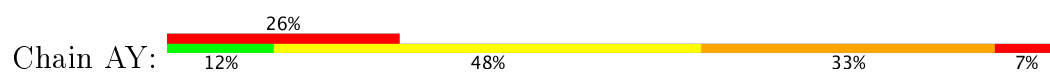
• Molecule 30: 50S RIBOSOMAL PROTEIN L29



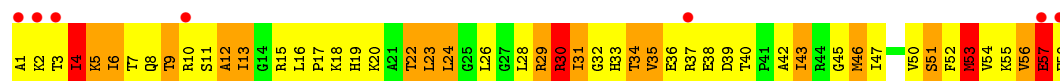
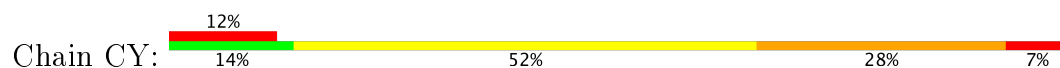
• Molecule 30: 50S RIBOSOMAL PROTEIN L29



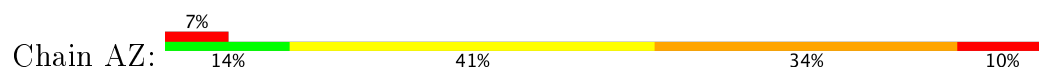
• Molecule 31: 50S RIBOSOMAL PROTEIN L30



• Molecule 31: 50S RIBOSOMAL PROTEIN L30




• Molecule 32: 50S RIBOSOMAL PROTEIN L31

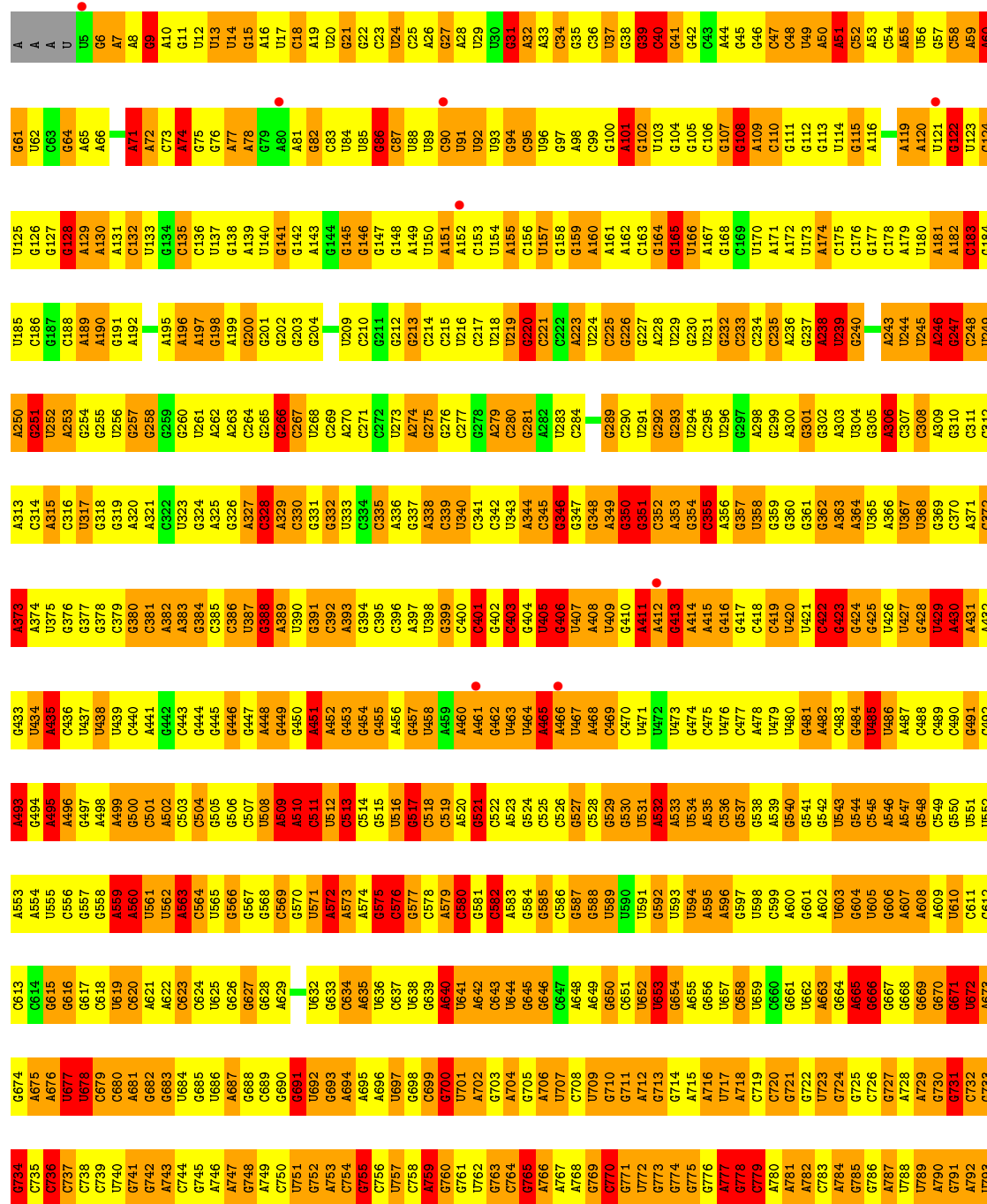


• Molecule 32: 50S RIBOSOMAL PROTEIN L31



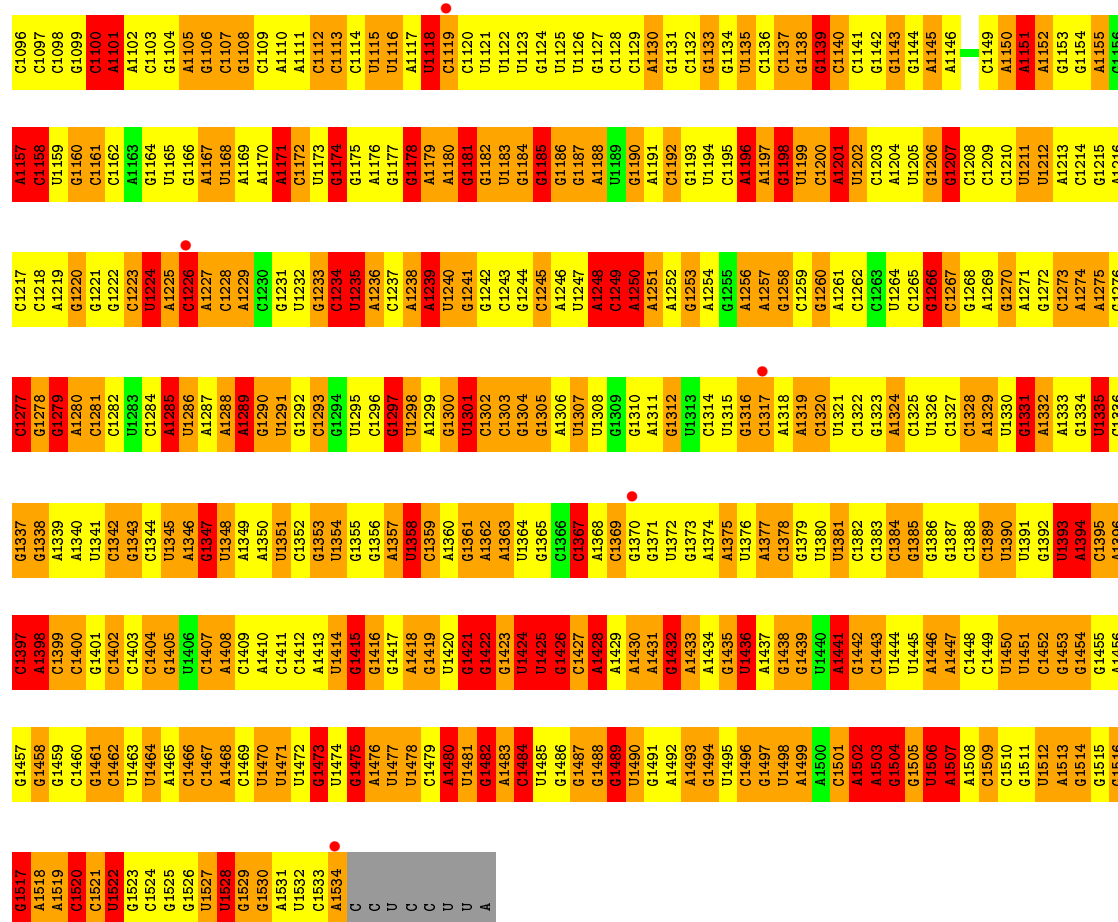


- Molecule 33: 16S RIBOSOMAL RNA



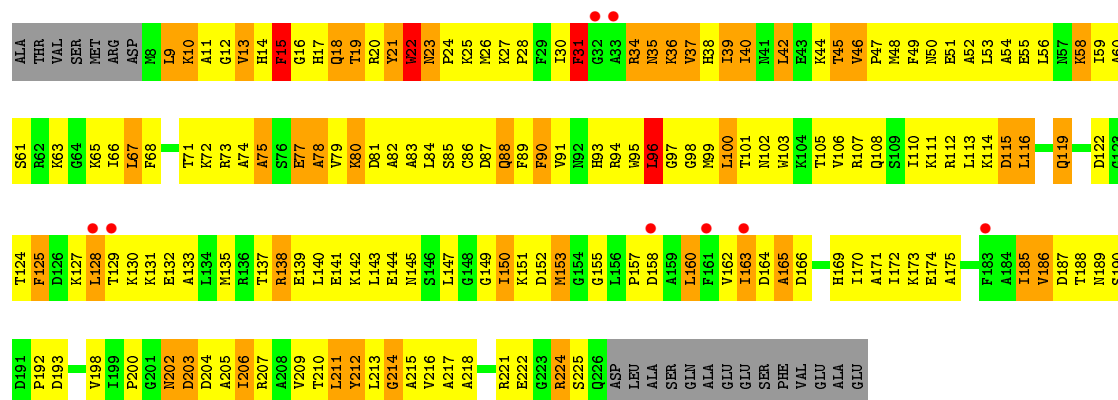
[illegible]

A1036	A974	U854	A794	G734	G674	C614	A554	G494	G433	A373	A313	U249	U185	U125	G61
C1037	A975	U855	C795	C735	A675	G615	U555	A495	U434	A374	C314	A250	C186	G126	U62
G1038	G976	C856	C796	C736	A676	G616	C556	A496	A435	G375	A315	G251	G187	G127	C63
C1039	C977	C857	C797	C737	A677	G617	G557	A497	G436	G376	C316	G252	C188	G128	G64
U1040	A978	C858	U798	C738	C678	C618	G558	A498	U437	G377	U317	A253	A189	A129	A65
G1041	C979	C859	G799	C739	C679	C619	A559	A499	U438	G378	G318	G254	A190	A130	A66
A1042	C980	A860	G800	U740	C680	C620	A560	G500	U439	C379	G319	G255	G191	A131	
G1043	U981	G861	A801	G741	A681	A621	U561	C501	U440	G380	A320	U256	A192	C132	U70
A1044	U982	C862	A802	G742	G682	A622	U562	A502	A441	C381	A321	G257		U133	A71
C1045	A983	U863	G803	A743	G683	C523	A563	C503	G443	A383	C323	G258	A196	G134	A72
A1046	C984	C864	U804	C744	U684	C524	C564	C504	G444	A384	U324		A197	C135	C73
G1047	C985	A865	G805	G745	G685	C525	U565	G505	G445	G385	G325	U261	A198	C136	A74
G1048	U986	C866	C806	A746	U686	C526	G566	G506	G446	C386	A326	A262	G198	U137	A75
U1049	G987	G867	A807	A747	A687	G627	G567	C507	G447	C387	G327	A263	A199	G138	G76
G1050	G988	C868	C808	G748	G688	G628	G568	U508	G448	U387	A327	G264	G200	A139	A77
C1051	U989	U869	G809	A749	G689	A629	C569	A509	A449	C388	C328	G265	G201	U140	A78
U1052	C990	U870	C810	C750	G690	A630	U570	A510	G449	A389	A329	G266	G202	G141	
G1053	U991	C871	C811	U751	G691	C631	G571	C511	G450	U390	C330	G267	G203	G142	A81
C1054	U992	A872	G812	G752	U692	C632	A572	U512	A451	C391	G331	U268	G204	A143	G82
A1055	G993	C873	U813	A753	G693	C633	A573	C513	A452	C392	G332	C269		G144	C83
U1056	A994	A874	A814	C754	A694	C634	A574	C514	A453	A393	U333	A270	U209	G145	U84
G1057	C995	U875	A815	G755	A695	C635	G575	U515	G454	C394	C334	C271	C210	G146	U85
C1058	A996	C876	A816	C756	A696	C636	C576	U516	G455	C395	C335	C272	G211	G147	G86
G1059	U997	A877	C817	U757	G697	C637	G577	C517	A456	C396	A336	U273	G212	G148	C87
U1060	C998	A878	G818	C758	G698	C638	C578	C518	G457	C397	G337	A274	G213	A149	U88
G1061	C999	C879	A819	A759	C699	G639	A579	C519	U458	U398	A338	C275	C214	U150	U89
U1062	A1000	C880	U820	G760	G700	A640	C580	A520	A459	G399	C339	G276	C215	A151	C90
C1063	C1001	C881	G821	G761	U701	U641	G581	A521	A460	C400	U340	C277	U216	A152	U91
G1064	G1002	C882	U822	U762	A702	A642	C582	C522	A461	C401	C341	G278	C217	C153	U92
U1065	C1003	C883	C823	G763	G703	C643	A583	A523	G462	C402	C342	A279	U218	U154	U93
C1066	A1004	U884	G824	C764	A704	U644	G584	G524	U463	C403	U343	C280	U219	A155	G94
A1005	G945	C885	A825	G765	G705	G645	G585	C525	U464	C404	A344	C281	G220	C156	C95
G1068	U946	C886	C826	A766	A706	G646	C586	C526	A465	U405	G345	A282	C221	U157	U96
C1069	G947	C887	U827	A767	G707	C647	G587	C527	U466	C406	G346	G283	C222	G158	G97
U1070	U1008	A888	U828	A768	C708	A648	G588	C528	U467	U407	G347	C284	A223	G159	A98
C1071	U1009	A889	G829	G769	U709	A649	U589	G529	A468	A408	G348		U224	A160	C99
G1072	U1010	C890	G830	C770	G710	G650	U590	G530	C469	U409	A349	G289	C225	A161	G100
U1073	C1011	U891	A831	G771	G711	C651	U591	U531	C470	G410	G350	C290	G226	A162	A101
G1074	A1012	A892	G832	U772	A712	U652	G592	A532		A411	G351	U291	G227	G163	G102
U1075	G1013	C893	G833	G773	G713	U653	U593	A533		A412	C352	G292	A228	G164	U103
C1076	A1014	A894	U834	C774	G714	G654	U594	U534	G474	G413	A353	G293	U229	G165	G104
G1077	G1015	C895	U835	G775	A715	A655	A595	A535	C475	A414	G354	U294	G230	U166	G105
U1078	A1016	C896	G836	G776	A716	G656	A596	C536	U476	A415	C355	C295	U231	A167	C106
G1079	U1017	C897	U837	A777	U717	U657	G597	C537	C477	C416	A356	U296	G232	G168	G107
A1080	G1018	G898	G838	G778	A718	C658	U598	G538	A478	C417	G357	G297	C233	G169	G108
C1081	A1019	C899	C839	C779	C719	U659	C599	A539	U479	C418	U358	A298	C234	U170	A109
A1082	G1020	A900	C840	A780	C720	C660	A600	G540	U480	C419	G359	G299	C235	A171	C110
U1083	A1021	U901	C841	A781	G721	G661	G601	G541	G481	U420	G360	A300	A236	A172	G111
G1084	A1022	G902	U842	A782	G722	U662	A602	G542	A482	U421	G361	G301	G237	U173	G112
U1085	U1023	G903	U843	C783	U723	A663	U603	U543	C483	C422	G362	G302	A238	A174	G113
C1086	U1024	U904	G844	A784	G724	G664	G604	G544	G484	C423	A363	A303	U239	C175	U114
G1087	G1025	U905	A845	G785	G725	A665	U605	C545	U485	G424	A364	U304	G240	C176	G115
U1088	G1026	G906	G846	G786	C726	G666	G606	A546	U486	G425	U365	G305	G241	C177	
G1089		C907	G847	A787	G727	G667	A607	A547	A487	U426	A366	A306	G242	C178	
U1090	U1030	A908	C848	U788	A728	G668	A608	G548	C488	G427	U367	C307	U244	A179	A119
C1091	C1031	A909	G849	U789	A729	G669	A609	C549	C489	G428	U368	C308	U245	U180	A120
A1092	G1032	C970	U850	G790	G730	G670	U610	G550	C490	U429	G369	A309	U246	A181	U121
U1093	G1033	U911	G851	G791	G731	G671	C611	U551	G491	A430	C370	G310	A247	A182	G122
G1094	C972	A792	G852	U792	C732	U672	C612	U552	C492	A431	A371	C311	G248	C183	U123
U1095	A1035	G973	C853	U793	G733	A673	C613	A553	A493	A432	C372	C312	C248	G184	C124




• Molecule 34: 30S RIBOSOMAL PROTEIN S2

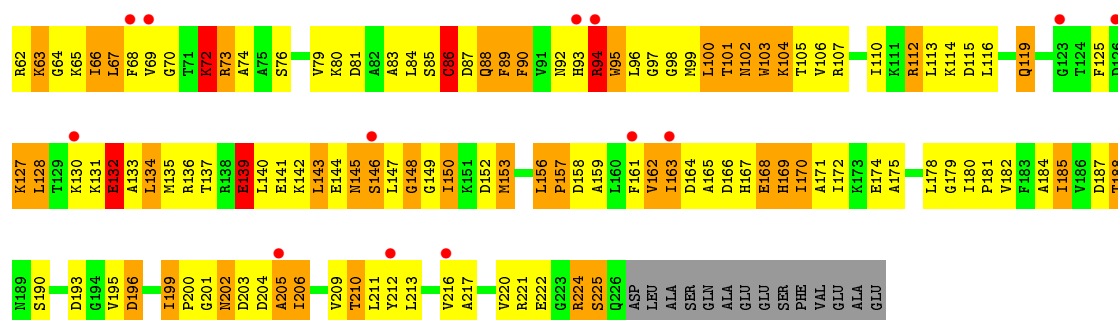
Chain BB: 3% 22% 49% 19% 9%



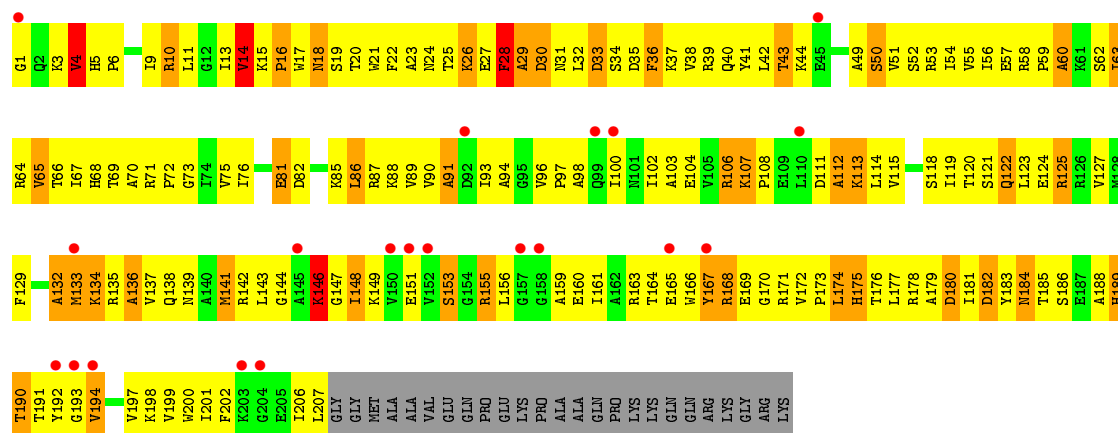
• Molecule 34: 30S RIBOSOMAL PROTEIN S2

Chain DB: 7% 22% 44% 22% 9%

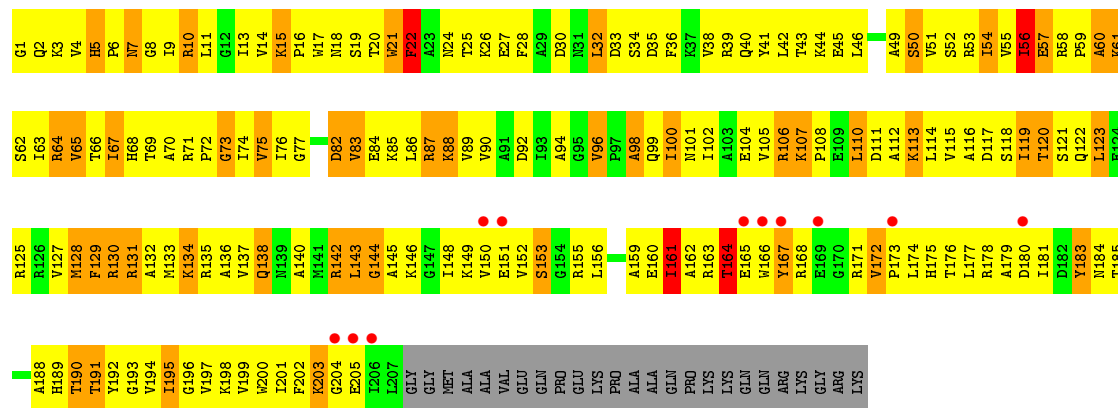
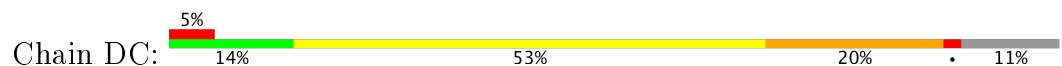




• Molecule 35: 30S RIBOSOMAL PROTEIN S3

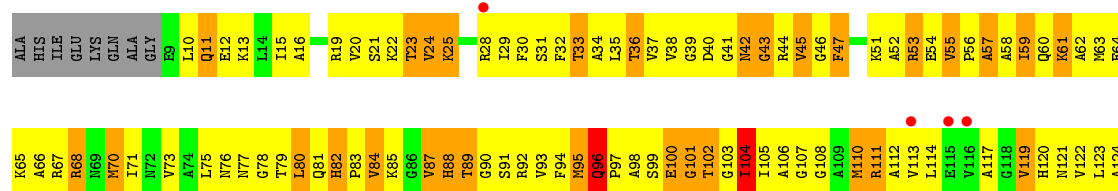


• Molecule 35: 30S RIBOSOMAL PROTEIN S3



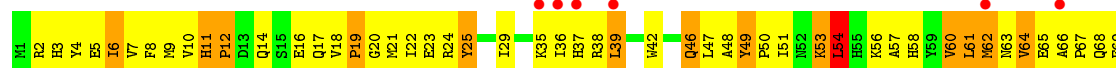
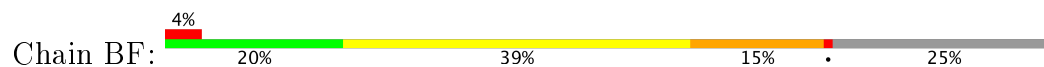
• Molecule 36: 30S RIBOSOMAL PROTEIN S4









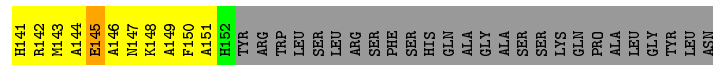
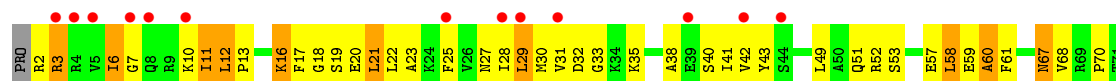
• Molecule 38: 30S RIBOSOMAL PROTEIN S6



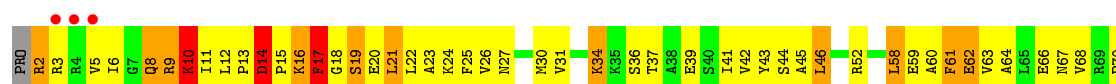
• Molecule 38: 30S RIBOSOMAL PROTEIN S6

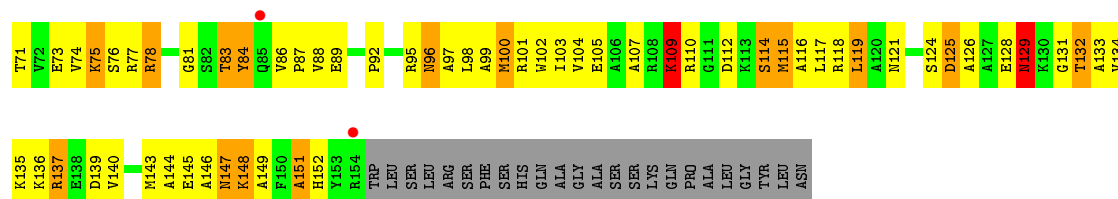


• Molecule 39: 30S RIBOSOMAL PROTEIN S7

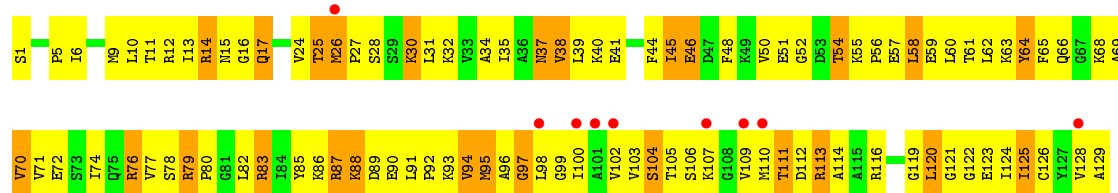


• Molecule 39: 30S RIBOSOMAL PROTEIN S7

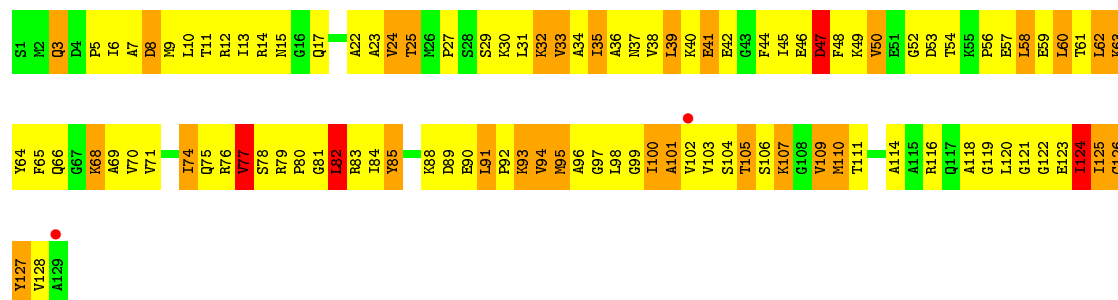




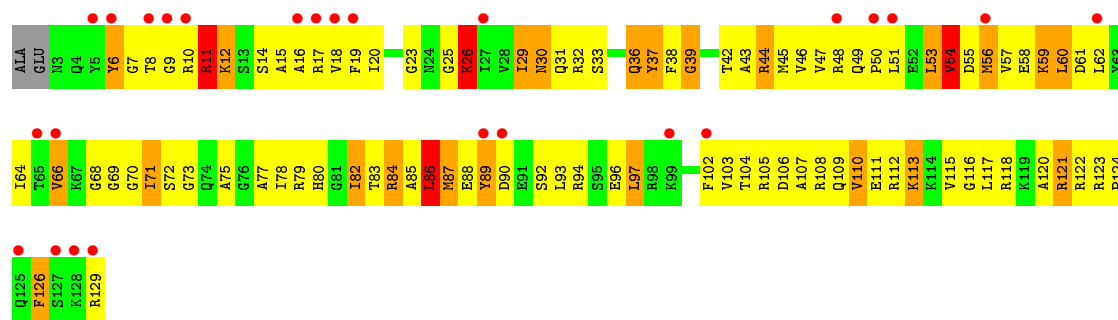
• Molecule 40: 30S RIBOSOMAL PROTEIN S8



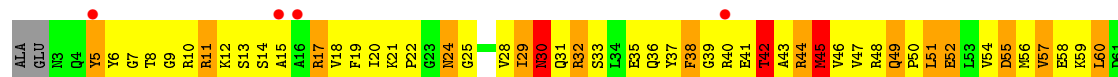
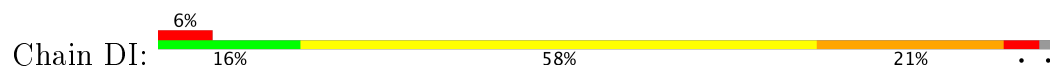
• Molecule 40: 30S RIBOSOMAL PROTEIN S8

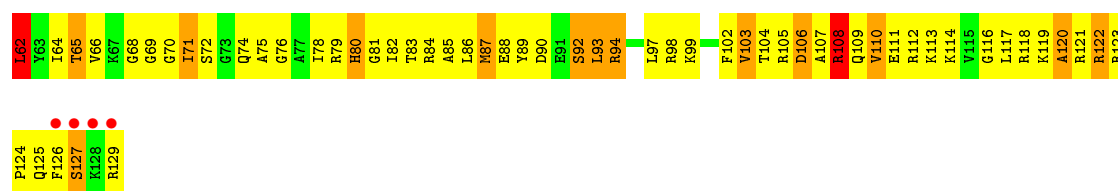


• Molecule 41: 30S RIBOSOMAL PROTEIN S9

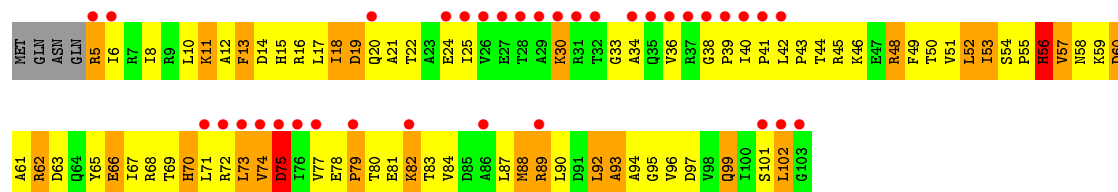
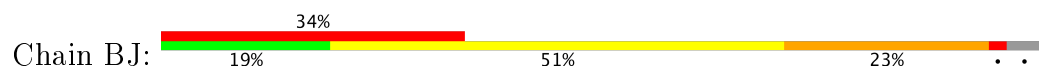


• Molecule 41: 30S RIBOSOMAL PROTEIN S9

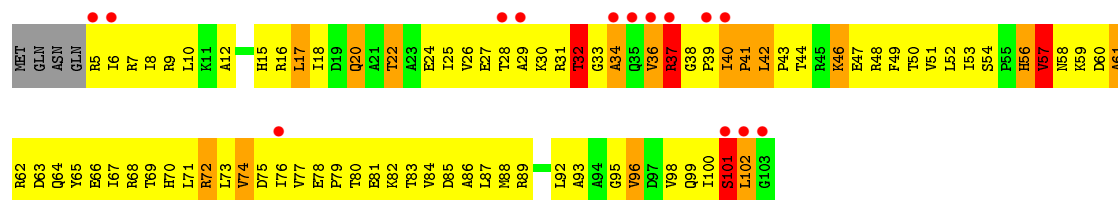




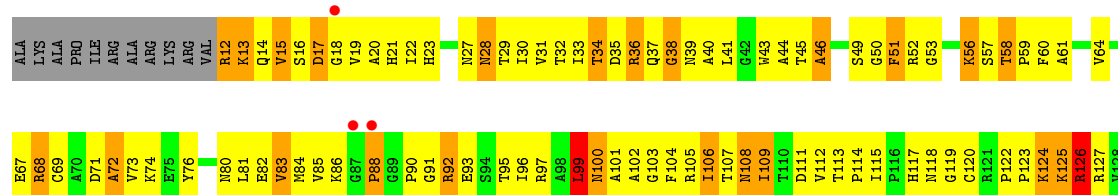
• Molecule 42: 30S RIBOSOMAL PROTEIN S10



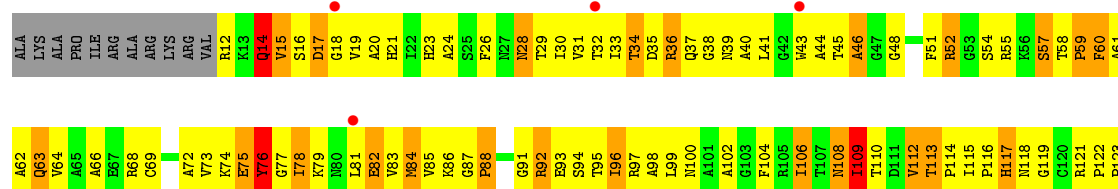
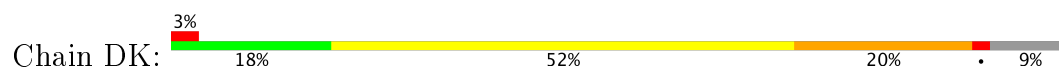
• Molecule 42: 30S RIBOSOMAL PROTEIN S10



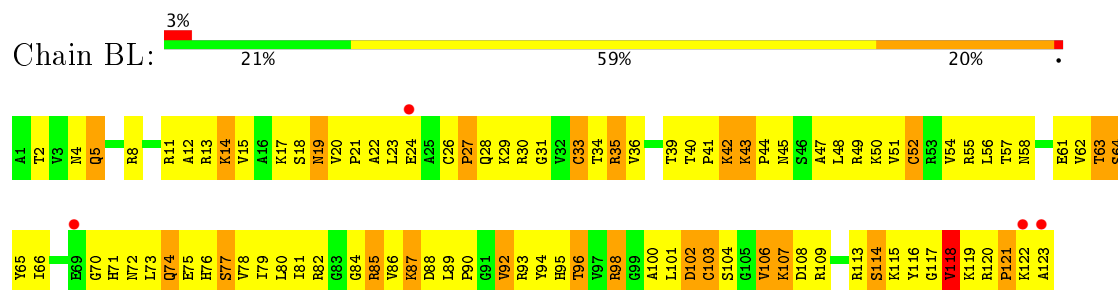
• Molecule 43: 30S RIBOSOMAL PROTEIN S11



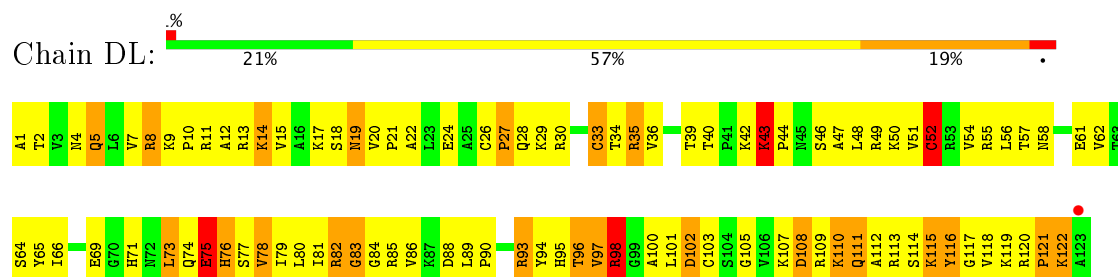
• Molecule 43: 30S RIBOSOMAL PROTEIN S11



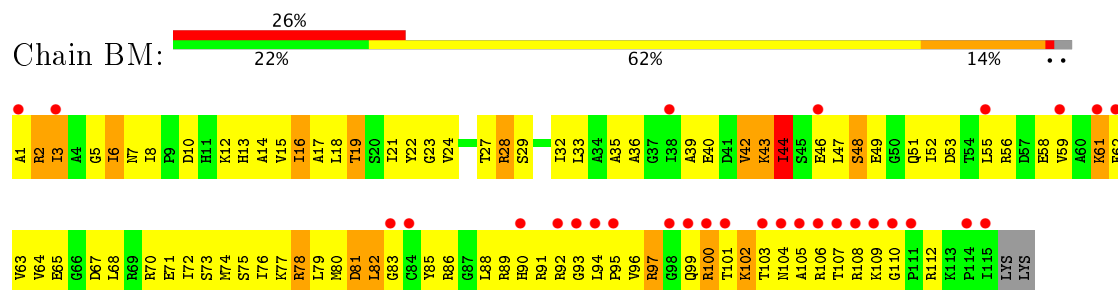
- Molecule 44: 30S RIBOSOMAL PROTEIN S12



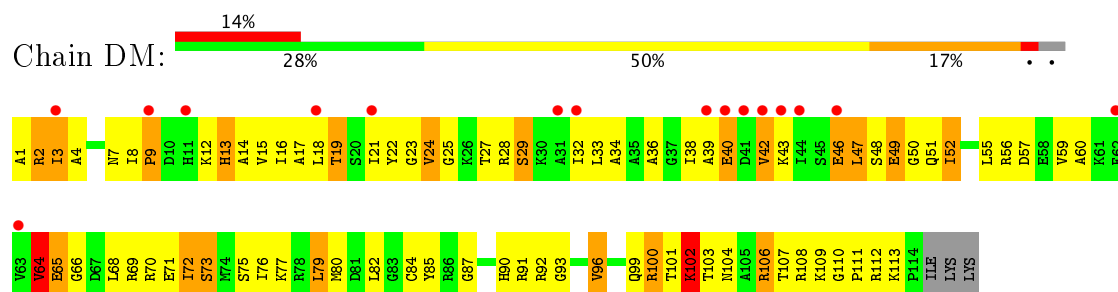
- Molecule 44: 30S RIBOSOMAL PROTEIN S12



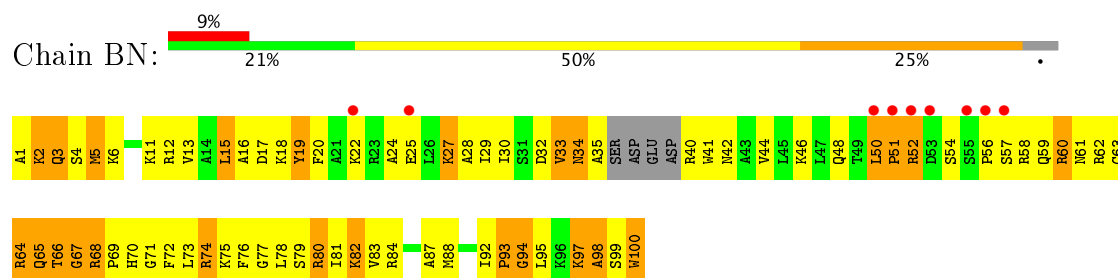
- Molecule 45: 30S RIBOSOMAL PROTEIN S13



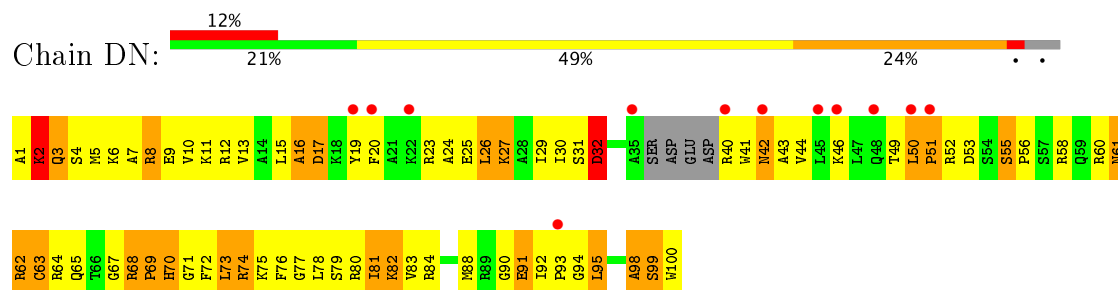
- Molecule 45: 30S RIBOSOMAL PROTEIN S13



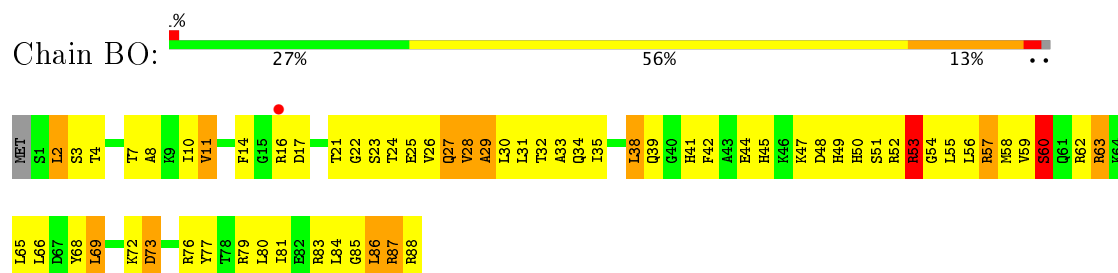
- Molecule 46: 30S RIBOSOMAL PROTEIN S14




- Molecule 46: 30S RIBOSOMAL PROTEIN S14



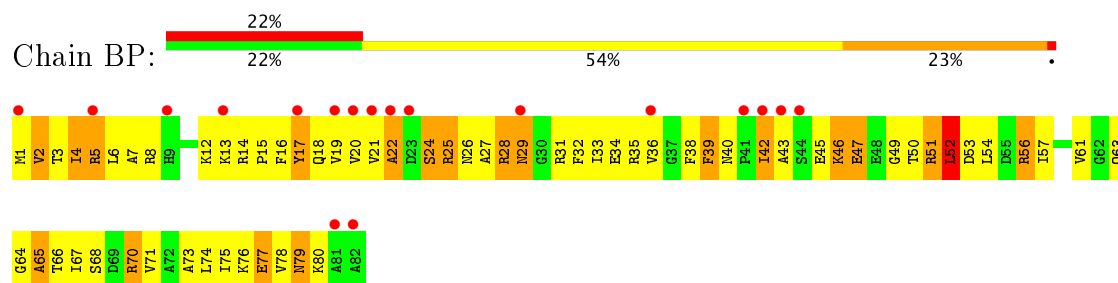
- Molecule 47: 30S RIBOSOMAL PROTEIN S15



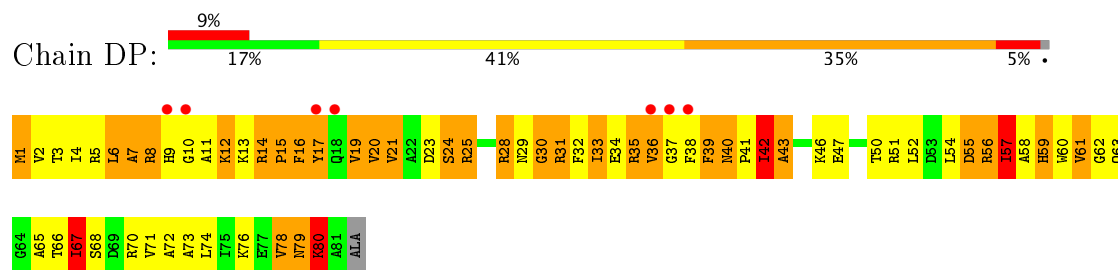
- Molecule 47: 30S RIBOSOMAL PROTEIN S15



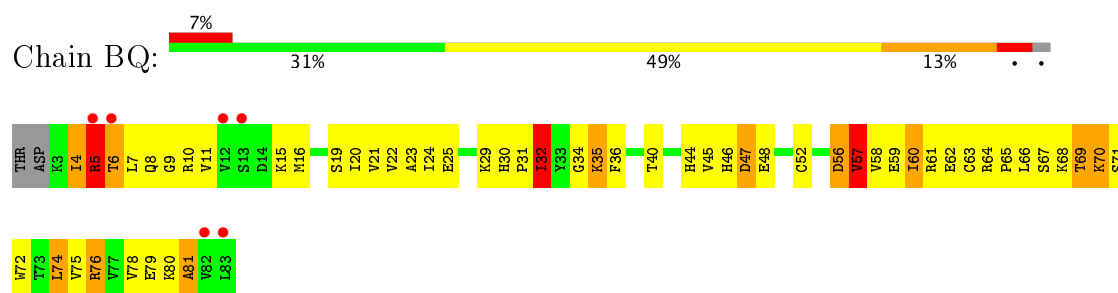
- Molecule 48: 30S RIBOSOMAL PROTEIN S16



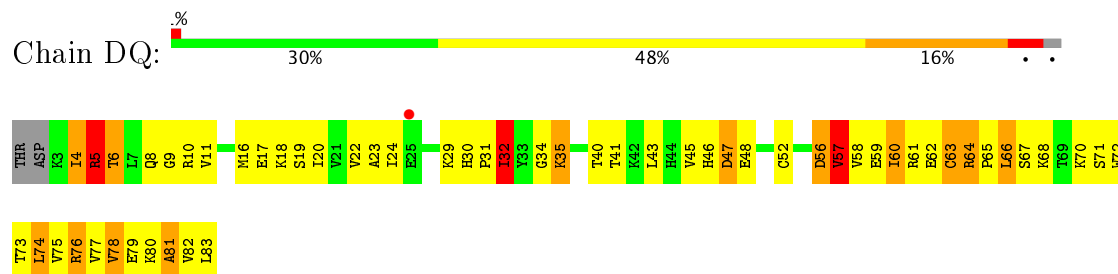
- Molecule 48: 30S RIBOSOMAL PROTEIN S16



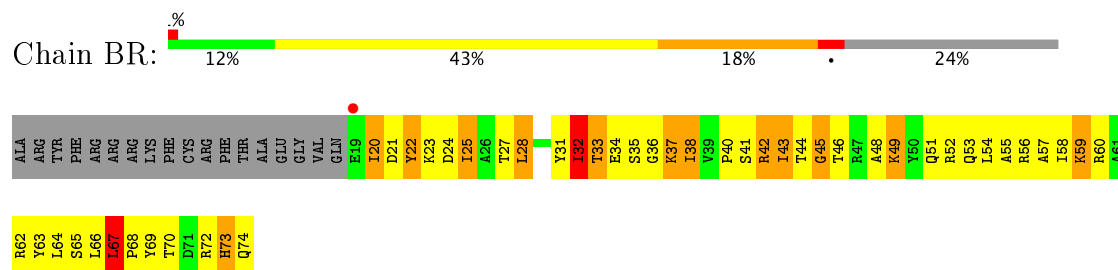
- Molecule 49: 30S RIBOSOMAL PROTEIN S17



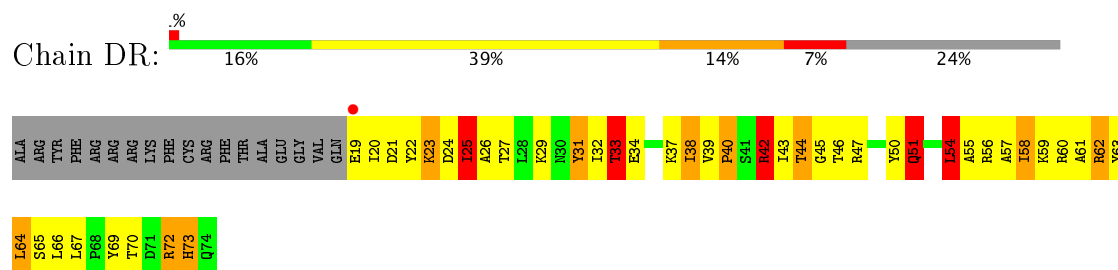
• Molecule 49: 30S RIBOSOMAL PROTEIN S17



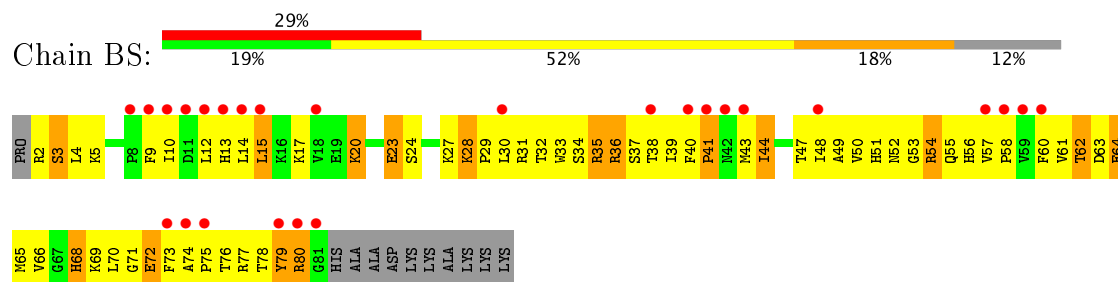
• Molecule 50: 30S RIBOSOMAL PROTEIN S18



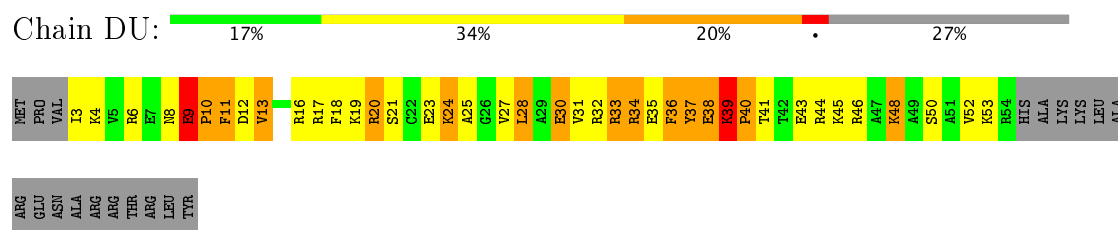
• Molecule 50: 30S RIBOSOMAL PROTEIN S18



• Molecule 51: 30S RIBOSOMAL PROTEIN S19



• Molecule 51: 30S RIBOSOMAL PROTEIN S19



4 Data and refinement statistics

Property	Value	Source
Space group	P 21 21 21	Depositor
Cell constants a, b, c, α , β , γ	208.18Å 380.08Å 736.70Å 90.00° 90.00° 90.00°	Depositor
Resolution (Å)	50.00 – 3.74 49.74 – 3.74	Depositor EDS
% Data completeness (in resolution range)	91.5 (50.00-3.74) 91.5 (49.74-3.74)	Depositor EDS
R_{merge}	0.18	Depositor
R_{sym}	(Not available)	Depositor
$\langle I/\sigma(I) \rangle$ ¹	1.52 (at 3.77Å)	Xtriage
Refinement program	PHENIX (PHENIX.REFINE)	Depositor
R, R_{free}	0.259 , 0.323 0.249 , 0.308	Depositor DCC
R_{free} test set	5522 reflections (1.01%)	DCC
Wilson B-factor (Å ²)	90.4	Xtriage
Anisotropy	0.290	Xtriage
Bulk solvent k_{sol} (e/Å ³), B_{sol} (Å ²)	0.10 , 15.5	EDS
L-test for twinning ²	$\langle L \rangle = 0.34$, $\langle L^2 \rangle = 0.17$	Xtriage
Estimated twinning fraction	No twinning to report.	Xtriage
F_o, F_c correlation	0.90	EDS
Total number of atoms	284264	wwPDB-VP
Average B, all atoms (Å ²)	129.0	wwPDB-VP

Xtriage's analysis on translational NCS is as follows: *The largest off-origin peak in the Patterson function is 1.64% of the height of the origin peak. No significant pseudotranslation is detected.*

¹Intensities estimated from amplitudes.

²Theoretical values of $\langle |L| \rangle$, $\langle L^2 \rangle$ for acentric reflections are 0.5, 0.333 respectively for untwinned datasets, and 0.375, 0.2 for perfectly twinned datasets.

5 Model quality ⓘ

5.1 Standard geometry ⓘ

Bond lengths and bond angles in the following residue types are not validated in this section: MG

The Z score for a bond length (or angle) is the number of standard deviations the observed value is removed from the expected value. A bond length (or angle) with $|Z| > 5$ is considered an outlier worth inspection. RMSZ is the root-mean-square of all Z scores of the bond lengths (or angles).

Mol	Chain	Bond lengths		Bond angles	
		RMSZ	$\# Z > 5$	RMSZ	$\# Z > 5$
1	A0	0.41	0/450	0.71	0/599
1	C0	0.48	0/450	0.78	0/599
2	A1	0.42	0/448	0.69	0/594
2	C1	0.46	0/448	0.73	0/594
3	A2	0.46	0/380	0.76	0/498
3	C2	0.46	0/380	0.83	1/498 (0.2%)
4	A3	0.52	0/513	0.79	0/676
4	C3	0.54	0/513	0.91	0/676
5	A4	0.43	0/303	0.69	0/397
5	C4	0.46	0/303	0.78	0/397
6	A5	0.64	0/134	0.72	0/176
7	AA	0.76	3/2803 (0.1%)	1.48	39/4371 (0.9%)
7	CA	0.79	2/2803 (0.1%)	1.52	47/4371 (1.1%)
8	AB	0.82	7/68314 (0.0%)	1.58	975/106569 (0.9%)
8	CB	0.90	15/68314 (0.0%)	1.64	1204/106569 (1.1%)
9	AC	0.51	0/2093	0.81	2/2815 (0.1%)
9	CC	0.55	0/2093	0.82	1/2815 (0.0%)
10	AD	0.45	0/1586	0.72	0/2134
10	CD	0.51	0/1586	0.77	0/2134
11	AE	0.47	0/1571	0.77	0/2113
11	CE	0.50	0/1571	0.75	0/2113
12	AF	0.30	0/1444	0.53	0/1937
12	CF	0.32	0/1444	0.54	0/1937
13	AG	0.38	0/1343	0.62	0/1816
13	CG	0.37	0/1343	0.62	0/1816
14	AH	0.34	0/1122	0.60	0/1515
14	CH	0.37	0/1122	0.64	0/1515
15	AI	0.29	0/1046	0.52	0/1410
15	CI	0.26	0/1045	0.52	0/1406
16	AJ	0.43	0/1136	0.71	0/1531
16	CJ	0.50	0/1136	0.75	0/1531
17	AK	0.50	0/940	0.71	0/1260

Mol	Chain	Bond lengths		Bond angles	
		RMSZ	# Z >5	RMSZ	# Z >5
17	CK	0.54	0/940	0.72	0/1260
18	AL	0.46	0/1062	0.84	1/1413 (0.1%)
18	CL	0.44	0/1062	0.81	0/1413
19	AM	0.46	0/1093	0.73	0/1460
19	CM	0.48	0/1093	0.77	0/1460
20	AN	0.41	0/1021	0.66	0/1364
20	CN	0.49	0/1021	0.73	0/1364
21	AO	0.38	0/910	0.69	0/1219
21	CO	0.45	0/910	0.77	0/1219
22	AP	0.44	0/929	0.77	1/1242 (0.1%)
22	CP	0.51	0/929	0.81	1/1242 (0.1%)
23	AQ	0.45	0/960	0.71	0/1278
23	CQ	0.53	0/960	0.81	1/1278 (0.1%)
24	AR	0.41	0/829	0.72	0/1107
24	CR	0.46	0/829	0.75	0/1107
25	AS	0.43	0/864	0.74	0/1156
25	CS	0.44	0/864	0.82	0/1156
26	AT	0.45	0/785	0.68	0/1050
26	CT	0.43	0/785	0.69	0/1050
27	AU	0.48	0/788	0.72	0/1053
27	CU	0.42	0/788	0.69	0/1053
28	AV	0.34	0/766	0.52	0/1025
28	CV	0.36	0/766	0.52	0/1025
29	AW	0.42	0/642	0.76	0/848
29	CW	0.45	0/642	0.78	0/848
30	AX	0.47	0/510	0.76	0/677
30	CX	0.40	0/510	0.69	0/677
31	AY	0.36	0/453	0.66	0/605
31	CY	0.34	0/453	0.67	0/605
32	AZ	0.56	0/559	0.94	2/745 (0.3%)
32	CZ	0.68	0/559	0.97	0/745
33	BA	0.70	4/36761 (0.0%)	1.42	407/57346 (0.7%)
33	DA	0.82	4/36762 (0.0%)	1.58	674/57350 (1.2%)
34	BB	0.32	0/1736	0.54	0/2340
34	DB	0.36	0/1736	0.61	0/2340
35	BC	0.33	0/1652	0.53	0/2227
35	DC	0.39	0/1652	0.61	0/2227
36	BD	0.36	0/1665	0.62	0/2227
36	DD	0.46	0/1665	0.68	0/2227
37	BE	0.37	0/1119	0.56	0/1506
37	DE	0.43	0/1119	0.67	0/1506
38	BF	0.40	1/836 (0.1%)	0.57	0/1130
38	DF	0.41	1/836 (0.1%)	0.63	1/1130 (0.1%)

Mol	Chain	Bond lengths		Bond angles	
		RMSZ	# Z >5	RMSZ	# Z >5
39	BG	0.33	0/1188	0.52	0/1593
39	DG	0.38	0/1212	0.58	0/1626
40	BH	0.32	0/989	0.55	0/1326
40	DH	0.44	0/989	0.69	0/1326
41	BI	0.29	0/1034	0.51	0/1375
41	DI	0.33	0/1034	0.64	1/1375 (0.1%)
42	BJ	0.33	1/797 (0.1%)	0.53	0/1079
42	DJ	0.36	1/797 (0.1%)	0.57	0/1079
43	BK	0.35	0/893	0.61	0/1205
43	DK	0.43	0/893	0.70	0/1205
44	BL	0.33	0/969	0.58	0/1300
44	DL	0.42	0/969	0.67	0/1300
45	BM	0.29	0/893	0.50	0/1195
45	DM	0.37	1/885 (0.1%)	0.60	0/1183
46	BN	0.29	0/785	0.51	0/1043
46	DN	0.30	0/785	0.56	0/1043
47	BO	0.33	0/724	0.55	0/966
47	DO	0.38	0/724	0.63	0/966
48	BP	0.30	0/659	0.51	0/884
48	DP	0.49	0/649	0.69	0/872
49	BQ	0.37	0/658	0.59	0/883
49	DQ	0.39	0/666	0.65	0/892
50	BR	0.40	0/463	0.62	0/623
50	DR	0.49	0/463	0.70	0/623
51	BS	0.32	1/653 (0.2%)	0.50	0/879
51	DS	0.37	1/661 (0.2%)	0.62	0/890
52	BT	0.32	0/671	0.49	0/888
52	DT	0.39	0/671	0.58	0/888
53	BU	0.42	0/431	0.56	0/572
53	DU	0.55	0/431	0.73	0/572
All	All	0.73	42/306634 (0.0%)	1.39	3358/458333 (0.7%)

Chiral center outliers are detected by calculating the chiral volume of a chiral center and verifying if the center is modelled as a planar moiety or with the opposite hand. A planarity outlier is detected by checking planarity of atoms in a peptide group, atoms in a mainchain group or atoms of a sidechain that are expected to be planar.

Mol	Chain	#Chirality outliers	#Planarity outliers
1	C0	0	2
4	C3	0	2
11	CE	0	3
13	AG	0	1

Continued on next page...

Continued from previous page...

Mol	Chain	#Chirality outliers	#Planarity outliers
14	CH	0	1
16	AJ	0	1
16	CJ	0	1
18	AL	0	1
18	CL	0	1
19	AM	0	1
20	CN	0	2
22	AP	0	3
22	CP	0	4
24	CR	0	1
25	CS	0	2
26	CT	0	1
30	CX	0	1
32	AZ	0	1
32	CZ	0	1
All	All	0	30

All (42) bond length outliers are listed below:

Mol	Chain	Res	Type	Atoms	Z	Observed(Å)	Ideal(Å)
33	DA	765	G	N9-C4	9.10	1.45	1.38
8	CB	301	G	C3'-O3'	7.66	1.52	1.42
7	CA	87	U	C1'-N1	7.10	1.59	1.48
7	AA	87	U	C1'-N1	6.70	1.58	1.48
33	DA	519	C	C1'-N1	6.38	1.58	1.48
8	AB	2288	A	N1-C2	-6.29	1.28	1.34
33	DA	765	G	N3-C4	6.28	1.39	1.35
8	AB	1440	U	C1'-N1	6.07	1.57	1.48
8	CB	2288	A	C5-C4	6.04	1.43	1.38
8	CB	2288	A	N1-C2	-6.02	1.28	1.34
33	BA	765	G	N9-C4	6.00	1.42	1.38
8	CB	1440	U	C1'-N1	5.92	1.57	1.48
8	CB	794	A	C3'-O3'	5.82	1.50	1.42
8	CB	141	G	C3'-O3'	5.78	1.50	1.42
8	AB	2288	A	C2-N3	-5.73	1.28	1.33
8	CB	2288	A	C2-N3	-5.71	1.28	1.33
33	DA	806	C	C1'-N1	5.70	1.57	1.48
33	BA	603	U	C1'-N1	5.69	1.57	1.48
7	CA	95	U	C1'-N1	5.67	1.57	1.48
8	AB	2288	A	C5-C4	5.61	1.42	1.38
8	CB	2071	A	C3'-O3'	5.59	1.50	1.42
8	CB	2687	U	C1'-N1	5.58	1.57	1.48

Continued on next page...

Continued from previous page...

Mol	Chain	Res	Type	Atoms	Z	Observed(Å)	Ideal(Å)
38	BF	100	SER	C-N	-5.50	1.23	1.34
45	DM	113	LYS	C-N	-5.50	1.23	1.34
38	DF	100	SER	C-N	-5.46	1.23	1.34
8	CB	1831	G	N9-C4	5.43	1.42	1.38
7	AA	36	C	C3'-O3'	5.29	1.49	1.42
51	BS	80	ARG	C-N	-5.27	1.23	1.33
33	BA	717	U	C1'-N1	5.26	1.56	1.48
8	CB	641	U	C3'-O3'	5.25	1.49	1.42
8	AB	646	U	C1'-N1	5.24	1.56	1.48
42	BJ	102	LEU	C-N	-5.24	1.23	1.33
51	DS	80	ARG	C-N	-5.23	1.23	1.33
7	AA	95	U	C1'-N1	5.23	1.56	1.48
42	DJ	102	LEU	C-N	-5.19	1.23	1.33
8	AB	2687	U	C1'-N1	5.17	1.56	1.48
8	CB	380	G	C3'-O3'	-5.12	1.34	1.42
8	AB	223	A	N9-C4	5.09	1.41	1.37
8	CB	646	U	C1'-N1	5.07	1.56	1.48
8	CB	1982	U	C3'-O3'	-5.07	1.35	1.42
8	CB	2288	A	C5-C6	5.05	1.45	1.41
33	BA	1474	U	C1'-N1	5.04	1.56	1.48

All (3358) bond angle outliers are listed below:

Mol	Chain	Res	Type	Atoms	Z	Observed(°)	Ideal(°)
8	AB	2288	A	C2-N3-C4	-70.19	75.50	110.60
8	CB	2288	A	C2-N3-C4	-69.49	75.85	110.60
8	CB	2288	A	N1-C2-N3	59.84	159.22	129.30
8	AB	2288	A	C6-N1-C2	-58.83	83.30	118.60
8	AB	2288	A	N1-C2-N3	58.75	158.67	129.30
8	CB	2288	A	C6-N1-C2	-58.14	83.72	118.60
33	DA	1529	G	C1'-O4'-C4'	-18.16	95.37	109.90
8	AB	458	G	C1'-O4'-C4'	-14.23	98.51	109.90
8	CB	1996	C	C1'-O4'-C4'	-14.20	98.54	109.90
8	CB	196	A	C1'-O4'-C4'	-14.15	98.58	109.90
8	CB	265	A	C1'-O4'-C4'	-14.04	98.67	109.90
8	AB	1996	C	C1'-O4'-C4'	-13.99	98.71	109.90
8	CB	458	G	C1'-O4'-C4'	-13.75	98.90	109.90
8	AB	196	A	C1'-O4'-C4'	-13.47	99.12	109.90
8	CB	2597	G	O4'-C1'-N9	-13.37	97.50	108.20
8	CB	301	G	P-O3'-C3'	13.07	135.38	119.70
8	AB	265	A	C1'-O4'-C4'	-13.04	99.47	109.90
8	AB	2832	U	C1'-O4'-C4'	-12.88	99.60	109.90

Continued on next page...

Continued from previous page...

Mol	Chain	Res	Type	Atoms	Z	Observed(°)	Ideal(°)
33	BA	1529	G	C1'-O4'-C4'	-12.81	99.66	109.90
33	DA	765	G	N3-C4-C5	-12.69	122.26	128.60
7	AA	47	C	C3'-C2'-C1'	-12.67	91.36	101.50
8	CB	2453	A	C4'-C3'-C2'	-12.61	89.99	102.60
8	CB	302	C	C1'-O4'-C4'	-12.53	99.88	109.90
33	BA	563	A	C1'-O4'-C4'	-12.33	100.04	109.90
8	CB	2288	A	C4-C5-C6	12.32	123.16	117.00
33	BA	779	C	P-O3'-C3'	-12.32	104.92	119.70
8	AB	2453	A	C4'-C3'-C2'	-12.19	90.41	102.60
8	AB	2288	A	C4-C5-C6	11.99	122.99	117.00
8	CB	2741	A	P-O3'-C3'	-11.93	105.38	119.70
33	BA	765	G	O4'-C1'-N9	11.87	117.70	108.20
8	AB	752	A	C3'-C2'-C1'	-11.83	92.03	101.50
7	CA	87	U	O4'-C1'-N1	11.82	117.66	108.20
8	AB	1204	A	C3'-C2'-C1'	-11.80	92.06	101.50
8	AB	323	C	C3'-C2'-C1'	-11.66	92.17	101.50
7	AA	87	U	O4'-C1'-N1	11.56	117.45	108.20
8	CB	1204	A	C3'-C2'-C1'	-11.55	92.26	101.50
33	BA	306	A	O4'-C1'-N9	11.54	117.44	108.20
8	CB	974	G	C3'-C2'-C1'	-11.54	92.26	101.50
8	AB	125	A	C1'-O4'-C4'	-11.50	100.70	109.90
33	BA	809	G	C1'-O4'-C4'	-11.45	100.74	109.90
33	DA	1529	G	O4'-C1'-N9	11.38	117.30	108.20
8	CB	2458	G	C1'-O4'-C4'	-11.34	100.83	109.90
33	DA	1470	U	P-O3'-C3'	-11.33	106.10	119.70
33	DA	1201	A	P-O3'-C3'	11.30	133.25	119.70
8	CB	2832	U	C1'-O4'-C4'	-11.28	100.88	109.90
8	CB	1699	G	C3'-C2'-C1'	-11.27	92.48	101.50
8	AB	1119	U	P-O3'-C3'	-11.24	106.21	119.70
33	DA	774	G	C3'-C2'-C1'	-11.22	92.53	101.50
33	BA	511	C	C1'-O4'-C4'	-11.16	100.97	109.90
8	AB	974	G	C3'-C2'-C1'	-11.13	92.60	101.50
8	AB	2030	A	C3'-C2'-C1'	-11.11	92.61	101.50
8	AB	2458	G	O4'-C1'-N9	11.09	117.07	108.20
8	CB	2092	U	O4'-C1'-N1	11.07	117.06	108.20
8	CB	1515	A	C1'-O4'-C4'	-11.04	101.07	109.90
33	BA	1101	A	C1'-O4'-C4'	-11.03	101.08	109.90
33	BA	670	G	C3'-C2'-C1'	-11.03	92.68	101.50
8	AB	2458	G	C1'-O4'-C4'	-11.02	101.08	109.90
8	CB	204	A	C3'-C2'-C1'	-10.96	92.73	101.50
33	DA	306	A	O4'-C1'-N9	10.95	116.96	108.20
8	AB	265	A	O4'-C1'-N9	10.93	116.95	108.20

Continued on next page...

Continued from previous page...

Mol	Chain	Res	Type	Atoms	Z	Observed(°)	Ideal(°)
8	CB	1973	G	C4'-C3'-C2'	-10.87	91.73	102.60
8	AB	1973	G	C4'-C3'-C2'	-10.82	91.78	102.60
8	CB	974	G	C1'-O4'-C4'	-10.79	101.26	109.90
8	AB	204	A	C3'-C2'-C1'	-10.71	92.93	101.50
8	AB	974	G	C1'-O4'-C4'	-10.62	101.41	109.90
8	CB	752	A	C3'-C2'-C1'	-10.61	93.01	101.50
8	AB	2211	A	C1'-O4'-C4'	-10.60	101.42	109.90
8	CB	2030	A	C3'-C2'-C1'	-10.52	93.09	101.50
33	BA	646	G	C3'-C2'-C1'	-10.50	93.10	101.50
8	CB	2211	A	C1'-O4'-C4'	-10.46	101.53	109.90
8	CB	1365	A	P-O3'-C3'	-10.43	107.18	119.70
33	BA	863	U	C4'-C3'-C2'	-10.39	92.21	102.60
8	AB	1515	A	C1'-O4'-C4'	-10.38	101.59	109.90
8	CB	2458	G	O4'-C1'-N9	10.38	116.50	108.20
8	AB	2597	G	O4'-C1'-N9	-10.37	99.91	108.20
8	AB	2596	U	P-O3'-C3'	-10.36	107.27	119.70
8	CB	1691	C	C4'-C3'-C2'	-10.36	92.24	102.60
33	BA	461	A	C1'-O4'-C4'	-10.35	101.62	109.90
33	DA	765	G	N3-C4-N9	10.31	132.19	126.00
8	CB	2683	C	P-O3'-C3'	-10.29	107.35	119.70
8	CB	583	G	P-O3'-C3'	-10.27	107.38	119.70
33	DA	1441	A	O4'-C1'-N9	10.27	116.41	108.20
33	BA	1181	G	C1'-O4'-C4'	-10.23	101.72	109.90
8	CB	1699	G	O4'-C1'-N9	10.21	116.37	108.20
8	CB	250	G	C4'-C3'-C2'	-10.20	92.40	102.60
8	CB	2596	U	P-O3'-C3'	-10.11	107.57	119.70
8	AB	1699	G	C3'-C2'-C1'	-10.08	93.43	101.50
33	BA	576	C	C1'-O4'-C4'	-10.07	101.84	109.90
8	AB	539	G	P-O3'-C3'	-10.05	107.64	119.70
8	CB	2607	G	O4'-C1'-N9	-10.04	100.17	108.20
33	DA	1466	C	P-O3'-C3'	-9.97	107.74	119.70
33	BA	906	A	C3'-C2'-C1'	-9.96	93.53	101.50
8	CB	322	A	O4'-C1'-N9	-9.95	100.24	108.20
33	BA	350	G	C8-N9-C4	-9.94	102.42	106.40
33	DA	434	U	O4'-C1'-N1	9.92	116.13	108.20
8	CB	321	U	C1'-O4'-C4'	-9.91	101.97	109.90
8	AB	876	C	C3'-C2'-C1'	-9.90	93.58	101.50
8	CB	62	U	C1'-O4'-C4'	-9.87	102.00	109.90
33	DA	7	A	C1'-O4'-C4'	-9.85	102.02	109.90
33	DA	805	C	O4'-C1'-N1	-9.83	100.34	108.20
33	DA	701	U	C3'-C2'-C1'	-9.80	93.66	101.50
33	DA	1301	U	P-O3'-C3'	9.77	131.42	119.70

Continued on next page...

Continued from previous page...

Mol	Chain	Res	Type	Atoms	Z	Observed(°)	Ideal(°)
33	DA	803	G	P-O3'-C3'	9.74	131.39	119.70
33	DA	1181	G	O4'-C1'-N9	9.74	115.99	108.20
33	DA	615	G	C1'-O4'-C4'	-9.74	102.11	109.90
8	AB	1691	C	C4'-C3'-C2'	-9.73	92.87	102.60
33	DA	499	A	C3'-C2'-C1'	-9.73	93.72	101.50
33	DA	605	U	O4'-C1'-N1	9.69	115.95	108.20
8	CB	1566	A	O4'-C1'-N9	-9.69	100.45	108.20
33	BA	544	G	C1'-O4'-C4'	-9.67	102.17	109.90
8	CB	205	G	C3'-C2'-C1'	-9.66	93.77	101.50
33	DA	401	C	C4'-C3'-C2'	-9.65	92.95	102.60
33	DA	753	A	C1'-O4'-C4'	-9.65	102.18	109.90
8	CB	126	A	C1'-O4'-C4'	-9.64	102.19	109.90
8	AB	774	G	C1'-O4'-C4'	-9.59	102.23	109.90
33	DA	547	A	C1'-O4'-C4'	-9.58	102.24	109.90
8	AB	247	G	P-O3'-C3'	9.56	131.17	119.70
8	CB	2441	U	C4'-C3'-C2'	-9.55	93.05	102.60
33	DA	574	A	O4'-C1'-N9	-9.52	100.58	108.20
8	CB	2872	A	O4'-C1'-N9	9.52	115.81	108.20
33	DA	311	C	C4'-C3'-C2'	-9.49	93.11	102.60
33	DA	328	C	P-O3'-C3'	9.48	131.07	119.70
7	CA	42	C	P-O3'-C3'	-9.46	108.35	119.70
8	AB	2441	U	C4'-C3'-C2'	-9.46	93.14	102.60
33	DA	753	A	C3'-C2'-C1'	-9.45	93.94	101.50
33	DA	765	G	O4'-C1'-N9	9.44	115.75	108.20
8	CB	205	G	C1'-O4'-C4'	-9.41	102.37	109.90
33	DA	1345	U	C3'-C2'-C1'	-9.41	93.97	101.50
8	CB	974	G	C6-C5-N7	-9.37	124.78	130.40
33	BA	1346	A	C3'-C2'-C1'	-9.30	94.06	101.50
33	DA	1139	G	C4'-C3'-C2'	-9.30	93.30	102.60
8	AB	1382	G	C1'-O4'-C4'	-9.27	102.48	109.90
33	BA	40	C	C1'-O4'-C4'	-9.25	102.50	109.90
8	CB	2718	G	C4'-C3'-C2'	-9.25	93.35	102.60
8	CB	187	G	C3'-C2'-C1'	-9.23	94.12	101.50
8	CB	1382	G	C1'-O4'-C4'	-9.22	102.53	109.90
8	AB	954	G	P-O3'-C3'	-9.22	108.64	119.70
33	DA	966	G	O4'-C1'-N9	9.21	115.57	108.20
8	CB	1996	C	C3'-C2'-C1'	-9.21	94.13	101.50
8	AB	1699	G	O4'-C1'-N9	9.21	115.57	108.20
33	DA	806	C	C6-N1-C2	-9.20	116.62	120.30
33	BA	422	C	C4'-C3'-C2'	-9.20	93.40	102.60
8	AB	95	A	C4'-C3'-C2'	-9.20	93.41	102.60
8	AB	1382	G	C4'-C3'-C2'	-9.19	93.41	102.60

Continued on next page...

Continued from previous page...

Mol	Chain	Res	Type	Atoms	Z	Observed(°)	Ideal(°)
8	CB	1695	G	C1'-O4'-C4'	-9.19	102.55	109.90
8	AB	1119	U	C3'-C2'-C1'	-9.19	94.15	101.50
8	CB	2614	A	C1'-O4'-C4'	-9.18	102.56	109.90
33	DA	792	A	O4'-C1'-N9	9.13	115.51	108.20
33	DA	807	A	O4'-C1'-N9	-9.11	100.91	108.20
8	AB	1824	G	O4'-C1'-N9	9.08	115.47	108.20
33	DA	870	U	C4'-C3'-C2'	-9.07	93.53	102.60
33	DA	1181	G	C1'-O4'-C4'	-9.07	102.64	109.90
33	DA	1250	A	C4'-C3'-C2'	-9.07	93.53	102.60
8	CB	531	C	C3'-C2'-C1'	-9.05	94.26	101.50
8	AB	444	C	C4'-C3'-C2'	-9.04	93.56	102.60
33	DA	908	A	P-O3'-C3'	-9.03	108.87	119.70
8	CB	954	G	P-O3'-C3'	-9.01	108.89	119.70
8	CB	793	A	O4'-C1'-N9	-8.99	101.01	108.20
8	AB	62	U	C1'-O4'-C4'	-8.99	102.71	109.90
8	AB	1937	A	C4'-C3'-C2'	-8.97	93.63	102.60
8	AB	2732	G	O4'-C1'-N9	8.97	115.37	108.20
8	AB	2751	G	C3'-C2'-C1'	-8.94	94.35	101.50
33	BA	765	G	N3-C4-C5	-8.93	124.14	128.60
8	CB	794	A	P-O3'-C3'	8.93	130.42	119.70
33	DA	916	U	C4'-C3'-C2'	-8.91	93.69	102.60
8	AB	439	A	C3'-C2'-C1'	-8.89	94.39	101.50
8	AB	346	A	C4'-C3'-C2'	-8.88	93.72	102.60
8	CB	265	A	C4'-C3'-C2'	-8.88	93.72	102.60
33	DA	576	C	C1'-O4'-C4'	-8.88	102.79	109.90
8	AB	800	A	C3'-C2'-C1'	-8.87	94.40	101.50
8	CB	247	G	P-O3'-C3'	8.86	130.34	119.70
33	DA	1522	U	P-O3'-C3'	-8.84	109.09	119.70
8	CB	2675	A	P-O3'-C3'	-8.83	109.11	119.70
8	AB	222	A	C1'-O4'-C4'	-8.82	102.84	109.90
8	AB	1699	G	C1'-O4'-C4'	-8.82	102.85	109.90
8	AB	381	G	C4'-C3'-C2'	-8.80	93.80	102.60
8	CB	1552	A	C3'-C2'-C1'	-8.79	94.46	101.50
8	CB	561	G	N1-C6-O6	8.79	125.17	119.90
8	CB	1770	G	C4'-C3'-C2'	-8.78	93.82	102.60
8	AB	2614	A	C1'-O4'-C4'	-8.77	102.88	109.90
7	CA	32	U	C1'-O4'-C4'	-8.77	102.88	109.90
8	AB	583	G	P-O3'-C3'	-8.76	109.19	119.70
33	DA	527	G	N9-C1'-C2'	-8.76	102.36	112.00
8	CB	2012	G	P-O3'-C3'	-8.76	109.19	119.70
7	AA	15	A	C3'-C2'-C1'	-8.75	94.50	101.50
33	DA	944	G	C1'-O4'-C4'	-8.75	102.90	109.90

Continued on next page...

Continued from previous page...

Mol	Chain	Res	Type	Atoms	Z	Observed(°)	Ideal(°)
33	DA	1488	G	C4'-C3'-C2'	-8.73	93.87	102.60
7	CA	104	A	P-O3'-C3'	8.73	130.17	119.70
8	CB	974	G	C4-C5-N7	8.73	114.29	110.80
8	AB	126	A	C1'-O4'-C4'	-8.72	102.92	109.90
8	CB	775	G	C4'-C3'-C2'	-8.71	93.89	102.60
33	DA	1422	G	C4'-C3'-C2'	-8.71	93.89	102.60
8	AB	1124	G	P-O3'-C3'	-8.70	109.26	119.70
8	CB	2765	A	C3'-C2'-C1'	8.70	108.46	101.50
8	CB	1354	A	P-O3'-C3'	-8.68	109.29	119.70
33	DA	451	A	N9-C1'-C2'	8.68	125.28	114.00
33	BA	1239	A	C1'-O4'-C4'	-8.67	102.96	109.90
33	DA	572	A	O4'-C1'-N9	-8.67	101.26	108.20
8	CB	489	G	C3'-C2'-C1'	-8.67	94.57	101.50
8	CB	2238	G	C1'-O4'-C4'	-8.66	102.97	109.90
8	CB	646	U	O4'-C1'-N1	8.65	115.12	108.20
33	DA	238	A	P-O3'-C3'	8.65	130.08	119.70
8	AB	1365	A	P-O3'-C3'	-8.65	109.32	119.70
8	AB	795	C	C3'-C2'-C1'	-8.65	94.58	101.50
8	CB	553	G	C4'-C3'-C2'	-8.64	93.96	102.60
8	AB	1770	G	C4'-C3'-C2'	-8.64	93.96	102.60
33	DA	456	A	C3'-C2'-C1'	-8.64	94.59	101.50
33	DA	831	A	C3'-C2'-C1'	-8.63	94.59	101.50
8	AB	2075	U	O4'-C1'-N1	-8.60	101.32	108.20
33	BA	430	A	C1'-O4'-C4'	-8.60	103.02	109.90
8	AB	187	G	C3'-C2'-C1'	-8.60	94.62	101.50
33	DA	1521	C	C4'-C3'-C2'	-8.60	94.00	102.60
8	CB	974	G	N1-C6-O6	8.59	125.06	119.90
8	CB	1301	A	C1'-O4'-C4'	-8.59	103.02	109.90
8	AB	2238	G	C1'-O4'-C4'	-8.59	103.03	109.90
33	DA	765	G	C2-N3-C4	8.59	116.19	111.90
8	AB	1301	A	C1'-O4'-C4'	-8.59	103.03	109.90
33	DA	559	A	O4'-C1'-N9	8.58	115.07	108.20
8	CB	1162	G	C3'-C2'-C1'	-8.57	94.64	101.50
8	AB	2683	C	P-O3'-C3'	-8.57	109.42	119.70
8	AB	250	G	C1'-O4'-C4'	-8.56	103.05	109.90
33	DA	591	U	C4'-C3'-C2'	-8.55	94.05	102.60
8	CB	2592	G	C3'-C2'-C1'	-8.54	94.67	101.50
8	CB	2406	A	C1'-O4'-C4'	-8.54	103.07	109.90
8	CB	225	C	O4'-C1'-N1	8.53	115.03	108.20
33	DA	764	C	P-O3'-C3'	-8.53	109.47	119.70
33	BA	773	G	C4'-C3'-C2'	-8.53	94.07	102.60
33	DA	1425	U	N1-C1'-C2'	-8.52	102.63	112.00

Continued on next page...

Continued from previous page...

Mol	Chain	Res	Type	Atoms	Z	Observed(°)	Ideal(°)
8	AB	2265	U	O4'-C1'-N1	-8.52	101.39	108.20
8	CB	101	A	C1'-O4'-C4'	-8.52	103.08	109.90
8	CB	247	G	C4'-C3'-C2'	-8.52	94.08	102.60
8	AB	1296	G	C3'-C2'-C1'	-8.51	94.69	101.50
8	CB	1382	G	C4'-C3'-C2'	-8.51	94.09	102.60
8	CB	587	C	N1-C2-O2	8.50	124.00	118.90
8	AB	2406	A	C1'-O4'-C4'	-8.49	103.11	109.90
33	DA	792	A	O4'-C1'-C2'	-8.49	97.31	105.80
8	AB	2581	G	P-O3'-C3'	8.46	129.86	119.70
8	CB	2106	U	P-O3'-C3'	8.46	129.85	119.70
33	BA	890	G	O4'-C1'-N9	8.46	114.97	108.20
8	AB	1695	G	C1'-O4'-C4'	-8.45	103.14	109.90
33	DA	1385	G	C4'-C3'-C2'	-8.45	94.15	102.60
33	BA	71	A	C4'-C3'-C2'	-8.45	94.15	102.60
33	DA	1528	U	O4'-C1'-N1	-8.44	101.45	108.20
8	CB	949	G	P-O3'-C3'	-8.44	109.58	119.70
33	BA	1501	C	C4'-C3'-C2'	-8.42	94.18	102.60
8	AB	2032	G	O4'-C1'-N9	-8.41	101.47	108.20
8	CB	659	G	P-O3'-C3'	-8.41	109.61	119.70
8	AB	2718	G	C4'-C3'-C2'	-8.40	94.20	102.60
8	CB	323	C	O4'-C1'-N1	8.40	114.92	108.20
8	AB	2592	G	C3'-C2'-C1'	-8.40	94.78	101.50
33	DA	669	G	N1-C6-O6	8.40	124.94	119.90
8	AB	1997	C	C1'-O4'-C4'	-8.39	103.19	109.90
33	DA	575	G	C4'-C3'-C2'	-8.39	94.21	102.60
33	BA	765	G	C4'-C3'-C2'	-8.39	94.21	102.60
8	AB	1980	G	C1'-O4'-C4'	-8.38	103.19	109.90
8	CB	527	C	O4'-C1'-N1	8.38	114.90	108.20
8	CB	2071	A	P-O3'-C3'	8.38	129.75	119.70
8	AB	1058	U	C3'-C2'-C1'	-8.38	94.80	101.50
8	AB	2732	G	C1'-O4'-C4'	-8.37	103.20	109.90
33	BA	765	G	C8-N9-C4	-8.37	103.05	106.40
8	CB	627	A	C4'-C3'-C2'	-8.36	94.24	102.60
33	DA	736	C	P-O3'-C3'	-8.36	109.67	119.70
8	AB	1797	G	N9-C1'-C2'	-8.35	102.82	112.00
33	DA	430	A	N9-C1'-C2'	-8.33	102.83	112.00
33	BA	1151	A	O4'-C1'-N9	8.33	114.87	108.20
33	DA	71	A	C4'-C3'-C2'	-8.33	94.27	102.60
8	AB	489	G	C3'-C2'-C1'	-8.32	94.85	101.50
8	CB	1027	A	O4'-C1'-N9	-8.31	101.55	108.20
8	CB	1130	U	C4'-C3'-C2'	-8.31	94.29	102.60
8	AB	205	G	C1'-O4'-C4'	-8.30	103.26	109.90

Continued on next page...

Continued from previous page...

Mol	Chain	Res	Type	Atoms	Z	Observed(°)	Ideal(°)
8	AB	646	U	O4'-C1'-N1	8.30	114.84	108.20
8	CB	2088	A	C4'-C3'-C2'	-8.30	94.30	102.60
8	AB	1566	A	O4'-C1'-N9	-8.29	101.57	108.20
33	DA	765	G	C4-N9-C1'	8.29	137.27	126.50
8	AB	2285	C	P-O3'-C3'	-8.28	109.77	119.70
33	BA	353	A	O4'-C1'-N9	8.27	114.82	108.20
33	DA	1101	A	C3'-C2'-C1'	-8.27	94.88	101.50
33	DA	666	G	C4'-C3'-C2'	-8.26	94.34	102.60
8	CB	1699	G	C1'-O4'-C4'	-8.26	103.29	109.90
33	DA	1478	U	P-O3'-C3'	-8.26	109.79	119.70
8	AB	655	A	C3'-C2'-C1'	-8.25	94.90	101.50
8	AB	809	G	C4'-C3'-C2'	-8.25	94.35	102.60
8	AB	2872	A	O4'-C1'-N9	8.24	114.79	108.20
33	DA	40	C	C1'-O4'-C4'	-8.22	103.33	109.90
8	CB	655	A	C3'-C2'-C1'	-8.21	94.93	101.50
8	CB	2741	A	C1'-O4'-C4'	-8.21	103.33	109.90
8	CB	250	G	C1'-O4'-C4'	-8.21	103.33	109.90
33	BA	897	C	C1'-O4'-C4'	-8.21	103.34	109.90
8	CB	2212	A	C4'-C3'-C2'	-8.20	94.40	102.60
8	AB	573	U	C1'-O4'-C4'	-8.20	103.34	109.90
8	CB	1027	A	N9-C1'-C2'	-8.20	102.98	112.00
8	AB	1631	G	C3'-C2'-C1'	-8.19	94.94	101.50
33	DA	579	A	C8-N9-C4	-8.19	102.53	105.80
8	CB	2157	G	C1'-O4'-C4'	-8.18	103.36	109.90
8	CB	439	A	C3'-C2'-C1'	-8.16	94.97	101.50
33	DA	890	G	C1'-O4'-C4'	-8.16	103.37	109.90
8	AB	864	G	C3'-C2'-C1'	-8.16	94.97	101.50
33	DA	350	G	C8-N9-C4	-8.16	103.14	106.40
8	CB	1631	G	C3'-C2'-C1'	-8.16	94.97	101.50
33	DA	484	G	P-O3'-C3'	8.15	129.48	119.70
8	AB	177	G	C1'-O4'-C4'	-8.14	103.39	109.90
8	CB	1378	A	O4'-C1'-N9	8.14	114.71	108.20
8	CB	2607	G	C4'-C3'-C2'	-8.14	94.46	102.60
8	CB	2576	G	N3-C4-C5	-8.13	124.53	128.60
8	AB	949	G	P-O3'-C3'	-8.13	109.95	119.70
8	CB	2224	G	O4'-C1'-N9	-8.13	101.70	108.20
8	AB	276	U	C1'-O4'-C4'	-8.12	103.40	109.90
33	DA	1224	U	P-O3'-C3'	8.12	129.45	119.70
33	DA	1359	C	C4'-C3'-C2'	-8.12	94.48	102.60
33	BA	585	G	C3'-C2'-C1'	-8.12	95.00	101.50
8	AB	575	A	C3'-C2'-C1'	8.11	107.99	101.50
8	CB	1819	A	C1'-O4'-C4'	-8.11	103.42	109.90

Continued on next page...

Continued from previous page...

Mol	Chain	Res	Type	Atoms	Z	Observed(°)	Ideal(°)
8	CB	381	G	C4'-C3'-C2'	-8.09	94.51	102.60
33	DA	527	G	P-O3'-C3'	-8.09	109.99	119.70
8	AB	505	A	N9-C1'-C2'	-8.09	103.10	112.00
8	CB	2076	U	C3'-C2'-C1'	-8.09	95.03	101.50
8	AB	449	A	C4'-C3'-C2'	-8.08	94.52	102.60
8	CB	1623	G	P-O3'-C3'	-8.08	110.00	119.70
33	BA	311	C	C4'-C3'-C2'	-8.08	94.52	102.60
8	AB	1623	G	O4'-C1'-N9	8.07	114.66	108.20
8	CB	968	C	C4'-C3'-C2'	-8.07	94.53	102.60
8	CB	1929	G	C4'-C3'-C2'	-8.06	94.54	102.60
8	CB	1111	A	C3'-C2'-C1'	-8.05	95.06	101.50
8	CB	2087	G	C3'-C2'-C1'	-8.05	95.06	101.50
33	DA	771	G	O4'-C1'-N9	8.05	114.64	108.20
8	CB	2072	C	C4'-C3'-C2'	-8.04	94.56	102.60
8	CB	547	A	C4'-C3'-C2'	-8.04	94.56	102.60
8	AB	1130	U	C4'-C3'-C2'	-8.03	94.57	102.60
8	AB	2030	A	C1'-O4'-C4'	-8.03	103.48	109.90
33	BA	1338	G	C1'-O4'-C4'	-8.03	103.48	109.90
8	AB	331	C	P-O3'-C3'	8.02	129.33	119.70
33	BA	760	G	C3'-C2'-C1'	-8.02	95.08	101.50
8	CB	534	U	C4'-C3'-C2'	-8.01	94.59	102.60
8	CB	774	G	C1'-O4'-C4'	-8.01	103.49	109.90
33	DA	556	C	C4'-C3'-C2'	-8.01	94.59	102.60
8	CB	1980	G	C1'-O4'-C4'	-8.00	103.50	109.90
8	CB	2285	C	P-O3'-C3'	-7.99	110.11	119.70
8	CB	1786	A	P-O3'-C3'	7.98	129.28	119.70
8	AB	871	U	C3'-C2'-C1'	-7.98	95.12	101.50
8	CB	2156	G	C4'-C3'-C2'	-7.98	94.62	102.60
33	BA	921	U	O4'-C1'-N1	-7.97	101.82	108.20
8	AB	1125	G	P-O3'-C3'	7.96	129.25	119.70
7	AA	51	G	C4'-C3'-C2'	-7.95	94.65	102.60
33	BA	495	A	C4'-C3'-C2'	-7.95	94.65	102.60
8	CB	1606	C	C4'-C3'-C2'	-7.95	94.65	102.60
33	BA	1484	C	N1-C1'-C2'	-7.94	103.26	112.00
8	AB	462	C	C3'-C2'-C1'	-7.94	95.15	101.50
33	BA	812	G	C4'-C3'-C2'	-7.94	94.66	102.60
33	DA	701	U	C4'-C3'-C2'	-7.94	94.66	102.60
33	BA	736	C	C4'-C3'-C2'	-7.93	94.67	102.60
8	AB	1929	G	C4'-C3'-C2'	-7.93	94.67	102.60
8	AB	1984	G	C4'-C3'-C2'	-7.92	94.68	102.60
8	CB	2762	C	O4'-C1'-N1	-7.92	101.86	108.20
33	DA	40	C	O4'-C1'-N1	7.92	114.54	108.20

Continued on next page...

Continued from previous page...

Mol	Chain	Res	Type	Atoms	Z	Observed(°)	Ideal(°)
8	CB	748	G	O4'-C1'-N9	7.92	114.54	108.20
33	DA	292	G	C4'-C3'-C2'	-7.92	94.68	102.60
8	CB	790	U	O4'-C1'-N1	-7.92	101.86	108.20
8	CB	360	U	O4'-C1'-N1	7.92	114.53	108.20
8	AB	250	G	C4'-C3'-C2'	-7.91	94.69	102.60
33	DA	1062	U	O4'-C1'-N1	7.91	114.53	108.20
33	BA	328	C	P-O3'-C3'	7.91	129.19	119.70
8	CB	800	A	C3'-C2'-C1'	-7.91	95.18	101.50
8	AB	555	G	N9-C1'-C2'	-7.90	103.31	112.00
8	CB	2460	U	O4'-C1'-N1	-7.89	101.89	108.20
8	AB	2060	A	C3'-C2'-C1'	-7.89	95.19	101.50
33	BA	914	A	C4'-C3'-C2'	-7.89	94.71	102.60
33	BA	493	A	O4'-C1'-N9	7.89	114.51	108.20
8	CB	1367	A	P-O3'-C3'	-7.86	110.27	119.70
8	CB	2648	G	O4'-C1'-N9	-7.86	101.91	108.20
33	BA	509	A	C4'-C3'-C2'	-7.86	94.74	102.60
33	BA	1239	A	C3'-C2'-C1'	-7.86	95.22	101.50
8	CB	222	A	O4'-C1'-N9	7.86	114.48	108.20
33	DA	602	A	C3'-C2'-C1'	-7.85	95.22	101.50
8	AB	1699	G	O4'-C1'-C2'	-7.85	97.95	105.80
8	AB	119	A	C1'-O4'-C4'	-7.84	103.63	109.90
33	BA	537	G	C3'-C2'-C1'	-7.84	95.23	101.50
8	CB	408	G	C4'-C3'-C2'	-7.84	94.76	102.60
33	DA	623	C	P-O3'-C3'	-7.84	110.29	119.70
33	BA	1526	G	C3'-C2'-C1'	-7.83	95.23	101.50
8	CB	799	G	O4'-C1'-N9	7.83	114.46	108.20
8	AB	408	G	C4'-C3'-C2'	-7.82	94.78	102.60
7	AA	51	G	C3'-C2'-C1'	-7.82	95.25	101.50
8	CB	1082	U	C3'-C2'-C1'	-7.82	95.25	101.50
8	CB	14	A	O4'-C1'-N9	-7.82	101.95	108.20
8	CB	2057	G	O4'-C1'-N9	-7.81	101.95	108.20
8	AB	974	G	P-O3'-C3'	7.81	129.07	119.70
8	CB	561	G	C5-C6-O6	-7.80	123.92	128.60
33	DA	894	G	P-O3'-C3'	-7.80	110.34	119.70
33	BA	517	G	O4'-C1'-N9	7.80	114.44	108.20
33	DA	1240	U	C1'-O4'-C4'	-7.79	103.67	109.90
33	DA	1065	U	P-O3'-C3'	7.79	129.04	119.70
8	AB	1162	G	C3'-C2'-C1'	-7.78	95.28	101.50
8	AB	2102	G	C3'-C2'-C1'	-7.78	95.28	101.50
8	CB	2765	A	P-O3'-C3'	7.78	129.03	119.70
8	AB	809	G	P-O3'-C3'	7.78	129.03	119.70
33	BA	1503	A	C3'-C2'-C1'	-7.77	95.28	101.50

Continued on next page...

Continued from previous page...

Mol	Chain	Res	Type	Atoms	Z	Observed(°)	Ideal(°)
8	AB	627	A	C4'-C3'-C2'	-7.77	94.83	102.60
33	BA	238	A	P-O3'-C3'	7.77	129.03	119.70
33	BA	429	U	C1'-O4'-C4'	-7.77	103.68	109.90
8	AB	276	U	O4'-C1'-N1	7.77	114.41	108.20
8	AB	872	U	C3'-C2'-C1'	-7.77	95.28	101.50
8	AB	2108	A	C3'-C2'-C1'	-7.77	95.29	101.50
33	DA	1435	G	O4'-C1'-N9	7.76	114.41	108.20
33	BA	458	U	O4'-C1'-N1	7.76	114.41	108.20
8	AB	1783	A	P-O3'-C3'	-7.76	110.39	119.70
8	AB	1996	C	C3'-C2'-C1'	-7.76	95.29	101.50
33	DA	1181	G	C3'-C2'-C1'	-7.76	95.29	101.50
8	AB	2679	A	O4'-C1'-N9	-7.76	101.99	108.20
8	CB	795	C	C3'-C2'-C1'	-7.75	95.30	101.50
8	CB	2609	U	P-O3'-C3'	7.75	129.01	119.70
33	DA	821	G	C1'-O4'-C4'	-7.74	103.71	109.90
8	CB	505	A	N9-C1'-C2'	-7.73	103.49	112.00
8	AB	1971	U	C4'-C3'-C2'	-7.73	94.87	102.60
33	BA	220	G	C4'-C3'-C2'	-7.73	94.87	102.60
8	AB	2765	A	P-O3'-C3'	7.73	128.97	119.70
33	BA	770	C	O4'-C1'-N1	-7.72	102.03	108.20
8	CB	1997	C	O4'-C1'-N1	7.72	114.37	108.20
8	CB	2288	A	C3'-C2'-C1'	-7.72	95.33	101.50
8	AB	775	G	C4'-C3'-C2'	-7.71	94.89	102.60
8	AB	1985	C	C4'-C3'-C2'	-7.71	94.89	102.60
8	CB	544	C	C1'-O4'-C4'	-7.71	103.73	109.90
8	AB	1817	G	N3-C4-N9	-7.71	121.38	126.00
8	AB	2751	G	C4'-C3'-C2'	-7.70	94.90	102.60
8	CB	1937	A	C4'-C3'-C2'	-7.70	94.90	102.60
8	AB	1297	C	C4'-C3'-C2'	-7.70	94.90	102.60
8	AB	445	C	C1'-O4'-C4'	-7.70	103.74	109.90
8	CB	394	C	O4'-C1'-N1	-7.70	102.04	108.20
8	AB	2732	G	C3'-C2'-C1'	-7.69	95.34	101.50
33	DA	765	G	C4'-C3'-C2'	-7.69	94.91	102.60
33	DA	1157	A	C3'-C2'-C1'	-7.69	95.35	101.50
8	AB	1204	A	O4'-C1'-N9	7.69	114.35	108.20
33	BA	386	C	C4'-C3'-C2'	-7.69	94.91	102.60
8	AB	1970	A	O4'-C1'-N9	-7.68	102.06	108.20
33	BA	350	G	N7-C8-N9	7.68	116.94	113.10
7	CA	47	C	C4'-C3'-C2'	-7.67	94.92	102.60
8	AB	2586	U	N1-C1'-C2'	-7.67	103.56	112.00
8	AB	2199	A	O4'-C1'-N9	-7.67	102.06	108.20
8	AB	2624	G	C3'-C2'-C1'	-7.67	95.37	101.50

Continued on next page...

Continued from previous page...

Mol	Chain	Res	Type	Atoms	Z	Observed(°)	Ideal(°)
8	CB	809	G	P-O3'-C3'	7.67	128.90	119.70
8	AB	205	G	O4'-C1'-C2'	-7.66	98.14	105.80
8	CB	2690	U	C1'-O4'-C4'	-7.66	103.77	109.90
8	AB	101	A	C3'-C2'-C1'	-7.66	95.37	101.50
8	CB	2212	A	C3'-C2'-C1'	-7.65	95.38	101.50
33	DA	615	G	O4'-C1'-N9	7.65	114.32	108.20
8	AB	2336	A	P-O3'-C3'	7.65	128.88	119.70
8	CB	1275	A	P-O3'-C3'	-7.65	110.52	119.70
8	AB	125	A	O4'-C1'-N9	7.65	114.32	108.20
33	DA	966	G	C1'-O4'-C4'	-7.65	103.78	109.90
8	CB	2076	U	C4'-C3'-C2'	-7.65	94.95	102.60
33	DA	1240	U	O4'-C1'-N1	7.64	114.32	108.20
8	CB	2597	G	N9-C1'-C2'	7.64	123.94	114.00
8	AB	921	C	C4'-C3'-C2'	-7.64	94.96	102.60
8	AB	1395	A	C1'-O4'-C4'	-7.64	103.79	109.90
8	AB	2288	A	C3'-C2'-C1'	-7.63	95.40	101.50
8	CB	1997	C	C1'-O4'-C4'	-7.62	103.80	109.90
8	AB	1680	U	O4'-C1'-N1	7.62	114.30	108.20
8	AB	2212	A	C4'-C3'-C2'	-7.62	94.98	102.60
33	DA	1506	U	O4'-C1'-N1	-7.62	102.10	108.20
33	DA	601	G	N9-C1'-C2'	-7.61	103.62	112.00
7	CA	15	A	C3'-C2'-C1'	-7.61	95.41	101.50
33	DA	971	G	C1'-O4'-C4'	-7.61	103.81	109.90
33	BA	1100	C	C1'-O4'-C4'	-7.61	103.81	109.90
8	CB	222	A	C1'-O4'-C4'	-7.61	103.81	109.90
8	CB	1930	G	C1'-O4'-C4'	-7.59	103.83	109.90
33	BA	292	G	C4'-C3'-C2'	-7.59	95.01	102.60
8	CB	2586	U	N1-C1'-C2'	-7.59	103.65	112.00
33	DA	1248	A	C4'-C3'-C2'	-7.59	95.01	102.60
8	AB	1552	A	C3'-C2'-C1'	-7.58	95.44	101.50
8	AB	38	A	P-O3'-C3'	-7.58	110.61	119.70
8	AB	37	C	C4'-C3'-C2'	-7.58	95.03	102.60
33	DA	1534	A	C1'-O4'-C4'	-7.58	103.84	109.90
33	DA	387	U	P-O3'-C3'	7.57	128.79	119.70
33	BA	40	C	O4'-C1'-N1	7.57	114.26	108.20
33	BA	559	A	C1'-O4'-C4'	-7.57	103.85	109.90
33	BA	560	A	C1'-O4'-C4'	-7.57	103.85	109.90
33	BA	771	G	N9-C1'-C2'	-7.57	103.68	112.00
8	AB	2362	C	P-O3'-C3'	-7.56	110.63	119.70
8	CB	974	G	P-O3'-C3'	7.55	128.76	119.70
8	AB	2099	U	C3'-C2'-C1'	-7.55	95.46	101.50
8	CB	177	G	C1'-O4'-C4'	-7.55	103.86	109.90

Continued on next page...

Continued from previous page...

Mol	Chain	Res	Type	Atoms	Z	Observed(°)	Ideal(°)
8	CB	2021	C	C4'-C3'-C2'	-7.55	95.05	102.60
33	DA	1502	A	C1'-O4'-C4'	-7.55	103.86	109.90
8	AB	1699	G	P-O3'-C3'	7.55	128.75	119.70
33	DA	634	C	C4'-C3'-C2'	-7.54	95.06	102.60
8	CB	118	A	O4'-C1'-N9	-7.54	102.17	108.20
8	CB	544	C	P-O3'-C3'	7.54	128.75	119.70
8	CB	564	C	O4'-C1'-N1	-7.54	102.17	108.20
8	CB	1971	U	C4'-C3'-C2'	-7.53	95.07	102.60
33	BA	792	A	C3'-C2'-C1'	-7.53	95.48	101.50
8	CB	246	C	C4'-C3'-C2'	-7.53	95.07	102.60
8	CB	2581	G	P-O3'-C3'	7.53	128.73	119.70
8	CB	245	G	C3'-C2'-C1'	-7.53	95.48	101.50
8	CB	813	U	P-O3'-C3'	-7.53	110.67	119.70
8	CB	1976	U	C2-N1-C1'	7.52	126.73	117.70
33	DA	1432	G	C3'-C2'-C1'	7.52	107.52	101.50
8	AB	1623	G	P-O3'-C3'	-7.52	110.68	119.70
33	BA	51	A	P-O3'-C3'	7.52	128.72	119.70
8	CB	1296	G	C3'-C2'-C1'	-7.52	95.49	101.50
8	CB	783	A	N9-C1'-C2'	-7.51	103.73	112.00
33	DA	664	G	P-O3'-C3'	-7.51	110.69	119.70
33	BA	9	G	C4'-C3'-C2'	-7.51	95.09	102.60
8	AB	1091	G	C3'-C2'-C1'	-7.51	95.50	101.50
33	DA	956	U	C3'-C2'-C1'	-7.50	95.50	101.50
33	BA	763	G	N9-C1'-C2'	-7.50	103.75	112.00
8	AB	527	C	O4'-C1'-N1	7.49	114.19	108.20
8	CB	2030	A	C1'-O4'-C4'	-7.49	103.91	109.90
8	CB	2453	A	C1'-O4'-C4'	-7.49	103.91	109.90
8	AB	2765	A	C3'-C2'-C1'	7.49	107.49	101.50
33	BA	415	A	O4'-C1'-N9	7.49	114.19	108.20
33	BA	809	G	O4'-C4'-C3'	-7.49	96.52	104.00
33	DA	1518	A	P-O3'-C3'	-7.49	110.72	119.70
33	DA	781	A	N9-C1'-C2'	-7.48	103.77	112.00
8	AB	323	C	C4'-C3'-C2'	-7.48	95.12	102.60
8	CB	1817	G	N3-C4-N9	-7.48	121.51	126.00
33	DA	435	A	O4'-C1'-N9	7.48	114.18	108.20
8	AB	1275	A	P-O3'-C3'	-7.48	110.73	119.70
33	BA	986	U	O4'-C1'-N1	7.48	114.18	108.20
8	CB	262	A	C4'-C3'-C2'	-7.47	95.13	102.60
8	AB	228	C	C1'-O4'-C4'	-7.47	103.92	109.90
33	DA	1182	G	O4'-C1'-N9	-7.47	102.22	108.20
33	DA	785	G	P-O3'-C3'	-7.47	110.74	119.70
8	AB	268	C	P-O3'-C3'	-7.46	110.75	119.70

Continued on next page...

Continued from previous page...

Mol	Chain	Res	Type	Atoms	Z	Observed(°)	Ideal(°)
33	DA	781	A	N1-C6-N6	7.46	123.08	118.60
8	CB	333	G	O4'-C1'-N9	-7.46	102.23	108.20
8	CB	2860	A	P-O3'-C3'	-7.46	110.75	119.70
33	DA	770	C	C1'-O4'-C4'	-7.45	103.94	109.90
8	CB	298	G	C3'-C2'-C1'	-7.45	95.54	101.50
8	CB	444	C	C4'-C3'-C2'	-7.44	95.16	102.60
8	CB	809	G	C4'-C3'-C2'	-7.44	95.16	102.60
33	BA	411	A	C4'-C3'-C2'	-7.44	95.16	102.60
8	CB	1826	G	O4'-C1'-N9	-7.44	102.25	108.20
8	CB	1980	G	O4'-C1'-N9	7.43	114.15	108.20
33	DA	519	C	N1-C1'-C2'	7.43	123.66	114.00
33	DA	519	C	C2-N1-C1'	7.43	126.97	118.80
8	CB	458	G	O4'-C1'-N9	7.43	114.14	108.20
33	DA	622	A	C3'-C2'-C1'	-7.43	95.56	101.50
33	DA	220	G	C4'-C3'-C2'	-7.43	95.17	102.60
33	DA	1185	G	N9-C1'-C2'	-7.42	103.83	112.00
8	CB	1352	U	C4'-C3'-C2'	-7.42	95.19	102.60
8	CB	337	C	C4'-C3'-C2'	-7.41	95.19	102.60
33	DA	517	G	C3'-C2'-C1'	-7.41	95.57	101.50
33	DA	895	G	N3-C4-C5	-7.41	124.89	128.60
8	AB	63	A	O4'-C1'-N9	7.41	114.13	108.20
8	AB	865	C	O4'-C1'-N1	7.41	114.12	108.20
33	DA	1425	U	C5-C6-N1	7.41	126.40	122.70
33	DA	672	U	C4'-C3'-C2'	-7.39	95.21	102.60
33	BA	1196	A	O4'-C1'-N9	7.39	114.11	108.20
8	AB	259	G	C4'-C3'-C2'	-7.38	95.22	102.60
8	CB	745	G	C8-N9-C4	-7.38	103.45	106.40
8	CB	372	G	O4'-C1'-N9	7.38	114.10	108.20
8	CB	1107	G	C4'-C3'-C2'	-7.38	95.22	102.60
8	CB	107	G	C3'-C2'-C1'	-7.37	95.60	101.50
8	CB	2442	C	C4'-C3'-C2'	-7.37	95.23	102.60
8	CB	2451	A	C4'-C3'-C2'	-7.36	95.24	102.60
8	AB	615	U	C3'-C2'-C1'	-7.36	95.61	101.50
8	CB	1936	A	O4'-C1'-N9	-7.36	102.31	108.20
8	AB	962	G	C4'-C3'-C2'	-7.36	95.24	102.60
33	BA	635	A	O4'-C1'-N9	7.36	114.08	108.20
8	CB	1695	G	C2-N3-C4	-7.35	108.22	111.90
8	AB	813	U	P-O3'-C3'	-7.35	110.88	119.70
8	CB	2157	G	O4'-C1'-N9	7.35	114.08	108.20
8	CB	2350	C	P-O3'-C3'	-7.35	110.88	119.70
33	DA	835	U	C1'-O4'-C4'	-7.34	104.03	109.90
8	CB	2336	A	P-O3'-C3'	7.34	128.51	119.70

Continued on next page...

Continued from previous page...

Mol	Chain	Res	Type	Atoms	Z	Observed(°)	Ideal(°)
8	AB	1982	U	P-O3'-C3'	-7.34	110.89	119.70
8	AB	974	G	C6-C5-N7	-7.34	126.00	130.40
8	CB	982	C	C1'-O4'-C4'	-7.34	104.03	109.90
33	DA	926	G	C4'-C3'-C2'	-7.34	95.26	102.60
8	CB	558	U	P-O3'-C3'	-7.33	110.90	119.70
8	AB	1930	G	C1'-O4'-C4'	-7.33	104.03	109.90
8	CB	575	A	O4'-C1'-N9	-7.33	102.33	108.20
8	AB	1296	G	C4'-C3'-C2'	-7.33	95.27	102.60
8	CB	1250	G	P-O3'-C3'	7.32	128.48	119.70
33	DA	793	U	C4'-C3'-C2'	-7.32	95.28	102.60
8	CB	2082	A	C1'-O4'-C4'	-7.32	104.05	109.90
8	CB	2094	A	O4'-C1'-N9	7.32	114.05	108.20
8	CB	2726	A	C1'-O4'-C4'	-7.32	104.05	109.90
8	AB	2015	A	N9-C1'-C2'	7.31	123.51	114.00
33	DA	683	G	C3'-C2'-C1'	7.31	107.35	101.50
8	AB	793	A	O4'-C1'-N9	-7.31	102.35	108.20
8	CB	603	A	C1'-O4'-C4'	-7.31	104.05	109.90
33	DA	388	G	C5'-C4'-O4'	-7.31	100.33	109.10
33	DA	521	G	C4'-C3'-C2'	-7.31	95.29	102.60
8	CB	1985	C	C4'-C3'-C2'	-7.30	95.30	102.60
33	DA	556	C	C3'-C2'-C1'	-7.30	95.66	101.50
8	AB	552	U	P-O3'-C3'	-7.30	110.94	119.70
8	CB	779	U	C4'-C3'-C2'	-7.29	95.31	102.60
8	CB	2015	A	P-O3'-C3'	-7.29	110.95	119.70
8	CB	2780	G	N3-C4-C5	-7.29	124.95	128.60
33	DA	782	A	C8-N9-C4	-7.29	102.88	105.80
33	DA	798	U	P-O3'-C3'	-7.29	110.96	119.70
8	CB	982	C	C6-N1-C2	-7.28	117.39	120.30
8	CB	1025	G	C3'-C2'-C1'	-7.28	95.67	101.50
8	CB	2848	G	N1-C6-O6	7.28	124.27	119.90
7	AA	5	U	O4'-C1'-N1	7.28	114.02	108.20
8	CB	2512	C	P-O3'-C3'	-7.28	110.97	119.70
8	CB	573	U	N1-C1'-C2'	7.27	123.45	114.00
8	AB	573	U	N1-C1'-C2'	7.26	123.44	114.00
8	CB	2543	G	P-O3'-C3'	-7.26	110.99	119.70
33	DA	872	A	C3'-C2'-C1'	-7.26	95.69	101.50
8	AB	659	G	P-O3'-C3'	-7.26	110.99	119.70
8	AB	1819	A	C1'-O4'-C4'	-7.26	104.09	109.90
8	CB	2585	U	P-O3'-C3'	7.25	128.40	119.70
8	CB	2616	C	P-O3'-C3'	-7.25	111.00	119.70
8	CB	1296	G	C4'-C3'-C2'	-7.25	95.35	102.60
8	AB	1021	A	C3'-C2'-C1'	-7.24	95.71	101.50

Continued on next page...

Continued from previous page...

Mol	Chain	Res	Type	Atoms	Z	Observed(°)	Ideal(°)
8	CB	465	G	C8-N9-C4	-7.24	103.50	106.40
8	CB	445	C	C1'-O4'-C4'	-7.24	104.11	109.90
8	CB	1395	A	C1'-O4'-C4'	-7.24	104.11	109.90
8	CB	2697	G	C4'-C3'-C2'	-7.24	95.36	102.60
8	CB	2445	G	O4'-C1'-N9	7.24	113.99	108.20
33	BA	670	G	C4'-C3'-C2'	-7.23	95.37	102.60
8	AB	2442	C	C4'-C3'-C2'	-7.23	95.37	102.60
33	DA	683	G	C8-N9-C4	-7.23	103.51	106.40
33	BA	836	G	C4'-C3'-C2'	-7.22	95.38	102.60
8	CB	1616	A	C4'-C3'-C2'	-7.22	95.38	102.60
8	CB	2800	A	C4'-C3'-C2'	-7.22	95.38	102.60
8	AB	449	A	P-O3'-C3'	7.21	128.36	119.70
8	CB	1933	G	O4'-C1'-N9	-7.21	102.43	108.20
8	AB	2016	U	C4'-C3'-C2'	-7.21	95.39	102.60
8	AB	982	C	N3-C4-C5	-7.21	119.02	121.90
33	DA	13	U	O4'-C1'-N1	-7.21	102.44	108.20
8	AB	91	A	C5'-C4'-O4'	-7.20	100.45	109.10
8	AB	571	U	C1'-O4'-C4'	-7.20	104.14	109.90
8	CB	84	A	C1'-O4'-C4'	-7.20	104.14	109.90
8	CB	259	G	C4'-C3'-C2'	-7.20	95.40	102.60
8	AB	482	A	C1'-O4'-C4'	-7.20	104.14	109.90
33	BA	1528	U	P-O3'-C3'	7.20	128.34	119.70
8	CB	1793	C	C4'-C3'-C2'	-7.20	95.40	102.60
8	CB	2206	C	P-O3'-C3'	-7.20	111.06	119.70
33	DA	60	A	O4'-C1'-N9	-7.20	102.44	108.20
33	DA	1487	G	P-O3'-C3'	-7.19	111.07	119.70
8	AB	203	A	O4'-C1'-N9	7.19	113.95	108.20
8	AB	1327	A	P-O3'-C3'	7.19	128.33	119.70
8	CB	2288	A	C5-C6-N1	-7.18	114.11	117.70
7	AA	56	G	C8-N9-C4	-7.18	103.53	106.40
33	BA	743	A	C3'-C2'-C1'	-7.18	95.76	101.50
8	CB	250	G	O4'-C4'-C3'	-7.18	96.82	104.00
8	CB	694	U	P-O3'-C3'	-7.18	111.09	119.70
8	AB	1367	A	P-O3'-C3'	-7.17	111.09	119.70
8	AB	1829	A	P-O5'-C5'	-7.17	109.43	120.90
7	CA	32	U	P-O3'-C3'	-7.17	111.10	119.70
33	DA	559	A	C1'-O4'-C4'	-7.17	104.17	109.90
8	CB	1984	G	C4'-C3'-C2'	-7.17	95.44	102.60
33	DA	388	G	O4'-C1'-N9	-7.16	102.47	108.20
8	AB	982	C	C1'-O4'-C4'	-7.16	104.17	109.90
8	AB	1657	U	P-O3'-C3'	-7.16	111.11	119.70
8	AB	2480	C	O4'-C1'-N1	7.16	113.92	108.20

Continued on next page...

Continued from previous page...

Mol	Chain	Res	Type	Atoms	Z	Observed(°)	Ideal(°)
8	CB	2685	G	C8-N9-C4	-7.16	103.54	106.40
8	AB	994	C	O4'-C1'-N1	-7.15	102.48	108.20
8	CB	980	A	C3'-C2'-C1'	7.15	107.22	101.50
8	CB	1783	A	P-O3'-C3'	-7.15	111.12	119.70
33	DA	1235	U	C4'-C3'-C2'	-7.15	95.45	102.60
33	DA	346	G	C1'-O4'-C4'	-7.14	104.19	109.90
8	AB	2212	A	C3'-C2'-C1'	-7.14	95.79	101.50
7	CA	101	A	P-O3'-C3'	-7.14	111.13	119.70
33	DA	71	A	C3'-C2'-C1'	-7.14	95.79	101.50
8	AB	1261	C	O4'-C1'-N1	-7.14	102.49	108.20
8	CB	1968	G	C4'-C3'-C2'	-7.13	95.47	102.60
8	CB	479	A	O4'-C1'-C2'	-7.13	98.67	105.80
33	DA	765	G	C5-C6-N1	7.13	115.06	111.50
8	AB	2630	G	O4'-C1'-N9	7.12	113.90	108.20
8	CB	2362	C	P-O3'-C3'	-7.12	111.15	119.70
33	DA	434	U	C1'-O4'-C4'	-7.12	104.20	109.90
8	CB	941	A	C1'-O4'-C4'	-7.12	104.20	109.90
33	DA	837	U	C3'-C2'-C1'	-7.12	95.81	101.50
8	CB	796	C	C4'-C3'-C2'	-7.11	95.49	102.60
33	DA	545	C	P-O3'-C3'	-7.11	111.17	119.70
33	BA	815	A	O4'-C1'-N9	-7.11	102.51	108.20
8	CB	1633	G	O4'-C1'-N9	-7.11	102.51	108.20
33	DA	807	A	P-O3'-C3'	-7.11	111.17	119.70
7	AA	41	G	O4'-C1'-N9	7.10	113.88	108.20
33	DA	108	G	C4'-C3'-C2'	-7.10	95.50	102.60
8	AB	1818	U	O4'-C1'-N1	7.09	113.88	108.20
8	AB	386	G	C4'-C3'-C2'	-7.09	95.51	102.60
8	AB	2608	G	C4'-C3'-C2'	-7.09	95.51	102.60
33	BA	732	C	C4'-C3'-C2'	-7.08	95.52	102.60
8	CB	2095	A	C3'-C2'-C1'	-7.08	95.83	101.50
8	AB	1996	C	O4'-C1'-C2'	-7.08	98.72	105.80
8	CB	132	G	N1-C6-O6	7.08	124.15	119.90
33	DA	773	G	O4'-C1'-N9	-7.08	102.54	108.20
8	CB	1297	C	C4'-C3'-C2'	-7.08	95.52	102.60
8	CB	1684	G	C4'-C3'-C2'	-7.08	95.53	102.60
8	CB	493	G	C4'-C3'-C2'	-7.07	95.53	102.60
33	DA	502	A	P-O3'-C3'	-7.07	111.21	119.70
33	BA	368	U	C1'-O4'-C4'	-7.07	104.24	109.90
33	DA	1049	U	P-O3'-C3'	7.07	128.19	119.70
33	BA	416	G	C3'-C2'-C1'	-7.07	95.84	101.50
33	DA	780	A	C3'-C2'-C1'	-7.07	95.84	101.50
8	AB	277	G	C3'-C2'-C1'	-7.07	95.85	101.50

Continued on next page...

Continued from previous page...

Mol	Chain	Res	Type	Atoms	Z	Observed(°)	Ideal(°)
8	CB	1125	G	P-O3'-C3'	7.06	128.17	119.70
8	CB	2741	A	O4'-C1'-N9	7.06	113.85	108.20
8	CB	63	A	O4'-C1'-N9	7.06	113.85	108.20
8	CB	829	A	C4'-C3'-C2'	-7.05	95.55	102.60
8	CB	2059	A	N9-C1'-C2'	-7.05	104.25	112.00
33	DA	600	A	O4'-C1'-N9	-7.05	102.56	108.20
8	AB	372	G	O4'-C1'-N9	7.04	113.84	108.20
8	AB	1720	U	C4'-C3'-C2'	-7.04	95.56	102.60
33	BA	890	G	C1'-O4'-C4'	-7.04	104.27	109.90
8	AB	1793	C	C4'-C3'-C2'	-7.04	95.56	102.60
33	BA	1049	U	P-O3'-C3'	7.04	128.15	119.70
8	AB	852	U	P-O3'-C3'	-7.04	111.26	119.70
8	AB	101	A	C4'-C3'-C2'	-7.03	95.57	102.60
8	AB	1914	C	C1'-O4'-C4'	-7.03	104.27	109.90
7	AA	112	G	C1'-O4'-C4'	-7.03	104.28	109.90
33	DA	1065	U	C1'-O4'-C4'	-7.03	104.28	109.90
8	CB	2740	A	P-O3'-C3'	7.03	128.13	119.70
8	AB	1818	U	C1'-O4'-C4'	-7.02	104.28	109.90
8	CB	2732	G	C6-C5-N7	-7.02	126.19	130.40
8	AB	245	G	C3'-C2'-C1'	-7.01	95.89	101.50
8	CB	1914	C	C1'-O4'-C4'	-7.01	104.29	109.90
33	DA	51	A	P-O3'-C3'	7.01	128.11	119.70
33	DA	649	A	O4'-C1'-N9	7.01	113.81	108.20
33	DA	734	G	N9-C1'-C2'	-7.01	104.29	112.00
8	CB	1360	G	O4'-C1'-N9	7.00	113.80	108.20
8	CB	482	A	C1'-O4'-C4'	-7.00	104.30	109.90
33	DA	886	G	P-O3'-C3'	7.00	128.09	119.70
8	AB	2320	U	C3'-C2'-C1'	-6.99	95.91	101.50
8	CB	1828	G	O4'-C1'-N9	-6.99	102.61	108.20
8	CB	321	U	O4'-C1'-N1	6.99	113.79	108.20
8	CB	972	A	N1-C6-N6	-6.99	114.41	118.60
8	AB	2686	G	C8-N9-C4	-6.98	103.61	106.40
33	BA	916	U	P-O3'-C3'	-6.98	111.32	119.70
8	CB	962	G	C4'-C3'-C2'	-6.98	95.62	102.60
8	CB	2076	U	P-O3'-C3'	6.98	128.08	119.70
7	AA	66	A	P-O3'-C3'	6.98	128.08	119.70
8	AB	246	C	C4'-C3'-C2'	-6.98	95.62	102.60
8	CB	2296	U	P-O3'-C3'	6.98	128.07	119.70
8	CB	2620	C	C1'-O4'-C4'	-6.98	104.32	109.90
33	DA	368	U	C1'-O4'-C4'	-6.98	104.32	109.90
8	AB	323	C	P-O3'-C3'	6.97	128.07	119.70
8	AB	1010	A	C3'-C2'-C1'	-6.97	95.92	101.50

Continued on next page...

Continued from previous page...

Mol	Chain	Res	Type	Atoms	Z	Observed(°)	Ideal(°)
8	CB	2320	U	C3'-C2'-C1'	-6.97	95.92	101.50
8	AB	683	U	C4'-C3'-C2'	-6.97	95.63	102.60
8	AB	1201	U	C4'-C3'-C2'	-6.97	95.63	102.60
8	CB	1241	A	C4'-C3'-C2'	-6.97	95.63	102.60
33	DA	1025	U	C1'-O4'-C4'	-6.97	104.33	109.90
8	AB	205	G	C3'-C2'-C1'	-6.96	95.93	101.50
33	BA	791	G	C1'-O4'-C4'	-6.96	104.33	109.90
8	CB	2448	A	O4'-C1'-N9	-6.96	102.63	108.20
33	BA	863	U	C1'-O4'-C4'	-6.96	104.33	109.90
8	CB	752	A	C1'-O4'-C4'	-6.96	104.33	109.90
8	CB	96	C	C4'-C3'-C2'	-6.95	95.65	102.60
8	CB	2740	A	C3'-C2'-C1'	6.95	107.06	101.50
8	CB	386	G	C4'-C3'-C2'	-6.95	95.65	102.60
33	DA	1249	C	C3'-C2'-C1'	-6.95	95.94	101.50
8	CB	183	C	P-O3'-C3'	-6.94	111.37	119.70
8	CB	1378	A	N9-C1'-C2'	-6.94	104.36	112.00
8	CB	1699	G	P-O3'-C3'	6.94	128.03	119.70
8	CB	2083	G	O4'-C1'-N9	-6.94	102.65	108.20
8	AB	2296	U	P-O3'-C3'	6.94	128.03	119.70
8	CB	1831	G	N3-C4-C5	-6.94	125.13	128.60
8	CB	2250	G	N3-C4-N9	-6.94	121.84	126.00
8	AB	84	A	C1'-O4'-C4'	-6.94	104.35	109.90
33	BA	803	G	P-O3'-C3'	6.94	128.02	119.70
8	AB	1241	A	C4'-C3'-C2'	-6.93	95.67	102.60
33	BA	815	A	P-O3'-C3'	-6.93	111.38	119.70
33	BA	502	A	C4'-C3'-C2'	-6.93	95.67	102.60
8	CB	563	A	P-O3'-C3'	-6.93	111.38	119.70
33	DA	527	G	N3-C4-C5	6.93	132.07	128.60
8	AB	458	G	O4'-C1'-N9	6.93	113.75	108.20
33	DA	124	C	P-O3'-C3'	-6.93	111.38	119.70
33	DA	914	A	N9-C1'-C2'	-6.93	104.38	112.00
8	AB	2095	A	N9-C1'-C2'	-6.93	104.38	112.00
8	CB	2679	A	O4'-C1'-N9	-6.92	102.66	108.20
33	DA	778	G	C4'-C3'-C2'	-6.92	95.68	102.60
8	AB	1786	A	P-O3'-C3'	6.92	128.00	119.70
8	CB	1418	G	P-O3'-C3'	-6.92	111.40	119.70
33	DA	482	A	P-O3'-C3'	6.91	128.00	119.70
8	AB	2609	U	P-O3'-C3'	6.91	127.99	119.70
8	CB	1601	G	C4'-C3'-C2'	-6.91	95.69	102.60
33	DA	485	U	P-O3'-C3'	6.91	127.99	119.70
8	AB	247	G	C4'-C3'-C2'	-6.91	95.69	102.60
8	CB	1758	U	O4'-C1'-N1	-6.90	102.68	108.20

Continued on next page...

Continued from previous page...

Mol	Chain	Res	Type	Atoms	Z	Observed(°)	Ideal(°)
33	DA	519	C	N3-C2-O2	-6.90	117.07	121.90
8	AB	2288	A	O4'-C1'-N9	6.90	113.72	108.20
8	CB	142	A	O4'-C1'-N9	-6.90	102.68	108.20
8	AB	811	U	C4'-C3'-C2'	-6.89	95.71	102.60
8	CB	260	G	C4'-C3'-C2'	-6.89	95.70	102.60
8	AB	2821	A	C4'-C3'-C2'	-6.89	95.71	102.60
33	DA	971	G	N9-C1'-C2'	6.89	122.95	114.00
8	AB	528	A	C5'-C4'-O4'	-6.88	100.84	109.10
8	AB	1058	U	C4'-C3'-C2'	-6.88	95.72	102.60
33	DA	899	C	N1-C2-O2	6.88	123.03	118.90
8	CB	2694	G	C8-N9-C4	-6.88	103.65	106.40
8	CB	141	G	C3'-C2'-C1'	6.88	107.00	101.50
8	AB	1354	A	P-O3'-C3'	-6.87	111.45	119.70
33	DA	353	A	O4'-C1'-N9	6.87	113.70	108.20
8	CB	2477	U	C1'-O4'-C4'	-6.87	104.40	109.90
8	CB	2106	U	C3'-C2'-C1'	-6.87	96.01	101.50
8	CB	1818	U	O4'-C1'-N1	6.87	113.69	108.20
33	DA	1139	G	C3'-C2'-C1'	-6.87	96.01	101.50
8	AB	1054	A	C4'-C3'-C2'	-6.86	95.74	102.60
8	AB	1980	G	O4'-C1'-N9	6.86	113.69	108.20
8	CB	2259	U	O4'-C1'-N1	6.86	113.69	108.20
33	DA	731	G	O4'-C1'-N9	-6.86	102.71	108.20
8	AB	493	G	C4'-C3'-C2'	-6.86	95.74	102.60
8	CB	2223	G	P-O3'-C3'	-6.86	111.47	119.70
33	DA	971	G	P-O3'-C3'	6.86	127.93	119.70
8	AB	876	C	C4'-C3'-C2'	-6.86	95.75	102.60
8	CB	2370	G	C4'-C3'-C2'	-6.85	95.75	102.60
33	DA	1514	G	N9-C1'-C2'	-6.85	104.47	112.00
8	AB	561	G	N1-C6-O6	6.84	124.00	119.90
8	CB	2024	G	C3'-C2'-C1'	-6.84	96.03	101.50
8	CB	573	U	C1'-O4'-C4'	-6.84	104.43	109.90
33	DA	629	A	C3'-C2'-C1'	-6.84	96.03	101.50
8	AB	2445	G	O4'-C1'-N9	6.83	113.67	108.20
8	CB	2821	A	C4'-C3'-C2'	-6.83	95.77	102.60
33	DA	806	C	C2-N1-C1'	6.83	126.32	118.80
33	BA	634	C	O4'-C1'-N1	6.83	113.67	108.20
8	CB	921	C	C4'-C3'-C2'	-6.83	95.77	102.60
8	CB	1440	U	N1-C1'-C2'	6.82	122.87	114.00
8	CB	1792	G	C4'-C3'-C2'	-6.82	95.78	102.60
8	AB	1913	A	C1'-O4'-C4'	-6.82	104.44	109.90
8	AB	2430	A	O4'-C1'-N9	-6.82	102.75	108.20
8	CB	1797	G	N9-C1'-C2'	-6.82	104.50	112.00

Continued on next page...

Continued from previous page...

Mol	Chain	Res	Type	Atoms	Z	Observed(°)	Ideal(°)
8	CB	795	C	C4'-C3'-C2'	-6.81	95.79	102.60
8	CB	683	U	C4'-C3'-C2'	-6.81	95.79	102.60
8	CB	1187	G	O4'-C1'-N9	-6.81	102.75	108.20
33	BA	1065	U	C3'-C2'-C1'	-6.80	96.06	101.50
8	AB	603	A	C3'-C2'-C1'	-6.80	96.06	101.50
8	CB	571	U	C1'-O4'-C4'	-6.80	104.46	109.90
8	CB	1040	A	P-O3'-C3'	-6.80	111.54	119.70
33	DA	774	G	P-O3'-C3'	6.80	127.86	119.70
8	AB	673	C	C4'-C3'-C2'	-6.80	95.80	102.60
7	CA	95	U	C4'-C3'-C2'	-6.79	95.81	102.60
8	CB	2685	G	N3-C4-C5	-6.79	125.20	128.60
8	AB	2690	U	C1'-O4'-C4'	-6.79	104.47	109.90
8	CB	321	U	P-O3'-C3'	6.79	127.84	119.70
8	CB	670	A	P-O3'-C3'	6.79	127.84	119.70
33	DA	652	U	C3'-C2'-C1'	-6.79	96.07	101.50
33	DA	994	A	C3'-C2'-C1'	-6.78	96.08	101.50
8	CB	2480	C	O4'-C1'-N1	6.78	113.62	108.20
8	CB	2734	A	N1-C6-N6	6.77	122.67	118.60
8	CB	2880	C	N1-C1'-C2'	6.77	122.81	114.00
8	CB	544	C	C5'-C4'-O4'	6.77	117.22	109.10
33	BA	407	U	C4'-C3'-C2'	-6.77	95.83	102.60
8	CB	2016	U	C4'-C3'-C2'	-6.77	95.83	102.60
33	DA	91	U	C3'-C2'-C1'	-6.76	96.09	101.50
8	CB	346	A	O4'-C1'-N9	6.76	113.61	108.20
33	DA	1043	G	C1'-O4'-C4'	-6.76	104.49	109.90
33	DA	411	A	P-O3'-C3'	6.75	127.81	119.70
8	AB	1250	G	P-O3'-C3'	6.75	127.80	119.70
8	CB	50	U	O4'-C1'-N1	6.75	113.60	108.20
8	AB	1009	A	P-O3'-C3'	-6.75	111.60	119.70
33	DA	769	G	P-O3'-C3'	6.75	127.80	119.70
8	AB	2550	G	O4'-C1'-N9	-6.75	102.80	108.20
33	DA	863	U	C1'-O4'-C4'	-6.75	104.50	109.90
8	CB	1829	A	P-O5'-C5'	-6.74	110.11	120.90
8	CB	2608	G	C4'-C3'-C2'	-6.74	95.86	102.60
33	DA	765	G	C5'-C4'-O4'	6.74	117.19	109.10
8	CB	1204	A	O4'-C1'-N9	6.74	113.59	108.20
8	CB	1441	G	C4'-C3'-C2'	-6.74	95.86	102.60
8	CB	2015	A	N9-C1'-C2'	6.74	122.76	114.00
33	DA	495	A	P-O3'-C3'	6.74	127.78	119.70
8	AB	1475	G	C3'-C2'-C1'	-6.74	96.11	101.50
8	CB	1850	G	N1-C6-O6	6.73	123.94	119.90
8	AB	2697	G	C4'-C3'-C2'	-6.73	95.87	102.60

Continued on next page...

Continued from previous page...

Mol	Chain	Res	Type	Atoms	Z	Observed(°)	Ideal(°)
33	BA	960	U	P-O3'-C3'	6.73	127.78	119.70
8	CB	1720	U	C4'-C3'-C2'	-6.73	95.87	102.60
33	DA	1347	G	C3'-C2'-C1'	-6.73	96.11	101.50
8	AB	1959	G	C4'-C3'-C2'	-6.73	95.87	102.60
8	AB	2067	G	C1'-O4'-C4'	-6.73	104.52	109.90
8	AB	1988	G	C3'-C2'-C1'	-6.72	96.12	101.50
8	CB	2105	U	C3'-C2'-C1'	6.72	106.88	101.50
8	AB	323	C	O4'-C1'-N1	6.72	113.58	108.20
8	CB	90	U	C4'-C3'-C2'	-6.72	95.88	102.60
8	AB	2597	G	N9-C1'-C2'	6.72	122.73	114.00
33	DA	971	G	O4'-C1'-C2'	-6.72	99.08	105.80
8	CB	2201	G	C3'-C2'-C1'	-6.71	96.13	101.50
33	DA	457	G	O4'-C1'-N9	6.71	113.57	108.20
8	AB	1888	G	C4'-C3'-C2'	-6.71	95.89	102.60
8	AB	2726	A	C1'-O4'-C4'	-6.71	104.53	109.90
33	DA	1248	A	O4'-C1'-N9	6.70	113.56	108.20
33	DA	1504	G	O4'-C1'-N9	6.70	113.56	108.20
8	CB	1294	U	C3'-C2'-C1'	-6.70	96.14	101.50
8	AB	1684	G	C4'-C3'-C2'	-6.70	95.90	102.60
8	AB	1889	A	C3'-C2'-C1'	-6.70	96.14	101.50
8	CB	553	G	C3'-C2'-C1'	-6.70	96.14	101.50
8	AB	553	G	C4'-C3'-C2'	-6.70	95.90	102.60
8	AB	2133	G	C3'-C2'-C1'	-6.70	96.14	101.50
8	CB	2230	G	O4'-C1'-N9	6.69	113.56	108.20
8	CB	1680	U	O4'-C1'-N1	6.69	113.55	108.20
8	AB	2288	A	C5-C6-N1	-6.69	114.36	117.70
8	CB	2697	G	C8-N9-C4	-6.69	103.72	106.40
8	AB	1938	A	C1'-O4'-C4'	-6.69	104.55	109.90
8	CB	871	U	N1-C1'-C2'	-6.69	104.64	112.00
8	CB	1124	G	O4'-C1'-N9	-6.69	102.85	108.20
33	BA	1392	G	N9-C1'-C2'	-6.69	104.64	112.00
8	AB	794	A	P-O3'-C3'	6.68	127.72	119.70
8	AB	2075	U	P-O3'-C3'	-6.68	111.68	119.70
33	BA	502	A	O4'-C1'-N9	6.68	113.54	108.20
8	AB	2206	C	P-O3'-C3'	-6.68	111.69	119.70
8	AB	2607	G	C4'-C3'-C2'	-6.68	95.92	102.60
8	AB	1093	G	C3'-C2'-C1'	-6.68	96.16	101.50
33	BA	778	G	C4'-C3'-C2'	-6.68	95.92	102.60
8	CB	1750	G	C4'-C3'-C2'	-6.68	95.92	102.60
8	CB	1807	G	P-O3'-C3'	-6.68	111.69	119.70
8	AB	2738	A	P-O3'-C3'	-6.67	111.69	119.70
8	AB	753	A	O4'-C1'-N9	-6.67	102.87	108.20

Continued on next page...

Continued from previous page...

Mol	Chain	Res	Type	Atoms	Z	Observed(°)	Ideal(°)
33	BA	615	G	O4'-C1'-N9	6.67	113.53	108.20
8	CB	444	C	C1'-O4'-C4'	-6.67	104.57	109.90
33	DA	519	C	C4'-C3'-C2'	-6.67	95.93	102.60
33	BA	582	C	C4'-C3'-C2'	-6.67	95.93	102.60
8	CB	1695	G	C4'-C3'-C2'	-6.67	95.93	102.60
33	DA	1178	G	C8-N9-C4	-6.67	103.73	106.40
33	BA	795	C	N1-C1'-C2'	-6.66	104.67	112.00
8	CB	2512	C	O4'-C1'-N1	6.66	113.53	108.20
33	DA	911	U	P-O3'-C3'	-6.66	111.70	119.70
8	AB	974	G	N9-C1'-C2'	6.66	122.66	114.00
8	CB	215	G	C3'-C2'-C1'	-6.66	96.17	101.50
8	AB	2223	G	P-O3'-C3'	-6.66	111.71	119.70
33	BA	653	U	O4'-C1'-N1	6.66	113.53	108.20
8	AB	1046	A	C3'-C2'-C1'	-6.66	96.17	101.50
33	DA	1331	G	P-O3'-C3'	6.66	127.69	119.70
33	BA	816	A	O3'-P-O5'	-6.65	91.36	104.00
8	AB	38	A	O4'-C1'-N9	-6.65	102.88	108.20
8	CB	1283	G	C3'-C2'-C1'	-6.64	96.18	101.50
8	AB	1914	C	O4'-C1'-N1	6.64	113.51	108.20
33	DA	1158	C	C1'-O4'-C4'	-6.64	104.59	109.90
8	AB	505	A	C1'-O4'-C4'	-6.64	104.59	109.90
7	CA	52	A	O4'-C1'-N9	6.63	113.51	108.20
8	AB	968	C	C4'-C3'-C2'	-6.63	95.97	102.60
8	AB	945	A	C1'-O4'-C4'	-6.63	104.60	109.90
8	AB	1251	C	N1-C2-O2	6.63	122.88	118.90
8	AB	1976	U	C2-N1-C1'	6.63	125.65	117.70
8	AB	2648	G	O4'-C1'-N9	-6.63	102.90	108.20
8	CB	449	A	C4'-C3'-C2'	-6.63	95.97	102.60
33	DA	1408	A	C3'-C2'-C1'	-6.63	96.20	101.50
7	AA	109	A	C4'-C3'-C2'	-6.62	95.98	102.60
8	CB	307	G	C4'-C3'-C2'	-6.62	95.98	102.60
8	CB	1982	U	P-O3'-C3'	-6.62	111.75	119.70
8	CB	2629	U	C1'-O4'-C4'	-6.62	104.60	109.90
8	CB	615	U	C3'-C2'-C1'	-6.62	96.20	101.50
33	DA	1432	G	C8-N9-C4	-6.62	103.75	106.40
8	CB	1161	C	C4'-C3'-C2'	-6.62	95.98	102.60
8	CB	465	G	C3'-C2'-C1'	6.62	106.79	101.50
8	CB	2718	G	O4'-C1'-N9	6.62	113.49	108.20
8	CB	408	G	C3'-C2'-C1'	-6.61	96.21	101.50
8	AB	2224	G	O4'-C1'-N9	-6.61	102.91	108.20
33	DA	1501	C	C6-N1-C2	6.61	122.94	120.30
33	BA	759	A	O4'-C1'-N9	-6.61	102.92	108.20

Continued on next page...

Continued from previous page...

Mol	Chain	Res	Type	Atoms	Z	Observed(°)	Ideal(°)
8	AB	783	A	N9-C1'-C2'	-6.61	104.73	112.00
33	DA	1345	U	C1'-O4'-C4'	-6.61	104.61	109.90
8	AB	1633	G	O4'-C1'-N9	-6.60	102.92	108.20
33	DA	1464	U	O4'-C1'-N1	6.60	113.48	108.20
8	CB	276	U	O4'-C1'-N1	6.60	113.48	108.20
8	AB	2729	G	O4'-C1'-N9	6.60	113.48	108.20
33	BA	798	U	C4'-C3'-C2'	-6.60	96.00	102.60
8	AB	250	G	O4'-C4'-C3'	-6.60	97.40	104.00
8	AB	745	G	C4'-C3'-C2'	-6.60	96.00	102.60
8	CB	982	C	N3-C4-C5	-6.59	119.26	121.90
8	CB	2631	G	C3'-C2'-C1'	-6.59	96.22	101.50
8	AB	479	A	O4'-C1'-C2'	-6.59	99.21	105.80
8	AB	2750	A	C1'-O4'-C4'	-6.59	104.63	109.90
8	CB	571	U	P-O3'-C3'	6.59	127.61	119.70
33	DA	1248	A	C1'-O4'-C4'	-6.59	104.63	109.90
8	AB	1695	G	C4'-C3'-C2'	-6.59	96.01	102.60
8	CB	559	G	N1-C6-O6	6.59	123.85	119.90
8	CB	2456	C	P-O3'-C3'	-6.59	111.79	119.70
33	DA	1293	C	C3'-C2'-C1'	-6.59	96.23	101.50
8	AB	260	G	C4'-C3'-C2'	-6.59	96.01	102.60
8	AB	1369	G	N1-C6-O6	6.59	123.85	119.90
8	AB	2543	G	P-O3'-C3'	-6.59	111.80	119.70
8	CB	2156	G	O4'-C1'-N9	6.59	113.47	108.20
33	DA	306	A	C1'-O4'-C4'	-6.59	104.63	109.90
33	BA	1001	C	C3'-C2'-C1'	-6.58	96.23	101.50
8	AB	1945	G	P-O3'-C3'	6.58	127.60	119.70
8	AB	2800	A	C4'-C3'-C2'	-6.58	96.02	102.60
8	CB	307	G	P-O3'-C3'	6.58	127.60	119.70
8	CB	675	A	C3'-C2'-C1'	6.58	106.76	101.50
33	DA	223	A	O4'-C1'-N9	6.58	113.46	108.20
8	AB	748	G	O4'-C1'-N9	6.58	113.46	108.20
8	CB	1657	U	P-O3'-C3'	-6.58	111.81	119.70
8	AB	571	U	N1-C1'-C2'	6.57	122.54	114.00
8	AB	1378	A	N9-C1'-C2'	-6.57	104.77	112.00
33	DA	640	A	O4'-C1'-N9	6.57	113.46	108.20
8	AB	1283	G	C3'-C2'-C1'	-6.57	96.24	101.50
8	CB	64	A	O4'-C1'-N9	6.57	113.46	108.20
33	BA	501	C	O4'-C1'-N1	6.57	113.45	108.20
8	AB	1997	C	O4'-C1'-N1	6.57	113.45	108.20
8	AB	2762	C	O4'-C1'-N1	-6.57	102.95	108.20
8	CB	940	G	C4'-C3'-C2'	-6.57	96.03	102.60
33	DA	861	G	C4'-C3'-C2'	-6.57	96.03	102.60

Continued on next page...

Continued from previous page...

Mol	Chain	Res	Type	Atoms	Z	Observed(°)	Ideal(°)
8	AB	579	G	O4'-C1'-N9	-6.56	102.95	108.20
8	AB	796	C	C4'-C3'-C2'	-6.56	96.04	102.60
8	AB	1819	A	P-O3'-C3'	6.56	127.57	119.70
8	CB	458	G	N3-C4-N9	-6.56	122.06	126.00
8	CB	863	A	O4'-C1'-N9	-6.56	102.95	108.20
33	BA	733	G	C3'-C2'-C1'	-6.56	96.25	101.50
8	CB	1035	U	C3'-C2'-C1'	-6.56	96.25	101.50
33	DA	519	C	N1-C2-O2	6.56	122.83	118.90
8	CB	2297	A	O4'-C1'-N9	6.55	113.44	108.20
8	AB	265	A	C4'-C3'-C2'	-6.55	96.05	102.60
8	AB	1204	A	C1'-O4'-C4'	-6.55	104.66	109.90
8	AB	1807	G	P-O3'-C3'	-6.55	111.84	119.70
8	AB	2757	A	O4'-C1'-N9	-6.55	102.96	108.20
33	BA	773	G	C1'-O4'-C4'	-6.55	104.66	109.90
8	CB	278	A	C3'-C2'-C1'	-6.55	96.26	101.50
8	CB	748	G	C3'-C2'-C1'	6.54	106.73	101.50
8	AB	592	A	P-O3'-C3'	-6.54	111.85	119.70
33	DA	52	C	C6-N1-C2	-6.54	117.68	120.30
33	DA	886	G	N3-C4-C5	-6.54	125.33	128.60
8	AB	1598	A	N1-C2-N3	6.54	132.57	129.30
8	CB	1162	G	N1-C6-O6	6.54	123.82	119.90
33	DA	702	A	C3'-C2'-C1'	-6.54	96.27	101.50
33	DA	1414	U	P-O3'-C3'	-6.54	111.86	119.70
33	DA	1529	G	C5'-C4'-O4'	6.53	116.94	109.10
8	AB	1199	U	P-O3'-C3'	6.53	127.54	119.70
33	DA	792	A	C3'-C2'-C1'	-6.53	96.28	101.50
33	DA	1421	G	N3-C4-C5	-6.53	125.33	128.60
8	AB	974	G	C4-C5-N7	6.53	113.41	110.80
33	BA	1490	U	C3'-C2'-C1'	-6.53	96.28	101.50
33	DA	682	G	P-O3'-C3'	-6.52	111.87	119.70
8	CB	141	G	P-O3'-C3'	6.52	127.53	119.70
8	CB	797	G	O4'-C1'-N9	6.52	113.42	108.20
8	AB	2012	G	P-O3'-C3'	-6.52	111.88	119.70
33	BA	306	A	C1'-O4'-C4'	-6.52	104.68	109.90
8	AB	2351	G	C4'-C3'-C2'	-6.52	96.08	102.60
33	BA	40	C	P-O3'-C3'	-6.52	111.88	119.70
33	DA	266	G	P-O3'-C3'	6.52	127.52	119.70
33	DA	900	A	O4'-C1'-N9	-6.52	102.98	108.20
8	AB	222	A	O4'-C1'-N9	6.52	113.41	108.20
8	AB	658	U	P-O3'-C3'	-6.51	111.88	119.70
8	CB	465	G	N3-C4-C5	-6.51	125.34	128.60
8	CB	2687	U	C6-N1-C2	-6.51	117.09	121.00

Continued on next page...

Continued from previous page...

Mol	Chain	Res	Type	Atoms	Z	Observed(°)	Ideal(°)
8	AB	2685	G	C8-N9-C4	-6.51	103.80	106.40
33	BA	1117	A	C1'-O4'-C4'	-6.51	104.69	109.90
8	CB	2032	G	O4'-C1'-N9	-6.51	102.99	108.20
8	CB	2692	G	C3'-C2'-C1'	6.51	106.71	101.50
8	CB	2849	U	O4'-C1'-N1	-6.51	102.99	108.20
33	DA	1250	A	C5'-C4'-O4'	6.51	116.91	109.10
8	CB	370	G	C4'-C3'-C2'	-6.51	96.09	102.60
8	CB	468	G	C4'-C3'-C2'	-6.51	96.09	102.60
8	CB	2630	G	O4'-C1'-N9	6.51	113.41	108.20
8	CB	2776	A	C4'-C3'-C2'	-6.51	96.09	102.60
8	AB	1830	C	O4'-C1'-N1	-6.50	103.00	108.20
8	AB	2073	C	C4'-C3'-C2'	-6.50	96.10	102.60
8	CB	614	A	N9-C1'-C2'	6.50	122.45	114.00
33	DA	859	G	C1'-O4'-C4'	-6.50	104.70	109.90
8	CB	1819	A	O5'-C5'-C4'	-6.50	99.35	111.70
8	CB	2880	C	C4'-C3'-C2'	-6.50	96.10	102.60
8	AB	546	U	O4'-C1'-N1	6.50	113.40	108.20
33	BA	1107	C	C4'-C3'-C2'	-6.49	96.11	102.60
8	CB	1010	A	C3'-C2'-C1'	-6.49	96.31	101.50
8	CB	2876	G	C1'-O4'-C4'	-6.49	104.71	109.90
8	AB	2604	U	C4'-C3'-C2'	-6.49	96.11	102.60
8	CB	1659	G	O4'-C1'-N9	6.49	113.39	108.20
8	AB	458	G	N3-C4-N9	-6.49	122.11	126.00
8	CB	1199	U	N1-C2-O2	-6.49	118.26	122.80
8	CB	1266	G	O4'-C1'-C2'	-6.49	99.31	105.80
8	AB	2207	C	P-O3'-C3'	-6.49	111.92	119.70
33	DA	895	G	C4-N9-C1'	6.49	134.93	126.50
8	AB	1955	U	O4'-C1'-N1	6.48	113.39	108.20
8	AB	1975	G	P-O3'-C3'	-6.48	111.92	119.70
33	BA	1085	U	C4'-C3'-C2'	-6.48	96.12	102.60
8	CB	1204	A	C1'-O4'-C4'	-6.48	104.72	109.90
8	AB	670	A	P-O3'-C3'	6.48	127.47	119.70
8	CB	2653	U	O4'-C1'-N1	6.48	113.38	108.20
8	AB	207	A	O4'-C1'-N9	6.48	113.38	108.20
33	DA	895	G	O4'-C1'-N9	-6.47	103.02	108.20
33	BA	1035	A	C4'-C3'-C2'	-6.47	96.13	102.60
8	AB	941	A	C1'-O4'-C4'	-6.47	104.72	109.90
8	AB	2363	G	P-O3'-C3'	-6.47	111.94	119.70
33	DA	1075	U	C3'-C2'-C1'	6.47	106.67	101.50
33	DA	52	C	O4'-C1'-N1	6.47	113.37	108.20
33	DA	396	C	P-O3'-C3'	-6.47	111.94	119.70
8	AB	871	U	C4'-C3'-C2'	-6.46	96.14	102.60

Continued on next page...

Continued from previous page...

Mol	Chain	Res	Type	Atoms	Z	Observed(°)	Ideal(°)
8	CB	2011	U	P-O3'-C3'	-6.46	111.94	119.70
8	AB	408	G	P-O3'-C3'	6.46	127.45	119.70
8	AB	444	C	C1'-O4'-C4'	-6.46	104.73	109.90
8	CB	2832	U	O4'-C1'-N1	6.46	113.37	108.20
33	DA	902	G	C1'-O4'-C4'	-6.46	104.73	109.90
8	AB	2408	U	O4'-C1'-N1	-6.46	103.03	108.20
33	DA	622	A	N9-C1'-C2'	-6.46	104.90	112.00
8	CB	1306	C	C4'-C3'-C2'	-6.45	96.15	102.60
8	AB	2370	G	C4'-C3'-C2'	-6.45	96.15	102.60
8	CB	1763	G	C8-N9-C4	-6.45	103.82	106.40
8	CB	195	A	C3'-C2'-C1'	6.45	106.66	101.50
8	AB	2460	U	O4'-C1'-N1	-6.45	103.04	108.20
8	CB	2092	U	C1'-O4'-C4'	-6.45	104.74	109.90
8	CB	1975	G	P-O3'-C3'	-6.45	111.96	119.70
33	DA	609	A	C4'-C3'-C2'	-6.45	96.15	102.60
8	AB	1271	G	C4'-C3'-C2'	-6.44	96.16	102.60
33	DA	902	G	N3-C4-N9	-6.44	122.14	126.00
33	DA	1397	C	O4'-C1'-N1	-6.44	103.05	108.20
33	BA	1059	C	C3'-C2'-C1'	-6.44	96.35	101.50
8	CB	1261	C	O4'-C1'-N1	-6.44	103.05	108.20
8	AB	2011	U	N1-C1'-C2'	-6.44	104.92	112.00
33	DA	1528	U	C1'-O4'-C4'	-6.44	104.75	109.90
8	CB	544	C	O4'-C1'-N1	6.44	113.35	108.20
8	CB	1191	G	N9-C1'-C2'	-6.44	104.92	112.00
33	DA	765	G	C8-N9-C4	-6.44	103.83	106.40
33	DA	1435	G	C8-N9-C4	-6.44	103.83	106.40
8	CB	2044	C	C3'-C2'-C1'	-6.44	96.35	101.50
8	AB	2310	C	C3'-C2'-C1'	-6.43	96.35	101.50
8	AB	1768	C	C4'-C3'-C2'	-6.43	96.17	102.60
8	AB	2469	A	C4'-C3'-C2'	-6.43	96.17	102.60
33	BA	513	C	C1'-O4'-C4'	-6.43	104.75	109.90
8	CB	1156	A	C3'-C2'-C1'	-6.43	96.35	101.50
33	DA	710	G	N9-C1'-C2'	-6.43	104.92	112.00
8	CB	1327	A	C3'-C2'-C1'	6.43	106.64	101.50
33	BA	108	G	C4'-C3'-C2'	-6.43	96.17	102.60
8	AB	1973	G	P-O3'-C3'	6.42	127.41	119.70
8	CB	2893	A	C1'-O4'-C4'	-6.42	104.76	109.90
33	DA	527	G	N3-C4-N9	-6.42	122.15	126.00
8	CB	687	C	N1-C2-O2	-6.42	115.05	118.90
8	CB	2233	U	C4'-C3'-C2'	-6.42	96.18	102.60
8	CB	1988	G	C4'-C3'-C2'	-6.42	96.18	102.60
33	DA	1421	G	C4'-C3'-C2'	-6.42	96.18	102.60

Continued on next page...

Continued from previous page...

Mol	Chain	Res	Type	Atoms	Z	Observed(°)	Ideal(°)
8	CB	658	U	P-O3'-C3'	-6.42	112.00	119.70
8	CB	2045	C	C6-N1-C2	6.42	122.87	120.30
33	DA	128	G	C3'-C2'-C1'	6.42	106.63	101.50
33	DA	1425	U	C5-C4-O4	-6.42	122.05	125.90
33	BA	165	G	P-O3'-C3'	6.42	127.40	119.70
33	DA	1426	G	N9-C1'-C2'	-6.41	104.95	112.00
8	AB	711	G	C4'-C3'-C2'	-6.41	96.19	102.60
33	BA	1266	G	C3'-C2'-C1'	-6.41	96.37	101.50
8	CB	42	A	C3'-C2'-C1'	-6.41	96.37	101.50
33	DA	1517	G	P-O3'-C3'	-6.41	112.01	119.70
8	AB	258	G	C3'-C2'-C1'	-6.41	96.37	101.50
8	AB	1828	G	O4'-C1'-N9	-6.41	103.08	108.20
33	DA	165	G	P-O3'-C3'	6.41	127.39	119.70
8	AB	1352	U	C4'-C3'-C2'	-6.40	96.20	102.60
8	CB	782	A	O4'-C1'-N9	6.40	113.32	108.20
8	CB	1092	C	C4'-C3'-C2'	-6.40	96.20	102.60
8	AB	286	U	O4'-C1'-N1	6.40	113.32	108.20
33	BA	1269	A	C1'-O4'-C4'	-6.40	104.78	109.90
8	CB	509	C	C1'-O4'-C4'	-6.40	104.78	109.90
33	DA	528	C	C1'-O4'-C4'	-6.40	104.78	109.90
8	CB	587	C	C2-N1-C1'	6.40	125.84	118.80
8	CB	1914	C	O4'-C1'-N1	6.39	113.31	108.20
8	AB	250	G	O4'-C1'-N9	6.39	113.31	108.20
8	CB	1913	A	C1'-O4'-C4'	-6.39	104.78	109.90
8	CB	994	C	O4'-C1'-N1	-6.39	103.09	108.20
8	CB	2550	G	O4'-C1'-N9	-6.39	103.09	108.20
8	CB	2553	G	C4'-C3'-C2'	-6.39	96.21	102.60
7	CA	40	U	O4'-C1'-N1	6.39	113.31	108.20
8	CB	575	A	C3'-C2'-C1'	6.39	106.61	101.50
33	DA	902	G	N1-C6-O6	-6.38	116.07	119.90
8	AB	1758	U	O4'-C1'-N1	-6.38	103.09	108.20
7	CA	55	U	C4'-C3'-C2'	-6.38	96.22	102.60
33	BA	765	G	C4-N9-C1'	6.38	134.79	126.50
33	DA	690	G	N9-C1'-C2'	-6.38	104.98	112.00
8	AB	1378	A	O4'-C1'-N9	6.38	113.30	108.20
8	AB	2732	G	C6-C5-N7	-6.38	126.57	130.40
33	BA	807	A	O4'-C4'-C3'	-6.38	97.62	104.00
8	CB	1658	C	C3'-C2'-C1'	-6.38	96.40	101.50
8	CB	1699	G	O4'-C1'-C2'	-6.37	99.43	105.80
8	CB	105	C	C4'-C3'-C2'	-6.37	96.23	102.60
33	DA	669	G	C6-C5-N7	-6.37	126.58	130.40
8	CB	2581	G	C8-N9-C4	-6.37	103.85	106.40

Continued on next page...

Continued from previous page...

Mol	Chain	Res	Type	Atoms	Z	Observed(°)	Ideal(°)
8	AB	458	G	N3-C4-C5	6.37	131.78	128.60
8	CB	571	U	N1-C1'-C2'	6.37	122.28	114.00
8	CB	1322	A	C4'-C3'-C2'	-6.37	96.23	102.60
8	CB	1815	A	C4'-C3'-C2'	-6.37	96.23	102.60
8	CB	101	A	P-O3'-C3'	6.37	127.34	119.70
8	CB	2022	U	P-O3'-C3'	-6.37	112.06	119.70
33	BA	1346	A	C1'-O4'-C4'	-6.36	104.81	109.90
33	DA	135	C	C3'-C2'-C1'	-6.36	96.41	101.50
8	AB	509	C	C1'-O4'-C4'	-6.36	104.81	109.90
33	BA	451	A	P-O3'-C3'	6.36	127.33	119.70
8	AB	546	U	C1'-O4'-C4'	-6.36	104.81	109.90
8	CB	410	G	C8-N9-C4	-6.36	103.86	106.40
8	AB	2776	A	C3'-C2'-C1'	-6.36	96.41	101.50
8	CB	1824	G	O4'-C1'-N9	6.36	113.29	108.20
33	DA	1483	A	O4'-C1'-N9	-6.36	103.12	108.20
8	CB	974	G	N9-C1'-C2'	6.35	122.26	114.00
8	CB	1606	C	P-O3'-C3'	6.35	127.33	119.70
8	AB	571	U	P-O3'-C3'	6.35	127.32	119.70
33	BA	972	C	C4'-C3'-C2'	-6.35	96.25	102.60
8	AB	1348	C	C6-N1-C2	6.35	122.84	120.30
8	AB	2221	G	P-O3'-C3'	-6.34	112.09	119.70
8	CB	204	A	C1'-O4'-C4'	-6.34	104.83	109.90
8	AB	50	U	O4'-C1'-N1	6.34	113.28	108.20
8	CB	2213	U	C2-N1-C1'	6.34	125.31	117.70
33	BA	644	U	C4'-C3'-C2'	-6.34	96.26	102.60
8	AB	123	G	C3'-C2'-C1'	-6.34	96.43	101.50
8	AB	1566	A	N9-C1'-C2'	6.34	122.24	114.00
8	CB	445	C	C6-N1-C2	6.34	122.84	120.30
33	BA	1124	G	C1'-O4'-C4'	-6.34	104.83	109.90
33	DA	1239	A	C1'-O4'-C4'	-6.34	104.83	109.90
33	DA	1416	G	C8-N9-C4	-6.34	103.86	106.40
33	DA	1250	A	O4'-C1'-N9	6.33	113.27	108.20
33	BA	346	G	O4'-C1'-N9	6.33	113.27	108.20
33	BA	1466	C	P-O3'-C3'	-6.33	112.10	119.70
8	CB	1818	U	C1'-O4'-C4'	-6.33	104.83	109.90
33	DA	614	C	P-O3'-C3'	-6.33	112.10	119.70
33	DA	859	G	P-O3'-C3'	-6.33	112.10	119.70
8	AB	701	G	C4'-C3'-C2'	-6.33	96.27	102.60
8	AB	1091	G	C4'-C3'-C2'	-6.33	96.27	102.60
33	DA	1335	U	C4'-C3'-C2'	-6.33	96.27	102.60
8	AB	291	G	C3'-C2'-C1'	-6.33	96.44	101.50
33	BA	675	A	C4'-C3'-C2'	-6.33	96.28	102.60

Continued on next page...

Continued from previous page...

Mol	Chain	Res	Type	Atoms	Z	Observed(°)	Ideal(°)
33	BA	266	G	P-O3'-C3'	6.32	127.29	119.70
33	BA	797	C	C4'-C3'-C2'	-6.32	96.28	102.60
8	CB	2642	G	C8-N9-C4	-6.32	103.87	106.40
8	AB	528	A	P-O5'-C5'	-6.32	110.78	120.90
7	CA	116	G	C4'-C3'-C2'	-6.32	96.28	102.60
8	CB	1989	G	C8-N9-C4	-6.32	103.87	106.40
33	DA	1021	A	C4'-C3'-C2'	-6.32	96.28	102.60
33	DA	861	G	C3'-C2'-C1'	-6.32	96.45	101.50
8	AB	1601	G	C4'-C3'-C2'	-6.32	96.28	102.60
8	AB	2250	G	N3-C4-N9	-6.32	122.21	126.00
8	CB	2251	G	C4'-C3'-C2'	-6.32	96.28	102.60
8	AB	8	C	P-O3'-C3'	-6.31	112.13	119.70
33	BA	429	U	C3'-C2'-C1'	-6.31	96.45	101.50
8	CB	551	G	C3'-C2'-C1'	-6.31	96.45	101.50
8	CB	2576	G	N3-C4-N9	6.31	129.79	126.00
8	AB	2372	U	C3'-C2'-C1'	-6.30	96.46	101.50
8	AB	2576	G	O4'-C1'-N9	6.30	113.24	108.20
33	BA	986	U	C4'-C3'-C2'	-6.30	96.30	102.60
8	AB	1820	U	N3-C2-O2	-6.30	117.79	122.20
33	BA	239	U	P-O3'-C3'	6.30	127.26	119.70
8	CB	2017	U	O4'-C4'-C3'	-6.30	97.70	104.00
33	DA	702	A	C4'-C3'-C2'	-6.30	96.30	102.60
8	AB	614	A	N9-C1'-C2'	6.30	122.19	114.00
8	AB	2592	G	O4'-C1'-N9	6.30	113.24	108.20
8	AB	2751	G	P-O3'-C3'	6.30	127.26	119.70
8	CB	465	G	C4-C5-C6	6.30	122.58	118.80
8	CB	599	A	C4'-C3'-C2'	-6.30	96.30	102.60
8	CB	1273	U	O4'-C1'-N1	-6.30	103.16	108.20
8	CB	1610	A	C8-N9-C4	-6.30	103.28	105.80
33	DA	801	U	C3'-C2'-C1'	6.29	106.54	101.50
8	CB	1633	G	N3-C4-C5	-6.29	125.45	128.60
33	DA	713	G	N1-C6-O6	6.29	123.67	119.90
8	AB	2011	U	P-O3'-C3'	-6.29	112.15	119.70
33	BA	809	G	P-O3'-C3'	-6.29	112.16	119.70
33	BA	1064	G	C1'-O4'-C4'	-6.29	104.87	109.90
8	CB	718	A	O4'-C1'-N9	6.29	113.23	108.20
8	CB	2288	A	N3-C4-C5	-6.29	122.40	126.80
8	CB	465	G	N9-C1'-C2'	6.29	122.17	114.00
33	DA	1428	A	O4'-C1'-N9	-6.29	103.17	108.20
33	DA	1475	G	C4'-C3'-C2'	-6.29	96.31	102.60
8	AB	2448	A	O4'-C1'-N9	-6.28	103.17	108.20
8	AB	2581	G	C3'-C2'-C1'	6.28	106.53	101.50

Continued on next page...

Continued from previous page...

Mol	Chain	Res	Type	Atoms	Z	Observed(°)	Ideal(°)
8	CB	592	A	P-O3'-C3'	-6.28	112.16	119.70
33	BA	251	G	C3'-C2'-C1'	6.28	106.53	101.50
33	BA	563	A	O4'-C1'-N9	6.28	113.22	108.20
33	BA	616	G	C3'-C2'-C1'	-6.28	96.48	101.50
8	CB	1301	A	O4'-C1'-C2'	-6.28	99.52	105.80
33	DA	784	A	O4'-C1'-N9	6.28	113.22	108.20
8	AB	465	G	N9-C1'-C2'	6.28	122.16	114.00
33	BA	430	A	P-O3'-C3'	6.28	127.23	119.70
33	DA	765	G	C8-N9-C1'	-6.28	118.84	127.00
8	CB	1913	A	P-O3'-C3'	6.28	127.23	119.70
33	DA	1422	G	P-O3'-C3'	6.28	127.23	119.70
8	AB	1841	U	P-O3'-C3'	-6.27	112.17	119.70
33	DA	1226	C	C4'-C3'-C2'	-6.27	96.33	102.60
8	AB	779	U	C4'-C3'-C2'	-6.27	96.33	102.60
8	AB	2247	A	O4'-C1'-N9	-6.27	103.18	108.20
8	AB	2391	G	P-O3'-C3'	6.27	127.22	119.70
8	AB	1440	U	N1-C1'-C2'	6.27	122.14	114.00
8	AB	1968	G	C4'-C3'-C2'	-6.27	96.33	102.60
8	CB	1768	C	C3'-C2'-C1'	-6.27	96.49	101.50
8	AB	2282	G	P-O3'-C3'	6.26	127.22	119.70
33	BA	1071	C	C4'-C3'-C2'	-6.26	96.33	102.60
8	CB	322	A	C4'-C3'-C2'	-6.26	96.33	102.60
8	CB	1451	C	C3'-C2'-C1'	6.26	106.51	101.50
8	AB	980	A	C3'-C2'-C1'	6.26	106.51	101.50
8	CB	119	A	N1-C6-N6	6.26	122.36	118.60
33	DA	685	G	C6-C5-N7	-6.26	126.64	130.40
33	DA	776	G	N9-C4-C5	6.26	107.90	105.40
8	CB	37	C	C4'-C3'-C2'	-6.25	96.34	102.60
8	AB	940	G	C4'-C3'-C2'	-6.25	96.35	102.60
8	CB	2465	C	C4'-C3'-C2'	-6.25	96.35	102.60
33	DA	1421	G	P-O3'-C3'	6.25	127.20	119.70
8	CB	1031	G	C3'-C2'-C1'	-6.25	96.50	101.50
8	CB	1251	C	O4'-C1'-N1	-6.25	103.20	108.20
8	AB	2576	G	N3-C4-C5	-6.25	125.48	128.60
8	AB	101	A	O4'-C1'-N9	6.25	113.20	108.20
8	AB	872	U	C4'-C3'-C2'	-6.25	96.35	102.60
8	CB	701	G	C4'-C3'-C2'	-6.25	96.35	102.60
8	CB	1789	A	P-O3'-C3'	-6.25	112.20	119.70
8	AB	1234	U	P-O3'-C3'	6.25	127.19	119.70
8	CB	2310	C	C3'-C2'-C1'	-6.24	96.50	101.50
8	CB	2598	A	O4'-C1'-N9	-6.24	103.21	108.20
8	AB	2512	C	P-O3'-C3'	-6.24	112.21	119.70

Continued on next page...

Continued from previous page...

Mol	Chain	Res	Type	Atoms	Z	Observed(°)	Ideal(°)
8	CB	408	G	P-O3'-C3'	6.24	127.19	119.70
8	AB	2453	A	P-O3'-C3'	6.24	127.19	119.70
33	DA	741	G	O4'-C1'-N9	-6.24	103.21	108.20
33	DA	913	A	P-O3'-C3'	6.24	127.19	119.70
8	CB	184	C	C6-N1-C2	6.24	122.80	120.30
8	CB	2717	C	C4'-C3'-C2'	-6.24	96.36	102.60
33	DA	975	A	P-O3'-C3'	6.24	127.18	119.70
33	DA	1393	U	C1'-O4'-C4'	-6.24	104.91	109.90
8	AB	343	C	C3'-C2'-C1'	-6.24	96.51	101.50
8	CB	1475	G	C3'-C2'-C1'	-6.24	96.51	101.50
8	AB	2044	C	P-O3'-C3'	-6.23	112.22	119.70
7	CA	19	C	C3'-C2'-C1'	-6.23	96.51	101.50
33	BA	803	G	N9-C1'-C2'	-6.23	105.14	112.00
8	CB	575	A	P-O3'-C3'	6.23	127.18	119.70
8	CB	2585	U	C4'-C3'-C2'	-6.23	96.37	102.60
8	AB	552	U	C3'-C2'-C1'	-6.23	96.52	101.50
8	AB	1441	G	C4'-C3'-C2'	-6.23	96.37	102.60
7	CA	66	A	P-O3'-C3'	6.23	127.18	119.70
8	AB	600	G	N9-C1'-C2'	-6.23	105.15	112.00
8	CB	1888	G	O4'-C1'-N9	6.23	113.18	108.20
33	DA	1285	A	C1'-O4'-C4'	-6.23	104.92	109.90
8	AB	479	A	P-O3'-C3'	6.23	127.17	119.70
8	CB	711	G	C4'-C3'-C2'	-6.23	96.37	102.60
33	DA	779	C	N1-C2-O2	-6.22	115.17	118.90
33	BA	603	U	C5-C6-N1	6.22	125.81	122.70
33	BA	1529	G	O4'-C1'-N9	6.22	113.18	108.20
8	AB	346	A	O4'-C1'-N9	6.22	113.18	108.20
8	AB	2092	U	P-O3'-C3'	6.22	127.17	119.70
8	AB	675	A	C3'-C2'-C1'	6.22	106.48	101.50
8	AB	1251	C	O4'-C1'-N1	-6.22	103.22	108.20
8	AB	1369	G	C6-C5-N7	-6.22	126.67	130.40
8	AB	2201	G	C3'-C2'-C1'	-6.22	96.52	101.50
8	CB	38	A	P-O3'-C3'	-6.22	112.24	119.70
8	AB	90	U	C4'-C3'-C2'	-6.22	96.38	102.60
8	AB	2451	A	C4'-C3'-C2'	-6.22	96.38	102.60
8	CB	2880	C	C2-N1-C1'	6.22	125.64	118.80
33	DA	435	A	C3'-C2'-C1'	-6.22	96.53	101.50
8	CB	920	A	C4'-C3'-C2'	-6.21	96.39	102.60
33	DA	386	C	P-O3'-C3'	-6.21	112.24	119.70
33	DA	927	G	N9-C1'-C2'	-6.21	105.17	112.00
33	DA	1234	C	O4'-C1'-N1	6.21	113.17	108.20
8	AB	2747	G	C4'-C3'-C2'	-6.21	96.39	102.60

Continued on next page...

Continued from previous page...

Mol	Chain	Res	Type	Atoms	Z	Observed(°)	Ideal(°)
8	CB	184	C	C1'-O4'-C4'	-6.21	104.93	109.90
8	AB	1381	G	O4'-C1'-N9	-6.20	103.24	108.20
8	AB	2321	U	O4'-C1'-N1	6.20	113.16	108.20
33	BA	806	C	C3'-C2'-C1'	6.20	106.46	101.50
8	CB	1889	A	C4'-C3'-C2'	-6.20	96.40	102.60
33	DA	944	G	O4'-C1'-N9	6.20	113.16	108.20
33	BA	1513	A	N9-C1'-C2'	-6.20	105.18	112.00
33	DA	403	C	N1-C1'-C2'	-6.20	105.18	112.00
8	AB	2099	U	C4'-C3'-C2'	-6.20	96.41	102.60
8	CB	462	C	C3'-C2'-C1'	-6.19	96.55	101.50
8	AB	323	C	C1'-O4'-C4'	-6.19	104.95	109.90
33	DA	241	G	N1-C6-O6	6.19	123.61	119.90
33	DA	613	C	C6-N1-C2	-6.19	117.82	120.30
33	DA	247	G	C3'-C2'-C1'	-6.19	96.55	101.50
8	CB	449	A	P-O3'-C3'	6.19	127.13	119.70
8	AB	2051	A	O4'-C1'-N9	-6.18	103.25	108.20
8	AB	742	A	O4'-C1'-N9	-6.18	103.25	108.20
33	BA	1503	A	C1'-O4'-C4'	-6.18	104.96	109.90
8	CB	2604	U	C4'-C3'-C2'	-6.18	96.42	102.60
8	CB	2430	A	O4'-C1'-N9	-6.18	103.26	108.20
33	DA	233	C	C4'-C3'-C2'	-6.18	96.42	102.60
8	AB	1825	U	P-O3'-C3'	-6.17	112.29	119.70
8	AB	2585	U	P-O3'-C3'	6.17	127.11	119.70
8	CB	1831	G	C8-N9-C4	-6.17	103.93	106.40
33	DA	773	G	C1'-O4'-C4'	-6.17	104.96	109.90
8	CB	2732	G	O4'-C1'-N9	6.17	113.14	108.20
33	DA	494	G	C3'-C2'-C1'	6.17	106.44	101.50
33	DA	757	U	O4'-C1'-N1	6.17	113.14	108.20
33	DA	1171	A	C3'-C2'-C1'	6.17	106.44	101.50
8	AB	2558	C	C6-N1-C2	6.17	122.77	120.30
8	CB	958	U	P-O3'-C3'	-6.17	112.30	119.70
33	BA	1226	C	P-O3'-C3'	6.17	127.10	119.70
8	CB	2097	A	P-O3'-C3'	-6.17	112.30	119.70
8	AB	603	A	C1'-O4'-C4'	-6.16	104.97	109.90
8	AB	1658	C	C3'-C2'-C1'	-6.16	96.57	101.50
33	BA	908	A	C3'-C2'-C1'	-6.16	96.57	101.50
33	DA	382	A	C3'-C2'-C1'	6.16	106.43	101.50
33	DA	1047	G	P-O3'-C3'	-6.16	112.30	119.70
33	DA	705	G	C8-N9-C4	-6.16	103.94	106.40
33	DA	750	C	P-O3'-C3'	-6.16	112.31	119.70
8	AB	2631	G	C4'-C3'-C2'	-6.16	96.44	102.60
8	CB	98	G	P-O3'-C3'	6.16	127.09	119.70

Continued on next page...

Continued from previous page...

Mol	Chain	Res	Type	Atoms	Z	Observed(°)	Ideal(°)
33	DA	141	G	C4'-C3'-C2'	-6.16	96.44	102.60
33	DA	77	A	C3'-C2'-C1'	-6.16	96.57	101.50
33	BA	403	C	P-O3'-C3'	-6.16	112.31	119.70
33	BA	1522	U	C4'-C3'-C2'	-6.16	96.44	102.60
33	DA	353	A	C4'-C3'-C2'	-6.16	96.44	102.60
8	CB	673	C	C4'-C3'-C2'	-6.15	96.45	102.60
33	DA	1436	U	C3'-C2'-C1'	6.15	106.42	101.50
8	AB	1417	C	O4'-C1'-N1	6.15	113.12	108.20
8	CB	259	G	C3'-C2'-C1'	-6.15	96.58	101.50
8	CB	910	A	P-O3'-C3'	6.15	127.08	119.70
8	CB	2324	U	P-O3'-C3'	6.15	127.08	119.70
8	AB	799	G	O4'-C1'-N9	6.15	113.12	108.20
33	DA	569	C	C1'-O4'-C4'	-6.15	104.98	109.90
33	DA	1249	C	O4'-C1'-C2'	-6.14	99.66	105.80
8	AB	2324	U	P-O3'-C3'	6.14	127.07	119.70
8	CB	1054	A	C3'-C2'-C1'	-6.14	96.59	101.50
33	DA	706	A	P-O3'-C3'	-6.14	112.33	119.70
8	CB	39	G	C4'-C3'-C2'	-6.14	96.46	102.60
8	CB	1288	G	C1'-O4'-C4'	-6.14	104.99	109.90
8	AB	537	G	O4'-C1'-N9	-6.14	103.29	108.20
8	AB	2629	U	C3'-C2'-C1'	-6.14	96.59	101.50
8	CB	559	G	C5-C6-O6	-6.14	124.92	128.60
8	CB	1122	G	P-O3'-C3'	-6.13	112.34	119.70
8	CB	2068	U	O4'-C1'-N1	-6.13	103.29	108.20
8	AB	1913	A	P-O3'-C3'	6.13	127.06	119.70
8	AB	2631	G	C3'-C2'-C1'	-6.13	96.59	101.50
8	AB	2831	G	P-O3'-C3'	6.13	127.06	119.70
33	BA	77	A	C3'-C2'-C1'	-6.13	96.59	101.50
8	CB	2262	U	C1'-O4'-C4'	-6.13	104.99	109.90
8	CB	951	C	P-O3'-C3'	-6.13	112.34	119.70
33	DA	819	A	O5'-C5'-C4'	6.13	123.35	111.70
8	AB	1907	G	C3'-C2'-C1'	-6.13	96.60	101.50
33	BA	1526	G	C4'-C3'-C2'	-6.13	96.47	102.60
33	DA	456	A	C4'-C3'-C2'	-6.13	96.47	102.60
7	AA	36	C	P-O3'-C3'	6.12	127.05	119.70
8	AB	330	A	C1'-O4'-C4'	-6.12	105.00	109.90
8	AB	1936	A	O4'-C1'-N9	-6.12	103.30	108.20
33	DA	102	G	C4'-C3'-C2'	-6.12	96.48	102.60
33	DA	656	G	C4'-C3'-C2'	-6.12	96.48	102.60
33	DA	914	A	C1'-O4'-C4'	-6.12	105.00	109.90
7	AA	44	G	P-O3'-C3'	6.12	127.05	119.70
8	AB	748	G	C3'-C2'-C1'	6.12	106.40	101.50

Continued on next page...

Continued from previous page...

Mol	Chain	Res	Type	Atoms	Z	Observed(°)	Ideal(°)
8	CB	1066	U	C3'-C2'-C1'	-6.12	96.60	101.50
8	CB	1782	U	C3'-C2'-C1'	6.12	106.40	101.50
8	CB	2253	G	P-O3'-C3'	6.12	127.05	119.70
33	DA	614	C	N1-C1'-C2'	-6.12	105.27	112.00
33	DA	1174	G	C3'-C2'-C1'	-6.12	96.60	101.50
33	DA	1285	A	O4'-C1'-N9	6.12	113.10	108.20
8	AB	2453	A	C1'-O4'-C4'	-6.12	105.00	109.90
8	CB	1854	A	O4'-C1'-N9	-6.12	103.31	108.20
8	CB	2519	U	C3'-C2'-C1'	6.12	106.39	101.50
8	AB	2288	A	N3-C4-C5	-6.12	122.52	126.80
8	AB	1699	G	N9-C1'-C2'	6.11	121.95	114.00
8	AB	99	U	C4'-C3'-C2'	-6.11	96.49	102.60
33	BA	91	U	C3'-C2'-C1'	-6.11	96.61	101.50
33	BA	1523	G	P-O3'-C3'	-6.11	112.37	119.70
33	BA	223	A	O4'-C1'-N9	6.11	113.08	108.20
8	CB	2030	A	O4'-C1'-N9	6.11	113.09	108.20
8	CB	1610	A	N9-C1'-C2'	6.11	121.94	114.00
33	BA	401	C	C4'-C3'-C2'	-6.10	96.50	102.60
33	BA	1393	U	C1'-O4'-C4'	-6.10	105.02	109.90
8	CB	458	G	N3-C4-C5	6.10	131.65	128.60
33	DA	1477	U	O4'-C1'-N1	6.10	113.08	108.20
33	DA	1513	A	P-O3'-C3'	-6.10	112.38	119.70
8	CB	1692	U	C4'-C3'-C2'	-6.10	96.50	102.60
8	CB	2365	G	C1'-O4'-C4'	-6.10	105.02	109.90
33	DA	928	G	C4'-C3'-C2'	-6.10	96.50	102.60
8	CB	1975	G	C2-N3-C4	6.10	114.95	111.90
8	AB	2344	U	O4'-C1'-N1	-6.10	103.32	108.20
8	CB	110	G	C3'-C2'-C1'	-6.10	96.62	101.50
8	CB	994	C	C6-N1-C1'	-6.10	113.48	120.80
8	CB	2015	A	O4'-C1'-N9	-6.10	103.32	108.20
8	AB	2595	G	C4'-C3'-C2'	-6.10	96.50	102.60
8	CB	562	U	C3'-C2'-C1'	6.10	106.38	101.50
8	AB	2021	C	C4'-C3'-C2'	-6.09	96.51	102.60
8	CB	479	A	N9-C1'-C2'	6.09	121.92	114.00
33	BA	71	A	C3'-C2'-C1'	-6.09	96.63	101.50
8	CB	2011	U	N1-C1'-C2'	-6.09	105.30	112.00
8	CB	745	G	C4'-C3'-C2'	-6.09	96.51	102.60
33	BA	1459	G	C3'-C2'-C1'	6.09	106.37	101.50
8	CB	2902	C	C3'-C2'-C1'	-6.09	96.63	101.50
33	DA	1471	U	C1'-O4'-C4'	-6.09	105.03	109.90
8	CB	1988	G	C3'-C2'-C1'	-6.09	96.63	101.50
8	CB	2554	U	C1'-O4'-C4'	-6.09	105.03	109.90

Continued on next page...

Continued from previous page...

Mol	Chain	Res	Type	Atoms	Z	Observed(°)	Ideal(°)
8	CB	2697	G	O4'-C1'-N9	6.09	113.07	108.20
8	AB	241	A	O4'-C1'-N9	-6.08	103.33	108.20
8	AB	1185	G	P-O3'-C3'	6.08	127.00	119.70
8	CB	819	A	O4'-C1'-N9	-6.08	103.33	108.20
7	AA	107	G	C3'-C2'-C1'	6.08	106.37	101.50
8	CB	811	U	C3'-C2'-C1'	-6.08	96.63	101.50
8	CB	1675	C	C6-N1-C2	-6.08	117.87	120.30
33	BA	419	C	C4'-C3'-C2'	-6.08	96.52	102.60
33	DA	541	G	O4'-C1'-N9	6.08	113.06	108.20
33	DA	940	C	C3'-C2'-C1'	-6.08	96.64	101.50
33	DA	1415	G	C5'-C4'-O4'	-6.08	101.80	109.10
8	CB	2571	U	C4'-C3'-C2'	-6.08	96.52	102.60
33	BA	887	G	C4'-C3'-C2'	-6.08	96.52	102.60
8	CB	909	A	P-O3'-C3'	6.08	126.99	119.70
8	CB	1850	G	C5-C6-O6	-6.08	124.95	128.60
33	BA	485	U	P-O3'-C3'	6.08	126.99	119.70
33	BA	572	A	P-O3'-C3'	6.08	126.99	119.70
8	CB	2389	G	O4'-C1'-N9	6.07	113.06	108.20
33	DA	1367	C	C4'-C3'-C2'	-6.07	96.53	102.60
33	DA	1504	G	C4'-C3'-C2'	-6.07	96.53	102.60
33	BA	678	U	C3'-C2'-C1'	6.07	106.36	101.50
33	DA	350	G	N7-C8-N9	6.07	116.14	113.10
8	AB	731	C	O4'-C1'-N1	-6.06	103.35	108.20
8	AB	1441	G	O4'-C1'-N9	6.06	113.05	108.20
33	DA	500	G	P-O3'-C3'	-6.06	112.42	119.70
8	CB	739	A	P-O3'-C3'	-6.06	112.43	119.70
8	CB	1720	U	C3'-C2'-C1'	-6.06	96.65	101.50
8	CB	258	G	C3'-C2'-C1'	-6.05	96.66	101.50
8	CB	544	C	C4'-C3'-C2'	-6.05	96.55	102.60
8	AB	783	A	N1-C6-N6	6.05	122.23	118.60
8	AB	2425	A	O4'-C1'-N9	-6.05	103.36	108.20
8	CB	1342	A	O4'-C1'-N9	-6.05	103.36	108.20
33	BA	619	U	O4'-C1'-N1	-6.05	103.36	108.20
8	CB	301	G	C3'-C2'-C1'	6.05	106.34	101.50
8	CB	2189	U	C3'-C2'-C1'	-6.05	96.66	101.50
33	DA	753	A	C8-N9-C4	6.05	108.22	105.80
8	AB	2779	U	P-O3'-C3'	6.04	126.95	119.70
33	BA	24	U	C4'-C3'-C2'	-6.04	96.56	102.60
8	CB	1205	A	C3'-C2'-C1'	-6.04	96.67	101.50
8	CB	2560	A	C4'-C3'-C2'	-6.04	96.56	102.60
8	AB	1781	U	C1'-O4'-C4'	-6.04	105.07	109.90
8	AB	2820	A	P-O3'-C3'	6.04	126.95	119.70

Continued on next page...

Continued from previous page...

Mol	Chain	Res	Type	Atoms	Z	Observed(°)	Ideal(°)
33	BA	774	G	C4'-C3'-C2'	-6.04	96.56	102.60
33	BA	1515	G	P-O3'-C3'	-6.04	112.45	119.70
33	BA	1198	G	C1'-O4'-C4'	-6.04	105.07	109.90
8	CB	190	A	P-O3'-C3'	-6.04	112.45	119.70
8	CB	984	A	C2-N3-C4	-6.04	107.58	110.60
8	AB	830	G	O4'-C1'-N9	-6.03	103.37	108.20
8	AB	1306	C	C4'-C3'-C2'	-6.03	96.57	102.60
8	CB	603	A	C3'-C2'-C1'	-6.03	96.67	101.50
33	DA	40	C	P-O3'-C3'	-6.03	112.46	119.70
8	CB	731	C	C6-N1-C2	6.03	122.71	120.30
8	CB	505	A	C1'-O4'-C4'	-6.03	105.08	109.90
33	DA	465	A	O4'-C1'-N9	6.03	113.02	108.20
8	AB	408	G	C3'-C2'-C1'	-6.03	96.68	101.50
8	AB	463	G	C4'-C3'-C2'	-6.03	96.57	102.60
8	AB	2072	C	C4'-C3'-C2'	-6.03	96.57	102.60
8	AB	191	A	C8-N9-C4	-6.02	103.39	105.80
33	BA	1266	G	C4'-C3'-C2'	-6.02	96.58	102.60
8	CB	89	A	P-O3'-C3'	6.02	126.92	119.70
8	CB	1429	G	C3'-C2'-C1'	-6.02	96.69	101.50
33	DA	1181	G	O4'-C1'-C2'	-6.02	99.78	105.80
8	AB	974	G	N1-C6-O6	6.02	123.51	119.90
8	CB	126	A	P-O3'-C3'	-6.02	112.48	119.70
7	AA	12	C	O4'-C1'-N1	6.01	113.01	108.20
8	AB	106	C	C4'-C3'-C2'	-6.01	96.59	102.60
8	AB	410	G	C8-N9-C4	-6.01	103.99	106.40
8	CB	2732	G	C3'-C2'-C1'	-6.01	96.69	101.50
33	DA	914	A	O4'-C1'-N9	6.01	113.01	108.20
8	AB	1750	G	C4'-C3'-C2'	-6.01	96.59	102.60
8	CB	1633	G	N3-C4-N9	6.01	129.61	126.00
8	CB	2236	U	C4'-C3'-C2'	-6.01	96.59	102.60
7	AA	89	U	C4'-C3'-C2'	-6.01	96.59	102.60
8	CB	1948	G	P-O3'-C3'	-6.01	112.49	119.70
8	CB	1996	C	C5'-C4'-O4'	6.01	116.31	109.10
8	CB	2221	G	P-O3'-C3'	-6.01	112.49	119.70
33	DA	401	C	C6-N1-C2	-6.01	117.90	120.30
33	DA	510	A	O4'-C1'-N9	6.01	113.00	108.20
33	DA	774	G	C4'-C3'-C2'	-6.01	96.59	102.60
8	CB	531	C	C4'-C3'-C2'	-6.00	96.60	102.60
8	AB	260	G	C3'-C2'-C1'	-6.00	96.70	101.50
8	CB	1114	C	C4'-C3'-C2'	-6.00	96.60	102.60
33	DA	388	G	O5'-C5'-C4'	-6.00	100.30	111.70
33	DA	617	G	P-O3'-C3'	-6.00	112.50	119.70

Continued on next page...

Continued from previous page...

Mol	Chain	Res	Type	Atoms	Z	Observed(°)	Ideal(°)
8	AB	2213	U	C2-N1-C1'	6.00	124.90	117.70
33	DA	696	A	C2-N3-C4	6.00	113.60	110.60
33	DA	699	C	C4'-C3'-C2'	-6.00	96.60	102.60
8	CB	559	G	O4'-C1'-N9	-6.00	103.40	108.20
33	BA	60	A	O4'-C1'-N9	-6.00	103.40	108.20
8	CB	2093	G	O4'-C1'-N9	6.00	113.00	108.20
8	AB	1046	A	N9-C1'-C2'	6.00	121.79	114.00
8	AB	2234	G	C4'-C3'-C2'	-6.00	96.61	102.60
8	CB	554	U	C1'-O4'-C4'	-6.00	105.10	109.90
8	AB	752	A	C1'-O4'-C4'	-5.99	105.11	109.90
33	DA	731	G	C5'-C4'-O4'	5.99	116.29	109.10
33	DA	862	C	O4'-C1'-N1	5.99	112.99	108.20
8	CB	2332	C	C4'-C3'-C2'	-5.99	96.61	102.60
33	DA	671	G	C8-N9-C4	-5.99	104.00	106.40
8	AB	1616	A	C4'-C3'-C2'	-5.99	96.61	102.60
8	CB	1817	G	N3-C4-C5	5.99	131.60	128.60
8	CB	2034	U	N1-C1'-C2'	-5.99	105.41	112.00
8	CB	2391	G	P-O3'-C3'	5.99	126.89	119.70
8	AB	524	G	O4'-C1'-N9	5.99	112.99	108.20
8	CB	783	A	N1-C6-N6	5.99	122.19	118.60
8	CB	2576	G	C4-N9-C1'	5.99	134.28	126.50
8	CB	2641	G	N9-C1'-C2'	-5.99	105.42	112.00
33	BA	401	C	C6-N1-C2	-5.98	117.91	120.30
33	BA	576	C	O4'-C1'-N1	5.98	112.99	108.20
33	BA	510	A	O4'-C1'-N9	5.98	112.99	108.20
33	DA	12	U	C4'-C3'-C2'	-5.98	96.62	102.60
33	DA	766	A	P-O3'-C3'	-5.98	112.52	119.70
33	BA	165	G	C4'-C3'-C2'	-5.98	96.62	102.60
8	CB	811	U	C4'-C3'-C2'	-5.98	96.62	102.60
7	CA	110	C	O4'-C1'-N1	5.98	112.98	108.20
33	DA	713	G	C6-C5-N7	-5.98	126.81	130.40
8	AB	599	A	C4'-C3'-C2'	-5.97	96.62	102.60
8	AB	2675	A	P-O3'-C3'	-5.97	112.53	119.70
8	CB	264	C	O4'-C1'-N1	5.97	112.98	108.20
8	AB	324	A	C4'-C3'-C2'	-5.97	96.63	102.60
8	AB	1440	U	O4'-C1'-N1	5.97	112.98	108.20
18	AL	53	GLY	N-CA-C	-5.97	98.17	113.10
33	BA	666	G	C4'-C3'-C2'	-5.97	96.63	102.60
33	BA	894	G	C3'-C2'-C1'	-5.97	96.72	101.50
8	AB	242	G	O4'-C1'-C2'	-5.97	99.83	105.80
7	AA	99	A	P-O3'-C3'	5.97	126.86	119.70
8	CB	1369	G	N1-C6-O6	5.97	123.48	119.90

Continued on next page...

Continued from previous page...

Mol	Chain	Res	Type	Atoms	Z	Observed(°)	Ideal(°)
33	DA	855	U	C3'-C2'-C1'	-5.97	96.72	101.50
8	CB	132	G	C6-C5-N7	-5.97	126.82	130.40
33	BA	135	C	C3'-C2'-C1'	-5.96	96.73	101.50
7	CA	55	U	O4'-C1'-N1	5.96	112.97	108.20
33	DA	239	U	P-O3'-C3'	5.96	126.86	119.70
8	AB	7	G	C4'-C3'-C2'	-5.96	96.64	102.60
33	BA	1094	G	O4'-C1'-N9	5.96	112.97	108.20
33	BA	1526	G	N3-C4-C5	-5.96	125.62	128.60
8	CB	974	G	C5-C6-O6	-5.96	125.02	128.60
8	CB	168	G	P-O3'-C3'	-5.96	112.55	119.70
8	AB	1247	A	O4'-C1'-C2'	-5.96	99.84	105.80
8	AB	2798	U	C1'-O4'-C4'	-5.96	105.14	109.90
33	BA	350	G	O4'-C1'-N9	5.96	112.97	108.20
33	BA	691	G	O4'-C4'-C3'	-5.96	98.04	104.00
8	CB	2094	A	C3'-C2'-C1'	-5.96	96.73	101.50
8	AB	372	G	C8-N9-C4	-5.96	104.02	106.40
8	AB	2409	G	O4'-C1'-N9	-5.96	103.44	108.20
8	AB	2717	C	C4'-C3'-C2'	-5.96	96.64	102.60
8	CB	1943	U	C3'-C2'-C1'	-5.96	96.74	101.50
8	AB	1205	A	C3'-C2'-C1'	-5.95	96.74	101.50
33	BA	1296	C	C4'-C3'-C2'	-5.95	96.65	102.60
8	CB	2049	G	C5-C6-N1	-5.95	108.52	111.50
33	BA	658	C	C4'-C3'-C2'	-5.95	96.65	102.60
33	DA	485	U	C1'-O4'-C4'	-5.95	105.14	109.90
33	BA	692	U	C4'-C3'-C2'	-5.95	96.65	102.60
8	AB	2093	G	C8-N9-C4	-5.95	104.02	106.40
8	CB	1280	G	C8-N9-C4	-5.95	104.02	106.40
33	DA	793	U	C3'-C2'-C1'	-5.95	96.74	101.50
8	AB	215	G	C3'-C2'-C1'	-5.94	96.75	101.50
8	CB	556	A	C3'-C2'-C1'	5.94	106.25	101.50
8	CB	2234	G	C4'-C3'-C2'	-5.94	96.66	102.60
33	DA	1432	G	C6-C5-N7	-5.94	126.83	130.40
8	AB	370	G	C4'-C3'-C2'	-5.94	96.66	102.60
8	AB	1040	A	C4'-C3'-C2'	-5.94	96.66	102.60
8	AB	2016	U	O4'-C1'-N1	-5.94	103.45	108.20
8	CB	792	A	P-O3'-C3'	5.94	126.83	119.70
8	CB	982	C	C5-C6-N1	5.94	123.97	121.00
8	CB	1906	G	C4'-C3'-C2'	-5.94	96.66	102.60
8	AB	2659	G	C4'-C3'-C2'	-5.94	96.66	102.60
8	CB	1845	G	C4'-C3'-C2'	-5.94	96.66	102.60
33	DA	281	G	N9-C1'-C2'	-5.94	105.47	112.00
8	CB	1552	A	O4'-C1'-N9	5.93	112.95	108.20

Continued on next page...

Continued from previous page...

Mol	Chain	Res	Type	Atoms	Z	Observed(°)	Ideal(°)
8	CB	2288	A	O4'-C1'-N9	5.93	112.95	108.20
8	AB	2251	G	C4'-C3'-C2'	-5.93	96.67	102.60
33	DA	1289	A	C4'-C3'-C2'	-5.93	96.67	102.60
8	CB	1781	U	C1'-O4'-C4'	-5.93	105.16	109.90
33	DA	721	G	C4'-C3'-C2'	-5.93	96.67	102.60
8	AB	1889	A	C4'-C3'-C2'	-5.93	96.67	102.60
33	BA	219	U	C3'-C2'-C1'	-5.93	96.76	101.50
8	CB	2253	G	O4'-C1'-N9	-5.93	103.46	108.20
33	DA	427	U	O4'-C1'-N1	-5.93	103.46	108.20
8	AB	718	A	O4'-C1'-N9	5.92	112.94	108.20
8	CB	479	A	P-O3'-C3'	5.92	126.81	119.70
33	DA	252	U	O4'-C1'-N1	-5.92	103.46	108.20
33	DA	401	C	C3'-C2'-C1'	-5.92	96.76	101.50
33	BA	145	G	C4'-C3'-C2'	-5.92	96.68	102.60
8	CB	1606	C	N1-C2-O2	5.92	122.45	118.90
33	DA	1394	A	N1-C6-N6	5.92	122.15	118.60
8	AB	2492	U	O4'-C1'-N1	-5.92	103.47	108.20
8	AB	2831	G	N3-C4-C5	-5.92	125.64	128.60
33	BA	1526	G	C8-N9-C4	-5.92	104.03	106.40
8	CB	1251	C	N1-C2-O2	5.92	122.45	118.90
8	CB	2016	U	O4'-C1'-N1	-5.92	103.47	108.20
8	AB	1322	A	C4'-C3'-C2'	-5.91	96.69	102.60
8	AB	2233	U	C4'-C3'-C2'	-5.91	96.69	102.60
33	BA	1168	U	C3'-C2'-C1'	-5.91	96.77	101.50
8	CB	1554	U	C4'-C3'-C2'	-5.91	96.69	102.60
8	AB	829	A	C4'-C3'-C2'	-5.91	96.69	102.60
33	BA	765	G	C2-N3-C4	5.91	114.86	111.90
8	CB	1749	A	O4'-C1'-N9	5.91	112.93	108.20
33	DA	1328	C	C3'-C2'-C1'	-5.91	96.77	101.50
8	AB	2281	A	C3'-C2'-C1'	-5.91	96.77	101.50
8	AB	748	G	C1'-O4'-C4'	-5.91	105.17	109.90
8	AB	1305	C	C3'-C2'-C1'	-5.91	96.77	101.50
8	AB	1958	C	C4'-C3'-C2'	-5.91	96.69	102.60
33	DA	646	G	C3'-C2'-C1'	-5.91	96.77	101.50
33	DA	773	G	N3-C4-C5	5.91	131.55	128.60
33	BA	699	C	C4'-C3'-C2'	-5.91	96.69	102.60
33	BA	1186	G	O4'-C1'-N9	5.91	112.92	108.20
8	CB	628	G	N1-C6-O6	5.91	123.44	119.90
8	AB	1606	C	C4'-C3'-C2'	-5.90	96.70	102.60
33	DA	700	G	C4'-C3'-C2'	-5.90	96.70	102.60
33	DA	945	G	C4'-C3'-C2'	-5.90	96.70	102.60
8	AB	926	G	C3'-C2'-C1'	-5.90	96.78	101.50

Continued on next page...

Continued from previous page...

Mol	Chain	Res	Type	Atoms	Z	Observed(°)	Ideal(°)
8	AB	2059	A	N9-C1'-C2'	-5.90	105.51	112.00
8	CB	1375	U	C3'-C2'-C1'	5.90	106.22	101.50
8	AB	804	A	O4'-C1'-N9	-5.89	103.48	108.20
8	AB	1440	U	C6-N1-C2	-5.89	117.46	121.00
8	CB	2385	C	P-O3'-C3'	-5.89	112.63	119.70
33	BA	640	A	C4'-C3'-C2'	-5.89	96.71	102.60
33	BA	973	G	C3'-C2'-C1'	-5.89	96.79	101.50
8	CB	860	U	O3'-P-O5'	-5.89	92.81	104.00
33	DA	527	G	N3-C2-N2	-5.89	115.78	119.90
8	CB	331	C	C1'-O4'-C4'	-5.89	105.19	109.90
8	CB	2831	G	P-O3'-C3'	5.89	126.77	119.70
8	AB	764	A	O4'-C1'-N9	-5.89	103.49	108.20
33	DA	251	G	C3'-C2'-C1'	5.88	106.21	101.50
33	DA	563	A	C3'-C2'-C1'	5.88	106.21	101.50
8	AB	1294	U	C3'-C2'-C1'	-5.88	96.79	101.50
33	BA	18	C	P-O3'-C3'	-5.88	112.64	119.70
8	CB	2469	A	C4'-C3'-C2'	-5.88	96.72	102.60
8	AB	1631	G	O4'-C1'-N9	-5.88	103.49	108.20
33	BA	353	A	C4'-C3'-C2'	-5.88	96.72	102.60
8	CB	2820	A	P-O3'-C3'	5.88	126.76	119.70
33	DA	26	A	C4'-C3'-C2'	-5.88	96.72	102.60
8	CB	479	A	C1'-O4'-C4'	-5.88	105.20	109.90
8	CB	1645	G	O4'-C1'-N9	-5.88	103.50	108.20
8	CB	2683	C	C4'-C3'-C2'	5.88	108.48	102.60
33	DA	550	G	C3'-C2'-C1'	5.88	106.20	101.50
8	AB	1273	U	C2-N1-C1'	5.88	124.75	117.70
8	CB	982	C	N3-C4-N4	5.88	122.11	118.00
8	CB	93	G	C4'-C3'-C2'	-5.87	96.73	102.60
7	AA	95	U	C5-C6-N1	5.87	125.64	122.70
33	BA	670	G	O4'-C4'-C3'	-5.87	98.13	104.00
8	CB	1791	A	O4'-C1'-N9	-5.87	103.50	108.20
33	DA	683	G	O4'-C1'-N9	5.87	112.90	108.20
8	AB	1815	A	C4'-C3'-C2'	-5.87	96.73	102.60
8	AB	2581	G	C8-N9-C4	-5.87	104.05	106.40
8	CB	1440	U	C6-N1-C2	-5.87	117.48	121.00
8	CB	2469	A	C3'-C2'-C1'	-5.87	96.81	101.50
8	AB	2718	G	O4'-C1'-N9	5.87	112.89	108.20
33	DA	1432	G	C4-C5-C6	5.87	122.32	118.80
8	CB	400	G	C4'-C3'-C2'	-5.87	96.73	102.60
8	CB	847	U	C1'-O4'-C4'	-5.87	105.21	109.90
8	CB	1973	G	P-O3'-C3'	5.86	126.73	119.70
33	DA	183	C	C3'-C2'-C1'	5.86	106.19	101.50

Continued on next page...

Continued from previous page...

Mol	Chain	Res	Type	Atoms	Z	Observed(°)	Ideal(°)
33	DA	519	C	C6-N1-C2	-5.86	117.95	120.30
7	AA	17	C	O4'-C1'-N1	5.86	112.89	108.20
8	AB	405	U	C4'-C3'-C2'	-5.86	96.74	102.60
8	AB	1360	G	O4'-C1'-N9	5.86	112.89	108.20
8	CB	2726	A	O5'-C5'-C4'	-5.86	100.57	111.70
33	DA	881	G	N9-C1'-C2'	-5.86	105.56	112.00
33	DA	1100	C	C1'-O4'-C4'	-5.85	105.22	109.90
8	AB	2018	G	P-O5'-C5'	-5.85	111.54	120.90
8	AB	2385	C	P-O3'-C3'	-5.85	112.68	119.70
33	DA	1200	C	C1'-O4'-C4'	-5.85	105.22	109.90
8	AB	105	C	O4'-C1'-N1	5.85	112.88	108.20
8	CB	1920	C	O4'-C1'-N1	-5.85	103.52	108.20
33	DA	511	C	N1-C1'-C2'	-5.85	105.57	112.00
33	DA	1196	A	C3'-C2'-C1'	-5.85	96.82	101.50
8	AB	62	U	O4'-C1'-N1	5.85	112.88	108.20
33	BA	141	G	C4'-C3'-C2'	-5.85	96.75	102.60
8	CB	984	A	O4'-C1'-N9	-5.85	103.52	108.20
8	AB	796	C	P-O3'-C3'	5.85	126.72	119.70
8	AB	1798	U	C4'-C3'-C2'	-5.85	96.75	102.60
33	DA	902	G	C5-C6-O6	5.85	132.11	128.60
8	CB	1322	A	C3'-C2'-C1'	-5.84	96.82	101.50
8	CB	2712	C	C5'-C4'-O4'	-5.84	102.09	109.10
33	DA	349	A	P-O3'-C3'	5.84	126.71	119.70
8	AB	2258	C	C4'-C3'-C2'	-5.84	96.76	102.60
8	CB	1382	G	O4'-C1'-N9	5.84	112.88	108.20
8	AB	1789	A	P-O3'-C3'	-5.84	112.69	119.70
8	CB	205	G	O4'-C1'-C2'	-5.84	99.96	105.80
8	CB	1572	A	P-O3'-C3'	-5.84	112.69	119.70
8	CB	2321	U	O4'-C1'-N1	5.84	112.87	108.20
33	BA	102	G	C4'-C3'-C2'	-5.84	96.76	102.60
8	CB	905	A	C3'-C2'-C1'	-5.84	96.83	101.50
33	BA	1432	G	N3-C4-N9	-5.84	122.50	126.00
7	CA	95	U	O4'-C1'-N1	5.84	112.87	108.20
8	CB	1970	A	O4'-C1'-N9	-5.84	103.53	108.20
8	CB	2372	U	C3'-C2'-C1'	-5.84	96.83	101.50
33	BA	225	C	C4'-C3'-C2'	-5.83	96.77	102.60
33	DA	1484	C	N1-C2-O2	-5.83	115.40	118.90
8	CB	79	C	C4'-C3'-C2'	-5.83	96.77	102.60
8	CB	2265	U	O4'-C1'-N1	-5.83	103.53	108.20
33	BA	970	C	O4'-C1'-N1	5.83	112.86	108.20
8	CB	1125	G	C3'-C2'-C1'	-5.83	96.84	101.50
8	CB	2742	G	C8-N9-C4	-5.83	104.07	106.40

Continued on next page...

Continued from previous page...

Mol	Chain	Res	Type	Atoms	Z	Observed(°)	Ideal(°)
33	DA	688	G	C4'-C3'-C2'	-5.83	96.77	102.60
8	AB	187	G	C4'-C3'-C2'	-5.83	96.77	102.60
8	AB	282	A	O4'-C1'-N9	5.83	112.86	108.20
33	BA	1464	U	C5'-C4'-O4'	5.83	116.09	109.10
8	CB	2558	C	C6-N1-C2	5.83	122.63	120.30
8	AB	1720	U	C3'-C2'-C1'	-5.83	96.84	101.50
33	BA	592	G	C4'-C3'-C2'	-5.83	96.77	102.60
8	AB	2653	U	O4'-C1'-N1	5.82	112.86	108.20
33	DA	576	C	O4'-C1'-C2'	-5.82	99.98	105.80
8	AB	2614	A	O4'-C1'-N9	5.82	112.86	108.20
33	BA	575	G	C3'-C2'-C1'	-5.82	96.84	101.50
8	CB	1382	G	C5'-C4'-O4'	5.82	116.08	109.10
8	AB	526	A	C3'-C2'-C1'	5.82	106.16	101.50
33	DA	884	U	C1'-O4'-C4'	-5.82	105.25	109.90
8	AB	1973	G	O4'-C1'-C2'	-5.82	99.98	105.80
8	AB	2776	A	C4'-C3'-C2'	-5.82	96.78	102.60
33	BA	572	A	C3'-C2'-C1'	5.82	106.15	101.50
8	CB	1487	U	C3'-C2'-C1'	-5.82	96.85	101.50
33	DA	165	G	C4'-C3'-C2'	-5.82	96.78	102.60
33	BA	716	A	C4'-C3'-C2'	-5.82	96.78	102.60
8	CB	2553	G	O4'-C1'-N9	5.82	112.85	108.20
8	AB	80	G	C4'-C3'-C2'	-5.81	96.79	102.60
8	AB	1996	C	C5'-C4'-O4'	5.81	116.08	109.10
8	AB	2800	A	O4'-C1'-N9	5.81	112.85	108.20
33	DA	886	G	N3-C4-N9	5.81	129.49	126.00
8	CB	2282	G	P-O3'-C3'	5.81	126.67	119.70
33	DA	253	A	O4'-C1'-N9	5.81	112.85	108.20
8	AB	2253	G	P-O3'-C3'	5.81	126.67	119.70
8	CB	245	G	N1-C6-O6	5.81	123.39	119.90
8	CB	369	U	P-O3'-C3'	5.81	126.67	119.70
8	AB	941	A	C4'-C3'-C2'	-5.81	96.79	102.60
33	BA	774	G	C3'-C2'-C1'	-5.81	96.85	101.50
8	CB	528	A	C5'-C4'-O4'	-5.81	102.13	109.10
8	CB	1199	U	P-O3'-C3'	5.81	126.67	119.70
8	CB	1975	G	N3-C4-C5	-5.81	125.70	128.60
8	CB	2741	A	O4'-C4'-C3'	-5.81	98.19	104.00
8	AB	1307	A	C3'-C2'-C1'	-5.81	96.86	101.50
33	BA	183	C	C3'-C2'-C1'	5.80	106.14	101.50
33	DA	1198	G	N9-C1'-C2'	-5.80	105.61	112.00
8	CB	1767	G	N9-C1'-C2'	-5.80	105.62	112.00
8	CB	545	U	C3'-C2'-C1'	-5.80	96.86	101.50
8	CB	796	C	P-O3'-C3'	5.80	126.66	119.70

Continued on next page...

Continued from previous page...

Mol	Chain	Res	Type	Atoms	Z	Observed(°)	Ideal(°)
8	CB	974	G	C5-N7-C8	-5.80	101.40	104.30
33	DA	8	A	C3'-C2'-C1'	-5.80	96.86	101.50
8	AB	552	U	O4'-C4'-C3'	-5.80	98.20	104.00
8	CB	2059	A	C3'-C2'-C1'	5.80	106.14	101.50
8	AB	225	C	O4'-C1'-N1	5.79	112.83	108.20
8	AB	1125	G	C3'-C2'-C1'	-5.79	96.86	101.50
8	CB	616	A	P-O3'-C3'	-5.79	112.75	119.70
8	AB	184	C	C1'-O4'-C4'	-5.79	105.27	109.90
8	AB	1210	G	C3'-C2'-C1'	5.79	106.13	101.50
8	CB	2153	C	C4'-C3'-C2'	-5.79	96.81	102.60
8	CB	187	G	C4'-C3'-C2'	-5.79	96.81	102.60
8	CB	200	U	P-O3'-C3'	-5.79	112.75	119.70
7	AA	73	A	C5'-C4'-O4'	5.79	116.04	109.10
8	AB	527	C	C2-N1-C1'	5.79	125.16	118.80
8	AB	2831	G	C8-N9-C4	-5.79	104.09	106.40
8	CB	745	G	C4-C5-C6	5.79	122.27	118.80
33	DA	1475	G	P-O3'-C3'	5.79	126.64	119.70
8	AB	1792	G	C4'-C3'-C2'	-5.78	96.82	102.60
8	CB	684	G	C6-C5-N7	-5.78	126.93	130.40
8	CB	1706	C	N1-C2-O2	-5.78	115.43	118.90
8	AB	1456	G	C4'-C3'-C2'	-5.78	96.82	102.60
8	CB	168	G	C3'-C2'-C1'	-5.78	96.88	101.50
8	CB	2780	G	N1-C6-O6	-5.78	116.43	119.90
8	CB	2880	C	C6-N1-C2	-5.78	117.99	120.30
33	DA	787	A	C3'-C2'-C1'	5.78	106.12	101.50
33	DA	1207	G	C3'-C2'-C1'	-5.78	96.88	101.50
7	AA	19	C	C3'-C2'-C1'	-5.78	96.88	101.50
33	DA	574	A	P-O3'-C3'	-5.78	112.77	119.70
8	CB	1456	G	C8-N9-C4	-5.78	104.09	106.40
8	CB	2038	G	C4'-C3'-C2'	-5.78	96.82	102.60
8	AB	344	A	P-O3'-C3'	-5.78	112.77	119.70
8	AB	1823	G	P-O3'-C3'	-5.78	112.77	119.70
8	CB	673	C	O4'-C1'-N1	-5.78	103.58	108.20
8	CB	1805	A	P-O3'-C3'	-5.78	112.77	119.70
8	CB	2588	G	C3'-C2'-C1'	-5.77	96.88	101.50
33	DA	94	G	C1'-O4'-C4'	-5.77	105.28	109.90
33	DA	528	C	C4'-C3'-C2'	-5.77	96.83	102.60
33	BA	537	G	N1-C6-O6	5.77	123.36	119.90
8	CB	587	C	N3-C2-O2	-5.77	117.86	121.90
8	CB	2581	G	C3'-C2'-C1'	5.77	106.12	101.50
33	DA	135	C	C4'-C3'-C2'	-5.77	96.83	102.60
33	DA	394	G	C4'-C3'-C2'	-5.77	96.83	102.60

Continued on next page...

Continued from previous page...

Mol	Chain	Res	Type	Atoms	Z	Observed(°)	Ideal(°)
33	DA	773	G	C3'-C2'-C1'	-5.77	96.88	101.50
8	AB	982	C	C5-C6-N1	5.77	123.88	121.00
33	DA	770	C	C4'-C3'-C2'	-5.77	96.83	102.60
33	BA	880	C	P-O3'-C3'	-5.76	112.78	119.70
8	CB	2017	U	N1-C1'-C2'	5.76	121.50	114.00
8	CB	2673	G	C4'-C3'-C2'	-5.76	96.83	102.60
8	CB	126	A	O4'-C1'-N9	5.76	112.81	108.20
8	CB	608	A	C3'-C2'-C1'	5.76	106.11	101.50
8	CB	1795	C	C4'-C3'-C2'	-5.76	96.84	102.60
8	CB	2074	U	O4'-C1'-N1	-5.76	103.59	108.20
33	DA	21	G	O4'-C1'-N9	-5.76	103.59	108.20
8	AB	14	A	O4'-C1'-N9	-5.76	103.59	108.20
33	DA	9	G	C8-N9-C4	-5.76	104.10	106.40
33	BA	423	G	P-O3'-C3'	5.75	126.61	119.70
8	CB	814	C	N1-C1'-C2'	-5.75	105.67	112.00
8	AB	1888	G	N9-C1'-C2'	5.75	121.48	114.00
8	CB	1888	G	C4'-C3'-C2'	-5.75	96.85	102.60
8	CB	2356	U	P-O3'-C3'	-5.75	112.80	119.70
8	CB	2433	A	O4'-C1'-N9	-5.75	103.60	108.20
8	AB	1795	C	C4'-C3'-C2'	-5.75	96.85	102.60
7	CA	32	U	O4'-C1'-N1	5.75	112.80	108.20
33	DA	579	A	N7-C8-N9	5.75	116.68	113.80
33	BA	1198	G	C4'-C3'-C2'	-5.75	96.85	102.60
8	AB	827	U	C4'-C3'-C2'	5.75	108.35	102.60
33	BA	1055	A	C3'-C2'-C1'	-5.75	96.90	101.50
8	CB	984	A	N1-C2-N3	5.75	132.17	129.30
8	AB	871	U	O4'-C1'-N1	5.75	112.80	108.20
8	AB	2447	G	O4'-C1'-N9	-5.75	103.60	108.20
33	DA	7	A	C8-N9-C4	5.75	108.10	105.80
8	AB	123	G	C4'-C3'-C2'	-5.75	96.86	102.60
33	DA	1404	C	N1-C1'-C2'	5.75	121.47	114.00
33	DA	776	G	N3-C4-N9	-5.74	122.55	126.00
33	DA	902	G	C6-C5-N7	5.74	133.85	130.40
8	AB	99	U	C1'-O4'-C4'	-5.74	105.31	109.90
33	DA	1425	U	C2-N1-C1'	5.74	124.59	117.70
8	AB	35	G	N3-C4-N9	-5.74	122.56	126.00
8	AB	1031	G	C4'-C3'-C2'	-5.74	96.86	102.60
8	CB	1972	G	P-O3'-C3'	-5.74	112.81	119.70
33	DA	381	C	C3'-C2'-C1'	5.74	106.09	101.50
33	DA	1487	G	O4'-C1'-N9	5.74	112.79	108.20
7	CA	95	U	C6-N1-C2	-5.74	117.56	121.00
8	CB	2453	A	P-O3'-C3'	5.74	126.58	119.70

Continued on next page...

Continued from previous page...

Mol	Chain	Res	Type	Atoms	Z	Observed(°)	Ideal(°)
8	AB	325	G	C3'-C2'-C1'	-5.74	96.91	101.50
8	CB	245	G	C6-C5-N7	-5.74	126.96	130.40
33	DA	145	G	C4'-C3'-C2'	-5.74	96.86	102.60
8	CB	1034	G	C3'-C2'-C1'	-5.74	96.91	101.50
8	CB	1034	G	O4'-C1'-N9	5.74	112.79	108.20
33	DA	428	G	O4'-C1'-N9	5.74	112.79	108.20
33	BA	103	U	C4'-C3'-C2'	-5.73	96.87	102.60
8	CB	1826	G	C3'-C2'-C1'	-5.73	96.91	101.50
8	CB	1945	G	P-O3'-C3'	5.73	126.58	119.70
8	AB	779	U	O4'-C1'-N1	5.73	112.78	108.20
33	DA	1443	C	C4'-C3'-C2'	-5.73	96.87	102.60
8	CB	114	U	C4'-C3'-C2'	-5.73	96.87	102.60
8	CB	250	G	O4'-C1'-N9	5.73	112.78	108.20
8	CB	780	G	C8-N9-C4	-5.73	104.11	106.40
8	AB	1601	G	P-O3'-C3'	5.72	126.57	119.70
8	AB	2460	U	P-O3'-C3'	-5.72	112.83	119.70
33	DA	358	U	O4'-C1'-N1	-5.72	103.62	108.20
33	DA	700	G	O4'-C1'-C2'	-5.72	100.08	105.80
8	AB	2607	G	O4'-C1'-N9	-5.72	103.62	108.20
8	CB	748	G	C1'-O4'-C4'	-5.72	105.32	109.90
8	AB	1036	G	O4'-C1'-N9	5.72	112.78	108.20
7	AA	95	U	C6-N1-C2	-5.72	117.57	121.00
8	AB	908	C	C3'-C2'-C1'	-5.72	96.92	101.50
33	BA	13	U	O4'-C1'-N1	-5.72	103.62	108.20
33	DA	225	C	C4'-C3'-C2'	-5.72	96.88	102.60
8	CB	754	U	P-O3'-C3'	-5.72	112.84	119.70
8	CB	949	G	C3'-C2'-C1'	-5.72	96.93	101.50
8	AB	292	U	C4'-C3'-C2'	-5.72	96.88	102.60
8	CB	337	C	C1'-O4'-C4'	-5.72	105.33	109.90
8	CB	1028	A	C3'-C2'-C1'	5.72	106.07	101.50
33	DA	806	C	C5'-C4'-C3'	-5.72	106.85	116.00
8	AB	275	C	O4'-C1'-N1	5.71	112.77	108.20
8	CB	871	U	C3'-C2'-C1'	5.71	106.07	101.50
33	DA	882	C	P-O3'-C3'	5.71	126.56	119.70
8	AB	64	A	O4'-C1'-N9	5.71	112.77	108.20
33	DA	351	G	C8-N9-C4	-5.71	104.11	106.40
8	AB	1973	G	C8-N9-C4	-5.71	104.11	106.40
8	AB	1283	G	C4'-C3'-C2'	-5.71	96.89	102.60
8	CB	1201	U	C4'-C3'-C2'	-5.71	96.89	102.60
33	BA	78	A	C3'-C2'-C1'	-5.71	96.93	101.50
8	CB	1131	G	N3-C4-C5	-5.71	125.75	128.60
8	CB	2631	G	C4'-C3'-C2'	-5.71	96.89	102.60

Continued on next page...

Continued from previous page...

Mol	Chain	Res	Type	Atoms	Z	Observed(°)	Ideal(°)
33	DA	780	A	O4'-C1'-N9	5.71	112.77	108.20
33	DA	1483	A	P-O3'-C3'	5.71	126.55	119.70
8	AB	2072	C	N1-C1'-C2'	5.71	121.42	114.00
8	CB	1125	G	C4'-C3'-C2'	-5.71	96.89	102.60
33	DA	1425	U	N3-C4-O4	5.70	123.39	119.40
8	AB	468	G	C4'-C3'-C2'	-5.70	96.90	102.60
33	BA	671	G	C3'-C2'-C1'	-5.70	96.94	101.50
8	CB	405	U	C4'-C3'-C2'	-5.70	96.90	102.60
8	AB	1451	C	C3'-C2'-C1'	5.70	106.06	101.50
8	CB	1512	C	C4'-C3'-C2'	-5.70	96.90	102.60
8	CB	2386	A	C3'-C2'-C1'	5.70	106.06	101.50
8	CB	2676	C	C6-N1-C2	-5.70	118.02	120.30
33	DA	15	G	C3'-C2'-C1'	5.70	106.06	101.50
8	AB	2554	U	C1'-O4'-C4'	-5.70	105.34	109.90
33	BA	769	G	C4'-C3'-C2'	-5.70	96.90	102.60
8	CB	1340	U	C1'-O4'-C4'	-5.70	105.34	109.90
8	CB	386	G	C1'-O4'-C4'	-5.70	105.34	109.90
8	CB	792	A	O4'-C1'-N9	5.70	112.76	108.20
8	AB	2776	A	P-O3'-C3'	5.70	126.53	119.70
8	CB	2798	U	C1'-O4'-C4'	-5.70	105.34	109.90
33	DA	644	U	N1-C1'-C2'	-5.70	105.73	112.00
8	AB	852	U	O4'-C1'-N1	-5.69	103.64	108.20
33	BA	673	A	P-O3'-C3'	-5.69	112.87	119.70
33	DA	246	A	P-O3'-C3'	5.69	126.53	119.70
8	CB	276	U	C1'-O4'-C4'	-5.69	105.35	109.90
33	DA	1277	C	C4'-C3'-C2'	-5.69	96.91	102.60
8	AB	119	A	N9-C1'-C2'	5.69	121.40	114.00
8	AB	2259	U	O4'-C1'-N1	5.69	112.75	108.20
33	BA	646	G	P-O3'-C3'	-5.69	112.87	119.70
8	CB	733	G	C4'-C3'-C2'	-5.69	96.91	102.60
8	CB	2207	C	P-O3'-C3'	-5.69	112.87	119.70
33	BA	817	C	P-O3'-C3'	5.69	126.53	119.70
33	DA	264	C	C1'-O4'-C4'	-5.69	105.35	109.90
8	AB	120	U	O4'-C1'-N1	-5.69	103.65	108.20
8	AB	1999	C	N1-C1'-C2'	-5.69	105.74	112.00
33	BA	435	A	C3'-C2'-C1'	-5.69	96.95	101.50
33	BA	742	G	C3'-C2'-C1'	-5.69	96.95	101.50
8	AB	2024	G	C3'-C2'-C1'	-5.68	96.95	101.50
33	BA	766	A	C4'-C3'-C2'	-5.68	96.92	102.60
33	BA	875	U	O4'-C1'-N1	5.68	112.75	108.20
8	CB	2800	A	O4'-C1'-N9	5.68	112.75	108.20
33	DA	669	G	C2-N3-C4	-5.68	109.06	111.90

Continued on next page...

Continued from previous page...

Mol	Chain	Res	Type	Atoms	Z	Observed(°)	Ideal(°)
8	CB	1185	G	P-O3'-C3'	5.68	126.52	119.70
8	CB	2051	A	O4'-C1'-N9	-5.68	103.65	108.20
8	CB	2060	A	C3'-C2'-C1'	-5.68	96.95	101.50
33	DA	677	U	P-O3'-C3'	-5.68	112.88	119.70
33	DA	1245	C	C4'-C3'-C2'	-5.68	96.92	102.60
33	DA	1489	G	C8-N9-C4	-5.68	104.13	106.40
8	CB	1692	U	C1'-O4'-C4'	-5.68	105.36	109.90
33	DA	434	U	C5'-C4'-O4'	5.68	115.92	109.10
33	DA	1473	G	P-O3'-C3'	-5.68	112.88	119.70
8	CB	1747	U	P-O3'-C3'	5.68	126.52	119.70
33	DA	140	U	P-O3'-C3'	-5.68	112.89	119.70
33	DA	902	G	C4-C5-N7	-5.68	108.53	110.80
8	AB	733	G	C4'-C3'-C2'	-5.68	96.92	102.60
8	AB	99	U	O4'-C1'-N1	5.68	112.74	108.20
8	AB	2091	C	O4'-C1'-N1	5.68	112.74	108.20
33	BA	101	A	C3'-C2'-C1'	-5.68	96.96	101.50
8	CB	865	C	O4'-C1'-N1	5.68	112.74	108.20
8	CB	2225	A	O4'-C1'-N9	-5.68	103.66	108.20
8	CB	2284	A	O4'-C1'-N9	-5.68	103.66	108.20
33	DA	1480	A	P-O3'-C3'	5.68	126.51	119.70
33	BA	727	G	O4'-C4'-C3'	-5.67	98.33	104.00
8	CB	740	C	O4'-C1'-N1	-5.67	103.66	108.20
8	CB	463	G	C4'-C3'-C2'	-5.67	96.93	102.60
8	CB	1857	G	C1'-O4'-C4'	-5.67	105.36	109.90
33	DA	714	G	C2-N3-C4	-5.67	109.06	111.90
33	DA	1473	G	N1-C6-O6	5.67	123.30	119.90
8	CB	994	C	C1'-O4'-C4'	-5.67	105.36	109.90
8	CB	1908	C	O4'-C1'-N1	5.67	112.73	108.20
8	CB	1934	C	P-O3'-C3'	5.67	126.50	119.70
8	CB	2250	G	N3-C4-C5	5.67	131.43	128.60
33	DA	1482	G	N9-C1'-C2'	5.67	121.37	114.00
8	CB	867	C	P-O3'-C3'	-5.67	112.90	119.70
33	DA	1359	C	O4'-C1'-N1	5.67	112.73	108.20
33	BA	992	U	C3'-C2'-C1'	5.66	106.03	101.50
8	CB	753	A	P-O3'-C3'	-5.66	112.90	119.70
33	DA	640	A	C8-N9-C4	-5.66	103.53	105.80
33	DA	913	A	C1'-O4'-C4'	-5.66	105.37	109.90
8	CB	2425	A	N1-C2-N3	5.66	132.13	129.30
8	AB	2230	G	O4'-C1'-N9	5.66	112.73	108.20
8	CB	2630	G	O4'-C4'-C3'	-5.66	98.34	104.00
33	DA	1337	G	C8-N9-C4	-5.66	104.14	106.40
8	AB	2576	G	C4-N9-C1'	5.66	133.86	126.50

Continued on next page...

Continued from previous page...

Mol	Chain	Res	Type	Atoms	Z	Observed(°)	Ideal(°)
33	BA	709	U	O5'-C5'-C4'	-5.66	100.95	111.70
33	BA	1468	A	C5'-C4'-C3'	-5.66	106.94	116.00
33	DA	902	G	N9-C4-C5	5.66	107.66	105.40
8	AB	2351	G	P-O3'-C3'	5.66	126.49	119.70
8	CB	1020	A	C3'-C2'-C1'	5.66	106.03	101.50
8	AB	527	C	O3'-P-O5'	-5.66	93.25	104.00
8	CB	1730	C	C4'-C3'-C2'	-5.66	96.94	102.60
8	CB	1953	A	C4'-C3'-C2'	-5.66	96.94	102.60
8	CB	2060	A	C4'-C3'-C2'	-5.66	96.94	102.60
33	BA	768	A	O4'-C1'-N9	-5.65	103.68	108.20
8	CB	2319	G	O4'-C1'-N9	-5.65	103.68	108.20
33	DA	316	C	C4'-C3'-C2'	-5.65	96.95	102.60
33	DA	401	C	N3-C4-C5	-5.65	119.64	121.90
33	DA	1468	A	N9-C1'-C2'	-5.65	105.78	112.00
8	AB	2133	G	C4'-C3'-C2'	-5.65	96.95	102.60
8	AB	333	G	C4-N9-C1'	5.65	133.84	126.50
8	AB	2332	C	C4'-C3'-C2'	-5.65	96.95	102.60
8	CB	1750	G	C3'-C2'-C1'	-5.65	96.98	101.50
8	AB	1163	G	C4'-C3'-C2'	-5.64	96.96	102.60
8	AB	2029	G	C1'-O4'-C4'	-5.64	105.38	109.90
8	CB	1356	G	C8-N9-C4	-5.64	104.14	106.40
8	CB	1369	G	C5-C6-O6	-5.64	125.21	128.60
8	CB	1987	A	O4'-C4'-C3'	-5.64	98.36	104.00
8	CB	741	U	C5-C4-O4	-5.64	122.51	125.90
33	BA	913	A	C3'-C2'-C1'	5.64	106.01	101.50
8	CB	1112	G	C4'-C3'-C2'	-5.64	96.96	102.60
8	CB	1247	A	O4'-C1'-C2'	-5.64	100.16	105.80
33	DA	595	A	C4'-C3'-C2'	5.64	108.24	102.60
8	AB	2629	U	C1'-O4'-C4'	-5.64	105.39	109.90
8	CB	45	G	C4'-C3'-C2'	-5.64	96.96	102.60
33	DA	629	A	C8-N9-C4	-5.64	103.54	105.80
33	DA	906	A	C4'-C3'-C2'	-5.64	96.96	102.60
8	AB	1187	G	O4'-C1'-N9	-5.64	103.69	108.20
8	AB	1273	U	N1-C1'-C2'	5.64	121.33	114.00
8	AB	1553	A	O4'-C1'-N9	5.64	112.71	108.20
8	CB	1695	G	N3-C4-C5	5.64	131.42	128.60
8	AB	1906	G	C3'-C2'-C1'	-5.63	96.99	101.50
8	CB	1212	G	N9-C1'-C2'	-5.63	105.80	112.00
8	CB	2109	U	O4'-C1'-N1	5.63	112.71	108.20
7	AA	95	U	C4'-C3'-C2'	-5.63	96.97	102.60
8	AB	2727	A	C4'-C3'-C2'	-5.63	96.97	102.60
8	CB	1976	U	C5-C6-N1	5.63	125.52	122.70

Continued on next page...

Continued from previous page...

Mol	Chain	Res	Type	Atoms	Z	Observed(°)	Ideal(°)
33	DA	219	U	C3'-C2'-C1'	-5.63	97.00	101.50
33	DA	247	G	C4'-C3'-C2'	-5.63	96.97	102.60
33	DA	765	G	O4'-C4'-C3'	-5.63	98.37	104.00
8	AB	1692	U	C4'-C3'-C2'	-5.63	96.97	102.60
33	BA	701	U	O4'-C1'-N1	5.63	112.70	108.20
8	CB	2216	G	C4'-C3'-C2'	-5.63	96.97	102.60
33	DA	781	A	C5-C6-N6	-5.63	119.20	123.70
33	DA	894	G	N3-C4-C5	-5.63	125.79	128.60
8	AB	2673	G	C4'-C3'-C2'	-5.63	96.97	102.60
33	BA	1239	A	O4'-C1'-N9	5.63	112.70	108.20
33	BA	1404	C	C4'-C3'-C2'	-5.63	96.97	102.60
33	DA	1266	G	C3'-C2'-C1'	-5.63	97.00	101.50
8	CB	530	G	P-O3'-C3'	5.62	126.45	119.70
8	CB	1257	C	C4-C5-C6	5.62	120.21	117.40
8	CB	2078	C	O4'-C1'-N1	-5.62	103.70	108.20
8	CB	2288	A	C4-C5-N7	-5.62	107.89	110.70
8	CB	2510	C	C3'-C2'-C1'	-5.62	97.00	101.50
8	AB	2488	G	O4'-C1'-N9	5.62	112.70	108.20
33	BA	427	U	C1'-O4'-C4'	-5.62	105.40	109.90
33	BA	380	G	C4'-C3'-C2'	-5.62	96.98	102.60
8	AB	372	G	N3-C4-C5	-5.62	125.79	128.60
8	AB	442	G	C5-C6-O6	-5.62	125.23	128.60
33	DA	752	G	P-O3'-C3'	5.62	126.44	119.70
8	AB	2032	G	C5'-C4'-O4'	-5.62	102.36	109.10
8	AB	2205	A	O4'-C1'-N9	-5.62	103.70	108.20
33	DA	695	A	N9-C1'-C2'	5.62	121.31	114.00
8	AB	307	G	C3'-C2'-C1'	-5.62	97.01	101.50
8	AB	773	U	P-O3'-C3'	5.62	126.44	119.70
7	CA	99	A	P-O3'-C3'	5.62	126.44	119.70
8	CB	242	G	O4'-C1'-C2'	-5.62	100.18	105.80
33	DA	1317	C	O4'-C1'-N1	5.62	112.69	108.20
33	BA	128	G	C3'-C2'-C1'	5.61	105.99	101.50
8	AB	564	C	P-O3'-C3'	-5.61	112.97	119.70
7	AA	87	U	C5'-C4'-O4'	5.61	115.83	109.10
8	AB	795	C	C4'-C3'-C2'	-5.61	96.99	102.60
8	AB	2647	U	N1-C1'-C2'	-5.61	105.83	112.00
7	CA	87	U	C5'-C4'-O4'	5.61	115.83	109.10
8	CB	2025	C	C4'-C3'-C2'	-5.61	96.99	102.60
33	DA	78	A	C3'-C2'-C1'	-5.61	97.01	101.50
33	DA	545	C	C6-N1-C2	5.61	122.54	120.30
33	DA	776	G	O4'-C1'-N9	5.61	112.69	108.20
8	AB	379	G	N1-C6-O6	5.61	123.26	119.90

Continued on next page...

Continued from previous page...

Mol	Chain	Res	Type	Atoms	Z	Observed(°)	Ideal(°)
8	AB	421	C	O3'-P-O5'	-5.61	93.34	104.00
8	AB	2211	A	O4'-C1'-N9	5.61	112.69	108.20
8	CB	2015	A	C1'-O4'-C4'	-5.61	105.41	109.90
8	CB	2189	U	C4'-C3'-C2'	-5.61	96.99	102.60
8	AB	45	G	C4'-C3'-C2'	-5.61	96.99	102.60
8	AB	1829	A	O4'-C1'-N9	-5.61	103.72	108.20
33	DA	669	G	C4-C5-N7	5.61	113.04	110.80
8	AB	356	G	N1-C6-O6	5.60	123.26	119.90
8	AB	2748	A	N9-C1'-C2'	-5.60	105.83	112.00
33	DA	1422	G	C5'-C4'-O4'	5.60	115.82	109.10
8	CB	403	U	O4'-C1'-N1	5.60	112.68	108.20
8	CB	1296	G	P-O3'-C3'	5.60	126.42	119.70
8	CB	2281	A	P-O3'-C3'	5.60	126.42	119.70
8	AB	973	A	N9-C1'-C2'	5.60	121.28	114.00
8	AB	1438	U	C3'-C2'-C1'	5.60	105.98	101.50
33	BA	247	G	C3'-C2'-C1'	-5.60	97.02	101.50
8	CB	2689	U	C4'-C3'-C2'	-5.60	97.00	102.60
8	AB	1268	A	C8-N9-C4	-5.60	103.56	105.80
8	AB	1610	A	N9-C1'-C2'	5.60	121.28	114.00
8	CB	1888	G	N9-C1'-C2'	5.59	121.27	114.00
8	CB	2283	C	C4'-C3'-C2'	-5.59	97.00	102.60
33	DA	356	A	C1'-O4'-C4'	-5.59	105.42	109.90
33	DA	771	G	C8-N9-C4	-5.59	104.16	106.40
33	DA	1358	U	O4'-C1'-N1	5.59	112.67	108.20
8	AB	126	A	N1-C6-N6	-5.59	115.25	118.60
8	AB	1819	A	O5'-C5'-C4'	-5.59	101.08	111.70
7	CA	47	C	C1'-O4'-C4'	-5.59	105.43	109.90
33	DA	1520	C	C4'-C3'-C2'	-5.59	97.01	102.60
8	CB	1959	G	C4'-C3'-C2'	-5.59	97.01	102.60
8	CB	1374	G	N3-C4-C5	5.59	131.39	128.60
8	AB	504	A	C3'-C2'-C1'	-5.59	97.03	101.50
8	AB	920	A	C4'-C3'-C2'	-5.59	97.01	102.60
8	AB	2514	U	P-O3'-C3'	-5.59	113.00	119.70
8	AB	2689	U	C4'-C3'-C2'	-5.59	97.01	102.60
8	CB	669	G	C3'-C2'-C1'	5.59	105.97	101.50
8	CB	1301	A	N9-C1'-C2'	5.59	121.26	114.00
8	CB	1996	C	O4'-C1'-C2'	-5.59	100.21	105.80
33	DA	411	A	C3'-C2'-C1'	5.59	105.97	101.50
33	DA	808	C	P-O3'-C3'	-5.59	113.00	119.70
8	AB	1327	A	C3'-C2'-C1'	5.58	105.97	101.50
8	AB	1288	G	C1'-O4'-C4'	-5.58	105.44	109.90
8	AB	1633	G	C3'-C2'-C1'	5.58	105.97	101.50

Continued on next page...

Continued from previous page...

Mol	Chain	Res	Type	Atoms	Z	Observed(°)	Ideal(°)
8	CB	1009	A	P-O3'-C3'	-5.58	113.00	119.70
23	CQ	38	VAL	N-CA-C	-5.58	95.93	111.00
8	AB	2880	C	C6-N1-C2	-5.58	118.07	120.30
33	BA	742	G	C4'-C3'-C2'	-5.58	97.02	102.60
33	BA	772	U	C4'-C3'-C2'	-5.58	97.02	102.60
8	CB	1041	G	O4'-C1'-N9	5.58	112.66	108.20
8	AB	807	U	O4'-C1'-N1	-5.58	103.74	108.20
8	AB	1845	G	C4'-C3'-C2'	-5.58	97.03	102.60
8	AB	2620	C	C1'-O4'-C4'	-5.58	105.44	109.90
8	CB	775	G	C3'-C2'-C1'	-5.58	97.04	101.50
8	CB	983	A	C3'-C2'-C1'	5.58	105.96	101.50
33	BA	779	C	O4'-C1'-N1	-5.57	103.74	108.20
33	DA	103	U	C4'-C3'-C2'	-5.57	97.03	102.60
8	AB	792	A	O4'-C1'-N9	5.57	112.66	108.20
8	CB	191	A	C8-N9-C4	-5.57	103.57	105.80
8	AB	590	A	O4'-C1'-N9	5.57	112.66	108.20
8	AB	2216	G	C4'-C3'-C2'	-5.57	97.03	102.60
8	AB	2880	C	C2-N1-C1'	5.57	124.93	118.80
33	BA	765	G	N3-C4-N9	5.57	129.34	126.00
33	BA	1041	G	C4'-C3'-C2'	-5.57	97.03	102.60
33	DA	266	G	C3'-C2'-C1'	5.57	105.95	101.50
33	DA	936	C	C3'-C2'-C1'	-5.57	97.05	101.50
8	AB	1191	G	N9-C1'-C2'	-5.56	105.88	112.00
8	AB	2592	G	C4'-C3'-C2'	-5.56	97.04	102.60
8	CB	1929	G	C3'-C2'-C1'	-5.56	97.05	101.50
33	DA	9	G	O4'-C1'-N9	5.56	112.65	108.20
33	DA	654	G	P-O3'-C3'	-5.56	113.03	119.70
8	CB	370	G	P-O3'-C3'	5.56	126.37	119.70
8	AB	2017	U	N1-C1'-C2'	5.56	121.23	114.00
8	CB	1796	U	O4'-C4'-C3'	-5.56	98.44	104.00
8	CB	1907	G	C3'-C2'-C1'	-5.56	97.05	101.50
33	DA	220	G	C3'-C2'-C1'	-5.56	97.05	101.50
33	DA	362	G	C4'-C3'-C2'	-5.56	97.04	102.60
33	BA	671	G	C8-N9-C4	-5.55	104.18	106.40
8	AB	1487	U	C3'-C2'-C1'	-5.55	97.06	101.50
8	AB	1826	G	O4'-C1'-N9	-5.55	103.76	108.20
33	DA	1337	G	O4'-C1'-N9	5.55	112.64	108.20
33	DA	1441	A	C8-N9-C4	-5.55	103.58	105.80
7	CA	54	G	C4'-C3'-C2'	-5.55	97.05	102.60
33	DA	56	U	C4'-C3'-C2'	-5.55	97.05	102.60
7	CA	53	A	C3'-C2'-C1'	-5.55	97.06	101.50
8	AB	970	U	O4'-C1'-N1	5.55	112.64	108.20

Continued on next page...

Continued from previous page...

Mol	Chain	Res	Type	Atoms	Z	Observed(°)	Ideal(°)
8	AB	2045	C	C6-N1-C2	5.55	122.52	120.30
8	CB	80	G	C3'-C2'-C1'	-5.55	97.06	101.50
8	CB	2447	G	O4'-C1'-N9	-5.55	103.76	108.20
8	AB	1350	C	P-O3'-C3'	-5.54	113.05	119.70
8	CB	1364	G	P-O3'-C3'	-5.54	113.05	119.70
8	CB	1707	G	P-O3'-C3'	5.54	126.35	119.70
8	AB	2103	C	C3'-C2'-C1'	5.54	105.94	101.50
7	CA	17	C	O4'-C1'-N1	5.54	112.64	108.20
8	CB	1973	G	O4'-C1'-C2'	-5.54	100.26	105.80
8	CB	2082	A	C4'-C3'-C2'	-5.54	97.06	102.60
33	DA	761	G	N1-C6-O6	5.54	123.23	119.90
33	DA	1351	U	O4'-C1'-N1	5.54	112.63	108.20
33	BA	926	G	P-O3'-C3'	5.54	126.35	119.70
8	CB	2514	U	P-O3'-C3'	-5.54	113.05	119.70
8	CB	454	A	P-O3'-C3'	5.54	126.35	119.70
8	CB	2473	U	C3'-C2'-C1'	5.54	105.93	101.50
33	DA	613	C	C4'-C3'-C2'	-5.54	97.06	102.60
33	DA	1016	A	C3'-C2'-C1'	-5.54	97.07	101.50
8	CB	875	G	O4'-C1'-N9	5.54	112.63	108.20
8	CB	1937	A	O4'-C1'-N9	-5.54	103.77	108.20
8	CB	2672	U	P-O3'-C3'	-5.54	113.06	119.70
33	DA	103	U	C3'-C2'-C1'	-5.54	97.07	101.50
33	DA	880	C	C3'-C2'-C1'	-5.54	97.07	101.50
8	CB	941	A	C4'-C3'-C2'	-5.53	97.07	102.60
33	DA	1297	G	C3'-C2'-C1'	5.53	105.93	101.50
8	AB	1224	U	O4'-C1'-N1	-5.53	103.78	108.20
8	AB	1554	U	C4'-C3'-C2'	-5.53	97.07	102.60
8	AB	2311	A	C3'-C2'-C1'	5.53	105.93	101.50
8	AB	226	A	C3'-C2'-C1'	5.53	105.92	101.50
8	AB	332	A	C8-N9-C4	5.53	108.01	105.80
8	AB	982	C	N1-C1'-C2'	5.53	121.19	114.00
33	DA	546	A	O4'-C1'-N9	-5.53	103.78	108.20
33	DA	973	G	O4'-C1'-N9	5.53	112.62	108.20
33	DA	1053	G	C1'-O4'-C4'	-5.53	105.47	109.90
8	AB	1857	G	C1'-O4'-C4'	-5.53	105.48	109.90
8	AB	2641	G	N9-C1'-C2'	-5.53	105.92	112.00
33	BA	665	A	C3'-C2'-C1'	5.53	105.92	101.50
7	CA	89	U	C4'-C3'-C2'	-5.53	97.07	102.60
8	CB	1378	A	C4'-C3'-C2'	-5.53	97.07	102.60
8	CB	2066	C	C4'-C3'-C2'	-5.53	97.07	102.60
9	AC	173	LEU	N-CA-C	5.53	125.92	111.00
7	CA	15	A	C4'-C3'-C2'	-5.53	97.07	102.60

Continued on next page...

Continued from previous page...

Mol	Chain	Res	Type	Atoms	Z	Observed(°)	Ideal(°)
33	DA	1273	C	C3'-C2'-C1'	-5.53	97.08	101.50
33	DA	1335	U	C1'-O4'-C4'	-5.53	105.48	109.90
8	CB	2564	A	N9-C1'-C2'	5.52	121.18	114.00
8	CB	2592	G	C4'-C3'-C2'	-5.52	97.08	102.60
41	DI	62	LEU	CA-CB-CG	5.52	128.00	115.30
8	AB	442	G	N1-C6-O6	5.52	123.21	119.90
9	CC	173	LEU	N-CA-C	5.52	125.90	111.00
8	CB	583	G	C8-N9-C4	-5.52	104.19	106.40
8	CB	745	G	C6-C5-N7	-5.52	127.09	130.40
8	CB	1664	A	C8-N9-C4	-5.52	103.59	105.80
33	DA	391	G	C8-N9-C4	-5.52	104.19	106.40
33	BA	1515	G	C5-C6-O6	-5.52	125.29	128.60
33	DA	350	G	O4'-C1'-C2'	-5.52	100.28	105.80
8	AB	994	C	C6-N1-C1'	-5.51	114.18	120.80
8	AB	1759	A	P-O3'-C3'	-5.51	113.08	119.70
8	CB	136	G	C3'-C2'-C1'	-5.51	97.09	101.50
8	CB	196	A	N1-C6-N6	5.51	121.91	118.60
8	CB	1454	C	C1'-O4'-C4'	-5.51	105.49	109.90
8	CB	2311	A	C3'-C2'-C1'	5.51	105.91	101.50
8	CB	527	C	O3'-P-O5'	-5.51	93.53	104.00
8	CB	973	A	N9-C1'-C2'	5.51	121.17	114.00
8	CB	1241	A	C1'-O4'-C4'	-5.51	105.49	109.90
8	AB	2569	G	C4'-C3'-C2'	-5.51	97.09	102.60
33	BA	755	G	C4'-C3'-C2'	-5.51	97.09	102.60
8	CB	2363	G	P-O3'-C3'	-5.51	113.09	119.70
33	DA	973	G	C4'-C3'-C2'	-5.51	97.09	102.60
8	AB	1039	A	P-O3'-C3'	-5.51	113.09	119.70
8	CB	2659	G	C4'-C3'-C2'	-5.51	97.09	102.60
8	CB	2663	G	C3'-C2'-C1'	-5.51	97.09	101.50
33	DA	851	G	C4'-C3'-C2'	-5.51	97.09	102.60
33	BA	346	G	C1'-O4'-C4'	-5.51	105.49	109.90
8	CB	1263	U	N3-C4-C5	-5.51	111.30	114.60
8	AB	1412	U	C4'-C3'-C2'	-5.51	97.09	102.60
8	CB	332	A	N9-C1'-C2'	-5.51	105.94	112.00
8	CB	1035	U	C4'-C3'-C2'	-5.51	97.09	102.60
8	CB	1642	G	N1-C6-O6	5.51	123.20	119.90
33	DA	816	A	C4'-C3'-C2'	-5.51	97.09	102.60
8	AB	807	U	C4'-C3'-C2'	-5.50	97.10	102.60
8	AB	865	C	C1'-O4'-C4'	-5.50	105.50	109.90
8	AB	2234	G	N3-C4-C5	-5.50	125.85	128.60
33	BA	669	G	O4'-C1'-N9	5.50	112.60	108.20
8	CB	1566	A	N9-C1'-C2'	5.50	121.16	114.00

Continued on next page...

Continued from previous page...

Mol	Chain	Res	Type	Atoms	Z	Observed(°)	Ideal(°)
8	AB	1953	A	C4'-C3'-C2'	-5.50	97.10	102.60
8	CB	486	C	C3'-C2'-C1'	-5.50	97.10	101.50
8	CB	778	G	C8-N9-C4	-5.50	104.20	106.40
8	CB	1712	U	P-O3'-C3'	5.50	126.30	119.70
8	CB	1826	G	C4'-C3'-C2'	-5.50	97.10	102.60
8	CB	2561	U	N3-C4-O4	5.50	123.25	119.40
8	AB	2453	A	N1-C6-N6	5.50	121.90	118.60
7	AA	87	U	C6-N1-C2	-5.50	117.70	121.00
7	CA	106	G	N3-C4-C5	-5.50	125.85	128.60
33	DA	685	G	C4-C5-C6	5.50	122.10	118.80
8	AB	1460	U	O4'-C1'-N1	-5.50	103.80	108.20
8	CB	2595	G	C4'-C3'-C2'	-5.50	97.11	102.60
8	AB	101	A	O4'-C4'-C3'	-5.49	98.51	104.00
33	BA	1468	A	O5'-C5'-C4'	-5.49	101.26	111.70
33	BA	247	G	C4'-C3'-C2'	-5.49	97.11	102.60
8	CB	228	C	C1'-O4'-C4'	-5.49	105.51	109.90
8	CB	248	G	C5-C6-O6	-5.49	125.31	128.60
33	DA	40	C	C5'-C4'-O4'	5.49	115.69	109.10
8	AB	2202	U	C4'-C3'-C2'	-5.49	97.11	102.60
8	AB	410	G	C6-C5-N7	-5.49	127.11	130.40
8	AB	1730	C	C4'-C3'-C2'	-5.49	97.11	102.60
33	BA	1277	C	O4'-C1'-N1	5.49	112.59	108.20
8	CB	2009	A	C4'-C3'-C2'	-5.49	97.11	102.60
8	CB	2776	A	C3'-C2'-C1'	-5.49	97.11	101.50
33	DA	770	C	O4'-C4'-C3'	-5.49	98.51	104.00
8	AB	680	C	O4'-C1'-N1	5.49	112.59	108.20
8	AB	866	A	N9-C1'-C2'	-5.49	105.97	112.00
8	CB	1790	C	O4'-C1'-N1	-5.49	103.81	108.20
8	CB	2344	U	O4'-C1'-N1	-5.49	103.81	108.20
8	AB	464	U	C3'-C2'-C1'	5.48	105.89	101.50
33	BA	1079	G	O4'-C1'-N9	5.48	112.59	108.20
33	DA	1422	G	O5'-C5'-C4'	5.48	122.12	111.70
8	AB	1342	A	O4'-C1'-N9	-5.48	103.81	108.20
8	AB	1976	U	N1-C1'-C2'	5.48	121.13	114.00
33	BA	700	G	C4'-C3'-C2'	-5.48	97.12	102.60
7	CA	41	G	C3'-C2'-C1'	5.48	105.89	101.50
8	CB	1293	C	O4'-C1'-N1	-5.48	103.81	108.20
8	CB	2458	G	O4'-C1'-C2'	-5.48	100.32	105.80
33	DA	511	C	C6-N1-C2	5.48	122.49	120.30
33	DA	729	A	O4'-C1'-N9	-5.48	103.81	108.20
33	DA	1078	U	C4'-C3'-C2'	-5.48	97.12	102.60
33	DA	1233	G	O4'-C1'-N9	5.48	112.59	108.20

Continued on next page...

Continued from previous page...

Mol	Chain	Res	Type	Atoms	Z	Observed(°)	Ideal(°)
8	AB	2880	C	N1-C1'-C2'	5.48	121.12	114.00
33	BA	899	C	N1-C2-O2	5.48	122.19	118.90
33	BA	504	C	C3'-C2'-C1'	-5.48	97.12	101.50
8	CB	1312	U	C3'-C2'-C1'	-5.48	97.12	101.50
33	DA	782	A	O5'-C5'-C4'	5.48	122.10	111.70
8	AB	978	G	C1'-O4'-C4'	-5.47	105.52	109.90
8	AB	1161	C	C4'-C3'-C2'	-5.47	97.13	102.60
8	CB	2593	U	P-O3'-C3'	-5.47	113.13	119.70
8	CB	2709	G	C8-N9-C4	-5.47	104.21	106.40
33	DA	281	G	C3'-C2'-C1'	5.47	105.88	101.50
33	DA	1414	U	O4'-C4'-C3'	-5.47	98.53	104.00
33	BA	1198	G	C5'-C4'-O4'	5.47	115.67	109.10
33	DA	428	G	P-O3'-C3'	5.47	126.27	119.70
8	AB	2034	U	N1-C1'-C2'	-5.47	105.98	112.00
33	BA	1152	A	C3'-C2'-C1'	-5.47	97.12	101.50
8	AB	2458	G	O4'-C1'-C2'	-5.47	100.33	105.80
8	AB	2616	C	P-O3'-C3'	-5.47	113.14	119.70
8	CB	1454	C	C5-C6-N1	5.47	123.73	121.00
8	CB	80	G	C4'-C3'-C2'	-5.47	97.13	102.60
8	CB	745	G	O4'-C1'-C2'	-5.47	100.33	105.80
8	CB	2219	U	C4'-C3'-C2'	-5.47	97.13	102.60
33	DA	812	G	N1-C6-O6	5.47	123.18	119.90
8	AB	1420	A	O4'-C1'-N9	5.46	112.57	108.20
33	BA	1309	G	C3'-C2'-C1'	-5.46	97.13	101.50
8	AB	168	G	P-O3'-C3'	-5.46	113.14	119.70
8	AB	39	G	C4'-C3'-C2'	-5.46	97.14	102.60
8	CB	128	C	P-O3'-C3'	5.46	126.25	119.70
8	CB	1786	A	C5'-C4'-O4'	-5.46	102.55	109.10
33	DA	1072	G	O4'-C1'-N9	5.46	112.57	108.20
8	AB	587	C	C2-N1-C1'	5.46	124.80	118.80
8	AB	2729	G	C8-N9-C4	-5.46	104.22	106.40
33	BA	430	A	O4'-C1'-N9	5.46	112.56	108.20
33	BA	1180	A	C3'-C2'-C1'	-5.46	97.13	101.50
8	CB	1769	U	O4'-C4'-C3'	-5.46	98.54	104.00
33	DA	1279	G	C8-N9-C4	-5.46	104.22	106.40
8	AB	2587	A	O4'-C1'-N9	-5.46	103.84	108.20
8	CB	1819	A	C5'-C4'-O4'	-5.46	102.55	109.10
7	AA	73	A	P-O3'-C3'	-5.45	113.16	119.70
8	AB	4	U	C5'-C4'-O4'	-5.45	102.56	109.10
8	AB	341	C	C4'-C3'-C2'	-5.45	97.15	102.60
33	BA	775	G	C6-C5-N7	-5.45	127.13	130.40
8	CB	2614	A	O4'-C1'-C2'	-5.45	100.35	105.80

Continued on next page...

Continued from previous page...

Mol	Chain	Res	Type	Atoms	Z	Observed(°)	Ideal(°)
8	AB	243	U	C5'-C4'-O4'	-5.45	102.56	109.10
7	CA	54	G	C3'-C2'-C1'	-5.45	97.14	101.50
8	CB	1147	A	O4'-C1'-N9	5.45	112.56	108.20
8	CB	2391	G	C4'-C3'-C2'	-5.45	97.15	102.60
33	DA	669	G	C5-C6-O6	-5.45	125.33	128.60
33	DA	792	A	C1'-O4'-C4'	-5.45	105.54	109.90
33	DA	1361	G	C8-N9-C4	-5.45	104.22	106.40
33	DA	1405	G	C3'-C2'-C1'	-5.45	97.14	101.50
8	AB	1767	G	O4'-C1'-N9	5.45	112.56	108.20
8	AB	1796	U	C4'-C3'-C2'	-5.45	97.15	102.60
33	BA	1061	G	C3'-C2'-C1'	5.45	105.86	101.50
33	BA	591	U	C4'-C3'-C2'	-5.45	97.16	102.60
8	CB	2018	G	P-O5'-C5'	-5.45	112.19	120.90
8	CB	2594	C	N1-C1'-C2'	5.45	121.08	114.00
33	DA	769	G	C3'-C2'-C1'	5.45	105.86	101.50
8	AB	106	C	O4'-C1'-N1	5.44	112.56	108.20
8	AB	530	G	O4'-C1'-N9	5.44	112.56	108.20
33	BA	1048	G	C4'-C3'-C2'	-5.44	97.16	102.60
8	CB	1255	U	N3-C2-O2	-5.44	118.39	122.20
8	CB	1951	U	C4'-C3'-C2'	-5.44	97.16	102.60
33	DA	776	G	C8-N9-C4	-5.44	104.22	106.40
8	AB	524	G	C8-N9-C4	-5.44	104.22	106.40
8	CB	347	A	O4'-C1'-N9	5.44	112.55	108.20
8	CB	1285	A	O4'-C1'-N9	-5.44	103.85	108.20
33	DA	463	U	C3'-C2'-C1'	5.44	105.85	101.50
8	CB	2779	U	P-O3'-C3'	5.44	126.23	119.70
33	DA	1187	G	P-O3'-C3'	-5.44	113.17	119.70
8	AB	2283	C	C4'-C3'-C2'	-5.44	97.16	102.60
8	CB	320	A	O5'-C5'-C4'	-5.44	101.37	111.70
8	CB	2035	G	N1-C6-O6	5.44	123.16	119.90
8	AB	333	G	N3-C4-N9	5.44	129.26	126.00
8	AB	1454	C	C1'-O4'-C4'	-5.44	105.55	109.90
8	AB	2505	G	C3'-C2'-C1'	5.44	105.85	101.50
8	AB	836	G	C4'-C3'-C2'	-5.43	97.17	102.60
8	CB	555	G	C1'-O4'-C4'	-5.43	105.55	109.90
33	DA	1168	U	C3'-C2'-C1'	-5.43	97.15	101.50
8	AB	1515	A	C4'-C3'-C2'	-5.43	97.17	102.60
8	AB	1972	G	P-O3'-C3'	-5.43	113.18	119.70
33	BA	40	C	C5'-C4'-O4'	5.43	115.62	109.10
33	BA	1028	C	C4'-C3'-C2'	-5.43	97.17	102.60
33	DA	863	U	O4'-C1'-N1	5.43	112.55	108.20
33	DA	1185	G	C3'-C2'-C1'	-5.43	97.16	101.50

Continued on next page...

Continued from previous page...

Mol	Chain	Res	Type	Atoms	Z	Observed(°)	Ideal(°)
33	DA	1198	G	O5'-C5'-C4'	5.43	122.02	111.70
8	AB	2236	U	C4'-C3'-C2'	-5.43	97.17	102.60
7	CA	41	G	C8-N9-C4	-5.43	104.23	106.40
33	DA	1415	G	C1'-O4'-C4'	-5.43	105.56	109.90
8	AB	1675	C	C6-N1-C2	-5.43	118.13	120.30
33	BA	1529	G	C5'-C4'-O4'	5.43	115.62	109.10
8	CB	766	U	C4'-C3'-C2'	-5.43	97.17	102.60
8	CB	1784	A	C3'-C2'-C1'	5.43	105.84	101.50
8	CB	2034	U	O4'-C1'-N1	-5.43	103.86	108.20
8	CB	2592	G	O4'-C1'-N9	5.43	112.54	108.20
8	AB	1054	A	C3'-C2'-C1'	-5.43	97.16	101.50
8	AB	2681	C	O4'-C1'-N1	5.43	112.54	108.20
33	BA	406	G	C8-N9-C4	-5.43	104.23	106.40
8	CB	748	G	P-O3'-C3'	5.43	126.21	119.70
8	CB	1460	U	O4'-C1'-N1	-5.43	103.86	108.20
8	AB	356	G	C5-C6-O6	-5.42	125.34	128.60
8	AB	2022	U	P-O3'-C3'	-5.42	113.19	119.70
8	CB	221	A	N9-C1'-C2'	-5.42	106.03	112.00
8	CB	1696	G	C5-C6-O6	-5.42	125.35	128.60
8	CB	926	G	C4'-C3'-C2'	-5.42	97.18	102.60
8	CB	1383	A	O4'-C1'-N9	5.42	112.54	108.20
8	CB	859	G	O4'-C1'-N9	5.42	112.54	108.20
33	DA	1394	A	C3'-C2'-C1'	-5.42	97.16	101.50
33	BA	1201	A	P-O3'-C3'	5.42	126.20	119.70
8	CB	1255	U	N1-C2-O2	5.42	126.59	122.80
8	CB	2201	G	P-O3'-C3'	-5.42	113.20	119.70
33	DA	617	G	O4'-C1'-N9	5.42	112.53	108.20
8	AB	2563	U	C1'-O4'-C4'	-5.42	105.57	109.90
33	BA	617	G	C3'-C2'-C1'	-5.42	97.17	101.50
33	DA	1047	G	C3'-C2'-C1'	-5.42	97.17	101.50
33	DA	1475	G	C1'-O4'-C4'	-5.42	105.57	109.90
8	AB	2083	G	C6-C5-N7	-5.42	127.15	130.40
8	CB	664	G	P-O3'-C3'	-5.42	113.20	119.70
33	DA	328	C	C3'-C2'-C1'	5.42	105.83	101.50
8	AB	361	G	C3'-C2'-C1'	5.41	105.83	101.50
7	CA	89	U	O4'-C1'-N1	5.41	112.53	108.20
8	CB	337	C	O4'-C4'-C3'	-5.41	98.59	104.00
33	DA	460	A	C4'-C3'-C2'	-5.41	97.19	102.60
8	AB	400	G	C4'-C3'-C2'	-5.41	97.19	102.60
8	AB	1807	G	C3'-C2'-C1'	-5.41	97.17	101.50
8	CB	524	G	O4'-C1'-N9	5.41	112.53	108.20
33	DA	834	U	C1'-O4'-C4'	-5.41	105.57	109.90

Continued on next page...

Continued from previous page...

Mol	Chain	Res	Type	Atoms	Z	Observed(°)	Ideal(°)
8	AB	549	G	C3'-C2'-C1'	5.41	105.83	101.50
8	AB	1444	G	C4'-C3'-C2'	-5.41	97.19	102.60
33	DA	104	G	C8-N9-C4	-5.41	104.24	106.40
33	DA	562	U	C4'-C3'-C2'	-5.41	97.19	102.60
8	AB	790	U	O4'-C1'-N1	-5.41	103.87	108.20
8	CB	850	U	C3'-C2'-C1'	5.41	105.83	101.50
33	DA	1522	U	C5'-C4'-O4'	5.41	115.59	109.10
8	CB	2445	G	C8-N9-C4	-5.41	104.24	106.40
33	DA	398	U	P-O3'-C3'	5.40	126.19	119.70
33	DA	1384	C	C3'-C2'-C1'	-5.40	97.18	101.50
8	AB	1835	G	O4'-C1'-N9	-5.40	103.88	108.20
33	DA	701	U	O4'-C1'-N1	5.40	112.52	108.20
8	AB	373	U	P-O3'-C3'	-5.40	113.22	119.70
33	BA	795	C	C6-N1-C2	5.40	122.46	120.30
8	CB	513	A	C8-N9-C4	-5.40	103.64	105.80
8	CB	1444	G	C4'-C3'-C2'	-5.40	97.20	102.60
8	CB	1621	U	P-O3'-C3'	5.40	126.18	119.70
8	CB	2321	U	C1'-O4'-C4'	-5.40	105.58	109.90
8	CB	2592	G	C5'-C4'-O4'	-5.40	102.62	109.10
8	CB	207	A	O4'-C1'-N9	5.40	112.52	108.20
8	CB	265	A	O4'-C1'-N9	5.40	112.52	108.20
33	DA	646	G	C4'-C3'-C2'	-5.40	97.20	102.60
33	DA	890	G	P-O3'-C3'	5.40	126.18	119.70
8	AB	304	U	C4'-C3'-C2'	-5.40	97.20	102.60
33	BA	1274	A	C4'-C3'-C2'	-5.40	97.20	102.60
8	AB	124	G	C8-N9-C4	-5.39	104.24	106.40
33	BA	349	A	P-O3'-C3'	5.39	126.17	119.70
8	CB	684	G	N1-C6-O6	5.39	123.14	119.90
8	CB	968	C	O4'-C1'-N1	5.39	112.52	108.20
33	DA	699	C	P-O3'-C3'	5.39	126.17	119.70
8	AB	869	G	O5'-C5'-C4'	5.39	121.95	111.70
8	CB	2569	G	C4'-C3'-C2'	-5.39	97.21	102.60
8	AB	445	C	C6-N1-C2	5.39	122.46	120.30
8	AB	470	A	O4'-C1'-N9	-5.39	103.89	108.20
8	AB	2240	U	C4'-C3'-C2'	-5.39	97.21	102.60
8	CB	1949	G	O4'-C1'-N9	-5.39	103.89	108.20
8	CB	2034	U	C6-N1-C2	5.39	124.23	121.00
7	CA	113	C	O4'-C1'-N1	5.39	112.51	108.20
8	CB	807	U	C4'-C3'-C2'	-5.39	97.21	102.60
8	CB	1207	C	C4'-C3'-C2'	-5.39	97.21	102.60
8	CB	1825	U	P-O3'-C3'	-5.39	113.23	119.70
8	CB	2029	G	C1'-O4'-C4'	-5.39	105.59	109.90

Continued on next page...

Continued from previous page...

Mol	Chain	Res	Type	Atoms	Z	Observed(°)	Ideal(°)
8	AB	332	A	C1'-O4'-C4'	-5.39	105.59	109.90
8	AB	1817	G	N9-C4-C5	5.39	107.56	105.40
8	CB	369	U	O3'-P-O5'	-5.39	93.77	104.00
33	DA	1483	A	N9-C1'-C2'	5.39	121.00	114.00
8	AB	35	G	N9-C1'-C2'	-5.38	106.08	112.00
8	CB	2747	G	C3'-C2'-C1'	-5.38	97.19	101.50
8	AB	395	U	P-O3'-C3'	-5.38	113.24	119.70
8	CB	972	A	C5-C6-N6	5.38	128.01	123.70
8	CB	1374	G	C1'-O4'-C4'	-5.38	105.59	109.90
8	CB	1020	A	P-O3'-C3'	5.38	126.16	119.70
8	CB	1267	U	C3'-C2'-C1'	5.38	105.81	101.50
8	CB	733	G	C6-C5-N7	-5.38	127.17	130.40
7	CA	51	G	O4'-C1'-N9	5.38	112.50	108.20
8	CB	687	C	N3-C2-O2	5.38	125.66	121.90
8	AB	1951	U	C4'-C3'-C2'	-5.38	97.22	102.60
8	CB	1114	C	C3'-C2'-C1'	-5.38	97.20	101.50
33	DA	605	U	P-O5'-C5'	5.38	129.50	120.90
8	CB	1949	G	N9-C1'-C2'	5.38	120.99	114.00
8	CB	2731	G	C6-C5-N7	-5.37	127.18	130.40
8	AB	2057	G	O4'-C1'-N9	-5.37	103.90	108.20
33	BA	516	U	P-O3'-C3'	5.37	126.15	119.70
8	CB	553	G	O4'-C4'-C3'	-5.37	98.63	104.00
8	CB	1082	U	C4'-C3'-C2'	-5.37	97.23	102.60
8	CB	2814	A	N1-C6-N6	5.37	121.82	118.60
33	BA	939	G	C3'-C2'-C1'	5.37	105.80	101.50
8	AB	107	G	C4'-C3'-C2'	-5.37	97.23	102.60
8	AB	1241	A	C1'-O4'-C4'	-5.37	105.61	109.90
8	AB	2281	A	P-O3'-C3'	5.37	126.14	119.70
8	AB	2472	G	C4'-C3'-C2'	-5.37	97.23	102.60
8	CB	1683	U	C5-C4-O4	-5.37	122.68	125.90
33	DA	777	A	P-O3'-C3'	-5.37	113.26	119.70
8	CB	326	G	C8-N9-C4	-5.37	104.25	106.40
8	CB	369	U	O4'-C1'-N1	5.37	112.49	108.20
8	CB	1984	G	O4'-C4'-C3'	-5.37	98.63	104.00
33	BA	734	G	C3'-C2'-C1'	5.37	105.79	101.50
33	BA	1130	A	C3'-C2'-C1'	-5.37	97.21	101.50
7	CA	103	U	P-O3'-C3'	-5.37	113.26	119.70
8	CB	1695	G	O4'-C4'-C3'	-5.37	98.64	104.00
33	DA	765	G	C3'-C2'-C1'	-5.37	97.21	101.50
8	CB	1234	U	O4'-C1'-N1	-5.36	103.91	108.20
33	DA	1393	U	O4'-C1'-N1	5.36	112.49	108.20
8	AB	8	C	C3'-C2'-C1'	-5.36	97.21	101.50

Continued on next page...

Continued from previous page...

Mol	Chain	Res	Type	Atoms	Z	Observed(°)	Ideal(°)
8	AB	2780	G	N3-C4-C5	-5.36	125.92	128.60
8	CB	700	G	C3'-C2'-C1'	-5.36	97.21	101.50
8	CB	1393	A	C3'-C2'-C1'	5.36	105.79	101.50
8	CB	2211	A	O4'-C1'-N9	5.36	112.49	108.20
33	DA	217	C	C3'-C2'-C1'	-5.36	97.21	101.50
8	AB	2553	G	C4'-C3'-C2'	-5.36	97.24	102.60
33	BA	778	G	P-O3'-C3'	5.36	126.13	119.70
8	AB	466	A	O4'-C1'-N9	-5.36	103.91	108.20
32	AZ	32	LEU	CA-CB-CG	5.36	127.62	115.30
33	BA	676	A	C1'-O4'-C4'	-5.36	105.61	109.90
8	CB	908	C	C4'-C3'-C2'	-5.36	97.24	102.60
33	DA	942	G	C4'-C3'-C2'	-5.36	97.24	102.60
33	DA	1473	G	C6-C5-N7	-5.36	127.19	130.40
33	BA	791	G	O4'-C4'-C3'	-5.36	98.64	104.00
8	CB	463	G	C2-N3-C4	-5.36	109.22	111.90
8	CB	827	U	N1-C1'-C2'	-5.36	106.11	112.00
8	CB	2105	U	O4'-C1'-N1	5.36	112.48	108.20
8	CB	2563	U	C1'-O4'-C4'	-5.36	105.62	109.90
8	CB	2214	C	P-O3'-C3'	-5.35	113.28	119.70
33	BA	1144	G	C3'-C2'-C1'	5.35	105.78	101.50
8	CB	630	G	O4'-C1'-N9	-5.35	103.92	108.20
8	CB	1379	U	C3'-C2'-C1'	5.35	105.78	101.50
8	AB	2688	G	C8-N9-C4	-5.35	104.26	106.40
8	CB	373	U	P-O3'-C3'	-5.35	113.28	119.70
8	CB	1271	G	C8-N9-C4	-5.35	104.26	106.40
33	DA	895	G	N3-C4-N9	5.35	129.21	126.00
33	DA	895	G	C4-C5-C6	5.35	122.01	118.80
8	CB	2196	C	C3'-C2'-C1'	5.35	105.78	101.50
8	AB	2360	G	C8-N9-C4	-5.35	104.26	106.40
8	AB	2892	G	C3'-C2'-C1'	-5.35	97.22	101.50
8	CB	1012	U	C3'-C2'-C1'	-5.35	97.22	101.50
8	CB	2032	G	C5'-C4'-O4'	-5.35	102.68	109.10
33	DA	321	A	C3'-C2'-C1'	5.34	105.78	101.50
8	AB	814	C	P-O3'-C3'	-5.34	113.29	119.70
33	BA	6	G	C3'-C2'-C1'	5.34	105.78	101.50
8	CB	215	G	P-O3'-C3'	5.34	126.11	119.70
8	CB	2095	A	C1'-O4'-C4'	-5.34	105.63	109.90
8	CB	2199	A	O4'-C1'-N9	-5.34	103.92	108.20
33	BA	697	U	C4'-C3'-C2'	-5.34	97.26	102.60
33	DA	355	C	C6-N1-C2	-5.34	118.16	120.30
33	DA	1329	A	O4'-C1'-N9	5.34	112.47	108.20
8	CB	1631	G	P-O3'-C3'	-5.34	113.29	119.70

Continued on next page...

Continued from previous page...

Mol	Chain	Res	Type	Atoms	Z	Observed(°)	Ideal(°)
8	CB	1784	A	O4'-C1'-N9	-5.34	103.93	108.20
8	CB	2069	G	C3'-C2'-C1'	-5.34	97.23	101.50
8	CB	2135	A	C3'-C2'-C1'	-5.34	97.23	101.50
8	CB	591	U	P-O3'-C3'	-5.34	113.30	119.70
8	AB	1936	A	O5'-C5'-C4'	-5.34	101.56	111.70
33	BA	1358	U	C3'-C2'-C1'	5.34	105.77	101.50
33	DA	1385	G	C1'-O4'-C4'	-5.34	105.63	109.90
7	AA	105	G	O4'-C1'-N9	5.33	112.47	108.20
8	CB	1007	C	C4'-C3'-C2'	-5.33	97.27	102.60
33	DA	186	C	C4'-C3'-C2'	-5.33	97.27	102.60
7	AA	47	C	O4'-C4'-C3'	-5.33	98.67	104.00
8	CB	1620	G	C2-N3-C4	-5.33	109.23	111.90
8	CB	1976	U	N1-C2-O2	5.33	126.53	122.80
8	CB	2488	G	O4'-C1'-N9	5.33	112.47	108.20
8	CB	2700	A	P-O3'-C3'	5.33	126.10	119.70
8	AB	700	G	P-O3'-C3'	-5.33	113.30	119.70
8	CB	715	A	P-O3'-C3'	-5.33	113.30	119.70
8	CB	1454	C	O4'-C1'-N1	5.33	112.47	108.20
8	CB	1936	A	C3'-C2'-C1'	5.33	105.77	101.50
33	DA	506	G	C4'-C3'-C2'	-5.33	97.27	102.60
33	DA	517	G	N3-C4-C5	5.33	131.26	128.60
33	DA	1509	C	N1-C2-O2	5.33	122.10	118.90
33	BA	789	U	O4'-C1'-N1	5.33	112.46	108.20
8	AB	1125	G	C4'-C3'-C2'	-5.33	97.27	102.60
33	BA	1156	G	C4'-C3'-C2'	-5.33	97.27	102.60
8	CB	7	G	C4'-C3'-C2'	-5.33	97.27	102.60
8	CB	500	G	C1'-O4'-C4'	-5.33	105.64	109.90
33	DA	1496	C	O4'-C1'-N1	-5.33	103.94	108.20
8	CB	2511	U	C4'-C3'-C2'	-5.33	97.27	102.60
8	AB	332	A	C3'-C2'-C1'	-5.33	97.24	101.50
33	BA	1129	C	C3'-C2'-C1'	5.33	105.76	101.50
8	CB	1898	U	C4'-C3'-C2'	-5.33	97.28	102.60
8	CB	2351	G	C8-N9-C4	-5.33	104.27	106.40
7	AA	56	G	N9-C1'-C2'	5.32	120.92	114.00
8	AB	479	A	N9-C1'-C2'	5.32	120.92	114.00
8	AB	1022	G	C3'-C2'-C1'	-5.32	97.24	101.50
8	AB	1819	A	C5'-C4'-O4'	-5.32	102.71	109.10
33	BA	677	U	C3'-C2'-C1'	5.32	105.76	101.50
33	BA	1309	G	C4'-C3'-C2'	-5.32	97.28	102.60
7	CA	106	G	C8-N9-C4	-5.32	104.27	106.40
8	CB	1889	A	C3'-C2'-C1'	-5.32	97.24	101.50
8	CB	2146	C	C3'-C2'-C1'	5.32	105.76	101.50

Continued on next page...

Continued from previous page...

Mol	Chain	Res	Type	Atoms	Z	Observed(°)	Ideal(°)
8	CB	2508	G	C4'-C3'-C2'	-5.32	97.28	102.60
33	DA	842	U	C3'-C2'-C1'	5.32	105.76	101.50
8	AB	2077	A	O4'-C1'-N9	-5.32	103.94	108.20
33	DA	143	A	O4'-C1'-N9	-5.32	103.94	108.20
33	BA	373	A	O4'-C1'-N9	5.32	112.46	108.20
8	CB	687	C	P-O3'-C3'	-5.32	113.32	119.70
8	CB	1378	A	C3'-C2'-C1'	-5.32	97.24	101.50
33	DA	565	U	O4'-C1'-N1	5.32	112.46	108.20
8	AB	268	C	C6-N1-C2	-5.32	118.17	120.30
8	AB	1515	A	O4'-C1'-N9	5.32	112.45	108.20
8	CB	600	G	N9-C1'-C2'	-5.32	106.15	112.00
8	CB	864	G	O4'-C1'-N9	5.32	112.45	108.20
8	AB	797	G	C3'-C2'-C1'	-5.32	97.25	101.50
8	AB	2076	U	N3-C2-O2	-5.32	118.48	122.20
8	AB	2360	G	N3-C2-N2	-5.32	116.18	119.90
8	CB	561	G	C4-C5-N7	5.32	112.93	110.80
8	CB	1085	A	C3'-C2'-C1'	5.32	105.75	101.50
8	CB	753	A	O4'-C1'-N9	-5.32	103.95	108.20
33	DA	893	C	C2-N1-C1'	5.32	124.65	118.80
33	DA	750	C	O4'-C1'-N1	5.31	112.45	108.20
33	DA	1087	G	C4'-C3'-C2'	-5.31	97.29	102.60
8	AB	2304	G	O4'-C1'-N9	5.31	112.45	108.20
33	BA	1413	A	P-O3'-C3'	-5.31	113.33	119.70
8	CB	96	C	C3'-C2'-C1'	-5.31	97.25	101.50
33	DA	775	G	N3-C4-C5	5.31	131.26	128.60
8	AB	413	C	C6-N1-C2	5.31	122.42	120.30
8	CB	536	G	O4'-C1'-N9	5.31	112.45	108.20
8	AB	374	A	C3'-C2'-C1'	5.31	105.75	101.50
8	AB	1019	U	O4'-C1'-N1	5.31	112.45	108.20
8	AB	1793	C	C3'-C2'-C1'	-5.31	97.25	101.50
8	CB	2656	U	P-O3'-C3'	5.31	126.07	119.70
8	CB	2848	G	C3'-C2'-C1'	-5.31	97.25	101.50
8	AB	766	U	C4'-C3'-C2'	-5.30	97.30	102.60
8	AB	1554	U	C1'-O4'-C4'	-5.30	105.66	109.90
33	BA	930	C	O4'-C1'-N1	5.30	112.44	108.20
7	CA	52	A	C1'-O4'-C4'	-5.30	105.66	109.90
7	CA	52	A	O4'-C4'-C3'	-5.30	98.70	104.00
8	CB	627	A	C3'-C2'-C1'	-5.30	97.26	101.50
8	CB	1458	U	P-O3'-C3'	5.30	126.07	119.70
33	DA	812	G	C6-C5-N7	-5.30	127.22	130.40
8	AB	739	A	P-O3'-C3'	-5.30	113.34	119.70
8	CB	2831	G	C8-N9-C4	-5.30	104.28	106.40

Continued on next page...

Continued from previous page...

Mol	Chain	Res	Type	Atoms	Z	Observed(°)	Ideal(°)
33	DA	92	U	C3'-C2'-C1'	-5.30	97.26	101.50
8	AB	587	C	N1-C2-O2	5.30	122.08	118.90
8	AB	926	G	C4'-C3'-C2'	-5.30	97.30	102.60
33	BA	455	G	C4'-C3'-C2'	-5.30	97.30	102.60
33	BA	675	A	C1'-O4'-C4'	-5.30	105.66	109.90
8	CB	562	U	N3-C2-O2	-5.30	118.49	122.20
8	CB	827	U	C4'-C3'-C2'	5.30	107.90	102.60
8	CB	2799	A	C1'-O4'-C4'	-5.30	105.66	109.90
8	AB	2252	G	C4'-C3'-C2'	-5.30	97.30	102.60
8	CB	204	A	C8-N9-C4	5.30	107.92	105.80
8	CB	1958	C	C4'-C3'-C2'	-5.30	97.30	102.60
33	DA	799	G	N1-C6-O6	5.30	123.08	119.90
8	CB	189	G	C3'-C2'-C1'	-5.30	97.26	101.50
8	CB	330	A	N9-C1'-C2'	5.30	120.89	114.00
8	CB	1698	A	C5'-C4'-O4'	-5.30	102.74	109.10
8	CB	1989	G	N9-C1'-C2'	5.30	120.89	114.00
7	AA	15	A	C4'-C3'-C2'	-5.30	97.30	102.60
8	AB	225	C	C4'-C3'-C2'	-5.30	97.30	102.60
8	AB	1246	A	C3'-C2'-C1'	-5.30	97.26	101.50
8	CB	691	C	C3'-C2'-C1'	5.30	105.74	101.50
8	CB	1480	C	O4'-C1'-N1	5.30	112.44	108.20
8	CB	1623	G	O4'-C1'-N9	5.30	112.44	108.20
8	CB	2687	U	N1-C1'-C2'	5.30	120.88	114.00
8	AB	2676	C	O4'-C1'-N1	5.29	112.44	108.20
33	BA	798	U	C1'-O4'-C4'	-5.29	105.67	109.90
8	CB	434	U	C3'-C2'-C1'	-5.29	97.27	101.50
8	CB	1699	G	N9-C1'-C2'	5.29	120.88	114.00
8	CB	2610	C	C6-N1-C2	5.29	122.42	120.30
33	DA	642	A	P-O3'-C3'	5.29	126.05	119.70
33	DA	739	C	C3'-C2'-C1'	5.29	105.73	101.50
8	AB	2828	G	O4'-C1'-N9	5.29	112.43	108.20
8	CB	400	G	P-O5'-C5'	-5.29	112.43	120.90
8	CB	539	G	O4'-C1'-N9	5.29	112.43	108.20
8	CB	1664	A	O4'-C1'-N9	5.29	112.43	108.20
8	CB	2019	A	P-O3'-C3'	-5.29	113.35	119.70
33	DA	86	G	C4'-C3'-C2'	-5.29	97.31	102.60
33	BA	413	G	C1'-O4'-C4'	-5.29	105.67	109.90
33	BA	717	U	N3-C2-O2	-5.29	118.50	122.20
33	BA	923	A	C3'-C2'-C1'	5.29	105.73	101.50
33	BA	1282	C	C4'-C3'-C2'	-5.29	97.31	102.60
33	BA	1526	G	O4'-C1'-C2'	-5.29	100.51	105.80
8	CB	99	U	C3'-C2'-C1'	5.29	105.73	101.50

Continued on next page...

Continued from previous page...

Mol	Chain	Res	Type	Atoms	Z	Observed(°)	Ideal(°)
8	CB	533	G	N3-C4-N9	5.29	129.17	126.00
33	DA	462	G	P-O3'-C3'	5.29	126.05	119.70
33	DA	755	G	O4'-C1'-N9	-5.29	103.97	108.20
33	BA	449	G	C4'-C3'-C2'	-5.29	97.31	102.60
8	CB	2109	U	C4'-C3'-C2'	-5.29	97.31	102.60
8	AB	1815	A	C1'-O4'-C4'	-5.29	105.67	109.90
8	AB	2640	G	N9-C1'-C2'	-5.29	106.19	112.00
33	BA	865	A	N1-C6-N6	5.29	121.77	118.60
8	CB	764	A	O4'-C1'-N9	-5.29	103.97	108.20
8	CB	1896	G	C3'-C2'-C1'	-5.29	97.27	101.50
33	DA	378	G	O4'-C1'-N9	-5.29	103.97	108.20
8	AB	1197	G	C3'-C2'-C1'	5.28	105.73	101.50
8	AB	2685	G	N3-C4-C5	-5.28	125.96	128.60
8	CB	225	C	C4'-C3'-C2'	-5.28	97.32	102.60
8	CB	568	U	C3'-C2'-C1'	5.28	105.73	101.50
8	CB	2240	U	C4'-C3'-C2'	-5.28	97.32	102.60
8	AB	129	C	O4'-C1'-N1	-5.28	103.97	108.20
8	AB	543	G	C4'-C3'-C2'	-5.28	97.32	102.60
33	BA	569	C	P-O3'-C3'	-5.28	113.36	119.70
33	BA	1425	U	C4'-C3'-C2'	-5.28	97.32	102.60
8	CB	291	G	P-O3'-C3'	-5.28	113.36	119.70
8	CB	577	G	O4'-C1'-N9	-5.28	103.97	108.20
8	CB	581	C	C6-N1-C2	-5.28	118.19	120.30
8	AB	370	G	P-O3'-C3'	5.28	126.03	119.70
33	BA	1393	U	N1-C1'-C2'	-5.28	106.19	112.00
8	CB	2048	G	O4'-C1'-N9	-5.28	103.98	108.20
33	BA	1384	C	P-O3'-C3'	-5.28	113.37	119.70
8	CB	138	U	C3'-C2'-C1'	-5.28	97.28	101.50
8	AB	2135	A	C3'-C2'-C1'	5.28	105.72	101.50
8	AB	2225	A	O4'-C1'-N9	-5.28	103.98	108.20
8	AB	2765	A	N9-C1'-C2'	5.28	120.86	114.00
33	BA	246	A	P-O3'-C3'	5.28	126.03	119.70
33	BA	731	G	P-O3'-C3'	5.28	126.03	119.70
8	CB	239	C	C3'-C2'-C1'	5.28	105.72	101.50
8	CB	1976	U	C6-N1-C1'	-5.28	113.81	121.20
8	AB	223	A	C3'-C2'-C1'	5.27	105.72	101.50
8	CB	1691	C	N1-C1'-C2'	5.27	120.86	114.00
7	AA	117	G	C4'-C3'-C2'	-5.27	97.33	102.60
8	AB	1701	A	C4'-C3'-C2'	-5.27	97.33	102.60
33	BA	1216	A	C3'-C2'-C1'	-5.27	97.28	101.50
8	CB	2689	U	C3'-C2'-C1'	-5.27	97.28	101.50
8	CB	2776	A	P-O3'-C3'	5.27	126.03	119.70

Continued on next page...

Continued from previous page...

Mol	Chain	Res	Type	Atoms	Z	Observed(°)	Ideal(°)
8	CB	378	C	O4'-C1'-N1	-5.27	103.98	108.20
33	DA	1521	C	N1-C2-O2	5.27	122.06	118.90
8	AB	575	A	P-O3'-C3'	5.27	126.02	119.70
8	AB	1898	U	C4'-C3'-C2'	-5.27	97.33	102.60
8	CB	733	G	N1-C6-O6	5.27	123.06	119.90
33	DA	460	A	C3'-C2'-C1'	-5.27	97.29	101.50
8	CB	504	A	C3'-C2'-C1'	-5.27	97.29	101.50
8	CB	2351	G	P-O3'-C3'	5.27	126.02	119.70
7	AA	114	C	O4'-C1'-N1	5.26	112.41	108.20
33	BA	737	C	C3'-C2'-C1'	-5.26	97.29	101.50
33	DA	350	G	O4'-C1'-N9	5.26	112.41	108.20
33	DA	1507	A	C3'-C2'-C1'	-5.26	97.29	101.50
8	AB	1385	A	C3'-C2'-C1'	-5.26	97.29	101.50
8	CB	2281	A	C3'-C2'-C1'	-5.26	97.29	101.50
8	AB	1695	G	C2-N3-C4	-5.26	109.27	111.90
8	CB	128	C	C4'-C3'-C2'	-5.26	97.34	102.60
8	CB	874	G	N1-C6-O6	5.26	123.06	119.90
8	CB	1613	G	C4-C5-N7	-5.26	108.69	110.80
22	CP	71	ARG	N-CA-C	5.26	125.20	111.00
33	DA	401	C	O4'-C1'-C2'	-5.26	100.54	105.80
8	AB	811	U	P-O5'-C5'	-5.26	112.48	120.90
8	AB	1203	U	C1'-O4'-C4'	-5.26	105.69	109.90
33	BA	39	G	O4'-C1'-N9	5.26	112.41	108.20
33	BA	854	U	C3'-C2'-C1'	-5.26	97.29	101.50
8	CB	222	A	O4'-C1'-C2'	-5.26	100.54	105.80
8	CB	466	A	O4'-C1'-N9	-5.26	103.99	108.20
33	DA	994	A	C4'-C3'-C2'	-5.26	97.34	102.60
33	BA	855	U	P-O3'-C3'	-5.26	113.39	119.70
8	CB	1283	G	C4'-C3'-C2'	-5.26	97.34	102.60
8	CB	1391	U	C3'-C2'-C1'	-5.26	97.29	101.50
8	CB	1398	C	C1'-O4'-C4'	-5.26	105.69	109.90
8	CB	2198	A	C1'-O4'-C4'	-5.26	105.69	109.90
7	AA	56	G	N7-C8-N9	5.26	115.73	113.10
8	AB	144	A	C8-N9-C4	-5.26	103.70	105.80
8	AB	772	C	C6-N1-C2	-5.26	118.20	120.30
8	AB	1989	G	C8-N9-C4	-5.26	104.30	106.40
7	CA	87	U	C6-N1-C2	-5.26	117.85	121.00
8	CB	647	G	P-O3'-C3'	-5.26	113.39	119.70
8	AB	353	C	O4'-C1'-C2'	-5.25	100.55	105.80
8	CB	1815	A	C1'-O4'-C4'	-5.25	105.70	109.90
8	AB	2642	G	C4'-C3'-C2'	-5.25	97.35	102.60
8	CB	828	U	C3'-C2'-C1'	5.25	105.70	101.50

Continued on next page...

Continued from previous page...

Mol	Chain	Res	Type	Atoms	Z	Observed(°)	Ideal(°)
8	CB	1613	G	O4'-C4'-C3'	-5.25	98.75	104.00
8	AB	2017	U	O4'-C4'-C3'	-5.25	98.75	104.00
33	DA	1369	C	C4'-C3'-C2'	-5.25	97.35	102.60
8	AB	1621	U	P-O3'-C3'	5.25	126.00	119.70
33	BA	836	G	C5'-C4'-O4'	5.25	115.40	109.10
33	DA	893	C	N1-C2-O2	5.25	122.05	118.90
8	AB	2731	G	N1-C6-O6	5.25	123.05	119.90
8	AB	132	G	P-O3'-C3'	5.25	126.00	119.70
8	AB	242	G	P-O5'-C5'	5.25	129.29	120.90
8	AB	2726	A	O5'-C5'-C4'	-5.25	101.73	111.70
8	CB	1381	G	O4'-C1'-N9	-5.25	104.00	108.20
8	CB	1955	U	O4'-C1'-N1	5.25	112.40	108.20
33	DA	24	U	C4'-C3'-C2'	-5.25	97.35	102.60
8	AB	1995	U	C4'-C3'-C2'	-5.25	97.36	102.60
33	BA	640	A	P-O3'-C3'	5.25	125.99	119.70
8	CB	169	G	C4'-C3'-C2'	-5.25	97.36	102.60
33	DA	39	G	O4'-C1'-N9	5.25	112.40	108.20
33	DA	558	G	N9-C1'-C2'	5.25	120.82	114.00
33	DA	1421	G	N3-C4-N9	5.25	129.15	126.00
33	DA	1422	G	C3'-C2'-C1'	-5.25	97.30	101.50
8	AB	1163	G	C3'-C2'-C1'	-5.24	97.31	101.50
8	AB	1823	G	C3'-C2'-C1'	-5.24	97.31	101.50
8	CB	410	G	C6-C5-N7	-5.24	127.25	130.40
8	CB	527	C	C2-N1-C1'	5.24	124.57	118.80
8	CB	612	G	O4'-C1'-N9	-5.24	104.00	108.20
8	CB	1938	A	N1-C6-N6	-5.24	115.45	118.60
8	CB	2294	G	P-O3'-C3'	-5.24	113.41	119.70
7	AA	37	C	C3'-C2'-C1'	5.24	105.69	101.50
33	BA	812	G	C1'-O4'-C4'	-5.24	105.71	109.90
8	CB	1749	A	C4'-C3'-C2'	-5.24	97.36	102.60
8	AB	583	G	N3-C2-N2	-5.24	116.23	119.90
8	AB	1311	G	C5-C6-N1	-5.24	108.88	111.50
33	BA	281	G	N9-C1'-C2'	-5.24	106.23	112.00
33	DA	244	U	O4'-C1'-N1	-5.24	104.01	108.20
8	AB	1987	A	C1'-O4'-C4'	-5.24	105.71	109.90
8	AB	2365	G	C1'-O4'-C4'	-5.24	105.71	109.90
8	CB	686	U	C4'-C3'-C2'	-5.24	97.36	102.60
8	CB	2712	C	O5'-C5'-C4'	-5.24	101.75	111.70
33	DA	399	G	P-O3'-C3'	5.24	125.99	119.70
33	DA	723	U	P-O3'-C3'	-5.24	113.42	119.70
33	DA	1133	G	C4'-C3'-C2'	-5.24	97.36	102.60
33	DA	591	U	C1'-O4'-C4'	-5.24	105.71	109.90

Continued on next page...

Continued from previous page...

Mol	Chain	Res	Type	Atoms	Z	Observed(°)	Ideal(°)
8	AB	1987	A	C4'-C3'-C2'	-5.24	97.36	102.60
8	AB	2569	G	C3'-C2'-C1'	-5.24	97.31	101.50
8	CB	2133	G	C3'-C2'-C1'	5.24	105.69	101.50
8	AB	221	A	N9-C1'-C2'	-5.23	106.24	112.00
8	AB	1093	G	C4'-C3'-C2'	-5.23	97.37	102.60
8	CB	794	A	C3'-C2'-C1'	5.23	105.69	101.50
8	CB	2053	G	N1-C6-O6	5.23	123.04	119.90
33	DA	557	G	C3'-C2'-C1'	5.23	105.69	101.50
8	AB	215	G	P-O3'-C3'	5.23	125.98	119.70
8	AB	1322	A	C3'-C2'-C1'	-5.23	97.32	101.50
33	BA	388	G	P-O3'-C3'	-5.23	113.42	119.70
8	CB	533	G	P-O5'-C5'	-5.23	112.53	120.90
8	CB	627	A	P-O3'-C3'	5.23	125.98	119.70
8	CB	1107	G	C1'-O4'-C4'	-5.23	105.72	109.90
8	CB	1273	U	C2-N1-C1'	5.23	123.98	117.70
8	CB	2560	A	O4'-C4'-C3'	-5.23	98.77	104.00
8	AB	1388	G	O4'-C1'-N9	-5.23	104.02	108.20
33	BA	1064	G	O4'-C1'-N9	5.23	112.38	108.20
8	CB	324	A	C4'-C3'-C2'	-5.23	97.37	102.60
8	CB	2351	G	C4'-C3'-C2'	-5.23	97.37	102.60
8	CB	2446	G	C2-N3-C4	-5.23	109.29	111.90
33	DA	1151	A	C1'-O4'-C4'	-5.23	105.72	109.90
8	CB	2067	G	C1'-O4'-C4'	-5.23	105.72	109.90
8	AB	261	G	C6-C5-N7	-5.22	127.27	130.40
8	AB	1633	G	N3-C4-N9	5.22	129.13	126.00
33	DA	617	G	C8-N9-C4	-5.22	104.31	106.40
8	AB	1552	A	C4'-C3'-C2'	-5.22	97.38	102.60
33	BA	1488	G	O4'-C1'-N9	5.22	112.38	108.20
8	CB	1777	U	C3'-C2'-C1'	5.22	105.68	101.50
8	AB	811	U	C3'-C2'-C1'	-5.22	97.32	101.50
8	AB	2458	G	C3'-C2'-C1'	-5.22	97.32	101.50
8	CB	463	G	O4'-C1'-N9	-5.22	104.02	108.20
8	CB	2236	U	C1'-O4'-C4'	-5.22	105.72	109.90
8	CB	2425	A	C2-N3-C4	-5.22	107.99	110.60
8	AB	2030	A	O4'-C1'-N9	5.22	112.38	108.20
8	CB	974	G	N9-C4-C5	-5.22	103.31	105.40
8	CB	1197	G	C3'-C2'-C1'	5.22	105.68	101.50
8	CB	2711	A	P-O3'-C3'	5.22	125.96	119.70
8	CB	2780	G	N3-C4-N9	5.22	129.13	126.00
33	DA	1089	G	C3'-C2'-C1'	-5.22	97.33	101.50
33	DA	1439	G	N9-C1'-C2'	-5.22	106.26	112.00
8	AB	2386	A	O4'-C1'-N9	5.22	112.37	108.20

Continued on next page...

Continued from previous page...

Mol	Chain	Res	Type	Atoms	Z	Observed(°)	Ideal(°)
33	DA	451	A	P-O3'-C3'	5.22	125.96	119.70
8	AB	200	U	O4'-C1'-N1	-5.22	104.03	108.20
8	CB	987	C	P-O3'-C3'	-5.22	113.44	119.70
8	CB	1520	U	C4'-C3'-C2'	-5.22	97.38	102.60
8	AB	1645	G	O4'-C1'-N9	-5.21	104.03	108.20
8	AB	2683	C	C4'-C3'-C2'	5.21	107.81	102.60
33	BA	157	U	C4'-C3'-C2'	-5.21	97.39	102.60
33	BA	784	A	P-O3'-C3'	5.21	125.96	119.70
8	CB	2015	A	C5'-C4'-O4'	-5.21	102.84	109.10
8	AB	2219	U	C4'-C3'-C2'	-5.21	97.39	102.60
8	AB	2288	A	C4-C5-N7	-5.21	108.09	110.70
33	DA	46	G	C4'-C3'-C2'	-5.21	97.39	102.60
8	AB	1248	G	P-O3'-C3'	5.21	125.95	119.70
8	AB	1393	A	C3'-C2'-C1'	5.21	105.67	101.50
33	BA	720	C	P-O3'-C3'	5.21	125.95	119.70
8	CB	2876	G	C4'-C3'-C2'	-5.21	97.39	102.60
8	CB	2345	G	C4'-C3'-C2'	-5.21	97.39	102.60
33	DA	637	C	O4'-C1'-N1	-5.21	104.03	108.20
8	AB	1293	C	O4'-C1'-N1	-5.21	104.03	108.20
8	CB	485	C	O4'-C1'-N1	5.21	112.37	108.20
8	CB	1924	C	O4'-C1'-N1	5.21	112.37	108.20
33	DA	1424	U	C3'-C2'-C1'	5.21	105.67	101.50
8	CB	1363	C	C3'-C2'-C1'	5.21	105.67	101.50
33	DA	901	A	N9-C1'-C2'	5.21	120.77	114.00
8	AB	732	C	C4'-C3'-C2'	-5.21	97.39	102.60
8	AB	778	G	O4'-C1'-N9	-5.21	104.04	108.20
8	AB	2876	G	C1'-O4'-C4'	-5.21	105.74	109.90
8	AB	963	U	C1'-O4'-C4'	-5.20	105.74	109.90
8	CB	2746	U	C4'-C3'-C2'	-5.20	97.40	102.60
33	DA	517	G	C1'-O4'-C4'	-5.20	105.74	109.90
8	CB	953	G	C5-C6-O6	-5.20	125.48	128.60
8	CB	2072	C	C1'-O4'-C4'	-5.20	105.74	109.90
8	CB	2198	A	C3'-C2'-C1'	-5.20	97.34	101.50
33	DA	692	U	O4'-C1'-N1	5.20	112.36	108.20
8	CB	731	C	O4'-C1'-N1	-5.20	104.04	108.20
8	CB	2353	G	P-O3'-C3'	-5.20	113.46	119.70
8	CB	2505	G	C3'-C2'-C1'	5.20	105.66	101.50
8	CB	2400	G	O4'-C1'-N9	5.20	112.36	108.20
8	AB	42	A	C3'-C2'-C1'	-5.20	97.34	101.50
8	AB	819	A	O4'-C1'-N9	-5.20	104.04	108.20
33	BA	448	A	C4'-C3'-C2'	-5.20	97.41	102.60
33	BA	808	C	P-O3'-C3'	-5.20	113.47	119.70

Continued on next page...

Continued from previous page...

Mol	Chain	Res	Type	Atoms	Z	Observed(°)	Ideal(°)
33	BA	1487	G	N3-C4-C5	5.20	131.20	128.60
8	CB	1271	G	C4'-C3'-C2'	-5.20	97.40	102.60
8	AB	1378	A	C4'-C3'-C2'	-5.19	97.41	102.60
8	CB	1601	G	P-O3'-C3'	5.19	125.93	119.70
8	AB	671	C	C1'-O4'-C4'	-5.19	105.75	109.90
8	AB	983	A	C1'-O4'-C4'	-5.19	105.75	109.90
8	AB	2576	G	N3-C4-N9	5.19	129.12	126.00
33	BA	233	C	C4'-C3'-C2'	-5.19	97.41	102.60
33	BA	1475	G	O4'-C1'-N9	5.19	112.36	108.20
8	CB	2835	A	C4'-C3'-C2'	-5.19	97.41	102.60
33	DA	602	A	C4'-C3'-C2'	-5.19	97.41	102.60
8	AB	1629	U	P-O3'-C3'	-5.19	113.47	119.70
33	BA	405	U	C4'-C3'-C2'	-5.19	97.41	102.60
33	DA	1064	G	C3'-C2'-C1'	-5.19	97.35	101.50
33	DA	653	U	C3'-C2'-C1'	5.19	105.65	101.50
33	DA	839	C	O4'-C1'-N1	5.19	112.35	108.20
8	AB	1306	C	C3'-C2'-C1'	-5.19	97.35	101.50
33	BA	672	U	C3'-C2'-C1'	-5.19	97.35	101.50
8	CB	982	C	C2-N1-C1'	5.19	124.51	118.80
33	DA	527	G	C4-N9-C1'	-5.19	119.75	126.50
8	CB	963	U	C1'-O4'-C4'	-5.19	105.75	109.90
8	CB	2592	G	O5'-C5'-C4'	-5.19	101.85	111.70
8	AB	784	G	C8-N9-C4	-5.18	104.33	106.40
33	BA	31	G	C4'-C3'-C2'	-5.18	97.42	102.60
33	BA	1151	A	P-O3'-C3'	5.18	125.92	119.70
8	CB	2001	C	C3'-C2'-C1'	-5.18	97.35	101.50
8	CB	2451	A	C1'-O4'-C4'	-5.18	105.75	109.90
33	DA	101	A	C3'-C2'-C1'	-5.18	97.35	101.50
33	DA	551	U	C3'-C2'-C1'	5.18	105.65	101.50
7	AA	87	U	C5-C6-N1	5.18	125.29	122.70
8	AB	307	G	P-O3'-C3'	-5.18	113.48	119.70
8	AB	1212	G	N9-C1'-C2'	-5.18	106.30	112.00
8	AB	538	A	C1'-O4'-C4'	-5.18	105.75	109.90
8	AB	1304	A	C3'-C2'-C1'	-5.18	97.36	101.50
8	AB	1840	G	P-O3'-C3'	5.18	125.92	119.70
33	DA	778	G	P-O3'-C3'	5.18	125.92	119.70
8	AB	2321	U	O4'-C4'-C3'	-5.18	98.82	104.00
33	BA	634	C	P-O3'-C3'	5.18	125.92	119.70
8	CB	248	G	N1-C6-O6	5.18	123.01	119.90
8	CB	2678	C	C3'-C2'-C1'	5.18	105.64	101.50
33	DA	946	A	C4'-C3'-C2'	-5.18	97.42	102.60
8	AB	479	A	C1'-O4'-C4'	-5.18	105.76	109.90

Continued on next page...

Continued from previous page...

Mol	Chain	Res	Type	Atoms	Z	Observed(°)	Ideal(°)
8	AB	2425	A	P-O3'-C3'	5.18	125.91	119.70
8	AB	2465	C	C4'-C3'-C2'	-5.18	97.42	102.60
8	CB	2281	A	C4'-C3'-C2'	-5.18	97.42	102.60
8	AB	1282	U	O4'-C1'-N1	5.18	112.34	108.20
8	CB	910	A	C1'-O4'-C4'	-5.18	105.76	109.90
33	DA	1196	A	C1'-O4'-C4'	-5.18	105.76	109.90
33	BA	86	G	C4'-C3'-C2'	-5.17	97.42	102.60
8	CB	2742	G	N1-C6-O6	5.17	123.00	119.90
33	DA	741	G	N9-C1'-C2'	-5.17	106.31	112.00
33	BA	358	U	C3'-C2'-C1'	5.17	105.64	101.50
33	BA	727	G	C1'-O4'-C4'	-5.17	105.76	109.90
3	C2	16	HIS	N-CA-C	-5.17	97.03	111.00
7	CA	55	U	C1'-O4'-C4'	-5.17	105.76	109.90
8	CB	260	G	C3'-C2'-C1'	-5.17	97.36	101.50
8	CB	2286	G	C3'-C2'-C1'	5.17	105.64	101.50
7	CA	73	A	C5'-C4'-O4'	5.17	115.31	109.10
8	CB	344	A	C1'-O4'-C4'	-5.17	105.76	109.90
8	CB	2756	U	C3'-C2'-C1'	-5.17	97.36	101.50
8	AB	878	A	C3'-C2'-C1'	5.17	105.64	101.50
8	AB	1156	A	C3'-C2'-C1'	-5.17	97.37	101.50
33	BA	1399	C	C3'-C2'-C1'	-5.17	97.37	101.50
8	CB	35	G	N9-C1'-C2'	-5.17	106.31	112.00
8	AB	79	C	C4'-C3'-C2'	-5.17	97.43	102.60
8	AB	333	G	N3-C4-C5	-5.17	126.02	128.60
8	AB	2473	U	C3'-C2'-C1'	5.17	105.63	101.50
8	CB	447	A	O5'-C5'-C4'	-5.17	101.88	111.70
8	CB	2549	G	C4'-C3'-C2'	-5.17	97.43	102.60
8	CB	2732	G	C4-N9-C1'	5.17	133.22	126.50
8	AB	871	U	O4'-C1'-C2'	-5.17	100.64	105.80
8	AB	797	G	C4'-C3'-C2'	-5.16	97.44	102.60
8	AB	797	G	O4'-C1'-N9	5.16	112.33	108.20
8	AB	1520	U	C4'-C3'-C2'	-5.16	97.44	102.60
8	AB	2502	G	N1-C6-O6	5.16	123.00	119.90
8	CB	834	G	C5-C6-O6	-5.16	125.50	128.60
8	CB	2419	U	N3-C4-O4	5.16	123.01	119.40
32	AZ	19	GLY	N-CA-C	-5.16	100.19	113.10
33	DA	772	U	O4'-C1'-N1	5.16	112.33	108.20
33	DA	1467	C	C2-N1-C1'	5.16	124.48	118.80
8	AB	432	A	O4'-C1'-N9	5.16	112.33	108.20
8	AB	1031	G	O4'-C1'-N9	5.16	112.33	108.20
33	BA	926	G	C3'-C2'-C1'	5.16	105.63	101.50
8	CB	1306	C	C3'-C2'-C1'	-5.16	97.37	101.50

Continued on next page...

Continued from previous page...

Mol	Chain	Res	Type	Atoms	Z	Observed(°)	Ideal(°)
33	DA	816	A	N9-C1'-C2'	-5.16	106.32	112.00
33	BA	608	A	C3'-C2'-C1'	-5.16	97.37	101.50
33	BA	627	G	C3'-C2'-C1'	5.16	105.63	101.50
8	CB	1610	A	N7-C8-N9	5.16	116.38	113.80
33	DA	956	U	P-O3'-C3'	-5.16	113.51	119.70
33	BA	266	G	C3'-C2'-C1'	5.16	105.62	101.50
8	CB	1257	C	P-O3'-C3'	-5.16	113.51	119.70
8	CB	1949	G	C6-C5-N7	-5.16	127.31	130.40
8	AB	1301	A	N9-C1'-C2'	5.16	120.70	114.00
33	BA	532	A	C3'-C2'-C1'	-5.16	97.38	101.50
33	BA	777	A	O4'-C1'-N9	5.16	112.32	108.20
8	CB	468	G	C5-C6-N1	5.16	114.08	111.50
8	CB	1156	A	C4'-C3'-C2'	-5.16	97.44	102.60
33	BA	357	G	C5'-C4'-O4'	5.15	115.28	109.10
8	AB	527	C	C6-N1-C1'	-5.15	114.62	120.80
8	AB	578	G	O4'-C1'-N9	-5.15	104.08	108.20
8	AB	2845	U	C4'-C3'-C2'	-5.15	97.45	102.60
8	AB	111	A	O5'-C5'-C4'	-5.15	101.91	111.70
8	CB	1938	A	O4'-C1'-N9	5.15	112.32	108.20
33	DA	1438	G	P-O3'-C3'	-5.15	113.52	119.70
8	AB	866	A	C4'-C3'-C2'	-5.15	97.45	102.60
8	CB	48	G	C4'-C3'-C2'	-5.15	97.45	102.60
8	AB	553	G	O4'-C1'-N9	5.15	112.32	108.20
8	AB	910	A	N9-C1'-C2'	5.15	120.69	114.00
8	AB	1750	G	C3'-C2'-C1'	-5.15	97.38	101.50
8	CB	2136	G	C4'-C3'-C2'	-5.15	97.45	102.60
33	DA	993	G	C1'-O4'-C4'	-5.15	105.78	109.90
8	AB	691	C	C3'-C2'-C1'	5.15	105.62	101.50
8	AB	982	C	C6-N1-C2	-5.15	118.24	120.30
8	CB	1629	U	P-O3'-C3'	-5.15	113.53	119.70
8	CB	2440	C	N1-C1'-C2'	5.15	120.69	114.00
8	AB	2101	A	C4'-C3'-C2'	-5.14	97.45	102.60
8	AB	2102	G	C4'-C3'-C2'	-5.14	97.45	102.60
8	AB	2832	U	O4'-C1'-N1	5.14	112.32	108.20
33	BA	516	U	C3'-C2'-C1'	5.14	105.62	101.50
33	BA	1085	U	C3'-C2'-C1'	-5.14	97.38	101.50
8	CB	2107	G	C3'-C2'-C1'	5.14	105.62	101.50
8	CB	2642	G	O4'-C1'-N9	5.14	112.31	108.20
33	DA	528	C	P-O5'-C5'	-5.14	112.67	120.90
33	DA	1250	A	C1'-O4'-C4'	-5.14	105.78	109.90
8	AB	1920	C	O4'-C1'-N1	-5.14	104.09	108.20
8	AB	2559	C	C4'-C3'-C2'	-5.14	97.46	102.60

Continued on next page...

Continued from previous page...

Mol	Chain	Res	Type	Atoms	Z	Observed(°)	Ideal(°)
8	AB	2622	U	O4'-C1'-N1	5.14	112.31	108.20
33	BA	765	G	N7-C8-N9	5.14	115.67	113.10
7	CA	95	U	C5-C6-N1	5.14	125.27	122.70
8	CB	646	U	C4'-C3'-C2'	-5.14	97.46	102.60
8	AB	485	C	O4'-C1'-N1	5.14	112.31	108.20
8	AB	1023	U	C1'-O4'-C4'	-5.14	105.79	109.90
33	BA	1506	U	N3-C2-O2	-5.14	118.60	122.20
8	CB	1753	G	P-O3'-C3'	-5.14	113.54	119.70
8	CB	2261	C	O4'-C1'-N1	-5.14	104.09	108.20
8	CB	2742	G	C6-C5-N7	-5.14	127.32	130.40
33	DA	1398	A	O4'-C1'-N9	-5.14	104.09	108.20
8	AB	1988	G	C4'-C3'-C2'	-5.13	97.47	102.60
8	AB	2598	A	O4'-C1'-N9	-5.13	104.09	108.20
33	BA	951	G	C4'-C3'-C2'	-5.13	97.47	102.60
8	AB	664	G	P-O3'-C3'	-5.13	113.54	119.70
8	AB	2469	A	C3'-C2'-C1'	-5.13	97.39	101.50
33	BA	124	C	P-O3'-C3'	-5.13	113.54	119.70
8	CB	1696	G	N1-C6-O6	5.13	122.98	119.90
33	DA	717	U	C3'-C2'-C1'	5.13	105.61	101.50
33	BA	1168	U	C4'-C3'-C2'	-5.13	97.47	102.60
38	DF	39	LEU	CA-CB-CG	5.13	127.10	115.30
8	AB	7	G	N1-C6-O6	5.13	122.98	119.90
8	AB	1337	G	O4'-C1'-N9	-5.13	104.10	108.20
8	CB	1337	G	O4'-C1'-C2'	-5.13	100.67	105.80
33	DA	8	A	O4'-C1'-N9	5.13	112.30	108.20
8	AB	1241	A	O4'-C1'-N9	5.12	112.30	108.20
8	CB	191	A	O4'-C1'-C2'	-5.12	100.67	105.80
8	AB	1383	A	O4'-C1'-N9	5.12	112.30	108.20
8	CB	379	G	C8-N9-C4	-5.12	104.35	106.40
8	AB	346	A	C1'-O4'-C4'	-5.12	105.80	109.90
8	AB	1382	G	O4'-C1'-N9	5.12	112.30	108.20
33	BA	1003	G	C4'-C3'-C2'	-5.12	97.48	102.60
8	CB	1927	A	O4'-C1'-N9	-5.12	104.10	108.20
8	CB	2226	C	N1-C2-O2	5.12	121.97	118.90
33	DA	540	G	O4'-C1'-N9	5.12	112.30	108.20
8	AB	1268	A	C4'-C3'-C2'	-5.12	97.48	102.60
8	AB	1635	A	P-O3'-C3'	5.12	125.84	119.70
8	CB	1041	G	C1'-O4'-C4'	-5.12	105.81	109.90
8	CB	1831	G	O4'-C1'-N9	5.12	112.30	108.20
8	AB	465	G	C3'-C2'-C1'	5.12	105.59	101.50
8	AB	2046	G	P-O3'-C3'	-5.12	113.56	119.70
33	BA	764	C	N1-C1'-C2'	-5.12	106.37	112.00

Continued on next page...

Continued from previous page...

Mol	Chain	Res	Type	Atoms	Z	Observed(°)	Ideal(°)
8	AB	566	U	O4'-C1'-N1	5.12	112.29	108.20
33	BA	316	C	C4'-C3'-C2'	-5.12	97.48	102.60
8	CB	945	A	C1'-O4'-C4'	-5.12	105.81	109.90
8	CB	1535	A	O4'-C1'-N9	5.12	112.29	108.20
8	AB	2712	C	C5'-C4'-O4'	-5.11	102.96	109.10
8	CB	662	G	C4'-C3'-C2'	-5.11	97.49	102.60
8	CB	2719	G	P-O3'-C3'	-5.11	113.56	119.70
8	AB	204	A	C8-N9-C4	5.11	107.84	105.80
8	AB	2082	A	C8-N9-C4	-5.11	103.75	105.80
8	CB	242	G	P-O5'-C5'	5.11	129.08	120.90
8	AB	1851	U	C4'-C3'-C2'	-5.11	97.49	102.60
8	CB	431	U	O4'-C1'-N1	5.11	112.29	108.20
8	CB	1203	U	C1'-O4'-C4'	-5.11	105.81	109.90
8	CB	1855	U	O4'-C1'-N1	-5.11	104.11	108.20
33	DA	1229	A	C4'-C3'-C2'	-5.11	97.49	102.60
33	BA	634	C	C6-N1-C2	-5.11	118.26	120.30
8	CB	421	C	C3'-C2'-C1'	5.11	105.59	101.50
8	CB	2386	A	O4'-C1'-N9	5.11	112.29	108.20
33	DA	683	G	N7-C8-N9	5.11	115.66	113.10
33	DA	782	A	C5'-C4'-O4'	5.11	115.23	109.10
33	DA	1425	U	P-O3'-C3'	-5.11	113.57	119.70
8	AB	239	C	C3'-C2'-C1'	5.11	105.59	101.50
8	CB	606	U	P-O3'-C3'	-5.11	113.57	119.70
8	CB	978	G	C1'-O4'-C4'	-5.11	105.81	109.90
8	CB	1652	A	O3'-P-O5'	-5.11	94.30	104.00
8	AB	1692	U	C1'-O4'-C4'	-5.11	105.82	109.90
33	BA	979	C	C3'-C2'-C1'	5.11	105.58	101.50
8	CB	1869	G	C3'-C2'-C1'	-5.11	97.42	101.50
8	CB	2596	U	C4'-C3'-C2'	5.11	107.70	102.60
33	DA	761	G	C6-C5-N7	-5.10	127.34	130.40
8	AB	263	G	C1'-O4'-C4'	-5.10	105.82	109.90
8	AB	871	U	O4'-C4'-C3'	-5.10	98.90	104.00
33	BA	521	G	P-O3'-C3'	-5.10	113.58	119.70
33	BA	1470	U	C4'-C3'-C2'	-5.10	97.50	102.60
8	CB	92	U	C3'-C2'-C1'	-5.10	97.42	101.50
8	CB	971	G	P-O3'-C3'	-5.10	113.58	119.70
8	AB	302	C	P-O3'-C3'	5.10	125.82	119.70
8	AB	2382	G	C5'-C4'-O4'	-5.10	102.98	109.10
8	CB	1257	C	N3-C4-C5	-5.10	119.86	121.90
8	CB	1314	C	N1-C2-O2	5.10	121.96	118.90
8	CB	618	G	C4'-C3'-C2'	-5.10	97.50	102.60
8	CB	1587	G	C4'-C3'-C2'	-5.10	97.50	102.60

Continued on next page...

Continued from previous page...

Mol	Chain	Res	Type	Atoms	Z	Observed(°)	Ideal(°)
8	AB	1227	G	N3-C4-C5	-5.10	126.05	128.60
8	AB	2496	C	C3'-C2'-C1'	5.10	105.58	101.50
33	BA	612	C	O4'-C1'-N1	5.10	112.28	108.20
8	CB	684	G	C4-C5-N7	5.10	112.84	110.80
8	AB	774	G	P-O5'-C5'	-5.10	112.75	120.90
8	CB	62	U	O4'-C1'-N1	5.10	112.28	108.20
8	CB	467	G	C4-C5-N7	-5.10	108.76	110.80
33	DA	776	G	P-O5'-C5'	-5.10	112.75	120.90
8	CB	1202	G	C1'-O4'-C4'	-5.09	105.82	109.90
8	CB	2282	G	C3'-C2'-C1'	5.09	105.58	101.50
8	CB	2778	A	C3'-C2'-C1'	5.09	105.58	101.50
33	DA	637	C	C6-N1-C2	5.09	122.34	120.30
8	AB	244	A	C4'-C3'-C2'	-5.09	97.51	102.60
8	AB	1831	G	N3-C4-C5	-5.09	126.06	128.60
8	AB	2016	U	P-O3'-C3'	5.09	125.81	119.70
8	CB	120	U	C3'-C2'-C1'	-5.09	97.43	101.50
8	CB	1124	G	C2-N3-C4	-5.09	109.35	111.90
8	CB	1163	G	C3'-C2'-C1'	-5.09	97.43	101.50
33	DA	389	A	P-O3'-C3'	5.09	125.81	119.70
33	DA	582	C	C6-N1-C2	-5.09	118.26	120.30
33	DA	810	C	C4'-C3'-C2'	-5.09	97.51	102.60
8	AB	1156	A	C4'-C3'-C2'	-5.09	97.51	102.60
33	BA	1378	C	C2-N1-C1'	5.09	124.40	118.80
7	CA	12	C	O4'-C1'-N1	5.09	112.27	108.20
8	CB	528	A	P-O5'-C5'	-5.09	112.76	120.90
8	CB	1301	A	O4'-C1'-N9	5.09	112.27	108.20
8	AB	2739	U	C3'-C2'-C1'	-5.09	97.43	101.50
8	CB	1632	A	C3'-C2'-C1'	5.09	105.57	101.50
8	CB	2720	U	C4'-C3'-C2'	-5.09	97.51	102.60
8	CB	2870	C	C6-N1-C2	5.09	122.33	120.30
8	AB	2848	G	N1-C6-O6	5.09	122.95	119.90
33	BA	355	C	O4'-C1'-N1	5.09	112.27	108.20
8	CB	2577	A	C8-N9-C4	-5.09	103.77	105.80
33	DA	1030	U	C3'-C2'-C1'	5.09	105.57	101.50
8	AB	1466	U	O4'-C1'-N1	5.08	112.27	108.20
8	AB	2686	G	N9-C4-C5	5.08	107.43	105.40
8	CB	2002	G	C4'-C3'-C2'	-5.08	97.52	102.60
8	AB	2430	A	C3'-C2'-C1'	5.08	105.57	101.50
22	AP	71	ARG	N-CA-C	5.08	124.72	111.00
8	CB	788	A	C4'-C3'-C2'	-5.08	97.52	102.60
8	CB	1701	A	C4'-C3'-C2'	-5.08	97.52	102.60
8	CB	2303	G	C3'-C2'-C1'	-5.08	97.43	101.50

Continued on next page...

Continued from previous page...

Mol	Chain	Res	Type	Atoms	Z	Observed(°)	Ideal(°)
8	CB	2870	C	O4'-C1'-N1	-5.08	104.13	108.20
33	DA	77	A	O4'-C1'-N9	5.08	112.27	108.20
33	DA	530	G	C4'-C3'-C2'	5.08	107.68	102.60
33	DA	801	U	O4'-C1'-N1	5.08	112.27	108.20
8	AB	1266	G	N9-C1'-C2'	5.08	120.61	114.00
8	CB	1665	A	N1-C6-N6	5.08	121.65	118.60
33	DA	383	A	C3'-C2'-C1'	5.08	105.57	101.50
33	DA	913	A	C4'-C3'-C2'	-5.08	97.52	102.60
33	DA	958	A	P-O3'-C3'	5.08	125.80	119.70
33	BA	765	G	C3'-C2'-C1'	-5.08	97.44	101.50
33	BA	862	C	O4'-C1'-N1	5.08	112.26	108.20
8	AB	1854	A	O4'-C1'-N9	-5.08	104.14	108.20
33	BA	60	A	C3'-C2'-C1'	5.08	105.56	101.50
8	CB	664	G	O4'-C1'-N9	-5.08	104.14	108.20
33	DA	585	G	C8-N9-C4	-5.08	104.37	106.40
33	DA	1478	U	O4'-C1'-N1	5.08	112.26	108.20
8	AB	974	G	C5-C6-O6	-5.08	125.55	128.60
8	AB	1936	A	C3'-C2'-C1'	5.08	105.56	101.50
33	BA	1059	C	P-O3'-C3'	-5.08	113.61	119.70
33	BA	1455	G	C3'-C2'-C1'	-5.08	97.44	101.50
8	AB	102	U	C4'-C3'-C2'	-5.08	97.53	102.60
8	AB	2280	G	C3'-C2'-C1'	-5.08	97.44	101.50
8	AB	2785	C	C3'-C2'-C1'	-5.08	97.44	101.50
8	CB	2384	U	P-O3'-C3'	5.08	125.79	119.70
8	CB	2868	A	O4'-C1'-N9	5.08	112.26	108.20
33	DA	776	G	P-O3'-C3'	-5.08	113.61	119.70
8	AB	658	U	O4'-C1'-N1	-5.07	104.14	108.20
8	AB	2578	G	P-O3'-C3'	5.07	125.79	119.70
8	AB	2748	A	O4'-C1'-N9	5.07	112.26	108.20
33	BA	580	C	C6-N1-C2	5.07	122.33	120.30
33	DA	264	C	C6-N1-C2	5.07	122.33	120.30
33	DA	905	U	C5-C6-N1	5.07	125.24	122.70
8	AB	431	U	O4'-C1'-N1	5.07	112.26	108.20
8	AB	2311	A	P-O3'-C3'	5.07	125.79	119.70
7	AA	6	G	C3'-C2'-C1'	-5.07	97.44	101.50
8	AB	2735	G	C4'-C3'-C2'	-5.07	97.53	102.60
8	CB	2763	G	C8-N9-C4	-5.07	104.37	106.40
33	DA	670	G	N9-C1'-C2'	-5.07	106.42	112.00
33	DA	849	G	C3'-C2'-C1'	5.07	105.56	101.50
8	AB	1830	C	O5'-C5'-C4'	5.07	121.33	111.70
8	CB	1019	U	O4'-C1'-N1	5.07	112.25	108.20
8	AB	1776	G	O5'-C5'-C4'	5.07	121.33	111.70

Continued on next page...

Continued from previous page...

Mol	Chain	Res	Type	Atoms	Z	Observed(°)	Ideal(°)
8	CB	2732	G	N1-C6-O6	5.07	122.94	119.90
8	CB	2780	G	O4'-C1'-N9	-5.07	104.15	108.20
33	DA	391	G	N3-C4-C5	-5.07	126.07	128.60
33	DA	585	G	N7-C8-N9	5.07	115.63	113.10
8	AB	35	G	C2-N3-C4	-5.07	109.37	111.90
8	AB	169	G	C4'-C3'-C2'	-5.07	97.53	102.60
8	AB	1375	U	C3'-C2'-C1'	5.07	105.55	101.50
8	CB	188	G	P-O3'-C3'	-5.07	113.62	119.70
8	CB	829	A	P-O3'-C3'	5.07	125.78	119.70
33	BA	351	G	C8-N9-C4	-5.06	104.37	106.40
33	BA	743	A	C4'-C3'-C2'	-5.06	97.54	102.60
33	BA	982	U	C4'-C3'-C2'	-5.06	97.54	102.60
8	CB	2614	A	O4'-C1'-N9	5.06	112.25	108.20
33	DA	1430	A	O4'-C1'-N9	-5.06	104.15	108.20
8	AB	2092	U	O4'-C1'-N1	5.06	112.25	108.20
33	BA	537	G	C6-C5-N7	-5.06	127.36	130.40
8	CB	768	G	N3-C4-C5	5.06	131.13	128.60
8	CB	2679	A	C3'-C2'-C1'	5.06	105.55	101.50
33	DA	466	A	C3'-C2'-C1'	5.06	105.55	101.50
33	DA	805	C	C6-N1-C2	5.06	122.33	120.30
33	BA	362	G	C3'-C2'-C1'	-5.06	97.45	101.50
33	BA	1336	C	C1'-O4'-C4'	-5.06	105.85	109.90
7	AA	19	C	C4'-C3'-C2'	-5.06	97.54	102.60
8	AB	123	G	O4'-C1'-N9	5.06	112.25	108.20
8	AB	259	G	C3'-C2'-C1'	-5.06	97.45	101.50
8	AB	1840	G	N3-C4-C5	-5.06	126.07	128.60
8	AB	2687	U	N1-C1'-C2'	5.06	120.58	114.00
8	AB	2727	A	P-O3'-C3'	5.06	125.77	119.70
33	BA	1083	U	O4'-C1'-N1	5.06	112.25	108.20
8	CB	1595	C	C6-N1-C2	-5.06	118.28	120.30
8	CB	2687	U	N3-C4-C5	-5.06	111.56	114.60
33	DA	223	A	C3'-C2'-C1'	-5.06	97.45	101.50
8	AB	298	G	C8-N9-C4	-5.06	104.38	106.40
33	BA	350	G	O4'-C1'-C2'	-5.06	100.74	105.80
8	CB	1692	U	P-O5'-C5'	-5.06	112.81	120.90
8	CB	2543	G	C8-N9-C4	-5.06	104.38	106.40
7	AA	52	A	O4'-C4'-C3'	-5.06	98.94	104.00
8	AB	802	A	C3'-C2'-C1'	5.06	105.55	101.50
33	BA	1475	G	C4'-C3'-C2'	-5.05	97.55	102.60
8	CB	375	G	N3-C4-C5	-5.05	126.07	128.60
8	CB	704	G	O4'-C1'-N9	5.05	112.24	108.20
33	DA	893	C	C5-C6-N1	5.05	123.53	121.00

Continued on next page...

Continued from previous page...

Mol	Chain	Res	Type	Atoms	Z	Observed(°)	Ideal(°)
33	DA	936	C	O4'-C4'-C3'	-5.05	98.95	104.00
33	BA	1526	G	C5'-C4'-O4'	5.05	115.16	109.10
8	AB	2236	U	C1'-O4'-C4'	-5.05	105.86	109.90
33	BA	537	G	N7-C8-N9	5.05	115.62	113.10
8	CB	2727	A	C4'-C3'-C2'	-5.05	97.55	102.60
33	DA	1421	G	C8-N9-C4	-5.05	104.38	106.40
8	CB	267	C	C2-N1-C1'	5.05	124.35	118.80
8	CB	994	C	C6-N1-C2	5.05	122.32	120.30
8	CB	1024	G	P-O3'-C3'	-5.05	113.64	119.70
8	CB	2202	U	C4'-C3'-C2'	-5.05	97.55	102.60
8	AB	310	A	O4'-C1'-N9	5.05	112.24	108.20
8	AB	328	U	O4'-C1'-N1	-5.05	104.16	108.20
8	AB	931	U	C3'-C2'-C1'	5.05	105.54	101.50
33	BA	575	G	P-O3'-C3'	5.05	125.76	119.70
33	BA	682	G	C8-N9-C4	-5.05	104.38	106.40
33	BA	803	G	C4'-C3'-C2'	-5.05	97.55	102.60
33	DA	327	A	P-O3'-C3'	5.05	125.76	119.70
8	AB	2069	G	C4'-C3'-C2'	-5.04	97.56	102.60
7	CA	19	C	C4'-C3'-C2'	-5.04	97.56	102.60
8	CB	2434	A	P-O5'-C5'	-5.04	112.83	120.90
8	CB	2884	U	C3'-C2'-C1'	-5.04	97.46	101.50
33	BA	839	C	C3'-C2'-C1'	-5.04	97.47	101.50
8	CB	613	A	C3'-C2'-C1'	5.04	105.53	101.50
33	DA	1220	G	C4'-C3'-C2'	-5.04	97.56	102.60
8	AB	359	G	O4'-C4'-C3'	-5.04	98.96	104.00
8	AB	2728	U	P-O3'-C3'	-5.04	113.65	119.70
8	CB	410	G	C4-C5-C6	5.04	121.83	118.80
8	CB	701	G	C1'-O4'-C4'	-5.04	105.87	109.90
8	CB	818	G	P-O3'-C3'	-5.04	113.65	119.70
8	AB	1949	G	O4'-C1'-N9	-5.04	104.17	108.20
33	BA	465	A	O4'-C1'-N9	5.04	112.23	108.20
33	BA	1035	A	O4'-C1'-N9	5.04	112.23	108.20
8	AB	168	G	O4'-C1'-N9	-5.04	104.17	108.20
8	AB	360	U	C5-C6-N1	5.04	125.22	122.70
8	AB	476	G	C2-N3-C4	-5.04	109.38	111.90
8	AB	1378	A	C3'-C2'-C1'	-5.04	97.47	101.50
8	AB	2009	A	C4'-C3'-C2'	-5.04	97.56	102.60
8	CB	388	G	O4'-C1'-N9	-5.04	104.17	108.20
8	CB	2663	G	P-O3'-C3'	-5.04	113.65	119.70
33	DA	1453	G	P-O3'-C3'	5.04	125.75	119.70
7	CA	98	G	O4'-C1'-N9	-5.04	104.17	108.20
33	DA	491	G	P-O3'-C3'	5.04	125.75	119.70

Continued on next page...

Continued from previous page...

Mol	Chain	Res	Type	Atoms	Z	Observed(°)	Ideal(°)
8	AB	1535	A	O4'-C1'-N9	5.04	112.23	108.20
33	BA	1493	A	C4'-C3'-C2'	-5.04	97.56	102.60
8	CB	533	G	C3'-C2'-C1'	5.04	105.53	101.50
8	CB	1832	C	P-O3'-C3'	-5.04	113.66	119.70
8	CB	2551	C	O4'-C1'-N1	-5.04	104.17	108.20
8	AB	1276	A	C8-N9-C4	-5.03	103.79	105.80
33	BA	897	C	O4'-C4'-C3'	-5.03	98.97	104.00
33	BA	1239	A	O4'-C1'-C2'	-5.03	100.77	105.80
8	CB	830	G	O4'-C1'-N9	-5.03	104.17	108.20
33	DA	373	A	C5'-C4'-O4'	-5.03	103.06	109.10
33	DA	719	C	C4'-C3'-C2'	-5.03	97.57	102.60
8	CB	684	G	C5-C6-O6	-5.03	125.58	128.60
8	AB	122	G	C3'-C2'-C1'	-5.03	97.48	101.50
33	BA	736	C	C3'-C2'-C1'	-5.03	97.48	101.50
8	CB	571	U	O4'-C1'-C2'	-5.03	100.77	105.80
8	CB	2408	U	P-O3'-C3'	-5.03	113.66	119.70
8	CB	2627	G	N9-C1'-C2'	5.03	120.54	114.00
8	CB	2647	U	N1-C1'-C2'	-5.03	106.47	112.00
33	BA	796	C	C6-N1-C2	5.03	122.31	120.30
8	CB	833	A	P-O3'-C3'	-5.03	113.67	119.70
8	CB	2553	G	C8-N9-C4	-5.03	104.39	106.40
33	DA	808	C	N1-C1'-C2'	5.03	120.54	114.00
33	DA	953	G	O4'-C1'-N9	-5.03	104.18	108.20
8	AB	794	A	C3'-C2'-C1'	5.03	105.52	101.50
8	AB	1777	U	P-O3'-C3'	5.03	125.73	119.70
8	AB	2372	U	C4'-C3'-C2'	-5.03	97.57	102.60
8	AB	2588	G	C3'-C2'-C1'	-5.03	97.48	101.50
8	CB	217	A	O4'-C1'-N9	5.03	112.22	108.20
8	AB	242	G	C8-N9-C4	-5.02	104.39	106.40
8	AB	434	U	C3'-C2'-C1'	-5.02	97.48	101.50
8	AB	1659	G	C4'-C3'-C2'	-5.02	97.58	102.60
33	BA	1281	C	C3'-C2'-C1'	5.02	105.52	101.50
33	DA	688	G	O4'-C1'-C2'	-5.02	100.78	105.80
33	DA	710	G	N1-C6-O6	5.02	122.91	119.90
33	DA	1235	U	C5'-C4'-O4'	5.02	115.13	109.10
33	DA	1275	A	O4'-C1'-N9	5.02	112.22	108.20
8	AB	1031	G	C3'-C2'-C1'	-5.02	97.48	101.50
8	AB	1640	A	C3'-C2'-C1'	5.02	105.52	101.50
33	BA	1524	C	C4'-C3'-C2'	-5.02	97.58	102.60
8	CB	223	A	C3'-C2'-C1'	5.02	105.52	101.50
8	AB	2200	C	C4'-C3'-C2'	-5.02	97.58	102.60
9	AC	20	ASN	N-CA-C	5.02	124.56	111.00

Continued on next page...

Continued from previous page...

Mol	Chain	Res	Type	Atoms	Z	Observed(°)	Ideal(°)
33	BA	429	U	N1-C1'-C2'	5.02	120.53	114.00
8	CB	940	G	C3'-C2'-C1'	-5.02	97.48	101.50
8	CB	983	A	O4'-C1'-N9	5.02	112.22	108.20
8	CB	1768	C	C4'-C3'-C2'	-5.02	97.58	102.60
7	AA	79	G	C3'-C2'-C1'	5.02	105.52	101.50
8	AB	211	C	P-O3'-C3'	-5.02	113.68	119.70
8	AB	2568	U	C2-N1-C1'	5.02	123.72	117.70
8	CB	2085	U	C4'-C3'-C2'	-5.02	97.58	102.60
8	AB	253	C	O4'-C1'-N1	-5.02	104.19	108.20
8	AB	1632	A	C3'-C2'-C1'	5.02	105.51	101.50
8	AB	1712	U	C3'-C2'-C1'	5.02	105.51	101.50
33	BA	122	G	C3'-C2'-C1'	-5.02	97.49	101.50
33	BA	1240	U	P-O3'-C3'	5.02	125.72	119.70
8	CB	1635	A	P-O3'-C3'	5.02	125.72	119.70
8	CB	1933	G	N3-C4-C5	-5.02	126.09	128.60
8	CB	2213	U	N3-C2-O2	-5.02	118.69	122.20
8	CB	2406	A	C3'-C2'-C1'	-5.02	97.49	101.50
8	CB	2501	C	C3'-C2'-C1'	5.02	105.51	101.50
33	DA	508	U	P-O3'-C3'	5.02	125.72	119.70
33	DA	1267	C	C3'-C2'-C1'	5.02	105.52	101.50
33	BA	1391	U	C3'-C2'-C1'	5.02	105.51	101.50
33	DA	995	C	C4'-C3'-C2'	-5.02	97.58	102.60
8	AB	2763	G	C8-N9-C4	-5.01	104.39	106.40
8	CB	559	G	N9-C4-C5	-5.01	103.39	105.40
8	CB	1820	U	C5'-C4'-O4'	-5.01	103.08	109.10
8	CB	2688	G	C4'-C3'-C2'	-5.01	97.59	102.60
33	DA	403	C	C3'-C2'-C1'	-5.01	97.49	101.50
33	BA	335	C	C4'-C3'-C2'	-5.01	97.59	102.60
8	CB	108	G	N9-C1'-C2'	-5.01	106.49	112.00
8	CB	1990	C	O4'-C1'-N1	5.01	112.21	108.20
33	DA	948	C	O4'-C1'-N1	5.01	112.21	108.20
8	AB	260	G	C8-N9-C4	-5.01	104.39	106.40
8	AB	982	C	C2-N3-C4	5.01	122.41	119.90
33	BA	74	A	C1'-O4'-C4'	-5.01	105.89	109.90
8	CB	2832	U	P-O3'-C3'	5.01	125.71	119.70
33	DA	806	C	N3-C2-O2	-5.01	118.39	121.90
33	BA	1468	A	P-O3'-C3'	-5.01	113.69	119.70
8	CB	102	U	O4'-C1'-N1	-5.01	104.19	108.20
33	DA	1118	U	O4'-C1'-N1	5.01	112.21	108.20
33	DA	1503	A	C8-N9-C4	5.01	107.80	105.80
8	AB	1721	G	C3'-C2'-C1'	-5.01	97.49	101.50
8	AB	1130	U	C3'-C2'-C1'	-5.01	97.49	101.50

Continued on next page...

Continued from previous page...

Mol	Chain	Res	Type	Atoms	Z	Observed(°)	Ideal(°)
8	AB	2719	G	P-O3'-C3'	-5.01	113.69	119.70
8	CB	1629	U	O5'-C5'-C4'	-5.01	102.19	111.70
8	CB	2436	G	N3-C4-C5	-5.01	126.10	128.60
33	DA	964	A	O4'-C1'-N9	-5.01	104.19	108.20
8	AB	1336	A	P-O3'-C3'	-5.00	113.69	119.70
8	CB	2252	G	N3-C4-N9	-5.00	123.00	126.00
33	DA	394	G	O4'-C1'-N9	5.00	112.20	108.20
33	BA	220	G	C3'-C2'-C1'	-5.00	97.50	101.50
7	CA	43	C	O4'-C1'-N1	5.00	112.20	108.20
8	CB	234	U	O4'-C1'-N1	5.00	112.20	108.20
8	CB	1823	G	C3'-C2'-C1'	-5.00	97.50	101.50
8	CB	2458	G	N1-C6-O6	5.00	122.90	119.90
33	DA	1093	A	C4'-C3'-C2'	-5.00	97.60	102.60
33	DA	1450	U	P-O3'-C3'	5.00	125.70	119.70
8	AB	1938	A	P-O3'-C3'	5.00	125.70	119.70
8	AB	2428	G	N1-C6-O6	5.00	122.90	119.90
33	BA	720	C	N3-C2-O2	-5.00	118.40	121.90
33	BA	864	A	O4'-C1'-N9	5.00	112.20	108.20
8	CB	184	C	P-O3'-C3'	-5.00	113.70	119.70
8	CB	779	U	N3-C4-O4	5.00	122.90	119.40
8	CB	2624	G	C3'-C2'-C1'	-5.00	97.50	101.50
33	DA	1534	A	O4'-C1'-N9	5.00	112.20	108.20

There are no chirality outliers.

All (30) planarity outliers are listed below:

Mol	Chain	Res	Type	Group
13	AG	109	SER	Peptide
16	AJ	9	GLU	Peptide
18	AL	53	GLY	Peptide
19	AM	88	ASN	Peptide
22	AP	46	VAL	Peptide
22	AP	70	GLU	Peptide
22	AP	71	ARG	Peptide
32	AZ	34	LEU	Peptide
1	C0	26	SER	Peptide
1	C0	28	SER	Peptide
4	C3	32	LEU	Peptide
4	C3	50	SER	Peptide
11	CE	145	ASP	Peptide
11	CE	27	LEU	Peptide
11	CE	40	ARG	Peptide

Continued on next page...

Continued from previous page...

Mol	Chain	Res	Type	Group
14	CH	37	VAL	Peptide
16	CJ	9	GLU	Peptide
18	CL	57	LEU	Peptide
20	CN	10	LEU	Peptide
20	CN	7	GLY	Peptide
22	CP	46	VAL	Peptide
22	CP	70	GLU	Peptide
22	CP	71	ARG	Peptide
22	CP	85	VAL	Peptide
24	CR	75	VAL	Peptide
25	CS	108	SER	Peptide
25	CS	93	ALA	Peptide
26	CT	8	LEU	Peptide
30	CX	28	LEU	Peptide
32	CZ	27	THR	Peptide

5.2 Too-close contacts

In the following table, the Non-H and H(model) columns list the number of non-hydrogen atoms and hydrogen atoms in the chain respectively. The H(added) column lists the number of hydrogen atoms added and optimized by MolProbity. The Clashes column lists the number of clashes within the asymmetric unit, whereas Symm-Clashes lists symmetry related clashes.

Mol	Chain	Non-H	H(model)	H(added)	Clashes	Symm-Clashes
1	A0	444	0	461	86	0
1	C0	444	0	461	112	0
2	A1	441	0	485	104	0
2	C1	441	0	485	89	0
3	A2	377	0	418	106	0
3	C2	377	0	418	104	0
4	A3	504	0	574	171	0
4	C3	504	0	574	137	0
5	A4	302	0	340	104	0
5	C4	302	0	340	99	0
6	A5	134	0	153	17	0
7	AA	2507	0	1270	277	0
7	CA	2507	0	1270	303	0
8	AB	60995	0	30679	6966	0
8	CB	60995	0	30678	7146	0
9	AC	2054	0	2122	607	0
9	CC	2054	0	2122	625	0
10	AD	1565	0	1616	443	0

Continued on next page...

Continued from previous page...

Mol	Chain	Non-H	H(model)	H(added)	Clashes	Symm-Clashes
10	CD	1565	0	1616	508	0
11	AE	1552	0	1619	432	0
11	CE	1552	0	1619	401	0
12	AF	1420	0	1460	177	0
12	CF	1420	0	1460	216	0
13	AG	1323	0	1374	196	0
13	CG	1323	0	1374	226	0
14	AH	1111	0	1148	160	0
14	CH	1111	0	1148	191	0
15	AI	1032	0	1088	100	0
15	CI	1032	0	1088	131	0
16	AJ	1113	0	1147	293	0
16	CJ	1113	0	1147	307	0
17	AK	931	0	1000	161	0
17	CK	931	0	1000	159	0
18	AL	1053	0	1129	403	0
18	CL	1053	0	1129	336	0
19	AM	1074	0	1157	276	0
19	CM	1074	0	1157	294	0
20	AN	1008	0	1045	219	0
20	CN	1008	0	1045	248	0
21	AO	900	0	935	206	0
21	CO	900	0	935	247	0
22	AP	917	0	965	248	0
22	CP	917	0	965	243	0
23	AQ	947	0	1022	269	0
23	CQ	947	0	1022	284	0
24	AR	816	0	839	236	0
24	CR	816	0	839	308	0
25	AS	857	0	922	172	0
25	CS	857	0	922	200	0
26	AT	778	0	840	178	0
26	CT	778	0	840	173	0
27	AU	780	0	834	183	0
27	CU	780	0	834	172	0
28	AV	753	0	780	100	0
28	CV	753	0	780	90	0
29	AW	634	0	656	205	0
29	CW	634	0	656	226	0
30	AX	509	0	543	111	0
30	CX	509	0	543	123	0
31	AY	449	0	491	66	0

Continued on next page...

Continued from previous page...

Mol	Chain	Non-H	H(model)	H(added)	Clashes	Symm-Clashes
31	CY	449	0	491	84	0
32	AZ	549	0	552	174	0
32	CZ	549	0	552	152	0
33	BA	32831	0	16522	3630	0
33	DA	32831	0	16521	4106	0
34	BB	1705	0	1732	245	0
34	DB	1705	0	1732	220	0
35	BC	1625	0	1699	214	0
35	DC	1625	0	1699	274	0
36	BD	1643	0	1710	284	0
36	DD	1643	0	1710	280	0
37	BE	1106	0	1148	176	0
37	DE	1106	0	1148	200	0
38	BF	818	0	808	114	0
38	DF	818	0	808	143	0
39	BG	1175	0	1230	116	0
39	DG	1197	0	1246	145	0
40	BH	979	0	1034	141	0
40	DH	979	0	1034	156	0
41	BI	1022	0	1070	141	0
41	DI	1022	0	1070	158	0
42	BJ	787	0	828	99	0
42	DJ	787	0	828	129	0
43	BK	877	0	887	127	0
43	DK	877	0	887	134	0
44	BL	955	0	1019	145	0
44	DL	955	0	1019	149	0
45	BM	884	0	944	125	0
45	DM	877	0	937	107	0
46	BN	774	0	827	138	0
46	DN	774	0	827	127	0
47	BO	716	0	742	96	0
47	DO	716	0	742	106	0
48	BP	649	0	666	109	0
48	DP	639	0	656	121	0
49	BQ	649	0	691	70	0
49	DQ	657	0	702	91	0
50	BR	456	0	478	75	0
50	DR	456	0	478	100	0
51	BS	638	0	665	112	0
51	DS	645	0	675	97	0
52	BT	665	0	714	85	0

Continued on next page...

Continued from previous page...

Mol	Chain	Non-H	H(model)	H(added)	Clashes	Symm-Clashes
52	DT	665	0	714	91	0
53	BU	426	0	449	81	0
53	DU	426	0	449	67	0
54	AB	109	0	0	0	0
54	AE	1	0	0	0	0
54	BA	58	0	0	0	0
54	BN	1	0	0	0	0
54	BT	1	0	0	0	0
54	CB	109	0	0	0	0
54	CC	1	0	0	0	0
54	CL	1	0	0	0	0
54	DA	61	0	0	0	0
54	DN	1	0	0	0	0
55	A2	2	0	0	2	0
55	AB	489	0	0	65	0
55	AC	3	0	0	1	0
55	AD	1	0	0	0	0
55	AE	3	0	0	2	0
55	AJ	2	0	0	2	0
55	AL	3	0	0	1	0
55	BA	284	0	0	26	0
55	BE	3	0	0	0	0
55	BI	2	0	0	0	0
55	BK	1	0	0	0	0
55	BL	2	0	0	0	0
55	BN	3	0	0	0	0
55	BP	1	0	0	0	0
55	BT	2	0	0	0	0
55	C0	1	0	0	0	0
55	C2	2	0	0	0	0
55	CB	485	0	0	65	0
55	CC	3	0	0	0	0
55	CD	1	0	0	0	0
55	CE	1	0	0	0	0
55	CJ	2	0	0	0	0
55	CK	1	0	0	0	0
55	CL	5	0	0	1	0
55	CN	3	0	0	2	0
55	CP	1	0	0	0	0
55	CQ	1	0	0	0	0
55	CT	2	0	0	0	0
55	CU	1	0	0	2	0

Continued on next page...

Continued from previous page...

Mol	Chain	Non-H	H(model)	H(added)	Clashes	Symm-Clashes
55	DA	293	0	0	18	0
55	DD	1	0	0	0	0
55	DE	2	0	0	0	0
55	DG	1	0	0	0	0
55	DL	4	0	0	0	0
55	DN	2	0	0	1	0
55	DP	1	0	0	0	0
55	DT	3	0	0	2	0
All	All	284264	0	190919	37666	0

The all-atom clashscore is defined as the number of clashes found per 1000 atoms (including hydrogen atoms). The all-atom clashscore for this structure is 80.

All (37666) close contacts within the same asymmetric unit are listed below, sorted by their clash magnitude.

Atom-1	Atom-2	Interatomic distance (Å)	Clash overlap (Å)
8:CB:2822:G:OP2	20:CN:2:ARG:HB3	1.29	1.26
33:DA:585:G:C8	33:DA:585:G:H5'	1.76	1.21
33:DA:235:C:H2'	33:DA:236:A:C8	1.77	1.19
1:C0:27:LEU:HG	8:CB:2886:A:C6	1.77	1.19
23:CQ:49:ARG:HG3	24:CR:77:PHE:CZ	1.79	1.18
23:CQ:39:ILE:O	23:CQ:43:GLN:HB3	1.40	1.18
8:AB:1359:A:C2	8:AB:1360:G:H1'	1.76	1.17
33:BA:235:C:H2'	33:BA:236:A:C8	1.79	1.17
8:CB:1813:G:H2'	8:CB:1814:G:H5''	1.24	1.17
3:A2:19:ARG:HG3	3:A2:20:ALA:H	1.09	1.17
33:DA:1106:G:C8	33:DA:1106:G:H5'	1.79	1.17
21:AO:25:ARG:HG3	21:AO:25:ARG:HH11	1.07	1.17
2:C1:47:ILE:HG22	2:C1:48:TYR:H	1.08	1.17
8:AB:1813:G:H2'	8:AB:1814:G:H5''	1.24	1.16
9:AC:20:ASN:HB2	9:AC:202:ARG:NH1	1.61	1.16
8:CB:322:A:H5'	8:CB:340:A:H1'	1.24	1.16
20:CN:55:ALA:HA	20:CN:80:PHE:HD2	1.09	1.16
8:AB:657:U:H2'	8:AB:658:U:C6	1.80	1.16
1:C0:29:VAL:HG22	1:C0:32:THR:HG23	1.27	1.15
43:DK:126:ARG:HG2	43:DK:126:ARG:HH11	0.99	1.15
8:CB:2305:U:H5''	12:CF:130:GLY:HA3	1.24	1.15
33:DA:599:C:H4'	40:DH:121:GLY:HA3	1.23	1.15
33:DA:785:G:H2'	33:DA:786:G:H5''	1.25	1.15
17:CK:108:ARG:HG2	17:CK:108:ARG:HH11	1.11	1.15
21:CO:65:THR:HB	21:CO:70:ALA:HB2	1.28	1.15

Continued on next page...

Continued from previous page...

Atom-1	Atom-2	Interatomic distance (Å)	Clash overlap (Å)
41:BI:44:ARG:HH11	41:BI:44:ARG:HG3	1.02	1.14
16:CJ:10:THR:HG21	16:CJ:50:THR:HB	1.29	1.14
9:CC:20:ASN:HB2	9:CC:202:ARG:HH11	1.09	1.14
14:AH:6:LEU:HD13	14:AH:15:LEU:HA	1.28	1.14
33:DA:674:G:H2'	33:DA:675:A:H8	0.98	1.14
14:AH:26:ALA:HB1	14:AH:31:VAL:HG23	1.20	1.14
22:AP:1:SER:HB2	22:AP:5:LYS:HG2	1.15	1.14
8:AB:553:G:H2'	8:AB:554:U:H5'	1.20	1.14
9:CC:20:ASN:HB2	9:CC:202:ARG:NH1	1.63	1.13
24:AR:84:ARG:HG3	24:AR:84:ARG:HH11	1.01	1.13
8:CB:2014:A:H2'	8:CB:2015:A:C8	1.82	1.13
19:AM:50:ARG:HA	19:AM:50:ARG:CZ	1.78	1.13
12:AF:28:PRO:HB2	12:AF:168:LEU:HD11	1.30	1.13
33:BA:553:A:H2'	33:BA:554:A:C8	1.81	1.13
19:CM:105:MET:HG3	19:CM:106:ASP:H	1.12	1.13
8:AB:2014:A:H2'	8:AB:2015:A:C8	1.83	1.13
8:CB:1359:A:C2	8:CB:1360:G:H1'	1.82	1.12
8:AB:2052:A:H4'	10:AD:149:ASN:N	1.63	1.12
33:BA:843:U:H3'	33:BA:844:G:H5'	1.30	1.12
33:DA:585:G:H8	33:DA:585:G:H5'	0.98	1.12
16:AJ:35:ARG:HH22	16:AJ:41:LYS:HB2	1.11	1.12
14:CH:101:ASP:HA	14:CH:104:THR:HB	1.27	1.12
53:BU:36:PHE:HB3	53:BU:40:PRO:HD3	1.26	1.12
18:CL:92:LEU:HA	18:CL:96:LYS:CB	1.78	1.12
23:CQ:47:ARG:NH1	23:CQ:50:ARG:HG3	1.64	1.11
33:BA:553:A:H2'	33:BA:554:A:H8	0.99	1.11
20:CN:56:LYS:HD3	20:CN:57:THR:H	1.11	1.11
17:AK:108:ARG:HH11	17:AK:108:ARG:HG2	1.11	1.11
8:AB:2693:G:H2'	8:AB:2694:G:H5''	1.18	1.11
32:AZ:17:SER:HB2	32:AZ:21:VAL:HG23	1.23	1.11
33:DA:674:G:H2'	33:DA:675:A:C8	1.85	1.11
17:CK:71:ARG:HB3	17:CK:72:PRO:HD2	1.29	1.10
2:A1:47:ILE:HG22	2:A1:48:TYR:H	1.15	1.10
44:DL:113:ARG:HG2	44:DL:118:VAL:HB	1.27	1.10
27:CU:78:LYS:HD2	27:CU:96:LYS:HG3	1.27	1.10
10:AD:62:LYS:HE2	10:AD:63:PRO:HD3	1.19	1.10
16:AJ:38:GLY:HA3	16:AJ:41:LYS:HE3	1.20	1.10
16:AJ:45:THR:HG23	23:AQ:63:ARG:HE	1.09	1.10
46:BN:64:ARG:HH11	46:BN:64:ARG:HG3	1.14	1.10
11:AE:147:LEU:HB3	11:AE:183:PHE:HD1	0.95	1.10
7:AA:114:C:H2'	7:AA:115:A:H8	1.12	1.10

Continued on next page...

Continued from previous page...

Atom-1	Atom-2	Interatomic distance (Å)	Clash overlap (Å)
43:BK:68:ARG:HG3	43:BK:68:ARG:HH11	1.08	1.10
8:AB:1216:G:C5	8:AB:1217:U:H5	1.68	1.10
8:CB:657:U:H2'	8:CB:658:U:C6	1.87	1.10
8:AB:2591:C:H2'	8:AB:2592:G:H8	1.17	1.09
9:AC:20:ASN:HB2	9:AC:202:ARG:HH11	1.06	1.09
44:BL:29:LYS:H	44:BL:81:ILE:HG22	1.15	1.09
2:C1:12:SER:HA	2:C1:50:GLU:HA	1.20	1.09
33:DA:714:G:N2	33:DA:777:A:H1'	1.65	1.09
14:CH:3:VAL:HB	14:CH:37:VAL:HG11	1.29	1.09
8:AB:41:C:H2'	8:AB:42:A:O4'	1.51	1.09
8:CB:2693:G:H2'	8:CB:2694:G:H5''	1.18	1.09
33:DA:15:G:H2'	33:DA:16:A:H8	1.14	1.09
33:DA:484:G:H4'	33:DA:485:U:H5'	1.35	1.09
19:AM:105:MET:HG3	19:AM:106:ASP:H	1.13	1.09
8:CB:398:C:H3'	32:CZ:49:ARG:HH22	1.14	1.09
9:CC:51:ARG:HD3	9:CC:51:ARG:O	1.52	1.09
18:CL:34:GLY:HA3	24:CR:85:LYS:HD3	1.33	1.08
8:AB:2052:A:H4'	10:AD:149:ASN:H	0.94	1.08
22:AP:62:LYS:HA	22:AP:74:GLN:NE2	1.69	1.08
11:CE:148:ILE:O	11:CE:167:VAL:HG11	1.53	1.08
11:AE:147:LEU:HB3	11:AE:183:PHE:CD1	1.87	1.08
33:DA:1474:U:H2'	33:DA:1475:G:H5''	1.28	1.08
8:AB:2636:C:H4'	10:AD:80:TRP:CE2	1.88	1.08
19:CM:50:ARG:CZ	19:CM:50:ARG:HA	1.82	1.08
8:AB:1848:A:H2'	8:AB:1849:G:H8	1.13	1.08
43:BK:12:ARG:HG3	43:BK:12:ARG:HH11	1.13	1.08
3:A2:5:PHE:HE2	3:A2:7:PRO:HB3	1.11	1.08
5:C4:1:MET:HG3	5:C4:2:LYS:H	0.98	1.08
33:DA:373:A:H5'	33:DA:373:A:H8	1.19	1.08
34:DB:130:LYS:HA	34:DB:133:ALA:HB3	1.34	1.08
8:AB:2678:C:H2'	8:AB:2679:A:C8	1.88	1.08
17:AK:71:ARG:HB3	17:AK:72:PRO:HD2	1.30	1.08
24:CR:89:HIS:CG	24:CR:90:ARG:H	1.71	1.08
35:DC:11:LEU:HB3	35:DC:17:TRP:HE1	1.14	1.08
8:AB:1056:G:H4'	8:AB:1086:A:H8	1.16	1.08
33:DA:434:U:H2'	33:DA:435:A:C8	1.88	1.08
8:AB:1804:C:H4'	9:AC:247:TRP:HZ2	1.18	1.07
19:AM:59:ARG:H	19:AM:59:ARG:HD2	1.19	1.07
32:AZ:6:HIS:CG	32:AZ:7:PRO:HD2	1.89	1.07
10:CD:33:ARG:HD3	10:CD:89:GLU:CD	1.72	1.07
9:AC:144:GLU:HG2	9:AC:150:GLY:HA2	1.34	1.07

Continued on next page...

Continued from previous page...

Atom-1	Atom-2	Interatomic distance (Å)	Clash overlap (Å)
8:CB:1216:G:C5	8:CB:1217:U:H5	1.71	1.07
8:CB:1258:U:H2'	8:CB:1259:G:H8	1.11	1.07
33:BA:900:A:H2'	33:BA:901:A:H8	1.19	1.07
43:DK:92:ARG:HG3	43:DK:92:ARG:HH11	1.01	1.07
10:CD:101:PHE:CZ	10:CD:180:VAL:HG11	1.90	1.07
11:CE:139:LYS:HA	11:CE:143:LEU:HD21	1.28	1.07
8:AB:2393:U:H4'	18:AL:62:PRO:HA	1.35	1.07
8:CB:1804:C:H4'	9:CC:247:TRP:HZ2	1.16	1.07
29:CW:43:LYS:HB3	29:CW:78:PHE:HB3	1.34	1.07
8:CB:2591:C:H2'	8:CB:2592:G:C8	1.89	1.07
43:DK:16:SER:HB2	43:DK:77:GLY:O	1.54	1.07
13:CG:10:VAL:HG13	13:CG:14:VAL:HB	1.35	1.07
24:CR:18:GLN:HB3	24:CR:99:THR:HA	1.36	1.07
35:DC:105:VAL:HG12	35:DC:108:PRO:HD3	1.37	1.07
39:BG:130:LYS:HG2	39:BG:131:GLY:H	1.17	1.07
50:BR:66:LEU:HB2	50:BR:67:LEU:HD12	1.33	1.07
9:CC:144:GLU:HG2	9:CC:150:GLY:HA2	1.37	1.07
11:AE:9:GLN:HB2	11:AE:120:VAL:HG13	1.36	1.06
8:AB:1716:U:H2'	8:AB:1717:A:H8	1.20	1.06
8:AB:2591:C:H2'	8:AB:2592:G:C8	1.90	1.06
8:CB:41:C:H2'	8:CB:42:A:O4'	1.55	1.06
11:CE:136:GLN:HA	11:CE:139:LYS:HB3	1.24	1.06
39:DG:2:ARG:HB3	39:DG:2:ARG:HH11	1.18	1.06
21:AO:1:MET:HE2	21:AO:3:LYS:HB2	1.37	1.06
33:BA:1399:C:H4'	33:BA:1400:C:H5''	1.36	1.06
3:C2:21:ARG:HH21	8:CB:466:A:H5''	1.17	1.06
23:CQ:70:GLN:HG3	23:CQ:71:ASN:H	1.15	1.06
33:DA:669:G:H5'	33:DA:669:G:H8	1.16	1.06
23:AQ:83:LYS:HA	23:AQ:89:ILE:HD12	1.29	1.06
33:BA:967:C:H3'	33:BA:968:A:H5''	1.36	1.06
33:BA:683:G:H21	43:BK:39:ASN:HA	1.18	1.06
41:DI:113:LYS:HA	41:DI:120:ALA:HA	1.38	1.06
8:AB:1258:U:H2'	8:AB:1259:G:H8	1.12	1.06
8:AB:1613:G:H2'	8:AB:1617:C:H42	1.17	1.06
33:BA:15:G:H2'	33:BA:16:A:H8	1.14	1.06
8:CB:2205:A:H2'	8:CB:2206:C:H6	1.16	1.06
9:CC:68:ARG:HD2	9:CC:127:ASN:HD21	1.10	1.06
33:DA:434:U:H2'	33:DA:435:A:H8	1.10	1.06
43:DK:124:LYS:HA	53:DU:33:ARG:HH12	1.17	1.06
4:A3:24:LYS:HB3	4:A3:45:PRO:HG3	1.36	1.06
8:AB:1752:C:N4	8:AB:1756:G:H1	1.52	1.06

Continued on next page...

Continued from previous page...

Atom-1	Atom-2	Interatomic distance (Å)	Clash overlap (Å)
8:AB:2484:G:H1'	19:AM:119:LEU:HD12	1.32	1.06
8:CB:1848:A:H2'	8:CB:1849:G:H8	1.10	1.06
8:CB:2391:G:H22	8:CB:2424:C:H2'	1.18	1.06
12:CF:28:PRO:HB2	12:CF:168:LEU:HD11	1.30	1.06
8:AB:2270:A:H4'	29:AW:18:LYS:HG3	1.31	1.06
34:BB:68:PHE:HB2	34:BB:90:PHE:HB2	1.38	1.06
33:DA:1226:C:H2'	45:DM:102:LYS:HA	1.34	1.06
8:AB:1784:A:H4'	8:AB:1785:A:H5''	1.31	1.06
8:CB:1752:C:N4	8:CB:1756:G:H1	1.50	1.06
37:DE:75:LEU:HD21	37:DE:119:VAL:HG13	1.38	1.06
48:BP:61:VAL:HA	48:BP:65:ALA:HB3	1.30	1.05
9:CC:220:ARG:NE	9:CC:220:ARG:HA	1.72	1.05
7:CA:47:C:H5''	21:CO:97:PHE:HZ	1.17	1.05
33:DA:1314:C:OP2	51:DS:5:LYS:HG2	1.56	1.05
8:AB:1353:A:H2'	8:AB:1354:A:H8	1.15	1.05
8:CB:2205:A:H2'	8:CB:2206:C:C6	1.90	1.05
25:CS:110:ARG:HH11	25:CS:110:ARG:HG3	1.18	1.05
33:DA:920:U:H2'	33:DA:921:U:C6	1.92	1.05
19:AM:49:ALA:HB1	19:AM:116:ALA:HB1	1.33	1.05
33:BA:872:A:H4'	33:BA:873:A:OP1	1.54	1.05
8:AB:1216:G:C6	8:AB:1217:U:H5	1.75	1.05
3:C2:5:PHE:HE2	3:C2:7:PRO:HB3	1.15	1.05
8:CB:666:A:C4	8:CB:667:U:H5	1.73	1.05
33:DA:1106:G:H5'	33:DA:1106:G:H8	0.90	1.05
9:AC:68:ARG:HD2	9:AC:127:ASN:HD21	1.12	1.05
33:BA:662:U:H2'	33:BA:663:A:C8	1.92	1.05
8:CB:1028:A:H2'	8:CB:1029:A:H8	1.17	1.05
8:CB:2239:G:H5'	9:CC:246:PRO:HG2	1.37	1.05
8:AB:608:A:H2'	8:AB:609:A:C8	1.91	1.05
8:AB:666:A:C4	8:AB:667:U:H5	1.74	1.05
8:CB:2222:C:H2'	8:CB:2223:G:H8	1.14	1.05
18:CL:92:LEU:CA	18:CL:96:LYS:HB2	1.85	1.05
19:CM:49:ALA:HB1	19:CM:116:ALA:HB1	1.36	1.05
26:CT:68:LYS:HE2	26:CT:75:GLY:HA3	1.32	1.05
8:AB:2095:A:H8	8:AB:2095:A:H5'	1.20	1.05
8:AB:351:C:H2'	8:AB:352:A:H8	1.22	1.05
8:CB:2736:A:H2'	8:CB:2737:G:C8	1.91	1.05
33:BA:373:A:H8	33:BA:373:A:H5'	1.20	1.05
37:DE:53:ARG:HB3	37:DE:53:ARG:HH11	1.20	1.05
23:AQ:39:ILE:HD13	24:AR:80:ARG:HH12	1.21	1.04
11:AE:3:LEU:HB2	11:AE:12:LEU:HB3	1.35	1.04

Continued on next page...

Continued from previous page...

Atom-1	Atom-2	Interatomic distance (Å)	Clash overlap (Å)
34:BB:45:THR:HG23	34:BB:200:PRO:HG2	1.36	1.04
50:BR:67:LEU:H	50:BR:67:LEU:HD12	1.20	1.04
16:CJ:41:LYS:HZ3	16:CJ:46:PRO:HG3	1.22	1.04
30:CX:28:LEU:HD22	30:CX:42:LEU:HG	1.06	1.04
9:AC:181:ARG:HA	9:AC:263:ASP:HB2	1.38	1.04
21:AO:48:LEU:HD23	21:AO:49:VAL:H	1.22	1.04
25:AS:11:ARG:HH11	25:AS:11:ARG:HG3	1.19	1.04
44:BL:35:ARG:HH12	44:BL:75:GLU:HB3	1.16	1.04
24:AR:40:MET:SD	24:AR:54:VAL:HG21	1.98	1.04
10:CD:127:PHE:C	10:CD:128:ARG:HD3	1.78	1.04
8:AB:2205:A:H2'	8:AB:2206:C:C6	1.91	1.04
22:CP:27:VAL:HG21	22:CP:84:SER:O	1.56	1.04
33:DA:1412:C:H2'	33:DA:1413:A:H8	1.19	1.04
21:AO:1:MET:HG2	21:AO:2:ASP:H	1.16	1.04
21:CO:19:GLN:HE21	29:CW:76:ARG:HG2	1.17	1.04
33:DA:1057:G:H5''	35:DC:153:SER:HB2	1.40	1.04
33:DA:469:C:H2'	33:DA:470:C:H6	1.20	1.04
9:AC:51:ARG:O	9:AC:51:ARG:HD3	1.58	1.04
33:BA:1129:C:H2'	33:BA:1139:G:N7	1.72	1.04
8:CB:1716:U:H2'	8:CB:1717:A:H8	1.22	1.04
40:DH:17:GLN:HE21	40:DH:71:VAL:HG22	1.21	1.04
7:AA:114:C:H2'	7:AA:115:A:C8	1.92	1.04
22:CP:62:LYS:HA	22:CP:74:GLN:NE2	1.72	1.04
26:CT:76:ARG:HG2	26:CT:77:ARG:H	1.23	1.04
29:CW:23:LYS:HE3	29:CW:24:ARG:HB3	1.40	1.04
23:CQ:87:VAL:HB	24:CR:54:VAL:HB	1.35	1.03
8:AB:2575:C:H4'	10:AD:149:ASN:HB3	1.39	1.03
32:CZ:36:VAL:HG13	32:CZ:42:PRO:HG3	1.36	1.03
8:AB:540:C:H2'	8:AB:541:A:H8	1.23	1.03
8:CB:608:A:H2'	8:CB:609:A:C8	1.93	1.03
44:DL:35:ARG:HH21	44:DL:36:VAL:HG22	1.23	1.03
32:AZ:36:VAL:HG13	32:AZ:42:PRO:HG3	1.38	1.03
8:CB:2678:C:H2'	8:CB:2679:A:C8	1.94	1.03
41:DI:11:ARG:HE	41:DI:106:ASP:HB3	1.21	1.03
14:AH:130:VAL:HB	14:AH:142:VAL:HB	1.32	1.03
18:AL:117:THR:HG23	18:AL:118:THR:H	1.23	1.03
21:CO:48:LEU:H	21:CO:48:LEU:HD22	1.22	1.03
28:CV:29:ILE:HD13	28:CV:30:ILE:H	1.22	1.03
11:AE:148:ILE:HA	11:AE:185:LYS:O	1.56	1.03
19:CM:16:ARG:NH1	19:CM:72:PRO:HG2	1.73	1.03
17:CK:78:ARG:HE	22:CP:72:VAL:HG21	1.22	1.03

Continued on next page...

Continued from previous page...

Atom-1	Atom-2	Interatomic distance (Å)	Clash overlap (Å)
33:BA:1400:C:H4'	33:BA:1401:G:OP2	1.59	1.03
8:CB:851:C:H2'	8:CB:852:U:C6	1.92	1.03
13:CG:97:VAL:HG21	13:CG:124:CYS:H	1.18	1.03
20:CN:12:ARG:HD2	20:CN:16:HIS:HD2	1.21	1.03
35:DC:10:ARG:HE	35:DC:179:ALA:HB3	1.20	1.03
47:DO:34:GLN:HE21	47:DO:38:LEU:HD21	1.21	1.03
8:CB:1353:A:H2'	8:CB:1354:A:H8	1.17	1.03
8:CB:2749:A:H3'	8:CB:2750:A:H2'	1.40	1.03
19:CM:42:THR:OG1	19:CM:45:GLN:HB2	1.59	1.03
38:DF:3:HIS:HB2	38:DF:92:THR:HA	1.39	1.03
28:AV:36:ALA:HB1	28:AV:37:PRO:HD2	1.39	1.03
8:CB:2512:C:OP1	10:CD:128:ARG:HA	1.58	1.03
11:CE:29:HIS:CD2	18:CL:19:LEU:HD11	1.94	1.03
16:AJ:45:THR:HG23	23:AQ:63:ARG:NE	1.74	1.03
33:BA:253:A:H2'	33:BA:254:G:H8	1.24	1.03
13:CG:30:GLY:H	13:CG:78:VAL:HG23	1.24	1.03
24:CR:66:HIS:HA	24:CR:98:ILE:HA	1.41	1.02
33:BA:1270:G:H2'	33:BA:1271:A:H8	1.23	1.02
24:CR:33:VAL:HG22	24:CR:34:GLU:H	1.24	1.02
33:DA:409:U:H2'	33:DA:410:G:C8	1.94	1.02
8:AB:2391:G:H22	8:AB:2424:C:H2'	1.21	1.02
8:AB:1399:C:H5''	26:AT:26:LYS:HG2	1.40	1.02
38:DF:100:SER:HB2	50:DR:23:LYS:HD3	1.37	1.02
16:AJ:116:ARG:HG2	16:AJ:116:ARG:HH11	1.24	1.02
18:CL:117:THR:HG23	18:CL:118:THR:H	1.20	1.02
8:AB:307:G:N2	8:AB:310:A:H8	1.56	1.02
4:C3:54:LEU:O	4:C3:58:ILE:HG12	1.60	1.02
8:CB:2330:G:H1'	29:CW:36:ILE:HD13	1.41	1.02
8:AB:2751:G:H21	13:AG:1:SER:HB3	1.21	1.02
20:AN:12:ARG:HD2	20:AN:16:HIS:HD2	1.24	1.02
5:C4:26:ILE:HG21	5:C4:35:GLN:H	1.21	1.02
8:AB:2222:C:H2'	8:AB:2223:G:H8	1.14	1.02
8:AB:2052:A:O3'	10:AD:149:ASN:HA	1.60	1.02
43:BK:108:ASN:HB3	53:BU:6:ARG:HB2	1.41	1.02
27:CU:82:VAL:HB	27:CU:94:PHE:HB3	1.42	1.02
33:DA:381:C:H2'	33:DA:382:A:H8	1.24	1.02
8:AB:2205:A:H2'	8:AB:2206:C:H6	1.17	1.02
30:AX:49:ASP:HB2	30:AX:52:ARG:HG3	1.37	1.02
42:BJ:53:ILE:HB	42:BJ:61:ALA:HB1	1.41	1.02
13:CG:156:TYR:HA	13:CG:171:LYS:HB3	1.39	1.02
33:DA:1394:A:H8	33:DA:1501:C:H1'	1.21	1.02

Continued on next page...

Continued from previous page...

Atom-1	Atom-2	Interatomic distance (Å)	Clash overlap (Å)
19:AM:42:THR:OG1	19:AM:45:GLN:HB2	1.57	1.02
33:BA:1465:A:C5	33:BA:1466:C:H5	1.78	1.02
33:BA:1226:C:H5'	45:BM:102:LYS:HA	1.41	1.02
16:CJ:116:ARG:HG2	16:CJ:116:ARG:HH11	1.22	1.02
8:CB:2332:C:OP1	29:CW:73:PRO:HG3	1.60	1.02
8:CB:1256:G:C4	8:CB:1257:C:H5	1.77	1.01
8:CB:2213:U:H3'	8:CB:2213:U:O2	1.59	1.01
8:CB:2591:C:H2'	8:CB:2592:G:H8	1.19	1.01
8:CB:826:U:H3'	8:CB:828:U:H6	1.25	1.01
24:CR:32:THR:HB	24:CR:35:PHE:HZ	1.25	1.01
8:AB:1028:A:H5'	8:AB:1028:A:H8	1.23	1.01
27:AU:58:VAL:HG12	27:AU:59:GLU:HG3	1.38	1.01
52:BT:66:ILE:HG23	52:BT:70:LYS:HE3	1.37	1.01
8:CB:1848:A:H2'	8:CB:1849:G:C8	1.94	1.01
11:CE:29:HIS:HD2	18:CL:19:LEU:HD11	1.22	1.01
33:DA:685:G:H21	33:DA:706:A:N6	1.56	1.01
8:AB:2014:A:H2'	8:AB:2015:A:H8	1.18	1.01
29:CW:39:GLN:HA	29:CW:68:PHE:HB2	1.41	1.01
37:DE:82:HIS:HB2	37:DE:83:PRO:HD2	1.36	1.01
8:AB:1256:G:C4	8:AB:1257:C:H5	1.78	1.01
8:AB:2512:C:H1'	10:AD:146:ILE:HD11	1.37	1.01
8:AB:2572:A:OP2	10:AD:152:PRO:HD2	1.58	1.01
1:A0:47:TYR:HA	1:A0:52:LYS:HB2	1.42	1.01
7:AA:32:U:H2'	7:AA:33:G:H8	1.25	1.01
8:AB:756:A:H8	8:AB:756:A:H5'	1.21	1.01
21:AO:87:ILE:HG13	21:AO:88:LYS:N	1.75	1.01
47:BO:34:GLN:HE21	47:BO:38:LEU:HD21	1.24	1.01
8:CB:2014:A:H2'	8:CB:2015:A:H8	1.16	1.01
16:AJ:135:GLN:HG2	16:AJ:137:PRO:HG2	1.42	1.01
17:AK:35:VAL:HG13	17:AK:65:THR:HG23	1.41	1.01
23:AQ:111:LYS:HD3	24:AR:52:PRO:HB3	1.42	1.01
28:CV:36:ALA:HB1	28:CV:37:PRO:HD2	1.39	1.01
44:BL:35:ARG:HH21	44:BL:36:VAL:HG22	1.21	1.01
8:CB:2645:G:H3'	8:CB:2646:C:H5'	1.42	1.01
9:CC:264:LYS:H	9:CC:264:LYS:NZ	1.56	1.01
33:DA:705:G:H5'	33:DA:705:G:H8	1.22	1.01
8:AB:2213:U:H3'	8:AB:2213:U:O2	1.61	1.01
11:AE:153:LEU:HD22	11:AE:193:VAL:HB	1.42	1.01
27:AU:5:ARG:HG2	27:AU:6:ARG:H	1.25	1.01
8:AB:1353:A:H2'	8:AB:1354:A:C8	1.96	1.01
8:AB:132:G:N2	8:AB:148:U:H3	1.59	1.01

Continued on next page...

Continued from previous page...

Atom-1	Atom-2	Interatomic distance (Å)	Clash overlap (Å)
13:AG:51:PHE:HD2	13:AG:52:GLY:H	1.03	1.01
24:CR:77:PHE:HB2	24:CR:89:HIS:HE2	1.21	1.01
8:AB:2840:C:H5''	20:AN:53:THR:HG21	1.41	1.00
29:AW:23:LYS:HE3	29:AW:24:ARG:HB3	1.42	1.00
8:CB:1425:G:H2'	8:CB:1426:G:C8	1.96	1.00
33:DA:712:A:H8	33:DA:712:A:H5'	1.25	1.00
8:AB:2354:C:H4'	29:AW:30:VAL:HG13	1.43	1.00
8:CB:1784:A:H4'	8:CB:1785:A:H5''	1.38	1.00
8:CB:756:A:H8	8:CB:756:A:H5'	1.23	1.00
25:CS:74:ILE:HG22	25:CS:105:VAL:HG22	1.39	1.00
37:DE:35:LEU:HD21	37:DE:136:VAL:HG21	1.39	1.00
3:A2:16:HIS:CE1	8:AB:684:G:OP1	2.13	1.00
8:AB:851:C:H2'	8:AB:852:U:C6	1.96	1.00
8:CB:336:C:H4'	27:CU:66:VAL:HG21	1.40	1.00
29:CW:23:LYS:HE3	29:CW:24:ARG:H	1.26	1.00
33:DA:465:A:H1'	33:DA:466:A:C5	1.96	1.00
33:DA:484:G:H4'	33:DA:485:U:C5'	1.91	1.00
8:AB:482:A:N3	8:AB:482:A:H2'	1.76	1.00
13:AG:97:VAL:HG21	13:AG:123:GLU:HA	1.42	1.00
17:AK:78:ARG:HE	22:AP:72:VAL:HG21	1.24	1.00
33:BA:1097:C:H2'	33:BA:1098:C:H6	1.24	1.00
36:BD:56:GLU:HG3	36:BD:59:LYS:HD2	1.42	1.00
8:AB:1372:U:H2'	8:AB:1373:A:H8	1.27	1.00
33:BA:1053:G:H2'	33:BA:1199:U:H5	1.27	1.00
46:BN:50:LEU:HG	46:BN:51:PRO:HD3	1.37	1.00
40:DH:10:LEU:HD13	40:DH:74:ILE:HD11	1.41	1.00
29:AW:23:LYS:HE3	29:AW:24:ARG:H	1.26	1.00
33:BA:900:A:H2'	33:BA:901:A:C8	1.96	1.00
8:CB:1030:C:OP1	19:CM:117:PHE:HZ	1.42	1.00
8:CB:482:A:N3	8:CB:482:A:H2'	1.77	1.00
7:CA:12:C:H5	29:CW:50:VAL:HA	1.23	1.00
8:AB:1258:U:H2'	8:AB:1259:G:C8	1.96	1.00
9:AC:155:ARG:HD2	9:AC:157:ALA:HB3	1.40	1.00
8:CB:948:C:H2'	8:CB:949:G:H8	1.27	1.00
41:BI:39:GLY:HA2	41:BI:44:ARG:HD3	1.41	1.00
33:DA:432:A:H2'	33:DA:433:G:H5'	1.44	1.00
14:AH:78:VAL:HG11	14:AH:102:ALA:HB1	1.40	1.00
33:BA:15:G:H2'	33:BA:16:A:C8	1.97	1.00
48:BP:4:ILE:HD11	48:BP:65:ALA:HB1	1.43	1.00
5:C4:24:ARG:HE	5:C4:37:GLN:HA	1.23	1.00
14:CH:78:VAL:HG12	14:CH:79:THR:H	1.27	1.00

Continued on next page...

Continued from previous page...

Atom-1	Atom-2	Interatomic distance (Å)	Clash overlap (Å)
22:CP:58:PHE:O	22:CP:60:VAL:HG22	1.61	1.00
33:DA:831:A:C8	33:DA:831:A:H3'	1.94	1.00
33:DA:947:G:H5''	45:DM:106:ARG:HB2	1.43	1.00
36:BD:84:ASN:ND2	36:BD:87:GLU:H	1.60	0.99
7:CA:49:C:OP1	21:CO:101:GLY:HA3	1.62	0.99
7:CA:42:C:H5	12:CF:65:LEU:HD22	1.25	0.99
29:CW:39:GLN:CA	29:CW:68:PHE:HB2	1.91	0.99
33:DA:15:G:H2'	33:DA:16:A:C8	1.97	0.99
33:DA:467:U:H3'	33:DA:468:A:H5''	1.44	0.99
33:BA:1370:G:H2'	33:BA:1371:G:H5''	1.41	0.99
7:CA:30:C:H2'	7:CA:31:C:H5'	1.43	0.99
8:CB:2222:C:H2'	8:CB:2223:G:C8	1.96	0.99
10:AD:138:LEU:H	10:AD:138:LEU:HD23	1.27	0.99
26:AT:76:ARG:HG2	26:AT:77:ARG:H	1.25	0.99
33:BA:1270:G:H2'	33:BA:1271:A:C8	1.98	0.99
35:BC:15:LYS:HD2	35:BC:16:PRO:HD3	1.43	0.99
24:CR:64:VAL:HG23	24:CR:100:GLY:HA2	1.42	0.99
34:BB:163:ILE:HG23	34:BB:164:ASP:H	1.25	0.99
9:CC:22:GLU:HB2	9:CC:202:ARG:HG3	1.44	0.99
8:CB:2354:C:H4'	29:CW:30:VAL:HG13	1.41	0.99
33:DA:235:C:H2'	33:DA:236:A:H8	1.08	0.99
8:AB:1318:U:H2'	8:AB:1319:C:H6	1.26	0.99
8:AB:2239:G:H5'	9:AC:246:PRO:HG2	1.44	0.99
11:AE:109:LEU:HB2	11:AE:117:ARG:HD3	1.45	0.99
22:AP:58:PHE:O	22:AP:60:VAL:HG22	1.60	0.99
33:BA:668:G:H21	47:BO:45:HIS:CE1	1.79	0.99
8:CB:1372:U:H2'	8:CB:1373:A:H8	1.26	0.99
8:CB:264:C:H2'	8:CB:265:A:H5''	1.44	0.99
17:AK:71:ARG:HB3	17:AK:72:PRO:CD	1.92	0.99
10:CD:69:ALA:HB2	10:CD:91:THR:HB	1.44	0.99
33:DA:598:U:H4'	40:DH:85:TYR:CD2	1.97	0.99
27:CU:66:VAL:HG13	27:CU:67:SER:H	1.23	0.99
1:A0:29:VAL:HG12	1:A0:31:LYS:H	1.27	0.99
8:AB:2575:C:H5'	10:AD:150:GLN:HE21	1.26	0.99
8:AB:2807:U:H1'	8:AB:2892:G:N2	1.78	0.99
8:AB:311:A:H3'	8:AB:312:G:C8	1.98	0.99
29:AW:48:ALA:H	29:AW:72:GLY:HA3	1.28	0.99
48:BP:76:LYS:HD2	48:BP:80:LYS:HD2	1.45	0.99
29:CW:47:GLY:HA2	29:CW:72:GLY:HA3	1.41	0.99
33:DA:382:A:H2'	33:DA:383:A:C8	1.97	0.99
3:A2:34:ARG:HE	3:A2:42:LEU:HD13	1.28	0.99

Continued on next page...

Continued from previous page...

Atom-1	Atom-2	Interatomic distance (Å)	Clash overlap (Å)
8:AB:1848:A:H2'	8:AB:1849:G:C8	1.98	0.99
8:AB:2645:G:H3'	8:AB:2646:C:H5'	1.42	0.99
8:AB:2730:C:H2'	8:AB:2731:G:C8	1.98	0.99
33:BA:1490:U:H5'	33:BA:1491:G:OP2	1.61	0.99
8:CB:1353:A:H2'	8:CB:1354:A:C8	1.97	0.99
8:CB:1613:G:H2'	8:CB:1617:C:H42	1.26	0.99
9:CC:51:ARG:HH22	9:CC:54:GLY:HA3	1.24	0.99
25:CS:33:LEU:HD21	25:CS:51:LEU:HD12	1.44	0.99
8:AB:599:A:H4'	11:AE:26:ALA:HB1	1.45	0.99
8:AB:826:U:H3'	8:AB:828:U:H6	1.27	0.99
13:AG:88:LEU:HD22	13:AG:93:TYR:HB3	1.45	0.99
23:CQ:47:ARG:HH12	23:CQ:50:ARG:HG3	1.20	0.99
28:CV:29:ILE:HD13	28:CV:30:ILE:N	1.76	0.99
33:DA:714:G:H21	33:DA:777:A:C1'	1.76	0.99
8:AB:1216:G:C5	8:AB:1217:U:C5	2.51	0.98
8:AB:1291:C:H6	8:AB:1291:C:H5'	1.27	0.98
10:AD:154:LYS:O	10:AD:155:VAL:HG12	1.61	0.98
21:AO:6:ALA:HA	21:AO:10:ARG:HD3	1.43	0.98
10:CD:184:ARG:NH1	22:CP:4:ILE:HG21	1.78	0.98
16:CJ:45:THR:N	23:CQ:63:ARG:HH21	1.61	0.98
38:DF:60:VAL:HG12	38:DF:61:LEU:H	1.24	0.98
38:BF:60:VAL:HG12	38:BF:61:LEU:H	1.24	0.98
9:CC:179:GLU:HG2	9:CC:266:ILE:HA	1.44	0.98
13:CG:84:LYS:HB2	13:CG:132:LEU:HD11	1.46	0.98
18:CL:58:TYR:HD2	18:CL:58:TYR:N	1.59	0.98
33:DA:663:A:H2'	33:DA:664:G:H5''	1.44	0.98
8:AB:1026:G:HO2'	8:AB:1027:A:H8	1.03	0.98
8:AB:196:A:H3'	8:AB:197:A:C5'	1.94	0.98
10:CD:130:GLN:HB3	10:CD:140:HIS:HA	1.44	0.98
37:DE:53:ARG:NH1	37:DE:53:ARG:HB3	1.75	0.98
41:DI:98:ARG:HG3	41:DI:103:VAL:HG21	1.44	0.98
19:AM:50:ARG:HH22	19:AM:53:MET:HB3	1.24	0.98
48:BP:39:PHE:HA	48:BP:50:THR:HG23	1.42	0.98
17:CK:71:ARG:HB3	17:CK:72:PRO:CD	1.93	0.98
18:CL:92:LEU:HA	18:CL:96:LYS:HB2	0.99	0.98
6:A5:153:ARG:HG2	6:A5:154:ILE:H	1.28	0.98
18:AL:56:PRO:HA	18:AL:60:ARG:NH1	1.79	0.98
27:AU:96:LYS:HG3	27:AU:98:ASN:HB3	1.43	0.98
8:CB:1258:U:H2'	8:CB:1259:G:C8	1.98	0.98
10:CD:11:MET:O	10:CD:23:PRO:HD2	1.63	0.98
8:CB:443:A:OP1	11:CE:40:ARG:HA	1.63	0.98

Continued on next page...

Continued from previous page...

Atom-1	Atom-2	Interatomic distance (Å)	Clash overlap (Å)
33:DA:253:A:H2'	33:DA:254:G:H8	1.23	0.98
33:DA:631:C:H5''	33:DA:632:U:H5'	1.44	0.98
22:AP:1:SER:CB	22:AP:5:LYS:HG2	1.92	0.98
26:AT:62:VAL:HG23	26:AT:63:VAL:H	1.25	0.98
8:CB:1019:U:H3	8:CB:1142:A:H62	1.08	0.98
8:CB:322:A:H5'	8:CB:340:A:C1'	1.93	0.98
8:CB:1165:A:H2'	8:CB:1166:G:H8	1.25	0.98
23:CQ:79:ILE:HA	23:CQ:82:LEU:HD12	1.43	0.98
25:CS:11:ARG:HH11	25:CS:11:ARG:HG3	1.24	0.98
25:AS:24:ILE:HA	25:AS:28:LYS:HD2	1.42	0.98
27:AU:11:ILE:HB	27:AU:69:VAL:HG11	1.46	0.98
32:AZ:30:HIS:O	32:AZ:31:ASP:HB3	1.61	0.98
16:CJ:77:HIS:CE1	16:CJ:84:ILE:HD13	1.98	0.98
20:AN:25:ALA:HB2	20:AN:44:LEU:HD11	1.45	0.98
33:BA:253:A:H2'	33:BA:254:G:C8	1.98	0.98
9:CC:139:THR:HG22	9:CC:193:GLU:HB3	1.46	0.98
18:CL:19:LEU:H	18:CL:19:LEU:HD13	1.26	0.98
20:CN:25:ALA:HB2	20:CN:44:LEU:HD11	1.45	0.98
24:CR:77:PHE:HB2	24:CR:89:HIS:NE2	1.77	0.98
33:DA:659:U:H2'	33:DA:660:C:H6	1.26	0.98
39:DG:45:ALA:HB2	39:DG:116:ALA:HA	1.46	0.98
8:AB:1799:G:OP1	9:AC:255:LYS:HG2	1.62	0.98
11:AE:133:LEU:HB3	11:AE:136:GLN:HG3	1.46	0.98
8:AB:751:A:O4'	25:AS:90:LYS:HE2	1.64	0.98
8:CB:1216:G:C6	8:CB:1217:U:H5	1.80	0.98
15:CI:52:LEU:HD23	15:CI:53:PRO:HD2	1.46	0.98
16:CJ:41:LYS:NZ	16:CJ:46:PRO:HG3	1.76	0.98
21:CO:73:ALA:HA	21:CO:76:LYS:HD2	1.44	0.98
34:DB:46:VAL:HG13	34:DB:47:PRO:HD3	1.45	0.98
8:AB:2640:G:H2'	8:AB:2641:G:H5''	1.46	0.97
33:BA:1441:A:H61	33:BA:1462:C:H1'	1.28	0.97
9:CC:24:HIS:HB3	9:CC:27:LYS:HE2	1.44	0.97
33:DA:253:A:H2'	33:DA:254:G:C8	1.97	0.97
33:DA:585:G:H8	33:DA:585:G:C5'	1.77	0.97
5:A4:16:ILE:HD12	5:A4:17:VAL:H	1.24	0.97
8:AB:1425:G:H2'	8:AB:1426:G:C8	1.99	0.97
8:AB:2682:A:H2	8:AB:2683:C:C2	1.80	0.97
9:CC:155:ARG:HD2	9:CC:157:ALA:HB3	1.43	0.97
8:AB:448:U:H5	8:AB:583:G:N3	1.63	0.97
8:AB:654:A:H2'	8:AB:655:A:H5''	1.46	0.97
16:AJ:78:THR:H	16:AJ:84:ILE:HG21	1.27	0.97

Continued on next page...

Continued from previous page...

Atom-1	Atom-2	Interatomic distance (Å)	Clash overlap (Å)
31:AY:9:THR:HB	31:AY:53:MET:O	1.64	0.97
40:BH:105:THR:HG22	40:BH:122:GLY:HA3	1.43	0.97
10:CD:62:LYS:HG2	10:CD:63:PRO:HD3	1.45	0.97
33:DA:162:A:H2'	33:DA:163:C:O4'	1.63	0.97
8:AB:396:G:H8	8:AB:396:G:H5'	1.30	0.97
9:AC:139:THR:HG22	9:AC:193:GLU:HB3	1.44	0.97
10:CD:136:ASN:HA	10:CD:139:SER:HB2	1.46	0.97
33:DA:1060:U:H4'	42:DJ:54:SER:HB2	1.44	0.97
33:DA:750:C:H4'	47:DO:20:ASP:HA	1.44	0.97
8:AB:2222:C:H2'	8:AB:2223:G:C8	1.99	0.97
9:AC:220:ARG:NE	9:AC:220:ARG:HA	1.76	0.97
11:AE:48:THR:HA	11:AE:83:VAL:HG21	1.45	0.97
30:CX:49:ASP:HA	30:CX:52:ARG:HD2	1.46	0.97
33:DA:1347:G:C8	41:DI:108:ARG:HG3	1.98	0.97
11:CE:20:GLY:HA2	11:CE:106:LYS:HD2	1.43	0.97
33:DA:1169:A:H2'	33:DA:1170:A:H8	1.24	0.97
3:A2:5:PHE:CE2	3:A2:7:PRO:HB3	1.99	0.97
8:AB:1824:G:H21	9:AC:249:VAL:HG12	1.26	0.97
18:AL:81:ASP:HB2	18:AL:99:ASN:HD22	1.28	0.97
8:CB:283:G:H1	8:CB:357:C:H42	1.12	0.97
33:DA:401:C:H6	33:DA:401:C:H3'	1.28	0.97
51:DS:10:ILE:HG22	51:DS:37:SER:HB2	1.43	0.97
11:AE:3:LEU:HD12	11:AE:13:THR:H	1.28	0.97
9:CC:68:ARG:HD2	9:CC:127:ASN:ND2	1.79	0.97
3:A2:9:VAL:HG23	3:A2:10:LEU:HD13	1.47	0.97
8:AB:634:C:H2'	8:AB:635:C:H6	1.30	0.97
16:AJ:84:ILE:HD12	16:AJ:84:ILE:H	1.26	0.97
16:CJ:41:LYS:HG3	23:CQ:63:ARG:HH22	1.28	0.97
33:DA:714:G:H21	33:DA:777:A:H1'	0.81	0.97
19:AM:65:ILE:HG22	19:AM:101:VAL:HA	1.45	0.97
8:CB:1291:C:H5'	8:CB:1291:C:H6	1.29	0.97
8:CB:1298:C:N4	8:CB:1642:G:H1	1.61	0.97
23:CQ:49:ARG:HG3	24:CR:77:PHE:HZ	1.17	0.97
32:CZ:34:LEU:HD12	32:CZ:35:ASP:H	1.27	0.97
8:AB:1216:G:C6	8:AB:1217:U:C5	2.52	0.96
45:BM:78:ARG:HG2	45:BM:78:ARG:HH11	1.30	0.96
8:CB:1028:A:H2'	8:CB:1029:A:C8	1.99	0.96
8:CB:1799:G:OP1	9:CC:255:LYS:HG2	1.64	0.96
8:CB:2736:A:H2'	8:CB:2737:G:H8	1.24	0.96
11:CE:149:ILE:HG13	11:CE:186:VAL:HA	1.47	0.96
14:CH:115:VAL:HG22	14:CH:117:LEU:HB2	1.42	0.96

Continued on next page...

Continued from previous page...

Atom-1	Atom-2	Interatomic distance (Å)	Clash overlap (Å)
16:CJ:84:ILE:H	16:CJ:84:ILE:HD12	1.29	0.96
19:CM:50:ARG:HH22	19:CM:53:MET:HB3	1.28	0.96
8:AB:67:U:H2'	8:AB:68:G:H8	1.29	0.96
16:AJ:77:HIS:CE1	16:AJ:84:ILE:HD13	1.99	0.96
25:AS:74:ILE:HG22	25:AS:105:VAL:HG22	1.47	0.96
33:BA:401:C:H2'	33:BA:402:G:C8	2.00	0.96
17:CK:66:LYS:HA	17:CK:79:PHE:O	1.64	0.96
18:CL:77:ILE:HD11	18:CL:110:VAL:HA	1.43	0.96
8:CB:1392:A:H62	26:CT:18:GLU:HG3	1.25	0.96
33:DA:1415:G:H2'	33:DA:1416:G:H8	1.29	0.96
9:AC:68:ARG:HD2	9:AC:127:ASN:ND2	1.80	0.96
27:AU:12:VAL:HA	27:AU:68:ASN:HD21	1.30	0.96
22:CP:27:VAL:HB	22:CP:86:LYS:O	1.65	0.96
16:AJ:45:THR:HG21	23:AQ:59:LEU:HD11	1.44	0.96
18:AL:33:ARG:HG3	18:AL:33:ARG:HH11	1.27	0.96
8:AB:398:C:H3'	32:AZ:49:ARG:HH22	1.29	0.96
33:BA:537:G:H3'	33:BA:537:G:C8	2.00	0.96
9:AC:22:GLU:HB2	9:AC:202:ARG:HG3	1.43	0.96
33:BA:235:C:H2'	33:BA:236:A:H8	1.13	0.96
8:CB:1803:A:O3'	9:CC:254:LYS:HD2	1.65	0.96
17:CK:19:VAL:HB	17:CK:41:ILE:HD11	1.43	0.96
19:CM:86:LYS:HG2	19:CM:87:GLY:H	1.28	0.96
42:DJ:53:ILE:HG22	42:DJ:61:ALA:HB1	1.47	0.96
8:AB:2519:U:H4'	8:AB:2520:C:OP1	1.65	0.96
16:AJ:5:THR:HG23	16:AJ:45:THR:OG1	1.66	0.96
8:CB:1809:A:H2'	8:CB:1810:A:C8	2.00	0.96
11:CE:194:LYS:HZ2	11:CE:194:LYS:H	1.01	0.96
19:CM:5:LYS:HZ3	19:CM:8:LYS:HE3	1.31	0.96
33:DA:1259:C:H42	33:DA:1276:G:H1	1.07	0.96
8:AB:91:A:H2'	8:AB:92:U:H6	1.25	0.96
13:AG:156:TYR:HE1	13:AG:173:ALA:HA	1.30	0.96
25:AS:29:VAL:HG11	25:AS:69:LEU:HB2	1.47	0.96
8:CB:1372:U:H2'	8:CB:1373:A:C8	2.00	0.96
8:CB:654:A:H2'	8:CB:655:A:H5''	1.44	0.96
16:CJ:78:THR:H	16:CJ:84:ILE:HG21	1.27	0.96
17:CK:17:ARG:HB3	17:CK:45:GLU:HG2	1.48	0.96
8:AB:2331:G:O2'	29:AW:69:GLU:HG3	1.65	0.96
8:CB:2678:C:H2'	8:CB:2679:A:H8	1.30	0.96
9:CC:104:LEU:O	9:CC:106:PRO:HD3	1.64	0.96
8:CB:1804:C:H4'	9:CC:247:TRP:CZ2	2.00	0.96
20:CN:4:ARG:HE	20:CN:4:ARG:C	1.69	0.96

Continued on next page...

Continued from previous page...

Atom-1	Atom-2	Interatomic distance (Å)	Clash overlap (Å)
20:CN:55:ALA:HA	20:CN:80:PHE:CD2	2.01	0.96
35:DC:172:VAL:HG13	35:DC:202:PHE:HB2	1.47	0.96
26:AT:80:TRP:HD1	26:AT:81:LYS:H	1.11	0.96
18:CL:92:LEU:HD13	18:CL:96:LYS:HB3	1.46	0.96
22:CP:93:LYS:HE3	22:CP:97:TYR:CZ	2.00	0.96
8:CB:1752:C:H42	8:CB:1756:G:H1	1.14	0.96
8:CB:2282:G:C6	8:CB:2425:A:C2	2.54	0.96
45:DM:106:ARG:HH11	45:DM:106:ARG:HG2	1.29	0.96
52:DT:11:ILE:O	52:DT:15:LYS:HG2	1.66	0.96
8:CB:1053:C:H42	8:CB:1106:G:H1	1.07	0.95
21:CO:10:ARG:HG3	21:CO:96:GLY:HA2	1.48	0.95
33:DA:805:C:H2'	33:DA:806:C:H6	1.30	0.95
21:AO:27:VAL:HA	21:AO:94:ARG:HB3	1.49	0.95
20:CN:3:HIS:HB2	20:CN:4:ARG:NH2	1.80	0.95
26:CT:76:ARG:HB3	26:CT:76:ARG:HH11	1.25	0.95
8:AB:2335:A:OP2	21:AO:9:ARG:HG3	1.66	0.95
20:AN:32:GLU:HG3	20:AN:33:ILE:HG13	1.48	0.95
26:AT:76:ARG:HB3	26:AT:76:ARG:HH11	1.25	0.95
33:BA:1182:G:H4'	33:BA:1183:U:H5'	1.48	0.95
8:CB:1665:A:O2'	17:CK:67:LYS:HE2	1.67	0.95
34:DB:54:ALA:HA	34:DB:57:ASN:HB3	1.48	0.95
8:AB:1165:A:H2'	8:AB:1166:G:H8	1.30	0.95
17:AK:17:ARG:HB3	17:AK:45:GLU:HG2	1.47	0.95
8:CB:2519:U:H4'	8:CB:2520:C:OP1	1.67	0.95
8:CB:634:C:H2'	8:CB:635:C:H6	1.30	0.95
15:CI:23:VAL:HG12	15:CI:27:LEU:HD22	1.48	0.95
8:CB:6:A:H4'	16:CJ:133:ALA:HB1	1.48	0.95
18:CL:17:LYS:HG3	18:CL:18:ARG:H	1.30	0.95
31:CY:9:THR:HB	31:CY:53:MET:O	1.64	0.95
49:DQ:67:SER:OG	49:DQ:70:LYS:HB3	1.67	0.95
8:AB:1372:U:H2'	8:AB:1373:A:C8	2.01	0.95
8:AB:1809:A:H2'	8:AB:1810:A:C8	2.01	0.95
8:AB:2633:G:H1'	10:AD:62:LYS:CG	1.95	0.95
11:AE:11:ALA:C	11:AE:12:LEU:HG	1.84	0.95
8:CB:2807:U:H1'	8:CB:2892:G:N2	1.80	0.95
8:CB:2888:C:H2'	8:CB:2889:C:H6	1.28	0.95
20:CN:32:GLU:HG3	20:CN:33:ILE:HG13	1.47	0.95
36:DD:167:PRO:HB2	36:DD:170:LEU:HD11	1.49	0.95
36:DD:43:ARG:O	36:DD:45:PRO:HD3	1.66	0.95
8:AB:1019:U:H3	8:AB:1142:A:H62	1.08	0.95
8:AB:1056:G:H4'	8:AB:1086:A:C8	2.00	0.95

Continued on next page...

Continued from previous page...

Atom-1	Atom-2	Interatomic distance (Å)	Clash overlap (Å)
8:AB:1829:A:H5''	8:AB:1829:A:H8	1.29	0.95
9:AC:107:LYS:H	9:AC:194:VAL:HG21	1.29	0.95
10:AD:7:LYS:HB3	10:AD:201:LEU:HD21	1.48	0.95
14:AH:3:VAL:HG22	14:AH:21:VAL:HG11	1.45	0.95
8:CB:56:A:H61	8:CB:114:U:H3	1.01	0.95
8:CB:196:A:H3'	8:CB:197:A:C5'	1.94	0.95
33:DA:238:A:H2'	33:DA:239:U:H5''	1.45	0.95
33:DA:494:G:HO2'	33:DA:496:A:H8	0.96	0.95
33:DA:495:A:H4'	33:DA:496:A:O5'	1.64	0.95
8:AB:2282:G:C6	8:AB:2425:A:C2	2.55	0.95
8:AB:993:G:C2	8:AB:994:C:H5	1.84	0.95
9:AC:24:HIS:HB3	9:AC:27:LYS:HE2	1.49	0.95
33:BA:1438:G:H2'	33:BA:1439:G:H8	1.28	0.95
8:CB:398:C:H3'	32:CZ:49:ARG:NH2	1.82	0.95
27:CU:5:ARG:HG2	27:CU:6:ARG:H	1.28	0.95
33:DA:659:U:H2'	33:DA:660:C:C6	2.01	0.95
37:DE:55:VAL:HB	37:DE:56:PRO:HD3	1.48	0.95
44:DL:93:ARG:HD2	44:DL:93:ARG:H	1.31	0.95
7:AA:55:U:H2'	7:AA:56:G:C8	2.02	0.95
8:AB:2866:U:O2	8:AB:2868:A:H1'	1.66	0.95
27:AU:39:ASN:HD22	27:AU:42:LYS:HE2	1.28	0.95
33:BA:1471:U:H3'	33:BA:1472:U:H5''	1.48	0.95
8:CB:1820:U:C5	9:CC:158:GLY:HA3	2.02	0.95
21:CO:83:LEU:O	21:CO:87:ILE:HD12	1.67	0.95
33:DA:889:A:H5'	33:DA:891:U:H1'	1.48	0.95
34:DB:127:LYS:O	34:DB:128:LEU:HB3	1.66	0.95
35:DC:8:GLY:HA2	35:DC:11:LEU:HG	1.44	0.95
39:DG:73:GLU:HA	39:DG:140:VAL:HG11	1.49	0.95
41:DI:18:VAL:HG12	41:DI:64:ILE:HD13	1.49	0.95
8:AB:1291:C:H5'	8:AB:1291:C:C6	2.02	0.95
9:AC:51:ARG:HH22	9:AC:54:GLY:HA3	1.30	0.95
26:AT:15:HIS:HE2	26:AT:80:TRP:HZ2	1.09	0.95
33:BA:936:C:H1'	33:BA:1382:C:H42	1.32	0.95
3:C2:9:VAL:HG23	3:C2:10:LEU:HD13	1.48	0.95
8:CB:2303:G:H1'	12:CF:122:ASP:HA	1.47	0.95
55:CB:5460:HOH:O	10:CD:135:GLY:HA2	1.67	0.95
24:CR:79:ARG:HD3	24:CR:81:LYS:HE2	1.49	0.95
33:BA:162:A:H2'	33:BA:163:C:O4'	1.65	0.95
3:C2:5:PHE:CE2	3:C2:7:PRO:HB3	2.02	0.95
8:CB:1824:G:H21	9:CC:249:VAL:HG12	1.32	0.95
18:CL:35:HIS:HE1	24:CR:84:ARG:O	1.50	0.95

Continued on next page...

Continued from previous page...

Atom-1	Atom-2	Interatomic distance (Å)	Clash overlap (Å)
33:DA:1425:U:H1'	33:DA:1476:A:H2	1.27	0.95
33:DA:552:U:H2'	33:DA:553:A:H8	1.27	0.95
5:A4:15:LYS:HD3	5:A4:26:ILE:HG13	1.47	0.94
8:AB:1020:A:H4'	8:AB:1021:A:H5'	1.49	0.94
8:AB:1298:C:N4	8:AB:1642:G:H1	1.62	0.94
9:AC:220:ARG:HH11	9:AC:220:ARG:HG3	1.30	0.94
11:AE:22:ASP:O	11:AE:23:PHE:HB2	1.65	0.94
33:BA:437:U:H2'	33:BA:438:U:H5''	1.49	0.94
2:C1:26:LYS:HD2	2:C1:29:LYS:HG2	1.47	0.94
8:AB:1804:C:H4'	9:AC:247:TRP:CZ2	2.02	0.94
8:CB:1216:G:C5	8:CB:1217:U:C5	2.54	0.94
8:CB:397:U:OP1	32:CZ:29:GLY:HA2	1.67	0.94
41:BI:44:ARG:NH1	41:BI:44:ARG:HG3	1.79	0.94
45:BM:15:VAL:HG23	45:BM:33:LEU:HD12	1.46	0.94
8:CB:1291:C:H5'	8:CB:1291:C:C6	2.02	0.94
8:CB:2693:G:C2'	8:CB:2694:G:H5''	1.97	0.94
33:DA:382:A:H2'	33:DA:383:A:H8	1.32	0.94
47:DO:63:ARG:HG3	47:DO:63:ARG:HH11	1.33	0.94
53:DU:4:LYS:HG2	53:DU:6:ARG:HH22	1.32	0.94
8:AB:536:G:H21	16:AJ:48:VAL:HG22	1.30	0.94
23:AQ:52:ARG:CZ	23:AQ:55:GLN:HG2	1.97	0.94
35:BC:13:ILE:HG22	35:BC:14:VAL:HG22	1.50	0.94
51:BS:4:LEU:HD13	51:BS:9:PHE:H	1.32	0.94
8:CB:1651:G:OP1	20:CN:37:THR:HG21	1.67	0.94
13:CG:23:ILE:HD13	13:CG:36:LEU:HD11	1.49	0.94
10:CD:156:PHE:HD1	16:CJ:81:ILE:HG12	1.31	0.94
53:DU:24:LYS:HD2	53:DU:25:ALA:H	1.33	0.94
5:A4:15:LYS:HD3	5:A4:26:ILE:CG1	1.98	0.94
8:AB:2730:C:H2'	8:AB:2731:G:H8	1.28	0.94
23:AQ:57:ARG:HH21	23:AQ:92:LYS:NZ	1.64	0.94
24:AR:58:VAL:HG13	24:AR:59:ILE:HG23	1.47	0.94
31:AY:1:ALA:HA	31:AY:44:ARG:HD3	1.50	0.94
33:BA:1077:G:N2	33:BA:1079:G:H3'	1.82	0.94
8:CB:1729:U:H3'	8:CB:1730:C:H4'	1.49	0.94
8:CB:2640:G:H2'	8:CB:2641:G:H5''	1.48	0.94
33:DA:1412:C:H2'	33:DA:1413:A:C8	2.02	0.94
33:DA:801:U:H2'	33:DA:802:A:C8	2.03	0.94
39:DG:14:ASP:HB3	39:DG:18:GLY:N	1.82	0.94
52:DT:65:LEU:HD12	52:DT:66:ILE:HD13	1.49	0.94
3:A2:19:ARG:HH11	3:A2:19:ARG:HB2	1.32	0.94
8:AB:2058:A:H5''	8:AB:2058:A:H8	1.30	0.94

Continued on next page...

Continued from previous page...

Atom-1	Atom-2	Interatomic distance (Å)	Clash overlap (Å)
8:AB:2438:U:O2'	8:AB:2439:A:H5''	1.66	0.94
8:AB:994:C:H42	8:AB:1160:G:H1	1.16	0.94
17:AK:66:LYS:HA	17:AK:79:PHE:O	1.66	0.94
33:BA:1084:G:C8	33:BA:1085:U:H2'	2.03	0.94
34:BB:187:ASP:HB2	34:BB:203:ASP:HB3	1.45	0.94
34:BB:13:VAL:HG21	34:BB:211:LEU:HD12	1.46	0.94
36:BD:94:GLU:HG3	36:BD:103:ARG:HH22	1.32	0.94
3:C2:10:LEU:HB3	8:CB:125:A:C2	2.00	0.94
19:CM:133:LYS:HD2	19:CM:134:THR:H	1.29	0.94
33:DA:1510:C:H42	33:DA:1525:G:H1	1.08	0.94
33:DA:802:A:H2'	33:DA:803:G:H5'	1.47	0.94
12:AF:133:GLU:HG3	12:AF:134:GLN:N	1.82	0.94
8:CB:2239:G:H5'	9:CC:246:PRO:CG	1.97	0.94
34:DB:22:TRP:CZ3	34:DB:24:PRO:HA	2.03	0.94
52:DT:66:ILE:HG23	52:DT:70:LYS:HD3	1.47	0.94
3:A2:19:ARG:CG	3:A2:20:ALA:H	1.81	0.94
4:A3:11:LYS:HD3	18:AL:63:LYS:HB2	1.49	0.94
39:BG:149:ALA:HB1	43:BK:58:THR:HG21	1.49	0.94
8:CB:136:G:N2	26:CT:3:ARG:HE	1.65	0.94
44:DL:13:ARG:O	44:DL:14:LYS:HB3	1.65	0.94
30:AX:18:LEU:HD13	30:AX:19:LEU:H	1.33	0.94
44:BL:13:ARG:O	44:BL:14:LYS:HB3	1.68	0.94
8:CB:135:U:H3	8:CB:144:A:H61	1.11	0.94
8:CB:1816:C:H3'	9:CC:62:ARG:HH12	1.30	0.94
15:CI:118:GLY:HA3	15:CI:124:MET:HB3	1.49	0.94
22:CP:73:PHE:CE2	22:CP:75:THR:HG23	2.02	0.94
25:CS:29:VAL:HG11	25:CS:69:LEU:HB2	1.49	0.94
8:AB:38:A:O4'	11:AE:46:GLN:HG3	1.67	0.94
25:AS:110:ARG:H	25:AS:110:ARG:HD3	1.31	0.94
40:BH:79:ARG:HH11	40:BH:79:ARG:HG3	1.33	0.94
8:CB:2621:G:O2'	10:CD:164:GLN:HB3	1.68	0.94
16:CJ:41:LYS:HG3	23:CQ:63:ARG:NH2	1.82	0.94
21:CO:7:ARG:HH21	21:CO:8:ILE:HG12	1.32	0.94
7:CA:47:C:H5''	21:CO:97:PHE:CZ	2.02	0.94
27:CU:41:VAL:HA	27:CU:57:ILE:HD12	1.48	0.94
43:DK:91:GLY:HA2	43:DK:94:SER:HB3	1.47	0.94
45:DM:47:LEU:HD11	45:DM:52:ILE:HB	1.50	0.94
8:AB:1729:U:H3'	8:AB:1730:C:H4'	1.49	0.94
9:CC:264:LYS:H	9:CC:264:LYS:HZ2	1.04	0.94
10:CD:7:LYS:HB3	10:CD:201:LEU:HD21	1.49	0.94
8:CB:508:A:H2	25:CS:9:HIS:HE2	1.14	0.94

Continued on next page...

Continued from previous page...

Atom-1	Atom-2	Interatomic distance (Å)	Clash overlap (Å)
33:DA:1218:C:H2'	33:DA:1219:A:H8	1.30	0.94
3:A2:25:LYS:H	3:A2:25:LYS:HE2	1.33	0.93
8:AB:484:C:H42	8:AB:496:G:H1	1.16	0.93
30:AX:22:LEU:HG	30:AX:47:ARG:HH22	1.33	0.93
5:A4:1:MET:HG3	8:AB:2479:U:OP1	1.68	0.93
13:AG:51:PHE:HB2	13:AG:68:ARG:HD3	1.48	0.93
15:AI:85:ILE:HG21	15:AI:97:VAL:HG12	1.50	0.93
18:AL:90:VAL:HG11	18:AL:121:THR:H	1.31	0.93
36:BD:8:LEU:HD21	36:BD:31:CYS:HB3	1.50	0.93
9:CC:42:ARG:HG2	9:CC:43:ASN:H	1.32	0.93
16:CJ:10:THR:HG21	16:CJ:50:THR:CB	1.97	0.93
26:CT:80:TRP:HD1	26:CT:81:LYS:H	1.13	0.93
31:CY:2:LYS:HB2	31:CY:37:ARG:N	1.84	0.93
33:DA:1387:G:H2'	33:DA:1388:C:C6	2.03	0.93
41:DI:11:ARG:HH11	41:DI:11:ARG:HG3	1.31	0.93
15:AI:18:ASN:H	15:AI:19:PRO:HD2	1.29	0.93
18:AL:123:ARG:HA	18:AL:142:ILE:HA	1.49	0.93
19:AM:108:VAL:O	19:AM:112:LEU:HG	1.69	0.93
33:BA:698:G:O5'	33:BA:698:G:H8	1.50	0.93
52:BT:70:LYS:HA	52:BT:73:ARG:HG2	1.49	0.93
5:C4:1:MET:HG3	5:C4:2:LYS:N	1.82	0.93
8:CB:2307:G:H21	8:CB:2308:G:H4'	1.33	0.93
16:CJ:81:ILE:HA	16:CJ:84:ILE:HD11	1.48	0.93
33:DA:469:C:H2'	33:DA:470:C:C6	2.02	0.93
1:A0:32:THR:HB	1:A0:42:ILE:HG13	1.47	0.93
8:AB:1803:A:O3'	9:AC:254:LYS:HD2	1.69	0.93
22:AP:93:LYS:HE3	22:AP:97:TYR:CZ	2.03	0.93
8:CB:2438:U:O2'	8:CB:2439:A:H5''	1.69	0.93
8:CB:2724:U:O2'	8:CB:2725:A:H5'	1.67	0.93
8:CB:302:C:O2'	8:CB:303:G:H8	1.50	0.93
14:CH:90:LEU:HG	14:CH:92:GLY:H	1.30	0.93
26:CT:15:HIS:HE2	26:CT:80:TRP:HZ2	1.09	0.93
33:DA:312:C:H2'	33:DA:313:A:C8	2.04	0.93
33:DA:562:U:H1'	44:DL:11:ARG:HB3	1.48	0.93
43:DK:16:SER:HA	43:DK:78:ILE:HG23	1.51	0.93
3:A2:43:THR:C	3:A2:45:SER:H	1.71	0.93
8:AB:2678:C:H2'	8:AB:2679:A:H8	1.22	0.93
8:AB:581:C:H5'	23:AQ:30:VAL:CG1	1.98	0.93
11:AE:194:LYS:H	11:AE:194:LYS:HZ2	0.98	0.93
8:AB:508:A:H2	25:AS:9:HIS:HE2	1.12	0.93
33:BA:137:U:H2'	33:BA:138:G:C8	2.04	0.93

Continued on next page...

Continued from previous page...

Atom-1	Atom-2	Interatomic distance (Å)	Clash overlap (Å)
8:CB:1318:U:H2'	8:CB:1319:C:H6	1.31	0.93
8:CB:1813:G:C2'	8:CB:1814:G:H5''	1.99	0.93
8:CB:784:G:H5''	9:CC:225:ASN:HD21	1.34	0.93
10:CD:184:ARG:HA	10:CD:184:ARG:HE	1.34	0.93
8:CB:2305:U:C5'	12:CF:130:GLY:HA3	1.98	0.93
33:DA:1428:A:C2	33:DA:1473:G:C2	2.55	0.93
33:DA:465:A:H1'	33:DA:466:A:C4	2.03	0.93
43:DK:92:ARG:HG3	43:DK:92:ARG:NH1	1.79	0.93
8:AB:19:A:H1'	8:AB:553:G:O2'	1.66	0.93
8:AB:2345:G:H5'	8:AB:2345:G:H8	1.33	0.93
8:AB:968:C:H2'	8:AB:969:G:H5''	1.51	0.93
22:AP:73:PHE:CE2	22:AP:75:THR:HG23	2.03	0.93
8:CB:2636:C:H5'	10:CD:80:TRP:HZ2	1.34	0.93
16:CJ:81:ILE:HG23	16:CJ:82:GLY:H	1.33	0.93
18:CL:123:ARG:HA	18:CL:142:ILE:HA	1.49	0.93
19:CM:8:LYS:HG2	19:CM:9:PHE:H	1.32	0.93
20:CN:8:ARG:HH21	20:CN:46:ARG:HG3	1.32	0.93
33:DA:382:A:O2'	33:DA:383:A:H5'	1.68	0.93
33:DA:669:G:C8	33:DA:669:G:H5'	2.04	0.93
8:AB:948:C:H2'	8:AB:949:G:H8	1.31	0.93
10:AD:149:ASN:O	10:AD:150:GLN:HG2	1.67	0.93
34:BB:22:TRP:HB3	34:BB:38:HIS:CE1	2.04	0.93
36:BD:18:LEU:HD13	36:BD:63:ILE:HG12	1.50	0.93
8:CB:1392:A:N6	26:CT:18:GLU:HG3	1.84	0.93
8:CB:2074:U:H2'	8:CB:2075:U:H6	1.33	0.93
8:CB:2503:A:H4'	8:CB:2504:U:OP1	1.62	0.93
24:CR:35:PHE:HB3	24:CR:64:VAL:HG13	1.51	0.93
29:CW:67:LYS:HD2	29:CW:71:LYS:HB3	1.47	0.93
33:DA:1239:A:H62	33:DA:1299:A:H62	1.14	0.93
33:DA:831:A:H8	33:DA:831:A:H3'	1.29	0.93
39:DG:129:ASN:HB3	39:DG:134:VAL:HG21	1.48	0.93
11:AE:128:ALA:HA	11:AE:157:LEU:HD22	1.51	0.93
36:BD:13:ARG:HG3	36:BD:14:GLU:N	1.80	0.93
7:CA:42:C:C5	12:CF:65:LEU:HD22	2.03	0.93
26:CT:28:ASN:HB2	26:CT:87:LEU:HB2	1.50	0.93
26:CT:62:VAL:HG23	26:CT:63:VAL:H	1.31	0.93
33:DA:355:C:H2'	33:DA:356:A:H8	1.32	0.93
34:DB:165:ALA:HB1	34:DB:169:HIS:HA	1.49	0.93
39:DG:14:ASP:HB3	39:DG:18:GLY:H	1.30	0.93
3:A2:13:ASN:HA	3:A2:18:PHE:CD1	2.04	0.93
8:AB:784:G:H5''	9:AC:225:ASN:HD21	1.32	0.93

Continued on next page...

Continued from previous page...

Atom-1	Atom-2	Interatomic distance (Å)	Clash overlap (Å)
7:CA:29:A:H2	7:CA:30:C:C4	1.87	0.93
16:CJ:89:PHE:HB2	16:CJ:92:MET:H	1.33	0.93
17:CK:35:VAL:HG13	17:CK:65:THR:HG23	1.49	0.93
4:C3:12:ARG:NH1	18:CL:62:PRO:HG3	1.83	0.93
33:DA:1394:A:C8	33:DA:1501:C:H1'	2.02	0.93
49:DQ:58:VAL:HG12	49:DQ:77:VAL:HG22	1.49	0.93
10:AD:33:ARG:HD3	10:AD:94:GLN:N	1.83	0.93
13:AG:18:ILE:HG22	13:AG:23:ILE:HD11	1.51	0.93
14:AH:31:VAL:HG13	14:AH:36:ALA:HA	1.51	0.93
40:BH:91:LEU:HB3	40:BH:92:PRO:HD3	1.50	0.93
5:C4:1:MET:CG	5:C4:2:LYS:H	1.82	0.93
8:CB:1216:G:C6	8:CB:1217:U:C5	2.57	0.93
8:CB:1617:C:H2'	8:CB:1617:C:O2	1.65	0.93
8:CB:271:G:H1'	8:CB:272:A:C8	2.04	0.93
10:CD:184:ARG:HH11	22:CP:4:ILE:HG21	1.33	0.93
33:DA:550:G:H2'	33:DA:551:U:H6	1.34	0.93
33:DA:674:G:C2'	33:DA:675:A:H8	1.80	0.93
6:A5:153:ARG:HG2	6:A5:154:ILE:N	1.84	0.92
8:AB:1752:C:H42	8:AB:1756:G:H1	1.14	0.92
8:AB:2060:A:H1'	55:AB:4594:HOH:O	1.68	0.92
8:AB:2888:C:H2'	8:AB:2889:C:H6	1.32	0.92
16:AJ:81:ILE:HG23	16:AJ:82:GLY:H	1.31	0.92
18:AL:94:THR:HG23	18:AL:95:LEU:H	1.31	0.92
15:CI:21:PRO:HB2	15:CI:22:PRO:HD3	1.50	0.92
33:DA:125:U:H2'	33:DA:126:G:C8	2.04	0.92
7:AA:55:U:H2'	7:AA:56:G:H8	1.34	0.92
8:AB:454:A:H3'	8:AB:455:C:H5'	1.50	0.92
8:AB:608:A:H2'	8:AB:609:A:H8	1.34	0.92
8:AB:624:C:H2'	8:AB:625:G:H8	1.33	0.92
33:BA:238:A:H2'	33:BA:239:U:H5''	1.49	0.92
8:CB:67:U:H2'	8:CB:68:G:H8	1.29	0.92
8:CB:98:G:O2'	8:CB:103:A:H1'	1.68	0.92
8:CB:1651:G:H5''	20:CN:39:PRO:HG2	1.49	0.92
8:CB:1225:G:H5''	24:CR:90:ARG:HE	1.34	0.92
25:CS:32:ALA:HA	25:CS:35:ILE:HG22	1.51	0.92
34:DB:14:HIS:HE1	34:DB:42:LEU:HD21	1.34	0.92
3:A2:16:HIS:HE1	8:AB:465:G:O2'	1.51	0.92
42:BJ:52:LEU:HB2	46:BN:80:ARG:HD2	1.49	0.92
7:CA:44:G:H1'	7:CA:47:C:N4	1.84	0.92
7:CA:99:A:C4	7:CA:100:G:C8	2.57	0.92
33:DA:801:U:O2'	33:DA:802:A:H8	1.51	0.92

Continued on next page...

Continued from previous page...

Atom-1	Atom-2	Interatomic distance (Å)	Clash overlap (Å)
23:AQ:79:ILE:HA	23:AQ:82:LEU:HD12	1.50	0.92
33:BA:450:G:N2	33:BA:482:A:H61	1.67	0.92
33:BA:981:U:H3'	33:BA:982:U:H5''	1.50	0.92
8:CB:567:U:N3	8:CB:568:U:C5	2.38	0.92
10:CD:56:LYS:NZ	10:CD:59:ARG:HA	1.84	0.92
21:CO:25:ARG:HB3	21:CO:94:ARG:HH12	1.33	0.92
33:DA:1008:U:H2'	33:DA:1009:U:H4'	1.52	0.92
8:AB:1784:A:H4'	8:AB:1785:A:C5'	1.99	0.92
8:AB:657:U:H2'	8:AB:658:U:C5	2.04	0.92
33:BA:227:G:H2'	33:BA:228:A:H8	1.34	0.92
8:CB:1025:G:C8	8:CB:1135:C:H1'	2.04	0.92
8:CB:2345:G:H8	8:CB:2345:G:H5'	1.35	0.92
8:CB:2682:A:H2	8:CB:2683:C:C2	1.86	0.92
13:CG:34:ARG:NE	13:CG:70:LEU:HD21	1.84	0.92
22:CP:52:ARG:O	22:CP:60:VAL:HG11	1.69	0.92
33:DA:1216:A:H2'	33:DA:1217:C:H6	1.29	0.92
33:DA:137:U:H2'	33:DA:138:G:C8	2.04	0.92
47:DO:3:SER:HB3	47:DO:6:ALA:HB3	1.52	0.92
13:AG:136:ASP:HB3	13:AG:139:VAL:HG23	1.50	0.92
8:CB:614:A:H5''	8:CB:616:A:H62	1.32	0.92
9:CC:44:ASN:O	9:CC:45:ASN:HB3	1.70	0.92
12:CF:133:GLU:HG3	12:CF:134:GLN:N	1.83	0.92
8:CB:485:C:O2	25:CS:60:HIS:HE1	1.53	0.92
48:DP:5:ARG:HA	48:DP:71:VAL:HG11	1.52	0.92
33:BA:1320:C:H6	51:BS:69:LYS:HD2	1.35	0.92
33:BA:570:G:H2'	33:BA:571:U:H5	1.33	0.92
33:BA:9:G:H2'	33:BA:10:A:C8	2.05	0.92
8:CB:393:C:C2	8:CB:394:C:H5	1.88	0.92
33:DA:781:A:H2'	33:DA:782:A:H5'	1.48	0.92
53:DU:39:LYS:C	53:DU:41:THR:H	1.72	0.92
24:AR:78:ARG:HE	24:AR:88:GLY:HA2	1.34	0.92
29:AW:59:PHE:CE1	29:AW:81:ILE:HD13	2.03	0.92
32:AZ:21:VAL:HG12	32:AZ:23:LYS:HG2	1.50	0.92
33:BA:1465:A:C5	33:BA:1466:C:C5	2.57	0.92
33:BA:570:G:H2'	33:BA:571:U:C5	2.04	0.92
44:BL:66:ILE:HD11	44:BL:73:LEU:HD12	1.51	0.92
8:CB:2866:U:O2	8:CB:2868:A:H1'	1.70	0.92
8:CB:65:U:H2'	8:CB:66:C:H6	1.32	0.92
11:CE:138:LEU:C	11:CE:143:LEU:HD11	1.89	0.92
18:CL:19:LEU:N	18:CL:19:LEU:HD13	1.85	0.92
21:CO:92:PHE:CD2	21:CO:93:ASP:N	2.36	0.92

Continued on next page...

Continued from previous page...

Atom-1	Atom-2	Interatomic distance (Å)	Clash overlap (Å)
33:BA:1102:A:H8	33:BA:1102:A:H5''	1.35	0.92
33:BA:970:C:H5	33:BA:1231:G:HO2'	1.16	0.92
9:CC:241:LYS:HZ2	9:CC:241:LYS:HB3	1.34	0.92
28:CV:36:ALA:HB1	28:CV:37:PRO:CD	2.00	0.92
33:DA:397:A:H3'	33:DA:397:A:N3	1.85	0.92
42:DJ:52:LEU:HA	42:DJ:62:ARG:HG2	1.49	0.92
43:DK:66:ALA:HB1	43:DK:99:LEU:HD13	1.49	0.92
3:A2:21:ARG:HH21	8:AB:466:A:H5''	1.35	0.92
20:AN:38:LEU:HB3	20:AN:39:PRO:HD3	1.51	0.92
26:AT:28:ASN:HB2	26:AT:87:LEU:HB2	1.52	0.92
29:AW:38:ARG:HG3	29:AW:39:GLN:N	1.83	0.92
33:BA:576:C:H3'	33:BA:577:G:H5''	1.52	0.92
33:DA:876:C:H1'	40:DH:11:THR:HG21	1.49	0.92
33:DA:1458:G:OP1	52:DT:26:MET:HA	1.69	0.92
8:AB:1570:A:H2'	8:AB:1571:A:C8	2.03	0.91
8:AB:604:G:H5''	8:AB:604:G:H8	1.35	0.91
13:AG:156:TYR:HB3	13:AG:157:LYS:HE3	1.52	0.91
14:AH:26:ALA:HB2	14:AH:30:LEU:HD12	1.50	0.91
23:AQ:13:HIS:HE1	23:AQ:31:TYR:CE2	1.87	0.91
26:AT:53:VAL:HB	26:AT:87:LEU:HD11	1.49	0.91
5:C4:24:ARG:HB2	5:C4:36:ARG:HA	1.51	0.91
8:CB:782:A:H4'	8:CB:783:A:OP1	1.68	0.91
18:CL:58:TYR:CD2	18:CL:58:TYR:N	2.33	0.91
34:DB:85:SER:O	34:DB:86:CYS:HB2	1.69	0.91
41:DI:11:ARG:HH11	41:DI:11:ARG:CG	1.82	0.91
8:AB:2503:A:H4'	8:AB:2504:U:OP1	1.69	0.91
8:AB:2561:U:H2'	8:AB:2562:U:H5''	1.53	0.91
8:AB:2807:U:H1'	8:AB:2892:G:H21	1.35	0.91
8:AB:624:C:H2'	8:AB:625:G:C8	2.04	0.91
8:AB:396:G:H4'	32:AZ:28:VAL:HG21	1.52	0.91
32:AZ:28:VAL:HG23	32:AZ:29:GLY:N	1.84	0.91
7:CA:29:A:C2	7:CA:30:C:C4	2.56	0.91
8:CB:615:U:H5''	8:CB:616:A:H8	1.32	0.91
24:CR:44:GLY:HA2	24:CR:51:VAL:O	1.70	0.91
33:DA:381:C:H2'	33:DA:382:A:C8	2.05	0.91
33:DA:685:G:H21	33:DA:706:A:H62	1.19	0.91
4:A3:34:LYS:HB2	4:A3:34:LYS:NZ	1.85	0.91
5:A4:5:ALA:HB1	8:AB:2466:C:OP1	1.70	0.91
8:AB:657:U:H2'	8:AB:658:U:H6	1.35	0.91
9:AC:257:ARG:C	9:AC:261:ARG:HH12	1.74	0.91
8:AB:2751:G:N2	13:AG:1:SER:HB3	1.85	0.91

Continued on next page...

Continued from previous page...

Atom-1	Atom-2	Interatomic distance (Å)	Clash overlap (Å)
18:AL:90:VAL:HG11	18:AL:121:THR:N	1.85	0.91
18:AL:57:LEU:HD12	18:AL:57:LEU:H	1.35	0.91
51:BS:35:ARG:HB3	51:BS:71:GLY:HA3	1.52	0.91
8:CB:2078:C:H2'	8:CB:2079:U:H6	1.36	0.91
9:CC:261:ARG:HH11	9:CC:261:ARG:HG2	1.33	0.91
22:CP:13:LYS:HD3	22:CP:78:PRO:HG3	1.50	0.91
38:DF:2:ARG:HD3	38:DF:91:ARG:HD2	1.51	0.91
8:AB:1429:G:H8	8:AB:1429:G:H5'	1.34	0.91
33:BA:1084:G:H8	33:BA:1085:U:H2'	1.35	0.91
33:BA:645:G:H5'	33:BA:645:G:H8	1.35	0.91
43:DK:124:LYS:HA	53:DU:33:ARG:NH1	1.84	0.91
8:AB:515:A:H1'	8:AB:581:C:H1'	1.51	0.91
16:AJ:89:PHE:HB2	16:AJ:92:MET:H	1.34	0.91
17:AK:19:VAL:HB	17:AK:41:ILE:HD11	1.49	0.91
18:AL:56:PRO:HA	18:AL:60:ARG:HH12	1.33	0.91
22:AP:52:ARG:O	22:AP:60:VAL:HG11	1.70	0.91
45:BM:106:ARG:HH12	45:BM:109:LYS:HE2	1.35	0.91
8:CB:1570:A:H2'	8:CB:1571:A:C8	2.05	0.91
8:CB:396:G:H5'	8:CB:396:G:H8	1.32	0.91
13:CG:19:ASN:HB3	13:CG:22:VAL:HB	1.50	0.91
33:DA:594:U:H2'	33:DA:595:A:C8	2.06	0.91
33:DA:801:U:HO2'	33:DA:802:A:H8	1.18	0.91
9:AC:104:LEU:O	9:AC:106:PRO:HD3	1.70	0.91
8:AB:813:U:OP2	18:AL:33:ARG:HA	1.69	0.91
20:AN:65:LEU:HB3	20:AN:69:ARG:NH1	1.86	0.91
47:BO:10:ILE:HD11	47:BO:29:ALA:HB1	1.51	0.91
47:BO:63:ARG:HH11	47:BO:63:ARG:HG3	1.32	0.91
19:CM:80:VAL:HG12	19:CM:81:ARG:N	1.83	0.91
36:DD:142:VAL:HG23	36:DD:179:GLY:HA3	1.51	0.91
8:AB:115:C:C4	8:AB:116:C:H5	1.88	0.91
8:AB:2693:G:C2'	8:AB:2694:G:H5''	1.99	0.91
16:AJ:34:ARG:HG3	16:AJ:39:LYS:HE2	1.52	0.91
30:AX:41:HIS:HB3	30:AX:45:GLN:CD	1.90	0.91
33:BA:677:U:H3	33:BA:714:G:H22	0.99	0.91
8:CB:321:U:H4'	11:CE:159:LEU:HB3	1.53	0.91
23:CQ:63:ARG:HH11	23:CQ:63:ARG:HB3	1.35	0.91
33:DA:566:G:C8	33:DA:566:G:H5'	2.04	0.91
33:DA:963:G:H1	33:DA:972:C:H42	1.18	0.91
36:DD:116:LEU:HA	36:DD:119:HIS:HB2	1.50	0.91
28:AV:36:ALA:HB1	28:AV:37:PRO:CD	1.99	0.91
8:AB:2278:A:N7	29:AW:8:SER:HB3	1.85	0.91

Continued on next page...

Continued from previous page...

Atom-1	Atom-2	Interatomic distance (Å)	Clash overlap (Å)
33:BA:411:A:H62	33:BA:413:G:H21	0.91	0.91
8:CB:1066:U:H6	8:CB:1066:U:H3'	1.36	0.91
8:CB:2311:A:C5	12:CF:39:VAL:HG23	2.06	0.91
33:DA:785:G:C2'	33:DA:786:G:H5''	2.01	0.91
33:BA:240:G:H8	33:BA:240:G:H5''	1.36	0.91
5:C4:16:ILE:HD11	8:CB:1033:U:H2'	1.53	0.91
9:CC:220:ARG:HG3	9:CC:220:ARG:HH11	1.34	0.91
21:CO:56:LYS:HB3	21:CO:62:LEU:HG	1.52	0.91
33:DA:1252:A:H61	33:DA:1285:A:H61	1.13	0.91
19:AM:50:ARG:HA	19:AM:50:ARG:NH1	1.85	0.91
27:AU:26:ASN:HB3	27:AU:34:ILE:HD12	1.53	0.91
8:AB:398:C:H3'	32:AZ:49:ARG:NH2	1.86	0.91
33:BA:1055:A:H1'	35:BC:155:ARG:NH1	1.86	0.91
9:CC:179:GLU:CG	9:CC:266:ILE:HA	2.01	0.91
11:CE:130:LYS:O	11:CE:132:LYS:HE2	1.71	0.91
20:CN:67:PHE:HE1	20:CN:72:ASP:H	1.16	0.91
2:A1:22:THR:HB	4:A3:34:LYS:HE3	1.52	0.90
23:AQ:63:ARG:HH11	23:AQ:63:ARG:HB3	1.31	0.90
28:AV:29:ILE:HD13	28:AV:30:ILE:H	1.32	0.90
52:BT:68:LYS:HG3	52:BT:69:ASN:H	1.36	0.90
15:CI:4:VAL:HG22	15:CI:5:GLN:HG3	1.52	0.90
33:DA:801:U:C2'	33:DA:802:A:H8	1.83	0.90
35:DC:11:LEU:HB3	35:DC:17:TRP:NE1	1.85	0.90
40:DH:111:THR:H	40:DH:114:ALA:HB3	1.34	0.90
8:AB:1813:G:C2'	8:AB:1814:G:H5''	2.00	0.90
10:AD:11:MET:O	10:AD:23:PRO:HD2	1.70	0.90
16:AJ:81:ILE:HA	16:AJ:84:ILE:HD11	1.53	0.90
33:BA:9:G:H2'	33:BA:10:A:H8	1.34	0.90
33:BA:782:A:H62	33:BA:800:G:H21	1.20	0.90
34:BB:19:THR:HA	34:BB:37:VAL:HB	1.52	0.90
45:BM:44:ILE:HD12	45:BM:44:ILE:H	1.36	0.90
8:CB:624:C:H2'	8:CB:625:G:H8	1.36	0.90
8:CB:681:G:H2'	8:CB:682:G:H8	1.37	0.90
24:CR:64:VAL:HA	24:CR:101:ILE:H	1.33	0.90
25:CS:84:ARG:NH2	25:CS:98:LYS:HE3	1.85	0.90
38:DF:64:VAL:HG12	38:DF:65:GLU:H	1.37	0.90
1:A0:5:ASN:ND2	8:AB:2019:A:H62	1.68	0.90
2:A1:12:SER:HA	2:A1:50:GLU:HB3	1.52	0.90
8:AB:614:A:H5''	8:AB:616:A:H62	1.34	0.90
8:AB:2512:C:H1'	10:AD:146:ILE:CD1	2.01	0.90
21:AO:24:THR:HG22	21:AO:41:ALA:HA	1.53	0.90

Continued on next page...

Continued from previous page...

Atom-1	Atom-2	Interatomic distance (Å)	Clash overlap (Å)
28:AV:29:ILE:HD13	28:AV:30:ILE:N	1.84	0.90
8:CB:2333:A:O4'	8:CB:2335:A:H1'	1.72	0.90
8:CB:2658:C:OP1	13:CG:159:LYS:HE3	1.71	0.90
8:CB:528:A:C2	8:CB:2043:C:H4'	2.06	0.90
8:CB:1825:U:H5'	9:CC:244:VAL:HB	1.53	0.90
19:CM:80:VAL:HG12	19:CM:81:ARG:H	1.36	0.90
52:DT:43:LYS:HB3	52:DT:86:ALA:HB3	1.52	0.90
8:AB:553:G:C2'	8:AB:554:U:H5'	2.02	0.90
9:AC:155:ARG:CD	9:AC:157:ALA:HB3	2.02	0.90
36:BD:13:ARG:HG3	36:BD:14:GLU:H	1.34	0.90
8:CB:251:A:OP1	18:CL:59:ARG:NH2	2.03	0.90
29:CW:39:GLN:N	29:CW:68:PHE:HB2	1.87	0.90
33:DA:448:A:H62	33:DA:486:U:H3	1.06	0.90
18:AL:37:GLY:N	18:AL:41:ARG:HD3	1.85	0.90
33:BA:1512:U:H2'	33:BA:1513:A:H5''	1.51	0.90
33:BA:679:C:H2'	33:BA:680:C:H5''	1.50	0.90
34:BB:187:ASP:HB2	34:BB:203:ASP:CB	2.01	0.90
51:BS:54:ARG:HH11	51:BS:54:ARG:HG2	1.37	0.90
3:C2:25:LYS:H	3:C2:25:LYS:HE2	1.34	0.90
8:CB:141:G:H3'	8:CB:142:A:O4'	1.72	0.90
8:CB:533:G:H2'	8:CB:534:U:C6	2.07	0.90
8:CB:598:U:H5'	18:CL:21:ARG:HG3	1.49	0.90
8:CB:624:C:H2'	8:CB:625:G:C8	2.06	0.90
10:CD:31:ALA:CB	10:CD:95:SER:HB3	2.00	0.90
8:CB:1903:G:OP1	9:CC:239:PHE:HA	1.71	0.90
8:CB:402:A:H2'	8:CB:403:U:H5'	1.52	0.90
19:CM:50:ARG:NH1	19:CM:50:ARG:HA	1.87	0.90
21:CO:41:ALA:HB2	21:CO:48:LEU:HD21	1.53	0.90
33:DA:18:C:H1'	33:DA:1079:G:H21	1.35	0.90
48:DP:21:VAL:HB	48:DP:34:GLU:O	1.72	0.90
8:AB:2307:G:H21	8:AB:2308:G:H4'	1.33	0.90
8:AB:615:U:H5''	8:AB:616:A:H8	1.37	0.90
33:BA:34:C:H2'	33:BA:35:G:C8	2.06	0.90
33:BA:394:G:H2'	33:BA:395:C:C6	2.06	0.90
34:BB:15:PHE:HD1	34:BB:16:GLY:H	1.20	0.90
8:CB:1295:C:H2'	8:CB:1296:G:C8	2.07	0.90
8:CB:1429:G:H8	8:CB:1429:G:H5'	1.35	0.90
11:CE:142:ALA:HB1	11:CE:145:ASP:HB2	1.53	0.90
18:CL:34:GLY:CA	24:CR:85:LYS:HD3	2.02	0.90
24:CR:89:HIS:CD2	24:CR:90:ARG:H	1.90	0.90
8:AB:458:G:H22	8:AB:469:G:H2'	1.35	0.90

Continued on next page...

Continued from previous page...

Atom-1	Atom-2	Interatomic distance (Å)	Clash overlap (Å)
8:AB:571:U:C4	8:AB:2030:A:N1	2.40	0.90
37:BE:87:VAL:HG12	37:BE:92:ARG:HG2	1.54	0.90
8:CB:104:A:H2'	8:CB:105:C:H6	1.37	0.90
8:CB:2250:G:O6	19:CM:82:MET:SD	2.30	0.90
8:AB:402:A:H2'	8:AB:403:U:H5'	1.53	0.90
9:AC:53:ILE:HG12	9:AC:218:THR:OG1	1.72	0.90
9:AC:243:PRO:HA	9:AC:249:VAL:HG23	1.53	0.90
32:AZ:49:ARG:HA	32:AZ:52:ALA:HB3	1.54	0.90
8:CB:2763:G:C8	8:CB:2763:G:H5'	2.04	0.90
20:CN:3:HIS:HB2	20:CN:4:ARG:CZ	2.02	0.90
33:DA:942:G:H21	41:DI:125:GLN:HE22	1.08	0.90
36:DD:113:ALA:O	36:DD:117:VAL:HG23	1.70	0.90
8:AB:2285:C:H1'	8:AB:2288:A:N7	1.85	0.90
8:AB:547:A:H2'	8:AB:548:G:H5'	1.54	0.90
18:AL:37:GLY:H	18:AL:41:ARG:HD3	1.35	0.90
18:AL:82:LEU:HD23	18:AL:86:GLU:HG3	1.52	0.90
8:CB:1829:A:H5''	8:CB:1829:A:H8	1.35	0.90
8:CB:2763:G:H8	8:CB:2763:G:H5'	1.37	0.90
9:CC:241:LYS:NZ	9:CC:241:LYS:HB3	1.87	0.90
14:CH:3:VAL:CB	14:CH:37:VAL:HG11	2.02	0.90
19:CM:108:VAL:O	19:CM:112:LEU:HG	1.70	0.90
19:CM:9:PHE:CE2	19:CM:12:MET:HG2	2.07	0.90
33:DA:950:U:H2'	33:DA:951:G:H8	1.36	0.90
42:DJ:15:HIS:HA	42:DJ:18:ILE:HG22	1.52	0.90
43:DK:126:ARG:HG2	43:DK:126:ARG:NH1	1.79	0.90
51:DS:31:ARG:HG3	51:DS:49:ALA:HB3	1.54	0.90
53:DU:4:LYS:HD2	53:DU:6:ARG:HH12	1.34	0.90
8:AB:1069:A:H5'	8:AB:1070:A:H8	1.38	0.89
8:AB:1788:C:H2'	8:AB:1789:A:O4'	1.72	0.89
8:AB:311:A:H3'	8:AB:312:G:H8	1.37	0.89
26:AT:1:MET:HG3	26:AT:2:ILE:H	1.35	0.89
33:BA:312:C:H2'	33:BA:313:A:C8	2.06	0.89
8:CB:968:C:H2'	8:CB:969:G:H5''	1.54	0.89
22:CP:43:GLU:HG3	33:DA:346:G:OP1	1.71	0.89
8:AB:2763:G:C8	8:AB:2763:G:H5'	2.06	0.89
21:AO:41:ALA:HB1	21:AO:42:PRO:HD2	1.54	0.89
23:AQ:108:LEU:HA	23:AQ:111:LYS:HE3	1.55	0.89
2:C1:44:GLN:HE21	2:C1:45:HIS:N	1.70	0.89
8:CB:85:G:N3	8:CB:103:A:H2	1.71	0.89
8:CB:123:G:H5''	8:CB:1375:U:O2'	1.71	0.89
8:CB:136:G:N2	26:CT:3:ARG:HH21	1.69	0.89

Continued on next page...

Continued from previous page...

Atom-1	Atom-2	Interatomic distance (Å)	Clash overlap (Å)
8:CB:2058:A:H8	8:CB:2058:A:H5''	1.36	0.89
8:CB:347:A:H8	8:CB:347:A:H5'	1.35	0.89
8:CB:666:A:C2'	8:CB:667:U:H5''	2.02	0.89
9:CC:12:ARG:HH11	9:CC:18:VAL:HG21	1.37	0.89
9:CC:244:VAL:HG22	9:CC:245:THR:H	1.34	0.89
13:CG:79:THR:HG23	13:CG:80:GLU:H	1.36	0.89
19:CM:16:ARG:HH12	19:CM:72:PRO:HG2	1.37	0.89
8:CB:24:G:H1'	25:CS:77:ASP:HB3	1.52	0.89
27:CU:92:VAL:HG22	27:CU:94:PHE:H	1.37	0.89
33:DA:577:G:C8	33:DA:816:A:C6	2.60	0.89
19:AM:8:LYS:N	19:AM:8:LYS:HE2	1.87	0.89
21:AO:25:ARG:CG	21:AO:25:ARG:HH11	1.84	0.89
23:AQ:57:ARG:HH21	23:AQ:92:LYS:HZ3	1.20	0.89
33:BA:42:G:H22	33:BA:401:C:H1'	1.36	0.89
36:BD:4:LEU:HD23	36:BD:4:LEU:H	1.35	0.89
48:BP:18:GLN:HE21	48:BP:35:ARG:HD2	1.37	0.89
13:CG:8:VAL:HB	13:CG:49:LEU:HB2	1.53	0.89
27:CU:24:VAL:O	27:CU:25:LYS:HB2	1.73	0.89
33:DA:1259:C:O2'	33:DA:1284:C:H1'	1.73	0.89
33:DA:1511:G:H1	33:DA:1524:C:H42	1.08	0.89
33:DA:475:C:H2'	33:DA:476:U:H6	1.35	0.89
36:DD:72:ARG:O	36:DD:75:TYR:HB3	1.72	0.89
53:DU:17:ARG:HD2	53:DU:17:ARG:H	1.36	0.89
8:AB:2080:A:H2'	8:AB:2081:U:H6	1.36	0.89
19:AM:50:ARG:NH2	19:AM:53:MET:HB3	1.88	0.89
41:BI:59:LYS:HD2	41:BI:60:LEU:HG	1.53	0.89
8:CB:2324:U:H4'	8:CB:2325:G:OP2	1.70	0.89
8:CB:458:G:H22	8:CB:469:G:H2'	1.37	0.89
19:CM:40:ARG:HG3	19:CM:92:TRP:CE2	2.07	0.89
33:DA:705:G:H5'	33:DA:705:G:C8	2.07	0.89
8:AB:1816:C:H3'	9:AC:62:ARG:HH12	1.34	0.89
32:AZ:49:ARG:C	32:AZ:51:VAL:H	1.76	0.89
22:AP:43:GLU:HG3	33:BA:346:G:OP1	1.72	0.89
8:CB:2747:G:N2	8:CB:2748:A:N7	2.18	0.89
8:AB:1256:G:C4	8:AB:1257:C:C5	2.60	0.89
8:AB:1829:A:C5'	8:AB:1829:A:H8	1.86	0.89
30:AX:22:LEU:HA	30:AX:47:ARG:CZ	2.02	0.89
33:BA:1436:U:H2'	33:BA:1437:A:H8	1.34	0.89
8:CB:1050:A:H2'	8:CB:1051:G:C8	2.07	0.89
8:CB:2838:G:H8	8:CB:2838:G:H5'	1.35	0.89
8:CB:362:A:H2'	8:CB:363:G:H8	1.35	0.89

Continued on next page...

Continued from previous page...

Atom-1	Atom-2	Interatomic distance (Å)	Clash overlap (Å)
8:CB:784:G:N2	8:CB:792:A:C6	2.40	0.89
18:CL:57:LEU:O	18:CL:59:ARG:HG2	1.71	0.89
8:CB:1653:G:C6	20:CN:10:LEU:HG	2.07	0.89
8:CB:480:A:H4'	27:CU:40:LEU:HD13	1.55	0.89
33:DA:1206:G:C8	33:DA:1206:G:H5'	2.08	0.89
8:AB:61:C:N3	8:AB:94:A:C2	2.40	0.89
8:AB:675:A:OP1	11:AE:58:LYS:HD2	1.71	0.89
17:AK:78:ARG:NE	22:AP:72:VAL:HG21	1.87	0.89
33:BA:892:A:C2	33:BA:907:A:C2	2.61	0.89
8:CB:2840:C:H5''	20:CN:53:THR:HG21	1.52	0.89
26:CT:53:VAL:HB	26:CT:87:LEU:HD11	1.52	0.89
33:DA:155:A:H5'	33:DA:155:A:H8	1.37	0.89
8:AB:1205:A:H4'	8:AB:1206:G:OP2	1.73	0.89
22:AP:62:LYS:HA	22:AP:74:GLN:HE22	1.30	0.89
23:AQ:35:PHE:HB3	23:AQ:39:ILE:HB	1.54	0.89
24:AR:84:ARG:HG3	24:AR:84:ARG:NH1	1.74	0.89
29:AW:67:LYS:HD2	29:AW:71:LYS:HB3	1.54	0.89
8:CB:1098:A:H2'	8:CB:1099:G:H5''	1.51	0.89
8:CB:2031:A:C8	8:CB:2031:A:H5'	2.08	0.89
8:CB:2331:G:O2'	29:CW:69:GLU:HG3	1.72	0.89
16:CJ:98:GLU:O	16:CJ:102:GLU:HG2	1.72	0.89
30:CX:53:VAL:O	30:CX:57:LEU:HB3	1.73	0.89
32:CZ:49:ARG:HA	32:CZ:52:ALA:HB3	1.54	0.89
34:DB:184:ALA:O	34:DB:199:ILE:HG13	1.73	0.89
44:DL:97:VAL:HG21	44:DL:100:ALA:HB3	1.52	0.89
8:AB:1884:G:OP2	8:AB:1884:G:H8	1.55	0.89
8:AB:188:G:H5''	32:AZ:12:ILE:HG21	1.54	0.89
24:AR:90:ARG:HD2	24:AR:91:GLN:H	1.35	0.89
33:BA:579:A:H61	33:BA:762:U:H3	1.16	0.89
37:BE:106:ALA:HB2	37:BE:124:ALA:HB3	1.52	0.89
1:C0:21:LEU:HD22	25:CS:23:LEU:HB2	1.54	0.89
8:CB:1050:A:H2'	8:CB:1051:G:H8	1.38	0.89
8:CB:1967:C:H2'	8:CB:1968:G:H5'	1.53	0.89
10:CD:130:GLN:HB3	10:CD:140:HIS:CA	2.02	0.89
20:CN:38:LEU:HB3	20:CN:39:PRO:HD3	1.51	0.89
27:AU:26:ASN:O	27:AU:34:ILE:HG13	1.73	0.89
33:BA:1197:A:C2	33:BA:1198:G:C8	2.60	0.89
33:BA:599:C:H5''	40:BH:87:ARG:HA	1.55	0.89
48:BP:46:LYS:H	48:BP:46:LYS:HD3	1.37	0.89
53:BU:13:VAL:HG13	53:BU:14:ALA:H	1.38	0.89
8:CB:2040:G:H2'	8:CB:2041:U:H6	1.36	0.89

Continued on next page...

Continued from previous page...

Atom-1	Atom-2	Interatomic distance (Å)	Clash overlap (Å)
8:CB:2195:U:H2'	8:CB:2196:C:H6	1.36	0.89
15:CI:45:THR:HG21	15:CI:54:ILE:HG21	1.54	0.89
18:CL:55:MET:HB3	18:CL:56:PRO:HD3	1.54	0.89
8:CB:2334:U:O4'	21:CO:11:ALA:HB1	1.73	0.89
30:CX:41:HIS:CE1	30:CX:43:LEU:HB2	2.08	0.89
33:DA:1303:C:H42	33:DA:1334:G:H1	1.18	0.89
33:DA:1423:G:H2'	33:DA:1424:U:H6	1.38	0.89
33:DA:453:G:H2'	33:DA:454:G:H8	1.37	0.89
33:DA:577:G:H22	33:DA:763:G:H22	1.16	0.89
33:DA:608:A:H5''	55:DA:5144:HOH:O	1.72	0.89
4:A3:23:HIS:CD2	4:A3:47:ALA:HA	2.08	0.88
19:AM:41:LEU:HD11	19:AM:95:LEU:HD13	1.55	0.88
33:BA:1499:A:H8	33:BA:1499:A:H5'	1.34	0.88
35:BC:10:ARG:CG	35:BC:10:ARG:HH11	1.85	0.88
8:CB:826:U:H3'	8:CB:828:U:C6	2.06	0.88
13:CG:6:ALA:HB3	13:CG:7:PRO:HD3	1.54	0.88
21:CO:30:ARG:HH12	21:CO:97:PHE:HD2	1.21	0.88
33:DA:622:A:C8	33:DA:622:A:H3'	2.08	0.88
33:BA:411:A:N6	33:BA:413:G:H21	1.70	0.88
33:BA:679:C:C2'	33:BA:680:C:H5''	2.03	0.88
36:BD:12:ARG:HD2	36:BD:37:PRO:HG3	1.55	0.88
36:BD:104:MET:HE3	36:BD:170:LEU:HD22	1.52	0.88
37:BE:74:ALA:HB1	37:BE:148:SER:HB3	1.54	0.88
46:BN:66:THR:HG23	46:BN:67:GLY:H	1.38	0.88
1:C0:41:HIS:CE1	1:C0:42:ILE:HG22	2.08	0.88
24:CR:79:ARG:HD3	24:CR:81:LYS:CE	2.02	0.88
33:DA:373:A:H5'	33:DA:373:A:C8	2.08	0.88
37:DE:36:THR:HG21	37:DE:63:MET:HA	1.52	0.88
8:AB:1283:G:H22	8:AB:1286:A:H5'	1.38	0.88
8:AB:2195:U:H2'	8:AB:2196:C:H6	1.38	0.88
8:AB:2786:U:H4'	10:AD:65:ALA:O	1.72	0.88
8:AB:826:U:H3'	8:AB:828:U:C6	2.06	0.88
14:AH:43:ASN:H	14:AH:43:ASN:HD22	1.20	0.88
3:C2:21:ARG:NH2	8:CB:466:A:H5''	1.87	0.88
8:CB:2285:C:H1'	8:CB:2288:A:N7	1.87	0.88
23:CQ:44:TYR:O	23:CQ:48:ASP:HB2	1.74	0.88
33:DA:1252:A:H61	33:DA:1285:A:N6	1.70	0.88
33:DA:801:U:C2	33:DA:802:A:N7	2.40	0.88
5:A4:26:ILE:HG22	5:A4:34:LYS:HG2	1.51	0.88
8:AB:1435:G:H2'	8:AB:1436:G:H8	1.39	0.88
8:AB:1651:G:OP1	20:AN:37:THR:HG21	1.73	0.88

Continued on next page...

Continued from previous page...

Atom-1	Atom-2	Interatomic distance (Å)	Clash overlap (Å)
8:AB:1820:U:C5	9:AC:158:GLY:HA3	2.08	0.88
8:AB:2592:G:H5''	8:AB:2593:U:OP2	1.73	0.88
27:AU:78:LYS:HB3	27:AU:96:LYS:HB2	1.55	0.88
8:CB:454:A:H3'	8:CB:455:C:H5'	1.53	0.88
10:CD:124:ARG:O	10:CD:160:LYS:HD2	1.74	0.88
10:CD:59:ARG:HD2	10:CD:60:VAL:HG23	1.54	0.88
8:CB:2276:G:OP1	19:CM:82:MET:HB3	1.73	0.88
21:CO:9:ARG:O	21:CO:13:ARG:HB2	1.72	0.88
32:CZ:30:HIS:HB2	32:CZ:48:GLN:HG2	1.56	0.88
33:DA:1507:A:H5''	33:DA:1507:A:H8	1.38	0.88
33:DA:714:G:H2'	33:DA:715:A:C8	2.08	0.88
34:DB:68:PHE:HE1	34:DB:88:GLN:HB3	1.39	0.88
8:AB:2324:U:H4'	8:AB:2325:G:OP2	1.69	0.88
8:AB:323:C:N3	8:AB:333:G:C8	2.42	0.88
8:AB:2276:G:OP2	19:AM:83:GLY:HA3	1.74	0.88
33:BA:603:U:H2'	33:BA:604:G:H5''	1.55	0.88
33:BA:683:G:H8	33:BA:683:G:H5'	1.37	0.88
38:BF:64:VAL:HG12	38:BF:65:GLU:H	1.38	0.88
8:CB:1823:G:H8	8:CB:1823:G:H5'	1.34	0.88
8:CB:2415:G:H2'	8:CB:2416:C:H6	1.38	0.88
11:CE:120:VAL:C	11:CE:189:THR:HG21	1.94	0.88
33:DA:805:C:H2'	33:DA:806:C:C6	2.07	0.88
34:DB:68:PHE:CE1	34:DB:88:GLN:HB3	2.08	0.88
37:DE:35:LEU:HD13	37:DE:133:ILE:HG13	1.55	0.88
44:DL:65:TYR:HB3	44:DL:95:HIS:HD2	1.37	0.88
8:AB:1823:G:H8	8:AB:1823:G:H5'	1.39	0.88
33:BA:950:U:H2'	33:BA:951:G:H8	1.36	0.88
8:CB:2561:U:H2'	8:CB:2562:U:H5''	1.54	0.88
8:CB:374:A:H2'	8:CB:375:G:H8	1.38	0.88
17:CK:78:ARG:NE	22:CP:72:VAL:HG21	1.88	0.88
33:DA:295:C:H2'	33:DA:296:U:H6	1.38	0.88
33:DA:552:U:H2'	33:DA:553:A:C8	2.09	0.88
35:DC:26:LYS:HG3	35:DC:27:GLU:HG3	1.54	0.88
8:AB:2838:G:H8	8:AB:2838:G:H5'	1.38	0.88
8:AB:784:G:N2	8:AB:792:A:C6	2.42	0.88
11:AE:158:PHE:CE2	11:AE:169:VAL:HA	2.07	0.88
16:AJ:45:THR:CG2	23:AQ:63:ARG:HE	1.86	0.88
33:BA:1528:U:H5'	33:BA:1528:U:C6	2.08	0.88
33:BA:775:G:N2	33:BA:805:C:H42	1.72	0.88
3:C2:40:ALA:HA	8:CB:459:U:OP1	1.73	0.88
8:CB:1256:G:C4	8:CB:1257:C:C5	2.61	0.88

Continued on next page...

Continued from previous page...

Atom-1	Atom-2	Interatomic distance (Å)	Clash overlap (Å)
8:CB:1784:A:H4'	8:CB:1785:A:C5'	2.04	0.88
8:CB:32:C:H42	8:CB:473:G:H1	1.21	0.88
14:CH:2:GLN:HA	14:CH:21:VAL:HG13	1.53	0.88
39:DG:2:ARG:NH1	39:DG:2:ARG:HB3	1.89	0.88
22:AP:27:VAL:HG23	22:AP:86:LYS:HB2	1.55	0.88
11:CE:148:ILE:HD12	11:CE:149:ILE:HD12	1.55	0.88
8:CB:323:C:H1'	11:CE:164:LEU:HB2	1.54	0.88
33:DA:1178:G:H5''	33:DA:1178:G:H8	1.37	0.88
33:DA:548:G:H5''	33:DA:548:G:H8	1.36	0.88
33:DA:553:A:H2'	33:DA:554:A:C8	2.08	0.88
37:DE:148:SER:OG	37:DE:151:MET:HG3	1.73	0.88
8:AB:866:A:H2'	8:AB:867:C:H5'	1.54	0.88
10:AD:115:GLY:O	20:AN:3:HIS:CE1	2.27	0.88
18:AL:109:LYS:HG2	18:AL:126:ARG:HG3	1.55	0.88
33:BA:295:C:H2'	33:BA:296:U:H6	1.37	0.88
37:BE:35:LEU:HD13	37:BE:133:ILE:HA	1.56	0.88
37:BE:134:ASN:O	37:BE:137:ARG:HG2	1.74	0.88
46:BN:65:GLN:HG2	46:BN:82:LYS:HD3	1.55	0.88
1:C0:41:HIS:HB2	1:C0:47:TYR:O	1.73	0.88
8:CB:2179:C:H2'	8:CB:2180:U:C5	2.09	0.88
9:CC:170:TYR:O	9:CC:171:VAL:HG13	1.74	0.88
33:DA:38:G:H22	33:DA:397:A:H5''	1.38	0.88
7:AA:76:G:H2'	7:AA:77:U:H6	1.37	0.88
10:AD:184:ARG:HA	10:AD:184:ARG:HE	1.34	0.88
21:AO:35:ILE:H	21:AO:35:ILE:HD13	1.39	0.88
31:AY:3:THR:HG23	31:AY:39:ASP:HA	1.56	0.88
33:BA:885:G:H1	33:BA:912:C:H42	0.93	0.88
8:CB:2282:G:C6	8:CB:2425:A:H2	1.91	0.88
33:DA:1227:A:H5'	33:DA:1227:A:C8	2.09	0.88
37:DE:88:HIS:O	37:DE:89:THR:HB	1.74	0.88
45:DM:100:ARG:O	45:DM:100:ARG:HG3	1.74	0.88
8:AB:194:G:N3	8:AB:194:G:H2'	1.88	0.87
18:AL:59:ARG:NH1	18:AL:59:ARG:HB3	1.89	0.87
8:CB:302:C:O2'	8:CB:303:G:C8	2.22	0.87
18:CL:4:ASN:HD22	18:CL:5:THR:H	1.20	0.87
21:CO:40:ILE:HB	21:CO:46:GLU:HG2	1.55	0.87
33:DA:1223:C:H5''	33:DA:1224:U:H5''	1.56	0.87
33:DA:762:U:H2'	33:DA:763:G:H8	1.39	0.87
9:AC:12:ARG:HH11	9:AC:18:VAL:HG21	1.40	0.87
9:AC:244:VAL:HG22	9:AC:245:THR:H	1.40	0.87
30:AX:41:HIS:HB3	30:AX:45:GLN:NE2	1.89	0.87

Continued on next page...

Continued from previous page...

Atom-1	Atom-2	Interatomic distance (Å)	Clash overlap (Å)
35:BC:186:SER:HB3	35:BC:197:VAL:HG12	1.56	0.87
8:CB:580:U:H2'	8:CB:581:C:H6	1.38	0.87
24:CR:32:THR:HB	24:CR:35:PHE:CZ	2.10	0.87
32:CZ:19:GLY:O	32:CZ:21:VAL:HG12	1.74	0.87
43:DK:19:VAL:HG12	43:DK:82:GLU:HB2	1.54	0.87
8:AB:1179:G:H2'	8:AB:1180:U:O4'	1.74	0.87
8:AB:2724:U:O2'	8:AB:2725:A:H5'	1.73	0.87
8:AB:1826:G:OP2	9:AC:221:GLY:HA2	1.75	0.87
23:AQ:96:ASP:O	23:AQ:99:VAL:HG22	1.74	0.87
4:C3:31:ILE:HD12	4:C3:32:LEU:HB2	1.56	0.87
8:CB:1205:A:N7	11:CE:164:LEU:HD22	1.90	0.87
8:CB:1662:U:H2'	8:CB:1663:G:H5''	1.56	0.87
10:CD:113:SER:HB3	10:CD:167:ASN:HA	1.56	0.87
8:CB:2378:A:H1'	21:CO:17:LYS:HE2	1.53	0.87
33:DA:386:C:H2'	33:DA:387:U:H5''	1.54	0.87
47:DO:34:GLN:NE2	47:DO:38:LEU:HD21	1.89	0.87
3:A2:13:ASN:HD22	3:A2:14:ARG:N	1.72	0.87
3:A2:19:ARG:HG3	3:A2:20:ALA:N	1.89	0.87
8:AB:1903:G:OP1	9:AC:239:PHE:HA	1.74	0.87
8:AB:2199:A:C8	8:AB:2199:A:H5''	2.08	0.87
8:AB:27:G:HO2'	8:AB:28:A:H8	0.93	0.87
10:AD:62:LYS:HE2	10:AD:63:PRO:CD	2.02	0.87
11:AE:60:TRP:H	11:AE:60:TRP:HD1	1.21	0.87
33:BA:1215:G:C2	33:BA:1216:A:H1'	2.10	0.87
41:BI:46:VAL:HA	41:BI:49:GLN:HB2	1.55	0.87
48:BP:20:VAL:HG23	48:BP:35:ARG:HA	1.57	0.87
8:CB:1179:G:H2'	8:CB:1180:U:O4'	1.72	0.87
8:CB:823:C:H2'	8:CB:824:U:O4'	1.73	0.87
16:CJ:38:GLY:HA3	16:CJ:41:LYS:HE3	1.53	0.87
24:CR:79:ARG:HH11	24:CR:81:LYS:HE3	1.37	0.87
33:DA:599:C:H4'	40:DH:121:GLY:CA	2.04	0.87
7:AA:76:G:H1'	28:AV:78:GLN:HE22	1.37	0.87
8:AB:1364:G:H1'	8:AB:1368:G:N2	1.89	0.87
11:AE:141:MET:C	11:AE:143:LEU:H	1.75	0.87
13:AG:129:GLU:O	13:AG:130:ILE:HG13	1.72	0.87
13:AG:40:VAL:HG13	13:AG:54:ARG:H	1.40	0.87
24:AR:90:ARG:HD2	24:AR:91:GLN:N	1.88	0.87
26:AT:1:MET:SD	26:AT:2:ILE:HG12	2.14	0.87
29:AW:40:ARG:CG	29:AW:40:ARG:HH11	1.88	0.87
33:BA:1323:G:H2'	33:BA:1324:A:C8	2.09	0.87
34:BB:163:ILE:HA	34:BB:185:ILE:HD11	1.54	0.87

Continued on next page...

Continued from previous page...

Atom-1	Atom-2	Interatomic distance (Å)	Clash overlap (Å)
1:C0:41:HIS:CG	1:C0:42:ILE:H	1.92	0.87
7:CA:76:G:H2'	7:CA:77:U:H6	1.39	0.87
8:CB:1788:C:H2'	8:CB:1789:A:O4'	1.73	0.87
8:CB:27:G:HO2'	8:CB:28:A:H8	0.91	0.87
9:CC:107:LYS:H	9:CC:194:VAL:HG21	1.38	0.87
18:CL:77:ILE:CD1	18:CL:110:VAL:HA	2.04	0.87
19:CM:41:LEU:HD11	19:CM:95:LEU:HD13	1.56	0.87
9:AC:44:ASN:O	9:AC:45:ASN:HB3	1.73	0.87
16:AJ:35:ARG:NH2	16:AJ:41:LYS:HB2	1.88	0.87
41:BI:78:ILE:HG22	41:BI:82:ILE:HD11	1.55	0.87
8:CB:1824:G:OP1	9:CC:53:ILE:HD11	1.73	0.87
9:AC:237:ARG:C	9:AC:237:ARG:HE	1.78	0.87
20:AN:70:THR:HG21	20:AN:75:ILE:HG22	1.55	0.87
2:C1:29:LYS:HB3	2:C1:30:PRO:HD2	1.56	0.87
2:C1:47:ILE:CG2	2:C1:48:TYR:H	1.88	0.87
8:CB:1335:C:H2'	8:CB:1336:A:H8	1.39	0.87
8:CB:2888:C:H2'	8:CB:2889:C:C6	2.09	0.87
20:CN:55:ALA:HB1	20:CN:79:LEU:O	1.75	0.87
30:CX:1:MET:HE3	30:CX:5:GLU:HB3	1.55	0.87
33:DA:767:A:N6	33:DA:813:U:H3	1.72	0.87
33:DA:834:U:H2'	33:DA:835:U:C6	2.09	0.87
8:AB:1825:U:H5'	9:AC:244:VAL:HB	1.56	0.87
8:AB:2633:G:H1'	10:AD:62:LYS:HG2	1.55	0.87
19:AM:74:THR:HA	19:AM:87:GLY:O	1.75	0.87
21:AO:35:ILE:HG12	21:AO:36:TYR:H	1.39	0.87
33:BA:355:C:H2'	33:BA:356:A:H8	1.40	0.87
33:BA:373:A:C8	33:BA:373:A:H5'	2.08	0.87
36:BD:58:GLN:HA	36:BD:61:ARG:HB2	1.56	0.87
8:CB:2592:G:H5''	8:CB:2593:U:OP2	1.75	0.87
8:CB:657:U:H2'	8:CB:658:U:C5	2.09	0.87
11:CE:127:GLU:HA	11:CE:157:LEU:HD22	1.54	0.87
18:CL:109:LYS:HG2	18:CL:126:ARG:HG3	1.54	0.87
18:CL:126:ARG:HD2	18:CL:127:VAL:N	1.89	0.87
32:CZ:49:ARG:C	32:CZ:51:VAL:H	1.77	0.87
33:DA:569:C:H42	33:DA:881:G:H1	1.22	0.87
46:DN:42:ASN:HB3	46:DN:46:LYS:HE2	1.56	0.87
23:AQ:52:ARG:NH1	23:AQ:55:GLN:HE21	1.72	0.87
29:AW:42:THR:HB	29:AW:65:LYS:HA	1.55	0.87
33:BA:125:U:H2'	33:BA:126:G:C8	2.10	0.87
33:BA:899:C:H3'	33:BA:900:A:H8	1.39	0.87
45:BM:10:ASP:HA	45:BM:44:ILE:HD13	1.55	0.87

Continued on next page...

Continued from previous page...

Atom-1	Atom-2	Interatomic distance (Å)	Clash overlap (Å)
45:BM:75:SER:HA	45:BM:78:ARG:HB2	1.57	0.87
10:CD:160:LYS:NZ	10:CD:160:LYS:HB2	1.88	0.87
42:DJ:34:ALA:HB3	42:DJ:78:GLU:HG2	1.57	0.87
48:DP:19:VAL:HG12	48:DP:37:GLY:O	1.75	0.87
7:AA:95:U:H2'	7:AA:96:G:C8	2.10	0.86
8:AB:756:A:H5'	8:AB:756:A:C8	2.10	0.86
25:AS:84:ARG:NH2	25:AS:98:LYS:HE3	1.89	0.86
9:CC:205:GLY:C	9:CC:206:LYS:HE2	1.95	0.86
2:A1:15:GLY:O	2:A1:16:THR:HG22	1.75	0.86
8:AB:1335:C:H2'	8:AB:1336:A:H8	1.40	0.86
8:AB:2682:A:C2	8:AB:2683:C:C2	2.62	0.86
8:AB:67:U:H2'	8:AB:68:G:C8	2.10	0.86
9:AC:170:TYR:O	9:AC:171:VAL:HG13	1.76	0.86
18:AL:126:ARG:HD2	18:AL:127:VAL:N	1.88	0.86
33:BA:969:A:H8	33:BA:969:A:H5'	1.40	0.86
35:BC:39:ARG:HH21	35:BC:56:ILE:HD12	1.39	0.86
36:BD:109:THR:HG23	36:BD:112:GLU:H	1.40	0.86
17:CK:108:ARG:HG2	17:CK:108:ARG:NH1	1.89	0.86
23:CQ:108:LEU:HA	23:CQ:111:LYS:HE3	1.57	0.86
38:DF:42:TRP:HE1	38:DF:61:LEU:HD23	1.40	0.86
8:AB:2031:A:H5'	8:AB:2031:A:C8	2.09	0.86
8:AB:536:G:N2	16:AJ:48:VAL:HG22	1.89	0.86
33:BA:1237:C:H42	33:BA:1337:G:H1	1.22	0.86
33:BA:393:A:C2	33:BA:394:G:C8	2.64	0.86
7:CA:12:C:C5	29:CW:50:VAL:HA	2.09	0.86
8:CB:570:G:O6	55:CB:5092:HOH:O	1.92	0.86
8:CB:993:G:C2	8:CB:994:C:H5	1.93	0.86
33:DA:1505:G:H4'	33:DA:1506:U:H5''	1.56	0.86
33:DA:488:C:C2	33:DA:489:C:H5	1.93	0.86
36:DD:13:ARG:O	36:DD:14:GLU:HB2	1.73	0.86
8:AB:2137:U:H3	8:AB:2154:A:H61	1.21	0.86
8:AB:823:C:H2'	8:AB:824:U:O4'	1.74	0.86
30:AX:28:LEU:HB3	30:AX:34:SER:HB2	1.57	0.86
8:CB:1205:A:H4'	8:CB:1206:G:OP2	1.73	0.86
8:CB:1295:C:H2'	8:CB:1296:G:H8	1.37	0.86
8:CB:1829:A:C5'	8:CB:1829:A:H8	1.87	0.86
8:CB:669:G:H2'	8:CB:669:G:N3	1.88	0.86
10:CD:29:VAL:O	10:CD:51:THR:HG21	1.75	0.86
18:CL:33:ARG:HD2	24:CR:85:LYS:NZ	1.89	0.86
49:DQ:64:ARG:CG	49:DQ:64:ARG:HH11	1.87	0.86
4:A3:27:ASN:H	4:A3:29:ARG:HD2	1.40	0.86

Continued on next page...

Continued from previous page...

Atom-1	Atom-2	Interatomic distance (Å)	Clash overlap (Å)
7:AA:44:G:H21	7:AA:46:A:H61	1.20	0.86
8:AB:1157:G:H8	8:AB:1157:G:H5'	1.40	0.86
8:AB:529:A:C8	8:AB:2023:C:N4	2.43	0.86
8:AB:2334:U:H1'	21:AO:12:THR:HB	1.55	0.86
8:AB:681:G:H2'	8:AB:682:G:H8	1.40	0.86
10:AD:160:LYS:NZ	10:AD:160:LYS:HB2	1.89	0.86
16:AJ:73:VAL:HG23	16:AJ:88:THR:H	1.40	0.86
33:BA:434:U:H5''	33:BA:434:U:H6	1.41	0.86
33:BA:577:G:C4	33:BA:816:A:C2	2.63	0.86
38:BF:68:GLN:HA	38:BF:71:ILE:HG22	1.57	0.86
4:C3:12:ARG:HG2	4:C3:23:HIS:HB2	1.58	0.86
8:CB:1275:A:H3'	8:CB:1275:A:N3	1.89	0.86
8:CB:608:A:H2'	8:CB:609:A:H8	1.37	0.86
8:CB:790:U:H5''	8:CB:791:C:OP2	1.76	0.86
16:CJ:73:VAL:HG23	16:CJ:88:THR:H	1.39	0.86
23:CQ:35:PHE:O	23:CQ:35:PHE:HD1	1.58	0.86
8:CB:136:G:H22	26:CT:3:ARG:NE	1.71	0.86
33:DA:350:G:H5'	33:DA:350:G:H8	1.39	0.86
33:DA:202:G:O2'	33:DA:468:A:H8	1.58	0.86
33:DA:842:U:H2'	33:DA:843:U:H4'	1.56	0.86
37:DE:76:ASN:HB2	37:DE:81:GLN:CG	2.05	0.86
44:DL:83:GLY:HA2	44:DL:94:TYR:HA	1.57	0.86
8:AB:1275:A:H3'	8:AB:1275:A:N3	1.90	0.86
8:AB:1967:C:H2'	8:AB:1968:G:H5'	1.57	0.86
8:AB:326:G:H5'	8:AB:326:G:H8	1.41	0.86
8:AB:540:C:H2'	8:AB:541:A:C8	2.11	0.86
10:AD:98:VAL:HA	10:AD:101:PHE:CZ	2.10	0.86
17:AK:108:ARG:HG2	17:AK:108:ARG:NH1	1.90	0.86
18:AL:38:GLN:CD	18:AL:39:LYS:H	1.78	0.86
19:AM:61:GLY:HA3	19:AM:105:MET:HB2	1.58	0.86
8:AB:2848:G:H2'	22:AP:96:LEU:HB2	1.57	0.86
33:BA:1513:A:C2	33:BA:1514:G:C4	2.63	0.86
33:BA:539:A:O5'	33:BA:539:A:H8	1.57	0.86
33:BA:846:G:H2'	33:BA:847:G:C8	2.09	0.86
8:CB:1708:C:H2'	8:CB:1709:U:C6	2.10	0.86
8:CB:604:G:H5''	8:CB:604:G:H8	1.39	0.86
10:CD:130:GLN:HB3	10:CD:140:HIS:N	1.91	0.86
11:CE:109:LEU:HD13	11:CE:113:VAL:CG1	2.05	0.86
29:CW:74:LYS:HG3	29:CW:75:ASN:H	1.40	0.86
33:DA:1227:A:H8	33:DA:1227:A:H5'	1.40	0.86
33:DA:673:A:H2'	33:DA:674:G:C8	2.11	0.86

Continued on next page...

Continued from previous page...

Atom-1	Atom-2	Interatomic distance (Å)	Clash overlap (Å)
8:AB:1598:A:H2	8:AB:1599:U:C2	1.92	0.86
17:AK:35:VAL:HG21	17:AK:69:VAL:HG22	1.57	0.86
20:AN:115:LEU:H	20:AN:115:LEU:HD23	1.41	0.86
33:BA:216:U:H2'	33:BA:217:C:H6	1.40	0.86
33:BA:980:C:H4'	46:BN:12:ARG:HH22	1.41	0.86
8:CB:1364:G:H1'	8:CB:1368:G:N2	1.91	0.86
8:CB:1435:G:H2'	8:CB:1436:G:H8	1.40	0.86
10:CD:77:ARG:NH1	10:CD:77:ARG:HB2	1.91	0.86
33:DA:922:G:H2'	33:DA:923:A:C8	2.10	0.86
40:DH:63:LYS:HD2	40:DH:70:VAL:HG11	1.56	0.86
8:AB:2255:G:H2'	8:AB:2256:G:H8	1.37	0.86
8:AB:65:U:H2'	8:AB:66:C:H6	1.39	0.86
26:AT:7:LEU:HD13	26:AT:46:ALA:HB1	1.56	0.86
36:BD:14:GLU:OE2	36:BD:59:LYS:HA	1.76	0.86
33:BA:428:G:OP2	36:BD:9:LYS:HE3	1.75	0.86
33:BA:963:G:H21	42:BJ:56:HIS:CE1	1.94	0.86
8:CB:1661:G:C5	8:CB:1662:U:C5	2.64	0.86
10:CD:60:VAL:HG23	10:CD:63:PRO:HG2	1.57	0.86
11:CE:60:TRP:HD1	11:CE:60:TRP:H	1.23	0.86
18:CL:85:VAL:HG13	18:CL:86:GLU:H	1.40	0.86
24:CR:3:ALA:O	24:CR:4:VAL:HG13	1.74	0.86
33:DA:664:G:H8	33:DA:664:G:H5'	1.40	0.86
33:DA:704:A:H2'	33:DA:705:G:H5''	1.58	0.86
33:DA:804:U:H5	33:DA:805:C:H41	1.19	0.86
35:DC:14:VAL:O	35:DC:15:LYS:HB2	1.75	0.86
36:DD:174:ALA:HA	36:DD:177:MET:HA	1.58	0.86
51:DS:22:VAL:HG22	51:DS:42:ASN:ND2	1.89	0.86
8:AB:580:U:H2'	8:AB:581:C:H6	1.40	0.86
11:AE:1:MET:HG3	11:AE:2:GLU:H	1.37	0.86
33:BA:1084:G:H2'	33:BA:1085:U:H5'	1.56	0.86
5:C4:24:ARG:NE	5:C4:37:GLN:HA	1.90	0.86
13:CG:142:GLN:O	13:CG:146:ASP:HB2	1.74	0.86
33:DA:186:C:H5'	52:DT:72:ALA:HB1	1.56	0.86
33:DA:663:A:C2'	33:DA:664:G:H5''	2.06	0.86
41:DI:40:ARG:N	41:DI:44:ARG:HD2	1.91	0.86
8:AB:2345:G:H5'	8:AB:2345:G:C8	2.10	0.86
16:AJ:100:VAL:O	16:AJ:101:ILE:HG12	1.76	0.86
30:AX:35:GLY:O	30:AX:40:SER:HB2	1.75	0.86
33:BA:377:G:H1	33:BA:386:C:H42	1.22	0.86
50:BR:40:PRO:HD2	50:BR:43:ILE:HD11	1.56	0.86
8:CB:571:U:C4	8:CB:2030:A:N1	2.44	0.86

Continued on next page...

Continued from previous page...

Atom-1	Atom-2	Interatomic distance (Å)	Clash overlap (Å)
8:CB:2231:U:H2'	8:CB:2232:C:H6	1.40	0.86
8:CB:2733:A:H3'	8:CB:2733:A:H8	1.41	0.86
8:CB:484:C:H42	8:CB:496:G:H1	1.20	0.86
22:CP:62:LYS:HA	22:CP:74:GLN:HE22	1.36	0.86
33:DA:227:G:H2'	33:DA:228:A:H8	1.39	0.86
33:DA:564:C:C6	49:DQ:32:ILE:HD11	2.11	0.86
33:DA:948:C:H5'	33:DA:1306:A:O2'	1.75	0.86
8:AB:136:G:H2'	8:AB:137:U:C6	2.11	0.85
8:AB:2415:G:H2'	8:AB:2416:C:H6	1.39	0.85
21:AO:87:ILE:HG13	21:AO:88:LYS:H	1.38	0.85
30:AX:22:LEU:HD13	30:AX:26:PHE:CZ	2.10	0.85
31:AY:23:LEU:HB3	31:AY:29:ARG:HH21	1.40	0.85
33:BA:137:U:H2'	33:BA:138:G:H8	1.37	0.85
8:CB:1884:G:H8	8:CB:1884:G:OP2	1.59	0.85
8:CB:860:U:H1'	8:CB:2268:A:H5'	1.56	0.85
8:CB:2434:A:H5'	8:CB:2434:A:C8	2.10	0.85
8:CB:784:G:H5''	9:CC:225:ASN:ND2	1.90	0.85
33:DA:1392:G:O2'	33:DA:1393:U:H5'	1.75	0.85
33:DA:890:G:N2	33:DA:907:A:OP2	2.08	0.85
48:DP:39:PHE:CE2	48:DP:41:PRO:HG3	2.11	0.85
1:A0:41:HIS:CD2	1:A0:48:TYR:HA	2.10	0.85
8:AB:1838:C:N3	8:AB:1899:A:C2	2.44	0.85
32:AZ:9:TYR:HB2	32:AZ:28:VAL:HG22	1.56	0.85
33:BA:499:A:H4'	33:BA:500:G:OP1	1.76	0.85
8:CB:448:U:H5	8:CB:583:G:N3	1.74	0.85
8:CB:67:U:H2'	8:CB:68:G:C8	2.10	0.85
8:CB:873:C:H2'	8:CB:874:G:H8	1.40	0.85
11:CE:146:VAL:HB	11:CE:184:ASP:CG	1.97	0.85
13:CG:79:THR:CG2	13:CG:80:GLU:H	1.88	0.85
24:CR:89:HIS:CG	24:CR:90:ARG:N	2.42	0.85
34:DB:52:ALA:HA	34:DB:55:GLU:HB2	1.57	0.85
7:AA:115:A:C2	7:AA:116:G:C8	2.65	0.85
8:AB:1677:A:C8	8:AB:1677:A:H5''	2.10	0.85
8:AB:2333:A:O4'	8:AB:2335:A:H1'	1.75	0.85
10:AD:113:SER:HB3	10:AD:167:ASN:HA	1.58	0.85
11:AE:193:VAL:O	11:AE:199:MET:HA	1.74	0.85
28:AV:53:LYS:HD3	28:AV:54:ALA:H	1.38	0.85
50:BR:35:SER:OG	50:BR:37:LYS:HG3	1.77	0.85
8:CB:581:C:OP1	23:CQ:32:ARG:HB2	1.75	0.85
8:CB:962:G:H21	19:CM:81:ARG:HD3	1.40	0.85
20:CN:12:ARG:HD2	20:CN:16:HIS:CD2	2.10	0.85

Continued on next page...

Continued from previous page...

Atom-1	Atom-2	Interatomic distance (Å)	Clash overlap (Å)
22:CP:9:GLN:HB3	22:CP:56:SER:HB3	1.57	0.85
23:CQ:53:LYS:HE2	23:CQ:53:LYS:H	1.41	0.85
5:A4:22:VAL:HB	5:A4:24:ARG:NH2	1.92	0.85
8:AB:2282:G:C6	8:AB:2425:A:H2	1.94	0.85
8:AB:2455:G:H2'	8:AB:2456:C:C6	2.11	0.85
8:AB:2845:U:O3'	22:AP:54:LEU:HG	1.77	0.85
8:AB:1800:C:OP2	9:AC:260:LYS:HD2	1.76	0.85
11:AE:52:VAL:HG22	11:AE:53:THR:H	1.41	0.85
24:AR:35:PHE:O	24:AR:64:VAL:HG13	1.76	0.85
33:BA:386:C:H2'	33:BA:387:U:H5'	1.58	0.85
33:BA:780:A:H5''	33:BA:780:A:H8	1.41	0.85
42:BJ:57:VAL:HG22	42:BJ:58:ASN:H	1.39	0.85
8:CB:1590:A:H2'	8:CB:1591:A:H8	1.39	0.85
8:CB:2060:A:C2	8:CB:2502:G:C5	2.65	0.85
8:CB:586:A:H5'	11:CE:84:THR:HG21	1.55	0.85
13:CG:125:PRO:HG2	13:CG:129:GLU:HB3	1.56	0.85
13:CG:30:GLY:N	13:CG:78:VAL:HG23	1.89	0.85
16:CJ:78:THR:HG23	16:CJ:84:ILE:HG21	1.59	0.85
18:CL:33:ARG:HB2	18:CL:33:ARG:CZ	2.07	0.85
19:CM:31:PHE:HE2	19:CM:113:ALA:HB3	1.41	0.85
33:DA:401:C:H3'	33:DA:401:C:C6	2.10	0.85
33:DA:624:C:O2'	33:DA:625:U:H5'	1.75	0.85
5:A4:22:VAL:HB	5:A4:24:ARG:HH21	1.40	0.85
5:A4:3:VAL:HG21	5:A4:35:GLN:HG2	1.58	0.85
7:AA:104:A:C2	7:AA:105:G:H1'	2.11	0.85
8:AB:1028:A:H5'	8:AB:1028:A:C8	2.11	0.85
8:AB:1662:U:H2'	8:AB:1663:G:H5''	1.57	0.85
8:AB:1205:A:C8	11:AE:164:LEU:HD22	2.11	0.85
16:AJ:85:LYS:CE	16:AJ:85:LYS:HA	2.07	0.85
8:AB:508:A:C2	25:AS:9:HIS:NE2	2.43	0.85
8:CB:1422:G:H1'	8:CB:1496:A:N1	1.92	0.85
10:CD:179:ARG:NH1	10:CD:179:ARG:HG3	1.90	0.85
10:CD:179:ARG:HH11	10:CD:179:ARG:HG3	1.40	0.85
17:CK:35:VAL:HG21	17:CK:69:VAL:HG22	1.58	0.85
33:DA:1106:G:C5'	33:DA:1106:G:H8	1.84	0.85
33:DA:1347:G:N7	41:DI:108:ARG:HG3	1.91	0.85
33:DA:240:G:H5''	33:DA:240:G:H8	1.38	0.85
39:DG:70:PRO:HG3	39:DG:102:TRP:CH2	2.10	0.85
33:BA:411:A:H62	33:BA:413:G:N2	1.74	0.85
33:BA:803:G:C8	33:BA:804:U:H5	1.94	0.85
41:BI:33:SER:HB3	41:BI:36:GLN:HE21	1.39	0.85

Continued on next page...

Continued from previous page...

Atom-1	Atom-2	Interatomic distance (Å)	Clash overlap (Å)
5:C4:1:MET:HE3	5:C4:2:LYS:HG3	1.56	0.85
8:CB:994:C:H42	8:CB:1160:G:H1	1.21	0.85
1:C0:5:ASN:ND2	8:CB:2019:A:H62	1.74	0.85
10:CD:145:SER:OG	10:CD:146:ILE:HD12	1.76	0.85
8:CB:2365:G:H4'	29:CW:65:LYS:HE2	1.57	0.85
33:DA:1009:U:H3	33:DA:1020:G:H1	1.23	0.85
33:DA:454:G:H2'	33:DA:455:G:H8	1.39	0.85
33:DA:958:A:N1	51:DS:53:GLY:HA3	1.92	0.85
50:DR:61:ALA:HB1	50:DR:66:LEU:HB2	1.58	0.85
8:AB:1422:G:H1'	8:AB:1496:A:N1	1.91	0.85
10:AD:129:THR:O	10:AD:140:HIS:HA	1.77	0.85
21:AO:45:SER:HB3	21:AO:47:VAL:HG22	1.58	0.85
26:AT:80:TRP:HD1	26:AT:81:LYS:N	1.73	0.85
40:BH:79:ARG:HG3	40:BH:79:ARG:NH1	1.90	0.85
8:CB:1616:A:H8	8:CB:1616:A:H5'	1.39	0.85
8:CB:1826:G:OP2	9:CC:221:GLY:HA2	1.76	0.85
8:CB:2333:A:H4'	8:CB:2334:U:H5'	1.58	0.85
33:DA:1423:G:H2'	33:DA:1424:U:C6	2.11	0.85
33:DA:998:C:H42	33:DA:1043:G:H1	1.25	0.85
37:DE:82:HIS:CE1	37:DE:146:MET:HG3	2.10	0.85
42:DJ:7:ARG:HB2	42:DJ:102:LEU:O	1.75	0.85
8:AB:1598:A:C2	8:AB:1599:U:C2	2.65	0.85
8:AB:1990:C:H2'	8:AB:1991:U:C6	2.12	0.85
8:AB:2231:U:H2'	8:AB:2232:C:H6	1.41	0.85
8:AB:2763:G:H8	8:AB:2763:G:H5'	1.40	0.85
8:AB:563:A:H5'	8:AB:563:A:H8	1.41	0.85
33:BA:785:G:H8	33:BA:785:G:H5''	1.39	0.85
8:CB:136:G:H22	26:CT:3:ARG:HE	1.20	0.85
8:CB:544:C:H2'	8:CB:545:U:C6	2.12	0.85
9:CC:204:LEU:HD13	9:CC:210:ALA:HB1	1.58	0.85
10:CD:136:ASN:HA	10:CD:139:SER:CB	2.06	0.85
33:DA:577:G:H8	33:DA:816:A:C6	1.94	0.85
35:DC:10:ARG:HE	35:DC:179:ALA:CB	1.90	0.85
48:DP:39:PHE:HE2	48:DP:41:PRO:HG3	1.41	0.85
8:AB:1631:G:H3'	8:AB:1631:G:C8	2.12	0.85
8:AB:2080:A:H2'	8:AB:2081:U:C6	2.11	0.85
8:AB:2031:A:C6	8:AB:2498:C:H1'	2.11	0.85
8:AB:586:A:H5'	11:AE:84:THR:HG21	1.57	0.85
14:AH:26:ALA:CA	14:AH:30:LEU:HB3	2.06	0.85
36:BD:160:LEU:HD13	36:BD:160:LEU:H	1.40	0.85
36:BD:84:ASN:HD22	36:BD:87:GLU:H	1.20	0.85

Continued on next page...

Continued from previous page...

Atom-1	Atom-2	Interatomic distance (Å)	Clash overlap (Å)
43:BK:68:ARG:CG	43:BK:68:ARG:HH11	1.90	0.85
29:CW:39:GLN:H	29:CW:68:PHE:HB2	1.40	0.85
33:DA:482:A:C2	33:DA:483:C:C2	2.65	0.85
9:AC:241:LYS:HB3	9:AC:241:LYS:NZ	1.90	0.85
8:AB:2512:C:C1'	10:AD:146:ILE:HD11	2.05	0.85
22:AP:50:ARG:HD2	22:AP:99:LEU:HD23	1.57	0.85
33:BA:779:C:H42	33:BA:803:G:H1	1.24	0.85
8:CB:2345:G:C8	8:CB:2345:G:H5'	2.11	0.85
8:AB:927:A:H2'	8:AB:928:A:C8	2.12	0.84
8:AB:1824:G:OP1	9:AC:53:ILE:HD11	1.77	0.84
18:AL:33:ARG:HG3	18:AL:33:ARG:NH1	1.88	0.84
17:AK:78:ARG:HE	22:AP:72:VAL:CG2	1.90	0.84
32:AZ:6:HIS:CD2	32:AZ:7:PRO:HD2	2.12	0.84
33:BA:408:A:OP1	36:BD:109:THR:HG21	1.77	0.84
33:BA:967:C:H3'	33:BA:968:A:C5'	2.07	0.84
2:C1:47:ILE:HG22	2:C1:48:TYR:N	1.91	0.84
8:CB:1139:G:H8	8:CB:1139:G:H5''	1.42	0.84
3:C2:33:ARG:HD2	8:CB:467:G:OP1	1.76	0.84
8:CB:745:G:H5''	8:CB:746:U:OP2	1.77	0.84
13:CG:3:VAL:HG22	13:CG:4:ALA:H	1.41	0.84
22:CP:25:VAL:HA	22:CP:89:GLY:H	1.42	0.84
33:DA:1084:G:OP2	33:DA:1084:G:H8	1.58	0.84
33:DA:1206:G:H5'	33:DA:1206:G:H8	1.40	0.84
33:DA:584:G:C2'	33:DA:585:G:H5''	2.06	0.84
48:DP:40:ASN:ND2	48:DP:42:ILE:HB	1.92	0.84
8:AB:1941:C:H5'	8:AB:1941:C:H6	1.42	0.84
8:AB:465:G:H2'	8:AB:466:A:C8	2.12	0.84
8:AB:666:A:C4	8:AB:667:U:C5	2.63	0.84
26:AT:1:MET:CG	26:AT:2:ILE:H	1.87	0.84
26:AT:7:LEU:HD12	26:AT:7:LEU:O	1.76	0.84
8:CB:1677:A:C8	8:CB:1677:A:H5''	2.12	0.84
8:CB:749:A:C6	8:CB:1618:A:C2	2.65	0.84
18:CL:57:LEU:HA	18:CL:58:TYR:CD2	2.12	0.84
8:CB:2821:A:OP2	20:CN:2:ARG:HD2	1.77	0.84
20:CN:64:ARG:HG2	20:CN:65:LEU:N	1.93	0.84
36:DD:138:PRO:O	36:DD:139:ASN:HB3	1.76	0.84
8:AB:321:U:H5'	8:AB:321:U:C6	2.11	0.84
8:AB:61:C:N3	8:AB:94:A:H2	1.73	0.84
12:AF:83:PRO:O	12:AF:84:ILE:HG12	1.77	0.84
33:BA:1077:G:H21	33:BA:1079:G:H3'	1.40	0.84
33:BA:1189:U:H2'	35:BC:175:HIS:CE1	2.13	0.84

Continued on next page...

Continued from previous page...

Atom-1	Atom-2	Interatomic distance (Å)	Clash overlap (Å)
33:BA:155:A:H5'	33:BA:155:A:H8	1.41	0.84
41:BI:29:ILE:HB	41:BI:64:ILE:HB	1.59	0.84
7:CA:76:G:H1'	28:CV:78:GLN:HE22	1.42	0.84
8:CB:1157:G:H5'	8:CB:1157:G:H8	1.43	0.84
8:CB:2199:A:H5''	8:CB:2199:A:C8	2.11	0.84
8:CB:666:A:C4	8:CB:667:U:C5	2.64	0.84
8:CB:828:U:O2	8:CB:829:A:N7	2.09	0.84
8:CB:861:A:H5'	8:CB:862:G:OP2	1.77	0.84
13:CG:10:VAL:HG21	13:CG:44:HIS:NE2	1.93	0.84
16:CJ:45:THR:H	23:CQ:63:ARG:HH21	1.23	0.84
8:CB:1454:C:H5'	20:CN:63:ARG:NE	1.92	0.84
23:CQ:44:TYR:C	23:CQ:48:ASP:HB2	1.98	0.84
26:CT:24:MET:HE2	26:CT:30:ILE:HG13	1.59	0.84
33:DA:1462:C:O2'	33:DA:1463:U:H5'	1.77	0.84
45:DM:106:ARG:CG	45:DM:106:ARG:HH11	1.90	0.84
8:AB:1617:C:H2'	8:AB:1617:C:O2	1.77	0.84
8:AB:363:G:N2	8:AB:364:C:C2	2.45	0.84
8:AB:393:C:C2	8:AB:394:C:H5	1.95	0.84
8:AB:38:A:O4'	11:AE:46:GLN:CG	2.26	0.84
22:AP:23:ASP:OD1	22:AP:49:ILE:HG22	1.76	0.84
7:CA:7:G:H8	7:CA:7:G:H5'	1.42	0.84
8:CB:1548:A:H2'	8:CB:1549:A:C8	2.12	0.84
8:CB:384:A:O5'	8:CB:384:A:H8	1.60	0.84
8:CB:585:G:O2'	11:CE:77:ILE:HD13	1.77	0.84
9:CC:42:ARG:HG2	9:CC:43:ASN:N	1.92	0.84
27:CU:21:ARG:HG2	27:CU:21:ARG:HH11	1.42	0.84
33:DA:1068:G:H8	33:DA:1068:G:H5''	1.43	0.84
33:DA:34:C:H2'	33:DA:35:G:C8	2.12	0.84
33:DA:950:U:H2'	33:DA:951:G:C8	2.13	0.84
11:AE:194:LYS:NZ	11:AE:194:LYS:H	1.76	0.84
11:AE:194:LYS:N	11:AE:194:LYS:HZ2	1.75	0.84
24:AR:43:ASN:HB3	24:AR:51:VAL:HB	1.60	0.84
33:BA:1255:G:H8	33:BA:1255:G:H5'	1.43	0.84
33:BA:559:A:H4'	33:BA:560:A:H5''	1.58	0.84
34:BB:46:VAL:HA	34:BB:49:PHE:CE2	2.13	0.84
40:BH:37:ASN:O	40:BH:41:GLU:HB3	1.77	0.84
47:BO:34:GLN:NE2	47:BO:38:LEU:HD21	1.91	0.84
8:CB:1283:G:H22	8:CB:1286:A:H5'	1.40	0.84
8:CB:2365:G:H4'	29:CW:65:LYS:CE	2.07	0.84
8:CB:2882:A:OP1	20:CN:96:ARG:HD3	1.77	0.84
13:CG:16:VAL:HG12	13:CG:17:LYS:H	1.41	0.84

Continued on next page...

Continued from previous page...

Atom-1	Atom-2	Interatomic distance (Å)	Clash overlap (Å)
18:CL:33:ARG:HD2	24:CR:85:LYS:HZ1	1.39	0.84
19:CM:40:ARG:HA	19:CM:92:TRP:NE1	1.92	0.84
42:DJ:30:LYS:HD3	42:DJ:31:ARG:HG3	1.59	0.84
3:A2:34:ARG:HH21	3:A2:42:LEU:HD12	1.42	0.84
8:AB:2040:G:H2'	8:AB:2041:U:H6	1.42	0.84
8:AB:24:G:H1'	25:AS:77:ASP:HB3	1.57	0.84
11:AE:25:GLU:HA	11:AE:28:VAL:HG13	1.60	0.84
8:CB:1104:C:H2'	8:CB:1105:U:C6	2.12	0.84
9:CC:257:ARG:HG2	9:CC:261:ARG:NH1	1.92	0.84
12:CF:83:PRO:O	12:CF:84:ILE:HG12	1.76	0.84
24:CR:92:TRP:HZ3	24:CR:94:THR:HG23	1.42	0.84
33:DA:1285:A:O2'	33:DA:1286:U:H5''	1.77	0.84
5:A4:3:VAL:HB	5:A4:35:GLN:HA	1.56	0.84
3:A2:13:ASN:OD1	8:AB:125:A:H4'	1.78	0.84
8:AB:571:U:N3	8:AB:2030:A:C2	2.46	0.84
5:A4:36:ARG:HD3	8:AB:2742:G:OP1	1.77	0.84
20:AN:37:THR:HG22	20:AN:39:PRO:HD2	1.59	0.84
7:AA:49:C:OP1	21:AO:102:ARG:HB2	1.78	0.84
33:BA:693:G:P	43:BK:126:ARG:HH12	2.01	0.84
8:CB:2699:C:H2'	8:CB:2700:A:C8	2.13	0.84
8:CB:937:C:H2'	8:CB:938:G:C8	2.13	0.84
9:CC:155:ARG:CD	9:CC:157:ALA:HB3	2.07	0.84
33:DA:395:C:N4	33:DA:396:C:H42	1.75	0.84
39:DG:143:MET:O	39:DG:147:ASN:HB2	1.78	0.84
39:DG:78:ARG:HH11	39:DG:81:GLY:H	1.23	0.84
4:A3:58:ILE:HG13	4:A3:59:ALA:H	1.43	0.84
16:AJ:121:LYS:HD2	16:AJ:121:LYS:N	1.91	0.84
19:AM:110:GLU:HB3	19:AM:126:ILE:HG21	1.57	0.84
22:AP:31:VAL:HG22	22:AP:81:ASP:HB2	1.58	0.84
33:BA:444:G:H2'	33:BA:445:G:C8	2.12	0.84
33:BA:60:A:P	33:BA:60:A:H8	2.00	0.84
37:BE:81:GLN:HG2	37:BE:149:PRO:HD3	1.57	0.84
1:C0:41:HIS:CG	1:C0:42:ILE:N	2.43	0.84
8:CB:1635:A:H5'	8:CB:1635:A:H8	1.41	0.84
8:CB:338:G:H8	8:CB:338:G:H5''	1.42	0.84
11:CE:194:LYS:NZ	11:CE:194:LYS:H	1.75	0.84
8:CB:871:U:H4'	19:CM:68:PHE:CE1	2.13	0.84
22:CP:50:ARG:HD2	22:CP:99:LEU:HD23	1.59	0.84
26:CT:68:LYS:HG3	26:CT:74:ILE:O	1.77	0.84
33:DA:708:C:O2'	33:DA:709:U:H5'	1.78	0.84
33:DA:975:A:H4'	33:DA:976:G:H5'	1.57	0.84

Continued on next page...

Continued from previous page...

Atom-1	Atom-2	Interatomic distance (Å)	Clash overlap (Å)
4:A3:29:ARG:N	4:A3:29:ARG:HD3	1.92	0.84
8:AB:1420:A:C2	8:AB:2211:A:H8	1.94	0.84
8:AB:2849:U:N3	8:AB:2867:G:C8	2.46	0.84
8:AB:666:A:C2'	8:AB:667:U:H5''	2.08	0.84
8:AB:968:C:N3	8:AB:969:G:N7	2.26	0.84
23:AQ:13:HIS:CE1	23:AQ:31:TYR:CE2	2.65	0.84
25:AS:8:ARG:HA	25:AS:102:HIS:HD2	1.43	0.84
26:AT:31:VAL:HG23	26:AT:32:LEU:H	1.43	0.84
33:BA:509:A:H5'	36:BD:50:TYR:CE2	2.13	0.84
33:BA:402:G:H5'	33:BA:621:A:H1'	1.58	0.84
40:BH:77:VAL:HG23	40:BH:126:CYS:HA	1.57	0.84
3:C2:18:PHE:N	3:C2:18:PHE:CD2	2.43	0.84
8:CB:2694:G:N2	8:CB:2716:C:H1'	1.92	0.84
8:CB:2733:A:H3'	8:CB:2733:A:C8	2.13	0.84
11:CE:195:GLN:HB2	11:CE:198:GLU:O	1.78	0.84
13:CG:108:PHE:HZ	13:CG:151:ARG:HG3	1.42	0.84
19:CM:50:ARG:NH2	19:CM:53:MET:HB3	1.92	0.84
35:DC:129:PHE:CZ	35:DC:156:LEU:HD13	2.13	0.84
8:AB:396:G:C8	8:AB:396:G:H5'	2.12	0.84
8:AB:557:C:H2'	8:AB:558:U:H6	1.42	0.84
8:AB:91:A:H2'	8:AB:92:U:C6	2.12	0.84
8:AB:784:G:H5''	9:AC:225:ASN:ND2	1.93	0.84
22:AP:9:GLN:HB3	22:AP:56:SER:HB3	1.58	0.84
33:BA:862:C:H2'	33:BA:863:U:H5'	1.60	0.84
41:BI:12:LYS:H	41:BI:109:GLN:HE22	1.21	0.84
8:CB:1256:G:C6	8:CB:1257:C:N4	2.46	0.84
12:CF:33:ILE:HD11	12:CF:90:LEU:HB2	1.59	0.84
14:CH:3:VAL:H	14:CH:21:VAL:HG11	1.41	0.84
16:CJ:85:LYS:HA	16:CJ:85:LYS:HE2	1.60	0.84
19:CM:58:LYS:HD2	19:CM:60:GLN:HB2	1.58	0.84
25:CS:88:ARG:HD2	25:CS:94:ASP:OD1	1.77	0.84
29:CW:42:THR:HG21	29:CW:67:LYS:HB2	1.59	0.84
33:DA:230:G:H5''	48:DP:31:ARG:NH2	1.93	0.84
33:DA:295:C:H2'	33:DA:296:U:C6	2.13	0.84
33:DA:381:C:O2	33:DA:382:A:C8	2.31	0.84
33:DA:408:A:H61	33:DA:434:U:H3	1.22	0.84
33:DA:952:U:H2'	33:DA:953:G:O4'	1.78	0.84
35:DC:108:PRO:HA	35:DC:111:ASP:HB3	1.60	0.84
35:DC:142:ARG:HB3	35:DC:143:LEU:HD13	1.59	0.84
37:DE:65:LYS:HA	37:DE:68:ARG:HD2	1.60	0.84
44:DL:36:VAL:HG11	44:DL:73:LEU:O	1.76	0.84

Continued on next page...

Continued from previous page...

Atom-1	Atom-2	Interatomic distance (Å)	Clash overlap (Å)
8:AB:994:C:N4	8:AB:1160:G:H1	1.75	0.83
19:AM:134:THR:HA	28:AV:79:ARG:HH11	1.41	0.83
20:AN:12:ARG:HD2	20:AN:16:HIS:CD2	2.13	0.83
33:BA:484:G:H4'	33:BA:485:U:H5'	1.60	0.83
33:BA:644:U:H4'	40:BH:83:ARG:HH12	1.43	0.83
8:CB:1019:U:H3	8:CB:1142:A:N6	1.73	0.83
8:CB:1598:A:H2	8:CB:1599:U:C2	1.95	0.83
8:CB:2078:C:C2	8:CB:2079:U:C5	2.65	0.83
8:CB:2636:C:H5'	10:CD:80:TRP:CZ2	2.13	0.83
29:CW:68:PHE:O	29:CW:69:GLU:HB3	1.76	0.83
33:DA:594:U:H3	33:DA:645:G:H1	1.23	0.83
8:AB:2694:G:N2	8:AB:2716:C:H1'	1.92	0.83
9:AC:42:ARG:HG2	9:AC:43:ASN:H	1.41	0.83
18:AL:33:ARG:CG	18:AL:33:ARG:HH11	1.90	0.83
29:AW:21:GLY:HA2	29:AW:25:PHE:CD1	2.11	0.83
33:BA:618:C:H3'	33:BA:619:U:H5''	1.59	0.83
34:BB:26:MET:HG2	34:BB:192:PRO:HG3	1.60	0.83
2:C1:44:GLN:HE21	2:C1:45:HIS:H	1.24	0.83
8:CB:1024:G:H3'	8:CB:1025:G:H2'	1.59	0.83
8:CB:756:A:C8	8:CB:756:A:H5'	2.10	0.83
19:CM:49:ALA:HA	19:CM:52:ALA:HB3	1.60	0.83
23:CQ:40:LYS:HD2	23:CQ:44:TYR:HD2	1.42	0.83
33:DA:1489:G:H2'	33:DA:1490:U:O4'	1.77	0.83
33:DA:203:G:H1'	33:DA:465:A:H62	1.40	0.83
33:DA:664:G:C5'	33:DA:664:G:H8	1.92	0.83
33:DA:856:C:N4	33:DA:857:C:H41	1.75	0.83
41:DI:46:VAL:HG11	41:DI:75:ALA:HB1	1.60	0.83
3:A2:25:LYS:N	3:A2:25:LYS:HE2	1.92	0.83
7:AA:113:C:H2'	7:AA:114:C:C6	2.13	0.83
8:AB:1813:G:N3	9:AC:50:THR:HG21	1.94	0.83
13:AG:6:ALA:O	13:AG:8:VAL:HG23	1.78	0.83
19:AM:31:PHE:HE2	19:AM:113:ALA:HB3	1.42	0.83
19:AM:31:PHE:HA	19:AM:128:THR:HB	1.59	0.83
33:BA:843:U:H3'	33:BA:844:G:C5'	2.07	0.83
45:BM:3:ILE:HG23	45:BM:56:ARG:HG2	1.60	0.83
8:CB:665:U:H2'	8:CB:666:A:C8	2.12	0.83
16:CJ:85:LYS:HA	16:CJ:85:LYS:CE	2.08	0.83
33:DA:1006:G:N1	33:DA:1024:G:H1'	1.92	0.83
33:DA:81:A:H2	33:DA:89:U:H3	1.21	0.83
8:AB:2239:G:H5'	9:AC:246:PRO:CG	2.08	0.83
8:AB:2248:C:H2'	8:AB:2249:U:H5'	1.59	0.83

Continued on next page...

Continued from previous page...

Atom-1	Atom-2	Interatomic distance (Å)	Clash overlap (Å)
18:AL:38:GLN:H	18:AL:41:ARG:NH1	1.76	0.83
33:BA:1253:G:H5'	33:BA:1253:G:H8	1.42	0.83
33:BA:240:G:C8	33:BA:240:G:H5''	2.13	0.83
33:BA:922:G:H2'	33:BA:923:A:C8	2.13	0.83
33:BA:958:A:N1	51:BS:53:GLY:HA3	1.93	0.83
43:BK:61:ALA:O	43:BK:64:VAL:HG12	1.79	0.83
8:CB:196:A:H3'	8:CB:197:A:H5''	1.60	0.83
8:CB:689:A:H4'	8:CB:689:A:OP1	1.76	0.83
24:CR:10:LYS:HD2	24:CR:11:GLN:N	1.94	0.83
29:CW:21:GLY:HA2	29:CW:25:PHE:CD1	2.13	0.83
33:DA:562:U:O2	44:DL:11:ARG:HD2	1.77	0.83
33:DA:642:A:C2	33:DA:643:C:C2	2.66	0.83
33:DA:787:A:H2'	33:DA:788:U:H5	1.43	0.83
35:DC:50:SER:HB3	35:DC:114:LEU:HD11	1.59	0.83
33:DA:276:G:H5'	49:DQ:16:MET:SD	2.17	0.83
2:A1:31:GLU:HG3	2:A1:32:LYS:H	1.42	0.83
8:AB:1295:C:H2'	8:AB:1296:G:C8	2.13	0.83
8:AB:132:G:N2	8:AB:148:U:N3	2.26	0.83
21:AO:56:LYS:HG2	21:AO:60:GLU:HA	1.58	0.83
33:BA:110:C:C2	33:BA:111:G:C8	2.66	0.83
33:BA:269:C:H2'	33:BA:270:A:C8	2.12	0.83
33:BA:782:A:N6	33:BA:800:G:H21	1.76	0.83
38:BF:53:LYS:O	38:BF:54:LEU:HB2	1.77	0.83
39:BG:70:PRO:HG2	39:BG:102:TRP:HH2	1.44	0.83
51:BS:50:VAL:HB	51:BS:57:VAL:HG22	1.60	0.83
8:CB:1454:C:N4	20:CN:64:ARG:HB2	1.93	0.83
8:CB:1913:A:H4'	8:CB:1914:C:OP1	1.78	0.83
8:CB:2396:G:H1	8:CB:2420:C:H42	1.20	0.83
8:CB:968:C:N3	8:CB:969:G:N7	2.26	0.83
9:CC:243:PRO:HA	9:CC:249:VAL:HG23	1.60	0.83
21:CO:38:GLN:HA	21:CO:50:ALA:HB3	1.60	0.83
27:CU:60:LYS:HE3	27:CU:61:GLU:H	1.42	0.83
32:CZ:67:PRO:HA	32:CZ:70:LYS:HB3	1.60	0.83
33:DA:269:C:H2'	33:DA:270:A:C8	2.14	0.83
8:AB:1661:G:C5	8:AB:1662:U:C5	2.67	0.83
8:AB:2135:A:H61	8:AB:2156:G:H2'	1.44	0.83
8:AB:2444:G:P	11:AE:63:LYS:HZ1	2.02	0.83
16:AJ:99:ARG:O	16:AJ:100:VAL:HB	1.77	0.83
17:AK:10:VAL:HG21	17:AK:16:ALA:HA	1.61	0.83
21:AO:98:GLN:NE2	21:AO:99:TYR:H	1.77	0.83
8:AB:1392:A:H62	26:AT:18:GLU:HG3	1.41	0.83

Continued on next page...

Continued from previous page...

Atom-1	Atom-2	Interatomic distance (Å)	Clash overlap (Å)
27:AU:72:PHE:HA	27:AU:96:LYS:NZ	1.94	0.83
33:BA:657:U:H1'	47:BO:22:GLY:HA2	1.58	0.83
3:C2:10:LEU:O	3:C2:14:ARG:HD2	1.78	0.83
8:CB:2255:G:H2'	8:CB:2256:G:H8	1.43	0.83
8:CB:2734:A:H2'	8:CB:2735:G:H5'	1.59	0.83
8:CB:2807:U:H1'	8:CB:2892:G:H21	1.39	0.83
8:CB:975:A:H2'	8:CB:976:G:H5'	1.59	0.83
25:CS:56:ALA:HA	25:CS:59:GLU:HB2	1.60	0.83
33:DA:137:U:H2'	33:DA:138:G:H8	1.39	0.83
38:DF:6:ILE:HG23	38:DF:62:MET:HB3	1.58	0.83
45:DM:64:VAL:O	45:DM:68:LEU:HB2	1.79	0.83
52:DT:2:ASN:CG	52:DT:3:ILE:H	1.81	0.83
8:AB:2029:G:O2'	8:AB:2030:A:H5'	1.77	0.83
8:AB:2742:G:H22	8:AB:2762:C:H42	1.26	0.83
8:AB:32:C:H42	8:AB:473:G:H1	1.23	0.83
8:AB:811:U:OP2	18:AL:31:GLY:HA2	1.78	0.83
23:AQ:30:VAL:HG12	23:AQ:31:TYR:H	1.44	0.83
33:BA:1375:A:H8	33:BA:1375:A:H5'	1.43	0.83
33:BA:412:A:O2'	33:BA:413:G:H5''	1.77	0.83
7:CA:76:G:H2'	7:CA:77:U:C6	2.14	0.83
8:CB:2358:A:N6	8:CB:2428:G:H1	1.77	0.83
17:CK:31:ARG:HB3	17:CK:32:TYR:CD1	2.13	0.83
21:CO:41:ALA:HB1	21:CO:42:PRO:HD3	1.61	0.83
1:A0:47:TYR:HA	1:A0:52:LYS:CB	2.09	0.83
8:AB:1252:G:H5''	55:AB:4447:HOH:O	1.79	0.83
12:AF:135:ILE:HG13	12:AF:140:ILE:HD13	1.61	0.83
29:AW:68:PHE:O	29:AW:69:GLU:HB3	1.75	0.83
33:BA:803:G:C5	33:BA:804:U:C5	2.67	0.83
33:BA:978:A:H2'	33:BA:979:C:C6	2.14	0.83
3:C2:18:PHE:N	3:C2:18:PHE:HD2	1.74	0.83
5:C4:2:LYS:HE2	5:C4:38:GLY:HA3	1.60	0.83
8:CB:796:C:H3'	8:CB:796:C:H6	1.44	0.83
11:CE:144:GLU:HG2	11:CE:166:LYS:HE2	1.59	0.83
33:DA:1409:C:H3'	33:DA:1409:C:H6	1.43	0.83
33:DA:216:U:H2'	33:DA:217:C:H6	1.42	0.83
33:DA:387:U:H5'	33:DA:387:U:H6	1.44	0.83
38:DF:68:GLN:HA	38:DF:71:ILE:HG22	1.61	0.83
43:DK:33:ILE:HG21	43:DK:73:VAL:HG21	1.61	0.83
7:AA:76:G:H2'	7:AA:77:U:C6	2.14	0.83
8:AB:1829:A:C5'	8:AB:1829:A:C8	2.62	0.83
8:AB:262:A:N7	8:AB:263:G:C8	2.47	0.83

Continued on next page...

Continued from previous page...

Atom-1	Atom-2	Interatomic distance (Å)	Clash overlap (Å)
8:AB:1651:G:H5''	20:AN:39:PRO:HG2	1.57	0.83
37:BE:44:ARG:HG3	37:BE:72:ASN:HA	1.60	0.83
7:CA:44:G:H1'	7:CA:47:C:H42	1.42	0.83
8:CB:2745:C:H42	8:CB:2759:G:H1	1.25	0.83
8:CB:623:C:OP2	18:CL:100:ILE:HG21	1.79	0.83
13:CG:104:LEU:O	13:CG:111:PRO:HB3	1.79	0.83
22:CP:23:ASP:OD1	22:CP:49:ILE:HG22	1.79	0.83
32:CZ:49:ARG:HG2	32:CZ:50:ASP:H	1.43	0.83
33:DA:125:U:H2'	33:DA:126:G:H8	1.44	0.83
35:DC:172:VAL:CG1	35:DC:202:PHE:HB2	2.08	0.83
43:DK:16:SER:HA	43:DK:78:ILE:CG2	2.08	0.83
49:DQ:56:ASP:OD1	49:DQ:81:ALA:HB2	1.79	0.83
6:A5:147:SER:O	6:A5:149:LEU:N	2.12	0.83
8:AB:1590:A:H2'	8:AB:1591:A:H8	1.44	0.83
8:AB:468:G:H2'	8:AB:469:G:C8	2.13	0.83
26:AT:29:THR:HG22	26:AT:86:THR:HG22	1.59	0.83
8:AB:1601:G:P	26:AT:62:VAL:HG11	2.19	0.83
27:AU:21:ARG:HH11	27:AU:21:ARG:HG2	1.42	0.83
33:BA:295:C:H2'	33:BA:296:U:C6	2.14	0.83
33:BA:683:G:N2	43:BK:39:ASN:HA	1.93	0.83
48:BP:51:ARG:HH11	48:BP:51:ARG:HB3	1.41	0.83
7:CA:56:G:H21	7:CA:58:A:H61	1.23	0.83
8:CB:2755:C:H6	8:CB:2755:C:O5'	1.62	0.83
8:CB:429:A:H2'	8:CB:430:A:C8	2.14	0.83
10:CD:178:VAL:HG23	10:CD:179:ARG:H	1.41	0.83
8:CB:2303:G:H2'	12:CF:128:SER:OG	1.78	0.83
21:CO:15:ARG:HE	21:CO:18:LEU:HD13	1.42	0.83
26:CT:31:VAL:HG23	26:CT:32:LEU:H	1.43	0.83
26:CT:80:TRP:HD1	26:CT:81:LYS:N	1.77	0.83
33:DA:1386:G:H2'	33:DA:1387:G:C8	2.14	0.83
33:DA:1510:C:N4	33:DA:1525:G:H1	1.76	0.83
33:DA:405:U:C5	36:DD:4:LEU:HD11	2.13	0.83
33:DA:584:G:C3'	33:DA:585:G:H5''	2.07	0.83
33:DA:730:G:O2'	33:DA:766:A:H5'	1.78	0.83
33:DA:763:G:H2'	33:DA:764:C:H6	1.44	0.83
33:DA:891:U:H5''	33:DA:891:U:H6	1.42	0.83
8:AB:450:G:H2'	8:AB:451:U:H5''	1.60	0.82
11:AE:147:LEU:CB	11:AE:183:PHE:HD1	1.87	0.82
27:AU:38:ILE:O	27:AU:39:ASN:HB3	1.79	0.82
33:BA:802:A:C2'	33:BA:803:G:H5'	2.09	0.82
33:BA:1320:C:C6	51:BS:69:LYS:HD2	2.14	0.82

Continued on next page...

Continued from previous page...

Atom-1	Atom-2	Interatomic distance (Å)	Clash overlap (Å)
8:CB:2352:A:H5'	8:CB:2352:A:H8	1.43	0.82
8:CB:571:U:N3	8:CB:2030:A:C2	2.47	0.82
8:CB:910:A:C2	8:CB:911:A:C6	2.67	0.82
13:CG:73:SER:HB3	13:CG:137:LYS:HE2	1.59	0.82
23:CQ:64:ILE:CD1	23:CQ:95:ALA:HB2	2.08	0.82
33:DA:531:U:C6	33:DA:531:U:H5'	2.14	0.82
33:DA:853:C:C4	33:DA:854:U:H5	1.96	0.82
48:DP:40:ASN:HD21	48:DP:42:ILE:HB	1.42	0.82
2:A1:46:VAL:HG13	2:A1:47:ILE:HG13	1.60	0.82
10:AD:124:ARG:O	10:AD:160:LYS:HD2	1.79	0.82
8:CB:1716:U:H2'	8:CB:1717:A:C8	2.13	0.82
8:CB:19:A:H2'	8:CB:20:C:H6	1.44	0.82
33:DA:1386:G:H2'	33:DA:1387:G:H8	1.42	0.82
33:DA:1423:G:C4	33:DA:1424:U:C5	2.67	0.82
33:DA:551:U:H2'	33:DA:552:U:C5	2.14	0.82
33:DA:801:U:C2'	33:DA:802:A:C8	2.60	0.82
38:DF:53:LYS:O	38:DF:54:LEU:HB2	1.79	0.82
7:AA:105:G:C4	7:AA:106:G:C8	2.67	0.82
8:AB:1708:C:H2'	8:AB:1709:U:C6	2.14	0.82
8:AB:2230:G:H2'	8:AB:2231:U:C6	2.14	0.82
33:BA:1053:G:H2'	33:BA:1199:U:C5	2.12	0.82
33:BA:724:G:C2	33:BA:725:G:C8	2.66	0.82
33:BA:728:A:H2'	33:BA:729:A:C8	2.13	0.82
8:CB:545:U:H1'	8:CB:550:C:O2	1.79	0.82
8:CB:927:A:H2'	8:CB:928:A:C8	2.13	0.82
13:CG:4:ALA:O	13:CG:5:LYS:HB2	1.78	0.82
20:CN:63:ARG:O	20:CN:66:ALA:HB3	1.79	0.82
33:DA:1455:G:H2'	33:DA:1456:A:H8	1.42	0.82
33:DA:382:A:N3	33:DA:383:A:C8	2.47	0.82
8:AB:1548:A:H2'	8:AB:1549:A:C8	2.15	0.82
8:AB:1616:A:H8	8:AB:1616:A:H5'	1.41	0.82
8:AB:2358:A:N6	8:AB:2428:G:H1	1.76	0.82
9:AC:241:LYS:HB3	9:AC:241:LYS:HZ2	1.44	0.82
19:AM:49:ALA:HA	19:AM:52:ALA:HB3	1.61	0.82
19:AM:59:ARG:H	19:AM:59:ARG:CD	1.92	0.82
22:AP:49:ILE:O	22:AP:50:ARG:HD3	1.80	0.82
33:BA:1345:U:C4	33:BA:1377:A:H2	1.98	0.82
33:BA:505:G:H5'	33:BA:534:U:C2	2.14	0.82
8:CB:1486:U:H3	8:CB:1503:A:H61	1.26	0.82
8:CB:2738:A:H2	8:CB:2767:C:N3	1.77	0.82
8:CB:588:U:H1'	11:CE:85:PHE:CD2	2.15	0.82

Continued on next page...

Continued from previous page...

Atom-1	Atom-2	Interatomic distance (Å)	Clash overlap (Å)
16:CJ:121:LYS:HD2	16:CJ:121:LYS:N	1.93	0.82
18:CL:126:ARG:HH11	18:CL:126:ARG:C	1.83	0.82
23:CQ:29:ARG:HH11	23:CQ:29:ARG:HB3	1.43	0.82
26:CT:68:LYS:CE	26:CT:75:GLY:HA3	2.09	0.82
33:DA:1216:A:H2'	33:DA:1217:C:C6	2.14	0.82
48:DP:67:ILE:HG13	48:DP:71:VAL:CG2	2.08	0.82
8:AB:1256:G:C6	8:AB:1257:C:N4	2.47	0.82
8:AB:2434:A:H5'	8:AB:2434:A:C8	2.14	0.82
19:AM:117:PHE:CD1	19:AM:124:LEU:HD21	2.15	0.82
21:AO:50:ALA:HB2	21:AO:83:LEU:HD12	1.62	0.82
22:AP:25:VAL:HA	22:AP:89:GLY:H	1.45	0.82
22:AP:23:ASP:HB2	22:AP:93:LYS:HE2	1.60	0.82
33:BA:408:A:H3'	33:BA:409:U:H5	1.45	0.82
50:BR:33:THR:HG23	50:BR:35:SER:H	1.43	0.82
8:CB:2360:G:N2	8:CB:2428:G:C5	2.47	0.82
13:CG:26:LYS:O	13:CG:78:VAL:HG11	1.79	0.82
21:CO:83:LEU:C	21:CO:87:ILE:HG21	1.99	0.82
33:DA:872:A:C5	33:DA:874:G:C8	2.67	0.82
33:DA:905:U:C5	33:DA:906:A:N7	2.48	0.82
36:DD:123:MET:HB2	36:DD:126:GLY:O	1.80	0.82
8:AB:124:G:H2'	8:AB:125:A:H5''	1.60	0.82
8:AB:679:C:H2'	8:AB:680:C:H6	1.45	0.82
8:AB:2572:A:C8	10:AD:150:GLN:HB2	2.14	0.82
16:AJ:132:HIS:CD2	16:AJ:132:HIS:O	2.31	0.82
8:AB:1141:U:OP2	16:AJ:65:THR:HG22	1.80	0.82
24:AR:65:ALA:CB	24:AR:99:THR:H	1.92	0.82
27:AU:39:ASN:HD22	27:AU:42:LYS:CE	1.91	0.82
33:BA:1282:C:H2'	33:BA:1283:U:H6	1.43	0.82
33:BA:1229:A:H62	45:BM:103:THR:HG21	1.44	0.82
8:CB:2636:C:C5'	10:CD:80:TRP:HZ2	1.93	0.82
18:CL:92:LEU:HD13	18:CL:96:LYS:CB	2.08	0.82
8:CB:1030:C:OP1	19:CM:117:PHE:CZ	2.32	0.82
27:CU:83:GLY:HA2	27:CU:92:VAL:HB	1.59	0.82
27:CU:9:GLU:HB2	27:CU:71:ILE:HB	1.60	0.82
33:DA:765:G:H1'	33:DA:812:G:N2	1.94	0.82
41:DI:119:LYS:CB	41:DI:122:ARG:HB2	2.08	0.82
41:DI:11:ARG:NE	41:DI:106:ASP:HB3	1.93	0.82
8:AB:2682:A:H61	8:AB:2728:U:H1'	1.45	0.82
8:AB:2888:C:H2'	8:AB:2889:C:C6	2.13	0.82
8:AB:856:G:C1'	29:AW:23:LYS:HD2	2.10	0.82
14:AH:69:ALA:HA	14:AH:140:ALA:HB2	1.59	0.82

Continued on next page...

Continued from previous page...

Atom-1	Atom-2	Interatomic distance (Å)	Clash overlap (Å)
21:AO:48:LEU:HD23	21:AO:49:VAL:N	1.95	0.82
33:BA:846:G:H2'	33:BA:847:G:H8	1.41	0.82
43:BK:19:VAL:HG23	43:BK:34:THR:HG23	1.60	0.82
8:CB:1022:G:N2	8:CB:1142:A:C2	2.47	0.82
8:CB:2032:G:N2	10:CD:150:GLN:HB3	1.93	0.82
8:CB:396:G:C8	8:CB:396:G:H5'	2.14	0.82
10:CD:122:VAL:HG11	10:CD:141:ARG:NH1	1.95	0.82
16:CJ:36:LEU:HA	16:CJ:51:GLY:O	1.80	0.82
17:CK:2:ILE:HG21	17:CK:67:LYS:HE3	1.61	0.82
8:CB:1667:G:OP1	17:CK:6:THR:HA	1.79	0.82
20:CN:115:LEU:HD23	20:CN:115:LEU:H	1.43	0.82
26:CT:66:LYS:C	26:CT:66:LYS:HE3	2.00	0.82
26:CT:68:LYS:HE2	26:CT:75:GLY:CA	2.09	0.82
33:DA:629:A:N7	33:DA:630:A:N7	2.27	0.82
3:A2:13:ASN:HA	3:A2:18:PHE:CG	2.14	0.82
8:AB:1486:U:H3	8:AB:1503:A:H61	1.25	0.82
8:AB:1913:A:H4'	8:AB:1914:C:OP1	1.79	0.82
8:AB:448:U:C5	8:AB:583:G:N3	2.48	0.82
8:AB:908:C:H5''	8:AB:909:A:OP2	1.79	0.82
13:AG:68:ARG:HG2	13:AG:71:LEU:HD22	1.61	0.82
20:AN:1:MET:HE3	20:AN:4:ARG:O	1.79	0.82
29:AW:50:VAL:HG22	29:AW:51:GLY:H	1.44	0.82
33:BA:1296:C:H5'	45:BM:13:HIS:NE2	1.95	0.82
33:BA:533:A:H4'	33:BA:534:U:OP2	1.79	0.82
36:BD:48:SER:HB3	36:BD:51:GLY:HA3	1.62	0.82
8:CB:124:G:C8	8:CB:124:G:H5'	2.13	0.82
8:CB:1631:G:H3'	8:CB:1631:G:C8	2.15	0.82
8:CB:915:C:H5''	8:CB:915:C:C6	2.15	0.82
9:CC:237:ARG:C	9:CC:237:ARG:HE	1.83	0.82
36:DD:169:TRP:CE2	36:DD:185:PRO:HB3	2.14	0.82
1:A0:21:LEU:H	1:A0:21:LEU:HD12	1.45	0.82
8:AB:1019:U:H3	8:AB:1142:A:N6	1.78	0.82
8:AB:118:A:C8	8:AB:119:A:C8	2.67	0.82
8:AB:196:A:H3'	8:AB:197:A:H5''	1.61	0.82
8:AB:669:G:H2'	8:AB:669:G:N3	1.94	0.82
8:AB:685:A:C2	8:AB:787:C:H1'	2.15	0.82
19:AM:59:ARG:N	19:AM:59:ARG:HD2	1.94	0.82
20:AN:126:ALA:O	20:AN:127:GLU:HB2	1.78	0.82
33:BA:452:A:H8	33:BA:452:A:H5''	1.44	0.82
46:BN:81:ILE:HA	46:BN:84:ARG:HB3	1.61	0.82
47:BO:7:THR:O	47:BO:10:ILE:HG22	1.80	0.82

Continued on next page...

Continued from previous page...

Atom-1	Atom-2	Interatomic distance (Å)	Clash overlap (Å)
2:C1:29:LYS:HB3	2:C1:30:PRO:CD	2.08	0.82
8:CB:2455:G:H2'	8:CB:2456:C:C6	2.15	0.82
8:CB:994:C:N4	8:CB:1160:G:H1	1.77	0.82
8:CB:1813:G:N3	9:CC:50:THR:HG21	1.93	0.82
8:CB:1205:A:H62	11:CE:164:LEU:HD13	1.45	0.82
21:CO:86:GLY:O	21:CO:87:ILE:HD13	1.80	0.82
24:CR:27:ILE:HG12	24:CR:29:THR:HG23	1.62	0.82
33:DA:203:G:H1'	33:DA:465:A:N6	1.95	0.82
33:DA:908:A:C2	33:DA:909:A:C4	2.68	0.82
35:DC:52:SER:HA	35:DC:113:LYS:HD3	1.59	0.82
37:DE:11:GLN:O	37:DE:38:VAL:HA	1.80	0.82
37:DE:44:ARG:HA	37:DE:71:ILE:O	1.79	0.82
41:DI:18:VAL:HG21	41:DI:85:ALA:HB2	1.59	0.82
43:DK:16:SER:CB	43:DK:78:ILE:HA	2.09	0.82
3:A2:31:LEU:HD22	3:A2:31:LEU:H	1.45	0.82
8:AB:160:A:H1'	8:AB:2208:C:O2'	1.80	0.82
8:AB:2699:C:H2'	8:AB:2700:A:C8	2.14	0.82
8:AB:796:C:H3'	8:AB:796:C:H6	1.45	0.82
10:AD:36:GLN:OE1	10:AD:89:GLU:HB2	1.80	0.82
18:AL:57:LEU:HD22	18:AL:58:TYR:HE2	1.43	0.82
19:AM:73:ILE:HG22	19:AM:74:THR:N	1.94	0.82
33:BA:81:A:H2	33:BA:89:U:H3	1.23	0.82
34:BB:102:ASN:O	34:BB:106:VAL:HG23	1.80	0.82
39:BG:12:LEU:HD13	39:BG:13:PRO:HD2	1.60	0.82
48:BP:3:THR:HG22	48:BP:66:THR:HB	1.62	0.82
8:CB:2327:A:H2'	8:CB:2328:A:C8	2.14	0.82
8:CB:85:G:H8	8:CB:85:G:H5''	1.45	0.82
8:CB:979:A:C2	8:CB:982:C:C2	2.68	0.82
11:CE:139:LYS:HA	11:CE:143:LEU:CD2	2.10	0.82
18:CL:117:THR:HG23	18:CL:118:THR:N	1.94	0.82
8:CB:2360:G:H1'	18:CL:61:LEU:HD21	1.61	0.82
27:CU:27:VAL:CG1	27:CU:33:VAL:HA	2.09	0.82
29:CW:3:LYS:HE2	29:CW:3:LYS:HA	1.62	0.82
33:DA:1252:A:N6	33:DA:1285:A:H61	1.78	0.82
33:DA:1332:A:H2'	33:DA:1333:A:H8	1.44	0.82
33:DA:36:C:H2'	33:DA:37:U:H5'	1.61	0.82
8:AB:1062:G:H1	8:AB:1076:C:H42	1.25	0.81
8:AB:1988:G:H2'	8:AB:1989:G:H5'	1.60	0.81
8:AB:2469:A:H5''	19:AM:55:ARG:HD2	1.59	0.81
8:AB:429:A:H2'	8:AB:430:A:C8	2.15	0.81
8:AB:946:C:H5'	55:AB:4392:HOH:O	1.80	0.81

Continued on next page...

Continued from previous page...

Atom-1	Atom-2	Interatomic distance (Å)	Clash overlap (Å)
16:AJ:96:ARG:CZ	16:AJ:98:GLU:HB3	2.10	0.81
18:AL:126:ARG:C	18:AL:126:ARG:HH11	1.83	0.81
33:BA:1510:C:H42	33:BA:1525:G:H1	1.28	0.81
33:BA:670:G:H3'	33:BA:670:G:C8	2.15	0.81
33:BA:683:G:C8	33:BA:683:G:H5'	2.15	0.81
34:BB:187:ASP:CB	34:BB:203:ASP:HB3	2.09	0.81
8:CB:1598:A:C2	8:CB:1599:U:C2	2.68	0.81
19:CM:117:PHE:CD1	19:CM:124:LEU:HD21	2.14	0.81
18:CL:35:HIS:CE1	24:CR:84:ARG:C	2.53	0.81
27:CU:78:LYS:CD	27:CU:96:LYS:HG3	2.08	0.81
33:DA:559:A:H4'	33:DA:560:A:H5''	1.61	0.81
33:DA:1329:A:O2'	45:DM:68:LEU:HD11	1.79	0.81
49:DQ:64:ARG:HH11	49:DQ:64:ARG:HG2	1.45	0.81
3:A2:10:LEU:H	3:A2:10:LEU:HD13	1.44	0.81
8:AB:1020:A:H4'	8:AB:1021:A:C5'	2.10	0.81
8:AB:1598:A:H2	8:AB:1599:U:N1	1.77	0.81
9:AC:216:ARG:HB3	9:AC:217:PRO:CD	2.10	0.81
33:BA:887:G:H21	33:BA:1489:G:H4'	1.45	0.81
33:BA:1514:G:H1	33:BA:1521:C:N4	1.77	0.81
34:BB:99:MET:O	34:BB:100:LEU:HB2	1.80	0.81
8:CB:103:A:H8	8:CB:103:A:H5''	1.44	0.81
8:CB:948:C:H2'	8:CB:949:G:C8	2.15	0.81
9:CC:196:ASN:HB3	9:CC:199:HIS:NE2	1.95	0.81
10:CD:101:PHE:HB2	10:CD:105:LYS:HD2	1.62	0.81
20:CN:1:MET:HG2	20:CN:3:HIS:CE1	2.14	0.81
33:DA:1277:C:H2'	33:DA:1279:G:H8	1.45	0.81
33:DA:60:A:P	33:DA:60:A:H8	2.03	0.81
7:AA:99:A:C4	7:AA:100:G:C8	2.67	0.81
8:AB:1318:U:H2'	8:AB:1319:C:C6	2.14	0.81
8:AB:144:A:H8	8:AB:144:A:H5''	1.45	0.81
10:AD:138:LEU:N	10:AD:138:LEU:HD23	1.96	0.81
14:AH:3:VAL:HB	14:AH:37:VAL:HG23	1.62	0.81
26:AT:69:ARG:HD2	26:AT:70:HIS:N	1.95	0.81
33:BA:555:U:H2'	33:BA:556:C:H6	1.45	0.81
33:BA:909:A:H2'	33:BA:910:C:H6	1.45	0.81
46:BN:79:SER:H	46:BN:82:LYS:HB2	1.44	0.81
3:C2:25:LYS:N	3:C2:25:LYS:HE2	1.94	0.81
8:CB:1049:C:H1'	8:CB:1113:U:O2'	1.79	0.81
8:CB:2208:C:H2'	8:CB:2209:G:C8	2.15	0.81
8:CB:2682:A:C2	8:CB:2683:C:C2	2.68	0.81
9:CC:216:ARG:HB3	9:CC:217:PRO:CD	2.09	0.81

Continued on next page...

Continued from previous page...

Atom-1	Atom-2	Interatomic distance (Å)	Clash overlap (Å)
14:CH:18:GLN:HG3	14:CH:18:GLN:O	1.78	0.81
23:CQ:40:LYS:HD2	23:CQ:44:TYR:CD2	2.15	0.81
27:CU:82:VAL:O	27:CU:92:VAL:HG11	1.80	0.81
33:DA:1278:G:N3	33:DA:1278:G:H5'	1.95	0.81
33:DA:720:C:N4	33:DA:721:G:N2	2.27	0.81
40:DH:68:LYS:HE3	40:DH:68:LYS:H	1.46	0.81
42:DJ:37:ARG:HB2	42:DJ:76:ILE:HA	1.60	0.81
8:AB:737:C:O2'	8:AB:738:G:H5'	1.79	0.81
9:AC:179:GLU:HG3	9:AC:266:ILE:HA	1.61	0.81
9:AC:20:ASN:CB	9:AC:202:ARG:HH11	1.92	0.81
14:AH:99:ILE:HG21	14:AH:115:VAL:HG11	1.61	0.81
33:BA:1191:A:H8	33:BA:1191:A:H5'	1.43	0.81
46:BN:87:ALA:HB2	46:BN:92:ILE:HD12	1.61	0.81
8:CB:2849:U:N3	8:CB:2867:G:C8	2.48	0.81
8:CB:831:G:C6	8:CB:832:U:N3	2.48	0.81
9:CC:24:HIS:HB3	9:CC:27:LYS:CE	2.08	0.81
11:CE:143:LEU:HA	11:CE:148:ILE:HG21	1.61	0.81
11:CE:17:THR:HG21	11:CE:196:VAL:HG13	1.62	0.81
13:CG:169:ARG:NE	13:CG:170:THR:H	1.79	0.81
8:CB:631:A:H1'	18:CL:66:PHE:HB3	1.61	0.81
21:CO:41:ALA:HB1	21:CO:42:PRO:CD	2.10	0.81
24:CR:78:ARG:N	24:CR:89:HIS:HE1	1.78	0.81
33:DA:1059:C:C4	33:DA:1060:U:H5	1.97	0.81
33:DA:1131:G:O5'	33:DA:1131:G:H8	1.62	0.81
33:DA:321:A:H2'	33:DA:328:C:H5	1.43	0.81
33:DA:584:G:H2'	33:DA:585:G:H5''	1.62	0.81
33:DA:774:G:C5	33:DA:775:G:C8	2.69	0.81
40:DH:124:ILE:O	40:DH:124:ILE:HG13	1.78	0.81
44:DL:115:LYS:O	44:DL:116:TYR:HB2	1.79	0.81
8:AB:2091:C:O2'	32:AZ:32:LEU:HB3	1.81	0.81
8:AB:616:A:H2'	8:AB:617:G:C8	2.15	0.81
8:AB:713:G:H21	8:AB:718:A:H2	1.27	0.81
11:AE:169:VAL:HG23	11:AE:170:ARG:N	1.96	0.81
15:AI:18:ASN:N	15:AI:19:PRO:HD2	1.94	0.81
18:AL:78:ARG:HB2	18:AL:99:ASN:CG	2.00	0.81
29:AW:18:LYS:HD2	29:AW:18:LYS:H	1.43	0.81
33:BA:625:U:H4'	48:BP:16:PHE:CE2	2.15	0.81
34:BB:95:TRP:CZ2	34:BB:171:ALA:HA	2.16	0.81
38:BF:6:ILE:HG23	38:BF:62:MET:HB3	1.61	0.81
3:C2:31:LEU:HD22	3:C2:31:LEU:H	1.46	0.81
8:CB:163:C:H2'	8:CB:164:C:O4'	1.78	0.81

Continued on next page...

Continued from previous page...

Atom-1	Atom-2	Interatomic distance (Å)	Clash overlap (Å)
8:CB:2230:G:H2'	8:CB:2231:U:C6	2.16	0.81
8:CB:2231:U:H2'	8:CB:2232:C:C6	2.15	0.81
8:CB:2891:U:H6	8:CB:2891:U:H3'	1.45	0.81
8:CB:657:U:H2'	8:CB:658:U:H6	1.42	0.81
28:CV:63:ILE:HB	28:CV:70:ILE:HG13	1.63	0.81
33:DA:240:G:H5'	33:DA:240:G:C8	2.16	0.81
37:DE:24:VAL:HG23	37:DE:25:LYS:H	1.46	0.81
48:DP:67:ILE:HG13	48:DP:71:VAL:HG23	1.63	0.81
3:A2:21:ARG:HH11	3:A2:21:ARG:HG2	1.45	0.81
8:AB:2062:A:H2'	8:AB:2063:C:H5'	1.60	0.81
8:AB:374:A:H2'	8:AB:375:G:H8	1.46	0.81
8:AB:665:U:H2'	8:AB:666:A:C8	2.15	0.81
8:AB:61:C:C2	8:AB:94:A:H2	1.98	0.81
8:AB:975:A:H2'	8:AB:976:G:H5'	1.60	0.81
16:AJ:114:LEU:O	16:AJ:118:MET:HB2	1.81	0.81
33:BA:473:U:H2'	33:BA:474:G:H8	1.45	0.81
33:BA:675:A:N1	33:BA:716:A:C2	2.48	0.81
40:BH:91:LEU:HB3	40:BH:92:PRO:CD	2.10	0.81
51:BS:28:LYS:HD3	51:BS:28:LYS:H	1.46	0.81
4:C3:11:LYS:HD2	18:CL:62:PRO:O	1.80	0.81
8:CB:158:U:H2'	8:CB:159:G:H5'	1.62	0.81
8:CB:2062:A:H2'	8:CB:2063:C:H5'	1.61	0.81
8:CB:737:C:O2'	8:CB:738:G:H5'	1.80	0.81
10:CD:62:LYS:HZ2	10:CD:62:LYS:N	1.79	0.81
10:CD:33:ARG:HG2	10:CD:89:GLU:HB2	1.63	0.81
19:CM:54:THR:HA	19:CM:57:VAL:HB	1.62	0.81
22:CP:49:ILE:O	22:CP:50:ARG:HD3	1.81	0.81
33:DA:432:A:C5	33:DA:433:G:C8	2.68	0.81
33:DA:685:G:N2	33:DA:706:A:N6	2.28	0.81
33:DA:797:C:C2'	33:DA:798:U:H5'	2.10	0.81
40:DH:39:LEU:HB2	40:DH:45:ILE:HD11	1.62	0.81
42:DJ:44:THR:O	42:DJ:46:LYS:HG3	1.80	0.81
8:AB:2327:A:H2'	8:AB:2328:A:C8	2.15	0.81
8:AB:2498:C:O2'	8:AB:2499:C:H5'	1.80	0.81
8:AB:2675:A:OP1	17:AK:30:ARG:HA	1.79	0.81
8:AB:79:C:H2'	8:AB:346:A:C8	2.15	0.81
11:AE:27:LEU:HD13	11:AE:31:VAL:HG21	1.62	0.81
27:AU:11:ILE:O	27:AU:69:VAL:HB	1.79	0.81
33:BA:509:A:H5'	36:BD:50:TYR:HE2	1.46	0.81
39:BG:57:GLU:HA	39:BG:60:ALA:HB3	1.62	0.81
8:CB:2638:G:N2	8:CB:2775:G:H2'	1.95	0.81

Continued on next page...

Continued from previous page...

Atom-1	Atom-2	Interatomic distance (Å)	Clash overlap (Å)
11:CE:194:LYS:N	11:CE:194:LYS:HZ2	1.76	0.81
18:CL:57:LEU:HA	18:CL:58:TYR:HD2	1.45	0.81
20:CN:33:ILE:HG21	20:CN:112:TYR:HD1	1.45	0.81
28:CV:53:LYS:HD3	28:CV:54:ALA:H	1.45	0.81
33:DA:1360:A:N6	33:DA:1361:G:H21	1.79	0.81
33:DA:1504:G:OP1	33:DA:1507:A:H4'	1.80	0.81
33:DA:604:G:H2'	33:DA:605:U:H5'	1.60	0.81
8:AB:142:A:C2	26:AT:2:ILE:HD12	2.16	0.81
8:AB:2188:U:H2'	8:AB:2189:U:O4'	1.81	0.81
8:AB:2208:C:H2'	8:AB:2209:G:C8	2.15	0.81
8:AB:2289:G:H8	8:AB:2289:G:H5'	1.45	0.81
8:AB:2337:G:H2'	8:AB:2337:G:N3	1.95	0.81
8:AB:477:A:H2'	8:AB:478:A:C8	2.15	0.81
8:AB:689:A:OP1	8:AB:689:A:H4'	1.78	0.81
8:AB:96:C:OP1	30:AX:39:GLN:HG2	1.79	0.81
9:AC:205:GLY:C	9:AC:206:LYS:HE2	2.00	0.81
18:AL:29:LYS:HD2	18:AL:31:GLY:H	1.41	0.81
33:BA:42:G:N2	33:BA:401:C:H1'	1.95	0.81
33:BA:806:C:H2'	33:BA:807:A:C8	2.15	0.81
33:BA:994:A:H8	33:BA:994:A:H5'	1.45	0.81
8:CB:1139:G:C8	8:CB:1139:G:H5''	2.16	0.81
8:CB:2025:C:H5''	8:CB:2026:U:OP2	1.81	0.81
20:CN:12:ARG:CD	20:CN:16:HIS:HD2	1.93	0.81
25:CS:110:ARG:HG3	25:CS:110:ARG:NH1	1.89	0.81
33:DA:1252:A:H2'	33:DA:1253:G:O4'	1.80	0.81
33:DA:870:U:H5'	33:DA:870:U:H6	1.44	0.81
43:DK:124:LYS:CA	53:DU:33:ARG:HH12	1.94	0.81
8:AB:1295:C:H2'	8:AB:1296:G:H8	1.44	0.81
8:AB:1682:G:H8	8:AB:1682:G:H5'	1.45	0.81
8:AB:2728:U:H2'	8:AB:2729:G:C8	2.16	0.81
8:AB:324:A:C8	8:AB:325:G:C8	2.68	0.81
9:AC:164:VAL:HG23	9:AC:172:THR:HG22	1.62	0.81
8:AB:1803:A:O2'	9:AC:254:LYS:HE3	1.80	0.81
10:AD:113:SER:O	10:AD:167:ASN:HB3	1.81	0.81
13:AG:122:ALA:O	13:AG:123:GLU:HG3	1.80	0.81
33:BA:950:U:H2'	33:BA:951:G:C8	2.15	0.81
33:BA:451:A:H5'	48:BP:70:ARG:HH12	1.46	0.81
8:CB:1024:G:O6	8:CB:1025:G:N1	2.13	0.81
8:CB:1590:A:H2'	8:CB:1591:A:C8	2.16	0.81
19:CM:133:LYS:HD3	28:CV:52:ALA:O	1.80	0.81
21:CO:27:VAL:HG11	21:CO:38:GLN:HB3	1.62	0.81

Continued on next page...

Continued from previous page...

Atom-1	Atom-2	Interatomic distance (Å)	Clash overlap (Å)
33:DA:788:U:H2'	33:DA:789:U:H5'	1.63	0.81
37:DE:33:THR:HG23	37:DE:51:LYS:HD3	1.62	0.81
37:DE:76:ASN:HB2	37:DE:81:GLN:HG2	1.63	0.81
49:DQ:64:ARG:HH11	49:DQ:64:ARG:CB	1.94	0.81
10:AD:98:VAL:HG23	10:AD:101:PHE:CE2	2.15	0.81
11:AE:153:LEU:HD13	11:AE:193:VAL:HG21	1.60	0.81
11:AE:119:ILE:HA	11:AE:189:THR:OG1	1.80	0.81
26:AT:67:VAL:HG12	26:AT:68:LYS:H	1.44	0.81
32:AZ:9:TYR:CD2	32:AZ:10:GLU:N	2.48	0.81
33:BA:1404:C:H42	33:BA:1497:G:H1	1.28	0.81
36:BD:81:LEU:HD12	36:BD:88:ASN:HB3	1.62	0.81
8:CB:1838:C:H4'	8:CB:1839:G:H5'	1.63	0.81
10:CD:101:PHE:O	10:CD:105:LYS:HD2	1.81	0.81
11:CE:109:LEU:HD13	11:CE:113:VAL:HG13	1.62	0.81
12:CF:67:THR:OG1	12:CF:85:GLY:HA3	1.81	0.81
18:CL:117:THR:CG2	18:CL:118:THR:H	1.94	0.81
25:CS:8:ARG:HA	25:CS:102:HIS:HD2	1.46	0.81
36:DD:144:ILE:CD1	36:DD:154:VAL:HG21	2.10	0.81
16:AJ:85:LYS:HA	16:AJ:85:LYS:HE2	1.59	0.81
20:AN:57:THR:HG23	20:AN:62:ASN:HD21	1.45	0.81
20:AN:96:ARG:NH2	20:AN:116:VAL:HG22	1.96	0.81
33:BA:662:U:O2'	33:BA:836:G:H5'	1.81	0.81
33:BA:688:G:H5''	33:BA:688:G:C8	2.16	0.81
33:BA:712:A:H5'	33:BA:712:A:C8	2.15	0.81
44:BL:89:LEU:HB3	44:BL:92:VAL:HG21	1.61	0.81
8:CB:1301:A:O2'	8:CB:1302:A:H3'	1.81	0.81
8:CB:1353:A:C4	8:CB:1354:A:N7	2.49	0.81
8:CB:2528:U:O2'	8:CB:2529:G:H5''	1.80	0.81
8:CB:1824:G:H1'	9:CC:247:TRP:HZ3	1.45	0.81
10:CD:122:VAL:HG21	10:CD:141:ARG:HD2	1.63	0.81
12:CF:135:ILE:HG13	12:CF:140:ILE:HD13	1.63	0.81
23:CQ:13:HIS:CD2	23:CQ:31:TYR:CZ	2.69	0.81
26:CT:29:THR:HG22	26:CT:86:THR:HG22	1.61	0.81
33:DA:1418:A:C2	33:DA:1483:A:C2	2.69	0.81
33:DA:237:G:H2'	33:DA:238:A:C8	2.17	0.81
8:AB:1003:G:H5''	8:AB:1003:G:H8	1.45	0.80
8:AB:675:A:O2'	8:AB:676:A:H5'	1.80	0.80
8:AB:745:G:H5''	8:AB:746:U:OP2	1.80	0.80
17:AK:2:ILE:HG23	17:AK:33:ALA:O	1.81	0.80
21:AO:57:ALA:HB3	21:AO:62:LEU:HA	1.60	0.80
23:AQ:98:ALA:HB2	23:AQ:105:PHE:CD1	2.16	0.80

Continued on next page...

Continued from previous page...

Atom-1	Atom-2	Interatomic distance (Å)	Clash overlap (Å)
33:BA:1011:C:N4	33:BA:1018:G:H1	1.79	0.80
33:BA:36:C:H2'	33:BA:37:U:H5'	1.63	0.80
8:CB:2866:U:H4'	8:CB:2867:G:H4'	1.63	0.80
8:CB:688:U:H2'	8:CB:689:A:H5''	1.63	0.80
27:CU:47:PRO:HB2	27:CU:49:PRO:HD3	1.63	0.80
30:CX:36:GLN:HG3	30:CX:40:SER:HB3	1.63	0.80
31:CY:1:ALA:O	31:CY:43:ILE:HG13	1.81	0.80
33:DA:110:C:C2	33:DA:111:G:C8	2.69	0.80
33:DA:395:C:C4	33:DA:396:C:N4	2.49	0.80
8:AB:1716:U:H2'	8:AB:1717:A:C8	2.11	0.80
8:AB:636:G:H1	18:AL:76:GLU:HG2	1.44	0.80
8:AB:910:A:C2	8:AB:911:A:C6	2.70	0.80
10:AD:178:VAL:HG23	10:AD:179:ARG:H	1.44	0.80
13:AG:169:ARG:HH11	13:AG:171:LYS:N	1.78	0.80
13:AG:169:ARG:HH11	13:AG:171:LYS:H	1.29	0.80
18:AL:56:PRO:HB3	18:AL:60:ARG:NH2	1.95	0.80
31:AY:35:VAL:HG12	31:AY:36:GLU:H	1.46	0.80
34:BB:116:LEU:HA	34:BB:119:GLN:HG3	1.63	0.80
8:CB:1661:G:C5	8:CB:1662:U:H5	1.98	0.80
8:CB:1764:C:C2	8:CB:1765:U:H5	1.99	0.80
17:CK:76:VAL:O	22:CP:74:GLN:HB2	1.79	0.80
19:CM:9:PHE:HE2	19:CM:12:MET:HG2	1.42	0.80
33:DA:1511:G:H1	33:DA:1524:C:N4	1.78	0.80
33:DA:45:G:N2	33:DA:398:U:C2	2.49	0.80
33:DA:550:G:C5	33:DA:551:U:C5	2.69	0.80
33:DA:556:C:H2'	33:DA:557:G:H5'	1.62	0.80
33:DA:648:A:O2'	33:DA:649:A:H5'	1.81	0.80
4:A3:35:LYS:HD3	4:A3:35:LYS:H	1.45	0.80
8:AB:2358:A:H2	18:AL:59:ARG:HH22	1.24	0.80
8:AB:2684:U:H4'	17:AK:76:VAL:HG21	1.62	0.80
8:AB:937:C:H2'	8:AB:938:G:C8	2.16	0.80
12:AF:106:ALA:HB1	12:AF:136:ILE:HG23	1.63	0.80
37:BE:113:VAL:O	37:BE:114:LEU:HG	1.81	0.80
3:C2:21:ARG:HG2	3:C2:21:ARG:HH11	1.45	0.80
8:CB:814:C:H1'	8:CB:1225:G:H21	1.46	0.80
8:CB:2742:G:O5'	8:CB:2742:G:H8	1.65	0.80
8:CB:1796:U:H4'	9:CC:251:THR:H	1.46	0.80
13:CG:148:ARG:HH21	13:CG:153:PRO:HG2	1.45	0.80
33:DA:1477:U:H2'	33:DA:1478:U:H6	1.46	0.80
33:DA:408:A:C2	33:DA:409:U:H1'	2.16	0.80
35:DC:13:ILE:HG22	35:DC:14:VAL:HG22	1.62	0.80

Continued on next page...

Continued from previous page...

Atom-1	Atom-2	Interatomic distance (Å)	Clash overlap (Å)
2:A1:12:SER:HB3	2:A1:50:GLU:OE1	1.81	0.80
8:AB:163:C:H2'	8:AB:164:C:O4'	1.80	0.80
8:AB:1837:C:C2	8:AB:1899:A:N6	2.50	0.80
25:AS:83:LYS:O	25:AS:84:ARG:HD3	1.81	0.80
29:AW:48:ALA:O	29:AW:49:ASN:HB2	1.82	0.80
29:AW:46:ALA:HB3	29:AW:75:ASN:ND2	1.97	0.80
30:AX:22:LEU:HA	30:AX:47:ARG:NH2	1.96	0.80
33:BA:642:A:H2'	33:BA:643:C:C6	2.16	0.80
33:BA:899:C:H3'	33:BA:900:A:C8	2.15	0.80
34:BB:46:VAL:HG13	34:BB:47:PRO:HD3	1.64	0.80
40:BH:125:ILE:HG22	40:BH:126:CYS:N	1.97	0.80
46:BN:64:ARG:CG	46:BN:64:ARG:HH11	1.92	0.80
8:CB:2841:C:H2'	8:CB:2842:G:H8	1.46	0.80
8:CB:541:A:H2'	8:CB:542:C:O4'	1.80	0.80
11:CE:139:LYS:CA	11:CE:143:LEU:HD21	2.11	0.80
11:CE:48:THR:HA	11:CE:83:VAL:CG2	2.10	0.80
30:CX:18:LEU:HA	30:CX:22:LEU:HG	1.62	0.80
33:DA:1398:A:H5''	33:DA:1398:A:H8	1.45	0.80
33:DA:861:G:O5'	33:DA:861:G:H8	1.62	0.80
33:DA:880:C:C2	33:DA:881:G:C8	2.69	0.80
52:DT:9:ARG:HA	52:DT:12:GLN:HB3	1.62	0.80
8:AB:2079:U:H2'	8:AB:2080:A:H8	1.47	0.80
8:AB:2089:C:H2'	8:AB:2090:A:H8	1.46	0.80
10:AD:179:ARG:HH11	10:AD:179:ARG:HG3	1.45	0.80
12:AF:28:PRO:CB	12:AF:168:LEU:HD11	2.11	0.80
13:AG:156:TYR:CE1	13:AG:173:ALA:HA	2.15	0.80
16:AJ:24:THR:O	16:AJ:25:LEU:HD22	1.81	0.80
33:BA:974:A:H4'	33:BA:975:A:O5'	1.82	0.80
36:BD:145:ARG:HD2	36:BD:147:LYS:HD3	1.63	0.80
41:BI:18:VAL:HG11	41:BI:82:ILE:HG12	1.64	0.80
33:BA:562:U:H1'	44:BL:11:ARG:HB3	1.64	0.80
50:BR:70:THR:HG23	50:BR:72:ARG:H	1.45	0.80
1:C0:28:SER:HA	1:C0:36:LYS:HB3	1.62	0.80
5:C4:1:MET:CE	5:C4:2:LYS:HG3	2.11	0.80
8:CB:1598:A:H2	8:CB:1599:U:N1	1.80	0.80
8:CB:2645:G:H3'	8:CB:2646:C:C5'	2.12	0.80
8:CB:392:U:H2'	8:CB:393:C:C6	2.17	0.80
8:CB:634:C:H2'	8:CB:635:C:C6	2.15	0.80
8:CB:685:A:C2	8:CB:787:C:H1'	2.17	0.80
10:CD:113:SER:O	10:CD:167:ASN:HB3	1.81	0.80
17:CK:78:ARG:HH21	22:CP:72:VAL:HG11	1.47	0.80

Continued on next page...

Continued from previous page...

Atom-1	Atom-2	Interatomic distance (Å)	Clash overlap (Å)
26:CT:14:PRO:HA	26:CT:32:LEU:HA	1.64	0.80
36:DD:16:THR:HB	36:DD:18:LEU:HD22	1.63	0.80
8:AB:2270:A:H4'	29:AW:18:LYS:CG	2.10	0.80
8:AB:2333:A:H4'	8:AB:2334:U:H5'	1.61	0.80
8:AB:2396:G:H1	8:AB:2420:C:H42	1.25	0.80
8:AB:2360:G:N2	8:AB:2428:G:C5	2.49	0.80
8:AB:528:A:H8	8:AB:528:A:H3'	1.45	0.80
8:AB:634:C:H2'	8:AB:635:C:C6	2.16	0.80
8:AB:2052:A:C4'	10:AD:149:ASN:H	1.88	0.80
18:AL:111:ILE:H	18:AL:126:ARG:HH22	1.30	0.80
18:AL:117:THR:HG23	18:AL:118:THR:N	1.95	0.80
19:AM:1:MET:O	19:AM:65:ILE:HG12	1.82	0.80
20:AN:33:ILE:HG21	20:AN:112:TYR:HD1	1.46	0.80
24:AR:5:PHE:HB3	24:AR:12:HIS:CE1	2.17	0.80
33:BA:885:G:H1	33:BA:912:C:N4	1.75	0.80
7:CA:49:C:O3'	21:CO:68:LYS:HE2	1.80	0.80
8:CB:1058:U:H2'	8:CB:1059:G:C8	2.16	0.80
8:CB:1392:A:H2'	8:CB:1393:A:C8	2.16	0.80
8:CB:1990:C:H2'	8:CB:1991:U:C6	2.17	0.80
8:CB:2078:C:H2'	8:CB:2079:U:C6	2.17	0.80
8:CB:2592:G:C6	8:CB:2593:U:N3	2.50	0.80
8:CB:2597:G:OP1	9:CC:239:PHE:CG	2.35	0.80
8:CB:477:A:H2'	8:CB:478:A:C8	2.16	0.80
21:CO:16:ARG:HA	21:CO:16:ARG:NE	1.95	0.80
22:CP:23:ASP:HB2	22:CP:93:LYS:HE2	1.62	0.80
25:CS:11:ARG:O	25:CS:12:SER:HB2	1.79	0.80
29:CW:23:LYS:CE	29:CW:24:ARG:HB3	2.11	0.80
33:DA:1343:G:H2'	33:DA:1344:C:H5'	1.63	0.80
33:DA:712:A:H5'	33:DA:712:A:C8	2.16	0.80
33:DA:620:C:C2	36:DD:131:ILE:HG21	2.16	0.80
8:AB:124:G:H8	8:AB:124:G:H5'	1.46	0.80
8:AB:1256:G:C5	8:AB:1257:C:H5	1.99	0.80
8:AB:2095:A:C8	8:AB:2095:A:H5'	2.12	0.80
4:A3:39:ARG:HH21	8:AB:2363:G:H5''	1.46	0.80
8:AB:2645:G:H3'	8:AB:2646:C:C5'	2.12	0.80
9:AC:107:LYS:H	9:AC:194:VAL:CG2	1.93	0.80
8:AB:1665:A:O2'	17:AK:67:LYS:HE2	1.81	0.80
8:AB:942:G:H5'	18:AL:40:SER:HB3	1.63	0.80
53:BU:14:ALA:HA	53:BU:16:ARG:NE	1.97	0.80
3:C2:10:LEU:HD13	3:C2:10:LEU:H	1.43	0.80
3:C2:18:PHE:CZ	3:C2:45:SER:HA	2.16	0.80

Continued on next page...

Continued from previous page...

Atom-1	Atom-2	Interatomic distance (Å)	Clash overlap (Å)
8:CB:126:A:O2'	8:CB:127:A:H5'	1.81	0.80
8:CB:2289:G:H5'	8:CB:2289:G:C8	2.16	0.80
8:CB:2872:A:O2'	8:CB:2873:A:H5''	1.81	0.80
8:CB:65:U:H2'	8:CB:66:C:C6	2.15	0.80
9:CC:53:ILE:HG12	9:CC:218:THR:OG1	1.81	0.80
8:CB:1816:C:H5	9:CC:62:ARG:HD2	1.47	0.80
11:CE:49:ARG:HB2	11:CE:51:GLU:HG2	1.63	0.80
12:CF:28:PRO:CB	12:CF:168:LEU:HD11	2.11	0.80
13:CG:79:THR:HG23	13:CG:80:GLU:N	1.96	0.80
23:CQ:50:ARG:HA	23:CQ:53:LYS:HE3	1.61	0.80
33:DA:1140:C:H2'	33:DA:1141:C:C6	2.16	0.80
33:DA:355:C:H2'	33:DA:356:A:C8	2.17	0.80
38:DF:12:PRO:HG3	38:DF:56:LYS:O	1.81	0.80
11:AE:111:GLU:C	11:AE:113:VAL:H	1.85	0.80
23:AQ:105:PHE:HA	23:AQ:108:LEU:HD12	1.62	0.80
30:AX:15:ASN:O	30:AX:17:GLU:N	2.14	0.80
33:BA:236:A:H2'	33:BA:237:G:H8	1.45	0.80
8:CB:2415:G:H2'	8:CB:2416:C:C6	2.17	0.80
8:CB:2521:C:H6	8:CB:2521:C:H5'	1.47	0.80
8:CB:783:A:H8	8:CB:784:G:H4'	1.46	0.80
16:CJ:44:TYR:OH	16:CJ:49:ASP:O	1.98	0.80
33:DA:1439:G:N1	33:DA:1463:U:O2	2.14	0.80
33:DA:382:A:C2	33:DA:383:A:C5	2.70	0.80
48:DP:50:THR:HG22	48:DP:52:LEU:HD11	1.63	0.80
8:AB:2344:U:H4'	8:AB:2345:G:OP1	1.80	0.80
8:AB:2528:U:O2'	8:AB:2529:G:H5''	1.81	0.80
10:AD:11:MET:HG3	10:AD:12:THR:H	1.47	0.80
8:AB:1205:A:C8	11:AE:164:LEU:HD13	2.17	0.80
14:AH:122:LEU:H	14:AH:122:LEU:HD12	1.47	0.80
16:AJ:78:THR:HG23	16:AJ:84:ILE:HG21	1.63	0.80
33:BA:603:U:H3'	33:BA:603:U:H6	1.47	0.80
33:BA:866:C:N3	33:BA:867:G:H1'	1.97	0.80
34:BB:27:LYS:HB3	34:BB:28:PRO:HD3	1.63	0.80
43:BK:12:ARG:NH1	43:BK:12:ARG:HG3	1.91	0.80
48:BP:4:ILE:HD12	48:BP:66:THR:O	1.81	0.80
8:CB:2742:G:O6	8:CB:2763:G:N2	2.15	0.80
8:CB:374:A:H2'	8:CB:375:G:C8	2.17	0.80
8:CB:465:G:H2'	8:CB:466:A:C8	2.17	0.80
8:CB:831:G:C6	8:CB:832:U:C2	2.70	0.80
16:CJ:41:LYS:HD3	16:CJ:44:TYR:HB3	1.64	0.80
18:CL:6:LEU:HG	18:CL:9:ALA:HB2	1.61	0.80

Continued on next page...

Continued from previous page...

Atom-1	Atom-2	Interatomic distance (Å)	Clash overlap (Å)
24:CR:77:PHE:HB2	24:CR:89:HIS:CE1	2.16	0.80
35:DC:11:LEU:CB	35:DC:17:TRP:HE1	1.95	0.80
43:DK:16:SER:HB2	43:DK:78:ILE:HA	1.64	0.80
44:DL:2:THR:HG22	44:DL:4:ASN:N	1.97	0.80
3:A2:21:ARG:CG	3:A2:21:ARG:HH11	1.94	0.80
4:A3:34:LYS:HB2	4:A3:34:LYS:HZ2	1.46	0.80
3:A2:18:PHE:HB3	8:AB:126:A:P	2.22	0.80
8:AB:2678:C:O2'	8:AB:2679:A:H5'	1.82	0.80
8:AB:418:C:H2'	8:AB:419:U:H6	1.45	0.80
8:AB:535:G:H1'	23:AQ:52:ARG:NH1	1.96	0.80
8:AB:828:U:O2	8:AB:829:A:N7	2.15	0.80
18:AL:40:SER:HA	18:AL:41:ARG:HH21	1.46	0.80
18:AL:59:ARG:HH11	18:AL:59:ARG:HB3	1.45	0.80
24:AR:94:THR:O	24:AR:95:ASP:HB3	1.80	0.80
27:AU:12:VAL:HA	27:AU:68:ASN:ND2	1.96	0.80
33:BA:1035:A:H2'	33:BA:1036:A:H8	1.47	0.80
33:BA:258:G:H3'	55:BA:5057:HOH:O	1.82	0.80
47:BO:84:LEU:HB3	47:BO:86:LEU:HD13	1.64	0.80
8:CB:1053:C:N4	8:CB:1106:G:H1	1.79	0.80
8:CB:1022:G:C5	8:CB:1140:C:N4	2.49	0.80
8:CB:1263:U:H2'	8:CB:1264:A:C8	2.16	0.80
8:CB:1378:A:N7	8:CB:1380:G:C6	2.49	0.80
8:CB:2028:U:H2'	8:CB:2029:G:C8	2.17	0.80
8:CB:2822:G:OP2	20:CN:2:ARG:CB	2.22	0.80
8:CB:663:G:H5''	18:CL:27:LEU:HD13	1.64	0.80
8:CB:862:G:H22	8:CB:916:G:H1'	1.47	0.80
8:CB:950:G:H2'	8:CB:951:C:C6	2.17	0.80
9:CC:205:GLY:O	9:CC:206:LYS:HE2	1.81	0.80
10:CD:146:ILE:HG12	10:CD:155:VAL:HA	1.63	0.80
11:CE:5:LEU:HD11	11:CE:118:LEU:HA	1.64	0.80
13:CG:28:LYS:O	13:CG:29:ASN:HB2	1.82	0.80
17:CK:110:GLU:C	17:CK:111:LYS:HG2	2.02	0.80
33:DA:1140:C:H2'	33:DA:1141:C:H6	1.47	0.80
33:DA:1471:U:O2'	33:DA:1472:U:H5'	1.81	0.80
33:DA:408:A:OP1	36:DD:111:ALA:HB3	1.81	0.80
35:DC:65:VAL:HG21	35:DC:100:ILE:HD12	1.64	0.80
3:A2:16:HIS:CE1	8:AB:465:G:O2'	2.33	0.79
8:AB:1741:C:H2'	8:AB:1742:U:C6	2.16	0.79
8:AB:670:A:H3'	18:AL:47:ARG:HH11	1.48	0.79
12:AF:33:ILE:HG22	12:AF:155:ILE:HG12	1.62	0.79
17:AK:110:GLU:C	17:AK:111:LYS:HG2	2.03	0.79

Continued on next page...

Continued from previous page...

Atom-1	Atom-2	Interatomic distance (Å)	Clash overlap (Å)
25:AS:6:LYS:HB3	25:AS:104:THR:HG22	1.61	0.79
33:BA:321:A:H2'	33:BA:328:C:H5	1.45	0.79
39:BG:130:LYS:HG2	39:BG:131:GLY:N	1.95	0.79
33:BA:824:G:H1'	40:BH:1:SER:HA	1.62	0.79
8:CB:1829:A:C8	8:CB:1829:A:C5'	2.64	0.79
8:CB:418:C:H2'	8:CB:419:U:H6	1.46	0.79
8:CB:2250:G:C6	19:CM:82:MET:HG3	2.16	0.79
17:CK:78:ARG:HE	22:CP:72:VAL:CG2	1.94	0.79
33:DA:18:C:C1'	33:DA:1079:G:H21	1.95	0.79
33:DA:1425:U:H1'	33:DA:1476:A:C2	2.17	0.79
35:DC:122:GLN:HA	35:DC:125:ARG:HB2	1.63	0.79
39:DG:12:LEU:HD22	39:DG:13:PRO:HD2	1.63	0.79
43:DK:19:VAL:HG23	43:DK:34:THR:HG23	1.63	0.79
47:DO:2:LEU:HG	47:DO:3:SER:H	1.47	0.79
8:AB:1268:A:C2	8:AB:1269:A:H1'	2.17	0.79
8:AB:2678:C:C2'	8:AB:2679:A:H8	1.95	0.79
8:AB:2578:G:H1'	10:AD:145:SER:HB3	1.64	0.79
11:AE:8:ALA:HB3	11:AE:120:VAL:HG21	1.64	0.79
23:AQ:94:LEU:C	23:AQ:96:ASP:H	1.84	0.79
33:BA:959:A:H62	51:BS:77:ARG:HG2	1.47	0.79
34:BB:103:TRP:HZ3	34:BB:107:ARG:HD3	1.47	0.79
35:BC:10:ARG:HG3	35:BC:10:ARG:HH11	1.43	0.79
8:AB:716:A:OP1	47:BO:88:ARG:HB3	1.82	0.79
8:CB:1752:C:N4	8:CB:1756:G:N1	2.29	0.79
8:CB:850:U:H2'	8:CB:851:C:C5	2.18	0.79
14:CH:96:THR:HG23	14:CH:97:ARG:HG2	1.64	0.79
15:CI:56:VAL:HG22	15:CI:57:VAL:H	1.47	0.79
19:CM:5:LYS:HE3	19:CM:71:LYS:HE2	1.65	0.79
21:CO:7:ARG:NH2	21:CO:8:ILE:HG12	1.96	0.79
32:CZ:3:LYS:O	32:CZ:5:ILE:N	2.14	0.79
33:DA:1021:A:H2'	33:DA:1022:A:C8	2.17	0.79
33:DA:451:A:H61	33:DA:481:G:H5''	1.48	0.79
33:DA:828:U:H3	33:DA:859:G:H1'	1.46	0.79
8:AB:2285:C:H1'	8:AB:2288:A:C8	2.17	0.79
8:AB:727:A:H2	9:AC:15:VAL:HG11	1.48	0.79
8:AB:927:A:H2'	8:AB:928:A:H8	1.46	0.79
10:AD:197:THR:HG22	10:AD:198:GLY:N	1.97	0.79
11:AE:120:VAL:HG12	11:AE:121:VAL:N	1.97	0.79
12:AF:33:ILE:HD11	12:AF:90:LEU:HB2	1.63	0.79
14:AH:104:THR:HB	14:AH:109:GLU:HG2	1.65	0.79
14:AH:4:ILE:HG23	14:AH:16:GLY:HA3	1.64	0.79

Continued on next page...

Continued from previous page...

Atom-1	Atom-2	Interatomic distance (Å)	Clash overlap (Å)
14:AH:26:ALA:HA	14:AH:30:LEU:HB3	1.63	0.79
15:AI:21:PRO:HB2	15:AI:22:PRO:HD3	1.61	0.79
25:AS:24:ILE:CA	25:AS:28:LYS:HD2	2.12	0.79
27:AU:3:LYS:NZ	27:AU:3:LYS:HB2	1.95	0.79
33:BA:236:A:H2'	33:BA:237:G:C8	2.17	0.79
33:BA:715:A:H3'	33:BA:715:A:H8	1.46	0.79
36:BD:57:LYS:NZ	36:BD:58:GLN:HE21	1.80	0.79
8:CB:1256:G:C5	8:CB:1257:C:H5	2.01	0.79
8:CB:1661:G:C6	8:CB:1662:U:C5	2.70	0.79
19:CM:18:ARG:HG2	19:CM:19:GLY:H	1.47	0.79
27:CU:12:VAL:HA	27:CU:68:ASN:OD1	1.83	0.79
33:DA:1259:C:N4	33:DA:1276:G:H1	1.80	0.79
33:DA:1436:U:C2	33:DA:1437:A:C8	2.70	0.79
34:DB:49:PHE:O	34:DB:53:LEU:HB2	1.80	0.79
47:DO:87:ARG:HE	47:DO:87:ARG:HA	1.47	0.79
50:DR:70:THR:HB	50:DR:72:ARG:NH2	1.98	0.79
8:AB:133:U:H3	8:AB:146:A:H61	1.30	0.79
8:AB:1786:A:C2	8:AB:1938:A:C4	2.71	0.79
8:AB:2289:G:C8	8:AB:2289:G:H5'	2.16	0.79
8:AB:2751:G:H5'	13:AG:1:SER:HB2	1.64	0.79
9:AC:42:ARG:HG2	9:AC:43:ASN:N	1.98	0.79
11:AE:113:VAL:HG13	11:AE:114:ARG:H	1.46	0.79
20:AN:26:GLY:O	20:AN:29:VAL:HG23	1.83	0.79
29:AW:44:PHE:HB3	29:AW:76:ARG:HG3	1.64	0.79
33:BA:1165:U:H2'	33:BA:1166:G:H5'	1.63	0.79
33:BA:227:G:H2'	33:BA:228:A:C8	2.17	0.79
33:BA:645:G:H5'	33:BA:645:G:C8	2.18	0.79
8:CB:2728:U:H2'	8:CB:2729:G:C8	2.16	0.79
8:CB:2820:A:H5''	8:CB:2820:A:H8	1.48	0.79
9:CC:58:LYS:NZ	9:CC:58:LYS:HB2	1.96	0.79
15:CI:27:LEU:HD21	15:CI:34:ILE:HD12	1.63	0.79
16:CJ:44:TYR:HE1	16:CJ:48:VAL:O	1.65	0.79
19:CM:18:ARG:CG	19:CM:19:GLY:H	1.93	0.79
33:DA:909:A:H2'	33:DA:910:C:O4'	1.82	0.79
33:DA:977:A:H8	33:DA:1223:C:C4	2.00	0.79
36:DD:48:SER:O	36:DD:52:VAL:HG23	1.82	0.79
37:DE:158:LYS:HB3	40:DH:63:LYS:HD3	1.63	0.79
50:DR:61:ALA:HB3	50:DR:67:LEU:HD12	1.63	0.79
2:A1:35:LEU:HD21	2:A1:54:LYS:HB2	1.65	0.79
4:A3:7:ARG:HD2	4:A3:10:ALA:HB3	1.63	0.79
8:AB:2638:G:N2	8:AB:2775:G:H2'	1.97	0.79

Continued on next page...

Continued from previous page...

Atom-1	Atom-2	Interatomic distance (Å)	Clash overlap (Å)
8:AB:2640:G:C2'	8:AB:2641:G:H5''	2.13	0.79
13:AG:51:PHE:HD2	13:AG:52:GLY:N	1.80	0.79
16:AJ:109:LEU:HB2	16:AJ:110:PRO:HD2	1.62	0.79
8:AB:810:U:C5	18:AL:37:GLY:HA2	2.16	0.79
4:A3:24:LYS:HZ2	18:AL:62:PRO:C	1.86	0.79
25:AS:24:ILE:HG22	25:AS:28:LYS:HE2	1.65	0.79
26:AT:8:LEU:HA	30:AX:19:LEU:HD21	1.64	0.79
34:BB:15:PHE:HD1	34:BB:16:GLY:N	1.80	0.79
34:BB:163:ILE:HD12	34:BB:185:ILE:HD11	1.62	0.79
39:BG:111:GLY:HA2	39:BG:118:ARG:HH11	1.47	0.79
33:BA:1437:A:H5''	52:BT:28:ARG:HH12	1.48	0.79
7:CA:104:A:C2	7:CA:105:G:H1'	2.18	0.79
8:CB:2230:G:H2'	8:CB:2231:U:H6	1.48	0.79
8:CB:2341:G:H2'	8:CB:2342:C:C6	2.17	0.79
8:CB:675:A:O2'	8:CB:676:A:H5'	1.82	0.79
16:CJ:109:LEU:HB2	16:CJ:110:PRO:HD2	1.63	0.79
17:CK:10:VAL:HG21	17:CK:16:ALA:HA	1.65	0.79
33:DA:1258:G:H1	33:DA:1278:G:H22	1.30	0.79
33:DA:1347:G:H1'	33:DA:1373:G:N1	1.96	0.79
43:DK:96:ILE:O	43:DK:99:LEU:N	2.13	0.79
8:AB:1142:A:H5''	8:AB:1142:A:C8	2.18	0.79
5:A4:5:ALA:HB1	8:AB:2466:C:P	2.22	0.79
8:AB:915:C:H5''	8:AB:915:C:C6	2.17	0.79
8:AB:90:U:H3	8:AB:91:A:N6	1.81	0.79
9:AC:204:LEU:HD13	9:AC:210:ALA:HB1	1.64	0.79
8:AB:1824:G:N2	9:AC:249:VAL:HG12	1.96	0.79
10:AD:179:ARG:NH1	10:AD:179:ARG:HG3	1.95	0.79
11:AE:173:THR:HA	11:AE:200:LEU:HB3	1.64	0.79
16:AJ:132:HIS:HD2	16:AJ:132:HIS:O	1.66	0.79
20:AN:12:ARG:CD	20:AN:16:HIS:HD2	1.96	0.79
21:AO:57:ALA:CB	21:AO:62:LEU:HD22	2.12	0.79
22:AP:93:LYS:HB3	22:AP:96:LEU:HA	1.64	0.79
27:AU:64:ILE:HD13	27:AU:65:GLN:H	1.47	0.79
33:BA:1491:G:H2'	33:BA:1492:A:C8	2.18	0.79
33:BA:237:G:H2'	33:BA:238:A:C8	2.17	0.79
33:BA:570:G:H1	33:BA:865:A:H61	1.31	0.79
37:BE:55:VAL:N	37:BE:56:PRO:HD2	1.98	0.79
33:BA:878:A:H5''	40:BH:80:PRO:HG2	1.65	0.79
7:CA:29:A:C2	7:CA:30:C:C5	2.71	0.79
8:CB:111:A:H8	8:CB:111:A:O5'	1.66	0.79
8:CB:1941:C:H5'	8:CB:1941:C:H6	1.48	0.79

Continued on next page...

Continued from previous page...

Atom-1	Atom-2	Interatomic distance (Å)	Clash overlap (Å)
8:CB:194:G:N3	8:CB:194:G:H2'	1.95	0.79
8:CB:2208:C:H2'	8:CB:2209:G:H8	1.48	0.79
20:CN:2:ARG:NE	20:CN:3:HIS:O	2.16	0.79
27:CU:3:LYS:NZ	27:CU:3:LYS:HB2	1.98	0.79
33:DA:1279:G:H5''	42:DJ:9:ARG:NH2	1.98	0.79
35:DC:11:LEU:HD22	35:DC:17:TRP:CD1	2.17	0.79
8:AB:1622:G:C2	8:AB:1623:G:C8	2.70	0.79
8:AB:1752:C:N4	8:AB:1756:G:N1	2.30	0.79
15:AI:14:ALA:HB3	15:AI:50:LYS:HA	1.63	0.79
22:AP:24:THR:HG21	22:AP:111:GLU:HG2	1.63	0.79
33:BA:728:A:H2'	33:BA:729:A:H8	1.47	0.79
42:BJ:52:LEU:HD12	42:BJ:52:LEU:H	1.48	0.79
1:C0:29:VAL:H	1:C0:36:LYS:HD2	1.47	0.79
8:CB:1066:U:C6	8:CB:1066:U:H3'	2.17	0.79
8:CB:76:C:N3	8:CB:111:A:C2	2.50	0.79
8:CB:1259:G:H2'	8:CB:1260:A:C8	2.18	0.79
8:CB:2692:G:H1'	8:CB:2847:U:O2'	1.82	0.79
8:CB:346:A:H5'	8:CB:346:A:N3	1.97	0.79
8:CB:283:G:H1	8:CB:357:C:N4	1.80	0.79
8:CB:743:A:OP1	10:CD:134:HIS:NE2	2.16	0.79
10:CD:33:ARG:HD3	10:CD:89:GLU:OE2	1.82	0.79
10:CD:36:GLN:HE21	10:CD:36:GLN:C	1.86	0.79
8:CB:637:A:P	18:CL:112:LEU:HB2	2.22	0.79
19:CM:6:ARG:HD2	19:CM:71:LYS:NZ	1.97	0.79
23:CQ:64:ILE:HD11	23:CQ:95:ALA:HB2	1.64	0.79
31:CY:35:VAL:HG12	31:CY:36:GLU:H	1.47	0.79
33:DA:1216:A:H5''	46:DN:4:SER:CB	2.12	0.79
33:DA:479:U:H2'	33:DA:480:U:H5'	1.64	0.79
33:DA:762:U:H2'	33:DA:763:G:C8	2.16	0.79
36:DD:56:GLU:HB3	36:DD:198:LEU:HD21	1.65	0.79
47:DO:17:ASP:HB2	47:DO:20:ASP:HB3	1.65	0.79
8:AB:1210:G:H5''	8:AB:1211:C:H3'	1.65	0.79
8:AB:1613:G:H2'	8:AB:1617:C:N4	1.97	0.79
8:AB:1814:G:H8	8:AB:1814:G:H5'	1.48	0.79
8:AB:2267:A:H3'	8:AB:2268:A:H5''	1.63	0.79
8:AB:2787:C:H5'	10:AD:65:ALA:CB	2.12	0.79
8:AB:2786:U:O2'	10:AD:65:ALA:HB3	1.82	0.79
24:AR:67:GLY:O	24:AR:68:ARG:HB2	1.81	0.79
30:AX:14:LEU:HB2	30:AX:53:VAL:HG13	1.63	0.79
33:BA:1061:G:C8	33:BA:1062:U:C5	2.70	0.79
33:BA:1418:A:C6	33:BA:1483:A:C2	2.71	0.79

Continued on next page...

Continued from previous page...

Atom-1	Atom-2	Interatomic distance (Å)	Clash overlap (Å)
33:BA:479:U:H3'	33:BA:479:U:H6	1.48	0.79
5:C4:17:VAL:HG21	8:CB:1032:A:H4'	1.65	0.79
8:CB:1764:C:N3	8:CB:1765:U:H5	1.80	0.79
8:CB:2144:G:H21	8:CB:2148:G:H21	1.27	0.79
8:CB:2285:C:H1'	8:CB:2288:A:C8	2.18	0.79
8:CB:850:U:H2'	8:CB:851:C:C6	2.18	0.79
13:CG:96:ALA:HB3	13:CG:103:ASN:HB2	1.64	0.79
14:CH:1:MET:HG3	14:CH:21:VAL:HG22	1.64	0.79
8:CB:2484:G:H1'	19:CM:119:LEU:HD12	1.63	0.79
18:CL:34:GLY:H	24:CR:85:LYS:HE2	1.46	0.79
24:CR:92:TRP:CZ3	24:CR:94:THR:HG23	2.17	0.79
33:DA:463:U:H2'	33:DA:464:U:O4'	1.82	0.79
33:DA:680:C:O2'	33:DA:681:A:H5'	1.83	0.79
33:DA:878:A:C8	33:DA:878:A:H3'	2.18	0.79
8:AB:868:U:H3	8:AB:909:A:H61	1.31	0.79
20:AN:68:ALA:C	20:AN:70:THR:H	1.86	0.79
27:AU:26:ASN:HB3	27:AU:34:ILE:CD1	2.12	0.79
33:BA:1474:U:O2	33:BA:1475:G:C8	2.36	0.79
33:BA:775:G:N2	33:BA:805:C:N4	2.31	0.79
33:BA:959:A:N6	51:BS:77:ARG:HG2	1.97	0.79
3:C2:21:ARG:CG	3:C2:21:ARG:HH11	1.96	0.79
8:CB:1838:C:N3	8:CB:1899:A:C2	2.51	0.79
8:CB:38:A:H1'	11:CE:43:THR:O	1.82	0.79
8:CB:679:C:H2'	8:CB:680:C:H6	1.48	0.79
8:CB:851:C:H2'	8:CB:852:U:H6	1.45	0.79
9:CC:264:LYS:N	9:CC:264:LYS:HZ2	1.80	0.79
19:CM:40:ARG:HA	19:CM:92:TRP:HE1	1.46	0.79
33:DA:395:C:H5"	33:DA:396:C:OP2	1.81	0.79
34:DB:163:ILE:HG23	34:DB:164:ASP:H	1.47	0.79
37:DE:80:LEU:HB2	37:DE:122:VAL:HG11	1.63	0.79
44:DL:66:ILE:HD11	44:DL:73:LEU:HD12	1.64	0.79
5:A4:15:LYS:HZ2	5:A4:24:ARG:HG2	1.47	0.79
4:A3:30:HIS:ND1	8:AB:2419:U:O4	2.16	0.79
9:AC:169:ALA:O	9:AC:170:TYR:HB2	1.82	0.79
4:A3:11:LYS:HD3	18:AL:63:LYS:CB	2.13	0.79
20:AN:62:ASN:HB3	20:AN:80:PHE:CZ	2.17	0.79
29:AW:55:ASP:CG	29:AW:56:HIS:H	1.86	0.79
30:AX:22:LEU:HA	30:AX:47:ARG:NH1	1.98	0.79
33:BA:1174:G:H2'	33:BA:1175:G:C8	2.17	0.79
33:BA:1466:C:H2'	33:BA:1466:C:O2	1.82	0.79
33:BA:506:G:H2'	33:BA:507:C:H6	1.47	0.79

Continued on next page...

Continued from previous page...

Atom-1	Atom-2	Interatomic distance (Å)	Clash overlap (Å)
36:BD:94:GLU:CG	36:BD:103:ARG:HH22	1.95	0.79
45:BM:73:SER:HA	45:BM:76:ILE:HB	1.64	0.79
8:CB:1803:A:O2'	9:CC:254:LYS:HE3	1.83	0.79
8:CB:2341:G:H2'	8:CB:2342:C:H6	1.47	0.79
8:CB:320:A:H2'	11:CE:131:THR:OG1	1.83	0.79
8:CB:450:G:H2'	8:CB:451:U:H5''	1.64	0.79
9:CC:51:ARG:HH22	9:CC:54:GLY:CA	1.96	0.79
10:CD:208:LYS:HE3	10:CD:209:ALA:N	1.98	0.79
18:CL:111:ILE:H	18:CL:126:ARG:HH22	1.30	0.79
19:CM:16:ARG:O	19:CM:17:ASN:HB2	1.82	0.79
20:CN:26:GLY:O	20:CN:29:VAL:HG23	1.83	0.79
21:CO:74:VAL:HG23	21:CO:106:LEU:HD12	1.63	0.79
33:DA:1218:C:H2'	33:DA:1219:A:C8	2.15	0.79
33:DA:243:A:C8	33:DA:243:A:H5''	2.18	0.79
33:DA:430:A:O2'	33:DA:431:A:H5'	1.82	0.79
34:DB:116:LEU:HB3	34:DB:140:LEU:HD21	1.65	0.79
8:AB:1301:A:O2'	8:AB:1302:A:H3'	1.82	0.78
8:AB:850:U:H2'	8:AB:851:C:C6	2.18	0.78
16:AJ:40:HIS:H	16:AJ:40:HIS:CD2	1.99	0.78
18:AL:117:THR:CG2	18:AL:118:THR:H	1.95	0.78
25:AS:88:ARG:HD2	25:AS:94:ASP:OD1	1.83	0.78
33:BA:803:G:H2'	33:BA:804:U:H6	1.45	0.78
53:BU:20:ARG:HA	53:BU:24:LYS:HG3	1.65	0.78
8:CB:1142:A:C8	8:CB:1142:A:H5''	2.18	0.78
8:CB:2267:A:H3'	8:CB:2268:A:H5''	1.63	0.78
8:CB:561:G:O5'	8:CB:561:G:H8	1.66	0.78
8:CB:1657:U:OP1	10:CD:141:ARG:HB2	1.83	0.78
13:CG:34:ARG:HG2	13:CG:34:ARG:O	1.82	0.78
28:CV:63:ILE:H	28:CV:70:ILE:HD11	1.46	0.78
33:DA:1160:G:H22	33:DA:1176:A:H2	1.31	0.78
33:DA:1186:G:H5'	33:DA:1186:G:H8	1.48	0.78
33:DA:1186:G:O2'	41:DI:112:ARG:HG2	1.83	0.78
33:DA:1239:A:H4'	33:DA:1241:G:C8	2.17	0.78
33:DA:1251:A:O2'	33:DA:1370:G:H5'	1.83	0.78
33:DA:1408:A:C2	33:DA:1494:G:N1	2.51	0.78
33:DA:5:U:H1'	33:DA:6:G:N2	1.98	0.78
33:DA:799:G:H8	33:DA:799:G:H5''	1.48	0.78
34:DB:14:HIS:CE1	34:DB:42:LEU:HD21	2.17	0.78
37:DE:24:VAL:HG23	37:DE:25:LYS:N	1.98	0.78
37:DE:84:VAL:HG13	37:DE:95:MET:HB2	1.64	0.78
40:DH:91:LEU:HD23	40:DH:92:PRO:HD2	1.64	0.78

Continued on next page...

Continued from previous page...

Atom-1	Atom-2	Interatomic distance (Å)	Clash overlap (Å)
33:DA:1317:C:H41	46:DN:58:ARG:HH21	1.28	0.78
45:DM:84:CYS:HB2	51:DS:72:GLU:HB3	1.65	0.78
7:AA:27:C:H5''	7:AA:27:C:H6	1.48	0.78
8:AB:1417:C:H2'	8:AB:1418:G:H5'	1.65	0.78
8:AB:263:G:N2	8:AB:264:C:H1'	1.99	0.78
8:AB:777:G:H5''	8:AB:777:G:H8	1.48	0.78
9:AC:89:ASN:OD1	9:AC:199:HIS:HE1	1.65	0.78
13:AG:85:LYS:HG2	13:AG:131:VAL:HB	1.64	0.78
17:AK:103:VAL:O	17:AK:122:VAL:HB	1.83	0.78
17:AK:31:ARG:HB3	17:AK:32:TYR:CD1	2.19	0.78
29:AW:44:PHE:N	29:AW:76:ARG:HB2	1.99	0.78
33:BA:18:C:H1'	33:BA:1079:G:N2	1.98	0.78
42:BJ:70:HIS:H	42:BJ:70:HIS:CD2	1.98	0.78
4:C3:12:ARG:CG	4:C3:23:HIS:HB2	2.13	0.78
8:CB:1682:G:H8	8:CB:1682:G:H5'	1.49	0.78
8:CB:687:C:C4	8:CB:688:U:C2	2.72	0.78
11:CE:176:ASP:HB3	11:CE:179:SER:OG	1.83	0.78
18:CL:101:ILE:O	18:CL:103:ILE:HD13	1.83	0.78
25:CS:83:LYS:O	25:CS:84:ARG:HD3	1.82	0.78
11:AE:37:ALA:HA	11:AE:40:ARG:HH21	1.47	0.78
24:AR:43:ASN:CB	24:AR:51:VAL:HB	2.12	0.78
26:AT:80:TRP:CD1	26:AT:81:LYS:N	2.50	0.78
27:AU:78:LYS:HD2	27:AU:98:ASN:HB2	1.65	0.78
33:BA:404:G:N2	33:BA:405:U:C2	2.52	0.78
35:BC:59:PRO:HG2	35:BC:62:SER:OG	1.83	0.78
8:CB:1837:C:C2	8:CB:1899:A:N6	2.52	0.78
8:CB:1786:A:C2	8:CB:1938:A:C4	2.72	0.78
8:CB:446:G:OP2	23:CQ:2:ARG:CZ	2.32	0.78
18:CL:14:LYS:HZ3	18:CL:15:ALA:H	1.28	0.78
8:CB:65:U:OP1	26:CT:76:ARG:CB	2.32	0.78
29:CW:55:ASP:CG	29:CW:56:HIS:H	1.86	0.78
32:CZ:34:LEU:HB3	32:CZ:35:ASP:OD1	1.82	0.78
33:DA:1279:G:H5''	42:DJ:9:ARG:HH21	1.48	0.78
33:DA:585:G:H21	33:DA:879:C:C4'	1.95	0.78
33:DA:975:A:H4'	33:DA:976:G:C5'	2.14	0.78
38:DF:92:THR:HG22	38:DF:93:LYS:N	1.97	0.78
7:AA:44:G:H21	7:AA:46:A:N6	1.81	0.78
8:AB:1123:C:H6	8:AB:1123:C:H5'	1.48	0.78
8:AB:2231:U:H2'	8:AB:2232:C:C6	2.16	0.78
8:AB:950:G:H2'	8:AB:951:C:C6	2.17	0.78
9:AC:24:HIS:HB3	9:AC:27:LYS:CE	2.12	0.78

Continued on next page...

Continued from previous page...

Atom-1	Atom-2	Interatomic distance (Å)	Clash overlap (Å)
11:AE:46:GLN:H	11:AE:46:GLN:CD	1.85	0.78
27:AU:23:LYS:O	27:AU:25:LYS:HG3	1.82	0.78
33:BA:1011:C:H42	33:BA:1018:G:H1	1.31	0.78
33:BA:582:C:C5	33:BA:583:A:N7	2.50	0.78
37:BE:21:SER:HB2	37:BE:29:ILE:O	1.83	0.78
48:BP:40:ASN:OD1	48:BP:42:ILE:HG12	1.84	0.78
8:CB:1003:G:H8	8:CB:1003:G:H5''	1.49	0.78
8:CB:1099:G:C8	8:CB:1099:G:H5'	2.19	0.78
8:CB:1571:A:C2	8:CB:1572:A:C5	2.72	0.78
8:CB:1616:A:C8	8:CB:1616:A:H5'	2.17	0.78
8:CB:2029:G:O2'	8:CB:2030:A:H5'	1.82	0.78
8:CB:2841:C:H2'	8:CB:2842:G:C8	2.19	0.78
8:CB:556:A:H2'	8:CB:556:A:N3	1.97	0.78
9:CC:140:VAL:O	9:CC:141:HIS:HB2	1.82	0.78
9:CC:257:ARG:HH11	9:CC:257:ARG:HG3	1.48	0.78
13:CG:102:ILE:HD11	13:CG:130:ILE:HD12	1.64	0.78
16:CJ:114:LEU:O	16:CJ:118:MET:HB2	1.83	0.78
20:CN:56:LYS:HD3	20:CN:57:THR:N	1.96	0.78
32:CZ:8:LYS:O	32:CZ:9:TYR:HB2	1.83	0.78
33:DA:1288:A:H2'	33:DA:1289:A:O4'	1.84	0.78
36:DD:187:ARG:NE	36:DD:191:SER:HB3	1.98	0.78
33:DA:1060:U:H4'	42:DJ:54:SER:CB	2.14	0.78
8:AB:1677:A:H5''	8:AB:1677:A:H8	1.44	0.78
8:AB:19:A:H2'	8:AB:20:C:H6	1.48	0.78
8:AB:2025:C:H5''	8:AB:2026:U:OP2	1.83	0.78
8:AB:2352:A:H8	8:AB:2352:A:H5'	1.47	0.78
13:AG:14:VAL:HB	13:AG:25:ILE:HD11	1.63	0.78
19:AM:8:LYS:HE2	19:AM:8:LYS:H	1.46	0.78
33:BA:1436:U:H2'	33:BA:1437:A:C8	2.18	0.78
33:BA:1512:U:C2'	33:BA:1513:A:H5''	2.13	0.78
33:BA:216:U:H2'	33:BA:217:C:C6	2.18	0.78
1:C0:27:LEU:HG	8:CB:2886:A:N6	1.99	0.78
7:CA:34:A:H1'	7:CA:36:C:H41	1.47	0.78
8:CB:1028:A:C2	8:CB:1029:A:C5	2.72	0.78
8:CB:103:A:N7	8:CB:104:A:N3	2.31	0.78
8:CB:2691:C:O2	8:CB:2872:A:N6	2.14	0.78
8:CB:463:G:N2	8:CB:467:G:C5	2.51	0.78
8:CB:780:G:H1	9:CC:228:ASP:CG	1.86	0.78
16:CJ:24:THR:O	16:CJ:25:LEU:HD22	1.83	0.78
23:CQ:105:PHE:HA	23:CQ:108:LEU:HD12	1.64	0.78
24:CR:4:VAL:HB	24:CR:41:ILE:HG12	1.64	0.78

Continued on next page...

Continued from previous page...

Atom-1	Atom-2	Interatomic distance (Å)	Clash overlap (Å)
29:CW:19:ARG:HA	29:CW:33:GLY:HA2	1.66	0.78
33:DA:1361:G:C5	33:DA:1362:A:H8	2.01	0.78
33:DA:1415:G:C4	33:DA:1416:G:C8	2.71	0.78
33:DA:602:A:H3'	33:DA:602:A:C8	2.19	0.78
33:DA:768:A:H2'	33:DA:769:G:H5'	1.63	0.78
35:DC:10:ARG:CG	35:DC:10:ARG:HH11	1.96	0.78
46:DN:63:CYS:HB3	46:DN:68:ARG:H	1.48	0.78
50:DR:26:ALA:HA	50:DR:29:LYS:CE	2.14	0.78
8:AB:1028:A:H8	8:AB:1028:A:C5'	1.95	0.78
8:AB:2784:U:H2'	8:AB:2785:C:H6	1.48	0.78
8:AB:384:A:O5'	8:AB:384:A:H8	1.67	0.78
19:AM:18:ARG:CG	19:AM:19:GLY:H	1.95	0.78
27:AU:78:LYS:HG3	27:AU:96:LYS:HE2	1.65	0.78
29:AW:23:LYS:CE	29:AW:24:ARG:HB3	2.13	0.78
33:BA:999:C:H42	33:BA:1042:A:H61	1.30	0.78
33:BA:1511:G:C2	33:BA:1525:G:N2	2.52	0.78
33:BA:785:G:C8	33:BA:785:G:H5''	2.19	0.78
33:BA:947:G:H1'	33:BA:1333:A:C2	2.18	0.78
2:C1:46:VAL:HG13	2:C1:47:ILE:HG13	1.65	0.78
5:C4:15:LYS:HG2	5:C4:28:SER:H	1.46	0.78
8:CB:2637:U:H5''	8:CB:2638:G:OP2	1.83	0.78
8:CB:688:U:H3'	8:CB:688:U:H6	1.47	0.78
9:CC:20:ASN:CB	9:CC:202:ARG:HH11	1.95	0.78
8:CB:1653:G:O6	20:CN:10:LEU:HG	1.83	0.78
33:DA:1446:A:N6	33:DA:1447:A:C6	2.51	0.78
8:AB:1178:C:H2'	8:AB:1179:G:C8	2.19	0.78
8:AB:1635:A:H8	8:AB:1635:A:H5'	1.45	0.78
8:AB:1764:C:N3	8:AB:1765:U:H5	1.81	0.78
8:AB:783:A:H8	8:AB:784:G:H4'	1.48	0.78
11:AE:43:THR:HG23	11:AE:44:ARG:HH21	1.48	0.78
11:AE:48:THR:HG23	11:AE:86:ALA:HB3	1.66	0.78
18:AL:54:GLN:HB3	18:AL:56:PRO:HD2	1.64	0.78
24:AR:24:LYS:NZ	24:AR:66:HIS:HE1	1.81	0.78
26:AT:62:VAL:HG23	26:AT:63:VAL:N	1.99	0.78
33:BA:40:C:H2'	33:BA:41:G:C8	2.19	0.78
33:BA:999:C:N4	33:BA:1042:A:H61	1.82	0.78
35:BC:108:PRO:HB3	35:BC:114:LEU:HD12	1.66	0.78
33:BA:1523:G:P	43:BK:124:LYS:HZ3	2.07	0.78
44:BL:20:VAL:HA	44:BL:94:TYR:OH	1.83	0.78
7:CA:53:A:O5'	7:CA:53:A:H8	1.65	0.78
8:CB:2143:C:H6	8:CB:2143:C:O5'	1.67	0.78

Continued on next page...

Continued from previous page...

Atom-1	Atom-2	Interatomic distance (Å)	Clash overlap (Å)
8:CB:2331:G:H4'	29:CW:69:GLU:HG2	1.65	0.78
8:CB:264:C:C2'	8:CB:265:A:H5''	2.14	0.78
9:CC:63:ILE:O	9:CC:64:VAL:HG13	1.84	0.78
10:CD:151:THR:O	10:CD:153:GLY:N	2.17	0.78
10:CD:10:GLY:HA2	10:CD:24:VAL:HA	1.63	0.78
21:CO:100:HIS:O	21:CO:104:GLN:HB3	1.83	0.78
8:AB:1361:G:C4	8:AB:1362:C:C5	2.71	0.78
4:A3:31:ILE:HG21	8:AB:2392:A:OP1	1.82	0.78
8:AB:463:G:N2	8:AB:467:G:C5	2.51	0.78
11:AE:25:GLU:HA	11:AE:28:VAL:CG1	2.14	0.78
16:AJ:9:GLU:HG2	16:AJ:9:GLU:O	1.82	0.78
18:AL:94:THR:O	18:AL:100:ILE:HG13	1.84	0.78
22:AP:31:VAL:HG22	22:AP:81:ASP:CB	2.14	0.78
33:BA:1185:G:H8	33:BA:1185:G:H5'	1.48	0.78
33:BA:429:U:H1'	33:BA:430:A:H5''	1.66	0.78
48:BP:25:ARG:H	48:BP:25:ARG:HD3	1.49	0.78
4:C3:7:ARG:HD2	4:C3:10:ALA:HB3	1.64	0.78
5:C4:16:ILE:HG12	5:C4:17:VAL:HG12	1.66	0.78
8:CB:2073:C:O2	8:CB:2437:G:C2	2.37	0.78
8:CB:970:U:H2'	8:CB:971:G:H8	1.49	0.78
20:CN:123:GLU:HG2	20:CN:124:ALA:H	1.48	0.78
20:CN:25:ALA:HB2	20:CN:44:LEU:CD1	2.14	0.78
22:CP:2:ASN:N	22:CP:2:ASN:HD22	1.82	0.78
24:CR:79:ARG:HH11	24:CR:81:LYS:CE	1.95	0.78
33:DA:236:A:H2'	33:DA:237:G:C8	2.19	0.78
33:DA:434:U:C2'	33:DA:435:A:H8	1.94	0.78
33:DA:610:U:C5	33:DA:611:C:C4	2.72	0.78
33:DA:802:A:C2'	33:DA:803:G:H5'	2.12	0.78
37:DE:19:ARG:HD2	37:DE:28:ARG:HH22	1.49	0.78
45:DM:73:SER:HB3	45:DM:77:LYS:HE2	1.64	0.78
49:DQ:10:ARG:CZ	49:DQ:11:VAL:H	1.96	0.78
8:AB:1661:G:C5	8:AB:1662:U:H5	2.01	0.78
8:AB:2405:G:H2'	8:AB:2411:A:N6	1.99	0.78
8:AB:688:U:H2'	8:AB:689:A:H5''	1.66	0.78
8:AB:905:A:C6	8:AB:906:U:C5	2.72	0.78
8:AB:445:C:C4'	11:AE:47:LYS:HE2	2.13	0.78
25:AS:95:ARG:HG2	25:AS:95:ARG:HH11	1.48	0.78
33:BA:212:G:H2'	33:BA:213:G:H8	1.49	0.78
44:BL:87:LYS:HA	44:BL:87:LYS:NZ	1.99	0.78
1:C0:41:HIS:CD2	1:C0:46:GLY:HA3	2.18	0.78
8:CB:2452:C:C4	8:CB:2453:A:N1	2.52	0.78

Continued on next page...

Continued from previous page...

Atom-1	Atom-2	Interatomic distance (Å)	Clash overlap (Å)
8:CB:948:C:OP1	55:CB:5189:HOH:O	2.02	0.78
10:CD:128:ARG:HH11	10:CD:128:ARG:N	1.81	0.78
17:CK:39:ILE:HD12	17:CK:40:LYS:H	1.48	0.78
17:CK:78:ARG:NH2	22:CP:102:ARG:HH12	1.82	0.78
21:CO:36:TYR:HA	21:CO:52:SER:HB3	1.66	0.78
33:DA:212:G:H2'	33:DA:213:G:H8	1.49	0.78
33:DA:40:C:H2'	33:DA:41:G:C8	2.18	0.78
33:DA:585:G:C8	33:DA:585:G:C5'	2.59	0.78
33:DA:787:A:HO2'	33:DA:788:U:H6	1.32	0.78
33:DA:913:A:C8	33:DA:913:A:H5'	2.19	0.78
36:DD:36:ALA:HB2	36:DD:42:ALA:HB2	1.64	0.78
40:DH:75:GLN:NE2	40:DH:76:ARG:H	1.81	0.78
47:DO:63:ARG:HG3	47:DO:63:ARG:NH1	1.94	0.78
1:A0:36:LYS:HG2	1:A0:37:HIS:O	1.84	0.78
2:A1:24:LYS:NZ	8:AB:2285:C:H41	1.82	0.78
2:A1:31:GLU:CG	2:A1:52:LYS:HD3	2.14	0.78
3:A2:19:ARG:O	3:A2:21:ARG:N	2.16	0.78
8:AB:1381:G:C5	8:AB:1382:G:N2	2.52	0.78
8:AB:861:A:C2	8:AB:862:G:H1'	2.18	0.78
8:AB:948:C:H2'	8:AB:949:G:C8	2.19	0.78
14:AH:3:VAL:H	14:AH:21:VAL:HG21	1.47	0.78
22:AP:2:ASN:HD22	22:AP:2:ASN:N	1.80	0.78
23:AQ:87:VAL:HG12	24:AR:53:PHE:HZ	1.48	0.78
24:AR:90:ARG:NH2	24:AR:92:TRP:CD1	2.53	0.78
32:AZ:3:LYS:HB2	32:AZ:51:VAL:HG21	1.66	0.78
33:BA:518:C:H2'	33:BA:530:G:C8	2.18	0.78
34:BB:63:LYS:HA	34:BB:224:ARG:HH11	1.48	0.78
8:CB:56:A:N6	8:CB:114:U:H3	1.81	0.78
8:CB:1677:A:H8	8:CB:1677:A:H5''	1.46	0.78
8:CB:1765:U:O2	8:CB:1766:G:C8	2.37	0.78
9:CC:174:ARG:HB2	9:CC:180:MET:HG3	1.66	0.78
18:CL:82:LEU:O	18:CL:85:VAL:HG12	1.84	0.78
20:CN:52:ILE:HG21	20:CN:94:TYR:CD2	2.18	0.78
31:CY:36:GLU:O	31:CY:37:ARG:HG2	1.83	0.78
33:DA:978:A:H61	33:DA:1316:G:H21	1.32	0.78
33:DA:154:U:H2'	33:DA:155:A:C8	2.19	0.78
33:DA:577:G:O2'	33:DA:578:C:H5'	1.83	0.78
34:DB:31:PHE:HB2	34:DB:41:ASN:HB2	1.63	0.78
36:DD:2:ARG:HH11	36:DD:2:ARG:HG2	1.47	0.78
47:DO:42:PHE:C	47:DO:44:GLU:H	1.87	0.78
4:A3:48:MET:C	4:A3:50:SER:H	1.85	0.77

Continued on next page...

Continued from previous page...

Atom-1	Atom-2	Interatomic distance (Å)	Clash overlap (Å)
8:AB:1139:G:H5''	8:AB:1139:G:H8	1.49	0.77
8:AB:1567:G:H21	9:AC:30:ALA:HB2	1.49	0.77
8:AB:347:A:H2'	8:AB:348:A:H5'	1.66	0.77
8:AB:911:A:C5	19:AM:13:HIS:HD2	2.02	0.77
11:AE:3:LEU:HB2	11:AE:12:LEU:CB	2.14	0.77
23:AQ:13:HIS:CE1	23:AQ:31:TYR:CZ	2.71	0.77
32:AZ:49:ARG:HG2	32:AZ:50:ASP:H	1.47	0.77
33:BA:409:U:H2'	33:BA:410:G:C8	2.19	0.77
40:BH:70:VAL:HG12	40:BH:71:VAL:HG23	1.65	0.77
41:BI:78:ILE:O	41:BI:82:ILE:HG13	1.83	0.77
5:C4:26:ILE:CG2	5:C4:35:GLN:H	1.95	0.77
8:CB:1285:A:H2'	8:CB:1286:A:H5''	1.64	0.77
8:CB:1756:G:H3'	8:CB:1756:G:C8	2.19	0.77
8:CB:2405:G:H2'	8:CB:2411:A:N6	1.99	0.77
8:CB:2500:U:H5'	8:CB:2501:C:OP2	1.84	0.77
10:CD:63:PRO:C	10:CD:65:ALA:H	1.85	0.77
20:CN:37:THR:HG22	20:CN:39:PRO:HD2	1.64	0.77
33:DA:695:A:H2	33:DA:787:A:H4'	1.49	0.77
33:DA:764:C:O2	33:DA:764:C:H2'	1.84	0.77
33:DA:15:G:H1'	37:DE:23:THR:HG21	1.64	0.77
42:DJ:65:TYR:HB3	46:DN:95:LEU:HD11	1.65	0.77
33:DA:625:U:H4'	48:DP:16:PHE:CE2	2.18	0.77
48:DP:6:LEU:CD2	48:DP:71:VAL:HG12	2.14	0.77
51:DS:42:ASN:O	51:DS:43:MET:HG3	1.84	0.77
8:AB:1162:G:H4'	24:AR:23:GLU:OE2	1.84	0.77
8:AB:1661:G:C6	8:AB:1662:U:C5	2.72	0.77
18:AL:85:VAL:HG11	18:AL:98:ALA:HB3	1.66	0.77
22:AP:49:ILE:HA	22:AP:62:LYS:O	1.83	0.77
16:AJ:45:THR:CG2	23:AQ:59:LEU:HD11	2.14	0.77
33:BA:1425:U:O2	33:BA:1476:A:C2	2.37	0.77
36:BD:183:ARG:HH22	36:BD:185:PRO:HA	1.50	0.77
36:BD:169:TRP:NE1	36:BD:185:PRO:HG3	1.98	0.77
37:BE:91:SER:CB	37:BE:135:VAL:HG12	2.14	0.77
41:BI:10:ARG:HG3	41:BI:105:ARG:HE	1.48	0.77
44:BL:43:LYS:HB2	44:BL:44:PRO:HD3	1.67	0.77
5:C4:26:ILE:HG21	5:C4:35:GLN:HG2	1.66	0.77
8:CB:1021:A:H3'	8:CB:1021:A:H8	1.49	0.77
8:CB:1417:C:H2'	8:CB:1418:G:H5'	1.65	0.77
8:CB:298:G:N2	8:CB:339:U:C5	2.51	0.77
8:CB:515:A:H1'	8:CB:581:C:H1'	1.65	0.77
8:CB:1816:C:H3'	9:CC:62:ARG:NH1	1.99	0.77

Continued on next page...

Continued from previous page...

Atom-1	Atom-2	Interatomic distance (Å)	Clash overlap (Å)
10:CD:11:MET:HG3	10:CD:12:THR:H	1.49	0.77
10:CD:69:ALA:HB2	10:CD:91:THR:CB	2.13	0.77
11:CE:48:THR:HG23	11:CE:85:PHE:O	1.84	0.77
29:CW:40:ARG:HG3	29:CW:41:GLY:N	1.98	0.77
33:DA:1084:G:C8	33:DA:1084:G:OP2	2.37	0.77
33:DA:691:G:N2	33:DA:695:A:H5''	1.98	0.77
33:DA:727:G:OP1	33:DA:742:G:N2	2.17	0.77
33:DA:755:G:O5'	33:DA:755:G:H8	1.67	0.77
33:DA:94:G:H5'	33:DA:94:G:C8	2.18	0.77
36:DD:97:LEU:HA	36:DD:100:VAL:HB	1.65	0.77
45:DM:16:ILE:HA	45:DM:19:THR:OG1	1.83	0.77
5:A4:23:ILE:HG13	5:A4:24:ARG:H	1.49	0.77
8:AB:2657:A:H4'	13:AG:91:VAL:HG21	1.65	0.77
8:AB:581:C:H5'	23:AQ:30:VAL:HG13	1.67	0.77
11:AE:166:LYS:N	11:AE:166:LYS:HD2	1.98	0.77
9:AC:3:VAL:N	33:BA:772:U:HO2'	1.81	0.77
8:CB:1036:G:O6	8:CB:1120:G:C5	2.37	0.77
8:CB:1378:A:C8	8:CB:1380:G:C6	2.73	0.77
8:CB:530:G:N2	8:CB:2023:C:H5	1.83	0.77
8:CB:615:U:H5''	8:CB:616:A:C8	2.17	0.77
8:CB:788:A:H5''	8:CB:790:U:C4	2.19	0.77
10:CD:129:THR:OG1	10:CD:140:HIS:CE1	2.37	0.77
19:CM:31:PHE:CE2	19:CM:113:ALA:HB3	2.19	0.77
21:CO:65:THR:CB	21:CO:70:ALA:HB2	2.12	0.77
8:CB:582:A:OP1	23:CQ:31:TYR:CZ	2.37	0.77
25:CS:6:LYS:HB3	25:CS:104:THR:HG22	1.66	0.77
26:CT:66:LYS:HE3	26:CT:67:VAL:N	1.98	0.77
35:DC:10:ARG:NE	35:DC:179:ALA:HB3	1.97	0.77
42:DJ:10:LEU:O	42:DJ:71:LEU:HB2	1.85	0.77
8:AB:1060:U:C2	8:AB:1062:G:H5'	2.20	0.77
8:AB:1756:G:C8	8:AB:1756:G:H3'	2.19	0.77
8:AB:1914:C:H2'	8:AB:1915:U:C6	2.19	0.77
8:AB:2575:C:H4'	10:AD:149:ASN:CB	2.14	0.77
8:AB:2618:G:C5	8:AB:2619:C:C5	2.72	0.77
11:AE:176:ASP:HB3	11:AE:179:SER:OG	1.85	0.77
19:AM:73:ILE:O	19:AM:74:THR:HB	1.82	0.77
20:AN:10:LEU:O	20:AN:10:LEU:HD12	1.84	0.77
25:AS:11:ARG:HG3	25:AS:11:ARG:NH1	1.96	0.77
26:AT:14:PRO:HA	26:AT:32:LEU:HA	1.67	0.77
29:AW:48:ALA:N	29:AW:72:GLY:HA3	1.99	0.77
33:BA:1281:C:H5'	33:BA:1282:C:C5	2.19	0.77

Continued on next page...

Continued from previous page...

Atom-1	Atom-2	Interatomic distance (Å)	Clash overlap (Å)
40:BH:14:ARG:HG2	40:BH:14:ARG:HH11	1.48	0.77
8:CB:1176:U:H2'	8:CB:1177:G:O4'	1.85	0.77
8:CB:1617:C:O2	8:CB:1617:C:C2'	2.31	0.77
8:CB:2081:U:H4'	32:CZ:23:LYS:HD3	1.66	0.77
8:CB:2838:G:H5'	8:CB:2838:G:C8	2.19	0.77
30:CX:8:GLU:CD	30:CX:9:LYS:H	1.87	0.77
33:DA:870:U:H5'	33:DA:870:U:C6	2.19	0.77
44:DL:78:VAL:HG23	44:DL:102:ASP:OD2	1.83	0.77
44:DL:24:GLU:HB3	44:DL:26:CYS:SG	2.25	0.77
3:A2:43:THR:C	3:A2:45:SER:N	2.38	0.77
4:A3:29:ARG:HH12	4:A3:31:ILE:HD13	1.48	0.77
4:A3:48:MET:SD	8:AB:2360:G:H5''	2.23	0.77
8:AB:1353:A:C4	8:AB:1354:A:N7	2.53	0.77
8:AB:1590:A:H2'	8:AB:1591:A:C8	2.19	0.77
8:AB:2053:G:OP1	10:AD:150:GLN:N	2.18	0.77
8:AB:2563:U:H2'	8:AB:2565:A:OP2	1.85	0.77
8:AB:2751:G:H21	13:AG:1:SER:CB	1.98	0.77
8:AB:56:A:C2	8:AB:115:C:O2	2.38	0.77
19:AM:105:MET:HG3	19:AM:106:ASP:N	1.94	0.77
27:AU:78:LYS:CB	27:AU:96:LYS:HB2	2.14	0.77
28:AV:63:ILE:H	28:AV:70:ILE:HD11	1.50	0.77
53:BU:5:VAL:O	53:BU:6:ARG:HB3	1.83	0.77
7:CA:95:U:H2'	7:CA:96:G:C8	2.19	0.77
8:CB:1126:A:H8	8:CB:1126:A:H5'	1.49	0.77
8:CB:1361:G:C4	8:CB:1362:C:H5	2.02	0.77
8:CB:1912:A:C8	8:CB:1918:A:C2	2.72	0.77
8:CB:2391:G:N2	8:CB:2424:C:H2'	1.99	0.77
8:CB:322:A:C5'	8:CB:340:A:H1'	2.13	0.77
9:CC:51:ARG:NH2	9:CC:54:GLY:HA3	1.99	0.77
19:CM:97:GLN:N	19:CM:98:PRO:HD3	2.00	0.77
21:CO:39:VAL:O	21:CO:39:VAL:HG22	1.82	0.77
22:CP:48:ALA:O	22:CP:49:ILE:HB	1.84	0.77
26:CT:25:GLU:HA	26:CT:25:GLU:OE2	1.84	0.77
33:DA:550:G:H2'	33:DA:551:U:C6	2.19	0.77
33:DA:655:A:O2'	33:DA:755:G:H5'	1.84	0.77
33:DA:729:A:C4	33:DA:730:G:C8	2.73	0.77
40:DH:68:LYS:HE3	40:DH:68:LYS:N	1.98	0.77
7:AA:29:A:H3'	7:AA:30:C:H6	1.50	0.77
8:AB:1361:G:C4	8:AB:1362:C:H5	2.02	0.77
8:AB:1616:A:C8	8:AB:1616:A:H5'	2.19	0.77
8:AB:2208:C:H2'	8:AB:2209:G:H8	1.49	0.77

Continued on next page...

Continued from previous page...

Atom-1	Atom-2	Interatomic distance (Å)	Clash overlap (Å)
8:AB:2757:A:H2	8:AB:2758:A:N7	1.82	0.77
8:AB:2838:G:H5'	8:AB:2838:G:C8	2.20	0.77
8:AB:554:U:H2'	8:AB:555:G:O4'	1.85	0.77
11:AE:149:ILE:HG13	11:AE:186:VAL:HG13	1.64	0.77
16:AJ:36:LEU:HD11	16:AJ:122:LEU:HG	1.66	0.77
18:AL:38:GLN:H	18:AL:41:ARG:CZ	1.98	0.77
19:AM:97:GLN:N	19:AM:98:PRO:HD3	2.00	0.77
25:AS:29:VAL:HG21	25:AS:69:LEU:CB	2.14	0.77
33:BA:1370:G:C2'	33:BA:1371:G:H5''	2.14	0.77
33:BA:1461:G:H2'	33:BA:1462:C:C6	2.20	0.77
33:BA:565:U:H3'	33:BA:566:G:H2'	1.67	0.77
34:BB:106:VAL:HG12	34:BB:110:ILE:HD11	1.66	0.77
1:C0:36:LYS:HG2	1:C0:37:HIS:O	1.84	0.77
1:C0:9:ARG:HD3	8:CB:517:C:OP2	1.85	0.77
5:C4:29:ALA:O	5:C4:30:GLU:HG3	1.84	0.77
8:CB:104:A:H2'	8:CB:105:C:C6	2.18	0.77
8:CB:1088:A:H4'	8:CB:1089:A:C8	2.20	0.77
8:CB:1361:G:C4	8:CB:1362:C:C5	2.73	0.77
8:CB:2289:G:H5'	8:CB:2289:G:H8	1.47	0.77
8:CB:2442:C:N4	8:CB:2443:C:H41	1.82	0.77
10:CD:68:PHE:HB2	10:CD:90:PHE:CE2	2.20	0.77
13:CG:132:LEU:HD12	13:CG:140:ILE:HD12	1.65	0.77
18:CL:14:LYS:NZ	18:CL:15:ALA:H	1.83	0.77
19:CM:67:VAL:CG2	19:CM:100:LYS:HB3	2.14	0.77
20:CN:96:ARG:NH2	20:CN:116:VAL:HG22	2.00	0.77
23:CQ:38:VAL:HA	23:CQ:42:GLY:H	1.49	0.77
33:DA:1053:G:H4'	33:DA:1054:C:H5'	1.65	0.77
33:DA:451:A:C1'	33:DA:452:A:C8	2.68	0.77
8:AB:1157:G:H5'	8:AB:1157:G:C8	2.19	0.77
8:AB:1283:G:N2	8:AB:1286:A:H5'	1.99	0.77
8:AB:1806:C:H6	8:AB:1806:C:H3'	1.48	0.77
8:AB:2149:U:H4'	8:AB:2149:U:OP1	1.84	0.77
8:AB:2637:U:H5''	8:AB:2638:G:OP2	1.85	0.77
8:AB:851:C:H2'	8:AB:852:U:H6	1.46	0.77
9:AC:102:TYR:O	9:AC:103:ILE:HG22	1.85	0.77
11:AE:43:THR:CG2	11:AE:44:ARG:HH21	1.98	0.77
33:BA:1441:A:N6	33:BA:1462:C:H1'	1.99	0.77
33:BA:450:G:H22	33:BA:482:A:H61	1.33	0.77
33:BA:724:G:H5'	33:BA:724:G:H8	1.50	0.77
35:BC:134:LYS:HE3	35:BC:167:TYR:CE2	2.20	0.77
49:BQ:10:ARG:CZ	49:BQ:11:VAL:H	1.98	0.77

Continued on next page...

Continued from previous page...

Atom-1	Atom-2	Interatomic distance (Å)	Clash overlap (Å)
8:CB:1025:G:N7	8:CB:1135:C:H1'	1.99	0.77
8:CB:2248:C:H2'	8:CB:2249:U:H5'	1.64	0.77
8:CB:289:G:H2'	8:CB:290:U:O4'	1.84	0.77
8:CB:877:A:N1	8:CB:899:A:H5'	2.00	0.77
9:CC:253:GLY:HA2	9:CC:254:LYS:NZ	1.99	0.77
10:CD:181:ASP:HB3	10:CD:184:ARG:HB2	1.66	0.77
17:CK:35:VAL:HG12	17:CK:63:VAL:O	1.85	0.77
8:CB:1223:G:OP1	24:CR:72:VAL:HG21	1.84	0.77
32:CZ:48:GLN:HE22	32:CZ:49:ARG:HD3	1.50	0.77
37:DE:78:GLY:O	37:DE:119:VAL:HG12	1.85	0.77
39:DG:125:ASP:HB3	39:DG:129:ASN:HA	1.65	0.77
8:AB:2230:G:H2'	8:AB:2231:U:H6	1.47	0.77
8:AB:2358:A:H5'	8:AB:2358:A:H8	1.49	0.77
8:AB:2765:A:H3'	8:AB:2766:A:H8	1.50	0.77
8:AB:679:C:C2	8:AB:680:C:C5	2.73	0.77
8:AB:811:U:H5	18:AL:29:LYS:CE	1.98	0.77
12:AF:37:MET:HG3	12:AF:86:CYS:SG	2.25	0.77
14:AH:26:ALA:CB	14:AH:31:VAL:HG23	2.11	0.77
16:AJ:136:GLN:N	16:AJ:137:PRO:HD2	2.00	0.77
17:AK:35:VAL:HG12	17:AK:63:VAL:O	1.84	0.77
23:AQ:89:ILE:HD11	23:AQ:91:ARG:NH1	1.99	0.77
29:AW:24:ARG:HG2	29:AW:24:ARG:O	1.84	0.77
37:BE:47:PHE:O	37:BE:66:ALA:HA	1.85	0.77
51:BS:54:ARG:NH1	51:BS:54:ARG:HG2	1.99	0.77
8:CB:1178:C:H2'	8:CB:1179:G:C8	2.19	0.77
8:CB:1353:A:N3	8:CB:1354:A:N7	2.33	0.77
8:CB:2678:C:O2'	8:CB:2679:A:H5'	1.83	0.77
3:C2:5:PHE:CE1	8:CB:464:U:H5'	2.20	0.77
10:CD:33:ARG:HD3	10:CD:89:GLU:OE1	1.84	0.77
18:CL:117:THR:HG23	18:CL:119:PRO:HD2	1.66	0.77
29:CW:24:ARG:O	29:CW:24:ARG:HG2	1.85	0.77
33:DA:1511:G:H2'	33:DA:1512:U:O4'	1.84	0.77
33:DA:781:A:H3'	33:DA:781:A:H8	1.50	0.77
33:DA:831:A:C8	33:DA:831:A:C3'	2.68	0.77
41:DI:40:ARG:H	41:DI:44:ARG:HD2	1.48	0.77
8:AB:2400:G:N2	8:AB:2417:C:C2	2.52	0.77
8:AB:392:U:H2'	8:AB:393:C:C6	2.20	0.77
9:AC:144:GLU:HG2	9:AC:150:GLY:CA	2.14	0.77
10:AD:33:ARG:HG2	10:AD:93:GLY:HA2	1.67	0.77
28:AV:63:ILE:HB	28:AV:70:ILE:HG13	1.65	0.77
33:BA:154:U:H2'	33:BA:155:A:C8	2.19	0.77

Continued on next page...

Continued from previous page...

Atom-1	Atom-2	Interatomic distance (Å)	Clash overlap (Å)
8:CB:1741:C:H2'	8:CB:1742:U:C6	2.18	0.77
8:CB:2263:C:H2'	8:CB:2264:C:H6	1.49	0.77
8:CB:528:A:H8	8:CB:528:A:H3'	1.50	0.77
8:CB:601:C:O2	8:CB:605:G:H4'	1.85	0.77
10:CD:129:THR:HA	10:CD:140:HIS:HE1	1.48	0.77
8:CB:2305:U:H3	12:CF:149:ARG:HB3	1.50	0.77
14:CH:115:VAL:HB	14:CH:132:PHE:CE1	2.20	0.77
29:CW:17:ALA:C	29:CW:18:LYS:HG2	2.06	0.77
33:DA:236:A:H2'	33:DA:237:G:H8	1.49	0.77
33:DA:520:A:C8	33:DA:521:G:C8	2.72	0.77
33:DA:908:A:O2'	33:DA:909:A:H5'	1.84	0.77
46:DN:1:ALA:HB1	46:DN:3:GLN:OE1	1.85	0.77
1:A0:21:LEU:HD11	25:AS:19:LEU:HB3	1.67	0.77
8:AB:2633:G:H1'	10:AD:62:LYS:HG3	1.66	0.77
10:AD:129:THR:HA	10:AD:140:HIS:CD2	2.19	0.77
11:AE:169:VAL:HG23	11:AE:170:ARG:H	1.48	0.77
14:AH:103:VAL:HG21	14:AH:110:VAL:HG22	1.66	0.77
26:AT:6:ARG:HA	26:AT:8:LEU:HG	1.67	0.77
33:BA:537:G:H3'	33:BA:537:G:H8	1.49	0.77
33:BA:676:A:N1	33:BA:715:A:H2	1.83	0.77
33:BA:864:A:H2	33:BA:917:G:N3	1.83	0.77
46:BN:50:LEU:CG	46:BN:51:PRO:HD3	2.15	0.77
7:CA:51:G:H1	21:CO:33:ARG:NH2	1.83	0.77
8:CB:1318:U:H2'	8:CB:1319:C:C6	2.18	0.77
8:CB:1622:G:C2	8:CB:1623:G:C8	2.72	0.77
8:CB:2344:U:H4'	8:CB:2345:G:OP1	1.85	0.77
8:CB:2678:C:C2'	8:CB:2679:A:H8	1.98	0.77
8:CB:2751:G:H5'	13:CG:3:VAL:HG11	1.65	0.77
8:CB:2881:U:H2'	8:CB:2882:A:H8	1.48	0.77
8:CB:713:G:H21	8:CB:718:A:H2	1.33	0.77
13:CG:23:ILE:CD1	13:CG:36:LEU:HD11	2.15	0.77
14:CH:27:ARG:HB2	32:CZ:60:PHE:CZ	2.20	0.77
16:CJ:7:LYS:HE3	16:CJ:47:HIS:NE2	2.00	0.77
22:CP:24:THR:HG21	22:CP:111:GLU:HG2	1.66	0.77
27:CU:27:VAL:HG12	27:CU:33:VAL:HA	1.67	0.77
33:DA:18:C:H1'	33:DA:1079:G:N2	2.00	0.77
33:DA:1252:A:H3'	33:DA:1253:G:H5''	1.67	0.77
33:DA:279:A:H4'	33:DA:280:C:OP2	1.84	0.77
33:DA:585:G:H21	33:DA:879:C:H4'	1.48	0.77
39:DG:2:ARG:CB	39:DG:2:ARG:HH11	1.96	0.77
8:AB:1764:C:C2	8:AB:1765:U:H5	2.02	0.76

Continued on next page...

Continued from previous page...

Atom-1	Atom-2	Interatomic distance (Å)	Clash overlap (Å)
8:AB:1765:U:O2	8:AB:1766:G:C8	2.38	0.76
8:AB:2074:U:H2'	8:AB:2075:U:C6	2.20	0.76
8:AB:2201:G:H5''	8:AB:2201:G:H8	1.49	0.76
8:AB:903:C:H2'	8:AB:904:G:H8	1.48	0.76
8:AB:2428:G:H21	18:AL:58:TYR:HD1	1.32	0.76
31:AY:36:GLU:O	31:AY:37:ARG:HG2	1.84	0.76
33:BA:537:G:C3'	33:BA:537:G:C8	2.68	0.76
40:BH:10:LEU:HA	40:BH:13:ILE:HD12	1.67	0.76
46:BN:12:ARG:HA	46:BN:15:LEU:HD11	1.67	0.76
53:BU:11:PHE:HB2	35:DC:105:VAL:HG21	1.68	0.76
5:C4:26:ILE:HG21	5:C4:35:GLN:N	1.99	0.76
8:CB:1247:A:O2'	8:CB:1248:G:H5''	1.85	0.76
8:CB:1783:A:OP2	55:CB:5303:HOH:O	2.03	0.76
8:CB:1814:G:H5'	8:CB:1814:G:H8	1.50	0.76
8:CB:237:C:H2'	8:CB:238:C:H6	1.49	0.76
10:CD:130:GLN:HB3	10:CD:140:HIS:H	1.50	0.76
16:CJ:27:ARG:HG3	16:CJ:27:ARG:HH11	1.49	0.76
19:CM:80:VAL:CG1	19:CM:81:ARG:H	1.98	0.76
24:CR:63:VAL:HG13	24:CR:101:ILE:HG23	1.67	0.76
45:DM:33:LEU:HD22	45:DM:40:GLU:HA	1.66	0.76
8:AB:1126:A:H5'	8:AB:1126:A:H8	1.48	0.76
8:AB:2415:G:H2'	8:AB:2416:C:C6	2.19	0.76
21:AO:25:ARG:NH1	21:AO:25:ARG:HG3	1.86	0.76
26:AT:56:GLU:HG3	26:AT:88:LYS:HG3	1.67	0.76
33:BA:376:G:H2'	33:BA:377:G:H8	1.50	0.76
36:BD:8:LEU:CD2	36:BD:31:CYS:HB3	2.15	0.76
8:CB:464:U:H2'	8:CB:465:G:H8	1.51	0.76
11:CE:148:ILE:HA	11:CE:185:LYS:O	1.84	0.76
12:CF:133:GLU:HG3	12:CF:134:GLN:H	1.50	0.76
13:CG:142:GLN:HG3	13:CG:143:VAL:N	2.00	0.76
19:CM:108:VAL:HG21	19:CM:111:GLU:OE2	1.85	0.76
19:CM:97:GLN:H	19:CM:98:PRO:HD3	1.50	0.76
28:CV:63:ILE:H	28:CV:70:ILE:CD1	1.99	0.76
32:CZ:5:ILE:HD11	32:CZ:47:LYS:HE2	1.66	0.76
33:DA:434:U:C2'	33:DA:435:A:C8	2.68	0.76
35:DC:185:THR:HG21	35:DC:198:LYS:HE2	1.66	0.76
49:DQ:46:HIS:CE1	49:DQ:48:GLU:HB2	2.21	0.76
1:A0:29:VAL:HG23	1:A0:36:LYS:HD2	1.67	0.76
8:AB:106:C:H3'	8:AB:106:C:H6	1.50	0.76
8:AB:126:A:C2	8:AB:127:A:C6	2.74	0.76
8:AB:1838:C:H4'	8:AB:1839:G:H5'	1.66	0.76

Continued on next page...

Continued from previous page...

Atom-1	Atom-2	Interatomic distance (Å)	Clash overlap (Å)
8:AB:556:A:H2'	8:AB:557:C:O4'	1.86	0.76
16:AJ:12:LYS:HB2	16:AJ:44:TYR:OH	1.85	0.76
26:AT:69:ARG:HD2	26:AT:70:HIS:H	1.48	0.76
33:BA:1126:U:O2	33:BA:1280:A:H2'	1.84	0.76
33:BA:473:U:H2'	33:BA:474:G:C8	2.19	0.76
36:BD:153:ARG:HA	36:BD:156:ALA:HB3	1.67	0.76
8:CB:81:G:H1	8:CB:105:C:N4	1.82	0.76
8:CB:343:C:H2'	8:CB:344:A:H5'	1.65	0.76
8:CB:646:U:OP2	8:CB:646:U:H6	1.67	0.76
8:CB:90:U:OP2	8:CB:91:A:H3'	1.83	0.76
9:CC:107:LYS:H	9:CC:194:VAL:CG2	1.98	0.76
13:CG:118:ALA:C	13:CG:120:ILE:H	1.89	0.76
19:CM:105:MET:HG3	19:CM:106:ASP:N	1.94	0.76
36:DD:33:ILE:HG12	36:DD:34:GLU:N	2.01	0.76
7:AA:12:C:H41	29:AW:50:VAL:HG23	1.48	0.76
8:AB:1216:G:H2'	8:AB:1217:U:H5'	1.66	0.76
8:AB:132:G:H21	8:AB:148:U:H3	1.31	0.76
8:AB:570:G:C4	8:AB:2030:A:N7	2.54	0.76
8:AB:738:G:H2'	8:AB:739:A:C8	2.20	0.76
10:AD:181:ASP:HB3	10:AD:184:ARG:HB2	1.66	0.76
11:AE:60:TRP:CD1	11:AE:60:TRP:N	2.54	0.76
18:AL:126:ARG:HH21	18:AL:128:THR:HG23	1.49	0.76
17:AK:78:ARG:HH21	22:AP:72:VAL:HG11	1.50	0.76
24:AR:90:ARG:NH1	24:AR:92:TRP:H	1.83	0.76
25:AS:89:ALA:O	25:AS:90:LYS:HB2	1.83	0.76
33:BA:1212:U:H4'	33:BA:1213:A:H8	1.50	0.76
36:BD:18:LEU:HD22	36:BD:63:ILE:HD11	1.68	0.76
46:BN:42:ASN:HB3	46:BN:46:LYS:HE2	1.68	0.76
52:BT:34:VAL:HG22	52:BT:49:ALA:HB1	1.67	0.76
53:BU:39:LYS:O	53:BU:43:GLU:HB2	1.84	0.76
8:CB:1316:U:O2'	8:CB:1317:G:H5'	1.86	0.76
8:CB:1564:C:H2'	8:CB:1565:C:C6	2.20	0.76
8:CB:2391:G:H1	8:CB:2424:C:H3'	1.51	0.76
8:CB:1824:G:N2	9:CC:249:VAL:HG12	1.99	0.76
11:CE:136:GLN:O	11:CE:139:LYS:HG2	1.84	0.76
11:CE:143:LEU:N	11:CE:143:LEU:HD13	2.00	0.76
13:CG:156:TYR:HD1	13:CG:174:LYS:HZ3	1.34	0.76
18:CL:35:HIS:HE1	24:CR:84:ARG:C	1.88	0.76
23:CQ:39:ILE:HG13	23:CQ:40:LYS:N	1.99	0.76
45:DM:18:LEU:HD12	45:DM:33:LEU:HD12	1.68	0.76
8:AB:1785:A:O2'	8:AB:1786:A:H5'	1.85	0.76

Continued on next page...

Continued from previous page...

Atom-1	Atom-2	Interatomic distance (Å)	Clash overlap (Å)
8:AB:476:G:N2	8:AB:479:A:C8	2.53	0.76
9:AC:58:LYS:NZ	9:AC:58:LYS:HB2	2.00	0.76
12:AF:67:THR:OG1	12:AF:85:GLY:HA3	1.86	0.76
20:AN:8:ARG:HD2	20:AN:46:ARG:HD3	1.67	0.76
20:AN:52:ILE:HG21	20:AN:94:TYR:CD2	2.21	0.76
33:BA:1417:G:N2	33:BA:1484:C:N4	2.33	0.76
41:BI:110:VAL:HG12	41:BI:111:GLU:H	1.50	0.76
43:BK:68:ARG:NH1	43:BK:68:ARG:HG3	1.88	0.76
8:CB:2081:U:H4'	32:CZ:23:LYS:CD	2.15	0.76
8:CB:2699:C:H2'	8:CB:2700:A:H8	1.50	0.76
8:CB:2765:A:H3'	8:CB:2766:A:H8	1.49	0.76
9:CC:131:MET:HB2	9:CC:185:ALA:O	1.86	0.76
10:CD:62:LYS:HZ2	10:CD:62:LYS:H	1.33	0.76
23:CQ:24:TYR:O	23:CQ:27:ARG:HB3	1.85	0.76
23:CQ:70:GLN:HG3	23:CQ:71:ASN:N	1.96	0.76
33:DA:426:U:H2'	33:DA:427:U:C6	2.20	0.76
33:DA:508:U:H1'	33:DA:509:A:N7	2.00	0.76
34:DB:116:LEU:HA	34:DB:119:GLN:HB2	1.68	0.76
38:DF:50:PRO:HD3	50:DR:73:HIS:CE1	2.21	0.76
40:DH:17:GLN:NE2	40:DH:71:VAL:HG22	1.98	0.76
1:A0:28:SER:O	1:A0:29:VAL:HB	1.85	0.76
8:AB:1176:U:H2'	8:AB:1177:G:O4'	1.86	0.76
8:AB:1259:G:H2'	8:AB:1260:A:C8	2.19	0.76
8:AB:1709:U:O2	8:AB:1710:G:C8	2.39	0.76
8:AB:529:A:N7	8:AB:2023:C:N4	2.33	0.76
8:AB:272:A:C2	8:AB:366:C:N3	2.54	0.76
8:AB:84:A:P	27:AU:2:ALA:HB2	2.26	0.76
8:AB:850:U:H2'	8:AB:851:C:C5	2.19	0.76
8:AB:870:U:OP1	19:AM:9:PHE:HB2	1.86	0.76
9:AC:140:VAL:O	9:AC:141:HIS:HB2	1.83	0.76
9:AC:253:GLY:HA2	9:AC:254:LYS:NZ	2.00	0.76
13:AG:125:PRO:HB2	13:AG:129:GLU:OE2	1.86	0.76
23:AQ:25:GLY:O	23:AQ:29:ARG:HB2	1.86	0.76
24:AR:24:LYS:NZ	24:AR:66:HIS:CE1	2.53	0.76
33:BA:1269:A:H2'	33:BA:1270:G:O4'	1.85	0.76
33:BA:922:G:C2	33:BA:1396:A:C2	2.73	0.76
49:BQ:46:HIS:CE1	49:BQ:48:GLU:HB2	2.21	0.76
8:CB:2682:A:H61	8:CB:2728:U:H1'	1.51	0.76
8:CB:450:G:N2	8:CB:451:U:H5	1.83	0.76
8:CB:537:G:C2	8:CB:555:G:N2	2.53	0.76
10:CD:34:VAL:HG22	10:CD:35:THR:N	2.00	0.76

Continued on next page...

Continued from previous page...

Atom-1	Atom-2	Interatomic distance (Å)	Clash overlap (Å)
8:CB:2305:U:H1'	12:CF:131:VAL:O	1.86	0.76
36:DD:138:PRO:HG3	36:DD:184:LYS:HG3	1.67	0.76
41:DI:25:GLY:HA2	41:DI:56:MET:SD	2.26	0.76
42:DJ:8:ILE:HG22	42:DJ:100:ILE:HG23	1.67	0.76
44:DL:93:ARG:HD2	44:DL:93:ARG:N	1.99	0.76
52:DT:9:ARG:O	52:DT:13:SER:HB2	1.86	0.76
8:AB:2263:C:H2'	8:AB:2264:C:H6	1.49	0.76
8:AB:2534:A:H8	8:AB:2534:A:H5''	1.51	0.76
8:AB:2881:U:H2'	8:AB:2882:A:H8	1.51	0.76
8:AB:327:G:N2	8:AB:336:C:C2	2.54	0.76
8:AB:687:C:C4	8:AB:688:U:C2	2.73	0.76
8:AB:831:G:C6	8:AB:832:U:N3	2.54	0.76
8:AB:970:U:H2'	8:AB:971:G:H8	1.50	0.76
14:AH:68:ARG:HB2	14:AH:138:VAL:HG21	1.67	0.76
23:AQ:73:ILE:HG23	23:AQ:77:LYS:HD2	1.68	0.76
23:AQ:92:LYS:O	23:AQ:93:ILE:HG22	1.86	0.76
24:AR:70:GLU:O	24:AR:71:LYS:HB2	1.84	0.76
25:AS:11:ARG:O	25:AS:12:SER:HB2	1.85	0.76
32:AZ:34:LEU:HD12	32:AZ:44:PHE:HB3	1.68	0.76
33:BA:1206:G:O2'	35:BC:192:TYR:HB3	1.86	0.76
33:BA:577:G:C2	33:BA:578:C:C6	2.73	0.76
43:BK:28:ASN:ND2	43:BK:46:ALA:HB3	2.01	0.76
1:C0:40:HIS:HD1	1:C0:41:HIS:C	1.88	0.76
3:C2:33:ARG:HA	3:C2:37:LYS:HG3	1.67	0.76
8:CB:1210:G:H5''	8:CB:1211:C:H3'	1.67	0.76
8:CB:539:G:H2'	8:CB:540:C:H6	1.50	0.76
8:CB:65:U:OP1	26:CT:76:ARG:HB3	1.85	0.76
11:CE:147:LEU:HB3	11:CE:167:VAL:HG13	1.68	0.76
23:CQ:39:ILE:O	23:CQ:43:GLN:CB	2.29	0.76
23:CQ:40:LYS:NZ	23:CQ:40:LYS:HB2	2.00	0.76
24:CR:69:GLY:O	24:CR:70:GLU:HG3	1.86	0.76
27:CU:35:VAL:O	27:CU:37:GLY:N	2.19	0.76
32:CZ:34:LEU:CD1	32:CZ:35:ASP:H	1.98	0.76
33:DA:1332:A:H2'	33:DA:1333:A:C8	2.20	0.76
33:DA:442:G:H1	33:DA:493:A:N6	1.83	0.76
8:AB:1618:A:OP2	55:AB:4504:HOH:O	2.04	0.76
8:AB:193:U:C2	8:AB:194:G:C8	2.74	0.76
8:AB:237:C:H2'	8:AB:238:C:H6	1.50	0.76
8:AB:420:C:H2'	8:AB:421:C:H6	1.51	0.76
8:AB:450:G:N2	8:AB:451:U:H5	1.82	0.76
8:AB:2636:C:OP1	10:AD:80:TRP:HB2	1.86	0.76

Continued on next page...

Continued from previous page...

Atom-1	Atom-2	Interatomic distance (Å)	Clash overlap (Å)
32:AZ:50:ASP:HA	32:AZ:53:THR:HG22	1.66	0.76
33:BA:1270:G:H4'	33:BA:1314:C:H5''	1.66	0.76
33:BA:505:G:C5	33:BA:535:A:C2	2.74	0.76
36:BD:90:LEU:HD23	36:BD:93:LEU:HD11	1.68	0.76
41:BI:79:ARG:HH21	41:BI:102:PHE:HA	1.51	0.76
44:BL:89:LEU:O	44:BL:92:VAL:HB	1.86	0.76
8:CB:136:G:H22	26:CT:3:ARG:CZ	1.98	0.76
8:CB:1861:G:H5''	8:CB:1861:G:C8	2.20	0.76
8:CB:1914:C:H2'	8:CB:1915:U:C6	2.21	0.76
8:CB:2014:A:C2'	8:CB:2015:A:C8	2.67	0.76
8:CB:2189:U:H2'	8:CB:2190:G:C8	2.20	0.76
8:CB:2739:U:H3'	8:CB:2739:U:H6	1.49	0.76
8:CB:2788:C:H2'	8:CB:2789:C:C6	2.21	0.76
9:CC:257:ARG:HG2	9:CC:261:ARG:HH12	1.48	0.76
9:CC:264:LYS:O	9:CC:265:PHE:HB2	1.83	0.76
10:CD:138:LEU:HA	10:CD:142:VAL:HG21	1.68	0.76
11:CE:49:ARG:H	11:CE:49:ARG:HD3	1.50	0.76
23:CQ:13:HIS:CG	23:CQ:31:TYR:CE2	2.73	0.76
24:CR:4:VAL:HG12	24:CR:43:ASN:HB2	1.68	0.76
8:CB:2011:U:H5''	25:CS:11:ARG:HH22	1.50	0.76
25:CS:95:ARG:HH11	25:CS:95:ARG:HG2	1.48	0.76
33:DA:1425:U:C3'	33:DA:1425:U:C6	2.67	0.76
33:DA:1481:U:O2'	33:DA:1482:G:H5'	1.85	0.76
33:DA:464:U:H5'	33:DA:465:A:OP2	1.86	0.76
33:DA:963:G:H2'	33:DA:964:A:H8	1.49	0.76
2:A1:11:VAL:HG12	2:A1:51:ALA:HB2	1.67	0.76
4:A3:27:ASN:N	4:A3:29:ARG:HD2	2.00	0.76
8:AB:790:U:H5''	8:AB:791:C:OP2	1.85	0.76
8:AB:780:G:H1	9:AC:228:ASP:CG	1.89	0.76
9:AC:62:ARG:HH11	9:AC:62:ARG:CG	1.99	0.76
12:AF:133:GLU:HG3	12:AF:134:GLN:H	1.49	0.76
16:AJ:96:ARG:C	16:AJ:96:ARG:HE	1.89	0.76
18:AL:96:LYS:H	18:AL:100:ILE:HD12	1.51	0.76
19:AM:11:LYS:HG2	19:AM:12:MET:H	1.50	0.76
23:AQ:47:ARG:HH21	23:AQ:54:ARG:CZ	1.98	0.76
33:BA:1097:C:H2'	33:BA:1098:C:C6	2.15	0.76
40:BH:103:VAL:HG12	40:BH:124:ILE:HA	1.67	0.76
45:BM:14:ALA:HB3	45:BM:40:GLU:HA	1.67	0.76
46:BN:12:ARG:HH11	46:BN:60:ARG:HH12	1.33	0.76
47:BO:32:THR:HA	47:BO:62:ARG:HH11	1.49	0.76
8:CB:584:C:H42	8:CB:1256:G:H1	1.31	0.76

Continued on next page...

Continued from previous page...

Atom-1	Atom-2	Interatomic distance (Å)	Clash overlap (Å)
8:CB:1375:U:H3'	8:CB:1376:C:H5''	1.68	0.76
8:CB:860:U:C1'	8:CB:2268:A:H5'	2.16	0.76
8:CB:2320:U:C6	8:CB:2320:U:H3'	2.21	0.76
8:CB:2337:G:H2'	8:CB:2337:G:N3	1.98	0.76
8:CB:2683:C:C2'	8:CB:2684:U:H5'	2.16	0.76
8:CB:2885:G:C6	8:CB:2886:A:H8	2.04	0.76
18:CL:126:ARG:HH21	18:CL:128:THR:HG23	1.49	0.76
4:C3:12:ARG:CZ	18:CL:62:PRO:HB3	2.15	0.76
22:CP:105:LYS:HG3	22:CP:107:ALA:H	1.49	0.76
32:CZ:17:SER:O	32:CZ:18:CYS:HB2	1.86	0.76
33:DA:1152:A:H8	33:DA:1152:A:H5''	1.49	0.76
33:DA:1169:A:H2'	33:DA:1170:A:C8	2.15	0.76
33:DA:1430:A:H2'	33:DA:1431:A:H5'	1.68	0.76
33:DA:951:G:H2'	33:DA:952:U:C6	2.20	0.76
41:DI:94:ARG:HH11	41:DI:94:ARG:HG3	1.49	0.76
53:DU:13:VAL:HA	53:DU:16:ARG:HH21	1.49	0.76
2:A1:24:LYS:HZ1	8:AB:2285:C:H41	1.33	0.76
8:AB:1263:U:H2'	8:AB:1264:A:C8	2.21	0.76
8:AB:2572:A:H2'	10:AD:150:GLN:HG3	1.67	0.76
8:AB:572:A:O5'	8:AB:572:A:H8	1.69	0.76
8:AB:1205:A:H8	11:AE:164:LEU:HD13	1.50	0.76
33:BA:444:G:H2'	33:BA:445:G:H8	1.46	0.76
33:BA:717:U:C2	33:BA:734:G:N7	2.54	0.76
33:BA:757:U:O2'	33:BA:879:C:H1'	1.86	0.76
34:BB:52:ALA:O	34:BB:56:LEU:HD23	1.85	0.76
41:BI:7:GLY:HA3	41:BI:84:ARG:HB3	1.68	0.76
42:BJ:10:LEU:HD13	42:BJ:18:ILE:HD11	1.67	0.76
8:CB:802:A:H2'	8:CB:803:U:C6	2.21	0.76
8:CB:743:A:OP1	10:CD:134:HIS:CE1	2.38	0.76
10:CD:56:LYS:HZ2	10:CD:59:ARG:HA	1.47	0.76
11:CE:83:VAL:O	11:CE:85:PHE:N	2.18	0.76
8:CB:1996:C:H5	17:CK:32:TYR:HH	1.33	0.76
18:CL:80:SER:O	18:CL:84:LYS:HD2	1.86	0.76
22:CP:49:ILE:HA	22:CP:62:LYS:O	1.86	0.76
33:DA:1176:A:H2'	33:DA:1177:G:C8	2.21	0.76
33:DA:886:G:H5'	33:DA:886:G:H8	1.50	0.76
33:DA:943:U:C2'	33:DA:944:G:H5'	2.16	0.76
35:DC:21:TRP:CD1	35:DC:58:ARG:HG2	2.21	0.76
51:DS:7:GLY:H	51:DS:8:PRO:HD3	1.51	0.76
8:AB:2341:G:H2'	8:AB:2342:C:H6	1.51	0.75
8:AB:2421:G:H5'	8:AB:2421:G:H8	1.51	0.75

Continued on next page...

Continued from previous page...

Atom-1	Atom-2	Interatomic distance (Å)	Clash overlap (Å)
8:AB:2788:C:H2'	8:AB:2789:C:C6	2.20	0.75
8:AB:2891:U:H3'	8:AB:2891:U:H6	1.51	0.75
8:AB:528:A:H3'	8:AB:528:A:C8	2.21	0.75
8:AB:549:G:H4'	8:AB:550:C:C5	2.21	0.75
8:AB:85:G:H5''	8:AB:85:G:H8	1.51	0.75
9:AC:17:LYS:HE2	9:AC:17:LYS:N	2.01	0.75
9:AC:196:ASN:HB3	9:AC:199:HIS:NE2	2.00	0.75
9:AC:80:LEU:HA	9:AC:91:ALA:HA	1.66	0.75
13:AG:64:ALA:HB1	13:AG:68:ARG:NH2	2.01	0.75
33:BA:1438:G:H2'	33:BA:1439:G:C8	2.16	0.75
33:BA:978:A:H2'	33:BA:979:C:H6	1.48	0.75
40:BH:11:THR:HA	40:BH:14:ARG:NH1	2.00	0.75
48:BP:21:VAL:O	48:BP:33:ILE:HG13	1.87	0.75
8:CB:1040:A:C6	8:CB:1041:G:C8	2.74	0.75
8:CB:2563:U:H2'	8:CB:2565:A:OP2	1.85	0.75
8:CB:263:G:H2'	8:CB:264:C:O4'	1.85	0.75
8:CB:2717:C:H1'	22:CP:95:LYS:NZ	2.00	0.75
9:CC:121:ALA:H	9:CC:129:LEU:HD12	1.49	0.75
9:CC:17:LYS:HE2	9:CC:17:LYS:N	2.00	0.75
9:CC:208:GLY:HA2	9:CC:212:TRP:HB2	1.68	0.75
9:CC:216:ARG:HB3	9:CC:217:PRO:HD3	1.67	0.75
10:CD:3:GLY:O	10:CD:4:LEU:HB3	1.84	0.75
11:CE:199:MET:HG3	11:CE:200:LEU:N	2.00	0.75
8:CB:2444:G:P	11:CE:63:LYS:HZ1	2.09	0.75
17:CK:11:ALA:HB3	17:CK:85:VAL:HG23	1.69	0.75
19:CM:41:LEU:HB2	19:CM:93:VAL:HB	1.66	0.75
20:CN:56:LYS:CD	20:CN:57:THR:H	1.96	0.75
27:CU:83:GLY:HA2	27:CU:92:VAL:CB	2.16	0.75
33:DA:1394:A:C8	33:DA:1501:C:C1'	2.68	0.75
33:DA:836:G:H1	33:DA:850:U:H3	1.34	0.75
33:DA:889:A:C2	33:DA:891:U:O4	2.40	0.75
7:AA:6:G:H5'	7:AA:6:G:H8	1.50	0.75
8:AB:860:U:H1'	8:AB:2268:A:H5'	1.67	0.75
10:AD:33:ARG:HD3	10:AD:94:GLN:H	1.51	0.75
14:AH:89:LYS:HE3	14:AH:123:ARG:HB2	1.67	0.75
15:AI:3:LYS:HE3	15:AI:5:GLN:HB2	1.67	0.75
16:AJ:28:LEU:HD13	16:AJ:32:LEU:HD12	1.68	0.75
55:AB:4220:HOH:O	23:AQ:7:VAL:HG11	1.84	0.75
33:BA:1313:U:C2'	33:BA:1314:C:H5'	2.16	0.75
34:BB:103:TRP:CZ3	34:BB:107:ARG:HD3	2.21	0.75
46:BN:60:ARG:H	46:BN:60:ARG:HD3	1.50	0.75

Continued on next page...

Continued from previous page...

Atom-1	Atom-2	Interatomic distance (Å)	Clash overlap (Å)
47:BO:63:ARG:NH1	47:BO:63:ARG:HG3	1.94	0.75
1:C0:38:LEU:HD23	8:CB:2815:C:H4'	1.69	0.75
8:CB:1532:A:H5''	8:CB:1532:A:C8	2.22	0.75
8:CB:1768:C:C6	8:CB:1768:C:H3'	2.22	0.75
8:CB:1802:A:C6	8:CB:1817:G:N2	2.54	0.75
8:CB:2661:G:H2'	8:CB:2662:A:C8	2.21	0.75
8:CB:565:C:O2	8:CB:577:G:C2	2.39	0.75
9:CC:15:VAL:HG12	9:CC:16:VAL:HG22	1.69	0.75
9:CC:261:ARG:HH11	9:CC:261:ARG:CG	1.98	0.75
7:CA:57:A:C4	12:CF:25:MET:HG2	2.21	0.75
15:CI:27:LEU:HB2	15:CI:58:ILE:HD13	1.68	0.75
16:CJ:28:LEU:HD13	16:CJ:32:LEU:HD12	1.67	0.75
22:CP:93:LYS:HB3	22:CP:96:LEU:HA	1.66	0.75
29:CW:47:GLY:CA	29:CW:72:GLY:HA3	2.15	0.75
32:CZ:16:CYS:HA	32:CZ:21:VAL:HG21	1.68	0.75
33:DA:1057:G:H2'	33:DA:1058:G:O4'	1.87	0.75
33:DA:1498:U:H6	33:DA:1498:U:OP2	1.68	0.75
33:DA:216:U:H2'	33:DA:217:C:C6	2.21	0.75
33:DA:382:A:N3	33:DA:383:A:N7	2.34	0.75
47:DO:84:LEU:HB3	47:DO:86:LEU:HD13	1.67	0.75
3:A2:33:ARG:HA	3:A2:37:LYS:HG3	1.67	0.75
8:AB:2820:A:H8	8:AB:2820:A:H5''	1.51	0.75
10:AD:42:ASN:HD22	10:AD:43:ASP:N	1.84	0.75
8:AB:100:U:H4'	27:AU:90:LYS:HB3	1.69	0.75
32:AZ:21:VAL:CG1	32:AZ:23:LYS:HG2	2.16	0.75
33:BA:987:G:H21	33:BA:1014:A:H2	1.33	0.75
33:BA:451:A:H4'	33:BA:452:A:C8	2.22	0.75
33:BA:731:G:H5''	33:BA:731:G:C8	2.21	0.75
33:BA:812:G:H2'	33:BA:812:G:N3	2.02	0.75
33:BA:862:C:C2'	33:BA:863:U:H5'	2.15	0.75
33:BA:26:A:H2	36:BD:205:LYS:HB3	1.51	0.75
40:BH:26:MET:HB2	40:BH:27:PRO:CD	2.16	0.75
5:C4:22:VAL:O	5:C4:22:VAL:HG12	1.85	0.75
7:CA:48:U:OP1	7:CA:48:U:H4'	1.86	0.75
7:CA:7:G:C8	7:CA:7:G:H5'	2.21	0.75
8:CB:1804:C:OP1	9:CC:254:LYS:HG2	1.86	0.75
8:CB:2455:G:C2	8:CB:2498:C:N4	2.54	0.75
8:CB:257:C:H2'	8:CB:258:G:O4'	1.85	0.75
8:CB:32:C:N4	8:CB:473:G:H1	1.84	0.75
8:CB:927:A:H2'	8:CB:928:A:H8	1.49	0.75
8:CB:582:A:OP1	23:CQ:31:TYR:CE2	2.38	0.75

Continued on next page...

Continued from previous page...

Atom-1	Atom-2	Interatomic distance (Å)	Clash overlap (Å)
23:CQ:69:ARG:HB2	23:CQ:69:ARG:NH1	2.01	0.75
24:CR:4:VAL:HG12	24:CR:43:ASN:CB	2.17	0.75
33:DA:453:G:H2'	33:DA:454:G:C8	2.20	0.75
33:DA:727:G:N2	33:DA:731:G:C4	2.54	0.75
35:DC:190:THR:HG22	35:DC:191:THR:H	1.51	0.75
36:DD:117:VAL:HA	36:DD:122:ILE:HG13	1.68	0.75
37:DE:61:LYS:HA	37:DE:64:GLU:HB3	1.68	0.75
8:AB:2341:G:H2'	8:AB:2342:C:C6	2.21	0.75
4:A3:34:LYS:NZ	8:AB:2420:C:OP1	2.18	0.75
8:AB:2521:C:H5'	8:AB:2521:C:H6	1.52	0.75
8:AB:351:C:H2'	8:AB:352:A:C8	2.15	0.75
9:AC:216:ARG:HB3	9:AC:217:PRO:HD3	1.67	0.75
16:AJ:135:GLN:HG2	16:AJ:137:PRO:CG	2.17	0.75
23:AQ:40:LYS:O	23:AQ:41:ALA:C	2.25	0.75
8:AB:396:G:C4'	32:AZ:28:VAL:HG21	2.16	0.75
33:BA:1221:G:O3'	51:BS:76:THR:HG21	1.86	0.75
33:BA:692:U:O2	33:BA:694:A:C8	2.40	0.75
33:BA:977:A:H3'	33:BA:977:A:H8	1.52	0.75
4:C3:54:LEU:C	4:C3:56:LEU:H	1.89	0.75
8:CB:529:A:C8	8:CB:2023:C:N4	2.54	0.75
8:CB:2739:U:H3'	8:CB:2739:U:C6	2.21	0.75
33:DA:1278:G:H3'	33:DA:1279:G:H5'	1.68	0.75
33:DA:1425:U:H3'	33:DA:1425:U:C6	2.22	0.75
33:DA:227:G:H2'	33:DA:228:A:C8	2.20	0.75
33:DA:202:G:HO2'	33:DA:468:A:H8	0.77	0.75
33:DA:894:G:N3	33:DA:895:G:C8	2.54	0.75
39:DG:14:ASP:HA	39:DG:23:ALA:HB2	1.69	0.75
40:DH:54:THR:C	40:DH:56:PRO:HD3	2.06	0.75
5:A4:11:CYS:SG	5:A4:33:HIS:CE1	2.79	0.75
8:AB:1126:A:H5'	8:AB:1126:A:C8	2.22	0.75
8:AB:1392:A:N6	26:AT:18:GLU:HG3	2.01	0.75
8:AB:2089:C:H2'	8:AB:2090:A:C8	2.21	0.75
8:AB:2092:U:H4'	8:AB:2093:G:O5'	1.85	0.75
8:AB:264:C:C2'	8:AB:265:A:H5''	2.17	0.75
8:AB:2393:U:O5'	18:AL:62:PRO:HG3	1.85	0.75
7:AA:113:C:H4'	21:AO:47:VAL:HG12	1.68	0.75
25:AS:17:VAL:HG23	25:AS:76:VAL:HG11	1.69	0.75
27:AU:3:LYS:O	27:AU:4:ILE:HG12	1.85	0.75
33:BA:350:G:H8	33:BA:350:G:H5'	1.50	0.75
33:BA:820:U:H4'	33:BA:821:G:OP2	1.86	0.75
36:BD:10:LEU:HD21	36:BD:62:ARG:HD3	1.67	0.75

Continued on next page...

Continued from previous page...

Atom-1	Atom-2	Interatomic distance (Å)	Clash overlap (Å)
49:BQ:66:LEU:HD12	49:BQ:70:LYS:HE2	1.69	0.75
8:CB:1327:A:C2	8:CB:1328:A:H1'	2.21	0.75
8:CB:1806:C:H3'	8:CB:1806:C:H6	1.50	0.75
8:CB:1875:G:HO2'	8:CB:1876:A:H8	1.34	0.75
8:CB:2031:A:C6	8:CB:2498:C:H1'	2.21	0.75
8:CB:2230:G:C4	8:CB:2231:U:C5	2.75	0.75
8:CB:2511:U:O2	10:CD:144:GLY:HA3	1.84	0.75
8:CB:468:G:H2'	8:CB:469:G:C8	2.21	0.75
8:CB:616:A:H2'	8:CB:617:G:C8	2.21	0.75
9:CC:114:GLN:O	9:CC:115:ILE:HD12	1.86	0.75
8:CB:1816:C:H6	9:CC:62:ARG:NH1	1.83	0.75
10:CD:174:SER:HB2	10:CD:208:LYS:HG3	1.69	0.75
10:CD:174:SER:HB2	10:CD:208:LYS:CG	2.17	0.75
11:CE:15:SER:HB3	11:CE:196:VAL:HG22	1.69	0.75
17:CK:32:TYR:CD1	17:CK:32:TYR:N	2.51	0.75
19:CM:61:GLY:HA3	19:CM:105:MET:HB2	1.67	0.75
23:CQ:87:VAL:O	24:CR:53:PHE:HB3	1.85	0.75
33:DA:350:G:H8	33:DA:350:G:C5'	2.00	0.75
33:DA:488:C:C2	33:DA:489:C:C5	2.74	0.75
39:DG:77:ARG:HG3	39:DG:86:VAL:HG21	1.67	0.75
48:DP:68:SER:HB3	48:DP:71:VAL:HG13	1.69	0.75
53:DU:16:ARG:HB3	53:DU:20:ARG:CZ	2.16	0.75
8:AB:1415:U:H1'	8:AB:1588:G:N2	2.01	0.75
8:AB:2593:U:H2'	8:AB:2594:C:H5''	1.67	0.75
8:AB:2691:C:O2	8:AB:2872:A:N6	2.20	0.75
8:AB:688:U:H6	8:AB:688:U:H3'	1.52	0.75
8:AB:869:G:C2	8:AB:870:U:H1'	2.21	0.75
9:AC:205:GLY:O	9:AC:206:LYS:HE2	1.86	0.75
19:AM:97:GLN:H	19:AM:98:PRO:HD3	1.52	0.75
20:AN:25:ALA:HB2	20:AN:44:LEU:CD1	2.15	0.75
33:BA:1313:U:H2'	33:BA:1314:C:H5'	1.68	0.75
33:BA:1314:C:H5	51:BS:5:LYS:HD3	1.50	0.75
36:BD:2:ARG:HG3	36:BD:114:ARG:NH2	2.02	0.75
36:BD:25:ARG:HD3	36:BD:26:ALA:H	1.50	0.75
1:C0:20:ALA:C	1:C0:21:LEU:HD12	2.07	0.75
7:CA:109:A:H2'	7:CA:110:C:O4'	1.85	0.75
8:CB:2498:C:O2'	8:CB:2499:C:H5'	1.87	0.75
8:CB:221:A:C8	8:CB:266:G:N7	2.55	0.75
8:CB:496:G:H8	8:CB:496:G:H5''	1.51	0.75
9:CC:257:ARG:HG3	9:CC:257:ARG:NH1	1.99	0.75
10:CD:137:SER:O	10:CD:138:LEU:HB2	1.87	0.75

Continued on next page...

Continued from previous page...

Atom-1	Atom-2	Interatomic distance (Å)	Clash overlap (Å)
14:CH:50:ARG:HG3	14:CH:51:ARG:H	1.52	0.75
24:CR:12:HIS:CD2	24:CR:14:VAL:O	2.40	0.75
30:CX:17:GLU:O	30:CX:22:LEU:HG	1.87	0.75
33:DA:1068:G:H1'	33:DA:1191:A:C2	2.21	0.75
33:DA:1258:G:H1	33:DA:1278:G:N2	1.83	0.75
33:DA:1338:G:H2'	33:DA:1339:A:N7	2.01	0.75
33:DA:1480:A:H2'	33:DA:1481:U:O4'	1.86	0.75
33:DA:456:A:C8	33:DA:456:A:H3'	2.21	0.75
33:DA:977:A:H2'	33:DA:978:A:H5''	1.68	0.75
43:DK:66:ALA:O	43:DK:69:CYS:HB3	1.86	0.75
8:AB:200:U:H5''	32:AZ:20:ASN:HB3	1.68	0.75
9:AC:12:ARG:NH1	9:AC:18:VAL:HG11	2.01	0.75
19:AM:16:ARG:O	19:AM:17:ASN:HB2	1.85	0.75
22:AP:27:VAL:HB	22:AP:86:LYS:O	1.86	0.75
25:AS:90:LYS:HE3	25:AS:90:LYS:CA	2.15	0.75
33:BA:1169:A:H2'	33:BA:1170:A:C8	2.22	0.75
33:BA:679:C:N3	33:BA:712:A:C2	2.55	0.75
46:BN:66:THR:HB	46:BN:82:LYS:HD2	1.68	0.75
8:CB:1604:C:O2'	8:CB:1610:A:N6	2.20	0.75
8:CB:1960:A:C5	8:CB:1961:C:C5	2.75	0.75
8:CB:19:A:H2'	8:CB:20:C:C6	2.21	0.75
8:CB:2303:G:C1'	12:CF:122:ASP:HA	2.16	0.75
8:CB:2593:U:H2'	8:CB:2594:C:H5''	1.68	0.75
9:CC:12:ARG:NH1	9:CC:18:VAL:HG11	2.02	0.75
10:CD:13:ARG:NH2	22:CP:12:MET:SD	2.59	0.75
13:CG:97:VAL:HG21	13:CG:124:CYS:N	2.00	0.75
8:CB:1190:G:OP1	18:CL:38:GLN:HB2	1.86	0.75
21:CO:10:ARG:CG	21:CO:96:GLY:HA2	2.17	0.75
24:CR:80:ARG:HG3	24:CR:85:LYS:HA	1.68	0.75
29:CW:36:ILE:HG23	29:CW:68:PHE:HD1	1.50	0.75
32:CZ:50:ASP:HA	32:CZ:53:THR:HG22	1.68	0.75
33:DA:15:G:N3	33:DA:16:A:C8	2.54	0.75
48:DP:50:THR:CG2	48:DP:52:LEU:HD11	2.16	0.75
49:DQ:30:HIS:HE1	49:DQ:32:ILE:HG22	1.50	0.75
8:AB:1042:G:N2	8:AB:1114:C:O2	2.20	0.75
8:AB:2853:C:H2'	8:AB:2854:G:C8	2.22	0.75
8:AB:376:G:H2'	8:AB:377:G:C8	2.22	0.75
8:AB:378:C:H2'	8:AB:379:G:H5'	1.69	0.75
8:AB:532:A:N7	8:AB:2021:C:O2'	2.18	0.75
8:AB:2621:G:O2'	10:AD:164:GLN:HB3	1.86	0.75
11:AE:6:LYS:HZ1	11:AE:119:ILE:C	1.90	0.75

Continued on next page...

Continued from previous page...

Atom-1	Atom-2	Interatomic distance (Å)	Clash overlap (Å)
14:AH:4:ILE:HG23	14:AH:16:GLY:CA	2.17	0.75
16:AJ:34:ARG:CG	16:AJ:39:LYS:HB2	2.17	0.75
18:AL:77:ILE:CG2	18:AL:110:VAL:HA	2.17	0.75
21:AO:1:MET:HG2	21:AO:2:ASP:N	1.98	0.75
24:AR:23:GLU:HA	24:AR:96:VAL:CG2	2.17	0.75
33:BA:1225:A:H3'	33:BA:1226:C:C6	2.21	0.75
33:BA:1438:G:N2	33:BA:1464:U:H1'	2.02	0.75
37:BE:89:THR:HG22	37:BE:90:GLY:N	2.02	0.75
41:BI:38:PHE:HE1	41:BI:75:ALA:HB2	1.52	0.75
41:BI:82:ILE:HG22	41:BI:86:LEU:HD22	1.68	0.75
33:BA:947:G:OP1	45:BM:106:ARG:HB3	1.87	0.75
45:BM:106:ARG:NH1	45:BM:109:LYS:HE2	2.01	0.75
47:BO:8:ALA:O	47:BO:11:VAL:HG12	1.87	0.75
33:BA:1320:C:H42	51:BS:35:ARG:HH12	1.33	0.75
51:BS:68:HIS:CD2	51:BS:69:LYS:H	2.04	0.75
8:CB:1570:A:H2'	8:CB:1571:A:H8	1.51	0.75
8:CB:1933:G:H8	8:CB:1933:G:O5'	1.69	0.75
8:CB:2273:A:H2'	8:CB:2274:A:C8	2.21	0.75
8:CB:2717:C:H1'	22:CP:95:LYS:HZ3	1.51	0.75
8:CB:725:G:C6	8:CB:726:G:N1	2.55	0.75
24:CR:18:GLN:HB3	24:CR:99:THR:CA	2.16	0.75
24:CR:97:LYS:O	24:CR:98:ILE:HB	1.84	0.75
33:DA:728:A:H2'	33:DA:729:A:C8	2.22	0.75
34:DB:65:LYS:HB2	34:DB:157:PRO:HA	1.68	0.75
44:DL:43:LYS:HB2	44:DL:44:PRO:HD3	1.69	0.75
45:DM:56:ARG:O	45:DM:60:ALA:HB2	1.86	0.75
48:DP:80:LYS:NZ	48:DP:80:LYS:HB2	2.02	0.75
2:A1:47:ILE:HG22	2:A1:48:TYR:N	1.97	0.75
8:AB:2155:U:H2'	8:AB:2156:G:O4'	1.86	0.75
8:AB:2371:G:C2	8:AB:2372:U:C6	2.74	0.75
8:AB:597:G:C2	8:AB:661:A:C2	2.75	0.75
8:AB:65:U:H2'	8:AB:66:C:C6	2.21	0.75
10:AD:29:VAL:O	10:AD:51:THR:HG21	1.86	0.75
10:AD:62:LYS:CE	10:AD:63:PRO:HD3	2.08	0.75
14:AH:89:LYS:HG2	14:AH:123:ARG:O	1.87	0.75
19:AM:2:LEU:HD23	19:AM:50:ARG:HD3	1.67	0.75
33:BA:506:G:H2'	33:BA:507:C:C6	2.21	0.75
33:BA:802:A:H2'	33:BA:803:G:H5'	1.69	0.75
33:BA:948:C:H2'	33:BA:949:A:H8	1.52	0.75
35:BC:69:THR:HG23	35:BC:72:PRO:HG3	1.68	0.75
36:BD:94:GLU:HG3	36:BD:103:ARG:NH2	2.02	0.75

Continued on next page...

Continued from previous page...

Atom-1	Atom-2	Interatomic distance (Å)	Clash overlap (Å)
5:C4:7:VAL:O	5:C4:23:ILE:HD12	1.87	0.75
7:CA:56:G:H8	7:CA:56:G:H5'	1.52	0.75
8:CB:85:G:N3	8:CB:103:A:C2	2.54	0.75
8:CB:1988:G:H2'	8:CB:1989:G:H5'	1.68	0.75
8:CB:2618:G:C5	8:CB:2619:C:C5	2.75	0.75
8:CB:292:U:O5'	8:CB:292:U:H6	1.70	0.75
10:CD:31:ALA:HB3	10:CD:95:SER:HB3	1.65	0.75
23:CQ:30:VAL:HG21	23:CQ:33:VAL:CG2	2.17	0.75
8:CB:63:A:H5''	26:CT:69:ARG:HH22	1.52	0.75
29:CW:2:HIS:O	29:CW:3:LYS:HE2	1.87	0.75
32:CZ:17:SER:OG	32:CZ:21:VAL:HB	1.86	0.75
33:DA:1295:U:N3	33:DA:1296:C:H5	1.84	0.75
33:DA:975:A:C2	33:DA:1357:A:H2	2.05	0.75
8:AB:1564:C:H2'	8:AB:1565:C:C6	2.22	0.74
8:AB:1613:G:C2'	8:AB:1617:C:H42	1.97	0.74
8:AB:1816:C:H5	9:AC:62:ARG:HD2	1.51	0.74
8:AB:2086:U:N3	8:AB:2234:G:C6	2.55	0.74
8:AB:2592:G:C6	8:AB:2593:U:N3	2.55	0.74
8:AB:2866:U:H4'	8:AB:2867:G:H4'	1.66	0.74
8:AB:725:G:C6	8:AB:726:G:N1	2.56	0.74
22:AP:73:PHE:O	22:AP:74:GLN:NE2	2.20	0.74
24:AR:98:ILE:HG22	24:AR:100:GLY:H	1.50	0.74
33:BA:878:A:C5	33:BA:879:C:C5	2.75	0.74
41:BI:32:ARG:HD3	41:BI:37:TYR:CD1	2.21	0.74
51:BS:35:ARG:HB3	51:BS:71:GLY:CA	2.17	0.74
3:C2:16:HIS:O	3:C2:44:VAL:HG12	1.87	0.74
3:C2:5:PHE:HE2	3:C2:7:PRO:CB	1.97	0.74
8:CB:2071:A:H2'	8:CB:2072:C:C6	2.22	0.74
8:CB:2230:G:H1'	32:CZ:30:HIS:CE1	2.21	0.74
8:CB:2850:A:O2'	8:CB:2851:A:H5'	1.87	0.74
8:CB:440:C:H3'	8:CB:440:C:H6	1.52	0.74
8:CB:530:G:H22	8:CB:2023:C:H5	1.32	0.74
9:CC:169:ALA:O	9:CC:170:TYR:HB2	1.83	0.74
9:CC:12:ARG:NH1	9:CC:18:VAL:HG21	2.02	0.74
11:CE:29:HIS:HD2	18:CL:19:LEU:CD1	2.00	0.74
16:CJ:10:THR:CG2	16:CJ:50:THR:HB	2.14	0.74
17:CK:82:ASN:H	17:CK:82:ASN:HD22	1.33	0.74
18:CL:90:VAL:HG13	18:CL:122:VAL:HG13	1.69	0.74
19:CM:6:ARG:HD2	19:CM:71:LYS:HZ1	1.51	0.74
20:CN:7:GLY:HA3	20:CN:8:ARG:HH11	1.52	0.74
22:CP:13:LYS:CD	22:CP:78:PRO:HG3	2.16	0.74

Continued on next page...

Continued from previous page...

Atom-1	Atom-2	Interatomic distance (Å)	Clash overlap (Å)
33:DA:1474:U:C2'	33:DA:1475:G:H5''	2.13	0.74
33:DA:725:G:C5	33:DA:726:C:H5	2.04	0.74
33:DA:794:A:H2'	33:DA:795:C:C6	2.22	0.74
33:DA:804:U:C5	33:DA:805:C:N4	2.54	0.74
33:DA:948:C:OP1	45:DM:107:THR:HG22	1.87	0.74
8:AB:1122:G:H2'	8:AB:1123:C:C5'	2.17	0.74
8:AB:1247:A:O2'	8:AB:1248:G:H5''	1.86	0.74
8:AB:1432:G:O2'	8:AB:1433:A:H5'	1.86	0.74
1:A0:5:ASN:ND2	8:AB:2019:A:N6	2.34	0.74
8:AB:2872:A:O2'	8:AB:2873:A:H5''	1.85	0.74
8:AB:831:G:C6	8:AB:832:U:C2	2.75	0.74
8:AB:1824:G:H1'	9:AC:247:TRP:HZ3	1.52	0.74
10:AD:10:GLY:HA2	10:AD:24:VAL:HA	1.69	0.74
18:AL:47:ARG:HG3	18:AL:47:ARG:O	1.87	0.74
22:AP:29:VAL:O	22:AP:31:VAL:HG23	1.87	0.74
32:AZ:9:TYR:CE1	32:AZ:11:GLU:HB2	2.21	0.74
33:BA:688:G:C6	33:BA:700:G:C2	2.75	0.74
33:BA:94:G:H5'	33:BA:94:G:C8	2.22	0.74
34:BB:65:LYS:HB3	34:BB:89:PHE:CE1	2.22	0.74
35:BC:90:VAL:HG21	35:BC:98:ALA:HB3	1.69	0.74
7:CA:42:C:H2'	7:CA:42:C:O2	1.86	0.74
8:CB:2331:G:C2'	29:CW:69:GLU:HG3	2.16	0.74
9:CC:124:LYS:HB2	9:CC:125:PRO:CD	2.17	0.74
9:CC:12:ARG:HH12	9:CC:18:VAL:HG11	1.53	0.74
9:CC:244:VAL:HG22	9:CC:245:THR:N	2.01	0.74
10:CD:42:ASN:HD22	10:CD:43:ASP:N	1.85	0.74
12:CF:106:ALA:HB1	12:CF:136:ILE:HG23	1.66	0.74
16:CJ:38:GLY:CA	16:CJ:41:LYS:HE3	2.18	0.74
19:CM:40:ARG:HG3	19:CM:92:TRP:NE1	2.00	0.74
8:CB:508:A:C2	25:CS:9:HIS:NE2	2.55	0.74
8:CB:64:A:O2'	26:CT:74:ILE:HG21	1.86	0.74
33:DA:1382:C:H2'	33:DA:1383:C:H6	1.52	0.74
33:DA:386:C:C2'	33:DA:387:U:H5''	2.16	0.74
33:DA:663:A:C2	33:DA:743:A:C2	2.74	0.74
38:DF:92:THR:C	38:DF:94:HIS:H	1.90	0.74
8:AB:1139:G:C8	8:AB:1139:G:H5''	2.22	0.74
8:AB:1429:G:H5'	8:AB:1429:G:C8	2.22	0.74
8:AB:1816:C:H3'	9:AC:62:ARG:NH1	2.03	0.74
8:AB:257:C:H2'	8:AB:258:G:O4'	1.86	0.74
9:AC:114:GLN:O	9:AC:115:ILE:HD12	1.87	0.74
11:AE:145:ASP:O	11:AE:147:LEU:N	2.20	0.74

Continued on next page...

Continued from previous page...

Atom-1	Atom-2	Interatomic distance (Å)	Clash overlap (Å)
15:AI:33:ASN:HD21	15:AI:64:ARG:HD2	1.53	0.74
8:AB:1007:C:H4'	16:AJ:110:PRO:HD3	1.68	0.74
18:AL:117:THR:HG23	18:AL:119:PRO:HD2	1.69	0.74
19:AM:71:LYS:NZ	19:AM:91:TYR:HB3	2.03	0.74
33:BA:38:G:C2	33:BA:397:A:C2	2.76	0.74
33:BA:737:C:O5'	33:BA:737:C:H6	1.69	0.74
51:BS:10:ILE:HG22	51:BS:38:THR:H	1.53	0.74
8:CB:1430:G:H2'	8:CB:1431:A:H8	1.51	0.74
8:CB:1562:U:H2'	8:CB:1563:U:H6	1.52	0.74
8:CB:1570:A:C6	8:CB:1571:A:C6	2.76	0.74
8:CB:2746:U:H2'	8:CB:2747:G:H8	1.52	0.74
10:CD:141:ARG:O	10:CD:142:VAL:O	2.04	0.74
16:CJ:36:LEU:HD11	16:CJ:122:LEU:HG	1.69	0.74
18:CL:92:LEU:HD22	18:CL:96:LYS:HG2	1.68	0.74
32:CZ:49:ARG:HG2	32:CZ:50:ASP:N	2.02	0.74
33:DA:243:A:H8	33:DA:243:A:H5''	1.51	0.74
33:DA:976:G:H22	33:DA:1362:A:H3'	1.52	0.74
34:DB:46:VAL:HA	34:DB:49:PHE:CE2	2.23	0.74
39:DG:70:PRO:HG3	39:DG:102:TRP:HH2	1.52	0.74
41:DI:11:ARG:HG3	41:DI:11:ARG:NH1	2.02	0.74
35:DC:17:TRP:CE3	46:DN:93:PRO:HA	2.21	0.74
8:AB:1069:A:H5'	8:AB:1070:A:C8	2.23	0.74
8:AB:2221:G:O2'	8:AB:2222:C:H5'	1.87	0.74
8:AB:2615:U:OP1	55:AB:4685:HOH:O	2.05	0.74
8:AB:319:G:C4	8:AB:320:A:C8	2.75	0.74
8:AB:794:A:H2'	8:AB:795:C:H6	1.51	0.74
19:AM:18:ARG:HG2	19:AM:19:GLY:H	1.48	0.74
8:AB:1163:G:H21	24:AR:91:GLN:HG3	1.52	0.74
33:BA:702:A:H4'	33:BA:703:G:OP2	1.87	0.74
33:BA:783:C:H2'	33:BA:784:A:C8	2.23	0.74
46:BN:63:CYS:SG	46:BN:66:THR:HG22	2.28	0.74
49:BQ:71:SER:C	49:BQ:72:TRP:HD1	1.90	0.74
53:BU:36:PHE:CB	53:BU:40:PRO:HD3	2.14	0.74
8:CB:2640:G:C2'	8:CB:2641:G:H5''	2.17	0.74
8:CB:2746:U:C2'	8:CB:2747:G:H5'	2.17	0.74
8:CB:1050:A:C2	8:CB:2751:G:C6	2.76	0.74
8:CB:393:C:C2	8:CB:394:C:C5	2.75	0.74
13:CG:10:VAL:HA	13:CG:14:VAL:HG21	1.69	0.74
15:CI:77:VAL:HA	15:CI:80:LYS:HB2	1.68	0.74
33:DA:922:G:H2'	33:DA:923:A:H8	1.49	0.74
33:DA:953:G:H3'	33:DA:954:G:C8	2.22	0.74

Continued on next page...

Continued from previous page...

Atom-1	Atom-2	Interatomic distance (Å)	Clash overlap (Å)
46:DN:5:MET:HA	46:DN:8:ARG:HB2	1.69	0.74
8:AB:1527:G:H21	8:AB:1545:A:H62	1.36	0.74
8:AB:2860:A:H5'	8:AB:2860:A:H8	1.52	0.74
8:AB:272:A:H2	8:AB:366:C:N3	1.86	0.74
8:AB:772:C:H2'	8:AB:773:U:H6	1.51	0.74
11:AE:46:GLN:HE22	11:AE:47:LYS:HG3	1.52	0.74
18:AL:78:ARG:NH1	18:AL:80:SER:HA	2.02	0.74
21:AO:9:ARG:HA	21:AO:12:THR:HG21	1.69	0.74
33:BA:1163:A:H2'	33:BA:1164:G:C8	2.22	0.74
33:BA:1434:A:O2'	33:BA:1435:G:H5'	1.86	0.74
33:BA:61:G:H2'	33:BA:62:U:O4'	1.87	0.74
40:BH:105:THR:HG22	40:BH:122:GLY:CA	2.16	0.74
4:C3:54:LEU:HA	4:C3:57:VAL:HG13	1.68	0.74
8:CB:1225:G:H5''	24:CR:90:ARG:NE	2.02	0.74
9:CC:63:ILE:C	9:CC:64:VAL:HG22	2.08	0.74
11:CE:131:THR:C	11:CE:132:LYS:HZ3	1.91	0.74
21:CO:27:VAL:HG21	21:CO:38:GLN:N	2.03	0.74
27:CU:79:ALA:O	27:CU:96:LYS:HB2	1.87	0.74
33:DA:1154:G:C2	33:DA:1155:A:C8	2.74	0.74
33:DA:1258:G:N1	33:DA:1278:G:N2	2.35	0.74
33:DA:1443:C:H2'	33:DA:1444:U:O4'	1.85	0.74
36:DD:84:ASN:ND2	36:DD:87:GLU:HB2	2.03	0.74
33:DA:1329:A:OP1	45:DM:28:ARG:HG3	1.86	0.74
47:DO:32:THR:HA	47:DO:62:ARG:HH11	1.50	0.74
8:AB:1063:G:H1	8:AB:1075:C:H42	1.36	0.74
8:AB:1376:C:H2'	8:AB:1376:C:O2	1.87	0.74
8:AB:2329:U:H2'	8:AB:2330:G:O4'	1.87	0.74
8:AB:2777:G:H8	8:AB:2777:G:H3'	1.52	0.74
8:AB:811:U:C5	18:AL:29:LYS:HD3	2.23	0.74
8:AB:968:C:C4	8:AB:969:G:N7	2.56	0.74
10:AD:102:ALA:HB3	10:AD:105:LYS:NZ	2.02	0.74
17:AK:82:ASN:HD22	17:AK:82:ASN:H	1.30	0.74
19:AM:31:PHE:CE2	19:AM:113:ALA:HB3	2.21	0.74
21:AO:6:ALA:CA	21:AO:10:ARG:HD3	2.17	0.74
25:AS:29:VAL:HG21	25:AS:69:LEU:HB2	1.67	0.74
27:AU:72:PHE:HA	27:AU:96:LYS:HZ1	1.50	0.74
33:BA:1206:G:H4'	35:BC:191:THR:O	1.87	0.74
33:BA:1212:U:H4'	33:BA:1213:A:C8	2.23	0.74
33:BA:1238:A:H8	33:BA:1301:U:H3	1.36	0.74
33:BA:349:A:H2'	33:BA:350:G:H5''	1.70	0.74
33:BA:553:A:C2'	33:BA:554:A:H8	1.92	0.74

Continued on next page...

Continued from previous page...

Atom-1	Atom-2	Interatomic distance (Å)	Clash overlap (Å)
44:BL:24:GLU:HB3	44:BL:26:CYS:SG	2.28	0.74
8:CB:1342:A:O2'	8:CB:1343:G:H5''	1.87	0.74
8:CB:2371:G:C2	8:CB:2372:U:C6	2.76	0.74
8:CB:2498:C:H2'	8:CB:2498:C:O2	1.86	0.74
8:CB:220:G:H2'	8:CB:427:U:O4	1.87	0.74
8:CB:538:A:C8	8:CB:556:A:N6	2.56	0.74
8:CB:968:C:C4	8:CB:969:G:N7	2.56	0.74
10:CD:77:ARG:NH2	10:CD:79:LEU:HB2	2.02	0.74
11:CE:98:LYS:HE3	11:CE:102:ARG:HH21	1.51	0.74
17:CK:2:ILE:HG23	17:CK:33:ALA:O	1.86	0.74
20:CN:4:ARG:HG2	20:CN:5:LYS:O	1.87	0.74
25:CS:21:ALA:O	25:CS:74:ILE:HD12	1.87	0.74
33:DA:1434:A:N7	33:DA:1435:G:N7	2.35	0.74
33:DA:550:G:O2'	33:DA:551:U:H5'	1.88	0.74
33:DA:731:G:N2	33:DA:732:C:C2	2.56	0.74
33:DA:812:G:OP2	33:DA:902:G:N2	2.20	0.74
8:AB:2452:C:H6	8:AB:2452:C:H3'	1.51	0.74
8:AB:533:G:OP1	23:AQ:23:TYR:O	2.05	0.74
9:AC:161:VAL:H	9:AC:193:GLU:CD	1.91	0.74
16:AJ:51:GLY:O	16:AJ:52:ASP:HB2	1.86	0.74
22:AP:23:ASP:CB	22:AP:93:LYS:HE2	2.18	0.74
23:AQ:30:VAL:HG12	23:AQ:31:TYR:N	2.02	0.74
29:AW:16:GLU:HA	29:AW:18:LYS:CD	2.18	0.74
33:BA:565:U:H2'	33:BA:566:G:H8	1.53	0.74
33:BA:619:U:HO2'	36:BD:134:TYR:HE1	1.34	0.74
34:BB:163:ILE:HG23	34:BB:164:ASP:N	2.03	0.74
8:CB:1366:A:C2'	8:CB:1367:A:H5'	2.18	0.74
8:CB:1952:A:H5''	8:CB:1953:A:OP2	1.87	0.74
9:CC:102:TYR:O	9:CC:103:ILE:HG22	1.87	0.74
9:CC:257:ARG:HH11	9:CC:257:ARG:CG	2.00	0.74
9:CC:62:ARG:CG	9:CC:62:ARG:HH11	2.01	0.74
10:CD:197:THR:HG22	10:CD:198:GLY:N	2.01	0.74
16:CJ:9:GLU:HG2	16:CJ:9:GLU:O	1.87	0.74
18:CL:38:GLN:OE1	18:CL:39:LYS:HG2	1.88	0.74
19:CM:8:LYS:HG2	19:CM:9:PHE:N	2.03	0.74
23:CQ:87:VAL:HB	24:CR:54:VAL:CB	2.13	0.74
33:DA:50:A:H62	33:DA:361:G:C4'	2.01	0.74
33:DA:515:G:C2	33:DA:537:G:N3	2.55	0.74
34:DB:139:GLU:O	34:DB:143:LEU:HB2	1.87	0.74
37:DE:41:GLY:O	37:DE:42:ASN:HB2	1.87	0.74
48:DP:25:ARG:H	48:DP:25:ARG:HD3	1.51	0.74

Continued on next page...

Continued from previous page...

Atom-1	Atom-2	Interatomic distance (Å)	Clash overlap (Å)
8:AB:2094:A:H2'	8:AB:2095:A:H5''	1.68	0.74
8:AB:2636:C:O3'	10:AD:80:TRP:CZ3	2.39	0.74
8:AB:2769:U:H2'	8:AB:2770:G:H8	1.53	0.74
8:AB:374:A:H2'	8:AB:375:G:C8	2.21	0.74
8:AB:599:A:H4'	11:AE:26:ALA:CB	2.17	0.74
8:AB:646:U:H6	8:AB:646:U:OP2	1.69	0.74
8:AB:792:A:C8	8:AB:2440:C:C2	2.74	0.74
17:AK:39:ILE:HD12	17:AK:40:LYS:H	1.52	0.74
19:AM:9:PHE:CG	19:AM:10:ARG:N	2.56	0.74
22:AP:48:ALA:O	22:AP:49:ILE:HB	1.85	0.74
8:AB:1399:C:C5'	26:AT:26:LYS:HG2	2.17	0.74
33:BA:779:C:N4	33:BA:803:G:H1	1.86	0.74
33:BA:919:A:O5'	33:BA:919:A:H8	1.70	0.74
4:C3:4:LYS:HZ1	4:C3:61:LEU:N	1.85	0.74
8:CB:1268:A:C2	8:CB:1269:A:H1'	2.23	0.74
8:CB:2090:A:H4'	32:CZ:49:ARG:HH12	1.51	0.74
8:CB:2138:G:C2	8:CB:2139:U:H1'	2.23	0.74
8:CB:2553:G:N3	8:CB:2583:G:H1'	2.02	0.74
4:C3:18:LYS:HB2	8:CB:651:G:OP1	1.88	0.74
8:CB:1568:G:H5''	9:CC:60:ALA:HB3	1.68	0.74
9:CC:80:LEU:HA	9:CC:91:ALA:HA	1.70	0.74
18:CL:126:ARG:NH2	18:CL:128:THR:HG23	2.02	0.74
23:CQ:29:ARG:HH11	23:CQ:29:ARG:CB	1.99	0.74
24:CR:69:GLY:O	24:CR:96:VAL:HG23	1.88	0.74
28:CV:77:VAL:HG12	28:CV:89:ILE:HG23	1.70	0.74
29:CW:42:THR:H	29:CW:65:LYS:HG3	1.53	0.74
33:DA:337:G:H2'	33:DA:338:A:C8	2.21	0.74
33:DA:763:G:N3	33:DA:764:C:C6	2.56	0.74
33:DA:230:G:H5''	48:DP:31:ARG:HH21	1.52	0.74
51:DS:28:LYS:HB2	51:DS:29:PRO:HD2	1.69	0.74
4:A3:54:LEU:C	4:A3:56:LEU:H	1.88	0.74
8:AB:2358:A:H61	8:AB:2428:G:H22	1.35	0.74
8:AB:794:A:C2'	8:AB:795:C:H5'	2.18	0.74
8:AB:905:A:H3'	8:AB:906:U:H5''	1.69	0.74
9:AC:179:GLU:CG	9:AC:266:ILE:HA	2.17	0.74
10:AD:14:ILE:HA	10:AD:19:GLY:HA2	1.70	0.74
10:AD:83:ARG:HD3	10:AD:84:LEU:HA	1.68	0.74
13:AG:68:ARG:HA	13:AG:71:LEU:HD13	1.70	0.74
14:AH:6:LEU:HA	14:AH:15:LEU:N	2.03	0.74
33:BA:18:C:H1'	33:BA:1079:G:H21	1.53	0.74
33:BA:279:A:H4'	33:BA:280:C:OP2	1.87	0.74

Continued on next page...

Continued from previous page...

Atom-1	Atom-2	Interatomic distance (Å)	Clash overlap (Å)
39:BG:6:ILE:HG13	39:BG:7:GLY:H	1.52	0.74
41:BI:44:ARG:HH11	41:BI:44:ARG:CG	1.92	0.74
8:CB:117:G:H5''	8:CB:118:A:OP2	1.87	0.74
8:CB:2040:G:H2'	8:CB:2041:U:C6	2.22	0.74
8:CB:2358:A:H8	8:CB:2358:A:H5'	1.53	0.74
8:CB:2366:A:H3'	8:CB:2367:G:C8	2.23	0.74
8:CB:2421:G:H5'	8:CB:2421:G:H8	1.53	0.74
8:CB:2534:A:H5''	8:CB:2534:A:H8	1.51	0.74
8:CB:420:C:H2'	8:CB:421:C:H6	1.52	0.74
8:CB:976:G:H2'	8:CB:977:G:H8	1.53	0.74
9:CC:164:VAL:HG23	9:CC:172:THR:HG22	1.69	0.74
13:CG:3:VAL:HG13	13:CG:4:ALA:N	2.01	0.74
14:CH:96:THR:HG23	14:CH:97:ARG:H	1.51	0.74
21:CO:15:ARG:HH22	29:CW:74:LYS:HE2	1.53	0.74
22:CP:73:PHE:O	22:CP:74:GLN:NE2	2.20	0.74
24:CR:39:LEU:HD12	24:CR:61:ALA:HA	1.68	0.74
24:CR:79:ARG:HD2	24:CR:80:ARG:N	2.02	0.74
29:CW:39:GLN:H	29:CW:68:PHE:CB	2.00	0.74
33:DA:390:U:C2	33:DA:391:G:N7	2.55	0.74
33:DA:550:G:C4	33:DA:551:U:C6	2.76	0.74
33:DA:1179:A:H5''	41:DI:98:ARG:HH12	1.51	0.74
8:AB:123:G:C2	8:AB:129:C:N3	2.55	0.74
8:AB:584:C:H42	8:AB:1256:G:H1	1.35	0.74
8:AB:1355:G:C6	8:AB:1377:G:N2	2.56	0.74
3:A2:21:ARG:NH2	8:AB:466:A:H5''	2.03	0.74
8:AB:2618:G:O2'	10:AD:154:LYS:O	2.05	0.74
12:AF:157:THR:HG22	12:AF:158:THR:H	1.53	0.74
8:AB:597:G:O2'	18:AL:21:ARG:HG2	1.87	0.74
27:AU:95:PHE:HE1	27:AU:96:LYS:HD2	1.53	0.74
29:AW:39:GLN:OE1	29:AW:66:VAL:HG23	1.88	0.74
32:AZ:17:SER:CB	32:AZ:21:VAL:HG23	2.13	0.74
46:BN:30:ILE:HG12	46:BN:44:VAL:HG21	1.68	0.74
8:CB:110:G:H8	8:CB:110:G:O5'	1.70	0.74
8:CB:1663:G:H8	8:CB:1663:G:H5'	1.51	0.74
8:CB:1808:A:H3'	8:CB:1809:A:H8	1.52	0.74
8:CB:2400:G:N2	8:CB:2417:C:C2	2.56	0.74
8:CB:2523:G:N2	8:CB:2541:A:H1'	2.03	0.74
1:C0:27:LEU:CG	8:CB:2886:A:C6	2.68	0.74
8:CB:347:A:C8	8:CB:347:A:H5'	2.21	0.74
8:CB:654:A:C2'	8:CB:655:A:H5''	2.18	0.74
8:CB:738:G:H2'	8:CB:739:A:C8	2.22	0.74

Continued on next page...

Continued from previous page...

Atom-1	Atom-2	Interatomic distance (Å)	Clash overlap (Å)
10:CD:140:HIS:O	10:CD:141:ARG:HG2	1.87	0.74
21:CO:48:LEU:N	21:CO:48:LEU:HD22	2.02	0.74
33:DA:1181:G:C2	33:DA:1182:G:N2	2.56	0.74
33:DA:408:A:N6	33:DA:434:U:H3	1.86	0.74
33:DA:787:A:H2'	33:DA:788:U:C5	2.22	0.74
33:DA:864:A:H2	33:DA:917:G:N3	1.85	0.74
33:DA:905:U:H3'	33:DA:906:A:H8	1.52	0.74
36:DD:16:THR:O	36:DD:33:ILE:HD11	1.87	0.74
36:DD:90:LEU:HD21	36:DD:196:GLU:HG3	1.69	0.74
51:DS:40:PHE:HB3	51:DS:41:PRO:HD2	1.68	0.74
52:DT:34:VAL:HG22	52:DT:49:ALA:HB1	1.68	0.74
9:AC:12:ARG:HH12	9:AC:18:VAL:HG11	1.52	0.73
10:AD:86:GLU:CD	10:AD:87:GLY:H	1.91	0.73
18:AL:126:ARG:NH2	18:AL:128:THR:HG23	2.03	0.73
24:AR:5:PHE:HD1	24:AR:40:MET:CB	2.01	0.73
24:AR:75:VAL:H	24:AR:90:ARG:HE	1.35	0.73
26:AT:3:ARG:HH12	30:AX:19:LEU:HD11	1.53	0.73
29:AW:36:ILE:HG23	29:AW:68:PHE:HD1	1.53	0.73
33:BA:125:U:H2'	33:BA:126:G:H8	1.51	0.73
33:BA:1282:C:H2'	33:BA:1283:U:C6	2.23	0.73
33:BA:203:G:N2	33:BA:215:C:C2	2.56	0.73
33:BA:428:G:C8	33:BA:430:A:C8	2.75	0.73
33:BA:618:C:H3'	33:BA:619:U:C5'	2.18	0.73
33:BA:665:A:N7	33:BA:733:G:C2	2.56	0.73
33:BA:678:U:O2'	33:BA:679:C:O4'	2.05	0.73
33:BA:903:G:N1	33:BA:904:U:O2	2.20	0.73
34:BB:143:LEU:O	34:BB:147:LEU:HB2	1.88	0.73
34:BB:30:ILE:HD11	34:BB:188:THR:HG21	1.68	0.73
47:BO:84:LEU:HB3	47:BO:86:LEU:CD1	2.18	0.73
3:C2:16:HIS:CD2	3:C2:44:VAL:HA	2.23	0.73
7:CA:56:G:H5'	7:CA:56:G:C8	2.22	0.73
7:CA:55:U:H2'	7:CA:56:G:H5''	1.70	0.73
8:CB:817:C:H2'	8:CB:818:G:O4'	1.87	0.73
11:CE:3:LEU:HD11	11:CE:194:LYS:HB3	1.70	0.73
14:CH:27:ARG:HB2	32:CZ:60:PHE:HZ	1.53	0.73
23:CQ:4:LYS:HB2	23:CQ:4:LYS:NZ	2.03	0.73
23:CQ:64:ILE:HG12	23:CQ:95:ALA:CB	2.17	0.73
26:CT:56:GLU:HG3	26:CT:88:LYS:HG3	1.70	0.73
29:CW:44:PHE:HB3	29:CW:77:LYS:C	2.08	0.73
33:DA:823:C:H2'	33:DA:824:G:C8	2.23	0.73
35:DC:178:ARG:HG2	35:DC:205:GLU:O	1.87	0.73

Continued on next page...

Continued from previous page...

Atom-1	Atom-2	Interatomic distance (Å)	Clash overlap (Å)
33:DA:673:A:H4'	38:DF:86:ARG:HD2	1.69	0.73
45:DM:106:ARG:NH1	45:DM:106:ARG:HG2	2.00	0.73
48:DP:39:PHE:CE1	48:DP:74:LEU:HD13	2.23	0.73
3:A2:5:PHE:HE2	3:A2:7:PRO:CB	1.95	0.73
7:AA:103:U:H2'	7:AA:104:A:H8	1.52	0.73
8:AB:1012:U:O4	16:AJ:30:THR:HG21	1.88	0.73
15:AI:85:ILE:HD13	15:AI:97:VAL:O	1.88	0.73
24:AR:23:GLU:HG2	24:AR:24:LYS:N	2.01	0.73
27:AU:48:VAL:HG11	27:AU:52:ASN:HB2	1.69	0.73
33:BA:1251:A:H2'	33:BA:1252:A:H8	1.51	0.73
33:BA:669:G:N2	33:BA:738:C:C2	2.55	0.73
38:BF:12:PRO:HG3	38:BF:56:LYS:O	1.88	0.73
43:BK:56:LYS:HG2	43:BK:57:SER:N	2.02	0.73
3:C2:28:ARG:HH22	3:C2:32:ALA:N	1.87	0.73
8:CB:2539:C:H2'	8:CB:2540:C:H5''	1.68	0.73
8:CB:2821:A:P	20:CN:2:ARG:HD2	2.29	0.73
8:CB:370:G:P	8:CB:370:G:H8	2.11	0.73
8:CB:420:C:H2'	8:CB:421:C:C6	2.23	0.73
8:CB:468:G:H2'	8:CB:469:G:H8	1.53	0.73
8:CB:531:C:OP1	8:CB:532:A:C8	2.41	0.73
8:CB:539:G:O2'	8:CB:540:C:H5'	1.88	0.73
8:CB:564:C:O2	8:CB:578:G:N2	2.14	0.73
8:CB:597:G:C2	8:CB:661:A:C2	2.76	0.73
8:CB:666:A:O2'	8:CB:667:U:H5''	1.86	0.73
10:CD:101:PHE:HB2	10:CD:105:LYS:CD	2.17	0.73
30:CX:49:ASP:HA	30:CX:52:ARG:HH11	1.52	0.73
30:CX:57:LEU:O	30:CX:60:LYS:HB2	1.88	0.73
33:DA:1171:A:H2'	33:DA:1172:C:C6	2.23	0.73
33:DA:1250:A:H2	33:DA:1370:G:H1'	1.53	0.73
33:DA:1350:A:H2'	33:DA:1351:U:C6	2.23	0.73
34:DB:167:HIS:HD2	34:DB:168:GLU:HG2	1.52	0.73
37:DE:79:THR:HG22	37:DE:121:ASN:HB3	1.69	0.73
41:DI:18:VAL:CG2	41:DI:85:ALA:HB2	2.18	0.73
44:DL:97:VAL:CG2	44:DL:100:ALA:HB3	2.18	0.73
33:DA:950:U:OP2	45:DM:100:ARG:HB3	1.88	0.73
49:DQ:43:LEU:HD23	49:DQ:72:TRP:CE2	2.23	0.73
1:A0:41:HIS:HB3	1:A0:47:TYR:O	1.88	0.73
7:AA:29:A:H3'	7:AA:30:C:C6	2.23	0.73
8:AB:1122:G:H2'	8:AB:1123:C:H5''	1.70	0.73
8:AB:2699:C:H2'	8:AB:2700:A:H8	1.51	0.73
8:AB:2805:C:O5'	8:AB:2805:C:H6	1.70	0.73

Continued on next page...

Continued from previous page...

Atom-1	Atom-2	Interatomic distance (Å)	Clash overlap (Å)
8:AB:307:G:N2	8:AB:310:A:C8	2.41	0.73
8:AB:394:C:O2	8:AB:395:U:C2	2.41	0.73
8:AB:444:C:O2'	11:AE:47:LYS:HD3	1.88	0.73
8:AB:657:U:C2'	8:AB:658:U:C6	2.69	0.73
17:AK:2:ILE:HG21	17:AK:67:LYS:HE3	1.70	0.73
26:AT:66:LYS:HE3	26:AT:66:LYS:C	2.08	0.73
33:BA:1263:C:H6	33:BA:1263:C:O5'	1.71	0.73
33:BA:240:G:C8	33:BA:240:G:C5'	2.71	0.73
33:BA:782:A:H62	33:BA:800:G:N2	1.84	0.73
51:BS:31:ARG:HE	51:BS:56:HIS:CE1	2.05	0.73
8:CB:1126:A:C8	8:CB:1126:A:H5'	2.22	0.73
8:CB:1420:A:C2	8:CB:2211:A:H8	2.05	0.73
8:CB:2850:A:C4	8:CB:2851:A:C8	2.77	0.73
8:CB:831:G:N1	8:CB:832:U:O2	2.21	0.73
8:CB:900:A:H2'	8:CB:901:C:H6	1.52	0.73
9:CC:156:SER:OG	9:CC:195:GLY:HA3	1.89	0.73
9:CC:36:ASN:HB3	9:CC:63:ILE:H	1.53	0.73
10:CD:61:THR:HG23	10:CD:62:LYS:H	1.53	0.73
15:CI:17:ALA:O	15:CI:18:ASN:HB2	1.87	0.73
20:CN:2:ARG:O	20:CN:2:ARG:CZ	2.36	0.73
23:CQ:98:ALA:HB2	23:CQ:105:PHE:CD1	2.23	0.73
33:DA:1139:G:H4'	33:DA:1140:C:H5'	1.71	0.73
33:DA:543:U:H2'	33:DA:544:G:H8	1.53	0.73
33:DA:707:U:H2'	33:DA:708:C:C6	2.23	0.73
33:DA:577:G:N2	33:DA:763:G:H22	1.86	0.73
34:DB:209:VAL:HG23	34:DB:210:THR:H	1.51	0.73
43:DK:62:ALA:HB3	43:DK:91:GLY:HA3	1.70	0.73
2:A1:31:GLU:HG2	2:A1:52:LYS:HD3	1.69	0.73
8:AB:1532:A:C8	8:AB:1532:A:H5''	2.23	0.73
8:AB:19:A:H2'	8:AB:20:C:C6	2.24	0.73
8:AB:2841:C:H2'	8:AB:2842:G:C8	2.23	0.73
8:AB:2841:C:H2'	8:AB:2842:G:H8	1.50	0.73
8:AB:2856:A:H2'	8:AB:2857:G:O4'	1.87	0.73
8:AB:538:A:H2'	8:AB:539:G:H8	1.54	0.73
9:AC:163:ILE:HG22	9:AC:172:THR:HG21	1.69	0.73
9:AC:179:GLU:HG3	9:AC:267:VAL:H	1.52	0.73
27:AU:52:ASN:O	27:AU:54:PRO:HD3	1.88	0.73
33:BA:781:A:H2	33:BA:1514:G:H4'	1.53	0.73
33:BA:433:G:H2'	33:BA:434:U:O4'	1.87	0.73
33:BA:815:A:H4'	33:BA:817:C:N4	2.03	0.73
33:BA:78:A:H61	33:BA:91:U:H3	1.36	0.73

Continued on next page...

Continued from previous page...

Atom-1	Atom-2	Interatomic distance (Å)	Clash overlap (Å)
38:BF:9:MET:HG2	38:BF:86:ARG:O	1.89	0.73
46:BN:13:VAL:O	46:BN:17:ASP:HB2	1.87	0.73
50:BR:67:LEU:H	50:BR:67:LEU:CD1	1.95	0.73
51:BS:51:HIS:HD2	51:BS:56:HIS:CE1	2.07	0.73
7:CA:55:U:H5'	12:CF:24:VAL:HG23	1.70	0.73
8:CB:1965:C:OP1	8:CB:1966:A:H2'	1.88	0.73
8:CB:2748:A:H1'	13:CG:66:THR:OG1	1.87	0.73
8:CB:532:A:H2'	8:CB:532:A:N3	2.04	0.73
8:CB:583:G:N2	8:CB:584:C:C2	2.57	0.73
12:CF:133:GLU:HG2	12:CF:147:ARG:O	1.88	0.73
18:CL:54:GLN:NE2	18:CL:55:MET:HB3	2.02	0.73
22:CP:23:ASP:OD2	22:CP:93:LYS:HG2	1.88	0.73
33:DA:1441:A:H62	33:DA:1461:G:H21	1.34	0.73
34:DB:20:ARG:HG3	34:DB:20:ARG:O	1.88	0.73
36:DD:185:PRO:HB2	36:DD:190:LEU:HD11	1.69	0.73
8:AB:1571:A:C2	8:AB:1572:A:C5	2.76	0.73
8:AB:1677:A:C2	8:AB:1678:A:C4	2.76	0.73
8:AB:2051:A:N6	8:AB:2614:A:C8	2.57	0.73
8:AB:2241:A:C2	8:AB:2242:G:C5	2.77	0.73
8:AB:2273:A:H2'	8:AB:2274:A:C8	2.23	0.73
8:AB:2278:A:C8	29:AW:8:SER:HB3	2.22	0.73
8:AB:227:A:N3	8:AB:2407:A:H1'	2.04	0.73
8:AB:256:A:O2'	8:AB:257:C:H5'	1.88	0.73
8:AB:420:C:H2'	8:AB:421:C:C6	2.24	0.73
8:AB:568:U:O2	8:AB:570:G:H8	1.72	0.73
8:AB:615:U:H5''	8:AB:616:A:C8	2.21	0.73
8:AB:979:A:C2	8:AB:982:C:C2	2.77	0.73
9:AC:143:VAL:HG23	9:AC:152:GLN:HG3	1.70	0.73
9:AC:36:ASN:HB3	9:AC:63:ILE:H	1.52	0.73
11:AE:112:LEU:HD22	11:AE:115:GLN:HG3	1.71	0.73
14:AH:24:GLY:C	14:AH:27:ARG:HB3	2.08	0.73
17:AK:76:VAL:O	22:AP:74:GLN:HB2	1.88	0.73
20:AN:44:LEU:O	20:AN:47:VAL:HG22	1.89	0.73
21:AO:85:LYS:H	21:AO:85:LYS:HD2	1.53	0.73
33:BA:1129:C:H1'	33:BA:1130:A:N7	2.03	0.73
33:BA:541:G:H2'	33:BA:542:G:H8	1.52	0.73
33:BA:764:C:O2'	33:BA:765:G:H5'	1.89	0.73
33:BA:969:A:C8	33:BA:969:A:H5'	2.24	0.73
8:CB:1257:C:H2'	8:CB:1257:C:O2	1.87	0.73
8:CB:2051:A:N6	8:CB:2614:A:C8	2.57	0.73
8:CB:2784:U:H2'	8:CB:2785:C:H6	1.52	0.73

Continued on next page...

Continued from previous page...

Atom-1	Atom-2	Interatomic distance (Å)	Clash overlap (Å)
8:CB:574:A:H4'	8:CB:575:A:H5''	1.71	0.73
13:CG:77:GLY:HA2	13:CG:82:PHE:CE2	2.23	0.73
14:CH:32:PRO:HD2	14:CH:33:GLN:H	1.53	0.73
16:CJ:129:GLU:HA	16:CJ:132:HIS:ND1	2.03	0.73
18:CL:103:ILE:HD13	18:CL:103:ILE:H	1.53	0.73
26:CT:80:TRP:CD1	26:CT:81:LYS:N	2.53	0.73
29:CW:31:LEU:HD11	29:CW:39:GLN:NE2	2.03	0.73
29:CW:38:ARG:HB3	29:CW:68:PHE:CE1	2.24	0.73
33:DA:291:U:H1'	33:DA:310:G:N2	2.03	0.73
33:DA:381:C:C2'	33:DA:382:A:H8	1.99	0.73
33:DA:691:G:H22	33:DA:695:A:H5''	1.54	0.73
33:DA:943:U:H2'	33:DA:944:G:O4'	1.89	0.73
33:DA:599:C:C4'	40:DH:121:GLY:HA3	2.11	0.73
44:DL:122:LYS:H	44:DL:122:LYS:NZ	1.84	0.73
44:DL:64:SER:HB2	44:DL:81:ILE:HD11	1.70	0.73
42:DJ:66:GLU:HB2	46:DN:98:ALA:HB2	1.70	0.73
51:DS:39:ILE:HB	51:DS:66:VAL:HA	1.71	0.73
52:DT:70:LYS:O	52:DT:73:ARG:HG2	1.87	0.73
8:AB:814:C:H1'	8:AB:1225:G:H21	1.53	0.73
8:AB:136:G:H2'	8:AB:137:U:H6	1.51	0.73
8:AB:1760:C:H2'	8:AB:1761:C:O4'	1.89	0.73
8:AB:2052:A:O2'	10:AD:153:GLY:HA3	1.89	0.73
9:AC:51:ARG:HH22	9:AC:54:GLY:CA	2.00	0.73
33:BA:1479:C:H2'	33:BA:1480:A:C8	2.23	0.73
33:BA:328:C:H4'	33:BA:329:A:H5''	1.69	0.73
33:BA:715:A:C8	33:BA:715:A:H3'	2.22	0.73
34:BB:17:HIS:HD2	34:BB:18:GLN:NE2	1.86	0.73
43:BK:113:THR:HG22	43:BK:114:PRO:HD2	1.69	0.73
44:BL:30:ARG:HA	44:BL:80:LEU:HD12	1.70	0.73
51:BS:68:HIS:HD2	51:BS:69:LYS:H	1.35	0.73
8:CB:116:C:O2'	8:CB:126:A:C8	2.42	0.73
8:CB:1378:A:C8	8:CB:1380:G:O6	2.41	0.73
8:CB:2186:G:H2'	8:CB:2187:U:O4'	1.88	0.73
8:CB:476:G:N2	8:CB:479:A:C8	2.55	0.73
8:CB:749:A:C5	8:CB:1618:A:C2	2.77	0.73
9:CC:163:ILE:HG22	9:CC:172:THR:HG21	1.70	0.73
10:CD:99:GLU:OE1	10:CD:99:GLU:HA	1.86	0.73
20:CN:44:LEU:O	20:CN:47:VAL:HG22	1.88	0.73
33:DA:1250:A:C2	33:DA:1370:G:H1'	2.24	0.73
33:DA:1460:C:H2'	33:DA:1461:G:C8	2.23	0.73
34:DB:8:MET:N	34:DB:10:LYS:HE2	2.04	0.73

Continued on next page...

Continued from previous page...

Atom-1	Atom-2	Interatomic distance (Å)	Clash overlap (Å)
36:DD:3:TYR:O	36:DD:4:LEU:HB2	1.87	0.73
8:AB:118:A:H5'	8:AB:119:A:H8	1.54	0.73
8:AB:1378:A:N7	8:AB:1380:G:C6	2.56	0.73
8:AB:1663:G:H8	8:AB:1663:G:H5'	1.53	0.73
8:AB:2358:A:H61	8:AB:2428:G:N2	1.87	0.73
8:AB:2452:C:C4	8:AB:2453:A:N1	2.57	0.73
8:AB:2511:U:C4	8:AB:2512:C:C4	2.77	0.73
8:AB:320:A:H5''	8:AB:321:U:OP1	1.87	0.73
8:AB:496:G:H5''	8:AB:496:G:H8	1.54	0.73
10:AD:36:GLN:HE21	10:AD:36:GLN:C	1.92	0.73
8:AB:100:U:H5''	27:AU:90:LYS:HD3	1.70	0.73
32:AZ:56:ARG:CG	32:AZ:56:ARG:HH11	2.02	0.73
33:BA:977:A:H3'	33:BA:977:A:C8	2.23	0.73
37:BE:16:ALA:O	37:BE:34:ALA:HA	1.88	0.73
41:BI:38:PHE:O	41:BI:44:ARG:HG2	1.87	0.73
41:BI:20:ILE:HG12	41:BI:86:LEU:HD11	1.71	0.73
12:AF:111:ARG:CZ	45:BM:67:ASP:HB2	2.18	0.73
8:CB:1283:G:N2	8:CB:1286:A:H5'	2.03	0.73
8:CB:136:G:H2'	8:CB:137:U:C6	2.23	0.73
8:CB:1527:G:H21	8:CB:1545:A:H62	1.35	0.73
8:CB:2452:C:H6	8:CB:2452:C:H3'	1.53	0.73
27:CU:97:SER:C	27:CU:98:ASN:HD22	1.92	0.73
33:DA:1242:G:H2'	33:DA:1243:C:O4'	1.88	0.73
33:DA:768:A:H1'	33:DA:1512:U:O2'	1.88	0.73
34:DB:163:ILE:HA	34:DB:185:ILE:HD12	1.71	0.73
33:DA:1080:A:H4'	37:DE:20:VAL:HG21	1.70	0.73
2:A1:47:ILE:CG2	2:A1:48:TYR:H	1.94	0.73
8:AB:2028:U:H2'	8:AB:2029:G:C8	2.23	0.73
8:AB:371:A:C8	8:AB:373:U:C2	2.77	0.73
8:AB:528:A:C2	8:AB:2043:C:H4'	2.23	0.73
8:AB:749:A:C6	8:AB:1618:A:C2	2.77	0.73
9:AC:53:ILE:HG12	9:AC:218:THR:CA	2.18	0.73
9:AC:83:ASP:HB2	9:AC:90:ILE:HD12	1.71	0.73
10:AD:34:VAL:HG22	10:AD:35:THR:N	2.03	0.73
19:AM:90:GLU:O	19:AM:91:TYR:HB2	1.88	0.73
33:BA:355:C:H2'	33:BA:356:A:C8	2.23	0.73
33:BA:401:C:H2'	33:BA:402:G:H8	1.54	0.73
33:BA:602:A:C2	33:BA:637:C:N3	2.57	0.73
33:BA:878:A:H3'	33:BA:878:A:C8	2.22	0.73
33:BA:922:G:H4'	37:BE:24:VAL:HB	1.68	0.73
38:BF:38:ARG:HD3	38:BF:98:GLU:H	1.52	0.73

Continued on next page...

Continued from previous page...

Atom-1	Atom-2	Interatomic distance (Å)	Clash overlap (Å)
40:BH:87:ARG:O	40:BH:91:LEU:HG	1.88	0.73
46:BN:20:PHE:HA	46:BN:24:ALA:HB2	1.69	0.73
8:CB:570:G:C4	8:CB:2030:A:N7	2.56	0.73
8:CB:2677:G:C6	8:CB:2731:G:C6	2.77	0.73
8:CB:2842:G:H5''	8:CB:2843:G:OP 2	1.88	0.73
8:CB:464:U:H2'	8:CB:465:G:C8	2.23	0.73
13:CG:157:LYS:HB2	13:CG:159:LYS:HG3	1.71	0.73
18:CL:55:MET:CB	18:CL:56:PRO:HD3	2.19	0.73
10:CD:115:GLY:O	20:CN:2:ARG:HD3	1.88	0.73
21:CO:3:LYS:O	21:CO:7:ARG:HG2	1.88	0.73
22:CP:29:VAL:O	22:CP:31:VAL:HG23	1.88	0.73
8:CB:136:G:H22	26:CT:3:ARG:NH2	1.86	0.73
27:CU:82:VAL:HG21	27:CU:95:PHE:O	1.88	0.73
33:DA:350:G:H2'	33:DA:351:G:H5'	1.70	0.73
33:DA:551:U:H2'	33:DA:552:U:C6	2.22	0.73
33:DA:799:G:H2'	33:DA:800:G:H5'	1.70	0.73
41:DI:29:ILE:HG12	41:DI:30:ASN:N	2.03	0.73
44:DL:79:ILE:HD12	44:DL:96:THR:HG21	1.71	0.73
50:DR:37:LYS:HA	50:DR:62:ARG:HH22	1.51	0.73
8:AB:83:A:N6	8:AB:101:A:OP1	2.21	0.73
8:AB:1220:G:H2'	8:AB:1221:C:C6	2.24	0.73
8:AB:1316:U:O2'	8:AB:1317:G:H5'	1.88	0.73
8:AB:2027:G:C2	8:AB:2037:A:C2	2.76	0.73
8:AB:2423:U:O4'	8:AB:2425:A:N7	2.22	0.73
8:AB:2549:G:C6	55:AB:4659:HOH:O	2.39	0.73
8:AB:2683:C:C2'	8:AB:2684:U:H5'	2.19	0.73
8:AB:2722:G:C4	8:AB:2723:C:C5	2.77	0.73
8:AB:53:A:H62	8:AB:117:G:H21	1.35	0.73
13:AG:8:VAL:HG11	13:AG:49:LEU:HB2	1.69	0.73
21:AO:9:ARG:O	21:AO:13:ARG:HD2	1.87	0.73
23:AQ:12:ARG:CG	23:AQ:12:ARG:HH11	2.01	0.73
23:AQ:26:ALA:HA	23:AQ:29:ARG:HB2	1.71	0.73
33:BA:1236:A:H5''	33:BA:1236:A:H8	1.53	0.73
33:BA:243:A:H5''	33:BA:243:A:C8	2.24	0.73
33:BA:712:A:H2'	33:BA:713:G:O4'	1.89	0.73
33:BA:977:A:H2	33:BA:1223:C:H2'	1.54	0.73
8:CB:1364:G:N7	32:CZ:1:MET:SD	2.62	0.73
8:CB:563:A:N1	8:CB:2018:G:C4	2.57	0.73
8:CB:2074:U:C4	8:CB:2436:G:N2	2.57	0.73
8:CB:2241:A:C2	8:CB:2242:G:C5	2.77	0.73
8:CB:378:C:H2'	8:CB:379:G:H5'	1.69	0.73

Continued on next page...

Continued from previous page...

Atom-1	Atom-2	Interatomic distance (Å)	Clash overlap (Å)
8:CB:637:A:OP2	18:CL:112:LEU:HB2	1.89	0.73
18:CL:30:THR:HG22	18:CL:36:LYS:HE3	1.70	0.73
21:CO:17:LYS:O	21:CO:20:GLU:HG2	1.88	0.73
21:CO:2:ASP:CB	21:CO:4:LYS:HB2	2.19	0.73
23:CQ:21:LYS:HD3	23:CQ:21:LYS:O	1.89	0.73
26:CT:76:ARG:HH11	26:CT:76:ARG:CB	2.02	0.73
30:CX:28:LEU:HD22	30:CX:42:LEU:CG	2.02	0.73
33:DA:1068:G:H8	33:DA:1068:G:C5'	2.01	0.73
33:DA:238:A:C2'	33:DA:239:U:H5''	2.19	0.73
33:DA:328:C:H4'	33:DA:329:A:H5''	1.71	0.73
33:DA:540:G:H2'	33:DA:541:G:H8	1.54	0.73
33:DA:61:G:H2'	33:DA:62:U:O4'	1.89	0.73
33:DA:81:A:H2	33:DA:89:U:N3	1.86	0.73
49:DQ:45:VAL:HG13	49:DQ:72:TRP:O	1.87	0.73
8:AB:1232:G:C5	8:AB:1233:C:C5	2.76	0.73
8:AB:135:U:H2'	8:AB:136:G:C8	2.22	0.73
8:AB:1381:G:O2'	8:AB:1382:G:H5'	1.89	0.73
8:AB:1861:G:H5''	8:AB:1861:G:C8	2.23	0.73
8:AB:468:G:H2'	8:AB:469:G:H8	1.48	0.73
8:AB:968:C:C2'	8:AB:969:G:H5''	2.19	0.73
16:AJ:58:ASN:HA	16:AJ:126:ALA:C	2.10	0.73
20:AN:71:ARG:O	20:AN:71:ARG:HG2	1.87	0.73
8:AB:2717:C:H1'	22:AP:95:LYS:HZ3	1.52	0.73
27:AU:43:LYS:O	27:AU:43:LYS:HD2	1.89	0.73
29:AW:38:ARG:O	29:AW:39:GLN:HB2	1.86	0.73
33:BA:1084:G:C8	33:BA:1085:U:C2'	2.71	0.73
33:BA:1229:A:N6	45:BM:103:THR:HG21	2.02	0.73
33:BA:759:A:H2'	33:BA:760:G:O4'	1.89	0.73
33:BA:878:A:H5''	40:BH:80:PRO:CG	2.18	0.73
36:BD:87:GLU:HA	36:BD:90:LEU:HD12	1.70	0.73
43:BK:95:THR:O	43:BK:99:LEU:HD23	1.89	0.73
49:BQ:57:VAL:HG12	49:BQ:78:VAL:HB	1.69	0.73
8:CB:1381:G:C5	8:CB:1382:G:N2	2.56	0.73
8:CB:2074:U:H2'	8:CB:2075:U:C6	2.21	0.73
9:CC:243:PRO:HB3	9:CC:248:GLY:HA2	1.71	0.73
13:CG:32:LEU:HD21	13:CG:135:ALA:HB1	1.69	0.73
16:CJ:58:ASN:HA	16:CJ:126:ALA:C	2.09	0.73
16:CJ:94:ALA:CA	16:CJ:97:PRO:HG3	2.18	0.73
19:CM:133:LYS:HD2	19:CM:134:THR:N	2.02	0.73
19:CM:92:TRP:CD1	19:CM:93:VAL:N	2.53	0.73
33:DA:1053:G:C4'	33:DA:1054:C:H5'	2.19	0.73

Continued on next page...

Continued from previous page...

Atom-1	Atom-2	Interatomic distance (Å)	Clash overlap (Å)
33:DA:1386:G:C2	33:DA:1387:G:C5	2.77	0.73
33:DA:1420:U:C2'	33:DA:1421:G:H5'	2.19	0.73
33:DA:714:G:H2'	33:DA:715:A:H8	1.51	0.73
34:DB:72:LYS:HE3	34:DB:164:ASP:HB3	1.71	0.73
35:DC:166:TRP:CD1	35:DC:167:TYR:N	2.55	0.73
3:A2:19:ARG:HB2	3:A2:19:ARG:NH1	2.04	0.72
4:A3:46:LYS:HG2	4:A3:47:ALA:H	1.52	0.72
5:A4:9:LYS:N	5:A4:9:LYS:HD3	2.03	0.72
8:AB:158:U:H2'	8:AB:159:G:H5'	1.69	0.72
8:AB:2047:C:H2'	8:AB:2048:G:C8	2.24	0.72
4:A3:39:ARG:NH2	8:AB:2363:G:H5''	2.04	0.72
8:AB:2366:A:H3'	8:AB:2367:G:C8	2.24	0.72
8:AB:2489:U:O2	8:AB:2491:U:C5	2.42	0.72
10:AD:46:ARG:HD2	10:AD:80:TRP:CH2	2.24	0.72
16:AJ:31:GLU:HG2	16:AJ:40:HIS:NE2	2.03	0.72
23:AQ:39:ILE:HD13	24:AR:80:ARG:NH1	2.01	0.72
24:AR:29:THR:HG23	24:AR:66:HIS:CE1	2.24	0.72
27:AU:95:PHE:CE1	27:AU:96:LYS:HD2	2.23	0.72
29:AW:16:GLU:HA	29:AW:18:LYS:CE	2.19	0.72
33:BA:885:G:H8	33:BA:885:G:O5'	1.72	0.72
36:BD:173:ASP:HB2	36:BD:178:GLU:HB3	1.70	0.72
37:BE:123:LEU:O	37:BE:123:LEU:HD12	1.89	0.72
46:BN:77:GLY:O	46:BN:78:LEU:HD23	1.88	0.72
38:BF:86:ARG:NH1	50:BR:63:TYR:HB3	2.04	0.72
33:BA:1320:C:O2'	51:BS:72:GLU:HG2	1.89	0.72
33:BA:177:G:OP1	52:BT:59:ARG:HD3	1.88	0.72
2:C1:26:LYS:HD3	2:C1:28:THR:OG1	1.88	0.72
8:CB:1094:U:O2	8:CB:1097:U:H5	1.73	0.72
8:CB:1220:G:H2'	8:CB:1221:C:H6	1.53	0.72
8:CB:1677:A:C2	8:CB:1678:A:C4	2.77	0.72
8:CB:1709:U:O2	8:CB:1710:G:C8	2.42	0.72
8:CB:1763:G:H2'	8:CB:1764:C:H5'	1.71	0.72
8:CB:2282:G:C5	8:CB:2425:A:C2	2.77	0.72
8:CB:37:C:H42	8:CB:442:G:H1	1.37	0.72
8:CB:483:A:H4'	27:CU:45:GLN:HB2	1.71	0.72
8:CB:532:A:N1	8:CB:2020:A:H1'	2.04	0.72
8:CB:968:C:C2'	8:CB:969:G:H5''	2.19	0.72
10:CD:157:LYS:HE3	16:CJ:80:HIS:CA	2.19	0.72
17:CK:102:PRO:HD3	22:CP:68:GLY:HA3	1.70	0.72
42:DJ:37:ARG:HG3	42:DJ:75:ASP:O	1.88	0.72
50:DR:26:ALA:HA	50:DR:29:LYS:HE3	1.70	0.72

Continued on next page...

Continued from previous page...

Atom-1	Atom-2	Interatomic distance (Å)	Clash overlap (Å)
8:AB:2060:A:C2	8:AB:2502:G:C5	2.76	0.72
8:AB:2593:U:H2'	8:AB:2594:C:H6	1.55	0.72
8:AB:2831:G:H1'	8:AB:2883:A:H2'	1.70	0.72
8:AB:440:C:H6	8:AB:440:C:H3'	1.53	0.72
8:AB:614:A:H5''	8:AB:616:A:N6	2.05	0.72
13:AG:125:PRO:HD2	13:AG:129:GLU:HB3	1.70	0.72
19:AM:41:LEU:HG	19:AM:95:LEU:HD22	1.69	0.72
28:AV:63:ILE:H	28:AV:70:ILE:CD1	2.02	0.72
33:BA:1355:G:H2'	33:BA:1356:G:O4'	1.89	0.72
33:BA:15:G:N3	33:BA:16:A:C8	2.57	0.72
33:BA:789:U:H2'	33:BA:790:A:H5''	1.70	0.72
37:BE:89:THR:HG21	37:BE:134:ASN:HD22	1.54	0.72
50:BR:25:ILE:HG12	50:BR:25:ILE:O	1.90	0.72
8:CB:1354:A:C2	8:CB:1355:G:H1'	2.24	0.72
8:CB:1645:G:H5''	8:CB:1646:C:H5'	1.70	0.72
8:CB:2366:A:H5''	8:CB:2367:G:OP2	1.89	0.72
8:CB:2740:A:C4	8:CB:2741:A:C8	2.76	0.72
8:CB:762:U:O2	8:CB:763:G:C6	2.43	0.72
8:CB:794:A:H2'	8:CB:795:C:H6	1.54	0.72
12:CF:37:MET:HG3	12:CF:86:CYS:SG	2.29	0.72
22:CP:23:ASP:CB	22:CP:93:LYS:HE2	2.19	0.72
23:CQ:91:ARG:HA	23:CQ:94:LEU:HD23	1.71	0.72
25:CS:5:ALA:HB3	25:CS:54:ALA:HB2	1.71	0.72
33:DA:1455:G:H2'	33:DA:1456:A:C8	2.24	0.72
33:DA:442:G:N1	33:DA:493:A:N6	2.37	0.72
41:DI:119:LYS:HB3	41:DI:122:ARG:HB2	1.70	0.72
43:DK:28:ASN:ND2	43:DK:46:ALA:HB3	2.05	0.72
49:DQ:61:ARG:CZ	49:DQ:61:ARG:HB3	2.20	0.72
4:A3:28:LEU:C	4:A3:29:ARG:HD3	2.10	0.72
8:AB:1077:A:N1	8:AB:1088:A:H2'	2.04	0.72
8:AB:1570:A:C6	8:AB:1571:A:C6	2.77	0.72
8:AB:1802:A:C6	8:AB:1817:G:N2	2.56	0.72
8:AB:2230:G:C4	8:AB:2231:U:C5	2.78	0.72
8:AB:2560:A:C5	8:AB:2561:U:C5	2.77	0.72
8:AB:347:A:C2'	8:AB:348:A:H5'	2.18	0.72
9:AC:121:ALA:H	9:AC:129:LEU:HD12	1.52	0.72
10:AD:115:GLY:HA2	10:AD:166:GLY:HA2	1.70	0.72
11:AE:112:LEU:HD21	18:AL:11:GLY:O	1.88	0.72
25:AS:8:ARG:HA	25:AS:102:HIS:CD2	2.25	0.72
19:AM:134:THR:HB	28:AV:79:ARG:HD2	1.71	0.72
33:BA:1319:A:H5''	33:BA:1319:A:H8	1.55	0.72

Continued on next page...

Continued from previous page...

Atom-1	Atom-2	Interatomic distance (Å)	Clash overlap (Å)
33:BA:678:U:N3	33:BA:713:G:N2	2.36	0.72
33:BA:803:G:H2'	33:BA:804:U:C6	2.24	0.72
33:BA:895:G:O5'	33:BA:895:G:C8	2.42	0.72
34:BB:34:ARG:NH1	34:BB:35:ASN:HB3	2.04	0.72
35:BC:155:ARG:HG2	35:BC:192:TYR:CD1	2.24	0.72
35:BC:179:ALA:HB1	35:BC:181:ILE:HD12	1.71	0.72
43:BK:113:THR:CG2	43:BK:114:PRO:HD2	2.18	0.72
8:CB:86:G:O2'	8:CB:104:A:H4'	1.89	0.72
8:CB:1157:G:H5'	8:CB:1157:G:C8	2.23	0.72
8:CB:1286:A:C5	8:CB:1289:C:N4	2.58	0.72
8:CB:2074:U:N3	8:CB:2436:G:N2	2.37	0.72
8:CB:2307:G:N2	8:CB:2308:G:H4'	2.03	0.72
8:CB:792:A:C8	8:CB:2440:C:C2	2.77	0.72
8:CB:2860:A:H8	8:CB:2860:A:H5'	1.53	0.72
11:CE:48:THR:HG22	11:CE:49:ARG:N	2.04	0.72
27:CU:82:VAL:HB	27:CU:94:PHE:CB	2.18	0.72
33:DA:33:A:H8	33:DA:33:A:O5'	1.72	0.72
33:DA:408:A:C6	33:DA:409:U:C2	2.77	0.72
33:DA:94:G:H8	33:DA:94:G:H5'	1.53	0.72
37:DE:75:LEU:HD21	37:DE:119:VAL:CG1	2.19	0.72
42:DJ:76:ILE:HG22	42:DJ:77:VAL:O	1.90	0.72
33:DA:186:C:O3'	52:DT:76:ALA:HB2	1.89	0.72
3:A2:33:ARG:HD2	8:AB:467:G:OP1	1.90	0.72
8:AB:1011:G:H5''	23:AQ:76:SER:OG	1.89	0.72
8:AB:134:G:H5''	8:AB:135:U:OP2	1.89	0.72
8:AB:1392:A:H2'	8:AB:1393:A:C8	2.25	0.72
8:AB:523:C:H4'	8:AB:540:C:O2	1.88	0.72
8:AB:601:C:O2	8:AB:605:G:H4'	1.87	0.72
9:AC:75:ALA:HA	9:AC:94:LEU:O	1.89	0.72
11:AE:120:VAL:HG12	11:AE:121:VAL:H	1.54	0.72
11:AE:148:ILE:HG13	11:AE:167:VAL:HG13	1.70	0.72
14:AH:82:SER:HB3	14:AH:146:VAL:HG13	1.72	0.72
16:AJ:40:HIS:H	16:AJ:40:HIS:HD2	1.35	0.72
19:AM:89:VAL:O	19:AM:90:GLU:HG2	1.89	0.72
23:AQ:89:ILE:HD11	23:AQ:91:ARG:HH11	1.53	0.72
28:AV:5:ASN:HA	28:AV:64:VAL:HB	1.72	0.72
29:AW:44:PHE:CZ	29:AW:60:ALA:HB3	2.24	0.72
8:AB:928:A:H4'	31:AY:37:ARG:HH11	1.53	0.72
51:BS:48:ILE:HG22	51:BS:49:ALA:H	1.54	0.72
8:CB:1152:C:H3'	55:CB:5208:HOH:O	1.89	0.72
8:CB:1220:G:H2'	8:CB:1221:C:C6	2.24	0.72

Continued on next page...

Continued from previous page...

Atom-1	Atom-2	Interatomic distance (Å)	Clash overlap (Å)
8:CB:2233:U:H2'	8:CB:2234:G:C8	2.24	0.72
8:CB:567:U:N3	8:CB:568:U:H5	1.88	0.72
10:CD:115:GLY:HA2	10:CD:166:GLY:HA2	1.71	0.72
10:CD:2:ILE:HG21	10:CD:203:VAL:O	1.89	0.72
17:CK:17:ARG:CB	17:CK:45:GLU:HG2	2.19	0.72
17:CK:5:GLN:O	17:CK:21:CYS:HB3	1.90	0.72
24:CR:66:HIS:HB2	24:CR:98:ILE:HG13	1.72	0.72
24:CR:18:GLN:CB	24:CR:99:THR:HA	2.18	0.72
26:CT:24:MET:CE	26:CT:30:ILE:HG13	2.18	0.72
27:CU:39:ASN:HB2	27:CU:59:GLU:HB2	1.71	0.72
28:CV:78:GLN:O	28:CV:87:GLN:HB2	1.87	0.72
32:CZ:25:ARG:HG2	32:CZ:26:SER:H	1.54	0.72
33:DA:1415:G:N3	33:DA:1416:G:C8	2.56	0.72
33:DA:411:A:C2'	33:DA:412:A:H4'	2.19	0.72
39:DG:95:ARG:O	39:DG:99:ALA:HB2	1.89	0.72
42:DJ:57:VAL:HG22	42:DJ:58:ASN:H	1.54	0.72
4:A3:42:HIS:CE1	4:A3:43:LEU:O	2.42	0.72
9:AC:12:ARG:NH1	9:AC:18:VAL:HG21	2.03	0.72
8:AB:1568:G:H21	9:AC:58:LYS:HE3	1.54	0.72
13:AG:9:VAL:HG22	13:AG:11:PRO:HD3	1.70	0.72
15:AI:72:THR:HB	15:AI:73:PRO:CD	2.19	0.72
16:AJ:125:TYR:OH	16:AJ:134:ALA:HB2	1.89	0.72
19:AM:105:MET:CE	19:AM:105:MET:HA	2.18	0.72
24:AR:66:HIS:H	24:AR:98:ILE:HD12	1.55	0.72
25:AS:21:ALA:O	25:AS:74:ILE:HD12	1.89	0.72
27:AU:27:VAL:HG22	27:AU:28:LEU:H	1.55	0.72
33:BA:1263:C:H2'	33:BA:1264:U:O4'	1.89	0.72
33:BA:1465:A:C6	33:BA:1466:C:C5	2.77	0.72
33:BA:337:G:H2'	33:BA:338:A:C8	2.24	0.72
33:BA:708:C:H4'	43:BK:38:GLY:HA3	1.71	0.72
44:BL:2:THR:HG22	44:BL:4:ASN:N	2.04	0.72
46:BN:20:PHE:HE1	46:BN:51:PRO:HG2	1.55	0.72
47:BO:42:PHE:C	47:BO:44:GLU:H	1.93	0.72
8:CB:1021:A:C8	8:CB:1021:A:H3'	2.23	0.72
8:CB:1029:A:H3'	8:CB:1030:C:C6	2.24	0.72
8:CB:1059:G:N1	8:CB:1080:A:C2	2.57	0.72
8:CB:1228:G:H2'	8:CB:1229:C:C6	2.25	0.72
8:CB:1800:C:N3	8:CB:1818:U:O2	2.22	0.72
8:CB:2017:U:H5''	8:CB:2018:G:P	2.30	0.72
8:CB:2588:G:C5	8:CB:2589:A:N7	2.57	0.72
11:CE:143:LEU:HD22	11:CE:143:LEU:H	1.55	0.72

Continued on next page...

Continued from previous page...

Atom-1	Atom-2	Interatomic distance (Å)	Clash overlap (Å)
27:CU:3:LYS:O	27:CU:4:ILE:HG12	1.88	0.72
33:DA:1425:U:O2'	33:DA:1426:G:H5'	1.88	0.72
36:DD:148:ALA:O	36:DD:151:GLN:HG2	1.90	0.72
8:AB:811:U:O2	8:AB:1251:C:C6	2.42	0.72
8:AB:1373:A:H5''	8:AB:1374:G:OP2	1.90	0.72
8:AB:188:G:H5''	32:AZ:12:ILE:CG2	2.19	0.72
8:AB:2282:G:C5	8:AB:2425:A:C2	2.77	0.72
8:AB:2445:G:N7	55:AB:4636:HOH:O	2.21	0.72
8:AB:2471:A:H61	8:AB:2479:U:H3	1.38	0.72
8:AB:378:C:C2'	8:AB:379:G:H5'	2.19	0.72
8:AB:868:U:C4	8:AB:869:G:N7	2.58	0.72
9:AC:181:ARG:HH12	9:AC:260:LYS:HD3	1.54	0.72
11:AE:83:VAL:O	11:AE:85:PHE:N	2.21	0.72
11:AE:98:LYS:HE3	11:AE:102:ARG:HH21	1.54	0.72
19:AM:88:ASN:HD22	19:AM:88:ASN:N	1.88	0.72
22:AP:59:THR:O	22:AP:60:VAL:HG13	1.88	0.72
32:AZ:12:ILE:HD12	32:AZ:13:THR:HA	1.72	0.72
33:BA:1191:A:C5'	33:BA:1191:A:H8	2.02	0.72
33:BA:627:G:H2'	33:BA:628:G:H8	1.54	0.72
33:BA:784:A:N1	33:BA:798:U:O4	2.23	0.72
33:BA:829:G:H2'	33:BA:830:G:H8	1.54	0.72
36:BD:200:VAL:HG22	36:BD:201:GLU:HG3	1.70	0.72
1:C0:40:HIS:ND1	1:C0:41:HIS:N	2.37	0.72
8:CB:1707:G:H2'	8:CB:1708:C:H5'	1.70	0.72
8:CB:2201:G:H8	8:CB:2201:G:H5''	1.53	0.72
8:CB:2591:C:C2'	8:CB:2592:G:H8	2.01	0.72
8:CB:2745:C:H3'	8:CB:2746:U:H6	1.54	0.72
8:CB:748:G:C8	8:CB:750:A:N7	2.57	0.72
10:CD:122:VAL:HG11	10:CD:141:ARG:HH11	1.54	0.72
10:CD:14:ILE:HA	10:CD:19:GLY:HA2	1.71	0.72
10:CD:33:ARG:NH2	10:CD:87:GLY:HA3	2.04	0.72
13:CG:97:VAL:CG2	13:CG:124:CYS:H	1.96	0.72
8:CB:2428:G:O2'	18:CL:56:PRO:HG3	1.90	0.72
20:CN:97:ILE:H	20:CN:97:ILE:HD13	1.54	0.72
8:CB:994:C:OP1	23:CQ:49:ARG:CZ	2.36	0.72
25:CS:75:PHE:CE1	25:CS:104:THR:OG1	2.43	0.72
31:CY:2:LYS:N	31:CY:37:ARG:HB2	2.04	0.72
8:CB:188:G:H5''	32:CZ:12:ILE:HG21	1.71	0.72
33:DA:1477:U:H2'	33:DA:1478:U:C6	2.24	0.72
33:DA:376:G:H2'	33:DA:377:G:H8	1.53	0.72
42:DJ:10:LEU:HD12	42:DJ:72:ARG:HB2	1.70	0.72

Continued on next page...

Continued from previous page...

Atom-1	Atom-2	Interatomic distance (Å)	Clash overlap (Å)
1:A0:52:LYS:N	1:A0:52:LYS:HD2	2.05	0.72
8:AB:2713:U:H3'	8:AB:2714:G:H5''	1.72	0.72
8:AB:566:U:H4'	55:AB:4383:HOH:O	1.89	0.72
8:AB:679:C:H2'	8:AB:680:C:C6	2.24	0.72
17:AK:17:ARG:CB	17:AK:45:GLU:HG2	2.19	0.72
19:AM:108:VAL:HG21	19:AM:111:GLU:OE2	1.88	0.72
20:AN:97:ILE:HD13	20:AN:97:ILE:H	1.53	0.72
23:AQ:33:VAL:O	23:AQ:34:ALA:C	2.28	0.72
23:AQ:4:LYS:HB2	23:AQ:4:LYS:NZ	2.04	0.72
33:BA:1323:G:H4'	33:BA:1362:A:C2	2.25	0.72
33:BA:1493:A:O2'	33:BA:1494:G:H5''	1.89	0.72
40:BH:79:ARG:HH11	40:BH:79:ARG:CG	2.02	0.72
33:BA:1526:G:OP2	53:BU:38:GLU:HB3	1.89	0.72
8:CB:1022:G:C6	8:CB:1140:C:C4	2.78	0.72
8:CB:565:C:H4'	8:CB:1253:A:N1	2.05	0.72
8:CB:2439:A:H4'	8:CB:2440:C:O5'	1.90	0.72
8:CB:2444:G:P	11:CE:63:LYS:NZ	2.63	0.72
8:CB:2856:A:H2'	8:CB:2857:G:O4'	1.89	0.72
8:CB:442:G:N3	8:CB:444:C:C5	2.58	0.72
16:CJ:94:ALA:HA	16:CJ:97:PRO:HG3	1.70	0.72
19:CM:5:LYS:HG2	19:CM:6:ARG:N	2.05	0.72
24:CR:4:VAL:HA	24:CR:43:ASN:CG	2.10	0.72
29:CW:44:PHE:HB3	29:CW:77:LYS:O	1.90	0.72
33:DA:342:C:H2'	33:DA:343:U:H5'	1.72	0.72
33:DA:684:U:O2'	33:DA:685:G:H5'	1.90	0.72
33:DA:78:A:H61	33:DA:91:U:H3	1.37	0.72
35:DC:63:ILE:HG23	35:DC:98:ALA:HA	1.70	0.72
36:DD:164:ARG:O	36:DD:166:LYS:N	2.23	0.72
39:DG:73:GLU:HA	39:DG:140:VAL:CG1	2.19	0.72
51:DS:68:HIS:HB3	51:DS:72:GLU:OE2	1.89	0.72
53:DU:16:ARG:HB3	53:DU:20:ARG:NH1	2.04	0.72
8:AB:118:A:H1'	8:AB:178:G:O4'	1.89	0.72
8:AB:2058:A:H8	8:AB:2058:A:C5'	2.01	0.72
8:AB:2233:U:H2'	8:AB:2234:G:C8	2.24	0.72
8:AB:2391:G:H1	8:AB:2424:C:H3'	1.54	0.72
8:AB:451:U:C2	8:AB:453:A:N7	2.58	0.72
8:AB:574:A:OP2	55:AB:4322:HOH:O	2.08	0.72
8:AB:83:A:N6	8:AB:101:A:P	2.63	0.72
10:AD:129:THR:HA	10:AD:140:HIS:NE2	2.04	0.72
11:AE:197:GLU:O	11:AE:199:MET:HG2	1.88	0.72
13:AG:18:ILE:HG22	13:AG:23:ILE:CD1	2.19	0.72

Continued on next page...

Continued from previous page...

Atom-1	Atom-2	Interatomic distance (Å)	Clash overlap (Å)
24:AR:75:VAL:H	24:AR:90:ARG:NE	1.87	0.72
33:BA:1253:G:C5'	33:BA:1253:G:H8	2.03	0.72
33:BA:593:U:C4	33:BA:594:U:C4	2.77	0.72
33:BA:923:A:H2'	33:BA:924:C:C6	2.25	0.72
33:BA:939:G:H4'	39:BG:101:ARG:HH12	1.55	0.72
37:BE:22:LYS:HB3	37:BE:29:ILE:CG1	2.20	0.72
1:C0:47:TYR:CD2	1:C0:51:ARG:HG2	2.25	0.72
8:CB:1307:A:C2	8:CB:1622:G:C2	2.77	0.72
8:CB:1663:G:H8	8:CB:1663:G:C5'	2.02	0.72
8:CB:2423:U:O4'	8:CB:2425:A:N7	2.23	0.72
8:CB:2811:G:H5'	10:CD:62:LYS:HE3	1.70	0.72
8:CB:376:G:H2'	8:CB:377:G:C8	2.25	0.72
8:CB:533:G:H8	8:CB:533:G:H5''	1.54	0.72
8:CB:777:G:C2	8:CB:778:G:C8	2.77	0.72
33:DA:1438:G:C2	33:DA:1464:U:O2	2.42	0.72
35:DC:152:VAL:HG22	35:DC:197:VAL:HG13	1.70	0.72
35:DC:185:THR:HB	35:DC:197:VAL:O	1.90	0.72
38:DF:11:HIS:HD2	38:DF:14:GLN:H	1.38	0.72
38:DF:9:MET:CE	50:DR:64:LEU:HD23	2.20	0.72
33:DA:1330:U:H4'	45:DM:69:ARG:NH2	2.05	0.72
5:A4:22:VAL:CB	5:A4:24:ARG:HH21	2.01	0.72
8:AB:1190:G:O5'	8:AB:1190:G:H8	1.71	0.72
8:AB:1220:G:H2'	8:AB:1221:C:H6	1.53	0.72
8:AB:1353:A:C8	8:AB:1378:A:N6	2.57	0.72
8:AB:1819:A:OP2	9:AC:153:LEU:HB2	1.90	0.72
8:AB:2358:A:H5'	8:AB:2358:A:C8	2.25	0.72
8:AB:2502:G:H5'	8:AB:2503:A:H5''	1.72	0.72
8:AB:2751:G:N2	13:AG:2:ARG:H	1.88	0.72
8:AB:220:G:H2'	8:AB:427:U:O4	1.89	0.72
8:AB:592:A:C6	8:AB:593:U:C4	2.77	0.72
8:AB:762:U:O2	8:AB:763:G:C6	2.42	0.72
8:AB:986:C:H2'	8:AB:987:C:H5'	1.71	0.72
10:AD:208:LYS:HE3	10:AD:209:ALA:N	2.05	0.72
10:AD:60:VAL:HA	10:AD:62:LYS:HZ1	1.55	0.72
11:AE:84:THR:HG23	11:AE:85:PHE:H	1.54	0.72
15:AI:7:TYR:HB3	15:AI:59:THR:HA	1.72	0.72
8:AB:1190:G:OP1	18:AL:41:ARG:NE	2.22	0.72
20:AN:62:ASN:HB3	20:AN:80:PHE:CE2	2.25	0.72
21:AO:48:LEU:O	21:AO:49:VAL:HB	1.87	0.72
23:AQ:35:PHE:CD2	23:AQ:35:PHE:N	2.57	0.72
33:BA:774:G:C5	33:BA:775:G:C5	2.78	0.72

Continued on next page...

Continued from previous page...

Atom-1	Atom-2	Interatomic distance (Å)	Clash overlap (Å)
33:BA:1198:G:N2	42:BJ:55:PRO:HD2	2.04	0.72
43:BK:23:HIS:HA	43:BK:86:LYS:O	1.89	0.72
49:BQ:76:ARG:HH21	49:BQ:78:VAL:HG13	1.52	0.72
5:C4:9:LYS:HD3	5:C4:9:LYS:N	2.05	0.72
8:CB:1756:G:H8	8:CB:1756:G:H3'	1.55	0.72
8:CB:2082:A:C6	8:CB:2239:G:N3	2.58	0.72
8:CB:2831:G:H1'	8:CB:2883:A:H2'	1.71	0.72
8:CB:51:G:N2	8:CB:119:A:C4	2.58	0.72
8:CB:584:C:OP2	23:CQ:5:ARG:HD3	1.90	0.72
9:CC:124:LYS:HB2	9:CC:125:PRO:HD3	1.71	0.72
8:CB:1568:G:H5''	9:CC:60:ALA:CB	2.20	0.72
9:CC:75:ALA:HA	9:CC:94:LEU:O	1.90	0.72
11:CE:138:LEU:HD11	11:CE:187:VAL:HG13	1.72	0.72
18:CL:18:ARG:NH1	18:CL:20:GLY:HA3	2.04	0.72
26:CT:43:ILE:O	26:CT:47:VAL:HG12	1.90	0.72
33:DA:448:A:N6	33:DA:449:G:C2	2.58	0.72
37:DE:98:ALA:HB1	37:DE:102:THR:HG21	1.72	0.72
8:AB:1275:A:N7	20:AN:16:HIS:CE1	2.57	0.72
9:AC:51:ARG:NH2	9:AC:54:GLY:HA3	2.05	0.72
9:AC:63:ILE:O	9:AC:64:VAL:HG13	1.90	0.72
16:AJ:35:ARG:HH11	16:AJ:40:HIS:HB2	1.52	0.72
17:AK:11:ALA:HB3	17:AK:85:VAL:HG23	1.70	0.72
22:AP:105:LYS:HG3	22:AP:107:ALA:H	1.54	0.72
22:AP:26:GLU:HA	22:AP:47:ILE:HB	1.71	0.72
30:AX:4:LYS:O	30:AX:4:LYS:HG2	1.89	0.72
36:BD:90:LEU:HA	36:BD:93:LEU:CD1	2.20	0.72
44:BL:29:LYS:N	44:BL:81:ILE:HG22	1.98	0.72
3:C2:18:PHE:HD1	8:CB:126:A:O4'	1.72	0.72
8:CB:1360:G:H2'	8:CB:1361:G:H5'	1.72	0.72
8:CB:1797:G:N2	8:CB:1823:G:C4	2.58	0.72
8:CB:190:A:C8	8:CB:207:A:C6	2.78	0.72
8:CB:572:A:C2	8:CB:2033:A:C2	2.78	0.72
8:CB:575:A:C2'	8:CB:576:U:H5''	2.20	0.72
9:CC:201:LEU:HD23	9:CC:201:LEU:O	1.90	0.72
9:CC:208:GLY:CA	9:CC:212:TRP:HB2	2.20	0.72
10:CD:129:THR:HA	10:CD:140:HIS:CE1	2.25	0.72
10:CD:153:GLY:C	10:CD:155:VAL:H	1.93	0.72
12:CF:89:THR:C	12:CF:90:LEU:HD12	2.11	0.72
16:CJ:116:ARG:CG	16:CJ:116:ARG:HH11	2.02	0.72
21:CO:80:GLU:O	21:CO:83:LEU:HD13	1.90	0.72
22:CP:59:THR:O	22:CP:60:VAL:HG13	1.88	0.72

Continued on next page...

Continued from previous page...

Atom-1	Atom-2	Interatomic distance (Å)	Clash overlap (Å)
25:CS:11:ARG:NH1	25:CS:11:ARG:HG3	2.00	0.72
26:CT:62:VAL:HG23	26:CT:63:VAL:N	2.04	0.72
32:CZ:3:LYS:HE3	32:CZ:30:HIS:H	1.55	0.72
33:DA:1053:G:N7	33:DA:1199:U:H2'	2.04	0.72
33:DA:1069:C:O2'	33:DA:1192:C:H1'	1.89	0.72
33:DA:1296:C:H4'	33:DA:1302:C:N4	2.05	0.72
33:DA:673:A:O5'	33:DA:673:A:H8	1.72	0.72
33:DA:780:A:C8	33:DA:780:A:H3'	2.25	0.72
33:DA:907:A:C4	33:DA:908:A:C8	2.78	0.72
33:DA:914:A:C2	33:DA:915:A:C4	2.78	0.72
34:DB:89:PHE:O	34:DB:90:PHE:HB3	1.87	0.72
37:DE:82:HIS:HB2	37:DE:83:PRO:CD	2.17	0.72
40:DH:93:LYS:O	40:DH:94:VAL:HB	1.90	0.72
8:AB:1771:C:H2'	8:AB:1772:A:H8	1.55	0.71
8:AB:210:C:O2'	8:AB:211:C:H5'	1.90	0.71
8:AB:2661:G:H2'	8:AB:2662:A:C8	2.25	0.71
8:AB:464:U:H2'	8:AB:465:G:C8	2.25	0.71
8:AB:666:A:C5	8:AB:667:U:H5	2.07	0.71
8:AB:782:A:H4'	8:AB:783:A:OP1	1.90	0.71
8:AB:877:A:H2'	8:AB:899:A:H61	1.55	0.71
11:AE:146:VAL:HG23	11:AE:148:ILE:HG22	1.70	0.71
11:AE:189:THR:C	11:AE:191:ASP:H	1.90	0.71
19:AM:105:MET:CG	19:AM:106:ASP:H	1.97	0.71
33:BA:33:A:H8	33:BA:33:A:O5'	1.73	0.71
33:BA:408:A:H3'	33:BA:409:U:C5	2.25	0.71
33:BA:783:C:O2'	33:BA:784:A:H5'	1.90	0.71
33:BA:988:G:H1	33:BA:1217:C:H42	1.36	0.71
36:BD:195:ASN:ND2	36:BD:195:ASN:H	1.85	0.71
48:BP:68:SER:HB3	48:BP:71:VAL:HG12	1.71	0.71
8:CB:122:G:H3'	8:CB:123:G:C8	2.26	0.71
8:CB:811:U:O2	8:CB:1251:C:C6	2.43	0.71
8:CB:1675:C:C5	8:CB:1676:A:N7	2.58	0.71
8:CB:1975:G:H2'	8:CB:1976:U:H6	1.54	0.71
8:CB:2070:A:C2	8:CB:2071:A:C4	2.77	0.71
8:CB:2525:G:N2	8:CB:2526:G:C6	2.58	0.71
8:CB:2738:A:C2	8:CB:2767:C:N3	2.57	0.71
8:CB:666:A:C5	8:CB:667:U:H5	2.08	0.71
8:CB:749:A:H1'	8:CB:1618:A:OP1	1.90	0.71
14:CH:99:ILE:HG13	14:CH:99:ILE:O	1.90	0.71
19:CM:61:GLY:O	19:CM:62:LYS:HG2	1.90	0.71
8:CB:65:U:C1'	26:CT:74:ILE:HD12	2.20	0.71

Continued on next page...

Continued from previous page...

Atom-1	Atom-2	Interatomic distance (Å)	Clash overlap (Å)
33:DA:1427:C:C2'	33:DA:1428:A:H5'	2.20	0.71
33:DA:1466:C:H2'	33:DA:1467:C:H6	1.56	0.71
33:DA:376:G:C6	33:DA:389:A:N1	2.58	0.71
8:AB:140:C:H5'	8:AB:141:G:H21	1.54	0.71
8:AB:1756:G:H3'	8:AB:1756:G:H8	1.54	0.71
8:AB:2671:G:C2	8:AB:2672:U:O2	2.43	0.71
8:AB:2717:C:H1'	22:AP:95:LYS:NZ	2.05	0.71
8:AB:32:C:N4	8:AB:473:G:H1	1.87	0.71
8:AB:849:A:O2'	31:AY:20:LYS:HD2	1.90	0.71
8:AB:91:A:H8	8:AB:91:A:H3'	1.55	0.71
9:AC:208:GLY:HA2	9:AC:212:TRP:HB2	1.72	0.71
10:AD:149:ASN:C	10:AD:151:THR:H	1.92	0.71
10:AD:1:MET:H2	10:AD:81:GLU:CG	2.03	0.71
16:AJ:100:VAL:C	16:AJ:101:ILE:HG12	2.09	0.71
20:AN:29:VAL:CG2	20:AN:75:ILE:HD11	2.20	0.71
21:AO:77:ALA:HB1	21:AO:81:ARG:HD3	1.72	0.71
21:AO:8:ILE:HG22	21:AO:9:ARG:H	1.54	0.71
25:AS:3:THR:HG21	25:AS:58:ALA:HB2	1.71	0.71
30:AX:48:ARG:HG2	30:AX:49:ASP:N	2.03	0.71
33:BA:1137:C:H1'	33:BA:1138:G:N2	2.05	0.71
33:BA:291:U:H1'	33:BA:310:G:N2	2.04	0.71
33:BA:462:G:H1	33:BA:470:C:H42	1.36	0.71
33:BA:651:C:H2'	33:BA:652:U:H6	1.55	0.71
43:BK:74:LYS:HE2	43:BK:104:PHE:HE1	1.54	0.71
3:C2:10:LEU:HD12	8:CB:125:A:N1	2.05	0.71
8:CB:1272:A:OP1	55:CB:5233:HOH:O	2.08	0.71
8:CB:1771:C:N4	8:CB:1772:A:H62	1.87	0.71
8:CB:2358:A:H61	8:CB:2428:G:H22	1.38	0.71
8:CB:2683:C:H2'	8:CB:2684:U:H5'	1.72	0.71
19:CM:80:VAL:CG1	19:CM:81:ARG:N	2.52	0.71
33:DA:451:A:H1'	33:DA:452:A:C8	2.24	0.71
33:DA:859:G:H2'	33:DA:860:A:C8	2.25	0.71
33:DA:952:U:H6	33:DA:952:U:O5'	1.73	0.71
33:DA:9:G:N2	33:DA:26:A:C4	2.58	0.71
2:A1:12:SER:HA	2:A1:50:GLU:CB	2.19	0.71
6:A5:158:VAL:C	6:A5:160:LYS:H	1.90	0.71
8:AB:1220:G:N2	8:AB:1221:C:C2	2.58	0.71
3:A2:19:ARG:N	8:AB:126:A:OP2	2.23	0.71
8:AB:1453:A:H8	8:AB:1453:A:H5''	1.54	0.71
8:AB:1608:A:C8	8:AB:1611:C:N4	2.58	0.71
8:AB:2431:U:H2'	8:AB:2432:A:H5''	1.70	0.71

Continued on next page...

Continued from previous page...

Atom-1	Atom-2	Interatomic distance (Å)	Clash overlap (Å)
8:AB:2442:C:N4	8:AB:2443:C:H41	1.87	0.71
10:AD:1:MET:N	10:AD:81:GLU:HB3	2.04	0.71
19:AM:71:LYS:HE2	19:AM:93:VAL:CA	2.21	0.71
22:AP:13:LYS:HD3	22:AP:78:PRO:HA	1.70	0.71
22:AP:71:ARG:NH2	22:AP:102:ARG:HB3	2.05	0.71
33:BA:394:G:H2'	33:BA:395:C:C5	2.25	0.71
33:BA:409:U:O5'	33:BA:409:U:H6	1.74	0.71
33:BA:586:C:C5	33:BA:587:G:N7	2.58	0.71
36:BD:183:ARG:HB2	36:BD:183:ARG:HH11	1.54	0.71
39:BG:86:VAL:HG13	39:BG:151:ALA:HA	1.70	0.71
44:BL:35:ARG:NH1	44:BL:75:GLU:HB3	1.99	0.71
2:C1:50:GLU:HG2	2:C1:51:ALA:H	1.55	0.71
8:CB:2074:U:N3	8:CB:2436:G:C2	2.57	0.71
8:CB:2478:A:H5''	8:CB:2478:A:H8	1.55	0.71
8:CB:2734:A:C8	8:CB:2735:G:C8	2.78	0.71
8:CB:378:C:C2'	8:CB:379:G:H5'	2.19	0.71
8:CB:71:A:H4'	8:CB:72:U:H5''	1.71	0.71
8:CB:899:A:OP1	8:CB:899:A:H4'	1.88	0.71
10:CD:68:PHE:O	10:CD:90:PHE:HB3	1.89	0.71
11:CE:6:LYS:HG2	11:CE:119:ILE:HB	1.71	0.71
11:CE:124:PHE:CZ	11:CE:137:LYS:HG3	2.25	0.71
11:CE:49:ARG:O	11:CE:51:GLU:N	2.23	0.71
16:CJ:132:HIS:O	16:CJ:136:GLN:HB2	1.91	0.71
34:DB:22:TRP:CH2	34:DB:24:PRO:HA	2.24	0.71
35:DC:104:GLU:O	35:DC:106:ARG:HD2	1.90	0.71
40:DH:78:SER:HB3	40:DH:125:ILE:HA	1.73	0.71
43:DK:74:LYS:HE2	43:DK:79:LYS:CD	2.20	0.71
2:A1:15:GLY:HA3	2:A1:47:ILE:CD1	2.21	0.71
8:AB:1228:G:H2'	8:AB:1229:C:C6	2.24	0.71
8:AB:1233:C:H2'	8:AB:1234:U:C6	2.25	0.71
8:AB:1804:C:OP1	9:AC:254:LYS:HG2	1.90	0.71
8:AB:1960:A:C5	8:AB:1961:C:C5	2.78	0.71
8:AB:1:G:H2'	8:AB:2:G:H8	1.54	0.71
8:AB:379:G:N1	8:AB:396:G:C6	2.58	0.71
8:AB:604:G:H5''	8:AB:604:G:C8	2.24	0.71
8:AB:817:C:H2'	8:AB:818:G:O4'	1.90	0.71
10:AD:174:SER:HB2	10:AD:208:LYS:CG	2.19	0.71
10:AD:3:GLY:O	10:AD:4:LEU:HB3	1.90	0.71
11:AE:137:LYS:H	11:AE:137:LYS:HD2	1.54	0.71
14:AH:43:ASN:H	14:AH:43:ASN:ND2	1.84	0.71
18:AL:57:LEU:HB2	18:AL:58:TYR:CD2	2.24	0.71

Continued on next page...

Continued from previous page...

Atom-1	Atom-2	Interatomic distance (Å)	Clash overlap (Å)
24:AR:39:LEU:HD11	24:AR:59:ILE:H	1.55	0.71
25:AS:5:ALA:HB3	25:AS:54:ALA:HB2	1.71	0.71
26:AT:68:LYS:HA	26:AT:75:GLY:HA3	1.71	0.71
32:AZ:15:SER:H	32:AZ:23:LYS:HG3	1.55	0.71
32:AZ:6:HIS:HB2	32:AZ:51:VAL:HG13	1.72	0.71
33:BA:1102:A:C8	33:BA:1102:A:H5''	2.21	0.71
33:BA:1197:A:O2'	33:BA:1198:G:H5'	1.90	0.71
33:BA:434:U:H5'	33:BA:435:A:OP2	1.90	0.71
33:BA:819:A:N7	33:BA:1529:G:C2	2.59	0.71
39:BG:115:MET:HA	39:BG:118:ARG:HB2	1.70	0.71
46:BN:82:LYS:HA	46:BN:82:LYS:NZ	2.05	0.71
5:C4:32:LYS:HE2	13:CG:172:GLU:CB	2.20	0.71
8:CB:2722:G:C4	8:CB:2723:C:C5	2.78	0.71
8:CB:2856:A:H5'	8:CB:2856:A:H8	1.56	0.71
8:CB:978:G:N1	8:CB:986:C:C4	2.58	0.71
12:CF:33:ILE:HG22	12:CF:155:ILE:HG12	1.70	0.71
33:DA:1075:U:H4'	33:DA:1101:A:N6	2.05	0.71
33:DA:1394:A:N7	33:DA:1501:C:O4'	2.23	0.71
33:DA:382:A:C2	33:DA:383:A:N7	2.58	0.71
33:DA:410:G:OP1	36:DD:25:ARG:HD3	1.90	0.71
33:DA:620:C:O2'	33:DA:621:A:H5'	1.90	0.71
41:DI:38:PHE:O	41:DI:44:ARG:HG3	1.90	0.71
49:DQ:30:HIS:CE1	49:DQ:31:PRO:HG2	2.26	0.71
8:AB:1046:A:H4'	8:AB:1047:G:H5''	1.73	0.71
8:AB:1570:A:H2'	8:AB:1571:A:H8	1.51	0.71
8:AB:173:A:H2'	8:AB:174:U:C6	2.25	0.71
10:AD:184:ARG:NE	10:AD:184:ARG:HA	2.05	0.71
8:AB:2636:C:H4'	10:AD:80:TRP:CZ2	2.25	0.71
14:AH:89:LYS:NZ	14:AH:123:ARG:HD3	2.05	0.71
16:AJ:41:LYS:HZ1	16:AJ:46:PRO:HD3	1.54	0.71
17:AK:78:ARG:NH2	22:AP:102:ARG:HH12	1.89	0.71
17:AK:84:CYS:O	17:AK:85:VAL:HB	1.89	0.71
18:AL:124:GLY:C	18:AL:125:LEU:HG	2.09	0.71
21:AO:67:ASN:HB2	21:AO:102:ARG:HH22	1.56	0.71
8:AB:2331:G:HO2'	29:AW:69:GLU:HG3	1.53	0.71
33:BA:973:G:H1'	42:BJ:56:HIS:HB2	1.72	0.71
46:BN:1:ALA:HB2	46:BN:67:GLY:HA3	1.73	0.71
8:CB:2276:G:O2'	8:CB:2277:G:H5'	1.90	0.71
8:CB:2456:C:C4	8:CB:2457:U:H5	2.09	0.71
8:CB:2769:U:H2'	8:CB:2770:G:C8	2.26	0.71
8:CB:615:U:H3'	8:CB:616:A:C5'	2.18	0.71

Continued on next page...

Continued from previous page...

Atom-1	Atom-2	Interatomic distance (Å)	Clash overlap (Å)
10:CD:4:LEU:HD23	10:CD:4:LEU:O	1.89	0.71
24:CR:10:LYS:O	24:CR:11:GLN:HB2	1.90	0.71
8:CB:65:U:O4'	26:CT:74:ILE:HG23	1.91	0.71
33:DA:977:A:H8	33:DA:1223:C:N3	1.87	0.71
33:DA:240:G:C5'	33:DA:240:G:C8	2.73	0.71
33:DA:318:G:C4	33:DA:319:G:C8	2.78	0.71
33:DA:692:U:O2	33:DA:694:A:C8	2.43	0.71
33:DA:738:C:H2'	33:DA:739:C:C6	2.25	0.71
33:DA:939:G:H2'	33:DA:940:C:C6	2.26	0.71
34:DB:164:ASP:OD2	34:DB:166:ASP:HB3	1.89	0.71
37:DE:108:GLY:O	37:DE:111:ARG:HG2	1.90	0.71
38:DF:71:ILE:O	38:DF:75:GLU:HB2	1.90	0.71
42:DJ:56:HIS:O	42:DJ:57:VAL:HG12	1.90	0.71
44:DL:66:ILE:O	44:DL:66:ILE:HG22	1.89	0.71
51:DS:36:ARG:CG	51:DS:36:ARG:HH11	2.02	0.71
3:A2:3:ARG:NH1	55:A2:4001:HOH:O	2.22	0.71
8:AB:140:C:H5'	8:AB:141:G:N2	2.04	0.71
8:AB:2090:A:C6	8:AB:2091:C:N4	2.58	0.71
8:AB:2371:G:C2	8:AB:2372:U:C5	2.78	0.71
8:AB:2391:G:N2	8:AB:2424:C:H2'	2.02	0.71
9:AC:243:PRO:HB3	9:AC:248:GLY:HA2	1.71	0.71
11:AE:133:LEU:HB3	11:AE:136:GLN:CG	2.19	0.71
12:AF:89:THR:C	12:AF:90:LEU:HD12	2.11	0.71
14:AH:8:LYS:HG2	14:AH:14:SER:OG	1.90	0.71
17:AK:32:TYR:N	17:AK:32:TYR:CD1	2.56	0.71
25:AS:27:LYS:O	25:AS:28:LYS:HB2	1.89	0.71
32:AZ:49:ARG:O	32:AZ:51:VAL:N	2.23	0.71
33:BA:955:U:H3	33:BA:1225:A:H61	1.39	0.71
37:BE:150:GLU:O	37:BE:152:VAL:HG23	1.90	0.71
46:BN:12:ARG:HH11	46:BN:60:ARG:NH1	1.87	0.71
8:CB:1541:C:H2'	8:CB:1542:U:H6	1.55	0.71
8:CB:2722:G:H4'	20:CN:4:ARG:HB3	1.72	0.71
8:CB:2745:C:O2'	13:CG:141:GLY:HA3	1.90	0.71
8:CB:572:A:O5'	8:CB:572:A:H8	1.72	0.71
8:CB:62:U:H2'	8:CB:63:A:C8	2.25	0.71
9:CC:89:ASN:OD1	9:CC:199:HIS:HE1	1.72	0.71
10:CD:101:PHE:HZ	10:CD:180:VAL:HG11	1.51	0.71
11:CE:60:TRP:N	11:CE:60:TRP:CD1	2.55	0.71
8:CB:2415:G:H4'	18:CL:66:PHE:CD2	2.26	0.71
22:CP:3:ILE:O	22:CP:7:LEU:HD13	1.90	0.71
24:CR:21:ARG:O	24:CR:96:VAL:HG12	1.91	0.71

Continued on next page...

Continued from previous page...

Atom-1	Atom-2	Interatomic distance (Å)	Clash overlap (Å)
33:DA:1526:G:N2	33:DA:1527:U:C2	2.59	0.71
33:DA:865:A:H2'	33:DA:866:C:O4'	1.90	0.71
33:DA:811:C:O2'	33:DA:901:A:N1	2.23	0.71
33:DA:920:U:H2'	33:DA:921:U:C5	2.24	0.71
36:DD:58:GLN:O	36:DD:62:ARG:HG2	1.90	0.71
48:DP:68:SER:O	48:DP:71:VAL:HG22	1.91	0.71
8:AB:1566:A:N3	9:AC:213:ARG:HG2	2.06	0.71
8:AB:2243:U:H2'	8:AB:2244:U:H6	1.55	0.71
8:AB:2455:G:C2	8:AB:2456:C:C4	2.78	0.71
8:AB:2572:A:N7	10:AD:150:GLN:HB2	2.04	0.71
8:AB:442:G:N3	8:AB:444:C:C5	2.59	0.71
10:AD:137:SER:OG	10:AD:138:LEU:CD2	2.39	0.71
11:AE:3:LEU:HD13	11:AE:119:ILE:HD11	1.71	0.71
11:AE:134:LEU:HA	11:AE:137:LYS:NZ	2.06	0.71
24:AR:39:LEU:HD21	24:AR:60:LYS:H	1.54	0.71
25:AS:29:VAL:CG1	25:AS:69:LEU:HB2	2.21	0.71
27:AU:64:ILE:HD13	27:AU:65:GLN:N	2.05	0.71
32:AZ:49:ARG:HG2	32:AZ:50:ASP:N	2.06	0.71
33:BA:1017:U:H2'	33:BA:1018:G:C8	2.25	0.71
33:BA:37:U:H1'	33:BA:548:G:N2	2.05	0.71
33:BA:390:U:O2'	33:BA:391:G:H5'	1.91	0.71
33:BA:541:G:N2	33:BA:542:G:C4	2.59	0.71
36:BD:80:ARG:HB3	36:BD:80:ARG:HH11	1.55	0.71
38:BF:11:HIS:HD2	38:BF:14:GLN:H	1.39	0.71
45:BM:48:SER:O	45:BM:52:ILE:HG22	1.91	0.71
8:CB:1456:G:H2'	8:CB:1457:U:H5'	1.72	0.71
8:CB:319:G:C4	8:CB:333:G:N2	2.58	0.71
8:CB:679:C:H2'	8:CB:680:C:C6	2.26	0.71
10:CD:157:LYS:HE3	16:CJ:80:HIS:HA	1.72	0.71
11:CE:114:ARG:HG3	11:CE:115:GLN:N	2.05	0.71
14:CH:135:HIS:HB3	14:CH:138:VAL:HG23	1.73	0.71
33:DA:1226:C:H2'	45:DM:102:LYS:CA	2.17	0.71
33:DA:1376:U:C2	33:DA:1377:A:C8	2.78	0.71
33:DA:1426:G:C4	33:DA:1475:G:C2	2.79	0.71
33:DA:674:G:C4	33:DA:675:A:N7	2.59	0.71
33:DA:765:G:O6	33:DA:811:C:C4	2.44	0.71
36:DD:57:LYS:HG2	36:DD:57:LYS:O	1.89	0.71
3:A2:39:ARG:O	3:A2:40:ALA:O	2.09	0.71
8:AB:311:A:N1	8:AB:328:U:C5	2.58	0.71
8:AB:856:G:N2	8:AB:922:C:C4	2.59	0.71
8:AB:1022:G:N7	16:AJ:68:LYS:HE3	2.05	0.71

Continued on next page...

Continued from previous page...

Atom-1	Atom-2	Interatomic distance (Å)	Clash overlap (Å)
19:AM:71:LYS:HE2	19:AM:93:VAL:HG12	1.72	0.71
8:AB:2333:A:O3'	21:AO:7:ARG:HB3	1.91	0.71
24:AR:80:ARG:O	24:AR:81:LYS:HG2	1.90	0.71
27:AU:39:ASN:HD22	27:AU:42:LYS:CD	2.03	0.71
28:AV:70:ILE:HD13	28:AV:71:LYS:H	1.56	0.71
33:BA:1278:G:H4'	33:BA:1279:G:O5'	1.88	0.71
33:BA:552:U:H2'	33:BA:553:A:C8	2.24	0.71
33:BA:734:G:H2'	33:BA:735:C:H6	1.55	0.71
33:BA:77:A:C8	33:BA:77:A:H3'	2.26	0.71
8:CB:814:C:H1'	8:CB:1225:G:N2	2.05	0.71
8:CB:2599:G:C8	9:CC:234:GLY:HA2	2.26	0.71
8:CB:2695:U:H6	8:CB:2695:U:H3'	1.55	0.71
8:CB:2777:G:H8	8:CB:2777:G:H3'	1.55	0.71
8:CB:487:C:H2'	8:CB:488:G:H5'	1.72	0.71
8:CB:538:A:C2	8:CB:556:A:N7	2.59	0.71
8:CB:79:C:H2'	8:CB:346:A:C8	2.26	0.71
9:CC:144:GLU:HG2	9:CC:150:GLY:CA	2.17	0.71
8:CB:1567:G:H21	9:CC:30:ALA:HB2	1.56	0.71
14:CH:24:GLY:O	14:CH:26:ALA:N	2.23	0.71
23:CQ:46:TYR:OH	24:CR:89:HIS:CD2	2.43	0.71
27:CU:66:VAL:HG13	27:CU:67:SER:N	2.03	0.71
27:CU:98:ASN:O	27:CU:99:SER:HB2	1.91	0.71
33:DA:1106:G:C5'	33:DA:1106:G:C8	2.67	0.71
33:DA:438:U:O4	33:DA:494:G:H2'	1.90	0.71
33:DA:693:G:H2'	33:DA:694:A:O4'	1.91	0.71
7:AA:106:G:H3'	7:AA:107:G:H8	1.54	0.71
8:AB:1271:G:H2'	55:AB:4504:HOH:O	1.88	0.71
8:AB:1285:A:H2'	8:AB:1286:A:H5''	1.72	0.71
8:AB:1360:G:H2'	8:AB:1361:G:H5'	1.73	0.71
8:AB:1366:A:C2'	8:AB:1367:A:H5'	2.21	0.71
8:AB:1432:G:H2'	8:AB:1433:A:H8	1.55	0.71
8:AB:1528:A:H2'	8:AB:1529:G:H5'	1.73	0.71
8:AB:2141:G:H22	8:AB:2151:U:H1'	1.56	0.71
8:AB:2765:A:O2'	8:AB:2766:A:H5'	1.89	0.71
8:AB:2777:G:C8	8:AB:2777:G:H3'	2.25	0.71
8:AB:465:G:H2'	8:AB:466:A:N7	2.06	0.71
8:AB:806:C:C2'	8:AB:807:U:H5'	2.21	0.71
8:AB:863:A:O2'	8:AB:864:G:H5'	1.90	0.71
28:AV:53:LYS:HD3	28:AV:54:ALA:N	2.05	0.71
33:BA:815:A:H62	33:BA:1509:C:H1'	1.56	0.71
33:BA:943:U:O2'	33:BA:944:G:H5'	1.91	0.71

Continued on next page...

Continued from previous page...

Atom-1	Atom-2	Interatomic distance (Å)	Clash overlap (Å)
39:BG:30:MET:SD	39:BG:35:LYS:HG3	2.30	0.71
45:BM:12:LYS:H	45:BM:44:ILE:HD11	1.54	0.71
48:BP:57:ILE:O	48:BP:61:VAL:HG22	1.90	0.71
51:BS:68:HIS:NE2	51:BS:72:GLU:HG3	2.06	0.71
8:CB:1060:U:H4'	8:CB:1061:U:O5'	1.89	0.71
8:CB:1355:G:C6	8:CB:1377:G:N2	2.58	0.71
8:CB:523:C:O3'	8:CB:539:G:N2	2.23	0.71
8:CB:545:U:C5	8:CB:546:U:H4'	2.26	0.71
8:CB:777:G:H8	8:CB:777:G:H5''	1.54	0.71
16:CJ:99:ARG:HG2	16:CJ:103:ILE:HD13	1.72	0.71
19:CM:105:MET:CE	19:CM:105:MET:HA	2.21	0.71
8:CB:1011:G:H5''	23:CQ:76:SER:OG	1.91	0.71
33:DA:1254:A:OP1	42:DJ:47:GLU:HB3	1.91	0.71
33:DA:543:U:O2'	33:DA:544:G:H5'	1.91	0.71
33:DA:671:G:N2	33:DA:672:U:H1'	2.05	0.71
33:DA:719:C:H6	33:DA:720:C:C5	2.07	0.71
36:DD:125:ASN:HA	36:DD:141:VAL:HG23	1.71	0.71
41:DI:112:ARG:HH22	42:DJ:64:GLN:NE2	1.89	0.71
53:DU:3:ILE:HD12	53:DU:3:ILE:O	1.90	0.71
8:AB:1327:A:C2	8:AB:1328:A:H1'	2.26	0.71
8:AB:1379:U:OP2	55:AB:4487:HOH:O	2.09	0.71
8:AB:1838:C:N4	8:AB:1899:A:C4	2.59	0.71
8:AB:1933:G:H8	8:AB:1933:G:O5'	1.74	0.71
8:AB:1965:C:OP1	8:AB:1966:A:H2'	1.91	0.71
8:AB:1930:G:H22	8:AB:1969:A:P	2.14	0.71
8:AB:27:G:H1'	8:AB:513:A:N6	2.05	0.71
8:AB:864:G:H3'	8:AB:864:G:C8	2.25	0.71
9:AC:208:GLY:CA	9:AC:212:TRP:HB2	2.21	0.71
8:AB:588:U:H1'	11:AE:85:PHE:CD2	2.26	0.71
14:AH:5:LEU:HA	14:AH:37:VAL:HG11	1.71	0.71
16:AJ:100:VAL:C	16:AJ:102:GLU:H	1.94	0.71
16:AJ:116:ARG:CG	16:AJ:116:ARG:HH11	2.03	0.71
16:AJ:84:ILE:N	16:AJ:84:ILE:HD12	2.02	0.71
18:AL:77:ILE:HB	18:AL:109:LYS:O	1.90	0.71
20:AN:70:THR:C	20:AN:72:ASP:H	1.91	0.71
28:AV:78:GLN:O	28:AV:87:GLN:HB2	1.91	0.71
8:AB:856:G:O4'	29:AW:23:LYS:HD2	1.91	0.71
8:AB:2330:G:H21	29:AW:36:ILE:HG12	1.56	0.71
30:AX:35:GLY:HA3	30:AX:40:SER:HA	1.73	0.71
33:BA:605:U:H2'	33:BA:606:G:C8	2.26	0.71
33:BA:783:C:H2'	33:BA:784:A:H8	1.56	0.71

Continued on next page...

Continued from previous page...

Atom-1	Atom-2	Interatomic distance (Å)	Clash overlap (Å)
33:BA:895:G:O5'	33:BA:895:G:H8	1.73	0.71
53:BU:33:ARG:HD3	53:BU:34:ARG:HG3	1.72	0.71
1:C0:40:HIS:CE1	1:C0:41:HIS:HB3	2.26	0.71
8:CB:1026:G:N3	8:CB:1027:A:C8	2.58	0.71
8:CB:2552:U:H5''	8:CB:2553:G:OP2	1.91	0.71
8:CB:863:A:O5'	8:CB:863:A:H8	1.74	0.71
14:CH:50:ARG:HB2	14:CH:54:LEU:HD12	1.71	0.71
16:CJ:62:VAL:O	16:CJ:64:VAL:HG23	1.90	0.71
18:CL:51:GLU:CD	18:CL:52:GLY:N	2.43	0.71
21:CO:37:ALA:O	21:CO:38:GLN:HB2	1.90	0.71
25:CS:83:LYS:NZ	25:CS:83:LYS:HB2	2.06	0.71
33:DA:515:G:N2	33:DA:537:G:H1'	2.06	0.71
33:DA:548:G:H2'	33:DA:549:C:H6	1.56	0.71
33:DA:642:A:H2'	33:DA:643:C:C6	2.25	0.71
33:DA:718:A:H5''	33:DA:720:C:H41	1.55	0.71
37:DE:21:SER:HB2	37:DE:28:ARG:HE	1.56	0.71
42:DJ:93:ALA:HB1	42:DJ:96:VAL:HG22	1.72	0.71
48:DP:10:GLY:HA3	48:DP:15:PRO:HA	1.73	0.71
1:A0:9:ARG:HD3	8:AB:517:C:OP2	1.90	0.70
4:A3:48:MET:O	4:A3:50:SER:N	2.21	0.70
8:AB:1128:G:H1'	8:AB:2516:A:O2'	1.90	0.70
8:AB:1568:G:H5''	9:AC:60:ALA:HB3	1.71	0.70
8:AB:1764:C:C6	8:AB:1764:C:H3'	2.26	0.70
8:AB:1768:C:C6	8:AB:1768:C:H3'	2.26	0.70
8:AB:2498:C:O2	8:AB:2498:C:H2'	1.90	0.70
8:AB:2731:G:H5''	8:AB:2732:G:OP2	1.91	0.70
8:AB:2769:U:H2'	8:AB:2770:G:C8	2.25	0.70
8:AB:532:A:H5''	23:AQ:27:ARG:NH2	2.06	0.70
8:AB:82:U:H2'	8:AB:83:A:O4'	1.90	0.70
8:AB:902:C:H3'	8:AB:902:C:O2	1.90	0.70
9:AC:174:ARG:HB2	9:AC:180:MET:HG3	1.71	0.70
8:AB:2667:C:H1'	13:AG:108:PHE:CD1	2.26	0.70
8:AB:587:C:OP2	18:AL:29:LYS:HG3	1.91	0.70
22:AP:47:ILE:HG23	22:AP:63:ILE:HG23	1.72	0.70
33:BA:451:A:C4'	33:BA:452:A:C8	2.74	0.70
33:BA:920:U:C2	33:BA:921:U:C5	2.79	0.70
34:BB:107:ARG:HA	34:BB:110:ILE:HD12	1.73	0.70
36:BD:183:ARG:NH2	36:BD:185:PRO:HA	2.06	0.70
37:BE:82:HIS:CD2	40:BH:95:MET:HG2	2.26	0.70
39:BG:132:THR:HG22	39:BG:136:LYS:HG3	1.71	0.70
33:BA:875:U:H1'	40:BH:15:ASN:HD21	1.55	0.70

Continued on next page...

Continued from previous page...

Atom-1	Atom-2	Interatomic distance (Å)	Clash overlap (Å)
49:BQ:71:SER:C	49:BQ:72:TRP:CD1	2.64	0.70
5:C4:24:ARG:HB2	5:C4:36:ARG:CA	2.21	0.70
8:CB:1010:A:C8	8:CB:1010:A:H3'	2.26	0.70
8:CB:485:C:O2	25:CS:60:HIS:CE1	2.40	0.70
8:CB:614:A:H5''	8:CB:616:A:N6	2.05	0.70
8:CB:975:A:C2'	8:CB:976:G:H5'	2.21	0.70
9:CC:124:LYS:HG3	9:CC:126:GLY:H	1.55	0.70
9:CC:83:ASP:HB2	9:CC:90:ILE:HD12	1.71	0.70
11:CE:115:GLN:O	11:CE:116:ASP:HB3	1.89	0.70
14:CH:26:ALA:HB2	14:CH:30:LEU:HG	1.71	0.70
23:CQ:12:ARG:CG	23:CQ:12:ARG:HH11	2.03	0.70
33:DA:1441:A:C8	33:DA:1442:G:C8	2.79	0.70
33:DA:219:U:H2'	33:DA:220:G:H5'	1.72	0.70
33:DA:377:G:N2	33:DA:378:G:C4	2.59	0.70
33:DA:467:U:H3'	33:DA:468:A:C5'	2.20	0.70
46:DN:62:ARG:HG2	46:DN:69:PRO:HD3	1.72	0.70
8:AB:1387:A:H2'	8:AB:1388:G:H8	1.55	0.70
8:AB:23:G:H2'	8:AB:24:G:H8	1.56	0.70
8:AB:45:G:H5''	8:AB:46:G:OP1	1.91	0.70
8:AB:877:A:H2'	8:AB:899:A:N6	2.05	0.70
28:AV:77:VAL:HG12	28:AV:89:ILE:HG23	1.71	0.70
30:AX:52:ARG:O	30:AX:56:LEU:HD13	1.90	0.70
32:AZ:48:GLN:HE22	32:AZ:49:ARG:HD3	1.56	0.70
33:BA:1349:A:H1'	33:BA:1374:A:N6	2.06	0.70
34:BB:82:ALA:HA	34:BB:221:ARG:HH22	1.54	0.70
1:C0:37:HIS:CE1	1:C0:42:ILE:HD12	2.26	0.70
8:CB:147:C:O2'	8:CB:148:U:H5'	1.91	0.70
8:CB:1415:U:H1'	8:CB:1588:G:N2	2.06	0.70
8:CB:1608:A:C8	8:CB:1611:C:N4	2.58	0.70
8:CB:2539:C:C2'	8:CB:2540:C:H5''	2.21	0.70
8:CB:2584:U:H6	8:CB:2584:U:H3'	1.56	0.70
8:CB:27:G:O2'	8:CB:28:A:H8	1.70	0.70
8:CB:329:G:H8	8:CB:329:G:OP1	1.74	0.70
8:CB:384:A:O5'	8:CB:384:A:C8	2.44	0.70
8:CB:45:G:H5''	8:CB:46:G:OP1	1.89	0.70
8:CB:592:A:C6	8:CB:593:U:C4	2.80	0.70
8:CB:1792:G:OP1	9:CC:203:VAL:HG23	1.90	0.70
11:CE:189:THR:C	11:CE:191:ASP:H	1.93	0.70
8:CB:870:U:O2'	19:CM:8:LYS:HE2	1.90	0.70
21:CO:56:LYS:N	21:CO:62:LEU:HD11	2.06	0.70
23:CQ:90:ASP:OD2	24:CR:10:LYS:HG2	1.90	0.70

Continued on next page...

Continued from previous page...

Atom-1	Atom-2	Interatomic distance (Å)	Clash overlap (Å)
8:CB:1224:U:O3'	24:CR:90:ARG:HB2	1.90	0.70
25:CS:84:ARG:HH22	25:CS:98:LYS:HE3	1.55	0.70
8:CB:856:G:O4'	29:CW:23:LYS:HD2	1.91	0.70
33:DA:203:G:N2	33:DA:215:C:C2	2.59	0.70
33:DA:299:G:C6	33:DA:300:A:C6	2.79	0.70
33:DA:600:A:OP1	40:DH:88:LYS:HB3	1.90	0.70
33:DA:878:A:H3'	33:DA:878:A:H8	1.55	0.70
36:DD:29:THR:O	36:DD:30:LYS:HB2	1.91	0.70
38:DF:39:LEU:O	38:DF:39:LEU:HD22	1.90	0.70
33:DA:1250:A:H5''	41:DI:68:GLY:HA2	1.72	0.70
35:DC:5:HIS:CG	46:DN:88:MET:HB3	2.26	0.70
48:DP:41:PRO:O	48:DP:42:ILE:HG12	1.90	0.70
48:DP:51:ARG:C	48:DP:52:LEU:HD12	2.11	0.70
4:A3:49:VAL:HG12	4:A3:49:VAL:O	1.90	0.70
6:A5:151:GLN:HA	6:A5:154:ILE:CG2	2.20	0.70
8:AB:2670:A:C2	8:AB:2671:G:C4	2.79	0.70
8:AB:379:G:N2	8:AB:396:G:C5	2.59	0.70
8:AB:692:C:N4	8:AB:770:G:C6	2.60	0.70
8:AB:905:A:C3'	8:AB:906:U:H5''	2.21	0.70
8:AB:976:G:H2'	8:AB:977:G:H8	1.54	0.70
9:AC:124:LYS:HB2	9:AC:125:PRO:CD	2.21	0.70
11:AE:141:MET:HB2	11:AE:143:LEU:HB2	1.71	0.70
15:AI:60:VAL:HG12	15:AI:61:TYR:H	1.56	0.70
18:AL:39:LYS:HB2	18:AL:45:GLY:O	1.90	0.70
21:AO:76:LYS:HB2	21:AO:106:LEU:HD22	1.71	0.70
29:AW:80:SER:HB2	29:AW:84:GLU:HB2	1.74	0.70
32:AZ:69:SER:O	32:AZ:70:LYS:HE2	1.92	0.70
33:BA:1288:A:H2'	33:BA:1289:A:O4'	1.91	0.70
33:BA:1305:G:HO2'	33:BA:1306:A:H8	1.36	0.70
33:BA:1412:C:H2'	33:BA:1413:A:H8	1.56	0.70
45:BM:13:HIS:HB2	45:BM:16:ILE:CG2	2.22	0.70
8:CB:677:A:O2'	8:CB:2071:A:H5'	1.91	0.70
8:CB:2500:U:O2	8:CB:2504:U:C5	2.45	0.70
8:CB:2670:A:C2	8:CB:2671:G:C4	2.79	0.70
8:CB:2805:C:O5'	8:CB:2805:C:H6	1.73	0.70
8:CB:2820:A:C8	8:CB:2820:A:H5''	2.26	0.70
13:CG:124:CYS:HB2	13:CG:129:GLU:O	1.92	0.70
16:CJ:47:HIS:ND1	16:CJ:47:HIS:O	2.24	0.70
18:CL:27:LEU:HD23	18:CL:27:LEU:O	1.92	0.70
20:CN:4:ARG:NE	20:CN:4:ARG:H	1.89	0.70
21:CO:33:ARG:HG3	21:CO:34:HIS:HD2	1.56	0.70

Continued on next page...

Continued from previous page...

Atom-1	Atom-2	Interatomic distance (Å)	Clash overlap (Å)
29:CW:47:GLY:HA2	29:CW:72:GLY:CA	2.20	0.70
33:DA:1072:G:H22	33:DA:1104:G:H1'	1.56	0.70
33:DA:1388:C:H2'	33:DA:1389:C:C6	2.26	0.70
33:DA:58:C:C2'	33:DA:59:A:H5''	2.21	0.70
33:DA:715:A:O2'	33:DA:716:A:H5'	1.91	0.70
34:DB:167:HIS:CD2	34:DB:168:GLU:HG2	2.26	0.70
40:DH:39:LEU:HB2	40:DH:45:ILE:CD1	2.20	0.70
52:DT:2:ASN:N	52:DT:7:LYS:HD2	2.05	0.70
7:AA:106:G:H2'	7:AA:106:G:N3	2.05	0.70
8:AB:1353:A:N3	8:AB:1354:A:N7	2.40	0.70
8:AB:2098:U:H2'	8:AB:2099:U:H6	1.54	0.70
8:AB:2307:G:N2	8:AB:2308:G:H4'	2.03	0.70
8:AB:2460:U:H3'	8:AB:2461:A:H8	1.54	0.70
8:AB:2751:G:H21	13:AG:2:ARG:H	1.39	0.70
9:AC:156:SER:OG	9:AC:195:GLY:HA3	1.91	0.70
9:AC:262:THR:HG23	9:AC:262:THR:O	1.90	0.70
9:AC:32:LEU:HB3	9:AC:61:TYR:CE1	2.25	0.70
10:AD:49:GLN:O	10:AD:50:VAL:HG13	1.91	0.70
11:AE:151:GLY:HA2	11:AE:171:ASP:OD2	1.91	0.70
19:AM:131:VAL:HG23	19:AM:133:LYS:HB2	1.72	0.70
23:AQ:31:TYR:O	23:AQ:34:ALA:HB2	1.91	0.70
27:AU:40:LEU:H	27:AU:42:LYS:NZ	1.88	0.70
8:AB:100:U:H4'	27:AU:90:LYS:CG	2.22	0.70
33:BA:1526:G:H2'	33:BA:1527:U:H5'	1.73	0.70
33:BA:19:A:N3	33:BA:572:A:H2	1.90	0.70
33:BA:344:A:H4'	33:BA:345:C:OP2	1.91	0.70
33:BA:489:C:O2'	33:BA:490:C:H5'	1.91	0.70
33:BA:608:A:H8	33:BA:608:A:O5'	1.75	0.70
33:BA:620:C:N3	36:BD:131:ILE:HG12	2.05	0.70
33:BA:662:U:H2'	33:BA:663:A:N7	2.06	0.70
33:BA:895:G:N2	33:BA:896:C:C2	2.59	0.70
33:BA:935:A:H61	39:BG:2:ARG:HD2	1.55	0.70
35:BC:115:VAL:HG11	35:BC:137:VAL:HG13	1.73	0.70
49:BQ:30:HIS:HE1	49:BQ:32:ILE:HG22	1.55	0.70
2:C1:49:LYS:O	2:C1:50:GLU:HB3	1.91	0.70
8:CB:1032:A:N3	8:CB:1032:A:H2'	2.04	0.70
8:CB:1165:A:H2'	8:CB:1166:G:C8	2.16	0.70
8:CB:1613:G:H2'	8:CB:1617:C:N4	2.03	0.70
8:CB:1760:C:H2'	8:CB:1761:C:O4'	1.91	0.70
8:CB:1771:C:C2	8:CB:1772:A:C8	2.79	0.70
8:CB:201:C:C5	8:CB:202:U:C5	2.79	0.70

Continued on next page...

Continued from previous page...

Atom-1	Atom-2	Interatomic distance (Å)	Clash overlap (Å)
8:CB:2396:G:H1	8:CB:2420:C:N4	1.89	0.70
8:CB:2636:C:C5'	10:CD:80:TRP:CZ2	2.72	0.70
8:CB:2811:G:H5'	10:CD:62:LYS:CE	2.20	0.70
8:CB:692:C:N4	8:CB:770:G:N1	2.39	0.70
8:CB:856:G:N2	8:CB:922:C:C4	2.59	0.70
8:CB:1255:U:H3	11:CE:66:GLY:HA2	1.56	0.70
13:CG:40:VAL:HG22	13:CG:51:PHE:HE2	1.56	0.70
8:CB:251:A:P	18:CL:59:ARG:HH22	2.15	0.70
30:CX:11:VAL:O	30:CX:14:LEU:HG	1.90	0.70
33:DA:1278:G:H3'	33:DA:1279:G:C5'	2.21	0.70
33:DA:905:U:C6	33:DA:906:A:N7	2.58	0.70
33:DA:1123:U:O2'	42:DJ:39:PRO:HD2	1.91	0.70
43:DK:106:ILE:HD11	43:DK:109:ILE:HG23	1.73	0.70
3:A2:31:LEU:O	3:A2:35:ARG:HB2	1.91	0.70
4:A3:12:ARG:HB2	4:A3:24:LYS:HG3	1.74	0.70
5:A4:24:ARG:HH22	5:A4:36:ARG:CD	2.04	0.70
7:AA:43:C:H2'	7:AA:44:G:H5''	1.74	0.70
7:AA:57:A:C4	12:AF:25:MET:HG2	2.26	0.70
8:AB:1021:A:H2'	8:AB:1022:G:O5'	1.91	0.70
8:AB:1670:C:C4	8:AB:1671:U:N3	2.60	0.70
8:AB:27:G:O2'	8:AB:28:A:H8	1.71	0.70
8:AB:418:C:H2'	8:AB:419:U:C6	2.26	0.70
8:AB:62:U:H2'	8:AB:63:A:C8	2.26	0.70
9:AC:90:ILE:HD13	9:AC:102:TYR:CD2	2.27	0.70
10:AD:2:ILE:HG21	10:AD:203:VAL:O	1.91	0.70
8:AB:1243:C:O2'	18:AL:15:ALA:HB2	1.92	0.70
8:AB:1252:G:H22	23:AQ:36:GLN:HE22	1.39	0.70
26:AT:70:HIS:CE1	26:AT:74:ILE:HD12	2.26	0.70
31:AY:8:GLN:NE2	31:AY:28:LEU:HB3	2.06	0.70
33:BA:428:G:N7	33:BA:430:A:C5	2.60	0.70
33:BA:462:G:H2'	33:BA:462:G:N3	2.06	0.70
33:BA:836:G:C6	33:BA:837:U:C4	2.79	0.70
33:BA:878:A:H3'	33:BA:878:A:H8	1.56	0.70
38:BF:86:ARG:NH1	50:BR:63:TYR:CB	2.55	0.70
3:C2:16:HIS:ND1	3:C2:44:VAL:O	2.23	0.70
8:CB:1429:G:H5'	8:CB:1429:G:C8	2.23	0.70
8:CB:1815:A:O5'	8:CB:1815:A:C8	2.45	0.70
8:CB:481:G:OP2	27:CU:42:LYS:HB3	1.90	0.70
8:CB:81:G:H1	8:CB:105:C:H42	1.36	0.70
10:CD:122:VAL:HA	10:CD:128:ARG:NE	2.06	0.70
10:CD:181:ASP:OD2	10:CD:184:ARG:HG3	1.91	0.70

Continued on next page...

Continued from previous page...

Atom-1	Atom-2	Interatomic distance (Å)	Clash overlap (Å)
10:CD:81:GLU:O	10:CD:82:PHE:HD1	1.74	0.70
13:CG:34:ARG:CZ	13:CG:70:LEU:HD21	2.20	0.70
16:CJ:10:THR:O	16:CJ:11:VAL:HB	1.90	0.70
19:CM:16:ARG:HH11	19:CM:16:ARG:HB2	1.55	0.70
19:CM:41:LEU:HG	19:CM:95:LEU:HD22	1.72	0.70
23:CQ:60:TRP:CZ2	23:CQ:93:ILE:HG22	2.26	0.70
25:CS:8:ARG:HA	25:CS:102:HIS:CD2	2.27	0.70
26:CT:67:VAL:HG12	26:CT:68:LYS:H	1.56	0.70
28:CV:63:ILE:N	28:CV:70:ILE:HD11	2.06	0.70
8:CB:381:G:H5'	32:CZ:13:THR:HG22	1.74	0.70
32:CZ:49:ARG:O	32:CZ:51:VAL:N	2.25	0.70
33:DA:31:G:N7	33:DA:306:A:H1'	2.06	0.70
33:DA:738:C:H2'	33:DA:739:C:C5	2.25	0.70
33:DA:749:A:O2'	33:DA:750:C:H5'	1.91	0.70
38:DF:39:LEU:HB2	38:DF:61:LEU:O	1.91	0.70
39:DG:14:ASP:HB2	39:DG:19:SER:N	2.05	0.70
41:DI:56:MET:CG	41:DI:57:VAL:N	2.54	0.70
7:AA:27:C:N4	7:AA:28:C:N4	2.40	0.70
7:AA:40:U:H1'	7:AA:43:C:H5	1.56	0.70
8:AB:1101:U:H2'	8:AB:1102:C:C6	2.27	0.70
8:AB:1765:U:H2'	8:AB:1765:U:O2	1.91	0.70
8:AB:1809:A:C2'	8:AB:1810:A:C8	2.75	0.70
8:AB:2320:U:C6	8:AB:2320:U:H3'	2.25	0.70
8:AB:465:G:C2	8:AB:466:A:C6	2.78	0.70
8:AB:557:C:H2'	8:AB:558:U:C6	2.26	0.70
8:AB:682:G:N2	8:AB:683:U:C2	2.59	0.70
8:AB:865:C:C5	8:AB:908:C:N4	2.60	0.70
8:AB:945:A:OP1	55:AB:4413:HOH:O	2.10	0.70
10:AD:181:ASP:OD2	10:AD:184:ARG:HG3	1.91	0.70
12:AF:2:LYS:HA	12:AF:2:LYS:HE2	1.73	0.70
15:AI:20:SER:H	15:AI:21:PRO:CD	2.05	0.70
15:AI:55:PRO:HG3	15:AI:72:THR:O	1.90	0.70
18:AL:78:ARG:CZ	18:AL:80:SER:HA	2.21	0.70
33:BA:299:G:C6	33:BA:300:A:C6	2.80	0.70
33:BA:369:G:OP2	33:BA:388:G:N1	2.25	0.70
33:BA:437:U:C2'	33:BA:438:U:H5''	2.21	0.70
33:BA:719:C:N4	50:BR:59:LYS:HE2	2.06	0.70
33:BA:981:U:H3'	33:BA:982:U:C5'	2.21	0.70
36:BD:197:HIS:O	36:BD:200:VAL:HG13	1.92	0.70
33:BA:1081:A:OP1	37:BE:22:LYS:HB2	1.91	0.70
39:BG:111:GLY:HA2	39:BG:118:ARG:NH1	2.07	0.70

Continued on next page...

Continued from previous page...

Atom-1	Atom-2	Interatomic distance (Å)	Clash overlap (Å)
40:BH:14:ARG:HG2	40:BH:14:ARG:NH1	2.04	0.70
33:BA:1226:C:H5'	45:BM:101:THR:HG23	1.72	0.70
5:C4:2:LYS:HG2	5:C4:37:GLN:O	1.91	0.70
8:CB:1093:G:H21	8:CB:1098:A:N6	1.90	0.70
8:CB:120:U:C5	8:CB:149:A:C2	2.79	0.70
8:CB:1:G:H2'	8:CB:2:G:H8	1.56	0.70
8:CB:2383:G:C2	8:CB:2384:U:H5	2.10	0.70
8:CB:2734:A:N7	8:CB:2735:G:C8	2.59	0.70
8:CB:2744:G:N7	8:CB:2755:C:C2	2.59	0.70
8:CB:2838:G:N2	20:CN:93:GLY:H	1.90	0.70
8:CB:508:A:H2	25:CS:9:HIS:NE2	1.90	0.70
8:CB:772:C:H2'	8:CB:773:U:H6	1.56	0.70
8:CB:831:G:N1	8:CB:832:U:C2	2.59	0.70
8:CB:82:U:H2'	8:CB:83:A:O4'	1.90	0.70
8:CB:907:G:C6	8:CB:908:C:C4	2.80	0.70
13:CG:15:ASP:HB2	13:CG:26:LYS:HB2	1.73	0.70
16:CJ:78:THR:HG23	16:CJ:84:ILE:CG2	2.19	0.70
20:CN:58:ASP:HA	20:CN:62:ASN:HB2	1.72	0.70
28:CV:5:ASN:HA	28:CV:64:VAL:HB	1.71	0.70
33:DA:1183:U:H3'	33:DA:1184:G:C5'	2.21	0.70
33:DA:1415:G:H2'	33:DA:1416:G:C8	2.20	0.70
33:DA:678:U:H4'	33:DA:778:G:OP1	1.91	0.70
33:DA:905:U:H3'	33:DA:906:A:C8	2.27	0.70
33:DA:977:A:C8	33:DA:1223:C:C4	2.79	0.70
35:DC:119:ILE:HG21	35:DC:197:VAL:HG11	1.73	0.70
36:DD:127:ARG:H	36:DD:127:ARG:HD2	1.55	0.70
44:DL:19:ASN:O	44:DL:85:ARG:HD2	1.92	0.70
7:AA:17:C:H2'	7:AA:18:G:H8	1.57	0.70
8:AB:103:A:H2'	8:AB:104:A:O4'	1.91	0.70
8:AB:1233:C:H2'	8:AB:1234:U:H6	1.55	0.70
8:AB:1286:A:C5	8:AB:1289:C:N4	2.59	0.70
8:AB:1378:A:C8	8:AB:1380:G:C6	2.79	0.70
8:AB:1797:G:N2	8:AB:1823:G:C4	2.60	0.70
8:AB:201:C:C5	8:AB:202:U:C5	2.80	0.70
8:AB:572:A:C2	8:AB:2033:A:C2	2.79	0.70
8:AB:2695:U:H3'	8:AB:2695:U:H6	1.56	0.70
8:AB:311:A:N6	8:AB:328:U:H2'	2.06	0.70
9:AC:243:PRO:CA	9:AC:249:VAL:HG23	2.22	0.70
10:AD:52:THR:HG22	10:AD:53:GLY:H	1.55	0.70
19:AM:124:LEU:HD23	19:AM:124:LEU:N	2.07	0.70
22:AP:3:ILE:O	22:AP:7:LEU:HD13	1.91	0.70

Continued on next page...

Continued from previous page...

Atom-1	Atom-2	Interatomic distance (Å)	Clash overlap (Å)
26:AT:66:LYS:HE3	26:AT:67:VAL:N	2.07	0.70
28:AV:73:LYS:HB3	28:AV:92:VAL:HG13	1.73	0.70
8:AB:75:G:O2'	30:AX:48:ARG:NH1	2.22	0.70
33:BA:1467:C:O2'	33:BA:1468:A:H5'	1.91	0.70
34:BB:14:HIS:HB2	34:BB:202:ASN:HB2	1.73	0.70
33:BA:676:A:H5'	43:BK:115:ILE:HD12	1.71	0.70
44:BL:49:ARG:HH12	44:BL:88:ASP:CB	2.04	0.70
45:BM:75:SER:HA	45:BM:78:ARG:CB	2.22	0.70
7:CA:28:C:C6	7:CA:29:A:N7	2.60	0.70
8:CB:1090:A:H2'	8:CB:1091:G:C8	2.27	0.70
8:CB:123:G:H2'	8:CB:124:G:H8	1.56	0.70
8:CB:585:G:H1'	8:CB:1256:G:N2	2.07	0.70
8:CB:1771:C:H2'	8:CB:1772:A:H8	1.54	0.70
8:CB:193:U:C2	8:CB:194:G:C8	2.79	0.70
8:CB:2091:C:H3'	8:CB:2092:U:H5''	1.73	0.70
8:CB:2751:G:OP2	13:CG:2:ARG:HG3	1.91	0.70
8:CB:309:A:N1	8:CB:330:A:C5	2.59	0.70
8:CB:498:G:C2	8:CB:499:U:C6	2.80	0.70
8:CB:563:A:C6	8:CB:2018:G:C4	2.80	0.70
9:CC:179:GLU:HB2	9:CC:265:PHE:HB3	1.72	0.70
16:CJ:41:LYS:HD2	16:CJ:46:PRO:HD3	1.72	0.70
24:CR:50:GLY:O	24:CR:51:VAL:HB	1.90	0.70
25:CS:27:LYS:HB2	25:CS:28:LYS:HE3	1.73	0.70
29:CW:81:ILE:HG12	29:CW:82:GLU:H	1.55	0.70
33:DA:865:A:H5'	33:DA:1078:U:O4	1.91	0.70
33:DA:238:A:N3	33:DA:239:U:C6	2.60	0.70
33:DA:349:A:H2'	33:DA:350:G:H5''	1.72	0.70
33:DA:668:G:H2'	33:DA:669:G:H5'	1.73	0.70
33:DA:718:A:C5'	33:DA:720:C:H41	2.04	0.70
33:DA:856:C:C4	33:DA:857:C:H5	2.09	0.70
33:DA:886:G:H2'	33:DA:887:G:O4'	1.91	0.70
37:DE:153:ALA:HA	37:DE:156:ARG:HB2	1.73	0.70
37:DE:76:ASN:HB2	37:DE:81:GLN:HG3	1.72	0.70
39:DG:102:TRP:CD1	39:DG:136:LYS:HB3	2.26	0.70
43:DK:126:ARG:HH11	43:DK:126:ARG:CG	1.90	0.70
51:DS:44:ILE:HG23	51:DS:62:THR:O	1.92	0.70
8:AB:100:U:H4'	27:AU:90:LYS:HG2	1.74	0.70
8:AB:1108:U:H2'	8:AB:1109:C:H6	1.57	0.70
8:AB:2511:U:H4'	10:AD:128:ARG:NE	2.06	0.70
8:AB:2597:G:H2'	8:AB:2598:A:C8	2.25	0.70
8:AB:2850:A:O2'	8:AB:2851:A:H5'	1.92	0.70

Continued on next page...

Continued from previous page...

Atom-1	Atom-2	Interatomic distance (Å)	Clash overlap (Å)
8:AB:306:U:H2'	8:AB:307:G:O4'	1.92	0.70
8:AB:741:U:C2	8:AB:757:G:N2	2.60	0.70
8:AB:828:U:O2	8:AB:828:U:H2'	1.90	0.70
16:AJ:59:ALA:C	16:AJ:61:LYS:H	1.95	0.70
18:AL:85:VAL:CG1	18:AL:98:ALA:HB3	2.21	0.70
20:AN:38:LEU:HB3	20:AN:39:PRO:CD	2.21	0.70
33:BA:100:G:H8	55:BA:5031:HOH:O	1.74	0.70
33:BA:1478:U:H2'	33:BA:1479:C:C6	2.26	0.70
33:BA:1500:A:OP2	55:BA:5275:HOH:O	2.10	0.70
33:BA:342:C:H2'	33:BA:343:U:H5'	1.73	0.70
33:BA:541:G:C2	33:BA:542:G:C5	2.79	0.70
33:BA:604:G:C6	33:BA:635:A:C6	2.80	0.70
33:BA:627:G:O2'	33:BA:628:G:O4'	2.10	0.70
33:BA:967:C:P	33:BA:968:A:H5'	2.31	0.70
33:BA:619:U:O2'	36:BD:134:TYR:HE1	1.75	0.70
33:BA:1078:U:H4'	37:BE:137:ARG:NH2	2.07	0.70
43:BK:20:ALA:HB3	43:BK:83:VAL:HG12	1.72	0.70
48:BP:20:VAL:HG21	48:BP:32:PHE:HB2	1.71	0.70
8:CB:1516:G:H2'	8:CB:1517:G:H8	1.55	0.70
8:CB:2058:A:C5'	8:CB:2058:A:H8	2.03	0.70
8:CB:2345:G:C4	8:CB:2381:A:C2	2.80	0.70
3:C2:5:PHE:HE1	8:CB:464:U:H5'	1.56	0.70
8:CB:862:G:N2	8:CB:916:G:H1'	2.06	0.70
12:CF:133:GLU:CG	12:CF:134:GLN:N	2.53	0.70
16:CJ:127:GLY:O	16:CJ:128:ASN:O	2.09	0.70
18:CL:33:ARG:HG2	24:CR:85:LYS:CE	2.22	0.70
27:CU:39:ASN:O	27:CU:40:LEU:HB3	1.92	0.70
31:CY:7:THR:HA	31:CY:34:THR:HB	1.74	0.70
33:DA:1319:A:N1	33:DA:1323:G:H1'	2.06	0.70
33:DA:1507:A:H5''	33:DA:1507:A:C8	2.24	0.70
33:DA:50:A:N6	33:DA:361:G:O4'	2.25	0.70
33:DA:518:C:C6	33:DA:530:G:N7	2.60	0.70
33:DA:731:G:C2'	33:DA:732:C:H5'	2.21	0.70
33:DA:975:A:O2'	33:DA:1358:U:H1'	1.92	0.70
33:DA:1158:C:H4'	34:DB:131:LYS:HG2	1.74	0.70
34:DB:33:ALA:HB2	34:DB:38:HIS:HA	1.72	0.70
44:DL:19:ASN:HB3	44:DL:85:ARG:CD	2.21	0.70
44:DL:64:SER:HA	44:DL:94:TYR:O	1.91	0.70
3:A2:28:ARG:HH22	3:A2:32:ALA:N	1.88	0.70
5:A4:16:ILE:CD1	5:A4:17:VAL:H	2.01	0.70
8:AB:814:C:H1'	8:AB:1225:G:N2	2.07	0.70

Continued on next page...

Continued from previous page...

Atom-1	Atom-2	Interatomic distance (Å)	Clash overlap (Å)
8:AB:1541:C:H2'	8:AB:1542:U:H6	1.55	0.70
8:AB:208:C:C2	8:AB:209:C:C5	2.80	0.70
8:AB:2358:A:H2'	8:AB:2359:C:H5'	1.74	0.70
8:AB:957:C:N4	8:AB:2459:A:C8	2.59	0.70
8:AB:2031:A:N1	8:AB:2498:C:H1'	2.07	0.70
8:AB:2575:C:H5'	10:AD:150:GLN:NE2	2.03	0.70
8:AB:2762:C:H2'	8:AB:2763:G:H5''	1.73	0.70
8:AB:450:G:OP2	55:AB:4292:HOH:O	2.10	0.70
8:AB:705:A:O2'	8:AB:706:A:H5'	1.92	0.70
12:AF:133:GLU:HG2	12:AF:147:ARG:O	1.91	0.70
13:AG:120:ILE:HG22	13:AG:133:LYS:O	1.92	0.70
13:AG:60:GLY:O	13:AG:63:GLN:N	2.23	0.70
8:AB:2293:G:OP1	21:AO:13:ARG:NH2	2.25	0.70
23:AQ:23:TYR:O	23:AQ:24:TYR:CB	2.39	0.70
27:AU:5:ARG:HG2	27:AU:6:ARG:N	2.04	0.70
33:BA:1472:U:H2'	33:BA:1473:G:C8	2.27	0.70
39:BG:149:ALA:HA	43:BK:60:PHE:HB2	1.74	0.70
39:BG:94:ARG:NH1	39:BG:98:LEU:HD11	2.07	0.70
44:BL:43:LYS:HB2	44:BL:44:PRO:CD	2.22	0.70
33:BA:982:U:H5'	46:BN:5:MET:HE2	1.72	0.70
8:CB:1652:A:C2	8:CB:2006:C:N3	2.60	0.70
8:CB:2671:G:C2	8:CB:2672:U:O2	2.44	0.70
8:CB:528:A:C8	8:CB:528:A:H3'	2.25	0.70
8:CB:565:C:H2'	8:CB:566:U:H5'	1.74	0.70
8:CB:963:U:OP2	55:CB:5189:HOH:O	2.10	0.70
11:CE:153:LEU:HG	11:CE:172:ALA:C	2.12	0.70
14:CH:114:GLU:HB2	14:CH:133:GLN:HG3	1.73	0.70
15:CI:126:ARG:HA	15:CI:129:GLU:HB2	1.73	0.70
22:CP:26:GLU:HA	22:CP:47:ILE:HB	1.73	0.70
22:CP:93:LYS:HE3	22:CP:97:TYR:CE2	2.26	0.70
26:CT:30:ILE:HG12	26:CT:31:VAL:H	1.57	0.70
8:CB:64:A:C8	26:CT:69:ARG:HD2	2.26	0.70
26:CT:15:HIS:NE2	26:CT:80:TRP:HZ2	1.87	0.70
29:CW:10:ARG:HA	29:CW:10:ARG:HH11	1.57	0.70
33:DA:1135:U:O2	33:DA:1135:U:H2'	1.91	0.70
33:DA:432:A:N7	33:DA:433:G:C8	2.59	0.70
33:DA:514:C:H6	33:DA:514:C:H5''	1.57	0.70
33:DA:622:A:C8	33:DA:622:A:C3'	2.75	0.70
33:DA:714:G:H5''	33:DA:715:A:OP2	1.91	0.70
33:DA:853:C:C2	33:DA:854:U:H6	2.10	0.70
33:DA:913:A:H4'	33:DA:914:A:O5'	1.90	0.70

Continued on next page...

Continued from previous page...

Atom-1	Atom-2	Interatomic distance (Å)	Clash overlap (Å)
40:DH:6:ILE:HG22	40:DH:6:ILE:O	1.90	0.70
41:DI:119:LYS:HB2	41:DI:122:ARG:HB2	1.73	0.70
47:DO:52:ARG:O	47:DO:55:LEU:HB3	1.92	0.70
8:AB:413:C:H4'	8:AB:1880:U:O2'	1.91	0.70
8:AB:2700:A:C2	8:AB:2701:U:N3	2.60	0.70
8:AB:370:G:H8	8:AB:370:G:P	2.15	0.70
8:AB:547:A:H5''	8:AB:548:G:N7	2.07	0.70
8:AB:574:A:H4'	8:AB:575:A:H5''	1.74	0.70
9:AC:131:MET:HB2	9:AC:185:ALA:O	1.92	0.70
13:AG:17:LYS:O	13:AG:24:THR:HG22	1.92	0.70
22:AP:86:LYS:O	22:AP:88:ARG:N	2.25	0.70
23:AQ:91:ARG:O	23:AQ:92:LYS:O	2.09	0.70
27:AU:39:ASN:ND2	27:AU:42:LYS:HE2	2.06	0.70
27:AU:84:PHE:HD1	27:AU:94:PHE:HE1	1.40	0.70
33:BA:428:G:H5''	36:BD:9:LYS:HD2	1.74	0.70
39:BG:102:TRP:HA	39:BG:105:GLU:HB2	1.73	0.70
33:BA:644:U:H4'	40:BH:83:ARG:NH1	2.06	0.70
42:BJ:33:GLY:H	42:BJ:83:THR:HG21	1.56	0.70
44:BL:65:TYR:HB3	44:BL:95:HIS:HA	1.74	0.70
7:CA:107:G:C8	7:CA:107:G:O5'	2.44	0.70
7:CA:113:C:C4	7:CA:114:C:C5	2.79	0.70
7:CA:43:C:H3'	7:CA:44:G:H5'	1.74	0.70
8:CB:1672:A:C6	8:CB:1673:G:C5	2.80	0.70
8:CB:2471:A:H61	8:CB:2479:U:H3	1.40	0.70
8:CB:2733:A:H2'	8:CB:2734:A:H5'	1.74	0.70
8:CB:418:C:H2'	8:CB:419:U:C6	2.26	0.70
8:CB:568:U:HO2'	8:CB:569:U:H3'	1.57	0.70
8:CB:692:C:N4	8:CB:770:G:C6	2.59	0.70
8:CB:872:U:H5'	8:CB:873:C:OP2	1.92	0.70
8:CB:991:C:H5'	8:CB:991:C:H6	1.57	0.70
9:CC:161:VAL:H	9:CC:193:GLU:CD	1.94	0.70
10:CD:184:ARG:HA	10:CD:184:ARG:NE	2.05	0.70
29:CW:38:ARG:HB3	29:CW:68:PHE:CD1	2.27	0.70
34:DB:169:HIS:O	34:DB:171:ALA:N	2.25	0.70
44:DL:107:LYS:O	44:DL:108:ASP:HB2	1.92	0.70
45:DM:3:ILE:HD11	45:DM:52:ILE:HD11	1.72	0.70
50:DR:50:TYR:O	50:DR:54:LEU:N	2.25	0.70
33:DA:323:U:H4'	52:DT:16:ALA:CB	2.22	0.70
52:DT:3:ILE:O	52:DT:4:LYS:CB	2.39	0.70
4:A3:40:LYS:O	4:A3:42:HIS:N	2.25	0.69
8:AB:103:A:H2'	8:AB:104:A:O5'	1.92	0.69

Continued on next page...

Continued from previous page...

Atom-1	Atom-2	Interatomic distance (Å)	Clash overlap (Å)
8:AB:106:C:H3'	8:AB:106:C:C6	2.26	0.69
8:AB:1506:U:H2'	8:AB:1507:C:C6	2.27	0.69
8:AB:1645:G:H5''	8:AB:1646:C:H5'	1.72	0.69
8:AB:2532:G:H2'	8:AB:2533:U:C6	2.26	0.69
8:AB:2842:G:H5''	8:AB:2843:G:OP2	1.92	0.69
8:AB:464:U:H2'	8:AB:465:G:H8	1.56	0.69
10:AD:146:ILE:HD12	10:AD:146:ILE:N	2.06	0.69
19:AM:16:ARG:HH11	19:AM:16:ARG:HB2	1.57	0.69
20:AN:9:GLN:HB2	20:AN:17:ARG:NH2	2.06	0.69
20:AN:62:ASN:O	20:AN:64:ARG:N	2.25	0.69
21:AO:76:LYS:HG2	21:AO:109:ALA:HB3	1.74	0.69
26:AT:27:SER:HB3	26:AT:29:THR:HG23	1.73	0.69
29:AW:19:ARG:HA	29:AW:33:GLY:HA2	1.73	0.69
33:BA:1238:A:N6	33:BA:1239:A:H62	1.90	0.69
33:BA:289:G:OP2	55:BA:5064:HOH:O	2.09	0.69
45:BM:44:ILE:HD12	45:BM:44:ILE:N	2.07	0.69
46:BN:27:LYS:HD2	46:BN:28:ALA:N	2.07	0.69
8:CB:1029:A:H3'	8:CB:1030:C:H6	1.57	0.69
8:CB:173:A:H2'	8:CB:174:U:C6	2.26	0.69
8:CB:1803:A:H2	8:CB:1822:C:O2	1.75	0.69
8:CB:1805:A:C2	8:CB:1813:G:C2	2.80	0.69
8:CB:2593:U:H2'	8:CB:2594:C:H6	1.57	0.69
8:CB:482:A:N7	8:CB:506:G:C2	2.60	0.69
7:CA:47:C:OP1	21:CO:1:MET:SD	2.50	0.69
8:CB:1162:G:N3	24:CR:93:PHE:HZ	1.89	0.69
33:DA:372:C:H42	33:DA:389:A:H62	1.40	0.69
33:DA:540:G:N7	33:DA:541:G:N7	2.40	0.69
34:DB:20:ARG:O	34:DB:21:TYR:HD1	1.73	0.69
39:DG:8:GLN:HG3	39:DG:9:ARG:N	2.07	0.69
52:DT:79:THR:HA	52:DT:82:ILE:HG12	1.74	0.69
4:A3:48:MET:SD	8:AB:2359:C:O3'	2.49	0.69
4:A3:61:LEU:HB2	4:A3:63:TYR:CE2	2.28	0.69
8:AB:1808:A:H3'	8:AB:1809:A:H8	1.56	0.69
8:AB:2757:A:N3	8:AB:2757:A:H2'	2.07	0.69
8:AB:2765:A:H3'	8:AB:2766:A:C8	2.27	0.69
9:AC:230:PRO:HA	55:AC:2002:HOH:O	1.90	0.69
23:AQ:40:LYS:O	23:AQ:43:GLN:HG2	1.93	0.69
27:AU:38:ILE:O	27:AU:62:ALA:HB2	1.92	0.69
28:AV:70:ILE:HD13	28:AV:70:ILE:H	1.56	0.69
33:BA:1148:U:H2'	33:BA:1149:C:O4'	1.92	0.69
33:BA:775:G:N2	33:BA:776:G:C4	2.60	0.69

Continued on next page...

Continued from previous page...

Atom-1	Atom-2	Interatomic distance (Å)	Clash overlap (Å)
33:BA:782:A:N3	33:BA:782:A:H2'	2.06	0.69
33:BA:863:U:H2'	33:BA:863:U:O2	1.92	0.69
33:BA:94:G:H5'	33:BA:94:G:H8	1.55	0.69
36:BD:13:ARG:HA	36:BD:37:PRO:HG2	1.74	0.69
8:CB:1362:C:O2'	8:CB:1363:C:H5'	1.92	0.69
8:CB:136:G:N2	26:CT:3:ARG:NH2	2.38	0.69
8:CB:137:U:H2'	8:CB:138:U:O4'	1.92	0.69
8:CB:1566:A:N3	9:CC:213:ARG:HG2	2.06	0.69
8:CB:2460:U:H3'	8:CB:2461:A:H8	1.57	0.69
8:CB:599:A:N3	8:CB:659:G:C2	2.61	0.69
8:CB:862:G:H2'	8:CB:863:A:C8	2.26	0.69
8:CB:985:C:H2'	8:CB:986:C:H6	1.57	0.69
9:CC:53:ILE:HG12	9:CC:218:THR:CA	2.22	0.69
12:CF:33:ILE:HD11	12:CF:90:LEU:HD13	1.74	0.69
16:CJ:127:GLY:C	16:CJ:128:ASN:HD22	1.95	0.69
23:CQ:38:VAL:HG23	23:CQ:38:VAL:O	1.91	0.69
27:CU:48:VAL:HG13	27:CU:51:LEU:HA	1.74	0.69
31:CY:8:GLN:NE2	31:CY:28:LEU:HB3	2.07	0.69
33:DA:1261:A:N6	33:DA:1274:A:H1'	2.07	0.69
33:DA:1438:G:H2'	33:DA:1439:G:C8	2.27	0.69
33:DA:687:A:H2	33:DA:704:A:C4	2.10	0.69
33:DA:679:C:N4	33:DA:711:G:H1	1.89	0.69
33:DA:72:A:H2'	33:DA:73:C:O4'	1.92	0.69
33:DA:750:C:H6	33:DA:750:C:H3'	1.57	0.69
44:DL:30:ARG:O	44:DL:57:THR:HG23	1.92	0.69
45:DM:79:LEU:HD11	45:DM:90:HIS:CD2	2.27	0.69
46:DN:30:ILE:HB	46:DN:44:VAL:HB	1.72	0.69
8:AB:2040:G:H2'	8:AB:2041:U:C6	2.27	0.69
8:AB:2456:C:H6	8:AB:2456:C:O5'	1.75	0.69
8:AB:2591:C:C2'	8:AB:2592:G:H8	2.01	0.69
8:AB:2764:A:H2'	8:AB:2765:A:H5''	1.73	0.69
8:AB:2849:U:H4'	8:AB:2850:A:H5'	1.73	0.69
8:AB:390:U:H4'	8:AB:391:A:C5'	2.22	0.69
8:AB:585:G:O2'	11:AE:77:ILE:HD13	1.93	0.69
9:AC:124:LYS:HG3	9:AC:126:GLY:H	1.57	0.69
11:AE:6:LYS:HE3	11:AE:119:ILE:H	1.57	0.69
8:AB:942:G:C5'	18:AL:40:SER:HB3	2.22	0.69
30:AX:22:LEU:HB3	30:AX:26:PHE:CE2	2.27	0.69
30:AX:48:ARG:O	30:AX:50:VAL:N	2.18	0.69
33:BA:1060:U:C5	35:BC:1:GLY:HA3	2.28	0.69
33:BA:1076:U:H2'	33:BA:1077:G:H5'	1.74	0.69

Continued on next page...

Continued from previous page...

Atom-1	Atom-2	Interatomic distance (Å)	Clash overlap (Å)
33:BA:661:G:H5''	33:BA:661:G:H8	1.56	0.69
34:BB:166:ASP:HA	34:BB:169:HIS:HB3	1.74	0.69
7:CA:105:G:C2	7:CA:106:G:C8	2.81	0.69
8:CB:2768:U:C4	8:CB:2769:U:C5	2.80	0.69
10:CD:31:ALA:HA	10:CD:49:GLN:NE2	2.07	0.69
14:CH:8:LYS:O	14:CH:9:VAL:HG22	1.92	0.69
17:CK:34:GLY:O	17:CK:36:GLY:N	2.26	0.69
20:CN:8:ARG:NH2	20:CN:46:ARG:HG3	2.07	0.69
33:DA:1266:G:N2	33:DA:1269:A:OP2	2.25	0.69
33:DA:1272:G:H2'	33:DA:1273:C:O4'	1.92	0.69
33:DA:709:U:H2'	33:DA:710:G:H8	1.56	0.69
39:DG:68:VAL:HG23	39:DG:99:ALA:HB1	1.74	0.69
48:DP:8:ARG:NH1	48:DP:15:PRO:HB3	2.07	0.69
6:A5:151:GLN:HA	6:A5:154:ILE:HG22	1.74	0.69
8:AB:1359:A:H5'	8:AB:1359:A:C8	2.27	0.69
8:AB:2086:U:C2	8:AB:2234:G:C6	2.80	0.69
8:AB:2500:U:H5'	8:AB:2501:C:OP2	1.91	0.69
8:AB:2553:G:N3	8:AB:2583:G:H1'	2.07	0.69
8:AB:2820:A:C8	8:AB:2820:A:H5''	2.27	0.69
8:AB:2885:G:C6	8:AB:2886:A:H8	2.10	0.69
8:AB:375:G:C8	8:AB:375:G:H5''	2.28	0.69
8:AB:944:C:H2'	55:AB:4409:HOH:O	1.91	0.69
9:AC:181:ARG:CA	9:AC:263:ASP:HB2	2.17	0.69
13:AG:162:ARG:HH22	13:AG:168:VAL:CG1	2.04	0.69
14:AH:6:LEU:HD22	14:AH:15:LEU:O	1.92	0.69
18:AL:29:LYS:HD2	18:AL:31:GLY:N	2.07	0.69
18:AL:78:ARG:NH2	18:AL:82:LEU:HG	2.07	0.69
26:AT:15:HIS:NE2	26:AT:80:TRP:HZ2	1.87	0.69
27:AU:46:LYS:HD2	27:AU:55:GLY:HA2	1.73	0.69
29:AW:23:LYS:HB2	29:AW:23:LYS:HZ1	1.56	0.69
29:AW:66:VAL:HG22	29:AW:67:LYS:N	2.07	0.69
30:AX:18:LEU:HD13	30:AX:19:LEU:N	2.05	0.69
33:BA:1272:G:H2'	33:BA:1273:C:O4'	1.93	0.69
33:BA:238:A:C2	33:BA:239:U:C6	2.80	0.69
33:BA:452:A:C8	33:BA:452:A:H5''	2.26	0.69
33:BA:479:U:H3'	33:BA:479:U:C6	2.27	0.69
33:BA:676:A:C2	33:BA:677:U:C4	2.80	0.69
33:BA:905:U:C5	33:BA:906:A:N7	2.60	0.69
34:BB:110:ILE:O	34:BB:113:LEU:HB3	1.93	0.69
34:BB:163:ILE:HA	34:BB:185:ILE:CD1	2.22	0.69
36:BD:117:VAL:HG22	36:BD:122:ILE:HD12	1.74	0.69

Continued on next page...

Continued from previous page...

Atom-1	Atom-2	Interatomic distance (Å)	Clash overlap (Å)
38:BF:74:LEU:HG	38:BF:78:PHE:HE1	1.57	0.69
50:BR:27:THR:HG22	50:BR:28:LEU:HD12	1.73	0.69
7:CA:51:G:N3	7:CA:51:G:H2'	2.05	0.69
8:CB:1323:C:C3'	8:CB:1324:G:H5''	2.23	0.69
8:CB:1387:A:H2'	8:CB:1388:G:H8	1.55	0.69
8:CB:1451:C:H2'	8:CB:1458:U:O2	1.93	0.69
8:CB:1687:G:C2	8:CB:1688:U:C5	2.80	0.69
8:CB:2754:U:H2'	8:CB:2755:C:H5''	1.73	0.69
8:CB:300:A:N3	8:CB:319:G:H1'	2.07	0.69
8:CB:749:A:C5	8:CB:1618:A:N1	2.61	0.69
8:CB:949:G:H5''	8:CB:950:G:OP2	1.91	0.69
9:CC:52:HIS:O	9:CC:53:ILE:HD12	1.92	0.69
10:CD:13:ARG:HA	10:CD:13:ARG:NE	2.07	0.69
8:CB:1996:C:H5	17:CK:32:TYR:OH	1.75	0.69
8:CB:632:A:O3'	18:CL:69:ARG:HB3	1.92	0.69
8:CB:2377:A:N3	21:CO:92:PHE:HZ	1.89	0.69
10:CD:11:MET:SD	22:CP:9:GLN:NE2	2.65	0.69
24:CR:20:VAL:HG13	24:CR:97:LYS:HD3	1.74	0.69
8:CB:1601:G:P	26:CT:62:VAL:HG11	2.33	0.69
33:DA:1118:U:OP1	41:DI:105:ARG:HG3	1.92	0.69
33:DA:143:A:O5'	33:DA:143:A:H8	1.75	0.69
33:DA:1417:G:H2'	33:DA:1482:G:N2	2.08	0.69
33:DA:538:G:OP1	44:DL:111:GLN:HB2	1.92	0.69
33:DA:679:C:H42	33:DA:711:G:H1	1.40	0.69
33:DA:740:U:O2'	33:DA:741:G:H5'	1.93	0.69
33:DA:797:C:O2'	33:DA:798:U:H5'	1.91	0.69
33:DA:906:A:H2'	33:DA:907:A:H5''	1.74	0.69
39:DG:115:MET:CE	39:DG:119:LEU:HD13	2.22	0.69
41:DI:94:ARG:NH1	41:DI:94:ARG:HG3	2.05	0.69
42:DJ:42:LEU:HG	42:DJ:43:PRO:HD2	1.74	0.69
3:A2:40:ALA:HA	8:AB:459:U:OP1	1.93	0.69
5:A4:30:GLU:HG3	5:A4:32:LYS:H	1.55	0.69
8:AB:1430:G:H2'	8:AB:1431:A:H8	1.58	0.69
8:AB:1814:G:C8	8:AB:1814:G:H5'	2.27	0.69
8:AB:530:G:N2	8:AB:2023:C:H5	1.89	0.69
8:AB:204:A:N7	8:AB:206:U:N3	2.40	0.69
8:AB:2636:C:H4'	10:AD:80:TRP:CD2	2.26	0.69
8:AB:71:A:H4'	8:AB:72:U:H5''	1.75	0.69
8:AB:827:U:OP2	8:AB:828:U:H5	1.76	0.69
8:AB:988:A:O5'	8:AB:988:A:H8	1.74	0.69
9:AC:53:ILE:CG1	9:AC:218:THR:OG1	2.40	0.69

Continued on next page...

Continued from previous page...

Atom-1	Atom-2	Interatomic distance (Å)	Clash overlap (Å)
10:AD:77:ARG:O	10:AD:79:LEU:HG	1.92	0.69
12:AF:46:LYS:C	12:AF:48:LEU:H	1.96	0.69
16:AJ:45:THR:HA	23:AQ:63:ARG:HH21	1.56	0.69
24:AR:39:LEU:HD11	24:AR:59:ILE:N	2.07	0.69
29:AW:80:SER:CB	29:AW:84:GLU:HB2	2.23	0.69
33:BA:970:C:H5	33:BA:1231:G:O2'	1.75	0.69
33:BA:81:A:H2	33:BA:89:U:N3	1.89	0.69
34:BB:133:ALA:O	34:BB:137:THR:HG23	1.93	0.69
34:BB:99:MET:HA	34:BB:106:VAL:HG21	1.74	0.69
8:CB:1259:G:H2'	8:CB:1260:A:H8	1.55	0.69
8:CB:2071:A:H2'	8:CB:2072:C:H6	1.56	0.69
8:CB:2539:C:C3'	8:CB:2540:C:H5''	2.22	0.69
8:CB:2853:C:H2'	8:CB:2854:G:C8	2.27	0.69
8:CB:566:U:H2'	8:CB:567:U:H6	1.54	0.69
8:CB:448:U:C5	8:CB:583:G:N3	2.58	0.69
10:CD:128:ARG:HD3	10:CD:128:ARG:N	2.07	0.69
10:CD:147:GLY:O	10:CD:148:GLN:O	2.10	0.69
17:CK:84:CYS:O	17:CK:85:VAL:HB	1.90	0.69
18:CL:18:ARG:HD2	18:CL:20:GLY:HA2	1.74	0.69
20:CN:71:ARG:O	20:CN:72:ASP:HB3	1.92	0.69
28:CV:41:GLU:O	28:CV:42:LEU:HD23	1.93	0.69
33:DA:975:A:N3	33:DA:1357:A:H2	1.89	0.69
33:DA:161:A:H2'	33:DA:162:A:C8	2.28	0.69
33:DA:563:A:N1	33:DA:567:G:C2	2.60	0.69
34:DB:153:MET:SD	34:DB:157:PRO:HD3	2.31	0.69
36:DD:81:LEU:O	36:DD:83:GLY:N	2.25	0.69
39:DG:25:PHE:HB2	39:DG:100:MET:CE	2.22	0.69
41:DI:98:ARG:HG3	41:DI:103:VAL:CG2	2.21	0.69
8:AB:1127:A:C2	8:AB:2518:A:C4	2.80	0.69
8:AB:323:C:O2	8:AB:333:G:H1'	1.92	0.69
17:AK:5:GLN:O	17:AK:21:CYS:HB3	1.92	0.69
19:AM:50:ARG:HH22	19:AM:53:MET:HE3	1.56	0.69
25:AS:90:LYS:HA	25:AS:90:LYS:HE3	1.73	0.69
33:BA:1087:G:O5'	33:BA:1087:G:H8	1.76	0.69
33:BA:1236:A:H2'	33:BA:1237:C:C6	2.27	0.69
33:BA:431:A:O5'	33:BA:431:A:H8	1.75	0.69
33:BA:735:C:O2	33:BA:735:C:H2'	1.92	0.69
33:BA:581:G:H2'	33:BA:758:C:N4	2.06	0.69
33:BA:774:G:C6	33:BA:775:G:C5	2.81	0.69
40:BH:64:TYR:HB3	40:BH:69:ALA:HA	1.75	0.69
3:C2:31:LEU:O	3:C2:35:ARG:HB2	1.91	0.69

Continued on next page...

Continued from previous page...

Atom-1	Atom-2	Interatomic distance (Å)	Clash overlap (Å)
4:C3:54:LEU:O	4:C3:56:LEU:N	2.26	0.69
8:CB:1162:G:H3'	8:CB:1162:G:C8	2.26	0.69
8:CB:1494:A:H2'	8:CB:1495:A:C8	2.28	0.69
8:CB:699:A:O3'	8:CB:1554:U:H5	1.74	0.69
8:CB:1838:C:N4	8:CB:1899:A:C4	2.60	0.69
8:CB:210:C:O2'	8:CB:211:C:H5'	1.92	0.69
8:CB:2637:U:C2	8:CB:2782:G:N2	2.61	0.69
8:CB:2764:A:H2'	8:CB:2765:A:H5''	1.74	0.69
8:CB:2765:A:H3'	8:CB:2766:A:C8	2.27	0.69
8:CB:2769:U:H2'	8:CB:2770:G:H8	1.57	0.69
8:CB:963:U:C4	8:CB:964:C:N4	2.61	0.69
9:CC:32:LEU:HB3	9:CC:61:TYR:CE1	2.27	0.69
10:CD:96:ILE:HG22	10:CD:98:VAL:H	1.56	0.69
13:CG:101:VAL:HG12	13:CG:115:GLN:HG3	1.74	0.69
24:CR:42:ALA:HA	24:CR:53:PHE:HA	1.73	0.69
25:CS:35:ILE:HG12	25:CS:35:ILE:O	1.92	0.69
32:CZ:24:ILE:HD13	32:CZ:24:ILE:O	1.93	0.69
33:DA:1040:U:H2'	33:DA:1041:G:C8	2.26	0.69
33:DA:1174:G:H2'	33:DA:1175:G:H5'	1.75	0.69
33:DA:1443:C:H3'	33:DA:1443:C:C6	2.28	0.69
33:DA:238:A:C2	33:DA:239:U:C6	2.80	0.69
33:DA:429:U:OP2	36:DD:8:LEU:HD12	1.93	0.69
33:DA:77:A:H3'	33:DA:77:A:C8	2.28	0.69
33:DA:845:A:H5'	33:DA:846:G:H8	1.57	0.69
38:DF:49:TYR:HB2	38:DF:50:PRO:HD2	1.74	0.69
42:DJ:67:ILE:HA	46:DN:94:GLY:O	1.92	0.69
44:DL:98:ARG:O	44:DL:105:GLY:HA2	1.92	0.69
45:DM:4:ALA:HB3	45:DM:7:ASN:HB2	1.74	0.69
46:DN:12:ARG:HG2	46:DN:53:ASP:O	1.93	0.69
33:DA:134:G:O6	48:DP:25:ARG:NH1	2.25	0.69
4:A3:7:ARG:CZ	8:AB:250:G:OP2	2.41	0.69
5:A4:9:LYS:H	5:A4:9:LYS:HD3	1.57	0.69
8:AB:1034:G:C6	8:AB:1122:G:C6	2.80	0.69
8:AB:117:G:C6	8:AB:119:A:N6	2.61	0.69
8:AB:1748:C:H6	8:AB:1748:C:H5''	1.57	0.69
8:AB:1842:G:N2	8:AB:1901:A:C5	2.61	0.69
8:AB:1988:G:H2'	8:AB:1989:G:C5'	2.23	0.69
8:AB:2366:A:H5''	8:AB:2367:G:OP2	1.92	0.69
8:AB:2525:G:N2	8:AB:2526:G:C6	2.61	0.69
8:AB:856:G:H1'	29:AW:23:LYS:HD2	1.75	0.69
9:AC:124:LYS:HB2	9:AC:125:PRO:HD3	1.74	0.69

Continued on next page...

Continued from previous page...

Atom-1	Atom-2	Interatomic distance (Å)	Clash overlap (Å)
13:AG:10:VAL:HG12	13:AG:47:ASN:O	1.91	0.69
14:AH:2:GLN:HA	14:AH:21:VAL:HB	1.74	0.69
16:AJ:38:GLY:HA3	16:AJ:41:LYS:CE	2.12	0.69
17:AK:98:ARG:HG2	17:AK:99:ILE:N	2.08	0.69
18:AL:57:LEU:HD22	18:AL:58:TYR:CE2	2.27	0.69
27:AU:70:ALA:HB3	27:AU:77:GLY:O	1.93	0.69
33:BA:1347:G:H22	33:BA:1373:G:H3'	1.58	0.69
33:BA:411:A:C6	33:BA:429:U:O4	2.46	0.69
33:BA:1329:A:OP1	45:BM:28:ARG:HB2	1.91	0.69
8:CB:1373:A:H5''	8:CB:1374:G:OP2	1.92	0.69
8:CB:141:G:N3	8:CB:141:G:H5''	2.08	0.69
8:CB:1432:G:O2'	8:CB:1433:A:H5'	1.93	0.69
8:CB:1663:G:HO2'	8:CB:1664:A:H8	1.40	0.69
8:CB:2777:G:C8	8:CB:2777:G:H3'	2.28	0.69
8:CB:828:U:H2'	8:CB:828:U:O2	1.93	0.69
10:CD:127:PHE:O	10:CD:128:ARG:HD3	1.93	0.69
12:CF:52:ALA:HB1	12:CF:148:VAL:CG1	2.22	0.69
13:CG:73:SER:CB	13:CG:137:LYS:HE2	2.22	0.69
17:CK:80:ASP:HB2	22:CP:70:GLU:CD	2.12	0.69
17:CK:78:ARG:HH22	22:CP:102:ARG:NH1	1.91	0.69
8:CB:1223:G:C6	24:CR:90:ARG:NH2	2.61	0.69
30:CX:6:LEU:HD12	30:CX:56:LEU:HD12	1.75	0.69
8:CB:398:C:C3'	32:CZ:49:ARG:HH22	1.99	0.69
33:DA:1011:C:H2'	33:DA:1012:A:H8	1.58	0.69
33:DA:1278:G:H4'	33:DA:1279:G:C5	2.27	0.69
33:DA:618:C:H5'	33:DA:619:U:H5''	1.73	0.69
33:DA:784:A:O2'	33:DA:785:G:H5'	1.93	0.69
33:DA:867:G:H2'	33:DA:868:C:H6	1.58	0.69
37:DE:154:ALA:HB1	40:DH:65:PHE:CZ	2.28	0.69
48:DP:39:PHE:HE2	48:DP:41:PRO:CG	2.04	0.69
3:A2:34:ARG:HE	3:A2:42:LEU:CD1	2.04	0.69
4:A3:18:LYS:HB2	8:AB:651:G:OP1	1.93	0.69
7:AA:6:G:H2'	7:AA:7:G:H8	1.56	0.69
8:AB:19:A:OP1	23:AQ:20:ALA:HB1	1.93	0.69
8:AB:2074:U:N3	8:AB:2436:G:C2	2.60	0.69
8:AB:2201:G:C6	8:AB:2202:U:O2	2.46	0.69
8:AB:282:A:H61	8:AB:358:U:H3	1.41	0.69
8:AB:991:C:H6	8:AB:991:C:H5'	1.56	0.69
9:AC:134:ILE:HD13	9:AC:135:PRO:HD2	1.73	0.69
10:AD:61:THR:H	10:AD:62:LYS:HZ1	1.40	0.69
11:AE:126:VAL:HG12	11:AE:157:LEU:HD11	1.74	0.69

Continued on next page...

Continued from previous page...

Atom-1	Atom-2	Interatomic distance (Å)	Clash overlap (Å)
13:AG:100:ASN:HA	13:AG:116:LEU:HB2	1.75	0.69
14:AH:5:LEU:HG	14:AH:8:LYS:HA	1.73	0.69
21:AO:8:ILE:HG22	21:AO:9:ARG:N	2.08	0.69
22:AP:61:ARG:NH1	22:AP:61:ARG:HB3	2.07	0.69
24:AR:82:HIS:ND1	24:AR:82:HIS:O	2.26	0.69
8:AB:100:U:O3'	27:AU:90:LYS:HB3	1.93	0.69
33:BA:1182:G:OP2	33:BA:1182:G:C8	2.46	0.69
33:BA:1415:G:C5	33:BA:1486:G:C2	2.81	0.69
33:BA:219:U:H2'	33:BA:220:G:H5'	1.74	0.69
33:BA:350:G:C2'	33:BA:351:G:H5'	2.23	0.69
33:BA:728:A:C6	33:BA:729:A:N6	2.61	0.69
33:BA:980:C:H4'	46:BN:12:ARG:NH2	2.07	0.69
36:BD:131:ILE:HG22	36:BD:134:TYR:HB2	1.74	0.69
36:BD:33:ILE:O	36:BD:34:GLU:HB3	1.92	0.69
39:BG:67:ASN:O	39:BG:137:ARG:HD2	1.92	0.69
43:BK:105:ARG:HG3	43:BK:106:ILE:H	1.57	0.69
51:BS:35:ARG:NH1	51:BS:35:ARG:HB2	2.08	0.69
8:CB:1220:G:N2	8:CB:1221:C:C2	2.61	0.69
8:CB:1613:G:C2'	8:CB:1617:C:H42	2.02	0.69
1:C0:5:ASN:ND2	8:CB:2019:A:N6	2.41	0.69
8:CB:2360:G:H5''	18:CL:58:TYR:HE1	1.57	0.69
8:CB:23:G:H2'	8:CB:24:G:H8	1.57	0.69
8:CB:268:C:H6	8:CB:268:C:H5''	1.58	0.69
8:CB:614:A:H4'	8:CB:616:A:N7	2.08	0.69
8:CB:615:U:H3'	8:CB:616:A:H5'	1.74	0.69
8:CB:679:C:C2	8:CB:680:C:C5	2.81	0.69
8:CB:738:G:C6	8:CB:739:A:C6	2.80	0.69
8:CB:852:U:C4	8:CB:853:C:C4	2.81	0.69
9:CC:220:ARG:HA	9:CC:220:ARG:CZ	2.22	0.69
10:CD:121:THR:HG23	10:CD:128:ARG:HG3	1.74	0.69
10:CD:121:THR:O	10:CD:128:ARG:HD2	1.92	0.69
28:CV:70:ILE:HD13	28:CV:71:LYS:H	1.56	0.69
31:CY:50:VAL:O	31:CY:53:MET:HG2	1.92	0.69
33:DA:250:A:N3	33:DA:250:A:H2'	2.06	0.69
33:DA:745:G:H2'	33:DA:746:A:O4'	1.92	0.69
33:DA:974:A:H4'	33:DA:975:A:O5'	1.93	0.69
7:AA:66:A:H61	7:AA:107:G:H2'	1.58	0.69
8:AB:1039:A:H2'	8:AB:1040:A:O4'	1.93	0.69
8:AB:1130:U:H2'	8:AB:1130:U:O5'	1.92	0.69
8:AB:1815:A:O5'	8:AB:1815:A:C8	2.46	0.69
8:AB:1853:A:N1	8:AB:2087:G:H1'	2.08	0.69

Continued on next page...

Continued from previous page...

Atom-1	Atom-2	Interatomic distance (Å)	Clash overlap (Å)
8:AB:2587:A:H5''	8:AB:2587:A:C8	2.27	0.69
8:AB:2669:G:H2'	8:AB:2670:A:H8	1.57	0.69
8:AB:538:A:C4	8:AB:539:G:C8	2.81	0.69
8:AB:903:C:H2'	8:AB:904:G:C8	2.27	0.69
8:AB:975:A:C2'	8:AB:976:G:H5'	2.21	0.69
9:AC:140:VAL:O	9:AC:193:GLU:HB2	1.92	0.69
14:AH:25:TYR:CE1	14:AH:30:LEU:HB2	2.28	0.69
23:AQ:111:LYS:HD3	24:AR:52:PRO:CB	2.21	0.69
8:AB:993:G:OP2	23:AQ:50:ARG:NH2	2.26	0.69
33:BA:1229:A:H62	45:BM:103:THR:CG2	2.05	0.69
33:BA:1267:C:O2	33:BA:1267:C:H2'	1.93	0.69
33:BA:243:A:H8	33:BA:243:A:H5''	1.58	0.69
33:BA:318:G:C4	33:BA:319:G:C8	2.80	0.69
33:BA:59:A:C5	33:BA:354:G:C6	2.81	0.69
33:BA:687:A:C2	33:BA:704:A:N7	2.61	0.69
38:BF:42:TRP:CE2	38:BF:61:LEU:HD23	2.28	0.69
46:BN:82:LYS:HA	46:BN:82:LYS:HZ2	1.57	0.69
5:C4:9:LYS:O	5:C4:25:VAL:HB	1.92	0.69
7:CA:52:A:H2'	7:CA:53:A:H5'	1.75	0.69
8:CB:1353:A:C8	8:CB:1378:A:N6	2.61	0.69
8:CB:1528:A:H2'	8:CB:1529:G:H5'	1.73	0.69
8:CB:2765:A:O2'	8:CB:2766:A:H5'	1.92	0.69
8:CB:866:A:N1	8:CB:913:U:H4'	2.08	0.69
10:CD:69:ALA:CB	10:CD:91:THR:HB	2.19	0.69
11:CE:103:GLY:O	11:CE:105:LEU:N	2.26	0.69
11:CE:79:ARG:O	11:CE:80:SER:HB3	1.92	0.69
13:CG:118:ALA:O	13:CG:120:ILE:N	2.24	0.69
19:CM:58:LYS:HD2	19:CM:60:GLN:CB	2.22	0.69
22:CP:76:HIS:O	22:CP:77:SER:OG	2.09	0.69
23:CQ:85:ALA:HB3	23:CQ:88:GLU:HG3	1.75	0.69
24:CR:6:GLN:HA	24:CR:10:LYS:HA	1.74	0.69
24:CR:69:GLY:C	24:CR:70:GLU:HG3	2.13	0.69
33:DA:1222:G:H2'	33:DA:1223:C:O4'	1.92	0.69
33:DA:1425:U:C3'	33:DA:1425:U:H6	2.04	0.69
33:DA:350:G:C2'	33:DA:351:G:H5'	2.23	0.69
33:DA:59:A:C5	33:DA:354:G:C6	2.80	0.69
33:DA:415:A:N6	33:DA:416:G:C2	2.61	0.69
33:DA:427:U:H5''	33:DA:428:G:OP2	1.93	0.69
33:DA:483:C:H5''	33:DA:484:G:OP2	1.93	0.69
33:DA:671:G:H21	33:DA:672:U:H1'	1.58	0.69
33:DA:687:A:H2	33:DA:704:A:C5	2.10	0.69

Continued on next page...

Continued from previous page...

Atom-1	Atom-2	Interatomic distance (Å)	Clash overlap (Å)
33:DA:905:U:H5'	33:DA:906:A:OP2	1.92	0.69
33:DA:961:U:C4	33:DA:983:A:N6	2.61	0.69
44:DL:93:ARG:CD	44:DL:93:ARG:H	2.02	0.69
4:A3:28:LEU:HB3	4:A3:33:THR:HG22	1.75	0.69
5:A4:10:LEU:HD22	8:AB:2477:U:O4	1.93	0.69
8:AB:1090:A:HO2'	8:AB:1091:G:H8	1.40	0.69
8:AB:1375:U:H3'	8:AB:1376:C:H5''	1.73	0.69
8:AB:1710:G:H2'	8:AB:1711:A:H8	1.58	0.69
9:AC:235:GLU:HG2	9:AC:236:GLY:H	1.55	0.69
9:AC:63:ILE:C	9:AC:64:VAL:HG22	2.14	0.69
10:AD:174:SER:HB2	10:AD:208:LYS:HG3	1.74	0.69
15:AI:60:VAL:HG22	15:AI:66:PHE:HB3	1.75	0.69
16:AJ:45:THR:HG23	23:AQ:63:ARG:CD	2.23	0.69
24:AR:65:ALA:HB3	24:AR:99:THR:H	1.56	0.69
33:BA:1060:U:H1'	33:BA:1198:G:N2	2.08	0.69
33:BA:1479:C:H2'	33:BA:1480:A:H8	1.56	0.69
33:BA:677:U:H3	33:BA:714:G:N2	1.83	0.69
34:BB:96:LEU:HD23	34:BB:99:MET:HE1	1.74	0.69
36:BD:110:ARG:O	36:BD:114:ARG:HB2	1.92	0.69
44:BL:64:SER:HA	44:BL:94:TYR:O	1.93	0.69
8:CB:2019:A:H2	8:CB:2035:G:H22	1.41	0.69
9:CC:143:VAL:HG23	9:CC:152:GLN:HG3	1.75	0.69
10:CD:60:VAL:CG2	10:CD:63:PRO:HG2	2.23	0.69
12:CF:102:LEU:O	12:CF:107:VAL:HG23	1.93	0.69
18:CL:124:GLY:C	18:CL:125:LEU:HG	2.13	0.69
25:CS:73:LYS:HB2	25:CS:106:VAL:CG2	2.23	0.69
28:CV:70:ILE:H	28:CV:70:ILE:HD13	1.58	0.69
30:CX:6:LEU:H	30:CX:6:LEU:HD23	1.56	0.69
33:DA:1443:C:H6	33:DA:1443:C:H3'	1.58	0.69
33:DA:438:U:H5'	36:DD:119:HIS:CD2	2.28	0.69
34:DB:10:LYS:O	34:DB:13:VAL:HG23	1.93	0.69
35:DC:17:TRP:HZ3	46:DN:94:GLY:H	1.38	0.69
36:DD:13:ARG:HD2	36:DD:55:ARG:HH21	1.58	0.69
41:DI:40:ARG:H	41:DI:44:ARG:CD	2.06	0.69
8:AB:1165:A:H2'	8:AB:1166:G:C8	2.22	0.69
8:AB:1259:G:H2'	8:AB:1260:A:H8	1.56	0.69
8:AB:1291:C:H6	8:AB:1291:C:C5'	2.05	0.69
8:AB:1364:G:H1'	8:AB:1368:G:H22	1.58	0.69
8:AB:1393:A:O2'	8:AB:1394:U:H5'	1.93	0.69
8:AB:1516:G:H2'	8:AB:1517:G:H8	1.58	0.69
8:AB:201:C:C5	8:AB:202:U:H5	2.10	0.69

Continued on next page...

Continued from previous page...

Atom-1	Atom-2	Interatomic distance (Å)	Clash overlap (Å)
8:AB:2697:G:N7	8:AB:2698:U:C5	2.60	0.69
8:AB:615:U:H3'	8:AB:616:A:C5'	2.23	0.69
8:AB:852:U:C4	8:AB:853:C:C4	2.80	0.69
13:AG:153:PRO:HA	13:AG:160:GLY:HA3	1.74	0.69
13:AG:8:VAL:CG1	13:AG:49:LEU:HB2	2.22	0.69
14:AH:26:ALA:HB2	14:AH:30:LEU:CD1	2.22	0.69
16:AJ:15:TRP:HB2	16:AJ:138:GLN:O	1.92	0.69
16:AJ:63:ALA:HA	16:AJ:69:ARG:HH12	1.58	0.69
8:AB:943:A:OP2	18:AL:42:SER:HB3	1.92	0.69
22:AP:17:PRO:HA	22:AP:83:ILE:HG21	1.73	0.69
24:AR:5:PHE:HD1	24:AR:40:MET:HB2	1.57	0.69
27:AU:46:LYS:O	27:AU:53:GLN:HB3	1.91	0.69
27:AU:57:ILE:HG13	27:AU:58:VAL:N	2.07	0.69
27:AU:38:ILE:HB	27:AU:62:ALA:CB	2.23	0.69
29:AW:40:ARG:HH11	29:AW:40:ARG:HG3	1.58	0.69
33:BA:1379:G:H8	33:BA:1379:G:H5''	1.57	0.69
33:BA:1513:A:O2'	33:BA:1514:G:H5'	1.92	0.69
33:BA:250:A:N3	33:BA:250:A:H2'	2.06	0.69
33:BA:60:A:H4'	33:BA:61:G:OP1	1.92	0.69
35:BC:70:ALA:HB1	35:BC:108:PRO:HG3	1.73	0.69
42:BJ:48:ARG:HA	42:BJ:66:GLU:HB2	1.75	0.69
4:C3:12:ARG:CD	4:C3:23:HIS:HB2	2.23	0.69
8:CB:1443:U:H2'	8:CB:1444:G:H8	1.58	0.69
8:CB:1643:G:N2	8:CB:1644:C:H1'	2.06	0.69
8:CB:563:A:C6	8:CB:2018:G:C5	2.80	0.69
8:CB:2885:G:C2	8:CB:2886:A:H1'	2.26	0.69
8:CB:551:G:H3'	8:CB:551:G:C8	2.28	0.69
8:CB:56:A:H2'	8:CB:57:C:C6	2.28	0.69
8:CB:988:A:O5'	8:CB:988:A:H8	1.74	0.69
16:CJ:113:PRO:HA	16:CJ:116:ARG:HB2	1.75	0.69
18:CL:33:ARG:HB3	24:CR:85:LYS:HE2	1.74	0.69
19:CM:64:TRP:N	19:CM:64:TRP:CD1	2.59	0.69
24:CR:74:ILE:O	24:CR:75:VAL:HG13	1.92	0.69
32:CZ:21:VAL:O	32:CZ:22:MET:HG3	1.93	0.69
33:DA:1317:C:N4	46:DN:58:ARG:HH21	1.91	0.69
33:DA:1362:A:N3	33:DA:1362:A:H2'	2.07	0.69
33:DA:1381:U:O2	33:DA:1381:U:H3'	1.93	0.69
33:DA:357:G:N3	33:DA:358:U:H5	1.91	0.69
33:DA:454:G:O2'	33:DA:455:G:H5'	1.93	0.69
33:DA:579:A:C5	33:DA:580:C:C5	2.81	0.69
37:DE:87:VAL:HG22	37:DE:88:HIS:H	1.57	0.69

Continued on next page...

Continued from previous page...

Atom-1	Atom-2	Interatomic distance (Å)	Clash overlap (Å)
4:A3:7:ARG:HA	4:A3:10:ALA:HB3	1.75	0.68
8:AB:1432:G:H2'	8:AB:1433:A:C8	2.28	0.68
8:AB:1764:C:H3'	8:AB:1764:C:H6	1.58	0.68
8:AB:1802:A:C5	8:AB:1817:G:N2	2.60	0.68
8:AB:1800:C:N3	8:AB:1818:U:O2	2.27	0.68
8:AB:2667:C:H1'	13:AG:108:PHE:HD1	1.57	0.68
8:AB:904:G:H2'	8:AB:905:A:C8	2.29	0.68
8:AB:985:C:H2'	8:AB:986:C:H6	1.58	0.68
10:AD:138:LEU:CD2	10:AD:138:LEU:H	2.03	0.68
11:AE:27:LEU:CD1	11:AE:31:VAL:HG21	2.24	0.68
12:AF:157:THR:HG21	12:AF:168:LEU:HD13	1.74	0.68
13:AG:162:ARG:HH22	13:AG:168:VAL:HG11	1.57	0.68
23:AQ:26:ALA:HA	23:AQ:29:ARG:CB	2.23	0.68
31:AY:50:VAL:O	31:AY:53:MET:HG2	1.93	0.68
33:BA:350:G:H2'	33:BA:351:G:H5'	1.75	0.68
33:BA:626:G:H2'	33:BA:627:G:C8	2.28	0.68
33:BA:731:G:H8	33:BA:731:G:H5''	1.56	0.68
34:BB:66:ILE:H	34:BB:88:GLN:HB3	1.57	0.68
36:BD:143:SER:HB3	36:BD:177:MET:O	1.93	0.68
8:CB:1024:G:C6	8:CB:1025:G:C6	2.80	0.68
8:CB:103:A:N7	8:CB:104:A:C4	2.62	0.68
8:CB:1216:G:H2'	8:CB:1217:U:H5'	1.75	0.68
8:CB:1307:A:O5'	8:CB:1307:A:H8	1.76	0.68
8:CB:1309:G:H8	8:CB:1309:G:H5''	1.56	0.68
8:CB:1802:A:C5	8:CB:1817:G:N2	2.61	0.68
8:CB:269:C:H2'	8:CB:270:A:C8	2.28	0.68
8:CB:2736:A:N1	8:CB:2769:U:C2	2.59	0.68
8:CB:402:A:C2'	8:CB:403:U:H5'	2.24	0.68
8:CB:483:A:H1'	27:CU:43:LYS:HB3	1.75	0.68
8:CB:839:U:H2'	8:CB:840:C:C6	2.28	0.68
8:CB:850:U:O3'	31:CY:22:THR:HG22	1.93	0.68
10:CD:130:GLN:CB	10:CD:140:HIS:HA	2.22	0.68
10:CD:148:GLN:HB2	10:CD:151:THR:OG1	1.92	0.68
14:CH:4:ILE:O	14:CH:4:ILE:HG12	1.91	0.68
20:CN:4:ARG:NE	20:CN:4:ARG:C	2.46	0.68
36:DD:84:ASN:ND2	36:DD:87:GLU:H	1.90	0.68
44:DL:109:ARG:NH2	44:DL:112:ALA:H	1.91	0.68
8:AB:1010:A:C8	8:AB:1010:A:H3'	2.29	0.68
8:AB:1617:C:C2'	8:AB:1617:C:O2	2.41	0.68
8:AB:2095:A:C2	8:AB:2096:C:H1'	2.29	0.68
8:AB:2547:A:C2	8:AB:2548:U:C4	2.82	0.68

Continued on next page...

Continued from previous page...

Atom-1	Atom-2	Interatomic distance (Å)	Clash overlap (Å)
8:AB:402:A:C2'	8:AB:403:U:H5'	2.23	0.68
8:AB:654:A:C2'	8:AB:655:A:H5''	2.20	0.68
8:AB:748:G:C8	8:AB:750:A:N7	2.61	0.68
8:AB:756:A:C5'	8:AB:756:A:H8	2.04	0.68
9:AC:201:LEU:HD23	9:AC:201:LEU:O	1.92	0.68
8:AB:2821:A:H5''	10:AD:167:ASN:ND2	2.09	0.68
16:AJ:10:THR:O	16:AJ:11:VAL:HB	1.92	0.68
19:AM:103:TYR:HE2	19:AM:113:ALA:HB2	1.58	0.68
19:AM:49:ALA:CB	19:AM:116:ALA:HB1	2.19	0.68
8:AB:2377:A:N3	21:AO:92:PHE:HZ	1.90	0.68
21:AO:1:MET:HA	21:AO:97:PHE:CE1	2.27	0.68
24:AR:41:ILE:O	24:AR:54:VAL:HA	1.93	0.68
26:AT:96:VAL:HG22	26:AT:97:GLY:H	1.58	0.68
33:BA:1247:U:H3	33:BA:1290:G:H1	1.40	0.68
34:BB:22:TRP:CD1	34:BB:23:ASN:N	2.61	0.68
44:BL:35:ARG:HH22	44:BL:75:GLU:HG2	1.59	0.68
7:CA:51:G:H2'	7:CA:52:A:H5''	1.75	0.68
8:CB:1785:A:O2'	8:CB:1786:A:H5'	1.92	0.68
8:CB:2234:G:H2'	8:CB:2235:G:H8	1.58	0.68
8:CB:2359:C:H1'	8:CB:2360:G:H5'	1.73	0.68
8:CB:2380:C:H2'	8:CB:2381:A:H8	1.58	0.68
8:CB:2478:A:C5'	8:CB:2478:A:C8	2.76	0.68
8:CB:2006:C:O2'	8:CB:2823:A:H1'	1.93	0.68
8:CB:398:C:O5'	32:CZ:49:ARG:CZ	2.40	0.68
8:CB:612:G:C6	8:CB:614:A:N7	2.61	0.68
8:CB:96:C:H5'	30:CX:41:HIS:HB2	1.75	0.68
9:CC:114:GLN:C	9:CC:115:ILE:HD12	2.13	0.68
9:CC:254:LYS:H	9:CC:254:LYS:HZ1	1.41	0.68
11:CE:109:LEU:HD22	11:CE:113:VAL:O	1.92	0.68
11:CE:139:LYS:N	11:CE:143:LEU:HD11	2.08	0.68
12:CF:157:THR:HG22	12:CF:158:THR:H	1.57	0.68
12:CF:18:GLU:O	12:CF:19:PHE:HB2	1.92	0.68
15:CI:136:GLY:O	15:CI:137:LEU:HD23	1.93	0.68
17:CK:59:LYS:HD2	17:CK:89:ASN:O	1.93	0.68
18:CL:14:LYS:HZ3	18:CL:15:ALA:N	1.90	0.68
21:CO:48:LEU:H	21:CO:48:LEU:CD2	2.02	0.68
23:CQ:64:ILE:HG12	23:CQ:95:ALA:HB1	1.73	0.68
24:CR:76:LYS:O	24:CR:77:PHE:CD2	2.47	0.68
30:CX:42:LEU:O	30:CX:43:LEU:HD23	1.94	0.68
33:DA:720:C:O4'	50:DR:38:ILE:HD11	1.93	0.68
44:DL:81:ILE:HG23	44:DL:94:TYR:HB3	1.75	0.68

Continued on next page...

Continued from previous page...

Atom-1	Atom-2	Interatomic distance (Å)	Clash overlap (Å)
5:A4:15:LYS:HD3	5:A4:26:ILE:HG12	1.76	0.68
8:AB:1271:G:OP2	55:AB:4460:HOH:O	2.11	0.68
8:AB:1568:G:H5''	9:AC:60:ALA:CB	2.23	0.68
8:AB:1975:G:H2'	8:AB:1976:U:H6	1.58	0.68
8:AB:2241:A:N1	8:AB:2242:G:C5	2.61	0.68
8:AB:2255:G:H2'	8:AB:2256:G:C8	2.26	0.68
8:AB:2455:G:H2'	8:AB:2456:C:C5	2.28	0.68
8:AB:2752:C:H3'	8:AB:2753:A:H8	1.59	0.68
8:AB:948:C:O4'	8:AB:984:A:H2	1.74	0.68
11:AE:148:ILE:HD12	11:AE:149:ILE:N	2.07	0.68
11:AE:170:ARG:NH2	11:AE:176:ASP:HB2	2.08	0.68
18:AL:79:LEU:C	18:AL:113:ALA:HB3	2.14	0.68
8:AB:18:U:O3'	23:AQ:22:GLY:HA2	1.93	0.68
24:AR:34:GLU:HA	24:AR:64:VAL:CG2	2.23	0.68
33:BA:1005:A:C8	33:BA:1006:G:C8	2.80	0.68
33:BA:1113:C:H2'	33:BA:1114:C:C6	2.28	0.68
33:BA:317:U:H2'	33:BA:318:G:H8	1.56	0.68
37:BE:76:ASN:O	37:BE:78:GLY:N	2.26	0.68
8:CB:1136:G:H8	8:CB:1136:G:H5'	1.57	0.68
8:CB:1984:G:C6	8:CB:1985:C:C5	2.81	0.68
8:CB:2396:G:C8	8:CB:2396:G:H5''	2.28	0.68
8:CB:874:G:N3	8:CB:875:G:H1'	2.08	0.68
9:CC:140:VAL:O	9:CC:193:GLU:HB2	1.94	0.68
8:CB:2032:G:H21	10:CD:150:GLN:HB3	1.57	0.68
12:CF:151:LEU:HG	12:CF:153:ILE:HG13	1.74	0.68
23:CQ:82:LEU:O	23:CQ:88:GLU:HG3	1.93	0.68
27:CU:39:ASN:CB	27:CU:59:GLU:HB2	2.23	0.68
29:CW:23:LYS:HB2	29:CW:23:LYS:NZ	2.06	0.68
29:CW:66:VAL:HG22	29:CW:67:LYS:N	2.08	0.68
30:CX:18:LEU:HA	30:CX:22:LEU:HB2	1.73	0.68
33:DA:1320:C:OP1	51:DS:69:LYS:HG3	1.92	0.68
33:DA:1287:A:N3	33:DA:1353:G:H1'	2.08	0.68
33:DA:28:A:H2'	33:DA:29:U:O4'	1.94	0.68
33:DA:490:C:H2'	33:DA:491:G:C8	2.28	0.68
33:DA:494:G:O2'	33:DA:496:A:H8	1.72	0.68
34:DB:209:VAL:HG23	34:DB:210:THR:N	2.08	0.68
39:DG:100:MET:O	39:DG:104:VAL:HG23	1.93	0.68
39:DG:27:ASN:HA	39:DG:30:MET:HB2	1.75	0.68
43:DK:18:GLY:HA2	43:DK:36:ARG:H	1.57	0.68
8:AB:2561:U:O3'	17:AK:40:LYS:HE2	1.94	0.68
8:AB:2683:C:H6	8:AB:2683:C:H5''	1.59	0.68

Continued on next page...

Continued from previous page...

Atom-1	Atom-2	Interatomic distance (Å)	Clash overlap (Å)
8:AB:2768:U:C4	8:AB:2769:U:C5	2.81	0.68
8:AB:2850:A:C4	8:AB:2851:A:C8	2.81	0.68
8:AB:666:A:O2'	8:AB:667:U:H5''	1.93	0.68
8:AB:86:G:N2	8:AB:97:C:C2	2.61	0.68
8:AB:985:C:O2'	8:AB:986:C:H5''	1.94	0.68
9:AC:220:ARG:NE	9:AC:220:ARG:CA	2.55	0.68
15:AI:9:LYS:HB3	15:AI:57:VAL:HG22	1.75	0.68
19:AM:61:GLY:O	19:AM:104:GLU:HB2	1.94	0.68
25:AS:84:ARG:HH22	25:AS:98:LYS:HE3	1.57	0.68
26:AT:5:GLU:HG3	26:AT:6:ARG:H	1.57	0.68
29:AW:66:VAL:HG22	29:AW:67:LYS:H	1.57	0.68
33:BA:100:G:C8	55:BA:5031:HOH:O	2.45	0.68
33:BA:1055:A:H4'	35:BC:160:GLU:HG2	1.74	0.68
33:BA:143:A:H8	33:BA:143:A:O5'	1.77	0.68
33:BA:1451:U:O2	33:BA:1451:U:H2'	1.94	0.68
33:BA:490:C:H2'	33:BA:491:G:O4'	1.94	0.68
33:BA:690:G:H2'	33:BA:691:G:O4'	1.93	0.68
33:BA:751:U:H2'	33:BA:752:G:O4'	1.93	0.68
34:BB:45:THR:HG22	34:BB:49:PHE:CE1	2.29	0.68
43:BK:51:PHE:CZ	43:BK:61:ALA:HB1	2.29	0.68
1:C0:52:LYS:O	1:C0:52:LYS:HD3	1.93	0.68
8:CB:104:A:H8	8:CB:104:A:H3'	1.58	0.68
8:CB:1270:C:H4'	8:CB:1271:G:O5'	1.92	0.68
8:CB:1361:G:C6	8:CB:1362:C:N4	2.61	0.68
8:CB:1413:A:H8	8:CB:1413:A:O5'	1.77	0.68
8:CB:1710:G:H2'	8:CB:1711:A:H8	1.58	0.68
8:CB:1809:A:C2'	8:CB:1810:A:C8	2.74	0.68
8:CB:201:C:C5	8:CB:202:U:H5	2.09	0.68
8:CB:2333:A:H4'	8:CB:2334:U:C5'	2.24	0.68
8:CB:2358:A:H5'	8:CB:2358:A:C8	2.29	0.68
8:CB:2544:G:H2'	8:CB:2545:G:H8	1.58	0.68
8:CB:2574:G:H2'	8:CB:2575:C:H6	1.57	0.68
8:CB:2679:A:C2	8:CB:2680:U:C4	2.81	0.68
8:CB:2821:A:H2'	8:CB:2822:G:O4'	1.93	0.68
8:CB:298:G:H5''	8:CB:299:A:OP1	1.93	0.68
8:CB:653:U:OP1	8:CB:653:U:H4'	1.92	0.68
8:CB:682:G:N2	8:CB:683:U:C2	2.62	0.68
8:CB:799:G:C6	8:CB:800:A:C6	2.82	0.68
8:CB:838:C:C2	8:CB:941:A:C6	2.82	0.68
9:CC:152:GLN:OE1	9:CC:153:LEU:HB3	1.93	0.68
9:CC:58:LYS:HZ2	9:CC:58:LYS:HB2	1.58	0.68

Continued on next page...

Continued from previous page...

Atom-1	Atom-2	Interatomic distance (Å)	Clash overlap (Å)
10:CD:22:ILE:O	10:CD:22:ILE:HG23	1.94	0.68
10:CD:77:ARG:HH22	10:CD:79:LEU:HB2	1.58	0.68
11:CE:163:ASN:N	11:CE:163:ASN:OD1	2.27	0.68
20:CN:103:ARG:H	20:CN:108:ALA:H	1.41	0.68
21:CO:26:LEU:O	21:CO:27:VAL:HG13	1.93	0.68
23:CQ:13:HIS:CE1	23:CQ:31:TYR:CD1	2.81	0.68
30:CX:18:LEU:HA	30:CX:22:LEU:CG	2.23	0.68
33:DA:502:A:H2'	33:DA:503:C:H6	1.56	0.68
33:DA:511:C:O2'	33:DA:512:U:H5''	1.94	0.68
36:DD:33:ILE:HG12	36:DD:34:GLU:H	1.57	0.68
44:DL:100:ALA:O	44:DL:102:ASP:N	2.27	0.68
47:DO:10:ILE:HA	47:DO:13:GLU:HB2	1.75	0.68
1:A0:30:ASP:OD2	1:A0:31:LYS:HG3	1.94	0.68
2:A1:46:VAL:HG22	2:A1:47:ILE:HG13	1.75	0.68
8:AB:1307:A:H8	8:AB:1307:A:O5'	1.76	0.68
8:AB:1643:G:N2	8:AB:1644:C:H1'	2.08	0.68
8:AB:1663:G:HO2'	8:AB:1664:A:H8	1.41	0.68
8:AB:1675:C:C5	8:AB:1676:A:N7	2.61	0.68
8:AB:1771:C:C2	8:AB:1772:A:C8	2.82	0.68
8:AB:2017:U:H5''	8:AB:2018:G:P	2.34	0.68
8:AB:2682:A:C2	8:AB:2683:C:N3	2.61	0.68
11:AE:3:LEU:HD13	11:AE:119:ILE:CD1	2.24	0.68
13:AG:33:THR:HG22	13:AG:34:ARG:H	1.57	0.68
29:AW:44:PHE:CE2	29:AW:80:SER:HA	2.27	0.68
32:AZ:9:TYR:CB	32:AZ:28:VAL:HG22	2.24	0.68
33:BA:677:U:O2'	33:BA:678:U:H5'	1.93	0.68
33:BA:779:C:N4	33:BA:780:A:C2	2.62	0.68
33:BA:1206:G:H4'	35:BC:192:TYR:HA	1.75	0.68
44:BL:33:CYS:HA	44:BL:54:VAL:HG12	1.74	0.68
1:C0:39:ARG:HD3	8:CB:2816:G:H5'	1.74	0.68
7:CA:32:U:H2'	7:CA:33:G:C8	2.29	0.68
7:CA:7:G:OP1	21:CO:3:LYS:NZ	2.26	0.68
8:CB:1190:G:O5'	8:CB:1190:G:H8	1.77	0.68
8:CB:1352:U:H1'	8:CB:1570:A:H2	1.58	0.68
8:CB:2051:A:C6	8:CB:2614:A:C5	2.82	0.68
8:CB:736:C:C2	8:CB:737:C:C5	2.82	0.68
8:CB:796:C:H3'	8:CB:796:C:C6	2.28	0.68
8:CB:867:C:N3	8:CB:868:U:C5	2.62	0.68
8:CB:906:U:H2'	8:CB:907:G:O5'	1.93	0.68
8:CB:99:U:O2'	8:CB:100:U:H5''	1.92	0.68
9:CC:253:GLY:HA2	9:CC:254:LYS:HZ1	1.57	0.68

Continued on next page...

Continued from previous page...

Atom-1	Atom-2	Interatomic distance (Å)	Clash overlap (Å)
9:CC:42:ARG:CG	9:CC:43:ASN:H	1.99	0.68
12:CF:46:LYS:C	12:CF:48:LEU:H	1.97	0.68
16:CJ:116:ARG:HG2	16:CJ:116:ARG:NH1	2.02	0.68
16:CJ:33:ALA:HA	16:CJ:36:LEU:HB2	1.74	0.68
20:CN:96:ARG:HG2	20:CN:98:LEU:HD21	1.76	0.68
21:CO:38:GLN:CA	21:CO:50:ALA:HB3	2.23	0.68
33:DA:1413:A:C2	33:DA:1414:U:H1'	2.28	0.68
33:DA:1422:G:O2'	33:DA:1423:G:H5'	1.94	0.68
33:DA:1430:A:C2'	33:DA:1431:A:H5'	2.24	0.68
33:DA:1501:C:C5	33:DA:1504:G:C4	2.82	0.68
33:DA:254:G:C2	33:DA:255:G:C8	2.81	0.68
33:DA:342:C:C2'	33:DA:343:U:H5'	2.24	0.68
33:DA:797:C:H2'	33:DA:798:U:H6	1.59	0.68
39:DG:78:ARG:NH1	39:DG:81:GLY:H	1.90	0.68
41:DI:85:ALA:C	41:DI:87:MET:H	1.95	0.68
53:DU:39:LYS:C	53:DU:41:THR:N	2.46	0.68
7:AA:66:A:N3	7:AA:108:A:N1	2.41	0.68
8:AB:1803:A:H2	8:AB:1822:C:O2	1.77	0.68
8:AB:2318:G:O2'	8:AB:2319:G:H5'	1.93	0.68
8:AB:2455:G:C2	8:AB:2498:C:N4	2.62	0.68
8:AB:2588:G:C5	8:AB:2589:A:N7	2.61	0.68
8:AB:275:C:H2'	8:AB:276:U:H5'	1.75	0.68
8:AB:381:G:H5'	32:AZ:13:THR:OG1	1.94	0.68
10:AD:52:THR:HB	10:AD:76:GLY:N	2.08	0.68
13:AG:156:TYR:N	13:AG:170:THR:HB	2.08	0.68
18:AL:94:THR:O	18:AL:96:LYS:HD3	1.93	0.68
8:AB:907:G:H1'	19:AM:68:PHE:CE2	2.29	0.68
25:AS:73:LYS:HB2	25:AS:106:VAL:CG2	2.23	0.68
25:AS:75:PHE:CE1	25:AS:104:THR:OG1	2.47	0.68
33:BA:679:C:C2	33:BA:712:A:H2	2.12	0.68
33:BA:878:A:C3'	33:BA:878:A:C8	2.77	0.68
34:BB:22:TRP:CG	34:BB:23:ASN:N	2.61	0.68
36:BD:109:THR:HG23	36:BD:112:GLU:N	2.09	0.68
36:BD:2:ARG:HG3	36:BD:114:ARG:CZ	2.23	0.68
5:C4:16:ILE:O	5:C4:17:VAL:HB	1.93	0.68
8:CB:1418:G:H8	8:CB:1418:G:O5'	1.77	0.68
8:CB:1765:U:H2'	8:CB:1765:U:O2	1.93	0.68
8:CB:2511:U:C4	8:CB:2512:C:C4	2.81	0.68
8:CB:256:A:O2'	8:CB:257:C:H5'	1.94	0.68
8:CB:2617:U:C2'	8:CB:2618:G:H5'	2.24	0.68
8:CB:2675:A:OP1	17:CK:30:ARG:HA	1.93	0.68

Continued on next page...

Continued from previous page...

Atom-1	Atom-2	Interatomic distance (Å)	Clash overlap (Å)
8:CB:534:U:H4'	23:CQ:45:ALA:HB2	1.75	0.68
13:CG:140:ILE:HG22	13:CG:144:ALA:HB2	1.76	0.68
14:CH:127:GLU:CD	14:CH:127:GLU:H	1.97	0.68
27:CU:9:GLU:HB2	27:CU:71:ILE:CB	2.24	0.68
29:CW:36:ILE:O	29:CW:37:VAL:HG22	1.93	0.68
33:DA:1000:A:H2'	33:DA:1001:C:O4'	1.93	0.68
33:DA:1356:G:H2'	33:DA:1357:A:C8	2.28	0.68
33:DA:1409:C:H3'	33:DA:1409:C:C6	2.27	0.68
33:DA:1479:C:H42	33:DA:1480:A:N6	1.91	0.68
33:DA:57:G:N1	33:DA:356:A:C6	2.62	0.68
35:DC:180:ASP:O	35:DC:203:LYS:HB2	1.94	0.68
39:DG:8:GLN:HG3	39:DG:9:ARG:H	1.59	0.68
8:AB:1604:C:O2'	8:AB:1610:A:N6	2.25	0.68
8:AB:2742:G:H22	8:AB:2762:C:N4	1.91	0.68
8:AB:2757:A:C2	8:AB:2758:A:N7	2.62	0.68
8:AB:575:A:C2'	8:AB:576:U:H5''	2.24	0.68
8:AB:85:G:C5	8:AB:98:G:N2	2.61	0.68
8:AB:978:G:N1	8:AB:986:C:C4	2.62	0.68
8:AB:2597:G:OP1	9:AC:239:PHE:CG	2.47	0.68
8:AB:2511:U:O2'	10:AD:144:GLY:HA2	1.94	0.68
11:AE:27:LEU:O	11:AE:31:VAL:HG23	1.94	0.68
16:AJ:41:LYS:NZ	16:AJ:46:PRO:HD3	2.09	0.68
8:AB:1022:G:N7	16:AJ:68:LYS:NZ	2.41	0.68
8:AB:100:U:C5'	27:AU:90:LYS:HD3	2.24	0.68
30:AX:16:THR:C	30:AX:18:LEU:H	1.95	0.68
30:AX:22:LEU:HD22	30:AX:26:PHE:CD1	2.28	0.68
33:BA:1438:G:C4	33:BA:1439:G:C8	2.82	0.68
33:BA:1502:A:H8	33:BA:1505:G:H22	1.42	0.68
33:BA:484:G:H5'	33:BA:486:U:H5'	1.74	0.68
33:BA:518:C:H5	33:BA:530:G:C2	2.11	0.68
33:BA:565:U:C6	33:BA:566:G:C8	2.81	0.68
33:BA:72:A:H2'	33:BA:73:C:O4'	1.94	0.68
33:BA:95:C:O2	33:BA:95:C:H2'	1.93	0.68
35:BC:173:PRO:HB2	35:BC:176:THR:HB	1.76	0.68
43:BK:28:ASN:HD21	43:BK:46:ALA:HB3	1.59	0.68
33:BA:36:C:H5''	44:BL:119:LYS:HB3	1.75	0.68
7:CA:17:C:H2'	7:CA:18:G:H8	1.59	0.68
8:CB:1430:G:O2'	8:CB:1431:A:H5'	1.94	0.68
8:CB:2425:A:O4'	8:CB:2427:C:C5	2.47	0.68
8:CB:2539:C:C5	8:CB:2540:C:C5	2.82	0.68
8:CB:440:C:H3'	8:CB:440:C:C6	2.29	0.68

Continued on next page...

Continued from previous page...

Atom-1	Atom-2	Interatomic distance (Å)	Clash overlap (Å)
8:CB:46:G:C2	8:CB:47:C:C5	2.82	0.68
8:CB:85:G:C8	8:CB:85:G:H5''	2.29	0.68
8:CB:901:C:H2'	8:CB:902:C:H6	1.59	0.68
8:CB:95:A:O3'	30:CX:41:HIS:HA	1.93	0.68
9:CC:115:ILE:HG22	9:CC:127:ASN:OD1	1.94	0.68
8:CB:1568:G:OP1	9:CC:61:TYR:HB2	1.93	0.68
10:CD:138:LEU:HD11	10:CD:142:VAL:HG11	1.74	0.68
11:CE:84:THR:HG23	11:CE:85:PHE:H	1.57	0.68
24:CR:47:VAL:HG22	24:CR:48:LYS:H	1.57	0.68
29:CW:23:LYS:HE3	29:CW:24:ARG:N	2.05	0.68
33:DA:189:A:H8	33:DA:189:A:H5''	1.58	0.68
33:DA:556:C:H2'	33:DA:557:G:C5'	2.22	0.68
33:DA:794:A:C6	33:DA:795:C:N4	2.61	0.68
38:DF:60:VAL:HG12	38:DF:61:LEU:N	2.03	0.68
8:AB:1204:A:N1	8:AB:1241:A:N1	2.41	0.68
8:AB:1494:A:H2'	8:AB:1495:A:C8	2.28	0.68
8:AB:2380:C:H2'	8:AB:2381:A:H8	1.58	0.68
8:AB:478:A:C6	8:AB:480:A:C6	2.82	0.68
8:AB:528:A:C8	8:AB:528:A:C3'	2.76	0.68
10:AD:13:ARG:HA	10:AD:13:ARG:NE	2.09	0.68
10:AD:31:ALA:HB3	10:AD:95:SER:O	1.94	0.68
11:AE:46:GLN:N	11:AE:46:GLN:CD	2.47	0.68
12:AF:33:ILE:HG13	12:AF:34:THR:H	1.59	0.68
23:AQ:88:GLU:HA	24:AR:53:PHE:CE1	2.29	0.68
28:AV:21:ARG:NE	28:AV:87:GLN:HG3	2.09	0.68
28:AV:28:ALA:HB3	28:AV:40:ILE:HG12	1.75	0.68
33:BA:1289:A:H2'	33:BA:1290:G:H5'	1.76	0.68
33:BA:350:G:C5'	33:BA:350:G:H8	2.06	0.68
33:BA:539:A:O5'	33:BA:539:A:C8	2.45	0.68
4:C3:7:ARG:HA	4:C3:10:ALA:HB3	1.75	0.68
8:CB:1204:A:N1	8:CB:1241:A:N1	2.41	0.68
8:CB:1233:C:H2'	8:CB:1234:U:C6	2.29	0.68
8:CB:1381:G:O2'	8:CB:1382:G:H5'	1.94	0.68
8:CB:192:C:H2'	8:CB:193:U:H5'	1.75	0.68
8:CB:2258:C:H6	8:CB:2258:C:C5'	2.06	0.68
8:CB:235:U:H2'	8:CB:236:C:H6	1.58	0.68
8:CB:237:C:O2	8:CB:261:G:C2	2.46	0.68
8:CB:321:U:OP2	11:CE:130:LYS:HG3	1.93	0.68
8:CB:644:A:H2	8:CB:646:U:O4	1.75	0.68
8:CB:868:U:H2'	8:CB:868:U:O2	1.94	0.68
8:CB:900:A:H2'	8:CB:901:C:C6	2.29	0.68

Continued on next page...

Continued from previous page...

Atom-1	Atom-2	Interatomic distance (Å)	Clash overlap (Å)
10:CD:110:THR:HB	10:CD:202:ILE:HB	1.75	0.68
11:CE:181:ILE:HG22	11:CE:181:ILE:O	1.93	0.68
14:CH:27:ARG:H	14:CH:31:VAL:HG23	1.58	0.68
23:CQ:109:VAL:HG12	23:CQ:113:LYS:NZ	2.08	0.68
24:CR:64:VAL:HG23	24:CR:100:GLY:CA	2.23	0.68
33:DA:1032:G:N2	33:DA:1033:G:H1'	2.08	0.68
33:DA:1157:A:N6	33:DA:1177:G:H22	1.92	0.68
33:DA:1492:A:N3	33:DA:1493:A:H4'	2.09	0.68
33:DA:522:C:N4	33:DA:528:C:H42	1.92	0.68
33:DA:599:C:O2'	33:DA:600:A:H5'	1.94	0.68
33:DA:718:A:C6	33:DA:719:C:O2	2.47	0.68
33:DA:728:A:C6	33:DA:729:A:N6	2.62	0.68
33:DA:892:A:O2'	33:DA:893:C:H5''	1.94	0.68
33:DA:244:U:C5	33:DA:894:G:C2	2.82	0.68
35:DC:50:SER:HB3	35:DC:114:LEU:CD1	2.24	0.68
35:DC:7:ASN:OD1	35:DC:15:LYS:HE3	1.92	0.68
40:DH:34:ALA:O	40:DH:38:VAL:HG12	1.94	0.68
40:DH:38:VAL:O	40:DH:38:VAL:HG22	1.94	0.68
41:DI:56:MET:HG3	41:DI:57:VAL:N	2.09	0.68
6:A5:146:ALA:HB1	6:A5:151:GLN:HG2	1.75	0.68
7:AA:10:G:O2'	7:AA:11:C:H5'	1.94	0.68
7:AA:32:U:H2'	7:AA:33:G:C8	2.18	0.68
8:AB:1430:G:O2'	8:AB:1431:A:H5'	1.93	0.68
8:AB:1528:A:C4	8:AB:1544:A:C6	2.82	0.68
8:AB:2856:A:H5'	8:AB:2856:A:H8	1.58	0.68
8:AB:2880:C:C6	20:AN:91:ALA:HB3	2.29	0.68
8:AB:445:C:H1'	11:AE:47:LYS:NZ	2.09	0.68
8:AB:550:C:H2'	8:AB:550:C:O2	1.94	0.68
9:AC:87:SER:O	9:AC:155:ARG:NH1	2.27	0.68
10:AD:110:THR:HB	10:AD:202:ILE:HB	1.76	0.68
22:AP:25:VAL:HG12	22:AP:27:VAL:HG12	1.75	0.68
8:AB:84:A:OP1	27:AU:2:ALA:HB2	1.94	0.68
28:AV:36:ALA:CB	28:AV:37:PRO:HD2	2.21	0.68
33:BA:1253:G:H5'	33:BA:1253:G:C8	2.29	0.68
33:BA:1472:U:H2'	33:BA:1473:G:H8	1.57	0.68
33:BA:28:A:H2'	33:BA:29:U:O4'	1.94	0.68
33:BA:50:A:H62	33:BA:361:G:C4'	2.07	0.68
33:BA:513:C:N3	33:BA:539:A:C2	2.61	0.68
33:BA:587:G:N3	33:BA:755:G:C2	2.61	0.68
33:BA:795:C:H4'	33:BA:1506:U:N3	2.09	0.68
36:BD:56:GLU:HA	36:BD:59:LYS:HB2	1.76	0.68

Continued on next page...

Continued from previous page...

Atom-1	Atom-2	Interatomic distance (Å)	Clash overlap (Å)
37:BE:96:GLN:HB3	37:BE:123:LEU:HD11	1.76	0.68
40:BH:12:ARG:HB2	40:BH:26:MET:HE1	1.74	0.68
4:C3:2:LYS:O	4:C3:2:LYS:HE2	1.94	0.68
5:C4:3:VAL:HG12	5:C4:5:ALA:N	2.09	0.68
7:CA:14:U:O2'	7:CA:107:G:H1'	1.94	0.68
7:CA:10:G:O2'	7:CA:11:C:H5'	1.93	0.68
8:CB:2056:G:OP2	55:CB:5373:HOH:O	2.11	0.68
8:CB:2096:C:H5'	8:CB:2097:A:OP2	1.93	0.68
8:CB:993:G:C2	8:CB:1162:G:C2	2.82	0.68
9:CC:82:TYR:HD1	9:CC:83:ASP:H	1.42	0.68
14:CH:18:GLN:O	14:CH:19:VAL:HB	1.93	0.68
19:CM:31:PHE:HA	19:CM:128:THR:O	1.93	0.68
21:CO:30:ARG:HH22	21:CO:97:PHE:HB2	1.58	0.68
33:DA:451:A:H1'	33:DA:452:A:N7	2.08	0.68
33:DA:725:G:C5	33:DA:726:C:C5	2.81	0.68
33:DA:878:A:C8	33:DA:878:A:C3'	2.77	0.68
33:DA:889:A:C5'	33:DA:891:U:H1'	2.24	0.68
33:DA:95:C:H2'	33:DA:95:C:O2	1.93	0.68
34:DB:187:ASP:OD1	34:DB:203:ASP:HB3	1.94	0.68
34:DB:80:LYS:HA	34:DB:90:PHE:CZ	2.28	0.68
37:DE:81:GLN:O	37:DE:82:HIS:HB3	1.93	0.68
40:DH:29:SER:O	40:DH:33:VAL:HG23	1.94	0.68
8:AB:1053:C:C4	8:AB:1107:G:N1	2.62	0.68
8:AB:1257:C:N3	8:AB:1258:U:N3	2.42	0.68
8:AB:2023:C:O2'	8:AB:2618:G:H5''	1.94	0.68
8:AB:2574:G:H2'	8:AB:2575:C:H6	1.59	0.68
8:AB:2756:U:C4	8:AB:2759:G:O6	2.47	0.68
8:AB:350:G:C2	8:AB:351:C:O2	2.48	0.68
8:AB:547:A:H5''	8:AB:548:G:C8	2.29	0.68
8:AB:79:C:H2'	8:AB:346:A:H8	1.58	0.68
8:AB:945:A:H5'	8:AB:946:C:OP2	1.94	0.68
8:AB:1995:U:OP1	10:AD:129:THR:HG21	1.94	0.68
12:AF:102:LEU:O	12:AF:107:VAL:HG23	1.94	0.68
18:AL:40:SER:HA	18:AL:41:ARG:NH2	2.08	0.68
19:AM:73:ILE:HG22	19:AM:74:THR:H	1.59	0.68
8:AB:445:C:OP1	23:AQ:1:ALA:HB1	1.94	0.68
23:AQ:13:HIS:HE1	23:AQ:31:TYR:CD2	2.12	0.68
24:AR:20:VAL:O	24:AR:21:ARG:HG2	1.94	0.68
26:AT:76:ARG:HH11	26:AT:76:ARG:CB	2.03	0.68
28:AV:63:ILE:N	28:AV:70:ILE:HD11	2.09	0.68
33:BA:559:A:H4'	33:BA:560:A:C5'	2.24	0.68

Continued on next page...

Continued from previous page...

Atom-1	Atom-2	Interatomic distance (Å)	Clash overlap (Å)
33:BA:675:A:C5	33:BA:676:A:N7	2.62	0.68
35:BC:15:LYS:HD2	35:BC:16:PRO:CD	2.23	0.68
35:BC:149:LYS:HB3	35:BC:200:TRP:HB2	1.75	0.68
47:BO:2:LEU:HD23	47:BO:3:SER:H	1.59	0.68
8:CB:1248:G:P	11:CE:44:ARG:HH12	2.16	0.68
8:CB:1771:C:C2	8:CB:1772:A:N7	2.61	0.68
8:CB:219:A:C6	8:CB:220:G:C6	2.82	0.68
8:CB:2358:A:H61	8:CB:2428:G:N2	1.90	0.68
8:CB:2505:G:O2'	8:CB:2506:U:H5'	1.94	0.68
8:CB:390:U:H4'	8:CB:391:A:C5'	2.23	0.68
8:CB:687:C:N4	8:CB:688:U:H3	1.91	0.68
9:CC:140:VAL:HG23	9:CC:161:VAL:HB	1.75	0.68
9:CC:220:ARG:HG3	9:CC:220:ARG:NH1	2.09	0.68
9:CC:220:ARG:CA	9:CC:220:ARG:NE	2.50	0.68
9:CC:268:ARG:O	9:CC:269:ARG:HD2	1.94	0.68
14:CH:3:VAL:HB	14:CH:37:VAL:CG1	2.18	0.68
18:CL:92:LEU:HA	18:CL:96:LYS:CG	2.24	0.68
19:CM:105:MET:CG	19:CM:106:ASP:H	1.97	0.68
19:CM:124:LEU:HD23	19:CM:124:LEU:N	2.09	0.68
26:CT:10:VAL:O	26:CT:34:VAL:HG13	1.94	0.68
33:DA:357:G:C2	33:DA:358:U:C5	2.82	0.68
33:DA:475:C:H2'	33:DA:476:U:C6	2.25	0.68
33:DA:50:A:N6	33:DA:361:G:C4'	2.57	0.68
33:DA:600:A:H2'	33:DA:601:G:O4'	1.94	0.68
3:A2:34:ARG:O	3:A2:35:ARG:C	2.33	0.67
8:AB:101:A:C8	8:AB:101:A:H3'	2.29	0.67
8:AB:1354:A:C2	8:AB:1355:G:H1'	2.30	0.67
8:AB:1517:G:O2'	8:AB:1518:C:H5'	1.94	0.67
8:AB:1952:A:H5'	8:AB:1953:A:OP2	1.93	0.67
1:A0:5:ASN:HD22	8:AB:2019:A:H62	1.41	0.67
8:AB:948:C:H1'	8:AB:984:A:N3	2.09	0.67
9:AC:220:ARG:HG3	9:AC:220:ARG:NH1	2.04	0.67
9:AC:244:VAL:HG22	9:AC:245:THR:N	2.07	0.67
8:AB:1812:U:O2'	9:AC:45:ASN:HB2	1.92	0.67
8:AB:2053:G:P	10:AD:149:ASN:HA	2.34	0.67
10:AD:96:ILE:HG22	10:AD:97:SER:H	1.58	0.67
11:AE:72:SER:HB3	11:AE:74:LYS:HD2	1.76	0.67
12:AF:151:LEU:HG	12:AF:153:ILE:HG13	1.75	0.67
8:AB:2748:A:H2	13:AG:62:ALA:HB1	1.59	0.67
18:AL:105:ILE:HD13	18:AL:105:ILE:H	1.58	0.67
8:AB:663:G:OP1	18:AL:25:SER:HB3	1.93	0.67

Continued on next page...

Continued from previous page...

Atom-1	Atom-2	Interatomic distance (Å)	Clash overlap (Å)
19:AM:90:GLU:OE2	19:AM:92:TRP:CE2	2.46	0.67
20:AN:83:LEU:HD12	20:AN:86:ARG:HD3	1.75	0.67
29:AW:23:LYS:HE3	29:AW:24:ARG:N	2.05	0.67
33:BA:1010:U:H3	33:BA:1019:A:H2	1.40	0.67
33:BA:1054:C:O2'	33:BA:1055:A:H5''	1.94	0.67
33:BA:557:G:H3'	33:BA:558:G:C8	2.29	0.67
33:BA:968:A:N3	33:BA:1062:U:H4'	2.09	0.67
33:BA:9:G:H5'	37:BE:107:GLY:HA3	1.74	0.67
8:CB:1506:U:H2'	8:CB:1507:C:C6	2.28	0.67
8:CB:1882:U:O2'	8:CB:1883:U:H5'	1.94	0.67
8:CB:2303:G:H2'	12:CF:128:SER:HG	1.56	0.67
8:CB:264:C:H2'	8:CB:265:A:C5'	2.23	0.67
8:CB:2762:C:H2'	8:CB:2763:G:H5''	1.74	0.67
8:CB:2791:G:H8	8:CB:2791:G:H5''	1.59	0.67
8:CB:61:C:OP2	30:CX:44:LYS:HD3	1.94	0.67
8:CB:64:A:N1	8:CB:91:A:N6	2.41	0.67
8:CB:705:A:O2'	8:CB:706:A:H5'	1.92	0.67
9:CC:217:PRO:O	9:CC:218:THR:C	2.32	0.67
8:CB:2052:A:H1'	10:CD:153:GLY:HA3	1.75	0.67
11:CE:175:ILE:CG2	11:CE:176:ASP:N	2.56	0.67
13:CG:25:ILE:HG12	13:CG:26:LYS:H	1.57	0.67
14:CH:135:HIS:CG	14:CH:136:SER:N	2.62	0.67
8:CB:2684:U:H4'	17:CK:76:VAL:HG21	1.76	0.67
18:CL:135:ILE:HG22	18:CL:138:ALA:HB3	1.74	0.67
8:CB:810:U:C5	18:CL:37:GLY:CA	2.77	0.67
20:CN:83:LEU:HD12	20:CN:86:ARG:HD3	1.76	0.67
22:CP:100:ARG:HG2	22:CP:102:ARG:HH21	1.59	0.67
27:CU:5:ARG:HG2	27:CU:6:ARG:N	2.07	0.67
33:DA:202:G:O2'	33:DA:468:A:H2'	1.94	0.67
33:DA:718:A:H5''	33:DA:720:C:N4	2.08	0.67
33:DA:998:C:N4	33:DA:1043:G:H1	1.92	0.67
35:DC:87:ARG:O	35:DC:87:ARG:HD3	1.93	0.67
36:DD:142:VAL:HG23	36:DD:180:THR:H	1.58	0.67
33:DA:942:G:N2	41:DI:125:GLN:HE22	1.89	0.67
41:DI:14:SER:OG	41:DI:69:GLY:HA3	1.93	0.67
48:DP:39:PHE:O	48:DP:39:PHE:HD2	1.76	0.67
2:A1:29:LYS:HE2	2:A1:30:PRO:HD2	1.77	0.67
8:AB:1610:A:O2'	8:AB:1611:C:H5'	1.94	0.67
8:AB:1707:G:H2'	8:AB:1708:C:H5'	1.75	0.67
8:AB:966:G:H1'	8:AB:2267:A:N6	2.09	0.67
8:AB:2452:C:C6	8:AB:2452:C:H3'	2.29	0.67

Continued on next page...

Continued from previous page...

Atom-1	Atom-2	Interatomic distance (Å)	Clash overlap (Å)
8:AB:2523:G:N2	8:AB:2541:A:H1'	2.09	0.67
8:AB:2623:G:C2'	8:AB:2624:G:H5'	2.24	0.67
8:AB:61:C:C1'	30:AX:41:HIS:HE2	2.06	0.67
10:AD:86:GLU:CG	10:AD:87:GLY:H	2.06	0.67
19:AM:105:MET:HE3	19:AM:105:MET:HA	1.76	0.67
21:AO:24:THR:CG2	21:AO:41:ALA:HA	2.25	0.67
26:AT:3:ARG:HG2	26:AT:7:LEU:HB3	1.76	0.67
8:AB:398:C:C3'	32:AZ:49:ARG:HH22	2.06	0.67
33:BA:574:A:H5''	33:BA:575:G:OP2	1.93	0.67
33:BA:603:U:C2'	33:BA:604:G:H5''	2.23	0.67
33:BA:628:G:H2'	33:BA:629:A:C8	2.29	0.67
33:BA:9:G:N2	33:BA:26:A:C5	2.63	0.67
35:BC:159:ALA:C	35:BC:161:ILE:H	1.97	0.67
35:BC:17:TRP:CE2	46:BN:94:GLY:HA2	2.29	0.67
36:BD:77:GLU:HG3	36:BD:81:LEU:HD21	1.76	0.67
38:BF:38:ARG:HD3	38:BF:98:GLU:N	2.09	0.67
46:BN:66:THR:HG23	46:BN:67:GLY:N	2.09	0.67
46:BN:78:LEU:HB3	46:BN:82:LYS:HB2	1.75	0.67
7:CA:33:G:N2	7:CA:34:A:C4	2.62	0.67
8:CB:1130:U:O5'	8:CB:1130:U:H2'	1.94	0.67
8:CB:1162:G:O5'	8:CB:1162:G:H8	1.77	0.67
8:CB:1432:G:H2'	8:CB:1433:A:H8	1.60	0.67
8:CB:1517:G:O2'	8:CB:1518:C:H5'	1.94	0.67
8:CB:202:U:H2'	8:CB:202:U:O2	1.94	0.67
8:CB:2636:C:H2'	8:CB:2637:U:C6	2.29	0.67
8:CB:2821:A:H3'	8:CB:2821:A:C8	2.30	0.67
8:CB:2849:U:H4'	8:CB:2850:A:H5'	1.76	0.67
8:CB:338:G:C2	8:CB:339:U:C2	2.82	0.67
8:CB:393:C:C3'	8:CB:394:C:H5''	2.23	0.67
8:CB:449:A:H2'	8:CB:450:G:H5'	1.74	0.67
9:CC:22:GLU:HB2	9:CC:202:ARG:CG	2.23	0.67
12:CF:161:SER:O	12:CF:164:GLU:HB2	1.94	0.67
15:CI:37:PHE:HB2	15:CI:66:PHE:HE2	1.59	0.67
16:CJ:27:ARG:HG3	16:CJ:27:ARG:NH1	2.08	0.67
8:CB:911:A:C5	19:CM:13:HIS:HD2	2.11	0.67
20:CN:100:CYS:HG	20:CN:112:TYR:HE2	1.41	0.67
21:CO:51:ALA:HB1	21:CO:55:GLU:HG3	1.76	0.67
23:CQ:74:SER:O	23:CQ:78:PHE:HB2	1.95	0.67
24:CR:35:PHE:O	24:CR:37:GLU:HG2	1.95	0.67
29:CW:46:ALA:O	29:CW:47:GLY:C	2.32	0.67
29:CW:66:VAL:HG13	29:CW:67:LYS:H	1.59	0.67

Continued on next page...

Continued from previous page...

Atom-1	Atom-2	Interatomic distance (Å)	Clash overlap (Å)
33:DA:1081:A:C2'	33:DA:1082:A:H5'	2.24	0.67
33:DA:550:G:C4	33:DA:551:U:C5	2.81	0.67
33:DA:601:G:N2	33:DA:638:U:C2	2.62	0.67
33:DA:437:U:H1'	36:DD:153:ARG:HH22	1.58	0.67
45:DM:68:LEU:HD22	45:DM:69:ARG:NH1	2.08	0.67
3:A2:5:PHE:CE1	8:AB:464:U:H5'	2.30	0.67
4:A3:11:LYS:HB2	18:AL:63:LYS:HE3	1.77	0.67
8:AB:1193:G:C2	8:AB:1194:A:C4	2.82	0.67
8:AB:2617:U:H2'	8:AB:2618:G:O4'	1.94	0.67
5:A4:18:LYS:NZ	8:AB:2757:A:H8	1.92	0.67
8:AB:545:U:H3'	8:AB:545:U:H6	1.59	0.67
12:AF:52:ALA:HB1	12:AF:148:VAL:CG1	2.24	0.67
8:AB:2494:G:O2'	19:AM:78:LEU:HD22	1.94	0.67
20:AN:11:ASN:O	20:AN:12:ARG:HB2	1.93	0.67
21:AO:57:ALA:HB2	21:AO:62:LEU:HD22	1.76	0.67
22:AP:25:VAL:HG13	22:AP:88:ARG:H	1.59	0.67
26:AT:7:LEU:HD13	26:AT:46:ALA:CB	2.23	0.67
8:AB:989:G:OP2	31:AY:12:ALA:HB2	1.94	0.67
33:BA:1193:G:O2'	33:BA:1194:U:H5'	1.94	0.67
33:BA:585:G:H2'	33:BA:586:C:H5'	1.75	0.67
35:BC:165:GLU:HG3	35:BC:166:TRP:H	1.57	0.67
37:BE:81:GLN:CG	37:BE:149:PRO:HD3	2.24	0.67
38:BF:67:PRO:O	38:BF:70:VAL:HG22	1.94	0.67
41:BI:50:PRO:HG2	41:BI:51:LEU:HD12	1.76	0.67
8:CB:1008:A:H61	8:CB:1136:G:H1	1.42	0.67
8:CB:107:G:H5'	8:CB:294:A:OP1	1.94	0.67
8:CB:814:C:C1'	8:CB:1225:G:H21	2.07	0.67
8:CB:1366:A:H2'	8:CB:1367:A:H5'	1.76	0.67
8:CB:1861:G:H5''	8:CB:1861:G:H8	1.57	0.67
8:CB:1842:G:N2	8:CB:1901:A:C5	2.63	0.67
8:CB:2047:C:H2'	8:CB:2048:G:C8	2.29	0.67
8:CB:2560:A:C5	8:CB:2561:U:C5	2.83	0.67
8:CB:27:G:H1'	8:CB:513:A:N6	2.08	0.67
8:CB:35:G:N2	8:CB:36:G:H1'	2.09	0.67
8:CB:371:A:H61	8:CB:401:A:H3'	1.60	0.67
8:CB:570:G:N7	8:CB:2030:A:N6	2.41	0.67
8:CB:985:C:O2'	8:CB:986:C:H5''	1.94	0.67
14:CH:6:LEU:HB2	14:CH:35:LYS:HB3	1.76	0.67
16:CJ:36:LEU:O	16:CJ:51:GLY:HA2	1.94	0.67
23:CQ:94:LEU:HD12	23:CQ:95:ALA:N	2.08	0.67
18:CL:35:HIS:CE1	24:CR:84:ARG:O	2.41	0.67

Continued on next page...

Continued from previous page...

Atom-1	Atom-2	Interatomic distance (Å)	Clash overlap (Å)
8:CB:494:G:H4'	25:CS:6:LYS:HG2	1.74	0.67
33:DA:991:U:H2'	33:DA:1212:U:H1'	1.77	0.67
33:DA:1458:G:C2	33:DA:1459:G:C8	2.83	0.67
33:DA:36:C:C2'	33:DA:37:U:H5'	2.24	0.67
33:DA:407:U:N3	33:DA:408:A:N7	2.43	0.67
33:DA:408:A:N1	33:DA:434:U:O2	2.27	0.67
33:DA:678:U:H2'	33:DA:679:C:O4'	1.95	0.67
33:DA:929:G:H5''	33:DA:930:C:OP2	1.93	0.67
34:DB:127:LYS:O	34:DB:128:LEU:CB	2.42	0.67
33:DA:552:U:C4'	44:DL:82:ARG:HD2	2.25	0.67
33:DA:564:C:C5	49:DQ:32:ILE:HD11	2.29	0.67
8:AB:1611:C:H2'	8:AB:1611:C:O2	1.93	0.67
8:AB:2091:C:H3'	8:AB:2092:U:H2'	1.77	0.67
8:AB:2142:A:H61	8:AB:2149:U:H3	1.42	0.67
8:AB:2226:C:H2'	8:AB:2227:A:O4'	1.94	0.67
8:AB:2335:A:N7	8:AB:2337:G:C5	2.63	0.67
8:AB:253:C:H2'	8:AB:253:C:O2	1.94	0.67
8:AB:299:A:H1'	8:AB:322:A:N6	2.09	0.67
8:AB:396:G:C2	8:AB:397:U:C2	2.82	0.67
8:AB:614:A:H4'	8:AB:616:A:N7	2.09	0.67
8:AB:819:A:OP2	8:AB:1187:G:N2	2.26	0.67
10:AD:88:GLU:HB3	10:AD:90:PHE:H	1.58	0.67
11:AE:112:LEU:HB3	11:AE:115:GLN:HB2	1.76	0.67
23:AQ:49:ARG:HG2	24:AR:77:PHE:HZ	1.59	0.67
26:AT:62:VAL:CG2	26:AT:63:VAL:H	2.05	0.67
33:BA:1078:U:C4	33:BA:1079:G:C2	2.82	0.67
33:BA:108:G:O6	52:BT:9:ARG:HG3	1.95	0.67
33:BA:1423:G:O2'	33:BA:1424:U:H5'	1.95	0.67
33:BA:541:G:H2'	33:BA:542:G:C8	2.29	0.67
33:BA:755:G:C5	33:BA:756:C:H5	2.12	0.67
33:BA:936:C:H1'	33:BA:1382:C:N4	2.07	0.67
35:BC:63:ILE:HG12	35:BC:96:VAL:HG23	1.77	0.67
37:BE:76:ASN:CG	37:BE:77:ASN:H	1.98	0.67
38:BF:11:HIS:ND1	38:BF:12:PRO:HD2	2.10	0.67
48:BP:2:VAL:O	48:BP:2:VAL:HG22	1.94	0.67
53:BU:16:ARG:H	53:BU:16:ARG:HD2	1.60	0.67
8:CB:1238:G:C2	8:CB:1239:G:C8	2.81	0.67
8:CB:1453:A:H5''	8:CB:1453:A:H8	1.58	0.67
8:CB:1567:G:O4'	8:CB:1568:G:C2	2.48	0.67
8:CB:120:U:O4	8:CB:177:G:C8	2.48	0.67
8:CB:2189:U:H3'	8:CB:2189:U:C6	2.30	0.67

Continued on next page...

Continued from previous page...

Atom-1	Atom-2	Interatomic distance (Å)	Clash overlap (Å)
8:CB:2320:U:C6	8:CB:2320:U:C3'	2.78	0.67
8:CB:2623:G:C2'	8:CB:2624:G:H5'	2.25	0.67
8:CB:343:C:N3	8:CB:344:A:C8	2.62	0.67
8:CB:539:G:H2'	8:CB:540:C:C6	2.30	0.67
8:CB:682:G:C2	8:CB:683:U:C4	2.83	0.67
12:CF:33:ILE:HG13	12:CF:34:THR:H	1.59	0.67
13:CG:104:LEU:HD12	13:CG:106:LEU:HG	1.77	0.67
21:CO:2:ASP:HB2	21:CO:4:LYS:NZ	2.10	0.67
23:CQ:68:ALA:HB1	23:CQ:73:ILE:CG2	2.24	0.67
27:CU:48:VAL:HG13	27:CU:51:LEU:H	1.59	0.67
32:CZ:49:ARG:HA	32:CZ:52:ALA:CB	2.22	0.67
33:DA:1105:A:C3'	33:DA:1106:G:H5''	2.24	0.67
33:DA:1138:G:C5	33:DA:1140:C:H1'	2.29	0.67
33:DA:401:C:C3'	33:DA:401:C:C6	2.78	0.67
33:DA:579:A:H2'	33:DA:580:C:O4'	1.94	0.67
33:DA:727:G:H2'	33:DA:728:A:H5''	1.77	0.67
33:DA:767:A:H61	33:DA:813:U:H3	1.41	0.67
35:DC:150:VAL:O	35:DC:166:TRP:HB2	1.95	0.67
37:DE:52:ALA:HB2	37:DE:61:LYS:HE2	1.76	0.67
51:DS:18:VAL:HG21	51:DS:43:MET:HG2	1.76	0.67
33:DA:261:U:H5	52:DT:73:ARG:CZ	2.08	0.67
1:A0:47:TYR:CA	1:A0:52:LYS:HB2	2.23	0.67
8:AB:1631:G:C8	8:AB:1631:G:C3'	2.77	0.67
8:AB:1652:A:N6	8:AB:1653:G:N2	2.43	0.67
8:AB:1877:A:O5'	8:AB:1877:A:H8	1.77	0.67
8:AB:28:A:H1'	8:AB:513:A:C2	2.30	0.67
8:AB:583:G:N2	8:AB:584:C:C2	2.63	0.67
8:AB:599:A:N3	8:AB:659:G:C2	2.63	0.67
8:AB:780:G:H2'	8:AB:782:A:N7	2.10	0.67
8:AB:800:A:C4'	8:AB:801:G:H5'	2.25	0.67
8:AB:800:A:OP1	55:AB:4379:HOH:O	2.12	0.67
9:AC:131:MET:O	9:AC:134:ILE:HG22	1.94	0.67
9:AC:27:LYS:N	9:AC:28:PRO:HD3	2.10	0.67
10:AD:7:LYS:HB3	10:AD:201:LEU:CD2	2.23	0.67
14:AH:83:LYS:HD3	14:AH:149:GLU:O	1.93	0.67
18:AL:25:SER:O	18:AL:27:LEU:N	2.27	0.67
4:A3:11:LYS:HD2	18:AL:62:PRO:O	1.94	0.67
23:AQ:12:ARG:HG2	23:AQ:12:ARG:HH11	1.58	0.67
31:AY:57:GLU:O	31:AY:58:GLU:HB2	1.93	0.67
33:BA:1122:U:H2'	33:BA:1123:U:H6	1.60	0.67
33:BA:254:G:C2	33:BA:255:G:C8	2.83	0.67

Continued on next page...

Continued from previous page...

Atom-1	Atom-2	Interatomic distance (Å)	Clash overlap (Å)
33:BA:390:U:H5''	48:BP:28:ARG:NH1	2.09	0.67
33:BA:401:C:H3'	33:BA:401:C:H6	1.59	0.67
33:BA:680:C:H5'	33:BA:680:C:C6	2.29	0.67
33:BA:840:C:H42	33:BA:846:G:H1	1.41	0.67
37:BE:104:ILE:HD12	37:BE:114:LEU:HB2	1.74	0.67
41:BI:48:ARG:HA	41:BI:51:LEU:HD13	1.75	0.67
46:BN:51:PRO:HB3	46:BN:54:SER:HB3	1.74	0.67
3:C2:39:ARG:O	3:C2:40:ALA:O	2.13	0.67
7:CA:23:G:O2'	7:CA:24:G:H5'	1.93	0.67
8:CB:1092:C:H2'	8:CB:1093:G:O4'	1.95	0.67
8:CB:1719:G:C5	8:CB:1720:U:C5	2.83	0.67
8:CB:2452:C:C5	8:CB:2453:A:C6	2.82	0.67
8:CB:28:A:H1'	8:CB:513:A:C2	2.29	0.67
11:CE:199:MET:HG3	11:CE:200:LEU:H	1.60	0.67
12:CF:2:LYS:HA	12:CF:2:LYS:HE2	1.75	0.67
16:CJ:3:THR:OG1	16:CJ:4:PHE:N	2.27	0.67
10:CD:156:PHE:CD1	16:CJ:81:ILE:HG12	2.22	0.67
17:CK:2:ILE:HG21	17:CK:67:LYS:CE	2.25	0.67
25:CS:72:THR:O	25:CS:73:LYS:HG2	1.95	0.67
32:CZ:56:ARG:CG	32:CZ:56:ARG:HH11	2.07	0.67
33:DA:1098:C:H1'	33:DA:1167:A:H61	1.59	0.67
33:DA:1418:A:C8	33:DA:1419:G:O4'	2.48	0.67
33:DA:661:G:H8	33:DA:661:G:OP2	1.76	0.67
33:DA:704:A:C2'	33:DA:705:G:H5''	2.24	0.67
33:DA:709:U:H2'	33:DA:710:G:C8	2.29	0.67
33:DA:886:G:C4	33:DA:887:G:C8	2.83	0.67
44:DL:54:VAL:HG22	44:DL:62:VAL:O	1.94	0.67
48:DP:50:THR:HG22	48:DP:52:LEU:CD1	2.24	0.67
48:DP:78:VAL:HG12	48:DP:80:LYS:HG2	1.76	0.67
7:AA:95:U:H2'	7:AA:96:G:H8	1.55	0.67
8:AB:1196:C:H2'	8:AB:1197:G:C8	2.30	0.67
3:A2:9:VAL:HG22	8:AB:1309:G:OP1	1.95	0.67
8:AB:2784:U:H2'	8:AB:2785:C:C6	2.29	0.67
8:AB:657:U:C2'	8:AB:658:U:H6	2.06	0.67
9:AC:244:VAL:O	9:AC:245:THR:C	2.32	0.67
10:AD:33:ARG:HH21	10:AD:87:GLY:HA3	1.59	0.67
19:AM:71:LYS:HE2	19:AM:93:VAL:HA	1.77	0.67
23:AQ:94:LEU:HD22	23:AQ:95:ALA:H	1.60	0.67
8:AB:456:C:C2	26:AT:70:HIS:NE2	2.62	0.67
29:AW:40:ARG:HG2	29:AW:40:ARG:HH11	1.60	0.67
29:AW:44:PHE:CB	29:AW:76:ARG:HG3	2.24	0.67

Continued on next page...

Continued from previous page...

Atom-1	Atom-2	Interatomic distance (Å)	Clash overlap (Å)
32:AZ:24:ILE:HG12	32:AZ:25:ARG:O	1.94	0.67
33:BA:1033:G:H2'	33:BA:1034:G:O4'	1.94	0.67
33:BA:1163:A:H2'	33:BA:1164:G:H8	1.58	0.67
33:BA:1345:U:C4	33:BA:1377:A:C2	2.81	0.67
33:BA:1438:G:C2'	33:BA:1439:G:H8	2.06	0.67
33:BA:238:A:N3	33:BA:239:U:C6	2.62	0.67
33:BA:394:G:C2	33:BA:395:C:C4	2.82	0.67
33:BA:655:A:H61	33:BA:752:G:H21	1.40	0.67
33:BA:803:G:N7	33:BA:804:U:H5	1.93	0.67
33:BA:908:A:O5'	33:BA:908:A:H8	1.77	0.67
33:BA:982:U:H5'	46:BN:5:MET:CE	2.23	0.67
44:BL:35:ARG:O	44:BL:52:CYS:HB2	1.94	0.67
45:BM:64:VAL:HA	45:BM:68:LEU:HG	1.77	0.67
46:BN:78:LEU:HB2	46:BN:83:VAL:HG22	1.76	0.67
1:C0:24:VAL:HB	1:C0:26:SER:OG	1.94	0.67
8:CB:2243:U:H2'	8:CB:2244:U:H6	1.59	0.67
8:CB:2329:U:H2'	8:CB:2330:G:O4'	1.95	0.67
8:CB:2489:U:O2	8:CB:2491:U:C5	2.48	0.67
8:CB:2547:A:C2	8:CB:2548:U:C4	2.83	0.67
8:CB:485:C:HO2'	25:CS:60:HIS:CD2	2.13	0.67
8:CB:856:G:C1'	29:CW:23:LYS:HD2	2.24	0.67
9:CC:244:VAL:O	9:CC:245:THR:C	2.33	0.67
9:CC:82:TYR:CD1	9:CC:83:ASP:N	2.63	0.67
10:CD:178:VAL:HG23	10:CD:179:ARG:N	2.09	0.67
14:CH:135:HIS:HB3	14:CH:138:VAL:CG2	2.25	0.67
19:CM:77:PRO:CD	19:CM:86:LYS:HZ3	2.07	0.67
8:CB:2377:A:N3	21:CO:92:PHE:CZ	2.63	0.67
17:CK:80:ASP:HB2	22:CP:70:GLU:OE2	1.95	0.67
22:CP:25:VAL:HG13	22:CP:88:ARG:H	1.59	0.67
27:CU:92:VAL:HG22	27:CU:93:ARG:N	2.08	0.67
33:DA:1345:U:C6	33:DA:1377:A:C6	2.82	0.67
33:DA:344:A:H4'	33:DA:345:C:OP2	1.95	0.67
33:DA:656:G:N2	33:DA:751:U:C2	2.63	0.67
33:DA:781:A:C8	33:DA:781:A:C3'	2.77	0.67
33:DA:880:C:C4	33:DA:881:G:N7	2.62	0.67
34:DB:143:LEU:HD23	34:DB:147:LEU:HD12	1.77	0.67
38:DF:9:MET:HE3	50:DR:64:LEU:HD23	1.76	0.67
42:DJ:9:ARG:HB2	42:DJ:99:GLN:HB2	1.75	0.67
44:DL:33:CYS:HA	44:DL:54:VAL:HG12	1.77	0.67
4:A3:34:LYS:CB	4:A3:34:LYS:HZ2	2.08	0.67
8:AB:1341:G:C5	26:AT:84:TYR:CE2	2.83	0.67

Continued on next page...

Continued from previous page...

Atom-1	Atom-2	Interatomic distance (Å)	Clash overlap (Å)
8:AB:1797:G:N3	8:AB:1823:G:C2	2.63	0.67
8:AB:202:U:O2	8:AB:202:U:H2'	1.93	0.67
8:AB:2019:A:H2	8:AB:2035:G:H22	1.42	0.67
8:AB:2544:G:H2'	8:AB:2545:G:H8	1.60	0.67
8:AB:328:U:H4'	27:AU:65:GLN:HG3	1.77	0.67
8:AB:35:G:N2	8:AB:36:G:H1'	2.09	0.67
8:AB:788:A:H5''	8:AB:790:U:C4	2.29	0.67
8:AB:865:C:N4	8:AB:908:C:N4	2.43	0.67
9:AC:15:VAL:HG12	9:AC:16:VAL:HG22	1.75	0.67
9:AC:16:VAL:O	9:AC:17:LYS:HB2	1.94	0.67
9:AC:257:ARG:O	9:AC:258:SER:HB2	1.93	0.67
12:AF:18:GLU:O	12:AF:19:PHE:HB2	1.94	0.67
29:AW:42:THR:HG22	29:AW:43:LYS:O	1.95	0.67
33:BA:1155:A:N6	33:BA:1156:G:C2	2.63	0.67
33:BA:690:G:H8	33:BA:690:G:O5'	1.78	0.67
33:BA:697:U:O2	33:BA:798:U:H1'	1.95	0.67
33:BA:862:C:N3	33:BA:863:U:H6	1.92	0.67
34:BB:89:PHE:HE2	34:BB:153:MET:H	1.42	0.67
36:BD:159:GLU:O	36:BD:162:GLU:HB3	1.95	0.67
38:BF:60:VAL:HG12	38:BF:61:LEU:N	2.04	0.67
44:BL:73:LEU:HD23	44:BL:103:CYS:HB3	1.75	0.67
51:BS:48:ILE:HG22	51:BS:49:ALA:N	2.09	0.67
51:BS:52:ASN:HB2	51:BS:76:THR:HA	1.76	0.67
53:BU:13:VAL:HG13	53:BU:14:ALA:N	2.08	0.67
7:CA:73:A:H2'	7:CA:74:U:H5'	1.74	0.67
8:CB:1861:G:C2	8:CB:1882:U:O2	2.47	0.67
8:CB:2138:G:H2'	8:CB:2139:U:O4'	1.95	0.67
8:CB:2713:U:H3'	8:CB:2714:G:H5''	1.76	0.67
8:CB:301:G:C2	8:CB:302:C:C4	2.82	0.67
8:CB:794:A:C2'	8:CB:795:C:H5'	2.24	0.67
9:CC:155:ARG:HD3	9:CC:155:ARG:C	2.15	0.67
11:CE:136:GLN:HA	11:CE:139:LYS:CB	2.16	0.67
14:CH:2:GLN:HA	14:CH:21:VAL:CG1	2.25	0.67
14:CH:60:GLU:O	14:CH:64:ALA:HB3	1.95	0.67
20:CN:8:ARG:HH21	20:CN:46:ARG:CG	2.04	0.67
18:CL:35:HIS:CE1	24:CR:84:ARG:HB3	2.30	0.67
26:CT:27:SER:HB3	26:CT:29:THR:HG23	1.76	0.67
33:DA:1084:G:C5	33:DA:1085:U:C4	2.83	0.67
33:DA:115:G:N1	33:DA:313:A:C2	2.63	0.67
33:DA:1398:A:C8	33:DA:1398:A:H5''	2.28	0.67
33:DA:1424:U:O2'	33:DA:1425:U:H5'	1.94	0.67

Continued on next page...

Continued from previous page...

Atom-1	Atom-2	Interatomic distance (Å)	Clash overlap (Å)
33:DA:201:G:H2'	33:DA:202:G:O4'	1.95	0.67
33:DA:354:G:H2'	33:DA:355:C:H5'	1.76	0.67
33:DA:382:A:C2'	33:DA:383:A:H8	2.05	0.67
33:DA:586:C:OP1	49:DQ:35:LYS:NZ	2.28	0.67
33:DA:728:A:C2	33:DA:729:A:C6	2.83	0.67
34:DB:81:ASP:O	34:DB:85:SER:OG	2.12	0.67
37:DE:12:GLU:HG2	37:DE:38:VAL:HG13	1.76	0.67
40:DH:54:THR:O	40:DH:56:PRO:HD3	1.94	0.67
49:DQ:30:HIS:HE1	49:DQ:32:ILE:CG2	2.06	0.67
49:DQ:61:ARG:HG2	49:DQ:62:GLU:N	2.10	0.67
8:AB:1323:C:C3'	8:AB:1324:G:H5''	2.25	0.67
8:AB:1661:G:N2	8:AB:2000:C:H1'	2.08	0.67
8:AB:2058:A:H5''	8:AB:2058:A:C8	2.22	0.67
8:AB:2617:U:C2'	8:AB:2618:G:H5'	2.24	0.67
8:AB:487:C:H2'	8:AB:488:G:H5'	1.77	0.67
8:AB:739:A:H5'	55:AB:4353:HOH:O	1.93	0.67
8:AB:796:C:H3'	8:AB:796:C:C6	2.30	0.67
8:AB:802:A:H2'	8:AB:803:U:C6	2.29	0.67
8:AB:802:A:C5	8:AB:803:U:C4	2.82	0.67
8:AB:852:U:C4	8:AB:853:C:N4	2.63	0.67
9:AC:114:GLN:C	9:AC:115:ILE:HD12	2.15	0.67
9:AC:52:HIS:O	9:AC:53:ILE:HD12	1.95	0.67
11:AE:158:PHE:HD1	11:AE:158:PHE:O	1.76	0.67
13:AG:121:THR:O	13:AG:133:LYS:HB2	1.95	0.67
22:AP:45:VAL:HG13	22:AP:65:ASN:ND2	2.09	0.67
30:AX:38:GLN:HG3	30:AX:39:GLN:H	1.60	0.67
33:BA:975:A:N7	33:BA:1357:A:H2	1.92	0.67
33:BA:298:A:N1	33:BA:299:G:C2	2.63	0.67
33:BA:58:C:C2'	33:BA:59:A:H5''	2.24	0.67
38:BF:48:ALA:HB2	50:BR:66:LEU:O	1.95	0.67
44:BL:79:ILE:HG13	44:BL:80:LEU:N	2.09	0.67
5:C4:26:ILE:HD12	5:C4:35:GLN:HG2	1.76	0.67
5:C4:9:LYS:H	5:C4:9:LYS:HD3	1.60	0.67
8:CB:1668:A:N7	8:CB:1674:G:C6	2.62	0.67
8:CB:2031:A:N1	8:CB:2498:C:H1'	2.10	0.67
8:CB:2221:G:O2'	8:CB:2222:C:H5'	1.94	0.67
2:C1:37:LYS:HE3	8:CB:2344:U:OP1	1.95	0.67
8:CB:2532:G:H2'	8:CB:2533:U:C6	2.30	0.67
8:CB:2589:A:C2	8:CB:2590:A:C5	2.83	0.67
8:CB:277:G:H1'	8:CB:361:G:O6	1.95	0.67
8:CB:332:A:O2'	8:CB:333:G:H5'	1.95	0.67

Continued on next page...

Continued from previous page...

Atom-1	Atom-2	Interatomic distance (Å)	Clash overlap (Å)
8:CB:65:U:H1'	26:CT:74:ILE:HD12	1.76	0.67
9:CC:10:PRO:O	9:CC:202:ARG:NH1	2.28	0.67
9:CC:197:ALA:C	9:CC:199:HIS:H	1.98	0.67
9:CC:209:ALA:O	9:CC:213:ARG:CZ	2.43	0.67
10:CD:60:VAL:O	10:CD:63:PRO:HD2	1.94	0.67
11:CE:3:LEU:CD1	11:CE:194:LYS:HB3	2.25	0.67
17:CK:110:GLU:O	17:CK:111:LYS:HG2	1.95	0.67
19:CM:103:TYR:HE2	19:CM:113:ALA:HB2	1.58	0.67
32:CZ:3:LYS:NZ	32:CZ:28:VAL:O	2.27	0.67
32:CZ:39:LYS:HD2	32:CZ:61:ASN:OD1	1.95	0.67
33:DA:298:A:N1	33:DA:299:G:C2	2.63	0.67
33:DA:423:G:H2'	33:DA:424:G:O4'	1.95	0.67
33:DA:484:G:H4'	33:DA:485:U:O5'	1.95	0.67
38:DF:3:HIS:N	38:DF:92:THR:OG1	2.28	0.67
40:DH:30:LYS:O	40:DH:33:VAL:HB	1.95	0.67
48:DP:32:PHE:O	48:DP:32:PHE:CD1	2.48	0.67
2:A1:42:VAL:H	2:A1:43:ARG:NH2	1.93	0.67
8:AB:814:C:C1'	8:AB:1225:G:H21	2.08	0.67
8:AB:1450:G:H5''	8:AB:1450:G:C8	2.30	0.67
8:AB:1451:C:H6	8:AB:1451:C:H5''	1.60	0.67
8:AB:1663:G:H8	8:AB:1663:G:C5'	2.07	0.67
8:AB:2179:C:H2'	8:AB:2180:U:H6	1.60	0.67
8:AB:2487:G:H2'	8:AB:2488:G:H5'	1.77	0.67
9:AC:10:PRO:O	9:AC:202:ARG:NH1	2.26	0.67
13:AG:18:ILE:HD13	13:AG:18:ILE:H	1.60	0.67
19:AM:58:LYS:O	19:AM:60:GLN:N	2.28	0.67
22:AP:8:GLU:HA	22:AP:11:GLN:CG	2.25	0.67
22:AP:61:ARG:HH12	22:AP:63:ILE:HD11	1.57	0.67
22:AP:7:LEU:C	22:AP:9:GLN:H	1.98	0.67
23:AQ:51:GLN:O	23:AQ:54:ARG:HG2	1.95	0.67
8:AB:65:U:OP1	26:AT:76:ARG:HB3	1.95	0.67
33:BA:1253:G:H2'	33:BA:1254:A:C8	2.30	0.67
33:BA:1268:G:O5'	33:BA:1268:G:H8	1.76	0.67
33:BA:36:C:C2'	33:BA:37:U:H5'	2.25	0.67
38:BF:49:TYR:HB2	38:BF:50:PRO:HD2	1.76	0.67
39:BG:59:GLU:C	39:BG:61:PHE:H	1.99	0.67
43:BK:22:ILE:HG21	43:BK:95:THR:HG21	1.76	0.67
8:CB:1232:G:H2'	8:CB:1233:C:H6	1.60	0.67
8:CB:135:U:H3	8:CB:144:A:N6	1.88	0.67
8:CB:1831:G:C2	8:CB:1975:G:C2	2.83	0.67
8:CB:2088:A:N7	8:CB:2089:C:C5	2.63	0.67

Continued on next page...

Continued from previous page...

Atom-1	Atom-2	Interatomic distance (Å)	Clash overlap (Å)
8:CB:2575:C:H2'	8:CB:2578:G:O6	1.95	0.67
8:CB:2700:A:C2	8:CB:2701:U:N3	2.63	0.67
8:CB:2727:A:C5	8:CB:2728:U:C5	2.83	0.67
8:CB:2803:G:H2'	8:CB:2804:U:H6	1.59	0.67
8:CB:2861:U:H2'	8:CB:2862:G:H8	1.60	0.67
8:CB:372:G:C2	8:CB:400:G:N7	2.63	0.67
8:CB:604:G:C8	8:CB:604:G:H5''	2.28	0.67
8:CB:906:U:H5'	8:CB:906:U:H6	1.59	0.67
9:CC:241:LYS:O	9:CC:243:PRO:HD3	1.95	0.67
10:CD:49:GLN:O	10:CD:50:VAL:HG13	1.94	0.67
16:CJ:7:LYS:H	16:CJ:7:LYS:HD3	1.58	0.67
19:CM:86:LYS:HG2	19:CM:87:GLY:N	2.05	0.67
20:CN:52:ILE:HG21	20:CN:94:TYR:HD2	1.60	0.67
22:CP:7:LEU:C	22:CP:9:GLN:H	1.97	0.67
33:DA:1494:G:C5	33:DA:1495:U:H5	2.13	0.67
17:CK:98:ARG:HH22	33:DA:339:C:P	2.18	0.67
33:DA:413:G:H1'	33:DA:428:G:N2	2.10	0.67
33:DA:519:C:N4	33:DA:520:A:C6	2.63	0.67
33:DA:658:C:O2'	33:DA:659:U:H5'	1.93	0.67
33:DA:668:G:H2'	33:DA:669:G:C5'	2.24	0.67
33:DA:799:G:O6	33:DA:800:G:C2	2.48	0.67
33:DA:803:G:H2'	33:DA:804:U:C6	2.30	0.67
33:DA:974:A:H4'	33:DA:975:A:C5'	2.24	0.67
36:DD:146:GLU:HA	36:DD:149:LYS:HD2	1.77	0.67
2:A1:12:SER:HB3	2:A1:50:GLU:CD	2.15	0.67
7:AA:114:C:C2'	7:AA:115:A:H8	2.01	0.67
8:AB:1030:C:H6	8:AB:1030:C:O5'	1.78	0.67
8:AB:1162:G:O5'	8:AB:1162:G:H8	1.77	0.67
8:AB:1866:A:C8	8:AB:1876:A:N6	2.63	0.67
8:AB:1869:G:H2'	8:AB:1871:A:N7	2.10	0.67
8:AB:2731:G:C2	8:AB:2732:G:C6	2.82	0.67
8:AB:2692:G:H1'	8:AB:2847:U:O2'	1.94	0.67
8:AB:617:G:N7	55:AB:4335:HOH:O	2.27	0.67
8:AB:91:A:C8	8:AB:91:A:H3'	2.30	0.67
9:AC:179:GLU:OE1	9:AC:267:VAL:HG22	1.95	0.67
9:AC:51:ARG:NH1	9:AC:53:ILE:O	2.28	0.67
10:AD:50:VAL:O	10:AD:75:ALA:HB3	1.94	0.67
16:AJ:78:THR:HG23	16:AJ:84:ILE:CG2	2.25	0.67
19:AM:88:ASN:N	19:AM:88:ASN:ND2	2.43	0.67
8:AB:814:C:OP1	24:AR:87:GLN:O	2.12	0.67
29:AW:22:VAL:HG12	29:AW:23:LYS:HG2	1.76	0.67

Continued on next page...

Continued from previous page...

Atom-1	Atom-2	Interatomic distance (Å)	Clash overlap (Å)
32:AZ:37:CYS:H	32:AZ:42:PRO:HA	1.59	0.67
33:BA:185:U:H6	33:BA:185:U:H3'	1.60	0.67
33:BA:201:G:H2'	33:BA:202:G:O4'	1.93	0.67
33:BA:775:G:H22	33:BA:805:C:H42	1.41	0.67
33:BA:781:A:H2	33:BA:1514:G:C4'	2.07	0.67
33:BA:818:G:N2	33:BA:820:U:O2	2.27	0.67
33:BA:927:G:OP2	33:BA:1503:A:C8	2.48	0.67
36:BD:75:TYR:OH	36:BD:203:TYR:HB2	1.95	0.67
33:BA:186:C:H5'	52:BT:72:ALA:HB1	1.77	0.67
1:C0:9:ARG:HH22	23:CQ:26:ALA:HB2	1.60	0.67
7:CA:70:C:O2'	7:CA:71:C:H5'	1.95	0.67
7:CA:87:U:O2'	7:CA:88:C:H2'	1.95	0.67
8:CB:1025:G:C8	8:CB:1135:C:C1'	2.78	0.67
8:CB:1422:G:N2	8:CB:1423:G:C4	2.63	0.67
8:CB:197:A:N1	8:CB:198:C:C2	2.62	0.67
8:CB:2456:C:H6	8:CB:2456:C:O5'	1.77	0.67
8:CB:764:A:H5''	8:CB:764:A:C8	2.30	0.67
8:CB:852:U:C4	8:CB:853:C:N4	2.63	0.67
11:CE:105:LEU:HD21	11:CE:177:PRO:HG3	1.77	0.67
11:CE:142:ALA:CB	11:CE:145:ASP:HB2	2.25	0.67
5:C4:32:LYS:HE2	13:CG:172:GLU:HB3	1.77	0.67
14:CH:9:VAL:O	14:CH:11:ASN:N	2.27	0.67
16:CJ:44:TYR:CE1	16:CJ:48:VAL:O	2.48	0.67
18:CL:109:LYS:HA	18:CL:126:ARG:HB3	1.76	0.67
21:CO:25:ARG:CB	21:CO:94:ARG:HH12	2.06	0.67
24:CR:64:VAL:CG2	24:CR:100:GLY:HA2	2.23	0.67
33:DA:66:A:C2	33:DA:104:G:H1'	2.30	0.67
33:DA:1231:G:N1	33:DA:1232:U:C2	2.63	0.67
33:DA:317:U:H2'	33:DA:318:G:H8	1.59	0.67
33:DA:488:C:H2'	33:DA:489:C:H5'	1.75	0.67
33:DA:540:G:H2'	33:DA:541:G:C8	2.30	0.67
33:DA:577:G:H22	33:DA:763:G:N2	1.90	0.67
33:DA:628:G:H2'	33:DA:629:A:O4'	1.95	0.67
33:DA:793:U:H3'	33:DA:794:A:H5''	1.77	0.67
34:DB:130:LYS:HA	34:DB:133:ALA:CB	2.19	0.67
35:DC:105:VAL:CG1	35:DC:108:PRO:HD3	2.19	0.67
35:DC:53:ARG:O	35:DC:54:ILE:HB	1.95	0.67
49:DQ:46:HIS:HE1	49:DQ:48:GLU:HB2	1.59	0.67
51:DS:36:ARG:O	51:DS:69:LYS:HD2	1.95	0.67
53:DU:34:ARG:NH2	53:DU:36:PHE:HA	2.10	0.67
8:AB:1232:G:H2'	8:AB:1233:C:H6	1.59	0.66

Continued on next page...

Continued from previous page...

Atom-1	Atom-2	Interatomic distance (Å)	Clash overlap (Å)
8:AB:1575:C:H2'	8:AB:1576:U:C6	2.29	0.66
8:AB:1673:G:N2	8:AB:1675:C:H5'	2.10	0.66
8:AB:2051:A:C6	8:AB:2614:A:N7	2.63	0.66
8:AB:2677:G:C6	8:AB:2731:G:C2	2.83	0.66
8:AB:792:A:N7	8:AB:2440:C:N1	2.43	0.66
8:AB:855:G:H21	29:AW:23:LYS:CD	2.08	0.66
8:AB:1796:U:H4'	9:AC:251:THR:H	1.59	0.66
10:AD:111:GLY:HA3	10:AD:194:PRO:HB2	1.76	0.66
10:AD:64:GLU:O	10:AD:67:HIS:HB3	1.95	0.66
11:AE:190:ALA:HB3	11:AE:194:LYS:HE2	1.76	0.66
13:AG:136:ASP:HB3	13:AG:139:VAL:CG2	2.23	0.66
16:AJ:99:ARG:HA	16:AJ:103:ILE:HG13	1.74	0.66
16:AJ:95:ARG:O	16:AJ:96:ARG:HB2	1.94	0.66
17:AK:59:LYS:HD2	17:AK:89:ASN:O	1.95	0.66
18:AL:75:ALA:HB3	18:AL:101:ILE:CD1	2.24	0.66
22:AP:73:PHE:CD2	22:AP:75:THR:HG23	2.30	0.66
30:AX:22:LEU:HD13	30:AX:26:PHE:CE1	2.29	0.66
33:BA:1227:A:H4'	33:BA:1228:C:OP1	1.95	0.66
33:BA:1392:G:H2'	33:BA:1393:U:C6	2.30	0.66
33:BA:238:A:C2'	33:BA:239:U:H5''	2.25	0.66
34:BB:79:VAL:HG23	34:BB:213:LEU:HD11	1.77	0.66
36:BD:202:LEU:HG	36:BD:202:LEU:O	1.94	0.66
45:BM:77:LYS:HA	45:BM:80:MET:HB3	1.77	0.66
49:BQ:30:HIS:HE1	49:BQ:32:ILE:CG2	2.08	0.66
33:BA:1313:U:OP2	51:BS:5:LYS:HG2	1.95	0.66
8:CB:1233:C:H2'	8:CB:1234:U:H6	1.59	0.66
8:CB:1771:C:N3	8:CB:1772:A:N7	2.44	0.66
8:CB:2051:A:C6	8:CB:2614:A:N7	2.63	0.66
8:CB:2276:G:C2'	8:CB:2277:G:H5'	2.25	0.66
8:CB:2371:G:C2	8:CB:2372:U:C5	2.83	0.66
8:CB:666:A:H2'	8:CB:667:U:H5''	1.75	0.66
8:CB:810:U:C5	18:CL:37:GLY:HA3	2.30	0.66
8:CB:945:A:H5'	8:CB:946:C:OP2	1.94	0.66
13:CG:82:PHE:O	13:CG:133:LYS:HA	1.95	0.66
20:CN:100:CYS:SG	20:CN:112:TYR:HE2	2.18	0.66
20:CN:38:LEU:HB3	20:CN:39:PRO:CD	2.23	0.66
23:CQ:46:TYR:CE1	24:CR:89:HIS:CE1	2.83	0.66
29:CW:13:ARG:HD2	29:CW:14:ASP:N	2.10	0.66
29:CW:20:LEU:O	29:CW:32:ALA:HA	1.95	0.66
33:DA:493:A:H3'	33:DA:494:G:C8	2.30	0.66
33:DA:894:G:H2'	33:DA:895:G:H8	1.58	0.66

Continued on next page...

Continued from previous page...

Atom-1	Atom-2	Interatomic distance (Å)	Clash overlap (Å)
34:DB:128:LEU:HD11	34:DB:132:GLU:CD	2.14	0.66
52:DT:65:LEU:CD1	52:DT:66:ILE:HD13	2.23	0.66
1:A0:6:LYS:HD3	1:A0:7:PRO:HD2	1.77	0.66
4:A3:54:LEU:O	4:A3:56:LEU:N	2.28	0.66
8:AB:1720:U:H2'	8:AB:1721:G:H5'	1.77	0.66
8:AB:2445:G:N7	55:AB:4637:HOH:O	2.29	0.66
8:AB:2575:C:H2'	8:AB:2578:G:O6	1.95	0.66
8:AB:2791:G:H5''	8:AB:2791:G:H8	1.60	0.66
8:AB:839:U:H2'	8:AB:840:C:C6	2.31	0.66
9:AC:90:ILE:HD13	9:AC:102:TYR:HD2	1.61	0.66
11:AE:52:VAL:HG11	55:AE:403:HOH:O	1.95	0.66
18:AL:40:SER:CA	18:AL:41:ARG:HH21	2.07	0.66
23:AQ:35:PHE:CB	23:AQ:39:ILE:HB	2.26	0.66
25:AS:11:ARG:HH11	25:AS:11:ARG:CG	2.03	0.66
25:AS:29:VAL:HG11	25:AS:69:LEU:HD23	1.77	0.66
26:AT:30:ILE:HG22	26:AT:85:VAL:CG2	2.25	0.66
33:BA:155:A:H5'	33:BA:155:A:C8	2.29	0.66
33:BA:409:U:C6	33:BA:409:U:O5'	2.48	0.66
33:BA:507:C:H3'	33:BA:508:U:H5''	1.77	0.66
33:BA:587:G:C2	33:BA:755:G:N1	2.63	0.66
33:BA:678:U:H3	33:BA:713:G:N2	1.93	0.66
33:BA:775:G:N3	33:BA:776:G:C8	2.64	0.66
33:BA:867:G:N2	33:BA:868:C:C2	2.63	0.66
33:BA:977:A:C2	33:BA:1223:C:H2'	2.31	0.66
37:BE:14:LEU:HG	37:BE:59:ILE:HD11	1.76	0.66
4:C3:41:ARG:C	4:C3:43:LEU:H	1.99	0.66
8:CB:1256:G:C5	8:CB:1257:C:C5	2.83	0.66
8:CB:1764:C:H3'	8:CB:1764:C:C6	2.30	0.66
8:CB:1814:G:H5'	8:CB:1814:G:C8	2.29	0.66
8:CB:2577:A:O4'	8:CB:2612:C:N4	2.29	0.66
8:CB:2722:G:H4'	20:CN:4:ARG:CB	2.25	0.66
8:CB:309:A:C2	8:CB:330:A:C4	2.83	0.66
8:CB:772:C:C2	8:CB:773:U:C5	2.83	0.66
8:CB:789:A:H4'	55:CB:5148:HOH:O	1.94	0.66
10:CD:36:GLN:HE21	10:CD:37:VAL:N	1.93	0.66
10:CD:61:THR:N	10:CD:62:LYS:NZ	2.43	0.66
11:CE:109:LEU:HD13	11:CE:113:VAL:HG12	1.78	0.66
13:CG:2:ARG:O	13:CG:3:VAL:HB	1.94	0.66
14:CH:31:VAL:H	14:CH:32:PRO:HD3	1.60	0.66
22:CP:73:PHE:CD2	22:CP:75:THR:HG23	2.30	0.66
23:CQ:23:TYR:HB3	23:CQ:27:ARG:HD3	1.78	0.66

Continued on next page...

Continued from previous page...

Atom-1	Atom-2	Interatomic distance (Å)	Clash overlap (Å)
26:CT:29:THR:HA	26:CT:86:THR:HA	1.77	0.66
30:CX:1:MET:N	30:CX:6:LEU:HB3	2.09	0.66
33:DA:1160:G:H2'	33:DA:1161:C:C6	2.30	0.66
33:DA:1239:A:H62	33:DA:1299:A:N6	1.90	0.66
33:DA:1221:G:H5''	33:DA:1321:U:O2	1.95	0.66
33:DA:158:G:C5	33:DA:159:G:N7	2.62	0.66
33:DA:275:G:N1	33:DA:276:G:C5	2.63	0.66
33:DA:501:C:O2'	33:DA:502:A:H5'	1.95	0.66
33:DA:539:A:C8	33:DA:539:A:H3'	2.30	0.66
33:DA:727:G:N2	33:DA:731:G:C5	2.64	0.66
44:DL:43:LYS:HB2	44:DL:44:PRO:CD	2.24	0.66
46:DN:50:LEU:H	46:DN:51:PRO:CD	2.06	0.66
8:AB:1274:A:N3	8:AB:1297:C:H1'	2.10	0.66
8:AB:142:A:OP2	8:AB:142:A:H8	1.78	0.66
8:AB:1809:A:C3'	8:AB:1810:A:H8	2.08	0.66
8:AB:2134:A:H61	8:AB:2157:G:H21	1.43	0.66
8:AB:2134:A:N6	8:AB:2157:G:H21	1.93	0.66
8:AB:2396:G:H1	8:AB:2420:C:N4	1.94	0.66
8:AB:2821:A:H2'	8:AB:2822:G:O4'	1.96	0.66
8:AB:612:G:C6	8:AB:614:A:N7	2.63	0.66
8:AB:2635:A:OP1	10:AD:77:ARG:HD3	1.95	0.66
13:AG:124:CYS:HB3	13:AG:129:GLU:O	1.95	0.66
14:AH:73:ASN:ND2	14:AH:74:ALA:H	1.93	0.66
15:AI:91:LYS:N	15:AI:92:PRO:HD3	2.09	0.66
18:AL:19:LEU:O	18:AL:23:ILE:HD11	1.95	0.66
20:AN:70:THR:HG21	20:AN:75:ILE:CG2	2.25	0.66
26:AT:29:THR:HA	26:AT:86:THR:HA	1.77	0.66
33:BA:1225:A:N3	33:BA:1225:A:H2'	2.08	0.66
33:BA:31:G:N7	33:BA:306:A:H1'	2.10	0.66
33:BA:377:G:H1	33:BA:386:C:N4	1.92	0.66
33:BA:680:C:H6	33:BA:680:C:C5'	2.08	0.66
33:BA:870:U:H2'	33:BA:870:U:O5'	1.95	0.66
34:BB:185:ILE:HD12	34:BB:185:ILE:H	1.61	0.66
8:CB:1092:C:H2'	8:CB:1093:G:H8	1.60	0.66
8:CB:1869:G:H2'	8:CB:1871:A:N7	2.11	0.66
8:CB:2285:C:C1'	8:CB:2288:A:N7	2.59	0.66
8:CB:2746:U:H2'	8:CB:2747:G:H5'	1.77	0.66
8:CB:727:A:H2	9:CC:15:VAL:HG11	1.60	0.66
10:CD:111:GLY:HA3	10:CD:194:PRO:HB2	1.77	0.66
16:CJ:100:VAL:O	16:CJ:101:ILE:HB	1.95	0.66
20:CN:12:ARG:CD	20:CN:16:HIS:CD2	2.75	0.66

Continued on next page...

Continued from previous page...

Atom-1	Atom-2	Interatomic distance (Å)	Clash overlap (Å)
21:CO:30:ARG:NH1	21:CO:97:PHE:HD2	1.91	0.66
27:CU:78:LYS:HD2	27:CU:96:LYS:CG	2.16	0.66
28:CV:53:LYS:HD3	28:CV:54:ALA:N	2.10	0.66
29:CW:21:GLY:HA2	29:CW:25:PHE:HD1	1.57	0.66
33:DA:101:A:H5''	33:DA:102:G:OP2	1.95	0.66
33:DA:1261:A:H61	33:DA:1274:A:H1'	1.59	0.66
33:DA:1261:A:N7	33:DA:1262:C:C5	2.63	0.66
33:DA:372:C:N4	33:DA:389:A:H62	1.92	0.66
33:DA:367:U:C5	33:DA:394:G:C2	2.83	0.66
33:DA:469:C:O2'	33:DA:470:C:H5'	1.96	0.66
33:DA:490:C:H2'	33:DA:491:G:H8	1.60	0.66
33:DA:664:G:C8	33:DA:664:G:H5'	2.28	0.66
33:DA:824:G:O2'	33:DA:825:A:H5'	1.94	0.66
36:DD:50:TYR:O	36:DD:53:GLN:HG2	1.95	0.66
1:A0:42:ILE:HG23	1:A0:46:GLY:H	1.60	0.66
4:A3:30:HIS:HE1	8:AB:2418:A:N7	1.93	0.66
5:A4:14:CYS:HB3	5:A4:25:VAL:HG12	1.77	0.66
6:A5:153:ARG:CG	6:A5:154:ILE:N	2.59	0.66
8:AB:2201:G:H5''	8:AB:2201:G:C8	2.31	0.66
8:AB:498:G:C2	8:AB:499:U:C6	2.83	0.66
8:AB:631:A:H8	8:AB:631:A:O5'	1.78	0.66
8:AB:720:U:H2'	8:AB:721:A:C8	2.30	0.66
8:AB:838:C:C2	8:AB:941:A:C6	2.84	0.66
18:AL:37:GLY:HA3	18:AL:41:ARG:CG	2.26	0.66
18:AL:77:ILE:HB	18:AL:110:VAL:HA	1.77	0.66
19:AM:3:GLN:CD	19:AM:5:LYS:H	1.99	0.66
23:AQ:40:LYS:CE	23:AQ:43:GLN:HE21	2.08	0.66
29:AW:42:THR:CB	29:AW:66:VAL:H	2.08	0.66
33:BA:101:A:H5''	33:BA:102:G:OP2	1.95	0.66
33:BA:1074:G:C3'	33:BA:1075:U:H5''	2.24	0.66
33:BA:1191:A:C8	33:BA:1191:A:H5'	2.28	0.66
33:BA:520:A:N1	33:BA:536:C:H1'	2.10	0.66
33:BA:597:G:OP2	33:BA:598:U:H5	1.77	0.66
33:BA:780:A:C5'	33:BA:780:A:H8	2.08	0.66
34:BB:116:LEU:HD22	34:BB:140:LEU:HG	1.76	0.66
33:BA:963:G:N2	42:BJ:56:HIS:CE1	2.64	0.66
44:BL:49:ARG:NH1	44:BL:88:ASP:HB3	2.11	0.66
44:BL:30:ARG:O	44:BL:57:THR:HG23	1.95	0.66
8:CB:1313:U:H4'	8:CB:1332:G:H4'	1.77	0.66
8:CB:1341:G:C5	26:CT:84:TYR:CE2	2.84	0.66
8:CB:1785:A:C8	8:CB:1787:A:N7	2.64	0.66

Continued on next page...

Continued from previous page...

Atom-1	Atom-2	Interatomic distance (Å)	Clash overlap (Å)
8:CB:1853:A:N1	8:CB:2087:G:H1'	2.11	0.66
8:CB:2735:G:H2'	8:CB:2736:A:C8	2.30	0.66
8:CB:2885:G:C5	8:CB:2886:A:H8	2.12	0.66
8:CB:323:C:H3'	8:CB:323:C:OP2	1.96	0.66
8:CB:375:G:H5''	8:CB:375:G:C8	2.30	0.66
8:CB:799:G:C6	8:CB:800:A:N6	2.63	0.66
8:CB:941:A:H2'	8:CB:941:A:N3	2.11	0.66
10:CD:121:THR:O	10:CD:128:ARG:CD	2.43	0.66
13:CG:40:VAL:HG22	13:CG:51:PHE:CE2	2.30	0.66
19:CM:126:ILE:O	19:CM:127:LYS:O	2.12	0.66
25:CS:17:VAL:HG23	25:CS:76:VAL:HG11	1.77	0.66
26:CT:73:ARG:O	26:CT:74:ILE:HD13	1.96	0.66
27:CU:68:ASN:O	27:CU:69:VAL:HG13	1.96	0.66
28:CV:59:GLU:HG2	28:CV:60:VAL:H	1.60	0.66
33:DA:1277:C:H2'	33:DA:1279:G:C8	2.28	0.66
33:DA:1411:C:H2'	33:DA:1412:C:C6	2.30	0.66
33:DA:1446:A:N6	33:DA:1447:A:N6	2.44	0.66
33:DA:1496:C:H2'	33:DA:1497:G:O4'	1.94	0.66
33:DA:496:A:H2'	33:DA:497:G:N7	2.10	0.66
33:DA:501:C:H1'	33:DA:549:C:O2'	1.95	0.66
33:DA:5:U:H1'	33:DA:6:G:C2	2.30	0.66
33:DA:728:A:C2	33:DA:729:A:C5	2.83	0.66
36:DD:154:VAL:HG12	36:DD:158:LEU:HD11	1.77	0.66
36:DD:56:GLU:OE2	36:DD:59:LYS:HD3	1.94	0.66
44:DL:85:ARG:NH1	44:DL:93:ARG:HB3	2.10	0.66
47:DO:2:LEU:CG	47:DO:3:SER:H	2.08	0.66
33:DA:668:G:O2'	47:DO:45:HIS:HD2	1.78	0.66
3:A2:18:PHE:HB3	8:AB:126:A:OP2	1.96	0.66
8:AB:1631:G:H3'	8:AB:1631:G:H8	1.59	0.66
8:AB:1682:G:C8	8:AB:1682:G:H5'	2.30	0.66
8:AB:1707:G:H5'	8:AB:1707:G:H8	1.60	0.66
11:AE:60:TRP:CZ3	11:AE:67:ARG:HB2	2.30	0.66
11:AE:84:THR:HG23	11:AE:85:PHE:N	2.10	0.66
7:AA:57:A:C5	12:AF:25:MET:HG2	2.30	0.66
16:AJ:97:PRO:HA	16:AJ:101:ILE:HD11	1.76	0.66
18:AL:78:ARG:HH21	18:AL:82:LEU:HG	1.61	0.66
20:AN:54:LEU:O	20:AN:80:PHE:HD2	1.78	0.66
21:AO:15:ARG:HE	21:AO:15:ARG:HA	1.59	0.66
24:AR:4:VAL:HA	24:AR:12:HIS:HB3	1.78	0.66
24:AR:40:MET:SD	24:AR:54:VAL:CG2	2.79	0.66
8:AB:2011:U:H5''	25:AS:11:ARG:HH22	1.59	0.66

Continued on next page...

Continued from previous page...

Atom-1	Atom-2	Interatomic distance (Å)	Clash overlap (Å)
8:AB:1601:G:OP1	26:AT:62:VAL:HG11	1.96	0.66
29:AW:23:LYS:HB2	29:AW:23:LYS:NZ	2.08	0.66
33:BA:1431:A:C6	33:BA:1432:G:N1	2.64	0.66
33:BA:161:A:C2	33:BA:162:A:C4	2.84	0.66
33:BA:434:U:H5''	33:BA:434:U:C6	2.28	0.66
33:BA:453:G:H8	33:BA:453:G:OP2	1.79	0.66
33:BA:962:C:C4	33:BA:963:G:N7	2.63	0.66
35:BC:53:ARG:HB3	35:BC:68:HIS:CG	2.31	0.66
37:BE:75:LEU:HD21	37:BE:119:VAL:HG22	1.77	0.66
48:BP:5:ARG:O	48:BP:19:VAL:HA	1.96	0.66
53:BU:13:VAL:HG22	53:BU:14:ALA:N	2.11	0.66
8:CB:1193:G:C2	8:CB:1194:A:C4	2.83	0.66
8:CB:1566:A:N1	9:CC:213:ARG:CZ	2.58	0.66
8:CB:2439:A:N7	8:CB:2586:U:H4'	2.10	0.66
8:CB:2740:A:N3	8:CB:2741:A:C8	2.64	0.66
8:CB:784:G:N2	8:CB:792:A:C5	2.63	0.66
8:CB:986:C:H2'	8:CB:987:C:H5'	1.77	0.66
8:CB:1824:G:C1'	9:CC:247:TRP:HZ3	2.08	0.66
10:CD:109:VAL:HG12	10:CD:110:THR:H	1.60	0.66
11:CE:84:THR:HG23	11:CE:85:PHE:N	2.11	0.66
15:CI:85:ILE:HB	15:CI:87:SER:O	1.95	0.66
8:CB:2394:C:OP2	18:CL:63:LYS:HD2	1.95	0.66
20:CN:11:ASN:O	20:CN:12:ARG:HB2	1.93	0.66
21:CO:92:PHE:CG	21:CO:93:ASP:N	2.53	0.66
17:CK:78:ARG:HH22	22:CP:102:ARG:HH12	1.44	0.66
26:CT:7:LEU:H	26:CT:7:LEU:HD13	1.61	0.66
26:CT:8:LEU:HD11	30:CX:26:PHE:CZ	2.30	0.66
33:DA:1068:G:C8	33:DA:1068:G:C5'	2.78	0.66
33:DA:1477:U:O2'	33:DA:1478:U:H5'	1.96	0.66
33:DA:161:A:H2'	33:DA:162:A:H8	1.60	0.66
33:DA:50:A:H62	33:DA:361:G:H4'	1.60	0.66
33:DA:439:U:H2'	33:DA:440:C:C6	2.30	0.66
33:DA:548:G:C8	33:DA:548:G:H5''	2.25	0.66
33:DA:720:C:N4	33:DA:721:G:H22	1.91	0.66
33:DA:854:U:H2'	33:DA:854:U:O2	1.95	0.66
33:DA:909:A:C8	33:DA:910:C:C6	2.84	0.66
40:DH:74:ILE:HG13	40:DH:128:VAL:HG12	1.77	0.66
47:DO:14:PHE:CE2	47:DO:83:ARG:NH2	2.63	0.66
49:DQ:9:GLY:HA3	49:DQ:24:ILE:HG13	1.77	0.66
5:A4:26:ILE:HG22	5:A4:34:LYS:CG	2.25	0.66
8:AB:1361:G:C6	8:AB:1362:C:N4	2.64	0.66

Continued on next page...

Continued from previous page...

Atom-1	Atom-2	Interatomic distance (Å)	Clash overlap (Å)
8:AB:1352:U:H1'	8:AB:1570:A:H2	1.58	0.66
8:AB:1719:G:C5	8:AB:1720:U:C5	2.84	0.66
8:AB:1771:C:C2	8:AB:1772:A:N7	2.64	0.66
8:AB:1912:A:C8	8:AB:1918:A:C2	2.83	0.66
8:AB:1970:A:H5''	8:AB:1970:A:H8	1.61	0.66
8:AB:2023:C:H6	8:AB:2023:C:H5''	1.60	0.66
8:AB:2276:G:O2'	8:AB:2277:G:H5'	1.95	0.66
8:AB:2430:A:H2'	8:AB:2430:A:N3	2.10	0.66
8:AB:24:G:C1'	25:AS:77:ASP:HB3	2.26	0.66
8:AB:2543:G:C6	8:AB:2765:A:C6	2.84	0.66
8:AB:65:U:OP1	26:AT:76:ARG:CB	2.44	0.66
8:AB:692:C:N4	8:AB:770:G:N1	2.43	0.66
9:AC:209:ALA:O	9:AC:213:ARG:CZ	2.43	0.66
10:AD:138:LEU:N	10:AD:138:LEU:CD2	2.58	0.66
15:AI:54:ILE:HG23	15:AI:70:THR:HG23	1.76	0.66
16:AJ:62:VAL:O	16:AJ:64:VAL:HG23	1.94	0.66
8:AB:870:U:H4'	19:AM:8:LYS:HB2	1.77	0.66
20:AN:57:THR:HG23	20:AN:62:ASN:ND2	2.10	0.66
24:AR:23:GLU:HA	24:AR:96:VAL:HG21	1.78	0.66
26:AT:15:HIS:H	26:AT:31:VAL:HG23	1.61	0.66
32:AZ:39:LYS:HD2	32:AZ:61:ASN:OD1	1.96	0.66
33:BA:1113:C:H2'	33:BA:1114:C:H6	1.60	0.66
33:BA:1528:U:H5'	33:BA:1528:U:N1	2.10	0.66
33:BA:955:U:H2'	33:BA:956:U:C6	2.30	0.66
35:BC:63:ILE:HD11	35:BC:96:VAL:O	1.96	0.66
41:BI:56:MET:SD	41:BI:57:VAL:HG23	2.35	0.66
44:BL:62:VAL:HG22	44:BL:63:THR:H	1.60	0.66
47:BO:2:LEU:HD12	47:BO:34:GLN:OE1	1.95	0.66
52:BT:6:ALA:O	52:BT:9:ARG:HB3	1.96	0.66
1:C0:48:TYR:OH	8:CB:2884:U:C2	2.48	0.66
1:C0:9:ARG:NH2	23:CQ:26:ALA:HB2	2.10	0.66
8:CB:1640:A:H2'	8:CB:1641:A:C8	2.30	0.66
8:CB:1710:G:H2'	8:CB:1711:A:C8	2.31	0.66
8:CB:2361:G:C2'	8:CB:2362:C:H5'	2.25	0.66
8:CB:2597:G:H2'	8:CB:2598:A:C8	2.30	0.66
8:CB:8:C:H42	8:CB:2895:G:H1	1.43	0.66
8:CB:394:C:O2	8:CB:395:U:C2	2.48	0.66
8:CB:907:G:C5	8:CB:908:C:C5	2.84	0.66
9:CC:155:ARG:HD3	9:CC:157:ALA:H	1.61	0.66
9:CC:235:GLU:HG2	9:CC:236:GLY:H	1.58	0.66
8:CB:2621:G:O2'	10:CD:164:GLN:CB	2.44	0.66

Continued on next page...

Continued from previous page...

Atom-1	Atom-2	Interatomic distance (Å)	Clash overlap (Å)
10:CD:50:VAL:HB	10:CD:75:ALA:CB	2.26	0.66
11:CE:28:VAL:O	11:CE:32:VAL:HG23	1.94	0.66
11:CE:46:GLN:CD	11:CE:86:ALA:HB1	2.16	0.66
13:CG:162:ARG:HG3	13:CG:166:GLU:HB2	1.76	0.66
8:CB:2561:U:O3'	17:CK:40:LYS:HE2	1.96	0.66
21:CO:65:THR:HB	21:CO:70:ALA:CB	2.18	0.66
24:CR:64:VAL:HA	24:CR:101:ILE:N	2.09	0.66
32:CZ:49:ARG:C	32:CZ:51:VAL:N	2.48	0.66
33:DA:729:A:H2'	33:DA:730:G:O4'	1.95	0.66
33:DA:918:A:C6	33:DA:919:A:C5	2.84	0.66
36:DD:16:THR:HG22	36:DD:17:ASP:H	1.59	0.66
36:DD:142:VAL:CG2	36:DD:179:GLY:HA3	2.25	0.66
36:DD:90:LEU:HD21	36:DD:196:GLU:HB2	1.78	0.66
41:DI:56:MET:CG	41:DI:57:VAL:H	2.07	0.66
2:A1:24:LYS:HD3	2:A1:24:LYS:H	1.61	0.66
4:A3:42:HIS:CG	4:A3:43:LEU:N	2.64	0.66
5:A4:23:ILE:H	5:A4:37:GLN:HG2	1.61	0.66
8:AB:1026:G:OP2	8:AB:1134:A:H1'	1.96	0.66
8:AB:1238:G:C2	8:AB:1239:G:C8	2.83	0.66
8:AB:124:G:C2'	8:AB:125:A:H5''	2.25	0.66
8:AB:1319:C:H1'	8:AB:1334:G:N2	2.10	0.66
8:AB:1378:A:C8	8:AB:1380:G:O6	2.48	0.66
8:AB:1595:C:H2'	8:AB:1596:A:C8	2.31	0.66
8:AB:1710:G:H2'	8:AB:1711:A:C8	2.31	0.66
8:AB:2478:A:H5''	8:AB:2478:A:H8	1.60	0.66
8:AB:2761:A:C5	8:AB:2762:C:C5	2.83	0.66
8:AB:287:G:H2'	8:AB:288:U:C6	2.31	0.66
8:AB:79:C:HO2'	8:AB:346:A:H8	1.42	0.66
8:AB:353:C:H5''	8:AB:353:C:C6	2.31	0.66
12:AF:121:PHE:CE1	12:AF:127:TYR:HB2	2.31	0.66
8:AB:2393:U:P	18:AL:62:PRO:HG3	2.36	0.66
21:AO:55:GLU:HG3	21:AO:56:LYS:H	1.61	0.66
23:AQ:51:GLN:HG3	23:AQ:54:ARG:HE	1.60	0.66
23:AQ:83:LYS:HA	23:AQ:89:ILE:CD1	2.16	0.66
23:AQ:90:ASP:O	23:AQ:91:ARG:HD2	1.96	0.66
25:AS:7:HIS:CD2	25:AS:10:ALA:HB2	2.31	0.66
31:AY:7:THR:HA	31:AY:34:THR:HB	1.77	0.66
32:AZ:6:HIS:ND1	32:AZ:7:PRO:HD2	2.11	0.66
33:BA:1185:G:C8	33:BA:1185:G:H5'	2.29	0.66
33:BA:357:G:N3	33:BA:358:U:H5	1.94	0.66
33:BA:742:G:H2'	33:BA:743:A:O4'	1.96	0.66

Continued on next page...

Continued from previous page...

Atom-1	Atom-2	Interatomic distance (Å)	Clash overlap (Å)
34:BB:206:ILE:HA	34:BB:209:VAL:HG22	1.76	0.66
36:BD:101:VAL:HG12	36:BD:113:ALA:HB1	1.77	0.66
7:CA:105:G:N3	7:CA:106:G:C8	2.63	0.66
8:CB:1232:G:C5	8:CB:1233:C:C5	2.84	0.66
8:CB:1319:C:H1'	8:CB:1334:G:N2	2.11	0.66
8:CB:1376:C:H2'	8:CB:1376:C:O2	1.95	0.66
8:CB:1522:A:H1'	8:CB:1524:G:C5	2.31	0.66
8:CB:2049:G:OP2	55:CB:5368:HOH:O	2.14	0.66
8:CB:2082:A:C6	8:CB:2239:G:C2	2.84	0.66
8:CB:2560:A:C4	8:CB:2561:U:C6	2.84	0.66
8:CB:750:A:H2'	8:CB:751:A:H5''	1.78	0.66
8:CB:800:A:OP1	55:CB:5155:HOH:O	2.13	0.66
9:CC:90:ILE:HD13	9:CC:102:TYR:CD2	2.31	0.66
10:CD:170:VAL:O	10:CD:171:THR:HB	1.94	0.66
16:CJ:84:ILE:N	16:CJ:84:ILE:HD12	2.05	0.66
20:CN:38:LEU:HB2	20:CN:109:PRO:HB2	1.78	0.66
22:CP:32:VAL:O	22:CP:33:GLU:HB3	1.93	0.66
27:CU:93:ARG:HB3	27:CU:101:THR:HG22	1.77	0.66
31:CY:53:MET:N	31:CY:53:MET:SD	2.64	0.66
32:CZ:1:MET:C	32:CZ:9:TYR:CE1	2.69	0.66
8:CB:2090:A:H4'	32:CZ:49:ARG:NH1	2.09	0.66
33:DA:1000:A:H61	33:DA:1040:U:H3	1.43	0.66
33:DA:1533:C:H6	33:DA:1533:C:H3'	1.61	0.66
33:DA:448:A:N6	33:DA:486:U:H3	1.88	0.66
33:DA:664:G:C8	33:DA:664:G:C5'	2.76	0.66
33:DA:864:A:C2	33:DA:917:G:N3	2.63	0.66
33:DA:905:U:H5''	33:DA:905:U:H6	1.61	0.66
37:DE:89:THR:CG2	37:DE:90:GLY:N	2.58	0.66
38:DF:43:GLY:HA2	38:DF:58:HIS:NE2	2.11	0.66
41:DI:90:ASP:O	41:DI:93:LEU:HB2	1.96	0.66
44:DL:2:THR:HB	44:DL:5:GLN:HB2	1.76	0.66
8:AB:1029:A:H3'	8:AB:1029:A:C8	2.31	0.66
8:AB:1256:G:C5	8:AB:1257:C:C5	2.81	0.66
8:AB:1443:U:H2'	8:AB:1444:G:H8	1.61	0.66
8:AB:1831:G:C5	8:AB:1832:C:C5	2.83	0.66
8:AB:2393:U:H4'	18:AL:62:PRO:CA	2.20	0.66
8:AB:2562:U:H2'	8:AB:2563:U:H5'	1.78	0.66
8:AB:2584:U:H6	8:AB:2584:U:H3'	1.60	0.66
8:AB:2749:A:C4	8:AB:2750:A:C8	2.84	0.66
8:AB:311:A:H61	8:AB:328:U:H2'	1.61	0.66
8:AB:545:U:H2'	8:AB:547:A:OP1	1.95	0.66

Continued on next page...

Continued from previous page...

Atom-1	Atom-2	Interatomic distance (Å)	Clash overlap (Å)
8:AB:800:A:N7	8:AB:802:A:O4'	2.29	0.66
13:AG:110:HIS:HD2	13:AG:111:PRO:O	1.78	0.66
18:AL:109:LYS:HA	18:AL:126:ARG:HB3	1.77	0.66
22:AP:61:ARG:CZ	22:AP:61:ARG:HB3	2.26	0.66
25:AS:28:LYS:HA	25:AS:31:GLN:HB2	1.76	0.66
33:BA:1051:C:H2'	33:BA:1052:U:H6	1.60	0.66
33:BA:1183:U:H3'	33:BA:1184:G:H5''	1.76	0.66
33:BA:357:G:C2	33:BA:358:U:C5	2.84	0.66
33:BA:509:A:N6	33:BA:510:A:N1	2.44	0.66
33:BA:878:A:C5	33:BA:879:C:H5	2.13	0.66
40:BH:103:VAL:O	40:BH:105:THR:HG23	1.95	0.66
52:BT:70:LYS:HB3	52:BT:73:ARG:CZ	2.26	0.66
1:C0:48:TYR:CE2	1:C0:49:ARG:HB2	2.30	0.66
8:CB:1298:C:H42	8:CB:1642:G:H1	0.78	0.66
8:CB:1323:C:OP1	25:CS:84:ARG:NH2	2.29	0.66
8:CB:1364:G:H1'	8:CB:1368:G:H22	1.61	0.66
8:CB:2137:U:H3'	8:CB:2137:U:H6	1.60	0.66
8:CB:2241:A:N1	8:CB:2242:G:C5	2.63	0.66
8:CB:2453:A:C8	8:CB:2453:A:H3'	2.29	0.66
8:CB:565:C:C2'	8:CB:566:U:H5'	2.24	0.66
8:CB:85:G:H5'	27:CU:28:LEU:CB	2.26	0.66
17:CK:98:ARG:HG2	17:CK:99:ILE:N	2.10	0.66
19:CM:67:VAL:HG22	19:CM:100:LYS:HB3	1.78	0.66
20:CN:4:ARG:NE	20:CN:4:ARG:O	2.26	0.66
33:DA:713:G:N2	33:DA:714:G:N1	2.44	0.66
43:DK:30:ILE:HG22	43:DK:45:THR:CB	2.25	0.66
33:DA:728:A:N7	47:DO:53:ARG:HD2	2.11	0.66
52:DT:2:ASN:ND2	52:DT:3:ILE:H	1.93	0.66
8:AB:1232:G:O2'	8:AB:1233:C:H5'	1.94	0.66
8:AB:192:C:H2'	8:AB:193:U:H5'	1.77	0.66
8:AB:197:A:H62	8:AB:2430:A:H2'	1.61	0.66
8:AB:2358:A:C5'	8:AB:2358:A:H8	2.08	0.66
8:AB:2396:G:C8	8:AB:2396:G:H5''	2.31	0.66
8:AB:2439:A:H4'	8:AB:2440:C:O5'	1.95	0.66
8:AB:2455:G:C2	8:AB:2456:C:N3	2.64	0.66
8:AB:2549:G:C5	55:AB:4659:HOH:O	2.49	0.66
8:AB:2721:A:C4	8:AB:2722:G:C8	2.84	0.66
8:AB:1:G:H2'	8:AB:2:G:C8	2.31	0.66
8:AB:745:G:N2	8:AB:753:A:N6	2.44	0.66
9:AC:53:ILE:HG22	9:AC:54:GLY:H	1.60	0.66
10:AD:189:VAL:O	10:AD:190:LYS:HB2	1.95	0.66

Continued on next page...

Continued from previous page...

Atom-1	Atom-2	Interatomic distance (Å)	Clash overlap (Å)
11:AE:164:LEU:HD12	11:AE:165:HIS:N	2.11	0.66
11:AE:48:THR:HG22	11:AE:49:ARG:H	1.60	0.66
25:AS:83:LYS:HB2	25:AS:83:LYS:NZ	2.11	0.66
26:AT:7:LEU:HA	26:AT:10:VAL:HG13	1.77	0.66
29:AW:20:LEU:O	29:AW:32:ALA:HA	1.96	0.66
33:BA:1513:A:H2'	33:BA:1513:A:N3	2.11	0.66
33:BA:1521:C:H2'	33:BA:1522:U:O4'	1.95	0.66
36:BD:100:VAL:HG11	36:BD:136:VAL:HG11	1.78	0.66
43:BK:12:ARG:CG	43:BK:12:ARG:HH11	2.01	0.66
1:C0:29:VAL:HG21	1:C0:34:GLY:CA	2.26	0.66
8:CB:126:A:C5	8:CB:127:A:C2	2.83	0.66
8:CB:1451:C:H6	8:CB:1451:C:H5''	1.61	0.66
8:CB:2144:G:H3'	8:CB:2145:C:H5'	1.78	0.66
8:CB:2669:G:H2'	8:CB:2670:A:H8	1.61	0.66
8:CB:843:G:C6	8:CB:844:A:C5	2.84	0.66
8:CB:784:G:O4'	9:CC:225:ASN:OD1	2.13	0.66
9:CC:30:ALA:N	9:CC:31:PRO:HD2	2.11	0.66
9:CC:30:ALA:H	9:CC:31:PRO:HD2	1.61	0.66
10:CD:121:THR:O	10:CD:128:ARG:NE	2.29	0.66
10:CD:89:GLU:CG	10:CD:93:GLY:HA3	2.26	0.66
8:CB:801:G:OP1	11:CE:51:GLU:HB2	1.95	0.66
12:CF:157:THR:HG21	12:CF:168:LEU:HD13	1.77	0.66
15:CI:32:VAL:HG22	15:CI:60:VAL:HG21	1.78	0.66
18:CL:22:GLY:O	18:CL:23:ILE:HD13	1.96	0.66
22:CP:25:VAL:HG12	22:CP:27:VAL:HG12	1.78	0.66
25:CS:31:GLN:HG2	25:CS:31:GLN:O	1.96	0.66
33:DA:101:A:C5	33:DA:102:G:C8	2.84	0.66
33:DA:1281:C:H5'	33:DA:1282:C:H5	1.59	0.66
33:DA:1295:U:C2	33:DA:1296:C:H5	2.13	0.66
33:DA:1422:G:H2'	33:DA:1423:G:H8	1.60	0.66
33:DA:766:A:C4	33:DA:814:A:C2	2.84	0.66
33:DA:892:A:H2'	33:DA:893:C:H5'	1.78	0.66
35:DC:63:ILE:CG2	35:DC:98:ALA:HA	2.26	0.66
37:DE:64:GLU:HG2	37:DE:68:ARG:NE	2.10	0.66
37:DE:61:LYS:O	37:DE:65:LYS:HG3	1.96	0.66
38:DF:11:HIS:ND1	38:DF:12:PRO:HD2	2.11	0.66
39:DG:148:LYS:HG3	39:DG:151:ALA:HB2	1.77	0.66
42:DJ:5:ARG:HD2	42:DJ:79:PRO:HG2	1.77	0.66
4:A3:48:MET:C	4:A3:50:SER:N	2.49	0.66
8:AB:1162:G:C8	8:AB:1162:G:H3'	2.30	0.66
8:AB:1342:A:N1	8:AB:1345:C:C2	2.64	0.66

Continued on next page...

Continued from previous page...

Atom-1	Atom-2	Interatomic distance (Å)	Clash overlap (Å)
8:AB:2048:G:N1	8:AB:2621:G:C2	2.64	0.66
8:AB:2485:G:H2'	8:AB:2486:C:H5'	1.77	0.66
8:AB:530:G:H22	8:AB:2023:C:H5	1.44	0.66
19:AM:50:ARG:CA	19:AM:50:ARG:CZ	2.66	0.66
22:AP:23:ASP:OD2	22:AP:93:LYS:HG2	1.95	0.66
23:AQ:109:VAL:HG12	23:AQ:113:LYS:NZ	2.11	0.66
24:AR:2:TYR:CE1	24:AR:46:GLU:HG3	2.31	0.66
24:AR:24:LYS:HZ1	24:AR:66:HIS:HE1	1.43	0.66
27:AU:39:ASN:HB2	27:AU:61:GLU:O	1.95	0.66
31:AY:16:LEU:O	31:AY:18:LYS:N	2.25	0.66
33:BA:1017:U:H2'	33:BA:1018:G:H8	1.60	0.66
33:BA:1203:C:OP1	46:BN:1:ALA:HB3	1.96	0.66
33:BA:19:A:H1'	33:BA:864:A:H1'	1.78	0.66
33:BA:254:G:OP1	49:BQ:67:SER:HB3	1.96	0.66
33:BA:468:A:C8	33:BA:469:C:C6	2.84	0.66
33:BA:492:C:C4	33:BA:493:A:C2	2.83	0.66
33:BA:570:G:H1	33:BA:865:A:N6	1.93	0.66
33:BA:604:G:C6	33:BA:605:U:N3	2.64	0.66
43:BK:122:PRO:HG2	53:BU:34:ARG:HA	1.76	0.66
43:BK:96:ILE:O	43:BK:99:LEU:HB2	1.96	0.66
8:CB:137:U:H6	8:CB:137:U:O5'	1.79	0.66
8:CB:150:U:H2'	8:CB:151:C:O4'	1.96	0.66
8:CB:2314:A:H2'	8:CB:2315:G:C8	2.30	0.66
8:CB:2502:G:H5'	8:CB:2503:A:H5''	1.77	0.66
8:CB:2863:C:O2'	8:CB:2864:G:H5'	1.95	0.66
8:CB:465:G:C2	8:CB:466:A:C6	2.83	0.66
8:CB:496:G:H5''	8:CB:496:G:C8	2.31	0.66
8:CB:533:G:C8	8:CB:533:G:H5''	2.31	0.66
9:CC:92:LEU:O	9:CC:93:VAL:HB	1.95	0.66
11:CE:120:VAL:H	11:CE:189:THR:CG2	2.08	0.66
14:CH:5:LEU:HD13	14:CH:35:LYS:HE3	1.78	0.66
16:CJ:77:HIS:NE2	16:CJ:84:ILE:HD13	2.11	0.66
20:CN:3:HIS:CB	20:CN:4:ARG:CZ	2.73	0.66
24:CR:42:ALA:HB1	24:CR:53:PHE:CD1	2.31	0.66
29:CW:38:ARG:HG2	29:CW:39:GLN:N	2.11	0.66
33:DA:1374:A:H1'	39:DG:30:MET:CE	2.26	0.66
33:DA:1514:G:H1	33:DA:1521:C:H42	1.44	0.66
33:DA:406:G:N2	33:DA:437:U:O2	2.28	0.66
33:DA:643:C:H2'	33:DA:644:U:H6	1.61	0.66
33:DA:903:G:O2'	33:DA:904:U:H5'	1.96	0.66
33:DA:977:A:H1'	33:DA:982:U:O4	1.96	0.66

Continued on next page...

Continued from previous page...

Atom-1	Atom-2	Interatomic distance (Å)	Clash overlap (Å)
35:DC:39:ARG:HE	35:DC:56:ILE:HD11	1.59	0.66
33:DA:177:G:OP1	52:DT:59:ARG:HD3	1.95	0.66
53:DU:36:PHE:O	53:DU:38:GLU:N	2.28	0.66
7:AA:105:G:N3	7:AA:106:G:C8	2.64	0.65
7:AA:75:G:H2'	7:AA:76:G:H8	1.61	0.65
8:AB:1366:A:H2'	8:AB:1367:A:H5'	1.77	0.65
8:AB:144:A:H5''	8:AB:144:A:C8	2.30	0.65
8:AB:1652:A:C2	8:AB:2006:C:N3	2.64	0.65
8:AB:532:A:H8	8:AB:2021:C:C2	2.14	0.65
8:AB:2250:G:O5'	8:AB:2250:G:H8	1.79	0.65
8:AB:2766:A:N3	8:AB:2766:A:H2'	2.11	0.65
8:AB:653:U:OP1	8:AB:653:U:H4'	1.96	0.65
8:AB:738:G:C6	8:AB:739:A:C6	2.84	0.65
10:AD:36:GLN:HE21	10:AD:37:VAL:N	1.94	0.65
10:AD:37:VAL:HB	10:AD:46:ARG:HB2	1.78	0.65
16:AJ:19:ASP:O	16:AJ:20:ALA:HB3	1.95	0.65
16:AJ:73:VAL:HA	16:AJ:88:THR:O	1.95	0.65
23:AQ:14:LYS:HA	23:AQ:17:LEU:HB3	1.78	0.65
29:AW:57:THR:O	29:AW:59:PHE:N	2.29	0.65
29:AW:42:THR:HG21	29:AW:66:VAL:HG12	1.77	0.65
31:AY:3:THR:CG2	31:AY:39:ASP:HA	2.24	0.65
32:AZ:49:ARG:HA	32:AZ:52:ALA:CB	2.25	0.65
33:BA:1205:U:O2'	33:BA:1206:G:H5'	1.96	0.65
33:BA:123:U:H2'	33:BA:124:C:C6	2.31	0.65
33:BA:1505:G:H4'	33:BA:1506:U:O5'	1.95	0.65
35:BC:10:ARG:HG3	35:BC:10:ARG:NH1	2.06	0.65
36:BD:75:TYR:CZ	36:BD:203:TYR:HB2	2.31	0.65
40:BH:54:THR:HG23	40:BH:55:LYS:H	1.60	0.65
48:BP:51:ARG:NH1	48:BP:52:LEU:H	1.94	0.65
5:C4:26:ILE:CG2	5:C4:35:GLN:HG2	2.26	0.65
8:CB:1419:A:C2	8:CB:2211:A:N6	2.65	0.65
8:CB:1516:G:H2'	8:CB:1517:G:C8	2.30	0.65
8:CB:1764:C:H3'	8:CB:1764:C:H6	1.61	0.65
8:CB:2101:A:H2'	8:CB:2102:G:H8	1.61	0.65
8:CB:250:G:H5'	18:CL:60:ARG:HD2	1.78	0.65
8:CB:2587:A:H5''	8:CB:2587:A:C8	2.30	0.65
8:CB:262:A:C8	8:CB:262:A:H3'	2.30	0.65
8:CB:901:C:H2'	8:CB:902:C:C6	2.31	0.65
13:CG:125:PRO:CG	13:CG:129:GLU:HB3	2.25	0.65
18:CL:103:ILE:HB	18:CL:104:GLN:NE2	2.10	0.65
33:DA:61:G:N2	33:DA:106:C:O2	2.27	0.65

Continued on next page...

Continued from previous page...

Atom-1	Atom-2	Interatomic distance (Å)	Clash overlap (Å)
33:DA:1388:C:H2'	33:DA:1389:C:H6	1.58	0.65
33:DA:562:U:H3'	55:DA:5129:HOH:O	1.95	0.65
33:DA:659:U:C2'	33:DA:660:C:H6	2.06	0.65
33:DA:773:G:C8	33:DA:773:G:H3'	2.31	0.65
33:DA:780:A:O2'	33:DA:781:A:H5''	1.96	0.65
33:DA:1057:G:C5'	35:DC:153:SER:HB2	2.21	0.65
47:DO:38:LEU:O	47:DO:41:HIS:HB3	1.96	0.65
47:DO:87:ARG:O	47:DO:88:ARG:HB2	1.96	0.65
2:A1:24:LYS:HD3	2:A1:24:LYS:N	2.11	0.65
4:A3:11:LYS:HA	18:AL:66:PHE:HZ	1.61	0.65
8:AB:1048:A:H2'	8:AB:1049:C:H6	1.61	0.65
8:AB:1309:G:H8	8:AB:1309:G:H5''	1.61	0.65
8:AB:1809:A:C6	8:AB:1810:A:C6	2.84	0.65
8:AB:2560:A:C4	8:AB:2561:U:C6	2.84	0.65
8:AB:2821:A:H3'	8:AB:2821:A:C8	2.31	0.65
10:AD:179:ARG:HH11	10:AD:179:ARG:CG	2.09	0.65
10:AD:4:LEU:O	10:AD:4:LEU:HD23	1.97	0.65
18:AL:61:LEU:CG	18:AL:62:PRO:HD2	2.27	0.65
20:AN:38:LEU:HB2	20:AN:109:PRO:HB2	1.78	0.65
21:AO:87:ILE:CG1	21:AO:88:LYS:N	2.57	0.65
22:AP:47:ILE:HG22	22:AP:48:ALA:N	2.10	0.65
22:AP:93:LYS:HE3	22:AP:97:TYR:CE2	2.31	0.65
24:AR:75:VAL:O	24:AR:90:ARG:HD3	1.97	0.65
33:BA:999:C:H42	33:BA:1042:A:N6	1.95	0.65
33:BA:104:G:C2	33:BA:105:G:C5	2.85	0.65
33:BA:954:G:C2	33:BA:1228:C:N3	2.65	0.65
33:BA:622:A:C8	33:BA:623:C:C6	2.84	0.65
33:BA:714:G:N3	33:BA:777:A:H1'	2.11	0.65
33:BA:716:A:N3	43:BK:119:GLY:HA2	2.11	0.65
33:BA:773:G:C2	33:BA:774:G:H1'	2.31	0.65
33:BA:868:C:H2'	33:BA:869:G:H5'	1.78	0.65
33:BA:907:A:C8	33:BA:907:A:H5''	2.31	0.65
34:BB:30:ILE:HG21	34:BB:38:HIS:HB3	1.76	0.65
34:BB:34:ARG:HD2	34:BB:35:ASN:N	2.11	0.65
38:BF:68:GLN:O	38:BF:72:ASP:HB2	1.97	0.65
40:BH:91:LEU:CB	40:BH:92:PRO:HD3	2.26	0.65
33:BA:975:A:C2	42:BJ:52:LEU:HD11	2.31	0.65
43:BK:12:ARG:O	43:BK:14:GLN:N	2.29	0.65
4:C3:2:LYS:HE2	4:C3:2:LYS:C	2.15	0.65
7:CA:84:G:N1	7:CA:85:G:C5	2.64	0.65
8:CB:1866:A:C8	8:CB:1876:A:N6	2.65	0.65

Continued on next page...

Continued from previous page...

Atom-1	Atom-2	Interatomic distance (Å)	Clash overlap (Å)
8:CB:2231:U:C2	8:CB:2232:C:C5	2.85	0.65
8:CB:2519:U:C2	8:CB:2542:A:C6	2.84	0.65
8:CB:379:G:N1	8:CB:396:G:C6	2.63	0.65
8:CB:828:U:O2'	8:CB:829:A:H5''	1.97	0.65
10:CD:31:ALA:HB3	10:CD:95:SER:CB	2.27	0.65
13:CG:162:ARG:HB2	13:CG:166:GLU:CD	2.17	0.65
13:CG:67:ALA:O	13:CG:70:LEU:HB3	1.96	0.65
27:CU:92:VAL:HG22	27:CU:94:PHE:N	2.09	0.65
29:CW:23:LYS:HE3	29:CW:24:ARG:CB	2.23	0.65
33:DA:155:A:C8	33:DA:155:A:H5'	2.25	0.65
33:DA:293:G:C5	33:DA:294:U:C5	2.83	0.65
33:DA:728:A:C5	33:DA:729:A:N6	2.65	0.65
7:AA:47:C:H3'	7:AA:47:C:C6	2.31	0.65
8:AB:1371:G:OP2	55:AB:4482:HOH:O	2.15	0.65
8:AB:699:A:O3'	8:AB:1554:U:H5	1.80	0.65
8:AB:2204:G:O6	8:AB:2221:G:C6	2.49	0.65
8:AB:2333:A:H4'	8:AB:2334:U:C5'	2.26	0.65
8:AB:2539:C:H2'	8:AB:2540:C:H5''	1.79	0.65
8:AB:2885:G:C2	8:AB:2886:A:H1'	2.32	0.65
8:AB:440:C:H3'	8:AB:440:C:C6	2.31	0.65
8:AB:553:G:H2'	8:AB:554:U:C5'	2.12	0.65
8:AB:682:G:C2	8:AB:683:U:C4	2.83	0.65
16:AJ:116:ARG:HG2	16:AJ:116:ARG:NH1	2.04	0.65
20:AN:1:MET:SD	20:AN:2:ARG:N	2.70	0.65
23:AQ:86:SER:O	23:AQ:89:ILE:HG22	1.96	0.65
24:AR:16:GLU:HB2	24:AR:100:GLY:O	1.96	0.65
27:AU:91:LYS:O	27:AU:92:VAL:HG12	1.95	0.65
32:AZ:66:ILE:HG22	32:AZ:70:LYS:HD2	1.77	0.65
33:BA:1182:G:H4'	33:BA:1183:U:C5'	2.25	0.65
33:BA:1256:A:C6	33:BA:1278:G:C4	2.85	0.65
33:BA:1336:C:H5''	33:BA:1337:G:H5'	1.79	0.65
33:BA:354:G:H2'	33:BA:355:C:H5'	1.76	0.65
33:BA:366:A:H1'	33:BA:394:G:H22	1.60	0.65
33:BA:782:A:C6	33:BA:783:C:C2	2.84	0.65
33:BA:952:U:H4'	33:BA:964:A:H61	1.60	0.65
34:BB:209:VAL:O	34:BB:213:LEU:HB2	1.97	0.65
36:BD:18:LEU:HB2	36:BD:20:LEU:HD11	1.79	0.65
39:BG:96:ASN:O	39:BG:100:MET:HG3	1.96	0.65
41:BI:44:ARG:C	41:BI:44:ARG:HD2	2.17	0.65
44:BL:73:LEU:CD2	44:BL:103:CYS:HB3	2.25	0.65
50:BR:58:ILE:HG23	50:BR:67:LEU:HD22	1.77	0.65

Continued on next page...

Continued from previous page...

Atom-1	Atom-2	Interatomic distance (Å)	Clash overlap (Å)
4:C3:58:ILE:HG22	18:CL:51:GLU:HG3	1.78	0.65
8:CB:1285:A:C6	8:CB:1329:U:C4	2.84	0.65
8:CB:1452:G:C2	8:CB:2702:G:C5	2.84	0.65
8:CB:1802:A:O2'	9:CC:255:LYS:HE2	1.97	0.65
8:CB:1809:A:C3'	8:CB:1810:A:H8	2.09	0.65
8:CB:2521:C:H5'	8:CB:2521:C:C6	2.30	0.65
8:CB:728:G:H3'	8:CB:729:G:C5'	2.26	0.65
8:CB:937:C:H2'	8:CB:938:G:H8	1.59	0.65
9:CC:131:MET:O	9:CC:134:ILE:HG22	1.96	0.65
9:CC:153:LEU:O	9:CC:153:LEU:HG	1.96	0.65
9:CC:51:ARG:NH1	9:CC:53:ILE:O	2.29	0.65
11:CE:152:GLU:O	11:CE:153:LEU:HB2	1.97	0.65
18:CL:14:LYS:CE	18:CL:15:ALA:H	2.10	0.65
33:DA:386:C:C3'	33:DA:387:U:H5''	2.26	0.65
33:DA:46:G:N2	33:DA:396:C:O2	2.29	0.65
33:DA:764:C:C2'	33:DA:765:G:H5'	2.26	0.65
33:DA:791:G:C5	33:DA:792:A:N7	2.63	0.65
33:DA:907:A:C2	33:DA:908:A:C8	2.85	0.65
39:DG:11:ILE:HG12	39:DG:24:LYS:HG3	1.77	0.65
8:AB:1882:U:O2'	8:AB:1883:U:H5'	1.96	0.65
8:AB:2024:G:C6	8:AB:2025:C:C4	2.85	0.65
8:AB:2231:U:C2	8:AB:2232:C:C5	2.85	0.65
8:AB:2261:C:C2	8:AB:2280:G:N2	2.65	0.65
8:AB:2285:C:C1'	8:AB:2288:A:N7	2.57	0.65
8:AB:2748:A:N6	8:AB:2757:A:C5	2.64	0.65
8:AB:295:G:H22	8:AB:344:A:H1'	1.61	0.65
8:AB:597:G:N2	8:AB:661:A:N3	2.44	0.65
9:AC:115:ILE:HG22	9:AC:127:ASN:OD1	1.96	0.65
9:AC:30:ALA:N	9:AC:31:PRO:HD2	2.11	0.65
10:AD:174:SER:O	10:AD:175:LEU:HB2	1.95	0.65
14:AH:44:ILE:HA	14:AH:47:PHE:CD2	2.32	0.65
14:AH:46:PHE:HA	14:AH:49:ALA:HB3	1.78	0.65
8:AB:1275:A:C5	20:AN:16:HIS:CE1	2.85	0.65
20:AN:52:ILE:HG21	20:AN:94:TYR:HD2	1.62	0.65
22:AP:27:VAL:HG23	22:AP:86:LYS:CB	2.25	0.65
27:AU:92:VAL:HG13	27:AU:92:VAL:O	1.97	0.65
29:AW:21:GLY:HA2	29:AW:25:PHE:HD1	1.56	0.65
29:AW:36:ILE:HG23	29:AW:37:VAL:H	1.60	0.65
32:AZ:9:TYR:HD2	32:AZ:10:GLU:H	1.42	0.65
33:BA:1168:U:H4'	33:BA:1169:A:OP2	1.97	0.65
33:BA:1319:A:H2	33:BA:1362:A:N6	1.94	0.65

Continued on next page...

Continued from previous page...

Atom-1	Atom-2	Interatomic distance (Å)	Clash overlap (Å)
33:BA:1345:U:C5	33:BA:1377:A:H2	2.14	0.65
33:BA:1381:U:H2'	33:BA:1381:U:O2	1.97	0.65
33:BA:1426:G:C5	33:BA:1427:C:C5	2.84	0.65
33:BA:328:C:H4'	33:BA:329:A:C5'	2.25	0.65
33:BA:431:A:H2'	33:BA:432:A:O4'	1.97	0.65
33:BA:519:C:C2	33:BA:520:A:C8	2.84	0.65
33:BA:584:G:H8	33:BA:584:G:O5'	1.80	0.65
33:BA:597:G:OP2	33:BA:598:U:C5	2.50	0.65
33:BA:951:G:C6	33:BA:1231:G:C6	2.85	0.65
33:BA:1373:G:H1'	39:BG:33:GLY:HA3	1.77	0.65
2:C1:24:LYS:HD3	2:C1:24:LYS:N	2.11	0.65
5:C4:24:ARG:CB	5:C4:36:ARG:HA	2.25	0.65
8:CB:1313:U:OP1	55:CB:5240:HOH:O	2.14	0.65
8:CB:1889:A:O2'	8:CB:2087:G:H5'	1.95	0.65
8:CB:2335:A:N7	8:CB:2337:G:C5	2.64	0.65
8:CB:2886:A:C2	8:CB:2887:A:N7	2.65	0.65
8:CB:371:A:C8	8:CB:373:U:C2	2.84	0.65
8:CB:529:A:C5	8:CB:2042:A:C2	2.84	0.65
8:CB:545:U:H3'	8:CB:545:U:C6	2.31	0.65
8:CB:580:U:H2'	8:CB:581:C:C6	2.28	0.65
8:CB:780:G:H2'	8:CB:782:A:N7	2.11	0.65
8:CB:959:A:H4'	8:CB:959:A:OP2	1.97	0.65
8:CB:962:G:OP1	55:CB:5189:HOH:O	2.14	0.65
16:CJ:63:ALA:HA	16:CJ:69:ARG:HH12	1.61	0.65
18:CL:19:LEU:H	18:CL:19:LEU:CD1	1.99	0.65
19:CM:52:ALA:O	19:CM:55:ARG:HB2	1.96	0.65
8:CB:1454:C:H4'	20:CN:60:VAL:HG22	1.77	0.65
23:CQ:13:HIS:CG	23:CQ:31:TYR:CZ	2.85	0.65
23:CQ:38:VAL:CA	23:CQ:42:GLY:H	2.08	0.65
26:CT:76:ARG:HG2	26:CT:77:ARG:N	2.06	0.65
28:CV:21:ARG:NE	28:CV:87:GLN:HG3	2.11	0.65
29:CW:22:VAL:HG12	29:CW:23:LYS:HG2	1.77	0.65
30:CX:52:ARG:O	30:CX:56:LEU:HB2	1.96	0.65
33:DA:1239:A:H1'	33:DA:1241:G:C5	2.30	0.65
33:DA:540:G:C5	33:DA:541:G:C5	2.84	0.65
33:DA:689:C:O5'	33:DA:689:C:H6	1.79	0.65
33:DA:986:U:H2'	33:DA:987:G:O4'	1.96	0.65
34:DB:94:ARG:HE	34:DB:94:ARG:N	1.95	0.65
35:DC:153:SER:O	35:DC:164:THR:HA	1.96	0.65
35:DC:151:GLU:HA	35:DC:166:TRP:HA	1.79	0.65
35:DC:181:ILE:HG13	35:DC:201:ILE:O	1.96	0.65

Continued on next page...

Continued from previous page...

Atom-1	Atom-2	Interatomic distance (Å)	Clash overlap (Å)
37:DE:37:VAL:HA	37:DE:46:GLY:O	1.97	0.65
47:DO:63:ARG:NE	47:DO:87:ARG:HH22	1.94	0.65
48:DP:36:VAL:HG11	48:DP:57:ILE:HG12	1.77	0.65
51:DS:1:PRO:O	51:DS:2:ARG:HB2	1.97	0.65
51:DS:10:ILE:HA	51:DS:37:SER:HB3	1.79	0.65
8:AB:1109:C:O2	8:AB:1110:G:C2	2.50	0.65
8:AB:1837:C:N3	8:AB:1899:A:N6	2.44	0.65
8:AB:235:U:H2'	8:AB:236:C:H6	1.62	0.65
8:AB:2683:C:H2'	8:AB:2684:U:H5'	1.78	0.65
8:AB:2787:C:H5'	10:AD:65:ALA:HB1	1.77	0.65
8:AB:831:G:N1	8:AB:832:U:O2	2.29	0.65
13:AG:169:ARG:HD3	13:AG:169:ARG:C	2.17	0.65
16:AJ:27:ARG:HG3	16:AJ:27:ARG:HH11	1.61	0.65
20:AN:29:VAL:HG21	20:AN:75:ILE:HD11	1.77	0.65
33:BA:1064:G:C8	33:BA:1066:C:C2	2.84	0.65
33:BA:1222:G:C6	33:BA:1223:C:C4	2.84	0.65
33:BA:1500:A:H2'	33:BA:1501:C:H5'	1.79	0.65
33:BA:1531:A:C2	33:BA:1532:U:C4	2.85	0.65
33:BA:603:U:C6	33:BA:603:U:H3'	2.32	0.65
33:BA:607:A:C6	33:BA:608:A:C6	2.85	0.65
35:BC:72:PRO:O	35:BC:75:VAL:HB	1.96	0.65
36:BD:96:ARG:HG2	36:BD:98:ASP:H	1.61	0.65
38:BF:4:TYR:HD1	38:BF:91:ARG:HA	1.61	0.65
43:BK:28:ASN:HD22	43:BK:29:THR:H	1.44	0.65
7:CA:28:C:H6	7:CA:29:A:N7	1.94	0.65
7:CA:87:U:H2'	7:CA:88:C:O5'	1.96	0.65
8:CB:1313:U:OP1	55:CB:5237:HOH:O	2.14	0.65
8:CB:1610:A:O2'	8:CB:1611:C:H5'	1.96	0.65
8:CB:162:U:H4'	8:CB:163:C:OP1	1.95	0.65
8:CB:1960:A:N7	8:CB:1961:C:C5	2.64	0.65
8:CB:2452:C:C6	8:CB:2452:C:H3'	2.31	0.65
8:CB:2514:U:H2'	8:CB:2515:C:H6	1.59	0.65
8:CB:409:G:H2'	8:CB:410:G:H8	1.62	0.65
8:CB:63:A:H5''	26:CT:69:ARG:NH2	2.10	0.65
10:CD:179:ARG:CG	10:CD:179:ARG:HH11	2.04	0.65
18:CL:19:LEU:HD22	18:CL:20:GLY:H	1.60	0.65
18:CL:45:GLY:C	18:CL:47:ARG:H	2.00	0.65
19:CM:4:PRO:HB2	19:CM:69:PRO:HG2	1.77	0.65
27:CU:22:GLY:CA	27:CU:35:VAL:HG21	2.25	0.65
31:CY:15:ARG:O	31:CY:20:LYS:HE2	1.96	0.65
33:DA:1105:A:C6	33:DA:1106:G:N7	2.65	0.65

Continued on next page...

Continued from previous page...

Atom-1	Atom-2	Interatomic distance (Å)	Clash overlap (Å)
33:DA:1256:A:N6	33:DA:1278:G:C8	2.64	0.65
33:DA:243:A:C5	33:DA:245:U:O4	2.50	0.65
33:DA:522:C:N4	33:DA:528:C:N4	2.44	0.65
33:DA:587:G:O2'	33:DA:588:G:H5''	1.96	0.65
33:DA:632:U:OP1	33:DA:633:G:C8	2.49	0.65
33:DA:639:G:C5	33:DA:640:A:N7	2.64	0.65
35:DC:129:PHE:CE1	35:DC:130:ARG:HD3	2.32	0.65
42:DJ:64:GLN:HB3	46:DN:98:ALA:HB3	1.77	0.65
47:DO:84:LEU:HB3	47:DO:86:LEU:CD1	2.26	0.65
4:A3:24:LYS:CB	4:A3:45:PRO:HG3	2.21	0.65
8:AB:117:G:N1	8:AB:119:A:N6	2.45	0.65
8:AB:1820:U:H4'	8:AB:1821:A:OP2	1.96	0.65
8:AB:2240:U:C2	8:AB:2241:A:C8	2.84	0.65
8:AB:2803:G:H2'	8:AB:2804:U:H6	1.60	0.65
8:AB:2821:A:OP2	10:AD:115:GLY:HA3	1.96	0.65
8:AB:473:G:H2'	8:AB:474:G:H5'	1.79	0.65
8:AB:937:C:H2'	8:AB:938:G:H8	1.62	0.65
8:AB:98:G:C5'	8:AB:98:G:H8	2.09	0.65
10:AD:148:GLN:HE21	10:AD:151:THR:HG21	1.61	0.65
13:AG:84:LYS:CE	13:AG:84:LYS:HA	2.26	0.65
16:AJ:113:PRO:HA	16:AJ:116:ARG:HB2	1.78	0.65
16:AJ:28:LEU:O	16:AJ:32:LEU:HB2	1.97	0.65
17:AK:110:GLU:O	17:AK:111:LYS:HG2	1.97	0.65
18:AL:110:VAL:HG23	18:AL:126:ARG:HH12	1.62	0.65
19:AM:9:PHE:O	19:AM:10:ARG:NE	2.29	0.65
20:AN:100:CYS:SG	20:AN:112:TYR:HE2	2.19	0.65
32:AZ:56:ARG:CB	32:AZ:56:ARG:HH11	2.10	0.65
33:BA:232:G:C5'	33:BA:232:G:H8	2.09	0.65
33:BA:342:C:C2'	33:BA:343:U:H5'	2.26	0.65
33:BA:37:U:OP1	44:BL:119:LYS:HB2	1.97	0.65
33:BA:499:A:H2	33:BA:500:G:N3	1.94	0.65
33:BA:661:G:H2'	33:BA:662:U:O4'	1.96	0.65
33:BA:683:G:O2'	33:BA:684:U:H5'	1.96	0.65
40:BH:11:THR:HA	40:BH:14:ARG:HH12	1.62	0.65
33:BA:1296:C:H5'	45:BM:13:HIS:CD2	2.31	0.65
49:BQ:30:HIS:CE1	49:BQ:31:PRO:HG2	2.31	0.65
7:CA:15:A:C8	7:CA:109:A:C6	2.85	0.65
8:CB:1566:A:N1	9:CC:213:ARG:NH2	2.45	0.65
8:CB:2811:G:H5''	10:CD:60:VAL:HG12	1.79	0.65
8:CB:773:U:O2	8:CB:773:U:H2'	1.96	0.65
8:CB:86:G:H1	8:CB:96:C:H42	1.45	0.65

Continued on next page...

Continued from previous page...

Atom-1	Atom-2	Interatomic distance (Å)	Clash overlap (Å)
11:CE:72:SER:HB3	11:CE:74:LYS:HD2	1.78	0.65
8:CB:2311:A:C6	12:CF:39:VAL:HG23	2.32	0.65
14:CH:119:ASN:O	14:CH:121:VAL:N	2.30	0.65
19:CM:135:VAL:HG12	19:CM:136:MET:H	1.61	0.65
21:CO:27:VAL:HG23	21:CO:28:VAL:H	1.62	0.65
18:CL:35:HIS:ND1	24:CR:84:ARG:HG3	2.11	0.65
26:CT:67:VAL:HG12	26:CT:68:LYS:N	2.11	0.65
29:CW:42:THR:HG23	29:CW:66:VAL:H	1.60	0.65
33:DA:1129:C:H5'	41:DI:17:ARG:HH12	1.61	0.65
33:DA:1138:G:H2'	33:DA:1140:C:O4'	1.97	0.65
33:DA:1416:G:N2	33:DA:1417:G:H1'	2.12	0.65
33:DA:553:A:H2'	33:DA:554:A:H8	1.61	0.65
33:DA:705:G:C8	33:DA:706:A:C8	2.84	0.65
37:DE:88:HIS:CE1	37:DE:137:ARG:HG2	2.31	0.65
44:DL:33:CYS:HA	44:DL:54:VAL:HA	1.78	0.65
5:A4:32:LYS:HG3	8:AB:2527:C:O2'	1.97	0.65
7:AA:10:G:H2'	7:AA:11:C:O4'	1.96	0.65
8:AB:1026:G:C8	8:AB:1134:A:C4	2.85	0.65
8:AB:1041:G:N2	8:AB:1115:G:N2	2.43	0.65
8:AB:1340:U:O2'	8:AB:1341:G:P	2.55	0.65
8:AB:1453:A:H5''	8:AB:1453:A:C8	2.32	0.65
8:AB:1658:C:H5'	10:AD:136:ASN:ND2	2.12	0.65
8:AB:1761:C:H2'	8:AB:1762:A:H5'	1.79	0.65
8:AB:2345:G:C4	8:AB:2381:A:C2	2.84	0.65
8:AB:2728:U:H2'	8:AB:2729:G:H8	1.61	0.65
8:AB:2794:C:H2'	8:AB:2795:C:H6	1.62	0.65
8:AB:728:G:H3'	8:AB:729:G:C5'	2.27	0.65
8:AB:911:A:C5	19:AM:13:HIS:CD2	2.85	0.65
8:AB:928:A:H5'	31:AY:38:GLU:OE2	1.96	0.65
10:AD:115:GLY:O	20:AN:3:HIS:NE2	2.28	0.65
8:AB:2784:U:H4'	10:AD:41:ALA:C	2.17	0.65
8:AB:2310:C:O2	12:AF:74:ALA:HB1	1.96	0.65
18:AL:102:GLY:O	18:AL:105:ILE:HD12	1.97	0.65
8:AB:2334:U:P	21:AO:7:ARG:HE	2.20	0.65
21:AO:8:ILE:CG2	21:AO:9:ARG:H	2.09	0.65
16:AJ:42:ALA:HA	23:AQ:66:ALA:HB3	1.79	0.65
23:AQ:65:ASN:HD21	23:AQ:69:ARG:HH21	1.44	0.65
33:BA:370:C:C2'	33:BA:371:A:H5'	2.26	0.65
33:BA:698:G:C8	33:BA:698:G:O5'	2.42	0.65
33:BA:945:G:H2'	33:BA:945:G:N3	2.11	0.65
36:BD:124:VAL:C	36:BD:126:GLY:H	2.00	0.65

Continued on next page...

Continued from previous page...

Atom-1	Atom-2	Interatomic distance (Å)	Clash overlap (Å)
37:BE:13:LYS:HD2	37:BE:112:ALA:HB2	1.77	0.65
39:BG:149:ALA:HB1	43:BK:58:THR:CG2	2.26	0.65
41:BI:80:HIS:CD2	41:BI:84:ARG:NH1	2.64	0.65
8:CB:1360:G:C6	8:CB:1372:U:C2	2.85	0.65
8:CB:1652:A:N6	8:CB:1653:G:N2	2.44	0.65
8:CB:1756:G:C8	8:CB:1756:G:C3'	2.78	0.65
8:CB:860:U:H1'	8:CB:2268:A:C5'	2.27	0.65
8:CB:2318:G:O2'	8:CB:2319:G:H5'	1.96	0.65
8:CB:2561:U:C2'	8:CB:2562:U:H5''	2.26	0.65
8:CB:2751:G:H5'	13:CG:3:VAL:CG1	2.26	0.65
8:CB:525:U:O2'	8:CB:526:A:H5''	1.97	0.65
8:CB:868:U:O4	8:CB:909:A:N1	2.30	0.65
9:CC:143:VAL:CB	9:CC:152:GLN:HG3	2.27	0.65
10:CD:56:LYS:HZ3	10:CD:59:ARG:HA	1.59	0.65
13:CG:171:LYS:NZ	13:CG:173:ALA:HA	2.12	0.65
14:CH:39:ALA:O	14:CH:43:ASN:HB2	1.96	0.65
15:CI:60:VAL:CG2	15:CI:66:PHE:HB3	2.27	0.65
18:CL:18:ARG:HD2	18:CL:20:GLY:CA	2.27	0.65
22:CP:59:THR:HG23	22:CP:76:HIS:CG	2.32	0.65
24:CR:40:MET:HG3	24:CR:54:VAL:HG22	1.77	0.65
18:CL:33:ARG:HG2	24:CR:85:LYS:HE2	1.77	0.65
27:CU:48:VAL:HG12	27:CU:48:VAL:O	1.96	0.65
29:CW:66:VAL:HG22	29:CW:67:LYS:H	1.61	0.65
30:CX:28:LEU:CD2	30:CX:42:LEU:HG	2.03	0.65
32:CZ:36:VAL:HG22	32:CZ:42:PRO:HB3	1.78	0.65
33:DA:1034:G:H2'	33:DA:1035:A:C8	2.30	0.65
33:DA:9:G:C5	33:DA:10:A:N7	2.65	0.65
33:DA:1315:U:C5	33:DA:1316:G:C5	2.84	0.65
33:DA:479:U:H6	33:DA:479:U:H3'	1.60	0.65
33:DA:482:A:H3'	33:DA:483:C:C6	2.32	0.65
34:DB:216:VAL:HG23	34:DB:217:ALA:H	1.62	0.65
35:DC:123:LEU:HD13	35:DC:123:LEU:H	1.61	0.65
37:DE:55:VAL:HB	37:DE:56:PRO:CD	2.24	0.65
48:DP:6:LEU:HD22	48:DP:71:VAL:HG12	1.77	0.65
8:AB:1270:C:H4'	8:AB:1271:G:O5'	1.96	0.65
8:AB:1362:C:O2'	8:AB:1363:C:H5'	1.96	0.65
8:AB:1889:A:H2'	8:AB:1890:A:O4'	1.96	0.65
8:AB:2253:G:O5'	8:AB:2253:G:H8	1.80	0.65
8:AB:2752:C:H2'	8:AB:2753:A:O4'	1.95	0.65
8:AB:379:G:C2	8:AB:396:G:C5	2.84	0.65
8:AB:857:G:O2'	8:AB:858:G:H5'	1.96	0.65

Continued on next page...

Continued from previous page...

Atom-1	Atom-2	Interatomic distance (Å)	Clash overlap (Å)
8:AB:865:C:H41	8:AB:908:C:N4	1.94	0.65
11:AE:175:ILE:CG2	11:AE:176:ASP:N	2.60	0.65
12:AF:161:SER:O	12:AF:164:GLU:HB2	1.97	0.65
13:AG:51:PHE:CB	13:AG:68:ARG:HD3	2.23	0.65
14:AH:44:ILE:HA	14:AH:47:PHE:HD2	1.62	0.65
17:AK:95:ILE:O	17:AK:95:ILE:HG23	1.95	0.65
20:AN:68:ALA:C	20:AN:70:THR:N	2.49	0.65
27:AU:11:ILE:HB	27:AU:69:VAL:CG1	2.25	0.65
33:BA:1001:C:H2'	33:BA:1002:G:O4'	1.97	0.65
33:BA:1173:U:O5'	33:BA:1173:U:H6	1.79	0.65
33:BA:1366:C:H2'	33:BA:1367:C:C6	2.32	0.65
33:BA:57:G:N1	33:BA:356:A:C6	2.64	0.65
35:BC:108:PRO:HB3	35:BC:114:LEU:CD1	2.27	0.65
35:BC:82:ASP:O	35:BC:86:LEU:HG	1.97	0.65
37:BE:151:MET:O	37:BE:155:LYS:HD3	1.96	0.65
37:BE:39:GLY:HA3	37:BE:45:VAL:HG12	1.79	0.65
48:BP:42:ILE:HB	48:BP:46:LYS:CE	2.27	0.65
48:BP:46:LYS:O	48:BP:47:GLU:HB2	1.97	0.65
51:BS:34:SER:O	51:BS:70:LEU:HD23	1.97	0.65
1:C0:27:LEU:HG	8:CB:2886:A:C5	2.29	0.65
2:C1:45:HIS:O	2:C1:46:VAL:HG12	1.97	0.65
8:CB:1353:A:N3	8:CB:1354:A:C8	2.65	0.65
8:CB:1748:C:H6	8:CB:1748:C:H5''	1.62	0.65
8:CB:1799:G:OP1	9:CC:255:LYS:HE3	1.96	0.65
8:CB:2179:C:H2'	8:CB:2180:U:H5	1.61	0.65
8:CB:2386:A:H4'	29:CW:38:ARG:HB2	1.78	0.65
8:CB:2512:C:H2'	8:CB:2513:A:O4'	1.97	0.65
8:CB:2692:G:H21	8:CB:2693:G:H1'	1.61	0.65
8:CB:2746:U:H2'	8:CB:2747:G:C8	2.32	0.65
8:CB:675:A:C6	8:CB:676:A:N1	2.65	0.65
14:CH:78:VAL:HG12	14:CH:79:THR:N	2.06	0.65
19:CM:66:ARG:NH1	19:CM:66:ARG:HA	2.12	0.65
20:CN:32:GLU:HG3	20:CN:33:ILE:CG1	2.26	0.65
21:CO:90:VAL:HG22	21:CO:116:GLN:HB3	1.78	0.65
22:CP:47:ILE:HG23	22:CP:63:ILE:HG23	1.77	0.65
27:CU:3:LYS:HD2	27:CU:81:ARG:HH11	1.61	0.65
28:CV:30:ILE:HG22	28:CV:93:ARG:NH2	2.12	0.65
32:CZ:37:CYS:H	32:CZ:42:PRO:HA	1.61	0.65
33:DA:1190:G:H4'	35:DC:175:HIS:NE2	2.12	0.65
33:DA:1361:G:C5	33:DA:1362:A:C8	2.85	0.65
33:DA:1435:G:C4	33:DA:1436:U:C5	2.85	0.65

Continued on next page...

Continued from previous page...

Atom-1	Atom-2	Interatomic distance (Å)	Clash overlap (Å)
33:DA:1457:G:H2'	33:DA:1458:G:H8	1.62	0.65
33:DA:261:U:H5	52:DT:73:ARG:NH1	1.95	0.65
33:DA:370:C:C2'	33:DA:371:A:H5'	2.27	0.65
33:DA:540:G:C8	33:DA:541:G:N7	2.64	0.65
33:DA:60:A:P	33:DA:60:A:C8	2.90	0.65
44:DL:73:LEU:HD21	44:DL:103:CYS:HB3	1.78	0.65
45:DM:25:GLY:H	45:DM:28:ARG:HB2	1.62	0.65
5:A4:2:LYS:O	5:A4:2:LYS:HD2	1.96	0.65
7:AA:101:A:H3'	7:AA:102:G:H8	1.61	0.65
8:AB:2840:C:H5''	20:AN:53:THR:CG2	2.22	0.65
8:AB:854:C:H2'	8:AB:855:G:H8	1.62	0.65
8:AB:949:G:H5''	8:AB:950:G:OP2	1.97	0.65
9:AC:153:LEU:O	9:AC:153:LEU:HG	1.97	0.65
10:AD:46:ARG:CD	10:AD:80:TRP:CZ2	2.79	0.65
11:AE:153:LEU:HB2	11:AE:193:VAL:HG11	1.79	0.65
16:AJ:3:THR:OG1	16:AJ:4:PHE:N	2.29	0.65
24:AR:90:ARG:NH1	24:AR:92:TRP:CG	2.62	0.65
25:AS:7:HIS:HB2	25:AS:103:ILE:HB	1.79	0.65
26:AT:30:ILE:HG12	26:AT:31:VAL:H	1.62	0.65
26:AT:43:ILE:O	26:AT:47:VAL:HG12	1.97	0.65
8:AB:396:G:O3'	32:AZ:28:VAL:HG21	1.97	0.65
33:BA:1078:U:O2	37:BE:89:THR:HG23	1.97	0.65
33:BA:108:G:C6	52:BT:9:ARG:CG	2.80	0.65
33:BA:1258:G:H2'	33:BA:1259:C:C6	2.32	0.65
33:BA:1435:G:H2'	33:BA:1436:U:C6	2.31	0.65
33:BA:1404:C:N4	33:BA:1497:G:H1	1.94	0.65
33:BA:373:A:H1'	33:BA:481:G:N3	2.12	0.65
33:BA:557:G:C2	33:BA:558:G:C2	2.85	0.65
33:BA:858:G:N2	33:BA:869:G:H2'	2.11	0.65
33:BA:895:G:H2'	33:BA:896:C:O4'	1.96	0.65
34:BB:10:LYS:C	34:BB:12:GLY:H	1.99	0.65
34:BB:37:VAL:HG22	34:BB:38:HIS:O	1.97	0.65
53:BU:38:GLU:O	53:BU:41:THR:HB	1.97	0.65
4:C3:33:THR:C	4:C3:34:LYS:HD2	2.17	0.65
8:CB:1108:U:N3	8:CB:1109:C:H5	1.94	0.65
8:CB:1567:G:H5''	8:CB:1567:G:C8	2.31	0.65
8:CB:1672:A:N6	8:CB:1673:G:C6	2.65	0.65
8:CB:1838:C:H4'	8:CB:1839:G:C5'	2.27	0.65
8:CB:1998:A:C6	8:CB:1999:C:C4	2.85	0.65
8:CB:2051:A:H5''	8:CB:2051:A:H8	1.61	0.65
8:CB:2487:G:H2'	8:CB:2488:G:H5'	1.78	0.65

Continued on next page...

Continued from previous page...

Atom-1	Atom-2	Interatomic distance (Å)	Clash overlap (Å)
8:CB:566:U:C5	8:CB:567:U:H5	2.15	0.65
12:CF:121:PHE:CE1	12:CF:127:TYR:HB2	2.32	0.65
13:CG:120:ILE:HG23	13:CG:133:LYS:O	1.97	0.65
13:CG:69:ALA:O	13:CG:72:ASN:HB3	1.96	0.65
15:CI:77:VAL:HG22	15:CI:80:LYS:HD2	1.78	0.65
16:CJ:28:LEU:O	16:CJ:32:LEU:HB2	1.96	0.65
17:CK:2:ILE:CG2	17:CK:67:LYS:HE3	2.25	0.65
17:CK:95:ILE:HG23	17:CK:95:ILE:O	1.96	0.65
18:CL:35:HIS:ND1	24:CR:84:ARG:CG	2.60	0.65
22:CP:8:GLU:HA	22:CP:11:GLN:CG	2.27	0.65
25:CS:27:LYS:HB2	25:CS:28:LYS:CE	2.26	0.65
26:CT:15:HIS:H	26:CT:31:VAL:HG23	1.62	0.65
28:CV:36:ALA:CB	28:CV:37:PRO:HD2	2.21	0.65
30:CX:18:LEU:HA	30:CX:22:LEU:CB	2.27	0.65
33:DA:1275:A:H2'	33:DA:1276:G:C8	2.31	0.65
33:DA:1458:G:N3	33:DA:1459:G:C8	2.64	0.65
33:DA:357:G:N3	33:DA:358:U:C5	2.65	0.65
33:DA:445:G:C2	33:DA:446:G:C8	2.85	0.65
33:DA:515:G:N2	33:DA:537:G:C4	2.65	0.65
33:DA:60:A:H4'	33:DA:61:G:OP1	1.96	0.65
33:DA:682:G:N2	33:DA:709:U:C2	2.64	0.65
33:DA:880:C:N3	33:DA:881:G:N7	2.45	0.65
33:DA:900:A:H2'	33:DA:901:A:C8	2.32	0.65
40:DH:74:ILE:CG1	40:DH:128:VAL:HG12	2.26	0.65
43:DK:23:HIS:HB3	43:DK:30:ILE:HD11	1.78	0.65
49:DQ:62:GLU:HG2	49:DQ:63:CYS:N	2.11	0.65
53:DU:16:ARG:HA	53:DU:19:LYS:HG3	1.79	0.65
1:A0:30:ASP:CG	1:A0:31:LYS:HG3	2.17	0.65
7:AA:70:C:O2'	7:AA:71:C:H5'	1.96	0.65
8:AB:1062:G:H1	8:AB:1076:C:N4	1.95	0.65
8:AB:1228:G:H2'	8:AB:1229:C:H6	1.62	0.65
8:AB:123:G:N2	8:AB:129:C:C2	2.64	0.65
8:AB:1268:A:C6	8:AB:2013:A:C8	2.85	0.65
8:AB:2049:G:O2'	8:AB:2050:C:H5'	1.97	0.65
8:AB:2102:G:H1	8:AB:2187:U:H3	1.44	0.65
8:AB:2234:G:H2'	8:AB:2235:G:H8	1.62	0.65
8:AB:2258:C:H6	8:AB:2258:C:C5'	2.09	0.65
8:AB:265:A:N6	8:AB:427:U:O2'	2.28	0.65
8:AB:2738:A:C2	8:AB:2739:U:C2	2.84	0.65
8:AB:393:C:C3'	8:AB:394:C:H5''	2.27	0.65
8:AB:37:C:H42	8:AB:442:G:H1	1.44	0.65

Continued on next page...

Continued from previous page...

Atom-1	Atom-2	Interatomic distance (Å)	Clash overlap (Å)
8:AB:764:A:C8	8:AB:764:A:H5''	2.31	0.65
8:AB:827:U:O5'	8:AB:828:U:C5	2.50	0.65
9:AC:107:LYS:HB2	9:AC:194:VAL:HG11	1.80	0.65
11:AE:46:GLN:NE2	11:AE:47:LYS:N	2.45	0.65
14:AH:9:VAL:O	14:AH:11:ASN:N	2.28	0.65
14:AH:8:LYS:HB3	14:AH:14:SER:HA	1.79	0.65
18:AL:55:MET:N	18:AL:56:PRO:CD	2.60	0.65
19:AM:71:LYS:CE	19:AM:93:VAL:HG12	2.27	0.65
16:AJ:42:ALA:C	23:AQ:63:ARG:HH12	2.00	0.65
33:BA:1237:C:H5''	33:BA:1238:A:H1'	1.78	0.65
33:BA:1335:U:H5''	33:BA:1336:C:OP1	1.95	0.65
33:BA:375:U:H4'	48:BP:17:TYR:CE2	2.32	0.65
33:BA:32:A:N6	33:BA:553:A:N1	2.45	0.65
33:BA:571:U:H5'	33:BA:572:A:OP2	1.96	0.65
33:BA:794:A:C5	33:BA:795:C:C5	2.85	0.65
34:BB:172:ILE:HA	34:BB:175:ALA:HB3	1.79	0.65
33:BA:1107:C:OP1	35:BC:171:ARG:HB2	1.97	0.65
37:BE:43:GLY:O	37:BE:73:VAL:HG23	1.97	0.65
42:BJ:49:PHE:HB2	42:BJ:65:TYR:O	1.96	0.65
43:BK:18:GLY:HA2	43:BK:36:ARG:H	1.61	0.65
7:CA:48:U:OP2	21:CO:97:PHE:CE2	2.50	0.65
7:CA:56:G:H21	7:CA:58:A:N6	1.95	0.65
8:CB:1024:G:O6	8:CB:1025:G:C6	2.50	0.65
8:CB:1093:G:H21	8:CB:1098:A:H62	1.45	0.65
8:CB:141:G:C3'	8:CB:142:A:O4'	2.44	0.65
8:CB:1720:U:H2'	8:CB:1721:G:H5'	1.78	0.65
8:CB:2027:G:C6	8:CB:2028:U:C4	2.85	0.65
8:CB:2261:C:C2	8:CB:2280:G:N2	2.65	0.65
8:CB:2308:G:H3'	8:CB:2308:G:N3	2.11	0.65
8:CB:2455:G:C2	8:CB:2456:C:C4	2.85	0.65
8:CB:683:U:C2'	8:CB:684:G:O5'	2.45	0.65
10:CD:106:LYS:O	10:CD:206:ALA:HA	1.97	0.65
10:CD:33:ARG:HH21	10:CD:87:GLY:N	1.95	0.65
16:CJ:19:ASP:O	16:CJ:20:ALA:HB3	1.96	0.65
33:DA:934:C:C5	33:DA:1344:C:C2	2.85	0.65
33:DA:1435:G:C6	33:DA:1436:U:O4	2.50	0.65
35:DC:190:THR:HG22	35:DC:191:THR:N	2.11	0.65
40:DH:37:ASN:O	40:DH:40:LYS:HB3	1.96	0.65
53:DU:18:PHE:HA	53:DU:21:SER:HB3	1.78	0.65
5:A4:30:GLU:HG3	5:A4:31:PRO:N	2.11	0.64
7:AA:6:G:H5'	7:AA:6:G:C8	2.31	0.64

Continued on next page...

Continued from previous page...

Atom-1	Atom-2	Interatomic distance (Å)	Clash overlap (Å)
8:AB:1239:G:C5	8:AB:1240:U:C5	2.85	0.64
8:AB:1334:G:H2'	8:AB:1335:C:H5'	1.78	0.64
3:A2:25:LYS:HD3	8:AB:1368:G:O5'	1.96	0.64
8:AB:1435:G:H2'	8:AB:1436:G:C8	2.27	0.64
8:AB:1640:A:H2'	8:AB:1641:A:C8	2.31	0.64
8:AB:1701:A:H2'	8:AB:1702:G:H5'	1.79	0.64
8:AB:1823:G:C8	8:AB:1823:G:H5'	2.29	0.64
8:AB:1861:G:H5''	8:AB:1861:G:H8	1.61	0.64
8:AB:215:G:H4'	8:AB:216:A:H4'	1.79	0.64
8:AB:2528:U:C2'	8:AB:2529:G:H5''	2.27	0.64
8:AB:508:A:H2	25:AS:9:HIS:NE2	1.86	0.64
8:AB:697:G:H1	8:AB:765:C:H42	1.42	0.64
8:AB:843:G:C6	8:AB:844:A:C5	2.84	0.64
8:AB:978:G:C5	8:AB:979:A:N7	2.65	0.64
8:AB:1816:C:H6	9:AC:62:ARG:NH1	1.94	0.64
10:AD:61:THR:H	10:AD:62:LYS:NZ	1.94	0.64
8:AB:2484:G:C1'	19:AM:119:LEU:HD12	2.19	0.64
27:AU:3:LYS:HD2	27:AU:81:ARG:HH11	1.62	0.64
32:AZ:9:TYR:CG	32:AZ:10:GLU:N	2.65	0.64
33:BA:1050:G:O2'	33:BA:1051:C:H5'	1.97	0.64
47:BO:52:ARG:O	47:BO:55:LEU:HB3	1.97	0.64
8:CB:226:A:O2'	8:CB:227:A:H5'	1.96	0.64
8:CB:2391:G:N1	8:CB:2424:C:H3'	2.13	0.64
8:CB:2048:G:C2	8:CB:2621:G:C2	2.85	0.64
8:CB:2735:G:H2'	8:CB:2736:A:H8	1.62	0.64
8:CB:2764:A:N6	8:CB:2766:A:C6	2.65	0.64
8:CB:307:G:H1'	8:CB:309:A:N7	2.11	0.64
8:CB:446:G:OP2	23:CQ:2:ARG:NE	2.30	0.64
8:CB:79:C:H42	8:CB:107:G:H1	1.42	0.64
8:CB:985:C:H2'	8:CB:986:C:C6	2.32	0.64
10:CD:33:ARG:HH21	10:CD:87:GLY:CA	2.09	0.64
11:CE:154:ASP:OD1	11:CE:155:GLU:N	2.29	0.64
11:CE:6:LYS:CG	11:CE:119:ILE:HB	2.28	0.64
8:CB:2304:G:H5'	12:CF:128:SER:OG	1.98	0.64
16:CJ:59:ALA:C	16:CJ:61:LYS:H	2.00	0.64
18:CL:92:LEU:CD1	18:CL:96:LYS:HB3	2.24	0.64
8:CB:2293:G:H5''	21:CO:9:ARG:NH1	2.12	0.64
25:CS:27:LYS:HB2	25:CS:28:LYS:HD2	1.79	0.64
26:CT:6:ARG:O	26:CT:7:LEU:C	2.35	0.64
26:CT:30:ILE:HG22	26:CT:85:VAL:CG2	2.27	0.64
32:CZ:56:ARG:CB	32:CZ:56:ARG:HH11	2.09	0.64

Continued on next page...

Continued from previous page...

Atom-1	Atom-2	Interatomic distance (Å)	Clash overlap (Å)
33:DA:1258:G:H22	33:DA:1278:G:H21	1.45	0.64
33:DA:1410:A:H5'	33:DA:1411:C:OP2	1.97	0.64
33:DA:1472:U:O2'	33:DA:1473:G:H5'	1.97	0.64
33:DA:25:C:H2'	33:DA:26:A:H8	1.62	0.64
33:DA:411:A:N3	33:DA:429:U:O4	2.31	0.64
33:DA:524:G:H2'	33:DA:525:C:C6	2.32	0.64
33:DA:58:C:H2'	33:DA:59:A:H5''	1.79	0.64
37:DE:81:GLN:OE1	37:DE:148:SER:HA	1.97	0.64
43:DK:19:VAL:HG12	43:DK:82:GLU:CB	2.27	0.64
49:DQ:30:HIS:CE1	49:DQ:32:ILE:HG22	2.32	0.64
1:A0:23:ALA:HB2	25:AS:23:LEU:HD13	1.80	0.64
7:AA:104:A:H1'	28:AV:31:TYR:HD1	1.61	0.64
7:AA:73:A:H2'	7:AA:74:U:H5'	1.79	0.64
8:AB:1132:U:H6	8:AB:1132:U:H5''	1.63	0.64
8:AB:190:A:C8	8:AB:207:A:C6	2.85	0.64
8:AB:260:G:C2	8:AB:261:G:H1'	2.32	0.64
8:AB:2743:U:H3'	8:AB:2744:G:H5''	1.79	0.64
8:AB:2886:A:C2	8:AB:2887:A:N7	2.65	0.64
8:AB:784:G:N2	8:AB:792:A:C5	2.65	0.64
8:AB:810:U:OP1	55:AB:4385:HOH:O	2.14	0.64
9:AC:197:ALA:C	9:AC:199:HIS:H	1.99	0.64
11:AE:37:ALA:HA	11:AE:40:ARG:HE	1.61	0.64
19:AM:110:GLU:CB	19:AM:126:ILE:HG21	2.25	0.64
19:AM:68:PHE:HB3	19:AM:69:PRO:HD2	1.78	0.64
21:AO:76:LYS:NZ	21:AO:80:GLU:H	1.95	0.64
33:BA:1087:G:C2	33:BA:1088:G:N7	2.66	0.64
33:BA:1098:C:C2'	33:BA:1099:G:H5'	2.27	0.64
33:BA:275:G:N1	33:BA:276:G:C5	2.65	0.64
33:BA:321:A:H4'	33:BA:1435:G:O2'	1.96	0.64
34:BB:214:GLY:HA2	34:BB:217:ALA:HB3	1.78	0.64
34:BB:26:MET:HE2	34:BB:188:THR:HG22	1.79	0.64
45:BM:79:LEU:HB3	45:BM:86:ARG:HH12	1.61	0.64
52:BT:28:ARG:O	52:BT:31:ILE:HG13	1.97	0.64
2:C1:19:PHE:HD2	2:C1:40:PRO:HA	1.60	0.64
8:CB:1068:G:N2	8:CB:1096:A:H5'	2.12	0.64
8:CB:1450:G:C8	8:CB:1450:G:H5''	2.32	0.64
8:CB:1764:C:C2	8:CB:1765:U:C5	2.83	0.64
8:CB:1945:G:C2	8:CB:1946:U:C6	2.85	0.64
8:CB:2023:C:H5''	8:CB:2023:C:H6	1.62	0.64
8:CB:2027:G:C2	8:CB:2037:A:C2	2.85	0.64
8:CB:2562:U:H2'	8:CB:2563:U:H5'	1.78	0.64

Continued on next page...

Continued from previous page...

Atom-1	Atom-2	Interatomic distance (Å)	Clash overlap (Å)
8:CB:2850:A:HO2'	8:CB:2851:A:H5'	1.62	0.64
8:CB:483:A:H1'	27:CU:43:LYS:CB	2.27	0.64
8:CB:990:A:H5'	8:CB:990:A:H8	1.61	0.64
10:CD:189:VAL:O	10:CD:190:LYS:HB2	1.97	0.64
10:CD:37:VAL:HB	10:CD:46:ARG:HB2	1.78	0.64
10:CD:62:LYS:O	10:CD:66:GLY:N	2.30	0.64
14:CH:121:VAL:O	14:CH:122:LEU:HB2	1.97	0.64
8:CB:2469:A:O4'	19:CM:55:ARG:HD3	1.96	0.64
10:CD:186:LEU:HD21	22:CP:5:LYS:HE2	1.79	0.64
23:CQ:99:VAL:HG13	23:CQ:100:PHE:CD1	2.32	0.64
25:CS:30:SER:C	25:CS:32:ALA:H	2.00	0.64
29:CW:44:PHE:CE2	29:CW:60:ALA:HB3	2.31	0.64
31:CY:11:SER:O	31:CY:12:ALA:HB2	1.97	0.64
31:CY:2:LYS:CB	31:CY:37:ARG:HB2	2.27	0.64
33:DA:33:A:H2'	33:DA:34:C:C6	2.32	0.64
33:DA:605:U:O2'	33:DA:606:G:H5'	1.97	0.64
33:DA:857:C:H2'	33:DA:858:G:C8	2.32	0.64
34:DB:95:TRP:HH2	34:DB:100:LEU:HD13	1.62	0.64
33:DA:876:C:C1'	40:DH:11:THR:HG21	2.26	0.64
48:DP:39:PHE:C	48:DP:39:PHE:CD2	2.70	0.64
2:A1:26:LYS:HE3	8:AB:2285:C:OP1	1.97	0.64
2:A1:41:VAL:HB	2:A1:43:ARG:NH2	2.12	0.64
8:AB:162:U:H4'	8:AB:163:C:OP1	1.97	0.64
8:AB:1672:A:C6	8:AB:1673:G:C5	2.85	0.64
8:AB:197:A:C6	8:AB:2430:A:C2	2.85	0.64
8:AB:2016:U:H2'	8:AB:2017:U:O4'	1.97	0.64
8:AB:230:G:C8	55:AB:4276:HOH:O	2.50	0.64
8:AB:2452:C:C5	8:AB:2453:A:C6	2.84	0.64
8:AB:2525:G:N2	8:AB:2526:G:C5	2.66	0.64
8:AB:2561:U:C2'	8:AB:2562:U:H5''	2.24	0.64
8:AB:367:G:H3'	8:AB:368:A:H8	1.63	0.64
8:AB:496:G:OP1	25:AS:1:MET:HE2	1.98	0.64
8:AB:563:A:N1	8:AB:2018:G:C4	2.65	0.64
8:AB:826:U:H5''	8:AB:827:U:OP2	1.98	0.64
8:AB:831:G:N1	8:AB:832:U:C2	2.65	0.64
16:AJ:34:ARG:HG3	16:AJ:39:LYS:HB2	1.79	0.64
18:AL:37:GLY:CA	18:AL:41:ARG:HD3	2.28	0.64
21:AO:58:ILE:HD11	21:AO:63:LYS:O	1.96	0.64
24:AR:2:TYR:HB2	24:AR:45:GLU:HB3	1.80	0.64
25:AS:4:ILE:HG22	25:AS:5:ALA:N	2.11	0.64
25:AS:92:ARG:HG3	25:AS:93:ALA:H	1.63	0.64

Continued on next page...

Continued from previous page...

Atom-1	Atom-2	Interatomic distance (Å)	Clash overlap (Å)
26:AT:1:MET:C	26:AT:2:ILE:HD13	2.17	0.64
27:AU:95:PHE:CD1	27:AU:102:ILE:HD12	2.32	0.64
8:AB:2199:A:O2'	32:AZ:32:LEU:HD23	1.97	0.64
33:BA:1073:U:O2'	33:BA:1074:G:O5'	2.15	0.64
33:BA:1413:A:C2	33:BA:1414:U:H1'	2.32	0.64
33:BA:411:A:OP2	36:BD:25:ARG:NH2	2.30	0.64
33:BA:430:A:OP2	36:BD:6:PRO:HA	1.97	0.64
33:BA:805:C:H2'	33:BA:806:C:C5	2.32	0.64
34:BB:68:PHE:HB2	34:BB:90:PHE:CB	2.23	0.64
41:BI:44:ARG:O	41:BI:47:VAL:HG22	1.98	0.64
7:CA:75:G:H2'	7:CA:76:G:H8	1.63	0.64
8:CB:1052:C:H2'	8:CB:1053:C:C5	2.33	0.64
8:CB:1228:G:H2'	8:CB:1229:C:H6	1.62	0.64
8:CB:1761:C:H2'	8:CB:1762:A:H5'	1.80	0.64
8:CB:2082:A:C5	8:CB:2239:G:C2	2.86	0.64
2:C1:44:GLN:HB3	8:CB:2371:G:H4'	1.78	0.64
8:CB:372:G:N7	32:CZ:53:THR:HG23	2.12	0.64
8:CB:464:U:C3'	8:CB:465:G:H5''	2.27	0.64
8:CB:574:A:H4'	8:CB:575:A:C5'	2.28	0.64
8:CB:806:C:C2'	8:CB:807:U:H5'	2.27	0.64
10:CD:81:GLU:HG3	10:CD:82:PHE:H	1.61	0.64
11:CE:132:LYS:C	11:CE:134:LEU:H	2.00	0.64
17:CK:20:MET:O	17:CK:41:ILE:HD12	1.97	0.64
21:CO:27:VAL:HG22	21:CO:38:GLN:O	1.97	0.64
22:CP:71:ARG:NH2	22:CP:102:ARG:HB3	2.13	0.64
23:CQ:44:TYR:CD1	23:CQ:48:ASP:CG	2.70	0.64
24:CR:33:VAL:HG22	24:CR:34:GLU:N	2.05	0.64
26:CT:30:ILE:HG22	26:CT:85:VAL:HG22	1.80	0.64
27:CU:25:LYS:O	27:CU:34:ILE:HG13	1.98	0.64
33:DA:1254:A:O4'	33:DA:1356:G:H5''	1.97	0.64
33:DA:666:G:H5'	33:DA:726:C:H1'	1.78	0.64
44:DL:122:LYS:H	44:DL:122:LYS:HZ3	1.45	0.64
1:A0:40:HIS:HB2	20:AN:99:LYS:O	1.98	0.64
8:AB:115:C:H3'	8:AB:115:C:C6	2.32	0.64
8:AB:126:A:N3	8:AB:126:A:H2'	2.12	0.64
8:AB:1796:U:O2'	8:AB:1797:G:H5'	1.97	0.64
8:AB:2014:A:C2'	8:AB:2015:A:C8	2.72	0.64
8:AB:2505:G:O2'	8:AB:2506:U:H5'	1.96	0.64
8:AB:2679:A:H2'	8:AB:2680:U:C6	2.33	0.64
8:AB:2692:G:H21	8:AB:2693:G:H1'	1.61	0.64
8:AB:2863:C:O2'	8:AB:2864:G:H5'	1.97	0.64

Continued on next page...

Continued from previous page...

Atom-1	Atom-2	Interatomic distance (Å)	Clash overlap (Å)
8:AB:85:G:OP2	27:AU:5:ARG:HG3	1.96	0.64
9:AC:220:ARG:HA	9:AC:220:ARG:CZ	2.28	0.64
8:AB:1844:C:H5'	9:AC:251:THR:HB	1.78	0.64
18:AL:27:LEU:H	18:AL:27:LEU:HD12	1.62	0.64
18:AL:53:GLY:O	18:AL:54:GLN:O	2.15	0.64
18:AL:86:GLU:N	18:AL:86:GLU:CD	2.48	0.64
8:AB:18:U:H4'	23:AQ:22:GLY:HA3	1.79	0.64
27:AU:61:GLU:HG2	27:AU:62:ALA:N	2.12	0.64
31:AY:11:SER:O	31:AY:12:ALA:HB2	1.98	0.64
32:AZ:56:ARG:HG3	32:AZ:56:ARG:HH11	1.63	0.64
33:BA:1290:G:H2'	33:BA:1291:U:O4'	1.98	0.64
33:BA:377:G:N2	33:BA:378:G:C4	2.65	0.64
33:BA:407:U:O2'	36:BD:112:GLU:HA	1.98	0.64
33:BA:71:A:H2'	33:BA:71:A:OP2	1.98	0.64
34:BB:125:PHE:HD2	34:BB:125:PHE:H	1.44	0.64
48:BP:61:VAL:CA	48:BP:65:ALA:HB3	2.18	0.64
8:CB:1068:G:H21	8:CB:1096:A:H5'	1.63	0.64
8:CB:1153:C:OP2	55:CB:5207:HOH:O	2.15	0.64
8:CB:1385:A:C4	8:CB:1403:A:C2	2.86	0.64
8:CB:2544:G:H2'	8:CB:2545:G:C8	2.32	0.64
8:CB:271:G:H1'	8:CB:272:A:H8	1.57	0.64
8:CB:2766:A:N3	8:CB:2766:A:H2'	2.11	0.64
8:CB:332:A:C8	8:CB:335:C:N4	2.66	0.64
8:CB:687:C:N4	8:CB:688:U:N3	2.46	0.64
8:CB:969:G:C4	8:CB:970:U:C5	2.84	0.64
9:CC:181:ARG:HB2	9:CC:263:ASP:OD2	1.97	0.64
9:CC:68:ARG:HH22	9:CC:190:THR:HG23	1.61	0.64
10:CD:107:VAL:HG23	10:CD:204:LYS:O	1.97	0.64
10:CD:65:ALA:C	10:CD:67:HIS:H	2.01	0.64
11:CE:40:ARG:NH2	11:CE:92:HIS:ND1	2.46	0.64
14:CH:8:LYS:C	14:CH:9:VAL:HG22	2.17	0.64
21:CO:25:ARG:HB3	21:CO:94:ARG:NH1	2.09	0.64
22:CP:18:SER:HA	22:CP:87:ARG:NH2	2.13	0.64
24:CR:47:VAL:HG22	24:CR:48:LYS:N	2.12	0.64
33:DA:1019:A:H2'	33:DA:1020:G:C8	2.33	0.64
33:DA:1416:G:C2	33:DA:1417:G:H1'	2.31	0.64
33:DA:152:A:N6	33:DA:170:U:N3	2.45	0.64
33:DA:323:U:H4'	52:DT:16:ALA:HB1	1.80	0.64
33:DA:415:A:N6	33:DA:416:G:N2	2.45	0.64
33:DA:806:C:O2	33:DA:807:A:N7	2.30	0.64
36:DD:116:LEU:HD11	36:DD:153:ARG:HD2	1.78	0.64

Continued on next page...

Continued from previous page...

Atom-1	Atom-2	Interatomic distance (Å)	Clash overlap (Å)
4:A3:42:HIS:O	4:A3:43:LEU:HB2	1.97	0.64
8:AB:1420:A:C2	8:AB:2211:A:C8	2.84	0.64
8:AB:1307:A:C2	8:AB:1622:G:C2	2.85	0.64
8:AB:2282:G:C5	8:AB:2425:A:N1	2.65	0.64
8:AB:2287:A:C2	8:AB:2289:G:C6	2.86	0.64
8:AB:2358:A:C2'	8:AB:2359:C:H5'	2.27	0.64
8:AB:2456:C:C4	8:AB:2457:U:H5	2.15	0.64
8:AB:2461:A:C5	8:AB:2462:C:C5	2.86	0.64
8:AB:2589:A:O2'	8:AB:2590:A:H5'	1.97	0.64
8:AB:2727:A:C5	8:AB:2728:U:C5	2.86	0.64
8:AB:615:U:H3'	8:AB:616:A:H5'	1.79	0.64
8:AB:79:C:C2'	8:AB:346:A:H8	2.11	0.64
9:AC:141:HIS:O	9:AC:143:VAL:N	2.30	0.64
9:AC:254:LYS:H	9:AC:254:LYS:HZ3	1.46	0.64
14:AH:14:SER:O	14:AH:16:GLY:N	2.30	0.64
14:AH:44:ILE:HG23	14:AH:47:PHE:HE2	1.63	0.64
17:AK:78:ARG:HH22	22:AP:102:ARG:HH12	1.45	0.64
23:AQ:24:TYR:HD1	23:AQ:25:GLY:N	1.96	0.64
31:AY:9:THR:HB	31:AY:53:MET:C	2.17	0.64
33:BA:1015:G:H2'	33:BA:1016:A:H8	1.61	0.64
33:BA:1270:G:H8	33:BA:1270:G:O5'	1.79	0.64
33:BA:483:C:N3	33:BA:484:G:C6	2.65	0.64
33:BA:521:G:H1	33:BA:528:C:H42	1.45	0.64
33:BA:60:A:C8	33:BA:60:A:P	2.87	0.64
41:BI:10:ARG:HG3	41:BI:105:ARG:NE	2.11	0.64
42:BJ:18:ILE:HA	42:BJ:21:ALA:HB3	1.78	0.64
1:C0:40:HIS:CG	1:C0:41:HIS:N	2.65	0.64
8:CB:1196:C:H2'	8:CB:1197:G:C8	2.32	0.64
8:CB:204:A:H2'	8:CB:204:A:O5'	1.98	0.64
8:CB:2352:A:H5'	8:CB:2352:A:C8	2.31	0.64
8:CB:323:C:C5	8:CB:333:G:C8	2.86	0.64
8:CB:745:G:N2	8:CB:753:A:N6	2.45	0.64
8:CB:863:A:H2'	8:CB:864:G:O4'	1.98	0.64
8:CB:98:G:C8	8:CB:98:G:H5''	2.32	0.64
9:CC:141:HIS:O	9:CC:143:VAL:N	2.31	0.64
8:CB:1819:A:OP2	9:CC:153:LEU:HB2	1.98	0.64
9:CC:204:LEU:CD1	9:CC:210:ALA:HB1	2.28	0.64
11:CE:60:TRP:CZ3	11:CE:67:ARG:HB2	2.32	0.64
15:CI:7:TYR:HA	15:CI:59:THR:HA	1.77	0.64
4:C3:12:ARG:HD2	18:CL:62:PRO:HG2	1.79	0.64
19:CM:127:LYS:C	19:CM:127:LYS:HD3	2.17	0.64

Continued on next page...

Continued from previous page...

Atom-1	Atom-2	Interatomic distance (Å)	Clash overlap (Å)
8:CB:2250:G:O6	19:CM:82:MET:CG	2.46	0.64
8:CB:2840:C:H5''	20:CN:53:THR:CG2	2.24	0.64
28:CV:73:LYS:HB3	28:CV:92:VAL:HG13	1.78	0.64
8:CB:72:U:OP2	30:CX:54:LYS:HE2	1.97	0.64
33:DA:1290:G:O5'	33:DA:1290:G:H8	1.80	0.64
33:DA:1459:G:N1	33:DA:1460:C:C4	2.66	0.64
33:DA:1525:G:P	53:DU:34:ARG:HH12	2.19	0.64
33:DA:451:A:C1'	33:DA:452:A:N7	2.60	0.64
33:DA:684:U:C4	33:DA:685:G:C2	2.86	0.64
33:DA:712:A:N1	33:DA:713:G:C2	2.66	0.64
33:DA:728:A:C6	33:DA:729:A:C6	2.86	0.64
4:A3:48:MET:HG2	8:AB:2360:G:OP1	1.98	0.64
8:AB:2086:U:O2	8:AB:2234:G:C4	2.50	0.64
8:AB:2383:G:C2	8:AB:2384:U:H5	2.14	0.64
8:AB:2636:C:H2'	8:AB:2637:U:C6	2.32	0.64
9:AC:243:PRO:HB3	9:AC:248:GLY:CA	2.26	0.64
13:AG:91:VAL:O	13:AG:93:TYR:N	2.27	0.64
16:AJ:37:ARG:HG3	16:AJ:118:MET:CE	2.27	0.64
23:AQ:35:PHE:O	23:AQ:37:ALA:N	2.31	0.64
26:AT:68:LYS:NZ	26:AT:73:ARG:HA	2.13	0.64
26:AT:29:THR:HG22	26:AT:86:THR:CG2	2.28	0.64
30:AX:22:LEU:HD21	30:AX:25:GLN:NE2	2.13	0.64
33:BA:1527:U:O2'	33:BA:1528:U:H5''	1.97	0.64
33:BA:32:A:C2	33:BA:33:A:C5	2.85	0.64
33:BA:50:A:H62	33:BA:361:G:H4'	1.63	0.64
33:BA:509:A:N7	33:BA:510:A:C5	2.65	0.64
33:BA:568:G:N2	33:BA:883:C:N1	2.45	0.64
33:BA:602:A:H2	33:BA:637:C:N3	1.95	0.64
36:BD:63:ILE:HG22	36:BD:64:TYR:CD1	2.33	0.64
44:BL:35:ARG:NH2	44:BL:36:VAL:HG22	2.04	0.64
8:CB:1069:A:H5'	8:CB:1070:A:H8	1.62	0.64
8:CB:1195:G:C2	8:CB:1196:C:C5	2.84	0.64
8:CB:1527:G:N2	8:CB:1545:A:H62	1.96	0.64
8:CB:1439:A:C2	8:CB:1553:A:C6	2.85	0.64
8:CB:1599:U:H2'	8:CB:1600:C:C6	2.33	0.64
8:CB:1767:G:O2'	8:CB:1768:C:H5'	1.96	0.64
8:CB:2104:C:H3'	8:CB:2104:C:C6	2.32	0.64
8:CB:2143:C:C6	8:CB:2143:C:O5'	2.50	0.64
8:CB:37:C:O2'	11:CE:45:ALA:O	2.15	0.64
8:CB:473:G:H2'	8:CB:474:G:H5'	1.79	0.64
8:CB:690:G:H4'	9:CC:216:ARG:HH22	1.62	0.64

Continued on next page...

Continued from previous page...

Atom-1	Atom-2	Interatomic distance (Å)	Clash overlap (Å)
8:CB:720:U:H2'	8:CB:721:A:C8	2.32	0.64
11:CE:130:LYS:C	11:CE:132:LYS:HE2	2.18	0.64
14:CH:50:ARG:HG3	14:CH:51:ARG:N	2.11	0.64
17:CK:32:TYR:N	17:CK:32:TYR:HD1	1.95	0.64
18:CL:17:LYS:HG3	18:CL:18:ARG:N	2.10	0.64
23:CQ:68:ALA:HB1	23:CQ:73:ILE:HG22	1.80	0.64
29:CW:32:ALA:O	29:CW:66:VAL:HG21	1.97	0.64
30:CX:2:LYS:H	30:CX:6:LEU:HD23	1.62	0.64
30:CX:44:LYS:HG3	30:CX:44:LYS:O	1.96	0.64
32:CZ:36:VAL:HA	32:CZ:42:PRO:HB3	1.80	0.64
33:DA:1408:A:H1'	33:DA:1494:G:H22	1.63	0.64
33:DA:453:G:C2'	33:DA:454:G:H8	2.11	0.64
33:DA:639:G:C6	33:DA:640:A:N7	2.65	0.64
33:DA:739:C:H2'	33:DA:740:U:O4'	1.96	0.64
44:DL:20:VAL:HG13	44:DL:94:TYR:HE2	1.63	0.64
8:AB:107:G:C6	8:AB:108:G:N7	2.65	0.64
8:AB:1123:C:O2'	8:AB:1124:G:H5'	1.97	0.64
8:AB:1217:U:O2	8:AB:1218:G:C8	2.50	0.64
8:AB:1814:G:OP2	8:AB:1815:A:H2'	1.97	0.64
8:AB:2090:A:C2	8:AB:2091:C:C4	2.86	0.64
8:AB:2539:C:C5	8:AB:2540:C:C5	2.85	0.64
8:AB:324:A:N7	8:AB:325:G:C5	2.65	0.64
8:AB:46:G:C2	8:AB:47:C:C5	2.85	0.64
8:AB:501:A:N6	8:AB:502:A:N1	2.45	0.64
8:AB:963:U:C4	8:AB:964:C:N4	2.65	0.64
10:AD:107:VAL:HG23	10:AD:204:LYS:O	1.97	0.64
10:AD:22:ILE:HG23	10:AD:22:ILE:O	1.98	0.64
11:AE:122:GLU:C	11:AE:123:LYS:HD2	2.18	0.64
21:AO:9:ARG:HA	21:AO:12:THR:CG2	2.27	0.64
22:AP:100:ARG:HG2	22:AP:102:ARG:HH21	1.63	0.64
28:AV:30:ILE:HG22	28:AV:93:ARG:NH2	2.11	0.64
33:BA:939:G:H1	33:BA:1344:C:H42	1.45	0.64
37:BE:80:LEU:HB2	37:BE:97:PRO:HD3	1.79	0.64
44:BL:33:CYS:HA	44:BL:54:VAL:HA	1.80	0.64
45:BM:80:MET:O	45:BM:82:LEU:N	2.30	0.64
5:C4:25:VAL:O	5:C4:26:ILE:HB	1.98	0.64
8:CB:993:G:N2	8:CB:1162:G:C4	2.66	0.64
8:CB:1285:A:H2'	8:CB:1286:A:C5'	2.28	0.64
8:CB:1837:C:N3	8:CB:1899:A:N6	2.46	0.64
8:CB:1877:A:H8	8:CB:1877:A:O5'	1.80	0.64
8:CB:1984:G:C5	8:CB:1985:C:C5	2.86	0.64

Continued on next page...

Continued from previous page...

Atom-1	Atom-2	Interatomic distance (Å)	Clash overlap (Å)
8:CB:284:U:H2'	8:CB:285:G:C8	2.33	0.64
8:CB:13:A:C2	8:CB:526:A:N7	2.66	0.64
8:CB:729:G:N3	8:CB:729:G:H2'	2.11	0.64
8:CB:1816:C:C6	9:CC:62:ARG:NH1	2.65	0.64
11:CE:138:LEU:HB3	11:CE:143:LEU:HD12	1.79	0.64
7:CA:42:C:O2'	12:CF:62:GLN:HB3	1.98	0.64
14:CH:111:ALA:O	14:CH:113:SER:N	2.31	0.64
17:CK:31:ARG:HB3	17:CK:32:TYR:CE1	2.32	0.64
18:CL:79:LEU:H	18:CL:113:ALA:HB3	1.62	0.64
19:CM:43:ALA:HB2	19:CM:91:TYR:O	1.97	0.64
21:CO:39:VAL:CG2	21:CO:39:VAL:O	2.45	0.64
23:CQ:44:TYR:O	23:CQ:48:ASP:N	2.30	0.64
25:CS:86:MET:HG2	25:CS:87:PRO:HD2	1.78	0.64
33:DA:1322:C:H4'	33:DA:1323:G:OP1	1.97	0.64
33:DA:1494:G:H5'	33:DA:1494:G:H8	1.62	0.64
33:DA:232:G:H8	33:DA:232:G:C5'	2.11	0.64
33:DA:390:U:H2'	33:DA:391:G:H8	1.61	0.64
33:DA:522:C:H42	33:DA:528:C:N4	1.95	0.64
33:DA:545:C:H5'	36:DD:68:GLU:HG2	1.78	0.64
33:DA:794:A:H2'	33:DA:795:C:H6	1.62	0.64
33:DA:899:C:C5	33:DA:900:A:C5	2.85	0.64
40:DH:76:ARG:HG3	40:DH:77:VAL:H	1.62	0.64
46:DN:90:GLY:C	46:DN:92:ILE:H	1.99	0.64
52:DT:38:ILE:C	52:DT:40:ALA:H	1.99	0.64
33:DA:107:G:H1	52:DT:6:ALA:HB1	1.63	0.64
53:DU:40:PRO:HB3	53:DU:44:ARG:HH21	1.63	0.64
7:AA:28:C:H5'	7:AA:29:A:OP2	1.98	0.64
7:AA:87:U:O2'	7:AA:88:C:H2'	1.98	0.64
8:AB:994:C:N4	8:AB:1160:G:N1	2.45	0.64
8:AB:1227:G:H5''	8:AB:1227:G:H8	1.63	0.64
8:AB:1251:C:O2'	55:AB:4447:HOH:O	2.13	0.64
8:AB:1343:G:N2	8:AB:1405:U:C4	2.66	0.64
8:AB:1385:A:C4	8:AB:1403:A:C2	2.86	0.64
8:AB:1771:C:H2'	8:AB:1772:A:C8	2.33	0.64
8:AB:1998:A:C6	8:AB:1999:C:C4	2.86	0.64
8:AB:223:A:C5	8:AB:422:A:C8	2.86	0.64
8:AB:2886:A:H2'	8:AB:2887:A:H8	1.62	0.64
8:AB:28:A:C2'	8:AB:29:U:H5'	2.27	0.64
8:AB:299:A:H2'	8:AB:300:A:N7	2.13	0.64
8:AB:647:G:H8	8:AB:647:G:H5''	1.63	0.64
9:AC:155:ARG:C	9:AC:155:ARG:HD3	2.18	0.64

Continued on next page...

Continued from previous page...

Atom-1	Atom-2	Interatomic distance (Å)	Clash overlap (Å)
10:AD:109:VAL:HG12	10:AD:110:THR:H	1.62	0.64
10:AD:178:VAL:HG23	10:AD:179:ARG:N	2.13	0.64
10:AD:52:THR:C	10:AD:75:ALA:HB1	2.19	0.64
8:AB:1205:A:O2'	11:AE:164:LEU:HD11	1.98	0.64
11:AE:171:ASP:HA	11:AE:201:ALA:OXT	1.98	0.64
16:AJ:100:VAL:O	16:AJ:102:GLU:N	2.27	0.64
19:AM:13:HIS:C	19:AM:14:LYS:HD2	2.19	0.64
20:AN:25:ALA:CB	20:AN:44:LEU:HD11	2.24	0.64
22:AP:27:VAL:HG13	22:AP:47:ILE:CD1	2.28	0.64
22:AP:77:SER:H	22:AP:78:PRO:CD	2.11	0.64
33:BA:1064:G:H4'	33:BA:1065:U:H4'	1.80	0.64
37:BE:17:VAL:HB	37:BE:34:ALA:HB2	1.79	0.64
40:BH:32:LYS:HA	40:BH:35:ILE:HD12	1.80	0.64
45:BM:92:ARG:HB3	45:BM:92:ARG:NH1	2.12	0.64
49:BQ:46:HIS:HE1	49:BQ:48:GLU:HB2	1.60	0.64
8:CB:1069:A:C5'	8:CB:1070:A:H8	2.11	0.64
8:CB:1120:G:H2'	8:CB:1121:C:C6	2.33	0.64
8:CB:2014:A:C2'	8:CB:2015:A:H8	2.01	0.64
8:CB:2024:G:H5''	10:CD:154:LYS:NZ	2.12	0.64
8:CB:966:G:H1'	8:CB:2267:A:N6	2.12	0.64
8:CB:2431:U:H2'	8:CB:2432:A:H5''	1.78	0.64
8:CB:2886:A:H2'	8:CB:2887:A:H8	1.63	0.64
8:CB:800:A:C4'	8:CB:801:G:H5'	2.28	0.64
8:CB:836:G:C5	8:CB:837:C:C4	2.86	0.64
11:CE:172:ALA:C	11:CE:174:GLY:H	1.99	0.64
11:CE:149:ILE:CG1	11:CE:186:VAL:HA	2.25	0.64
16:CJ:73:VAL:HA	16:CJ:88:THR:O	1.98	0.64
19:CM:9:PHE:CZ	19:CM:12:MET:HB2	2.33	0.64
8:CB:911:A:C6	19:CM:13:HIS:HD2	2.16	0.64
24:CR:76:LYS:HD3	24:CR:90:ARG:HD2	1.78	0.64
25:CS:1:MET:HE3	25:CS:4:ILE:HG13	1.78	0.64
27:CU:49:PRO:HD2	27:CU:52:ASN:OD1	1.98	0.64
8:CB:928:A:H1'	31:CY:1:ALA:HA	1.80	0.64
33:DA:1130:A:O5'	33:DA:1130:A:H8	1.79	0.64
33:DA:1169:A:C4	33:DA:1170:A:N7	2.66	0.64
33:DA:1288:A:H2	33:DA:1352:C:O2	1.81	0.64
33:DA:403:C:H2'	33:DA:404:G:H8	1.62	0.64
33:DA:25:C:C5	33:DA:558:G:N2	2.65	0.64
33:DA:895:G:N2	33:DA:896:C:C2	2.66	0.64
35:DC:99:GLN:O	35:DC:100:ILE:HB	1.98	0.64
36:DD:185:PRO:HB2	36:DD:190:LEU:CD1	2.27	0.64

Continued on next page...

Continued from previous page...

Atom-1	Atom-2	Interatomic distance (Å)	Clash overlap (Å)
37:DE:36:THR:HG21	37:DE:63:MET:CA	2.28	0.64
44:DL:35:ARG:O	44:DL:52:CYS:HB2	1.98	0.64
46:DN:20:PHE:C	46:DN:24:ALA:HB2	2.18	0.64
53:DU:34:ARG:HH21	53:DU:36:PHE:CA	2.11	0.64
4:A3:35:LYS:HD3	4:A3:35:LYS:N	2.12	0.64
5:A4:19:ARG:O	5:A4:20:ASP:HB3	1.98	0.64
8:AB:1003:G:C8	8:AB:1003:G:H5''	2.31	0.64
8:AB:1422:G:N2	8:AB:1423:G:C4	2.66	0.64
8:AB:1440:U:H2'	8:AB:1441:G:C8	2.33	0.64
8:AB:1451:C:H2'	8:AB:1458:U:O2	1.97	0.64
8:AB:204:A:C8	8:AB:206:U:C2	2.85	0.64
8:AB:2748:A:N6	8:AB:2757:A:C8	2.66	0.64
8:AB:580:U:O3'	23:AQ:30:VAL:HG11	1.98	0.64
8:AB:907:G:H1'	19:AM:68:PHE:HE2	1.60	0.64
10:AD:31:ALA:HA	10:AD:49:GLN:NE2	2.13	0.64
11:AE:141:MET:C	11:AE:143:LEU:N	2.47	0.64
16:AJ:135:GLN:CG	16:AJ:137:PRO:HG2	2.24	0.64
19:AM:81:ARG:C	19:AM:83:GLY:N	2.47	0.64
19:AM:41:LEU:CD1	19:AM:95:LEU:HD13	2.27	0.64
20:AN:96:ARG:HG2	20:AN:98:LEU:HD21	1.80	0.64
24:AR:54:VAL:HG12	24:AR:55:ASP:N	2.12	0.64
33:BA:1132:C:H2'	33:BA:1133:G:H8	1.63	0.64
33:BA:161:A:H2'	33:BA:162:A:C8	2.32	0.64
33:BA:555:U:H2'	33:BA:556:C:C6	2.30	0.64
33:BA:895:G:C2	33:BA:896:C:C2	2.86	0.64
35:BC:24:ASN:HB2	35:BC:27:GLU:OE1	1.98	0.64
37:BE:46:GLY:HA3	37:BE:70:MET:HG2	1.80	0.64
43:BK:30:ILE:HG22	43:BK:45:THR:CB	2.27	0.64
47:BO:54:GLY:O	47:BO:58:MET:HB2	1.98	0.64
43:BK:109:ILE:HD12	53:BU:16:ARG:HG2	1.79	0.64
1:C0:22:THR:HG22	1:C0:23:ALA:N	2.13	0.64
8:CB:1438:U:O2'	8:CB:1439:A:O4'	2.16	0.64
8:CB:1528:A:C4	8:CB:1544:A:C6	2.86	0.64
8:CB:2821:A:H5''	10:CD:167:ASN:ND2	2.13	0.64
8:CB:688:U:C6	8:CB:688:U:H3'	2.31	0.64
8:CB:797:G:C6	8:CB:798:G:N7	2.66	0.64
8:CB:836:G:C5	8:CB:837:C:C5	2.85	0.64
8:CB:910:A:C2	8:CB:911:A:N1	2.66	0.64
9:CC:254:LYS:N	9:CC:254:LYS:HZ1	1.96	0.64
9:CC:27:LYS:N	9:CC:28:PRO:HD3	2.13	0.64
10:CD:200:ASP:O	10:CD:201:LEU:HB2	1.97	0.64

Continued on next page...

Continued from previous page...

Atom-1	Atom-2	Interatomic distance (Å)	Clash overlap (Å)
10:CD:61:THR:HG23	10:CD:62:LYS:HD3	1.80	0.64
14:CH:31:VAL:HG12	14:CH:36:ALA:HA	1.80	0.64
16:CJ:102:GLU:OE1	16:CJ:124:VAL:HG22	1.97	0.64
16:CJ:130:HIS:C	16:CJ:132:HIS:N	2.50	0.64
8:CB:538:A:H4'	16:CJ:8:PRO:O	1.98	0.64
19:CM:90:GLU:HA	19:CM:91:TYR:CZ	2.33	0.64
20:CN:47:VAL:O	20:CN:51:LEU:HD13	1.96	0.64
22:CP:8:GLU:HA	22:CP:11:GLN:HG3	1.80	0.64
23:CQ:14:LYS:HA	23:CQ:17:LEU:HB3	1.79	0.64
24:CR:80:ARG:CG	24:CR:86:GLN:H	2.10	0.64
27:CU:48:VAL:HG13	27:CU:51:LEU:CA	2.28	0.64
30:CX:26:PHE:HD1	30:CX:26:PHE:N	1.96	0.64
31:CY:1:ALA:HB1	31:CY:37:ARG:HB3	1.79	0.64
33:DA:1068:G:O2'	33:DA:1069:C:H5'	1.96	0.64
33:DA:124:C:C4	33:DA:125:U:H5	2.16	0.64
33:DA:1434:A:C8	33:DA:1435:G:N7	2.66	0.64
33:DA:158:G:C6	33:DA:159:G:N7	2.66	0.64
33:DA:15:G:C2	33:DA:16:A:C5	2.86	0.64
33:DA:185:U:H6	33:DA:185:U:H3'	1.63	0.64
33:DA:617:G:N2	33:DA:624:C:C4	2.66	0.64
35:DC:163:ARG:O	35:DC:164:THR:HG23	1.98	0.64
35:DC:198:LYS:HB3	35:DC:200:TRP:HZ3	1.63	0.64
38:DF:93:LYS:O	38:DF:94:HIS:HB2	1.96	0.64
41:DI:28:VAL:HG13	41:DI:32:ARG:O	1.97	0.64
45:DM:39:ALA:O	45:DM:42:VAL:HG22	1.98	0.64
1:A0:39:ARG:HD3	8:AB:2816:G:H5'	1.79	0.64
2:A1:45:HIS:O	2:A1:46:VAL:HG12	1.98	0.64
4:A3:43:LEU:O	4:A3:44:ARG:HG3	1.98	0.64
5:A4:24:ARG:HH22	5:A4:36:ARG:CG	2.11	0.64
5:A4:2:LYS:NZ	5:A4:2:LYS:HB3	2.12	0.64
5:A4:36:ARG:HG2	5:A4:38:GLY:O	1.98	0.64
8:AB:1456:G:H2'	8:AB:1457:U:H5'	1.79	0.64
8:AB:1615:C:C2	8:AB:1617:C:H6	2.15	0.64
8:AB:1936:A:H2	8:AB:1943:U:O4	1.81	0.64
8:AB:2408:U:H2'	8:AB:2409:G:C8	2.33	0.64
8:AB:675:A:C6	8:AB:676:A:N1	2.66	0.64
8:AB:768:G:C6	8:AB:769:U:N3	2.60	0.64
8:AB:979:A:H3'	8:AB:980:A:H5''	1.80	0.64
13:AG:63:GLN:O	13:AG:67:ALA:HB2	1.98	0.64
16:AJ:127:GLY:C	16:AJ:128:ASN:HD22	2.00	0.64
16:AJ:7:LYS:H	16:AJ:7:LYS:HD3	1.62	0.64

Continued on next page...

Continued from previous page...

Atom-1	Atom-2	Interatomic distance (Å)	Clash overlap (Å)
18:AL:94:THR:O	18:AL:96:LYS:N	2.31	0.64
25:AS:86:MET:HG2	25:AS:87:PRO:HD2	1.80	0.64
26:AT:10:VAL:O	26:AT:34:VAL:HG13	1.97	0.64
29:AW:21:GLY:HA2	29:AW:25:PHE:CE1	2.32	0.64
32:AZ:17:SER:OG	32:AZ:18:CYS:N	2.31	0.64
33:BA:1430:A:N6	33:BA:1431:A:C2	2.66	0.64
33:BA:158:G:C5	33:BA:159:G:N7	2.65	0.64
33:BA:570:G:C6	33:BA:873:A:C2	2.86	0.64
33:BA:785:G:C6	33:BA:786:G:N7	2.66	0.64
36:BD:202:LEU:C	36:BD:203:TYR:HD2	2.02	0.64
36:BD:60:VAL:O	36:BD:64:TYR:HD1	1.81	0.64
49:BQ:9:GLY:HA3	49:BQ:24:ILE:HG13	1.79	0.64
53:BU:20:ARG:HA	53:BU:24:LYS:HE3	1.78	0.64
8:CB:1191:G:C2'	8:CB:1192:G:H5'	2.28	0.64
8:CB:1335:C:H2'	8:CB:1336:A:C8	2.28	0.64
8:CB:749:A:O2'	8:CB:1617:C:O2'	2.12	0.64
8:CB:2270:A:H2'	8:CB:2271:G:C5'	2.28	0.64
8:CB:2722:G:O4'	20:CN:4:ARG:HG3	1.98	0.64
8:CB:2764:A:H2'	8:CB:2765:A:C5'	2.27	0.64
8:CB:379:G:N2	8:CB:396:G:C5	2.66	0.64
8:CB:673:C:H2'	8:CB:674:G:H5'	1.79	0.64
8:CB:697:G:H1	8:CB:765:C:H42	1.45	0.64
8:CB:870:U:H3	8:CB:907:G:H1	1.44	0.64
9:CC:84:PRO:C	9:CC:86:ARG:H	2.02	0.64
12:CF:3:LEU:O	12:CF:3:LEU:HD23	1.97	0.64
17:CK:98:ARG:C	17:CK:99:ILE:HD12	2.19	0.64
18:CL:85:VAL:HG13	18:CL:86:GLU:N	2.12	0.64
19:CM:91:TYR:N	19:CM:91:TYR:CD2	2.66	0.64
20:CN:25:ALA:CB	20:CN:44:LEU:HD11	2.24	0.64
22:CP:29:VAL:CG2	22:CP:47:ILE:HD11	2.28	0.64
25:CS:75:PHE:N	25:CS:75:PHE:HD1	1.96	0.64
29:CW:36:ILE:C	29:CW:36:ILE:HD12	2.19	0.64
30:CX:15:ASN:OD1	30:CX:18:LEU:HD21	1.98	0.64
33:DA:1387:G:C2	33:DA:1388:C:C2	2.86	0.64
33:DA:350:G:H5'	33:DA:350:G:C8	2.28	0.64
33:DA:439:U:C6	33:DA:440:C:C5	2.85	0.64
33:DA:204:G:N3	33:DA:466:A:N6	2.45	0.64
33:DA:541:G:H2'	33:DA:542:G:H8	1.60	0.64
34:DB:101:THR:C	34:DB:103:TRP:H	2.01	0.64
36:DD:84:ASN:HD21	36:DD:87:GLU:HB2	1.60	0.64
37:DE:114:LEU:HD23	37:DE:119:VAL:HG21	1.79	0.64

Continued on next page...

Continued from previous page...

Atom-1	Atom-2	Interatomic distance (Å)	Clash overlap (Å)
40:DH:53:ASP:OD2	40:DH:54:THR:N	2.31	0.64
43:DK:83:VAL:HB	43:DK:109:ILE:HG22	1.80	0.64
1:A0:19:ASP:O	1:A0:20:ALA:C	2.35	0.63
5:A4:18:LYS:HD2	5:A4:18:LYS:O	1.97	0.63
7:AA:44:G:N2	7:AA:46:A:H61	1.91	0.63
7:AA:87:U:H2'	7:AA:88:C:O5'	1.98	0.63
8:AB:1359:A:C2	8:AB:1360:G:C1'	2.70	0.63
8:AB:1805:A:C2	8:AB:1813:G:C2	2.86	0.63
8:AB:2512:C:H2'	8:AB:2513:A:O4'	1.98	0.63
8:AB:692:C:H5''	9:AC:42:ARG:H	1.64	0.63
8:AB:777:G:C2	8:AB:778:G:C8	2.86	0.63
8:AB:799:G:C6	8:AB:800:A:C6	2.86	0.63
8:AB:78:U:H2'	8:AB:79:C:O4'	1.96	0.63
8:AB:80:G:H5'	8:AB:346:A:H1'	1.80	0.63
9:AC:30:ALA:H	9:AC:31:PRO:HD2	1.63	0.63
9:AC:62:ARG:HH11	9:AC:62:ARG:HG2	1.62	0.63
14:AH:144:VAL:HG12	14:AH:145:ASN:H	1.63	0.63
19:AM:8:LYS:O	19:AM:8:LYS:HG2	1.98	0.63
21:AO:76:LYS:HG3	21:AO:77:ALA:N	2.12	0.63
22:AP:45:VAL:HG13	22:AP:65:ASN:HD21	1.61	0.63
25:AS:86:MET:O	25:AS:94:ASP:OD2	2.15	0.63
26:AT:25:GLU:O	26:AT:26:LYS:C	2.36	0.63
33:BA:1049:U:H2'	46:BN:2:LYS:HE3	1.79	0.63
33:BA:1181:G:H2'	33:BA:1182:G:N7	2.13	0.63
33:BA:1258:G:H1	33:BA:1277:C:H42	1.43	0.63
33:BA:1473:G:O2'	33:BA:1474:U:H5'	1.97	0.63
33:BA:410:G:H5''	33:BA:411:A:OP2	1.98	0.63
33:BA:512:U:C2	33:BA:513:C:C5	2.86	0.63
33:BA:560:A:C8	33:BA:566:G:C4	2.86	0.63
33:BA:936:C:H2'	33:BA:937:A:C8	2.33	0.63
34:BB:19:THR:HG23	34:BB:20:ARG:H	1.63	0.63
35:BC:41:TYR:HA	35:BC:44:LYS:HD3	1.79	0.63
36:BD:155:LYS:HA	36:BD:158:LEU:HD12	1.79	0.63
37:BE:20:VAL:HB	37:BE:31:SER:O	1.98	0.63
39:BG:2:ARG:HG2	39:BG:2:ARG:O	1.97	0.63
7:CA:74:U:H2'	7:CA:75:G:C8	2.32	0.63
8:CB:585:G:C5	8:CB:1251:C:C4	2.87	0.63
8:CB:1707:G:H8	8:CB:1707:G:H5'	1.64	0.63
8:CB:187:G:H3'	8:CB:187:G:C8	2.33	0.63
8:CB:2201:G:C6	8:CB:2202:U:O2	2.51	0.63
8:CB:2525:G:N2	8:CB:2526:G:C5	2.67	0.63

Continued on next page...

Continued from previous page...

Atom-1	Atom-2	Interatomic distance (Å)	Clash overlap (Å)
8:CB:2650:U:C2	8:CB:2671:G:N2	2.66	0.63
8:CB:322:A:OP2	11:CE:162:ARG:HB3	1.97	0.63
8:CB:298:G:N2	8:CB:339:U:H5	1.93	0.63
9:CC:125:PRO:O	9:CC:192:GLY:HA3	1.98	0.63
8:CB:2821:A:OP2	10:CD:115:GLY:HA3	1.98	0.63
11:CE:114:ARG:O	11:CE:115:GLN:C	2.36	0.63
13:CG:32:LEU:HD21	13:CG:135:ALA:CB	2.27	0.63
18:CL:92:LEU:N	18:CL:96:LYS:HD3	2.13	0.63
20:CN:29:VAL:CG2	20:CN:75:ILE:HD11	2.28	0.63
28:CV:51:GLN:HA	28:CV:56:PHE:CD1	2.33	0.63
29:CW:44:PHE:CZ	29:CW:60:ALA:CB	2.81	0.63
29:CW:74:LYS:HG3	29:CW:75:ASN:N	2.11	0.63
29:CW:44:PHE:HE2	29:CW:80:SER:HA	1.63	0.63
30:CX:51:ALA:C	30:CX:52:ARG:HG3	2.17	0.63
33:DA:1178:G:C8	33:DA:1178:G:H5''	2.27	0.63
33:DA:1064:G:OP1	33:DA:1386:G:H4'	1.97	0.63
33:DA:186:C:H42	33:DA:191:G:H1	1.45	0.63
33:DA:453:G:N3	33:DA:454:G:C8	2.66	0.63
33:DA:781:A:C8	33:DA:781:A:H3'	2.33	0.63
33:DA:1078:U:H4'	37:DE:137:ARG:NH1	2.13	0.63
38:DF:88:MET:HG2	38:DF:89:VAL:H	1.63	0.63
8:AB:1090:A:O2'	8:AB:1091:G:H8	1.81	0.63
8:AB:1091:G:N2	8:AB:1092:C:C2	2.66	0.63
8:AB:1965:C:C4	8:AB:1966:A:C5	2.86	0.63
8:AB:2027:G:C6	8:AB:2028:U:C4	2.85	0.63
8:AB:2070:A:H2'	8:AB:2071:A:O4'	1.97	0.63
8:AB:2749:A:H5''	8:AB:2750:A:H2'	1.79	0.63
8:AB:750:A:H2'	8:AB:751:A:H5''	1.80	0.63
9:AC:204:LEU:HB3	9:AC:210:ALA:HB1	1.79	0.63
11:AE:18:THR:O	11:AE:18:THR:HG22	1.99	0.63
14:AH:35:LYS:HD2	14:AH:35:LYS:N	2.12	0.63
15:AI:100:ILE:HD11	15:AI:137:LEU:HD22	1.80	0.63
18:AL:94:THR:H	18:AL:96:LYS:HZ2	1.44	0.63
19:AM:42:THR:HG1	19:AM:45:GLN:HB2	1.60	0.63
24:AR:24:LYS:HZ3	24:AR:66:HIS:CE1	2.16	0.63
26:AT:34:VAL:HG11	26:AT:43:ILE:CD1	2.28	0.63
31:AY:26:LEU:HB2	31:AY:28:LEU:HD13	1.80	0.63
33:BA:1253:G:C5'	33:BA:1253:G:C8	2.81	0.63
33:BA:1255:G:H22	33:BA:1276:G:H22	1.47	0.63
33:BA:555:U:C4	33:BA:556:C:N4	2.67	0.63
33:BA:604:G:C5	33:BA:605:U:C4	2.86	0.63

Continued on next page...

Continued from previous page...

Atom-1	Atom-2	Interatomic distance (Å)	Clash overlap (Å)
36:BD:58:GLN:O	36:BD:62:ARG:HG2	1.97	0.63
39:BG:112:ASP:HB2	39:BG:118:ARG:HG3	1.81	0.63
1:C0:29:VAL:CG1	1:C0:30:ASP:N	2.62	0.63
8:CB:1189:A:C2	8:CB:1190:G:H1'	2.33	0.63
8:CB:1283:G:C8	8:CB:1283:G:H3'	2.33	0.63
8:CB:1334:G:H2'	8:CB:1335:C:H5'	1.79	0.63
8:CB:1831:G:C5	8:CB:1832:C:C5	2.86	0.63
8:CB:1939:U:H3'	8:CB:1940:U:H5'	1.80	0.63
8:CB:2715:C:C2'	8:CB:2716:C:H5'	2.29	0.63
8:CB:2733:A:C8	8:CB:2733:A:C3'	2.77	0.63
8:CB:2885:G:C6	8:CB:2886:A:C8	2.86	0.63
8:CB:527:C:H5''	8:CB:2779:U:O2	1.98	0.63
8:CB:843:G:H5'	8:CB:844:A:OP2	1.98	0.63
8:CB:871:U:H4'	19:CM:68:PHE:CZ	2.34	0.63
8:CB:2394:C:OP1	18:CL:63:LYS:HG3	1.99	0.63
8:CB:2466:C:H1'	19:CM:118:LYS:NZ	2.12	0.63
19:CM:43:ALA:C	19:CM:45:GLN:N	2.52	0.63
21:CO:29:HIS:C	21:CO:30:ARG:HD3	2.18	0.63
22:CP:25:VAL:HG13	22:CP:87:ARG:HA	1.80	0.63
23:CQ:37:ALA:HA	23:CQ:39:ILE:HG22	1.80	0.63
24:CR:39:LEU:H	24:CR:61:ALA:HB2	1.63	0.63
24:CR:6:GLN:HA	24:CR:10:LYS:HB2	1.80	0.63
25:CS:7:HIS:CD2	25:CS:10:ALA:HB2	2.33	0.63
33:DA:1176:A:H2'	33:DA:1177:G:O4'	1.97	0.63
33:DA:123:U:H2'	33:DA:124:C:C6	2.33	0.63
33:DA:161:A:C2	33:DA:162:A:C4	2.86	0.63
33:DA:452:A:H62	33:DA:480:U:H3	1.46	0.63
33:DA:445:G:C2	33:DA:490:C:N3	2.66	0.63
33:DA:872:A:N7	33:DA:874:G:C8	2.67	0.63
36:DD:130:ASN:HD22	36:DD:130:ASN:H	1.47	0.63
36:DD:26:ALA:C	36:DD:28:ASP:H	2.01	0.63
36:DD:2:ARG:NH1	36:DD:2:ARG:HG2	2.14	0.63
37:DE:15:ILE:HD11	37:DE:37:VAL:HG23	1.79	0.63
38:DF:38:ARG:HB2	38:DF:96:VAL:O	1.99	0.63
38:DF:43:GLY:HA2	38:DF:58:HIS:CD2	2.33	0.63
41:DI:70:GLY:O	41:DI:74:GLN:HG2	1.99	0.63
46:DN:11:LYS:O	46:DN:15:LEU:HB2	1.98	0.63
47:DO:14:PHE:HE2	47:DO:83:ARG:NH2	1.96	0.63
7:AA:73:A:C8	7:AA:74:U:C5	2.86	0.63
8:AB:1026:G:O2'	8:AB:1027:A:H8	1.76	0.63
8:AB:115:C:C4	8:AB:116:C:C5	2.79	0.63

Continued on next page...

Continued from previous page...

Atom-1	Atom-2	Interatomic distance (Å)	Clash overlap (Å)
8:AB:1216:G:C2	8:AB:1217:U:H6	2.15	0.63
8:AB:1381:G:C2'	8:AB:1382:G:H5'	2.27	0.63
8:AB:1687:G:H1'	8:AB:1702:G:N2	2.12	0.63
8:AB:1823:G:H2'	8:AB:1824:G:O4'	1.97	0.63
8:AB:1853:A:H2'	8:AB:1854:A:C8	2.34	0.63
8:AB:1897:G:O2'	8:AB:1898:U:H5'	1.98	0.63
8:AB:1945:G:C2	8:AB:1946:U:C6	2.86	0.63
8:AB:2359:C:H1'	8:AB:2360:G:H5'	1.79	0.63
8:AB:538:A:H2'	8:AB:539:G:C8	2.31	0.63
8:AB:990:A:H5'	8:AB:990:A:H8	1.64	0.63
8:AB:2572:A:OP2	10:AD:151:THR:HA	1.98	0.63
12:AF:33:ILE:HD11	12:AF:90:LEU:HD13	1.80	0.63
18:AL:103:ILE:HG22	18:AL:103:ILE:O	1.97	0.63
19:AM:11:LYS:CG	19:AM:12:MET:H	2.10	0.63
23:AQ:111:LYS:CD	24:AR:52:PRO:HB3	2.25	0.63
24:AR:77:PHE:O	24:AR:78:ARG:HG3	1.99	0.63
33:BA:101:A:C5	33:BA:102:G:C8	2.86	0.63
33:BA:1080:A:C8	33:BA:1081:A:H1'	2.33	0.63
33:BA:124:C:C4	33:BA:125:U:H5	2.16	0.63
33:BA:1412:C:H2'	33:BA:1413:A:C8	2.32	0.63
33:BA:858:G:N1	33:BA:869:G:H2'	2.13	0.63
33:BA:945:G:C6	33:BA:946:A:C8	2.87	0.63
43:BK:86:LYS:HB2	43:BK:112:VAL:HG23	1.79	0.63
53:BU:20:ARG:HA	53:BU:24:LYS:CG	2.27	0.63
7:CA:51:G:N1	21:CO:33:ARG:NH2	2.47	0.63
8:CB:1047:G:H1'	8:CB:1110:G:N2	2.14	0.63
8:CB:1566:A:C2	9:CC:213:ARG:CZ	2.81	0.63
8:CB:1771:C:N4	8:CB:1772:A:N6	2.46	0.63
8:CB:1796:U:C2	8:CB:1797:G:C8	2.86	0.63
8:CB:2052:A:H4'	10:CD:148:GLN:O	1.98	0.63
8:CB:2144:G:N2	8:CB:2148:G:H21	1.93	0.63
8:CB:2136:G:C6	8:CB:2156:G:O2'	2.51	0.63
8:CB:2728:U:H2'	8:CB:2729:G:H8	1.61	0.63
8:CB:2798:U:H4'	8:CB:2800:A:C2	2.34	0.63
8:CB:763:G:C8	8:CB:763:G:H3'	2.34	0.63
9:CC:155:ARG:O	9:CC:155:ARG:HD3	1.97	0.63
13:CG:79:THR:CG2	13:CG:80:GLU:N	2.54	0.63
14:CH:3:VAL:N	14:CH:21:VAL:HG11	2.13	0.63
18:CL:123:ARG:HB2	18:CL:143:GLU:H	1.63	0.63
19:CM:86:LYS:CG	19:CM:87:GLY:H	2.04	0.63
22:CP:25:VAL:O	22:CP:27:VAL:N	2.30	0.63

Continued on next page...

Continued from previous page...

Atom-1	Atom-2	Interatomic distance (Å)	Clash overlap (Å)
22:CP:61:ARG:NH1	22:CP:61:ARG:HB3	2.13	0.63
27:CU:10:VAL:HG12	27:CU:70:ALA:HA	1.80	0.63
30:CX:9:LYS:HE2	30:CX:11:VAL:HG11	1.80	0.63
33:DA:1079:G:C4	33:DA:1080:A:C2	2.87	0.63
33:DA:1349:A:N6	33:DA:1373:G:H1'	2.14	0.63
33:DA:1403:C:H6	33:DA:1403:C:O5'	1.82	0.63
33:DA:1409:C:C3'	33:DA:1409:C:C6	2.81	0.63
33:DA:433:G:C2	33:DA:434:U:H1'	2.34	0.63
33:DA:499:A:C2	33:DA:546:A:N3	2.66	0.63
33:DA:71:A:OP2	33:DA:71:A:H2'	1.97	0.63
35:DC:17:TRP:CZ3	46:DN:93:PRO:HA	2.33	0.63
39:DG:8:GLN:HG2	39:DG:10:LYS:HD2	1.79	0.63
7:AA:26:C:H5'	7:AA:26:C:C6	2.33	0.63
8:AB:1061:U:O4'	8:AB:1070:A:H1'	1.98	0.63
8:AB:1204:A:C2	8:AB:1241:A:N1	2.67	0.63
8:AB:1283:G:C8	8:AB:1283:G:H3'	2.33	0.63
8:AB:2425:A:O4'	8:AB:2427:C:C5	2.51	0.63
8:AB:2544:G:H2'	8:AB:2545:G:C8	2.33	0.63
8:AB:2794:C:H2'	8:AB:2795:C:C6	2.34	0.63
8:AB:2885:G:C5	8:AB:2886:A:H8	2.16	0.63
8:AB:948:C:O4'	8:AB:984:A:C2	2.50	0.63
9:AC:152:GLN:OE1	9:AC:153:LEU:HB3	1.99	0.63
8:AB:1799:G:OP1	9:AC:255:LYS:HE3	1.99	0.63
10:AD:33:ARG:NH2	10:AD:91:THR:HG21	2.13	0.63
10:AD:3:GLY:C	10:AD:4:LEU:HD22	2.18	0.63
13:AG:106:LEU:HD12	13:AG:106:LEU:N	2.14	0.63
16:AJ:17:VAL:HG13	16:AJ:57:LEU:HD21	1.80	0.63
18:AL:135:ILE:HG22	18:AL:138:ALA:HB3	1.78	0.63
19:AM:134:THR:HA	28:AV:79:ARG:NH1	2.12	0.63
20:AN:1:MET:SD	20:AN:2:ARG:HB2	2.39	0.63
26:AT:30:ILE:HG22	26:AT:85:VAL:HG22	1.81	0.63
30:AX:27:ASN:O	30:AX:29:ARG:N	2.32	0.63
30:AX:48:ARG:O	30:AX:50:VAL:HG23	1.98	0.63
33:BA:1389:C:H2'	33:BA:1390:U:C6	2.33	0.63
33:BA:161:A:H2'	33:BA:162:A:H8	1.62	0.63
33:BA:186:C:H42	33:BA:191:G:H1	1.44	0.63
33:BA:868:C:C2'	33:BA:869:G:H5'	2.27	0.63
51:BS:35:ARG:HB2	51:BS:35:ARG:HH11	1.63	0.63
3:C2:24:THR:O	3:C2:28:ARG:HB2	1.98	0.63
8:CB:1842:G:N2	8:CB:1901:A:C4	2.66	0.63
8:CB:2233:U:H2'	8:CB:2234:G:H8	1.63	0.63

Continued on next page...

Continued from previous page...

Atom-1	Atom-2	Interatomic distance (Å)	Clash overlap (Å)
8:CB:2380:C:H2'	8:CB:2381:A:C8	2.33	0.63
8:CB:2682:A:C2	8:CB:2683:C:N3	2.66	0.63
8:CB:409:G:H2'	8:CB:410:G:C8	2.34	0.63
8:CB:585:G:C4	8:CB:1251:C:N4	2.66	0.63
8:CB:668:A:C2	8:CB:670:A:C2	2.87	0.63
9:CC:243:PRO:CA	9:CC:249:VAL:HG23	2.27	0.63
10:CD:60:VAL:C	10:CD:63:PRO:HD2	2.19	0.63
5:C4:31:PRO:HG2	13:CG:169:ARG:NH2	2.13	0.63
16:CJ:98:GLU:HG2	16:CJ:126:ALA:HB2	1.80	0.63
19:CM:40:ARG:NH2	19:CM:92:TRP:CZ3	2.66	0.63
21:CO:36:TYR:HA	21:CO:52:SER:CB	2.29	0.63
21:CO:52:SER:HA	21:CO:74:VAL:HG11	1.80	0.63
23:CQ:88:GLU:HA	24:CR:53:PHE:CD1	2.32	0.63
24:CR:86:GLN:HB3	24:CR:87:GLN:HG2	1.79	0.63
28:CV:59:GLU:HG2	28:CV:60:VAL:N	2.12	0.63
33:DA:1183:U:H3'	33:DA:1184:G:H5''	1.81	0.63
33:DA:130:A:N1	33:DA:233:C:H1'	2.13	0.63
33:DA:1339:A:H8	33:DA:1339:A:O5'	1.82	0.63
33:DA:1353:G:H2'	33:DA:1354:U:H5''	1.80	0.63
33:DA:231:U:H2'	33:DA:232:G:H5''	1.81	0.63
33:DA:543:U:H2'	33:DA:544:G:C8	2.32	0.63
33:DA:705:G:N7	33:DA:706:A:C8	2.66	0.63
33:DA:968:A:H4'	33:DA:969:A:OP2	1.96	0.63
36:DD:154:VAL:O	36:DD:158:LEU:HG	1.98	0.63
36:DD:59:LYS:HE2	36:DD:60:VAL:HG22	1.79	0.63
38:DF:68:GLN:O	38:DF:72:ASP:HB2	1.98	0.63
38:DF:67:PRO:O	38:DF:70:VAL:HG22	1.98	0.63
38:DF:74:LEU:HD21	38:DF:78:PHE:CE1	2.33	0.63
39:DG:115:MET:HE1	39:DG:119:LEU:HD13	1.80	0.63
39:DG:70:PRO:CD	39:DG:102:TRP:HZ3	2.11	0.63
46:DN:42:ASN:HB3	46:DN:46:LYS:CE	2.28	0.63
6:A5:148:PRO:O	6:A5:152:GLN:HG3	1.98	0.63
8:AB:1478:G:O5'	8:AB:1478:G:H8	1.80	0.63
8:AB:150:U:H2'	8:AB:151:C:O4'	1.98	0.63
8:AB:1663:G:O2'	8:AB:1664:A:H8	1.81	0.63
8:AB:1809:A:H5''	8:AB:1810:A:OP2	1.98	0.63
8:AB:2023:C:H2'	8:AB:2024:G:H8	1.62	0.63
8:AB:2839:G:C2	8:AB:2840:C:C2	2.86	0.63
8:AB:2861:U:H2'	8:AB:2862:G:H8	1.63	0.63
8:AB:539:G:H2'	8:AB:540:C:C6	2.33	0.63
8:AB:860:U:C1'	8:AB:2268:A:H5'	2.27	0.63

Continued on next page...

Continued from previous page...

Atom-1	Atom-2	Interatomic distance (Å)	Clash overlap (Å)
8:AB:947:A:O5'	8:AB:947:A:H8	1.81	0.63
10:AD:137:SER:OG	10:AD:138:LEU:HD23	1.99	0.63
17:AK:12:ASP:HB3	17:AK:85:VAL:HG22	1.80	0.63
18:AL:25:SER:C	18:AL:27:LEU:N	2.50	0.63
19:AM:76:LYS:NZ	19:AM:81:ARG:HA	2.13	0.63
22:AP:18:SER:HA	22:AP:87:ARG:NH2	2.13	0.63
24:AR:23:GLU:HB2	24:AR:96:VAL:HG13	1.79	0.63
24:AR:72:VAL:HG12	24:AR:92:TRP:HE1	1.62	0.63
24:AR:18:GLN:HA	24:AR:98:ILE:O	1.99	0.63
27:AU:9:GLU:HB2	27:AU:71:ILE:HG13	1.80	0.63
32:AZ:15:SER:HB3	32:AZ:23:LYS:HD3	1.80	0.63
33:BA:972:C:OP2	33:BA:1366:C:H5'	1.98	0.63
33:BA:1484:C:O2'	33:BA:1485:U:H5'	1.98	0.63
33:BA:1489:G:H2'	33:BA:1490:U:H5''	1.80	0.63
33:BA:527:G:N1	33:BA:528:C:C4	2.65	0.63
33:BA:577:G:O2'	33:BA:578:C:H5'	1.98	0.63
33:BA:737:C:H3'	33:BA:737:C:C6	2.33	0.63
33:BA:889:A:H5'	33:BA:891:U:H1'	1.81	0.63
34:BB:65:LYS:HB3	34:BB:89:PHE:HE1	1.63	0.63
36:BD:97:LEU:HD13	36:BD:136:VAL:CG2	2.29	0.63
36:BD:64:TYR:HB3	36:BD:66:VAL:HG23	1.81	0.63
38:BF:71:ILE:O	38:BF:75:GLU:HB2	1.98	0.63
44:BL:117:GLY:O	44:BL:118:VAL:HG13	1.99	0.63
48:BP:76:LYS:HA	48:BP:80:LYS:HB2	1.79	0.63
51:BS:31:ARG:HA	51:BS:49:ALA:HB3	1.79	0.63
1:C0:6:LYS:HD3	1:C0:7:PRO:HD2	1.79	0.63
2:C1:46:VAL:HG22	2:C1:47:ILE:HG13	1.80	0.63
7:CA:34:A:H1'	7:CA:36:C:N4	2.13	0.63
8:CB:1010:A:H2'	8:CB:1011:G:O5'	1.99	0.63
8:CB:104:A:C8	8:CB:104:A:H3'	2.34	0.63
8:CB:1217:U:O2	8:CB:1218:G:C8	2.52	0.63
8:CB:1550:C:H2'	8:CB:1551:A:H8	1.64	0.63
8:CB:1663:G:O2'	8:CB:1664:A:H8	1.81	0.63
8:CB:173:A:H2'	8:CB:174:U:H6	1.64	0.63
8:CB:1:G:H2'	8:CB:2:G:C8	2.33	0.63
8:CB:2282:G:C5	8:CB:2425:A:N1	2.66	0.63
8:CB:2059:A:C6	8:CB:2503:A:C2	2.87	0.63
8:CB:2758:A:C2	8:CB:2759:G:H1'	2.32	0.63
8:CB:2891:U:C6	8:CB:2891:U:H3'	2.29	0.63
8:CB:738:G:N1	8:CB:739:A:C2	2.67	0.63
9:CC:134:ILE:HD13	9:CC:135:PRO:HD2	1.79	0.63

Continued on next page...

Continued from previous page...

Atom-1	Atom-2	Interatomic distance (Å)	Clash overlap (Å)
9:CC:243:PRO:HB3	9:CC:248:GLY:CA	2.27	0.63
7:CA:42:C:HO2'	12:CF:62:GLN:HB3	1.63	0.63
13:CG:10:VAL:HG13	13:CG:14:VAL:CB	2.20	0.63
16:CJ:128:ASN:O	16:CJ:130:HIS:N	2.31	0.63
19:CM:31:PHE:CE1	19:CM:126:ILE:O	2.51	0.63
22:CP:25:VAL:O	22:CP:47:ILE:HB	1.98	0.63
22:CP:51:ASN:HD21	22:CP:97:TYR:HD2	1.45	0.63
24:CR:86:GLN:CG	24:CR:87:GLN:HE21	2.10	0.63
31:CY:1:ALA:HB3	31:CY:38:GLU:H	1.62	0.63
33:DA:1206:G:O4'	35:DC:193:GLY:HA2	1.98	0.63
33:DA:1223:C:OP1	33:DA:1224:U:H3'	1.98	0.63
33:DA:474:G:H2'	33:DA:475:C:O4'	1.98	0.63
33:DA:611:C:C5	33:DA:612:C:C5	2.87	0.63
33:DA:697:U:O2	33:DA:798:U:H1'	1.98	0.63
33:DA:763:G:H2'	33:DA:764:C:C6	2.31	0.63
33:DA:882:C:H42	44:DL:1:ALA:HB2	1.64	0.63
34:DB:80:LYS:O	34:DB:84:LEU:HD22	1.99	0.63
33:DA:620:C:O2	36:DD:131:ILE:HG21	1.98	0.63
37:DE:11:GLN:HG2	37:DE:39:GLY:O	1.99	0.63
41:DI:20:ILE:HG12	41:DI:62:LEU:HD12	1.80	0.63
4:A3:2:LYS:HE2	4:A3:2:LYS:O	1.99	0.63
8:AB:1216:G:C2'	8:AB:1217:U:H5'	2.28	0.63
8:AB:1447:C:H2'	8:AB:1448:G:C8	2.33	0.63
8:AB:150:U:O5'	8:AB:150:U:H6	1.81	0.63
8:AB:1854:A:H2	8:AB:2087:G:N3	1.97	0.63
8:AB:2095:A:C5'	8:AB:2095:A:H8	2.05	0.63
8:AB:2247:A:C8	55:AB:4607:HOH:O	2.50	0.63
8:AB:2357:G:C5	8:AB:2359:C:OP2	2.52	0.63
8:AB:2478:A:C8	8:AB:2478:A:C5'	2.81	0.63
8:AB:2500:U:O2	8:AB:2504:U:C5	2.52	0.63
8:AB:959:A:OP2	8:AB:959:A:H4'	1.97	0.63
11:AE:170:ARG:CZ	11:AE:170:ARG:HB3	2.28	0.63
12:AF:133:GLU:CG	12:AF:134:GLN:N	2.54	0.63
18:AL:102:GLY:O	18:AL:105:ILE:HG23	1.97	0.63
4:A3:24:LYS:HB2	18:AL:64:PHE:HD1	1.63	0.63
18:AL:94:THR:HA	18:AL:96:LYS:HZ3	1.64	0.63
21:AO:111:ARG:HD3	21:AO:117:PHE:CD2	2.34	0.63
24:AR:85:LYS:O	24:AR:87:GLN:N	2.31	0.63
32:AZ:36:VAL:HG22	32:AZ:42:PRO:HB3	1.80	0.63
32:AZ:9:TYR:CE2	32:AZ:26:SER:C	2.72	0.63
33:BA:1102:A:H8	33:BA:1102:A:C5'	2.11	0.63

Continued on next page...

Continued from previous page...

Atom-1	Atom-2	Interatomic distance (Å)	Clash overlap (Å)
33:BA:1332:A:N1	33:BA:1333:A:C5	2.66	0.63
33:BA:565:U:H2'	33:BA:566:G:C8	2.34	0.63
35:BC:185:THR:HG22	35:BC:186:SER:H	1.63	0.63
36:BD:10:LEU:HD21	36:BD:62:ARG:CD	2.28	0.63
39:BG:67:ASN:N	39:BG:67:ASN:HD22	1.96	0.63
33:BA:108:G:C6	52:BT:9:ARG:HG2	2.34	0.63
8:CB:1088:A:H4'	8:CB:1089:A:H8	1.63	0.63
8:CB:1274:A:N3	8:CB:1297:C:H1'	2.14	0.63
8:CB:1393:A:O2'	8:CB:1394:U:H5'	1.97	0.63
8:CB:1435:G:H2'	8:CB:1436:G:C8	2.28	0.63
8:CB:1595:C:H2'	8:CB:1596:A:C8	2.33	0.63
8:CB:215:G:H4'	8:CB:216:A:H4'	1.81	0.63
8:CB:2276:G:P	19:CM:82:MET:HB3	2.38	0.63
8:CB:2306:C:N3	12:CF:39:VAL:HB	2.13	0.63
8:CB:396:G:C2	8:CB:397:U:C2	2.86	0.63
8:CB:42:A:C6	8:CB:43:G:N7	2.67	0.63
9:CC:103:ILE:HG23	9:CC:104:LEU:O	1.99	0.63
13:CG:10:VAL:O	13:CG:10:VAL:HG12	1.97	0.63
15:CI:32:VAL:HG22	15:CI:60:VAL:CG2	2.28	0.63
19:CM:43:ALA:C	19:CM:45:GLN:H	2.00	0.63
32:CZ:48:GLN:HE22	32:CZ:49:ARG:CD	2.11	0.63
33:DA:1158:C:C2	33:DA:1160:G:C8	2.86	0.63
33:DA:1466:C:H2'	33:DA:1467:C:C6	2.33	0.63
33:DA:425:G:O2'	33:DA:426:U:H5'	1.99	0.63
33:DA:612:C:C2	33:DA:629:A:H2	2.15	0.63
33:DA:669:G:H2'	33:DA:670:G:O4'	1.99	0.63
35:DC:52:SER:O	35:DC:53:ARG:HG3	1.98	0.63
36:DD:84:ASN:HD21	36:DD:87:GLU:H	1.44	0.63
38:DF:38:ARG:O	38:DF:39:LEU:HB3	1.98	0.63
1:A0:16:ARG:O	1:A0:17:SER:C	2.37	0.63
7:AA:2:G:N1	7:AA:118:C:C4	2.66	0.63
8:AB:1087:G:C2	8:AB:1103:A:C2	2.86	0.63
8:AB:1150:C:N3	8:AB:1151:A:N7	2.47	0.63
8:AB:1203:U:C5	8:AB:1204:A:C6	2.87	0.63
8:AB:1431:A:O2'	8:AB:1432:G:H5'	1.99	0.63
8:AB:1771:C:N4	8:AB:1772:A:H62	1.97	0.63
8:AB:2035:G:H4'	8:AB:2036:C:OP2	1.99	0.63
8:AB:225:C:C2	8:AB:226:A:C8	2.86	0.63
8:AB:2358:A:N6	8:AB:2428:G:N1	2.47	0.63
8:AB:2727:A:C4	8:AB:2728:U:C5	2.87	0.63
8:AB:371:A:H61	8:AB:401:A:H3'	1.64	0.63

Continued on next page...

Continued from previous page...

Atom-1	Atom-2	Interatomic distance (Å)	Clash overlap (Å)
8:AB:419:U:H2'	8:AB:420:C:C6	2.34	0.63
8:AB:599:A:H1'	8:AB:659:G:N2	2.14	0.63
8:AB:666:A:H2'	8:AB:667:U:H5''	1.80	0.63
8:AB:778:G:C5	8:AB:779:U:C5	2.87	0.63
9:AC:103:ILE:HG23	9:AC:104:LEU:O	1.98	0.63
9:AC:235:GLU:CG	9:AC:236:GLY:N	2.61	0.63
11:AE:18:THR:O	11:AE:19:PHE:CB	2.46	0.63
8:AB:2277:G:OP1	19:AM:84:LYS:HA	1.99	0.63
22:AP:77:SER:N	22:AP:78:PRO:CD	2.61	0.63
22:AP:8:GLU:HA	22:AP:11:GLN:HG3	1.80	0.63
24:AR:65:ALA:HB3	24:AR:98:ILE:HG23	1.79	0.63
24:AR:67:GLY:H	24:AR:98:ILE:HA	1.64	0.63
8:AB:328:U:O3'	27:AU:65:GLN:HG3	1.99	0.63
29:AW:6:GLY:O	29:AW:8:SER:N	2.31	0.63
33:BA:523:A:C2	33:BA:527:G:O6	2.52	0.63
33:BA:71:A:O2'	33:BA:72:A:OP2	2.16	0.63
33:BA:568:G:N2	33:BA:883:C:C2	2.66	0.63
33:BA:932:C:H2'	33:BA:933:G:C8	2.34	0.63
35:BC:63:ILE:HD12	35:BC:98:ALA:HB2	1.79	0.63
36:BD:183:ARG:HB2	36:BD:183:ARG:NH1	2.13	0.63
51:BS:35:ARG:HG2	51:BS:50:VAL:HG13	1.81	0.63
52:BT:38:ILE:C	52:BT:40:ALA:H	2.00	0.63
8:CB:1028:A:N3	8:CB:1029:A:N7	2.46	0.63
8:CB:1440:U:H2'	8:CB:1441:G:C8	2.32	0.63
8:CB:1829:A:C8	8:CB:1829:A:H5'	2.34	0.63
8:CB:2035:G:H4'	8:CB:2036:C:OP2	1.99	0.63
8:CB:2056:G:N3	8:CB:2577:A:C2	2.67	0.63
8:CB:544:C:C2	8:CB:545:U:C2	2.87	0.63
8:CB:665:U:H2'	8:CB:666:A:H8	1.59	0.63
8:CB:862:G:H2'	8:CB:863:A:H8	1.63	0.63
8:CB:978:G:C5	8:CB:979:A:N7	2.67	0.63
11:CE:193:VAL:HA	11:CE:199:MET:HB2	1.80	0.63
13:CG:3:VAL:O	13:CG:4:ALA:HB2	1.99	0.63
16:CJ:47:HIS:C	16:CJ:47:HIS:ND1	2.51	0.63
21:CO:30:ARG:N	21:CO:30:ARG:HD3	2.14	0.63
23:CQ:87:VAL:CB	24:CR:54:VAL:HB	2.20	0.63
24:CR:72:VAL:HG22	24:CR:73:LYS:H	1.64	0.63
30:CX:17:GLU:HA	30:CX:21:LEU:CB	2.29	0.63
33:DA:393:A:C2	33:DA:394:G:H1'	2.33	0.63
33:DA:454:G:C4	33:DA:455:G:C8	2.86	0.63
33:DA:417:G:H21	33:DA:540:G:H4'	1.64	0.63

Continued on next page...

Continued from previous page...

Atom-1	Atom-2	Interatomic distance (Å)	Clash overlap (Å)
33:DA:797:C:H2'	33:DA:798:U:C6	2.34	0.63
33:DA:853:C:H2'	33:DA:854:U:O4'	1.98	0.63
33:DA:894:G:C2	33:DA:895:G:C5	2.86	0.63
33:DA:894:G:N3	33:DA:895:G:N7	2.46	0.63
33:DA:965:U:H5''	33:DA:966:G:OP1	1.97	0.63
35:DC:115:VAL:HG12	35:DC:136:ALA:HB1	1.80	0.63
35:DC:11:LEU:HD22	35:DC:17:TRP:HD1	1.63	0.63
37:DE:28:ARG:NH2	37:DE:30:PHE:HA	2.14	0.63
39:DG:61:PHE:HE2	39:DG:100:MET:HE2	1.64	0.63
42:DJ:52:LEU:CA	42:DJ:62:ARG:HG2	2.27	0.63
49:DQ:20:ILE:HD11	49:DQ:47:ASP:HB3	1.81	0.63
5:A4:24:ARG:CG	5:A4:26:ILE:HG23	2.28	0.63
8:AB:1049:C:H2'	8:AB:1050:A:C8	2.34	0.63
8:AB:1258:U:C6	8:AB:1259:G:N7	2.67	0.63
8:AB:1360:G:C6	8:AB:1372:U:C2	2.87	0.63
8:AB:1785:A:C8	8:AB:1787:A:N7	2.67	0.63
8:AB:2284:A:O5'	8:AB:2284:A:H8	1.81	0.63
8:AB:2469:A:C5'	19:AM:55:ARG:HD2	2.28	0.63
8:AB:252:G:C2	8:AB:253:C:C5	2.87	0.63
8:AB:2784:U:H4'	10:AD:41:ALA:O	1.99	0.63
8:AB:609:A:C6	8:AB:610:C:O2	2.52	0.63
8:AB:665:U:H2'	8:AB:666:A:H8	1.63	0.63
8:AB:736:C:C2	8:AB:737:C:C5	2.86	0.63
8:AB:83:A:H61	8:AB:101:A:C4'	2.12	0.63
10:AD:134:HIS:O	10:AD:134:HIS:CD2	2.52	0.63
8:AB:2572:A:OP1	10:AD:151:THR:HG22	1.98	0.63
10:AD:186:LEU:O	10:AD:188:LEU:HD13	1.98	0.63
16:AJ:34:ARG:HD2	16:AJ:39:LYS:HB2	1.81	0.63
16:AJ:81:ILE:HG23	16:AJ:82:GLY:N	2.10	0.63
17:AK:78:ARG:HH22	22:AP:102:ARG:NH1	1.97	0.63
25:AS:21:ALA:HA	25:AS:24:ILE:HG12	1.80	0.63
25:AS:71:VAL:O	25:AS:71:VAL:HG12	1.98	0.63
26:AT:3:ARG:HH22	26:AT:8:LEU:HD23	1.64	0.63
8:AB:86:G:OP1	27:AU:29:SER:HB2	1.98	0.63
29:AW:42:THR:HB	29:AW:66:VAL:H	1.63	0.63
32:AZ:56:ARG:HG3	32:AZ:56:ARG:NH1	2.14	0.63
33:BA:552:U:H5'	44:BL:82:ARG:NE	2.14	0.63
33:BA:555:U:C2	33:BA:556:C:C5	2.87	0.63
33:BA:783:C:N4	33:BA:800:G:N2	2.47	0.63
34:BB:143:LEU:HB3	34:BB:147:LEU:HD12	1.81	0.63
36:BD:90:LEU:HA	36:BD:93:LEU:HD11	1.80	0.63

Continued on next page...

Continued from previous page...

Atom-1	Atom-2	Interatomic distance (Å)	Clash overlap (Å)
42:BJ:53:ILE:HG22	42:BJ:54:SER:N	2.13	0.63
43:BK:23:HIS:HB3	43:BK:30:ILE:HD11	1.80	0.63
49:BQ:20:ILE:N	49:BQ:20:ILE:HD12	2.14	0.63
8:CB:1034:G:C6	8:CB:1035:U:C4	2.87	0.63
8:CB:1055:G:P	8:CB:1055:G:H8	2.21	0.63
8:CB:1225:G:OP1	24:CR:90:ARG:CD	2.47	0.63
8:CB:1279:G:N2	8:CB:1292:G:C4	2.67	0.63
8:CB:1611:C:O2	8:CB:1611:C:H2'	1.97	0.63
3:C2:1:MET:O	8:CB:1620:G:H1'	1.98	0.63
8:CB:1647:U:OP2	55:CB:5272:HOH:O	2.15	0.63
8:CB:1897:G:O2'	8:CB:1898:U:H5'	1.98	0.63
8:CB:2355:G:C6	8:CB:2356:U:C2	2.87	0.63
8:CB:2358:A:H2'	8:CB:2359:C:H5'	1.81	0.63
8:CB:23:G:H8	8:CB:23:G:H5''	1.63	0.63
8:CB:2420:C:C3'	8:CB:2421:G:H5''	2.29	0.63
8:CB:252:G:C2	8:CB:253:C:C5	2.86	0.63
8:CB:2569:G:C2	8:CB:2570:G:N7	2.67	0.63
8:CB:2764:A:N6	8:CB:2766:A:N1	2.46	0.63
8:CB:2810:A:H61	8:CB:2890:G:H1'	1.63	0.63
8:CB:905:A:H2'	8:CB:906:U:H5''	1.80	0.63
8:CB:979:A:H3'	8:CB:980:A:H5''	1.80	0.63
8:CB:988:A:C2	8:CB:989:G:N2	2.66	0.63
9:CC:53:ILE:HG12	9:CC:218:THR:HA	1.78	0.63
16:CJ:45:THR:H	23:CQ:63:ARG:NH2	1.96	0.63
20:CN:63:ARG:HG3	20:CN:80:PHE:CE1	2.33	0.63
21:CO:2:ASP:HB2	21:CO:4:LYS:HB2	1.80	0.63
23:CQ:12:ARG:HH11	23:CQ:12:ARG:HG2	1.62	0.63
23:CQ:60:TRP:CE2	23:CQ:93:ILE:HG22	2.33	0.63
24:CR:37:GLU:O	24:CR:37:GLU:HG3	1.98	0.63
25:CS:7:HIS:HB2	25:CS:103:ILE:HB	1.79	0.63
28:CV:36:ALA:CB	28:CV:37:PRO:CD	2.75	0.63
29:CW:21:GLY:HA2	29:CW:25:PHE:CE1	2.32	0.63
29:CW:40:ARG:HG3	29:CW:41:GLY:H	1.63	0.63
33:DA:104:G:C2	33:DA:105:G:C5	2.86	0.63
33:DA:1138:G:H2'	33:DA:1140:C:C5'	2.28	0.63
33:DA:1177:G:O6	33:DA:1178:G:C2	2.52	0.63
33:DA:1466:C:O2'	33:DA:1467:C:H5'	1.99	0.63
33:DA:1399:C:C4	33:DA:1502:A:C2	2.87	0.63
33:DA:1503:A:H5'	33:DA:1531:A:H1'	1.80	0.63
33:DA:485:U:O2	33:DA:485:U:H2'	1.99	0.63
33:DA:562:U:C4	33:DA:884:U:C5	2.86	0.63

Continued on next page...

Continued from previous page...

Atom-1	Atom-2	Interatomic distance (Å)	Clash overlap (Å)
33:DA:613:C:H2'	33:DA:614:C:O4'	1.99	0.63
33:DA:856:C:N3	33:DA:857:C:H5	1.97	0.63
33:DA:934:C:H5	33:DA:1344:C:H2'	1.64	0.63
34:DB:136:ARG:O	34:DB:139:GLU:HB3	1.99	0.63
35:DC:61:LYS:O	35:DC:96:VAL:HG21	1.99	0.63
36:DD:56:GLU:HG2	36:DD:195:ASN:HB2	1.79	0.63
48:DP:7:ALA:O	48:DP:17:TYR:HA	1.98	0.63
53:DU:34:ARG:HH21	53:DU:36:PHE:HA	1.64	0.63
1:A0:10:SER:HB3	23:AQ:24:TYR:OH	1.98	0.63
7:AA:40:U:H1'	7:AA:43:C:C5	2.34	0.63
8:AB:1026:G:C5	8:AB:1134:A:C5	2.87	0.63
8:AB:585:G:C4	8:AB:1251:C:N4	2.67	0.63
8:AB:1516:G:H2'	8:AB:1517:G:C8	2.33	0.63
8:AB:2195:U:H2'	8:AB:2196:C:C6	2.29	0.63
8:AB:219:A:C6	8:AB:220:G:C6	2.87	0.63
8:AB:2320:U:C3'	8:AB:2320:U:C6	2.81	0.63
8:AB:2588:G:H2'	8:AB:2589:A:H5'	1.80	0.63
8:AB:2889:C:O2'	8:AB:2890:G:H5'	1.98	0.63
8:AB:790:U:H5	8:AB:791:C:C5	2.17	0.63
9:AC:92:LEU:O	9:AC:93:VAL:HB	1.97	0.63
10:AD:170:VAL:O	10:AD:171:THR:HB	1.99	0.63
11:AE:181:ILE:HG22	11:AE:181:ILE:O	1.98	0.63
18:AL:110:VAL:O	18:AL:111:ILE:HG23	1.99	0.63
24:AR:2:TYR:HB2	24:AR:45:GLU:CB	2.29	0.63
24:AR:36:ALA:HA	24:AR:63:VAL:HA	1.80	0.63
24:AR:65:ALA:HB1	24:AR:99:THR:CG2	2.29	0.63
28:AV:36:ALA:CB	28:AV:37:PRO:CD	2.74	0.63
29:AW:23:LYS:HE3	29:AW:24:ARG:CB	2.25	0.63
8:AB:989:G:OP2	31:AY:12:ALA:CB	2.46	0.63
31:AY:1:ALA:HA	31:AY:44:ARG:CD	2.27	0.63
33:BA:1219:A:O2'	51:BS:33:TRP:HB3	1.98	0.63
33:BA:507:C:H3'	33:BA:508:U:C5'	2.27	0.63
33:BA:499:A:N1	33:BA:546:A:H1'	2.14	0.63
33:BA:803:G:C8	33:BA:804:U:C5	2.84	0.63
33:BA:815:A:N6	33:BA:1509:C:H1'	2.14	0.63
36:BD:13:ARG:HD2	36:BD:55:ARG:NH1	2.14	0.63
33:BA:939:G:H4'	39:BG:101:ARG:NH1	2.13	0.63
41:BI:25:GLY:HA3	41:BI:57:VAL:O	1.98	0.63
3:C2:34:ARG:O	3:C2:35:ARG:C	2.37	0.63
4:C3:12:ARG:NE	4:C3:23:HIS:ND1	2.46	0.63
7:CA:10:G:H2'	7:CA:11:C:O4'	1.98	0.63

Continued on next page...

Continued from previous page...

Atom-1	Atom-2	Interatomic distance (Å)	Clash overlap (Å)
8:CB:1172:C:H2'	8:CB:1173:U:C1'	2.29	0.63
8:CB:1419:A:C8	8:CB:1421:G:C6	2.86	0.63
8:CB:1670:C:H5''	8:CB:1671:U:OP2	1.99	0.63
8:CB:1768:C:C3'	8:CB:1768:C:C6	2.81	0.63
8:CB:1797:G:N3	8:CB:1823:G:C2	2.66	0.63
8:CB:2661:G:H2'	8:CB:2662:A:H8	1.63	0.63
8:CB:2679:A:H2'	8:CB:2680:U:C6	2.34	0.63
8:CB:2727:A:C4	8:CB:2728:U:C5	2.86	0.63
8:CB:2755:C:O2'	8:CB:2756:U:H2'	1.99	0.63
8:CB:911:A:C5	19:CM:13:HIS:CD2	2.86	0.63
9:CC:241:LYS:NZ	9:CC:241:LYS:CB	2.61	0.63
14:CH:25:TYR:O	14:CH:31:VAL:HG22	1.98	0.63
15:CI:108:ILE:HG22	15:CI:128:ILE:HD13	1.79	0.63
18:CL:111:ILE:HD11	18:CL:113:ALA:HB2	1.80	0.63
19:CM:18:ARG:NH1	19:CM:92:TRP:HZ3	1.97	0.63
10:CD:116:LYS:O	20:CN:1:MET:HA	1.99	0.63
20:CN:67:PHE:HE1	20:CN:72:ASP:N	1.92	0.63
25:CS:4:ILE:HG22	25:CS:5:ALA:N	2.13	0.63
26:CT:16:VAL:O	26:CT:17:SER:HB3	1.99	0.63
27:CU:66:VAL:O	27:CU:67:SER:C	2.36	0.63
33:DA:1068:G:N2	33:DA:1069:C:O2	2.32	0.63
33:DA:1291:U:OP1	39:DG:36:SER:HB2	1.98	0.63
33:DA:1394:A:N7	33:DA:1501:C:C4'	2.62	0.63
33:DA:65:A:H2	33:DA:382:A:N7	1.97	0.63
33:DA:774:G:C6	33:DA:775:G:C8	2.86	0.63
33:DA:888:G:C4	33:DA:889:A:C8	2.86	0.63
33:DA:895:G:C2	33:DA:896:C:C2	2.86	0.63
4:A3:15:LYS:HE2	4:A3:21:PHE:CE1	2.34	0.62
8:AB:1063:G:H1	8:AB:1075:C:N4	1.96	0.62
8:AB:13:A:C2	8:AB:526:A:N7	2.67	0.62
8:AB:2589:A:C2	8:AB:2590:A:C5	2.86	0.62
8:AB:496:G:C8	8:AB:496:G:H5''	2.34	0.62
8:AB:983:A:H2'	8:AB:984:A:C8	2.34	0.62
9:AC:68:ARG:HH22	9:AC:190:THR:HG23	1.64	0.62
12:AF:147:ARG:HD2	12:AF:147:ARG:O	1.99	0.62
17:AK:34:GLY:O	17:AK:36:GLY:N	2.32	0.62
18:AL:47:ARG:CG	18:AL:47:ARG:O	2.46	0.62
22:AP:2:ASN:N	22:AP:2:ASN:ND2	2.47	0.62
24:AR:26:ASP:O	24:AR:27:ILE:HB	1.98	0.62
25:AS:90:LYS:N	25:AS:90:LYS:HE3	2.13	0.62
29:AW:44:PHE:H	29:AW:76:ARG:HB2	1.64	0.62

Continued on next page...

Continued from previous page...

Atom-1	Atom-2	Interatomic distance (Å)	Clash overlap (Å)
33:BA:1386:G:C2	33:BA:1387:G:C8	2.87	0.62
33:BA:1439:G:H2'	33:BA:1440:U:O4'	1.98	0.62
33:BA:925:G:H1'	33:BA:1502:A:C4	2.34	0.62
33:BA:224:U:H2'	33:BA:225:C:O4'	1.98	0.62
33:BA:858:G:H1	33:BA:869:G:H3'	1.64	0.62
35:BC:34:SER:O	35:BC:38:VAL:HG22	1.99	0.62
36:BD:2:ARG:H	36:BD:4:LEU:CD2	2.11	0.62
33:BA:673:A:H4'	38:BF:86:ARG:HD2	1.81	0.62
39:BG:22:LEU:HD12	39:BG:25:PHE:HB3	1.80	0.62
43:BK:108:ASN:HB3	53:BU:6:ARG:CB	2.25	0.62
45:BM:78:ARG:NH1	45:BM:78:ARG:HG2	2.01	0.62
47:BO:16:ARG:NH1	47:BO:76:ARG:HD3	2.14	0.62
49:BQ:46:HIS:CG	49:BQ:47:ASP:N	2.66	0.62
8:CB:1070:A:O2'	8:CB:1097:U:H4'	1.99	0.62
8:CB:1108:U:C2	8:CB:1109:C:C5	2.87	0.62
8:CB:1337:G:H5''	8:CB:1337:G:C8	2.33	0.62
8:CB:1453:A:N1	20:CN:74:GLU:HA	2.14	0.62
8:CB:1814:G:OP2	8:CB:1815:A:H2'	1.99	0.62
8:CB:1970:A:H5''	8:CB:1970:A:H8	1.63	0.62
8:CB:2226:C:H2'	8:CB:2227:A:O4'	1.98	0.62
8:CB:2529:G:H5'	8:CB:2530:A:H5''	1.79	0.62
8:CB:2761:A:C5	8:CB:2762:C:C5	2.87	0.62
8:CB:2784:U:H2'	8:CB:2785:C:C6	2.32	0.62
8:CB:631:A:H8	8:CB:631:A:O5'	1.82	0.62
8:CB:768:G:C6	8:CB:769:U:N3	2.63	0.62
10:CD:116:LYS:HB2	10:CD:165:MET:HB3	1.80	0.62
10:CD:186:LEU:O	10:CD:188:LEU:HD13	1.98	0.62
18:CL:58:TYR:CE2	18:CL:61:LEU:HD22	2.34	0.62
19:CM:5:LYS:HZ2	19:CM:6:ARG:CA	2.12	0.62
20:CN:4:ARG:NE	20:CN:4:ARG:N	2.47	0.62
10:CD:186:LEU:HD11	22:CP:5:LYS:HE2	1.80	0.62
8:CB:997:G:OP1	23:CQ:92:LYS:HD2	1.98	0.62
24:CR:57:GLY:O	24:CR:61:ALA:HB2	1.99	0.62
8:CB:493:G:O2'	25:CS:7:HIS:O	2.08	0.62
33:DA:1020:G:H5''	33:DA:1020:G:C8	2.33	0.62
33:DA:1277:C:C2'	33:DA:1279:G:H8	2.11	0.62
33:DA:1321:U:H5''	45:DM:85:TYR:CE2	2.34	0.62
33:DA:382:A:C4	33:DA:383:A:N7	2.67	0.62
33:DA:939:G:N1	33:DA:1344:C:O2	2.32	0.62
33:DA:976:G:H1'	33:DA:1363:A:N6	2.14	0.62
35:DC:67:ILE:HG13	35:DC:68:HIS:N	2.13	0.62

Continued on next page...

Continued from previous page...

Atom-1	Atom-2	Interatomic distance (Å)	Clash overlap (Å)
33:DA:1078:U:H4'	37:DE:137:ARG:NH2	2.13	0.62
40:DH:91:LEU:HD23	40:DH:92:PRO:CD	2.29	0.62
42:DJ:27:GLU:O	42:DJ:31:ARG:HD3	1.99	0.62
43:DK:75:GLU:CD	43:DK:75:GLU:H	2.00	0.62
49:DQ:64:ARG:NH1	49:DQ:64:ARG:HG2	2.09	0.62
2:A1:29:LYS:O	2:A1:31:GLU:N	2.31	0.62
8:AB:1380:G:C2	8:AB:1381:G:N7	2.67	0.62
8:AB:1687:G:C2	8:AB:1688:U:C5	2.87	0.62
8:AB:1763:G:H2'	8:AB:1764:C:H5'	1.81	0.62
8:AB:2308:G:N3	8:AB:2308:G:H3'	2.14	0.62
8:AB:2420:C:C3'	8:AB:2421:G:H5''	2.29	0.62
8:AB:2638:G:H22	8:AB:2775:G:H2'	1.64	0.62
1:A0:38:LEU:HD23	8:AB:2815:C:H4'	1.81	0.62
4:A3:44:ARG:HH12	8:AB:649:G:H1'	1.64	0.62
8:AB:959:A:H8	8:AB:959:A:H5''	1.64	0.62
8:AB:993:G:C2	8:AB:994:C:C5	2.76	0.62
9:AC:155:ARG:O	9:AC:155:ARG:HD3	1.99	0.62
9:AC:107:LYS:N	9:AC:194:VAL:HG21	2.10	0.62
9:AC:53:ILE:HG12	9:AC:218:THR:HA	1.80	0.62
9:AC:82:TYR:CD1	9:AC:83:ASP:N	2.67	0.62
8:AB:2749:A:H5'	13:AG:3:VAL:HG12	1.79	0.62
8:AB:1203:U:HO2'	18:AL:14:LYS:HZ1	1.44	0.62
20:AN:12:ARG:CD	20:AN:16:HIS:CD2	2.78	0.62
21:AO:35:ILE:HG12	21:AO:36:TYR:N	2.11	0.62
23:AQ:24:TYR:CD1	23:AQ:25:GLY:N	2.67	0.62
33:BA:130:A:N1	33:BA:233:C:H1'	2.13	0.62
33:BA:665:A:C2	33:BA:732:C:N3	2.66	0.62
33:BA:792:A:C4	33:BA:794:A:C6	2.87	0.62
42:BJ:70:HIS:N	42:BJ:70:HIS:CD2	2.67	0.62
43:BK:44:ALA:HB1	43:BK:68:ARG:HD2	1.80	0.62
33:BA:37:U:OP1	44:BL:119:LYS:HE3	1.99	0.62
44:BL:85:ARG:HG3	44:BL:86:VAL:N	2.13	0.62
33:BA:1219:A:H2	51:BS:51:HIS:CE1	2.17	0.62
8:CB:1178:C:H2'	8:CB:1179:G:H8	1.63	0.62
8:CB:1575:C:H2'	8:CB:1576:U:C6	2.34	0.62
8:CB:1853:A:N6	8:CB:1889:A:C4	2.67	0.62
8:CB:2195:U:H2'	8:CB:2196:C:C6	2.27	0.62
8:CB:2093:G:H1'	8:CB:2198:A:N1	2.14	0.62
8:CB:2408:U:H2'	8:CB:2409:G:C8	2.34	0.62
8:CB:262:A:H2'	8:CB:263:G:O5'	1.99	0.62
8:CB:2889:C:O2'	8:CB:2890:G:H5'	2.00	0.62

Continued on next page...

Continued from previous page...

Atom-1	Atom-2	Interatomic distance (Å)	Clash overlap (Å)
8:CB:300:A:N6	8:CB:334:C:H5'	2.14	0.62
8:CB:543:G:C2	8:CB:551:G:C2	2.87	0.62
8:CB:650:C:N3	8:CB:651:G:C8	2.67	0.62
8:CB:78:U:H2'	8:CB:79:C:C6	2.35	0.62
8:CB:78:U:H2'	8:CB:79:C:O4'	1.99	0.62
9:CC:153:LEU:O	9:CC:153:LEU:CG	2.47	0.62
9:CC:178:GLY:O	9:CC:266:ILE:HG22	1.99	0.62
9:CC:35:LYS:HE2	9:CC:64:VAL:HG23	1.81	0.62
10:CD:125:TRP:O	10:CD:127:PHE:N	2.28	0.62
10:CD:208:LYS:C	10:CD:208:LYS:HE3	2.19	0.62
16:CJ:98:GLU:HB3	16:CJ:124:VAL:HG11	1.79	0.62
16:CJ:20:ALA:HB2	16:CJ:56:VAL:HG12	1.81	0.62
16:CJ:25:LEU:HG	16:CJ:64:VAL:HA	1.81	0.62
21:CO:35:ILE:HG12	21:CO:71:ALA:CB	2.28	0.62
21:CO:83:LEU:O	21:CO:84:GLU:O	2.17	0.62
22:CP:77:SER:HB2	22:CP:78:PRO:HD3	1.80	0.62
8:CB:445:C:OP1	23:CQ:1:ALA:HB1	1.98	0.62
24:CR:77:PHE:CB	24:CR:89:HIS:CE1	2.81	0.62
25:CS:28:LYS:C	25:CS:30:SER:H	2.01	0.62
25:CS:32:ALA:HA	25:CS:35:ILE:CG2	2.29	0.62
25:CS:75:PHE:N	25:CS:75:PHE:CD1	2.67	0.62
33:DA:1315:U:C5	33:DA:1316:G:N7	2.67	0.62
33:DA:46:G:N2	33:DA:396:C:C2	2.68	0.62
33:DA:908:A:C2	33:DA:909:A:N9	2.68	0.62
33:DA:929:G:C6	33:DA:930:C:C4	2.87	0.62
34:DB:90:PHE:CE2	34:DB:149:GLY:HA3	2.34	0.62
35:DC:60:ALA:O	35:DC:61:LYS:HB2	1.98	0.62
33:DA:668:G:O2'	47:DO:45:HIS:CD2	2.52	0.62
8:AB:1034:G:C6	8:AB:1035:U:C4	2.86	0.62
8:AB:1257:C:H2'	8:AB:1257:C:O2	1.98	0.62
8:AB:1486:U:H3	8:AB:1503:A:N6	1.97	0.62
8:AB:2751:G:C2	13:AG:1:SER:HB3	2.33	0.62
8:AB:384:A:O5'	8:AB:384:A:C8	2.50	0.62
8:AB:592:A:H2'	8:AB:593:U:H6	1.63	0.62
8:AB:690:G:C5	8:AB:691:C:C5	2.87	0.62
8:AB:729:G:H2'	8:AB:729:G:N3	2.13	0.62
8:AB:771:G:C6	8:AB:772:C:N4	2.67	0.62
8:AB:772:C:C2	8:AB:773:U:C5	2.88	0.62
8:AB:811:U:H5	18:AL:29:LYS:CD	2.13	0.62
9:AC:204:LEU:HB3	9:AC:210:ALA:CB	2.29	0.62
11:AE:3:LEU:HD11	11:AE:13:THR:HG22	1.80	0.62

Continued on next page...

Continued from previous page...

Atom-1	Atom-2	Interatomic distance (Å)	Clash overlap (Å)
11:AE:79:ARG:O	11:AE:80:SER:HB3	1.98	0.62
13:AG:5:LYS:O	13:AG:6:ALA:HB2	2.00	0.62
16:AJ:34:ARG:HD2	16:AJ:39:LYS:CA	2.29	0.62
16:AJ:84:ILE:CD1	16:AJ:84:ILE:H	2.06	0.62
23:AQ:39:ILE:CD1	24:AR:80:ARG:HH12	2.05	0.62
26:AT:16:VAL:O	26:AT:17:SER:HB3	2.00	0.62
29:AW:16:GLU:C	29:AW:18:LYS:HD2	2.20	0.62
33:BA:1103:C:C5	33:BA:1104:G:N7	2.66	0.62
33:BA:1281:C:H5'	33:BA:1282:C:C6	2.34	0.62
33:BA:1446:A:C2	33:BA:1447:A:N7	2.67	0.62
33:BA:662:U:H2'	33:BA:663:A:H8	1.60	0.62
33:BA:797:C:H2'	33:BA:798:U:H5'	1.81	0.62
33:BA:945:G:N1	33:BA:946:A:C8	2.67	0.62
36:BD:94:GLU:HA	36:BD:99:ASN:HD22	1.64	0.62
43:BK:74:LYS:HE2	43:BK:104:PHE:CE1	2.33	0.62
51:BS:58:PRO:HB2	51:BS:60:PHE:CZ	2.35	0.62
4:C3:15:LYS:HE2	4:C3:21:PHE:CE1	2.34	0.62
8:CB:1153:C:P	55:CB:5207:HOH:O	2.57	0.62
8:CB:1291:C:C5'	8:CB:1291:C:H6	2.07	0.62
8:CB:1451:C:H2'	8:CB:1458:U:C2	2.34	0.62
8:CB:2137:U:H3'	8:CB:2137:U:C6	2.34	0.62
8:CB:540:C:N3	8:CB:541:A:N7	2.46	0.62
8:CB:790:U:H5	8:CB:791:C:C5	2.16	0.62
8:CB:948:C:O4'	8:CB:984:A:H2	1.82	0.62
9:CC:11:GLY:O	9:CC:12:ARG:HB2	1.97	0.62
9:CC:257:ARG:HB3	9:CC:261:ARG:NH2	2.15	0.62
8:CB:2618:G:H21	10:CD:155:VAL:HG21	1.64	0.62
10:CD:46:ARG:O	10:CD:47:ALA:HB2	1.98	0.62
10:CD:7:LYS:HB3	10:CD:201:LEU:CD2	2.28	0.62
11:CE:15:SER:HB3	11:CE:196:VAL:CG2	2.29	0.62
19:CM:5:LYS:HZ1	19:CM:8:LYS:HB3	1.64	0.62
23:CQ:44:TYR:CE1	23:CQ:48:ASP:CG	2.73	0.62
27:CU:22:GLY:HA2	27:CU:35:VAL:HG21	1.79	0.62
33:DA:1193:G:O2'	33:DA:1194:U:H5'	1.99	0.62
33:DA:1319:A:C2	33:DA:1323:G:H1'	2.35	0.62
33:DA:1409:C:C3'	33:DA:1409:C:H6	2.12	0.62
33:DA:1481:U:H2'	33:DA:1482:G:C8	2.34	0.62
33:DA:293:G:H2'	33:DA:294:U:H6	1.64	0.62
33:DA:687:A:C2	33:DA:704:A:C5	2.87	0.62
33:DA:770:C:H1'	33:DA:900:A:C2	2.34	0.62
34:DB:224:ARG:O	34:DB:225:SER:HB2	2.00	0.62

Continued on next page...

Continued from previous page...

Atom-1	Atom-2	Interatomic distance (Å)	Clash overlap (Å)
36:DD:139:ASN:H	36:DD:181:PHE:HB3	1.64	0.62
36:DD:56:GLU:HA	36:DD:56:GLU:OE2	1.99	0.62
39:DG:70:PRO:HG3	39:DG:102:TRP:CZ3	2.34	0.62
41:DI:88:GLU:OE2	41:DI:89:TYR:HB2	1.99	0.62
44:DL:35:ARG:NH2	44:DL:36:VAL:HG22	2.06	0.62
44:DL:65:TYR:HB3	44:DL:95:HIS:CD2	2.26	0.62
45:DM:100:ARG:CZ	45:DM:102:LYS:HE3	2.29	0.62
50:DR:26:ALA:HA	50:DR:29:LYS:HE2	1.80	0.62
52:DT:28:ARG:O	52:DT:31:ILE:HG13	1.99	0.62
4:A3:58:ILE:HG13	4:A3:59:ALA:N	2.12	0.62
8:AB:1300:G:H1'	8:AB:1626:A:N1	2.15	0.62
8:AB:1361:G:N3	8:AB:1362:C:C5	2.68	0.62
8:AB:215:G:C4'	8:AB:216:A:H4'	2.29	0.62
8:AB:2284:A:O2'	8:AB:2288:A:N6	2.32	0.62
8:AB:2380:C:H2'	8:AB:2381:A:C8	2.33	0.62
8:AB:584:C:OP2	23:AQ:5:ARG:HD3	1.99	0.62
8:AB:843:G:H5'	8:AB:844:A:OP2	1.97	0.62
8:AB:985:C:H2'	8:AB:986:C:C6	2.33	0.62
10:AD:106:LYS:O	10:AD:206:ALA:HA	2.00	0.62
12:AF:2:LYS:O	12:AF:3:LEU:HB2	1.99	0.62
15:AI:122:GLU:HB3	15:AI:126:ARG:HH21	1.64	0.62
16:AJ:20:ALA:HB2	16:AJ:56:VAL:HG12	1.82	0.62
18:AL:25:SER:C	18:AL:27:LEU:H	2.03	0.62
19:AM:33:LEU:HD22	19:AM:124:LEU:HD12	1.81	0.62
20:AN:32:GLU:CG	20:AN:33:ILE:HG13	2.27	0.62
21:AO:45:SER:HB3	21:AO:47:VAL:CG2	2.29	0.62
21:AO:49:VAL:O	21:AO:83:LEU:HD11	2.00	0.62
22:AP:31:VAL:HG13	22:AP:81:ASP:HB3	1.82	0.62
23:AQ:40:LYS:O	23:AQ:43:GLN:N	2.33	0.62
26:AT:74:ILE:HG22	26:AT:75:GLY:N	2.15	0.62
33:BA:1035:A:H2'	33:BA:1036:A:C8	2.32	0.62
33:BA:1079:G:C5	33:BA:1080:A:N1	2.67	0.62
33:BA:1499:A:C8	33:BA:1499:A:H5'	2.26	0.62
33:BA:821:G:C6	33:BA:822:U:C4	2.88	0.62
34:BB:17:HIS:HD2	34:BB:18:GLN:CD	2.03	0.62
45:BM:1:ALA:C	45:BM:8:ILE:HG22	2.19	0.62
47:BO:16:ARG:CZ	47:BO:76:ARG:HD3	2.30	0.62
52:BT:65:LEU:HB3	52:BT:66:ILE:HD12	1.79	0.62
8:CB:1109:C:O2	8:CB:1109:C:H2'	1.97	0.62
8:CB:1432:G:H2'	8:CB:1433:A:C8	2.34	0.62
8:CB:1454:C:H4'	8:CB:1455:G:OP1	1.99	0.62

Continued on next page...

Continued from previous page...

Atom-1	Atom-2	Interatomic distance (Å)	Clash overlap (Å)
8:CB:1702:G:C5	8:CB:1703:G:N7	2.68	0.62
8:CB:2184:A:H2'	8:CB:2185:U:C6	2.34	0.62
8:CB:2201:G:H5''	8:CB:2201:G:C8	2.32	0.62
8:CB:2453:A:C8	8:CB:2453:A:C3'	2.80	0.62
8:CB:2485:G:H2'	8:CB:2486:C:H5'	1.81	0.62
8:CB:2507:C:H2'	8:CB:2508:G:H8	1.64	0.62
8:CB:2617:U:H2'	8:CB:2618:G:O4'	1.98	0.62
8:CB:2683:C:H5''	8:CB:2683:C:H6	1.65	0.62
8:CB:465:G:H2'	8:CB:466:A:N7	2.13	0.62
8:CB:636:G:N7	18:CL:109:LYS:NZ	2.39	0.62
10:CD:116:LYS:HB2	10:CD:165:MET:CB	2.29	0.62
11:CE:190:ALA:HB3	11:CE:194:LYS:HE2	1.82	0.62
12:CF:147:ARG:O	12:CF:147:ARG:HD2	1.99	0.62
20:CN:2:ARG:O	20:CN:2:ARG:NE	2.32	0.62
23:CQ:91:ARG:O	23:CQ:94:LEU:HG	2.00	0.62
26:CT:62:VAL:CG2	26:CT:63:VAL:H	2.09	0.62
29:CW:31:LEU:HD11	29:CW:39:GLN:HE21	1.62	0.62
31:CY:9:THR:OG1	31:CY:10:ARG:N	2.31	0.62
33:DA:1132:C:N4	33:DA:1143:G:H21	1.97	0.62
33:DA:767:A:H1'	33:DA:1525:G:H1'	1.80	0.62
33:DA:293:G:C4	33:DA:294:U:C5	2.88	0.62
33:DA:461:A:H3'	33:DA:462:G:H4'	1.81	0.62
33:DA:496:A:N3	33:DA:496:A:H2'	2.14	0.62
33:DA:637:C:O2'	33:DA:638:U:H5'	1.99	0.62
35:DC:155:ARG:CZ	35:DC:192:TYR:HB3	2.29	0.62
35:DC:59:PRO:HD3	35:DC:64:ARG:HB2	1.82	0.62
42:DJ:42:LEU:CB	42:DJ:43:PRO:HD2	2.29	0.62
33:DA:1308:U:OP1	45:DM:96:VAL:HG23	1.99	0.62
1:A0:21:LEU:N	1:A0:21:LEU:HD12	2.11	0.62
2:A1:11:VAL:CG1	2:A1:51:ALA:HB2	2.28	0.62
8:AB:1371:G:O5'	8:AB:1371:G:H8	1.82	0.62
8:AB:1451:C:H2'	8:AB:1458:U:C2	2.35	0.62
8:AB:2051:A:H8	8:AB:2051:A:H5''	1.65	0.62
8:AB:2233:U:H2'	8:AB:2234:G:H8	1.64	0.62
8:AB:2453:A:C8	8:AB:2453:A:H3'	2.34	0.62
8:AB:244:A:H2'	8:AB:245:G:O5'	1.99	0.62
5:A4:18:LYS:HZ1	8:AB:2757:A:H8	1.48	0.62
8:AB:2798:U:H4'	8:AB:2800:A:C2	2.34	0.62
8:AB:2810:A:H61	8:AB:2890:G:H1'	1.63	0.62
8:AB:56:A:H2'	8:AB:57:C:C6	2.34	0.62
8:AB:592:A:C4	8:AB:593:U:C5	2.88	0.62

Continued on next page...

Continued from previous page...

Atom-1	Atom-2	Interatomic distance (Å)	Clash overlap (Å)
8:AB:630:G:C6	8:AB:632:A:OP2	2.52	0.62
8:AB:854:C:H2'	8:AB:855:G:C8	2.33	0.62
9:AC:107:LYS:HB2	9:AC:194:VAL:HG21	1.82	0.62
9:AC:21:PRO:O	9:AC:22:GLU:HB2	1.99	0.62
10:AD:83:ARG:HD3	10:AD:84:LEU:CA	2.29	0.62
13:AG:85:LYS:CG	13:AG:131:VAL:HB	2.29	0.62
17:AK:20:MET:O	17:AK:41:ILE:HD12	1.99	0.62
18:AL:111:ILE:HG12	18:AL:112:LEU:N	2.15	0.62
26:AT:1:MET:CG	26:AT:2:ILE:N	2.59	0.62
33:BA:516:U:C4	33:BA:517:G:N1	2.68	0.62
33:BA:58:C:H2'	33:BA:59:A:H5''	1.82	0.62
33:BA:66:A:C2	33:BA:104:G:H1'	2.34	0.62
33:BA:687:A:C2	33:BA:704:A:C5	2.88	0.62
33:BA:679:C:N3	33:BA:712:A:N1	2.48	0.62
36:BD:102:TYR:HB2	36:BD:110:ARG:HG2	1.80	0.62
45:BM:22:TYR:HB2	45:BM:65:GLU:OE2	1.99	0.62
7:CA:100:G:N3	8:CB:863:A:O2'	2.31	0.62
7:CA:105:G:O2'	7:CA:106:G:H5'	1.99	0.62
8:CB:1256:G:C2	8:CB:1257:C:C5	2.88	0.62
8:CB:1353:A:C2	8:CB:1354:A:N7	2.67	0.62
8:CB:1431:A:O2'	8:CB:1432:G:H5'	1.99	0.62
8:CB:1612:C:N1	8:CB:1620:G:N2	2.46	0.62
8:CB:1823:G:H2'	8:CB:1824:G:O4'	1.98	0.62
8:CB:413:C:H4'	8:CB:1880:U:O2'	2.00	0.62
8:CB:2284:A:O2'	8:CB:2288:A:N6	2.32	0.62
8:CB:2438:U:O3'	8:CB:2439:A:H3'	1.99	0.62
8:CB:2507:C:H2'	8:CB:2508:G:C8	2.35	0.62
8:CB:265:A:O2'	8:CB:266:G:H4'	1.99	0.62
8:CB:2845:U:O3'	22:CP:54:LEU:HG	2.00	0.62
8:CB:181:A:H1'	8:CB:435:C:H5''	1.81	0.62
8:CB:638:G:C6	8:CB:639:U:N3	2.68	0.62
8:CB:699:A:C2	8:CB:734:A:H1'	2.34	0.62
9:CC:21:PRO:O	9:CC:22:GLU:HB2	2.00	0.62
8:CB:1567:G:C5	9:CC:82:TYR:HD2	2.18	0.62
10:CD:174:SER:O	10:CD:175:LEU:HB2	1.97	0.62
10:CD:81:GLU:O	10:CD:82:PHE:CD1	2.52	0.62
12:CF:37:MET:H	12:CF:86:CYS:HB2	1.65	0.62
15:CI:4:VAL:HG13	15:CI:5:GLN:H	1.63	0.62
16:CJ:128:ASN:O	16:CJ:129:GLU:C	2.37	0.62
16:CJ:7:LYS:N	16:CJ:7:LYS:HD3	2.14	0.62
17:CK:98:ARG:O	17:CK:99:ILE:HD12	2.00	0.62

Continued on next page...

Continued from previous page...

Atom-1	Atom-2	Interatomic distance (Å)	Clash overlap (Å)
19:CM:128:THR:OG1	19:CM:129:THR:N	2.32	0.62
23:CQ:52:ARG:HD3	23:CQ:53:LYS:HZ1	1.64	0.62
27:CU:48:VAL:HG13	27:CU:51:LEU:N	2.15	0.62
29:CW:8:SER:O	29:CW:10:ARG:HG2	1.98	0.62
33:DA:1103:C:H2'	33:DA:1104:G:O4'	1.99	0.62
33:DA:1241:G:H1	33:DA:1296:C:N4	1.98	0.62
33:DA:17:U:O2'	33:DA:18:C:H5'	1.99	0.62
33:DA:224:U:H2'	33:DA:225:C:O4'	1.98	0.62
33:DA:381:C:H2'	33:DA:381:C:O2	1.97	0.62
33:DA:439:U:H2'	33:DA:440:C:H6	1.62	0.62
33:DA:445:G:H2'	33:DA:446:G:O4'	1.99	0.62
33:DA:544:G:N1	33:DA:545:C:C4	2.67	0.62
33:DA:599:C:H2'	33:DA:600:A:H8	1.65	0.62
33:DA:626:G:H2'	33:DA:627:G:O4'	2.00	0.62
33:DA:690:G:N2	33:DA:691:G:N3	2.47	0.62
33:DA:718:A:C5'	33:DA:720:C:N4	2.62	0.62
35:DC:123:LEU:HA	35:DC:127:VAL:HG22	1.81	0.62
39:DG:26:VAL:HG12	39:DG:42:VAL:HG21	1.81	0.62
39:DG:70:PRO:HD3	39:DG:102:TRP:HZ3	1.64	0.62
50:DR:33:THR:HG22	50:DR:39:VAL:HG22	1.82	0.62
1:A0:41:HIS:ND1	1:A0:48:TYR:CD1	2.67	0.62
8:AB:122:G:N2	8:AB:130:C:C2	2.67	0.62
8:AB:1527:G:N2	8:AB:1545:A:H62	1.97	0.62
8:AB:1668:A:N7	8:AB:1674:G:C6	2.68	0.62
8:AB:1996:C:H5'	10:AD:127:PHE:CZ	2.35	0.62
8:AB:2002:G:O6	8:AB:2003:A:N6	2.32	0.62
8:AB:239:C:H2'	8:AB:240:C:C6	2.35	0.62
8:AB:2521:C:H5'	8:AB:2521:C:C6	2.34	0.62
8:AB:2873:A:N3	20:AN:6:SER:HB3	2.14	0.62
8:AB:42:A:C6	8:AB:43:G:N7	2.68	0.62
8:AB:465:G:N2	8:AB:466:A:C2	2.68	0.62
9:AC:253:GLY:HA2	9:AC:254:LYS:HZ3	1.62	0.62
11:AE:3:LEU:CD1	11:AE:13:THR:H	2.08	0.62
11:AE:169:VAL:CG2	11:AE:170:ARG:H	2.12	0.62
15:AI:27:LEU:HG	15:AI:34:ILE:HD11	1.81	0.62
16:AJ:33:ALA:HA	16:AJ:36:LEU:HB2	1.81	0.62
18:AL:110:VAL:CG2	18:AL:126:ARG:HH12	2.12	0.62
18:AL:56:PRO:CB	18:AL:60:ARG:HH22	2.13	0.62
19:AM:73:ILE:CG2	19:AM:74:THR:N	2.62	0.62
22:AP:25:VAL:O	22:AP:25:VAL:HG12	2.00	0.62
22:AP:7:LEU:O	22:AP:9:GLN:N	2.33	0.62

Continued on next page...

Continued from previous page...

Atom-1	Atom-2	Interatomic distance (Å)	Clash overlap (Å)
26:AT:10:VAL:CG2	26:AT:11:LEU:HD12	2.29	0.62
32:AZ:36:VAL:HA	32:AZ:42:PRO:HB3	1.81	0.62
33:BA:1047:G:H1	33:BA:1210:C:N4	1.98	0.62
33:BA:181:A:N6	33:BA:195:A:C8	2.67	0.62
33:BA:362:G:H3'	33:BA:362:G:C8	2.34	0.62
33:BA:50:A:N6	33:BA:361:G:C4'	2.63	0.62
33:BA:692:U:C4	33:BA:694:A:H5''	2.34	0.62
33:BA:803:G:C4	33:BA:804:U:C5	2.87	0.62
33:BA:821:G:H2'	33:BA:822:U:O4'	1.99	0.62
33:BA:832:G:C2	33:BA:855:U:N3	2.68	0.62
33:BA:964:A:C2	33:BA:969:A:H1'	2.35	0.62
34:BB:163:ILE:CG2	34:BB:164:ASP:H	2.08	0.62
35:BC:72:PRO:HB3	35:BC:102:ILE:HD12	1.80	0.62
35:BC:9:ILE:HG23	35:BC:9:ILE:O	1.99	0.62
36:BD:17:ASP:O	36:BD:18:LEU:HD23	2.00	0.62
36:BD:86:GLY:O	36:BD:89:LEU:HB3	1.98	0.62
41:BI:11:ARG:NH2	41:BI:12:LYS:HB2	2.14	0.62
41:BI:90:ASP:O	41:BI:93:LEU:HG	2.00	0.62
46:BN:81:ILE:HD13	46:BN:82:LYS:HE2	1.80	0.62
8:CB:1225:G:OP1	24:CR:90:ARG:HD2	2.00	0.62
8:CB:123:G:N3	8:CB:124:G:C8	2.67	0.62
8:CB:1362:C:N3	8:CB:1363:C:C5	2.68	0.62
8:CB:1430:G:H2'	8:CB:1431:A:C8	2.35	0.62
8:CB:2060:A:H1'	55:CB:5376:HOH:O	1.98	0.62
8:CB:225:C:H2'	8:CB:226:A:H8	1.64	0.62
8:CB:2488:G:C2	8:CB:2489:U:C5	2.88	0.62
8:CB:2678:C:C2'	8:CB:2679:A:C8	2.77	0.62
8:CB:528:A:C8	8:CB:528:A:C3'	2.80	0.62
8:CB:685:A:C4	8:CB:689:A:N6	2.67	0.62
8:CB:827:U:OP2	8:CB:828:U:H5	1.82	0.62
8:CB:841:G:C2	8:CB:938:G:N1	2.67	0.62
8:CB:1566:A:C6	9:CC:213:ARG:NH2	2.68	0.62
8:CB:7:G:H5'	16:CJ:134:ALA:O	1.99	0.62
18:CL:117:THR:CG2	18:CL:119:PRO:HD2	2.30	0.62
8:CB:1190:G:OP1	18:CL:38:GLN:CA	2.48	0.62
19:CM:5:LYS:NZ	19:CM:8:LYS:HE3	2.10	0.62
19:CM:90:GLU:HA	19:CM:91:TYR:CE1	2.35	0.62
20:CN:96:ARG:HH22	20:CN:116:VAL:HG22	1.63	0.62
25:CS:79:GLY:HA3	25:CS:100:THR:HG23	1.81	0.62
25:CS:70:LYS:O	25:CS:71:VAL:HB	1.99	0.62
30:CX:26:PHE:HA	30:CX:29:ARG:HB2	1.80	0.62

Continued on next page...

Continued from previous page...

Atom-1	Atom-2	Interatomic distance (Å)	Clash overlap (Å)
33:DA:1237:C:OP1	33:DA:1238:A:H1'	1.99	0.62
33:DA:1348:U:H5'	33:DA:1348:U:H6	1.64	0.62
33:DA:525:C:C4	33:DA:526:C:C5	2.88	0.62
33:DA:729:A:N3	33:DA:730:G:C8	2.68	0.62
35:DC:133:MET:O	35:DC:137:VAL:HG23	2.00	0.62
36:DD:123:MET:HA	36:DD:128:VAL:HA	1.82	0.62
37:DE:64:GLU:HA	37:DE:67:ARG:NH1	2.15	0.62
44:DL:86:VAL:HG11	44:DL:89:LEU:HD23	1.82	0.62
33:DA:659:U:OP1	47:DO:4:THR:HG23	1.99	0.62
52:DT:65:LEU:HD12	52:DT:66:ILE:CD1	2.27	0.62
7:AA:59:A:H2'	7:AA:60:C:C6	2.35	0.62
8:AB:1172:C:H2'	8:AB:1173:U:C1'	2.29	0.62
8:AB:1189:A:C2	8:AB:1190:G:H1'	2.35	0.62
8:AB:1256:G:C2	8:AB:1257:C:C5	2.87	0.62
8:AB:1708:C:H2'	8:AB:1709:U:H6	1.64	0.62
8:AB:1764:C:C3'	8:AB:1764:C:C6	2.83	0.62
8:AB:1824:G:N3	9:AC:249:VAL:CG1	2.63	0.62
8:AB:1965:C:N4	8:AB:1966:A:C6	2.67	0.62
8:AB:217:A:C4	8:AB:218:A:C8	2.87	0.62
8:AB:2820:A:O3'	20:AN:3:HIS:HD2	1.83	0.62
8:AB:38:A:C4'	11:AE:46:GLN:HG3	2.29	0.62
8:AB:393:C:C2	8:AB:394:C:C5	2.82	0.62
8:AB:460:A:H2'	8:AB:461:C:O4'	2.00	0.62
9:AC:49:THR:HG22	9:AC:50:THR:N	2.13	0.62
8:AB:2620:C:OP1	10:AD:157:LYS:HG2	2.00	0.62
11:AE:128:ALA:HB3	11:AE:129:PRO:HD3	1.80	0.62
11:AE:134:LEU:HA	11:AE:137:LYS:HZ3	1.64	0.62
13:AG:32:LEU:HD11	13:AG:74:MET:HB3	1.81	0.62
14:AH:3:VAL:HG22	14:AH:21:VAL:CG1	2.25	0.62
19:AM:129:THR:HG22	19:AM:131:VAL:HG22	1.81	0.62
19:AM:71:LYS:C	19:AM:71:LYS:HD2	2.19	0.62
20:AN:96:ARG:HH22	20:AN:116:VAL:HG22	1.61	0.62
27:AU:78:LYS:CG	27:AU:96:LYS:HE2	2.30	0.62
28:AV:59:GLU:HG2	28:AV:60:VAL:H	1.64	0.62
29:AW:23:LYS:CE	29:AW:24:ARG:H	2.09	0.62
29:AW:45:HIS:C	29:AW:57:THR:HG21	2.20	0.62
33:BA:1074:G:C2'	33:BA:1075:U:H5''	2.29	0.62
33:BA:124:C:C4	33:BA:125:U:C5	2.88	0.62
33:BA:1259:C:N3	33:BA:1260:G:H1'	2.14	0.62
33:BA:189:A:H8	33:BA:189:A:H5''	1.65	0.62
33:BA:251:G:H4'	33:BA:252:U:O5'	2.00	0.62

Continued on next page...

Continued from previous page...

Atom-1	Atom-2	Interatomic distance (Å)	Clash overlap (Å)
33:BA:274:A:H1'	33:BA:275:G:O4'	1.99	0.62
33:BA:642:A:C2	33:BA:643:C:C2	2.87	0.62
33:BA:748:G:C5	33:BA:749:A:N7	2.67	0.62
33:BA:980:C:H2'	33:BA:981:U:O4'	1.99	0.62
35:BC:112:ALA:HB2	35:BC:182:ASP:HB3	1.82	0.62
47:BO:53:ARG:HA	47:BO:56:LEU:HD12	1.81	0.62
48:BP:75:ILE:HG22	48:BP:80:LYS:HG3	1.81	0.62
2:C1:12:SER:HA	2:C1:50:GLU:CA	2.12	0.62
8:CB:1286:A:C6	8:CB:1289:C:N3	2.68	0.62
8:CB:1342:A:N1	8:CB:1345:C:C2	2.68	0.62
8:CB:1351:C:O2'	8:CB:1571:A:H1'	1.98	0.62
8:CB:1857:G:O2'	8:CB:1884:G:N2	2.33	0.62
8:CB:2073:C:O2	8:CB:2437:G:N1	2.31	0.62
8:CB:2455:G:H2'	8:CB:2456:C:C5	2.33	0.62
8:CB:2697:G:N7	8:CB:2698:U:C5	2.68	0.62
8:CB:2851:A:O2'	8:CB:2852:G:H5'	1.98	0.62
8:CB:309:A:C6	8:CB:330:A:C5	2.88	0.62
10:CD:184:ARG:HH11	22:CP:4:ILE:CG2	2.11	0.62
10:CD:6:GLY:O	10:CD:27:ILE:HG22	1.99	0.62
19:CM:90:GLU:C	19:CM:91:TYR:CG	2.73	0.62
20:CN:3:HIS:HD2	55:CN:202:HOH:O	1.82	0.62
8:CB:1340:U:OP1	26:CT:19:LYS:HE2	2.00	0.62
26:CT:29:THR:HG22	26:CT:86:THR:CG2	2.29	0.62
30:CX:37:LEU:HD23	30:CX:38:GLN:HG3	1.81	0.62
33:DA:1081:A:O2'	33:DA:1082:A:H5'	1.99	0.62
33:DA:154:U:H2'	33:DA:155:A:H8	1.63	0.62
33:DA:461:A:H3'	33:DA:462:G:C4'	2.29	0.62
33:DA:727:G:H5''	33:DA:741:G:N2	2.14	0.62
35:DC:171:ARG:C	35:DC:172:VAL:HG22	2.20	0.62
36:DD:111:ALA:C	36:DD:113:ALA:H	2.03	0.62
37:DE:61:LYS:HZ2	37:DE:61:LYS:HB3	1.64	0.62
47:DO:53:ARG:HA	47:DO:56:LEU:HD12	1.82	0.62
4:A3:7:ARG:CZ	8:AB:250:G:P	2.88	0.62
7:AA:79:G:O2'	7:AA:80:U:H5'	1.99	0.62
8:AB:1337:G:C8	8:AB:1337:G:H5''	2.35	0.62
8:AB:749:A:C5	8:AB:1618:A:N1	2.68	0.62
8:AB:1806:C:C6	8:AB:1806:C:H3'	2.31	0.62
8:AB:2746:U:H5''	8:AB:2747:G:OP2	1.99	0.62
8:AB:2892:G:H3'	8:AB:2892:G:C8	2.35	0.62
8:AB:352:A:H2'	8:AB:353:C:C6	2.35	0.62
3:A2:16:HIS:NE2	8:AB:465:G:O4'	2.33	0.62

Continued on next page...

Continued from previous page...

Atom-1	Atom-2	Interatomic distance (Å)	Clash overlap (Å)
8:AB:463:G:C2	8:AB:467:G:C6	2.88	0.62
8:AB:910:A:C2	8:AB:911:A:N1	2.68	0.62
10:AD:107:VAL:HG22	10:AD:108:ASP:N	2.13	0.62
13:AG:106:LEU:HD12	13:AG:106:LEU:H	1.63	0.62
18:AL:57:LEU:O	18:AL:59:ARG:N	2.33	0.62
18:AL:61:LEU:CB	18:AL:62:PRO:HD2	2.29	0.62
22:AP:51:ASN:ND2	22:AP:97:TYR:HD2	1.97	0.62
28:AV:65:VAL:O	28:AV:67:GLY:N	2.32	0.62
33:BA:1236:A:H2'	33:BA:1237:C:C5	2.35	0.62
33:BA:1284:C:H3'	33:BA:1285:A:H5''	1.81	0.62
33:BA:1324:A:H2'	33:BA:1325:C:O4'	1.99	0.62
33:BA:1499:A:C4	33:BA:1500:A:C8	2.87	0.62
33:BA:676:A:C2	33:BA:677:U:N3	2.68	0.62
37:BE:17:VAL:HG23	37:BE:34:ALA:N	2.14	0.62
37:BE:45:VAL:HG11	37:BE:117:ALA:HA	1.80	0.62
46:BN:16:ALA:HB2	46:BN:54:SER:HA	1.81	0.62
46:BN:63:CYS:HB3	46:BN:66:THR:C	2.20	0.62
48:BP:22:ALA:HA	48:BP:32:PHE:HA	1.81	0.62
38:BF:47:LEU:HB3	50:BR:65:SER:OG	1.98	0.62
33:BA:1320:C:H42	51:BS:35:ARG:NH1	1.96	0.62
8:CB:2023:C:H2'	8:CB:2024:G:H8	1.65	0.62
8:CB:2369:A:H2'	8:CB:2370:G:H8	1.64	0.62
8:CB:253:C:O2	8:CB:253:C:H2'	1.99	0.62
8:CB:2685:G:O2'	8:CB:2686:G:H5'	2.00	0.62
8:CB:2733:A:C2'	8:CB:2734:A:H5'	2.30	0.62
8:CB:507:A:H1'	8:CB:509:C:C4	2.34	0.62
8:CB:75:G:O3'	30:CX:48:ARG:HD3	2.00	0.62
16:CJ:8:PRO:HB2	16:CJ:10:THR:O	2.00	0.62
16:CJ:17:VAL:HG13	16:CJ:57:LEU:HD21	1.82	0.62
22:CP:92:ARG:O	22:CP:92:ARG:HG3	2.00	0.62
23:CQ:35:PHE:O	23:CQ:35:PHE:CD1	2.48	0.62
31:CY:35:VAL:HG12	31:CY:36:GLU:N	2.15	0.62
33:DA:1458:G:C4	33:DA:1459:G:C8	2.88	0.62
33:DA:1460:C:H2'	33:DA:1461:G:H8	1.64	0.62
33:DA:189:A:H8	33:DA:189:A:C5'	2.12	0.62
33:DA:416:G:H5''	33:DA:417:G:OP2	1.98	0.62
33:DA:789:U:O2	33:DA:789:U:H3'	2.00	0.62
33:DA:793:U:O2	33:DA:1516:G:H4'	1.99	0.62
33:DA:845:A:H3'	33:DA:846:G:O4'	2.00	0.62
34:DB:166:ASP:HB2	34:DB:190:SER:OG	2.00	0.62
35:DC:123:LEU:N	35:DC:123:LEU:HD13	2.15	0.62

Continued on next page...

Continued from previous page...

Atom-1	Atom-2	Interatomic distance (Å)	Clash overlap (Å)
39:DG:8:GLN:HG3	39:DG:10:LYS:H	1.65	0.62
46:DN:3:GLN:HG3	46:DN:6:LYS:HD2	1.82	0.62
2:A1:15:GLY:HA3	2:A1:47:ILE:HD12	1.81	0.62
8:AB:1562:U:H2'	8:AB:1563:U:H6	1.64	0.62
8:AB:192:C:N4	8:AB:203:A:H1'	2.15	0.62
1:A0:8:THR:HG21	8:AB:2021:C:P	2.40	0.62
8:AB:2213:U:C3'	8:AB:2213:U:O2	2.44	0.62
8:AB:2457:U:H2'	8:AB:2457:U:O2	1.98	0.62
8:AB:2513:A:C6	8:AB:2514:U:C4	2.87	0.62
8:AB:2514:U:H2'	8:AB:2515:C:H6	1.64	0.62
8:AB:2741:A:N6	8:AB:2763:G:H1'	2.15	0.62
8:AB:2886:A:N3	8:AB:2887:A:C8	2.68	0.62
9:AC:143:VAL:CG2	9:AC:152:GLN:HG3	2.29	0.62
10:AD:46:ARG:O	10:AD:47:ALA:HB2	2.00	0.62
11:AE:167:VAL:HG12	11:AE:168:ASP:N	2.13	0.62
14:AH:130:VAL:CB	14:AH:142:VAL:HB	2.20	0.62
18:AL:48:ARG:O	18:AL:50:PHE:N	2.33	0.62
19:AM:110:GLU:C	19:AM:112:LEU:H	2.01	0.62
19:AM:31:PHE:O	19:AM:102:LEU:HA	1.99	0.62
21:AO:12:THR:O	21:AO:15:ARG:N	2.28	0.62
22:AP:27:VAL:HG21	22:AP:84:SER:HB2	1.82	0.62
27:AU:3:LYS:HZ1	27:AU:3:LYS:HB2	1.61	0.62
29:AW:59:PHE:HE1	29:AW:81:ILE:HD13	1.62	0.62
31:AY:35:VAL:HG12	31:AY:36:GLU:N	2.14	0.62
31:AY:53:MET:N	31:AY:53:MET:SD	2.65	0.62
32:AZ:28:VAL:HG23	32:AZ:29:GLY:H	1.64	0.62
33:BA:115:G:N1	33:BA:313:A:C2	2.67	0.62
33:BA:563:A:N7	33:BA:567:G:H1'	2.15	0.62
33:BA:671:G:C6	33:BA:672:U:C2	2.88	0.62
33:BA:696:A:H8	33:BA:696:A:O5'	1.83	0.62
33:BA:579:A:H5'	33:BA:728:A:H1'	1.80	0.62
33:BA:860:A:H2'	33:BA:861:G:O4'	1.99	0.62
35:BC:6:PRO:HG3	35:BC:174:LEU:HD21	1.82	0.62
8:CB:1007:C:H4'	16:CJ:110:PRO:HD3	1.82	0.62
8:CB:1115:G:H8	8:CB:1115:G:H5''	1.64	0.62
8:CB:1165:A:C2	8:CB:1185:G:C6	2.87	0.62
8:CB:1203:U:C5	8:CB:1204:A:C6	2.87	0.62
8:CB:1359:A:C8	8:CB:1359:A:H5'	2.35	0.62
8:CB:770:G:H1'	8:CB:1379:U:O4	1.98	0.62
8:CB:1300:G:H1'	8:CB:1626:A:N1	2.15	0.62
8:CB:200:U:C5	8:CB:201:C:C2	2.88	0.62

Continued on next page...

Continued from previous page...

Atom-1	Atom-2	Interatomic distance (Å)	Clash overlap (Å)
8:CB:2221:G:C6	8:CB:2222:C:C4	2.88	0.62
8:CB:2528:U:C2'	8:CB:2529:G:H5''	2.29	0.62
8:CB:2734:A:H2	10:CD:209:ALA:OXT	1.83	0.62
8:CB:2719:G:O2'	8:CB:2846:G:H4'	2.00	0.62
8:CB:381:G:C6	8:CB:382:A:N7	2.68	0.62
8:CB:849:A:H2'	8:CB:850:U:C6	2.34	0.62
8:CB:979:A:H2	8:CB:982:C:C2	2.15	0.62
9:CC:107:LYS:HB2	9:CC:194:VAL:HG21	1.82	0.62
8:CB:1844:C:H5'	9:CC:251:THR:HB	1.82	0.62
9:CC:35:LYS:CE	9:CC:64:VAL:HG23	2.30	0.62
13:CG:148:ARG:HD2	13:CG:163:TYR:CE2	2.33	0.62
18:CL:141:LYS:O	18:CL:142:ILE:HG23	2.00	0.62
19:CM:49:ALA:CB	19:CM:116:ALA:HB1	2.23	0.62
8:CB:578:G:H1'	23:CQ:32:ARG:NH2	2.15	0.62
25:CS:4:ILE:HG12	25:CS:106:VAL:HG12	1.80	0.62
8:CB:85:G:H5'	27:CU:28:LEU:HB3	1.82	0.62
30:CX:7:ARG:HH12	30:CX:56:LEU:CD2	2.13	0.62
33:DA:1144:G:H22	33:DA:1146:A:H62	1.47	0.62
33:DA:1419:G:C2	33:DA:1420:U:O2	2.53	0.62
33:DA:445:G:N2	33:DA:446:G:C4	2.67	0.62
33:DA:577:G:N3	33:DA:578:C:C6	2.68	0.62
33:DA:581:G:H21	33:DA:582:C:N4	1.98	0.62
43:DK:63:GLN:HG2	43:DK:98:ALA:HB2	1.82	0.62
49:DQ:46:HIS:CG	49:DQ:47:ASP:N	2.68	0.62
49:DQ:66:LEU:HD12	49:DQ:71:SER:HA	1.82	0.62
8:AB:139:U:O2	26:AT:49:LYS:HE2	2.00	0.62
8:AB:2084:C:H2'	8:AB:2085:U:O4'	1.99	0.62
8:AB:225:C:H2'	8:AB:226:A:H8	1.63	0.62
8:AB:1956:U:H1'	8:AB:2552:U:OP1	1.99	0.62
8:AB:2599:G:C8	9:AC:234:GLY:HA2	2.35	0.62
8:AB:2678:C:C2'	8:AB:2679:A:C8	2.74	0.62
8:AB:2764:A:H2'	8:AB:2765:A:C5'	2.30	0.62
8:AB:277:G:H4'	8:AB:278:A:C8	2.35	0.62
8:AB:672:C:C4	8:AB:809:G:N2	2.68	0.62
11:AE:158:PHE:C	11:AE:158:PHE:CD1	2.73	0.62
11:AE:28:VAL:O	11:AE:32:VAL:HG23	2.00	0.62
13:AG:21:GLN:O	13:AG:36:LEU:HB2	2.00	0.62
14:AH:25:TYR:CD1	14:AH:30:LEU:HB2	2.35	0.62
16:AJ:39:LYS:O	16:AJ:40:HIS:C	2.38	0.62
8:AB:2001:C:O3'	20:AN:14:SER:OG	2.18	0.62
20:AN:65:LEU:HB3	20:AN:69:ARG:HG2	1.81	0.62

Continued on next page...

Continued from previous page...

Atom-1	Atom-2	Interatomic distance (Å)	Clash overlap (Å)
27:AU:21:ARG:HH11	27:AU:21:ARG:CG	2.11	0.62
33:BA:1104:G:O2'	33:BA:1105:A:H5'	2.00	0.62
33:BA:1442:G:O6	33:BA:1461:G:C2	2.53	0.62
33:BA:1526:G:C8	33:BA:1526:G:H3'	2.33	0.62
33:BA:239:U:H4'	33:BA:240:G:OP2	1.99	0.62
34:BB:90:PHE:N	34:BB:149:GLY:O	2.33	0.62
36:BD:97:LEU:HD13	36:BD:136:VAL:HG22	1.81	0.62
38:BF:39:LEU:HD22	38:BF:62:MET:HA	1.81	0.62
41:BI:33:SER:H	41:BI:36:GLN:NE2	1.97	0.62
43:BK:111:ASP:O	50:BR:72:ARG:HD3	2.00	0.62
7:CA:45:A:C2'	7:CA:46:A:H5'	2.30	0.62
8:CB:1298:C:N3	8:CB:1642:G:N2	2.40	0.62
8:CB:1708:C:H2'	8:CB:1709:U:H6	1.59	0.62
8:CB:1943:U:O4'	8:CB:1943:U:O2	2.18	0.62
8:CB:2259:U:C2	8:CB:2260:C:C5	2.88	0.62
8:CB:2358:A:N6	8:CB:2428:G:N1	2.48	0.62
8:CB:557:C:H2'	8:CB:558:U:O4'	2.00	0.62
8:CB:800:A:N7	8:CB:802:A:O4'	2.33	0.62
8:CB:912:C:O2'	8:CB:913:U:H5'	2.00	0.62
9:CC:143:VAL:CG2	9:CC:152:GLN:HG3	2.30	0.62
10:CD:77:ARG:HB2	10:CD:77:ARG:HH11	1.65	0.62
12:CF:133:GLU:HG2	12:CF:147:ARG:C	2.19	0.62
19:CM:5:LYS:CG	19:CM:6:ARG:N	2.63	0.62
22:CP:47:ILE:HG22	22:CP:48:ALA:N	2.13	0.62
24:CR:47:VAL:HG13	24:CR:48:LYS:N	2.15	0.62
27:CU:87:GLU:O	27:CU:89:GLY:N	2.33	0.62
31:CY:4:ILE:O	31:CY:5:LYS:HB3	2.00	0.62
33:DA:955:U:O2'	33:DA:1227:A:N6	2.33	0.62
34:DB:67:LEU:HD11	34:DB:150:ILE:HD12	1.82	0.62
38:DF:6:ILE:HD12	38:DF:7:VAL:O	2.00	0.62
47:DO:54:GLY:O	47:DO:58:MET:HB2	1.99	0.62
8:AB:1024:G:C6	8:AB:1025:G:C5	2.88	0.61
8:AB:1130:U:C6	8:AB:2026:U:OP2	2.53	0.61
8:AB:115:C:H3'	8:AB:115:C:H6	1.65	0.61
8:AB:1232:G:C4	8:AB:1233:C:C5	2.88	0.61
8:AB:1289:C:C2	8:AB:1290:C:C5	2.88	0.61
8:AB:1764:C:C2	8:AB:1765:U:C5	2.86	0.61
8:AB:1775:U:H2'	8:AB:1776:G:C5'	2.30	0.61
8:AB:2525:G:C2	8:AB:2539:C:N3	2.68	0.61
8:AB:2719:G:O2'	8:AB:2846:G:H4'	2.00	0.61
8:AB:585:G:H1'	8:AB:1256:G:N2	2.14	0.61

Continued on next page...

Continued from previous page...

Atom-1	Atom-2	Interatomic distance (Å)	Clash overlap (Å)
8:AB:763:G:H3'	8:AB:763:G:C8	2.35	0.61
8:AB:813:U:H2'	8:AB:814:C:C6	2.35	0.61
8:AB:841:G:C2	8:AB:938:G:N1	2.68	0.61
9:AC:53:ILE:HG12	9:AC:218:THR:CB	2.29	0.61
10:AD:197:THR:HG22	10:AD:198:GLY:H	1.64	0.61
10:AD:6:GLY:O	10:AD:27:ILE:HG22	1.99	0.61
12:AF:3:LEU:O	12:AF:3:LEU:HD23	1.99	0.61
18:AL:123:ARG:HB2	18:AL:143:GLU:H	1.63	0.61
28:AV:41:GLU:O	28:AV:42:LEU:HD23	2.00	0.61
29:AW:19:ARG:HH21	29:AW:22:VAL:HG22	1.65	0.61
32:AZ:48:GLN:O	32:AZ:51:VAL:HB	2.00	0.61
33:BA:1144:G:H2'	33:BA:1145:A:C8	2.34	0.61
33:BA:1207:G:H2'	33:BA:1208:C:O4'	2.00	0.61
33:BA:73:C:H2'	33:BA:74:A:O4'	1.99	0.61
36:BD:102:TYR:CB	36:BD:110:ARG:HG2	2.30	0.61
44:BL:27:PRO:HG2	44:BL:28:GLN:H	1.65	0.61
45:BM:18:LEU:CD2	45:BM:21:ILE:HD11	2.30	0.61
33:BA:107:G:O6	52:BT:6:ALA:HB2	1.99	0.61
1:C0:5:ASN:HD21	8:CB:2019:A:H62	1.43	0.61
2:C1:14:ALA:O	2:C1:48:TYR:HA	2.00	0.61
8:CB:1022:G:N2	8:CB:1142:A:H2	1.94	0.61
8:CB:1069:A:H5'	8:CB:1070:A:C8	2.35	0.61
8:CB:1478:G:H8	8:CB:1478:G:O5'	1.81	0.61
8:CB:1631:G:C8	8:CB:1631:G:C3'	2.81	0.61
8:CB:1668:A:N3	8:CB:1670:C:C4	2.67	0.61
8:CB:1707:G:C8	8:CB:1756:G:C4	2.87	0.61
8:CB:1829:A:C8	8:CB:1829:A:H5''	2.25	0.61
8:CB:1853:A:H2'	8:CB:1854:A:C8	2.36	0.61
8:CB:2009:A:O3'	25:CS:41:LYS:HB2	2.00	0.61
8:CB:2056:G:C2	8:CB:2577:A:N3	2.67	0.61
8:CB:2250:G:O5'	8:CB:2250:G:H8	1.83	0.61
8:CB:2290:G:H2'	8:CB:2291:U:H6	1.64	0.61
8:CB:2352:A:C2	29:CW:29:SER:CB	2.83	0.61
8:CB:300:A:N7	8:CB:334:C:H4'	2.14	0.61
8:CB:778:G:C5	8:CB:779:U:C5	2.87	0.61
9:CC:264:LYS:N	9:CC:264:LYS:NZ	2.40	0.61
11:CE:106:LYS:HG3	11:CE:107:SER:N	2.15	0.61
14:CH:108:VAL:HG12	14:CH:108:VAL:O	2.00	0.61
18:CL:110:VAL:HG23	18:CL:126:ARG:HH12	1.63	0.61
19:CM:31:PHE:O	19:CM:102:LEU:HA	2.00	0.61
23:CQ:46:TYR:CZ	24:CR:89:HIS:CE1	2.88	0.61

Continued on next page...

Continued from previous page...

Atom-1	Atom-2	Interatomic distance (Å)	Clash overlap (Å)
23:CQ:69:ARG:CB	23:CQ:69:ARG:CZ	2.78	0.61
27:CU:21:ARG:HH11	27:CU:21:ARG:CG	2.10	0.61
31:CY:9:THR:HB	31:CY:53:MET:C	2.20	0.61
33:DA:560:A:N1	33:DA:566:G:H5''	2.15	0.61
33:DA:894:G:C2	33:DA:895:G:N7	2.68	0.61
36:DD:102:TYR:C	36:DD:104:MET:H	2.03	0.61
42:DJ:5:ARG:HD2	42:DJ:79:PRO:CG	2.30	0.61
44:DL:105:GLY:HA3	44:DL:117:GLY:O	2.00	0.61
45:DM:3:ILE:HG21	45:DM:21:ILE:HD13	1.82	0.61
4:A3:2:LYS:HE2	4:A3:2:LYS:C	2.20	0.61
7:AA:103:U:H2'	7:AA:104:A:C8	2.35	0.61
7:AA:52:A:H3'	7:AA:53:A:C8	2.35	0.61
8:AB:1022:G:N7	16:AJ:68:LYS:CE	2.62	0.61
8:AB:1417:C:H4'	8:AB:1588:G:O4'	1.99	0.61
8:AB:2502:G:H5'	8:AB:2503:A:C5'	2.30	0.61
8:AB:826:U:C3'	8:AB:828:U:H6	2.08	0.61
9:AC:235:GLU:CG	9:AC:236:GLY:H	2.13	0.61
9:AC:45:ASN:O	9:AC:47:ARG:N	2.34	0.61
10:AD:46:ARG:HD2	10:AD:80:TRP:CZ2	2.36	0.61
12:AF:133:GLU:HG2	12:AF:147:ARG:C	2.20	0.61
15:AI:18:ASN:N	15:AI:19:PRO:CD	2.63	0.61
22:AP:25:VAL:O	22:AP:47:ILE:HB	2.00	0.61
22:AP:59:THR:HG23	22:AP:76:HIS:CG	2.35	0.61
30:AX:16:THR:O	30:AX:18:LEU:N	2.34	0.61
32:AZ:20:ASN:OD1	32:AZ:21:VAL:N	2.33	0.61
33:BA:1010:U:H5'	33:BA:1011:C:OP2	1.99	0.61
33:BA:1206:G:C8	33:BA:1207:G:N7	2.69	0.61
33:BA:1238:A:H5'	33:BA:1239:A:OP2	2.01	0.61
33:BA:1433:A:H2'	33:BA:1434:A:C8	2.35	0.61
33:BA:376:G:H2'	33:BA:377:G:C8	2.34	0.61
33:BA:532:A:H2'	35:BC:192:TYR:HE2	1.66	0.61
33:BA:953:G:C5	33:BA:954:G:C8	2.88	0.61
34:BB:135:MET:O	34:BB:138:ARG:HB2	1.99	0.61
34:BB:116:LEU:HD13	34:BB:140:LEU:HG	1.82	0.61
45:BM:72:ILE:O	45:BM:76:ILE:HG13	2.00	0.61
1:C0:29:VAL:HG21	1:C0:34:GLY:HA2	1.82	0.61
1:C0:30:ASP:O	1:C0:31:LYS:HG3	2.00	0.61
8:CB:1199:U:H2'	8:CB:1200:C:C6	2.35	0.61
8:CB:1204:A:C2	8:CB:1241:A:N1	2.69	0.61
8:CB:1361:G:N3	8:CB:1362:C:C5	2.68	0.61
8:CB:1401:G:C6	8:CB:1402:U:C4	2.88	0.61

Continued on next page...

Continued from previous page...

Atom-1	Atom-2	Interatomic distance (Å)	Clash overlap (Å)
8:CB:1764:C:C4	8:CB:1765:U:H5	2.18	0.61
8:CB:1823:G:C8	8:CB:1823:G:H5'	2.26	0.61
8:CB:1988:G:H2'	8:CB:1989:G:C5'	2.31	0.61
8:CB:1998:A:H2'	8:CB:1999:C:O4'	1.99	0.61
8:CB:2093:G:O2'	8:CB:2094:A:H5'	1.99	0.61
8:CB:2253:G:O5'	8:CB:2253:G:H8	1.83	0.61
8:CB:2721:A:C4	8:CB:2722:G:C8	2.88	0.61
8:CB:264:C:O2'	8:CB:428:A:N1	2.33	0.61
8:CB:547:A:N3	8:CB:547:A:H2'	2.15	0.61
8:CB:583:G:N1	8:CB:584:C:C4	2.68	0.61
8:CB:903:C:H2'	8:CB:904:G:O4'	1.99	0.61
8:CB:1824:G:N3	9:CC:249:VAL:CG1	2.63	0.61
10:CD:107:VAL:HG22	10:CD:108:ASP:N	2.13	0.61
10:CD:63:PRO:C	10:CD:65:ALA:N	2.52	0.61
13:CG:98:LYS:HG2	13:CG:98:LYS:O	1.98	0.61
14:CH:68:ARG:CG	14:CH:71:LYS:HD3	2.30	0.61
15:CI:102:ARG:HB3	15:CI:102:ARG:NH1	2.15	0.61
16:CJ:15:TRP:HB2	16:CJ:138:GLN:O	2.00	0.61
18:CL:111:ILE:HG12	18:CL:112:LEU:N	2.15	0.61
26:CT:15:HIS:H	26:CT:31:VAL:CG2	2.13	0.61
29:CW:23:LYS:CE	29:CW:24:ARG:H	2.08	0.61
29:CW:71:LYS:O	29:CW:72:GLY:O	2.18	0.61
29:CW:75:ASN:CG	29:CW:76:ARG:H	2.02	0.61
33:DA:1225:A:H3'	33:DA:1226:C:C6	2.35	0.61
33:DA:1241:G:N2	33:DA:1242:G:C4	2.68	0.61
33:DA:124:C:C4	33:DA:125:U:C5	2.88	0.61
33:DA:1433:A:N6	33:DA:1434:A:N1	2.47	0.61
33:DA:1509:C:O2	33:DA:1509:C:H2'	1.98	0.61
33:DA:377:G:C2	33:DA:378:G:C5	2.88	0.61
33:DA:557:G:H4'	55:DA:5123:HOH:O	1.99	0.61
33:DA:599:C:H2'	33:DA:600:A:C8	2.35	0.61
33:DA:853:C:C2	33:DA:854:U:C6	2.88	0.61
33:DA:874:G:N2	33:DA:875:U:H1'	2.15	0.61
35:DC:172:VAL:HG13	35:DC:202:PHE:CB	2.27	0.61
35:DC:38:VAL:O	35:DC:42:LEU:HB2	2.00	0.61
39:DG:112:ASP:HB2	39:DG:118:ARG:HG2	1.82	0.61
43:DK:74:LYS:HE3	43:DK:104:PHE:CZ	2.36	0.61
46:DN:69:PRO:O	46:DN:71:GLY:N	2.33	0.61
48:DP:78:VAL:O	48:DP:80:LYS:HG3	1.99	0.61
49:DQ:20:ILE:HG12	49:DQ:52:CYS:SG	2.40	0.61
2:A1:19:PHE:HD2	2:A1:40:PRO:HA	1.65	0.61

Continued on next page...

Continued from previous page...

Atom-1	Atom-2	Interatomic distance (Å)	Clash overlap (Å)
8:AB:1003:G:C5'	8:AB:1003:G:H8	2.13	0.61
8:AB:1024:G:C6	8:AB:1025:G:C6	2.88	0.61
8:AB:1137:G:N2	16:AJ:107:GLY:O	2.33	0.61
8:AB:1272:A:C4	8:AB:1618:A:C8	2.88	0.61
8:AB:1347:A:H2'	8:AB:1348:C:C5'	2.30	0.61
8:AB:1390:U:H2'	8:AB:1391:U:H5'	1.81	0.61
8:AB:1792:G:OP1	9:AC:203:VAL:HG23	2.01	0.61
8:AB:221:A:C2	8:AB:233:A:C8	2.88	0.61
8:AB:2488:G:N2	8:AB:2489:U:C2	2.69	0.61
8:AB:296:U:H3	8:AB:342:A:H61	1.46	0.61
8:AB:39:G:H2'	8:AB:40:U:H6	1.66	0.61
8:AB:570:G:N7	8:AB:2030:A:N6	2.47	0.61
8:AB:573:U:O2'	8:AB:574:A:H3'	2.00	0.61
8:AB:62:U:H2'	8:AB:63:A:N9	2.15	0.61
8:AB:640:C:H6	8:AB:640:C:H5''	1.64	0.61
8:AB:849:A:H2'	8:AB:850:U:C6	2.36	0.61
8:AB:85:G:H5''	8:AB:85:G:C8	2.33	0.61
11:AE:16:GLU:HB3	11:AE:196:VAL:HG22	1.83	0.61
11:AE:197:GLU:O	11:AE:199:MET:N	2.33	0.61
11:AE:52:VAL:C	11:AE:54:GLY:H	2.02	0.61
17:AK:43:ILE:HG22	17:AK:54:LYS:HA	1.82	0.61
18:AL:72:ALA:HB3	18:AL:106:GLU:OE2	2.00	0.61
18:AL:18:ARG:HG2	18:AL:19:LEU:N	2.15	0.61
19:AM:8:LYS:HD3	19:AM:70:ASP:HA	1.82	0.61
20:AN:10:LEU:H	20:AN:17:ARG:NH1	1.97	0.61
21:AO:18:LEU:O	21:AO:20:GLU:N	2.33	0.61
21:AO:80:GLU:HG3	21:AO:114:GLY:HA3	1.82	0.61
22:AP:74:GLN:NE2	22:AP:74:GLN:HA	2.10	0.61
25:AS:79:GLY:HA3	25:AS:100:THR:HG23	1.82	0.61
29:AW:31:LEU:O	29:AW:32:ALA:HB3	2.00	0.61
29:AW:44:PHE:CE2	29:AW:60:ALA:HB3	2.34	0.61
33:BA:1473:G:C5	33:BA:1474:U:C5	2.88	0.61
33:BA:152:A:N6	33:BA:170:U:N3	2.48	0.61
33:BA:50:A:N6	33:BA:361:G:O4'	2.34	0.61
33:BA:417:G:O2'	33:BA:540:G:H5''	2.00	0.61
33:BA:514:C:N4	33:BA:537:G:H22	1.97	0.61
33:BA:620:C:C2	36:BD:131:ILE:HG12	2.34	0.61
33:BA:680:C:H5'	33:BA:680:C:H6	1.64	0.61
33:BA:724:G:N3	33:BA:725:G:C8	2.68	0.61
33:BA:791:G:O2'	33:BA:792:A:H5'	1.99	0.61
35:BC:57:GLU:O	35:BC:58:ARG:HG3	1.99	0.61

Continued on next page...

Continued from previous page...

Atom-1	Atom-2	Interatomic distance (Å)	Clash overlap (Å)
40:BH:12:ARG:HB2	40:BH:26:MET:CE	2.29	0.61
2:C1:24:LYS:HZ1	8:CB:2285:C:H41	1.46	0.61
7:CA:99:A:C5	7:CA:100:G:N7	2.68	0.61
8:CB:1108:U:N3	8:CB:1109:C:C5	2.69	0.61
8:CB:116:C:O2'	8:CB:126:A:H8	1.83	0.61
8:CB:1387:A:H2'	8:CB:1388:G:C8	2.36	0.61
8:CB:1611:C:N3	8:CB:1612:C:C5	2.69	0.61
8:CB:1796:U:H1'	8:CB:1824:G:H22	1.65	0.61
8:CB:2457:U:H2'	8:CB:2457:U:O2	2.00	0.61
8:CB:2723:C:OP1	20:CN:2:ARG:NH2	2.33	0.61
12:CF:101:ARG:NH1	12:CF:137:PHE:HB3	2.15	0.61
16:CJ:41:LYS:O	23:CQ:63:ARG:NH1	2.31	0.61
18:CL:7:SER:HB3	18:CL:8:PRO:CD	2.31	0.61
8:CB:1275:A:C5	20:CN:16:HIS:CE1	2.88	0.61
8:CB:2880:C:C6	20:CN:91:ALA:HB3	2.35	0.61
21:CO:57:ALA:HB1	21:CO:61:GLN:HE21	1.65	0.61
22:CP:79:VAL:C	22:CP:81:ASP:H	2.03	0.61
32:CZ:16:CYS:HA	32:CZ:21:VAL:CG2	2.30	0.61
33:DA:1193:G:C2'	33:DA:1194:U:H5'	2.30	0.61
33:DA:1351:U:O2'	33:DA:1352:C:H5'	2.00	0.61
33:DA:394:G:H21	33:DA:395:C:H1'	1.65	0.61
33:DA:31:G:N2	33:DA:47:C:H4'	2.16	0.61
33:DA:481:G:H4'	33:DA:481:G:OP1	1.99	0.61
33:DA:602:A:C3'	33:DA:602:A:C8	2.84	0.61
33:DA:781:A:C2'	33:DA:782:A:H5'	2.29	0.61
33:DA:831:A:C6	33:DA:832:G:C8	2.89	0.61
33:DA:856:C:C4	33:DA:857:C:C5	2.88	0.61
33:DA:872:A:OP1	33:DA:872:A:H3'	2.01	0.61
33:DA:899:C:H41	33:DA:900:A:N6	1.98	0.61
36:DD:87:GLU:O	36:DD:89:LEU:N	2.33	0.61
39:DG:133:ALA:O	39:DG:136:LYS:HB2	2.00	0.61
39:DG:17:PHE:HB2	39:DG:43:TYR:HH	1.63	0.61
44:DL:55:ARG:O	44:DL:56:LEU:HD23	2.01	0.61
33:DA:754:C:O4'	47:DO:68:TYR:HD1	1.82	0.61
51:DS:18:VAL:HG11	51:DS:43:MET:HE1	1.82	0.61
7:AA:28:C:H5''	7:AA:28:C:H6	1.65	0.61
8:AB:100:U:C4'	27:AU:90:LYS:HB3	2.30	0.61
8:AB:1286:A:C6	8:AB:1289:C:N3	2.67	0.61
8:AB:1939:U:H3'	8:AB:1940:U:H5'	1.81	0.61
8:AB:193:U:H2'	8:AB:194:G:H8	1.64	0.61
8:AB:1967:C:N4	8:AB:1968:G:C5	2.68	0.61

Continued on next page...

Continued from previous page...

Atom-1	Atom-2	Interatomic distance (Å)	Clash overlap (Å)
8:AB:2051:A:C6	8:AB:2614:A:C5	2.88	0.61
8:AB:207:A:H2'	8:AB:208:C:O4'	2.00	0.61
8:AB:2048:G:C2	8:AB:2621:G:C2	2.88	0.61
8:AB:181:A:H1'	8:AB:435:C:H5''	1.80	0.61
8:AB:493:G:HO2'	25:AS:7:HIS:C	2.03	0.61
8:AB:567:U:C2	8:AB:568:U:C5	2.89	0.61
8:AB:740:C:H2'	8:AB:740:C:O2	2.00	0.61
8:AB:915:C:H3'	8:AB:916:G:H8	1.64	0.61
9:AC:188:ARG:O	9:AC:189:ALA:HB2	1.99	0.61
9:AC:63:ILE:HG13	9:AC:90:ILE:HD11	1.81	0.61
11:AE:149:ILE:CG1	11:AE:186:VAL:HG13	2.31	0.61
11:AE:152:GLU:HA	11:AE:190:ALA:HA	1.83	0.61
14:AH:62:LEU:O	14:AH:66:ASN:HB2	1.99	0.61
15:AI:71:LYS:HE3	15:AI:115:ASP:OD1	2.01	0.61
15:AI:92:PRO:HB3	15:AI:136:GLY:N	2.14	0.61
16:AJ:81:ILE:O	16:AJ:84:ILE:HG13	2.01	0.61
20:AN:69:ARG:HH11	20:AN:69:ARG:CG	2.13	0.61
21:AO:27:VAL:O	21:AO:28:VAL:HB	2.00	0.61
23:AQ:32:ARG:HG3	23:AQ:33:VAL:N	2.14	0.61
31:AY:23:LEU:HB3	31:AY:29:ARG:NH2	2.15	0.61
33:BA:1008:U:H3	33:BA:1021:A:H2	1.48	0.61
33:BA:1068:G:N7	33:BA:1094:G:H8	1.99	0.61
33:BA:1250:A:C6	33:BA:1287:A:N3	2.68	0.61
33:BA:1284:C:H3'	33:BA:1285:A:C5'	2.30	0.61
33:BA:428:G:C8	33:BA:430:A:C5	2.88	0.61
33:BA:532:A:H2	33:BA:1207:G:H5''	1.65	0.61
33:BA:579:A:O2'	33:BA:580:C:O5'	2.18	0.61
33:BA:687:A:H2	33:BA:704:A:C5	2.17	0.61
33:BA:755:G:H8	33:BA:755:G:O5'	1.84	0.61
1:C0:48:TYR:CD2	1:C0:49:ARG:HB2	2.36	0.61
8:CB:1059:G:C8	8:CB:1060:U:H2'	2.35	0.61
8:CB:1069:A:H4'	8:CB:1070:A:O5'	1.99	0.61
8:CB:1253:A:H8	55:CB:5221:HOH:O	1.82	0.61
8:CB:1309:G:C8	8:CB:1309:G:H5''	2.35	0.61
8:CB:1486:U:H3	8:CB:1503:A:N6	1.97	0.61
8:CB:18:U:OP1	23:CQ:25:GLY:N	2.30	0.61
8:CB:1941:C:C4	8:CB:1942:C:N3	2.69	0.61
8:CB:2294:G:C2	8:CB:2295:C:C6	2.88	0.61
8:CB:252:G:N3	8:CB:253:C:C6	2.68	0.61
8:CB:269:C:C2	8:CB:270:A:N7	2.69	0.61
8:CB:2722:G:H2'	8:CB:2723:C:H6	1.65	0.61

Continued on next page...

Continued from previous page...

Atom-1	Atom-2	Interatomic distance (Å)	Clash overlap (Å)
8:CB:2852:G:H2'	8:CB:2853:C:C6	2.35	0.61
8:CB:379:G:C2	8:CB:396:G:C5	2.89	0.61
8:CB:640:C:H6	8:CB:640:C:H5''	1.66	0.61
8:CB:65:U:OP2	26:CT:76:ARG:NH1	2.33	0.61
8:CB:682:G:O2'	8:CB:683:U:H5'	2.01	0.61
8:CB:693:A:C2	8:CB:694:U:C2	2.88	0.61
8:CB:962:G:H2'	8:CB:963:U:O4'	2.00	0.61
9:CC:62:ARG:HG2	9:CC:62:ARG:HH11	1.65	0.61
11:CE:136:GLN:HB3	11:CE:139:LYS:HD2	1.83	0.61
12:CF:56:LEU:O	12:CF:56:LEU:HD23	2.01	0.61
26:CT:34:VAL:HG11	26:CT:43:ILE:CD1	2.31	0.61
27:CU:23:LYS:O	27:CU:25:LYS:HD2	2.01	0.61
30:CX:9:LYS:NZ	30:CX:9:LYS:HB3	2.16	0.61
33:DA:1507:A:C5'	33:DA:1507:A:H8	2.11	0.61
33:DA:31:G:H4'	33:DA:32:A:OP2	2.00	0.61
33:DA:355:C:H2'	33:DA:356:A:O4'	2.00	0.61
33:DA:625:U:O2'	33:DA:626:G:H5'	2.01	0.61
33:DA:643:C:C2	33:DA:644:U:C5	2.88	0.61
33:DA:706:A:N7	33:DA:707:U:C5	2.69	0.61
33:DA:785:G:N2	33:DA:798:U:C6	2.68	0.61
33:DA:577:G:C6	33:DA:812:G:N2	2.69	0.61
33:DA:891:U:H5''	33:DA:891:U:C6	2.31	0.61
33:DA:894:G:C4	33:DA:895:G:N7	2.68	0.61
33:DA:899:C:C5	33:DA:900:A:N7	2.68	0.61
33:DA:914:A:C2	33:DA:915:A:N9	2.68	0.61
35:DC:140:ALA:O	35:DC:143:LEU:HD22	2.00	0.61
33:DA:795:C:C5'	43:DK:127:ARG:HH21	2.12	0.61
43:DK:28:ASN:HD22	43:DK:29:THR:H	1.48	0.61
48:DP:32:PHE:O	48:DP:32:PHE:HD1	1.83	0.61
8:AB:100:U:H4'	27:AU:90:LYS:CB	2.30	0.61
8:AB:1419:A:C8	8:AB:1421:G:C6	2.88	0.61
8:AB:1767:G:O2'	8:AB:1768:C:H5'	2.00	0.61
8:AB:226:A:O2'	8:AB:227:A:H5'	2.01	0.61
8:AB:2303:G:H1'	12:AF:122:ASP:HA	1.80	0.61
8:AB:2748:A:N6	8:AB:2757:A:N7	2.48	0.61
8:AB:2851:A:O2'	8:AB:2852:G:H5'	2.01	0.61
9:AC:203:VAL:O	9:AC:204:LEU:C	2.39	0.61
10:AD:154:LYS:HG2	10:AD:156:PHE:H	1.65	0.61
12:AF:37:MET:H	12:AF:86:CYS:HB2	1.66	0.61
22:AP:103:THR:O	22:AP:105:LYS:HG2	2.00	0.61
33:BA:1047:G:H1	33:BA:1210:C:H42	1.48	0.61

Continued on next page...

Continued from previous page...

Atom-1	Atom-2	Interatomic distance (Å)	Clash overlap (Å)
33:BA:1452:C:H4'	33:BA:1453:G:O5'	2.01	0.61
33:BA:819:A:N7	33:BA:1529:G:N1	2.48	0.61
33:BA:44:A:C4	33:BA:399:G:N2	2.68	0.61
33:BA:994:A:C5	33:BA:1216:A:H4'	2.36	0.61
35:BC:17:TRP:C	35:BC:19:SER:H	2.03	0.61
35:BC:25:THR:HG23	46:BN:75:LYS:HD3	1.81	0.61
36:BD:105:GLY:HA3	36:BD:158:LEU:HD23	1.82	0.61
44:BL:43:LYS:CB	44:BL:44:PRO:HD3	2.29	0.61
33:BA:658:C:H5'	47:BO:30:LEU:HD21	1.82	0.61
48:BP:20:VAL:HG23	48:BP:35:ARG:CA	2.29	0.61
8:CB:100:U:H6	8:CB:100:U:H5'	1.65	0.61
8:CB:1024:G:P	8:CB:1026:G:OP1	2.58	0.61
8:CB:1066:U:C3'	8:CB:1066:U:C6	2.83	0.61
8:CB:1381:G:C2'	8:CB:1382:G:H5'	2.30	0.61
8:CB:1779:U:H5	8:CB:1784:A:N7	1.98	0.61
8:CB:1809:A:C6	8:CB:1810:A:C6	2.88	0.61
8:CB:1970:A:H4'	8:CB:1970:A:OP1	2.00	0.61
8:CB:1989:G:H2'	8:CB:1990:C:H5'	1.82	0.61
8:CB:2046:G:C2	8:CB:2047:C:C2	2.87	0.61
8:CB:2358:A:H8	8:CB:2358:A:C5'	2.13	0.61
8:CB:792:A:N7	8:CB:2440:C:N1	2.48	0.61
9:CC:15:VAL:HG12	9:CC:16:VAL:HG13	1.83	0.61
9:CC:204:LEU:HB3	9:CC:210:ALA:HB1	1.82	0.61
11:CE:49:ARG:CD	11:CE:49:ARG:H	2.13	0.61
8:CB:2415:G:O2'	18:CL:66:PHE:HB2	2.01	0.61
19:CM:105:MET:HA	19:CM:105:MET:HE3	1.81	0.61
19:CM:26:VAL:O	19:CM:27:SER:HB2	2.01	0.61
19:CM:2:LEU:O	19:CM:3:GLN:HB2	2.00	0.61
19:CM:40:ARG:HG3	19:CM:92:TRP:CD1	2.36	0.61
21:CO:27:VAL:CG1	21:CO:38:GLN:HB3	2.29	0.61
21:CO:94:ARG:NE	21:CO:94:ARG:HA	2.15	0.61
22:CP:27:VAL:HG13	22:CP:47:ILE:CD1	2.31	0.61
8:CB:994:C:OP1	23:CQ:49:ARG:NE	2.34	0.61
26:CT:70:HIS:CD2	26:CT:74:ILE:HG13	2.36	0.61
29:CW:67:LYS:CD	29:CW:71:LYS:HB3	2.28	0.61
30:CX:26:PHE:CD1	30:CX:26:PHE:N	2.68	0.61
33:DA:1131:G:O5'	33:DA:1131:G:C8	2.51	0.61
33:DA:1434:A:C8	33:DA:1435:G:C8	2.88	0.61
33:DA:598:U:H2'	33:DA:599:C:C6	2.35	0.61
33:DA:899:C:H2'	33:DA:900:A:C8	2.35	0.61
33:DA:918:A:C2	33:DA:919:A:C4	2.88	0.61

Continued on next page...

Continued from previous page...

Atom-1	Atom-2	Interatomic distance (Å)	Clash overlap (Å)
37:DE:89:THR:HG21	37:DE:134:ASN:OD1	1.99	0.61
37:DE:65:LYS:O	37:DE:68:ARG:O	2.18	0.61
38:DF:51:ILE:HD11	38:DF:86:ARG:HG3	1.81	0.61
41:DI:45:MET:HA	41:DI:48:ARG:HB3	1.82	0.61
42:DJ:83:THR:C	42:DJ:85:ASP:H	2.02	0.61
45:DM:55:LEU:O	45:DM:59:VAL:HG12	2.00	0.61
3:A2:24:THR:O	3:A2:28:ARG:HB2	2.00	0.61
4:A3:4:LYS:O	4:A3:4:LYS:HG3	2.00	0.61
8:AB:987:C:O2'	8:AB:1000:A:N3	2.34	0.61
8:AB:1030:C:O2'	8:AB:2466:C:H4'	2.01	0.61
8:AB:1191:G:C2'	8:AB:1192:G:H5'	2.30	0.61
8:AB:1232:G:C4	8:AB:1233:C:C6	2.89	0.61
8:AB:770:G:H1'	8:AB:1379:U:O4	2.01	0.61
8:AB:1567:G:H5''	8:AB:1567:G:C8	2.36	0.61
8:AB:1611:C:N3	8:AB:1612:C:C5	2.68	0.61
8:AB:749:A:C5	8:AB:1618:A:C2	2.89	0.61
8:AB:1767:G:N2	8:AB:1768:C:C2	2.69	0.61
8:AB:1877:A:H2'	8:AB:1878:G:O4'	2.01	0.61
8:AB:264:C:O2'	8:AB:265:A:H5''	2.00	0.61
8:AB:482:A:N7	8:AB:506:G:C2	2.69	0.61
8:AB:525:U:O2'	8:AB:526:A:H5''	2.00	0.61
8:AB:559:G:H1'	23:AQ:55:GLN:NE2	2.15	0.61
8:AB:668:A:C2	8:AB:670:A:C2	2.88	0.61
8:AB:685:A:H2	8:AB:787:C:H1'	1.64	0.61
8:AB:870:U:H5''	19:AM:9:PHE:CB	2.31	0.61
8:AB:942:G:H4'	8:AB:1189:A:O2'	2.01	0.61
9:AC:15:VAL:HG12	9:AC:16:VAL:HG13	1.83	0.61
9:AC:241:LYS:O	9:AC:243:PRO:HD3	2.00	0.61
18:AL:111:ILE:HD11	18:AL:113:ALA:HB2	1.83	0.61
20:AN:58:ASP:OD1	20:AN:63:ARG:NH1	2.33	0.61
22:AP:25:VAL:HG13	22:AP:87:ARG:HA	1.82	0.61
23:AQ:66:ALA:O	23:AQ:70:GLN:HB3	2.01	0.61
25:AS:35:ILE:HG12	25:AS:35:ILE:O	1.99	0.61
28:AV:65:VAL:C	28:AV:67:GLY:H	2.03	0.61
29:AW:66:VAL:HG13	29:AW:67:LYS:H	1.65	0.61
33:BA:293:G:C5	33:BA:294:U:C5	2.88	0.61
33:BA:401:C:H3'	33:BA:401:C:C6	2.36	0.61
33:BA:704:A:C8	33:BA:704:A:C5'	2.83	0.61
33:BA:728:A:N6	33:BA:729:A:N6	2.49	0.61
33:BA:742:G:H3'	33:BA:742:G:C8	2.36	0.61
34:BB:9:LEU:HD22	34:BB:11:ALA:H	1.64	0.61

Continued on next page...

Continued from previous page...

Atom-1	Atom-2	Interatomic distance (Å)	Clash overlap (Å)
40:BH:26:MET:O	40:BH:57:GLU:HG3	2.01	0.61
45:BM:12:LYS:CB	45:BM:17:ALA:HB2	2.29	0.61
1:C0:16:ARG:O	1:C0:17:SER:C	2.38	0.61
4:C3:34:LYS:HE2	8:CB:2420:C:OP1	2.01	0.61
7:CA:107:G:O5'	7:CA:107:G:H8	1.81	0.61
8:CB:79:C:N4	8:CB:107:G:H1	1.98	0.61
8:CB:1347:A:H2'	8:CB:1348:C:C5'	2.30	0.61
8:CB:1443:U:H6	8:CB:1443:U:H3'	1.64	0.61
8:CB:150:U:O5'	8:CB:150:U:H6	1.83	0.61
8:CB:1615:C:C2	8:CB:1617:C:H6	2.17	0.61
8:CB:2213:U:H3'	8:CB:2213:U:C2	2.35	0.61
8:CB:225:C:C2	8:CB:226:A:C8	2.88	0.61
5:C4:1:MET:SD	8:CB:2527:C:H1'	2.39	0.61
8:CB:2716:C:O2'	8:CB:2717:C:H5'	1.99	0.61
8:CB:2860:A:H8	8:CB:2860:A:C5'	2.14	0.61
8:CB:605:G:C2	8:CB:606:U:O2	2.54	0.61
8:CB:741:U:C2	8:CB:757:G:N2	2.69	0.61
10:CD:160:LYS:HZ2	10:CD:160:LYS:HB2	1.63	0.61
11:CE:109:LEU:CD2	11:CE:113:VAL:O	2.48	0.61
11:CE:138:LEU:HB3	11:CE:143:LEU:CD1	2.30	0.61
11:CE:151:GLY:O	11:CE:158:PHE:HE1	1.84	0.61
14:CH:82:SER:HB2	14:CH:90:LEU:HD13	1.82	0.61
19:CM:55:ARG:C	19:CM:57:VAL:H	2.04	0.61
20:CN:32:GLU:CG	20:CN:33:ILE:HG13	2.26	0.61
33:DA:1251:A:O5'	33:DA:1251:A:H8	1.84	0.61
33:DA:451:A:O4'	33:DA:452:A:C8	2.53	0.61
35:DC:110:LEU:HD13	35:DC:143:LEU:HD23	1.81	0.61
41:DI:114:LYS:NZ	41:DI:121:ARG:HG2	2.15	0.61
41:DI:44:ARG:O	41:DI:46:VAL:N	2.33	0.61
7:AA:3:C:H2'	7:AA:4:C:C6	2.36	0.61
7:AA:54:G:H2'	7:AA:55:U:C6	2.35	0.61
8:AB:101:A:C8	8:AB:101:A:C3'	2.82	0.61
8:AB:1820:U:C6	9:AC:157:ALA:O	2.54	0.61
8:AB:2082:A:C2	8:AB:2239:G:N3	2.68	0.61
8:AB:243:U:O2'	8:AB:244:A:H5'	2.01	0.61
8:AB:2469:A:H4'	19:AM:55:ARG:HG3	1.82	0.61
8:AB:799:G:C6	8:AB:800:A:N6	2.69	0.61
8:AB:865:C:H5	8:AB:908:C:H41	1.45	0.61
10:AD:13:ARG:HB2	10:AD:21:SER:OG	2.01	0.61
13:AG:104:LEU:HB2	13:AG:112:VAL:CG2	2.31	0.61
13:AG:169:ARG:NE	13:AG:169:ARG:HA	2.15	0.61

Continued on next page...

Continued from previous page...

Atom-1	Atom-2	Interatomic distance (Å)	Clash overlap (Å)
18:AL:29:LYS:CG	18:AL:30:THR:H	2.11	0.61
18:AL:56:PRO:CB	18:AL:60:ARG:NH2	2.64	0.61
8:AB:2838:G:N2	20:AN:93:GLY:H	1.98	0.61
8:AB:2377:A:N3	21:AO:92:PHE:CZ	2.68	0.61
22:AP:29:VAL:CG2	22:AP:47:ILE:HD11	2.31	0.61
30:AX:22:LEU:HG	30:AX:47:ARG:NH2	2.10	0.61
33:BA:1095:U:P	33:BA:1108:G:H1	2.24	0.61
33:BA:1268:G:N1	33:BA:1269:A:C6	2.69	0.61
33:BA:627:G:H2'	33:BA:628:G:C8	2.36	0.61
33:BA:751:U:C4	33:BA:752:G:C2	2.88	0.61
33:BA:778:G:C5	33:BA:779:C:C5	2.89	0.61
35:BC:151:GLU:HB3	35:BC:198:LYS:HB2	1.83	0.61
38:BF:91:ARG:HD2	38:BF:92:THR:HG22	1.82	0.61
33:BA:1318:A:H4'	51:BS:9:PHE:CD1	2.36	0.61
1:C0:9:ARG:HA	1:C0:12:ARG:HB2	1.82	0.61
1:C0:41:HIS:CD2	1:C0:42:ILE:O	2.54	0.61
8:CB:1165:A:C4	8:CB:1166:G:N7	2.69	0.61
8:CB:1239:G:C5	8:CB:1240:U:C5	2.88	0.61
8:CB:1268:A:N6	8:CB:1269:A:C2	2.68	0.61
8:CB:1362:C:C2	8:CB:1363:C:C6	2.89	0.61
8:CB:1364:G:H5''	8:CB:1365:A:P	2.41	0.61
8:CB:1568:G:H21	9:CC:58:LYS:HE3	1.65	0.61
8:CB:1778:U:O4	8:CB:1784:A:H1'	2.00	0.61
8:CB:1889:A:H2'	8:CB:1890:A:O4'	1.99	0.61
8:CB:2014:A:H8	8:CB:2014:A:O5'	1.84	0.61
8:CB:2357:G:C5	8:CB:2359:C:OP2	2.54	0.61
8:CB:2358:A:C2'	8:CB:2359:C:H5'	2.30	0.61
8:CB:2884:U:H3'	8:CB:2884:U:C6	2.36	0.61
8:CB:2886:A:N3	8:CB:2887:A:C8	2.68	0.61
8:CB:28:A:C2'	8:CB:29:U:H5'	2.30	0.61
8:CB:537:G:H4'	16:CJ:7:LYS:NZ	2.16	0.61
8:CB:566:U:H2'	8:CB:567:U:C6	2.34	0.61
8:CB:756:A:H8	8:CB:756:A:C5'	2.06	0.61
9:CC:156:SER:O	9:CC:158:GLY:N	2.33	0.61
11:CE:193:VAL:HG23	11:CE:199:MET:HB3	1.83	0.61
11:CE:48:THR:HA	11:CE:83:VAL:HG22	1.81	0.61
13:CG:169:ARG:CD	13:CG:170:THR:H	2.14	0.61
14:CH:113:SER:H	14:CH:132:PHE:HE2	1.44	0.61
15:CI:49:GLU:HB2	15:CI:52:LEU:HD12	1.83	0.61
16:CJ:81:ILE:O	16:CJ:84:ILE:HG13	2.01	0.61
18:CL:43:GLY:C	18:CL:45:GLY:H	2.02	0.61

Continued on next page...

Continued from previous page...

Atom-1	Atom-2	Interatomic distance (Å)	Clash overlap (Å)
33:DA:1084:G:C8	33:DA:1085:U:C6	2.88	0.61
33:DA:1349:A:H2'	33:DA:1350:A:O4'	2.00	0.61
33:DA:369:G:N2	33:DA:370:C:C2	2.68	0.61
33:DA:392:C:O2'	33:DA:483:C:H1'	2.01	0.61
33:DA:415:A:H62	33:DA:416:G:N2	1.97	0.61
33:DA:713:G:H8	33:DA:713:G:C5'	2.13	0.61
33:DA:73:C:H2'	33:DA:74:A:O4'	2.01	0.61
33:DA:772:U:O2'	33:DA:773:G:H5'	2.00	0.61
33:DA:856:C:C2	33:DA:857:C:H5	2.19	0.61
35:DC:177:LEU:H	35:DC:177:LEU:HD22	1.65	0.61
37:DE:125:LYS:HD2	37:DE:127:TYR:CG	2.35	0.61
37:DE:61:LYS:HA	37:DE:64:GLU:CB	2.31	0.61
43:DK:28:ASN:HD21	43:DK:46:ALA:HB3	1.66	0.61
50:DR:61:ALA:CB	50:DR:67:LEU:HD12	2.31	0.61
8:AB:1136:G:H8	8:AB:1136:G:H5'	1.63	0.61
8:AB:1165:A:C2	8:AB:1185:G:C6	2.88	0.61
8:AB:1335:C:H2'	8:AB:1336:A:C8	2.28	0.61
8:AB:1418:G:O5'	8:AB:1418:G:H8	1.83	0.61
8:AB:142:A:N3	26:AT:2:ILE:HD12	2.15	0.61
8:AB:1298:C:H42	8:AB:1642:G:H1	0.79	0.61
8:AB:1662:U:C2'	8:AB:1663:G:H5''	2.29	0.61
8:AB:2679:A:C2	8:AB:2680:U:C4	2.89	0.61
8:AB:464:U:C3'	8:AB:465:G:H5''	2.29	0.61
8:AB:585:G:C5	8:AB:1251:C:C4	2.88	0.61
8:AB:650:C:N3	8:AB:651:G:C8	2.69	0.61
9:AC:11:GLY:O	9:AC:12:ARG:HB2	1.99	0.61
10:AD:101:PHE:O	10:AD:105:LYS:HD2	2.01	0.61
11:AE:171:ASP:O	11:AE:172:ALA:HB3	2.00	0.61
14:AH:31:VAL:HB	14:AH:32:PRO:HD2	1.82	0.61
19:AM:3:GLN:HG3	19:AM:4:PRO:N	2.16	0.61
27:AU:94:PHE:HD2	27:AU:95:PHE:H	1.47	0.61
30:AX:6:LEU:HB3	30:AX:9:LYS:HB2	1.83	0.61
33:BA:1004:A:C2	33:BA:1026:G:C8	2.89	0.61
33:BA:1225:A:H3'	33:BA:1226:C:H6	1.64	0.61
33:BA:1473:G:C4	33:BA:1474:U:C6	2.88	0.61
33:BA:312:C:H2'	33:BA:313:A:H8	1.63	0.61
33:BA:357:G:N3	33:BA:358:U:C5	2.68	0.61
33:BA:509:A:H3'	33:BA:509:A:H8	1.66	0.61
33:BA:511:C:N3	33:BA:512:U:C4	2.69	0.61
33:BA:520:A:H2'	33:BA:521:G:O4'	2.01	0.61
33:BA:582:C:O2	33:BA:760:G:N1	2.33	0.61

Continued on next page...

Continued from previous page...

Atom-1	Atom-2	Interatomic distance (Å)	Clash overlap (Å)
33:BA:775:G:H2'	33:BA:776:G:O4'	2.00	0.61
33:BA:891:U:C5	33:BA:906:A:N1	2.68	0.61
33:BA:933:G:H5''	33:BA:934:C:OP2	2.01	0.61
36:BD:53:GLN:O	36:BD:202:LEU:HD22	2.00	0.61
39:BG:29:LEU:HD22	39:BG:42:VAL:HG21	1.82	0.61
44:BL:2:THR:HB	44:BL:5:GLN:HB2	1.83	0.61
2:C1:26:LYS:HD2	2:C1:29:LYS:CG	2.27	0.61
4:C3:16:THR:HG23	4:C3:20:GLY:O	1.99	0.61
8:CB:1222:U:O2	8:CB:1228:G:C2	2.54	0.61
8:CB:1631:G:H3'	8:CB:1631:G:H8	1.63	0.61
8:CB:1651:G:N2	8:CB:2007:U:C2	2.69	0.61
8:CB:2376:A:C8	21:CO:99:TYR:CE2	2.88	0.61
8:CB:2604:U:C2	8:CB:2605:U:C5	2.89	0.61
8:CB:2736:A:O2'	8:CB:2737:G:H5'	2.01	0.61
8:CB:2753:A:C2	8:CB:2754:U:C4	2.89	0.61
8:CB:2812:G:N1	8:CB:2813:A:C2	2.69	0.61
8:CB:288:U:H2'	8:CB:289:G:C8	2.36	0.61
8:CB:435:C:H5'	8:CB:435:C:H6	1.65	0.61
8:CB:83:A:H5''	55:CU:5001:HOH:O	2.00	0.61
19:CM:110:GLU:C	19:CM:112:LEU:H	2.03	0.61
8:CB:962:G:N2	19:CM:81:ARG:HD3	2.14	0.61
21:CO:27:VAL:HG21	21:CO:37:ALA:C	2.21	0.61
21:CO:41:ALA:CB	21:CO:42:PRO:CD	2.78	0.61
25:CS:76:VAL:HG12	25:CS:103:ILE:HD13	1.83	0.61
33:DA:1513:A:H2'	33:DA:1514:G:O4'	2.00	0.61
34:DB:133:ALA:O	34:DB:136:ARG:HB2	2.01	0.61
34:DB:210:THR:HA	34:DB:213:LEU:HB2	1.82	0.61
47:DO:52:ARG:HA	47:DO:55:LEU:HB3	1.82	0.61
50:DR:39:VAL:HG12	50:DR:40:PRO:CD	2.31	0.61
1:A0:29:VAL:HG22	1:A0:41:HIS:CE1	2.36	0.61
2:A1:29:LYS:HB3	2:A1:30:PRO:HD2	1.83	0.61
5:A4:23:ILE:HG23	5:A4:37:GLN:OE1	2.00	0.61
7:AA:54:G:H2'	7:AA:55:U:O4'	2.01	0.61
8:AB:124:G:C8	8:AB:124:G:H5'	2.31	0.61
8:AB:1824:G:C1'	9:AC:247:TRP:HZ3	2.14	0.61
8:AB:1987:A:OP2	55:AB:4565:HOH:O	2.16	0.61
8:AB:2024:G:H8	8:AB:2024:G:O5'	1.84	0.61
8:AB:2058:A:C8	8:AB:2058:A:C5'	2.83	0.61
8:AB:218:A:H2'	8:AB:219:A:C8	2.36	0.61
8:AB:2204:G:O2'	8:AB:2205:A:H5'	2.01	0.61
8:AB:2241:A:N1	8:AB:2242:G:C6	2.69	0.61

Continued on next page...

Continued from previous page...

Atom-1	Atom-2	Interatomic distance (Å)	Clash overlap (Å)
8:AB:2338:C:H2'	8:AB:2339:C:C6	2.35	0.61
8:AB:2498:C:C2'	8:AB:2499:C:H5'	2.31	0.61
8:AB:535:G:H2'	8:AB:536:G:O4'	2.01	0.61
8:AB:538:A:C5	8:AB:539:G:C5	2.88	0.61
8:AB:644:A:H2	8:AB:646:U:O4	1.83	0.61
8:AB:794:A:H2'	8:AB:795:C:H5'	1.83	0.61
8:AB:811:U:H5	18:AL:29:LYS:NZ	1.99	0.61
12:AF:12:VAL:HG13	12:AF:27:VAL:HG21	1.82	0.61
14:AH:28:ASN:O	14:AH:29:PHE:CB	2.48	0.61
24:AR:90:ARG:HH22	24:AR:92:TRP:HD1	1.45	0.61
33:BA:1152:A:N1	33:BA:1153:G:C6	2.68	0.61
33:BA:1242:G:C5	33:BA:1243:C:C5	2.88	0.61
33:BA:266:G:N2	33:BA:270:A:H61	1.99	0.61
33:BA:480:U:O2	33:BA:480:U:H2'	1.98	0.61
33:BA:594:U:H3'	33:BA:595:A:C8	2.36	0.61
36:BD:170:LEU:O	36:BD:170:LEU:HD12	2.00	0.61
37:BE:110:MET:HE3	37:BE:110:MET:H	1.66	0.61
40:BH:25:THR:HB	40:BH:57:GLU:OE2	2.00	0.61
43:BK:106:ILE:HD11	43:BK:108:ASN:O	2.01	0.61
45:BM:79:LEU:HD23	45:BM:86:ARG:NH1	2.15	0.61
47:BO:63:ARG:CG	47:BO:63:ARG:HH11	2.10	0.61
53:BU:39:LYS:N	53:BU:40:PRO:HD2	2.16	0.61
7:CA:27:C:C5	7:CA:28:C:N4	2.66	0.61
7:CA:87:U:C2'	7:CA:88:C:O5'	2.49	0.61
8:CB:1109:C:O2'	8:CB:1110:G:H5'	2.01	0.61
8:CB:1218:G:C6	8:CB:1219:U:C4	2.88	0.61
8:CB:1783:A:C2	8:CB:2587:A:C5	2.89	0.61
8:CB:2048:G:N1	8:CB:2621:G:C2	2.69	0.61
8:CB:545:U:H3'	8:CB:545:U:H6	1.64	0.61
8:CB:566:U:C6	8:CB:567:U:H5	2.19	0.61
8:CB:568:U:O2'	8:CB:569:U:H3'	2.00	0.61
8:CB:62:U:H2'	8:CB:63:A:N9	2.16	0.61
8:CB:599:A:H1'	8:CB:659:G:N2	2.15	0.61
8:CB:685:A:H2	8:CB:787:C:H1'	1.66	0.61
8:CB:873:C:H2'	8:CB:874:G:C8	2.30	0.61
9:CC:208:GLY:O	9:CC:210:ALA:N	2.34	0.61
8:CB:1675:C:O2	10:CD:133:THR:HA	2.01	0.61
10:CD:156:PHE:HB3	16:CJ:81:ILE:HG21	1.83	0.61
10:CD:49:GLN:NE2	10:CD:51:THR:OG1	2.31	0.61
15:CI:99:LYS:N	15:CI:99:LYS:HD3	2.15	0.61
16:CJ:112:GLY:O	16:CJ:116:ARG:HB2	2.00	0.61

Continued on next page...

Continued from previous page...

Atom-1	Atom-2	Interatomic distance (Å)	Clash overlap (Å)
18:CL:18:ARG:HH12	18:CL:21:ARG:HH21	1.49	0.61
22:CP:78:PRO:O	22:CP:79:VAL:HG12	2.00	0.61
25:CS:86:MET:O	25:CS:94:ASP:OD2	2.19	0.61
26:CT:9:LYS:NZ	30:CX:47:ARG:NH1	2.48	0.61
28:CV:9:ARG:HG3	28:CV:39:ALA:HB1	1.83	0.61
28:CV:65:VAL:C	28:CV:67:GLY:H	2.04	0.61
29:CW:38:ARG:HD3	29:CW:68:PHE:CE2	2.36	0.61
29:CW:57:THR:O	29:CW:59:PHE:N	2.34	0.61
31:CY:40:THR:HG23	31:CY:43:ILE:HG22	1.83	0.61
33:DA:1197:A:C2	33:DA:1198:G:C8	2.89	0.61
33:DA:1231:G:N2	33:DA:1232:U:H1'	2.15	0.61
33:DA:239:U:H4'	33:DA:240:G:OP2	2.01	0.61
33:DA:62:U:O2'	33:DA:379:C:H1'	2.01	0.61
33:DA:647:C:H2'	33:DA:648:A:C8	2.35	0.61
33:DA:763:G:C2	33:DA:764:C:C5	2.89	0.61
33:DA:695:A:C2	33:DA:787:A:H4'	2.31	0.61
33:DA:989:U:H1'	33:DA:1016:A:C2	2.36	0.61
41:DI:9:GLY:HA3	41:DI:81:GLY:HA2	1.82	0.61
1:A0:9:ARG:HA	1:A0:12:ARG:HB2	1.83	0.61
5:A4:24:ARG:HH22	5:A4:36:ARG:HG3	1.64	0.61
7:AA:7:G:H2'	7:AA:8:C:H6	1.66	0.61
8:AB:1001:A:H2'	8:AB:1002:G:O4'	2.00	0.61
8:AB:136:G:C8	8:AB:137:U:C5	2.88	0.61
8:AB:1454:C:H4'	8:AB:1455:G:OP1	2.01	0.61
8:AB:1566:A:C6	9:AC:213:ARG:NH2	2.68	0.61
8:AB:1707:G:H5'	8:AB:1707:G:C8	2.35	0.61
8:AB:173:A:H2'	8:AB:174:U:H6	1.62	0.61
8:AB:197:A:N6	8:AB:2430:A:N3	2.49	0.61
8:AB:2148:G:H8	8:AB:2148:G:O5'	1.83	0.61
8:AB:2210:U:H4'	8:AB:2211:A:H5'	1.83	0.61
8:AB:2307:G:N2	8:AB:2308:G:O2'	2.34	0.61
8:AB:2361:G:C2'	8:AB:2362:C:H5'	2.31	0.61
8:AB:2504:U:H5'	55:AB:4652:HOH:O	2.01	0.61
8:AB:2519:U:C6	8:AB:2541:A:N6	2.69	0.61
8:AB:2571:U:N3	8:AB:2574:G:C8	2.69	0.61
8:AB:307:G:N2	8:AB:310:A:OP2	2.34	0.61
8:AB:325:G:N1	8:AB:326:G:C5	2.69	0.61
8:AB:375:G:H5''	8:AB:375:G:H8	1.66	0.61
8:AB:811:U:C5	18:AL:29:LYS:CD	2.84	0.61
9:AC:181:ARG:HH22	9:AC:260:LYS:NZ	1.98	0.61
8:AB:1566:A:N1	9:AC:213:ARG:CZ	2.64	0.61

Continued on next page...

Continued from previous page...

Atom-1	Atom-2	Interatomic distance (Å)	Clash overlap (Å)
10:AD:175:LEU:HD22	10:AD:189:VAL:HG12	1.83	0.61
10:AD:51:THR:O	10:AD:52:THR:O	2.19	0.61
11:AE:136:GLN:NE2	11:AE:137:LYS:HE3	2.16	0.61
11:AE:193:VAL:HG11	11:AE:201:ALA:HB2	1.83	0.61
12:AF:3:LEU:HD12	12:AF:100:GLU:HB3	1.81	0.61
16:AJ:35:ARG:HH12	16:AJ:41:LYS:N	1.99	0.61
18:AL:94:THR:HG23	18:AL:95:LEU:N	2.10	0.61
19:AM:31:PHE:HA	19:AM:128:THR:CB	2.31	0.61
24:AR:78:ARG:HB3	24:AR:87:GLN:HA	1.83	0.61
33:BA:1139:G:O4'	33:BA:1140:C:H5	1.83	0.61
33:BA:1197:A:C2'	33:BA:1198:G:H5'	2.31	0.61
33:BA:1360:A:N6	33:BA:1361:G:N2	2.49	0.61
33:BA:1410:A:C2	33:BA:1491:G:C2	2.89	0.61
36:BD:24:VAL:HB	36:BD:25:ARG:HD2	1.83	0.61
37:BE:22:LYS:HB3	37:BE:29:ILE:HG13	1.82	0.61
37:BE:97:PRO:HA	37:BE:122:VAL:HG12	1.83	0.61
38:BF:7:VAL:HG22	38:BF:8:PHE:N	2.15	0.61
53:BU:33:ARG:HH11	53:BU:34:ARG:HE	1.49	0.61
2:C1:24:LYS:H	2:C1:24:LYS:HD3	1.64	0.61
5:C4:30:GLU:O	5:C4:34:LYS:HD3	2.01	0.61
8:CB:1108:U:C2	8:CB:1109:C:H5	2.18	0.61
8:CB:1258:U:C6	8:CB:1259:G:N7	2.68	0.61
8:CB:1612:C:C2	8:CB:1620:G:N2	2.69	0.61
8:CB:2049:G:P	55:CB:5369:HOH:O	2.57	0.61
8:CB:2513:A:C6	8:CB:2514:U:C4	2.89	0.61
8:CB:2589:A:O2'	8:CB:2590:A:H5'	2.00	0.61
8:CB:2733:A:H2'	8:CB:2734:A:C5'	2.31	0.61
8:CB:2891:U:C6	8:CB:2891:U:C3'	2.84	0.61
8:CB:322:A:N1	8:CB:340:A:C6	2.69	0.61
8:CB:333:G:H2'	8:CB:333:G:N3	2.15	0.61
8:CB:419:U:H2'	8:CB:420:C:C6	2.36	0.61
9:CC:116:GLN:N	9:CC:127:ASN:HB2	2.16	0.61
9:CC:190:THR:O	9:CC:191:LEU:HB3	1.99	0.61
9:CC:229:HIS:CG	9:CC:230:PRO:CD	2.84	0.61
9:CC:235:GLU:CG	9:CC:236:GLY:N	2.64	0.61
11:CE:157:LEU:HD23	11:CE:157:LEU:H	1.65	0.61
12:CF:3:LEU:HD12	12:CF:100:GLU:HB3	1.83	0.61
12:CF:52:ALA:HB1	12:CF:148:VAL:HG11	1.81	0.61
15:CI:85:ILE:HD12	15:CI:88:GLY:HA2	1.82	0.61
20:CN:4:ARG:NH2	55:CN:201:HOH:O	2.34	0.61
29:CW:19:ARG:HH21	29:CW:22:VAL:HG22	1.66	0.61

Continued on next page...

Continued from previous page...

Atom-1	Atom-2	Interatomic distance (Å)	Clash overlap (Å)
29:CW:36:ILE:CG2	29:CW:69:GLU:OE2	2.48	0.61
33:DA:1480:A:H5'	33:DA:1480:A:H8	1.66	0.61
33:DA:435:A:C2	33:DA:436:C:C1'	2.84	0.61
33:DA:764:C:O2	33:DA:765:G:O4'	2.18	0.61
34:DB:93:HIS:O	34:DB:94:ARG:O	2.18	0.61
40:DH:94:VAL:HG12	40:DH:99:GLY:HA3	1.82	0.61
4:A3:9:ALA:C	4:A3:11:LYS:H	2.03	0.60
8:AB:108:G:H2'	8:AB:109:C:C6	2.36	0.60
8:AB:1664:A:H2'	8:AB:1665:A:H8	1.65	0.60
8:AB:220:G:C5	8:AB:427:U:C5	2.89	0.60
8:AB:223:A:N7	8:AB:422:A:N9	2.49	0.60
8:AB:683:U:C2'	8:AB:684:G:O5'	2.48	0.60
8:AB:702:U:H6	8:AB:702:U:H5''	1.66	0.60
8:AB:784:G:OP1	8:AB:2588:G:H5''	2.00	0.60
8:AB:980:A:N7	8:AB:1136:G:H5'	2.16	0.60
8:AB:998:C:OP2	23:AQ:57:ARG:NH2	2.34	0.60
8:AB:2821:A:H5''	10:AD:167:ASN:HD21	1.64	0.60
10:AD:36:GLN:OE1	10:AD:89:GLU:CB	2.48	0.60
8:AB:37:C:H2'	11:AE:46:GLN:HG2	1.82	0.60
13:AG:148:ARG:HA	13:AG:161:VAL:HB	1.83	0.60
4:A3:11:LYS:HA	18:AL:66:PHE:CZ	2.36	0.60
18:AL:70:LYS:HG3	18:AL:71:ALA:H	1.66	0.60
19:AM:103:TYR:CE2	19:AM:113:ALA:HB2	2.36	0.60
21:AO:106:LEU:HD13	21:AO:106:LEU:C	2.20	0.60
21:AO:25:ARG:O	21:AO:39:VAL:HG13	2.00	0.60
24:AR:83:TYR:O	24:AR:84:ARG:HB3	2.02	0.60
24:AR:90:ARG:NH1	24:AR:92:TRP:N	2.48	0.60
27:AU:61:GLU:CG	27:AU:62:ALA:N	2.64	0.60
32:AZ:3:LYS:HG3	32:AZ:6:HIS:C	2.21	0.60
33:BA:1532:U:N3	33:BA:1534:A:OP2	2.33	0.60
33:BA:405:U:H5''	33:BA:406:G:O4'	2.01	0.60
33:BA:667:G:OP1	33:BA:732:C:O2'	2.19	0.60
33:BA:705:G:H2'	33:BA:706:A:H5''	1.81	0.60
33:BA:858:G:H1	33:BA:869:G:C3'	2.14	0.60
33:BA:927:G:P	33:BA:1503:A:C8	2.94	0.60
38:BF:74:LEU:O	38:BF:78:PHE:HD1	1.83	0.60
40:BH:9:MET:HA	40:BH:26:MET:CE	2.30	0.60
41:BI:53:LEU:O	41:BI:54:VAL:HG13	2.01	0.60
52:BT:5:SER:O	52:BT:7:LYS:N	2.34	0.60
8:CB:116:C:H2'	8:CB:117:G:O4'	2.01	0.60
8:CB:1390:U:H2'	8:CB:1391:U:H5'	1.81	0.60

Continued on next page...

Continued from previous page...

Atom-1	Atom-2	Interatomic distance (Å)	Clash overlap (Å)
8:CB:1930:G:H22	8:CB:1969:A:P	2.23	0.60
8:CB:2001:C:N3	8:CB:2002:G:C8	2.68	0.60
8:CB:204:A:N7	8:CB:206:U:N3	2.48	0.60
8:CB:2643:G:C2'	8:CB:2644:G:H5'	2.31	0.60
8:CB:2711:A:OP2	55:CB:5479:HOH:O	2.16	0.60
8:CB:2739:U:C3'	8:CB:2739:U:C6	2.82	0.60
8:CB:2740:A:C8	8:CB:2764:A:N6	2.69	0.60
8:CB:2839:G:C2	8:CB:2840:C:C2	2.89	0.60
8:CB:381:G:C6	8:CB:382:A:C8	2.88	0.60
8:CB:554:U:OP2	8:CB:554:U:H6	1.84	0.60
8:CB:807:U:H2'	8:CB:808:G:O5'	2.00	0.60
8:CB:979:A:H3'	8:CB:980:A:C5'	2.31	0.60
9:CC:204:LEU:HB3	9:CC:210:ALA:CB	2.30	0.60
11:CE:146:VAL:HB	11:CE:184:ASP:OD2	2.01	0.60
11:CE:49:ARG:CB	11:CE:51:GLU:HG2	2.31	0.60
13:CG:16:VAL:O	13:CG:17:LYS:HB2	2.01	0.60
15:CI:21:PRO:HB2	15:CI:22:PRO:CD	2.29	0.60
21:CO:52:SER:H	21:CO:55:GLU:HG3	1.65	0.60
23:CQ:93:ILE:HD12	23:CQ:93:ILE:O	2.01	0.60
26:CT:10:VAL:CG2	26:CT:11:LEU:HD12	2.30	0.60
26:CT:58:VAL:HG12	26:CT:59:ASN:N	2.16	0.60
33:DA:446:G:N1	33:DA:447:G:H1'	2.16	0.60
33:DA:907:A:C2	33:DA:908:A:N9	2.69	0.60
35:DC:119:ILE:HD11	35:DC:132:ALA:O	2.01	0.60
35:DC:118:SER:O	35:DC:122:GLN:HG3	2.01	0.60
37:DE:89:THR:C	37:DE:91:SER:H	2.03	0.60
33:DA:552:U:H4'	44:DL:82:ARG:HD2	1.82	0.60
49:DQ:57:VAL:HG12	49:DQ:78:VAL:HG23	1.83	0.60
51:DS:18:VAL:HG11	51:DS:43:MET:CE	2.31	0.60
7:AA:52:A:H2'	7:AA:52:A:N3	2.16	0.60
7:AA:71:C:H2'	7:AA:72:G:H8	1.65	0.60
8:AB:118:A:H8	8:AB:119:A:C8	2.17	0.60
8:AB:1796:U:C2	8:AB:1797:G:C8	2.90	0.60
8:AB:187:G:C8	8:AB:187:G:H3'	2.36	0.60
8:AB:2047:C:H2'	8:AB:2048:G:H8	1.65	0.60
8:AB:2095:A:H2'	8:AB:2096:C:O4'	2.01	0.60
8:AB:2276:G:C2'	8:AB:2277:G:H5'	2.31	0.60
8:AB:2636:C:OP1	10:AD:80:TRP:CB	2.49	0.60
8:AB:2760:C:O2	8:AB:2760:C:H2'	1.99	0.60
8:AB:2814:A:H2'	8:AB:2815:C:C6	2.36	0.60
8:AB:308:G:C6	8:AB:309:A:C2	2.88	0.60

Continued on next page...

Continued from previous page...

Atom-1	Atom-2	Interatomic distance (Å)	Clash overlap (Å)
8:AB:449:A:C6	8:AB:450:G:C5	2.89	0.60
8:AB:749:A:H1'	8:AB:1618:A:OP1	2.00	0.60
10:AD:102:ALA:HB3	10:AD:105:LYS:HZ2	1.64	0.60
10:AD:61:THR:N	10:AD:62:LYS:HZ1	1.99	0.60
11:AE:16:GLU:OE2	11:AE:19:PHE:HA	2.00	0.60
8:AB:1255:U:H3	11:AE:66:GLY:HA2	1.65	0.60
13:AG:89:VAL:HB	13:AG:159:LYS:HA	1.82	0.60
15:AI:19:PRO:HB2	15:AI:21:PRO:HD2	1.83	0.60
16:AJ:3:THR:O	16:AJ:4:PHE:HD2	1.84	0.60
18:AL:94:THR:H	18:AL:96:LYS:NZ	1.99	0.60
26:AT:68:LYS:HZ2	26:AT:73:ARG:HA	1.64	0.60
32:AZ:49:ARG:C	32:AZ:51:VAL:N	2.47	0.60
32:AZ:59:ARG:HG3	32:AZ:62:LYS:H	1.65	0.60
33:BA:1085:U:O4'	33:BA:1094:G:C2	2.54	0.60
33:BA:781:A:C2	33:BA:1514:G:H4'	2.35	0.60
33:BA:62:U:O2'	33:BA:379:C:H1'	2.02	0.60
33:BA:600:A:OP1	40:BH:88:LYS:HG2	2.01	0.60
33:BA:673:A:N1	33:BA:734:G:C6	2.69	0.60
33:BA:717:U:H2'	33:BA:734:G:H8	1.66	0.60
33:BA:770:C:H2'	33:BA:771:G:O4'	1.99	0.60
36:BD:80:ARG:NH1	36:BD:80:ARG:HB3	2.14	0.60
37:BE:151:MET:HB2	37:BE:155:LYS:HG3	1.83	0.60
33:BA:33:A:H1'	44:BL:28:GLN:HE22	1.66	0.60
44:BL:55:ARG:O	44:BL:56:LEU:HD23	2.00	0.60
45:BM:103:THR:O	45:BM:105:ALA:N	2.34	0.60
46:BN:11:LYS:O	46:BN:15:LEU:HG	2.00	0.60
48:BP:73:ALA:O	48:BP:77:GLU:HG3	2.00	0.60
5:C4:6:SER:OG	8:CB:1031:G:H1'	2.01	0.60
7:CA:43:C:O4'	7:CA:43:C:OP2	2.18	0.60
8:CB:1117:C:H2'	8:CB:1118:C:C6	2.36	0.60
8:CB:694:U:OP1	8:CB:1569:A:H1'	2.01	0.60
8:CB:1306:C:H42	8:CB:1622:G:H1	1.47	0.60
8:CB:1668:A:C5	8:CB:1674:G:C5	2.90	0.60
8:CB:1959:G:N1	8:CB:1960:A:C4	2.69	0.60
8:CB:2216:G:H2'	8:CB:2217:G:H5'	1.82	0.60
8:CB:2692:G:O6	8:CB:2718:G:C6	2.54	0.60
8:CB:2745:C:H3'	8:CB:2746:U:C6	2.36	0.60
8:CB:360:U:H2'	8:CB:361:G:C1'	2.32	0.60
8:CB:451:U:C2	8:CB:453:A:N7	2.69	0.60
8:CB:634:C:H6	8:CB:634:C:O5'	1.83	0.60
8:CB:64:A:C2	8:CB:65:U:N3	2.69	0.60

Continued on next page...

Continued from previous page...

Atom-1	Atom-2	Interatomic distance (Å)	Clash overlap (Å)
8:CB:826:U:H5''	8:CB:827:U:OP2	2.00	0.60
8:CB:692:C:H5''	9:CC:42:ARG:H	1.65	0.60
9:CC:45:ASN:O	9:CC:47:ARG:N	2.34	0.60
15:CI:10:LEU:HD13	15:CI:23:VAL:HG22	1.81	0.60
8:CB:1062:G:H2'	15:CI:90:GLY:O	2.01	0.60
21:CO:1:MET:HG3	21:CO:1:MET:O	1.99	0.60
22:CP:7:LEU:O	22:CP:9:GLN:N	2.34	0.60
26:CT:70:HIS:O	26:CT:74:ILE:HB	2.00	0.60
32:CZ:30:HIS:HB3	32:CZ:32:LEU:CD2	2.31	0.60
33:DA:1385:G:C6	33:DA:1386:G:C4	2.89	0.60
33:DA:321:A:H2'	33:DA:328:C:C5	2.32	0.60
33:DA:454:G:H2'	33:DA:455:G:C8	2.30	0.60
33:DA:705:G:N7	33:DA:706:A:N7	2.49	0.60
33:DA:735:C:N3	33:DA:736:C:C5	2.68	0.60
37:DE:52:ALA:H	37:DE:58:ALA:CB	2.15	0.60
39:DG:75:LYS:HD2	39:DG:76:SER:H	1.66	0.60
43:DK:66:ALA:HB2	43:DK:95:THR:OG1	2.00	0.60
46:DN:13:VAL:O	46:DN:16:ALA:HB3	2.02	0.60
47:DO:34:GLN:O	47:DO:38:LEU:HD23	2.01	0.60
49:DQ:4:ILE:HG22	49:DQ:61:ARG:HD3	1.82	0.60
3:A2:12:ARG:HG2	8:AB:686:U:H3	1.65	0.60
7:AA:114:C:O2'	21:AO:49:VAL:HG21	2.02	0.60
8:AB:1028:A:C8	8:AB:1028:A:C5'	2.77	0.60
8:AB:1195:G:C2	8:AB:1196:C:C5	2.89	0.60
8:AB:1998:A:H2'	8:AB:1999:C:O4'	2.02	0.60
8:AB:2087:G:O5'	8:AB:2087:G:H8	1.84	0.60
8:AB:2147:A:OP1	8:AB:2148:G:H4'	2.01	0.60
8:AB:2405:G:H2'	8:AB:2411:A:H62	1.65	0.60
8:AB:2439:A:H4'	8:AB:2440:C:C5'	2.32	0.60
8:AB:2812:G:N1	8:AB:2813:A:C2	2.69	0.60
8:AB:363:G:N2	8:AB:364:C:N3	2.48	0.60
8:AB:78:U:H2'	8:AB:79:C:C6	2.35	0.60
8:AB:569:U:H1'	8:AB:947:A:O4'	2.00	0.60
8:AB:966:G:C6	8:AB:967:U:O2	2.54	0.60
9:AC:257:ARG:HA	9:AC:261:ARG:NH1	2.16	0.60
11:AE:46:GLN:H	11:AE:46:GLN:NE2	1.99	0.60
15:AI:96:LYS:HG2	15:AI:138:VAL:HB	1.82	0.60
16:AJ:35:ARG:NH1	16:AJ:41:LYS:H	1.99	0.60
16:AJ:8:PRO:HB2	16:AJ:10:THR:O	2.01	0.60
22:AP:7:LEU:O	22:AP:11:GLN:HG3	2.01	0.60
24:AR:75:VAL:N	24:AR:90:ARG:HE	1.99	0.60

Continued on next page...

Continued from previous page...

Atom-1	Atom-2	Interatomic distance (Å)	Clash overlap (Å)
25:AS:76:VAL:HG12	25:AS:103:ILE:HD13	1.82	0.60
28:AV:59:GLU:HG2	28:AV:60:VAL:N	2.16	0.60
29:AW:46:ALA:O	29:AW:55:ASP:HB3	2.01	0.60
33:BA:1105:A:H2'	33:BA:1106:G:H8	1.65	0.60
33:BA:1221:G:H2'	33:BA:1222:G:H8	1.65	0.60
33:BA:202:G:O2'	33:BA:468:A:H2'	2.01	0.60
33:BA:541:G:N3	33:BA:542:G:C8	2.70	0.60
33:BA:58:C:H1'	33:BA:388:G:N7	2.17	0.60
34:BB:106:VAL:O	34:BB:110:ILE:HG13	2.00	0.60
35:BC:147:GLY:HA2	35:BC:169:GLU:O	2.01	0.60
36:BD:31:CYS:O	36:BD:32:LYS:HB2	2.02	0.60
37:BE:14:LEU:HD13	37:BE:15:ILE:N	2.16	0.60
40:BH:44:PHE:CE2	40:BH:100:ILE:HD13	2.36	0.60
45:BM:93:GLY:O	45:BM:94:LEU:HD23	2.01	0.60
49:BQ:20:ILE:HG12	49:BQ:52:CYS:SG	2.42	0.60
50:BR:22:TYR:HD1	50:BR:23:LYS:N	1.99	0.60
50:BR:41:SER:HB2	50:BR:51:GLN:HG2	1.82	0.60
4:C3:4:LYS:HZ1	4:C3:60:CYS:C	2.04	0.60
7:CA:25:U:H5'	7:CA:25:U:C6	2.37	0.60
8:CB:1069:A:H4'	8:CB:1070:A:C5'	2.31	0.60
8:CB:994:C:N4	8:CB:1160:G:N1	2.48	0.60
8:CB:1375:U:C3'	8:CB:1376:C:H5''	2.31	0.60
8:CB:1451:C:H4'	8:CB:1451:C:OP1	2.02	0.60
8:CB:1662:U:C2'	8:CB:1663:G:H5''	2.31	0.60
8:CB:217:A:C4	8:CB:218:A:C8	2.90	0.60
8:CB:2214:C:H2'	8:CB:2214:C:O2	2.00	0.60
8:CB:2287:A:C2	8:CB:2289:G:C6	2.89	0.60
8:CB:2459:A:N6	8:CB:2494:G:C2	2.69	0.60
8:CB:223:A:C5	8:CB:422:A:C8	2.89	0.60
8:CB:443:A:C8	11:CE:40:ARG:HG3	2.36	0.60
8:CB:463:G:H3'	8:CB:463:G:C8	2.36	0.60
8:CB:772:C:N3	8:CB:773:U:C5	2.69	0.60
10:CD:62:LYS:H	10:CD:62:LYS:CD	2.14	0.60
16:CJ:84:ILE:H	16:CJ:84:ILE:CD1	2.08	0.60
17:CK:30:ARG:HG2	17:CK:31:ARG:N	2.15	0.60
20:CN:96:ARG:O	20:CN:113:ILE:HA	2.00	0.60
21:CO:17:LYS:HD3	21:CO:20:GLU:HG3	1.82	0.60
24:CR:35:PHE:CB	24:CR:64:VAL:HG13	2.29	0.60
8:CB:1322:A:H4'	25:CS:82:MET:CE	2.30	0.60
28:CV:24:ASN:HB3	28:CV:44:HIS:HB2	1.83	0.60
28:CV:63:ILE:N	28:CV:70:ILE:CD1	2.63	0.60

Continued on next page...

Continued from previous page...

Atom-1	Atom-2	Interatomic distance (Å)	Clash overlap (Å)
33:DA:1111:A:H61	35:DC:176:THR:HG22	1.64	0.60
33:DA:1340:A:C2'	33:DA:1341:U:H5'	2.31	0.60
33:DA:1417:G:O2'	33:DA:1483:A:N6	2.35	0.60
33:DA:199:A:H2'	33:DA:200:G:C8	2.36	0.60
33:DA:699:C:H3'	33:DA:700:G:H5''	1.83	0.60
33:DA:71:A:H1'	33:DA:72:A:H5'	1.83	0.60
33:DA:889:A:H5'	33:DA:891:U:C1'	2.25	0.60
33:DA:979:C:H4'	55:DA:5248:HOH:O	2.01	0.60
34:DB:13:VAL:O	34:DB:13:VAL:HG12	2.01	0.60
33:DA:1343:G:H4'	41:DI:123:ARG:HG2	1.82	0.60
48:DP:1:MET:HG3	48:DP:2:VAL:N	2.15	0.60
50:DR:54:LEU:HD23	50:DR:58:ILE:HD11	1.82	0.60
51:DS:11:ASP:OD1	51:DS:34:SER:HB3	2.02	0.60
52:DT:2:ASN:HB3	55:DT:5001:HOH:O	2.00	0.60
4:A3:54:LEU:C	4:A3:56:LEU:N	2.54	0.60
5:A4:22:VAL:CG1	5:A4:24:ARG:HH21	2.15	0.60
6:A5:150:LYS:O	6:A5:154:ILE:HG22	2.01	0.60
8:AB:1984:G:C6	8:AB:1985:C:C5	2.89	0.60
8:AB:2056:G:N3	8:AB:2577:A:C2	2.69	0.60
8:AB:2741:A:H61	8:AB:2763:G:H1'	1.66	0.60
8:AB:2866:U:C2	8:AB:2868:A:H1'	2.36	0.60
8:AB:688:U:C6	8:AB:688:U:H3'	2.35	0.60
9:AC:155:ARG:HD3	9:AC:157:ALA:H	1.65	0.60
9:AC:177:SER:O	9:AC:179:GLU:CD	2.39	0.60
8:AB:2085:U:OP1	9:AC:256:THR:HG21	2.01	0.60
10:AD:145:SER:O	10:AD:146:ILE:HG23	2.00	0.60
8:AB:445:C:H1'	11:AE:47:LYS:HZ3	1.67	0.60
18:AL:90:VAL:HG11	18:AL:120:VAL:HA	1.82	0.60
18:AL:77:ILE:CG2	18:AL:78:ARG:N	2.63	0.60
20:AN:103:ARG:H	20:AN:108:ALA:H	1.48	0.60
20:AN:32:GLU:HG3	20:AN:33:ILE:CG1	2.28	0.60
22:AP:15:ASP:O	22:AP:16:VAL:HG13	2.01	0.60
32:AZ:48:GLN:HE22	32:AZ:49:ARG:CD	2.13	0.60
32:AZ:3:LYS:HD3	32:AZ:51:VAL:CG2	2.32	0.60
33:BA:1107:C:C4	33:BA:1108:G:C8	2.90	0.60
33:BA:1457:G:H2'	33:BA:1458:G:C8	2.36	0.60
33:BA:1465:A:N7	33:BA:1466:C:H5	1.99	0.60
33:BA:1501:C:C5	33:BA:1504:G:C4	2.88	0.60
33:BA:342:C:H42	33:BA:347:G:H1	1.49	0.60
33:BA:676:A:N1	33:BA:715:A:C2	2.67	0.60
34:BB:60:ALA:O	34:BB:224:ARG:HD3	2.01	0.60

Continued on next page...

Continued from previous page...

Atom-1	Atom-2	Interatomic distance (Å)	Clash overlap (Å)
35:BC:122:GLN:HE22	35:BC:136:ALA:CB	2.15	0.60
33:BA:613:C:OP1	36:BD:80:ARG:HG3	2.00	0.60
37:BE:151:MET:O	37:BE:151:MET:HG2	2.02	0.60
41:BI:44:ARG:HH11	41:BI:44:ARG:H	1.48	0.60
42:BJ:52:LEU:HD13	46:BN:80:ARG:CD	2.31	0.60
42:BJ:70:HIS:H	42:BJ:70:HIS:HD2	1.48	0.60
7:CA:76:G:N2	7:CA:77:U:C2	2.69	0.60
8:CB:1132:U:H6	8:CB:1132:U:H5''	1.66	0.60
8:CB:1586:A:C8	8:CB:1586:A:H3'	2.37	0.60
8:CB:1661:G:N2	8:CB:2000:C:H1'	2.17	0.60
8:CB:1661:G:O2'	8:CB:1662:U:H5'	2.01	0.60
8:CB:1673:G:N2	8:CB:1675:C:H5'	2.17	0.60
8:CB:1771:C:H2'	8:CB:1772:A:C8	2.34	0.60
8:CB:563:A:N6	8:CB:2018:G:C8	2.69	0.60
8:CB:2057:G:N1	8:CB:2058:A:C2	2.69	0.60
8:CB:2303:G:H1'	12:CF:122:ASP:CA	2.25	0.60
8:CB:2488:G:N2	8:CB:2489:U:C2	2.70	0.60
8:CB:2638:G:H22	8:CB:2775:G:H2'	1.64	0.60
8:CB:2821:A:OP2	20:CN:2:ARG:CD	2.48	0.60
8:CB:79:C:H2'	8:CB:346:A:H8	1.64	0.60
8:CB:370:G:C8	8:CB:370:G:OP2	2.54	0.60
8:CB:381:G:H2'	8:CB:382:A:H5'	1.83	0.60
8:CB:449:A:C6	8:CB:450:G:C5	2.89	0.60
10:CD:101:PHE:C	10:CD:101:PHE:HD1	2.04	0.60
10:CD:34:VAL:HG13	10:CD:35:THR:H	1.66	0.60
11:CE:138:LEU:HD11	11:CE:187:VAL:CG1	2.32	0.60
12:CF:88:VAL:HG12	12:CF:90:LEU:HD11	1.84	0.60
15:CI:8:VAL:HG22	15:CI:58:ILE:HB	1.84	0.60
16:CJ:59:ALA:O	16:CJ:61:LYS:N	2.35	0.60
8:CB:663:G:OP1	18:CL:27:LEU:HD22	2.01	0.60
21:CO:27:VAL:CG2	21:CO:28:VAL:H	2.13	0.60
23:CQ:44:TYR:CD1	23:CQ:48:ASP:CB	2.84	0.60
23:CQ:53:LYS:HE2	23:CQ:53:LYS:N	2.15	0.60
31:CY:5:LYS:HE2	31:CY:56:VAL:O	2.01	0.60
33:DA:1310:G:OP2	51:DS:1:PRO:HG3	2.01	0.60
33:DA:1433:A:N6	33:DA:1434:A:C6	2.70	0.60
33:DA:1435:G:H2'	33:DA:1436:U:H6	1.66	0.60
33:DA:181:A:N6	33:DA:195:A:C8	2.68	0.60
33:DA:238:A:N3	33:DA:239:U:H6	1.98	0.60
33:DA:362:G:C8	33:DA:362:G:H3'	2.36	0.60
33:DA:390:U:H2'	33:DA:391:G:C8	2.36	0.60

Continued on next page...

Continued from previous page...

Atom-1	Atom-2	Interatomic distance (Å)	Clash overlap (Å)
33:DA:536:C:H6	33:DA:536:C:O5'	1.85	0.60
33:DA:770:C:N4	33:DA:809:G:H1	2.00	0.60
33:DA:822:U:C4	33:DA:823:C:N4	2.69	0.60
38:DF:38:ARG:CZ	38:DF:63:ASN:HD21	2.14	0.60
49:DQ:20:ILE:N	49:DQ:20:ILE:HD12	2.17	0.60
52:DT:58:ASP:OD1	52:DT:75:LYS:HE3	2.01	0.60
7:AA:27:C:C5	7:AA:28:C:C5	2.90	0.60
7:AA:76:G:H1'	28:AV:78:GLN:NE2	2.13	0.60
8:AB:1268:A:N6	8:AB:1269:A:C2	2.69	0.60
8:AB:2241:A:C2	8:AB:2242:G:C4	2.90	0.60
8:AB:2439:A:N7	8:AB:2586:U:H4'	2.15	0.60
8:AB:2455:G:C6	8:AB:2456:C:N4	2.69	0.60
8:AB:2747:G:O6	8:AB:2754:U:H2'	2.00	0.60
8:AB:461:C:H5''	8:AB:462:C:OP2	2.02	0.60
9:AC:140:VAL:HG23	9:AC:161:VAL:HB	1.83	0.60
9:AC:84:PRO:C	9:AC:86:ARG:H	2.05	0.60
11:AE:163:ASN:HB2	11:AE:166:LYS:HB2	1.82	0.60
22:AP:51:ASN:HD21	22:AP:97:TYR:HD2	1.41	0.60
24:AR:24:LYS:HZ1	24:AR:66:HIS:CE1	2.18	0.60
24:AR:78:ARG:HG2	24:AR:88:GLY:N	2.16	0.60
25:AS:1:MET:HE3	25:AS:4:ILE:HG13	1.83	0.60
32:AZ:6:HIS:CG	32:AZ:7:PRO:CD	2.77	0.60
33:BA:1423:G:C4	33:BA:1424:U:C6	2.88	0.60
33:BA:355:C:C4	33:BA:356:A:N7	2.70	0.60
33:BA:546:A:C5'	33:BA:546:A:H8	2.14	0.60
33:BA:578:C:H2'	33:BA:578:C:O2	2.02	0.60
33:BA:776:G:H5''	33:BA:777:A:OP1	2.01	0.60
41:BI:59:LYS:HD2	41:BI:60:LEU:CG	2.27	0.60
48:BP:39:PHE:HE1	48:BP:74:LEU:HD22	1.66	0.60
53:BU:35:GLU:HB2	53:BU:37:TYR:CE2	2.36	0.60
3:C2:16:HIS:CE1	3:C2:44:VAL:O	2.54	0.60
7:CA:73:A:C8	7:CA:74:U:C5	2.90	0.60
8:CB:1268:A:C6	8:CB:2013:A:C8	2.88	0.60
8:CB:1779:U:C5	8:CB:1784:A:N7	2.69	0.60
8:CB:1890:A:C8	8:CB:1891:G:C8	2.89	0.60
8:CB:2061:G:C4	8:CB:2063:C:N4	2.69	0.60
8:CB:2430:A:N3	8:CB:2430:A:H2'	2.16	0.60
8:CB:2446:G:N2	8:CB:2501:C:C4	2.70	0.60
8:CB:2551:C:H2'	8:CB:2552:U:O4'	2.01	0.60
8:CB:2678:C:C2	8:CB:2679:A:N7	2.69	0.60
8:CB:2722:G:O2'	20:CN:4:ARG:HD3	2.01	0.60

Continued on next page...

Continued from previous page...

Atom-1	Atom-2	Interatomic distance (Å)	Clash overlap (Å)
8:CB:2881:U:H2'	8:CB:2882:A:C8	2.35	0.60
8:CB:460:A:H2'	8:CB:461:C:O4'	2.01	0.60
8:CB:630:G:C6	8:CB:632:A:OP2	2.55	0.60
8:CB:790:U:H5	8:CB:791:C:H5	1.49	0.60
10:CD:81:GLU:CG	10:CD:82:PHE:N	2.64	0.60
11:CE:58:LYS:HG2	11:CE:71:GLY:HA2	1.83	0.60
15:CI:23:VAL:HG12	15:CI:24:GLY:H	1.67	0.60
19:CM:47:GLU:HA	19:CM:50:ARG:HB2	1.82	0.60
24:CR:79:ARG:CD	24:CR:81:LYS:HE2	2.29	0.60
28:CV:28:ALA:HB3	28:CV:40:ILE:HG12	1.82	0.60
8:CB:2263:C:H41	29:CW:12:GLY:HA2	1.66	0.60
29:CW:31:LEU:O	29:CW:32:ALA:HB3	2.00	0.60
29:CW:81:ILE:HG23	29:CW:83:ALA:H	1.65	0.60
32:CZ:59:ARG:HG3	32:CZ:62:LYS:H	1.64	0.60
33:DA:1513:A:C2	33:DA:1514:G:C4	2.89	0.60
33:DA:501:C:H1'	33:DA:549:C:HO2'	1.64	0.60
33:DA:702:A:H3'	33:DA:703:G:H5'	1.83	0.60
33:DA:952:U:C6	33:DA:952:U:O5'	2.53	0.60
37:DE:33:THR:CG2	37:DE:51:LYS:HB2	2.31	0.60
39:DG:67:ASN:O	39:DG:137:ARG:HG3	2.02	0.60
40:DH:63:LYS:CD	40:DH:70:VAL:HG11	2.31	0.60
7:AA:2:G:C2	7:AA:3:C:N3	2.70	0.60
8:AB:1183:U:H2'	8:AB:1184:U:C6	2.36	0.60
8:AB:1375:U:H5''	55:AB:4485:HOH:O	2.00	0.60
8:AB:1443:U:H3'	8:AB:1443:U:H6	1.66	0.60
8:AB:1522:A:H1'	8:AB:1524:G:C5	2.36	0.60
8:AB:1606:C:N4	55:AB:4499:HOH:O	2.35	0.60
8:AB:2024:G:C8	8:AB:2024:G:O5'	2.55	0.60
8:AB:2371:G:N3	8:AB:2372:U:C6	2.70	0.60
8:AB:792:A:N7	8:AB:2440:C:C2	2.69	0.60
8:AB:2643:G:C2'	8:AB:2644:G:H5'	2.32	0.60
8:AB:2807:U:C2	8:AB:2892:G:N2	2.70	0.60
8:AB:282:A:H2'	8:AB:283:G:H8	1.67	0.60
8:AB:28:A:H2'	8:AB:29:U:H5'	1.83	0.60
8:AB:422:A:H2'	8:AB:423:A:C8	2.36	0.60
8:AB:799:G:H3'	8:AB:800:A:H2'	1.83	0.60
8:AB:902:C:N3	8:AB:903:C:H5	2.00	0.60
10:AD:200:ASP:O	10:AD:201:LEU:HB2	2.00	0.60
10:AD:23:PRO:HA	10:AD:190:LYS:HA	1.83	0.60
11:AE:109:LEU:CB	11:AE:117:ARG:HD3	2.28	0.60
12:AF:63:LYS:HE2	12:AF:64:PRO:O	2.01	0.60

Continued on next page...

Continued from previous page...

Atom-1	Atom-2	Interatomic distance (Å)	Clash overlap (Å)
14:AH:44:ILE:HG23	14:AH:47:PHE:CE2	2.36	0.60
15:AI:126:ARG:HA	15:AI:129:GLU:HG3	1.83	0.60
16:AJ:112:GLY:O	16:AJ:116:ARG:HB2	2.01	0.60
16:AJ:136:GLN:O	16:AJ:138:GLN:N	2.35	0.60
16:AJ:77:HIS:NE2	16:AJ:84:ILE:HD13	2.15	0.60
19:AM:43:ALA:C	19:AM:45:GLN:H	2.04	0.60
21:AO:25:ARG:C	21:AO:26:LEU:HD12	2.22	0.60
22:AP:61:ARG:CB	22:AP:61:ARG:CZ	2.79	0.60
31:AY:9:THR:OG1	31:AY:10:ARG:N	2.31	0.60
33:BA:1226:C:H4'	33:BA:1227:A:OP1	2.01	0.60
33:BA:1251:A:C4	33:BA:1252:A:C8	2.89	0.60
33:BA:1307:U:H5''	45:BM:99:GLN:HE22	1.67	0.60
33:BA:888:G:H4'	33:BA:1488:G:O2'	2.02	0.60
33:BA:1525:G:H2'	33:BA:1526:G:H5'	1.82	0.60
33:BA:518:C:C5	33:BA:530:G:C2	2.89	0.60
33:BA:642:A:C8	40:BH:106:SER:HA	2.36	0.60
33:BA:741:G:H5'	33:BA:741:G:H8	1.66	0.60
33:BA:907:A:C2	33:BA:908:A:C4	2.89	0.60
35:BC:132:ALA:O	35:BC:134:LYS:N	2.35	0.60
37:BE:45:VAL:CG1	37:BE:117:ALA:HA	2.31	0.60
45:BM:90:HIS:CD2	45:BM:96:VAL:HG11	2.37	0.60
1:C0:48:TYR:CG	1:C0:49:ARG:N	2.68	0.60
2:C1:28:THR:O	2:C1:29:LYS:HD3	2.01	0.60
4:C3:12:ARG:CZ	18:CL:62:PRO:CB	2.80	0.60
8:CB:1257:C:N3	8:CB:1258:U:N3	2.50	0.60
8:CB:1663:G:C8	8:CB:1663:G:C5'	2.84	0.60
8:CB:1682:G:H5'	8:CB:1682:G:C8	2.34	0.60
8:CB:1717:A:H61	8:CB:1743:G:HI'	1.67	0.60
8:CB:2145:C:H3'	8:CB:2146:C:H5'	1.82	0.60
8:CB:252:G:H8	8:CB:252:G:O5'	1.85	0.60
8:CB:2760:C:H2'	8:CB:2760:C:O2	2.01	0.60
8:CB:592:A:C4	8:CB:593:U:C5	2.89	0.60
8:CB:597:G:N2	8:CB:661:A:N3	2.49	0.60
8:CB:682:G:N3	8:CB:683:U:C5	2.70	0.60
8:CB:909:A:C2	8:CB:912:C:C2	2.89	0.60
9:CC:254:LYS:N	9:CC:254:LYS:NZ	2.50	0.60
9:CC:49:THR:HG22	9:CC:50:THR:N	2.15	0.60
10:CD:48:ILE:N	10:CD:80:TRP:HB3	2.15	0.60
11:CE:9:GLN:HG3	11:CE:10:SER:H	1.66	0.60
12:CF:2:LYS:O	12:CF:3:LEU:HB2	1.99	0.60
13:CG:121:THR:HG22	13:CG:122:ALA:N	2.17	0.60

Continued on next page...

Continued from previous page...

Atom-1	Atom-2	Interatomic distance (Å)	Clash overlap (Å)
16:CJ:81:ILE:C	16:CJ:83:GLY:N	2.54	0.60
19:CM:103:TYR:CE2	19:CM:113:ALA:HB2	2.36	0.60
19:CM:13:HIS:C	19:CM:14:LYS:HD2	2.21	0.60
17:CK:78:ARG:NH2	22:CP:102:ARG:NH1	2.45	0.60
22:CP:92:ARG:HE	22:CP:110:LYS:C	2.05	0.60
24:CR:39:LEU:CD1	24:CR:57:GLY:HA3	2.30	0.60
25:CS:20:VAL:O	25:CS:22:ASP:N	2.33	0.60
27:CU:3:LYS:HD3	27:CU:81:ARG:HD2	1.81	0.60
32:CZ:17:SER:N	32:CZ:21:VAL:HG21	2.17	0.60
33:DA:1079:G:C6	33:DA:1080:A:N1	2.69	0.60
33:DA:1295:U:C2	33:DA:1296:C:C5	2.90	0.60
33:DA:350:G:C8	33:DA:350:G:C5'	2.83	0.60
33:DA:562:U:N3	33:DA:884:U:H5	1.98	0.60
33:DA:620:C:C2'	33:DA:621:A:H5'	2.31	0.60
33:DA:685:G:C2	33:DA:686:U:O4	2.54	0.60
33:DA:709:U:O2'	33:DA:710:G:H5'	2.02	0.60
33:DA:750:C:H3'	33:DA:750:C:C6	2.37	0.60
33:DA:768:A:C5	33:DA:769:G:C8	2.89	0.60
33:DA:894:G:O2'	33:DA:895:G:H5'	2.02	0.60
33:DA:7:A:H5'	33:DA:8:A:OP2	2.00	0.60
33:DA:954:G:H8	33:DA:954:G:O5'	1.84	0.60
35:DC:5:HIS:HD2	35:DC:7:ASN:HB3	1.66	0.60
33:DA:437:U:O2'	36:DD:119:HIS:CD2	2.54	0.60
36:DD:28:ASP:CG	36:DD:33:ILE:HB	2.22	0.60
41:DI:83:THR:OG1	41:DI:97:LEU:HD13	2.02	0.60
33:DA:500:G:H5''	44:DL:120:ARG:CZ	2.32	0.60
52:DT:7:LYS:O	52:DT:10:ALA:N	2.28	0.60
1:A0:29:VAL:HG23	1:A0:36:LYS:CD	2.31	0.60
4:A3:15:LYS:HE2	4:A3:21:PHE:HE1	1.67	0.60
8:AB:1003:G:H2'	8:AB:1010:A:N1	2.16	0.60
8:AB:1035:U:O2'	8:AB:1036:G:H5'	2.01	0.60
8:AB:1190:G:OP1	18:AL:41:ARG:CZ	2.49	0.60
8:AB:1264:A:N6	8:AB:1265:A:C6	2.69	0.60
8:AB:1392:A:C5	8:AB:1393:A:N6	2.69	0.60
8:AB:1567:G:C5	9:AC:82:TYR:HD2	2.20	0.60
8:AB:1651:G:N2	8:AB:2007:U:C2	2.69	0.60
8:AB:1672:A:N6	8:AB:1673:G:C6	2.70	0.60
8:AB:1960:A:N7	8:AB:1961:C:C5	2.70	0.60
8:AB:2061:G:C4	8:AB:2063:C:N4	2.69	0.60
8:AB:2089:C:N4	8:AB:2090:A:N6	2.50	0.60
8:AB:2547:A:C2	8:AB:2548:U:N3	2.70	0.60

Continued on next page...

Continued from previous page...

Atom-1	Atom-2	Interatomic distance (Å)	Clash overlap (Å)
8:AB:527:C:H5''	8:AB:2779:U:O2	2.02	0.60
8:AB:308:G:N1	8:AB:309:A:C2	2.70	0.60
8:AB:313:G:H5'	8:AB:313:G:H8	1.66	0.60
8:AB:358:U:H2'	8:AB:359:G:O4'	2.00	0.60
8:AB:280:U:O4	8:AB:361:G:N2	2.35	0.60
8:AB:538:A:O2'	8:AB:539:G:H5'	2.01	0.60
8:AB:592:A:H2'	8:AB:593:U:C6	2.36	0.60
8:AB:738:G:N1	8:AB:739:A:C2	2.70	0.60
8:AB:83:A:H61	8:AB:101:A:H4'	1.66	0.60
8:AB:85:G:P	27:AU:5:ARG:HG3	2.42	0.60
9:AC:143:VAL:CB	9:AC:152:GLN:HG3	2.32	0.60
9:AC:22:GLU:HB2	9:AC:202:ARG:CG	2.24	0.60
11:AE:173:THR:CA	11:AE:200:LEU:HB3	2.31	0.60
18:AL:29:LYS:HG2	18:AL:30:THR:H	1.67	0.60
25:AS:4:ILE:HG22	25:AS:5:ALA:H	1.66	0.60
27:AU:94:PHE:CE2	27:AU:100:GLU:HA	2.37	0.60
28:AV:51:GLN:HA	28:AV:56:PHE:CD1	2.36	0.60
28:AV:70:ILE:CD1	28:AV:71:LYS:H	2.14	0.60
30:AX:28:LEU:HA	30:AX:33:ALA:O	2.01	0.60
33:BA:1029:U:H3'	33:BA:1029:U:H6	1.67	0.60
33:BA:1098:C:N3	33:BA:1099:G:N7	2.50	0.60
33:BA:1399:C:C5	33:BA:1502:A:N1	2.70	0.60
33:BA:1471:U:C3'	33:BA:1472:U:H5''	2.28	0.60
33:BA:1521:C:H2'	33:BA:1522:U:H6	1.66	0.60
33:BA:1532:U:O4	33:BA:1534:A:H5''	2.01	0.60
33:BA:243:A:C5	33:BA:245:U:O4	2.55	0.60
33:BA:25:C:H2'	33:BA:26:A:H8	1.66	0.60
33:BA:413:G:O2'	33:BA:428:G:N2	2.35	0.60
33:BA:40:C:H2'	33:BA:41:G:H8	1.67	0.60
33:BA:428:G:C8	33:BA:430:A:C4	2.89	0.60
33:BA:724:G:C8	33:BA:724:G:H5'	2.34	0.60
33:BA:77:A:H8	33:BA:77:A:H3'	1.67	0.60
33:BA:803:G:N7	33:BA:804:U:C5	2.70	0.60
40:BH:30:LYS:NZ	40:BH:30:LYS:HA	2.17	0.60
40:BH:68:LYS:HG3	40:BH:72:GLU:OE2	2.00	0.60
41:BI:6:TYR:C	41:BI:85:ALA:HB2	2.21	0.60
44:BL:20:VAL:HG13	44:BL:94:TYR:HE1	1.67	0.60
33:BA:1219:A:OP1	46:BN:52:ARG:HG2	2.02	0.60
48:BP:50:THR:HG22	48:BP:51:ARG:N	2.16	0.60
51:BS:51:HIS:CD2	51:BS:56:HIS:CE1	2.89	0.60
4:C3:4:LYS:O	4:C3:4:LYS:HG3	2.01	0.60

Continued on next page...

Continued from previous page...

Atom-1	Atom-2	Interatomic distance (Å)	Clash overlap (Å)
4:C3:5:THR:HG22	4:C3:58:ILE:O	2.02	0.60
7:CA:31:C:HO2'	7:CA:32:U:H6	1.49	0.60
8:CB:1225:G:OP1	24:CR:90:ARG:CZ	2.50	0.60
8:CB:1922:G:H2'	8:CB:1923:U:O4'	2.02	0.60
8:CB:573:U:O4	8:CB:2030:A:H3'	2.02	0.60
8:CB:2044:C:N3	8:CB:2045:C:C5	2.69	0.60
8:CB:2213:U:O2	8:CB:2213:U:C3'	2.43	0.60
8:CB:2338:C:H2'	8:CB:2339:C:C6	2.37	0.60
8:CB:2525:G:C2	8:CB:2539:C:N3	2.69	0.60
8:CB:2698:U:H3	8:CB:2699:C:N4	2.00	0.60
8:CB:2740:A:C8	8:CB:2764:A:C6	2.90	0.60
8:CB:2742:G:C6	8:CB:2763:G:N2	2.70	0.60
8:CB:2794:C:H2'	8:CB:2795:C:H6	1.65	0.60
8:CB:690:G:C5	8:CB:691:C:C5	2.89	0.60
8:CB:734:A:C5	8:CB:735:A:C8	2.90	0.60
8:CB:802:A:C5	8:CB:803:U:C4	2.90	0.60
8:CB:672:C:C4	8:CB:809:G:N2	2.69	0.60
9:CC:21:PRO:C	9:CC:202:ARG:NE	2.55	0.60
55:CB:5468:HOH:O	9:CC:224:MET:HB2	2.02	0.60
8:CB:1824:G:H1'	9:CC:247:TRP:CZ3	2.32	0.60
10:CD:11:MET:O	10:CD:23:PRO:CD	2.46	0.60
10:CD:153:GLY:C	10:CD:155:VAL:N	2.53	0.60
10:CD:13:ARG:HB2	10:CD:21:SER:OG	2.01	0.60
16:CJ:3:THR:O	16:CJ:4:PHE:HD2	1.85	0.60
8:CB:636:G:O6	18:CL:109:LYS:HD2	2.01	0.60
18:CL:73:ILE:HG22	18:CL:75:ALA:CA	2.32	0.60
18:CL:81:ASP:O	18:CL:84:LYS:HB3	2.02	0.60
19:CM:8:LYS:HD3	19:CM:9:PHE:CE1	2.37	0.60
22:CP:15:ASP:O	22:CP:16:VAL:HG13	2.00	0.60
22:CP:42:PHE:O	22:CP:42:PHE:CD1	2.54	0.60
28:CV:65:VAL:O	28:CV:67:GLY:N	2.33	0.60
8:CB:2330:G:C1'	29:CW:36:ILE:HD13	2.26	0.60
29:CW:45:HIS:O	29:CW:77:LYS:HE2	2.02	0.60
31:CY:7:THR:HG22	31:CY:34:THR:HB	1.84	0.60
33:DA:1352:C:H2'	33:DA:1353:G:C8	2.37	0.60
33:DA:1360:A:H2'	33:DA:1361:G:O4'	2.02	0.60
33:DA:251:G:H4'	33:DA:252:U:O5'	2.01	0.60
33:DA:566:G:H5'	33:DA:566:G:H8	1.66	0.60
33:DA:126:G:O4'	33:DA:634:C:O2'	2.19	0.60
33:DA:675:A:C2	33:DA:676:A:C8	2.90	0.60
33:DA:943:U:O2'	33:DA:944:G:H5'	2.01	0.60

Continued on next page...

Continued from previous page...

Atom-1	Atom-2	Interatomic distance (Å)	Clash overlap (Å)
33:DA:995:C:H2'	33:DA:996:A:H5'	1.83	0.60
34:DB:202:ASN:HD22	34:DB:203:ASP:N	1.99	0.60
38:DF:36:ILE:HA	38:DF:64:VAL:HG13	1.84	0.60
38:DF:2:ARG:HD3	38:DF:91:ARG:HB2	1.84	0.60
40:DH:107:LYS:HZ2	40:DH:107:LYS:HA	1.66	0.60
41:DI:49:GLN:H	41:DI:50:PRO:HD2	1.65	0.60
43:DK:15:VAL:HG23	43:DK:16:SER:H	1.65	0.60
43:DK:96:ILE:O	43:DK:98:ALA:N	2.35	0.60
38:DF:100:SER:N	50:DR:23:LYS:HZ3	1.99	0.60
5:A4:30:GLU:OE1	5:A4:32:LYS:HB2	2.01	0.60
8:AB:108:G:H2'	8:AB:109:C:H6	1.66	0.60
5:A4:37:GLN:HE22	8:AB:1124:G:H1'	1.67	0.60
8:AB:1269:A:OP2	55:AB:4458:HOH:O	2.17	0.60
8:AB:1387:A:H2'	8:AB:1388:G:C8	2.37	0.60
8:AB:1413:A:O5'	8:AB:1413:A:H8	1.83	0.60
8:AB:1445:G:C2	8:AB:1446:C:C2	2.90	0.60
8:AB:2590:A:OP2	9:AC:224:MET:HE3	2.02	0.60
8:AB:2593:U:C2'	8:AB:2594:C:H5''	2.32	0.60
8:AB:396:G:H4'	32:AZ:28:VAL:CG2	2.30	0.60
8:AB:574:A:H4'	8:AB:575:A:C5'	2.31	0.60
8:AB:695:G:C2	8:AB:696:G:C8	2.89	0.60
8:AB:970:U:H2'	8:AB:971:G:C8	2.36	0.60
9:AC:153:LEU:O	9:AC:153:LEU:CG	2.49	0.60
8:AB:690:G:H4'	9:AC:216:ARG:HH22	1.67	0.60
10:AD:52:THR:HG22	10:AD:53:GLY:N	2.17	0.60
10:AD:1:MET:H1	10:AD:81:GLU:HB3	1.67	0.60
11:AE:189:THR:C	11:AE:191:ASP:N	2.55	0.60
15:AI:14:ALA:CB	15:AI:50:LYS:HA	2.31	0.60
15:AI:20:SER:O	15:AI:25:PRO:HD2	2.02	0.60
16:AJ:85:LYS:NZ	16:AJ:85:LYS:HA	2.16	0.60
17:AK:106:GLU:C	17:AK:108:ARG:H	2.05	0.60
18:AL:14:LYS:O	18:AL:15:ALA:HB2	2.02	0.60
8:AB:1275:A:N7	20:AN:16:HIS:ND1	2.49	0.60
26:AT:15:HIS:H	26:AT:31:VAL:CG2	2.13	0.60
28:AV:13:GLY:O	28:AV:14:LYS:C	2.40	0.60
30:AX:14:LEU:HD13	30:AX:57:LEU:HD13	1.84	0.60
8:AB:988:A:OP1	31:AY:11:SER:HA	2.01	0.60
33:BA:988:G:N2	33:BA:1218:C:C2	2.70	0.60
33:BA:1490:U:H5''	33:BA:1490:U:H6	1.67	0.60
33:BA:564:C:H2'	33:BA:565:U:O4'	2.02	0.60
33:BA:59:A:C6	33:BA:354:G:C6	2.89	0.60

Continued on next page...

Continued from previous page...

Atom-1	Atom-2	Interatomic distance (Å)	Clash overlap (Å)
33:BA:633:G:O2'	33:BA:634:C:H5'	2.02	0.60
34:BB:165:ALA:HB3	34:BB:190:SER:HB3	1.84	0.60
36:BD:104:MET:SD	36:BD:179:GLY:HA3	2.40	0.60
36:BD:78:ALA:C	36:BD:85:THR:HG23	2.22	0.60
37:BE:156:ARG:NH1	40:BH:44:PHE:CE2	2.69	0.60
39:BG:92:PRO:HA	39:BG:95:ARG:HB2	1.83	0.60
42:BJ:14:ASP:HA	42:BJ:70:HIS:NE2	2.15	0.60
45:BM:92:ARG:HB3	45:BM:92:ARG:HH11	1.65	0.60
33:BA:1049:U:C2'	46:BN:2:LYS:HE3	2.32	0.60
3:C2:16:HIS:HA	3:C2:21:ARG:HH12	1.67	0.60
7:CA:11:C:C2'	7:CA:12:C:H5'	2.32	0.60
8:CB:1281:G:H1	8:CB:1286:A:H62	1.48	0.60
8:CB:1419:A:N7	8:CB:1421:G:C6	2.69	0.60
8:CB:1670:C:C4	8:CB:1671:U:N3	2.70	0.60
8:CB:1812:U:O2'	9:CC:45:ASN:HB2	2.02	0.60
8:CB:1877:A:H2'	8:CB:1878:G:O4'	2.02	0.60
8:CB:801:G:H3'	8:CB:802:A:H5''	1.84	0.60
8:CB:993:G:C2	8:CB:994:C:C5	2.84	0.60
10:CD:3:GLY:O	10:CD:4:LEU:CB	2.49	0.60
11:CE:172:ALA:O	11:CE:173:THR:HG22	2.02	0.60
13:CG:171:LYS:HZ1	13:CG:173:ALA:HA	1.66	0.60
16:CJ:21:THR:HG22	16:CJ:58:ASN:OD1	2.01	0.60
22:CP:9:GLN:HB3	22:CP:56:SER:CB	2.30	0.60
23:CQ:23:TYR:HB2	23:CQ:28:SER:OG	2.02	0.60
23:CQ:40:LYS:HB2	23:CQ:40:LYS:HZ2	1.67	0.60
23:CQ:41:ALA:O	23:CQ:45:ALA:HB3	2.02	0.60
23:CQ:49:ARG:HG3	24:CR:77:PHE:CE1	2.33	0.60
26:CT:57:VAL:O	26:CT:85:VAL:HA	2.02	0.60
30:CX:17:GLU:C	30:CX:18:LEU:HD13	2.22	0.60
33:DA:1104:G:C2	33:DA:1105:A:C5	2.89	0.60
33:DA:345:C:O4'	33:DA:346:G:C2	2.55	0.60
33:DA:573:A:C6	33:DA:574:A:N6	2.69	0.60
33:DA:669:G:C2	33:DA:670:G:C8	2.90	0.60
33:DA:685:G:O4'	43:DK:40:ALA:HB3	2.00	0.60
33:DA:799:G:C8	33:DA:799:G:H5''	2.33	0.60
33:DA:577:G:C8	33:DA:816:A:N1	2.69	0.60
33:DA:833:G:H8	33:DA:833:G:O5'	1.84	0.60
33:DA:963:G:H1	33:DA:972:C:N4	1.93	0.60
34:DB:116:LEU:HD23	34:DB:119:GLN:HG3	1.82	0.60
37:DE:23:THR:HA	37:DE:28:ARG:HA	1.83	0.60
42:DJ:78:GLU:O	42:DJ:80:THR:HG23	2.02	0.60

Continued on next page...

Continued from previous page...

Atom-1	Atom-2	Interatomic distance (Å)	Clash overlap (Å)
33:DA:1314:C:C5	51:DS:5:LYS:HE2	2.36	0.60
1:A0:53:VAL:HG12	1:A0:54:ILE:HG12	1.83	0.60
2:A1:10:LEU:HG	2:A1:12:SER:OG	2.02	0.60
8:AB:1291:C:H2'	8:AB:1292:G:O4'	2.02	0.60
8:AB:1586:A:C8	8:AB:1586:A:H3'	2.37	0.60
8:AB:1668:A:N3	8:AB:1670:C:C4	2.70	0.60
8:AB:1768:C:C6	8:AB:1768:C:C3'	2.85	0.60
8:AB:1907:G:N2	8:AB:1924:C:H1'	2.17	0.60
8:AB:2197:U:H1'	8:AB:2198:A:H2'	1.82	0.60
8:AB:2290:G:C4	8:AB:2291:U:C5	2.90	0.60
4:A3:29:ARG:NH1	8:AB:2393:U:OP2	2.35	0.60
8:AB:1129:A:C4	8:AB:2570:G:H1'	2.37	0.60
8:AB:26:G:H1'	8:AB:514:A:N6	2.17	0.60
8:AB:2743:U:H6	8:AB:2744:G:H5''	1.67	0.60
8:AB:442:G:N3	11:AE:44:ARG:HG3	2.17	0.60
8:AB:55:G:C2	8:AB:56:A:C8	2.90	0.60
8:AB:777:G:C8	8:AB:777:G:H5''	2.35	0.60
8:AB:673:C:C2	8:AB:808:G:N2	2.70	0.60
9:AC:42:ARG:CG	9:AC:43:ASN:H	2.05	0.60
10:AD:149:ASN:C	10:AD:150:GLN:HG2	2.21	0.60
12:AF:52:ALA:HB1	12:AF:148:VAL:HG11	1.83	0.60
15:AI:76:ALA:O	15:AI:80:LYS:HE2	2.02	0.60
16:AJ:100:VAL:HG13	16:AJ:101:ILE:HG12	1.84	0.60
16:AJ:136:GLN:N	16:AJ:137:PRO:CD	2.65	0.60
18:AL:106:GLU:HG2	18:AL:107:PHE:H	1.66	0.60
20:AN:65:LEU:HD23	20:AN:69:ARG:NH2	2.16	0.60
29:AW:36:ILE:CG2	29:AW:69:GLU:OE2	2.50	0.60
30:AX:4:LYS:HA	30:AX:7:ARG:HE	1.65	0.60
33:BA:515:G:C2'	33:BA:516:U:H5'	2.32	0.60
33:BA:543:U:H2'	33:BA:544:G:C8	2.37	0.60
33:BA:60:A:OP2	33:BA:60:A:C8	2.55	0.60
33:BA:797:C:C2'	33:BA:798:U:H5'	2.31	0.60
33:BA:805:C:O2	33:BA:805:C:H2'	2.02	0.60
34:BB:14:HIS:HB2	34:BB:202:ASN:CB	2.31	0.60
35:BC:21:TRP:CE2	46:BN:93:PRO:HB3	2.36	0.60
38:BF:36:ILE:HG12	38:BF:64:VAL:HG13	1.82	0.60
33:BA:1368:A:OP2	41:BI:113:LYS:HD3	2.02	0.60
42:BJ:80:THR:HG22	42:BJ:81:GLU:H	1.65	0.60
46:BN:62:ARG:HH11	46:BN:69:PRO:HD3	1.67	0.60
49:BQ:20:ILE:HD11	49:BQ:47:ASP:HB3	1.83	0.60
7:CA:72:G:H1'	7:CA:105:G:H22	1.67	0.60

Continued on next page...

Continued from previous page...

Atom-1	Atom-2	Interatomic distance (Å)	Clash overlap (Å)
8:CB:1021:A:C3'	8:CB:1021:A:C8	2.85	0.60
8:CB:1289:C:C2	8:CB:1290:C:C5	2.90	0.60
8:CB:1429:G:C8	8:CB:1568:G:C8	2.90	0.60
8:CB:2105:U:O2	8:CB:2106:U:C4	2.55	0.60
8:CB:2405:G:H2'	8:CB:2411:A:H62	1.63	0.60
8:CB:543:G:H2'	8:CB:545:U:OP1	2.02	0.60
8:CB:1566:A:C2	9:CC:213:ARG:HG2	2.37	0.60
11:CE:194:LYS:HB2	11:CE:194:LYS:HZ2	1.67	0.60
13:CG:34:ARG:HE	13:CG:70:LEU:HD21	1.66	0.60
16:CJ:4:PHE:CE1	16:CJ:6:ALA:HA	2.36	0.60
16:CJ:89:PHE:CD2	16:CJ:92:MET:HB2	2.36	0.60
17:CK:21:CYS:SG	17:CK:39:ILE:HD11	2.42	0.60
23:CQ:46:TYR:OH	24:CR:89:HIS:CG	2.54	0.60
24:CR:4:VAL:HA	24:CR:43:ASN:OD1	2.01	0.60
8:CB:993:G:H1'	24:CR:93:PHE:CE1	2.36	0.60
33:DA:1266:G:N2	33:DA:1270:G:C6	2.70	0.60
33:DA:1459:G:C6	33:DA:1460:C:C4	2.89	0.60
33:DA:1494:G:C6	33:DA:1495:U:C5	2.90	0.60
33:DA:764:C:H2'	33:DA:765:G:H5'	1.84	0.60
33:DA:935:A:C2	33:DA:936:C:C4	2.90	0.60
33:DA:1058:G:H5''	35:DC:198:LYS:HE3	1.83	0.60
48:DP:4:ILE:O	48:DP:71:VAL:HG21	2.02	0.60
53:DU:20:ARG:HD2	53:DU:20:ARG:H	1.66	0.60
1:A0:13:GLY:O	1:A0:17:SER:N	2.34	0.60
8:AB:1048:A:C8	8:AB:1049:C:H5	2.20	0.60
8:AB:1771:C:N3	8:AB:1772:A:N7	2.49	0.60
8:AB:2064:C:H1'	8:AB:2450:A:C6	2.37	0.60
8:AB:2529:G:H5'	8:AB:2530:A:H5''	1.83	0.60
8:AB:2884:U:C6	8:AB:2884:U:H3'	2.36	0.60
8:AB:322:A:H5'	8:AB:340:A:H1'	1.84	0.60
8:AB:449:A:H2'	8:AB:450:G:H5'	1.84	0.60
8:AB:83:A:H2'	8:AB:84:A:C8	2.37	0.60
10:AD:135:GLY:C	10:AD:137:SER:H	2.05	0.60
11:AE:138:LEU:HG	11:AE:141:MET:HE2	1.84	0.60
11:AE:81:GLY:HA3	55:AE:403:HOH:O	2.00	0.60
13:AG:162:ARG:NH2	13:AG:168:VAL:HG11	2.16	0.60
13:AG:64:ALA:HA	13:AG:67:ALA:HB3	1.83	0.60
14:AH:89:LYS:CE	14:AH:123:ARG:HH11	2.15	0.60
18:AL:110:VAL:C	18:AL:111:ILE:HG23	2.23	0.60
22:AP:110:LYS:HE2	22:AP:110:LYS:HA	1.84	0.60
23:AQ:4:LYS:HB2	23:AQ:4:LYS:HZ2	1.67	0.60

Continued on next page...

Continued from previous page...

Atom-1	Atom-2	Interatomic distance (Å)	Clash overlap (Å)
16:AJ:45:THR:CA	23:AQ:63:ARG:HH21	2.15	0.60
23:AQ:64:ILE:HD11	23:AQ:92:LYS:HB3	1.84	0.60
29:AW:38:ARG:CG	29:AW:39:GLN:N	2.55	0.60
32:AZ:30:HIS:HB2	32:AZ:48:GLN:HG2	1.84	0.60
33:BA:38:G:C2	33:BA:397:A:N3	2.70	0.60
33:BA:651:C:H2'	33:BA:652:U:C6	2.34	0.60
33:BA:683:G:C5	33:BA:684:U:C5	2.90	0.60
34:BB:45:THR:HG22	34:BB:49:PHE:HE1	1.64	0.60
35:BC:120:THR:O	35:BC:124:GLU:N	2.35	0.60
33:BA:36:C:H4'	44:BL:118:VAL:O	2.01	0.60
7:CA:104:A:N3	7:CA:105:G:H1'	2.17	0.60
8:CB:1256:G:N3	8:CB:1257:C:C5	2.70	0.60
8:CB:1806:C:H3'	8:CB:1806:C:C6	2.34	0.60
8:CB:1839:G:H2'	8:CB:1840:G:H5'	1.84	0.60
8:CB:1965:C:C4	8:CB:1966:A:C5	2.89	0.60
8:CB:1970:A:O4'	8:CB:1972:G:C8	2.55	0.60
8:CB:1989:G:H2'	8:CB:1990:C:C5'	2.32	0.60
8:CB:2064:C:H1'	8:CB:2450:A:C6	2.37	0.60
8:CB:2107:G:H2'	8:CB:2108:A:C8	2.37	0.60
8:CB:215:G:C4'	8:CB:216:A:H4'	2.32	0.60
8:CB:2186:G:C6	8:CB:2187:U:C2	2.90	0.60
8:CB:2502:G:H5'	8:CB:2503:A:C5'	2.32	0.60
8:CB:2514:U:H2'	8:CB:2515:C:C6	2.36	0.60
8:CB:370:G:H8	8:CB:370:G:OP2	1.84	0.60
8:CB:423:A:H5''	8:CB:424:G:H5''	1.83	0.60
8:CB:783:A:C8	8:CB:784:G:H4'	2.35	0.60
8:CB:874:G:C2	8:CB:875:G:H1'	2.37	0.60
8:CB:970:U:H2'	8:CB:971:G:C8	2.35	0.60
8:CB:978:G:C6	8:CB:986:C:C4	2.89	0.60
9:CC:179:GLU:CD	9:CC:267:VAL:HG23	2.21	0.60
10:CD:191:GLY:O	10:CD:192:ALA:HB3	2.02	0.60
12:CF:69:ALA:O	12:CF:70:ARG:HG3	2.02	0.60
15:CI:78:LEU:HA	15:CI:81:LYS:HE2	1.84	0.60
16:CJ:131:ASN:C	16:CJ:133:ALA:H	2.04	0.60
16:CJ:135:GLN:O	16:CJ:136:GLN:C	2.40	0.60
16:CJ:94:ALA:C	16:CJ:97:PRO:HG3	2.23	0.60
20:CN:100:CYS:SG	20:CN:112:TYR:CE2	2.94	0.60
20:CN:16:HIS:O	20:CN:17:ARG:C	2.38	0.60
20:CN:7:GLY:HA3	20:CN:8:ARG:NH1	2.16	0.60
24:CR:80:ARG:HD2	24:CR:86:GLN:H	1.66	0.60
33:DA:1284:C:C4	33:DA:1285:A:N7	2.70	0.60

Continued on next page...

Continued from previous page...

Atom-1	Atom-2	Interatomic distance (Å)	Clash overlap (Å)
33:DA:1508:A:C2	33:DA:1509:C:C6	2.90	0.60
33:DA:32:A:H2'	33:DA:32:A:N3	2.17	0.60
33:DA:393:A:C5	33:DA:394:G:C8	2.90	0.60
33:DA:455:G:C2	33:DA:478:A:N1	2.70	0.60
40:DH:38:VAL:O	40:DH:39:LEU:HD13	2.02	0.60
42:DJ:37:ARG:HG2	42:DJ:37:ARG:HH11	1.67	0.60
44:DL:86:VAL:HG12	44:DL:88:ASP:H	1.67	0.60
46:DN:60:ARG:HH21	46:DN:70:HIS:CE1	2.18	0.60
50:DR:70:THR:HB	50:DR:72:ARG:HH21	1.67	0.60
51:DS:22:VAL:HG13	51:DS:42:ASN:OD1	2.02	0.60
52:DT:23:ARG:O	52:DT:26:MET:HB3	2.02	0.60
3:A2:19:ARG:CG	3:A2:20:ALA:N	2.54	0.59
7:AA:113:C:O2'	21:AO:47:VAL:HA	2.02	0.59
8:AB:1134:A:O5'	8:AB:1134:A:H2'	2.02	0.59
8:AB:1359:A:N3	8:AB:1360:G:H1'	2.13	0.59
8:AB:1612:C:N1	8:AB:1620:G:N2	2.49	0.59
8:AB:1842:G:N2	8:AB:1901:A:C4	2.70	0.59
8:AB:1833:C:O2	8:AB:1969:A:H2	1.83	0.59
8:AB:2618:G:C4	8:AB:2619:C:C5	2.90	0.59
8:AB:8:C:H42	8:AB:2895:G:H1	1.50	0.59
8:AB:356:G:C5	8:AB:357:C:C5	2.90	0.59
8:AB:365:U:H2'	8:AB:366:C:C6	2.37	0.59
8:AB:564:C:H2'	8:AB:565:C:H6	1.67	0.59
8:AB:580:U:H2'	8:AB:581:C:C6	2.30	0.59
8:AB:682:G:O2'	8:AB:683:U:H5'	2.02	0.59
8:AB:773:U:O2	8:AB:773:U:H2'	2.01	0.59
8:AB:1805:A:O2'	9:AC:50:THR:HA	2.02	0.59
10:AD:126:ASN:O	10:AD:127:PHE:HB2	2.01	0.59
11:AE:163:ASN:CG	11:AE:166:LYS:HB2	2.22	0.59
12:AF:88:VAL:HG12	12:AF:90:LEU:HD11	1.84	0.59
16:AJ:100:VAL:H	16:AJ:103:ILE:HG12	1.66	0.59
19:AM:50:ARG:HA	19:AM:50:ARG:NE	2.16	0.59
22:AP:56:SER:HA	22:AP:58:PHE:CD2	2.36	0.59
23:AQ:45:ALA:O	23:AQ:49:ARG:HB3	2.01	0.59
24:AR:40:MET:O	24:AR:54:VAL:HG22	2.02	0.59
25:AS:75:PHE:N	25:AS:75:PHE:HD1	2.00	0.59
32:AZ:3:LYS:HG2	32:AZ:8:LYS:N	2.17	0.59
33:BA:1192:C:C4	33:BA:1193:G:C8	2.90	0.59
33:BA:1454:G:H2'	33:BA:1455:G:H8	1.66	0.59
33:BA:15:G:C2	33:BA:16:A:C5	2.90	0.59
33:BA:238:A:N3	33:BA:239:U:H6	2.00	0.59

Continued on next page...

Continued from previous page...

Atom-1	Atom-2	Interatomic distance (Å)	Clash overlap (Å)
33:BA:356:A:H2'	33:BA:357:G:H8	1.66	0.59
33:BA:377:G:C2	33:BA:378:G:C5	2.90	0.59
33:BA:499:A:C2	33:BA:500:G:N3	2.69	0.59
33:BA:531:U:H5'	33:BA:531:U:H6	1.65	0.59
33:BA:557:G:C5	33:BA:558:G:C6	2.90	0.59
33:BA:715:A:C3'	33:BA:715:A:C8	2.83	0.59
33:BA:771:G:H2'	33:BA:771:G:N3	2.16	0.59
33:BA:953:G:C6	33:BA:954:G:C8	2.90	0.59
34:BB:45:THR:HB	34:BB:49:PHE:CZ	2.37	0.59
45:BM:33:LEU:C	45:BM:35:ALA:H	2.05	0.59
8:CB:160:A:H2'	8:CB:161:A:C8	2.37	0.59
8:CB:1306:C:N4	8:CB:1622:G:H1	2.00	0.59
8:CB:1970:A:C1'	8:CB:1972:G:C8	2.84	0.59
8:CB:2150:C:H2'	8:CB:2151:U:C6	2.37	0.59
8:CB:226:A:C6	8:CB:227:A:C6	2.90	0.59
2:C1:36:LYS:NZ	8:CB:2344:U:C2	2.70	0.59
8:CB:246:C:H2'	8:CB:247:G:H5'	1.83	0.59
8:CB:2641:G:H8	8:CB:2641:G:H5'	1.66	0.59
8:CB:2814:A:H2'	8:CB:2815:C:H6	1.67	0.59
8:CB:317:G:C6	8:CB:318:C:C2	2.90	0.59
8:CB:463:G:C2	8:CB:467:G:C6	2.90	0.59
8:CB:484:C:N4	8:CB:496:G:H1	1.97	0.59
8:CB:539:G:N2	8:CB:540:C:H1'	2.17	0.59
8:CB:797:G:C6	8:CB:798:G:C8	2.89	0.59
9:CC:53:ILE:CG1	9:CC:218:THR:OG1	2.49	0.59
10:CD:101:PHE:CZ	10:CD:180:VAL:CG1	2.77	0.59
11:CE:60:TRP:CD1	11:CE:70:SER:CB	2.85	0.59
18:CL:51:GLU:OE1	18:CL:52:GLY:N	2.34	0.59
21:CO:2:ASP:HB3	21:CO:4:LYS:HB2	1.82	0.59
22:CP:74:GLN:HA	22:CP:74:GLN:NE2	2.04	0.59
23:CQ:75:TYR:O	23:CQ:79:ILE:HG12	2.01	0.59
27:CU:44:HIS:HB2	27:CU:46:LYS:NZ	2.16	0.59
33:DA:965:U:OP1	33:DA:1198:G:H5''	2.01	0.59
33:DA:1401:G:H8	33:DA:1401:G:O5'	1.85	0.59
33:DA:1411:C:O2'	33:DA:1412:C:H5'	2.02	0.59
33:DA:342:C:H42	33:DA:347:G:H1	1.47	0.59
33:DA:698:G:H1'	33:DA:798:U:O2'	2.02	0.59
33:DA:821:G:H2'	33:DA:822:U:C6	2.36	0.59
33:DA:569:C:N4	33:DA:881:G:H1	1.96	0.59
33:DA:893:C:H2'	33:DA:894:G:H8	1.66	0.59
34:DB:72:LYS:O	34:DB:74:ALA:N	2.35	0.59

Continued on next page...

Continued from previous page...

Atom-1	Atom-2	Interatomic distance (Å)	Clash overlap (Å)
34:DB:80:LYS:HA	34:DB:90:PHE:CE1	2.38	0.59
35:DC:112:ALA:H	35:DC:201:ILE:HD11	1.67	0.59
37:DE:63:MET:O	37:DE:66:ALA:HB3	2.01	0.59
43:DK:126:ARG:O	53:DU:33:ARG:NH2	2.35	0.59
44:DL:28:GLN:HB2	44:DL:81:ILE:O	2.01	0.59
53:DU:37:TYR:HD2	53:DU:38:GLU:OE1	1.85	0.59
8:AB:1027:A:C6	8:AB:1126:A:C4	2.90	0.59
8:AB:1199:U:H2'	8:AB:1200:C:C6	2.36	0.59
8:AB:1285:A:C6	8:AB:1329:U:C4	2.90	0.59
8:AB:1568:G:OP1	9:AC:61:TYR:HB2	2.02	0.59
8:AB:1306:C:H42	8:AB:1622:G:H1	1.49	0.59
8:AB:1306:C:N4	8:AB:1622:G:H1	2.00	0.59
8:AB:1623:G:C4	8:AB:1624:U:C5	2.89	0.59
8:AB:1717:A:H61	8:AB:1743:G:H1'	1.66	0.59
8:AB:1764:C:C4	8:AB:1765:U:H5	2.20	0.59
8:AB:1862:G:N1	8:AB:1881:C:C4	2.70	0.59
8:AB:2270:A:O2'	29:AW:18:LYS:HE3	2.02	0.59
8:AB:2643:G:H2'	8:AB:2644:G:H5'	1.84	0.59
8:AB:2820:A:O3'	20:AN:3:HIS:CD2	2.55	0.59
8:AB:371:A:C8	8:AB:373:U:N3	2.70	0.59
8:AB:941:A:N3	8:AB:941:A:H2'	2.16	0.59
8:AB:988:A:C2	8:AB:989:G:N2	2.71	0.59
9:AC:124:LYS:NZ	9:AC:125:PRO:HD2	2.17	0.59
10:AD:160:LYS:HA	10:AD:160:LYS:HE3	1.83	0.59
11:AE:111:GLU:C	11:AE:113:VAL:N	2.55	0.59
16:AJ:45:THR:N	23:AQ:63:ARG:HH21	2.01	0.59
16:AJ:7:LYS:HE3	16:AJ:48:VAL:HG21	1.83	0.59
8:AB:812:C:H5'	18:AL:32:GLY:HA2	1.83	0.59
27:AU:57:ILE:HG23	27:AU:58:VAL:H	1.66	0.59
27:AU:84:PHE:C	27:AU:85:ARG:HG3	2.22	0.59
28:AV:9:ARG:HG3	28:AV:39:ALA:HB1	1.83	0.59
33:BA:1188:A:C2	33:BA:1189:U:H1'	2.37	0.59
33:BA:1226:C:H5''	45:BM:102:LYS:CA	2.23	0.59
33:BA:451:A:C1'	33:BA:452:A:N7	2.66	0.59
33:BA:692:U:H3	33:BA:694:A:H3'	1.67	0.59
33:BA:655:A:H61	33:BA:752:G:N2	1.98	0.59
33:BA:862:C:N3	33:BA:863:U:C6	2.69	0.59
33:BA:918:A:N1	33:BA:919:A:N3	2.49	0.59
34:BB:80:LYS:HG3	34:BB:81:ASP:H	1.66	0.59
35:BC:13:ILE:CG2	35:BC:14:VAL:HG22	2.30	0.59
35:BC:156:LEU:HD13	35:BC:163:ARG:HB3	1.82	0.59

Continued on next page...

Continued from previous page...

Atom-1	Atom-2	Interatomic distance (Å)	Clash overlap (Å)
37:BE:139:THR:O	37:BE:143:LEU:HG	2.02	0.59
43:BK:33:ILE:O	43:BK:41:LEU:HB2	2.02	0.59
33:BA:950:U:OP2	45:BM:100:ARG:HG2	2.02	0.59
47:BO:24:THR:O	47:BO:28:VAL:HG23	2.02	0.59
4:C3:9:ALA:HB2	4:C3:63:TYR:OH	2.03	0.59
5:C4:26:ILE:CB	5:C4:35:GLN:HG2	2.32	0.59
8:CB:1036:G:C6	8:CB:1120:G:C5	2.90	0.59
8:CB:118:A:H3'	8:CB:119:A:H5''	1.85	0.59
8:CB:1272:A:C4	8:CB:1618:A:C8	2.90	0.59
8:CB:1586:A:H8	8:CB:1586:A:H3'	1.67	0.59
8:CB:1616:A:H4'	8:CB:1617:C:OP2	2.02	0.59
8:CB:2425:A:H5''	8:CB:2427:C:O4'	2.02	0.59
8:CB:2547:A:C2	8:CB:2548:U:N3	2.70	0.59
8:CB:2847:U:C5	8:CB:2848:G:C5	2.90	0.59
8:CB:449:A:C2'	8:CB:450:G:H5'	2.32	0.59
8:CB:458:G:N2	8:CB:469:G:N3	2.49	0.59
8:CB:49:A:C6	8:CB:118:A:C2	2.89	0.59
8:CB:682:G:H2'	8:CB:683:U:C6	2.37	0.59
9:CC:124:LYS:HZ3	9:CC:125:PRO:HD2	1.66	0.59
9:CC:22:GLU:OE1	9:CC:22:GLU:HA	2.02	0.59
9:CC:53:ILE:HG22	9:CC:54:GLY:H	1.66	0.59
9:CC:63:ILE:HG13	9:CC:90:ILE:HD11	1.83	0.59
9:CC:87:SER:O	9:CC:155:ARG:NH1	2.35	0.59
11:CE:112:LEU:O	11:CE:114:ARG:N	2.36	0.59
11:CE:4:VAL:HA	11:CE:14:VAL:HG13	1.84	0.59
12:CF:63:LYS:HE2	12:CF:64:PRO:O	2.02	0.59
21:CO:103:VAL:HG23	21:CO:104:GLN:H	1.67	0.59
21:CO:96:GLY:O	21:CO:97:PHE:HB2	2.02	0.59
23:CQ:28:SER:C	23:CQ:29:ARG:HG2	2.22	0.59
23:CQ:40:LYS:HG3	23:CQ:44:TYR:CB	2.33	0.59
24:CR:39:LEU:H	24:CR:61:ALA:CB	2.15	0.59
25:CS:71:VAL:HG12	25:CS:71:VAL:O	2.01	0.59
27:CU:66:VAL:CG1	27:CU:67:SER:H	2.04	0.59
29:CW:36:ILE:CG2	29:CW:68:PHE:CD1	2.85	0.59
30:CX:41:HIS:O	30:CX:43:LEU:HD23	2.02	0.59
32:CZ:25:ARG:CG	32:CZ:26:SER:H	2.15	0.59
33:DA:1012:A:N6	33:DA:1013:G:C6	2.70	0.59
33:DA:1329:A:H5'	45:DM:28:ARG:CD	2.32	0.59
33:DA:1422:G:C4	33:DA:1423:G:N7	2.70	0.59
33:DA:328:C:H4'	33:DA:329:A:C5'	2.31	0.59
33:DA:488:C:N1	33:DA:489:C:H5	2.00	0.59

Continued on next page...

Continued from previous page...

Atom-1	Atom-2	Interatomic distance (Å)	Clash overlap (Å)
36:DD:69:ARG:O	36:DD:73:ASN:OD1	2.20	0.59
37:DE:114:LEU:O	37:DE:119:VAL:HG23	2.01	0.59
37:DE:33:THR:CG2	37:DE:51:LYS:HD3	2.33	0.59
39:DG:87:PRO:O	39:DG:152:HIS:HB3	2.02	0.59
40:DH:79:ARG:HG2	40:DH:82:LEU:O	2.02	0.59
41:DI:46:VAL:CG1	41:DI:75:ALA:HB1	2.30	0.59
44:DL:27:PRO:HG2	44:DL:28:GLN:H	1.66	0.59
8:AB:1041:G:C2	8:AB:1042:G:C5	2.90	0.59
8:AB:1313:U:H4'	8:AB:1332:G:H4'	1.83	0.59
8:AB:1551:A:H3'	8:AB:1552:A:H5''	1.84	0.59
8:AB:1613:G:N1	8:AB:1617:C:O2	2.35	0.59
8:AB:1838:C:H4'	8:AB:1839:G:C5'	2.32	0.59
8:AB:23:G:H2'	8:AB:24:G:C8	2.37	0.59
8:AB:2059:A:C6	8:AB:2503:A:C2	2.90	0.59
8:AB:2708:G:O2'	8:AB:2709:G:H5'	2.02	0.59
8:AB:282:A:H2'	8:AB:283:G:C8	2.36	0.59
8:AB:329:G:H1	27:AU:16:LYS:HZ2	1.50	0.59
8:AB:409:G:H2'	8:AB:410:G:C8	2.38	0.59
8:AB:91:A:C3'	8:AB:91:A:C8	2.85	0.59
8:AB:1842:G:O4'	9:AC:241:LYS:HE3	2.01	0.59
9:AC:35:LYS:CE	9:AC:64:VAL:HG23	2.31	0.59
11:AE:3:LEU:C	11:AE:12:LEU:HD13	2.23	0.59
15:AI:60:VAL:HG13	15:AI:65:SER:O	2.01	0.59
17:AK:30:ARG:HG2	17:AK:31:ARG:N	2.17	0.59
8:AB:661:A:O2'	18:AL:23:ILE:HG23	2.01	0.59
18:AL:78:ARG:NE	18:AL:81:ASP:H	2.01	0.59
18:AL:84:LYS:O	18:AL:85:VAL:HG23	2.03	0.59
18:AL:94:THR:C	18:AL:96:LYS:HD3	2.21	0.59
24:AR:31:GLU:O	24:AR:32:THR:HB	2.02	0.59
30:AX:14:LEU:HD12	30:AX:14:LEU:H	1.67	0.59
32:AZ:34:LEU:HD12	32:AZ:44:PHE:CB	2.30	0.59
33:BA:975:A:C8	33:BA:1357:A:C2	2.91	0.59
33:BA:293:G:C4	33:BA:294:U:C5	2.89	0.59
33:BA:490:C:C2'	33:BA:491:G:H5'	2.33	0.59
33:BA:627:G:C2'	33:BA:628:G:H8	2.15	0.59
40:BH:31:LEU:O	40:BH:35:ILE:HG13	2.02	0.59
44:BL:51:VAL:O	44:BL:52:CYS:HB3	2.00	0.59
33:BA:1222:G:H5''	51:BS:77:ARG:NH1	2.17	0.59
4:C3:12:ARG:C	4:C3:13:PHE:CG	2.75	0.59
8:CB:1098:A:C2'	8:CB:1099:G:H5''	2.27	0.59
8:CB:1232:G:O2'	8:CB:1233:C:H5'	2.01	0.59

Continued on next page...

Continued from previous page...

Atom-1	Atom-2	Interatomic distance (Å)	Clash overlap (Å)
8:CB:1253:A:C8	55:CB:5221:HOH:O	2.52	0.59
8:CB:1265:A:N9	8:CB:1267:U:C5	2.70	0.59
8:CB:1284:A:O5'	8:CB:1284:A:H8	1.85	0.59
8:CB:1340:U:O2'	8:CB:1341:G:P	2.59	0.59
8:CB:1453:A:C8	8:CB:1453:A:H5''	2.37	0.59
8:CB:1604:C:OP2	55:CB:5268:HOH:O	2.17	0.59
8:CB:1664:A:H2'	8:CB:1665:A:H8	1.67	0.59
8:CB:1707:G:C6	8:CB:1708:C:C4	2.91	0.59
8:CB:1775:U:H2'	8:CB:1776:G:C5'	2.32	0.59
8:CB:1972:G:N2	8:CB:1973:G:C5	2.71	0.59
8:CB:24:G:C1'	25:CS:77:ASP:HB3	2.28	0.59
8:CB:2582:G:O2'	8:CB:2583:G:H5'	2.02	0.59
8:CB:2814:A:H2'	8:CB:2815:C:C6	2.37	0.59
8:CB:307:G:N1	8:CB:310:A:OP2	2.35	0.59
8:CB:320:A:H4'	8:CB:322:A:C8	2.38	0.59
8:CB:592:A:H2'	8:CB:593:U:H6	1.67	0.59
8:CB:92:U:O4	8:CB:93:G:C6	2.56	0.59
9:CC:17:LYS:CE	9:CC:17:LYS:N	2.65	0.59
9:CC:212:TRP:CZ2	9:CC:216:ARG:HD2	2.37	0.59
11:CE:145:ASP:O	11:CE:146:VAL:HG23	2.01	0.59
17:CK:12:ASP:HB3	17:CK:85:VAL:HG22	1.85	0.59
8:CB:1454:C:H41	20:CN:64:ARG:HB2	1.65	0.59
29:CW:72:GLY:C	29:CW:74:LYS:H	2.06	0.59
30:CX:18:LEU:N	30:CX:18:LEU:HD22	2.16	0.59
33:DA:988:G:H4'	33:DA:1014:A:H61	1.66	0.59
33:DA:1258:G:N2	33:DA:1278:G:H21	2.00	0.59
33:DA:1474:U:H2'	33:DA:1475:G:C5'	2.18	0.59
33:DA:524:G:H2'	33:DA:525:C:C5	2.36	0.59
33:DA:725:G:C6	33:DA:726:C:C5	2.91	0.59
33:DA:767:A:H2'	33:DA:768:A:H5'	1.82	0.59
33:DA:886:G:O6	33:DA:912:C:N3	2.35	0.59
33:DA:939:G:N1	33:DA:1344:C:C2	2.70	0.59
35:DC:10:ARG:HH11	35:DC:10:ARG:HG2	1.67	0.59
39:DG:39:GLU:C	39:DG:41:ILE:H	2.05	0.59
35:DC:39:ARG:NH2	46:DN:91:GLU:HB3	2.18	0.59
2:A1:26:LYS:HG2	2:A1:29:LYS:HB2	1.85	0.59
4:A3:29:ARG:O	4:A3:29:ARG:CZ	2.50	0.59
4:A3:23:HIS:CD2	4:A3:46:LYS:O	2.55	0.59
4:A3:61:LEU:H	4:A3:61:LEU:HD12	1.66	0.59
7:AA:23:G:N1	7:AA:59:A:N6	2.50	0.59
8:AB:1550:C:H2'	8:AB:1551:A:H8	1.68	0.59

Continued on next page...

Continued from previous page...

Atom-1	Atom-2	Interatomic distance (Å)	Clash overlap (Å)
8:AB:789:A:N6	8:AB:1614:A:OP2	2.35	0.59
8:AB:729:G:C4	8:AB:1775:U:O2	2.56	0.59
8:AB:1975:G:C5	8:AB:1976:U:C5	2.90	0.59
8:AB:2071:A:C6	8:AB:2072:C:N4	2.70	0.59
8:AB:2279:G:N2	8:AB:2280:G:H1'	2.18	0.59
8:AB:2749:A:C2	8:AB:2750:A:N7	2.70	0.59
8:AB:312:G:H2'	8:AB:313:G:H8	1.68	0.59
9:AC:41:GLY:O	9:AC:42:ARG:O	2.20	0.59
9:AC:62:ARG:HG2	9:AC:62:ARG:NH1	2.16	0.59
10:AD:208:LYS:HE3	10:AD:208:LYS:C	2.22	0.59
10:AD:33:ARG:HH21	10:AD:91:THR:HG21	1.67	0.59
14:AH:79:THR:HG22	14:AH:147:VAL:CG2	2.33	0.59
14:AH:73:ASN:H	14:AH:73:ASN:HD22	1.48	0.59
16:AJ:27:ARG:NH1	16:AJ:27:ARG:HG3	2.16	0.59
17:AK:2:ILE:HG21	17:AK:67:LYS:HD2	1.84	0.59
10:AD:17:GLU:O	17:AK:72:PRO:HB3	2.03	0.59
18:AL:123:ARG:HB2	18:AL:143:GLU:OE2	2.03	0.59
18:AL:77:ILE:HG22	18:AL:110:VAL:O	2.03	0.59
19:AM:71:LYS:HZ2	19:AM:91:TYR:HB3	1.66	0.59
21:AO:73:ALA:O	21:AO:76:LYS:HB3	2.01	0.59
24:AR:78:ARG:HE	24:AR:88:GLY:CA	2.10	0.59
8:AB:494:G:H4'	25:AS:6:LYS:HG2	1.85	0.59
33:BA:1122:U:H2'	33:BA:1123:U:C6	2.38	0.59
33:BA:1479:C:H2'	33:BA:1480:A:O4'	2.01	0.59
33:BA:1525:G:H2'	33:BA:1526:G:C5'	2.32	0.59
33:BA:158:G:C6	33:BA:159:G:N7	2.70	0.59
33:BA:15:G:C4	33:BA:16:A:C8	2.91	0.59
33:BA:181:A:C8	55:BA:5051:HOH:O	2.51	0.59
33:BA:41:G:C6	33:BA:402:G:N1	2.70	0.59
33:BA:44:A:H1'	33:BA:399:G:N2	2.16	0.59
33:BA:899:C:H2'	33:BA:899:C:O2	2.02	0.59
36:BD:50:TYR:CE1	36:BD:54:LEU:HD23	2.38	0.59
2:C1:8:ILE:HG21	2:C1:27:ARG:NE	2.18	0.59
3:C2:16:HIS:NE2	3:C2:44:VAL:HA	2.16	0.59
4:C3:24:LYS:HD2	4:C3:26:ALA:HB2	1.84	0.59
7:CA:33:G:N2	7:CA:34:A:N3	2.49	0.59
8:CB:1080:A:C2	8:CB:1081:U:C4	2.90	0.59
8:CB:1362:C:O2	8:CB:1363:C:C6	2.56	0.59
8:CB:1371:G:H8	8:CB:1371:G:O5'	1.85	0.59
8:CB:1681:G:C4	8:CB:1762:A:C2	2.90	0.59
8:CB:1707:G:C8	8:CB:1707:G:H5'	2.36	0.59

Continued on next page...

Continued from previous page...

Atom-1	Atom-2	Interatomic distance (Å)	Clash overlap (Å)
8:CB:1763:G:H2'	8:CB:1764:C:C5'	2.32	0.59
8:CB:2240:U:C2	8:CB:2241:A:C8	2.91	0.59
8:CB:2270:A:H3'	55:CB:5394:HOH:O	2.02	0.59
8:CB:2514:U:C2	8:CB:2515:C:C5	2.90	0.59
8:CB:2794:C:H2'	8:CB:2795:C:C6	2.36	0.59
8:CB:346:A:C2'	8:CB:347:A:H5''	2.33	0.59
8:CB:565:C:C2	8:CB:577:G:N1	2.71	0.59
8:CB:647:G:H8	8:CB:647:G:H5''	1.67	0.59
10:CD:1:MET:HG2	10:CD:1:MET:O	2.01	0.59
10:CD:36:GLN:NE2	10:CD:36:GLN:C	2.54	0.59
23:CQ:67:ALA:O	23:CQ:69:ARG:N	2.35	0.59
24:CR:89:HIS:CD2	24:CR:90:ARG:N	2.64	0.59
29:CW:42:THR:O	29:CW:65:LYS:HA	2.02	0.59
33:DA:1061:G:H5''	33:DA:1062:U:OP2	2.03	0.59
33:DA:1501:C:N4	33:DA:1504:G:C2	2.70	0.59
33:DA:237:G:H2'	33:DA:238:A:H8	1.67	0.59
33:DA:355:C:C2	33:DA:356:A:N7	2.70	0.59
33:DA:376:G:H2'	33:DA:377:G:C8	2.35	0.59
33:DA:686:U:H4'	33:DA:687:A:OP1	2.03	0.59
33:DA:705:G:H2'	33:DA:706:A:O4'	2.03	0.59
33:DA:965:U:H4'	33:DA:969:A:C8	2.37	0.59
41:DI:119:LYS:O	41:DI:120:ALA:HB3	2.03	0.59
3:A2:21:ARG:CG	3:A2:21:ARG:NH1	2.61	0.59
7:AA:9:G:C6	7:AA:112:G:C6	2.90	0.59
8:AB:1112:G:C6	8:AB:1113:U:C4	2.90	0.59
8:AB:1122:G:C2	8:AB:1123:C:C6	2.91	0.59
8:AB:123:G:C2	8:AB:129:C:C4	2.90	0.59
8:AB:1566:A:N1	9:AC:213:ARG:NH2	2.50	0.59
8:AB:1599:U:H2'	8:AB:1600:C:C6	2.37	0.59
8:AB:172:A:H2'	8:AB:173:A:C8	2.38	0.59
8:AB:1922:G:H2'	8:AB:1923:U:O4'	2.02	0.59
8:AB:197:A:N7	8:AB:2430:A:C5	2.70	0.59
8:AB:2003:A:H2'	8:AB:2004:G:O5'	2.03	0.59
2:A1:18:HIS:CE1	8:AB:2399:G:H1'	2.37	0.59
8:AB:197:A:N6	8:AB:2430:A:H2'	2.18	0.59
8:AB:252:G:N3	8:AB:253:C:C6	2.70	0.59
8:AB:2567:G:H2'	8:AB:2568:U:H6	1.67	0.59
8:AB:2841:C:C2	8:AB:2877:G:N2	2.70	0.59
8:AB:372:G:C2	8:AB:400:G:N7	2.71	0.59
8:AB:409:G:H2'	8:AB:410:G:H8	1.66	0.59
8:AB:796:C:C6	8:AB:796:C:C3'	2.85	0.59

Continued on next page...

Continued from previous page...

Atom-1	Atom-2	Interatomic distance (Å)	Clash overlap (Å)
11:AE:112:LEU:HD21	18:AL:11:GLY:C	2.22	0.59
12:AF:101:ARG:NH1	12:AF:137:PHE:HB3	2.17	0.59
16:AJ:25:LEU:HG	16:AJ:64:VAL:HA	1.83	0.59
16:AJ:34:ARG:CD	16:AJ:39:LYS:HB2	2.32	0.59
17:AK:31:ARG:HB3	17:AK:32:TYR:CE1	2.37	0.59
17:AK:70:ARG:HB2	17:AK:75:SER:O	2.02	0.59
18:AL:77:ILE:HG23	18:AL:78:ARG:NH1	2.16	0.59
18:AL:78:ARG:HD3	18:AL:99:ASN:HB3	1.82	0.59
25:AS:7:HIS:O	25:AS:8:ARG:HB2	2.02	0.59
32:AZ:59:ARG:HG3	32:AZ:62:LYS:HB2	1.85	0.59
33:BA:110:C:O2	33:BA:111:G:C8	2.56	0.59
33:BA:1143:G:O5'	33:BA:1143:G:H8	1.85	0.59
33:BA:1389:C:C4	33:BA:1390:U:O4	2.55	0.59
33:BA:1526:G:C6	33:BA:1527:U:C4	2.90	0.59
33:BA:185:U:C6	33:BA:185:U:H3'	2.37	0.59
33:BA:190:A:H2'	33:BA:191:G:O4'	2.02	0.59
33:BA:39:G:O6	33:BA:404:G:C6	2.55	0.59
33:BA:705:G:C2	33:BA:706:A:H1'	2.37	0.59
33:BA:832:G:C2	33:BA:855:U:C2	2.91	0.59
33:BA:860:A:H5''	33:BA:861:G:OP2	2.03	0.59
33:BA:939:G:N2	33:BA:940:C:C2	2.70	0.59
33:BA:26:A:C2	36:BD:205:LYS:HB3	2.37	0.59
37:BE:22:LYS:HD3	37:BE:29:ILE:HD11	1.85	0.59
41:BI:29:ILE:CB	41:BI:64:ILE:HB	2.32	0.59
43:BK:56:LYS:O	43:BK:57:SER:HB3	2.02	0.59
45:BM:32:ILE:HG13	45:BM:58:GLU:CD	2.23	0.59
2:C1:15:GLY:HA3	2:C1:47:ILE:HG21	1.84	0.59
7:CA:28:C:H5'	21:CO:31:THR:HG21	1.85	0.59
8:CB:1540:G:C6	8:CB:1541:C:C4	2.90	0.59
8:CB:678:C:OP1	8:CB:2072:C:OP1	2.20	0.59
8:CB:2369:A:H2'	8:CB:2370:G:C8	2.37	0.59
8:CB:239:C:H2'	8:CB:240:C:C6	2.36	0.59
8:CB:2602:A:H2'	8:CB:2602:A:OP1	2.02	0.59
8:CB:2776:A:O5'	8:CB:2776:A:H2'	2.03	0.59
8:CB:28:A:H2'	8:CB:29:U:H5'	1.83	0.59
8:CB:360:U:H2'	8:CB:361:G:O4'	2.03	0.59
8:CB:507:A:H1'	8:CB:509:C:N3	2.18	0.59
8:CB:742:A:H2'	8:CB:743:A:C8	2.38	0.59
8:CB:748:G:C5	8:CB:750:A:C5	2.91	0.59
8:CB:867:C:C6	8:CB:867:C:H3'	2.37	0.59
8:CB:959:A:H5''	8:CB:959:A:H8	1.68	0.59

Continued on next page...

Continued from previous page...

Atom-1	Atom-2	Interatomic distance (Å)	Clash overlap (Å)
9:CC:16:VAL:O	9:CC:17:LYS:HB2	2.03	0.59
9:CC:203:VAL:HG22	9:CC:203:VAL:O	2.03	0.59
9:CC:90:ILE:HD13	9:CC:102:TYR:HD2	1.65	0.59
10:CD:37:VAL:HG13	10:CD:42:ASN:CG	2.22	0.59
8:CB:2636:C:OP1	10:CD:79:LEU:HA	2.03	0.59
8:CB:324:A:P	11:CE:162:ARG:HE	2.25	0.59
11:CE:2:GLU:O	11:CE:3:LEU:HB2	2.02	0.59
13:CG:156:TYR:CA	13:CG:171:LYS:HB3	2.24	0.59
8:CB:1062:G:H21	15:CI:91:LYS:HA	1.66	0.59
18:CL:95:LEU:C	18:CL:96:LYS:HD2	2.22	0.59
20:CN:103:ARG:HB3	20:CN:106:ASP:OD1	2.03	0.59
20:CN:70:THR:O	20:CN:71:ARG:HB2	2.02	0.59
22:CP:61:ARG:CZ	22:CP:61:ARG:HB3	2.32	0.59
31:CY:7:THR:CG2	31:CY:34:THR:HB	2.32	0.59
32:CZ:31:ASP:O	32:CZ:32:LEU:HB2	2.01	0.59
33:DA:999:C:O2	33:DA:1042:A:H2	1.84	0.59
33:DA:1104:G:N2	33:DA:1105:A:C4	2.70	0.59
33:DA:1248:A:C4	33:DA:1290:G:N2	2.71	0.59
33:DA:1422:G:C2'	33:DA:1423:G:H5'	2.33	0.59
33:DA:248:C:H2'	33:DA:249:U:H6	1.68	0.59
33:DA:506:G:H1	33:DA:525:C:H42	1.50	0.59
33:DA:515:G:C2	33:DA:537:G:C2	2.91	0.59
33:DA:654:G:C6	33:DA:655:A:C5	2.91	0.59
33:DA:705:G:N2	43:DK:43:TRP:CE2	2.70	0.59
33:DA:728:A:N1	33:DA:729:A:C6	2.71	0.59
33:DA:935:A:C2	33:DA:936:C:C2	2.90	0.59
34:DB:17:HIS:O	34:DB:18:GLN:HB2	2.02	0.59
35:DC:5:HIS:CD2	35:DC:7:ASN:HB3	2.36	0.59
36:DD:138:PRO:CG	36:DD:184:LYS:HG3	2.31	0.59
40:DH:46:GLU:O	40:DH:47:ASP:HB2	2.01	0.59
8:AB:1055:G:H2'	8:AB:1085:A:C2	2.38	0.59
8:AB:70:G:H5''	8:AB:112:U:O2	2.03	0.59
8:AB:1365:A:O5'	32:AZ:10:GLU:HG3	2.02	0.59
8:AB:1407:G:H22	8:AB:1596:A:H1'	1.67	0.59
8:AB:1783:A:H5''	8:AB:1784:A:P	2.42	0.59
8:AB:2577:A:O4'	8:AB:2612:C:N4	2.35	0.59
8:AB:2848:G:C4	22:AP:96:LEU:HD22	2.38	0.59
8:AB:445:C:O4'	11:AE:47:LYS:HE2	2.02	0.59
8:AB:507:A:H1'	8:AB:509:C:C4	2.38	0.59
8:AB:628:G:O5'	8:AB:628:G:H8	1.85	0.59
9:AC:141:HIS:CD2	9:AC:193:GLU:H	2.21	0.59

Continued on next page...

Continued from previous page...

Atom-1	Atom-2	Interatomic distance (Å)	Clash overlap (Å)
9:AC:35:LYS:HE2	9:AC:64:VAL:HG23	1.84	0.59
10:AD:34:VAL:HG13	10:AD:35:THR:H	1.66	0.59
14:AH:8:LYS:HD2	14:AH:9:VAL:N	2.16	0.59
18:AL:110:VAL:O	18:AL:111:ILE:CD1	2.50	0.59
18:AL:57:LEU:CD1	18:AL:57:LEU:H	2.12	0.59
18:AL:77:ILE:HG23	18:AL:78:ARG:N	2.16	0.59
21:AO:19:GLN:C	21:AO:21:LEU:H	2.04	0.59
10:AD:184:ARG:NH1	22:AP:4:ILE:HG21	2.18	0.59
22:AP:62:LYS:HE2	22:AP:74:GLN:HG3	1.84	0.59
22:AP:92:ARG:HG3	22:AP:92:ARG:O	2.02	0.59
23:AQ:35:PHE:HB3	23:AQ:39:ILE:HD12	1.83	0.59
24:AR:23:GLU:HB2	24:AR:96:VAL:CG1	2.33	0.59
33:BA:1503:A:H2	33:BA:1531:A:C2	2.21	0.59
33:BA:541:G:C2	33:BA:542:G:C4	2.90	0.59
33:BA:693:G:H2'	33:BA:694:A:O4'	2.02	0.59
33:BA:858:G:H1	33:BA:869:G:H2'	1.66	0.59
33:BA:928:G:H2'	33:BA:929:G:O4'	2.02	0.59
34:BB:15:PHE:CD1	34:BB:16:GLY:N	2.64	0.59
34:BB:49:PHE:O	34:BB:53:LEU:HD23	2.02	0.59
39:BG:115:MET:SD	39:BG:118:ARG:HB3	2.42	0.59
40:BH:128:VAL:HG12	40:BH:129:ALA:N	2.18	0.59
4:C3:9:ALA:C	4:C3:11:LYS:H	2.05	0.59
8:CB:1003:G:C8	8:CB:1003:G:H5''	2.34	0.59
8:CB:1041:G:H2'	8:CB:1042:G:C8	2.37	0.59
8:CB:1885:A:C2	8:CB:1886:U:C2	2.90	0.59
8:CB:2044:C:H42	8:CB:2045:C:N4	1.99	0.59
8:CB:2058:A:C5'	8:CB:2058:A:C8	2.86	0.59
8:CB:2082:A:N6	8:CB:2239:G:C4	2.71	0.59
8:CB:2241:A:C2	8:CB:2242:G:C4	2.91	0.59
8:CB:2378:A:H3'	8:CB:2378:A:C8	2.38	0.59
8:CB:2784:U:C2	8:CB:2785:C:C5	2.91	0.59
8:CB:2803:G:H2'	8:CB:2804:U:C6	2.36	0.59
8:CB:2811:G:O5'	8:CB:2811:G:H8	1.84	0.59
8:CB:305:C:C5	8:CB:306:U:H5	2.20	0.59
8:CB:323:C:OP2	8:CB:324:A:OP1	2.20	0.59
8:CB:662:G:O2'	8:CB:663:G:H5'	2.02	0.59
8:CB:738:G:H1'	8:CB:759:G:N2	2.17	0.59
11:CE:154:ASP:O	11:CE:155:GLU:HB2	2.02	0.59
13:CG:76:ILE:HA	13:CG:79:THR:HG22	1.85	0.59
14:CH:27:ARG:H	14:CH:31:VAL:CG2	2.14	0.59
15:CI:41:PHE:HE1	15:CI:70:THR:HB	1.68	0.59

Continued on next page...

Continued from previous page...

Atom-1	Atom-2	Interatomic distance (Å)	Clash overlap (Å)
8:CB:588:U:C5'	18:CL:29:LYS:HD2	2.32	0.59
19:CM:33:LEU:HD22	19:CM:124:LEU:HD12	1.83	0.59
20:CN:63:ARG:HG3	20:CN:80:PHE:HE1	1.66	0.59
21:CO:56:LYS:O	21:CO:62:LEU:HD12	2.02	0.59
23:CQ:25:GLY:O	23:CQ:29:ARG:HG3	2.02	0.59
25:CS:29:VAL:HG22	25:CS:71:VAL:HG23	1.85	0.59
33:DA:1114:C:N3	33:DA:1115:U:C4	2.70	0.59
33:DA:1349:A:C2	33:DA:1350:A:H1'	2.38	0.59
33:DA:622:A:N7	33:DA:623:C:C6	2.71	0.59
33:DA:688:G:N3	33:DA:704:A:H2	2.00	0.59
33:DA:720:C:C4'	50:DR:38:ILE:HD11	2.33	0.59
33:DA:778:G:H2'	33:DA:779:C:O4'	2.02	0.59
35:DC:69:THR:HG22	35:DC:70:ALA:H	1.66	0.59
36:DD:25:ARG:HB2	36:DD:25:ARG:HH11	1.66	0.59
37:DE:12:GLU:HA	37:DE:37:VAL:O	2.03	0.59
37:DE:133:ILE:HG23	37:DE:134:ASN:HD22	1.67	0.59
33:DA:586:C:O3'	40:DH:80:PRO:HB3	2.03	0.59
41:DI:83:THR:HG21	41:DI:102:PHE:HB3	1.85	0.59
45:DM:23:GLY:HA2	45:DM:68:LEU:HD13	1.84	0.59
45:DM:79:LEU:HD12	45:DM:80:MET:N	2.17	0.59
48:DP:66:THR:HG22	48:DP:67:ILE:H	1.67	0.59
49:DQ:64:ARG:HG2	49:DQ:64:ARG:O	2.01	0.59
2:A1:13:SER:O	2:A1:50:GLU:OE2	2.19	0.59
2:A1:12:SER:HA	2:A1:50:GLU:HA	1.84	0.59
7:AA:74:U:H2'	7:AA:75:G:C8	2.37	0.59
8:AB:103:A:C2'	8:AB:104:A:O5'	2.50	0.59
8:AB:1051:G:H8	8:AB:1051:G:O5'	1.84	0.59
8:AB:1127:A:C2	8:AB:2518:A:C5	2.91	0.59
8:AB:1401:G:C6	8:AB:1402:U:C4	2.90	0.59
8:AB:1506:U:H2'	8:AB:1507:C:H6	1.68	0.59
8:AB:2438:U:O3'	8:AB:2439:A:H3'	2.03	0.59
8:AB:2860:A:C5'	8:AB:2860:A:H8	2.14	0.59
8:AB:523:C:O2	8:AB:554:U:H4'	2.03	0.59
8:AB:666:A:C5	8:AB:667:U:C5	2.90	0.59
8:AB:1819:A:P	9:AC:153:LEU:HB2	2.41	0.59
9:AC:217:PRO:O	9:AC:218:THR:C	2.41	0.59
10:AD:191:GLY:O	10:AD:192:ALA:HB3	2.01	0.59
11:AE:60:TRP:CD1	11:AE:70:SER:CB	2.85	0.59
13:AG:64:ALA:O	13:AG:67:ALA:N	2.35	0.59
14:AH:55:GLU:C	14:AH:57:LYS:H	2.05	0.59
16:AJ:38:GLY:CA	16:AJ:41:LYS:HE3	2.13	0.59

Continued on next page...

Continued from previous page...

Atom-1	Atom-2	Interatomic distance (Å)	Clash overlap (Å)
18:AL:78:ARG:CZ	18:AL:81:ASP:H	2.15	0.59
23:AQ:75:TYR:O	23:AQ:79:ILE:HG12	2.01	0.59
23:AQ:88:GLU:HG2	24:AR:53:PHE:CD2	2.38	0.59
32:AZ:31:ASP:OD2	32:AZ:33:ASN:OD1	2.20	0.59
33:BA:1075:U:H5'	33:BA:1075:U:H6	1.68	0.59
33:BA:1201:A:H1'	33:BA:1202:U:OP2	2.03	0.59
33:BA:1225:A:H3'	33:BA:1226:C:C5	2.38	0.59
33:BA:1272:G:O5'	33:BA:1272:G:H8	1.84	0.59
33:BA:1273:C:H2'	33:BA:1274:A:O4'	2.02	0.59
33:BA:1305:G:O2'	33:BA:1306:A:H8	1.85	0.59
33:BA:1343:G:C6	33:BA:1344:C:N4	2.70	0.59
33:BA:33:A:H2'	33:BA:34:C:C6	2.38	0.59
33:BA:521:G:C2	33:BA:522:C:C6	2.91	0.59
33:BA:515:G:C6	33:BA:537:G:N2	2.71	0.59
33:BA:815:A:OP2	33:BA:816:A:H8	1.86	0.59
33:BA:831:A:O5'	33:BA:831:A:H8	1.86	0.59
33:BA:908:A:C4	33:BA:909:A:C8	2.90	0.59
35:BC:166:TRP:O	35:BC:167:TYR:HB2	2.01	0.59
38:BF:51:ILE:HD11	38:BF:86:ARG:HG3	1.82	0.59
40:BH:5:PRO:O	40:BH:32:LYS:HE3	2.03	0.59
40:BH:24:VAL:HG12	40:BH:60:LEU:O	2.03	0.59
43:BK:57:SER:O	43:BK:90:PRO:HB2	2.02	0.59
47:BO:16:ARG:NH1	47:BO:76:ARG:NH1	2.51	0.59
48:BP:42:ILE:HB	48:BP:46:LYS:HE2	1.84	0.59
7:CA:12:C:H5	29:CW:50:VAL:CA	2.08	0.59
8:CB:1218:G:C6	8:CB:1219:U:N3	2.70	0.59
8:CB:138:U:O2'	8:CB:139:U:H2'	2.02	0.59
8:CB:789:A:N6	8:CB:1614:A:OP2	2.36	0.59
8:CB:1833:C:O2	8:CB:1969:A:H2	1.86	0.59
8:CB:2016:U:H2'	8:CB:2017:U:O4'	2.02	0.59
8:CB:2028:U:H3'	8:CB:2029:G:H8	1.68	0.59
8:CB:2144:G:C3'	8:CB:2145:C:H5'	2.33	0.59
8:CB:2244:U:O2	8:CB:2245:U:C6	2.56	0.59
8:CB:364:C:H2'	8:CB:365:U:C6	2.37	0.59
8:CB:460:A:N1	8:CB:470:A:C4	2.71	0.59
8:CB:647:G:C6	8:CB:648:G:C6	2.91	0.59
8:CB:80:G:H5'	8:CB:346:A:C1'	2.32	0.59
8:CB:953:G:O2'	8:CB:2266:A:P	2.60	0.59
9:CC:124:LYS:NZ	9:CC:125:PRO:HD2	2.16	0.59
14:CH:117:LEU:C	14:CH:119:ASN:H	2.05	0.59
15:CI:49:GLU:HB2	15:CI:52:LEU:CD1	2.33	0.59

Continued on next page...

Continued from previous page...

Atom-1	Atom-2	Interatomic distance (Å)	Clash overlap (Å)
15:CI:37:PHE:HB2	15:CI:66:PHE:CE2	2.36	0.59
18:CL:110:VAL:CG2	18:CL:126:ARG:HH12	2.15	0.59
20:CN:111:ALA:O	20:CN:112:TYR:HD2	1.86	0.59
20:CN:59:SER:O	20:CN:60:VAL:HB	1.99	0.59
8:CB:1454:C:C4'	20:CN:60:VAL:HG22	2.32	0.59
21:CO:97:PHE:CG	21:CO:98:GLN:N	2.68	0.59
22:CP:26:GLU:HB3	22:CP:46:VAL:HG12	1.84	0.59
8:CB:582:A:OP2	23:CQ:31:TYR:CE1	2.56	0.59
25:CS:21:ALA:HA	25:CS:24:ILE:HG13	1.83	0.59
25:CS:32:ALA:CA	25:CS:35:ILE:HG22	2.28	0.59
27:CU:52:ASN:O	27:CU:54:PRO:HD3	2.01	0.59
29:CW:36:ILE:CG2	29:CW:68:PHE:HD1	2.15	0.59
33:DA:1063:C:O5'	33:DA:1063:C:H6	1.85	0.59
33:DA:1289:A:N1	33:DA:1372:U:O4'	2.36	0.59
33:DA:1412:C:C2'	33:DA:1413:A:H8	2.06	0.59
33:DA:1427:C:O2'	33:DA:1428:A:H5'	2.03	0.59
33:DA:380:G:C4	33:DA:382:A:OP2	2.55	0.59
33:DA:787:A:C4	33:DA:788:U:C5	2.91	0.59
33:DA:853:C:C4	33:DA:854:U:C5	2.84	0.59
33:DA:893:C:H2'	33:DA:894:G:C8	2.38	0.59
33:DA:931:C:H42	33:DA:1386:G:H1	1.48	0.59
33:DA:946:A:O2'	33:DA:1333:A:H2'	2.01	0.59
36:DD:76:LYS:O	36:DD:79:ALA:HB3	2.03	0.59
43:DK:109:ILE:HD13	53:DU:19:LYS:HZ1	1.68	0.59
47:DO:53:ARG:HA	47:DO:56:LEU:CD1	2.31	0.59
52:DT:5:SER:C	52:DT:7:LYS:H	2.05	0.59
4:A3:29:ARG:NH1	4:A3:31:ILE:HD13	2.17	0.59
8:AB:1010:A:H2'	8:AB:1011:G:O5'	2.03	0.59
8:AB:118:A:O2'	8:AB:178:G:H5'	2.01	0.59
8:AB:1196:C:C2	8:AB:1197:G:N7	2.71	0.59
8:AB:1222:U:O2	8:AB:1228:G:C2	2.56	0.59
8:AB:1233:C:O2'	8:AB:1234:U:H5'	2.03	0.59
8:AB:1581:G:C5	8:AB:1582:C:C5	2.91	0.59
8:AB:2073:C:O2'	8:AB:2074:U:H5'	2.03	0.59
8:AB:2216:G:H2'	8:AB:2217:G:H5'	1.84	0.59
8:AB:2259:U:C2	8:AB:2260:C:C5	2.91	0.59
8:AB:2539:C:C3'	8:AB:2540:C:H5'	2.33	0.59
8:AB:2650:U:C2	8:AB:2671:G:N2	2.70	0.59
8:AB:39:G:C4	8:AB:40:U:C5	2.90	0.59
8:AB:39:G:H2'	8:AB:40:U:C6	2.38	0.59
8:AB:467:G:C2	8:AB:468:G:C8	2.91	0.59

Continued on next page...

Continued from previous page...

Atom-1	Atom-2	Interatomic distance (Å)	Clash overlap (Å)
8:AB:852:U:O4	8:AB:853:C:N4	2.35	0.59
11:AE:136:GLN:HE21	11:AE:137:LYS:HE3	1.68	0.59
13:AG:175:LYS:O	13:AG:175:LYS:HD3	2.03	0.59
19:AM:33:LEU:CD2	19:AM:124:LEU:HD12	2.32	0.59
24:AR:5:PHE:HB3	24:AR:12:HIS:ND1	2.17	0.59
25:AS:24:ILE:HG22	25:AS:28:LYS:CE	2.32	0.59
26:AT:38:ALA:O	26:AT:42:GLU:HB3	2.02	0.59
27:AU:5:ARG:CG	27:AU:6:ARG:H	2.08	0.59
8:AB:100:U:C3'	27:AU:90:LYS:HB3	2.33	0.59
29:AW:32:ALA:O	29:AW:66:VAL:HG21	2.01	0.59
32:AZ:29:GLY:O	32:AZ:30:HIS:HB2	2.01	0.59
32:AZ:3:LYS:HD3	32:AZ:51:VAL:HG21	1.85	0.59
33:BA:1005:A:C8	33:BA:1006:G:H8	2.20	0.59
33:BA:1055:A:H3'	33:BA:1055:A:C8	2.38	0.59
33:BA:1071:C:C2'	33:BA:1072:G:H5'	2.33	0.59
33:BA:975:A:N7	33:BA:1357:A:C2	2.70	0.59
33:BA:349:A:C2'	33:BA:350:G:H5''	2.32	0.59
33:BA:355:C:C2	33:BA:356:A:N7	2.71	0.59
33:BA:363:A:N6	33:BA:364:A:C6	2.71	0.59
33:BA:412:A:HO2'	33:BA:413:G:H5''	1.67	0.59
33:BA:607:A:N6	33:BA:608:A:N6	2.51	0.59
33:BA:746:A:C8	33:BA:746:A:H3'	2.37	0.59
33:BA:783:C:H42	33:BA:800:G:N2	2.00	0.59
33:BA:891:U:O2'	33:BA:892:A:H5'	2.02	0.59
36:BD:85:THR:HA	36:BD:88:ASN:HD22	1.66	0.59
40:BH:9:MET:O	40:BH:13:ILE:HG13	2.02	0.59
42:BJ:56:HIS:O	42:BJ:57:VAL:HG12	2.03	0.59
44:BL:104:SER:OG	44:BL:107:LYS:HE3	2.03	0.59
38:BF:101:PRO:N	50:BR:23:LYS:HB2	2.17	0.59
50:BR:62:ARG:HB3	50:BR:69:TYR:CE1	2.38	0.59
8:CB:1005:C:H2'	8:CB:1006:C:H6	1.68	0.59
8:CB:1036:G:C6	8:CB:1120:G:C4	2.91	0.59
8:CB:965:C:HO2'	8:CB:2272:U:HO2'	1.50	0.59
8:CB:2452:C:C4	8:CB:2453:A:C6	2.91	0.59
8:CB:2469:A:N1	8:CB:2482:A:C8	2.71	0.59
8:CB:2529:G:H5'	8:CB:2530:A:C5'	2.33	0.59
8:CB:2807:U:H5'	8:CB:2808:G:OP2	2.02	0.59
8:CB:406:G:H2'	8:CB:407:G:O4'	2.02	0.59
8:CB:533:G:C5'	8:CB:533:G:H8	2.15	0.59
8:CB:600:G:C5	8:CB:601:C:C4	2.91	0.59
8:CB:774:G:O3'	8:CB:777:G:H1'	2.02	0.59

Continued on next page...

Continued from previous page...

Atom-1	Atom-2	Interatomic distance (Å)	Clash overlap (Å)
8:CB:83:A:H2'	8:CB:84:A:C8	2.38	0.59
8:CB:2620:C:OP1	10:CD:157:LYS:HG2	2.02	0.59
12:CF:12:VAL:HG13	12:CF:27:VAL:HG21	1.84	0.59
21:CO:38:GLN:N	21:CO:50:ALA:HB3	2.18	0.59
22:CP:110:LYS:HE2	22:CP:110:LYS:HA	1.84	0.59
26:CT:31:VAL:O	26:CT:32:LEU:HD12	2.01	0.59
29:CW:36:ILE:O	29:CW:37:VAL:CG2	2.51	0.59
29:CW:42:THR:OG1	29:CW:65:LYS:HA	2.02	0.59
33:DA:1061:G:N7	33:DA:1062:U:C5	2.70	0.59
33:DA:105:G:C5	33:DA:106:C:C5	2.91	0.59
33:DA:1104:G:N2	33:DA:1105:A:C5	2.71	0.59
33:DA:1182:G:H4'	33:DA:1183:U:H5'	1.85	0.59
33:DA:1225:A:H3'	33:DA:1226:C:H6	1.66	0.59
33:DA:1436:U:H2'	33:DA:1437:A:H8	1.67	0.59
33:DA:1468:A:C2	33:DA:1469:C:C6	2.90	0.59
33:DA:1505:G:H4'	33:DA:1506:U:C5'	2.31	0.59
33:DA:15:G:C4	33:DA:16:A:C8	2.90	0.59
33:DA:274:A:H1'	33:DA:275:G:O4'	2.03	0.59
33:DA:428:G:H4'	33:DA:429:U:OP1	2.01	0.59
33:DA:824:G:N1	33:DA:877:G:C6	2.71	0.59
33:DA:963:G:H8	33:DA:963:G:O5'	1.86	0.59
35:DC:155:ARG:NH2	35:DC:192:TYR:HD1	2.01	0.59
37:DE:100:GLU:HA	37:DE:121:ASN:ND2	2.18	0.59
37:DE:81:GLN:HE22	37:DE:149:PRO:HD3	1.68	0.59
42:DJ:36:VAL:HA	42:DJ:76:ILE:HG23	1.85	0.59
48:DP:6:LEU:HB3	48:DP:17:TYR:HB3	1.83	0.59
48:DP:6:LEU:O	48:DP:7:ALA:HB2	2.02	0.59
49:DQ:64:ARG:HB3	49:DQ:64:ARG:HH11	1.65	0.59
33:DA:721:G:H3'	50:DR:42:ARG:NH2	2.17	0.59
1:A0:27:LEU:O	1:A0:36:LYS:HB3	2.02	0.59
8:AB:1018:U:H2'	8:AB:1019:U:H6	1.68	0.59
8:AB:1242:U:H2'	8:AB:1243:C:C6	2.38	0.59
8:AB:1256:G:N3	8:AB:1257:C:C5	2.71	0.59
8:AB:769:U:H1'	8:AB:1379:U:C6	2.38	0.59
8:AB:1623:G:C5	8:AB:1624:U:C5	2.90	0.59
8:AB:1831:G:C2	8:AB:1975:G:C2	2.91	0.59
8:AB:1854:A:C2	8:AB:2087:G:N3	2.70	0.59
8:AB:2270:A:H2'	8:AB:2271:G:C5'	2.33	0.59
8:AB:2290:G:H2'	8:AB:2291:U:H6	1.68	0.59
8:AB:2307:G:H2'	8:AB:2307:G:N3	2.18	0.59
8:AB:2714:G:O2'	8:AB:2715:C:H5'	2.03	0.59

Continued on next page...

Continued from previous page...

Atom-1	Atom-2	Interatomic distance (Å)	Clash overlap (Å)
8:AB:2692:G:O6	8:AB:2718:G:C6	2.55	0.59
8:AB:377:G:C2	8:AB:398:C:O2	2.56	0.59
8:AB:538:A:C8	8:AB:539:G:N7	2.71	0.59
8:AB:638:G:C6	8:AB:639:U:N3	2.71	0.59
8:AB:693:A:C2	8:AB:694:U:C2	2.90	0.59
8:AB:848:C:H2'	8:AB:849:A:H8	1.67	0.59
8:AB:905:A:N1	8:AB:906:U:C5	2.70	0.59
9:AC:82:TYR:HD1	9:AC:83:ASP:H	1.48	0.59
10:AD:1:MET:HG2	10:AD:1:MET:O	2.02	0.59
10:AD:81:GLU:O	10:AD:82:PHE:HB2	2.02	0.59
18:AL:38:GLN:C	18:AL:40:SER:N	2.54	0.59
19:AM:100:LYS:O	19:AM:101:VAL:HG23	2.03	0.59
19:AM:28:PHE:HB3	19:AM:64:TRP:CZ3	2.38	0.59
21:AO:94:ARG:HG2	21:AO:96:GLY:H	1.68	0.59
23:AQ:57:ARG:HH21	23:AQ:92:LYS:HZ1	1.47	0.59
8:AB:993:G:OP1	24:AR:77:PHE:CD2	2.56	0.59
24:AR:84:ARG:CG	24:AR:84:ARG:NH1	2.54	0.59
31:AY:16:LEU:C	31:AY:18:LYS:H	2.06	0.59
31:AY:7:THR:CG2	31:AY:34:THR:HB	2.33	0.59
33:BA:1309:G:N2	33:BA:1329:A:H1'	2.18	0.59
33:BA:1447:A:OP2	33:BA:1448:C:N4	2.36	0.59
33:BA:477:C:H2'	33:BA:478:A:C8	2.38	0.59
33:BA:527:G:C2	33:BA:528:C:C5	2.91	0.59
33:BA:553:A:C4	33:BA:554:A:N7	2.71	0.59
33:BA:679:C:N3	33:BA:712:A:H2	1.98	0.59
34:BB:34:ARG:HH11	34:BB:34:ARG:C	2.06	0.59
39:BG:21:LEU:HD23	39:BG:21:LEU:H	1.66	0.59
43:BK:82:GLU:CG	43:BK:107:THR:HB	2.33	0.59
33:BA:668:G:N3	47:BO:45:HIS:CD2	2.71	0.59
47:BO:52:ARG:HA	47:BO:55:LEU:HB3	1.84	0.59
48:BP:34:GLU:HG3	48:BP:34:GLU:O	2.01	0.59
1:C0:47:TYR:CG	1:C0:51:ARG:HA	2.37	0.59
8:CB:1003:G:C5'	8:CB:1003:G:H8	2.15	0.59
8:CB:1469:A:C2	8:CB:1470:A:C4	2.90	0.59
8:CB:2051:A:C8	8:CB:2051:A:H5''	2.37	0.59
8:CB:2439:A:H4'	8:CB:2440:C:C5'	2.33	0.59
8:CB:347:A:C5'	8:CB:347:A:H8	2.12	0.59
8:CB:416:U:C4	8:CB:417:C:N4	2.70	0.59
8:CB:796:C:C3'	8:CB:796:C:C6	2.85	0.59
8:CB:848:C:H2'	8:CB:849:A:H8	1.68	0.59
9:CC:107:LYS:HB2	9:CC:194:VAL:HG11	1.84	0.59

Continued on next page...

Continued from previous page...

Atom-1	Atom-2	Interatomic distance (Å)	Clash overlap (Å)
9:CC:63:ILE:HD11	9:CC:83:ASP:OD1	2.03	0.59
10:CD:54:ALA:C	10:CD:56:LYS:H	2.04	0.59
10:CD:52:THR:O	10:CD:75:ALA:HA	2.03	0.59
11:CE:46:GLN:OE1	11:CE:86:ALA:HB1	2.03	0.59
11:CE:59:PRO:HB2	11:CE:60:TRP:CD1	2.38	0.59
15:CI:27:LEU:CD2	15:CI:34:ILE:HD12	2.33	0.59
16:CJ:64:VAL:HG21	16:CJ:90:GLU:OE2	2.03	0.59
17:CK:35:VAL:HG11	17:CK:69:VAL:HG22	1.85	0.59
19:CM:41:LEU:CD1	19:CM:95:LEU:HD13	2.29	0.59
7:CA:114:C:H5''	21:CO:47:VAL:HG23	1.83	0.59
8:CB:1339:G:H5''	26:CT:19:LYS:HG3	1.84	0.59
29:CW:36:ILE:HG23	29:CW:68:PHE:CD1	2.35	0.59
29:CW:43:LYS:O	29:CW:44:PHE:HB2	2.02	0.59
33:DA:1138:G:H2'	33:DA:1140:C:H5''	1.84	0.59
33:DA:976:G:H1'	33:DA:1363:A:H62	1.66	0.59
33:DA:15:G:C4	33:DA:16:A:N7	2.71	0.59
33:DA:54:C:O2'	33:DA:55:A:H5''	2.03	0.59
33:DA:719:C:C6	33:DA:720:C:C5	2.88	0.59
33:DA:922:G:C2	33:DA:1396:A:C2	2.91	0.59
35:DC:166:TRP:CG	35:DC:167:TYR:N	2.70	0.59
35:DC:174:LEU:O	35:DC:174:LEU:HD23	2.03	0.59
36:DD:179:GLY:O	36:DD:180:THR:HB	2.03	0.59
45:DM:16:ILE:C	45:DM:18:LEU:H	2.05	0.59
49:DQ:64:ARG:NH1	49:DQ:64:ARG:HB3	2.18	0.59
8:AB:1298:C:N3	8:AB:1642:G:N2	2.42	0.59
8:AB:1438:U:O2'	8:AB:1439:A:O4'	2.18	0.59
8:AB:160:A:H2'	8:AB:161:A:C8	2.38	0.59
8:AB:1854:A:H62	8:AB:1888:G:H8	1.50	0.59
8:AB:195:A:H3'	8:AB:196:A:H4'	1.84	0.59
8:AB:2074:U:N3	8:AB:2436:G:N2	2.51	0.59
8:AB:2369:A:H2'	8:AB:2370:G:H8	1.67	0.59
8:AB:2814:A:H2'	8:AB:2815:C:H6	1.67	0.59
8:AB:581:C:H5'	23:AQ:30:VAL:HG12	1.85	0.59
8:AB:699:A:C2	8:AB:734:A:H1'	2.38	0.59
8:AB:751:A:C5	8:AB:789:A:C6	2.91	0.59
8:AB:794:A:H2'	8:AB:795:C:C6	2.36	0.59
8:AB:955:U:H5''	8:AB:956:G:OP2	2.02	0.59
11:AE:37:ALA:HA	11:AE:40:ARG:NH2	2.16	0.59
13:AG:169:ARG:NH1	13:AG:170:THR:H	2.01	0.59
17:AK:2:ILE:HG21	17:AK:67:LYS:CE	2.32	0.59
22:AP:47:ILE:CG2	22:AP:48:ALA:N	2.66	0.59

Continued on next page...

Continued from previous page...

Atom-1	Atom-2	Interatomic distance (Å)	Clash overlap (Å)
25:AS:4:ILE:HG12	25:AS:106:VAL:HG12	1.84	0.59
31:AY:7:THR:HG22	31:AY:34:THR:HB	1.83	0.59
32:AZ:34:LEU:HA	32:AZ:44:PHE:HB2	1.84	0.59
8:AB:399:U:P	32:AZ:49:ARG:HH22	2.26	0.59
33:BA:1038:C:O5'	33:BA:1038:C:H6	1.85	0.59
33:BA:1077:G:C6	33:BA:1081:A:N6	2.71	0.59
33:BA:858:G:C2	33:BA:869:G:H2'	2.38	0.59
33:BA:881:G:C2	33:BA:882:C:C2	2.91	0.59
34:BB:45:THR:HG23	34:BB:200:PRO:CG	2.24	0.59
36:BD:77:GLU:O	36:BD:81:LEU:HG	2.03	0.59
37:BE:151:MET:HB2	37:BE:155:LYS:HB2	1.84	0.59
45:BM:33:LEU:HD23	45:BM:36:ALA:HB3	1.85	0.59
33:BA:974:A:OP2	46:BN:70:HIS:HB3	2.03	0.59
47:BO:34:GLN:O	47:BO:38:LEU:HD23	2.02	0.59
1:C0:53:VAL:HG13	1:C0:54:ILE:H	1.67	0.59
5:C4:32:LYS:O	5:C4:34:LYS:N	2.35	0.59
7:CA:69:G:H5'	7:CA:70:C:OP2	2.02	0.59
8:CB:1116:G:H2'	8:CB:1117:C:H5'	1.83	0.59
8:CB:1447:C:H2'	8:CB:1448:G:C8	2.37	0.59
8:CB:1581:G:C5	8:CB:1582:C:C5	2.90	0.59
8:CB:1708:C:H2'	8:CB:1709:U:C5	2.37	0.59
8:CB:2020:A:O2'	8:CB:2021:C:H5'	2.03	0.59
8:CB:529:A:N7	8:CB:2023:C:N4	2.50	0.59
8:CB:2103:C:H3'	8:CB:2104:C:O2	2.03	0.59
8:CB:2547:A:H2'	8:CB:2548:U:C6	2.38	0.59
8:CB:2886:A:N3	8:CB:2887:A:N7	2.51	0.59
8:CB:75:G:H4'	30:CX:48:ARG:NH1	2.18	0.59
8:CB:857:G:O2'	8:CB:858:G:H5'	2.03	0.59
8:CB:873:C:C6	8:CB:874:G:C8	2.90	0.59
10:CD:34:VAL:HG22	10:CD:35:THR:H	1.68	0.59
17:CK:4:GLU:OE2	17:CK:23:LYS:HD2	2.02	0.59
18:CL:110:VAL:H	18:CL:126:ARG:NH2	2.01	0.59
19:CM:58:LYS:CD	19:CM:60:GLN:HB2	2.29	0.59
21:CO:14:ALA:O	21:CO:17:LYS:N	2.35	0.59
24:CR:47:VAL:HG13	24:CR:48:LYS:H	1.67	0.59
24:CR:50:GLY:O	24:CR:51:VAL:CB	2.50	0.59
26:CT:77:ARG:HG2	26:CT:78:SER:H	1.68	0.59
33:DA:1525:G:H8	33:DA:1525:G:H5''	1.68	0.59
33:DA:405:U:H4'	33:DA:498:A:C5	2.37	0.59
33:DA:40:C:H2'	33:DA:41:G:H8	1.67	0.59
33:DA:765:G:H1'	33:DA:812:G:H22	1.65	0.59

Continued on next page...

Continued from previous page...

Atom-1	Atom-2	Interatomic distance (Å)	Clash overlap (Å)
34:DB:66:ILE:HG23	34:DB:159:ALA:HB3	1.83	0.59
37:DE:44:ARG:HB3	37:DE:70:MET:HB3	1.85	0.59
50:DR:31:TYR:N	50:DR:31:TYR:CD1	2.71	0.59
8:AB:1178:C:H2'	8:AB:1179:G:H8	1.64	0.58
8:AB:1218:G:C6	8:AB:1219:U:N3	2.71	0.58
8:AB:1616:A:H4'	8:AB:1617:C:OP2	2.02	0.58
8:AB:1906:G:H3'	8:AB:1906:G:C8	2.38	0.58
8:AB:2407:A:C6	8:AB:2408:U:O4	2.56	0.58
8:AB:2519:U:C2	8:AB:2541:A:N1	2.70	0.58
8:AB:2891:U:H3'	8:AB:2891:U:C6	2.35	0.58
8:AB:366:C:H6	8:AB:366:C:O5'	1.86	0.58
9:AC:212:TRP:CZ2	9:AC:216:ARG:HD2	2.38	0.58
10:AD:25:THR:HA	10:AD:188:LEU:HD12	1.85	0.58
10:AD:49:GLN:NE2	10:AD:51:THR:OG1	2.35	0.58
10:AD:78:GLY:C	10:AD:79:LEU:HG	2.23	0.58
14:AH:117:LEU:HD21	14:AH:128:HIS:HE1	1.67	0.58
15:AI:83:ALA:HB2	15:AI:100:ILE:HD11	1.84	0.58
15:AI:18:ASN:H	15:AI:19:PRO:CD	2.09	0.58
16:AJ:110:PRO:HB2	16:AJ:115:GLY:HA3	1.83	0.58
16:AJ:65:THR:OG1	16:AJ:66:GLY:N	2.36	0.58
16:AJ:7:LYS:N	16:AJ:7:LYS:HD3	2.18	0.58
16:AJ:89:PHE:H	16:AJ:89:PHE:HD2	1.48	0.58
18:AL:131:ALA:HA	18:AL:134:ALA:HB3	1.84	0.58
22:AP:62:LYS:HA	22:AP:74:GLN:CD	2.23	0.58
24:AR:5:PHE:CD1	24:AR:40:MET:HB2	2.38	0.58
29:AW:27:GLY:HA2	29:AW:60:ALA:HA	1.84	0.58
29:AW:40:ARG:NH1	29:AW:40:ARG:HG3	2.16	0.58
33:BA:1107:C:H2'	33:BA:1108:G:O5'	2.03	0.58
33:BA:947:G:H1'	33:BA:1333:A:H2	1.64	0.58
33:BA:1434:A:H2'	33:BA:1435:G:C8	2.38	0.58
33:BA:227:G:C4	33:BA:228:A:C8	2.90	0.58
33:BA:248:C:H2'	33:BA:249:U:H6	1.67	0.58
33:BA:9:G:N2	33:BA:26:A:C4	2.71	0.58
33:BA:509:A:C8	33:BA:509:A:H3'	2.37	0.58
33:BA:582:C:H5''	33:BA:583:A:OP2	2.03	0.58
33:BA:71:A:H1'	33:BA:72:A:H5'	1.85	0.58
35:BC:87:ARG:HG2	35:BC:87:ARG:O	2.03	0.58
37:BE:23:THR:C	37:BE:24:VAL:HG12	2.22	0.58
40:BH:28:SER:HB2	40:BH:56:PRO:HB2	1.84	0.58
44:BL:33:CYS:HB3	44:BL:77:SER:O	2.03	0.58
33:BA:1014:A:H5''	51:BS:13:HIS:HB3	1.85	0.58

Continued on next page...

Continued from previous page...

Atom-1	Atom-2	Interatomic distance (Å)	Clash overlap (Å)
51:BS:29:PRO:HG3	51:BS:47:THR:HB	1.84	0.58
53:BU:14:ALA:HA	53:BU:16:ARG:CZ	2.32	0.58
7:CA:49:C:H2'	7:CA:50:A:H8	1.68	0.58
8:CB:1456:G:C5	8:CB:1457:U:C5	2.91	0.58
8:CB:2234:G:H2'	8:CB:2235:G:C8	2.36	0.58
8:CB:2303:G:C6	8:CB:2304:G:N7	2.70	0.58
8:CB:2304:G:H4'	12:CF:129:MET:N	2.18	0.58
8:CB:2307:G:N2	8:CB:2308:G:O2'	2.36	0.58
8:CB:2571:U:HO2'	8:CB:2572:A:P	2.26	0.58
8:CB:2744:G:C4	8:CB:2761:A:C2	2.91	0.58
8:CB:2856:A:H5'	8:CB:2856:A:C8	2.38	0.58
8:CB:422:A:H2'	8:CB:423:A:C8	2.38	0.58
8:CB:565:C:H4'	8:CB:1253:A:C6	2.37	0.58
8:CB:657:U:C2'	8:CB:658:U:C6	2.77	0.58
8:CB:748:G:C8	8:CB:750:A:C8	2.90	0.58
8:CB:813:U:H2'	8:CB:814:C:C6	2.37	0.58
8:CB:827:U:O5'	8:CB:828:U:C5	2.56	0.58
8:CB:2595:G:O6	9:CC:237:ARG:NH2	2.36	0.58
15:CI:54:ILE:O	15:CI:54:ILE:HG22	2.02	0.58
17:CK:43:ILE:HG22	17:CK:54:LYS:HA	1.85	0.58
22:CP:62:LYS:HE2	22:CP:74:GLN:HG3	1.83	0.58
18:CL:33:ARG:CG	24:CR:85:LYS:HE2	2.33	0.58
25:CS:4:ILE:HG22	25:CS:5:ALA:H	1.67	0.58
8:CB:64:A:H8	26:CT:69:ARG:HD2	1.68	0.58
29:CW:46:ALA:O	29:CW:48:ALA:N	2.36	0.58
29:CW:27:GLY:HA2	29:CW:60:ALA:HA	1.84	0.58
33:DA:1278:G:H5''	33:DA:1279:G:C8	2.37	0.58
33:DA:1304:G:H2'	33:DA:1305:G:N3	2.18	0.58
33:DA:1353:G:C2'	33:DA:1354:U:H5''	2.33	0.58
33:DA:1398:A:H5'	33:DA:1399:C:OP1	2.03	0.58
33:DA:1441:A:H8	33:DA:1442:G:C8	2.21	0.58
33:DA:324:G:N2	33:DA:327:A:C5	2.71	0.58
33:DA:765:G:C5	33:DA:812:G:C4	2.91	0.58
33:DA:857:C:O2	33:DA:857:C:H2'	2.02	0.58
34:DB:83:ALA:HB1	34:DB:90:PHE:CD2	2.38	0.58
36:DD:53:GLN:HB2	36:DD:198:LEU:HG	1.84	0.58
38:DF:7:VAL:HG22	38:DF:8:PHE:N	2.18	0.58
40:DH:84:ILE:HG22	40:DH:124:ILE:HG23	1.84	0.58
41:DI:51:LEU:HD23	41:DI:51:LEU:N	2.18	0.58
44:DL:35:ARG:HE	44:DL:36:VAL:H	1.50	0.58
52:DT:2:ASN:CG	52:DT:3:ILE:N	2.51	0.58

Continued on next page...

Continued from previous page...

Atom-1	Atom-2	Interatomic distance (Å)	Clash overlap (Å)
3:A2:13:ASN:O	3:A2:16:HIS:N	2.30	0.58
4:A3:16:THR:HG23	4:A3:20:GLY:O	2.03	0.58
5:A4:1:MET:HG3	8:AB:2479:U:P	2.42	0.58
7:AA:46:A:N7	7:AA:47:C:C4	2.70	0.58
8:AB:1586:A:H3'	8:AB:1586:A:H8	1.67	0.58
8:AB:1601:G:OP2	26:AT:62:VAL:HG11	2.01	0.58
8:AB:1756:G:C3'	8:AB:1756:G:C8	2.79	0.58
8:AB:1829:A:H5'	8:AB:1829:A:C8	2.36	0.58
8:AB:2455:G:N2	8:AB:2456:C:C2	2.71	0.58
8:AB:2776:A:H2'	8:AB:2776:A:O5'	2.03	0.58
8:AB:382:A:C2	8:AB:383:C:C1'	2.86	0.58
8:AB:507:A:H1'	8:AB:509:C:N3	2.18	0.58
8:AB:532:A:N7	8:AB:2021:C:C2'	2.66	0.58
8:AB:567:U:H5''	55:AB:4382:HOH:O	2.03	0.58
8:AB:571:U:N3	8:AB:575:A:N7	2.51	0.58
8:AB:792:A:C6	8:AB:2440:C:C5	2.91	0.58
8:AB:856:G:C4'	29:AW:23:LYS:HZ2	2.15	0.58
9:AC:128:THR:HG23	9:AC:189:ALA:O	2.03	0.58
9:AC:204:LEU:CD1	9:AC:210:ALA:HB1	2.33	0.58
9:AC:208:GLY:O	9:AC:210:ALA:N	2.36	0.58
9:AC:268:ARG:NE	9:AC:268:ARG:HA	2.17	0.58
12:AF:69:ALA:O	12:AF:70:ARG:HG3	2.02	0.58
8:AB:2751:G:C5'	13:AG:1:SER:HB2	2.33	0.58
16:AJ:21:THR:HG22	16:AJ:58:ASN:OD1	2.02	0.58
18:AL:29:LYS:O	18:AL:30:THR:HG23	2.03	0.58
21:AO:35:ILE:HG21	21:AO:72:ALA:HA	1.84	0.58
22:AP:17:PRO:HA	22:AP:83:ILE:CG2	2.33	0.58
22:AP:26:GLU:HB3	22:AP:46:VAL:HG12	1.85	0.58
22:AP:80:VAL:O	22:AP:81:ASP:HB3	2.03	0.58
23:AQ:94:LEU:C	23:AQ:96:ASP:N	2.54	0.58
24:AR:5:PHE:N	24:AR:12:HIS:ND1	2.51	0.58
33:BA:1008:U:H3'	33:BA:1009:U:H5''	1.83	0.58
33:BA:1192:C:C5	33:BA:1193:G:C8	2.90	0.58
33:BA:988:G:H1	33:BA:1217:C:N4	2.00	0.58
33:BA:1244:G:H2'	33:BA:1245:C:O4'	2.03	0.58
33:BA:1347:G:N2	33:BA:1373:G:C4	2.70	0.58
33:BA:576:C:H3'	33:BA:577:G:C5'	2.28	0.58
33:BA:608:A:C8	33:BA:608:A:O5'	2.55	0.58
33:BA:714:G:O2'	33:BA:715:A:H5'	2.03	0.58
34:BB:103:TRP:HA	34:BB:106:VAL:HB	1.86	0.58
37:BE:100:GLU:HA	37:BE:121:ASN:ND2	2.18	0.58

Continued on next page...

Continued from previous page...

Atom-1	Atom-2	Interatomic distance (Å)	Clash overlap (Å)
42:BJ:51:VAL:HG13	46:BN:80:ARG:HA	1.84	0.58
46:BN:64:ARG:HG3	46:BN:64:ARG:NH1	1.95	0.58
33:BA:625:U:H4'	48:BP:16:PHE:CZ	2.38	0.58
3:C2:26:ASN:HB3	8:CB:682:G:H4'	1.85	0.58
5:C4:26:ILE:O	5:C4:27:CYS:HB2	2.03	0.58
8:CB:1053:C:N3	8:CB:1106:G:N2	2.50	0.58
8:CB:1093:G:N2	8:CB:1098:A:H62	2.02	0.58
8:CB:1195:G:H5''	8:CB:1195:G:C8	2.38	0.58
8:CB:136:G:N2	26:CT:3:ARG:NE	2.36	0.58
8:CB:1569:A:N6	8:CB:1570:A:C6	2.71	0.58
8:CB:1598:A:C2	8:CB:1599:U:N1	2.69	0.58
8:CB:1899:A:O2'	8:CB:1901:A:H5''	2.02	0.58
8:CB:1959:G:C6	8:CB:1960:A:C5	2.92	0.58
8:CB:250:G:H5'	18:CL:60:ARG:CD	2.32	0.58
8:CB:2588:G:H2'	8:CB:2589:A:H5'	1.85	0.58
8:CB:277:G:H4'	8:CB:278:A:N7	2.19	0.58
8:CB:465:G:N2	8:CB:466:A:C2	2.72	0.58
8:CB:478:A:C6	8:CB:480:A:C6	2.90	0.58
8:CB:568:U:O2	8:CB:570:G:O5'	2.21	0.58
8:CB:680:C:O2	8:CB:681:G:C8	2.56	0.58
8:CB:945:A:C2	8:CB:2448:A:C1'	2.85	0.58
9:CC:179:GLU:CG	9:CC:266:ILE:CA	2.79	0.58
9:CC:141:HIS:HB3	9:CC:190:THR:HB	1.85	0.58
9:CC:78:GLU:O	9:CC:79:ARG:CB	2.50	0.58
10:CD:23:PRO:HA	10:CD:190:LYS:HA	1.84	0.58
10:CD:77:ARG:HH11	10:CD:77:ARG:CB	2.15	0.58
12:CF:67:THR:HG1	12:CF:85:GLY:HA3	1.68	0.58
14:CH:47:PHE:O	14:CH:50:ARG:HG2	2.02	0.58
14:CH:72:ILE:O	14:CH:75:LEU:HG	2.04	0.58
23:CQ:13:HIS:CE1	23:CQ:31:TYR:CE1	2.92	0.58
28:CV:56:PHE:C	28:CV:56:PHE:CD2	2.77	0.58
29:CW:35:ILE:HG13	29:CW:36:ILE:H	1.68	0.58
29:CW:66:VAL:HG13	29:CW:67:LYS:N	2.18	0.58
33:DA:1053:G:OP1	33:DA:1054:C:H6	1.86	0.58
33:DA:1420:U:H2'	33:DA:1421:G:H5'	1.84	0.58
33:DA:1424:U:C2	33:DA:1425:U:O2	2.56	0.58
33:DA:1468:A:H2'	33:DA:1469:C:H6	1.67	0.58
8:CB:1913:A:N7	33:DA:1492:A:C2	2.71	0.58
33:DA:1516:G:N1	33:DA:1520:C:O2	2.36	0.58
33:DA:161:A:O2'	33:DA:162:A:H5'	2.03	0.58
33:DA:515:G:N2	33:DA:537:G:N3	2.51	0.58

Continued on next page...

Continued from previous page...

Atom-1	Atom-2	Interatomic distance (Å)	Clash overlap (Å)
33:DA:600:A:H1'	33:DA:639:G:N2	2.18	0.58
33:DA:711:G:H5''	33:DA:711:G:H8	1.68	0.58
33:DA:725:G:C4	33:DA:726:C:C5	2.91	0.58
33:DA:731:G:H2'	33:DA:732:C:H5'	1.85	0.58
37:DE:20:VAL:HG22	37:DE:21:SER:H	1.68	0.58
38:DF:71:ILE:HG13	38:DF:74:LEU:HD12	1.86	0.58
33:DA:947:G:C5'	45:DM:106:ARG:HB2	2.28	0.58
2:A1:8:ILE:HG21	2:A1:27:ARG:NE	2.17	0.58
8:AB:1210:G:C5'	8:AB:1211:C:H3'	2.32	0.58
8:AB:1211:C:H4'	8:AB:1212:G:OP2	2.03	0.58
8:AB:1255:U:O4	8:AB:2060:A:H5'	2.02	0.58
8:AB:1901:A:O2'	8:AB:1902:C:H5'	2.03	0.58
8:AB:1130:U:C5	8:AB:2026:U:OP2	2.56	0.58
8:AB:562:U:H1'	8:AB:2035:G:O2'	2.03	0.58
8:AB:529:A:C5	8:AB:2042:A:C2	2.91	0.58
8:AB:2136:G:C5	8:AB:2137:U:C5	2.91	0.58
8:AB:2519:U:C4	8:AB:2541:A:C6	2.92	0.58
8:AB:2733:A:C2	8:AB:2734:A:C4	2.91	0.58
8:AB:2542:A:H5''	8:AB:2766:A:O2'	2.03	0.58
8:AB:448:U:H3'	8:AB:449:A:H5'	1.85	0.58
8:AB:836:G:C5	8:AB:837:C:C5	2.91	0.58
8:AB:962:G:H2'	8:AB:963:U:O4'	2.03	0.58
9:AC:116:GLN:N	9:AC:127:ASN:HB2	2.17	0.58
9:AC:257:ARG:HH21	9:AC:261:ARG:HG2	1.68	0.58
8:AB:38:A:N3	11:AE:44:ARG:HB3	2.17	0.58
13:AG:84:LYS:H	13:AG:131:VAL:HG23	1.67	0.58
16:AJ:89:PHE:CD2	16:AJ:92:MET:HB2	2.38	0.58
8:AB:636:G:N1	18:AL:76:GLU:HG2	2.17	0.58
19:AM:43:ALA:C	19:AM:45:GLN:N	2.56	0.58
20:AN:103:ARG:HB3	20:AN:106:ASP:OD1	2.03	0.58
20:AN:9:GLN:HG3	20:AN:10:LEU:N	2.18	0.58
21:AO:61:GLN:O	21:AO:62:LEU:HB3	2.02	0.58
22:AP:64:SER:HB3	22:AP:71:ARG:HH11	1.68	0.58
29:AW:39:GLN:OE1	29:AW:66:VAL:CG2	2.50	0.58
33:BA:1344:C:H1'	33:BA:1349:A:H4'	1.84	0.58
33:BA:1431:A:C5	33:BA:1432:G:N1	2.71	0.58
33:BA:231:U:H2'	33:BA:232:G:H5''	1.84	0.58
33:BA:674:G:H1'	50:BR:69:TYR:CE2	2.38	0.58
36:BD:61:ARG:HH12	36:BD:62:ARG:HH21	1.49	0.58
37:BE:32:PHE:HD2	37:BE:32:PHE:H	1.51	0.58
47:BO:32:THR:HA	47:BO:62:ARG:NH1	2.18	0.58

Continued on next page...

Continued from previous page...

Atom-1	Atom-2	Interatomic distance (Å)	Clash overlap (Å)
48:BP:46:LYS:NZ	48:BP:49:GLY:HA2	2.19	0.58
3:C2:44:VAL:O	3:C2:45:SER:C	2.40	0.58
4:C3:15:LYS:HE2	4:C3:21:PHE:HE1	1.67	0.58
7:CA:105:G:C4	7:CA:106:G:C8	2.91	0.58
8:CB:1242:U:H2'	8:CB:1243:C:C6	2.38	0.58
8:CB:1275:A:C3'	8:CB:1275:A:N3	2.64	0.58
8:CB:1562:U:C2	8:CB:1563:U:C6	2.92	0.58
8:CB:1701:A:H2'	8:CB:1702:G:H5'	1.83	0.58
8:CB:1771:C:H42	8:CB:1772:A:N6	2.01	0.58
8:CB:2048:G:H1	8:CB:2620:C:N4	2.00	0.58
8:CB:221:A:C2	8:CB:233:A:C8	2.91	0.58
8:CB:2345:G:C2	8:CB:2381:A:C5	2.91	0.58
8:CB:252:G:N3	8:CB:253:C:H6	2.01	0.58
8:CB:2519:U:C6	8:CB:2542:A:N6	2.71	0.58
8:CB:2843:G:O2'	8:CB:2844:G:H5'	2.03	0.58
8:CB:298:G:O5'	8:CB:298:G:H8	1.85	0.58
8:CB:519:U:O2'	8:CB:520:G:H5'	2.03	0.58
8:CB:588:U:OP1	18:CL:29:LYS:HD2	2.04	0.58
8:CB:98:G:H8	8:CB:98:G:H5''	1.68	0.58
9:CC:19:VAL:HG12	9:CC:20:ASN:N	2.18	0.58
8:CB:1566:A:C6	9:CC:213:ARG:CZ	2.87	0.58
11:CE:24:ASN:ND2	11:CE:107:SER:HB3	2.18	0.58
13:CG:108:PHE:CZ	13:CG:151:ARG:NH1	2.71	0.58
14:CH:5:LEU:O	14:CH:6:LEU:HD23	2.03	0.58
21:CO:27:VAL:HG21	21:CO:38:GLN:HB3	1.84	0.58
23:CQ:44:TYR:O	23:CQ:48:ASP:CB	2.49	0.58
23:CQ:97:ILE:HD12	24:CR:13:ARG:HG2	1.86	0.58
24:CR:5:PHE:CB	24:CR:12:HIS:ND1	2.66	0.58
25:CS:17:VAL:HG12	25:CS:43:ALA:HB1	1.86	0.58
25:CS:56:ALA:HA	25:CS:59:GLU:CB	2.31	0.58
8:CB:2331:G:HO2'	29:CW:69:GLU:HG3	1.68	0.58
33:DA:1227:A:H8	33:DA:1227:A:C5'	2.15	0.58
33:DA:1250:A:H5'	41:DI:69:GLY:O	2.03	0.58
33:DA:1427:C:H2'	33:DA:1428:A:H5'	1.85	0.58
33:DA:401:C:H2'	33:DA:402:G:H8	1.68	0.58
33:DA:696:A:H2'	33:DA:697:U:H6	1.67	0.58
33:DA:743:A:C8	33:DA:743:A:H3'	2.38	0.58
33:DA:756:C:O2'	33:DA:757:U:H5'	2.03	0.58
33:DA:978:A:C6	33:DA:1319:A:N3	2.70	0.58
34:DB:216:VAL:HG23	34:DB:217:ALA:N	2.19	0.58
35:DC:146:LYS:HD3	35:DC:203:LYS:O	2.03	0.58

Continued on next page...

Continued from previous page...

Atom-1	Atom-2	Interatomic distance (Å)	Clash overlap (Å)
49:DQ:45:VAL:HG22	49:DQ:72:TRP:HB2	1.86	0.58
7:AA:106:G:C6	7:AA:107:G:C6	2.91	0.58
7:AA:69:G:H5'	7:AA:70:C:OP2	2.02	0.58
7:AA:80:U:O2'	7:AA:81:G:H5'	2.03	0.58
7:AA:84:G:N1	7:AA:85:G:C5	2.72	0.58
8:AB:1108:U:C6	8:AB:1109:C:H5	2.21	0.58
8:AB:1341:G:OP2	8:AB:1394:U:O2'	2.18	0.58
8:AB:1526:C:H2'	8:AB:1527:G:O4'	2.04	0.58
8:AB:1561:C:H2'	8:AB:1562:U:H6	1.67	0.58
8:AB:1806:C:C3'	8:AB:1806:C:C6	2.87	0.58
8:AB:2144:G:N2	8:AB:2146:C:H4'	2.17	0.58
8:AB:2386:A:H4'	29:AW:38:ARG:HB2	1.85	0.58
8:AB:2466:C:C2	8:AB:2467:C:C5	2.91	0.58
8:AB:2488:G:C2	8:AB:2489:U:C5	2.90	0.58
8:AB:2803:G:H2'	8:AB:2804:U:C6	2.37	0.58
8:AB:2811:G:O5'	8:AB:2811:G:H8	1.86	0.58
8:AB:415:A:C2	8:AB:2409:G:C2	2.92	0.58
8:AB:416:U:C4	8:AB:417:C:N4	2.71	0.58
8:AB:428:A:H2'	8:AB:429:A:H8	1.68	0.58
8:AB:540:C:H6	8:AB:540:C:O5'	1.86	0.58
8:AB:62:U:C5	8:AB:63:A:C6	2.90	0.58
8:AB:807:U:H2'	8:AB:808:G:O5'	2.03	0.58
11:AE:138:LEU:C	11:AE:139:LYS:HE2	2.23	0.58
15:AI:72:THR:HB	15:AI:73:PRO:HD2	1.84	0.58
18:AL:117:THR:CG2	18:AL:119:PRO:HD2	2.31	0.58
19:AM:22:GLN:HA	19:AM:97:GLN:HE22	1.69	0.58
22:AP:42:PHE:CD1	22:AP:42:PHE:O	2.57	0.58
23:AQ:40:LYS:O	23:AQ:42:GLY:N	2.36	0.58
24:AR:17:GLY:O	24:AR:18:GLN:HG2	2.04	0.58
24:AR:95:ASP:C	24:AR:95:ASP:OD2	2.41	0.58
25:AS:24:ILE:O	25:AS:25:ARG:CB	2.52	0.58
8:AB:2386:A:O2'	29:AW:37:VAL:HB	2.03	0.58
33:BA:1080:A:H5'	37:BE:20:VAL:HG11	1.85	0.58
33:BA:1423:G:H2'	33:BA:1424:U:H6	1.67	0.58
33:BA:644:U:H5	55:BA:5134:HOH:O	1.86	0.58
33:BA:872:A:C5	33:BA:874:G:C8	2.91	0.58
33:BA:98:A:H8	33:BA:98:A:O5'	1.86	0.58
36:BD:169:TRP:CD1	36:BD:185:PRO:HG3	2.37	0.58
36:BD:32:LYS:O	36:BD:35:GLN:HB2	2.03	0.58
8:CB:1216:G:C2	8:CB:1217:U:H6	2.21	0.58
8:CB:137:U:C4	8:CB:138:U:N3	2.71	0.58

Continued on next page...

Continued from previous page...

Atom-1	Atom-2	Interatomic distance (Å)	Clash overlap (Å)
8:CB:142:A:OP2	8:CB:142:A:C8	2.57	0.58
8:CB:1820:U:C6	9:CC:157:ALA:O	2.57	0.58
8:CB:2101:A:H2'	8:CB:2102:G:C8	2.37	0.58
8:CB:20:C:H2'	8:CB:21:A:H8	1.69	0.58
8:CB:2210:U:H4'	8:CB:2211:A:H5'	1.85	0.58
8:CB:2204:G:O6	8:CB:2221:G:C6	2.56	0.58
8:CB:2366:A:H3'	8:CB:2367:G:H8	1.68	0.58
8:CB:2549:G:H2'	8:CB:2550:G:H5'	1.85	0.58
8:CB:301:G:N2	8:CB:302:C:N3	2.51	0.58
8:CB:364:C:H2'	8:CB:365:U:H6	1.68	0.58
8:CB:688:U:C6	8:CB:688:U:C3'	2.86	0.58
8:CB:709:U:H2'	8:CB:710:U:O4'	2.04	0.58
8:CB:983:A:H2'	8:CB:984:A:C8	2.37	0.58
11:CE:126:VAL:HG13	11:CE:128:ALA:H	1.68	0.58
14:CH:114:GLU:OE1	14:CH:133:GLN:HG3	2.04	0.58
16:CJ:106:LYS:O	16:CJ:106:LYS:HG3	2.03	0.58
18:CL:22:GLY:C	18:CL:23:ILE:HD13	2.23	0.58
19:CM:18:ARG:HH12	19:CM:92:TRP:HZ3	1.49	0.58
19:CM:93:VAL:CG1	19:CM:95:LEU:HB3	2.32	0.58
22:CP:25:VAL:HG12	22:CP:25:VAL:O	2.01	0.58
23:CQ:13:HIS:NE2	23:CQ:31:TYR:CE1	2.71	0.58
30:CX:1:MET:HB2	30:CX:5:GLU:CB	2.32	0.58
30:CX:26:PHE:O	30:CX:29:ARG:HB2	2.03	0.58
30:CX:51:ALA:O	30:CX:53:VAL:N	2.33	0.58
33:DA:1329:A:H5'	45:DM:28:ARG:HD3	1.84	0.58
33:DA:1492:A:H3'	33:DA:1493:A:O4'	2.04	0.58
33:DA:311:C:OP1	48:DP:31:ARG:NH1	2.36	0.58
33:DA:312:C:H2'	33:DA:313:A:H8	1.61	0.58
33:DA:657:U:O5'	33:DA:657:U:H6	1.85	0.58
33:DA:788:U:C2'	33:DA:789:U:H5'	2.33	0.58
33:DA:792:A:C2	33:DA:794:A:C2	2.91	0.58
33:DA:585:G:N2	33:DA:879:C:H4'	2.18	0.58
36:DD:10:LEU:HD22	36:DD:62:ARG:HD3	1.86	0.58
36:DD:87:GLU:O	36:DD:90:LEU:N	2.36	0.58
40:DH:17:GLN:NE2	40:DH:69:ALA:HB1	2.18	0.58
40:DH:31:LEU:HG	40:DH:35:ILE:HD11	1.85	0.58
12:CF:135:ILE:HG23	45:DM:70:ARG:HH12	1.67	0.58
47:DO:52:ARG:O	47:DO:56:LEU:HD12	2.03	0.58
7:AA:106:G:C3'	7:AA:107:G:H8	2.17	0.58
7:AA:6:G:H8	7:AA:6:G:C5'	2.15	0.58
8:AB:1218:G:C6	8:AB:1219:U:C4	2.92	0.58

Continued on next page...

Continued from previous page...

Atom-1	Atom-2	Interatomic distance (Å)	Clash overlap (Å)
8:AB:1233:C:C2	8:AB:1234:U:C5	2.92	0.58
8:AB:1281:G:H1	8:AB:1286:A:H62	1.50	0.58
8:AB:1362:C:C2	8:AB:1363:C:C6	2.92	0.58
8:AB:1567:G:O4'	8:AB:1568:G:C2	2.56	0.58
8:AB:2303:G:C6	8:AB:2304:G:N7	2.72	0.58
8:AB:2534:A:H5''	8:AB:2534:A:C8	2.37	0.58
8:AB:2549:G:H2'	8:AB:2550:G:H5'	1.85	0.58
8:AB:257:C:H3'	8:AB:258:G:H8	1.68	0.58
8:AB:2722:G:H2'	8:AB:2723:C:H6	1.67	0.58
8:AB:2892:G:H3'	8:AB:2892:G:H8	1.67	0.58
8:AB:749:A:O2'	8:AB:1617:C:O2'	2.15	0.58
8:AB:828:U:O2'	8:AB:829:A:H5''	2.04	0.58
7:AA:100:G:H2'	8:AB:863:A:O2'	2.03	0.58
14:AH:79:THR:HG22	14:AH:147:VAL:HG22	1.86	0.58
18:AL:38:GLN:CG	18:AL:39:LYS:H	2.17	0.58
18:AL:89:VAL:HG22	18:AL:89:VAL:O	2.03	0.58
19:AM:47:GLU:HA	19:AM:50:ARG:HB2	1.84	0.58
8:AB:870:U:O3'	19:AM:8:LYS:HA	2.03	0.58
20:AN:96:ARG:O	20:AN:113:ILE:HA	2.01	0.58
20:AN:33:ILE:CG2	20:AN:112:TYR:HD1	2.17	0.58
22:AP:25:VAL:O	22:AP:27:VAL:HG12	2.04	0.58
24:AR:41:ILE:O	24:AR:43:ASN:N	2.36	0.58
25:AS:95:ARG:CG	25:AS:95:ARG:HH11	2.15	0.58
27:AU:27:VAL:HG22	27:AU:28:LEU:N	2.18	0.58
27:AU:3:LYS:HD3	27:AU:81:ARG:HD2	1.84	0.58
8:AB:2090:A:H2	32:AZ:30:HIS:HE2	1.47	0.58
33:BA:1147:C:H2'	33:BA:1148:U:H6	1.69	0.58
33:BA:577:G:N3	33:BA:578:C:C6	2.72	0.58
33:BA:665:A:H2	33:BA:732:C:C4	2.22	0.58
33:BA:831:A:H3'	33:BA:831:A:C8	2.38	0.58
33:BA:858:G:H1	33:BA:869:G:C2'	2.17	0.58
33:BA:858:G:H22	33:BA:869:G:H2'	1.66	0.58
33:BA:939:G:C2	33:BA:940:C:C4	2.91	0.58
36:BD:121:ALA:O	36:BD:122:ILE:HG12	2.03	0.58
38:BF:38:ARG:HH21	38:BF:63:ASN:HD21	1.50	0.58
43:BK:91:GLY:O	43:BK:95:THR:HB	2.04	0.58
44:BL:107:LYS:H	44:BL:107:LYS:HD2	1.68	0.58
44:BL:13:ARG:H	44:BL:13:ARG:HD2	1.68	0.58
44:BL:35:ARG:HE	44:BL:36:VAL:H	1.51	0.58
46:BN:81:ILE:HG22	46:BN:84:ARG:HD3	1.84	0.58
53:BU:15:LEU:HA	53:BU:18:PHE:CD1	2.38	0.58

Continued on next page...

Continued from previous page...

Atom-1	Atom-2	Interatomic distance (Å)	Clash overlap (Å)
4:C3:40:LYS:O	4:C3:43:LEU:HD13	2.03	0.58
4:C3:46:LYS:HD2	4:C3:47:ALA:O	2.03	0.58
8:CB:1210:G:C5'	8:CB:1211:C:H3'	2.32	0.58
8:CB:1216:G:C2'	8:CB:1217:U:H5'	2.33	0.58
8:CB:1292:G:C6	8:CB:1293:C:N4	2.71	0.58
8:CB:1712:U:H2'	8:CB:1713:A:N7	2.19	0.58
8:CB:2197:U:H1'	8:CB:2198:A:H2'	1.85	0.58
8:CB:218:A:H2'	8:CB:219:A:C8	2.39	0.58
8:CB:2284:A:H8	8:CB:2284:A:O5'	1.87	0.58
8:CB:2458:G:H1'	8:CB:2460:U:O4	2.04	0.58
8:CB:321:U:O2'	11:CE:159:LEU:HD12	2.03	0.58
8:CB:839:U:H2'	8:CB:840:C:C5	2.38	0.58
9:CC:15:VAL:CG1	9:CC:16:VAL:HG13	2.33	0.58
9:CC:220:ARG:CG	9:CC:220:ARG:HH11	2.10	0.58
10:CD:1:MET:HB2	10:CD:81:GLU:HG2	1.85	0.58
13:CG:62:ALA:C	13:CG:64:ALA:H	2.05	0.58
16:CJ:81:ILE:HA	16:CJ:84:ILE:CD1	2.30	0.58
16:CJ:94:ALA:HA	16:CJ:97:PRO:CG	2.32	0.58
23:CQ:64:ILE:CG1	23:CQ:95:ALA:HB2	2.32	0.58
24:CR:84:ARG:NH1	24:CR:84:ARG:HB2	2.18	0.58
27:CU:82:VAL:CB	27:CU:94:PHE:HB3	2.27	0.58
32:CZ:3:LYS:HE3	32:CZ:30:HIS:N	2.17	0.58
33:DA:1121:U:H2'	33:DA:1122:U:H6	1.67	0.58
33:DA:1310:G:H1	33:DA:1328:C:H1'	1.68	0.58
33:DA:1346:A:N1	33:DA:1374:A:H5''	2.18	0.58
33:DA:1462:C:C2'	33:DA:1463:U:H5'	2.34	0.58
33:DA:13:U:C5	33:DA:21:G:N2	2.71	0.58
33:DA:596:A:N3	33:DA:597:G:C8	2.71	0.58
33:DA:680:C:C2	33:DA:711:G:N2	2.71	0.58
33:DA:773:G:C3'	33:DA:773:G:C8	2.86	0.58
33:DA:798:U:O2	33:DA:799:G:O4'	2.22	0.58
33:DA:873:A:H8	33:DA:873:A:OP1	1.86	0.58
39:DG:148:LYS:HG3	39:DG:151:ALA:CB	2.33	0.58
40:DH:88:LYS:HG3	40:DH:119:GLY:CA	2.33	0.58
51:DS:24:SER:HB2	51:DS:27:LYS:HE2	1.85	0.58
8:AB:108:G:C6	8:AB:109:C:C4	2.91	0.58
8:AB:196:A:C3'	8:AB:197:A:H5''	2.31	0.58
8:AB:2737:G:H2'	8:AB:2738:A:C8	2.39	0.58
8:AB:2859:G:C2'	8:AB:2860:A:H5''	2.33	0.58
8:AB:362:A:C5	8:AB:363:G:N7	2.72	0.58
8:AB:35:G:H22	8:AB:450:G:H1'	1.69	0.58

Continued on next page...

Continued from previous page...

Atom-1	Atom-2	Interatomic distance (Å)	Clash overlap (Å)
8:AB:705:A:C2	8:AB:706:A:C4	2.92	0.58
8:AB:85:G:C5	8:AB:98:G:C2	2.92	0.58
9:AC:141:HIS:HB3	9:AC:190:THR:HB	1.84	0.58
11:AE:172:ALA:C	11:AE:174:GLY:H	2.06	0.58
11:AE:61:ARG:HH21	11:AE:64:GLY:HA3	1.69	0.58
8:AB:2751:G:H21	13:AG:2:ARG:N	2.02	0.58
14:AH:99:ILE:CG2	14:AH:115:VAL:HG11	2.33	0.58
15:AI:27:LEU:H	15:AI:27:LEU:HD23	1.69	0.58
16:AJ:16:TYR:H	16:AJ:16:TYR:HD1	1.51	0.58
22:AP:93:LYS:CE	22:AP:97:TYR:CZ	2.84	0.58
26:AT:1:MET:O	26:AT:2:ILE:HD13	2.03	0.58
29:AW:16:GLU:HA	29:AW:18:LYS:HD2	1.84	0.58
33:BA:1320:C:H1'	51:BS:72:GLU:HG2	1.85	0.58
33:BA:1395:C:O2'	33:BA:1396:A:H5'	2.03	0.58
33:BA:1398:A:H3'	33:BA:1398:A:C8	2.39	0.58
33:BA:1430:A:N6	33:BA:1431:A:N1	2.51	0.58
33:BA:189:A:C5'	33:BA:189:A:H8	2.15	0.58
33:BA:31:G:H4'	33:BA:32:A:OP2	2.03	0.58
33:BA:411:A:O2'	33:BA:412:A:H4'	2.03	0.58
33:BA:524:G:C6	33:BA:525:C:N4	2.72	0.58
33:BA:552:U:H5'	44:BL:82:ARG:HE	1.68	0.58
33:BA:569:C:O4'	33:BA:574:A:C5	2.56	0.58
33:BA:804:U:C4	33:BA:805:C:H5	2.22	0.58
33:BA:844:G:HO2'	33:BA:845:A:H8	1.52	0.58
33:BA:979:C:H2'	33:BA:980:C:O4'	2.03	0.58
35:BC:134:LYS:HE3	35:BC:167:TYR:HE2	1.67	0.58
37:BE:32:PHE:CD2	37:BE:32:PHE:N	2.70	0.58
39:BG:17:PHE:CE2	39:BG:58:LEU:HD22	2.39	0.58
46:BN:50:LEU:HG	46:BN:51:PRO:CD	2.23	0.58
7:CA:95:U:H2'	7:CA:96:G:H8	1.66	0.58
8:CB:1006:C:H1'	16:CJ:108:MET:SD	2.44	0.58
8:CB:116:C:H2'	8:CB:117:G:C8	2.38	0.58
8:CB:1227:G:H8	8:CB:1227:G:H5''	1.67	0.58
8:CB:1343:G:N2	8:CB:1405:U:C4	2.72	0.58
8:CB:1347:A:H2'	8:CB:1348:C:H5''	1.85	0.58
8:CB:1854:A:H62	8:CB:1888:G:H8	1.49	0.58
8:CB:1907:G:N2	8:CB:1924:C:H1'	2.18	0.58
8:CB:2058:A:C8	8:CB:2058:A:H5''	2.28	0.58
8:CB:2241:A:N1	8:CB:2242:G:C6	2.71	0.58
8:CB:2262:U:O4	8:CB:2279:G:N1	2.36	0.58
8:CB:2454:G:C2'	8:CB:2455:G:H5'	2.34	0.58

Continued on next page...

Continued from previous page...

Atom-1	Atom-2	Interatomic distance (Å)	Clash overlap (Å)
8:CB:255:A:H5''	8:CB:255:A:H8	1.68	0.58
8:CB:808:G:O5'	8:CB:808:G:H8	1.86	0.58
8:CB:978:G:C2	8:CB:986:C:C2	2.91	0.58
9:CC:34:GLU:CD	9:CC:34:GLU:C	2.62	0.58
9:CC:61:TYR:CD2	9:CC:84:PRO:HD3	2.37	0.58
12:CF:84:ILE:O	12:CF:84:ILE:HG13	2.04	0.58
14:CH:90:LEU:HD12	14:CH:91:PHE:H	1.69	0.58
18:CL:34:GLY:HA3	24:CR:85:LYS:CD	2.21	0.58
20:CN:29:VAL:HG21	20:CN:75:ILE:HD11	1.84	0.58
23:CQ:101:ASP:O	23:CQ:104:ALA:HB3	2.04	0.58
23:CQ:40:LYS:CD	23:CQ:44:TYR:HD2	2.14	0.58
23:CQ:40:LYS:HA	23:CQ:44:TYR:HB2	1.86	0.58
30:CX:1:MET:HB2	30:CX:5:GLU:HB2	1.84	0.58
33:DA:1252:A:C3'	33:DA:1253:G:H5''	2.33	0.58
33:DA:11:G:C4	33:DA:12:U:C6	2.92	0.58
33:DA:1408:A:C8	33:DA:1408:A:H3'	2.38	0.58
33:DA:1438:G:H2'	33:DA:1439:G:H8	1.69	0.58
33:DA:1463:U:H3'	33:DA:1463:U:H6	1.66	0.58
33:DA:542:G:N2	33:DA:543:U:C2	2.72	0.58
33:DA:722:G:C2	33:DA:724:G:C8	2.92	0.58
33:DA:833:G:C2	33:DA:834:U:C2	2.91	0.58
40:DH:125:ILE:HG22	40:DH:126:CYS:SG	2.43	0.58
40:DH:5:PRO:HG2	40:DH:6:ILE:CD1	2.33	0.58
43:DK:33:ILE:O	43:DK:41:LEU:HB2	2.03	0.58
45:DM:80:MET:HA	45:DM:87:GLY:CA	2.34	0.58
46:DN:62:ARG:CG	46:DN:69:PRO:HD3	2.33	0.58
51:DS:40:PHE:HB3	51:DS:41:PRO:CD	2.33	0.58
53:DU:36:PHE:O	53:DU:37:TYR:C	2.41	0.58
5:A4:27:CYS:C	5:A4:29:ALA:H	2.07	0.58
8:AB:121:G:H8	8:AB:121:G:O5'	1.86	0.58
8:AB:1334:G:C6	8:AB:1335:C:N3	2.72	0.58
8:AB:1353:A:N3	8:AB:1354:A:C8	2.71	0.58
8:AB:1392:A:C5	8:AB:1393:A:C6	2.92	0.58
8:AB:2069:G:C6	8:AB:2070:A:N7	2.72	0.58
8:AB:186:G:N2	8:AB:211:C:C2	2.72	0.58
8:AB:2266:A:C3'	8:AB:2267:A:H5'	2.33	0.58
8:AB:2314:A:H2'	8:AB:2315:G:C8	2.39	0.58
8:AB:2444:G:P	11:AE:63:LYS:NZ	2.76	0.58
8:AB:2458:G:H1'	8:AB:2460:U:O4	2.04	0.58
8:AB:2531:A:C2	8:AB:2532:G:C8	2.91	0.58
8:AB:299:A:H2	8:AB:319:G:N3	2.00	0.58

Continued on next page...

Continued from previous page...

Atom-1	Atom-2	Interatomic distance (Å)	Clash overlap (Å)
8:AB:484:C:N4	8:AB:496:G:H1	1.94	0.58
8:AB:800:A:O4'	8:AB:801:G:H5'	2.03	0.58
8:AB:871:U:H3'	8:AB:871:U:C6	2.39	0.58
8:AB:979:A:H3'	8:AB:980:A:C5'	2.33	0.58
9:AC:21:PRO:C	9:AC:202:ARG:NE	2.56	0.58
9:AC:229:HIS:CG	9:AC:230:PRO:CD	2.86	0.58
9:AC:257:ARG:NH1	9:AC:259:ASN:O	2.35	0.58
10:AD:135:GLY:O	10:AD:137:SER:N	2.30	0.58
15:AI:116:MET:SD	15:AI:124:MET:HB2	2.44	0.58
16:AJ:39:LYS:C	16:AJ:41:LYS:N	2.57	0.58
18:AL:61:LEU:HG	18:AL:62:PRO:HD2	1.85	0.58
22:AP:47:ILE:HA	22:AP:63:ILE:CG2	2.34	0.58
22:AP:76:HIS:HB3	22:AP:78:PRO:HD2	1.85	0.58
23:AQ:35:PHE:HD2	23:AQ:35:PHE:N	1.99	0.58
24:AR:20:VAL:HG12	24:AR:97:LYS:CE	2.34	0.58
25:AS:94:ASP:O	25:AS:96:ILE:HG22	2.03	0.58
26:AT:58:VAL:HG12	26:AT:59:ASN:N	2.18	0.58
27:AU:85:ARG:O	27:AU:87:GLU:HG3	2.03	0.58
29:AW:28:GLU:OE1	29:AW:61:LYS:HD2	2.03	0.58
29:AW:43:LYS:HA	29:AW:63:ASP:OD1	2.04	0.58
32:AZ:17:SER:HB2	32:AZ:21:VAL:CG2	2.17	0.58
32:AZ:48:GLN:OE1	32:AZ:49:ARG:O	2.22	0.58
33:BA:1477:U:H2'	33:BA:1478:U:O4'	2.04	0.58
33:BA:1495:U:H2'	33:BA:1496:C:C6	2.38	0.58
33:BA:1530:G:H2'	33:BA:1531:A:C8	2.38	0.58
33:BA:370:C:H2'	33:BA:371:A:H5'	1.85	0.58
33:BA:701:U:H4'	33:BA:703:G:C8	2.38	0.58
33:BA:774:G:C5	33:BA:775:G:N7	2.72	0.58
33:BA:916:U:H6	33:BA:916:U:H5''	1.68	0.58
33:BA:971:G:OP1	33:BA:971:G:H3'	2.03	0.58
34:BB:114:LYS:C	34:BB:116:LEU:H	2.07	0.58
33:BA:1080:A:H5'	37:BE:20:VAL:CG1	2.33	0.58
12:AF:112:ASP:OD1	45:BM:70:ARG:HD2	2.03	0.58
48:BP:39:PHE:CD1	48:BP:74:LEU:HD13	2.39	0.58
49:BQ:10:ARG:HG3	49:BQ:11:VAL:N	2.19	0.58
33:BA:130:A:C8	49:BQ:64:ARG:HG3	2.39	0.58
8:CB:1010:A:O5'	8:CB:1010:A:H8	1.86	0.58
8:CB:1050:A:C2	8:CB:2751:G:C5	2.92	0.58
8:CB:1172:C:H2'	8:CB:1173:U:H1'	1.86	0.58
8:CB:1443:U:H2'	8:CB:1444:G:C8	2.38	0.58
8:CB:1456:G:C2'	8:CB:1457:U:H5'	2.34	0.58

Continued on next page...

Continued from previous page...

Atom-1	Atom-2	Interatomic distance (Å)	Clash overlap (Å)
8:CB:156:A:C5	8:CB:157:C:C5	2.91	0.58
8:CB:1809:A:C2	8:CB:1810:A:C5	2.92	0.58
8:CB:1885:A:H2'	8:CB:1886:U:C6	2.38	0.58
8:CB:2255:G:H2'	8:CB:2256:G:C8	2.32	0.58
8:CB:2421:G:C5'	8:CB:2421:G:H8	2.16	0.58
8:CB:2584:U:C6	8:CB:2584:U:H3'	2.37	0.58
8:CB:2885:G:C5	8:CB:2886:A:C8	2.91	0.58
8:CB:55:G:C2	8:CB:56:A:C8	2.92	0.58
8:CB:571:U:N3	8:CB:575:A:N7	2.52	0.58
8:CB:586:A:OP1	11:CE:84:THR:HB	2.03	0.58
8:CB:738:G:C6	8:CB:739:A:N1	2.71	0.58
8:CB:751:A:C5	8:CB:789:A:C6	2.91	0.58
9:CC:17:LYS:HZ3	9:CC:17:LYS:HA	1.68	0.58
8:CB:1797:G:O3'	9:CC:253:GLY:HA2	2.03	0.58
9:CC:179:GLU:HG3	9:CC:266:ILE:HA	1.85	0.58
10:CD:31:ALA:HB3	10:CD:95:SER:H	1.68	0.58
10:CD:61:THR:N	10:CD:62:LYS:HZ1	2.01	0.58
10:CD:68:PHE:O	10:CD:90:PHE:CG	2.57	0.58
15:CI:126:ARG:HG2	15:CI:129:GLU:HB2	1.85	0.58
16:CJ:81:ILE:HG13	16:CJ:83:GLY:H	1.69	0.58
25:CS:27:LYS:C	25:CS:28:LYS:HD2	2.24	0.58
26:CT:70:HIS:HD2	26:CT:74:ILE:HG13	1.69	0.58
33:DA:1092:A:C2	33:DA:1183:U:N3	2.72	0.58
33:DA:1142:G:O5'	33:DA:1142:G:H8	1.86	0.58
33:DA:1343:G:H2'	33:DA:1344:C:C5'	2.33	0.58
33:DA:1349:A:H1'	33:DA:1374:A:H61	1.69	0.58
33:DA:1466:C:C2	33:DA:1467:C:C6	2.91	0.58
33:DA:1488:G:H2'	33:DA:1489:G:H5'	1.86	0.58
33:DA:59:A:C6	33:DA:354:G:C6	2.90	0.58
33:DA:393:A:C4	33:DA:394:G:H8	2.21	0.58
33:DA:596:A:H2'	33:DA:597:G:H8	1.68	0.58
39:DG:8:GLN:HG2	39:DG:10:LYS:CD	2.33	0.58
43:DK:110:THR:HG22	53:DU:3:ILE:O	2.02	0.58
43:DK:83:VAL:HB	43:DK:109:ILE:CG2	2.33	0.58
48:DP:39:PHE:HE1	48:DP:74:LEU:HD22	1.69	0.58
50:DR:23:LYS:C	50:DR:25:ILE:H	2.07	0.58
3:A2:17:GLY:HA2	3:A2:21:ARG:NH1	2.18	0.58
3:A2:35:ARG:NH1	3:A2:42:LEU:CD2	2.67	0.58
7:AA:16:G:N2	7:AA:69:G:H1'	2.17	0.58
8:AB:1443:U:H2'	8:AB:1444:G:C8	2.39	0.58
8:AB:2094:A:C2'	8:AB:2095:A:H5''	2.34	0.58

Continued on next page...

Continued from previous page...

Atom-1	Atom-2	Interatomic distance (Å)	Clash overlap (Å)
8:AB:2425:A:H5''	8:AB:2427:C:O4'	2.04	0.58
8:AB:2587:A:H5''	8:AB:2587:A:H8	1.69	0.58
8:AB:2715:C:C2'	8:AB:2716:C:H5'	2.33	0.58
8:AB:2837:A:C6	8:AB:2838:G:N7	2.72	0.58
8:AB:332:A:C2	8:AB:335:C:C5	2.92	0.58
8:AB:463:G:H3'	8:AB:463:G:C8	2.39	0.58
8:AB:770:G:H2'	8:AB:771:G:O4'	2.04	0.58
8:AB:983:A:H2'	8:AB:984:A:N7	2.19	0.58
9:AC:36:ASN:OD1	9:AC:36:ASN:N	2.36	0.58
9:AC:80:LEU:HD22	9:AC:91:ALA:HB2	1.85	0.58
10:AD:3:GLY:O	10:AD:4:LEU:CB	2.52	0.58
19:AM:71:LYS:HD2	19:AM:71:LYS:N	2.19	0.58
22:AP:32:VAL:O	22:AP:33:GLU:HB3	2.02	0.58
22:AP:64:SER:CB	22:AP:71:ARG:HH11	2.17	0.58
22:AP:92:ARG:HE	22:AP:110:LYS:C	2.07	0.58
23:AQ:23:TYR:O	23:AQ:24:TYR:HB3	2.02	0.58
23:AQ:35:PHE:C	23:AQ:37:ALA:H	2.07	0.58
25:AS:53:SER:C	25:AS:55:ILE:H	2.06	0.58
25:AS:98:LYS:O	25:AS:99:ARG:O	2.22	0.58
26:AT:76:ARG:HG2	26:AT:77:ARG:N	2.07	0.58
32:AZ:5:ILE:H	32:AZ:5:ILE:HD12	1.67	0.58
33:BA:1250:A:H2	33:BA:1370:G:H1'	1.69	0.58
33:BA:154:U:H2'	33:BA:155:A:H8	1.63	0.58
33:BA:15:G:C4	33:BA:16:A:N7	2.72	0.58
33:BA:376:G:OP1	48:BP:6:LEU:HB2	2.04	0.58
33:BA:423:G:H3'	33:BA:423:G:N3	2.18	0.58
40:BH:10:LEU:HD11	40:BH:76:ARG:HG3	1.85	0.58
44:BL:54:VAL:HG22	44:BL:62:VAL:O	2.04	0.58
52:BT:66:ILE:H	52:BT:66:ILE:HD12	1.68	0.58
7:CA:79:G:O2'	7:CA:80:U:H5'	2.03	0.58
8:CB:1001:A:H2'	8:CB:1002:G:O4'	2.03	0.58
8:CB:1011:G:C6	8:CB:1151:A:C6	2.92	0.58
8:CB:1039:A:C2	8:CB:1040:A:C4	2.92	0.58
8:CB:1130:U:C6	8:CB:2026:U:OP2	2.56	0.58
8:CB:123:G:C2'	8:CB:124:G:H5''	2.34	0.58
8:CB:1789:A:C2'	8:CB:1790:C:H5'	2.34	0.58
8:CB:1974:C:C4	8:CB:1975:G:N7	2.71	0.58
8:CB:219:A:O2'	8:CB:220:G:H5'	2.04	0.58
8:CB:2199:A:C2	8:CB:2225:A:C2	2.92	0.58
8:CB:964:C:O2'	8:CB:2273:A:H1'	2.04	0.58
8:CB:2469:A:C6	8:CB:2482:A:C8	2.92	0.58

Continued on next page...

Continued from previous page...

Atom-1	Atom-2	Interatomic distance (Å)	Clash overlap (Å)
8:CB:2488:G:C2	8:CB:2489:U:C4	2.92	0.58
8:CB:387:U:C5	8:CB:388:G:C6	2.92	0.58
8:CB:45:G:N2	8:CB:434:U:N3	2.52	0.58
8:CB:463:G:C3'	8:CB:463:G:C8	2.87	0.58
8:CB:490:C:H4'	8:CB:491:G:OP2	2.04	0.58
8:CB:691:C:OP1	9:CC:216:ARG:NH1	2.37	0.58
8:CB:740:C:O2	8:CB:740:C:H2'	2.04	0.58
8:CB:943:A:P	18:CL:40:SER:HA	2.44	0.58
8:CB:85:G:C5	8:CB:98:G:N2	2.71	0.58
9:CC:235:GLU:CG	9:CC:236:GLY:H	2.16	0.58
10:CD:101:PHE:C	10:CD:101:PHE:CD1	2.75	0.58
8:CB:2025:C:P	10:CD:154:LYS:NZ	2.76	0.58
11:CE:148:ILE:HB	11:CE:185:LYS:HB3	1.86	0.58
11:CE:194:LYS:N	11:CE:194:LYS:NZ	2.43	0.58
11:CE:25:GLU:O	11:CE:26:ALA:O	2.22	0.58
14:CH:84:ALA:HB2	14:CH:148:ALA:HB2	1.85	0.58
14:CH:47:PHE:CD2	14:CH:47:PHE:C	2.76	0.58
16:CJ:78:THR:N	16:CJ:84:ILE:HG21	2.09	0.58
8:CB:1952:A:OP1	17:CK:42:THR:HG21	2.04	0.58
18:CL:111:ILE:H	18:CL:126:ARG:NH2	1.99	0.58
18:CL:37:GLY:O	18:CL:38:GLN:HG2	2.03	0.58
18:CL:69:ARG:C	18:CL:71:ALA:H	2.07	0.58
19:CM:9:PHE:HZ	19:CM:12:MET:HB2	1.69	0.58
21:CO:33:ARG:HG3	21:CO:34:HIS:CD2	2.38	0.58
22:CP:7:LEU:HA	22:CP:10:GLU:HG3	1.86	0.58
23:CQ:99:VAL:HG13	23:CQ:100:PHE:CG	2.39	0.58
23:CQ:13:HIS:O	23:CQ:14:LYS:C	2.41	0.58
24:CR:79:ARG:HD2	24:CR:79:ARG:C	2.23	0.58
25:CS:7:HIS:O	25:CS:8:ARG:HB2	2.04	0.58
27:CU:69:VAL:HB	27:CU:77:GLY:HA2	1.84	0.58
29:CW:44:PHE:CZ	29:CW:60:ALA:HB3	2.38	0.58
33:DA:1011:C:H2'	33:DA:1012:A:C8	2.37	0.58
33:DA:11:G:C5	33:DA:12:U:C5	2.92	0.58
33:DA:1392:G:C2'	33:DA:1393:U:H5'	2.34	0.58
33:DA:1422:G:N3	33:DA:1423:G:C8	2.70	0.58
33:DA:1515:G:H8	33:DA:1515:G:O5'	1.87	0.58
33:DA:387:U:H5'	33:DA:387:U:C6	2.33	0.58
33:DA:402:G:H1'	33:DA:620:C:H42	1.69	0.58
33:DA:557:G:C6	33:DA:558:G:N1	2.72	0.58
33:DA:721:G:H4'	33:DA:722:G:O4'	2.02	0.58
33:DA:729:A:O5'	33:DA:729:A:C8	2.56	0.58

Continued on next page...

Continued from previous page...

Atom-1	Atom-2	Interatomic distance (Å)	Clash overlap (Å)
33:DA:741:G:H2'	33:DA:742:G:C8	2.38	0.58
33:DA:893:C:H2'	33:DA:894:G:O4'	2.03	0.58
34:DB:33:ALA:CB	34:DB:38:HIS:HA	2.33	0.58
36:DD:11:SER:CB	36:DD:18:LEU:HD23	2.34	0.58
40:DH:88:LYS:HG2	40:DH:88:LYS:O	2.02	0.58
41:DI:33:SER:HB2	41:DI:36:GLN:HG2	1.84	0.58
44:DL:43:LYS:CB	44:DL:44:PRO:HD3	2.31	0.58
48:DP:20:VAL:O	48:DP:20:VAL:HG13	2.02	0.58
7:AA:52:A:H3'	7:AA:53:A:H8	1.69	0.58
8:AB:1102:C:O2'	8:AB:1103:A:H5'	2.03	0.58
8:AB:941:A:H2	8:AB:1189:A:H2	1.50	0.58
3:A2:1:MET:O	8:AB:1620:G:H1'	2.04	0.58
8:AB:2074:U:OP1	55:AB:4602:HOH:O	2.17	0.58
8:AB:1029:A:N3	8:AB:2486:C:H1'	2.18	0.58
8:AB:2524:G:O6	8:AB:2540:C:C4	2.56	0.58
8:AB:2547:A:N1	8:AB:2548:U:C4	2.72	0.58
8:AB:2706:A:H8	8:AB:2706:A:O5'	1.86	0.58
8:AB:2807:U:C1'	8:AB:2892:G:N2	2.61	0.58
8:AB:687:C:N4	8:AB:688:U:H3	2.02	0.58
9:AC:19:VAL:HG12	9:AC:20:ASN:N	2.19	0.58
9:AC:72:GLY:O	9:AC:73:ILE:HG13	2.04	0.58
11:AE:164:LEU:HG	11:AE:165:HIS:H	1.67	0.58
11:AE:6:LYS:NZ	11:AE:119:ILE:O	2.36	0.58
12:AF:56:LEU:HD23	12:AF:56:LEU:O	2.03	0.58
8:AB:1131:G:C5	16:AJ:77:HIS:NE2	2.71	0.58
21:AO:27:VAL:HG13	21:AO:94:ARG:HD3	1.86	0.58
17:AK:102:PRO:HD3	22:AP:68:GLY:HA3	1.86	0.58
8:AB:18:U:H4'	23:AQ:22:GLY:CA	2.34	0.58
23:AQ:92:LYS:HA	23:AQ:95:ALA:HB3	1.85	0.58
8:AB:142:A:H2	26:AT:2:ILE:HD12	1.66	0.58
33:BA:1069:C:O4'	33:BA:1191:A:H2	1.86	0.58
33:BA:1258:G:H2'	33:BA:1259:C:H6	1.68	0.58
33:BA:1430:A:H2'	33:BA:1430:A:N3	2.19	0.58
33:BA:250:A:H8	33:BA:252:U:O2	1.86	0.58
33:BA:878:A:N7	33:BA:879:C:H5	2.02	0.58
34:BB:18:GLN:HB2	34:BB:187:ASP:OD1	2.04	0.58
35:BC:33:ASP:O	35:BC:37:LYS:HG2	2.03	0.58
45:BM:47:LEU:HG	45:BM:51:GLN:HB3	1.86	0.58
46:BN:97:LYS:O	46:BN:98:ALA:HB2	2.01	0.58
33:BA:754:C:O4'	47:BO:68:TYR:HD1	1.84	0.58
48:BP:7:ALA:HB3	48:BP:18:GLN:HB3	1.85	0.58

Continued on next page...

Continued from previous page...

Atom-1	Atom-2	Interatomic distance (Å)	Clash overlap (Å)
4:C3:42:HIS:O	4:C3:43:LEU:HD12	2.04	0.58
5:C4:3:VAL:HG12	5:C4:5:ALA:H	1.67	0.58
7:CA:23:G:H2'	7:CA:24:G:C8	2.39	0.58
8:CB:1256:G:H2'	8:CB:1257:C:H6	1.68	0.58
8:CB:1323:C:H3'	8:CB:1324:G:H5''	1.84	0.58
8:CB:1375:U:C4	8:CB:1376:C:H5	2.20	0.58
8:CB:1764:C:C3'	8:CB:1764:C:C6	2.87	0.58
8:CB:194:G:C4	8:CB:195:A:N7	2.71	0.58
8:CB:1967:C:N4	8:CB:1968:G:C5	2.72	0.58
8:CB:961:C:C4	8:CB:2031:A:C5	2.92	0.58
8:CB:2095:A:C6	8:CB:2096:C:C4	2.92	0.58
8:CB:2695:U:C6	8:CB:2695:U:H3'	2.37	0.58
8:CB:2873:A:N3	20:CN:6:SER:HA	2.19	0.58
8:CB:2892:G:H5''	8:CB:2894:G:H22	1.69	0.58
8:CB:223:A:C2	8:CB:408:G:C8	2.91	0.58
8:CB:535:G:O3'	23:CQ:52:ARG:NH1	2.36	0.58
8:CB:683:U:H2'	8:CB:684:G:O5'	2.04	0.58
8:CB:702:U:H5''	8:CB:702:U:H6	1.68	0.58
8:CB:748:G:N3	8:CB:750:A:N6	2.52	0.58
8:CB:794:A:H2'	8:CB:795:C:C6	2.38	0.58
8:CB:836:G:C6	8:CB:837:C:C4	2.92	0.58
8:CB:93:G:C2	8:CB:94:A:H1'	2.38	0.58
9:CC:188:ARG:O	9:CC:189:ALA:HB2	2.03	0.58
18:CL:58:TYR:HD2	18:CL:58:TYR:H	1.49	0.58
19:CM:110:GLU:OE1	19:CM:126:ILE:HD12	2.03	0.58
21:CO:115:LEU:O	21:CO:116:GLN:HG3	2.04	0.58
21:CO:17:LYS:HE3	21:CO:92:PHE:HB3	1.86	0.58
24:CR:39:LEU:N	24:CR:61:ALA:CB	2.66	0.58
25:CS:53:SER:C	25:CS:55:ILE:H	2.05	0.58
27:CU:26:ASN:O	27:CU:34:ILE:HD11	2.04	0.58
27:CU:84:PHE:C	27:CU:85:ARG:HG3	2.24	0.58
33:DA:1306:A:C4	33:DA:1307:U:C6	2.91	0.58
33:DA:1415:G:N2	33:DA:1416:G:H1'	2.19	0.58
33:DA:1522:U:N3	33:DA:1523:G:N7	2.52	0.58
33:DA:592:G:H2'	33:DA:593:U:O4'	2.04	0.58
33:DA:826:C:P	40:DH:12:ARG:HH21	2.26	0.58
33:DA:907:A:O2'	33:DA:908:A:H5'	2.03	0.58
34:DB:113:LEU:HG	34:DB:144:GLU:OE2	2.04	0.58
34:DB:16:GLY:HA2	34:DB:40:ILE:HG13	1.86	0.58
33:DA:1112:C:C4	35:DC:177:LEU:HD23	2.39	0.58
35:DC:51:VAL:O	35:DC:114:LEU:HD12	2.04	0.58

Continued on next page...

Continued from previous page...

Atom-1	Atom-2	Interatomic distance (Å)	Clash overlap (Å)
40:DH:50:VAL:HG22	40:DH:50:VAL:O	2.03	0.58
49:DQ:80:LYS:O	49:DQ:81:ALA:CB	2.52	0.58
53:DU:28:LEU:C	53:DU:30:GLU:H	2.07	0.58
2:A1:29:LYS:HD3	8:AB:2286:G:OP1	2.04	0.58
3:A2:3:ARG:HD3	55:A2:4001:HOH:O	2.03	0.58
3:A2:5:PHE:HE1	8:AB:464:U:H5'	1.67	0.58
8:AB:1024:G:H3'	8:AB:1025:G:H5''	1.86	0.58
8:AB:1069:A:H4'	8:AB:1070:A:H5''	1.85	0.58
8:AB:1150:C:C2	8:AB:1151:A:C8	2.92	0.58
8:AB:1375:U:C3'	8:AB:1376:C:H5''	2.34	0.58
8:AB:1479:G:O2'	8:AB:1480:C:H5'	2.03	0.58
8:AB:1667:G:OP1	17:AK:6:THR:HA	2.04	0.58
8:AB:2134:A:HO2'	8:AB:2135:A:H8	1.50	0.58
8:AB:2391:G:N1	8:AB:2424:C:H3'	2.18	0.58
8:AB:2446:G:N2	8:AB:2501:C:C4	2.72	0.58
8:AB:2476:A:H2	8:AB:2481:G:O6	1.87	0.58
8:AB:2507:C:H2'	8:AB:2508:G:H8	1.69	0.58
8:AB:2623:G:H5''	8:AB:2623:G:C8	2.39	0.58
8:AB:2886:A:N3	8:AB:2887:A:N7	2.51	0.58
8:AB:419:U:C2	8:AB:420:C:C5	2.92	0.58
8:AB:428:A:H2'	8:AB:429:A:C8	2.38	0.58
8:AB:587:C:N3	8:AB:671:C:C6	2.72	0.58
8:AB:612:G:H1'	8:AB:616:A:H61	1.69	0.58
8:AB:678:C:OP1	8:AB:2072:C:OP1	2.22	0.58
8:AB:683:U:H2'	8:AB:684:G:O5'	2.03	0.58
8:AB:792:A:N7	8:AB:2440:C:C6	2.71	0.58
8:AB:671:C:H42	8:AB:809:G:H1	1.51	0.58
8:AB:855:G:H21	29:AW:23:LYS:HD3	1.69	0.58
8:AB:866:A:H8	8:AB:866:A:O5'	1.87	0.58
9:AC:244:VAL:H	9:AC:249:VAL:HG21	1.68	0.58
10:AD:67:HIS:HD2	10:AD:74:GLU:OE1	1.87	0.58
11:AE:16:GLU:O	11:AE:19:PHE:N	2.33	0.58
11:AE:1:MET:HG3	11:AE:2:GLU:N	2.14	0.58
11:AE:52:VAL:HG13	11:AE:53:THR:N	2.19	0.58
13:AG:126:THR:HG23	13:AG:128:THR:H	1.69	0.58
17:AK:2:ILE:CG2	17:AK:67:LYS:HE3	2.32	0.58
19:AM:26:VAL:O	19:AM:27:SER:HB2	2.03	0.58
21:AO:16:ARG:HA	21:AO:16:ARG:HE	1.68	0.58
21:AO:38:GLN:HB2	21:AO:49:VAL:HG23	1.85	0.58
22:AP:51:ASN:ND2	22:AP:97:TYR:CD2	2.70	0.58
23:AQ:12:ARG:O	23:AQ:15:LYS:HB3	2.04	0.58

Continued on next page...

Continued from previous page...

Atom-1	Atom-2	Interatomic distance (Å)	Clash overlap (Å)
16:AJ:3:THR:HG21	23:AQ:93:ILE:HD11	1.86	0.58
25:AS:70:LYS:O	25:AS:71:VAL:HB	2.03	0.58
27:AU:12:VAL:CA	27:AU:68:ASN:HD21	2.12	0.58
32:AZ:48:GLN:O	32:AZ:52:ALA:N	2.37	0.58
33:BA:1026:G:H2'	33:BA:1027:C:O4'	2.04	0.58
33:BA:1191:A:C8	33:BA:1191:A:C5'	2.85	0.58
33:BA:1390:U:H6	33:BA:1390:U:O5'	1.86	0.58
33:BA:317:U:H2'	33:BA:318:G:C8	2.37	0.58
33:BA:464:U:H6	33:BA:464:U:H5''	1.67	0.58
33:BA:505:G:C5'	33:BA:534:U:C2	2.86	0.58
33:BA:571:U:O2	33:BA:571:U:H2'	2.03	0.58
37:BE:102:THR:O	37:BE:121:ASN:HB3	2.04	0.58
33:BA:922:G:C4'	37:BE:24:VAL:HB	2.34	0.58
43:BK:105:ARG:NH2	53:BU:10:PRO:HG3	2.18	0.58
46:BN:79:SER:O	46:BN:81:ILE:HD12	2.04	0.58
5:C4:11:CYS:SG	5:C4:26:ILE:O	2.61	0.58
7:CA:71:C:H2'	7:CA:72:G:H8	1.68	0.58
8:CB:1062:G:H2'	8:CB:1063:G:C8	2.38	0.58
8:CB:1191:G:O2'	8:CB:1192:G:H5'	2.04	0.58
8:CB:120:U:C6	8:CB:149:A:C4	2.92	0.58
8:CB:122:G:H3'	8:CB:123:G:H8	1.68	0.58
8:CB:1265:A:O4'	8:CB:1267:U:C6	2.57	0.58
8:CB:13:A:C2	8:CB:525:U:O2	2.57	0.58
8:CB:1427:A:H1'	8:CB:1428:C:C5	2.39	0.58
8:CB:1578:U:H6	8:CB:1578:U:H5''	1.69	0.58
8:CB:1776:G:C6	8:CB:1777:U:C4	2.92	0.58
8:CB:2024:G:C6	8:CB:2025:C:C4	2.92	0.58
8:CB:203:A:H3'	8:CB:204:A:H2'	1.86	0.58
8:CB:2110:G:N1	8:CB:2180:U:O4	2.25	0.58
8:CB:2261:C:H5''	8:CB:2262:U:OP2	2.04	0.58
8:CB:2355:G:H1'	8:CB:2363:G:N2	2.19	0.58
8:CB:244:A:H2'	8:CB:245:G:O5'	2.03	0.58
8:CB:2575:C:H5''	8:CB:2576:G:OP2	2.04	0.58
8:CB:2581:G:H2'	8:CB:2610:C:H41	1.69	0.58
8:CB:2677:G:C6	8:CB:2678:C:C4	2.92	0.58
8:CB:2866:U:C2	8:CB:2868:A:H1'	2.39	0.58
8:CB:323:C:H1'	11:CE:164:LEU:CB	2.32	0.58
8:CB:563:A:C2	8:CB:2018:G:N3	2.72	0.58
8:CB:689:A:H61	8:CB:773:U:H3	1.51	0.58
8:CB:969:G:C2	8:CB:970:U:C2	2.91	0.58
9:CC:143:VAL:HB	9:CC:152:GLN:HG3	1.86	0.58

Continued on next page...

Continued from previous page...

Atom-1	Atom-2	Interatomic distance (Å)	Clash overlap (Å)
10:CD:128:ARG:HH11	10:CD:128:ARG:H	1.49	0.58
13:CG:157:LYS:CB	13:CG:159:LYS:HG3	2.34	0.58
14:CH:79:THR:O	14:CH:80:ILE:HG23	2.04	0.58
15:CI:130:GLY:HA2	15:CI:133:ARG:NH1	2.19	0.58
16:CJ:110:PRO:HB2	16:CJ:115:GLY:HA3	1.85	0.58
17:CK:22:ILE:HG23	17:CK:40:LYS:O	2.03	0.58
18:CL:90:VAL:O	18:CL:122:VAL:HG13	2.02	0.58
8:CB:2415:G:H4'	18:CL:66:PHE:HD2	1.67	0.58
19:CM:50:ARG:CA	19:CM:50:ARG:CZ	2.70	0.58
22:CP:51:ASN:ND2	22:CP:97:TYR:HD2	2.00	0.58
25:CS:63:GLY:O	25:CS:64:ALA:HB2	2.03	0.58
31:CY:23:LEU:O	31:CY:24:LEU:HD22	2.04	0.58
33:DA:1216:A:H5''	46:DN:4:SER:HB3	1.85	0.58
33:DA:1338:G:H2'	33:DA:1339:A:C8	2.38	0.58
33:DA:1421:G:C6	33:DA:1480:A:N1	2.72	0.58
33:DA:1435:G:H2'	33:DA:1436:U:C6	2.38	0.58
33:DA:119:A:C8	33:DA:240:G:O6	2.57	0.58
33:DA:367:U:C6	33:DA:394:G:C2	2.91	0.58
33:DA:510:A:H1'	33:DA:543:U:O4'	2.03	0.58
33:DA:93:U:H3'	33:DA:94:G:H5''	1.86	0.58
33:DA:976:G:N2	33:DA:1363:A:OP2	2.36	0.58
36:DD:26:ALA:C	36:DD:28:ASP:N	2.57	0.58
41:DI:40:ARG:H	41:DI:44:ARG:NE	2.02	0.58
43:DK:26:PHE:HE1	43:DK:88:PRO:HB2	1.69	0.58
46:DN:30:ILE:HD13	46:DN:41:TRP:HB3	1.85	0.58
51:DS:22:VAL:HG22	51:DS:42:ASN:HD21	1.68	0.58
1:A0:24:VAL:O	1:A0:25:THR:HG23	2.04	0.57
1:A0:42:ILE:O	1:A0:46:GLY:HA2	2.04	0.57
4:A3:23:HIS:CD2	4:A3:47:ALA:CA	2.84	0.57
4:A3:31:ILE:HG21	8:AB:2392:A:P	2.43	0.57
7:AA:94:A:C6	7:AA:95:U:C2	2.92	0.57
8:AB:1041:G:H2'	8:AB:1042:G:C8	2.39	0.57
8:AB:1272:A:O2'	8:AB:1273:U:H5'	2.04	0.57
8:AB:1989:G:H2'	8:AB:1990:C:H5'	1.86	0.57
8:AB:2210:U:H4'	8:AB:2211:A:C5'	2.33	0.57
8:AB:2428:G:H5''	8:AB:2429:G:OP1	2.04	0.57
8:AB:2514:U:H2'	8:AB:2515:C:C6	2.39	0.57
8:AB:2588:G:C2'	8:AB:2589:A:H5'	2.34	0.57
8:AB:2749:A:H5''	8:AB:2750:A:C2'	2.34	0.57
8:AB:349:U:H2'	8:AB:350:G:C5'	2.34	0.57
8:AB:423:A:H5''	8:AB:424:G:H5''	1.86	0.57

Continued on next page...

Continued from previous page...

Atom-1	Atom-2	Interatomic distance (Å)	Clash overlap (Å)
8:AB:535:G:O2'	23:AQ:52:ARG:HD3	2.03	0.57
9:AC:142:ASN:CG	9:AC:142:ASN:O	2.40	0.57
8:AB:2053:G:P	10:AD:150:GLN:H	2.27	0.57
10:AD:62:LYS:H	10:AD:62:LYS:CE	2.17	0.57
11:AE:159:LEU:HG	11:AE:169:VAL:HG11	1.85	0.57
11:AE:164:LEU:HG	11:AE:166:LYS:HD3	1.85	0.57
12:AF:104:THR:HG22	12:AF:105:ILE:HD12	1.85	0.57
13:AG:6:ALA:N	13:AG:7:PRO:CD	2.67	0.57
16:AJ:4:PHE:CE1	16:AJ:6:ALA:HA	2.39	0.57
18:AL:56:PRO:HB3	18:AL:60:ARG:HH22	1.69	0.57
21:AO:6:ALA:HB1	21:AO:10:ARG:NH1	2.19	0.57
22:AP:25:VAL:O	22:AP:27:VAL:N	2.31	0.57
33:BA:1155:A:C6	33:BA:1156:G:N3	2.72	0.57
33:BA:1221:G:H2'	33:BA:1222:G:C8	2.38	0.57
33:BA:1395:C:C2'	33:BA:1396:A:H5'	2.33	0.57
33:BA:369:G:N2	33:BA:370:C:C2	2.72	0.57
33:BA:510:A:OP1	55:BA:5098:HOH:O	2.17	0.57
33:BA:544:G:H2'	33:BA:545:C:C6	2.39	0.57
33:BA:662:U:C2'	33:BA:663:A:C8	2.78	0.57
33:BA:681:A:H2	33:BA:709:U:H3	1.52	0.57
33:BA:913:A:H4'	33:BA:914:A:O5'	2.04	0.57
35:BC:148:ILE:HG23	35:BC:169:GLU:HB2	1.86	0.57
38:BF:10:VAL:HG21	38:BF:21:MET:HE1	1.85	0.57
38:BF:25:TYR:CE2	38:BF:74:LEU:HD11	2.39	0.57
45:BM:18:LEU:HD23	45:BM:18:LEU:O	2.04	0.57
45:BM:95:PRO:HD3	45:BM:108:ARG:HG2	1.86	0.57
2:C1:34:GLU:HB2	2:C1:50:GLU:OE1	2.03	0.57
7:CA:52:A:C2'	7:CA:53:A:H5'	2.34	0.57
7:CA:53:A:C6	7:CA:54:G:C5	2.92	0.57
8:CB:1003:G:N2	8:CB:1153:C:C4	2.72	0.57
8:CB:1291:C:H2'	8:CB:1292:G:O4'	2.03	0.57
8:CB:1431:A:H2'	8:CB:1432:G:O4'	2.04	0.57
8:CB:1531:C:H2'	8:CB:1532:A:H8	1.69	0.57
8:CB:1574:C:H2'	8:CB:1575:C:C6	2.39	0.57
8:CB:1799:G:C6	8:CB:1819:A:C8	2.91	0.57
8:CB:1820:U:H4'	8:CB:1821:A:OP2	2.04	0.57
8:CB:1843:C:O3'	9:CC:252:LYS:HA	2.04	0.57
8:CB:192:C:N4	8:CB:203:A:H1'	2.18	0.57
8:CB:195:A:H3'	8:CB:196:A:H4'	1.84	0.57
8:CB:2031:A:N1	8:CB:2498:C:C6	2.72	0.57
8:CB:208:C:C2	8:CB:209:C:C5	2.93	0.57

Continued on next page...

Continued from previous page...

Atom-1	Atom-2	Interatomic distance (Å)	Clash overlap (Å)
8:CB:160:A:H1'	8:CB:2208:C:O2'	2.03	0.57
8:CB:2231:U:C2	8:CB:2232:C:C6	2.92	0.57
8:CB:2279:G:N2	8:CB:2280:G:H1'	2.19	0.57
8:CB:2455:G:N1	8:CB:2498:C:N4	2.51	0.57
8:CB:2547:A:N1	8:CB:2548:U:C4	2.72	0.57
8:CB:2860:A:C5'	8:CB:2860:A:C8	2.87	0.57
8:CB:2861:U:H2'	8:CB:2862:G:C8	2.39	0.57
8:CB:343:C:N3	8:CB:344:A:H8	2.01	0.57
8:CB:377:G:C2	8:CB:398:C:O2	2.57	0.57
8:CB:452:G:C2	8:CB:458:G:C8	2.92	0.57
9:CC:203:VAL:O	9:CC:204:LEU:C	2.41	0.57
11:CE:189:THR:C	11:CE:191:ASP:N	2.57	0.57
14:CH:42:LYS:HG2	14:CH:45:GLU:OE2	2.03	0.57
15:CI:82:ALA:CB	15:CI:108:ILE:HD11	2.34	0.57
18:CL:86:GLU:HG3	18:CL:86:GLU:O	2.04	0.57
19:CM:117:PHE:CD1	19:CM:117:PHE:C	2.77	0.57
31:CY:24:LEU:C	31:CY:26:LEU:N	2.55	0.57
32:CZ:48:GLN:O	32:CZ:51:VAL:HB	2.03	0.57
33:DA:1105:A:H2'	33:DA:1105:A:N3	2.17	0.57
33:DA:1113:C:H2'	33:DA:1113:C:O2	2.04	0.57
33:DA:1187:G:H2'	33:DA:1188:A:C8	2.39	0.57
33:DA:1202:U:H2'	33:DA:1203:C:H5'	1.86	0.57
33:DA:1475:G:H2'	33:DA:1476:A:O5'	2.04	0.57
33:DA:1511:G:H8	33:DA:1511:G:O5'	1.87	0.57
33:DA:1523:G:O2'	33:DA:1524:C:H5'	2.04	0.57
33:DA:190:A:H2'	33:DA:191:G:O4'	2.04	0.57
33:DA:406:G:N2	33:DA:437:U:C2	2.72	0.57
33:DA:412:A:O2'	33:DA:413:G:H5''	2.03	0.57
33:DA:544:G:C2	33:DA:545:C:C4	2.93	0.57
33:DA:60:A:C8	33:DA:60:A:OP2	2.57	0.57
33:DA:714:G:C2'	33:DA:715:A:H8	2.17	0.57
33:DA:763:G:N3	33:DA:764:C:C5	2.72	0.57
33:DA:766:A:N3	33:DA:814:A:C2	2.72	0.57
36:DD:74:TYR:HB3	36:DD:89:LEU:HD11	1.86	0.57
37:DE:88:HIS:O	37:DE:89:THR:CB	2.50	0.57
41:DI:35:GLU:HA	41:DI:39:GLY:HA3	1.86	0.57
42:DJ:42:LEU:CG	42:DJ:43:PRO:HD2	2.33	0.57
52:DT:66:ILE:HG23	52:DT:70:LYS:CD	2.29	0.57
53:DU:34:ARG:CG	53:DU:35:GLU:H	2.17	0.57
4:A3:61:LEU:HD22	4:A3:63:TYR:OH	2.04	0.57
8:AB:1275:A:N3	8:AB:1275:A:C3'	2.66	0.57

Continued on next page...

Continued from previous page...

Atom-1	Atom-2	Interatomic distance (Å)	Clash overlap (Å)
8:AB:1765:U:O2	8:AB:1766:G:H8	1.87	0.57
8:AB:1778:U:O4	8:AB:1784:A:H1'	2.04	0.57
8:AB:2046:G:C2	8:AB:2047:C:C2	2.92	0.57
8:AB:2070:A:C4	8:AB:2071:A:C8	2.91	0.57
8:AB:217:A:C2	8:AB:218:A:H1'	2.39	0.57
8:AB:2453:A:C3'	8:AB:2453:A:C8	2.85	0.57
8:AB:2461:A:C4	8:AB:2462:C:C5	2.92	0.57
8:AB:252:G:H8	8:AB:252:G:O5'	1.87	0.57
8:AB:2646:C:N4	8:AB:2675:A:N1	2.51	0.57
8:AB:2695:U:H3'	8:AB:2695:U:C6	2.38	0.57
8:AB:379:G:C2	8:AB:396:G:C6	2.92	0.57
8:AB:435:C:H6	8:AB:435:C:H5'	1.68	0.57
8:AB:634:C:H6	8:AB:634:C:O5'	1.87	0.57
8:AB:647:G:C6	8:AB:648:G:C6	2.92	0.57
9:AC:30:ALA:O	9:AC:32:LEU:N	2.36	0.57
10:AD:60:VAL:HB	10:AD:63:PRO:HG2	1.86	0.57
14:AH:116:ARG:O	14:AH:116:ARG:HG2	2.05	0.57
16:AJ:39:LYS:O	16:AJ:41:LYS:N	2.38	0.57
16:AJ:89:PHE:N	16:AJ:89:PHE:CD2	2.72	0.57
8:AB:810:U:C4	18:AL:37:GLY:HA2	2.38	0.57
18:AL:74:THR:HG23	18:AL:106:GLU:OE2	2.05	0.57
20:AN:16:HIS:O	20:AN:17:ARG:C	2.42	0.57
33:BA:1438:G:C4	33:BA:1439:G:N7	2.72	0.57
33:BA:177:G:O2'	33:BA:1448:C:H4'	2.03	0.57
33:BA:321:A:H2'	33:BA:328:C:C5	2.35	0.57
33:BA:386:C:H3'	33:BA:386:C:H6	1.69	0.57
33:BA:463:U:H6	33:BA:463:U:OP2	1.86	0.57
33:BA:520:A:C2	33:BA:536:C:H1'	2.39	0.57
33:BA:851:G:C2	33:BA:852:G:C8	2.92	0.57
33:BA:898:G:H22	33:BA:900:A:H3'	1.69	0.57
33:BA:922:G:N2	33:BA:1396:A:C2	2.72	0.57
34:BB:162:VAL:HG22	34:BB:163:ILE:H	1.69	0.57
34:BB:53:LEU:HD11	34:BB:216:VAL:HG22	1.86	0.57
34:BB:96:LEU:HD23	34:BB:99:MET:CE	2.34	0.57
36:BD:56:GLU:HG2	36:BD:195:ASN:ND2	2.18	0.57
41:BI:30:ASN:O	41:BI:31:GLN:HB2	2.04	0.57
41:BI:46:VAL:HB	41:BI:49:GLN:NE2	2.19	0.57
33:BA:1226:C:H2'	45:BM:102:LYS:O	2.05	0.57
45:BM:13:HIS:HB2	45:BM:16:ILE:HB	1.86	0.57
47:BO:14:PHE:HD2	47:BO:25:GLU:HG3	1.68	0.57
48:BP:18:GLN:NE2	48:BP:35:ARG:HD2	2.14	0.57

Continued on next page...

Continued from previous page...

Atom-1	Atom-2	Interatomic distance (Å)	Clash overlap (Å)
53:BU:43:GLU:OE2	53:BU:47:ALA:HB2	2.04	0.57
4:C3:54:LEU:C	4:C3:56:LEU:N	2.56	0.57
8:CB:1195:G:H8	8:CB:1195:G:H5''	1.68	0.57
8:CB:1960:A:N7	8:CB:1961:C:H5	2.01	0.57
8:CB:2290:G:C4	8:CB:2291:U:C5	2.92	0.57
8:CB:2311:A:OP1	8:CB:2311:A:H3'	2.05	0.57
8:CB:2442:C:N4	8:CB:2443:C:N4	2.52	0.57
8:CB:945:A:C2	8:CB:2448:A:C4	2.92	0.57
8:CB:2534:A:H5''	8:CB:2534:A:C8	2.37	0.57
8:CB:2623:G:H5''	8:CB:2623:G:C8	2.39	0.57
8:CB:39:G:H2'	8:CB:40:U:H6	1.69	0.57
8:CB:411:G:P	8:CB:2407:A:OP2	2.62	0.57
8:CB:779:U:O2'	8:CB:780:G:H5'	2.04	0.57
8:CB:966:G:C6	8:CB:967:U:O2	2.56	0.57
9:CC:179:GLU:HG3	9:CC:266:ILE:CA	2.34	0.57
9:CC:42:ARG:CG	9:CC:43:ASN:N	2.61	0.57
9:CC:78:GLU:O	9:CC:79:ARG:HB2	2.03	0.57
10:CD:24:VAL:HG23	10:CD:191:GLY:HA2	1.86	0.57
12:CF:113:PHE:HZ	12:CF:175:PRO:HB3	1.69	0.57
14:CH:117:LEU:HG	14:CH:119:ASN:O	2.03	0.57
19:CM:100:LYS:O	19:CM:101:VAL:HG23	2.04	0.57
19:CM:115:GLU:N	19:CM:115:GLU:OE2	2.37	0.57
22:CP:61:ARG:HH12	22:CP:63:ILE:HD11	1.69	0.57
23:CQ:90:ASP:CG	24:CR:10:LYS:HG2	2.23	0.57
24:CR:40:MET:HA	24:CR:54:VAL:HA	1.85	0.57
24:CR:6:GLN:HA	24:CR:10:LYS:CB	2.34	0.57
26:CT:72:GLN:O	26:CT:73:ARG:HB2	2.04	0.57
32:CZ:32:LEU:C	32:CZ:33:ASN:OD1	2.42	0.57
33:DA:1117:A:C2'	33:DA:1118:U:H5'	2.34	0.57
33:DA:1354:U:O2	33:DA:1355:G:C8	2.57	0.57
33:DA:370:C:H2'	33:DA:371:A:H5'	1.85	0.57
33:DA:58:C:C3'	33:DA:59:A:H5''	2.35	0.57
33:DA:612:C:N3	33:DA:629:A:C2	2.72	0.57
33:DA:721:G:H2'	33:DA:721:G:O5'	2.03	0.57
33:DA:777:A:C2	33:DA:778:G:C4	2.92	0.57
33:DA:943:U:H2'	33:DA:944:G:H5'	1.86	0.57
34:DB:69:VAL:O	34:DB:163:ILE:HG22	2.03	0.57
35:DC:77:GLY:HA3	35:DC:82:ASP:HB2	1.87	0.57
39:DG:104:VAL:O	39:DG:107:ALA:HB3	2.04	0.57
41:DI:41:GLU:O	41:DI:42:THR:HG23	2.04	0.57
51:DS:36:ARG:HH11	51:DS:36:ARG:HG2	1.69	0.57

Continued on next page...

Continued from previous page...

Atom-1	Atom-2	Interatomic distance (Å)	Clash overlap (Å)
2:A1:7:LYS:HZ1	8:AB:2285:C:H5	1.51	0.57
8:AB:1052:C:C6	8:AB:1052:C:H3'	2.38	0.57
8:AB:1456:G:C5	8:AB:1457:U:C5	2.92	0.57
8:AB:1617:C:N3	55:AB:4503:HOH:O	2.35	0.57
8:AB:1664:A:H2'	8:AB:1665:A:C8	2.39	0.57
8:AB:1754:A:H2'	8:AB:1755:A:H8	1.70	0.57
8:AB:1870:C:O2	8:AB:1870:C:H2'	2.03	0.57
8:AB:1889:A:C8	8:AB:1889:A:H3'	2.39	0.57
8:AB:2384:U:H3'	8:AB:2385:C:C5'	2.34	0.57
8:AB:2539:C:C2'	8:AB:2540:C:H5''	2.34	0.57
8:AB:2581:G:H2'	8:AB:2610:C:H41	1.69	0.57
8:AB:2721:A:H2'	8:AB:2722:G:H8	1.69	0.57
8:AB:2867:G:H2'	8:AB:2867:G:N3	2.20	0.57
8:AB:485:C:O2'	8:AB:486:C:H5'	2.05	0.57
8:AB:519:U:O2'	8:AB:520:G:H5'	2.04	0.57
8:AB:569:U:H5'	8:AB:946:C:O2'	2.04	0.57
8:AB:993:G:OP1	24:AR:77:PHE:CE2	2.58	0.57
9:AC:241:LYS:NZ	9:AC:241:LYS:CB	2.63	0.57
9:AC:257:ARG:NH2	9:AC:261:ARG:HG2	2.18	0.57
10:AD:208:LYS:HG2	10:AD:208:LYS:O	2.05	0.57
14:AH:47:PHE:CD1	14:AH:47:PHE:C	2.77	0.57
16:AJ:37:ARG:HG3	16:AJ:118:MET:HE2	1.85	0.57
22:AP:5:LYS:HB3	22:AP:5:LYS:HZ2	1.70	0.57
24:AR:16:GLU:HG2	24:AR:17:GLY:N	2.19	0.57
29:AW:35:ILE:HG13	29:AW:36:ILE:H	1.67	0.57
32:AZ:12:ILE:O	32:AZ:13:THR:HB	2.05	0.57
33:BA:988:G:H21	33:BA:1015:G:H21	1.51	0.57
33:BA:138:G:C6	33:BA:226:G:C6	2.92	0.57
33:BA:1505:G:P	55:BA:5276:HOH:O	2.62	0.57
33:BA:293:G:H2'	33:BA:294:U:H6	1.68	0.57
33:BA:37:U:O2	33:BA:397:A:N1	2.36	0.57
33:BA:42:G:H1	33:BA:400:C:N4	2.01	0.57
33:BA:604:G:C6	33:BA:635:A:N6	2.72	0.57
33:BA:789:U:H1'	33:BA:791:G:N7	2.19	0.57
45:BM:83:GLY:HA3	51:BS:73:PHE:CZ	2.38	0.57
47:BO:26:VAL:HG12	47:BO:27:GLN:N	2.18	0.57
48:BP:6:LEU:HG	48:BP:17:TYR:HB3	1.86	0.57
48:BP:51:ARG:NH1	48:BP:51:ARG:HB3	2.17	0.57
51:BS:38:THR:HG23	51:BS:68:HIS:O	2.05	0.57
8:CB:1057:A:N1	8:CB:1082:U:C2	2.73	0.57
8:CB:1136:G:C8	8:CB:1136:G:H5'	2.39	0.57

Continued on next page...

Continued from previous page...

Atom-1	Atom-2	Interatomic distance (Å)	Clash overlap (Å)
8:CB:1177:G:H2'	8:CB:1178:C:C6	2.39	0.57
8:CB:1454:C:C6	20:CN:60:VAL:HG13	2.39	0.57
8:CB:1526:C:H2'	8:CB:1527:G:O4'	2.05	0.57
8:CB:1693:U:H5''	8:CB:1694:C:H5	1.69	0.57
8:CB:1754:A:H2'	8:CB:1755:A:H8	1.70	0.57
8:CB:196:A:C3'	8:CB:197:A:H5''	2.32	0.57
8:CB:2002:G:O6	8:CB:2003:A:N6	2.37	0.57
8:CB:2049:G:O2'	8:CB:2050:C:H5'	2.04	0.57
8:CB:2060:A:N1	8:CB:2502:G:C6	2.72	0.57
8:CB:2310:C:H5'	8:CB:2311:A:OP2	2.03	0.57
8:CB:2469:A:C6	8:CB:2482:A:N7	2.71	0.57
8:CB:257:C:H3'	8:CB:258:G:H8	1.69	0.57
8:CB:363:G:H2'	8:CB:364:C:C6	2.39	0.57
8:CB:586:A:C2	8:CB:810:U:O4'	2.57	0.57
8:CB:649:G:H2'	8:CB:650:C:H6	1.70	0.57
8:CB:695:G:C2	8:CB:696:G:C8	2.92	0.57
8:CB:740:C:H5''	8:CB:740:C:C6	2.39	0.57
8:CB:948:C:H1'	8:CB:984:A:N3	2.20	0.57
9:CC:197:ALA:C	9:CC:199:HIS:N	2.58	0.57
9:CC:222:THR:HG21	9:CC:238:ASN:ND2	2.19	0.57
9:CC:44:ASN:CG	9:CC:48:ILE:O	2.42	0.57
10:CD:184:ARG:O	10:CD:186:LEU:HD13	2.03	0.57
10:CD:175:LEU:HD22	10:CD:189:VAL:HG12	1.86	0.57
14:CH:115:VAL:CB	14:CH:132:PHE:CE1	2.88	0.57
16:CJ:25:LEU:O	16:CJ:27:ARG:N	2.36	0.57
19:CM:18:ARG:CG	19:CM:19:GLY:N	2.67	0.57
22:CP:25:VAL:CG1	22:CP:87:ARG:HA	2.33	0.57
24:CR:4:VAL:C	24:CR:41:ILE:HG12	2.25	0.57
25:CS:58:ALA:HA	25:CS:62:ASP:HB2	1.85	0.57
26:CT:65:GLY:O	26:CT:66:LYS:HB2	2.04	0.57
33:DA:1015:G:H2'	33:DA:1016:A:O5'	2.04	0.57
33:DA:1078:U:H4'	37:DE:137:ARG:CZ	2.34	0.57
33:DA:1401:G:H2'	33:DA:1402:C:O4'	2.04	0.57
33:DA:1531:A:C5	33:DA:1532:U:N3	2.71	0.57
33:DA:182:A:C2	33:DA:184:G:C5	2.93	0.57
33:DA:457:G:C2	33:DA:458:U:O2	2.58	0.57
33:DA:493:A:H3'	33:DA:494:G:H8	1.68	0.57
33:DA:757:U:O2'	33:DA:758:C:H5'	2.05	0.57
34:DB:93:HIS:O	34:DB:146:SER:HB3	2.02	0.57
34:DB:17:HIS:CE1	34:DB:202:ASN:OD1	2.57	0.57
34:DB:72:LYS:HE2	34:DB:167:HIS:CB	2.34	0.57

Continued on next page...

Continued from previous page...

Atom-1	Atom-2	Interatomic distance (Å)	Clash overlap (Å)
35:DC:10:ARG:HG3	35:DC:10:ARG:HH11	1.69	0.57
35:DC:108:PRO:O	35:DC:115:VAL:HG22	2.03	0.57
36:DD:140:ASP:O	36:DD:180:THR:HG23	2.05	0.57
37:DE:111:ARG:HG3	37:DE:112:ALA:H	1.69	0.57
37:DE:93:VAL:HG12	37:DE:94:PHE:N	2.19	0.57
3:A2:35:ARG:NH1	3:A2:42:LEU:HD23	2.19	0.57
5:A4:15:LYS:NZ	5:A4:24:ARG:C	2.58	0.57
5:A4:31:PRO:HG3	8:AB:2528:U:OP1	2.04	0.57
7:AA:76:G:N2	7:AA:77:U:C2	2.72	0.57
8:AB:1093:G:C5	8:AB:1094:U:H5	2.23	0.57
8:AB:1095:A:H2'	8:AB:1096:A:N7	2.19	0.57
8:AB:1362:C:N3	8:AB:1363:C:C5	2.72	0.57
8:AB:1596:A:C2'	8:AB:1597:A:H5'	2.34	0.57
8:AB:1809:A:H3'	8:AB:1810:A:H8	1.69	0.57
8:AB:1959:G:C6	8:AB:1960:A:C5	2.93	0.57
8:AB:2050:C:N4	8:AB:2051:A:N1	2.51	0.57
8:AB:2079:U:H2'	8:AB:2080:A:C8	2.34	0.57
8:AB:23:G:H5''	8:AB:23:G:H8	1.69	0.57
8:AB:2524:G:H2'	8:AB:2525:G:H8	1.68	0.57
8:AB:2661:G:H2'	8:AB:2662:A:H8	1.66	0.57
8:AB:2716:C:O2'	8:AB:2717:C:H5'	2.03	0.57
8:AB:2777:G:C3'	8:AB:2777:G:C8	2.87	0.57
8:AB:280:U:H3'	8:AB:281:C:C5	2.39	0.57
8:AB:2891:U:C3'	8:AB:2891:U:C6	2.87	0.57
8:AB:297:G:OP2	55:AB:4280:HOH:O	2.17	0.57
8:AB:370:G:OP2	8:AB:370:G:H8	1.88	0.57
9:AC:156:SER:O	9:AC:158:GLY:N	2.33	0.57
9:AC:9:SER:HB2	9:AC:22:GLU:OE1	2.04	0.57
9:AC:78:GLU:O	9:AC:79:ARG:CB	2.51	0.57
11:AE:46:GLN:O	11:AE:48:THR:N	2.38	0.57
11:AE:52:VAL:HG22	11:AE:53:THR:N	2.18	0.57
8:AB:663:G:H5''	18:AL:25:SER:CB	2.34	0.57
18:AL:70:LYS:CG	18:AL:71:ALA:N	2.67	0.57
18:AL:78:ARG:CZ	18:AL:81:ASP:N	2.67	0.57
23:AQ:87:VAL:O	24:AR:53:PHE:CE1	2.58	0.57
26:AT:3:ARG:NH2	26:AT:8:LEU:HD23	2.17	0.57
27:AU:84:PHE:HD1	27:AU:94:PHE:CE1	2.22	0.57
30:AX:46:VAL:O	30:AX:48:ARG:N	2.37	0.57
8:AB:77:G:OP1	30:AX:52:ARG:NH1	2.37	0.57
33:BA:1107:C:N3	33:BA:1108:G:C8	2.72	0.57
33:BA:1499:A:C5'	33:BA:1499:A:H8	2.11	0.57

Continued on next page...

Continued from previous page...

Atom-1	Atom-2	Interatomic distance (Å)	Clash overlap (Å)
33:BA:16:A:O2'	33:BA:17:U:H5'	2.04	0.57
33:BA:266:G:N2	33:BA:270:A:N6	2.53	0.57
33:BA:452:A:H8	33:BA:452:A:C5'	2.16	0.57
33:BA:559:A:C4'	33:BA:560:A:H5''	2.31	0.57
33:BA:665:A:N6	33:BA:724:G:H1	2.01	0.57
33:BA:903:G:C6	33:BA:904:U:C2	2.92	0.57
34:BB:67:LEU:HD11	34:BB:157:PRO:HG2	1.86	0.57
35:BC:168:ARG:O	35:BC:169:GLU:HG2	2.04	0.57
37:BE:43:GLY:C	37:BE:44:ARG:HD3	2.25	0.57
38:BF:93:LYS:NZ	50:BR:20:ILE:HD12	2.19	0.57
33:BA:947:G:H4'	45:BM:107:THR:OG1	2.04	0.57
45:BM:44:ILE:CD1	45:BM:44:ILE:H	2.02	0.57
45:BM:68:LEU:O	45:BM:72:ILE:HB	2.04	0.57
48:BP:1:MET:O	48:BP:3:THR:HG23	2.05	0.57
1:C0:29:VAL:HG21	1:C0:34:GLY:N	2.20	0.57
4:C3:16:THR:O	4:C3:19:GLY:N	2.37	0.57
8:CB:942:G:H4'	8:CB:1189:A:O2'	2.05	0.57
8:CB:1255:U:H3	11:CE:66:GLY:CA	2.16	0.57
8:CB:1334:G:H8	8:CB:1334:G:O5'	1.87	0.57
8:CB:1687:G:H1'	8:CB:1702:G:N2	2.19	0.57
8:CB:1710:G:C2	8:CB:1749:A:N3	2.72	0.57
8:CB:207:A:H2'	8:CB:208:C:O4'	2.05	0.57
8:CB:2213:U:O5'	8:CB:2213:U:C2	2.57	0.57
8:CB:2087:G:N2	8:CB:2233:U:O2	2.38	0.57
4:C3:7:ARG:CZ	8:CB:250:G:OP2	2.52	0.57
8:CB:2571:U:N3	8:CB:2574:G:C8	2.73	0.57
8:CB:2712:C:C6	8:CB:2715:C:OP1	2.57	0.57
8:CB:245:G:N3	8:CB:384:A:C2	2.72	0.57
8:CB:870:U:H2'	8:CB:871:U:H5'	1.86	0.57
9:CC:177:SER:O	9:CC:179:GLU:CD	2.41	0.57
10:CD:7:LYS:HA	10:CD:26:VAL:HA	1.86	0.57
11:CE:67:ARG:HD2	11:CE:67:ARG:H	1.68	0.57
13:CG:143:VAL:HG22	13:CG:147:LEU:CD1	2.34	0.57
14:CH:27:ARG:HG2	14:CH:28:ASN:OD1	2.04	0.57
8:CB:624:C:H41	18:CL:100:ILE:HD11	1.68	0.57
18:CL:131:ALA:HA	18:CL:134:ALA:HB3	1.84	0.57
21:CO:40:ILE:HG22	21:CO:46:GLU:HB3	1.85	0.57
7:CA:50:A:OP1	21:CO:68:LYS:CG	2.52	0.57
27:CU:98:ASN:HD22	27:CU:98:ASN:N	2.02	0.57
28:CV:13:GLY:O	28:CV:14:LYS:C	2.43	0.57
29:CW:28:GLU:OE1	29:CW:61:LYS:HD2	2.04	0.57

Continued on next page...

Continued from previous page...

Atom-1	Atom-2	Interatomic distance (Å)	Clash overlap (Å)
8:CB:851:C:O2'	31:CY:45:GLY:HA3	2.03	0.57
33:DA:11:G:H2'	33:DA:12:U:O4'	2.04	0.57
33:DA:1469:C:C4	33:DA:1470:U:O2	2.57	0.57
33:DA:197:A:N1	33:DA:221:C:H5'	2.18	0.57
33:DA:622:A:N7	33:DA:623:C:N1	2.53	0.57
33:DA:684:U:C5	33:DA:685:G:C6	2.93	0.57
34:DB:89:PHE:CE2	34:DB:153:MET:HB2	2.39	0.57
36:DD:144:ILE:HD12	36:DD:154:VAL:HG21	1.86	0.57
38:DF:5:GLU:HA	38:DF:63:ASN:HA	1.85	0.57
38:DF:66:ALA:HB1	38:DF:67:PRO:HD2	1.86	0.57
39:DG:102:TRP:NE1	39:DG:136:LYS:HB3	2.19	0.57
49:DQ:10:ARG:NE	49:DQ:11:VAL:H	2.02	0.57
1:A0:28:SER:O	1:A0:36:LYS:HB2	2.03	0.57
4:A3:16:THR:O	4:A3:19:GLY:N	2.35	0.57
8:AB:1162:G:C6	8:AB:1163:G:N7	2.72	0.57
8:AB:51:G:N3	8:AB:118:A:N6	2.53	0.57
8:AB:1365:A:C4	8:AB:1366:A:C8	2.93	0.57
8:AB:1814:G:N7	8:AB:1815:A:C6	2.73	0.57
8:AB:2044:C:H42	8:AB:2045:C:N4	2.02	0.57
8:AB:2205:A:C2	8:AB:2206:C:C2	2.92	0.57
8:AB:2547:A:H2'	8:AB:2548:U:C6	2.39	0.57
8:AB:264:C:H2'	8:AB:265:A:H5''	1.84	0.57
8:AB:365:U:C4	8:AB:366:C:N4	2.72	0.57
8:AB:543:G:H2'	8:AB:544:C:H5''	1.85	0.57
8:AB:771:G:C2	8:AB:772:C:C4	2.92	0.57
8:AB:790:U:H5	8:AB:791:C:H5	1.51	0.57
8:AB:836:G:C5	8:AB:837:C:C4	2.93	0.57
9:AC:171:VAL:HB	9:AC:182:LYS:HB3	1.86	0.57
21:AO:1:MET:HG2	21:AO:2:ASP:OD1	2.04	0.57
24:AR:40:MET:C	24:AR:54:VAL:HG13	2.25	0.57
33:BA:122:G:H5''	33:BA:122:G:H8	1.69	0.57
33:BA:383:A:H8	33:BA:383:A:O5'	1.88	0.57
33:BA:451:A:O4'	33:BA:452:A:C8	2.57	0.57
33:BA:627:G:HO2'	33:BA:628:G:H8	1.52	0.57
33:BA:868:C:H5'	33:BA:873:A:N6	2.19	0.57
40:BH:103:VAL:HG23	40:BH:103:VAL:O	2.04	0.57
41:BI:56:MET:SD	41:BI:57:VAL:N	2.77	0.57
41:BI:7:GLY:N	41:BI:85:ALA:HB2	2.19	0.57
42:BJ:19:ASP:C	42:BJ:21:ALA:H	2.07	0.57
42:BJ:51:VAL:O	42:BJ:62:ARG:HA	2.05	0.57
44:BL:87:LYS:HZ1	44:BL:87:LYS:HA	1.69	0.57

Continued on next page...

Continued from previous page...

Atom-1	Atom-2	Interatomic distance (Å)	Clash overlap (Å)
51:BS:14:LEU:HD13	51:BS:70:LEU:HD22	1.86	0.57
8:CB:1479:G:O2'	8:CB:1480:C:H5'	2.05	0.57
8:CB:1535:A:H8	8:CB:1537:G:O6	1.88	0.57
8:CB:1771:C:N3	8:CB:1772:A:C5	2.72	0.57
8:CB:1932:A:N3	8:CB:1932:A:H2'	2.20	0.57
8:CB:2024:G:C8	8:CB:2024:G:O5'	2.58	0.57
8:CB:23:G:H5''	8:CB:23:G:C8	2.39	0.57
8:CB:23:G:H2'	8:CB:24:G:C8	2.39	0.57
8:CB:2623:G:H2'	8:CB:2624:G:H5'	1.86	0.57
8:CB:2714:G:O2'	8:CB:2715:C:H5'	2.04	0.57
8:CB:329:G:P	8:CB:329:G:H8	2.28	0.57
8:CB:375:G:O6	8:CB:400:G:N3	2.38	0.57
8:CB:35:G:H22	8:CB:450:G:H1'	1.68	0.57
8:CB:573:U:O2'	8:CB:574:A:H3'	2.04	0.57
8:CB:62:U:C5	8:CB:63:A:C6	2.92	0.57
9:CC:136:VAL:HA	9:CC:165:ALA:C	2.24	0.57
9:CC:174:ARG:HA	9:CC:180:MET:HA	1.85	0.57
9:CC:244:VAL:H	9:CC:249:VAL:HG21	1.69	0.57
9:CC:62:ARG:NH1	9:CC:62:ARG:CG	2.66	0.57
10:CD:54:ALA:C	10:CD:56:LYS:N	2.57	0.57
10:CD:62:LYS:HD3	10:CD:62:LYS:H	1.70	0.57
11:CE:31:VAL:HG21	11:CE:104:ALA:HB2	1.86	0.57
13:CG:169:ARG:HD2	13:CG:170:THR:HG23	1.85	0.57
18:CL:7:SER:HB3	18:CL:8:PRO:HD3	1.85	0.57
19:CM:77:PRO:HG3	19:CM:86:LYS:NZ	2.19	0.57
20:CN:111:ALA:O	20:CN:112:TYR:CD2	2.58	0.57
23:CQ:44:TYR:CD1	23:CQ:48:ASP:HB2	2.39	0.57
25:CS:94:ASP:O	25:CS:96:ILE:HG22	2.05	0.57
28:CV:15:GLY:O	28:CV:19:ARG:HG3	2.05	0.57
29:CW:28:GLU:H	29:CW:61:LYS:HB2	1.68	0.57
30:CX:28:LEU:HB2	30:CX:42:LEU:HD12	1.86	0.57
33:DA:1359:C:H5''	55:DA:5262:HOH:O	2.05	0.57
33:DA:1410:A:C4	33:DA:1491:G:N2	2.72	0.57
33:DA:1422:G:H2'	33:DA:1423:G:H5'	1.85	0.57
33:DA:275:G:C6	33:DA:276:G:C6	2.92	0.57
33:DA:363:A:N6	33:DA:364:A:C6	2.73	0.57
33:DA:437:U:O2'	36:DD:119:HIS:HD2	1.87	0.57
33:DA:445:G:N2	33:DA:446:G:C5	2.72	0.57
33:DA:479:U:C6	33:DA:479:U:H3'	2.38	0.57
33:DA:593:U:C4	33:DA:594:U:O4	2.58	0.57
33:DA:617:G:N1	33:DA:618:C:C5	2.73	0.57

Continued on next page...

Continued from previous page...

Atom-1	Atom-2	Interatomic distance (Å)	Clash overlap (Å)
33:DA:692:U:H2'	33:DA:692:U:O2	2.05	0.57
33:DA:841:C:C6	33:DA:843:U:OP2	2.58	0.57
37:DE:154:ALA:HB1	40:DH:65:PHE:CE2	2.40	0.57
46:DN:60:ARG:O	46:DN:61:ASN:HB2	2.05	0.57
49:DQ:20:ILE:CD1	49:DQ:47:ASP:HB3	2.35	0.57
50:DR:19:GLU:OE1	50:DR:54:LEU:HA	2.05	0.57
8:AB:1165:A:C4	8:AB:1166:G:N7	2.73	0.57
8:AB:1177:G:H2'	8:AB:1178:C:C6	2.39	0.57
8:AB:1617:C:C4	55:AB:4503:HOH:O	2.53	0.57
8:AB:1984:G:C5	8:AB:1985:C:C5	2.92	0.57
8:AB:208:C:H2'	8:AB:209:C:H6	1.67	0.57
8:AB:2338:C:H2'	8:AB:2339:C:H6	1.69	0.57
8:AB:2519:U:C2	8:AB:2542:A:C6	2.93	0.57
8:AB:2581:G:C2'	8:AB:2610:C:H41	2.17	0.57
8:AB:2742:G:O5'	8:AB:2742:G:H8	1.86	0.57
8:AB:396:G:C3'	32:AZ:28:VAL:HG21	2.34	0.57
8:AB:460:A:N1	8:AB:470:A:C4	2.73	0.57
8:AB:532:A:C8	8:AB:2021:C:C2	2.92	0.57
8:AB:534:U:N3	8:AB:535:G:N7	2.52	0.57
8:AB:650:C:N4	55:AB:4342:HOH:O	2.38	0.57
8:AB:673:C:N3	8:AB:808:G:N2	2.51	0.57
8:AB:797:G:C6	8:AB:798:G:N7	2.72	0.57
8:AB:98:G:C5'	8:AB:98:G:C8	2.88	0.57
9:AC:144:GLU:CG	9:AC:150:GLY:HA2	2.24	0.57
8:AB:1818:U:OP1	9:AC:86:ARG:HG3	2.04	0.57
11:AE:173:THR:HA	11:AE:200:LEU:O	2.04	0.57
12:AF:33:ILE:CG1	12:AF:34:THR:H	2.17	0.57
16:AJ:64:VAL:HG21	16:AJ:90:GLU:OE2	2.05	0.57
18:AL:90:VAL:CG1	18:AL:121:THR:H	2.10	0.57
18:AL:79:LEU:N	18:AL:79:LEU:HD12	2.20	0.57
18:AL:85:VAL:HG21	18:AL:98:ALA:HB3	1.85	0.57
19:AM:117:PHE:CD1	19:AM:117:PHE:C	2.77	0.57
20:AN:47:VAL:O	20:AN:51:LEU:HD13	2.04	0.57
17:AK:80:ASP:HB2	22:AP:70:GLU:CD	2.24	0.57
25:AS:72:THR:O	25:AS:73:LYS:HG2	2.04	0.57
28:AV:24:ASN:HB3	28:AV:44:HIS:HB2	1.86	0.57
33:BA:1181:G:H2'	33:BA:1182:G:C8	2.40	0.57
33:BA:1319:A:H5'	33:BA:1320:C:OP1	2.03	0.57
33:BA:1495:U:O2'	33:BA:1496:C:H5'	2.04	0.57
33:BA:1504:G:H3'	55:BA:5279:HOH:O	2.03	0.57
33:BA:1515:G:N2	33:BA:1521:C:N3	2.53	0.57

Continued on next page...

Continued from previous page...

Atom-1	Atom-2	Interatomic distance (Å)	Clash overlap (Å)
33:BA:481:G:HO2'	33:BA:482:A:H8	1.51	0.57
33:BA:585:G:O5'	33:BA:585:G:H8	1.86	0.57
33:BA:587:G:C2	33:BA:755:G:C2	2.93	0.57
33:BA:975:A:N3	33:BA:975:A:H2'	2.18	0.57
43:BK:69:CYS:O	43:BK:73:VAL:HG23	2.05	0.57
33:BA:947:G:H5''	45:BM:106:ARG:CB	2.35	0.57
8:CB:1028:A:N3	8:CB:1029:A:C8	2.72	0.57
8:CB:1183:U:H2'	8:CB:1184:U:C6	2.39	0.57
8:CB:1404:C:H2'	8:CB:1405:U:H6	1.70	0.57
8:CB:1531:C:H6	8:CB:1531:C:O5'	1.88	0.57
8:CB:1611:C:N3	8:CB:1612:C:H5	2.02	0.57
8:CB:1658:C:OP1	10:CD:136:ASN:O	2.22	0.57
8:CB:1702:G:C5	8:CB:1703:G:C8	2.93	0.57
8:CB:1998:A:N6	8:CB:1999:C:N4	2.52	0.57
8:CB:2341:G:C5	8:CB:2342:C:C4	2.93	0.57
8:CB:2787:C:H1'	10:CD:62:LYS:HB3	1.86	0.57
8:CB:58:G:C5	8:CB:59:U:C5	2.93	0.57
8:CB:681:G:H2'	8:CB:682:G:C8	2.29	0.57
8:CB:906:U:C2'	8:CB:907:G:O5'	2.53	0.57
8:CB:969:G:H2'	8:CB:970:U:C6	2.39	0.57
11:CE:106:LYS:O	11:CE:108:ILE:HG12	2.05	0.57
8:CB:321:U:C4'	11:CE:159:LEU:HB3	2.32	0.57
12:CF:169:LEU:HD12	12:CF:176:PHE:HE2	1.69	0.57
13:CG:10:VAL:N	13:CG:11:PRO:HD3	2.19	0.57
19:CM:32:GLY:HA2	19:CM:102:LEU:H	1.69	0.57
22:CP:42:PHE:O	22:CP:42:PHE:HD1	1.88	0.57
25:CS:20:VAL:HG22	25:CS:21:ALA:N	2.19	0.57
26:CT:38:ALA:O	26:CT:42:GLU:HB3	2.04	0.57
28:CV:70:ILE:CD1	28:CV:71:LYS:H	2.15	0.57
29:CW:60:ALA:O	29:CW:80:SER:HB3	2.05	0.57
33:DA:212:G:H2'	33:DA:213:G:C8	2.36	0.57
33:DA:293:G:C4	33:DA:294:U:C6	2.93	0.57
33:DA:393:A:C4	33:DA:394:G:C8	2.93	0.57
33:DA:792:A:C2	33:DA:794:A:N3	2.72	0.57
33:DA:842:U:O2'	33:DA:843:U:H5'	2.04	0.57
33:DA:844:G:H2'	33:DA:845:A:C8	2.40	0.57
33:DA:903:G:C6	33:DA:904:U:O2	2.57	0.57
33:DA:959:A:H5''	33:DA:960:U:OP2	2.04	0.57
40:DH:77:VAL:HG23	40:DH:125:ILE:O	2.04	0.57
37:DE:158:LYS:NZ	40:DH:65:PHE:HA	2.19	0.57
41:DI:18:VAL:HG21	41:DI:81:GLY:O	2.05	0.57

Continued on next page...

Continued from previous page...

Atom-1	Atom-2	Interatomic distance (Å)	Clash overlap (Å)
46:DN:12:ARG:O	46:DN:16:ALA:HB2	2.04	0.57
47:DO:52:ARG:HB2	47:DO:55:LEU:HD23	1.86	0.57
51:DS:62:THR:HG23	51:DS:63:ASP:H	1.68	0.57
52:DT:49:ALA:O	52:DT:52:GLU:HB3	2.04	0.57
4:A3:11:LYS:HD2	18:AL:62:PRO:C	2.24	0.57
8:AB:1076:C:O2	15:AI:92:PRO:HD2	2.05	0.57
8:AB:1157:G:C5'	8:AB:1157:G:C8	2.86	0.57
8:AB:121:G:C4	8:AB:131:A:N1	2.73	0.57
8:AB:2199:A:C6	8:AB:2200:C:O2	2.58	0.57
8:AB:20:C:H2'	8:AB:21:A:H8	1.68	0.57
8:AB:2200:C:H6	8:AB:2200:C:H3'	1.70	0.57
4:A3:32:LEU:CD2	8:AB:2420:C:H5''	2.35	0.57
8:AB:945:A:C2	8:AB:2448:A:C4	2.92	0.57
8:AB:2694:G:H8	8:AB:2694:G:H5'	1.69	0.57
8:AB:2543:G:C2	8:AB:2765:A:C5	2.93	0.57
8:AB:381:G:C6	8:AB:382:A:C8	2.93	0.57
8:AB:518:G:H8	8:AB:518:G:H5''	1.69	0.57
8:AB:682:G:N3	8:AB:683:U:C5	2.73	0.57
8:AB:691:C:O2'	8:AB:692:C:H5'	2.05	0.57
8:AB:800:A:OP1	55:AB:4377:HOH:O	2.17	0.57
8:AB:802:A:C4	8:AB:803:U:C5	2.92	0.57
9:AC:254:LYS:N	9:AC:254:LYS:HZ3	2.02	0.57
10:AD:154:LYS:O	10:AD:155:VAL:CG1	2.45	0.57
10:AD:37:VAL:HG21	10:AD:46:ARG:HD3	1.86	0.57
14:AH:78:VAL:HB	14:AH:144:VAL:HG13	1.87	0.57
18:AL:103:ILE:O	18:AL:103:ILE:CG2	2.53	0.57
18:AL:141:LYS:O	18:AL:142:ILE:HG23	2.04	0.57
18:AL:77:ILE:CB	18:AL:110:VAL:HA	2.34	0.57
21:AO:20:GLU:O	21:AO:21:LEU:C	2.43	0.57
25:AS:29:VAL:HG11	25:AS:69:LEU:CB	2.28	0.57
29:AW:67:LYS:CD	29:AW:71:LYS:HB3	2.33	0.57
33:BA:109:A:N6	33:BA:326:G:C6	2.72	0.57
33:BA:1251:A:H1'	33:BA:1370:G:O4'	2.05	0.57
33:BA:417:G:C8	33:BA:417:G:H5''	2.40	0.57
33:BA:551:U:H2'	33:BA:552:U:C6	2.40	0.57
33:BA:802:A:H2'	33:BA:803:G:O4'	2.05	0.57
38:BF:36:ILE:HG12	38:BF:64:VAL:CG1	2.34	0.57
40:BH:125:ILE:CG2	40:BH:126:CYS:N	2.68	0.57
48:BP:24:SER:HB3	48:BP:25:ARG:HD3	1.85	0.57
51:BS:44:ILE:HD12	51:BS:62:THR:HA	1.87	0.57
3:C2:16:HIS:HA	3:C2:21:ARG:NH1	2.19	0.57

Continued on next page...

Continued from previous page...

Atom-1	Atom-2	Interatomic distance (Å)	Clash overlap (Å)
8:CB:1003:G:N2	8:CB:1153:C:C2	2.73	0.57
8:CB:1045:C:H4'	8:CB:1047:G:C8	2.39	0.57
8:CB:1375:U:C4	8:CB:1376:C:C5	2.91	0.57
8:CB:1506:U:H2'	8:CB:1507:C:H6	1.68	0.57
8:CB:192:C:C2'	8:CB:193:U:H5'	2.34	0.57
8:CB:2093:G:C2'	8:CB:2094:A:H5'	2.34	0.57
8:CB:2223:G:C2'	8:CB:2224:G:H5'	2.35	0.57
8:CB:2455:G:C2	8:CB:2456:C:N3	2.72	0.57
8:CB:2754:U:O2'	8:CB:2755:C:H3'	2.04	0.57
8:CB:2841:C:H2'	8:CB:2842:G:O4'	2.04	0.57
8:CB:2841:C:C2	8:CB:2877:G:N2	2.73	0.57
8:CB:2834:G:O6	8:CB:2879:A:H2'	2.04	0.57
8:CB:583:G:OP2	55:CB:5104:HOH:O	2.17	0.57
8:CB:734:A:C4	8:CB:735:A:C8	2.92	0.57
8:CB:810:U:C5	18:CL:37:GLY:HA2	2.39	0.57
8:CB:868:U:O2	8:CB:868:U:C2'	2.53	0.57
9:CC:218:THR:O	9:CC:220:ARG:HD2	2.05	0.57
8:CB:1805:A:O2'	9:CC:50:THR:HA	2.04	0.57
9:CC:96:LYS:HA	9:CC:96:LYS:HE2	1.87	0.57
10:CD:126:ASN:HA	10:CD:128:ARG:CZ	2.34	0.57
11:CE:133:LEU:O	11:CE:133:LEU:HD22	2.05	0.57
7:CA:55:U:H5'	12:CF:24:VAL:CG2	2.35	0.57
13:CG:101:VAL:O	13:CG:101:VAL:HG23	2.04	0.57
13:CG:141:GLY:HA2	13:CG:144:ALA:HB3	1.87	0.57
13:CG:162:ARG:HB2	13:CG:166:GLU:OE2	2.04	0.57
19:CM:34:LYS:HA	19:CM:99:GLY:HA2	1.87	0.57
23:CQ:112:ALA:O	23:CQ:114:ALA:N	2.37	0.57
33:DA:250:A:H8	33:DA:252:U:O2	1.87	0.57
33:DA:266:G:N2	33:DA:270:A:H61	2.02	0.57
33:DA:373:A:H3'	33:DA:373:A:OP2	2.04	0.57
33:DA:435:A:C6	33:DA:436:C:C5	2.91	0.57
33:DA:528:C:C5	33:DA:529:G:N7	2.73	0.57
36:DD:2:ARG:NH2	36:DD:114:ARG:HD3	2.20	0.57
36:DD:194:ILE:HD11	36:DD:196:GLU:HB3	1.86	0.57
36:DD:71:PHE:O	36:DD:74:TYR:HB2	2.04	0.57
40:DH:88:LYS:HG3	40:DH:119:GLY:HA2	1.87	0.57
46:DN:5:MET:HA	46:DN:8:ARG:CB	2.34	0.57
47:DO:32:THR:HA	47:DO:62:ARG:NH1	2.18	0.57
3:A2:13:ASN:ND2	3:A2:14:ARG:N	2.49	0.57
8:AB:1361:G:H2'	8:AB:1362:C:H6	1.70	0.57
8:AB:1566:A:C6	9:AC:213:ARG:CZ	2.88	0.57

Continued on next page...

Continued from previous page...

Atom-1	Atom-2	Interatomic distance (Å)	Clash overlap (Å)
8:AB:1833:C:H5''	8:AB:1833:C:H6	1.70	0.57
8:AB:2073:C:C2'	8:AB:2074:U:H5'	2.35	0.57
8:AB:2258:C:H6	8:AB:2258:C:H5''	1.70	0.57
8:AB:2366:A:H3'	8:AB:2367:G:H8	1.69	0.57
8:AB:2520:C:H2'	8:AB:2521:C:H5'	1.85	0.57
8:AB:2757:A:H5'	8:AB:2758:A:OP2	2.05	0.57
8:AB:2543:G:N2	8:AB:2765:A:C8	2.73	0.57
8:AB:2860:A:C5'	8:AB:2860:A:C8	2.87	0.57
8:AB:567:U:N3	8:AB:568:U:C5	2.72	0.57
8:AB:61:C:C1'	30:AX:41:HIS:NE2	2.67	0.57
8:AB:709:U:H2'	8:AB:710:U:O4'	2.04	0.57
8:AB:978:G:C2	8:AB:986:C:C2	2.92	0.57
9:AC:125:PRO:O	9:AC:192:GLY:HA3	2.05	0.57
9:AC:77:VAL:N	9:AC:112:GLY:HA2	2.20	0.57
10:AD:160:LYS:HB2	10:AD:160:LYS:HZ1	1.69	0.57
11:AE:106:LYS:HB2	11:AE:106:LYS:NZ	2.19	0.57
11:AE:3:LEU:O	11:AE:12:LEU:HD22	2.05	0.57
21:AO:87:ILE:O	21:AO:90:VAL:HA	2.05	0.57
23:AQ:92:LYS:O	23:AQ:94:LEU:HD13	2.05	0.57
24:AR:23:GLU:HA	24:AR:96:VAL:HG22	1.86	0.57
25:AS:75:PHE:N	25:AS:75:PHE:CD1	2.70	0.57
8:AB:1339:G:H5''	26:AT:19:LYS:HG3	1.87	0.57
33:BA:1055:A:N7	33:BA:1200:C:N4	2.52	0.57
33:BA:1386:G:O2'	33:BA:1387:G:H5'	2.04	0.57
33:BA:283:U:H2'	33:BA:284:C:H6	1.70	0.57
35:BC:51:VAL:HG22	35:BC:52:SER:N	2.20	0.57
37:BE:127:TYR:O	37:BE:128:GLY:C	2.43	0.57
38:BF:5:GLU:HA	38:BF:63:ASN:HA	1.85	0.57
41:BI:19:PHE:C	41:BI:20:ILE:HD12	2.25	0.57
43:BK:81:LEU:O	43:BK:106:ILE:HA	2.05	0.57
44:BL:89:LEU:HB3	44:BL:92:VAL:CG2	2.32	0.57
48:BP:7:ALA:HB1	48:BP:29:ASN:HB3	1.87	0.57
33:BA:108:G:C6	52:BT:9:ARG:HG3	2.39	0.57
53:BU:11:PHE:CB	35:DC:105:VAL:HG11	2.34	0.57
4:C3:12:ARG:NH1	18:CL:62:PRO:CG	2.62	0.57
8:CB:1778:U:C5	8:CB:1784:A:N3	2.72	0.57
8:CB:1783:A:H5''	8:CB:1784:A:P	2.45	0.57
8:CB:182:A:H8	8:CB:182:A:O5'	1.88	0.57
8:CB:1870:C:O2	8:CB:1870:C:H2'	2.03	0.57
8:CB:2024:G:O5'	8:CB:2024:G:H8	1.87	0.57
8:CB:2307:G:H2'	8:CB:2307:G:N3	2.19	0.57

Continued on next page...

Continued from previous page...

Atom-1	Atom-2	Interatomic distance (Å)	Clash overlap (Å)
8:CB:2387:U:O2'	29:CW:37:VAL:HG11	2.04	0.57
8:CB:2618:G:C4	8:CB:2619:C:C5	2.92	0.57
8:CB:304:U:O2	8:CB:313:G:N2	2.35	0.57
8:CB:346:A:H2'	8:CB:347:A:H5''	1.85	0.57
8:CB:35:G:C2	8:CB:36:G:H1'	2.40	0.57
8:CB:493:G:HO2'	25:CS:7:HIS:C	2.03	0.57
8:CB:772:C:N3	8:CB:773:U:H5	2.01	0.57
8:CB:911:A:H2	8:CB:2277:G:N3	2.02	0.57
8:CB:915:C:H3'	8:CB:916:G:H8	1.70	0.57
8:CB:93:G:H2'	8:CB:94:A:O4'	2.04	0.57
8:CB:968:C:C2	8:CB:969:G:C8	2.93	0.57
9:CC:44:ASN:ND2	9:CC:47:ARG:O	2.37	0.57
10:CD:3:GLY:C	10:CD:4:LEU:HD22	2.25	0.57
16:CJ:12:LYS:O	16:CJ:50:THR:HG21	2.04	0.57
16:CJ:99:ARG:CG	16:CJ:103:ILE:HD13	2.35	0.57
18:CL:4:ASN:HD22	18:CL:5:THR:N	1.95	0.57
18:CL:57:LEU:CA	18:CL:58:TYR:HD2	2.14	0.57
21:CO:95:SER:C	21:CO:97:PHE:H	2.08	0.57
24:CR:5:PHE:N	24:CR:41:ILE:HG12	2.20	0.57
24:CR:65:ALA:H	24:CR:100:GLY:C	2.08	0.57
25:CS:11:ARG:HH11	25:CS:11:ARG:CG	2.08	0.57
8:CB:1322:A:H4'	25:CS:82:MET:HE3	1.86	0.57
28:CV:62:THR:HA	28:CV:70:ILE:HD11	1.86	0.57
29:CW:42:THR:HG21	29:CW:67:LYS:CB	2.32	0.57
33:DA:1109:C:C4	33:DA:1110:A:C8	2.93	0.57
33:DA:1356:G:C2	33:DA:1357:A:C5	2.93	0.57
33:DA:1371:G:O3'	41:DI:70:GLY:HA3	2.05	0.57
33:DA:1386:G:N3	33:DA:1387:G:N7	2.51	0.57
33:DA:1424:U:O2	33:DA:1425:U:O2	2.23	0.57
33:DA:1479:C:N3	33:DA:1480:A:N7	2.52	0.57
33:DA:367:U:O2	33:DA:369:G:C8	2.58	0.57
33:DA:369:G:OP2	33:DA:388:G:N1	2.35	0.57
33:DA:42:G:N2	33:DA:401:C:H1'	2.19	0.57
33:DA:585:G:C2	33:DA:586:C:O2	2.57	0.57
33:DA:788:U:H2'	33:DA:789:U:C5'	2.32	0.57
33:DA:19:A:H1'	33:DA:864:A:H1'	1.85	0.57
33:DA:942:G:C2	33:DA:943:U:C4	2.93	0.57
33:DA:96:U:O5'	33:DA:96:U:H6	1.88	0.57
35:DC:65:VAL:CG2	35:DC:100:ILE:HD12	2.33	0.57
35:DC:156:LEU:HD12	35:DC:163:ARG:NE	2.19	0.57
36:DD:90:LEU:HD21	36:DD:196:GLU:CG	2.34	0.57

Continued on next page...

Continued from previous page...

Atom-1	Atom-2	Interatomic distance (Å)	Clash overlap (Å)
52:DT:69:ASN:HD22	52:DT:69:ASN:H	1.52	0.57
3:A2:35:ARG:HH12	3:A2:42:LEU:HD23	1.69	0.57
8:AB:1041:G:H21	8:AB:1115:G:N2	2.02	0.57
8:AB:1041:G:N2	8:AB:1115:G:C2	2.73	0.57
8:AB:1285:A:H2'	8:AB:1286:A:C5'	2.34	0.57
8:AB:1707:G:C6	8:AB:1708:C:C4	2.92	0.57
8:AB:1779:U:C5	8:AB:1784:A:N7	2.73	0.57
8:AB:1861:G:C2	8:AB:1882:U:O2	2.57	0.57
8:AB:1970:A:OP1	8:AB:1970:A:H4'	2.05	0.57
8:AB:2102:G:N2	8:AB:2188:U:C2	2.73	0.57
8:AB:2324:U:H5'	8:AB:2325:G:H5'	1.87	0.57
8:AB:2485:G:H4'	19:AM:121:ALA:HA	1.87	0.57
8:AB:2527:C:C2	8:AB:2528:U:C6	2.92	0.57
8:AB:2637:U:C2	8:AB:2782:G:N2	2.73	0.57
8:AB:263:G:C2	8:AB:264:C:H1'	2.39	0.57
8:AB:2807:U:H5'	8:AB:2808:G:OP2	2.04	0.57
8:AB:45:G:N2	8:AB:434:U:N3	2.52	0.57
8:AB:600:G:H2'	8:AB:601:C:C6	2.40	0.57
8:AB:663:G:C6	8:AB:664:G:C5	2.92	0.57
8:AB:751:A:C6	8:AB:789:A:C5	2.93	0.57
8:AB:811:U:C5	18:AL:29:LYS:NZ	2.73	0.57
9:AC:197:ALA:C	9:AC:199:HIS:N	2.59	0.57
9:AC:180:MET:SD	9:AC:265:PHE:HD1	2.27	0.57
12:AF:113:PHE:HZ	12:AF:175:PRO:HB3	1.70	0.57
15:AI:82:ALA:HB1	15:AI:104:GLN:NE2	2.19	0.57
16:AJ:71:ASP:O	16:AJ:72:LYS:C	2.43	0.57
18:AL:40:SER:HA	18:AL:41:ARG:HE	1.69	0.57
20:AN:102:PHE:H	20:AN:109:PRO:HA	1.69	0.57
20:AN:82:GLU:O	20:AN:86:ARG:HG3	2.05	0.57
21:AO:111:ARG:HD3	21:AO:117:PHE:CE2	2.39	0.57
23:AQ:63:ARG:NH1	23:AQ:63:ARG:HB3	2.11	0.57
23:AQ:94:LEU:HD22	23:AQ:95:ALA:N	2.20	0.57
8:AB:95:A:O2'	30:AX:41:HIS:HB2	2.05	0.57
33:BA:1005:A:H8	33:BA:1006:G:H8	1.51	0.57
33:BA:127:G:C2	33:BA:128:G:C8	2.92	0.57
33:BA:1387:G:H2'	33:BA:1388:C:H6	1.69	0.57
33:BA:755:G:H5''	33:BA:756:C:OP2	2.04	0.57
33:BA:763:G:C5	33:BA:764:C:H5	2.23	0.57
33:BA:994:A:H5'	33:BA:994:A:C8	2.33	0.57
36:BD:61:ARG:HH12	36:BD:62:ARG:NH2	2.03	0.57
36:BD:84:ASN:HD22	36:BD:87:GLU:N	1.96	0.57

Continued on next page...

Continued from previous page...

Atom-1	Atom-2	Interatomic distance (Å)	Clash overlap (Å)
37:BE:35:LEU:CD1	37:BE:133:ILE:HA	2.32	0.57
37:BE:35:LEU:HD21	37:BE:136:VAL:HG11	1.86	0.57
37:BE:22:LYS:O	37:BE:29:ILE:HG12	2.05	0.57
39:BG:114:SER:O	39:BG:118:ARG:HB2	2.05	0.57
40:BH:14:ARG:HH11	40:BH:14:ARG:CG	2.17	0.57
45:BM:88:LEU:O	45:BM:92:ARG:HG3	2.05	0.57
52:BT:8:LYS:HG2	52:BT:12:GLN:HG3	1.87	0.57
4:C3:22:LYS:O	4:C3:23:HIS:HB3	2.05	0.57
8:CB:1190:G:OP1	18:CL:38:GLN:HA	2.03	0.57
8:CB:1285:A:C6	8:CB:1329:U:C5	2.93	0.57
8:CB:1366:A:C4	8:CB:1367:A:C8	2.93	0.57
8:CB:1429:G:H2'	8:CB:1430:G:H5'	1.87	0.57
8:CB:1652:A:N6	8:CB:1653:G:H22	2.03	0.57
8:CB:172:A:H2'	8:CB:173:A:C8	2.40	0.57
8:CB:1906:G:H3'	8:CB:1906:G:C8	2.40	0.57
8:CB:2371:G:N3	8:CB:2372:U:C6	2.73	0.57
8:CB:2592:G:C2	8:CB:2593:U:C2	2.93	0.57
8:CB:2753:A:C2	8:CB:2754:U:N3	2.73	0.57
8:CB:2:G:N2	8:CB:2902:C:H1'	2.19	0.57
8:CB:381:G:N2	8:CB:394:C:C6	2.72	0.57
8:CB:600:G:H2'	8:CB:601:C:C6	2.39	0.57
8:CB:672:C:H2'	8:CB:672:C:O2	2.05	0.57
7:CA:78:A:O2'	8:CB:862:G:H4'	2.05	0.57
8:CB:874:G:H5''	8:CB:875:G:OP2	2.05	0.57
8:CB:999:U:O2	8:CB:1157:G:C2	2.58	0.57
9:CC:123:ILE:HD12	9:CC:123:ILE:H	1.68	0.57
11:CE:151:GLY:O	11:CE:158:PHE:CE1	2.58	0.57
12:CF:71:LYS:HE2	12:CF:72:SER:O	2.05	0.57
15:CI:121:ILE:H	15:CI:121:ILE:HD13	1.70	0.57
16:CJ:44:TYR:CE1	16:CJ:48:VAL:HG23	2.40	0.57
16:CJ:62:VAL:O	16:CJ:64:VAL:N	2.38	0.57
8:CB:2394:C:H5''	18:CL:64:PHE:CE2	2.39	0.57
18:CL:2:ARG:NH1	18:CL:6:LEU:HD22	2.20	0.57
22:CP:7:LEU:O	22:CP:11:GLN:HG3	2.05	0.57
26:CT:57:VAL:HG23	26:CT:86:THR:HG23	1.87	0.57
29:CW:28:GLU:CA	29:CW:61:LYS:HB2	2.35	0.57
31:CY:40:THR:HG23	31:CY:43:ILE:H	1.70	0.57
32:CZ:3:LYS:HD3	32:CZ:9:TYR:CD1	2.40	0.57
33:DA:1169:A:C4	33:DA:1170:A:C8	2.93	0.57
33:DA:1375:A:H2'	33:DA:1376:U:C6	2.39	0.57
33:DA:1481:U:H2'	33:DA:1482:G:H8	1.70	0.57

Continued on next page...

Continued from previous page...

Atom-1	Atom-2	Interatomic distance (Å)	Clash overlap (Å)
33:DA:453:G:C2	33:DA:454:G:C4	2.93	0.57
33:DA:203:G:C1'	33:DA:465:A:H62	2.16	0.57
33:DA:57:G:H1	33:DA:356:A:N6	2.02	0.57
33:DA:674:G:C4	33:DA:675:A:C8	2.93	0.57
33:DA:699:C:C3'	33:DA:700:G:H5''	2.35	0.57
36:DD:104:MET:HB3	36:DD:106:PHE:CE2	2.39	0.57
37:DE:81:GLN:NE2	37:DE:149:PRO:HD3	2.20	0.57
38:DF:44:ARG:O	38:DF:44:ARG:HG2	2.05	0.57
38:DF:74:LEU:HD13	38:DF:75:GLU:N	2.20	0.57
43:DK:60:PHE:CD1	43:DK:60:PHE:C	2.78	0.57
44:DL:115:LYS:O	44:DL:116:TYR:CB	2.53	0.57
46:DN:76:PHE:O	46:DN:78:LEU:N	2.31	0.57
2:A1:39:ASP:HB2	2:A1:45:HIS:CE1	2.39	0.57
3:A2:14:ARG:HH12	8:AB:1356:G:H4'	1.70	0.57
8:AB:1005:C:H2'	8:AB:1006:C:H6	1.69	0.57
8:AB:1036:G:C5	8:AB:1120:G:C6	2.92	0.57
8:AB:106:C:C6	8:AB:106:C:C3'	2.88	0.57
8:AB:1093:G:C6	8:AB:1094:U:C5	2.93	0.57
8:AB:1188:U:H2'	8:AB:1189:A:H5'	1.86	0.57
8:AB:1531:C:H2'	8:AB:1532:A:H8	1.69	0.57
8:AB:1535:A:H8	8:AB:1537:G:O6	1.87	0.57
8:AB:1611:C:N3	8:AB:1612:C:H5	2.03	0.57
8:AB:194:G:C4	8:AB:195:A:N7	2.73	0.57
8:AB:2014:A:H8	8:AB:2014:A:O5'	1.88	0.57
8:AB:2144:G:H2'	8:AB:2146:C:H5'	1.86	0.57
8:AB:2231:U:C2	8:AB:2232:C:C6	2.93	0.57
8:AB:2290:G:C5	8:AB:2291:U:C5	2.92	0.57
8:AB:2454:G:C5	8:AB:2455:G:N7	2.73	0.57
8:AB:1783:A:C2	8:AB:2587:A:C6	2.93	0.57
8:AB:2681:C:H4'	8:AB:2682:A:H5'	1.86	0.57
8:AB:2848:G:O2'	22:AP:96:LEU:HD13	2.04	0.57
8:AB:2849:U:N3	8:AB:2867:G:N7	2.52	0.57
8:AB:2892:G:H5''	8:AB:2894:G:H22	1.70	0.57
8:AB:368:A:C6	8:AB:369:U:O4	2.58	0.57
8:AB:538:A:N7	8:AB:539:G:N7	2.53	0.57
8:AB:743:A:C2'	8:AB:744:U:H5'	2.34	0.57
8:AB:97:C:H3'	8:AB:97:C:C6	2.39	0.57
8:AB:993:G:N2	8:AB:1162:G:C4	2.73	0.57
10:AD:108:ASP:OD1	10:AD:207:VAL:HG22	2.05	0.57
10:AD:116:LYS:HB2	10:AD:165:MET:CB	2.34	0.57
11:AE:163:ASN:CB	11:AE:166:LYS:HB2	2.35	0.57

Continued on next page...

Continued from previous page...

Atom-1	Atom-2	Interatomic distance (Å)	Clash overlap (Å)
14:AH:43:ASN:ND2	14:AH:43:ASN:N	2.53	0.57
8:AB:6:A:O2'	16:AJ:135:GLN:HG3	2.05	0.57
17:AK:32:TYR:N	17:AK:32:TYR:HD1	2.00	0.57
17:AK:12:ASP:N	17:AK:85:VAL:HG22	2.20	0.57
18:AL:38:GLN:N	18:AL:41:ARG:CZ	2.66	0.57
19:AM:123:LYS:HB3	19:AM:123:LYS:NZ	2.20	0.57
20:AN:11:ASN:O	20:AN:12:ARG:CB	2.52	0.57
20:AN:29:VAL:HG23	20:AN:75:ILE:HD11	1.87	0.57
23:AQ:30:VAL:CG1	23:AQ:31:TYR:H	2.08	0.57
26:AT:77:ARG:HG2	26:AT:78:SER:H	1.70	0.57
8:AB:328:U:H4'	27:AU:65:GLN:CG	2.35	0.57
27:AU:78:LYS:CD	27:AU:98:ASN:HB2	2.35	0.57
29:AW:59:PHE:CZ	29:AW:81:ILE:HD13	2.39	0.57
30:AX:21:LEU:HB3	30:AX:47:ARG:HD2	1.86	0.57
30:AX:4:LYS:O	30:AX:7:ARG:HG2	2.04	0.57
33:BA:1006:G:N3	33:BA:1006:G:H2'	2.20	0.57
33:BA:1062:U:H2'	33:BA:1063:C:C5	2.40	0.57
33:BA:1067:A:H1'	33:BA:1068:G:C8	2.40	0.57
33:BA:1194:U:H2'	33:BA:1195:C:C6	2.40	0.57
33:BA:1205:U:C1'	35:BC:194:VAL:HG22	2.35	0.57
33:BA:1363:A:C8	33:BA:1365:G:C5	2.92	0.57
33:BA:275:G:C6	33:BA:276:G:C6	2.93	0.57
33:BA:444:G:H1	33:BA:490:C:H42	1.51	0.57
33:BA:599:C:H5''	40:BH:87:ARG:CA	2.31	0.57
33:BA:687:A:N6	33:BA:703:G:N3	2.53	0.57
33:BA:798:U:H2'	33:BA:799:G:O5'	2.05	0.57
33:BA:872:A:C4	33:BA:874:G:N7	2.73	0.57
33:BA:906:A:O2'	33:BA:907:A:OP1	2.20	0.57
33:BA:93:U:H3'	33:BA:94:G:H5''	1.86	0.57
36:BD:123:MET:HA	36:BD:127:ARG:O	2.04	0.57
40:BH:6:ILE:HB	40:BH:76:ARG:HH22	1.69	0.57
41:BI:80:HIS:O	41:BI:84:ARG:HB2	2.05	0.57
44:BL:20:VAL:HG12	44:BL:22:ALA:H	1.70	0.57
44:BL:90:PRO:C	44:BL:92:VAL:H	2.09	0.57
45:BM:18:LEU:HD23	45:BM:21:ILE:HD11	1.85	0.57
45:BM:43:LYS:N	45:BM:43:LYS:HD2	2.20	0.57
47:BO:59:VAL:O	47:BO:62:ARG:HB3	2.04	0.57
52:BT:70:LYS:HA	52:BT:73:ARG:CG	2.28	0.57
2:C1:37:LYS:HB2	8:CB:2344:U:C3'	2.35	0.57
4:C3:4:LYS:HZ1	4:C3:60:CYS:CA	2.18	0.57
5:C4:8:LYS:HB3	8:CB:1032:A:OP1	2.05	0.57

Continued on next page...

Continued from previous page...

Atom-1	Atom-2	Interatomic distance (Å)	Clash overlap (Å)
8:CB:1326:U:O2'	8:CB:1327:A:H5'	2.05	0.57
8:CB:1613:G:N1	8:CB:1617:C:O2	2.38	0.57
8:CB:2079:U:N3	8:CB:2080:A:N7	2.52	0.57
8:CB:2143:C:H3'	8:CB:2144:G:H8	1.68	0.57
8:CB:260:G:C6	8:CB:261:G:C8	2.92	0.57
8:CB:269:C:N4	8:CB:270:A:N6	2.52	0.57
8:CB:527:C:H5''	8:CB:2779:U:C2	2.40	0.57
9:CC:141:HIS:CD2	9:CC:193:GLU:H	2.22	0.57
9:CC:62:ARG:HG2	9:CC:62:ARG:NH1	2.17	0.57
10:CD:160:LYS:HA	10:CD:160:LYS:HE3	1.87	0.57
10:CD:25:THR:HA	10:CD:188:LEU:HD12	1.86	0.57
11:CE:146:VAL:HG12	11:CE:146:VAL:O	2.05	0.57
13:CG:116:LEU:HD12	13:CG:117:PRO:O	2.05	0.57
13:CG:120:ILE:HD12	13:CG:139:VAL:HG12	1.87	0.57
13:CG:169:ARG:HE	13:CG:169:ARG:H	1.53	0.57
14:CH:36:ALA:O	14:CH:37:VAL:HG22	2.05	0.57
15:CI:125:THR:O	15:CI:129:GLU:HG3	2.05	0.57
15:CI:21:PRO:CB	15:CI:22:PRO:HD3	2.29	0.57
15:CI:12:VAL:HB	15:CI:23:VAL:CG2	2.34	0.57
16:CJ:85:LYS:NZ	16:CJ:86:GLN:H	2.03	0.57
17:CK:2:ILE:HG21	17:CK:67:LYS:HD2	1.87	0.57
23:CQ:96:ASP:O	23:CQ:97:ILE:HD13	2.05	0.57
8:CB:1162:G:N3	24:CR:93:PHE:CZ	2.73	0.57
27:CU:3:LYS:NZ	27:CU:3:LYS:CB	2.68	0.57
31:CY:11:SER:O	31:CY:12:ALA:CB	2.53	0.57
31:CY:3:THR:O	31:CY:4:ILE:C	2.42	0.57
33:DA:1241:G:H1	33:DA:1296:C:H42	1.52	0.57
33:DA:1468:A:N3	33:DA:1469:C:C6	2.73	0.57
33:DA:189:A:C8	33:DA:189:A:H5''	2.39	0.57
33:DA:324:G:N2	33:DA:327:A:N7	2.53	0.57
33:DA:604:G:C6	33:DA:605:U:C2	2.93	0.57
33:DA:633:G:H2'	33:DA:634:C:C6	2.39	0.57
33:DA:77:A:H3'	33:DA:77:A:H8	1.68	0.57
33:DA:880:C:O5'	33:DA:880:C:H6	1.88	0.57
33:DA:901:A:H2'	33:DA:902:G:O5'	2.04	0.57
35:DC:171:ARG:O	35:DC:172:VAL:HG22	2.04	0.57
35:DC:83:VAL:HG12	35:DC:86:LEU:HD12	1.85	0.57
36:DD:90:LEU:HG	36:DD:187:ARG:NH1	2.20	0.57
33:DA:15:G:H1'	37:DE:23:THR:CG2	2.31	0.57
42:DJ:40:ILE:HD11	42:DJ:73:LEU:HD12	1.87	0.57
42:DJ:51:VAL:HG22	42:DJ:52:LEU:H	1.70	0.57

Continued on next page...

Continued from previous page...

Atom-1	Atom-2	Interatomic distance (Å)	Clash overlap (Å)
45:DM:48:SER:C	45:DM:50:GLY:H	2.08	0.57
47:DO:42:PHE:C	47:DO:44:GLU:N	2.57	0.57
2:A1:13:SER:N	2:A1:50:GLU:OE2	2.37	0.56
7:AA:23:G:C4	7:AA:24:G:O6	2.57	0.56
8:AB:1010:A:H8	8:AB:1010:A:O5'	1.87	0.56
8:AB:1353:A:C2	8:AB:1354:A:N7	2.73	0.56
8:AB:1797:G:H2'	8:AB:1798:U:C6	2.40	0.56
8:AB:1802:A:O2'	9:AC:255:LYS:HE2	2.05	0.56
8:AB:1829:A:H5''	8:AB:1829:A:C8	2.20	0.56
8:AB:1954:G:C6	55:AB:4660:HOH:O	2.54	0.56
8:AB:1998:A:N6	8:AB:1999:C:N4	2.53	0.56
8:AB:2009:A:O3'	25:AS:41:LYS:HB2	2.05	0.56
8:AB:2058:A:C5	55:AB:4591:HOH:O	2.53	0.56
8:AB:2234:G:H2'	8:AB:2235:G:C8	2.39	0.56
8:AB:2310:C:H5'	8:AB:2311:A:OP2	2.05	0.56
8:AB:2671:G:C2	8:AB:2672:U:C2	2.93	0.56
8:AB:2873:A:O3'	20:AN:5:LYS:CB	2.53	0.56
8:AB:742:A:H2'	8:AB:743:A:C8	2.40	0.56
8:AB:801:G:H3'	8:AB:802:A:H5''	1.87	0.56
8:AB:978:G:C6	8:AB:986:C:C4	2.92	0.56
9:AC:17:LYS:CE	9:AC:17:LYS:N	2.66	0.56
9:AC:21:PRO:HD2	9:AC:202:ARG:HH12	1.70	0.56
10:AD:184:ARG:O	10:AD:186:LEU:HD13	2.04	0.56
8:AB:321:U:OP2	11:AE:130:LYS:HE3	2.05	0.56
11:AE:158:PHE:CZ	11:AE:169:VAL:HA	2.40	0.56
11:AE:53:THR:O	11:AE:55:SER:N	2.38	0.56
16:AJ:35:ARG:HH22	16:AJ:41:LYS:CB	2.02	0.56
16:AJ:3:THR:O	16:AJ:4:PHE:CD2	2.58	0.56
8:AB:1190:G:OP1	18:AL:41:ARG:HD2	2.04	0.56
8:AB:2821:A:OP2	20:AN:3:HIS:NE2	2.36	0.56
21:AO:1:MET:CE	21:AO:3:LYS:HD3	2.35	0.56
22:AP:8:GLU:HA	22:AP:11:GLN:CD	2.24	0.56
24:AR:41:ILE:HD11	24:AR:60:LYS:HB3	1.87	0.56
26:AT:30:ILE:HG23	26:AT:32:LEU:HD11	1.86	0.56
26:AT:57:VAL:O	26:AT:85:VAL:HA	2.05	0.56
27:AU:29:SER:O	27:AU:30:SER:HB2	2.05	0.56
28:AV:70:ILE:HD13	28:AV:70:ILE:N	2.20	0.56
29:AW:36:ILE:HD12	29:AW:36:ILE:C	2.25	0.56
30:AX:22:LEU:HD22	30:AX:26:PHE:CG	2.40	0.56
33:BA:1126:U:O2	33:BA:1280:A:H3'	2.05	0.56
33:BA:378:G:N2	33:BA:386:C:C2	2.73	0.56

Continued on next page...

Continued from previous page...

Atom-1	Atom-2	Interatomic distance (Å)	Clash overlap (Å)
33:BA:413:G:O6	36:BD:32:LYS:HE3	2.04	0.56
33:BA:479:U:C6	33:BA:479:U:C3'	2.88	0.56
33:BA:484:G:H4'	33:BA:485:U:C5'	2.33	0.56
33:BA:515:G:N1	33:BA:537:G:N2	2.53	0.56
33:BA:558:G:H5'	55:BA:5111:HOH:O	2.03	0.56
33:BA:716:A:H1'	43:BK:119:GLY:HA2	1.87	0.56
33:BA:72:A:H5'	33:BA:72:A:H8	1.70	0.56
33:BA:810:C:H2'	33:BA:811:C:O4'	2.05	0.56
34:BB:61:SER:HA	34:BB:224:ARG:HB3	1.86	0.56
44:BL:54:VAL:O	44:BL:61:GLU:HA	2.05	0.56
47:BO:53:ARG:HA	47:BO:56:LEU:CD1	2.34	0.56
47:BO:29:ALA:HA	47:BO:84:LEU:HD21	1.87	0.56
48:BP:20:VAL:CG2	48:BP:32:PHE:HB2	2.35	0.56
48:BP:78:VAL:O	48:BP:79:ASN:C	2.43	0.56
1:C0:36:LYS:HE3	1:C0:48:TYR:HE1	1.70	0.56
7:CA:50:A:C5	7:CA:51:G:C8	2.93	0.56
7:CA:59:A:H2'	7:CA:60:C:C6	2.39	0.56
8:CB:1035:U:O5'	8:CB:1035:U:C6	2.58	0.56
8:CB:1149:G:H2'	8:CB:1150:C:C6	2.40	0.56
8:CB:1434:A:H2'	8:CB:1435:G:O5'	2.04	0.56
8:CB:1596:A:C2'	8:CB:1597:A:H5'	2.35	0.56
8:CB:2363:G:H2'	8:CB:2364:C:H6	1.69	0.56
8:CB:2455:G:C6	8:CB:2456:C:N4	2.73	0.56
8:CB:2722:G:C5	8:CB:2723:C:C5	2.93	0.56
8:CB:2721:A:H2'	8:CB:2722:G:H8	1.70	0.56
8:CB:2771:C:O2	8:CB:2772:C:C4	2.58	0.56
8:CB:2787:C:H1'	10:CD:62:LYS:HD3	1.86	0.56
8:CB:599:A:H1'	8:CB:659:G:H22	1.70	0.56
8:CB:728:G:H3'	8:CB:729:G:H5''	1.87	0.56
8:CB:89:A:H2'	8:CB:90:U:C6	2.40	0.56
8:CB:1792:G:P	9:CC:203:VAL:HG23	2.45	0.56
9:CC:70:LYS:HD3	9:CC:73:ILE:HG21	1.87	0.56
9:CC:86:ARG:CZ	9:CC:86:ARG:HB3	2.34	0.56
16:CJ:85:LYS:HA	16:CJ:85:LYS:NZ	2.19	0.56
17:CK:16:ALA:HB3	17:CK:47:ILE:HD13	1.87	0.56
18:CL:63:LYS:CG	18:CL:64:PHE:H	2.17	0.56
19:CM:81:ARG:HB2	19:CM:81:ARG:HH11	1.70	0.56
23:CQ:102:LYS:O	23:CQ:105:PHE:N	2.38	0.56
16:CJ:45:THR:CA	23:CQ:63:ARG:HH21	2.17	0.56
24:CR:75:VAL:H	24:CR:76:LYS:HG3	1.69	0.56
27:CU:41:VAL:HG23	27:CU:57:ILE:HG23	1.86	0.56

Continued on next page...

Continued from previous page...

Atom-1	Atom-2	Interatomic distance (Å)	Clash overlap (Å)
29:CW:68:PHE:O	29:CW:69:GLU:CB	2.51	0.56
31:CY:1:ALA:HB2	31:CY:38:GLU:OE1	2.05	0.56
33:DA:1084:G:C6	33:DA:1085:U:C4	2.93	0.56
33:DA:1499:A:O5'	33:DA:1499:A:H8	1.89	0.56
33:DA:340:U:N3	33:DA:350:G:N2	2.53	0.56
33:DA:394:G:N2	33:DA:395:C:H1'	2.20	0.56
33:DA:621:A:H2'	33:DA:622:A:O4'	2.04	0.56
33:DA:679:C:O2'	33:DA:680:C:H5'	2.04	0.56
33:DA:718:A:N6	33:DA:719:C:O2	2.37	0.56
33:DA:719:C:H6	33:DA:720:C:C6	2.23	0.56
33:DA:853:C:N3	33:DA:854:U:C5	2.72	0.56
33:DA:936:C:H42	33:DA:1379:G:H1	1.53	0.56
33:DA:984:C:C4	33:DA:985:C:N4	2.72	0.56
35:DC:174:LEU:CD1	35:DC:200:TRP:HE1	2.18	0.56
36:DD:173:ASP:CG	36:DD:173:ASP:O	2.42	0.56
36:DD:12:ARG:HG2	36:DD:33:ILE:HA	1.86	0.56
42:DJ:18:ILE:O	42:DJ:22:THR:HB	2.05	0.56
43:DK:55:ARG:HD3	43:DK:58:THR:HG21	1.87	0.56
45:DM:107:THR:HG23	45:DM:108:ARG:N	2.20	0.56
4:A3:7:ARG:NH1	8:AB:250:G:P	2.79	0.56
8:AB:1003:G:N3	8:AB:1010:A:H2	2.02	0.56
8:AB:1011:G:C6	8:AB:1151:A:C6	2.93	0.56
8:AB:1111:A:H4'	8:AB:1112:G:OP1	2.04	0.56
8:AB:1268:A:C6	8:AB:1269:A:N3	2.74	0.56
8:AB:1561:C:H2'	8:AB:1562:U:C6	2.40	0.56
8:AB:2074:U:H2'	8:AB:2075:U:C5	2.39	0.56
8:AB:2141:G:N2	8:AB:2151:U:H1'	2.20	0.56
8:AB:2277:G:C6	8:AB:2278:A:N7	2.72	0.56
8:AB:2386:A:C2	8:AB:2387:U:C2	2.93	0.56
8:AB:2722:G:H4'	20:AN:4:ARG:HB3	1.88	0.56
8:AB:30:G:H2'	8:AB:31:C:O4'	2.04	0.56
8:AB:381:G:C6	8:AB:382:A:N7	2.73	0.56
8:AB:387:U:C5	8:AB:388:G:C6	2.93	0.56
8:AB:458:G:H22	8:AB:469:G:C2'	2.14	0.56
8:AB:649:G:H2'	8:AB:650:C:H6	1.68	0.56
8:AB:986:C:H5'	8:AB:986:C:C6	2.41	0.56
9:AC:21:PRO:HD2	9:AC:202:ARG:NH1	2.20	0.56
9:AC:70:LYS:HD3	9:AC:73:ILE:HG21	1.87	0.56
10:AD:131:ASP:OD2	10:AD:134:HIS:ND1	2.39	0.56
8:AB:2052:A:H5''	10:AD:149:ASN:HB2	1.87	0.56
10:AD:32:ASN:O	10:AD:34:VAL:N	2.37	0.56

Continued on next page...

Continued from previous page...

Atom-1	Atom-2	Interatomic distance (Å)	Clash overlap (Å)
10:AD:1:MET:H2	10:AD:81:GLU:CD	2.07	0.56
14:AH:60:GLU:OE2	14:AH:61:VAL:HG23	2.05	0.56
15:AI:11:GLN:O	15:AI:11:GLN:HG3	2.05	0.56
15:AI:60:VAL:HG12	15:AI:61:TYR:N	2.19	0.56
16:AJ:99:ARG:HA	16:AJ:103:ILE:CG1	2.34	0.56
19:AM:32:GLY:HA2	19:AM:102:LEU:H	1.69	0.56
22:AP:25:VAL:CG1	22:AP:87:ARG:HA	2.35	0.56
22:AP:4:ILE:HA	22:AP:7:LEU:HB2	1.86	0.56
24:AR:40:MET:HA	24:AR:54:VAL:CG1	2.34	0.56
33:BA:1044:A:H2'	33:BA:1045:C:H5'	1.86	0.56
33:BA:1064:G:OP1	33:BA:1066:C:H1'	2.05	0.56
33:BA:954:G:O6	33:BA:1226:C:N3	2.38	0.56
33:BA:1368:A:C2	33:BA:1369:C:C2	2.93	0.56
33:BA:1462:C:C4	33:BA:1463:U:C4	2.93	0.56
33:BA:232:G:H5''	33:BA:232:G:H8	1.70	0.56
33:BA:293:G:C4	33:BA:294:U:C6	2.93	0.56
33:BA:303:A:C6	33:BA:304:U:C5	2.92	0.56
33:BA:32:A:N3	33:BA:32:A:H2'	2.19	0.56
33:BA:409:U:N3	33:BA:410:G:C5	2.73	0.56
33:BA:564:C:C4	33:BA:565:U:C4	2.92	0.56
33:BA:564:C:N4	33:BA:565:U:O4	2.37	0.56
34:BB:152:ASP:N	34:BB:152:ASP:OD1	2.33	0.56
34:BB:25:LYS:HD3	34:BB:193:ASP:OD2	2.06	0.56
44:BL:26:CYS:SG	44:BL:29:LYS:HE2	2.45	0.56
47:BO:27:GLN:O	47:BO:31:LEU:HD13	2.05	0.56
33:BA:719:C:H2'	50:BR:38:ILE:CG2	2.35	0.56
52:BT:66:ILE:N	52:BT:66:ILE:HD12	2.19	0.56
7:CA:72:G:H1'	7:CA:105:G:N2	2.19	0.56
8:CB:1150:C:N3	8:CB:1151:A:N7	2.53	0.56
8:CB:1264:A:N6	8:CB:1265:A:C6	2.73	0.56
8:CB:1286:A:C2	8:CB:1329:U:C5	2.93	0.56
8:CB:1323:C:OP1	25:CS:84:ARG:NH1	2.37	0.56
8:CB:1309:G:H1'	8:CB:1611:C:O2'	2.05	0.56
8:CB:1991:U:H2'	8:CB:1992:G:H5'	1.87	0.56
8:CB:186:G:N2	8:CB:211:C:C2	2.72	0.56
8:CB:2210:U:H4'	8:CB:2211:A:C5'	2.35	0.56
8:CB:2361:G:H2'	8:CB:2362:C:H5'	1.87	0.56
8:CB:238:C:H2'	8:CB:238:C:O2	2.04	0.56
8:CB:792:A:N7	8:CB:2440:C:C6	2.73	0.56
8:CB:396:G:O2'	8:CB:397:U:H5'	2.05	0.56
8:CB:448:U:H3'	8:CB:449:A:H5'	1.86	0.56

Continued on next page...

Continued from previous page...

Atom-1	Atom-2	Interatomic distance (Å)	Clash overlap (Å)
8:CB:471:A:N6	8:CB:472:A:C2	2.73	0.56
8:CB:485:C:O2'	8:CB:486:C:H5'	2.05	0.56
8:CB:821:A:H2	55:CB:5166:HOH:O	1.87	0.56
8:CB:873:C:C2'	8:CB:874:G:H8	2.15	0.56
10:CD:37:VAL:HG13	10:CD:38:LYS:N	2.19	0.56
11:CE:143:LEU:C	11:CE:144:GLU:HG3	2.25	0.56
18:CL:110:VAL:O	18:CL:111:ILE:HG23	2.05	0.56
19:CM:99:GLY:C	19:CM:100:LYS:HG3	2.24	0.56
19:CM:64:TRP:H	19:CM:64:TRP:HD1	1.52	0.56
22:CP:56:SER:HA	22:CP:58:PHE:CD2	2.40	0.56
17:CK:75:SER:HA	22:CP:76:HIS:HE2	1.71	0.56
29:CW:15:SER:O	29:CW:16:GLU:HG2	2.05	0.56
33:DA:125:U:O2'	33:DA:126:G:H5'	2.05	0.56
33:DA:1356:G:H2'	33:DA:1357:A:O4'	2.04	0.56
33:DA:1466:C:C2	33:DA:1467:C:C5	2.93	0.56
33:DA:1399:C:C4	33:DA:1502:A:H2	2.21	0.56
33:DA:926:G:H3'	33:DA:1505:G:H21	1.70	0.56
33:DA:398:U:H6	33:DA:398:U:O5'	1.89	0.56
33:DA:596:A:C6	33:DA:645:G:C2	2.93	0.56
33:DA:678:U:H3	33:DA:713:G:N2	2.03	0.56
33:DA:81:A:H2	33:DA:89:U:C2	2.23	0.56
36:DD:185:PRO:HB2	36:DD:190:LEU:CG	2.35	0.56
40:DH:74:ILE:HB	40:DH:128:VAL:HG12	1.86	0.56
41:DI:87:MET:HB2	41:DI:94:ARG:NH2	2.21	0.56
41:DI:9:GLY:HA2	41:DI:80:HIS:NE2	2.19	0.56
3:A2:35:ARG:HH12	3:A2:42:LEU:HB3	1.69	0.56
7:AA:106:G:H3'	7:AA:107:G:C8	2.40	0.56
7:AA:34:A:O2'	7:AA:35:C:H5'	2.05	0.56
8:AB:1000:A:C6	8:AB:1001:A:C5	2.93	0.56
8:AB:1203:U:H3	8:AB:1243:C:H42	1.54	0.56
8:AB:123:G:O6	8:AB:124:G:C6	2.58	0.56
8:AB:1378:A:O2'	8:AB:1379:U:OP2	2.19	0.56
8:AB:147:C:H5''	8:AB:147:C:C6	2.41	0.56
8:AB:1820:U:O2'	9:AC:157:ALA:HB3	2.06	0.56
8:AB:2056:G:C2	8:AB:2577:A:N3	2.73	0.56
8:AB:2181:U:H2'	8:AB:2181:U:O2	2.05	0.56
8:AB:2262:U:O4	8:AB:2279:G:N1	2.38	0.56
8:AB:2286:G:C4	8:AB:2346:A:N6	2.73	0.56
8:AB:2697:G:C8	8:AB:2698:U:C5	2.93	0.56
8:AB:2722:G:C5	8:AB:2723:C:C5	2.93	0.56
8:AB:277:G:H4'	8:AB:278:A:N7	2.21	0.56

Continued on next page...

Continued from previous page...

Atom-1	Atom-2	Interatomic distance (Å)	Clash overlap (Å)
8:AB:696:G:C6	8:AB:767:U:O2	2.58	0.56
8:AB:748:G:N3	8:AB:750:A:N6	2.53	0.56
8:AB:857:G:H2'	8:AB:858:G:O4'	2.05	0.56
9:AC:220:ARG:NH1	9:AC:220:ARG:CG	2.66	0.56
9:AC:257:ARG:C	9:AC:261:ARG:NH1	2.54	0.56
8:AB:2575:C:C4'	10:AD:149:ASN:HB3	2.25	0.56
11:AE:46:GLN:HE21	11:AE:47:LYS:N	2.04	0.56
16:AJ:59:ALA:O	16:AJ:61:LYS:N	2.36	0.56
18:AL:110:VAL:CB	18:AL:126:ARG:HH12	2.18	0.56
21:AO:22:GLY:HA2	21:AO:42:PRO:HB3	1.88	0.56
24:AR:18:GLN:HA	24:AR:99:THR:HA	1.87	0.56
25:AS:83:LYS:HB2	25:AS:83:LYS:HZ2	1.67	0.56
28:AV:63:ILE:N	28:AV:70:ILE:CD1	2.66	0.56
29:AW:36:ILE:HG23	29:AW:68:PHE:CD1	2.37	0.56
33:BA:1084:G:C8	33:BA:1085:U:C6	2.93	0.56
33:BA:1095:U:H2'	33:BA:1096:C:O4'	2.06	0.56
33:BA:1526:G:H2'	33:BA:1527:U:C5'	2.34	0.56
33:BA:197:A:N1	33:BA:221:C:H5'	2.20	0.56
33:BA:527:G:N1	33:BA:528:C:C5	2.73	0.56
33:BA:54:C:O2'	33:BA:55:A:H5''	2.06	0.56
33:BA:56:U:H2'	33:BA:57:G:C8	2.41	0.56
33:BA:922:G:H2'	33:BA:923:A:H8	1.67	0.56
33:BA:922:G:C6	33:BA:923:A:C6	2.93	0.56
33:BA:972:C:H2'	33:BA:972:C:O2	2.05	0.56
33:BA:977:A:C8	33:BA:977:A:C3'	2.88	0.56
33:BA:999:C:N3	33:BA:1042:A:N1	2.53	0.56
37:BE:155:LYS:O	37:BE:155:LYS:HG2	2.05	0.56
37:BE:22:LYS:HB3	37:BE:29:ILE:HD11	1.87	0.56
38:BF:66:ALA:HB1	38:BF:67:PRO:HD2	1.86	0.56
40:BH:9:MET:HA	40:BH:26:MET:HE3	1.85	0.56
41:BI:93:LEU:O	41:BI:97:LEU:HD23	2.05	0.56
33:BA:1280:A:O4'	42:BJ:43:PRO:HG3	2.06	0.56
47:BO:38:LEU:O	47:BO:41:HIS:HB3	2.05	0.56
47:BO:87:ARG:NE	47:BO:87:ARG:HA	2.16	0.56
52:BT:20:ASN:HB3	52:BT:65:LEU:HD11	1.86	0.56
7:CA:18:G:N2	7:CA:19:C:H1'	2.19	0.56
8:CB:1049:C:O2	8:CB:1113:U:H4'	2.05	0.56
8:CB:1056:G:H4'	8:CB:1086:A:C8	2.41	0.56
8:CB:1258:U:C2'	8:CB:1259:G:C8	2.83	0.56
8:CB:1285:A:C8	8:CB:1285:A:H3'	2.40	0.56
8:CB:140:C:H4'	8:CB:141:G:C2	2.40	0.56

Continued on next page...

Continued from previous page...

Atom-1	Atom-2	Interatomic distance (Å)	Clash overlap (Å)
8:CB:1421:G:C2	8:CB:1422:G:N7	2.74	0.56
8:CB:142:A:H2'	8:CB:143:C:C4	2.40	0.56
8:CB:1806:C:C6	8:CB:1806:C:C3'	2.89	0.56
8:CB:1895:C:H6	8:CB:1895:C:O5'	1.88	0.56
8:CB:2150:C:H2'	8:CB:2151:U:H6	1.70	0.56
8:CB:2345:G:N3	8:CB:2381:A:C4	2.73	0.56
8:CB:2518:A:O5'	55:CB:5444:HOH:O	2.18	0.56
8:CB:2567:G:H2'	8:CB:2568:U:H6	1.70	0.56
8:CB:2643:G:H2'	8:CB:2644:G:H5'	1.87	0.56
8:CB:2673:G:C2'	8:CB:2674:G:H5'	2.35	0.56
8:CB:370:G:P	8:CB:370:G:C8	2.96	0.56
8:CB:440:C:C6	8:CB:440:C:C3'	2.88	0.56
8:CB:571:U:C4	8:CB:575:A:C5	2.93	0.56
8:CB:68:G:H2'	8:CB:69:C:O4'	2.06	0.56
8:CB:85:G:H1	8:CB:97:C:H42	1.53	0.56
13:CG:161:VAL:O	13:CG:161:VAL:HG13	2.04	0.56
14:CH:6:LEU:HB2	14:CH:35:LYS:CB	2.34	0.56
15:CI:124:MET:HA	15:CI:127:SER:OG	2.05	0.56
15:CI:60:VAL:HG22	15:CI:66:PHE:HB3	1.86	0.56
17:CK:2:ILE:HG22	17:CK:32:TYR:CB	2.35	0.56
19:CM:16:ARG:HB3	19:CM:18:ARG:NH2	2.20	0.56
21:CO:2:ASP:HB2	21:CO:4:LYS:HZ3	1.68	0.56
24:CR:5:PHE:CE1	24:CR:37:GLU:HB2	2.41	0.56
32:CZ:32:LEU:O	32:CZ:33:ASN:OD1	2.22	0.56
33:DA:1005:A:C5	33:DA:1006:G:H1'	2.41	0.56
33:DA:109:A:N6	33:DA:326:G:C6	2.73	0.56
33:DA:1430:A:C6	33:DA:1471:U:O4	2.58	0.56
33:DA:1432:G:H1'	33:DA:1468:A:H62	1.70	0.56
33:DA:434:U:H5''	33:DA:435:A:OP1	2.04	0.56
33:DA:562:U:C4	33:DA:884:U:H5	2.22	0.56
33:DA:612:C:C2	33:DA:629:A:C2	2.92	0.56
33:DA:639:G:C4	33:DA:640:A:C8	2.93	0.56
33:DA:708:C:C2'	33:DA:709:U:H5'	2.36	0.56
33:DA:964:A:H2'	33:DA:964:A:N3	2.20	0.56
34:DB:45:THR:HG23	34:DB:200:PRO:HG2	1.87	0.56
35:DC:21:TRP:O	35:DC:22:PHE:HB2	2.04	0.56
37:DE:37:VAL:HG21	37:DE:113:VAL:HG12	1.85	0.56
38:DF:40:GLU:O	38:DF:41:ASP:HB2	2.05	0.56
48:DP:30:GLY:O	48:DP:32:PHE:CE2	2.59	0.56
48:DP:43:ALA:HA	48:DP:46:LYS:HZ2	1.71	0.56
2:A1:35:LEU:CD2	2:A1:54:LYS:HB2	2.35	0.56

Continued on next page...

Continued from previous page...

Atom-1	Atom-2	Interatomic distance (Å)	Clash overlap (Å)
3:A2:13:ASN:O	3:A2:16:HIS:O	2.24	0.56
7:AA:101:A:C8	7:AA:102:G:N7	2.73	0.56
7:AA:2:G:C6	7:AA:118:C:N4	2.73	0.56
8:AB:1026:G:C4	8:AB:1134:A:C6	2.93	0.56
8:AB:1122:G:C6	8:AB:1123:C:C5	2.94	0.56
8:AB:999:U:O2	8:AB:1157:G:C2	2.59	0.56
8:AB:156:A:C5	8:AB:157:C:C5	2.93	0.56
8:AB:1615:C:C2	8:AB:1617:C:C6	2.93	0.56
8:AB:1773:A:C2	8:AB:1774:C:H1'	2.40	0.56
8:AB:204:A:O5'	8:AB:204:A:H2'	2.05	0.56
8:AB:677:A:O2'	8:AB:2071:A:H5'	2.06	0.56
8:AB:2294:G:C2	8:AB:2295:C:C6	2.93	0.56
8:AB:2543:G:N1	8:AB:2765:A:C5	2.74	0.56
8:AB:2676:C:H3'	8:AB:2676:C:C6	2.41	0.56
8:AB:2882:A:OP1	20:AN:96:ARG:HD3	2.05	0.56
8:AB:372:G:N7	32:AZ:53:THR:HG23	2.20	0.56
8:AB:381:G:N2	8:AB:394:C:C6	2.73	0.56
8:AB:692:C:H5'	9:AC:42:ARG:HB2	1.85	0.56
8:AB:864:G:O5'	8:AB:864:G:H8	1.87	0.56
8:AB:972:A:OP2	8:AB:974:G:H5''	2.05	0.56
8:AB:1792:G:P	9:AC:203:VAL:HG23	2.46	0.56
10:AD:129:THR:O	10:AD:130:GLN:HB2	2.04	0.56
10:AD:36:GLN:NE2	10:AD:36:GLN:C	2.59	0.56
11:AE:3:LEU:CB	11:AE:12:LEU:HB3	2.24	0.56
4:A3:24:LYS:HB2	18:AL:64:PHE:CD1	2.38	0.56
20:AN:83:LEU:HD11	20:AN:115:LEU:HD12	1.86	0.56
25:AS:92:ARG:HG3	25:AS:93:ALA:N	2.19	0.56
26:AT:67:VAL:HG12	26:AT:68:LYS:N	2.17	0.56
28:AV:56:PHE:CD2	28:AV:56:PHE:C	2.78	0.56
29:AW:44:PHE:H	29:AW:76:ARG:HD3	1.70	0.56
33:BA:1218:C:H2'	33:BA:1219:A:C8	2.40	0.56
33:BA:1220:G:C6	33:BA:1221:G:N7	2.73	0.56
33:BA:1308:U:H3	33:BA:1330:U:H1'	1.69	0.56
33:BA:1365:G:N1	33:BA:1366:C:C2	2.73	0.56
33:BA:53:A:C2	33:BA:359:G:C2	2.93	0.56
33:BA:514:C:N3	33:BA:538:G:C6	2.73	0.56
33:BA:513:C:N3	33:BA:539:A:H2	2.02	0.56
33:BA:665:A:N6	33:BA:733:G:C6	2.73	0.56
33:BA:754:C:O4'	47:BO:68:TYR:CD1	2.58	0.56
33:BA:769:G:H2'	33:BA:770:C:H5'	1.86	0.56
33:BA:795:C:H4'	33:BA:1506:U:H3	1.69	0.56

Continued on next page...

Continued from previous page...

Atom-1	Atom-2	Interatomic distance (Å)	Clash overlap (Å)
33:BA:812:G:OP2	33:BA:902:G:N2	2.37	0.56
33:BA:919:A:H2'	33:BA:920:U:C6	2.40	0.56
33:BA:960:U:H5	51:BS:77:ARG:HD2	1.69	0.56
34:BB:34:ARG:HD2	34:BB:35:ASN:CB	2.36	0.56
34:BB:61:SER:HA	34:BB:224:ARG:HA	1.88	0.56
34:BB:77:GLU:HG3	34:BB:78:ALA:N	2.19	0.56
35:BC:122:GLN:O	35:BC:127:VAL:HG22	2.05	0.56
36:BD:201:GLU:CD	37:BE:104:ILE:H	2.08	0.56
38:BF:71:ILE:HD11	38:BF:89:VAL:HG21	1.88	0.56
39:BG:12:LEU:HD13	39:BG:13:PRO:CD	2.33	0.56
40:BH:10:LEU:HD11	40:BH:76:ARG:CG	2.36	0.56
33:BA:1368:A:H4'	46:BN:100:TRP:HZ2	1.71	0.56
49:BQ:30:HIS:CE1	49:BQ:32:ILE:HG22	2.37	0.56
7:CA:45:A:H2'	7:CA:46:A:H5'	1.87	0.56
8:CB:1136:G:H8	8:CB:1136:G:C5'	2.18	0.56
8:CB:1255:U:O4	8:CB:2060:A:H5'	2.05	0.56
3:C2:10:LEU:HB3	8:CB:125:A:N1	2.18	0.56
8:CB:1268:A:C6	8:CB:1269:A:N3	2.73	0.56
8:CB:2093:G:H3'	8:CB:2093:G:C8	2.41	0.56
8:CB:2444:G:OP1	11:CE:63:LYS:NZ	2.38	0.56
8:CB:2605:U:O2	8:CB:2606:C:C5	2.58	0.56
8:CB:2715:C:H2'	8:CB:2716:C:H5'	1.88	0.56
8:CB:2748:A:OP1	8:CB:2752:C:OP1	2.24	0.56
8:CB:443:A:N7	11:CE:40:ARG:HG3	2.20	0.56
8:CB:812:C:N3	8:CB:813:U:C5	2.72	0.56
8:CB:910:A:H2	8:CB:911:A:N1	2.01	0.56
8:CB:988:A:C8	8:CB:988:A:O5'	2.58	0.56
9:CC:128:THR:HG23	9:CC:189:ALA:O	2.05	0.56
9:CC:125:PRO:O	9:CC:192:GLY:CA	2.54	0.56
9:CC:220:ARG:O	9:CC:221:GLY:O	2.23	0.56
10:CD:138:LEU:CD1	10:CD:142:VAL:HG11	2.35	0.56
10:CD:33:ARG:HH21	10:CD:87:GLY:HA3	1.67	0.56
10:CD:97:SER:HG	10:CD:185:ASN:HA	1.70	0.56
11:CE:126:VAL:HG13	11:CE:128:ALA:N	2.20	0.56
15:CI:54:ILE:HG23	15:CI:70:THR:OG1	2.05	0.56
16:CJ:3:THR:O	16:CJ:4:PHE:CD2	2.58	0.56
16:CJ:73:VAL:HG22	16:CJ:74:TYR:N	2.20	0.56
18:CL:33:ARG:CD	24:CR:85:LYS:NZ	2.66	0.56
22:CP:92:ARG:NE	22:CP:110:LYS:HB3	2.20	0.56
22:CP:47:ILE:HA	22:CP:63:ILE:CG2	2.35	0.56
25:CS:53:SER:O	25:CS:55:ILE:N	2.39	0.56

Continued on next page...

Continued from previous page...

Atom-1	Atom-2	Interatomic distance (Å)	Clash overlap (Å)
25:CS:95:ARG:HH11	25:CS:95:ARG:CG	2.16	0.56
27:CU:85:ARG:O	27:CU:87:GLU:HG3	2.06	0.56
8:CB:398:C:H5''	32:CZ:49:ARG:NH1	2.20	0.56
33:DA:1097:C:H2'	33:DA:1098:C:O4'	2.04	0.56
33:DA:1349:A:H1'	33:DA:1374:A:N6	2.20	0.56
33:DA:45:G:H5''	33:DA:307:C:O2'	2.06	0.56
33:DA:607:A:N6	33:DA:608:A:C6	2.74	0.56
33:DA:669:G:C4	33:DA:670:G:C8	2.93	0.56
33:DA:765:G:N9	33:DA:812:G:C2	2.73	0.56
33:DA:768:A:C2'	33:DA:769:G:H5'	2.36	0.56
33:DA:805:C:C2	33:DA:806:C:C5	2.93	0.56
33:DA:1103:C:H5''	34:DB:96:LEU:HD13	1.87	0.56
36:DD:142:VAL:O	36:DD:143:SER:CB	2.52	0.56
37:DE:24:VAL:CG2	37:DE:25:LYS:H	2.13	0.56
39:DG:15:PRO:HD3	39:DG:23:ALA:HB2	1.87	0.56
33:DA:1376:U:O4	39:DG:9:ARG:HD2	2.06	0.56
41:DI:88:GLU:CD	41:DI:89:TYR:N	2.59	0.56
43:DK:92:ARG:HH11	43:DK:92:ARG:CG	1.93	0.56
2:A1:31:GLU:O	2:A1:32:LYS:HB2	2.05	0.56
4:A3:23:HIS:NE2	4:A3:47:ALA:CB	2.68	0.56
5:A4:7:VAL:H	5:A4:23:ILE:HD13	1.69	0.56
8:AB:1022:G:C5	8:AB:1140:C:N4	2.73	0.56
8:AB:1195:G:C8	8:AB:1195:G:H5''	2.40	0.56
8:AB:1884:G:OP2	8:AB:1884:G:C8	2.47	0.56
8:AB:2261:C:N3	8:AB:2280:G:C2	2.74	0.56
8:AB:2300:C:C2'	8:AB:2301:C:H5'	2.36	0.56
8:AB:2489:U:C4	8:AB:2490:G:C6	2.93	0.56
8:AB:252:G:O2'	8:AB:253:C:H5'	2.05	0.56
8:AB:35:G:C2	8:AB:36:G:H1'	2.41	0.56
8:AB:456:C:C2	26:AT:70:HIS:CE1	2.93	0.56
8:AB:464:U:C1'	8:AB:686:U:H5	2.18	0.56
8:AB:687:C:H2'	8:AB:688:U:O4'	2.05	0.56
8:AB:687:C:N4	8:AB:688:U:N3	2.53	0.56
9:AC:190:THR:O	9:AC:191:LEU:HB3	2.04	0.56
12:AF:137:PHE:O	12:AF:139:GLU:N	2.39	0.56
12:AF:84:ILE:O	12:AF:84:ILE:HG13	2.05	0.56
13:AG:32:LEU:HD21	13:AG:74:MET:HB3	1.86	0.56
14:AH:26:ALA:C	14:AH:28:ASN:H	2.08	0.56
19:AM:18:ARG:CG	19:AM:19:GLY:N	2.68	0.56
20:AN:10:LEU:O	20:AN:11:ASN:C	2.44	0.56
20:AN:70:THR:C	20:AN:72:ASP:N	2.59	0.56

Continued on next page...

Continued from previous page...

Atom-1	Atom-2	Interatomic distance (Å)	Clash overlap (Å)
21:AO:12:THR:C	21:AO:14:ALA:N	2.57	0.56
22:AP:27:VAL:CG1	22:AP:47:ILE:HD12	2.35	0.56
23:AQ:90:ASP:CG	23:AQ:91:ARG:H	2.09	0.56
26:AT:66:LYS:NZ	26:AT:67:VAL:O	2.34	0.56
29:AW:28:GLU:N	29:AW:61:LYS:HB2	2.20	0.56
29:AW:28:GLU:H	29:AW:61:LYS:HB2	1.69	0.56
32:AZ:8:LYS:HG3	32:AZ:9:TYR:N	2.21	0.56
33:BA:1211:U:H4'	33:BA:1213:A:N3	2.20	0.56
33:BA:1388:C:H2'	33:BA:1389:C:O4'	2.06	0.56
33:BA:293:G:O2'	33:BA:294:U:H5'	2.06	0.56
33:BA:557:G:C3'	33:BA:558:G:C8	2.88	0.56
33:BA:577:G:N3	33:BA:578:C:H6	2.03	0.56
33:BA:624:C:C2	33:BA:625:U:C5	2.93	0.56
33:BA:865:A:O5'	33:BA:865:A:H8	1.89	0.56
33:BA:865:A:N3	33:BA:918:A:O2'	2.27	0.56
34:BB:160:LEU:O	34:BB:160:LEU:HD23	2.05	0.56
34:BB:186:VAL:HB	34:BB:190:SER:CB	2.34	0.56
37:BE:51:LYS:O	37:BE:52:ALA:HB2	2.05	0.56
41:BI:82:ILE:HG22	41:BI:86:LEU:CD2	2.35	0.56
50:BR:33:THR:HG23	50:BR:35:SER:N	2.18	0.56
7:CA:80:U:O2'	7:CA:81:G:H5'	2.06	0.56
8:CB:1218:G:C2	8:CB:1232:G:C5	2.94	0.56
8:CB:1260:A:N6	55:CB:5225:HOH:O	2.38	0.56
8:CB:131:A:C6	8:CB:132:G:C6	2.93	0.56
8:CB:1394:U:N3	8:CB:1395:A:C6	2.74	0.56
8:CB:1801:A:OP2	9:CC:149:LYS:NZ	2.33	0.56
8:CB:2147:A:O3'	8:CB:2148:G:C8	2.58	0.56
8:CB:2498:C:C2'	8:CB:2499:C:H5'	2.35	0.56
8:CB:1255:U:H6	8:CB:2502:G:H21	1.49	0.56
8:CB:252:G:C2	8:CB:253:C:C6	2.94	0.56
8:CB:2543:G:C6	8:CB:2765:A:C6	2.94	0.56
8:CB:305:C:C2'	8:CB:306:U:H5'	2.36	0.56
8:CB:792:A:N7	8:CB:2440:C:C2	2.73	0.56
8:CB:878:A:H2'	8:CB:878:A:N3	2.18	0.56
8:CB:998:C:OP2	23:CQ:57:ARG:NH2	2.38	0.56
11:CE:120:VAL:HG23	11:CE:189:THR:OG1	2.05	0.56
7:CA:57:A:C2	12:CF:25:MET:HG2	2.41	0.56
13:CG:143:VAL:HA	13:CG:146:ASP:HB2	1.88	0.56
14:CH:135:HIS:CG	14:CH:136:SER:H	2.22	0.56
14:CH:4:ILE:HG13	14:CH:47:PHE:CE1	2.41	0.56
14:CH:96:THR:O	14:CH:100:ALA:HB2	2.05	0.56

Continued on next page...

Continued from previous page...

Atom-1	Atom-2	Interatomic distance (Å)	Clash overlap (Å)
16:CJ:81:ILE:HG23	16:CJ:82:GLY:N	2.12	0.56
19:CM:16:ARG:O	19:CM:17:ASN:CB	2.51	0.56
27:CU:48:VAL:N	27:CU:49:PRO:HD3	2.21	0.56
31:CY:5:LYS:H	31:CY:36:GLU:HB3	1.70	0.56
32:CZ:63:ARG:C	32:CZ:65:ASN:H	2.07	0.56
33:DA:1287:A:C2	33:DA:1288:A:C2	2.94	0.56
33:DA:1288:A:H1'	33:DA:1352:C:O2'	2.06	0.56
8:CB:1960:A:HO2'	33:DA:1484:C:HO2'	1.53	0.56
33:DA:244:U:C6	33:DA:894:G:C2	2.94	0.56
33:DA:303:A:O2'	33:DA:555:U:H4'	2.05	0.56
33:DA:72:A:H8	33:DA:72:A:H5'	1.70	0.56
33:DA:899:C:C4	33:DA:900:A:C6	2.94	0.56
33:DA:917:G:C2	33:DA:918:A:C8	2.93	0.56
33:DA:926:G:H5'	33:DA:927:G:O5'	2.05	0.56
33:DA:949:A:H61	33:DA:1232:U:H3	1.52	0.56
35:DC:143:LEU:HD22	35:DC:143:LEU:H	1.68	0.56
36:DD:125:ASN:HA	36:DD:141:VAL:CG2	2.34	0.56
36:DD:160:LEU:HD13	36:DD:160:LEU:O	2.05	0.56
37:DE:89:THR:HG23	37:DE:90:GLY:H	1.71	0.56
38:DF:11:HIS:CD2	38:DF:14:GLN:H	2.22	0.56
39:DG:114:SER:HB2	39:DG:117:LEU:HB2	1.86	0.56
42:DJ:30:LYS:HB2	42:DJ:36:VAL:HG21	1.86	0.56
38:DF:99:ALA:HA	50:DR:23:LYS:HZ1	1.70	0.56
52:DT:49:ALA:HA	52:DT:52:GLU:OE1	2.05	0.56
52:DT:69:ASN:ND2	52:DT:69:ASN:H	2.03	0.56
53:DU:52:VAL:HG13	53:DU:53:LYS:N	2.21	0.56
8:AB:1214:A:H2'	8:AB:1215:G:C8	2.40	0.56
8:AB:1309:G:C8	8:AB:1309:G:H5''	2.40	0.56
8:AB:1347:A:H2'	8:AB:1348:C:H5''	1.87	0.56
8:AB:1663:G:C8	8:AB:1663:G:C5'	2.89	0.56
8:AB:1857:G:O2'	8:AB:1884:G:N2	2.39	0.56
8:AB:2070:A:C2	8:AB:2071:A:C4	2.94	0.56
8:AB:208:C:N3	8:AB:209:C:C5	2.73	0.56
8:AB:2213:U:O5'	8:AB:2213:U:C2	2.58	0.56
8:AB:2358:A:C8	8:AB:2358:A:C5'	2.88	0.56
8:AB:2393:U:H2'	8:AB:2394:C:O4'	2.05	0.56
8:AB:2610:C:HO2'	8:AB:2611:C:P	2.28	0.56
8:AB:2619:C:H4'	10:AD:156:PHE:O	2.05	0.56
8:AB:2762:C:O2	8:AB:2762:C:H2'	2.05	0.56
8:AB:2784:U:C2	8:AB:2785:C:C5	2.94	0.56
8:AB:348:A:H2'	8:AB:349:U:C6	2.40	0.56

Continued on next page...

Continued from previous page...

Atom-1	Atom-2	Interatomic distance (Å)	Clash overlap (Å)
8:AB:673:C:H2'	8:AB:674:G:H5'	1.87	0.56
9:AC:15:VAL:CG1	9:AC:16:VAL:HG13	2.35	0.56
9:AC:19:VAL:HG12	9:AC:20:ASN:H	1.71	0.56
8:AB:1816:C:C5	9:AC:62:ARG:HD2	2.37	0.56
10:AD:107:VAL:CG2	10:AD:108:ASP:N	2.69	0.56
11:AE:9:GLN:CB	11:AE:120:VAL:HG13	2.25	0.56
11:AE:27:LEU:HD13	11:AE:31:VAL:CG2	2.33	0.56
13:AG:147:LEU:O	13:AG:150:TYR:HB2	2.06	0.56
13:AG:41:GLU:H	13:AG:54:ARG:HG3	1.70	0.56
18:AL:57:LEU:O	18:AL:59:ARG:HD2	2.06	0.56
22:AP:92:ARG:NE	22:AP:110:LYS:HB3	2.21	0.56
7:AA:12:C:H5	29:AW:50:VAL:HG22	1.70	0.56
32:AZ:3:LYS:CD	32:AZ:6:HIS:HB3	2.36	0.56
33:BA:1320:C:C4	33:BA:1321:U:C4	2.94	0.56
33:BA:1513:A:H2	33:BA:1514:G:C4	2.21	0.56
33:BA:774:G:C6	33:BA:775:G:C6	2.94	0.56
33:BA:793:U:H5'	33:BA:794:A:H5''	1.86	0.56
33:BA:898:G:N2	33:BA:900:A:H3'	2.21	0.56
33:BA:989:U:HO2'	33:BA:1016:A:H2	1.53	0.56
35:BC:206:ILE:CG1	35:BC:207:LEU:N	2.68	0.56
36:BD:43:ARG:C	36:BD:45:PRO:HD3	2.26	0.56
37:BE:74:ALA:CB	37:BE:148:SER:HB3	2.32	0.56
42:BJ:14:ASP:OD2	42:BJ:16:ARG:HB2	2.06	0.56
42:BJ:67:ILE:HG13	46:BN:95:LEU:HD13	1.88	0.56
42:BJ:87:LEU:C	42:BJ:89:ARG:H	2.09	0.56
43:BK:57:SER:OG	43:BK:90:PRO:HG3	2.05	0.56
33:BA:959:A:N6	51:BS:77:ARG:HA	2.19	0.56
53:BU:14:ALA:CA	53:BU:16:ARG:NE	2.68	0.56
53:BU:3:ILE:HD13	53:BU:19:LYS:HB3	1.85	0.56
7:CA:15:A:N3	7:CA:15:A:H5''	2.20	0.56
7:CA:76:G:H1'	28:CV:78:GLN:NE2	2.17	0.56
8:CB:1134:A:H2'	8:CB:1134:A:O5'	2.05	0.56
8:CB:1407:G:H22	8:CB:1596:A:H1'	1.69	0.56
8:CB:1550:C:H2'	8:CB:1551:A:C8	2.40	0.56
8:CB:1764:C:C4	8:CB:1765:U:C5	2.93	0.56
8:CB:1797:G:O2'	9:CC:254:LYS:NZ	2.38	0.56
8:CB:2058:A:H5'	8:CB:2059:A:OP2	2.06	0.56
8:CB:2193:G:N2	8:CB:2194:U:C2	2.74	0.56
8:CB:2297:A:C8	8:CB:2298:A:N7	2.73	0.56
8:CB:2466:C:C2	8:CB:2467:C:C5	2.93	0.56
8:CB:246:C:H42	8:CB:252:G:H1	1.53	0.56

Continued on next page...

Continued from previous page...

Atom-1	Atom-2	Interatomic distance (Å)	Clash overlap (Å)
8:CB:2550:G:C2	8:CB:2559:C:O2	2.59	0.56
8:CB:2758:A:C2	8:CB:2759:G:C1'	2.89	0.56
8:CB:30:G:H8	8:CB:30:G:O5'	1.87	0.56
8:CB:30:G:H2'	8:CB:31:C:O4'	2.05	0.56
8:CB:39:G:H2'	8:CB:40:U:C6	2.41	0.56
8:CB:407:G:N2	8:CB:421:C:C6	2.74	0.56
8:CB:449:A:C3'	8:CB:450:G:H5'	2.36	0.56
8:CB:492:A:H3'	8:CB:493:G:O4'	2.06	0.56
8:CB:699:A:H2'	8:CB:700:G:O4'	2.05	0.56
8:CB:854:C:H2'	8:CB:855:G:H8	1.70	0.56
9:CC:209:ALA:O	9:CC:213:ARG:NH1	2.39	0.56
9:CC:229:HIS:CE1	9:CC:231:HIS:CD2	2.94	0.56
10:CD:81:GLU:HG3	10:CD:82:PHE:N	2.20	0.56
16:CJ:21:THR:HG22	16:CJ:58:ASN:CG	2.26	0.56
19:CM:33:LEU:CD2	19:CM:124:LEU:HD12	2.35	0.56
20:CN:103:ARG:HH11	20:CN:103:ARG:HG2	1.70	0.56
20:CN:11:ASN:O	20:CN:12:ARG:CB	2.53	0.56
21:CO:95:SER:O	21:CO:97:PHE:N	2.38	0.56
22:CP:47:ILE:CG2	22:CP:48:ALA:N	2.68	0.56
16:CJ:42:ALA:HA	23:CQ:63:ARG:NH1	2.20	0.56
25:CS:91:GLY:O	25:CS:92:ARG:O	2.23	0.56
27:CU:27:VAL:HB	27:CU:32:LYS:O	2.06	0.56
27:CU:3:LYS:HB2	27:CU:3:LYS:HZ1	1.71	0.56
27:CU:49:PRO:HD2	27:CU:52:ASN:CG	2.26	0.56
28:CV:70:ILE:HG12	28:CV:72:VAL:HG22	1.87	0.56
29:CW:55:ASP:CG	29:CW:56:HIS:N	2.58	0.56
33:DA:1225:A:N3	33:DA:1226:C:C5	2.74	0.56
33:DA:1238:A:C6	33:DA:1303:C:O4'	2.58	0.56
33:DA:332:G:O2'	33:DA:333:U:H5'	2.05	0.56
33:DA:48:C:H2'	33:DA:48:C:O2	2.05	0.56
33:DA:647:C:H2'	33:DA:648:A:H8	1.70	0.56
33:DA:729:A:C2	33:DA:730:G:C8	2.94	0.56
33:DA:780:A:C2	33:DA:803:G:N1	2.73	0.56
33:DA:899:C:N4	33:DA:900:A:N6	2.53	0.56
33:DA:906:A:C2'	33:DA:907:A:H5''	2.35	0.56
33:DA:997:U:C2	33:DA:998:C:H5	2.23	0.56
34:DB:165:ALA:C	34:DB:167:HIS:N	2.58	0.56
36:DD:101:VAL:HG12	36:DD:113:ALA:HB1	1.87	0.56
41:DI:85:ALA:C	41:DI:87:MET:N	2.59	0.56
2:A1:6:GLU:CG	8:AB:2284:A:OP1	2.53	0.56
7:AA:105:G:C2	7:AA:106:G:C8	2.93	0.56

Continued on next page...

Continued from previous page...

Atom-1	Atom-2	Interatomic distance (Å)	Clash overlap (Å)
7:AA:50:A:C2	7:AA:51:G:H1'	2.41	0.56
8:AB:1029:A:H3'	8:AB:1029:A:H8	1.70	0.56
8:AB:1172:C:H2'	8:AB:1173:U:H1'	1.86	0.56
8:AB:1220:G:N3	8:AB:1221:C:C6	2.74	0.56
8:AB:1254:A:H5''	8:AB:1255:U:C5'	2.35	0.56
8:AB:1291:C:C5'	8:AB:1291:C:C6	2.84	0.56
8:AB:1399:C:H5''	26:AT:26:LYS:CG	2.27	0.56
8:AB:142:A:O2'	8:AB:143:C:H5'	2.06	0.56
8:AB:1507:C:H5''	8:AB:1507:C:C6	2.40	0.56
8:AB:1569:A:N6	8:AB:1570:A:C6	2.74	0.56
8:AB:1652:A:N6	8:AB:1653:G:H22	2.04	0.56
8:AB:1681:G:C4	8:AB:1762:A:C2	2.94	0.56
8:AB:1838:C:C4	8:AB:1899:A:C2	2.92	0.56
8:AB:18:U:C5	8:AB:19:A:N7	2.74	0.56
8:AB:204:A:N7	8:AB:206:U:C2	2.73	0.56
8:AB:2144:G:H21	8:AB:2148:G:H1'	1.70	0.56
8:AB:2213:U:H3'	8:AB:2213:U:C2	2.38	0.56
8:AB:2351:G:O2'	8:AB:2352:A:H5''	2.06	0.56
8:AB:2360:G:H2'	8:AB:2361:G:O5'	2.06	0.56
8:AB:2511:U:H4'	10:AD:128:ARG:CZ	2.35	0.56
8:AB:314:C:C4	8:AB:315:G:N7	2.73	0.56
8:AB:466:A:C2	8:AB:796:C:O4'	2.59	0.56
8:AB:571:U:C4	8:AB:575:A:C5	2.93	0.56
8:AB:675:A:OP1	11:AE:58:LYS:CD	2.50	0.56
8:AB:808:G:O5'	8:AB:808:G:H8	1.88	0.56
8:AB:961:C:C4	8:AB:2031:A:C5	2.93	0.56
9:AC:220:ARG:O	9:AC:221:GLY:O	2.23	0.56
10:AD:83:ARG:HD3	10:AD:84:LEU:N	2.20	0.56
14:AH:130:VAL:HB	14:AH:142:VAL:CB	2.22	0.56
14:AH:31:VAL:HB	14:AH:32:PRO:CD	2.36	0.56
18:AL:111:ILE:H	18:AL:126:ARG:NH2	1.99	0.56
8:AB:663:G:P	18:AL:27:LEU:HD23	2.46	0.56
20:AN:25:ALA:HB1	20:AN:48:VAL:HG22	1.86	0.56
8:AB:337:C:OP1	27:AU:3:LYS:HE2	2.06	0.56
27:AU:3:LYS:O	27:AU:4:ILE:CG1	2.53	0.56
29:AW:28:GLU:CA	29:AW:61:LYS:HB2	2.35	0.56
33:BA:1074:G:H2'	33:BA:1075:U:H5''	1.86	0.56
33:BA:110:C:O2	33:BA:110:C:H2'	2.05	0.56
33:BA:1278:G:H8	33:BA:1278:G:H5''	1.71	0.56
33:BA:1376:U:H2'	33:BA:1377:A:C8	2.40	0.56
33:BA:394:G:N3	33:BA:395:C:C5	2.74	0.56

Continued on next page...

Continued from previous page...

Atom-1	Atom-2	Interatomic distance (Å)	Clash overlap (Å)
33:BA:934:C:H6	33:BA:934:C:H5''	1.69	0.56
37:BE:89:THR:HG21	37:BE:134:ASN:ND2	2.20	0.56
37:BE:84:VAL:HG13	37:BE:85:LYS:N	2.20	0.56
33:BA:719:C:C2	50:BR:38:ILE:HG22	2.41	0.56
2:C1:39:ASP:HB2	2:C1:45:HIS:CE1	2.41	0.56
3:C2:18:PHE:CE1	8:CB:126:A:H5''	2.40	0.56
7:CA:45:A:C8	12:CF:91:ARG:HD3	2.39	0.56
8:CB:1003:G:H2'	8:CB:1010:A:N1	2.20	0.56
8:CB:103:A:C8	8:CB:103:A:H5''	2.34	0.56
8:CB:1380:G:C2	8:CB:1381:G:N7	2.73	0.56
8:CB:1846:G:N2	8:CB:1895:C:C2	2.73	0.56
8:CB:208:C:H2'	8:CB:209:C:H6	1.70	0.56
8:CB:2144:G:N2	8:CB:2148:G:N2	2.53	0.56
8:CB:2194:U:H2'	8:CB:2195:U:H6	1.71	0.56
8:CB:2261:C:N3	8:CB:2280:G:C2	2.74	0.56
8:CB:2461:A:C5	8:CB:2462:C:C5	2.92	0.56
8:CB:2673:G:H2'	8:CB:2674:G:H5'	1.88	0.56
8:CB:321:U:H1'	11:CE:159:LEU:HD12	1.87	0.56
8:CB:501:A:N6	8:CB:502:A:N1	2.53	0.56
8:CB:556:A:C2	8:CB:557:C:C1'	2.89	0.56
8:CB:769:U:H1'	8:CB:1379:U:C6	2.40	0.56
8:CB:83:A:C2	8:CB:104:A:C2	2.94	0.56
9:CC:260:LYS:O	9:CC:261:ARG:HB2	2.06	0.56
10:CD:129:THR:HG23	10:CD:130:GLN:N	2.18	0.56
11:CE:116:ASP:OD1	11:CE:186:VAL:N	2.38	0.56
11:CE:2:GLU:HG3	11:CE:16:GLU:HA	1.88	0.56
12:CF:137:PHE:O	12:CF:139:GLU:N	2.38	0.56
13:CG:102:ILE:CD1	13:CG:130:ILE:HD12	2.35	0.56
14:CH:113:SER:CB	14:CH:132:PHE:CE2	2.89	0.56
14:CH:68:ARG:HG3	14:CH:71:LYS:HD3	1.88	0.56
17:CK:106:GLU:C	17:CK:108:ARG:H	2.07	0.56
18:CL:117:THR:HG23	18:CL:119:PRO:CD	2.35	0.56
21:CO:64:TYR:O	21:CO:65:THR:HG23	2.05	0.56
23:CQ:90:ASP:OD1	23:CQ:91:ARG:N	2.37	0.56
18:CL:34:GLY:N	24:CR:85:LYS:HD3	2.20	0.56
33:DA:1114:C:N3	33:DA:1115:U:C5	2.73	0.56
33:DA:1125:U:O4	33:DA:1150:A:C2	2.59	0.56
33:DA:122:G:H8	33:DA:122:G:H5''	1.70	0.56
33:DA:1248:A:H2'	33:DA:1249:C:H6	1.70	0.56
33:DA:1522:U:C2	33:DA:1523:G:N7	2.74	0.56
33:DA:321:A:H4'	33:DA:1435:G:O2'	2.06	0.56

Continued on next page...

Continued from previous page...

Atom-1	Atom-2	Interatomic distance (Å)	Clash overlap (Å)
33:DA:349:A:C2'	33:DA:350:G:H5''	2.35	0.56
33:DA:428:G:C1'	33:DA:430:A:C8	2.89	0.56
33:DA:539:A:H8	33:DA:539:A:H3'	1.70	0.56
33:DA:656:G:C2	33:DA:751:U:C2	2.94	0.56
33:DA:920:U:C2	33:DA:921:U:C5	2.94	0.56
33:DA:975:A:OP2	33:DA:976:G:H4'	2.06	0.56
35:DC:64:ARG:HA	35:DC:99:GLN:HB2	1.88	0.56
38:DF:67:PRO:HG2	38:DF:70:VAL:HG13	1.88	0.56
39:DG:115:MET:HE2	39:DG:119:LEU:HD13	1.88	0.56
47:DO:59:VAL:O	47:DO:62:ARG:HB3	2.05	0.56
48:DP:36:VAL:HG11	48:DP:57:ILE:CG1	2.35	0.56
4:A3:9:ALA:HB2	4:A3:58:ILE:HD12	1.88	0.56
7:AA:66:A:C2	7:AA:108:A:C2	2.94	0.56
7:AA:37:C:C5	7:AA:38:C:N3	2.74	0.56
8:AB:1068:G:C6	8:AB:1069:A:N6	2.74	0.56
8:AB:1003:G:N2	8:AB:1153:C:C2	2.73	0.56
8:AB:116:C:H2'	8:AB:117:G:O4'	2.05	0.56
8:AB:1278:C:OP1	20:AN:36:THR:HG22	2.06	0.56
8:AB:1326:U:O2'	8:AB:1327:A:H5'	2.05	0.56
8:AB:1799:G:C6	8:AB:1819:A:C8	2.93	0.56
8:AB:1839:G:H2'	8:AB:1840:G:H5'	1.88	0.56
8:AB:2240:U:N3	8:AB:2241:A:N7	2.53	0.56
8:AB:2420:C:H3'	8:AB:2421:G:H5''	1.87	0.56
8:AB:2485:G:C2'	8:AB:2486:C:H5'	2.36	0.56
8:AB:2507:C:H2'	8:AB:2508:G:C8	2.40	0.56
8:AB:2884:U:C3'	8:AB:2884:U:C6	2.88	0.56
8:AB:370:G:OP2	8:AB:370:G:C8	2.58	0.56
8:AB:503:A:C2	8:AB:505:A:C4	2.93	0.56
8:AB:559:G:C6	8:AB:560:C:C5	2.94	0.56
8:AB:733:G:C8	8:AB:733:G:H3'	2.41	0.56
8:AB:945:A:C2	8:AB:2448:A:C1'	2.88	0.56
8:AB:1566:A:C2	9:AC:213:ARG:HG2	2.41	0.56
11:AE:121:VAL:HG12	11:AE:122:GLU:H	1.69	0.56
13:AG:169:ARG:NH1	13:AG:170:THR:N	2.54	0.56
13:AG:19:ASN:HB3	13:AG:22:VAL:HG13	1.87	0.56
21:AO:56:LYS:HD3	21:AO:57:ALA:N	2.19	0.56
23:AQ:47:ARG:NH1	23:AQ:50:ARG:HG2	2.20	0.56
26:AT:88:LYS:O	26:AT:90:GLY:N	2.36	0.56
28:AV:85:LYS:C	28:AV:86:LEU:HD12	2.25	0.56
29:AW:36:ILE:CG2	29:AW:68:PHE:CD1	2.88	0.56
32:AZ:32:LEU:HD22	32:AZ:33:ASN:O	2.06	0.56

Continued on next page...

Continued from previous page...

Atom-1	Atom-2	Interatomic distance (Å)	Clash overlap (Å)
33:BA:1053:G:H3'	55:BA:5228:HOH:O	2.05	0.56
33:BA:1084:G:C2'	33:BA:1085:U:H5'	2.32	0.56
33:BA:1169:A:H2'	33:BA:1170:A:H8	1.67	0.56
33:BA:502:A:OP1	44:BL:114:SER:N	2.39	0.56
33:BA:581:G:N3	33:BA:761:G:N2	2.54	0.56
33:BA:619:U:O2'	36:BD:134:TYR:CE1	2.53	0.56
33:BA:706:A:O2'	43:BK:30:ILE:HD13	2.05	0.56
33:BA:956:U:H2'	33:BA:957:U:O4'	2.05	0.56
35:BC:113:LYS:HA	35:BC:113:LYS:HE3	1.88	0.56
35:BC:17:TRP:O	35:BC:19:SER:N	2.39	0.56
43:BK:18:GLY:HA2	43:BK:36:ARG:N	2.20	0.56
43:BK:95:THR:HG23	43:BK:96:ILE:N	2.20	0.56
44:BL:113:ARG:HH21	44:BL:120:ARG:H	1.53	0.56
52:BT:68:LYS:CG	52:BT:69:ASN:H	2.15	0.56
7:CA:112:G:O5'	7:CA:112:G:H8	1.88	0.56
7:CA:94:A:C6	7:CA:95:U:C2	2.93	0.56
8:CB:1028:A:C2	8:CB:1029:A:N7	2.74	0.56
8:CB:1053:C:H2'	8:CB:1054:A:H5'	1.88	0.56
8:CB:1088:A:H61	15:CI:92:PRO:HB3	1.71	0.56
8:CB:1108:U:C4	8:CB:1109:C:H5	2.24	0.56
8:CB:120:U:H2'	8:CB:120:U:O5'	2.05	0.56
8:CB:1275:A:N7	20:CN:16:HIS:CE1	2.74	0.56
8:CB:1313:U:P	55:CB:5238:HOH:O	2.63	0.56
8:CB:13:A:C2	8:CB:526:A:C8	2.94	0.56
8:CB:1507:C:H5''	8:CB:1507:C:C6	2.40	0.56
8:CB:160:A:C2	8:CB:161:A:C5	2.94	0.56
8:CB:1809:A:C2	8:CB:1810:A:C4	2.94	0.56
8:CB:2087:G:C2	8:CB:2233:U:O2	2.59	0.56
8:CB:2428:G:H5''	8:CB:2429:G:OP1	2.06	0.56
8:CB:2589:A:H2	8:CB:2590:A:C4	2.23	0.56
8:CB:536:G:OP2	55:CB:5082:HOH:O	2.18	0.56
8:CB:670:A:O5'	8:CB:670:A:H8	1.87	0.56
8:CB:955:U:H5''	8:CB:956:G:OP2	2.05	0.56
8:CB:948:C:O4'	8:CB:984:A:C2	2.58	0.56
8:CB:705:A:H4'	9:CC:13:ARG:HG2	1.87	0.56
9:CC:53:ILE:HG12	9:CC:218:THR:CB	2.36	0.56
10:CD:30:GLU:OE2	10:CD:51:THR:HG23	2.06	0.56
11:CE:29:HIS:CD2	18:CL:19:LEU:CD1	2.79	0.56
13:CG:25:ILE:HG12	13:CG:26:LYS:N	2.21	0.56
14:CH:78:VAL:CG1	14:CH:79:THR:H	2.11	0.56
16:CJ:117:ALA:O	16:CJ:121:LYS:HD3	2.06	0.56

Continued on next page...

Continued from previous page...

Atom-1	Atom-2	Interatomic distance (Å)	Clash overlap (Å)
8:CB:587:C:OP1	18:CL:29:LYS:HE3	2.05	0.56
18:CL:92:LEU:H	18:CL:96:LYS:HD3	1.69	0.56
19:CM:53:MET:HE2	19:CM:101:VAL:HG22	1.87	0.56
21:CO:8:ILE:O	21:CO:11:ALA:HB3	2.06	0.56
25:CS:33:LEU:HD21	25:CS:51:LEU:CD1	2.28	0.56
25:CS:41:LYS:HG3	25:CS:42:LYS:N	2.20	0.56
29:CW:28:GLU:N	29:CW:61:LYS:HB2	2.19	0.56
32:CZ:59:ARG:HG3	32:CZ:62:LYS:HB2	1.87	0.56
33:DA:243:A:C4	33:DA:245:U:C4	2.93	0.56
33:DA:275:G:C2	33:DA:276:G:C4	2.93	0.56
33:DA:451:A:H61	33:DA:481:G:C5'	2.18	0.56
33:DA:604:G:C2'	33:DA:605:U:H5'	2.34	0.56
33:DA:687:A:H2	33:DA:704:A:C6	2.23	0.56
33:DA:873:A:OP1	33:DA:873:A:C8	2.58	0.56
33:DA:907:A:H2'	33:DA:908:A:O4'	2.06	0.56
35:DC:177:LEU:H	35:DC:177:LEU:CD2	2.18	0.56
35:DC:198:LYS:HB3	35:DC:200:TRP:CZ3	2.40	0.56
35:DC:88:LYS:HA	35:DC:88:LYS:HE2	1.88	0.56
38:DF:92:THR:CG2	38:DF:93:LYS:N	2.69	0.56
43:DK:18:GLY:HA2	43:DK:36:ARG:N	2.20	0.56
43:DK:24:ALA:HB3	43:DK:87:GLY:O	2.05	0.56
53:DU:3:ILE:HB	53:DU:18:PHE:CE2	2.41	0.56
8:AB:1048:A:H2	8:AB:1112:G:N3	2.04	0.56
8:AB:1275:A:N6	55:AB:4461:HOH:O	2.39	0.56
8:AB:1426:G:O5'	8:AB:1426:G:H8	1.89	0.56
8:AB:1778:U:C5	8:AB:1784:A:N3	2.73	0.56
8:AB:1796:U:H1'	8:AB:1824:G:H22	1.71	0.56
8:AB:1853:A:N6	8:AB:1889:A:C4	2.74	0.56
8:AB:1972:G:N2	8:AB:1973:G:C5	2.74	0.56
8:AB:571:U:C4	8:AB:2030:A:C2	2.92	0.56
8:AB:2369:A:H2'	8:AB:2370:G:C8	2.40	0.56
8:AB:2488:G:C2	8:AB:2489:U:C4	2.93	0.56
8:AB:261:G:N2	8:AB:262:A:C4	2.74	0.56
8:AB:2675:A:H2'	8:AB:2676:C:H5'	1.88	0.56
8:AB:2679:A:H2'	8:AB:2680:U:H6	1.71	0.56
8:AB:2786:U:O2'	10:AD:65:ALA:CB	2.54	0.56
8:AB:312:G:H2'	8:AB:313:G:C8	2.41	0.56
8:AB:38:A:C2	8:AB:442:G:C2	2.94	0.56
8:AB:65:U:O2	26:AT:69:ARG:NH2	2.38	0.56
8:AB:775:G:H5''	8:AB:777:G:H1'	1.87	0.56
8:AB:85:G:C4	8:AB:98:G:N2	2.74	0.56

Continued on next page...

Continued from previous page...

Atom-1	Atom-2	Interatomic distance (Å)	Clash overlap (Å)
8:AB:978:G:N2	8:AB:986:C:N1	2.54	0.56
9:AC:254:LYS:O	9:AC:255:LYS:C	2.44	0.56
8:AB:2575:C:O2'	10:AD:146:ILE:HG22	2.05	0.56
11:AE:25:GLU:O	11:AE:27:LEU:N	2.39	0.56
13:AG:124:CYS:CB	13:AG:129:GLU:O	2.54	0.56
13:AG:173:ALA:N	13:AG:174:LYS:HD2	2.21	0.56
15:AI:132:ALA:O	15:AI:137:LEU:HB2	2.06	0.56
16:AJ:73:VAL:HG22	16:AJ:74:TYR:N	2.21	0.56
18:AL:29:LYS:HG2	18:AL:30:THR:N	2.20	0.56
18:AL:78:ARG:HH21	18:AL:82:LEU:CG	2.17	0.56
19:AM:26:VAL:HG13	19:AM:134:THR:OG1	2.05	0.56
21:AO:103:VAL:HA	21:AO:106:LEU:HB3	1.87	0.56
21:AO:76:LYS:O	21:AO:77:ALA:C	2.43	0.56
22:AP:9:GLN:HB3	22:AP:56:SER:CB	2.30	0.56
8:AB:446:G:OP2	23:AQ:2:ARG:CZ	2.53	0.56
33:BA:1255:G:H5'	33:BA:1255:G:C8	2.32	0.56
33:BA:1428:A:N1	33:BA:1473:G:C6	2.73	0.56
33:BA:350:G:C8	33:BA:350:G:H5'	2.37	0.56
33:BA:38:G:N2	33:BA:397:A:C4	2.74	0.56
33:BA:496:A:H2'	33:BA:496:A:N3	2.20	0.56
33:BA:516:U:C5	33:BA:517:G:C6	2.94	0.56
33:BA:552:U:H2'	33:BA:553:A:H8	1.70	0.56
33:BA:607:A:O5'	33:BA:607:A:H8	1.88	0.56
33:BA:895:G:N1	33:BA:896:C:C4	2.73	0.56
36:BD:56:GLU:HG2	36:BD:195:ASN:HD21	1.70	0.56
38:BF:10:VAL:HG22	38:BF:84:VAL:HG23	1.88	0.56
38:BF:93:LYS:HD3	38:BF:93:LYS:O	2.05	0.56
41:BI:44:ARG:H	41:BI:44:ARG:NH1	2.04	0.56
1:C0:18:HIS:N	1:C0:18:HIS:ND1	2.52	0.56
3:C2:21:ARG:NH1	3:C2:21:ARG:CG	2.62	0.56
7:CA:14:U:H1'	7:CA:107:G:O4'	2.05	0.56
8:CB:1233:C:O2'	8:CB:1234:U:H5'	2.06	0.56
8:CB:1315:C:H2'	8:CB:1316:U:H6	1.70	0.56
8:CB:1336:A:C2	8:CB:1337:G:C4	2.93	0.56
8:CB:1361:G:H2'	8:CB:1362:C:H6	1.71	0.56
8:CB:1797:G:H2'	8:CB:1798:U:C6	2.41	0.56
8:CB:1814:G:N7	8:CB:1815:A:C6	2.73	0.56
8:CB:1945:G:N3	8:CB:1946:U:C6	2.74	0.56
8:CB:1130:U:C5	8:CB:2026:U:OP2	2.59	0.56
8:CB:204:A:C8	8:CB:206:U:C2	2.93	0.56
8:CB:2107:G:H2'	8:CB:2108:A:H8	1.67	0.56

Continued on next page...

Continued from previous page...

Atom-1	Atom-2	Interatomic distance (Å)	Clash overlap (Å)
8:CB:2485:G:H8	8:CB:2485:G:O5'	1.88	0.56
8:CB:250:G:H4'	18:CL:60:ARG:NH1	2.20	0.56
8:CB:2592:G:N1	8:CB:2593:U:C2	2.74	0.56
8:CB:2650:U:O2	8:CB:2671:G:N2	2.39	0.56
8:CB:26:G:H1'	8:CB:514:A:N6	2.21	0.56
8:CB:452:G:N1	8:CB:458:G:C8	2.74	0.56
8:CB:764:A:H4'	8:CB:764:A:OP2	2.05	0.56
8:CB:770:G:H1'	8:CB:1379:U:C4	2.40	0.56
8:CB:854:C:H2'	8:CB:855:G:C8	2.40	0.56
8:CB:978:G:N2	8:CB:986:C:N1	2.54	0.56
9:CC:77:VAL:N	9:CC:112:GLY:HA2	2.20	0.56
9:CC:169:ALA:O	9:CC:170:TYR:CB	2.52	0.56
9:CC:34:GLU:OE1	9:CC:35:LYS:HG2	2.05	0.56
10:CD:107:VAL:CG2	10:CD:108:ASP:N	2.69	0.56
14:CH:50:ARG:HA	14:CH:53:GLU:OE1	2.05	0.56
16:CJ:16:TYR:H	16:CJ:16:TYR:HD1	1.53	0.56
18:CL:57:LEU:C	18:CL:58:TYR:HD2	2.09	0.56
19:CM:44:ARG:HH11	19:CM:91:TYR:HE2	1.53	0.56
7:CA:28:C:H4'	21:CO:36:TYR:OH	2.06	0.56
7:CA:50:A:OP1	21:CO:68:LYS:HG3	2.05	0.56
22:CP:7:LEU:HA	22:CP:10:GLU:CG	2.34	0.56
24:CR:39:LEU:C	24:CR:41:ILE:N	2.59	0.56
24:CR:86:GLN:HG2	24:CR:87:GLN:HE21	1.71	0.56
26:CT:84:TYR:C	26:CT:85:VAL:HG13	2.26	0.56
8:CB:2354:C:C4'	29:CW:30:VAL:HG13	2.26	0.56
29:CW:44:PHE:HB2	29:CW:78:PHE:HA	1.87	0.56
33:DA:1100:C:H5''	33:DA:1101:A:OP2	2.06	0.56
33:DA:1217:C:H2'	33:DA:1217:C:O2	2.05	0.56
33:DA:377:G:C6	33:DA:387:U:O2	2.58	0.56
33:DA:372:C:H42	33:DA:389:A:N6	2.03	0.56
33:DA:46:G:N2	33:DA:396:C:N3	2.54	0.56
33:DA:401:C:H2'	33:DA:402:G:C8	2.41	0.56
33:DA:750:C:H4'	47:DO:20:ASP:CA	2.26	0.56
35:DC:122:GLN:O	35:DC:127:VAL:HG13	2.05	0.56
40:DH:119:GLY:C	40:DH:120:LEU:HD22	2.27	0.56
43:DK:30:ILE:HG22	43:DK:45:THR:OG1	2.06	0.56
43:DK:74:LYS:HE2	43:DK:79:LYS:CE	2.36	0.56
45:DM:48:SER:O	45:DM:52:ILE:HG22	2.06	0.56
47:DO:29:ALA:HA	47:DO:84:LEU:HD21	1.86	0.56
48:DP:20:VAL:HG23	48:DP:35:ARG:HB2	1.87	0.56
5:A4:24:ARG:HH12	5:A4:36:ARG:HB2	1.70	0.56

Continued on next page...

Continued from previous page...

Atom-1	Atom-2	Interatomic distance (Å)	Clash overlap (Å)
7:AA:101:A:N7	7:AA:102:G:N7	2.54	0.56
7:AA:87:U:C2'	7:AA:88:C:O5'	2.54	0.56
8:AB:1190:G:OP1	18:AL:41:ARG:CD	2.54	0.56
8:AB:1195:G:H5''	8:AB:1195:G:H8	1.70	0.56
8:AB:1566:A:C2	9:AC:213:ARG:CZ	2.88	0.56
8:AB:1647:U:H3'	8:AB:1647:U:P	2.45	0.56
8:AB:1821:A:H2'	8:AB:1822:C:H6	1.71	0.56
8:AB:1128:G:H5'	8:AB:2517:C:H5'	1.88	0.56
8:AB:2618:G:H2'	8:AB:2619:C:H6	1.69	0.56
8:AB:2654:A:H4'	8:AB:2655:G:H4'	1.88	0.56
8:AB:2743:U:C5	8:AB:2744:G:C8	2.93	0.56
8:AB:375:G:O6	8:AB:400:G:N3	2.39	0.56
8:AB:714:U:H2'	8:AB:716:A:N7	2.20	0.56
8:AB:748:G:C5	8:AB:750:A:C5	2.94	0.56
16:AJ:21:THR:HG22	16:AJ:58:ASN:CG	2.26	0.56
16:AJ:25:LEU:O	16:AJ:27:ARG:N	2.36	0.56
16:AJ:35:ARG:NH1	16:AJ:41:LYS:N	2.54	0.56
10:AD:157:LYS:HE3	16:AJ:80:HIS:HA	1.87	0.56
8:AB:942:G:OP1	18:AL:40:SER:HB2	2.05	0.56
18:AL:40:SER:CA	18:AL:41:ARG:HE	2.19	0.56
4:A3:51:LYS:HD2	18:AL:59:ARG:CZ	2.36	0.56
21:AO:12:THR:OG1	21:AO:13:ARG:N	2.33	0.56
23:AQ:102:LYS:O	23:AQ:105:PHE:N	2.39	0.56
23:AQ:78:PHE:CE1	23:AQ:82:LEU:HD11	2.41	0.56
25:AS:53:SER:O	25:AS:55:ILE:N	2.39	0.56
25:AS:29:VAL:CG2	25:AS:69:LEU:HB2	2.35	0.56
25:AS:80:PRO:O	25:AS:100:THR:HG22	2.06	0.56
27:AU:91:LYS:HB3	27:AU:93:ARG:HG3	1.88	0.56
29:AW:81:ILE:HG13	29:AW:82:GLU:HG3	1.86	0.56
30:AX:43:LEU:O	30:AX:48:ARG:N	2.39	0.56
33:BA:1015:G:H1'	33:BA:1218:C:O2'	2.04	0.56
33:BA:106:C:H2'	33:BA:107:G:O4'	2.05	0.56
33:BA:1142:G:H3'	33:BA:1143:G:C8	2.41	0.56
33:BA:1220:G:C4	33:BA:1221:G:C8	2.94	0.56
33:BA:1237:C:N4	33:BA:1337:G:H1	2.00	0.56
33:BA:971:G:N2	33:BA:1363:A:C8	2.74	0.56
33:BA:407:U:O2	33:BA:407:U:H2'	2.04	0.56
33:BA:31:G:N2	33:BA:47:C:H4'	2.19	0.56
33:BA:543:U:H5''	33:BA:544:G:OP2	2.06	0.56
33:BA:582:C:H41	33:BA:583:A:N6	2.04	0.56
33:BA:720:C:O2'	50:BR:51:GLN:NE2	2.36	0.56

Continued on next page...

Continued from previous page...

Atom-1	Atom-2	Interatomic distance (Å)	Clash overlap (Å)
33:BA:784:A:H2'	33:BA:785:G:C8	2.41	0.56
33:BA:908:A:C2'	33:BA:909:A:H5'	2.36	0.56
33:BA:922:G:N3	33:BA:1398:A:C2	2.74	0.56
34:BB:98:GLY:O	34:BB:102:ASN:N	2.39	0.56
34:BB:111:LYS:HE2	34:BB:115:ASP:OD2	2.06	0.56
34:BB:40:ILE:CG2	34:BB:200:PRO:HB2	2.35	0.56
43:BK:30:ILE:HA	43:BK:45:THR:HG1	1.71	0.56
4:C3:26:ALA:O	8:CB:2393:U:OP1	2.24	0.56
7:CA:82:U:H3	7:CA:94:A:H61	1.53	0.56
8:CB:1004:U:H1'	8:CB:1010:A:C4	2.40	0.56
8:CB:83:A:C2	8:CB:104:A:N1	2.74	0.56
8:CB:1196:C:H1'	8:CB:1226:A:C4	2.41	0.56
8:CB:1268:A:H2'	8:CB:1269:A:O5'	2.06	0.56
8:CB:1378:A:C8	8:CB:1380:G:C5	2.94	0.56
8:CB:1417:C:H4'	8:CB:1588:G:O4'	2.06	0.56
8:CB:1890:A:N7	8:CB:1891:G:C8	2.74	0.56
8:CB:2074:U:C4	8:CB:2436:G:C2	2.94	0.56
8:CB:2745:C:C4	8:CB:2746:U:C4	2.93	0.56
8:CB:2762:C:H2'	8:CB:2762:C:O2	2.05	0.56
8:CB:2848:G:H2'	22:CP:96:LEU:HB2	1.86	0.56
8:CB:347:A:H2'	8:CB:348:A:O4'	2.06	0.56
8:CB:475:C:C4	8:CB:481:G:O6	2.59	0.56
8:CB:536:G:N7	8:CB:537:G:C5	2.74	0.56
8:CB:537:G:N1	8:CB:555:G:N2	2.54	0.56
8:CB:673:C:C2'	8:CB:674:G:H5'	2.35	0.56
8:CB:729:G:C4	8:CB:1775:U:O2	2.58	0.56
8:CB:743:A:C2'	8:CB:744:U:H5'	2.36	0.56
8:CB:869:G:C5	8:CB:870:U:C5	2.94	0.56
8:CB:92:U:C4	8:CB:93:G:N7	2.74	0.56
11:CE:153:LEU:HG	11:CE:172:ALA:CA	2.34	0.56
16:CJ:39:LYS:O	16:CJ:40:HIS:C	2.42	0.56
18:CL:104:GLN:NE2	18:CL:104:GLN:H	2.04	0.56
18:CL:43:GLY:C	18:CL:45:GLY:N	2.59	0.56
21:CO:36:TYR:H	21:CO:52:SER:HB2	1.69	0.56
22:CP:27:VAL:CG1	22:CP:47:ILE:HD12	2.36	0.56
24:CR:5:PHE:HB2	24:CR:12:HIS:ND1	2.20	0.56
8:CB:83:A:N6	27:CU:90:LYS:HZ3	2.04	0.56
33:DA:1069:C:H3'	33:DA:1069:C:H6	1.71	0.56
33:DA:1139:G:C4'	33:DA:1140:C:H5'	2.35	0.56
33:DA:1281:C:H5'	33:DA:1282:C:C5	2.40	0.56
33:DA:1385:G:C5	33:DA:1386:G:C8	2.93	0.56

Continued on next page...

Continued from previous page...

Atom-1	Atom-2	Interatomic distance (Å)	Clash overlap (Å)
33:DA:356:A:H2'	33:DA:357:G:H8	1.70	0.56
33:DA:578:C:OP1	55:DA:5139:HOH:O	2.17	0.56
33:DA:663:A:N1	33:DA:743:A:N1	2.53	0.56
33:DA:825:A:H61	33:DA:875:U:H3	1.54	0.56
33:DA:833:G:N2	33:DA:834:U:O2	2.39	0.56
33:DA:886:G:N3	33:DA:887:G:C8	2.74	0.56
33:DA:913:A:C8	33:DA:913:A:C5'	2.87	0.56
39:DG:17:PHE:HB2	39:DG:43:TYR:OH	2.05	0.56
44:DL:109:ARG:HH21	44:DL:111:GLN:HB3	1.70	0.56
49:DQ:65:PRO:HA	49:DQ:71:SER:CB	2.36	0.56
52:DT:33:LYS:O	52:DT:36:ALA:HB3	2.06	0.56
8:AB:1092:C:H2'	8:AB:1093:G:O4'	2.05	0.56
8:AB:1104:C:H2'	8:AB:1105:U:H6	1.71	0.56
8:AB:1000:A:N6	8:AB:1155:A:C8	2.74	0.56
8:AB:1358:G:O5'	8:AB:1358:G:H8	1.89	0.56
8:AB:2031:A:N1	8:AB:2498:C:C6	2.74	0.56
8:AB:2044:C:N3	8:AB:2045:C:C5	2.74	0.56
8:AB:2052:A:O5'	8:AB:2052:A:H8	1.88	0.56
8:AB:2057:G:N1	8:AB:2058:A:C2	2.74	0.56
8:AB:2439:A:H4'	8:AB:2440:C:H5''	1.88	0.56
8:AB:2524:G:O2'	8:AB:2741:A:C2	2.59	0.56
8:AB:2551:C:H2'	8:AB:2552:U:O4'	2.05	0.56
8:AB:2592:G:C2	8:AB:2593:U:C2	2.94	0.56
8:AB:2798:U:OP2	8:AB:2798:U:H3'	2.06	0.56
8:AB:283:G:C5	8:AB:284:U:C5	2.94	0.56
8:AB:2881:U:H2'	8:AB:2882:A:C8	2.39	0.56
8:AB:311:A:C3'	8:AB:312:G:H8	2.16	0.56
8:AB:597:G:C2	8:AB:661:A:N3	2.73	0.56
8:AB:699:A:H2'	8:AB:700:G:O4'	2.06	0.56
8:AB:748:G:C8	8:AB:750:A:C8	2.94	0.56
8:AB:812:C:N3	8:AB:813:U:C5	2.73	0.56
8:AB:827:U:P	8:AB:828:U:H5	2.29	0.56
9:AC:146:LYS:HB3	9:AC:147:PRO:HD2	1.88	0.56
8:AB:1816:C:C6	9:AC:62:ARG:NH1	2.74	0.56
10:AD:24:VAL:HG23	10:AD:191:GLY:HA2	1.87	0.56
10:AD:46:ARG:CD	10:AD:80:TRP:CH2	2.89	0.56
11:AE:59:PRO:HB2	11:AE:60:TRP:CD1	2.41	0.56
13:AG:97:VAL:CG2	13:AG:123:GLU:HA	2.25	0.56
14:AH:14:SER:C	14:AH:16:GLY:H	2.08	0.56
22:AP:13:LYS:HB3	22:AP:13:LYS:NZ	2.21	0.56
7:AA:104:A:H1'	28:AV:31:TYR:CD1	2.41	0.56

Continued on next page...

Continued from previous page...

Atom-1	Atom-2	Interatomic distance (Å)	Clash overlap (Å)
33:BA:1144:G:C2	33:BA:1145:A:C5	2.93	0.56
33:BA:1197:A:OP2	33:BA:1197:A:H3'	2.06	0.56
33:BA:1413:A:N3	33:BA:1414:U:H1'	2.21	0.56
33:BA:1428:A:H5''	33:BA:1429:A:OP2	2.06	0.56
33:BA:153:C:H2'	33:BA:154:U:C6	2.41	0.56
33:BA:254:G:O2'	49:BQ:19:SER:HB2	2.06	0.56
33:BA:113:G:C2	33:BA:315:A:C2	2.94	0.56
33:BA:397:A:N7	33:BA:547:A:O2'	2.39	0.56
33:BA:546:A:O5'	33:BA:546:A:H8	1.89	0.56
33:BA:718:A:N7	33:BA:719:C:C5	2.74	0.56
33:BA:835:U:H5''	33:BA:836:G:OP2	2.06	0.56
33:BA:913:A:O2'	33:BA:914:A:OP2	2.22	0.56
33:BA:96:U:H6	33:BA:96:U:O5'	1.89	0.56
34:BB:31:PHE:N	34:BB:39:ILE:O	2.30	0.56
34:BB:95:TRP:CE3	34:BB:170:ILE:HG22	2.41	0.56
35:BC:70:ALA:HB1	35:BC:108:PRO:CG	2.36	0.56
35:BC:63:ILE:CD1	35:BC:98:ALA:HB2	2.36	0.56
36:BD:201:GLU:OE1	37:BE:103:GLY:HA3	2.06	0.56
37:BE:80:LEU:O	37:BE:97:PRO:HB3	2.06	0.56
41:BI:33:SER:H	41:BI:36:GLN:HE21	1.54	0.56
42:BJ:24:GLU:HG2	42:BJ:90:LEU:HD13	1.88	0.56
42:BJ:12:ALA:HA	42:BJ:96:VAL:HG13	1.86	0.56
49:BQ:59:GLU:O	49:BQ:74:LEU:HD23	2.05	0.56
52:BT:49:ALA:HA	52:BT:52:GLU:OE1	2.06	0.56
53:BU:46:ARG:C	53:BU:48:LYS:H	2.09	0.56
3:C2:28:ARG:NH2	3:C2:31:LEU:HB2	2.21	0.56
8:CB:1296:G:C4	8:CB:1645:G:N2	2.74	0.56
8:CB:1661:G:C4	8:CB:1662:U:C6	2.94	0.56
8:CB:1707:G:C2	8:CB:1708:C:C2	2.94	0.56
8:CB:1796:U:O2'	8:CB:1797:G:H5'	2.07	0.56
8:CB:1809:A:N3	8:CB:1809:A:H2'	2.21	0.56
8:CB:563:A:N1	8:CB:2018:G:N9	2.54	0.56
8:CB:2331:G:C4'	29:CW:69:GLU:CG	2.83	0.56
8:CB:2521:C:C5'	8:CB:2521:C:H6	2.18	0.56
8:CB:2592:G:N1	8:CB:2593:U:O2	2.39	0.56
8:CB:2048:G:H1	8:CB:2620:C:H42	1.53	0.56
8:CB:2747:G:H21	8:CB:2757:A:H62	1.54	0.56
8:CB:220:G:C5	8:CB:427:U:C5	2.94	0.56
8:CB:467:G:C2	8:CB:468:G:C8	2.94	0.56
8:CB:612:G:N2	8:CB:617:G:O6	2.39	0.56
9:CC:24:HIS:HB3	9:CC:27:LYS:NZ	2.20	0.56

Continued on next page...

Continued from previous page...

Atom-1	Atom-2	Interatomic distance (Å)	Clash overlap (Å)
11:CE:143:LEU:HA	11:CE:148:ILE:CG2	2.34	0.56
11:CE:181:ILE:CG2	11:CE:181:ILE:O	2.54	0.56
11:CE:64:GLY:O	11:CE:66:GLY:N	2.39	0.56
8:CB:2311:A:C6	12:CF:39:VAL:CG2	2.89	0.56
18:CL:123:ARG:HA	18:CL:142:ILE:CA	2.29	0.56
21:CO:30:ARG:HH22	21:CO:97:PHE:CB	2.18	0.56
27:CU:66:VAL:O	27:CU:68:ASN:HB2	2.06	0.56
33:DA:110:C:O2	33:DA:111:G:C8	2.59	0.56
33:DA:1457:G:H2'	33:DA:1458:G:C8	2.41	0.56
33:DA:539:A:C8	33:DA:539:A:C3'	2.89	0.56
33:DA:540:G:C5	33:DA:541:G:N7	2.73	0.56
33:DA:57:G:C8	33:DA:57:G:O5'	2.59	0.56
33:DA:777:A:H2'	33:DA:778:G:C8	2.41	0.56
33:DA:806:C:H2'	33:DA:807:A:C8	2.41	0.56
33:DA:859:G:H2'	33:DA:860:A:N7	2.20	0.56
33:DA:943:U:H6	33:DA:943:U:O5'	1.88	0.56
35:DC:104:GLU:HG2	35:DC:105:VAL:H	1.70	0.56
36:DD:2:ARG:NH2	36:DD:114:ARG:NE	2.53	0.56
37:DE:15:ILE:HB	37:DE:35:LEU:HB3	1.88	0.56
37:DE:80:LEU:HD12	37:DE:81:GLN:H	1.71	0.56
38:DF:99:ALA:HB1	50:DR:23:LYS:HE2	1.87	0.56
50:DR:25:ILE:O	50:DR:29:LYS:HG3	2.05	0.56
50:DR:39:VAL:HG12	50:DR:40:PRO:HD2	1.88	0.56
1:A0:18:HIS:ND1	1:A0:18:HIS:N	2.52	0.55
7:AA:18:G:N2	7:AA:19:C:H1'	2.21	0.55
8:AB:1284:A:H8	8:AB:1284:A:O5'	1.89	0.55
8:AB:128:C:N4	8:AB:129:C:H41	2.04	0.55
8:AB:1292:G:C6	8:AB:1293:C:N4	2.73	0.55
8:AB:1358:G:N7	8:AB:1371:G:O6	2.39	0.55
8:AB:1469:A:C2	8:AB:1470:A:C4	2.93	0.55
8:AB:197:A:N1	8:AB:198:C:C2	2.74	0.55
8:AB:2190:G:O2'	8:AB:2191:A:H5'	2.05	0.55
8:AB:223:A:N7	8:AB:422:A:C8	2.74	0.55
8:AB:2404:U:O2	8:AB:2404:U:H2'	2.05	0.55
8:AB:2421:G:C5'	8:AB:2421:G:H8	2.17	0.55
8:AB:247:G:H3'	8:AB:247:G:C8	2.41	0.55
8:AB:2610:C:O2'	8:AB:2611:C:OP2	2.22	0.55
8:AB:2704:C:C2	8:AB:2705:A:C8	2.94	0.55
8:AB:478:A:H8	8:AB:478:A:O5'	1.90	0.55
8:AB:548:G:H2'	8:AB:548:G:N3	2.20	0.55
8:AB:689:A:C2	8:AB:779:U:H4'	2.41	0.55

Continued on next page...

Continued from previous page...

Atom-1	Atom-2	Interatomic distance (Å)	Clash overlap (Å)
9:AC:155:ARG:CD	9:AC:157:ALA:CB	2.83	0.55
10:AD:170:VAL:HG11	10:AD:194:PRO:HG3	1.87	0.55
10:AD:33:ARG:CG	10:AD:93:GLY:HA2	2.35	0.55
18:AL:85:VAL:CG2	18:AL:98:ALA:HB3	2.36	0.55
20:AN:24:MET:CE	20:AN:44:LEU:HD13	2.36	0.55
20:AN:96:ARG:CG	20:AN:98:LEU:HD21	2.36	0.55
21:AO:55:GLU:O	21:AO:62:LEU:HB2	2.06	0.55
25:AS:7:HIS:O	25:AS:8:ARG:CB	2.53	0.55
26:AT:3:ARG:HH22	26:AT:8:LEU:HB3	1.71	0.55
28:AV:69:GLU:HA	28:AV:69:GLU:OE2	2.05	0.55
29:AW:38:ARG:O	29:AW:39:GLN:CB	2.53	0.55
29:AW:38:ARG:HG3	29:AW:39:GLN:O	2.07	0.55
33:BA:1083:U:O2	33:BA:1083:U:H2'	2.04	0.55
33:BA:1118:U:H2'	33:BA:1119:C:C6	2.40	0.55
33:BA:120:A:C6	33:BA:122:G:C2	2.94	0.55
33:BA:502:A:H2'	33:BA:503:C:O4'	2.04	0.55
33:BA:670:G:C3'	33:BA:670:G:C8	2.87	0.55
33:BA:705:G:C3'	33:BA:706:A:H5''	2.37	0.55
33:BA:761:G:O5'	33:BA:761:G:H8	1.88	0.55
40:BH:11:THR:HG23	40:BH:14:ARG:HH12	1.71	0.55
33:BA:586:C:H4'	40:BH:80:PRO:HB2	1.88	0.55
33:BA:522:C:H41	44:BL:49:ARG:HH22	1.53	0.55
45:BM:12:LYS:HB3	45:BM:17:ALA:HB2	1.87	0.55
48:BP:25:ARG:CD	48:BP:25:ARG:H	2.17	0.55
49:BQ:10:ARG:NE	49:BQ:11:VAL:H	2.03	0.55
50:BR:49:LYS:HG3	50:BR:49:LYS:O	2.05	0.55
51:BS:75:PRO:HB3	51:BS:79:TYR:OH	2.05	0.55
5:C4:27:CYS:O	5:C4:28:SER:O	2.24	0.55
8:CB:51:G:N2	8:CB:119:A:N3	2.54	0.55
8:CB:1343:G:N2	8:CB:1384:A:C2	2.74	0.55
8:CB:142:A:O2'	8:CB:143:C:C2	2.44	0.55
8:CB:1676:A:C4	8:CB:1677:A:C8	2.95	0.55
8:CB:1680:U:C2'	8:CB:1681:G:H5'	2.37	0.55
8:CB:1821:A:H2'	8:CB:1822:C:H6	1.71	0.55
8:CB:192:C:P	55:CB:5052:HOH:O	2.63	0.55
8:CB:2055:C:H5'	8:CB:2056:G:O5'	2.07	0.55
8:CB:2137:U:H2'	8:CB:2138:G:H8	1.71	0.55
8:CB:2190:G:O2'	8:CB:2191:A:H5'	2.04	0.55
8:CB:2200:C:H3'	8:CB:2200:C:H6	1.71	0.55
8:CB:2489:U:C4	8:CB:2490:G:C6	2.94	0.55
8:CB:2498:C:O2	8:CB:2498:C:C2'	2.54	0.55

Continued on next page...

Continued from previous page...

Atom-1	Atom-2	Interatomic distance (Å)	Clash overlap (Å)
8:CB:2531:A:C2	8:CB:2532:G:C8	2.95	0.55
8:CB:2837:A:C6	8:CB:2838:G:N7	2.74	0.55
8:CB:553:G:C6	8:CB:554:U:C4	2.93	0.55
8:CB:612:G:H1'	8:CB:616:A:H61	1.70	0.55
8:CB:672:C:OP1	8:CB:801:G:N2	2.39	0.55
8:CB:772:C:C2	8:CB:773:U:C6	2.95	0.55
8:CB:80:G:N1	8:CB:81:G:N7	2.54	0.55
8:CB:936:A:H2'	8:CB:937:C:C6	2.41	0.55
11:CE:147:LEU:CB	11:CE:167:VAL:HG13	2.36	0.55
11:CE:175:ILE:HG23	11:CE:176:ASP:H	1.71	0.55
12:CF:52:ALA:HB1	12:CF:148:VAL:HG13	1.88	0.55
14:CH:35:LYS:NZ	14:CH:37:VAL:CG2	2.69	0.55
15:CI:56:VAL:HG22	15:CI:57:VAL:N	2.19	0.55
16:CJ:94:ALA:HA	16:CJ:97:PRO:CB	2.36	0.55
8:CB:2360:G:C1'	18:CL:61:LEU:HD21	2.32	0.55
19:CM:76:LYS:HG2	19:CM:77:PRO:N	2.21	0.55
20:CN:96:ARG:CG	20:CN:98:LEU:HD21	2.35	0.55
23:CQ:113:LYS:O	23:CQ:115:ALA:N	2.30	0.55
27:CU:98:ASN:O	27:CU:99:SER:CB	2.54	0.55
33:DA:1071:C:N4	33:DA:1084:G:C2	2.74	0.55
33:DA:127:G:C2	33:DA:128:G:C8	2.94	0.55
33:DA:146:G:C2'	33:DA:147:G:H5'	2.36	0.55
33:DA:279:A:C2	33:DA:281:G:N2	2.73	0.55
33:DA:328:C:O2	33:DA:328:C:O4'	2.24	0.55
33:DA:56:U:H2'	33:DA:57:G:C8	2.41	0.55
33:DA:646:G:C6	33:DA:647:C:C2	2.94	0.55
33:DA:742:G:H2'	33:DA:743:A:O5'	2.06	0.55
35:DC:5:HIS:NE2	35:DC:183:TYR:HE2	2.04	0.55
35:DC:70:ALA:O	35:DC:105:VAL:HG22	2.06	0.55
48:DP:3:THR:HG22	48:DP:66:THR:HB	1.88	0.55
48:DP:78:VAL:HG12	48:DP:80:LYS:CG	2.36	0.55
52:DT:5:SER:O	52:DT:7:LYS:N	2.38	0.55
7:AA:75:G:C5	7:AA:76:G:N7	2.74	0.55
8:AB:1031:G:C2	8:AB:1124:G:C2	2.95	0.55
8:AB:1213:A:N3	8:AB:1238:G:H1'	2.21	0.55
8:AB:123:G:N2	8:AB:129:C:N3	2.54	0.55
8:AB:1323:C:H3'	8:AB:1324:G:H5''	1.86	0.55
8:AB:13:A:C2	8:AB:525:U:O2	2.59	0.55
8:AB:1419:A:N7	8:AB:1421:G:C6	2.74	0.55
8:AB:1992:G:C4	8:AB:1997:C:N4	2.74	0.55
8:AB:2193:G:N2	8:AB:2194:U:C2	2.75	0.55

Continued on next page...

Continued from previous page...

Atom-1	Atom-2	Interatomic distance (Å)	Clash overlap (Å)
8:AB:219:A:O2'	8:AB:220:G:H5'	2.05	0.55
8:AB:2297:A:C8	8:AB:2298:A:N7	2.74	0.55
8:AB:2396:G:C8	8:AB:2396:G:C5'	2.90	0.55
8:AB:2584:U:C6	8:AB:2584:U:H3'	2.40	0.55
8:AB:396:G:N1	8:AB:397:U:C2	2.74	0.55
8:AB:531:C:C6	8:AB:2035:G:N2	2.74	0.55
8:AB:524:G:H4'	8:AB:555:G:H4'	1.86	0.55
8:AB:644:A:N6	8:AB:2369:A:H1'	2.21	0.55
8:AB:735:A:C8	8:AB:736:C:C5	2.94	0.55
8:AB:741:U:N3	8:AB:757:G:C2	2.74	0.55
8:AB:869:G:N2	8:AB:870:U:H1'	2.20	0.55
9:AC:32:LEU:HD23	9:AC:61:TYR:HE1	1.71	0.55
9:AC:34:GLU:OE1	9:AC:35:LYS:HG2	2.05	0.55
9:AC:78:GLU:O	9:AC:79:ARG:HB2	2.06	0.55
11:AE:144:GLU:C	11:AE:146:VAL:H	2.08	0.55
11:AE:44:ARG:N	11:AE:44:ARG:HE	2.03	0.55
12:AF:44:ALA:O	12:AF:48:LEU:HD12	2.07	0.55
14:AH:104:THR:CB	14:AH:109:GLU:HG2	2.34	0.55
14:AH:140:ALA:C	14:AH:141:LYS:HD3	2.27	0.55
19:AM:115:GLU:OE2	19:AM:115:GLU:N	2.39	0.55
8:AB:2467:C:O4'	19:AM:118:LYS:HG2	2.05	0.55
19:AM:96:ILE:HG22	19:AM:97:GLN:NE2	2.20	0.55
8:AB:1651:G:C5'	20:AN:39:PRO:HG2	2.31	0.55
20:AN:24:MET:HE2	20:AN:44:LEU:HD13	1.88	0.55
22:AP:7:LEU:HA	22:AP:10:GLU:CG	2.36	0.55
22:AP:7:LEU:HA	22:AP:10:GLU:HG3	1.87	0.55
19:AM:133:LYS:HE2	28:AV:57:TYR:CD2	2.41	0.55
28:AV:62:THR:HA	28:AV:70:ILE:HD11	1.87	0.55
32:AZ:7:PRO:O	32:AZ:8:LYS:HB3	2.05	0.55
33:BA:1016:A:O2'	33:BA:1217:C:H1'	2.06	0.55
33:BA:1054:C:H6	33:BA:1054:C:H3'	1.70	0.55
33:BA:865:A:OP1	33:BA:1078:U:C4	2.60	0.55
33:BA:109:A:C5	33:BA:326:G:C2	2.94	0.55
33:BA:1461:G:H2'	33:BA:1462:C:H6	1.71	0.55
33:BA:1509:C:C2	33:BA:1510:C:C5	2.94	0.55
33:BA:212:G:H2'	33:BA:213:G:C8	2.36	0.55
33:BA:655:A:H2'	33:BA:656:G:O4'	2.06	0.55
33:BA:661:G:H5''	33:BA:661:G:C8	2.39	0.55
33:BA:775:G:C2	33:BA:776:G:C4	2.95	0.55
33:BA:858:G:C6	33:BA:869:G:C8	2.95	0.55
36:BD:90:LEU:HA	36:BD:93:LEU:CG	2.37	0.55

Continued on next page...

Continued from previous page...

Atom-1	Atom-2	Interatomic distance (Å)	Clash overlap (Å)
37:BE:50:GLY:N	37:BE:62:ALA:HB2	2.22	0.55
37:BE:81:GLN:HE21	37:BE:148:SER:HA	1.71	0.55
41:BI:94:ARG:C	41:BI:96:GLU:H	2.10	0.55
46:BN:18:LYS:HB2	46:BN:19:TYR:CD1	2.41	0.55
33:BA:263:A:OP2	52:BT:73:ARG:NH1	2.39	0.55
8:CB:1128:G:H1'	8:CB:2516:A:O2'	2.06	0.55
8:CB:1190:G:OP1	18:CL:38:GLN:CB	2.52	0.55
8:CB:1471:G:H2'	8:CB:1472:C:C6	2.41	0.55
8:CB:1476:U:H1'	8:CB:1732:C:O2	2.06	0.55
8:CB:1824:G:OP1	9:CC:52:HIS:CD2	2.60	0.55
8:CB:1995:U:O2	8:CB:1995:U:H2'	2.06	0.55
8:CB:2194:U:H2'	8:CB:2195:U:C6	2.41	0.55
8:CB:2312:U:OP1	12:CF:69:ALA:HA	2.06	0.55
8:CB:2656:U:C5	8:CB:2664:G:N2	2.75	0.55
8:CB:538:A:N1	8:CB:539:G:C5	2.74	0.55
8:CB:592:A:H2'	8:CB:593:U:C6	2.40	0.55
8:CB:86:G:H1	8:CB:96:C:N4	2.03	0.55
9:CC:226:PRO:HG3	9:CC:232:GLY:O	2.06	0.55
9:CC:89:ASN:N	9:CC:89:ASN:HD22	2.03	0.55
10:CD:184:ARG:HH12	22:CP:4:ILE:HD13	1.72	0.55
8:CB:443:A:C5	11:CE:40:ARG:NH1	2.73	0.55
14:CH:113:SER:N	14:CH:132:PHE:CZ	2.74	0.55
16:CJ:102:GLU:CD	16:CJ:124:VAL:HG13	2.27	0.55
18:CL:110:VAL:O	18:CL:111:ILE:CD1	2.54	0.55
18:CL:37:GLY:O	18:CL:38:GLN:CG	2.54	0.55
18:CL:6:LEU:O	18:CL:7:SER:CB	2.54	0.55
18:CL:79:LEU:HG	18:CL:113:ALA:H	1.71	0.55
23:CQ:30:VAL:HG21	23:CQ:33:VAL:HG21	1.87	0.55
23:CQ:30:VAL:O	23:CQ:31:TYR:HB2	2.05	0.55
27:CU:25:LYS:O	27:CU:26:ASN:HB2	2.06	0.55
29:CW:42:THR:CG2	29:CW:66:VAL:H	2.20	0.55
33:DA:1420:U:H6	33:DA:1420:U:H3'	1.71	0.55
33:DA:1435:G:C6	33:DA:1436:U:C4	2.93	0.55
33:DA:158:G:C4	33:DA:159:G:C8	2.95	0.55
33:DA:16:A:N1	33:DA:919:A:H2	2.04	0.55
33:DA:317:U:H2'	33:DA:318:G:C8	2.40	0.55
33:DA:407:U:H1'	36:DD:115:GLN:HE22	1.70	0.55
33:DA:573:A:C2	33:DA:574:A:C6	2.95	0.55
33:DA:720:C:C4	33:DA:721:G:C2	2.94	0.55
33:DA:844:G:N2	33:DA:845:A:H62	2.03	0.55
33:DA:931:C:H2'	33:DA:932:C:C6	2.41	0.55

Continued on next page...

Continued from previous page...

Atom-1	Atom-2	Interatomic distance (Å)	Clash overlap (Å)
34:DB:17:HIS:HB3	34:DB:18:GLN:OE1	2.06	0.55
35:DC:21:TRP:HD1	35:DC:58:ARG:HG2	1.70	0.55
36:DD:186:GLU:HA	36:DD:186:GLU:OE1	2.06	0.55
36:DD:84:ASN:HD21	36:DD:87:GLU:CB	2.19	0.55
37:DE:97:PRO:HA	37:DE:122:VAL:HG12	1.89	0.55
38:DF:44:ARG:HD3	38:DF:44:ARG:H	1.71	0.55
41:DI:54:VAL:HG12	41:DI:93:LEU:HD21	1.88	0.55
41:DI:99:LYS:O	41:DI:99:LYS:HD3	2.06	0.55
51:DS:13:HIS:HD2	51:DS:34:SER:OG	1.89	0.55
4:A3:29:ARG:HH22	4:A3:31:ILE:HD13	1.72	0.55
5:A4:31:PRO:HB2	8:AB:2527:C:H5''	1.88	0.55
7:AA:47:C:O5'	7:AA:47:C:H6	1.90	0.55
8:AB:1038:G:N2	8:AB:1118:C:N3	2.54	0.55
8:AB:1254:A:H5''	8:AB:1255:U:H5''	1.88	0.55
8:AB:1262:A:P	25:AS:99:ARG:HH12	2.30	0.55
8:AB:1313:U:O2	8:AB:1313:U:H2'	2.05	0.55
8:AB:1345:C:H3'	8:AB:1345:C:C6	2.41	0.55
8:AB:1776:G:C6	8:AB:1777:U:C4	2.95	0.55
8:AB:2061:G:C2	8:AB:2063:C:C4	2.94	0.55
8:AB:2355:G:C6	8:AB:2356:U:C2	2.94	0.55
8:AB:2674:G:O5'	8:AB:2674:G:H8	1.89	0.55
8:AB:2743:U:H3'	8:AB:2743:U:H6	1.71	0.55
8:AB:298:G:N2	8:AB:339:U:H5	2.04	0.55
8:AB:559:G:C5	8:AB:560:C:C5	2.94	0.55
8:AB:599:A:H1'	8:AB:659:G:H22	1.69	0.55
8:AB:969:G:C4	8:AB:970:U:C5	2.94	0.55
9:AC:153:LEU:HD11	9:AC:159:THR:HB	1.88	0.55
10:AD:34:VAL:HG22	10:AD:35:THR:H	1.71	0.55
10:AD:62:LYS:H	10:AD:62:LYS:CD	2.18	0.55
11:AE:172:ALA:O	11:AE:174:GLY:N	2.34	0.55
12:AF:71:LYS:HE2	12:AF:72:SER:O	2.06	0.55
13:AG:23:ILE:HG13	13:AG:24:THR:H	1.71	0.55
16:AJ:63:ALA:HA	16:AJ:69:ARG:NH1	2.21	0.55
17:AK:42:THR:O	17:AK:42:THR:HG22	2.07	0.55
18:AL:54:GLN:CB	18:AL:56:PRO:HD2	2.35	0.55
22:AP:27:VAL:CG2	22:AP:86:LYS:HB2	2.32	0.55
24:AR:84:ARG:HH12	24:AR:86:GLN:CB	2.18	0.55
29:AW:50:VAL:HG13	29:AW:51:GLY:N	2.21	0.55
31:AY:40:THR:HG23	31:AY:43:ILE:H	1.72	0.55
32:AZ:56:ARG:CG	32:AZ:56:ARG:NH1	2.66	0.55
33:BA:1347:G:H4'	33:BA:1348:U:H5'	1.87	0.55

Continued on next page...

Continued from previous page...

Atom-1	Atom-2	Interatomic distance (Å)	Clash overlap (Å)
33:BA:161:A:O2'	33:BA:162:A:H5'	2.06	0.55
33:BA:332:G:O2'	33:BA:333:U:H5'	2.06	0.55
33:BA:665:A:C2	33:BA:732:C:C4	2.94	0.55
33:BA:737:C:C3'	33:BA:737:C:C6	2.89	0.55
35:BC:146:LYS:O	35:BC:170:GLY:HA3	2.05	0.55
35:BC:23:ALA:HB3	35:BC:28:PHE:CD1	2.41	0.55
36:BD:25:ARG:HH12	36:BD:30:LYS:HB3	1.72	0.55
33:BA:10:A:OP2	37:BE:130:THR:HB	2.05	0.55
44:BL:29:LYS:H	44:BL:81:ILE:CG2	2.04	0.55
44:BL:35:ARG:NE	44:BL:35:ARG:HA	2.21	0.55
47:BO:52:ARG:O	47:BO:56:LEU:HD12	2.06	0.55
48:BP:78:VAL:HG13	48:BP:78:VAL:O	2.07	0.55
1:C0:21:LEU:HB2	25:CS:23:LEU:CD2	2.36	0.55
7:CA:29:A:N3	7:CA:29:A:H2'	2.22	0.55
8:CB:818:G:N2	8:CB:1190:G:C6	2.74	0.55
8:CB:1195:G:C2	8:CB:1196:C:C6	2.93	0.55
3:C2:10:LEU:CB	8:CB:125:A:C2	2.83	0.55
8:CB:1363:C:H2'	8:CB:1364:G:H8	1.72	0.55
8:CB:1809:A:H5''	8:CB:1810:A:OP2	2.06	0.55
8:CB:2053:G:N2	8:CB:2054:A:C4	2.75	0.55
8:CB:2216:G:C2'	8:CB:2217:G:H5'	2.37	0.55
8:CB:2235:G:O5'	8:CB:2235:G:C8	2.59	0.55
8:CB:2286:G:C4	8:CB:2346:A:N6	2.73	0.55
8:CB:2324:U:H5'	8:CB:2325:G:H5'	1.86	0.55
8:CB:2867:G:N3	8:CB:2867:G:H2'	2.20	0.55
8:CB:2866:U:C4'	8:CB:2867:G:H4'	2.33	0.55
8:CB:338:G:C6	8:CB:339:U:C4	2.94	0.55
8:CB:38:A:C2	8:CB:442:G:C2	2.94	0.55
8:CB:563:A:N6	8:CB:2018:G:N7	2.54	0.55
9:CC:63:ILE:O	9:CC:64:VAL:HG22	2.06	0.55
10:CD:124:ARG:HB3	10:CD:160:LYS:HD3	1.87	0.55
10:CD:185:ASN:O	10:CD:186:LEU:HD12	2.07	0.55
13:CG:51:PHE:HB3	13:CG:68:ARG:NH1	2.21	0.55
16:CJ:3:THR:O	16:CJ:4:PHE:HB3	2.05	0.55
18:CL:6:LEU:O	18:CL:7:SER:HB2	2.06	0.55
20:CN:10:LEU:HB3	20:CN:17:ARG:NH2	2.21	0.55
20:CN:27:SER:O	20:CN:30:ARG:N	2.39	0.55
20:CN:55:ALA:CB	20:CN:79:LEU:O	2.51	0.55
20:CN:99:LYS:H	20:CN:99:LYS:HD2	1.70	0.55
23:CQ:109:VAL:HG12	23:CQ:113:LYS:HZ3	1.69	0.55
33:DA:1076:U:C5'	33:DA:1076:U:H6	2.20	0.55

Continued on next page...

Continued from previous page...

Atom-1	Atom-2	Interatomic distance (Å)	Clash overlap (Å)
33:DA:1078:U:H4'	37:DE:137:ARG:HH12	1.70	0.55
33:DA:1069:C:N4	33:DA:1094:G:C6	2.74	0.55
33:DA:1102:A:C6	33:DA:1103:C:C4	2.95	0.55
33:DA:1185:G:C6	33:DA:1186:G:N7	2.75	0.55
33:DA:1225:A:OP2	45:DM:102:LYS:HG2	2.07	0.55
33:DA:185:U:C6	33:DA:185:U:H3'	2.41	0.55
33:DA:266:G:N2	33:DA:270:A:N6	2.53	0.55
33:DA:309:A:N1	33:DA:310:G:C5	2.75	0.55
33:DA:573:A:H3'	33:DA:574:A:C8	2.42	0.55
33:DA:573:A:N1	33:DA:574:A:C6	2.74	0.55
33:DA:596:A:C2	33:DA:597:G:C8	2.95	0.55
33:DA:617:G:C2	33:DA:618:C:C5	2.95	0.55
33:DA:788:U:C4	33:DA:789:U:C5	2.94	0.55
33:DA:881:G:C6	33:DA:882:C:C5	2.94	0.55
34:DB:95:TRP:CZ3	34:DB:99:MET:HB2	2.41	0.55
35:DC:69:THR:HG22	35:DC:70:ALA:N	2.21	0.55
36:DD:57:LYS:HB2	36:DD:199:ILE:CG2	2.37	0.55
38:DF:18:VAL:N	38:DF:19:PRO:HD2	2.21	0.55
38:DF:76:THR:C	38:DF:78:PHE:H	2.09	0.55
39:DG:109:LYS:HD3	39:DG:132:THR:HG21	1.89	0.55
44:DL:52:CYS:SG	44:DL:54:VAL:HG13	2.45	0.55
33:DA:754:C:O4'	47:DO:68:TYR:CD1	2.59	0.55
48:DP:39:PHE:O	48:DP:39:PHE:CD2	2.59	0.55
52:DT:3:ILE:O	52:DT:4:LYS:HB2	2.06	0.55
53:DU:38:GLU:HA	53:DU:41:THR:OG1	2.06	0.55
8:AB:1004:U:O4'	8:AB:1010:A:C6	2.59	0.55
8:AB:1022:G:C8	16:AJ:68:LYS:HE3	2.41	0.55
8:AB:1744:A:H2'	8:AB:1745:A:C8	2.42	0.55
8:AB:2357:G:N3	8:AB:2361:G:C6	2.74	0.55
8:AB:2378:A:H3'	8:AB:2378:A:C8	2.42	0.55
8:AB:412:A:N6	8:AB:2412:A:O4'	2.39	0.55
8:AB:2604:U:C2	8:AB:2605:U:C5	2.94	0.55
8:AB:2834:G:O6	8:AB:2879:A:H2'	2.06	0.55
8:AB:295:G:H2'	8:AB:296:U:H5'	1.88	0.55
8:AB:338:G:C2	8:AB:339:U:C2	2.95	0.55
8:AB:245:G:N3	8:AB:384:A:C2	2.74	0.55
8:AB:23:G:C2	8:AB:518:G:C2	2.95	0.55
8:AB:583:G:N1	8:AB:584:C:C4	2.74	0.55
8:AB:680:C:O2	8:AB:681:G:C8	2.59	0.55
8:AB:738:G:C6	8:AB:739:A:N1	2.75	0.55
8:AB:778:G:C5	8:AB:779:U:C6	2.94	0.55

Continued on next page...

Continued from previous page...

Atom-1	Atom-2	Interatomic distance (Å)	Clash overlap (Å)
8:AB:870:U:H5''	19:AM:9:PHE:HB2	1.88	0.55
8:AB:968:C:C2	8:AB:969:G:C8	2.94	0.55
11:AE:153:LEU:HB2	11:AE:193:VAL:CG1	2.35	0.55
11:AE:51:GLU:OE2	11:AE:51:GLU:HA	2.05	0.55
11:AE:67:ARG:H	11:AE:67:ARG:HD2	1.70	0.55
12:AF:6:TYR:HD2	12:AF:6:TYR:H	1.53	0.55
17:AK:121:GLU:O	17:AK:122:VAL:O	2.24	0.55
17:AK:82:ASN:ND2	17:AK:82:ASN:H	2.02	0.55
21:AO:76:LYS:HD3	21:AO:110:ALA:HB2	1.88	0.55
8:AB:1199:U:O2'	23:AQ:2:ARG:HD2	2.06	0.55
24:AR:39:LEU:O	24:AR:40:MET:HB2	2.07	0.55
25:AS:68:ASP:C	25:AS:69:LEU:HD22	2.27	0.55
30:AX:31:GLN:O	30:AX:33:ALA:N	2.40	0.55
30:AX:35:GLY:HA3	30:AX:40:SER:CA	2.37	0.55
33:BA:1058:G:H2'	33:BA:1059:C:C6	2.41	0.55
33:BA:1068:G:N7	33:BA:1094:G:C8	2.74	0.55
33:BA:1131:G:H2'	33:BA:1132:C:H5'	1.88	0.55
33:BA:1445:U:H1'	33:BA:1458:G:H22	1.71	0.55
33:BA:199:A:H2'	33:BA:200:G:C8	2.40	0.55
33:BA:215:C:H2'	33:BA:216:U:O4'	2.06	0.55
33:BA:292:G:N2	33:BA:308:C:O2	2.38	0.55
33:BA:309:A:N1	33:BA:310:G:C5	2.75	0.55
33:BA:509:A:H2'	33:BA:510:A:O4'	2.07	0.55
33:BA:851:G:C2	33:BA:852:G:N7	2.74	0.55
33:BA:940:C:H2'	33:BA:941:G:O4'	2.06	0.55
37:BE:110:MET:CE	37:BE:110:MET:H	2.19	0.55
46:BN:78:LEU:HD13	46:BN:82:LYS:HB3	1.88	0.55
46:BN:97:LYS:O	46:BN:98:ALA:CB	2.54	0.55
47:BO:16:ARG:NH1	47:BO:76:ARG:HH11	2.04	0.55
48:BP:12:LYS:O	48:BP:13:LYS:HB2	2.05	0.55
49:BQ:10:ARG:O	49:BQ:22:VAL:HA	2.05	0.55
51:BS:39:ILE:HD12	51:BS:65:MET:SD	2.47	0.55
52:BT:23:ARG:O	52:BT:26:MET:HB3	2.05	0.55
4:C3:32:LEU:HD13	4:C3:33:THR:HA	1.88	0.55
4:C3:32:LEU:O	4:C3:33:THR:O	2.24	0.55
8:CB:1000:A:C6	8:CB:1001:A:C5	2.94	0.55
8:CB:1214:A:H2'	8:CB:1215:G:C8	2.42	0.55
8:CB:123:G:C2	8:CB:124:G:C8	2.95	0.55
8:CB:1351:C:O4'	8:CB:1572:A:H1'	2.06	0.55
8:CB:1765:U:O2	8:CB:1766:G:H8	1.85	0.55
8:CB:1809:A:C2'	8:CB:1810:A:H8	2.18	0.55

Continued on next page...

Continued from previous page...

Atom-1	Atom-2	Interatomic distance (Å)	Clash overlap (Å)
8:CB:1905:C:N4	8:CB:1930:G:C2	2.74	0.55
8:CB:571:U:C2	8:CB:2030:A:C2	2.94	0.55
8:CB:2205:A:C2	8:CB:2206:C:C2	2.95	0.55
8:CB:2290:G:C5	8:CB:2291:U:C5	2.95	0.55
8:CB:2331:G:C1'	29:CW:69:GLU:HG3	2.35	0.55
8:CB:2351:G:O2'	8:CB:2352:A:H5''	2.06	0.55
8:CB:2404:U:H2'	8:CB:2404:U:O2	2.06	0.55
8:CB:2243:U:O2	8:CB:2434:A:C2	2.59	0.55
8:CB:2604:U:C2	8:CB:2605:U:C6	2.95	0.55
8:CB:2625:G:H5''	8:CB:2625:G:H8	1.71	0.55
8:CB:2739:U:H5	8:CB:2763:G:C4	2.24	0.55
8:CB:2835:A:C8	8:CB:2879:A:N1	2.74	0.55
8:CB:428:A:H2'	8:CB:429:A:C8	2.41	0.55
8:CB:554:U:H2'	8:CB:555:G:H8	1.71	0.55
8:CB:687:C:C4	8:CB:688:U:N3	2.75	0.55
8:CB:872:U:H3	8:CB:873:C:N4	2.04	0.55
8:CB:933:A:H3'	8:CB:933:A:C8	2.40	0.55
9:CC:153:LEU:HD11	9:CC:159:THR:HB	1.89	0.55
10:CD:122:VAL:C	10:CD:128:ARG:HH21	2.10	0.55
10:CD:32:ASN:O	10:CD:34:VAL:N	2.35	0.55
11:CE:17:THR:HG21	11:CE:196:VAL:CG1	2.35	0.55
11:CE:1:MET:HB2	11:CE:18:THR:HG21	1.88	0.55
15:CI:126:ARG:HA	15:CI:129:GLU:CB	2.35	0.55
17:CK:70:ARG:HB2	17:CK:75:SER:O	2.06	0.55
19:CM:50:ARG:NE	19:CM:50:ARG:HA	2.20	0.55
22:CP:61:ARG:CB	22:CP:61:ARG:CZ	2.84	0.55
22:CP:64:SER:CB	22:CP:71:ARG:HH11	2.19	0.55
23:CQ:40:LYS:HD3	23:CQ:44:TYR:HB2	1.88	0.55
26:CT:8:LEU:HD11	30:CX:26:PHE:CE2	2.41	0.55
29:CW:75:ASN:CG	29:CW:76:ARG:N	2.60	0.55
33:DA:1246:A:C6	33:DA:1247:U:C2	2.95	0.55
33:DA:355:C:C2'	33:DA:356:A:H8	2.13	0.55
33:DA:518:C:C6	33:DA:529:G:C6	2.95	0.55
33:DA:759:A:H4'	33:DA:881:G:H5''	1.88	0.55
33:DA:874:G:C2	33:DA:875:U:H1'	2.42	0.55
34:DB:113:LEU:HD12	34:DB:147:LEU:HD13	1.88	0.55
36:DD:144:ILE:HD13	36:DD:154:VAL:HG21	1.87	0.55
37:DE:104:ILE:HD13	37:DE:104:ILE:O	2.07	0.55
39:DG:70:PRO:HD3	39:DG:102:TRP:CZ3	2.41	0.55
41:DI:84:ARG:HA	41:DI:94:ARG:HH21	1.70	0.55
43:DK:23:HIS:HB3	43:DK:30:ILE:CD1	2.37	0.55

Continued on next page...

Continued from previous page...

Atom-1	Atom-2	Interatomic distance (Å)	Clash overlap (Å)
47:DO:57:ARG:HA	47:DO:60:SER:HB2	1.88	0.55
48:DP:61:VAL:HG13	48:DP:65:ALA:O	2.06	0.55
49:DQ:10:ARG:HG3	49:DQ:11:VAL:N	2.21	0.55
2:A1:46:VAL:CG1	2:A1:47:ILE:HG13	2.34	0.55
5:A4:8:LYS:HB2	5:A4:9:LYS:HD3	1.88	0.55
7:AA:11:C:C2'	7:AA:12:C:H5'	2.37	0.55
8:AB:1003:G:N2	8:AB:1153:C:C4	2.74	0.55
8:AB:1056:G:H5''	8:AB:1057:A:H5'	1.88	0.55
8:AB:1519:G:H5'	8:AB:1520:U:OP2	2.06	0.55
8:AB:1584:U:O2	8:AB:1584:U:H2'	2.06	0.55
8:AB:1648:U:C2	8:AB:2010:G:N2	2.75	0.55
8:AB:1771:C:N4	8:AB:1772:A:N6	2.54	0.55
8:AB:1796:U:C2'	8:AB:1797:G:H5'	2.37	0.55
8:AB:1890:A:H2	8:AB:2234:G:N3	2.05	0.55
8:AB:211:C:O2'	8:AB:212:G:H5'	2.07	0.55
8:AB:2243:U:C2	8:AB:2244:U:C5	2.94	0.55
8:AB:326:G:H2'	8:AB:327:G:O4'	2.05	0.55
8:AB:440:C:C3'	8:AB:440:C:C6	2.90	0.55
8:AB:458:G:N2	8:AB:469:G:N3	2.54	0.55
8:AB:560:C:H2'	8:AB:560:C:O2	2.07	0.55
8:AB:755:U:H2'	8:AB:756:A:C8	2.41	0.55
8:AB:839:U:H2'	8:AB:840:C:C5	2.41	0.55
9:AC:161:VAL:N	9:AC:193:GLU:CD	2.59	0.55
8:AB:2593:U:O4	9:AC:235:GLU:OE2	2.25	0.55
9:AC:254:LYS:N	9:AC:254:LYS:NZ	2.54	0.55
9:AC:61:TYR:CD2	9:AC:84:PRO:HD3	2.42	0.55
11:AE:138:LEU:O	11:AE:139:LYS:HE2	2.07	0.55
19:AM:16:ARG:O	19:AM:17:ASN:CB	2.55	0.55
20:AN:115:LEU:H	20:AN:115:LEU:CD2	2.17	0.55
21:AO:86:GLY:HA2	21:AO:89:ASP:HB2	1.88	0.55
22:AP:71:ARG:HH21	22:AP:102:ARG:HB3	1.71	0.55
25:AS:24:ILE:O	25:AS:25:ARG:HB3	2.07	0.55
8:AB:310:A:OP1	27:AU:18:LYS:HE2	2.06	0.55
30:AX:14:LEU:CB	30:AX:53:VAL:HG13	2.36	0.55
33:BA:1116:U:O5'	33:BA:1116:U:H6	1.88	0.55
33:BA:1131:G:O5'	33:BA:1131:G:H8	1.89	0.55
33:BA:1193:G:C2	33:BA:1194:U:C6	2.94	0.55
33:BA:11:G:C5	33:BA:12:U:C5	2.95	0.55
33:BA:1431:A:H2'	33:BA:1432:G:H5''	1.88	0.55
33:BA:433:G:C6	33:BA:434:U:N3	2.75	0.55
33:BA:827:U:C4	33:BA:870:U:C2	2.95	0.55

Continued on next page...

Continued from previous page...

Atom-1	Atom-2	Interatomic distance (Å)	Clash overlap (Å)
35:BC:27:GLU:HG2	35:BC:28:PHE:H	1.72	0.55
38:BF:18:VAL:N	38:BF:19:PRO:HD2	2.22	0.55
39:BG:148:LYS:HA	39:BG:151:ALA:HB3	1.89	0.55
45:BM:15:VAL:HG23	45:BM:33:LEU:CD1	2.29	0.55
47:BO:84:LEU:O	47:BO:86:LEU:HD12	2.07	0.55
1:C0:41:HIS:CD2	1:C0:46:GLY:CA	2.89	0.55
8:CB:1009:A:H5'	23:CQ:58:GLN:OE1	2.06	0.55
8:CB:1028:A:C6	8:CB:2487:G:O2'	2.59	0.55
8:CB:131:A:N6	8:CB:132:G:O6	2.39	0.55
8:CB:158:U:C2'	8:CB:159:G:H5'	2.34	0.55
8:CB:1647:U:H3'	8:CB:1647:U:P	2.46	0.55
8:CB:2047:C:H2'	8:CB:2048:G:H8	1.69	0.55
8:CB:2064:C:H1'	8:CB:2450:A:C5	2.41	0.55
8:CB:957:C:N4	8:CB:2459:A:C8	2.74	0.55
8:CB:2519:U:H3'	8:CB:2519:U:OP1	2.06	0.55
8:CB:2587:A:H5''	8:CB:2587:A:H8	1.71	0.55
8:CB:2593:U:C2'	8:CB:2594:C:H5''	2.37	0.55
8:CB:2819:G:C6	8:CB:2821:A:C2	2.94	0.55
8:CB:302:C:HO2'	8:CB:303:G:H8	0.71	0.55
8:CB:338:G:C8	8:CB:338:G:H5''	2.31	0.55
8:CB:373:U:N3	8:CB:374:A:N7	2.54	0.55
8:CB:39:G:C4	8:CB:40:U:C5	2.94	0.55
8:CB:223:A:N7	8:CB:422:A:N9	2.54	0.55
8:CB:424:G:C2	8:CB:425:G:C8	2.94	0.55
8:CB:857:G:H2'	8:CB:858:G:O4'	2.07	0.55
8:CB:873:C:C6	8:CB:874:G:N7	2.75	0.55
12:CF:10:GLU:HA	12:CF:13:LYS:HB2	1.88	0.55
13:CG:3:VAL:O	13:CG:4:ALA:CB	2.53	0.55
14:CH:95:GLY:HA2	14:CH:99:ILE:HG23	1.87	0.55
16:CJ:25:LEU:H	16:CJ:62:VAL:HG12	1.72	0.55
16:CJ:65:THR:OG1	16:CJ:66:GLY:N	2.38	0.55
18:CL:33:ARG:CZ	18:CL:33:ARG:CB	2.80	0.55
19:CM:25:ASP:C	19:CM:25:ASP:OD2	2.45	0.55
19:CM:22:GLN:HA	19:CM:97:GLN:HE22	1.72	0.55
22:CP:103:THR:O	22:CP:105:LYS:HG2	2.06	0.55
27:CU:57:ILE:CG2	27:CU:57:ILE:O	2.54	0.55
33:DA:9:G:H2'	33:DA:10:A:H8	1.71	0.55
33:DA:1157:A:H62	33:DA:1177:G:N2	2.04	0.55
33:DA:1250:A:C8	33:DA:1287:A:N7	2.74	0.55
33:DA:1408:A:C2	33:DA:1494:G:C6	2.95	0.55
33:DA:1475:G:H2'	33:DA:1476:A:C5'	2.36	0.55

Continued on next page...

Continued from previous page...

Atom-1	Atom-2	Interatomic distance (Å)	Clash overlap (Å)
33:DA:17:U:O2'	33:DA:18:C:C5'	2.55	0.55
33:DA:279:A:H5'	33:DA:281:G:O4'	2.07	0.55
33:DA:355:C:C4	33:DA:356:A:N7	2.74	0.55
33:DA:38:G:N2	33:DA:397:A:C4	2.75	0.55
33:DA:391:G:C2	33:DA:392:C:H1'	2.41	0.55
33:DA:411:A:H2'	33:DA:412:A:H4'	1.88	0.55
33:DA:417:G:C5	33:DA:418:C:C5	2.95	0.55
33:DA:423:G:N2	33:DA:424:G:N7	2.54	0.55
33:DA:482:A:H2'	33:DA:482:A:N3	2.22	0.55
33:DA:491:G:H2'	33:DA:492:C:H6	1.71	0.55
33:DA:860:A:O5'	33:DA:860:A:H8	1.89	0.55
33:DA:861:G:C8	33:DA:861:G:H3'	2.42	0.55
33:DA:889:A:N3	33:DA:891:U:O4	2.40	0.55
33:DA:918:A:C6	33:DA:919:A:C6	2.94	0.55
34:DB:95:TRP:CH2	34:DB:100:LEU:HD13	2.42	0.55
35:DC:55:VAL:O	35:DC:56:ILE:HG13	2.07	0.55
35:DC:65:VAL:HG23	35:DC:100:ILE:H	1.70	0.55
46:DN:99:SER:C	46:DN:100:TRP:HE3	2.10	0.55
46:DN:12:ARG:CD	46:DN:58:ARG:HB3	2.36	0.55
48:DP:68:SER:HB3	48:DP:71:VAL:CG1	2.36	0.55
2:A1:9:LYS:NZ	4:A3:34:LYS:NZ	2.54	0.55
7:AA:44:G:H4'	7:AA:45:A:C8	2.42	0.55
8:AB:1231:U:O2'	8:AB:1232:G:H5'	2.07	0.55
8:AB:1404:C:H2'	8:AB:1405:U:H6	1.72	0.55
8:AB:1434:A:H2'	8:AB:1435:G:O5'	2.06	0.55
8:AB:1789:A:C2'	8:AB:1790:C:H5'	2.36	0.55
8:AB:1797:G:O2'	9:AC:254:LYS:NZ	2.38	0.55
8:AB:1824:G:H1'	9:AC:247:TRP:CZ3	2.39	0.55
8:AB:1889:A:H8	8:AB:1889:A:O5'	1.90	0.55
8:AB:1959:G:N1	8:AB:1960:A:C4	2.74	0.55
8:AB:2082:A:N6	8:AB:2237:G:H1'	2.21	0.55
8:AB:2345:G:C2	8:AB:2381:A:C5	2.93	0.55
8:AB:2719:G:H5''	8:AB:2719:G:H8	1.71	0.55
8:AB:382:A:C2	8:AB:383:C:N1	2.74	0.55
8:AB:452:G:C2	8:AB:458:G:C8	2.94	0.55
8:AB:617:G:H2'	8:AB:618:G:H8	1.71	0.55
8:AB:764:A:C2	8:AB:781:A:C2	2.95	0.55
8:AB:92:U:H3'	8:AB:93:G:H8	1.71	0.55
9:AC:136:VAL:HA	9:AC:165:ALA:C	2.27	0.55
10:AD:128:ARG:NH1	10:AD:142:VAL:HB	2.21	0.55
13:AG:74:MET:O	13:AG:78:VAL:HG22	2.07	0.55

Continued on next page...

Continued from previous page...

Atom-1	Atom-2	Interatomic distance (Å)	Clash overlap (Å)
14:AH:26:ALA:C	14:AH:28:ASN:N	2.58	0.55
16:AJ:85:LYS:NZ	16:AJ:86:GLN:H	2.04	0.55
4:A3:10:ALA:O	18:AL:66:PHE:CZ	2.59	0.55
18:AL:76:GLU:O	18:AL:78:ARG:N	2.39	0.55
18:AL:78:ARG:HB2	18:AL:99:ASN:ND2	2.21	0.55
8:AB:2466:C:H1'	19:AM:118:LYS:NZ	2.22	0.55
20:AN:69:ARG:O	20:AN:70:THR:HB	2.06	0.55
21:AO:25:ARG:NH1	21:AO:25:ARG:CG	2.54	0.55
22:AP:42:PHE:HD1	22:AP:42:PHE:O	1.90	0.55
23:AQ:82:LEU:O	23:AQ:85:ALA:HB3	2.07	0.55
27:AU:35:VAL:HG12	27:AU:36:GLU:N	2.20	0.55
33:BA:1131:G:C2'	33:BA:1132:C:H5'	2.36	0.55
33:BA:1181:G:C2	33:BA:1182:G:C2	2.94	0.55
33:BA:1307:U:C5'	45:BM:99:GLN:HE22	2.18	0.55
33:BA:355:C:N4	33:BA:356:A:H62	2.05	0.55
33:BA:355:C:H2'	33:BA:356:A:O4'	2.06	0.55
33:BA:409:U:H2'	33:BA:410:G:O4'	2.06	0.55
33:BA:601:G:O2'	33:BA:602:A:H5'	2.07	0.55
33:BA:675:A:C4	33:BA:676:A:C8	2.94	0.55
33:BA:683:G:C2'	33:BA:684:U:H5'	2.37	0.55
33:BA:712:A:C5'	33:BA:712:A:C8	2.88	0.55
34:BB:90:PHE:CD2	34:BB:149:GLY:HA3	2.41	0.55
35:BC:155:ARG:HG2	35:BC:192:TYR:HD1	1.70	0.55
36:BD:80:ARG:CB	36:BD:80:ARG:HH11	2.19	0.55
38:BF:91:ARG:HD2	38:BF:92:THR:CG2	2.36	0.55
42:BJ:93:ALA:HB1	42:BJ:96:VAL:HG23	1.88	0.55
44:BL:113:ARG:NH2	44:BL:120:ARG:HB2	2.22	0.55
47:BO:57:ARG:HA	47:BO:60:SER:HB2	1.88	0.55
49:BQ:57:VAL:HB	49:BQ:79:GLU:CB	2.37	0.55
50:BR:41:SER:HB2	50:BR:51:GLN:CG	2.37	0.55
8:CB:1010:A:C3'	8:CB:1010:A:C8	2.90	0.55
8:CB:1004:U:O4'	8:CB:1010:A:C6	2.60	0.55
8:CB:1211:C:H4'	8:CB:1212:G:OP2	2.05	0.55
8:CB:124:G:H5'	8:CB:124:G:H8	1.68	0.55
3:C2:19:ARG:HG2	8:CB:125:A:OP2	2.07	0.55
8:CB:1359:A:N3	8:CB:1360:G:H1'	2.20	0.55
8:CB:1358:G:N7	8:CB:1371:G:O6	2.40	0.55
8:CB:1651:G:C6	8:CB:1652:A:C6	2.94	0.55
8:CB:1664:A:H2'	8:CB:1665:A:C8	2.41	0.55
8:CB:1707:G:C8	8:CB:1756:G:C5	2.94	0.55
8:CB:1816:C:C5	9:CC:62:ARG:HD2	2.34	0.55

Continued on next page...

Continued from previous page...

Atom-1	Atom-2	Interatomic distance (Å)	Clash overlap (Å)
8:CB:1997:C:O2'	8:CB:1998:A:C5'	2.54	0.55
8:CB:2001:C:H2'	8:CB:2002:G:O5'	2.07	0.55
8:CB:2244:U:C2	8:CB:2245:U:C5	2.95	0.55
8:CB:834:G:H1'	8:CB:2358:A:H1'	1.89	0.55
8:CB:1783:A:C2	8:CB:2587:A:C6	2.93	0.55
8:CB:2681:C:H4'	8:CB:2682:A:H5'	1.89	0.55
8:CB:2807:U:C2	8:CB:2892:G:N2	2.75	0.55
8:CB:307:G:C2	8:CB:310:A:OP2	2.60	0.55
8:CB:324:A:C8	8:CB:324:A:H3'	2.42	0.55
8:CB:419:U:C2	8:CB:420:C:C5	2.94	0.55
8:CB:795:C:N3	8:CB:796:C:C4	2.74	0.55
8:CB:983:A:H2'	8:CB:984:A:N7	2.21	0.55
10:CD:208:LYS:HG2	10:CD:208:LYS:O	2.07	0.55
11:CE:67:ARG:H	11:CE:67:ARG:CD	2.20	0.55
13:CG:126:THR:O	13:CG:128:THR:N	2.37	0.55
13:CG:147:LEU:C	13:CG:149:ALA:N	2.59	0.55
15:CI:27:LEU:HD21	15:CI:34:ILE:HG23	1.89	0.55
15:CI:14:ALA:CB	15:CI:51:GLY:H	2.20	0.55
19:CM:42:THR:O	19:CM:44:ARG:N	2.40	0.55
19:CM:61:GLY:CA	19:CM:105:MET:SD	2.95	0.55
7:CA:7:G:H4'	21:CO:29:HIS:CD2	2.41	0.55
23:CQ:47:ARG:HH11	23:CQ:50:ARG:HG3	1.65	0.55
24:CR:4:VAL:HG12	24:CR:43:ASN:HB3	1.88	0.55
24:CR:6:GLN:HA	24:CR:10:LYS:CA	2.36	0.55
27:CU:57:ILE:HG23	27:CU:57:ILE:O	2.06	0.55
32:CZ:3:LYS:C	32:CZ:5:ILE:H	2.08	0.55
33:DA:107:G:H5''	33:DA:108:G:OP2	2.06	0.55
33:DA:1418:A:N7	33:DA:1419:G:C1'	2.69	0.55
33:DA:292:G:N7	33:DA:293:G:H1'	2.21	0.55
33:DA:299:G:H2'	33:DA:300:A:C8	2.41	0.55
33:DA:522:C:H1'	33:DA:536:C:H5''	1.87	0.55
33:DA:687:A:C2	33:DA:704:A:C6	2.94	0.55
33:DA:619:U:H3	36:DD:130:ASN:ND2	2.04	0.55
36:DD:33:ILE:O	36:DD:34:GLU:HB3	2.06	0.55
36:DD:40:HIS:HB3	36:DD:43:ARG:HD3	1.87	0.55
40:DH:49:LYS:CB	40:DH:59:GLU:HB2	2.37	0.55
43:DK:63:GLN:HG2	43:DK:98:ALA:CB	2.37	0.55
1:A0:21:LEU:H	1:A0:21:LEU:CD1	2.10	0.55
3:A2:21:ARG:HE	3:A2:30:VAL:HG21	1.71	0.55
4:A3:35:LYS:H	4:A3:35:LYS:CD	2.14	0.55
8:AB:1084:A:N7	8:AB:1085:A:N7	2.55	0.55

Continued on next page...

Continued from previous page...

Atom-1	Atom-2	Interatomic distance (Å)	Clash overlap (Å)
8:AB:1531:C:H6	8:AB:1531:C:O5'	1.89	0.55
8:AB:1668:A:C5	8:AB:1674:G:C5	2.94	0.55
8:AB:1742:U:H2'	8:AB:1743:G:C8	2.42	0.55
8:AB:1831:G:C4	8:AB:1832:C:C5	2.94	0.55
8:AB:2587:A:C8	8:AB:2587:A:C5'	2.89	0.55
8:AB:2761:A:C5	8:AB:2762:C:H5	2.23	0.55
8:AB:2774:C:H2'	8:AB:2775:G:O4'	2.07	0.55
8:AB:407:G:N2	8:AB:421:C:C6	2.75	0.55
8:AB:471:A:N6	8:AB:472:A:C2	2.74	0.55
8:AB:49:A:C6	8:AB:118:A:C2	2.94	0.55
8:AB:501:A:N6	8:AB:502:A:C6	2.74	0.55
8:AB:662:G:O2'	8:AB:663:G:H5'	2.06	0.55
8:AB:794:A:O2'	8:AB:795:C:H5'	2.07	0.55
8:AB:985:C:C2'	8:AB:986:C:H5''	2.37	0.55
8:AB:2093:G:OP1	14:AH:24:GLY:HA3	2.06	0.55
18:AL:78:ARG:NH2	18:AL:80:SER:HA	2.21	0.55
18:AL:82:LEU:CD2	18:AL:86:GLU:HG3	2.31	0.55
30:AX:4:LYS:HA	30:AX:7:ARG:NE	2.22	0.55
33:BA:1068:G:N2	33:BA:1069:C:C2	2.75	0.55
33:BA:1169:A:H2'	33:BA:1170:A:O4'	2.07	0.55
33:BA:1356:G:N2	33:BA:1357:A:C2	2.75	0.55
33:BA:147:G:H2'	33:BA:148:G:C8	2.41	0.55
33:BA:17:U:O2'	33:BA:18:C:H5'	2.05	0.55
33:BA:26:A:H2	36:BD:205:LYS:CB	2.19	0.55
33:BA:350:G:C5'	33:BA:350:G:C8	2.89	0.55
33:BA:356:A:H2'	33:BA:357:G:C8	2.42	0.55
33:BA:542:G:N2	33:BA:543:U:C2	2.74	0.55
33:BA:786:G:C2	33:BA:787:A:C4	2.95	0.55
33:BA:859:G:N1	33:BA:860:A:C2	2.75	0.55
33:BA:87:C:H2'	33:BA:88:U:O4'	2.07	0.55
37:BE:55:VAL:H	37:BE:56:PRO:HD2	1.72	0.55
38:BF:64:VAL:HG12	38:BF:65:GLU:N	2.17	0.55
44:BL:106:VAL:CG2	44:BL:116:TYR:HB3	2.37	0.55
45:BM:48:SER:H	45:BM:51:GLN:HB2	1.72	0.55
50:BR:21:ASP:OD2	50:BR:23:LYS:HE2	2.06	0.55
50:BR:56:ARG:O	50:BR:60:ARG:HG2	2.06	0.55
52:BT:24:ARG:HH12	52:BT:65:LEU:HD22	1.70	0.55
1:C0:13:GLY:O	1:C0:17:SER:N	2.36	0.55
1:C0:20:ALA:CA	1:C0:21:LEU:HD12	2.36	0.55
2:C1:14:ALA:HA	2:C1:48:TYR:CD2	2.42	0.55
7:CA:113:C:H2'	7:CA:114:C:H5'	1.87	0.55

Continued on next page...

Continued from previous page...

Atom-1	Atom-2	Interatomic distance (Å)	Clash overlap (Å)
8:CB:1232:G:C4	8:CB:1233:C:C6	2.94	0.55
8:CB:1378:A:N7	8:CB:1380:G:C5	2.75	0.55
8:CB:699:A:O3'	8:CB:1554:U:C5	2.58	0.55
8:CB:1584:U:O2	8:CB:1584:U:H2'	2.07	0.55
8:CB:160:A:N1	8:CB:161:A:C6	2.75	0.55
8:CB:1708:C:C2'	8:CB:1709:U:H6	2.19	0.55
8:CB:1901:A:O2'	8:CB:1902:C:H5'	2.06	0.55
8:CB:1973:G:H3'	8:CB:1973:G:C8	2.42	0.55
8:CB:2148:G:H5''	8:CB:2149:U:OP1	2.06	0.55
8:CB:2199:A:C6	8:CB:2200:C:O2	2.59	0.55
8:CB:2259:U:N3	8:CB:2260:C:C5	2.75	0.55
8:CB:2396:G:C8	8:CB:2396:G:C5'	2.90	0.55
8:CB:2415:G:C4'	18:CL:66:PHE:CD2	2.90	0.55
8:CB:792:A:C6	8:CB:2440:C:C5	2.94	0.55
8:CB:2464:G:C4	8:CB:2487:G:N2	2.74	0.55
8:CB:246:C:C5	8:CB:247:G:N7	2.75	0.55
8:CB:622:G:C2	8:CB:623:C:C2	2.95	0.55
8:CB:797:G:C2	8:CB:798:G:H1'	2.41	0.55
11:CE:123:LYS:HE3	11:CE:157:LEU:HG	1.88	0.55
12:CF:140:ILE:HG22	12:CF:142:TYR:H	1.71	0.55
12:CF:6:TYR:HD2	12:CF:6:TYR:H	1.53	0.55
18:CL:123:ARG:HB2	18:CL:143:GLU:OE2	2.07	0.55
19:CM:123:LYS:HB3	19:CM:123:LYS:NZ	2.22	0.55
21:CO:104:GLN:O	21:CO:107:ALA:N	2.40	0.55
7:CA:31:C:N4	21:CO:32:PRO:HB3	2.21	0.55
8:CB:2867:G:O6	22:CP:96:LEU:HD21	2.05	0.55
23:CQ:70:GLN:HE22	23:CQ:106:THR:HA	1.71	0.55
24:CR:72:VAL:C	24:CR:73:LYS:HD2	2.27	0.55
24:CR:80:ARG:CD	24:CR:86:GLN:H	2.20	0.55
25:CS:66:ILE:C	25:CS:68:ASP:H	2.10	0.55
33:DA:1084:G:C5	33:DA:1085:U:C5	2.95	0.55
33:DA:794:A:H4'	33:DA:1521:C:O2'	2.06	0.55
33:DA:227:G:C4	33:DA:228:A:C8	2.95	0.55
33:DA:619:U:O2'	33:DA:620:C:H5'	2.06	0.55
33:DA:696:A:H2'	33:DA:697:U:C6	2.41	0.55
33:DA:881:G:C2	33:DA:882:C:C6	2.95	0.55
35:DC:160:GLU:C	35:DC:161:ILE:HG13	2.27	0.55
36:DD:51:GLY:O	36:DD:55:ARG:HB2	2.07	0.55
36:DD:96:ARG:HG2	36:DD:96:ARG:HH11	1.72	0.55
37:DE:64:GLU:HG2	37:DE:68:ARG:HE	1.70	0.55
37:DE:98:ALA:HB1	37:DE:102:THR:CG2	2.35	0.55

Continued on next page...

Continued from previous page...

Atom-1	Atom-2	Interatomic distance (Å)	Clash overlap (Å)
40:DH:77:VAL:HG21	40:DH:124:ILE:HD11	1.89	0.55
44:DL:64:SER:HB2	44:DL:81:ILE:CD1	2.35	0.55
45:DM:57:ASP:O	45:DM:60:ALA:HB3	2.07	0.55
46:DN:30:ILE:CB	46:DN:44:VAL:HB	2.37	0.55
49:DQ:10:ARG:NH1	49:DQ:11:VAL:HB	2.22	0.55
52:DT:82:ILE:O	52:DT:85:LEU:HB3	2.07	0.55
2:A1:42:VAL:O	2:A1:43:ARG:HB2	2.07	0.55
4:A3:60:CYS:O	4:A3:61:LEU:O	2.24	0.55
7:AA:66:A:N3	7:AA:108:A:C2	2.74	0.55
8:AB:1038:G:N2	8:AB:1118:C:C2	2.75	0.55
8:AB:1049:C:H2'	8:AB:1050:A:H8	1.69	0.55
8:AB:1107:G:C2'	8:AB:1108:U:H5'	2.37	0.55
8:AB:1369:G:H1'	8:AB:1809:A:N1	2.21	0.55
8:AB:1431:A:H2'	8:AB:1432:G:O4'	2.06	0.55
8:AB:1476:U:H1'	8:AB:1732:C:O2	2.07	0.55
8:AB:1764:C:C4	8:AB:1765:U:C5	2.95	0.55
8:AB:1885:A:C2	8:AB:1886:U:C2	2.95	0.55
8:AB:2256:G:H21	8:AB:2257:U:H1'	1.71	0.55
8:AB:2298:A:N1	8:AB:2299:U:O2	2.40	0.55
8:AB:2243:U:O2	8:AB:2434:A:C2	2.59	0.55
8:AB:2542:A:H4'	8:AB:2543:G:H5''	1.89	0.55
8:AB:2737:G:N2	8:AB:2768:U:C4	2.75	0.55
8:AB:428:A:O2'	8:AB:429:A:H5'	2.07	0.55
8:AB:762:U:H4'	8:AB:763:G:O5'	2.07	0.55
8:AB:768:G:C5	8:AB:769:U:N3	2.74	0.55
8:AB:751:A:C4	8:AB:789:A:C2	2.94	0.55
8:AB:965:C:H5''	8:AB:965:C:H6	1.72	0.55
8:AB:784:G:O4'	9:AC:225:ASN:OD1	2.24	0.55
8:AB:2052:A:C4'	10:AD:149:ASN:N	2.53	0.55
10:AD:116:LYS:HB2	10:AD:165:MET:HB3	1.88	0.55
10:AD:58:ASN:HD22	10:AD:58:ASN:N	2.05	0.55
10:AD:83:ARG:O	10:AD:84:LEU:HB3	2.06	0.55
15:AI:122:GLU:CB	15:AI:126:ARG:HH21	2.19	0.55
15:AI:21:PRO:HB2	15:AI:22:PRO:CD	2.35	0.55
22:AP:31:VAL:HA	22:AP:81:ASP:HB2	1.88	0.55
26:AT:19:LYS:HE3	26:AT:84:TYR:OH	2.06	0.55
26:AT:31:VAL:O	26:AT:32:LEU:HD12	2.07	0.55
27:AU:69:VAL:HG13	27:AU:70:ALA:O	2.05	0.55
29:AW:44:PHE:HE2	29:AW:80:SER:HA	1.72	0.55
33:BA:1032:G:N3	33:BA:1032:G:H5''	2.22	0.55
33:BA:105:G:C5	33:BA:106:C:C5	2.94	0.55

Continued on next page...

Continued from previous page...

Atom-1	Atom-2	Interatomic distance (Å)	Clash overlap (Å)
33:BA:1406:U:H2'	33:BA:1407:C:O4'	2.06	0.55
33:BA:1499:A:N3	33:BA:1500:A:C8	2.74	0.55
33:BA:1501:C:N4	33:BA:1504:G:C2	2.75	0.55
33:BA:1510:C:N4	33:BA:1525:G:H1	2.02	0.55
33:BA:119:A:C8	33:BA:240:G:O6	2.60	0.55
33:BA:299:G:H2'	33:BA:300:A:C8	2.42	0.55
33:BA:400:C:H2'	33:BA:401:C:O5'	2.06	0.55
33:BA:465:A:N7	33:BA:468:A:C2	2.75	0.55
33:BA:527:G:N2	33:BA:528:C:C2	2.74	0.55
33:BA:865:A:C5'	33:BA:865:A:H8	2.20	0.55
36:BD:201:GLU:OE2	37:BE:104:ILE:HG23	2.06	0.55
36:BD:48:SER:HB3	36:BD:51:GLY:CA	2.35	0.55
36:BD:60:VAL:O	36:BD:64:TYR:CD1	2.59	0.55
37:BE:136:VAL:O	37:BE:140:ILE:HG13	2.07	0.55
38:BF:67:PRO:HG2	38:BF:70:VAL:HG13	1.89	0.55
41:BI:79:ARG:O	41:BI:83:THR:HG22	2.07	0.55
33:BA:331:G:O2'	52:BT:2:ASN:ND2	2.40	0.55
7:CA:45:A:C5	7:CA:46:A:C8	2.95	0.55
7:CA:56:G:C5'	7:CA:56:G:C8	2.90	0.55
8:CB:1334:G:C6	8:CB:1335:C:N3	2.74	0.55
8:CB:1345:C:C6	8:CB:1345:C:H3'	2.42	0.55
8:CB:1392:A:C5	8:CB:1393:A:N6	2.75	0.55
8:CB:1426:G:H8	8:CB:1426:G:O5'	1.90	0.55
8:CB:1960:A:N6	8:CB:1961:C:N4	2.55	0.55
1:C0:5:ASN:HD21	8:CB:2019:A:N6	2.03	0.55
8:CB:2485:G:C2'	8:CB:2486:C:H5'	2.37	0.55
8:CB:2656:U:C4	8:CB:2664:G:N2	2.75	0.55
8:CB:2748:A:C8	8:CB:2757:A:N6	2.75	0.55
8:CB:598:U:H5'	18:CL:21:ARG:CG	2.30	0.55
8:CB:67:U:C2	8:CB:68:G:N7	2.74	0.55
8:CB:714:U:H2'	8:CB:716:A:N7	2.21	0.55
8:CB:969:G:H21	8:CB:985:C:P	2.29	0.55
10:CD:129:THR:CA	10:CD:140:HIS:CE1	2.90	0.55
15:CI:7:TYR:HB2	15:CI:59:THR:HB	1.87	0.55
20:CN:102:PHE:H	20:CN:109:PRO:HA	1.71	0.55
20:CN:2:ARG:O	20:CN:2:ARG:CD	2.55	0.55
21:CO:90:VAL:HG22	21:CO:116:GLN:CB	2.36	0.55
23:CQ:43:GLN:NE2	24:CR:81:LYS:HB3	2.22	0.55
24:CR:39:LEU:HD12	24:CR:57:GLY:HA3	1.88	0.55
24:CR:76:LYS:O	24:CR:77:PHE:CB	2.55	0.55
24:CR:82:HIS:O	24:CR:82:HIS:CG	2.60	0.55

Continued on next page...

Continued from previous page...

Atom-1	Atom-2	Interatomic distance (Å)	Clash overlap (Å)
18:CL:33:ARG:CB	24:CR:85:LYS:HE2	2.37	0.55
25:CS:27:LYS:HB2	25:CS:28:LYS:CD	2.36	0.55
26:CT:10:VAL:HG23	26:CT:11:LEU:HD12	1.89	0.55
26:CT:19:LYS:HE3	26:CT:84:TYR:OH	2.07	0.55
28:CV:85:LYS:C	28:CV:86:LEU:HD12	2.26	0.55
29:CW:30:VAL:HG12	29:CW:31:LEU:HB2	1.89	0.55
29:CW:57:THR:CG2	29:CW:77:LYS:HE3	2.37	0.55
32:CZ:30:HIS:HB3	32:CZ:32:LEU:HD23	1.89	0.55
32:CZ:48:GLN:OE1	32:CZ:49:ARG:O	2.24	0.55
33:DA:1059:C:C4	33:DA:1060:U:C5	2.88	0.55
33:DA:106:C:H2'	33:DA:107:G:O4'	2.07	0.55
33:DA:1360:A:H62	33:DA:1361:G:H21	1.54	0.55
33:DA:1444:U:C5	33:DA:1445:U:C5	2.95	0.55
33:DA:1459:G:N2	33:DA:1460:C:C2	2.75	0.55
33:DA:1494:G:C5	33:DA:1495:U:C5	2.93	0.55
33:DA:201:G:H22	33:DA:217:C:HI'	1.70	0.55
33:DA:292:G:N2	33:DA:308:C:O2	2.36	0.55
33:DA:325:A:H2'	33:DA:326:G:O4'	2.07	0.55
33:DA:479:U:C2'	33:DA:480:U:H5'	2.36	0.55
33:DA:724:G:H2'	33:DA:725:G:O5'	2.06	0.55
33:DA:780:A:C3'	33:DA:780:A:C8	2.89	0.55
33:DA:813:U:H2'	33:DA:814:A:H5'	1.89	0.55
33:DA:819:A:N1	55:DA:5171:HOH:O	2.33	0.55
33:DA:899:C:N4	33:DA:900:A:C6	2.75	0.55
33:DA:913:A:C4'	33:DA:914:A:O5'	2.53	0.55
35:DC:119:ILE:O	35:DC:122:GLN:HB2	2.07	0.55
35:DC:84:GLU:O	35:DC:88:LYS:HB2	2.06	0.55
36:DD:90:LEU:HD21	36:DD:196:GLU:CB	2.36	0.55
36:DD:28:ASP:OD2	36:DD:33:ILE:HB	2.06	0.55
36:DD:40:HIS:HB3	36:DD:43:ARG:CD	2.37	0.55
37:DE:125:LYS:HD2	37:DE:127:TYR:CD1	2.42	0.55
40:DH:9:MET:HE3	40:DH:35:ILE:HG21	1.89	0.55
41:DI:54:VAL:O	41:DI:55:ASP:HB2	2.06	0.55
41:DI:6:TYR:HE2	41:DI:17:ARG:HG3	1.72	0.55
46:DN:100:TRP:CE3	46:DN:100:TRP:N	2.75	0.55
46:DN:62:ARG:HD3	46:DN:69:PRO:HD3	1.88	0.55
48:DP:78:VAL:HG12	48:DP:78:VAL:O	2.05	0.55
7:AA:38:C:H2'	7:AA:39:A:H8	1.71	0.55
8:AB:1256:G:H2'	8:AB:1257:C:H6	1.72	0.55
8:AB:1366:A:C4	8:AB:1367:A:C8	2.95	0.55
8:AB:143:C:H2'	8:AB:144:A:C1'	2.37	0.55

Continued on next page...

Continued from previous page...

Atom-1	Atom-2	Interatomic distance (Å)	Clash overlap (Å)
8:AB:1680:U:C2'	8:AB:1681:G:H5'	2.37	0.55
8:AB:1899:A:O2'	8:AB:1901:A:H5''	2.07	0.55
8:AB:2142:A:N6	8:AB:2149:U:H3	2.04	0.55
8:AB:2431:U:C2'	8:AB:2432:A:H5''	2.36	0.55
8:AB:2464:G:C4	8:AB:2487:G:N2	2.75	0.55
8:AB:246:C:H2'	8:AB:247:G:H5'	1.88	0.55
8:AB:255:A:H8	8:AB:255:A:H5''	1.71	0.55
8:AB:2636:C:O3'	10:AD:80:TRP:CH2	2.59	0.55
8:AB:2657:A:H2'	8:AB:2658:C:H5'	1.89	0.55
8:AB:2849:U:H4'	8:AB:2850:A:C5'	2.37	0.55
8:AB:2856:A:H5'	8:AB:2856:A:C8	2.40	0.55
8:AB:381:G:H2'	8:AB:382:A:H5'	1.89	0.55
8:AB:476:G:C2	8:AB:479:A:C8	2.95	0.55
8:AB:737:C:HO2'	8:AB:738:G:H5'	1.71	0.55
8:AB:866:A:H2'	8:AB:867:C:C5'	2.34	0.55
8:AB:942:G:H5'	18:AL:40:SER:CB	2.37	0.55
8:AB:956:G:H4'	19:AM:81:ARG:NH2	2.21	0.55
9:AC:128:THR:HG23	9:AC:189:ALA:H	1.72	0.55
10:AD:88:GLU:C	10:AD:90:PHE:H	2.10	0.55
11:AE:89:PRO:O	11:AE:90:GLN:HG2	2.07	0.55
17:AK:21:CYS:SG	17:AK:39:ILE:HD11	2.46	0.55
18:AL:39:LYS:HD3	18:AL:45:GLY:O	2.07	0.55
26:AT:84:TYR:C	26:AT:85:VAL:HG13	2.27	0.55
27:AU:3:LYS:O	27:AU:4:ILE:CB	2.54	0.55
29:AW:44:PHE:HZ	29:AW:58:LEU:O	1.90	0.55
33:BA:1175:G:O5'	33:BA:1175:G:H8	1.90	0.55
33:BA:1438:G:C5	33:BA:1439:G:N7	2.75	0.55
33:BA:1453:G:N2	33:BA:1454:G:C5	2.75	0.55
33:BA:1477:U:C2	33:BA:1478:U:C6	2.94	0.55
33:BA:158:G:O6	33:BA:164:G:C5	2.60	0.55
33:BA:480:U:C2'	33:BA:480:U:O2	2.55	0.55
33:BA:487:A:O5'	33:BA:487:A:H8	1.89	0.55
33:BA:683:G:C6	33:BA:708:C:N3	2.75	0.55
33:BA:712:A:H5'	33:BA:712:A:H8	1.69	0.55
33:BA:817:C:H5'	55:BA:5159:HOH:O	2.06	0.55
33:BA:852:G:H2'	33:BA:853:C:O4'	2.07	0.55
34:BB:202:ASN:C	34:BB:202:ASN:HD22	2.10	0.55
35:BC:38:VAL:HG23	35:BC:39:ARG:N	2.21	0.55
36:BD:159:GLU:HG3	36:BD:160:LEU:N	2.22	0.55
45:BM:21:ILE:HD12	45:BM:24:VAL:HG11	1.89	0.55
33:BA:980:C:C4'	46:BN:12:ARG:HH22	2.18	0.55

Continued on next page...

Continued from previous page...

Atom-1	Atom-2	Interatomic distance (Å)	Clash overlap (Å)
46:BN:18:LYS:HB2	46:BN:19:TYR:CE1	2.42	0.55
47:BO:11:VAL:HG23	47:BO:26:VAL:HG21	1.89	0.55
33:BA:1318:A:H4'	51:BS:9:PHE:CG	2.42	0.55
4:C3:7:ARG:CZ	8:CB:250:G:P	2.95	0.55
8:CB:1052:C:H2'	8:CB:1053:C:H5	1.70	0.55
8:CB:1139:G:H8	8:CB:1139:G:C5'	2.18	0.55
8:CB:1361:G:C2	8:CB:1362:C:C5	2.94	0.55
8:CB:1360:G:O6	8:CB:1372:U:C2	2.60	0.55
8:CB:1997:C:O2'	8:CB:1998:A:H5'	2.06	0.55
8:CB:2250:G:C2	19:CM:81:ARG:HG2	2.42	0.55
8:CB:2276:G:OP2	19:CM:82:MET:O	2.25	0.55
8:CB:2553:G:C2	8:CB:2583:G:H1'	2.41	0.55
8:CB:2574:G:H21	10:CD:147:GLY:HA2	1.71	0.55
8:CB:2853:C:O2'	8:CB:2854:G:H5'	2.07	0.55
8:CB:458:G:H22	8:CB:469:G:C2'	2.15	0.55
8:CB:575:A:O2'	8:CB:576:U:H5''	2.07	0.55
8:CB:639:U:H2'	8:CB:640:C:H6	1.72	0.55
8:CB:751:A:C6	8:CB:789:A:C5	2.95	0.55
8:CB:788:A:H5''	8:CB:790:U:O4	2.06	0.55
8:CB:969:G:C6	8:CB:970:U:C4	2.95	0.55
8:CB:993:G:N2	8:CB:1162:G:C2	2.75	0.55
9:CC:140:VAL:O	9:CC:141:HIS:CB	2.53	0.55
9:CC:208:GLY:C	9:CC:210:ALA:N	2.59	0.55
9:CC:30:ALA:N	9:CC:31:PRO:CD	2.70	0.55
9:CC:80:LEU:HD22	9:CC:91:ALA:HB2	1.89	0.55
11:CE:35:TYR:O	11:CE:38:GLY:N	2.39	0.55
11:CE:49:ARG:HB2	11:CE:51:GLU:CG	2.34	0.55
13:CG:156:TYR:HD1	13:CG:174:LYS:NZ	2.05	0.55
17:CK:2:ILE:HG22	17:CK:32:TYR:HB3	1.89	0.55
18:CL:18:ARG:HD2	18:CL:20:GLY:N	2.22	0.55
21:CO:18:LEU:N	21:CO:20:GLU:OE2	2.40	0.55
21:CO:35:ILE:HG12	21:CO:71:ALA:HB1	1.87	0.55
22:CP:25:VAL:O	22:CP:27:VAL:HG12	2.07	0.55
22:CP:45:VAL:HG13	22:CP:65:ASN:ND2	2.21	0.55
22:CP:64:SER:HB3	22:CP:71:ARG:HH11	1.72	0.55
23:CQ:113:LYS:C	23:CQ:115:ALA:H	2.09	0.55
23:CQ:38:VAL:HA	23:CQ:42:GLY:N	2.19	0.55
25:CS:20:VAL:HG13	25:CS:21:ALA:H	1.70	0.55
27:CU:38:ILE:HG13	27:CU:39:ASN:N	2.21	0.55
8:CB:929:U:O2'	31:CY:24:LEU:O	2.18	0.55
32:CZ:2:LYS:O	32:CZ:3:LYS:HB2	2.06	0.55

Continued on next page...

Continued from previous page...

Atom-1	Atom-2	Interatomic distance (Å)	Clash overlap (Å)
33:DA:109:A:C4	33:DA:327:A:C2	2.95	0.55
33:DA:1314:C:C6	51:DS:5:LYS:HE2	2.42	0.55
33:DA:1320:C:C2	51:DS:71:GLY:HA3	2.42	0.55
33:DA:15:G:C2	33:DA:16:A:C8	2.95	0.55
33:DA:345:C:H5'	33:DA:345:C:C6	2.42	0.55
33:DA:397:A:C6	33:DA:548:G:C5	2.95	0.55
33:DA:402:G:C6	33:DA:403:C:N4	2.74	0.55
33:DA:456:A:C8	33:DA:456:A:C3'	2.90	0.55
33:DA:563:A:C2	33:DA:567:G:C5	2.95	0.55
33:DA:914:A:O2'	33:DA:915:A:O5'	2.24	0.55
33:DA:918:A:C4	33:DA:919:A:C8	2.95	0.55
34:DB:179:GLY:O	34:DB:180:ILE:HD13	2.07	0.55
37:DE:135:VAL:O	37:DE:138:ALA:N	2.33	0.55
41:DI:44:ARG:C	41:DI:46:VAL:H	2.09	0.55
47:DO:80:LEU:HD23	47:DO:84:LEU:HD13	1.88	0.55
7:AA:115:A:C2	7:AA:116:G:N7	2.75	0.55
8:AB:1503:A:C5	8:AB:1504:A:C8	2.95	0.55
8:AB:1733:G:H8	8:AB:1733:G:H5'	1.71	0.55
8:AB:1810:A:H2'	8:AB:1811:G:O4'	2.07	0.55
8:AB:1914:C:H2'	8:AB:1915:U:H6	1.71	0.55
8:AB:2077:A:OP1	8:AB:2238:G:N2	2.39	0.55
8:AB:2485:G:O5'	8:AB:2485:G:H8	1.89	0.55
8:AB:2605:U:O2	8:AB:2606:C:C5	2.60	0.55
8:AB:2678:C:C2	8:AB:2679:A:N7	2.75	0.55
8:AB:1755:A:H61	8:AB:2694:G:H2'	1.71	0.55
8:AB:2852:G:H2'	8:AB:2853:C:C6	2.42	0.55
8:AB:2867:G:C2'	8:AB:2867:G:N3	2.70	0.55
8:AB:705:A:H4'	9:AC:13:ARG:HG2	1.89	0.55
9:AC:63:ILE:O	9:AC:64:VAL:HG22	2.07	0.55
13:AG:148:ARG:HG3	13:AG:153:PRO:HD3	1.89	0.55
13:AG:30:GLY:H	13:AG:78:VAL:HG12	1.71	0.55
16:AJ:35:ARG:NH1	16:AJ:40:HIS:HB2	2.21	0.55
17:AK:22:ILE:HG23	17:AK:40:LYS:O	2.06	0.55
18:AL:56:PRO:HG3	18:AL:60:ARG:HH22	1.70	0.55
20:AN:103:ARG:HG2	20:AN:103:ARG:HH11	1.71	0.55
21:AO:8:ILE:CG2	21:AO:9:ARG:N	2.69	0.55
23:AQ:108:LEU:HA	23:AQ:111:LYS:CE	2.32	0.55
23:AQ:52:ARG:NH2	23:AQ:55:GLN:HG2	2.22	0.55
8:AB:1010:A:H4'	23:AQ:75:TYR:HD2	1.71	0.55
24:AR:84:ARG:O	24:AR:84:ARG:HG2	2.05	0.55
25:AS:84:ARG:HH21	25:AS:98:LYS:HD3	1.71	0.55

Continued on next page...

Continued from previous page...

Atom-1	Atom-2	Interatomic distance (Å)	Clash overlap (Å)
33:BA:1118:U:O2	33:BA:1179:A:C6	2.60	0.55
33:BA:11:G:C4	33:BA:12:U:C6	2.95	0.55
33:BA:146:G:C2	33:BA:147:G:C8	2.95	0.55
33:BA:345:C:H6	33:BA:345:C:H5'	1.72	0.55
33:BA:546:A:C8	33:BA:546:A:O5'	2.59	0.55
33:BA:669:G:N2	33:BA:738:C:N3	2.54	0.55
33:BA:973:G:H3'	33:BA:974:A:H5''	1.89	0.55
33:BA:828:U:O2	34:BB:24:PRO:HB2	2.06	0.55
37:BE:37:VAL:HG11	37:BE:113:VAL:CG1	2.37	0.55
39:BG:38:ALA:C	39:BG:40:SER:H	2.10	0.55
43:BK:30:ILE:HG22	43:BK:45:THR:OG1	2.06	0.55
45:BM:79:LEU:HD23	45:BM:86:ARG:HH12	1.71	0.55
33:BA:1187:G:H21	46:BN:99:SER:CB	2.20	0.55
33:BA:229:U:H5'	48:BP:33:ILE:HD13	1.89	0.55
52:BT:33:LYS:O	52:BT:36:ALA:HB3	2.07	0.55
53:BU:5:VAL:O	53:BU:6:ARG:CB	2.52	0.55
2:C1:11:VAL:HB	2:C1:51:ALA:HB3	1.88	0.55
7:CA:26:C:H2'	7:CA:27:C:C6	2.42	0.55
8:CB:1018:U:H2'	8:CB:1019:U:H6	1.72	0.55
8:CB:1213:A:N3	8:CB:1238:G:H1'	2.21	0.55
8:CB:1236:G:O2'	8:CB:1237:A:H8	1.90	0.55
8:CB:1809:A:C4	8:CB:1810:A:N7	2.75	0.55
8:CB:2046:G:C6	8:CB:2047:C:C4	2.95	0.55
8:CB:2199:A:C2	8:CB:2225:A:N3	2.75	0.55
8:CB:2256:G:N2	8:CB:2257:U:C2	2.75	0.55
8:CB:2258:C:H5''	8:CB:2258:C:H6	1.70	0.55
8:CB:2280:G:C2	8:CB:2281:A:N7	2.75	0.55
8:CB:2305:U:C2	8:CB:2306:C:C6	2.95	0.55
8:CB:2384:U:H3'	8:CB:2385:C:C5'	2.37	0.55
8:CB:411:G:OP2	8:CB:2407:A:OP2	2.24	0.55
8:CB:2443:C:H2'	8:CB:2444:G:H8	1.72	0.55
8:CB:2461:A:C4	8:CB:2462:C:C5	2.94	0.55
8:CB:2527:C:C2	8:CB:2528:U:C6	2.94	0.55
8:CB:2740:A:H2'	8:CB:2741:A:O4'	2.07	0.55
8:CB:2798:U:OP2	8:CB:2798:U:H3'	2.07	0.55
8:CB:2899:A:O2'	8:CB:2900:A:H5'	2.07	0.55
8:CB:467:G:N1	8:CB:468:G:C5	2.75	0.55
8:CB:639:U:H2'	8:CB:640:C:C6	2.41	0.55
8:CB:764:A:C2	8:CB:781:A:C2	2.95	0.55
8:CB:802:A:C4	8:CB:803:U:C5	2.95	0.55
8:CB:570:G:OP1	8:CB:972:A:H4'	2.06	0.55

Continued on next page...

Continued from previous page...

Atom-1	Atom-2	Interatomic distance (Å)	Clash overlap (Å)
8:CB:972:A:OP2	8:CB:974:G:H5''	2.06	0.55
9:CC:32:LEU:HD23	9:CC:61:TYR:HE1	1.72	0.55
10:CD:61:THR:HG23	10:CD:62:LYS:N	2.20	0.55
10:CD:88:GLU:O	10:CD:89:GLU:O	2.24	0.55
11:CE:103:GLY:O	11:CE:104:ALA:C	2.45	0.55
13:CG:148:ARG:O	13:CG:152:ARG:HA	2.07	0.55
16:CJ:13:ARG:HG2	16:CJ:50:THR:CG2	2.37	0.55
16:CJ:50:THR:HG22	16:CJ:50:THR:O	2.06	0.55
8:CB:2561:U:H4'	17:CK:22:ILE:HD11	1.88	0.55
21:CO:40:ILE:HA	21:CO:46:GLU:HB3	1.88	0.55
22:CP:23:ASP:CG	22:CP:93:LYS:NZ	2.59	0.55
25:CS:2:GLU:O	25:CS:3:THR:O	2.24	0.55
25:CS:58:ALA:O	25:CS:62:ASP:O	2.24	0.55
27:CU:68:ASN:C	27:CU:69:VAL:HG22	2.27	0.55
28:CV:69:GLU:HA	28:CV:69:GLU:OE2	2.07	0.55
32:CZ:6:HIS:O	32:CZ:8:LYS:N	2.39	0.55
33:DA:1069:C:N4	33:DA:1094:G:N1	2.55	0.55
33:DA:1075:U:C4'	33:DA:1101:A:N6	2.69	0.55
33:DA:1459:G:C6	33:DA:1460:C:N4	2.75	0.55
33:DA:243:A:H4'	33:DA:243:A:OP1	2.05	0.55
33:DA:24:U:O2'	33:DA:25:C:H5'	2.07	0.55
33:DA:57:G:O6	33:DA:356:A:N6	2.39	0.55
33:DA:700:G:O2'	33:DA:704:A:H1'	2.07	0.55
33:DA:705:G:H8	33:DA:705:G:C5'	2.09	0.55
33:DA:746:A:H2'	33:DA:747:A:N7	2.21	0.55
33:DA:922:G:H4'	37:DE:24:VAL:HA	1.89	0.55
35:DC:32:LEU:HD22	35:DC:36:PHE:CD1	2.42	0.55
36:DD:16:THR:HB	36:DD:18:LEU:CD2	2.36	0.55
37:DE:111:ARG:HG3	37:DE:112:ALA:N	2.22	0.55
40:DH:76:ARG:HG3	40:DH:77:VAL:N	2.22	0.55
44:DL:19:ASN:O	44:DL:85:ARG:NH1	2.37	0.55
48:DP:24:SER:OG	48:DP:25:ARG:HD3	2.07	0.55
4:A3:56:LEU:O	4:A3:58:ILE:N	2.40	0.54
7:AA:6:G:H3'	7:AA:6:G:C8	2.41	0.54
7:AA:73:A:N7	7:AA:74:U:C5	2.75	0.54
8:AB:1149:G:H2'	8:AB:1150:C:C6	2.42	0.54
8:AB:1227:G:H2'	8:AB:1228:G:O4'	2.07	0.54
8:AB:1262:A:C2'	8:AB:1263:U:H5'	2.37	0.54
8:AB:1347:A:H2'	8:AB:1348:C:O4'	2.06	0.54
8:AB:1809:A:N3	8:AB:1809:A:H2'	2.22	0.54
8:AB:1943:U:O2	8:AB:1943:U:O4'	2.23	0.54

Continued on next page...

Continued from previous page...

Atom-1	Atom-2	Interatomic distance (Å)	Clash overlap (Å)
8:AB:1945:G:N3	8:AB:1946:U:C6	2.76	0.54
8:AB:2024:G:N1	8:AB:2025:C:C4	2.76	0.54
8:AB:2090:A:H3'	8:AB:2091:C:H6	1.73	0.54
8:AB:2137:U:H3	8:AB:2154:A:N6	2.01	0.54
8:AB:911:A:H2	8:AB:2277:G:N3	2.04	0.54
8:AB:2335:A:N7	8:AB:2337:G:C6	2.75	0.54
8:AB:2469:A:C6	8:AB:2482:A:N7	2.75	0.54
8:AB:2641:G:H5'	8:AB:2641:G:H8	1.72	0.54
8:AB:26:G:H2'	8:AB:27:G:O4'	2.07	0.54
8:AB:282:A:C4	8:AB:283:G:C8	2.95	0.54
8:AB:297:G:C6	8:AB:342:A:N1	2.74	0.54
8:AB:301:G:C6	8:AB:317:G:C6	2.95	0.54
8:AB:350:G:C2	8:AB:351:C:C2	2.95	0.54
8:AB:362:A:N7	8:AB:363:G:N7	2.55	0.54
8:AB:910:A:H2	8:AB:911:A:N1	2.04	0.54
8:AB:970:U:C2	8:AB:971:G:C8	2.95	0.54
9:AC:208:GLY:C	9:AC:210:ALA:N	2.59	0.54
11:AE:174:GLY:C	11:AE:175:ILE:O	2.43	0.54
8:AB:445:C:H4'	11:AE:47:LYS:HE2	1.88	0.54
13:AG:169:ARG:NH1	13:AG:171:LYS:N	2.54	0.54
14:AH:2:GLN:NE2	14:AH:21:VAL:HG23	2.23	0.54
24:AR:23:GLU:CB	24:AR:96:VAL:HG13	2.37	0.54
24:AR:90:ARG:HH22	24:AR:92:TRP:HB3	1.71	0.54
28:AV:80:HIS:CD2	28:AV:83:LYS:HB2	2.41	0.54
33:BA:1014:A:H2'	33:BA:1015:G:O4'	2.07	0.54
33:BA:1152:A:H2'	33:BA:1153:G:O4'	2.07	0.54
33:BA:219:U:C2	33:BA:220:G:C8	2.95	0.54
34:BB:162:VAL:HG22	34:BB:163:ILE:N	2.22	0.54
36:BD:187:ARG:HA	36:BD:190:LEU:HB2	1.88	0.54
36:BD:43:ARG:O	36:BD:45:PRO:HD3	2.06	0.54
37:BE:44:ARG:HA	37:BE:71:ILE:O	2.08	0.54
47:BO:65:LEU:O	47:BO:69:LEU:HB2	2.07	0.54
49:BQ:79:GLU:OE1	49:BQ:79:GLU:HA	2.07	0.54
50:BR:24:ASP:O	50:BR:27:THR:HB	2.07	0.54
51:BS:4:LEU:HD21	51:BS:9:PHE:HB3	1.88	0.54
53:BU:37:TYR:HD1	53:BU:39:LYS:HE3	1.72	0.54
2:C1:50:GLU:HG2	2:C1:51:ALA:N	2.20	0.54
5:C4:28:SER:O	5:C4:29:ALA:C	2.44	0.54
8:CB:1162:G:C8	8:CB:1162:G:C3'	2.90	0.54
8:CB:1220:G:C6	8:CB:1230:A:C6	2.95	0.54
8:CB:1219:U:H2'	8:CB:1220:G:H8	1.72	0.54

Continued on next page...

Continued from previous page...

Atom-1	Atom-2	Interatomic distance (Å)	Clash overlap (Å)
8:CB:1451:C:C5'	8:CB:1451:C:H6	2.21	0.54
8:CB:14:A:C6	8:CB:526:A:C2	2.95	0.54
8:CB:1635:A:H5'	8:CB:1635:A:C8	2.32	0.54
8:CB:1862:G:N1	8:CB:1881:C:C4	2.75	0.54
8:CB:2266:A:C3'	8:CB:2267:A:H5'	2.37	0.54
8:CB:2280:G:O6	29:CW:3:LYS:HD2	2.07	0.54
8:CB:2557:G:H8	8:CB:2557:G:O5'	1.90	0.54
8:CB:2736:A:C2'	8:CB:2737:G:H8	2.10	0.54
8:CB:2745:C:N3	8:CB:2759:G:N2	2.40	0.54
8:CB:2773:C:H2'	8:CB:2774:C:H6	1.72	0.54
8:CB:375:G:H8	8:CB:375:G:H5''	1.70	0.54
8:CB:443:A:N7	11:CE:40:ARG:CG	2.70	0.54
8:CB:498:G:C6	8:CB:499:U:C5	2.96	0.54
8:CB:689:A:C2	8:CB:690:G:C4	2.95	0.54
8:CB:964:C:OP2	55:CB:5192:HOH:O	2.17	0.54
8:CB:2590:A:OP2	9:CC:224:MET:HE3	2.06	0.54
11:CE:147:LEU:C	11:CE:148:ILE:HG23	2.26	0.54
13:CG:118:ALA:C	13:CG:120:ILE:N	2.60	0.54
14:CH:101:ASP:CA	14:CH:104:THR:HB	2.18	0.54
15:CI:126:ARG:HD2	15:CI:126:ARG:O	2.07	0.54
8:CB:2639:A:O2'	16:CJ:99:ARG:NH2	2.37	0.54
18:CL:42:SER:C	18:CL:44:GLY:H	2.10	0.54
23:CQ:63:ARG:HB3	23:CQ:63:ARG:NH1	2.16	0.54
23:CQ:70:GLN:CG	23:CQ:71:ASN:H	1.97	0.54
8:CB:144:A:C6	26:CT:3:ARG:NH2	2.76	0.54
29:CW:39:GLN:HA	29:CW:68:PHE:CB	2.27	0.54
32:CZ:48:GLN:NE2	32:CZ:49:ARG:HD3	2.22	0.54
33:DA:1197:A:H3'	33:DA:1197:A:OP1	2.07	0.54
33:DA:1239:A:C5	33:DA:1298:U:C5	2.95	0.54
33:DA:1391:U:H6	33:DA:1391:U:O5'	1.90	0.54
33:DA:147:G:H2'	33:DA:148:G:C8	2.42	0.54
33:DA:186:C:O3'	52:DT:76:ALA:CB	2.55	0.54
33:DA:22:G:OP2	33:DA:561:U:C6	2.60	0.54
33:DA:515:G:O2'	33:DA:516:U:H5'	2.07	0.54
33:DA:909:A:C2'	33:DA:910:C:H5'	2.36	0.54
33:DA:953:G:N3	33:DA:953:G:H2'	2.21	0.54
34:DB:16:GLY:HA3	34:DB:40:ILE:H	1.72	0.54
34:DB:83:ALA:HB1	34:DB:90:PHE:CG	2.41	0.54
33:DA:404:G:OP1	36:DD:2:ARG:NH1	2.40	0.54
33:DA:1078:U:H4'	37:DE:137:ARG:HH22	1.71	0.54
40:DH:94:VAL:HG21	40:DH:100:ILE:O	2.07	0.54

Continued on next page...

Continued from previous page...

Atom-1	Atom-2	Interatomic distance (Å)	Clash overlap (Å)
41:DI:90:ASP:C	41:DI:92:SER:H	2.10	0.54
42:DJ:84:VAL:HG12	42:DJ:84:VAL:O	2.07	0.54
49:DQ:10:ARG:CZ	49:DQ:11:VAL:HB	2.37	0.54
5:A4:3:VAL:HG21	5:A4:35:GLN:CG	2.34	0.54
8:AB:818:G:N1	8:AB:1188:U:OP2	2.29	0.54
8:AB:1364:G:H5''	8:AB:1365:A:P	2.47	0.54
8:AB:1429:G:C8	8:AB:1568:G:C8	2.95	0.54
8:AB:141:G:OP2	8:AB:142:A:C5	2.59	0.54
8:AB:1540:G:C6	8:AB:1541:C:C4	2.95	0.54
8:AB:1541:C:H2'	8:AB:1542:U:C6	2.40	0.54
8:AB:1783:A:C2	8:AB:2587:A:C5	2.95	0.54
8:AB:747:U:O2	8:AB:2014:A:H1'	2.07	0.54
1:A0:5:ASN:HD21	8:AB:2019:A:H62	1.51	0.54
8:AB:2024:G:H4'	10:AD:154:LYS:HE3	1.89	0.54
8:AB:2051:A:C8	8:AB:2051:A:H5''	2.41	0.54
8:AB:2216:G:C2'	8:AB:2217:G:H5'	2.37	0.54
8:AB:2256:G:N2	8:AB:2257:U:C2	2.75	0.54
8:AB:2311:A:H3'	8:AB:2311:A:OP1	2.08	0.54
8:AB:2669:G:H2'	8:AB:2670:A:C8	2.41	0.54
8:AB:2721:A:H2'	8:AB:2722:G:O4'	2.06	0.54
8:AB:2764:A:N6	8:AB:2766:A:C6	2.75	0.54
8:AB:406:G:H2'	8:AB:407:G:O4'	2.06	0.54
8:AB:699:A:H4'	8:AB:1634:A:N7	2.22	0.54
8:AB:998:C:C4	55:AB:4421:HOH:O	2.53	0.54
9:AC:169:ALA:O	9:AC:170:TYR:CB	2.51	0.54
8:AB:2751:G:P	13:AG:1:SER:HB2	2.48	0.54
13:AG:64:ALA:HB1	13:AG:68:ARG:CZ	2.38	0.54
13:AG:81:GLY:HA2	13:AG:134:GLY:O	2.07	0.54
15:AI:58:ILE:CG2	15:AI:66:PHE:HB2	2.37	0.54
17:AK:35:VAL:CG2	17:AK:69:VAL:HG22	2.33	0.54
18:AL:74:THR:HG22	18:AL:107:PHE:H	1.72	0.54
18:AL:112:LEU:HD21	18:AL:134:ALA:HB2	1.90	0.54
18:AL:29:LYS:HD2	18:AL:31:GLY:CA	2.37	0.54
21:AO:109:ALA:HA	21:AO:112:GLU:HG2	1.89	0.54
24:AR:69:GLY:C	24:AR:70:GLU:HG3	2.27	0.54
24:AR:73:LYS:O	24:AR:74:ILE:HG22	2.07	0.54
23:AQ:43:GLN:OE1	24:AR:80:ARG:HG2	2.07	0.54
25:AS:2:GLU:O	25:AS:3:THR:O	2.26	0.54
26:AT:65:GLY:O	26:AT:66:LYS:HB2	2.07	0.54
33:BA:1032:G:H5'	33:BA:1033:G:OP2	2.06	0.54
33:BA:1182:G:H8	33:BA:1182:G:OP2	1.88	0.54

Continued on next page...

Continued from previous page...

Atom-1	Atom-2	Interatomic distance (Å)	Clash overlap (Å)
33:BA:1258:G:C2	33:BA:1278:G:N2	2.75	0.54
33:BA:179:A:C5	33:BA:180:U:C4	2.95	0.54
33:BA:324:G:N2	33:BA:327:A:C5	2.75	0.54
33:BA:386:C:H3'	33:BA:386:C:C6	2.42	0.54
33:BA:414:A:C8	33:BA:415:A:C2	2.95	0.54
33:BA:600:A:H5'	40:BH:120:LEU:HA	1.90	0.54
33:BA:822:U:H5''	33:BA:823:C:OP2	2.07	0.54
33:BA:903:G:N1	33:BA:904:U:C2	2.75	0.54
34:BB:140:LEU:O	34:BB:144:GLU:HB2	2.07	0.54
35:BC:121:SER:HA	35:BC:124:GLU:HB2	1.90	0.54
36:BD:79:ALA:N	36:BD:85:THR:HG23	2.22	0.54
36:BD:90:LEU:HA	36:BD:93:LEU:HG	1.88	0.54
40:BH:9:MET:HE3	40:BH:32:LYS:HD3	1.89	0.54
47:BO:31:LEU:O	47:BO:35:ILE:HG12	2.07	0.54
48:BP:39:PHE:CD2	48:BP:40:ASN:N	2.75	0.54
7:CA:99:A:C5	7:CA:100:G:C8	2.94	0.54
8:CB:1015:U:H6	8:CB:1015:U:H3'	1.72	0.54
8:CB:1323:C:H5''	25:CS:84:ARG:HH12	1.72	0.54
8:CB:1359:A:C2	8:CB:1360:G:C1'	2.74	0.54
8:CB:1551:A:H3'	8:CB:1552:A:H5''	1.89	0.54
8:CB:1663:G:H2'	55:CB:5347:HOH:O	2.06	0.54
8:CB:1744:A:H2'	8:CB:1745:A:C8	2.42	0.54
8:CB:1974:C:H2'	8:CB:1975:G:O5'	2.07	0.54
8:CB:2317:A:H2'	8:CB:2318:G:H5'	1.87	0.54
8:CB:2435:A:H2'	8:CB:2436:G:O5'	2.07	0.54
8:CB:2854:G:N2	8:CB:2864:G:C4	2.76	0.54
8:CB:316:C:H2'	8:CB:317:G:O4'	2.07	0.54
8:CB:339:U:O5'	8:CB:339:U:H6	1.90	0.54
8:CB:672:C:N3	8:CB:673:C:C5	2.75	0.54
8:CB:93:G:C4	8:CB:94:A:C8	2.95	0.54
9:CC:34:GLU:CD	9:CC:35:LYS:N	2.61	0.54
10:CD:122:VAL:HG21	10:CD:141:ARG:CD	2.35	0.54
10:CD:36:GLN:HB3	10:CD:47:ALA:HA	1.89	0.54
11:CE:58:LYS:HZ1	11:CE:62:GLN:N	2.05	0.54
12:CF:103:ILE:HD12	12:CF:173:ASP:HA	1.89	0.54
12:CF:35:LEU:HD11	12:CF:60:SER:HB3	1.90	0.54
14:CH:4:ILE:HD13	14:CH:37:VAL:HG13	1.88	0.54
16:CJ:113:PRO:HA	16:CJ:116:ARG:CB	2.37	0.54
17:CK:42:THR:HG22	17:CK:42:THR:O	2.06	0.54
17:CK:35:VAL:CG2	17:CK:69:VAL:HG22	2.34	0.54
18:CL:34:GLY:H	24:CR:85:LYS:CE	2.18	0.54

Continued on next page...

Continued from previous page...

Atom-1	Atom-2	Interatomic distance (Å)	Clash overlap (Å)
21:CO:63:LYS:O	21:CO:65:THR:N	2.40	0.54
17:CK:78:ARG:CZ	22:CP:102:ARG:HH12	2.20	0.54
23:CQ:107:ALA:O	23:CQ:110:GLU:HB2	2.07	0.54
24:CR:40:MET:O	24:CR:40:MET:HG3	2.06	0.54
18:CL:35:HIS:CE1	24:CR:84:ARG:CB	2.90	0.54
25:CS:7:HIS:O	25:CS:8:ARG:CB	2.54	0.54
27:CU:5:ARG:O	27:CU:25:LYS:HG2	2.07	0.54
29:CW:3:LYS:HZ3	29:CW:10:ARG:NE	2.05	0.54
8:CB:2331:G:C4'	29:CW:69:GLU:HG2	2.35	0.54
30:CX:49:ASP:O	30:CX:51:ALA:O	2.25	0.54
30:CX:9:LYS:HE2	30:CX:11:VAL:CG1	2.36	0.54
33:DA:1065:U:O2'	33:DA:1066:C:OP2	2.20	0.54
33:DA:1079:G:C5	33:DA:1080:A:N1	2.75	0.54
33:DA:1410:A:H3'	33:DA:1411:C:C6	2.43	0.54
33:DA:321:A:H2	33:DA:332:G:H22	1.55	0.54
33:DA:378:G:C2	33:DA:386:C:N3	2.74	0.54
33:DA:455:G:N2	33:DA:456:A:N3	2.55	0.54
33:DA:485:U:O2'	33:DA:486:U:OP1	2.25	0.54
33:DA:515:G:H2'	33:DA:516:U:O4'	2.08	0.54
33:DA:645:G:C2	33:DA:646:G:C8	2.95	0.54
33:DA:716:A:C2	33:DA:717:U:H1'	2.41	0.54
33:DA:722:G:C6	33:DA:724:G:C4	2.95	0.54
33:DA:818:G:HO2'	33:DA:820:U:H5	1.54	0.54
33:DA:917:G:N2	33:DA:918:A:C4	2.75	0.54
35:DC:86:LEU:O	35:DC:90:VAL:HG23	2.07	0.54
40:DH:23:ALA:O	40:DH:24:VAL:HG23	2.08	0.54
40:DH:33:VAL:HG12	40:DH:34:ALA:N	2.21	0.54
49:DQ:64:ARG:NH1	49:DQ:64:ARG:CB	2.69	0.54
38:DF:100:SER:CB	50:DR:23:LYS:HD3	2.25	0.54
2:A1:46:VAL:HG13	2:A1:47:ILE:CG1	2.36	0.54
7:AA:30:C:H2'	7:AA:31:C:H5'	1.88	0.54
8:AB:1005:C:C2	8:AB:1006:C:C5	2.95	0.54
8:AB:1279:G:N2	8:AB:1292:G:C4	2.76	0.54
8:AB:132:G:O5'	8:AB:132:G:H8	1.90	0.54
8:AB:1335:C:H6	8:AB:1335:C:H3'	1.73	0.54
8:AB:1342:A:O2'	8:AB:1343:G:H5''	2.07	0.54
8:AB:134:G:N2	8:AB:146:A:C4	2.76	0.54
8:AB:1419:A:C2	8:AB:2211:A:N6	2.74	0.54
8:AB:1541:C:C2	8:AB:1542:U:C6	2.95	0.54
8:AB:160:A:N6	8:AB:167:A:H1'	2.23	0.54
8:AB:2355:G:H1'	8:AB:2363:G:N2	2.22	0.54

Continued on next page...

Continued from previous page...

Atom-1	Atom-2	Interatomic distance (Å)	Clash overlap (Å)
8:AB:2749:A:C8	8:AB:2750:A:H2'	2.42	0.54
8:AB:2788:C:H2'	8:AB:2789:C:H6	1.68	0.54
8:AB:370:G:H8	8:AB:370:G:O5'	1.90	0.54
8:AB:450:G:H4'	11:AE:47:LYS:HZ2	1.72	0.54
8:AB:468:G:HO2'	8:AB:469:G:P	2.31	0.54
8:AB:13:A:C2	8:AB:526:A:C8	2.95	0.54
8:AB:553:G:N7	8:AB:554:U:C5	2.76	0.54
8:AB:974:G:C6	8:AB:989:G:C6	2.95	0.54
9:AC:141:HIS:CB	9:AC:190:THR:HB	2.37	0.54
9:AC:17:LYS:HA	9:AC:17:LYS:HZ3	1.73	0.54
16:AJ:122:LEU:O	16:AJ:123:LYS:HB2	2.06	0.54
18:AL:110:VAL:HG23	18:AL:126:ARG:NH1	2.22	0.54
18:AL:78:ARG:NH1	18:AL:80:SER:CA	2.70	0.54
19:AM:34:LYS:HA	19:AM:99:GLY:HA2	1.88	0.54
8:AB:2819:G:OP1	20:AN:5:LYS:HE2	2.07	0.54
22:AP:55:HIS:O	22:AP:58:PHE:CG	2.60	0.54
22:AP:73:PHE:HE2	22:AP:75:THR:HG23	1.69	0.54
23:AQ:22:GLY:O	23:AQ:23:TYR:HB2	2.07	0.54
23:AQ:41:ALA:O	23:AQ:43:GLN:N	2.40	0.54
24:AR:65:ALA:HB1	24:AR:99:THR:HG23	1.88	0.54
29:AW:15:SER:O	29:AW:17:ALA:N	2.40	0.54
29:AW:36:ILE:O	29:AW:37:VAL:HG22	2.07	0.54
29:AW:68:PHE:O	29:AW:69:GLU:CB	2.51	0.54
31:AY:40:THR:HG23	31:AY:43:ILE:HG22	1.89	0.54
33:BA:1281:C:H5''	33:BA:1281:C:H6	1.72	0.54
33:BA:201:G:H22	33:BA:217:C:H1'	1.71	0.54
33:BA:266:G:H22	33:BA:270:A:H61	1.54	0.54
33:BA:301:G:C6	33:BA:302:G:C5	2.96	0.54
33:BA:377:G:C6	33:BA:387:U:O2	2.61	0.54
33:BA:57:G:H1	33:BA:356:A:N6	2.06	0.54
33:BA:679:C:O2	33:BA:712:A:H2	1.90	0.54
35:BC:122:GLN:HE22	35:BC:136:ALA:HB1	1.72	0.54
36:BD:200:VAL:HG21	37:BE:101:GLY:O	2.08	0.54
37:BE:61:LYS:O	37:BE:63:MET:N	2.40	0.54
38:BF:38:ARG:NH2	50:BR:23:LYS:NZ	2.55	0.54
52:BT:4:LYS:O	52:BT:5:SER:C	2.44	0.54
5:C4:26:ILE:HD12	5:C4:35:GLN:CG	2.36	0.54
8:CB:1156:A:P	23:CQ:54:ARG:HH21	2.29	0.54
8:CB:1254:A:H5''	8:CB:1255:U:C5'	2.37	0.54
8:CB:1288:G:C8	8:CB:1327:A:N6	2.75	0.54
8:CB:1329:U:O2'	8:CB:1330:C:H5'	2.07	0.54

Continued on next page...

Continued from previous page...

Atom-1	Atom-2	Interatomic distance (Å)	Clash overlap (Å)
8:CB:1350:C:C6	8:CB:1351:C:H5	2.25	0.54
8:CB:137:U:O4	8:CB:142:A:N1	2.41	0.54
8:CB:1873:G:C2'	8:CB:1874:C:H5'	2.37	0.54
8:CB:2067:G:H5'	8:CB:2068:U:OP2	2.08	0.54
8:CB:2147:A:H4'	8:CB:2148:G:C8	2.41	0.54
8:CB:2334:U:N3	21:CO:15:ARG:HG3	2.23	0.54
8:CB:2498:C:OP2	8:CB:2499:C:OP2	2.26	0.54
8:CB:2524:G:O6	8:CB:2540:C:C4	2.59	0.54
8:CB:2574:G:N3	8:CB:2575:C:C6	2.75	0.54
8:CB:2592:G:C2	8:CB:2593:U:O2	2.61	0.54
8:CB:2581:G:C2'	8:CB:2610:C:H41	2.20	0.54
8:CB:2636:C:P	10:CD:79:LEU:HD12	2.47	0.54
8:CB:2788:C:H2'	8:CB:2789:C:H6	1.69	0.54
8:CB:2821:A:C3'	8:CB:2821:A:C8	2.90	0.54
8:CB:396:G:OP2	32:CZ:8:LYS:NZ	2.39	0.54
8:CB:644:A:H2'	8:CB:644:A:N3	2.22	0.54
8:CB:86:G:C2	8:CB:97:C:C4	2.95	0.54
8:CB:909:A:C2	8:CB:912:C:N1	2.76	0.54
8:CB:969:G:N2	8:CB:970:U:C2	2.76	0.54
8:CB:2597:G:OP1	9:CC:239:PHE:CD2	2.60	0.54
10:CD:144:GLY:O	10:CD:145:SER:O	2.24	0.54
13:CG:104:LEU:C	13:CG:111:PRO:HB3	2.28	0.54
14:CH:113:SER:N	14:CH:132:PHE:CE2	2.72	0.54
16:CJ:37:ARG:HG3	16:CJ:118:MET:CE	2.38	0.54
20:CN:115:LEU:N	20:CN:115:LEU:HD23	2.19	0.54
20:CN:99:LYS:N	20:CN:99:LYS:HD2	2.21	0.54
25:CS:29:VAL:HG21	25:CS:69:LEU:C	2.27	0.54
26:CT:65:GLY:O	26:CT:66:LYS:CB	2.54	0.54
28:CV:85:LYS:O	28:CV:86:LEU:HD12	2.07	0.54
32:CZ:56:ARG:HH11	32:CZ:56:ARG:HG3	1.72	0.54
33:DA:1078:U:C5'	37:DE:137:ARG:HH12	2.19	0.54
33:DA:1092:A:N1	33:DA:1093:A:C2	2.76	0.54
33:DA:110:C:O2	33:DA:110:C:H2'	2.06	0.54
33:DA:1400:C:H4'	33:DA:1401:G:OP2	2.06	0.54
33:DA:158:G:O6	33:DA:164:G:C5	2.60	0.54
33:DA:32:A:C2	33:DA:33:A:C5	2.96	0.54
33:DA:432:A:C5	33:DA:433:G:H8	2.24	0.54
33:DA:465:A:H8	33:DA:466:A:N7	2.05	0.54
33:DA:629:A:O5'	33:DA:629:A:H8	1.90	0.54
33:DA:854:U:C2'	33:DA:854:U:O2	2.55	0.54
33:DA:829:G:C6	33:DA:858:G:N2	2.75	0.54

Continued on next page...

Continued from previous page...

Atom-1	Atom-2	Interatomic distance (Å)	Clash overlap (Å)
33:DA:888:G:H1'	33:DA:909:A:N6	2.23	0.54
37:DE:80:LEU:HB2	37:DE:122:VAL:CG1	2.37	0.54
44:DL:35:ARG:HA	44:DL:35:ARG:NE	2.23	0.54
45:DM:47:LEU:HD23	45:DM:47:LEU:O	2.08	0.54
5:A4:23:ILE:HG13	5:A4:24:ARG:N	2.20	0.54
7:AA:65:U:O2'	7:AA:66:A:H5'	2.07	0.54
8:AB:1190:G:O2'	8:AB:1191:G:H5'	2.08	0.54
8:AB:1451:C:H4'	8:AB:1451:C:OP1	2.07	0.54
8:AB:1418:G:H1'	8:AB:1581:G:N2	2.22	0.54
8:AB:1819:A:H1'	8:AB:1821:A:C5	2.43	0.54
8:AB:2304:G:O6	55:AB:4620:HOH:O	2.19	0.54
8:AB:2757:A:H5''	8:AB:2757:A:C8	2.43	0.54
8:AB:298:G:N2	8:AB:339:U:C5	2.76	0.54
8:AB:465:G:O2'	8:AB:466:A:H5'	2.07	0.54
8:AB:604:G:H2'	8:AB:605:G:C8	2.43	0.54
8:AB:679:C:C2	8:AB:680:C:H5	2.25	0.54
8:AB:728:G:H3'	8:AB:729:G:H5''	1.88	0.54
8:AB:738:G:H1'	8:AB:759:G:N2	2.22	0.54
8:AB:771:G:N1	8:AB:772:C:C4	2.75	0.54
8:AB:970:U:H6	8:AB:970:U:O5'	1.90	0.54
8:AB:975:A:H8	8:AB:975:A:H5'	1.72	0.54
9:AC:22:GLU:HA	9:AC:22:GLU:OE1	2.06	0.54
11:AE:83:VAL:O	11:AE:83:VAL:HG23	2.07	0.54
14:AH:89:LYS:HZ2	14:AH:123:ARG:HD3	1.72	0.54
19:AM:60:GLN:C	19:AM:62:LYS:H	2.11	0.54
20:AN:87:PHE:HB3	20:AN:94:TYR:CZ	2.43	0.54
21:AO:1:MET:CG	21:AO:2:ASP:H	2.03	0.54
27:AU:11:ILE:H	27:AU:69:VAL:HG12	1.72	0.54
27:AU:82:VAL:HB	27:AU:94:PHE:HB3	1.88	0.54
30:AX:18:LEU:HD22	30:AX:19:LEU:N	2.22	0.54
33:BA:1519:A:H3'	33:BA:1520:C:C5'	2.37	0.54
33:BA:237:G:H2'	33:BA:238:A:H8	1.65	0.54
33:BA:325:A:H2'	33:BA:326:G:O4'	2.08	0.54
33:BA:394:G:N2	33:BA:395:C:C2	2.75	0.54
33:BA:628:G:C2	33:BA:629:A:N3	2.76	0.54
34:BB:17:HIS:CD2	34:BB:18:GLN:NE2	2.72	0.54
34:BB:89:PHE:HE2	34:BB:153:MET:N	2.05	0.54
38:BF:93:LYS:O	38:BF:94:HIS:HB2	2.06	0.54
47:BO:35:ILE:CD1	47:BO:55:LEU:HD12	2.38	0.54
2:C1:42:VAL:O	2:C1:43:ARG:HB2	2.07	0.54
5:C4:24:ARG:O	5:C4:35:GLN:O	2.25	0.54

Continued on next page...

Continued from previous page...

Atom-1	Atom-2	Interatomic distance (Å)	Clash overlap (Å)
7:CA:31:C:O2'	7:CA:32:U:O4'	2.26	0.54
8:CB:1063:G:O4'	15:CI:90:GLY:CA	2.55	0.54
8:CB:1217:U:O2	8:CB:1217:U:H2'	2.07	0.54
8:CB:1218:G:C6	8:CB:1232:G:O6	2.61	0.54
8:CB:1223:G:O6	24:CR:90:ARG:NH2	2.38	0.54
8:CB:1397:U:O2'	8:CB:1398:C:H5'	2.08	0.54
8:CB:1707:G:H2'	8:CB:1708:C:C5'	2.36	0.54
8:CB:1733:G:H8	8:CB:1733:G:H5'	1.72	0.54
8:CB:1737:G:C2	8:CB:1738:G:N2	2.75	0.54
8:CB:1742:U:H2'	8:CB:1743:G:C8	2.42	0.54
8:CB:1889:A:C8	8:CB:1889:A:H3'	2.43	0.54
8:CB:1899:A:H3'	8:CB:1899:A:C8	2.42	0.54
8:CB:1920:C:O2'	33:DA:1496:C:H4'	2.07	0.54
8:CB:1935:G:N2	8:CB:1964:G:C4	2.75	0.54
8:CB:2367:G:O5'	8:CB:2367:G:H8	1.90	0.54
8:CB:2409:G:H2'	8:CB:2410:G:O4'	2.08	0.54
8:CB:2360:G:N2	8:CB:2428:G:C4	2.76	0.54
8:CB:2777:G:C3'	8:CB:2777:G:C8	2.90	0.54
8:CB:402:A:N7	8:CB:403:U:C5	2.76	0.54
8:CB:517:C:H2'	8:CB:518:G:O5'	2.06	0.54
8:CB:532:A:H5'	8:CB:533:G:O4'	2.07	0.54
8:CB:661:A:H4'	18:CL:23:ILE:HG23	1.88	0.54
8:CB:848:C:H2'	8:CB:849:A:C8	2.43	0.54
8:CB:993:G:H2'	8:CB:994:C:H5'	1.89	0.54
9:CC:21:PRO:HD2	9:CC:202:ARG:NH1	2.23	0.54
9:CC:72:GLY:O	9:CC:73:ILE:HG13	2.07	0.54
11:CE:116:ASP:OD1	11:CE:185:LYS:HA	2.07	0.54
12:CF:126:ASN:ND2	12:CF:157:THR:H	2.05	0.54
12:CF:135:ILE:HD11	12:CF:138:PRO:HA	1.89	0.54
12:CF:64:PRO:HA	12:CF:88:VAL:CG2	2.37	0.54
13:CG:37:ASN:OD1	13:CG:63:GLN:HG3	2.08	0.54
13:CG:67:ALA:O	13:CG:70:LEU:N	2.41	0.54
14:CH:50:ARG:HB2	14:CH:54:LEU:CD1	2.37	0.54
8:CB:1287:A:OP1	20:CN:104:ALA:O	2.25	0.54
23:CQ:64:ILE:HG12	23:CQ:95:ALA:HB2	1.87	0.54
23:CQ:90:ASP:O	23:CQ:91:ARG:HB3	2.07	0.54
24:CR:39:LEU:N	24:CR:61:ALA:HB1	2.23	0.54
24:CR:80:ARG:CG	24:CR:85:LYS:HA	2.37	0.54
33:DA:1006:G:H1	33:DA:1024:G:H1'	1.71	0.54
33:DA:109:A:C5	33:DA:326:G:C2	2.96	0.54
33:DA:1242:G:H2'	33:DA:1243:C:C6	2.42	0.54

Continued on next page...

Continued from previous page...

Atom-1	Atom-2	Interatomic distance (Å)	Clash overlap (Å)
33:DA:1319:A:N7	33:DA:1323:G:C2	2.75	0.54
33:DA:158:G:C2	33:DA:159:G:C8	2.96	0.54
33:DA:411:A:C2	33:DA:429:U:O4	2.60	0.54
33:DA:467:U:H3'	33:DA:467:U:H6	1.73	0.54
33:DA:501:C:H2'	33:DA:502:A:C8	2.42	0.54
33:DA:610:U:H2'	33:DA:611:C:C6	2.42	0.54
33:DA:743:A:H2'	33:DA:744:C:O5'	2.08	0.54
33:DA:907:A:N3	33:DA:908:A:C8	2.76	0.54
40:DH:109:VAL:HG12	40:DH:109:VAL:O	2.07	0.54
42:DJ:34:ALA:HB3	42:DJ:78:GLU:CG	2.35	0.54
51:DS:10:ILE:HG23	51:DS:38:THR:H	1.72	0.54
53:DU:52:VAL:CG1	53:DU:53:LYS:N	2.70	0.54
3:A2:17:GLY:H	3:A2:21:ARG:NH1	2.05	0.54
8:AB:1101:U:H2'	8:AB:1102:C:H6	1.70	0.54
8:AB:1218:G:C2	8:AB:1232:G:C5	2.95	0.54
8:AB:1361:G:C2	8:AB:1362:C:C5	2.95	0.54
8:AB:139:U:N3	26:AT:1:MET:HB2	2.23	0.54
8:AB:1545:A:H2'	8:AB:1546:G:O4'	2.06	0.54
8:AB:1719:G:C4	8:AB:1720:U:C6	2.95	0.54
8:AB:1733:G:C8	8:AB:1733:G:H5'	2.42	0.54
8:AB:1737:G:C2	8:AB:1738:G:N2	2.75	0.54
8:AB:1803:A:H2'	8:AB:1804:C:O4'	2.08	0.54
8:AB:1814:G:H3'	8:AB:1815:A:C5'	2.37	0.54
8:AB:1967:C:N4	8:AB:1968:G:C6	2.76	0.54
8:AB:2261:C:H5''	8:AB:2262:U:OP2	2.07	0.54
8:AB:226:A:C6	8:AB:227:A:C6	2.95	0.54
8:AB:2865:U:C2	8:AB:2866:U:C5	2.95	0.54
8:AB:2885:G:C6	8:AB:2886:A:C8	2.92	0.54
8:AB:524:G:C5	8:AB:525:U:C5	2.95	0.54
8:AB:734:A:C5	8:AB:735:A:C8	2.95	0.54
8:AB:848:C:H2'	8:AB:849:A:C8	2.42	0.54
8:AB:900:A:H2'	8:AB:900:A:N3	2.22	0.54
8:AB:902:C:N3	8:AB:903:C:C5	2.75	0.54
8:AB:980:A:N7	8:AB:1136:G:C5'	2.70	0.54
9:AC:30:ALA:N	9:AC:31:PRO:CD	2.70	0.54
9:AC:48:ILE:HG22	9:AC:49:THR:N	2.23	0.54
10:AD:11:MET:O	10:AD:23:PRO:CD	2.51	0.54
11:AE:141:MET:O	11:AE:143:LEU:N	2.39	0.54
11:AE:198:GLU:OE1	11:AE:198:GLU:HA	2.07	0.54
13:AG:162:ARG:NH2	13:AG:168:VAL:CG1	2.70	0.54
21:AO:2:ASP:HA	21:AO:6:ALA:HB2	1.89	0.54

Continued on next page...

Continued from previous page...

Atom-1	Atom-2	Interatomic distance (Å)	Clash overlap (Å)
24:AR:74:ILE:H	24:AR:92:TRP:HD1	1.56	0.54
31:AY:19:HIS:C	31:AY:21:ALA:H	2.11	0.54
33:BA:1526:G:C6	33:BA:1527:U:C5	2.95	0.54
33:BA:51:A:N1	33:BA:314:C:O2'	2.37	0.54
33:BA:578:C:O2	33:BA:579:A:C8	2.60	0.54
33:BA:705:G:C2'	33:BA:706:A:H5''	2.38	0.54
33:BA:975:A:H2	42:BJ:52:LEU:HD11	1.70	0.54
35:BC:199:VAL:O	35:BC:199:VAL:HG23	2.08	0.54
35:BC:9:ILE:O	35:BC:10:ARG:HD3	2.08	0.54
41:BI:15:ALA:O	41:BI:66:VAL:HG23	2.07	0.54
42:BJ:65:TYR:CE2	46:BN:97:LYS:HD3	2.43	0.54
47:BO:16:ARG:HH11	47:BO:76:ARG:NH1	2.06	0.54
43:BK:124:LYS:O	53:BU:33:ARG:CZ	2.55	0.54
1:C0:27:LEU:O	1:C0:28:SER:OG	2.25	0.54
1:C0:48:TYR:OH	8:CB:2884:U:N3	2.41	0.54
8:CB:1021:A:C2	8:CB:1023:U:C2	2.96	0.54
8:CB:1025:G:C6	8:CB:1135:C:C6	2.95	0.54
8:CB:1466:U:C6	8:CB:1466:U:H3'	2.43	0.54
8:CB:1476:U:O2'	8:CB:1477:A:H5'	2.07	0.54
8:CB:1609:A:C2	8:CB:1616:A:C5	2.96	0.54
8:CB:1775:U:H2'	8:CB:1776:G:H5'	1.90	0.54
8:CB:1809:A:H3'	8:CB:1810:A:H8	1.73	0.54
8:CB:1831:G:O2'	8:CB:1832:C:H5'	2.08	0.54
8:CB:2335:A:N7	8:CB:2337:G:C6	2.76	0.54
8:CB:2259:U:H1'	8:CB:2427:C:C2	2.42	0.54
8:CB:2515:C:C2'	8:CB:2516:A:O5'	2.56	0.54
8:CB:2676:C:H3'	8:CB:2676:C:C6	2.43	0.54
8:CB:26:G:H2'	8:CB:27:G:O4'	2.07	0.54
8:CB:409:G:O5'	8:CB:409:G:H8	1.90	0.54
8:CB:236:C:O2'	8:CB:431:U:H4'	2.08	0.54
8:CB:524:G:C5	8:CB:525:U:C5	2.96	0.54
8:CB:572:A:N7	8:CB:573:U:C5	2.75	0.54
8:CB:77:G:N3	8:CB:110:G:N2	2.56	0.54
9:CC:212:TRP:CH2	9:CC:217:PRO:HD3	2.43	0.54
9:CC:229:HIS:NE2	9:CC:244:VAL:HG23	2.23	0.54
9:CC:22:GLU:HA	9:CC:202:ARG:HH21	1.71	0.54
9:CC:80:LEU:N	9:CC:80:LEU:HD23	2.23	0.54
8:CB:2050:C:H1'	10:CD:161:MET:HE1	1.90	0.54
17:CK:108:ARG:CG	17:CK:108:ARG:HH11	2.00	0.54
8:CB:833:A:H1'	18:CL:54:GLN:HB3	1.89	0.54
8:CB:2467:C:O4'	19:CM:118:LYS:HG2	2.08	0.54

Continued on next page...

Continued from previous page...

Atom-1	Atom-2	Interatomic distance (Å)	Clash overlap (Å)
19:CM:18:ARG:NH1	19:CM:92:TRP:CZ3	2.75	0.54
7:CA:46:A:O3'	21:CO:1:MET:HB2	2.06	0.54
21:CO:60:GLU:O	21:CO:61:GLN:O	2.24	0.54
23:CQ:12:ARG:O	23:CQ:15:LYS:HB3	2.08	0.54
24:CR:79:ARG:HG2	24:CR:80:ARG:H	1.73	0.54
33:DA:1410:A:C2	33:DA:1491:G:N3	2.76	0.54
33:DA:133:U:O2	33:DA:230:G:C6	2.60	0.54
33:DA:411:A:HO2'	33:DA:412:A:H4'	1.72	0.54
33:DA:450:G:H3'	33:DA:451:A:H5''	1.90	0.54
33:DA:525:C:C4	33:DA:526:C:H5	2.25	0.54
33:DA:570:G:H1'	33:DA:820:U:N3	2.22	0.54
33:DA:631:C:C5'	33:DA:632:U:H5'	2.30	0.54
33:DA:715:A:H2'	33:DA:716:A:H8	1.73	0.54
33:DA:813:U:C2'	33:DA:814:A:H5'	2.37	0.54
34:DB:150:ILE:O	34:DB:150:ILE:HG23	2.08	0.54
36:DD:123:MET:SD	36:DD:145:ARG:HG3	2.48	0.54
36:DD:187:ARG:CZ	36:DD:191:SER:HB3	2.37	0.54
38:DF:74:LEU:C	38:DF:74:LEU:HD22	2.28	0.54
40:DH:6:ILE:HB	40:DH:76:ARG:NH1	2.23	0.54
47:DO:31:LEU:O	47:DO:35:ILE:HG12	2.07	0.54
1:A0:18:HIS:CE1	8:AB:2045:C:O2	2.60	0.54
7:AA:110:C:H2'	7:AA:111:U:O4'	2.07	0.54
8:AB:112:U:H5'	30:AX:58:ASN:ND2	2.22	0.54
8:AB:1334:G:C2'	8:AB:1335:C:H5'	2.37	0.54
8:AB:1427:A:H1'	8:AB:1428:C:C5	2.42	0.54
8:AB:1707:G:C8	8:AB:1756:G:C4	2.96	0.54
8:AB:185:G:O2'	8:AB:186:G:H5'	2.08	0.54
8:AB:194:G:C5'	8:AB:195:A:OP2	2.56	0.54
8:AB:1989:G:H2'	8:AB:1990:C:C5'	2.38	0.54
8:AB:2552:U:H5''	8:AB:2553:G:OP2	2.08	0.54
8:AB:2645:G:C5'	8:AB:2645:G:H8	2.20	0.54
8:AB:2841:C:H2'	8:AB:2842:G:O4'	2.07	0.54
8:AB:297:G:C5	8:AB:342:A:N1	2.75	0.54
8:AB:347:A:C8	8:AB:347:A:H3'	2.43	0.54
8:AB:349:U:O2'	8:AB:350:G:H5''	2.08	0.54
8:AB:181:A:H1'	8:AB:435:C:C5'	2.36	0.54
8:AB:644:A:N3	8:AB:644:A:H2'	2.21	0.54
8:AB:685:A:C4	8:AB:689:A:N6	2.76	0.54
8:AB:734:A:C4	8:AB:735:A:C8	2.95	0.54
8:AB:1792:G:O5'	9:AC:203:VAL:HG23	2.08	0.54
10:AD:151:THR:O	10:AD:153:GLY:N	2.40	0.54

Continued on next page...

Continued from previous page...

Atom-1	Atom-2	Interatomic distance (Å)	Clash overlap (Å)
10:AD:36:GLN:HB3	10:AD:47:ALA:HA	1.88	0.54
11:AE:158:PHE:CD1	11:AE:169:VAL:HG12	2.42	0.54
8:AB:37:C:O2'	11:AE:46:GLN:NE2	2.40	0.54
14:AH:26:ALA:CB	14:AH:30:LEU:HB3	2.38	0.54
16:AJ:81:ILE:HG13	16:AJ:83:GLY:H	1.73	0.54
8:AB:2360:G:H1'	18:AL:61:LEU:HD23	1.88	0.54
23:AQ:97:ILE:HA	23:AQ:100:PHE:CE2	2.42	0.54
23:AQ:13:HIS:O	23:AQ:14:LYS:C	2.44	0.54
30:AX:16:THR:C	30:AX:18:LEU:N	2.59	0.54
30:AX:22:LEU:HD23	30:AX:22:LEU:O	2.08	0.54
33:BA:941:G:N1	33:BA:1343:G:C6	2.75	0.54
33:BA:1365:G:C2	33:BA:1366:C:C2	2.95	0.54
33:BA:182:A:C2	33:BA:184:G:C5	2.96	0.54
33:BA:385:C:O2'	33:BA:386:C:H5'	2.06	0.54
33:BA:562:U:H3	33:BA:884:U:H5	1.53	0.54
33:BA:719:C:O2	50:BR:38:ILE:HG22	2.08	0.54
33:BA:909:A:C4	33:BA:910:C:C6	2.96	0.54
35:BC:151:GLU:O	35:BC:198:LYS:N	2.39	0.54
35:BC:51:VAL:CG2	35:BC:52:SER:N	2.70	0.54
43:BK:32:THR:O	43:BK:32:THR:HG23	2.08	0.54
43:BK:27:ASN:O	43:BK:56:LYS:HE3	2.07	0.54
46:BN:1:ALA:CB	46:BN:67:GLY:HA3	2.36	0.54
51:BS:62:THR:HG22	51:BS:63:ASP:H	1.72	0.54
2:C1:23:THR:HG22	4:C3:34:LYS:O	2.08	0.54
4:C3:51:LYS:C	4:C3:53:ASP:N	2.61	0.54
8:CB:104:A:C4	8:CB:105:C:C5	2.96	0.54
8:CB:1368:G:H2'	8:CB:1369:G:H8	1.72	0.54
8:CB:1469:A:C2	8:CB:1470:A:C2	2.96	0.54
8:CB:1802:A:N6	8:CB:1817:G:N2	2.55	0.54
8:CB:2011:U:H2'	8:CB:2012:G:C8	2.43	0.54
8:CB:2141:G:N2	8:CB:2151:U:H1'	2.23	0.54
8:CB:2636:C:H2'	8:CB:2637:U:H6	1.69	0.54
8:CB:265:A:H2'	8:CB:266:G:O4'	2.06	0.54
8:CB:2835:A:N7	8:CB:2879:A:N1	2.56	0.54
8:CB:311:A:H3'	8:CB:312:G:N7	2.22	0.54
8:CB:449:A:H2'	8:CB:450:G:C5'	2.37	0.54
8:CB:699:A:H4'	8:CB:1634:A:N7	2.23	0.54
8:CB:748:G:C2	8:CB:750:A:N6	2.76	0.54
8:CB:790:U:C5	8:CB:791:C:H5	2.25	0.54
9:CC:19:VAL:HG12	9:CC:20:ASN:H	1.73	0.54
10:CD:49:GLN:O	10:CD:78:GLY:HA2	2.07	0.54

Continued on next page...

Continued from previous page...

Atom-1	Atom-2	Interatomic distance (Å)	Clash overlap (Å)
8:CB:2636:C:C4'	10:CD:80:TRP:HZ2	2.21	0.54
11:CE:154:ASP:CG	11:CE:155:GLU:N	2.61	0.54
13:CG:18:ILE:HD11	13:CG:44:HIS:H	1.73	0.54
13:CG:53:PRO:HG3	13:CG:61:TRP:CE3	2.42	0.54
14:CH:8:LYS:HG3	14:CH:9:VAL:N	2.23	0.54
16:CJ:79:GLY:C	16:CJ:81:ILE:H	2.11	0.54
22:CP:4:ILE:HA	22:CP:7:LEU:HB2	1.89	0.54
23:CQ:108:LEU:HA	23:CQ:111:LYS:CE	2.34	0.54
25:CS:63:GLY:O	25:CS:64:ALA:CB	2.55	0.54
26:CT:20:ALA:HA	26:CT:23:ALA:HB2	1.90	0.54
8:CB:309:A:O3'	27:CU:15:GLY:HA2	2.07	0.54
27:CU:33:VAL:HG12	27:CU:33:VAL:O	2.08	0.54
27:CU:43:LYS:HA	27:CU:57:ILE:HB	1.89	0.54
33:DA:1060:U:H2'	33:DA:1060:U:O2	2.06	0.54
33:DA:113:G:C2	33:DA:315:A:C2	2.96	0.54
33:DA:1157:A:N6	33:DA:1177:G:N2	2.56	0.54
33:DA:1244:G:H2'	33:DA:1245:C:C6	2.42	0.54
33:DA:1315:U:H2'	33:DA:1316:G:O4'	2.07	0.54
33:DA:1433:A:C8	33:DA:1433:A:H3'	2.42	0.54
33:DA:1504:G:H4'	33:DA:1505:G:N9	2.23	0.54
33:DA:151:A:C4	33:DA:152:A:C8	2.95	0.54
33:DA:465:A:H8	33:DA:466:A:C8	2.26	0.54
33:DA:51:A:N1	33:DA:314:C:O2'	2.37	0.54
33:DA:771:G:O2'	33:DA:772:U:H5'	2.07	0.54
33:DA:782:A:N7	33:DA:783:C:C4	2.75	0.54
33:DA:828:U:H5	33:DA:829:G:C8	2.26	0.54
33:DA:832:G:C6	33:DA:833:G:C6	2.96	0.54
33:DA:954:G:N1	33:DA:955:U:O2	2.40	0.54
38:DF:75:GLU:O	38:DF:78:PHE:HB2	2.07	0.54
43:DK:93:GLU:O	43:DK:96:ILE:N	2.41	0.54
46:DN:11:LYS:O	46:DN:15:LEU:HD12	2.07	0.54
8:AB:102:U:C6	30:AX:4:LYS:NZ	2.70	0.54
8:AB:1359:A:H5'	8:AB:1359:A:H8	1.73	0.54
8:AB:141:G:H22	26:AT:1:MET:CE	2.21	0.54
8:AB:1435:G:H8	8:AB:1435:G:O5'	1.91	0.54
8:AB:1351:C:O2'	8:AB:1571:A:H1'	2.08	0.54
8:AB:1614:A:H8	8:AB:1614:A:O5'	1.90	0.54
8:AB:1965:C:C4	8:AB:1966:A:C6	2.96	0.54
8:AB:2102:G:C2	8:AB:2188:U:C2	2.96	0.54
8:AB:2461:A:C4	8:AB:2462:C:C6	2.95	0.54
8:AB:260:G:C6	8:AB:261:G:C4	2.95	0.54

Continued on next page...

Continued from previous page...

Atom-1	Atom-2	Interatomic distance (Å)	Clash overlap (Å)
8:AB:2694:G:H8	8:AB:2694:G:C5'	2.21	0.54
8:AB:382:A:C2	8:AB:383:C:H1'	2.43	0.54
8:AB:527:C:H5''	8:AB:2779:U:C2	2.43	0.54
8:AB:797:G:C6	8:AB:798:G:C8	2.95	0.54
8:AB:586:A:C2	8:AB:810:U:O4'	2.61	0.54
8:AB:863:A:N6	55:AB:4407:HOH:O	2.40	0.54
9:AC:17:LYS:O	9:AC:18:VAL:HG13	2.08	0.54
10:AD:67:HIS:CG	10:AD:71:ALA:HB3	2.43	0.54
11:AE:43:THR:CG2	11:AE:44:ARG:NH2	2.69	0.54
13:AG:100:ASN:HD21	13:AG:118:ALA:HA	1.72	0.54
16:AJ:25:LEU:H	16:AJ:62:VAL:HG12	1.72	0.54
16:AJ:78:THR:N	16:AJ:84:ILE:HG21	2.10	0.54
8:AB:1952:A:OP1	17:AK:42:THR:HG21	2.07	0.54
20:AN:20:MET:HE3	20:AN:21:PHE:CE1	2.42	0.54
20:AN:60:VAL:C	20:AN:62:ASN:H	2.11	0.54
21:AO:25:ARG:HH12	21:AO:94:ARG:HD2	1.73	0.54
21:AO:49:VAL:C	21:AO:83:LEU:HD11	2.27	0.54
24:AR:22:LEU:O	24:AR:96:VAL:N	2.40	0.54
8:AB:565:C:OP1	24:AR:82:HIS:HA	2.07	0.54
27:AU:16:LYS:O	27:AU:16:LYS:HG3	2.08	0.54
29:AW:55:ASP:CG	29:AW:56:HIS:N	2.58	0.54
32:AZ:66:ILE:O	32:AZ:70:LYS:HB2	2.07	0.54
33:BA:1001:C:C6	33:BA:1001:C:H3'	2.42	0.54
33:BA:1069:C:O2'	33:BA:1192:C:H1'	2.08	0.54
33:BA:1525:G:C8	33:BA:1525:G:H3'	2.43	0.54
33:BA:151:A:C4	33:BA:152:A:C8	2.96	0.54
33:BA:324:G:N2	33:BA:327:A:N7	2.55	0.54
33:BA:451:A:O4'	33:BA:452:A:N7	2.41	0.54
33:BA:571:U:O2	33:BA:917:G:O2'	2.19	0.54
33:BA:57:G:C8	33:BA:57:G:O5'	2.60	0.54
33:BA:618:C:H1'	48:BP:14:ARG:NH1	2.23	0.54
33:BA:623:C:H2'	33:BA:624:C:H6	1.73	0.54
33:BA:669:G:C2	33:BA:738:C:N3	2.76	0.54
33:BA:784:A:H2'	33:BA:785:G:H8	1.73	0.54
33:BA:882:C:O2'	33:BA:883:C:H5'	2.07	0.54
33:BA:244:U:C6	33:BA:894:G:C2	2.96	0.54
33:BA:927:G:O5'	33:BA:1503:A:N7	2.41	0.54
34:BB:119:GLN:HA	34:BB:124:THR:HG23	1.88	0.54
35:BC:88:LYS:HD3	35:BC:88:LYS:O	2.08	0.54
33:BA:1081:A:OP2	37:BE:20:VAL:HG12	2.06	0.54
39:BG:122:GLU:O	39:BG:122:GLU:HG3	2.07	0.54

Continued on next page...

Continued from previous page...

Atom-1	Atom-2	Interatomic distance (Å)	Clash overlap (Å)
33:BA:640:A:H2'	40:BH:106:SER:OG	2.08	0.54
40:BH:26:MET:HB2	40:BH:27:PRO:HD2	1.89	0.54
45:BM:82:LEU:HD21	51:BS:64:GLU:CD	2.28	0.54
33:BA:1317:C:H5	46:BN:58:ARG:HH21	1.53	0.54
33:BA:668:G:N2	47:BO:45:HIS:CE1	2.63	0.54
7:CA:31:C:H41	21:CO:32:PRO:CG	2.21	0.54
8:CB:1005:C:C2	8:CB:1006:C:C5	2.96	0.54
8:CB:1157:G:C5'	8:CB:1157:G:C8	2.90	0.54
8:CB:1390:U:C2'	8:CB:1391:U:H5'	2.37	0.54
8:CB:1591:A:C6	8:CB:1592:C:N4	2.76	0.54
8:CB:1615:C:C2	8:CB:1617:C:C6	2.95	0.54
8:CB:169:G:C6	8:CB:170:U:C4	2.95	0.54
8:CB:120:U:O4	8:CB:177:G:H8	1.90	0.54
8:CB:1820:U:H5	9:CC:158:GLY:O	1.90	0.54
8:CB:2090:A:N1	8:CB:2230:G:C6	2.76	0.54
8:CB:2454:G:C6	8:CB:2499:C:N4	2.75	0.54
8:CB:2526:G:O2'	8:CB:2527:C:H5'	2.08	0.54
8:CB:2870:C:H2'	8:CB:2871:U:C6	2.42	0.54
8:CB:49:A:H5'	8:CB:50:U:H2'	1.89	0.54
8:CB:691:C:O2'	8:CB:692:C:H5'	2.06	0.54
8:CB:800:A:O4'	8:CB:801:G:H5'	2.08	0.54
8:CB:1820:U:O2'	9:CC:157:ALA:HB3	2.07	0.54
10:CD:197:THR:HG22	10:CD:198:GLY:H	1.72	0.54
11:CE:133:LEU:HD22	11:CE:136:GLN:HG3	1.89	0.54
8:CB:443:A:C8	11:CE:40:ARG:CG	2.91	0.54
11:CE:48:THR:O	11:CE:49:ARG:C	2.46	0.54
15:CI:100:ILE:HG22	15:CI:105:LEU:HG	1.90	0.54
15:CI:105:LEU:HD22	15:CI:128:ILE:HG22	1.90	0.54
16:CJ:100:VAL:HG22	16:CJ:101:ILE:N	2.22	0.54
16:CJ:71:ASP:O	16:CJ:72:LYS:C	2.45	0.54
21:CO:27:VAL:CG2	21:CO:38:GLN:N	2.69	0.54
21:CO:27:VAL:HG21	21:CO:38:GLN:CB	2.37	0.54
29:CW:3:LYS:HZ2	29:CW:10:ARG:HH21	1.56	0.54
33:DA:101:A:C6	33:DA:102:G:N7	2.76	0.54
33:DA:1044:A:C8	33:DA:1045:C:O4'	2.60	0.54
33:DA:1304:G:H2'	33:DA:1305:G:C4	2.42	0.54
33:DA:1304:G:N2	33:DA:1334:G:O6	2.41	0.54
33:DA:1343:G:H4'	41:DI:123:ARG:CG	2.38	0.54
33:DA:215:C:H2'	33:DA:216:U:O4'	2.07	0.54
33:DA:610:U:C6	33:DA:611:C:C5	2.96	0.54
33:DA:738:C:C4	33:DA:739:C:N4	2.76	0.54

Continued on next page...

Continued from previous page...

Atom-1	Atom-2	Interatomic distance (Å)	Clash overlap (Å)
33:DA:792:A:O2'	33:DA:794:A:N7	2.36	0.54
33:DA:814:A:H4'	33:DA:1511:G:H5'	1.88	0.54
33:DA:899:C:C6	33:DA:900:A:N7	2.76	0.54
35:DC:112:ALA:O	35:DC:113:LYS:C	2.46	0.54
36:DD:127:ARG:H	36:DD:127:ARG:CD	2.21	0.54
39:DG:37:THR:O	39:DG:41:ILE:HG13	2.08	0.54
40:DH:93:LYS:HE3	40:DH:93:LYS:HA	1.90	0.54
51:DS:1:PRO:O	51:DS:2:ARG:CB	2.56	0.54
4:A3:61:LEU:HG	8:AB:624:C:OP1	2.07	0.54
7:AA:14:U:H4'	7:AA:70:C:O2	2.08	0.54
8:AB:115:C:C3'	8:AB:115:C:C6	2.90	0.54
8:AB:1340:U:OP1	26:AT:19:LYS:HE2	2.08	0.54
8:AB:1458:U:O2'	8:AB:1459:G:H5''	2.08	0.54
8:AB:1598:A:C2	8:AB:1599:U:N1	2.66	0.54
8:AB:1763:G:H2'	8:AB:1764:C:C5'	2.38	0.54
8:AB:1807:G:H3'	8:AB:1808:A:C5'	2.38	0.54
8:AB:1936:A:C2	8:AB:1943:U:O4	2.61	0.54
8:AB:1970:A:C1'	8:AB:1972:G:C8	2.91	0.54
8:AB:1991:U:H2'	8:AB:1992:G:H5'	1.90	0.54
8:AB:2028:U:H3'	8:AB:2029:G:H8	1.71	0.54
8:AB:2090:A:H2'	8:AB:2091:C:C6	2.43	0.54
8:AB:2214:C:O2	8:AB:2214:C:H2'	2.07	0.54
8:AB:2602:A:H2'	8:AB:2602:A:OP1	2.08	0.54
8:AB:2682:A:C2	8:AB:2683:C:C4	2.96	0.54
8:AB:2771:C:O2	8:AB:2772:C:C4	2.61	0.54
8:AB:463:G:N1	8:AB:467:G:C6	2.76	0.54
8:AB:53:A:H62	8:AB:117:G:N2	2.05	0.54
8:AB:72:U:C5	30:AX:54:LYS:HG2	2.43	0.54
8:AB:751:A:H3'	8:AB:789:A:H2	1.72	0.54
9:AC:63:ILE:HD11	9:AC:83:ASP:OD1	2.07	0.54
10:AD:96:ILE:HG22	10:AD:97:SER:N	2.21	0.54
13:AG:115:GLN:O	13:AG:117:PRO:HD3	2.08	0.54
18:AL:39:LYS:HZ3	18:AL:46:VAL:HG22	1.72	0.54
20:AN:111:ALA:O	20:AN:112:TYR:HD2	1.90	0.54
20:AN:99:LYS:N	20:AN:99:LYS:HD2	2.23	0.54
21:AO:76:LYS:HG2	21:AO:109:ALA:CB	2.37	0.54
21:AO:10:ARG:HD2	21:AO:97:PHE:CZ	2.42	0.54
23:AQ:88:GLU:HG2	24:AR:53:PHE:CG	2.42	0.54
25:AS:32:ALA:HB1	25:AS:51:LEU:HD12	1.89	0.54
26:AT:76:ARG:CG	26:AT:77:ARG:H	2.07	0.54
27:AU:3:LYS:CB	27:AU:3:LYS:NZ	2.67	0.54

Continued on next page...

Continued from previous page...

Atom-1	Atom-2	Interatomic distance (Å)	Clash overlap (Å)
29:AW:81:ILE:O	29:AW:81:ILE:HD12	2.07	0.54
30:AX:49:ASP:HB2	30:AX:52:ARG:CG	2.26	0.54
32:AZ:59:ARG:HG3	32:AZ:62:LYS:CB	2.37	0.54
32:AZ:3:LYS:HG2	32:AZ:7:PRO:C	2.28	0.54
33:BA:1127:G:C6	33:BA:1128:C:C5	2.96	0.54
33:BA:1014:A:O2'	33:BA:1219:A:H4'	2.08	0.54
33:BA:1253:G:H1	33:BA:1284:C:H42	1.55	0.54
33:BA:125:U:O2'	33:BA:126:G:H5'	2.07	0.54
33:BA:976:G:OP2	33:BA:1358:U:H1'	2.08	0.54
33:BA:1367:C:H2'	33:BA:1368:A:H8	1.73	0.54
33:BA:133:U:O2	33:BA:230:G:C6	2.61	0.54
33:BA:403:C:O2'	33:BA:404:G:H5'	2.08	0.54
33:BA:482:A:N3	33:BA:482:A:H2'	2.21	0.54
33:BA:505:G:C6	33:BA:535:A:C2	2.96	0.54
33:BA:539:A:H2'	33:BA:540:G:H8	1.72	0.54
33:BA:575:G:O4'	33:BA:881:G:N2	2.41	0.54
33:BA:609:A:C5	33:BA:610:U:O2	2.60	0.54
33:BA:708:C:H2'	33:BA:709:U:C6	2.42	0.54
33:BA:583:A:C2	33:BA:759:A:C6	2.96	0.54
33:BA:781:A:H4'	33:BA:1522:U:O2'	2.07	0.54
33:BA:802:A:O2'	33:BA:803:G:H5'	2.08	0.54
33:BA:808:C:C4	33:BA:809:G:N7	2.76	0.54
33:BA:861:G:C5	33:BA:862:C:C5	2.96	0.54
34:BB:112:ARG:HH12	34:BB:116:LEU:HG	1.72	0.54
34:BB:96:LEU:HB2	34:BB:99:MET:SD	2.47	0.54
36:BD:162:GLU:HG2	36:BD:163:GLN:N	2.21	0.54
41:BI:51:LEU:HD12	41:BI:51:LEU:H	1.72	0.54
49:BQ:20:ILE:CD1	49:BQ:47:ASP:HB3	2.37	0.54
2:C1:7:LYS:HZ1	8:CB:2285:C:H5	1.56	0.54
3:C2:46:LYS:HE3	3:C2:46:LYS:C	2.28	0.54
4:C3:4:LYS:NZ	4:C3:61:LEU:N	2.54	0.54
5:C4:2:LYS:HB2	5:C4:2:LYS:NZ	2.22	0.54
7:CA:50:A:C2	7:CA:51:G:H1'	2.42	0.54
8:CB:1099:G:N1	8:CB:1100:C:C2	2.76	0.54
8:CB:123:G:O2'	8:CB:124:G:H5''	2.08	0.54
8:CB:1435:G:O5'	8:CB:1435:G:H8	1.91	0.54
8:CB:1591:A:H2'	8:CB:1592:C:C6	2.43	0.54
8:CB:1838:C:C4	8:CB:1899:A:C2	2.96	0.54
8:CB:2020:A:C5	8:CB:2022:U:C5	2.96	0.54
8:CB:186:G:C2	8:CB:211:C:C2	2.96	0.54
8:CB:2269:G:H2'	8:CB:2270:A:H5'	1.90	0.54

Continued on next page...

Continued from previous page...

Atom-1	Atom-2	Interatomic distance (Å)	Clash overlap (Å)
8:CB:1863:G:H4'	8:CB:2411:A:H4'	1.90	0.54
8:CB:2704:C:C2	8:CB:2705:A:C8	2.96	0.54
8:CB:2738:A:H2	8:CB:2767:C:C2	2.26	0.54
8:CB:2892:G:H3'	8:CB:2892:G:C8	2.43	0.54
8:CB:425:G:C2	8:CB:426:C:C6	2.96	0.54
8:CB:503:A:C2	8:CB:505:A:C4	2.96	0.54
8:CB:736:C:H2'	8:CB:737:C:H6	1.72	0.54
8:CB:778:G:C5	8:CB:779:U:C6	2.95	0.54
8:CB:899:A:H2'	8:CB:900:A:C5'	2.38	0.54
8:CB:905:A:H8	8:CB:905:A:O5'	1.90	0.54
8:CB:917:A:H2'	8:CB:918:A:H5'	1.90	0.54
9:CC:141:HIS:CG	9:CC:190:THR:HB	2.42	0.54
9:CC:142:ASN:CG	9:CC:142:ASN:O	2.44	0.54
9:CC:146:LYS:HB3	9:CC:147:PRO:HD2	1.89	0.54
8:CB:1819:A:P	9:CC:153:LEU:HB2	2.48	0.54
9:CC:156:SER:O	9:CC:194:VAL:O	2.26	0.54
10:CD:170:VAL:HG11	10:CD:194:PRO:HG3	1.89	0.54
10:CD:59:ARG:CZ	10:CD:63:PRO:HB3	2.37	0.54
10:CD:99:GLU:HB3	10:CD:101:PHE:HB3	1.90	0.54
13:CG:108:PHE:CE2	13:CG:151:ARG:NH1	2.75	0.54
14:CH:113:SER:HB2	14:CH:132:PHE:CE2	2.43	0.54
18:CL:18:ARG:CD	18:CL:20:GLY:HA2	2.38	0.54
18:CL:72:ALA:C	18:CL:73:ILE:HD12	2.28	0.54
18:CL:8:PRO:O	18:CL:9:ALA:HB3	2.07	0.54
18:CL:92:LEU:HD22	18:CL:96:LYS:CG	2.37	0.54
20:CN:33:ILE:CG2	20:CN:112:TYR:HD1	2.17	0.54
20:CN:55:ALA:O	20:CN:80:PHE:HB3	2.08	0.54
20:CN:58:ASP:O	20:CN:59:SER:HB2	2.08	0.54
23:CQ:40:LYS:CD	23:CQ:44:TYR:CD2	2.90	0.54
1:C0:21:LEU:HD21	25:CS:20:VAL:HA	1.89	0.54
32:CZ:56:ARG:HG3	32:CZ:56:ARG:NH1	2.23	0.54
33:DA:1206:G:H2'	33:DA:1207:G:O4'	2.08	0.54
33:DA:132:C:O5'	33:DA:132:C:H6	1.91	0.54
33:DA:186:C:N4	33:DA:191:G:H1	2.06	0.54
33:DA:201:G:N2	33:DA:217:C:H1'	2.23	0.54
33:DA:219:U:C2	33:DA:220:G:C8	2.96	0.54
33:DA:303:A:C6	33:DA:304:U:C5	2.96	0.54
33:DA:376:G:C6	33:DA:389:A:C6	2.96	0.54
33:DA:428:G:O4'	33:DA:430:A:C8	2.61	0.54
33:DA:515:G:N1	33:DA:537:G:C2	2.76	0.54
33:DA:518:C:C6	33:DA:529:G:C5	2.96	0.54

Continued on next page...

Continued from previous page...

Atom-1	Atom-2	Interatomic distance (Å)	Clash overlap (Å)
33:DA:654:G:C6	33:DA:655:A:C6	2.95	0.54
33:DA:735:C:C2	33:DA:736:C:C5	2.96	0.54
33:DA:951:G:H3'	33:DA:952:U:H5	1.73	0.54
35:DC:40:GLN:HE22	46:DN:65:GLN:NE2	2.06	0.54
36:DD:6:PRO:HG2	36:DD:9:LYS:HD3	1.89	0.54
42:DJ:65:TYR:HD1	46:DN:95:LEU:HD11	1.72	0.54
48:DP:16:PHE:CZ	48:DP:38:PHE:HB2	2.43	0.54
4:A3:24:LYS:NZ	18:AL:62:PRO:C	2.58	0.54
7:AA:40:U:O2'	7:AA:41:G:H5'	2.08	0.54
8:AB:116:C:H2'	8:AB:117:G:C8	2.43	0.54
8:AB:1213:A:C5	8:AB:1214:A:N7	2.76	0.54
8:AB:1790:C:O2'	9:AC:207:ALA:HB2	2.07	0.54
8:AB:1797:G:C2	8:AB:1823:G:C2	2.96	0.54
8:AB:1840:G:N2	8:AB:1841:U:H1'	2.23	0.54
8:AB:1848:A:C4	8:AB:1849:G:C8	2.96	0.54
8:AB:1854:A:H2'	8:AB:1855:U:H5'	1.90	0.54
8:AB:1855:U:C5	8:AB:1856:U:C4	2.95	0.54
8:AB:1890:A:C8	8:AB:1891:G:C8	2.96	0.54
8:AB:192:C:C2'	8:AB:193:U:H5'	2.38	0.54
8:AB:1954:G:C5	55:AB:4660:HOH:O	2.54	0.54
8:AB:2211:A:H4'	8:AB:2211:A:OP2	2.08	0.54
8:AB:2031:A:N1	8:AB:2498:C:C1'	2.71	0.54
8:AB:2645:G:C3'	8:AB:2646:C:H5'	2.27	0.54
8:AB:279:A:H2'	8:AB:280:U:H5'	1.90	0.54
8:AB:349:U:C2'	8:AB:350:G:H5''	2.38	0.54
8:AB:532:A:N7	8:AB:2021:C:H2'	2.23	0.54
8:AB:704:G:N2	8:AB:726:G:C4	2.76	0.54
8:AB:737:C:O2	8:AB:737:C:H2'	2.08	0.54
8:AB:909:A:N7	8:AB:912:C:N3	2.56	0.54
9:AC:134:ILE:HD13	9:AC:135:PRO:CD	2.38	0.54
10:AD:132:ALA:C	10:AD:136:ASN:OD1	2.47	0.54
11:AE:158:PHE:CD1	11:AE:158:PHE:O	2.59	0.54
14:AH:11:ASN:O	14:AH:12:LEU:HD12	2.08	0.54
14:AH:31:VAL:HA	14:AH:35:LYS:O	2.08	0.54
18:AL:117:THR:HG23	18:AL:119:PRO:CD	2.36	0.54
18:AL:94:THR:CG2	18:AL:95:LEU:H	2.13	0.54
19:AM:81:ARG:C	19:AM:83:GLY:H	2.12	0.54
22:AP:26:GLU:HA	22:AP:47:ILE:CA	2.38	0.54
24:AR:2:TYR:O	24:AR:44:GLY:HA2	2.08	0.54
24:AR:84:ARG:HH22	24:AR:86:GLN:CD	2.10	0.54
8:AB:496:G:H4'	25:AS:61:ASN:HB2	1.90	0.54

Continued on next page...

Continued from previous page...

Atom-1	Atom-2	Interatomic distance (Å)	Clash overlap (Å)
33:BA:978:A:H1'	33:BA:1322:C:C5	2.42	0.54
33:BA:1391:U:O2'	33:BA:1392:G:C8	2.61	0.54
33:BA:1442:G:C6	33:BA:1461:G:C2	2.95	0.54
33:BA:186:C:N4	33:BA:191:G:H1	2.06	0.54
33:BA:373:A:H3'	33:BA:373:A:OP2	2.07	0.54
33:BA:560:A:H8	33:BA:566:G:C4	2.25	0.54
33:BA:680:C:C6	33:BA:680:C:C5'	2.88	0.54
33:BA:764:C:C4	33:BA:812:G:O6	2.61	0.54
33:BA:946:A:H61	33:BA:1235:U:H3	1.56	0.54
35:BC:68:HIS:HA	35:BC:103:ALA:HB3	1.89	0.54
33:BA:545:C:H5'	36:BD:68:GLU:HG2	1.90	0.54
41:BI:11:ARG:HH21	41:BI:12:LYS:HB2	1.72	0.54
49:BQ:10:ARG:NH1	49:BQ:11:VAL:HB	2.23	0.54
7:CA:16:G:N2	7:CA:69:G:H1'	2.23	0.54
7:CA:65:U:C2'	7:CA:66:A:H5'	2.38	0.54
8:CB:1000:A:N6	8:CB:1155:A:C8	2.76	0.54
8:CB:1003:G:N3	8:CB:1010:A:H2	2.06	0.54
8:CB:77:G:C2	8:CB:110:G:C2	2.96	0.54
8:CB:816:C:N4	8:CB:1192:G:N1	2.55	0.54
8:CB:1343:G:H1'	8:CB:1597:A:C4	2.43	0.54
8:CB:137:U:C6	8:CB:137:U:O5'	2.59	0.54
8:CB:1429:G:C2'	8:CB:1430:G:H5'	2.38	0.54
8:CB:1445:G:C2	8:CB:1446:C:C2	2.96	0.54
8:CB:1519:G:C5	8:CB:1520:U:C5	2.95	0.54
8:CB:1687:G:H2'	8:CB:1688:U:H6	1.73	0.54
8:CB:1733:G:H5'	8:CB:1733:G:C8	2.43	0.54
8:CB:193:U:H2'	8:CB:194:G:H8	1.73	0.54
8:CB:188:G:H1	8:CB:208:C:H42	1.55	0.54
8:CB:2298:A:N1	8:CB:2299:U:O2	2.41	0.54
8:CB:2317:A:C2'	8:CB:2318:G:H5'	2.37	0.54
8:CB:2074:U:C2	8:CB:2436:G:N2	2.75	0.54
8:CB:2456:C:C4	8:CB:2457:U:C5	2.95	0.54
8:CB:2574:G:H2'	8:CB:2575:C:C6	2.41	0.54
8:CB:2618:G:H2'	8:CB:2619:C:H6	1.73	0.54
8:CB:2704:C:H2'	8:CB:2705:A:C8	2.42	0.54
8:CB:2811:G:OP1	10:CD:61:THR:HG22	2.07	0.54
8:CB:2867:G:C2'	8:CB:2867:G:N3	2.71	0.54
8:CB:461:C:H5''	8:CB:462:C:OP2	2.07	0.54
8:CB:464:U:C2'	8:CB:465:G:H5''	2.38	0.54
8:CB:464:U:C5	8:CB:465:G:N7	2.76	0.54
8:CB:553:G:O6	8:CB:554:U:C4	2.61	0.54

Continued on next page...

Continued from previous page...

Atom-1	Atom-2	Interatomic distance (Å)	Clash overlap (Å)
8:CB:537:G:N2	8:CB:557:C:N4	2.56	0.54
8:CB:687:C:C4	8:CB:688:U:O2	2.61	0.54
8:CB:984:A:H8	8:CB:984:A:O5'	1.91	0.54
9:CC:220:ARG:CG	9:CC:220:ARG:NH1	2.68	0.54
8:CB:692:C:H5'	9:CC:42:ARG:HB2	1.89	0.54
9:CC:61:TYR:CD2	9:CC:84:PRO:CD	2.90	0.54
8:CB:2821:A:H5''	10:CD:167:ASN:HD21	1.72	0.54
11:CE:136:GLN:CA	11:CE:139:LYS:HB3	2.17	0.54
11:CE:42:GLY:O	11:CE:43:THR:HG23	2.07	0.54
11:CE:61:ARG:HH21	11:CE:64:GLY:HA3	1.72	0.54
13:CG:85:LYS:CD	13:CG:164:ALA:HB3	2.38	0.54
15:CI:57:VAL:HB	15:CI:69:VAL:HG22	1.90	0.54
15:CI:98:GLY:C	15:CI:99:LYS:HD3	2.28	0.54
8:CB:632:A:O3'	18:CL:69:ARG:CB	2.56	0.54
22:CP:93:LYS:CE	22:CP:97:TYR:CZ	2.82	0.54
25:CS:61:ASN:N	25:CS:61:ASN:OD1	2.40	0.54
29:CW:40:ARG:CG	29:CW:41:GLY:N	2.67	0.54
29:CW:66:VAL:O	29:CW:67:LYS:O	2.26	0.54
31:CY:46:MET:O	31:CY:50:VAL:HG22	2.08	0.54
32:CZ:17:SER:O	32:CZ:19:GLY:N	2.41	0.54
33:DA:1054:C:O2	33:DA:1196:A:C5	2.61	0.54
33:DA:1208:C:N4	33:DA:1209:C:N3	2.55	0.54
33:DA:1316:G:N2	33:DA:1319:A:N9	2.56	0.54
33:DA:1382:C:H5'	39:DG:78:ARG:HE	1.72	0.54
33:DA:1468:A:N1	33:DA:1469:C:C4	2.76	0.54
33:DA:266:G:H22	33:DA:270:A:H61	1.56	0.54
33:DA:283:U:H2'	33:DA:284:C:H6	1.72	0.54
33:DA:405:U:H5''	33:DA:498:A:N6	2.23	0.54
33:DA:517:G:N2	33:DA:530:G:H5'	2.23	0.54
33:DA:563:A:H5'	33:DA:564:C:OP1	2.08	0.54
33:DA:71:A:O2'	33:DA:72:A:OP2	2.17	0.54
33:DA:770:C:H42	33:DA:809:G:H1	1.52	0.54
33:DA:780:A:H1'	33:DA:803:G:N2	2.23	0.54
33:DA:575:G:C6	33:DA:821:G:N7	2.76	0.54
34:DB:165:ALA:HB2	34:DB:172:ILE:HD11	1.90	0.54
35:DC:90:VAL:C	35:DC:92:ASP:H	2.11	0.54
37:DE:103:GLY:O	37:DE:105:ILE:HG13	2.08	0.54
33:DA:1216:A:OP1	46:DN:2:LYS:HD3	2.08	0.54
47:DO:4:THR:HA	47:DO:7:THR:OG1	2.07	0.54
2:A1:11:VAL:HG13	2:A1:12:SER:H	1.73	0.54
8:AB:1004:U:H1'	8:AB:1010:A:C4	2.43	0.54

Continued on next page...

Continued from previous page...

Atom-1	Atom-2	Interatomic distance (Å)	Clash overlap (Å)
8:AB:101:A:OP1	8:AB:101:A:O4'	2.26	0.54
8:AB:1203:U:C5	8:AB:1204:A:N6	2.76	0.54
8:AB:1372:U:O2'	8:AB:2212:A:C8	2.61	0.54
8:AB:1421:G:C2	8:AB:1422:G:N7	2.76	0.54
8:AB:147:C:H2'	8:AB:148:U:O4'	2.07	0.54
8:AB:1707:G:H2'	8:AB:1708:C:C5'	2.37	0.54
8:AB:1755:A:N6	8:AB:2694:G:H2'	2.23	0.54
8:AB:1822:C:O2'	8:AB:1823:G:H5''	2.08	0.54
8:AB:1863:G:H2'	8:AB:1864:U:O4'	2.08	0.54
8:AB:2267:A:H3'	8:AB:2268:A:C5'	2.36	0.54
8:AB:2317:A:C2'	8:AB:2318:G:H5'	2.38	0.54
8:AB:2392:A:O2'	18:AL:62:PRO:HG3	2.08	0.54
8:AB:2461:A:H2'	8:AB:2462:C:H6	1.73	0.54
8:AB:252:G:N3	8:AB:253:C:H6	2.05	0.54
8:AB:2562:U:H2'	8:AB:2563:U:C5'	2.38	0.54
8:AB:2682:A:H2'	8:AB:2682:A:N3	2.22	0.54
8:AB:2747:G:N2	8:AB:2757:A:H62	2.06	0.54
8:AB:382:A:H2	8:AB:383:C:H1'	1.72	0.54
8:AB:463:G:C3'	8:AB:463:G:C8	2.90	0.54
8:AB:567:U:C2	8:AB:568:U:C6	2.96	0.54
8:AB:56:A:O4'	8:AB:127:A:C2	2.61	0.54
8:AB:682:G:H2'	8:AB:683:U:C6	2.43	0.54
8:AB:68:G:H2'	8:AB:69:C:O4'	2.08	0.54
8:AB:801:G:H3'	55:AB:4381:HOH:O	2.08	0.54
9:AC:44:ASN:CG	9:AC:48:ILE:O	2.47	0.54
12:AF:135:ILE:HD11	12:AF:138:PRO:HA	1.89	0.54
18:AL:13:LYS:HG3	18:AL:13:LYS:O	2.08	0.54
18:AL:47:ARG:O	18:AL:48:ARG:C	2.46	0.54
8:AB:2394:C:OP1	18:AL:63:LYS:HB3	2.08	0.54
19:AM:129:THR:CG2	19:AM:131:VAL:HG22	2.37	0.54
19:AM:18:ARG:H	19:AM:18:ARG:CD	2.21	0.54
20:AN:111:ALA:O	20:AN:112:TYR:CD2	2.61	0.54
21:AO:41:ALA:O	21:AO:42:PRO:O	2.25	0.54
33:BA:1074:G:C6	33:BA:1075:U:N3	2.76	0.54
33:BA:1269:A:H3'	33:BA:1270:G:C8	2.42	0.54
33:BA:1354:U:O5'	33:BA:1354:U:H6	1.91	0.54
33:BA:275:G:C2	33:BA:276:G:C4	2.96	0.54
33:BA:45:G:H5''	33:BA:307:C:O2'	2.08	0.54
33:BA:492:C:C2'	33:BA:493:A:H5'	2.38	0.54
33:BA:501:C:H3'	33:BA:501:C:H6	1.73	0.54
33:BA:565:U:H6	33:BA:566:G:HO2'	1.54	0.54

Continued on next page...

Continued from previous page...

Atom-1	Atom-2	Interatomic distance (Å)	Clash overlap (Å)
34:BB:119:GLN:O	34:BB:125:PHE:HB3	2.08	0.54
35:BC:10:ARG:HH11	35:BC:10:ARG:HG2	1.69	0.54
39:BG:119:LEU:O	39:BG:119:LEU:HD13	2.08	0.54
49:BQ:63:CYS:SG	49:BQ:64:ARG:N	2.81	0.54
50:BR:63:TYR:CE2	50:BR:69:TYR:OH	2.61	0.54
4:C3:11:LYS:HG3	18:CL:63:LYS:O	2.07	0.54
4:C3:60:CYS:SG	4:C3:61:LEU:N	2.81	0.54
5:C4:7:VAL:O	5:C4:23:ILE:HG21	2.08	0.54
7:CA:28:C:C5	7:CA:29:A:N7	2.76	0.54
8:CB:1334:G:C2'	8:CB:1335:C:H5'	2.38	0.54
8:CB:1541:C:C2	8:CB:1542:U:C6	2.95	0.54
8:CB:1652:A:C3'	8:CB:1653:G:H5'	2.37	0.54
8:CB:2091:C:H3'	8:CB:2092:U:C5'	2.37	0.54
8:CB:2313:C:O2'	12:CF:34:THR:HG21	2.07	0.54
8:CB:2338:C:H2'	8:CB:2339:C:H6	1.71	0.54
8:CB:2574:G:C2	8:CB:2575:C:C2	2.96	0.54
8:CB:2664:G:O5'	8:CB:2664:G:H8	1.90	0.54
8:CB:2786:U:H4'	10:CD:65:ALA:O	2.08	0.54
8:CB:2849:U:N3	8:CB:2867:G:N7	2.55	0.54
8:CB:363:G:C2	8:CB:364:C:N3	2.76	0.54
8:CB:463:G:N2	8:CB:467:G:C4	2.75	0.54
8:CB:514:A:H2'	8:CB:515:A:O4'	2.08	0.54
8:CB:777:G:N3	8:CB:778:G:C8	2.76	0.54
8:CB:852:U:O4	8:CB:853:C:N4	2.40	0.54
9:CC:219:VAL:C	9:CC:220:ARG:HD2	2.29	0.54
9:CC:264:LYS:H	9:CC:264:LYS:HZ3	1.51	0.54
12:CF:174:PHE:H	12:CF:175:PRO:CD	2.21	0.54
12:CF:44:ALA:O	12:CF:48:LEU:HD12	2.08	0.54
16:CJ:4:PHE:CZ	16:CJ:6:ALA:HA	2.43	0.54
19:CM:30:SER:O	19:CM:31:PHE:CB	2.56	0.54
19:CM:5:LYS:CG	19:CM:6:ARG:H	2.20	0.54
19:CM:5:LYS:NZ	19:CM:8:LYS:HB3	2.23	0.54
21:CO:15:ARG:NE	21:CO:18:LEU:HD13	2.17	0.54
21:CO:10:ARG:CD	21:CO:94:ARG:HD3	2.38	0.54
22:CP:13:LYS:HD3	22:CP:78:PRO:CG	2.29	0.54
25:CS:66:ILE:O	25:CS:68:ASP:N	2.41	0.54
28:CV:56:PHE:HD2	28:CV:56:PHE:C	2.12	0.54
31:CY:17:PRO:C	31:CY:19:HIS:N	2.60	0.54
8:CB:2230:G:H4'	32:CZ:29:GLY:O	2.08	0.54
33:DA:1076:U:N3	33:DA:1082:A:C2	2.76	0.54
33:DA:1202:U:C1'	46:DN:68:ARG:HG3	2.37	0.54

Continued on next page...

Continued from previous page...

Atom-1	Atom-2	Interatomic distance (Å)	Clash overlap (Å)
33:DA:1244:G:C5	33:DA:1245:C:C4	2.96	0.54
33:DA:1421:G:C6	33:DA:1480:A:C6	2.96	0.54
33:DA:275:G:C2	33:DA:276:G:C5	2.96	0.54
33:DA:373:A:N3	33:DA:482:A:N6	2.56	0.54
33:DA:595:A:H1'	33:DA:596:A:N7	2.23	0.54
33:DA:598:U:H4'	40:DH:85:TYR:HD2	1.64	0.54
33:DA:805:C:C2'	33:DA:806:C:H6	2.12	0.54
33:DA:948:C:H6	33:DA:948:C:O5'	1.91	0.54
34:DB:181:PRO:O	34:DB:182:VAL:HG23	2.08	0.54
35:DC:86:LEU:HB2	35:DC:100:ILE:HG12	1.90	0.54
35:DC:138:GLN:HE21	35:DC:138:GLN:HA	1.73	0.54
35:DC:180:ASP:OD1	35:DC:203:LYS:HG2	2.07	0.54
37:DE:35:LEU:HD21	37:DE:136:VAL:CG2	2.26	0.54
40:DH:23:ALA:HB1	40:DH:60:LEU:O	2.07	0.54
33:DA:598:U:C4'	40:DH:85:TYR:CD2	2.85	0.54
41:DI:54:VAL:O	41:DI:55:ASP:CB	2.55	0.54
44:DL:51:VAL:O	44:DL:52:CYS:HB3	2.06	0.54
44:DL:83:GLY:HA2	44:DL:94:TYR:CA	2.34	0.54
45:DM:109:LYS:HG3	45:DM:110:GLY:N	2.22	0.54
45:DM:68:LEU:HD22	45:DM:69:ARG:HH11	1.73	0.54
46:DN:90:GLY:C	46:DN:92:ILE:N	2.61	0.54
47:DO:49:HIS:HA	47:DO:52:ARG:HG2	1.90	0.54
49:DQ:80:LYS:O	49:DQ:81:ALA:HB2	2.07	0.54
52:DT:70:LYS:O	52:DT:73:ARG:CG	2.56	0.54
52:DT:78:LEU:O	52:DT:82:ILE:HG23	2.08	0.54
2:A1:15:GLY:CA	2:A1:47:ILE:HG21	2.38	0.53
6:A5:158:VAL:C	6:A5:160:LYS:N	2.59	0.53
7:AA:42:C:OP1	12:AF:63:LYS:NZ	2.33	0.53
7:AA:65:U:C2'	7:AA:66:A:H5'	2.38	0.53
8:AB:1344:U:H5'	8:AB:1345:C:C5	2.42	0.53
8:AB:1970:A:O4'	8:AB:1972:G:C8	2.61	0.53
8:AB:2157:G:C8	8:AB:2157:G:H5''	2.44	0.53
8:AB:2280:G:C2	8:AB:2281:A:N7	2.76	0.53
8:AB:227:A:C2	8:AB:2407:A:H1'	2.44	0.53
8:AB:2529:G:H5'	8:AB:2530:A:C5'	2.38	0.53
8:AB:2685:G:H2'	8:AB:2686:G:H8	1.73	0.53
8:AB:2704:C:H2'	8:AB:2705:A:C8	2.43	0.53
8:AB:643:A:N7	8:AB:644:A:N7	2.56	0.53
8:AB:748:G:C2	8:AB:750:A:N6	2.76	0.53
8:AB:688:U:O2'	8:AB:786:C:O2'	2.21	0.53
8:AB:566:U:O2'	8:AB:809:G:OP2	2.23	0.53

Continued on next page...

Continued from previous page...

Atom-1	Atom-2	Interatomic distance (Å)	Clash overlap (Å)
8:AB:865:C:C4	8:AB:908:C:N4	2.76	0.53
8:AB:900:A:C2	8:AB:901:C:C4	2.96	0.53
9:AC:48:ILE:HG22	9:AC:49:THR:H	1.72	0.53
9:AC:58:LYS:HZ3	9:AC:58:LYS:HB2	1.69	0.53
10:AD:37:VAL:HG13	10:AD:38:LYS:N	2.23	0.53
11:AE:6:LYS:CE	11:AE:119:ILE:H	2.21	0.53
12:AF:174:PHE:H	12:AF:175:PRO:CD	2.21	0.53
8:AB:2746:U:C1'	13:AG:138:GLN:HB2	2.39	0.53
13:AG:86:LEU:HD21	13:AG:144:ALA:HB1	1.90	0.53
16:AJ:127:GLY:O	16:AJ:128:ASN:O	2.25	0.53
16:AJ:46:PRO:HG3	55:AJ:2001:HOH:O	2.08	0.53
19:AM:16:ARG:HB3	19:AM:18:ARG:NH2	2.23	0.53
19:AM:61:GLY:HA3	19:AM:105:MET:CB	2.36	0.53
21:AO:16:ARG:NE	21:AO:16:ARG:HA	2.23	0.53
21:AO:76:LYS:NZ	21:AO:80:GLU:HB2	2.23	0.53
23:AQ:107:ALA:O	23:AQ:110:GLU:HB2	2.07	0.53
33:BA:1097:C:C2	33:BA:1098:C:C5	2.96	0.53
33:BA:1301:U:O2	33:BA:1301:U:H2'	2.06	0.53
33:BA:146:G:C2'	33:BA:147:G:H5'	2.39	0.53
33:BA:323:U:H4'	52:BT:16:ALA:CB	2.38	0.53
33:BA:345:C:O4'	33:BA:346:G:C2	2.61	0.53
33:BA:392:C:P	48:BP:8:ARG:HH12	2.31	0.53
33:BA:440:C:H2'	33:BA:441:A:H8	1.72	0.53
33:BA:910:C:H2'	33:BA:910:C:O2	2.08	0.53
35:BC:106:ARG:O	35:BC:106:ARG:HG2	2.08	0.53
35:BC:129:PHE:CE2	35:BC:156:LEU:HD23	2.43	0.53
41:BI:25:GLY:HA2	41:BI:60:LEU:O	2.07	0.53
44:BL:81:ILE:HG23	44:BL:82:ARG:N	2.23	0.53
45:BM:106:ARG:CZ	45:BM:112:ARG:HG2	2.37	0.53
53:BU:28:LEU:HD23	53:BU:28:LEU:O	2.06	0.53
3:C2:17:GLY:C	3:C2:18:PHE:CD2	2.81	0.53
8:CB:1309:G:H8	8:CB:1309:G:C5'	2.20	0.53
8:CB:1656:C:H42	8:CB:2004:G:H1	1.55	0.53
8:CB:170:U:H2'	8:CB:171:U:O4'	2.08	0.53
8:CB:1746:A:H2'	8:CB:1746:A:N3	2.22	0.53
8:CB:1767:G:N2	8:CB:1768:C:C2	2.76	0.53
8:CB:1807:G:C2	8:CB:1811:G:O6	2.61	0.53
8:CB:1848:A:C4	8:CB:1849:G:N7	2.77	0.53
8:CB:2104:C:O2'	8:CB:2105:U:C6	2.61	0.53
8:CB:224:U:C4	8:CB:225:C:C5	2.96	0.53
8:CB:2684:U:H6	8:CB:2684:U:H3'	1.73	0.53

Continued on next page...

Continued from previous page...

Atom-1	Atom-2	Interatomic distance (Å)	Clash overlap (Å)
8:CB:2857:G:N2	8:CB:2861:U:N3	2.56	0.53
8:CB:482:A:C8	8:CB:506:G:N1	2.76	0.53
8:CB:797:G:N2	8:CB:798:G:H1'	2.23	0.53
9:CC:141:HIS:CB	9:CC:190:THR:HB	2.37	0.53
8:CB:2024:G:H5''	10:CD:154:LYS:HZ3	1.73	0.53
8:CB:2773:C:OP1	10:CD:169:ARG:NH2	2.40	0.53
10:CD:20:VAL:O	10:CD:22:ILE:HB	2.08	0.53
12:CF:104:THR:HG22	12:CF:105:ILE:HD12	1.88	0.53
13:CG:23:ILE:O	13:CG:25:ILE:N	2.41	0.53
20:CN:7:GLY:CA	20:CN:8:ARG:HH11	2.19	0.53
20:CN:82:GLU:O	20:CN:86:ARG:HG3	2.08	0.53
23:CQ:44:TYR:HE1	23:CQ:51:GLN:NE2	2.05	0.53
30:CX:26:PHE:CA	30:CX:29:ARG:HB2	2.37	0.53
31:CY:2:LYS:HB2	31:CY:37:ARG:HB2	1.89	0.53
33:DA:1083:U:H5	33:DA:1084:G:C5	2.25	0.53
33:DA:1118:U:H3	33:DA:1155:A:H61	1.57	0.53
33:DA:1157:A:C6	33:DA:1180:A:N7	2.76	0.53
33:DA:1157:A:N6	33:DA:1180:A:N7	2.55	0.53
33:DA:1428:A:C2	33:DA:1473:G:N2	2.76	0.53
33:DA:1533:C:C6	33:DA:1533:C:H3'	2.42	0.53
33:DA:386:C:H3'	33:DA:387:U:H5''	1.89	0.53
33:DA:396:C:H6	33:DA:396:C:H3'	1.72	0.53
33:DA:462:G:H4'	33:DA:463:U:OP2	2.06	0.53
33:DA:373:A:C2	33:DA:482:A:N6	2.75	0.53
33:DA:488:C:C2'	33:DA:489:C:H5'	2.38	0.53
33:DA:487:A:N7	33:DA:488:C:C4	2.76	0.53
33:DA:501:C:H3'	33:DA:501:C:H6	1.73	0.53
33:DA:526:C:O2	33:DA:526:C:H2'	2.07	0.53
33:DA:643:C:H2'	33:DA:644:U:C6	2.41	0.53
33:DA:726:C:O2'	33:DA:727:G:H5'	2.07	0.53
33:DA:836:G:N2	33:DA:837:U:H1'	2.23	0.53
34:DB:132:GLU:O	34:DB:135:MET:HB2	2.08	0.53
35:DC:177:LEU:HD22	35:DC:177:LEU:N	2.23	0.53
36:DD:90:LEU:CD2	36:DD:196:GLU:HG3	2.37	0.53
43:DK:30:ILE:HA	43:DK:45:THR:HG1	1.73	0.53
43:DK:99:LEU:O	43:DK:102:ALA:HB3	2.08	0.53
46:DN:20:PHE:CA	46:DN:24:ALA:HB2	2.39	0.53
46:DN:30:ILE:HB	46:DN:44:VAL:CB	2.36	0.53
47:DO:84:LEU:O	47:DO:86:LEU:HD12	2.06	0.53
48:DP:58:ALA:O	48:DP:59:HIS:C	2.46	0.53
49:DQ:74:LEU:CD1	49:DQ:74:LEU:H	2.20	0.53

Continued on next page...

Continued from previous page...

Atom-1	Atom-2	Interatomic distance (Å)	Clash overlap (Å)
49:DQ:82:VAL:O	49:DQ:83:LEU:HD13	2.08	0.53
7:AA:71:C:C2	7:AA:72:G:C8	2.97	0.53
7:AA:82:U:H3	7:AA:94:A:H61	1.55	0.53
8:AB:1036:G:C2	8:AB:1037:G:C8	2.97	0.53
8:AB:1235:G:H5''	8:AB:1236:G:OP2	2.06	0.53
8:AB:585:G:C4	8:AB:1251:C:C4	2.95	0.53
8:AB:1363:C:H2'	8:AB:1364:G:H8	1.73	0.53
8:AB:1392:A:C6	8:AB:1393:A:C6	2.96	0.53
8:AB:1670:C:N4	8:AB:1671:U:H3	2.05	0.53
8:AB:1911:U:O2'	8:AB:1912:A:H5'	2.07	0.53
8:AB:1932:A:N3	8:AB:1932:A:H2'	2.22	0.53
8:AB:195:A:H2'	8:AB:198:C:H41	1.73	0.53
8:AB:208:C:H2'	8:AB:209:C:C6	2.44	0.53
8:AB:2183:A:H2'	8:AB:2184:A:C8	2.43	0.53
8:AB:806:C:O2	8:AB:2444:G:O2'	2.26	0.53
8:AB:2452:C:C4	8:AB:2453:A:C6	2.96	0.53
8:AB:2719:G:H5''	8:AB:2719:G:C8	2.43	0.53
8:AB:2743:U:C6	8:AB:2743:U:H3'	2.44	0.53
8:AB:2835:A:C8	8:AB:2879:A:N1	2.76	0.53
8:AB:592:A:C5	8:AB:593:U:C5	2.96	0.53
8:AB:974:G:O6	8:AB:989:G:C5	2.61	0.53
8:AB:98:G:H8	8:AB:98:G:H5''	1.72	0.53
10:AD:7:LYS:H	10:AD:201:LEU:HD13	1.73	0.53
10:AD:46:ARG:CG	10:AD:80:TRP:CH2	2.91	0.53
11:AE:120:VAL:N	11:AE:189:THR:HG21	2.24	0.53
14:AH:26:ALA:O	14:AH:28:ASN:N	2.41	0.53
18:AL:38:GLN:O	18:AL:40:SER:N	2.41	0.53
19:AM:25:ASP:C	19:AM:25:ASP:OD2	2.47	0.53
22:AP:7:LEU:C	22:AP:9:GLN:N	2.61	0.53
23:AQ:16:ILE:HD11	23:AQ:31:TYR:OH	2.09	0.53
24:AR:75:VAL:HG22	24:AR:90:ARG:HE	1.74	0.53
25:AS:11:ARG:CG	25:AS:11:ARG:NH1	2.65	0.53
25:AS:20:VAL:HG13	25:AS:21:ALA:H	1.73	0.53
25:AS:41:LYS:HG3	25:AS:42:LYS:N	2.23	0.53
8:AB:65:U:O2'	26:AT:70:HIS:CE1	2.61	0.53
27:AU:3:LYS:C	27:AU:4:ILE:HG12	2.28	0.53
31:AY:11:SER:O	31:AY:12:ALA:CB	2.56	0.53
32:AZ:3:LYS:HE3	32:AZ:8:LYS:CA	2.38	0.53
33:BA:1071:C:H2'	33:BA:1072:G:H5'	1.90	0.53
33:BA:1418:A:N1	33:BA:1483:A:C2	2.75	0.53
33:BA:1514:G:N1	33:BA:1521:C:N4	2.40	0.53

Continued on next page...

Continued from previous page...

Atom-1	Atom-2	Interatomic distance (Å)	Clash overlap (Å)
33:BA:321:A:H2	33:BA:332:G:H22	1.53	0.53
33:BA:38:G:N2	33:BA:397:A:N3	2.57	0.53
33:BA:489:C:H2'	33:BA:490:C:H6	1.73	0.53
33:BA:588:G:C6	33:BA:589:U:C4	2.97	0.53
33:BA:610:U:H5''	33:BA:611:C:OP2	2.08	0.53
33:BA:683:G:C4	33:BA:684:U:C6	2.97	0.53
33:BA:746:A:H8	33:BA:746:A:H3'	1.72	0.53
33:BA:77:A:C8	33:BA:77:A:C3'	2.92	0.53
33:BA:992:U:C5	33:BA:1043:G:N7	2.77	0.53
34:BB:9:LEU:O	34:BB:11:ALA:N	2.41	0.53
36:BD:188:SER:C	36:BD:190:LEU:H	2.11	0.53
45:BM:19:THR:HG22	45:BM:29:SER:OG	2.08	0.53
46:BN:64:ARG:HB3	46:BN:77:GLY:O	2.08	0.53
50:BR:72:ARG:O	50:BR:73:HIS:HB2	2.09	0.53
33:BA:987:G:H4'	51:BS:55:GLN:HE21	1.73	0.53
33:BA:323:U:H4'	52:BT:16:ALA:HB1	1.90	0.53
53:BU:15:LEU:HA	53:BU:18:PHE:CE1	2.44	0.53
4:C3:9:ALA:C	4:C3:11:LYS:N	2.62	0.53
4:C3:4:LYS:NZ	4:C3:60:CYS:N	2.56	0.53
8:CB:1125:G:H3'	8:CB:1126:A:C8	2.43	0.53
8:CB:1218:G:C5	8:CB:1232:G:C6	2.96	0.53
8:CB:1316:U:C2'	8:CB:1317:G:H5'	2.37	0.53
8:CB:1417:C:C2'	8:CB:1418:G:H5'	2.37	0.53
8:CB:1422:G:C2	8:CB:1423:G:C8	2.95	0.53
8:CB:1672:A:C6	8:CB:1673:G:C6	2.97	0.53
8:CB:1715:G:N2	8:CB:1744:A:OP2	2.42	0.53
8:CB:18:U:C5	8:CB:19:A:N7	2.76	0.53
8:CB:1936:A:H2	8:CB:1943:U:O4	1.90	0.53
8:CB:2025:C:H3'	8:CB:2026:U:H6	1.73	0.53
8:CB:262:A:H3'	8:CB:262:A:H8	1.71	0.53
8:CB:2842:G:H2'	8:CB:2842:G:N3	2.22	0.53
8:CB:2807:U:C1'	8:CB:2892:G:N2	2.63	0.53
8:CB:536:G:O6	8:CB:537:G:C2	2.61	0.53
8:CB:612:G:C2	8:CB:617:G:O6	2.61	0.53
8:CB:628:G:H8	8:CB:628:G:O5'	1.91	0.53
8:CB:633:A:O5'	8:CB:633:A:H8	1.91	0.53
8:CB:778:G:C4	8:CB:779:U:C6	2.97	0.53
8:CB:792:A:H4'	8:CB:793:A:H5'	1.91	0.53
8:CB:85:G:C6	8:CB:98:G:C2	2.96	0.53
9:CC:22:GLU:HB2	9:CC:202:ARG:HE	1.73	0.53
9:CC:204:LEU:CG	9:CC:210:ALA:HB1	2.38	0.53

Continued on next page...

Continued from previous page...

Atom-1	Atom-2	Interatomic distance (Å)	Clash overlap (Å)
9:CC:36:ASN:N	9:CC:36:ASN:OD1	2.41	0.53
10:CD:125:TRP:O	10:CD:128:ARG:CD	2.56	0.53
10:CD:157:LYS:CE	16:CJ:80:HIS:HB3	2.38	0.53
18:CL:88:GLY:O	18:CL:90:VAL:HG12	2.08	0.53
19:CM:50:ARG:HH22	19:CM:53:MET:HE3	1.73	0.53
24:CR:67:GLY:H	24:CR:98:ILE:HA	1.74	0.53
24:CR:74:ILE:HG13	24:CR:76:LYS:HD2	1.89	0.53
25:CS:98:LYS:O	25:CS:99:ARG:O	2.26	0.53
8:CB:1601:G:OP2	26:CT:62:VAL:HG11	2.07	0.53
26:CT:66:LYS:NZ	26:CT:67:VAL:O	2.34	0.53
27:CU:16:LYS:HG3	27:CU:16:LYS:O	2.09	0.53
29:CW:16:GLU:O	29:CW:18:LYS:HD3	2.08	0.53
29:CW:44:PHE:CZ	29:CW:60:ALA:HB2	2.43	0.53
30:CX:22:LEU:CD2	30:CX:25:GLN:HE22	2.21	0.53
33:DA:1106:G:H2'	33:DA:1107:C:C6	2.43	0.53
33:DA:1130:A:C2	33:DA:1146:A:C4	2.96	0.53
33:DA:1239:A:H1'	33:DA:1241:G:C4	2.41	0.53
33:DA:1347:G:H1'	33:DA:1373:G:H1	1.69	0.53
33:DA:1426:G:H2'	33:DA:1427:C:C6	2.43	0.53
33:DA:1464:U:H3'	33:DA:1464:U:H6	1.73	0.53
33:DA:153:C:O2'	33:DA:154:U:H5'	2.08	0.53
33:DA:407:U:N3	33:DA:408:A:C8	2.77	0.53
33:DA:417:G:C4	33:DA:418:C:C5	2.96	0.53
33:DA:502:A:C2'	33:DA:503:C:O5'	2.56	0.53
33:DA:303:A:HO2'	33:DA:555:U:H4'	1.73	0.53
33:DA:577:G:H2'	33:DA:578:C:H6	1.74	0.53
33:DA:1074:G:H4'	34:DB:101:THR:OG1	2.08	0.53
35:DC:144:GLY:O	35:DC:145:ALA:HB3	2.07	0.53
36:DD:75:TYR:CE2	36:DD:203:TYR:HB3	2.43	0.53
37:DE:133:ILE:HG23	37:DE:134:ASN:ND2	2.23	0.53
37:DE:47:PHE:HB2	37:DE:140:ILE:HD11	1.88	0.53
42:DJ:30:LYS:HA	42:DJ:36:VAL:CG2	2.38	0.53
42:DJ:33:GLY:HA2	42:DJ:80:THR:CG2	2.39	0.53
47:DO:65:LEU:O	47:DO:69:LEU:HB2	2.08	0.53
50:DR:25:ILE:CD1	50:DR:29:LYS:HG3	2.39	0.53
2:A1:12:SER:HA	2:A1:50:GLU:CA	2.38	0.53
5:A4:32:LYS:HA	8:AB:2527:C:O2'	2.08	0.53
7:AA:23:G:N3	7:AA:24:G:N1	2.56	0.53
8:AB:1606:C:O2'	8:AB:1608:A:N1	2.37	0.53
8:AB:1854:A:C2'	8:AB:1855:U:H5'	2.38	0.53
8:AB:1897:G:N1	8:AB:1898:U:C2	2.77	0.53

Continued on next page...

Continued from previous page...

Atom-1	Atom-2	Interatomic distance (Å)	Clash overlap (Å)
8:AB:2029:G:C2'	8:AB:2030:A:H5'	2.37	0.53
8:AB:2055:C:H5'	8:AB:2056:G:O5'	2.08	0.53
8:AB:2149:U:H2'	8:AB:2150:C:H6	1.72	0.53
8:AB:2316:G:C2	8:AB:2317:A:C8	2.97	0.53
8:AB:2384:U:H3'	8:AB:2385:C:H5'	1.91	0.53
8:AB:2525:G:N2	8:AB:2539:C:N3	2.56	0.53
8:AB:2685:G:O2'	8:AB:2686:G:H5'	2.08	0.53
8:AB:2710:C:O2'	8:AB:2711:A:H5'	2.09	0.53
8:AB:2847:U:C5	8:AB:2848:G:C5	2.96	0.53
8:AB:310:A:N7	8:AB:330:A:N6	2.56	0.53
8:AB:297:G:O6	8:AB:341:C:N3	2.41	0.53
8:AB:349:U:H2'	8:AB:350:G:H5''	1.90	0.53
8:AB:736:C:H2'	8:AB:737:C:H6	1.74	0.53
8:AB:740:C:N4	8:AB:758:C:C2	2.77	0.53
12:AF:52:ALA:HB1	12:AF:148:VAL:HG13	1.90	0.53
23:AQ:98:ALA:HB2	23:AQ:105:PHE:CG	2.43	0.53
28:AV:15:GLY:O	28:AV:19:ARG:HG3	2.08	0.53
33:BA:1058:G:H2'	33:BA:1059:C:H6	1.71	0.53
33:BA:18:C:C1'	33:BA:1079:G:H21	2.19	0.53
33:BA:1379:G:C8	33:BA:1379:G:H5''	2.41	0.53
33:BA:1417:G:C2	33:BA:1484:C:N4	2.76	0.53
33:BA:133:U:C2	33:BA:230:G:C6	2.96	0.53
33:BA:340:U:N3	33:BA:350:G:N2	2.56	0.53
33:BA:452:A:N6	33:BA:480:U:C2	2.77	0.53
33:BA:531:U:C6	33:BA:531:U:H5'	2.43	0.53
33:BA:600:A:C5	33:BA:639:G:N2	2.76	0.53
35:BC:28:PHE:CE2	46:BN:93:PRO:HG2	2.43	0.53
38:BF:36:ILE:HG23	38:BF:64:VAL:HG13	1.89	0.53
45:BM:106:ARG:NE	45:BM:112:ARG:HG2	2.22	0.53
52:BT:53:MET:HA	52:BT:56:ILE:HG13	1.90	0.53
43:BK:88:PRO:HG3	53:BU:28:LEU:CD1	2.38	0.53
3:C2:9:VAL:C	3:C2:11:LYS:H	2.12	0.53
7:CA:33:G:H2'	7:CA:33:G:N3	2.22	0.53
7:CA:96:G:N2	7:CA:97:C:H1'	2.23	0.53
8:CB:1028:A:C2'	8:CB:1029:A:H8	2.06	0.53
8:CB:1081:U:C4	8:CB:1082:U:C5	2.97	0.53
8:CB:1235:G:H5''	8:CB:1236:G:OP2	2.09	0.53
8:CB:123:G:C4	8:CB:124:G:N7	2.76	0.53
3:C2:7:PRO:HG2	8:CB:1309:G:H4'	1.89	0.53
8:CB:1561:C:H2'	8:CB:1562:U:C6	2.43	0.53
8:CB:160:A:N6	8:CB:167:A:H1'	2.23	0.53

Continued on next page...

Continued from previous page...

Atom-1	Atom-2	Interatomic distance (Å)	Clash overlap (Å)
8:CB:1623:G:C4	8:CB:1624:U:C5	2.96	0.53
8:CB:1719:G:C4	8:CB:1720:U:C6	2.96	0.53
8:CB:1796:U:N3	8:CB:1797:G:N7	2.57	0.53
8:CB:1807:G:H3'	8:CB:1808:A:C5'	2.38	0.53
8:CB:1842:G:O4'	9:CC:241:LYS:HE3	2.08	0.53
8:CB:2289:G:C2	8:CB:2290:G:C8	2.97	0.53
8:CB:2408:U:O5'	8:CB:2408:U:H6	1.91	0.53
8:CB:2487:G:C2'	8:CB:2488:G:H5'	2.38	0.53
8:CB:2606:C:C2'	8:CB:2607:G:H5'	2.38	0.53
8:CB:2645:G:C5'	8:CB:2645:G:H8	2.21	0.53
8:CB:2654:A:H4'	8:CB:2655:G:H4'	1.89	0.53
8:CB:2679:A:H2'	8:CB:2680:U:H6	1.73	0.53
8:CB:2697:G:N1	8:CB:2711:A:C6	2.75	0.53
8:CB:551:G:C3'	8:CB:551:G:C8	2.91	0.53
8:CB:606:U:H2'	8:CB:607:U:O4'	2.08	0.53
8:CB:669:G:N3	8:CB:669:G:C2'	2.68	0.53
8:CB:73:A:C2'	8:CB:74:A:OP2	2.56	0.53
8:CB:808:G:C8	8:CB:808:G:C5'	2.92	0.53
9:CC:171:VAL:HB	9:CC:182:LYS:HB3	1.88	0.53
9:CC:262:THR:O	9:CC:263:ASP:HB3	2.09	0.53
9:CC:50:THR:O	9:CC:51:ARG:O	2.26	0.53
10:CD:14:ILE:O	10:CD:15:PHE:HB2	2.08	0.53
10:CD:17:GLU:O	17:CK:72:PRO:HB3	2.08	0.53
11:CE:124:PHE:CZ	11:CE:137:LYS:CG	2.90	0.53
11:CE:71:GLY:O	11:CE:72:SER:HB2	2.09	0.53
12:CF:59:ILE:HD11	12:CF:137:PHE:HB2	1.90	0.53
13:CG:114:HIS:HD2	13:CG:147:LEU:HD21	1.73	0.53
14:CH:107:GLY:O	14:CH:108:VAL:HG23	2.07	0.53
14:CH:115:VAL:O	14:CH:115:VAL:HG13	2.08	0.53
15:CI:7:TYR:HB2	15:CI:59:THR:CB	2.39	0.53
18:CL:110:VAL:C	18:CL:111:ILE:HG23	2.28	0.53
18:CL:52:GLY:O	18:CL:53:GLY:C	2.44	0.53
19:CM:47:GLU:HA	19:CM:50:ARG:CB	2.39	0.53
19:CM:46:ILE:HD11	19:CM:93:VAL:HG21	1.89	0.53
22:CP:7:LEU:C	22:CP:9:GLN:N	2.61	0.53
23:CQ:78:PHE:CE1	23:CQ:82:LEU:HD11	2.43	0.53
23:CQ:92:LYS:C	23:CQ:94:LEU:H	2.11	0.53
24:CR:35:PHE:CG	24:CR:64:VAL:O	2.62	0.53
29:CW:44:PHE:HE1	29:CW:57:THR:OG1	1.92	0.53
30:CX:51:ALA:C	30:CX:53:VAL:H	2.10	0.53
33:DA:1063:C:H3'	33:DA:1064:G:H5''	1.90	0.53

Continued on next page...

Continued from previous page...

Atom-1	Atom-2	Interatomic distance (Å)	Clash overlap (Å)
33:DA:1115:U:N3	33:DA:1186:G:C2	2.76	0.53
33:DA:1292:G:H2'	33:DA:1293:C:O4'	2.08	0.53
33:DA:1299:A:C5	33:DA:1301:U:H1'	2.43	0.53
33:DA:1408:A:H2'	33:DA:1409:C:H5'	1.88	0.53
33:DA:146:G:C2	33:DA:147:G:C8	2.97	0.53
33:DA:174:A:C2'	33:DA:175:C:H5'	2.38	0.53
33:DA:450:G:H5''	33:DA:451:A:H5''	1.90	0.53
33:DA:894:G:C2	33:DA:895:G:C8	2.96	0.53
38:DF:64:VAL:HG12	38:DF:65:GLU:N	2.15	0.53
40:DH:31:LEU:O	40:DH:33:VAL:N	2.41	0.53
41:DI:12:LYS:H	41:DI:105:ARG:NH1	2.06	0.53
41:DI:32:ARG:NE	41:DI:36:GLN:HB3	2.23	0.53
41:DI:84:ARG:HA	41:DI:94:ARG:NH2	2.24	0.53
42:DJ:63:ASP:HB3	42:DJ:65:TYR:CE2	2.44	0.53
33:DA:563:A:H3'	44:DL:11:ARG:HH21	1.74	0.53
46:DN:5:MET:HG3	46:DN:8:ARG:NE	2.23	0.53
48:DP:13:LYS:O	48:DP:15:PRO:HD3	2.09	0.53
50:DR:51:GLN:HE21	50:DR:51:GLN:CA	2.22	0.53
8:AB:1205:A:H2'	11:AE:164:LEU:HD13	1.90	0.53
8:AB:1399:C:H2'	8:AB:1400:U:C6	2.44	0.53
8:AB:694:U:OP1	8:AB:1569:A:H1'	2.08	0.53
8:AB:1702:G:C5	8:AB:1703:G:N7	2.75	0.53
8:AB:1926:U:H5'	8:AB:1927:A:OP2	2.08	0.53
8:AB:193:U:H2'	8:AB:194:G:C8	2.43	0.53
8:AB:2521:C:C5'	8:AB:2521:C:H6	2.20	0.53
8:AB:2572:A:OP2	10:AD:152:PRO:CD	2.47	0.53
8:AB:2587:A:H8	8:AB:2587:A:C5'	2.21	0.53
8:AB:2692:G:O6	8:AB:2718:G:C5	2.61	0.53
8:AB:2748:A:C2	13:AG:62:ALA:HB1	2.43	0.53
8:AB:2804:U:C4	8:AB:2805:C:N4	2.76	0.53
8:AB:33:C:H2'	8:AB:33:C:O5'	2.09	0.53
8:AB:630:G:H1	18:AL:69:ARG:NH2	2.06	0.53
9:AC:141:HIS:CG	9:AC:190:THR:HB	2.43	0.53
9:AC:203:VAL:O	9:AC:203:VAL:HG22	2.08	0.53
9:AC:229:HIS:CE1	9:AC:231:HIS:CD2	2.97	0.53
11:AE:138:LEU:O	11:AE:138:LEU:HD23	2.09	0.53
11:AE:135:ALA:O	11:AE:139:LYS:HD2	2.07	0.53
11:AE:164:LEU:CG	11:AE:165:HIS:H	2.21	0.53
11:AE:44:ARG:HD3	11:AE:44:ARG:H	1.73	0.53
13:AG:51:PHE:CD2	13:AG:52:GLY:N	2.66	0.53
14:AH:124:THR:HG22	14:AH:126:GLY:H	1.74	0.53

Continued on next page...

Continued from previous page...

Atom-1	Atom-2	Interatomic distance (Å)	Clash overlap (Å)
17:AK:16:ALA:HB3	17:AK:47:ILE:HD13	1.91	0.53
17:AK:2:ILE:HG22	17:AK:32:TYR:CB	2.39	0.53
18:AL:29:LYS:HD2	18:AL:31:GLY:HA3	1.90	0.53
18:AL:57:LEU:HB2	18:AL:58:TYR:CE2	2.43	0.53
20:AN:72:ASP:O	20:AN:73:ASN:C	2.47	0.53
22:AP:59:THR:O	22:AP:60:VAL:CG1	2.57	0.53
17:AK:78:ARG:CZ	22:AP:72:VAL:HG21	2.39	0.53
8:AB:1754:A:OP1	22:AP:95:LYS:HB2	2.07	0.53
23:AQ:109:VAL:HG12	23:AQ:113:LYS:HZ3	1.71	0.53
29:AW:66:VAL:HG13	29:AW:67:LYS:N	2.22	0.53
29:AW:66:VAL:O	29:AW:67:LYS:O	2.26	0.53
33:BA:1207:G:C2	33:BA:1208:C:C2	2.96	0.53
33:BA:1222:G:C5	33:BA:1223:C:C5	2.96	0.53
33:BA:11:G:H2'	33:BA:12:U:O4'	2.08	0.53
33:BA:243:A:C4	33:BA:245:U:C4	2.96	0.53
33:BA:452:A:N6	33:BA:480:U:N3	2.57	0.53
33:BA:488:C:H2'	33:BA:489:C:H5'	1.90	0.53
33:BA:507:C:O5'	33:BA:508:U:H5''	2.08	0.53
33:BA:655:A:N6	33:BA:752:G:H21	2.07	0.53
33:BA:932:C:C5	39:BG:2:ARG:NH1	2.76	0.53
33:BA:1109:C:OP1	35:BC:175:HIS:CE1	2.62	0.53
35:BC:59:PRO:O	35:BC:60:ALA:HB2	2.08	0.53
36:BD:160:LEU:CD1	36:BD:160:LEU:H	2.16	0.53
39:BG:85:GLN:O	39:BG:86:VAL:C	2.46	0.53
46:BN:1:ALA:HB2	46:BN:67:GLY:CA	2.38	0.53
49:BQ:10:ARG:CZ	49:BQ:11:VAL:HB	2.38	0.53
51:BS:4:LEU:CD1	51:BS:9:PHE:H	2.12	0.53
1:C0:41:HIS:NE2	1:C0:42:ILE:HG22	2.23	0.53
8:CB:1262:A:C2'	8:CB:1263:U:H5'	2.38	0.53
8:CB:1821:A:C4	8:CB:1822:C:C5	2.96	0.53
8:CB:1824:G:N3	9:CC:249:VAL:HG12	2.22	0.53
8:CB:188:G:OP2	32:CZ:12:ILE:HG12	2.08	0.53
8:CB:197:A:C8	8:CB:197:A:H5'	2.44	0.53
8:CB:2270:A:C8	8:CB:2271:G:C8	2.96	0.53
8:CB:2420:C:H3'	8:CB:2421:G:H5''	1.89	0.53
8:CB:2568:U:H2'	8:CB:2569:G:O4'	2.09	0.53
8:CB:2692:G:O6	8:CB:2718:G:C5	2.60	0.53
8:CB:2739:U:H2'	8:CB:2740:A:H5'	1.89	0.53
8:CB:319:G:C6	8:CB:333:G:N1	2.77	0.53
8:CB:310:A:C5	8:CB:330:A:N6	2.75	0.53
8:CB:379:G:C2	8:CB:396:G:C6	2.96	0.53

Continued on next page...

Continued from previous page...

Atom-1	Atom-2	Interatomic distance (Å)	Clash overlap (Å)
8:CB:55:G:C2	8:CB:116:C:N3	2.76	0.53
8:CB:677:A:N1	8:CB:802:A:C5	2.77	0.53
8:CB:464:U:C1'	8:CB:686:U:H5	2.21	0.53
8:CB:899:A:H2'	8:CB:900:A:H5'	1.90	0.53
8:CB:986:C:H5'	8:CB:986:C:C6	2.44	0.53
9:CC:41:GLY:O	9:CC:42:ARG:O	2.26	0.53
9:CC:78:GLU:HB2	9:CC:92:LEU:HB3	1.90	0.53
10:CD:126:ASN:HA	10:CD:128:ARG:NH2	2.22	0.53
10:CD:84:LEU:O	10:CD:85:ALA:CB	2.57	0.53
11:CE:151:GLY:O	11:CE:152:GLU:HG2	2.08	0.53
11:CE:149:ILE:CG2	11:CE:186:VAL:HG13	2.39	0.53
12:CF:121:PHE:HE2	12:CF:165:GLY:HA3	1.74	0.53
12:CF:33:ILE:CD1	12:CF:90:LEU:HB2	2.35	0.53
13:CG:97:VAL:HG12	13:CG:97:VAL:O	2.07	0.53
18:CL:17:LYS:CG	18:CL:18:ARG:H	2.06	0.53
19:CM:71:LYS:HA	19:CM:91:TYR:HA	1.90	0.53
20:CN:38:LEU:O	20:CN:41:ALA:HB3	2.09	0.53
21:CO:34:HIS:HA	21:CO:53:THR:CB	2.39	0.53
22:CP:24:THR:O	22:CP:26:GLU:HG3	2.08	0.53
25:CS:20:VAL:HG21	25:CS:44:ALA:HA	1.91	0.53
33:DA:1210:C:H2'	33:DA:1211:U:H6	1.73	0.53
33:DA:1047:G:H1'	33:DA:1215:G:O2'	2.07	0.53
33:DA:135:C:O5'	33:DA:135:C:H6	1.91	0.53
33:DA:1494:G:C6	33:DA:1495:U:H5	2.25	0.53
33:DA:373:A:O2'	33:DA:481:G:N2	2.42	0.53
33:DA:432:A:C8	33:DA:433:G:C8	2.97	0.53
33:DA:505:G:C4	33:DA:506:G:C8	2.97	0.53
33:DA:597:G:H21	40:DH:85:TYR:HE2	1.55	0.53
33:DA:702:A:H3'	33:DA:703:G:C5'	2.39	0.53
33:DA:729:A:O2'	33:DA:730:G:H5'	2.08	0.53
33:DA:861:G:H1	33:DA:868:C:H42	1.56	0.53
33:DA:872:A:C5	33:DA:874:G:N7	2.76	0.53
34:DB:202:ASN:HD22	34:DB:203:ASP:H	1.55	0.53
35:DC:39:ARG:NE	35:DC:56:ILE:HD11	2.23	0.53
36:DD:32:LYS:NZ	36:DD:36:ALA:HB3	2.24	0.53
33:DA:779:C:O2'	43:DK:121:ARG:NH1	2.42	0.53
47:DO:4:THR:O	47:DO:8:ALA:N	2.40	0.53
5:A4:9:LYS:HG2	5:A4:10:LEU:H	1.74	0.53
7:AA:51:G:N2	7:AA:53:A:H62	2.06	0.53
8:AB:816:C:N4	8:AB:1192:G:N1	2.56	0.53
8:AB:1218:G:C5	8:AB:1232:G:C6	2.96	0.53

Continued on next page...

Continued from previous page...

Atom-1	Atom-2	Interatomic distance (Å)	Clash overlap (Å)
8:AB:1285:A:C8	8:AB:1285:A:H3'	2.43	0.53
8:AB:1360:G:O6	8:AB:1372:U:C2	2.61	0.53
8:AB:1376:C:O2	8:AB:1376:C:C2'	2.57	0.53
8:AB:1456:G:C2'	8:AB:1457:U:H5'	2.38	0.53
8:AB:1599:U:OP1	26:AT:39:THR:HA	2.09	0.53
8:AB:158:U:O2	8:AB:169:G:C2	2.61	0.53
8:AB:1797:G:C5	8:AB:1798:U:C4	2.97	0.53
8:AB:1802:A:N6	8:AB:1817:G:N2	2.57	0.53
8:AB:2090:A:C4	8:AB:2091:C:C5	2.96	0.53
8:AB:2200:C:C6	8:AB:2200:C:H3'	2.43	0.53
8:AB:2407:A:C5	8:AB:2408:U:O4	2.62	0.53
8:AB:792:A:C5	8:AB:2440:C:C5	2.97	0.53
8:AB:2442:C:N4	8:AB:2443:C:N4	2.56	0.53
8:AB:2452:C:C6	8:AB:2452:C:C3'	2.89	0.53
8:AB:2648:G:C2	8:AB:2649:C:C2	2.97	0.53
8:AB:2668:G:C2	8:AB:2669:G:C8	2.96	0.53
8:AB:2835:A:N7	8:AB:2879:A:N1	2.56	0.53
8:AB:338:G:C6	8:AB:339:U:N3	2.77	0.53
8:AB:470:A:C2	8:AB:471:A:C4	2.96	0.53
8:AB:475:C:C4	8:AB:481:G:O6	2.61	0.53
8:AB:547:A:C2'	8:AB:548:G:H5'	2.35	0.53
8:AB:563:A:H5'	8:AB:563:A:C8	2.32	0.53
8:AB:570:G:OP1	8:AB:972:A:H4'	2.09	0.53
8:AB:656:G:H2'	8:AB:657:U:C6	2.44	0.53
8:AB:66:C:H2'	8:AB:67:U:H5'	1.91	0.53
8:AB:79:C:H5''	8:AB:80:G:OP2	2.08	0.53
8:AB:901:C:C2	8:AB:902:C:C5	2.96	0.53
8:AB:986:C:C2'	8:AB:987:C:H5'	2.39	0.53
8:AB:2575:C:O2'	10:AD:146:ILE:CG2	2.56	0.53
11:AE:157:LEU:O	11:AE:159:LEU:N	2.41	0.53
12:AF:140:ILE:HG22	12:AF:142:TYR:H	1.72	0.53
13:AG:85:LYS:HG2	13:AG:130:ILE:O	2.08	0.53
14:AH:116:ARG:HD3	14:AH:131:SER:HB2	1.90	0.53
18:AL:38:GLN:C	18:AL:40:SER:H	2.12	0.53
24:AR:44:GLY:O	24:AR:45:GLU:HB2	2.08	0.53
24:AR:72:VAL:CG1	24:AR:92:TRP:HE1	2.21	0.53
26:AT:50:LEU:O	26:AT:50:LEU:HD12	2.08	0.53
27:AU:46:LYS:HB2	27:AU:53:GLN:HA	1.90	0.53
27:AU:92:VAL:O	27:AU:93:ARG:O	2.27	0.53
28:AV:16:ALA:O	28:AV:20:LEU:HG	2.08	0.53
29:AW:46:ALA:HA	29:AW:57:THR:HG22	1.89	0.53

Continued on next page...

Continued from previous page...

Atom-1	Atom-2	Interatomic distance (Å)	Clash overlap (Å)
31:AY:13:ILE:HD13	31:AY:13:ILE:H	1.72	0.53
33:BA:107:G:H5''	33:BA:108:G:OP2	2.08	0.53
33:BA:1111:A:H2	33:BA:1112:C:N3	2.06	0.53
33:BA:1309:G:OP1	45:BM:96:VAL:HG21	2.07	0.53
33:BA:1332:A:C6	33:BA:1333:A:N7	2.77	0.53
33:BA:1448:C:H2'	33:BA:1449:C:C6	2.44	0.53
33:BA:243:A:H4'	33:BA:243:A:OP1	2.07	0.53
33:BA:389:A:H5''	33:BA:390:U:H5	1.72	0.53
33:BA:481:G:OP1	33:BA:481:G:H4'	2.09	0.53
33:BA:587:G:C2	33:BA:755:G:C6	2.97	0.53
33:BA:763:G:H2'	33:BA:764:C:H6	1.73	0.53
33:BA:819:A:C8	33:BA:1529:G:C2	2.96	0.53
34:BB:68:PHE:CD1	34:BB:83:ALA:HB1	2.44	0.53
35:BC:39:ARG:NH2	35:BC:56:ILE:HD12	2.15	0.53
36:BD:34:GLU:O	36:BD:34:GLU:HG3	2.09	0.53
43:BK:15:VAL:O	43:BK:16:SER:HB2	2.08	0.53
44:BL:31:GLY:O	44:BL:78:VAL:HG13	2.08	0.53
47:BO:10:ILE:HD11	47:BO:29:ALA:CB	2.31	0.53
47:BO:52:ARG:HB2	47:BO:55:LEU:HD23	1.91	0.53
33:BA:957:U:H4'	51:BS:78:THR:O	2.08	0.53
4:C3:46:LYS:HD2	4:C3:47:ALA:N	2.24	0.53
5:C4:9:LYS:HG2	5:C4:10:LEU:H	1.74	0.53
7:CA:99:A:H2'	7:CA:100:G:H5'	1.90	0.53
8:CB:1049:C:C5	8:CB:1050:A:N7	2.76	0.53
8:CB:1220:G:N3	8:CB:1221:C:C6	2.77	0.53
8:CB:1231:U:O2'	8:CB:1232:G:H5'	2.08	0.53
8:CB:1362:C:C2'	8:CB:1363:C:H5'	2.39	0.53
8:CB:1455:G:H5'	20:CN:60:VAL:HG21	1.90	0.53
8:CB:1541:C:H2'	8:CB:1542:U:C6	2.42	0.53
8:CB:1561:C:H2'	8:CB:1562:U:H6	1.72	0.53
8:CB:1569:A:C6	8:CB:1570:A:C5	2.96	0.53
8:CB:1816:C:H5	9:CC:62:ARG:CD	2.19	0.53
8:CB:1848:A:C4	8:CB:1849:G:C8	2.96	0.53
8:CB:2029:G:C2'	8:CB:2030:A:H5'	2.38	0.53
8:CB:2183:A:H2'	8:CB:2184:A:C8	2.44	0.53
8:CB:2207:C:N3	8:CB:2218:G:C2	2.77	0.53
8:CB:2256:G:H21	8:CB:2257:U:H1'	1.73	0.53
8:CB:2306:C:OP2	8:CB:2307:G:N7	2.42	0.53
8:CB:2357:G:N3	8:CB:2361:G:C6	2.77	0.53
8:CB:2361:G:O2'	8:CB:2362:C:H5'	2.09	0.53
8:CB:2583:G:N1	8:CB:2584:U:O2	2.42	0.53

Continued on next page...

Continued from previous page...

Atom-1	Atom-2	Interatomic distance (Å)	Clash overlap (Å)
8:CB:2593:U:C6	8:CB:2594:C:H5	2.27	0.53
8:CB:2599:G:N7	9:CC:234:GLY:HA2	2.22	0.53
8:CB:2850:A:C5	8:CB:2851:A:N7	2.77	0.53
8:CB:68:G:H2'	8:CB:69:C:H6	1.74	0.53
8:CB:809:G:OP2	55:CB:5161:HOH:O	2.19	0.53
8:CB:862:G:H8	8:CB:862:G:O5'	1.92	0.53
8:CB:906:U:H5'	8:CB:906:U:C6	2.43	0.53
8:CB:969:G:H2'	8:CB:970:U:H6	1.74	0.53
9:CC:134:ILE:HD13	9:CC:135:PRO:CD	2.38	0.53
9:CC:244:VAL:CG2	9:CC:245:THR:H	2.15	0.53
9:CC:4:LYS:HE2	9:CC:5:CYS:SG	2.49	0.53
10:CD:202:ILE:CG2	10:CD:202:ILE:O	2.56	0.53
10:CD:61:THR:O	10:CD:64:GLU:N	2.42	0.53
10:CD:90:PHE:O	10:CD:91:THR:OG1	2.24	0.53
11:CE:17:THR:CG2	11:CE:196:VAL:HG13	2.37	0.53
16:CJ:132:HIS:CD2	16:CJ:132:HIS:O	2.62	0.53
17:CK:113:MET:C	17:CK:115:ILE:N	2.60	0.53
23:CQ:16:ILE:O	23:CQ:19:GLN:N	2.41	0.53
23:CQ:79:ILE:HD13	23:CQ:79:ILE:N	2.22	0.53
27:CU:92:VAL:HG13	27:CU:93:ARG:H	1.74	0.53
32:CZ:56:ARG:NH1	32:CZ:57:VAL:N	2.57	0.53
33:DA:1142:G:H2'	33:DA:1143:G:O4'	2.09	0.53
33:DA:1149:C:H6	33:DA:1149:C:H3'	1.72	0.53
33:DA:1151:A:H4'	33:DA:1152:A:OP1	2.09	0.53
33:DA:1484:C:C2'	33:DA:1485:U:H5'	2.39	0.53
33:DA:38:G:H22	33:DA:397:A:C5'	2.16	0.53
33:DA:452:A:N6	33:DA:480:U:N3	2.56	0.53
33:DA:720:C:C4	33:DA:721:G:N2	2.76	0.53
33:DA:739:C:C2	33:DA:740:U:C6	2.96	0.53
33:DA:782:A:C6	33:DA:783:C:C2	2.96	0.53
33:DA:795:C:H5'	33:DA:1522:U:H5''	1.91	0.53
33:DA:880:C:H2'	33:DA:881:G:O4'	2.09	0.53
33:DA:888:G:C4	33:DA:889:A:N7	2.76	0.53
33:DA:87:C:H2'	33:DA:88:U:O4'	2.08	0.53
33:DA:980:C:H2'	33:DA:981:U:O4'	2.09	0.53
36:DD:22:SER:HB3	36:DD:108:ALA:O	2.08	0.53
36:DD:63:ILE:HG23	36:DD:63:ILE:O	2.08	0.53
42:DJ:66:GLU:HB2	46:DN:98:ALA:CB	2.37	0.53
45:DM:18:LEU:CD1	45:DM:33:LEU:HB2	2.39	0.53
46:DN:23:ARG:O	46:DN:26:LEU:HB2	2.09	0.53
47:DO:63:ARG:HH11	47:DO:63:ARG:CG	2.10	0.53

Continued on next page...

Continued from previous page...

Atom-1	Atom-2	Interatomic distance (Å)	Clash overlap (Å)
49:DQ:56:ASP:O	49:DQ:57:VAL:HG23	2.08	0.53
4:A3:41:ARG:HA	4:A3:41:ARG:NE	2.23	0.53
4:A3:9:ALA:C	4:A3:11:LYS:N	2.61	0.53
8:AB:1136:G:H8	8:AB:1136:G:C5'	2.21	0.53
8:AB:974:G:O4'	8:AB:1186:G:N2	2.42	0.53
8:AB:123:G:N1	8:AB:129:C:N4	2.57	0.53
8:AB:1422:G:C2	8:AB:1423:G:C8	2.96	0.53
8:AB:1635:A:C8	8:AB:1635:A:H5'	2.36	0.53
8:AB:1736:U:H3'	8:AB:1737:G:C8	2.43	0.53
8:AB:1775:U:H2'	8:AB:1776:G:H5'	1.89	0.53
8:AB:1820:U:O2	9:AC:200:MET:O	2.27	0.53
8:AB:1913:A:N6	33:BA:1492:A:C2	2.76	0.53
8:AB:1960:A:N7	8:AB:1961:C:H5	2.06	0.53
8:AB:2102:G:C6	8:AB:2103:C:N4	2.76	0.53
8:AB:2189:U:H2'	8:AB:2190:G:C8	2.43	0.53
8:AB:2086:U:C2	8:AB:2234:G:N1	2.77	0.53
8:AB:2386:A:HO2'	29:AW:37:VAL:HB	1.73	0.53
8:AB:2358:A:N6	8:AB:2428:G:H22	2.04	0.53
8:AB:2455:G:N1	8:AB:2498:C:N4	2.57	0.53
8:AB:2471:A:N6	8:AB:2479:U:H3	2.06	0.53
8:AB:2734:A:H2'	8:AB:2735:G:H5'	1.89	0.53
8:AB:2841:C:N3	8:AB:2877:G:C2	2.77	0.53
8:AB:341:C:H2'	8:AB:342:A:O4'	2.08	0.53
8:AB:396:G:N2	8:AB:397:U:H1'	2.24	0.53
8:AB:586:A:OP1	11:AE:84:THR:HB	2.08	0.53
8:AB:662:G:C2'	8:AB:663:G:H5'	2.38	0.53
8:AB:716:A:P	47:BO:88:ARG:HB3	2.47	0.53
8:AB:73:A:C2'	8:AB:74:A:OP2	2.57	0.53
8:AB:763:G:C8	8:AB:763:G:C3'	2.92	0.53
8:AB:771:G:N2	8:AB:772:C:C2	2.77	0.53
8:AB:864:G:C3'	8:AB:864:G:C8	2.91	0.53
9:AC:212:TRP:CH2	9:AC:217:PRO:HD3	2.44	0.53
10:AD:149:ASN:C	10:AD:151:THR:N	2.61	0.53
11:AE:1:MET:CG	11:AE:2:GLU:H	2.15	0.53
12:AF:129:MET:O	12:AF:152:ASP:O	2.26	0.53
18:AL:27:LEU:HD12	18:AL:27:LEU:N	2.24	0.53
26:AT:26:LYS:HG3	26:AT:27:SER:N	2.24	0.53
26:AT:39:THR:HG1	26:AT:42:GLU:HB3	1.74	0.53
32:AZ:66:ILE:HB	32:AZ:67:PRO:HD3	1.90	0.53
33:BA:887:G:N2	33:BA:1489:G:H4'	2.21	0.53
33:BA:1503:A:C2	33:BA:1531:A:N3	2.77	0.53

Continued on next page...

Continued from previous page...

Atom-1	Atom-2	Interatomic distance (Å)	Clash overlap (Å)
33:BA:22:G:H2'	33:BA:23:C:C6	2.44	0.53
33:BA:248:C:H2'	33:BA:249:U:C6	2.43	0.53
33:BA:32:A:N6	33:BA:553:A:C6	2.76	0.53
33:BA:479:U:C2'	33:BA:480:U:H5'	2.38	0.53
33:BA:53:A:N1	33:BA:359:G:C6	2.77	0.53
33:BA:58:C:C3'	33:BA:59:A:H5''	2.38	0.53
33:BA:655:A:H8	33:BA:655:A:O5'	1.91	0.53
33:BA:775:G:C4	33:BA:776:G:C8	2.97	0.53
33:BA:791:G:C2'	33:BA:792:A:H5'	2.39	0.53
33:BA:913:A:H1'	33:BA:914:A:O4'	2.08	0.53
33:BA:928:G:N2	33:BA:1390:U:O2	2.42	0.53
34:BB:101:THR:HG22	34:BB:174:GLU:OE1	2.08	0.53
33:BA:1112:C:H1'	35:BC:178:ARG:HD3	1.91	0.53
40:BH:86:LYS:HB2	40:BH:124:ILE:HD11	1.89	0.53
38:BF:86:ARG:CZ	50:BR:63:TYR:HB3	2.38	0.53
53:BU:6:ARG:C	53:BU:7:GLU:HG3	2.28	0.53
2:C1:14:ALA:HA	2:C1:48:TYR:CE2	2.44	0.53
7:CA:55:U:C2'	7:CA:56:G:H5''	2.38	0.53
8:CB:1094:U:O2	8:CB:1097:U:C5	2.60	0.53
8:CB:1345:C:C4	8:CB:1346:G:N7	2.77	0.53
8:CB:1343:G:N2	8:CB:1384:A:H2	2.07	0.53
8:CB:1623:G:C5	8:CB:1624:U:C5	2.96	0.53
8:CB:1707:G:N1	8:CB:1708:C:C2	2.77	0.53
8:CB:1773:A:C2	8:CB:1774:C:H1'	2.44	0.53
8:CB:1897:G:N1	8:CB:1898:U:C2	2.76	0.53
8:CB:2147:A:H4'	8:CB:2148:G:N7	2.24	0.53
8:CB:2386:A:C2	8:CB:2387:U:C2	2.97	0.53
8:CB:2488:G:H2'	8:CB:2489:U:H6	1.74	0.53
8:CB:2648:G:H8	8:CB:2648:G:O5'	1.91	0.53
8:CB:2671:G:C2	8:CB:2672:U:C2	2.96	0.53
8:CB:269:C:C4	8:CB:270:A:N6	2.76	0.53
8:CB:2852:G:C5	8:CB:2853:C:C4	2.97	0.53
8:CB:2859:G:C2'	8:CB:2860:A:H5''	2.37	0.53
8:CB:2869:G:H2'	8:CB:2870:C:O4'	2.09	0.53
8:CB:565:C:C4	8:CB:566:U:O4	2.61	0.53
8:CB:707:G:C5'	8:CB:708:G:OP2	2.56	0.53
8:CB:768:G:C5	8:CB:769:U:N3	2.77	0.53
8:CB:797:G:C5	8:CB:798:G:C8	2.97	0.53
10:CD:1:MET:CA	10:CD:81:GLU:HG2	2.39	0.53
11:CE:56:GLY:O	11:CE:57:LYS:HD2	2.08	0.53
13:CG:143:VAL:HA	13:CG:146:ASP:CB	2.39	0.53

Continued on next page...

Continued from previous page...

Atom-1	Atom-2	Interatomic distance (Å)	Clash overlap (Å)
13:CG:58:ALA:O	13:CG:60:GLY:N	2.38	0.53
14:CH:27:ARG:N	14:CH:31:VAL:HG23	2.23	0.53
15:CI:60:VAL:HG23	15:CI:66:PHE:HB3	1.91	0.53
17:CK:20:MET:HG3	17:CK:20:MET:O	2.08	0.53
18:CL:110:VAL:CB	18:CL:126:ARG:HH12	2.21	0.53
18:CL:112:LEU:HD21	18:CL:134:ALA:HB2	1.91	0.53
18:CL:91:ASP:O	18:CL:93:ASN:N	2.42	0.53
8:CB:1651:G:C5'	20:CN:39:PRO:HG2	2.32	0.53
21:CO:37:ALA:CB	21:CO:78:VAL:HG21	2.38	0.53
27:CU:8:ASP:O	27:CU:10:VAL:HG13	2.09	0.53
8:CB:928:A:H4'	31:CY:37:ARG:HH11	1.73	0.53
32:CZ:66:ILE:HB	32:CZ:67:PRO:HD3	1.90	0.53
33:DA:1088:G:H21	33:DA:1167:A:N6	2.06	0.53
33:DA:119:A:N7	33:DA:240:G:C6	2.77	0.53
33:DA:1261:A:N6	33:DA:1262:C:C4	2.77	0.53
33:DA:1290:G:O5'	33:DA:1290:G:C8	2.60	0.53
33:DA:1333:A:C5	33:DA:1334:G:C8	2.96	0.53
33:DA:1409:C:O2	33:DA:1491:G:N2	2.41	0.53
33:DA:19:A:C8	33:DA:19:A:H5''	2.44	0.53
33:DA:254:G:OP1	49:DQ:67:SER:OG	2.17	0.53
33:DA:397:A:N6	33:DA:548:G:C5	2.77	0.53
33:DA:656:G:N1	33:DA:751:U:N3	2.57	0.53
33:DA:865:A:H1'	33:DA:918:A:O2'	2.08	0.53
33:DA:952:U:C2'	33:DA:953:G:O4'	2.53	0.53
34:DB:65:LYS:HD3	34:DB:89:PHE:HZ	1.73	0.53
36:DD:11:SER:OG	36:DD:18:LEU:HB2	2.08	0.53
38:DF:100:SER:HB2	50:DR:23:LYS:CD	2.26	0.53
38:DF:42:TRP:NE1	38:DF:61:LEU:HD23	2.16	0.53
44:DL:54:VAL:O	44:DL:61:GLU:HA	2.08	0.53
43:DK:88:PRO:HG3	53:DU:28:LEU:HD22	1.91	0.53
8:AB:1029:A:C3'	8:AB:1029:A:C8	2.92	0.53
8:AB:1317:G:H2'	8:AB:1318:U:O4'	2.08	0.53
8:AB:1324:G:N2	8:AB:1331:G:C4	2.77	0.53
8:AB:1429:G:C2'	8:AB:1430:G:H5'	2.39	0.53
8:AB:1471:G:H1	8:AB:1520:U:H3	1.56	0.53
8:AB:1528:A:C8	8:AB:1544:A:N6	2.77	0.53
8:AB:1275:A:C2	8:AB:1645:G:N2	2.76	0.53
8:AB:170:U:H2'	8:AB:171:U:O4'	2.09	0.53
8:AB:1761:C:C2'	8:AB:1762:A:H5'	2.39	0.53
8:AB:179:C:H5'	8:AB:180:G:OP2	2.09	0.53
8:AB:1974:C:H2'	8:AB:1975:G:O5'	2.08	0.53

Continued on next page...

Continued from previous page...

Atom-1	Atom-2	Interatomic distance (Å)	Clash overlap (Å)
8:AB:2006:C:O2'	8:AB:2823:A:H1'	2.08	0.53
8:AB:2082:A:C8	8:AB:2083:G:N7	2.77	0.53
8:AB:2363:G:H2'	8:AB:2364:C:H6	1.74	0.53
8:AB:244:A:C2'	8:AB:245:G:O5'	2.57	0.53
8:AB:2466:C:H1'	19:AM:118:LYS:HZ2	1.73	0.53
8:AB:2722:G:N3	8:AB:2723:C:C6	2.77	0.53
8:AB:2811:G:OP1	10:AD:61:THR:HB	2.09	0.53
8:AB:352:A:H2'	8:AB:353:C:H6	1.73	0.53
8:AB:379:G:N2	8:AB:396:G:C4	2.77	0.53
8:AB:470:A:C6	8:AB:471:A:C6	2.97	0.53
8:AB:968:C:H3'	8:AB:968:C:C6	2.44	0.53
8:AB:993:G:C2	8:AB:1162:G:C2	2.97	0.53
9:AC:155:ARG:O	9:AC:159:THR:HG23	2.09	0.53
9:AC:209:ALA:O	9:AC:213:ARG:NH1	2.41	0.53
8:AB:2821:A:OP2	10:AD:115:GLY:CA	2.57	0.53
8:AB:2633:G:C1'	10:AD:62:LYS:HG3	2.37	0.53
11:AE:49:ARG:C	11:AE:51:GLU:N	2.60	0.53
12:AF:35:LEU:HD11	12:AF:60:SER:HB3	1.91	0.53
8:AB:2531:A:H4'	13:AG:156:TYR:CZ	2.43	0.53
14:AH:4:ILE:O	14:AH:37:VAL:HB	2.08	0.53
16:AJ:62:VAL:O	16:AJ:64:VAL:N	2.41	0.53
18:AL:110:VAL:HB	18:AL:126:ARG:HH12	1.74	0.53
8:AB:2394:C:OP1	18:AL:63:LYS:HD2	2.09	0.53
19:AM:64:TRP:HE3	19:AM:102:LEU:HB3	1.74	0.53
26:AT:21:SER:O	26:AT:24:MET:HB2	2.09	0.53
26:AT:57:VAL:HG23	26:AT:86:THR:HG23	1.90	0.53
29:AW:38:ARG:HB3	29:AW:68:PHE:CE1	2.43	0.53
33:BA:345:C:C6	33:BA:345:C:H5'	2.42	0.53
33:BA:57:G:O6	33:BA:356:A:N6	2.41	0.53
33:BA:400:C:H2'	33:BA:401:C:C5'	2.38	0.53
33:BA:967:C:OP2	33:BA:968:A:H2'	2.08	0.53
35:BC:107:LYS:HE3	35:BC:143:LEU:HD12	1.91	0.53
36:BD:104:MET:SD	36:BD:142:VAL:CG2	2.97	0.53
39:BG:16:LYS:HB2	39:BG:43:TYR:OH	2.09	0.53
41:BI:33:SER:HB3	41:BI:36:GLN:NE2	2.14	0.53
43:BK:34:THR:OG1	43:BK:35:ASP:N	2.42	0.53
44:BL:18:SER:C	44:BL:20:VAL:H	2.10	0.53
45:BM:28:ARG:HD3	45:BM:28:ARG:O	2.09	0.53
33:BA:255:G:OP2	49:BQ:67:SER:OG	2.27	0.53
50:BR:57:ALA:HA	50:BR:60:ARG:HD2	1.91	0.53
50:BR:70:THR:HG23	50:BR:73:HIS:H	1.72	0.53

Continued on next page...

Continued from previous page...

Atom-1	Atom-2	Interatomic distance (Å)	Clash overlap (Å)
46:BN:52:ARG:NH2	51:BS:13:HIS:NE2	2.57	0.53
53:BU:43:GLU:O	53:BU:47:ALA:HB3	2.09	0.53
8:CB:1024:G:OP1	8:CB:1026:G:OP1	2.27	0.53
8:CB:104:A:C3'	8:CB:104:A:C8	2.91	0.53
8:CB:1120:G:H2'	8:CB:1121:C:H6	1.74	0.53
8:CB:1265:A:C1'	8:CB:1267:U:C5	2.91	0.53
8:CB:1347:A:H2'	8:CB:1348:C:O4'	2.09	0.53
8:CB:1639:C:H2'	8:CB:1640:A:H5'	1.91	0.53
8:CB:1840:G:N2	8:CB:1841:U:H1'	2.24	0.53
8:CB:1942:C:H3'	8:CB:1943:U:H5''	1.91	0.53
8:CB:1933:G:N2	8:CB:1967:C:N3	2.56	0.53
8:CB:2087:G:H3'	8:CB:2087:G:C8	2.42	0.53
8:CB:2204:G:O2'	8:CB:2205:A:H5'	2.07	0.53
8:CB:2267:A:H3'	8:CB:2268:A:C5'	2.35	0.53
8:CB:2270:A:H2'	8:CB:2271:G:H5'	1.90	0.53
8:CB:2279:G:H8	8:CB:2279:G:H5''	1.73	0.53
8:CB:2360:G:H2'	8:CB:2361:G:O5'	2.08	0.53
8:CB:2706:A:H8	8:CB:2706:A:O5'	1.91	0.53
8:CB:2784:U:H4'	10:CD:41:ALA:C	2.28	0.53
8:CB:45:G:H5''	8:CB:46:G:H5'	1.91	0.53
8:CB:533:G:H2'	8:CB:534:U:H6	1.69	0.53
8:CB:692:C:H2'	8:CB:693:A:H8	1.73	0.53
8:CB:751:A:C4	8:CB:789:A:C2	2.97	0.53
8:CB:867:C:H6	8:CB:867:C:H3'	1.74	0.53
8:CB:933:A:C3'	8:CB:933:A:C8	2.91	0.53
8:CB:979:A:C2	8:CB:982:C:N3	2.76	0.53
9:CC:128:THR:HG23	9:CC:189:ALA:H	1.73	0.53
12:CF:78:ILE:HG23	12:CF:82:TYR:HD1	1.73	0.53
14:CH:79:THR:HG23	14:CH:145:ASN:O	2.09	0.53
14:CH:26:ALA:N	14:CH:30:LEU:HD12	2.23	0.53
16:CJ:132:HIS:O	16:CJ:133:ALA:C	2.46	0.53
24:CR:41:ILE:HG13	24:CR:43:ASN:HB2	1.90	0.53
23:CQ:49:ARG:CG	24:CR:77:PHE:CZ	2.72	0.53
26:CT:30:ILE:HG23	26:CT:32:LEU:HD11	1.90	0.53
26:CT:68:LYS:HE2	26:CT:74:ILE:O	2.08	0.53
8:CB:85:G:H5'	27:CU:28:LEU:CG	2.39	0.53
27:CU:75:ALA:O	27:CU:76:THR:HG23	2.08	0.53
30:CX:7:ARG:HH12	30:CX:56:LEU:HD22	1.73	0.53
33:DA:1038:C:H5''	33:DA:1039:G:OP2	2.08	0.53
33:DA:1047:G:H2'	33:DA:1048:G:H5'	1.91	0.53
33:DA:1200:C:H5'	33:DA:1201:A:H5'	1.89	0.53

Continued on next page...

Continued from previous page...

Atom-1	Atom-2	Interatomic distance (Å)	Clash overlap (Å)
33:DA:1231:G:C6	33:DA:1232:U:C2	2.97	0.53
33:DA:133:U:C2	33:DA:230:G:C6	2.96	0.53
33:DA:1423:G:C4	33:DA:1424:U:H5	2.21	0.53
33:DA:179:A:C5	33:DA:180:U:C4	2.97	0.53
33:DA:402:G:C2	33:DA:403:C:C4	2.97	0.53
33:DA:299:G:N2	33:DA:565:U:O2	2.41	0.53
33:DA:598:U:C2	33:DA:599:C:C5	2.96	0.53
33:DA:718:A:N7	33:DA:719:C:C2	2.77	0.53
33:DA:745:G:H5'	33:DA:851:G:C2'	2.39	0.53
33:DA:951:G:H21	33:DA:970:C:H2'	1.73	0.53
35:DC:9:ILE:HG23	35:DC:10:ARG:HG2	1.90	0.53
36:DD:138:PRO:O	36:DD:139:ASN:CB	2.52	0.53
36:DD:146:GLU:HA	36:DD:149:LYS:CD	2.39	0.53
42:DJ:86:ALA:C	42:DJ:87:LEU:HD22	2.28	0.53
52:DT:64:GLY:HA2	52:DT:67:HIS:HB2	1.91	0.53
2:A1:42:VAL:HG12	2:A1:43:ARG:H	1.74	0.53
8:AB:1195:G:C2	8:AB:1196:C:C6	2.97	0.53
8:AB:1286:A:C2	8:AB:1329:U:C5	2.97	0.53
8:AB:1343:G:H1'	8:AB:1597:A:C4	2.44	0.53
8:AB:1451:C:C5'	8:AB:1451:C:H6	2.22	0.53
8:AB:1550:C:H2'	8:AB:1551:A:C8	2.43	0.53
8:AB:1562:U:C2	8:AB:1563:U:C6	2.97	0.53
8:AB:160:A:C2	8:AB:161:A:C5	2.97	0.53
8:AB:1809:A:C4	8:AB:1810:A:N7	2.77	0.53
8:AB:210:C:HO2'	8:AB:211:C:H5'	1.72	0.53
8:AB:2511:U:C2'	8:AB:2512:C:H5'	2.39	0.53
8:AB:246:C:H42	8:AB:252:G:H1	1.56	0.53
8:AB:2592:G:C2	8:AB:2593:U:O2	2.62	0.53
8:AB:283:G:N2	8:AB:284:U:H1'	2.23	0.53
8:AB:2885:G:C5	8:AB:2886:A:C8	2.96	0.53
8:AB:396:G:O2'	8:AB:397:U:H5'	2.09	0.53
8:AB:477:A:H2'	8:AB:478:A:N7	2.23	0.53
8:AB:681:G:H2'	8:AB:682:G:C8	2.32	0.53
8:AB:813:U:H1'	8:AB:1226:A:N3	2.24	0.53
8:AB:871:U:C2	8:AB:907:G:N1	2.76	0.53
8:AB:997:G:OP1	23:AQ:92:LYS:NZ	2.40	0.53
8:AB:727:A:C2	9:AC:15:VAL:HG11	2.36	0.53
9:AC:257:ARG:O	9:AC:261:ARG:NH1	2.42	0.53
9:AC:4:LYS:HE2	9:AC:5:CYS:SG	2.49	0.53
13:AG:45:ALA:HB3	13:AG:48:THR:O	2.09	0.53
13:AG:77:GLY:HA2	13:AG:82:PHE:HE2	1.73	0.53

Continued on next page...

Continued from previous page...

Atom-1	Atom-2	Interatomic distance (Å)	Clash overlap (Å)
17:AK:54:LYS:HD3	17:AK:54:LYS:H	1.72	0.53
18:AL:105:ILE:HD13	18:AL:105:ILE:N	2.24	0.53
19:AM:3:GLN:H	19:AM:4:PRO:HD2	1.72	0.53
20:AN:2:ARG:O	20:AN:3:HIS:CG	2.62	0.53
20:AN:1:MET:HG2	20:AN:6:SER:OG	2.09	0.53
22:AP:27:VAL:HG13	22:AP:47:ILE:HD12	1.89	0.53
25:AS:20:VAL:O	25:AS:22:ASP:N	2.34	0.53
27:AU:27:VAL:O	27:AU:28:LEU:HD23	2.08	0.53
33:BA:1035:A:H8	33:BA:1035:A:H3'	1.74	0.53
33:BA:533:A:C4'	33:BA:534:U:OP2	2.54	0.53
33:BA:571:U:H3	33:BA:864:A:H61	1.54	0.53
33:BA:569:C:H5'	33:BA:574:A:N6	2.24	0.53
33:BA:675:A:C5	33:BA:676:A:C8	2.97	0.53
33:BA:870:U:O5'	33:BA:870:U:C2'	2.57	0.53
33:BA:562:U:N3	33:BA:884:U:C5	2.75	0.53
35:BC:17:TRP:C	35:BC:19:SER:N	2.59	0.53
35:BC:63:ILE:HD13	35:BC:94:ALA:HB1	1.91	0.53
36:BD:12:ARG:HD2	36:BD:37:PRO:CG	2.33	0.53
40:BH:12:ARG:HD2	40:BH:26:MET:HE3	1.90	0.53
40:BH:26:MET:HB2	40:BH:27:PRO:HD3	1.90	0.53
47:BO:35:ILE:HD12	47:BO:55:LEU:HD12	1.90	0.53
48:BP:7:ALA:H	48:BP:18:GLN:H	1.57	0.53
7:CA:39:A:C2	7:CA:40:U:N3	2.76	0.53
7:CA:57:A:N3	12:CF:25:MET:HG2	2.24	0.53
7:CA:90:C:O2'	7:CA:91:C:H5'	2.09	0.53
8:CB:1057:A:C2'	8:CB:1058:U:H5'	2.38	0.53
8:CB:108:G:N1	8:CB:109:C:C2	2.77	0.53
8:CB:1184:U:C2	8:CB:1185:G:N7	2.77	0.53
8:CB:818:G:N1	8:CB:1188:U:OP2	2.29	0.53
8:CB:1232:G:C4	8:CB:1233:C:C5	2.96	0.53
8:CB:131:A:H5''	8:CB:131:A:H8	1.74	0.53
8:CB:1557:C:C5	8:CB:1558:C:H2'	2.43	0.53
8:CB:1736:U:H3'	8:CB:1737:G:C8	2.43	0.53
8:CB:1914:C:H2'	8:CB:1915:U:H6	1.72	0.53
8:CB:2003:A:H2'	8:CB:2004:G:O5'	2.09	0.53
8:CB:2327:A:H8	8:CB:2327:A:H5'	1.74	0.53
8:CB:2438:U:C2'	8:CB:2439:A:H5''	2.38	0.53
8:CB:2496:C:OP1	19:CM:81:ARG:CB	2.57	0.53
8:CB:2503:A:N3	8:CB:2503:A:H2'	2.24	0.53
8:CB:2641:G:C5'	8:CB:2641:G:H8	2.22	0.53
8:CB:2737:G:C2	8:CB:2768:U:N3	2.76	0.53

Continued on next page...

Continued from previous page...

Atom-1	Atom-2	Interatomic distance (Å)	Clash overlap (Å)
8:CB:2865:U:C2	8:CB:2866:U:C5	2.97	0.53
8:CB:335:C:C6	8:CB:335:C:H5'	2.44	0.53
8:CB:358:U:C2	8:CB:359:G:C8	2.96	0.53
8:CB:396:G:N1	8:CB:397:U:C2	2.77	0.53
8:CB:181:A:H1'	8:CB:435:C:C5'	2.38	0.53
8:CB:64:A:H2	8:CB:65:U:H3	1.55	0.53
8:CB:682:G:H2'	8:CB:683:U:H6	1.74	0.53
8:CB:905:A:C2'	8:CB:906:U:H5''	2.38	0.53
8:CB:947:A:H8	8:CB:947:A:O5'	1.91	0.53
9:CC:158:GLY:N	9:CC:197:ALA:HB2	2.24	0.53
10:CD:68:PHE:CB	10:CD:90:PHE:CE2	2.92	0.53
16:CJ:113:PRO:O	16:CJ:115:GLY:N	2.41	0.53
16:CJ:13:ARG:HG2	16:CJ:50:THR:HG23	1.91	0.53
17:CK:12:ASP:N	17:CK:85:VAL:HG22	2.23	0.53
18:CL:79:LEU:HD11	18:CL:112:LEU:CD2	2.39	0.53
20:CN:17:ARG:O	20:CN:20:MET:N	2.41	0.53
21:CO:34:HIS:HA	21:CO:53:THR:HB	1.91	0.53
22:CP:1:SER:CB	22:CP:5:LYS:HG2	2.39	0.53
27:CU:24:VAL:O	27:CU:25:LYS:HD2	2.09	0.53
30:CX:25:GLN:NE2	30:CX:46:VAL:HG11	2.23	0.53
33:DA:1022:A:C6	33:DA:1023:U:C4	2.97	0.53
33:DA:116:A:H8	33:DA:116:A:O5'	1.91	0.53
33:DA:500:G:H5''	44:DL:120:ARG:NH1	2.23	0.53
33:DA:519:C:H5	33:DA:529:G:H21	1.57	0.53
33:DA:538:G:O2'	33:DA:539:A:H5'	2.08	0.53
33:DA:623:C:C2	33:DA:624:C:C5	2.97	0.53
33:DA:629:A:C5	33:DA:630:A:C8	2.97	0.53
33:DA:828:U:C5	33:DA:829:G:N9	2.76	0.53
36:DD:142:VAL:HG23	36:DD:179:GLY:CA	2.31	0.53
36:DD:2:ARG:HH22	36:DD:114:ARG:NE	2.06	0.53
36:DD:81:LEU:C	36:DD:83:GLY:H	2.12	0.53
37:DE:87:VAL:HG13	37:DE:88:HIS:N	2.23	0.53
38:DF:6:ILE:O	38:DF:6:ILE:HG13	2.08	0.53
39:DG:58:LEU:O	39:DG:62:GLU:HG3	2.09	0.53
42:DJ:77:VAL:HG12	42:DJ:78:GLU:H	1.73	0.53
2:A1:12:SER:HB2	2:A1:21:THR:O	2.09	0.53
2:A1:12:SER:CA	2:A1:50:GLU:HB3	2.32	0.53
8:AB:1008:A:H61	8:AB:1136:G:H1	1.56	0.53
8:AB:1193:G:N2	8:AB:1194:A:N3	2.57	0.53
8:AB:1205:A:C4'	8:AB:1206:G:OP2	2.51	0.53
8:AB:1268:A:H2'	8:AB:1269:A:O5'	2.08	0.53

Continued on next page...

Continued from previous page...

Atom-1	Atom-2	Interatomic distance (Å)	Clash overlap (Å)
8:AB:770:G:H1'	8:AB:1379:U:C4	2.44	0.53
8:AB:1578:U:H6	8:AB:1578:U:H5''	1.73	0.53
8:AB:1612:C:C2	8:AB:1620:G:N2	2.76	0.53
8:AB:1708:C:H2'	8:AB:1709:U:C5	2.43	0.53
8:AB:1779:U:H5	8:AB:1784:A:N7	2.06	0.53
8:AB:20:C:H2'	8:AB:21:A:C8	2.44	0.53
8:AB:2352:A:C8	8:AB:2352:A:H5'	2.36	0.53
8:AB:2481:G:HO2'	8:AB:2482:A:H8	1.55	0.53
8:AB:2487:G:C2'	8:AB:2488:G:H5'	2.39	0.53
8:AB:260:G:C8	8:AB:260:G:H3'	2.44	0.53
8:AB:2623:G:H2'	8:AB:2624:G:H5'	1.90	0.53
8:AB:2873:A:O3'	20:AN:5:LYS:HB2	2.08	0.53
8:AB:356:G:C4	8:AB:357:C:C6	2.97	0.53
8:AB:486:C:O2	8:AB:495:G:C2	2.62	0.53
8:AB:61:C:C2	8:AB:94:A:C2	2.88	0.53
8:AB:663:G:O6	8:AB:664:G:C6	2.62	0.53
8:AB:783:A:C8	8:AB:784:G:H4'	2.37	0.53
8:AB:855:G:H1'	29:AW:24:ARG:HD2	1.90	0.53
8:AB:933:A:H2'	8:AB:934:U:H5'	1.90	0.53
9:AC:229:HIS:NE2	9:AC:244:VAL:HG23	2.23	0.53
8:AB:1824:G:C2	9:AC:249:VAL:HG12	2.44	0.53
10:AD:2:ILE:O	10:AD:3:GLY:O	2.25	0.53
10:AD:56:LYS:O	10:AD:57:ALA:C	2.47	0.53
11:AE:67:ARG:H	11:AE:67:ARG:CD	2.21	0.53
14:AH:46:PHE:HA	14:AH:49:ALA:CB	2.38	0.53
17:AK:19:VAL:HG12	17:AK:43:ILE:HA	1.90	0.53
4:A3:26:ALA:HB3	18:AL:62:PRO:HB2	1.91	0.53
21:AO:88:LYS:HD2	21:AO:116:GLN:NE2	2.24	0.53
23:AQ:25:GLY:C	23:AQ:29:ARG:HB2	2.30	0.53
33:BA:1013:G:H2'	33:BA:1015:G:OP2	2.09	0.53
33:BA:1425:U:O2'	33:BA:1426:G:H5'	2.09	0.53
33:BA:292:G:N7	33:BA:293:G:H1'	2.24	0.53
33:BA:450:G:H22	33:BA:482:A:N6	2.05	0.53
33:BA:743:A:N6	33:BA:744:C:N4	2.56	0.53
33:BA:778:G:H2'	33:BA:779:C:O5'	2.09	0.53
33:BA:804:U:C5	33:BA:805:C:H5	2.27	0.53
33:BA:905:U:H5	33:BA:906:A:N7	2.07	0.53
33:BA:979:C:C4	33:BA:980:C:C4	2.97	0.53
35:BC:70:ALA:HB3	35:BC:114:LEU:HD11	1.91	0.53
35:BC:57:GLU:HB2	35:BC:64:ARG:HB3	1.91	0.53
36:BD:102:TYR:CD1	36:BD:107:GLY:O	2.61	0.53

Continued on next page...

Continued from previous page...

Atom-1	Atom-2	Interatomic distance (Å)	Clash overlap (Å)
36:BD:142:VAL:HG23	36:BD:143:SER:N	2.24	0.53
36:BD:169:TRP:CE2	36:BD:185:PRO:HG3	2.44	0.53
39:BG:76:SER:OG	39:BG:77:ARG:N	2.41	0.53
48:BP:20:VAL:HG13	48:BP:22:ALA:H	1.73	0.53
48:BP:68:SER:HB3	48:BP:71:VAL:CG1	2.38	0.53
5:C4:2:LYS:HA	5:C4:36:ARG:O	2.08	0.53
7:CA:99:A:N3	7:CA:100:G:C8	2.77	0.53
7:CA:6:G:H2'	7:CA:7:G:C8	2.44	0.53
8:CB:1025:G:N7	8:CB:1135:C:C1'	2.72	0.53
8:CB:1020:A:C2	8:CB:1141:U:C2	2.97	0.53
8:CB:1317:G:H2'	8:CB:1318:U:O4'	2.09	0.53
8:CB:1340:U:HO2'	8:CB:1341:G:P	2.31	0.53
8:CB:1813:G:O5'	8:CB:1813:G:H8	1.91	0.53
8:CB:194:G:C5	8:CB:195:A:N7	2.77	0.53
8:CB:2102:G:C2	8:CB:2188:U:C2	2.97	0.53
8:CB:2211:A:OP2	8:CB:2211:A:H4'	2.09	0.53
8:CB:2239:G:O5'	8:CB:2239:G:H8	1.92	0.53
8:CB:222:A:C8	8:CB:224:U:C6	2.96	0.53
2:C1:37:LYS:HB2	8:CB:2344:U:C2'	2.39	0.53
4:C3:38:LYS:HZ1	8:CB:2350:C:H5	1.57	0.53
8:CB:2539:C:C5	8:CB:2540:C:H5	2.26	0.53
8:CB:593:U:H2'	8:CB:594:U:C6	2.43	0.53
8:CB:666:A:C5	8:CB:667:U:C5	2.91	0.53
8:CB:825:A:C6	8:CB:826:U:C4	2.97	0.53
8:CB:825:A:H5''	8:CB:825:A:C8	2.44	0.53
8:CB:870:U:O2	8:CB:870:U:H2'	2.08	0.53
11:CE:134:LEU:HD23	11:CE:135:ALA:N	2.24	0.53
11:CE:193:VAL:C	11:CE:195:GLN:H	2.13	0.53
12:CF:6:TYR:CD2	12:CF:6:TYR:N	2.77	0.53
16:CJ:20:ALA:HB2	16:CJ:56:VAL:CG1	2.39	0.53
16:CJ:98:GLU:O	16:CJ:102:GLU:CG	2.53	0.53
18:CL:78:ARG:HA	18:CL:111:ILE:HD11	1.90	0.53
20:CN:17:ARG:O	20:CN:18:GLN:C	2.47	0.53
21:CO:108:ASP:O	21:CO:112:GLU:HG3	2.08	0.53
21:CO:92:PHE:CD1	21:CO:117:PHE:HB2	2.44	0.53
7:CA:47:C:C5'	21:CO:97:PHE:HZ	2.07	0.53
24:CR:65:ALA:H	24:CR:100:GLY:CA	2.22	0.53
25:CS:21:ALA:O	25:CS:74:ILE:CD1	2.57	0.53
33:DA:1220:G:H3'	33:DA:1220:G:C8	2.44	0.53
33:DA:1288:A:C2	33:DA:1352:C:O2	2.60	0.53
33:DA:1443:C:C3'	33:DA:1443:C:C6	2.92	0.53

Continued on next page...

Continued from previous page...

Atom-1	Atom-2	Interatomic distance (Å)	Clash overlap (Å)
33:DA:1461:G:O5'	33:DA:1461:G:H8	1.92	0.53
33:DA:408:A:C5	33:DA:409:U:C6	2.96	0.53
33:DA:434:U:O3'	33:DA:435:A:O4'	2.27	0.53
33:DA:56:U:O2	33:DA:368:U:C5	2.62	0.53
33:DA:590:U:H2'	33:DA:591:U:H6	1.73	0.53
33:DA:687:A:C2	33:DA:704:A:C4	2.96	0.53
42:DJ:32:THR:OG1	42:DJ:82:LYS:HB2	2.09	0.53
46:DN:2:LYS:O	46:DN:4:SER:N	2.42	0.53
47:DO:27:GLN:O	47:DO:31:LEU:HD13	2.09	0.53
47:DO:35:ILE:HD12	47:DO:55:LEU:HD12	1.91	0.53
48:DP:19:VAL:HG12	48:DP:37:GLY:C	2.28	0.53
33:DA:130:A:C8	49:DQ:64:ARG:HB2	2.44	0.53
7:AA:7:G:H2'	7:AA:8:C:C6	2.44	0.53
7:AA:99:A:C5	7:AA:100:G:N7	2.76	0.53
8:AB:1196:C:H1'	8:AB:1226:A:C4	2.44	0.53
8:AB:1355:G:C2	8:AB:1356:G:N7	2.76	0.53
8:AB:1359:A:C2'	8:AB:1360:G:H5'	2.39	0.53
8:AB:1417:C:C2'	8:AB:1418:G:H5'	2.37	0.53
8:AB:1709:U:O2	8:AB:1709:U:H2'	2.08	0.53
8:AB:1885:A:H2'	8:AB:1886:U:C6	2.44	0.53
8:AB:2052:A:H5'	10:AD:148:GLN:H	1.73	0.53
8:AB:2289:G:C2	8:AB:2290:G:C8	2.97	0.53
8:AB:2469:A:C6	8:AB:2482:A:C8	2.97	0.53
8:AB:2478:A:C5'	8:AB:2478:A:H8	2.20	0.53
8:AB:2755:C:H6	8:AB:2755:C:O5'	1.92	0.53
8:AB:345:A:O2'	8:AB:347:A:N6	2.41	0.53
8:AB:425:G:C2	8:AB:426:C:C6	2.97	0.53
8:AB:58:G:C5	8:AB:59:U:C5	2.96	0.53
8:AB:593:U:H2'	8:AB:594:U:C6	2.44	0.53
8:AB:688:U:C6	8:AB:688:U:C3'	2.92	0.53
9:AC:174:ARG:HA	9:AC:180:MET:HA	1.91	0.53
9:AC:204:LEU:CG	9:AC:210:ALA:HB1	2.39	0.53
9:AC:32:LEU:HD23	9:AC:61:TYR:CE1	2.44	0.53
9:AC:61:TYR:CD2	9:AC:63:ILE:HD12	2.44	0.53
11:AE:18:THR:O	11:AE:19:PHE:HB3	2.09	0.53
11:AE:97:ASN:N	11:AE:97:ASN:OD1	2.41	0.53
12:AF:103:ILE:HD12	12:AF:173:ASP:HA	1.90	0.53
13:AG:88:LEU:CD2	13:AG:161:VAL:HG22	2.39	0.53
14:AH:89:LYS:HZ1	14:AH:123:ARG:HH11	1.57	0.53
14:AH:37:VAL:N	14:AH:38:PRO:HD3	2.24	0.53
16:AJ:19:ASP:O	16:AJ:20:ALA:CB	2.57	0.53

Continued on next page...

Continued from previous page...

Atom-1	Atom-2	Interatomic distance (Å)	Clash overlap (Å)
18:AL:142:ILE:HG13	18:AL:142:ILE:O	2.09	0.53
18:AL:91:ASP:O	18:AL:92:LEU:HB3	2.08	0.53
19:AM:50:ARG:NH2	19:AM:53:MET:HE3	2.24	0.53
19:AM:5:LYS:O	19:AM:6:ARG:C	2.46	0.53
19:AM:73:ILE:O	19:AM:74:THR:CB	2.56	0.53
20:AN:42:LYS:HE3	20:AN:45:ARG:HH11	1.73	0.53
20:AN:87:PHE:CB	20:AN:94:TYR:CZ	2.92	0.53
26:AT:18:GLU:O	26:AT:20:ALA:O	2.27	0.53
33:BA:1112:C:O5'	33:BA:1112:C:H6	1.92	0.53
33:BA:1132:C:H2'	33:BA:1133:G:C8	2.43	0.53
33:BA:1205:U:C2'	33:BA:1206:G:H5'	2.39	0.53
33:BA:1250:A:C2	33:BA:1251:A:C4	2.97	0.53
33:BA:1277:C:O2'	33:BA:1279:G:H1'	2.09	0.53
33:BA:1283:U:H2'	33:BA:1283:U:O2	2.06	0.53
33:BA:1315:U:H3'	33:BA:1316:G:O4'	2.09	0.53
33:BA:1332:A:C6	33:BA:1333:A:C5	2.97	0.53
33:BA:362:G:H3'	33:BA:362:G:H8	1.73	0.53
34:BB:206:ILE:O	34:BB:206:ILE:HD13	2.09	0.53
34:BB:34:ARG:HH11	34:BB:35:ASN:HB3	1.73	0.53
35:BC:85:LYS:O	35:BC:89:VAL:HG23	2.09	0.53
38:BF:38:ARG:NH2	38:BF:63:ASN:HD21	2.07	0.53
39:BG:73:GLU:HG2	39:BG:90:VAL:HG12	1.91	0.53
40:BH:17:GLN:CD	40:BH:69:ALA:HB1	2.30	0.53
41:BI:9:GLY:O	41:BI:15:ALA:HA	2.09	0.53
45:BM:109:LYS:HG3	45:BM:110:GLY:N	2.23	0.53
45:BM:70:ARG:O	45:BM:74:MET:N	2.35	0.53
52:BT:6:ALA:O	52:BT:9:ARG:CB	2.56	0.53
53:BU:38:GLU:OE2	53:BU:39:LYS:HG3	2.09	0.53
8:CB:1000:A:C5	8:CB:1155:A:C5	2.97	0.53
8:CB:1026:G:O4'	8:CB:1134:A:C2	2.62	0.53
8:CB:1233:C:C2	8:CB:1234:U:C5	2.97	0.53
8:CB:126:A:C6	8:CB:127:A:N1	2.77	0.53
8:CB:1339:G:H5''	26:CT:19:LYS:CG	2.39	0.53
8:CB:1354:A:H2'	8:CB:1355:G:O4'	2.09	0.53
8:CB:1369:G:H1'	8:CB:1809:A:N1	2.23	0.53
8:CB:137:U:N3	8:CB:138:U:C2	2.77	0.53
8:CB:1452:G:C4	8:CB:2702:G:C6	2.97	0.53
8:CB:1465:G:H2'	8:CB:1466:U:O4'	2.09	0.53
8:CB:1564:C:N3	8:CB:1565:C:N4	2.57	0.53
8:CB:197:A:C6	8:CB:198:C:C2	2.97	0.53
8:CB:2200:C:H3'	8:CB:2200:C:C6	2.44	0.53

Continued on next page...

Continued from previous page...

Atom-1	Atom-2	Interatomic distance (Å)	Clash overlap (Å)
8:CB:2393:U:H2'	8:CB:2394:C:O4'	2.09	0.53
8:CB:260:G:H21	8:CB:609:A:H1'	1.74	0.53
8:CB:2682:A:N3	8:CB:2682:A:H2'	2.23	0.53
8:CB:2708:G:O2'	8:CB:2709:G:H5'	2.07	0.53
8:CB:2719:G:H8	8:CB:2719:G:H5''	1.73	0.53
8:CB:2761:A:C5	8:CB:2762:C:H5	2.26	0.53
8:CB:301:G:C4	8:CB:317:G:N1	2.77	0.53
8:CB:398:C:OP1	32:CZ:49:ARG:HD2	2.08	0.53
8:CB:442:G:C4	8:CB:444:C:H5	2.27	0.53
8:CB:443:A:OP1	11:CE:40:ARG:CA	2.49	0.53
8:CB:483:A:H5'	27:CU:45:GLN:HB2	1.90	0.53
8:CB:609:A:C6	8:CB:610:C:O2	2.62	0.53
8:CB:758:C:O2	8:CB:1981:A:C2	2.62	0.53
8:CB:775:G:H5''	8:CB:777:G:H1'	1.90	0.53
8:CB:798:G:H2'	8:CB:798:G:N3	2.24	0.53
8:CB:871:U:O2'	8:CB:872:U:H5''	2.09	0.53
8:CB:841:G:C2	8:CB:938:G:C6	2.97	0.53
8:CB:941:A:H2	8:CB:1189:A:H2	1.55	0.53
9:CC:156:SER:CB	9:CC:195:GLY:HA3	2.39	0.53
10:CD:146:ILE:HD13	10:CD:155:VAL:HG22	1.90	0.53
13:CG:145:ALA:C	13:CG:147:LEU:N	2.60	0.53
13:CG:162:ARG:HG3	13:CG:166:GLU:CB	2.39	0.53
14:CH:94:ILE:HG22	14:CH:122:LEU:HG	1.90	0.53
16:CJ:64:VAL:HG12	16:CJ:68:LYS:HB2	1.90	0.53
17:CK:2:ILE:HA	17:CK:33:ALA:H	1.74	0.53
17:CK:71:ARG:CB	17:CK:72:PRO:CD	2.75	0.53
21:CO:72:ALA:O	21:CO:76:LYS:NZ	2.42	0.53
22:CP:37:LYS:O	22:CP:38:ARG:HB2	2.09	0.53
8:CB:857:G:H4'	29:CW:71:LYS:NZ	2.23	0.53
30:CX:57:LEU:HG	30:CX:58:ASN:N	2.23	0.53
31:CY:2:LYS:O	31:CY:38:GLU:O	2.27	0.53
31:CY:43:ILE:HD13	31:CY:43:ILE:C	2.30	0.53
32:CZ:59:ARG:HG3	32:CZ:62:LYS:N	2.24	0.53
33:DA:1056:U:O2'	33:DA:1057:G:H5'	2.09	0.53
33:DA:1413:A:C2	33:DA:1414:U:C1'	2.91	0.53
33:DA:1501:C:C5	33:DA:1504:G:C5	2.97	0.53
33:DA:155:A:N1	33:DA:166:U:O4	2.42	0.53
33:DA:293:G:O2'	33:DA:294:U:H5'	2.08	0.53
33:DA:585:G:H2'	33:DA:586:C:H5'	1.91	0.53
33:DA:697:U:O2	33:DA:785:G:N2	2.38	0.53
33:DA:805:C:O2	33:DA:806:C:C5	2.62	0.53

Continued on next page...

Continued from previous page...

Atom-1	Atom-2	Interatomic distance (Å)	Clash overlap (Å)
33:DA:867:G:H2'	33:DA:868:C:C6	2.41	0.53
34:DB:101:THR:C	34:DB:103:TRP:N	2.62	0.53
33:DA:15:G:C1'	37:DE:23:THR:HG21	2.39	0.53
37:DE:82:HIS:NE2	37:DE:146:MET:HG3	2.24	0.53
42:DJ:17:LEU:HD11	42:DJ:96:VAL:HG12	1.91	0.53
46:DN:69:PRO:C	46:DN:71:GLY:H	2.12	0.53
33:DA:254:G:H4'	49:DQ:19:SER:OG	2.08	0.53
50:DR:51:GLN:HE22	50:DR:54:LEU:HD22	1.72	0.53
2:A1:49:LYS:O	2:A1:50:GLU:O	2.27	0.52
2:A1:9:LYS:HZ2	4:A3:34:LYS:NZ	2.07	0.52
4:A3:51:LYS:C	4:A3:53:ASP:N	2.61	0.52
8:AB:1024:G:H1'	8:AB:1144:A:O2'	2.09	0.52
8:AB:1218:G:C6	8:AB:1232:G:O6	2.61	0.52
8:AB:1326:U:C5	8:AB:1327:A:N7	2.77	0.52
8:AB:1390:U:C2'	8:AB:1391:U:H5'	2.39	0.52
8:AB:1466:U:H3'	8:AB:1466:U:C6	2.44	0.52
8:AB:1666:G:O2'	8:AB:1667:G:H5'	2.09	0.52
8:AB:1676:A:C4	8:AB:1677:A:C8	2.97	0.52
8:AB:1947:C:C4	8:AB:1948:G:N7	2.77	0.52
8:AB:1975:G:C4	8:AB:1976:U:C6	2.97	0.52
8:AB:223:A:N6	8:AB:422:A:C5	2.77	0.52
8:AB:2293:G:P	21:AO:13:ARG:HH21	2.32	0.52
8:AB:2360:G:N2	8:AB:2428:G:C4	2.77	0.52
8:AB:2526:G:O2'	8:AB:2527:C:H5'	2.10	0.52
8:AB:252:G:C2	8:AB:253:C:C6	2.97	0.52
8:AB:2574:G:N3	8:AB:2575:C:C6	2.77	0.52
8:AB:2739:U:O2'	8:AB:2740:A:P	2.68	0.52
8:AB:465:G:C2	8:AB:466:A:N1	2.77	0.52
9:AC:204:LEU:CB	9:AC:210:ALA:HB1	2.40	0.52
9:AC:50:THR:O	9:AC:51:ARG:O	2.26	0.52
8:AB:1824:G:OP1	9:AC:52:HIS:NE2	2.41	0.52
12:AF:78:ILE:HG23	12:AF:82:TYR:HD1	1.73	0.52
18:AL:123:ARG:HA	18:AL:142:ILE:CA	2.30	0.52
19:AM:55:ARG:HG2	19:AM:56:ALA:N	2.24	0.52
21:AO:27:VAL:O	21:AO:28:VAL:CB	2.57	0.52
21:AO:7:ARG:C	21:AO:8:ILE:HD12	2.30	0.52
26:AT:1:MET:CE	26:AT:2:ILE:HG12	2.38	0.52
26:AT:59:ASN:HB2	26:AT:84:TYR:HB2	1.90	0.52
27:AU:82:VAL:HB	27:AU:94:PHE:CB	2.39	0.52
32:AZ:44:PHE:O	32:AZ:45:THR:HB	2.09	0.52
8:AB:2090:A:O2'	32:AZ:49:ARG:HD2	2.08	0.52

Continued on next page...

Continued from previous page...

Atom-1	Atom-2	Interatomic distance (Å)	Clash overlap (Å)
33:BA:1114:C:H1'	46:BN:99:SER:HB2	1.90	0.52
33:BA:1206:G:H2'	33:BA:1207:G:H8	1.75	0.52
33:BA:1261:A:H2'	33:BA:1262:C:O4'	2.09	0.52
33:BA:1423:G:C5	33:BA:1424:U:C5	2.98	0.52
33:BA:1434:A:HO2'	33:BA:1435:G:H5'	1.70	0.52
33:BA:159:G:N3	33:BA:159:G:H2'	2.23	0.52
33:BA:341:C:H5''	33:BA:341:C:H6	1.74	0.52
33:BA:705:G:H2'	33:BA:706:A:H8	1.74	0.52
33:BA:665:A:H2'	33:BA:725:G:N2	2.24	0.52
33:BA:789:U:C5	33:BA:791:G:OP2	2.63	0.52
33:BA:757:U:OP1	33:BA:822:U:H2'	2.08	0.52
34:BB:217:ALA:HB1	34:BB:221:ARG:NH2	2.24	0.52
35:BC:146:LYS:NZ	35:BC:146:LYS:HB2	2.23	0.52
33:BA:620:C:C2	36:BD:131:ILE:HG21	2.44	0.52
36:BD:98:ASP:OD2	36:BD:114:ARG:HA	2.09	0.52
37:BE:22:LYS:HB3	37:BE:29:ILE:CD1	2.40	0.52
40:BH:24:VAL:O	40:BH:25:THR:HG23	2.09	0.52
3:C2:18:PHE:CE2	3:C2:45:SER:HA	2.44	0.52
3:C2:27:GLY:O	3:C2:28:ARG:C	2.46	0.52
8:CB:1008:A:O5'	8:CB:1008:A:H8	1.93	0.52
8:CB:1335:C:H6	8:CB:1335:C:H3'	1.75	0.52
8:CB:1458:U:O2'	8:CB:1459:G:H5''	2.09	0.52
8:CB:2061:G:N7	8:CB:2501:C:H4'	2.24	0.52
8:CB:1421:G:H1'	8:CB:2211:A:C6	2.44	0.52
8:CB:2086:U:N3	8:CB:2234:G:C6	2.77	0.52
8:CB:2345:G:C5	8:CB:2381:A:C2	2.96	0.52
8:CB:2461:A:C4	8:CB:2462:C:C6	2.97	0.52
8:CB:2508:G:C6	8:CB:2582:G:O6	2.62	0.52
8:CB:2588:G:C6	8:CB:2589:A:N7	2.76	0.52
8:CB:2648:G:C4	8:CB:2673:G:C2	2.96	0.52
8:CB:2692:G:H1'	8:CB:2847:U:HO2'	1.74	0.52
8:CB:269:C:H2'	8:CB:270:A:H8	1.74	0.52
8:CB:2736:A:C2	8:CB:2769:U:C2	2.96	0.52
8:CB:318:C:H2'	8:CB:319:G:C8	2.44	0.52
8:CB:422:A:C2	8:CB:423:A:C4	2.97	0.52
8:CB:478:A:H8	8:CB:478:A:O5'	1.93	0.52
8:CB:476:G:C2	8:CB:479:A:C8	2.96	0.52
8:CB:517:C:C2'	8:CB:518:G:O5'	2.57	0.52
8:CB:523:C:H3'	8:CB:523:C:C6	2.44	0.52
8:CB:689:A:C2	8:CB:690:G:C5	2.97	0.52
8:CB:763:G:C3'	8:CB:763:G:C8	2.91	0.52

Continued on next page...

Continued from previous page...

Atom-1	Atom-2	Interatomic distance (Å)	Clash overlap (Å)
8:CB:799:G:H3'	8:CB:800:A:H2'	1.89	0.52
8:CB:970:U:O5'	8:CB:970:U:H6	1.91	0.52
8:CB:976:G:H2'	8:CB:977:G:C8	2.39	0.52
8:CB:85:G:H1	8:CB:97:C:N4	2.06	0.52
9:CC:167:ASP:CB	9:CC:172:THR:HG23	2.39	0.52
9:CC:254:LYS:H	9:CC:254:LYS:NZ	2.06	0.52
9:CC:63:ILE:C	9:CC:64:VAL:CG2	2.77	0.52
11:CE:115:GLN:HE22	18:CL:13:LYS:HD2	1.74	0.52
11:CE:124:PHE:HZ	11:CE:137:LYS:CG	2.22	0.52
11:CE:9:GLN:C	11:CE:11:ALA:H	2.11	0.52
14:CH:146:VAL:HG12	14:CH:147:VAL:H	1.74	0.52
15:CI:61:TYR:HB2	15:CI:63:ASP:H	1.74	0.52
16:CJ:89:PHE:N	16:CJ:89:PHE:CD2	2.76	0.52
17:CK:113:MET:O	17:CK:115:ILE:N	2.43	0.52
21:CO:25:ARG:HH21	21:CO:40:ILE:HD11	1.74	0.52
21:CO:98:GLN:O	21:CO:103:VAL:HG21	2.10	0.52
23:CQ:27:ARG:HG2	23:CQ:27:ARG:O	2.09	0.52
23:CQ:52:ARG:O	23:CQ:55:GLN:HB2	2.07	0.52
23:CQ:88:GLU:HA	24:CR:53:PHE:HD1	1.73	0.52
23:CQ:88:GLU:C	24:CR:53:PHE:HD1	2.12	0.52
24:CR:39:LEU:HB2	24:CR:61:ALA:CB	2.39	0.52
24:CR:64:VAL:HG22	24:CR:65:ALA:O	2.09	0.52
24:CR:85:LYS:O	24:CR:86:GLN:OE1	2.27	0.52
29:CW:27:GLY:O	29:CW:28:GLU:HB3	2.09	0.52
33:DA:1161:C:O2'	33:DA:1162:C:H5'	2.08	0.52
33:DA:1205:U:C2'	33:DA:1206:G:H5''	2.39	0.52
33:DA:1374:A:H2'	33:DA:1375:A:H8	1.74	0.52
33:DA:153:C:H2'	33:DA:154:U:C6	2.43	0.52
33:DA:184:G:O4'	33:DA:224:U:H4'	2.09	0.52
33:DA:246:A:N6	33:DA:281:G:H1'	2.25	0.52
33:DA:345:C:H6	33:DA:345:C:H5'	1.72	0.52
33:DA:522:C:H5''	44:DL:116:TYR:OH	2.09	0.52
33:DA:26:A:H61	33:DA:558:G:H1'	1.72	0.52
33:DA:982:U:H1'	55:DA:5204:HOH:O	2.09	0.52
36:DD:118:SER:HA	36:DD:130:ASN:HB2	1.90	0.52
39:DG:42:VAL:O	39:DG:46:LEU:HB2	2.09	0.52
40:DH:110:MET:HB3	40:DH:114:ALA:HB3	1.90	0.52
44:DL:55:ARG:C	44:DL:56:LEU:HD23	2.30	0.52
52:DT:7:LYS:O	52:DT:10:ALA:HB2	2.09	0.52
5:A4:11:CYS:SG	5:A4:33:HIS:NE2	2.81	0.52
7:AA:106:G:H2'	7:AA:107:G:C8	2.44	0.52

Continued on next page...

Continued from previous page...

Atom-1	Atom-2	Interatomic distance (Å)	Clash overlap (Å)
7:AA:116:G:C2	7:AA:117:G:C8	2.97	0.52
7:AA:69:G:H3'	7:AA:70:C:C6	2.44	0.52
8:AB:1021:A:H8	8:AB:1022:G:H4'	1.74	0.52
8:AB:1048:A:C8	8:AB:1049:C:C5	2.96	0.52
8:AB:1375:U:C4	8:AB:1376:C:H5	2.27	0.52
8:AB:1353:A:C5	8:AB:1378:A:C6	2.97	0.52
8:AB:1429:G:H2'	8:AB:1430:G:H5'	1.90	0.52
8:AB:1693:U:H5''	8:AB:1694:C:H5	1.74	0.52
8:AB:1821:A:C4	8:AB:1822:C:C5	2.96	0.52
8:AB:1947:C:C2	8:AB:1960:A:H2	2.27	0.52
8:AB:197:A:C8	8:AB:197:A:H5'	2.44	0.52
8:AB:1989:G:N7	8:AB:1990:C:C5	2.77	0.52
8:AB:2067:G:H5'	8:AB:2068:U:OP2	2.09	0.52
8:AB:215:G:O3'	8:AB:216:A:H4'	2.08	0.52
8:AB:2201:G:C5	8:AB:2202:U:O2	2.62	0.52
8:AB:2306:C:OP2	8:AB:2307:G:N7	2.42	0.52
8:AB:2360:G:C1'	18:AL:61:LEU:HD23	2.39	0.52
8:AB:2391:G:N2	8:AB:2424:C:C2	2.77	0.52
8:AB:2747:G:O6	8:AB:2755:C:H5''	2.09	0.52
8:AB:2758:A:N6	13:AG:66:THR:HG23	2.24	0.52
8:AB:2870:C:H2'	8:AB:2871:U:C6	2.45	0.52
8:AB:319:G:H2'	8:AB:320:A:H8	1.74	0.52
8:AB:79:C:O2'	8:AB:346:A:H8	1.92	0.52
8:AB:49:A:H5'	8:AB:50:U:H2'	1.91	0.52
8:AB:506:G:H4'	8:AB:507:A:O4'	2.09	0.52
8:AB:573:U:O4	8:AB:2030:A:H3'	2.10	0.52
8:AB:578:G:O5'	8:AB:578:G:H8	1.92	0.52
8:AB:601:C:O5'	8:AB:601:C:H6	1.91	0.52
8:AB:464:U:O4'	8:AB:686:U:H5	1.92	0.52
8:AB:68:G:H2'	8:AB:69:C:H6	1.74	0.52
8:AB:841:G:C2	8:AB:938:G:C6	2.96	0.52
9:AC:78:GLU:HB2	9:AC:92:LEU:HB3	1.90	0.52
10:AD:68:PHE:O	10:AD:70:LYS:N	2.42	0.52
10:AD:7:LYS:HA	10:AD:26:VAL:HA	1.90	0.52
11:AE:190:ALA:N	11:AE:194:LYS:HE2	2.24	0.52
11:AE:60:TRP:CZ3	11:AE:67:ARG:CB	2.93	0.52
11:AE:7:ASP:O	11:AE:8:ALA:HB3	2.10	0.52
12:AF:6:TYR:CD2	12:AF:6:TYR:N	2.77	0.52
13:AG:97:VAL:HG21	13:AG:123:GLU:CA	2.27	0.52
16:AJ:81:ILE:C	16:AJ:83:GLY:N	2.57	0.52
17:AK:98:ARG:C	17:AK:99:ILE:HD12	2.30	0.52

Continued on next page...

Continued from previous page...

Atom-1	Atom-2	Interatomic distance (Å)	Clash overlap (Å)
18:AL:110:VAL:H	18:AL:126:ARG:NH2	2.06	0.52
19:AM:124:LEU:CD2	19:AM:124:LEU:N	2.72	0.52
19:AM:71:LYS:HE2	19:AM:93:VAL:CG1	2.38	0.52
23:AQ:49:ARG:O	23:AQ:51:GLN:N	2.42	0.52
24:AR:2:TYR:HE1	24:AR:46:GLU:HG3	1.75	0.52
26:AT:65:GLY:O	26:AT:66:LYS:CB	2.57	0.52
7:AA:75:G:O4'	28:AV:29:ILE:HG13	2.10	0.52
30:AX:22:LEU:CG	30:AX:47:ARG:HH22	2.16	0.52
32:AZ:56:ARG:NH1	32:AZ:57:VAL:N	2.56	0.52
33:BA:1096:C:O2'	33:BA:1097:C:H5'	2.10	0.52
33:BA:1254:A:H2'	55:BA:5236:HOH:O	2.09	0.52
33:BA:1387:G:H2'	33:BA:1388:C:C6	2.44	0.52
33:BA:1483:A:C8	33:BA:1484:C:C6	2.97	0.52
33:BA:260:G:N7	55:BA:5060:HOH:O	2.41	0.52
33:BA:109:A:C4	33:BA:327:A:C2	2.96	0.52
33:BA:394:G:H2'	33:BA:395:C:H6	1.65	0.52
33:BA:582:C:N3	33:BA:760:G:C6	2.77	0.52
33:BA:619:U:H5''	33:BA:620:C:OP2	2.08	0.52
33:BA:835:U:OP1	50:BR:49:LYS:HB2	2.08	0.52
34:BB:18:GLN:NE2	34:BB:203:ASP:OD1	2.42	0.52
36:BD:9:LYS:HA	36:BD:12:ARG:HB3	1.90	0.52
40:BH:10:LEU:O	40:BH:13:ILE:HB	2.08	0.52
50:BR:44:THR:O	50:BR:46:THR:N	2.42	0.52
2:C1:10:LEU:HB2	2:C1:24:LYS:HA	1.91	0.52
3:C2:17:GLY:O	3:C2:19:ARG:N	2.42	0.52
7:CA:45:A:C4	7:CA:46:A:C8	2.97	0.52
8:CB:1054:A:H1'	8:CB:1106:G:N2	2.24	0.52
8:CB:1196:C:C2	8:CB:1197:G:N7	2.76	0.52
8:CB:2051:A:N6	8:CB:2614:A:N7	2.57	0.52
8:CB:2196:C:O2'	8:CB:2197:U:H5'	2.09	0.52
8:CB:2294:G:N2	8:CB:2295:C:H1'	2.25	0.52
8:CB:247:G:C8	8:CB:247:G:H3'	2.45	0.52
8:CB:2483:C:O2	19:CM:55:ARG:NH2	2.42	0.52
8:CB:2519:U:N1	8:CB:2542:A:N6	2.57	0.52
8:CB:2623:G:H5''	8:CB:2623:G:H8	1.74	0.52
8:CB:2695:U:C6	8:CB:2695:U:C3'	2.92	0.52
8:CB:1452:G:N2	8:CB:2702:G:C4	2.77	0.52
8:CB:2740:A:C2	8:CB:2741:A:C4	2.98	0.52
8:CB:2753:A:C2	8:CB:2754:U:C2	2.97	0.52
8:CB:295:G:C2	8:CB:296:U:C5	2.97	0.52
8:CB:305:C:H2'	8:CB:306:U:H5'	1.92	0.52

Continued on next page...

Continued from previous page...

Atom-1	Atom-2	Interatomic distance (Å)	Clash overlap (Å)
8:CB:361:G:H2'	8:CB:362:A:H8	1.75	0.52
8:CB:428:A:H2'	8:CB:429:A:H8	1.73	0.52
8:CB:617:G:H2'	8:CB:618:G:H8	1.74	0.52
8:CB:819:A:N7	8:CB:1189:A:C5	2.76	0.52
9:CC:62:ARG:HD3	9:CC:62:ARG:O	2.08	0.52
10:CD:146:ILE:HG12	10:CD:155:VAL:HG13	1.90	0.52
10:CD:65:ALA:C	10:CD:67:HIS:N	2.62	0.52
12:CF:76:PHE:CD1	12:CF:78:ILE:HD12	2.44	0.52
8:CB:2748:A:H4'	13:CG:65:GLY:C	2.30	0.52
8:CB:995:C:O2	16:CJ:3:THR:HG23	2.08	0.52
19:CM:36:VAL:HG12	19:CM:125:PRO:HD3	1.90	0.52
19:CM:5:LYS:HZ3	19:CM:8:LYS:CE	2.14	0.52
21:CO:16:ARG:HA	21:CO:16:ARG:HE	1.72	0.52
21:CO:39:VAL:HG13	21:CO:48:LEU:HB2	1.91	0.52
23:CQ:12:ARG:CG	23:CQ:12:ARG:NH1	2.68	0.52
23:CQ:74:SER:O	23:CQ:78:PHE:CB	2.57	0.52
26:CT:23:ALA:HB3	26:CT:24:MET:SD	2.49	0.52
27:CU:34:ILE:O	27:CU:35:VAL:HB	2.08	0.52
26:CT:9:LYS:NZ	30:CX:22:LEU:HD13	2.24	0.52
33:DA:1005:A:O2'	33:DA:1037:C:H1'	2.09	0.52
33:DA:1049:U:H1'	33:DA:1201:A:C8	2.43	0.52
33:DA:1082:A:H8	33:DA:1082:A:O5'	1.92	0.52
33:DA:1196:A:H3'	33:DA:1197:A:H5''	1.91	0.52
33:DA:1275:A:H2'	33:DA:1276:G:H8	1.72	0.52
33:DA:1431:A:C6	33:DA:1432:G:C2	2.96	0.52
33:DA:248:C:H2'	33:DA:249:U:C6	2.44	0.52
33:DA:341:C:H6	33:DA:341:C:H5''	1.73	0.52
33:DA:356:A:H2'	33:DA:357:G:C8	2.44	0.52
33:DA:429:U:OP2	36:DD:12:ARG:NH2	2.42	0.52
33:DA:203:G:O2'	33:DA:465:A:N7	2.42	0.52
33:DA:644:U:C2	33:DA:645:G:C8	2.98	0.52
33:DA:671:G:C2	33:DA:672:U:C6	2.98	0.52
33:DA:693:G:O5'	33:DA:693:G:H8	1.92	0.52
33:DA:660:C:N4	33:DA:746:A:N1	2.57	0.52
33:DA:784:A:H2'	33:DA:785:G:O4'	2.09	0.52
33:DA:787:A:N3	33:DA:788:U:C5	2.77	0.52
33:DA:819:A:H2	55:DA:5135:HOH:O	1.91	0.52
33:DA:926:G:H8	33:DA:926:G:OP1	1.92	0.52
34:DB:102:ASN:O	34:DB:104:LYS:N	2.42	0.52
37:DE:130:THR:O	37:DE:130:THR:HG22	2.09	0.52
37:DE:46:GLY:HA3	37:DE:66:ALA:HB1	1.91	0.52

Continued on next page...

Continued from previous page...

Atom-1	Atom-2	Interatomic distance (Å)	Clash overlap (Å)
38:DF:23:GLU:C	38:DF:25:TYR:H	2.12	0.52
43:DK:51:PHE:O	43:DK:52:ARG:HB3	2.10	0.52
48:DP:76:LYS:C	48:DP:78:VAL:H	2.12	0.52
49:DQ:73:THR:HG22	49:DQ:74:LEU:N	2.25	0.52
50:DR:51:GLN:NE2	50:DR:54:LEU:HD22	2.24	0.52
51:DS:50:VAL:O	51:DS:56:HIS:HA	2.09	0.52
8:AB:1019:U:H5''	8:AB:1020:A:OP2	2.09	0.52
8:AB:1094:U:O2	8:AB:1097:U:C6	2.63	0.52
8:AB:126:A:C2	8:AB:127:A:C5	2.97	0.52
8:AB:1288:G:C8	8:AB:1327:A:N6	2.77	0.52
8:AB:1408:G:N7	8:AB:1409:U:C5	2.77	0.52
8:AB:1539:U:C2	8:AB:1540:G:C8	2.97	0.52
8:AB:1679:A:C2'	8:AB:1680:U:H5'	2.40	0.52
8:AB:1720:U:H2'	8:AB:1721:G:C5'	2.39	0.52
8:AB:1741:C:H2'	8:AB:1742:U:H6	1.70	0.52
8:AB:1801:A:OP2	9:AC:149:LYS:NZ	2.37	0.52
8:AB:1809:A:C2	8:AB:1810:A:C5	2.97	0.52
8:AB:2065:C:C5	8:AB:2066:C:H5	2.26	0.52
8:AB:2071:A:H2'	8:AB:2072:C:C6	2.44	0.52
8:AB:2086:U:O2	8:AB:2234:G:C2	2.62	0.52
8:AB:2259:U:N3	8:AB:2260:C:C5	2.77	0.52
8:AB:2291:U:OP1	8:AB:2380:C:O2'	2.28	0.52
8:AB:2521:C:C4	8:AB:2522:U:C4	2.98	0.52
8:AB:2655:G:N2	8:AB:2664:G:C4	2.77	0.52
8:AB:2719:G:C5'	8:AB:2719:G:H8	2.21	0.52
5:A4:36:ARG:HD3	8:AB:2742:G:P	2.49	0.52
8:AB:281:C:H2'	8:AB:282:A:O4'	2.09	0.52
8:AB:2859:G:H2'	8:AB:2860:A:H5''	1.91	0.52
8:AB:338:G:C2	8:AB:339:U:O2	2.62	0.52
8:AB:452:G:N1	8:AB:458:G:C8	2.78	0.52
8:AB:465:G:H5''	8:AB:465:G:H8	1.74	0.52
8:AB:467:G:N1	8:AB:468:G:C5	2.77	0.52
8:AB:14:A:C6	8:AB:526:A:C2	2.97	0.52
8:AB:557:C:C6	8:AB:558:U:H5	2.27	0.52
8:AB:80:G:N1	8:AB:81:G:N7	2.57	0.52
8:AB:817:C:C2'	8:AB:818:G:H5'	2.40	0.52
9:AC:53:ILE:CD1	9:AC:218:THR:OG1	2.58	0.52
10:AD:11:MET:HG3	10:AD:12:THR:N	2.20	0.52
10:AD:149:ASN:O	10:AD:151:THR:N	2.43	0.52
8:AB:1248:G:O6	11:AE:47:LYS:HB3	2.09	0.52
13:AG:60:GLY:O	13:AG:62:ALA:N	2.42	0.52

Continued on next page...

Continued from previous page...

Atom-1	Atom-2	Interatomic distance (Å)	Clash overlap (Å)
14:AH:29:PHE:O	14:AH:32:PRO:O	2.26	0.52
15:AI:107:GLU:C	15:AI:109:ALA:H	2.12	0.52
16:AJ:15:TRP:O	16:AJ:139:VAL:HA	2.08	0.52
16:AJ:20:ALA:HB2	16:AJ:56:VAL:CG1	2.39	0.52
17:AK:82:ASN:HD22	17:AK:82:ASN:N	2.04	0.52
18:AL:51:GLU:OE1	18:AL:55:MET:SD	2.68	0.52
4:A3:11:LYS:HB2	18:AL:63:LYS:HG3	1.92	0.52
23:AQ:47:ARG:NH2	23:AQ:54:ARG:NH1	2.57	0.52
16:AJ:45:THR:HG23	23:AQ:63:ARG:HD2	1.91	0.52
24:AR:20:VAL:HG12	24:AR:97:LYS:NZ	2.24	0.52
24:AR:78:ARG:HG2	24:AR:88:GLY:H	1.74	0.52
25:AS:69:LEU:HB3	25:AS:107:VAL:HB	1.91	0.52
26:AT:91:GLN:H	26:AT:91:GLN:CD	2.12	0.52
7:AA:73:A:N6	28:AV:31:TYR:CD1	2.78	0.52
28:AV:70:ILE:HG12	28:AV:72:VAL:HG22	1.91	0.52
26:AT:9:LYS:HG3	30:AX:22:LEU:HD11	1.90	0.52
30:AX:51:ALA:O	30:AX:52:ARG:C	2.46	0.52
33:BA:1074:G:N3	33:BA:1102:A:C2	2.77	0.52
33:BA:1116:U:O2'	33:BA:1117:A:H5'	2.10	0.52
33:BA:1361:G:H3'	33:BA:1362:A:H5''	1.92	0.52
33:BA:1456:A:C6	33:BA:1457:G:C5	2.98	0.52
33:BA:1490:U:C5'	33:BA:1491:G:OP2	2.47	0.52
33:BA:343:U:C6	33:BA:345:C:N4	2.77	0.52
33:BA:661:G:N2	33:BA:745:G:C4	2.78	0.52
33:BA:81:A:H2	33:BA:89:U:C2	2.27	0.52
33:BA:829:G:H22	33:BA:858:G:HI1'	1.74	0.52
33:BA:885:G:N2	33:BA:912:C:N3	2.57	0.52
33:BA:913:A:HO2'	33:BA:914:A:P	2.32	0.52
34:BB:125:PHE:N	34:BB:125:PHE:CD2	2.77	0.52
34:BB:93:HIS:CE1	34:BB:145:ASN:HD21	2.28	0.52
35:BC:18:ASN:O	35:BC:55:VAL:HA	2.09	0.52
36:BD:57:LYS:HG3	36:BD:58:GLN:N	2.24	0.52
38:BF:23:GLU:C	38:BF:25:TYR:H	2.12	0.52
39:BG:87:PRO:HG2	39:BG:151:ALA:HB2	1.91	0.52
33:BA:1522:U:OP1	43:BK:127:ARG:NH2	2.42	0.52
44:BL:21:PRO:N	44:BL:94:TYR:OH	2.42	0.52
45:BM:49:GLU:C	45:BM:51:GLN:H	2.12	0.52
48:BP:6:LEU:HD23	48:BP:17:TYR:CD2	2.45	0.52
38:BF:86:ARG:NH1	50:BR:63:TYR:HB2	2.24	0.52
51:BS:35:ARG:C	51:BS:37:SER:H	2.13	0.52
3:C2:21:ARG:HE	3:C2:30:VAL:HG21	1.74	0.52

Continued on next page...

Continued from previous page...

Atom-1	Atom-2	Interatomic distance (Å)	Clash overlap (Å)
3:C2:21:ARG:NH2	8:CB:466:A:C5'	2.65	0.52
7:CA:49:C:OP1	21:CO:101:GLY:CA	2.48	0.52
8:CB:1375:U:C5	8:CB:1376:C:H5	2.28	0.52
8:CB:1570:A:C6	8:CB:1571:A:C5	2.97	0.52
8:CB:1965:C:N4	8:CB:1966:A:C6	2.77	0.52
8:CB:2093:G:N2	8:CB:2197:U:O2	2.42	0.52
8:CB:2137:U:C6	8:CB:2137:U:C3'	2.92	0.52
8:CB:2358:A:N6	8:CB:2428:G:H22	2.07	0.52
8:CB:2464:G:C4	8:CB:2487:G:C2	2.97	0.52
8:CB:2589:A:C2	8:CB:2590:A:C8	2.98	0.52
8:CB:2645:G:C3'	8:CB:2646:C:H5'	2.27	0.52
8:CB:2646:C:N4	8:CB:2675:A:N1	2.57	0.52
8:CB:2675:A:H2'	8:CB:2676:C:H5'	1.91	0.52
8:CB:2829:A:C2	8:CB:2830:C:C2	2.97	0.52
8:CB:470:A:C6	8:CB:471:A:C6	2.97	0.52
8:CB:622:G:C6	8:CB:623:C:C4	2.97	0.52
8:CB:657:U:C2'	8:CB:658:U:H6	2.16	0.52
8:CB:747:U:O2	8:CB:2014:A:H1'	2.09	0.52
8:CB:770:G:C4	8:CB:771:G:C8	2.97	0.52
8:CB:970:U:C2	8:CB:971:G:C8	2.97	0.52
8:CB:978:G:O6	8:CB:986:C:N4	2.42	0.52
11:CE:2:GLU:HG3	11:CE:16:GLU:CA	2.39	0.52
13:CG:108:PHE:CZ	13:CG:151:ARG:HG3	2.33	0.52
8:CB:2898:U:O2'	16:CJ:137:PRO:HB3	2.10	0.52
19:CM:67:VAL:HG21	19:CM:100:LYS:HB3	1.90	0.52
24:CR:66:HIS:CA	24:CR:98:ILE:HA	2.28	0.52
33:DA:105:G:C5	33:DA:106:C:C4	2.97	0.52
33:DA:1123:U:O2	33:DA:1123:U:H2'	2.09	0.52
33:DA:1361:G:H8	33:DA:1361:G:H3'	1.73	0.52
33:DA:1521:C:C5	33:DA:1522:U:C5	2.97	0.52
33:DA:159:G:N3	33:DA:159:G:H2'	2.24	0.52
33:DA:199:A:H2'	33:DA:200:G:H8	1.72	0.52
33:DA:19:A:N3	33:DA:572:A:H2	2.06	0.52
33:DA:307:C:H5'	33:DA:308:C:OP2	2.08	0.52
33:DA:318:G:N3	33:DA:319:G:C8	2.78	0.52
33:DA:354:G:C2'	33:DA:355:C:H5'	2.39	0.52
33:DA:587:G:N3	33:DA:755:G:C2	2.77	0.52
33:DA:623:C:N3	33:DA:624:C:N4	2.58	0.52
33:DA:731:G:O2'	33:DA:732:C:H5'	2.10	0.52
33:DA:793:U:H3'	33:DA:794:A:C5'	2.38	0.52
33:DA:846:G:N3	33:DA:846:G:H2'	2.25	0.52

Continued on next page...

Continued from previous page...

Atom-1	Atom-2	Interatomic distance (Å)	Clash overlap (Å)
33:DA:865:A:H2'	33:DA:866:C:H6	1.74	0.52
33:DA:967:C:H3'	33:DA:968:A:H5''	1.91	0.52
35:DC:152:VAL:N	35:DC:165:GLU:O	2.33	0.52
35:DC:55:VAL:CG2	35:DC:66:THR:HB	2.39	0.52
36:DD:191:SER:O	36:DD:192:ALA:HB2	2.09	0.52
36:DD:59:LYS:NZ	36:DD:194:ILE:HB	2.24	0.52
37:DE:12:GLU:HG2	37:DE:38:VAL:CG1	2.39	0.52
39:DG:8:GLN:CG	39:DG:10:LYS:H	2.21	0.52
41:DI:114:LYS:HZ3	41:DI:121:ARG:HD3	1.75	0.52
42:DJ:12:ALA:CB	42:DJ:18:ILE:HD12	2.39	0.52
47:DO:35:ILE:CD1	47:DO:55:LEU:HD12	2.39	0.52
33:DA:728:A:C8	47:DO:53:ARG:HD2	2.44	0.52
47:DO:14:PHE:CD2	47:DO:83:ARG:NH1	2.77	0.52
7:AA:96:G:N2	7:AA:97:C:H1'	2.23	0.52
8:AB:1205:A:N7	11:AE:164:LEU:HD22	2.24	0.52
8:AB:120:U:OP2	55:AB:4253:HOH:O	2.19	0.52
8:AB:1375:U:C4	8:AB:1376:C:C5	2.97	0.52
8:AB:1566:A:C5	9:AC:213:ARG:NH1	2.77	0.52
8:AB:1651:G:C6	8:AB:1652:A:C6	2.98	0.52
8:AB:189:G:OP1	32:AZ:24:ILE:HD12	2.09	0.52
8:AB:200:U:C5	8:AB:201:C:C2	2.97	0.52
8:AB:2065:C:C6	8:AB:2066:C:H5	2.27	0.52
8:AB:2086:U:O2	8:AB:2234:G:C5	2.62	0.52
8:AB:2138:G:H1	8:AB:2153:C:N4	2.07	0.52
8:AB:2673:G:H2'	8:AB:2674:G:H5'	1.92	0.52
8:AB:2724:U:H6	8:AB:2724:U:H5''	1.75	0.52
8:AB:2869:G:H2'	8:AB:2870:C:O4'	2.09	0.52
8:AB:307:G:C2	8:AB:310:A:OP2	2.63	0.52
8:AB:361:G:O2'	8:AB:362:A:H8	1.92	0.52
8:AB:373:U:N3	8:AB:374:A:N7	2.57	0.52
8:AB:424:G:C2	8:AB:425:G:C8	2.98	0.52
8:AB:494:G:OP1	25:AS:8:ARG:HG3	2.09	0.52
8:AB:514:A:H2'	8:AB:515:A:O4'	2.09	0.52
8:AB:518:G:H5''	8:AB:518:G:C8	2.44	0.52
8:AB:687:C:C4	8:AB:688:U:O2	2.61	0.52
8:AB:94:A:H8	8:AB:94:A:O5'	1.91	0.52
8:AB:969:G:H21	8:AB:985:C:P	2.32	0.52
8:AB:998:C:C5	55:AB:4421:HOH:O	2.61	0.52
10:AD:14:ILE:O	10:AD:15:PHE:HB2	2.09	0.52
10:AD:185:ASN:O	10:AD:186:LEU:HD12	2.09	0.52
11:AE:113:VAL:HG13	11:AE:114:ARG:HG2	1.92	0.52

Continued on next page...

Continued from previous page...

Atom-1	Atom-2	Interatomic distance (Å)	Clash overlap (Å)
18:AL:70:LYS:CD	18:AL:71:ALA:N	2.72	0.52
18:AL:88:GLY:O	18:AL:90:VAL:HG23	2.09	0.52
24:AR:1:MET:C	24:AR:2:TYR:CD1	2.83	0.52
25:AS:20:VAL:HG21	25:AS:44:ALA:HA	1.91	0.52
29:AW:36:ILE:CG2	29:AW:68:PHE:HD1	2.20	0.52
32:AZ:12:ILE:HD12	32:AZ:13:THR:CA	2.40	0.52
32:AZ:63:ARG:C	32:AZ:65:ASN:H	2.13	0.52
33:BA:1051:C:H2'	33:BA:1052:U:C6	2.43	0.52
33:BA:122:G:H5''	33:BA:122:G:C8	2.45	0.52
33:BA:1392:G:C6	33:BA:1393:U:O4	2.63	0.52
33:BA:196:A:O2'	33:BA:221:C:O2'	2.27	0.52
33:BA:373:A:C4	33:BA:482:A:N7	2.77	0.52
33:BA:48:C:O2	33:BA:48:C:H2'	2.09	0.52
33:BA:624:C:N3	33:BA:625:U:C5	2.78	0.52
33:BA:764:C:H2'	33:BA:764:C:O2	2.08	0.52
33:BA:778:G:N7	33:BA:779:C:C5	2.78	0.52
33:BA:881:G:C6	33:BA:882:C:N3	2.78	0.52
33:BA:964:A:N3	33:BA:969:A:H1'	2.24	0.52
33:BA:998:C:O5'	33:BA:998:C:H6	1.92	0.52
34:BB:222:GLU:HG3	34:BB:222:GLU:O	2.09	0.52
36:BD:61:ARG:NH1	36:BD:62:ARG:HH21	2.08	0.52
40:BH:17:GLN:HG2	40:BH:62:LEU:HD23	1.92	0.52
42:BJ:46:LYS:HG3	42:BJ:68:ARG:HG2	1.91	0.52
43:BK:23:HIS:HB3	43:BK:30:ILE:CD1	2.39	0.52
53:BU:37:TYR:HE1	53:BU:39:LYS:HZ2	1.56	0.52
8:CB:1054:A:H2'	8:CB:1055:G:C1'	2.40	0.52
8:CB:1275:A:C2	8:CB:1645:G:N2	2.77	0.52
8:CB:1854:A:C2'	8:CB:1855:U:H5'	2.40	0.52
8:CB:1889:A:O5'	8:CB:1889:A:H8	1.93	0.52
8:CB:1912:A:C2	33:DA:1407:C:H2'	2.44	0.52
8:CB:1947:C:C2	8:CB:1960:A:H2	2.28	0.52
8:CB:1930:G:H2'	8:CB:1968:G:O6	2.09	0.52
8:CB:215:G:O3'	8:CB:216:A:H4'	2.10	0.52
8:CB:226:A:C2'	8:CB:227:A:H5'	2.40	0.52
8:CB:2360:G:C5'	18:CL:58:TYR:HE1	2.22	0.52
8:CB:2060:A:C2	8:CB:2502:G:C4	2.97	0.52
8:CB:2588:G:C2'	8:CB:2589:A:H5'	2.40	0.52
8:CB:2722:G:O2'	8:CB:2723:C:H5'	2.10	0.52
8:CB:2823:A:H8	8:CB:2823:A:O5'	1.92	0.52
8:CB:33:C:H2'	8:CB:33:C:O5'	2.09	0.52
8:CB:588:U:OP1	18:CL:29:LYS:HG3	2.09	0.52

Continued on next page...

Continued from previous page...

Atom-1	Atom-2	Interatomic distance (Å)	Clash overlap (Å)
8:CB:592:A:C5	8:CB:593:U:C5	2.97	0.52
9:CC:30:ALA:O	9:CC:32:LEU:N	2.39	0.52
10:CD:122:VAL:HA	10:CD:128:ARG:HE	1.70	0.52
10:CD:77:ARG:NH1	10:CD:77:ARG:CB	2.67	0.52
13:CG:125:PRO:HD3	13:CG:131:VAL:HG12	1.92	0.52
13:CG:163:TYR:CD2	13:CG:166:GLU:HG3	2.45	0.52
16:CJ:44:TYR:OH	16:CJ:50:THR:O	2.25	0.52
17:CK:80:ASP:N	17:CK:80:ASP:OD1	2.42	0.52
18:CL:110:VAL:HG23	18:CL:126:ARG:NH1	2.24	0.52
23:CQ:44:TYR:CE1	23:CQ:51:GLN:NE2	2.78	0.52
23:CQ:64:ILE:CG1	23:CQ:95:ALA:CB	2.85	0.52
24:CR:66:HIS:HA	24:CR:98:ILE:CA	2.28	0.52
25:CS:110:ARG:HD2	25:CS:110:ARG:N	2.24	0.52
27:CU:3:LYS:O	27:CU:4:ILE:CG1	2.56	0.52
28:CV:24:ASN:HB3	28:CV:44:HIS:CB	2.38	0.52
28:CV:82:TYR:CG	28:CV:82:TYR:O	2.61	0.52
32:CZ:5:ILE:O	32:CZ:6:HIS:C	2.48	0.52
33:DA:1175:G:O6	33:DA:1176:A:C6	2.63	0.52
33:DA:1204:A:C5	33:DA:1205:U:C4	2.97	0.52
33:DA:120:A:C6	33:DA:122:G:C2	2.97	0.52
33:DA:542:G:C2	33:DA:543:U:C4	2.98	0.52
33:DA:548:G:H2'	33:DA:549:C:C6	2.40	0.52
33:DA:668:G:C2'	33:DA:669:G:H5''	2.38	0.52
33:DA:885:G:C2	33:DA:886:G:N7	2.77	0.52
33:DA:907:A:C6	33:DA:908:A:N7	2.77	0.52
35:DC:105:VAL:O	35:DC:107:LYS:N	2.37	0.52
36:DD:139:ASN:OD1	36:DD:139:ASN:C	2.46	0.52
36:DD:198:LEU:HD23	36:DD:199:ILE:HG22	1.90	0.52
39:DG:96:ASN:N	39:DG:96:ASN:HD22	2.07	0.52
42:DJ:30:LYS:HA	42:DJ:36:VAL:HG21	1.90	0.52
44:DL:74:GLN:O	44:DL:75:GLU:C	2.47	0.52
7:AA:46:A:C8	7:AA:47:C:C5	2.98	0.52
8:AB:1011:G:O6	8:AB:1151:A:C6	2.62	0.52
8:AB:1315:C:H2'	8:AB:1316:U:H6	1.75	0.52
8:AB:1336:A:C2	8:AB:1337:G:C4	2.97	0.52
8:AB:1350:C:C6	8:AB:1351:C:H5	2.27	0.52
8:AB:1591:A:C6	8:AB:1592:C:N4	2.77	0.52
8:AB:1661:G:O2'	8:AB:1662:U:H5'	2.10	0.52
8:AB:1797:G:C2	8:AB:1823:G:C4	2.98	0.52
8:AB:1848:A:C4	8:AB:1849:G:N7	2.77	0.52
8:AB:1942:C:C5	8:AB:1943:U:C5	2.97	0.52

Continued on next page...

Continued from previous page...

Atom-1	Atom-2	Interatomic distance (Å)	Clash overlap (Å)
8:AB:2027:G:C2	8:AB:2028:U:C2	2.98	0.52
8:AB:186:G:C2	8:AB:211:C:C2	2.97	0.52
8:AB:2134:A:H61	8:AB:2157:G:N2	2.07	0.52
8:AB:2221:G:C6	8:AB:2222:C:C4	2.97	0.52
8:AB:2223:G:C2'	8:AB:2224:G:H5'	2.39	0.52
8:AB:2345:G:N3	8:AB:2381:A:C4	2.77	0.52
8:AB:2503:A:H2'	8:AB:2503:A:N3	2.24	0.52
8:AB:2519:U:H3'	8:AB:2519:U:OP1	2.10	0.52
8:AB:310:A:O2'	8:AB:311:A:H5''	2.09	0.52
8:AB:368:A:C6	8:AB:369:U:C4	2.97	0.52
8:AB:490:C:H4'	8:AB:491:G:OP2	2.09	0.52
8:AB:545:U:H3'	8:AB:545:U:C6	2.41	0.52
8:AB:672:C:OP1	8:AB:801:G:N2	2.42	0.52
8:AB:684:G:N1	8:AB:774:G:C2	2.78	0.52
8:AB:778:G:C4	8:AB:779:U:C6	2.97	0.52
8:AB:871:U:C2	8:AB:907:G:C6	2.96	0.52
8:AB:964:C:O2'	8:AB:2273:A:H1'	2.10	0.52
8:AB:97:C:C3'	8:AB:97:C:C6	2.92	0.52
10:AD:131:ASP:O	10:AD:139:SER:HA	2.09	0.52
10:AD:83:ARG:HH11	10:AD:84:LEU:HA	1.75	0.52
16:AJ:112:GLY:HA2	16:AJ:116:ARG:NH2	2.24	0.52
8:AB:2561:U:H4'	17:AK:22:ILE:HD11	1.91	0.52
17:AK:88:ASN:OD1	17:AK:91:SER:HB2	2.08	0.52
18:AL:28:GLY:O	18:AL:29:LYS:HB2	2.09	0.52
19:AM:9:PHE:HE1	19:AM:11:LYS:HZ1	1.57	0.52
24:AR:90:ARG:NH2	24:AR:92:TRP:HB3	2.24	0.52
8:AB:1323:C:OP1	25:AS:84:ARG:NH1	2.40	0.52
27:AU:10:VAL:HG22	27:AU:22:GLY:O	2.08	0.52
30:AX:18:LEU:HD22	30:AX:18:LEU:C	2.30	0.52
30:AX:7:ARG:HA	30:AX:7:ARG:NH1	2.24	0.52
33:BA:1115:U:H2'	33:BA:1116:U:C6	2.45	0.52
33:BA:1219:A:O2'	33:BA:1220:G:H5'	2.10	0.52
33:BA:1284:C:O5'	33:BA:1284:C:H6	1.93	0.52
33:BA:1308:U:H5''	45:BM:96:VAL:HG22	1.91	0.52
33:BA:1378:C:H5'	33:BA:1379:G:C8	2.45	0.52
33:BA:174:A:C2'	33:BA:175:C:H5'	2.40	0.52
33:BA:189:A:C8	33:BA:189:A:H5''	2.45	0.52
33:BA:327:A:C6	33:BA:329:A:C5	2.97	0.52
33:BA:515:G:H8	33:BA:515:G:O5'	1.92	0.52
33:BA:796:C:H6	33:BA:796:C:O5'	1.91	0.52
33:BA:838:G:C6	33:BA:849:G:C6	2.98	0.52

Continued on next page...

Continued from previous page...

Atom-1	Atom-2	Interatomic distance (Å)	Clash overlap (Å)
37:BE:151:MET:CA	37:BE:155:LYS:HB2	2.39	0.52
39:BG:77:ARG:HB3	39:BG:84:TYR:HB3	1.90	0.52
44:BL:121:PRO:C	44:BL:123:ALA:H	2.12	0.52
50:BR:28:LEU:HA	50:BR:31:TYR:HD1	1.75	0.52
7:CA:12:C:H41	29:CW:50:VAL:CG1	2.22	0.52
8:CB:987:C:O2'	8:CB:1000:A:N3	2.40	0.52
8:CB:1008:A:H4'	8:CB:1009:A:OP1	2.09	0.52
8:CB:1213:A:C5	8:CB:1214:A:N7	2.77	0.52
8:CB:131:A:H5''	8:CB:131:A:C8	2.45	0.52
8:CB:1503:A:C5	8:CB:1504:A:C8	2.97	0.52
8:CB:1557:C:H5	8:CB:1558:C:H2'	1.75	0.52
8:CB:1797:G:C2	8:CB:1823:G:C4	2.97	0.52
8:CB:1808:A:H3'	8:CB:1809:A:C8	2.40	0.52
8:CB:1831:G:C4	8:CB:1832:C:C5	2.97	0.52
8:CB:1967:C:C2'	8:CB:1968:G:H5'	2.34	0.52
8:CB:197:A:H62	8:CB:2430:A:H2'	1.74	0.52
8:CB:19:A:C4	8:CB:20:C:C5	2.98	0.52
8:CB:2010:G:O2'	8:CB:2011:U:H5'	2.09	0.52
8:CB:2016:U:C2	8:CB:2017:U:C6	2.97	0.52
8:CB:2051:A:C2	8:CB:2614:A:C6	2.98	0.52
8:CB:2097:A:C6	8:CB:2098:U:C4	2.97	0.52
8:CB:2082:A:C6	8:CB:2239:G:C4	2.97	0.52
8:CB:2289:G:C6	8:CB:2290:G:N7	2.78	0.52
8:CB:2358:A:O2'	8:CB:2359:C:H5'	2.09	0.52
8:CB:2407:A:C6	8:CB:2408:U:O4	2.62	0.52
5:C4:5:ALA:HB2	8:CB:2465:C:H4'	1.92	0.52
8:CB:2584:U:C6	8:CB:2584:U:C3'	2.92	0.52
8:CB:2631:G:C6	8:CB:2632:A:C8	2.98	0.52
8:CB:2741:A:H2'	8:CB:2742:G:C8	2.45	0.52
8:CB:470:A:C2	8:CB:471:A:C4	2.98	0.52
8:CB:579:G:N2	8:CB:1262:A:C4	2.78	0.52
8:CB:631:A:O2'	18:CL:66:PHE:HB3	2.10	0.52
8:CB:644:A:N6	8:CB:2369:A:H1'	2.24	0.52
8:CB:68:G:N2	8:CB:74:A:O5'	2.43	0.52
8:CB:79:C:C2'	8:CB:346:A:H8	2.23	0.52
8:CB:834:G:C2	8:CB:835:C:C2	2.97	0.52
8:CB:973:A:C8	8:CB:1188:U:N3	2.78	0.52
9:CC:32:LEU:HD23	9:CC:61:TYR:CE1	2.45	0.52
10:CD:174:SER:O	10:CD:175:LEU:CB	2.58	0.52
8:CB:2636:C:OP1	10:CD:79:LEU:HD12	2.10	0.52
11:CE:123:LYS:CE	11:CE:157:LEU:HG	2.39	0.52

Continued on next page...

Continued from previous page...

Atom-1	Atom-2	Interatomic distance (Å)	Clash overlap (Å)
11:CE:1:MET:HA	11:CE:18:THR:HG21	1.92	0.52
11:CE:66:GLY:O	11:CE:67:ARG:C	2.46	0.52
20:CN:10:LEU:CB	20:CN:17:ARG:HH22	2.21	0.52
22:CP:26:GLU:HG2	22:CP:47:ILE:O	2.10	0.52
24:CR:20:VAL:HG13	24:CR:97:LYS:HA	1.91	0.52
29:CW:64:GLY:O	29:CW:65:LYS:HB3	2.09	0.52
32:CZ:3:LYS:HZ1	32:CZ:29:GLY:HA3	1.75	0.52
33:DA:1119:C:N3	33:DA:1120:C:H5	2.07	0.52
33:DA:1302:C:H6	33:DA:1302:C:O5'	1.91	0.52
33:DA:1361:G:C8	33:DA:1361:G:H3'	2.44	0.52
33:DA:65:A:C2	33:DA:382:A:C5	2.98	0.52
33:DA:587:G:C4	33:DA:755:G:N2	2.78	0.52
33:DA:402:G:H4'	33:DA:620:C:C2	2.45	0.52
33:DA:666:G:C6	33:DA:741:G:C5	2.97	0.52
33:DA:792:A:C2	33:DA:794:A:C4	2.97	0.52
33:DA:805:C:C2	33:DA:806:C:H5	2.27	0.52
33:DA:895:G:C6	33:DA:896:C:C4	2.96	0.52
36:DD:84:ASN:N	36:DD:88:ASN:HD21	2.07	0.52
38:DF:29:ILE:HG21	38:DF:64:VAL:HG11	1.91	0.52
39:DG:42:VAL:O	39:DG:46:LEU:CB	2.57	0.52
40:DH:5:PRO:C	40:DH:6:ILE:HD12	2.30	0.52
44:DL:80:LEU:HD23	44:DL:97:VAL:HG11	1.91	0.52
46:DN:9:GLU:HB2	46:DN:62:ARG:HH12	1.74	0.52
46:DN:79:SER:O	46:DN:83:VAL:HB	2.09	0.52
49:DQ:10:ARG:O	49:DQ:22:VAL:HA	2.09	0.52
50:DR:57:ALA:O	50:DR:58:ILE:C	2.48	0.52
51:DS:35:ARG:C	51:DS:37:SER:H	2.12	0.52
7:AA:39:A:C4	7:AA:44:G:N2	2.78	0.52
8:AB:1139:G:H8	8:AB:1139:G:C5'	2.21	0.52
8:AB:1191:G:O2'	8:AB:1192:G:H5'	2.09	0.52
8:AB:1193:G:N1	8:AB:1194:A:C4	2.78	0.52
8:AB:1258:U:C2'	8:AB:1259:G:C8	2.82	0.52
8:AB:1476:U:O2'	8:AB:1477:A:H5'	2.10	0.52
8:AB:1519:G:C5	8:AB:1520:U:C5	2.98	0.52
8:AB:1661:G:C4	8:AB:1662:U:C6	2.98	0.52
8:AB:1712:U:H2'	8:AB:1713:A:N7	2.23	0.52
8:AB:1864:U:C2'	8:AB:1865:U:H5'	2.40	0.52
8:AB:196:A:H62	18:AL:50:PHE:HZ	1.56	0.52
8:AB:2020:A:C2	8:AB:2035:G:N1	2.78	0.52
8:AB:2094:A:C8	8:AB:2094:A:H3'	2.44	0.52
8:AB:2443:C:H2'	8:AB:2444:G:H8	1.74	0.52

Continued on next page...

Continued from previous page...

Atom-1	Atom-2	Interatomic distance (Å)	Clash overlap (Å)
8:AB:2695:U:C3'	8:AB:2695:U:C6	2.93	0.52
8:AB:313:G:C8	8:AB:313:G:H5'	2.44	0.52
8:AB:422:A:C2	8:AB:423:A:C4	2.97	0.52
8:AB:442:G:C4	8:AB:444:C:H5	2.28	0.52
8:AB:538:A:H2'	8:AB:539:G:O4'	2.10	0.52
8:AB:563:A:C2	8:AB:2018:G:N3	2.77	0.52
8:AB:572:A:N7	8:AB:573:U:C5	2.78	0.52
8:AB:600:G:C5	8:AB:601:C:C4	2.97	0.52
8:AB:607:U:H2'	8:AB:608:A:H5'	1.92	0.52
8:AB:930:G:H5''	8:AB:931:U:P	2.50	0.52
9:AC:24:HIS:HB3	9:AC:27:LYS:NZ	2.24	0.52
9:AC:96:LYS:HE2	9:AC:96:LYS:HA	1.90	0.52
11:AE:66:GLY:O	11:AE:67:ARG:C	2.46	0.52
12:AF:169:LEU:HD12	12:AF:176:PHE:HE2	1.74	0.52
15:AI:49:GLU:HG3	15:AI:54:ILE:HD11	1.91	0.52
15:AI:96:LYS:NZ	15:AI:138:VAL:HG21	2.24	0.52
18:AL:70:LYS:HG3	18:AL:71:ALA:N	2.24	0.52
20:AN:55:ALA:O	20:AN:57:THR:N	2.42	0.52
33:BA:1137:C:O2	33:BA:1138:G:N2	2.42	0.52
33:BA:1258:G:O5'	33:BA:1258:G:C8	2.63	0.52
33:BA:1455:G:C6	33:BA:1456:A:N7	2.78	0.52
33:BA:158:G:C4	33:BA:159:G:C8	2.98	0.52
33:BA:19:A:N3	33:BA:572:A:C2	2.76	0.52
33:BA:219:U:N3	33:BA:220:G:C8	2.77	0.52
33:BA:407:U:N3	33:BA:408:A:C8	2.78	0.52
33:BA:518:C:O2	33:BA:529:G:N1	2.42	0.52
33:BA:554:A:C2	33:BA:555:U:C4	2.97	0.52
33:BA:794:A:C4	33:BA:795:C:C5	2.97	0.52
33:BA:986:U:O2'	51:BS:54:ARG:HA	2.09	0.52
34:BB:20:ARG:HD2	34:BB:38:HIS:NE2	2.25	0.52
37:BE:150:GLU:O	37:BE:151:MET:C	2.47	0.52
38:BF:53:LYS:C	38:BF:53:LYS:HD3	2.30	0.52
38:BF:74:LEU:O	38:BF:78:PHE:CD1	2.62	0.52
43:BK:73:VAL:HG12	43:BK:73:VAL:O	2.09	0.52
45:BM:13:HIS:HB2	45:BM:16:ILE:HG22	1.90	0.52
52:BT:69:ASN:HD22	52:BT:69:ASN:H	1.57	0.52
7:CA:47:C:H3'	7:CA:47:C:OP2	2.09	0.52
8:CB:117:G:C6	8:CB:119:A:C6	2.98	0.52
8:CB:1254:A:H5''	8:CB:1255:U:H5''	1.92	0.52
8:CB:1437:C:O2'	8:CB:1516:G:H4'	2.10	0.52
8:CB:1570:A:N6	8:CB:1571:A:C6	2.78	0.52

Continued on next page...

Continued from previous page...

Atom-1	Atom-2	Interatomic distance (Å)	Clash overlap (Å)
8:CB:1863:G:H2'	8:CB:1864:U:O4'	2.09	0.52
8:CB:1854:A:N6	8:CB:1888:G:H1'	2.25	0.52
8:CB:1930:G:H2'	8:CB:1968:G:C6	2.44	0.52
8:CB:2053:G:H2'	8:CB:2054:A:O4'	2.09	0.52
8:CB:223:A:N7	8:CB:422:A:C8	2.77	0.52
8:CB:2265:U:C5	8:CB:2266:A:C6	2.98	0.52
8:CB:2031:A:N1	8:CB:2498:C:C1'	2.73	0.52
8:CB:2727:A:C6	8:CB:2728:U:C4	2.97	0.52
8:CB:2738:A:H3'	8:CB:2738:A:C8	2.45	0.52
8:CB:2750:A:H4'	8:CB:2751:G:OP1	2.04	0.52
8:CB:531:C:H4'	8:CB:531:C:OP1	2.10	0.52
8:CB:569:U:H2'	8:CB:570:G:O4'	2.09	0.52
8:CB:749:A:C6	8:CB:1618:A:N1	2.76	0.52
8:CB:466:A:C2	8:CB:796:C:O4'	2.62	0.52
8:CB:1824:G:OP1	9:CC:52:HIS:NE2	2.42	0.52
9:CC:53:ILE:HG23	9:CC:218:THR:H	1.75	0.52
8:CB:1817:G:OP1	9:CC:62:ARG:NH2	2.40	0.52
10:CD:152:PRO:O	10:CD:153:GLY:C	2.47	0.52
11:CE:79:ARG:O	11:CE:80:SER:CB	2.58	0.52
12:CF:71:LYS:HG2	12:CF:72:SER:N	2.24	0.52
13:CG:87:GLN:O	13:CG:161:VAL:HG23	2.09	0.52
13:CG:93:TYR:HD1	13:CG:93:TYR:N	2.08	0.52
18:CL:98:ALA:HB3	18:CL:101:ILE:CG1	2.40	0.52
18:CL:142:ILE:O	18:CL:142:ILE:HG13	2.09	0.52
19:CM:40:ARG:NH2	19:CM:92:TRP:CH2	2.77	0.52
20:CN:83:LEU:HD11	20:CN:115:LEU:HD12	1.90	0.52
20:CN:121:LYS:HD2	20:CN:122:ALA:N	2.25	0.52
20:CN:87:PHE:C	20:CN:89:SER:H	2.12	0.52
21:CO:41:ALA:H	21:CO:46:GLU:CG	2.22	0.52
22:CP:26:GLU:HA	22:CP:47:ILE:CA	2.39	0.52
1:C0:21:LEU:HD13	25:CS:23:LEU:HD23	1.90	0.52
29:CW:10:ARG:CA	29:CW:10:ARG:HH11	2.20	0.52
33:DA:1242:G:N1	33:DA:1296:C:C5	2.78	0.52
33:DA:128:G:N2	33:DA:129:A:N3	2.57	0.52
33:DA:1306:A:C5	33:DA:1307:U:C5	2.98	0.52
33:DA:1429:A:C2	33:DA:1472:U:O2	2.63	0.52
33:DA:1473:G:H2'	33:DA:1474:U:O4'	2.09	0.52
33:DA:1504:G:H4'	33:DA:1505:G:O4'	2.09	0.52
33:DA:1508:A:N3	33:DA:1509:C:C6	2.77	0.52
33:DA:382:A:C2	33:DA:383:A:C8	2.97	0.52
33:DA:48:C:O2	33:DA:48:C:C2'	2.56	0.52

Continued on next page...

Continued from previous page...

Atom-1	Atom-2	Interatomic distance (Å)	Clash overlap (Å)
33:DA:499:A:H2	33:DA:500:G:C2	2.28	0.52
33:DA:566:G:C5'	33:DA:566:G:C8	2.88	0.52
33:DA:669:G:C8	33:DA:669:G:C5'	2.87	0.52
33:DA:735:C:N4	33:DA:736:C:N4	2.57	0.52
33:DA:775:G:H2'	33:DA:776:G:O4'	2.09	0.52
33:DA:795:C:O2'	43:DK:128:VAL:HG13	2.09	0.52
33:DA:824:G:H1	33:DA:876:C:H42	1.58	0.52
33:DA:918:A:N6	33:DA:919:A:N6	2.57	0.52
34:DB:103:TRP:HA	34:DB:106:VAL:HB	1.90	0.52
34:DB:45:THR:HG22	34:DB:49:PHE:CZ	2.45	0.52
35:DC:21:TRP:CD1	35:DC:58:ARG:CG	2.93	0.52
36:DD:3:TYR:O	36:DD:4:LEU:CB	2.56	0.52
37:DE:21:SER:OG	37:DE:28:ARG:HB2	2.09	0.52
41:DI:79:ARG:HD3	41:DI:102:PHE:CD2	2.45	0.52
41:DI:90:ASP:C	41:DI:92:SER:N	2.63	0.52
46:DN:30:ILE:CG2	46:DN:44:VAL:HB	2.40	0.52
46:DN:4:SER:O	46:DN:8:ARG:HB2	2.09	0.52
47:DO:14:PHE:CE2	47:DO:83:ARG:CZ	2.93	0.52
50:DR:56:ARG:O	50:DR:60:ARG:HD2	2.09	0.52
51:DS:32:THR:HG22	51:DS:33:TRP:N	2.25	0.52
51:DS:55:GLN:HA	51:DS:55:GLN:HE21	1.75	0.52
5:A4:3:VAL:CG2	5:A4:35:GLN:HG2	2.36	0.52
8:AB:1080:A:C6	8:AB:1081:U:C4	2.97	0.52
8:AB:1264:A:C5'	8:AB:1264:A:H8	2.22	0.52
8:AB:1361:G:H2'	8:AB:1362:C:C6	2.45	0.52
8:AB:1670:C:H5''	8:AB:1671:U:OP2	2.09	0.52
8:AB:1694:C:H6	8:AB:1694:C:C5'	2.22	0.52
8:AB:1746:A:H2'	8:AB:1746:A:N3	2.24	0.52
8:AB:1836:C:H2'	8:AB:1837:C:H5'	1.92	0.52
8:AB:1900:A:C2	8:AB:1970:A:C5	2.98	0.52
8:AB:2025:C:H3'	8:AB:2026:U:H6	1.75	0.52
8:AB:2188:U:C4	8:AB:2189:U:C4	2.98	0.52
4:A3:39:ARG:CZ	8:AB:2363:G:OP2	2.57	0.52
4:A3:30:HIS:CE1	8:AB:2418:A:N7	2.76	0.52
8:AB:2469:A:N1	8:AB:2482:A:C8	2.77	0.52
8:AB:2490:G:H4'	8:AB:2491:U:H5'	1.91	0.52
8:AB:2582:G:O2'	8:AB:2583:G:H5'	2.10	0.52
8:AB:2623:G:H5''	8:AB:2623:G:H8	1.73	0.52
8:AB:2656:U:C5	8:AB:2664:G:N2	2.77	0.52
8:AB:408:G:C8	8:AB:408:G:H3'	2.44	0.52
8:AB:534:U:O2'	23:AQ:48:ASP:HB2	2.09	0.52

Continued on next page...

Continued from previous page...

Atom-1	Atom-2	Interatomic distance (Å)	Clash overlap (Å)
8:AB:553:G:C8	8:AB:553:G:H3'	2.44	0.52
8:AB:670:A:O5'	8:AB:670:A:H8	1.93	0.52
8:AB:672:C:O2	8:AB:672:C:H2'	2.09	0.52
8:AB:824:U:O4	8:AB:833:A:N1	2.43	0.52
8:AB:843:G:O6	8:AB:844:A:C6	2.62	0.52
10:AD:37:VAL:HG13	10:AD:42:ASN:CG	2.30	0.52
11:AE:158:PHE:O	11:AE:160:ALA:N	2.42	0.52
11:AE:194:LYS:N	11:AE:194:LYS:NZ	2.47	0.52
15:AI:23:VAL:HG12	15:AI:27:LEU:CD2	2.40	0.52
15:AI:33:ASN:HD21	15:AI:64:ARG:CD	2.20	0.52
18:AL:29:LYS:CD	18:AL:31:GLY:H	2.15	0.52
18:AL:85:VAL:HG12	18:AL:86:GLU:OE1	2.10	0.52
19:AM:18:ARG:H	19:AM:18:ARG:HD2	1.73	0.52
19:AM:5:LYS:O	19:AM:7:THR:N	2.42	0.52
19:AM:96:ILE:HG22	19:AM:97:GLN:HE22	1.74	0.52
22:AP:37:LYS:O	22:AP:38:ARG:HB2	2.09	0.52
18:AL:35:HIS:NE2	24:AR:83:TYR:C	2.63	0.52
27:AU:85:ARG:HB2	27:AU:86:PHE:HD1	1.75	0.52
8:AB:1119:U:OP1	28:AV:83:LYS:HE2	2.09	0.52
29:AW:44:PHE:C	29:AW:44:PHE:CD1	2.83	0.52
31:AY:43:ILE:HD13	31:AY:43:ILE:C	2.30	0.52
33:BA:1146:A:H2'	33:BA:1147:C:O4'	2.10	0.52
33:BA:1251:A:H2'	33:BA:1252:A:C8	2.39	0.52
33:BA:1426:G:C4	33:BA:1427:C:C6	2.97	0.52
33:BA:426:U:N3	33:BA:427:U:C5	2.78	0.52
33:BA:430:A:H2'	33:BA:431:A:C8	2.45	0.52
33:BA:475:C:C2'	33:BA:476:U:H5'	2.39	0.52
33:BA:533:A:C6	33:BA:536:C:C6	2.98	0.52
33:BA:822:U:C4	33:BA:823:C:N4	2.78	0.52
33:BA:992:U:H4'	33:BA:993:G:O5'	2.09	0.52
35:BC:55:VAL:HG12	35:BC:56:ILE:H	1.75	0.52
36:BD:36:ALA:C	36:BD:38:GLY:H	2.12	0.52
36:BD:2:ARG:H	36:BD:4:LEU:HD23	1.73	0.52
39:BG:17:PHE:CD2	39:BG:58:LEU:HD13	2.44	0.52
40:BH:86:LYS:HB3	40:BH:90:GLU:HG3	1.91	0.52
33:BA:1118:U:OP2	41:BI:10:ARG:HD2	2.09	0.52
35:BC:21:TRP:HA	42:BJ:94:ALA:O	2.10	0.52
44:BL:27:PRO:HB2	44:BL:28:GLN:OE1	2.10	0.52
45:BM:21:ILE:HG22	45:BM:22:TYR:N	2.25	0.52
45:BM:2:ARG:HG3	45:BM:8:ILE:CG2	2.40	0.52
47:BO:42:PHE:C	47:BO:44:GLU:N	2.63	0.52

Continued on next page...

Continued from previous page...

Atom-1	Atom-2	Interatomic distance (Å)	Clash overlap (Å)
48:BP:39:PHE:CE1	48:BP:74:LEU:HD22	2.44	0.52
7:CA:66:A:N3	7:CA:108:A:C6	2.78	0.52
8:CB:1010:A:H8	8:CB:1010:A:H3'	1.74	0.52
8:CB:1350:C:N4	8:CB:1382:G:C6	2.78	0.52
8:CB:136:G:OP2	8:CB:136:G:C8	2.63	0.52
8:CB:1720:U:H2'	8:CB:1721:G:C5'	2.39	0.52
8:CB:1783:A:H5''	8:CB:1784:A:OP2	2.09	0.52
8:CB:2189:U:C3'	8:CB:2189:U:C6	2.93	0.52
8:CB:2259:U:C2	8:CB:2260:C:C6	2.98	0.52
8:CB:2380:C:O2'	8:CB:2381:A:H5'	2.09	0.52
8:CB:2444:G:OP2	11:CE:63:LYS:NZ	2.43	0.52
8:CB:2627:G:H2'	8:CB:2628:C:C6	2.44	0.52
8:CB:2669:G:H2'	8:CB:2670:A:C8	2.44	0.52
8:CB:2701:U:H6	8:CB:2701:U:H3'	1.73	0.52
8:CB:2770:G:C4	8:CB:2771:C:H5	2.27	0.52
8:CB:2813:A:N6	8:CB:2814:A:N6	2.58	0.52
8:CB:370:G:O5'	8:CB:370:G:H8	1.92	0.52
8:CB:401:A:H2'	8:CB:402:A:C8	2.45	0.52
8:CB:487:C:C2'	8:CB:488:G:H5'	2.40	0.52
8:CB:571:U:C4	8:CB:2030:A:C2	2.98	0.52
8:CB:597:G:O2'	18:CL:21:ARG:HG3	2.10	0.52
8:CB:721:A:H2'	8:CB:722:A:C8	2.45	0.52
8:CB:909:A:P	55:CB:5178:HOH:O	2.67	0.52
9:CC:135:PRO:O	9:CC:165:ALA:O	2.27	0.52
9:CC:161:VAL:HG12	9:CC:173:LEU:HD21	1.90	0.52
9:CC:177:SER:C	9:CC:179:GLU:H	2.13	0.52
9:CC:261:ARG:HD3	9:CC:261:ARG:N	2.25	0.52
11:CE:97:ASN:OD1	11:CE:97:ASN:N	2.43	0.52
13:CG:26:LYS:O	13:CG:78:VAL:HG21	2.09	0.52
13:CG:88:LEU:N	13:CG:88:LEU:HD12	2.24	0.52
16:CJ:63:ALA:HA	16:CJ:69:ARG:NH1	2.23	0.52
17:CK:66:LYS:CG	17:CK:80:ASP:HA	2.39	0.52
8:CB:812:C:H5'	18:CL:32:GLY:O	2.09	0.52
19:CM:77:PRO:CG	19:CM:86:LYS:HZ3	2.21	0.52
25:CS:65:ASP:OD1	25:CS:65:ASP:N	2.42	0.52
26:CT:58:VAL:HG12	26:CT:59:ASN:H	1.74	0.52
8:CB:65:U:P	26:CT:76:ARG:HB3	2.50	0.52
29:CW:39:GLN:HG2	29:CW:66:VAL:O	2.09	0.52
30:CX:25:GLN:HE22	30:CX:46:VAL:HG11	1.74	0.52
8:CB:372:G:H8	32:CZ:54:GLY:CA	2.23	0.52
32:CZ:59:ARG:HG3	32:CZ:62:LYS:CB	2.39	0.52

Continued on next page...

Continued from previous page...

Atom-1	Atom-2	Interatomic distance (Å)	Clash overlap (Å)
33:DA:1130:A:O5'	33:DA:1130:A:C8	2.62	0.52
33:DA:1178:G:H5'	33:DA:1179:A:OP2	2.09	0.52
33:DA:1299:A:C6	33:DA:1301:U:C2	2.98	0.52
33:DA:22:G:C2	33:DA:914:A:N7	2.78	0.52
33:DA:109:A:C2	33:DA:327:A:C2	2.97	0.52
33:DA:402:G:N1	33:DA:403:C:C4	2.78	0.52
33:DA:489:C:H2'	33:DA:489:C:O2	2.09	0.52
33:DA:518:C:C5	33:DA:529:G:C5	2.98	0.52
33:DA:682:G:C2	33:DA:683:G:N7	2.78	0.52
33:DA:731:G:C2	33:DA:732:C:C2	2.98	0.52
33:DA:785:G:N2	33:DA:798:U:H1'	2.25	0.52
33:DA:872:A:C4	33:DA:874:G:N7	2.78	0.52
33:DA:894:G:H2'	33:DA:895:G:C8	2.42	0.52
33:DA:918:A:N1	33:DA:919:A:C5	2.78	0.52
34:DB:65:LYS:HB3	34:DB:89:PHE:HE1	1.73	0.52
33:DA:16:A:O2'	37:DE:20:VAL:HG23	2.09	0.52
39:DG:102:TRP:CD1	39:DG:136:LYS:HD2	2.45	0.52
40:DH:105:THR:HA	40:DH:122:GLY:HA3	1.91	0.52
40:DH:32:LYS:HA	40:DH:35:ILE:HD12	1.91	0.52
42:DJ:53:ILE:HG22	42:DJ:61:ALA:CB	2.32	0.52
42:DJ:29:ALA:HB2	42:DJ:87:LEU:HD21	1.91	0.52
45:DM:49:GLU:HA	45:DM:52:ILE:CG2	2.39	0.52
51:DS:24:SER:HB2	51:DS:27:LYS:CE	2.39	0.52
52:DT:23:ARG:N	52:DT:23:ARG:HD2	2.24	0.52
7:AA:27:C:C4	7:AA:28:C:C4	2.98	0.52
8:AB:1184:U:C2	8:AB:1185:G:N7	2.78	0.52
8:AB:1243:C:H2'	8:AB:1244:A:H8	1.74	0.52
8:AB:1551:A:C3'	8:AB:1552:A:H5''	2.39	0.52
8:AB:1652:A:C3'	8:AB:1653:G:H5'	2.40	0.52
8:AB:1765:U:C2'	8:AB:1765:U:O2	2.57	0.52
8:AB:1809:A:C3'	8:AB:1810:A:C8	2.92	0.52
8:AB:193:U:N3	8:AB:194:G:N7	2.57	0.52
8:AB:2007:U:P	55:AB:4569:HOH:O	2.68	0.52
8:AB:2464:G:C4	8:AB:2487:G:C2	2.98	0.52
8:AB:2715:C:H2'	8:AB:2716:C:H5'	1.92	0.52
8:AB:2733:A:C6	8:AB:2734:A:C5	2.97	0.52
8:AB:402:A:N7	8:AB:403:U:C5	2.77	0.52
8:AB:481:G:H1'	8:AB:507:A:N6	2.24	0.52
8:AB:573:U:H5'	55:AB:4322:HOH:O	2.09	0.52
8:AB:824:U:C4	8:AB:825:A:N7	2.78	0.52
8:AB:836:G:C6	8:AB:837:C:C4	2.98	0.52

Continued on next page...

Continued from previous page...

Atom-1	Atom-2	Interatomic distance (Å)	Clash overlap (Å)
8:AB:961:C:N4	8:AB:2031:A:C8	2.78	0.52
8:AB:979:A:H2	8:AB:982:C:C2	2.24	0.52
8:AB:691:C:OP1	9:AC:216:ARG:NH1	2.43	0.52
9:AC:87:SER:O	9:AC:88:ALA:HB2	2.09	0.52
8:AB:2636:C:O2'	10:AD:80:TRP:CH2	2.57	0.52
11:AE:194:LYS:HB2	11:AE:194:LYS:HZ2	1.75	0.52
13:AG:13:GLY:O	13:AG:27:GLY:HA3	2.09	0.52
13:AG:60:GLY:O	13:AG:63:GLN:HG2	2.09	0.52
14:AH:28:ASN:O	14:AH:29:PHE:HB2	2.08	0.52
14:AH:6:LEU:HA	14:AH:15:LEU:H	1.75	0.52
16:AJ:46:PRO:O	16:AJ:48:VAL:N	2.42	0.52
19:AM:99:GLY:C	19:AM:100:LYS:HG3	2.29	0.52
19:AM:42:THR:HA	19:AM:92:TRP:CD1	2.45	0.52
19:AM:71:LYS:NZ	19:AM:93:VAL:HG12	2.25	0.52
20:AN:20:MET:HE3	20:AN:21:PHE:HE1	1.75	0.52
23:AQ:52:ARG:NE	23:AQ:55:GLN:HG2	2.25	0.52
25:AS:17:VAL:HG12	25:AS:43:ALA:HB1	1.92	0.52
26:AT:23:ALA:HB1	26:AT:29:THR:O	2.10	0.52
27:AU:46:LYS:HB2	27:AU:53:GLN:CA	2.40	0.52
27:AU:71:ILE:O	27:AU:72:PHE:CD2	2.63	0.52
33:BA:173:U:H4'	33:BA:197:A:C8	2.45	0.52
33:BA:201:G:N2	33:BA:217:C:H1'	2.25	0.52
33:BA:394:G:C4	33:BA:395:C:C5	2.98	0.52
33:BA:499:A:C6	33:BA:547:A:C8	2.98	0.52
33:BA:959:A:H2'	33:BA:960:U:O4'	2.10	0.52
36:BD:104:MET:O	36:BD:106:PHE:N	2.43	0.52
37:BE:132:PRO:O	37:BE:134:ASN:N	2.42	0.52
39:BG:22:LEU:O	39:BG:22:LEU:HG	2.08	0.52
41:BI:79:ARG:NE	41:BI:102:PHE:HD2	2.08	0.52
41:BI:85:ALA:C	41:BI:87:MET:H	2.13	0.52
44:BL:82:ARG:HH11	44:BL:95:HIS:HB3	1.75	0.52
46:BN:60:ARG:H	46:BN:60:ARG:CD	2.20	0.52
5:C4:24:ARG:HG2	5:C4:36:ARG:O	2.10	0.52
8:CB:1344:U:H5'	8:CB:1345:C:C5	2.45	0.52
8:CB:1364:G:C1'	8:CB:1368:G:N2	2.70	0.52
8:CB:1418:G:H1'	8:CB:1581:G:N2	2.25	0.52
8:CB:155:A:O5'	8:CB:155:A:H8	1.92	0.52
8:CB:1614:A:H8	8:CB:1614:A:O5'	1.92	0.52
8:CB:1818:U:OP1	9:CC:86:ARG:HG3	2.10	0.52
8:CB:1823:G:H3'	8:CB:1823:G:C8	2.44	0.52
8:CB:1855:U:C5	8:CB:1856:U:C4	2.97	0.52

Continued on next page...

Continued from previous page...

Atom-1	Atom-2	Interatomic distance (Å)	Clash overlap (Å)
8:CB:2007:U:C6	8:CB:2007:U:H5''	2.45	0.52
8:CB:2100:G:C2	8:CB:2101:A:C4	2.98	0.52
8:CB:2315:G:H5'	12:CF:156:THR:HG21	1.91	0.52
8:CB:2341:G:C5	8:CB:2342:C:C5	2.98	0.52
8:CB:2574:G:N3	10:CD:147:GLY:HA3	2.25	0.52
8:CB:2721:A:H2'	8:CB:2722:G:O4'	2.10	0.52
8:CB:2854:G:O2'	8:CB:2855:C:H5'	2.09	0.52
8:CB:311:A:O5'	8:CB:332:A:C2	2.63	0.52
8:CB:358:U:H2'	8:CB:359:G:O4'	2.10	0.52
8:CB:395:U:H4'	32:CZ:11:GLU:OE2	2.10	0.52
8:CB:400:G:H3'	8:CB:400:G:C8	2.45	0.52
8:CB:588:U:H5''	18:CL:29:LYS:HD2	1.91	0.52
8:CB:663:G:C6	8:CB:664:G:C5	2.98	0.52
8:CB:673:C:C2	8:CB:808:G:N2	2.78	0.52
8:CB:792:A:C5	8:CB:2440:C:C5	2.98	0.52
8:CB:794:A:H2'	8:CB:795:C:H5'	1.92	0.52
8:CB:796:C:H5	55:CB:5151:HOH:O	1.92	0.52
8:CB:830:G:H4'	8:CB:831:G:OP2	2.09	0.52
8:CB:831:G:O6	8:CB:832:U:N3	2.41	0.52
8:CB:911:A:C6	19:CM:13:HIS:CD2	2.97	0.52
12:CF:3:LEU:HA	12:CF:6:TYR:CD2	2.45	0.52
14:CH:68:ARG:HG2	14:CH:71:LYS:HD3	1.92	0.52
14:CH:97:ARG:O	14:CH:100:ALA:HB3	2.10	0.52
16:CJ:77:HIS:HB2	16:CJ:85:LYS:CE	2.40	0.52
20:CN:87:PHE:HB3	20:CN:94:TYR:CZ	2.44	0.52
21:CO:31:THR:HG22	21:CO:33:ARG:H	1.74	0.52
33:DA:101:A:C6	33:DA:102:G:C8	2.98	0.52
33:DA:1078:U:H3'	33:DA:1078:U:C6	2.45	0.52
33:DA:1053:G:C5	33:DA:1199:U:H2'	2.45	0.52
33:DA:138:G:C6	33:DA:226:G:C6	2.97	0.52
33:DA:1450:U:H2'	33:DA:1452:C:C4	2.45	0.52
33:DA:393:A:C2	33:DA:394:G:C1'	2.92	0.52
33:DA:407:U:C2	33:DA:408:A:C8	2.97	0.52
33:DA:541:G:O2'	33:DA:542:G:H5'	2.10	0.52
33:DA:570:G:O6	33:DA:866:C:N3	2.43	0.52
33:DA:774:G:H3'	33:DA:774:G:C8	2.45	0.52
33:DA:842:U:C2'	33:DA:843:U:H4'	2.35	0.52
33:DA:964:A:H5''	33:DA:965:U:OP2	2.10	0.52
34:DB:162:VAL:HG13	34:DB:184:ALA:HB2	1.91	0.52
34:DB:79:VAL:O	34:DB:83:ALA:HB2	2.09	0.52
42:DJ:42:LEU:HB2	42:DJ:71:LEU:O	2.10	0.52

Continued on next page...

Continued from previous page...

Atom-1	Atom-2	Interatomic distance (Å)	Clash overlap (Å)
49:DQ:65:PRO:HA	49:DQ:71:SER:HB3	1.92	0.52
50:DR:23:LYS:O	50:DR:25:ILE:HG22	2.09	0.52
50:DR:51:GLN:HE21	50:DR:51:GLN:HA	1.75	0.52
51:DS:56:HIS:CD2	51:DS:56:HIS:N	2.77	0.52
52:DT:53:MET:HA	52:DT:56:ILE:HG13	1.90	0.52
4:A3:26:ALA:O	4:A3:27:ASN:HB2	2.09	0.52
8:AB:1061:U:H4'	8:AB:1070:A:H4'	1.91	0.52
8:AB:818:G:N2	8:AB:1190:G:C6	2.78	0.52
8:AB:1357:C:H2'	8:AB:1358:G:O4'	2.10	0.52
8:AB:1771:C:N3	8:AB:1772:A:C5	2.77	0.52
8:AB:1807:G:C2	8:AB:1811:G:O6	2.62	0.52
8:AB:2014:A:C2'	8:AB:2015:A:H8	2.06	0.52
8:AB:2023:C:H2'	8:AB:2024:G:C8	2.43	0.52
8:AB:529:A:C6	8:AB:2042:A:C2	2.98	0.52
8:AB:2289:G:C6	8:AB:2290:G:N7	2.78	0.52
8:AB:2409:G:H2'	8:AB:2410:G:O4'	2.09	0.52
8:AB:2454:G:C2'	8:AB:2455:G:H5'	2.40	0.52
8:AB:577:G:H2'	8:AB:578:G:C8	2.45	0.52
8:AB:62:U:H3'	8:AB:63:A:C8	2.45	0.52
8:AB:806:C:O2'	8:AB:807:U:H5'	2.10	0.52
8:AB:839:U:H2'	8:AB:840:C:H6	1.74	0.52
8:AB:933:A:H3'	8:AB:933:A:C8	2.45	0.52
9:AC:12:ARG:HH11	9:AC:18:VAL:CG2	2.18	0.52
9:AC:20:ASN:HD21	9:AC:203:VAL:CG1	2.23	0.52
10:AD:89:GLU:O	10:AD:89:GLU:HG2	2.08	0.52
12:AF:7:TYR:HA	12:AF:11:VAL:HB	1.91	0.52
22:AP:26:GLU:HA	22:AP:47:ILE:CB	2.38	0.52
23:AQ:73:ILE:HG23	23:AQ:77:LYS:HB2	1.92	0.52
23:AQ:94:LEU:O	23:AQ:97:ILE:HG13	2.10	0.52
26:AT:11:LEU:HD21	26:AT:47:VAL:HG23	1.92	0.52
33:BA:1068:G:C8	33:BA:1068:G:H5''	2.45	0.52
33:BA:1076:U:C2'	33:BA:1077:G:H5'	2.39	0.52
33:BA:1289:A:C2'	33:BA:1290:G:H5'	2.39	0.52
33:BA:1288:A:C6	33:BA:1289:A:C5	2.98	0.52
33:BA:1415:G:C4	33:BA:1486:G:N2	2.77	0.52
33:BA:1466:C:C2	33:BA:1467:C:C5	2.97	0.52
33:BA:1478:U:C4	33:BA:1479:C:N4	2.78	0.52
33:BA:734:G:N3	33:BA:735:C:C6	2.78	0.52
33:BA:829:G:H2'	33:BA:830:G:C8	2.40	0.52
33:BA:875:U:H6	33:BA:875:U:H3'	1.73	0.52
33:BA:825:A:H61	33:BA:876:C:H42	1.58	0.52

Continued on next page...

Continued from previous page...

Atom-1	Atom-2	Interatomic distance (Å)	Clash overlap (Å)
33:BA:881:G:C2	33:BA:882:C:O2	2.63	0.52
33:BA:963:G:O2'	33:BA:1199:U:H5''	2.09	0.52
35:BC:118:SER:O	35:BC:121:SER:HB3	2.10	0.52
35:BC:35:ASP:HB3	35:BC:39:ARG:NH2	2.24	0.52
33:BA:7:A:C8	37:BE:123:LEU:HD13	2.45	0.52
37:BE:131:ASN:OD1	37:BE:132:PRO:HD2	2.10	0.52
39:BG:59:GLU:CD	39:BG:59:GLU:H	2.13	0.52
41:BI:89:TYR:HD1	41:BI:89:TYR:O	1.92	0.52
43:BK:17:ASP:OD1	43:BK:17:ASP:N	2.42	0.52
33:BA:1222:G:H5''	51:BS:77:ARG:HH11	1.75	0.52
7:CA:42:C:O2	7:CA:42:C:C2'	2.58	0.52
8:CB:1087:G:N7	8:CB:1089:A:N3	2.57	0.52
8:CB:1263:U:N3	8:CB:1264:A:N1	2.57	0.52
8:CB:1353:A:C5	8:CB:1378:A:C6	2.98	0.52
8:CB:141:G:H3'	8:CB:142:A:C1'	2.40	0.52
8:CB:1694:C:C5'	8:CB:1694:C:H6	2.23	0.52
8:CB:1798:U:C4	8:CB:1819:A:C2	2.98	0.52
8:CB:1863:G:C2	8:CB:1880:U:O2	2.62	0.52
8:CB:2071:A:C5	8:CB:2072:C:C5	2.98	0.52
8:CB:2386:A:H2'	8:CB:2387:U:C6	2.44	0.52
8:CB:2645:G:H8	8:CB:2645:G:H5''	1.74	0.52
8:CB:464:U:H1'	8:CB:686:U:H5	1.74	0.52
8:CB:735:A:C8	8:CB:736:C:C5	2.98	0.52
8:CB:729:G:H5''	8:CB:763:G:OP2	2.10	0.52
8:CB:770:G:H2'	8:CB:771:G:O4'	2.10	0.52
8:CB:689:A:C2	8:CB:779:U:H4'	2.45	0.52
9:CC:161:VAL:N	9:CC:193:GLU:CD	2.62	0.52
14:CH:61:VAL:HG21	14:CH:135:HIS:ND1	2.25	0.52
15:CI:94:LYS:O	15:CI:94:LYS:HG2	2.09	0.52
16:CJ:19:ASP:O	16:CJ:20:ALA:CB	2.58	0.52
16:CJ:34:ARG:O	16:CJ:38:GLY:N	2.43	0.52
17:CK:86:LEU:C	17:CK:87:LEU:HD23	2.30	0.52
18:CL:126:ARG:HD2	18:CL:127:VAL:H	1.71	0.52
19:CM:9:PHE:CD1	19:CM:10:ARG:N	2.78	0.52
19:CM:16:ARG:HB3	19:CM:18:ARG:HH21	1.74	0.52
19:CM:95:LEU:HD23	19:CM:95:LEU:H	1.74	0.52
20:CN:71:ARG:O	20:CN:72:ASP:CB	2.58	0.52
20:CN:73:ASN:O	20:CN:74:GLU:C	2.48	0.52
23:CQ:61:ILE:HA	23:CQ:64:ILE:HG13	1.92	0.52
24:CR:5:PHE:HB3	24:CR:12:HIS:ND1	2.25	0.52
24:CR:36:ALA:O	24:CR:37:GLU:HB3	2.09	0.52

Continued on next page...

Continued from previous page...

Atom-1	Atom-2	Interatomic distance (Å)	Clash overlap (Å)
25:CS:68:ASP:C	25:CS:69:LEU:HD22	2.30	0.52
27:CU:3:LYS:O	27:CU:4:ILE:CB	2.57	0.52
30:CX:17:GLU:HA	30:CX:21:LEU:HB3	1.90	0.52
33:DA:1010:U:O2'	33:DA:1011:C:H5'	2.09	0.52
33:DA:1024:G:C5	33:DA:1025:U:C5	2.96	0.52
33:DA:999:C:O2	33:DA:1042:A:C2	2.63	0.52
33:DA:1058:G:C6	33:DA:1059:C:N3	2.77	0.52
33:DA:1112:C:C2	35:DC:177:LEU:HB2	2.44	0.52
33:DA:1126:U:C6	33:DA:1280:A:H5'	2.45	0.52
33:DA:1170:A:C2	33:DA:1171:A:C4	2.98	0.52
33:DA:1221:G:O3'	51:DS:76:THR:HG21	2.10	0.52
33:DA:1227:A:C8	33:DA:1227:A:C5'	2.89	0.52
33:DA:1315:U:O2'	33:DA:1360:A:N3	2.41	0.52
33:DA:1463:U:H3'	33:DA:1463:U:C6	2.45	0.52
33:DA:26:A:N6	33:DA:558:G:H1'	2.25	0.52
33:DA:381:C:O2'	33:DA:382:A:H5'	2.10	0.52
33:DA:53:A:C2	33:DA:359:G:C2	2.98	0.52
33:DA:579:A:H5''	33:DA:579:A:H8	1.75	0.52
33:DA:89:U:H2'	33:DA:90:C:C6	2.45	0.52
33:DA:998:C:N4	33:DA:1044:A:N1	2.57	0.52
34:DB:14:HIS:C	34:DB:15:PHE:HD2	2.12	0.52
39:DG:103:ILE:HG13	39:DG:104:VAL:N	2.24	0.52
39:DG:112:ASP:HB3	39:DG:117:LEU:HD22	1.92	0.52
42:DJ:17:LEU:HD22	42:DJ:17:LEU:O	2.10	0.52
43:DK:74:LYS:HE2	43:DK:79:LYS:HD3	1.91	0.52
43:DK:91:GLY:O	43:DK:95:THR:HG22	2.09	0.52
44:DL:13:ARG:H	44:DL:13:ARG:HD2	1.74	0.52
46:DN:5:MET:O	46:DN:5:MET:HG2	2.10	0.52
46:DN:81:ILE:O	46:DN:84:ARG:HB3	2.10	0.52
51:DS:10:ILE:HG23	51:DS:38:THR:N	2.25	0.52
4:A3:5:THR:O	4:A3:5:THR:HG23	2.10	0.52
7:AA:42:C:C4	7:AA:43:C:C4	2.98	0.52
8:AB:115:C:N3	8:AB:116:C:C5	2.77	0.52
8:AB:1973:G:C8	8:AB:1973:G:H3'	2.45	0.52
8:AB:2020:A:O2'	8:AB:2021:C:H5'	2.10	0.52
8:AB:2092:U:C4'	8:AB:2093:G:O5'	2.57	0.52
8:AB:2261:C:N3	8:AB:2280:G:N2	2.58	0.52
8:AB:2317:A:H2'	8:AB:2318:G:H5'	1.90	0.52
8:AB:2453:A:C2	8:AB:2504:U:O2	2.63	0.52
8:AB:535:G:O2'	23:AQ:52:ARG:CD	2.57	0.52
8:AB:689:A:H2	8:AB:779:U:H4'	1.74	0.52

Continued on next page...

Continued from previous page...

Atom-1	Atom-2	Interatomic distance (Å)	Clash overlap (Å)
8:AB:790:U:C5	8:AB:791:C:H5	2.27	0.52
8:AB:841:G:C2	8:AB:842:U:C2	2.97	0.52
8:AB:871:U:HO2'	19:AM:68:PHE:HD1	1.48	0.52
8:AB:947:A:C6	8:AB:948:C:N4	2.78	0.52
8:AB:969:G:C2	8:AB:970:U:C2	2.98	0.52
9:AC:134:ILE:CD1	9:AC:135:PRO:HD2	2.39	0.52
10:AD:155:VAL:O	10:AD:156:PHE:HB2	2.10	0.52
11:AE:171:ASP:O	11:AE:172:ALA:CB	2.58	0.52
11:AE:25:GLU:O	11:AE:26:ALA:C	2.48	0.52
12:AF:10:GLU:HA	12:AF:13:LYS:HB2	1.90	0.52
8:AB:2751:G:N3	13:AG:1:SER:HB3	2.25	0.52
16:AJ:59:ALA:C	16:AJ:61:LYS:N	2.63	0.52
16:AJ:98:GLU:O	16:AJ:100:VAL:N	2.43	0.52
18:AL:83:ALA:H	18:AL:86:GLU:HG2	1.74	0.52
20:AN:99:LYS:H	20:AN:99:LYS:HD2	1.75	0.52
24:AR:40:MET:HA	24:AR:54:VAL:HG11	1.90	0.52
24:AR:75:VAL:CG2	24:AR:90:ARG:HE	2.23	0.52
28:AV:70:ILE:N	28:AV:70:ILE:CD1	2.73	0.52
33:BA:101:A:C6	33:BA:102:G:N7	2.78	0.52
33:BA:1050:G:H2'	33:BA:1051:C:O4'	2.10	0.52
33:BA:1050:G:C2	33:BA:1051:C:C2	2.98	0.52
33:BA:1084:G:C4	33:BA:1085:U:C5	2.98	0.52
33:BA:1121:U:H2'	33:BA:1122:U:C6	2.44	0.52
33:BA:1444:U:H2'	33:BA:1445:U:O4'	2.10	0.52
33:BA:1477:U:C2	33:BA:1478:U:C5	2.97	0.52
33:BA:188:C:O5'	33:BA:188:C:H6	1.92	0.52
33:BA:257:G:C6	33:BA:258:G:N7	2.78	0.52
33:BA:393:A:N3	33:BA:393:A:H2'	2.25	0.52
33:BA:457:G:C6	33:BA:458:U:C2	2.97	0.52
33:BA:514:C:O2	33:BA:538:G:C2	2.63	0.52
33:BA:542:G:C2	33:BA:543:U:C2	2.97	0.52
33:BA:879:C:H2'	33:BA:879:C:O2	2.10	0.52
33:BA:928:G:C2	33:BA:1390:U:O2	2.63	0.52
34:BB:59:ILE:HD12	34:BB:60:ALA:N	2.25	0.52
36:BD:89:LEU:O	36:BD:93:LEU:HG	2.09	0.52
40:BH:26:MET:CB	40:BH:27:PRO:CD	2.87	0.52
4:C3:30:HIS:O	4:C3:31:ILE:HG22	2.10	0.52
4:C3:4:LYS:HZ1	4:C3:60:CYS:N	2.08	0.52
7:CA:11:C:O2'	7:CA:12:C:H5'	2.09	0.52
7:CA:66:A:C2	7:CA:108:A:C5	2.97	0.52
8:CB:109:C:H2'	8:CB:110:G:C8	2.45	0.52

Continued on next page...

Continued from previous page...

Atom-1	Atom-2	Interatomic distance (Å)	Clash overlap (Å)
8:CB:1139:G:C8	8:CB:1139:G:C5'	2.91	0.52
8:CB:1336:A:H2'	8:CB:1336:A:N3	2.25	0.52
8:CB:1420:A:C2	8:CB:2211:A:C8	2.94	0.52
8:CB:1717:A:N6	8:CB:1743:G:H1'	2.25	0.52
8:CB:1807:G:H3'	8:CB:1807:G:C8	2.45	0.52
8:CB:182:A:N3	8:CB:433:C:O2'	2.37	0.52
8:CB:194:G:N3	8:CB:194:G:C2'	2.71	0.52
8:CB:1988:G:C8	8:CB:1988:G:H3'	2.45	0.52
8:CB:2050:C:N4	8:CB:2051:A:N1	2.58	0.52
8:CB:2144:G:H3'	8:CB:2145:C:C5'	2.40	0.52
8:CB:2508:G:N1	8:CB:2582:G:O6	2.43	0.52
8:CB:2633:G:H1'	10:CD:62:LYS:HG3	1.90	0.52
8:CB:2675:A:C6	8:CB:2676:C:C2	2.98	0.52
8:CB:2849:U:H4'	8:CB:2850:A:C5'	2.39	0.52
8:CB:327:G:N2	8:CB:328:U:C2	2.78	0.52
8:CB:372:G:C5	32:CZ:57:VAL:HG21	2.45	0.52
8:CB:571:U:C4	8:CB:575:A:C6	2.98	0.52
8:CB:794:A:O2'	8:CB:795:C:H5'	2.10	0.52
8:CB:8:C:C4	8:CB:9:G:N7	2.78	0.52
8:CB:1791:A:P	9:CC:211:ARG:HE	2.33	0.52
8:CB:2593:U:O4	9:CC:235:GLU:OE2	2.27	0.52
10:CD:20:VAL:O	10:CD:22:ILE:N	2.43	0.52
10:CD:40:LEU:O	10:CD:41:ALA:HB3	2.10	0.52
10:CD:59:ARG:HD2	10:CD:60:VAL:CG2	2.33	0.52
11:CE:175:ILE:HG23	11:CE:176:ASP:N	2.25	0.52
11:CE:194:LYS:NZ	11:CE:194:LYS:HB2	2.25	0.52
12:CF:97:GLU:HA	12:CF:100:GLU:OE1	2.10	0.52
15:CI:18:ASN:N	15:CI:19:PRO:CD	2.73	0.52
16:CJ:112:GLY:HA2	16:CJ:116:ARG:NH2	2.25	0.52
16:CJ:54:ILE:HG22	16:CJ:55:ILE:N	2.24	0.52
16:CJ:72:LYS:HE3	16:CJ:74:TYR:OH	2.10	0.52
17:CK:112:PHE:O	17:CK:114:LYS:N	2.43	0.52
23:CQ:72:GLY:O	23:CQ:73:ILE:O	2.28	0.52
30:CX:20:ASN:HD22	30:CX:20:ASN:N	2.06	0.52
33:DA:1107:C:N4	55:DA:5223:HOH:O	2.42	0.52
33:DA:946:A:C2	33:DA:1236:A:N1	2.78	0.52
33:DA:1430:A:C2	33:DA:1471:U:N3	2.78	0.52
33:DA:1446:A:C6	33:DA:1447:A:C5	2.98	0.52
33:DA:380:G:C2	33:DA:384:G:C2	2.98	0.52
33:DA:46:G:C4	33:DA:366:A:N7	2.78	0.52
33:DA:516:U:H2'	33:DA:517:G:C8	2.45	0.52

Continued on next page...

Continued from previous page...

Atom-1	Atom-2	Interatomic distance (Å)	Clash overlap (Å)
33:DA:397:A:C5	33:DA:548:G:N7	2.78	0.52
33:DA:663:A:C3'	33:DA:664:G:H5''	2.39	0.52
33:DA:958:A:N1	51:DS:53:GLY:CA	2.70	0.52
33:DA:975:A:C2	33:DA:1357:A:C2	2.93	0.52
35:DC:116:ALA:HB2	35:DC:199:VAL:HG22	1.91	0.52
37:DE:82:HIS:CE1	37:DE:146:MET:CG	2.88	0.52
38:DF:26:THR:HB	38:DF:36:ILE:CD1	2.40	0.52
39:DG:39:GLU:HA	39:DG:42:VAL:HG23	1.92	0.52
49:DQ:10:ARG:NH2	49:DQ:11:VAL:HB	2.25	0.52
50:DR:59:LYS:O	50:DR:60:ARG:C	2.48	0.52
4:A3:41:ARG:O	4:A3:43:LEU:N	2.43	0.51
4:A3:61:LEU:HD11	8:AB:242:G:OP1	2.11	0.51
7:AA:23:G:H2'	7:AA:24:G:C6	2.46	0.51
7:AA:76:G:N3	7:AA:77:U:C6	2.78	0.51
8:AB:1063:G:N1	8:AB:1076:C:N4	2.58	0.51
8:AB:1094:U:O2	8:AB:1096:A:C8	2.62	0.51
8:AB:1223:G:C6	8:AB:1227:G:N1	2.78	0.51
8:AB:1230:A:H2'	8:AB:1231:U:H6	1.75	0.51
8:AB:1528:A:C2'	8:AB:1529:G:H5'	2.40	0.51
8:AB:1905:C:N4	8:AB:1930:G:C2	2.78	0.51
8:AB:1997:C:O2'	8:AB:1998:A:C5'	2.58	0.51
8:AB:2148:G:C6	8:AB:2149:U:C4	2.98	0.51
8:AB:2204:G:C5	8:AB:2221:G:C2	2.97	0.51
8:AB:271:G:N2	8:AB:272:A:C2	2.78	0.51
8:AB:2813:A:N6	8:AB:2814:A:N6	2.57	0.51
8:AB:323:C:N3	8:AB:333:G:H8	2.03	0.51
8:AB:326:G:C8	8:AB:326:G:H5'	2.32	0.51
8:AB:390:U:H4'	8:AB:391:A:H5'	1.90	0.51
3:A2:16:HIS:NE2	8:AB:465:G:C1'	2.73	0.51
8:AB:548:G:H5''	8:AB:549:G:C2	2.45	0.51
8:AB:735:A:H3'	8:AB:736:C:H6	1.75	0.51
8:AB:769:U:H5	55:AB:4369:HOH:O	1.93	0.51
10:AD:174:SER:O	10:AD:175:LEU:CB	2.57	0.51
10:AD:30:GLU:OE2	10:AD:51:THR:HG23	2.10	0.51
16:AJ:117:ALA:O	16:AJ:121:LYS:HD3	2.09	0.51
17:AK:35:VAL:HG11	17:AK:69:VAL:HG22	1.90	0.51
17:AK:48:PRO:C	17:AK:49:ARG:HD3	2.31	0.51
18:AL:33:ARG:HH11	18:AL:33:ARG:H	1.59	0.51
19:AM:6:ARG:O	19:AM:69:PRO:HG3	2.10	0.51
19:AM:88:ASN:O	19:AM:90:GLU:N	2.43	0.51
8:AB:2334:U:OP2	21:AO:7:ARG:HG2	2.11	0.51

Continued on next page...

Continued from previous page...

Atom-1	Atom-2	Interatomic distance (Å)	Clash overlap (Å)
21:AO:8:ILE:O	21:AO:10:ARG:N	2.43	0.51
22:AP:13:LYS:HE2	22:AP:77:SER:HB3	1.92	0.51
23:AQ:59:LEU:O	23:AQ:60:TRP:C	2.49	0.51
23:AQ:78:PHE:CZ	23:AQ:82:LEU:HD11	2.44	0.51
23:AQ:88:GLU:O	23:AQ:89:ILE:HB	2.11	0.51
25:AS:85:ILE:CD1	25:AS:94:ASP:HB2	2.41	0.51
26:AT:10:VAL:HG23	26:AT:11:LEU:HD12	1.90	0.51
28:AV:28:ALA:HB3	28:AV:40:ILE:CG1	2.40	0.51
29:AW:27:GLY:O	29:AW:28:GLU:HB3	2.09	0.51
29:AW:7:GLY:O	29:AW:8:SER:HB2	2.10	0.51
32:AZ:59:ARG:HG3	32:AZ:62:LYS:N	2.24	0.51
33:BA:1133:G:C2	33:BA:1134:G:C8	2.98	0.51
33:BA:1288:A:N1	33:BA:1371:G:H1'	2.25	0.51
33:BA:1361:G:H5''	33:BA:1361:G:H8	1.75	0.51
33:BA:1439:G:C4	33:BA:1440:U:C6	2.98	0.51
33:BA:109:A:C2	33:BA:327:A:C2	2.99	0.51
33:BA:375:U:OP1	48:BP:70:ARG:HD2	2.10	0.51
33:BA:382:A:H2'	33:BA:383:A:C8	2.45	0.51
33:BA:502:A:N1	33:BA:544:G:C6	2.78	0.51
33:BA:504:C:C6	33:BA:504:C:H3'	2.46	0.51
33:BA:526:C:O5'	33:BA:526:C:H6	1.94	0.51
33:BA:523:A:H2	33:BA:527:G:O6	1.92	0.51
33:BA:576:C:C3'	33:BA:577:G:H5''	2.33	0.51
33:BA:720:C:H1'	50:BR:38:ILE:HD13	1.92	0.51
33:BA:760:G:H3'	33:BA:760:G:C8	2.45	0.51
33:BA:862:C:H2'	33:BA:863:U:C5'	2.35	0.51
38:BF:29:ILE:HG21	38:BF:64:VAL:HG11	1.91	0.51
41:BI:12:LYS:N	41:BI:109:GLN:HE22	1.99	0.51
41:BI:39:GLY:CA	41:BI:44:ARG:HD3	2.28	0.51
44:BL:20:VAL:HG13	44:BL:94:TYR:CE1	2.44	0.51
46:BN:51:PRO:CB	46:BN:54:SER:HB3	2.37	0.51
2:C1:52:LYS:HD2	2:C1:52:LYS:N	2.25	0.51
4:C3:24:LYS:HG2	4:C3:45:PRO:HG3	1.91	0.51
5:C4:34:LYS:C	5:C4:35:GLN:OE1	2.49	0.51
7:CA:14:U:H4'	7:CA:70:C:O2	2.10	0.51
8:CB:1077:A:H2	8:CB:1088:A:C2	2.28	0.51
8:CB:1150:C:C2	8:CB:1151:A:C8	2.98	0.51
8:CB:1243:C:H2'	8:CB:1244:A:H8	1.75	0.51
8:CB:1285:A:C3'	8:CB:1285:A:C8	2.93	0.51
8:CB:1343:G:N3	8:CB:1384:A:H2	2.09	0.51
8:CB:1499:C:C6	8:CB:1499:C:H3'	2.45	0.51

Continued on next page...

Continued from previous page...

Atom-1	Atom-2	Interatomic distance (Å)	Clash overlap (Å)
8:CB:1787:A:C8	8:CB:1787:A:H5'	2.45	0.51
8:CB:1900:A:C2	8:CB:1970:A:C5	2.99	0.51
8:CB:1915:U:C2'	8:CB:1916:A:H5'	2.41	0.51
8:CB:204:A:O5'	8:CB:204:A:C2'	2.57	0.51
8:CB:243:U:O2'	8:CB:244:A:H5'	2.11	0.51
8:CB:2525:G:N2	8:CB:2539:C:N3	2.58	0.51
8:CB:2519:U:C2	8:CB:2541:A:N1	2.78	0.51
8:CB:442:G:C4	8:CB:444:C:C5	2.98	0.51
8:CB:465:G:O2'	8:CB:466:A:H5'	2.10	0.51
8:CB:481:G:H1'	8:CB:507:A:N6	2.24	0.51
8:CB:565:C:C4	8:CB:566:U:C4	2.98	0.51
8:CB:600:G:H1'	11:CE:100:MET:CE	2.40	0.51
8:CB:788:A:OP1	8:CB:790:U:O4	2.27	0.51
8:CB:673:C:N3	8:CB:808:G:N2	2.57	0.51
8:CB:807:U:C2'	8:CB:808:G:O5'	2.58	0.51
8:CB:962:G:H21	19:CM:81:ARG:CD	2.18	0.51
9:CC:131:MET:O	9:CC:132:ARG:C	2.46	0.51
12:CF:56:LEU:HA	12:CF:59:ILE:HB	1.92	0.51
14:CH:12:LEU:HD23	14:CH:12:LEU:O	2.10	0.51
15:CI:2:LYS:C	15:CI:3:LYS:HD2	2.31	0.51
16:CJ:89:PHE:HD2	16:CJ:89:PHE:H	1.53	0.51
19:CM:40:ARG:CZ	19:CM:92:TRP:CZ3	2.93	0.51
20:CN:39:PRO:O	20:CN:40:LYS:C	2.49	0.51
22:CP:65:ASN:H	22:CP:71:ARG:HA	1.75	0.51
22:CP:73:PHE:HE2	22:CP:75:THR:HG23	1.67	0.51
22:CP:8:GLU:HA	22:CP:11:GLN:CD	2.30	0.51
32:CZ:44:PHE:O	32:CZ:45:THR:HB	2.09	0.51
33:DA:1319:A:C6	33:DA:1323:G:H1'	2.44	0.51
33:DA:1494:G:H5'	33:DA:1494:G:C8	2.43	0.51
33:DA:1408:A:H1'	33:DA:1494:G:N2	2.24	0.51
33:DA:378:G:N2	33:DA:386:C:C2	2.79	0.51
33:DA:424:G:O5'	33:DA:424:G:H8	1.94	0.51
33:DA:446:G:C2	33:DA:447:G:H1'	2.45	0.51
33:DA:487:A:C5	33:DA:488:C:C2	2.98	0.51
33:DA:506:G:H2'	33:DA:506:G:N3	2.25	0.51
33:DA:580:C:H42	33:DA:761:G:H1	1.58	0.51
33:DA:625:U:OP1	48:DP:9:HIS:HB3	2.08	0.51
33:DA:633:G:H2'	33:DA:634:C:H6	1.75	0.51
33:DA:717:U:H2'	33:DA:734:G:C8	2.45	0.51
33:DA:737:C:C2'	33:DA:738:C:H5'	2.40	0.51
33:DA:767:A:C2'	33:DA:768:A:H5'	2.40	0.51

Continued on next page...

Continued from previous page...

Atom-1	Atom-2	Interatomic distance (Å)	Clash overlap (Å)
33:DA:882:C:N4	44:DL:1:ALA:HB2	2.24	0.51
34:DB:204:ASP:O	34:DB:205:ALA:HB3	2.09	0.51
37:DE:125:LYS:HG3	37:DE:127:TYR:H	1.75	0.51
39:DG:25:PHE:HE1	39:DG:104:VAL:HG22	1.75	0.51
44:DL:109:ARG:NH1	44:DL:116:TYR:CD1	2.77	0.51
44:DL:18:SER:C	44:DL:20:VAL:H	2.12	0.51
46:DN:82:LYS:HE2	46:DN:82:LYS:HA	1.91	0.51
48:DP:38:PHE:CE2	48:DP:51:ARG:HB3	2.44	0.51
50:DR:58:ILE:O	50:DR:62:ARG:HG3	2.10	0.51
50:DR:61:ALA:C	50:DR:63:TYR:N	2.60	0.51
51:DS:14:LEU:HD23	51:DS:34:SER:HB2	1.92	0.51
51:DS:36:ARG:NH1	51:DS:36:ARG:HG2	2.25	0.51
43:DK:109:ILE:HD13	53:DU:19:LYS:NZ	2.25	0.51
53:DU:52:VAL:CG1	53:DU:53:LYS:H	2.23	0.51
1:A0:9:ARG:O	1:A0:12:ARG:HB2	2.10	0.51
2:A1:26:LYS:CG	2:A1:29:LYS:HB2	2.40	0.51
4:A3:29:ARG:CZ	8:AB:2393:U:OP1	2.59	0.51
7:AA:30:C:N3	7:AA:31:C:O4'	2.43	0.51
8:AB:1433:A:C2	8:AB:1434:A:C5	2.98	0.51
8:AB:1596:A:H2'	8:AB:1597:A:H5'	1.93	0.51
8:AB:1819:A:H1'	8:AB:1821:A:C6	2.45	0.51
8:AB:1268:A:C5	8:AB:2013:A:N7	2.79	0.51
8:AB:2058:A:H5'	8:AB:2059:A:OP2	2.11	0.51
8:AB:2146:C:O3'	8:AB:2147:A:H4'	2.10	0.51
8:AB:2094:A:H2	8:AB:2196:C:C2	2.28	0.51
8:AB:2230:G:H2'	8:AB:2231:U:C5	2.44	0.51
8:AB:236:C:O2'	8:AB:431:U:H4'	2.10	0.51
8:AB:2837:A:C5	8:AB:2838:G:N7	2.78	0.51
8:AB:2842:G:H2'	8:AB:2842:G:N3	2.25	0.51
8:AB:362:A:C5	8:AB:363:G:C8	2.98	0.51
8:AB:368:A:C5	8:AB:369:U:C4	2.98	0.51
8:AB:396:G:O2'	32:AZ:28:VAL:HB	2.10	0.51
8:AB:400:G:H3'	8:AB:400:G:C8	2.45	0.51
8:AB:473:G:C2'	8:AB:474:G:H5'	2.40	0.51
8:AB:538:A:C5	8:AB:539:G:N7	2.79	0.51
8:AB:625:G:N2	8:AB:626:A:C2	2.78	0.51
8:AB:677:A:O2'	8:AB:678:C:H5'	2.10	0.51
8:AB:465:G:N2	8:AB:683:U:O2	2.44	0.51
8:AB:790:U:C5	8:AB:791:C:C5	2.99	0.51
9:AC:119:VAL:O	9:AC:120:ASP:C	2.48	0.51
9:AC:168:GLY:O	9:AC:169:ALA:HB3	2.10	0.51

Continued on next page...

Continued from previous page...

Atom-1	Atom-2	Interatomic distance (Å)	Clash overlap (Å)
9:AC:263:ASP:OD1	9:AC:263:ASP:C	2.49	0.51
10:AD:111:GLY:CA	10:AD:194:PRO:HB2	2.39	0.51
11:AE:122:GLU:O	11:AE:123:LYS:HB2	2.09	0.51
12:AF:59:ILE:HD11	12:AF:137:PHE:HB2	1.92	0.51
17:AK:113:MET:C	17:AK:115:ILE:N	2.62	0.51
17:AK:49:ARG:N	17:AK:49:ARG:HD3	2.25	0.51
18:AL:35:HIS:CE1	24:AR:83:TYR:O	2.62	0.51
18:AL:39:LYS:HZ3	18:AL:46:VAL:HG13	1.75	0.51
18:AL:77:ILE:HG23	18:AL:78:ARG:HG3	1.91	0.51
19:AM:83:GLY:O	19:AM:85:GLY:N	2.43	0.51
21:AO:76:LYS:CB	21:AO:106:LEU:HD22	2.39	0.51
21:AO:28:VAL:HG22	21:AO:36:TYR:O	2.10	0.51
27:AU:82:VAL:HG21	27:AU:95:PHE:O	2.10	0.51
30:AX:46:VAL:C	30:AX:48:ARG:H	2.13	0.51
33:BA:1162:C:H6	33:BA:1162:C:H3'	1.74	0.51
33:BA:128:G:N2	33:BA:129:A:N3	2.58	0.51
33:BA:279:A:C2	33:BA:281:G:N2	2.78	0.51
33:BA:380:G:C2	33:BA:384:G:C6	2.97	0.51
33:BA:390:U:O2	33:BA:391:G:C8	2.63	0.51
33:BA:481:G:H8	33:BA:481:G:H3'	1.75	0.51
33:BA:603:U:C6	33:BA:603:U:C3'	2.93	0.51
33:BA:671:G:H8	33:BA:671:G:H5''	1.74	0.51
33:BA:805:C:H2'	33:BA:806:C:C6	2.45	0.51
33:BA:577:G:N9	33:BA:816:A:C2	2.78	0.51
34:BB:86:CYS:O	34:BB:88:GLN:NE2	2.43	0.51
34:BB:66:ILE:H	34:BB:88:GLN:CB	2.24	0.51
35:BC:121:SER:O	35:BC:125:ARG:N	2.43	0.51
35:BC:50:SER:O	35:BC:114:LEU:HD21	2.11	0.51
35:BC:63:ILE:HD13	35:BC:94:ALA:CB	2.40	0.51
36:BD:131:ILE:HG22	36:BD:131:ILE:O	2.09	0.51
37:BE:14:LEU:CD2	37:BE:36:THR:HG22	2.39	0.51
45:BM:77:LYS:HE3	45:BM:81:ASP:HB3	1.92	0.51
49:BQ:66:LEU:HB2	49:BQ:70:LYS:HD3	1.92	0.51
2:C1:40:PRO:HB2	2:C1:42:VAL:HG22	1.91	0.51
4:C3:36:ALA:HB1	4:C3:39:ARG:HB2	1.92	0.51
7:CA:46:A:C6	7:CA:47:C:C2	2.98	0.51
7:CA:50:A:C4	7:CA:51:G:C8	2.98	0.51
8:CB:1022:G:C5	8:CB:1140:C:C4	2.99	0.51
8:CB:1092:C:H2'	8:CB:1093:G:C8	2.42	0.51
8:CB:1107:G:C2'	8:CB:1108:U:H5'	2.40	0.51
8:CB:1008:A:N6	8:CB:1136:G:H1	2.08	0.51

Continued on next page...

Continued from previous page...

Atom-1	Atom-2	Interatomic distance (Å)	Clash overlap (Å)
8:CB:1205:A:C4'	8:CB:1206:G:OP2	2.52	0.51
8:CB:1355:G:C2	8:CB:1356:G:N7	2.78	0.51
8:CB:1584:U:H3'	8:CB:1585:C:H5'	1.91	0.51
8:CB:1797:G:O3'	9:CC:253:GLY:CA	2.58	0.51
8:CB:1814:G:H3'	8:CB:1815:A:C5'	2.39	0.51
8:CB:2031:A:C8	8:CB:2031:A:C5'	2.88	0.51
8:CB:2407:A:C5	8:CB:2408:U:O4	2.64	0.51
8:CB:2744:G:C6	8:CB:2745:C:C5	2.98	0.51
8:CB:2779:U:C5	8:CB:2781:A:C2	2.99	0.51
8:CB:277:G:H2'	8:CB:277:G:N3	2.24	0.51
8:CB:2841:C:N3	8:CB:2877:G:C2	2.78	0.51
8:CB:290:U:H2'	8:CB:291:G:C8	2.44	0.51
8:CB:392:U:H2'	8:CB:393:C:H6	1.70	0.51
8:CB:428:A:O2'	8:CB:429:A:H5'	2.11	0.51
8:CB:615:U:C3'	8:CB:616:A:H5'	2.40	0.51
8:CB:647:G:H5'	8:CB:648:G:OP2	2.10	0.51
8:CB:736:C:H2'	8:CB:737:C:C6	2.45	0.51
8:CB:773:U:O2	8:CB:773:U:C2'	2.58	0.51
8:CB:808:G:H8	8:CB:808:G:C5'	2.22	0.51
8:CB:861:A:N6	8:CB:862:G:C2	2.79	0.51
8:CB:86:G:C2	8:CB:97:C:N3	2.78	0.51
9:CC:12:ARG:HH11	9:CC:18:VAL:CG2	2.17	0.51
9:CC:257:ARG:HB3	9:CC:261:ARG:CZ	2.40	0.51
8:CB:691:C:O4'	9:CC:42:ARG:NH1	2.44	0.51
10:CD:37:VAL:CG1	10:CD:38:LYS:N	2.72	0.51
11:CE:83:VAL:HG23	11:CE:83:VAL:O	2.10	0.51
11:CE:90:GLN:HG3	11:CE:92:HIS:CD2	2.45	0.51
16:CJ:128:ASN:O	16:CJ:130:HIS:HB2	2.10	0.51
16:CJ:41:LYS:HZ2	16:CJ:46:PRO:HG3	1.73	0.51
17:CK:54:LYS:H	17:CK:54:LYS:HD3	1.75	0.51
22:CP:79:VAL:O	22:CP:81:ASP:N	2.41	0.51
22:CP:84:SER:O	22:CP:85:VAL:C	2.48	0.51
24:CR:4:VAL:HG23	24:CR:5:PHE:H	1.75	0.51
28:CV:70:ILE:N	28:CV:70:ILE:HD13	2.22	0.51
30:CX:16:THR:C	30:CX:18:LEU:H	2.13	0.51
30:CX:41:HIS:NE2	30:CX:43:LEU:HB2	2.24	0.51
31:CY:13:ILE:H	31:CY:13:ILE:HD13	1.74	0.51
33:DA:9:G:C8	33:DA:10:A:N7	2.79	0.51
33:DA:1129:C:O2'	33:DA:1130:A:N7	2.40	0.51
33:DA:1385:G:H2'	33:DA:1386:G:O4'	2.10	0.51
33:DA:1399:C:H4'	33:DA:1400:C:H5'	1.91	0.51

Continued on next page...

Continued from previous page...

Atom-1	Atom-2	Interatomic distance (Å)	Clash overlap (Å)
33:DA:1444:U:C4	33:DA:1445:U:C5	2.99	0.51
33:DA:219:U:N3	33:DA:220:G:C8	2.78	0.51
33:DA:343:U:O2'	33:DA:344:A:H2'	2.10	0.51
33:DA:61:G:C2	33:DA:62:U:O2	2.62	0.51
33:DA:671:G:C2	33:DA:672:U:N1	2.78	0.51
33:DA:720:C:H5''	33:DA:721:G:H2'	1.92	0.51
33:DA:946:A:C2	33:DA:947:G:N7	2.79	0.51
36:DD:203:TYR:O	36:DD:204:SER:HB3	2.11	0.51
38:DF:8:PHE:CZ	38:DF:60:VAL:HG21	2.45	0.51
39:DG:101:ARG:O	39:DG:105:GLU:HB2	2.09	0.51
43:DK:17:ASP:N	43:DK:17:ASP:OD1	2.43	0.51
33:DA:36:C:H5''	44:DL:119:LYS:HD3	1.92	0.51
44:DL:65:TYR:CB	44:DL:95:HIS:HD2	2.17	0.51
50:DR:24:ASP:O	50:DR:26:ALA:N	2.42	0.51
51:DS:40:PHE:HB2	51:DS:43:MET:HE3	1.91	0.51
52:DT:35:TYR:CE1	52:DT:39:GLU:HG3	2.45	0.51
52:DT:67:HIS:O	52:DT:68:LYS:HB2	2.10	0.51
7:AA:38:C:O2	7:AA:48:U:H1'	2.10	0.51
8:AB:1008:A:H4'	8:AB:1009:A:OP1	2.10	0.51
8:AB:1095:A:C6	8:AB:1096:A:N6	2.78	0.51
8:AB:1613:G:H3'	8:AB:1614:A:H5'	1.92	0.51
8:AB:1710:G:C2	8:AB:1749:A:N3	2.78	0.51
8:AB:217:A:C5	8:AB:218:A:C8	2.98	0.51
5:A4:8:LYS:HE3	8:AB:2467:C:OP1	2.10	0.51
8:AB:2574:G:H2'	8:AB:2575:C:C6	2.44	0.51
8:AB:2606:C:C2'	8:AB:2607:G:H5'	2.40	0.51
8:AB:2684:U:H6	8:AB:2684:U:H3'	1.75	0.51
8:AB:2821:A:C3'	8:AB:2821:A:C8	2.93	0.51
8:AB:343:C:C5'	8:AB:344:A:OP2	2.58	0.51
8:AB:371:A:H8	8:AB:373:U:C2	2.23	0.51
8:AB:616:A:H2'	8:AB:617:G:H8	1.68	0.51
3:A2:12:ARG:CG	8:AB:686:U:H3	2.24	0.51
8:AB:85:G:C6	8:AB:98:G:C2	2.99	0.51
8:AB:912:C:O2'	8:AB:913:U:H5'	2.10	0.51
8:AB:973:A:C8	8:AB:1188:U:N3	2.79	0.51
9:AC:140:VAL:C	9:AC:193:GLU:HB2	2.29	0.51
9:AC:32:LEU:HD12	9:AC:32:LEU:N	2.26	0.51
8:AB:2733:A:C2	10:AD:209:ALA:O	2.62	0.51
11:AE:118:LEU:C	11:AE:119:ILE:HD13	2.30	0.51
11:AE:165:HIS:CD2	11:AE:165:HIS:O	2.64	0.51
11:AE:193:VAL:C	11:AE:195:GLN:H	2.12	0.51

Continued on next page...

Continued from previous page...

Atom-1	Atom-2	Interatomic distance (Å)	Clash overlap (Å)
12:AF:35:LEU:HD12	12:AF:56:LEU:HD21	1.92	0.51
13:AG:6:ALA:N	13:AG:7:PRO:HD2	2.25	0.51
16:AJ:64:VAL:HG12	16:AJ:68:LYS:HB2	1.92	0.51
19:AM:108:VAL:O	19:AM:112:LEU:CG	2.53	0.51
19:AM:7:THR:HG21	19:AM:10:ARG:NH1	2.25	0.51
19:AM:50:ARG:CA	19:AM:50:ARG:NE	2.73	0.51
20:AN:103:ARG:HG2	20:AN:103:ARG:NH1	2.26	0.51
21:AO:12:THR:C	21:AO:14:ALA:H	2.13	0.51
21:AO:98:GLN:CD	21:AO:99:TYR:H	2.13	0.51
22:AP:24:THR:O	22:AP:26:GLU:HG3	2.10	0.51
22:AP:5:LYS:HD2	22:AP:5:LYS:N	2.25	0.51
23:AQ:101:ASP:O	23:AQ:104:ALA:HB3	2.10	0.51
8:AB:488:G:H4'	25:AS:49:LYS:HD2	1.92	0.51
8:AB:751:A:C4'	25:AS:90:LYS:HE2	2.41	0.51
27:AU:59:GLU:O	27:AU:60:LYS:HB2	2.09	0.51
28:AV:70:ILE:CG1	28:AV:71:LYS:N	2.72	0.51
32:AZ:17:SER:HB3	32:AZ:20:ASN:C	2.30	0.51
33:BA:1017:U:H5''	33:BA:1017:U:H6	1.75	0.51
33:BA:1072:G:C5	33:BA:1073:U:C5	2.98	0.51
33:BA:1205:U:H1'	35:BC:194:VAL:HG22	1.92	0.51
33:BA:511:C:N3	33:BA:512:U:C5	2.79	0.51
33:BA:603:U:C5	33:BA:604:G:N7	2.78	0.51
33:BA:865:A:N3	33:BA:918:A:H1'	2.25	0.51
33:BA:872:A:C4'	33:BA:873:A:OP1	2.44	0.51
33:BA:885:G:P	33:BA:885:G:H8	2.32	0.51
34:BB:166:ASP:O	34:BB:169:HIS:CD2	2.63	0.51
36:BD:120:LYS:O	36:BD:145:ARG:NH2	2.43	0.51
37:BE:113:VAL:O	37:BE:114:LEU:CG	2.56	0.51
39:BG:90:VAL:HB	39:BG:94:ARG:HD2	1.93	0.51
40:BH:39:LEU:HB3	40:BH:45:ILE:CG2	2.41	0.51
33:BA:1372:U:OP1	41:BI:72:SER:HB3	2.11	0.51
48:BP:18:GLN:HE21	48:BP:35:ARG:CD	2.16	0.51
51:BS:15:LEU:C	51:BS:17:LYS:H	2.12	0.51
53:BU:14:ALA:CA	53:BU:16:ARG:HE	2.23	0.51
2:C1:37:LYS:HB2	8:CB:2344:U:H3'	1.90	0.51
4:C3:12:ARG:O	4:C3:13:PHE:CD1	2.63	0.51
7:CA:111:U:O2'	7:CA:112:G:H5'	2.11	0.51
8:CB:1116:G:H8	8:CB:1116:G:O5'	1.94	0.51
8:CB:1235:G:C5'	8:CB:1236:G:OP2	2.59	0.51
8:CB:1204:A:N1	8:CB:1241:A:C2	2.79	0.51
8:CB:1567:G:H5''	8:CB:1567:G:H8	1.74	0.51

Continued on next page...

Continued from previous page...

Atom-1	Atom-2	Interatomic distance (Å)	Clash overlap (Å)
8:CB:1672:A:N1	8:CB:1673:G:C5	2.78	0.51
8:CB:1795:C:N3	8:CB:1824:G:O6	2.43	0.51
8:CB:1975:G:C5	8:CB:1976:U:C5	2.98	0.51
8:CB:2061:G:C2	8:CB:2063:C:C4	2.99	0.51
8:CB:2076:U:H3'	8:CB:2076:U:C2	2.44	0.51
8:CB:217:A:C5	8:CB:218:A:C8	2.99	0.51
8:CB:2231:U:P	32:CZ:28:VAL:HG23	2.50	0.51
8:CB:2250:G:C6	19:CM:82:MET:CG	2.91	0.51
8:CB:2384:U:H3'	8:CB:2385:C:H5'	1.93	0.51
8:CB:410:G:H2'	8:CB:2407:A:C8	2.45	0.51
8:CB:2603:G:C6	8:CB:2604:U:C4	2.98	0.51
8:CB:2840:C:C4	8:CB:2841:C:N4	2.78	0.51
8:CB:345:A:C2	8:CB:347:A:N6	2.78	0.51
8:CB:482:A:N7	8:CB:506:G:C6	2.79	0.51
8:CB:518:G:H8	8:CB:518:G:H5''	1.74	0.51
8:CB:647:G:O6	8:CB:648:G:C6	2.63	0.51
8:CB:687:C:H2'	8:CB:688:U:O4'	2.10	0.51
8:CB:80:G:C2	8:CB:81:G:C8	2.98	0.51
8:CB:841:G:C2	8:CB:842:U:C2	2.98	0.51
8:CB:953:G:N2	8:CB:964:C:O2	2.42	0.51
8:CB:980:A:N7	8:CB:1136:G:C5'	2.73	0.51
9:CC:163:ILE:O	9:CC:164:VAL:HG22	2.10	0.51
9:CC:9:SER:HB2	9:CC:22:GLU:OE1	2.10	0.51
10:CD:140:HIS:O	10:CD:141:ARG:CG	2.58	0.51
11:CE:157:LEU:O	11:CE:157:LEU:HG	2.09	0.51
8:CB:323:C:C1'	11:CE:164:LEU:HB2	2.34	0.51
13:CG:151:ARG:O	13:CG:161:VAL:HG12	2.11	0.51
16:CJ:128:ASN:N	16:CJ:128:ASN:HD22	2.05	0.51
16:CJ:41:LYS:CD	16:CJ:44:TYR:HB3	2.36	0.51
17:CK:82:ASN:H	17:CK:82:ASN:ND2	2.04	0.51
19:CM:127:LYS:HD3	19:CM:128:THR:N	2.24	0.51
19:CM:5:LYS:NZ	19:CM:8:LYS:CB	2.74	0.51
20:CN:8:ARG:NH2	20:CN:46:ARG:CG	2.70	0.51
21:CO:39:VAL:HG13	21:CO:48:LEU:C	2.31	0.51
22:CP:21:PRO:O	22:CP:97:TYR:HE2	1.93	0.51
22:CP:62:LYS:HA	22:CP:74:GLN:CD	2.29	0.51
26:CT:23:ALA:C	26:CT:25:GLU:H	2.13	0.51
31:CY:16:LEU:HB2	31:CY:19:HIS:HD2	1.75	0.51
33:DA:1003:G:H21	33:DA:1005:A:H5''	1.75	0.51
33:DA:1244:G:C6	33:DA:1245:C:C4	2.99	0.51
33:DA:1316:G:N2	33:DA:1319:A:C8	2.79	0.51

Continued on next page...

Continued from previous page...

Atom-1	Atom-2	Interatomic distance (Å)	Clash overlap (Å)
33:DA:1386:G:C2	33:DA:1387:G:N7	2.78	0.51
33:DA:1410:A:C5	33:DA:1411:C:C4	2.99	0.51
33:DA:1420:U:O2'	33:DA:1421:G:H5'	2.10	0.51
33:DA:1468:A:C6	33:DA:1469:C:C4	2.98	0.51
33:DA:219:U:C2'	33:DA:220:G:H5'	2.39	0.51
33:DA:244:U:C6	33:DA:244:U:C5'	2.93	0.51
33:DA:338:A:C5	33:DA:339:C:C5	2.99	0.51
33:DA:389:A:H3'	33:DA:390:U:H6	1.76	0.51
33:DA:755:G:H5''	33:DA:756:C:OP2	2.10	0.51
33:DA:896:C:C2	33:DA:897:C:C5	2.97	0.51
33:DA:904:U:C4	33:DA:905:U:O4	2.63	0.51
33:DA:954:G:C2	33:DA:955:U:O2	2.63	0.51
33:DA:986:U:H1'	51:DS:54:ARG:HA	1.91	0.51
33:DA:98:A:O5'	33:DA:98:A:H8	1.92	0.51
34:DB:79:VAL:HG21	34:DB:92:ASN:CB	2.40	0.51
37:DE:37:VAL:CG2	37:DE:113:VAL:HG12	2.40	0.51
38:DF:92:THR:C	38:DF:94:HIS:N	2.61	0.51
40:DH:81:GLY:O	40:DH:82:LEU:HB2	2.09	0.51
40:DH:84:ILE:HG22	40:DH:84:ILE:O	2.09	0.51
42:DJ:81:GLU:OE1	42:DJ:84:VAL:HG21	2.10	0.51
43:DK:95:THR:HG23	43:DK:96:ILE:H	1.74	0.51
3:A2:27:GLY:O	3:A2:28:ARG:C	2.49	0.51
7:AA:38:C:H3'	7:AA:38:C:H6	1.76	0.51
7:AA:79:G:H2'	7:AA:80:U:O4'	2.10	0.51
8:AB:1199:U:N3	8:AB:1247:A:H2	2.08	0.51
8:AB:1220:G:C6	8:AB:1230:A:C6	2.98	0.51
8:AB:139:U:OP2	8:AB:140:C:C4	2.63	0.51
8:AB:1807:G:C8	8:AB:1807:G:H3'	2.44	0.51
8:AB:1821:A:C2	8:AB:1822:C:C4	2.98	0.51
8:AB:1855:U:C5	8:AB:1856:U:C5	2.98	0.51
8:AB:1960:A:N6	8:AB:1961:C:N4	2.58	0.51
8:AB:1970:A:C8	8:AB:1970:A:H5''	2.44	0.51
8:AB:2244:U:O2	8:AB:2245:U:C6	2.64	0.51
8:AB:2263:C:H2'	8:AB:2264:C:C6	2.38	0.51
8:AB:2303:G:N1	8:AB:2304:G:C8	2.79	0.51
8:AB:245:G:C8	8:AB:245:G:H3'	2.45	0.51
8:AB:2464:G:C6	8:AB:2487:G:C6	2.99	0.51
8:AB:2495:G:C6	8:AB:2496:C:C4	2.98	0.51
8:AB:2569:G:C2	8:AB:2570:G:N7	2.78	0.51
8:AB:2575:C:H5''	8:AB:2576:G:OP2	2.10	0.51
8:AB:2620:C:P	10:AD:157:LYS:HG2	2.50	0.51

Continued on next page...

Continued from previous page...

Atom-1	Atom-2	Interatomic distance (Å)	Clash overlap (Å)
8:AB:2788:C:C2	8:AB:2789:C:C5	2.99	0.51
8:AB:2853:C:O2'	8:AB:2854:G:H5'	2.10	0.51
8:AB:2889:C:N4	8:AB:2890:G:N1	2.58	0.51
8:AB:347:A:H2'	8:AB:348:A:C5'	2.39	0.51
8:AB:449:A:C3'	8:AB:450:G:H5'	2.41	0.51
8:AB:579:G:N2	8:AB:1262:A:H1'	2.26	0.51
8:AB:699:A:C2'	8:AB:700:G:O5'	2.59	0.51
8:AB:74:A:N7	8:AB:88:G:O6	2.43	0.51
8:AB:877:A:H8	8:AB:877:A:H5''	1.75	0.51
8:AB:993:G:N1	8:AB:994:C:H5	2.09	0.51
9:AC:243:PRO:CB	9:AC:248:GLY:H	2.23	0.51
9:AC:86:ARG:CZ	9:AC:86:ARG:HB3	2.39	0.51
11:AE:186:VAL:HG12	11:AE:186:VAL:O	2.11	0.51
13:AG:45:ALA:HB3	13:AG:48:THR:HG23	1.91	0.51
14:AH:67:ALA:HB3	14:AH:71:LYS:HE2	1.92	0.51
17:AK:78:ARG:NH2	22:AP:102:ARG:NH1	2.54	0.51
18:AL:118:THR:HA	18:AL:137:ALA:O	2.10	0.51
19:AM:9:PHE:HE1	19:AM:11:LYS:NZ	2.08	0.51
19:AM:30:SER:O	19:AM:31:PHE:CB	2.58	0.51
19:AM:47:GLU:HG3	19:AM:47:GLU:O	2.09	0.51
19:AM:47:GLU:HA	19:AM:50:ARG:CB	2.40	0.51
22:AP:21:PRO:O	22:AP:97:TYR:HE2	1.93	0.51
8:AB:329:G:H1	27:AU:16:LYS:NZ	2.08	0.51
28:AV:70:ILE:HG12	28:AV:71:LYS:N	2.24	0.51
8:AB:398:C:H5''	32:AZ:49:ARG:NH1	2.25	0.51
33:BA:1195:C:C2	33:BA:1197:A:C8	2.99	0.51
33:BA:1221:G:H5'	51:BS:35:ARG:NH2	2.26	0.51
33:BA:1365:G:C6	33:BA:1366:C:N3	2.79	0.51
33:BA:1506:U:O2'	33:BA:1507:A:H5'	2.11	0.51
33:BA:1526:G:C8	33:BA:1526:G:C3'	2.93	0.51
33:BA:153:C:O2'	33:BA:154:U:H5'	2.10	0.51
33:BA:13:U:C5	33:BA:21:G:N2	2.78	0.51
33:BA:275:G:C2	33:BA:276:G:C5	2.98	0.51
33:BA:404:G:C6	36:BD:1:ALA:N	2.78	0.51
33:BA:406:G:H8	33:BA:406:G:H5''	1.75	0.51
33:BA:575:G:OP1	33:BA:575:G:H4'	2.09	0.51
33:BA:790:A:N6	33:BA:791:G:N1	2.58	0.51
33:BA:875:U:C6	33:BA:875:U:H3'	2.45	0.51
33:BA:905:U:C5	33:BA:906:A:C8	2.98	0.51
33:BA:907:A:C2'	33:BA:908:A:H5'	2.41	0.51
34:BB:15:PHE:O	34:BB:40:ILE:HG13	2.11	0.51

Continued on next page...

Continued from previous page...

Atom-1	Atom-2	Interatomic distance (Å)	Clash overlap (Å)
34:BB:40:ILE:HG21	34:BB:200:PRO:HB2	1.93	0.51
37:BE:151:MET:C	37:BE:155:LYS:CB	2.79	0.51
37:BE:55:VAL:N	37:BE:56:PRO:CD	2.72	0.51
38:BF:89:VAL:O	38:BF:89:VAL:HG13	2.11	0.51
39:BG:11:ILE:HG21	39:BG:27:ASN:HD21	1.75	0.51
42:BJ:16:ARG:O	42:BJ:17:LEU:HD22	2.09	0.51
44:BL:55:ARG:C	44:BL:56:LEU:HD23	2.30	0.51
50:BR:33:THR:OG1	50:BR:34:GLU:N	2.42	0.51
33:BA:1319:A:OP2	51:BS:4:LEU:HG	2.10	0.51
53:BU:11:PHE:O	53:BU:12:ASP:C	2.49	0.51
8:CB:1193:G:N2	8:CB:1194:A:N3	2.58	0.51
3:C2:42:LEU:HD11	8:CB:127:A:N6	2.25	0.51
8:CB:1348:C:H5''	8:CB:1348:C:C6	2.46	0.51
8:CB:141:G:C5'	8:CB:141:G:N3	2.73	0.51
8:CB:1486:U:O2	8:CB:1504:A:C2	2.64	0.51
8:CB:1509:A:H5''	8:CB:1509:A:C8	2.46	0.51
8:CB:1598:A:C2	8:CB:1599:U:C6	2.98	0.51
8:CB:2231:U:O2	8:CB:2232:C:C6	2.64	0.51
8:CB:230:G:C2	8:CB:231:A:C4	2.99	0.51
8:CB:2345:G:C4	8:CB:2381:A:N3	2.78	0.51
8:CB:2358:A:C8	8:CB:2358:A:C5'	2.92	0.51
8:CB:2396:G:C2'	8:CB:2397:G:H5'	2.40	0.51
8:CB:2520:C:H2'	8:CB:2521:C:H5'	1.92	0.51
8:CB:2710:C:O2'	8:CB:2711:A:H5'	2.10	0.51
8:CB:327:G:N2	8:CB:328:U:O2	2.42	0.51
8:CB:540:C:C2	8:CB:541:A:N7	2.79	0.51
8:CB:597:G:C2	8:CB:661:A:N3	2.77	0.51
8:CB:867:C:C3'	8:CB:867:C:C6	2.93	0.51
8:CB:8:C:N4	8:CB:9:G:C5	2.79	0.51
9:CC:153:LEU:O	9:CC:153:LEU:HD23	2.09	0.51
11:CE:58:LYS:HZ1	11:CE:62:GLN:CA	2.23	0.51
16:CJ:130:HIS:O	16:CJ:132:HIS:N	2.44	0.51
16:CJ:44:TYR:O	16:CJ:45:THR:HB	2.11	0.51
17:CK:7:MET:SD	17:CK:20:MET:HB3	2.50	0.51
17:CK:87:LEU:N	17:CK:87:LEU:HD23	2.26	0.51
19:CM:2:LEU:HD22	19:CM:47:GLU:OE1	2.11	0.51
8:CB:2250:G:O6	19:CM:82:MET:HG3	2.08	0.51
20:CN:115:LEU:CD2	20:CN:115:LEU:H	2.18	0.51
20:CN:87:PHE:CB	20:CN:94:TYR:CZ	2.93	0.51
21:CO:78:VAL:HA	21:CO:81:ARG:HB2	1.92	0.51
23:CQ:113:LYS:C	23:CQ:115:ALA:N	2.63	0.51

Continued on next page...

Continued from previous page...

Atom-1	Atom-2	Interatomic distance (Å)	Clash overlap (Å)
23:CQ:40:LYS:CD	23:CQ:44:TYR:HB2	2.41	0.51
24:CR:25:LEU:C	24:CR:27:ILE:N	2.63	0.51
24:CR:74:ILE:HG13	24:CR:76:LYS:CD	2.40	0.51
27:CU:44:HIS:HB2	27:CU:46:LYS:HZ1	1.74	0.51
8:CB:2355:G:O3'	29:CW:20:LEU:HD22	2.10	0.51
30:CX:1:MET:H3	30:CX:6:LEU:HB3	1.75	0.51
31:CY:19:HIS:O	31:CY:22:THR:N	2.43	0.51
8:CB:199:A:H1'	32:CZ:20:ASN:HB2	1.92	0.51
32:CZ:58:ASP:C	32:CZ:59:ARG:HD3	2.30	0.51
33:DA:1072:G:N1	33:DA:1104:G:N3	2.58	0.51
33:DA:125:U:O2	33:DA:126:G:C8	2.63	0.51
33:DA:1317:C:H5'	46:DN:55:SER:OG	2.10	0.51
33:DA:1394:A:N7	33:DA:1501:C:H4'	2.25	0.51
33:DA:1502:A:C2	33:DA:1504:G:O6	2.63	0.51
33:DA:275:G:C6	33:DA:276:G:C5	2.99	0.51
33:DA:363:A:OP1	44:DL:57:THR:HG21	2.09	0.51
33:DA:524:G:C6	33:DA:525:C:N4	2.78	0.51
33:DA:725:G:H5''	33:DA:725:G:C8	2.45	0.51
33:DA:743:A:C8	33:DA:743:A:C3'	2.94	0.51
33:DA:824:G:C2'	33:DA:825:A:H5'	2.40	0.51
33:DA:933:G:N2	33:DA:935:A:H5''	2.24	0.51
33:DA:981:U:P	46:DN:12:ARG:HH12	2.34	0.51
34:DB:27:LYS:N	34:DB:28:PRO:CD	2.73	0.51
35:DC:35:ASP:O	35:DC:38:VAL:HG22	2.11	0.51
36:DD:203:TYR:O	36:DD:204:SER:CB	2.58	0.51
38:DF:50:PRO:CD	50:DR:73:HIS:CE1	2.93	0.51
41:DI:51:LEU:HB3	41:DI:56:MET:HB3	1.91	0.51
33:DA:33:A:H1'	44:DL:28:GLN:HE22	1.75	0.51
33:DA:1202:U:O2'	46:DN:68:ARG:HG3	2.11	0.51
53:DU:16:ARG:O	53:DU:19:LYS:N	2.44	0.51
4:A3:10:ALA:O	18:AL:66:PHE:CE2	2.64	0.51
8:AB:819:A:N7	8:AB:1189:A:C5	2.78	0.51
8:AB:1286:A:C6	8:AB:1289:C:C4	2.98	0.51
8:AB:1430:G:H2'	8:AB:1431:A:C8	2.42	0.51
8:AB:1471:G:H2'	8:AB:1472:C:C6	2.45	0.51
8:AB:1581:G:H8	8:AB:1581:G:O5'	1.93	0.51
8:AB:1296:G:C4	8:AB:1645:G:N2	2.78	0.51
8:AB:1826:G:C6	8:AB:1827:U:C4	2.98	0.51
8:AB:187:G:C2	8:AB:210:C:O2	2.64	0.51
8:AB:1265:A:N6	8:AB:2013:A:H5''	2.24	0.51
8:AB:220:G:C6	8:AB:427:U:C5	2.98	0.51

Continued on next page...

Continued from previous page...

Atom-1	Atom-2	Interatomic distance (Å)	Clash overlap (Å)
8:AB:2242:G:H2'	8:AB:2243:U:O4'	2.10	0.51
8:AB:2299:U:H3'	8:AB:2299:U:H6	1.74	0.51
8:AB:2367:G:H8	8:AB:2367:G:O5'	1.94	0.51
8:AB:23:G:H5''	8:AB:23:G:C8	2.45	0.51
8:AB:2658:C:O3'	13:AG:157:LYS:NZ	2.39	0.51
8:AB:2677:G:C6	8:AB:2678:C:C4	2.98	0.51
8:AB:2683:C:H6	8:AB:2683:C:C5'	2.23	0.51
8:AB:2758:A:H2'	8:AB:2758:A:N3	2.24	0.51
8:AB:2849:U:C4	8:AB:2867:G:N7	2.79	0.51
8:AB:291:G:C5	8:AB:350:G:C6	2.98	0.51
8:AB:325:G:C6	8:AB:326:G:N7	2.79	0.51
8:AB:401:A:H2'	8:AB:402:A:C8	2.46	0.51
8:AB:571:U:C2	8:AB:2030:A:C2	2.98	0.51
8:AB:612:G:N2	8:AB:617:G:O6	2.43	0.51
8:AB:756:A:H2'	8:AB:757:G:O4'	2.10	0.51
8:AB:797:G:C2	8:AB:798:G:H1'	2.45	0.51
8:AB:860:U:H1'	8:AB:2268:A:C5'	2.39	0.51
8:AB:861:A:H2'	8:AB:862:G:O4'	2.10	0.51
8:AB:872:U:H6	8:AB:872:U:O5'	1.94	0.51
9:AC:156:SER:CB	9:AC:195:GLY:HA3	2.40	0.51
9:AC:180:MET:O	9:AC:264:LYS:O	2.28	0.51
8:AB:1843:C:O3'	9:AC:252:LYS:HA	2.10	0.51
9:AC:89:ASN:HD22	9:AC:89:ASN:N	2.09	0.51
11:AE:158:PHE:CE1	11:AE:169:VAL:HG12	2.45	0.51
12:AF:111:ARG:HG2	45:BM:67:ASP:N	2.25	0.51
14:AH:112:LYS:HD2	14:AH:112:LYS:O	2.10	0.51
15:AI:96:LYS:HE2	15:AI:138:VAL:HG21	1.92	0.51
15:AI:83:ALA:HB2	15:AI:100:ILE:CD1	2.41	0.51
16:AJ:54:ILE:HG22	16:AJ:55:ILE:N	2.25	0.51
17:AK:4:GLU:OE2	17:AK:23:LYS:HD2	2.11	0.51
20:AN:114:GLU:HG2	20:AN:116:VAL:H	1.75	0.51
21:AO:31:THR:HG23	21:AO:34:HIS:H	1.75	0.51
23:AQ:47:ARG:HH21	23:AQ:54:ARG:NH1	2.07	0.51
8:AB:994:C:H3'	23:AQ:53:LYS:HE2	1.93	0.51
24:AR:37:GLU:OE2	24:AR:62:GLU:OE2	2.29	0.51
33:BA:1093:A:C8	33:BA:1095:U:C6	2.98	0.51
33:BA:1121:U:H2'	33:BA:1122:U:H6	1.75	0.51
33:BA:1144:G:H2'	33:BA:1145:A:H8	1.72	0.51
33:BA:114:U:H2'	33:BA:115:G:C8	2.46	0.51
33:BA:1162:C:H2'	33:BA:1163:A:O4'	2.11	0.51
33:BA:1179:A:H4'	41:BI:104:THR:HA	1.93	0.51

Continued on next page...

Continued from previous page...

Atom-1	Atom-2	Interatomic distance (Å)	Clash overlap (Å)
33:BA:1315:U:H5'	33:BA:1316:G:OP2	2.10	0.51
33:BA:1323:G:O6	51:BS:3:SER:HB2	2.11	0.51
33:BA:1378:C:H3'	33:BA:1379:G:H5''	1.92	0.51
33:BA:1380:U:H5'	33:BA:1381:U:OP1	2.11	0.51
33:BA:1439:G:C6	33:BA:1463:U:O2	2.63	0.51
33:BA:224:U:H3'	33:BA:224:U:H6	1.75	0.51
33:BA:859:G:C8	33:BA:869:G:N2	2.77	0.51
34:BB:45:THR:HB	34:BB:49:PHE:HZ	1.74	0.51
39:BG:16:LYS:C	39:BG:16:LYS:HD3	2.31	0.51
41:BI:105:ARG:O	41:BI:107:ALA:N	2.44	0.51
51:BS:10:ILE:HG22	51:BS:38:THR:N	2.24	0.51
51:BS:12:LEU:HD23	51:BS:12:LEU:O	2.10	0.51
1:C0:9:ARG:O	1:C0:12:ARG:HB2	2.11	0.51
4:C3:29:ARG:CZ	8:CB:2419:U:O4	2.59	0.51
8:CB:111:A:C8	8:CB:111:A:O5'	2.55	0.51
8:CB:1162:G:C6	8:CB:1163:G:N7	2.78	0.51
8:CB:1265:A:OP1	55:CB:5226:HOH:O	2.19	0.51
8:CB:1545:A:H2'	8:CB:1546:G:O4'	2.11	0.51
8:CB:162:U:C5	8:CB:165:A:N1	2.79	0.51
8:CB:1771:C:C4	8:CB:1772:A:N7	2.79	0.51
8:CB:1808:A:C3'	8:CB:1809:A:H8	2.22	0.51
8:CB:1854:A:H2'	8:CB:1855:U:H5'	1.91	0.51
8:CB:2079:U:H4'	8:CB:2433:A:C2	2.45	0.51
8:CB:2214:C:H5'	8:CB:2215:C:OP2	2.11	0.51
8:CB:2230:G:H2'	8:CB:2231:U:C5	2.46	0.51
8:CB:2258:C:C6	8:CB:2258:C:C5'	2.91	0.51
8:CB:2464:G:C6	8:CB:2487:G:C6	2.98	0.51
8:CB:2611:C:O2	8:CB:2611:C:H2'	2.10	0.51
8:CB:265:A:N6	8:CB:427:U:O2'	2.43	0.51
8:CB:2719:G:H5''	8:CB:2719:G:C8	2.45	0.51
8:CB:2779:U:H5''	8:CB:2780:G:H3'	1.93	0.51
8:CB:46:G:C2	8:CB:47:C:C6	2.99	0.51
8:CB:477:A:H2'	8:CB:478:A:N7	2.25	0.51
8:CB:600:G:H1'	11:CE:100:MET:HE3	1.92	0.51
8:CB:669:G:H3'	8:CB:670:A:C8	2.46	0.51
8:CB:736:C:C2	8:CB:737:C:H5	2.27	0.51
8:CB:756:A:H2'	8:CB:757:G:O4'	2.10	0.51
8:CB:771:G:C2	8:CB:772:C:C4	2.99	0.51
8:CB:820:A:O2'	8:CB:821:A:H5'	2.10	0.51
8:CB:826:U:C3'	8:CB:828:U:H6	2.08	0.51
8:CB:839:U:H2'	8:CB:840:C:H6	1.72	0.51

Continued on next page...

Continued from previous page...

Atom-1	Atom-2	Interatomic distance (Å)	Clash overlap (Å)
8:CB:968:C:C6	8:CB:968:C:H3'	2.45	0.51
8:CB:1824:G:C2	9:CC:249:VAL:HG12	2.45	0.51
9:CC:251:THR:O	9:CC:253:GLY:N	2.43	0.51
10:CD:155:VAL:O	10:CD:156:PHE:C	2.48	0.51
10:CD:182:ALA:C	10:CD:184:ARG:H	2.14	0.51
10:CD:111:GLY:CA	10:CD:194:PRO:HB2	2.40	0.51
10:CD:54:ALA:HB1	10:CD:56:LYS:CB	2.41	0.51
8:CB:2810:A:O3'	10:CD:61:THR:CG2	2.59	0.51
11:CE:151:GLY:HA2	11:CE:171:ASP:HB3	1.91	0.51
11:CE:151:GLY:C	11:CE:152:GLU:HG2	2.30	0.51
11:CE:191:ASP:N	11:CE:194:LYS:HZ3	2.09	0.51
11:CE:190:ALA:N	11:CE:194:LYS:HE2	2.26	0.51
12:CF:49:LEU:HA	12:CF:52:ALA:HB2	1.93	0.51
14:CH:148:ALA:O	14:CH:149:GLU:O	2.28	0.51
14:CH:27:ARG:CG	14:CH:27:ARG:O	2.58	0.51
16:CJ:122:LEU:O	16:CJ:123:LYS:HB2	2.10	0.51
8:CB:631:A:H2'	18:CL:66:PHE:HD1	1.75	0.51
22:CP:59:THR:O	22:CP:60:VAL:CG1	2.57	0.51
22:CP:5:LYS:HZ3	22:CP:5:LYS:HA	1.74	0.51
22:CP:5:LYS:N	22:CP:5:LYS:HD2	2.25	0.51
24:CR:10:LYS:HD2	24:CR:11:GLN:H	1.72	0.51
25:CS:9:HIS:C	25:CS:11:ARG:H	2.13	0.51
29:CW:31:LEU:O	29:CW:32:ALA:CB	2.58	0.51
33:DA:1299:A:C8	33:DA:1301:U:H1'	2.46	0.51
33:DA:1415:G:C2	33:DA:1416:G:C8	2.99	0.51
33:DA:1417:G:N2	33:DA:1482:G:H2'	2.26	0.51
33:DA:367:U:H5	33:DA:394:G:N1	2.09	0.51
33:DA:467:U:C6	33:DA:467:U:H5''	2.45	0.51
33:DA:518:C:C5	33:DA:530:G:N7	2.78	0.51
33:DA:595:A:C2	33:DA:641:U:O2	2.63	0.51
33:DA:712:A:H8	33:DA:712:A:C5'	2.10	0.51
33:DA:812:G:O2'	33:DA:813:U:C6	2.62	0.51
33:DA:818:G:O2'	33:DA:820:U:H5	1.92	0.51
34:DB:115:ASP:O	34:DB:119:GLN:HG3	2.10	0.51
34:DB:95:TRP:CZ2	34:DB:171:ALA:HB2	2.46	0.51
36:DD:146:GLU:O	36:DD:149:LYS:HG3	2.09	0.51
33:DA:405:U:C6	36:DD:4:LEU:HD11	2.45	0.51
41:DI:125:GLN:O	41:DI:125:GLN:HG3	2.08	0.51
33:DA:796:C:H5'	43:DK:128:VAL:HG22	1.93	0.51
45:DM:12:LYS:O	45:DM:13:HIS:C	2.49	0.51
49:DQ:43:LEU:HD23	49:DQ:72:TRP:NE1	2.26	0.51

Continued on next page...

Continued from previous page...

Atom-1	Atom-2	Interatomic distance (Å)	Clash overlap (Å)
1:A0:42:ILE:HG22	1:A0:47:TYR:H	1.76	0.51
1:A0:5:ASN:HD21	8:AB:2019:A:N6	2.06	0.51
4:A3:25:HIS:O	8:AB:2361:G:OP1	2.28	0.51
8:AB:1316:U:C2'	8:AB:1317:G:H5'	2.39	0.51
8:AB:1509:A:C8	8:AB:1509:A:H5''	2.45	0.51
8:AB:1564:C:C4	8:AB:1565:C:N4	2.71	0.51
8:AB:1598:A:C2	8:AB:1599:U:C6	2.98	0.51
8:AB:1703:G:H2'	8:AB:1704:C:H6	1.75	0.51
8:AB:1786:A:C2	8:AB:1938:A:C5	2.99	0.51
8:AB:1801:A:C8	8:AB:2203:U:H2'	2.45	0.51
8:AB:1915:U:C2'	8:AB:1916:A:H5'	2.41	0.51
8:AB:1987:A:C6	8:AB:1988:G:C6	2.99	0.51
8:AB:2026:U:O2	8:AB:2026:U:H2'	2.11	0.51
8:AB:2334:U:P	21:AO:7:ARG:NE	2.83	0.51
8:AB:834:G:H1'	8:AB:2358:A:H1'	1.93	0.51
8:AB:2400:G:C6	8:AB:2401:U:O4	2.63	0.51
8:AB:2466:C:H6	8:AB:2466:C:O5'	1.93	0.51
8:AB:2605:U:C2	8:AB:2606:C:C5	2.98	0.51
8:AB:2636:C:H2'	8:AB:2637:U:H6	1.73	0.51
8:AB:2645:G:H5''	8:AB:2645:G:H8	1.75	0.51
8:AB:2722:G:O2'	8:AB:2723:C:H5'	2.10	0.51
8:AB:390:U:H4'	8:AB:391:A:H5''	1.93	0.51
8:AB:571:U:O2'	8:AB:572:A:H5''	2.11	0.51
8:AB:64:A:C2	8:AB:65:U:N3	2.76	0.51
8:AB:785:G:C6	8:AB:786:C:C4	2.99	0.51
8:AB:806:C:H2'	8:AB:807:U:H5'	1.91	0.51
8:AB:850:U:H2'	8:AB:851:C:H6	1.74	0.51
8:AB:8:C:C4	8:AB:9:G:N7	2.79	0.51
9:AC:61:TYR:CD2	9:AC:84:PRO:CD	2.94	0.51
10:AD:160:LYS:HZ2	10:AD:160:LYS:HB2	1.73	0.51
10:AD:16:THR:O	10:AD:17:GLU:HB2	2.11	0.51
10:AD:33:ARG:HH21	10:AD:87:GLY:CA	2.21	0.51
12:AF:100:GLU:OE2	12:AF:101:ARG:N	2.39	0.51
12:AF:30:VAL:O	12:AF:31:GLU:C	2.47	0.51
12:AF:49:LEU:HA	12:AF:52:ALA:HB2	1.93	0.51
15:AI:89:SER:HB3	15:AI:92:PRO:HG3	1.92	0.51
16:AJ:100:VAL:C	16:AJ:102:GLU:N	2.62	0.51
18:AL:126:ARG:HD2	18:AL:127:VAL:H	1.72	0.51
20:AN:12:ARG:NH1	20:AN:20:MET:SD	2.83	0.51
20:AN:21:PHE:HD1	20:AN:21:PHE:N	2.09	0.51
22:AP:26:GLU:HG2	22:AP:47:ILE:O	2.10	0.51

Continued on next page...

Continued from previous page...

Atom-1	Atom-2	Interatomic distance (Å)	Clash overlap (Å)
22:AP:77:SER:H	22:AP:78:PRO:HD2	1.75	0.51
29:AW:25:PHE:HD2	29:AW:25:PHE:O	1.93	0.51
29:AW:30:VAL:HG12	29:AW:31:LEU:HB2	1.91	0.51
29:AW:64:GLY:O	29:AW:65:LYS:HB3	2.11	0.51
33:BA:1137:C:H1'	33:BA:1138:G:C2	2.46	0.51
33:BA:1190:G:O2'	33:BA:1191:A:OP2	2.29	0.51
33:BA:1272:G:C6	33:BA:1273:C:N3	2.79	0.51
33:BA:1375:A:C8	33:BA:1375:A:H5'	2.33	0.51
33:BA:1437:A:C2	33:BA:1438:G:N7	2.79	0.51
33:BA:1458:G:H8	33:BA:1458:G:O5'	1.94	0.51
33:BA:1478:U:H2'	33:BA:1479:C:H6	1.74	0.51
33:BA:1520:C:H2'	33:BA:1521:C:H6	1.75	0.51
33:BA:130:A:N1	33:BA:233:C:O2	2.43	0.51
33:BA:390:U:C2	33:BA:391:G:N7	2.78	0.51
33:BA:411:A:C6	33:BA:429:U:C4	2.98	0.51
33:BA:670:G:N2	33:BA:737:C:O2	2.44	0.51
33:BA:775:G:C2	33:BA:776:G:C5	2.99	0.51
33:BA:780:A:C5'	33:BA:780:A:C8	2.93	0.51
33:BA:780:A:H5''	33:BA:780:A:C8	2.33	0.51
33:BA:849:G:N1	33:BA:850:U:O2	2.43	0.51
33:BA:899:C:H5''	33:BA:900:A:OP2	2.10	0.51
33:BA:920:U:C2	33:BA:921:U:H5	2.28	0.51
33:BA:93:U:H2'	33:BA:95:C:H5	1.76	0.51
34:BB:119:GLN:HA	34:BB:124:THR:CG2	2.41	0.51
34:BB:186:VAL:HB	34:BB:190:SER:HB3	1.93	0.51
34:BB:99:MET:CA	34:BB:106:VAL:HG21	2.39	0.51
35:BC:183:TYR:HA	35:BC:199:VAL:O	2.10	0.51
42:BJ:13:PHE:HE1	46:BN:93:PRO:O	1.94	0.51
42:BJ:18:ILE:O	42:BJ:18:ILE:HD13	2.11	0.51
42:BJ:49:PHE:O	42:BJ:50:THR:HG23	2.11	0.51
50:BR:57:ALA:HA	50:BR:60:ARG:CG	2.40	0.51
1:C0:41:HIS:NE2	1:C0:45:ASP:O	2.40	0.51
8:CB:1024:G:C2'	8:CB:1025:G:OP1	2.57	0.51
8:CB:1182:G:C2	8:CB:1183:U:H1'	2.46	0.51
8:CB:1225:G:OP1	24:CR:90:ARG:HB3	2.10	0.51
8:CB:1223:G:C6	8:CB:1227:G:N1	2.78	0.51
8:CB:1341:G:OP2	8:CB:1394:U:O2'	2.24	0.51
8:CB:1528:A:C6	8:CB:1529:G:H1'	2.46	0.51
8:CB:1642:G:C2	8:CB:1643:G:C8	2.98	0.51
8:CB:1741:C:H2'	8:CB:1742:U:H6	1.73	0.51
8:CB:1826:G:C6	8:CB:1827:U:C4	2.99	0.51

Continued on next page...

Continued from previous page...

Atom-1	Atom-2	Interatomic distance (Å)	Clash overlap (Å)
8:CB:1942:C:C5	8:CB:1943:U:C5	2.99	0.51
8:CB:1991:U:C2'	8:CB:1992:G:H5'	2.41	0.51
8:CB:2011:U:H2'	8:CB:2012:G:H8	1.76	0.51
8:CB:2016:U:HO2'	8:CB:2017:U:P	2.34	0.51
8:CB:2082:A:C5	8:CB:2239:G:N2	2.79	0.51
8:CB:2452:C:N4	8:CB:2453:A:H61	2.08	0.51
8:CB:2459:A:H61	8:CB:2493:U:H3	1.58	0.51
8:CB:245:G:H3'	8:CB:245:G:C8	2.46	0.51
8:CB:2461:A:H1'	8:CB:2492:U:C2	2.45	0.51
8:CB:2578:G:O2'	10:CD:138:LEU:CD2	2.59	0.51
8:CB:2597:G:P	9:CC:239:PHE:HB2	2.51	0.51
8:CB:2754:U:H6	8:CB:2754:U:O5'	1.93	0.51
8:CB:567:U:O2	8:CB:567:U:H2'	2.10	0.51
8:CB:578:G:H8	8:CB:578:G:O5'	1.94	0.51
8:CB:682:G:C2	8:CB:683:U:C5	2.99	0.51
8:CB:871:U:O2	8:CB:907:G:C2	2.63	0.51
9:CC:193:GLU:O	9:CC:194:VAL:HG13	2.11	0.51
9:CC:229:HIS:HE1	9:CC:231:HIS:NE2	2.09	0.51
9:CC:73:ILE:HG22	9:CC:95:TYR:HD1	1.76	0.51
10:CD:13:ARG:O	10:CD:14:ILE:C	2.49	0.51
10:CD:63:PRO:O	10:CD:65:ALA:N	2.44	0.51
11:CE:149:ILE:HD13	11:CE:152:GLU:OE2	2.11	0.51
11:CE:57:LYS:O	11:CE:58:LYS:O	2.29	0.51
12:CF:35:LEU:HD12	12:CF:56:LEU:HD21	1.92	0.51
13:CG:73:SER:HB3	13:CG:137:LYS:CE	2.35	0.51
15:CI:126:ARG:NH1	15:CI:126:ARG:HB3	2.25	0.51
16:CJ:32:LEU:O	16:CJ:36:LEU:HD12	2.11	0.51
19:CM:97:GLN:N	19:CM:98:PRO:CD	2.72	0.51
20:CN:114:GLU:HG2	20:CN:116:VAL:H	1.75	0.51
21:CO:30:ARG:O	21:CO:33:ARG:O	2.28	0.51
22:CP:27:VAL:HG13	22:CP:47:ILE:HD12	1.91	0.51
23:CQ:52:ARG:HD3	23:CQ:53:LYS:NZ	2.25	0.51
23:CQ:46:TYR:CD1	24:CR:79:ARG:HB3	2.46	0.51
24:CR:91:GLN:HG3	24:CR:92:TRP:N	2.26	0.51
26:CT:59:ASN:C	26:CT:60:THR:HG23	2.31	0.51
27:CU:65:GLN:O	27:CU:66:VAL:C	2.48	0.51
29:CW:62:ALA:O	29:CW:63:ASP:HB2	2.09	0.51
31:CY:4:ILE:HA	31:CY:36:GLU:OE1	2.11	0.51
31:CY:6:ILE:O	31:CY:6:ILE:HD13	2.11	0.51
33:DA:1068:G:C2	33:DA:1069:C:O2	2.64	0.51
33:DA:1116:U:O2'	33:DA:1117:A:H5'	2.10	0.51

Continued on next page...

Continued from previous page...

Atom-1	Atom-2	Interatomic distance (Å)	Clash overlap (Å)
33:DA:1161:C:N3	33:DA:1175:G:O6	2.44	0.51
33:DA:1234:C:C4	33:DA:1235:U:C5	2.99	0.51
33:DA:1521:C:C4	33:DA:1522:U:C5	2.98	0.51
33:DA:264:C:O2'	49:DQ:64:ARG:HG3	2.10	0.51
33:DA:601:G:OP1	40:DH:88:LYS:NZ	2.25	0.51
33:DA:81:A:H8	33:DA:81:A:H5''	1.74	0.51
33:DA:831:A:C5	33:DA:832:G:C8	2.99	0.51
33:DA:838:G:C2	33:DA:849:G:C2	2.98	0.51
34:DB:49:PHE:HA	34:DB:212:TYR:OH	2.10	0.51
34:DB:67:LEU:CD1	34:DB:89:PHE:HB2	2.41	0.51
37:DE:156:ARG:HD2	40:DH:42:GLU:O	2.10	0.51
37:DE:96:GLN:HG2	37:DE:97:PRO:HD2	1.92	0.51
39:DG:147:ASN:C	39:DG:149:ALA:H	2.14	0.51
45:DM:93:GLY:HA2	45:DM:108:ARG:HH12	1.76	0.51
50:DR:61:ALA:O	50:DR:63:TYR:N	2.44	0.51
52:DT:3:ILE:O	52:DT:4:LYS:HB3	2.09	0.51
2:A1:26:LYS:HD2	2:A1:29:LYS:HG3	1.91	0.51
2:A1:44:GLN:CD	2:A1:45:HIS:HB2	2.31	0.51
3:A2:28:ARG:NH2	3:A2:31:LEU:HB2	2.25	0.51
7:AA:39:A:H2'	7:AA:40:U:H5'	1.93	0.51
7:AA:23:G:H1	7:AA:59:A:N6	2.09	0.51
8:AB:1010:A:C8	8:AB:1010:A:C3'	2.93	0.51
8:AB:1219:U:H2'	8:AB:1220:G:H8	1.76	0.51
8:AB:1334:G:H8	8:AB:1334:G:O5'	1.93	0.51
8:AB:1368:G:H2'	8:AB:1369:G:H8	1.76	0.51
8:AB:1381:G:C6	8:AB:1382:G:N2	2.79	0.51
8:AB:1384:A:O2'	8:AB:1385:A:H5'	2.11	0.51
8:AB:1430:G:C4	8:AB:1431:A:C8	2.98	0.51
8:AB:1717:A:N6	8:AB:1743:G:H1'	2.24	0.51
8:AB:1824:G:OP1	9:AC:52:HIS:CD2	2.64	0.51
8:AB:1828:G:P	55:AB:4541:HOH:O	2.69	0.51
8:AB:1864:U:H2'	8:AB:1865:U:H5'	1.93	0.51
8:AB:2282:G:C5	8:AB:2425:A:H2	2.25	0.51
8:AB:1028:A:H1'	8:AB:2487:G:OP1	2.11	0.51
8:AB:2459:A:H61	8:AB:2493:U:H3	1.59	0.51
8:AB:257:C:H3'	8:AB:258:G:C8	2.44	0.51
8:AB:2712:C:C6	8:AB:2715:C:OP1	2.64	0.51
8:AB:2811:G:C6	8:AB:2890:G:N2	2.79	0.51
8:AB:2861:U:H2'	8:AB:2862:G:C8	2.44	0.51
8:AB:370:G:C8	8:AB:370:G:P	3.01	0.51
8:AB:454:A:C3'	8:AB:455:C:H5'	2.30	0.51

Continued on next page...

Continued from previous page...

Atom-1	Atom-2	Interatomic distance (Å)	Clash overlap (Å)
8:AB:498:G:C6	8:AB:499:U:C5	2.98	0.51
8:AB:28:A:O2'	8:AB:583:G:H5'	2.11	0.51
8:AB:672:C:N3	8:AB:673:C:C5	2.78	0.51
8:AB:67:U:C2	8:AB:68:G:N7	2.79	0.51
8:AB:856:G:C2	8:AB:857:G:O6	2.64	0.51
8:AB:898:C:H2'	8:AB:899:A:C8	2.46	0.51
8:AB:8:C:N4	8:AB:9:G:C5	2.79	0.51
9:AC:153:LEU:O	9:AC:153:LEU:HD23	2.10	0.51
9:AC:27:LYS:N	9:AC:28:PRO:CD	2.73	0.51
9:AC:34:GLU:CD	9:AC:34:GLU:C	2.68	0.51
11:AE:6:LYS:HD3	11:AE:12:LEU:HD21	1.92	0.51
11:AE:181:ILE:CG2	11:AE:181:ILE:O	2.59	0.51
11:AE:4:VAL:O	11:AE:12:LEU:HD11	2.11	0.51
12:AF:71:LYS:HG2	12:AF:72:SER:N	2.25	0.51
13:AG:119:GLY:O	13:AG:120:ILE:HG23	2.11	0.51
14:AH:58:LEU:HD12	14:AH:62:LEU:HG	1.92	0.51
16:AJ:113:PRO:HA	16:AJ:116:ARG:CB	2.40	0.51
18:AL:101:ILE:HG13	18:AL:101:ILE:O	2.10	0.51
18:AL:128:THR:O	18:AL:129:LYS:C	2.49	0.51
19:AM:77:PRO:O	19:AM:78:LEU:HG	2.11	0.51
27:AU:8:ASP:O	27:AU:10:VAL:HG13	2.11	0.51
29:AW:31:LEU:O	29:AW:32:ALA:CB	2.59	0.51
33:BA:1015:G:H2'	33:BA:1016:A:C8	2.45	0.51
33:BA:1101:A:H62	34:BB:173:LYS:HD2	1.76	0.51
33:BA:1152:A:C6	33:BA:1153:G:C5	2.99	0.51
33:BA:1115:U:O2	33:BA:1186:G:C2	2.64	0.51
33:BA:1279:G:H3'	33:BA:1279:G:C8	2.46	0.51
33:BA:1294:G:H2'	33:BA:1295:U:O4'	2.11	0.51
33:BA:1399:C:C4'	33:BA:1400:C:H5''	2.25	0.51
33:BA:1429:A:C2	33:BA:1472:U:C2	2.98	0.51
33:BA:1508:A:C2	33:BA:1509:C:C2	2.98	0.51
33:BA:232:G:C5'	33:BA:232:G:C8	2.92	0.51
33:BA:504:C:O5'	33:BA:504:C:H6	1.94	0.51
33:BA:585:G:H3'	33:BA:585:G:C8	2.46	0.51
33:BA:1078:U:O2	37:BE:89:THR:CG2	2.58	0.51
38:BF:19:PRO:HG2	38:BF:20:GLY:H	1.76	0.51
39:BG:20:GLU:HA	39:BG:23:ALA:HB2	1.92	0.51
39:BG:11:ILE:HG21	39:BG:27:ASN:ND2	2.25	0.51
40:BH:95:MET:C	40:BH:97:GLY:H	2.14	0.51
41:BI:16:ALA:HA	41:BI:66:VAL:HB	1.93	0.51
42:BJ:57:VAL:HG22	42:BJ:58:ASN:N	2.19	0.51

Continued on next page...

Continued from previous page...

Atom-1	Atom-2	Interatomic distance (Å)	Clash overlap (Å)
4:C3:33:THR:CG2	4:C3:40:LYS:HE2	2.41	0.51
7:CA:25:U:C5'	7:CA:25:U:C6	2.93	0.51
7:CA:53:A:C8	7:CA:53:A:H3'	2.46	0.51
7:CA:6:G:H2'	7:CA:7:G:H8	1.76	0.51
8:CB:1014:A:H61	8:CB:1148:U:H3	1.57	0.51
8:CB:1041:G:C2	8:CB:1115:G:N1	2.78	0.51
8:CB:1268:A:N6	8:CB:1269:A:N3	2.58	0.51
8:CB:1317:G:C2	8:CB:1318:U:O2	2.63	0.51
8:CB:1672:A:N6	8:CB:1673:G:O6	2.44	0.51
8:CB:1704:C:O2	8:CB:1704:C:H2'	2.10	0.51
8:CB:1890:A:H2	8:CB:2234:G:N3	2.09	0.51
8:CB:1970:A:C8	8:CB:1970:A:H5''	2.43	0.51
8:CB:1994:C:H2'	8:CB:1994:C:O2	2.10	0.51
8:CB:2023:C:O2'	8:CB:2618:G:H5''	2.10	0.51
8:CB:2060:A:C2	8:CB:2502:G:C6	2.98	0.51
8:CB:2103:C:H3'	8:CB:2104:C:C2	2.46	0.51
8:CB:2542:A:H4'	8:CB:2543:G:H5''	1.93	0.51
8:CB:2543:G:C6	8:CB:2544:G:C6	2.98	0.51
8:CB:260:G:C8	8:CB:260:G:H3'	2.45	0.51
8:CB:2657:A:H2'	8:CB:2658:C:H5'	1.93	0.51
8:CB:530:G:HO2'	8:CB:531:C:C5'	2.24	0.51
4:C3:1:PRO:HD3	8:CB:591:U:H1'	1.93	0.51
8:CB:608:A:N6	8:CB:621:A:C8	2.79	0.51
8:CB:672:C:C3'	8:CB:673:C:H5'	2.41	0.51
8:CB:758:C:O2	8:CB:1981:A:H2	1.93	0.51
8:CB:692:C:N4	8:CB:770:G:H1	2.08	0.51
9:CC:155:ARG:CD	9:CC:157:ALA:CB	2.87	0.51
9:CC:22:GLU:CB	9:CC:202:ARG:HE	2.24	0.51
10:CD:81:GLU:CG	10:CD:82:PHE:H	2.20	0.51
11:CE:90:GLN:CG	11:CE:92:HIS:CD2	2.94	0.51
12:CF:100:GLU:OE2	12:CF:101:ARG:N	2.41	0.51
12:CF:129:MET:O	12:CF:152:ASP:O	2.29	0.51
13:CG:147:LEU:C	13:CG:149:ALA:H	2.12	0.51
14:CH:26:ALA:HB2	14:CH:30:LEU:CG	2.39	0.51
14:CH:82:SER:HB2	14:CH:90:LEU:CD1	2.41	0.51
16:CJ:56:VAL:O	16:CJ:57:LEU:HD13	2.11	0.51
16:CJ:65:THR:OG1	16:CJ:68:LYS:HB2	2.10	0.51
16:CJ:81:ILE:CA	16:CJ:84:ILE:HD11	2.31	0.51
18:CL:89:VAL:O	18:CL:89:VAL:HG22	2.11	0.51
18:CL:92:LEU:HD22	18:CL:96:LYS:CB	2.41	0.51
19:CM:2:LEU:HD13	19:CM:47:GLU:OE2	2.11	0.51

Continued on next page...

Continued from previous page...

Atom-1	Atom-2	Interatomic distance (Å)	Clash overlap (Å)
20:CN:4:ARG:HG2	20:CN:5:LYS:N	2.26	0.51
8:CB:2334:U:C4	21:CO:15:ARG:HG3	2.45	0.51
22:CP:55:HIS:O	22:CP:58:PHE:CG	2.63	0.51
23:CQ:89:ILE:O	23:CQ:91:ARG:HD2	2.11	0.51
24:CR:39:LEU:HB3	24:CR:56:GLY:O	2.11	0.51
24:CR:79:ARG:CD	24:CR:80:ARG:N	2.71	0.51
33:DA:1069:C:C6	33:DA:1069:C:H3'	2.45	0.51
33:DA:1081:A:H2'	33:DA:1082:A:H5'	1.92	0.51
33:DA:1133:G:C6	33:DA:1142:G:N1	2.78	0.51
33:DA:1288:A:H2'	33:DA:1289:A:C4'	2.40	0.51
33:DA:1307:U:C4'	45:DM:107:THR:HG21	2.41	0.51
33:DA:1492:A:C2	33:DA:1493:A:H4'	2.46	0.51
33:DA:173:U:H4'	33:DA:197:A:C8	2.45	0.51
33:DA:430:A:O2'	33:DA:431:A:C8	2.63	0.51
33:DA:435:A:N6	33:DA:436:C:C4	2.78	0.51
33:DA:577:G:C2	33:DA:578:C:C6	2.99	0.51
33:DA:622:A:C6	33:DA:623:C:H1'	2.46	0.51
33:DA:654:G:C4	33:DA:753:A:C6	2.99	0.51
33:DA:905:U:C6	33:DA:905:U:H5''	2.42	0.51
35:DC:181:ILE:HG23	35:DC:181:ILE:O	2.09	0.51
40:DH:74:ILE:CB	40:DH:128:VAL:HG12	2.40	0.51
42:DJ:8:ILE:HD11	42:DJ:74:VAL:CG2	2.40	0.51
43:DK:96:ILE:C	43:DK:98:ALA:H	2.13	0.51
52:DT:66:ILE:HG22	52:DT:67:HIS:N	2.26	0.51
2:A1:15:GLY:O	2:A1:16:THR:CG2	2.53	0.51
4:A3:7:ARG:HA	4:A3:10:ALA:CB	2.39	0.51
8:AB:1029:A:H1'	8:AB:2486:C:O4'	2.10	0.51
8:AB:1045:C:O4'	8:AB:1047:G:C4	2.64	0.51
8:AB:1362:C:O2	8:AB:1363:C:C6	2.64	0.51
8:AB:1437:C:O2'	8:AB:1516:G:H4'	2.10	0.51
8:AB:1737:G:N1	8:AB:1738:G:N2	2.59	0.51
8:AB:1831:G:H2'	8:AB:1832:C:H6	1.75	0.51
8:AB:1895:C:H6	8:AB:1895:C:O5'	1.93	0.51
8:AB:1947:C:N3	8:AB:1948:G:N7	2.58	0.51
8:AB:2090:A:N1	8:AB:2091:C:N4	2.59	0.51
8:AB:2259:U:H1'	8:AB:2427:C:C2	2.46	0.51
8:AB:2543:G:H3'	8:AB:2544:G:H8	1.75	0.51
8:AB:2752:C:H2'	8:AB:2752:C:O2	2.09	0.51
8:AB:350:G:H8	8:AB:350:G:H5'	1.75	0.51
8:AB:223:A:C2	8:AB:408:G:C8	2.98	0.51
8:AB:636:G:N7	18:AL:109:LYS:NZ	2.49	0.51

Continued on next page...

Continued from previous page...

Atom-1	Atom-2	Interatomic distance (Å)	Clash overlap (Å)
8:AB:848:C:O2'	8:AB:849:A:H5'	2.10	0.51
8:AB:856:G:C2	8:AB:922:C:N4	2.79	0.51
8:AB:974:G:C6	8:AB:989:G:C5	2.99	0.51
9:AC:259:ASN:N	9:AC:259:ASN:OD1	2.44	0.51
10:AD:195:GLY:HA3	10:AD:199:SER:OG	2.10	0.51
10:AD:55:LYS:C	10:AD:57:ALA:N	2.64	0.51
11:AE:98:LYS:HE2	11:AE:99:LYS:HD3	1.92	0.51
13:AG:63:GLN:O	13:AG:67:ALA:CB	2.58	0.51
13:AG:63:GLN:O	13:AG:67:ALA:N	2.44	0.51
16:AJ:57:LEU:O	16:AJ:59:ALA:N	2.44	0.51
18:AL:60:ARG:HH11	18:AL:60:ARG:HB2	1.76	0.51
18:AL:70:LYS:HD3	18:AL:71:ALA:N	2.26	0.51
19:AM:71:LYS:HE2	19:AM:93:VAL:CB	2.40	0.51
21:AO:49:VAL:HG22	21:AO:50:ALA:H	1.75	0.51
21:AO:10:ARG:HD2	21:AO:97:PHE:CE1	2.46	0.51
24:AR:22:LEU:O	24:AR:96:VAL:HG22	2.10	0.51
28:AV:8:VAL:HA	28:AV:39:ALA:O	2.10	0.51
32:AZ:6:HIS:CE1	32:AZ:7:PRO:HD2	2.45	0.51
33:BA:1126:U:O2	33:BA:1280:A:C2'	2.58	0.51
33:BA:1256:A:C4	33:BA:1278:G:C2	2.98	0.51
33:BA:132:C:O5'	33:BA:132:C:H6	1.94	0.51
33:BA:1349:A:OP1	41:BI:122:ARG:HB2	2.10	0.51
33:BA:1378:C:O2	33:BA:1378:C:H2'	2.10	0.51
33:BA:1497:G:H8	33:BA:1497:G:C5'	2.24	0.51
33:BA:1526:G:P	53:BU:38:GLU:HB3	2.50	0.51
33:BA:349:A:H8	33:BA:349:A:O5'	1.93	0.51
33:BA:652:U:O2'	33:BA:653:U:P	2.69	0.51
33:BA:681:A:H8	33:BA:681:A:O5'	1.93	0.51
33:BA:577:G:H1'	33:BA:816:A:N3	2.25	0.51
33:BA:959:A:O2'	33:BA:961:U:H5'	2.11	0.51
33:BA:987:G:H2'	33:BA:988:G:C8	2.46	0.51
37:BE:91:SER:OG	37:BE:135:VAL:HG12	2.11	0.51
41:BI:55:ASP:O	41:BI:59:LYS:HB2	2.11	0.51
44:BL:41:PRO:HA	44:BL:89:LEU:HD13	1.93	0.51
52:BT:49:ALA:O	52:BT:52:GLU:HB3	2.11	0.51
1:C0:21:LEU:HB2	25:CS:23:LEU:HD23	1.92	0.51
4:C3:41:ARG:HA	4:C3:41:ARG:NE	2.25	0.51
5:C4:26:ILE:CD1	5:C4:35:GLN:HG2	2.40	0.51
7:CA:50:A:C6	7:CA:51:G:C8	2.98	0.51
7:CA:20:G:H1'	7:CA:64:G:N2	2.25	0.51
7:CA:75:G:C5	7:CA:76:G:N7	2.79	0.51

Continued on next page...

Continued from previous page...

Atom-1	Atom-2	Interatomic distance (Å)	Clash overlap (Å)
8:CB:1203:U:C5	8:CB:1204:A:N6	2.79	0.51
3:C2:10:LEU:HD12	8:CB:125:A:C2	2.46	0.51
8:CB:1378:A:C5	8:CB:1380:G:C5	2.99	0.51
8:CB:1534:U:H2'	8:CB:1536:C:N3	2.26	0.51
8:CB:1562:U:H2'	8:CB:1563:U:C6	2.39	0.51
8:CB:1571:A:C2	8:CB:1572:A:C4	2.99	0.51
8:CB:1761:C:C2'	8:CB:1762:A:H5'	2.40	0.51
8:CB:1833:C:H5''	8:CB:1833:C:H6	1.75	0.51
8:CB:1856:U:H2'	8:CB:1857:G:O4'	2.11	0.51
1:C0:8:THR:HG21	8:CB:2021:C:P	2.51	0.51
8:CB:2092:U:O4	8:CB:2226:C:OP2	2.29	0.51
8:CB:2233:U:H3'	8:CB:2233:U:H6	1.75	0.51
8:CB:2270:A:H4'	29:CW:18:LYS:HB3	1.92	0.51
8:CB:2291:U:OP1	8:CB:2380:C:O2'	2.29	0.51
8:CB:2435:A:C2	8:CB:2436:G:C1'	2.94	0.51
8:CB:2701:U:H5	8:CB:2703:C:OP2	1.93	0.51
8:CB:2739:U:C2'	8:CB:2740:A:H5'	2.41	0.51
8:CB:2754:U:O2	8:CB:2756:U:OP1	2.29	0.51
8:CB:2756:U:C2	8:CB:2759:G:O6	2.63	0.51
8:CB:463:G:N1	8:CB:467:G:C6	2.78	0.51
8:CB:545:U:C6	8:CB:545:U:C3'	2.94	0.51
8:CB:666:A:H2'	8:CB:667:U:C5'	2.39	0.51
8:CB:834:G:N2	8:CB:835:C:O2	2.43	0.51
8:CB:980:A:N7	8:CB:1136:G:H5'	2.26	0.51
8:CB:988:A:H2	8:CB:989:G:N2	2.08	0.51
9:CC:120:ASP:H	9:CC:133:ASN:ND2	2.09	0.51
9:CC:21:PRO:O	9:CC:22:GLU:CB	2.58	0.51
9:CC:61:TYR:CD2	9:CC:63:ILE:HD12	2.45	0.51
8:CB:2618:G:O2'	10:CD:154:LYS:O	2.26	0.51
10:CD:29:VAL:HG23	10:CD:51:THR:HG22	1.93	0.51
10:CD:77:ARG:NH2	10:CD:79:LEU:CB	2.72	0.51
11:CE:132:LYS:C	11:CE:134:LEU:N	2.65	0.51
11:CE:85:PHE:O	11:CE:86:ALA:HB3	2.11	0.51
12:CF:41:GLU:H	12:CF:45:ASP:HB3	1.76	0.51
12:CF:75:GLY:C	12:CF:77:LYS:H	2.15	0.51
13:CG:124:CYS:HB3	13:CG:130:ILE:HD13	1.92	0.51
14:CH:94:ILE:O	14:CH:122:LEU:HG	2.11	0.51
17:CK:98:ARG:NH2	33:DA:339:C:OP2	2.43	0.51
18:CL:76:GLU:O	18:CL:77:ILE:HG23	2.10	0.51
8:CB:2250:G:N1	19:CM:81:ARG:HG2	2.26	0.51
20:CN:25:ALA:HB1	20:CN:48:VAL:HG22	1.93	0.51

Continued on next page...

Continued from previous page...

Atom-1	Atom-2	Interatomic distance (Å)	Clash overlap (Å)
21:CO:77:ALA:O	21:CO:81:ARG:N	2.39	0.51
23:CQ:40:LYS:HZ3	23:CQ:40:LYS:HB2	1.73	0.51
25:CS:37:THR:HA	25:CS:48:LYS:HE2	1.93	0.51
8:CB:748:G:N7	25:CS:90:LYS:HE2	2.26	0.51
26:CT:11:LEU:HD21	26:CT:47:VAL:HG23	1.92	0.51
8:CB:65:U:O4'	26:CT:74:ILE:HD12	2.11	0.51
33:DA:1049:U:H1'	33:DA:1201:A:N7	2.25	0.51
33:DA:1249:C:C6	33:DA:1249:C:H5''	2.45	0.51
33:DA:1260:G:H2'	33:DA:1275:A:H61	1.76	0.51
33:DA:1277:C:H6	33:DA:1277:C:O5'	1.94	0.51
33:DA:1511:G:C2'	33:DA:1512:U:H5'	2.40	0.51
33:DA:130:A:N1	33:DA:233:C:O2	2.44	0.51
33:DA:317:U:O2'	33:DA:318:G:H5'	2.11	0.51
33:DA:600:A:N3	33:DA:639:G:C2	2.78	0.51
33:DA:65:A:H2	33:DA:382:A:C5	2.29	0.51
33:DA:728:A:N3	33:DA:729:A:C5	2.79	0.51
33:DA:570:G:O4'	33:DA:820:U:C2	2.64	0.51
33:DA:944:G:C2'	33:DA:945:G:H5'	2.40	0.51
33:DA:93:U:H2'	33:DA:95:C:H5	1.76	0.51
35:DC:5:HIS:ND1	46:DN:88:MET:HB3	2.25	0.51
37:DE:81:GLN:O	37:DE:82:HIS:CB	2.58	0.51
42:DJ:15:HIS:C	42:DJ:17:LEU:H	2.13	0.51
53:DU:16:ARG:HA	53:DU:19:LYS:CG	2.40	0.51
1:A0:15:ARG:NH1	1:A0:16:ARG:NH1	2.59	0.51
3:A2:36:ALA:O	3:A2:37:LYS:C	2.48	0.51
7:AA:29:A:C6	7:AA:56:G:O6	2.64	0.51
7:AA:64:G:C5	7:AA:65:U:C5	2.99	0.51
8:AB:1134:A:C2'	8:AB:1134:A:O5'	2.58	0.51
8:AB:128:C:H2'	8:AB:129:C:C6	2.46	0.51
8:AB:1304:A:H2'	8:AB:1305:C:O4'	2.11	0.51
8:AB:1359:A:H2'	8:AB:1360:G:O4'	2.11	0.51
8:AB:1639:C:H2'	8:AB:1640:A:H5'	1.93	0.51
8:AB:1772:A:H5'	55:AB:4524:HOH:O	2.11	0.51
8:AB:2053:G:H2'	8:AB:2054:A:O4'	2.11	0.51
8:AB:2571:U:HO2'	8:AB:2572:A:P	2.34	0.51
8:AB:2595:G:O6	9:AC:237:ARG:NH2	2.44	0.51
8:AB:2648:G:C2	8:AB:2649:C:O2	2.63	0.51
8:AB:368:A:C4	8:AB:369:U:C5	2.98	0.51
8:AB:387:U:C5	8:AB:388:G:O6	2.63	0.51
8:AB:223:A:C8	8:AB:422:A:H1'	2.46	0.51
8:AB:442:G:C4	8:AB:444:C:C5	2.99	0.51

Continued on next page...

Continued from previous page...

Atom-1	Atom-2	Interatomic distance (Å)	Clash overlap (Å)
8:AB:462:C:H3'	8:AB:462:C:C6	2.46	0.51
8:AB:463:G:N2	8:AB:467:G:C4	2.78	0.51
8:AB:622:G:C2	8:AB:623:C:C2	2.98	0.51
8:AB:682:G:C2	8:AB:683:U:C5	2.99	0.51
8:AB:688:U:HO2'	8:AB:786:C:HO2'	1.55	0.51
8:AB:692:C:O2'	8:AB:693:A:H5'	2.11	0.51
8:AB:779:U:O2'	8:AB:780:G:H5'	2.11	0.51
8:AB:992:C:O2'	8:AB:993:G:H5'	2.11	0.51
10:AD:182:ALA:C	10:AD:184:ARG:H	2.14	0.51
10:AD:58:ASN:ND2	10:AD:58:ASN:N	2.58	0.51
11:AE:37:ALA:CA	11:AE:40:ARG:HH21	2.19	0.51
11:AE:48:THR:HG22	11:AE:49:ARG:N	2.26	0.51
12:AF:103:ILE:HA	12:AF:107:VAL:HG21	1.93	0.51
13:AG:172:GLU:O	13:AG:173:ALA:HB2	2.11	0.51
14:AH:50:ARG:O	14:AH:51:ARG:HG3	2.10	0.51
18:AL:105:ILE:H	18:AL:105:ILE:CD1	2.22	0.51
18:AL:79:LEU:H	18:AL:99:ASN:HD21	1.59	0.51
19:AM:43:ALA:HB2	19:AM:91:TYR:O	2.10	0.51
7:AA:38:C:H4'	21:AO:100:HIS:NE2	2.26	0.51
21:AO:56:LYS:HE3	21:AO:59:ALA:O	2.11	0.51
23:AQ:73:ILE:HG13	23:AQ:77:LYS:NZ	2.26	0.51
24:AR:41:ILE:HD12	24:AR:41:ILE:O	2.10	0.51
8:AB:141:G:H1	26:AT:1:MET:HE2	1.74	0.51
27:AU:48:VAL:O	27:AU:50:ALA:N	2.44	0.51
28:AV:28:ALA:HB3	28:AV:40:ILE:CD1	2.40	0.51
33:BA:1035:A:H3'	33:BA:1035:A:C8	2.46	0.51
33:BA:1038:C:H2'	33:BA:1039:G:H8	1.75	0.51
33:BA:1466:C:N3	33:BA:1467:C:C5	2.78	0.51
33:BA:1421:G:C6	33:BA:1480:A:C6	2.99	0.51
33:BA:507:C:OP2	33:BA:508:U:H3'	2.10	0.51
33:BA:577:G:C8	33:BA:816:A:C6	2.99	0.51
33:BA:588:G:O6	33:BA:589:U:C4	2.64	0.51
33:BA:624:C:C2	33:BA:625:U:C6	2.98	0.51
33:BA:908:A:C5	33:BA:909:A:N7	2.79	0.51
33:BA:975:A:H4'	33:BA:976:G:OP2	2.09	0.51
35:BC:75:VAL:HG12	35:BC:76:ILE:HD13	1.93	0.51
36:BD:12:ARG:O	36:BD:37:PRO:HG3	2.11	0.51
36:BD:57:LYS:HG3	36:BD:58:GLN:H	1.76	0.51
38:BF:6:ILE:HD12	38:BF:7:VAL:O	2.10	0.51
38:BF:98:GLU:O	38:BF:99:ALA:HB2	2.11	0.51
40:BH:9:MET:HE1	40:BH:32:LYS:HB3	1.92	0.51

Continued on next page...

Continued from previous page...

Atom-1	Atom-2	Interatomic distance (Å)	Clash overlap (Å)
41:BI:56:MET:HA	41:BI:59:LYS:HZ2	1.76	0.51
49:BQ:58:VAL:HA	49:BQ:78:VAL:HG23	1.92	0.51
4:C3:41:ARG:C	4:C3:43:LEU:N	2.64	0.51
8:CB:1047:G:N2	8:CB:1110:G:C4	2.78	0.51
8:CB:1064:C:H2'	8:CB:1065:U:O4'	2.10	0.51
8:CB:1286:A:C6	8:CB:1289:C:C4	2.99	0.51
8:CB:1351:C:HO2'	8:CB:1571:A:H1'	1.75	0.51
8:CB:138:U:C6	8:CB:138:U:H3'	2.46	0.51
8:CB:1685:C:O2'	8:CB:1686:C:H5'	2.11	0.51
8:CB:2230:G:N3	8:CB:2231:U:C6	2.79	0.51
8:CB:2250:G:C5	19:CM:82:MET:HG3	2.46	0.51
8:CB:953:G:O2'	8:CB:2266:A:OP1	2.28	0.51
8:CB:23:G:C2	8:CB:518:G:C2	2.99	0.51
8:CB:2490:G:H4'	8:CB:2491:U:H5'	1.91	0.51
8:CB:2587:A:C5'	8:CB:2587:A:C8	2.94	0.51
8:CB:262:A:C8	8:CB:262:A:C3'	2.93	0.51
8:CB:2679:A:C2	8:CB:2680:U:C5	2.99	0.51
8:CB:319:G:N2	8:CB:320:A:C4	2.79	0.51
8:CB:332:A:N7	8:CB:335:C:C4	2.79	0.51
8:CB:362:A:H2'	8:CB:363:G:C8	2.28	0.51
8:CB:460:A:C2	8:CB:470:A:C4	2.99	0.51
8:CB:579:G:H4'	8:CB:2017:U:H2'	1.93	0.51
8:CB:735:A:H3'	8:CB:736:C:H6	1.75	0.51
9:CC:124:LYS:CB	9:CC:125:PRO:CD	2.88	0.51
9:CC:204:LEU:CB	9:CC:210:ALA:HB1	2.40	0.51
10:CD:117:GLY:O	10:CD:165:MET:HB2	2.09	0.51
10:CD:2:ILE:O	10:CD:3:GLY:O	2.29	0.51
12:CF:7:TYR:HA	12:CF:11:VAL:HB	1.92	0.51
12:CF:46:LYS:C	12:CF:48:LEU:N	2.64	0.51
13:CG:14:VAL:HG12	13:CG:16:VAL:HG22	1.92	0.51
13:CG:3:VAL:HG22	13:CG:4:ALA:N	2.19	0.51
15:CI:101:SER:O	15:CI:139:VAL:HG13	2.11	0.51
18:CL:71:ALA:O	18:CL:72:ALA:C	2.49	0.51
19:CM:16:ARG:NH1	19:CM:72:PRO:CG	2.62	0.51
20:CN:103:ARG:NH1	20:CN:103:ARG:HG2	2.26	0.51
20:CN:20:MET:O	20:CN:23:ASN:HB2	2.10	0.51
20:CN:21:PHE:O	20:CN:25:ALA:HB3	2.11	0.51
20:CN:42:LYS:HE3	20:CN:45:ARG:HH11	1.75	0.51
24:CR:10:LYS:HD2	24:CR:11:GLN:CA	2.40	0.51
24:CR:23:GLU:HA	24:CR:96:VAL:HB	1.93	0.51
27:CU:85:ARG:HB2	27:CU:86:PHE:HD1	1.74	0.51

Continued on next page...

Continued from previous page...

Atom-1	Atom-2	Interatomic distance (Å)	Clash overlap (Å)
27:CU:91:LYS:HB3	27:CU:93:ARG:HG2	1.92	0.51
28:CV:70:ILE:CD1	28:CV:70:ILE:N	2.74	0.51
28:CV:80:HIS:CD2	28:CV:83:LYS:HB2	2.45	0.51
32:CZ:3:LYS:NZ	32:CZ:29:GLY:HA3	2.26	0.51
33:DA:1303:C:H2'	33:DA:1304:G:H5'	1.91	0.51
33:DA:1413:A:H2	33:DA:1414:U:H1'	1.73	0.51
33:DA:1488:G:C6	33:DA:1489:G:C5	2.98	0.51
33:DA:148:G:N3	33:DA:1446:A:C2	2.79	0.51
33:DA:479:U:C5	33:DA:480:U:H5	2.29	0.51
33:DA:683:G:H2'	33:DA:684:U:C6	2.46	0.51
33:DA:71:A:P	33:DA:71:A:H2'	2.50	0.51
33:DA:656:G:N2	33:DA:751:U:O2	2.44	0.51
33:DA:800:G:H8	33:DA:800:G:O5'	1.93	0.51
33:DA:800:G:O2'	33:DA:801:U:H5'	2.11	0.51
33:DA:745:G:H4'	33:DA:851:G:N3	2.26	0.51
33:DA:887:G:H21	33:DA:1489:G:H4'	1.75	0.51
33:DA:889:A:H5'	33:DA:891:U:C2	2.46	0.51
35:DC:156:LEU:H	35:DC:163:ARG:HD3	1.76	0.51
38:DF:53:LYS:C	38:DF:53:LYS:HD3	2.31	0.51
39:DG:145:GLU:N	39:DG:148:LYS:H	2.09	0.51
40:DH:6:ILE:CG2	40:DH:6:ILE:O	2.58	0.51
40:DH:83:ARG:O	40:DH:84:ILE:HG13	2.10	0.51
45:DM:47:LEU:HD11	45:DM:52:ILE:CB	2.34	0.51
45:DM:68:LEU:HD13	45:DM:69:ARG:NH1	2.26	0.51
46:DN:50:LEU:N	46:DN:51:PRO:CD	2.72	0.51
42:DJ:64:GLN:CB	46:DN:98:ALA:HB3	2.40	0.51
49:DQ:59:GLU:O	49:DQ:75:VAL:HG22	2.10	0.51
49:DQ:76:ARG:HG2	49:DQ:77:VAL:N	2.26	0.51
1:A0:15:ARG:HA	8:AB:2046:G:H4'	1.93	0.51
1:A0:42:ILE:CG1	1:A0:44:ALA:HB3	2.41	0.51
2:A1:11:VAL:HG13	2:A1:12:SER:N	2.26	0.51
4:A3:26:ALA:O	4:A3:27:ASN:CB	2.57	0.51
7:AA:6:G:C4	7:AA:7:G:N7	2.78	0.51
8:AB:1034:G:N1	8:AB:1122:G:C5	2.79	0.51
8:AB:1298:C:O4'	8:AB:1302:A:C2	2.64	0.51
8:AB:1354:A:H2'	8:AB:1355:G:O4'	2.11	0.51
8:AB:1420:A:C4	8:AB:2211:A:C8	2.99	0.51
8:AB:1569:A:C6	8:AB:1570:A:C5	2.99	0.51
8:AB:1809:A:C2	8:AB:1810:A:C4	2.99	0.51
8:AB:1829:A:N7	8:AB:1830:C:C5	2.79	0.51
8:AB:1873:G:C2'	8:AB:1874:C:H5'	2.41	0.51

Continued on next page...

Continued from previous page...

Atom-1	Atom-2	Interatomic distance (Å)	Clash overlap (Å)
8:AB:2003:A:C2'	8:AB:2004:G:O5'	2.59	0.51
8:AB:2071:A:C2	8:AB:2072:C:N3	2.79	0.51
8:AB:2150:C:H2'	8:AB:2151:U:O4'	2.11	0.51
8:AB:223:A:C8	8:AB:422:A:C1'	2.94	0.51
8:AB:2515:C:C2'	8:AB:2516:A:O5'	2.58	0.51
8:AB:2543:G:C6	8:AB:2544:G:C6	2.99	0.51
8:AB:639:U:H2'	8:AB:640:C:C6	2.46	0.51
8:AB:736:C:H2'	8:AB:737:C:C6	2.45	0.51
8:AB:772:C:N3	8:AB:773:U:C5	2.79	0.51
8:AB:915:C:H3'	8:AB:916:G:C8	2.46	0.51
8:AB:568:U:H4'	8:AB:945:A:N6	2.25	0.51
8:AB:993:G:H2'	8:AB:994:C:H5'	1.93	0.51
9:AC:11:GLY:O	9:AC:12:ARG:CB	2.59	0.51
9:AC:158:GLY:N	9:AC:197:ALA:HB2	2.26	0.51
9:AC:184:GLU:O	9:AC:187:CYS:SG	2.69	0.51
9:AC:52:HIS:C	9:AC:53:ILE:HD12	2.31	0.51
10:AD:1:MET:H2	10:AD:81:GLU:CB	2.23	0.51
10:AD:45:TYR:O	10:AD:46:ARG:HB2	2.11	0.51
11:AE:133:LEU:HD12	11:AE:136:GLN:HG3	1.93	0.51
16:AJ:3:THR:O	16:AJ:4:PHE:HB3	2.09	0.51
17:AK:2:ILE:HA	17:AK:33:ALA:H	1.74	0.51
18:AL:110:VAL:O	18:AL:111:ILE:HD13	2.11	0.51
24:AR:28:ALA:CB	24:AR:69:GLY:HA3	2.41	0.51
24:AR:74:ILE:HA	24:AR:90:ARG:CZ	2.41	0.51
26:AT:10:VAL:HG23	26:AT:11:LEU:N	2.25	0.51
8:AB:2427:C:H41	29:AW:3:LYS:HE3	1.76	0.51
29:AW:48:ALA:O	29:AW:49:ASN:CB	2.56	0.51
33:BA:1120:C:H5''	33:BA:1121:U:OP2	2.11	0.51
33:BA:1226:C:C4'	33:BA:1227:A:OP1	2.59	0.51
33:BA:1251:A:C5	33:BA:1252:A:N7	2.79	0.51
33:BA:1255:G:N2	33:BA:1276:G:H22	2.08	0.51
33:BA:1360:A:H61	33:BA:1361:G:N2	2.09	0.51
33:BA:1477:U:N3	33:BA:1478:U:C4	2.78	0.51
33:BA:15:G:C2	33:BA:16:A:C8	2.99	0.51
33:BA:397:A:N6	33:BA:548:G:C4	2.79	0.51
33:BA:481:G:C8	33:BA:481:G:H3'	2.46	0.51
33:BA:577:G:C5	33:BA:816:A:N1	2.79	0.51
33:BA:585:G:C2'	33:BA:586:C:H5'	2.41	0.51
33:BA:671:G:N2	33:BA:736:C:C2	2.79	0.51
33:BA:827:U:O2	33:BA:874:G:C2	2.64	0.51
33:BA:886:G:N2	33:BA:912:C:O2	2.44	0.51

Continued on next page...

Continued from previous page...

Atom-1	Atom-2	Interatomic distance (Å)	Clash overlap (Å)
36:BD:101:VAL:CG1	36:BD:113:ALA:HB1	2.40	0.51
36:BD:97:LEU:CD2	36:BD:129:VAL:HG11	2.41	0.51
36:BD:200:VAL:HG22	36:BD:201:GLU:N	2.26	0.51
37:BE:12:GLU:HG2	37:BE:38:VAL:HG22	1.92	0.51
41:BI:80:HIS:HD2	41:BI:84:ARG:NH1	2.07	0.51
33:BA:1329:A:OP1	45:BM:28:ARG:CB	2.59	0.51
5:C4:28:SER:OG	5:C4:29:ALA:N	2.44	0.51
8:CB:107:G:H3'	8:CB:107:G:C8	2.46	0.51
8:CB:1355:G:O2'	8:CB:1356:G:H5'	2.10	0.51
8:CB:1394:U:H3	8:CB:1395:A:N6	2.09	0.51
8:CB:147:C:O5'	8:CB:147:C:H6	1.94	0.51
8:CB:1566:A:C5	9:CC:213:ARG:NH1	2.79	0.51
8:CB:1810:A:H2'	8:CB:1811:G:O4'	2.11	0.51
8:CB:1797:G:C2	8:CB:1823:G:C2	2.98	0.51
8:CB:1947:C:N3	8:CB:1960:A:C2	2.79	0.51
1:C0:5:ASN:HD22	8:CB:2019:A:H62	1.57	0.51
8:CB:2025:C:C3'	8:CB:2026:U:H6	2.24	0.51
8:CB:805:G:O6	8:CB:2068:U:H5''	2.09	0.51
8:CB:2088:A:H3'	8:CB:2088:A:C8	2.45	0.51
8:CB:2328:A:O5'	8:CB:2328:A:H8	1.94	0.51
8:CB:2387:U:H5	55:CB:5409:HOH:O	1.93	0.51
8:CB:2439:A:H4'	8:CB:2440:C:H5''	1.92	0.51
8:CB:2443:C:H2'	8:CB:2444:G:C8	2.46	0.51
8:CB:2766:A:H5''	8:CB:2767:C:OP2	2.11	0.51
8:CB:2774:C:H2'	8:CB:2775:G:O4'	2.10	0.51
8:CB:2811:G:C6	8:CB:2890:G:N2	2.79	0.51
8:CB:382:A:C2	8:CB:383:C:C1'	2.93	0.51
8:CB:565:C:C2	8:CB:577:G:C2	2.99	0.51
10:CD:54:ALA:HB1	10:CD:56:LYS:HB2	1.93	0.51
10:CD:88:GLU:O	10:CD:89:GLU:C	2.49	0.51
13:CG:120:ILE:HG12	13:CG:134:GLY:HA3	1.92	0.51
13:CG:37:ASN:OD1	13:CG:63:GLN:CG	2.59	0.51
15:CI:27:LEU:CB	15:CI:58:ILE:HD13	2.40	0.51
18:CL:83:ALA:O	18:CL:84:LYS:HB2	2.10	0.51
19:CM:61:GLY:N	19:CM:105:MET:SD	2.84	0.51
21:CO:14:ALA:O	21:CO:15:ARG:C	2.49	0.51
21:CO:40:ILE:HG22	21:CO:46:GLU:CB	2.40	0.51
23:CQ:97:ILE:CD1	24:CR:13:ARG:HG2	2.41	0.51
8:CB:993:G:H5''	24:CR:77:PHE:HE2	1.75	0.51
25:CS:4:ILE:HG12	25:CS:106:VAL:CG1	2.41	0.51
29:CW:23:LYS:HZ1	29:CW:23:LYS:HB2	1.74	0.51

Continued on next page...

Continued from previous page...

Atom-1	Atom-2	Interatomic distance (Å)	Clash overlap (Å)
32:CZ:33:ASN:HB3	32:CZ:46:GLY:HA2	1.93	0.51
32:CZ:56:ARG:CG	32:CZ:56:ARG:NH1	2.71	0.51
33:DA:1256:A:C6	33:DA:1278:G:C4	2.99	0.51
33:DA:1425:U:H6	33:DA:1425:U:H3'	1.67	0.51
33:DA:1465:A:H2'	33:DA:1466:C:C6	2.46	0.51
33:DA:1404:C:H42	33:DA:1497:G:H1	1.58	0.51
33:DA:327:A:C6	33:DA:329:A:C5	2.99	0.51
33:DA:376:G:C6	33:DA:389:A:C2	2.99	0.51
33:DA:39:G:O6	33:DA:404:G:C6	2.64	0.51
33:DA:397:A:C6	33:DA:548:G:N7	2.79	0.51
33:DA:582:C:C6	33:DA:582:C:H3'	2.46	0.51
33:DA:72:A:O2'	33:DA:73:C:H5'	2.11	0.51
33:DA:77:A:C8	33:DA:77:A:C3'	2.93	0.51
33:DA:851:G:H2'	33:DA:852:G:H5'	1.93	0.51
33:DA:859:G:C2'	33:DA:860:A:C8	2.93	0.51
34:DB:30:ILE:HG21	34:DB:38:HIS:HB3	1.92	0.51
36:DD:32:LYS:O	36:DD:32:LYS:HG3	2.09	0.51
39:DG:121:ASN:O	39:DG:124:SER:HB2	2.10	0.51
39:DG:144:ALA:HA	39:DG:147:ASN:CB	2.41	0.51
44:DL:66:ILE:HD11	44:DL:73:LEU:CD1	2.38	0.51
7:AA:114:C:O2'	21:AO:49:VAL:HG11	2.11	0.50
7:AA:6:G:C8	7:AA:6:G:C3'	2.94	0.50
8:AB:1104:C:H2'	8:AB:1105:U:C6	2.45	0.50
8:AB:1031:G:N2	8:AB:1124:G:C4	2.79	0.50
8:AB:121:G:H5'	8:AB:148:U:H3'	1.92	0.50
8:AB:1265:A:O4'	8:AB:1267:U:C6	2.64	0.50
8:AB:1350:C:N4	8:AB:1382:G:C6	2.79	0.50
8:AB:1394:U:N3	8:AB:1395:A:C6	2.79	0.50
8:AB:1564:C:N3	8:AB:1565:C:N4	2.59	0.50
8:AB:1351:C:O4'	8:AB:1572:A:H1'	2.11	0.50
8:AB:167:A:N6	8:AB:168:G:C2	2.79	0.50
8:AB:1899:A:C8	8:AB:1899:A:H3'	2.46	0.50
8:AB:1947:C:C2	8:AB:1948:G:C8	2.99	0.50
8:AB:1977:A:N1	8:AB:1978:A:N3	2.59	0.50
8:AB:2079:U:H3	8:AB:2241:A:H61	1.59	0.50
8:AB:2303:G:C6	8:AB:2304:G:C8	3.00	0.50
8:AB:2365:G:H4'	29:AW:65:LYS:CE	2.41	0.50
8:AB:2386:A:H2'	8:AB:2387:U:C6	2.47	0.50
8:AB:2589:A:H2	8:AB:2590:A:C4	2.29	0.50
8:AB:2722:G:C4	8:AB:2723:C:C6	2.99	0.50
8:AB:2738:A:N1	8:AB:2739:U:C2	2.78	0.50

Continued on next page...

Continued from previous page...

Atom-1	Atom-2	Interatomic distance (Å)	Clash overlap (Å)
8:AB:308:G:N2	8:AB:477:A:C8	2.80	0.50
8:AB:535:G:O2'	23:AQ:52:ARG:HG2	2.11	0.50
8:AB:608:A:C8	8:AB:621:A:N6	2.78	0.50
8:AB:729:G:H5''	8:AB:763:G:OP2	2.11	0.50
9:AC:140:VAL:O	9:AC:141:HIS:CB	2.53	0.50
10:AD:112:THR:O	10:AD:113:SER:C	2.50	0.50
10:AD:20:VAL:O	10:AD:22:ILE:HB	2.11	0.50
10:AD:37:VAL:HG22	10:AD:42:ASN:CB	2.41	0.50
11:AE:144:GLU:C	11:AE:146:VAL:N	2.64	0.50
11:AE:38:GLY:C	11:AE:40:ARG:H	2.15	0.50
11:AE:42:GLY:O	11:AE:43:THR:HB	2.10	0.50
12:AF:46:LYS:C	12:AF:48:LEU:N	2.63	0.50
12:AF:64:PRO:HA	12:AF:88:VAL:CG2	2.40	0.50
13:AG:107:GLY:O	13:AG:108:PHE:C	2.49	0.50
14:AH:8:LYS:HB2	14:AH:13:GLY:O	2.11	0.50
18:AL:93:ASN:O	18:AL:94:THR:HG22	2.10	0.50
20:AN:17:ARG:O	20:AN:18:GLN:C	2.49	0.50
20:AN:65:LEU:HD23	20:AN:69:ARG:CZ	2.41	0.50
21:AO:65:THR:HG23	21:AO:68:LYS:HE2	1.93	0.50
21:AO:98:GLN:NE2	21:AO:99:TYR:N	2.54	0.50
23:AQ:16:ILE:O	23:AQ:17:LEU:C	2.49	0.50
25:AS:19:LEU:O	25:AS:20:VAL:C	2.49	0.50
30:AX:28:LEU:HB3	30:AX:34:SER:CB	2.35	0.50
31:AY:7:THR:OG1	31:AY:55:LYS:O	2.28	0.50
31:AY:6:ILE:HD13	31:AY:6:ILE:O	2.11	0.50
33:BA:1143:G:C8	33:BA:1143:G:O5'	2.63	0.50
33:BA:1162:C:C6	33:BA:1162:C:H3'	2.46	0.50
33:BA:1163:A:C6	33:BA:1164:G:C6	2.99	0.50
33:BA:378:G:C2	33:BA:386:C:N3	2.79	0.50
33:BA:41:G:O6	33:BA:402:G:C6	2.65	0.50
33:BA:644:U:C6	33:BA:644:U:H3'	2.46	0.50
33:BA:774:G:C5	33:BA:775:G:C6	2.99	0.50
33:BA:865:A:C5	33:BA:866:C:C5	2.99	0.50
33:BA:876:C:H1'	40:BH:11:THR:OG1	2.11	0.50
33:BA:825:A:H61	33:BA:876:C:N4	2.09	0.50
35:BC:21:TRP:HZ3	35:BC:31:ASN:HD22	1.58	0.50
36:BD:151:GLN:HB3	36:BD:154:VAL:HG12	1.93	0.50
36:BD:84:ASN:ND2	36:BD:87:GLU:N	2.43	0.50
38:BF:7:VAL:CG2	38:BF:8:PHE:N	2.73	0.50
42:BJ:18:ILE:HD12	42:BJ:72:ARG:HG3	1.93	0.50
46:BN:12:ARG:NH1	46:BN:60:ARG:NH1	2.57	0.50

Continued on next page...

Continued from previous page...

Atom-1	Atom-2	Interatomic distance (Å)	Clash overlap (Å)
51:BS:35:ARG:CG	51:BS:50:VAL:HG13	2.41	0.50
53:BU:28:LEU:O	53:BU:32:ARG:N	2.36	0.50
3:C2:26:ASN:ND2	3:C2:26:ASN:H	2.09	0.50
3:C2:36:ALA:O	3:C2:37:LYS:C	2.50	0.50
3:C2:44:VAL:O	3:C2:45:SER:O	2.30	0.50
7:CA:46:A:N1	7:CA:47:C:C2	2.79	0.50
7:CA:76:G:N3	7:CA:77:U:C6	2.79	0.50
8:CB:1017:G:H2'	8:CB:1018:U:C6	2.46	0.50
8:CB:1063:G:N2	8:CB:1074:G:H1	2.09	0.50
8:CB:1392:A:C5	8:CB:1393:A:C6	2.99	0.50
8:CB:1408:G:N7	8:CB:1409:U:C5	2.79	0.50
8:CB:1679:A:C2'	8:CB:1680:U:H5'	2.41	0.50
8:CB:1956:U:H1'	8:CB:2552:U:OP1	2.12	0.50
8:CB:2255:G:C4	8:CB:2256:G:C8	3.00	0.50
8:CB:237:C:C2	8:CB:261:G:C2	2.99	0.50
8:CB:2455:G:N2	8:CB:2456:C:C2	2.80	0.50
8:CB:2471:A:N6	8:CB:2479:U:H3	2.08	0.50
8:CB:2719:G:H8	8:CB:2719:G:C5'	2.24	0.50
8:CB:2747:G:H21	8:CB:2757:A:N6	2.09	0.50
8:CB:2800:A:C2	8:CB:2801:G:C4	2.99	0.50
8:CB:336:C:O2'	8:CB:337:C:H5'	2.10	0.50
8:CB:370:G:O2'	8:CB:424:G:OP1	2.29	0.50
8:CB:387:U:C5	8:CB:388:G:O6	2.65	0.50
8:CB:585:G:C4	8:CB:1251:C:C4	3.00	0.50
8:CB:638:G:C2	8:CB:639:U:C2	2.99	0.50
8:CB:665:U:O2'	8:CB:666:A:H5'	2.11	0.50
8:CB:822:G:C6	8:CB:836:G:C2	3.00	0.50
8:CB:861:A:C5'	8:CB:862:G:OP2	2.53	0.50
8:CB:863:A:O5'	8:CB:863:A:C8	2.61	0.50
8:CB:945:A:C4	8:CB:2448:A:C2	2.99	0.50
9:CC:119:VAL:HG13	9:CC:133:ASN:ND2	2.27	0.50
9:CC:244:VAL:H	9:CC:249:VAL:CG2	2.24	0.50
10:CD:137:SER:O	10:CD:138:LEU:CB	2.58	0.50
10:CD:22:ILE:CG2	10:CD:22:ILE:O	2.59	0.50
11:CE:134:LEU:CD2	11:CE:135:ALA:N	2.74	0.50
11:CE:144:GLU:CG	11:CE:166:LYS:HE2	2.37	0.50
12:CF:2:LYS:HA	12:CF:2:LYS:CE	2.38	0.50
12:CF:30:VAL:O	12:CF:31:GLU:C	2.50	0.50
13:CG:6:ALA:CB	13:CG:7:PRO:HD3	2.35	0.50
14:CH:44:ILE:O	14:CH:48:GLU:HB3	2.11	0.50
18:CL:128:THR:O	18:CL:129:LYS:C	2.49	0.50

Continued on next page...

Continued from previous page...

Atom-1	Atom-2	Interatomic distance (Å)	Clash overlap (Å)
19:CM:40:ARG:HG3	19:CM:92:TRP:CD2	2.46	0.50
22:CP:26:GLU:HA	22:CP:47:ILE:CB	2.39	0.50
23:CQ:112:ALA:C	23:CQ:114:ALA:N	2.63	0.50
25:CS:60:HIS:CG	25:CS:60:HIS:O	2.64	0.50
28:CV:51:GLN:HB2	28:CV:57:TYR:OH	2.10	0.50
29:CW:53:GLY:O	29:CW:54:ARG:HB2	2.10	0.50
31:CY:40:THR:CG2	31:CY:43:ILE:HG22	2.41	0.50
31:CY:58:GLU:HG3	31:CY:58:GLU:OXT	2.11	0.50
33:DA:1105:A:C2	33:DA:1106:G:C8	3.00	0.50
33:DA:1179:A:O2'	41:DI:104:THR:HG23	2.11	0.50
33:DA:125:U:C2	33:DA:126:G:N7	2.79	0.50
33:DA:1319:A:C5	33:DA:1323:G:N3	2.79	0.50
33:DA:15:G:N1	33:DA:16:A:C5	2.78	0.50
33:DA:189:A:C8	33:DA:189:A:C5'	2.94	0.50
33:DA:403:C:C2	33:DA:404:G:C8	2.98	0.50
33:DA:414:A:C5	33:DA:415:A:C2	2.99	0.50
33:DA:514:C:C6	33:DA:514:C:H5''	2.43	0.50
33:DA:600:A:H1'	33:DA:639:G:H22	1.75	0.50
33:DA:720:C:H5''	33:DA:721:G:O2'	2.11	0.50
33:DA:16:A:N1	33:DA:919:A:C2	2.79	0.50
35:DC:17:TRP:C	35:DC:19:SER:H	2.14	0.50
36:DD:102:TYR:C	36:DD:104:MET:N	2.64	0.50
38:DF:98:GLU:O	38:DF:99:ALA:HB3	2.10	0.50
39:DG:60:ALA:O	39:DG:64:ALA:HB3	2.10	0.50
40:DH:38:VAL:C	40:DH:39:LEU:HD13	2.32	0.50
42:DJ:65:TYR:OH	46:DN:84:ARG:NH1	2.45	0.50
48:DP:39:PHE:CE1	48:DP:74:LEU:HD22	2.45	0.50
1:A0:9:ARG:O	1:A0:12:ARG:N	2.43	0.50
6:A5:157:LYS:N	6:A5:157:LYS:CD	2.75	0.50
7:AA:78:A:H2'	7:AA:79:G:H8	1.76	0.50
8:AB:1162:G:C8	8:AB:1162:G:C3'	2.95	0.50
8:AB:116:C:H3'	8:AB:117:G:H8	1.76	0.50
8:AB:124:G:C5'	8:AB:124:G:H8	2.20	0.50
8:AB:1285:A:C6	8:AB:1329:U:C5	3.00	0.50
8:AB:129:C:O2'	8:AB:130:C:O4'	2.30	0.50
8:AB:1321:A:H5''	8:AB:1321:A:H8	1.76	0.50
8:AB:1584:U:H5''	8:AB:1585:C:C5	2.47	0.50
8:AB:1694:C:C6	8:AB:1694:C:H5''	2.46	0.50
8:AB:1796:U:N3	8:AB:1797:G:N7	2.59	0.50
8:AB:1907:G:C2	8:AB:1924:C:O2	2.64	0.50
8:AB:2001:C:N3	8:AB:2002:G:C8	2.79	0.50

Continued on next page...

Continued from previous page...

Atom-1	Atom-2	Interatomic distance (Å)	Clash overlap (Å)
8:AB:2010:G:H3'	8:AB:2010:G:C8	2.46	0.50
8:AB:2207:C:N3	8:AB:2218:G:C2	2.80	0.50
8:AB:2524:G:N2	8:AB:2525:G:H1'	2.26	0.50
8:AB:2714:G:H2'	8:AB:2715:C:C6	2.46	0.50
8:AB:324:A:N7	8:AB:325:G:C8	2.80	0.50
8:AB:486:C:C2	8:AB:495:G:N2	2.79	0.50
8:AB:49:A:H1'	8:AB:51:G:C5	2.46	0.50
8:AB:630:G:C5	8:AB:632:A:OP2	2.65	0.50
8:AB:84:A:OP1	27:AU:2:ALA:CB	2.58	0.50
8:AB:953:G:N2	8:AB:964:C:O2	2.44	0.50
9:AC:137:GLY:HA3	9:AC:163:ILE:HG13	1.94	0.50
9:AC:156:SER:O	9:AC:194:VAL:O	2.28	0.50
9:AC:163:ILE:HG22	9:AC:172:THR:CG2	2.40	0.50
10:AD:191:GLY:O	10:AD:192:ALA:CB	2.60	0.50
10:AD:40:LEU:O	10:AD:41:ALA:HB3	2.11	0.50
11:AE:175:ILE:HG23	11:AE:176:ASP:H	1.76	0.50
13:AG:100:ASN:HA	13:AG:116:LEU:CB	2.41	0.50
16:AJ:39:LYS:O	16:AJ:41:LYS:O	2.29	0.50
16:AJ:77:HIS:HB2	16:AJ:85:LYS:CE	2.41	0.50
17:AK:71:ARG:CB	17:AK:72:PRO:CD	2.75	0.50
18:AL:79:LEU:H	18:AL:79:LEU:HD12	1.75	0.50
18:AL:86:GLU:HA	18:AL:96:LYS:HG2	1.94	0.50
18:AL:85:VAL:HG12	18:AL:86:GLU:OE2	2.11	0.50
20:AN:69:ARG:NH1	20:AN:69:ARG:CG	2.73	0.50
21:AO:76:LYS:HE2	21:AO:110:ALA:HA	1.93	0.50
21:AO:95:SER:O	21:AO:97:PHE:N	2.43	0.50
10:AD:11:MET:CE	22:AP:57:ALA:HB2	2.42	0.50
23:AQ:35:PHE:HA	23:AQ:38:VAL:HG13	1.92	0.50
26:AT:58:VAL:HG12	26:AT:59:ASN:H	1.76	0.50
8:AB:1157:G:N2	31:AY:10:ARG:HH12	2.09	0.50
33:BA:1226:C:H6	33:BA:1226:C:O5'	1.93	0.50
33:BA:19:A:H5''	33:BA:19:A:C8	2.47	0.50
33:BA:44:A:OP2	48:BP:12:LYS:HG3	2.10	0.50
33:BA:684:U:O2'	33:BA:685:G:H5'	2.11	0.50
33:BA:688:G:C5	33:BA:700:G:N2	2.79	0.50
33:BA:973:G:H3'	33:BA:974:A:C5'	2.41	0.50
34:BB:23:ASN:HD22	34:BB:24:PRO:N	2.09	0.50
37:BE:137:ARG:HA	37:BE:140:ILE:HD12	1.93	0.50
38:BF:25:TYR:CD2	38:BF:74:LEU:HD11	2.46	0.50
40:BH:58:LEU:HD23	40:BH:59:GLU:N	2.26	0.50
41:BI:29:ILE:CG2	41:BI:64:ILE:HB	2.41	0.50

Continued on next page...

Continued from previous page...

Atom-1	Atom-2	Interatomic distance (Å)	Clash overlap (Å)
42:BJ:44:THR:HG23	42:BJ:69:THR:O	2.11	0.50
2:C1:53:ILE:HG22	2:C1:54:LYS:H	1.76	0.50
4:C3:53:ASP:O	4:C3:57:VAL:HG12	2.11	0.50
7:CA:38:C:C2	7:CA:44:G:N2	2.75	0.50
7:CA:42:C:O2	7:CA:43:C:H1'	2.10	0.50
7:CA:59:A:C5	7:CA:60:C:C4	3.00	0.50
7:CA:71:C:C2	7:CA:72:G:C8	2.99	0.50
7:CA:73:A:N7	7:CA:74:U:C5	2.79	0.50
8:CB:1164:C:N4	8:CB:1165:A:N6	2.59	0.50
8:CB:1227:G:H2'	8:CB:1228:G:O4'	2.10	0.50
8:CB:1275:A:C2'	8:CB:1276:A:O5'	2.59	0.50
8:CB:1413:A:C8	8:CB:1413:A:O5'	2.60	0.50
8:CB:1541:C:H2'	8:CB:1542:U:O4'	2.11	0.50
8:CB:1581:G:H8	8:CB:1581:G:O5'	1.95	0.50
8:CB:1608:A:C5	8:CB:1611:C:C5	2.99	0.50
8:CB:1737:G:N1	8:CB:1738:G:N2	2.60	0.50
8:CB:1840:G:C4	8:CB:1841:U:C6	2.99	0.50
8:CB:2044:C:N4	8:CB:2045:C:H41	2.09	0.50
8:CB:2104:C:C3'	8:CB:2104:C:C6	2.89	0.50
8:CB:2225:A:H5''	8:CB:2226:C:H5'	1.93	0.50
8:CB:2496:C:OP1	19:CM:81:ARG:HB3	2.11	0.50
8:CB:2610:C:O2'	8:CB:2611:C:OP2	2.28	0.50
8:CB:2641:G:C8	8:CB:2641:G:H5'	2.46	0.50
8:CB:2668:G:C2	8:CB:2669:G:C8	3.00	0.50
8:CB:2685:G:H2'	8:CB:2686:G:H8	1.75	0.50
8:CB:2755:C:C6	8:CB:2755:C:O5'	2.53	0.50
8:CB:41:C:O5'	8:CB:41:C:H6	1.94	0.50
8:CB:458:G:N2	8:CB:469:G:H2'	2.18	0.50
8:CB:524:G:C6	8:CB:525:U:C5	3.00	0.50
8:CB:577:G:O2'	8:CB:1254:A:OP1	2.28	0.50
8:CB:630:G:C5	8:CB:632:A:OP2	2.65	0.50
8:CB:755:U:H2'	8:CB:756:A:C8	2.45	0.50
8:CB:799:G:C5	8:CB:800:A:C6	2.99	0.50
8:CB:671:C:H42	8:CB:809:G:H1	1.57	0.50
9:CC:52:HIS:C	9:CC:53:ILE:HD12	2.31	0.50
10:CD:27:ILE:HG12	10:CD:28:GLU:N	2.26	0.50
10:CD:31:ALA:HB3	10:CD:95:SER:CA	2.41	0.50
12:CF:133:GLU:CA	12:CF:150:GLY:HA2	2.41	0.50
13:CG:14:VAL:O	13:CG:14:VAL:HG12	2.09	0.50
14:CH:3:VAL:HG22	14:CH:21:VAL:HG21	1.93	0.50
16:CJ:103:ILE:HG22	16:CJ:104:ALA:N	2.26	0.50

Continued on next page...

Continued from previous page...

Atom-1	Atom-2	Interatomic distance (Å)	Clash overlap (Å)
16:CJ:25:LEU:HG	16:CJ:64:VAL:CA	2.40	0.50
16:CJ:26:GLY:O	16:CJ:29:ALA:N	2.44	0.50
17:CK:19:VAL:HG12	17:CK:43:ILE:HA	1.93	0.50
24:CR:32:THR:OG1	24:CR:33:VAL:N	2.45	0.50
25:CS:80:PRO:O	25:CS:100:THR:HG22	2.11	0.50
8:CB:1601:G:OP1	26:CT:62:VAL:HG11	2.11	0.50
28:CV:40:ILE:O	28:CV:40:ILE:HG12	2.10	0.50
29:CW:13:ARG:HD2	29:CW:14:ASP:H	1.74	0.50
29:CW:19:ARG:CA	29:CW:33:GLY:HA2	2.39	0.50
30:CX:9:LYS:HB3	30:CX:9:LYS:HZ3	1.75	0.50
33:DA:141:G:C2	33:DA:223:A:C2	2.99	0.50
33:DA:15:G:C2	33:DA:16:A:C4	2.99	0.50
33:DA:16:A:C2	33:DA:17:U:C6	2.99	0.50
33:DA:232:G:H1'	33:DA:262:A:N1	2.26	0.50
33:DA:36:C:C4	33:DA:37:U:C5	2.99	0.50
33:DA:401:C:C2	33:DA:402:G:N7	2.79	0.50
33:DA:403:C:H2'	33:DA:404:G:C8	2.44	0.50
33:DA:430:A:O2'	33:DA:431:A:H8	1.94	0.50
33:DA:432:A:C2'	33:DA:433:G:H5'	2.29	0.50
33:DA:53:A:N1	33:DA:359:G:C6	2.80	0.50
33:DA:561:U:O2'	33:DA:562:U:P	2.70	0.50
33:DA:601:G:O6	33:DA:602:A:C6	2.65	0.50
33:DA:734:G:H4'	50:DR:59:LYS:NZ	2.26	0.50
33:DA:905:U:H5	33:DA:906:A:N7	2.08	0.50
33:DA:917:G:N2	33:DA:918:A:N9	2.60	0.50
37:DE:131:ASN:O	37:DE:132:PRO:C	2.50	0.50
38:DF:97:THR:O	38:DF:98:GLU:HB3	2.11	0.50
39:DG:59:GLU:HA	39:DG:62:GLU:CD	2.31	0.50
39:DG:83:THR:O	39:DG:84:TYR:C	2.48	0.50
40:DH:119:GLY:O	40:DH:120:LEU:HD13	2.11	0.50
46:DN:41:TRP:HD1	46:DN:43:ALA:HB3	1.77	0.50
47:DO:17:ASP:OD1	47:DO:17:ASP:N	2.44	0.50
48:DP:28:ARG:HB2	48:DP:29:ASN:ND2	2.26	0.50
51:DS:10:ILE:HG12	51:DS:40:PHE:CE2	2.45	0.50
51:DS:66:VAL:HG23	51:DS:67:GLY:H	1.76	0.50
53:DU:27:VAL:HG12	53:DU:27:VAL:O	2.10	0.50
1:A0:42:ILE:HG22	1:A0:47:TYR:N	2.26	0.50
1:A0:47:TYR:HA	1:A0:52:LYS:CG	2.41	0.50
3:A2:17:GLY:O	3:A2:18:PHE:C	2.49	0.50
7:AA:13:G:C8	7:AA:13:G:H3'	2.46	0.50
7:AA:59:A:C5	7:AA:60:C:C4	3.00	0.50

Continued on next page...

Continued from previous page...

Atom-1	Atom-2	Interatomic distance (Å)	Clash overlap (Å)
7:AA:6:G:C2	7:AA:7:G:N7	2.79	0.50
7:AA:94:A:C5	7:AA:95:U:C2	2.99	0.50
7:AA:99:A:H2'	7:AA:100:G:H5'	1.94	0.50
8:AB:1021:A:H8	8:AB:1022:G:C4'	2.25	0.50
8:AB:1136:G:C8	8:AB:1136:G:H5'	2.45	0.50
8:AB:1364:G:C1'	8:AB:1368:G:N2	2.69	0.50
8:AB:1432:G:C2'	8:AB:1433:A:H5'	2.41	0.50
8:AB:1487:U:C6	8:AB:1487:U:H3'	2.47	0.50
8:AB:1591:A:H2'	8:AB:1592:C:C6	2.46	0.50
8:AB:160:A:N1	8:AB:161:A:C6	2.79	0.50
8:AB:1642:G:C6	8:AB:1643:G:N7	2.80	0.50
8:AB:1702:G:C8	8:AB:1702:G:H3'	2.46	0.50
8:AB:1817:G:OP1	9:AC:62:ARG:NH2	2.42	0.50
8:AB:2335:A:C5	8:AB:2337:G:C5	2.99	0.50
8:AB:2360:G:C2'	8:AB:2361:G:O5'	2.60	0.50
8:AB:2415:G:C4	8:AB:2416:C:C5	3.00	0.50
8:AB:2570:G:C6	8:AB:2571:U:C5	2.99	0.50
8:AB:2579:C:H4'	10:AD:137:SER:O	2.10	0.50
8:AB:2648:G:O5'	8:AB:2648:G:H8	1.95	0.50
8:AB:2673:G:C2'	8:AB:2674:G:H5'	2.41	0.50
8:AB:2840:C:C4	8:AB:2841:C:N4	2.79	0.50
8:AB:324:A:H2'	8:AB:325:G:O4'	2.10	0.50
8:AB:328:U:H4'	27:AU:65:GLN:CD	2.31	0.50
8:AB:409:G:O5'	8:AB:409:G:H8	1.93	0.50
8:AB:464:U:H2'	8:AB:465:G:O4'	2.11	0.50
8:AB:464:U:H3'	8:AB:465:G:H5''	1.92	0.50
8:AB:492:A:H3'	8:AB:493:G:O4'	2.11	0.50
8:AB:638:G:C2	8:AB:639:U:C2	2.99	0.50
8:AB:945:A:C2	8:AB:2448:A:N9	2.78	0.50
8:AB:984:A:O5'	8:AB:984:A:H8	1.94	0.50
9:AC:177:SER:C	9:AC:179:GLU:H	2.14	0.50
9:AC:179:GLU:HG3	9:AC:267:VAL:N	2.22	0.50
10:AD:135:GLY:HA2	10:AD:138:LEU:HD21	1.94	0.50
10:AD:135:GLY:HA3	10:AD:138:LEU:HG	1.91	0.50
11:AE:118:LEU:HD12	11:AE:187:VAL:HG11	1.94	0.50
11:AE:163:ASN:OD1	11:AE:166:LYS:HB2	2.11	0.50
11:AE:190:ALA:H	11:AE:194:LYS:HE2	1.76	0.50
12:AF:41:GLU:H	12:AF:45:ASP:HB3	1.75	0.50
16:AJ:110:PRO:O	16:AJ:111:LYS:HB2	2.10	0.50
17:AK:35:VAL:HG13	17:AK:65:THR:CG2	2.27	0.50
18:AL:56:PRO:CG	18:AL:60:ARG:HH22	2.24	0.50

Continued on next page...

Continued from previous page...

Atom-1	Atom-2	Interatomic distance (Å)	Clash overlap (Å)
18:AL:76:GLU:O	18:AL:77:ILE:C	2.49	0.50
19:AM:101:VAL:HG11	19:AM:113:ALA:HB1	1.93	0.50
21:AO:68:LYS:HD3	21:AO:68:LYS:H	1.76	0.50
23:AQ:24:TYR:CD1	23:AQ:24:TYR:C	2.83	0.50
23:AQ:61:ILE:HG21	23:AQ:75:TYR:OH	2.11	0.50
23:AQ:79:ILE:HD13	23:AQ:79:ILE:N	2.26	0.50
24:AR:80:ARG:CZ	24:AR:80:ARG:HB2	2.40	0.50
25:AS:11:ARG:O	25:AS:11:ARG:HG3	2.11	0.50
30:AX:7:ARG:HH11	30:AX:56:LEU:HD21	1.76	0.50
33:BA:1068:G:O2'	33:BA:1069:C:H5'	2.11	0.50
33:BA:1360:A:N6	33:BA:1361:G:C2	2.79	0.50
33:BA:1467:C:O2'	33:BA:1468:A:C5'	2.58	0.50
33:BA:1487:G:H2'	33:BA:1488:G:O5'	2.11	0.50
33:BA:1527:U:H2'	33:BA:1528:U:C4	2.46	0.50
33:BA:24:U:O2'	33:BA:25:C:H5'	2.11	0.50
33:BA:39:G:C5	33:BA:404:G:C2	2.99	0.50
33:BA:499:A:N6	33:BA:546:A:O2'	2.34	0.50
33:BA:604:G:H3'	33:BA:605:U:H6	1.76	0.50
33:BA:785:G:C2'	33:BA:786:G:H5'	2.42	0.50
33:BA:813:U:O2'	33:BA:814:A:H5'	2.11	0.50
34:BB:130:LYS:O	34:BB:133:ALA:HB3	2.10	0.50
34:BB:22:TRP:CE3	34:BB:38:HIS:CD2	3.00	0.50
33:BA:1317:C:OP1	46:BN:56:PRO:HD2	2.11	0.50
50:BR:48:ALA:HA	50:BR:51:GLN:HB3	1.94	0.50
52:BT:46:ALA:HB1	52:BT:82:ILE:HG21	1.93	0.50
3:C2:25:LYS:O	3:C2:29:GLN:HB2	2.11	0.50
4:C3:30:HIS:O	4:C3:31:ILE:CG2	2.60	0.50
8:CB:1041:G:C2	8:CB:1042:G:C5	2.99	0.50
8:CB:1050:A:O2'	8:CB:1051:G:H5'	2.11	0.50
8:CB:1153:C:H5'	23:CQ:75:TYR:HE2	1.77	0.50
8:CB:1431:A:C2'	8:CB:1432:G:H5'	2.42	0.50
8:CB:1912:A:C8	8:CB:1918:A:H2	2.28	0.50
8:CB:1921:G:O2'	8:CB:1922:G:H5'	2.12	0.50
8:CB:194:G:C5'	8:CB:195:A:OP2	2.58	0.50
8:CB:200:U:C2'	8:CB:201:C:H5'	2.42	0.50
8:CB:1265:A:N6	8:CB:2013:A:H5''	2.27	0.50
8:CB:2070:A:C2	8:CB:2442:C:O2	2.65	0.50
8:CB:2148:G:O5'	8:CB:2148:G:H8	1.95	0.50
8:CB:2230:G:H1'	32:CZ:30:HIS:NE2	2.26	0.50
8:CB:2378:A:H3'	8:CB:2378:A:H8	1.76	0.50
8:CB:2059:A:C5	8:CB:2503:A:C2	3.00	0.50

Continued on next page...

Continued from previous page...

Atom-1	Atom-2	Interatomic distance (Å)	Clash overlap (Å)
8:CB:2562:U:H2'	8:CB:2563:U:C5'	2.41	0.50
8:CB:2569:G:C2	8:CB:2570:G:C8	3.00	0.50
8:CB:2605:U:C2	8:CB:2606:C:C5	3.00	0.50
8:CB:2694:G:H8	8:CB:2694:G:H5'	1.74	0.50
8:CB:323:C:H5	11:CE:165:HIS:CD2	2.29	0.50
8:CB:607:U:H2'	8:CB:608:A:H5'	1.92	0.50
8:CB:662:G:C2'	8:CB:663:G:H5'	2.41	0.50
8:CB:66:C:H2'	8:CB:67:U:H5'	1.93	0.50
8:CB:751:A:H3'	8:CB:789:A:H2	1.75	0.50
8:CB:824:U:O4	8:CB:833:A:N1	2.43	0.50
8:CB:93:G:H2'	8:CB:94:A:H8	1.76	0.50
8:CB:989:G:O2'	8:CB:990:A:C5'	2.59	0.50
8:CB:992:C:O2'	8:CB:993:G:H5'	2.11	0.50
11:CE:127:GLU:CA	11:CE:157:LEU:HD22	2.32	0.50
8:CB:2312:U:H5'	12:CF:68:LYS:O	2.11	0.50
17:CK:66:LYS:HG3	17:CK:81:GLY:H	1.76	0.50
19:CM:77:PRO:HG3	19:CM:86:LYS:HZ3	1.77	0.50
19:CM:86:LYS:CG	19:CM:87:GLY:N	2.71	0.50
19:CM:6:ARG:O	19:CM:8:LYS:HB2	2.11	0.50
20:CN:10:LEU:HB3	20:CN:17:ARG:HH22	1.77	0.50
23:CQ:4:LYS:HB2	23:CQ:4:LYS:HZ3	1.74	0.50
23:CQ:75:TYR:CD1	23:CQ:79:ILE:HD11	2.46	0.50
25:CS:21:ALA:HA	25:CS:24:ILE:CG1	2.41	0.50
25:CS:9:HIS:H	25:CS:102:HIS:CD2	2.30	0.50
26:CT:58:VAL:HA	26:CT:85:VAL:HA	1.93	0.50
33:DA:1261:A:C5	33:DA:1262:C:C5	3.00	0.50
33:DA:16:A:O2'	33:DA:17:U:H5'	2.10	0.50
33:DA:305:G:H4'	33:DA:306:A:H5'	1.93	0.50
33:DA:362:G:H3'	33:DA:362:G:H8	1.74	0.50
33:DA:519:C:N4	33:DA:520:A:N1	2.60	0.50
33:DA:713:G:C8	33:DA:713:G:C5'	2.94	0.50
33:DA:831:A:C5	33:DA:832:G:H8	2.30	0.50
33:DA:957:U:H1'	33:DA:960:U:C4	2.45	0.50
34:DB:184:ALA:HB3	34:DB:195:VAL:CG1	2.41	0.50
35:DC:72:PRO:HB2	35:DC:76:ILE:HG12	1.94	0.50
40:DH:104:SER:HB3	40:DH:123:GLU:HB3	1.93	0.50
45:DM:106:ARG:CG	45:DM:106:ARG:NH1	2.61	0.50
48:DP:39:PHE:CD1	48:DP:50:THR:HG21	2.46	0.50
51:DS:31:ARG:HG3	51:DS:49:ALA:CB	2.33	0.50
3:A2:12:ARG:C	3:A2:18:PHE:CE1	2.85	0.50
3:A2:26:ASN:HB3	8:AB:682:G:H4'	1.94	0.50

Continued on next page...

Continued from previous page...

Atom-1	Atom-2	Interatomic distance (Å)	Clash overlap (Å)
4:A3:54:LEU:O	4:A3:57:VAL:N	2.38	0.50
8:AB:56:A:H61	8:AB:114:U:H3	1.59	0.50
8:AB:118:A:N7	8:AB:119:A:C8	2.78	0.50
8:AB:1204:A:N1	8:AB:1241:A:C2	2.79	0.50
8:AB:1439:A:C2	8:AB:1553:A:C6	2.99	0.50
8:AB:1309:G:H1'	8:AB:1611:C:O2'	2.12	0.50
8:AB:1670:C:OP1	55:AB:4514:HOH:O	2.19	0.50
8:AB:1853:A:O2'	8:AB:1854:A:H5'	2.10	0.50
8:AB:2090:A:C8	8:AB:2090:A:H5''	2.46	0.50
8:AB:2152:G:N2	8:AB:2153:C:H1'	2.27	0.50
8:AB:2187:U:H3'	8:AB:2188:U:C6	2.47	0.50
8:AB:2195:U:C2	8:AB:2196:C:C5	3.00	0.50
8:AB:2255:G:C4	8:AB:2256:G:C8	3.00	0.50
8:AB:2800:A:C2	8:AB:2801:G:C4	2.99	0.50
8:AB:303:G:N2	8:AB:315:G:C2	2.80	0.50
8:AB:743:A:H2'	8:AB:744:U:H5'	1.92	0.50
8:AB:798:G:N3	8:AB:798:G:H2'	2.26	0.50
9:AC:125:PRO:O	9:AC:192:GLY:CA	2.59	0.50
11:AE:106:LYS:CB	11:AE:106:LYS:NZ	2.74	0.50
18:AL:105:ILE:HG12	18:AL:106:GLU:N	2.27	0.50
18:AL:74:THR:CG2	18:AL:107:PHE:H	2.25	0.50
18:AL:33:ARG:HH22	18:AL:36:LYS:NZ	2.09	0.50
19:AM:11:LYS:CG	19:AM:12:MET:N	2.75	0.50
19:AM:76:LYS:HE3	19:AM:83:GLY:O	2.11	0.50
22:AP:61:ARG:NH2	22:AP:75:THR:OG1	2.43	0.50
22:AP:23:ASP:CG	22:AP:93:LYS:NZ	2.65	0.50
24:AR:17:GLY:C	24:AR:18:GLN:HG2	2.32	0.50
25:AS:20:VAL:HG22	25:AS:21:ALA:N	2.25	0.50
25:AS:86:MET:HB3	25:AS:94:ASP:HB3	1.92	0.50
26:AT:20:ALA:HA	26:AT:23:ALA:HB2	1.93	0.50
28:AV:56:PHE:HD2	28:AV:56:PHE:C	2.15	0.50
29:AW:62:ALA:O	29:AW:63:ASP:HB2	2.11	0.50
30:AX:19:LEU:HA	30:AX:22:LEU:HB2	1.93	0.50
33:BA:1253:G:H2'	33:BA:1254:A:H8	1.75	0.50
33:BA:1343:G:C4	33:BA:1344:C:C5	3.00	0.50
33:BA:390:U:H5''	48:BP:28:ARG:HH11	1.77	0.50
33:BA:492:C:O2'	33:BA:493:A:H5'	2.12	0.50
33:BA:546:A:O2'	33:BA:547:A:O4'	2.28	0.50
33:BA:586:C:H6	33:BA:586:C:H3'	1.77	0.50
33:BA:705:G:C4	33:BA:706:A:C8	2.99	0.50
33:BA:659:U:H1'	33:BA:748:G:H22	1.76	0.50

Continued on next page...

Continued from previous page...

Atom-1	Atom-2	Interatomic distance (Å)	Clash overlap (Å)
33:BA:770:C:C6	33:BA:770:C:C3'	2.94	0.50
33:BA:857:C:C6	33:BA:858:G:C8	2.99	0.50
33:BA:878:A:C6	33:BA:879:C:C5	2.99	0.50
33:BA:408:A:P	36:BD:109:THR:HG21	2.51	0.50
37:BE:11:GLN:HG2	37:BE:116:VAL:HG12	1.92	0.50
40:BH:79:ARG:O	40:BH:83:ARG:HD2	2.12	0.50
1:C0:9:ARG:O	1:C0:12:ARG:N	2.44	0.50
4:C3:34:LYS:N	4:C3:34:LYS:HD2	2.27	0.50
7:CA:79:G:H2'	7:CA:80:U:O4'	2.11	0.50
8:CB:1040:A:N1	8:CB:1041:G:C8	2.79	0.50
8:CB:55:G:C2	8:CB:116:C:C2	3.00	0.50
8:CB:1275:A:C6	20:CN:16:HIS:CE1	2.99	0.50
8:CB:1897:G:N1	8:CB:1898:U:O2	2.45	0.50
8:CB:1984:G:C6	8:CB:1985:C:C4	3.00	0.50
8:CB:2027:G:C2	8:CB:2028:U:C2	2.99	0.50
8:CB:2348:U:C6	8:CB:2348:U:H3'	2.45	0.50
8:CB:2574:G:H21	10:CD:147:GLY:CA	2.25	0.50
8:CB:2633:G:H2'	8:CB:2634:A:O4'	2.10	0.50
8:CB:2697:G:C8	8:CB:2698:U:C5	2.99	0.50
8:CB:2892:G:H8	8:CB:2892:G:H3'	1.75	0.50
8:CB:305:C:C4	8:CB:306:U:C5	2.99	0.50
8:CB:465:G:C2	8:CB:466:A:N1	2.80	0.50
8:CB:49:A:H1'	8:CB:51:G:C5	2.47	0.50
8:CB:617:G:OP1	11:CE:102:ARG:HD3	2.10	0.50
8:CB:625:G:N2	8:CB:626:A:C2	2.80	0.50
8:CB:656:G:H2'	8:CB:657:U:C6	2.47	0.50
8:CB:848:C:O2'	8:CB:849:A:H5'	2.11	0.50
8:CB:906:U:H3'	8:CB:906:U:C6	2.46	0.50
8:CB:953:G:HO2'	8:CB:2266:A:P	2.34	0.50
9:CC:140:VAL:C	9:CC:193:GLU:HB2	2.31	0.50
9:CC:208:GLY:C	9:CC:210:ALA:H	2.15	0.50
9:CC:229:HIS:ND1	9:CC:231:HIS:CD2	2.80	0.50
10:CD:122:VAL:CA	10:CD:128:ARG:HE	2.24	0.50
8:CB:2810:A:O3'	10:CD:61:THR:HG22	2.11	0.50
10:CD:77:ARG:CZ	10:CD:77:ARG:HB2	2.40	0.50
11:CE:3:LEU:HD11	11:CE:194:LYS:O	2.10	0.50
12:CF:7:TYR:O	12:CF:12:VAL:HG23	2.10	0.50
7:CA:43:C:O2	12:CF:91:ARG:HD2	2.12	0.50
8:CB:2666:C:H41	13:CG:108:PHE:HA	1.76	0.50
13:CG:148:ARG:HH21	13:CG:153:PRO:CG	2.18	0.50
13:CG:93:TYR:N	13:CG:93:TYR:CD1	2.78	0.50

Continued on next page...

Continued from previous page...

Atom-1	Atom-2	Interatomic distance (Å)	Clash overlap (Å)
16:CJ:11:VAL:HG12	16:CJ:43:GLU:OE2	2.12	0.50
17:CK:2:ILE:HG21	17:CK:67:LYS:CD	2.41	0.50
20:CN:4:ARG:NE	20:CN:4:ARG:CA	2.75	0.50
8:CB:994:C:H3'	23:CQ:50:ARG:HH22	1.76	0.50
24:CR:32:THR:HA	24:CR:66:HIS:CD2	2.47	0.50
8:CB:143:C:H2'	26:CT:3:ARG:NH1	2.27	0.50
26:CT:59:ASN:HB2	26:CT:84:TYR:HB2	1.92	0.50
30:CX:16:THR:HG23	30:CX:16:THR:O	2.10	0.50
30:CX:22:LEU:HD22	30:CX:25:GLN:HE22	1.76	0.50
33:DA:1073:U:H5''	33:DA:1074:G:OP2	2.11	0.50
33:DA:1202:U:H1'	46:DN:68:ARG:HG3	1.92	0.50
33:DA:1221:G:H4'	51:DS:76:THR:HG21	1.91	0.50
33:DA:1361:G:H2'	33:DA:1362:A:O4'	2.10	0.50
33:DA:1451:U:H5'	33:DA:1451:U:C6	2.46	0.50
33:DA:293:G:N1	33:DA:305:G:C2	2.80	0.50
33:DA:376:G:C5	33:DA:389:A:C2	2.99	0.50
33:DA:391:G:N2	33:DA:392:C:H1'	2.26	0.50
33:DA:39:G:C6	33:DA:404:G:C2	2.99	0.50
33:DA:407:U:O2	33:DA:407:U:H2'	2.10	0.50
33:DA:461:A:H5'	33:DA:462:G:O4'	2.11	0.50
33:DA:512:U:C2	33:DA:540:G:N2	2.78	0.50
33:DA:645:G:N3	33:DA:645:G:H2'	2.25	0.50
33:DA:654:G:H3'	33:DA:655:A:H8	1.75	0.50
33:DA:828:U:H5	33:DA:829:G:N9	2.10	0.50
35:DC:116:ALA:O	35:DC:119:ILE:HG22	2.12	0.50
35:DC:70:ALA:HB1	35:DC:105:VAL:HG13	1.91	0.50
36:DD:26:ALA:C	36:DD:27:ILE:HD12	2.31	0.50
36:DD:32:LYS:O	36:DD:32:LYS:CG	2.59	0.50
40:DH:36:ALA:HA	40:DH:39:LEU:HD23	1.93	0.50
41:DI:123:ARG:HD3	41:DI:124:PRO:HD2	1.92	0.50
52:DT:64:GLY:HA2	52:DT:67:HIS:CD2	2.47	0.50
5:A4:3:VAL:HG11	5:A4:35:GLN:HG2	1.93	0.50
7:AA:15:A:H5''	7:AA:15:A:N3	2.26	0.50
8:AB:1296:G:C2	8:AB:1297:C:C5	2.99	0.50
8:AB:12:U:H2'	8:AB:12:U:O2	2.12	0.50
8:AB:1380:G:O5'	8:AB:1380:G:C8	2.65	0.50
8:AB:1575:C:H2'	8:AB:1576:U:H6	1.75	0.50
8:AB:1779:U:C6	8:AB:1783:A:N7	2.79	0.50
8:AB:1787:A:C8	8:AB:1787:A:H5'	2.46	0.50
8:AB:1824:G:N3	9:AC:249:VAL:HG12	2.26	0.50
8:AB:1988:G:C2'	8:AB:1989:G:H5'	2.36	0.50

Continued on next page...

Continued from previous page...

Atom-1	Atom-2	Interatomic distance (Å)	Clash overlap (Å)
8:AB:2027:G:C5	8:AB:2028:U:C5	3.00	0.50
8:AB:2080:A:N6	8:AB:2241:A:N6	2.60	0.50
8:AB:2259:U:C2	8:AB:2260:C:C6	3.00	0.50
8:AB:2345:G:C5	8:AB:2381:A:C2	2.99	0.50
8:AB:2376:A:H2'	8:AB:2377:A:O4'	2.12	0.50
8:AB:2536:G:C6	8:AB:2537:U:N3	2.79	0.50
8:AB:2592:G:N1	8:AB:2593:U:C2	2.79	0.50
8:AB:2650:U:O2	8:AB:2671:G:N2	2.44	0.50
8:AB:2726:A:O2'	8:AB:2727:A:H5'	2.11	0.50
8:AB:2798:U:H3'	8:AB:2798:U:P	2.51	0.50
8:AB:2890:G:H8	8:AB:2890:G:O5'	1.95	0.50
8:AB:361:G:HO2'	8:AB:362:A:H8	1.57	0.50
8:AB:379:G:H3'	8:AB:379:G:C8	2.47	0.50
8:AB:451:U:O2	8:AB:453:A:N6	2.44	0.50
8:AB:621:A:H2'	8:AB:622:G:O4'	2.12	0.50
8:AB:741:U:C2	8:AB:757:G:C2	2.99	0.50
9:AC:80:LEU:HA	9:AC:91:ALA:CA	2.40	0.50
11:AE:163:ASN:O	11:AE:166:LYS:N	2.36	0.50
12:AF:45:ASP:O	12:AF:45:ASP:OD1	2.29	0.50
12:AF:56:LEU:HA	12:AF:59:ILE:HB	1.94	0.50
13:AG:63:GLN:HG3	13:AG:64:ALA:N	2.26	0.50
14:AH:26:ALA:HA	14:AH:30:LEU:CB	2.37	0.50
16:AJ:17:VAL:HG22	16:AJ:55:ILE:HB	1.94	0.50
17:AK:21:CYS:SG	17:AK:22:ILE:N	2.84	0.50
17:AK:86:LEU:C	17:AK:87:LEU:HD23	2.32	0.50
18:AL:56:PRO:O	18:AL:60:ARG:HB3	2.12	0.50
18:AL:90:VAL:O	18:AL:91:ASP:CB	2.59	0.50
19:AM:58:LYS:O	19:AM:60:GLN:HG2	2.12	0.50
24:AR:7:SER:OG	24:AR:21:ARG:NH2	2.45	0.50
28:AV:40:ILE:O	28:AV:40:ILE:HG12	2.11	0.50
33:BA:1077:G:C6	33:BA:1081:A:N1	2.80	0.50
33:BA:1092:A:C6	33:BA:1093:A:N1	2.80	0.50
33:BA:1304:G:C2	33:BA:1334:G:C6	2.99	0.50
33:BA:1306:A:C2	33:BA:1332:A:C4	2.99	0.50
33:BA:135:C:O5'	33:BA:135:C:H6	1.94	0.50
33:BA:1371:G:OP1	41:BI:12:LYS:HD2	2.11	0.50
33:BA:1483:A:H8	33:BA:1483:A:H3'	1.76	0.50
33:BA:1408:A:C2	33:BA:1494:G:C4	3.00	0.50
33:BA:1518:A:C2	33:BA:1519:A:N1	2.79	0.50
33:BA:819:A:C8	33:BA:1529:G:N1	2.80	0.50
33:BA:1530:G:N3	33:BA:1531:A:N7	2.60	0.50

Continued on next page...

Continued from previous page...

Atom-1	Atom-2	Interatomic distance (Å)	Clash overlap (Å)
33:BA:269:C:H2'	33:BA:270:A:H8	1.75	0.50
33:BA:367:U:O2	33:BA:369:G:C8	2.65	0.50
33:BA:393:A:C2	33:BA:394:G:H8	2.24	0.50
33:BA:475:C:O2'	33:BA:476:U:H5'	2.11	0.50
33:BA:515:G:H2'	33:BA:516:U:H5'	1.92	0.50
33:BA:64:G:C4	33:BA:99:C:N4	2.80	0.50
33:BA:707:U:H5''	43:BK:21:HIS:CG	2.47	0.50
33:BA:908:A:C8	33:BA:908:A:H3'	2.47	0.50
33:BA:963:G:N3	33:BA:963:G:H2'	2.26	0.50
36:BD:61:ARG:HD2	36:BD:71:PHE:HB2	1.94	0.50
37:BE:145:ASN:O	37:BE:146:MET:C	2.50	0.50
38:BF:4:TYR:CD1	38:BF:91:ARG:HA	2.45	0.50
40:BH:125:ILE:HG22	40:BH:126:CYS:SG	2.52	0.50
41:BI:18:VAL:HG11	41:BI:82:ILE:HG23	1.94	0.50
43:BK:105:ARG:HH22	53:BU:10:PRO:HG3	1.76	0.50
44:BL:27:PRO:HB2	44:BL:28:GLN:CD	2.31	0.50
44:BL:49:ARG:HG2	44:BL:89:LEU:HD21	1.93	0.50
46:BN:5:MET:HE2	46:BN:62:ARG:HH22	1.76	0.50
47:BO:49:HIS:HA	47:BO:52:ARG:HG2	1.93	0.50
52:BT:42:ASP:HB3	52:BT:45:ALA:HB3	1.94	0.50
52:BT:68:LYS:HG3	52:BT:69:ASN:HD22	1.75	0.50
3:C2:9:VAL:O	3:C2:12:ARG:N	2.45	0.50
5:C4:7:VAL:HG13	8:CB:2467:C:OP1	2.11	0.50
7:CA:113:C:C5	7:CA:114:C:H5	2.29	0.50
8:CB:1350:C:C5	8:CB:1351:C:H5	2.29	0.50
8:CB:1361:G:H2'	8:CB:1362:C:C6	2.46	0.50
8:CB:1368:G:O2'	8:CB:1369:G:H5'	2.11	0.50
8:CB:1359:A:N7	8:CB:1373:A:N1	2.59	0.50
8:CB:1788:C:H5''	55:CB:5310:HOH:O	2.10	0.50
8:CB:2023:C:H2'	8:CB:2024:G:C8	2.46	0.50
8:CB:187:G:C2	8:CB:210:C:O2	2.64	0.50
8:CB:2295:C:O2	8:CB:2295:C:H2'	2.10	0.50
4:C3:39:ARG:NH2	8:CB:2363:G:H5''	2.27	0.50
8:CB:2810:A:H2'	8:CB:2811:G:O4'	2.11	0.50
8:CB:321:U:C4	8:CB:341:C:H4'	2.46	0.50
8:CB:321:U:H1'	11:CE:159:LEU:CD1	2.42	0.50
8:CB:326:G:H2'	8:CB:327:G:H8	1.75	0.50
8:CB:356:G:C8	8:CB:356:G:H3'	2.47	0.50
8:CB:390:U:O5'	8:CB:390:U:H6	1.94	0.50
8:CB:638:G:N1	8:CB:639:U:C2	2.80	0.50
8:CB:741:U:N3	8:CB:757:G:C2	2.80	0.50

Continued on next page...

Continued from previous page...

Atom-1	Atom-2	Interatomic distance (Å)	Clash overlap (Å)
8:CB:919:U:C4	8:CB:920:A:C5	3.00	0.50
9:CC:68:ARG:NH1	9:CC:127:ASN:HA	2.26	0.50
10:CD:16:THR:O	10:CD:17:GLU:HB2	2.12	0.50
10:CD:202:ILE:O	10:CD:202:ILE:HG22	2.10	0.50
14:CH:36:ALA:O	14:CH:37:VAL:CG2	2.59	0.50
14:CH:86:ASP:OD1	14:CH:86:ASP:N	2.42	0.50
14:CH:84:ALA:O	14:CH:91:PHE:CE1	2.64	0.50
15:CI:24:GLY:O	15:CI:27:LEU:HD23	2.12	0.50
17:CK:39:ILE:HD12	17:CK:40:LYS:N	2.24	0.50
18:CL:85:VAL:CG1	18:CL:86:GLU:H	2.20	0.50
21:CO:16:ARG:NE	21:CO:16:ARG:CA	2.73	0.50
21:CO:17:LYS:C	21:CO:20:GLU:HG2	2.31	0.50
21:CO:86:GLY:C	21:CO:87:ILE:HG23	2.32	0.50
23:CQ:39:ILE:HG13	23:CQ:40:LYS:H	1.76	0.50
23:CQ:71:ASN:O	23:CQ:72:GLY:C	2.50	0.50
24:CR:21:ARG:O	24:CR:22:LEU:C	2.49	0.50
24:CR:58:VAL:O	24:CR:59:ILE:HB	2.10	0.50
25:CS:11:ARG:NH1	25:CS:11:ARG:CG	2.70	0.50
26:CT:18:GLU:O	26:CT:20:ALA:O	2.30	0.50
27:CU:21:ARG:NH1	27:CU:21:ARG:CG	2.73	0.50
27:CU:51:LEU:O	27:CU:53:GLN:N	2.45	0.50
30:CX:40:SER:OG	30:CX:42:LEU:HD23	2.12	0.50
32:CZ:3:LYS:CE	32:CZ:29:GLY:HA3	2.42	0.50
32:CZ:48:GLN:O	32:CZ:52:ALA:N	2.45	0.50
32:CZ:63:ARG:O	32:CZ:67:PRO:HD2	2.12	0.50
33:DA:1105:A:H3'	33:DA:1106:G:C5'	2.41	0.50
33:DA:1144:G:H22	33:DA:1146:A:N6	2.09	0.50
33:DA:978:A:N6	33:DA:1316:G:H21	2.05	0.50
33:DA:15:G:H5'	33:DA:1396:A:O2'	2.11	0.50
33:DA:1488:G:C2'	33:DA:1489:G:H5'	2.41	0.50
33:DA:188:C:H6	33:DA:188:C:O5'	1.93	0.50
33:DA:431:A:H2'	33:DA:432:A:O4'	2.12	0.50
33:DA:534:U:H3'	33:DA:534:U:H6	1.77	0.50
33:DA:562:U:N3	33:DA:884:U:C5	2.78	0.50
33:DA:618:C:C5'	33:DA:619:U:H5''	2.38	0.50
33:DA:592:G:N2	33:DA:648:A:C4	2.80	0.50
33:DA:689:C:H2'	33:DA:690:G:H5'	1.94	0.50
33:DA:704:A:C3'	33:DA:705:G:H5''	2.40	0.50
33:DA:729:A:O5'	33:DA:729:A:H8	1.94	0.50
33:DA:579:A:C2	33:DA:763:G:C6	3.00	0.50
33:DA:765:G:C4	33:DA:812:G:C2	3.00	0.50

Continued on next page...

Continued from previous page...

Atom-1	Atom-2	Interatomic distance (Å)	Clash overlap (Å)
33:DA:938:A:C2	33:DA:1345:U:O4	2.65	0.50
33:DA:961:U:C5	33:DA:983:A:C6	2.99	0.50
33:DA:985:C:H2'	33:DA:986:U:C6	2.46	0.50
34:DB:141:GLU:HG3	34:DB:142:LYS:N	2.27	0.50
1:A0:28:SER:O	1:A0:29:VAL:CB	2.59	0.50
1:A0:52:LYS:HA	1:A0:52:LYS:HZ3	1.75	0.50
5:A4:15:LYS:NZ	5:A4:24:ARG:HG2	2.21	0.50
8:AB:1009:A:H5'	23:AQ:58:GLN:OE1	2.11	0.50
8:AB:1018:U:H2'	8:AB:1019:U:C6	2.46	0.50
8:AB:1034:G:N1	8:AB:1122:G:C6	2.80	0.50
8:AB:1130:U:C2'	8:AB:1130:U:O5'	2.60	0.50
8:AB:1353:A:O4'	8:AB:1569:A:H2	1.93	0.50
8:AB:1624:U:O2'	8:AB:1625:C:H5'	2.12	0.50
8:AB:1974:C:C4	8:AB:1975:G:N7	2.80	0.50
8:AB:201:C:O2'	8:AB:202:U:H5'	2.11	0.50
8:AB:2105:U:C6	8:AB:2105:U:H3'	2.47	0.50
8:AB:2204:G:C2	8:AB:2205:A:C8	2.98	0.50
8:AB:226:A:C2'	8:AB:227:A:H5'	2.41	0.50
8:AB:2337:G:C2'	8:AB:2337:G:N3	2.73	0.50
8:AB:2557:G:H8	8:AB:2557:G:O5'	1.94	0.50
8:AB:2606:C:H2'	8:AB:2607:G:H5'	1.93	0.50
8:AB:2614:A:H5''	55:AB:4685:HOH:O	2.12	0.50
8:AB:2764:A:N6	8:AB:2766:A:N1	2.60	0.50
8:AB:2824:C:C5	8:AB:2825:G:C5	2.99	0.50
8:AB:2873:A:C2	20:AN:6:SER:HB3	2.47	0.50
8:AB:30:G:O5'	8:AB:30:G:H8	1.95	0.50
8:AB:383:C:N4	8:AB:385:C:H2'	2.27	0.50
8:AB:449:A:N6	8:AB:450:G:C6	2.79	0.50
8:AB:486:C:C2	8:AB:495:G:C2	2.99	0.50
8:AB:635:C:C2	8:AB:636:G:C8	2.99	0.50
8:AB:733:G:C3'	8:AB:733:G:C8	2.95	0.50
8:AB:797:G:N2	8:AB:798:G:H1'	2.26	0.50
8:AB:873:C:H6	8:AB:873:C:O5'	1.95	0.50
8:AB:856:G:N2	8:AB:921:C:O2	2.45	0.50
10:AD:124:ARG:HB3	10:AD:160:LYS:HD3	1.92	0.50
11:AE:121:VAL:HG12	11:AE:122:GLU:N	2.26	0.50
16:AJ:32:LEU:HD22	16:AJ:122:LEU:HD21	1.93	0.50
17:AK:113:MET:HA	17:AK:116:ILE:CG1	2.41	0.50
17:AK:43:ILE:O	17:AK:54:LYS:HA	2.11	0.50
20:AN:115:LEU:HD23	20:AN:115:LEU:N	2.16	0.50
21:AO:88:LYS:C	21:AO:90:VAL:N	2.65	0.50

Continued on next page...

Continued from previous page...

Atom-1	Atom-2	Interatomic distance (Å)	Clash overlap (Å)
23:AQ:33:VAL:O	23:AQ:35:PHE:N	2.45	0.50
23:AQ:75:TYR:CD1	23:AQ:79:ILE:HD11	2.47	0.50
23:AQ:97:ILE:C	23:AQ:99:VAL:H	2.14	0.50
24:AR:46:GLU:O	24:AR:47:VAL:HG12	2.12	0.50
24:AR:72:VAL:O	24:AR:73:LYS:HB2	2.10	0.50
27:AU:72:PHE:HA	27:AU:96:LYS:HZ2	1.72	0.50
27:AU:95:PHE:CG	27:AU:96:LYS:N	2.80	0.50
29:AW:36:ILE:HG21	29:AW:69:GLU:OE2	2.12	0.50
30:AX:18:LEU:O	30:AX:22:LEU:N	2.45	0.50
8:AB:927:A:O2'	31:AY:38:GLU:OE1	2.28	0.50
33:BA:1466:C:N3	33:BA:1467:C:C4	2.80	0.50
33:BA:293:G:N1	33:BA:305:G:C2	2.80	0.50
33:BA:428:G:C8	33:BA:430:A:N9	2.80	0.50
33:BA:592:G:C5	33:BA:593:U:C5	3.00	0.50
33:BA:597:G:H2'	33:BA:598:U:O4'	2.11	0.50
33:BA:670:G:H1	33:BA:736:C:H42	1.60	0.50
33:BA:683:G:O6	33:BA:708:C:C4	2.64	0.50
33:BA:722:G:N3	33:BA:722:G:H3'	2.26	0.50
33:BA:782:A:N1	33:BA:783:C:C2	2.79	0.50
33:BA:831:A:C2	33:BA:856:C:N3	2.80	0.50
36:BD:104:MET:SD	36:BD:142:VAL:HG22	2.52	0.50
36:BD:149:LYS:O	36:BD:154:VAL:HG11	2.12	0.50
43:BK:126:ARG:O	53:BU:33:ARG:NH2	2.44	0.50
44:BL:103:CYS:SG	44:BL:104:SER:N	2.82	0.50
44:BL:74:GLN:OE1	44:BL:75:GLU:HG3	2.12	0.50
47:BO:48:ASP:O	47:BO:51:SER:HB2	2.12	0.50
7:CA:69:G:H3'	7:CA:70:C:C6	2.46	0.50
8:CB:1153:C:N4	8:CB:1154:G:C6	2.79	0.50
8:CB:1193:G:N1	8:CB:1194:A:C4	2.80	0.50
8:CB:10:A:H2'	8:CB:11:C:C6	2.47	0.50
8:CB:1338:G:C2'	8:CB:1339:G:H5'	2.42	0.50
8:CB:1359:A:H2'	8:CB:1360:G:O4'	2.11	0.50
8:CB:1461:C:H2'	8:CB:1462:C:C6	2.47	0.50
8:CB:1675:C:C5	8:CB:1676:A:C5	3.00	0.50
8:CB:179:C:H5'	8:CB:180:G:OP2	2.12	0.50
8:CB:2039:U:H6	8:CB:2039:U:C5'	2.25	0.50
8:CB:20:C:H2'	8:CB:21:A:C8	2.44	0.50
8:CB:2282:G:C4	8:CB:2425:A:N1	2.80	0.50
8:CB:2476:A:H2	8:CB:2481:G:O6	1.95	0.50
8:CB:2697:G:N2	8:CB:2711:A:C4	2.79	0.50
8:CB:2751:G:C2'	8:CB:2752:C:H6	2.25	0.50

Continued on next page...

Continued from previous page...

Atom-1	Atom-2	Interatomic distance (Å)	Clash overlap (Å)
8:CB:2736:A:C2	8:CB:2769:U:O2	2.65	0.50
8:CB:2884:U:C3'	8:CB:2884:U:C6	2.89	0.50
8:CB:405:U:H4'	8:CB:405:U:OP2	2.11	0.50
8:CB:637:A:H4'	8:CB:638:G:C4'	2.42	0.50
8:CB:62:U:H3'	8:CB:63:A:C8	2.47	0.50
8:CB:743:A:C5	8:CB:744:U:C5	2.99	0.50
8:CB:769:U:H2'	8:CB:770:G:C8	2.45	0.50
8:CB:837:C:H6	8:CB:837:C:O5'	1.95	0.50
8:CB:872:U:H3'	8:CB:872:U:O2	2.12	0.50
9:CC:11:GLY:O	9:CC:12:ARG:CB	2.59	0.50
8:CB:1824:G:O2'	9:CC:249:VAL:HG11	2.12	0.50
9:CC:34:GLU:OE1	9:CC:35:LYS:N	2.45	0.50
12:CF:45:ASP:OD1	12:CF:45:ASP:O	2.29	0.50
12:CF:63:LYS:O	12:CF:88:VAL:HG22	2.12	0.50
14:CH:32:PRO:CD	14:CH:33:GLN:H	2.22	0.50
18:CL:98:ALA:CB	18:CL:101:ILE:HD11	2.42	0.50
18:CL:77:ILE:O	18:CL:77:ILE:HD12	2.11	0.50
19:CM:124:LEU:CD2	19:CM:124:LEU:N	2.75	0.50
25:CS:17:VAL:HA	25:CS:20:VAL:HG12	1.94	0.50
25:CS:50:VAL:HG23	25:CS:50:VAL:O	2.10	0.50
30:CX:41:HIS:O	30:CX:42:LEU:C	2.48	0.50
33:DA:1057:G:O5'	33:DA:1057:G:H8	1.94	0.50
33:DA:1425:U:H6	33:DA:1426:G:OP2	1.94	0.50
33:DA:1438:G:C6	33:DA:1439:G:C6	2.99	0.50
33:DA:1442:G:O5'	33:DA:1442:G:H8	1.94	0.50
33:DA:1456:A:O2'	33:DA:1457:G:H5'	2.12	0.50
33:DA:145:G:C2	33:DA:146:G:C5	3.00	0.50
33:DA:150:U:H2'	33:DA:151:A:H8	1.76	0.50
33:DA:20:U:H2'	33:DA:21:G:O4'	2.11	0.50
33:DA:378:G:H1	33:DA:385:C:N4	2.10	0.50
33:DA:575:G:H1'	55:DA:5138:HOH:O	2.11	0.50
33:DA:126:G:OP1	33:DA:605:U:O2'	2.30	0.50
33:DA:64:G:C4	33:DA:99:C:N4	2.80	0.50
33:DA:65:A:C2	33:DA:382:A:N7	2.79	0.50
33:DA:737:C:O2'	33:DA:738:C:H5'	2.11	0.50
33:DA:750:C:C3'	33:DA:750:C:C6	2.94	0.50
33:DA:945:G:N7	33:DA:946:A:N7	2.60	0.50
33:DA:978:A:N6	33:DA:1318:A:N6	2.60	0.50
34:DB:142:LYS:O	34:DB:143:LEU:C	2.50	0.50
34:DB:46:VAL:HA	34:DB:49:PHE:CZ	2.46	0.50
35:DC:116:ALA:HB2	35:DC:199:VAL:CG2	2.42	0.50

Continued on next page...

Continued from previous page...

Atom-1	Atom-2	Interatomic distance (Å)	Clash overlap (Å)
37:DE:143:LEU:O	37:DE:144:GLU:HB3	2.11	0.50
33:DA:1179:A:O2'	41:DI:104:THR:HA	2.11	0.50
43:DK:34:THR:OG1	43:DK:35:ASP:N	2.45	0.50
46:DN:20:PHE:CE1	46:DN:51:PRO:HG2	2.47	0.50
42:DJ:65:TYR:CD1	46:DN:95:LEU:HD11	2.46	0.50
49:DQ:75:VAL:O	49:DQ:76:ARG:HB2	2.12	0.50
51:DS:70:LEU:C	51:DS:72:GLU:H	2.15	0.50
52:DT:3:ILE:HG22	52:DT:3:ILE:O	2.11	0.50
3:A2:35:ARG:HH12	3:A2:42:LEU:CD2	2.23	0.50
8:AB:1024:G:OP2	8:AB:1025:G:H3'	2.12	0.50
8:AB:1052:C:C6	8:AB:1052:C:C3'	2.95	0.50
8:AB:1218:G:C2	8:AB:1219:U:C2	3.00	0.50
8:AB:1677:A:C2	8:AB:1678:A:N3	2.80	0.50
8:AB:1684:G:C5	8:AB:1685:C:C4	3.00	0.50
8:AB:1709:U:C6	8:AB:1750:G:N2	2.80	0.50
8:AB:1754:A:H2'	8:AB:1755:A:C8	2.46	0.50
8:AB:190:A:H2'	8:AB:191:A:C8	2.46	0.50
8:AB:197:A:N3	8:AB:197:A:H2'	2.26	0.50
8:AB:1987:A:H2'	8:AB:1988:G:C8	2.46	0.50
8:AB:2013:A:H2'	8:AB:2014:A:H5'	1.94	0.50
8:AB:2056:G:H5'	8:AB:2056:G:C8	2.46	0.50
8:AB:2195:U:O2'	8:AB:2196:C:H5'	2.11	0.50
8:AB:2676:C:H6	8:AB:2676:C:H3'	1.76	0.50
8:AB:2837:A:H2'	8:AB:2838:G:H5''	1.94	0.50
8:AB:370:G:O2'	8:AB:424:G:OP1	2.28	0.50
8:AB:53:A:H5''	8:AB:54:G:OP2	2.12	0.50
8:AB:721:A:H2'	8:AB:722:A:C8	2.47	0.50
8:AB:68:G:N2	8:AB:74:A:O5'	2.45	0.50
8:AB:868:U:N3	8:AB:869:G:N7	2.60	0.50
8:AB:1804:C:P	9:AC:254:LYS:HD2	2.51	0.50
10:AD:130:GLN:HG2	10:AD:138:LEU:HD12	1.93	0.50
10:AD:138:LEU:O	10:AD:139:SER:HB2	2.11	0.50
10:AD:117:GLY:O	10:AD:165:MET:HB2	2.12	0.50
10:AD:4:LEU:N	10:AD:4:LEU:CD2	2.75	0.50
11:AE:123:LYS:HB3	11:AE:126:VAL:CG2	2.42	0.50
12:AF:107:VAL:HB	12:AF:108:PRO:HD3	1.94	0.50
12:AF:177:ARG:HG2	12:AF:178:LYS:N	2.27	0.50
13:AG:158:GLY:O	13:AG:160:GLY:N	2.36	0.50
14:AH:4:ILE:HG22	14:AH:4:ILE:O	2.12	0.50
16:AJ:32:LEU:CD2	16:AJ:122:LEU:HD21	2.41	0.50
17:AK:80:ASP:N	17:AK:80:ASP:OD1	2.45	0.50

Continued on next page...

Continued from previous page...

Atom-1	Atom-2	Interatomic distance (Å)	Clash overlap (Å)
18:AL:103:ILE:O	18:AL:104:GLN:OE1	2.30	0.50
18:AL:77:ILE:HG22	18:AL:110:VAL:HA	1.93	0.50
18:AL:70:LYS:NZ	18:AL:70:LYS:HB2	2.27	0.50
18:AL:78:ARG:NE	18:AL:81:ASP:N	2.60	0.50
19:AM:16:ARG:HB3	19:AM:18:ARG:HH21	1.77	0.50
20:AN:113:ILE:O	20:AN:113:ILE:HG22	2.12	0.50
20:AN:21:PHE:CD1	20:AN:21:PHE:N	2.79	0.50
22:AP:103:THR:HG22	22:AP:105:LYS:HD3	1.94	0.50
23:AQ:13:HIS:ND1	23:AQ:31:TYR:CE1	2.79	0.50
26:AT:68:LYS:HA	26:AT:75:GLY:CA	2.41	0.50
29:AW:40:ARG:HH22	29:AW:73:PRO:HA	1.77	0.50
33:BA:1175:G:C2'	33:BA:1176:A:H5'	2.42	0.50
33:BA:1306:A:C5	33:BA:1332:A:C5	3.00	0.50
33:BA:1431:A:N6	33:BA:1432:G:H1	2.09	0.50
33:BA:1483:A:N7	33:BA:1484:C:N1	2.60	0.50
33:BA:199:A:C2	33:BA:219:U:C2	3.00	0.50
33:BA:328:C:O4'	33:BA:328:C:O2	2.28	0.50
33:BA:373:A:O4'	33:BA:481:G:H1'	2.12	0.50
33:BA:506:G:O5'	33:BA:506:G:H8	1.95	0.50
33:BA:510:A:N3	33:BA:543:U:H1'	2.26	0.50
33:BA:609:A:O5'	33:BA:609:A:C8	2.64	0.50
33:BA:626:G:H2'	33:BA:627:G:H8	1.74	0.50
33:BA:665:A:C2	33:BA:732:C:C2	3.00	0.50
33:BA:819:A:H4'	33:BA:820:U:OP2	2.12	0.50
33:BA:993:G:H4'	33:BA:994:A:OP2	2.11	0.50
35:BC:115:VAL:HG11	35:BC:137:VAL:CG1	2.41	0.50
33:BA:601:G:P	40:BH:88:LYS:HD3	2.51	0.50
41:BI:54:VAL:O	41:BI:59:LYS:HE3	2.11	0.50
41:BI:20:ILE:HG21	41:BI:86:LEU:HD11	1.94	0.50
45:BM:78:ARG:NH1	45:BM:78:ARG:CG	2.73	0.50
47:BO:72:LYS:O	47:BO:73:ASP:HB3	2.12	0.50
48:BP:18:GLN:NE2	48:BP:35:ARG:HH11	2.10	0.50
52:BT:70:LYS:HZ2	52:BT:70:LYS:CB	2.25	0.50
2:C1:14:ALA:HA	2:C1:48:TYR:CG	2.47	0.50
4:C3:25:HIS:ND1	4:C3:42:HIS:O	2.45	0.50
8:CB:1234:U:C2'	8:CB:1235:G:O5'	2.60	0.50
8:CB:1307:A:C5	8:CB:1308:A:C8	3.00	0.50
8:CB:1332:G:O6	8:CB:1609:A:C8	2.65	0.50
8:CB:1368:G:H2'	8:CB:1369:G:C8	2.46	0.50
8:CB:1452:G:O2'	8:CB:1453:A:OP2	2.28	0.50
8:CB:1677:A:C2	8:CB:1678:A:N3	2.80	0.50

Continued on next page...

Continued from previous page...

Atom-1	Atom-2	Interatomic distance (Å)	Clash overlap (Å)
8:CB:528:A:H2	8:CB:2043:C:H4'	1.73	0.50
8:CB:2052:A:H8	8:CB:2052:A:O5'	1.95	0.50
8:CB:2243:U:C2	8:CB:2244:U:C5	3.00	0.50
8:CB:2254:C:C5	8:CB:2255:G:N7	2.80	0.50
8:CB:2269:G:OP1	55:CB:5393:HOH:O	2.20	0.50
8:CB:2360:G:C2'	8:CB:2361:G:O5'	2.60	0.50
8:CB:2708:G:C4	8:CB:2709:G:C8	2.99	0.50
8:CB:2759:G:C2	8:CB:2760:C:C6	2.99	0.50
8:CB:2892:G:H5''	8:CB:2894:G:N2	2.27	0.50
8:CB:322:A:H2'	8:CB:322:A:O5'	2.11	0.50
8:CB:784:G:OP1	8:CB:2588:G:H5''	2.12	0.50
8:CB:826:U:OP1	8:CB:2428:G:H3'	2.12	0.50
8:CB:855:G:C4	8:CB:923:G:N2	2.80	0.50
9:CC:22:GLU:CA	9:CC:202:ARG:HE	2.24	0.50
9:CC:32:LEU:HD12	9:CC:32:LEU:N	2.26	0.50
10:CD:12:THR:OG1	10:CD:19:GLY:O	2.30	0.50
10:CD:7:LYS:CB	10:CD:201:LEU:HD21	2.32	0.50
11:CE:17:THR:HG23	11:CE:18:THR:N	2.26	0.50
11:CE:191:ASP:C	11:CE:194:LYS:HZ3	2.14	0.50
15:CI:16:MET:O	15:CI:17:ALA:HB2	2.11	0.50
16:CJ:36:LEU:O	16:CJ:51:GLY:CA	2.58	0.50
17:CK:88:ASN:OD1	17:CK:91:SER:HB2	2.12	0.50
8:CB:250:G:H5'	18:CL:60:ARG:NE	2.27	0.50
19:CM:61:GLY:HA3	19:CM:105:MET:SD	2.52	0.50
19:CM:4:PRO:HG2	19:CM:43:ALA:O	2.12	0.50
21:CO:25:ARG:HH21	21:CO:40:ILE:CD1	2.24	0.50
22:CP:106:ALA:N	33:DA:1432:G:OP1	2.44	0.50
27:CU:40:LEU:O	27:CU:41:VAL:HB	2.12	0.50
30:CX:27:ASN:C	30:CX:29:ARG:H	2.15	0.50
33:DA:1121:U:H2'	33:DA:1122:U:C6	2.47	0.50
33:DA:1132:C:H2'	33:DA:1133:G:C8	2.46	0.50
33:DA:244:U:C5	33:DA:894:G:N1	2.80	0.50
33:DA:308:C:H2'	33:DA:309:A:C8	2.47	0.50
33:DA:33:A:H2'	33:DA:34:C:H6	1.75	0.50
33:DA:406:G:H5''	33:DA:406:G:H8	1.76	0.50
33:DA:408:A:C5	33:DA:409:U:N1	2.80	0.50
33:DA:620:C:N1	36:DD:131:ILE:HD13	2.26	0.50
33:DA:715:A:H2'	33:DA:716:A:C8	2.47	0.50
33:DA:773:G:O5'	33:DA:773:G:H8	1.95	0.50
33:DA:880:C:N3	33:DA:881:G:C8	2.79	0.50
34:DB:187:ASP:O	34:DB:188:THR:C	2.49	0.50

Continued on next page...

Continued from previous page...

Atom-1	Atom-2	Interatomic distance (Å)	Clash overlap (Å)
35:DC:108:PRO:HA	35:DC:111:ASP:CB	2.35	0.50
35:DC:83:VAL:HG12	35:DC:86:LEU:CD1	2.41	0.50
36:DD:68:GLU:HG3	36:DD:72:ARG:HH21	1.76	0.50
42:DJ:80:THR:HB	42:DJ:82:LYS:HD2	1.93	0.50
44:DL:65:TYR:N	44:DL:94:TYR:O	2.45	0.50
43:DK:124:LYS:CB	53:DU:33:ARG:HH12	2.24	0.50
2:A1:29:LYS:CB	2:A1:30:PRO:HD2	2.42	0.50
5:A4:25:VAL:O	5:A4:26:ILE:C	2.50	0.50
5:A4:30:GLU:HB3	5:A4:33:HIS:NE2	2.26	0.50
8:AB:1008:A:H8	8:AB:1008:A:O5'	1.95	0.50
8:AB:1103:A:C8	8:AB:1104:C:C4	2.99	0.50
8:AB:973:A:C8	8:AB:1188:U:C4	3.00	0.50
8:AB:1312:U:H5''	55:AB:4241:HOH:O	2.10	0.50
8:AB:1386:C:H5''	8:AB:1386:C:H6	1.76	0.50
8:AB:1437:C:H1'	8:AB:1515:A:H2	1.76	0.50
8:AB:1584:U:H3'	8:AB:1585:C:H5'	1.93	0.50
8:AB:1609:A:C2	8:AB:1616:A:C5	3.00	0.50
8:AB:1649:G:O2'	8:AB:1650:A:H5'	2.12	0.50
8:AB:1658:C:N3	8:AB:1659:G:N7	2.60	0.50
8:AB:1747:U:H2'	8:AB:1748:C:C6	2.47	0.50
8:AB:1809:A:H3'	8:AB:1810:A:C8	2.46	0.50
8:AB:182:A:H8	8:AB:182:A:O5'	1.95	0.50
8:AB:1838:C:C6	8:AB:1898:U:C5	3.00	0.50
8:AB:203:A:H3'	8:AB:204:A:H2'	1.92	0.50
8:AB:160:A:O2'	8:AB:2208:C:H4'	2.12	0.50
8:AB:2361:G:O2'	8:AB:2362:C:H5'	2.11	0.50
8:AB:1028:A:H1'	8:AB:2486:C:O2'	2.12	0.50
8:AB:2583:G:N1	8:AB:2584:U:O2	2.44	0.50
8:AB:2604:U:C2	8:AB:2605:U:C6	3.00	0.50
8:AB:2648:G:N2	8:AB:2649:C:O2	2.45	0.50
8:AB:2866:U:C4'	8:AB:2867:G:H4'	2.38	0.50
8:AB:307:G:O5'	8:AB:307:G:H8	1.94	0.50
8:AB:460:A:C2	8:AB:470:A:C4	3.00	0.50
8:AB:515:A:C1'	8:AB:581:C:H1'	2.33	0.50
8:AB:770:G:C4	8:AB:771:G:C8	3.00	0.50
8:AB:808:G:C5'	8:AB:808:G:C8	2.95	0.50
8:AB:827:U:P	8:AB:828:U:C5	3.05	0.50
8:AB:856:G:O2'	29:AW:23:LYS:HB3	2.11	0.50
8:AB:936:A:H2'	8:AB:937:C:C6	2.47	0.50
8:AB:993:G:N1	8:AB:994:C:C5	2.80	0.50
9:AC:21:PRO:O	9:AC:22:GLU:CB	2.60	0.50

Continued on next page...

Continued from previous page...

Atom-1	Atom-2	Interatomic distance (Å)	Clash overlap (Å)
8:AB:2751:G:H5''	13:AG:2:ARG:O	2.12	0.50
14:AH:4:ILE:HG12	14:AH:17:ASP:O	2.11	0.50
16:AJ:34:ARG:HD2	16:AJ:39:LYS:CB	2.41	0.50
18:AL:106:GLU:HG2	18:AL:107:PHE:N	2.26	0.50
19:AM:11:LYS:HG2	19:AM:12:MET:N	2.23	0.50
19:AM:13:HIS:N	19:AM:13:HIS:ND1	2.60	0.50
20:AN:70:THR:HG23	20:AN:70:THR:O	2.11	0.50
20:AN:73:ASN:O	20:AN:74:GLU:C	2.49	0.50
21:AO:14:ALA:C	21:AO:16:ARG:H	2.15	0.50
21:AO:76:LYS:HE3	21:AO:77:ALA:HA	1.93	0.50
21:AO:76:LYS:HZ1	21:AO:80:GLU:CB	2.24	0.50
22:AP:71:ARG:NH2	22:AP:102:ARG:HA	2.27	0.50
24:AR:46:GLU:O	24:AR:47:VAL:HB	2.12	0.50
26:AT:20:ALA:O	26:AT:21:SER:HB2	2.11	0.50
29:AW:5:ALA:O	29:AW:7:GLY:N	2.45	0.50
30:AX:12:GLU:O	30:AX:14:LEU:HD12	2.12	0.50
31:AY:46:MET:O	31:AY:50:VAL:HG22	2.12	0.50
33:BA:1092:A:C6	33:BA:1093:A:C2	3.00	0.50
33:BA:1497:G:H2'	33:BA:1498:U:H5'	1.94	0.50
33:BA:199:A:H2'	33:BA:200:G:H8	1.77	0.50
33:BA:317:U:O2'	33:BA:318:G:H5'	2.11	0.50
33:BA:354:G:C2'	33:BA:355:C:H5'	2.40	0.50
33:BA:35:G:C2	33:BA:550:G:N1	2.80	0.50
33:BA:46:G:C4	33:BA:366:A:N7	2.80	0.50
33:BA:481:G:C3'	33:BA:481:G:C8	2.95	0.50
33:BA:784:A:C2	33:BA:785:G:C5	3.00	0.50
33:BA:856:C:O2'	33:BA:857:C:H5'	2.11	0.50
33:BA:885:G:O5'	33:BA:885:G:C8	2.59	0.50
33:BA:922:G:H4'	37:BE:24:VAL:CB	2.39	0.50
34:BB:10:LYS:C	34:BB:12:GLY:N	2.66	0.50
34:BB:187:ASP:CG	34:BB:203:ASP:HB3	2.32	0.50
35:BC:181:ILE:HG23	35:BC:201:ILE:O	2.12	0.50
35:BC:5:HIS:CG	46:BN:88:MET:HB3	2.47	0.50
36:BD:56:GLU:O	36:BD:199:ILE:HG12	2.10	0.50
37:BE:45:VAL:HG11	37:BE:117:ALA:CB	2.41	0.50
37:BE:148:SER:O	37:BE:150:GLU:N	2.45	0.50
39:BG:20:GLU:HA	39:BG:23:ALA:CB	2.42	0.50
40:BH:9:MET:CE	40:BH:32:LYS:HB3	2.42	0.50
41:BI:43:ALA:C	41:BI:45:MET:H	2.14	0.50
42:BJ:59:LYS:C	42:BJ:61:ALA:H	2.14	0.50
33:BA:519:C:H5'	44:BL:47:ALA:HA	1.94	0.50

Continued on next page...

Continued from previous page...

Atom-1	Atom-2	Interatomic distance (Å)	Clash overlap (Å)
46:BN:42:ASN:CB	46:BN:46:LYS:HE2	2.39	0.50
53:BU:6:ARG:O	53:BU:7:GLU:HG3	2.11	0.50
2:C1:34:GLU:HB3	2:C1:50:GLU:HB2	1.93	0.50
5:C4:18:LYS:CE	5:C4:19:ARG:H	2.24	0.50
5:C4:24:ARG:CB	5:C4:36:ARG:C	2.80	0.50
7:CA:61:G:C5	7:CA:62:C:C5	3.00	0.50
8:CB:1010:A:C2'	8:CB:1011:G:O5'	2.59	0.50
8:CB:1134:A:C2'	8:CB:1134:A:O5'	2.60	0.50
8:CB:1215:G:C3'	8:CB:1216:G:H5''	2.42	0.50
8:CB:1275:A:H2'	8:CB:1276:A:O5'	2.11	0.50
8:CB:1286:A:O2'	8:CB:1287:A:H5''	2.12	0.50
8:CB:1357:C:H2'	8:CB:1358:G:O4'	2.12	0.50
8:CB:1444:G:H2'	8:CB:1445:G:C8	2.47	0.50
8:CB:1515:A:H2'	8:CB:1516:G:O4'	2.11	0.50
8:CB:1570:A:C5	8:CB:1571:A:C5	3.00	0.50
8:CB:2025:C:P	10:CD:154:LYS:HZ2	2.34	0.50
8:CB:2279:G:H5''	8:CB:2279:G:C8	2.46	0.50
8:CB:2261:C:N3	8:CB:2280:G:N2	2.59	0.50
8:CB:2316:G:C2	8:CB:2317:A:C8	3.00	0.50
8:CB:2655:G:N2	8:CB:2664:G:C4	2.80	0.50
8:CB:2821:A:OP2	10:CD:115:GLY:CA	2.60	0.50
8:CB:390:U:H4'	8:CB:391:A:H5''	1.92	0.50
8:CB:42:A:H5''	8:CB:43:G:OP2	2.11	0.50
8:CB:473:G:C2'	8:CB:474:G:H5'	2.41	0.50
8:CB:506:G:H4'	8:CB:507:A:O4'	2.11	0.50
8:CB:539:G:H21	8:CB:540:C:H1'	1.76	0.50
8:CB:571:U:C5	8:CB:575:A:N6	2.80	0.50
8:CB:577:G:H2'	8:CB:578:G:C8	2.47	0.50
8:CB:587:C:N3	8:CB:671:C:C6	2.79	0.50
8:CB:718:A:H3'	8:CB:719:C:H6	1.76	0.50
8:CB:696:G:C6	8:CB:767:U:O2	2.64	0.50
8:CB:812:C:H2'	8:CB:813:U:H5'	1.94	0.50
11:CE:52:VAL:C	11:CE:53:THR:OG1	2.49	0.50
8:CB:2305:U:C6	12:CF:151:LEU:N	2.80	0.50
12:CF:56:LEU:O	12:CF:59:ILE:HG22	2.12	0.50
13:CG:60:GLY:HA2	13:CG:63:GLN:HB2	1.94	0.50
14:CH:35:LYS:HZ1	14:CH:37:VAL:HG22	1.76	0.50
14:CH:59:ALA:HA	14:CH:62:LEU:HB2	1.92	0.50
15:CI:105:LEU:HD23	15:CI:108:ILE:HD12	1.94	0.50
17:CK:48:PRO:C	17:CK:49:ARG:HD3	2.32	0.50
19:CM:74:THR:HA	19:CM:88:ASN:HA	1.94	0.50

Continued on next page...

Continued from previous page...

Atom-1	Atom-2	Interatomic distance (Å)	Clash overlap (Å)
20:CN:67:PHE:O	20:CN:67:PHE:CD1	2.64	0.50
24:CR:59:ILE:O	24:CR:59:ILE:HG22	2.11	0.50
27:CU:3:LYS:C	27:CU:4:ILE:HG12	2.32	0.50
30:CX:26:PHE:C	30:CX:29:ARG:HB2	2.32	0.50
31:CY:7:THR:OG1	31:CY:55:LYS:O	2.27	0.50
33:DA:1077:G:H5''	33:DA:1078:U:OP2	2.12	0.50
33:DA:1138:G:H2'	33:DA:1140:C:C4'	2.42	0.50
33:DA:126:G:C4'	33:DA:634:C:HO2'	2.23	0.50
33:DA:1264:U:H3	33:DA:1271:A:H61	1.59	0.50
33:DA:1349:A:N3	33:DA:1374:A:C2	2.79	0.50
33:DA:441:A:C2	33:DA:497:G:C5	3.00	0.50
33:DA:506:G:C6	33:DA:507:C:N4	2.79	0.50
33:DA:296:U:O2'	33:DA:556:C:O2	2.29	0.50
33:DA:717:U:C2	33:DA:734:G:N7	2.80	0.50
33:DA:775:G:O2'	33:DA:776:G:H5'	2.12	0.50
33:DA:780:A:H8	33:DA:780:A:H3'	1.74	0.50
33:DA:935:A:C2	33:DA:936:C:N3	2.79	0.50
34:DB:130:LYS:CA	34:DB:133:ALA:HB3	2.24	0.50
35:DC:35:ASP:HA	35:DC:38:VAL:HG22	1.94	0.50
35:DC:85:LYS:O	35:DC:89:VAL:HG22	2.10	0.50
38:DF:6:ILE:HD12	38:DF:7:VAL:N	2.27	0.50
40:DH:63:LYS:O	40:DH:70:VAL:HG22	2.11	0.50
55:DA:5257:HOH:O	41:DI:119:LYS:HG3	2.11	0.50
41:DI:120:ALA:O	41:DI:121:ARG:HG2	2.12	0.50
33:DA:1202:U:C2	46:DN:81:ILE:HD13	2.47	0.50
50:DR:26:ALA:O	50:DR:29:LYS:HB2	2.12	0.50
52:DT:77:ASN:OD1	52:DT:78:LEU:N	2.44	0.50
5:A4:22:VAL:O	5:A4:22:VAL:HG23	2.11	0.50
7:AA:40:U:C6	7:AA:43:C:OP2	2.65	0.50
8:AB:1034:G:H8	8:AB:1034:G:C5'	2.25	0.50
8:AB:1086:A:N3	8:AB:1086:A:H3'	2.26	0.50
8:AB:1263:U:N3	8:AB:1264:A:N1	2.60	0.50
8:AB:133:U:H3	8:AB:146:A:N6	2.04	0.50
8:AB:1410:G:N3	8:AB:1410:G:H2'	2.27	0.50
8:AB:1420:A:C4	8:AB:2211:A:N7	2.80	0.50
8:AB:1452:G:HO2'	8:AB:1453:A:P	2.34	0.50
8:AB:1615:C:C4	8:AB:1617:C:C6	3.00	0.50
8:AB:169:G:C6	8:AB:170:U:C4	2.99	0.50
8:AB:1797:G:N7	8:AB:1798:U:C5	2.80	0.50
8:AB:2013:A:N3	8:AB:2013:A:H2'	2.27	0.50
8:AB:2062:A:C2'	8:AB:2063:C:H5'	2.39	0.50

Continued on next page...

Continued from previous page...

Atom-1	Atom-2	Interatomic distance (Å)	Clash overlap (Å)
8:AB:2144:G:N2	8:AB:2148:G:N3	2.59	0.50
8:AB:261:G:N2	8:AB:262:A:C5	2.80	0.50
8:AB:2046:G:N2	8:AB:2623:G:H1'	2.26	0.50
8:AB:2773:C:OP1	10:AD:169:ARG:NH2	2.45	0.50
8:AB:2800:A:H2'	8:AB:2801:G:C1'	2.42	0.50
8:AB:312:G:C2'	8:AB:313:G:H5'	2.42	0.50
8:AB:344:A:C2	8:AB:345:A:N7	2.80	0.50
8:AB:381:G:N1	8:AB:394:C:C5	2.78	0.50
8:AB:398:C:O5'	32:AZ:49:ARG:CZ	2.60	0.50
8:AB:585:G:H2'	8:AB:1251:C:H42	1.76	0.50
8:AB:605:G:N2	8:AB:624:C:C2	2.80	0.50
8:AB:689:A:C2	8:AB:690:G:C4	2.99	0.50
8:AB:697:G:C6	8:AB:698:C:N4	2.80	0.50
9:AC:143:VAL:HB	9:AC:152:GLN:HG3	1.93	0.50
9:AC:166:ARG:HH22	36:DD:163:GLN:HE22	1.60	0.50
9:AC:244:VAL:H	9:AC:249:VAL:CG2	2.23	0.50
9:AC:251:THR:O	9:AC:253:GLY:N	2.45	0.50
11:AE:151:GLY:HA3	11:AE:188:MET:SD	2.52	0.50
12:AF:106:ALA:HB1	12:AF:136:ILE:CG2	2.39	0.50
12:AF:76:PHE:CD1	12:AF:78:ILE:HD12	2.47	0.50
12:AF:7:TYR:O	12:AF:12:VAL:HG23	2.12	0.50
13:AG:5:LYS:HG3	13:AG:7:PRO:HD2	1.93	0.50
15:AI:23:VAL:HG12	15:AI:27:LEU:HD21	1.93	0.50
16:AJ:65:THR:OG1	16:AJ:68:LYS:HB2	2.12	0.50
19:AM:71:LYS:O	19:AM:72:PRO:C	2.50	0.50
21:AO:17:LYS:HG3	21:AO:43:ASN:CG	2.32	0.50
25:AS:37:THR:HA	25:AS:48:LYS:HE2	1.94	0.50
27:AU:27:VAL:HG23	27:AU:32:LYS:C	2.32	0.50
27:AU:33:VAL:HG23	27:AU:63:ALA:O	2.12	0.50
30:AX:22:LEU:O	30:AX:24:GLU:N	2.45	0.50
32:AZ:19:GLY:O	32:AZ:20:ASN:HB2	2.12	0.50
33:BA:1008:U:O5'	33:BA:1008:U:H6	1.95	0.50
33:BA:1068:G:C2'	33:BA:1069:C:H5'	2.42	0.50
33:BA:1387:G:C4	33:BA:1388:C:C5	3.00	0.50
8:AB:1913:A:N6	33:BA:1492:A:N3	2.59	0.50
33:BA:1532:U:C2	33:BA:1534:A:OP2	2.64	0.50
33:BA:279:A:H5'	33:BA:281:G:O4'	2.12	0.50
33:BA:318:G:N3	33:BA:319:G:C8	2.80	0.50
33:BA:46:G:N2	33:BA:396:C:C2	2.80	0.50
33:BA:502:A:C5	33:BA:503:C:C5	2.99	0.50
33:BA:663:A:H2'	33:BA:664:G:H8	1.77	0.50

Continued on next page...

Continued from previous page...

Atom-1	Atom-2	Interatomic distance (Å)	Clash overlap (Å)
33:BA:772:U:H2'	33:BA:773:G:O4'	2.12	0.50
33:BA:775:G:C2	33:BA:776:G:C8	3.00	0.50
33:BA:831:A:C3'	33:BA:831:A:C8	2.95	0.50
34:BB:65:LYS:HB2	34:BB:157:PRO:HA	1.94	0.50
36:BD:31:CYS:O	36:BD:32:LYS:CB	2.59	0.50
36:BD:84:ASN:HB3	36:BD:87:GLU:HB3	1.94	0.50
37:BE:14:LEU:HD13	37:BE:15:ILE:H	1.77	0.50
41:BI:121:ARG:HB2	41:BI:121:ARG:HH11	1.77	0.50
1:C0:29:VAL:HG22	1:C0:32:THR:CG2	2.19	0.50
1:C0:2:VAL:HG22	1:C0:3:GLN:N	2.27	0.50
5:C4:2:LYS:HD2	8:CB:2526:G:H1'	1.93	0.50
7:CA:28:C:C5'	21:CO:31:THR:HG21	2.42	0.50
7:CA:31:C:N4	21:CO:32:PRO:CB	2.74	0.50
8:CB:115:C:H2'	8:CB:116:C:H5'	1.94	0.50
8:CB:1358:G:N7	8:CB:1371:G:C6	2.80	0.50
8:CB:1452:G:C2	8:CB:2702:G:C4	3.00	0.50
8:CB:1548:A:C2	8:CB:1549:A:C5	2.99	0.50
8:CB:163:C:C2'	8:CB:164:C:O4'	2.56	0.50
8:CB:1805:A:H2'	8:CB:1806:C:C5'	2.42	0.50
8:CB:191:A:H2'	8:CB:192:C:O4'	2.12	0.50
8:CB:2019:A:H2'	8:CB:2020:A:O5'	2.11	0.50
8:CB:2240:U:N3	8:CB:2241:A:N7	2.59	0.50
8:CB:2241:A:H2	8:CB:2242:G:C4	2.30	0.50
8:CB:2242:G:H2'	8:CB:2243:U:O4'	2.11	0.50
8:CB:2299:U:H6	8:CB:2299:U:H3'	1.77	0.50
8:CB:2370:G:H2'	8:CB:2371:G:O5'	2.12	0.50
8:CB:197:A:N6	8:CB:2430:A:H2'	2.27	0.50
8:CB:2450:A:C2	8:CB:2451:A:C4	3.00	0.50
8:CB:2453:A:H2'	8:CB:2454:G:O5'	2.11	0.50
8:CB:2478:A:H5'	8:CB:2478:A:C8	2.47	0.50
8:CB:2524:G:H2'	8:CB:2525:G:H8	1.76	0.50
1:C0:3:GLN:HB3	8:CB:2615:U:H1'	1.93	0.50
8:CB:2049:G:N2	8:CB:2619:C:C2	2.80	0.50
8:CB:282:A:H2'	8:CB:283:G:C8	2.47	0.50
8:CB:538:A:C6	8:CB:539:G:C5	3.00	0.50
8:CB:605:G:N2	8:CB:624:C:C2	2.80	0.50
8:CB:753:A:C2	8:CB:754:U:C4	3.00	0.50
8:CB:795:C:O2'	8:CB:796:C:OP1	2.26	0.50
8:CB:832:U:H2'	8:CB:833:A:C8	2.47	0.50
8:CB:869:G:H2'	8:CB:870:U:H6	1.77	0.50
9:CC:193:GLU:C	9:CC:194:VAL:HG22	2.32	0.50

Continued on next page...

Continued from previous page...

Atom-1	Atom-2	Interatomic distance (Å)	Clash overlap (Å)
9:CC:21:PRO:HD2	9:CC:202:ARG:HH12	1.75	0.50
9:CC:256:THR:O	9:CC:258:SER:N	2.45	0.50
9:CC:36:ASN:HB3	9:CC:63:ILE:N	2.26	0.50
10:CD:108:ASP:OD1	10:CD:207:VAL:HG22	2.12	0.50
10:CD:195:GLY:HA3	10:CD:199:SER:OG	2.12	0.50
11:CE:60:TRP:CZ3	11:CE:67:ARG:CB	2.95	0.50
12:CF:133:GLU:O	12:CF:134:GLN:O	2.30	0.50
13:CG:163:TYR:CD2	13:CG:163:TYR:N	2.68	0.50
14:CH:25:TYR:CD1	14:CH:31:VAL:HG21	2.47	0.50
8:CB:1088:A:N6	15:CI:134:SER:OG	2.44	0.50
16:CJ:79:GLY:C	16:CJ:81:ILE:N	2.65	0.50
18:CL:118:THR:HA	18:CL:137:ALA:O	2.12	0.50
20:CN:103:ARG:O	20:CN:103:ARG:HG3	2.11	0.50
20:CN:33:ILE:HG23	20:CN:113:ILE:O	2.11	0.50
22:CP:103:THR:HG22	22:CP:105:LYS:HD3	1.94	0.50
23:CQ:59:LEU:O	23:CQ:60:TRP:C	2.51	0.50
24:CR:72:VAL:HG23	24:CR:92:TRP:CE3	2.47	0.50
25:CS:89:ALA:O	25:CS:90:LYS:HB2	2.12	0.50
30:CX:17:GLU:HA	30:CX:21:LEU:HB2	1.92	0.50
33:DA:1034:G:C6	33:DA:1035:A:N6	2.80	0.50
33:DA:1096:C:H2'	33:DA:1097:C:C6	2.47	0.50
33:DA:1164:G:C2	33:DA:1165:U:H1'	2.46	0.50
33:DA:1241:G:O2'	33:DA:1242:G:H5'	2.12	0.50
33:DA:1356:G:O2'	33:DA:1357:A:H5'	2.12	0.50
33:DA:1507:A:C6	33:DA:1508:A:N6	2.80	0.50
33:DA:1530:G:O2'	33:DA:1531:A:C8	2.59	0.50
33:DA:152:A:N6	33:DA:170:U:C2	2.79	0.50
33:DA:371:A:N6	33:DA:390:U:H3	2.10	0.50
33:DA:447:G:N2	33:DA:488:C:H42	2.10	0.50
33:DA:518:C:O4'	33:DA:529:G:C2	2.65	0.50
33:DA:540:G:C8	33:DA:541:G:C8	3.00	0.50
33:DA:550:G:O2'	33:DA:551:U:C5'	2.59	0.50
33:DA:594:U:C2	33:DA:646:G:C6	3.00	0.50
33:DA:630:A:H2'	33:DA:631:C:O4'	2.11	0.50
33:DA:695:A:H2	33:DA:787:A:C4'	2.22	0.50
33:DA:785:G:N2	33:DA:798:U:N1	2.60	0.50
33:DA:244:U:C6	33:DA:894:G:N2	2.79	0.50
33:DA:935:A:H2	33:DA:936:C:C2	2.30	0.50
33:DA:939:G:C5	33:DA:940:C:C4	3.00	0.50
33:DA:950:U:C2	33:DA:951:G:N7	2.80	0.50
36:DD:32:LYS:HZ2	36:DD:36:ALA:HB3	1.76	0.50

Continued on next page...

Continued from previous page...

Atom-1	Atom-2	Interatomic distance (Å)	Clash overlap (Å)
38:DF:76:THR:O	38:DF:80:PHE:HB2	2.12	0.50
33:DA:642:A:C4	40:DH:105:THR:O	2.65	0.50
40:DH:31:LEU:O	40:DH:32:LYS:C	2.50	0.50
41:DI:50:PRO:HD3	41:DI:79:ARG:HG2	1.93	0.50
46:DN:62:ARG:CD	46:DN:69:PRO:HD3	2.41	0.50
46:DN:72:PHE:HD1	46:DN:78:LEU:O	1.94	0.50
53:DU:31:VAL:HG12	53:DU:31:VAL:O	2.11	0.50
3:A2:17:GLY:HA2	3:A2:21:ARG:HH11	1.75	0.49
8:AB:1165:A:H8	8:AB:1165:A:O5'	1.95	0.49
8:AB:1276:A:C6	8:AB:1295:C:C2	2.99	0.49
8:AB:1309:G:C5'	8:AB:1309:G:H8	2.24	0.49
8:AB:1486:U:O2	8:AB:1504:A:C2	2.65	0.49
8:AB:1824:G:N3	9:AC:249:VAL:HG11	2.27	0.49
8:AB:194:G:C5	8:AB:195:A:N7	2.80	0.49
8:AB:2048:G:O4'	8:AB:2823:A:C2	2.65	0.49
8:AB:2061:G:N3	8:AB:2063:C:C4	2.80	0.49
8:AB:2105:U:H6	8:AB:2105:U:H3'	1.75	0.49
8:AB:221:A:C2	8:AB:233:A:C4	2.99	0.49
8:AB:2435:A:H2'	8:AB:2436:G:O5'	2.11	0.49
8:AB:2514:U:C2	8:AB:2515:C:C5	3.00	0.49
8:AB:253:C:C2'	8:AB:253:C:O2	2.60	0.49
8:AB:2519:U:C5	8:AB:2541:A:C6	2.99	0.49
8:AB:2633:G:H2'	8:AB:2634:A:O4'	2.12	0.49
8:AB:396:G:O2'	32:AZ:28:VAL:CB	2.60	0.49
8:AB:445:C:O2'	8:AB:446:G:H5'	2.12	0.49
8:AB:587:C:N3	18:AL:38:GLN:OE1	2.46	0.49
8:AB:794:A:C5	8:AB:795:C:C5	3.00	0.49
8:AB:933:A:C8	8:AB:933:A:C3'	2.94	0.49
8:AB:988:A:O5'	8:AB:988:A:C8	2.59	0.49
9:AC:17:LYS:HE2	9:AC:17:LYS:H	1.76	0.49
9:AC:243:PRO:HB2	9:AC:248:GLY:H	1.77	0.49
10:AD:128:ARG:HD3	10:AD:129:THR:N	2.26	0.49
10:AD:138:LEU:O	10:AD:142:VAL:HG22	2.12	0.49
16:AJ:100:VAL:O	16:AJ:101:ILE:CG1	2.54	0.49
17:AK:2:ILE:HG22	17:AK:32:TYR:HB2	1.94	0.49
18:AL:117:THR:CG2	18:AL:118:THR:N	2.64	0.49
18:AL:108:ALA:HB3	18:AL:125:LEU:HD12	1.94	0.49
18:AL:38:GLN:CA	18:AL:41:ARG:CZ	2.89	0.49
20:AN:46:ARG:O	20:AN:50:PRO:HG2	2.11	0.49
20:AN:66:ALA:HB1	20:AN:76:VAL:HG11	1.93	0.49
21:AO:17:LYS:HG3	21:AO:43:ASN:OD1	2.11	0.49

Continued on next page...

Continued from previous page...

Atom-1	Atom-2	Interatomic distance (Å)	Clash overlap (Å)
21:AO:35:ILE:N	21:AO:35:ILE:HD13	2.19	0.49
21:AO:38:GLN:HB2	21:AO:49:VAL:CG2	2.42	0.49
25:AS:29:VAL:HG21	25:AS:70:LYS:N	2.27	0.49
31:AY:19:HIS:O	31:AY:21:ALA:N	2.45	0.49
33:BA:104:G:N2	33:BA:105:G:C4	2.80	0.49
33:BA:1076:U:N3	33:BA:1082:A:C2	2.80	0.49
33:BA:125:U:O2	33:BA:126:G:C8	2.65	0.49
33:BA:1405:G:C2	33:BA:1406:U:C4	3.00	0.49
33:BA:1438:G:H22	33:BA:1464:U:H1'	1.75	0.49
33:BA:1523:G:C5	33:BA:1524:C:C5	3.00	0.49
33:BA:514:C:H5''	33:BA:514:C:H6	1.77	0.49
33:BA:976:G:H5'	33:BA:977:A:OP1	2.11	0.49
34:BB:150:ILE:HG23	34:BB:150:ILE:O	2.12	0.49
33:BA:1109:C:OP2	35:BC:175:HIS:CG	2.65	0.49
35:BC:181:ILE:HG12	35:BC:202:PHE:HA	1.92	0.49
36:BD:103:ARG:NH1	36:BD:169:TRP:HZ2	2.09	0.49
36:BD:123:MET:O	36:BD:124:VAL:HG23	2.12	0.49
36:BD:196:GLU:O	36:BD:197:HIS:C	2.50	0.49
37:BE:143:LEU:O	37:BE:146:MET:HB2	2.12	0.49
38:BF:11:HIS:CD2	38:BF:14:GLN:H	2.24	0.49
38:BF:85:ILE:O	38:BF:86:ARG:C	2.49	0.49
40:BH:102:VAL:HG13	40:BH:110:MET:O	2.12	0.49
33:BA:947:G:H5''	45:BM:106:ARG:HB3	1.93	0.49
45:BM:42:VAL:C	45:BM:43:LYS:HD2	2.32	0.49
46:BN:15:LEU:HD12	46:BN:16:ALA:N	2.27	0.49
48:BP:54:LEU:O	48:BP:57:ILE:N	2.42	0.49
51:BS:38:THR:HA	51:BS:69:LYS:HA	1.94	0.49
51:BS:40:PHE:CB	51:BS:41:PRO:HD2	2.40	0.49
1:C0:41:HIS:CD2	1:C0:42:ILE:N	2.79	0.49
3:C2:21:ARG:NH2	8:CB:466:A:OP1	2.45	0.49
3:C2:16:HIS:CG	3:C2:44:VAL:O	2.64	0.49
4:C3:32:LEU:HD22	4:C3:34:LYS:HD3	1.94	0.49
7:CA:85:G:O2'	7:CA:86:G:H5'	2.12	0.49
7:CA:99:A:C2'	7:CA:100:G:H5'	2.41	0.49
8:CB:1012:U:O4	16:CJ:30:THR:HG21	2.12	0.49
8:CB:1315:C:H2'	8:CB:1316:U:C6	2.47	0.49
8:CB:1432:G:C2'	8:CB:1433:A:H5'	2.42	0.49
8:CB:1478:G:C5'	8:CB:1478:G:C8	2.95	0.49
8:CB:1740:G:H2'	8:CB:1741:C:C6	2.46	0.49
8:CB:1754:A:H2'	8:CB:1755:A:C8	2.45	0.49
8:CB:2027:G:C5	8:CB:2028:U:C5	3.00	0.49

Continued on next page...

Continued from previous page...

Atom-1	Atom-2	Interatomic distance (Å)	Clash overlap (Å)
8:CB:2258:C:H6	8:CB:2258:C:H5'	1.76	0.49
8:CB:2452:C:C6	8:CB:2452:C:C3'	2.93	0.49
8:CB:2459:A:N6	8:CB:2494:G:N3	2.60	0.49
8:CB:268:C:H5''	8:CB:268:C:C6	2.43	0.49
8:CB:2699:C:N3	8:CB:2709:G:C6	2.80	0.49
8:CB:2820:A:OP1	20:CN:5:LYS:HG2	2.12	0.49
8:CB:390:U:H4'	8:CB:391:A:H5'	1.92	0.49
8:CB:440:C:C5	8:CB:441:U:H5	2.29	0.49
8:CB:458:G:N2	8:CB:469:G:C4	2.80	0.49
8:CB:539:G:C2'	8:CB:540:C:H5'	2.42	0.49
8:CB:540:C:C2	8:CB:541:A:C8	3.00	0.49
8:CB:909:A:N1	8:CB:912:C:C2	2.80	0.49
9:CC:20:ASN:CB	9:CC:202:ARG:NH1	2.56	0.49
8:CB:2595:G:H1	9:CC:237:ARG:HH22	1.58	0.49
9:CC:61:TYR:HD2	9:CC:84:PRO:CD	2.25	0.49
10:CD:191:GLY:O	10:CD:192:ALA:CB	2.60	0.49
10:CD:6:GLY:HA2	10:CD:201:LEU:HD13	1.94	0.49
11:CE:27:LEU:C	11:CE:29:HIS:N	2.62	0.49
13:CG:85:LYS:HD3	13:CG:164:ALA:HB3	1.92	0.49
16:CJ:20:ALA:O	16:CJ:21:THR:C	2.50	0.49
16:CJ:37:ARG:HG3	16:CJ:118:MET:HE1	1.94	0.49
16:CJ:85:LYS:HZ3	16:CJ:86:GLN:H	1.59	0.49
16:CJ:94:ALA:HA	16:CJ:97:PRO:HB3	1.94	0.49
18:CL:75:ALA:O	18:CL:108:ALA:O	2.30	0.49
20:CN:12:ARG:NH1	20:CN:20:MET:SD	2.85	0.49
21:CO:53:THR:O	21:CO:54:VAL:HB	2.12	0.49
22:CP:52:ARG:HG2	22:CP:52:ARG:O	2.11	0.49
8:CB:856:G:H1'	29:CW:23:LYS:HD2	1.94	0.49
33:DA:1166:G:N2	33:DA:1169:A:OP2	2.45	0.49
33:DA:1266:G:H3'	33:DA:1266:G:C8	2.47	0.49
33:DA:1316:G:H22	33:DA:1319:A:C1'	2.24	0.49
33:DA:1413:A:H2'	33:DA:1414:U:O4'	2.12	0.49
33:DA:1420:U:H2'	33:DA:1421:G:H8	1.77	0.49
33:DA:1480:A:C5	33:DA:1481:U:C4	2.99	0.49
33:DA:381:C:C2'	33:DA:381:C:O2	2.60	0.49
33:DA:380:G:N3	33:DA:384:G:N2	2.60	0.49
33:DA:393:A:H2'	33:DA:393:A:N3	2.26	0.49
33:DA:522:C:C2	33:DA:523:A:C8	2.99	0.49
33:DA:547:A:H1'	33:DA:548:G:O4'	2.12	0.49
33:DA:668:G:C2'	33:DA:669:G:C5'	2.89	0.49
33:DA:799:G:C6	33:DA:800:G:C4	3.00	0.49

Continued on next page...

Continued from previous page...

Atom-1	Atom-2	Interatomic distance (Å)	Clash overlap (Å)
33:DA:765:G:C8	33:DA:812:G:C2	2.99	0.49
35:DC:146:LYS:HE2	35:DC:204:GLY:HA3	1.93	0.49
39:DG:109:LYS:HE3	39:DG:109:LYS:C	2.32	0.49
42:DJ:6:ILE:O	42:DJ:75:ASP:HA	2.12	0.49
44:DL:73:LEU:CD2	44:DL:103:CYS:HB3	2.42	0.49
49:DQ:30:HIS:CE1	49:DQ:32:ILE:CG2	2.93	0.49
52:DT:58:ASP:O	52:DT:61:ALA:HB3	2.11	0.49
53:DU:16:ARG:O	53:DU:19:LYS:HB2	2.11	0.49
4:A3:36:ALA:HB1	4:A3:39:ARG:HB2	1.94	0.49
5:A4:36:ARG:CZ	8:AB:2742:G:OP2	2.59	0.49
8:AB:1036:G:C6	8:AB:1037:G:N7	2.80	0.49
8:AB:1234:U:C2'	8:AB:1235:G:O5'	2.60	0.49
8:AB:1344:U:H5'	8:AB:1345:C:H5	1.77	0.49
8:AB:1383:A:C2	8:AB:1384:A:C5	3.00	0.49
8:AB:143:C:O2'	26:AT:5:GLU:HB3	2.12	0.49
8:AB:1570:A:C6	8:AB:1571:A:C5	2.99	0.49
8:AB:2026:U:H5''	8:AB:2027:G:OP2	2.11	0.49
8:AB:531:C:C5	8:AB:2035:G:C2	3.00	0.49
8:AB:2346:A:C2	8:AB:2383:G:N1	2.81	0.49
8:AB:238:C:O2	8:AB:238:C:H2'	2.11	0.49
8:AB:23:G:O2'	8:AB:24:G:H5'	2.12	0.49
8:AB:2048:G:C6	8:AB:2621:G:N2	2.80	0.49
8:AB:2641:G:C5'	8:AB:2641:G:H8	2.25	0.49
8:AB:2682:A:HO2'	8:AB:2683:C:P	2.34	0.49
8:AB:2727:A:C6	8:AB:2728:U:C4	3.00	0.49
8:AB:2843:G:O2'	8:AB:2844:G:H5'	2.12	0.49
8:AB:2857:G:N2	8:AB:2861:U:N3	2.60	0.49
8:AB:2807:U:O2	8:AB:2892:G:N2	2.45	0.49
8:AB:272:A:H2	8:AB:366:C:C2	2.31	0.49
8:AB:223:A:N6	8:AB:422:A:C6	2.81	0.49
8:AB:442:G:C2	8:AB:444:C:C5	3.00	0.49
8:AB:546:U:H5'	8:AB:547:A:OP1	2.12	0.49
8:AB:606:U:H2'	8:AB:607:U:O4'	2.12	0.49
8:AB:822:G:C6	8:AB:836:G:C2	3.00	0.49
9:AC:131:MET:O	9:AC:132:ARG:C	2.50	0.49
11:AE:48:THR:O	11:AE:49:ARG:HB2	2.11	0.49
11:AE:49:ARG:HH11	11:AE:49:ARG:HB2	1.77	0.49
12:AF:133:GLU:O	12:AF:134:GLN:O	2.30	0.49
14:AH:82:SER:OG	14:AH:90:LEU:HD21	2.12	0.49
16:AJ:106:LYS:O	16:AJ:106:LYS:HG3	2.12	0.49
16:AJ:4:PHE:CZ	16:AJ:6:ALA:HA	2.47	0.49

Continued on next page...

Continued from previous page...

Atom-1	Atom-2	Interatomic distance (Å)	Clash overlap (Å)
19:AM:70:ASP:N	19:AM:71:LYS:HE3	2.27	0.49
21:AO:49:VAL:HG22	21:AO:50:ALA:N	2.27	0.49
25:AS:103:ILE:O	25:AS:104:THR:O	2.30	0.49
29:AW:80:SER:OG	29:AW:84:GLU:HB2	2.11	0.49
31:AY:18:LYS:O	31:AY:19:HIS:C	2.50	0.49
31:AY:23:LEU:HD22	31:AY:28:LEU:O	2.12	0.49
33:BA:1086:U:O4	33:BA:1100:C:N3	2.46	0.49
33:BA:1143:G:C2	33:BA:1144:G:N7	2.81	0.49
33:BA:1251:A:N1	33:BA:1354:U:H1'	2.27	0.49
33:BA:1266:G:H3'	33:BA:1266:G:C8	2.47	0.49
33:BA:1368:A:H4'	46:BN:100:TRP:CZ2	2.46	0.49
33:BA:1399:C:N3	33:BA:1401:G:C2	2.81	0.49
33:BA:1483:A:N7	33:BA:1484:C:C6	2.80	0.49
33:BA:816:A:OP2	33:BA:1527:U:H5'	2.12	0.49
33:BA:158:G:C2	33:BA:159:G:C8	3.00	0.49
33:BA:155:A:N1	33:BA:166:U:O4	2.45	0.49
33:BA:219:U:C2'	33:BA:220:G:H5'	2.40	0.49
33:BA:396:C:C3'	33:BA:397:A:H5''	2.42	0.49
33:BA:418:C:H6	33:BA:418:C:O5'	1.95	0.49
33:BA:444:G:C6	33:BA:445:G:C6	2.99	0.49
33:BA:489:C:C2	33:BA:490:C:C5	3.00	0.49
33:BA:533:A:C5	33:BA:536:C:C5	3.00	0.49
33:BA:56:U:O2	33:BA:368:U:C5	2.65	0.49
33:BA:61:G:C2	33:BA:62:U:O2	2.65	0.49
33:BA:675:A:C6	33:BA:676:A:C5	3.00	0.49
33:BA:679:C:C3'	33:BA:680:C:H5''	2.42	0.49
33:BA:71:A:H2'	33:BA:71:A:P	2.52	0.49
33:BA:860:A:H3'	33:BA:861:G:H8	1.77	0.49
33:BA:907:A:H8	33:BA:907:A:H5''	1.75	0.49
33:BA:917:G:C6	33:BA:918:A:C6	3.00	0.49
33:BA:959:A:H2'	33:BA:960:U:C4'	2.42	0.49
36:BD:70:GLN:O	36:BD:71:PHE:C	2.51	0.49
39:BG:72:VAL:HG21	39:BG:145:GLU:HB2	1.93	0.49
43:BK:126:ARG:C	53:BU:33:ARG:HH21	2.15	0.49
4:C3:11:LYS:HD2	18:CL:62:PRO:C	2.33	0.49
7:CA:84:G:C6	7:CA:85:G:N7	2.80	0.49
8:CB:1054:A:H1'	8:CB:1106:G:H21	1.78	0.49
8:CB:1165:A:H8	8:CB:1165:A:O5'	1.95	0.49
8:CB:1225:G:OP1	24:CR:90:ARG:NE	2.45	0.49
8:CB:1283:G:C8	8:CB:1283:G:C3'	2.95	0.49
8:CB:1296:G:C2	8:CB:1297:C:C5	3.00	0.49

Continued on next page...

Continued from previous page...

Atom-1	Atom-2	Interatomic distance (Å)	Clash overlap (Å)
8:CB:1321:A:H5''	8:CB:1321:A:H8	1.77	0.49
8:CB:1343:G:C2	8:CB:1384:A:H2	2.30	0.49
8:CB:1487:U:H3'	8:CB:1487:U:C6	2.46	0.49
8:CB:149:A:C2	8:CB:150:U:C2	2.99	0.49
8:CB:1590:A:C6	8:CB:1591:A:N6	2.80	0.49
8:CB:2069:G:C6	8:CB:2070:A:N7	2.80	0.49
8:CB:2088:A:C5	8:CB:2089:C:C5	3.00	0.49
8:CB:208:C:H2'	8:CB:209:C:C6	2.46	0.49
8:CB:2305:U:H5''	12:CF:130:GLY:CA	2.18	0.49
8:CB:2413:G:N2	8:CB:2414:G:H1'	2.27	0.49
8:CB:2478:A:H5''	8:CB:2478:A:C8	2.38	0.49
8:CB:257:C:H3'	8:CB:258:G:C8	2.45	0.49
8:CB:2748:A:C4	8:CB:2757:A:C6	3.00	0.49
8:CB:290:U:H2'	8:CB:291:G:H8	1.77	0.49
8:CB:371:A:C8	8:CB:373:U:N3	2.80	0.49
8:CB:45:G:N2	8:CB:434:U:H3	2.08	0.49
8:CB:523:C:H6	8:CB:523:C:H3'	1.77	0.49
8:CB:56:A:C2	8:CB:115:C:O2	2.64	0.49
8:CB:708:G:N2	8:CB:724:U:H1'	2.27	0.49
8:CB:771:G:N2	8:CB:772:C:C2	2.80	0.49
8:CB:795:C:HO2'	8:CB:796:C:P	2.35	0.49
9:CC:137:GLY:HA3	9:CC:163:ILE:HG13	1.94	0.49
9:CC:13:ARG:HG3	9:CC:15:VAL:HG23	1.95	0.49
9:CC:17:LYS:H	9:CC:17:LYS:HE2	1.73	0.49
11:CE:127:GLU:HA	11:CE:157:LEU:CD2	2.33	0.49
14:CH:4:ILE:HG22	14:CH:18:GLN:HB3	1.93	0.49
16:CJ:73:VAL:CG2	16:CJ:74:TYR:N	2.75	0.49
8:CB:2466:C:H1'	19:CM:118:LYS:HZ2	1.77	0.49
19:CM:40:ARG:HA	19:CM:92:TRP:CD1	2.47	0.49
19:CM:43:ALA:O	19:CM:45:GLN:N	2.45	0.49
20:CN:63:ARG:HA	20:CN:80:PHE:HZ	1.76	0.49
21:CO:2:ASP:CB	21:CO:4:LYS:HZ3	2.25	0.49
22:CP:52:ARG:HG3	22:CP:54:LEU:HB2	1.94	0.49
24:CR:10:LYS:CD	24:CR:11:GLN:N	2.71	0.49
24:CR:63:VAL:HG22	24:CR:64:VAL:H	1.77	0.49
25:CS:28:LYS:C	25:CS:30:SER:N	2.66	0.49
27:CU:84:PHE:H	27:CU:92:VAL:HB	1.76	0.49
29:CW:36:ILE:HG21	29:CW:69:GLU:OE2	2.11	0.49
30:CX:22:LEU:HA	30:CX:25:GLN:NE2	2.27	0.49
14:CH:25:TYR:OH	32:CZ:56:ARG:HD2	2.13	0.49
33:DA:1138:G:N3	33:DA:1138:G:H3'	2.27	0.49

Continued on next page...

Continued from previous page...

Atom-1	Atom-2	Interatomic distance (Å)	Clash overlap (Å)
33:DA:1225:A:C4	33:DA:1226:C:C5	3.00	0.49
33:DA:122:G:C8	33:DA:122:G:H5''	2.45	0.49
33:DA:1232:U:H6	33:DA:1232:U:O5'	1.95	0.49
33:DA:1258:G:H2'	33:DA:1259:C:H6	1.76	0.49
33:DA:196:A:O2'	33:DA:221:C:O2'	2.28	0.49
33:DA:387:U:H6	33:DA:387:U:C5'	2.21	0.49
33:DA:520:A:N7	33:DA:521:G:C5	2.80	0.49
33:DA:533:A:N6	33:DA:536:C:C2	2.81	0.49
33:DA:728:A:C2'	33:DA:729:A:C8	2.92	0.49
33:DA:855:U:N3	33:DA:856:C:N3	2.60	0.49
34:DB:171:ALA:HA	34:DB:174:GLU:HB3	1.93	0.49
36:DD:26:ALA:O	36:DD:27:ILE:HD12	2.12	0.49
37:DE:144:GLU:CD	37:DE:145:ASN:N	2.65	0.49
33:DA:878:A:OP1	40:DH:80:PRO:O	2.31	0.49
41:DI:113:LYS:CA	41:DI:120:ALA:HA	2.25	0.49
42:DJ:32:THR:HG23	42:DJ:33:GLY:H	1.76	0.49
44:DL:84:GLY:O	44:DL:95:HIS:CE1	2.65	0.49
44:DL:80:LEU:HB3	44:DL:97:VAL:CG1	2.43	0.49
46:DN:62:ARG:HG2	46:DN:69:PRO:CD	2.41	0.49
48:DP:17:TYR:CD1	48:DP:17:TYR:N	2.80	0.49
4:A3:53:ASP:O	4:A3:56:LEU:HB3	2.13	0.49
7:AA:23:G:N2	7:AA:24:G:H1	2.09	0.49
8:AB:1296:G:C2	8:AB:1297:C:C6	3.00	0.49
8:AB:1348:C:H5''	8:AB:1348:C:C6	2.47	0.49
8:AB:1343:G:N3	8:AB:1384:A:H2	2.10	0.49
8:AB:1664:A:O2'	8:AB:1665:A:H5'	2.12	0.49
8:AB:1771:C:H42	8:AB:1772:A:N6	2.09	0.49
8:AB:222:A:C8	8:AB:224:U:C6	3.01	0.49
8:AB:2255:G:C2'	8:AB:2256:G:H8	2.17	0.49
8:AB:224:U:C4	8:AB:225:C:C5	3.00	0.49
8:AB:2330:G:N3	29:AW:36:ILE:CD1	2.75	0.49
8:AB:2341:G:C5	8:AB:2342:C:C4	3.00	0.49
8:AB:2361:G:H2'	8:AB:2362:C:H5'	1.94	0.49
8:AB:2560:A:C6	8:AB:2561:U:C4	3.00	0.49
8:AB:2593:U:C5	8:AB:2594:C:H5	2.30	0.49
8:AB:2603:G:C6	8:AB:2604:U:C4	3.00	0.49
8:AB:273:G:N2	8:AB:365:U:C2	2.80	0.49
8:AB:783:A:H4'	8:AB:1779:U:O2	2.12	0.49
8:AB:820:A:O2'	8:AB:821:A:H5'	2.12	0.49
9:AC:13:ARG:HG3	9:AC:15:VAL:HG23	1.93	0.49
9:AC:35:LYS:NZ	9:AC:101:ARG:HA	2.27	0.49

Continued on next page...

Continued from previous page...

Atom-1	Atom-2	Interatomic distance (Å)	Clash overlap (Å)
10:AD:187:LEU:HD23	10:AD:188:LEU:N	2.27	0.49
10:AD:109:VAL:HG21	10:AD:193:VAL:HB	1.93	0.49
8:AB:1006:C:O2'	16:AJ:108:MET:O	2.19	0.49
8:AB:1006:C:H1'	16:AJ:108:MET:SD	2.52	0.49
17:AK:112:PHE:O	17:AK:114:LYS:N	2.44	0.49
17:AK:39:ILE:HG23	17:AK:40:LYS:N	2.28	0.49
17:AK:66:LYS:CG	17:AK:80:ASP:HA	2.43	0.49
17:AK:2:ILE:HG21	17:AK:67:LYS:CD	2.41	0.49
18:AL:90:VAL:HG11	18:AL:120:VAL:CA	2.42	0.49
19:AM:7:THR:HG21	19:AM:10:ARG:CZ	2.43	0.49
21:AO:80:GLU:O	21:AO:81:ARG:C	2.51	0.49
17:AK:80:ASP:HB2	22:AP:70:GLU:OE2	2.12	0.49
24:AR:5:PHE:HD1	24:AR:40:MET:HB3	1.75	0.49
23:AQ:39:ILE:HG21	24:AR:80:ARG:NH1	2.26	0.49
25:AS:9:HIS:H	25:AS:102:HIS:CD2	2.30	0.49
25:AS:9:HIS:C	25:AS:11:ARG:H	2.15	0.49
25:AS:21:ALA:O	25:AS:74:ILE:CD1	2.58	0.49
26:AT:59:ASN:C	26:AT:60:THR:HG23	2.32	0.49
32:AZ:21:VAL:CG1	32:AZ:23:LYS:CG	2.89	0.49
33:BA:1006:G:N2	33:BA:1007:U:H1'	2.27	0.49
33:BA:1022:A:H5''	33:BA:1022:A:C8	2.47	0.49
33:BA:1075:U:H5'	33:BA:1075:U:C6	2.48	0.49
33:BA:1467:C:O5'	33:BA:1467:C:H6	1.94	0.49
33:BA:1415:G:C8	33:BA:1486:G:N2	2.80	0.49
33:BA:338:A:C5	33:BA:339:C:C5	3.00	0.49
33:BA:362:G:C3'	33:BA:362:G:C8	2.95	0.49
33:BA:36:C:C4	33:BA:37:U:C5	3.00	0.49
33:BA:42:G:N1	33:BA:400:C:N4	2.61	0.49
33:BA:456:A:H2'	33:BA:457:G:O4'	2.12	0.49
33:BA:516:U:H2'	33:BA:517:G:O4'	2.12	0.49
33:BA:668:G:C2'	47:BO:45:HIS:HD2	2.25	0.49
33:BA:918:A:N1	33:BA:919:A:C4	2.80	0.49
34:BB:163:ILE:HD12	34:BB:185:ILE:CD1	2.38	0.49
34:BB:21:TYR:O	34:BB:22:TRP:O	2.29	0.49
36:BD:58:GLN:HB2	36:BD:62:ARG:HG2	1.93	0.49
40:BH:86:LYS:O	40:BH:121:GLY:HA3	2.12	0.49
33:BA:643:C:H5'	40:BH:31:LEU:HD13	1.94	0.49
42:BJ:50:THR:HA	42:BJ:63:ASP:O	2.13	0.49
33:BA:707:U:OP1	43:BK:86:LYS:HE2	2.12	0.49
33:BA:618:C:H1'	48:BP:14:ARG:CZ	2.42	0.49
4:C3:14:LYS:HB2	4:C3:22:LYS:HE2	1.94	0.49

Continued on next page...

Continued from previous page...

Atom-1	Atom-2	Interatomic distance (Å)	Clash overlap (Å)
5:C4:8:LYS:HB2	5:C4:9:LYS:HD3	1.93	0.49
7:CA:84:G:C2	7:CA:85:G:C8	3.00	0.49
8:CB:565:C:C4'	8:CB:1253:A:N1	2.75	0.49
8:CB:1263:U:C4	8:CB:1264:A:C6	3.00	0.49
8:CB:1434:A:C2'	8:CB:1435:G:O5'	2.60	0.49
8:CB:1519:G:H5'	8:CB:1520:U:OP2	2.12	0.49
8:CB:1581:G:C6	8:CB:1582:C:C5	3.00	0.49
8:CB:1642:G:C6	8:CB:1643:G:N7	2.80	0.49
8:CB:1740:G:C2	8:CB:1741:C:C2	3.00	0.49
8:CB:1909:C:H2'	8:CB:1910:G:O4'	2.12	0.49
8:CB:1944:U:O5'	8:CB:1944:U:H2'	2.11	0.49
8:CB:2090:A:N6	8:CB:2091:C:N4	2.60	0.49
8:CB:227:A:N3	8:CB:2407:A:H1'	2.27	0.49
8:CB:2413:G:H2'	8:CB:2414:G:O4'	2.12	0.49
8:CB:2461:A:H2'	8:CB:2462:C:H6	1.78	0.49
8:CB:2466:C:H6	8:CB:2466:C:O5'	1.95	0.49
8:CB:2500:U:O2	8:CB:2504:U:C4	2.65	0.49
8:CB:301:G:H1'	8:CB:302:C:O4'	2.12	0.49
8:CB:382:A:C2	8:CB:383:C:N1	2.80	0.49
8:CB:777:G:C8	8:CB:777:G:H5''	2.40	0.49
8:CB:786:C:C6	8:CB:786:C:H3'	2.48	0.49
8:CB:79:C:N3	8:CB:107:G:N2	2.54	0.49
10:CD:68:PHE:O	10:CD:90:PHE:CB	2.57	0.49
13:CG:148:ARG:NH2	13:CG:153:PRO:HD2	2.28	0.49
13:CG:30:GLY:H	13:CG:78:VAL:CG2	2.09	0.49
15:CI:89:SER:HA	15:CI:97:VAL:HG22	1.93	0.49
18:CL:110:VAL:HB	18:CL:126:ARG:HH12	1.77	0.49
18:CL:26:GLY:O	18:CL:27:LEU:C	2.50	0.49
18:CL:92:LEU:O	18:CL:93:ASN:C	2.50	0.49
22:CP:97:TYR:O	22:CP:98:TYR:HB2	2.13	0.49
23:CQ:36:GLN:O	23:CQ:39:ILE:HG22	2.12	0.49
24:CR:76:LYS:O	24:CR:77:PHE:HB2	2.12	0.49
24:CR:84:ARG:CZ	24:CR:84:ARG:HB2	2.42	0.49
25:CS:30:SER:C	25:CS:32:ALA:N	2.65	0.49
25:CS:86:MET:HG2	25:CS:87:PRO:CD	2.43	0.49
32:CZ:23:LYS:HG2	32:CZ:24:ILE:N	2.25	0.49
33:DA:1046:A:H2'	33:DA:1047:G:H5'	1.95	0.49
33:DA:1179:A:C6	33:DA:1180:A:C2	3.00	0.49
33:DA:1278:G:O4'	33:DA:1278:G:N3	2.45	0.49
33:DA:132:C:C5'	52:DT:68:LYS:HZ3	2.25	0.49
33:DA:1423:G:H2'	33:DA:1424:U:C5	2.48	0.49

Continued on next page...

Continued from previous page...

Atom-1	Atom-2	Interatomic distance (Å)	Clash overlap (Å)
33:DA:1423:G:N3	33:DA:1424:U:C5	2.80	0.49
33:DA:1480:A:C2	33:DA:1481:U:C2	3.01	0.49
8:CB:1912:A:O2'	33:DA:1494:G:N3	2.44	0.49
33:DA:575:G:C6	33:DA:821:G:C8	3.00	0.49
33:DA:943:U:H2'	33:DA:944:G:C4'	2.42	0.49
33:DA:985:C:H2'	33:DA:986:U:C5	2.47	0.49
34:DB:21:TYR:O	34:DB:22:TRP:CD1	2.65	0.49
41:DI:49:GLN:O	41:DI:52:GLU:HB2	2.13	0.49
42:DJ:88:MET:O	42:DJ:89:ARG:HG3	2.12	0.49
44:DL:122:LYS:H	44:DL:122:LYS:HZ2	1.60	0.49
48:DP:80:LYS:HZ3	48:DP:80:LYS:HB2	1.76	0.49
3:A2:13:ASN:HA	3:A2:18:PHE:CE1	2.48	0.49
3:A2:9:VAL:C	3:A2:11:LYS:H	2.14	0.49
4:A3:58:ILE:CG1	4:A3:59:ALA:H	2.13	0.49
8:AB:101:A:H2'	8:AB:102:U:OP2	2.12	0.49
8:AB:1153:C:N4	8:AB:1154:G:C6	2.80	0.49
8:AB:1217:U:O2	8:AB:1217:U:H2'	2.11	0.49
3:A2:19:ARG:NH2	8:AB:124:G:C5	2.80	0.49
8:AB:162:U:C5	8:AB:165:A:N1	2.80	0.49
8:AB:1687:G:H2'	8:AB:1688:U:H6	1.77	0.49
8:AB:1814:G:C5'	8:AB:1814:G:C8	2.94	0.49
8:AB:2020:A:C5	8:AB:2022:U:C5	3.00	0.49
2:A1:24:LYS:CE	8:AB:2285:C:H41	2.26	0.49
8:AB:2498:C:O2	8:AB:2498:C:C2'	2.59	0.49
8:AB:2553:G:C2	8:AB:2583:G:H1'	2.47	0.49
8:AB:2599:G:N7	9:AC:234:GLY:HA2	2.26	0.49
8:AB:2631:G:C6	8:AB:2632:A:C8	3.00	0.49
8:AB:2657:A:C2'	8:AB:2658:C:H5'	2.43	0.49
8:AB:2682:A:N1	8:AB:2683:C:N3	2.60	0.49
8:AB:2708:G:C4	8:AB:2709:G:C8	3.00	0.49
8:AB:2848:G:H2'	22:AP:96:LEU:CB	2.36	0.49
8:AB:300:A:H8	8:AB:300:A:C5'	2.25	0.49
8:AB:45:G:N2	8:AB:434:U:H3	2.10	0.49
8:AB:479:A:H4'	8:AB:480:A:H5'	1.93	0.49
4:A3:1:PRO:HD3	8:AB:591:U:H1'	1.95	0.49
8:AB:795:C:H2'	8:AB:796:C:O5'	2.13	0.49
8:AB:820:A:H1'	8:AB:943:A:O2'	2.12	0.49
8:AB:909:A:N6	8:AB:912:C:O2	2.44	0.49
8:AB:2633:G:C1'	10:AD:62:LYS:CG	2.82	0.49
11:AE:37:ALA:HA	11:AE:40:ARG:NE	2.27	0.49
11:AE:84:THR:CG2	11:AE:85:PHE:H	2.23	0.49

Continued on next page...

Continued from previous page...

Atom-1	Atom-2	Interatomic distance (Å)	Clash overlap (Å)
13:AG:27:GLY:O	13:AG:28:LYS:C	2.50	0.49
14:AH:73:ASN:N	14:AH:73:ASN:ND2	2.60	0.49
16:AJ:109:LEU:O	16:AJ:111:LYS:HG3	2.13	0.49
16:AJ:116:ARG:C	16:AJ:118:MET:H	2.16	0.49
8:AB:2727:A:O2'	17:AK:70:ARG:NH2	2.46	0.49
4:A3:24:LYS:HE3	18:AL:64:PHE:CD1	2.47	0.49
19:AM:36:VAL:HG12	19:AM:125:PRO:HD3	1.94	0.49
19:AM:42:THR:O	19:AM:44:ARG:N	2.46	0.49
19:AM:56:ALA:O	19:AM:58:LYS:N	2.45	0.49
19:AM:97:GLN:N	19:AM:98:PRO:CD	2.73	0.49
21:AO:88:LYS:O	21:AO:90:VAL:HG23	2.11	0.49
22:AP:61:ARG:O	22:AP:74:GLN:OE1	2.30	0.49
23:AQ:12:ARG:CG	23:AQ:12:ARG:NH1	2.66	0.49
23:AQ:83:LYS:HG3	23:AQ:91:ARG:HH12	1.78	0.49
24:AR:40:MET:HA	24:AR:40:MET:HE2	1.93	0.49
24:AR:72:VAL:O	24:AR:73:LYS:CB	2.59	0.49
27:AU:38:ILE:HB	27:AU:62:ALA:HB2	1.94	0.49
29:AW:16:GLU:C	29:AW:18:LYS:H	2.15	0.49
29:AW:35:ILE:CG1	29:AW:70:VAL:HB	2.42	0.49
29:AW:50:VAL:HG22	29:AW:51:GLY:N	2.20	0.49
8:AB:2080:A:O3'	32:AZ:21:VAL:HG21	2.12	0.49
33:BA:1218:C:H2'	33:BA:1219:A:H8	1.75	0.49
33:BA:1256:A:N6	33:BA:1278:G:C8	2.80	0.49
33:BA:1323:G:C2'	33:BA:1324:A:C8	2.92	0.49
33:BA:1460:C:O2	33:BA:1460:C:H2'	2.12	0.49
33:BA:174:A:H2'	33:BA:175:C:H5'	1.95	0.49
33:BA:141:G:C2	33:BA:223:A:C2	3.00	0.49
33:BA:239:U:O2	33:BA:239:U:H2'	2.12	0.49
33:BA:275:G:C6	33:BA:276:G:C5	3.00	0.49
33:BA:331:G:H5'	55:BA:5075:HOH:O	2.12	0.49
33:BA:402:G:O2'	33:BA:403:C:H5'	2.13	0.49
33:BA:411:A:N7	33:BA:413:G:C2	2.80	0.49
33:BA:447:G:C8	33:BA:447:G:H3'	2.47	0.49
33:BA:203:G:H1'	33:BA:465:A:H61	1.77	0.49
33:BA:796:C:OP1	43:BK:127:ARG:HB3	2.12	0.49
33:BA:821:G:C5	33:BA:822:U:C5	3.00	0.49
35:BC:135:ARG:C	35:BC:137:VAL:H	2.15	0.49
37:BE:87:VAL:CG1	37:BE:92:ARG:HG2	2.33	0.49
33:BA:1249:C:O2'	41:BI:69:GLY:O	2.29	0.49
45:BM:13:HIS:HB2	45:BM:16:ILE:CB	2.42	0.49
35:BC:33:ASP:HB2	46:BN:64:ARG:HD3	1.94	0.49

Continued on next page...

Continued from previous page...

Atom-1	Atom-2	Interatomic distance (Å)	Clash overlap (Å)
47:BO:72:LYS:O	47:BO:73:ASP:CB	2.61	0.49
49:BQ:44:HIS:ND1	49:BQ:69:THR:HG22	2.26	0.49
1:C0:24:VAL:HB	1:C0:26:SER:CB	2.41	0.49
4:C3:51:LYS:O	4:C3:53:ASP:N	2.45	0.49
8:CB:105:C:H2'	8:CB:106:C:O5'	2.12	0.49
8:CB:1096:A:O5'	8:CB:1096:A:H8	1.95	0.49
8:CB:1199:U:N3	8:CB:1247:A:H2	2.10	0.49
8:CB:120:U:H4'	8:CB:121:G:H5'	1.93	0.49
8:CB:1296:G:C2	8:CB:1297:C:C6	3.01	0.49
8:CB:1353:A:C6	8:CB:1354:A:N6	2.80	0.49
8:CB:1708:C:O2'	8:CB:1709:U:H5'	2.13	0.49
8:CB:1782:U:O5'	8:CB:1782:U:H6	1.94	0.49
8:CB:1838:C:C6	8:CB:1898:U:C5	3.00	0.49
8:CB:1866:A:H5'	8:CB:1867:G:OP2	2.13	0.49
8:CB:1831:G:C4	8:CB:1975:G:N2	2.81	0.49
8:CB:2186:G:C5	8:CB:2187:U:C2	3.01	0.49
8:CB:217:A:C2	8:CB:218:A:H1'	2.47	0.49
8:CB:2195:U:C2	8:CB:2196:C:C5	3.00	0.49
8:CB:2246:G:H8	8:CB:2246:G:O5'	1.95	0.49
8:CB:2511:U:C2'	8:CB:2512:C:H5'	2.42	0.49
8:CB:2604:U:O2	8:CB:2605:U:C6	2.65	0.49
8:CB:2694:G:H8	8:CB:2694:G:C5'	2.26	0.49
8:CB:2740:A:H2'	8:CB:2741:A:C8	2.47	0.49
8:CB:284:U:H5'	8:CB:285:G:OP2	2.13	0.49
8:CB:375:G:H2'	8:CB:376:G:O4'	2.13	0.49
8:CB:396:G:N2	8:CB:397:U:H1'	2.26	0.49
8:CB:460:A:C2	8:CB:470:A:C2	3.01	0.49
8:CB:666:A:N3	8:CB:667:U:C5	2.81	0.49
8:CB:688:U:C2'	8:CB:689:A:H5''	2.40	0.49
9:CC:155:ARG:O	9:CC:159:THR:HG23	2.13	0.49
9:CC:21:PRO:C	9:CC:202:ARG:CZ	2.81	0.49
10:CD:14:ILE:HG21	22:CP:78:PRO:HB2	1.94	0.49
10:CD:157:LYS:HE3	16:CJ:80:HIS:CB	2.42	0.49
10:CD:67:HIS:O	10:CD:68:PHE:HD1	1.94	0.49
11:CE:4:VAL:HG23	11:CE:14:VAL:CG1	2.42	0.49
13:CG:121:THR:CG2	13:CG:122:ALA:N	2.75	0.49
14:CH:103:VAL:HA	14:CH:106:ALA:HB3	1.94	0.49
14:CH:5:LEU:HG	14:CH:13:GLY:HA3	1.95	0.49
15:CI:73:PRO:O	15:CI:112:LYS:HD3	2.12	0.49
16:CJ:87:ALA:O	16:CJ:88:THR:HG23	2.12	0.49
11:CE:181:ILE:HG23	18:CL:13:LYS:HB3	1.94	0.49

Continued on next page...

Continued from previous page...

Atom-1	Atom-2	Interatomic distance (Å)	Clash overlap (Å)
18:CL:40:SER:O	18:CL:41:ARG:HG2	2.11	0.49
19:CM:79:ALA:O	19:CM:80:VAL:O	2.30	0.49
8:CB:1278:C:OP1	20:CN:36:THR:HG22	2.12	0.49
20:CN:37:THR:OG1	20:CN:40:LYS:HD2	2.13	0.49
21:CO:25:ARG:NH2	21:CO:40:ILE:HD12	2.26	0.49
23:CQ:30:VAL:HG21	23:CQ:33:VAL:HG23	1.93	0.49
28:CV:70:ILE:CG1	28:CV:71:LYS:N	2.75	0.49
28:CV:75:GLN:OE1	28:CV:75:GLN:HA	2.13	0.49
32:CZ:49:ARG:CG	32:CZ:50:ASP:N	2.74	0.49
33:DA:104:G:N2	33:DA:105:G:C4	2.80	0.49
33:DA:1186:G:H5'	33:DA:1186:G:C8	2.39	0.49
33:DA:1340:A:H2'	33:DA:1341:U:H5'	1.95	0.49
33:DA:1350:A:H2'	33:DA:1351:U:C5	2.47	0.49
33:DA:136:C:C2'	33:DA:137:U:H5'	2.42	0.49
33:DA:1425:U:C6	33:DA:1426:G:OP2	2.65	0.49
33:DA:1433:A:C3'	33:DA:1433:A:C8	2.95	0.49
33:DA:224:U:H3'	33:DA:224:U:H6	1.78	0.49
33:DA:233:C:C6	33:DA:233:C:H3'	2.48	0.49
33:DA:466:A:O2'	33:DA:467:U:N3	2.34	0.49
33:DA:524:G:C5	33:DA:525:C:N4	2.80	0.49
33:DA:878:A:H2'	33:DA:879:C:O4'	2.11	0.49
33:DA:901:A:C2'	33:DA:902:G:O5'	2.60	0.49
33:DA:933:G:C2	33:DA:935:A:C8	3.01	0.49
35:DC:128:MET:N	35:DC:128:MET:SD	2.84	0.49
36:DD:18:LEU:C	36:DD:20:LEU:N	2.64	0.49
37:DE:33:THR:HG23	37:DE:51:LYS:HB2	1.95	0.49
38:DF:74:LEU:HD21	38:DF:78:PHE:HE1	1.77	0.49
38:DF:2:ARG:CD	38:DF:91:ARG:HD2	2.34	0.49
39:DG:64:ALA:HB2	39:DG:126:ALA:HB1	1.92	0.49
40:DH:36:ALA:HA	40:DH:39:LEU:CD2	2.42	0.49
42:DJ:40:ILE:CG1	42:DJ:73:LEU:HB3	2.43	0.49
46:DN:50:LEU:HG	46:DN:51:PRO:HD3	1.94	0.49
50:DR:55:ALA:HA	50:DR:58:ILE:HG13	1.94	0.49
52:DT:42:ASP:HB3	52:DT:45:ALA:HB3	1.93	0.49
53:DU:34:ARG:HG2	53:DU:35:GLU:H	1.77	0.49
7:AA:13:G:H3'	7:AA:13:G:H8	1.77	0.49
7:AA:90:C:O2'	7:AA:91:C:H5'	2.12	0.49
8:AB:1094:U:H1'	8:AB:1097:U:C5	2.48	0.49
8:AB:1218:G:C6	8:AB:1232:G:C6	3.00	0.49
8:AB:1299:G:O2'	8:AB:1640:A:N6	2.45	0.49
8:AB:137:U:C4	8:AB:138:U:C2	3.00	0.49

Continued on next page...

Continued from previous page...

Atom-1	Atom-2	Interatomic distance (Å)	Clash overlap (Å)
8:AB:1455:G:C2	8:AB:1456:G:H1'	2.48	0.49
8:AB:1465:G:H2'	8:AB:1466:U:O4'	2.12	0.49
8:AB:1534:U:H2'	8:AB:1536:C:N3	2.27	0.49
8:AB:1429:G:C1'	8:AB:1568:G:H1'	2.42	0.49
8:AB:158:U:C2'	8:AB:159:G:H5'	2.40	0.49
8:AB:1668:A:H4'	8:AB:1669:A:O5'	2.12	0.49
8:AB:171:U:O2'	8:AB:172:A:H5'	2.13	0.49
8:AB:1947:C:N3	8:AB:1960:A:C2	2.80	0.49
8:AB:2543:G:C2	8:AB:2765:A:C4	3.01	0.49
8:AB:2618:G:C8	8:AB:2619:C:H5	2.30	0.49
8:AB:2829:A:C2	8:AB:2830:C:C2	3.01	0.49
8:AB:292:U:O5'	8:AB:292:U:H6	1.95	0.49
8:AB:301:G:C4	8:AB:302:C:C6	3.00	0.49
8:AB:314:C:C5	8:AB:315:G:N7	2.81	0.49
8:AB:35:G:C5	8:AB:454:A:C2	3.01	0.49
8:AB:46:G:C2	8:AB:47:C:C6	3.00	0.49
8:AB:597:G:N2	8:AB:661:A:C4	2.81	0.49
8:AB:736:C:C2	8:AB:737:C:H5	2.31	0.49
8:AB:798:G:C6	8:AB:799:G:N7	2.81	0.49
8:AB:855:G:C4	8:AB:923:G:N2	2.81	0.49
8:AB:919:U:C4	8:AB:920:A:C5	3.00	0.49
9:AC:153:LEU:HD13	9:AC:161:VAL:HG22	1.93	0.49
9:AC:153:LEU:HD22	9:AC:161:VAL:HG21	1.95	0.49
8:AB:1842:G:C1'	9:AC:241:LYS:HE3	2.42	0.49
11:AE:147:LEU:HD22	11:AE:165:HIS:CD2	2.47	0.49
11:AE:3:LEU:HD12	11:AE:12:LEU:HB3	1.94	0.49
11:AE:88:ARG:H	11:AE:88:ARG:HD2	1.77	0.49
12:AF:97:GLU:HA	12:AF:100:GLU:OE1	2.12	0.49
13:AG:170:THR:C	13:AG:172:GLU:H	2.16	0.49
15:AI:71:LYS:HD3	15:AI:115:ASP:OD2	2.12	0.49
16:AJ:73:VAL:CG2	16:AJ:74:TYR:N	2.75	0.49
17:AK:64:ARG:O	17:AK:82:ASN:HA	2.11	0.49
18:AL:29:LYS:CG	18:AL:30:THR:N	2.76	0.49
8:AB:2880:C:H6	20:AN:91:ALA:HB3	1.75	0.49
22:AP:26:GLU:CA	22:AP:47:ILE:HB	2.41	0.49
23:AQ:10:ARG:HB3	23:AQ:14:LYS:NZ	2.28	0.49
24:AR:26:ASP:O	24:AR:27:ILE:CB	2.60	0.49
24:AR:80:ARG:HG3	24:AR:81:LYS:N	2.23	0.49
25:AS:28:LYS:HB3	25:AS:71:VAL:HG21	1.93	0.49
25:AS:84:ARG:NH2	25:AS:98:LYS:CE	2.69	0.49
26:AT:37:ASP:N	26:AT:37:ASP:OD1	2.45	0.49

Continued on next page...

Continued from previous page...

Atom-1	Atom-2	Interatomic distance (Å)	Clash overlap (Å)
29:AW:45:HIS:NE2	29:AW:64:GLY:HA3	2.28	0.49
32:AZ:48:GLN:HB3	32:AZ:51:VAL:HG23	1.94	0.49
33:BA:1038:C:O2'	33:BA:1039:G:H5'	2.12	0.49
33:BA:1173:U:C2	33:BA:1174:G:C8	3.00	0.49
33:BA:1255:G:O2'	33:BA:1258:G:H1'	2.12	0.49
33:BA:1260:G:P	33:BA:1284:C:H4'	2.53	0.49
33:BA:391:G:O2'	33:BA:392:C:O4'	2.19	0.49
33:BA:41:G:H2'	33:BA:42:G:C8	2.47	0.49
33:BA:737:C:C6	33:BA:737:C:O5'	2.59	0.49
33:BA:755:G:C6	33:BA:756:C:N4	2.73	0.49
33:BA:779:C:H2'	33:BA:779:C:O2	2.12	0.49
33:BA:797:C:C6	33:BA:797:C:H3'	2.47	0.49
33:BA:815:A:H4'	33:BA:817:C:C4	2.47	0.49
33:BA:861:G:C6	33:BA:862:C:C4	3.00	0.49
33:BA:867:G:H2'	33:BA:868:C:C5	2.47	0.49
33:BA:872:A:C4	33:BA:874:G:C8	3.00	0.49
33:BA:825:A:N1	33:BA:876:C:N3	2.60	0.49
33:BA:910:C:C2'	33:BA:911:U:H5'	2.42	0.49
33:BA:917:G:C2	33:BA:918:A:C4	3.00	0.49
33:BA:918:A:N6	33:BA:919:A:N1	2.60	0.49
33:BA:925:G:C6	33:BA:1392:G:C2	3.01	0.49
34:BB:90:PHE:O	34:BB:149:GLY:HA3	2.12	0.49
35:BC:139:ASN:ND2	35:BC:142:ARG:HH21	2.10	0.49
35:BC:49:ALA:O	35:BC:71:ARG:HB3	2.13	0.49
35:BC:96:VAL:HB	35:BC:97:PRO:HD2	1.94	0.49
38:BF:3:HIS:O	38:BF:92:THR:HA	2.13	0.49
44:BL:87:LYS:HZ2	44:BL:87:LYS:HA	1.71	0.49
46:BN:66:THR:CB	46:BN:82:LYS:HD2	2.42	0.49
49:BQ:10:ARG:NH2	49:BQ:11:VAL:HB	2.26	0.49
50:BR:55:ALA:HA	50:BR:58:ILE:HD12	1.93	0.49
51:BS:43:MET:O	51:BS:61:VAL:HB	2.12	0.49
52:BT:24:ARG:HA	52:BT:27:MET:HE2	1.94	0.49
4:C3:7:ARG:HA	4:C3:10:ALA:CB	2.42	0.49
4:C3:25:HIS:NE2	4:C3:46:LYS:HG2	2.27	0.49
5:C4:24:ARG:CB	5:C4:36:ARG:CA	2.86	0.49
8:CB:1083:U:H6	8:CB:1083:U:OP2	1.96	0.49
8:CB:1131:G:C4	8:CB:2025:C:O2'	2.66	0.49
8:CB:1272:A:O2'	8:CB:1273:U:H5'	2.12	0.49
8:CB:1298:C:O4'	8:CB:1302:A:C2	2.66	0.49
8:CB:1351:C:N3	8:CB:1381:G:O6	2.45	0.49
8:CB:1495:A:H2	8:CB:1578:U:O2	1.96	0.49

Continued on next page...

Continued from previous page...

Atom-1	Atom-2	Interatomic distance (Å)	Clash overlap (Å)
8:CB:1584:U:H5''	8:CB:1585:C:C5	2.47	0.49
8:CB:1663:G:C8	8:CB:1663:G:H5'	2.41	0.49
8:CB:1819:A:H1'	8:CB:1821:A:C5	2.47	0.49
8:CB:1855:U:C5	8:CB:1856:U:C5	3.00	0.49
8:CB:1972:G:N3	8:CB:1972:G:H2'	2.28	0.49
8:CB:2300:C:C2'	8:CB:2301:C:H5'	2.43	0.49
8:CB:2454:G:C5	8:CB:2455:G:N7	2.80	0.49
8:CB:2489:U:H2'	8:CB:2490:G:H5'	1.93	0.49
8:CB:2577:A:C4'	8:CB:2612:C:N4	2.76	0.49
8:CB:2804:U:C4	8:CB:2805:C:N4	2.80	0.49
1:C0:39:ARG:HH11	8:CB:2816:G:H4'	1.77	0.49
8:CB:2859:G:H2'	8:CB:2860:A:H5''	1.95	0.49
8:CB:322:A:C2	8:CB:340:A:C6	3.00	0.49
8:CB:442:G:C2	8:CB:444:C:C5	3.01	0.49
8:CB:448:U:C5	8:CB:583:G:H1'	2.47	0.49
8:CB:482:A:N7	8:CB:506:G:C4	2.80	0.49
8:CB:51:G:N3	8:CB:119:A:C2	2.80	0.49
8:CB:556:A:H2	8:CB:557:C:H1'	1.76	0.49
8:CB:677:A:O2'	8:CB:678:C:H5'	2.11	0.49
8:CB:5:A:H5''	8:CB:6:A:OP2	2.12	0.49
8:CB:783:A:H4'	8:CB:1779:U:O2	2.13	0.49
8:CB:796:C:H2'	8:CB:797:G:O4'	2.12	0.49
8:CB:812:C:H2'	8:CB:813:U:C5'	2.43	0.49
8:CB:843:G:O6	8:CB:844:A:C6	2.64	0.49
8:CB:866:A:C8	8:CB:914:G:C6	3.01	0.49
8:CB:93:G:C5	8:CB:94:A:C5	3.01	0.49
8:CB:94:A:C8	8:CB:94:A:O5'	2.66	0.49
8:CB:1804:C:P	9:CC:254:LYS:HD2	2.52	0.49
10:CD:31:ALA:HB3	10:CD:95:SER:N	2.27	0.49
11:CE:198:GLU:O	11:CE:199:MET:HB2	2.11	0.49
12:CF:76:PHE:HD1	12:CF:78:ILE:HD12	1.77	0.49
13:CG:108:PHE:HZ	13:CG:151:ARG:CG	2.17	0.49
13:CG:16:VAL:HG12	13:CG:17:LYS:N	2.20	0.49
14:CH:47:PHE:HD2	14:CH:48:GLU:N	2.10	0.49
17:CK:47:ILE:HB	17:CK:48:PRO:HD2	1.95	0.49
18:CL:19:LEU:N	18:CL:19:LEU:CD1	2.58	0.49
18:CL:43:GLY:O	18:CL:45:GLY:N	2.46	0.49
19:CM:101:VAL:HG11	19:CM:113:ALA:HB1	1.94	0.49
20:CN:92:GLY:O	20:CN:94:TYR:N	2.45	0.49
21:CO:73:ALA:O	21:CO:76:LYS:HB2	2.11	0.49
8:CB:86:G:OP1	27:CU:29:SER:O	2.31	0.49

Continued on next page...

Continued from previous page...

Atom-1	Atom-2	Interatomic distance (Å)	Clash overlap (Å)
28:CV:70:ILE:HG12	28:CV:71:LYS:N	2.27	0.49
33:DA:1199:U:H5'	42:DJ:56:HIS:CE1	2.47	0.49
33:DA:1284:C:N4	33:DA:1285:A:H62	2.11	0.49
33:DA:1330:U:O5'	33:DA:1330:U:H6	1.95	0.49
33:DA:15:G:N7	33:DA:1396:A:C5	2.81	0.49
33:DA:1464:U:H2'	33:DA:1465:A:C8	2.48	0.49
33:DA:1516:G:H2'	33:DA:1518:A:OP2	2.12	0.49
33:DA:229:U:H2'	33:DA:230:G:C8	2.47	0.49
33:DA:261:U:C5	52:DT:73:ARG:NH1	2.78	0.49
33:DA:349:A:H8	33:DA:349:A:O5'	1.95	0.49
33:DA:648:A:C2'	33:DA:649:A:H5'	2.42	0.49
33:DA:690:G:OP2	43:DK:28:ASN:OD1	2.29	0.49
33:DA:691:G:H1'	33:DA:696:A:N6	2.28	0.49
33:DA:721:G:C8	33:DA:722:G:C6	3.00	0.49
33:DA:907:A:C5	33:DA:908:A:C8	3.01	0.49
34:DB:196:ASP:OD2	34:DB:196:ASP:N	2.45	0.49
34:DB:76:SER:O	34:DB:79:VAL:HG22	2.13	0.49
36:DD:169:TRP:NE1	36:DD:185:PRO:HB3	2.27	0.49
37:DE:19:ARG:CG	37:DE:20:VAL:N	2.76	0.49
37:DE:89:THR:HG22	37:DE:90:GLY:N	2.28	0.49
33:DA:253:A:OP2	49:DQ:68:LYS:HD3	2.12	0.49
5:A4:15:LYS:CE	5:A4:17:VAL:HB	2.43	0.49
8:AB:1041:G:H2'	8:AB:1042:G:H8	1.76	0.49
8:AB:1096:A:H2'	8:AB:1097:U:H4'	1.94	0.49
8:AB:1235:G:C5'	8:AB:1236:G:OP2	2.61	0.49
8:AB:1570:A:N6	8:AB:1571:A:C6	2.81	0.49
8:AB:1574:C:H2'	8:AB:1575:C:C6	2.48	0.49
8:AB:1748:C:C6	8:AB:1748:C:H5''	2.44	0.49
8:AB:1805:A:H2'	8:AB:1806:C:C5'	2.42	0.49
8:AB:1813:G:N3	9:AC:50:THR:CG2	2.72	0.49
8:AB:2269:G:H2'	8:AB:2270:A:H5'	1.95	0.49
8:AB:2297:A:H2'	8:AB:2298:A:H8	1.78	0.49
8:AB:792:A:C5	8:AB:2440:C:C6	3.00	0.49
8:AB:2854:G:N2	8:AB:2864:G:C4	2.81	0.49
8:AB:449:A:H2'	8:AB:450:G:C5'	2.42	0.49
8:AB:540:C:O2'	8:AB:541:A:H5'	2.13	0.49
8:AB:564:C:H5''	8:AB:565:C:OP2	2.12	0.49
8:AB:464:U:H1'	8:AB:686:U:H5	1.77	0.49
8:AB:706:A:C2	8:AB:707:G:H1'	2.47	0.49
8:AB:78:U:H2'	8:AB:79:C:H6	1.77	0.49
9:AC:3:VAL:HG12	9:AC:4:LYS:H	1.77	0.49

Continued on next page...

Continued from previous page...

Atom-1	Atom-2	Interatomic distance (Å)	Clash overlap (Å)
9:AC:62:ARG:HD3	9:AC:62:ARG:O	2.12	0.49
12:AF:133:GLU:CA	12:AF:150:GLY:HA2	2.43	0.49
12:AF:139:GLU:C	12:AF:140:ILE:HD12	2.33	0.49
13:AG:68:ARG:HG2	13:AG:71:LEU:CD2	2.39	0.49
15:AI:104:GLN:O	15:AI:105:LEU:HD23	2.12	0.49
15:AI:126:ARG:HA	15:AI:129:GLU:CG	2.42	0.49
16:AJ:100:VAL:O	16:AJ:102:GLU:HG2	2.12	0.49
8:AB:2392:A:O2'	18:AL:62:PRO:CG	2.60	0.49
21:AO:1:MET:O	21:AO:97:PHE:HE1	1.96	0.49
22:AP:12:MET:HE3	22:AP:12:MET:HA	1.95	0.49
27:AU:96:LYS:O	27:AU:98:ASN:N	2.45	0.49
32:AZ:3:LYS:HG2	32:AZ:8:LYS:HA	1.93	0.49
33:BA:1401:G:N7	33:BA:1402:C:C5	2.81	0.49
33:BA:184:G:O4'	33:BA:224:U:H4'	2.13	0.49
33:BA:232:G:H1'	33:BA:262:A:N1	2.27	0.49
33:BA:343:U:O2'	33:BA:344:A:H2'	2.12	0.49
33:BA:419:C:H2'	33:BA:420:U:H5'	1.94	0.49
33:BA:764:C:N4	33:BA:812:G:N1	2.60	0.49
33:BA:770:C:C6	33:BA:770:C:H3'	2.47	0.49
33:BA:854:U:O2	33:BA:855:U:C5	2.65	0.49
33:BA:863:U:C5	33:BA:867:G:O6	2.65	0.49
34:BB:111:LYS:C	34:BB:113:LEU:N	2.64	0.49
34:BB:187:ASP:HB2	34:BB:203:ASP:HB2	1.89	0.49
34:BB:50:ASN:O	34:BB:54:ALA:N	2.44	0.49
35:BC:66:THR:HG22	35:BC:67:ILE:N	2.26	0.49
36:BD:56:GLU:HA	36:BD:59:LYS:CB	2.41	0.49
37:BE:89:THR:CG2	37:BE:90:GLY:N	2.70	0.49
38:BF:68:GLN:HA	38:BF:71:ILE:CG2	2.36	0.49
38:BF:7:VAL:O	38:BF:88:MET:O	2.31	0.49
39:BG:117:LEU:C	39:BG:119:LEU:H	2.14	0.49
39:BG:119:LEU:HD13	39:BG:123:LEU:HD23	1.94	0.49
44:BL:42:LYS:HE2	44:BL:90:PRO:HG3	1.93	0.49
49:BQ:56:ASP:O	49:BQ:57:VAL:HG23	2.12	0.49
1:C0:15:ARG:HA	8:CB:2046:G:H4'	1.94	0.49
3:C2:46:LYS:HE3	3:C2:46:LYS:O	2.12	0.49
4:C3:13:PHE:O	4:C3:14:LYS:HB2	2.12	0.49
8:CB:973:A:C8	8:CB:1188:U:C2	3.01	0.49
8:CB:1225:G:C5	8:CB:1226:A:C6	3.01	0.49
8:CB:1299:G:H5''	8:CB:1300:G:OP1	2.12	0.49
8:CB:1471:G:H1	8:CB:1520:U:H3	1.59	0.49
8:CB:1658:C:N3	8:CB:1659:G:N7	2.61	0.49

Continued on next page...

Continued from previous page...

Atom-1	Atom-2	Interatomic distance (Å)	Clash overlap (Å)
8:CB:1729:U:H3'	8:CB:1730:C:C4'	2.33	0.49
8:CB:2028:U:C2'	8:CB:2029:G:C8	2.93	0.49
8:CB:201:C:O2'	8:CB:202:U:H5'	2.13	0.49
8:CB:2060:A:N3	8:CB:2502:G:C4	2.81	0.49
8:CB:2189:U:C2	8:CB:2190:G:N7	2.80	0.49
8:CB:2190:G:C2'	8:CB:2191:A:H5'	2.43	0.49
8:CB:2195:U:O2'	8:CB:2196:C:H5'	2.13	0.49
8:CB:2303:G:C6	8:CB:2304:G:C8	3.01	0.49
8:CB:2394:C:OP1	18:CL:64:PHE:CD2	2.66	0.49
8:CB:2574:G:C4	8:CB:2575:C:C6	2.99	0.49
8:CB:2606:C:H2'	8:CB:2607:G:H5'	1.94	0.49
8:CB:307:G:H2'	8:CB:309:A:OP2	2.12	0.49
8:CB:311:A:H3'	8:CB:312:G:C8	2.48	0.49
8:CB:361:G:O2'	8:CB:362:A:H5'	2.13	0.49
8:CB:394:C:O2	8:CB:394:C:H2'	2.11	0.49
8:CB:371:A:N6	8:CB:401:A:H3'	2.26	0.49
8:CB:445:C:O2'	8:CB:446:G:H5'	2.12	0.49
8:CB:534:U:H3	8:CB:559:G:H1	1.60	0.49
8:CB:575:A:H2'	8:CB:576:U:H5''	1.95	0.49
8:CB:581:C:H2'	8:CB:582:A:C8	2.47	0.49
8:CB:771:G:C6	8:CB:772:C:N4	2.81	0.49
8:CB:911:A:C2	8:CB:2277:G:N3	2.79	0.49
8:CB:98:G:H3'	8:CB:99:U:H5''	1.93	0.49
9:CC:229:HIS:CE1	9:CC:231:HIS:NE2	2.80	0.49
10:CD:125:TRP:C	10:CD:127:PHE:H	2.13	0.49
11:CE:50:ALA:O	11:CE:51:GLU:HB3	2.12	0.49
12:CF:106:ALA:HB1	12:CF:136:ILE:CG2	2.41	0.49
13:CG:45:ALA:HB3	13:CG:48:THR:OG1	2.13	0.49
15:CI:17:ALA:O	15:CI:18:ASN:CB	2.59	0.49
16:CJ:44:TYR:CZ	16:CJ:49:ASP:O	2.64	0.49
8:CB:666:A:OP2	18:CL:48:ARG:HD2	2.11	0.49
19:CM:41:LEU:HD23	19:CM:41:LEU:N	2.26	0.49
19:CM:46:ILE:HD12	19:CM:69:PRO:HG3	1.93	0.49
19:CM:55:ARG:O	19:CM:57:VAL:N	2.44	0.49
20:CN:32:GLU:HA	20:CN:115:LEU:HD21	1.93	0.49
20:CN:24:MET:CE	20:CN:44:LEU:HD13	2.42	0.49
8:CB:2820:A:OP1	20:CN:5:LYS:CG	2.60	0.49
22:CP:45:VAL:HG13	22:CP:65:ASN:HD21	1.77	0.49
23:CQ:82:LEU:O	23:CQ:88:GLU:CG	2.59	0.49
25:CS:10:ALA:O	25:CS:11:ARG:HB3	2.11	0.49
25:CS:69:LEU:HB3	25:CS:107:VAL:HB	1.93	0.49

Continued on next page...

Continued from previous page...

Atom-1	Atom-2	Interatomic distance (Å)	Clash overlap (Å)
29:CW:42:THR:OG1	29:CW:66:VAL:N	2.46	0.49
30:CX:28:LEU:HD21	30:CX:35:GLY:HA3	1.94	0.49
33:DA:1053:G:OP1	33:DA:1054:C:C6	2.66	0.49
33:DA:1058:G:C6	33:DA:1059:C:C2	3.00	0.49
33:DA:1072:G:C5	33:DA:1073:U:C4	3.00	0.49
33:DA:1134:G:C6	33:DA:1135:U:H1'	2.47	0.49
33:DA:1339:A:H2'	33:DA:1340:A:O4'	2.12	0.49
33:DA:1475:G:O2'	33:DA:1476:A:H5'	2.13	0.49
33:DA:1416:G:C6	33:DA:1485:U:O2	2.65	0.49
33:DA:355:C:N4	33:DA:356:A:H62	2.10	0.49
33:DA:378:G:O2'	33:DA:379:C:H5'	2.13	0.49
33:DA:391:G:C2	33:DA:392:C:N1	2.80	0.49
33:DA:41:G:H2'	33:DA:42:G:C8	2.47	0.49
33:DA:435:A:C2	33:DA:436:C:N1	2.80	0.49
33:DA:478:A:C6	33:DA:479:U:C2	3.00	0.49
33:DA:528:C:O2	33:DA:535:A:O2'	2.29	0.49
33:DA:542:G:O2'	33:DA:543:U:H5'	2.12	0.49
33:DA:644:U:H2'	33:DA:645:G:O4'	2.12	0.49
33:DA:673:A:C2	33:DA:734:G:C2	3.01	0.49
33:DA:713:G:H8	33:DA:713:G:O5'	1.94	0.49
33:DA:774:G:C6	33:DA:775:G:N9	2.80	0.49
33:DA:819:A:H4'	33:DA:820:U:OP2	2.13	0.49
33:DA:897:C:O2	33:DA:897:C:H2'	2.12	0.49
33:DA:920:U:C2	33:DA:921:U:C4	3.00	0.49
35:DC:42:LEU:CD2	35:DC:86:LEU:HD22	2.43	0.49
36:DD:138:PRO:HA	36:DD:181:PHE:CD2	2.47	0.49
36:DD:169:TRP:HD1	36:DD:183:ARG:O	1.95	0.49
36:DD:44:LYS:HD3	36:DD:44:LYS:O	2.12	0.49
40:DH:61:THR:OG1	40:DH:61:THR:O	2.26	0.49
41:DI:119:LYS:O	41:DI:120:ALA:CB	2.60	0.49
42:DJ:86:ALA:O	42:DJ:87:LEU:HD13	2.12	0.49
42:DJ:9:ARG:HB2	42:DJ:99:GLN:CB	2.43	0.49
44:DL:35:ARG:NH1	44:DL:75:GLU:HB3	2.27	0.49
45:DM:34:ALA:HB2	45:DM:40:GLU:HB3	1.95	0.49
3:A2:26:ASN:ND2	3:A2:26:ASN:H	2.10	0.49
6:A5:157:LYS:HD2	6:A5:157:LYS:N	2.27	0.49
7:AA:39:A:C2'	7:AA:40:U:H5'	2.43	0.49
8:AB:1015:U:H3'	8:AB:1015:U:H6	1.78	0.49
8:AB:1021:A:C2'	8:AB:1022:G:O5'	2.60	0.49
8:AB:112:U:H5'	30:AX:58:ASN:HD22	1.76	0.49
8:AB:990:A:H5''	8:AB:1157:G:OP1	2.12	0.49

Continued on next page...

Continued from previous page...

Atom-1	Atom-2	Interatomic distance (Å)	Clash overlap (Å)
8:AB:1176:U:C6	8:AB:1176:U:O5'	2.65	0.49
8:AB:117:G:C6	8:AB:119:A:C6	3.00	0.49
8:AB:123:G:C6	8:AB:124:G:C5	3.01	0.49
8:AB:1275:A:H2'	8:AB:1276:A:O5'	2.13	0.49
8:AB:1356:G:H2'	8:AB:1357:C:C6	2.46	0.49
8:AB:1734:G:N3	8:AB:1735:A:C8	2.81	0.49
8:AB:1715:G:N2	8:AB:1744:A:OP2	2.46	0.49
8:AB:1801:A:H8	8:AB:2203:U:H2'	1.78	0.49
8:AB:1856:U:H2'	8:AB:1857:G:O4'	2.12	0.49
8:AB:1854:A:N6	8:AB:1888:G:H1'	2.26	0.49
8:AB:2011:U:H2'	8:AB:2012:G:C8	2.47	0.49
8:AB:2104:C:H6	8:AB:2104:C:C5'	2.26	0.49
8:AB:2109:U:O4	8:AB:2181:U:C5	2.65	0.49
8:AB:2249:U:N3	8:AB:2253:G:OP2	2.44	0.49
8:AB:2282:G:H4'	8:AB:2283:C:OP2	2.12	0.49
8:AB:2285:C:O2	8:AB:2288:A:C8	2.66	0.49
8:AB:2370:G:H2'	8:AB:2371:G:O5'	2.13	0.49
8:AB:2532:G:H2'	8:AB:2533:U:H6	1.74	0.49
8:AB:2593:U:C6	8:AB:2594:C:H5	2.30	0.49
8:AB:294:A:C5	8:AB:345:A:C2	3.01	0.49
8:AB:468:G:C2'	8:AB:469:G:C8	2.92	0.49
8:AB:503:A:N3	8:AB:505:A:H2'	2.28	0.49
8:AB:535:G:H1'	23:AQ:52:ARG:HH11	1.75	0.49
8:AB:597:G:C6	8:AB:598:U:N3	2.81	0.49
8:AB:602:A:H4'	8:AB:604:G:H4'	1.95	0.49
8:AB:792:A:H4'	8:AB:793:A:H5'	1.94	0.49
8:AB:901:C:C4	8:AB:902:C:N4	2.78	0.49
9:AC:44:ASN:ND2	9:AC:47:ARG:O	2.46	0.49
9:AC:53:ILE:HG23	9:AC:218:THR:H	1.77	0.49
10:AD:42:ASN:C	10:AD:42:ASN:HD22	2.16	0.49
11:AE:123:LYS:HB3	11:AE:126:VAL:HG21	1.95	0.49
11:AE:134:LEU:HD23	11:AE:134:LEU:O	2.12	0.49
15:AI:96:LYS:CG	15:AI:138:VAL:HB	2.42	0.49
16:AJ:55:ILE:HG12	16:AJ:123:LYS:HB2	1.94	0.49
17:AK:76:VAL:O	22:AP:74:GLN:N	2.44	0.49
18:AL:40:SER:HA	18:AL:41:ARG:NE	2.27	0.49
19:AM:25:ASP:HB3	19:AM:98:PRO:HA	1.93	0.49
22:AP:50:ARG:CG	22:AP:99:LEU:HB3	2.43	0.49
22:AP:49:ILE:C	22:AP:50:ARG:HH11	2.16	0.49
16:AJ:45:THR:N	23:AQ:63:ARG:NH2	2.61	0.49
24:AR:22:LEU:C	24:AR:96:VAL:HG22	2.33	0.49

Continued on next page...

Continued from previous page...

Atom-1	Atom-2	Interatomic distance (Å)	Clash overlap (Å)
24:AR:22:LEU:O	24:AR:23:GLU:HB3	2.12	0.49
25:AS:17:VAL:HA	25:AS:20:VAL:HG12	1.95	0.49
25:AS:50:VAL:HG23	25:AS:50:VAL:O	2.12	0.49
26:AT:25:GLU:HA	26:AT:25:GLU:OE1	2.11	0.49
29:AW:44:PHE:CZ	29:AW:58:LEU:O	2.66	0.49
32:AZ:32:LEU:HD22	32:AZ:33:ASN:N	2.27	0.49
32:AZ:58:ASP:C	32:AZ:59:ARG:HD3	2.33	0.49
33:BA:1287:A:N6	33:BA:1288:A:N6	2.60	0.49
33:BA:136:C:C2'	33:BA:137:U:H5'	2.42	0.49
33:BA:408:A:H8	33:BA:408:A:C5'	2.24	0.49
33:BA:688:G:C6	33:BA:700:G:N2	2.81	0.49
33:BA:845:A:H3'	33:BA:846:G:O4'	2.12	0.49
34:BB:98:GLY:HA3	34:BB:102:ASN:CB	2.43	0.49
35:BC:115:VAL:CG1	35:BC:137:VAL:HG22	2.43	0.49
35:BC:6:PRO:HD2	35:BC:183:TYR:CD2	2.47	0.49
36:BD:117:VAL:O	36:BD:130:ASN:HA	2.13	0.49
36:BD:27:ILE:O	36:BD:28:ASP:CB	2.61	0.49
38:BF:93:LYS:HZ1	50:BR:20:ILE:HD12	1.78	0.49
33:BA:1376:U:H5'	39:BG:101:ARG:NH2	2.28	0.49
49:BQ:57:VAL:HB	49:BQ:79:GLU:HB2	1.95	0.49
2:C1:15:GLY:CA	2:C1:47:ILE:HG21	2.42	0.49
3:C2:12:ARG:C	3:C2:14:ARG:H	2.16	0.49
8:CB:1018:U:C2	8:CB:1019:U:C5	3.01	0.49
8:CB:1042:G:C5	8:CB:1043:C:C4	3.01	0.49
8:CB:1099:G:C5'	8:CB:1099:G:C8	2.91	0.49
8:CB:1118:C:O5'	8:CB:1119:U:OP2	2.31	0.49
8:CB:1364:G:H5''	8:CB:1365:A:OP2	2.13	0.49
8:CB:1384:A:O2'	8:CB:1385:A:H5'	2.13	0.49
8:CB:1429:G:H2'	8:CB:1430:G:C5'	2.43	0.49
8:CB:1539:U:C2	8:CB:1540:G:C8	3.00	0.49
8:CB:1803:A:H2'	8:CB:1804:C:O4'	2.13	0.49
8:CB:1822:C:O2'	8:CB:1823:G:H5''	2.13	0.49
8:CB:1977:A:N1	8:CB:1978:A:N3	2.60	0.49
8:CB:2057:G:C2	8:CB:2612:C:O2	2.65	0.49
8:CB:208:C:N3	8:CB:209:C:C5	2.80	0.49
8:CB:2265:U:O2	8:CB:2276:G:C2	2.65	0.49
8:CB:2331:G:H4'	29:CW:69:GLU:CG	2.38	0.49
8:CB:2898:U:H2'	8:CB:2899:A:C8	2.47	0.49
8:CB:343:C:C2'	8:CB:344:A:H5'	2.39	0.49
8:CB:346:A:C3'	8:CB:347:A:H5''	2.43	0.49
8:CB:418:C:C4	8:CB:419:U:C4	3.00	0.49

Continued on next page...

Continued from previous page...

Atom-1	Atom-2	Interatomic distance (Å)	Clash overlap (Å)
8:CB:418:C:C2	8:CB:419:U:C5	3.00	0.49
8:CB:529:A:C6	8:CB:2042:A:C2	3.00	0.49
8:CB:604:G:H2'	8:CB:605:G:C8	2.48	0.49
8:CB:633:A:OP1	18:CL:71:ALA:CB	2.61	0.49
8:CB:65:U:OP1	26:CT:76:ARG:HB2	2.11	0.49
9:CC:168:GLY:O	9:CC:169:ALA:HB3	2.13	0.49
9:CC:179:GLU:OE1	9:CC:267:VAL:HG23	2.13	0.49
9:CC:211:ARG:O	9:CC:213:ARG:N	2.46	0.49
11:CE:22:ASP:O	11:CE:110:SER:O	2.31	0.49
11:CE:64:GLY:C	11:CE:66:GLY:H	2.16	0.49
12:CF:177:ARG:HG2	12:CF:178:LYS:N	2.28	0.49
16:CJ:7:LYS:HG2	16:CJ:48:VAL:HG11	1.95	0.49
18:CL:141:LYS:C	18:CL:142:ILE:HG23	2.33	0.49
20:CN:113:ILE:O	20:CN:113:ILE:HG22	2.13	0.49
20:CN:6:SER:O	20:CN:7:GLY:C	2.48	0.49
21:CO:104:GLN:O	21:CO:105:ALA:C	2.51	0.49
21:CO:111:ARG:O	21:CO:113:ALA:O	2.30	0.49
21:CO:4:LYS:HB2	21:CO:4:LYS:HZ3	1.78	0.49
23:CQ:26:ALA:O	23:CQ:30:VAL:CG2	2.61	0.49
8:CB:1225:G:C5'	24:CR:90:ARG:NE	2.74	0.49
8:CB:486:C:O4'	25:CS:60:HIS:CG	2.66	0.49
25:CS:66:ILE:CG2	25:CS:67:ASP:N	2.75	0.49
29:CW:45:HIS:NE2	29:CW:55:ASP:OD2	2.34	0.49
33:DA:1124:G:O2'	33:DA:1127:G:N1	2.45	0.49
33:DA:1360:A:N6	33:DA:1361:G:N2	2.57	0.49
33:DA:1422:G:C2	33:DA:1423:G:C5	3.01	0.49
33:DA:1429:A:C2	33:DA:1472:U:C2	3.01	0.49
33:DA:1480:A:H5'	33:DA:1480:A:C8	2.45	0.49
33:DA:233:C:C2'	33:DA:234:C:H5'	2.43	0.49
33:DA:343:U:HO2'	33:DA:344:A:H8	1.60	0.49
33:DA:441:A:C2	33:DA:497:G:C6	3.01	0.49
33:DA:50:A:N3	33:DA:52:C:H1'	2.28	0.49
33:DA:544:G:C2	33:DA:545:C:C5	3.01	0.49
33:DA:656:G:H2'	33:DA:656:G:N3	2.27	0.49
33:DA:805:C:H5''	33:DA:806:C:OP2	2.12	0.49
34:DB:98:GLY:HA2	34:DB:101:THR:HG23	1.95	0.49
36:DD:169:TRP:HA	36:DD:182:LYS:HD2	1.95	0.49
36:DD:48:SER:O	36:DD:51:GLY:N	2.45	0.49
36:DD:59:LYS:NZ	36:DD:194:ILE:HA	2.28	0.49
36:DD:61:ARG:HE	36:DD:67:LEU:HA	1.78	0.49
38:DF:12:PRO:HG2	38:DF:54:LEU:CD1	2.42	0.49

Continued on next page...

Continued from previous page...

Atom-1	Atom-2	Interatomic distance (Å)	Clash overlap (Å)
38:DF:7:VAL:CG2	38:DF:8:PHE:N	2.75	0.49
37:DE:158:LYS:CB	40:DH:63:LYS:HD3	2.39	0.49
44:DL:113:ARG:O	44:DL:114:SER:C	2.49	0.49
46:DN:62:ARG:HD3	46:DN:67:GLY:O	2.13	0.49
48:DP:19:VAL:HG13	48:DP:36:VAL:HG12	1.95	0.49
48:DP:39:PHE:HA	48:DP:50:THR:HG23	1.94	0.49
49:DQ:56:ASP:OD1	49:DQ:81:ALA:CB	2.56	0.49
1:A0:47:TYR:HA	1:A0:52:LYS:HG2	1.93	0.49
2:A1:24:LYS:HZ1	8:AB:2285:C:N4	2.05	0.49
8:AB:1020:A:C2	8:AB:1141:U:C2	3.01	0.49
8:AB:147:C:C5	8:AB:148:U:C4	3.01	0.49
8:AB:1574:C:C4	8:AB:1575:C:N4	2.81	0.49
8:AB:1611:C:C2	8:AB:1612:C:C5	3.01	0.49
8:AB:1805:A:H2'	8:AB:1806:C:H5''	1.94	0.49
8:AB:1813:G:H8	8:AB:1813:G:O5'	1.96	0.49
8:AB:185:G:N1	8:AB:212:G:C2	2.80	0.49
8:AB:1265:A:H61	8:AB:2013:A:H5''	1.78	0.49
8:AB:2094:A:C2	8:AB:2196:C:C2	3.01	0.49
8:AB:2762:C:C2'	8:AB:2763:G:H5''	2.41	0.49
8:AB:2819:G:O2'	8:AB:2820:A:H5'	2.13	0.49
8:AB:285:G:H3'	8:AB:285:G:C8	2.48	0.49
8:AB:301:G:C4	8:AB:302:C:C5	3.01	0.49
8:AB:577:G:O2'	8:AB:1254:A:OP1	2.31	0.49
8:AB:618:G:N3	8:AB:618:G:H2'	2.27	0.49
8:AB:624:C:O2'	8:AB:625:G:H5'	2.13	0.49
8:AB:639:U:H2'	8:AB:640:C:H6	1.77	0.49
8:AB:718:A:H3'	8:AB:719:C:H6	1.77	0.49
8:AB:740:C:N4	8:AB:758:C:O2	2.46	0.49
8:AB:795:C:O2'	8:AB:796:C:OP1	2.30	0.49
8:AB:802:A:C6	8:AB:803:U:C4	3.00	0.49
9:AC:222:THR:HG21	9:AC:238:ASN:ND2	2.28	0.49
8:AB:780:G:N1	9:AC:228:ASP:CG	2.63	0.49
10:AD:29:VAL:HG23	10:AD:51:THR:HG22	1.94	0.49
14:AH:130:VAL:HG12	14:AH:131:SER:N	2.27	0.49
15:AI:21:PRO:CB	15:AI:22:PRO:HD3	2.36	0.49
18:AL:32:GLY:O	18:AL:34:GLY:N	2.45	0.49
20:AN:21:PHE:O	20:AN:25:ALA:HB3	2.13	0.49
21:AO:63:LYS:O	21:AO:64:TYR:CG	2.66	0.49
22:AP:36:LYS:O	22:AP:38:ARG:N	2.44	0.49
26:AT:15:HIS:O	26:AT:16:VAL:O	2.30	0.49
27:AU:39:ASN:ND2	27:AU:42:LYS:HD3	2.28	0.49

Continued on next page...

Continued from previous page...

Atom-1	Atom-2	Interatomic distance (Å)	Clash overlap (Å)
32:AZ:3:LYS:O	32:AZ:6:HIS:N	2.35	0.49
33:BA:1314:C:C2	33:BA:1315:U:C5	3.00	0.49
33:BA:1314:C:N3	33:BA:1315:U:C5	2.81	0.49
33:BA:922:G:N3	33:BA:1398:A:H2	2.10	0.49
33:BA:1415:G:C5	33:BA:1486:G:N2	2.80	0.49
33:BA:164:G:H2'	33:BA:164:G:N3	2.28	0.49
33:BA:386:C:C3'	33:BA:386:C:C6	2.96	0.49
33:BA:436:C:H6	33:BA:436:C:O5'	1.96	0.49
33:BA:492:C:N3	33:BA:493:A:C2	2.80	0.49
33:BA:509:A:C3'	33:BA:509:A:C8	2.95	0.49
33:BA:570:G:N3	33:BA:571:U:C5	2.81	0.49
33:BA:616:G:H5''	33:BA:616:G:C8	2.48	0.49
33:BA:75:G:H2'	33:BA:76:G:O4'	2.12	0.49
33:BA:878:A:H5''	40:BH:80:PRO:HG3	1.93	0.49
34:BB:35:ASN:CG	34:BB:36:LYS:HD3	2.32	0.49
36:BD:106:PHE:CD1	36:BD:144:ILE:HD11	2.48	0.49
36:BD:64:TYR:O	36:BD:66:VAL:HG23	2.13	0.49
37:BE:93:VAL:HG11	37:BE:139:THR:CG2	2.43	0.49
39:BG:73:GLU:O	39:BG:87:PRO:HA	2.12	0.49
7:CA:18:G:C2	7:CA:67:G:O6	2.66	0.49
8:CB:1040:A:C6	8:CB:1041:G:N7	2.80	0.49
8:CB:1159:U:H2'	8:CB:1160:G:C8	2.48	0.49
8:CB:126:A:O2'	8:CB:127:A:C5'	2.58	0.49
8:CB:1324:G:N2	8:CB:1331:G:C4	2.80	0.49
8:CB:1525:A:C4	8:CB:1526:C:C6	3.01	0.49
8:CB:1528:A:C8	8:CB:1544:A:N6	2.80	0.49
8:CB:1821:A:C2	8:CB:1822:C:C4	3.00	0.49
8:CB:1829:A:N7	8:CB:1830:C:C5	2.80	0.49
8:CB:188:G:H5''	32:CZ:12:ILE:CG2	2.42	0.49
8:CB:197:A:H2'	8:CB:197:A:N3	2.26	0.49
8:CB:2013:A:N3	8:CB:2013:A:H2'	2.27	0.49
8:CB:2030:A:H4'	8:CB:2031:A:C5'	2.42	0.49
8:CB:2278:A:N6	29:CW:11:ASN:O	2.45	0.49
8:CB:2579:C:O4'	10:CD:138:LEU:HD22	2.13	0.49
8:CB:2593:U:C5	8:CB:2594:C:H5	2.30	0.49
8:CB:2633:G:C6	8:CB:2634:A:C5	3.01	0.49
8:CB:2832:U:C4	8:CB:2834:G:N2	2.81	0.49
8:CB:283:G:N2	8:CB:358:U:C2	2.81	0.49
8:CB:2851:A:H2'	8:CB:2852:G:C8	2.48	0.49
8:CB:340:A:H3'	8:CB:341:C:C6	2.48	0.49
8:CB:452:G:C2	8:CB:458:G:C5	3.01	0.49

Continued on next page...

Continued from previous page...

Atom-1	Atom-2	Interatomic distance (Å)	Clash overlap (Å)
8:CB:482:A:N7	8:CB:506:G:N1	2.61	0.49
8:CB:539:G:H2'	8:CB:540:C:O4'	2.13	0.49
8:CB:608:A:C8	8:CB:621:A:N6	2.81	0.49
8:CB:743:A:C6	8:CB:744:U:C5	3.00	0.49
8:CB:797:G:C6	8:CB:798:G:C5	3.01	0.49
8:CB:834:G:H8	8:CB:834:G:O5'	1.96	0.49
8:CB:92:U:C4	8:CB:93:G:C5	3.01	0.49
12:CF:139:GLU:C	12:CF:140:ILE:HD12	2.33	0.49
12:CF:33:ILE:CG1	12:CF:34:THR:H	2.17	0.49
14:CH:2:GLN:O	14:CH:3:VAL:HG13	2.13	0.49
14:CH:84:ALA:O	14:CH:91:PHE:HE1	1.96	0.49
16:CJ:22:GLY:O	16:CJ:24:THR:N	2.45	0.49
16:CJ:81:ILE:C	16:CJ:83:GLY:H	2.14	0.49
22:CP:49:ILE:C	22:CP:50:ARG:HD3	2.33	0.49
26:CT:41:ALA:C	26:CT:43:ILE:H	2.15	0.49
8:CB:65:U:OP1	26:CT:76:ARG:N	2.46	0.49
26:CT:5:GLU:O	26:CT:7:LEU:N	2.46	0.49
27:CU:83:GLY:HA2	27:CU:92:VAL:CG2	2.43	0.49
29:CW:3:LYS:HZ3	29:CW:10:ARG:HE	1.59	0.49
33:DA:1074:G:H2'	33:DA:1075:U:H6	1.78	0.49
33:DA:1092:A:C6	33:DA:1093:A:C6	3.00	0.49
33:DA:1092:A:H2'	33:DA:1093:A:O4'	2.13	0.49
33:DA:1225:A:C4	33:DA:1226:C:H5	2.31	0.49
33:DA:174:A:H2'	33:DA:175:C:H5'	1.94	0.49
33:DA:239:U:H2'	33:DA:239:U:O2	2.13	0.49
33:DA:28:A:H8	33:DA:28:A:O5'	1.96	0.49
33:DA:600:A:C2	33:DA:601:G:C4	3.01	0.49
33:DA:658:C:H2'	33:DA:659:U:C6	2.48	0.49
33:DA:691:G:H2'	33:DA:692:U:C6	2.48	0.49
33:DA:713:G:N2	33:DA:714:G:C2	2.81	0.49
33:DA:734:G:N3	33:DA:734:G:H2'	2.27	0.49
33:DA:896:C:C2	33:DA:897:C:C6	3.01	0.49
36:DD:179:GLY:O	36:DD:180:THR:CB	2.60	0.49
36:DD:181:PHE:HE2	36:DD:184:LYS:HA	1.77	0.49
36:DD:196:GLU:HG2	36:DD:197:HIS:N	2.27	0.49
33:DA:409:U:OP2	36:DD:21:LYS:HE2	2.12	0.49
36:DD:64:TYR:CE2	36:DD:93:LEU:O	2.65	0.49
39:DG:70:PRO:CD	39:DG:102:TRP:CZ3	2.95	0.49
42:DJ:40:ILE:O	42:DJ:42:LEU:N	2.43	0.49
42:DJ:42:LEU:HB3	42:DJ:43:PRO:HD2	1.95	0.49
43:DK:32:THR:O	43:DK:32:THR:HG23	2.13	0.49

Continued on next page...

Continued from previous page...

Atom-1	Atom-2	Interatomic distance (Å)	Clash overlap (Å)
48:DP:17:TYR:O	48:DP:39:PHE:HB3	2.13	0.49
2:A1:15:GLY:HA2	2:A1:47:ILE:HG21	1.95	0.49
7:AA:13:G:H1'	7:AA:69:G:N2	2.28	0.49
7:AA:78:A:H2'	7:AA:79:G:O4'	2.13	0.49
8:AB:1168:G:N2	8:AB:1182:G:H1'	2.28	0.49
8:AB:1242:U:C4	8:AB:1243:C:N4	2.81	0.49
8:AB:132:G:O5'	8:AB:132:G:C8	2.66	0.49
8:AB:1358:G:N7	8:AB:1371:G:C6	2.81	0.49
8:AB:1378:A:C8	8:AB:1380:G:C5	3.00	0.49
8:AB:1541:C:H2'	8:AB:1542:U:O4'	2.12	0.49
8:AB:1548:A:C2	8:AB:1549:A:C5	3.00	0.49
8:AB:1840:G:C4	8:AB:1841:U:C6	3.01	0.49
8:AB:1906:G:C3'	8:AB:1906:G:C8	2.96	0.49
8:AB:1827:U:O2'	8:AB:1970:A:N3	2.42	0.49
8:AB:1991:U:C2'	8:AB:1992:G:H5'	2.42	0.49
8:AB:2048:G:H8	8:AB:2048:G:C5'	2.26	0.49
8:AB:2070:A:H2'	8:AB:2071:A:H8	1.78	0.49
8:AB:2082:A:N7	8:AB:2083:G:N7	2.60	0.49
8:AB:188:G:H1	8:AB:208:C:H42	1.59	0.49
8:AB:2258:C:C5'	8:AB:2258:C:C6	2.95	0.49
8:AB:2543:G:H2'	8:AB:2544:G:O4'	2.12	0.49
8:AB:2701:U:H6	8:AB:2701:U:H3'	1.78	0.49
8:AB:2760:C:C3'	8:AB:2761:A:H5''	2.43	0.49
8:AB:27:G:O2'	8:AB:28:A:O5'	2.31	0.49
8:AB:2823:A:C6	8:AB:2824:C:C4	3.01	0.49
8:AB:2824:C:N4	8:AB:2825:G:N7	2.60	0.49
8:AB:290:U:H2'	8:AB:291:G:O4'	2.13	0.49
8:AB:323:C:H5	11:AE:164:LEU:HD23	1.78	0.49
8:AB:340:A:N7	8:AB:341:C:C2	2.81	0.49
8:AB:538:A:N9	8:AB:539:G:C8	2.81	0.49
8:AB:691:C:O4'	9:AC:42:ARG:NH1	2.46	0.49
8:AB:707:G:C5'	8:AB:708:G:OP2	2.61	0.49
8:AB:751:A:C5	8:AB:789:A:N1	2.81	0.49
8:AB:794:A:C4	8:AB:795:C:C5	3.01	0.49
8:AB:911:A:C2	8:AB:2277:G:N3	2.81	0.49
9:AC:116:GLN:HG3	9:AC:121:ALA:HB1	1.95	0.49
8:AB:1791:A:P	9:AC:211:ARG:HE	2.36	0.49
11:AE:167:VAL:CG1	11:AE:168:ASP:N	2.76	0.49
11:AE:42:GLY:O	11:AE:43:THR:CB	2.61	0.49
15:AI:105:LEU:HD22	15:AI:128:ILE:HG22	1.95	0.49
16:AJ:103:ILE:C	16:AJ:105:VAL:H	2.16	0.49

Continued on next page...

Continued from previous page...

Atom-1	Atom-2	Interatomic distance (Å)	Clash overlap (Å)
16:AJ:85:LYS:HZ3	16:AJ:85:LYS:HA	1.76	0.49
18:AL:23:ILE:O	18:AL:23:ILE:HG22	2.13	0.49
18:AL:77:ILE:O	18:AL:78:ARG:CB	2.61	0.49
19:AM:57:VAL:O	19:AM:58:LYS:C	2.49	0.49
20:AN:20:MET:O	20:AN:23:ASN:HB2	2.11	0.49
21:AO:15:ARG:NE	21:AO:15:ARG:HA	2.26	0.49
25:AS:9:HIS:O	25:AS:10:ALA:HB3	2.13	0.49
8:AB:139:U:C2	26:AT:1:MET:HB2	2.47	0.49
27:AU:11:ILE:HA	27:AU:11:ILE:HD13	1.67	0.49
27:AU:62:ALA:O	27:AU:63:ALA:HB3	2.13	0.49
28:AV:26:PHE:CE1	28:AV:42:LEU:HD12	2.47	0.49
28:AV:76:ASP:O	28:AV:90:ASP:N	2.40	0.49
32:AZ:48:GLN:NE2	32:AZ:49:ARG:HD3	2.26	0.49
33:BA:1105:A:O2'	33:BA:1106:G:H5'	2.13	0.49
33:BA:1250:A:C5	33:BA:1287:A:C4	3.00	0.49
33:BA:1290:G:C2	33:BA:1291:U:H1'	2.47	0.49
33:BA:1468:A:O2'	33:BA:1469:C:H5'	2.13	0.49
33:BA:150:U:H2'	33:BA:151:A:H8	1.78	0.49
33:BA:1530:G:O2'	33:BA:1531:A:H5'	2.12	0.49
33:BA:328:C:H4'	33:BA:329:A:O5'	2.12	0.49
33:BA:32:A:C6	33:BA:553:A:N1	2.80	0.49
33:BA:444:G:C6	33:BA:491:G:C6	3.01	0.49
33:BA:451:A:C8	33:BA:452:A:N6	2.81	0.49
33:BA:773:G:N2	33:BA:774:G:H1'	2.27	0.49
33:BA:804:U:O2	33:BA:804:U:H2'	2.12	0.49
34:BB:66:ILE:H	34:BB:88:GLN:HG2	1.77	0.49
35:BC:27:GLU:O	35:BC:28:PHE:C	2.50	0.49
35:BC:30:ASP:O	35:BC:33:ASP:HB3	2.13	0.49
36:BD:195:ASN:ND2	36:BD:195:ASN:N	2.52	0.49
36:BD:27:ILE:O	36:BD:28:ASP:HB2	2.12	0.49
37:BE:68:ARG:O	37:BE:69:ASN:O	2.30	0.49
41:BI:115:VAL:O	41:BI:115:VAL:HG13	2.13	0.49
42:BJ:5:ARG:HD3	42:BJ:5:ARG:N	2.28	0.49
42:BJ:87:LEU:HD13	42:BJ:87:LEU:O	2.13	0.49
43:BK:12:ARG:NH1	43:BK:12:ARG:CG	2.67	0.49
43:BK:15:VAL:O	43:BK:16:SER:CB	2.60	0.49
48:BP:20:VAL:HG21	48:BP:32:PHE:CB	2.41	0.49
50:BR:44:THR:O	50:BR:45:GLY:C	2.52	0.49
38:BF:86:ARG:HH12	50:BR:63:TYR:HB2	1.78	0.49
2:C1:29:LYS:CB	2:C1:30:PRO:CD	2.87	0.49
8:CB:1036:G:O6	8:CB:1120:G:C6	2.66	0.49

Continued on next page...

Continued from previous page...

Atom-1	Atom-2	Interatomic distance (Å)	Clash overlap (Å)
8:CB:1168:G:N2	8:CB:1182:G:H1'	2.28	0.49
8:CB:819:A:OP2	8:CB:1187:G:N2	2.45	0.49
8:CB:1218:G:C2	8:CB:1219:U:C2	3.00	0.49
8:CB:1344:U:H5'	8:CB:1345:C:H5	1.78	0.49
8:CB:1355:G:C5	8:CB:1377:G:N2	2.81	0.49
8:CB:1401:G:C6	8:CB:1402:U:O4	2.66	0.49
8:CB:1455:G:C2	8:CB:1456:G:H1'	2.48	0.49
8:CB:1522:A:H1'	8:CB:1524:G:C6	2.46	0.49
8:CB:1445:G:C2	8:CB:1547:C:N3	2.81	0.49
8:CB:1648:U:C2	8:CB:2010:G:N2	2.80	0.49
8:CB:1709:U:H2'	8:CB:1709:U:O2	2.11	0.49
8:CB:1911:U:O5'	8:CB:1911:U:H6	1.96	0.49
8:CB:1956:U:H2'	8:CB:1956:U:O2	2.11	0.49
8:CB:1987:A:H2'	8:CB:1988:G:C8	2.47	0.49
8:CB:2026:U:C2	8:CB:2027:G:C8	3.01	0.49
8:CB:2026:U:H2'	8:CB:2026:U:O2	2.13	0.49
8:CB:2051:A:C5'	8:CB:2051:A:C8	2.96	0.49
8:CB:2078:C:N3	8:CB:2079:U:C5	2.80	0.49
8:CB:2303:G:N1	8:CB:2304:G:C8	2.80	0.49
8:CB:2442:C:C4	8:CB:2443:C:C5	3.01	0.49
8:CB:2731:G:N1	8:CB:2732:G:O6	2.46	0.49
8:CB:2810:A:N6	8:CB:2890:G:H1'	2.26	0.49
8:CB:2821:A:H3'	8:CB:2821:A:H8	1.78	0.49
8:CB:332:A:C5	8:CB:335:C:C5	3.01	0.49
8:CB:408:G:H3'	8:CB:408:G:C8	2.48	0.49
3:C2:34:ARG:HD2	8:CB:467:G:OP2	2.11	0.49
8:CB:468:G:HO2'	8:CB:469:G:P	2.36	0.49
8:CB:503:A:N3	8:CB:505:A:H2'	2.27	0.49
8:CB:681:G:C4	8:CB:682:G:C8	3.00	0.49
8:CB:704:G:N2	8:CB:726:G:C4	2.80	0.49
8:CB:975:A:H8	8:CB:975:A:H5'	1.78	0.49
9:CC:48:ILE:HG22	9:CC:49:THR:N	2.28	0.49
10:CD:187:LEU:HD23	10:CD:188:LEU:N	2.28	0.49
10:CD:37:VAL:HG21	10:CD:46:ARG:HD3	1.94	0.49
11:CE:122:GLU:HG3	11:CE:189:THR:O	2.12	0.49
13:CG:72:ASN:O	13:CG:76:ILE:HG13	2.12	0.49
14:CH:4:ILE:O	14:CH:37:VAL:HG22	2.13	0.49
15:CI:6:ALA:O	15:CI:7:TYR:HB3	2.13	0.49
4:C3:11:LYS:CD	18:CL:62:PRO:O	2.57	0.49
8:CB:631:A:N3	18:CL:66:PHE:CD1	2.81	0.49
18:CL:73:ILE:HG22	18:CL:75:ALA:N	2.28	0.49

Continued on next page...

Continued from previous page...

Atom-1	Atom-2	Interatomic distance (Å)	Clash overlap (Å)
19:CM:6:ARG:O	19:CM:8:LYS:N	2.46	0.49
7:CA:8:C:H5''	21:CO:10:ARG:NH1	2.28	0.49
21:CO:17:LYS:C	21:CO:20:GLU:OE2	2.50	0.49
21:CO:9:ARG:HG3	21:CO:13:ARG:HD3	1.95	0.49
8:CB:1225:G:OP1	24:CR:90:ARG:NH1	2.46	0.49
27:CU:38:ILE:HG12	27:CU:62:ALA:HB1	1.95	0.49
27:CU:45:GLN:C	27:CU:46:LYS:HD2	2.32	0.49
31:CY:19:HIS:O	31:CY:20:LYS:C	2.51	0.49
32:CZ:16:CYS:CA	32:CZ:21:VAL:HG21	2.39	0.49
33:DA:934:C:N4	33:DA:1345:U:C2	2.80	0.49
33:DA:1382:C:H2'	33:DA:1383:C:C6	2.40	0.49
33:DA:1459:G:H2'	33:DA:1459:G:N3	2.28	0.49
33:DA:1520:C:H3'	33:DA:1520:C:C6	2.48	0.49
33:DA:247:G:C6	33:DA:248:C:C5	3.01	0.49
33:DA:403:C:C2'	33:DA:404:G:H8	2.25	0.49
33:DA:467:U:C3'	33:DA:467:U:C6	2.95	0.49
33:DA:514:C:C4	33:DA:515:G:N7	2.80	0.49
33:DA:402:G:H4'	33:DA:620:C:O2	2.13	0.49
33:DA:669:G:O2'	33:DA:670:G:H5'	2.12	0.49
33:DA:782:A:C8	33:DA:783:C:C5	3.00	0.49
33:DA:804:U:H5''	33:DA:805:C:OP2	2.12	0.49
33:DA:828:U:C5	33:DA:829:G:C8	3.01	0.49
34:DB:134:LEU:HD23	34:DB:137:THR:HB	1.94	0.49
34:DB:74:ALA:HB1	34:DB:206:ILE:HD13	1.95	0.49
34:DB:67:LEU:CD2	34:DB:90:PHE:HA	2.43	0.49
38:DF:3:HIS:CE1	38:DF:65:GLU:OE2	2.66	0.49
33:DA:590:U:P	40:DH:29:SER:HA	2.52	0.49
40:DH:93:LYS:O	40:DH:94:VAL:CB	2.59	0.49
43:DK:62:ALA:O	43:DK:95:THR:HB	2.13	0.49
45:DM:16:ILE:C	45:DM:18:LEU:N	2.65	0.49
4:A3:51:LYS:O	4:A3:53:ASP:N	2.46	0.49
7:AA:85:G:O2'	7:AA:86:G:H5'	2.13	0.49
8:AB:1034:G:C5	8:AB:1035:U:C5	3.01	0.49
8:AB:1093:G:C6	8:AB:1094:U:H5	2.30	0.49
8:AB:1283:G:C8	8:AB:1283:G:C3'	2.96	0.49
8:AB:1347:A:O5'	8:AB:1347:A:H8	1.96	0.49
8:AB:1401:G:H2'	8:AB:1402:U:C6	2.47	0.49
8:AB:1478:G:C5'	8:AB:1478:G:C8	2.96	0.49
8:AB:1672:A:N1	8:AB:1673:G:C5	2.81	0.49
8:AB:1708:C:C2'	8:AB:1709:U:H6	2.23	0.49
8:AB:1729:U:H3'	8:AB:1730:C:C4'	2.33	0.49

Continued on next page...

Continued from previous page...

Atom-1	Atom-2	Interatomic distance (Å)	Clash overlap (Å)
8:AB:1839:G:C5	8:AB:1840:G:N7	2.80	0.49
8:AB:1794:A:O4'	8:AB:1900:A:C2	2.66	0.49
8:AB:2003:A:O5'	8:AB:2003:A:H8	1.96	0.49
8:AB:2247:A:O5'	8:AB:2247:A:H8	1.95	0.49
8:AB:2073:C:H1'	8:AB:2437:G:N2	2.28	0.49
8:AB:2574:G:C4	8:AB:2575:C:C6	3.01	0.49
8:AB:2891:U:C2'	8:AB:2892:G:H5'	2.43	0.49
8:AB:307:G:C8	8:AB:307:G:H3'	2.48	0.49
8:AB:220:G:C4	8:AB:427:U:C4	3.01	0.49
8:AB:442:G:H1'	11:AE:44:ARG:HD2	1.94	0.49
8:AB:464:U:C5	8:AB:465:G:N7	2.80	0.49
8:AB:487:C:C2'	8:AB:488:G:H5'	2.42	0.49
8:AB:692:C:O2	8:AB:1354:A:O2'	2.31	0.49
8:AB:774:G:O3'	8:AB:777:G:H1'	2.12	0.49
8:AB:795:C:HO2'	8:AB:796:C:P	2.36	0.49
8:AB:807:U:C2'	8:AB:808:G:O5'	2.60	0.49
8:AB:808:G:H8	8:AB:808:G:C5'	2.26	0.49
8:AB:984:A:H8	8:AB:984:A:C5'	2.25	0.49
9:AC:211:ARG:O	9:AC:213:ARG:N	2.45	0.49
9:AC:80:LEU:N	9:AC:80:LEU:HD23	2.28	0.49
9:AC:92:LEU:O	9:AC:93:VAL:CB	2.61	0.49
10:AD:49:GLN:HG2	10:AD:50:VAL:N	2.28	0.49
11:AE:181:ILE:HG23	18:AL:12:SER:O	2.13	0.49
11:AE:25:GLU:CA	11:AE:28:VAL:HG13	2.38	0.49
19:AM:129:THR:HG22	19:AM:131:VAL:HG13	1.93	0.49
19:AM:8:LYS:O	19:AM:9:PHE:C	2.51	0.49
21:AO:77:ALA:O	21:AO:78:VAL:C	2.52	0.49
23:AQ:73:ILE:HG13	23:AQ:77:LYS:HD2	1.94	0.49
23:AQ:57:ARG:NH2	23:AQ:92:LYS:HZ3	2.00	0.49
24:AR:33:VAL:HG12	24:AR:33:VAL:O	2.12	0.49
25:AS:51:LEU:HA	25:AS:51:LEU:HD22	1.30	0.49
28:AV:82:TYR:O	28:AV:82:TYR:CG	2.66	0.49
8:AB:96:C:OP1	30:AX:39:GLN:HA	2.13	0.49
30:AX:43:LEU:HA	30:AX:47:ARG:HB3	1.95	0.49
33:BA:1306:A:C4	33:BA:1332:A:C6	3.00	0.49
33:BA:185:U:C3'	33:BA:185:U:C6	2.96	0.49
33:BA:450:G:O6	33:BA:484:G:N1	2.45	0.49
33:BA:494:G:H8	33:BA:494:G:O5'	1.95	0.49
33:BA:509:A:N6	33:BA:510:A:C6	2.80	0.49
33:BA:658:C:H1'	47:BO:21:THR:HG21	1.93	0.49
33:BA:875:U:O2'	40:BH:14:ARG:NH1	2.46	0.49

Continued on next page...

Continued from previous page...

Atom-1	Atom-2	Interatomic distance (Å)	Clash overlap (Å)
34:BB:186:VAL:HG23	34:BB:187:ASP:O	2.13	0.49
34:BB:51:GLU:O	34:BB:55:GLU:HG2	2.13	0.49
34:BB:98:GLY:HA3	34:BB:102:ASN:HB3	1.94	0.49
35:BC:146:LYS:HE3	35:BC:202:PHE:HE2	1.78	0.49
42:BJ:57:VAL:O	42:BJ:58:ASN:HB2	2.13	0.49
42:BJ:59:LYS:HG2	42:BJ:60:ASP:OD1	2.13	0.49
45:BM:18:LEU:O	45:BM:21:ILE:HG13	2.13	0.49
5:C4:13:ASN:O	5:C4:29:ALA:HB3	2.11	0.49
7:CA:46:A:C2'	7:CA:47:C:O5'	2.61	0.49
8:CB:1060:U:O4	15:CI:134:SER:HB3	2.13	0.49
8:CB:1065:U:H2'	8:CB:1066:U:C2	2.48	0.49
8:CB:1098:A:N7	8:CB:1099:G:N7	2.61	0.49
8:CB:1090:A:C2	8:CB:1102:C:C2	3.01	0.49
8:CB:1038:G:C2	8:CB:1118:C:N3	2.81	0.49
8:CB:1286:A:C2	8:CB:1329:U:C4	3.01	0.49
8:CB:1350:C:C5	8:CB:1351:C:C5	3.01	0.49
8:CB:1452:G:HO2'	8:CB:1453:A:P	2.36	0.49
8:CB:1777:U:O2'	8:CB:1778:U:H5'	2.13	0.49
8:CB:1786:A:C2	8:CB:1938:A:C5	3.01	0.49
8:CB:1891:G:H2'	8:CB:1892:C:C6	2.48	0.49
8:CB:2147:A:O3'	8:CB:2148:G:H8	1.95	0.49
8:CB:415:A:C2	8:CB:2409:G:C2	3.00	0.49
8:CB:2454:G:H2'	8:CB:2455:G:H5'	1.95	0.49
8:CB:252:G:O2'	8:CB:253:C:H5'	2.12	0.49
8:CB:2563:U:O2	8:CB:2566:A:C5	2.66	0.49
8:CB:260:G:C6	8:CB:261:G:N7	2.81	0.49
8:CB:1629:U:O2	8:CB:2698:U:H5''	2.13	0.49
8:CB:2727:A:O2'	17:CK:70:ARG:NH2	2.45	0.49
8:CB:8:C:N4	8:CB:2895:G:H1	2.08	0.49
8:CB:381:G:N1	8:CB:394:C:C5	2.79	0.49
8:CB:398:C:P	32:CZ:49:ARG:CZ	3.01	0.49
8:CB:417:C:H2'	8:CB:418:C:H6	1.77	0.49
8:CB:538:A:C4	8:CB:556:A:N6	2.81	0.49
8:CB:544:C:N3	8:CB:545:U:C2	2.81	0.49
8:CB:567:U:O2	8:CB:568:U:H6	1.96	0.49
8:CB:637:A:H4'	8:CB:638:G:O5'	2.12	0.49
8:CB:80:G:N1	8:CB:81:G:C5	2.81	0.49
8:CB:849:A:H2'	8:CB:850:U:H6	1.75	0.49
8:CB:84:A:HO2'	8:CB:99:U:H6	1.60	0.49
8:CB:871:U:O2'	8:CB:872:U:O4'	2.30	0.49
8:CB:936:A:C6	8:CB:937:C:C4	3.01	0.49

Continued on next page...

Continued from previous page...

Atom-1	Atom-2	Interatomic distance (Å)	Clash overlap (Å)
8:CB:945:A:C4	8:CB:2448:A:N3	2.81	0.49
8:CB:973:A:O4'	8:CB:1188:U:C6	2.66	0.49
8:CB:984:A:H8	8:CB:984:A:C5'	2.25	0.49
10:CD:101:PHE:CB	10:CD:105:LYS:HD2	2.38	0.49
10:CD:159:LYS:O	10:CD:161:MET:N	2.46	0.49
11:CE:172:ALA:C	11:CE:174:GLY:N	2.65	0.49
11:CE:149:ILE:HG21	11:CE:186:VAL:HG13	1.93	0.49
12:CF:103:ILE:HA	12:CF:107:VAL:HG21	1.94	0.49
19:CM:18:ARG:H	19:CM:18:ARG:HD2	1.78	0.49
19:CM:96:ILE:HG22	19:CM:97:GLN:NE2	2.28	0.49
21:CO:101:GLY:C	21:CO:103:VAL:N	2.66	0.49
22:CP:38:ARG:HG3	22:CP:39:LEU:H	1.78	0.49
23:CQ:26:ALA:O	23:CQ:30:VAL:HG22	2.13	0.49
23:CQ:69:ARG:HB2	23:CQ:69:ARG:HH11	1.77	0.49
24:CR:23:GLU:C	24:CR:24:LYS:HG2	2.33	0.49
24:CR:51:VAL:HG12	24:CR:51:VAL:O	2.11	0.49
25:CS:11:ARG:O	25:CS:11:ARG:HG3	2.12	0.49
25:CS:17:VAL:O	25:CS:20:VAL:HG13	2.12	0.49
25:CS:23:LEU:HB3	25:CS:35:ILE:HD11	1.95	0.49
25:CS:73:LYS:HB2	25:CS:106:VAL:HG21	1.95	0.49
30:CX:27:ASN:C	30:CX:29:ARG:N	2.67	0.49
30:CX:1:MET:O	30:CX:2:LYS:HG3	2.13	0.49
32:CZ:16:CYS:C	32:CZ:21:VAL:HG21	2.34	0.49
8:CB:1364:G:OP2	32:CZ:1:MET:HB2	2.13	0.49
33:DA:1100:C:C5'	33:DA:1101:A:OP2	2.61	0.49
33:DA:1239:A:H2	33:DA:1297:G:N3	2.11	0.49
33:DA:1385:G:C2'	33:DA:1386:G:H5'	2.43	0.49
33:DA:499:A:N1	33:DA:546:A:N3	2.61	0.49
33:DA:560:A:N1	33:DA:566:G:C5'	2.76	0.49
33:DA:646:G:O6	33:DA:647:C:N3	2.46	0.49
33:DA:785:G:N1	33:DA:798:U:C5	2.80	0.49
33:DA:784:A:C6	33:DA:799:G:C2	3.01	0.49
33:DA:892:A:C2'	33:DA:893:C:C5'	2.91	0.49
33:DA:894:G:C2'	33:DA:895:G:H5'	2.43	0.49
33:DA:973:G:H3'	33:DA:974:A:H5''	1.95	0.49
33:DA:981:U:C4	33:DA:982:U:C2	3.01	0.49
35:DC:110:LEU:HG	35:DC:110:LEU:O	2.13	0.49
35:DC:149:LYS:HB2	35:DC:168:ARG:HG3	1.95	0.49
35:DC:33:ASP:O	35:DC:36:PHE:HB2	2.12	0.49
36:DD:14:GLU:HG2	36:DD:59:LYS:HB2	1.95	0.49
41:DI:10:ARG:O	41:DI:80:HIS:HD2	1.96	0.49

Continued on next page...

Continued from previous page...

Atom-1	Atom-2	Interatomic distance (Å)	Clash overlap (Å)
41:DI:112:ARG:HH22	42:DJ:64:GLN:HE21	1.61	0.49
45:DM:79:LEU:CD1	45:DM:87:GLY:HA2	2.43	0.49
47:DO:32:THR:HG22	47:DO:33:ALA:N	2.28	0.49
8:AB:1353:A:C5	8:AB:1378:A:C5	3.01	0.48
8:AB:155:A:O5'	8:AB:155:A:H8	1.95	0.48
8:AB:1662:U:O2	8:AB:1662:U:H2'	2.12	0.48
8:AB:1750:G:C5	8:AB:1751:U:C5	3.01	0.48
8:AB:1268:A:C6	8:AB:2013:A:N7	2.81	0.48
8:AB:2016:U:C2	8:AB:2017:U:C6	3.01	0.48
8:AB:219:A:H2'	8:AB:220:G:C8	2.48	0.48
8:AB:2241:A:H2	8:AB:2242:G:C4	2.29	0.48
8:AB:2309:A:H5''	8:AB:2310:C:OP2	2.12	0.48
8:AB:2562:U:C2'	8:AB:2563:U:H5'	2.43	0.48
8:AB:2627:G:H2'	8:AB:2628:C:C6	2.48	0.48
8:AB:2773:C:H2'	8:AB:2774:C:H6	1.77	0.48
8:AB:2853:C:H2'	8:AB:2854:G:H8	1.74	0.48
8:AB:288:U:H2'	8:AB:289:G:O4'	2.12	0.48
8:AB:538:A:C5	8:AB:539:G:C8	3.01	0.48
8:AB:64:A:H2	8:AB:65:U:H3	1.60	0.48
8:AB:769:U:H2'	8:AB:770:G:C8	2.48	0.48
8:AB:81:G:C2	8:AB:106:C:O2	2.65	0.48
8:AB:926:G:C8	8:AB:926:G:H3'	2.48	0.48
9:AC:155:ARG:HD3	9:AC:157:ALA:N	2.28	0.48
9:AC:261:ARG:N	9:AC:261:ARG:NE	2.61	0.48
10:AD:41:ALA:O	10:AD:42:ASN:HB3	2.13	0.48
11:AE:164:LEU:HD21	11:AE:166:LYS:NZ	2.28	0.48
8:AB:2751:G:N2	13:AG:2:ARG:N	2.59	0.48
14:AH:32:PRO:O	14:AH:33:GLN:CB	2.61	0.48
15:AI:58:ILE:HA	15:AI:67:THR:O	2.13	0.48
16:AJ:42:ALA:HA	23:AQ:66:ALA:CB	2.42	0.48
17:AK:7:MET:SD	17:AK:20:MET:HB3	2.52	0.48
17:AK:39:ILE:HD13	17:AK:39:ILE:HA	1.69	0.48
17:AK:43:ILE:HG21	17:AK:53:LYS:C	2.33	0.48
22:AP:29:VAL:O	22:AP:30:TRP:C	2.52	0.48
24:AR:58:VAL:HG22	24:AR:59:ILE:H	1.78	0.48
25:AS:65:ASP:O	25:AS:69:LEU:HD21	2.11	0.48
29:AW:44:PHE:C	29:AW:44:PHE:HD1	2.16	0.48
32:AZ:3:LYS:HG3	32:AZ:6:HIS:HB3	1.95	0.48
33:BA:1091:U:C2	33:BA:1095:U:C4	3.01	0.48
33:BA:1152:A:N1	33:BA:1153:G:C5	2.81	0.48
33:BA:1198:G:N7	33:BA:1199:U:N3	2.61	0.48

Continued on next page...

Continued from previous page...

Atom-1	Atom-2	Interatomic distance (Å)	Clash overlap (Å)
33:BA:1306:A:N6	33:BA:1331:G:O4'	2.46	0.48
33:BA:1250:A:C2	33:BA:1370:G:H1'	2.48	0.48
33:BA:1477:U:H6	33:BA:1477:U:O5'	1.96	0.48
33:BA:41:G:C6	33:BA:402:G:C6	3.01	0.48
33:BA:429:U:H3	33:BA:431:A:H62	1.58	0.48
33:BA:507:C:P	33:BA:508:U:H3'	2.53	0.48
33:BA:621:A:H2'	33:BA:622:A:O4'	2.13	0.48
33:BA:764:C:N4	33:BA:812:G:H1	2.10	0.48
34:BB:111:LYS:HA	34:BB:114:LYS:HE2	1.95	0.48
36:BD:86:GLY:O	36:BD:90:LEU:HG	2.13	0.48
39:BG:25:PHE:HD1	39:BG:100:MET:HB3	1.78	0.48
39:BG:86:VAL:HA	39:BG:151:ALA:HA	1.94	0.48
40:BH:112:ASP:HB2	40:BH:116:ARG:HH22	1.78	0.48
42:BJ:57:VAL:HG13	42:BJ:58:ASN:N	2.28	0.48
44:BL:21:PRO:N	44:BL:94:TYR:HH	2.10	0.48
45:BM:10:ASP:CA	45:BM:44:ILE:HD13	2.36	0.48
46:BN:19:TYR:CD1	46:BN:19:TYR:N	2.81	0.48
33:BA:668:G:N2	47:BO:45:HIS:NE2	2.61	0.48
2:C1:47:ILE:O	2:C1:48:TYR:HB2	2.13	0.48
3:C2:31:LEU:CD2	3:C2:31:LEU:H	2.23	0.48
4:C3:12:ARG:HB3	4:C3:13:PHE:CE2	2.48	0.48
7:CA:114:C:H2'	7:CA:115:A:O4'	2.12	0.48
7:CA:16:G:O2'	7:CA:17:C:H5'	2.13	0.48
8:CB:1031:G:H8	8:CB:1031:G:O5'	1.95	0.48
8:CB:1092:C:C2'	8:CB:1093:G:H8	2.26	0.48
8:CB:1140:C:H1'	8:CB:1143:A:O2'	2.13	0.48
8:CB:1188:U:H2'	8:CB:1189:A:H5'	1.95	0.48
8:CB:1369:G:H1'	8:CB:1809:A:H61	1.78	0.48
8:CB:1586:A:C3'	8:CB:1586:A:C8	2.96	0.48
8:CB:1784:A:H5''	8:CB:1785:A:OP1	2.12	0.48
8:CB:1801:A:C8	8:CB:2203:U:H2'	2.48	0.48
8:CB:1897:G:H2'	8:CB:1898:U:O5'	2.13	0.48
8:CB:1933:G:H2'	8:CB:1934:C:H5'	1.93	0.48
8:CB:2020:A:C2	8:CB:2035:G:N1	2.81	0.48
8:CB:2085:U:OP1	9:CC:256:THR:HG21	2.13	0.48
8:CB:2306:C:O2	12:CF:149:ARG:HD2	2.13	0.48
8:CB:2391:G:N2	8:CB:2424:C:C2	2.81	0.48
8:CB:2435:A:C2'	8:CB:2436:G:O5'	2.61	0.48
8:CB:2697:G:C2	8:CB:2711:A:C2	3.01	0.48
8:CB:2724:U:H6	8:CB:2724:U:H5''	1.77	0.48
8:CB:324:A:C8	8:CB:324:A:C3'	2.96	0.48

Continued on next page...

Continued from previous page...

Atom-1	Atom-2	Interatomic distance (Å)	Clash overlap (Å)
8:CB:376:G:H2'	8:CB:377:G:H8	1.75	0.48
8:CB:590:A:C5	8:CB:591:U:C4	3.01	0.48
8:CB:73:A:H2'	8:CB:74:A:OP2	2.13	0.48
8:CB:906:U:OP1	8:CB:906:U:H4'	2.13	0.48
9:CC:163:ILE:HG22	9:CC:172:THR:CG2	2.40	0.48
9:CC:180:MET:O	9:CC:264:LYS:NZ	2.43	0.48
9:CC:265:PHE:O	9:CC:266:ILE:O	2.31	0.48
11:CE:148:ILE:O	11:CE:148:ILE:HG13	2.13	0.48
12:CF:33:ILE:O	12:CF:34:THR:CB	2.61	0.48
13:CG:8:VAL:HG11	13:CG:71:LEU:HD12	1.95	0.48
16:CJ:32:LEU:CD2	16:CJ:122:LEU:HD21	2.43	0.48
16:CJ:17:VAL:HG22	16:CJ:55:ILE:HB	1.94	0.48
16:CJ:4:PHE:CZ	16:CJ:6:ALA:CA	2.95	0.48
20:CN:52:ILE:O	20:CN:55:ALA:HB3	2.13	0.48
21:CO:26:LEU:N	21:CO:92:PHE:O	2.46	0.48
18:CL:33:ARG:HG2	24:CR:85:LYS:NZ	2.28	0.48
28:CV:62:THR:CA	28:CV:70:ILE:HD11	2.43	0.48
29:CW:25:PHE:HD2	29:CW:25:PHE:O	1.96	0.48
30:CX:15:ASN:HD21	30:CX:50:VAL:HG12	1.78	0.48
30:CX:54:LYS:HA	30:CX:57:LEU:HD23	1.95	0.48
33:DA:1008:U:H6	33:DA:1008:U:H3'	1.78	0.48
33:DA:1184:G:H2'	33:DA:1184:G:N3	2.26	0.48
33:DA:1186:G:C6	33:DA:1187:G:C8	3.01	0.48
33:DA:1352:C:H2'	33:DA:1353:G:H8	1.78	0.48
33:DA:1402:C:H2'	33:DA:1403:C:H5'	1.95	0.48
33:DA:1492:A:H2'	33:DA:1493:A:H5'	1.95	0.48
33:DA:452:A:N6	33:DA:480:U:C2	2.81	0.48
33:DA:499:A:N7	33:DA:547:A:N7	2.60	0.48
33:DA:625:U:H4'	48:DP:16:PHE:CD2	2.48	0.48
33:DA:900:A:O2'	33:DA:901:A:H5'	2.12	0.48
33:DA:927:G:H21	33:DA:1391:U:H1'	1.78	0.48
33:DA:988:G:C6	33:DA:989:U:C5	3.01	0.48
34:DB:213:LEU:O	34:DB:216:VAL:HG22	2.13	0.48
36:DD:2:ARG:NH2	36:DD:114:ARG:CD	2.76	0.48
37:DE:64:GLU:HG2	37:DE:68:ARG:CZ	2.43	0.48
40:DH:102:VAL:HG23	40:DH:125:ILE:HB	1.94	0.48
41:DI:80:HIS:HA	41:DI:83:THR:HG22	1.95	0.48
43:DK:92:ARG:NH1	43:DK:92:ARG:CG	2.60	0.48
45:DM:8:ILE:HG13	45:DM:8:ILE:O	2.12	0.48
48:DP:16:PHE:CE1	48:DP:38:PHE:HB2	2.48	0.48
33:DA:673:A:H1'	50:DR:63:TYR:CD1	2.48	0.48

Continued on next page...

Continued from previous page...

Atom-1	Atom-2	Interatomic distance (Å)	Clash overlap (Å)
45:DM:82:LEU:HD11	51:DS:64:GLU:HB2	1.93	0.48
3:A2:13:ASN:OD1	3:A2:18:PHE:CD2	2.66	0.48
5:A4:30:GLU:HG3	5:A4:32:LYS:N	2.27	0.48
7:AA:27:C:C4	7:AA:28:C:N4	2.81	0.48
8:AB:1275:A:C2'	8:AB:1276:A:O5'	2.61	0.48
8:AB:1345:C:C4	8:AB:1346:G:N7	2.82	0.48
8:AB:1581:G:C6	8:AB:1582:C:C5	3.01	0.48
8:AB:1620:G:C6	8:AB:1621:U:N3	2.81	0.48
8:AB:1655:A:C8	8:AB:1656:C:C6	3.02	0.48
8:AB:1656:C:H42	8:AB:2004:G:H1	1.61	0.48
8:AB:1930:G:N2	8:AB:1969:A:OP2	2.44	0.48
8:AB:2232:C:O2	8:AB:2232:C:H2'	2.12	0.48
8:AB:2331:G:H2'	8:AB:2332:C:O4'	2.13	0.48
8:AB:2454:G:C4	8:AB:2455:G:C8	3.00	0.48
8:AB:2535:G:C8	8:AB:2535:G:H5''	2.48	0.48
8:AB:1955:U:C5	8:AB:2552:U:O2	2.66	0.48
8:AB:263:G:H21	8:AB:264:C:H1'	1.75	0.48
8:AB:2698:U:H3	8:AB:2699:C:N4	2.10	0.48
8:AB:2701:U:H5	8:AB:2703:C:OP2	1.96	0.48
8:AB:2808:G:N3	8:AB:2891:U:C2	2.81	0.48
8:AB:448:U:H3'	8:AB:449:A:C5'	2.43	0.48
8:AB:449:A:C2'	8:AB:450:G:H5'	2.43	0.48
8:AB:575:A:O2'	8:AB:576:U:H5''	2.13	0.48
8:AB:615:U:C3'	8:AB:616:A:H5'	2.44	0.48
8:AB:66:C:C2'	8:AB:67:U:H5'	2.43	0.48
8:AB:671:C:N4	8:AB:809:G:H1	2.11	0.48
8:AB:834:G:C2	8:AB:835:C:C2	3.02	0.48
8:AB:966:G:C6	8:AB:967:U:C2	3.00	0.48
10:AD:124:ARG:C	10:AD:160:LYS:HG2	2.33	0.48
11:AE:23:PHE:O	11:AE:24:ASN:C	2.50	0.48
12:AF:5:ASP:HA	12:AF:8:LYS:HB2	1.96	0.48
17:AK:113:MET:O	17:AK:115:ILE:N	2.45	0.48
17:AK:66:LYS:HG3	17:AK:81:GLY:H	1.77	0.48
18:AL:96:LYS:N	18:AL:100:ILE:HD12	2.26	0.48
18:AL:40:SER:N	18:AL:41:ARG:HH21	2.12	0.48
18:AL:58:TYR:O	18:AL:61:LEU:HD22	2.13	0.48
19:AM:5:LYS:HG2	19:AM:5:LYS:O	2.11	0.48
23:AQ:68:ALA:O	23:AQ:73:ILE:O	2.31	0.48
27:AU:78:LYS:HE3	27:AU:98:ASN:ND2	2.28	0.48
28:AV:23:ALA:O	28:AV:24:ASN:HB2	2.12	0.48
28:AV:51:GLN:HB2	28:AV:57:TYR:OH	2.12	0.48

Continued on next page...

Continued from previous page...

Atom-1	Atom-2	Interatomic distance (Å)	Clash overlap (Å)
33:BA:1077:G:H8	33:BA:1077:G:H5'	1.78	0.48
33:BA:1107:C:C2'	33:BA:1108:G:O5'	2.61	0.48
33:BA:1260:G:O5'	33:BA:1284:C:H4'	2.12	0.48
33:BA:922:G:N2	33:BA:1398:A:H1'	2.28	0.48
33:BA:1463:U:H6	33:BA:1463:U:O5'	1.96	0.48
33:BA:1490:U:H5''	33:BA:1490:U:C6	2.46	0.48
33:BA:1520:C:H2'	33:BA:1521:C:C6	2.47	0.48
33:BA:1528:U:O2'	33:BA:1529:G:OP2	2.28	0.48
33:BA:16:A:C2	33:BA:17:U:C6	3.01	0.48
33:BA:119:A:N7	33:BA:240:G:C6	2.81	0.48
33:BA:527:G:C2	33:BA:528:C:C6	3.00	0.48
33:BA:731:G:H2'	33:BA:732:C:O4'	2.13	0.48
33:BA:892:A:N1	33:BA:907:A:N3	2.60	0.48
33:BA:948:C:H2'	33:BA:949:A:C8	2.42	0.48
33:BA:981:U:C4	33:BA:982:U:O2	2.65	0.48
34:BB:131:LYS:HG2	34:BB:132:GLU:N	2.27	0.48
34:BB:67:LEU:CD1	34:BB:157:PRO:HG2	2.44	0.48
34:BB:88:GLN:O	34:BB:89:PHE:CG	2.66	0.48
33:BA:410:G:OP2	36:BD:24:VAL:HG11	2.13	0.48
37:BE:112:ALA:O	37:BE:116:VAL:HG22	2.12	0.48
37:BE:45:VAL:O	37:BE:70:MET:HA	2.13	0.48
42:BJ:73:LEU:O	42:BJ:74:VAL:HB	2.13	0.48
44:BL:49:ARG:HH12	44:BL:88:ASP:HB3	1.68	0.48
51:BS:23:GLU:HG3	51:BS:24:SER:N	2.28	0.48
33:BA:1220:G:H4'	51:BS:35:ARG:HD3	1.95	0.48
51:BS:43:MET:HB2	51:BS:61:VAL:HG11	1.95	0.48
33:BA:1225:A:H4'	51:BS:77:ARG:NH2	2.28	0.48
52:BT:8:LYS:O	52:BT:11:ILE:N	2.46	0.48
1:C0:27:LEU:H	1:C0:38:LEU:HD11	1.77	0.48
2:C1:18:HIS:CE1	8:CB:2399:G:O2'	2.66	0.48
4:C3:46:LYS:CD	4:C3:47:ALA:H	2.24	0.48
8:CB:1045:C:O2	8:CB:1047:G:C2	2.66	0.48
8:CB:1076:C:C2	8:CB:1077:A:C8	3.01	0.48
8:CB:1076:C:O2'	8:CB:1077:A:H5'	2.13	0.48
8:CB:1095:A:C2	8:CB:1096:A:C6	3.01	0.48
8:CB:1304:A:H2'	8:CB:1305:C:O4'	2.13	0.48
8:CB:1286:A:C2	8:CB:1329:U:C6	3.01	0.48
8:CB:133:U:C6	8:CB:133:U:H3'	2.48	0.48
8:CB:1383:A:C2	8:CB:1384:A:C5	3.01	0.48
8:CB:134:G:N3	8:CB:146:A:C2	2.80	0.48
8:CB:1609:A:C2	8:CB:1616:A:N7	2.81	0.48

Continued on next page...

Continued from previous page...

Atom-1	Atom-2	Interatomic distance (Å)	Clash overlap (Å)
8:CB:1788:C:C4	8:CB:1789:A:C8	3.01	0.48
8:CB:1945:G:C4	8:CB:1946:U:C5	3.02	0.48
8:CB:1998:A:H3'	8:CB:1998:A:C8	2.48	0.48
8:CB:2097:A:C5	8:CB:2098:U:C5	3.01	0.48
8:CB:2232:C:H2'	8:CB:2232:C:O2	2.12	0.48
8:CB:223:A:N6	8:CB:422:A:C6	2.80	0.48
8:CB:2341:G:C8	8:CB:2342:C:C5	3.01	0.48
8:CB:2378:A:C3'	8:CB:2378:A:C8	2.95	0.48
8:CB:2391:G:C2	8:CB:2424:C:C6	3.01	0.48
8:CB:2488:G:N3	8:CB:2489:U:C6	2.81	0.48
8:CB:2453:A:C2	8:CB:2504:U:O2	2.66	0.48
8:CB:1127:A:C2	8:CB:2518:A:C4	3.01	0.48
8:CB:2589:A:C2	8:CB:2590:A:C4	3.02	0.48
8:CB:2800:A:H2'	8:CB:2801:G:C1'	2.43	0.48
8:CB:2720:U:C2	8:CB:2872:A:N7	2.81	0.48
8:CB:381:G:C5	8:CB:382:A:C8	3.01	0.48
8:CB:486:C:C2	8:CB:495:G:N2	2.81	0.48
8:CB:501:A:N6	8:CB:502:A:C6	2.81	0.48
8:CB:574:A:N1	10:CD:150:GLN:OE1	2.46	0.48
8:CB:672:C:C2'	8:CB:672:C:O2	2.61	0.48
8:CB:820:A:H2'	8:CB:821:A:O4'	2.13	0.48
9:CC:125:PRO:HA	9:CC:192:GLY:HA2	1.95	0.48
9:CC:153:LEU:HD13	9:CC:161:VAL:HG22	1.95	0.48
9:CC:140:VAL:HG23	9:CC:193:GLU:OE1	2.14	0.48
10:CD:18:ASP:O	17:CK:73:ASP:HA	2.13	0.48
10:CD:31:ALA:O	10:CD:32:ASN:ND2	2.46	0.48
10:CD:37:VAL:HG22	10:CD:42:ASN:CB	2.42	0.48
12:CF:37:MET:CE	12:CF:148:VAL:HG12	2.43	0.48
12:CF:98:PHE:CD2	12:CF:98:PHE:C	2.86	0.48
14:CH:117:LEU:H	14:CH:130:VAL:HG13	1.77	0.48
15:CI:77:VAL:CA	15:CI:80:LYS:HB2	2.39	0.48
16:CJ:113:PRO:O	16:CJ:114:LEU:HB3	2.13	0.48
17:CK:113:MET:SD	17:CK:113:MET:N	2.86	0.48
17:CK:11:ALA:O	17:CK:99:ILE:HG23	2.13	0.48
19:CM:50:ARG:CA	19:CM:50:ARG:NE	2.76	0.48
21:CO:27:VAL:HG21	21:CO:38:GLN:CA	2.43	0.48
21:CO:90:VAL:HA	21:CO:116:GLN:HB2	1.95	0.48
24:CR:11:GLN:HB3	24:CR:21:ARG:NH1	2.28	0.48
24:CR:39:LEU:C	24:CR:41:ILE:H	2.16	0.48
25:CS:40:ASN:O	25:CS:41:LYS:HG2	2.13	0.48
26:CT:10:VAL:HG23	26:CT:11:LEU:N	2.28	0.48

Continued on next page...

Continued from previous page...

Atom-1	Atom-2	Interatomic distance (Å)	Clash overlap (Å)
28:CV:80:HIS:O	28:CV:81:PRO:C	2.51	0.48
29:CW:39:GLN:HE21	29:CW:66:VAL:HG23	1.78	0.48
30:CX:22:LEU:HB3	30:CX:25:GLN:OE1	2.13	0.48
30:CX:44:LYS:CG	30:CX:44:LYS:O	2.60	0.48
33:DA:1067:A:O5'	33:DA:1067:A:H2'	2.14	0.48
33:DA:1118:U:OP2	33:DA:1118:U:H3'	2.13	0.48
33:DA:1259:C:C2	33:DA:1260:G:H1'	2.48	0.48
33:DA:1533:C:C6	33:DA:1533:C:C3'	2.96	0.48
33:DA:218:U:H2'	33:DA:219:U:O4'	2.12	0.48
33:DA:323:U:C6	33:DA:323:U:H3'	2.48	0.48
33:DA:393:A:C6	33:DA:394:G:C8	3.02	0.48
33:DA:430:A:O2'	33:DA:431:A:C5'	2.58	0.48
33:DA:544:G:C4	33:DA:545:C:C5	3.01	0.48
33:DA:703:G:O2'	33:DA:704:A:P	2.71	0.48
34:DB:23:ASN:O	34:DB:25:LYS:N	2.46	0.48
35:DC:50:SER:CB	35:DC:114:LEU:HD11	2.39	0.48
35:DC:121:SER:O	35:DC:125:ARG:HG3	2.13	0.48
35:DC:190:THR:HG22	35:DC:191:THR:OG1	2.11	0.48
36:DD:19:PHE:HE1	36:DD:103:ARG:NH2	2.10	0.48
36:DD:25:ARG:HB2	36:DD:25:ARG:NH1	2.28	0.48
39:DG:15:PRO:HD3	39:DG:23:ALA:CB	2.42	0.48
39:DG:87:PRO:HB3	39:DG:144:ALA:CB	2.44	0.48
33:DA:597:G:N2	40:DH:85:TYR:HE2	2.11	0.48
40:DH:85:TYR:CD1	40:DH:85:TYR:N	2.80	0.48
41:DI:33:SER:O	41:DI:36:GLN:HB2	2.12	0.48
42:DJ:83:THR:C	42:DJ:85:ASP:N	2.66	0.48
43:DK:73:VAL:O	43:DK:78:ILE:HG12	2.13	0.48
45:DM:23:GLY:HA2	45:DM:68:LEU:CD1	2.42	0.48
45:DM:43:LYS:O	45:DM:46:GLU:HG3	2.13	0.48
46:DN:17:ASP:N	46:DN:17:ASP:OD1	2.47	0.48
42:DJ:66:GLU:CB	46:DN:98:ALA:HB2	2.41	0.48
51:DS:38:THR:OG1	51:DS:69:LYS:HD3	2.12	0.48
53:DU:16:ARG:O	53:DU:17:ARG:C	2.51	0.48
1:A0:52:LYS:HD2	1:A0:52:LYS:H	1.74	0.48
4:A3:51:LYS:HD2	18:AL:59:ARG:NH2	2.28	0.48
7:AA:112:G:C6	7:AA:113:C:C4	3.01	0.48
7:AA:84:G:N2	7:AA:93:C:O2	2.46	0.48
8:AB:100:U:O2	8:AB:101:A:C5	2.65	0.48
8:AB:111:A:C6	8:AB:112:U:C4	3.01	0.48
8:AB:1030:C:H42	8:AB:1124:G:H1	1.61	0.48
8:AB:1125:G:H3'	8:AB:1126:A:C8	2.47	0.48

Continued on next page...

Continued from previous page...

Atom-1	Atom-2	Interatomic distance (Å)	Clash overlap (Å)
8:AB:1228:G:C4	8:AB:1229:C:C5	3.02	0.48
8:AB:1433:A:C2	8:AB:1434:A:C6	3.00	0.48
8:AB:1526:C:O2'	8:AB:1527:G:H5'	2.13	0.48
8:AB:1808:A:H3'	8:AB:1809:A:C8	2.45	0.48
8:AB:1809:A:C6	8:AB:1810:A:N6	2.81	0.48
8:AB:1866:A:C2	8:AB:1867:G:H1'	2.47	0.48
8:AB:1926:U:H2'	8:AB:1928:A:N7	2.28	0.48
8:AB:1957:C:O2'	8:AB:1985:C:H1'	2.13	0.48
8:AB:2187:U:H3'	8:AB:2188:U:H6	1.78	0.48
8:AB:227:A:O5'	8:AB:227:A:H2'	2.13	0.48
8:AB:2380:C:O2'	8:AB:2381:A:H5'	2.12	0.48
8:AB:2345:G:C4	8:AB:2381:A:N3	2.82	0.48
8:AB:2396:G:C5'	8:AB:2396:G:H8	2.26	0.48
8:AB:2400:G:C6	8:AB:2401:U:C4	3.01	0.48
8:AB:2282:G:C4	8:AB:2425:A:N1	2.82	0.48
8:AB:2443:C:H2'	8:AB:2444:G:C8	2.48	0.48
8:AB:2573:C:P	55:AB:4666:HOH:O	2.71	0.48
8:AB:2607:G:H2'	8:AB:2608:G:O4'	2.12	0.48
8:AB:2656:U:C4	8:AB:2664:G:N2	2.81	0.48
8:AB:429:A:C2	8:AB:430:A:C6	3.01	0.48
8:AB:45:G:H5''	8:AB:46:G:H5'	1.95	0.48
8:AB:483:A:C8	27:AU:43:LYS:HD3	2.48	0.48
8:AB:689:A:C2	8:AB:690:G:C5	3.01	0.48
8:AB:819:A:C2	8:AB:820:A:C4	3.01	0.48
8:AB:942:G:C5'	18:AL:40:SER:CB	2.90	0.48
9:AC:135:PRO:O	9:AC:165:ALA:O	2.32	0.48
9:AC:21:PRO:C	9:AC:202:ARG:CZ	2.82	0.48
9:AC:222:THR:OG1	9:AC:223:ALA:N	2.46	0.48
9:AC:51:ARG:C	9:AC:51:ARG:HD3	2.31	0.48
10:AD:27:ILE:HG12	10:AD:28:GLU:N	2.28	0.48
11:AE:123:LYS:HD2	11:AE:123:LYS:N	2.28	0.48
12:AF:176:PHE:O	12:AF:177:ARG:HB3	2.13	0.48
12:AF:98:PHE:C	12:AF:98:PHE:CD2	2.86	0.48
13:AG:156:TYR:CB	13:AG:157:LYS:HE3	2.33	0.48
14:AH:89:LYS:CE	14:AH:123:ARG:HD3	2.43	0.48
18:AL:103:ILE:HD13	18:AL:105:ILE:CD1	2.43	0.48
19:AM:86:LYS:O	19:AM:88:ASN:ND2	2.47	0.48
22:AP:71:ARG:NH2	22:AP:102:ARG:CA	2.77	0.48
22:AP:65:ASN:H	22:AP:71:ARG:HA	1.78	0.48
17:AK:75:SER:HA	22:AP:76:HIS:HE2	1.78	0.48
23:AQ:103:VAL:HA	23:AQ:106:THR:HB	1.96	0.48

Continued on next page...

Continued from previous page...

Atom-1	Atom-2	Interatomic distance (Å)	Clash overlap (Å)
8:AB:533:G:N2	23:AQ:44:TYR:CE2	2.77	0.48
8:AB:1251:C:OP2	23:AQ:5:ARG:NH2	2.46	0.48
23:AQ:93:ILE:HG22	23:AQ:94:LEU:HD13	1.95	0.48
24:AR:69:GLY:HA2	24:AR:96:VAL:HA	1.95	0.48
27:AU:25:LYS:HB3	27:AU:25:LYS:NZ	2.27	0.48
27:AU:39:ASN:ND2	27:AU:42:LYS:CD	2.74	0.48
27:AU:3:LYS:O	27:AU:4:ILE:HB	2.12	0.48
31:AY:4:ILE:HG22	31:AY:5:LYS:HG3	1.95	0.48
33:BA:1053:G:O4'	33:BA:1200:C:H5	1.95	0.48
33:BA:105:G:C5	33:BA:106:C:C4	3.01	0.48
33:BA:1270:G:C8	33:BA:1270:G:O5'	2.63	0.48
33:BA:1376:U:C4	33:BA:1377:A:N6	2.81	0.48
33:BA:1405:G:H21	33:BA:1518:A:H1'	1.78	0.48
33:BA:425:G:C6	33:BA:426:U:C4	3.01	0.48
33:BA:446:G:C6	33:BA:447:G:C2	3.01	0.48
33:BA:529:G:O6	44:BL:45:ASN:ND2	2.47	0.48
33:BA:685:G:H2'	33:BA:686:U:H6	1.78	0.48
33:BA:704:A:H5'	33:BA:704:A:C8	2.48	0.48
33:BA:805:C:O2	33:BA:806:C:C5	2.65	0.48
33:BA:818:G:C2	33:BA:820:U:H2'	2.49	0.48
33:BA:886:G:C2	33:BA:912:C:O2	2.66	0.48
33:BA:919:A:C4	33:BA:920:U:C5	3.01	0.48
33:BA:932:C:H2'	33:BA:933:G:H8	1.79	0.48
33:BA:98:A:O2'	33:BA:99:C:H5'	2.13	0.48
37:BE:37:VAL:HG11	37:BE:113:VAL:HG12	1.94	0.48
40:BH:11:THR:HG23	40:BH:14:ARG:NH1	2.28	0.48
47:BO:80:LEU:HD23	47:BO:84:LEU:HD13	1.95	0.48
48:BP:3:THR:HG22	48:BP:66:THR:CB	2.38	0.48
51:BS:48:ILE:HD12	51:BS:48:ILE:N	2.28	0.48
33:BA:1314:C:C5	51:BS:5:LYS:HD3	2.39	0.48
5:C4:24:ARG:CD	5:C4:37:GLN:HA	2.43	0.48
7:CA:74:U:C4	7:CA:75:G:C6	3.01	0.48
8:CB:1056:G:P	8:CB:1057:A:H5'	2.53	0.48
8:CB:1113:U:H6	8:CB:1113:U:O5'	1.97	0.48
8:CB:1291:C:C5'	8:CB:1291:C:C6	2.86	0.48
8:CB:1323:C:C5'	25:CS:84:ARG:HH12	2.26	0.48
8:CB:1608:A:C4	8:CB:1611:C:C5	3.00	0.48
8:CB:1681:G:C4	8:CB:1762:A:N3	2.82	0.48
8:CB:1720:U:O2	8:CB:1720:U:H2'	2.14	0.48
8:CB:1912:A:N6	33:DA:1408:A:H5'	2.28	0.48
8:CB:1960:A:C8	8:CB:1961:C:C5	3.01	0.48

Continued on next page...

Continued from previous page...

Atom-1	Atom-2	Interatomic distance (Å)	Clash overlap (Å)
8:CB:1999:C:O2'	8:CB:2000:C:H5'	2.13	0.48
8:CB:2027:G:N2	8:CB:2028:U:C2	2.82	0.48
8:CB:2199:A:O2'	32:CZ:34:LEU:HD21	2.12	0.48
8:CB:2361:G:H2'	8:CB:2362:C:C5'	2.43	0.48
8:CB:2485:G:C6	8:CB:2486:C:C5	3.01	0.48
8:CB:2747:G:N2	8:CB:2757:A:H62	2.11	0.48
8:CB:2829:A:C6	8:CB:2830:C:C4	3.00	0.48
8:CB:2884:U:H2'	8:CB:2885:G:O5'	2.13	0.48
8:CB:438:G:H2'	8:CB:439:A:C8	2.48	0.48
8:CB:482:A:C8	8:CB:506:G:C2	3.01	0.48
8:CB:715:A:C6	8:CB:716:A:C6	3.01	0.48
8:CB:733:G:C8	8:CB:733:G:H3'	2.48	0.48
8:CB:738:G:C2	8:CB:759:G:C6	3.01	0.48
8:CB:762:U:H4'	8:CB:763:G:O5'	2.13	0.48
8:CB:790:U:C5	8:CB:791:C:C5	2.98	0.48
8:CB:827:U:P	8:CB:828:U:H5	2.35	0.48
9:CC:170:TYR:C	9:CC:171:VAL:HG22	2.33	0.48
9:CC:27:LYS:N	9:CC:28:PRO:CD	2.76	0.48
10:CD:92:VAL:HG23	10:CD:92:VAL:O	2.12	0.48
12:CF:4:HIS:O	12:CF:8:LYS:HG3	2.13	0.48
14:CH:112:LYS:HA	14:CH:132:PHE:HZ	1.78	0.48
18:CL:33:ARG:HD2	24:CR:85:LYS:HZ3	1.76	0.48
19:CM:110:GLU:C	19:CM:112:LEU:N	2.67	0.48
19:CM:13:HIS:N	19:CM:13:HIS:ND1	2.61	0.48
20:CN:1:MET:HG2	20:CN:3:HIS:ND1	2.28	0.48
21:CO:106:LEU:C	21:CO:106:LEU:HD23	2.34	0.48
21:CO:57:ALA:CB	21:CO:61:GLN:HG3	2.42	0.48
22:CP:52:ARG:HG2	22:CP:60:VAL:HG11	1.94	0.48
22:CP:93:LYS:CE	22:CP:97:TYR:CE2	2.94	0.48
8:CB:1754:A:OP1	22:CP:95:LYS:HB2	2.14	0.48
23:CQ:82:LEU:O	23:CQ:85:ALA:HB3	2.13	0.48
24:CR:7:SER:CB	24:CR:24:LYS:HZ3	2.24	0.48
27:CU:92:VAL:CG2	27:CU:94:PHE:HB2	2.43	0.48
28:CV:8:VAL:HA	28:CV:39:ALA:O	2.13	0.48
29:CW:3:LYS:HZ2	29:CW:10:ARG:NH2	2.10	0.48
29:CW:44:PHE:O	29:CW:44:PHE:CD1	2.65	0.48
29:CW:42:THR:HG23	29:CW:66:VAL:C	2.34	0.48
33:DA:1083:U:C5	33:DA:1084:G:C5	3.00	0.48
33:DA:1091:U:C2	33:DA:1093:A:OP2	2.65	0.48
33:DA:1178:G:N7	41:DI:98:ARG:HD3	2.28	0.48
33:DA:1261:A:O5'	33:DA:1261:A:H8	1.96	0.48

Continued on next page...

Continued from previous page...

Atom-1	Atom-2	Interatomic distance (Å)	Clash overlap (Å)
33:DA:1386:G:C2	33:DA:1387:G:C6	3.01	0.48
33:DA:1446:A:H62	33:DA:1447:A:N6	2.11	0.48
33:DA:1454:G:N2	33:DA:1455:G:C4	2.81	0.48
33:DA:1415:G:O6	33:DA:1485:U:C2	2.67	0.48
33:DA:1501:C:N4	33:DA:1504:G:N3	2.61	0.48
33:DA:1524:C:O2	33:DA:1524:C:H2'	2.13	0.48
33:DA:257:G:C6	33:DA:258:G:N7	2.81	0.48
33:DA:450:G:C3'	33:DA:451:A:H5''	2.43	0.48
33:DA:478:A:C6	33:DA:479:U:O2	2.66	0.48
33:DA:502:A:H2'	33:DA:503:C:C6	2.44	0.48
33:DA:513:C:C5	33:DA:514:C:C5	3.01	0.48
33:DA:602:A:H8	33:DA:602:A:O5'	1.97	0.48
33:DA:685:G:N2	33:DA:706:A:H62	1.96	0.48
33:DA:765:G:C1'	33:DA:812:G:N2	2.72	0.48
34:DB:18:GLN:NE2	34:DB:203:ASP:OD2	2.46	0.48
34:DB:70:GLY:O	34:DB:92:ASN:HA	2.12	0.48
53:BU:11:PHE:HB2	35:DC:105:VAL:HG11	1.96	0.48
37:DE:32:PHE:O	37:DE:33:THR:HG23	2.13	0.48
41:DI:114:LYS:HZ2	41:DI:121:ARG:HG2	1.77	0.48
42:DJ:8:ILE:HA	42:DJ:100:ILE:HA	1.96	0.48
43:DK:12:ARG:N	43:DK:14:GLN:OE1	2.46	0.48
43:DK:16:SER:OG	43:DK:78:ILE:HA	2.13	0.48
45:DM:100:ARG:NH2	45:DM:102:LYS:HE3	2.27	0.48
49:DQ:4:ILE:HD13	49:DQ:6:THR:HG23	1.96	0.48
33:DA:673:A:H1'	50:DR:63:TYR:CE1	2.49	0.48
51:DS:19:GLU:HA	51:DS:22:VAL:CG2	2.43	0.48
51:DS:55:GLN:HA	51:DS:55:GLN:NE2	2.28	0.48
3:A2:33:ARG:CA	3:A2:37:LYS:HG3	2.39	0.48
4:A3:4:LYS:CE	4:A3:60:CYS:HB2	2.44	0.48
5:A4:36:ARG:C	5:A4:38:GLY:H	2.17	0.48
7:AA:115:A:N3	7:AA:116:G:C8	2.81	0.48
7:AA:18:G:C2	7:AA:67:G:O6	2.66	0.48
8:AB:1077:A:H2'	8:AB:1077:A:N3	2.27	0.48
8:AB:1103:A:N7	8:AB:1104:C:C4	2.81	0.48
8:AB:1120:G:C2	8:AB:1121:C:C6	3.01	0.48
8:AB:1136:G:H2'	8:AB:1137:G:O4'	2.12	0.48
8:AB:126:A:N3	8:AB:126:A:C2'	2.76	0.48
8:AB:1329:U:O2'	8:AB:1330:C:H5'	2.13	0.48
8:AB:1350:C:C5'	8:AB:1351:C:OP2	2.61	0.48
8:AB:1381:G:N7	8:AB:1382:G:N2	2.62	0.48
8:AB:142:A:H2'	8:AB:143:C:C6	2.49	0.48

Continued on next page...

Continued from previous page...

Atom-1	Atom-2	Interatomic distance (Å)	Clash overlap (Å)
8:AB:1557:C:C5	8:AB:1558:C:H2'	2.48	0.48
8:AB:1570:A:C5	8:AB:1571:A:C5	3.02	0.48
8:AB:1702:G:C5	8:AB:1703:G:C8	3.01	0.48
8:AB:1720:U:H2'	8:AB:1720:U:O2	2.14	0.48
8:AB:1788:C:H2'	8:AB:1789:A:C4'	2.43	0.48
8:AB:2149:U:H2'	8:AB:2150:C:C6	2.48	0.48
8:AB:2156:G:H8	8:AB:2156:G:O5'	1.94	0.48
8:AB:2288:A:HO2'	8:AB:2288:A:H8	1.60	0.48
8:AB:2316:G:C2	8:AB:2317:A:N7	2.81	0.48
8:AB:2391:G:N2	8:AB:2424:C:N1	2.61	0.48
8:AB:2539:C:C5	8:AB:2540:C:H5	2.28	0.48
8:AB:2829:A:C6	8:AB:2830:C:C4	3.01	0.48
8:AB:2892:G:C3'	8:AB:2892:G:C8	2.97	0.48
8:AB:605:G:C2	8:AB:606:U:O2	2.66	0.48
8:AB:612:G:O5'	8:AB:612:G:H8	1.96	0.48
8:AB:647:G:O6	8:AB:648:G:C6	2.66	0.48
8:AB:772:C:C2	8:AB:773:U:C6	3.01	0.48
8:AB:773:U:O2	8:AB:773:U:C2'	2.61	0.48
8:AB:849:A:H2'	8:AB:850:U:H6	1.77	0.48
8:AB:949:G:C2	8:AB:950:G:N7	2.81	0.48
8:AB:977:G:C2	8:AB:978:G:C8	3.02	0.48
9:AC:107:LYS:N	9:AC:194:VAL:CG2	2.71	0.48
8:AB:1568:G:N2	9:AC:58:LYS:HE3	2.27	0.48
10:AD:61:THR:O	10:AD:64:GLU:HB3	2.13	0.48
10:AD:98:VAL:HG23	10:AD:101:PHE:HE2	1.70	0.48
11:AE:9:GLN:O	11:AE:10:SER:C	2.52	0.48
11:AE:169:VAL:O	11:AE:171:ASP:OD2	2.31	0.48
12:AF:33:ILE:HG13	12:AF:34:THR:N	2.28	0.48
13:AG:5:LYS:HG3	13:AG:6:ALA:H	1.78	0.48
19:AM:5:LYS:HG3	19:AM:91:TYR:HB2	1.95	0.48
25:AS:29:VAL:HG23	25:AS:71:VAL:HG23	1.96	0.48
28:AV:24:ASN:HB3	28:AV:44:HIS:CB	2.43	0.48
28:AV:80:HIS:O	28:AV:81:PRO:C	2.51	0.48
29:AW:42:THR:CB	29:AW:65:LYS:HA	2.38	0.48
31:AY:31:ILE:H	31:AY:31:ILE:HD13	1.79	0.48
33:BA:113:G:O2'	33:BA:114:U:H5'	2.13	0.48
33:BA:1149:C:N4	33:BA:1150:A:N6	2.61	0.48
33:BA:1391:U:H2'	33:BA:1392:G:C8	2.48	0.48
33:BA:1502:A:H8	33:BA:1505:G:N2	2.09	0.48
33:BA:446:G:C5'	33:BA:446:G:H8	2.25	0.48
33:BA:451:A:H4'	33:BA:452:A:H8	1.75	0.48

Continued on next page...

Continued from previous page...

Atom-1	Atom-2	Interatomic distance (Å)	Clash overlap (Å)
33:BA:463:U:H2'	33:BA:464:U:N1	2.28	0.48
33:BA:492:C:C4	33:BA:493:A:H2	2.31	0.48
33:BA:815:A:O2'	33:BA:816:A:P	2.71	0.48
44:BL:113:ARG:HH21	44:BL:120:ARG:N	2.11	0.48
52:BT:69:ASN:O	52:BT:72:ALA:HB3	2.12	0.48
1:C0:6:LYS:HD3	1:C0:7:PRO:CD	2.43	0.48
7:CA:34:A:O2'	7:CA:35:C:H5''	2.14	0.48
8:CB:1026:G:C2	8:CB:1027:A:C8	3.01	0.48
8:CB:1076:C:C2	8:CB:1077:A:H8	2.30	0.48
8:CB:1048:A:N6	8:CB:1111:A:C5	2.81	0.48
8:CB:123:G:C2	8:CB:129:C:N3	2.81	0.48
8:CB:1651:G:O6	8:CB:1652:A:C6	2.67	0.48
8:CB:1695:G:H2'	8:CB:1696:G:O4'	2.13	0.48
8:CB:2010:G:C8	8:CB:2010:G:H3'	2.48	0.48
8:CB:2027:G:N1	8:CB:2028:U:C4	2.82	0.48
8:CB:2039:U:H2'	8:CB:2040:G:O4'	2.13	0.48
8:CB:2048:G:H8	8:CB:2048:G:C5'	2.25	0.48
8:CB:2221:G:C2	8:CB:2222:C:C2	3.01	0.48
8:CB:2331:G:H2'	8:CB:2332:C:O4'	2.13	0.48
8:CB:2396:G:H8	8:CB:2396:G:C5'	2.26	0.48
8:CB:2435:A:C2	8:CB:2436:G:H1'	2.48	0.48
5:C4:5:ALA:CB	8:CB:2465:C:O3'	2.61	0.48
8:CB:2849:U:C4	8:CB:2867:G:N7	2.82	0.48
8:CB:308:G:N2	8:CB:477:A:C8	2.81	0.48
8:CB:310:A:O2'	8:CB:311:A:H5''	2.12	0.48
8:CB:4:U:N3	8:CB:2900:A:C2	2.81	0.48
8:CB:553:G:N7	8:CB:554:U:C5	2.82	0.48
8:CB:696:G:H2'	8:CB:697:G:C8	2.48	0.48
8:CB:873:C:C6	8:CB:873:C:H3'	2.47	0.48
8:CB:92:U:O4	8:CB:93:G:C5	2.66	0.48
9:CC:17:LYS:O	9:CC:18:VAL:HG13	2.12	0.48
9:CC:63:ILE:O	9:CC:64:VAL:CG1	2.59	0.48
11:CE:2:GLU:OE2	11:CE:4:VAL:HB	2.13	0.48
11:CE:6:LYS:O	11:CE:11:ALA:HB1	2.13	0.48
13:CG:40:VAL:HG13	13:CG:51:PHE:CE2	2.48	0.48
13:CG:37:ASN:HB2	13:CG:40:VAL:HG23	1.96	0.48
14:CH:82:SER:C	14:CH:83:LYS:HD2	2.33	0.48
16:CJ:109:LEU:O	16:CJ:111:LYS:HG3	2.13	0.48
16:CJ:10:THR:HG21	16:CJ:50:THR:OG1	2.13	0.48
18:CL:14:LYS:HE2	18:CL:15:ALA:H	1.77	0.48
19:CM:133:LYS:O	19:CM:134:THR:HG23	2.13	0.48

Continued on next page...

Continued from previous page...

Atom-1	Atom-2	Interatomic distance (Å)	Clash overlap (Å)
20:CN:21:PHE:HD1	20:CN:21:PHE:N	2.12	0.48
7:CA:46:A:H5''	21:CO:1:MET:HG2	1.96	0.48
22:CP:36:LYS:O	22:CP:38:ARG:N	2.43	0.48
23:CQ:75:TYR:CE1	23:CQ:79:ILE:HD11	2.48	0.48
24:CR:79:ARG:CG	24:CR:80:ARG:N	2.75	0.48
27:CU:84:PHE:H	27:CU:92:VAL:HG23	1.79	0.48
27:CU:90:LYS:O	27:CU:91:LYS:HG3	2.12	0.48
28:CV:29:ILE:CD1	28:CV:30:ILE:N	2.64	0.48
29:CW:3:LYS:CE	29:CW:3:LYS:HA	2.32	0.48
33:DA:1000:A:N6	33:DA:1040:U:H3	2.11	0.48
33:DA:1074:G:H2'	33:DA:1075:U:C6	2.47	0.48
33:DA:1079:G:C2	33:DA:1080:A:N1	2.82	0.48
33:DA:1221:G:O2'	33:DA:1222:G:H5'	2.14	0.48
33:DA:977:A:H2'	33:DA:1223:C:N4	2.28	0.48
33:DA:1326:U:H2'	33:DA:1327:C:H6	1.78	0.48
33:DA:1371:G:C6	33:DA:1372:U:C4	3.01	0.48
33:DA:232:G:H5''	33:DA:232:G:H8	1.77	0.48
33:DA:363:A:C6	33:DA:364:A:C6	3.00	0.48
33:DA:495:A:C6	33:DA:496:A:N6	2.82	0.48
33:DA:583:A:H2'	33:DA:584:G:O4'	2.14	0.48
33:DA:706:A:C5	33:DA:707:U:C5	3.00	0.48
33:DA:798:U:O2	33:DA:798:U:H2'	2.13	0.48
33:DA:888:G:C5	33:DA:889:A:C8	3.01	0.48
34:DB:174:GLU:O	34:DB:178:LEU:HD12	2.12	0.48
36:DD:19:PHE:HE1	36:DD:103:ARG:HH22	1.60	0.48
37:DE:19:ARG:HG3	37:DE:20:VAL:H	1.78	0.48
38:DF:80:PHE:O	38:DF:82:ASP:N	2.46	0.48
39:DG:144:ALA:HA	39:DG:147:ASN:HB3	1.95	0.48
41:DI:6:TYR:CG	41:DI:7:GLY:N	2.81	0.48
33:DA:973:G:O2'	42:DJ:56:HIS:HA	2.13	0.48
43:DK:116:PRO:O	43:DK:118:ASN:N	2.45	0.48
44:DL:75:GLU:O	44:DL:77:SER:N	2.47	0.48
48:DP:61:VAL:C	48:DP:63:GLN:H	2.15	0.48
52:DT:26:MET:SD	52:DT:27:MET:N	2.87	0.48
5:A4:9:LYS:HG2	5:A4:10:LEU:N	2.29	0.48
5:A4:24:ARG:HG3	5:A4:26:ILE:HG23	1.96	0.48
6:A5:156:GLN:C	6:A5:158:VAL:H	2.16	0.48
8:AB:1123:C:C6	8:AB:1123:C:H5'	2.38	0.48
8:AB:1347:A:C4	8:AB:1348:C:C6	3.01	0.48
8:AB:1378:A:N7	8:AB:1380:G:C5	2.82	0.48
8:AB:1396:U:O4'	8:AB:1396:U:O2	2.32	0.48

Continued on next page...

Continued from previous page...

Atom-1	Atom-2	Interatomic distance (Å)	Clash overlap (Å)
8:AB:1435:G:C4	8:AB:1436:G:N7	2.81	0.48
8:AB:1473:G:H2'	8:AB:1474:U:H6	1.78	0.48
8:AB:1525:A:C4	8:AB:1526:C:C6	3.02	0.48
8:AB:1626:A:HO2'	8:AB:1627:G:P	2.36	0.48
8:AB:1672:A:C6	8:AB:1673:G:C6	3.02	0.48
8:AB:1685:C:O2'	8:AB:1686:C:H5'	2.13	0.48
8:AB:1809:A:C2'	8:AB:1810:A:H8	2.20	0.48
8:AB:1975:G:C4	8:AB:1976:U:C5	3.01	0.48
8:AB:1801:A:C4	8:AB:2203:U:C5	3.01	0.48
8:AB:2230:G:N3	8:AB:2231:U:C6	2.80	0.48
8:AB:2268:A:H3'	8:AB:2268:A:C8	2.49	0.48
8:AB:2408:U:O5'	8:AB:2408:U:H6	1.96	0.48
8:AB:2438:U:C2'	8:AB:2439:A:H5''	2.43	0.48
8:AB:2694:G:C8	8:AB:2694:G:H5'	2.49	0.48
8:AB:2765:A:C2'	8:AB:2766:A:H5'	2.44	0.48
8:AB:2854:G:O2'	8:AB:2855:C:H5'	2.14	0.48
8:AB:597:G:N1	8:AB:661:A:C2	2.81	0.48
8:AB:666:A:N3	8:AB:667:U:C5	2.82	0.48
8:AB:681:G:C4	8:AB:682:G:C8	3.01	0.48
8:AB:692:C:H2'	8:AB:693:A:H8	1.78	0.48
8:AB:751:A:C6	8:AB:789:A:C6	3.02	0.48
8:AB:795:C:N3	8:AB:796:C:C4	2.80	0.48
8:AB:796:C:H2'	8:AB:797:G:O4'	2.13	0.48
10:AD:103:ASP:C	10:AD:105:LYS:HG3	2.33	0.48
8:AB:2511:U:HO2'	10:AD:144:GLY:HA2	1.76	0.48
11:AE:25:GLU:OE2	18:AL:17:LYS:HE3	2.13	0.48
8:AB:37:C:C2'	11:AE:46:GLN:HG2	2.44	0.48
12:AF:147:ARG:O	12:AF:148:VAL:C	2.51	0.48
14:AH:138:VAL:O	14:AH:138:VAL:HG23	2.13	0.48
14:AH:73:ASN:ND2	14:AH:74:ALA:N	2.61	0.48
15:AI:20:SER:N	15:AI:21:PRO:CD	2.73	0.48
15:AI:96:LYS:C	15:AI:98:GLY:H	2.16	0.48
17:AK:7:MET:HA	17:AK:19:VAL:O	2.13	0.48
19:AM:16:ARG:CG	19:AM:18:ARG:HH21	2.26	0.48
22:AP:38:ARG:HG3	22:AP:39:LEU:H	1.78	0.48
24:AR:3:ALA:O	24:AR:4:VAL:HB	2.14	0.48
24:AR:49:ILE:HG22	24:AR:51:VAL:HG23	1.94	0.48
24:AR:59:ILE:HG13	24:AR:59:ILE:O	2.13	0.48
24:AR:90:ARG:NH1	24:AR:92:TRP:CD1	2.81	0.48
8:AB:456:C:O2	26:AT:70:HIS:CE1	2.67	0.48
27:AU:46:LYS:HD2	27:AU:55:GLY:CA	2.40	0.48

Continued on next page...

Continued from previous page...

Atom-1	Atom-2	Interatomic distance (Å)	Clash overlap (Å)
32:AZ:3:LYS:HG2	32:AZ:8:LYS:CA	2.44	0.48
32:AZ:31:ASP:HB2	32:AZ:47:LYS:O	2.14	0.48
33:BA:1029:U:C6	33:BA:1029:U:H3'	2.48	0.48
33:BA:1375:A:H2'	33:BA:1376:U:O4'	2.14	0.48
33:BA:1530:G:H2'	33:BA:1531:A:H8	1.77	0.48
33:BA:203:G:H2'	33:BA:204:G:C8	2.49	0.48
33:BA:248:C:C4	33:BA:249:U:C4	3.02	0.48
33:BA:293:G:C6	33:BA:305:G:C2	3.01	0.48
33:BA:363:A:C6	33:BA:364:A:C6	3.01	0.48
33:BA:370:C:C2	33:BA:371:A:C8	3.01	0.48
33:BA:514:C:O2	33:BA:538:G:N1	2.47	0.48
33:BA:570:G:H2'	33:BA:571:U:C6	2.43	0.48
33:BA:592:G:C5	33:BA:593:U:C6	3.02	0.48
33:BA:712:A:C5'	33:BA:712:A:H8	2.25	0.48
33:BA:740:U:H2'	33:BA:741:G:H5''	1.95	0.48
33:BA:805:C:H2'	33:BA:806:C:H5	1.76	0.48
34:BB:14:HIS:O	34:BB:15:PHE:C	2.51	0.48
34:BB:77:GLU:O	34:BB:79:VAL:N	2.44	0.48
35:BC:69:THR:HG21	35:BC:75:VAL:HG21	1.94	0.48
36:BD:103:ARG:NH1	36:BD:169:TRP:CZ2	2.81	0.48
37:BE:109:ALA:O	37:BE:113:VAL:HG22	2.14	0.48
40:BH:24:VAL:HG22	40:BH:25:THR:H	1.78	0.48
42:BJ:74:VAL:O	42:BJ:75:ASP:HB3	2.13	0.48
33:BA:550:G:O2'	44:BL:115:LYS:HE3	2.14	0.48
45:BM:21:ILE:HB	45:BM:24:VAL:HG22	1.95	0.48
47:BO:26:VAL:O	47:BO:28:VAL:N	2.46	0.48
47:BO:86:LEU:HD12	47:BO:86:LEU:N	2.28	0.48
49:BQ:4:ILE:HD13	49:BQ:6:THR:HG23	1.95	0.48
33:BA:1320:C:C1'	51:BS:72:GLU:HG2	2.43	0.48
2:C1:46:VAL:CG1	2:C1:47:ILE:HG13	2.40	0.48
3:C2:18:PHE:H	3:C2:18:PHE:HD2	1.59	0.48
7:CA:78:A:H2'	7:CA:79:G:H8	1.78	0.48
8:CB:1097:U:H2'	8:CB:1098:A:O4'	2.14	0.48
8:CB:110:G:O5'	8:CB:110:G:C8	2.59	0.48
8:CB:999:U:C5	8:CB:1154:G:C5	3.01	0.48
8:CB:117:G:C6	8:CB:119:A:N6	2.82	0.48
8:CB:1296:G:N3	8:CB:1645:G:C2	2.82	0.48
8:CB:1387:A:O5'	8:CB:1387:A:H8	1.96	0.48
8:CB:1392:A:C6	8:CB:1393:A:C6	3.02	0.48
8:CB:1521:G:H8	8:CB:1521:G:O5'	1.96	0.48
8:CB:1805:A:C2'	8:CB:1806:C:H5''	2.44	0.48

Continued on next page...

Continued from previous page...

Atom-1	Atom-2	Interatomic distance (Å)	Clash overlap (Å)
8:CB:1970:A:C4	8:CB:1972:G:N7	2.82	0.48
8:CB:1273:U:C5	8:CB:2003:A:O4'	2.66	0.48
8:CB:2046:G:N1	8:CB:2047:C:N3	2.61	0.48
8:CB:2319:G:O5'	8:CB:2319:G:C8	2.67	0.48
8:CB:2486:C:H2'	8:CB:2487:G:O5'	2.13	0.48
8:CB:2489:U:C2'	8:CB:2490:G:H5'	2.44	0.48
8:CB:2515:C:H2'	8:CB:2516:A:H8	1.78	0.48
8:CB:2760:C:C3'	8:CB:2761:A:H5''	2.42	0.48
8:CB:420:C:C2	8:CB:421:C:C5	3.01	0.48
8:CB:449:A:N6	8:CB:450:G:C6	2.81	0.48
8:CB:462:C:C6	8:CB:462:C:H3'	2.49	0.48
8:CB:563:A:C2	8:CB:2018:G:C4	3.01	0.48
8:CB:601:C:H6	8:CB:601:C:O5'	1.96	0.48
8:CB:614:A:H4'	8:CB:615:U:OP1	2.13	0.48
8:CB:680:C:C2	8:CB:681:G:C8	3.01	0.48
8:CB:870:U:C2'	8:CB:871:U:H5'	2.44	0.48
8:CB:988:A:C2	8:CB:989:G:C2	3.02	0.48
9:CC:35:LYS:NZ	9:CC:101:ARG:HA	2.28	0.48
9:CC:104:LEU:C	9:CC:106:PRO:HD3	2.32	0.48
9:CC:237:ARG:CA	9:CC:237:ARG:HE	2.26	0.48
10:CD:11:MET:HG3	10:CD:12:THR:N	2.22	0.48
13:CG:120:ILE:HG23	13:CG:133:LYS:C	2.34	0.48
14:CH:5:LEU:HA	14:CH:35:LYS:HE3	1.95	0.48
8:CB:1063:G:O4'	15:CI:90:GLY:HA3	2.13	0.48
16:CJ:130:HIS:N	16:CJ:132:HIS:HB2	2.28	0.48
16:CJ:85:LYS:CA	16:CJ:85:LYS:HE2	2.40	0.48
19:CM:93:VAL:O	19:CM:93:VAL:HG13	2.13	0.48
23:CQ:10:ARG:HB3	23:CQ:14:LYS:HZ3	1.78	0.48
23:CQ:46:TYR:HD1	24:CR:79:ARG:CB	2.26	0.48
23:CQ:69:ARG:HB2	23:CQ:69:ARG:CZ	2.42	0.48
25:CS:29:VAL:HG11	25:CS:69:LEU:CB	2.34	0.48
26:CT:31:VAL:HG23	26:CT:32:LEU:N	2.21	0.48
8:CB:144:A:C5	26:CT:3:ARG:NH2	2.82	0.48
28:CV:26:PHE:CE1	28:CV:42:LEU:HD12	2.48	0.48
28:CV:54:ALA:C	28:CV:56:PHE:H	2.17	0.48
29:CW:44:PHE:CB	29:CW:78:PHE:HA	2.44	0.48
30:CX:36:GLN:HA	30:CX:40:SER:HB2	1.95	0.48
33:DA:1038:C:H2'	33:DA:1039:G:C8	2.48	0.48
33:DA:1416:G:C2	33:DA:1417:G:C1'	2.95	0.48
33:DA:1430:A:N6	33:DA:1431:A:C6	2.82	0.48
33:DA:164:G:H2'	33:DA:164:G:N3	2.27	0.48

Continued on next page...

Continued from previous page...

Atom-1	Atom-2	Interatomic distance (Å)	Clash overlap (Å)
33:DA:214:C:O2'	33:DA:215:C:H5'	2.14	0.48
33:DA:391:G:C2	33:DA:392:C:C2	3.02	0.48
33:DA:408:A:N7	33:DA:409:U:C5	2.82	0.48
33:DA:491:G:C2	33:DA:492:C:C5	3.01	0.48
33:DA:600:A:N3	33:DA:639:G:N2	2.62	0.48
33:DA:713:G:C2	33:DA:714:G:C6	3.02	0.48
33:DA:825:A:N6	33:DA:875:U:H3	2.11	0.48
34:DB:157:PRO:O	34:DB:159:ALA:N	2.46	0.48
34:DB:56:LEU:O	34:DB:60:ALA:HB3	2.12	0.48
35:DC:10:ARG:HG3	35:DC:10:ARG:NH1	2.28	0.48
36:DD:115:GLN:O	36:DD:117:VAL:N	2.47	0.48
36:DD:50:TYR:CG	36:DD:51:GLY:N	2.81	0.48
37:DE:47:PHE:C	37:DE:47:PHE:CD2	2.85	0.48
38:DF:47:LEU:HD21	38:DF:57:ALA:HB3	1.93	0.48
40:DH:11:THR:HG22	40:DH:14:ARG:HH12	1.78	0.48
40:DH:35:ILE:O	40:DH:39:LEU:HD22	2.14	0.48
40:DH:6:ILE:HB	40:DH:76:ARG:HH12	1.77	0.48
41:DI:82:ILE:O	41:DI:85:ALA:HB3	2.14	0.48
44:DL:20:VAL:HG12	44:DL:22:ALA:H	1.78	0.48
44:DL:19:ASN:HB3	44:DL:85:ARG:NE	2.28	0.48
46:DN:26:LEU:O	46:DN:44:VAL:HG11	2.14	0.48
46:DN:40:ARG:NH1	51:DS:6:LYS:H	2.11	0.48
47:DO:2:LEU:CG	47:DO:3:SER:N	2.77	0.48
1:A0:6:LYS:HD3	1:A0:7:PRO:CD	2.43	0.48
8:AB:1030:C:H3'	8:AB:1030:C:C6	2.48	0.48
8:AB:1125:G:C6	8:AB:1126:A:N6	2.81	0.48
8:AB:1131:G:C4	8:AB:2025:C:O2'	2.64	0.48
8:AB:115:C:N3	8:AB:116:C:H5	2.09	0.48
8:AB:1229:C:H2'	8:AB:1230:A:H8	1.79	0.48
8:AB:1392:A:C6	8:AB:1393:A:N6	2.81	0.48
8:AB:1642:G:C2	8:AB:1643:G:C8	3.01	0.48
8:AB:1805:A:C2'	8:AB:1806:C:H5''	2.44	0.48
8:AB:1821:A:H2'	8:AB:1822:C:C6	2.49	0.48
8:AB:1890:A:N7	8:AB:1891:G:C8	2.81	0.48
8:AB:2023:C:O2'	8:AB:2024:G:H5'	2.13	0.48
8:AB:2039:U:C5'	8:AB:2039:U:H6	2.26	0.48
8:AB:2188:U:H2'	8:AB:2189:U:C6	2.48	0.48
8:AB:2194:U:H2'	8:AB:2195:U:C6	2.49	0.48
8:AB:2231:U:O2	8:AB:2232:C:C6	2.67	0.48
8:AB:2258:C:C2	8:AB:2426:A:C4'	2.96	0.48
8:AB:2310:C:H5''	8:AB:2310:C:H6	1.78	0.48

Continued on next page...

Continued from previous page...

Atom-1	Atom-2	Interatomic distance (Å)	Clash overlap (Å)
8:AB:245:G:C6	8:AB:246:C:C5	3.01	0.48
8:AB:2592:G:N1	8:AB:2593:U:O2	2.47	0.48
8:AB:2676:C:C3'	8:AB:2676:C:C6	2.96	0.48
8:AB:2846:G:OP1	22:AP:54:LEU:HD12	2.14	0.48
8:AB:299:A:H2'	8:AB:300:A:C8	2.48	0.48
8:AB:31:C:C6	8:AB:31:C:H3'	2.49	0.48
8:AB:460:A:C2	8:AB:470:A:C2	3.02	0.48
8:AB:673:C:C2'	8:AB:674:G:H5'	2.43	0.48
8:AB:825:A:C8	8:AB:825:A:H5''	2.49	0.48
8:AB:90:U:N3	8:AB:91:A:N6	2.58	0.48
9:AC:22:GLU:HB2	9:AC:202:ARG:HE	1.79	0.48
10:AD:12:THR:OG1	10:AD:19:GLY:O	2.31	0.48
10:AD:1:MET:H2	10:AD:81:GLU:HB3	1.73	0.48
8:AB:321:U:P	11:AE:130:LYS:HE3	2.53	0.48
11:AE:158:PHE:HD1	11:AE:158:PHE:C	2.15	0.48
14:AH:26:ALA:HB2	14:AH:30:LEU:HB3	1.95	0.48
16:AJ:85:LYS:CA	16:AJ:85:LYS:HE2	2.39	0.48
17:AK:20:MET:HG3	17:AK:20:MET:O	2.11	0.48
18:AL:90:VAL:HG12	18:AL:91:ASP:N	2.29	0.48
19:AM:90:GLU:OE2	19:AM:92:TRP:CZ2	2.67	0.48
24:AR:14:VAL:HG12	24:AR:15:SER:H	1.78	0.48
24:AR:80:ARG:CG	24:AR:81:LYS:N	2.77	0.48
27:AU:21:ARG:NH1	27:AU:21:ARG:CG	2.73	0.48
29:AW:28:GLU:HA	29:AW:28:GLU:OE1	2.13	0.48
29:AW:48:ALA:H	29:AW:72:GLY:CA	2.14	0.48
30:AX:16:THR:O	30:AX:20:ASN:N	2.46	0.48
33:BA:124:C:N3	33:BA:125:U:C5	2.81	0.48
33:BA:1368:A:O2'	33:BA:1369:C:H5'	2.13	0.48
33:BA:136:C:O2'	33:BA:137:U:H5'	2.13	0.48
8:AB:1959:G:H4'	33:BA:1418:A:O4'	2.14	0.48
33:BA:1466:C:C2'	33:BA:1466:C:O2	2.55	0.48
33:BA:1525:G:C2'	33:BA:1526:G:H5'	2.43	0.48
33:BA:237:G:C6	33:BA:238:A:N6	2.82	0.48
33:BA:255:G:C6	33:BA:256:U:C4	3.01	0.48
33:BA:299:G:C6	33:BA:300:A:N1	2.82	0.48
33:BA:307:C:H5'	33:BA:308:C:OP2	2.13	0.48
33:BA:355:C:N3	33:BA:356:A:N7	2.61	0.48
33:BA:497:G:N2	33:BA:498:A:C5	2.81	0.48
33:BA:559:A:C5'	33:BA:560:A:H5''	2.43	0.48
33:BA:604:G:C5	33:BA:635:A:C6	3.01	0.48
33:BA:667:G:C2	33:BA:740:U:O2	2.67	0.48

Continued on next page...

Continued from previous page...

Atom-1	Atom-2	Interatomic distance (Å)	Clash overlap (Å)
33:BA:789:U:C6	33:BA:791:G:OP2	2.67	0.48
33:BA:81:A:H8	33:BA:81:A:H5''	1.77	0.48
33:BA:825:A:H2'	33:BA:826:C:H6	1.78	0.48
33:BA:907:A:N1	33:BA:908:A:C2	2.81	0.48
33:BA:918:A:N1	33:BA:919:A:C2	2.81	0.48
34:BB:95:TRP:CZ3	34:BB:170:ILE:HG22	2.49	0.48
36:BD:158:LEU:O	36:BD:161:ALA:HB3	2.13	0.48
36:BD:16:THR:HG22	36:BD:17:ASP:H	1.78	0.48
36:BD:55:ARG:O	36:BD:57:LYS:N	2.47	0.48
40:BH:48:PHE:HB2	40:BH:58:LEU:HD21	1.96	0.48
43:BK:101:ALA:C	43:BK:103:GLY:H	2.17	0.48
1:C0:52:LYS:C	1:C0:52:LYS:HD3	2.34	0.48
8:CB:101:A:OP2	8:CB:101:A:H4'	2.07	0.48
8:CB:1024:G:H2'	8:CB:1025:G:OP1	2.13	0.48
8:CB:1437:C:H1'	8:CB:1515:A:H2	1.78	0.48
8:CB:167:A:N6	8:CB:168:G:C2	2.81	0.48
8:CB:1796:U:O2'	9:CC:251:THR:N	2.46	0.48
8:CB:1864:U:C2'	8:CB:1865:U:H5'	2.44	0.48
8:CB:196:A:C3'	8:CB:197:A:C5'	2.82	0.48
8:CB:222:A:C8	8:CB:224:U:C5	3.02	0.48
8:CB:223:A:N6	8:CB:422:A:C5	2.80	0.48
8:CB:2405:G:N2	8:CB:2413:G:O6	2.46	0.48
8:CB:2500:U:O2	8:CB:2504:U:C6	2.66	0.48
8:CB:2587:A:C5'	8:CB:2587:A:H8	2.26	0.48
8:CB:2631:G:C5	8:CB:2632:A:C8	3.02	0.48
8:CB:2760:C:C2'	8:CB:2761:A:H5''	2.43	0.48
8:CB:2798:U:H3'	8:CB:2798:U:P	2.53	0.48
8:CB:305:C:C5	8:CB:306:U:C5	3.00	0.48
8:CB:464:U:H2'	8:CB:465:G:H5''	1.94	0.48
8:CB:527:C:H5''	8:CB:2779:U:H3	1.79	0.48
8:CB:527:C:H5'	55:CB:5080:HOH:O	2.13	0.48
8:CB:646:U:C6	8:CB:646:U:OP2	2.57	0.48
8:CB:856:G:C2	8:CB:857:G:O6	2.67	0.48
8:CB:86:G:N2	8:CB:97:C:C4	2.82	0.48
8:CB:856:G:C2	8:CB:922:C:N4	2.81	0.48
8:CB:974:G:C6	8:CB:989:G:C6	3.02	0.48
8:CB:978:G:H5''	8:CB:979:A:OP2	2.13	0.48
9:CC:22:GLU:N	9:CC:202:ARG:NH2	2.61	0.48
9:CC:62:ARG:CD	9:CC:62:ARG:O	2.62	0.48
10:CD:125:TRP:CD1	10:CD:127:PHE:HB2	2.48	0.48
8:CB:2580:U:H4'	10:CD:134:HIS:HB3	1.95	0.48

Continued on next page...

Continued from previous page...

Atom-1	Atom-2	Interatomic distance (Å)	Clash overlap (Å)
10:CD:138:LEU:O	10:CD:139:SER:C	2.51	0.48
10:CD:80:TRP:C	10:CD:80:TRP:HE3	2.17	0.48
11:CE:175:ILE:HG22	11:CE:176:ASP:N	2.29	0.48
12:CF:140:ILE:HG22	12:CF:142:TYR:N	2.28	0.48
12:CF:75:GLY:O	12:CF:77:LYS:N	2.37	0.48
13:CG:123:GLU:O	13:CG:131:VAL:HG13	2.14	0.48
13:CG:61:TRP:CE3	13:CG:61:TRP:O	2.67	0.48
16:CJ:116:ARG:CG	16:CJ:116:ARG:NH1	2.67	0.48
16:CJ:38:GLY:HA3	16:CJ:41:LYS:HB2	1.95	0.48
17:CK:73:ASP:O	22:CP:76:HIS:CE1	2.66	0.48
18:CL:111:ILE:HD11	18:CL:113:ALA:CB	2.42	0.48
19:CM:5:LYS:HG3	19:CM:68:PHE:CE1	2.49	0.48
19:CM:81:ARG:O	19:CM:82:MET:HB2	2.14	0.48
20:CN:64:ARG:CG	20:CN:65:LEU:N	2.70	0.48
21:CO:13:ARG:HG2	21:CO:95:SER:HB2	1.95	0.48
24:CR:35:PHE:HB3	24:CR:64:VAL:CG1	2.34	0.48
26:CT:25:GLU:CA	26:CT:25:GLU:OE2	2.60	0.48
26:CT:84:TYR:O	26:CT:85:VAL:HG22	2.14	0.48
31:CY:24:LEU:HA	31:CY:24:LEU:HD13	1.59	0.48
33:DA:1079:G:N3	33:DA:1080:A:C2	2.82	0.48
33:DA:1179:A:N1	33:DA:1180:A:N3	2.61	0.48
33:DA:1236:A:H2'	33:DA:1237:C:C6	2.49	0.48
33:DA:1426:G:N9	33:DA:1475:G:N2	2.61	0.48
33:DA:198:G:O5'	33:DA:198:G:H8	1.97	0.48
33:DA:251:G:N3	33:DA:266:G:C6	2.82	0.48
33:DA:530:G:H4'	33:DA:531:U:H5''	1.96	0.48
33:DA:582:C:H6	33:DA:582:C:O5'	1.96	0.48
33:DA:646:G:C6	33:DA:647:C:N3	2.81	0.48
33:DA:728:A:N1	33:DA:729:A:N1	2.61	0.48
33:DA:854:U:H3'	33:DA:871:U:O4	2.13	0.48
33:DA:922:G:H4'	37:DE:24:VAL:C	2.34	0.48
34:DB:128:LEU:HD11	34:DB:132:GLU:CG	2.43	0.48
35:DC:104:GLU:H	35:DC:106:ARG:NH1	2.12	0.48
35:DC:17:TRP:CZ3	46:DN:94:GLY:N	2.79	0.48
43:DK:30:ILE:HA	43:DK:45:THR:OG1	2.13	0.48
44:DL:21:PRO:CD	44:DL:94:TYR:OH	2.62	0.48
42:DJ:51:VAL:CG2	46:DN:80:ARG:HB2	2.43	0.48
48:DP:39:PHE:CE2	48:DP:41:PRO:CG	2.86	0.48
8:AB:1139:G:C8	8:AB:1139:G:C5'	2.95	0.48
8:AB:1268:A:N6	8:AB:1269:A:N3	2.61	0.48
8:AB:1358:G:N7	55:AB:4480:HOH:O	2.35	0.48

Continued on next page...

Continued from previous page...

Atom-1	Atom-2	Interatomic distance (Å)	Clash overlap (Å)
8:AB:1392:A:N7	8:AB:1393:A:N6	2.62	0.48
8:AB:1736:U:H3'	8:AB:1737:G:H8	1.78	0.48
8:AB:1823:G:C8	8:AB:1823:G:H3'	2.49	0.48
8:AB:1899:A:O2'	8:AB:1900:A:H5''	2.13	0.48
8:AB:1941:C:C4	8:AB:1942:C:N3	2.82	0.48
8:AB:199:A:C8	8:AB:2433:A:C6	3.02	0.48
8:AB:2179:C:C6	8:AB:2180:U:H5	2.32	0.48
8:AB:2329:U:O2'	8:AB:2330:G:H5'	2.13	0.48
8:AB:647:G:N2	8:AB:2350:C:H4'	2.29	0.48
8:AB:2354:C:H6	8:AB:2354:C:H5''	1.78	0.48
8:AB:2478:A:C6	8:AB:2529:G:C2	3.02	0.48
8:AB:2881:U:C4	8:AB:2882:A:N7	2.82	0.48
8:AB:294:A:C8	8:AB:345:A:C2	3.02	0.48
8:AB:346:A:N1	8:AB:347:A:C2	2.82	0.48
8:AB:379:G:C6	8:AB:396:G:O6	2.67	0.48
8:AB:418:C:C4	8:AB:419:U:C4	3.02	0.48
8:AB:465:G:C6	8:AB:466:A:N6	2.81	0.48
8:AB:611:C:C2'	8:AB:612:G:H5'	2.43	0.48
8:AB:677:A:C2'	8:AB:678:C:H5'	2.44	0.48
8:AB:772:C:N3	8:AB:773:U:H5	2.12	0.48
8:AB:830:G:H4'	8:AB:831:G:OP2	2.14	0.48
8:AB:869:G:C2	8:AB:870:U:C1'	2.94	0.48
8:AB:910:A:H2	8:AB:911:A:C2	2.32	0.48
8:AB:928:A:C2	8:AB:929:U:C2	3.02	0.48
8:AB:973:A:O4'	8:AB:1188:U:C6	2.67	0.48
9:AC:120:ASP:H	9:AC:133:ASN:ND2	2.12	0.48
9:AC:161:VAL:O	9:AC:174:ARG:O	2.32	0.48
10:AD:37:VAL:CG1	10:AD:38:LYS:N	2.76	0.48
11:AE:194:LYS:NZ	11:AE:194:LYS:HB2	2.28	0.48
12:AF:121:PHE:HE2	12:AF:165:GLY:HA3	1.78	0.48
16:AJ:25:LEU:HG	16:AJ:64:VAL:CA	2.43	0.48
16:AJ:37:ARG:HG3	16:AJ:118:MET:HE1	1.94	0.48
16:AJ:7:LYS:HE3	16:AJ:48:VAL:CG2	2.44	0.48
18:AL:57:LEU:O	18:AL:59:ARG:CD	2.62	0.48
18:AL:92:LEU:O	18:AL:92:LEU:HD23	2.14	0.48
20:AN:62:ASN:C	20:AN:64:ARG:N	2.66	0.48
21:AO:26:LEU:HA	21:AO:38:GLN:O	2.13	0.48
21:AO:25:ARG:O	21:AO:39:VAL:HA	2.13	0.48
22:AP:52:ARG:HG2	22:AP:52:ARG:O	2.13	0.48
8:AB:1161:C:O2'	24:AR:22:LEU:CD1	2.61	0.48
24:AR:74:ILE:HA	24:AR:90:ARG:NH2	2.29	0.48

Continued on next page...

Continued from previous page...

Atom-1	Atom-2	Interatomic distance (Å)	Clash overlap (Å)
8:AB:508:A:N1	25:AS:9:HIS:NE2	2.62	0.48
32:AZ:17:SER:HB3	32:AZ:20:ASN:CA	2.44	0.48
33:BA:1182:G:C4'	33:BA:1183:U:H5'	2.31	0.48
33:BA:1236:A:C8	33:BA:1236:A:H5''	2.39	0.48
33:BA:1430:A:N1	33:BA:1431:A:N3	2.62	0.48
33:BA:1437:A:C2	33:BA:1438:G:C5	3.02	0.48
33:BA:417:G:H5'	33:BA:418:C:OP2	2.14	0.48
33:BA:636:U:C6	33:BA:636:U:H3'	2.49	0.48
33:BA:89:U:H2'	33:BA:90:C:C6	2.48	0.48
33:BA:947:G:P	45:BM:106:ARG:HB3	2.54	0.48
35:BC:28:PHE:HE2	46:BN:93:PRO:HG2	1.77	0.48
36:BD:109:THR:HG22	36:BD:112:GLU:HB2	1.94	0.48
36:BD:18:LEU:HD22	36:BD:63:ILE:CD1	2.42	0.48
39:BG:72:VAL:HG11	39:BG:145:GLU:CD	2.34	0.48
37:BE:82:HIS:HD2	40:BH:95:MET:HG2	1.75	0.48
41:BI:16:ALA:CB	41:BI:66:VAL:HB	2.43	0.48
44:BL:20:VAL:CG1	44:BL:22:ALA:H	2.25	0.48
44:BL:36:VAL:O	44:BL:36:VAL:HG23	2.14	0.48
44:BL:47:ALA:O	44:BL:48:LEU:HD23	2.14	0.48
50:BR:25:ILE:CG1	50:BR:25:ILE:O	2.61	0.48
52:BT:35:TYR:CE1	52:BT:39:GLU:HG3	2.47	0.48
53:BU:3:ILE:HG22	53:BU:3:ILE:O	2.14	0.48
53:BU:7:GLU:OE1	53:BU:13:VAL:HG11	2.14	0.48
7:CA:49:C:H4'	21:CO:68:LYS:HE2	1.96	0.48
7:CA:65:U:O2'	7:CA:66:A:H5'	2.14	0.48
8:CB:1255:U:H6	8:CB:2502:G:N2	2.12	0.48
8:CB:1399:C:H2'	8:CB:1400:U:C6	2.49	0.48
8:CB:1620:G:C6	8:CB:1621:U:N3	2.82	0.48
8:CB:1848:A:C2'	8:CB:1849:G:H8	2.02	0.48
8:CB:1801:A:C4	8:CB:2203:U:C5	3.01	0.48
8:CB:219:A:H2'	8:CB:220:G:C8	2.49	0.48
8:CB:226:A:H2'	8:CB:227:A:C8	2.48	0.48
8:CB:2298:A:C2	8:CB:2299:U:O2	2.66	0.48
8:CB:2316:G:O5'	8:CB:2316:G:H8	1.97	0.48
8:CB:2428:G:O2'	18:CL:56:PRO:CG	2.62	0.48
8:CB:2603:G:C5	8:CB:2604:U:C5	3.02	0.48
8:CB:2620:C:H4'	10:CD:161:MET:HB2	1.96	0.48
8:CB:2683:C:C5'	8:CB:2683:C:H6	2.26	0.48
8:CB:323:C:O2	8:CB:323:C:H2'	2.14	0.48
8:CB:279:A:C2	8:CB:362:A:H4'	2.49	0.48
8:CB:655:A:H2'	8:CB:655:A:O5'	2.14	0.48

Continued on next page...

Continued from previous page...

Atom-1	Atom-2	Interatomic distance (Å)	Clash overlap (Å)
8:CB:597:G:N1	8:CB:661:A:C2	2.82	0.48
8:CB:682:G:N3	8:CB:683:U:C6	2.82	0.48
8:CB:700:G:O2'	8:CB:1632:A:H1'	2.12	0.48
8:CB:705:A:C2	8:CB:706:A:C4	3.01	0.48
8:CB:737:C:H2'	8:CB:737:C:O2	2.13	0.48
8:CB:952:G:H3'	8:CB:953:G:H5''	1.95	0.48
8:CB:974:G:O4'	8:CB:1186:G:N2	2.47	0.48
8:CB:986:C:C2'	8:CB:987:C:H5'	2.43	0.48
8:CB:98:G:C3'	8:CB:99:U:H5''	2.44	0.48
9:CC:51:ARG:HD3	9:CC:51:ARG:C	2.23	0.48
10:CD:109:VAL:HG21	10:CD:193:VAL:HB	1.95	0.48
10:CD:1:MET:CB	10:CD:81:GLU:HG2	2.44	0.48
10:CD:80:TRP:HE3	10:CD:81:GLU:N	2.12	0.48
11:CE:134:LEU:O	11:CE:136:GLN:N	2.47	0.48
8:CB:1254:A:N6	11:CE:77:ILE:HD12	2.29	0.48
11:CE:89:PRO:O	11:CE:90:GLN:HG2	2.13	0.48
12:CF:176:PHE:O	12:CF:177:ARG:HB3	2.13	0.48
17:CK:113:MET:HA	17:CK:116:ILE:CG1	2.43	0.48
17:CK:95:ILE:O	17:CK:95:ILE:CG2	2.61	0.48
21:CO:25:ARG:NH2	21:CO:40:ILE:CD1	2.76	0.48
23:CQ:103:VAL:HA	23:CQ:106:THR:HB	1.95	0.48
24:CR:4:VAL:HB	24:CR:41:ILE:CG1	2.39	0.48
25:CS:84:ARG:HH21	25:CS:98:LYS:HD3	1.79	0.48
33:DA:1095:U:P	33:DA:1108:G:H1	2.37	0.48
33:DA:114:U:H2'	33:DA:115:G:C8	2.48	0.48
33:DA:1246:A:C2	33:DA:1292:G:C5	3.01	0.48
33:DA:1288:A:N1	33:DA:1371:G:H1'	2.29	0.48
33:DA:1304:G:C2	33:DA:1305:G:N2	2.81	0.48
33:DA:1425:U:C2'	33:DA:1426:G:H5'	2.44	0.48
33:DA:1428:A:N1	33:DA:1473:G:C2	2.81	0.48
33:DA:1508:A:C4	33:DA:1509:C:C6	3.02	0.48
33:DA:19:A:H1'	33:DA:864:A:C1'	2.43	0.48
33:DA:385:C:H6	33:DA:385:C:H3'	1.79	0.48
33:DA:396:C:C3'	33:DA:396:C:C6	2.96	0.48
33:DA:453:G:C4	33:DA:454:G:C8	3.01	0.48
33:DA:520:A:H2'	33:DA:521:G:O4'	2.14	0.48
33:DA:666:G:C5	33:DA:741:G:C6	3.01	0.48
33:DA:713:G:H2'	33:DA:714:G:C1'	2.43	0.48
33:DA:756:C:C2'	33:DA:757:U:H5'	2.43	0.48
33:DA:769:G:H4'	33:DA:1513:A:H4'	1.94	0.48
35:DC:137:VAL:HG13	35:DC:148:ILE:HG21	1.96	0.48

Continued on next page...

Continued from previous page...

Atom-1	Atom-2	Interatomic distance (Å)	Clash overlap (Å)
36:DD:67:LEU:O	36:DD:71:PHE:CB	2.61	0.48
36:DD:96:ARG:HH21	36:DD:114:ARG:NH1	2.11	0.48
38:DF:3:HIS:O	38:DF:92:THR:N	2.44	0.48
41:DI:98:ARG:NH1	41:DI:103:VAL:HG11	2.28	0.48
43:DK:74:LYS:HE2	43:DK:79:LYS:HE2	1.96	0.48
43:DK:96:ILE:C	43:DK:98:ALA:N	2.66	0.48
45:DM:101:THR:O	45:DM:102:LYS:O	2.31	0.48
48:DP:39:PHE:HD1	48:DP:50:THR:HG21	1.79	0.48
48:DP:39:PHE:O	48:DP:41:PRO:HD3	2.13	0.48
50:DR:32:ILE:HD12	50:DR:67:LEU:HD22	1.96	0.48
33:DA:958:A:C6	51:DS:53:GLY:HA3	2.47	0.48
1:A0:29:VAL:HG12	1:A0:31:LYS:N	2.11	0.48
4:A3:7:ARG:NH2	4:A3:11:LYS:CE	2.77	0.48
8:AB:1010:A:H8	8:AB:1010:A:H3'	1.77	0.48
8:AB:83:A:C6	8:AB:101:A:OP2	2.67	0.48
8:AB:1024:G:O6	8:AB:1025:G:C6	2.67	0.48
8:AB:1150:C:N4	8:AB:1151:A:H62	2.12	0.48
8:AB:10:A:H2'	8:AB:11:C:C6	2.49	0.48
8:AB:1286:A:C4	8:AB:1289:C:N4	2.81	0.48
8:AB:1531:C:C2	8:AB:1532:A:C8	3.01	0.48
8:AB:1695:G:H2'	8:AB:1696:G:O4'	2.14	0.48
8:AB:2228:G:C5	8:AB:2229:U:C4	3.02	0.48
8:AB:2262:U:C4	8:AB:2279:G:C2	3.01	0.48
8:AB:2357:G:C2	8:AB:2361:G:C6	3.02	0.48
8:AB:2391:G:C2	8:AB:2424:C:C6	3.01	0.48
8:AB:2492:U:O2'	8:AB:2493:U:H5'	2.13	0.48
8:AB:2766:A:H5''	8:AB:2767:C:OP2	2.14	0.48
8:AB:2720:U:C2	8:AB:2872:A:N7	2.82	0.48
8:AB:363:G:C2	8:AB:364:C:C4	3.01	0.48
8:AB:374:A:C5	8:AB:401:A:N7	2.82	0.48
8:AB:452:G:N2	8:AB:458:G:C4	2.82	0.48
8:AB:538:A:C8	8:AB:539:G:C8	3.02	0.48
8:AB:577:G:C6	8:AB:578:G:O6	2.67	0.48
8:AB:607:U:H2'	8:AB:608:A:C5'	2.43	0.48
8:AB:638:G:N1	8:AB:639:U:C2	2.82	0.48
8:AB:646:U:C6	8:AB:646:U:OP2	2.60	0.48
8:AB:688:U:H5'	8:AB:1780:A:C2	2.49	0.48
8:AB:708:G:N2	8:AB:724:U:H1'	2.28	0.48
8:AB:70:G:N2	8:AB:114:U:O2	2.46	0.48
8:AB:825:A:C6	8:AB:826:U:C4	3.02	0.48
8:AB:949:G:N1	8:AB:950:G:N7	2.62	0.48

Continued on next page...

Continued from previous page...

Atom-1	Atom-2	Interatomic distance (Å)	Clash overlap (Å)
11:AE:178:VAL:HG23	11:AE:179:SER:H	1.79	0.48
13:AG:88:LEU:HD21	13:AG:161:VAL:HG22	1.94	0.48
13:AG:33:THR:O	13:AG:34:ARG:HB2	2.13	0.48
16:AJ:109:LEU:CB	16:AJ:110:PRO:HD2	2.35	0.48
16:AJ:113:PRO:O	16:AJ:115:GLY:N	2.46	0.48
16:AJ:20:ALA:O	16:AJ:21:THR:C	2.52	0.48
17:AK:95:ILE:O	17:AK:95:ILE:CG2	2.62	0.48
18:AL:141:LYS:C	18:AL:142:ILE:HG23	2.34	0.48
18:AL:61:LEU:O	18:AL:62:PRO:O	2.32	0.48
18:AL:85:VAL:O	18:AL:85:VAL:HG13	2.14	0.48
20:AN:17:ARG:O	20:AN:20:MET:N	2.47	0.48
22:AP:25:VAL:HG12	22:AP:27:VAL:CG1	2.41	0.48
22:AP:52:ARG:HG3	22:AP:54:LEU:HB2	1.96	0.48
22:AP:93:LYS:NZ	22:AP:97:TYR:CE2	2.81	0.48
25:AS:10:ALA:O	25:AS:11:ARG:HB3	2.13	0.48
26:AT:10:VAL:CG2	26:AT:11:LEU:N	2.76	0.48
26:AT:58:VAL:HA	26:AT:85:VAL:HA	1.96	0.48
26:AT:69:ARG:O	26:AT:70:HIS:HB2	2.13	0.48
8:AB:65:U:OP2	26:AT:76:ARG:NH1	2.47	0.48
30:AX:36:GLN:NE2	30:AX:38:GLN:HG2	2.29	0.48
32:AZ:49:ARG:CG	32:AZ:50:ASP:N	2.76	0.48
33:BA:1155:A:C5'	33:BA:1155:A:H8	2.26	0.48
33:BA:116:A:O5'	33:BA:116:A:H8	1.96	0.48
33:BA:1220:G:OP1	51:BS:36:ARG:HD2	2.13	0.48
33:BA:1392:G:N1	33:BA:1393:U:O4	2.47	0.48
33:BA:1445:U:O2	33:BA:1458:G:N1	2.46	0.48
33:BA:642:A:H1'	40:BH:104:SER:OG	2.13	0.48
33:BA:648:A:C2	33:BA:649:A:N7	2.81	0.48
33:BA:735:C:O2	33:BA:735:C:C2'	2.57	0.48
33:BA:785:G:C5	33:BA:786:G:C8	3.02	0.48
33:BA:810:C:C4	33:BA:811:C:C5	3.02	0.48
33:BA:863:U:O2	33:BA:863:U:C2'	2.60	0.48
33:BA:932:C:N3	33:BA:1386:G:N1	2.62	0.48
33:BA:987:G:C6	33:BA:988:G:C6	3.00	0.48
34:BB:79:VAL:HA	34:BB:213:LEU:HD13	1.96	0.48
35:BC:81:GLU:HG3	35:BC:82:ASP:OD1	2.14	0.48
37:BE:24:VAL:CG2	37:BE:25:LYS:N	2.76	0.48
52:BT:74:HIS:O	52:BT:78:LEU:HD12	2.14	0.48
1:C0:29:VAL:HG13	1:C0:30:ASP:N	2.29	0.48
4:C3:59:ALA:HB1	4:C3:63:TYR:OH	2.14	0.48
4:C3:5:THR:HG23	4:C3:5:THR:O	2.14	0.48

Continued on next page...

Continued from previous page...

Atom-1	Atom-2	Interatomic distance (Å)	Clash overlap (Å)
5:C4:3:VAL:HG12	5:C4:4:ARG:N	2.29	0.48
5:C4:9:LYS:HG2	5:C4:10:LEU:N	2.28	0.48
7:CA:13:G:H1'	7:CA:69:G:N2	2.28	0.48
7:CA:31:C:H41	21:CO:32:PRO:CB	2.26	0.48
7:CA:78:A:H2'	7:CA:79:G:O4'	2.14	0.48
8:CB:1035:U:O5'	8:CB:1035:U:H6	1.97	0.48
8:CB:1107:G:H2'	8:CB:1108:U:H5'	1.96	0.48
8:CB:1401:G:C2	8:CB:1402:U:C2	3.01	0.48
8:CB:1443:U:C3'	8:CB:1443:U:C6	2.97	0.48
8:CB:1455:G:N2	8:CB:1456:G:H1'	2.28	0.48
8:CB:1459:G:O5'	8:CB:1459:G:C8	2.67	0.48
8:CB:1531:C:C2	8:CB:1532:A:C8	3.02	0.48
8:CB:1796:U:H1'	8:CB:1824:G:N2	2.29	0.48
8:CB:1801:A:C8	8:CB:2203:U:C6	3.02	0.48
8:CB:187:G:C3'	8:CB:187:G:C8	2.96	0.48
8:CB:1912:A:N1	33:DA:1407:C:O2'	2.42	0.48
8:CB:1675:C:H42	8:CB:1993:U:H1'	1.79	0.48
8:CB:2065:C:C5	8:CB:2066:C:H5	2.31	0.48
8:CB:2532:G:H2'	8:CB:2533:U:H6	1.77	0.48
8:CB:2535:G:H5''	8:CB:2535:G:C8	2.48	0.48
8:CB:244:A:N3	8:CB:255:A:C6	2.82	0.48
8:CB:2588:G:C4	8:CB:2589:A:C8	3.02	0.48
8:CB:2722:G:C4	8:CB:2723:C:C6	3.02	0.48
8:CB:2824:C:C5	8:CB:2825:G:C5	3.01	0.48
8:CB:2886:A:C2	8:CB:2887:A:C5	3.02	0.48
8:CB:31:C:C6	8:CB:31:C:H3'	2.49	0.48
8:CB:80:G:H4'	8:CB:346:A:C4	2.49	0.48
8:CB:825:A:C2	8:CB:826:U:C2	3.01	0.48
8:CB:836:G:N7	8:CB:837:C:N4	2.62	0.48
9:CC:89:ASN:ND2	9:CC:89:ASN:N	2.61	0.48
10:CD:119:ALA:HB1	10:CD:123:LYS:HB2	1.94	0.48
11:CE:116:ASP:O	11:CE:117:ARG:HD3	2.13	0.48
11:CE:140:ASP:O	11:CE:141:MET:HB2	2.14	0.48
11:CE:156:ASN:CG	11:CE:157:LEU:H	2.15	0.48
11:CE:88:ARG:H	11:CE:88:ARG:HD2	1.78	0.48
13:CG:10:VAL:HG22	13:CG:14:VAL:HG11	1.96	0.48
8:CB:2750:A:H4'	13:CG:2:ARG:HE	1.79	0.48
17:CK:66:LYS:HG2	17:CK:80:ASP:HA	1.94	0.48
22:CP:29:VAL:O	22:CP:30:TRP:C	2.52	0.48
23:CQ:53:LYS:O	23:CQ:55:GLN:N	2.46	0.48
23:CQ:90:ASP:OD2	24:CR:10:LYS:CG	2.59	0.48

Continued on next page...

Continued from previous page...

Atom-1	Atom-2	Interatomic distance (Å)	Clash overlap (Å)
25:CS:28:LYS:O	25:CS:30:SER:N	2.47	0.48
25:CS:56:ALA:CA	25:CS:59:GLU:HB2	2.38	0.48
25:CS:95:ARG:NH1	25:CS:95:ARG:CG	2.76	0.48
27:CU:84:PHE:H	27:CU:92:VAL:CB	2.27	0.48
31:CY:2:LYS:HA	31:CY:43:ILE:HG13	1.96	0.48
8:CB:398:C:P	32:CZ:49:ARG:NE	2.87	0.48
33:DA:1067:A:H1'	33:DA:1068:G:C8	2.49	0.48
33:DA:1068:G:C8	33:DA:1068:G:H5''	2.32	0.48
33:DA:1102:A:C6	33:DA:1103:C:N4	2.81	0.48
33:DA:1161:C:H2'	33:DA:1162:C:H6	1.78	0.48
33:DA:1264:U:H3	33:DA:1271:A:N6	2.11	0.48
33:DA:1382:C:H5'	39:DG:78:ARG:NE	2.29	0.48
33:DA:1435:G:N1	33:DA:1436:U:C4	2.82	0.48
33:DA:148:G:N3	33:DA:1446:A:H2	2.12	0.48
33:DA:220:G:O2'	33:DA:221:C:H5'	2.14	0.48
33:DA:291:U:OP2	33:DA:305:G:C6	2.67	0.48
33:DA:408:A:N6	33:DA:409:U:C2	2.81	0.48
33:DA:496:A:H2'	33:DA:497:G:C8	2.49	0.48
33:DA:506:G:C2	33:DA:507:C:N3	2.82	0.48
33:DA:559:A:H4'	33:DA:560:A:C5'	2.38	0.48
33:DA:669:G:C2	33:DA:670:G:C4	3.02	0.48
33:DA:677:U:H3	33:DA:714:G:H22	1.62	0.48
33:DA:806:C:C2	33:DA:807:A:N7	2.81	0.48
35:DC:143:LEU:HD13	35:DC:143:LEU:N	2.28	0.48
35:DC:53:ARG:O	35:DC:54:ILE:CB	2.62	0.48
38:DF:73:GLU:O	38:DF:74:LEU:C	2.52	0.48
40:DH:48:PHE:HA	40:DH:59:GLU:O	2.14	0.48
40:DH:9:MET:O	40:DH:10:LEU:HD22	2.13	0.48
42:DJ:57:VAL:HG13	42:DJ:58:ASN:N	2.29	0.48
43:DK:115:ILE:HA	43:DK:116:PRO:HD3	1.67	0.48
43:DK:21:HIS:ND1	43:DK:34:THR:HG21	2.29	0.48
4:A3:11:LYS:CB	18:AL:63:LYS:HG3	2.43	0.48
4:A3:23:HIS:C	4:A3:45:PRO:HB3	2.34	0.48
5:A4:2:LYS:HE2	5:A4:36:ARG:CB	2.42	0.48
5:A4:2:LYS:HG3	8:AB:2526:G:H1'	1.94	0.48
7:AA:44:G:N2	7:AA:46:A:N6	2.56	0.48
7:AA:99:A:C2'	7:AA:100:G:H5'	2.44	0.48
8:AB:1028:A:H2	8:AB:1029:A:C2	2.31	0.48
8:AB:1068:G:O2'	8:AB:1096:A:H1'	2.14	0.48
8:AB:1053:C:N4	8:AB:1107:G:N1	2.62	0.48
8:AB:1000:A:C5	8:AB:1155:A:C5	3.02	0.48

Continued on next page...

Continued from previous page...

Atom-1	Atom-2	Interatomic distance (Å)	Clash overlap (Å)
8:AB:1182:G:C2	8:AB:1183:U:H1'	2.49	0.48
8:AB:1236:G:O2'	8:AB:1237:A:H8	1.95	0.48
8:AB:1298:C:O2	8:AB:1302:A:O2'	2.31	0.48
8:AB:1375:U:C5	8:AB:1376:C:H5	2.32	0.48
8:AB:1704:C:H2'	8:AB:1704:C:O2	2.14	0.48
8:AB:1734:G:C2	8:AB:1735:A:C8	3.02	0.48
8:AB:193:U:C4	8:AB:194:G:N7	2.82	0.48
8:AB:1972:G:N3	8:AB:1972:G:H2'	2.29	0.48
8:AB:2277:G:C5	8:AB:2278:A:N7	2.82	0.48
8:AB:2485:G:C6	8:AB:2486:C:C5	3.01	0.48
8:AB:2454:G:C6	8:AB:2499:C:N4	2.82	0.48
8:AB:2736:A:H2'	8:AB:2736:A:N3	2.28	0.48
8:AB:289:G:C6	8:AB:352:A:C6	3.02	0.48
8:AB:396:G:OP1	32:AZ:11:GLU:OE2	2.31	0.48
8:AB:536:G:C8	8:AB:537:G:C8	3.01	0.48
8:AB:604:G:O6	8:AB:625:G:N1	2.47	0.48
8:AB:612:G:C2	8:AB:617:G:O6	2.67	0.48
8:AB:738:G:C2	8:AB:759:G:C6	3.01	0.48
8:AB:813:U:C2	8:AB:814:C:C5	3.02	0.48
8:AB:837:C:O5'	8:AB:837:C:H6	1.95	0.48
9:AC:181:ARG:HB2	9:AC:263:ASP:CB	2.44	0.48
9:AC:181:ARG:HH22	9:AC:260:LYS:HZ3	1.62	0.48
10:AD:148:GLN:HB3	10:AD:151:THR:CG2	2.43	0.48
11:AE:49:ARG:C	11:AE:51:GLU:H	2.15	0.48
13:AG:86:LEU:HA	13:AG:162:ARG:O	2.14	0.48
14:AH:78:VAL:HG11	14:AH:102:ALA:CB	2.28	0.48
16:AJ:87:ALA:O	16:AJ:88:THR:HG23	2.14	0.48
8:AB:2394:C:OP1	18:AL:63:LYS:CB	2.61	0.48
19:AM:110:GLU:C	19:AM:112:LEU:N	2.66	0.48
20:AN:87:PHE:C	20:AN:89:SER:H	2.16	0.48
20:AN:92:GLY:O	20:AN:94:TYR:N	2.46	0.48
22:AP:76:HIS:O	22:AP:77:SER:OG	2.27	0.48
23:AQ:67:ALA:HB1	23:AQ:105:PHE:CE2	2.49	0.48
25:AS:24:ILE:CB	25:AS:28:LYS:HD2	2.43	0.48
25:AS:31:GLN:O	25:AS:35:ILE:HG22	2.14	0.48
8:AB:64:A:C2	26:AT:69:ARG:NH2	2.81	0.48
27:AU:61:GLU:OE2	27:AU:63:ALA:HB2	2.13	0.48
28:AV:54:ALA:C	28:AV:56:PHE:H	2.16	0.48
30:AX:16:THR:HG23	30:AX:20:ASN:CG	2.35	0.48
33:BA:1008:U:H2'	33:BA:1009:U:O4'	2.14	0.48
33:BA:1221:G:N2	33:BA:1222:G:H1'	2.28	0.48

Continued on next page...

Continued from previous page...

Atom-1	Atom-2	Interatomic distance (Å)	Clash overlap (Å)
33:BA:1283:U:O2	33:BA:1284:C:C6	2.66	0.48
33:BA:1465:A:H3'	33:BA:1465:A:C8	2.49	0.48
33:BA:15:G:C2	33:BA:16:A:C4	3.02	0.48
33:BA:233:C:C2'	33:BA:234:C:H5'	2.44	0.48
33:BA:247:G:C6	33:BA:248:C:C5	3.02	0.48
33:BA:444:G:C6	33:BA:491:G:N1	2.82	0.48
33:BA:486:U:H2'	33:BA:487:A:C8	2.49	0.48
33:BA:593:U:C2	33:BA:594:U:C6	3.01	0.48
33:BA:624:C:H2'	33:BA:625:U:H6	1.77	0.48
33:BA:734:G:H21	33:BA:735:C:H1'	1.78	0.48
33:BA:785:G:C6	33:BA:786:G:C8	3.02	0.48
33:BA:837:U:O5'	33:BA:837:U:H6	1.97	0.48
33:BA:885:G:H1'	33:BA:914:A:N1	2.28	0.48
33:BA:937:A:H2	33:BA:1377:A:HO2'	1.62	0.48
33:BA:966:G:H4'	33:BA:969:A:H62	1.78	0.48
34:BB:107:ARG:HA	34:BB:110:ILE:CD1	2.43	0.48
35:BC:39:ARG:HE	35:BC:56:ILE:HD11	1.79	0.48
35:BC:50:SER:C	35:BC:114:LEU:HD21	2.35	0.48
36:BD:53:GLN:HB3	36:BD:202:LEU:HD22	1.95	0.48
38:BF:11:HIS:CG	38:BF:12:PRO:HD2	2.49	0.48
38:BF:78:PHE:H	38:BF:78:PHE:HD1	1.60	0.48
39:BG:102:TRP:CD1	39:BG:102:TRP:N	2.72	0.48
39:BG:17:PHE:HE2	39:BG:58:LEU:HD22	1.78	0.48
41:BI:9:GLY:HA2	41:BI:80:HIS:HB3	1.95	0.48
47:BO:35:ILE:HD12	47:BO:55:LEU:CD1	2.44	0.48
48:BP:50:THR:HG22	48:BP:51:ARG:H	1.77	0.48
50:BR:41:SER:O	50:BR:45:GLY:HA2	2.13	0.48
52:BT:8:LYS:O	52:BT:12:GLN:N	2.41	0.48
2:C1:8:ILE:O	2:C1:24:LYS:HB2	2.14	0.48
3:C2:33:ARG:CA	3:C2:37:LYS:HG3	2.40	0.48
3:C2:3:ARG:HG3	8:CB:1613:G:H4'	1.96	0.48
4:C3:23:HIS:CD2	4:C3:47:ALA:O	2.67	0.48
5:C4:24:ARG:HB2	5:C4:36:ARG:C	2.34	0.48
7:CA:109:A:O2'	7:CA:110:C:H5'	2.14	0.48
8:CB:1257:C:O2	8:CB:1257:C:C2'	2.59	0.48
8:CB:1356:G:H2'	8:CB:1357:C:C6	2.48	0.48
8:CB:1559:U:C6	8:CB:1559:U:H5''	2.48	0.48
8:CB:1684:G:C5	8:CB:1685:C:C4	3.01	0.48
8:CB:1734:G:N3	8:CB:1735:A:C8	2.82	0.48
8:CB:1812:U:H2'	8:CB:1813:G:C8	2.49	0.48
8:CB:1960:A:C8	8:CB:1961:C:H5	2.32	0.48

Continued on next page...

Continued from previous page...

Atom-1	Atom-2	Interatomic distance (Å)	Clash overlap (Å)
8:CB:2003:A:O5'	8:CB:2003:A:H8	1.97	0.48
8:CB:2011:U:C5	8:CB:2012:G:N7	2.82	0.48
8:CB:2135:A:C6	8:CB:2136:G:C8	3.01	0.48
8:CB:2213:U:C3'	8:CB:2213:U:C2	2.97	0.48
8:CB:2090:A:C2	8:CB:2230:G:C6	3.01	0.48
4:C3:39:ARG:HH21	8:CB:2363:G:H5''	1.78	0.48
8:CB:2519:U:C4	8:CB:2542:A:C5	3.02	0.48
8:CB:2549:G:C2'	8:CB:2550:G:H5'	2.43	0.48
8:CB:2552:U:C4	8:CB:2554:U:C5'	2.97	0.48
8:CB:2685:G:N3	8:CB:2686:G:C8	2.82	0.48
8:CB:2688:G:N7	8:CB:2719:G:C6	2.82	0.48
8:CB:2689:U:C2	8:CB:2713:U:C6	3.01	0.48
8:CB:2760:C:H5'	8:CB:2761:A:OP2	2.14	0.48
8:CB:2542:A:H5''	8:CB:2766:A:O2'	2.14	0.48
8:CB:374:A:N3	8:CB:375:G:C8	2.82	0.48
8:CB:518:G:C8	8:CB:518:G:H5''	2.48	0.48
8:CB:570:G:H22	8:CB:2498:C:H4'	1.79	0.48
8:CB:583:G:C2	8:CB:584:C:C4	3.01	0.48
8:CB:690:G:H5''	8:CB:690:G:C8	2.48	0.48
8:CB:748:G:N7	8:CB:750:A:C8	2.81	0.48
8:CB:796:C:C3'	8:CB:796:C:H6	2.17	0.48
8:CB:910:A:H2	8:CB:911:A:C2	2.31	0.48
8:CB:945:A:C2	8:CB:2448:A:N9	2.82	0.48
10:CD:112:THR:O	10:CD:113:SER:C	2.51	0.48
8:CB:1657:U:OP2	10:CD:141:ARG:HG3	2.14	0.48
8:CB:2574:G:C2	10:CD:147:GLY:HA3	2.49	0.48
10:CD:186:LEU:O	10:CD:187:LEU:C	2.52	0.48
11:CE:50:ALA:O	11:CE:74:LYS:CE	2.61	0.48
11:CE:49:ARG:C	11:CE:51:GLU:N	2.67	0.48
11:CE:67:ARG:HD2	11:CE:67:ARG:N	2.29	0.48
12:CF:172:PHE:N	12:CF:172:PHE:CD1	2.80	0.48
16:CJ:40:HIS:O	16:CJ:41:LYS:C	2.52	0.48
17:CK:49:ARG:HH11	17:CK:49:ARG:HB2	1.78	0.48
17:CK:7:MET:HA	17:CK:19:VAL:O	2.14	0.48
18:CL:42:SER:OG	18:CL:47:ARG:NH2	2.46	0.48
19:CM:114:ARG:HE	19:CM:117:PHE:HD2	1.62	0.48
20:CN:21:PHE:CD1	20:CN:21:PHE:N	2.82	0.48
21:CO:100:HIS:H	21:CO:103:VAL:HG23	1.77	0.48
21:CO:10:ARG:NE	21:CO:94:ARG:HD3	2.29	0.48
21:CO:83:LEU:N	21:CO:87:ILE:HG21	2.29	0.48
22:CP:109:ILE:O	22:CP:110:LYS:O	2.31	0.48

Continued on next page...

Continued from previous page...

Atom-1	Atom-2	Interatomic distance (Å)	Clash overlap (Å)
23:CQ:68:ALA:HB1	23:CQ:73:ILE:HG21	1.92	0.48
24:CR:35:PHE:CE1	24:CR:65:ALA:O	2.67	0.48
24:CR:76:LYS:O	24:CR:77:PHE:CG	2.66	0.48
26:CT:62:VAL:O	26:CT:80:TRP:HB3	2.14	0.48
27:CU:59:GLU:CD	27:CU:62:ALA:HB2	2.35	0.48
29:CW:43:LYS:HB2	29:CW:76:ARG:O	2.13	0.48
31:CY:31:ILE:HD13	31:CY:31:ILE:H	1.79	0.48
32:CZ:18:CYS:O	32:CZ:19:GLY:O	2.31	0.48
32:CZ:31:ASP:O	32:CZ:32:LEU:CB	2.62	0.48
33:DA:1165:U:H3'	33:DA:1166:G:H8	1.79	0.48
33:DA:1169:A:C5	33:DA:1170:A:N7	2.82	0.48
33:DA:1187:G:H2'	33:DA:1188:A:H8	1.79	0.48
33:DA:1234:C:O2'	33:DA:1235:U:H5'	2.13	0.48
33:DA:1258:G:C2	33:DA:1278:G:N2	2.81	0.48
33:DA:1258:G:H2'	33:DA:1259:C:C6	2.49	0.48
33:DA:1315:U:H2'	33:DA:1316:G:C1'	2.43	0.48
33:DA:318:G:C6	33:DA:319:G:N7	2.81	0.48
33:DA:408:A:N1	33:DA:409:U:H1'	2.27	0.48
33:DA:534:U:C6	33:DA:534:U:O5'	2.67	0.48
33:DA:540:G:C6	33:DA:541:G:C5	3.01	0.48
33:DA:579:A:C5	33:DA:580:C:H5	2.31	0.48
33:DA:654:G:C5	33:DA:655:A:N7	2.81	0.48
33:DA:718:A:H5'	33:DA:720:C:H41	1.78	0.48
33:DA:745:G:OP1	33:DA:852:G:H5'	2.13	0.48
34:DB:116:LEU:CB	34:DB:140:LEU:HD21	2.40	0.48
34:DB:62:ARG:C	34:DB:64:GLY:N	2.65	0.48
35:DC:67:ILE:CG1	35:DC:68:HIS:N	2.77	0.48
33:DA:545:C:H5'	36:DD:68:GLU:CG	2.43	0.48
39:DG:10:LYS:NZ	39:DG:20:GLU:OE2	2.46	0.48
47:DO:52:ARG:CA	47:DO:55:LEU:HB3	2.44	0.48
53:DU:20:ARG:HG2	53:DU:24:LYS:HE3	1.96	0.48
4:A3:4:LYS:HE2	4:A3:59:ALA:C	2.35	0.48
5:A4:27:CYS:SG	5:A4:33:HIS:NE2	2.87	0.48
7:AA:16:G:O2'	7:AA:17:C:H5'	2.13	0.48
7:AA:7:G:O2'	7:AA:8:C:H5'	2.14	0.48
8:AB:1586:A:C3'	8:AB:1586:A:C8	2.97	0.48
8:AB:1675:C:C5	8:AB:1676:A:C5	3.01	0.48
8:AB:1797:G:O3'	9:AC:253:GLY:HA2	2.14	0.48
8:AB:1858:A:N6	8:AB:1884:G:H1'	2.29	0.48
8:AB:197:A:N7	8:AB:2430:A:C4	2.82	0.48
8:AB:198:C:O2'	8:AB:199:A:O5'	2.31	0.48

Continued on next page...

Continued from previous page...

Atom-1	Atom-2	Interatomic distance (Å)	Clash overlap (Å)
8:AB:1273:U:C5	8:AB:2003:A:O4'	2.67	0.48
8:AB:2010:G:C2'	8:AB:2011:U:H5'	2.44	0.48
8:AB:2148:G:O5'	8:AB:2148:G:C8	2.66	0.48
8:AB:2100:G:C5	8:AB:2190:G:C2	3.02	0.48
8:AB:2270:A:C8	8:AB:2271:G:C8	3.02	0.48
8:AB:410:G:C2	8:AB:2407:A:C6	3.02	0.48
8:AB:2442:C:C4	8:AB:2443:C:C5	3.02	0.48
8:AB:2447:G:N3	8:AB:2501:C:C4	2.81	0.48
8:AB:2684:U:H4'	17:AK:76:VAL:CG2	2.39	0.48
8:AB:326:G:H2'	8:AB:327:G:C8	2.49	0.48
8:AB:309:A:C5	8:AB:330:A:N1	2.82	0.48
8:AB:337:C:O2	8:AB:338:G:O4'	2.32	0.48
8:AB:340:A:H2'	8:AB:341:C:C5'	2.44	0.48
8:AB:41:C:H6	8:AB:41:C:O5'	1.96	0.48
8:AB:478:A:N6	8:AB:480:A:N6	2.61	0.48
8:AB:581:C:H2'	8:AB:582:A:C8	2.49	0.48
8:AB:687:C:C4	8:AB:688:U:N3	2.81	0.48
8:AB:73:A:H2'	8:AB:74:A:OP2	2.13	0.48
8:AB:759:G:H2'	8:AB:760:G:H5'	1.96	0.48
8:AB:954:G:OP1	19:AM:17:ASN:O	2.32	0.48
8:AB:979:A:C2	8:AB:982:C:N3	2.82	0.48
9:AC:124:LYS:CB	9:AC:125:PRO:CD	2.91	0.48
9:AC:141:HIS:HE1	9:AC:156:SER:OG	1.97	0.48
9:AC:164:VAL:O	9:AC:165:ALA:HB3	2.14	0.48
9:AC:167:ASP:CB	9:AC:172:THR:HG23	2.44	0.48
10:AD:92:VAL:HG13	10:AD:94:GLN:H	1.79	0.48
8:AB:600:G:H1'	11:AE:100:MET:CE	2.43	0.48
11:AE:64:GLY:C	11:AE:66:GLY:H	2.16	0.48
15:AI:96:LYS:HD2	15:AI:96:LYS:N	2.29	0.48
16:AJ:116:ARG:NH1	16:AJ:116:ARG:CG	2.69	0.48
18:AL:5:THR:O	18:AL:6:LEU:HB2	2.14	0.48
19:AM:7:THR:CG2	19:AM:10:ARG:CZ	2.92	0.48
20:AN:39:PRO:O	20:AN:40:LYS:C	2.51	0.48
22:AP:6:GLN:N	22:AP:6:GLN:OE1	2.47	0.48
23:AQ:80:ASN:HD21	23:AQ:84:LYS:HE2	1.79	0.48
26:AT:84:TYR:O	26:AT:85:VAL:HG22	2.14	0.48
19:AM:133:LYS:NZ	28:AV:76:ASP:HA	2.29	0.48
29:AW:28:GLU:HB3	29:AW:30:VAL:HG23	1.95	0.48
31:AY:56:VAL:O	31:AY:57:GLU:C	2.52	0.48
33:BA:101:A:C6	33:BA:102:G:C8	3.01	0.48
33:BA:1142:G:H3'	33:BA:1143:G:H8	1.78	0.48

Continued on next page...

Continued from previous page...

Atom-1	Atom-2	Interatomic distance (Å)	Clash overlap (Å)
33:BA:1284:C:O5'	33:BA:1285:A:H5''	2.14	0.48
33:BA:1378:C:H4'	33:BA:1378:C:OP1	2.13	0.48
33:BA:1500:A:P	55:BA:5276:HOH:O	2.72	0.48
33:BA:363:A:N6	33:BA:364:A:N1	2.62	0.48
33:BA:42:G:H22	33:BA:401:C:C1'	2.15	0.48
33:BA:479:U:H2'	33:BA:480:U:H5'	1.96	0.48
33:BA:547:A:H5'	33:BA:548:G:OP1	2.14	0.48
33:BA:704:A:H2'	33:BA:705:G:O4'	2.14	0.48
33:BA:778:G:C8	33:BA:778:G:H3'	2.49	0.48
33:BA:830:G:C2	33:BA:857:C:N3	2.82	0.48
33:BA:949:A:C4	33:BA:1233:G:N2	2.82	0.48
33:BA:957:U:H3	33:BA:960:U:H5''	1.79	0.48
34:BB:139:GLU:O	34:BB:142:LYS:HB2	2.14	0.48
35:BC:70:ALA:CB	35:BC:108:PRO:HG3	2.44	0.48
39:BG:70:PRO:HB3	39:BG:141:HIS:HE1	1.79	0.48
40:BH:24:VAL:HG22	40:BH:25:THR:N	2.29	0.48
44:BL:35:ARG:HH22	44:BL:75:GLU:CG	2.25	0.48
33:BA:1308:U:OP1	45:BM:95:PRO:HA	2.14	0.48
33:BA:1014:A:O4'	51:BS:33:TRP:CE3	2.67	0.48
2:C1:31:GLU:O	2:C1:33:LEU:N	2.47	0.48
7:CA:29:A:C2	7:CA:56:G:N2	2.80	0.48
7:CA:99:A:C6	7:CA:100:G:C5	3.02	0.48
8:CB:1027:A:C6	8:CB:1126:A:N3	2.82	0.48
8:CB:1026:G:N3	8:CB:1027:A:N7	2.61	0.48
8:CB:1028:A:C2	8:CB:1029:A:C6	3.01	0.48
8:CB:1042:G:C6	8:CB:1043:C:C4	3.01	0.48
8:CB:1115:G:C8	8:CB:1115:G:H5''	2.48	0.48
8:CB:1223:G:C6	8:CB:1227:G:C6	3.01	0.48
8:CB:1265:A:C8	8:CB:1267:U:C5	3.01	0.48
8:CB:1276:A:H5''	8:CB:1276:A:H8	1.79	0.48
8:CB:1430:G:C4	8:CB:1431:A:C8	3.01	0.48
8:CB:1433:A:C2	8:CB:1434:A:C5	3.02	0.48
8:CB:1662:U:O2	8:CB:1662:U:H2'	2.14	0.48
8:CB:1734:G:O5'	8:CB:1734:G:H8	1.97	0.48
8:CB:1765:U:C2'	8:CB:1765:U:O2	2.61	0.48
8:CB:1797:G:C5	8:CB:1798:U:C4	3.02	0.48
8:CB:185:G:O2'	8:CB:186:G:H5'	2.13	0.48
8:CB:1890:A:N1	8:CB:2234:G:O2'	2.41	0.48
8:CB:1947:C:C2	8:CB:1948:G:C8	3.01	0.48
8:CB:1998:A:C5	8:CB:1999:C:C5	3.02	0.48
8:CB:2104:C:H3'	8:CB:2104:C:H6	1.75	0.48

Continued on next page...

Continued from previous page...

Atom-1	Atom-2	Interatomic distance (Å)	Clash overlap (Å)
8:CB:2207:C:C2	8:CB:2218:G:C2	3.02	0.48
8:CB:2199:A:N1	8:CB:2225:A:C4	2.82	0.48
8:CB:2280:G:H2'	8:CB:2388:A:N1	2.29	0.48
8:CB:2309:A:H5''	8:CB:2310:C:OP2	2.14	0.48
8:CB:2526:G:C2'	8:CB:2527:C:H5'	2.43	0.48
8:CB:2682:A:C2	8:CB:2683:C:C4	3.01	0.48
8:CB:2837:A:C5	8:CB:2838:G:N7	2.82	0.48
8:CB:300:A:C5	8:CB:334:C:H4'	2.48	0.48
8:CB:644:A:C2	8:CB:646:U:O4	2.62	0.48
8:CB:751:A:C5	8:CB:789:A:N1	2.82	0.48
8:CB:92:U:N3	8:CB:93:G:C8	2.82	0.48
9:CC:119:VAL:O	9:CC:120:ASP:C	2.52	0.48
8:CB:780:G:N2	9:CC:228:ASP:OD2	2.44	0.48
10:CD:41:ALA:O	10:CD:42:ASN:HB3	2.14	0.48
11:CE:113:VAL:O	11:CE:114:ARG:C	2.51	0.48
8:CB:321:U:H1'	11:CE:159:LEU:HG	1.94	0.48
14:CH:25:TYR:O	14:CH:31:VAL:CG2	2.61	0.48
17:CK:68:GLY:HA3	17:CK:78:ARG:HB3	1.95	0.48
18:CL:55:MET:CB	18:CL:56:PRO:CD	2.89	0.48
19:CM:36:VAL:CG1	19:CM:125:PRO:HD3	2.44	0.48
19:CM:71:LYS:O	19:CM:73:ILE:N	2.44	0.48
20:CN:18:GLN:O	20:CN:19:ALA:C	2.49	0.48
20:CN:2:ARG:HH21	20:CN:3:HIS:C	2.17	0.48
21:CO:93:ASP:OD2	21:CO:117:PHE:CE2	2.66	0.48
22:CP:13:LYS:NZ	22:CP:13:LYS:HB3	2.28	0.48
22:CP:18:SER:C	22:CP:20:ARG:N	2.67	0.48
23:CQ:67:ALA:HB1	23:CQ:105:PHE:CE2	2.48	0.48
23:CQ:99:VAL:HG13	23:CQ:100:PHE:N	2.28	0.48
25:CS:27:LYS:HD3	25:CS:28:LYS:HE3	1.95	0.48
25:CS:56:ALA:C	25:CS:59:GLU:H	2.17	0.48
27:CU:98:ASN:N	27:CU:98:ASN:ND2	2.62	0.48
29:CW:42:THR:CG2	29:CW:67:LYS:HB2	2.40	0.48
33:DA:115:G:C2	33:DA:313:A:C2	3.02	0.48
33:DA:1251:A:O4'	33:DA:1370:G:H4'	2.14	0.48
33:DA:1413:A:C2	33:DA:1414:U:C2	3.01	0.48
33:DA:1475:G:C2'	33:DA:1476:A:O5'	2.62	0.48
33:DA:309:A:C2	33:DA:310:G:C5	3.02	0.48
33:DA:362:G:C8	33:DA:362:G:C3'	2.97	0.48
33:DA:523:A:H61	44:DL:88:ASP:HB2	1.78	0.48
33:DA:636:U:OP1	49:DQ:5:ARG:CZ	2.62	0.48
33:DA:639:G:C4	33:DA:640:A:H8	2.32	0.48

Continued on next page...

Continued from previous page...

Atom-1	Atom-2	Interatomic distance (Å)	Clash overlap (Å)
33:DA:770:C:O2	33:DA:770:C:H2'	2.13	0.48
33:DA:773:G:H2'	33:DA:774:G:O5'	2.14	0.48
33:DA:800:G:C3'	33:DA:800:G:C8	2.97	0.48
33:DA:98:A:O2'	33:DA:99:C:H5'	2.13	0.48
34:DB:41:ASN:OD1	34:DB:43:GLU:HG3	2.14	0.48
33:DA:1060:U:H3'	35:DC:1:GLY:HA3	1.96	0.48
36:DD:11:SER:O	36:DD:12:ARG:C	2.52	0.48
36:DD:64:TYR:HB2	36:DD:66:VAL:HG12	1.96	0.48
39:DG:14:ASP:HB2	39:DG:19:SER:H	1.78	0.48
39:DG:19:SER:HB2	39:DG:21:LEU:HG	1.96	0.48
40:DH:77:VAL:O	40:DH:84:ILE:HD12	2.14	0.48
42:DJ:66:GLU:OE2	42:DJ:68:ARG:NH2	2.46	0.48
44:DL:30:ARG:HB3	44:DL:57:THR:HG21	1.96	0.48
46:DN:100:TRP:HE3	46:DN:100:TRP:N	2.12	0.48
33:DA:657:U:H1'	47:DO:22:GLY:HA2	1.96	0.48
33:DA:375:U:H4'	48:DP:17:TYR:HE2	1.79	0.48
48:DP:43:ALA:HA	48:DP:46:LYS:NZ	2.28	0.48
48:DP:6:LEU:HD22	48:DP:6:LEU:N	2.29	0.48
7:AA:101:A:C8	7:AA:102:G:C8	3.02	0.47
8:AB:1183:U:H2'	8:AB:1184:U:H6	1.77	0.47
8:AB:1293:C:H2'	8:AB:1294:U:C6	2.49	0.47
8:AB:1305:C:N4	8:AB:1306:C:H5	2.12	0.47
8:AB:1341:G:C6	26:AT:84:TYR:CE2	3.01	0.47
8:AB:1551:A:C5	8:AB:1552:A:C2	3.01	0.47
8:AB:1930:G:H2'	8:AB:1968:G:C6	2.50	0.47
8:AB:1997:C:O2'	8:AB:1998:A:H5'	2.14	0.47
8:AB:2232:C:H2'	8:AB:2233:U:H5'	1.95	0.47
8:AB:2259:U:O2	8:AB:2259:U:H2'	2.14	0.47
8:AB:2488:G:H2'	8:AB:2489:U:H6	1.79	0.47
8:AB:2498:C:OP2	8:AB:2499:C:OP2	2.32	0.47
8:AB:24:G:H2'	8:AB:25:U:O4'	2.14	0.47
8:AB:2671:G:N2	8:AB:2672:U:O2	2.47	0.47
8:AB:27:G:H1'	8:AB:513:A:H61	1.76	0.47
8:AB:2851:A:H2'	8:AB:2852:G:C8	2.48	0.47
8:AB:2886:A:C2	8:AB:2887:A:C5	3.02	0.47
8:AB:2810:A:N6	8:AB:2890:G:H1'	2.27	0.47
8:AB:312:G:O2'	8:AB:313:G:H5''	2.13	0.47
8:AB:287:G:C2	8:AB:354:A:C2	3.02	0.47
8:AB:279:A:C2	8:AB:362:A:H4'	2.49	0.47
8:AB:373:U:C2	8:AB:374:A:N7	2.82	0.47
8:AB:38:A:O4'	11:AE:46:GLN:HG2	2.10	0.47

Continued on next page...

Continued from previous page...

Atom-1	Atom-2	Interatomic distance (Å)	Clash overlap (Å)
8:AB:570:G:O6	55:AB:4318:HOH:O	2.19	0.47
8:AB:690:G:C6	8:AB:691:C:C5	3.02	0.47
8:AB:87:U:H6	8:AB:87:U:H3'	1.79	0.47
8:AB:959:A:C6	8:AB:960:A:C6	3.02	0.47
8:AB:617:G:OP1	11:AE:102:ARG:HG2	2.14	0.47
11:AE:139:LYS:HA	11:AE:142:ALA:HA	1.96	0.47
11:AE:196:VAL:O	11:AE:199:MET:HE3	2.14	0.47
18:AL:111:ILE:HD11	18:AL:113:ALA:CB	2.44	0.47
18:AL:108:ALA:HB3	18:AL:125:LEU:CD1	2.44	0.47
18:AL:40:SER:H	18:AL:41:ARG:HH21	1.62	0.47
21:AO:1:MET:HE2	21:AO:3:LYS:HD3	1.95	0.47
21:AO:57:ALA:HB3	21:AO:62:LEU:CA	2.38	0.47
21:AO:74:VAL:C	21:AO:76:LYS:N	2.65	0.47
22:AP:93:LYS:CE	22:AP:97:TYR:CE2	2.97	0.47
24:AR:65:ALA:HB1	24:AR:99:THR:HG22	1.95	0.47
24:AR:90:ARG:HH22	24:AR:92:TRP:CB	2.27	0.47
24:AR:90:ARG:HH12	24:AR:92:TRP:H	1.58	0.47
24:AR:65:ALA:HB1	24:AR:99:THR:H	1.73	0.47
29:AW:19:ARG:CA	29:AW:33:GLY:HA2	2.43	0.47
33:BA:1420:U:H3'	33:BA:1420:U:H6	1.79	0.47
33:BA:1513:A:N1	33:BA:1514:G:C2	2.81	0.47
33:BA:251:G:N3	33:BA:266:G:C6	2.82	0.47
33:BA:386:C:N4	33:BA:387:U:N3	2.62	0.47
33:BA:405:U:O4	36:BD:1:ALA:HA	2.14	0.47
33:BA:476:U:H2'	33:BA:477:C:C6	2.49	0.47
33:BA:525:C:O2'	33:BA:526:C:H5'	2.13	0.47
33:BA:623:C:C2'	33:BA:624:C:H5'	2.44	0.47
33:BA:745:G:N1	33:BA:746:A:C2	2.82	0.47
33:BA:807:A:H5'	33:BA:808:C:OP2	2.14	0.47
35:BC:181:ILE:HA	35:BC:201:ILE:O	2.13	0.47
35:BC:30:ASP:N	35:BC:30:ASP:OD1	2.44	0.47
36:BD:109:THR:C	36:BD:111:ALA:H	2.17	0.47
38:BF:61:LEU:HD12	38:BF:63:ASN:OD1	2.14	0.47
33:BA:653:U:C2	40:BH:55:LYS:HD3	2.49	0.47
42:BJ:5:ARG:CG	42:BJ:77:VAL:HA	2.43	0.47
42:BJ:80:THR:HG22	42:BJ:81:GLU:N	2.29	0.47
46:BN:33:VAL:HG22	46:BN:40:ARG:NH2	2.29	0.47
33:BA:668:G:H2'	47:BO:45:HIS:HD2	1.78	0.47
50:BR:70:THR:HG22	50:BR:74:GLN:N	2.29	0.47
4:C3:24:LYS:O	4:C3:25:HIS:C	2.53	0.47
5:C4:26:ILE:HB	5:C4:35:GLN:HG2	1.96	0.47

Continued on next page...

Continued from previous page...

Atom-1	Atom-2	Interatomic distance (Å)	Clash overlap (Å)
7:CA:47:C:P	21:CO:1:MET:SD	3.12	0.47
8:CB:1011:G:O6	8:CB:1151:A:C6	2.66	0.47
8:CB:1024:G:P	8:CB:1025:G:HO2'	2.37	0.47
8:CB:1273:U:H5'	8:CB:1274:A:OP1	2.14	0.47
8:CB:160:A:H2'	8:CB:161:A:H8	1.78	0.47
8:CB:1611:C:C2	8:CB:1612:C:C5	3.02	0.47
8:CB:1641:A:H5''	8:CB:1642:G:OP2	2.13	0.47
8:CB:1687:G:C2	8:CB:1688:U:C4	3.02	0.47
8:CB:1736:U:H3'	8:CB:1737:G:H8	1.79	0.47
8:CB:1815:A:H8	8:CB:1815:A:O5'	1.97	0.47
8:CB:1967:C:N4	8:CB:1968:G:C6	2.82	0.47
8:CB:2025:C:H3'	8:CB:2026:U:C6	2.49	0.47
8:CB:2071:A:C4	8:CB:2072:C:C5	3.01	0.47
8:CB:2080:A:N6	8:CB:2241:A:N6	2.62	0.47
8:CB:221:A:C2	8:CB:233:A:C4	3.02	0.47
8:CB:235:U:C2	8:CB:236:C:C5	3.02	0.47
8:CB:197:A:N7	8:CB:2430:A:C5	2.82	0.47
8:CB:2051:A:C4	8:CB:2614:A:N6	2.82	0.47
8:CB:2697:G:C6	8:CB:2711:A:C6	3.02	0.47
8:CB:2637:U:O2	8:CB:2782:G:N2	2.47	0.47
8:CB:2814:A:C6	8:CB:2815:C:C4	3.02	0.47
8:CB:308:G:H2'	8:CB:309:A:O4'	2.14	0.47
8:CB:479:A:H4'	8:CB:480:A:H5'	1.96	0.47
8:CB:597:G:C6	8:CB:598:U:N3	2.82	0.47
8:CB:627:A:H5''	8:CB:627:A:H2'	1.62	0.47
8:CB:692:C:O2'	8:CB:693:A:H5'	2.14	0.47
8:CB:697:G:C6	8:CB:698:C:N4	2.82	0.47
8:CB:782:A:C4'	8:CB:783:A:OP1	2.46	0.47
8:CB:930:G:H5''	8:CB:931:U:P	2.53	0.47
8:CB:979:A:N3	8:CB:979:A:H2'	2.29	0.47
9:CC:171:VAL:HG12	9:CC:183:VAL:C	2.34	0.47
9:CC:255:LYS:NZ	9:CC:258:SER:OG	2.47	0.47
9:CC:3:VAL:HG12	9:CC:4:LYS:H	1.79	0.47
9:CC:92:LEU:O	9:CC:93:VAL:CB	2.60	0.47
10:CD:146:ILE:CD1	10:CD:155:VAL:HG22	2.43	0.47
11:CE:139:LYS:C	11:CE:141:MET:H	2.18	0.47
11:CE:138:LEU:O	11:CE:143:LEU:HD11	2.11	0.47
11:CE:156:ASN:CG	11:CE:157:LEU:N	2.66	0.47
13:CG:82:PHE:CZ	13:CG:137:LYS:HD3	2.49	0.47
13:CG:140:ILE:O	13:CG:141:GLY:C	2.52	0.47
16:CJ:112:GLY:O	16:CJ:116:ARG:N	2.46	0.47

Continued on next page...

Continued from previous page...

Atom-1	Atom-2	Interatomic distance (Å)	Clash overlap (Å)
8:CB:1141:U:OP2	16:CJ:65:THR:HG22	2.14	0.47
18:CL:7:SER:CB	18:CL:8:PRO:CD	2.92	0.47
20:CN:61:ALA:C	20:CN:63:ARG:H	2.16	0.47
20:CN:4:ARG:NH2	20:CN:6:SER:OG	2.47	0.47
22:CP:31:VAL:HG12	22:CP:33:GLU:H	1.79	0.47
23:CQ:69:ARG:HB3	23:CQ:69:ARG:CZ	2.44	0.47
25:CS:70:LYS:O	25:CS:71:VAL:CB	2.61	0.47
27:CU:78:LYS:CD	27:CU:96:LYS:CG	2.85	0.47
30:CX:49:ASP:OD1	30:CX:49:ASP:C	2.52	0.47
8:CB:381:G:C5'	32:CZ:13:THR:HG22	2.44	0.47
33:DA:1018:G:O2'	33:DA:1019:A:C8	2.66	0.47
33:DA:1320:C:C4	33:DA:1321:U:C4	3.02	0.47
33:DA:1388:C:H6	33:DA:1388:C:O5'	1.96	0.47
33:DA:16:A:C2	33:DA:17:U:C5	3.02	0.47
33:DA:248:C:C4	33:DA:249:U:C4	3.02	0.47
33:DA:318:G:N1	33:DA:319:G:C5	2.82	0.47
14:AH:92:GLY:HA2	33:DA:360:G:OP1	2.13	0.47
33:DA:426:U:H2'	33:DA:427:U:C5	2.48	0.47
33:DA:435:A:C6	33:DA:436:C:C6	3.01	0.47
33:DA:565:U:C6	33:DA:566:G:C8	3.02	0.47
33:DA:619:U:C2'	33:DA:620:C:H5'	2.43	0.47
33:DA:629:A:C5	33:DA:630:A:N7	2.81	0.47
33:DA:669:G:N3	33:DA:670:G:C8	2.82	0.47
33:DA:846:G:C2'	33:DA:846:G:N3	2.76	0.47
33:DA:934:C:H5'	55:DA:5189:HOH:O	2.14	0.47
33:DA:997:U:O2'	33:DA:998:C:H5'	2.13	0.47
34:DB:127:LYS:O	34:DB:127:LYS:HG3	2.10	0.47
34:DB:79:VAL:HG21	34:DB:92:ASN:HB2	1.96	0.47
35:DC:155:ARG:NH2	35:DC:192:TYR:CD1	2.82	0.47
37:DE:35:LEU:HG	37:DE:36:THR:H	1.79	0.47
39:DG:77:ARG:HG3	39:DG:86:VAL:CG2	2.40	0.47
40:DH:103:VAL:O	40:DH:109:VAL:HA	2.14	0.47
43:DK:60:PHE:CD1	43:DK:61:ALA:N	2.82	0.47
2:A1:10:LEU:H	2:A1:24:LYS:HA	1.79	0.47
2:A1:11:VAL:CG1	2:A1:12:SER:H	2.27	0.47
4:A3:23:HIS:NE2	4:A3:47:ALA:HA	2.28	0.47
4:A3:49:VAL:CG1	4:A3:49:VAL:O	2.61	0.47
7:AA:103:U:C2	7:AA:104:A:N7	2.82	0.47
8:AB:1026:G:N7	8:AB:1134:A:C5	2.82	0.47
8:AB:1223:G:C6	8:AB:1227:G:C6	3.02	0.47
8:AB:1317:G:C2	8:AB:1318:U:O2	2.67	0.47

Continued on next page...

Continued from previous page...

Atom-1	Atom-2	Interatomic distance (Å)	Clash overlap (Å)
8:AB:1361:G:O5'	8:AB:1361:G:H8	1.96	0.47
8:AB:1429:G:O2'	8:AB:1430:G:H5'	2.14	0.47
8:AB:1407:G:C2	8:AB:1596:A:N3	2.82	0.47
8:AB:161:A:N6	8:AB:162:U:H5	2.11	0.47
8:AB:1713:A:H8	8:AB:1713:A:O5'	1.97	0.47
8:AB:1945:G:C4	8:AB:1946:U:C5	3.02	0.47
8:AB:18:U:C6	8:AB:19:A:N7	2.82	0.47
8:AB:2046:G:H22	8:AB:2623:G:H1'	1.79	0.47
8:AB:2051:A:C2	8:AB:2614:A:C6	3.01	0.47
8:AB:2229:U:H2'	8:AB:2230:G:H8	1.79	0.47
8:AB:2230:G:N3	32:AZ:30:HIS:CE1	2.82	0.47
8:AB:2230:G:N3	32:AZ:30:HIS:HE1	2.11	0.47
8:AB:2373:G:N2	8:AB:2381:A:H1'	2.28	0.47
8:AB:2466:C:C2	8:AB:2485:G:C2	3.02	0.47
8:AB:302:C:H42	8:AB:315:G:H1	1.62	0.47
8:AB:303:G:H8	8:AB:303:G:O5'	1.97	0.47
8:AB:367:G:H3'	8:AB:368:A:C8	2.44	0.47
8:AB:405:U:H4'	8:AB:405:U:OP2	2.13	0.47
8:AB:422:A:C2	8:AB:423:A:C5	3.02	0.47
8:AB:788:A:H5''	8:AB:790:U:O4	2.14	0.47
8:AB:788:A:OP1	8:AB:790:U:O4	2.33	0.47
8:AB:97:C:H2'	8:AB:98:G:H5''	1.96	0.47
9:AC:20:ASN:CB	9:AC:202:ARG:NH1	2.53	0.47
10:AD:67:HIS:CD2	10:AD:74:GLU:OE1	2.67	0.47
11:AE:43:THR:HG21	11:AE:44:ARG:HH21	1.78	0.47
13:AG:25:ILE:O	13:AG:25:ILE:HG23	2.14	0.47
13:AG:5:LYS:O	13:AG:6:ALA:CB	2.62	0.47
15:AI:80:LYS:HG2	15:AI:135:MET:HE1	1.94	0.47
16:AJ:22:GLY:O	16:AJ:24:THR:N	2.47	0.47
16:AJ:79:GLY:C	16:AJ:81:ILE:H	2.18	0.47
17:AK:113:MET:N	17:AK:113:MET:SD	2.87	0.47
19:AM:107:GLY:O	19:AM:109:PRO:HD3	2.13	0.47
20:AN:18:GLN:O	20:AN:19:ALA:C	2.51	0.47
20:AN:37:THR:OG1	20:AN:40:LYS:HD2	2.14	0.47
22:AP:18:SER:C	22:AP:20:ARG:N	2.67	0.47
23:AQ:52:ARG:HA	23:AQ:52:ARG:HD2	1.56	0.47
28:AV:62:THR:CA	28:AV:70:ILE:HD11	2.44	0.47
30:AX:46:VAL:C	30:AX:48:ARG:N	2.67	0.47
32:AZ:27:THR:O	32:AZ:28:VAL:HG12	2.13	0.47
33:BA:107:G:O6	52:BT:6:ALA:CB	2.62	0.47
33:BA:1279:G:H8	33:BA:1279:G:H3'	1.79	0.47

Continued on next page...

Continued from previous page...

Atom-1	Atom-2	Interatomic distance (Å)	Clash overlap (Å)
33:BA:145:G:C2	33:BA:146:G:C5	3.02	0.47
33:BA:18:C:H2'	33:BA:19:A:H8	1.79	0.47
33:BA:195:A:P	55:BA:5053:HOH:O	2.71	0.47
33:BA:197:A:H4'	33:BA:198:G:O5'	2.14	0.47
33:BA:34:C:H2'	33:BA:35:G:H8	1.69	0.47
33:BA:48:C:O2	33:BA:48:C:C2'	2.61	0.47
33:BA:523:A:N1	44:BL:88:ASP:HB2	2.29	0.47
33:BA:524:G:O5'	33:BA:524:G:H8	1.96	0.47
33:BA:541:G:O2'	33:BA:542:G:H5'	2.13	0.47
33:BA:676:A:H2'	33:BA:677:U:C6	2.49	0.47
33:BA:747:A:H5'	33:BA:748:G:OP2	2.14	0.47
33:BA:755:G:C4	33:BA:756:C:H5	2.32	0.47
33:BA:892:A:N1	33:BA:907:A:C4	2.82	0.47
34:BB:137:THR:O	34:BB:141:GLU:HG3	2.15	0.47
35:BC:26:LYS:HE2	35:BC:27:GLU:OE2	2.14	0.47
36:BD:125:ASN:N	36:BD:141:VAL:O	2.39	0.47
37:BE:76:ASN:HB2	37:BE:81:GLN:HB3	1.95	0.47
40:BH:5:PRO:C	40:BH:6:ILE:HD13	2.34	0.47
41:BI:12:LYS:H	41:BI:109:GLN:NE2	1.98	0.47
44:BL:98:ARG:HB2	44:BL:116:TYR:HA	1.96	0.47
1:C0:21:LEU:HD21	25:CS:20:VAL:O	2.14	0.47
1:C0:40:HIS:ND1	1:C0:41:HIS:C	2.63	0.47
2:C1:26:LYS:HG3	2:C1:26:LYS:O	2.13	0.47
3:C2:3:ARG:NH2	8:CB:789:A:C4	2.82	0.47
4:C3:29:ARG:HD3	4:C3:29:ARG:C	2.34	0.47
5:C4:1:MET:HE2	5:C4:2:LYS:CD	2.44	0.47
8:CB:1096:A:C8	8:CB:1096:A:H3'	2.48	0.47
8:CB:1127:A:C2	8:CB:2518:A:C5	3.02	0.47
8:CB:1175:A:H2'	8:CB:1176:U:H5'	1.96	0.47
8:CB:1218:G:C6	8:CB:1232:G:C6	3.01	0.47
8:CB:1694:C:O5'	8:CB:1694:C:H6	1.97	0.47
8:CB:1703:G:H2'	8:CB:1704:C:H6	1.78	0.47
8:CB:1807:G:N2	8:CB:1811:G:O6	2.48	0.47
8:CB:1866:A:C2	8:CB:1867:G:H1'	2.49	0.47
8:CB:1899:A:O2'	8:CB:1900:A:H5''	2.14	0.47
8:CB:1794:A:O4'	8:CB:1900:A:C2	2.67	0.47
8:CB:982:C:H6	8:CB:2029:G:OP1	1.97	0.47
8:CB:529:A:C6	8:CB:2042:A:N3	2.83	0.47
8:CB:2614:A:H5''	55:CB:5226:HOH:O	2.14	0.47
8:CB:2676:C:H3'	8:CB:2676:C:H6	1.78	0.47
8:CB:2815:C:C2	8:CB:2816:G:C8	3.02	0.47

Continued on next page...

Continued from previous page...

Atom-1	Atom-2	Interatomic distance (Å)	Clash overlap (Å)
8:CB:2828:G:C2'	8:CB:2829:A:H5'	2.44	0.47
8:CB:283:G:H2'	8:CB:284:U:H6	1.79	0.47
8:CB:298:G:C8	8:CB:298:G:O5'	2.66	0.47
8:CB:434:U:O5'	8:CB:434:U:H2'	2.14	0.47
8:CB:42:A:C5	8:CB:43:G:N7	2.82	0.47
8:CB:486:C:C2	8:CB:495:G:C2	3.02	0.47
8:CB:567:U:C4	8:CB:568:U:C5	3.00	0.47
8:CB:677:A:C2'	8:CB:678:C:H5'	2.44	0.47
8:CB:6:A:H4'	16:CJ:133:ALA:CB	2.32	0.47
8:CB:737:C:HO2'	8:CB:738:G:H5'	1.76	0.47
8:CB:769:U:C6	8:CB:770:G:N7	2.82	0.47
8:CB:906:U:C3'	8:CB:906:U:C6	2.97	0.47
8:CB:961:C:N4	8:CB:2031:A:C8	2.82	0.47
8:CB:968:C:C3'	8:CB:969:G:H5''	2.43	0.47
10:CD:174:SER:HB2	10:CD:208:LYS:CB	2.44	0.47
10:CD:35:THR:HB	10:CD:48:ILE:HD12	1.96	0.47
10:CD:59:ARG:NE	10:CD:63:PRO:CB	2.77	0.47
11:CE:131:THR:C	11:CE:132:LYS:NZ	2.66	0.47
11:CE:15:SER:O	11:CE:16:GLU:C	2.51	0.47
11:CE:2:GLU:CB	11:CE:16:GLU:HA	2.43	0.47
12:CF:87:LYS:HB3	12:CF:88:VAL:H	1.52	0.47
13:CG:84:LYS:O	13:CG:132:LEU:HG	2.14	0.47
15:CI:88:GLY:O	15:CI:97:VAL:HG21	2.14	0.47
19:CM:134:THR:OG1	28:CV:52:ALA:HA	2.14	0.47
19:CM:16:ARG:CG	19:CM:18:ARG:HH21	2.26	0.47
20:CN:29:VAL:HG23	20:CN:75:ILE:HD11	1.95	0.47
22:CP:27:VAL:O	22:CP:47:ILE:HG13	2.14	0.47
8:CB:582:A:P	23:CQ:31:TYR:CZ	3.07	0.47
23:CQ:86:SER:O	23:CQ:88:GLU:HB2	2.14	0.47
24:CR:74:ILE:C	24:CR:75:VAL:HG22	2.34	0.47
8:CB:1323:C:P	25:CS:84:ARG:HH12	2.37	0.47
27:CU:66:VAL:HG22	27:CU:67:SER:N	2.29	0.47
33:DA:1088:G:N2	33:DA:1167:A:N6	2.63	0.47
33:DA:1381:U:O2	33:DA:1381:U:C3'	2.61	0.47
33:DA:408:A:C2	33:DA:409:U:C1'	2.94	0.47
33:DA:598:U:H2'	33:DA:599:C:H6	1.79	0.47
33:DA:657:U:O5'	33:DA:657:U:C6	2.65	0.47
33:DA:688:G:N3	33:DA:704:A:C2	2.81	0.47
33:DA:766:A:H61	33:DA:1511:G:H1'	1.79	0.47
36:DD:142:VAL:HG23	36:DD:180:THR:N	2.27	0.47
36:DD:48:SER:C	36:DD:52:VAL:HG23	2.33	0.47

Continued on next page...

Continued from previous page...

Atom-1	Atom-2	Interatomic distance (Å)	Clash overlap (Å)
36:DD:60:VAL:O	36:DD:60:VAL:HG12	2.13	0.47
36:DD:84:ASN:N	36:DD:88:ASN:ND2	2.62	0.47
37:DE:99:SER:H	37:DE:102:THR:HG23	1.79	0.47
38:DF:12:PRO:HG2	38:DF:54:LEU:HD12	1.97	0.47
33:DA:826:C:OP1	40:DH:12:ARG:NH2	2.47	0.47
44:DL:27:PRO:HB2	44:DL:28:GLN:CD	2.34	0.47
44:DL:19:ASN:CB	44:DL:85:ARG:CD	2.91	0.47
46:DN:74:ARG:HG3	46:DN:74:ARG:H	1.43	0.47
47:DO:53:ARG:CA	47:DO:56:LEU:HD12	2.43	0.47
49:DQ:4:ILE:HB	49:DQ:5:ARG:H	1.45	0.47
51:DS:10:ILE:HD12	51:DS:15:LEU:HG	1.96	0.47
53:DU:13:VAL:HA	53:DU:16:ARG:NH2	2.23	0.47
2:A1:36:LYS:HE2	8:AB:2286:G:C8	2.49	0.47
7:AA:76:G:N1	7:AA:101:A:N6	2.62	0.47
8:AB:1031:G:C2	8:AB:1124:G:N3	2.83	0.47
8:AB:1067:A:N1	8:AB:1068:G:C2	2.82	0.47
8:AB:1087:G:H2'	8:AB:1089:A:C8	2.49	0.47
8:AB:1119:U:H5''	8:AB:1120:G:OP2	2.12	0.47
8:AB:1181:U:H2'	8:AB:1182:G:C8	2.49	0.47
8:AB:1340:U:O2	8:AB:1340:U:O4'	2.33	0.47
8:AB:1358:G:C2	8:AB:1374:G:O6	2.67	0.47
8:AB:1469:A:C2	8:AB:1470:A:C2	3.02	0.47
8:AB:1558:C:C2	8:AB:1560:G:C5	3.02	0.47
8:AB:1640:A:H2'	8:AB:1641:A:H8	1.79	0.47
8:AB:1704:C:C2	8:AB:1705:A:C8	3.02	0.47
8:AB:1839:G:C6	8:AB:1840:G:N7	2.82	0.47
8:AB:1996:C:H5	17:AK:32:TYR:OH	1.96	0.47
8:AB:563:A:C6	8:AB:2018:G:C5	3.02	0.47
8:AB:2205:A:C4	8:AB:2206:C:C5	3.03	0.47
8:AB:2305:U:C2	8:AB:2306:C:C6	3.03	0.47
8:AB:2330:G:N3	29:AW:36:ILE:HD13	2.29	0.47
8:AB:2333:A:O2'	21:AO:7:ARG:HD3	2.14	0.47
8:AB:2258:C:C2	8:AB:2426:A:H4'	2.50	0.47
8:AB:2516:A:C4	8:AB:2569:G:N2	2.82	0.47
8:AB:2562:U:OP1	17:AK:40:LYS:NZ	2.41	0.47
8:AB:2685:G:N1	8:AB:2725:A:C6	2.82	0.47
8:AB:2699:C:N3	8:AB:2709:G:C6	2.83	0.47
8:AB:2758:A:O2'	8:AB:2759:G:H5'	2.14	0.47
8:AB:2779:U:H5''	8:AB:2780:G:H3'	1.96	0.47
8:AB:325:G:O6	8:AB:326:G:O6	2.32	0.47
8:AB:336:C:C2	8:AB:337:C:C5	3.02	0.47

Continued on next page...

Continued from previous page...

Atom-1	Atom-2	Interatomic distance (Å)	Clash overlap (Å)
8:AB:375:G:H2'	8:AB:376:G:O4'	2.13	0.47
8:AB:419:U:H2'	8:AB:420:C:H6	1.78	0.47
8:AB:452:G:N2	8:AB:458:G:N9	2.62	0.47
8:AB:571:U:C4	8:AB:575:A:C6	3.02	0.47
8:AB:630:G:H4'	8:AB:640:C:O2'	2.15	0.47
8:AB:661:A:HO2'	18:AL:23:ILE:HG23	1.79	0.47
8:AB:754:U:C4	8:AB:755:U:C4	3.01	0.47
8:AB:834:G:O5'	8:AB:834:G:H8	1.97	0.47
8:AB:899:A:H8	8:AB:899:A:H5''	1.80	0.47
8:AB:978:G:O6	8:AB:986:C:N4	2.48	0.47
8:AB:948:C:C1'	8:AB:984:A:N3	2.76	0.47
9:AC:237:ARG:CA	9:AC:237:ARG:HE	2.22	0.47
9:AC:257:ARG:CA	9:AC:261:ARG:NH1	2.77	0.47
9:AC:63:ILE:C	9:AC:64:VAL:CG2	2.83	0.47
10:AD:119:ALA:HB3	10:AD:124:ARG:HG3	1.96	0.47
10:AD:20:VAL:O	10:AD:22:ILE:N	2.47	0.47
10:AD:37:VAL:HG21	10:AD:46:ARG:CZ	2.44	0.47
10:AD:55:LYS:HZ2	10:AD:55:LYS:HB2	1.79	0.47
10:AD:83:ARG:HH11	10:AD:84:LEU:CA	2.27	0.47
11:AE:158:PHE:CG	11:AE:169:VAL:HG12	2.49	0.47
12:AF:149:ARG:O	12:AF:150:GLY:C	2.53	0.47
18:AL:141:LYS:O	18:AL:142:ILE:HG12	2.13	0.47
19:AM:31:PHE:HE1	19:AM:126:ILE:HB	1.80	0.47
19:AM:41:LEU:HD23	19:AM:41:LEU:N	2.28	0.47
23:AQ:35:PHE:HA	23:AQ:38:VAL:CG1	2.44	0.47
23:AQ:94:LEU:HD13	23:AQ:94:LEU:H	1.79	0.47
25:AS:40:ASN:O	25:AS:41:LYS:HG2	2.15	0.47
25:AS:95:ARG:CG	25:AS:95:ARG:NH1	2.76	0.47
29:AW:22:VAL:O	29:AW:23:LYS:HG3	2.13	0.47
33:BA:1085:U:O4'	33:BA:1094:G:N2	2.47	0.47
33:BA:1110:A:N7	33:BA:1111:A:N6	2.59	0.47
33:BA:1148:U:C6	41:BI:17:ARG:NH1	2.83	0.47
33:BA:1174:G:H2'	33:BA:1175:G:H8	1.75	0.47
33:BA:1237:C:O4'	33:BA:1334:G:N2	2.44	0.47
33:BA:888:G:O3'	33:BA:1488:G:O2'	2.33	0.47
33:BA:1514:G:H2'	33:BA:1515:G:O4'	2.14	0.47
33:BA:152:A:N6	33:BA:170:U:C2	2.83	0.47
33:BA:17:U:O2'	33:BA:18:C:C5'	2.62	0.47
33:BA:218:U:H2'	33:BA:219:U:O4'	2.15	0.47
33:BA:406:G:C6	33:BA:407:U:C5	3.02	0.47
33:BA:664:G:H22	33:BA:741:G:H1	1.61	0.47

Continued on next page...

Continued from previous page...

Atom-1	Atom-2	Interatomic distance (Å)	Clash overlap (Å)
33:BA:765:G:O6	33:BA:811:C:C5	2.67	0.47
33:BA:834:U:H2'	33:BA:835:U:H6	1.79	0.47
34:BB:26:MET:HE2	34:BB:188:THR:CG2	2.44	0.47
35:BC:132:ALA:O	35:BC:133:MET:C	2.53	0.47
36:BD:57:LYS:CG	36:BD:58:GLN:N	2.77	0.47
37:BE:133:ILE:HG22	37:BE:133:ILE:O	2.14	0.47
38:BF:47:LEU:HD21	38:BF:57:ALA:HB3	1.96	0.47
41:BI:121:ARG:NH1	41:BI:121:ARG:HB2	2.28	0.47
44:BL:100:ALA:O	44:BL:101:LEU:HB2	2.15	0.47
45:BM:33:LEU:C	45:BM:35:ALA:N	2.66	0.47
47:BO:53:ARG:CA	47:BO:56:LEU:HD12	2.44	0.47
52:BT:6:ALA:HB1	52:BT:9:ARG:HB2	1.96	0.47
1:C0:15:ARG:NH1	1:C0:16:ARG:NH1	2.62	0.47
8:CB:1010:A:H4'	23:CQ:75:TYR:HD2	1.79	0.47
8:CB:1018:U:H2'	8:CB:1019:U:C6	2.50	0.47
8:CB:1100:C:H2'	8:CB:1101:U:C6	2.49	0.47
8:CB:1027:A:N1	8:CB:1126:A:O4'	2.47	0.47
8:CB:1560:G:C6	8:CB:1561:C:C4	3.02	0.47
8:CB:158:U:O2	8:CB:169:G:C2	2.67	0.47
8:CB:1596:A:H2'	8:CB:1597:A:H5'	1.96	0.47
8:CB:172:A:O2'	8:CB:173:A:H5'	2.14	0.47
8:CB:1809:A:C3'	8:CB:1810:A:C8	2.92	0.47
8:CB:1842:G:C5	8:CB:1843:C:C4	3.03	0.47
8:CB:1947:C:C4	8:CB:1948:G:N7	2.83	0.47
8:CB:2061:G:N3	8:CB:2063:C:C4	2.82	0.47
8:CB:2073:C:H1'	8:CB:2437:G:N2	2.28	0.47
8:CB:2204:G:C2	8:CB:2205:A:C8	3.02	0.47
8:CB:2223:G:H2'	8:CB:2223:G:N3	2.29	0.47
8:CB:2386:A:O2'	8:CB:2387:U:H5'	2.14	0.47
8:CB:2400:G:C6	8:CB:2401:U:O4	2.67	0.47
8:CB:255:A:C8	8:CB:255:A:H5''	2.48	0.47
8:CB:2881:U:C4	8:CB:2882:A:N7	2.83	0.47
8:CB:317:G:N7	8:CB:318:C:C4	2.82	0.47
8:CB:393:C:H2'	8:CB:394:C:C6	2.49	0.47
8:CB:393:C:H5''	8:CB:394:C:OP2	2.13	0.47
8:CB:415:A:H2'	8:CB:416:U:H5'	1.97	0.47
8:CB:523:C:C6	8:CB:523:C:C3'	2.97	0.47
8:CB:560:C:H2'	8:CB:561:G:C5'	2.43	0.47
8:CB:567:U:C4	8:CB:568:U:H5	2.33	0.47
8:CB:936:A:H2'	8:CB:937:C:H6	1.79	0.47
9:CC:155:ARG:HD3	9:CC:157:ALA:N	2.26	0.47

Continued on next page...

Continued from previous page...

Atom-1	Atom-2	Interatomic distance (Å)	Clash overlap (Å)
8:CB:1828:G:H1	9:CC:219:VAL:HG11	1.78	0.47
9:CC:22:GLU:C	9:CC:22:GLU:CD	2.70	0.47
8:CB:1797:G:OP1	9:CC:251:THR:HG22	2.13	0.47
9:CC:261:ARG:NH1	9:CC:261:ARG:CG	2.67	0.47
10:CD:157:LYS:HE3	16:CJ:80:HIS:HB3	1.95	0.47
11:CE:109:LEU:O	11:CE:113:VAL:HG22	2.14	0.47
11:CE:161:ALA:HB1	11:CE:169:VAL:HB	1.96	0.47
13:CG:96:ALA:O	13:CG:102:ILE:HG13	2.14	0.47
14:CH:24:GLY:HA2	14:CH:27:ARG:HH21	1.78	0.47
14:CH:56:ALA:O	14:CH:57:LYS:C	2.52	0.47
17:CK:60:ALA:HB1	17:CK:85:VAL:O	2.14	0.47
8:CB:631:A:C2'	18:CL:66:PHE:HD1	2.28	0.47
19:CM:86:LYS:HE3	19:CM:87:GLY:N	2.29	0.47
25:CS:71:VAL:H	25:CS:107:VAL:HA	1.79	0.47
26:CT:11:LEU:HD23	26:CT:32:LEU:HD22	1.96	0.47
26:CT:23:ALA:C	26:CT:25:GLU:N	2.67	0.47
26:CT:37:ASP:OD1	26:CT:37:ASP:N	2.46	0.47
29:CW:44:PHE:CE1	29:CW:60:ALA:HB2	2.50	0.47
29:CW:32:ALA:C	29:CW:66:VAL:HG21	2.34	0.47
33:DA:1154:G:C2	33:DA:1155:A:N7	2.82	0.47
33:DA:1261:A:H2'	33:DA:1262:C:O4'	2.14	0.47
33:DA:1268:G:N2	33:DA:1269:A:C2	2.82	0.47
33:DA:1349:A:H3'	33:DA:1350:A:H8	1.80	0.47
33:DA:1354:U:C2	33:DA:1355:G:C8	3.02	0.47
33:DA:1485:U:C6	33:DA:1485:U:H3'	2.50	0.47
33:DA:1522:U:C2	33:DA:1523:G:C8	3.02	0.47
33:DA:246:A:H61	33:DA:281:G:H1'	1.80	0.47
33:DA:343:U:C6	33:DA:345:C:N4	2.82	0.47
33:DA:404:G:N3	33:DA:404:G:H2'	2.30	0.47
33:DA:410:G:O6	33:DA:429:U:H1'	2.14	0.47
33:DA:456:A:C6	33:DA:457:G:N7	2.82	0.47
33:DA:563:A:C2	33:DA:567:G:C4	3.02	0.47
33:DA:593:U:C2	33:DA:594:U:C5	3.02	0.47
33:DA:669:G:N2	33:DA:670:G:C4	2.83	0.47
33:DA:872:A:C8	33:DA:874:G:H8	2.32	0.47
36:DD:101:VAL:HG21	36:DD:122:ILE:HD12	1.96	0.47
33:DA:511:C:H1'	36:DD:40:HIS:NE2	2.29	0.47
37:DE:106:ALA:HB2	37:DE:124:ALA:HB3	1.97	0.47
37:DE:45:VAL:HG11	37:DE:117:ALA:HB2	1.96	0.47
37:DE:15:ILE:CG1	37:DE:37:VAL:HG23	2.44	0.47
41:DI:113:LYS:HE2	41:DI:118:ARG:HA	1.95	0.47

Continued on next page...

Continued from previous page...

Atom-1	Atom-2	Interatomic distance (Å)	Clash overlap (Å)
41:DI:56:MET:O	41:DI:57:VAL:HB	2.13	0.47
46:DN:7:ALA:HA	46:DN:10:VAL:CG2	2.45	0.47
48:DP:60:TRP:O	48:DP:63:GLN:HB2	2.13	0.47
48:DP:6:LEU:O	48:DP:7:ALA:CB	2.63	0.47
49:DQ:30:HIS:CG	49:DQ:31:PRO:HD2	2.50	0.47
51:DS:10:ILE:HG23	51:DS:38:THR:O	2.14	0.47
5:A4:25:VAL:O	5:A4:27:CYS:N	2.47	0.47
8:AB:1175:A:H2'	8:AB:1176:U:H5'	1.96	0.47
8:AB:1197:G:N2	8:AB:1198:U:C2	2.83	0.47
8:AB:1234:U:O2	8:AB:1235:G:C1'	2.62	0.47
8:AB:1273:U:H5'	8:AB:1274:A:OP1	2.14	0.47
8:AB:1439:A:H2'	8:AB:1440:U:H5'	1.96	0.47
8:AB:1444:G:H2'	8:AB:1445:G:C8	2.50	0.47
8:AB:153:U:H3'	8:AB:153:U:C6	2.50	0.47
8:AB:1797:G:C6	8:AB:1798:U:C4	3.02	0.47
8:AB:1891:G:H2'	8:AB:1892:C:C6	2.49	0.47
8:AB:1937:A:C6	8:AB:1939:U:O2	2.66	0.47
8:AB:1999:C:O2'	8:AB:2000:C:H5'	2.14	0.47
8:AB:2044:C:N4	8:AB:2045:C:H41	2.12	0.47
8:AB:2082:A:C5	8:AB:2083:G:N7	2.82	0.47
8:AB:2138:G:N1	8:AB:2153:C:N4	2.62	0.47
8:AB:224:U:O4	8:AB:420:C:H5'	2.14	0.47
8:AB:2270:A:H2'	8:AB:2271:G:H5'	1.96	0.47
8:AB:2584:U:C3'	8:AB:2584:U:C6	2.97	0.47
8:AB:2684:U:C4	8:AB:2685:G:N7	2.82	0.47
8:AB:2697:G:N1	8:AB:2711:A:C6	2.82	0.47
8:AB:2733:A:C6	8:AB:2734:A:C6	3.02	0.47
8:AB:2832:U:C4	8:AB:2834:G:N2	2.82	0.47
8:AB:333:G:C6	8:AB:334:C:N4	2.83	0.47
8:AB:478:A:C6	8:AB:480:A:N6	2.83	0.47
8:AB:582:A:C5	8:AB:583:G:N7	2.83	0.47
8:AB:643:A:C8	8:AB:644:A:C8	3.03	0.47
8:AB:727:A:H2'	8:AB:728:G:C8	2.49	0.47
8:AB:744:U:H2'	8:AB:745:G:O5'	2.14	0.47
8:AB:752:A:HO2'	8:AB:753:A:P	2.38	0.47
8:AB:754:U:C4	8:AB:755:U:O4	2.68	0.47
9:AC:229:HIS:ND1	9:AC:231:HIS:CD2	2.82	0.47
9:AC:23:LEU:O	9:AC:23:LEU:HD12	2.14	0.47
9:AC:257:ARG:HB3	9:AC:258:SER:H	1.56	0.47
8:AB:2733:A:H2	10:AD:209:ALA:O	1.97	0.47
8:AB:2633:G:O2'	10:AD:62:LYS:HE3	2.14	0.47

Continued on next page...

Continued from previous page...

Atom-1	Atom-2	Interatomic distance (Å)	Clash overlap (Å)
11:AE:120:VAL:CG1	11:AE:121:VAL:N	2.68	0.47
11:AE:148:ILE:CG1	11:AE:167:VAL:HG13	2.40	0.47
13:AG:168:VAL:HG13	13:AG:170:THR:HG23	1.97	0.47
13:AG:68:ARG:CA	13:AG:71:LEU:HD13	2.42	0.47
13:AG:84:LYS:HE3	13:AG:84:LYS:HA	1.95	0.47
14:AH:4:ILE:HA	14:AH:17:ASP:OD2	2.14	0.47
14:AH:90:LEU:HD11	14:AH:146:VAL:HG11	1.97	0.47
16:AJ:84:ILE:HG22	16:AJ:85:LYS:N	2.29	0.47
18:AL:85:VAL:HG12	18:AL:86:GLU:CD	2.35	0.47
18:AL:92:LEU:HD23	18:AL:92:LEU:C	2.35	0.47
19:AM:76:LYS:HZ2	19:AM:81:ARG:HA	1.79	0.47
22:AP:103:THR:HG22	22:AP:105:LYS:CD	2.44	0.47
8:AB:2720:U:H5''	22:AP:54:LEU:HD11	1.95	0.47
23:AQ:35:PHE:CB	23:AQ:39:ILE:HD12	2.45	0.47
24:AR:30:GLY:HA3	24:AR:68:ARG:NH1	2.29	0.47
24:AR:78:ARG:CG	24:AR:89:HIS:H	2.27	0.47
26:AT:68:LYS:HE2	26:AT:68:LYS:HB2	1.64	0.47
8:AB:2355:G:O3'	29:AW:20:LEU:HD22	2.14	0.47
29:AW:53:GLY:O	29:AW:54:ARG:HB2	2.12	0.47
33:BA:1113:C:O2'	33:BA:1114:C:H5'	2.14	0.47
33:BA:1068:G:N2	33:BA:1191:A:H1'	2.30	0.47
33:BA:1237:C:H5''	33:BA:1238:A:C1'	2.43	0.47
33:BA:125:U:C2	33:BA:126:G:N7	2.82	0.47
33:BA:133:U:C2	33:BA:230:G:N1	2.83	0.47
33:BA:1413:A:H2'	33:BA:1414:U:O4'	2.15	0.47
33:BA:1485:U:C2'	33:BA:1486:G:H5'	2.44	0.47
33:BA:1508:A:P	55:BA:5280:HOH:O	2.71	0.47
33:BA:18:C:C2'	33:BA:19:A:O5'	2.62	0.47
33:BA:298:A:N6	55:BA:5065:HOH:O	2.48	0.47
33:BA:309:A:C2	33:BA:310:G:C5	3.03	0.47
33:BA:390:U:H2'	33:BA:391:G:C8	2.49	0.47
33:BA:497:G:N2	33:BA:498:A:C6	2.82	0.47
33:BA:603:U:C3'	33:BA:604:G:H5''	2.45	0.47
33:BA:754:C:O2'	33:BA:755:G:P	2.72	0.47
34:BB:13:VAL:HG13	34:BB:207:ARG:CB	2.45	0.47
36:BD:30:LYS:HE2	36:BD:30:LYS:HB2	1.54	0.47
36:BD:67:LEU:H	36:BD:67:LEU:HD22	1.79	0.47
38:BF:12:PRO:HG2	38:BF:54:LEU:CD1	2.44	0.47
38:BF:92:THR:C	38:BF:94:HIS:H	2.16	0.47
42:BJ:52:LEU:N	42:BJ:52:LEU:HD12	2.22	0.47
49:BQ:60:ILE:HG12	49:BQ:61:ARG:N	2.28	0.47

Continued on next page...

Continued from previous page...

Atom-1	Atom-2	Interatomic distance (Å)	Clash overlap (Å)
52:BT:23:ARG:HD2	52:BT:23:ARG:N	2.28	0.47
52:BT:58:ASP:O	52:BT:61:ALA:HB3	2.13	0.47
53:BU:27:VAL:O	53:BU:27:VAL:HG13	2.14	0.47
8:CB:81:G:N1	8:CB:105:C:N4	2.58	0.47
8:CB:1270:C:H2'	8:CB:1648:U:H5''	1.96	0.47
8:CB:1348:C:H5'	8:CB:1349:C:H5	1.78	0.47
8:CB:1564:C:C4	8:CB:1565:C:N4	2.73	0.47
8:CB:1567:G:O4'	8:CB:1568:G:N2	2.46	0.47
8:CB:1654:A:OP2	20:CN:3:HIS:NE2	2.47	0.47
8:CB:1655:A:H2'	8:CB:1656:C:O4'	2.13	0.47
8:CB:1792:G:O5'	9:CC:203:VAL:HG23	2.14	0.47
8:CB:1814:G:C5'	8:CB:1814:G:C8	2.97	0.47
8:CB:1933:G:C8	8:CB:1933:G:C3'	2.98	0.47
8:CB:2013:A:H2'	8:CB:2014:A:H5'	1.95	0.47
8:CB:1268:A:C6	8:CB:2013:A:N7	2.83	0.47
8:CB:204:A:N7	8:CB:206:U:C2	2.82	0.47
8:CB:2262:U:C4	8:CB:2279:G:C2	3.03	0.47
8:CB:2335:A:C5	8:CB:2337:G:C5	3.01	0.47
8:CB:2384:U:H2'	8:CB:2384:U:O2	2.13	0.47
8:CB:2282:G:C5	8:CB:2425:A:H2	2.22	0.47
8:CB:2587:A:H5'	8:CB:2588:G:OP2	2.13	0.47
8:CB:24:G:H2'	8:CB:25:U:O4'	2.14	0.47
8:CB:263:G:C2	8:CB:264:C:C2	3.01	0.47
8:CB:2714:G:H2'	8:CB:2715:C:C6	2.50	0.47
8:CB:2738:A:C2	8:CB:2739:U:O2	2.68	0.47
8:CB:2808:G:N3	8:CB:2891:U:C2	2.82	0.47
8:CB:2854:G:H2'	8:CB:2855:C:O4'	2.15	0.47
8:CB:553:G:C5	8:CB:554:U:C5	3.02	0.47
8:CB:566:U:C4	8:CB:567:U:C5	3.03	0.47
8:CB:604:G:O6	8:CB:625:G:N1	2.48	0.47
8:CB:759:G:H2'	8:CB:760:G:H5'	1.96	0.47
8:CB:856:G:N2	8:CB:921:C:O2	2.47	0.47
8:CB:975:A:H5''	24:CR:83:TYR:OH	2.15	0.47
8:CB:978:G:N1	8:CB:986:C:C5	2.82	0.47
9:CC:238:ASN:O	9:CC:239:PHE:C	2.53	0.47
9:CC:254:LYS:O	9:CC:255:LYS:C	2.52	0.47
11:CE:113:VAL:O	11:CE:115:GLN:N	2.47	0.47
11:CE:17:THR:HG23	11:CE:18:THR:H	1.79	0.47
11:CE:190:ALA:H	11:CE:194:LYS:HE2	1.79	0.47
16:CJ:41:LYS:HD3	16:CJ:44:TYR:CB	2.40	0.47
17:CK:110:GLU:C	17:CK:111:LYS:CG	2.79	0.47

Continued on next page...

Continued from previous page...

Atom-1	Atom-2	Interatomic distance (Å)	Clash overlap (Å)
8:CB:810:U:C6	18:CL:37:GLY:HA2	2.49	0.47
21:CO:72:ALA:HA	21:CO:106:LEU:HA	1.97	0.47
21:CO:94:ARG:HA	21:CO:94:ARG:CZ	2.44	0.47
22:CP:25:VAL:HG12	22:CP:27:VAL:CG1	2.42	0.47
22:CP:50:ARG:CG	22:CP:99:LEU:HB3	2.44	0.47
23:CQ:43:GLN:O	23:CQ:44:TYR:C	2.50	0.47
25:CS:28:LYS:HB3	25:CS:31:GLN:C	2.34	0.47
28:CV:4:ILE:O	28:CV:63:ILE:HA	2.15	0.47
29:CW:28:GLU:HA	29:CW:28:GLU:OE1	2.14	0.47
29:CW:31:LEU:HB3	29:CW:32:ALA:H	1.50	0.47
33:DA:1023:U:H2'	33:DA:1024:G:O4'	2.12	0.47
33:DA:1096:C:H2'	33:DA:1097:C:H6	1.79	0.47
33:DA:1113:C:H4'	35:DC:13:ILE:HD11	1.95	0.47
33:DA:1154:G:N1	33:DA:1155:A:N7	2.62	0.47
33:DA:1305:G:P	33:DA:1305:G:O4'	2.71	0.47
33:DA:1348:U:C5'	33:DA:1348:U:H6	2.27	0.47
33:DA:139:A:C2	33:DA:225:C:N3	2.82	0.47
33:DA:1421:G:N2	33:DA:1422:G:C4	2.82	0.47
33:DA:1468:A:C2	33:DA:1469:C:C5	3.02	0.47
33:DA:299:G:C6	33:DA:300:A:N1	2.81	0.47
33:DA:316:C:OP2	33:DA:351:G:O2'	2.29	0.47
33:DA:557:G:C6	33:DA:558:G:C2	3.02	0.47
33:DA:557:G:H2'	33:DA:558:G:C8	2.50	0.47
33:DA:668:G:H2'	33:DA:669:G:H5"	1.95	0.47
33:DA:719:C:C6	33:DA:720:C:C6	3.03	0.47
33:DA:719:C:H5	33:DA:720:C:N3	2.12	0.47
33:DA:75:G:H2'	33:DA:76:G:O4'	2.14	0.47
33:DA:799:G:C2'	33:DA:800:G:H5'	2.42	0.47
33:DA:801:U:O2'	33:DA:802:A:C8	2.42	0.47
33:DA:946:A:H2'	33:DA:947:G:H8	1.78	0.47
34:DB:187:ASP:OD2	34:DB:203:ASP:CG	2.53	0.47
35:DC:46:LEU:CD1	35:DC:49:ALA:HB3	2.45	0.47
33:DA:407:U:H4'	36:DD:115:GLN:OE1	2.14	0.47
36:DD:155:LYS:HA	36:DD:158:LEU:HD12	1.96	0.47
33:DA:405:U:C4	36:DD:4:LEU:HD11	2.49	0.47
37:DE:91:SER:HA	37:DE:128:GLY:O	2.13	0.47
38:DF:25:TYR:O	38:DF:29:ILE:HG13	2.14	0.47
40:DH:37:ASN:O	40:DH:41:GLU:HG3	2.15	0.47
41:DI:38:PHE:CD2	41:DI:38:PHE:N	2.81	0.47
42:DJ:67:ILE:HG13	46:DN:94:GLY:HA3	1.95	0.47
45:DM:38:ILE:HG13	45:DM:55:LEU:HD21	1.96	0.47

Continued on next page...

Continued from previous page...

Atom-1	Atom-2	Interatomic distance (Å)	Clash overlap (Å)
46:DN:69:PRO:C	46:DN:71:GLY:N	2.68	0.47
46:DN:61:ASN:HB3	46:DN:72:PHE:CE2	2.49	0.47
8:AB:1018:U:C2	8:AB:1019:U:C5	3.03	0.47
8:AB:1036:G:C5	8:AB:1120:G:O6	2.67	0.47
8:AB:1062:G:H2'	8:AB:1063:G:C8	2.50	0.47
8:AB:1135:C:N4	8:AB:1139:G:C6	2.83	0.47
8:AB:51:G:N2	8:AB:118:A:N7	2.62	0.47
8:AB:1196:C:H2'	8:AB:1197:G:H8	1.77	0.47
8:AB:1215:G:C3'	8:AB:1216:G:H5''	2.43	0.47
8:AB:1340:U:H3'	26:AT:61:LEU:HD22	1.95	0.47
8:AB:1581:G:H2'	8:AB:1582:C:O4'	2.14	0.47
8:AB:1605:C:O4'	8:AB:1610:A:C6	2.67	0.47
8:AB:1816:C:H5	9:AC:62:ARG:CD	2.25	0.47
8:AB:1835:G:H2'	8:AB:1836:C:C6	2.50	0.47
8:AB:1933:G:C8	8:AB:1933:G:H3'	2.49	0.47
8:AB:1942:C:H3'	8:AB:1943:U:H5''	1.95	0.47
8:AB:2103:C:H2'	8:AB:2104:C:O4'	2.15	0.47
8:AB:2107:G:H2'	8:AB:2108:A:H5''	1.97	0.47
8:AB:2295:C:O2	8:AB:2295:C:H2'	2.13	0.47
8:AB:2327:A:H5'	8:AB:2327:A:H8	1.79	0.47
8:AB:2341:G:C5	8:AB:2342:C:C5	3.03	0.47
8:AB:2346:A:C2	8:AB:2383:G:C6	3.03	0.47
5:A4:5:ALA:CB	8:AB:2466:C:P	3.01	0.47
8:AB:2577:A:C4'	8:AB:2612:C:N4	2.77	0.47
8:AB:2648:G:C8	8:AB:2648:G:O5'	2.67	0.47
8:AB:2714:G:H2'	8:AB:2715:C:H6	1.79	0.47
8:AB:2791:G:H5''	8:AB:2791:G:C8	2.47	0.47
8:AB:285:G:C6	8:AB:286:U:C5	3.02	0.47
8:AB:42:A:H5''	8:AB:43:G:OP2	2.14	0.47
8:AB:482:A:N3	8:AB:482:A:C2'	2.63	0.47
8:AB:601:C:H2'	8:AB:605:G:H5''	1.97	0.47
8:AB:665:U:O2'	8:AB:666:A:H5'	2.14	0.47
8:AB:866:A:C2'	8:AB:867:C:H5'	2.36	0.47
9:AC:22:GLU:CA	9:AC:202:ARG:HE	2.27	0.47
11:AE:4:VAL:N	11:AE:12:LEU:HD13	2.28	0.47
11:AE:181:ILE:CG2	18:AL:12:SER:O	2.63	0.47
11:AE:43:THR:O	11:AE:44:ARG:O	2.32	0.47
13:AG:122:ALA:CB	13:AG:131:VAL:O	2.61	0.47
14:AH:73:ASN:ND2	14:AH:73:ASN:H	2.12	0.47
16:AJ:7:LYS:HG2	16:AJ:7:LYS:O	2.14	0.47
17:AK:61:VAL:HG13	17:AK:87:LEU:HG	1.95	0.47

Continued on next page...

Continued from previous page...

Atom-1	Atom-2	Interatomic distance (Å)	Clash overlap (Å)
18:AL:88:GLY:O	18:AL:90:VAL:N	2.47	0.47
19:AM:90:GLU:O	19:AM:91:TYR:CB	2.56	0.47
8:AB:1251:C:P	23:AQ:5:ARG:NH2	2.88	0.47
24:AR:46:GLU:O	24:AR:47:VAL:CB	2.62	0.47
24:AR:63:VAL:HG12	24:AR:64:VAL:N	2.30	0.47
24:AR:7:SER:O	24:AR:21:ARG:NH2	2.48	0.47
26:AT:11:LEU:HD21	26:AT:47:VAL:CG2	2.44	0.47
28:AV:37:PRO:O	28:AV:38:LEU:HB2	2.15	0.47
29:AW:45:HIS:CE1	29:AW:60:ALA:HB1	2.49	0.47
31:AY:43:ILE:HD13	31:AY:43:ILE:O	2.14	0.47
33:BA:1159:U:O2	33:BA:1182:G:C2	2.68	0.47
33:BA:1242:G:C6	33:BA:1243:C:C4	3.02	0.47
33:BA:1367:C:H2'	33:BA:1368:A:C8	2.48	0.47
33:BA:1439:G:C2	33:BA:1440:U:H1'	2.49	0.47
33:BA:305:G:H4'	33:BA:306:A:H5'	1.96	0.47
33:BA:406:G:C5	33:BA:407:U:H5	2.32	0.47
33:BA:580:C:H2'	33:BA:581:G:C8	2.49	0.47
33:BA:722:G:N3	33:BA:722:G:C3'	2.77	0.47
33:BA:654:G:N3	33:BA:753:A:C2	2.83	0.47
33:BA:778:G:O6	33:BA:804:U:C4	2.68	0.47
33:BA:791:G:N7	33:BA:792:A:N7	2.63	0.47
33:BA:938:A:N6	33:BA:939:G:C6	2.83	0.47
36:BD:25:ARG:HH12	36:BD:30:LYS:CB	2.27	0.47
48:BP:7:ALA:N	48:BP:18:GLN:O	2.47	0.47
53:BU:13:VAL:CG1	53:BU:14:ALA:N	2.74	0.47
1:C0:48:TYR:CD2	1:C0:49:ARG:N	2.83	0.47
2:C1:26:LYS:HE3	8:CB:2285:C:OP1	2.15	0.47
3:C2:9:VAL:O	3:C2:11:LYS:N	2.47	0.47
4:C3:34:LYS:CE	8:CB:2420:C:OP1	2.62	0.47
7:CA:13:G:C8	7:CA:13:G:H3'	2.50	0.47
8:CB:1053:C:N4	8:CB:1107:G:O6	2.48	0.47
8:CB:1122:G:H8	8:CB:1122:G:H5''	1.79	0.47
8:CB:1176:U:O5'	8:CB:1176:U:C6	2.67	0.47
8:CB:123:G:H2'	8:CB:124:G:H5''	1.96	0.47
8:CB:1268:A:C5	8:CB:2013:A:N7	2.82	0.47
3:C2:18:PHE:CD1	8:CB:126:A:C5'	2.97	0.47
8:CB:1605:C:O4'	8:CB:1610:A:C6	2.67	0.47
8:CB:1652:A:C2'	8:CB:1653:G:H5'	2.45	0.47
8:CB:1773:A:H2'	8:CB:1774:C:O5'	2.15	0.47
8:CB:1809:A:H3'	8:CB:1810:A:C8	2.49	0.47
8:CB:1823:G:C3'	8:CB:1823:G:C8	2.97	0.47

Continued on next page...

Continued from previous page...

Atom-1	Atom-2	Interatomic distance (Å)	Clash overlap (Å)
8:CB:191:A:H8	8:CB:191:A:O5'	1.97	0.47
8:CB:1827:U:O2'	8:CB:1970:A:N3	2.40	0.47
8:CB:1988:G:C6	8:CB:1989:G:C5	3.02	0.47
8:CB:2081:U:H4'	32:CZ:23:LYS:HD2	1.95	0.47
8:CB:2201:G:N2	8:CB:2223:G:C4	2.82	0.47
8:CB:1421:G:H1'	8:CB:2211:A:N1	2.30	0.47
8:CB:2280:G:C2	8:CB:2281:A:C8	3.03	0.47
8:CB:2354:C:H6	8:CB:2354:C:H5''	1.79	0.47
8:CB:237:C:C5	8:CB:238:C:H5	2.32	0.47
8:CB:2676:C:C3'	8:CB:2676:C:C6	2.97	0.47
8:CB:2707:U:O2	8:CB:2707:U:H2'	2.15	0.47
8:CB:527:C:N4	8:CB:2779:U:OP2	2.39	0.47
8:CB:2856:A:C2	8:CB:2862:G:C2	3.03	0.47
8:CB:2869:G:C5	8:CB:2870:C:C5	3.02	0.47
8:CB:2885:G:N1	8:CB:2886:A:H8	2.13	0.47
8:CB:224:U:O4	8:CB:420:C:H5'	2.15	0.47
8:CB:44:A:H2'	8:CB:45:G:O4'	2.14	0.47
8:CB:672:C:C2'	8:CB:673:C:H5'	2.45	0.47
8:CB:699:A:C2'	8:CB:700:G:O5'	2.62	0.47
8:CB:738:G:C5	8:CB:739:A:C6	3.02	0.47
8:CB:760:G:H2'	8:CB:761:A:H8	1.79	0.47
8:CB:799:G:O2'	8:CB:800:A:OP1	2.25	0.47
8:CB:837:C:H2'	8:CB:838:C:H5'	1.97	0.47
8:CB:949:G:C5'	8:CB:950:G:OP2	2.62	0.47
8:CB:985:C:C2'	8:CB:986:C:H5''	2.43	0.47
10:CD:184:ARG:O	10:CD:185:ASN:HB2	2.15	0.47
10:CD:59:ARG:NE	10:CD:63:PRO:HB3	2.29	0.47
11:CE:2:GLU:O	11:CE:15:SER:HB2	2.14	0.47
12:CF:120:SER:O	12:CF:127:TYR:CD1	2.67	0.47
12:CF:157:THR:HG21	12:CF:168:LEU:CD1	2.44	0.47
13:CG:92:GLY:C	13:CG:93:TYR:HD1	2.18	0.47
15:CI:20:SER:HA	15:CI:25:PRO:HD2	1.95	0.47
16:CJ:136:GLN:O	16:CJ:138:GLN:N	2.47	0.47
16:CJ:59:ALA:HB1	16:CJ:101:ILE:HD12	1.96	0.47
16:CJ:58:ASN:O	16:CJ:59:ALA:HB3	2.13	0.47
17:CK:98:ARG:HD2	17:CK:100:PHE:CE2	2.49	0.47
19:CM:86:LYS:O	19:CM:87:GLY:C	2.52	0.47
20:CN:85:PRO:O	20:CN:88:ALA:HB3	2.13	0.47
23:CQ:40:LYS:HG3	23:CQ:44:TYR:HB3	1.95	0.47
23:CQ:46:TYR:HB2	24:CR:78:ARG:O	2.15	0.47
16:CJ:41:LYS:CG	23:CQ:63:ARG:NH2	2.66	0.47

Continued on next page...

Continued from previous page...

Atom-1	Atom-2	Interatomic distance (Å)	Clash overlap (Å)
24:CR:3:ALA:HB1	24:CR:12:HIS:CD2	2.50	0.47
23:CQ:49:ARG:CG	24:CR:77:PHE:HZ	2.06	0.47
25:CS:110:ARG:CG	25:CS:110:ARG:NH1	2.68	0.47
27:CU:41:VAL:HA	27:CU:57:ILE:CD1	2.33	0.47
28:CV:63:ILE:HB	28:CV:70:ILE:CG1	2.40	0.47
8:CB:2330:G:H21	29:CW:36:ILE:HG12	1.80	0.47
29:CW:42:THR:HB	29:CW:75:ASN:CB	2.44	0.47
30:CX:1:MET:H3	30:CX:6:LEU:CB	2.27	0.47
33:DA:1053:G:C2	33:DA:1056:U:O4	2.68	0.47
33:DA:1078:U:C3'	33:DA:1078:U:C6	2.97	0.47
33:DA:1220:G:H2'	33:DA:1221:G:O4'	2.13	0.47
33:DA:1289:A:H3'	33:DA:1290:G:H8	1.80	0.47
33:DA:1319:A:H5''	51:DS:4:LEU:HD11	1.96	0.47
33:DA:1374:A:H1'	39:DG:30:MET:SD	2.55	0.47
33:DA:1425:U:O2	33:DA:1476:A:N1	2.48	0.47
33:DA:20:U:H4'	33:DA:572:A:N6	2.30	0.47
33:DA:133:U:C2	33:DA:230:G:N1	2.82	0.47
33:DA:390:U:O2	33:DA:391:G:N7	2.47	0.47
33:DA:555:U:O2	33:DA:556:C:C6	2.67	0.47
33:DA:593:U:N3	33:DA:594:U:C4	2.82	0.47
33:DA:675:A:N3	33:DA:675:A:H2'	2.29	0.47
33:DA:687:A:H2	33:DA:704:A:C2	2.33	0.47
33:DA:658:C:C2	33:DA:749:A:C2	3.02	0.47
33:DA:781:A:H2'	33:DA:782:A:C5'	2.34	0.47
33:DA:920:U:N3	33:DA:921:U:O4	2.47	0.47
33:DA:954:G:O5'	33:DA:954:G:C8	2.65	0.47
34:DB:27:LYS:N	34:DB:28:PRO:HD3	2.29	0.47
35:DC:179:ALA:O	35:DC:180:ASP:C	2.53	0.47
36:DD:26:ALA:O	36:DD:28:ASP:N	2.47	0.47
37:DE:134:ASN:N	37:DE:134:ASN:HD22	2.12	0.47
37:DE:85:LYS:CG	37:DE:94:PHE:HD2	2.28	0.47
43:DK:15:VAL:H	43:DK:77:GLY:HA3	1.79	0.47
44:DL:27:PRO:HB2	44:DL:28:GLN:OE1	2.14	0.47
47:DO:48:ASP:O	47:DO:51:SER:HB2	2.14	0.47
1:A0:16:ARG:HD3	1:A0:16:ARG:HA	1.28	0.47
2:A1:47:ILE:O	2:A1:48:TYR:HB2	2.13	0.47
3:A2:34:ARG:HH21	3:A2:42:LEU:CD1	2.21	0.47
7:AA:18:G:H21	7:AA:19:C:H1'	1.79	0.47
8:AB:1007:C:O2'	16:AJ:110:PRO:HA	2.15	0.47
8:AB:1093:G:C5	8:AB:1094:U:C5	3.02	0.47
8:AB:1048:A:N6	8:AB:1111:A:C5	2.83	0.47

Continued on next page...

Continued from previous page...

Atom-1	Atom-2	Interatomic distance (Å)	Clash overlap (Å)
8:AB:931:U:H3	8:AB:1182:G:N2	2.12	0.47
8:AB:129:C:O2'	8:AB:130:C:C6	2.65	0.47
8:AB:1340:U:H4'	8:AB:1341:G:OP2	2.14	0.47
8:AB:1355:G:C5	8:AB:1377:G:N2	2.82	0.47
8:AB:1380:G:C2	8:AB:1381:G:C8	3.02	0.47
8:AB:136:G:H1	8:AB:144:A:H2	1.63	0.47
8:AB:1521:G:H8	8:AB:1521:G:O5'	1.98	0.47
8:AB:1524:G:C4	8:AB:1525:A:C8	3.03	0.47
8:AB:163:C:C2'	8:AB:164:C:O4'	2.58	0.47
8:AB:1740:G:C2	8:AB:1741:C:C2	3.03	0.47
8:AB:178:G:O5'	8:AB:178:G:H8	1.98	0.47
8:AB:1842:G:C5	8:AB:1843:C:C4	3.02	0.47
8:AB:1886:U:H6	8:AB:1886:U:O5'	1.98	0.47
8:AB:194:G:N3	8:AB:194:G:C2'	2.67	0.47
8:AB:2011:U:C5	8:AB:2012:G:N7	2.83	0.47
8:AB:2359:C:O2'	8:AB:2360:G:P	2.72	0.47
8:AB:2386:A:O2'	8:AB:2387:U:H5'	2.14	0.47
8:AB:2456:C:C4	8:AB:2457:U:C5	3.01	0.47
8:AB:2588:G:C6	8:AB:2589:A:N7	2.82	0.47
8:AB:262:A:C8	8:AB:263:G:C8	3.01	0.47
8:AB:2761:A:C6	8:AB:2762:C:C5	3.02	0.47
8:AB:2622:U:O2'	8:AB:2825:G:N7	2.46	0.47
8:AB:524:G:C6	8:AB:525:U:C5	3.02	0.47
8:AB:565:C:C2	8:AB:566:U:C6	3.03	0.47
8:AB:571:U:C5	8:AB:575:A:N6	2.82	0.47
8:AB:656:G:H2'	8:AB:657:U:H6	1.78	0.47
8:AB:677:A:N1	8:AB:802:A:C5	2.82	0.47
8:AB:989:G:HO2'	8:AB:990:A:C5'	2.27	0.47
9:AC:105:ALA:O	9:AC:195:GLY:HA2	2.14	0.47
9:AC:265:PHE:O	9:AC:266:ILE:O	2.33	0.47
9:AC:34:GLU:CD	9:AC:35:LYS:N	2.68	0.47
9:AC:45:ASN:OD1	9:AC:46:GLY:N	2.46	0.47
9:AC:73:ILE:HG22	9:AC:95:TYR:HD1	1.77	0.47
8:AB:2575:C:C5'	10:AD:150:GLN:HE21	2.13	0.47
10:AD:203:VAL:O	10:AD:203:VAL:HG12	2.15	0.47
10:AD:46:ARG:NE	10:AD:80:TRP:CZ2	2.82	0.47
11:AE:147:LEU:O	11:AE:148:ILE:O	2.33	0.47
11:AE:43:THR:HG23	11:AE:44:ARG:NH2	2.21	0.47
16:AJ:114:LEU:C	16:AJ:116:ARG:N	2.68	0.47
16:AJ:3:THR:HG21	23:AQ:93:ILE:CG1	2.45	0.47
18:AL:13:LYS:O	18:AL:15:ALA:N	2.48	0.47

Continued on next page...

Continued from previous page...

Atom-1	Atom-2	Interatomic distance (Å)	Clash overlap (Å)
18:AL:98:ALA:O	18:AL:99:ASN:HB2	2.14	0.47
19:AM:117:PHE:CG	19:AM:124:LEU:HD21	2.48	0.47
21:AO:62:LEU:O	21:AO:62:LEU:HD12	2.15	0.47
22:AP:90:ALA:HB3	22:AP:112:ARG:HA	1.96	0.47
23:AQ:26:ALA:CA	23:AQ:29:ARG:HB2	2.42	0.47
24:AR:85:LYS:C	24:AR:87:GLN:N	2.68	0.47
29:AW:26:GLY:O	29:AW:59:PHE:HB3	2.15	0.47
32:AZ:21:VAL:HG11	32:AZ:23:LYS:HD2	1.96	0.47
33:BA:1130:A:C8	33:BA:1146:A:N1	2.83	0.47
33:BA:1144:G:C2'	33:BA:1145:A:C8	2.97	0.47
33:BA:1451:U:O2	33:BA:1451:U:C2'	2.61	0.47
33:BA:1500:A:OP2	33:BA:1505:G:OP2	2.32	0.47
33:BA:1514:G:N2	33:BA:1521:C:N3	2.62	0.47
33:BA:260:G:C8	55:BA:5060:HOH:O	2.55	0.47
33:BA:356:A:C2	33:BA:357:G:H1'	2.49	0.47
33:BA:376:G:C2	33:BA:389:A:C2	3.02	0.47
33:BA:65:A:N1	33:BA:381:C:O2	2.48	0.47
33:BA:411:A:C5	33:BA:429:U:O4	2.67	0.47
33:BA:501:C:H1'	33:BA:549:C:H1'	1.96	0.47
33:BA:557:G:C6	33:BA:558:G:N1	2.82	0.47
33:BA:620:C:C4	36:BD:131:ILE:HG12	2.49	0.47
33:BA:628:G:N2	33:BA:629:A:N3	2.62	0.47
33:BA:644:U:C5'	40:BH:83:ARG:HH22	2.27	0.47
33:BA:695:A:H2'	33:BA:696:A:O4'	2.15	0.47
33:BA:577:G:C1'	33:BA:816:A:H2'	2.45	0.47
33:BA:845:A:H5'	33:BA:846:G:C8	2.50	0.47
34:BB:22:TRP:HA	34:BB:188:THR:O	2.14	0.47
34:BB:67:LEU:HD23	34:BB:160:LEU:HB2	1.96	0.47
34:BB:85:SER:HB2	34:BB:221:ARG:HH12	1.80	0.47
36:BD:107:GLY:HA3	36:BD:113:ALA:HB2	1.97	0.47
36:BD:36:ALA:O	36:BD:38:GLY:N	2.46	0.47
36:BD:36:ALA:N	36:BD:37:PRO:HD3	2.30	0.47
40:BH:11:THR:HG22	40:BH:15:ASN:ND2	2.30	0.47
33:BA:538:G:OP1	44:BL:109:ARG:HD2	2.14	0.47
44:BL:33:CYS:CA	44:BL:54:VAL:HG12	2.44	0.47
33:BA:1296:C:C5'	45:BM:13:HIS:CD2	2.98	0.47
45:BM:8:ILE:O	45:BM:8:ILE:HG13	2.15	0.47
49:BQ:19:SER:C	49:BQ:20:ILE:HD12	2.34	0.47
52:BT:67:HIS:O	52:BT:68:LYS:HB3	2.14	0.47
1:C0:52:LYS:HE2	1:C0:53:VAL:HG12	1.96	0.47
2:C1:24:LYS:HG2	2:C1:25:ASN:N	2.28	0.47

Continued on next page...

Continued from previous page...

Atom-1	Atom-2	Interatomic distance (Å)	Clash overlap (Å)
2:C1:2:LYS:O	2:C1:2:LYS:HG3	2.15	0.47
5:C4:18:LYS:HE2	5:C4:19:ARG:H	1.78	0.47
7:CA:14:U:O2'	7:CA:15:A:OP1	2.31	0.47
8:CB:1254:A:N6	11:CE:77:ILE:CD1	2.77	0.47
8:CB:1429:G:O2'	8:CB:1430:G:H5'	2.15	0.47
8:CB:1551:A:C3'	8:CB:1552:A:H5''	2.45	0.47
8:CB:1836:C:H2'	8:CB:1837:C:H5'	1.97	0.47
8:CB:1857:G:N2	8:CB:1886:U:O4	2.47	0.47
8:CB:1906:G:C3'	8:CB:1906:G:C8	2.97	0.47
8:CB:2070:A:C2	8:CB:2071:A:N3	2.83	0.47
8:CB:2100:G:C6	8:CB:2101:A:C6	3.03	0.47
8:CB:220:G:C6	8:CB:427:U:C5	3.03	0.47
8:CB:2560:A:C2	8:CB:2561:U:C1'	2.98	0.47
8:CB:280:U:O5'	8:CB:280:U:H6	1.97	0.47
8:CB:363:G:O2'	8:CB:364:C:H5'	2.15	0.47
3:C2:1:MET:SD	8:CB:752:A:H5''	2.54	0.47
8:CB:784:G:C2	8:CB:792:A:C5	3.02	0.47
8:CB:784:G:N1	8:CB:792:A:C4	2.83	0.47
8:CB:866:A:N1	8:CB:867:C:C2	2.82	0.47
8:CB:873:C:C3'	8:CB:873:C:C6	2.97	0.47
8:CB:88:G:O2'	8:CB:89:A:H5'	2.15	0.47
8:CB:960:A:H8	8:CB:960:A:O5'	1.96	0.47
9:CC:153:LEU:HD22	9:CC:161:VAL:HG21	1.97	0.47
9:CC:174:ARG:O	9:CC:174:ARG:CG	2.62	0.47
10:CD:45:TYR:O	10:CD:46:ARG:HB2	2.14	0.47
11:CE:4:VAL:HG23	11:CE:14:VAL:HG11	1.95	0.47
11:CE:178:VAL:HG23	11:CE:179:SER:H	1.79	0.47
55:CB:5119:HOH:O	11:CE:58:LYS:HG3	2.15	0.47
12:CF:135:ILE:HG13	12:CF:140:ILE:CD1	2.41	0.47
12:CF:149:ARG:O	12:CF:150:GLY:C	2.53	0.47
12:CF:50:ASP:CG	12:CF:51:ASN:H	2.17	0.47
14:CH:5:LEU:HA	14:CH:35:LYS:CE	2.45	0.47
16:CJ:3:THR:O	16:CJ:4:PHE:CB	2.61	0.47
16:CJ:45:THR:N	23:CQ:63:ARG:NH2	2.44	0.47
18:CL:141:LYS:O	18:CL:142:ILE:HG12	2.15	0.47
20:CN:61:ALA:C	20:CN:63:ARG:N	2.65	0.47
26:CT:50:LEU:HD12	26:CT:50:LEU:O	2.14	0.47
30:CX:22:LEU:O	30:CX:25:GLN:CD	2.53	0.47
31:CY:1:ALA:CB	31:CY:37:ARG:HB3	2.42	0.47
33:DA:988:G:C4'	33:DA:1014:A:H61	2.27	0.47
33:DA:1068:G:H1'	33:DA:1191:A:N1	2.30	0.47

Continued on next page...

Continued from previous page...

Atom-1	Atom-2	Interatomic distance (Å)	Clash overlap (Å)
33:DA:1130:A:H3'	33:DA:1130:A:C8	2.49	0.47
33:DA:978:A:C2	33:DA:1319:A:H1'	2.49	0.47
33:DA:1319:A:H2'	33:DA:1323:G:N7	2.30	0.47
33:DA:1437:A:C2	33:DA:1438:G:C8	3.03	0.47
33:DA:1449:C:C4	33:DA:1450:U:C5	3.03	0.47
33:DA:1514:G:H1	33:DA:1521:C:N4	2.09	0.47
33:DA:199:A:C2	33:DA:219:U:C2	3.02	0.47
33:DA:257:G:H8	33:DA:257:G:H5''	1.79	0.47
33:DA:344:A:H3'	33:DA:345:C:C5'	2.45	0.47
33:DA:376:G:C4	33:DA:389:A:C2	3.02	0.47
33:DA:404:G:O5'	33:DA:404:G:C8	2.68	0.47
33:DA:405:U:H4'	33:DA:498:A:N7	2.30	0.47
33:DA:510:A:N3	33:DA:543:U:H1'	2.29	0.47
33:DA:517:G:N2	33:DA:529:G:O3'	2.48	0.47
33:DA:650:G:O2'	33:DA:651:C:H5'	2.13	0.47
33:DA:750:C:O2'	47:DO:20:ASP:C	2.53	0.47
33:DA:844:G:N7	33:DA:846:G:C4	2.82	0.47
33:DA:926:G:C6	33:DA:1505:G:C6	3.02	0.47
33:DA:931:C:N4	33:DA:1386:G:H1	2.11	0.47
36:DD:154:VAL:HG12	36:DD:158:LEU:CD1	2.45	0.47
37:DE:10:LEU:O	37:DE:10:LEU:HD12	2.14	0.47
38:DF:92:THR:CG2	38:DF:94:HIS:N	2.78	0.47
40:DH:44:PHE:O	40:DH:70:VAL:HG21	2.14	0.47
41:DI:29:ILE:O	41:DI:30:ASN:C	2.53	0.47
44:DL:121:PRO:HB2	44:DL:122:LYS:NZ	2.29	0.47
44:DL:64:SER:CA	44:DL:94:TYR:O	2.59	0.47
50:DR:61:ALA:O	50:DR:64:LEU:N	2.48	0.47
38:DF:50:PRO:CD	50:DR:73:HIS:ND1	2.78	0.47
3:A2:31:LEU:CD2	3:A2:31:LEU:H	2.23	0.47
4:A3:14:LYS:O	4:A3:21:PHE:HA	2.15	0.47
4:A3:28:LEU:O	4:A3:29:ARG:C	2.53	0.47
5:A4:30:GLU:HG3	5:A4:31:PRO:CD	2.44	0.47
7:AA:14:U:H1'	7:AA:107:G:H1'	1.97	0.47
7:AA:54:G:C5	7:AA:55:U:C4	3.03	0.47
8:AB:1000:A:N6	8:AB:1001:A:C6	2.83	0.47
8:AB:1041:G:C2	8:AB:1042:G:N7	2.82	0.47
8:AB:1110:G:H4'	8:AB:1111:A:OP1	2.13	0.47
8:AB:1206:G:N2	8:AB:1241:A:C2	2.82	0.47
8:AB:811:U:O2	8:AB:1251:C:N1	2.47	0.47
8:AB:1315:C:H2'	8:AB:1316:U:C6	2.50	0.47
8:AB:121:G:C4	8:AB:131:A:C6	3.03	0.47

Continued on next page...

Continued from previous page...

Atom-1	Atom-2	Interatomic distance (Å)	Clash overlap (Å)
8:AB:1362:C:C2'	8:AB:1363:C:H5'	2.44	0.47
8:AB:1378:A:C5	8:AB:1380:G:C5	3.03	0.47
8:AB:1701:A:C2'	8:AB:1702:G:H5'	2.43	0.47
8:AB:1862:G:C2	8:AB:1881:C:C4	3.03	0.47
8:AB:1909:C:H2'	8:AB:1910:G:O4'	2.14	0.47
8:AB:1956:U:O2	8:AB:1956:U:H2'	2.14	0.47
8:AB:2190:G:C2'	8:AB:2191:A:H5'	2.45	0.47
8:AB:2235:G:C8	8:AB:2235:G:O5'	2.68	0.47
8:AB:2454:G:H2'	8:AB:2455:G:H5'	1.97	0.47
8:AB:2482:A:C2'	8:AB:2483:C:H5'	2.45	0.47
8:AB:2060:A:C2	8:AB:2502:G:C4	3.03	0.47
8:AB:2549:G:C2'	8:AB:2550:G:H5'	2.44	0.47
8:AB:2692:G:H2'	8:AB:2693:G:H8	1.79	0.47
8:AB:283:G:H2'	8:AB:283:G:N3	2.29	0.47
8:AB:350:G:N2	8:AB:351:C:O2	2.47	0.47
8:AB:368:A:C5	8:AB:369:U:O4	2.66	0.47
8:AB:392:U:H2'	8:AB:393:C:H6	1.74	0.47
8:AB:438:G:H2'	8:AB:439:A:C8	2.50	0.47
8:AB:539:G:C6	8:AB:540:C:N4	2.83	0.47
8:AB:626:A:H3'	8:AB:627:A:H5'	1.96	0.47
8:AB:655:A:H2'	8:AB:655:A:O5'	2.14	0.47
8:AB:669:G:H3'	8:AB:670:A:C8	2.50	0.47
8:AB:80:G:N1	8:AB:81:G:C5	2.83	0.47
8:AB:989:G:O2'	8:AB:990:A:C5'	2.63	0.47
9:AC:170:TYR:C	9:AC:171:VAL:HG22	2.35	0.47
9:AC:235:GLU:HG2	9:AC:237:ARG:HG3	1.96	0.47
10:AD:140:HIS:C	10:AD:142:VAL:H	2.18	0.47
10:AD:143:PRO:C	10:AD:145:SER:N	2.68	0.47
10:AD:35:THR:HB	10:AD:48:ILE:HD12	1.95	0.47
11:AE:103:GLY:O	11:AE:105:LEU:HD23	2.14	0.47
8:AB:320:A:H5''	11:AE:130:LYS:HZ2	1.79	0.47
11:AE:191:ASP:C	11:AE:194:LYS:HZ3	2.17	0.47
12:AF:126:ASN:ND2	12:AF:157:THR:H	2.12	0.47
12:AF:3:LEU:HA	12:AF:6:TYR:CD2	2.49	0.47
13:AG:162:ARG:HG3	13:AG:163:TYR:O	2.15	0.47
15:AI:17:ALA:O	15:AI:18:ASN:HB2	2.14	0.47
16:AJ:99:ARG:O	16:AJ:100:VAL:CB	2.55	0.47
17:AK:106:GLU:C	17:AK:108:ARG:N	2.67	0.47
18:AL:14:LYS:O	18:AL:15:ALA:CB	2.63	0.47
20:AN:103:ARG:O	20:AN:103:ARG:HG3	2.13	0.47
20:AN:115:LEU:CD2	20:AN:115:LEU:N	2.77	0.47

Continued on next page...

Continued from previous page...

Atom-1	Atom-2	Interatomic distance (Å)	Clash overlap (Å)
20:AN:32:GLU:HA	20:AN:115:LEU:HD21	1.95	0.47
20:AN:38:LEU:O	20:AN:41:ALA:HB3	2.14	0.47
23:AQ:52:ARG:HH12	23:AQ:55:GLN:HE21	1.58	0.47
24:AR:97:LYS:O	24:AR:98:ILE:HB	2.14	0.47
25:AS:71:VAL:HG22	25:AS:107:VAL:HG12	1.97	0.47
29:AW:74:LYS:O	29:AW:75:ASN:CG	2.53	0.47
33:BA:1014:A:O4'	51:BS:33:TRP:HB2	2.15	0.47
33:BA:139:A:C2	33:BA:225:C:N3	2.83	0.47
33:BA:1439:G:N2	33:BA:1440:U:H1'	2.29	0.47
33:BA:794:A:H4'	33:BA:1521:C:O2'	2.15	0.47
33:BA:1526:G:C5	33:BA:1527:U:C5	3.02	0.47
33:BA:157:U:O2	33:BA:165:G:N1	2.47	0.47
33:BA:386:C:N4	33:BA:387:U:C2	2.83	0.47
33:BA:557:G:N2	33:BA:558:G:N2	2.63	0.47
33:BA:560:A:OP2	33:BA:566:G:N2	2.42	0.47
33:BA:616:G:N2	33:BA:625:U:H1'	2.29	0.47
33:BA:615:G:C2	33:BA:626:G:C5	3.02	0.47
33:BA:692:U:N3	33:BA:694:A:H5''	2.30	0.47
33:BA:714:G:H21	33:BA:777:A:H1'	1.78	0.47
33:BA:794:A:H2'	33:BA:795:C:H6	1.79	0.47
33:BA:812:G:P	33:BA:902:G:H21	2.38	0.47
33:BA:918:A:C2	33:BA:919:A:C4	3.03	0.47
33:BA:951:G:O2'	33:BA:972:C:H5	1.97	0.47
33:BA:984:C:O2'	33:BA:985:C:H5'	2.15	0.47
36:BD:109:THR:HG23	36:BD:111:ALA:H	1.79	0.47
36:BD:26:ALA:O	36:BD:27:ILE:C	2.53	0.47
37:BE:32:PHE:CE2	37:BE:53:ARG:O	2.67	0.47
39:BG:10:LYS:HE3	39:BG:20:GLU:OE2	2.15	0.47
41:BI:42:THR:C	41:BI:44:ARG:HH12	2.18	0.47
45:BM:67:ASP:O	45:BM:71:GLU:N	2.47	0.47
42:BJ:51:VAL:CG1	46:BN:80:ARG:HA	2.44	0.47
48:BP:5:ARG:HB3	48:BP:68:SER:CB	2.45	0.47
33:BA:734:G:O2'	50:BR:59:LYS:HD2	2.15	0.47
1:C0:22:THR:O	1:C0:23:ALA:O	2.32	0.47
7:CA:18:G:H21	7:CA:19:C:H1'	1.78	0.47
7:CA:21:G:C6	7:CA:22:U:C4	3.03	0.47
8:CB:1040:A:C2'	8:CB:1041:G:H5'	2.45	0.47
8:CB:1081:U:H2'	8:CB:1082:U:H6	1.80	0.47
8:CB:77:G:C4	8:CB:110:G:N2	2.83	0.47
8:CB:123:G:H2'	8:CB:124:G:C5'	2.43	0.47
8:CB:1351:C:O2	8:CB:1352:U:C2	2.67	0.47

Continued on next page...

Continued from previous page...

Atom-1	Atom-2	Interatomic distance (Å)	Clash overlap (Å)
8:CB:1581:G:H2'	8:CB:1582:C:O4'	2.14	0.47
8:CB:1821:A:C6	8:CB:1822:C:N4	2.82	0.47
8:CB:1926:U:H5'	8:CB:1927:A:OP2	2.15	0.47
8:CB:1931:U:H2'	8:CB:1932:A:H8	1.80	0.47
8:CB:1959:G:N2	8:CB:1960:A:N3	2.62	0.47
8:CB:570:G:C5	8:CB:2030:A:N6	2.82	0.47
8:CB:2075:U:N3	8:CB:2238:G:C6	2.83	0.47
8:CB:2376:A:H2'	8:CB:2377:A:O4'	2.15	0.47
8:CB:2346:A:C2	8:CB:2383:G:C6	3.03	0.47
8:CB:2421:G:C5'	8:CB:2421:G:C8	2.98	0.47
8:CB:2459:A:N3	8:CB:2459:A:H2'	2.29	0.47
8:CB:2478:A:H3'	8:CB:2479:U:H6	1.78	0.47
8:CB:2486:C:C2'	8:CB:2487:G:O5'	2.63	0.47
8:CB:2574:G:N2	8:CB:2575:C:C2	2.82	0.47
8:CB:2689:U:OP2	8:CB:2719:G:N2	2.44	0.47
8:CB:2751:G:HO2'	8:CB:2752:C:H6	1.61	0.47
8:CB:2788:C:C2	8:CB:2789:C:C5	3.02	0.47
8:CB:4:U:C2	8:CB:2900:A:H2	2.32	0.47
8:CB:452:G:N2	8:CB:458:G:N9	2.63	0.47
8:CB:706:A:C2	8:CB:707:G:H1'	2.49	0.47
8:CB:712:G:C2	8:CB:720:U:O2	2.67	0.47
8:CB:760:G:H2'	8:CB:761:A:C8	2.50	0.47
8:CB:845:A:N1	8:CB:847:U:H1'	2.30	0.47
8:CB:901:C:O2'	8:CB:902:C:H5'	2.15	0.47
8:CB:966:G:C6	8:CB:967:U:C2	3.03	0.47
8:CB:974:G:H8	8:CB:990:A:H62	1.61	0.47
9:CC:20:ASN:HD21	9:CC:203:VAL:CG1	2.27	0.47
10:CD:125:TRP:HB2	10:CD:160:LYS:HG2	1.96	0.47
10:CD:7:LYS:H	10:CD:201:LEU:HD13	1.78	0.47
11:CE:2:GLU:CG	11:CE:16:GLU:HA	2.45	0.47
12:CF:147:ARG:O	12:CF:148:VAL:C	2.53	0.47
8:CB:1139:G:OP1	16:CJ:104:ALA:HB2	2.15	0.47
16:CJ:59:ALA:C	16:CJ:61:LYS:N	2.67	0.47
8:CB:1131:G:C5	16:CJ:77:HIS:NE2	2.83	0.47
19:CM:43:ALA:HB3	19:CM:91:TYR:CD2	2.50	0.47
22:CP:92:ARG:HG2	22:CP:110:LYS:HB2	1.97	0.47
22:CP:26:GLU:CA	22:CP:47:ILE:HB	2.42	0.47
23:CQ:67:ALA:O	23:CQ:70:GLN:N	2.48	0.47
23:CQ:89:ILE:HG22	23:CQ:90:ASP:N	2.30	0.47
24:CR:35:PHE:CZ	24:CR:66:HIS:HB3	2.49	0.47
26:CT:15:HIS:O	26:CT:16:VAL:O	2.33	0.47

Continued on next page...

Continued from previous page...

Atom-1	Atom-2	Interatomic distance (Å)	Clash overlap (Å)
30:CX:25:GLN:HG2	30:CX:26:PHE:HD1	1.80	0.47
33:DA:1078:U:H3'	33:DA:1078:U:H6	1.78	0.47
33:DA:1079:G:N3	33:DA:1080:A:H2	2.13	0.47
33:DA:1099:G:C6	33:DA:1100:C:C2	3.03	0.47
33:DA:1206:G:C5'	33:DA:1206:G:H8	2.21	0.47
33:DA:1256:A:C6	33:DA:1278:G:C5	3.03	0.47
33:DA:128:G:N2	33:DA:129:A:C2	2.82	0.47
33:DA:1239:A:C4	33:DA:1298:U:C5	3.03	0.47
33:DA:1376:U:O2	33:DA:1377:A:C8	2.68	0.47
33:DA:1376:U:N3	33:DA:1377:A:N7	2.62	0.47
33:DA:232:G:C2'	33:DA:233:C:H5'	2.45	0.47
33:DA:356:A:C2	33:DA:357:G:H1'	2.50	0.47
33:DA:377:G:N2	33:DA:378:G:C5	2.83	0.47
33:DA:37:U:H4'	33:DA:500:G:H4'	1.97	0.47
33:DA:411:A:C3'	33:DA:412:A:H4'	2.44	0.47
33:DA:479:U:C6	33:DA:479:U:C3'	2.97	0.47
33:DA:661:G:C2'	33:DA:662:U:H5'	2.44	0.47
33:DA:680:C:H2'	33:DA:681:A:C8	2.49	0.47
33:DA:729:A:C2	33:DA:730:G:N9	2.82	0.47
33:DA:844:G:N2	33:DA:845:A:N6	2.62	0.47
33:DA:944:G:C3'	33:DA:945:G:H5'	2.44	0.47
35:DC:41:TYR:O	35:DC:45:GLU:HG3	2.15	0.47
37:DE:98:ALA:CB	37:DE:102:THR:OG1	2.63	0.47
38:DF:72:ASP:O	38:DF:75:GLU:HB3	2.15	0.47
43:DK:34:THR:C	43:DK:41:LEU:HD12	2.34	0.47
48:DP:57:ILE:HG22	48:DP:58:ALA:N	2.30	0.47
48:DP:8:ARG:CZ	48:DP:15:PRO:HB3	2.45	0.47
7:AA:10:G:H8	7:AA:10:G:O5'	1.98	0.47
7:AA:47:C:C3'	7:AA:47:C:C6	2.95	0.47
8:AB:1028:A:O2'	8:AB:1029:A:H5'	2.15	0.47
8:AB:1041:G:C2	8:AB:1115:G:N2	2.80	0.47
8:AB:974:G:C2	8:AB:1186:G:C6	3.03	0.47
8:AB:1230:A:C5	8:AB:1231:U:C5	3.03	0.47
8:AB:1285:A:C8	8:AB:1285:A:C3'	2.97	0.47
8:AB:1286:A:C2	8:AB:1329:U:C6	3.03	0.47
8:AB:1355:G:O2'	8:AB:1356:G:H5'	2.15	0.47
8:AB:1571:A:C2	8:AB:1572:A:C4	3.03	0.47
8:AB:1652:A:C2'	8:AB:1653:G:H5'	2.45	0.47
8:AB:1777:U:O2'	8:AB:1778:U:H5'	2.15	0.47
8:AB:1783:A:H5''	8:AB:1784:A:OP2	2.15	0.47
8:AB:2021:C:H3'	8:AB:2022:U:H5'	1.97	0.47

Continued on next page...

Continued from previous page...

Atom-1	Atom-2	Interatomic distance (Å)	Clash overlap (Å)
8:AB:2208:C:C2	8:AB:2217:G:N2	2.83	0.47
8:AB:2225:A:H5''	8:AB:2226:C:H5'	1.96	0.47
8:AB:2280:G:H2'	8:AB:2388:A:N1	2.30	0.47
8:AB:2452:C:HO2'	8:AB:2453:A:P	2.38	0.47
8:AB:297:G:C6	8:AB:342:A:C6	3.02	0.47
8:AB:350:G:C8	8:AB:350:G:H5'	2.50	0.47
8:AB:440:C:C5	8:AB:441:U:H5	2.33	0.47
8:AB:52:A:H2'	8:AB:53:A:C8	2.50	0.47
8:AB:590:A:C5	8:AB:591:U:C4	3.02	0.47
8:AB:599:A:C2	8:AB:659:G:N1	2.83	0.47
8:AB:898:C:C4	8:AB:899:A:N6	2.83	0.47
8:AB:822:G:O6	8:AB:943:A:H2	1.96	0.47
8:AB:969:G:H2'	8:AB:970:U:C6	2.49	0.47
8:AB:991:C:C6	8:AB:991:C:H5'	2.44	0.47
10:AD:124:ARG:O	10:AD:160:LYS:CD	2.59	0.47
10:AD:202:ILE:CG2	10:AD:202:ILE:O	2.63	0.47
11:AE:107:SER:O	11:AE:110:SER:N	2.40	0.47
11:AE:44:ARG:CD	11:AE:44:ARG:H	2.28	0.47
12:AF:37:MET:CE	12:AF:148:VAL:HG12	2.45	0.47
12:AF:172:PHE:CD1	12:AF:172:PHE:N	2.81	0.47
12:AF:50:ASP:CG	12:AF:51:ASN:H	2.17	0.47
12:AF:4:HIS:O	12:AF:8:LYS:HG3	2.15	0.47
13:AG:130:ILE:HG22	13:AG:131:VAL:H	1.79	0.47
14:AH:73:ASN:N	14:AH:73:ASN:HD22	2.07	0.47
15:AI:33:ASN:ND2	15:AI:64:ARG:HD2	2.23	0.47
17:AK:61:VAL:HG11	17:AK:112:PHE:CE2	2.49	0.47
17:AK:109:SER:O	17:AK:113:MET:SD	2.73	0.47
18:AL:108:ALA:O	18:AL:109:LYS:HB2	2.15	0.47
20:AN:100:CYS:SG	20:AN:112:TYR:CE2	2.97	0.47
20:AN:1:MET:SD	20:AN:2:ARG:CB	3.02	0.47
22:AP:92:ARG:HG2	22:AP:110:LYS:HB2	1.97	0.47
22:AP:5:LYS:HZ3	22:AP:5:LYS:HA	1.80	0.47
23:AQ:54:ARG:HA	23:AQ:57:ARG:HB2	1.96	0.47
24:AR:64:VAL:HB	24:AR:65:ALA:H	1.59	0.47
25:AS:29:VAL:HG21	25:AS:69:LEU:HB3	1.93	0.47
28:AV:75:GLN:OE1	28:AV:75:GLN:HA	2.15	0.47
8:AB:2230:G:H4'	32:AZ:28:VAL:HA	1.97	0.47
33:BA:1177:G:H8	33:BA:1177:G:O5'	1.97	0.47
33:BA:1190:G:OP1	35:BC:4:VAL:HG12	2.15	0.47
33:BA:1207:G:N1	33:BA:1208:C:C2	2.82	0.47
33:BA:128:G:N2	33:BA:129:A:C2	2.82	0.47

Continued on next page...

Continued from previous page...

Atom-1	Atom-2	Interatomic distance (Å)	Clash overlap (Å)
33:BA:1358:U:O2'	33:BA:1359:C:H5'	2.14	0.47
33:BA:1382:C:H2'	33:BA:1382:C:O2	2.14	0.47
33:BA:1425:U:C2	33:BA:1476:A:C2	3.02	0.47
33:BA:20:U:H2'	33:BA:21:G:O4'	2.14	0.47
33:BA:299:G:C5	33:BA:300:A:C6	3.03	0.47
33:BA:218:U:HO2'	33:BA:381:C:H5	1.63	0.47
33:BA:522:C:O2'	33:BA:523:A:H5'	2.15	0.47
33:BA:537:G:H8	33:BA:537:G:O5'	1.97	0.47
33:BA:499:A:O4'	33:BA:547:A:N6	2.47	0.47
33:BA:650:G:C2	33:BA:651:C:C6	3.02	0.47
33:BA:690:G:N1	33:BA:691:G:C2	2.83	0.47
33:BA:718:A:H5''	33:BA:719:C:OP2	2.14	0.47
33:BA:764:C:C2'	33:BA:764:C:O2	2.62	0.47
33:BA:859:G:H2'	33:BA:860:A:C8	2.49	0.47
33:BA:892:A:C6	33:BA:907:A:C4	3.03	0.47
35:BC:118:SER:HA	35:BC:121:SER:HB3	1.96	0.47
35:BC:134:LYS:O	35:BC:138:GLN:N	2.35	0.47
38:BF:25:TYR:O	38:BF:29:ILE:HG13	2.15	0.47
41:BI:10:ARG:O	41:BI:11:ARG:HB3	2.14	0.47
49:BQ:80:LYS:O	49:BQ:81:ALA:O	2.32	0.47
2:C1:19:PHE:CD2	2:C1:40:PRO:HA	2.44	0.47
2:C1:46:VAL:HG13	2:C1:47:ILE:CG1	2.40	0.47
3:C2:43:THR:OG1	3:C2:44:VAL:HG22	2.15	0.47
3:C2:9:VAL:C	3:C2:11:LYS:N	2.68	0.47
4:C3:48:MET:O	4:C3:49:VAL:HB	2.14	0.47
7:CA:53:A:H2'	7:CA:54:G:O4'	2.15	0.47
7:CA:94:A:C5	7:CA:95:U:C2	3.02	0.47
8:CB:1026:G:OP2	8:CB:1135:C:OP2	2.33	0.47
8:CB:1383:A:H3'	8:CB:1383:A:P	2.54	0.47
8:CB:1427:A:C1'	8:CB:1428:C:C5	2.97	0.47
8:CB:1551:A:C5	8:CB:1552:A:C2	3.03	0.47
8:CB:1801:A:H8	8:CB:2203:U:H2'	1.79	0.47
8:CB:1819:A:H1'	8:CB:1821:A:C6	2.50	0.47
8:CB:1864:U:H2'	8:CB:1865:U:H5'	1.96	0.47
8:CB:570:G:H2'	8:CB:2030:A:N7	2.30	0.47
8:CB:2195:U:C2	8:CB:2196:C:C6	3.03	0.47
8:CB:2208:C:C2	8:CB:2217:G:N2	2.83	0.47
8:CB:2281:A:O4'	8:CB:2388:A:C2	2.68	0.47
8:CB:2286:G:N3	8:CB:2286:G:H5''	2.30	0.47
8:CB:2391:G:N2	8:CB:2424:C:N1	2.63	0.47
8:CB:2562:U:C2'	8:CB:2563:U:H5'	2.45	0.47

Continued on next page...

Continued from previous page...

Atom-1	Atom-2	Interatomic distance (Å)	Clash overlap (Å)
8:CB:2604:U:N3	8:CB:2605:U:C5	2.83	0.47
8:CB:2648:G:O5'	8:CB:2648:G:C8	2.67	0.47
8:CB:2787:C:C1'	10:CD:62:LYS:HB3	2.44	0.47
8:CB:506:G:H4'	8:CB:507:A:H5'	1.97	0.47
8:CB:621:A:H2'	8:CB:622:G:O4'	2.14	0.47
8:CB:903:C:C4	8:CB:904:G:C8	3.02	0.47
8:CB:989:G:HO2'	8:CB:990:A:C5'	2.27	0.47
9:CC:185:ALA:C	9:CC:187:CYS:H	2.16	0.47
9:CC:53:ILE:CD1	9:CC:218:THR:OG1	2.63	0.47
9:CC:38:LYS:O	9:CC:39:SER:CB	2.61	0.47
10:CD:130:GLN:HG2	10:CD:138:LEU:O	2.15	0.47
10:CD:34:VAL:CG2	10:CD:35:THR:N	2.71	0.47
10:CD:73:VAL:HB	10:CD:91:THR:HG22	1.95	0.47
8:CB:321:U:H1'	11:CE:159:LEU:CG	2.45	0.47
12:CF:114:ARG:O	12:CF:114:ARG:HG3	2.15	0.47
12:CF:69:ALA:C	12:CF:70:ARG:HG3	2.35	0.47
12:CF:76:PHE:O	12:CF:77:LYS:CB	2.62	0.47
13:CG:150:TYR:O	13:CG:151:ARG:HB2	2.13	0.47
14:CH:35:LYS:NZ	14:CH:37:VAL:HG22	2.29	0.47
15:CI:122:GLU:HA	15:CI:125:THR:HB	1.97	0.47
15:CI:20:SER:HB2	15:CI:21:PRO:HD3	1.96	0.47
16:CJ:114:LEU:C	16:CJ:116:ARG:N	2.68	0.47
17:CK:121:GLU:O	17:CK:122:VAL:C	2.53	0.47
18:CL:21:ARG:C	18:CL:23:ILE:N	2.67	0.47
21:CO:30:ARG:C	21:CO:31:THR:O	2.53	0.47
23:CQ:44:TYR:O	23:CQ:45:ALA:C	2.52	0.47
24:CR:96:VAL:O	24:CR:96:VAL:HG13	2.13	0.47
25:CS:93:ALA:C	25:CS:94:ASP:CG	2.72	0.47
29:CW:3:LYS:NZ	29:CW:10:ARG:HE	2.13	0.47
31:CY:43:ILE:HD13	31:CY:43:ILE:O	2.15	0.47
33:DA:1102:A:N1	33:DA:1103:C:C4	2.83	0.47
33:DA:113:G:O2'	33:DA:114:U:H5'	2.15	0.47
33:DA:1144:G:N2	33:DA:1146:A:H62	2.10	0.47
33:DA:1149:C:H1'	33:DA:1280:A:H61	1.80	0.47
33:DA:1169:A:N3	33:DA:1170:A:C8	2.83	0.47
33:DA:1220:G:H2'	33:DA:1221:G:H8	1.79	0.47
33:DA:1231:G:C6	33:DA:1232:U:N3	2.83	0.47
33:DA:1266:G:C6	33:DA:1268:G:OP2	2.67	0.47
33:DA:945:G:N1	33:DA:1337:G:N2	2.63	0.47
33:DA:1376:U:C2	33:DA:1377:A:N7	2.83	0.47
33:DA:155:A:H2'	33:DA:156:C:C6	2.49	0.47

Continued on next page...

Continued from previous page...

Atom-1	Atom-2	Interatomic distance (Å)	Clash overlap (Å)
33:DA:23:C:C2'	33:DA:24:U:H5'	2.44	0.47
33:DA:45:G:N2	33:DA:398:U:N3	2.63	0.47
33:DA:46:G:H8	33:DA:46:G:O5'	1.97	0.47
33:DA:778:G:H8	33:DA:778:G:O5'	1.97	0.47
33:DA:814:A:N7	33:DA:816:A:C4	2.83	0.47
33:DA:886:G:C5'	33:DA:886:G:H8	2.25	0.47
35:DC:34:SER:O	35:DC:38:VAL:HG13	2.15	0.47
36:DD:57:LYS:HB2	36:DD:199:ILE:HB	1.96	0.47
37:DE:148:SER:CB	37:DE:149:PRO:CD	2.93	0.47
33:DA:1080:A:C4'	37:DE:20:VAL:HG21	2.43	0.47
38:DF:8:PHE:CE2	38:DF:60:VAL:HB	2.49	0.47
38:DF:78:PHE:HD2	38:DF:84:VAL:HG21	1.79	0.47
39:DG:39:GLU:C	39:DG:41:ILE:N	2.67	0.47
39:DG:61:PHE:N	39:DG:61:PHE:CD1	2.82	0.47
41:DI:19:PHE:O	41:DI:62:LEU:HA	2.14	0.47
41:DI:87:MET:SD	41:DI:88:GLU:N	2.88	0.47
44:DL:110:LYS:O	44:DL:113:ARG:HG3	2.13	0.47
46:DN:12:ARG:HD2	46:DN:58:ARG:HB3	1.96	0.47
47:DO:72:LYS:O	47:DO:73:ASP:HB3	2.14	0.47
47:DO:88:ARG:HA	47:DO:88:ARG:HH11	1.80	0.47
48:DP:39:PHE:C	48:DP:39:PHE:HD2	2.15	0.47
2:A1:6:GLU:O	2:A1:7:LYS:C	2.54	0.47
7:AA:37:C:N3	7:AA:49:C:H1'	2.30	0.47
7:AA:83:G:C6	7:AA:84:G:N7	2.83	0.47
8:AB:1084:A:N7	8:AB:1085:A:C8	2.83	0.47
8:AB:1298:C:H1'	8:AB:1302:A:N3	2.29	0.47
8:AB:1483:G:H8	8:AB:1483:G:H5''	1.80	0.47
8:AB:1495:A:H2	8:AB:1578:U:O2	1.97	0.47
8:AB:1658:C:C5'	8:AB:1659:G:OP2	2.63	0.47
8:AB:2061:G:O4'	8:AB:2503:A:C5	2.68	0.47
8:AB:222:A:C8	8:AB:224:U:C5	3.03	0.47
8:AB:2524:G:H2'	8:AB:2525:G:C8	2.47	0.47
8:AB:2645:G:C5'	8:AB:2645:G:C8	2.98	0.47
8:AB:2675:A:C6	8:AB:2676:C:C2	3.03	0.47
8:AB:2707:U:O2	8:AB:2707:U:H2'	2.15	0.47
8:AB:527:C:H5''	8:AB:2779:U:H3	1.79	0.47
8:AB:280:U:H2'	8:AB:281:C:C6	2.50	0.47
8:AB:2048:G:O4'	8:AB:2823:A:N1	2.48	0.47
8:AB:284:U:H2'	8:AB:284:U:O2	2.14	0.47
8:AB:2873:A:O3'	20:AN:5:LYS:HB3	2.15	0.47
8:AB:299:A:C5	8:AB:300:A:N6	2.82	0.47

Continued on next page...

Continued from previous page...

Atom-1	Atom-2	Interatomic distance (Å)	Clash overlap (Å)
8:AB:350:G:C6	8:AB:351:C:N3	2.82	0.47
8:AB:537:G:O2'	8:AB:556:A:N6	2.43	0.47
8:AB:592:A:C2	8:AB:593:U:C2	3.03	0.47
8:AB:783:A:C4'	8:AB:1779:U:O2	2.63	0.47
8:AB:799:G:C5	8:AB:800:A:C6	3.02	0.47
9:AC:238:ASN:O	9:AC:239:PHE:C	2.52	0.47
10:AD:141:ARG:O	10:AD:142:VAL:C	2.52	0.47
10:AD:24:VAL:HB	10:AD:193:VAL:CG1	2.45	0.47
11:AE:137:LYS:O	11:AE:140:ASP:HB3	2.15	0.47
12:AF:114:ARG:HG3	12:AF:114:ARG:O	2.15	0.47
12:AF:121:PHE:HB3	12:AF:162:ASP:OD1	2.15	0.47
12:AF:33:ILE:O	12:AF:34:THR:CB	2.62	0.47
18:AL:126:ARG:HD2	18:AL:126:ARG:C	2.29	0.47
20:AN:10:LEU:O	20:AN:11:ASN:O	2.33	0.47
21:AO:37:ALA:HB3	21:AO:51:ALA:O	2.14	0.47
21:AO:76:LYS:HD2	21:AO:76:LYS:C	2.35	0.47
23:AQ:46:TYR:CE2	24:AR:79:ARG:NE	2.81	0.47
23:AQ:65:ASN:HD21	23:AQ:69:ARG:NH2	2.09	0.47
23:AQ:64:ILE:CD1	23:AQ:92:LYS:HB3	2.45	0.47
23:AQ:97:ILE:HA	23:AQ:100:PHE:CD2	2.50	0.47
25:AS:36:LEU:HA	25:AS:39:THR:HG22	1.97	0.47
27:AU:48:VAL:HB	27:AU:53:GLN:HG2	1.96	0.47
33:BA:1108:G:C4	33:BA:1109:C:C5	3.03	0.47
33:BA:1205:U:O4'	35:BC:194:VAL:HG22	2.13	0.47
33:BA:1220:G:C5	33:BA:1221:G:N7	2.82	0.47
33:BA:1381:U:N3	33:BA:1382:C:C6	2.83	0.47
33:BA:1398:A:C8	33:BA:1398:A:C3'	2.98	0.47
33:BA:1459:G:C5	33:BA:1460:C:C5	3.03	0.47
33:BA:1517:G:H3'	33:BA:1518:A:C8	2.50	0.47
33:BA:173:U:H6	33:BA:198:G:H1'	1.79	0.47
33:BA:273:U:C4	33:BA:274:A:N7	2.83	0.47
33:BA:343:U:O2'	33:BA:344:A:H8	1.98	0.47
33:BA:555:U:N3	33:BA:556:C:C5	2.83	0.47
33:BA:56:U:H2'	33:BA:57:G:H8	1.80	0.47
33:BA:587:G:N3	33:BA:755:G:N2	2.62	0.47
33:BA:599:C:H6	33:BA:599:C:O5'	1.97	0.47
33:BA:65:A:C8	33:BA:200:G:O2'	2.66	0.47
33:BA:675:A:N1	33:BA:716:A:H2	2.08	0.47
33:BA:763:G:C4	33:BA:764:C:C5	3.03	0.47
33:BA:763:G:H2'	33:BA:764:C:C6	2.49	0.47
33:BA:777:A:H2'	33:BA:778:G:H5'	1.97	0.47

Continued on next page...

Continued from previous page...

Atom-1	Atom-2	Interatomic distance (Å)	Clash overlap (Å)
33:BA:895:G:C6	33:BA:896:C:C4	3.03	0.47
33:BA:8:A:H5'	37:BE:124:ALA:O	2.14	0.47
34:BB:89:PHE:CE2	34:BB:153:MET:HB2	2.49	0.47
35:BC:159:ALA:C	35:BC:161:ILE:N	2.66	0.47
36:BD:187:ARG:HH22	36:BD:192:ALA:HB1	1.80	0.47
36:BD:97:LEU:HD22	36:BD:134:TYR:CD2	2.50	0.47
37:BE:155:LYS:HB3	37:BE:155:LYS:HE2	1.65	0.47
35:BC:167:TYR:OH	37:BE:54:GLU:HG2	2.15	0.47
37:BE:61:LYS:C	37:BE:63:MET:N	2.66	0.47
37:BE:81:GLN:NE2	37:BE:148:SER:HA	2.30	0.47
38:BF:3:HIS:CE1	38:BF:65:GLU:OE2	2.67	0.47
38:BF:8:PHE:CZ	38:BF:60:VAL:HG21	2.49	0.47
39:BG:59:GLU:C	39:BG:61:PHE:N	2.66	0.47
39:BG:98:LEU:HD22	39:BG:102:TRP:HZ2	1.80	0.47
45:BM:15:VAL:CG2	45:BM:33:LEU:HD12	2.33	0.47
45:BM:75:SER:O	45:BM:79:LEU:HD13	2.15	0.47
45:BM:82:LEU:HA	45:BM:82:LEU:HD23	1.63	0.47
49:BQ:57:VAL:HB	49:BQ:79:GLU:HB3	1.96	0.47
51:BS:48:ILE:CG2	51:BS:49:ALA:H	2.27	0.47
3:C2:9:VAL:HG22	8:CB:1309:G:OP1	2.14	0.47
4:C3:7:ARG:NH2	4:C3:11:LYS:CE	2.78	0.47
7:CA:52:A:C5	7:CA:53:A:C4	3.02	0.47
7:CA:66:A:C4	7:CA:108:A:C6	3.03	0.47
8:CB:1003:G:N2	8:CB:1153:C:N3	2.62	0.47
8:CB:1053:C:C2'	8:CB:1054:A:H5'	2.45	0.47
8:CB:1080:A:C2	8:CB:1081:U:C5	3.02	0.47
8:CB:1150:C:C2'	8:CB:1151:A:H5'	2.45	0.47
8:CB:1267:U:H2'	8:CB:1267:U:O2	2.14	0.47
8:CB:1338:G:H2'	8:CB:1339:G:C5'	2.45	0.47
8:CB:1438:U:H2'	8:CB:1439:A:H8	1.80	0.47
8:CB:1483:G:H5''	8:CB:1483:G:H8	1.79	0.47
8:CB:1658:C:C5'	8:CB:1659:G:OP2	2.63	0.47
8:CB:1707:G:C5	8:CB:1756:G:C6	3.03	0.47
8:CB:1835:G:H2'	8:CB:1836:C:C6	2.50	0.47
8:CB:199:A:H1'	32:CZ:20:ASN:CB	2.45	0.47
8:CB:2027:G:C6	8:CB:2028:U:C5	3.03	0.47
8:CB:2044:C:N4	8:CB:2045:C:N4	2.62	0.47
8:CB:2199:A:C6	8:CB:2225:A:C4	3.03	0.47
8:CB:2259:U:O2	8:CB:2259:U:H2'	2.15	0.47
8:CB:265:A:H2'	8:CB:266:G:C1'	2.44	0.47
8:CB:2890:G:H8	8:CB:2890:G:O5'	1.97	0.47

Continued on next page...

Continued from previous page...

Atom-1	Atom-2	Interatomic distance (Å)	Clash overlap (Å)
8:CB:305:C:C6	8:CB:306:U:H5	2.33	0.47
8:CB:307:G:N2	8:CB:310:A:O5'	2.48	0.47
8:CB:309:A:N1	8:CB:330:A:C4	2.83	0.47
8:CB:373:U:C2	8:CB:374:A:N7	2.83	0.47
8:CB:424:G:N2	8:CB:425:G:C4	2.82	0.47
8:CB:634:C:C2	8:CB:635:C:C5	3.02	0.47
8:CB:687:C:N4	8:CB:688:U:C2	2.83	0.47
8:CB:749:A:C6	8:CB:1618:A:H2	2.31	0.47
8:CB:814:C:N3	8:CB:815:C:C5	2.83	0.47
8:CB:91:A:H1'	8:CB:92:U:C5	2.49	0.47
9:CC:164:VAL:O	9:CC:165:ALA:HB3	2.15	0.47
9:CC:253:GLY:CA	9:CC:254:LYS:HZ1	2.24	0.47
9:CC:87:SER:O	9:CC:88:ALA:HB2	2.14	0.47
10:CD:14:ILE:HG21	22:CP:79:VAL:N	2.30	0.47
10:CD:24:VAL:HB	10:CD:193:VAL:CG1	2.44	0.47
11:CE:152:GLU:HA	11:CE:188:MET:SD	2.55	0.47
11:CE:84:THR:CG2	11:CE:85:PHE:H	2.27	0.47
12:CF:5:ASP:HA	12:CF:8:LYS:HB2	1.97	0.47
14:CH:27:ARG:HA	14:CH:31:VAL:HG23	1.97	0.47
14:CH:65:ALA:HA	14:CH:68:ARG:HD2	1.96	0.47
16:CJ:123:LYS:HD2	16:CJ:123:LYS:N	2.30	0.47
17:CK:10:VAL:HG23	17:CK:10:VAL:O	2.15	0.47
17:CK:61:VAL:HG13	17:CK:87:LEU:HG	1.97	0.47
18:CL:21:ARG:O	18:CL:23:ILE:O	2.33	0.47
18:CL:90:VAL:O	18:CL:90:VAL:HG22	2.15	0.47
19:CM:117:PHE:CG	19:CM:124:LEU:HD21	2.48	0.47
19:CM:25:ASP:HB3	19:CM:98:PRO:HA	1.97	0.47
21:CO:92:PHE:CE2	21:CO:93:ASP:O	2.67	0.47
22:CP:2:ASN:N	22:CP:2:ASN:ND2	2.51	0.47
22:CP:49:ILE:C	22:CP:50:ARG:HH11	2.18	0.47
22:CP:59:THR:HG23	22:CP:76:HIS:CD2	2.49	0.47
24:CR:44:GLY:CA	24:CR:51:VAL:O	2.52	0.47
8:CB:1225:G:OP1	24:CR:90:ARG:CB	2.63	0.47
25:CS:53:SER:C	25:CS:55:ILE:N	2.67	0.47
25:CS:84:ARG:NH2	25:CS:98:LYS:CE	2.68	0.47
8:CB:84:A:P	27:CU:2:ALA:HB2	2.54	0.47
27:CU:43:LYS:CD	27:CU:57:ILE:HG22	2.45	0.47
33:DA:1174:G:C2'	33:DA:1175:G:H5'	2.45	0.47
33:DA:1253:G:H1	33:DA:1284:C:H42	1.63	0.47
33:DA:1303:C:N3	33:DA:1334:G:N2	2.63	0.47
33:DA:1385:G:H2'	33:DA:1386:G:H5'	1.96	0.47

Continued on next page...

Continued from previous page...

Atom-1	Atom-2	Interatomic distance (Å)	Clash overlap (Å)
33:DA:1488:G:C6	33:DA:1489:G:C6	3.03	0.47
33:DA:157:U:O2	33:DA:165:G:N1	2.47	0.47
33:DA:145:G:N2	33:DA:177:G:O6	2.47	0.47
33:DA:347:G:C2	33:DA:348:G:C8	3.03	0.47
33:DA:376:G:C2	33:DA:389:A:N3	2.83	0.47
33:DA:39:G:N2	33:DA:40:C:H1'	2.29	0.47
33:DA:669:G:N1	33:DA:670:G:C5	2.83	0.47
33:DA:721:G:O6	33:DA:733:G:C2	2.68	0.47
33:DA:759:A:H4'	33:DA:881:G:C5'	2.45	0.47
33:DA:804:U:C6	33:DA:805:C:H5	2.33	0.47
33:DA:765:G:O6	33:DA:811:C:C5	2.67	0.47
33:DA:858:G:O5'	33:DA:858:G:H8	1.97	0.47
33:DA:931:C:C2	33:DA:932:C:C5	3.03	0.47
35:DC:70:ALA:CB	35:DC:105:VAL:HG13	2.44	0.47
35:DC:131:ARG:O	35:DC:135:ARG:HB2	2.15	0.47
35:DC:75:VAL:O	35:DC:83:VAL:HG13	2.15	0.47
36:DD:129:VAL:HG13	36:DD:131:ILE:HG13	1.96	0.47
36:DD:19:PHE:HD1	36:DD:110:ARG:HH22	1.62	0.47
36:DD:8:LEU:CD1	36:DD:12:ARG:HG3	2.45	0.47
38:DF:38:ARG:O	38:DF:39:LEU:CB	2.62	0.47
39:DG:131:GLY:C	39:DG:133:ALA:N	2.67	0.47
39:DG:145:GLU:H	39:DG:148:LYS:H	1.63	0.47
40:DH:107:LYS:HA	40:DH:107:LYS:NZ	2.29	0.47
41:DI:111:GLU:HG2	41:DI:121:ARG:NH1	2.30	0.47
43:DK:43:TRP:HE3	43:DK:44:ALA:CA	2.27	0.47
47:DO:14:PHE:CD2	47:DO:83:ARG:NH2	2.83	0.47
47:DO:3:SER:HB3	47:DO:6:ALA:CB	2.33	0.47
3:A2:25:LYS:O	3:A2:29:GLN:HB2	2.14	0.47
3:A2:36:ALA:O	3:A2:38:GLY:N	2.47	0.47
4:A3:23:HIS:NE2	4:A3:47:ALA:HB1	2.30	0.47
5:A4:22:VAL:CG2	5:A4:22:VAL:O	2.62	0.47
8:AB:1027:A:H2'	8:AB:1027:A:N3	2.30	0.47
8:AB:1031:G:O6	8:AB:1032:A:N6	2.47	0.47
8:AB:1164:C:N4	8:AB:1165:A:N6	2.63	0.47
8:AB:1216:G:C5'	8:AB:1216:G:H8	2.28	0.47
8:AB:129:C:HO2'	8:AB:130:C:H6	1.55	0.47
8:AB:1350:C:C5	8:AB:1351:C:H5	2.33	0.47
8:AB:1343:G:N2	8:AB:1384:A:C2	2.83	0.47
8:AB:1398:C:H2'	8:AB:1399:C:H6	1.80	0.47
8:AB:1820:U:O2	9:AC:200:MET:HB2	2.15	0.47
8:AB:1821:A:C6	8:AB:1822:C:N4	2.82	0.47

Continued on next page...

Continued from previous page...

Atom-1	Atom-2	Interatomic distance (Å)	Clash overlap (Å)
8:AB:1933:G:C3'	8:AB:1933:G:C8	2.98	0.47
8:AB:1988:G:C8	8:AB:1988:G:H3'	2.49	0.47
8:AB:2045:C:H42	8:AB:2623:G:H1	1.63	0.47
8:AB:204:A:O5'	8:AB:204:A:C2'	2.63	0.47
8:AB:2229:U:C2	8:AB:2230:G:N7	2.83	0.47
2:A1:7:LYS:HE3	8:AB:2285:C:C5	2.50	0.47
4:A3:39:ARG:NE	8:AB:2363:G:OP2	2.48	0.47
8:AB:2396:G:C2'	8:AB:2397:G:H5'	2.45	0.47
8:AB:945:A:C4	8:AB:2448:A:N3	2.83	0.47
8:AB:2500:U:O2	8:AB:2504:U:C6	2.67	0.47
8:AB:2570:G:C5	8:AB:2571:U:C5	3.03	0.47
8:AB:9:G:N1	8:AB:2629:U:C6	2.83	0.47
8:AB:2640:G:C3'	8:AB:2641:G:H5''	2.45	0.47
8:AB:2838:G:N2	8:AB:2839:G:H1'	2.29	0.47
8:AB:337:C:C2	8:AB:338:G:O4'	2.68	0.47
8:AB:357:C:N3	8:AB:358:U:C4	2.83	0.47
8:AB:376:G:H2'	8:AB:377:G:H8	1.75	0.47
8:AB:608:A:N6	8:AB:621:A:C8	2.83	0.47
8:AB:72:U:H1'	30:AX:51:ALA:CB	2.44	0.47
8:AB:743:A:H8	8:AB:743:A:O5'	1.96	0.47
8:AB:832:U:H2'	8:AB:833:A:C8	2.50	0.47
8:AB:988:A:H2	8:AB:989:G:N2	2.12	0.47
11:AE:159:LEU:HD21	11:AE:169:VAL:HG21	1.97	0.47
13:AG:97:VAL:HG11	13:AG:123:GLU:HG2	1.96	0.47
14:AH:50:ARG:HG2	14:AH:50:ARG:O	2.15	0.47
16:AJ:32:LEU:O	16:AJ:36:LEU:HD12	2.15	0.47
16:AJ:34:ARG:O	16:AJ:38:GLY:N	2.46	0.47
17:AK:87:LEU:HD23	17:AK:87:LEU:N	2.28	0.47
18:AL:84:LYS:HA	18:AL:84:LYS:HE3	1.96	0.47
18:AL:96:LYS:HE2	18:AL:100:ILE:HA	1.95	0.47
19:AM:41:LEU:HB2	19:AM:93:VAL:HG22	1.97	0.47
21:AO:76:LYS:NZ	21:AO:80:GLU:N	2.63	0.47
22:AP:52:ARG:HG2	22:AP:60:VAL:HG11	1.96	0.47
22:AP:50:ARG:HG3	22:AP:99:LEU:HB3	1.96	0.47
23:AQ:46:TYR:C	23:AQ:46:TYR:CD1	2.87	0.47
8:AB:1156:A:N6	23:AQ:47:ARG:HD3	2.30	0.47
29:AW:69:GLU:OE2	29:AW:70:VAL:N	2.47	0.47
32:AZ:2:LYS:O	32:AZ:4:ASP:N	2.47	0.47
33:BA:1152:A:H4'	42:BJ:15:HIS:ND1	2.29	0.47
33:BA:1293:C:C4	33:BA:1294:G:N7	2.82	0.47
33:BA:1242:G:N2	33:BA:1296:C:H1'	2.29	0.47

Continued on next page...

Continued from previous page...

Atom-1	Atom-2	Interatomic distance (Å)	Clash overlap (Å)
33:BA:1347:G:N2	33:BA:1373:G:H3'	2.26	0.47
33:BA:244:U:C6	33:BA:244:U:C5'	2.98	0.47
33:BA:133:U:H4'	33:BA:325:A:O2'	2.15	0.47
33:BA:402:G:C6	33:BA:403:C:C4	3.03	0.47
33:BA:428:G:C8	33:BA:430:A:N7	2.82	0.47
33:BA:490:C:C2	33:BA:491:G:C8	3.03	0.47
33:BA:595:A:H1'	33:BA:596:A:N7	2.29	0.47
33:BA:642:A:H2'	33:BA:643:C:H6	1.76	0.47
33:BA:708:C:C4'	43:BK:38:GLY:HA3	2.41	0.47
33:BA:868:C:H2'	33:BA:869:G:C5'	2.45	0.47
33:BA:931:C:N3	33:BA:932:C:C4	2.83	0.47
33:BA:970:C:H3'	33:BA:970:C:H6	1.79	0.47
34:BB:105:THR:HA	34:BB:108:GLN:HG2	1.97	0.47
34:BB:111:LYS:C	34:BB:113:LEU:H	2.17	0.47
36:BD:32:LYS:HB3	36:BD:35:GLN:OE1	2.15	0.47
38:BF:53:LYS:O	38:BF:53:LYS:HD3	2.15	0.47
40:BH:6:ILE:HD12	40:BH:32:LYS:HG2	1.96	0.47
41:BI:51:LEU:HD11	41:BI:82:ILE:HD13	1.95	0.47
43:BK:103:GLY:O	43:BK:104:PHE:HD1	1.98	0.47
43:BK:21:HIS:ND1	43:BK:34:THR:HG21	2.30	0.47
44:BL:106:VAL:HG21	44:BL:116:TYR:HB3	1.97	0.47
44:BL:14:LYS:HE2	44:BL:15:VAL:O	2.15	0.47
48:BP:46:LYS:HZ1	48:BP:49:GLY:HA2	1.78	0.47
33:BA:1014:A:C4	51:BS:33:TRP:CD2	3.02	0.47
52:BT:38:ILE:C	52:BT:40:ALA:N	2.68	0.47
52:BT:60:GLN:O	52:BT:67:HIS:CD2	2.68	0.47
53:BU:34:ARG:HB2	53:BU:37:TYR:OH	2.14	0.47
1:C0:43:THR:O	1:C0:44:ALA:HB3	2.15	0.47
7:CA:46:A:H4'	21:CO:1:MET:HB2	1.96	0.47
7:CA:49:C:H2'	7:CA:50:A:C8	2.49	0.47
8:CB:1057:A:H2'	8:CB:1058:U:H5'	1.96	0.47
8:CB:1339:G:O4'	8:CB:1393:A:C2	2.68	0.47
8:CB:1386:C:H6	8:CB:1386:C:H5''	1.79	0.47
8:CB:1528:A:C2'	8:CB:1529:G:H5'	2.42	0.47
8:CB:1614:A:N6	25:CS:91:GLY:O	2.46	0.47
8:CB:166:U:C2'	8:CB:167:A:H5'	2.44	0.47
8:CB:1973:G:C3'	8:CB:1973:G:C8	2.98	0.47
8:CB:2024:G:N1	8:CB:2025:C:C4	2.83	0.47
8:CB:2065:C:C6	8:CB:2066:C:H5	2.32	0.47
8:CB:2282:G:H4'	8:CB:2283:C:OP2	2.15	0.47
8:CB:2291:U:H2'	8:CB:2292:U:C6	2.50	0.47

Continued on next page...

Continued from previous page...

Atom-1	Atom-2	Interatomic distance (Å)	Clash overlap (Å)
8:CB:2357:G:C2	8:CB:2361:G:C6	3.03	0.47
8:CB:239:C:H42	8:CB:258:G:H1	1.63	0.47
8:CB:2243:U:O2	8:CB:2434:A:H2	1.98	0.47
8:CB:244:A:C4	8:CB:255:A:C6	3.03	0.47
8:CB:253:C:C2'	8:CB:253:C:O2	2.63	0.47
8:CB:2618:G:C8	8:CB:2619:C:H5	2.33	0.47
8:CB:319:G:C5	8:CB:333:G:N2	2.83	0.47
8:CB:465:G:H5''	8:CB:465:G:H8	1.80	0.47
8:CB:609:A:H2'	8:CB:610:C:O4'	2.15	0.47
8:CB:72:U:O2'	8:CB:73:A:H5'	2.15	0.47
8:CB:768:G:C2	8:CB:769:U:O2	2.68	0.47
8:CB:684:G:N1	8:CB:774:G:C2	2.83	0.47
8:CB:783:A:C5	8:CB:785:G:H1'	2.50	0.47
8:CB:751:A:C6	8:CB:789:A:C6	3.03	0.47
8:CB:817:C:C2'	8:CB:818:G:H5'	2.45	0.47
8:CB:85:G:H1'	8:CB:103:A:C2	2.49	0.47
8:CB:838:C:C2	8:CB:941:A:N6	2.83	0.47
8:CB:964:C:O5'	8:CB:964:C:H6	1.97	0.47
9:CC:124:LYS:H	9:CC:191:LEU:HD21	1.79	0.47
10:CD:89:GLU:HG2	10:CD:93:GLY:CA	2.45	0.47
11:CE:42:GLY:O	11:CE:43:THR:OG1	2.29	0.47
12:CF:144:LYS:HG3	12:CF:145:VAL:N	2.30	0.47
16:CJ:110:PRO:O	16:CJ:111:LYS:HB2	2.15	0.47
16:CJ:85:LYS:HA	16:CJ:85:LYS:HZ3	1.78	0.47
19:CM:107:GLY:O	19:CM:109:PRO:HD3	2.15	0.47
8:CB:1275:A:N7	20:CN:16:HIS:CG	2.83	0.47
20:CN:4:ARG:CZ	20:CN:6:SER:OG	2.63	0.47
21:CO:90:VAL:HG13	21:CO:116:GLN:O	2.15	0.47
22:CP:18:SER:HA	22:CP:87:ARG:HH21	1.78	0.47
23:CQ:87:VAL:HB	24:CR:54:VAL:CG2	2.45	0.47
23:CQ:91:ARG:CA	23:CQ:94:LEU:HD23	2.41	0.47
25:CS:85:ILE:CD1	25:CS:86:MET:H	2.27	0.47
25:CS:9:HIS:O	25:CS:10:ALA:HB3	2.15	0.47
28:CV:60:VAL:HB	28:CV:72:VAL:O	2.14	0.47
28:CV:87:GLN:HB3	28:CV:88:HIS:H	1.38	0.47
29:CW:35:ILE:CG1	29:CW:70:VAL:HB	2.45	0.47
29:CW:3:LYS:O	29:CW:4:LYS:C	2.53	0.47
29:CW:26:GLY:O	29:CW:59:PHE:HB3	2.15	0.47
33:DA:1187:G:C5	33:DA:1188:A:C5	3.02	0.47
33:DA:1392:G:H21	33:DA:1502:A:H1'	1.80	0.47
33:DA:1480:A:C6	33:DA:1481:U:N3	2.83	0.47

Continued on next page...

Continued from previous page...

Atom-1	Atom-2	Interatomic distance (Å)	Clash overlap (Å)
33:DA:185:U:C3'	33:DA:185:U:C6	2.98	0.47
33:DA:337:G:H2'	33:DA:338:A:H8	1.73	0.47
33:DA:343:U:O2'	33:DA:344:A:H8	1.98	0.47
33:DA:357:G:C2	33:DA:358:U:C4	3.03	0.47
33:DA:531:U:H6	33:DA:531:U:H5'	1.72	0.47
33:DA:563:A:N3	33:DA:563:A:H2'	2.30	0.47
33:DA:569:C:H4'	55:DA:5137:HOH:O	2.14	0.47
33:DA:764:C:N4	33:DA:812:G:H1	2.13	0.47
33:DA:899:C:C5	33:DA:900:A:C6	3.03	0.47
33:DA:905:U:C6	33:DA:906:A:C8	3.03	0.47
33:DA:922:G:H4'	37:DE:24:VAL:CA	2.45	0.47
33:DA:961:U:O2	33:DA:1222:G:N2	2.48	0.47
33:DA:978:A:H8	33:DA:978:A:O5'	1.98	0.47
33:DA:988:G:N1	33:DA:989:U:C4	2.83	0.47
34:DB:17:HIS:CG	34:DB:202:ASN:ND2	2.82	0.47
35:DC:123:LEU:H	35:DC:123:LEU:HD22	1.79	0.47
35:DC:54:ILE:O	35:DC:54:ILE:HG23	2.15	0.47
33:DA:546:A:OP1	36:DD:69:ARG:HB2	2.15	0.47
41:DI:35:GLU:HA	41:DI:39:GLY:CA	2.45	0.47
41:DI:76:GLY:O	41:DI:80:HIS:HB3	2.15	0.47
44:DL:26:CYS:SG	44:DL:29:LYS:HE2	2.54	0.47
49:DQ:19:SER:C	49:DQ:20:ILE:HD12	2.36	0.47
52:DT:11:ILE:HD12	52:DT:12:GLN:N	2.30	0.47
53:DU:4:LYS:HG2	53:DU:6:ARG:NH2	2.14	0.47
2:A1:8:ILE:HG21	2:A1:27:ARG:HG2	1.97	0.47
3:A2:11:LYS:O	3:A2:15:SER:HB2	2.14	0.47
5:A4:22:VAL:HG21	5:A4:24:ARG:HE	1.80	0.47
5:A4:2:LYS:HB3	5:A4:2:LYS:HZ2	1.80	0.47
7:AA:45:A:O4'	12:AF:91:ARG:HD3	2.15	0.47
7:AA:6:G:N2	7:AA:115:A:C4	2.83	0.47
7:AA:81:G:N2	7:AA:82:U:H1'	2.30	0.47
8:AB:1034:G:C6	8:AB:1122:G:O6	2.68	0.47
8:AB:1084:A:C5	8:AB:1085:A:C8	3.02	0.47
8:AB:1257:C:N3	8:AB:1258:U:C4	2.83	0.47
8:AB:1281:G:O6	8:AB:1286:A:N7	2.47	0.47
8:AB:1359:A:N3	8:AB:1360:G:C1'	2.77	0.47
8:AB:1404:C:C2	8:AB:1405:U:C5	3.03	0.47
8:AB:1434:A:C2'	8:AB:1435:G:O5'	2.63	0.47
8:AB:1473:G:H2'	8:AB:1474:U:C6	2.50	0.47
8:AB:1614:A:H8	8:AB:1614:A:C5'	2.28	0.47
8:AB:1296:G:N3	8:AB:1645:G:C2	2.83	0.47

Continued on next page...

Continued from previous page...

Atom-1	Atom-2	Interatomic distance (Å)	Clash overlap (Å)
8:AB:1649:G:H5''	8:AB:1649:G:H8	1.80	0.47
8:AB:1750:G:C6	8:AB:1751:U:C4	3.02	0.47
8:AB:1707:G:C8	8:AB:1756:G:C5	3.03	0.47
8:AB:1796:U:H1'	8:AB:1824:G:N2	2.28	0.47
8:AB:1795:C:N3	8:AB:1824:G:O6	2.48	0.47
8:AB:1984:G:C6	8:AB:1985:C:C4	3.03	0.47
8:AB:2195:U:C2	8:AB:2196:C:C6	3.03	0.47
8:AB:2315:G:H2'	8:AB:2316:G:C8	2.50	0.47
8:AB:2432:A:H5''	8:AB:2432:A:C8	2.50	0.47
8:AB:2568:U:H2'	8:AB:2569:G:O4'	2.15	0.47
8:AB:262:A:C8	8:AB:263:G:H8	2.33	0.47
8:AB:2522:U:H1'	8:AB:2647:U:OP1	2.15	0.47
8:AB:2697:G:N2	8:AB:2711:A:C4	2.83	0.47
8:AB:30:G:H2'	8:AB:31:C:C6	2.50	0.47
8:AB:464:U:C2'	8:AB:465:G:H5''	2.45	0.47
8:AB:566:U:H2'	8:AB:567:U:H6	1.79	0.47
8:AB:627:A:H5''	8:AB:627:A:H2'	1.68	0.47
8:AB:62:U:O2'	8:AB:63:A:H5'	2.15	0.47
8:AB:785:G:C6	8:AB:786:C:N3	2.82	0.47
8:AB:785:G:C5	8:AB:786:C:C4	3.03	0.47
8:AB:80:G:C2	8:AB:81:G:C8	3.02	0.47
10:AD:1:MET:N	10:AD:81:GLU:CD	2.68	0.47
8:AB:2636:C:C4'	10:AD:80:TRP:CE2	2.80	0.47
11:AE:44:ARG:N	11:AE:44:ARG:CD	2.78	0.47
15:AI:15:GLY:O	15:AI:16:MET:HB2	2.14	0.47
17:AK:22:ILE:HG12	17:AK:40:LYS:HB3	1.97	0.47
8:AB:1243:C:HO2'	18:AL:15:ALA:HB2	1.78	0.47
19:AM:123:LYS:HB3	19:AM:123:LYS:HZ2	1.79	0.47
8:AB:1651:G:P	20:AN:37:THR:HG21	2.54	0.47
20:AN:75:ILE:O	20:AN:75:ILE:HG12	2.15	0.47
8:AB:533:G:H4'	23:AQ:23:TYR:CE2	2.50	0.47
24:AR:86:GLN:O	24:AR:87:GLN:C	2.54	0.47
29:AW:32:ALA:C	29:AW:66:VAL:HG21	2.35	0.47
33:BA:1366:C:H2'	33:BA:1367:C:H6	1.77	0.47
33:BA:1415:G:C5	33:BA:1416:G:N7	2.83	0.47
33:BA:155:A:H2'	33:BA:156:C:C6	2.50	0.47
33:BA:15:G:N1	33:BA:16:A:C5	2.83	0.47
33:BA:16:A:C2	33:BA:17:U:C5	3.03	0.47
33:BA:189:A:C8	33:BA:189:A:C5'	2.98	0.47
33:BA:227:G:C5	33:BA:228:A:N7	2.82	0.47
33:BA:475:C:H2'	33:BA:476:U:H6	1.80	0.47

Continued on next page...

Continued from previous page...

Atom-1	Atom-2	Interatomic distance (Å)	Clash overlap (Å)
33:BA:601:G:C2'	33:BA:602:A:H5'	2.44	0.47
33:BA:746:A:H2'	33:BA:747:A:C8	2.50	0.47
33:BA:582:C:OP2	33:BA:758:C:N4	2.48	0.47
33:BA:577:G:C5	33:BA:816:A:C2	3.03	0.47
33:BA:833:G:C5	33:BA:834:U:C5	3.03	0.47
33:BA:19:A:C1'	33:BA:864:A:H1'	2.45	0.47
33:BA:955:U:H3	33:BA:1225:A:N6	2.10	0.47
33:BA:969:A:O2'	33:BA:970:C:H5'	2.15	0.47
34:BB:30:ILE:HG23	34:BB:39:ILE:O	2.15	0.47
35:BC:156:LEU:N	35:BC:156:LEU:HD12	2.30	0.47
35:BC:41:TYR:C	35:BC:43:THR:H	2.18	0.47
36:BD:104:MET:SD	36:BD:142:VAL:HG21	2.55	0.47
37:BE:80:LEU:O	37:BE:97:PRO:CB	2.63	0.47
41:BI:113:LYS:HE2	41:BI:117:LEU:O	2.15	0.47
41:BI:11:ARG:C	41:BI:11:ARG:HE	2.18	0.47
42:BJ:52:LEU:CD1	42:BJ:52:LEU:H	2.24	0.47
33:BA:552:U:H4'	44:BL:82:ARG:CG	2.45	0.47
47:BO:66:LEU:HB3	47:BO:77:TYR:HE1	1.80	0.47
52:BT:76:ALA:O	52:BT:79:THR:N	2.48	0.47
4:C3:53:ASP:O	4:C3:56:LEU:HB3	2.15	0.47
7:CA:46:A:C6	7:CA:47:C:N3	2.83	0.47
8:CB:1135:C:N4	8:CB:1139:G:C6	2.83	0.47
8:CB:1136:G:H2'	8:CB:1137:G:O4'	2.15	0.47
8:CB:579:G:C2	8:CB:1262:A:C4	3.03	0.47
8:CB:1361:G:O5'	8:CB:1361:G:H8	1.97	0.47
8:CB:1403:A:H2'	8:CB:1404:C:O4'	2.15	0.47
8:CB:140:C:H4'	8:CB:141:G:N2	2.30	0.47
8:CB:1429:G:C1'	8:CB:1568:G:H1'	2.45	0.47
8:CB:1734:G:C2	8:CB:1735:A:C8	3.02	0.47
8:CB:1839:G:C5	8:CB:1840:G:N7	2.83	0.47
8:CB:193:U:N3	8:CB:194:G:N7	2.62	0.47
8:CB:2133:G:C8	8:CB:2133:G:OP2	2.68	0.47
8:CB:2137:U:N3	8:CB:2154:A:N6	2.60	0.47
8:CB:2345:G:C2	8:CB:2381:A:C4	3.03	0.47
8:CB:2059:A:C2	8:CB:2503:A:N1	2.83	0.47
8:CB:2671:G:C6	8:CB:2672:U:N3	2.83	0.47
8:CB:2850:A:C6	8:CB:2851:A:N7	2.82	0.47
8:CB:568:U:H2'	8:CB:570:G:OP2	2.15	0.47
8:CB:59:U:O2'	8:CB:60:G:H5''	2.15	0.47
8:CB:791:C:N4	8:CB:794:A:H1'	2.29	0.47
9:CC:136:VAL:O	9:CC:137:GLY:C	2.53	0.47

Continued on next page...

Continued from previous page...

Atom-1	Atom-2	Interatomic distance (Å)	Clash overlap (Å)
8:CB:1820:U:O2'	9:CC:155:ARG:HD2	2.15	0.47
9:CC:174:ARG:O	9:CC:174:ARG:HG3	2.13	0.47
9:CC:156:SER:O	9:CC:195:GLY:HA3	2.14	0.47
9:CC:235:GLU:HG2	9:CC:237:ARG:HG3	1.97	0.47
10:CD:49:GLN:HG2	10:CD:50:VAL:N	2.30	0.47
13:CG:158:GLY:O	13:CG:160:GLY:N	2.48	0.47
13:CG:71:LEU:O	13:CG:72:ASN:C	2.53	0.47
15:CI:79:LEU:HD23	15:CI:108:ILE:HD13	1.97	0.47
16:CJ:57:LEU:O	16:CJ:59:ALA:N	2.48	0.47
19:CM:32:GLY:O	19:CM:33:LEU:HB2	2.15	0.47
8:CB:1275:A:N7	20:CN:16:HIS:ND1	2.63	0.47
21:CO:34:HIS:HA	21:CO:53:THR:HG21	1.96	0.47
23:CQ:14:LYS:O	23:CQ:15:LYS:C	2.53	0.47
24:CR:6:GLN:CA	24:CR:10:LYS:HA	2.44	0.47
25:CS:36:LEU:HA	25:CS:39:THR:HG22	1.97	0.47
30:CX:17:GLU:O	30:CX:18:LEU:HD13	2.14	0.47
33:DA:1073:U:H2'	34:DB:102:ASN:OD1	2.15	0.47
33:DA:1093:A:N3	33:DA:1109:C:O2	2.48	0.47
33:DA:1177:G:C6	33:DA:1178:G:C2	3.03	0.47
33:DA:1250:A:H5''	41:DI:68:GLY:CA	2.40	0.47
33:DA:1510:C:H2'	33:DA:1511:G:C8	2.50	0.47
33:DA:173:U:H6	33:DA:198:G:H1'	1.78	0.47
33:DA:237:G:C6	33:DA:238:A:N6	2.83	0.47
33:DA:307:C:H5''	33:DA:307:C:H6	1.80	0.47
33:DA:615:G:H1'	33:DA:626:G:N2	2.30	0.47
33:DA:663:A:H5'	33:DA:836:G:OP1	2.15	0.47
34:DB:209:VAL:C	34:DB:211:LEU:H	2.18	0.47
34:DB:63:LYS:HE3	34:DB:87:ASP:OD2	2.15	0.47
35:DC:46:LEU:HD13	35:DC:49:ALA:HB3	1.97	0.47
36:DD:6:PRO:CG	36:DD:9:LYS:HD3	2.46	0.47
37:DE:139:THR:O	37:DE:143:LEU:N	2.48	0.47
40:DH:102:VAL:CG2	40:DH:126:CYS:SG	3.03	0.47
43:DK:112:VAL:HG12	50:DR:72:ARG:HD2	1.97	0.47
43:DK:87:GLY:HA2	43:DK:88:PRO:HD2	1.54	0.47
44:DL:35:ARG:HH12	44:DL:75:GLU:HB3	1.79	0.47
46:DN:40:ARG:HG3	51:DS:6:LYS:HB2	1.96	0.47
50:DR:19:GLU:C	50:DR:21:ASP:H	2.19	0.47
53:DU:37:TYR:CD2	53:DU:38:GLU:OE1	2.65	0.47
7:AA:102:G:O2'	19:AM:136:MET:SD	2.73	0.46
7:AA:23:G:C6	7:AA:59:A:N6	2.83	0.46
8:AB:1124:G:H2'	8:AB:1125:G:C8	2.50	0.46

Continued on next page...

Continued from previous page...

Atom-1	Atom-2	Interatomic distance (Å)	Clash overlap (Å)
8:AB:1216:G:C8	8:AB:1216:G:C5'	2.98	0.46
8:AB:1265:A:N9	8:AB:1267:U:C5	2.83	0.46
8:AB:1286:A:O2'	8:AB:1287:A:H5''	2.15	0.46
8:AB:1307:A:C5	8:AB:1308:A:C8	3.03	0.46
8:AB:1558:C:C2	8:AB:1560:G:C6	3.03	0.46
8:AB:1603:A:C6	8:AB:1604:C:C2	3.03	0.46
8:AB:172:A:O2'	8:AB:173:A:H5'	2.15	0.46
8:AB:1802:A:N6	8:AB:1817:G:H21	2.14	0.46
8:AB:196:A:C3'	8:AB:197:A:C5'	2.80	0.46
8:AB:19:A:C4	8:AB:20:C:C5	3.03	0.46
8:AB:201:C:H2'	8:AB:202:U:C5'	2.45	0.46
8:AB:2039:U:H2'	8:AB:2040:G:O4'	2.15	0.46
8:AB:2429:G:H5''	8:AB:2430:A:OP2	2.15	0.46
8:AB:247:G:C3'	8:AB:247:G:C8	2.98	0.46
8:AB:2640:G:C6	8:AB:2775:G:N2	2.83	0.46
8:AB:2703:C:H2'	8:AB:2704:C:C6	2.50	0.46
8:AB:2713:U:H3'	8:AB:2714:G:C5'	2.42	0.46
8:AB:2743:U:C6	8:AB:2743:U:C3'	2.98	0.46
8:AB:2819:G:O2'	8:AB:2820:A:C5'	2.63	0.46
8:AB:2896:C:H2'	8:AB:2897:U:O4'	2.14	0.46
8:AB:31:C:C6	8:AB:31:C:C3'	2.98	0.46
8:AB:356:G:C4	8:AB:357:C:C5	3.03	0.46
8:AB:390:U:H6	8:AB:390:U:O5'	1.98	0.46
8:AB:500:G:N2	8:AB:502:A:H3'	2.31	0.46
8:AB:506:G:H4'	8:AB:507:A:H5'	1.97	0.46
8:AB:523:C:C6	8:AB:523:C:H3'	2.49	0.46
8:AB:612:G:H1'	8:AB:616:A:N6	2.29	0.46
8:AB:693:A:C2	8:AB:694:U:O2	2.68	0.46
8:AB:749:A:C6	8:AB:1618:A:N1	2.83	0.46
8:AB:851:C:O2'	31:AY:45:GLY:HA3	2.15	0.46
9:AC:66:PHE:O	9:AC:68:ARG:N	2.46	0.46
10:AD:37:VAL:HG22	10:AD:42:ASN:OD1	2.15	0.46
11:AE:115:GLN:O	11:AE:185:LYS:HE3	2.15	0.46
11:AE:90:GLN:HG3	11:AE:92:HIS:CD2	2.50	0.46
13:AG:93:TYR:O	13:AG:128:THR:HG22	2.16	0.46
14:AH:89:LYS:NZ	14:AH:123:ARG:HH11	2.12	0.46
15:AI:125:THR:O	15:AI:129:GLU:HG3	2.16	0.46
16:AJ:81:ILE:CA	16:AJ:84:ILE:HD11	2.35	0.46
19:AM:68:PHE:CB	19:AM:69:PRO:HD2	2.42	0.46
19:AM:5:LYS:HE2	19:AM:91:TYR:CD1	2.50	0.46
21:AO:13:ARG:HG3	21:AO:13:ARG:H	1.39	0.46

Continued on next page...

Continued from previous page...

Atom-1	Atom-2	Interatomic distance (Å)	Clash overlap (Å)
22:AP:31:VAL:HG12	22:AP:33:GLU:H	1.79	0.46
23:AQ:33:VAL:HA	23:AQ:37:ALA:HB3	1.96	0.46
24:AR:84:ARG:HH12	24:AR:86:GLN:HB3	1.80	0.46
32:AZ:47:LYS:HD3	32:AZ:52:ALA:HA	1.97	0.46
8:AB:372:G:H8	32:AZ:54:GLY:CA	2.28	0.46
33:BA:1043:G:C2	33:BA:1044:A:C5	3.02	0.46
33:BA:1194:U:C2	33:BA:1195:C:C5	3.03	0.46
33:BA:1236:A:H4'	33:BA:1304:G:H4'	1.96	0.46
33:BA:1415:G:H2'	33:BA:1416:G:H8	1.80	0.46
33:BA:1412:C:N3	33:BA:1488:G:O6	2.48	0.46
33:BA:246:A:N6	33:BA:281:G:H1'	2.30	0.46
33:BA:46:G:C2	33:BA:366:A:C8	3.03	0.46
33:BA:39:G:C6	33:BA:404:G:C2	3.03	0.46
33:BA:401:C:C6	33:BA:401:C:C3'	2.98	0.46
33:BA:525:C:C2'	33:BA:526:C:H5'	2.46	0.46
33:BA:552:U:H4'	44:BL:82:ARG:HG3	1.96	0.46
33:BA:624:C:C4	33:BA:625:U:C5	3.02	0.46
33:BA:746:A:C3'	33:BA:746:A:C8	2.97	0.46
33:BA:754:C:H2'	33:BA:754:C:O2	2.14	0.46
33:BA:774:G:C4	33:BA:775:G:N7	2.83	0.46
34:BB:73:ARG:HD2	34:BB:73:ARG:HA	1.70	0.46
35:BC:14:VAL:HG21	35:BC:177:LEU:O	2.15	0.46
38:BF:6:ILE:HG13	38:BF:6:ILE:O	2.14	0.46
40:BH:94:VAL:O	40:BH:96:ALA:N	2.48	0.46
33:BA:797:C:OP1	43:BK:125:LYS:HG2	2.15	0.46
44:BL:21:PRO:CD	44:BL:94:TYR:OH	2.63	0.46
46:BN:92:ILE:HA	46:BN:93:PRO:HD2	1.71	0.46
43:BK:124:LYS:O	53:BU:33:ARG:NE	2.48	0.46
4:C3:7:ARG:NH1	8:CB:250:G:P	2.87	0.46
5:C4:2:LYS:CD	8:CB:2526:G:H1'	2.45	0.46
7:CA:33:G:C2	7:CA:34:A:C4	3.04	0.46
8:CB:816:C:N4	8:CB:1192:G:C6	2.84	0.46
8:CB:1258:U:H4'	11:CE:79:ARG:HD3	1.97	0.46
8:CB:1281:G:C8	8:CB:1281:G:H3'	2.50	0.46
8:CB:1410:G:N3	8:CB:1410:G:H2'	2.30	0.46
8:CB:1439:A:H2'	8:CB:1440:U:H5'	1.97	0.46
8:CB:1768:C:H6	8:CB:1768:C:H3'	1.76	0.46
8:CB:1820:U:C5	9:CC:158:GLY:CA	2.88	0.46
8:CB:1861:G:C5'	8:CB:1861:G:C8	2.96	0.46
8:CB:187:G:H2'	8:CB:188:G:O5'	2.15	0.46
8:CB:1885:A:H2'	8:CB:1886:U:H6	1.78	0.46

Continued on next page...

Continued from previous page...

Atom-1	Atom-2	Interatomic distance (Å)	Clash overlap (Å)
8:CB:2034:U:O2'	8:CB:2035:G:O5'	2.31	0.46
8:CB:2186:G:C6	8:CB:2187:U:O2	2.67	0.46
2:C1:36:LYS:NZ	8:CB:2344:U:C4	2.84	0.46
8:CB:2360:G:H3'	8:CB:2360:G:H8	1.80	0.46
8:CB:2412:A:C8	8:CB:2413:G:C8	3.04	0.46
8:CB:2415:G:C4	8:CB:2416:C:C5	3.03	0.46
8:CB:2447:G:N3	8:CB:2501:C:C4	2.83	0.46
8:CB:2454:G:O2'	8:CB:2455:G:H5'	2.15	0.46
8:CB:2478:A:C5'	8:CB:2478:A:H8	2.14	0.46
8:CB:2571:U:O2'	8:CB:2572:A:P	2.72	0.46
8:CB:382:A:H2	8:CB:383:C:H1'	1.80	0.46
8:CB:386:G:H2'	8:CB:386:G:H5'	1.66	0.46
8:CB:452:G:N2	8:CB:458:G:C4	2.83	0.46
8:CB:599:A:C2	8:CB:659:G:N1	2.83	0.46
8:CB:725:G:O5'	8:CB:725:G:H8	1.98	0.46
8:CB:867:C:H2'	8:CB:868:U:C5'	2.45	0.46
8:CB:965:C:H6	8:CB:965:C:H5''	1.79	0.46
8:CB:990:A:C8	8:CB:990:A:H5'	2.48	0.46
9:CC:141:HIS:HE1	9:CC:156:SER:OG	1.98	0.46
10:CD:206:ALA:O	10:CD:208:LYS:N	2.48	0.46
10:CD:29:VAL:O	10:CD:30:GLU:O	2.32	0.46
10:CD:37:VAL:HG22	10:CD:42:ASN:OD1	2.15	0.46
10:CD:29:VAL:C	10:CD:51:THR:HG21	2.34	0.46
11:CE:9:GLN:C	11:CE:11:ALA:N	2.69	0.46
12:CF:16:MET:HE3	12:CF:21:TYR:HB2	1.97	0.46
14:CH:3:VAL:H	14:CH:21:VAL:CG1	2.22	0.46
14:CH:65:ALA:HA	14:CH:68:ARG:HB3	1.97	0.46
8:CB:1088:A:N6	15:CI:92:PRO:HB3	2.28	0.46
17:CK:61:VAL:HG11	17:CK:112:PHE:CE2	2.50	0.46
17:CK:49:ARG:HB3	17:CK:50:GLY:H	1.51	0.46
18:CL:21:ARG:O	18:CL:22:GLY:C	2.54	0.46
18:CL:38:GLN:CD	18:CL:39:LYS:HG2	2.35	0.46
20:CN:46:ARG:O	20:CN:50:PRO:HG2	2.16	0.46
21:CO:104:GLN:O	21:CO:107:ALA:HB3	2.15	0.46
23:CQ:38:VAL:O	23:CQ:43:GLN:N	2.46	0.46
25:CS:9:HIS:ND1	25:CS:9:HIS:N	2.63	0.46
26:CT:70:HIS:HB3	26:CT:74:ILE:HG21	1.97	0.46
27:CU:84:PHE:H	27:CU:92:VAL:CG2	2.27	0.46
29:CW:22:VAL:O	29:CW:23:LYS:HG3	2.15	0.46
31:CY:16:LEU:O	31:CY:19:HIS:HB2	2.14	0.46
31:CY:38:GLU:O	31:CY:40:THR:HG22	2.14	0.46

Continued on next page...

Continued from previous page...

Atom-1	Atom-2	Interatomic distance (Å)	Clash overlap (Å)
33:DA:1007:U:O2	33:DA:1008:U:C4	2.68	0.46
33:DA:1171:A:C2	33:DA:1172:C:C2	3.04	0.46
33:DA:1241:G:N2	33:DA:1242:G:C5	2.83	0.46
33:DA:1435:G:C5	33:DA:1436:U:C5	3.03	0.46
33:DA:292:G:N7	33:DA:293:G:C1'	2.78	0.46
33:DA:639:G:C2	33:DA:640:A:C8	3.03	0.46
33:DA:861:G:O5'	33:DA:861:G:C8	2.54	0.46
33:DA:918:A:C5	33:DA:919:A:N7	2.83	0.46
35:DC:171:ARG:C	35:DC:172:VAL:CG2	2.84	0.46
36:DD:90:LEU:HG	36:DD:187:ARG:HH11	1.80	0.46
37:DE:110:MET:HB3	37:DE:110:MET:HE2	1.84	0.46
37:DE:80:LEU:O	37:DE:97:PRO:HB3	2.15	0.46
35:DC:22:PHE:CZ	42:DJ:69:THR:HG23	2.50	0.46
43:DK:95:THR:HG23	43:DK:96:ILE:N	2.30	0.46
44:DL:47:ALA:O	44:DL:48:LEU:HD23	2.14	0.46
33:DA:522:C:H41	44:DL:49:ARG:NH2	2.13	0.46
45:DM:100:ARG:NH1	45:DM:102:LYS:HE3	2.30	0.46
45:DM:72:ILE:HA	45:DM:75:SER:OG	2.15	0.46
47:DO:35:ILE:HD12	47:DO:55:LEU:CD1	2.45	0.46
47:DO:72:LYS:O	47:DO:73:ASP:CB	2.62	0.46
49:DQ:64:ARG:CG	49:DQ:64:ARG:O	2.62	0.46
51:DS:11:ASP:O	51:DS:15:LEU:HB2	2.15	0.46
53:DU:18:PHE:CD1	53:DU:18:PHE:O	2.68	0.46
7:AA:105:G:C5	7:AA:106:G:N7	2.83	0.46
7:AA:105:G:H2'	7:AA:106:G:H8	1.79	0.46
7:AA:70:C:H2'	7:AA:71:C:C6	2.51	0.46
7:AA:99:A:C5	7:AA:100:G:C8	3.03	0.46
8:AB:1010:A:C2'	8:AB:1011:G:O5'	2.62	0.46
8:AB:1232:G:C6	8:AB:1233:C:C4	3.03	0.46
8:AB:1397:U:O2'	8:AB:1398:C:H5'	2.16	0.46
8:AB:160:A:H2'	8:AB:161:A:H8	1.79	0.46
8:AB:1677:A:N1	8:AB:1678:A:C2	2.83	0.46
8:AB:1796:U:O2'	9:AC:251:THR:N	2.49	0.46
8:AB:1873:G:C5	8:AB:1874:C:C5	3.04	0.46
8:AB:1769:U:O2	8:AB:1984:G:C2	2.68	0.46
8:AB:2016:U:HO2'	8:AB:2017:U:P	2.36	0.46
8:AB:2107:G:C6	8:AB:2108:A:N7	2.84	0.46
8:AB:2194:U:H2'	8:AB:2195:U:H6	1.81	0.46
8:AB:2196:C:O2'	8:AB:2197:U:H5'	2.15	0.46
8:AB:2296:U:C2	8:AB:2333:A:C2	3.03	0.46
8:AB:2353:G:O6	8:AB:2364:C:N3	2.48	0.46

Continued on next page...

Continued from previous page...

Atom-1	Atom-2	Interatomic distance (Å)	Clash overlap (Å)
8:AB:2459:A:N3	8:AB:2459:A:H2'	2.29	0.46
8:AB:2469:A:N6	8:AB:2470:G:C4	2.83	0.46
8:AB:2560:A:C5	8:AB:2561:U:C4	3.04	0.46
8:AB:2648:G:C4	8:AB:2673:G:C2	3.03	0.46
8:AB:2692:G:H2'	8:AB:2693:G:C8	2.50	0.46
8:AB:2704:C:H2'	8:AB:2705:A:H8	1.80	0.46
8:AB:2850:A:C5	8:AB:2851:A:N7	2.84	0.46
8:AB:337:C:H2'	8:AB:338:G:O5'	2.15	0.46
8:AB:664:G:C2'	8:AB:665:U:H5'	2.45	0.46
8:AB:72:U:O2'	8:AB:73:A:H5'	2.15	0.46
8:AB:976:G:H2'	8:AB:977:G:C8	2.41	0.46
8:AB:999:U:C5	8:AB:1154:G:C5	3.03	0.46
9:AC:164:VAL:CG2	9:AC:172:THR:HG22	2.40	0.46
11:AE:46:GLN:NE2	11:AE:47:LYS:H	2.14	0.46
13:AG:76:ILE:O	13:AG:80:GLU:HB2	2.15	0.46
14:AH:3:VAL:CA	14:AH:39:ALA:HB2	2.44	0.46
15:AI:108:ILE:O	15:AI:108:ILE:HG22	2.15	0.46
16:AJ:34:ARG:HH11	16:AJ:39:LYS:HA	1.78	0.46
17:AK:116:ILE:HG12	17:AK:116:ILE:H	1.28	0.46
18:AL:76:GLU:HB3	18:AL:111:ILE:CG2	2.46	0.46
18:AL:78:ARG:NH1	18:AL:78:ARG:O	2.48	0.46
18:AL:91:ASP:O	18:AL:92:LEU:CB	2.63	0.46
20:AN:27:SER:O	20:AN:30:ARG:N	2.49	0.46
21:AO:111:ARG:HG2	21:AO:117:PHE:CE2	2.50	0.46
21:AO:48:LEU:CD2	21:AO:49:VAL:N	2.74	0.46
21:AO:58:ILE:HG13	21:AO:63:LYS:HB3	1.98	0.46
23:AQ:35:PHE:O	23:AQ:39:ILE:N	2.49	0.46
23:AQ:63:ARG:HH11	23:AQ:63:ARG:CB	2.17	0.46
27:AU:40:LEU:HD22	27:AU:41:VAL:HG12	1.96	0.46
27:AU:93:ARG:HB3	27:AU:94:PHE:H	1.54	0.46
31:AY:2:LYS:C	31:AY:3:THR:HG22	2.35	0.46
33:BA:1051:C:OP2	33:BA:1051:C:H6	1.97	0.46
33:BA:1061:G:H8	33:BA:1062:U:C5	2.30	0.46
33:BA:1513:A:C2	33:BA:1514:G:N3	2.83	0.46
33:BA:1515:G:O2'	33:BA:1516:G:H5'	2.15	0.46
33:BA:199:A:H2	33:BA:219:U:C2	2.33	0.46
33:BA:233:C:H3'	33:BA:233:C:C6	2.50	0.46
33:BA:406:G:C2	33:BA:407:U:C6	3.04	0.46
33:BA:462:G:C2'	33:BA:462:G:N3	2.77	0.46
33:BA:55:A:C6	33:BA:56:U:N3	2.83	0.46
33:BA:598:U:H2'	33:BA:599:C:C6	2.51	0.46

Continued on next page...

Continued from previous page...

Atom-1	Atom-2	Interatomic distance (Å)	Clash overlap (Å)
33:BA:639:G:H2'	33:BA:640:A:H8	1.79	0.46
33:BA:673:A:H2'	33:BA:674:G:C8	2.51	0.46
33:BA:722:G:OP2	53:BU:44:ARG:NE	2.48	0.46
33:BA:804:U:C4	33:BA:805:C:C5	3.03	0.46
38:BF:11:HIS:CE1	38:BF:12:PRO:HD2	2.51	0.46
40:BH:103:VAL:HG12	40:BH:124:ILE:HG12	1.98	0.46
43:BK:35:ASP:OD1	43:BK:39:ASN:N	2.49	0.46
35:BC:33:ASP:HB2	46:BN:64:ARG:NE	2.29	0.46
33:BA:1320:C:N4	51:BS:35:ARG:NH1	2.63	0.46
2:C1:14:ALA:HA	2:C1:48:TYR:CD1	2.50	0.46
2:C1:14:ALA:HA	2:C1:48:TYR:CZ	2.50	0.46
4:C3:12:ARG:HB3	4:C3:13:PHE:CD2	2.49	0.46
4:C3:12:ARG:HD3	4:C3:23:HIS:HB2	1.96	0.46
4:C3:23:HIS:N	4:C3:46:LYS:O	2.48	0.46
8:CB:1005:C:H6	8:CB:1005:C:O5'	1.98	0.46
8:CB:1019:U:H5''	8:CB:1020:A:OP2	2.15	0.46
8:CB:1064:C:N3	8:CB:1074:G:N2	2.62	0.46
8:CB:1142:A:H8	8:CB:1142:A:H5''	1.74	0.46
8:CB:1169:A:C2	8:CB:1181:U:O2	2.68	0.46
8:CB:1190:G:O2'	8:CB:1191:G:H5'	2.15	0.46
8:CB:1225:G:P	24:CR:90:ARG:CZ	3.04	0.46
8:CB:443:A:H2	8:CB:1245:G:N3	2.13	0.46
8:CB:1286:A:C4	8:CB:1289:C:N4	2.83	0.46
8:CB:1398:C:H2'	8:CB:1399:C:H6	1.81	0.46
8:CB:1425:G:O2'	8:CB:1426:G:H5'	2.14	0.46
8:CB:1635:A:H2'	8:CB:1636:U:H5'	1.96	0.46
8:CB:1640:A:H2'	8:CB:1641:A:H8	1.76	0.46
8:CB:1779:U:C6	8:CB:1783:A:N7	2.83	0.46
8:CB:1861:G:N2	8:CB:1882:U:C2	2.83	0.46
8:CB:1943:U:O5'	8:CB:1943:U:O2	2.32	0.46
8:CB:1947:C:N3	8:CB:1948:G:N7	2.63	0.46
8:CB:1959:G:C2	8:CB:1960:A:C4	3.03	0.46
8:CB:2045:C:C2	8:CB:2624:G:N2	2.84	0.46
8:CB:2327:A:H5'	8:CB:2327:A:C8	2.51	0.46
8:CB:244:A:C2'	8:CB:245:G:O5'	2.60	0.46
8:CB:2519:U:C4	8:CB:2542:A:N7	2.82	0.46
8:CB:2562:U:OP1	17:CK:40:LYS:NZ	2.44	0.46
8:CB:2674:G:H8	8:CB:2674:G:O5'	1.98	0.46
8:CB:2692:G:N2	8:CB:2693:G:C4	2.84	0.46
8:CB:2701:U:C6	8:CB:2701:U:C3'	2.98	0.46
8:CB:2819:G:C5	8:CB:2821:A:C2	3.03	0.46

Continued on next page...

Continued from previous page...

Atom-1	Atom-2	Interatomic distance (Å)	Clash overlap (Å)
8:CB:371:A:H8	8:CB:373:U:C2	2.32	0.46
8:CB:45:G:C5'	8:CB:46:G:H5'	2.45	0.46
8:CB:491:G:C5	8:CB:492:A:C5	3.03	0.46
8:CB:53:A:H5''	8:CB:54:G:OP2	2.16	0.46
8:CB:565:C:N4	8:CB:566:U:O4	2.49	0.46
8:CB:601:C:O2	8:CB:605:G:C4'	2.61	0.46
8:CB:680:C:N3	8:CB:681:G:N7	2.63	0.46
8:CB:811:U:O2	8:CB:1251:C:N1	2.48	0.46
8:CB:925:A:C2	8:CB:926:G:C4	3.03	0.46
9:CC:244:VAL:CG2	9:CC:245:THR:N	2.73	0.46
11:CE:23:PHE:HA	11:CE:110:SER:O	2.15	0.46
12:CF:109:ARG:HG2	12:CF:136:ILE:HA	1.96	0.46
14:CH:26:ALA:HB1	14:CH:28:ASN:H	1.80	0.46
16:CJ:7:LYS:HE3	16:CJ:47:HIS:CD2	2.49	0.46
17:CK:21:CYS:SG	17:CK:22:ILE:N	2.88	0.46
18:CL:110:VAL:O	18:CL:111:ILE:HD13	2.14	0.46
18:CL:126:ARG:C	18:CL:126:ARG:HD2	2.31	0.46
19:CM:55:ARG:C	19:CM:57:VAL:N	2.68	0.46
20:CN:20:MET:HE3	20:CN:21:PHE:CE1	2.50	0.46
23:CQ:13:HIS:CB	23:CQ:31:TYR:CE2	2.99	0.46
25:CS:90:LYS:HA	25:CS:90:LYS:HD3	1.50	0.46
27:CU:40:LEU:HD11	27:CU:57:ILE:HD11	1.98	0.46
29:CW:43:LYS:N	29:CW:75:ASN:OD1	2.43	0.46
33:DA:1077:G:C8	33:DA:1077:G:H3'	2.50	0.46
33:DA:1334:G:H2'	33:DA:1335:U:H5'	1.96	0.46
33:DA:370:C:C2	33:DA:371:A:C8	3.02	0.46
33:DA:518:C:O4'	33:DA:529:G:N2	2.48	0.46
33:DA:27:G:C8	33:DA:557:G:N2	2.84	0.46
33:DA:559:A:C5'	33:DA:560:A:H3'	2.45	0.46
33:DA:794:A:C5	33:DA:795:C:N4	2.83	0.46
33:DA:840:C:C4	33:DA:842:U:H4'	2.49	0.46
34:DB:57:ASN:HA	34:DB:220:VAL:HG13	1.96	0.46
35:DC:195:ILE:HG22	35:DC:195:ILE:O	2.16	0.46
33:DA:430:A:OP1	36:DD:8:LEU:CB	2.63	0.46
37:DE:105:ILE:HD12	37:DE:123:LEU:CD2	2.46	0.46
37:DE:33:THR:HG23	37:DE:51:LYS:CD	2.39	0.46
37:DE:47:PHE:HB2	37:DE:140:ILE:CD1	2.45	0.46
37:DE:89:THR:HG23	37:DE:90:GLY:N	2.30	0.46
37:DE:89:THR:O	37:DE:91:SER:N	2.48	0.46
40:DH:37:ASN:HD22	40:DH:40:LYS:HD3	1.81	0.46
42:DJ:20:GLN:HB3	42:DJ:20:GLN:HE21	1.52	0.46

Continued on next page...

Continued from previous page...

Atom-1	Atom-2	Interatomic distance (Å)	Clash overlap (Å)
42:DJ:6:ILE:HG22	42:DJ:8:ILE:HG23	1.96	0.46
43:DK:40:ALA:O	43:DK:41:LEU:HG	2.16	0.46
51:DS:21:ALA:HA	51:DS:24:SER:OG	2.15	0.46
52:DT:34:VAL:O	52:DT:37:ALA:HB3	2.14	0.46
53:DU:39:LYS:O	53:DU:41:THR:N	2.41	0.46
5:A4:15:LYS:HZ1	5:A4:24:ARG:HB3	1.78	0.46
7:AA:104:A:H2'	7:AA:104:A:N3	2.31	0.46
7:AA:41:G:OP1	7:AA:42:C:H5	1.99	0.46
7:AA:83:G:C5	7:AA:84:G:C8	3.03	0.46
7:AA:94:A:N7	7:AA:95:U:C4	2.83	0.46
8:AB:1092:C:H42	8:AB:1100:C:H42	1.63	0.46
8:AB:121:G:N3	8:AB:131:A:C2	2.83	0.46
8:AB:136:G:C8	8:AB:137:U:H5	2.30	0.46
8:AB:1431:A:C2'	8:AB:1432:G:H5'	2.46	0.46
8:AB:1745:A:H3'	8:AB:1746:A:H8	1.80	0.46
8:AB:1797:G:H2'	8:AB:1798:U:H6	1.80	0.46
8:AB:1989:G:C8	8:AB:1990:C:C5	3.02	0.46
8:AB:1268:A:N6	8:AB:2013:A:C8	2.84	0.46
8:AB:2027:G:N2	8:AB:2028:U:C2	2.83	0.46
8:AB:1420:A:N3	8:AB:2211:A:H8	2.10	0.46
8:AB:226:A:H2'	8:AB:227:A:C8	2.50	0.46
8:AB:2284:A:C8	8:AB:2284:A:O5'	2.67	0.46
8:AB:2298:A:H2'	8:AB:2298:A:N3	2.30	0.46
8:AB:2316:G:N3	8:AB:2317:A:C8	2.84	0.46
8:AB:2361:G:H2'	8:AB:2362:C:C5'	2.45	0.46
8:AB:2413:G:H2'	8:AB:2414:G:O4'	2.15	0.46
8:AB:2243:U:O2	8:AB:2434:A:H2	1.98	0.46
8:AB:2473:U:O2'	8:AB:2474:U:H5'	2.16	0.46
8:AB:2589:A:C2	8:AB:2590:A:C8	3.04	0.46
8:AB:2656:U:H2'	8:AB:2657:A:C8	2.50	0.46
8:AB:325:G:O5'	8:AB:325:G:H8	1.98	0.46
8:AB:371:A:H8	8:AB:373:U:O2	1.99	0.46
8:AB:396:G:C8	8:AB:396:G:C5'	2.93	0.46
8:AB:517:C:H2'	8:AB:518:G:O5'	2.15	0.46
8:AB:672:C:O2	8:AB:672:C:C2'	2.64	0.46
8:AB:763:G:O2'	8:AB:764:A:H5'	2.15	0.46
8:AB:797:G:C5	8:AB:798:G:C8	3.03	0.46
8:AB:820:A:H2'	8:AB:821:A:O4'	2.15	0.46
8:AB:845:A:N1	8:AB:847:U:H1'	2.30	0.46
8:AB:905:A:N1	8:AB:906:U:C4	2.84	0.46
8:AB:943:A:P	18:AL:42:SER:HB3	2.55	0.46

Continued on next page...

Continued from previous page...

Atom-1	Atom-2	Interatomic distance (Å)	Clash overlap (Å)
9:AC:123:ILE:H	9:AC:123:ILE:HD12	1.79	0.46
9:AC:171:VAL:HG12	9:AC:183:VAL:C	2.35	0.46
9:AC:124:LYS:H	9:AC:191:LEU:HD21	1.80	0.46
8:AB:780:G:N2	9:AC:228:ASP:OD2	2.47	0.46
10:AD:100:LEU:HG	10:AD:100:LEU:O	2.15	0.46
10:AD:149:ASN:O	10:AD:151:THR:HG23	2.15	0.46
11:AE:163:ASN:O	11:AE:165:HIS:N	2.48	0.46
11:AE:165:HIS:C	11:AE:166:LYS:HD2	2.36	0.46
12:AF:140:ILE:HG22	12:AF:142:TYR:N	2.30	0.46
8:AB:2311:A:O2'	12:AF:84:ILE:HD11	2.16	0.46
14:AH:26:ALA:HA	14:AH:30:LEU:N	2.30	0.46
15:AI:120:ASP:HB2	15:AI:123:ALA:H	1.81	0.46
16:AJ:44:TYR:O	16:AJ:45:THR:C	2.53	0.46
16:AJ:81:ILE:C	16:AJ:83:GLY:H	2.18	0.46
19:AM:133:LYS:O	28:AV:79:ARG:NH1	2.48	0.46
19:AM:53:MET:O	19:AM:53:MET:HG2	2.16	0.46
19:AM:71:LYS:HZ3	19:AM:91:TYR:HB3	1.80	0.46
25:AS:23:LEU:HB3	25:AS:35:ILE:HD11	1.97	0.46
25:AS:91:GLY:O	25:AS:92:ARG:C	2.53	0.46
29:AW:11:ASN:OD1	29:AW:12:GLY:N	2.41	0.46
8:AB:72:U:H1'	30:AX:51:ALA:HB2	1.96	0.46
33:BA:1000:A:O5'	33:BA:1000:A:C8	2.67	0.46
33:BA:1031:C:H6	33:BA:1031:C:H5''	1.80	0.46
33:BA:1134:G:C2	33:BA:1141:C:C2	3.03	0.46
33:BA:1353:G:H2'	33:BA:1353:G:N3	2.30	0.46
33:BA:243:A:C2	33:BA:246:A:C8	3.04	0.46
33:BA:373:A:C2	33:BA:482:A:N6	2.83	0.46
33:BA:448:A:N7	33:BA:487:A:C6	2.83	0.46
33:BA:502:A:C2	33:BA:544:G:C6	3.04	0.46
33:BA:564:C:N4	33:BA:565:U:C4	2.84	0.46
33:BA:57:G:O5'	33:BA:57:G:H8	1.97	0.46
33:BA:582:C:C2	33:BA:760:G:O6	2.68	0.46
33:BA:774:G:N7	33:BA:775:G:O6	2.49	0.46
33:BA:868:C:O2'	33:BA:869:G:H5'	2.15	0.46
33:BA:884:U:H6	33:BA:884:U:H2'	1.44	0.46
35:BC:38:VAL:HG12	35:BC:93:ILE:HD13	1.96	0.46
35:BC:5:HIS:CE1	35:BC:183:TYR:HE2	2.33	0.46
36:BD:57:LYS:HZ3	36:BD:58:GLN:HE21	1.58	0.46
36:BD:9:LYS:NZ	36:BD:9:LYS:HB2	2.28	0.46
37:BE:115:GLU:C	37:BE:117:ALA:H	2.18	0.46
37:BE:148:SER:C	37:BE:150:GLU:N	2.69	0.46

Continued on next page...

Continued from previous page...

Atom-1	Atom-2	Interatomic distance (Å)	Clash overlap (Å)
39:BG:111:GLY:CA	39:BG:118:ARG:HH11	2.22	0.46
40:BH:41:GLU:O	40:BH:41:GLU:CD	2.53	0.46
42:BJ:42:LEU:HB3	42:BJ:43:PRO:HD2	1.97	0.46
44:BL:107:LYS:N	44:BL:107:LYS:HD2	2.29	0.46
47:BO:55:LEU:O	47:BO:58:MET:HB3	2.15	0.46
48:BP:57:ILE:O	48:BP:57:ILE:HG22	2.14	0.46
49:BQ:23:ALA:C	49:BQ:24:ILE:HD12	2.35	0.46
53:BU:39:LYS:N	53:BU:40:PRO:CD	2.78	0.46
2:C1:13:SER:O	2:C1:48:TYR:CD2	2.68	0.46
3:C2:42:LEU:HA	3:C2:42:LEU:HD12	1.63	0.46
4:C3:4:LYS:NZ	4:C3:61:LEU:H	2.14	0.46
7:CA:51:G:H1	21:CO:33:ARG:HH22	1.63	0.46
8:CB:1038:G:C2	8:CB:1039:A:C5	3.03	0.46
8:CB:1055:G:H8	8:CB:1055:G:OP2	1.97	0.46
8:CB:993:G:N2	8:CB:1162:G:N3	2.63	0.46
8:CB:12:U:O2	8:CB:12:U:H2'	2.14	0.46
8:CB:1348:C:H5''	8:CB:1348:C:H6	1.80	0.46
8:CB:149:A:O2'	8:CB:150:U:H5'	2.15	0.46
8:CB:1609:A:N1	8:CB:1616:A:C5	2.84	0.46
8:CB:1707:G:N7	8:CB:1756:G:C5	2.83	0.46
8:CB:1788:C:C2'	8:CB:1789:A:H5'	2.45	0.46
8:CB:2026:U:H5''	8:CB:2027:G:OP2	2.15	0.46
8:CB:2090:A:N6	8:CB:2091:C:H42	2.14	0.46
8:CB:2211:A:O2'	8:CB:2212:A:P	2.73	0.46
8:CB:2656:U:H2'	8:CB:2657:A:C8	2.50	0.46
8:CB:2872:A:O2'	8:CB:2873:A:C5'	2.58	0.46
8:CB:345:A:C2	8:CB:347:A:C6	3.03	0.46
8:CB:470:A:N1	8:CB:471:A:C2	2.82	0.46
8:CB:537:G:C6	8:CB:555:G:N2	2.84	0.46
8:CB:559:G:H2'	8:CB:560:C:H6	1.81	0.46
8:CB:566:U:O2	8:CB:576:U:O2	2.33	0.46
8:CB:570:G:N9	8:CB:2030:A:N7	2.63	0.46
8:CB:839:U:C2	8:CB:940:G:N1	2.83	0.46
8:CB:948:C:P	55:CB:5188:HOH:O	2.73	0.46
8:CB:992:C:C2'	8:CB:993:G:H5'	2.46	0.46
9:CC:180:MET:O	9:CC:264:LYS:O	2.34	0.46
9:CC:45:ASN:OD1	9:CC:46:GLY:N	2.48	0.46
10:CD:124:ARG:C	10:CD:160:LYS:HG2	2.35	0.46
10:CD:37:VAL:HG21	10:CD:46:ARG:CZ	2.46	0.46
12:CF:63:LYS:HA	12:CF:64:PRO:HD3	1.78	0.46
14:CH:53:GLU:HG2	14:CH:57:LYS:HE2	1.98	0.46

Continued on next page...

Continued from previous page...

Atom-1	Atom-2	Interatomic distance (Å)	Clash overlap (Å)
16:CJ:32:LEU:HD22	16:CJ:122:LEU:HD21	1.97	0.46
17:CK:108:ARG:HA	17:CK:116:ILE:CD1	2.45	0.46
17:CK:16:ALA:O	17:CK:17:ARG:O	2.34	0.46
18:CL:109:LYS:HA	18:CL:126:ARG:CB	2.44	0.46
19:CM:18:ARG:H	19:CM:18:ARG:CD	2.27	0.46
19:CM:42:THR:HG23	19:CM:45:GLN:NE2	2.30	0.46
19:CM:74:THR:HG21	19:CM:85:GLY:HA2	1.97	0.46
23:CQ:34:ALA:O	23:CQ:37:ALA:HB3	2.16	0.46
25:CS:19:LEU:O	25:CS:20:VAL:C	2.53	0.46
25:CS:83:LYS:HB2	25:CS:83:LYS:HZ3	1.77	0.46
26:CT:20:ALA:O	26:CT:21:SER:HB2	2.15	0.46
27:CU:10:VAL:HG22	27:CU:22:GLY:O	2.15	0.46
27:CU:87:GLU:O	27:CU:88:ASP:C	2.53	0.46
28:CV:70:ILE:CD1	28:CV:70:ILE:H	2.28	0.46
32:CZ:48:GLN:NE2	32:CZ:49:ARG:N	2.64	0.46
33:DA:1077:G:N2	33:DA:1081:A:C2	2.83	0.46
33:DA:1371:G:OP2	41:DI:110:VAL:HG21	2.15	0.46
33:DA:1503:A:O4'	33:DA:1531:A:N3	2.47	0.46
33:DA:197:A:C6	33:DA:221:C:H5'	2.50	0.46
33:DA:467:U:C3'	33:DA:467:U:H6	2.27	0.46
33:DA:46:G:C2	33:DA:366:A:C8	3.03	0.46
33:DA:538:G:H5''	44:DL:110:LYS:NZ	2.31	0.46
33:DA:545:C:O2'	33:DA:546:A:H5'	2.16	0.46
33:DA:551:U:C2'	33:DA:552:U:C6	2.97	0.46
33:DA:560:A:H4'	33:DA:561:U:H5''	1.98	0.46
33:DA:581:G:N2	33:DA:582:C:N4	2.62	0.46
33:DA:791:G:H5''	33:DA:792:A:OP2	2.15	0.46
33:DA:951:G:H3'	33:DA:952:U:C5	2.49	0.46
33:DA:9:G:N7	33:DA:10:A:N7	2.63	0.46
35:DC:159:ALA:HB1	35:DC:161:ILE:HD12	1.96	0.46
35:DC:67:ILE:HD12	35:DC:68:HIS:H	1.81	0.46
43:DK:81:LEU:CD1	43:DK:104:PHE:CD1	2.98	0.46
43:DK:16:SER:HA	43:DK:78:ILE:HG22	1.94	0.46
48:DP:2:VAL:O	48:DP:66:THR:N	2.48	0.46
52:DT:13:SER:O	52:DT:16:ALA:HB3	2.15	0.46
5:A4:15:LYS:CD	5:A4:26:ILE:CG1	2.84	0.46
5:A4:23:ILE:HG12	5:A4:37:GLN:HG2	1.97	0.46
7:AA:106:G:H5''	7:AA:107:G:OP2	2.15	0.46
8:AB:1066:U:H2'	8:AB:1068:G:OP2	2.14	0.46
8:AB:1026:G:C5	8:AB:1134:A:C6	3.03	0.46
8:AB:585:G:C2	8:AB:1251:C:N3	2.84	0.46

Continued on next page...

Continued from previous page...

Atom-1	Atom-2	Interatomic distance (Å)	Clash overlap (Å)
8:AB:1295:C:O2'	8:AB:1296:G:H5'	2.14	0.46
8:AB:1593:A:C6	8:AB:1594:U:C4	3.04	0.46
8:AB:1407:G:N1	8:AB:1596:A:C2	2.84	0.46
8:AB:2024:G:C5	8:AB:2025:C:C5	3.04	0.46
8:AB:20:C:O2'	8:AB:21:A:H5'	2.15	0.46
8:AB:2199:A:C2	8:AB:2225:A:C2	3.03	0.46
8:AB:2294:G:C6	8:AB:2295:C:C5	3.03	0.46
8:AB:2300:C:C6	8:AB:2300:C:H3'	2.50	0.46
8:AB:2341:G:C8	8:AB:2342:C:C5	3.04	0.46
8:AB:2466:C:H2'	8:AB:2467:C:H6	1.80	0.46
8:AB:2515:C:H2'	8:AB:2516:A:H8	1.81	0.46
8:AB:246:C:H42	8:AB:252:G:H22	1.63	0.46
8:AB:2550:G:C2	8:AB:2559:C:O2	2.69	0.46
8:AB:2574:G:C2	8:AB:2575:C:C2	3.02	0.46
8:AB:2592:G:C5'	8:AB:2593:U:OP2	2.54	0.46
8:AB:2692:G:N2	8:AB:2693:G:C4	2.83	0.46
8:AB:2900:A:N7	8:AB:2901:C:C5	2.83	0.46
8:AB:311:A:H4'	8:AB:312:G:OP2	2.15	0.46
8:AB:407:G:N2	8:AB:421:C:C2	2.83	0.46
8:AB:5:A:H5''	8:AB:6:A:OP2	2.15	0.46
8:AB:622:G:C6	8:AB:623:C:C4	3.03	0.46
8:AB:627:A:C6	8:AB:637:A:C8	3.03	0.46
8:AB:682:G:H2'	8:AB:683:U:H6	1.79	0.46
8:AB:898:C:N3	8:AB:899:A:N6	2.64	0.46
8:AB:90:U:H2'	8:AB:90:U:O2	2.15	0.46
8:AB:968:C:C3'	8:AB:968:C:C6	2.98	0.46
8:AB:969:G:N2	8:AB:970:U:C2	2.83	0.46
9:AC:70:LYS:HB2	9:AC:101:ARG:NH2	2.30	0.46
9:AC:106:PRO:HD2	9:AC:109:LEU:CD2	2.46	0.46
9:AC:141:HIS:O	9:AC:142:ASN:C	2.52	0.46
9:AC:125:PRO:HA	9:AC:192:GLY:HA2	1.96	0.46
9:AC:219:VAL:C	9:AC:220:ARG:HD2	2.36	0.46
10:AD:8:LYS:O	10:AD:9:VAL:O	2.34	0.46
11:AE:118:LEU:O	11:AE:119:ILE:HG23	2.16	0.46
11:AE:139:LYS:HG3	11:AE:139:LYS:HZ2	1.46	0.46
11:AE:172:ALA:O	11:AE:201:ALA:CA	2.63	0.46
14:AH:31:VAL:CB	14:AH:32:PRO:CD	2.94	0.46
15:AI:96:LYS:CE	15:AI:138:VAL:HG21	2.44	0.46
16:AJ:5:THR:CG2	16:AJ:45:THR:OG1	2.52	0.46
18:AL:78:ARG:NH1	18:AL:78:ARG:HG3	2.30	0.46
21:AO:45:SER:CB	21:AO:47:VAL:HG22	2.37	0.46

Continued on next page...

Continued from previous page...

Atom-1	Atom-2	Interatomic distance (Å)	Clash overlap (Å)
24:AR:36:ALA:HB1	24:AR:62:GLU:O	2.15	0.46
24:AR:5:PHE:CD1	24:AR:40:MET:CB	2.91	0.46
24:AR:84:ARG:O	24:AR:84:ARG:CG	2.64	0.46
8:AB:1322:A:H4'	25:AS:82:MET:CE	2.45	0.46
26:AT:41:ALA:C	26:AT:43:ILE:H	2.19	0.46
26:AT:55:VAL:CG1	26:AT:56:GLU:N	2.79	0.46
26:AT:88:LYS:C	26:AT:90:GLY:H	2.19	0.46
33:BA:104:G:N2	33:BA:105:G:C5	2.83	0.46
33:BA:1278:G:C8	33:BA:1278:G:H5''	2.51	0.46
33:BA:923:A:O2'	33:BA:1399:C:OP2	2.33	0.46
33:BA:1459:G:C4	33:BA:1460:C:C6	3.03	0.46
33:BA:1484:C:O2'	33:BA:1485:U:C5'	2.63	0.46
33:BA:225:C:C5	33:BA:226:G:C8	3.04	0.46
33:BA:257:G:H5''	33:BA:257:G:H8	1.80	0.46
33:BA:403:C:H2'	33:BA:404:G:H8	1.80	0.46
33:BA:448:A:H2'	33:BA:449:G:O4'	2.15	0.46
33:BA:501:C:C6	33:BA:501:C:H3'	2.51	0.46
33:BA:518:C:C6	33:BA:530:G:C4	3.04	0.46
33:BA:784:A:C6	33:BA:799:G:N1	2.84	0.46
33:BA:833:G:N2	33:BA:854:U:C1'	2.79	0.46
33:BA:949:A:C2	33:BA:950:U:C2	3.04	0.46
37:BE:25:LYS:HA	37:BE:25:LYS:HE2	1.96	0.46
39:BG:128:GLU:O	39:BG:129:ASN:HB2	2.15	0.46
40:BH:100:ILE:HG12	40:BH:128:VAL:HB	1.95	0.46
40:BH:45:ILE:CD1	40:BH:48:PHE:HD1	2.29	0.46
48:BP:28:ARG:HG3	48:BP:29:ASN:H	1.80	0.46
49:BQ:4:ILE:HB	49:BQ:5:ARG:H	1.45	0.46
52:BT:61:ALA:O	52:BT:67:HIS:CE1	2.69	0.46
5:C4:16:ILE:CG1	5:C4:17:VAL:HG12	2.43	0.46
7:CA:29:A:C2	7:CA:56:G:N1	2.82	0.46
8:CB:11:C:N4	8:CB:2629:U:N3	2.63	0.46
8:CB:1358:G:O5'	8:CB:1358:G:H8	1.98	0.46
8:CB:136:G:H8	8:CB:136:G:P	2.39	0.46
8:CB:1558:C:H4'	8:CB:1559:U:H5'	1.98	0.46
8:CB:1624:U:O2'	8:CB:1625:C:H5'	2.15	0.46
8:CB:1788:C:N4	8:CB:1789:A:C5	2.83	0.46
8:CB:1788:C:O2'	8:CB:1789:A:H5'	2.16	0.46
8:CB:1809:A:C6	8:CB:1810:A:N6	2.83	0.46
8:CB:1885:A:H2'	8:CB:1886:U:O4'	2.16	0.46
8:CB:2316:G:C2	8:CB:2317:A:N7	2.84	0.46
8:CB:2515:C:C2	8:CB:2516:A:C8	3.04	0.46

Continued on next page...

Continued from previous page...

Atom-1	Atom-2	Interatomic distance (Å)	Clash overlap (Å)
8:CB:2535:G:H5''	8:CB:2535:G:H8	1.80	0.46
8:CB:2543:G:H2'	8:CB:2544:G:O4'	2.15	0.46
8:CB:2627:G:H2'	8:CB:2628:C:H6	1.80	0.46
8:CB:2648:G:C2	8:CB:2649:C:C2	3.03	0.46
8:CB:2773:C:H2'	8:CB:2774:C:C6	2.50	0.46
8:CB:322:A:OP2	8:CB:322:A:H2'	2.15	0.46
8:CB:378:C:C3'	8:CB:379:G:H5'	2.44	0.46
8:CB:556:A:H2	8:CB:557:C:C1'	2.28	0.46
8:CB:616:A:C2	8:CB:617:G:C4	3.04	0.46
8:CB:725:G:C5	8:CB:726:G:C6	3.03	0.46
8:CB:743:A:H2'	8:CB:744:U:H5'	1.96	0.46
9:CC:141:HIS:O	9:CC:142:ASN:C	2.53	0.46
9:CC:229:HIS:HD1	9:CC:231:HIS:CD2	2.34	0.46
8:CB:1567:G:N7	9:CC:82:TYR:CD2	2.84	0.46
13:CG:10:VAL:HB	13:CG:47:ASN:HA	1.98	0.46
15:CI:16:MET:CE	15:CI:19:PRO:HG2	2.45	0.46
16:CJ:7:LYS:HG2	16:CJ:7:LYS:O	2.16	0.46
18:CL:45:GLY:C	18:CL:47:ARG:N	2.68	0.46
18:CL:73:ILE:HG22	18:CL:75:ALA:HA	1.98	0.46
19:CM:33:LEU:O	19:CM:99:GLY:HA2	2.16	0.46
22:CP:73:PHE:CE2	22:CP:75:THR:CG2	2.88	0.46
23:CQ:96:ASP:C	23:CQ:97:ILE:HD13	2.35	0.46
24:CR:76:LYS:NZ	24:CR:90:ARG:HH11	2.13	0.46
25:CS:66:ILE:C	25:CS:68:ASP:N	2.68	0.46
33:DA:1074:G:C2	33:DA:1102:A:C6	3.04	0.46
33:DA:1120:C:H2'	33:DA:1120:C:O2	2.16	0.46
33:DA:273:U:C4	33:DA:274:A:N7	2.83	0.46
33:DA:389:A:C5	33:DA:390:U:H1'	2.50	0.46
33:DA:502:A:H2'	33:DA:503:C:O5'	2.14	0.46
33:DA:662:U:O3'	33:DA:836:G:OP1	2.33	0.46
33:DA:675:A:H1'	43:DK:117:HIS:CE1	2.50	0.46
33:DA:781:A:C8	33:DA:782:A:O4'	2.68	0.46
33:DA:881:G:C5	33:DA:882:C:C5	3.03	0.46
33:DA:967:C:H3'	33:DA:968:A:C5'	2.46	0.46
35:DC:107:LYS:HB2	35:DC:110:LEU:CD2	2.45	0.46
35:DC:76:ILE:O	35:DC:83:VAL:HG22	2.16	0.46
36:DD:13:ARG:HD2	36:DD:55:ARG:NH2	2.29	0.46
37:DE:148:SER:HB2	37:DE:149:PRO:CD	2.46	0.46
39:DG:112:ASP:HB2	39:DG:118:ARG:CG	2.46	0.46
40:DH:76:ARG:O	40:DH:77:VAL:HG13	2.14	0.46
41:DI:112:ARG:O	41:DI:112:ARG:HG3	2.15	0.46

Continued on next page...

Continued from previous page...

Atom-1	Atom-2	Interatomic distance (Å)	Clash overlap (Å)
41:DI:74:GLN:O	41:DI:78:ILE:N	2.48	0.46
42:DJ:74:VAL:HG12	42:DJ:75:ASP:N	2.30	0.46
43:DK:83:VAL:O	43:DK:109:ILE:HA	2.15	0.46
48:DP:4:ILE:HD13	48:DP:57:ILE:HD13	1.97	0.46
49:DQ:60:ILE:HG22	49:DQ:74:LEU:CB	2.46	0.46
1:A0:39:ARG:HH11	8:AB:2816:G:H4'	1.80	0.46
2:A1:19:PHE:CD2	2:A1:40:PRO:HA	2.48	0.46
5:A4:9:LYS:HB2	5:A4:25:VAL:HG13	1.98	0.46
5:A4:15:LYS:CD	5:A4:26:ILE:HG12	2.44	0.46
5:A4:2:LYS:HE2	5:A4:36:ARG:HB3	1.98	0.46
7:AA:78:A:N6	7:AA:99:A:C8	2.83	0.46
8:AB:1036:G:N7	8:AB:1120:G:O6	2.49	0.46
8:AB:1336:A:H2'	8:AB:1336:A:N3	2.31	0.46
8:AB:1383:A:H3'	8:AB:1383:A:P	2.56	0.46
8:AB:1515:A:H2'	8:AB:1516:G:O4'	2.15	0.46
8:AB:1606:C:H6	8:AB:1606:C:H3'	1.81	0.46
8:AB:1680:U:H2'	8:AB:1681:G:H5'	1.97	0.46
8:AB:1795:C:C2	8:AB:1796:U:C6	3.03	0.46
8:AB:1797:G:C5	8:AB:1798:U:C5	3.03	0.46
8:AB:1803:A:C2	8:AB:1822:C:O2	2.64	0.46
8:AB:1850:G:H8	8:AB:1850:G:O5'	1.98	0.46
8:AB:1914:C:H2'	8:AB:1915:U:C5	2.51	0.46
8:AB:1915:U:H2'	8:AB:1916:A:O4'	2.16	0.46
8:AB:758:C:O2	8:AB:1981:A:C2	2.69	0.46
8:AB:2010:G:O2'	8:AB:2011:U:H5'	2.15	0.46
8:AB:2050:C:C4	8:AB:2051:A:N1	2.83	0.46
8:AB:2077:A:C4	8:AB:2435:A:C8	3.03	0.46
8:AB:2079:U:C2	8:AB:2080:A:N7	2.83	0.46
8:AB:2201:G:H5'	8:AB:2202:U:OP2	2.16	0.46
8:AB:2204:G:N3	8:AB:2205:A:C8	2.83	0.46
8:AB:222:A:N7	8:AB:224:U:C4	2.83	0.46
8:AB:860:U:O2'	8:AB:2267:A:H4'	2.15	0.46
8:AB:2684:U:C5	8:AB:2685:G:N7	2.83	0.46
8:AB:2683:C:O2'	8:AB:2684:U:H5'	2.15	0.46
8:AB:332:A:O2'	8:AB:334:C:OP2	2.33	0.46
8:AB:340:A:C8	8:AB:340:A:H3'	2.50	0.46
8:AB:355:U:H2'	8:AB:356:G:H8	1.81	0.46
8:AB:3:U:H2'	8:AB:4:U:C6	2.51	0.46
8:AB:545:U:C3'	8:AB:545:U:C6	2.98	0.46
8:AB:554:U:O2'	8:AB:555:G:H5'	2.15	0.46
8:AB:56:A:H1'	8:AB:127:A:N3	2.30	0.46

Continued on next page...

Continued from previous page...

Atom-1	Atom-2	Interatomic distance (Å)	Clash overlap (Å)
8:AB:578:G:H5'	8:AB:1254:A:OP1	2.16	0.46
8:AB:84:A:H61	8:AB:99:U:H5'	1.81	0.46
8:AB:945:A:C4	8:AB:2448:A:C2	3.04	0.46
9:AC:149:LYS:HB3	9:AC:150:GLY:H	1.55	0.46
9:AC:229:HIS:HE1	9:AC:231:HIS:NE2	2.14	0.46
9:AC:237:ARG:O	9:AC:237:ARG:NH1	2.46	0.46
9:AC:89:ASN:OD1	9:AC:199:HIS:CE1	2.57	0.46
10:AD:31:ALA:O	10:AD:32:ASN:ND2	2.49	0.46
13:AG:129:GLU:C	13:AG:130:ILE:HG13	2.36	0.46
14:AH:147:VAL:HG12	14:AH:148:ALA:H	1.81	0.46
16:AJ:103:ILE:HG22	16:AJ:103:ILE:O	2.16	0.46
18:AL:64:PHE:O	18:AL:66:PHE:CE1	2.68	0.46
19:AM:89:VAL:O	19:AM:89:VAL:HG13	2.15	0.46
8:AB:1287:A:OP1	20:AN:104:ALA:O	2.33	0.46
20:AN:49:GLU:O	20:AN:53:THR:HG23	2.15	0.46
20:AN:8:ARG:HA	20:AN:43:GLU:OE1	2.15	0.46
22:AP:71:ARG:NH2	22:AP:102:ARG:CB	2.75	0.46
23:AQ:73:ILE:CG2	23:AQ:77:LYS:HD2	2.43	0.46
23:AQ:98:ALA:O	23:AQ:102:LYS:CE	2.63	0.46
24:AR:4:VAL:HA	24:AR:12:HIS:CB	2.44	0.46
25:AS:29:VAL:HG11	25:AS:69:LEU:CD2	2.45	0.46
26:AT:3:ARG:HB2	26:AT:7:LEU:HD23	1.97	0.46
27:AU:48:VAL:HG11	27:AU:52:ASN:HD22	1.81	0.46
28:AV:38:LEU:O	28:AV:40:ILE:HG23	2.16	0.46
29:AW:24:ARG:CG	29:AW:24:ARG:O	2.59	0.46
30:AX:11:VAL:O	30:AX:11:VAL:HG22	2.15	0.46
33:BA:1074:G:C4	33:BA:1102:A:C2	3.04	0.46
33:BA:1348:U:C2	33:BA:1349:A:C8	3.03	0.46
33:BA:1430:A:N1	33:BA:1431:A:C4	2.83	0.46
33:BA:355:C:C2'	33:BA:356:A:H8	2.21	0.46
33:BA:407:U:C2	33:BA:408:A:C8	3.03	0.46
33:BA:414:A:H2'	33:BA:415:A:O4'	2.16	0.46
33:BA:416:G:H8	33:BA:416:G:O5'	1.98	0.46
33:BA:40:C:H5''	33:BA:41:G:OP2	2.15	0.46
33:BA:433:G:O5'	33:BA:433:G:H8	1.98	0.46
33:BA:44:A:C2	33:BA:45:G:C4	3.04	0.46
33:BA:487:A:C6	33:BA:488:C:O2	2.68	0.46
33:BA:405:U:O2	33:BA:498:A:H2'	2.16	0.46
33:BA:668:G:N3	47:BO:45:HIS:NE2	2.63	0.46
33:BA:675:A:C2	33:BA:716:A:H2	2.34	0.46
33:BA:684:U:C2'	33:BA:685:G:H5'	2.46	0.46

Continued on next page...

Continued from previous page...

Atom-1	Atom-2	Interatomic distance (Å)	Clash overlap (Å)
33:BA:852:G:C6	33:BA:853:C:C4	3.04	0.46
33:BA:888:G:C4	33:BA:889:A:N7	2.83	0.46
34:BB:53:LEU:HD21	34:BB:212:TYR:HE2	1.80	0.46
35:BC:135:ARG:O	35:BC:137:VAL:N	2.49	0.46
37:BE:48:GLY:O	37:BE:62:ALA:HB1	2.15	0.46
39:BG:129:ASN:HA	39:BG:134:VAL:HG11	1.97	0.46
39:BG:70:PRO:HG2	39:BG:102:TRP:CH2	2.35	0.46
41:BI:37:TYR:CD2	41:BI:38:PHE:CD2	3.04	0.46
45:BM:52:ILE:HD12	45:BM:55:LEU:HD12	1.97	0.46
48:BP:25:ARG:N	48:BP:25:ARG:HD3	2.24	0.46
53:BU:39:LYS:O	53:BU:42:THR:C	2.54	0.46
2:C1:43:ARG:HB3	2:C1:44:GLN:H	1.42	0.46
3:C2:30:VAL:HG12	3:C2:31:LEU:N	2.30	0.46
3:C2:44:VAL:HG21	8:CB:126:A:C2	2.51	0.46
4:C3:32:LEU:HD13	4:C3:33:THR:N	2.31	0.46
4:C3:39:ARG:HA	4:C3:39:ARG:HD3	1.61	0.46
5:C4:17:VAL:HG23	5:C4:23:ILE:HG22	1.98	0.46
8:CB:1007:C:N4	8:CB:1008:A:C6	2.84	0.46
8:CB:1059:G:N2	15:CI:134:SER:OG	2.49	0.46
8:CB:1100:C:OP1	15:CI:2:LYS:HA	2.16	0.46
8:CB:1197:G:O2'	8:CB:1198:U:H5'	2.14	0.46
8:CB:1216:G:C5'	8:CB:1216:G:H8	2.29	0.46
8:CB:1269:A:C6	8:CB:1270:C:N4	2.83	0.46
8:CB:1298:C:H1'	8:CB:1302:A:N3	2.31	0.46
8:CB:1313:U:H2'	8:CB:1313:U:O2	2.15	0.46
8:CB:131:A:N1	8:CB:132:G:C6	2.84	0.46
8:CB:1338:G:H2'	8:CB:1339:G:H5'	1.98	0.46
8:CB:1353:A:C5	8:CB:1378:A:C5	3.03	0.46
8:CB:1365:A:C4	8:CB:1366:A:C8	3.04	0.46
8:CB:1369:G:N2	8:CB:1370:C:C2	2.84	0.46
8:CB:1380:G:O5'	8:CB:1380:G:C8	2.68	0.46
8:CB:1563:U:O2'	8:CB:1564:C:H5'	2.16	0.46
8:CB:1297:C:N3	8:CB:1643:G:O6	2.48	0.46
8:CB:170:U:H2'	8:CB:171:U:C6	2.51	0.46
8:CB:1796:U:C2'	8:CB:1797:G:H5'	2.45	0.46
8:CB:190:A:H2'	8:CB:191:A:C8	2.51	0.46
8:CB:1936:A:C2	8:CB:1943:U:O4	2.69	0.46
8:CB:193:U:C4	8:CB:194:G:N7	2.83	0.46
8:CB:1973:G:C2	8:CB:1974:C:O2	2.68	0.46
8:CB:1975:G:C4	8:CB:1976:U:C6	3.02	0.46
8:CB:2007:U:HO2'	8:CB:2824:C:HO2'	1.62	0.46

Continued on next page...

Continued from previous page...

Atom-1	Atom-2	Interatomic distance (Å)	Clash overlap (Å)
8:CB:2028:U:H3'	8:CB:2029:G:C8	2.50	0.46
8:CB:188:G:N1	8:CB:209:C:N4	2.64	0.46
8:CB:2192:U:C5'	8:CB:2192:U:H6	2.28	0.46
8:CB:2294:G:C4	8:CB:2295:C:C6	3.03	0.46
8:CB:2310:C:H6	8:CB:2310:C:H5''	1.80	0.46
8:CB:2519:U:C2	8:CB:2542:A:N6	2.83	0.46
8:CB:2617:U:H2'	8:CB:2618:G:H5'	1.96	0.46
8:CB:2631:G:C6	8:CB:2632:A:N7	2.84	0.46
8:CB:2726:A:O2'	8:CB:2727:A:H5'	2.15	0.46
8:CB:2838:G:N2	20:CN:93:GLY:N	2.62	0.46
8:CB:31:C:C6	8:CB:31:C:C3'	2.98	0.46
8:CB:271:G:H22	8:CB:366:C:N4	2.14	0.46
8:CB:612:G:H8	8:CB:612:G:O5'	1.98	0.46
8:CB:612:G:H1'	8:CB:616:A:N6	2.31	0.46
8:CB:659:G:C6	8:CB:660:C:C4	3.03	0.46
8:CB:597:G:N2	8:CB:661:A:C4	2.83	0.46
8:CB:680:C:O2'	8:CB:681:G:H5'	2.16	0.46
8:CB:696:G:H2'	8:CB:697:G:H8	1.80	0.46
8:CB:771:G:N1	8:CB:772:C:C4	2.84	0.46
8:CB:79:C:H5''	8:CB:80:G:OP2	2.16	0.46
8:CB:800:A:H4'	8:CB:801:G:H5'	1.97	0.46
8:CB:806:C:O2'	8:CB:807:U:H5'	2.13	0.46
8:CB:933:A:H2'	8:CB:934:U:H5'	1.97	0.46
9:CC:153:LEU:O	9:CC:153:LEU:CD2	2.63	0.46
9:CC:161:VAL:HG12	9:CC:173:LEU:CD2	2.44	0.46
9:CC:257:ARG:CG	9:CC:261:ARG:NH1	2.72	0.46
9:CC:48:ILE:HG22	9:CC:49:THR:H	1.79	0.46
10:CD:61:THR:N	10:CD:62:LYS:HZ2	2.14	0.46
12:CF:107:VAL:HB	12:CF:108:PRO:HD3	1.97	0.46
13:CG:67:ALA:O	13:CG:68:ARG:C	2.54	0.46
14:CH:117:LEU:HD12	14:CH:130:VAL:HG21	1.97	0.46
17:CK:116:ILE:H	17:CK:116:ILE:HG12	1.25	0.46
17:CK:64:ARG:O	17:CK:82:ASN:HA	2.16	0.46
17:CK:82:ASN:N	17:CK:82:ASN:ND2	2.63	0.46
18:CL:54:GLN:HE22	18:CL:55:MET:HB3	1.80	0.46
19:CM:42:THR:OG1	19:CM:45:GLN:NE2	2.48	0.46
19:CM:77:PRO:N	19:CM:86:LYS:HZ3	2.13	0.46
20:CN:67:PHE:O	20:CN:68:ALA:O	2.33	0.46
21:CO:31:THR:HG23	21:CO:32:PRO:HD2	1.98	0.46
24:CR:11:GLN:N	24:CR:21:ARG:NH2	2.64	0.46
26:CT:11:LEU:HD21	26:CT:47:VAL:CG2	2.46	0.46

Continued on next page...

Continued from previous page...

Atom-1	Atom-2	Interatomic distance (Å)	Clash overlap (Å)
27:CU:24:VAL:O	27:CU:25:LYS:CB	2.52	0.46
28:CV:16:ALA:O	28:CV:20:LEU:HG	2.15	0.46
29:CW:65:LYS:HB3	29:CW:65:LYS:HE3	1.65	0.46
30:CX:41:HIS:CE1	30:CX:43:LEU:CB	2.91	0.46
30:CX:3:ALA:N	30:CX:6:LEU:HD21	2.31	0.46
33:DA:1005:A:H4'	33:DA:1037:C:O2	2.16	0.46
33:DA:1142:G:O5'	33:DA:1142:G:C8	2.66	0.46
33:DA:1129:C:H1'	33:DA:1144:G:H22	1.81	0.46
33:DA:1234:C:C5	33:DA:1235:U:C5	3.04	0.46
33:DA:976:G:C8	33:DA:1358:U:C2	3.04	0.46
33:DA:15:G:N7	33:DA:1396:A:C4	2.83	0.46
33:DA:197:A:H4'	33:DA:198:G:O5'	2.16	0.46
33:DA:203:G:H2'	33:DA:204:G:C8	2.51	0.46
33:DA:232:G:C8	33:DA:232:G:C5'	2.94	0.46
33:DA:22:G:H2'	33:DA:23:C:C6	2.50	0.46
33:DA:276:G:O2'	33:DA:277:C:H5'	2.15	0.46
33:DA:415:A:C6	33:DA:416:G:C2	3.03	0.46
33:DA:57:G:O5'	33:DA:57:G:H8	1.97	0.46
33:DA:592:G:H2'	33:DA:593:U:C5'	2.45	0.46
33:DA:685:G:H2'	33:DA:686:U:C6	2.51	0.46
33:DA:755:G:C6	33:DA:756:C:N4	2.83	0.46
34:DB:90:PHE:CD2	34:DB:149:GLY:HA3	2.49	0.46
35:DC:143:LEU:O	35:DC:144:GLY:O	2.34	0.46
33:DA:1056:U:H4'	35:DC:162:ALA:CB	2.46	0.46
35:DC:56:ILE:N	35:DC:56:ILE:HD12	2.30	0.46
36:DD:115:GLN:HG3	36:DD:119:HIS:CE1	2.51	0.46
38:DF:61:LEU:HD12	38:DF:63:ASN:OD1	2.15	0.46
39:DG:87:PRO:HD2	39:DG:151:ALA:O	2.16	0.46
41:DI:46:VAL:CB	41:DI:75:ALA:HB1	2.45	0.46
41:DI:51:LEU:HD21	41:DI:82:ILE:CG2	2.45	0.46
45:DM:79:LEU:HD12	45:DM:79:LEU:C	2.36	0.46
49:DQ:74:LEU:H	49:DQ:74:LEU:HD12	1.80	0.46
50:DR:33:THR:H	50:DR:39:VAL:CG2	2.29	0.46
52:DT:38:ILE:C	52:DT:40:ALA:N	2.68	0.46
2:A1:46:VAL:CG2	2:A1:47:ILE:HG13	2.45	0.46
4:A3:38:LYS:HD3	4:A3:38:LYS:HA	1.55	0.46
7:AA:113:C:O2'	7:AA:114:C:O4'	2.27	0.46
7:AA:21:G:C6	7:AA:22:U:C4	3.03	0.46
8:AB:1003:G:C2'	8:AB:1010:A:N1	2.78	0.46
8:AB:1064:C:H1'	15:AI:90:GLY:HA2	1.98	0.46
8:AB:115:C:N4	8:AB:116:C:H5	2.10	0.46

Continued on next page...

Continued from previous page...

Atom-1	Atom-2	Interatomic distance (Å)	Clash overlap (Å)
8:AB:1296:G:C8	8:AB:1296:G:H3'	2.49	0.46
8:AB:1345:C:C6	8:AB:1345:C:C3'	2.98	0.46
8:AB:1364:G:H5''	8:AB:1365:A:OP2	2.16	0.46
8:AB:1805:A:H8	8:AB:1805:A:O5'	1.99	0.46
8:AB:2083:G:H2'	8:AB:2084:C:C5'	2.46	0.46
8:AB:2294:G:N2	8:AB:2295:C:H1'	2.31	0.46
8:AB:2378:A:H8	8:AB:2378:A:H3'	1.80	0.46
8:AB:410:G:C2	8:AB:2407:A:C5	3.04	0.46
8:AB:2760:C:C2'	8:AB:2761:A:H5''	2.46	0.46
8:AB:2852:G:C5	8:AB:2853:C:C4	3.04	0.46
8:AB:379:G:N2	8:AB:396:G:C8	2.83	0.46
8:AB:690:G:C8	8:AB:690:G:H5''	2.50	0.46
8:AB:796:C:H2'	8:AB:797:G:H8	1.81	0.46
9:AC:20:ASN:HA	9:AC:21:PRO:HD3	1.48	0.46
9:AC:218:THR:O	9:AC:220:ARG:HD2	2.15	0.46
9:AC:244:VAL:CG2	9:AC:245:THR:H	2.20	0.46
9:AC:179:GLU:HB2	9:AC:266:ILE:HA	1.97	0.46
9:AC:29:PHE:CZ	9:AC:81:GLU:OE1	2.69	0.46
8:AB:2619:C:O4'	10:AD:155:VAL:HG11	2.16	0.46
10:AD:55:LYS:NZ	10:AD:55:LYS:HB2	2.31	0.46
8:AB:2636:C:C4'	10:AD:80:TRP:CZ2	2.98	0.46
11:AE:109:LEU:H	11:AE:109:LEU:HD23	1.79	0.46
11:AE:175:ILE:HG22	11:AE:176:ASP:N	2.30	0.46
11:AE:44:ARG:N	11:AE:44:ARG:NE	2.64	0.46
11:AE:46:GLN:NE2	11:AE:47:LYS:HG3	2.25	0.46
15:AI:17:ALA:H	15:AI:42:ASN:HD21	1.63	0.46
16:AJ:38:GLY:C	16:AJ:41:LYS:HB3	2.36	0.46
17:AK:100:PHE:CD2	17:AK:100:PHE:N	2.82	0.46
17:AK:98:ARG:HD2	17:AK:100:PHE:CE2	2.51	0.46
17:AK:9:ASN:O	17:AK:83:ALA:HA	2.15	0.46
18:AL:64:PHE:O	18:AL:66:PHE:CD1	2.69	0.46
18:AL:78:ARG:HH12	18:AL:80:SER:HA	1.80	0.46
22:AP:26:GLU:HA	22:AP:47:ILE:H	1.79	0.46
26:AT:31:VAL:HG23	26:AT:32:LEU:N	2.22	0.46
27:AU:34:ILE:O	27:AU:35:VAL:C	2.52	0.46
27:AU:56:GLY:O	27:AU:57:ILE:O	2.34	0.46
29:AW:16:GLU:CA	29:AW:18:LYS:HD2	2.44	0.46
33:BA:1055:A:C3'	33:BA:1055:A:C8	2.98	0.46
33:BA:1237:C:H5'	33:BA:1303:C:O2	2.16	0.46
33:BA:1347:G:O2'	33:BA:1373:G:N1	2.47	0.46
33:BA:1518:A:C2	33:BA:1519:A:C6	3.04	0.46

Continued on next page...

Continued from previous page...

Atom-1	Atom-2	Interatomic distance (Å)	Clash overlap (Å)
33:BA:22:G:H2'	33:BA:23:C:H6	1.80	0.46
33:BA:431:A:C8	33:BA:431:A:O5'	2.64	0.46
33:BA:524:G:C8	33:BA:524:G:O5'	2.69	0.46
33:BA:872:A:H2'	33:BA:872:A:N3	2.31	0.46
33:BA:908:A:C6	33:BA:909:A:N7	2.84	0.46
34:BB:106:VAL:CG1	34:BB:110:ILE:HD11	2.42	0.46
34:BB:131:LYS:HE2	34:BB:131:LYS:HB3	1.41	0.46
34:BB:66:ILE:N	34:BB:88:GLN:HG2	2.30	0.46
36:BD:102:TYR:HD1	36:BD:107:GLY:O	1.98	0.46
36:BD:55:ARG:C	36:BD:57:LYS:H	2.17	0.46
37:BE:158:LYS:HA	37:BE:158:LYS:HE2	1.97	0.46
37:BE:24:VAL:HG23	37:BE:25:LYS:N	2.31	0.46
37:BE:62:ALA:O	37:BE:66:ALA:HB2	2.16	0.46
40:BH:9:MET:HA	40:BH:26:MET:HE2	1.97	0.46
42:BJ:19:ASP:HA	42:BJ:22:THR:HG22	1.97	0.46
33:BA:562:U:C5	44:BL:12:ALA:O	2.68	0.46
44:BL:54:VAL:O	44:BL:54:VAL:HG23	2.16	0.46
45:BM:2:ARG:O	45:BM:3:ILE:HB	2.16	0.46
46:BN:5:MET:HE3	46:BN:62:ARG:NH2	2.30	0.46
52:BT:67:HIS:O	52:BT:68:LYS:CB	2.63	0.46
53:BU:14:ALA:C	53:BU:16:ARG:HE	2.18	0.46
43:BK:126:ARG:O	53:BU:33:ARG:CZ	2.64	0.46
7:CA:99:A:C2	7:CA:100:G:H1'	2.51	0.46
7:CA:99:A:C2	7:CA:100:G:N9	2.84	0.46
8:CB:1011:G:OP1	23:CQ:76:SER:OG	2.34	0.46
8:CB:1340:U:O2	8:CB:1340:U:O4'	2.34	0.46
8:CB:1426:G:N1	8:CB:1427:A:N6	2.64	0.46
8:CB:1488:C:H2'	8:CB:1489:C:H6	1.81	0.46
8:CB:1702:G:C8	8:CB:1702:G:H3'	2.51	0.46
8:CB:1805:A:N3	8:CB:1813:G:C2	2.83	0.46
8:CB:1839:G:C6	8:CB:1840:G:N7	2.84	0.46
8:CB:1839:G:C6	8:CB:1927:A:C2	3.04	0.46
8:CB:194:G:O6	8:CB:195:A:N6	2.49	0.46
8:CB:2229:U:C2	8:CB:2230:G:N7	2.84	0.46
8:CB:2264:C:N3	8:CB:2265:U:N3	2.64	0.46
8:CB:2466:C:C2	8:CB:2485:G:C2	3.03	0.46
8:CB:2684:U:C6	8:CB:2684:U:C3'	2.99	0.46
8:CB:2729:G:H2'	8:CB:2730:C:H6	1.80	0.46
8:CB:2784:U:H4'	10:CD:41:ALA:O	2.15	0.46
8:CB:2823:A:C6	8:CB:2824:C:C4	3.03	0.46
8:CB:2824:C:N4	8:CB:2825:G:N7	2.64	0.46

Continued on next page...

Continued from previous page...

Atom-1	Atom-2	Interatomic distance (Å)	Clash overlap (Å)
8:CB:2850:A:N3	8:CB:2851:A:C8	2.82	0.46
1:C0:27:LEU:HD21	8:CB:2886:A:C2	2.50	0.46
8:CB:2891:U:C2'	8:CB:2892:G:H5'	2.45	0.46
8:CB:312:G:H4'	8:CB:331:C:N3	2.30	0.46
8:CB:277:G:H1'	8:CB:361:G:C6	2.50	0.46
8:CB:379:G:H3'	8:CB:379:G:C8	2.50	0.46
3:C2:5:PHE:HE1	8:CB:464:U:C5'	2.23	0.46
8:CB:536:G:C5	8:CB:537:G:C5	3.04	0.46
8:CB:635:C:C2	8:CB:636:G:C8	3.04	0.46
8:CB:644:A:H2	8:CB:646:U:C4	2.34	0.46
8:CB:679:C:C2	8:CB:680:C:H5	2.33	0.46
8:CB:72:U:C5	8:CB:112:U:O2'	2.69	0.46
8:CB:744:U:H2'	8:CB:745:G:O5'	2.16	0.46
8:CB:794:A:C5	8:CB:795:C:C5	3.04	0.46
8:CB:917:A:C2'	8:CB:918:A:H5'	2.46	0.46
9:CC:134:ILE:CD1	9:CC:135:PRO:HD2	2.44	0.46
9:CC:260:LYS:HG2	9:CC:262:THR:OG1	2.16	0.46
9:CC:62:ARG:HD3	9:CC:62:ARG:C	2.35	0.46
9:CC:80:LEU:HA	9:CC:91:ALA:CA	2.43	0.46
8:CB:2636:C:C4'	10:CD:80:TRP:CZ2	2.98	0.46
11:CE:19:PHE:CD1	11:CE:19:PHE:O	2.68	0.46
55:CB:5153:HOH:O	11:CE:57:LYS:HE2	2.16	0.46
13:CG:86:LEU:CD2	13:CG:147:LEU:HB2	2.46	0.46
14:CH:29:PHE:HA	14:CH:33:GLN:HB2	1.97	0.46
14:CH:35:LYS:HZ3	14:CH:37:VAL:CG2	2.28	0.46
15:CI:57:VAL:O	15:CI:68:PHE:HA	2.16	0.46
16:CJ:8:PRO:HG2	16:CJ:11:VAL:HG11	1.98	0.46
22:CP:50:ARG:HB2	22:CP:50:ARG:CZ	2.46	0.46
22:CP:50:ARG:HH11	22:CP:50:ARG:N	2.14	0.46
23:CQ:78:PHE:CZ	23:CQ:82:LEU:HD11	2.51	0.46
24:CR:46:GLU:HG3	24:CR:51:VAL:HB	1.98	0.46
24:CR:96:VAL:O	24:CR:96:VAL:CG1	2.63	0.46
25:CS:40:ASN:O	25:CS:41:LYS:CB	2.63	0.46
27:CU:89:GLY:C	27:CU:91:LYS:H	2.18	0.46
32:CZ:17:SER:CB	32:CZ:21:VAL:HB	2.45	0.46
33:DA:104:G:N2	33:DA:105:G:C5	2.83	0.46
33:DA:105:G:C6	33:DA:106:C:C4	3.03	0.46
33:DA:1420:U:H3'	33:DA:1420:U:C6	2.51	0.46
33:DA:171:A:O2'	33:DA:172:A:H5'	2.15	0.46
33:DA:246:A:C5	33:DA:279:A:C6	3.04	0.46
33:DA:54:C:C5	33:DA:352:C:C5	3.04	0.46

Continued on next page...

Continued from previous page...

Atom-1	Atom-2	Interatomic distance (Å)	Clash overlap (Å)
33:DA:394:G:C2	33:DA:395:C:C6	3.03	0.46
33:DA:528:C:H1'	33:DA:535:A:C2	2.51	0.46
33:DA:25:C:C5	33:DA:558:G:C2	3.03	0.46
33:DA:718:A:C5	33:DA:719:C:C2	3.04	0.46
33:DA:769:G:H2'	33:DA:770:C:O4'	2.16	0.46
33:DA:794:A:N6	33:DA:795:C:N4	2.64	0.46
33:DA:887:G:C2	33:DA:911:U:O2	2.69	0.46
33:DA:944:G:OP1	33:DA:946:A:N6	2.49	0.46
33:DA:946:A:H2'	33:DA:947:G:C8	2.50	0.46
33:DA:963:G:N2	33:DA:973:G:N7	2.64	0.46
34:DB:107:ARG:CG	34:DB:110:ILE:HD12	2.46	0.46
36:DD:13:ARG:CG	36:DD:55:ARG:NH2	2.78	0.46
36:DD:145:ARG:O	36:DD:147:LYS:N	2.49	0.46
36:DD:50:TYR:CD2	36:DD:51:GLY:N	2.83	0.46
38:DF:50:PRO:HD2	50:DR:73:HIS:ND1	2.30	0.46
38:DF:68:GLN:HA	38:DF:71:ILE:CG2	2.39	0.46
38:DF:76:THR:C	38:DF:78:PHE:N	2.68	0.46
39:DG:140:VAL:O	39:DG:143:MET:HB2	2.15	0.46
39:DG:145:GLU:HA	39:DG:148:LYS:HB3	1.98	0.46
40:DH:10:LEU:HD13	40:DH:74:ILE:CD1	2.29	0.46
41:DI:24:ASN:O	41:DI:58:GLU:HA	2.15	0.46
33:DA:1367:C:O2'	42:DJ:50:THR:HB	2.16	0.46
42:DJ:8:ILE:CG1	42:DJ:74:VAL:HB	2.46	0.46
53:DU:16:ARG:HE	53:DU:17:ARG:HH12	1.63	0.46
1:A0:2:VAL:HG22	1:A0:3:GLN:N	2.29	0.46
4:A3:12:ARG:O	4:A3:12:ARG:CG	2.63	0.46
7:AA:31:C:H4'	7:AA:54:G:N2	2.31	0.46
8:AB:1055:G:C2	8:AB:1105:U:N3	2.84	0.46
8:AB:118:A:H8	8:AB:119:A:H8	1.63	0.46
8:AB:1255:U:H3	11:AE:66:GLY:CA	2.27	0.46
8:AB:1413:A:O5'	8:AB:1413:A:C8	2.67	0.46
8:AB:1499:C:C6	8:AB:1499:C:H3'	2.50	0.46
8:AB:1528:A:C6	8:AB:1529:G:H1'	2.51	0.46
8:AB:1558:C:H1'	8:AB:1560:G:C8	2.51	0.46
8:AB:1633:G:O2'	8:AB:1634:A:H5''	2.16	0.46
8:AB:1270:C:H2'	8:AB:1648:U:H5''	1.98	0.46
8:AB:1801:A:C8	8:AB:2203:U:C6	3.04	0.46
8:AB:1268:A:OP1	8:AB:2006:C:OP1	2.33	0.46
8:AB:2051:A:C8	8:AB:2051:A:C5'	2.99	0.46
8:AB:2056:G:H1'	8:AB:2577:A:N1	2.31	0.46
8:AB:2095:A:C8	8:AB:2095:A:C3'	2.98	0.46

Continued on next page...

Continued from previous page...

Atom-1	Atom-2	Interatomic distance (Å)	Clash overlap (Å)
8:AB:2201:G:N1	8:AB:2202:U:O2	2.49	0.46
8:AB:2211:A:O2'	8:AB:2212:A:P	2.73	0.46
8:AB:2285:C:C6	8:AB:2285:C:H3'	2.51	0.46
8:AB:2328:A:H8	8:AB:2328:A:O5'	1.98	0.46
8:AB:237:C:C5	8:AB:238:C:H5	2.34	0.46
8:AB:2435:A:C2'	8:AB:2436:G:O5'	2.64	0.46
8:AB:2478:A:H3'	8:AB:2479:U:H6	1.80	0.46
5:A4:1:MET:HE2	8:AB:2479:U:OP2	2.15	0.46
8:AB:2703:C:H2'	8:AB:2704:C:H6	1.80	0.46
8:AB:2758:A:N7	13:AG:66:THR:HG21	2.31	0.46
8:AB:2769:U:C2	8:AB:2770:G:N7	2.83	0.46
8:AB:393:C:H2'	8:AB:394:C:C6	2.51	0.46
8:AB:452:G:C2	8:AB:458:G:C5	3.03	0.46
8:AB:81:G:C2'	8:AB:82:U:H5'	2.46	0.46
8:AB:900:A:H2'	8:AB:901:C:C6	2.50	0.46
8:AB:90:U:H3	8:AB:91:A:H62	1.63	0.46
8:AB:952:G:H3'	8:AB:953:G:H5''	1.96	0.46
8:AB:84:A:N6	8:AB:99:U:H5'	2.30	0.46
9:AC:63:ILE:HG21	9:AC:102:TYR:CE2	2.51	0.46
9:AC:134:ILE:HA	9:AC:135:PRO:HD3	1.66	0.46
8:AB:450:G:H4'	11:AE:47:LYS:NZ	2.29	0.46
11:AE:67:ARG:N	11:AE:67:ARG:HD2	2.29	0.46
8:AB:2746:U:H1'	13:AG:138:GLN:HB2	1.97	0.46
13:AG:152:ARG:O	13:AG:154:GLU:N	2.49	0.46
15:AI:99:LYS:O	15:AI:100:ILE:HD13	2.15	0.46
16:AJ:24:THR:C	16:AJ:25:LEU:HD13	2.36	0.46
16:AJ:50:THR:HG23	16:AJ:51:GLY:N	2.30	0.46
20:AN:28:LEU:HD13	20:AN:34:ILE:CD1	2.46	0.46
22:AP:18:SER:HA	22:AP:87:ARG:HH21	1.79	0.46
23:AQ:40:LYS:HD2	23:AQ:43:GLN:NE2	2.31	0.46
24:AR:82:HIS:O	24:AR:83:TYR:CD1	2.68	0.46
27:AU:9:GLU:O	27:AU:71:ILE:HA	2.16	0.46
32:AZ:2:LYS:C	32:AZ:4:ASP:N	2.68	0.46
32:AZ:5:ILE:HB	32:AZ:51:VAL:HG12	1.98	0.46
33:BA:1004:A:C2	33:BA:1026:G:N9	2.84	0.46
33:BA:1004:A:C2	33:BA:1026:G:C4	3.04	0.46
33:BA:1088:G:C6	33:BA:1089:G:C5	3.03	0.46
33:BA:1222:G:C5	33:BA:1223:C:C4	3.03	0.46
33:BA:1415:G:C4	33:BA:1486:G:C2	3.04	0.46
33:BA:1511:G:C2	33:BA:1525:G:C2	3.03	0.46
33:BA:1525:G:C8	33:BA:1525:G:C3'	2.99	0.46

Continued on next page...

Continued from previous page...

Atom-1	Atom-2	Interatomic distance (Å)	Clash overlap (Å)
33:BA:17:U:H1'	33:BA:1080:A:N3	2.30	0.46
33:BA:300:A:H1'	33:BA:565:U:O2	2.15	0.46
33:BA:361:G:C2'	33:BA:362:G:H5'	2.46	0.46
33:BA:390:U:H2'	33:BA:391:G:H8	1.79	0.46
33:BA:724:G:C4	33:BA:725:G:C8	3.04	0.46
33:BA:729:A:H2'	33:BA:730:G:H8	1.81	0.46
33:BA:835:U:C2	33:BA:836:G:C8	3.04	0.46
33:BA:844:G:O2'	33:BA:845:A:H8	1.98	0.46
34:BB:17:HIS:HD2	34:BB:18:GLN:HE22	1.61	0.46
35:BC:75:VAL:HG12	35:BC:76:ILE:N	2.30	0.46
36:BD:114:ARG:O	36:BD:115:GLN:C	2.54	0.46
33:BA:1306:A:N3	45:BM:107:THR:HG21	2.30	0.46
45:BM:12:LYS:HB2	45:BM:17:ALA:HB2	1.96	0.46
46:BN:30:ILE:CG1	46:BN:44:VAL:HG21	2.41	0.46
4:C3:30:HIS:C	4:C3:31:ILE:CG2	2.84	0.46
5:C4:18:LYS:O	5:C4:19:ARG:HG3	2.15	0.46
5:C4:23:ILE:HG13	5:C4:24:ARG:H	1.81	0.46
7:CA:104:A:H2'	7:CA:105:G:O4'	2.15	0.46
7:CA:27:C:H5''	7:CA:27:C:H6	1.81	0.46
7:CA:92:C:O2'	7:CA:93:C:H5'	2.14	0.46
5:C4:16:ILE:HD12	8:CB:1033:U:C6	2.50	0.46
8:CB:1188:U:O2	8:CB:1188:U:H2'	2.15	0.46
8:CB:1203:U:H3	8:CB:1243:C:H42	1.63	0.46
8:CB:1255:U:N3	11:CE:66:GLY:O	2.49	0.46
8:CB:1381:G:N7	8:CB:1382:G:N2	2.64	0.46
8:CB:1418:G:H2'	8:CB:1579:A:N6	2.30	0.46
8:CB:1449:G:N2	8:CB:1450:G:H1'	2.31	0.46
8:CB:1473:G:H2'	8:CB:1474:U:H6	1.81	0.46
8:CB:1606:C:C3'	8:CB:1606:C:C6	2.99	0.46
8:CB:1649:G:H1'	20:CN:106:ASP:HB2	1.96	0.46
8:CB:1797:G:N7	8:CB:1798:U:C5	2.84	0.46
8:CB:1821:A:H2'	8:CB:1822:C:C6	2.49	0.46
8:CB:2086:U:OP1	9:CC:257:ARG:NH2	2.49	0.46
8:CB:2359:C:O2'	8:CB:2360:G:P	2.74	0.46
8:CB:2396:G:H8	8:CB:2396:G:H5''	1.80	0.46
8:CB:792:A:C5	8:CB:2440:C:C6	3.04	0.46
8:CB:2061:G:O4'	8:CB:2503:A:C5	2.68	0.46
8:CB:2521:C:C4	8:CB:2522:U:C4	3.04	0.46
8:CB:2529:G:H5'	8:CB:2530:A:O5'	2.15	0.46
8:CB:2531:A:C2'	8:CB:2532:G:H5'	2.45	0.46
8:CB:2567:G:O2'	8:CB:2568:U:H5'	2.16	0.46

Continued on next page...

Continued from previous page...

Atom-1	Atom-2	Interatomic distance (Å)	Clash overlap (Å)
8:CB:2044:C:C2	8:CB:2625:G:N2	2.84	0.46
8:CB:2722:G:N3	8:CB:2723:C:C6	2.83	0.46
8:CB:2741:A:H62	8:CB:2763:G:H1'	1.80	0.46
8:CB:2834:G:O6	8:CB:2879:A:C2'	2.64	0.46
8:CB:2838:G:N2	8:CB:2839:G:H1'	2.31	0.46
8:CB:319:G:N1	8:CB:320:A:C5	2.84	0.46
8:CB:411:G:OP2	8:CB:2407:A:P	2.74	0.46
8:CB:37:C:N4	8:CB:442:G:H1	2.08	0.46
8:CB:445:C:O2'	8:CB:449:A:N3	2.49	0.46
8:CB:486:C:O2	8:CB:495:G:C2	2.68	0.46
8:CB:624:C:O2'	8:CB:625:G:H5'	2.15	0.46
8:CB:725:G:C6	8:CB:726:G:C6	3.04	0.46
8:CB:943:A:OP2	18:CL:40:SER:CB	2.64	0.46
9:CC:105:ALA:O	9:CC:195:GLY:HA2	2.16	0.46
9:CC:229:HIS:CD2	9:CC:230:PRO:HD3	2.50	0.46
9:CC:231:HIS:CE1	9:CC:242:HIS:ND1	2.84	0.46
9:CC:23:LEU:O	9:CC:23:LEU:HD12	2.16	0.46
8:CB:2512:C:P	10:CD:128:ARG:HA	2.54	0.46
10:CD:130:GLN:OE1	10:CD:138:LEU:HD23	2.16	0.46
10:CD:24:VAL:HB	10:CD:193:VAL:HG11	1.98	0.46
11:CE:52:VAL:O	11:CE:53:THR:OG1	2.33	0.46
12:CF:49:LEU:HD22	12:CF:52:ALA:HB2	1.96	0.46
14:CH:42:LYS:HE2	14:CH:42:LYS:HB3	1.69	0.46
15:CI:99:LYS:O	15:CI:99:LYS:HG2	2.16	0.46
16:CJ:127:GLY:O	16:CJ:130:HIS:ND1	2.48	0.46
16:CJ:131:ASN:O	16:CJ:133:ALA:N	2.48	0.46
16:CJ:55:ILE:HG12	16:CJ:123:LYS:HB2	1.97	0.46
17:CK:43:ILE:O	17:CK:54:LYS:HA	2.16	0.46
17:CK:2:ILE:CB	17:CK:67:LYS:HE3	2.45	0.46
20:CN:8:ARG:HD2	20:CN:43:GLU:CD	2.36	0.46
8:CB:2846:G:OP1	22:CP:54:LEU:HD12	2.15	0.46
22:CP:6:GLN:N	22:CP:6:GLN:OE1	2.49	0.46
23:CQ:24:TYR:C	23:CQ:24:TYR:CD1	2.87	0.46
24:CR:11:GLN:HB3	24:CR:21:ARG:NH2	2.30	0.46
24:CR:33:VAL:CG2	24:CR:34:GLU:H	2.07	0.46
23:CQ:46:TYR:HA	24:CR:77:PHE:CD1	2.51	0.46
28:CV:6:ALA:HB1	28:CV:40:ILE:HB	1.97	0.46
29:CW:24:ARG:HH12	29:CW:56:HIS:HE1	1.64	0.46
29:CW:72:GLY:C	29:CW:74:LYS:N	2.69	0.46
30:CX:47:ARG:O	30:CX:50:VAL:HG22	2.16	0.46
33:DA:1012:A:N6	33:DA:1013:G:N1	2.63	0.46

Continued on next page...

Continued from previous page...

Atom-1	Atom-2	Interatomic distance (Å)	Clash overlap (Å)
33:DA:124:C:N3	33:DA:125:U:C5	2.83	0.46
33:DA:1421:G:C2	33:DA:1422:G:C4	3.03	0.46
33:DA:1426:G:C1'	33:DA:1475:G:N2	2.79	0.46
33:DA:325:A:N6	33:DA:326:G:C2	2.84	0.46
33:DA:376:G:C2	33:DA:389:A:C2	3.04	0.46
33:DA:408:A:C8	33:DA:409:U:C6	3.03	0.46
33:DA:465:A:O3'	33:DA:466:A:N3	2.49	0.46
33:DA:514:C:N4	33:DA:515:G:O6	2.44	0.46
33:DA:592:G:C6	33:DA:593:U:C2	3.04	0.46
33:DA:630:A:H2'	33:DA:631:C:H6	1.78	0.46
33:DA:646:G:N3	33:DA:646:G:H2'	2.30	0.46
33:DA:683:G:O6	33:DA:708:C:N3	2.48	0.46
33:DA:754:C:C1'	47:DO:68:TYR:CD1	2.99	0.46
33:DA:803:G:H3'	33:DA:803:G:C8	2.51	0.46
33:DA:844:G:H2'	33:DA:845:A:H8	1.79	0.46
33:DA:912:C:H2'	33:DA:913:A:C5'	2.46	0.46
33:DA:975:A:C4'	33:DA:976:G:H5'	2.38	0.46
38:DF:85:ILE:HG22	38:DF:86:ARG:H	1.79	0.46
39:DG:137:ARG:C	39:DG:139:ASP:H	2.18	0.46
39:DG:87:PRO:HB3	39:DG:144:ALA:HB1	1.97	0.46
40:DH:10:LEU:CD1	40:DH:74:ILE:HD11	2.29	0.46
40:DH:95:MET:C	40:DH:97:GLY:H	2.18	0.46
41:DI:40:ARG:N	41:DI:44:ARG:CD	2.68	0.46
42:DJ:76:ILE:HG22	42:DJ:77:VAL:N	2.30	0.46
33:DA:1524:C:OP1	43:DK:124:LYS:HD3	2.16	0.46
44:DL:36:VAL:HG23	44:DL:36:VAL:O	2.16	0.46
47:DO:68:TYR:O	47:DO:69:LEU:C	2.54	0.46
48:DP:13:LYS:HB2	48:DP:14:ARG:H	1.43	0.46
2:A1:7:LYS:NZ	8:AB:2285:C:H5	2.13	0.46
7:AA:112:G:O2'	7:AA:113:C:H5'	2.16	0.46
7:AA:20:G:N1	7:AA:21:G:C6	2.84	0.46
7:AA:30:C:C3'	7:AA:31:C:H5'	2.46	0.46
7:AA:43:C:C2'	7:AA:44:G:H5''	2.45	0.46
8:AB:1017:G:H2'	8:AB:1018:U:C6	2.51	0.46
8:AB:1142:A:H5''	8:AB:1142:A:H8	1.74	0.46
8:AB:1016:G:C2	8:AB:1147:A:N3	2.83	0.46
8:AB:1150:C:C2	8:AB:1151:A:N7	2.84	0.46
8:AB:1429:G:H2'	8:AB:1430:G:C5'	2.46	0.46
8:AB:142:A:C6	8:AB:143:C:N4	2.84	0.46
8:AB:1522:A:H1'	8:AB:1524:G:C6	2.51	0.46
8:AB:1562:U:H2'	8:AB:1563:U:C6	2.49	0.46

Continued on next page...

Continued from previous page...

Atom-1	Atom-2	Interatomic distance (Å)	Clash overlap (Å)
8:AB:1417:C:H42	8:AB:1581:G:H1	1.63	0.46
8:AB:1613:G:H3'	8:AB:1614:A:C5'	2.46	0.46
8:AB:1615:C:N3	8:AB:1617:C:C6	2.84	0.46
8:AB:1673:G:H5''	8:AB:1674:G:OP2	2.16	0.46
8:AB:1857:G:N2	8:AB:1886:U:O4	2.49	0.46
8:AB:2011:U:H2'	8:AB:2012:G:H8	1.81	0.46
8:AB:2026:U:C2	8:AB:2027:G:C8	3.04	0.46
8:AB:218:A:H2'	8:AB:219:A:H8	1.81	0.46
8:AB:2254:C:C5	8:AB:2255:G:N7	2.84	0.46
8:AB:235:U:C2	8:AB:236:C:C5	3.04	0.46
8:AB:237:C:N3	8:AB:261:G:C2	2.84	0.46
8:AB:2458:G:C8	8:AB:2490:G:N2	2.84	0.46
8:AB:2633:G:C6	8:AB:2634:A:C5	3.04	0.46
8:AB:2689:U:C2	8:AB:2713:U:C6	3.03	0.46
8:AB:2749:A:C5	8:AB:2750:A:C8	3.04	0.46
8:AB:296:U:H5'	8:AB:296:U:H6	1.81	0.46
8:AB:336:C:O2	8:AB:337:C:C5	2.69	0.46
8:AB:297:G:C6	8:AB:342:A:C2	3.03	0.46
8:AB:372:G:H8	32:AZ:54:GLY:HA3	1.79	0.46
8:AB:416:U:O5'	8:AB:416:U:H6	1.99	0.46
8:AB:418:C:C2	8:AB:419:U:C5	3.04	0.46
8:AB:616:A:C2	8:AB:617:G:H1'	2.51	0.46
8:AB:673:C:N3	8:AB:808:G:C2	2.84	0.46
8:AB:944:C:H6	8:AB:944:C:C5'	2.28	0.46
8:AB:960:A:H8	8:AB:960:A:O5'	1.99	0.46
8:AB:964:C:HO2'	8:AB:2273:A:H1'	1.80	0.46
10:AD:78:GLY:O	10:AD:79:LEU:HG	2.15	0.46
11:AE:144:GLU:O	11:AE:146:VAL:HG22	2.16	0.46
11:AE:175:ILE:HA	11:AE:175:ILE:HD13	1.85	0.46
13:AG:106:LEU:CD1	13:AG:106:LEU:H	2.27	0.46
13:AG:106:LEU:HD21	13:AG:161:VAL:CG2	2.46	0.46
15:AI:14:ALA:HB1	15:AI:45:THR:HB	1.97	0.46
16:AJ:18:VAL:O	16:AJ:56:VAL:HA	2.16	0.46
16:AJ:58:ASN:O	16:AJ:59:ALA:HB3	2.16	0.46
17:AK:16:ALA:O	17:AK:17:ARG:O	2.33	0.46
17:AK:54:LYS:CD	17:AK:54:LYS:H	2.29	0.46
8:AB:587:C:C2	18:AL:38:GLN:CD	2.89	0.46
18:AL:75:ALA:HB3	18:AL:101:ILE:HD12	1.96	0.46
19:AM:114:ARG:HE	19:AM:117:PHE:HD2	1.62	0.46
20:AN:65:LEU:O	20:AN:69:ARG:CG	2.64	0.46
22:AP:54:LEU:N	22:AP:58:PHE:CE1	2.84	0.46

Continued on next page...

Continued from previous page...

Atom-1	Atom-2	Interatomic distance (Å)	Clash overlap (Å)
22:AP:97:TYR:O	22:AP:98:TYR:HB2	2.15	0.46
25:AS:23:LEU:HB3	25:AS:35:ILE:CD1	2.46	0.46
25:AS:9:HIS:N	25:AS:9:HIS:ND1	2.63	0.46
28:AV:4:ILE:CG2	28:AV:42:LEU:HD22	2.45	0.46
33:BA:1415:G:C4	33:BA:1416:G:C8	3.03	0.46
33:BA:1483:A:H3'	33:BA:1483:A:C8	2.51	0.46
33:BA:1499:A:H2'	33:BA:1500:A:O4'	2.15	0.46
33:BA:1521:C:C2'	33:BA:1522:U:H6	2.29	0.46
33:BA:276:G:O2'	33:BA:277:C:H5'	2.16	0.46
33:BA:27:G:N7	33:BA:557:G:N2	2.63	0.46
33:BA:433:G:N1	33:BA:434:U:C2	2.84	0.46
33:BA:561:U:O2'	33:BA:562:U:P	2.73	0.46
33:BA:657:U:H3'	33:BA:657:U:C6	2.50	0.46
33:BA:704:A:H5''	33:BA:704:A:C8	2.49	0.46
33:BA:763:G:O2'	33:BA:764:C:H5'	2.15	0.46
33:BA:792:A:C5	33:BA:794:A:C6	3.03	0.46
33:BA:881:G:C5	33:BA:882:C:C4	3.04	0.46
33:BA:891:U:C5	33:BA:906:A:C2	3.04	0.46
34:BB:94:ARG:O	34:BB:96:LEU:HD22	2.16	0.46
36:BD:111:ALA:O	36:BD:114:ARG:HB3	2.16	0.46
36:BD:3:TYR:O	36:BD:4:LEU:O	2.33	0.46
37:BE:151:MET:C	37:BE:155:LYS:HB3	2.35	0.46
41:BI:26:LYS:HB3	41:BI:26:LYS:HE3	1.70	0.46
41:BI:11:ARG:HD3	41:BI:73:GLY:HA2	1.98	0.46
44:BL:20:VAL:CA	44:BL:94:TYR:OH	2.59	0.46
45:BM:82:LEU:HD21	51:BS:64:GLU:OE2	2.15	0.46
48:BP:66:THR:CG2	48:BP:67:ILE:N	2.79	0.46
33:BA:375:U:OP1	48:BP:70:ARG:CD	2.64	0.46
50:BR:46:THR:C	50:BR:48:ALA:H	2.19	0.46
7:CA:32:U:O4	7:CA:51:G:C6	2.69	0.46
8:CB:1037:G:C2	8:CB:1038:G:C8	3.04	0.46
8:CB:579:G:N2	8:CB:1262:A:H1'	2.31	0.46
8:CB:1341:G:O6	26:CT:26:LYS:HE3	2.16	0.46
8:CB:1364:G:C1'	8:CB:1368:G:H22	2.29	0.46
8:CB:1459:G:H3'	8:CB:1459:G:H8	1.81	0.46
8:CB:1651:G:C6	8:CB:1652:A:C5	3.04	0.46
8:CB:1702:G:C6	8:CB:1703:G:C5	3.03	0.46
8:CB:1842:G:C1'	9:CC:241:LYS:HE3	2.46	0.46
8:CB:1861:G:N1	8:CB:1882:U:C2	2.84	0.46
8:CB:1899:A:C8	8:CB:1899:A:C3'	2.99	0.46
8:CB:1959:G:C8	8:CB:1959:G:H3'	2.50	0.46

Continued on next page...

Continued from previous page...

Atom-1	Atom-2	Interatomic distance (Å)	Clash overlap (Å)
8:CB:2097:A:C5	8:CB:2098:U:C4	3.04	0.46
8:CB:2214:C:O2	8:CB:2214:C:C2'	2.64	0.46
8:CB:2235:G:H8	8:CB:2235:G:O5'	1.97	0.46
8:CB:2488:G:H2'	8:CB:2489:U:C6	2.50	0.46
8:CB:2519:U:C4'	8:CB:2520:C:OP1	2.50	0.46
8:CB:2543:G:H3'	8:CB:2544:G:H8	1.80	0.46
8:CB:271:G:H1'	8:CB:272:A:N7	2.26	0.46
8:CB:2543:G:C5	8:CB:2765:A:C2	3.04	0.46
8:CB:2737:G:N2	8:CB:2768:U:C2	2.84	0.46
8:CB:2807:U:O2	8:CB:2892:G:N2	2.48	0.46
8:CB:282:A:H2'	8:CB:283:G:O4'	2.16	0.46
8:CB:312:G:C2	8:CB:313:G:C5	3.03	0.46
8:CB:524:G:C2	8:CB:525:U:C6	3.04	0.46
8:CB:543:G:H5''	8:CB:543:G:H8	1.81	0.46
8:CB:687:C:N3	8:CB:688:U:O2	2.49	0.46
8:CB:738:G:C2	8:CB:739:A:C2	3.03	0.46
8:CB:819:A:C2	8:CB:820:A:C4	3.03	0.46
8:CB:933:A:H3'	8:CB:933:A:H8	1.80	0.46
9:CC:116:GLN:O	9:CC:116:GLN:HG3	2.16	0.46
9:CC:135:PRO:C	9:CC:137:GLY:H	2.18	0.46
9:CC:32:LEU:HB3	9:CC:61:TYR:HE1	1.77	0.46
10:CD:133:THR:HG22	10:CD:134:HIS:N	2.29	0.46
8:CB:2811:G:P	10:CD:61:THR:HG22	2.56	0.46
10:CD:61:THR:HG23	10:CD:62:LYS:CD	2.46	0.46
13:CG:101:VAL:HG12	13:CG:115:GLN:CG	2.46	0.46
17:CK:54:LYS:CD	17:CK:54:LYS:H	2.27	0.46
18:CL:40:SER:C	18:CL:41:ARG:HG2	2.37	0.46
18:CL:66:PHE:C	18:CL:66:PHE:CD2	2.89	0.46
18:CL:66:PHE:CD2	18:CL:67:THR:N	2.84	0.46
18:CL:92:LEU:HA	18:CL:96:LYS:CD	2.46	0.46
20:CN:78:LYS:HD2	20:CN:82:GLU:OE2	2.16	0.46
21:CO:37:ALA:HB3	21:CO:51:ALA:O	2.16	0.46
22:CP:24:THR:O	22:CP:26:GLU:N	2.49	0.46
22:CP:26:GLU:HA	22:CP:47:ILE:H	1.80	0.46
26:CT:39:THR:HG1	26:CT:42:GLU:HB3	1.80	0.46
31:CY:56:VAL:O	31:CY:57:GLU:O	2.34	0.46
8:CB:200:U:H5'	32:CZ:20:ASN:HA	1.97	0.46
33:DA:1086:U:O4	33:DA:1099:G:O6	2.34	0.46
33:DA:1157:A:H2'	33:DA:1157:A:O5'	2.16	0.46
33:DA:1239:A:C4	33:DA:1298:U:H5	2.33	0.46
33:DA:1385:G:N7	33:DA:1386:G:N7	2.64	0.46

Continued on next page...

Continued from previous page...

Atom-1	Atom-2	Interatomic distance (Å)	Clash overlap (Å)
33:DA:142:G:C2	33:DA:143:A:C4	3.04	0.46
33:DA:1509:C:O2	33:DA:1509:C:C2'	2.62	0.46
33:DA:170:U:O2'	33:DA:171:A:H5'	2.15	0.46
33:DA:275:G:N1	33:DA:276:G:C6	2.84	0.46
33:DA:357:G:OP1	33:DA:367:U:H2'	2.16	0.46
33:DA:411:A:C4	33:DA:429:U:O4	2.69	0.46
33:DA:525:C:O5'	33:DA:525:C:H6	1.99	0.46
33:DA:628:G:C2	33:DA:629:A:H1'	2.50	0.46
33:DA:636:U:N3	33:DA:637:C:C5	2.83	0.46
33:DA:659:U:H2'	33:DA:660:C:C5	2.47	0.46
33:DA:65:A:C6	33:DA:381:C:N3	2.84	0.46
33:DA:734:G:C2	33:DA:735:C:C6	3.04	0.46
33:DA:743:A:H2'	33:DA:744:C:C5'	2.46	0.46
33:DA:791:G:C5'	33:DA:792:A:OP2	2.64	0.46
33:DA:828:U:H5	33:DA:829:G:C4	2.33	0.46
33:DA:941:G:O2'	33:DA:1350:A:H5''	2.16	0.46
33:DA:952:U:H5''	33:DA:964:A:H61	1.81	0.46
34:DB:112:ARG:O	34:DB:116:LEU:HB2	2.16	0.46
33:DA:1081:A:OP1	37:DE:21:SER:C	2.53	0.46
37:DE:59:ILE:O	37:DE:60:GLN:C	2.53	0.46
38:DF:19:PRO:HG2	38:DF:20:GLY:H	1.80	0.46
39:DG:129:ASN:N	39:DG:129:ASN:OD1	2.49	0.46
45:DM:18:LEU:HD13	45:DM:29:SER:HA	1.98	0.46
47:DO:73:ASP:OD2	47:DO:76:ARG:HG3	2.16	0.46
48:DP:67:ILE:CG1	48:DP:71:VAL:HG23	2.40	0.46
53:DU:39:LYS:HB3	53:DU:40:PRO:CD	2.46	0.46
53:DU:46:ARG:C	53:DU:48:LYS:H	2.17	0.46
7:AA:13:G:C8	7:AA:13:G:C3'	2.99	0.46
8:AB:1551:A:N7	8:AB:1552:A:C2	2.84	0.46
8:AB:1609:A:C2	8:AB:1616:A:N7	2.84	0.46
8:AB:1694:C:C6	8:AB:1694:C:C5'	2.99	0.46
8:AB:1962:C:H4'	8:AB:1963:U:OP1	2.16	0.46
8:AB:1977:A:N6	8:AB:1978:A:C6	2.83	0.46
8:AB:579:G:H4'	8:AB:2017:U:H2'	1.97	0.46
8:AB:2199:A:C8	8:AB:2199:A:C5'	2.92	0.46
8:AB:2201:G:C6	8:AB:2202:U:C2	3.04	0.46
8:AB:2213:U:C3'	8:AB:2213:U:C2	2.98	0.46
8:AB:2294:G:C4	8:AB:2295:C:C6	3.04	0.46
8:AB:2360:G:N2	8:AB:2428:G:C6	2.84	0.46
8:AB:2244:U:H1'	8:AB:2434:A:C4	2.50	0.46
8:AB:2504:U:H5''	8:AB:2505:G:OP2	2.16	0.46

Continued on next page...

Continued from previous page...

Atom-1	Atom-2	Interatomic distance (Å)	Clash overlap (Å)
8:AB:2511:U:O4	8:AB:2512:C:N4	2.49	0.46
8:AB:2519:U:C4'	8:AB:2520:C:OP1	2.49	0.46
8:AB:2526:G:C2'	8:AB:2527:C:H5'	2.45	0.46
8:AB:2560:A:C5	8:AB:2561:U:C6	3.03	0.46
8:AB:2672:U:H3'	8:AB:2673:G:H5''	1.98	0.46
8:AB:2837:A:H2'	8:AB:2838:G:C5'	2.46	0.46
8:AB:2876:G:C5	8:AB:2877:G:C8	3.04	0.46
8:AB:81:G:HO2'	8:AB:295:G:HO2'	1.58	0.46
8:AB:335:C:H5''	8:AB:336:C:OP2	2.16	0.46
8:AB:458:G:N2	8:AB:469:G:C4	2.84	0.46
8:AB:690:G:C4	8:AB:691:C:C5	3.03	0.46
8:AB:804:A:H5''	8:AB:805:G:OP1	2.16	0.46
8:AB:831:G:O6	8:AB:832:U:N3	2.48	0.46
8:AB:843:G:C6	8:AB:844:A:C6	3.04	0.46
8:AB:90:U:C2'	8:AB:90:U:O2	2.64	0.46
9:AC:144:GLU:HB2	9:AC:187:CYS:HB3	1.98	0.46
10:AD:202:ILE:HG22	10:AD:202:ILE:O	2.16	0.46
10:AD:174:SER:HB2	10:AD:208:LYS:CB	2.45	0.46
11:AE:191:ASP:N	11:AE:194:LYS:HZ3	2.13	0.46
11:AE:85:PHE:O	11:AE:86:ALA:HB3	2.15	0.46
11:AE:90:GLN:CG	11:AE:92:HIS:CD2	2.99	0.46
13:AG:117:PRO:O	13:AG:118:ALA:C	2.54	0.46
14:AH:78:VAL:CG1	14:AH:80:ILE:HG13	2.46	0.46
18:AL:40:SER:C	18:AL:41:ARG:HE	2.19	0.46
19:AM:9:PHE:CE1	19:AM:11:LYS:NZ	2.82	0.46
20:AN:69:ARG:C	20:AN:70:THR:HG22	2.36	0.46
20:AN:84:GLY:O	20:AN:88:ALA:HB2	2.16	0.46
21:AO:35:ILE:HD11	21:AO:53:THR:HG22	1.98	0.46
21:AO:76:LYS:O	21:AO:78:VAL:N	2.49	0.46
22:AP:25:VAL:HG13	22:AP:88:ARG:N	2.29	0.46
22:AP:93:LYS:HB2	22:AP:96:LEU:HD12	1.98	0.46
23:AQ:41:ALA:C	23:AQ:43:GLN:H	2.19	0.46
25:AS:27:LYS:HD2	25:AS:27:LYS:H	1.81	0.46
25:AS:86:MET:HG2	25:AS:87:PRO:CD	2.44	0.46
28:AV:35:GLU:HG3	28:AV:93:ARG:CZ	2.45	0.46
28:AV:85:LYS:O	28:AV:86:LEU:HD12	2.14	0.46
33:BA:1084:G:H8	33:BA:1085:U:C2'	2.14	0.46
33:BA:1310:G:H8	33:BA:1310:G:O5'	1.99	0.46
33:BA:1408:A:H5''	33:BA:1409:C:OP2	2.16	0.46
33:BA:1430:A:C6	33:BA:1431:A:C2	3.03	0.46
33:BA:1443:C:C5	33:BA:1444:U:C5	3.04	0.46

Continued on next page...

Continued from previous page...

Atom-1	Atom-2	Interatomic distance (Å)	Clash overlap (Å)
33:BA:1469:C:H2'	33:BA:1470:U:H5'	1.98	0.46
33:BA:18:C:H2'	33:BA:19:A:O5'	2.16	0.46
33:BA:295:C:C2	33:BA:296:U:C5	3.04	0.46
33:BA:323:U:C6	33:BA:323:U:H3'	2.51	0.46
33:BA:563:A:O2'	33:BA:567:G:C8	2.68	0.46
33:BA:578:C:H4'	33:BA:729:A:H1'	1.98	0.46
9:AC:3:VAL:N	33:BA:772:U:H1'	2.30	0.46
33:BA:807:A:N6	55:BA:5157:HOH:O	2.49	0.46
33:BA:909:A:C2	33:BA:910:C:H1'	2.51	0.46
33:BA:969:A:C8	33:BA:969:A:H3'	2.51	0.46
35:BC:63:ILE:CG1	35:BC:98:ALA:HB2	2.45	0.46
43:BK:30:ILE:HA	43:BK:45:THR:OG1	2.15	0.46
45:BM:5:GLY:O	45:BM:6:ILE:HG23	2.16	0.46
33:BA:994:A:H2	46:BN:4:SER:CB	2.28	0.46
52:BT:70:LYS:HZ2	52:BT:73:ARG:NH2	2.14	0.46
5:C4:14:CYS:HA	5:C4:27:CYS:HB3	1.77	0.46
7:CA:20:G:N1	7:CA:21:G:C5	2.84	0.46
7:CA:30:C:H2'	7:CA:31:C:C5'	2.31	0.46
8:CB:1023:U:O5'	8:CB:1024:G:OP2	2.34	0.46
8:CB:1045:C:O5'	8:CB:1046:A:H5'	2.16	0.46
8:CB:1216:G:C8	8:CB:1216:G:C5'	2.99	0.46
8:CB:1225:G:C6	8:CB:1226:A:N6	2.84	0.46
8:CB:1285:A:C5	8:CB:1329:U:C4	3.04	0.46
8:CB:1350:C:C5'	8:CB:1351:C:OP2	2.64	0.46
8:CB:1405:U:H2'	8:CB:1406:U:C6	2.51	0.46
8:CB:1433:A:C2	8:CB:1434:A:C6	3.04	0.46
8:CB:1353:A:O4'	8:CB:1569:A:H2	1.99	0.46
8:CB:1861:G:N2	8:CB:1882:U:O2	2.49	0.46
8:CB:1935:G:N2	8:CB:1964:G:N9	2.64	0.46
8:CB:1972:G:N2	8:CB:1973:G:N7	2.64	0.46
8:CB:197:A:N1	8:CB:198:C:O2	2.48	0.46
8:CB:2052:A:H5'	10:CD:146:ILE:O	2.16	0.46
8:CB:2138:G:H22	8:CB:2152:G:H22	1.62	0.46
8:CB:2154:A:C8	8:CB:2155:U:C5	3.04	0.46
8:CB:2262:U:O4	8:CB:2279:G:C6	2.69	0.46
8:CB:2658:C:OP1	13:CG:159:LYS:CE	2.55	0.46
8:CB:2672:U:H3'	8:CB:2673:G:H5''	1.98	0.46
8:CB:2684:U:C4	8:CB:2685:G:N7	2.84	0.46
8:CB:2829:A:O2'	8:CB:2830:C:H5'	2.15	0.46
8:CB:297:G:H2'	8:CB:298:G:O5'	2.16	0.46
8:CB:337:C:N3	8:CB:338:G:H1'	2.31	0.46

Continued on next page...

Continued from previous page...

Atom-1	Atom-2	Interatomic distance (Å)	Clash overlap (Å)
8:CB:74:A:N7	8:CB:88:G:O6	2.49	0.46
8:CB:801:G:H4'	8:CB:802:A:OP2	2.15	0.46
8:CB:811:U:O2	8:CB:1251:C:C5	2.69	0.46
8:CB:856:G:C4'	29:CW:23:LYS:HZ2	2.28	0.46
8:CB:869:G:C4	8:CB:870:U:C6	3.04	0.46
8:CB:971:G:H5''	8:CB:974:G:H2'	1.97	0.46
8:CB:974:G:O6	8:CB:989:G:C5	2.69	0.46
9:CC:116:GLN:HG3	9:CC:121:ALA:HB1	1.97	0.46
9:CC:178:GLY:O	9:CC:266:ILE:CG2	2.64	0.46
9:CC:204:LEU:HD22	9:CC:210:ALA:HB1	1.98	0.46
9:CC:243:PRO:CB	9:CC:248:GLY:H	2.28	0.46
9:CC:52:HIS:C	9:CC:53:ILE:CG1	2.85	0.46
10:CD:129:THR:CA	10:CD:140:HIS:HE1	2.22	0.46
10:CD:34:VAL:CG1	10:CD:48:ILE:HG22	2.46	0.46
11:CE:1:MET:HG3	11:CE:2:GLU:N	2.31	0.46
8:CB:1248:G:OP1	11:CE:44:ARG:NH1	2.48	0.46
12:CF:36:ASN:HA	12:CF:86:CYS:HB2	1.98	0.46
15:CI:74:PRO:HA	15:CI:112:LYS:NZ	2.30	0.46
17:CK:76:VAL:O	22:CP:74:GLN:N	2.47	0.46
17:CK:9:ASN:O	17:CK:83:ALA:HA	2.15	0.46
22:CP:60:VAL:HB	22:CP:61:ARG:H	1.55	0.46
22:CP:80:VAL:HG22	22:CP:80:VAL:O	2.15	0.46
25:CS:108:SER:OG	25:CS:109:ASP:N	2.48	0.46
25:CS:87:PRO:O	25:CS:88:ARG:CB	2.64	0.46
26:CT:67:VAL:CG1	26:CT:68:LYS:H	2.27	0.46
27:CU:28:LEU:N	27:CU:28:LEU:HD12	2.30	0.46
27:CU:43:LYS:HD2	27:CU:57:ILE:HB	1.96	0.46
29:CW:36:ILE:HG21	29:CW:68:PHE:CD1	2.50	0.46
33:DA:1152:A:C5	33:DA:1153:G:N7	2.83	0.46
33:DA:1175:G:C6	33:DA:1176:A:C5	3.04	0.46
33:DA:1389:C:H2'	33:DA:1389:C:O2	2.15	0.46
33:DA:1463:U:C3'	33:DA:1463:U:C6	2.99	0.46
33:DA:1468:A:C4	33:DA:1469:C:C5	3.03	0.46
33:DA:14:U:O2	33:DA:14:U:H2'	2.15	0.46
33:DA:119:A:C5	33:DA:240:G:N7	2.83	0.46
33:DA:254:G:N3	33:DA:255:G:C8	2.84	0.46
33:DA:258:G:O6	33:DA:269:C:N3	2.48	0.46
33:DA:293:G:H2'	33:DA:294:U:C6	2.48	0.46
33:DA:299:G:C5	33:DA:300:A:C6	3.03	0.46
33:DA:385:C:C5	33:DA:386:C:C5	3.04	0.46
33:DA:432:A:N7	33:DA:433:G:N7	2.64	0.46

Continued on next page...

Continued from previous page...

Atom-1	Atom-2	Interatomic distance (Å)	Clash overlap (Å)
33:DA:528:C:H1'	33:DA:535:A:N3	2.31	0.46
33:DA:37:U:O2'	33:DA:547:A:N1	2.48	0.46
33:DA:603:U:C4	33:DA:604:G:N7	2.84	0.46
33:DA:610:U:C5	33:DA:611:C:C5	3.03	0.46
33:DA:614:C:O2	33:DA:627:G:N2	2.49	0.46
33:DA:704:A:C3'	33:DA:705:G:C5'	2.93	0.46
33:DA:661:G:C2	33:DA:745:G:C2	3.04	0.46
33:DA:656:G:C2	33:DA:751:U:O2	2.69	0.46
33:DA:788:U:O4	33:DA:789:U:H5	1.99	0.46
33:DA:846:G:H5'	33:DA:847:G:OP2	2.16	0.46
33:DA:978:A:OP1	33:DA:1361:G:N2	2.49	0.46
33:DA:979:C:OP1	33:DA:980:C:OP2	2.34	0.46
35:DC:174:LEU:HD11	35:DC:200:TRP:HE1	1.81	0.46
35:DC:59:PRO:CD	35:DC:64:ARG:HB2	2.46	0.46
36:DD:111:ALA:O	36:DD:113:ALA:N	2.48	0.46
36:DD:137:SER:O	36:DD:140:ASP:HB2	2.15	0.46
36:DD:29:THR:O	36:DD:30:LYS:NZ	2.47	0.46
36:DD:36:ALA:CB	36:DD:42:ALA:HB2	2.42	0.46
37:DE:56:PRO:O	37:DE:59:ILE:HB	2.16	0.46
37:DE:96:GLN:HG2	37:DE:97:PRO:CD	2.46	0.46
39:DG:103:ILE:HG13	39:DG:104:VAL:HG23	1.98	0.46
39:DG:41:ILE:HG21	39:DG:115:MET:HB3	1.96	0.46
42:DJ:52:LEU:HG	42:DJ:62:ARG:NE	2.31	0.46
33:DA:539:A:OP1	44:DL:110:LYS:HE2	2.16	0.46
33:DA:1330:U:OP1	45:DM:24:VAL:O	2.33	0.46
48:DP:72:ALA:C	48:DP:74:LEU:H	2.18	0.46
2:A1:22:THR:HB	4:A3:34:LYS:CE	2.33	0.46
3:A2:9:VAL:C	3:A2:11:LYS:N	2.70	0.46
4:A3:5:THR:O	4:A3:8:GLY:N	2.47	0.46
5:A4:27:CYS:SG	5:A4:33:HIS:CD2	3.09	0.46
8:AB:1230:A:C4	8:AB:1231:U:C6	3.04	0.46
8:AB:134:G:C6	8:AB:135:U:N3	2.84	0.46
8:AB:1401:G:C6	8:AB:1402:U:O4	2.69	0.46
8:AB:1410:G:H5''	8:AB:1411:U:OP2	2.16	0.46
8:AB:1425:G:C2	8:AB:1426:G:C2	3.04	0.46
8:AB:1449:G:N2	8:AB:1450:G:H1'	2.31	0.46
8:AB:1459:G:H8	8:AB:1459:G:H3'	1.80	0.46
8:AB:1557:C:H5	8:AB:1558:C:H2'	1.81	0.46
8:AB:1622:G:N2	8:AB:1623:G:C4	2.84	0.46
8:AB:1641:A:N6	8:AB:1642:G:C2	2.84	0.46
8:AB:1879:C:H2'	8:AB:1880:U:O4'	2.16	0.46

Continued on next page...

Continued from previous page...

Atom-1	Atom-2	Interatomic distance (Å)	Clash overlap (Å)
8:AB:1942:C:H5	8:AB:1943:U:C6	2.34	0.46
8:AB:2083:G:H2'	8:AB:2084:C:H5'	1.97	0.46
8:AB:2097:A:C5	8:AB:2098:U:C5	3.04	0.46
8:AB:2239:G:H8	8:AB:2239:G:O5'	1.99	0.46
8:AB:2485:G:H4'	19:AM:121:ALA:CA	2.45	0.46
8:AB:2489:U:H2'	8:AB:2490:G:H5'	1.98	0.46
8:AB:2531:A:N1	8:AB:2532:G:C5	2.84	0.46
1:A0:3:GLN:HB3	8:AB:2615:U:H1'	1.98	0.46
8:AB:2800:A:H2'	8:AB:2801:G:C4'	2.46	0.46
8:AB:2819:G:C6	8:AB:2821:A:C2	3.04	0.46
8:AB:583:G:C2	8:AB:584:C:C4	3.05	0.46
8:AB:616:A:C2	8:AB:617:G:C4	3.03	0.46
8:AB:760:G:H2'	8:AB:761:A:H8	1.81	0.46
8:AB:764:A:H4'	8:AB:764:A:OP2	2.16	0.46
8:AB:93:G:C2	8:AB:94:A:C4	3.04	0.46
8:AB:971:G:H5''	8:AB:974:G:H2'	1.98	0.46
9:AC:153:LEU:O	9:AC:153:LEU:CD2	2.64	0.46
9:AC:257:ARG:CA	9:AC:261:ARG:HH12	2.28	0.46
9:AC:38:LYS:O	9:AC:39:SER:CB	2.64	0.46
8:AB:2511:U:O3'	10:AD:128:ARG:HG2	2.16	0.46
11:AE:175:ILE:HG23	11:AE:176:ASP:N	2.30	0.46
11:AE:42:GLY:O	11:AE:43:THR:HG22	2.16	0.46
12:AF:135:ILE:HG23	12:AF:136:ILE:H	1.81	0.46
12:AF:69:ALA:C	12:AF:70:ARG:HG3	2.37	0.46
14:AH:7:ASP:OD1	14:AH:7:ASP:N	2.44	0.46
16:AJ:123:LYS:N	16:AJ:123:LYS:HD2	2.31	0.46
16:AJ:38:GLY:CA	16:AJ:41:LYS:HB3	2.46	0.46
17:AK:98:ARG:O	17:AK:99:ILE:HD12	2.16	0.46
18:AL:78:ARG:O	18:AL:111:ILE:HD12	2.16	0.46
20:AN:36:THR:O	20:AN:110:MET:O	2.34	0.46
21:AO:10:ARG:HE	21:AO:97:PHE:HE1	1.63	0.46
21:AO:88:LYS:HD2	21:AO:116:GLN:HE21	1.80	0.46
22:AP:60:VAL:HB	22:AP:61:ARG:H	1.55	0.46
22:AP:64:SER:HB3	22:AP:71:ARG:NH1	2.32	0.46
25:AS:109:ASP:O	25:AS:110:ARG:OXT	2.34	0.46
25:AS:40:ASN:O	25:AS:41:LYS:CB	2.64	0.46
25:AS:68:ASP:HB3	25:AS:69:LEU:H	1.53	0.46
26:AT:62:VAL:O	26:AT:80:TRP:HB3	2.16	0.46
29:AW:81:ILE:C	29:AW:81:ILE:HD12	2.36	0.46
32:AZ:9:TYR:CE2	32:AZ:26:SER:O	2.69	0.46
33:BA:110:C:H2'	33:BA:111:G:H8	1.81	0.46

Continued on next page...

Continued from previous page...

Atom-1	Atom-2	Interatomic distance (Å)	Clash overlap (Å)
33:BA:1124:G:H1	33:BA:1149:C:H42	1.63	0.46
33:BA:1279:G:C3'	33:BA:1279:G:C8	2.99	0.46
33:BA:127:G:C6	33:BA:128:G:N7	2.84	0.46
33:BA:254:G:H5''	49:BQ:67:SER:CB	2.45	0.46
33:BA:307:C:H6	33:BA:307:C:H5''	1.81	0.46
33:BA:323:U:O4	33:BA:324:G:C6	2.69	0.46
33:BA:416:G:C6	33:BA:417:G:N7	2.83	0.46
33:BA:537:G:H8	33:BA:537:G:C3'	2.22	0.46
33:BA:571:U:H3'	33:BA:572:A:H5''	1.97	0.46
33:BA:573:A:H1'	33:BA:883:C:O2'	2.15	0.46
33:BA:600:A:H5''	40:BH:88:LYS:HG2	1.97	0.46
33:BA:648:A:C2	33:BA:649:A:C5	3.03	0.46
33:BA:650:G:N3	33:BA:651:C:C6	2.84	0.46
33:BA:683:G:C5'	33:BA:683:G:C8	2.96	0.46
33:BA:697:U:H3	33:BA:798:U:C1'	2.29	0.46
33:BA:81:A:C2	33:BA:82:G:N7	2.84	0.46
33:BA:887:G:H3'	33:BA:888:G:C8	2.50	0.46
33:BA:960:U:C5	51:BS:77:ARG:HD2	2.50	0.46
34:BB:27:LYS:HB3	34:BB:28:PRO:CD	2.41	0.46
34:BB:65:LYS:CB	34:BB:89:PHE:HE1	2.29	0.46
35:BC:120:THR:HB	35:BC:188:ALA:HB2	1.98	0.46
36:BD:10:LEU:HD21	36:BD:62:ARG:HB3	1.98	0.46
36:BD:55:ARG:HD2	36:BD:55:ARG:N	2.31	0.46
36:BD:64:TYR:C	36:BD:66:VAL:N	2.70	0.46
38:BF:74:LEU:HG	38:BF:78:PHE:CE1	2.44	0.46
39:BG:112:ASP:CB	39:BG:118:ARG:HG3	2.45	0.46
39:BG:78:ARG:O	39:BG:78:ARG:HD3	2.16	0.46
33:BA:640:A:H2'	40:BH:106:SER:CB	2.46	0.46
40:BH:34:ALA:HB3	40:BH:109:VAL:HG21	1.97	0.46
40:BH:51:GLU:HG2	40:BH:52:GLY:N	2.31	0.46
40:BH:60:LEU:HD12	40:BH:60:LEU:N	2.31	0.46
41:BI:18:VAL:HG12	41:BI:20:ILE:HD11	1.98	0.46
42:BJ:53:ILE:HD11	42:BJ:63:ASP:OD1	2.17	0.46
42:BJ:92:LEU:O	42:BJ:93:ALA:HB3	2.16	0.46
43:BK:71:ASP:O	43:BK:72:ALA:HB2	2.16	0.46
44:BL:30:ARG:HB3	44:BL:57:THR:HG21	1.98	0.46
44:BL:49:ARG:NH1	44:BL:88:ASP:OD1	2.49	0.46
45:BM:58:GLU:HG3	45:BM:61:LYS:NZ	2.31	0.46
46:BN:32:ASP:C	46:BN:34:ASN:H	2.19	0.46
52:BT:53:MET:CE	52:BT:78:LEU:HD13	2.46	0.46
33:BA:186:C:H1'	52:BT:75:LYS:HD3	1.98	0.46

Continued on next page...

Continued from previous page...

Atom-1	Atom-2	Interatomic distance (Å)	Clash overlap (Å)
7:CA:29:A:C2	7:CA:30:C:N4	2.83	0.46
8:CB:1153:C:OP2	55:CB:5206:HOH:O	2.19	0.46
8:CB:118:A:H3'	8:CB:119:A:C5'	2.45	0.46
8:CB:1282:U:H2'	8:CB:1283:G:O4'	2.16	0.46
8:CB:1473:G:H2'	8:CB:1474:U:C6	2.51	0.46
8:CB:1560:G:C2	8:CB:1561:C:C2	3.03	0.46
8:CB:1654:A:H2'	8:CB:1654:A:N3	2.31	0.46
8:CB:1933:G:H3'	8:CB:1933:G:C8	2.51	0.46
8:CB:1265:A:H61	8:CB:2013:A:H5''	1.81	0.46
8:CB:2220:U:O5'	8:CB:2220:U:H6	1.98	0.46
8:CB:2277:G:C6	8:CB:2278:A:N7	2.84	0.46
8:CB:2280:G:N1	8:CB:2281:A:N7	2.64	0.46
8:CB:2294:G:C6	8:CB:2295:C:C5	3.04	0.46
8:CB:2392:A:C8	8:CB:2429:G:C6	3.03	0.46
8:CB:945:A:H2	8:CB:2448:A:O4'	1.99	0.46
8:CB:2065:C:O2'	8:CB:2449:U:N3	2.48	0.46
8:CB:2483:C:C2'	8:CB:2484:G:O5'	2.64	0.46
8:CB:2568:U:O2	8:CB:2569:G:N9	2.49	0.46
8:CB:262:A:H2'	8:CB:263:G:C5'	2.46	0.46
8:CB:2717:C:H1'	22:CP:95:LYS:HZ1	1.80	0.46
3:C2:40:ALA:HA	8:CB:458:G:H3'	1.98	0.46
8:CB:480:A:H4'	27:CU:40:LEU:CD1	2.36	0.46
8:CB:616:A:C2	8:CB:617:G:H1'	2.51	0.46
8:CB:626:A:H3'	8:CB:627:A:H5'	1.97	0.46
8:CB:763:G:O2'	8:CB:764:A:H5'	2.16	0.46
8:CB:926:G:C8	8:CB:926:G:H3'	2.51	0.46
8:CB:569:U:H1'	8:CB:947:A:O4'	2.15	0.46
9:CC:257:ARG:CB	9:CC:261:ARG:CZ	2.94	0.46
10:CD:178:VAL:CG2	10:CD:179:ARG:H	2.11	0.46
10:CD:46:ARG:O	10:CD:47:ALA:CB	2.63	0.46
10:CD:68:PHE:HB2	10:CD:90:PHE:CZ	2.49	0.46
11:CE:126:VAL:HG22	11:CE:128:ALA:H	1.80	0.46
11:CE:141:MET:SD	11:CE:185:LYS:HE3	2.57	0.46
11:CE:186:VAL:O	11:CE:186:VAL:HG12	2.16	0.46
8:CB:599:A:O2'	11:CE:27:LEU:HD22	2.16	0.46
12:CF:135:ILE:HG23	45:DM:70:ARG:NH1	2.31	0.46
17:CK:30:ARG:HG2	17:CK:31:ARG:H	1.81	0.46
1:C0:43:THR:HG21	20:CN:100:CYS:HA	1.98	0.46
8:CB:1453:A:C2	20:CN:74:GLU:HA	2.51	0.46
21:CO:17:LYS:HD3	21:CO:20:GLU:CG	2.46	0.46
21:CO:25:ARG:CG	21:CO:94:ARG:HH12	2.29	0.46

Continued on next page...

Continued from previous page...

Atom-1	Atom-2	Interatomic distance (Å)	Clash overlap (Å)
25:CS:56:ALA:HA	25:CS:59:GLU:CG	2.46	0.46
27:CU:96:LYS:O	27:CU:97:SER:HB3	2.16	0.46
30:CX:49:ASP:CA	30:CX:52:ARG:HD2	2.31	0.46
31:CY:4:ILE:HA	31:CY:36:GLU:HB2	1.98	0.46
33:DA:1024:G:O2'	33:DA:1025:U:H5'	2.16	0.46
33:DA:1384:C:C4	33:DA:1385:G:N7	2.84	0.46
33:DA:1386:G:C2'	33:DA:1387:G:H8	2.21	0.46
33:DA:246:A:C4	33:DA:279:A:N6	2.84	0.46
33:DA:357:G:C4	33:DA:358:U:H5	2.34	0.46
33:DA:685:G:H2'	33:DA:686:U:C5	2.51	0.46
33:DA:722:G:N1	33:DA:724:G:C8	2.84	0.46
33:DA:743:A:H8	33:DA:743:A:H3'	1.81	0.46
33:DA:756:C:H2'	33:DA:757:U:C6	2.51	0.46
33:DA:786:G:C6	33:DA:787:A:C8	3.04	0.46
33:DA:848:C:H6	33:DA:848:C:O5'	1.99	0.46
33:DA:93:U:O5'	33:DA:93:U:H6	1.99	0.46
33:DA:990:C:H2'	33:DA:991:U:O4'	2.15	0.46
35:DC:66:THR:HA	35:DC:101:ASN:HB2	1.97	0.46
35:DC:46:LEU:O	35:DC:46:LEU:HD12	2.16	0.46
36:DD:33:ILE:O	36:DD:35:GLN:HG3	2.16	0.46
36:DD:43:ARG:O	36:DD:45:PRO:CD	2.51	0.46
36:DD:54:LEU:O	36:DD:55:ARG:C	2.55	0.46
36:DD:13:ARG:CD	36:DD:55:ARG:HH21	2.26	0.46
36:DD:90:LEU:HD11	36:DD:194:ILE:HD11	1.98	0.46
37:DE:149:PRO:O	37:DE:152:VAL:HG23	2.16	0.46
39:DG:136:LYS:O	39:DG:139:ASP:HB3	2.16	0.46
39:DG:14:ASP:OD2	39:DG:22:LEU:HB2	2.16	0.46
33:DA:590:U:OP1	40:DH:29:SER:HA	2.15	0.46
45:DM:100:ARG:HE	45:DM:100:ARG:HB2	1.47	0.46
45:DM:104:ASN:HA	45:DM:106:ARG:NH1	2.31	0.46
45:DM:12:LYS:O	45:DM:17:ALA:HB2	2.16	0.46
45:DM:38:ILE:CG1	45:DM:55:LEU:HD21	2.45	0.46
49:DQ:23:ALA:C	49:DQ:24:ILE:HD12	2.36	0.46
50:DR:55:ALA:HA	50:DR:58:ILE:HD12	1.98	0.46
52:DT:7:LYS:O	52:DT:10:ALA:CB	2.63	0.46
7:AA:107:G:O2'	7:AA:108:A:O5'	2.34	0.45
7:AA:20:G:N1	7:AA:21:G:C5	2.84	0.45
8:AB:1225:G:C5	8:AB:1226:A:C6	3.04	0.45
8:AB:1252:G:O2'	8:AB:1253:A:O4'	2.32	0.45
8:AB:1365:A:H4'	32:AZ:10:GLU:HG3	1.97	0.45
8:AB:1862:G:C2	8:AB:1881:C:N3	2.84	0.45

Continued on next page...

Continued from previous page...

Atom-1	Atom-2	Interatomic distance (Å)	Clash overlap (Å)
8:AB:2020:A:N6	8:AB:2022:U:N3	2.64	0.45
8:AB:2033:A:H8	8:AB:2033:A:O5'	1.99	0.45
8:AB:2201:G:N2	8:AB:2223:G:C4	2.83	0.45
8:AB:2233:U:H6	8:AB:2233:U:H3'	1.81	0.45
8:AB:2291:U:O2	8:AB:2292:U:C2	2.69	0.45
8:AB:2604:U:H2'	8:AB:2605:U:H6	1.81	0.45
8:AB:2624:G:C8	8:AB:2624:G:H3'	2.52	0.45
8:AB:2641:G:C8	8:AB:2641:G:H5'	2.50	0.45
8:AB:285:G:C6	8:AB:286:U:C4	3.04	0.45
8:AB:2899:A:O2'	8:AB:2900:A:H5'	2.16	0.45
8:AB:366:C:C6	8:AB:366:C:H3'	2.51	0.45
8:AB:411:G:H4'	8:AB:412:A:C5'	2.46	0.45
8:AB:42:A:C5	8:AB:43:G:N7	2.84	0.45
8:AB:462:C:H6	8:AB:462:C:O5'	1.99	0.45
8:AB:482:A:N7	8:AB:506:G:C4	2.83	0.45
8:AB:741:U:H2'	8:AB:742:A:C8	2.51	0.45
8:AB:988:A:C2	8:AB:989:G:C2	3.04	0.45
9:AC:32:LEU:HB3	9:AC:61:TYR:HE1	1.76	0.45
10:AD:119:ALA:HB1	10:AD:123:LYS:HB2	1.97	0.45
10:AD:22:ILE:O	10:AD:22:ILE:CG2	2.63	0.45
10:AD:55:LYS:O	10:AD:56:LYS:C	2.54	0.45
11:AE:113:VAL:HG13	11:AE:114:ARG:N	2.23	0.45
12:AF:107:VAL:HG12	12:AF:113:PHE:CZ	2.51	0.45
13:AG:97:VAL:HG11	13:AG:123:GLU:CG	2.46	0.45
15:AI:91:LYS:N	15:AI:92:PRO:CD	2.78	0.45
16:AJ:113:PRO:O	16:AJ:114:LEU:HB3	2.16	0.45
16:AJ:34:ARG:HD2	16:AJ:39:LYS:HA	1.98	0.45
16:AJ:84:ILE:CG2	16:AJ:85:LYS:H	2.29	0.45
8:AB:663:G:P	18:AL:25:SER:HB3	2.55	0.45
18:AL:55:MET:N	18:AL:56:PRO:HD3	2.30	0.45
20:AN:126:ALA:O	20:AN:127:GLU:CB	2.56	0.45
22:AP:31:VAL:O	22:AP:33:GLU:N	2.49	0.45
23:AQ:103:VAL:O	23:AQ:107:ALA:N	2.47	0.45
27:AU:9:GLU:O	27:AU:10:VAL:HG13	2.15	0.45
28:AV:72:VAL:HG12	28:AV:93:ARG:HA	1.98	0.45
30:AX:25:GLN:O	30:AX:26:PHE:C	2.54	0.45
31:AY:35:VAL:CG1	31:AY:36:GLU:H	2.14	0.45
33:BA:1198:G:H2'	33:BA:1199:U:O4'	2.15	0.45
33:BA:1217:C:H6	33:BA:1217:C:O5'	1.99	0.45
33:BA:1253:G:H1'	33:BA:1355:G:O2'	2.16	0.45
33:BA:1405:G:H22	33:BA:1517:G:H22	1.62	0.45

Continued on next page...

Continued from previous page...

Atom-1	Atom-2	Interatomic distance (Å)	Clash overlap (Å)
33:BA:1489:G:H2'	33:BA:1490:U:C5'	2.45	0.45
33:BA:1493:A:C2'	33:BA:1494:G:H5''	2.46	0.45
33:BA:14:U:O2	33:BA:14:U:H2'	2.16	0.45
33:BA:1511:G:H2'	33:BA:1512:U:O4'	2.16	0.45
33:BA:1530:G:C2	33:BA:1531:A:N6	2.84	0.45
33:BA:176:C:H2'	33:BA:177:G:N3	2.31	0.45
33:BA:466:A:H5''	33:BA:467:U:OP1	2.15	0.45
33:BA:545:C:C2'	33:BA:546:A:H5'	2.46	0.45
33:BA:625:U:H4'	48:BP:16:PHE:CD2	2.49	0.45
33:BA:927:G:P	33:BA:1503:A:H8	2.38	0.45
33:BA:940:C:N3	33:BA:941:G:C5	2.84	0.45
33:BA:977:A:H4'	33:BA:981:U:O2	2.16	0.45
34:BB:84:LEU:O	34:BB:84:LEU:HD23	2.16	0.45
40:BH:64:TYR:HA	40:BH:70:VAL:HG23	1.97	0.45
42:BJ:33:GLY:N	42:BJ:83:THR:HG21	2.27	0.45
43:BK:32:THR:O	43:BK:32:THR:CG2	2.64	0.45
44:BL:49:ARG:HH12	44:BL:88:ASP:CG	2.19	0.45
46:BN:16:ALA:HA	46:BN:54:SER:OG	2.16	0.45
47:BO:32:THR:HG22	47:BO:33:ALA:N	2.31	0.45
47:BO:32:THR:OG1	47:BO:62:ARG:HD2	2.16	0.45
51:BS:27:LYS:HB2	51:BS:28:LYS:HD3	1.98	0.45
51:BS:48:ILE:CG2	51:BS:49:ALA:N	2.79	0.45
52:BT:18:LYS:HE3	52:BT:18:LYS:HB2	1.80	0.45
52:BT:81:GLN:O	52:BT:82:ILE:HG23	2.16	0.45
53:BU:17:ARG:HA	53:BU:20:ARG:HB2	1.98	0.45
1:C0:41:HIS:NE2	1:C0:42:ILE:CG2	2.78	0.45
3:C2:17:GLY:O	3:C2:18:PHE:C	2.53	0.45
8:CB:120:U:H5''	8:CB:122:G:OP2	2.17	0.45
8:CB:1267:U:H1'	55:CB:5227:HOH:O	2.15	0.45
8:CB:1358:G:C2	8:CB:1374:G:O6	2.69	0.45
8:CB:153:U:H3'	8:CB:153:U:C6	2.51	0.45
8:CB:1650:A:H2'	8:CB:1651:G:O4'	2.16	0.45
8:CB:178:G:O5'	8:CB:178:G:H8	1.99	0.45
8:CB:1797:G:H2'	8:CB:1798:U:H6	1.80	0.45
8:CB:1931:U:H2'	8:CB:1932:A:O4'	2.16	0.45
8:CB:2090:A:C2	8:CB:2230:G:C5	3.04	0.45
8:CB:2201:G:H5'	8:CB:2202:U:OP2	2.16	0.45
8:CB:2204:G:C5	8:CB:2221:G:C2	3.04	0.45
8:CB:2487:G:N3	8:CB:2488:G:C8	2.85	0.45
8:CB:263:G:C6	8:CB:264:C:C4	3.04	0.45
8:CB:2648:G:N3	8:CB:2673:G:C2	2.84	0.45

Continued on next page...

Continued from previous page...

Atom-1	Atom-2	Interatomic distance (Å)	Clash overlap (Å)
8:CB:2048:G:O4'	8:CB:2823:A:N1	2.49	0.45
8:CB:2622:U:O2'	8:CB:2825:G:N7	2.49	0.45
8:CB:2891:U:H2'	8:CB:2892:G:H5'	1.98	0.45
8:CB:278:A:N1	8:CB:362:A:C5	2.84	0.45
8:CB:406:G:H2'	8:CB:407:G:O5'	2.16	0.45
8:CB:418:C:C2	8:CB:419:U:C6	3.04	0.45
8:CB:556:A:C2	8:CB:557:C:N1	2.84	0.45
8:CB:561:G:O5'	8:CB:561:G:C8	2.56	0.45
8:CB:635:C:OP2	18:CL:109:LYS:HE2	2.16	0.45
8:CB:636:G:H3'	18:CL:128:THR:HG22	1.99	0.45
9:CC:119:VAL:HG13	9:CC:133:ASN:HD21	1.81	0.45
9:CC:207:ALA:O	9:CC:208:GLY:C	2.55	0.45
9:CC:47:ARG:HB3	9:CC:48:ILE:H	1.48	0.45
10:CD:140:HIS:O	10:CD:141:ARG:CB	2.64	0.45
8:CB:2305:U:C2	12:CF:150:GLY:HA3	2.51	0.45
12:CF:33:ILE:HD11	12:CF:90:LEU:CB	2.39	0.45
13:CG:143:VAL:O	13:CG:147:LEU:HD12	2.16	0.45
14:CH:7:ASP:O	14:CH:14:SER:O	2.34	0.45
14:CH:53:GLU:O	14:CH:53:GLU:HG2	2.16	0.45
18:CL:18:ARG:CZ	18:CL:20:GLY:HA3	2.47	0.45
18:CL:89:VAL:O	18:CL:96:LYS:HE2	2.16	0.45
19:CM:92:TRP:CG	19:CM:93:VAL:N	2.81	0.45
8:CB:2820:A:O3'	20:CN:2:ARG:HD2	2.15	0.45
20:CN:97:ILE:HG12	20:CN:97:ILE:O	2.16	0.45
21:CO:54:VAL:O	21:CO:54:VAL:HG13	2.15	0.45
22:CP:92:ARG:NH2	22:CP:111:GLU:O	2.49	0.45
23:CQ:46:TYR:HD1	24:CR:79:ARG:HB3	1.80	0.45
24:CR:82:HIS:CD2	24:CR:84:ARG:HH21	2.35	0.45
25:CS:110:ARG:HH11	25:CS:110:ARG:CG	2.05	0.45
26:CT:8:LEU:HD11	30:CX:26:PHE:HZ	1.75	0.45
28:CV:37:PRO:O	28:CV:38:LEU:HB2	2.16	0.45
33:DA:1187:G:H3'	33:DA:1188:A:C8	2.51	0.45
33:DA:1206:G:C5'	33:DA:1206:G:C8	2.92	0.45
33:DA:1356:G:H2'	33:DA:1357:A:H8	1.76	0.45
33:DA:1375:A:O2'	33:DA:1376:U:H5'	2.16	0.45
33:DA:1417:G:H21	33:DA:1482:G:H2'	1.79	0.45
33:DA:1426:G:O2'	33:DA:1427:C:O4'	2.32	0.45
33:DA:1431:A:N1	33:DA:1432:G:N2	2.63	0.45
33:DA:1455:G:C4	33:DA:1456:A:C8	3.05	0.45
33:DA:255:G:C6	33:DA:256:U:C4	3.04	0.45
33:DA:540:G:C4	33:DA:541:G:C8	3.04	0.45

Continued on next page...

Continued from previous page...

Atom-1	Atom-2	Interatomic distance (Å)	Clash overlap (Å)
33:DA:558:G:OP2	33:DA:560:A:OP1	2.35	0.45
33:DA:622:A:N6	33:DA:623:C:H1'	2.30	0.45
33:DA:622:A:N7	33:DA:623:C:C2	2.84	0.45
33:DA:719:C:C5	33:DA:720:C:C4	3.05	0.45
33:DA:797:C:H2'	33:DA:798:U:H5'	1.92	0.45
34:DB:116:LEU:CD1	34:DB:140:LEU:HD21	2.46	0.45
34:DB:19:THR:HA	34:DB:37:VAL:HG23	1.98	0.45
35:DC:32:LEU:O	35:DC:36:PHE:CD1	2.69	0.45
43:DK:121:ARG:HA	43:DK:122:PRO:HD2	1.86	0.45
44:DL:14:LYS:HE2	44:DL:15:VAL:O	2.17	0.45
33:DA:1329:A:OP1	45:DM:27:THR:HB	2.16	0.45
47:DO:59:VAL:O	47:DO:60:SER:C	2.53	0.45
47:DO:66:LEU:HB3	47:DO:77:TYR:HE1	1.81	0.45
47:DO:5:GLU:HA	47:DO:8:ALA:HB3	1.97	0.45
48:DP:4:ILE:HG12	48:DP:21:VAL:HG22	1.98	0.45
53:DU:34:ARG:HE	53:DU:35:GLU:N	2.14	0.45
8:AB:1071:G:C6	8:AB:1072:C:N3	2.84	0.45
8:AB:1193:G:N2	8:AB:1194:A:H1'	2.31	0.45
8:AB:1214:A:H2'	8:AB:1215:G:H8	1.81	0.45
8:AB:1239:G:C4	8:AB:1240:U:C5	3.04	0.45
8:AB:1254:A:N6	11:AE:77:ILE:HD12	2.31	0.45
8:AB:170:U:H2'	8:AB:171:U:C6	2.51	0.45
8:AB:1740:G:H2'	8:AB:1741:C:C6	2.51	0.45
8:AB:1861:G:C8	8:AB:1861:G:C5'	2.98	0.45
8:AB:187:G:C3'	8:AB:187:G:C8	2.99	0.45
8:AB:198:C:H4'	8:AB:2243:U:O2'	2.16	0.45
8:AB:2192:U:C5'	8:AB:2192:U:H6	2.28	0.45
8:AB:2256:G:N2	8:AB:2257:U:H1'	2.31	0.45
8:AB:2261:C:C4	8:AB:2280:G:N2	2.84	0.45
8:AB:415:A:C2	8:AB:2409:G:N1	2.84	0.45
8:AB:2421:G:C8	8:AB:2421:G:C5'	2.99	0.45
8:AB:2435:A:C2	8:AB:2436:G:H1'	2.50	0.45
8:AB:2442:C:C6	8:AB:2442:C:H3'	2.52	0.45
8:AB:2459:A:N6	8:AB:2494:G:C2	2.84	0.45
8:AB:2631:G:C5	8:AB:2632:A:C8	3.03	0.45
8:AB:2816:G:N1	8:AB:2817:U:C4	2.85	0.45
8:AB:282:A:C5	8:AB:283:G:N7	2.83	0.45
8:AB:296:U:H3	8:AB:342:A:N6	2.14	0.45
8:AB:42:A:N3	8:AB:438:G:C2	2.84	0.45
8:AB:459:U:O2'	8:AB:460:A:H5'	2.16	0.45
8:AB:675:A:C6	8:AB:676:A:C6	3.04	0.45

Continued on next page...

Continued from previous page...

Atom-1	Atom-2	Interatomic distance (Å)	Clash overlap (Å)
8:AB:856:G:N2	8:AB:921:C:C2	2.81	0.45
8:AB:968:C:C3'	8:AB:969:G:H5''	2.46	0.45
9:AC:204:LEU:HD22	9:AC:210:ALA:HB1	1.97	0.45
9:AC:208:GLY:C	9:AC:210:ALA:H	2.17	0.45
9:AC:22:GLU:CB	9:AC:202:ARG:HE	2.29	0.45
9:AC:250:GLN:OE1	9:AC:250:GLN:N	2.49	0.45
9:AC:62:ARG:O	9:AC:63:ILE:C	2.53	0.45
10:AD:33:ARG:NH2	10:AD:91:THR:CG2	2.79	0.45
11:AE:25:GLU:C	11:AE:27:LEU:N	2.68	0.45
12:AF:33:ILE:HG22	12:AF:155:ILE:CG1	2.38	0.45
15:AI:70:THR:HG22	15:AI:71:LYS:N	2.30	0.45
15:AI:89:SER:HB2	15:AI:97:VAL:HG21	1.97	0.45
19:AM:131:VAL:HG22	19:AM:131:VAL:O	2.16	0.45
8:AB:871:U:HO2'	19:AM:68:PHE:HB3	1.80	0.45
8:AB:1278:C:O3'	20:AN:34:ILE:HG22	2.15	0.45
20:AN:66:ALA:HA	20:AN:69:ARG:HB2	1.98	0.45
21:AO:37:ALA:O	21:AO:38:GLN:HG2	2.17	0.45
21:AO:56:LYS:C	21:AO:56:LYS:HD3	2.36	0.45
23:AQ:24:TYR:O	23:AQ:27:ARG:HB2	2.16	0.45
24:AR:31:GLU:O	24:AR:32:THR:CB	2.63	0.45
28:AV:25:LYS:HA	28:AV:42:LEU:O	2.17	0.45
28:AV:4:ILE:O	28:AV:63:ILE:HA	2.15	0.45
33:BA:1151:A:H4'	33:BA:1152:A:OP1	2.16	0.45
33:BA:1165:U:H2'	33:BA:1166:G:C5'	2.41	0.45
33:BA:1213:A:O2'	33:BA:1214:C:O5'	2.32	0.45
33:BA:142:G:C2	33:BA:143:A:C4	3.04	0.45
33:BA:1518:A:H2	33:BA:1519:A:C2	2.33	0.45
33:BA:393:A:N3	33:BA:394:G:H8	2.13	0.45
33:BA:460:A:C2	33:BA:462:G:N7	2.84	0.45
33:BA:474:G:H2'	33:BA:475:C:C6	2.51	0.45
33:BA:677:U:C2'	33:BA:678:U:H5'	2.45	0.45
33:BA:700:G:O2'	33:BA:704:A:C8	2.68	0.45
33:BA:742:G:C3'	33:BA:742:G:C8	2.98	0.45
33:BA:587:G:H1'	33:BA:755:G:N2	2.31	0.45
33:BA:892:A:C2	33:BA:907:A:N3	2.84	0.45
37:BE:151:MET:HB2	37:BE:155:LYS:CG	2.44	0.45
41:BI:23:GLY:HA2	41:BI:59:LYS:O	2.16	0.45
42:BJ:30:LYS:O	42:BJ:30:LYS:HE2	2.16	0.45
44:BL:13:ARG:N	44:BL:13:ARG:HD2	2.31	0.45
46:BN:100:TRP:HE3	46:BN:100:TRP:H	1.62	0.45
33:BA:976:G:OP1	46:BN:70:HIS:HA	2.16	0.45

Continued on next page...

Continued from previous page...

Atom-1	Atom-2	Interatomic distance (Å)	Clash overlap (Å)
46:BN:79:SER:O	46:BN:81:ILE:N	2.48	0.45
8:CB:1057:A:N6	8:CB:1082:U:N3	2.64	0.45
8:CB:1181:U:H2'	8:CB:1182:G:C8	2.51	0.45
8:CB:1268:A:C2'	8:CB:1269:A:O5'	2.64	0.45
8:CB:1317:G:C2	8:CB:1318:U:C2	3.04	0.45
8:CB:1410:G:H5''	8:CB:1411:U:OP2	2.16	0.45
8:CB:1661:G:C4	8:CB:1662:U:C5	3.03	0.45
8:CB:1677:A:N1	8:CB:1678:A:C2	2.85	0.45
8:CB:1708:C:O5'	8:CB:1708:C:H6	1.99	0.45
8:CB:1803:A:O3'	9:CC:254:LYS:CD	2.50	0.45
8:CB:1861:G:C2	8:CB:1882:U:C2	3.04	0.45
8:CB:1890:A:C2	8:CB:2234:G:H1'	2.51	0.45
8:CB:1897:G:C2	8:CB:1898:U:O2	2.69	0.45
8:CB:1897:G:C2	8:CB:1898:U:C2	3.05	0.45
8:CB:1911:U:O2'	8:CB:1912:A:H5'	2.16	0.45
8:CB:2189:U:H3'	8:CB:2189:U:H6	1.80	0.45
8:CB:2298:A:H2'	8:CB:2298:A:N3	2.30	0.45
8:CB:2442:C:C6	8:CB:2442:C:H3'	2.51	0.45
8:CB:2575:C:C5'	8:CB:2576:G:OP2	2.64	0.45
8:CB:2734:A:N7	8:CB:2735:G:N9	2.63	0.45
8:CB:527:C:H5''	8:CB:2779:U:N3	2.31	0.45
8:CB:2813:A:H2'	8:CB:2814:A:H8	1.82	0.45
1:C0:27:LEU:CD1	8:CB:2886:A:C5	2.99	0.45
8:CB:453:A:H4'	8:CB:472:A:N6	2.31	0.45
8:CB:451:U:O2	8:CB:453:A:N6	2.49	0.45
8:CB:571:U:O4	8:CB:575:A:C5	2.69	0.45
8:CB:602:A:H4'	8:CB:604:G:H4'	1.98	0.45
8:CB:751:A:N7	8:CB:789:A:N1	2.64	0.45
8:CB:752:A:C3'	8:CB:753:A:H5'	2.45	0.45
8:CB:824:U:C4	8:CB:825:A:N7	2.84	0.45
8:CB:93:G:H2'	8:CB:94:A:C8	2.51	0.45
9:CC:15:VAL:HG12	9:CC:16:VAL:CG2	2.44	0.45
9:CC:62:ARG:O	9:CC:63:ILE:C	2.54	0.45
9:CC:66:PHE:O	9:CC:68:ARG:N	2.46	0.45
15:CI:102:ARG:HH11	15:CI:102:ARG:HB3	1.78	0.45
15:CI:125:THR:HG22	15:CI:129:GLU:OE2	2.16	0.45
17:CK:105:ARG:O	17:CK:108:ARG:HB2	2.15	0.45
18:CL:18:ARG:NH1	18:CL:20:GLY:CA	2.76	0.45
22:CP:93:LYS:NZ	22:CP:97:TYR:CE2	2.84	0.45
23:CQ:10:ARG:HB3	23:CQ:14:LYS:NZ	2.31	0.45
23:CQ:46:TYR:CD1	24:CR:78:ARG:C	2.89	0.45

Continued on next page...

Continued from previous page...

Atom-1	Atom-2	Interatomic distance (Å)	Clash overlap (Å)
27:CU:3:LYS:O	27:CU:4:ILE:HB	2.15	0.45
29:CW:36:ILE:HD12	29:CW:37:VAL:HG23	1.98	0.45
30:CX:51:ALA:C	30:CX:53:VAL:N	2.70	0.45
8:CB:396:G:H5''	32:CZ:11:GLU:CD	2.35	0.45
32:CZ:48:GLN:NE2	32:CZ:49:ARG:H	2.13	0.45
32:CZ:1:MET:HA	32:CZ:9:TYR:CZ	2.50	0.45
33:DA:1059:C:H3'	33:DA:1059:C:H6	1.81	0.45
33:DA:1052:U:C4	33:DA:1200:C:C4	3.03	0.45
33:DA:1251:A:C1'	33:DA:1370:G:H4'	2.47	0.45
33:DA:978:A:N1	33:DA:1319:A:H1'	2.31	0.45
33:DA:1320:C:N3	33:DA:1321:U:C2	2.84	0.45
33:DA:136:C:H6	33:DA:136:C:O5'	1.99	0.45
33:DA:1424:U:O2'	33:DA:1425:U:C5'	2.64	0.45
33:DA:1432:G:C1'	33:DA:1468:A:H62	2.28	0.45
33:DA:1525:G:H5''	33:DA:1525:G:C8	2.49	0.45
33:DA:18:C:OP1	37:DE:131:ASN:ND2	2.42	0.45
33:DA:185:U:O2	33:DA:192:A:N1	2.50	0.45
33:DA:231:U:C2'	33:DA:232:G:H5''	2.45	0.45
33:DA:451:A:O3'	33:DA:452:A:H8	1.99	0.45
33:DA:607:A:N7	33:DA:608:A:N7	2.65	0.45
33:DA:596:A:N6	33:DA:645:G:C2	2.84	0.45
33:DA:787:A:O2'	33:DA:788:U:O5'	2.33	0.45
33:DA:804:U:H5	33:DA:805:C:N4	2.00	0.45
33:DA:895:G:N1	33:DA:896:C:C4	2.84	0.45
33:DA:89:U:C5	33:DA:90:C:C5	3.05	0.45
35:DC:166:TRP:O	35:DC:167:TYR:CB	2.64	0.45
35:DC:56:ILE:O	35:DC:58:ARG:N	2.38	0.45
35:DC:64:ARG:HG3	35:DC:99:GLN:OE1	2.16	0.45
36:DD:116:LEU:CA	36:DD:119:HIS:HB2	2.36	0.45
37:DE:144:GLU:C	37:DE:146:MET:N	2.69	0.45
38:DF:53:LYS:O	38:DF:53:LYS:HD3	2.15	0.45
39:DG:45:ALA:CB	39:DG:116:ALA:HA	2.31	0.45
39:DG:25:PHE:HE1	39:DG:104:VAL:CG2	2.29	0.45
40:DH:46:GLU:HG2	40:DH:63:LYS:HE2	1.98	0.45
41:DI:116:GLY:O	41:DI:117:LEU:HG	2.15	0.45
41:DI:94:ARG:HH11	41:DI:94:ARG:CG	2.19	0.45
43:DK:95:THR:O	43:DK:98:ALA:HB3	2.15	0.45
48:DP:42:ILE:CG2	48:DP:42:ILE:O	2.64	0.45
1:A0:42:ILE:HD11	1:A0:44:ALA:HB3	1.98	0.45
7:AA:13:G:H4'	7:AA:15:A:H2'	1.99	0.45
7:AA:54:G:H2'	7:AA:55:U:H6	1.78	0.45

Continued on next page...

Continued from previous page...

Atom-1	Atom-2	Interatomic distance (Å)	Clash overlap (Å)
7:AA:78:A:N6	7:AA:98:G:O2'	2.45	0.45
8:AB:1063:G:C6	8:AB:1064:C:C4	3.05	0.45
8:AB:1055:G:N2	8:AB:1105:U:C2	2.85	0.45
8:AB:1120:G:C2'	8:AB:1121:C:H5'	2.46	0.45
8:AB:1173:U:H2'	8:AB:1174:U:O4'	2.15	0.45
8:AB:1598:A:H2'	8:AB:1598:A:N3	2.31	0.45
8:AB:1708:C:C2	8:AB:1709:U:C5	3.04	0.45
8:AB:1897:G:N1	8:AB:1898:U:O2	2.50	0.45
8:AB:2024:G:C6	8:AB:2025:C:N4	2.84	0.45
8:AB:2041:U:H2'	8:AB:2042:A:C8	2.51	0.45
8:AB:2400:G:C5	8:AB:2401:U:C4	3.05	0.45
8:AB:245:G:C8	8:AB:245:G:C3'	2.99	0.45
8:AB:2486:C:H2'	8:AB:2487:G:O5'	2.15	0.45
8:AB:2511:U:O4	8:AB:2512:C:C4	2.69	0.45
8:AB:2516:A:H3'	8:AB:2517:C:H6	1.81	0.45
8:AB:2519:U:C4	8:AB:2541:A:C5	3.05	0.45
8:AB:2620:C:H4'	10:AD:161:MET:HB2	1.99	0.45
8:AB:271:G:C6	8:AB:367:G:C6	3.04	0.45
8:AB:2739:U:H2'	8:AB:2740:A:H8	1.81	0.45
8:AB:2876:G:N7	8:AB:2877:G:N7	2.64	0.45
8:AB:2884:U:H2'	8:AB:2885:G:O5'	2.16	0.45
8:AB:299:A:C8	8:AB:322:A:C2	3.05	0.45
8:AB:411:G:H4'	8:AB:412:A:H5''	1.98	0.45
8:AB:499:U:O4	8:AB:500:G:C6	2.69	0.45
8:AB:541:A:H1'	8:AB:553:G:H22	1.81	0.45
8:AB:637:A:H4'	8:AB:638:G:C4'	2.46	0.45
8:AB:687:C:N4	8:AB:688:U:C2	2.84	0.45
8:AB:725:G:C5	8:AB:726:G:C6	3.05	0.45
8:AB:743:A:C5	8:AB:744:U:C5	3.04	0.45
8:AB:856:G:N2	8:AB:922:C:N4	2.64	0.45
8:AB:936:A:C6	8:AB:937:C:C4	3.05	0.45
8:AB:969:G:C6	8:AB:970:U:C4	3.04	0.45
9:AC:258:SER:O	9:AC:259:ASN:C	2.55	0.45
9:AC:89:ASN:N	9:AC:89:ASN:ND2	2.64	0.45
10:AD:206:ALA:O	10:AD:207:VAL:C	2.54	0.45
10:AD:29:VAL:O	10:AD:30:GLU:O	2.34	0.45
11:AE:79:ARG:O	11:AE:80:SER:CB	2.64	0.45
12:AF:76:PHE:HD1	12:AF:78:ILE:HD12	1.80	0.45
8:AB:2751:G:OP1	13:AG:1:SER:HB2	2.17	0.45
14:AH:125:THR:HA	14:AH:146:VAL:HG11	1.99	0.45
14:AH:25:TYR:C	14:AH:27:ARG:N	2.68	0.45

Continued on next page...

Continued from previous page...

Atom-1	Atom-2	Interatomic distance (Å)	Clash overlap (Å)
16:AJ:132:HIS:C	16:AJ:132:HIS:CD2	2.89	0.45
16:AJ:54:ILE:CG2	16:AJ:55:ILE:N	2.80	0.45
11:AE:25:GLU:OE2	18:AL:17:LYS:HD2	2.16	0.45
18:AL:33:ARG:HH22	18:AL:36:LYS:HZ3	1.62	0.45
8:AB:2334:U:C1'	21:AO:12:THR:HB	2.37	0.45
21:AO:5:SER:O	21:AO:6:ALA:HB2	2.16	0.45
21:AO:84:GLU:HA	21:AO:87:ILE:CG2	2.47	0.45
17:AK:73:ASP:O	22:AP:76:HIS:CE1	2.69	0.45
23:AQ:40:LYS:HA	23:AQ:40:LYS:HD2	1.71	0.45
8:AB:534:U:O4'	23:AQ:44:TYR:HB3	2.17	0.45
23:AQ:3:VAL:O	23:AQ:4:LYS:C	2.55	0.45
24:AR:3:ALA:CB	24:AR:41:ILE:HG22	2.46	0.45
27:AU:33:VAL:O	27:AU:63:ALA:O	2.34	0.45
30:AX:41:HIS:O	30:AX:45:GLN:HB2	2.16	0.45
33:BA:1037:C:H6	33:BA:1037:C:O5'	1.99	0.45
33:BA:1042:A:H2'	33:BA:1043:G:O4'	2.17	0.45
33:BA:1340:A:H3'	33:BA:1341:U:C6	2.52	0.45
33:BA:1487:G:H2'	33:BA:1488:G:O4'	2.16	0.45
33:BA:1500:A:OP1	55:BA:5276:HOH:O	2.21	0.45
33:BA:156:C:H42	33:BA:165:G:H1	1.64	0.45
33:BA:214:C:O2'	33:BA:215:C:H5'	2.16	0.45
33:BA:258:G:O6	33:BA:269:C:N3	2.50	0.45
33:BA:662:U:C2'	33:BA:663:A:H8	2.23	0.45
33:BA:789:U:C2'	33:BA:790:A:H5''	2.41	0.45
36:BD:63:ILE:HG23	36:BD:110:ARG:HH12	1.82	0.45
36:BD:124:VAL:C	36:BD:126:GLY:N	2.69	0.45
36:BD:61:ARG:NE	36:BD:66:VAL:O	2.49	0.45
37:BE:49:TYR:HE2	37:BE:133:ILE:HG21	1.82	0.45
38:BF:7:VAL:HG13	50:BR:64:LEU:HD21	1.99	0.45
7:CA:14:U:HO2'	7:CA:15:A:P	2.39	0.45
8:CB:1059:G:O2'	15:CI:135:MET:HG3	2.16	0.45
8:CB:112:U:C5	8:CB:113:U:C2	3.05	0.45
8:CB:1326:U:C5	8:CB:1327:A:N7	2.84	0.45
8:CB:1332:G:OP2	55:CB:5243:HOH:O	2.20	0.45
8:CB:142:A:OP2	8:CB:142:A:H8	2.00	0.45
8:CB:1466:U:C6	8:CB:1466:U:C3'	2.99	0.45
8:CB:1704:C:C2	8:CB:1705:A:C8	3.04	0.45
8:CB:1796:U:N3	8:CB:1797:G:C8	2.84	0.45
8:CB:1858:A:C2	8:CB:1885:A:C8	3.05	0.45
8:CB:1945:G:C2	8:CB:1946:U:C5	3.04	0.45
8:CB:214:G:O2'	8:CB:215:G:H5'	2.16	0.45

Continued on next page...

Continued from previous page...

Atom-1	Atom-2	Interatomic distance (Å)	Clash overlap (Å)
8:CB:2269:G:C2'	8:CB:2270:A:H5'	2.46	0.45
2:C1:7:LYS:HD2	8:CB:2284:A:OP2	2.17	0.45
8:CB:2297:A:N7	8:CB:2298:A:N7	2.64	0.45
8:CB:235:U:H2'	8:CB:236:C:C6	2.44	0.45
8:CB:2511:U:H2'	8:CB:2512:C:H5'	1.98	0.45
8:CB:2568:U:C2	8:CB:2569:G:C8	3.04	0.45
8:CB:2583:G:C6	8:CB:2584:U:O2	2.69	0.45
8:CB:2600:A:O2'	8:CB:2601:C:H5'	2.17	0.45
8:CB:2755:C:HO2'	8:CB:2756:U:H6	1.64	0.45
8:CB:2759:G:C2	8:CB:2760:C:C5	3.04	0.45
8:CB:2768:U:C4	8:CB:2769:U:C4	3.04	0.45
8:CB:2776:A:N1	8:CB:2778:A:C2	2.85	0.45
8:CB:319:G:C2	8:CB:320:A:C4	3.04	0.45
8:CB:323:C:C5	11:CE:165:HIS:CD2	3.04	0.45
8:CB:422:A:C2	8:CB:423:A:C5	3.04	0.45
8:CB:707:G:N3	8:CB:707:G:H2'	2.31	0.45
8:CB:71:A:H5''	8:CB:73:A:C8	2.52	0.45
8:CB:743:A:H8	8:CB:743:A:O5'	1.98	0.45
8:CB:856:G:N2	8:CB:921:C:C2	2.80	0.45
8:CB:928:A:C2	8:CB:929:U:C2	3.04	0.45
9:CC:251:THR:HB	9:CC:252:LYS:H	1.59	0.45
10:CD:146:ILE:CG1	10:CD:155:VAL:HG13	2.45	0.45
11:CE:9:GLN:O	11:CE:11:ALA:N	2.38	0.45
12:CF:106:ALA:O	12:CF:136:ILE:HG23	2.15	0.45
14:CH:119:ASN:O	14:CH:121:VAL:HG13	2.17	0.45
16:CJ:135:GLN:C	16:CJ:137:PRO:HD2	2.37	0.45
16:CJ:81:ILE:CG2	16:CJ:82:GLY:H	2.16	0.45
19:CM:71:LYS:N	19:CM:72:PRO:HD3	2.31	0.45
20:CN:49:GLU:O	20:CN:53:THR:HG23	2.16	0.45
17:CK:75:SER:HA	22:CP:76:HIS:NE2	2.32	0.45
23:CQ:3:VAL:O	23:CQ:4:LYS:C	2.54	0.45
23:CQ:67:ALA:C	23:CQ:69:ARG:N	2.69	0.45
25:CS:25:ARG:HB2	25:CS:26:GLY:H	1.60	0.45
27:CU:28:LEU:HD13	27:CU:31:GLY:HA3	1.98	0.45
33:DA:1137:C:O2	33:DA:1138:G:N2	2.46	0.45
33:DA:1281:C:H3'	33:DA:1282:C:H6	1.80	0.45
33:DA:1239:A:C5	33:DA:1298:U:H5	2.33	0.45
33:DA:1345:U:O4'	33:DA:1345:U:O2	2.34	0.45
33:DA:178:C:C4	33:DA:179:A:N7	2.84	0.45
33:DA:131:A:N3	33:DA:232:G:C2	2.84	0.45
33:DA:233:C:H2'	33:DA:234:C:H5'	1.99	0.45

Continued on next page...

Continued from previous page...

Atom-1	Atom-2	Interatomic distance (Å)	Clash overlap (Å)
33:DA:394:G:N3	33:DA:394:G:H2'	2.31	0.45
33:DA:396:C:H3'	33:DA:396:C:C6	2.52	0.45
33:DA:455:G:N2	33:DA:456:A:C2	2.84	0.45
33:DA:489:C:O2	33:DA:489:C:C2'	2.64	0.45
33:DA:515:G:C2	33:DA:537:G:C4	3.03	0.45
33:DA:515:G:H21	33:DA:537:G:H1'	1.80	0.45
33:DA:539:A:OP2	44:DL:110:LYS:HD3	2.16	0.45
33:DA:563:A:H2'	33:DA:567:G:C8	2.51	0.45
33:DA:579:A:H3'	33:DA:579:A:C8	2.51	0.45
33:DA:725:G:C5'	33:DA:725:G:C8	2.99	0.45
33:DA:660:C:C4	33:DA:746:A:C2	3.04	0.45
33:DA:812:G:O2'	33:DA:813:U:O5'	2.18	0.45
33:DA:865:A:C5	33:DA:866:C:C5	3.05	0.45
33:DA:942:G:H21	41:DI:125:GLN:NE2	1.92	0.45
35:DC:129:PHE:HE1	35:DC:130:ARG:NH1	2.14	0.45
35:DC:130:ARG:HA	35:DC:130:ARG:HD2	1.57	0.45
36:DD:114:ARG:HG3	36:DD:132:ALA:HB2	1.99	0.45
36:DD:96:ARG:HG2	36:DD:96:ARG:NH1	2.31	0.45
44:DL:110:LYS:O	44:DL:111:GLN:C	2.54	0.45
46:DN:41:TRP:CD1	46:DN:43:ALA:HB3	2.52	0.45
47:DO:88:ARG:HA	47:DO:88:ARG:HD3	1.60	0.45
50:DR:42:ARG:H	50:DR:42:ARG:HG3	1.34	0.45
51:DS:19:GLU:HA	51:DS:22:VAL:HG23	1.98	0.45
51:DS:51:HIS:HA	51:DS:56:HIS:HA	1.97	0.45
55:DA:5098:HOH:O	52:DT:3:ILE:HD12	2.16	0.45
53:DU:16:ARG:NE	53:DU:17:ARG:HH12	2.14	0.45
2:A1:10:LEU:HB2	2:A1:24:LYS:HA	1.99	0.45
4:A3:59:ALA:O	4:A3:60:CYS:O	2.34	0.45
4:A3:61:LEU:H	4:A3:61:LEU:CD1	2.29	0.45
8:AB:1140:C:H1'	8:AB:1143:A:O2'	2.16	0.45
8:AB:1353:A:C4	8:AB:1378:A:C6	3.04	0.45
8:AB:1620:G:H2'	8:AB:1621:U:H5'	1.98	0.45
8:AB:1803:A:O3'	9:AC:254:LYS:CD	2.52	0.45
8:AB:1820:U:H5	9:AC:158:GLY:O	1.99	0.45
8:AB:2007:U:O2	8:AB:2007:U:H2'	2.15	0.45
8:AB:2073:C:N4	55:AB:4599:HOH:O	2.48	0.45
8:AB:2286:G:N3	8:AB:2286:G:H5''	2.32	0.45
8:AB:826:U:OP1	8:AB:2428:G:H3'	2.17	0.45
8:AB:2817:U:H2'	8:AB:2818:U:O5'	2.16	0.45
8:AB:450:G:N2	8:AB:451:U:C5	2.73	0.45
8:AB:602:A:O4'	8:AB:604:G:O2'	2.30	0.45

Continued on next page...

Continued from previous page...

Atom-1	Atom-2	Interatomic distance (Å)	Clash overlap (Å)
8:AB:614:A:H4'	8:AB:615:U:OP1	2.16	0.45
8:AB:617:G:H2'	8:AB:618:G:O4'	2.16	0.45
8:AB:647:G:H5'	8:AB:648:G:OP2	2.17	0.45
8:AB:719:C:C2'	8:AB:720:U:H5'	2.47	0.45
8:AB:979:A:N3	8:AB:979:A:H2'	2.31	0.45
9:AC:187:CYS:C	9:AC:188:ARG:HG3	2.36	0.45
8:AB:2821:A:C5'	10:AD:167:ASN:HD21	2.29	0.45
10:AD:29:VAL:HG23	10:AD:51:THR:CG2	2.47	0.45
10:AD:55:LYS:O	10:AD:57:ALA:N	2.50	0.45
8:AB:2637:U:OP1	10:AD:82:PHE:HE1	1.99	0.45
10:AD:95:SER:O	10:AD:96:ILE:O	2.35	0.45
11:AE:6:LYS:CB	11:AE:11:ALA:HA	2.47	0.45
12:AF:177:ARG:HG2	12:AF:178:LYS:H	1.81	0.45
12:AF:76:PHE:O	12:AF:77:LYS:CB	2.65	0.45
12:AF:75:GLY:C	12:AF:77:LYS:H	2.19	0.45
13:AG:84:LYS:CE	13:AG:164:ALA:HB3	2.46	0.45
14:AH:47:PHE:HD1	14:AH:51:ARG:HD3	1.81	0.45
16:AJ:3:THR:O	16:AJ:4:PHE:CB	2.64	0.45
17:AK:108:ARG:HA	17:AK:116:ILE:CD1	2.45	0.45
20:AN:65:LEU:CB	20:AN:69:ARG:HG2	2.46	0.45
20:AN:97:ILE:HG12	20:AN:97:ILE:O	2.16	0.45
22:AP:50:ARG:HH11	22:AP:50:ARG:N	2.14	0.45
23:AQ:18:LYS:O	23:AQ:18:LYS:HG3	2.15	0.45
25:AS:32:ALA:CB	25:AS:51:LEU:HD12	2.46	0.45
26:AT:30:ILE:CG2	26:AT:32:LEU:HD11	2.46	0.45
29:AW:42:THR:HB	29:AW:65:LYS:CA	2.38	0.45
33:BA:1057:G:H5''	35:BC:153:SER:HB3	1.98	0.45
33:BA:105:G:C6	33:BA:106:C:C4	3.05	0.45
33:BA:1132:C:H6	33:BA:1132:C:H3'	1.81	0.45
33:BA:1143:G:H2'	33:BA:1144:G:C8	2.52	0.45
33:BA:1163:A:N1	33:BA:1164:G:C6	2.85	0.45
33:BA:203:G:H1'	33:BA:465:A:N6	2.31	0.45
33:BA:197:A:C6	33:BA:221:C:H5'	2.52	0.45
33:BA:25:C:C5	33:BA:558:G:N2	2.85	0.45
33:BA:308:C:H2'	33:BA:309:A:C8	2.52	0.45
33:BA:411:A:N6	33:BA:429:U:C4	2.84	0.45
33:BA:451:A:H1'	33:BA:452:A:N7	2.31	0.45
33:BA:555:U:O4	33:BA:556:C:N4	2.49	0.45
33:BA:666:G:H1'	33:BA:741:G:N2	2.32	0.45
33:BA:581:G:C2	33:BA:761:G:C2	3.04	0.45
33:BA:939:G:N2	33:BA:940:C:N3	2.64	0.45

Continued on next page...

Continued from previous page...

Atom-1	Atom-2	Interatomic distance (Å)	Clash overlap (Å)
34:BB:90:PHE:CG	34:BB:90:PHE:O	2.69	0.45
35:BC:123:LEU:HD21	35:BC:129:PHE:HA	1.98	0.45
35:BC:173:PRO:C	35:BC:175:HIS:H	2.20	0.45
35:BC:206:ILE:HG12	35:BC:207:LEU:N	2.31	0.45
36:BD:53:GLN:HB3	36:BD:202:LEU:HD13	1.98	0.45
36:BD:68:GLU:C	36:BD:70:GLN:N	2.67	0.45
37:BE:17:VAL:CG2	37:BE:33:THR:H	2.30	0.45
37:BE:56:PRO:O	37:BE:59:ILE:HG22	2.17	0.45
12:AF:111:ARG:NH1	45:BM:67:ASP:HB2	2.30	0.45
45:BM:70:ARG:O	45:BM:71:GLU:C	2.55	0.45
46:BN:2:LYS:O	46:BN:3:GLN:HB2	2.17	0.45
49:BQ:64:ARG:HA	49:BQ:65:PRO:HD2	1.79	0.45
49:BQ:72:TRP:N	49:BQ:72:TRP:CD1	2.83	0.45
2:C1:49:LYS:O	2:C1:50:GLU:CB	2.58	0.45
7:CA:53:A:H2'	7:CA:54:G:H5'	1.99	0.45
8:CB:1060:U:O4	15:CI:134:SER:C	2.55	0.45
8:CB:1228:G:C4	8:CB:1229:C:C5	3.04	0.45
8:CB:1232:G:H2'	8:CB:1233:C:C6	2.47	0.45
8:CB:1298:C:O2	8:CB:1302:A:O2'	2.33	0.45
8:CB:1454:C:H5'	20:CN:63:ARG:CZ	2.44	0.45
8:CB:1632:A:H2'	8:CB:1633:G:C8	2.51	0.45
8:CB:1680:U:H2'	8:CB:1681:G:H5'	1.97	0.45
8:CB:1807:G:C3'	8:CB:1807:G:C8	2.98	0.45
8:CB:1907:G:C2	8:CB:1924:C:O2	2.69	0.45
8:CB:1652:A:C2	8:CB:2006:C:C2	3.05	0.45
8:CB:2094:A:C2	8:CB:2196:C:C2	3.04	0.45
8:CB:2287:A:N3	8:CB:2287:A:H2'	2.32	0.45
8:CB:2353:G:O6	8:CB:2364:C:N3	2.49	0.45
8:CB:2432:A:N6	8:CB:2433:A:N6	2.64	0.45
8:CB:2511:U:O4	8:CB:2512:C:N4	2.49	0.45
8:CB:2519:U:N3	8:CB:2542:A:C6	2.84	0.45
8:CB:2592:G:C5'	8:CB:2593:U:OP2	2.55	0.45
8:CB:2688:G:H3'	8:CB:2688:G:C8	2.51	0.45
8:CB:2738:A:C3'	8:CB:2738:A:C8	3.00	0.45
8:CB:2776:A:C2	8:CB:2778:A:C4	3.05	0.45
8:CB:2828:G:H2'	8:CB:2829:A:H5'	1.98	0.45
8:CB:2832:U:N3	8:CB:2834:G:N2	2.65	0.45
8:CB:2835:A:C5	8:CB:2879:A:C6	3.04	0.45
8:CB:2852:G:H2'	8:CB:2853:C:H6	1.79	0.45
8:CB:360:U:C2'	8:CB:361:G:O4'	2.64	0.45
8:CB:412:A:N6	8:CB:2412:A:O4'	2.50	0.45

Continued on next page...

Continued from previous page...

Atom-1	Atom-2	Interatomic distance (Å)	Clash overlap (Å)
8:CB:537:G:N1	8:CB:555:G:C2	2.85	0.45
8:CB:565:C:H1'	8:CB:577:G:N2	2.31	0.45
8:CB:794:A:C4	8:CB:795:C:C5	3.05	0.45
8:CB:813:U:H1'	8:CB:1226:A:N3	2.31	0.45
8:CB:828:U:O2	8:CB:829:A:C8	2.68	0.45
8:CB:91:A:H1'	8:CB:92:U:C6	2.51	0.45
8:CB:944:C:H6	8:CB:944:C:C5'	2.29	0.45
8:CB:978:G:C4	8:CB:979:A:C8	3.04	0.45
8:CB:988:A:H2	8:CB:989:G:H21	1.63	0.45
9:CC:229:HIS:ND1	9:CC:231:HIS:HD2	2.15	0.45
10:CD:59:ARG:HG3	10:CD:60:VAL:O	2.17	0.45
11:CE:142:ALA:HB3	11:CE:185:LYS:NZ	2.31	0.45
11:CE:162:ARG:HD2	11:CE:162:ARG:HA	1.53	0.45
11:CE:50:ALA:O	11:CE:74:LYS:HE3	2.15	0.45
11:CE:84:THR:CG2	11:CE:85:PHE:N	2.79	0.45
14:CH:135:HIS:H	14:CH:138:VAL:HB	1.80	0.45
14:CH:127:GLU:HA	14:CH:144:VAL:O	2.17	0.45
14:CH:8:LYS:O	14:CH:9:VAL:HG13	2.16	0.45
8:CB:1131:G:C5	16:CJ:77:HIS:CE1	3.04	0.45
19:CM:98:PRO:O	19:CM:100:LYS:HD2	2.15	0.45
22:CP:103:THR:HG22	22:CP:105:LYS:CD	2.46	0.45
22:CP:58:PHE:O	22:CP:59:THR:C	2.55	0.45
23:CQ:100:PHE:CE2	24:CR:13:ARG:NH2	2.85	0.45
24:CR:67:GLY:H	24:CR:98:ILE:H	1.64	0.45
26:CT:15:HIS:O	26:CT:16:VAL:HG12	2.17	0.45
8:CB:139:U:O2	26:CT:49:LYS:HE2	2.17	0.45
26:CT:60:THR:HA	26:CT:83:ALA:HA	1.97	0.45
26:CT:87:LEU:HB3	26:CT:88:LYS:H	1.35	0.45
27:CU:11:ILE:CG2	27:CU:12:VAL:N	2.79	0.45
27:CU:3:LYS:CD	27:CU:81:ARG:HH11	2.29	0.45
28:CV:63:ILE:HB	28:CV:70:ILE:HG21	1.97	0.45
29:CW:28:GLU:HB3	29:CW:30:VAL:HG23	1.97	0.45
7:CA:12:C:H41	29:CW:50:VAL:HG13	1.82	0.45
31:CY:35:VAL:CG1	31:CY:36:GLU:H	2.15	0.45
33:DA:1158:C:O2	33:DA:1158:C:H2'	2.17	0.45
33:DA:1184:G:H5''	33:DA:1185:G:OP2	2.17	0.45
33:DA:960:U:C2	33:DA:1225:A:N7	2.84	0.45
33:DA:1405:G:C8	33:DA:1405:G:H3'	2.51	0.45
33:DA:142:G:H2'	33:DA:143:A:C8	2.52	0.45
33:DA:1441:A:H62	33:DA:1461:G:N2	2.10	0.45
33:DA:156:C:H42	33:DA:165:G:H1	1.64	0.45

Continued on next page...

Continued from previous page...

Atom-1	Atom-2	Interatomic distance (Å)	Clash overlap (Å)
33:DA:399:G:H2'	33:DA:400:C:O4'	2.17	0.45
33:DA:441:A:H1'	33:DA:497:G:C2	2.52	0.45
33:DA:465:A:C8	33:DA:466:A:N7	2.83	0.45
33:DA:491:G:C2	33:DA:492:C:C4	3.04	0.45
33:DA:563:A:C2	33:DA:567:G:C6	3.04	0.45
33:DA:704:A:N7	33:DA:705:G:C5	2.85	0.45
33:DA:727:G:H5''	33:DA:741:G:H22	1.80	0.45
33:DA:738:C:H2'	33:DA:739:C:H6	1.81	0.45
33:DA:818:G:C2'	33:DA:819:A:H5''	2.46	0.45
33:DA:770:C:H1'	33:DA:900:A:N1	2.31	0.45
33:DA:890:G:H22	33:DA:906:A:H3'	1.80	0.45
33:DA:921:U:O2'	33:DA:922:G:H5'	2.16	0.45
33:DA:981:U:OP1	46:DN:12:ARG:NH2	2.49	0.45
35:DC:73:GLY:C	35:DC:75:VAL:N	2.69	0.45
33:DA:404:G:O6	36:DD:1:ALA:HB2	2.16	0.45
33:DA:18:C:P	37:DE:131:ASN:HD21	2.38	0.45
38:DF:9:MET:HE1	38:DF:59:TYR:CE1	2.51	0.45
40:DH:127:TYR:O	40:DH:128:VAL:HG13	2.16	0.45
40:DH:25:THR:HA	40:DH:58:LEU:O	2.16	0.45
41:DI:88:GLU:CD	41:DI:89:TYR:H	2.19	0.45
50:DR:55:ALA:O	50:DR:59:LYS:HG3	2.16	0.45
2:A1:25:ASN:CG	2:A1:26:LYS:H	2.20	0.45
2:A1:41:VAL:HB	2:A1:43:ARG:HH22	1.78	0.45
5:A4:14:CYS:HA	5:A4:27:CYS:HB3	1.99	0.45
7:AA:30:C:C2	7:AA:31:C:O4'	2.70	0.45
8:AB:1039:A:C2	8:AB:1117:C:O2	2.69	0.45
8:AB:1182:G:H2'	8:AB:1183:U:H5'	1.98	0.45
8:AB:1299:G:H5''	8:AB:1300:G:OP1	2.17	0.45
8:AB:132:G:C5'	8:AB:132:G:H8	2.29	0.45
8:AB:1332:G:O6	8:AB:1609:A:C8	2.68	0.45
8:AB:144:A:H2'	8:AB:145:C:C6	2.52	0.45
8:AB:1708:C:C2	8:AB:1709:U:H5	2.35	0.45
8:AB:1758:U:H3'	8:AB:1759:A:H8	1.81	0.45
8:AB:1959:G:N2	8:AB:1960:A:N3	2.64	0.45
8:AB:2007:U:C6	8:AB:2007:U:H5''	2.52	0.45
8:AB:2009:A:H3'	8:AB:2009:A:C8	2.52	0.45
8:AB:2053:G:N2	8:AB:2054:A:C4	2.84	0.45
8:AB:2061:G:N3	8:AB:2063:C:N4	2.65	0.45
8:AB:2378:A:C3'	8:AB:2378:A:C8	3.00	0.45
8:AB:2391:G:H22	8:AB:2424:C:C2'	2.11	0.45
8:AB:246:C:N4	8:AB:252:G:H22	2.13	0.45

Continued on next page...

Continued from previous page...

Atom-1	Atom-2	Interatomic distance (Å)	Clash overlap (Å)
8:AB:2617:U:O2'	8:AB:2618:G:H5'	2.17	0.45
8:AB:2737:G:C2	8:AB:2768:U:C4	3.04	0.45
8:AB:2763:G:C5'	8:AB:2763:G:C8	2.91	0.45
8:AB:2776:A:N1	8:AB:2778:A:C2	2.84	0.45
8:AB:277:G:C4	8:AB:277:G:H3'	2.52	0.45
8:AB:2821:A:H8	8:AB:2821:A:H3'	1.81	0.45
8:AB:2830:C:OP1	10:AD:55:LYS:NZ	2.47	0.45
8:AB:2831:G:H5'	8:AB:2834:G:O2'	2.16	0.45
8:AB:429:A:C2	8:AB:430:A:N1	2.85	0.45
8:AB:666:A:H2'	8:AB:667:U:C5'	2.46	0.45
8:AB:699:A:H2'	8:AB:700:G:O5'	2.17	0.45
8:AB:725:G:C6	8:AB:726:G:C6	3.05	0.45
8:AB:839:U:C2	8:AB:940:G:N1	2.84	0.45
8:AB:978:G:C4	8:AB:979:A:C8	3.04	0.45
9:AC:136:VAL:O	9:AC:137:GLY:C	2.55	0.45
9:AC:171:VAL:O	9:AC:172:THR:OG1	2.29	0.45
10:AD:48:ILE:CG2	10:AD:49:GLN:N	2.79	0.45
12:AF:16:MET:HE3	12:AF:21:TYR:HB2	1.99	0.45
12:AF:174:PHE:N	12:AF:175:PRO:CD	2.80	0.45
12:AF:63:LYS:HD2	12:AF:64:PRO:HD2	1.97	0.45
13:AG:19:ASN:CB	13:AG:22:VAL:HG13	2.46	0.45
14:AH:4:ILE:H	14:AH:37:VAL:HB	1.80	0.45
16:AJ:112:GLY:O	16:AJ:116:ARG:N	2.49	0.45
17:AK:10:VAL:HG21	17:AK:16:ALA:CA	2.39	0.45
17:AK:47:ILE:HB	17:AK:48:PRO:HD2	1.98	0.45
17:AK:98:ARG:CG	17:AK:99:ILE:N	2.79	0.45
18:AL:40:SER:HA	18:AL:41:ARG:CZ	2.46	0.45
20:AN:103:ARG:O	20:AN:104:ALA:HB3	2.16	0.45
21:AO:19:GLN:C	21:AO:21:LEU:N	2.70	0.45
22:AP:23:ASP:C	22:AP:25:VAL:H	2.20	0.45
24:AR:97:LYS:O	24:AR:98:ILE:CB	2.64	0.45
33:BA:1170:A:H3'	33:BA:1171:A:H8	1.81	0.45
33:BA:1239:A:C8	33:BA:1241:G:H1'	2.50	0.45
33:BA:1386:G:C2'	33:BA:1387:G:H5'	2.47	0.45
33:BA:1403:C:C6	33:BA:1403:C:H3'	2.52	0.45
33:BA:1465:A:C3'	33:BA:1465:A:C8	3.00	0.45
33:BA:1497:G:C2'	33:BA:1498:U:H5'	2.46	0.45
33:BA:227:G:C6	33:BA:228:A:C5	3.05	0.45
33:BA:133:U:O2	33:BA:230:G:C2	2.70	0.45
33:BA:275:G:N1	33:BA:276:G:C6	2.84	0.45
33:BA:27:G:C6	33:BA:557:G:C2	3.05	0.45

Continued on next page...

Continued from previous page...

Atom-1	Atom-2	Interatomic distance (Å)	Clash overlap (Å)
33:BA:469:C:H2'	33:BA:470:C:H5'	1.98	0.45
33:BA:505:G:N7	33:BA:535:A:N3	2.64	0.45
33:BA:604:G:N1	33:BA:605:U:C2	2.85	0.45
33:BA:650:G:N2	33:BA:651:C:C2	2.84	0.45
33:BA:714:G:O2'	33:BA:715:A:C5'	2.64	0.45
33:BA:769:G:C2'	33:BA:770:C:H5'	2.46	0.45
33:BA:772:U:C4	33:BA:773:G:N7	2.84	0.45
33:BA:928:G:C4	33:BA:929:G:C8	3.04	0.45
34:BB:95:TRP:CH2	34:BB:171:ALA:HA	2.51	0.45
36:BD:18:LEU:CD1	36:BD:63:ILE:HG12	2.34	0.45
38:BF:6:ILE:HD12	38:BF:7:VAL:N	2.32	0.45
43:BK:124:LYS:HG2	43:BK:124:LYS:O	2.14	0.45
43:BK:64:VAL:HA	43:BK:67:GLU:HG2	1.98	0.45
51:BS:31:ARG:NE	51:BS:56:HIS:CE1	2.80	0.45
51:BS:44:ILE:CD1	51:BS:62:THR:HA	2.44	0.45
52:BT:46:ALA:HB1	52:BT:82:ILE:CG2	2.46	0.45
7:CA:10:G:H8	7:CA:10:G:O5'	1.99	0.45
7:CA:32:U:H2'	7:CA:33:G:H8	1.81	0.45
8:CB:1120:G:C2	8:CB:1121:C:C4	3.05	0.45
8:CB:586:A:N6	8:CB:1254:A:C6	2.84	0.45
8:CB:1296:G:OP1	8:CB:2709:G:H4'	2.17	0.45
8:CB:1443:U:H3'	8:CB:1443:U:C6	2.47	0.45
8:CB:1521:G:C6	8:CB:1522:A:N1	2.84	0.45
8:CB:1526:C:O2'	8:CB:1527:G:H5'	2.16	0.45
8:CB:155:A:C2	8:CB:172:A:C2	3.04	0.45
8:CB:1670:C:C5'	8:CB:1671:U:OP2	2.64	0.45
8:CB:1866:A:C6	8:CB:1876:A:N7	2.85	0.45
8:CB:1978:A:H2'	8:CB:1979:U:O4'	2.16	0.45
2:C1:37:LYS:HE3	8:CB:2344:U:P	2.57	0.45
8:CB:2519:U:C6	8:CB:2541:A:N6	2.84	0.45
8:CB:2589:A:C2	8:CB:2590:A:N7	2.85	0.45
8:CB:2704:C:H2'	8:CB:2705:A:H8	1.81	0.45
8:CB:2837:A:H2'	8:CB:2838:G:H5''	1.99	0.45
8:CB:2876:G:C5	8:CB:2877:G:C8	3.05	0.45
8:CB:2889:C:N4	8:CB:2890:G:N1	2.65	0.45
8:CB:2896:C:H2'	8:CB:2897:U:O4'	2.16	0.45
8:CB:382:A:C2	8:CB:383:C:H1'	2.51	0.45
8:CB:450:G:N2	8:CB:451:U:C5	2.74	0.45
8:CB:35:G:C5	8:CB:454:A:C2	3.05	0.45
8:CB:693:A:C2	8:CB:694:U:O2	2.70	0.45
8:CB:857:G:H1'	29:CW:19:ARG:NH1	2.31	0.45

Continued on next page...

Continued from previous page...

Atom-1	Atom-2	Interatomic distance (Å)	Clash overlap (Å)
9:CC:10:PRO:HD2	9:CC:202:ARG:NH2	2.31	0.45
9:CC:50:THR:O	9:CC:51:ARG:HD3	2.17	0.45
9:CC:66:PHE:CZ	9:CC:154:ALA:HB2	2.52	0.45
10:CD:160:LYS:HB2	10:CD:160:LYS:HZ1	1.74	0.45
10:CD:61:THR:HG23	10:CD:62:LYS:CE	2.46	0.45
8:CB:586:A:H4'	11:CE:85:PHE:HE1	1.81	0.45
12:CF:135:ILE:HG23	12:CF:136:ILE:H	1.81	0.45
16:CJ:136:GLN:N	16:CJ:137:PRO:HD2	2.31	0.45
16:CJ:25:LEU:HD13	16:CJ:25:LEU:N	2.32	0.45
16:CJ:34:ARG:HB3	16:CJ:39:LYS:HE2	1.98	0.45
20:CN:2:ARG:C	20:CN:2:ARG:CD	2.85	0.45
24:CR:83:TYR:O	24:CR:84:ARG:C	2.54	0.45
25:CS:34:ASP:HA	25:CS:37:THR:HG22	1.98	0.45
25:CS:86:MET:HB3	25:CS:94:ASP:HB3	1.99	0.45
26:CT:10:VAL:CG2	26:CT:11:LEU:N	2.79	0.45
29:CW:75:ASN:OD1	29:CW:76:ARG:N	2.50	0.45
8:CB:398:C:OP2	32:CZ:49:ARG:NE	2.49	0.45
33:DA:1003:G:H21	33:DA:1005:A:C5'	2.28	0.45
33:DA:960:U:C2	33:DA:1225:A:C5	3.05	0.45
33:DA:1292:G:H2'	33:DA:1293:C:C6	2.52	0.45
33:DA:1304:G:O3'	33:DA:1305:G:O4'	2.34	0.45
33:DA:1315:U:C4	33:DA:1316:G:C6	3.05	0.45
33:DA:1382:C:H5'	39:DG:78:ARG:HH21	1.81	0.45
33:DA:1392:G:N2	33:DA:1502:A:H1'	2.32	0.45
33:DA:1461:G:H2'	33:DA:1462:C:O4'	2.17	0.45
33:DA:1525:G:H8	33:DA:1525:G:C5'	2.29	0.45
33:DA:1503:A:C8	33:DA:1531:A:N3	2.85	0.45
33:DA:292:G:C5	33:DA:293:G:H1'	2.52	0.45
33:DA:318:G:C5	33:DA:319:G:N7	2.84	0.45
33:DA:323:U:C6	33:DA:323:U:C3'	2.99	0.45
33:DA:395:C:N3	33:DA:396:C:N4	2.64	0.45
33:DA:430:A:C2	33:DA:431:A:C4	3.04	0.45
33:DA:522:C:H2'	33:DA:523:A:H8	1.82	0.45
33:DA:57:G:H8	33:DA:57:G:C5'	2.29	0.45
33:DA:622:A:C8	33:DA:623:C:C6	3.05	0.45
33:DA:639:G:C8	33:DA:639:G:H5''	2.51	0.45
33:DA:785:G:N2	33:DA:798:U:C1'	2.79	0.45
33:DA:787:A:C2'	33:DA:788:U:C5	2.98	0.45
33:DA:800:G:H3'	33:DA:800:G:C8	2.52	0.45
33:DA:765:G:C8	33:DA:812:G:N3	2.85	0.45
33:DA:861:G:C3'	33:DA:861:G:C8	2.98	0.45

Continued on next page...

Continued from previous page...

Atom-1	Atom-2	Interatomic distance (Å)	Clash overlap (Å)
33:DA:878:A:C5	33:DA:879:C:C5	3.05	0.45
33:DA:888:G:C2	33:DA:889:A:N7	2.84	0.45
33:DA:909:A:H2'	33:DA:910:C:H5'	1.98	0.45
34:DB:163:ILE:HG23	34:DB:164:ASP:N	2.23	0.45
35:DC:20:THR:HG23	35:DC:20:THR:O	2.16	0.45
36:DD:191:SER:HB2	36:DD:192:ALA:H	1.62	0.45
37:DE:16:ALA:O	37:DE:34:ALA:HA	2.17	0.45
38:DF:86:ARG:NH1	50:DR:63:TYR:HB3	2.32	0.45
39:DG:135:LYS:O	39:DG:135:LYS:HG2	2.17	0.45
40:DH:106:SER:C	40:DH:107:LYS:HZ3	2.20	0.45
40:DH:75:GLN:HE21	40:DH:76:ARG:H	1.61	0.45
41:DI:59:LYS:HB2	41:DI:60:LEU:HD12	1.98	0.45
41:DI:83:THR:HG21	41:DI:102:PHE:O	2.17	0.45
44:DL:109:ARG:NH2	44:DL:111:GLN:HB3	2.31	0.45
45:DM:14:ALA:HB1	45:DM:33:LEU:HD11	1.97	0.45
46:DN:62:ARG:HG2	46:DN:69:PRO:HB3	1.97	0.45
35:DC:17:TRP:HB3	46:DN:90:GLY:O	2.16	0.45
47:DO:20:ASP:O	47:DO:20:ASP:CG	2.54	0.45
48:DP:38:PHE:O	48:DP:50:THR:HG23	2.17	0.45
33:DA:720:C:H4'	50:DR:38:ILE:HD11	1.98	0.45
51:DS:10:ILE:HA	51:DS:37:SER:CB	2.45	0.45
51:DS:3:SER:O	51:DS:4:LEU:HD12	2.17	0.45
51:DS:65:MET:SD	51:DS:73:PHE:CE2	3.09	0.45
4:A3:26:ALA:HA	4:A3:29:ARG:CG	2.47	0.45
4:A3:46:LYS:HG2	4:A3:47:ALA:N	2.27	0.45
8:AB:1129:A:C6	8:AB:2570:G:O4'	2.68	0.45
8:AB:1216:G:C4	8:AB:1217:U:C6	3.05	0.45
8:AB:1265:A:C1'	8:AB:1267:U:C5	3.00	0.45
8:AB:1355:G:C2	8:AB:1356:G:C5	3.04	0.45
8:AB:1387:A:H8	8:AB:1387:A:O5'	1.99	0.45
8:AB:1460:U:H4'	8:AB:1461:C:OP2	2.16	0.45
8:AB:1528:A:H8	8:AB:1528:A:O5'	1.99	0.45
8:AB:1544:A:C6	8:AB:1545:A:C6	3.05	0.45
8:AB:1784:A:H5''	8:AB:1785:A:OP1	2.16	0.45
8:AB:181:A:H2'	8:AB:182:A:C8	2.52	0.45
8:AB:2080:A:C4	8:AB:2081:U:C6	3.04	0.45
8:AB:2095:A:C5'	8:AB:2095:A:C8	2.90	0.45
8:AB:2097:A:H2'	8:AB:2098:U:H6	1.81	0.45
8:AB:2204:G:C6	8:AB:2221:G:C2	3.04	0.45
2:A1:7:LYS:HB2	8:AB:2284:A:OP2	2.16	0.45
8:AB:2298:A:C2	8:AB:2299:U:O2	2.70	0.45

Continued on next page...

Continued from previous page...

Atom-1	Atom-2	Interatomic distance (Å)	Clash overlap (Å)
8:AB:2357:G:N2	8:AB:2361:G:C5	2.85	0.45
8:AB:199:A:C8	8:AB:2433:A:N6	2.85	0.45
8:AB:2515:C:C2	8:AB:2516:A:C8	3.04	0.45
8:AB:1128:G:C1'	8:AB:2516:A:O2'	2.62	0.45
8:AB:2519:U:C6	8:AB:2542:A:N6	2.84	0.45
8:AB:2718:G:N2	8:AB:2846:G:O2'	2.48	0.45
8:AB:2768:U:C4	8:AB:2769:U:C4	3.05	0.45
8:AB:2898:U:H2'	8:AB:2899:A:C8	2.51	0.45
8:AB:324:A:N7	8:AB:325:G:N7	2.64	0.45
8:AB:308:G:O4'	8:AB:501:A:H5'	2.16	0.45
8:AB:713:G:O5'	8:AB:713:G:H8	1.99	0.45
8:AB:740:C:C4	8:AB:758:C:O2	2.69	0.45
8:AB:834:G:N2	8:AB:835:C:O2	2.49	0.45
8:AB:985:C:H6	8:AB:985:C:O5'	2.00	0.45
9:AC:116:GLN:HG3	9:AC:116:GLN:O	2.15	0.45
9:AC:123:ILE:CG2	38:BF:80:PHE:CE2	3.00	0.45
9:AC:229:HIS:HD1	9:AC:231:HIS:CD2	2.35	0.45
10:AD:197:THR:CG2	10:AD:198:GLY:N	2.68	0.45
11:AE:152:GLU:OE2	11:AE:154:ASP:O	2.34	0.45
12:AF:56:LEU:O	12:AF:59:ILE:HG22	2.16	0.45
16:AJ:16:TYR:CD1	16:AJ:16:TYR:N	2.83	0.45
16:AJ:46:PRO:CG	55:AJ:2001:HOH:O	2.64	0.45
17:AK:66:LYS:HG2	17:AK:80:ASP:HA	1.97	0.45
8:AB:626:A:H2'	18:AL:79:LEU:HD21	1.97	0.45
20:AN:60:VAL:HA	20:AN:63:ARG:HB2	1.98	0.45
20:AN:98:LEU:O	20:AN:111:ALA:HA	2.16	0.45
21:AO:76:LYS:CG	21:AO:77:ALA:N	2.75	0.45
23:AQ:10:ARG:O	23:AQ:14:LYS:N	2.49	0.45
24:AR:29:THR:CG2	24:AR:66:HIS:CE1	2.98	0.45
33:BA:1147:C:O2'	33:BA:1148:U:H5'	2.16	0.45
33:BA:1154:G:H2'	33:BA:1155:A:H5''	1.97	0.45
33:BA:1329:A:C5	33:BA:1330:U:C5	3.05	0.45
33:BA:971:G:N2	33:BA:1363:A:H8	2.13	0.45
33:BA:149:A:H4'	33:BA:1446:A:C2	2.51	0.45
33:BA:1523:G:H5''	33:BA:1524:C:OP2	2.16	0.45
33:BA:157:U:O2	33:BA:165:G:C2	2.69	0.45
33:BA:185:U:O2	33:BA:192:A:N1	2.50	0.45
33:BA:275:G:O5'	49:BQ:15:LYS:HG2	2.16	0.45
33:BA:372:C:C4	33:BA:387:U:C5	3.05	0.45
33:BA:432:A:N6	33:BA:433:G:C2	2.84	0.45
33:BA:469:C:N4	33:BA:470:C:N4	2.65	0.45

Continued on next page...

Continued from previous page...

Atom-1	Atom-2	Interatomic distance (Å)	Clash overlap (Å)
33:BA:671:G:C8	33:BA:671:G:H5''	2.51	0.45
33:BA:687:A:N6	33:BA:703:G:C4	2.85	0.45
33:BA:724:G:H2'	33:BA:725:G:O4'	2.16	0.45
40:BH:103:VAL:CG1	40:BH:124:ILE:HG12	2.47	0.45
40:BH:40:LYS:HB2	40:BH:45:ILE:HD11	1.99	0.45
40:BH:89:ASP:C	40:BH:91:LEU:H	2.20	0.45
41:BI:87:MET:HA	41:BI:93:LEU:HD11	1.99	0.45
48:BP:42:ILE:HG22	48:BP:43:ALA:N	2.32	0.45
51:BS:73:PHE:O	51:BS:74:ALA:HB2	2.17	0.45
52:BT:5:SER:OG	52:BT:6:ALA:N	2.49	0.45
1:C0:38:LEU:O	1:C0:39:ARG:NE	2.45	0.45
1:C0:39:ARG:HD3	8:CB:2816:G:C5'	2.44	0.45
5:C4:3:VAL:CG1	5:C4:5:ALA:HB3	2.47	0.45
7:CA:20:G:N1	7:CA:21:G:C6	2.84	0.45
7:CA:81:G:N2	7:CA:82:U:H1'	2.32	0.45
8:CB:1210:G:H4'	8:CB:1211:C:O5'	2.17	0.45
8:CB:1241:A:C5	8:CB:1242:U:C2	3.05	0.45
8:CB:1246:A:O5'	8:CB:1246:A:H8	1.99	0.45
8:CB:1347:A:O5'	8:CB:1347:A:H8	1.99	0.45
8:CB:1649:G:O2'	8:CB:1650:A:H5'	2.17	0.45
8:CB:1724:G:H2'	8:CB:1725:U:O4'	2.16	0.45
8:CB:1886:U:H6	8:CB:1886:U:O5'	2.00	0.45
8:CB:1897:G:C2'	8:CB:1898:U:O5'	2.65	0.45
8:CB:1974:C:C2'	8:CB:1975:G:O5'	2.64	0.45
8:CB:2003:A:C2'	8:CB:2004:G:O5'	2.64	0.45
8:CB:2090:A:O2'	32:CZ:49:ARG:HD2	2.16	0.45
8:CB:2110:G:H2'	8:CB:2110:G:OP2	2.16	0.45
8:CB:2154:A:N7	8:CB:2155:U:C5	2.85	0.45
8:CB:2247:A:O5'	8:CB:2247:A:H8	1.99	0.45
8:CB:2259:U:O2	8:CB:2260:C:C6	2.69	0.45
8:CB:2261:C:C4	8:CB:2280:G:N2	2.84	0.45
8:CB:2346:A:C2	8:CB:2383:G:N1	2.84	0.45
8:CB:834:G:H1'	8:CB:2358:A:N3	2.32	0.45
8:CB:247:G:C3'	8:CB:247:G:C8	3.00	0.45
8:CB:2495:G:C6	8:CB:2496:C:C4	3.04	0.45
8:CB:2446:G:N2	8:CB:2501:C:N4	2.65	0.45
8:CB:2620:C:P	10:CD:157:LYS:HG2	2.57	0.45
8:CB:2657:A:C2'	8:CB:2658:C:H5'	2.46	0.45
8:CB:266:G:N7	8:CB:267:C:C5	2.84	0.45
8:CB:266:G:C5	8:CB:267:C:C6	3.04	0.45
8:CB:2684:U:C5	8:CB:2685:G:N7	2.85	0.45

Continued on next page...

Continued from previous page...

Atom-1	Atom-2	Interatomic distance (Å)	Clash overlap (Å)
8:CB:2718:G:N2	8:CB:2846:G:O2'	2.50	0.45
8:CB:463:G:C2	8:CB:467:G:C5	3.04	0.45
8:CB:498:G:N1	8:CB:499:U:C5	2.85	0.45
8:CB:529:A:C5	8:CB:2042:A:H2	2.34	0.45
8:CB:566:U:C2'	8:CB:567:U:O5'	2.65	0.45
8:CB:802:A:H2'	8:CB:803:U:H6	1.78	0.45
8:CB:812:C:C4	8:CB:1250:G:O6	2.70	0.45
8:CB:860:U:O2'	8:CB:2267:A:H4'	2.16	0.45
8:CB:862:G:H3'	8:CB:862:G:C8	2.52	0.45
8:CB:862:G:H2'	8:CB:863:A:O4'	2.17	0.45
8:CB:869:G:H2'	8:CB:870:U:O4'	2.17	0.45
8:CB:995:C:C2	16:CJ:3:THR:HG23	2.51	0.45
9:CC:222:THR:OG1	9:CC:223:ALA:N	2.49	0.45
9:CC:224:MET:HG2	9:CC:233:GLY:H	1.81	0.45
8:CB:780:G:N1	9:CC:228:ASP:CG	2.63	0.45
9:CC:83:ASP:HA	9:CC:84:PRO:HD3	1.77	0.45
10:CD:101:PHE:HB2	10:CD:105:LYS:HD3	1.98	0.45
10:CD:136:ASN:HA	10:CD:139:SER:HB3	1.91	0.45
8:CB:1657:U:P	10:CD:141:ARG:CG	3.05	0.45
11:CE:139:LYS:O	11:CE:141:MET:N	2.42	0.45
11:CE:3:LEU:O	11:CE:13:THR:O	2.35	0.45
11:CE:150:THR:OG1	11:CE:167:VAL:HB	2.15	0.45
11:CE:159:LEU:C	11:CE:161:ALA:H	2.19	0.45
11:CE:193:VAL:O	11:CE:198:GLU:O	2.34	0.45
11:CE:60:TRP:CD1	11:CE:70:SER:HB3	2.51	0.45
12:CF:133:GLU:C	12:CF:134:GLN:O	2.54	0.45
14:CH:44:ILE:HA	14:CH:47:PHE:HB3	1.99	0.45
16:CJ:120:ARG:CZ	16:CJ:123:LYS:HZ2	2.30	0.45
16:CJ:16:TYR:CD1	16:CJ:16:TYR:N	2.85	0.45
16:CJ:38:GLY:O	16:CJ:41:LYS:HB3	2.17	0.45
16:CJ:58:ASN:HA	16:CJ:126:ALA:CA	2.47	0.45
16:CJ:8:PRO:HG2	16:CJ:11:VAL:CG1	2.46	0.45
19:CM:31:PHE:HE1	19:CM:126:ILE:O	1.99	0.45
19:CM:61:GLY:HA3	19:CM:105:MET:CB	2.43	0.45
20:CN:52:ILE:HD13	20:CN:79:LEU:HD23	1.98	0.45
8:CB:1652:A:OP1	20:CN:9:GLN:NE2	2.49	0.45
23:CQ:23:TYR:H	23:CQ:28:SER:HG	1.62	0.45
23:CQ:86:SER:O	23:CQ:88:GLU:N	2.50	0.45
23:CQ:89:ILE:O	24:CR:53:PHE:HE1	2.00	0.45
30:CX:9:LYS:HG2	30:CX:11:VAL:HB	1.97	0.45
8:CB:396:G:H1'	32:CZ:27:THR:HG23	1.99	0.45

Continued on next page...

Continued from previous page...

Atom-1	Atom-2	Interatomic distance (Å)	Clash overlap (Å)
33:DA:1047:G:C2'	33:DA:1048:G:H5'	2.46	0.45
33:DA:1053:G:C2	33:DA:1056:U:C4	3.05	0.45
33:DA:1077:G:N1	33:DA:1081:A:C6	2.85	0.45
33:DA:1105:A:H3'	33:DA:1106:G:H5''	1.97	0.45
33:DA:1119:C:N3	33:DA:1120:C:C5	2.85	0.45
33:DA:1133:G:C6	33:DA:1142:G:C2	3.04	0.45
33:DA:1088:G:H21	33:DA:1167:A:H62	1.63	0.45
33:DA:1055:A:C8	33:DA:1206:G:C2	3.05	0.45
33:DA:1430:A:C2	33:DA:1471:U:C4	3.05	0.45
33:DA:119:A:C5	33:DA:240:G:C5	3.04	0.45
33:DA:318:G:H2'	33:DA:319:G:O4'	2.15	0.45
33:DA:44:A:C2	33:DA:45:G:C4	3.04	0.45
33:DA:501:C:C6	33:DA:501:C:H3'	2.52	0.45
33:DA:591:U:O2	33:DA:591:U:H2'	2.16	0.45
33:DA:618:C:H5'	33:DA:619:U:C5'	2.43	0.45
33:DA:633:G:N2	33:DA:634:C:H1'	2.31	0.45
33:DA:753:A:H5''	47:DO:68:TYR:HE1	1.81	0.45
33:DA:765:G:O6	33:DA:811:C:N4	2.49	0.45
33:DA:780:A:H2'	33:DA:781:A:OP2	2.17	0.45
33:DA:793:U:C3'	33:DA:794:A:H5''	2.46	0.45
33:DA:81:A:C2	33:DA:82:G:N7	2.84	0.45
33:DA:862:C:N4	33:DA:863:U:C4	2.85	0.45
33:DA:973:G:H3'	33:DA:974:A:C5'	2.47	0.45
33:DA:998:C:O2	33:DA:998:C:H2'	2.15	0.45
36:DD:142:VAL:O	36:DD:143:SER:HB3	2.16	0.45
36:DD:185:PRO:HB2	36:DD:190:LEU:HG	1.97	0.45
36:DD:32:LYS:O	36:DD:33:ILE:O	2.34	0.45
36:DD:47:LEU:HB3	36:DD:52:VAL:HG22	1.99	0.45
38:DF:38:ARG:CZ	38:DF:63:ASN:ND2	2.79	0.45
38:DF:85:ILE:O	38:DF:86:ARG:C	2.55	0.45
46:DN:68:ARG:HA	46:DN:69:PRO:HD2	1.86	0.45
33:DA:1187:G:H21	46:DN:99:SER:HB2	1.81	0.45
2:A1:31:GLU:HG3	2:A1:32:LYS:N	2.21	0.45
2:A1:8:ILE:CG2	2:A1:27:ARG:HG2	2.46	0.45
7:AA:12:C:H2'	29:AW:51:GLY:O	2.17	0.45
7:AA:20:G:H1'	7:AA:64:G:N2	2.31	0.45
8:AB:1052:C:H6	8:AB:1052:C:H3'	1.82	0.45
8:AB:1230:A:C5	8:AB:1231:U:C4	3.05	0.45
8:AB:1269:A:C6	8:AB:1270:C:N4	2.85	0.45
8:AB:123:G:N1	8:AB:129:C:C4	2.84	0.45
8:AB:1322:A:N7	8:AB:1323:C:C5	2.85	0.45

Continued on next page...

Continued from previous page...

Atom-1	Atom-2	Interatomic distance (Å)	Clash overlap (Å)
8:AB:1409:U:C2	8:AB:1410:G:C8	3.05	0.45
8:AB:1443:U:C6	8:AB:1443:U:C3'	2.99	0.45
8:AB:143:C:C5	8:AB:144:A:C6	3.05	0.45
8:AB:1452:G:C2	8:AB:2702:G:C5	3.05	0.45
8:AB:1611:C:C2	8:AB:1612:C:H5	2.35	0.45
8:AB:1655:A:H2'	8:AB:1656:C:O4'	2.16	0.45
8:AB:1812:U:H2'	8:AB:1813:G:C8	2.50	0.45
8:AB:2031:A:C5'	8:AB:2031:A:C8	2.91	0.45
8:AB:2065:C:HO2'	8:AB:2449:U:H3	1.62	0.45
8:AB:2095:A:C8	8:AB:2095:A:C4'	3.00	0.45
8:AB:2100:G:OP2	8:AB:2100:G:H8	2.00	0.45
8:AB:2225:A:H5''	8:AB:2226:C:C5'	2.46	0.45
8:AB:2405:G:OP1	18:AL:70:LYS:HE2	2.16	0.45
8:AB:2435:A:C2	8:AB:2436:G:C1'	2.99	0.45
8:AB:2508:G:C6	8:AB:2582:G:O6	2.70	0.45
8:AB:2513:A:C5	8:AB:2514:U:C5	3.05	0.45
8:AB:2543:G:N1	8:AB:2765:A:C6	2.85	0.45
8:AB:2562:U:C5	8:AB:2563:U:C5	3.04	0.45
8:AB:2057:G:C2	8:AB:2612:C:O2	2.69	0.45
8:AB:2635:A:C2	8:AB:2636:C:H1'	2.52	0.45
8:AB:2645:G:H5''	8:AB:2645:G:C8	2.52	0.45
8:AB:2647:U:O2'	8:AB:2648:G:H8	1.99	0.45
8:AB:2744:G:C5	8:AB:2745:C:C5	3.04	0.45
8:AB:338:G:O2'	8:AB:339:U:H5'	2.17	0.45
8:AB:340:A:H2'	8:AB:341:C:H5'	1.99	0.45
8:AB:422:A:H2'	8:AB:422:A:N3	2.31	0.45
8:AB:568:U:O2	8:AB:570:G:C8	2.62	0.45
8:AB:57:C:H2'	8:AB:58:G:O5'	2.17	0.45
8:AB:607:U:OP1	11:AE:97:ASN:HA	2.16	0.45
8:AB:633:A:H8	8:AB:633:A:O5'	1.98	0.45
8:AB:656:G:H2'	8:AB:657:U:O4'	2.17	0.45
8:AB:783:A:C5	8:AB:785:G:H1'	2.51	0.45
9:AC:193:GLU:O	9:AC:194:VAL:HG13	2.16	0.45
9:AC:229:HIS:CE1	9:AC:231:HIS:NE2	2.85	0.45
10:AD:24:VAL:HB	10:AD:193:VAL:HG11	1.98	0.45
11:AE:118:LEU:O	11:AE:119:ILE:HD13	2.17	0.45
11:AE:141:MET:O	11:AE:143:LEU:HD13	2.16	0.45
11:AE:169:VAL:CG2	11:AE:170:ARG:N	2.64	0.45
11:AE:190:ALA:C	11:AE:194:LYS:HZ1	2.19	0.45
8:AB:615:U:C2	11:AE:35:TYR:CE1	3.05	0.45
11:AE:64:GLY:O	11:AE:66:GLY:N	2.44	0.45

Continued on next page...

Continued from previous page...

Atom-1	Atom-2	Interatomic distance (Å)	Clash overlap (Å)
12:AF:109:ARG:HG2	12:AF:136:ILE:HA	1.99	0.45
12:AF:36:ASN:HA	12:AF:86:CYS:HB2	1.99	0.45
12:AF:33:ILE:CD1	12:AF:90:LEU:HB2	2.41	0.45
13:AG:11:PRO:HG2	13:AG:12:ALA:H	1.81	0.45
8:AB:558:U:OP1	16:AJ:113:PRO:HB2	2.16	0.45
16:AJ:4:PHE:CZ	16:AJ:6:ALA:CA	3.00	0.45
16:AJ:81:ILE:HA	16:AJ:84:ILE:CD1	2.35	0.45
18:AL:110:VAL:O	18:AL:111:ILE:HD12	2.17	0.45
24:AR:51:VAL:HG13	24:AR:52:PRO:HD2	1.98	0.45
33:BA:104:G:C2	33:BA:105:G:N7	2.85	0.45
33:BA:1137:C:H5'	33:BA:1138:G:OP1	2.16	0.45
33:BA:1343:G:C6	33:BA:1344:C:C4	3.05	0.45
33:BA:1416:G:C6	33:BA:1485:U:O2	2.70	0.45
33:BA:343:U:O2	33:BA:347:G:C2	2.69	0.45
33:BA:447:G:H21	33:BA:488:C:H42	1.65	0.45
33:BA:502:A:H3'	33:BA:502:A:C8	2.52	0.45
33:BA:836:G:C5	33:BA:837:U:C4	3.05	0.45
33:BA:922:G:C2	33:BA:1396:A:H2	2.28	0.45
35:BC:33:ASP:O	35:BC:37:LYS:HE2	2.17	0.45
36:BD:11:SER:HA	36:BD:14:GLU:HB2	1.99	0.45
36:BD:53:GLN:CB	36:BD:202:LEU:HD13	2.46	0.45
39:BG:73:GLU:HG2	39:BG:90:VAL:CG1	2.47	0.45
33:BA:1116:U:O2'	41:BI:109:GLN:HG3	2.17	0.45
41:BI:44:ARG:CG	41:BI:44:ARG:NH1	2.61	0.45
41:BI:90:ASP:OD1	41:BI:92:SER:HB3	2.17	0.45
43:BK:86:LYS:HG3	43:BK:112:VAL:O	2.17	0.45
43:BK:125:LYS:HB3	43:BK:126:ARG:H	1.62	0.45
46:BN:74:ARG:HD3	46:BN:74:ARG:C	2.36	0.45
1:C0:16:ARG:HD3	1:C0:16:ARG:HA	1.28	0.45
7:CA:118:C:H6	7:CA:118:C:O5'	1.99	0.45
7:CA:43:C:H3'	7:CA:44:G:C5'	2.45	0.45
8:CB:1000:A:N7	8:CB:1155:A:N7	2.65	0.45
8:CB:1056:G:C4'	8:CB:1086:A:C8	3.00	0.45
8:CB:1038:G:N1	8:CB:1118:C:N4	2.64	0.45
8:CB:1229:C:H2'	8:CB:1230:A:H8	1.80	0.45
8:CB:1230:A:H2'	8:CB:1231:U:H6	1.82	0.45
8:CB:1353:A:C4	8:CB:1378:A:C6	3.05	0.45
8:CB:1426:G:C4	8:CB:1427:A:N7	2.85	0.45
8:CB:1427:A:C4	8:CB:1428:C:C5	3.05	0.45
8:CB:1652:A:C6	8:CB:1653:G:N2	2.85	0.45
8:CB:1672:A:C2	8:CB:1673:G:C4	3.05	0.45

Continued on next page...

Continued from previous page...

Atom-1	Atom-2	Interatomic distance (Å)	Clash overlap (Å)
8:CB:1694:C:C6	8:CB:1694:C:H5''	2.52	0.45
8:CB:1822:C:C2'	8:CB:1823:G:H5''	2.46	0.45
8:CB:192:C:C5	8:CB:193:U:C6	3.04	0.45
8:CB:1900:A:C6	8:CB:1970:A:N7	2.85	0.45
8:CB:2007:U:C6	8:CB:2007:U:C5'	3.00	0.45
8:CB:2020:A:N7	8:CB:2022:U:C4	2.85	0.45
8:CB:1130:U:N3	8:CB:2025:C:OP1	2.50	0.45
8:CB:2137:U:H2'	8:CB:2138:G:C8	2.50	0.45
8:CB:2201:G:N1	8:CB:2223:G:C5	2.84	0.45
8:CB:2270:A:N7	8:CB:2271:G:C5	2.84	0.45
8:CB:2297:A:H2'	8:CB:2298:A:H8	1.82	0.45
4:C3:51:LYS:HZ1	8:CB:2359:C:C1'	2.29	0.45
8:CB:2360:G:N2	8:CB:2428:G:C6	2.83	0.45
8:CB:2466:C:H1'	19:CM:118:LYS:HZ3	1.78	0.45
8:CB:2520:C:O5'	8:CB:2520:C:H6	2.00	0.45
8:CB:281:C:O5'	8:CB:281:C:H6	2.00	0.45
8:CB:2837:A:H2'	8:CB:2838:G:C5'	2.47	0.45
8:CB:738:G:C4	8:CB:759:G:N1	2.85	0.45
8:CB:80:G:C6	8:CB:81:G:N7	2.84	0.45
8:CB:989:G:O2'	8:CB:990:A:H5'	2.17	0.45
9:CC:121:ALA:H	9:CC:129:LEU:CD1	2.26	0.45
9:CC:145:MET:HA	9:CC:183:VAL:HG21	1.99	0.45
9:CC:206:LYS:O	9:CC:207:ALA:C	2.54	0.45
9:CC:29:PHE:CZ	9:CC:81:GLU:OE1	2.70	0.45
10:CD:112:THR:O	10:CD:113:SER:O	2.34	0.45
11:CE:112:LEU:O	11:CE:114:ARG:HG2	2.16	0.45
11:CE:27:LEU:HB3	11:CE:30:GLN:HB3	1.97	0.45
11:CE:9:GLN:HG3	11:CE:10:SER:N	2.30	0.45
13:CG:145:ALA:O	13:CG:147:LEU:N	2.49	0.45
16:CJ:113:PRO:CA	16:CJ:116:ARG:HB2	2.43	0.45
16:CJ:54:ILE:CG2	16:CJ:55:ILE:N	2.79	0.45
18:CL:8:PRO:O	18:CL:9:ALA:CB	2.65	0.45
19:CM:47:GLU:O	19:CM:50:ARG:HB3	2.17	0.45
22:CP:61:ARG:NH2	22:CP:75:THR:OG1	2.48	0.45
33:DA:1015:G:H3'	33:DA:1015:G:C8	2.52	0.45
33:DA:110:C:H2'	33:DA:111:G:H8	1.80	0.45
33:DA:1179:A:N6	33:DA:1180:A:C2	2.85	0.45
33:DA:1387:G:H2'	33:DA:1388:C:C5	2.47	0.45
33:DA:1408:A:N3	33:DA:1494:G:C2	2.84	0.45
33:DA:1428:A:N1	33:DA:1473:G:N1	2.65	0.45
33:DA:795:C:H1'	33:DA:1506:U:C5	2.52	0.45

Continued on next page...

Continued from previous page...

Atom-1	Atom-2	Interatomic distance (Å)	Clash overlap (Å)
33:DA:248:C:C2	33:DA:249:U:C5	3.05	0.45
33:DA:361:G:C2'	33:DA:362:G:H5'	2.47	0.45
33:DA:538:G:C6	33:DA:539:A:C2	3.05	0.45
33:DA:585:G:C2'	33:DA:586:C:H5'	2.47	0.45
33:DA:642:A:N9	40:DH:105:THR:O	2.49	0.45
33:DA:720:C:H5''	33:DA:721:G:C2'	2.47	0.45
33:DA:876:C:C4	33:DA:877:G:N7	2.85	0.45
33:DA:931:C:N3	33:DA:1386:G:N2	2.54	0.45
33:DA:973:G:O5'	33:DA:974:A:H5'	2.17	0.45
35:DC:143:LEU:HD23	35:DC:144:GLY:N	2.32	0.45
36:DD:116:LEU:HA	36:DD:119:HIS:CB	2.36	0.45
37:DE:15:ILE:CD1	37:DE:37:VAL:HG23	2.45	0.45
38:DF:38:ARG:HG2	38:DF:39:LEU:N	2.32	0.45
41:DI:47:VAL:O	41:DI:50:PRO:HD2	2.17	0.45
43:DK:58:THR:HB	43:DK:59:PRO:CD	2.47	0.45
44:DL:19:ASN:OD1	44:DL:19:ASN:N	2.49	0.45
44:DL:64:SER:OG	44:DL:65:TYR:N	2.50	0.45
49:DQ:17:GLU:O	49:DQ:18:LYS:HB2	2.17	0.45
49:DQ:64:ARG:HA	49:DQ:65:PRO:HD2	1.70	0.45
50:DR:38:ILE:HD12	50:DR:39:VAL:O	2.17	0.45
4:A3:32:LEU:C	4:A3:32:LEU:HD13	2.37	0.45
4:A3:34:LYS:HZ1	4:A3:34:LYS:HB2	1.75	0.45
4:A3:54:LEU:H	4:A3:54:LEU:HG	1.59	0.45
7:AA:100:G:C6	7:AA:101:A:C5	3.05	0.45
7:AA:105:G:N2	7:AA:106:G:H1'	2.32	0.45
7:AA:113:C:H2'	7:AA:114:C:O4'	2.17	0.45
7:AA:30:C:C2'	7:AA:31:C:H5'	2.46	0.45
8:AB:1037:G:N2	8:AB:1038:G:H1'	2.31	0.45
8:AB:1107:G:H2'	8:AB:1108:U:H5'	1.97	0.45
8:AB:1191:G:H2'	8:AB:1192:G:O4'	2.17	0.45
8:AB:1205:A:C8	11:AE:164:LEU:CD2	2.92	0.45
8:AB:1282:U:H2'	8:AB:1283:G:O4'	2.17	0.45
8:AB:1734:G:H8	8:AB:1734:G:O5'	1.98	0.45
8:AB:1807:G:C8	8:AB:1807:G:C3'	3.00	0.45
8:AB:1838:C:N4	8:AB:1899:A:N3	2.64	0.45
8:AB:185:G:C6	8:AB:212:G:C2	3.04	0.45
8:AB:1420:A:N3	8:AB:2211:A:C8	2.84	0.45
8:AB:2246:G:H8	8:AB:2246:G:O5'	2.00	0.45
8:AB:2299:U:H3'	8:AB:2299:U:C6	2.51	0.45
8:AB:2345:G:C2	8:AB:2381:A:C4	3.05	0.45
8:AB:2064:C:H1'	8:AB:2450:A:C5	2.51	0.45

Continued on next page...

Continued from previous page...

Atom-1	Atom-2	Interatomic distance (Å)	Clash overlap (Å)
8:AB:2464:G:C5	8:AB:2487:G:N1	2.85	0.45
8:AB:2547:A:C8	8:AB:2566:A:C5	3.04	0.45
8:AB:2734:A:C2'	8:AB:2735:G:H5'	2.47	0.45
8:AB:2748:A:H2'	8:AB:2749:A:C8	2.52	0.45
8:AB:2855:C:H2'	8:AB:2856:A:H5'	1.99	0.45
8:AB:324:A:N6	8:AB:325:G:C2	2.85	0.45
8:AB:384:A:N7	8:AB:385:C:C5	2.85	0.45
8:AB:417:C:H2'	8:AB:418:C:H6	1.81	0.45
8:AB:571:U:O4	8:AB:575:A:C5	2.69	0.45
8:AB:606:U:OP1	11:AE:99:LYS:HG2	2.16	0.45
8:AB:748:G:N7	8:AB:750:A:C8	2.84	0.45
8:AB:812:C:H2'	8:AB:813:U:H5'	1.98	0.45
9:AC:124:LYS:HG3	9:AC:126:GLY:N	2.29	0.45
10:AD:13:ARG:O	10:AD:14:ILE:C	2.55	0.45
10:AD:159:LYS:O	10:AD:161:MET:N	2.50	0.45
8:AB:2830:C:OP1	10:AD:55:LYS:CE	2.65	0.45
11:AE:147:LEU:CD1	11:AE:183:PHE:HA	2.47	0.45
11:AE:21:ARG:HB3	11:AE:22:ASP:H	1.64	0.45
12:AF:142:TYR:HB3	45:BM:2:ARG:NH2	2.31	0.45
13:AG:122:ALA:CB	13:AG:130:ILE:HG22	2.47	0.45
13:AG:84:LYS:NZ	13:AG:164:ALA:HB3	2.32	0.45
17:AK:105:ARG:O	17:AK:108:ARG:HB2	2.17	0.45
19:AM:98:PRO:O	19:AM:100:LYS:HD2	2.17	0.45
20:AN:78:LYS:HD2	20:AN:82:GLU:OE2	2.17	0.45
21:AO:107:ALA:C	21:AO:109:ALA:H	2.19	0.45
21:AO:22:GLY:O	21:AO:23:ALA:C	2.55	0.45
21:AO:1:MET:CG	21:AO:2:ASP:OD1	2.64	0.45
22:AP:105:LYS:HB2	33:BA:1432:G:OP1	2.16	0.45
23:AQ:4:LYS:O	23:AQ:6:GLY:N	2.49	0.45
8:AB:1155:A:OP1	23:AQ:54:ARG:HD2	2.16	0.45
23:AQ:65:ASN:HA	23:AQ:75:TYR:HB2	1.99	0.45
25:AS:90:LYS:N	25:AS:90:LYS:CE	2.79	0.45
26:AT:50:LEU:HD21	30:AX:26:PHE:CZ	2.52	0.45
27:AU:51:LEU:O	27:AU:51:LEU:HD23	2.17	0.45
8:AB:2330:G:H1'	29:AW:36:ILE:HD13	1.97	0.45
8:AB:72:U:C6	30:AX:54:LYS:HG2	2.52	0.45
33:BA:1055:A:H1'	35:BC:155:ARG:HH12	1.74	0.45
33:BA:1240:U:OP2	39:BG:115:MET:HB3	2.17	0.45
33:BA:1280:A:N7	42:BJ:43:PRO:HD3	2.32	0.45
33:BA:1458:G:H2'	33:BA:1459:G:C8	2.51	0.45
33:BA:1511:G:N1	33:BA:1525:G:C2	2.85	0.45

Continued on next page...

Continued from previous page...

Atom-1	Atom-2	Interatomic distance (Å)	Clash overlap (Å)
33:BA:325:A:N6	33:BA:326:G:C2	2.85	0.45
33:BA:468:A:H3'	33:BA:469:C:H5''	1.98	0.45
33:BA:514:C:N3	33:BA:538:G:O6	2.49	0.45
33:BA:540:G:C6	33:BA:541:G:C5	3.05	0.45
33:BA:552:U:O5'	33:BA:552:U:H6	2.00	0.45
33:BA:602:A:C2	33:BA:637:C:C4	3.04	0.45
33:BA:64:G:C8	33:BA:99:C:C5	3.05	0.45
33:BA:699:C:C6	33:BA:699:C:H3'	2.50	0.45
33:BA:794:A:C6	33:BA:795:C:C4	3.05	0.45
33:BA:857:C:H2'	33:BA:858:G:O4'	2.16	0.45
33:BA:875:U:C6	33:BA:875:U:C3'	3.00	0.45
35:BC:66:THR:CG2	35:BC:67:ILE:N	2.79	0.45
36:BD:160:LEU:HD22	36:BD:161:ALA:N	2.32	0.45
36:BD:183:ARG:HH22	36:BD:186:GLU:H	1.64	0.45
37:BE:45:VAL:HG11	37:BE:117:ALA:CA	2.47	0.45
37:BE:83:PRO:HB3	37:BE:96:GLN:HG3	1.99	0.45
38:BF:8:PHE:CE2	38:BF:60:VAL:HB	2.52	0.45
41:BI:62:LEU:N	41:BI:62:LEU:HD22	2.32	0.45
42:BJ:40:ILE:HA	42:BJ:41:PRO:HD2	1.77	0.45
42:BJ:42:LEU:CD2	42:BJ:43:PRO:HD2	2.47	0.45
43:BK:113:THR:HG23	43:BK:114:PRO:HD2	1.97	0.45
44:BL:115:LYS:O	44:BL:116:TYR:HB2	2.17	0.45
44:BL:93:ARG:C	44:BL:94:TYR:CD2	2.90	0.45
46:BN:64:ARG:CG	46:BN:64:ARG:NH1	2.61	0.45
3:C2:24:THR:HG22	3:C2:25:LYS:N	2.32	0.45
4:C3:4:LYS:O	4:C3:5:THR:C	2.55	0.45
8:CB:1000:A:C6	8:CB:1001:A:C6	3.05	0.45
8:CB:1191:G:H2'	8:CB:1192:G:O4'	2.16	0.45
8:CB:1220:G:O6	8:CB:1230:A:C6	2.69	0.45
8:CB:1220:G:O6	8:CB:1230:A:N6	2.49	0.45
8:CB:1206:G:N2	8:CB:1241:A:C2	2.85	0.45
8:CB:1241:A:H2'	8:CB:1242:U:O5'	2.17	0.45
8:CB:1279:G:C2	8:CB:1292:G:C2	3.05	0.45
8:CB:1292:G:C4	8:CB:1293:C:C5	3.05	0.45
8:CB:1404:C:C2	8:CB:1405:U:C5	3.05	0.45
8:CB:1411:U:H2'	8:CB:1412:U:C6	2.52	0.45
8:CB:1445:G:N2	8:CB:1547:C:C4	2.84	0.45
8:CB:1606:C:O2'	8:CB:1608:A:N1	2.40	0.45
8:CB:1658:C:OP1	10:CD:136:ASN:CG	2.54	0.45
8:CB:1684:G:H1	8:CB:1704:C:N4	2.13	0.45
8:CB:1708:C:HO2'	8:CB:1709:U:H6	1.65	0.45

Continued on next page...

Continued from previous page...

Atom-1	Atom-2	Interatomic distance (Å)	Clash overlap (Å)
8:CB:1681:G:C5	8:CB:1762:A:C2	3.05	0.45
8:CB:1791:A:H3'	8:CB:1791:A:H8	1.82	0.45
8:CB:1803:A:N6	8:CB:1814:G:H1'	2.32	0.45
8:CB:1977:A:N6	8:CB:1978:A:C6	2.84	0.45
8:CB:579:G:C4'	8:CB:2017:U:H2'	2.47	0.45
8:CB:1889:A:H1'	8:CB:2086:U:O2'	2.16	0.45
8:CB:2263:C:H2'	8:CB:2264:C:C6	2.38	0.45
8:CB:2315:G:H2'	8:CB:2316:G:C8	2.51	0.45
8:CB:2405:G:C2'	8:CB:2411:A:N6	2.77	0.45
8:CB:23:G:O2'	8:CB:24:G:H5'	2.17	0.45
8:CB:237:C:O2	8:CB:261:G:N3	2.49	0.45
8:CB:2756:U:H4'	8:CB:2757:A:OP1	2.15	0.45
8:CB:2861:U:O2'	8:CB:2862:G:H5'	2.16	0.45
8:CB:393:C:H2'	8:CB:394:C:H6	1.82	0.45
8:CB:554:U:H2'	8:CB:555:G:C8	2.51	0.45
8:CB:571:U:O2'	8:CB:572:A:H5''	2.17	0.45
8:CB:607:U:H2'	8:CB:608:A:C5'	2.46	0.45
8:CB:715:A:OP2	47:DO:88:ARG:NH2	2.50	0.45
8:CB:915:C:H3'	8:CB:916:G:C8	2.49	0.45
9:CC:156:SER:OG	9:CC:195:GLY:CA	2.63	0.45
10:CD:131:ASP:O	10:CD:132:ALA:HB2	2.16	0.45
10:CD:165:MET:HB3	10:CD:166:GLY:H	1.64	0.45
10:CD:206:ALA:O	10:CD:207:VAL:C	2.54	0.45
10:CD:38:LYS:C	10:CD:42:ASN:HD21	2.19	0.45
10:CD:4:LEU:HD11	10:CD:77:ARG:HE	1.82	0.45
11:CE:4:VAL:CA	11:CE:14:VAL:HG13	2.47	0.45
11:CE:148:ILE:HG22	11:CE:185:LYS:CB	2.46	0.45
11:CE:37:ALA:C	11:CE:39:ALA:H	2.20	0.45
12:CF:53:ALA:HB1	12:CF:64:PRO:HG2	1.98	0.45
12:CF:76:PHE:O	12:CF:77:LYS:HB3	2.16	0.45
13:CG:40:VAL:C	13:CG:41:GLU:HG3	2.37	0.45
18:CL:69:ARG:C	18:CL:71:ALA:N	2.70	0.45
19:CM:91:TYR:O	19:CM:92:TRP:O	2.35	0.45
20:CN:103:ARG:O	20:CN:104:ALA:HB3	2.17	0.45
20:CN:45:ARG:O	20:CN:47:VAL:N	2.50	0.45
21:CO:109:ALA:O	21:CO:112:GLU:HB2	2.17	0.45
21:CO:13:ARG:O	21:CO:17:LYS:HB2	2.16	0.45
22:CP:90:ALA:HB3	22:CP:112:ARG:HA	1.99	0.45
22:CP:96:LEU:O	22:CP:97:TYR:O	2.35	0.45
25:CS:39:THR:HG23	25:CS:39:THR:O	2.16	0.45
27:CU:25:LYS:HB3	27:CU:26:ASN:H	1.51	0.45

Continued on next page...

Continued from previous page...

Atom-1	Atom-2	Interatomic distance (Å)	Clash overlap (Å)
29:CW:44:PHE:N	29:CW:76:ARG:O	2.49	0.45
33:DA:1060:U:O2	33:DA:1061:G:C8	2.69	0.45
33:DA:1198:G:C6	33:DA:1199:U:N3	2.85	0.45
33:DA:1388:C:H2'	33:DA:1389:C:C5	2.51	0.45
33:DA:1483:A:O5'	33:DA:1483:A:H8	2.00	0.45
33:DA:160:A:C5	33:DA:346:G:O6	2.70	0.45
33:DA:275:G:C2	33:DA:276:G:C8	3.05	0.45
33:DA:293:G:C6	33:DA:305:G:C2	3.05	0.45
33:DA:407:U:C4	33:DA:435:A:N6	2.84	0.45
33:DA:455:G:C2	33:DA:478:A:C2	3.05	0.45
33:DA:463:U:C2'	33:DA:464:U:O4'	2.61	0.45
33:DA:50:A:N7	33:DA:361:G:H1'	2.32	0.45
33:DA:520:A:N7	33:DA:521:G:C8	2.85	0.45
33:DA:577:G:H5'	33:DA:816:A:N7	2.31	0.45
33:DA:590:U:O2'	33:DA:591:U:H5'	2.17	0.45
33:DA:679:C:N4	33:DA:711:G:N1	2.57	0.45
33:DA:711:G:H2'	33:DA:712:A:C5'	2.45	0.45
33:DA:730:G:C5	33:DA:731:G:H1'	2.52	0.45
33:DA:735:C:N4	33:DA:736:C:H41	2.15	0.45
33:DA:802:A:N3	33:DA:802:A:H2'	2.32	0.45
33:DA:851:G:C6	33:DA:852:G:N7	2.84	0.45
33:DA:95:C:C2'	33:DA:95:C:O2	2.64	0.45
33:DA:991:U:H4'	33:DA:991:U:OP1	2.16	0.45
34:DB:59:ILE:H	34:DB:59:ILE:HG13	1.47	0.45
35:DC:134:LYS:HE3	35:DC:138:GLN:HG2	1.98	0.45
36:DD:144:ILE:HG23	36:DD:149:LYS:HE3	1.99	0.45
36:DD:18:LEU:O	36:DD:19:PHE:C	2.55	0.45
38:DF:84:VAL:HG22	38:DF:85:ILE:N	2.31	0.45
43:DK:91:GLY:CA	43:DK:94:SER:HB3	2.34	0.45
46:DN:5:MET:HG3	46:DN:8:ARG:HE	1.82	0.45
33:DA:750:C:O2'	47:DO:20:ASP:O	2.35	0.45
33:DA:1318:A:O2'	51:DS:36:ARG:HD3	2.16	0.45
33:DA:192:A:O2'	52:DT:54:GLN:OE1	2.29	0.45
52:DT:5:SER:C	52:DT:7:LYS:N	2.70	0.45
3:A2:16:HIS:O	3:A2:18:PHE:HD1	2.00	0.45
3:A2:30:VAL:O	3:A2:33:ARG:HG3	2.17	0.45
5:A4:1:MET:C	8:AB:2526:G:H21	2.19	0.45
8:AB:1000:A:C6	8:AB:1001:A:C6	3.04	0.45
8:AB:1003:G:C8	8:AB:1003:G:C5'	2.98	0.45
8:AB:1010:A:H4'	23:AQ:75:TYR:CD2	2.50	0.45
8:AB:71:A:N1	8:AB:114:U:O2	2.49	0.45

Continued on next page...

Continued from previous page...

Atom-1	Atom-2	Interatomic distance (Å)	Clash overlap (Å)
8:AB:1214:A:H61	8:AB:1235:G:C2'	2.30	0.45
8:AB:1286:A:C2	8:AB:1329:U:C4	3.05	0.45
8:AB:1322:A:H3'	8:AB:1322:A:C8	2.52	0.45
8:AB:141:G:OP2	8:AB:142:A:C6	2.70	0.45
8:AB:144:A:C2	8:AB:145:C:N3	2.85	0.45
8:AB:152:A:O2'	8:AB:153:U:H5'	2.16	0.45
8:AB:155:A:C2	8:AB:172:A:C2	3.04	0.45
8:AB:1655:A:C8	8:AB:1656:C:C5	3.05	0.45
8:AB:1791:A:H2'	8:AB:1792:G:O4'	2.17	0.45
8:AB:1861:G:H8	8:AB:1861:G:C5'	2.29	0.45
8:AB:191:A:H8	8:AB:191:A:O5'	1.99	0.45
8:AB:2001:C:H2'	8:AB:2002:G:O5'	2.16	0.45
8:AB:2052:A:C8	8:AB:2052:A:O5'	2.68	0.45
8:AB:2105:U:C3'	8:AB:2105:U:C6	3.00	0.45
8:AB:2200:C:C6	8:AB:2200:C:C3'	3.00	0.45
8:AB:410:G:H2'	8:AB:2407:A:C8	2.52	0.45
8:AB:2444:G:OP1	11:AE:63:LYS:NZ	2.50	0.45
8:AB:2060:A:N1	8:AB:2502:G:C6	2.85	0.45
8:AB:346:A:N6	8:AB:347:A:N3	2.65	0.45
8:AB:400:G:H3'	8:AB:400:G:H8	1.82	0.45
8:AB:59:U:O2'	8:AB:60:G:H5'	2.17	0.45
8:AB:61:C:N3	8:AB:94:A:N1	2.63	0.45
8:AB:799:G:O2'	8:AB:800:A:OP1	2.27	0.45
8:AB:80:G:C6	8:AB:81:G:N7	2.85	0.45
8:AB:825:A:C2	8:AB:826:U:C2	3.05	0.45
8:AB:98:G:C8	8:AB:98:G:H5'	2.52	0.45
9:AC:68:ARG:NH1	9:AC:127:ASN:HA	2.31	0.45
9:AC:156:SER:O	9:AC:195:GLY:HA3	2.16	0.45
9:AC:163:ILE:HG22	9:AC:164:VAL:H	1.81	0.45
9:AC:174:ARG:CG	9:AC:174:ARG:O	2.65	0.45
9:AC:254:LYS:HB2	9:AC:254:LYS:HE2	1.61	0.45
8:AB:2580:U:OP1	10:AD:137:SER:HB2	2.16	0.45
11:AE:164:LEU:CD1	11:AE:165:HIS:N	2.79	0.45
11:AE:190:ALA:HB3	11:AE:193:VAL:HG13	1.99	0.45
11:AE:190:ALA:C	11:AE:194:LYS:NZ	2.70	0.45
11:AE:3:LEU:HD12	11:AE:13:THR:N	2.12	0.45
11:AE:84:THR:CG2	11:AE:85:PHE:N	2.78	0.45
12:AF:133:GLU:C	12:AF:134:GLN:O	2.55	0.45
13:AG:6:ALA:O	13:AG:8:VAL:N	2.50	0.45
15:AI:124:MET:O	15:AI:128:ILE:HG12	2.16	0.45
16:AJ:85:LYS:HZ3	16:AJ:86:GLN:H	1.63	0.45

Continued on next page...

Continued from previous page...

Atom-1	Atom-2	Interatomic distance (Å)	Clash overlap (Å)
17:AK:61:VAL:HG11	17:AK:112:PHE:HE2	1.82	0.45
18:AL:83:ALA:HB2	18:AL:120:VAL:HB	1.98	0.45
18:AL:56:PRO:HA	18:AL:60:ARG:CZ	2.42	0.45
19:AM:43:ALA:O	19:AM:45:GLN:N	2.50	0.45
19:AM:70:ASP:O	19:AM:71:LYS:HB3	2.16	0.45
20:AN:22:ARG:HD3	20:AN:68:ALA:O	2.17	0.45
20:AN:92:GLY:O	20:AN:93:GLY:C	2.55	0.45
21:AO:80:GLU:HG3	21:AO:115:LEU:H	1.81	0.45
23:AQ:13:HIS:CE1	23:AQ:31:TYR:CD2	2.99	0.45
24:AR:32:THR:O	24:AR:33:VAL:HG23	2.15	0.45
24:AR:42:ALA:HA	24:AR:54:VAL:H	1.81	0.45
24:AR:80:ARG:HE	24:AR:81:LYS:H	1.65	0.45
24:AR:94:THR:O	24:AR:95:ASP:CB	2.58	0.45
27:AU:11:ILE:C	27:AU:69:VAL:HB	2.37	0.45
27:AU:69:VAL:CG1	27:AU:70:ALA:O	2.65	0.45
30:AX:56:LEU:CD1	30:AX:56:LEU:H	2.30	0.45
33:BA:1043:G:C2	33:BA:1044:A:N7	2.85	0.45
33:BA:1397:C:H4'	33:BA:1398:A:OP2	2.16	0.45
33:BA:1431:A:C2'	33:BA:1432:G:H5''	2.47	0.45
33:BA:1435:G:H2'	33:BA:1436:U:H6	1.80	0.45
33:BA:1451:U:H5''	33:BA:1452:C:H5	1.81	0.45
33:BA:1509:C:N3	33:BA:1510:C:C5	2.85	0.45
33:BA:137:U:C2	33:BA:227:G:C2	3.05	0.45
33:BA:410:G:H5''	33:BA:411:A:P	2.57	0.45
33:BA:512:U:O2'	33:BA:513:C:H6	2.00	0.45
33:BA:533:A:C5	33:BA:536:C:C4	3.05	0.45
33:BA:641:U:H1'	33:BA:642:A:N7	2.31	0.45
33:BA:755:G:C5	33:BA:756:C:C5	3.00	0.45
33:BA:86:G:H1'	33:BA:87:C:C6	2.52	0.45
34:BB:22:TRP:HB3	34:BB:38:HIS:HE1	1.72	0.45
35:BC:180:ASP:O	35:BC:181:ILE:HG13	2.17	0.45
37:BE:95:MET:HE1	37:BE:143:LEU:HD21	1.99	0.45
40:BH:103:VAL:O	40:BH:104:SER:C	2.55	0.45
40:BH:64:TYR:N	40:BH:64:TYR:CD1	2.85	0.45
41:BI:49:GLN:N	41:BI:50:PRO:HD2	2.31	0.45
43:BK:76:TYR:CD1	43:BK:76:TYR:N	2.85	0.45
46:BN:75:LYS:O	46:BN:75:LYS:HG3	2.15	0.45
47:BO:24:THR:O	47:BO:25:GLU:C	2.55	0.45
53:BU:20:ARG:CA	53:BU:24:LYS:HE3	2.45	0.45
1:C0:28:SER:O	1:C0:29:VAL:HB	2.17	0.45
1:C0:6:LYS:HZ3	1:C0:7:PRO:HD2	1.80	0.45

Continued on next page...

Continued from previous page...

Atom-1	Atom-2	Interatomic distance (Å)	Clash overlap (Å)
2:C1:8:ILE:CG2	2:C1:27:ARG:HG2	2.47	0.45
2:C1:8:ILE:HG21	2:C1:27:ARG:HG2	1.98	0.45
4:C3:4:LYS:O	4:C3:4:LYS:CG	2.64	0.45
4:C3:60:CYS:O	4:C3:61:LEU:C	2.55	0.45
7:CA:9:G:H2'	7:CA:10:G:C8	2.52	0.45
7:CA:13:G:H8	7:CA:13:G:H3'	1.81	0.45
8:CB:1116:G:C5	8:CB:1117:C:C5	3.05	0.45
8:CB:1183:U:H2'	8:CB:1184:U:H6	1.81	0.45
8:CB:1264:A:C5'	8:CB:1264:A:H8	2.30	0.45
8:CB:1274:A:H3'	8:CB:1274:A:C8	2.52	0.45
8:CB:132:G:H2'	8:CB:133:U:C6	2.52	0.45
8:CB:1531:C:H2'	8:CB:1532:A:C8	2.51	0.45
8:CB:1558:C:C2	8:CB:1560:G:C5	3.04	0.45
8:CB:1747:U:H2'	8:CB:1748:C:C6	2.52	0.45
8:CB:1788:C:H2'	8:CB:1789:A:C4'	2.46	0.45
8:CB:1802:A:N6	8:CB:1817:G:H21	2.14	0.45
8:CB:1935:G:N2	8:CB:1964:G:C8	2.85	0.45
8:CB:1930:G:N2	8:CB:1969:A:OP2	2.46	0.45
8:CB:2232:C:H2'	8:CB:2233:U:H5'	1.99	0.45
8:CB:2291:U:O2	8:CB:2292:U:C2	2.70	0.45
4:C3:37:THR:HG21	8:CB:2348:U:OP1	2.17	0.45
8:CB:2487:G:H2'	8:CB:2488:G:H8	1.82	0.45
5:C4:34:LYS:O	8:CB:2527:C:H4'	2.16	0.45
8:CB:2625:G:H5''	8:CB:2625:G:C8	2.49	0.45
8:CB:2636:C:H4'	10:CD:80:TRP:HE1	1.81	0.45
8:CB:265:A:O2'	8:CB:266:G:C4'	2.65	0.45
8:CB:2763:G:H8	8:CB:2763:G:C5'	2.18	0.45
8:CB:2867:G:O2'	8:CB:2868:A:OP2	2.27	0.45
8:CB:2691:C:H5'	8:CB:2872:A:C2	2.51	0.45
8:CB:464:U:H3'	8:CB:465:G:H5''	1.97	0.45
8:CB:538:A:C5	8:CB:556:A:N6	2.81	0.45
8:CB:560:C:H2'	8:CB:561:G:H5'	1.98	0.45
8:CB:616:A:H2'	8:CB:617:G:H8	1.77	0.45
8:CB:630:G:H1	18:CL:69:ARG:NH1	2.15	0.45
8:CB:62:U:O2'	8:CB:63:A:H5'	2.17	0.45
8:CB:675:A:C6	8:CB:676:A:C6	3.05	0.45
8:CB:685:A:C5	8:CB:689:A:N6	2.84	0.45
8:CB:690:G:C6	8:CB:691:C:C5	3.05	0.45
8:CB:93:G:C2'	8:CB:94:A:H5'	2.47	0.45
9:CC:225:ASN:HA	9:CC:225:ASN:HD22	1.55	0.45
8:CB:2305:U:C6	12:CF:151:LEU:C	2.90	0.45

Continued on next page...

Continued from previous page...

Atom-1	Atom-2	Interatomic distance (Å)	Clash overlap (Å)
13:CG:163:TYR:HD2	13:CG:166:GLU:HG3	1.81	0.45
14:CH:117:LEU:C	14:CH:119:ASN:N	2.70	0.45
14:CH:115:VAL:CG2	14:CH:117:LEU:HB2	2.30	0.45
15:CI:29:GLN:HB2	15:CI:30:GLN:NE2	2.31	0.45
16:CJ:19:ASP:OD2	16:CJ:20:ALA:N	2.48	0.45
17:CK:106:GLU:C	17:CK:108:ARG:N	2.68	0.45
17:CK:113:MET:C	17:CK:115:ILE:H	2.18	0.45
18:CL:137:ALA:O	18:CL:138:ALA:HB2	2.17	0.45
18:CL:55:MET:HB3	18:CL:56:PRO:CD	2.36	0.45
19:CM:66:ARG:O	19:CM:67:VAL:O	2.35	0.45
19:CM:40:ARG:CG	19:CM:92:TRP:CD1	3.00	0.45
22:CP:23:ASP:CG	22:CP:93:LYS:HZ1	2.17	0.45
22:CP:50:ARG:HG3	22:CP:99:LEU:HB3	1.99	0.45
23:CQ:13:HIS:CD2	23:CQ:31:TYR:CE1	3.05	0.45
24:CR:80:ARG:O	24:CR:81:LYS:O	2.34	0.45
8:CB:747:U:H1'	25:CS:92:ARG:CZ	2.46	0.45
30:CX:20:ASN:O	30:CX:21:LEU:HG	2.16	0.45
31:CY:29:ARG:C	31:CY:30:ARG:HG2	2.37	0.45
32:CZ:5:ILE:HG13	32:CZ:51:VAL:CG1	2.47	0.45
32:CZ:59:ARG:HB2	32:CZ:61:ASN:H	1.80	0.45
33:DA:1105:A:C3'	33:DA:1106:G:C5'	2.93	0.45
33:DA:1418:A:N7	33:DA:1419:G:H1'	2.32	0.45
33:DA:18:C:H2'	33:DA:19:A:H8	1.80	0.45
33:DA:330:C:H3'	33:DA:330:C:H6	1.81	0.45
33:DA:355:C:N3	33:DA:356:A:N7	2.64	0.45
33:DA:459:A:H1'	33:DA:474:G:N2	2.32	0.45
33:DA:519:C:H2'	33:DA:520:A:H5'	1.99	0.45
33:DA:55:A:C6	33:DA:56:U:N3	2.85	0.45
33:DA:590:U:C2	33:DA:591:U:C6	3.04	0.45
33:DA:892:A:C2'	33:DA:893:C:H5'	2.45	0.45
33:DA:917:G:N1	33:DA:918:A:C5	2.85	0.45
33:DA:928:G:H22	33:DA:1390:U:H1'	1.81	0.45
35:DC:199:VAL:HG23	35:DC:199:VAL:O	2.16	0.45
35:DC:149:LYS:HE3	35:DC:200:TRP:CD2	2.52	0.45
36:DD:40:HIS:O	36:DD:43:ARG:N	2.50	0.45
37:DE:33:THR:HG22	37:DE:51:LYS:HB2	1.98	0.45
37:DE:59:ILE:O	37:DE:62:ALA:N	2.49	0.45
38:DF:10:VAL:HG21	38:DF:21:MET:HE1	1.98	0.45
38:DF:38:ARG:HH21	38:DF:61:LEU:CD1	2.29	0.45
40:DH:78:SER:CB	40:DH:125:ILE:HA	2.45	0.45
42:DJ:22:THR:HA	42:DJ:25:ILE:HG13	1.99	0.45

Continued on next page...

Continued from previous page...

Atom-1	Atom-2	Interatomic distance (Å)	Clash overlap (Å)
42:DJ:42:LEU:CB	42:DJ:43:PRO:CD	2.95	0.45
48:DP:67:ILE:HG12	48:DP:72:ALA:HB2	1.98	0.45
50:DR:32:ILE:O	50:DR:33:THR:O	2.35	0.45
52:DT:24:ARG:HA	52:DT:27:MET:HE2	1.98	0.45
53:DU:9:GLU:O	53:DU:11:PHE:HD2	2.00	0.45
1:A0:26:SER:HA	1:A0:38:LEU:CD1	2.47	0.45
4:A3:33:THR:O	4:A3:34:LYS:C	2.55	0.45
7:AA:14:U:O2'	7:AA:15:A:OP1	2.34	0.45
8:AB:1001:A:H61	8:AB:1154:G:H2'	1.81	0.45
8:AB:1021:A:H8	8:AB:1022:G:C5'	2.29	0.45
8:AB:1216:G:C6	8:AB:1217:U:C6	3.04	0.45
8:AB:1246:A:O5'	8:AB:1246:A:H8	2.00	0.45
3:A2:19:ARG:NH2	8:AB:124:G:C6	2.85	0.45
8:AB:133:U:H2'	8:AB:134:G:O4'	2.16	0.45
8:AB:1356:G:O2'	8:AB:1357:C:H5'	2.17	0.45
8:AB:1445:G:C2	8:AB:1547:C:N3	2.85	0.45
8:AB:1455:G:N2	8:AB:1456:G:H1'	2.31	0.45
8:AB:1528:A:N9	8:AB:1544:A:N6	2.65	0.45
8:AB:1557:C:H3'	8:AB:1558:C:C5'	2.47	0.45
8:AB:1567:G:H5''	8:AB:1567:G:H8	1.82	0.45
8:AB:1590:A:C6	8:AB:1591:A:N6	2.85	0.45
8:AB:1761:C:C4	8:AB:1762:A:C5	3.05	0.45
8:AB:1773:A:C8	8:AB:1829:A:C8	3.05	0.45
8:AB:1942:C:C5	8:AB:1943:U:C6	3.05	0.45
8:AB:2051:A:N6	8:AB:2614:A:N7	2.65	0.45
8:AB:239:C:H2'	8:AB:240:C:H6	1.80	0.45
8:AB:2453:A:H2'	8:AB:2454:G:O5'	2.17	0.45
8:AB:2563:U:O2	8:AB:2566:A:C5	2.69	0.45
8:AB:2717:C:C2'	8:AB:2718:G:O5'	2.65	0.45
8:AB:301:G:H1'	8:AB:302:C:O4'	2.17	0.45
8:AB:682:G:N3	8:AB:683:U:C6	2.85	0.45
8:AB:752:A:O2'	8:AB:753:A:P	2.75	0.45
8:AB:689:A:H61	8:AB:773:U:H3	1.64	0.45
8:AB:917:A:H2'	8:AB:918:A:H5'	1.99	0.45
9:AC:179:GLU:CB	9:AC:266:ILE:HA	2.46	0.45
8:AB:1844:C:C5'	9:AC:251:THR:HB	2.46	0.45
9:AC:38:LYS:HE2	9:AC:38:LYS:HB2	1.76	0.45
9:AC:61:TYR:HD2	9:AC:84:PRO:CD	2.30	0.45
10:AD:122:VAL:HG11	10:AD:141:ARG:NH1	2.32	0.45
10:AD:149:ASN:O	10:AD:150:GLN:CG	2.54	0.45
10:AD:148:GLN:HB3	10:AD:151:THR:OG1	2.17	0.45

Continued on next page...

Continued from previous page...

Atom-1	Atom-2	Interatomic distance (Å)	Clash overlap (Å)
10:AD:4:LEU:HB2	10:AD:201:LEU:O	2.17	0.45
8:AB:38:A:C4'	11:AE:46:GLN:CG	2.91	0.45
12:AF:2:LYS:HA	12:AF:2:LYS:CE	2.38	0.45
17:AK:53:LYS:HD3	17:AK:56:ASP:OD2	2.17	0.45
18:AL:32:GLY:C	18:AL:34:GLY:H	2.20	0.45
19:AM:14:LYS:HB3	19:AM:14:LYS:HE3	1.62	0.45
19:AM:33:LEU:O	19:AM:99:GLY:HA2	2.17	0.45
20:AN:65:LEU:CB	20:AN:69:ARG:NH1	2.71	0.45
21:AO:85:LYS:N	21:AO:85:LYS:HD2	2.27	0.45
8:AB:2378:A:O4'	21:AO:92:PHE:CE1	2.70	0.45
22:AP:92:ARG:HE	22:AP:111:GLU:N	2.15	0.45
24:AR:16:GLU:HG2	24:AR:17:GLY:H	1.81	0.45
24:AR:66:HIS:N	24:AR:98:ILE:HD12	2.27	0.45
24:AR:99:THR:OG1	24:AR:99:THR:O	2.34	0.45
25:AS:73:LYS:HB2	25:AS:106:VAL:HG21	1.98	0.45
27:AU:29:SER:C	27:AU:31:GLY:H	2.20	0.45
30:AX:12:GLU:HB3	30:AX:14:LEU:HD11	1.98	0.45
30:AX:22:LEU:HD23	30:AX:25:GLN:HB3	1.98	0.45
32:AZ:6:HIS:O	32:AZ:7:PRO:O	2.35	0.45
33:BA:1167:A:O2'	33:BA:1168:U:H5'	2.16	0.45
33:BA:1219:A:H2	51:BS:51:HIS:ND1	2.15	0.45
33:BA:1234:C:H6	33:BA:1234:C:C5'	2.30	0.45
33:BA:1378:C:H3'	33:BA:1379:G:C5'	2.47	0.45
33:BA:1400:C:H6	33:BA:1400:C:O5'	2.00	0.45
33:BA:1421:G:C6	33:BA:1480:A:N1	2.85	0.45
33:BA:160:A:C5	33:BA:346:G:O6	2.70	0.45
33:BA:369:G:OP2	33:BA:388:G:C2	2.69	0.45
33:BA:541:G:C2	33:BA:542:G:C8	3.04	0.45
33:BA:580:C:C2'	33:BA:581:G:O5'	2.65	0.45
33:BA:622:A:N7	33:BA:623:C:C2	2.85	0.45
33:BA:665:A:O2'	33:BA:666:G:H5''	2.17	0.45
33:BA:670:G:H1	33:BA:736:C:N4	2.14	0.45
33:BA:707:U:H2'	33:BA:708:C:C6	2.52	0.45
33:BA:718:A:C8	33:BA:719:C:C5	3.05	0.45
33:BA:823:C:O2'	33:BA:824:G:H5'	2.16	0.45
33:BA:917:G:H2'	33:BA:918:A:C8	2.52	0.45
33:BA:864:A:C2	33:BA:917:G:N3	2.74	0.45
34:BB:53:LEU:HD21	34:BB:212:TYR:CE2	2.52	0.45
35:BC:184:ASN:ND2	35:BC:185:THR:H	2.15	0.45
36:BD:190:LEU:HA	36:BD:190:LEU:HD12	1.83	0.45
37:BE:13:LYS:HG2	37:BE:14:LEU:N	2.31	0.45

Continued on next page...

Continued from previous page...

Atom-1	Atom-2	Interatomic distance (Å)	Clash overlap (Å)
41:BI:59:LYS:HD2	41:BI:60:LEU:CD2	2.47	0.45
43:BK:28:ASN:HD22	43:BK:29:THR:N	2.12	0.45
48:BP:16:PHE:O	48:BP:16:PHE:HD1	2.00	0.45
48:BP:1:MET:O	48:BP:24:SER:HB2	2.17	0.45
48:BP:5:ARG:HB2	48:BP:6:LEU:H	1.57	0.45
38:BF:48:ALA:CB	50:BR:66:LEU:O	2.63	0.45
43:BK:88:PRO:HG3	53:BU:28:LEU:HD11	1.98	0.45
53:BU:36:PHE:HB3	53:BU:40:PRO:CD	2.19	0.45
4:C3:12:ARG:HG2	4:C3:24:LYS:H	1.82	0.45
4:C3:12:ARG:NH2	4:C3:23:HIS:CE1	2.85	0.45
7:CA:53:A:C8	7:CA:53:A:C3'	2.99	0.45
8:CB:104:A:C2'	8:CB:105:C:C6	2.96	0.45
8:CB:1067:A:N1	8:CB:1068:G:C2	2.85	0.45
8:CB:1217:U:C2'	8:CB:1217:U:O2	2.65	0.45
8:CB:1268:A:C5	8:CB:1269:A:C4	3.05	0.45
8:CB:1362:C:C2	8:CB:1363:C:C5	3.05	0.45
8:CB:1392:A:C6	8:CB:1393:A:N6	2.85	0.45
8:CB:1401:G:H2'	8:CB:1402:U:C6	2.52	0.45
8:CB:1409:U:C2	8:CB:1410:G:C8	3.05	0.45
8:CB:1470:A:N6	8:CB:1521:G:H1'	2.32	0.45
8:CB:1655:A:C8	8:CB:1656:C:C6	3.05	0.45
8:CB:1713:A:O5'	8:CB:1713:A:H8	2.00	0.45
8:CB:1714:U:H2'	8:CB:1714:U:O2	2.17	0.45
8:CB:1829:A:N7	8:CB:1830:C:C6	2.85	0.45
8:CB:1873:G:C5	8:CB:1874:C:C5	3.04	0.45
8:CB:2088:A:H62	8:CB:2089:C:N4	2.13	0.45
8:CB:2270:A:C2'	8:CB:2271:G:H5'	2.47	0.45
8:CB:2573:C:OP1	8:CB:2574:G:OP1	2.35	0.45
8:CB:2614:A:N3	8:CB:2615:U:O4	2.50	0.45
8:CB:2684:U:C6	8:CB:2684:U:H3'	2.51	0.45
8:CB:2691:C:C2	8:CB:2872:A:N1	2.85	0.45
8:CB:2703:C:H2'	8:CB:2704:C:C6	2.52	0.45
8:CB:2704:C:H2'	8:CB:2705:A:O4'	2.17	0.45
8:CB:2817:U:H2'	8:CB:2818:U:O5'	2.17	0.45
8:CB:2886:A:H2	8:CB:2887:A:C5	2.35	0.45
8:CB:289:G:C2	8:CB:290:U:H1'	2.52	0.45
8:CB:324:A:H2'	8:CB:325:G:O4'	2.17	0.45
8:CB:362:A:O2'	8:CB:363:G:H5'	2.16	0.45
8:CB:381:G:H2'	8:CB:382:A:C5'	2.46	0.45
8:CB:383:C:N4	8:CB:385:C:H2'	2.32	0.45
8:CB:429:A:C2	8:CB:430:A:C6	3.05	0.45

Continued on next page...

Continued from previous page...

Atom-1	Atom-2	Interatomic distance (Å)	Clash overlap (Å)
8:CB:55:G:C8	8:CB:55:G:H5''	2.52	0.45
8:CB:578:G:H1'	23:CQ:32:ARG:HH22	1.82	0.45
8:CB:582:A:C5	8:CB:583:G:N7	2.85	0.45
8:CB:601:C:H2'	8:CB:605:G:H5''	1.99	0.45
3:C2:12:ARG:HG2	8:CB:686:U:H3	1.82	0.45
8:CB:64:A:C6	8:CB:91:A:N6	2.84	0.45
8:CB:919:U:C5	8:CB:920:A:N7	2.85	0.45
8:CB:968:C:C3'	8:CB:968:C:C6	2.99	0.45
8:CB:1566:A:C6	9:CC:213:ARG:NH1	2.85	0.45
55:CB:5468:HOH:O	9:CC:224:MET:CB	2.62	0.45
10:CD:124:ARG:O	10:CD:160:LYS:CD	2.56	0.45
10:CD:152:PRO:O	10:CD:153:GLY:O	2.34	0.45
10:CD:124:ARG:HB3	10:CD:160:LYS:CD	2.47	0.45
10:CD:37:VAL:HG13	10:CD:42:ASN:ND2	2.32	0.45
11:CE:128:ALA:HA	11:CE:129:PRO:HD2	1.87	0.45
11:CE:6:LYS:HE2	11:CE:119:ILE:HG22	1.98	0.45
12:CF:37:MET:HE2	12:CF:148:VAL:HG12	1.99	0.45
13:CG:41:GLU:OE2	13:CG:54:ARG:NE	2.50	0.45
14:CH:54:LEU:O	14:CH:58:LEU:HB2	2.16	0.45
14:CH:90:LEU:HD12	14:CH:91:PHE:N	2.32	0.45
16:CJ:116:ARG:C	16:CJ:118:MET:H	2.20	0.45
16:CJ:135:GLN:O	16:CJ:135:GLN:CD	2.55	0.45
18:CL:101:ILE:H	18:CL:101:ILE:HG12	1.54	0.45
19:CM:47:GLU:HG3	19:CM:47:GLU:O	2.17	0.45
19:CM:5:LYS:CB	19:CM:69:PRO:HB2	2.47	0.45
19:CM:43:ALA:HB2	19:CM:91:TYR:HB2	1.98	0.45
23:CQ:90:ASP:O	24:CR:53:PHE:CE1	2.70	0.45
24:CR:60:LYS:O	24:CR:62:GLU:N	2.50	0.45
24:CR:6:GLN:O	24:CR:7:SER:CB	2.65	0.45
8:CB:993:G:O4'	24:CR:91:GLN:NE2	2.49	0.45
25:CS:9:HIS:H	25:CS:102:HIS:HD2	1.65	0.45
27:CU:95:PHE:HD2	27:CU:100:GLU:O	2.00	0.45
27:CU:39:ASN:HA	27:CU:59:GLU:HG3	1.99	0.45
33:DA:1072:G:C6	33:DA:1104:G:C2	3.05	0.45
33:DA:1183:U:H3'	33:DA:1184:G:H5'	1.98	0.45
33:DA:1205:U:O2'	33:DA:1206:G:H5''	2.16	0.45
33:DA:1246:A:C2	33:DA:1292:G:C6	3.05	0.45
33:DA:1341:U:C2'	33:DA:1342:C:O5'	2.65	0.45
33:DA:1525:G:H5''	55:DA:5292:HOH:O	2.17	0.45
33:DA:158:G:H22	33:DA:162:A:N6	2.15	0.45
33:DA:176:C:H2'	33:DA:177:G:N3	2.32	0.45

Continued on next page...

Continued from previous page...

Atom-1	Atom-2	Interatomic distance (Å)	Clash overlap (Å)
33:DA:266:G:H22	33:DA:270:A:N6	2.14	0.45
33:DA:395:C:N4	33:DA:396:C:N4	2.52	0.45
33:DA:57:G:C6	33:DA:356:A:N6	2.85	0.45
33:DA:592:G:N2	33:DA:648:A:N3	2.65	0.45
33:DA:64:G:C8	33:DA:99:C:C5	3.05	0.45
33:DA:659:U:C2	33:DA:660:C:C5	3.05	0.45
33:DA:712:A:C2	33:DA:713:G:N3	2.85	0.45
33:DA:726:C:H2'	33:DA:726:C:O2	2.17	0.45
33:DA:728:A:H3'	33:DA:729:A:N7	2.32	0.45
33:DA:778:G:C8	33:DA:778:G:H3'	2.52	0.45
33:DA:794:A:C5	33:DA:795:C:C4	3.05	0.45
33:DA:814:A:H5''	33:DA:1511:G:H5'	1.98	0.45
33:DA:841:C:H3'	33:DA:843:U:OP2	2.16	0.45
33:DA:872:A:C8	33:DA:874:G:C8	3.04	0.45
33:DA:875:U:O2'	40:DH:15:ASN:ND2	2.48	0.45
33:DA:927:G:N2	33:DA:1391:U:H1'	2.32	0.45
33:DA:986:U:O5'	33:DA:986:U:H6	2.00	0.45
33:DA:990:C:N3	33:DA:1216:A:C2	2.85	0.45
34:DB:139:GLU:HG3	34:DB:143:LEU:HD12	1.98	0.45
36:DD:7:LYS:HB2	36:DD:7:LYS:HE2	1.83	0.45
33:DA:967:C:C4'	41:DI:129:ARG:HG3	2.47	0.45
42:DJ:54:SER:HB3	42:DJ:58:ASN:HD22	1.81	0.45
44:DL:113:ARG:NH2	44:DL:120:ARG:HA	2.30	0.45
45:DM:19:THR:HG23	45:DM:29:SER:CB	2.46	0.45
48:DP:42:ILE:HD13	48:DP:42:ILE:HA	1.87	0.45
1:A0:41:HIS:ND1	1:A0:48:TYR:CE1	2.86	0.44
8:AB:1070:A:C8	8:AB:1096:A:O2'	2.59	0.44
8:AB:1082:U:O4	8:AB:1083:U:C4	2.70	0.44
8:AB:1202:G:O6	8:AB:1203:U:O2	2.34	0.44
8:AB:121:G:O5'	8:AB:121:G:C8	2.69	0.44
8:AB:1238:G:N3	8:AB:1239:G:C8	2.85	0.44
8:AB:136:G:O5'	8:AB:136:G:H8	2.00	0.44
8:AB:137:U:O2	26:AT:4:GLU:OE1	2.34	0.44
8:AB:1418:G:H2'	8:AB:1579:A:N6	2.32	0.44
8:AB:1505:A:C5	8:AB:1506:U:C4	3.05	0.44
8:AB:1524:G:C5	8:AB:1525:A:C8	3.05	0.44
8:AB:1606:C:C6	8:AB:1606:C:C3'	3.01	0.44
8:AB:1846:G:N2	8:AB:1895:C:C2	2.85	0.44
8:AB:1959:G:C2	8:AB:1960:A:C4	3.05	0.44
8:AB:2179:C:H2'	8:AB:2180:U:C6	2.45	0.44
8:AB:2280:G:C2	8:AB:2281:A:C8	3.04	0.44

Continued on next page...

Continued from previous page...

Atom-1	Atom-2	Interatomic distance (Å)	Clash overlap (Å)
8:AB:2486:C:C2'	8:AB:2487:G:O5'	2.65	0.44
8:AB:2603:G:C5	8:AB:2604:U:C5	3.06	0.44
8:AB:2615:U:O2	8:AB:2615:U:H2'	2.15	0.44
8:AB:2675:A:C2'	8:AB:2676:C:H5'	2.47	0.44
8:AB:299:A:C8	8:AB:322:A:N1	2.85	0.44
8:AB:466:A:H8	8:AB:466:A:C5'	2.30	0.44
8:AB:571:U:C4	8:AB:575:A:N7	2.85	0.44
8:AB:575:A:H2'	8:AB:576:U:H5''	1.98	0.44
8:AB:690:G:C4	8:AB:691:C:C6	3.04	0.44
8:AB:779:U:N3	8:AB:780:G:C5	2.86	0.44
9:AC:117:SER:HB3	9:AC:127:ASN:ND2	2.32	0.44
8:AB:1820:U:O2'	9:AC:155:ARG:HD2	2.17	0.44
9:AC:174:ARG:O	9:AC:174:ARG:HG3	2.14	0.44
9:AC:83:ASP:HA	9:AC:84:PRO:HD3	1.78	0.44
8:AB:2024:G:H4'	10:AD:154:LYS:CE	2.47	0.44
10:AD:33:ARG:NH2	10:AD:87:GLY:HA3	2.29	0.44
11:AE:139:LYS:HZ3	11:AE:142:ALA:HA	1.82	0.44
12:AF:110:ILE:HG22	12:AF:112:ASP:H	1.82	0.44
12:AF:135:ILE:HG13	12:AF:140:ILE:CD1	2.39	0.44
12:AF:6:TYR:N	12:AF:6:TYR:HD2	2.13	0.44
15:AI:3:LYS:HE3	15:AI:5:GLN:CB	2.44	0.44
16:AJ:128:ASN:HD22	16:AJ:128:ASN:N	2.12	0.44
19:AM:131:VAL:CG2	19:AM:131:VAL:O	2.65	0.44
20:AN:33:ILE:HG23	20:AN:113:ILE:O	2.17	0.44
8:AB:564:C:H1'	23:AQ:36:GLN:OE1	2.18	0.44
24:AR:1:MET:C	24:AR:2:TYR:HD1	2.20	0.44
24:AR:35:PHE:C	24:AR:64:VAL:HG13	2.36	0.44
24:AR:69:GLY:CA	24:AR:96:VAL:HG12	2.47	0.44
27:AU:10:VAL:HG12	27:AU:69:VAL:O	2.16	0.44
27:AU:35:VAL:HG12	27:AU:36:GLU:H	1.82	0.44
27:AU:40:LEU:H	27:AU:42:LYS:HZ1	1.60	0.44
30:AX:6:LEU:HD13	30:AX:9:LYS:HD3	1.99	0.44
30:AX:7:ARG:HH11	30:AX:7:ARG:HA	1.82	0.44
31:AY:40:THR:CG2	31:AY:43:ILE:HG22	2.46	0.44
32:AZ:48:GLN:CD	32:AZ:49:ARG:O	2.56	0.44
33:BA:1006:G:C2	33:BA:1007:U:O2	2.70	0.44
33:BA:1091:U:O2	33:BA:1093:A:C8	2.71	0.44
33:BA:1098:C:H2'	33:BA:1098:C:O2	2.17	0.44
33:BA:1202:U:C4	33:BA:1203:C:C2	3.05	0.44
33:BA:1375:A:H4'	39:BG:28:ILE:HG12	1.99	0.44
33:BA:1471:U:H3'	33:BA:1472:U:C5'	2.34	0.44

Continued on next page...

Continued from previous page...

Atom-1	Atom-2	Interatomic distance (Å)	Clash overlap (Å)
33:BA:219:U:N3	33:BA:220:G:N7	2.65	0.44
33:BA:318:G:H2'	33:BA:319:G:O4'	2.17	0.44
33:BA:330:C:H6	33:BA:330:C:H3'	1.81	0.44
33:BA:335:C:H2'	33:BA:336:A:H8	1.82	0.44
33:BA:344:A:H3'	33:BA:345:C:C5'	2.47	0.44
33:BA:377:G:N2	33:BA:378:G:C5	2.85	0.44
33:BA:39:G:N2	33:BA:40:C:H1'	2.32	0.44
33:BA:433:G:C2	33:BA:434:U:C2	3.05	0.44
33:BA:46:G:H8	33:BA:46:G:O5'	2.00	0.44
33:BA:541:G:N1	33:BA:542:G:C5	2.86	0.44
33:BA:548:G:C6	33:BA:549:C:N4	2.85	0.44
33:BA:602:A:H2	33:BA:637:C:C4	2.35	0.44
33:BA:689:C:C6	33:BA:689:C:O5'	2.70	0.44
33:BA:711:G:N1	33:BA:712:A:C6	2.86	0.44
33:BA:764:C:O2'	33:BA:765:G:C5'	2.64	0.44
33:BA:778:G:C2'	33:BA:779:C:O5'	2.64	0.44
34:BB:67:LEU:HA	34:BB:89:PHE:O	2.16	0.44
35:BC:34:SER:C	35:BC:36:PHE:H	2.21	0.44
36:BD:94:GLU:CD	36:BD:103:ARG:HH22	2.20	0.44
36:BD:131:ILE:O	36:BD:134:TYR:HB2	2.17	0.44
38:BF:77:THR:O	38:BF:81:ASN:N	2.50	0.44
33:BA:673:A:H4'	38:BF:86:ARG:CD	2.47	0.44
39:BG:72:VAL:HA	39:BG:89:GLU:HA	1.99	0.44
33:BA:1370:G:O5'	41:BI:110:VAL:HG21	2.16	0.44
42:BJ:14:ASP:HA	42:BJ:70:HIS:CD2	2.53	0.44
42:BJ:78:GLU:HA	42:BJ:79:PRO:HD2	1.78	0.44
44:BL:93:ARG:O	44:BL:94:TYR:CG	2.70	0.44
46:BN:71:GLY:HA3	46:BN:80:ARG:HG3	1.98	0.44
47:BO:14:PHE:CE1	47:BO:83:ARG:NH2	2.85	0.44
47:BO:73:ASP:OD2	47:BO:76:ARG:HG3	2.16	0.44
48:BP:46:LYS:O	48:BP:47:GLU:CB	2.64	0.44
48:BP:76:LYS:HD2	48:BP:80:LYS:CD	2.32	0.44
2:C1:34:GLU:CB	2:C1:50:GLU:OE1	2.65	0.44
7:CA:13:G:C8	7:CA:13:G:C3'	3.00	0.44
7:CA:54:G:C8	7:CA:54:G:H3'	2.53	0.44
7:CA:14:U:H5''	7:CA:71:C:O4'	2.17	0.44
8:CB:1331:G:C6	8:CB:1333:G:C8	3.06	0.44
8:CB:1359:A:C2'	8:CB:1360:G:H5'	2.47	0.44
8:CB:1478:G:C5'	8:CB:1478:G:H8	2.30	0.44
8:CB:1544:A:C6	8:CB:1545:A:C6	3.05	0.44
8:CB:1625:C:H2'	8:CB:1626:A:O4'	2.17	0.44

Continued on next page...

Continued from previous page...

Atom-1	Atom-2	Interatomic distance (Å)	Clash overlap (Å)
8:CB:1942:C:C5	8:CB:1943:U:C6	3.05	0.44
8:CB:2023:C:O2'	8:CB:2024:G:H5'	2.16	0.44
8:CB:2041:U:H2'	8:CB:2042:A:C8	2.52	0.44
8:CB:210:C:HO2'	8:CB:211:C:H5'	1.82	0.44
8:CB:2444:G:OP1	11:CE:62:GLN:NE2	2.36	0.44
8:CB:2464:G:C5	8:CB:2487:G:N1	2.84	0.44
8:CB:2542:A:O5'	8:CB:2542:A:H2'	2.16	0.44
8:CB:2543:G:N1	8:CB:2765:A:C5	2.85	0.44
8:CB:1452:G:N3	8:CB:2702:G:C5	2.85	0.44
8:CB:2729:G:C5	8:CB:2730:C:C5	3.05	0.44
8:CB:2734:A:C3'	8:CB:2734:A:C8	3.00	0.44
8:CB:2765:A:C2'	8:CB:2766:A:H5'	2.47	0.44
8:CB:2791:G:H5''	8:CB:2791:G:C8	2.46	0.44
8:CB:282:A:H2	8:CB:359:G:C4	2.35	0.44
8:CB:2866:U:H4'	8:CB:2867:G:C4'	2.42	0.44
8:CB:306:U:O4	8:CB:307:G:C6	2.70	0.44
8:CB:223:A:C8	8:CB:422:A:C1'	3.00	0.44
8:CB:45:G:H4'	8:CB:46:G:O4'	2.17	0.44
8:CB:543:G:C5'	8:CB:543:G:H8	2.30	0.44
8:CB:544:C:O3'	8:CB:544:C:O5'	2.35	0.44
8:CB:567:U:N3	8:CB:568:U:C6	2.82	0.44
8:CB:669:G:H3'	8:CB:670:A:N7	2.33	0.44
8:CB:690:G:C4	8:CB:691:C:C6	3.05	0.44
8:CB:986:C:H2'	8:CB:986:C:O2	2.17	0.44
9:CC:144:GLU:CG	9:CC:150:GLY:HA2	2.26	0.44
9:CC:259:ASN:C	9:CC:261:ARG:HE	2.21	0.44
8:CB:1817:G:P	9:CC:62:ARG:HH22	2.40	0.44
10:CD:154:LYS:HE2	10:CD:154:LYS:CA	2.46	0.44
10:CD:157:LYS:HZ1	10:CD:157:LYS:C	2.19	0.44
12:CF:33:ILE:HG13	12:CF:34:THR:N	2.30	0.44
12:CF:6:TYR:HD2	12:CF:6:TYR:N	2.13	0.44
12:CF:93:GLU:OE1	12:CF:94:ARG:HB2	2.17	0.44
13:CG:97:VAL:HG11	13:CG:123:GLU:HA	1.99	0.44
15:CI:102:ARG:HB2	15:CI:141:ASP:HA	1.98	0.44
16:CJ:131:ASN:C	16:CJ:133:ALA:N	2.70	0.44
17:CK:49:ARG:HD3	17:CK:49:ARG:N	2.31	0.44
19:CM:57:VAL:O	19:CM:58:LYS:O	2.34	0.44
19:CM:88:ASN:O	19:CM:90:GLU:N	2.48	0.44
21:CO:19:GLN:N	21:CO:20:GLU:OE2	2.50	0.44
21:CO:27:VAL:HG23	21:CO:28:VAL:N	2.29	0.44
21:CO:74:VAL:HG23	21:CO:106:LEU:CD1	2.40	0.44

Continued on next page...

Continued from previous page...

Atom-1	Atom-2	Interatomic distance (Å)	Clash overlap (Å)
21:CO:9:ARG:HE	21:CO:95:SER:HB3	1.81	0.44
21:CO:9:ARG:HH21	21:CO:95:SER:HB3	1.82	0.44
23:CQ:86:SER:OG	23:CQ:87:VAL:N	2.50	0.44
26:CT:27:SER:C	26:CT:29:THR:H	2.20	0.44
27:CU:40:LEU:HG	27:CU:58:VAL:O	2.17	0.44
28:CV:65:VAL:C	28:CV:67:GLY:N	2.70	0.44
30:CX:19:LEU:O	30:CX:20:ASN:HB2	2.17	0.44
33:DA:1120:C:H42	33:DA:1153:G:H1	1.65	0.44
33:DA:1165:U:H3'	33:DA:1166:G:C8	2.52	0.44
33:DA:1221:G:C2'	33:DA:1222:G:H5'	2.47	0.44
33:DA:1423:G:C5	33:DA:1424:U:C5	3.03	0.44
33:DA:1468:A:H2'	33:DA:1469:C:C6	2.49	0.44
33:DA:1477:U:HO2'	33:DA:1478:U:H5'	1.81	0.44
33:DA:1485:U:H6	33:DA:1485:U:H3'	1.82	0.44
33:DA:173:U:H5'	33:DA:197:A:O4'	2.17	0.44
33:DA:19:A:N3	33:DA:572:A:C2	2.84	0.44
33:DA:199:A:H2	33:DA:219:U:C2	2.35	0.44
33:DA:275:G:N3	33:DA:276:G:C8	2.85	0.44
33:DA:33:A:C8	33:DA:33:A:O5'	2.62	0.44
33:DA:404:G:H4'	33:DA:439:U:C2	2.52	0.44
33:DA:518:C:H6	33:DA:529:G:C4	2.35	0.44
33:DA:577:G:O2'	33:DA:578:C:C5'	2.58	0.44
33:DA:639:G:C5	33:DA:640:A:C8	3.05	0.44
33:DA:727:G:C5'	33:DA:741:G:N2	2.79	0.44
33:DA:747:A:H2'	33:DA:748:G:O4'	2.17	0.44
33:DA:828:U:N3	33:DA:859:G:H1'	2.22	0.44
33:DA:979:C:N4	33:DA:980:C:C2	2.85	0.44
34:DB:134:LEU:C	34:DB:136:ARG:H	2.20	0.44
36:DD:63:ILE:HG23	36:DD:64:TYR:CE1	2.52	0.44
37:DE:85:LYS:HG2	37:DE:94:PHE:HD2	1.82	0.44
38:DF:3:HIS:HB2	38:DF:92:THR:CA	2.29	0.44
40:DH:62:LEU:HB3	40:DH:63:LYS:H	1.52	0.44
40:DH:88:LYS:HB2	40:DH:120:LEU:O	2.16	0.44
41:DI:10:ARG:HG2	41:DI:15:ALA:HA	1.98	0.44
41:DI:114:LYS:HZ3	41:DI:121:ARG:HG2	1.81	0.44
41:DI:126:PHE:CD1	41:DI:127:SER:N	2.84	0.44
41:DI:51:LEU:HD21	41:DI:82:ILE:HG21	2.00	0.44
44:DL:33:CYS:CA	44:DL:54:VAL:HG12	2.45	0.44
45:DM:18:LEU:HD12	45:DM:33:LEU:HB2	1.98	0.44
45:DM:79:LEU:HD13	45:DM:87:GLY:HA2	1.98	0.44
47:DO:15:GLY:O	47:DO:16:ARG:C	2.55	0.44

Continued on next page...

Continued from previous page...

Atom-1	Atom-2	Interatomic distance (Å)	Clash overlap (Å)
47:DO:42:PHE:CE1	47:DO:55:LEU:HD22	2.52	0.44
3:A2:24:THR:HG22	3:A2:25:LYS:N	2.32	0.44
4:A3:39:ARG:HD2	8:AB:2363:G:OP2	2.17	0.44
7:AA:104:A:C2	7:AA:105:G:C1'	2.94	0.44
8:AB:1034:G:C2	8:AB:1122:G:C5	3.05	0.44
8:AB:997:G:N1	8:AB:1159:U:C2	2.85	0.44
8:AB:1203:U:H3	8:AB:1243:C:N4	2.14	0.44
8:AB:1230:A:C4	8:AB:1231:U:C5	3.06	0.44
8:AB:1368:G:H2'	8:AB:1369:G:C8	2.52	0.44
8:AB:1445:G:C6	8:AB:1446:C:C4	3.05	0.44
8:AB:1661:G:C2'	8:AB:1662:U:H5'	2.47	0.44
8:AB:1672:A:N6	8:AB:1673:G:O6	2.51	0.44
8:AB:1708:C:O2'	8:AB:1709:U:H5'	2.18	0.44
8:AB:1710:G:H1	8:AB:1748:C:H42	1.66	0.44
8:AB:1750:G:H2'	8:AB:2860:A:C2	2.51	0.44
8:AB:1761:C:C6	8:AB:1762:A:N7	2.85	0.44
8:AB:1858:A:C2	8:AB:1885:A:C8	3.05	0.44
8:AB:200:U:O4	8:AB:248:G:C2	2.70	0.44
8:AB:563:A:C2	8:AB:2018:G:C4	3.04	0.44
8:AB:2025:C:C3'	8:AB:2026:U:H6	2.31	0.44
8:AB:2218:G:C6	8:AB:2219:U:C4	3.06	0.44
8:AB:2287:A:N3	8:AB:2287:A:H2'	2.32	0.44
8:AB:2388:A:C2'	8:AB:2389:G:H5'	2.47	0.44
8:AB:2403:C:C2	8:AB:2404:U:C5	3.06	0.44
8:AB:2432:A:H5'	8:AB:2433:A:OP2	2.17	0.44
8:AB:2450:A:C2	8:AB:2451:A:C4	3.05	0.44
8:AB:2485:G:N3	19:AM:118:LYS:NZ	2.65	0.44
8:AB:2517:C:O2'	8:AB:2518:A:P	2.75	0.44
8:AB:2535:G:H5''	8:AB:2535:G:H8	1.82	0.44
8:AB:2056:G:C4	8:AB:2577:A:C2	3.05	0.44
8:AB:2671:G:C6	8:AB:2672:U:N3	2.85	0.44
8:AB:2720:U:C2	8:AB:2721:A:N7	2.86	0.44
8:AB:420:C:C2	8:AB:421:C:C5	3.05	0.44
8:AB:466:A:H8	8:AB:466:A:O5'	2.00	0.44
8:AB:470:A:N1	8:AB:471:A:C2	2.85	0.44
8:AB:707:G:N3	8:AB:707:G:H2'	2.32	0.44
8:AB:737:C:O2	8:AB:738:G:C8	2.71	0.44
8:AB:741:U:C4	8:AB:757:G:N1	2.85	0.44
8:AB:777:G:N3	8:AB:778:G:C8	2.85	0.44
8:AB:877:A:C2	8:AB:899:A:N7	2.86	0.44
8:AB:973:A:C8	8:AB:1188:U:C2	3.05	0.44

Continued on next page...

Continued from previous page...

Atom-1	Atom-2	Interatomic distance (Å)	Clash overlap (Å)
9:AC:143:VAL:HG13	9:AC:189:ALA:HB2	2.00	0.44
9:AC:22:GLU:HA	9:AC:202:ARG:HH21	1.82	0.44
9:AC:254:LYS:H	9:AC:254:LYS:NZ	2.10	0.44
10:AD:6:GLY:HA2	10:AD:201:LEU:HD13	1.98	0.44
10:AD:7:LYS:CB	10:AD:201:LEU:HD21	2.33	0.44
10:AD:46:ARG:O	10:AD:47:ALA:CB	2.64	0.44
11:AE:131:THR:HG22	11:AE:160:ALA:HB1	1.99	0.44
11:AE:137:LYS:CD	11:AE:137:LYS:H	2.21	0.44
11:AE:60:TRP:CD1	11:AE:70:SER:HB3	2.51	0.44
13:AG:169:ARG:HH11	13:AG:170:THR:N	2.15	0.44
13:AG:22:VAL:HG22	13:AG:23:ILE:N	2.33	0.44
14:AH:144:VAL:HG12	14:AH:145:ASN:N	2.29	0.44
17:AK:113:MET:C	17:AK:115:ILE:H	2.19	0.44
17:AK:86:LEU:HB2	17:AK:95:ILE:HG22	1.99	0.44
18:AL:109:LYS:HA	18:AL:126:ARG:CB	2.45	0.44
18:AL:126:ARG:NH1	18:AL:127:VAL:CA	2.81	0.44
18:AL:27:LEU:C	18:AL:29:LYS:H	2.19	0.44
21:AO:68:LYS:HE3	21:AO:68:LYS:HB2	1.74	0.44
22:AP:108:ARG:HH12	33:BA:1464:U:P	2.40	0.44
8:AB:2018:G:N2	23:AQ:32:ARG:NH1	2.65	0.44
23:AQ:46:TYR:CD2	24:AR:79:ARG:HG2	2.51	0.44
24:AR:90:ARG:NH2	24:AR:92:TRP:CG	2.84	0.44
25:AS:33:LEU:O	25:AS:34:ASP:C	2.55	0.44
27:AU:48:VAL:HG12	27:AU:50:ALA:HB3	1.99	0.44
27:AU:48:VAL:O	27:AU:53:GLN:HG2	2.16	0.44
30:AX:28:LEU:HD23	30:AX:28:LEU:H	1.82	0.44
30:AX:42:LEU:HB3	30:AX:43:LEU:H	1.57	0.44
32:AZ:15:SER:HB3	32:AZ:23:LYS:NZ	2.32	0.44
8:AB:2230:G:C4	32:AZ:30:HIS:CE1	3.05	0.44
33:BA:1050:G:C6	33:BA:1051:C:C4	3.06	0.44
33:BA:1079:G:C4	33:BA:1080:A:C2	3.05	0.44
33:BA:1238:A:C2	33:BA:1239:A:N7	2.85	0.44
33:BA:1331:G:O3'	33:BA:1332:A:C8	2.70	0.44
33:BA:1446:A:H2'	33:BA:1447:A:H5''	1.98	0.44
33:BA:1518:A:C2	33:BA:1519:A:C2	3.04	0.44
33:BA:318:G:N1	33:BA:319:G:C5	2.85	0.44
33:BA:412:A:OP1	33:BA:412:A:H4'	2.18	0.44
33:BA:557:G:H2'	33:BA:558:G:N9	2.32	0.44
33:BA:604:G:H3'	33:BA:605:U:C6	2.52	0.44
33:BA:798:U:C2'	33:BA:799:G:O5'	2.64	0.44
33:BA:885:G:H2'	33:BA:886:G:C8	2.52	0.44

Continued on next page...

Continued from previous page...

Atom-1	Atom-2	Interatomic distance (Å)	Clash overlap (Å)
33:BA:979:C:O2'	33:BA:980:C:H5'	2.18	0.44
34:BB:128:LEU:HD12	34:BB:129:THR:OG1	2.17	0.44
34:BB:169:HIS:CE1	34:BB:170:ILE:CD1	3.01	0.44
35:BC:142:ARG:C	35:BC:144:GLY:H	2.21	0.44
35:BC:10:ARG:O	35:BC:15:LYS:HB2	2.17	0.44
33:BA:439:U:H5'	36:BD:120:LYS:HG3	1.99	0.44
36:BD:13:ARG:CG	36:BD:14:GLU:N	2.61	0.44
36:BD:61:ARG:HD2	36:BD:71:PHE:CD2	2.51	0.44
39:BG:72:VAL:HG11	39:BG:145:GLU:OE2	2.17	0.44
41:BI:126:PHE:CD1	41:BI:129:ARG:HG3	2.52	0.44
42:BJ:33:GLY:HA3	42:BJ:83:THR:OG1	2.18	0.44
51:BS:20:LYS:NZ	51:BS:20:LYS:HB3	2.31	0.44
51:BS:33:TRP:CD1	51:BS:51:HIS:CG	3.05	0.44
53:BU:13:VAL:CG1	53:BU:14:ALA:H	2.08	0.44
1:C0:29:VAL:H	1:C0:36:LYS:CD	2.25	0.44
2:C1:6:GLU:O	2:C1:7:LYS:C	2.55	0.44
3:C2:13:ASN:O	3:C2:17:GLY:HA3	2.17	0.44
4:C3:23:HIS:HD2	4:C3:47:ALA:O	2.01	0.44
7:CA:105:G:C2'	7:CA:106:G:H5'	2.47	0.44
7:CA:29:A:P	7:CA:29:A:O4'	2.76	0.44
7:CA:81:G:H4'	8:CB:919:U:H4'	1.99	0.44
8:CB:1056:G:O4'	8:CB:1086:A:H8	1.99	0.44
8:CB:1093:G:N2	8:CB:1098:A:N6	2.58	0.44
8:CB:1182:G:H2'	8:CB:1183:U:H5'	1.99	0.44
8:CB:1269:A:H2'	8:CB:1270:C:C6	2.51	0.44
8:CB:1345:C:C6	8:CB:1345:C:C3'	3.00	0.44
8:CB:1351:C:H2'	8:CB:1352:U:O4'	2.17	0.44
8:CB:1355:G:C2	8:CB:1356:G:C8	3.06	0.44
8:CB:1668:A:C5	8:CB:1674:G:C6	3.04	0.44
8:CB:1679:A:C5	8:CB:1680:U:C5	3.05	0.44
8:CB:1709:U:C6	8:CB:1750:G:N2	2.85	0.44
8:CB:1745:A:O5'	8:CB:1745:A:H8	2.00	0.44
8:CB:1804:C:OP1	9:CC:254:LYS:CG	2.61	0.44
8:CB:1891:G:H2'	8:CB:1892:C:H6	1.82	0.44
8:CB:1970:A:N3	8:CB:1972:G:N7	2.64	0.44
8:CB:2009:A:H3'	8:CB:2009:A:C8	2.53	0.44
8:CB:2082:A:N6	8:CB:2239:G:C5	2.85	0.44
8:CB:2230:G:O3'	32:CZ:28:VAL:HG23	2.16	0.44
8:CB:2241:A:C2	8:CB:2242:G:C8	3.05	0.44
8:CB:2257:U:C3'	8:CB:2258:C:H5''	2.46	0.44
8:CB:2384:U:O2	8:CB:2384:U:C2'	2.64	0.44

Continued on next page...

Continued from previous page...

Atom-1	Atom-2	Interatomic distance (Å)	Clash overlap (Å)
8:CB:250:G:H5'	18:CL:60:ARG:CZ	2.47	0.44
5:C4:1:MET:SD	8:CB:2527:C:C1'	3.05	0.44
8:CB:2045:C:N3	8:CB:2624:G:C2	2.86	0.44
8:CB:2627:G:O2'	8:CB:2781:A:N1	2.41	0.44
8:CB:347:A:C8	8:CB:347:A:C5'	2.94	0.44
8:CB:407:G:N2	8:CB:421:C:C2	2.86	0.44
8:CB:919:U:O4	8:CB:920:A:C6	2.71	0.44
8:CB:841:G:C2	8:CB:938:G:C2	3.05	0.44
8:CB:949:G:C2	8:CB:950:G:N7	2.85	0.44
11:CE:132:LYS:HA	11:CE:132:LYS:HZ2	1.81	0.44
11:CE:147:LEU:O	11:CE:148:ILE:HG23	2.17	0.44
11:CE:17:THR:O	11:CE:18:THR:OG1	2.32	0.44
11:CE:195:GLN:HB2	11:CE:198:GLU:C	2.37	0.44
11:CE:90:GLN:HG3	11:CE:92:HIS:HD2	1.83	0.44
8:CB:2306:C:O2	12:CF:149:ARG:CZ	2.65	0.44
12:CF:149:ARG:O	12:CF:150:GLY:O	2.35	0.44
7:CA:57:A:C5	12:CF:25:MET:HG2	2.53	0.44
14:CH:73:ASN:HD21	14:CH:140:ALA:HA	1.82	0.44
14:CH:75:LEU:O	14:CH:76:GLU:C	2.55	0.44
16:CJ:25:LEU:HD12	16:CJ:64:VAL:H	1.81	0.44
19:CM:6:ARG:HD2	19:CM:71:LYS:HZ2	1.78	0.44
19:CM:90:GLU:HA	19:CM:91:TYR:CE2	2.52	0.44
24:CR:84:ARG:O	24:CR:85:LYS:O	2.34	0.44
30:CX:7:ARG:CZ	30:CX:56:LEU:HD11	2.47	0.44
33:DA:1059:C:H3'	33:DA:1059:C:C6	2.51	0.44
33:DA:1102:A:H5''	33:DA:1102:A:C8	2.52	0.44
33:DA:1130:A:N6	33:DA:1144:G:C2	2.85	0.44
33:DA:1187:G:C4	33:DA:1188:A:C8	3.05	0.44
33:DA:1231:G:C2	33:DA:1232:U:C2	3.05	0.44
33:DA:1244:G:C6	33:DA:1245:C:N4	2.85	0.44
33:DA:1307:U:O4	33:DA:1331:G:N2	2.49	0.44
33:DA:133:U:O2	33:DA:230:G:C2	2.70	0.44
33:DA:1454:G:C2	33:DA:1455:G:C8	3.05	0.44
33:DA:1476:A:C2'	33:DA:1477:U:H5'	2.46	0.44
33:DA:1480:A:C5'	33:DA:1480:A:H8	2.30	0.44
33:DA:1515:G:C2	33:DA:1516:G:C5	3.05	0.44
33:DA:1521:C:H2'	33:DA:1522:U:O5'	2.17	0.44
33:DA:247:G:OP1	33:DA:247:G:H4'	2.18	0.44
33:DA:265:G:H5'	49:DQ:65:PRO:O	2.17	0.44
33:DA:323:U:O4	33:DA:324:G:C6	2.70	0.44
33:DA:408:A:H2'	33:DA:409:U:H5'	1.99	0.44

Continued on next page...

Continued from previous page...

Atom-1	Atom-2	Interatomic distance (Å)	Clash overlap (Å)
33:DA:428:G:N9	33:DA:430:A:N7	2.65	0.44
33:DA:499:A:C5	33:DA:547:A:N7	2.86	0.44
33:DA:57:G:N1	33:DA:356:A:N6	2.63	0.44
33:DA:71:A:H1'	33:DA:72:A:C5'	2.47	0.44
33:DA:654:G:C2	33:DA:753:A:C4	3.05	0.44
33:DA:896:C:N3	33:DA:897:C:C5	2.85	0.44
33:DA:917:G:C2	33:DA:918:A:C4	3.05	0.44
33:DA:924:C:H2'	33:DA:925:G:C8	2.52	0.44
36:DD:10:LEU:HD22	36:DD:62:ARG:CD	2.46	0.44
36:DD:84:ASN:ND2	36:DD:84:ASN:O	2.50	0.44
37:DE:15:ILE:HG21	37:DE:35:LEU:HD23	1.98	0.44
38:DF:94:HIS:O	38:DF:95:ALA:O	2.35	0.44
40:DH:60:LEU:HD22	40:DH:60:LEU:HA	1.73	0.44
43:DK:122:PRO:HB2	43:DK:123:PRO:CD	2.47	0.44
43:DK:20:ALA:O	43:DK:84:MET:HB2	2.16	0.44
50:DR:33:THR:HG22	50:DR:37:LYS:O	2.17	0.44
51:DS:15:LEU:HA	51:DS:18:VAL:HG12	1.99	0.44
52:DT:18:LYS:HE3	52:DT:18:LYS:HB2	1.82	0.44
53:DU:3:ILE:HD11	53:DU:19:LYS:HG2	1.99	0.44
53:DU:44:ARG:C	53:DU:46:ARG:H	2.20	0.44
4:A3:9:ALA:O	4:A3:11:LYS:N	2.50	0.44
7:AA:41:G:H3'	7:AA:42:C:C5'	2.47	0.44
7:AA:59:A:H2'	7:AA:60:C:H6	1.80	0.44
8:AB:516:C:H1'	8:AB:1261:C:O2'	2.16	0.44
8:AB:1451:C:H1'	8:AB:1452:G:N7	2.32	0.44
8:AB:1459:G:C8	8:AB:1459:G:O5'	2.71	0.44
8:AB:1461:C:H2'	8:AB:1462:C:C6	2.53	0.44
8:AB:1558:C:H1'	8:AB:1560:G:N7	2.32	0.44
8:AB:1590:A:O2'	8:AB:1591:A:H5'	2.17	0.44
8:AB:1601:G:OP2	26:AT:62:VAL:CG1	2.65	0.44
8:AB:1613:G:C4	8:AB:1617:C:N3	2.85	0.44
8:AB:166:U:C2'	8:AB:167:A:H5'	2.47	0.44
8:AB:1759:A:O2'	8:AB:1760:C:H5'	2.17	0.44
8:AB:1899:A:C8	8:AB:1899:A:C3'	3.00	0.44
8:AB:1931:U:H2'	8:AB:1932:A:H8	1.82	0.44
8:AB:1942:C:C5	8:AB:1943:U:C4	3.05	0.44
8:AB:2094:A:C2	8:AB:2196:C:N3	2.86	0.44
8:AB:2201:G:N1	8:AB:2223:G:C5	2.85	0.44
8:AB:1890:A:C2	8:AB:2234:G:N3	2.85	0.44
8:AB:2268:A:C3'	8:AB:2268:A:C8	3.00	0.44
8:AB:2384:U:H2'	8:AB:2384:U:O2	2.17	0.44

Continued on next page...

Continued from previous page...

Atom-1	Atom-2	Interatomic distance (Å)	Clash overlap (Å)
8:AB:2488:G:N3	8:AB:2489:U:C6	2.86	0.44
8:AB:2616:C:C4	8:AB:2617:U:C5	3.05	0.44
8:AB:2625:G:C6	8:AB:2626:C:C4	3.06	0.44
8:AB:2662:A:C4	8:AB:2663:G:H1'	2.53	0.44
8:AB:2706:A:H2'	8:AB:2707:U:H5''	1.99	0.44
8:AB:301:G:O2'	8:AB:302:C:H5''	2.17	0.44
8:AB:346:A:C6	8:AB:347:A:N3	2.86	0.44
8:AB:482:A:C8	8:AB:506:G:N1	2.86	0.44
8:AB:23:G:N1	8:AB:518:G:C6	2.85	0.44
8:AB:647:G:C8	8:AB:647:G:H5''	2.48	0.44
8:AB:671:C:C2	8:AB:672:C:C6	3.05	0.44
8:AB:682:G:N2	8:AB:683:U:N3	2.64	0.44
8:AB:760:G:H2'	8:AB:761:A:C8	2.52	0.44
8:AB:784:G:C2	8:AB:792:A:C5	3.06	0.44
8:AB:77:G:C6	8:AB:78:U:N3	2.85	0.44
8:AB:997:G:OP1	23:AQ:92:LYS:HG2	2.18	0.44
9:AC:185:ALA:C	9:AC:187:CYS:H	2.21	0.44
8:AB:1826:G:P	9:AC:221:GLY:HA2	2.58	0.44
10:AD:42:ASN:ND2	10:AD:43:ASP:N	2.59	0.44
10:AD:96:ILE:HG13	10:AD:96:ILE:H	1.57	0.44
11:AE:149:ILE:HG22	11:AE:168:ASP:HB2	1.98	0.44
11:AE:179:SER:O	11:AE:183:PHE:CD2	2.70	0.44
11:AE:149:ILE:CD1	11:AE:186:VAL:HG13	2.47	0.44
12:AF:104:THR:CG2	12:AF:105:ILE:HD12	2.47	0.44
13:AG:10:VAL:HG13	13:AG:10:VAL:O	2.17	0.44
16:AJ:25:LEU:N	16:AJ:25:LEU:HD13	2.32	0.44
17:AK:49:ARG:HB2	17:AK:49:ARG:HH11	1.80	0.44
17:AK:82:ASN:ND2	17:AK:82:ASN:N	2.62	0.44
18:AL:78:ARG:HH11	18:AL:78:ARG:C	2.21	0.44
19:AM:64:TRP:CD1	19:AM:104:GLU:OE1	2.71	0.44
22:AP:38:ARG:HA	22:AP:38:ARG:HD2	1.46	0.44
22:AP:49:ILE:C	22:AP:50:ARG:HD3	2.36	0.44
28:AV:65:VAL:C	28:AV:67:GLY:N	2.69	0.44
19:AM:134:THR:CB	28:AV:79:ARG:HD2	2.44	0.44
29:AW:80:SER:HB2	29:AW:83:ALA:O	2.17	0.44
32:AZ:30:HIS:CB	32:AZ:48:GLN:HG2	2.45	0.44
33:BA:1022:A:H5'	33:BA:1023:U:OP2	2.18	0.44
33:BA:1194:U:N3	33:BA:1195:C:C4	2.85	0.44
33:BA:1243:C:O2'	33:BA:1244:G:H5'	2.17	0.44
33:BA:1348:U:H2'	33:BA:1348:U:O2	2.17	0.44
33:BA:939:G:O2'	33:BA:1375:A:H1'	2.17	0.44

Continued on next page...

Continued from previous page...

Atom-1	Atom-2	Interatomic distance (Å)	Clash overlap (Å)
33:BA:1433:A:C8	33:BA:1434:A:N7	2.85	0.44
33:BA:1477:U:H2'	33:BA:1478:U:C6	2.51	0.44
33:BA:155:A:H2'	33:BA:156:C:H6	1.83	0.44
33:BA:303:A:C2	33:BA:304:U:H1'	2.53	0.44
33:BA:378:G:O2'	33:BA:379:C:H5'	2.17	0.44
33:BA:404:G:C2	33:BA:405:U:C2	3.05	0.44
33:BA:429:U:O2	33:BA:430:A:H5''	2.17	0.44
33:BA:506:G:C8	33:BA:507:C:H5	2.35	0.44
33:BA:509:A:H62	33:BA:510:A:N6	2.16	0.44
33:BA:499:A:N6	33:BA:547:A:C8	2.86	0.44
33:BA:567:G:N2	33:BA:568:G:H1'	2.32	0.44
33:BA:570:G:C2	33:BA:571:U:C4	3.06	0.44
33:BA:697:U:H3	33:BA:798:U:C4'	2.31	0.44
33:BA:699:C:C5	33:BA:700:G:N7	2.85	0.44
35:BC:70:ALA:C	35:BC:72:PRO:HD3	2.38	0.44
39:BG:19:SER:O	39:BG:23:ALA:N	2.51	0.44
41:BI:6:TYR:CA	41:BI:85:ALA:HB2	2.47	0.44
33:BA:1119:C:OP1	41:BI:84:ARG:NH2	2.51	0.44
42:BJ:14:ASP:OD1	42:BJ:17:LEU:HB2	2.18	0.44
44:BL:89:LEU:CB	44:BL:92:VAL:HG21	2.41	0.44
46:BN:74:ARG:HD3	46:BN:74:ARG:O	2.17	0.44
35:BC:17:TRP:HE1	46:BN:95:LEU:H	1.65	0.44
48:BP:70:ARG:O	48:BP:70:ARG:HG3	2.15	0.44
50:BR:57:ALA:O	50:BR:60:ARG:HG3	2.16	0.44
5:C4:1:MET:HE2	5:C4:2:LYS:HG3	1.96	0.44
7:CA:116:G:H4'	21:CO:54:VAL:HG13	1.98	0.44
7:CA:70:C:H2'	7:CA:71:C:C6	2.52	0.44
8:CB:1031:G:H3'	8:CB:1031:G:C8	2.52	0.44
8:CB:1070:A:H2	8:CB:1097:U:HO2'	1.61	0.44
8:CB:1098:A:N7	8:CB:1099:G:C8	2.85	0.44
8:CB:1030:C:C4	8:CB:1125:G:N2	2.85	0.44
8:CB:1199:U:H2'	8:CB:1200:C:H6	1.80	0.44
8:CB:1365:A:O4'	32:CZ:10:GLU:HG2	2.17	0.44
8:CB:1571:A:N1	8:CB:1572:A:C6	2.86	0.44
8:CB:1661:G:C2'	8:CB:1662:U:H5'	2.48	0.44
8:CB:1668:A:H4'	8:CB:1669:A:O5'	2.17	0.44
8:CB:1675:C:O5'	8:CB:1675:C:H6	2.00	0.44
8:CB:1773:A:H4'	8:CB:1773:A:OP2	2.17	0.44
8:CB:1795:C:O2'	8:CB:1901:A:OP1	2.30	0.44
8:CB:1970:A:H1'	8:CB:1972:G:C8	2.52	0.44
8:CB:1992:G:C4	8:CB:1997:C:N4	2.86	0.44

Continued on next page...

Continued from previous page...

Atom-1	Atom-2	Interatomic distance (Å)	Clash overlap (Å)
8:CB:2073:C:C2	8:CB:2437:G:N1	2.86	0.44
8:CB:2201:G:C5	8:CB:2202:U:O2	2.70	0.44
8:CB:223:A:C8	8:CB:422:A:H1'	2.51	0.44
8:CB:2330:G:N3	29:CW:36:ILE:CD1	2.80	0.44
8:CB:2358:A:H2'	8:CB:2359:C:C5'	2.46	0.44
8:CB:2431:U:C2'	8:CB:2432:A:H5''	2.44	0.44
8:CB:2045:C:C2	8:CB:2624:G:C2	3.05	0.44
8:CB:2648:G:C2	8:CB:2649:C:O2	2.70	0.44
8:CB:2674:G:H2'	8:CB:2675:A:O4'	2.17	0.44
8:CB:2692:G:H2'	8:CB:2693:G:C8	2.52	0.44
8:CB:2523:G:C4	8:CB:2765:A:N6	2.85	0.44
8:CB:2800:A:C2	8:CB:2801:G:N3	2.85	0.44
8:CB:2819:G:O2'	8:CB:2820:A:H5'	2.17	0.44
8:CB:346:A:H2'	8:CB:347:A:C5'	2.47	0.44
8:CB:567:U:C2	8:CB:568:U:C6	3.06	0.44
8:CB:656:G:H2'	8:CB:657:U:O4'	2.18	0.44
8:CB:699:A:C4'	8:CB:1634:A:N7	2.80	0.44
8:CB:943:A:OP2	18:CL:40:SER:OG	2.26	0.44
8:CB:970:U:O5'	8:CB:970:U:C6	2.71	0.44
9:CC:46:GLY:O	9:CC:47:ARG:CB	2.66	0.44
10:CD:125:TRP:C	10:CD:127:PHE:N	2.70	0.44
10:CD:138:LEU:HG	10:CD:142:VAL:HB	1.99	0.44
10:CD:36:GLN:HB2	10:CD:37:VAL:H	1.67	0.44
11:CE:24:ASN:OD1	11:CE:181:ILE:HD11	2.17	0.44
11:CE:98:LYS:HE2	11:CE:99:LYS:HD3	1.98	0.44
14:CH:104:THR:HA	14:CH:108:VAL:O	2.16	0.44
15:CI:120:ASP:OD1	15:CI:120:ASP:N	2.47	0.44
15:CI:98:GLY:HA3	15:CI:137:LEU:HD22	1.98	0.44
15:CI:16:MET:HE3	15:CI:19:PRO:HG2	2.00	0.44
17:CK:2:ILE:HG22	17:CK:32:TYR:HB2	1.99	0.44
17:CK:76:VAL:O	22:CP:74:GLN:CB	2.58	0.44
18:CL:61:LEU:N	18:CL:62:PRO:HD3	2.32	0.44
19:CM:14:LYS:HE3	19:CM:14:LYS:HB3	1.57	0.44
20:CN:28:LEU:HD13	20:CN:34:ILE:CD1	2.46	0.44
20:CN:37:THR:HG22	20:CN:38:LEU:N	2.33	0.44
21:CO:38:GLN:N	21:CO:50:ALA:CB	2.80	0.44
24:CR:42:ALA:HB1	24:CR:53:PHE:CE1	2.52	0.44
27:CU:43:LYS:HZ2	27:CU:43:LYS:HB3	1.82	0.44
27:CU:85:ARG:HH21	27:CU:86:PHE:HE1	1.62	0.44
27:CU:9:GLU:O	27:CU:10:VAL:HG13	2.17	0.44
28:CV:38:LEU:O	28:CV:40:ILE:HG23	2.18	0.44

Continued on next page...

Continued from previous page...

Atom-1	Atom-2	Interatomic distance (Å)	Clash overlap (Å)
8:CB:199:A:H1'	32:CZ:20:ASN:ND2	2.32	0.44
33:DA:1053:G:HO2'	33:DA:1199:U:H5	1.60	0.44
33:DA:1095:U:OP1	33:DA:1108:G:N2	2.42	0.44
33:DA:1105:A:N1	33:DA:1106:G:N7	2.65	0.44
33:DA:1323:G:H2'	33:DA:1324:A:C8	2.53	0.44
33:DA:1479:C:O2	33:DA:1480:A:C8	2.70	0.44
33:DA:1480:A:H2'	33:DA:1481:U:O5'	2.17	0.44
33:DA:218:U:C6	33:DA:218:U:H3'	2.52	0.44
33:DA:131:A:H61	33:DA:231:U:H3	1.66	0.44
33:DA:261:U:H5	52:DT:73:ARG:NH2	2.15	0.44
33:DA:605:U:O2'	33:DA:606:G:C5'	2.64	0.44
33:DA:685:G:C8	33:DA:685:G:C3'	3.01	0.44
33:DA:691:G:H2'	33:DA:692:U:H6	1.82	0.44
33:DA:6:G:H4'	33:DA:298:A:H4'	2.00	0.44
33:DA:762:U:C2'	33:DA:763:G:H8	2.19	0.44
34:DB:145:ASN:HA	34:DB:145:ASN:HD22	1.62	0.44
34:DB:167:HIS:HD2	34:DB:168:GLU:CG	2.25	0.44
34:DB:8:MET:SD	34:DB:8:MET:C	2.96	0.44
36:DD:87:GLU:O	36:DD:88:ASN:C	2.55	0.44
37:DE:19:ARG:HG3	37:DE:20:VAL:N	2.32	0.44
44:DL:71:HIS:N	44:DL:98:ARG:HH22	2.16	0.44
46:DN:5:MET:HA	46:DN:8:ARG:HE	1.82	0.44
50:DR:72:ARG:O	50:DR:73:HIS:CG	2.70	0.44
51:DS:10:ILE:CG2	51:DS:38:THR:O	2.65	0.44
2:A1:26:LYS:O	2:A1:26:LYS:HG3	2.11	0.44
4:A3:23:HIS:O	4:A3:45:PRO:HB3	2.17	0.44
7:AA:105:G:C2	7:AA:106:G:N9	2.85	0.44
8:AB:1041:G:N2	8:AB:1042:G:C5	2.85	0.44
8:AB:1183:U:C2	8:AB:1184:U:C5	3.05	0.44
8:AB:1220:G:O6	8:AB:1230:A:C6	2.70	0.44
8:AB:1364:G:C1'	8:AB:1368:G:H22	2.26	0.44
8:AB:1370:C:O4'	8:AB:1810:A:H2	2.01	0.44
8:AB:1425:G:O2'	8:AB:1426:G:H5'	2.18	0.44
8:AB:1427:A:C1'	8:AB:1428:C:C5	3.01	0.44
8:AB:1434:A:H4'	8:AB:1434:A:OP1	2.17	0.44
8:AB:1437:C:C1'	8:AB:1515:A:H2	2.30	0.44
8:AB:1707:G:C2	8:AB:1708:C:C2	3.05	0.44
8:AB:1755:A:C2	8:AB:1758:U:C6	3.06	0.44
8:AB:1933:G:H2'	8:AB:1934:C:H5'	2.00	0.44
8:AB:1974:C:C2'	8:AB:1975:G:O5'	2.66	0.44
8:AB:2061:G:H4'	8:AB:2061:G:OP1	2.17	0.44

Continued on next page...

Continued from previous page...

Atom-1	Atom-2	Interatomic distance (Å)	Clash overlap (Å)
8:AB:2199:A:N1	8:AB:2200:C:O2	2.50	0.44
8:AB:2207:C:C2	8:AB:2218:G:C2	3.05	0.44
8:AB:2296:U:H5	21:AO:8:ILE:HD11	1.81	0.44
8:AB:2442:C:C6	8:AB:2442:C:C3'	3.00	0.44
8:AB:255:A:C8	8:AB:255:A:H5''	2.51	0.44
8:AB:2685:G:OP1	22:AP:62:LYS:NZ	2.49	0.44
8:AB:2628:C:H1'	8:AB:2781:A:N3	2.32	0.44
8:AB:2815:C:C2	8:AB:2816:G:C8	3.05	0.44
8:AB:2892:G:H5''	8:AB:2894:G:N2	2.32	0.44
8:AB:358:U:H6	8:AB:358:U:O5'	2.01	0.44
8:AB:278:A:C2	8:AB:362:A:C8	3.06	0.44
8:AB:408:G:C3'	8:AB:408:G:C8	3.00	0.44
8:AB:523:C:H3'	8:AB:523:C:H6	1.82	0.44
8:AB:558:U:O2	8:AB:558:U:H2'	2.17	0.44
8:AB:672:C:O2	8:AB:673:C:C6	2.71	0.44
8:AB:693:A:O2'	8:AB:694:U:H5'	2.18	0.44
8:AB:772:C:H2'	8:AB:773:U:C6	2.42	0.44
8:AB:822:G:O2'	8:AB:823:C:H5'	2.18	0.44
8:AB:917:A:N6	8:AB:918:A:C6	2.84	0.44
8:AB:1813:G:H1'	9:AC:50:THR:HG21	2.00	0.44
9:AC:62:ARG:HD3	9:AC:62:ARG:C	2.37	0.44
9:AC:75:ALA:HB1	9:AC:93:VAL:HG13	2.00	0.44
11:AE:114:ARG:H	11:AE:114:ARG:HG2	1.55	0.44
11:AE:165:HIS:O	11:AE:165:HIS:HD2	2.00	0.44
11:AE:147:LEU:HD12	11:AE:183:PHE:HA	1.98	0.44
11:AE:190:ALA:CB	11:AE:194:LYS:HE2	2.44	0.44
11:AE:60:TRP:CD1	11:AE:70:SER:HB2	2.53	0.44
12:AF:120:SER:O	12:AF:127:TYR:CD1	2.70	0.44
12:AF:49:LEU:HD22	12:AF:52:ALA:HB2	1.99	0.44
12:AF:56:LEU:HD13	12:AF:86:CYS:SG	2.57	0.44
16:AJ:100:VAL:N	16:AJ:103:ILE:HB	2.32	0.44
16:AJ:129:GLU:O	16:AJ:130:HIS:CB	2.65	0.44
16:AJ:20:ALA:HB3	16:AJ:57:LEU:O	2.17	0.44
16:AJ:59:ALA:O	16:AJ:62:VAL:HG22	2.17	0.44
18:AL:136:GLU:OE2	18:AL:136:GLU:HA	2.18	0.44
18:AL:14:LYS:CE	18:AL:14:LYS:HA	2.42	0.44
19:AM:69:PRO:O	19:AM:70:ASP:CB	2.66	0.44
20:AN:28:LEU:HD23	20:AN:48:VAL:HG21	2.00	0.44
20:AN:52:ILE:C	20:AN:54:LEU:N	2.70	0.44
20:AN:63:ARG:NH1	20:AN:80:PHE:CE1	2.85	0.44
22:AP:52:ARG:HG2	22:AP:60:VAL:CG1	2.48	0.44

Continued on next page...

Continued from previous page...

Atom-1	Atom-2	Interatomic distance (Å)	Clash overlap (Å)
23:AQ:89:ILE:HG23	23:AQ:89:ILE:O	2.18	0.44
8:AB:1161:C:O2'	24:AR:22:LEU:HD13	2.17	0.44
24:AR:78:ARG:CZ	24:AR:87:GLN:HG2	2.48	0.44
8:AB:1187:G:OP1	24:AR:84:ARG:NH2	2.51	0.44
8:AB:1323:C:OP1	25:AS:84:ARG:NH2	2.49	0.44
26:AT:16:VAL:O	26:AT:17:SER:CB	2.65	0.44
28:AV:6:ALA:HB1	28:AV:40:ILE:HB	1.98	0.44
28:AV:26:PHE:HE1	28:AV:42:LEU:HD12	1.81	0.44
29:AW:24:ARG:HH12	29:AW:56:HIS:HE1	1.65	0.44
29:AW:6:GLY:O	29:AW:7:GLY:C	2.55	0.44
30:AX:14:LEU:HB2	30:AX:53:VAL:CG1	2.39	0.44
33:BA:1115:U:C4	33:BA:1116:U:O4	2.70	0.44
33:BA:1144:G:C2'	33:BA:1145:A:H8	2.29	0.44
33:BA:1173:U:C6	33:BA:1173:U:O5'	2.65	0.44
33:BA:1282:C:C6	33:BA:1283:U:H5	2.35	0.44
33:BA:128:G:N2	33:BA:129:A:C4	2.85	0.44
33:BA:1319:A:H5''	33:BA:1319:A:C8	2.43	0.44
33:BA:1346:A:N3	33:BA:1348:U:C5	2.86	0.44
33:BA:1354:U:H2'	33:BA:1355:G:O4'	2.18	0.44
33:BA:1503:A:H2	33:BA:1531:A:N3	2.15	0.44
33:BA:1532:U:C4	33:BA:1534:A:OP2	2.71	0.44
33:BA:385:C:C2'	33:BA:386:C:H5'	2.48	0.44
33:BA:436:C:N3	33:BA:437:U:C5	2.86	0.44
33:BA:444:G:H1	33:BA:490:C:N4	2.15	0.44
33:BA:447:G:C8	33:BA:447:G:C3'	3.00	0.44
33:BA:577:G:O4'	33:BA:816:A:H2'	2.17	0.44
33:BA:597:G:C2	33:BA:644:U:O2	2.70	0.44
33:BA:657:U:H1'	47:BO:22:GLY:CA	2.39	0.44
33:BA:673:A:C2	33:BA:674:G:C5	3.05	0.44
33:BA:707:U:H2'	33:BA:708:C:H6	1.82	0.44
33:BA:575:G:C4	33:BA:881:G:C2	3.05	0.44
33:BA:985:C:C4	33:BA:986:U:O4	2.71	0.44
34:BB:153:MET:HG2	34:BB:155:GLY:H	1.83	0.44
37:BE:110:MET:HG2	37:BE:139:THR:HG21	1.99	0.44
37:BE:95:MET:CE	37:BE:143:LEU:HD21	2.48	0.44
37:BE:152:VAL:HA	37:BE:155:LYS:HE2	1.99	0.44
33:BA:1080:A:H4'	37:BE:20:VAL:HG13	1.99	0.44
38:BF:35:LYS:O	38:BF:64:VAL:HG12	2.17	0.44
39:BG:12:LEU:HA	39:BG:13:PRO:HD3	1.76	0.44
40:BH:113:ARG:HG2	40:BH:113:ARG:O	2.16	0.44
40:BH:17:GLN:NE2	40:BH:69:ALA:HB1	2.31	0.44

Continued on next page...

Continued from previous page...

Atom-1	Atom-2	Interatomic distance (Å)	Clash overlap (Å)
44:BL:66:ILE:HG21	44:BL:71:HIS:CB	2.48	0.44
46:BN:20:PHE:CE1	46:BN:51:PRO:HG2	2.43	0.44
46:BN:51:PRO:O	46:BN:52:ARG:HB2	2.18	0.44
46:BN:62:ARG:NH1	46:BN:69:PRO:HD3	2.33	0.44
5:C4:17:VAL:HG23	5:C4:23:ILE:CG2	2.47	0.44
7:CA:13:G:H4'	7:CA:15:A:H2'	1.99	0.44
7:CA:81:G:C4	7:CA:82:U:C6	3.06	0.44
8:CB:1029:A:O2'	19:CM:118:LYS:HE3	2.17	0.44
8:CB:1206:G:C6	8:CB:1207:C:C4	3.05	0.44
8:CB:1221:C:O2'	8:CB:1222:U:H5'	2.17	0.44
8:CB:123:G:N2	8:CB:129:C:C2	2.85	0.44
8:CB:1405:U:O2'	8:CB:1406:U:H5'	2.18	0.44
8:CB:1434:A:H4'	8:CB:1434:A:OP1	2.17	0.44
8:CB:1483:G:C8	8:CB:1483:G:H5''	2.52	0.44
8:CB:1434:A:N6	8:CB:1558:C:H42	2.15	0.44
8:CB:1799:G:H4'	8:CB:1800:C:H6	1.82	0.44
8:CB:1807:G:C6	8:CB:1809:A:OP2	2.71	0.44
8:CB:1933:G:H2'	8:CB:1934:C:C5'	2.47	0.44
8:CB:1973:G:C2	8:CB:1974:C:C2	3.05	0.44
8:CB:1988:G:C3'	8:CB:1988:G:C8	3.00	0.44
8:CB:2010:G:C8	8:CB:2010:G:C3'	3.01	0.44
8:CB:2138:G:N2	8:CB:2139:U:H1'	2.32	0.44
8:CB:1372:U:O2'	8:CB:2212:A:C8	2.70	0.44
8:CB:2285:C:O2	8:CB:2288:A:C8	2.70	0.44
8:CB:2343:U:H5''	8:CB:2343:U:H6	1.82	0.44
8:CB:2483:C:H2'	8:CB:2484:G:O5'	2.17	0.44
8:CB:260:G:C5	8:CB:261:G:C8	3.05	0.44
8:CB:2685:G:OP1	22:CP:62:LYS:NZ	2.48	0.44
8:CB:2706:A:H2'	8:CB:2707:U:H5''	1.98	0.44
8:CB:2734:A:H2'	8:CB:2735:G:C5'	2.39	0.44
8:CB:2743:U:H3'	8:CB:2744:G:H5''	2.00	0.44
8:CB:2761:A:H5'	8:CB:2761:A:H8	1.81	0.44
8:CB:80:G:H5'	8:CB:346:A:H1'	1.99	0.44
8:CB:460:A:C2	8:CB:470:A:C5	3.06	0.44
8:CB:538:A:N1	8:CB:556:A:N7	2.65	0.44
8:CB:58:G:C4	8:CB:59:U:C5	3.06	0.44
8:CB:604:G:C6	8:CB:625:G:C2	3.05	0.44
8:CB:78:U:H2'	8:CB:79:C:H6	1.78	0.44
8:CB:871:U:H4'	19:CM:68:PHE:CD1	2.51	0.44
8:CB:841:G:N1	8:CB:938:G:C6	2.86	0.44
8:CB:993:G:C2'	8:CB:994:C:H5'	2.47	0.44

Continued on next page...

Continued from previous page...

Atom-1	Atom-2	Interatomic distance (Å)	Clash overlap (Å)
9:CC:121:ALA:O	9:CC:123:ILE:HD12	2.17	0.44
11:CE:24:ASN:CG	11:CE:107:SER:HB3	2.37	0.44
11:CE:138:LEU:O	11:CE:139:LYS:C	2.56	0.44
11:CE:5:LEU:O	11:CE:6:LYS:CB	2.65	0.44
8:CB:1258:U:C4'	11:CE:79:ARG:HD3	2.47	0.44
13:CG:120:ILE:HG12	13:CG:134:GLY:CA	2.48	0.44
14:CH:99:ILE:HA	14:CH:102:ALA:HB3	2.00	0.44
16:CJ:14:ASP:OD2	16:CJ:52:ASP:OD1	2.35	0.44
18:CL:42:SER:C	18:CL:44:GLY:N	2.70	0.44
19:CM:108:VAL:O	19:CM:112:LEU:CG	2.55	0.44
19:CM:117:PHE:CD1	19:CM:124:LEU:CD2	2.95	0.44
19:CM:4:PRO:HG2	19:CM:43:ALA:C	2.37	0.44
23:CQ:60:TRP:O	23:CQ:64:ILE:HG13	2.18	0.44
24:CR:18:GLN:HG2	24:CR:99:THR:HB	1.98	0.44
26:CT:30:ILE:CG2	26:CT:32:LEU:HD11	2.46	0.44
26:CT:67:VAL:CG1	26:CT:68:LYS:N	2.80	0.44
26:CT:60:THR:HB	26:CT:81:LYS:CE	2.48	0.44
29:CW:66:VAL:CG2	29:CW:67:LYS:H	2.26	0.44
29:CW:36:ILE:CG2	29:CW:68:PHE:HB3	2.48	0.44
31:CY:18:LYS:O	31:CY:22:THR:HG23	2.18	0.44
31:CY:2:LYS:NZ	31:CY:37:ARG:HG3	2.32	0.44
32:CZ:4:ASP:OD1	32:CZ:46:GLY:O	2.36	0.44
32:CZ:48:GLN:C	32:CZ:49:ARG:O	2.52	0.44
33:DA:1078:U:O5'	33:DA:1078:U:H6	2.01	0.44
33:DA:1139:G:H2'	33:DA:1139:G:H5''	1.59	0.44
33:DA:1166:G:N1	33:DA:1169:A:OP2	2.48	0.44
33:DA:1185:G:C6	33:DA:1186:G:C5	3.05	0.44
33:DA:1350:A:OP2	41:DI:119:LYS:CD	2.65	0.44
33:DA:1502:A:N3	33:DA:1504:G:O6	2.50	0.44
33:DA:237:G:H2'	33:DA:238:A:N7	2.32	0.44
33:DA:31:G:O6	33:DA:306:A:H4'	2.17	0.44
33:DA:323:U:H4'	52:DT:16:ALA:HB3	1.96	0.44
33:DA:361:G:H2'	33:DA:362:G:H5'	2.00	0.44
33:DA:482:A:H3'	33:DA:483:C:C5	2.52	0.44
33:DA:805:C:C3'	33:DA:806:C:H5''	2.46	0.44
33:DA:878:A:H2'	33:DA:879:C:C5'	2.48	0.44
33:DA:893:C:C5	33:DA:894:G:N7	2.86	0.44
33:DA:947:G:H5''	45:DM:106:ARG:CB	2.31	0.44
35:DC:58:ARG:HA	35:DC:64:ARG:H	1.82	0.44
36:DD:160:LEU:O	36:DD:160:LEU:HD22	2.18	0.44
37:DE:114:LEU:CD2	37:DE:119:VAL:HG21	2.46	0.44

Continued on next page...

Continued from previous page...

Atom-1	Atom-2	Interatomic distance (Å)	Clash overlap (Å)
37:DE:40:ASP:O	37:DE:41:GLY:C	2.54	0.44
37:DE:87:VAL:O	37:DE:88:HIS:HB2	2.18	0.44
38:DF:84:VAL:HG22	38:DF:85:ILE:O	2.17	0.44
33:DA:826:C:H4'	40:DH:12:ARG:HE	1.81	0.44
35:DC:21:TRP:HA	42:DJ:95:GLY:HA2	2.00	0.44
45:DM:34:ALA:HB2	45:DM:40:GLU:HG2	1.98	0.44
46:DN:25:GLU:C	46:DN:27:LYS:N	2.69	0.44
49:DQ:9:GLY:CA	49:DQ:24:ILE:HG13	2.46	0.44
51:DS:27:LYS:HG3	51:DS:28:LYS:H	1.81	0.44
52:DT:19:HIS:O	52:DT:20:ASN:C	2.56	0.44
4:A3:29:ARG:O	4:A3:29:ARG:NH1	2.50	0.44
7:AA:60:C:H2'	7:AA:61:G:C8	2.53	0.44
7:AA:78:A:C4	7:AA:79:G:C8	3.06	0.44
8:AB:1022:G:N2	8:AB:1142:A:C2	2.85	0.44
8:AB:1263:U:C4	8:AB:1264:A:C6	3.06	0.44
8:AB:1651:G:O6	8:AB:1652:A:C6	2.71	0.44
8:AB:1688:U:O2	8:AB:1700:A:H8	1.99	0.44
8:AB:221:A:C2	8:AB:233:A:C5	3.06	0.44
8:AB:2360:G:H8	8:AB:2360:G:H3'	1.82	0.44
8:AB:2415:G:C4	8:AB:2416:C:C6	3.06	0.44
8:AB:2516:A:H2'	8:AB:2516:A:N3	2.32	0.44
8:AB:263:G:C2	8:AB:264:C:C2	3.05	0.44
8:AB:2719:G:C5'	8:AB:2719:G:C8	3.00	0.44
8:AB:2747:G:C6	8:AB:2754:U:H2'	2.52	0.44
8:AB:2760:C:C2'	8:AB:2760:C:O2	2.66	0.44
8:AB:309:A:H2'	8:AB:329:G:O2'	2.17	0.44
8:AB:279:A:H61	8:AB:361:G:H1'	1.81	0.44
8:AB:380:G:O2'	32:AZ:13:THR:OG1	2.18	0.44
8:AB:384:A:C2'	8:AB:385:C:H5'	2.47	0.44
8:AB:445:C:O2'	8:AB:449:A:N3	2.51	0.44
8:AB:45:G:H4'	8:AB:46:G:O4'	2.18	0.44
8:AB:671:C:N3	8:AB:672:C:C5	2.85	0.44
8:AB:6:A:C2'	16:AJ:135:GLN:HG3	2.48	0.44
8:AB:800:A:H4'	8:AB:801:G:H5'	1.95	0.44
8:AB:811:U:O2	8:AB:1251:C:C5	2.70	0.44
8:AB:812:C:H2'	8:AB:813:U:C5'	2.47	0.44
8:AB:866:A:H3'	8:AB:866:A:C8	2.53	0.44
8:AB:919:U:O4	8:AB:920:A:C6	2.71	0.44
8:AB:978:G:N2	8:AB:986:C:H1'	2.33	0.44
9:AC:178:GLY:O	9:AC:179:GLU:O	2.36	0.44
9:AC:35:LYS:HB2	9:AC:35:LYS:HE3	1.69	0.44

Continued on next page...

Continued from previous page...

Atom-1	Atom-2	Interatomic distance (Å)	Clash overlap (Å)
9:AC:60:ALA:O	9:AC:61:TYR:O	2.36	0.44
8:AB:1817:G:P	9:AC:62:ARG:HH22	2.40	0.44
9:AC:90:ILE:CG2	9:AC:91:ALA:N	2.80	0.44
10:AD:34:VAL:CG2	10:AD:35:THR:N	2.74	0.44
11:AE:163:ASN:HB2	11:AE:166:LYS:CG	2.48	0.44
12:AF:165:GLY:HA2	12:AF:168:LEU:HB2	2.00	0.44
8:AB:2748:A:O2'	13:AG:65:GLY:HA3	2.17	0.44
18:AL:39:LYS:C	18:AL:41:ARG:H	2.21	0.44
20:AN:8:ARG:HH11	20:AN:43:GLU:HG3	1.83	0.44
22:AP:50:ARG:CZ	22:AP:50:ARG:HB2	2.48	0.44
23:AQ:14:LYS:O	23:AQ:15:LYS:C	2.56	0.44
16:AJ:43:GLU:C	23:AQ:63:ARG:HH22	2.21	0.44
24:AR:2:TYR:HB2	24:AR:45:GLU:HB2	1.98	0.44
8:AB:1323:C:P	25:AS:84:ARG:HH12	2.40	0.44
29:AW:35:ILE:HG12	29:AW:70:VAL:HB	1.99	0.44
33:BA:1029:U:C6	33:BA:1029:U:C3'	3.00	0.44
33:BA:1070:U:H2'	33:BA:1070:U:O2	2.17	0.44
33:BA:1190:G:H5''	35:BC:175:HIS:NE2	2.32	0.44
33:BA:1319:A:C5'	33:BA:1320:C:OP1	2.65	0.44
33:BA:136:C:H6	33:BA:136:C:O5'	2.01	0.44
33:BA:1478:U:C2	33:BA:1479:C:C5	3.06	0.44
33:BA:318:G:C6	33:BA:319:G:N7	2.85	0.44
33:BA:33:A:H2'	33:BA:34:C:H6	1.82	0.44
33:BA:370:C:N3	33:BA:371:A:N7	2.65	0.44
33:BA:399:G:H5''	33:BA:400:C:P	2.58	0.44
33:BA:492:C:C5	33:BA:493:A:H2	2.35	0.44
33:BA:544:G:C4	33:BA:545:C:C5	3.04	0.44
33:BA:598:U:H4'	40:BH:85:TYR:CB	2.47	0.44
33:BA:787:A:O2'	33:BA:788:U:H5'	2.17	0.44
33:BA:793:U:H5'	33:BA:794:A:C5'	2.48	0.44
33:BA:865:A:N3	33:BA:918:A:C1'	2.80	0.44
33:BA:93:U:H5''	33:BA:94:G:OP2	2.18	0.44
33:BA:966:G:O5'	33:BA:966:G:H8	2.00	0.44
34:BB:108:GLN:HA	34:BB:108:GLN:OE1	2.18	0.44
34:BB:14:HIS:O	34:BB:16:GLY:N	2.51	0.44
36:BD:68:GLU:C	36:BD:70:GLN:H	2.21	0.44
37:BE:104:ILE:O	37:BE:111:ARG:NH2	2.51	0.44
37:BE:151:MET:C	37:BE:155:LYS:HB2	2.38	0.44
39:BG:130:LYS:CG	39:BG:131:GLY:H	2.04	0.44
43:BK:21:HIS:HB2	43:BK:32:THR:HG22	1.99	0.44
45:BM:63:VAL:HG12	45:BM:67:ASP:HB3	2.00	0.44

Continued on next page...

Continued from previous page...

Atom-1	Atom-2	Interatomic distance (Å)	Clash overlap (Å)
47:BO:56:LEU:O	47:BO:59:VAL:HG22	2.17	0.44
48:BP:66:THR:HG22	48:BP:67:ILE:N	2.32	0.44
50:BR:58:ILE:O	50:BR:62:ARG:HG3	2.18	0.44
50:BR:68:PRO:O	50:BR:69:TYR:C	2.56	0.44
52:BT:52:GLU:HG2	52:BT:53:MET:N	2.32	0.44
1:C0:52:LYS:HE2	1:C0:53:VAL:CG1	2.48	0.44
3:C2:18:PHE:HA	3:C2:44:VAL:HG11	1.99	0.44
7:CA:29:A:OP1	7:CA:29:A:C8	2.71	0.44
8:CB:1000:A:C4	8:CB:1001:A:C8	3.06	0.44
8:CB:1067:A:H2'	8:CB:1068:G:C8	2.53	0.44
8:CB:1104:C:H2'	8:CB:1105:U:C5	2.51	0.44
8:CB:1238:G:N3	8:CB:1239:G:C8	2.85	0.44
8:CB:1296:G:C8	8:CB:1296:G:H3'	2.52	0.44
8:CB:1418:G:H2'	8:CB:1579:A:H61	1.82	0.44
8:CB:1435:G:O2'	8:CB:1436:G:H5'	2.17	0.44
8:CB:1611:C:C2	8:CB:1612:C:H5	2.35	0.44
8:CB:1608:A:C5	8:CB:1611:C:C4	3.05	0.44
8:CB:1613:G:C4	8:CB:1617:C:N3	2.85	0.44
8:CB:1694:C:C5'	8:CB:1694:C:C6	3.00	0.44
8:CB:1882:U:H2'	8:CB:1883:U:H6	1.83	0.44
8:CB:193:U:H2'	8:CB:194:G:C8	2.50	0.44
8:CB:1989:G:N7	8:CB:1990:C:C5	2.85	0.44
8:CB:18:U:C6	8:CB:19:A:N7	2.85	0.44
8:CB:2071:A:H2'	8:CB:2072:C:O4'	2.18	0.44
8:CB:2180:U:O5'	8:CB:2180:U:H6	1.99	0.44
8:CB:2570:G:C2	8:CB:2571:U:C6	3.06	0.44
8:CB:2590:A:O2'	8:CB:2591:C:H5'	2.18	0.44
8:CB:2635:A:C2'	8:CB:2636:C:O5'	2.65	0.44
8:CB:2702:G:O2'	8:CB:2703:C:H5'	2.18	0.44
8:CB:282:A:O5'	8:CB:282:A:H8	2.01	0.44
8:CB:373:U:O2	8:CB:373:U:H2'	2.16	0.44
8:CB:443:A:C6	11:CE:40:ARG:NH1	2.86	0.44
8:CB:460:A:C8	8:CB:461:C:C6	3.06	0.44
8:CB:583:G:C2	8:CB:584:C:C5	3.06	0.44
8:CB:598:U:H2'	8:CB:599:A:O4'	2.18	0.44
8:CB:602:A:O4'	8:CB:604:G:O2'	2.33	0.44
8:CB:672:C:O2	8:CB:673:C:C6	2.71	0.44
8:CB:713:G:H8	8:CB:713:G:O5'	2.00	0.44
8:CB:715:A:N6	8:CB:716:A:C6	2.86	0.44
8:CB:795:C:N3	8:CB:796:C:N4	2.65	0.44
8:CB:947:A:C6	8:CB:948:C:N4	2.85	0.44

Continued on next page...

Continued from previous page...

Atom-1	Atom-2	Interatomic distance (Å)	Clash overlap (Å)
8:CB:974:G:C6	8:CB:989:G:C5	3.05	0.44
8:CB:994:C:O2	8:CB:994:C:H2'	2.17	0.44
9:CC:106:PRO:HD2	9:CC:109:LEU:CD2	2.47	0.44
9:CC:262:THR:O	9:CC:263:ASP:CB	2.65	0.44
55:CB:5460:HOH:O	10:CD:135:GLY:CA	2.45	0.44
8:CB:2636:C:H4'	10:CD:80:TRP:CZ2	2.53	0.44
11:CE:199:MET:CG	11:CE:200:LEU:H	2.23	0.44
11:CE:32:VAL:O	11:CE:35:TYR:HB3	2.16	0.44
11:CE:41:GLN:HB2	11:CE:42:GLY:H	1.66	0.44
11:CE:91:ASP:O	11:CE:92:HIS:HB2	2.17	0.44
12:CF:65:LEU:C	12:CF:67:THR:H	2.20	0.44
12:CF:78:ILE:HG22	12:CF:80:GLN:H	1.82	0.44
13:CG:97:VAL:HG23	13:CG:124:CYS:SG	2.58	0.44
13:CG:26:LYS:C	13:CG:78:VAL:HG21	2.38	0.44
17:CK:39:ILE:HG23	17:CK:40:LYS:N	2.31	0.44
19:CM:73:ILE:HD11	19:CM:92:TRP:CB	2.48	0.44
19:CM:76:LYS:HA	19:CM:77:PRO:HD3	1.74	0.44
22:CP:1:SER:OG	22:CP:6:GLN:NE2	2.39	0.44
22:CP:52:ARG:HG2	22:CP:60:VAL:CG1	2.47	0.44
23:CQ:66:ALA:HA	23:CQ:69:ARG:HH11	1.83	0.44
24:CR:40:MET:O	24:CR:54:VAL:HG22	2.18	0.44
25:CS:76:VAL:HG12	25:CS:103:ILE:CD1	2.46	0.44
29:CW:79:ILE:C	29:CW:79:ILE:HD12	2.37	0.44
32:CZ:5:ILE:O	32:CZ:6:HIS:O	2.35	0.44
33:DA:1020:G:C2	33:DA:1021:A:C8	3.05	0.44
33:DA:1058:G:C5	33:DA:1059:C:N3	2.85	0.44
33:DA:1311:A:N7	51:DS:1:PRO:HD3	2.33	0.44
33:DA:1331:G:O2'	33:DA:1332:A:H8	2.01	0.44
33:DA:1480:A:C6	33:DA:1481:U:C4	3.06	0.44
33:DA:369:G:N1	33:DA:370:C:C4	2.86	0.44
33:DA:445:G:C2	33:DA:446:G:N7	2.85	0.44
33:DA:558:G:H5''	33:DA:559:A:O5'	2.18	0.44
33:DA:565:U:H3'	33:DA:566:G:H2'	1.98	0.44
33:DA:654:G:O6	33:DA:655:A:N6	2.50	0.44
33:DA:714:G:C6	33:DA:715:A:N6	2.86	0.44
33:DA:722:G:C6	33:DA:724:G:N9	2.86	0.44
33:DA:581:G:H1	33:DA:758:C:H3'	1.81	0.44
33:DA:818:G:H3'	33:DA:819:A:H5''	1.99	0.44
33:DA:86:G:H1'	33:DA:87:C:C6	2.53	0.44
33:DA:891:U:H6	33:DA:891:U:C5'	2.21	0.44
34:DB:100:LEU:HD23	34:DB:174:GLU:O	2.17	0.44

Continued on next page...

Continued from previous page...

Atom-1	Atom-2	Interatomic distance (Å)	Clash overlap (Å)
34:DB:87:ASP:O	34:DB:88:GLN:C	2.55	0.44
35:DC:36:PHE:HD2	46:DN:65:GLN:OE1	2.00	0.44
35:DC:42:LEU:HD21	35:DC:86:LEU:HD22	1.99	0.44
35:DC:4:VAL:HG22	35:DC:5:HIS:H	1.81	0.44
36:DD:14:GLU:CG	36:DD:59:LYS:HB2	2.47	0.44
38:DF:88:MET:O	38:DF:89:VAL:HB	2.16	0.44
41:DI:54:VAL:HG12	41:DI:93:LEU:CD2	2.48	0.44
41:DI:5:TYR:CG	41:DI:88:GLU:CD	2.91	0.44
42:DJ:57:VAL:HG13	42:DJ:58:ASN:CG	2.38	0.44
44:DL:109:ARG:NH2	44:DL:112:ALA:N	2.61	0.44
50:DR:54:LEU:O	50:DR:55:ALA:C	2.56	0.44
3:A2:36:ALA:O	3:A2:38:GLY:O	2.36	0.44
4:A3:23:HIS:CD2	4:A3:23:HIS:H	2.36	0.44
5:A4:30:GLU:CD	5:A4:32:LYS:HB2	2.37	0.44
7:AA:47:C:O5'	7:AA:47:C:C6	2.68	0.44
8:AB:103:A:C8	8:AB:104:A:C8	3.06	0.44
8:AB:1221:C:O2'	8:AB:1222:U:H5'	2.17	0.44
8:AB:1313:U:O2	8:AB:1313:U:C2'	2.64	0.44
8:AB:1335:C:C6	8:AB:1335:C:H3'	2.53	0.44
8:AB:1348:C:H5'	8:AB:1349:C:H5	1.83	0.44
8:AB:1332:G:N7	8:AB:1609:A:C4	2.86	0.44
8:AB:1707:G:N1	8:AB:1708:C:C2	2.86	0.44
8:AB:1933:G:H2'	8:AB:1934:C:O4'	2.18	0.44
8:AB:1959:G:C8	8:AB:1959:G:H3'	2.52	0.44
8:AB:2025:C:H3'	8:AB:2026:U:C6	2.52	0.44
8:AB:2030:A:H4'	8:AB:2031:A:C5'	2.48	0.44
8:AB:2087:G:C2	8:AB:2088:A:C4	3.06	0.44
8:AB:2088:A:C2	8:AB:2232:C:C2	3.05	0.44
8:AB:2107:G:C2	8:AB:2108:A:C8	3.06	0.44
8:AB:2333:A:H3'	21:AO:7:ARG:CZ	2.47	0.44
8:AB:2259:U:C6	8:AB:2427:C:C4	3.04	0.44
8:AB:2077:A:H2	8:AB:2434:A:H1'	1.83	0.44
8:AB:2478:A:C8	8:AB:2478:A:H5'	2.52	0.44
8:AB:2059:A:C5	8:AB:2503:A:C2	3.06	0.44
8:AB:2674:G:H2'	8:AB:2675:A:O5'	2.18	0.44
8:AB:2684:U:C3'	8:AB:2684:U:C6	3.01	0.44
8:AB:2700:A:H2	8:AB:2701:U:H3	1.63	0.44
8:AB:292:U:N3	8:AB:293:U:C5	2.86	0.44
8:AB:307:G:C5	8:AB:309:A:OP2	2.71	0.44
8:AB:339:U:C6	8:AB:339:U:H3'	2.53	0.44
8:AB:339:U:H3'	8:AB:339:U:H6	1.81	0.44

Continued on next page...

Continued from previous page...

Atom-1	Atom-2	Interatomic distance (Å)	Clash overlap (Å)
8:AB:559:G:H1'	23:AQ:55:GLN:HE22	1.79	0.44
8:AB:592:A:C6	8:AB:593:U:O4	2.70	0.44
8:AB:631:A:C8	8:AB:631:A:O5'	2.66	0.44
8:AB:634:C:C2	8:AB:635:C:C5	3.05	0.44
8:AB:696:G:H2'	8:AB:697:G:C8	2.52	0.44
8:AB:715:A:C6	8:AB:716:A:C6	3.05	0.44
8:AB:855:G:N3	29:AW:23:LYS:CD	2.80	0.44
9:AC:161:VAL:N	9:AC:193:GLU:OE1	2.37	0.44
9:AC:34:GLU:OE1	9:AC:35:LYS:N	2.51	0.44
8:AB:1675:C:O2	10:AD:134:HIS:CD2	2.71	0.44
10:AD:98:VAL:HA	10:AD:101:PHE:HZ	1.70	0.44
11:AE:103:GLY:O	11:AE:105:LEU:N	2.50	0.44
11:AE:16:GLU:OE1	11:AE:16:GLU:HA	2.17	0.44
11:AE:6:LYS:HB3	11:AE:11:ALA:HA	1.99	0.44
12:AF:27:VAL:HG12	12:AF:27:VAL:O	2.17	0.44
13:AG:100:ASN:ND2	13:AG:118:ALA:HA	2.32	0.44
13:AG:163:TYR:CD2	13:AG:166:GLU:HB2	2.53	0.44
13:AG:97:VAL:C	13:AG:98:LYS:HD2	2.38	0.44
16:AJ:125:TYR:CZ	16:AJ:134:ALA:HB2	2.52	0.44
16:AJ:56:VAL:O	16:AJ:57:LEU:HD13	2.18	0.44
16:AJ:72:LYS:HE3	16:AJ:74:TYR:OH	2.18	0.44
18:AL:58:TYR:HA	18:AL:61:LEU:HD13	1.99	0.44
19:AM:7:THR:HB	19:AM:10:ARG:NH2	2.31	0.44
19:AM:5:LYS:CG	19:AM:5:LYS:O	2.66	0.44
22:AP:7:LEU:O	22:AP:10:GLU:N	2.51	0.44
23:AQ:16:ILE:O	23:AQ:18:LYS:N	2.51	0.44
26:AT:12:ARG:HB3	26:AT:13:ALA:H	1.55	0.44
26:AT:27:SER:C	26:AT:29:THR:H	2.21	0.44
26:AT:27:SER:HB3	26:AT:29:THR:CG2	2.46	0.44
27:AU:71:ILE:HG23	27:AU:95:PHE:HZ	1.83	0.44
32:AZ:3:LYS:HD2	32:AZ:6:HIS:HB3	2.00	0.44
33:BA:1037:C:C6	33:BA:1037:C:H3'	2.52	0.44
33:BA:1117:A:C6	33:BA:1184:G:C6	3.06	0.44
33:BA:1142:G:H5'	33:BA:1143:G:OP2	2.18	0.44
33:BA:1197:A:C2	33:BA:1198:G:N9	2.85	0.44
33:BA:1211:U:H5''	33:BA:1213:A:H1'	2.00	0.44
33:BA:1233:G:H5'	41:BI:118:ARG:NH2	2.32	0.44
33:BA:1488:G:N3	33:BA:1488:G:H2'	2.32	0.44
33:BA:161:A:C4	33:BA:162:A:C8	3.05	0.44
33:BA:303:A:O5'	33:BA:303:A:H8	2.01	0.44
33:BA:112:G:N2	33:BA:330:C:N3	2.65	0.44

Continued on next page...

Continued from previous page...

Atom-1	Atom-2	Interatomic distance (Å)	Clash overlap (Å)
33:BA:113:G:O4'	33:BA:354:G:H4'	2.17	0.44
33:BA:361:G:H2'	33:BA:362:G:H5'	1.98	0.44
33:BA:579:A:HO2'	33:BA:580:C:P	2.39	0.44
33:BA:600:A:H4'	40:BH:119:GLY:O	2.18	0.44
33:BA:644:U:C6	33:BA:644:U:C3'	3.01	0.44
33:BA:663:A:N1	33:BA:743:A:C2	2.86	0.44
33:BA:704:A:C4	33:BA:705:G:C8	3.06	0.44
33:BA:706:A:H2'	43:BK:32:THR:HG21	2.00	0.44
33:BA:756:C:C2	33:BA:757:U:C6	3.05	0.44
33:BA:786:G:N3	33:BA:797:C:O2	2.51	0.44
33:BA:974:A:OP2	46:BN:70:HIS:CB	2.66	0.44
36:BD:36:ALA:HA	36:BD:41:GLY:HA3	2.00	0.44
33:BA:1193:G:O2'	37:BE:26:GLY:HA3	2.18	0.44
39:BG:94:ARG:HH11	39:BG:98:LEU:HD11	1.80	0.44
41:BI:44:ARG:O	41:BI:47:VAL:HG13	2.17	0.44
42:BJ:19:ASP:O	42:BJ:22:THR:HG22	2.17	0.44
47:BO:49:HIS:O	47:BO:52:ARG:N	2.51	0.44
33:BA:254:G:H5''	49:BQ:67:SER:HB2	1.99	0.44
53:BU:36:PHE:HA	53:BU:39:LYS:HD2	2.00	0.44
1:C0:11:LYS:O	1:C0:12:ARG:C	2.56	0.44
1:C0:21:LEU:HD22	25:CS:23:LEU:CB	2.38	0.44
1:C0:31:LYS:NZ	1:C0:49:ARG:O	2.40	0.44
2:C1:14:ALA:HA	2:C1:48:TYR:CE1	2.53	0.44
3:C2:28:ARG:O	3:C2:30:VAL:N	2.50	0.44
7:CA:66:A:C4	7:CA:108:A:N6	2.85	0.44
7:CA:61:G:O5'	7:CA:61:G:H8	2.01	0.44
7:CA:83:G:C5	7:CA:84:G:C8	3.05	0.44
8:CB:1085:A:C2	8:CB:1086:A:N7	2.85	0.44
8:CB:1338:G:O2'	8:CB:1339:G:H5'	2.18	0.44
8:CB:1299:G:O2'	8:CB:1640:A:N6	2.51	0.44
8:CB:1684:G:H1	8:CB:1704:C:H42	1.66	0.44
8:CB:1933:G:C2'	8:CB:1934:C:H5'	2.46	0.44
8:CB:195:A:H2'	8:CB:198:C:H41	1.82	0.44
8:CB:2035:G:H5''	8:CB:2035:G:H8	1.83	0.44
8:CB:2080:A:H2'	8:CB:2081:U:H6	1.82	0.44
8:CB:2142:A:H2'	8:CB:2143:C:O4'	2.17	0.44
8:CB:222:A:N7	8:CB:224:U:C4	2.86	0.44
8:CB:2230:G:O2'	8:CB:2231:U:H5'	2.18	0.44
8:CB:2257:U:H3'	8:CB:2258:C:H5''	2.00	0.44
8:CB:2270:A:H8	55:CB:5394:HOH:O	2.00	0.44
8:CB:2446:G:C2	8:CB:2501:C:C4	3.06	0.44

Continued on next page...

Continued from previous page...

Atom-1	Atom-2	Interatomic distance (Å)	Clash overlap (Å)
8:CB:245:G:C3'	8:CB:245:G:C8	3.01	0.44
8:CB:2466:C:H2'	8:CB:2467:C:H6	1.83	0.44
8:CB:2455:G:N2	8:CB:2498:C:C5	2.85	0.44
8:CB:2512:C:H2'	8:CB:2513:A:O5'	2.17	0.44
8:CB:2536:G:C6	8:CB:2537:U:N3	2.86	0.44
8:CB:2635:A:H2'	8:CB:2636:C:O5'	2.18	0.44
8:CB:2522:U:H1'	8:CB:2647:U:OP1	2.18	0.44
8:CB:265:A:H2'	8:CB:266:G:H1'	2.00	0.44
8:CB:300:A:H1'	8:CB:319:G:O4'	2.17	0.44
8:CB:303:G:C2	8:CB:304:U:O4'	2.71	0.44
8:CB:329:G:C8	8:CB:329:G:OP1	2.61	0.44
8:CB:393:C:H3'	8:CB:394:C:H5''	1.97	0.44
8:CB:611:C:C2'	8:CB:612:G:H5'	2.48	0.44
8:CB:66:C:C2'	8:CB:67:U:H5'	2.47	0.44
8:CB:692:C:H2'	8:CB:693:A:C8	2.52	0.44
8:CB:699:A:H2'	8:CB:700:G:O5'	2.18	0.44
8:CB:713:G:N2	8:CB:718:A:H2	2.10	0.44
8:CB:738:G:H1	8:CB:758:C:H42	1.64	0.44
8:CB:863:A:C5'	8:CB:863:A:C8	3.01	0.44
9:CC:134:ILE:HA	9:CC:135:PRO:HD3	1.66	0.44
9:CC:167:ASP:CG	9:CC:172:THR:HG23	2.38	0.44
9:CC:261:ARG:NH1	9:CC:261:ARG:HG2	2.15	0.44
10:CD:8:LYS:O	10:CD:9:VAL:O	2.35	0.44
11:CE:134:LEU:HD22	11:CE:135:ALA:H	1.82	0.44
11:CE:175:ILE:HD13	11:CE:175:ILE:HA	1.91	0.44
11:CE:190:ALA:HB3	11:CE:193:VAL:HG13	1.99	0.44
8:CB:585:G:HO2'	11:CE:77:ILE:HD13	1.78	0.44
14:CH:55:GLU:O	14:CH:55:GLU:HG2	2.17	0.44
8:CB:1076:C:O2	15:CI:91:LYS:HG2	2.18	0.44
16:CJ:18:VAL:O	16:CJ:56:VAL:HA	2.18	0.44
16:CJ:58:ASN:HA	16:CJ:126:ALA:HA	1.99	0.44
16:CJ:84:ILE:HG22	16:CJ:85:LYS:N	2.32	0.44
17:CK:86:LEU:HB2	17:CK:95:ILE:HG22	2.00	0.44
20:CN:62:ASN:O	20:CN:66:ALA:HB2	2.17	0.44
22:CP:71:ARG:HH21	22:CP:102:ARG:HB3	1.83	0.44
22:CP:79:VAL:C	22:CP:81:ASP:N	2.71	0.44
24:CR:26:ASP:N	24:CR:26:ASP:OD1	2.48	0.44
27:CU:40:LEU:O	27:CU:41:VAL:CB	2.64	0.44
27:CU:51:LEU:C	27:CU:53:GLN:N	2.69	0.44
28:CV:14:LYS:O	28:CV:15:GLY:C	2.56	0.44
29:CW:45:HIS:C	29:CW:45:HIS:CD2	2.90	0.44

Continued on next page...

Continued from previous page...

Atom-1	Atom-2	Interatomic distance (Å)	Clash overlap (Å)
33:DA:1069:C:N4	33:DA:1070:U:C5	2.85	0.44
33:DA:1102:A:H1'	34:DB:97:GLY:HA3	1.99	0.44
33:DA:1125:U:O2'	33:DA:1126:U:H2'	2.17	0.44
33:DA:1202:U:H2'	33:DA:1202:U:O2	2.16	0.44
33:DA:1386:G:C4	33:DA:1387:G:N7	2.85	0.44
33:DA:1421:G:N1	33:DA:1422:G:C5	2.86	0.44
33:DA:1436:U:O2	33:DA:1437:A:C8	2.71	0.44
33:DA:1464:U:C6	33:DA:1464:U:C3'	3.00	0.44
33:DA:1468:A:C6	33:DA:1469:C:C5	3.06	0.44
33:DA:1478:U:O2	33:DA:1479:C:C5	2.70	0.44
33:DA:1480:A:C2'	33:DA:1481:U:O5'	2.66	0.44
33:DA:1483:A:H2'	33:DA:1484:C:O4'	2.17	0.44
33:DA:225:C:C5	33:DA:226:G:C8	3.06	0.44
33:DA:239:U:C4'	33:DA:240:G:OP2	2.65	0.44
33:DA:47:C:C5	33:DA:365:U:H2'	2.53	0.44
33:DA:389:A:C4	33:DA:390:U:H1'	2.53	0.44
33:DA:402:G:H4'	33:DA:620:C:N3	2.32	0.44
33:DA:435:A:N3	33:DA:435:A:H2'	2.33	0.44
33:DA:568:G:N3	33:DA:574:A:H2	2.16	0.44
33:DA:711:G:H2'	33:DA:712:A:H5"	1.98	0.44
33:DA:825:A:C2	33:DA:826:C:C2	3.05	0.44
34:DB:10:LYS:O	34:DB:11:ALA:C	2.55	0.44
34:DB:134:LEU:C	34:DB:136:ARG:N	2.71	0.44
34:DB:161:PHE:C	34:DB:162:VAL:HG12	2.38	0.44
34:DB:19:THR:HA	34:DB:37:VAL:HA	1.99	0.44
34:DB:76:SER:O	34:DB:79:VAL:CG2	2.65	0.44
35:DC:101:ASN:HB3	35:DC:102:ILE:H	1.58	0.44
35:DC:184:ASN:O	35:DC:199:VAL:HG22	2.16	0.44
35:DC:40:GLN:HE22	46:DN:65:GLN:HE21	1.64	0.44
35:DC:65:VAL:HG23	35:DC:100:ILE:N	2.32	0.44
36:DD:111:ALA:C	36:DD:113:ALA:N	2.70	0.44
36:DD:173:ASP:OD1	36:DD:175:GLY:N	2.48	0.44
36:DD:78:ALA:HB1	36:DD:85:THR:HA	1.99	0.44
37:DE:57:ALA:O	37:DE:59:ILE:N	2.51	0.44
39:DG:46:LEU:HD21	39:DG:60:ALA:HB2	1.98	0.44
41:DI:30:ASN:O	41:DI:31:GLN:HB2	2.16	0.44
42:DJ:28:THR:HG22	42:DJ:28:THR:O	2.17	0.44
43:DK:12:ARG:N	43:DK:76:TYR:HA	2.33	0.44
45:DM:107:THR:CG2	45:DM:108:ARG:N	2.80	0.44
47:DO:14:PHE:HD1	47:DO:26:VAL:HG23	1.82	0.44
47:DO:32:THR:OG1	47:DO:62:ARG:HD2	2.17	0.44

Continued on next page...

Continued from previous page...

Atom-1	Atom-2	Interatomic distance (Å)	Clash overlap (Å)
48:DP:59:HIS:CE1	48:DP:63:GLN:HG3	2.51	0.44
50:DR:33:THR:OG1	50:DR:34:GLU:N	2.49	0.44
50:DR:55:ALA:HA	50:DR:58:ILE:CG1	2.47	0.44
51:DS:36:ARG:HG3	51:DS:36:ARG:HH11	1.82	0.44
4:A3:39:ARG:HD3	4:A3:39:ARG:HA	1.60	0.44
8:AB:1034:G:C2	8:AB:1122:G:C4	3.06	0.44
8:AB:1105:U:H2'	8:AB:1106:G:H8	1.83	0.44
8:AB:1115:G:H2'	8:AB:1116:G:H5''	2.00	0.44
8:AB:121:G:N3	8:AB:131:A:N1	2.66	0.44
8:AB:1424:G:C2	8:AB:1575:C:N3	2.86	0.44
8:AB:1558:C:C4	8:AB:1560:G:C2	3.06	0.44
8:AB:1789:A:H2'	8:AB:1790:C:H5'	1.99	0.44
8:AB:1863:G:C2	8:AB:1880:U:O2	2.71	0.44
8:AB:1889:A:C3'	8:AB:1889:A:C8	2.99	0.44
8:AB:2012:G:OP1	25:AS:98:LYS:HD2	2.18	0.44
8:AB:2337:G:C6	8:AB:2338:C:C4	3.06	0.44
8:AB:2358:A:O2'	8:AB:2359:C:H5'	2.17	0.44
8:AB:411:G:P	8:AB:2407:A:OP2	2.75	0.44
8:AB:2492:U:C2'	8:AB:2493:U:H5'	2.48	0.44
8:AB:2059:A:C2	8:AB:2503:A:N1	2.86	0.44
8:AB:246:C:H42	8:AB:252:G:N2	2.16	0.44
8:AB:2543:G:C5	8:AB:2765:A:C2	3.05	0.44
8:AB:2552:U:C4	8:AB:2554:U:C5'	3.01	0.44
8:AB:2662:A:H2'	8:AB:2663:G:O4'	2.18	0.44
8:AB:2800:A:C2	8:AB:2801:G:N3	2.85	0.44
8:AB:2848:G:C4	22:AP:96:LEU:CD2	3.00	0.44
8:AB:375:G:C2'	8:AB:376:G:H5'	2.48	0.44
8:AB:400:G:C3'	8:AB:400:G:C8	3.01	0.44
8:AB:37:C:N4	8:AB:442:G:H1	2.12	0.44
8:AB:626:A:H2'	18:AL:79:LEU:CD2	2.48	0.44
8:AB:590:A:C2	8:AB:668:A:C2	3.05	0.44
8:AB:696:G:C6	8:AB:767:U:C2	3.05	0.44
8:AB:871:U:O2'	19:AM:68:PHE:HB3	2.18	0.44
9:AC:42:ARG:CG	9:AC:43:ASN:N	2.66	0.44
10:AD:102:ALA:HB3	10:AD:105:LYS:CD	2.47	0.44
10:AD:125:TRP:HB2	10:AD:160:LYS:HG2	1.99	0.44
8:AB:2050:C:H1'	10:AD:161:MET:HE1	1.99	0.44
10:AD:114:LYS:HD2	10:AD:196:ALA:HB2	1.98	0.44
10:AD:52:THR:CG2	10:AD:53:GLY:H	2.23	0.44
11:AE:71:GLY:O	11:AE:72:SER:HB2	2.18	0.44
14:AH:89:LYS:CE	14:AH:123:ARG:HB2	2.44	0.44

Continued on next page...

Continued from previous page...

Atom-1	Atom-2	Interatomic distance (Å)	Clash overlap (Å)
17:AK:24:VAL:HG21	17:AK:31:ARG:O	2.17	0.44
18:AL:137:ALA:O	18:AL:138:ALA:HB2	2.18	0.44
18:AL:30:THR:O	18:AL:36:LYS:HG3	2.18	0.44
18:AL:77:ILE:CG2	18:AL:78:ARG:NH1	2.79	0.44
19:AM:53:MET:HE2	19:AM:101:VAL:HG22	1.99	0.44
22:AP:26:GLU:HA	22:AP:47:ILE:N	2.33	0.44
23:AQ:87:VAL:O	24:AR:53:PHE:CZ	2.70	0.44
27:AU:7:ASP:N	27:AU:24:VAL:O	2.49	0.44
27:AU:3:LYS:CD	27:AU:81:ARG:HH11	2.30	0.44
33:BA:1061:G:C8	33:BA:1062:U:C6	3.04	0.44
33:BA:1098:C:H2'	33:BA:1099:G:H5'	1.99	0.44
33:BA:1122:U:C2	33:BA:1123:U:C5	3.06	0.44
33:BA:1152:A:C6	33:BA:1153:G:C6	3.06	0.44
33:BA:1298:U:C5	39:BG:118:ARG:NH2	2.84	0.44
33:BA:1270:G:O3'	33:BA:1314:C:H5''	2.17	0.44
33:BA:1456:A:H2'	33:BA:1457:G:H8	1.82	0.44
33:BA:292:G:N2	33:BA:309:A:C4	2.86	0.44
33:BA:416:G:C8	33:BA:416:G:H3'	2.52	0.44
33:BA:604:G:C6	33:BA:605:U:C2	3.06	0.44
33:BA:64:G:O5'	33:BA:64:G:H2'	2.18	0.44
33:BA:664:G:OP2	50:BR:56:ARG:NH2	2.50	0.44
35:BC:69:THR:HG23	35:BC:72:PRO:CG	2.42	0.44
37:BE:110:MET:HA	37:BE:113:VAL:CG2	2.47	0.44
40:BH:45:ILE:HD11	40:BH:48:PHE:HD1	1.82	0.44
41:BI:70:GLY:O	41:BI:72:SER:N	2.50	0.44
50:BR:49:LYS:O	50:BR:53:GLN:HG3	2.18	0.44
7:CA:47:C:O3'	21:CO:97:PHE:CZ	2.71	0.44
7:CA:64:G:C5	7:CA:65:U:C5	3.06	0.44
8:CB:1080:A:H4'	15:CI:133:ARG:NH1	2.33	0.44
8:CB:1153:C:C5'	23:CQ:75:TYR:HE2	2.30	0.44
8:CB:1203:U:C4	8:CB:1204:A:N6	2.86	0.44
8:CB:1239:G:C4	8:CB:1240:U:C5	3.06	0.44
3:C2:44:VAL:HG21	8:CB:126:A:N1	2.32	0.44
8:CB:1558:C:H1'	8:CB:1560:G:C8	2.52	0.44
8:CB:1567:G:C5'	8:CB:1567:G:H8	2.31	0.44
8:CB:1712:U:H2'	8:CB:1713:A:C8	2.52	0.44
8:CB:1750:G:C5	8:CB:1751:U:C5	3.05	0.44
8:CB:1752:C:N4	8:CB:1756:G:C6	2.86	0.44
8:CB:1758:U:H3'	8:CB:1759:A:H8	1.81	0.44
8:CB:1805:A:H2'	8:CB:1806:C:H5''	1.99	0.44
8:CB:1884:G:C8	8:CB:1884:G:OP2	2.51	0.44

Continued on next page...

Continued from previous page...

Atom-1	Atom-2	Interatomic distance (Å)	Clash overlap (Å)
8:CB:194:G:C2	8:CB:195:A:C8	3.06	0.44
8:CB:2088:A:C3'	8:CB:2088:A:C8	3.00	0.44
8:CB:2244:U:C2	8:CB:2245:U:C6	3.05	0.44
2:C1:36:LYS:HE2	8:CB:2286:G:C8	2.52	0.44
8:CB:2469:A:H4'	19:CM:55:ARG:HG2	2.00	0.44
8:CB:2473:U:O2'	8:CB:2474:U:H5'	2.17	0.44
8:CB:2531:A:H2'	8:CB:2532:G:H5'	2.00	0.44
8:CB:2439:A:C8	8:CB:2586:U:O3'	2.71	0.44
8:CB:2590:A:C6	8:CB:2591:C:C4	3.05	0.44
8:CB:2671:G:N2	8:CB:2672:U:O2	2.51	0.44
8:CB:2672:U:C3'	8:CB:2673:G:H5''	2.48	0.44
8:CB:283:G:H2'	8:CB:284:U:O4'	2.17	0.44
8:CB:289:G:C6	8:CB:290:U:C2	3.05	0.44
8:CB:553:G:H2'	8:CB:554:U:H5'	1.98	0.44
8:CB:583:G:C6	8:CB:584:C:N4	2.86	0.44
8:CB:637:A:H4'	8:CB:638:G:H4'	2.00	0.44
8:CB:647:G:N2	8:CB:2350:C:H4'	2.33	0.44
8:CB:681:G:N3	8:CB:682:G:C8	2.86	0.44
8:CB:796:C:H2'	8:CB:797:G:H8	1.82	0.44
8:CB:838:C:N3	8:CB:941:A:N6	2.66	0.44
8:CB:971:G:OP1	8:CB:974:G:N3	2.50	0.44
9:CC:9:SER:HA	9:CC:10:PRO:HD3	1.65	0.44
10:CD:157:LYS:NZ	10:CD:157:LYS:C	2.71	0.44
11:CE:104:ALA:O	11:CE:107:SER:N	2.37	0.44
11:CE:109:LEU:HD22	11:CE:113:VAL:HA	2.00	0.44
12:CF:16:MET:HG2	12:CF:27:VAL:CG2	2.48	0.44
12:CF:33:ILE:HD11	12:CF:90:LEU:CD1	2.46	0.44
13:CG:124:CYS:HA	13:CG:125:PRO:HD2	1.84	0.44
13:CG:84:LYS:H	13:CG:132:LEU:HG	1.83	0.44
14:CH:130:VAL:O	14:CH:142:VAL:HB	2.18	0.44
16:CJ:20:ALA:O	16:CJ:22:GLY:N	2.50	0.44
16:CJ:35:ARG:HA	16:CJ:35:ARG:NE	2.32	0.44
19:CM:61:GLY:O	19:CM:62:LYS:CG	2.63	0.44
19:CM:77:PRO:HB2	19:CM:78:LEU:H	1.62	0.44
19:CM:96:ILE:HG22	19:CM:97:GLN:HE22	1.83	0.44
21:CO:107:ALA:O	21:CO:110:ALA:N	2.51	0.44
22:CP:100:ARG:HG2	22:CP:102:ARG:NH2	2.31	0.44
22:CP:24:THR:HG23	22:CP:109:ILE:HG21	1.99	0.44
22:CP:47:ILE:HG21	22:CP:49:ILE:HG13	1.99	0.44
23:CQ:44:TYR:CD1	23:CQ:48:ASP:OD2	2.70	0.44
24:CR:67:GLY:H	24:CR:98:ILE:N	2.15	0.44

Continued on next page...

Continued from previous page...

Atom-1	Atom-2	Interatomic distance (Å)	Clash overlap (Å)
25:CS:33:LEU:CD2	25:CS:51:LEU:HD12	2.32	0.44
8:CB:748:G:C5	25:CS:90:LYS:HE2	2.53	0.44
26:CT:56:GLU:O	26:CT:57:VAL:HG13	2.16	0.44
27:CU:51:LEU:C	27:CU:53:GLN:H	2.21	0.44
27:CU:94:PHE:HE2	27:CU:98:ASN:CB	2.31	0.44
30:CX:11:VAL:HG13	30:CX:14:LEU:N	2.33	0.44
30:CX:7:ARG:HH12	30:CX:56:LEU:HD21	1.82	0.44
33:DA:1102:A:O2'	34:DB:97:GLY:N	2.48	0.44
33:DA:1150:A:H5''	33:DA:1151:A:OP2	2.18	0.44
33:DA:1198:G:C6	33:DA:1199:U:C4	3.06	0.44
33:DA:1261:A:C6	33:DA:1262:C:C4	3.05	0.44
33:DA:1389:C:H5''	33:DA:1390:U:OP2	2.18	0.44
33:DA:1451:U:H4'	33:DA:1452:C:OP2	2.18	0.44
33:DA:1465:A:C5	33:DA:1466:C:C5	3.05	0.44
33:DA:1468:A:C5	33:DA:1469:C:C5	3.05	0.44
33:DA:233:C:C3'	33:DA:233:C:C6	3.00	0.44
33:DA:355:C:N1	33:DA:356:A:C8	2.86	0.44
33:DA:452:A:C6	33:DA:453:G:N7	2.86	0.44
33:DA:485:U:O2	33:DA:485:U:C2'	2.65	0.44
33:DA:507:C:H3'	33:DA:508:U:C5'	2.48	0.44
33:DA:512:U:O4'	36:DD:40:HIS:CE1	2.70	0.44
33:DA:533:A:C5	33:DA:536:C:C4	3.05	0.44
33:DA:577:G:C2	33:DA:578:C:C5	3.05	0.44
33:DA:671:G:N3	33:DA:672:U:C6	2.85	0.44
33:DA:715:A:H1'	33:DA:777:A:C6	2.52	0.44
33:DA:806:C:H2'	33:DA:807:A:H8	1.82	0.44
33:DA:890:G:N2	33:DA:906:A:C4	2.86	0.44
33:DA:979:C:C4	33:DA:980:C:C2	3.05	0.44
35:DC:35:ASP:OD2	35:DC:35:ASP:C	2.56	0.44
33:DA:430:A:H5''	36:DD:6:PRO:HB3	2.00	0.44
38:DF:22:ILE:O	38:DF:25:TYR:HB2	2.18	0.44
38:DF:52:ASN:HB2	38:DF:85:ILE:HG23	2.00	0.44
38:DF:85:ILE:HG22	38:DF:86:ARG:N	2.33	0.44
38:DF:9:MET:HE2	38:DF:9:MET:HB3	1.78	0.44
39:DG:14:ASP:CA	39:DG:23:ALA:HB2	2.44	0.44
39:DG:92:PRO:O	39:DG:95:ARG:HB2	2.18	0.44
42:DJ:70:HIS:HB3	42:DJ:72:ARG:HH21	1.82	0.44
33:DA:1152:A:OP1	42:DJ:72:ARG:NH2	2.51	0.44
45:DM:59:VAL:O	45:DM:59:VAL:HG22	2.17	0.44
46:DN:9:GLU:HB2	46:DN:62:ARG:NH1	2.33	0.44
51:DS:51:HIS:HB2	51:DS:56:HIS:CE1	2.53	0.44

Continued on next page...

Continued from previous page...

Atom-1	Atom-2	Interatomic distance (Å)	Clash overlap (Å)
52:DT:43:LYS:O	52:DT:46:ALA:HB3	2.17	0.44
1:A0:11:LYS:O	1:A0:12:ARG:C	2.56	0.44
2:A1:8:ILE:HG21	2:A1:27:ARG:HE	1.81	0.44
8:AB:1000:A:C4	8:AB:1001:A:C8	3.05	0.44
8:AB:1005:C:H6	8:AB:1005:C:O5'	2.01	0.44
8:AB:1030:C:C2'	8:AB:1031:G:H5'	2.48	0.44
8:AB:1109:C:C2	8:AB:1110:G:C2	3.05	0.44
8:AB:1153:C:H5'	23:AQ:75:TYR:HE2	1.83	0.44
8:AB:1220:G:O6	8:AB:1230:A:N6	2.51	0.44
8:AB:1241:A:C5	8:AB:1242:U:C2	3.06	0.44
8:AB:1273:U:O2'	8:AB:1275:A:OP1	2.31	0.44
8:AB:1369:G:H1'	8:AB:1809:A:H61	1.82	0.44
8:AB:1343:G:C2	8:AB:1384:A:H2	2.36	0.44
8:AB:1453:A:H4'	8:AB:1454:C:OP2	2.17	0.44
8:AB:1470:A:N6	8:AB:1521:G:H1'	2.32	0.44
8:AB:1524:G:N2	8:AB:1525:A:H1'	2.33	0.44
8:AB:1654:A:N3	8:AB:1654:A:H2'	2.32	0.44
8:AB:1995:U:O2	8:AB:1995:U:H2'	2.18	0.44
8:AB:2010:G:C3'	8:AB:2010:G:C8	3.00	0.44
8:AB:570:G:C5	8:AB:2030:A:N6	2.84	0.44
8:AB:2046:G:C6	8:AB:2047:C:C4	3.05	0.44
8:AB:2100:G:C6	8:AB:2101:A:C4	3.06	0.44
8:AB:2244:U:C2	8:AB:2245:U:C5	3.05	0.44
8:AB:2375:G:C2	8:AB:2379:G:C6	3.05	0.44
8:AB:2405:G:C2'	8:AB:2411:A:N6	2.76	0.44
8:AB:2479:U:C4	8:AB:2480:C:C5	3.06	0.44
8:AB:2489:U:C2'	8:AB:2490:G:H5'	2.48	0.44
8:AB:2617:U:H2'	8:AB:2618:G:H5'	1.98	0.44
8:AB:2625:G:H8	8:AB:2625:G:H5''	1.83	0.44
8:AB:2776:A:C2	8:AB:2778:A:C4	3.05	0.44
8:AB:2785:C:N3	8:AB:2786:U:C4	2.86	0.44
8:AB:2851:A:H2'	8:AB:2852:G:H8	1.83	0.44
8:AB:2861:U:O2'	8:AB:2862:G:H5'	2.17	0.44
8:AB:347:A:C8	8:AB:347:A:C3'	3.01	0.44
8:AB:40:U:H2'	8:AB:41:C:C6	2.53	0.44
8:AB:418:C:C2	8:AB:419:U:C6	3.06	0.44
8:AB:445:C:O2	8:AB:449:A:H2	2.01	0.44
8:AB:527:C:H1'	8:AB:528:A:C5	2.53	0.44
8:AB:609:A:H2'	8:AB:610:C:O4'	2.18	0.44
2:A1:42:VAL:HG13	8:AB:643:A:C2	2.53	0.44
8:AB:672:C:C3'	8:AB:673:C:H5'	2.47	0.44

Continued on next page...

Continued from previous page...

Atom-1	Atom-2	Interatomic distance (Å)	Clash overlap (Å)
8:AB:699:A:O3'	8:AB:1554:U:C5	2.65	0.44
8:AB:704:G:N3	8:AB:726:G:C2	2.86	0.44
8:AB:741:U:N3	8:AB:757:G:N1	2.66	0.44
8:AB:856:G:H5''	8:AB:856:G:H8	1.83	0.44
8:AB:871:U:OP1	19:AM:8:LYS:HA	2.18	0.44
8:AB:945:A:H2	8:AB:2448:A:O4'	2.00	0.44
8:AB:995:C:O2	16:AJ:3:THR:HG23	2.18	0.44
9:AC:141:HIS:O	9:AC:143:VAL:HG22	2.18	0.44
9:AC:155:ARG:O	9:AC:159:THR:CG2	2.64	0.44
9:AC:141:HIS:CD2	9:AC:190:THR:HB	2.53	0.44
9:AC:21:PRO:CD	9:AC:202:ARG:NH1	2.81	0.44
10:AD:14:ILE:HD13	10:AD:19:GLY:HA2	2.00	0.44
10:AD:62:LYS:HD3	10:AD:62:LYS:H	1.83	0.44
11:AE:11:ALA:C	11:AE:12:LEU:CG	2.72	0.44
11:AE:132:LYS:O	11:AE:133:LEU:HD22	2.17	0.44
13:AG:89:VAL:HG12	13:AG:90:GLY:H	1.83	0.44
14:AH:26:ALA:N	14:AH:30:LEU:HB3	2.33	0.44
15:AI:89:SER:HB2	15:AI:135:MET:O	2.18	0.44
16:AJ:8:PRO:HG2	16:AJ:11:VAL:HG11	2.00	0.44
16:AJ:45:THR:HA	16:AJ:46:PRO:HD2	1.85	0.44
17:AK:10:VAL:HG23	17:AK:10:VAL:O	2.17	0.44
18:AL:25:SER:H	18:AL:27:LEU:CD1	2.31	0.44
18:AL:38:GLN:N	18:AL:41:ARG:NH1	2.57	0.44
18:AL:81:ASP:HB2	18:AL:99:ASN:ND2	2.13	0.44
19:AM:47:GLU:O	19:AM:50:ARG:HB3	2.18	0.44
19:AM:55:ARG:CG	19:AM:56:ALA:N	2.81	0.44
20:AN:85:PRO:O	20:AN:88:ALA:HB3	2.17	0.44
21:AO:1:MET:HE3	21:AO:3:LYS:HD3	1.99	0.44
21:AO:77:ALA:O	21:AO:81:ARG:HB2	2.18	0.44
22:AP:109:ILE:O	22:AP:110:LYS:O	2.36	0.44
24:AR:23:GLU:CG	24:AR:24:LYS:N	2.69	0.44
24:AR:27:ILE:O	24:AR:27:ILE:HG23	2.17	0.44
24:AR:5:PHE:HB3	24:AR:12:HIS:HE1	1.78	0.44
24:AR:30:GLY:O	24:AR:66:HIS:HB3	2.18	0.44
25:AS:17:VAL:O	25:AS:20:VAL:HG13	2.18	0.44
25:AS:53:SER:C	25:AS:55:ILE:N	2.69	0.44
27:AU:88:ASP:HB3	27:AU:89:GLY:H	1.51	0.44
28:AV:70:ILE:CG1	28:AV:71:LYS:H	2.31	0.44
30:AX:41:HIS:O	30:AX:45:GLN:CB	2.66	0.44
30:AX:4:LYS:CA	30:AX:7:ARG:HE	2.29	0.44
31:AY:25:GLY:O	31:AY:26:LEU:HD23	2.17	0.44

Continued on next page...

Continued from previous page...

Atom-1	Atom-2	Interatomic distance (Å)	Clash overlap (Å)
32:AZ:48:GLN:NE2	32:AZ:49:ARG:H	2.16	0.44
33:BA:1052:U:H5''	33:BA:1053:G:OP2	2.18	0.44
33:BA:1297:G:N2	39:BG:114:SER:HB3	2.32	0.44
33:BA:129:A:O2'	33:BA:130:A:O5'	2.35	0.44
33:BA:158:G:H22	33:BA:162:A:N6	2.16	0.44
33:BA:246:A:C5	33:BA:279:A:C6	3.06	0.44
33:BA:246:A:C4	33:BA:279:A:N6	2.85	0.44
33:BA:383:A:C8	33:BA:383:A:O5'	2.70	0.44
33:BA:432:A:C6	33:BA:433:G:C4	3.05	0.44
33:BA:439:U:C2'	33:BA:440:C:H5'	2.47	0.44
33:BA:510:A:N3	33:BA:543:U:O2'	2.39	0.44
33:BA:517:G:N7	33:BA:531:U:C2	2.86	0.44
33:BA:537:G:C4	33:BA:538:G:N7	2.86	0.44
33:BA:722:G:C6	33:BA:724:G:C2	3.06	0.44
35:BC:141:MET:HE1	35:BC:147:GLY:H	1.82	0.44
39:BG:97:ALA:O	39:BG:98:LEU:C	2.56	0.44
40:BH:94:VAL:O	40:BH:95:MET:C	2.56	0.44
44:BL:66:ILE:HG21	44:BL:71:HIS:HB2	2.00	0.44
33:BA:1320:C:N4	51:BS:35:ARG:HH12	2.10	0.44
52:BT:68:LYS:HG3	52:BT:69:ASN:N	2.18	0.44
2:C1:42:VAL:O	2:C1:42:VAL:HG23	2.18	0.44
4:C3:30:HIS:C	4:C3:31:ILE:HG23	2.38	0.44
7:CA:30:C:C5	7:CA:31:C:C5	3.05	0.44
7:CA:87:U:C2	7:CA:89:U:OP1	2.71	0.44
8:CB:1000:A:O4'	31:CY:10:ARG:HD3	2.17	0.44
8:CB:1040:A:N6	8:CB:1041:G:N7	2.65	0.44
8:CB:1203:U:C5	8:CB:1204:A:C5	3.06	0.44
8:CB:1307:A:N7	8:CB:1308:A:N7	2.65	0.44
8:CB:1327:A:H2'	8:CB:1327:A:N3	2.33	0.44
8:CB:137:U:OP2	8:CB:137:U:H5	2.00	0.44
8:CB:1381:G:C6	8:CB:1382:G:N2	2.86	0.44
8:CB:1485:U:O2'	8:CB:1486:U:H5'	2.17	0.44
8:CB:1499:C:C6	8:CB:1499:C:C3'	3.00	0.44
8:CB:1683:U:H6	8:CB:1683:U:O5'	2.00	0.44
8:CB:1764:C:N3	8:CB:1765:U:C5	2.72	0.44
8:CB:1930:G:O2'	8:CB:1968:G:N1	2.49	0.44
8:CB:1975:G:C4	8:CB:1976:U:C5	3.05	0.44
8:CB:222:A:N7	8:CB:224:U:C5	2.86	0.44
8:CB:2373:G:N2	8:CB:2381:A:H1'	2.32	0.44
8:CB:2524:G:H2'	8:CB:2525:G:C8	2.53	0.44
8:CB:2526:G:C2	8:CB:2538:C:O2	2.71	0.44

Continued on next page...

Continued from previous page...

Atom-1	Atom-2	Interatomic distance (Å)	Clash overlap (Å)
8:CB:2545:G:O2'	8:CB:2546:U:H5'	2.18	0.44
8:CB:2584:U:H2'	8:CB:2585:U:H5'	2.00	0.44
8:CB:2051:A:N1	8:CB:2614:A:C5	2.86	0.44
8:CB:2692:G:H2'	8:CB:2693:G:H8	1.82	0.44
8:CB:2720:U:H2'	8:CB:2721:A:H8	1.83	0.44
8:CB:356:G:C6	8:CB:357:C:C4	3.06	0.44
8:CB:400:G:C3'	8:CB:400:G:C8	3.01	0.44
8:CB:422:A:H2'	8:CB:422:A:N3	2.32	0.44
8:CB:453:A:N3	8:CB:457:A:O2'	2.51	0.44
8:CB:489:G:C3'	8:CB:490:C:H5''	2.48	0.44
8:CB:499:U:O4	8:CB:500:G:C6	2.71	0.44
8:CB:500:G:N2	8:CB:502:A:H3'	2.33	0.44
8:CB:527:C:H1'	8:CB:528:A:C5	2.53	0.44
8:CB:666:A:C2'	8:CB:667:U:C5'	2.85	0.44
8:CB:779:U:C2'	8:CB:780:G:H5'	2.48	0.44
8:CB:78:U:O5'	8:CB:78:U:H6	2.00	0.44
9:CC:141:HIS:O	9:CC:143:VAL:HG22	2.18	0.44
9:CC:187:CYS:C	9:CC:188:ARG:HG3	2.37	0.44
10:CD:119:ALA:HB3	10:CD:124:ARG:HG3	1.99	0.44
10:CD:125:TRP:CD1	10:CD:125:TRP:C	2.91	0.44
10:CD:124:ARG:CZ	10:CD:163:GLY:HA3	2.48	0.44
10:CD:61:THR:CG2	10:CD:62:LYS:CE	2.96	0.44
11:CE:136:GLN:C	11:CE:139:LYS:H	2.20	0.44
12:CF:121:PHE:HB3	12:CF:162:ASP:OD1	2.18	0.44
13:CG:132:LEU:CD1	13:CG:140:ILE:HD12	2.43	0.44
13:CG:8:VAL:HB	13:CG:49:LEU:CB	2.36	0.44
14:CH:23:ALA:O	14:CH:24:GLY:C	2.55	0.44
14:CH:71:LYS:HB3	14:CH:71:LYS:HE2	1.55	0.44
16:CJ:103:ILE:C	16:CJ:105:VAL:H	2.20	0.44
8:CB:623:C:H5	18:CL:100:ILE:HD11	1.83	0.44
8:CB:2359:C:O2	18:CL:58:TYR:OH	2.36	0.44
19:CM:5:LYS:HZ2	19:CM:5:LYS:HG2	1.65	0.44
21:CO:74:VAL:O	21:CO:78:VAL:HB	2.18	0.44
22:CP:7:LEU:O	22:CP:10:GLU:N	2.51	0.44
10:CD:17:GLU:HA	22:CP:80:VAL:HG12	2.00	0.44
22:CP:23:ASP:N	22:CP:93:LYS:HE2	2.33	0.44
23:CQ:46:TYR:CD2	23:CQ:46:TYR:C	2.91	0.44
24:CR:101:ILE:O	24:CR:102:SER:O	2.36	0.44
24:CR:18:GLN:HB3	24:CR:98:ILE:O	2.17	0.44
24:CR:66:HIS:CB	24:CR:98:ILE:HG13	2.46	0.44
26:CT:55:VAL:CG1	26:CT:56:GLU:N	2.80	0.44

Continued on next page...

Continued from previous page...

Atom-1	Atom-2	Interatomic distance (Å)	Clash overlap (Å)
27:CU:78:LYS:HB3	27:CU:96:LYS:HB3	2.00	0.44
29:CW:55:ASP:OD1	29:CW:56:HIS:N	2.48	0.44
30:CX:17:GLU:N	30:CX:18:LEU:HD22	2.33	0.44
31:CY:8:GLN:O	31:CY:8:GLN:HG2	2.17	0.44
33:DA:1256:A:C5	33:DA:1278:G:C5	3.06	0.44
33:DA:1332:A:C4	33:DA:1333:A:C8	3.06	0.44
33:DA:1353:G:H2'	33:DA:1354:U:H6	1.82	0.44
33:DA:1415:G:C6	33:DA:1486:G:C5	3.06	0.44
33:DA:1415:G:N7	33:DA:1486:G:N1	2.66	0.44
33:DA:1431:A:C6	33:DA:1432:G:N2	2.86	0.44
33:DA:1438:G:C2	33:DA:1464:U:C2	3.06	0.44
33:DA:237:G:OP1	49:DQ:41:THR:HG23	2.18	0.44
33:DA:35:G:C4	33:DA:36:C:C5	3.06	0.44
33:DA:383:A:OP2	33:DA:383:A:C8	2.71	0.44
33:DA:367:U:H5	33:DA:394:G:C2	2.32	0.44
33:DA:518:C:N1	33:DA:530:G:N7	2.66	0.44
33:DA:542:G:C2	33:DA:543:U:C5	3.05	0.44
33:DA:610:U:C6	33:DA:611:C:C6	3.05	0.44
33:DA:643:C:O2'	33:DA:644:U:H5'	2.18	0.44
33:DA:728:A:C2	33:DA:729:A:C4	3.06	0.44
33:DA:728:A:C3'	33:DA:729:A:C8	3.01	0.44
33:DA:787:A:C2	33:DA:788:U:C4	3.06	0.44
33:DA:789:U:C3'	33:DA:789:U:O2	2.64	0.44
33:DA:715:A:H5''	33:DA:805:C:HI'	1.99	0.44
33:DA:22:G:H4'	33:DA:885:G:C8	2.53	0.44
33:DA:892:A:H2'	33:DA:893:C:C5'	2.46	0.44
33:DA:943:U:H2'	33:DA:944:G:C5'	2.48	0.44
35:DC:11:LEU:O	35:DC:17:TRP:NE1	2.51	0.44
35:DC:185:THR:CG2	35:DC:198:LYS:HG2	2.48	0.44
38:DF:11:HIS:CG	38:DF:12:PRO:HD2	2.52	0.44
39:DG:107:ALA:HB1	39:DG:119:LEU:HD12	2.00	0.44
39:DG:31:VAL:O	39:DG:34:LYS:HB2	2.18	0.44
39:DG:70:PRO:CG	39:DG:102:TRP:CZ3	3.01	0.44
41:DI:6:TYR:HE2	41:DI:17:ARG:CG	2.31	0.44
42:DJ:33:GLY:HA2	42:DJ:80:THR:HG21	2.00	0.44
42:DJ:73:LEU:O	42:DJ:74:VAL:HB	2.17	0.44
47:DO:56:LEU:C	47:DO:58:MET:N	2.71	0.44
50:DR:31:TYR:H	50:DR:31:TYR:HD1	1.63	0.44
4:A3:42:HIS:NE2	4:A3:43:LEU:O	2.51	0.44
5:A4:15:LYS:HE2	5:A4:16:ILE:C	2.38	0.44
6:A5:156:GLN:C	6:A5:158:VAL:N	2.71	0.44

Continued on next page...

Continued from previous page...

Atom-1	Atom-2	Interatomic distance (Å)	Clash overlap (Å)
7:AA:23:G:H5''	7:AA:24:G:P	2.57	0.44
8:AB:987:C:H1'	8:AB:1000:A:H2	1.83	0.44
8:AB:1003:G:N2	8:AB:1153:C:N3	2.66	0.44
8:AB:1014:A:H61	8:AB:1148:U:H3	1.65	0.44
8:AB:1152:C:O2'	8:AB:1153:C:H5'	2.18	0.44
8:AB:1203:U:C4	8:AB:1204:A:N6	2.86	0.44
8:AB:1227:G:C4	8:AB:1228:G:C8	3.06	0.44
8:AB:1254:A:H5''	8:AB:1255:U:H5'	2.00	0.44
8:AB:1292:G:C4	8:AB:1293:C:C5	3.05	0.44
8:AB:1479:G:C2'	8:AB:1480:C:H5'	2.48	0.44
8:AB:1351:C:HO2'	8:AB:1571:A:H1'	1.83	0.44
8:AB:1707:G:C8	8:AB:1707:G:C5'	3.01	0.44
8:AB:1745:A:O5'	8:AB:1745:A:H8	2.00	0.44
8:AB:1786:A:C6	8:AB:1938:A:C2	3.06	0.44
8:AB:1831:G:C4	8:AB:1975:G:N2	2.86	0.44
8:AB:1675:C:H42	8:AB:1993:U:H1'	1.83	0.44
8:AB:2019:A:O5'	8:AB:2019:A:H8	2.01	0.44
8:AB:2035:G:H8	8:AB:2035:G:H5''	1.83	0.44
8:AB:2073:C:H2'	8:AB:2074:U:H5'	1.99	0.44
8:AB:2097:A:H2'	8:AB:2098:U:C6	2.53	0.44
8:AB:2184:A:C2	8:AB:2185:U:N3	2.86	0.44
8:AB:2289:G:C4	8:AB:2290:G:C8	3.06	0.44
8:AB:2316:G:O5'	8:AB:2316:G:H8	2.01	0.44
8:AB:2472:G:H2'	8:AB:2529:G:N2	2.33	0.44
8:AB:2488:G:H2'	8:AB:2489:U:C6	2.52	0.44
8:AB:2508:G:N1	8:AB:2582:G:O6	2.50	0.44
8:AB:2519:U:C5	8:AB:2541:A:N6	2.86	0.44
8:AB:2635:A:H2'	8:AB:2636:C:O5'	2.18	0.44
8:AB:2655:G:C2	8:AB:2664:G:C6	3.06	0.44
8:AB:2739:U:O2'	8:AB:2740:A:OP1	2.36	0.44
8:AB:279:A:O5'	8:AB:279:A:C8	2.70	0.44
8:AB:8:C:N4	8:AB:2895:G:H1	2.14	0.44
8:AB:319:G:H2'	8:AB:320:A:O4'	2.18	0.44
8:AB:379:G:N1	8:AB:396:G:O6	2.51	0.44
8:AB:408:G:H2'	8:AB:409:G:O5'	2.18	0.44
8:AB:424:G:N2	8:AB:425:G:C4	2.86	0.44
8:AB:489:G:C3'	8:AB:490:C:H5''	2.48	0.44
8:AB:510:C:H5''	8:AB:511:U:P	2.57	0.44
8:AB:55:G:N1	8:AB:56:A:N7	2.66	0.44
8:AB:657:U:C2	8:AB:658:U:C5	3.05	0.44
8:AB:685:A:HO2'	8:AB:686:U:P	2.41	0.44

Continued on next page...

Continued from previous page...

Atom-1	Atom-2	Interatomic distance (Å)	Clash overlap (Å)
8:AB:687:C:O2'	8:AB:688:U:H5'	2.18	0.44
8:AB:819:A:C8	8:AB:1189:A:C6	3.06	0.44
8:AB:826:U:C2	8:AB:828:U:H1'	2.53	0.44
8:AB:904:G:C2	8:AB:905:A:C4	3.06	0.44
8:AB:978:G:H5''	8:AB:979:A:OP2	2.18	0.44
8:AB:84:A:N6	8:AB:99:U:H4'	2.33	0.44
9:AC:229:HIS:CG	9:AC:230:PRO:HD2	2.53	0.44
9:AC:229:HIS:ND1	9:AC:231:HIS:HD2	2.16	0.44
10:AD:62:LYS:H	10:AD:62:LYS:HE2	1.83	0.44
11:AE:118:LEU:HD12	11:AE:187:VAL:CG1	2.48	0.44
11:AE:154:ASP:O	11:AE:155:GLU:C	2.56	0.44
11:AE:49:ARG:HB2	11:AE:49:ARG:NH1	2.33	0.44
11:AE:52:VAL:C	11:AE:54:GLY:N	2.70	0.44
12:AF:146:ASP:O	12:AF:147:ARG:HB3	2.18	0.44
14:AH:23:ALA:C	14:AH:25:TYR:N	2.71	0.44
17:AK:5:GLN:O	17:AK:6:THR:HB	2.18	0.44
17:AK:93:GLN:CD	17:AK:94:PRO:HD2	2.37	0.44
19:AM:76:LYS:HA	19:AM:77:PRO:HD3	1.65	0.44
23:AQ:17:LEU:O	23:AQ:19:GLN:N	2.49	0.44
23:AQ:23:TYR:O	23:AQ:24:TYR:HB2	2.15	0.44
23:AQ:40:LYS:HE3	23:AQ:43:GLN:HE21	1.79	0.44
24:AR:85:LYS:C	24:AR:87:GLN:H	2.21	0.44
25:AS:108:SER:O	25:AS:109:ASP:HB3	2.17	0.44
26:AT:60:THR:HA	26:AT:83:ALA:HA	2.00	0.44
26:AT:88:LYS:HB3	26:AT:88:LYS:HE3	1.86	0.44
27:AU:27:VAL:HG23	27:AU:33:VAL:N	2.32	0.44
27:AU:85:ARG:C	27:AU:87:GLU:H	2.22	0.44
33:BA:1376:U:H2'	33:BA:1377:A:N9	2.32	0.44
33:BA:1386:G:N2	33:BA:1387:G:C4	2.86	0.44
33:BA:1478:U:H2'	33:BA:1479:C:C5	2.53	0.44
33:BA:1491:G:C2'	33:BA:1492:A:C8	2.95	0.44
33:BA:1503:A:H5'	33:BA:1531:A:O4'	2.18	0.44
33:BA:220:G:O2'	33:BA:221:C:H5'	2.17	0.44
33:BA:232:G:C2'	33:BA:233:C:H5'	2.47	0.44
33:BA:238:A:C2	33:BA:239:U:C5	3.06	0.44
33:BA:261:U:C5	52:BT:73:ARG:CZ	3.01	0.44
33:BA:335:C:C5	33:BA:336:A:N7	2.86	0.44
33:BA:390:U:C2	33:BA:391:G:C8	3.06	0.44
33:BA:494:G:N2	33:BA:496:A:C5	2.85	0.44
33:BA:831:A:H2'	33:BA:832:G:O5'	2.17	0.44
33:BA:846:G:C2'	33:BA:847:G:H8	2.22	0.44

Continued on next page...

Continued from previous page...

Atom-1	Atom-2	Interatomic distance (Å)	Clash overlap (Å)
33:BA:948:C:C6	33:BA:948:C:H3'	2.53	0.44
33:BA:982:U:H5'	46:BN:5:MET:HE1	1.99	0.44
34:BB:139:GLU:HA	34:BB:142:LYS:HD3	2.00	0.44
34:BB:60:ALA:O	34:BB:224:ARG:HB3	2.18	0.44
36:BD:166:LYS:HA	36:BD:167:PRO:HD2	1.66	0.44
41:BI:116:GLY:O	41:BI:117:LEU:HD23	2.17	0.44
42:BJ:45:ARG:C	42:BJ:46:LYS:HD3	2.39	0.44
43:BK:95:THR:CG2	43:BK:96:ILE:N	2.81	0.44
44:BL:13:ARG:H	44:BL:13:ARG:CD	2.29	0.44
33:BA:734:G:N2	50:BR:63:TYR:CE2	2.86	0.44
52:BT:24:ARG:NH1	52:BT:65:LEU:HD13	2.33	0.44
4:C3:40:LYS:HE3	4:C3:40:LYS:HB2	1.66	0.44
5:C4:23:ILE:H	5:C4:23:ILE:HG12	1.62	0.44
7:CA:29:A:O4'	7:CA:29:A:OP2	2.36	0.44
7:CA:83:G:H1	7:CA:93:C:N4	2.15	0.44
8:CB:1000:A:N6	8:CB:1001:A:C6	2.85	0.44
8:CB:1025:G:O2'	8:CB:1026:G:OP1	2.31	0.44
8:CB:1040:A:O2'	8:CB:1041:G:H5'	2.18	0.44
8:CB:1201:U:O2	8:CB:1245:G:C2	2.71	0.44
8:CB:152:A:O2'	8:CB:153:U:H5'	2.18	0.44
8:CB:153:U:H3'	8:CB:153:U:H6	1.83	0.44
8:CB:1417:C:O5'	8:CB:1588:G:H1'	2.18	0.44
8:CB:160:A:C5	8:CB:167:A:C2	3.06	0.44
8:CB:1820:U:O2	9:CC:200:MET:O	2.36	0.44
8:CB:1831:G:N2	8:CB:1975:G:C4	2.86	0.44
8:CB:2348:U:C6	8:CB:2348:U:C3'	3.01	0.44
8:CB:2439:A:H1'	8:CB:2587:A:OP1	2.18	0.44
8:CB:2442:C:C3'	8:CB:2442:C:C6	3.01	0.44
8:CB:2524:G:N2	8:CB:2525:G:H1'	2.33	0.44
8:CB:2543:G:C2	8:CB:2765:A:C5	3.06	0.44
8:CB:2645:G:C8	8:CB:2645:G:H5''	2.52	0.44
8:CB:2664:G:O5'	8:CB:2664:G:C8	2.69	0.44
8:CB:2694:G:N1	8:CB:2695:U:O2	2.51	0.44
8:CB:2763:G:C8	8:CB:2763:G:C5'	2.91	0.44
8:CB:27:G:H1'	8:CB:513:A:H61	1.82	0.44
8:CB:2816:G:N1	8:CB:2817:U:C4	2.86	0.44
8:CB:2885:G:C4	8:CB:2886:A:H8	2.35	0.44
8:CB:402:A:N7	8:CB:403:U:C6	2.86	0.44
8:CB:499:U:H2'	8:CB:499:U:O2	2.17	0.44
8:CB:643:A:N7	8:CB:644:A:N7	2.66	0.44
8:CB:875:G:H2'	8:CB:875:G:N3	2.33	0.44

Continued on next page...

Continued from previous page...

Atom-1	Atom-2	Interatomic distance (Å)	Clash overlap (Å)
8:CB:904:G:H5'	8:CB:905:A:OP2	2.18	0.44
8:CB:925:A:C6	8:CB:926:G:C5	3.06	0.44
8:CB:838:C:N3	8:CB:941:A:C6	2.86	0.44
9:CC:141:HIS:CE1	9:CC:156:SER:OG	2.71	0.44
9:CC:171:VAL:O	9:CC:172:THR:OG1	2.32	0.44
10:CD:125:TRP:O	10:CD:128:ARG:NE	2.51	0.44
11:CE:122:GLU:OE2	11:CE:190:ALA:HA	2.18	0.44
11:CE:152:GLU:O	11:CE:153:LEU:CB	2.66	0.44
13:CG:90:GLY:O	13:CG:91:VAL:C	2.56	0.44
14:CH:62:LEU:HD23	14:CH:66:ASN:OD1	2.18	0.44
16:CJ:26:GLY:O	16:CJ:29:ALA:HB3	2.18	0.44
18:CL:61:LEU:N	18:CL:62:PRO:CD	2.81	0.44
4:C3:11:LYS:HD3	18:CL:64:PHE:CD2	2.53	0.44
20:CN:98:LEU:O	20:CN:111:ALA:HA	2.18	0.44
20:CN:75:ILE:O	20:CN:75:ILE:HG12	2.18	0.44
20:CN:84:GLY:O	20:CN:88:ALA:HB2	2.18	0.44
22:CP:71:ARG:NH2	22:CP:102:ARG:HA	2.32	0.44
22:CP:100:ARG:CG	22:CP:102:ARG:HH21	2.29	0.44
22:CP:26:GLU:HA	22:CP:47:ILE:N	2.33	0.44
22:CP:43:GLU:CD	33:DA:346:G:O5'	2.56	0.44
22:CP:45:VAL:HG21	22:CP:73:PHE:CD1	2.53	0.44
22:CP:54:LEU:HD22	22:CP:55:HIS:CD2	2.53	0.44
8:CB:1009:A:H5'	23:CQ:58:GLN:CD	2.37	0.44
18:CL:33:ARG:HG2	24:CR:85:LYS:HZ3	1.83	0.44
28:CV:72:VAL:HG12	28:CV:93:ARG:HA	1.99	0.44
29:CW:27:GLY:CA	29:CW:60:ALA:HA	2.48	0.44
29:CW:7:GLY:O	29:CW:8:SER:CB	2.65	0.44
31:CY:2:LYS:HB2	31:CY:37:ARG:CB	2.48	0.44
33:DA:1130:A:C3'	33:DA:1130:A:C8	3.01	0.44
33:DA:1260:G:H2'	33:DA:1260:G:N3	2.33	0.44
33:DA:1422:G:C2	33:DA:1423:G:N7	2.86	0.44
33:DA:157:U:H3'	33:DA:157:U:C6	2.52	0.44
33:DA:159:G:N2	33:DA:161:A:O5'	2.51	0.44
33:DA:162:A:OP2	33:DA:163:C:C5	2.71	0.44
33:DA:157:U:O2	33:DA:165:G:C2	2.70	0.44
33:DA:303:A:O5'	33:DA:303:A:H8	2.00	0.44
33:DA:441:A:H1'	33:DA:497:G:N2	2.33	0.44
33:DA:550:G:C8	33:DA:551:U:H5	2.35	0.44
33:DA:768:A:H2'	33:DA:769:G:C5'	2.39	0.44
33:DA:823:C:N3	33:DA:878:A:N1	2.65	0.44
33:DA:855:U:C6	33:DA:855:U:H5''	2.53	0.44

Continued on next page...

Continued from previous page...

Atom-1	Atom-2	Interatomic distance (Å)	Clash overlap (Å)
35:DC:90:VAL:O	35:DC:94:ALA:HB3	2.17	0.44
37:DE:80:LEU:HA	37:DE:80:LEU:HD13	1.60	0.44
39:DG:102:TRP:CD1	39:DG:136:LYS:CB	2.98	0.44
40:DH:6:ILE:N	40:DH:6:ILE:HD12	2.33	0.44
41:DI:60:LEU:H	41:DI:60:LEU:HD12	1.82	0.44
42:DJ:37:ARG:HG2	42:DJ:37:ARG:NH1	2.33	0.44
42:DJ:59:LYS:C	42:DJ:61:ALA:H	2.22	0.44
43:DK:46:ALA:C	43:DK:48:GLY:H	2.19	0.44
33:DA:538:G:H5''	44:DL:110:LYS:HZ2	1.83	0.44
44:DL:65:TYR:H	44:DL:95:HIS:HA	1.83	0.44
47:DO:42:PHE:CE2	47:DO:52:ARG:HB3	2.53	0.44
48:DP:76:LYS:C	48:DP:78:VAL:N	2.70	0.44
49:DQ:61:ARG:HG2	49:DQ:62:GLU:O	2.18	0.44
49:DQ:61:ARG:CG	49:DQ:62:GLU:N	2.80	0.44
7:AA:39:A:N3	7:AA:44:G:N2	2.66	0.43
7:AA:61:G:C5	7:AA:62:C:C5	3.06	0.43
7:AA:9:G:P	21:AO:94:ARG:HH12	2.41	0.43
8:AB:1108:U:H2'	8:AB:1109:C:C6	2.46	0.43
8:AB:1128:G:H5'	8:AB:2517:C:C5'	2.47	0.43
8:AB:1350:C:C5	8:AB:1351:C:C5	3.06	0.43
8:AB:1443:U:C6	8:AB:1443:U:H3'	2.49	0.43
8:AB:1466:U:C3'	8:AB:1466:U:C6	3.01	0.43
8:AB:1566:A:C6	9:AC:213:ARG:NH1	2.86	0.43
8:AB:1608:A:C5	8:AB:1611:C:C5	3.06	0.43
8:AB:1771:C:C4	8:AB:1772:A:N7	2.86	0.43
8:AB:1982:U:H6	8:AB:1982:U:P	2.41	0.43
8:AB:2180:U:O2	8:AB:2180:U:H2'	2.18	0.43
8:AB:2223:G:N3	8:AB:2223:G:H2'	2.33	0.43
2:A1:7:LYS:HD2	8:AB:2284:A:OP2	2.18	0.43
8:AB:2335:A:C6	8:AB:2337:G:C4	3.06	0.43
8:AB:2623:G:C3'	8:AB:2624:G:H5'	2.46	0.43
8:AB:2045:C:N3	8:AB:2624:G:C2	2.86	0.43
8:AB:2635:A:C2'	8:AB:2636:C:O5'	2.66	0.43
8:AB:2674:G:H2'	8:AB:2675:A:O4'	2.17	0.43
8:AB:2743:U:C3'	8:AB:2744:G:H5''	2.47	0.43
8:AB:2824:C:C4	8:AB:2825:G:C5	3.06	0.43
8:AB:80:G:H2'	8:AB:294:A:N1	2.32	0.43
8:AB:347:A:H3'	8:AB:347:A:H8	1.80	0.43
8:AB:463:G:C2	8:AB:467:G:C5	3.05	0.43
8:AB:491:G:H2'	8:AB:492:A:C8	2.53	0.43
8:AB:491:G:C5	8:AB:492:A:C5	3.06	0.43

Continued on next page...

Continued from previous page...

Atom-1	Atom-2	Interatomic distance (Å)	Clash overlap (Å)
8:AB:496:G:C2'	8:AB:497:A:H5'	2.48	0.43
8:AB:601:C:O2	8:AB:605:G:C4'	2.63	0.43
8:AB:692:C:H2'	8:AB:693:A:C8	2.53	0.43
8:AB:738:G:C4	8:AB:759:G:N1	2.86	0.43
8:AB:92:U:H5''	8:AB:92:U:C6	2.53	0.43
9:AC:188:ARG:O	9:AC:189:ALA:CB	2.65	0.43
9:AC:257:ARG:NH2	9:AC:260:LYS:O	2.44	0.43
10:AD:49:GLN:HG2	10:AD:50:VAL:H	1.83	0.43
14:AH:68:ARG:C	14:AH:70:GLU:H	2.20	0.43
17:AK:2:ILE:HG22	17:AK:32:TYR:HB3	2.00	0.43
17:AK:12:ASP:CB	17:AK:85:VAL:HG22	2.47	0.43
19:AM:111:GLU:HG2	19:AM:111:GLU:O	2.18	0.43
19:AM:71:LYS:CD	19:AM:71:LYS:N	2.79	0.43
19:AM:5:LYS:HG3	19:AM:91:TYR:CB	2.48	0.43
25:AS:4:ILE:HG12	25:AS:106:VAL:CG1	2.48	0.43
28:AV:24:ASN:O	28:AV:44:HIS:N	2.51	0.43
29:AW:44:PHE:CE2	29:AW:79:ILE:O	2.71	0.43
29:AW:54:ARG:HD3	29:AW:54:ARG:N	2.32	0.43
32:AZ:12:ILE:HD12	32:AZ:13:THR:N	2.33	0.43
32:AZ:48:GLN:C	32:AZ:49:ARG:O	2.56	0.43
8:AB:398:C:OP1	32:AZ:49:ARG:HD2	2.18	0.43
33:BA:1035:A:H2'	33:BA:1036:A:O4'	2.18	0.43
33:BA:1129:C:H2'	33:BA:1139:G:C5	2.49	0.43
33:BA:1144:G:O2'	33:BA:1145:A:C8	2.69	0.43
33:BA:1171:A:C2	33:BA:1172:C:C4	3.06	0.43
33:BA:157:U:C6	33:BA:157:U:H3'	2.53	0.43
33:BA:248:C:C2	33:BA:249:U:C5	3.05	0.43
33:BA:261:U:H5	52:BT:73:ARG:CZ	2.31	0.43
33:BA:318:G:C5	33:BA:319:G:N7	2.86	0.43
17:AK:98:ARG:HH22	33:BA:339:C:P	2.40	0.43
33:BA:32:A:C2	33:BA:33:A:N7	2.86	0.43
33:BA:46:G:N7	33:BA:366:A:N6	2.66	0.43
33:BA:480:U:H5''	33:BA:481:G:OP2	2.17	0.43
33:BA:788:U:C4	33:BA:789:U:N3	2.79	0.43
33:BA:844:G:N2	33:BA:845:A:H62	2.16	0.43
33:BA:865:A:C5'	33:BA:865:A:C8	3.00	0.43
33:BA:936:C:H2'	33:BA:937:A:H8	1.77	0.43
34:BB:116:LEU:HB3	34:BB:140:LEU:HD21	2.00	0.43
34:BB:34:ARG:HD2	34:BB:35:ASN:HB2	1.98	0.43
33:BA:1107:C:P	35:BC:171:ARG:HB2	2.57	0.43
36:BD:176:LYS:C	36:BD:177:MET:HG2	2.38	0.43

Continued on next page...

Continued from previous page...

Atom-1	Atom-2	Interatomic distance (Å)	Clash overlap (Å)
41:BI:51:LEU:HB3	41:BI:56:MET:HG2	1.99	0.43
42:BJ:49:PHE:CD2	46:BN:73:LEU:HD23	2.53	0.43
42:BJ:33:GLY:HA3	42:BJ:80:THR:HG21	2.00	0.43
43:BK:40:ALA:O	43:BK:41:LEU:HG	2.18	0.43
44:BL:109:ARG:HG3	44:BL:109:ARG:HH11	1.83	0.43
44:BL:113:ARG:O	44:BL:114:SER:C	2.55	0.43
46:BN:5:MET:CE	46:BN:62:ARG:NH2	2.81	0.43
48:BP:38:PHE:O	48:BP:39:PHE:HB2	2.18	0.43
49:BQ:9:GLY:CA	49:BQ:24:ILE:HG13	2.47	0.43
1:C0:35:GLU:O	1:C0:36:LYS:O	2.36	0.43
2:C1:40:PRO:HB2	2:C1:42:VAL:H	1.83	0.43
3:C2:41:ARG:HD3	3:C2:41:ARG:HA	1.64	0.43
8:CB:1074:G:C2	8:CB:1075:C:C2	3.06	0.43
8:CB:1193:G:N2	8:CB:1194:A:H1'	2.33	0.43
8:CB:1214:A:H61	8:CB:1235:G:C2'	2.30	0.43
8:CB:1364:G:C2	8:CB:1366:A:OP2	2.71	0.43
8:CB:1558:C:C2	8:CB:1560:G:C6	3.06	0.43
8:CB:1629:U:H5''	8:CB:1630:A:OP2	2.18	0.43
8:CB:1673:G:H5''	8:CB:1674:G:OP2	2.17	0.43
8:CB:1727:C:C4	8:CB:1728:C:N4	2.86	0.43
8:CB:1768:C:N4	8:CB:1769:U:C4	2.86	0.43
8:CB:1773:A:H5''	8:CB:1829:A:OP2	2.17	0.43
8:CB:1776:G:OP2	55:CB:5298:HOH:O	2.21	0.43
8:CB:1805:A:H8	8:CB:1805:A:O5'	2.01	0.43
8:CB:1836:C:C4	8:CB:1837:C:C5	3.06	0.43
8:CB:2009:A:C3'	8:CB:2009:A:C8	3.01	0.43
8:CB:2010:G:C2'	8:CB:2011:U:H5'	2.48	0.43
8:CB:215:G:N2	8:CB:432:A:C2	2.86	0.43
8:CB:2236:U:C4	8:CB:2237:G:C5	3.06	0.43
8:CB:2268:A:O2'	8:CB:2269:G:H5''	2.18	0.43
8:CB:2270:A:H3'	8:CB:2270:A:C8	2.53	0.43
8:CB:2345:G:C8	8:CB:2345:G:C5'	2.94	0.43
8:CB:2517:C:O2'	8:CB:2518:A:P	2.76	0.43
8:CB:1129:A:C4	8:CB:2570:G:H1'	2.54	0.43
8:CB:2636:C:H4'	10:CD:80:TRP:NE1	2.33	0.43
8:CB:2703:C:H2'	8:CB:2704:C:H6	1.82	0.43
8:CB:2739:U:C5	8:CB:2763:G:C4	3.05	0.43
8:CB:301:G:N3	8:CB:317:G:C2	2.86	0.43
8:CB:58:G:C6	8:CB:59:U:C4	3.06	0.43
8:CB:591:U:C4	8:CB:592:A:N7	2.85	0.43
8:CB:682:G:N2	8:CB:683:U:N3	2.65	0.43

Continued on next page...

Continued from previous page...

Atom-1	Atom-2	Interatomic distance (Å)	Clash overlap (Å)
8:CB:773:U:H4'	8:CB:774:G:OP2	2.17	0.43
8:CB:808:G:C8	8:CB:808:G:H5''	2.53	0.43
8:CB:812:C:H2'	8:CB:813:U:O5'	2.17	0.43
8:CB:912:C:H2'	8:CB:913:U:C6	2.53	0.43
9:CC:210:ALA:O	9:CC:211:ARG:C	2.56	0.43
8:CB:2822:G:P	10:CD:115:GLY:HA3	2.58	0.43
10:CD:127:PHE:O	10:CD:128:ARG:CD	2.65	0.43
10:CD:14:ILE:HD13	10:CD:19:GLY:HA2	2.00	0.43
10:CD:34:VAL:HG13	10:CD:35:THR:N	2.32	0.43
11:CE:185:LYS:HD2	11:CE:185:LYS:HA	1.87	0.43
12:CF:174:PHE:N	12:CF:175:PRO:CD	2.80	0.43
12:CF:49:LEU:CD2	12:CF:52:ALA:HB2	2.48	0.43
14:CH:70:GLU:C	14:CH:72:ILE:H	2.21	0.43
15:CI:20:SER:HA	15:CI:25:PRO:CD	2.48	0.43
16:CJ:99:ARG:O	16:CJ:100:VAL:C	2.57	0.43
16:CJ:102:GLU:OE2	16:CJ:124:VAL:HG13	2.18	0.43
16:CJ:24:THR:C	16:CJ:25:LEU:HD13	2.38	0.43
8:CB:663:G:C5'	18:CL:27:LEU:HD13	2.43	0.43
19:CM:60:GLN:HG2	19:CM:105:MET:SD	2.58	0.43
21:CO:94:ARG:HB2	21:CO:94:ARG:NH1	2.33	0.43
22:CP:61:ARG:O	22:CP:74:GLN:OE1	2.35	0.43
23:CQ:103:VAL:O	23:CQ:107:ALA:N	2.46	0.43
23:CQ:30:VAL:CB	23:CQ:33:VAL:HG23	2.48	0.43
23:CQ:40:LYS:CB	23:CQ:40:LYS:NZ	2.75	0.43
23:CQ:65:ASN:HA	23:CQ:75:TYR:HB2	1.99	0.43
26:CT:28:ASN:HB2	26:CT:87:LEU:CB	2.36	0.43
33:DA:1053:G:OP1	33:DA:1054:C:H2'	2.17	0.43
33:DA:1126:U:C5	33:DA:1280:A:H5'	2.52	0.43
33:DA:1395:C:C6	33:DA:1395:C:C3'	3.01	0.43
33:DA:238:A:C2	33:DA:239:U:C5	3.06	0.43
33:DA:370:C:N3	33:DA:371:A:N7	2.65	0.43
33:DA:460:A:N3	33:DA:460:A:H2'	2.31	0.43
33:DA:533:A:C6	33:DA:536:C:N3	2.86	0.43
33:DA:557:G:O2'	33:DA:558:G:O5'	2.30	0.43
33:DA:573:A:C3'	33:DA:574:A:C8	3.00	0.43
33:DA:587:G:C2	33:DA:755:G:C2	3.06	0.43
33:DA:857:C:O2	33:DA:857:C:C2'	2.66	0.43
34:DB:102:ASN:C	34:DB:104:LYS:N	2.69	0.43
34:DB:95:TRP:CE2	34:DB:171:ALA:HB2	2.53	0.43
35:DC:127:VAL:HG23	35:DC:129:PHE:H	1.83	0.43
35:DC:90:VAL:CG1	35:DC:98:ALA:HB2	2.48	0.43

Continued on next page...

Continued from previous page...

Atom-1	Atom-2	Interatomic distance (Å)	Clash overlap (Å)
33:DA:407:U:C1'	36:DD:115:GLN:HE22	2.31	0.43
38:DF:42:TRP:HB2	38:DF:59:TYR:HB2	2.00	0.43
43:DK:16:SER:CB	43:DK:77:GLY:O	2.45	0.43
43:DK:26:PHE:CE1	43:DK:88:PRO:HB2	2.52	0.43
33:DA:502:A:H5''	44:DL:114:SER:HB3	1.99	0.43
46:DN:5:MET:CB	46:DN:8:ARG:HE	2.31	0.43
47:DO:3:SER:OG	47:DO:4:THR:N	2.49	0.43
47:DO:52:ARG:C	47:DO:55:LEU:HB3	2.38	0.43
47:DO:86:LEU:N	47:DO:86:LEU:HD12	2.33	0.43
48:DP:80:LYS:HZ2	48:DP:80:LYS:HB2	1.81	0.43
33:DA:735:C:OP1	50:DR:56:ARG:NH1	2.51	0.43
53:DU:9:GLU:HA	53:DU:10:PRO:HD3	1.80	0.43
4:A3:23:HIS:CD2	4:A3:47:ALA:CB	3.02	0.43
5:A4:5:ALA:HB3	5:A4:7:VAL:HG22	2.00	0.43
7:AA:2:G:O6	7:AA:118:C:N4	2.52	0.43
7:AA:11:C:O2'	7:AA:12:C:H5'	2.19	0.43
7:AA:29:A:N1	7:AA:56:G:C6	2.86	0.43
8:AB:1123:C:C5'	8:AB:1123:C:H6	2.26	0.43
8:AB:1521:G:C6	8:AB:1522:A:N1	2.86	0.43
8:AB:1524:G:C2	8:AB:1525:A:H1'	2.53	0.43
8:AB:1652:A:C6	8:AB:1653:G:N2	2.86	0.43
8:AB:1704:C:O2	8:AB:1705:A:C8	2.71	0.43
8:AB:1847:A:H1'	8:AB:1848:A:N7	2.33	0.43
8:AB:198:C:HO2'	8:AB:199:A:P	2.41	0.43
8:AB:2070:A:N3	8:AB:2071:A:C8	2.87	0.43
8:AB:2102:G:C6	8:AB:2103:C:C4	3.05	0.43
8:AB:2269:G:C2'	8:AB:2270:A:H5'	2.49	0.43
8:AB:2282:G:O6	8:AB:2425:A:H2	1.99	0.43
8:AB:256:A:H2'	8:AB:257:C:C6	2.53	0.43
8:AB:2583:G:C6	8:AB:2584:U:O2	2.71	0.43
8:AB:265:A:H2'	8:AB:266:G:O4'	2.18	0.43
8:AB:2708:G:N3	8:AB:2709:G:C8	2.87	0.43
8:AB:2744:G:C2	8:AB:2761:A:C4	3.05	0.43
8:AB:2763:G:H8	8:AB:2763:G:C5'	2.20	0.43
8:AB:527:C:H5''	8:AB:2779:U:N3	2.33	0.43
8:AB:2829:A:O2'	8:AB:2830:C:H5'	2.18	0.43
8:AB:2849:U:O4	8:AB:2867:G:C5	2.71	0.43
8:AB:2854:G:H2'	8:AB:2855:C:O4'	2.18	0.43
8:AB:2834:G:O6	8:AB:2879:A:C2'	2.65	0.43
8:AB:300:A:H2	8:AB:333:G:H2'	1.83	0.43
8:AB:414:C:C6	8:AB:414:C:H3'	2.52	0.43

Continued on next page...

Continued from previous page...

Atom-1	Atom-2	Interatomic distance (Å)	Clash overlap (Å)
8:AB:463:G:O5'	8:AB:463:G:H8	2.01	0.43
8:AB:680:C:C2	8:AB:681:G:C8	3.06	0.43
8:AB:782:A:O2'	9:AC:223:ALA:O	2.36	0.43
9:AC:63:ILE:HD13	9:AC:63:ILE:N	2.33	0.43
11:AE:124:PHE:C	11:AE:126:VAL:N	2.71	0.43
12:AF:78:ILE:HG22	12:AF:80:GLN:H	1.83	0.43
14:AH:25:TYR:CD1	14:AH:25:TYR:C	2.92	0.43
16:AJ:8:PRO:HG2	16:AJ:11:VAL:CG1	2.47	0.43
19:AM:68:PHE:O	19:AM:93:VAL:HG21	2.17	0.43
21:AO:106:LEU:HD13	21:AO:106:LEU:O	2.18	0.43
21:AO:30:ARG:O	21:AO:31:THR:O	2.36	0.43
10:AD:13:ARG:NH2	22:AP:12:MET:SD	2.90	0.43
22:AP:92:ARG:NH2	22:AP:111:GLU:O	2.51	0.43
23:AQ:23:TYR:HB2	23:AQ:28:SER:HB3	2.01	0.43
23:AQ:97:ILE:C	23:AQ:99:VAL:N	2.71	0.43
24:AR:42:ALA:HA	24:AR:54:VAL:N	2.31	0.43
24:AR:55:ASP:C	24:AR:57:GLY:H	2.20	0.43
26:AT:73:ARG:O	26:AT:73:ARG:HG3	2.17	0.43
21:AO:21:LEU:HD23	29:AW:77:LYS:HA	2.00	0.43
30:AX:43:LEU:C	30:AX:45:GLN:H	2.21	0.43
33:BA:1008:U:C4	33:BA:1009:U:C6	3.06	0.43
33:BA:1206:G:H8	55:BA:5231:HOH:O	2.01	0.43
33:BA:1301:U:C2'	33:BA:1301:U:O2	2.67	0.43
33:BA:1378:C:O2	33:BA:1379:G:O4'	2.35	0.43
33:BA:1464:U:O2'	33:BA:1465:A:H5'	2.18	0.43
33:BA:179:A:H2'	33:BA:180:U:C6	2.53	0.43
33:BA:239:U:C4'	33:BA:240:G:OP2	2.66	0.43
33:BA:292:G:N7	33:BA:293:G:CI'	2.81	0.43
33:BA:406:G:C6	33:BA:407:U:H5	2.36	0.43
33:BA:446:G:N2	33:BA:489:C:C2	2.87	0.43
33:BA:502:A:C5	33:BA:503:C:C6	3.06	0.43
33:BA:509:A:N7	33:BA:510:A:C4	2.85	0.43
33:BA:707:U:H5'	43:BK:32:THR:HG21	1.99	0.43
33:BA:741:G:C8	33:BA:741:G:H3'	2.53	0.43
33:BA:978:A:HO2'	33:BA:979:C:H5'	1.83	0.43
34:BB:81:ASP:O	34:BB:85:SER:HB2	2.17	0.43
35:BC:114:LEU:HD23	35:BC:114:LEU:HA	1.65	0.43
37:BE:42:ASN:HB3	37:BE:44:ARG:NH1	2.33	0.43
37:BE:84:VAL:CG1	37:BE:85:LYS:N	2.81	0.43
39:BG:30:MET:SD	39:BG:33:GLY:HA2	2.58	0.43
41:BI:80:HIS:HE1	41:BI:103:VAL:O	2.01	0.43

Continued on next page...

Continued from previous page...

Atom-1	Atom-2	Interatomic distance (Å)	Clash overlap (Å)
42:BJ:52:LEU:HD13	46:BN:80:ARG:HD3	1.99	0.43
42:BJ:99:GLN:HG3	42:BJ:101:SER:HB3	2.01	0.43
46:BN:4:SER:C	46:BN:6:LYS:H	2.21	0.43
46:BN:5:MET:CE	46:BN:62:ARG:HH22	2.30	0.43
47:BO:59:VAL:O	47:BO:60:SER:C	2.56	0.43
51:BS:20:LYS:HD2	51:BS:20:LYS:O	2.19	0.43
7:CA:53:A:C6	7:CA:54:G:C6	3.06	0.43
8:CB:1003:G:C2'	8:CB:1010:A:N1	2.81	0.43
8:CB:1022:G:H22	8:CB:1142:A:H2	1.40	0.43
5:C4:16:ILE:CD1	8:CB:1033:U:H6	2.31	0.43
8:CB:1137:G:N2	16:CJ:107:GLY:O	2.51	0.43
8:CB:1293:C:H2'	8:CB:1294:U:C6	2.54	0.43
8:CB:1276:A:C6	8:CB:1295:C:C2	3.06	0.43
8:CB:1340:U:H4'	8:CB:1341:G:OP2	2.18	0.43
8:CB:1445:G:H2'	8:CB:1446:C:O4'	2.18	0.43
8:CB:1451:C:H5''	8:CB:1451:C:C6	2.47	0.43
8:CB:1454:C:C4'	8:CB:1455:G:OP1	2.65	0.43
8:CB:1557:C:C6	8:CB:1557:C:H3'	2.53	0.43
8:CB:1702:G:C4	8:CB:1703:G:C8	3.06	0.43
8:CB:1786:A:C6	8:CB:1938:A:C2	3.06	0.43
8:CB:1878:G:C6	8:CB:1879:C:N3	2.85	0.43
8:CB:1926:U:H2'	8:CB:1928:A:N7	2.33	0.43
8:CB:197:A:C6	8:CB:198:C:N3	2.87	0.43
8:CB:2230:G:C5	8:CB:2231:U:C5	3.06	0.43
2:C1:24:LYS:NZ	8:CB:2285:C:H41	2.16	0.43
8:CB:2360:G:H3'	8:CB:2360:G:C8	2.53	0.43
8:CB:2453:A:H2	8:CB:2504:U:O2	2.01	0.43
8:CB:2673:G:O2'	8:CB:2674:G:H5'	2.18	0.43
8:CB:2683:C:O2'	8:CB:2684:U:H5'	2.18	0.43
8:CB:2711:A:P	55:CB:5479:HOH:O	2.75	0.43
8:CB:2762:C:C2'	8:CB:2763:G:H5''	2.43	0.43
8:CB:2881:U:H2'	8:CB:2882:A:O4'	2.17	0.43
8:CB:309:A:C2	8:CB:330:A:C5	3.06	0.43
8:CB:34:U:H2'	8:CB:34:U:H6	1.52	0.43
8:CB:617:G:OP1	11:CE:102:ARG:HG2	2.18	0.43
8:CB:64:A:N3	8:CB:65:U:N3	2.66	0.43
8:CB:733:G:C8	8:CB:733:G:C3'	3.01	0.43
8:CB:773:U:H2'	8:CB:778:G:O2'	2.19	0.43
8:CB:77:G:C6	8:CB:78:U:N3	2.86	0.43
8:CB:783:A:H2'	8:CB:784:G:O5'	2.18	0.43
8:CB:849:A:C4	8:CB:850:U:C5	3.06	0.43

Continued on next page...

Continued from previous page...

Atom-1	Atom-2	Interatomic distance (Å)	Clash overlap (Å)
8:CB:838:C:C4	8:CB:941:A:N6	2.87	0.43
8:CB:970:U:O2	8:CB:971:G:C8	2.71	0.43
8:CB:973:A:H5'	8:CB:1188:U:H1'	1.99	0.43
8:CB:991:C:C6	8:CB:991:C:H5'	2.45	0.43
9:CC:241:LYS:O	9:CC:243:PRO:CD	2.66	0.43
10:CD:69:ALA:C	10:CD:70:LYS:HG2	2.38	0.43
11:CE:10:SER:O	11:CE:12:LEU:N	2.46	0.43
12:CF:38:GLY:O	12:CF:39:VAL:C	2.56	0.43
16:CJ:122:LEU:HD23	16:CJ:122:LEU:HA	1.70	0.43
16:CJ:135:GLN:O	16:CJ:135:GLN:CG	2.66	0.43
19:CM:50:ARG:HH22	19:CM:53:MET:CE	2.31	0.43
20:CN:97:ILE:O	20:CN:98:LEU:HD23	2.18	0.43
21:CO:47:VAL:O	21:CO:47:VAL:HG22	2.18	0.43
8:CB:584:C:P	23:CQ:5:ARG:HD3	2.57	0.43
8:CB:1341:G:C6	26:CT:84:TYR:CE2	3.06	0.43
29:CW:81:ILE:HG12	29:CW:82:GLU:N	2.29	0.43
30:CX:11:VAL:HG13	30:CX:14:LEU:H	1.83	0.43
8:CB:95:A:H4'	30:CX:41:HIS:HA	2.00	0.43
32:CZ:3:LYS:HB2	32:CZ:8:LYS:O	2.17	0.43
33:DA:1021:A:C2	33:DA:1022:A:C5	3.06	0.43
33:DA:1079:G:C4	33:DA:1080:A:N1	2.86	0.43
33:DA:1083:U:H5	33:DA:1084:G:C6	2.36	0.43
33:DA:135:C:H3'	33:DA:135:C:C6	2.53	0.43
33:DA:1428:A:C2	33:DA:1473:G:N3	2.85	0.43
33:DA:219:U:N3	33:DA:220:G:N7	2.65	0.43
33:DA:320:A:H2'	33:DA:321:A:O4'	2.17	0.43
33:DA:65:A:C2	33:DA:381:C:N3	2.86	0.43
33:DA:410:G:H5''	33:DA:411:A:OP2	2.18	0.43
33:DA:477:C:C2'	33:DA:478:A:H5'	2.48	0.43
33:DA:478:A:N6	33:DA:479:U:H3	2.16	0.43
33:DA:556:C:H2'	33:DA:557:G:O5'	2.18	0.43
33:DA:55:A:C2	33:DA:56:U:C2	3.06	0.43
33:DA:579:A:C4	33:DA:580:C:C5	3.06	0.43
33:DA:775:G:C2'	33:DA:776:G:H5'	2.48	0.43
33:DA:783:C:H6	33:DA:783:C:O5'	2.02	0.43
33:DA:989:U:H1'	33:DA:1016:A:H2	1.81	0.43
34:DB:16:GLY:HA3	34:DB:39:ILE:HA	2.00	0.43
37:DE:65:LYS:HB3	37:DE:65:LYS:NZ	2.32	0.43
33:DA:673:A:C4'	38:DF:86:ARG:HD2	2.44	0.43
38:DF:99:ALA:HA	50:DR:23:LYS:NZ	2.33	0.43
40:DH:110:MET:HB3	40:DH:111:THR:H	1.65	0.43

Continued on next page...

Continued from previous page...

Atom-1	Atom-2	Interatomic distance (Å)	Clash overlap (Å)
42:DJ:37:ARG:HB3	42:DJ:38:GLY:H	1.62	0.43
33:DA:973:G:H1'	42:DJ:56:HIS:HA	2.00	0.43
47:DO:87:ARG:O	47:DO:87:ARG:HG3	2.18	0.43
48:DP:36:VAL:HG13	48:DP:36:VAL:O	2.18	0.43
49:DQ:57:VAL:O	49:DQ:77:VAL:HG13	2.17	0.43
51:DS:7:GLY:N	51:DS:8:PRO:HD3	2.24	0.43
3:A2:24:THR:HB	3:A2:27:GLY:H	1.82	0.43
3:A2:41:ARG:HA	3:A2:41:ARG:HD3	1.59	0.43
5:A4:37:GLN:HE22	8:AB:1124:G:C1'	2.31	0.43
8:AB:1001:A:H61	8:AB:1154:G:C2'	2.31	0.43
8:AB:1019:U:HO2'	8:AB:1021:A:H2	1.64	0.43
8:AB:118:A:C8	8:AB:119:A:H8	2.31	0.43
8:AB:1202:G:N7	8:AB:1203:U:C2	2.86	0.43
8:AB:149:A:H2'	8:AB:150:U:H5'	1.99	0.43
8:AB:1622:G:O2'	8:AB:1623:G:H5'	2.18	0.43
8:AB:1629:U:H5''	8:AB:1630:A:OP2	2.19	0.43
8:AB:1675:C:H6	8:AB:1675:C:O5'	2.01	0.43
8:AB:1808:A:C3'	8:AB:1809:A:H8	2.28	0.43
8:AB:1945:G:C2	8:AB:1946:U:C5	3.06	0.43
8:AB:2027:G:N1	8:AB:2028:U:C4	2.86	0.43
8:AB:2530:A:P	8:AB:2535:G:H22	2.42	0.43
8:AB:2611:C:O2	8:AB:2611:C:H2'	2.18	0.43
8:AB:2770:G:C4	8:AB:2771:C:H5	2.37	0.43
8:AB:280:U:H3'	8:AB:281:C:H5	1.82	0.43
8:AB:2875:C:OP1	20:AN:4:ARG:NH2	2.51	0.43
8:AB:2876:G:C5	8:AB:2877:G:N7	2.87	0.43
8:AB:311:A:C4	8:AB:332:A:N7	2.86	0.43
8:AB:343:C:H5'	8:AB:344:A:OP2	2.19	0.43
8:AB:381:G:C5	8:AB:382:A:C8	3.06	0.43
8:AB:587:C:C2	8:AB:671:C:C6	3.06	0.43
8:AB:604:G:O6	8:AB:625:G:C6	2.70	0.43
8:AB:608:A:C5	8:AB:621:A:C5	3.06	0.43
8:AB:604:G:C6	8:AB:625:G:C2	3.06	0.43
8:AB:672:C:H5'	8:AB:673:C:OP2	2.18	0.43
8:AB:729:G:C2	8:AB:1775:U:C2	3.06	0.43
8:AB:769:U:C6	8:AB:770:G:N7	2.86	0.43
8:AB:751:A:N7	8:AB:789:A:N1	2.66	0.43
8:AB:841:G:N1	8:AB:938:G:C6	2.86	0.43
8:AB:978:G:H2'	8:AB:979:A:H8	1.83	0.43
9:AC:161:VAL:O	9:AC:162:GLN:O	2.35	0.43
8:AB:2597:G:OP1	9:AC:239:PHE:CD2	2.71	0.43

Continued on next page...

Continued from previous page...

Atom-1	Atom-2	Interatomic distance (Å)	Clash overlap (Å)
9:AC:58:LYS:HZ2	9:AC:58:LYS:HB2	1.83	0.43
10:AD:145:SER:O	10:AD:146:ILE:HG13	2.18	0.43
10:AD:33:ARG:NH1	10:AD:94:GLN:O	2.51	0.43
11:AE:111:GLU:O	11:AE:113:VAL:HG12	2.18	0.43
11:AE:6:LYS:HG2	11:AE:11:ALA:O	2.18	0.43
11:AE:17:THR:OG1	11:AE:20:GLY:HA2	2.18	0.43
8:AB:1258:U:H4'	11:AE:79:ARG:HD3	2.00	0.43
15:AI:20:SER:H	15:AI:21:PRO:HD3	1.80	0.43
15:AI:6:ALA:O	15:AI:7:TYR:HB3	2.18	0.43
16:AJ:34:ARG:HG3	16:AJ:39:LYS:CE	2.37	0.43
18:AL:124:GLY:C	18:AL:125:LEU:CG	2.84	0.43
19:AM:33:LEU:HD22	19:AM:124:LEU:HB2	2.01	0.43
8:AB:1277:G:O2'	20:AN:24:MET:HB2	2.19	0.43
21:AO:13:ARG:O	21:AO:16:ARG:HD2	2.19	0.43
22:AP:59:THR:HG23	22:AP:76:HIS:CD2	2.53	0.43
23:AQ:16:ILE:HG12	23:AQ:16:ILE:H	1.66	0.43
23:AQ:46:TYR:HE1	23:AQ:50:ARG:HE	1.65	0.43
26:AT:60:THR:HB	26:AT:81:LYS:CE	2.49	0.43
29:AW:31:LEU:HB3	29:AW:32:ALA:H	1.48	0.43
32:AZ:3:LYS:O	32:AZ:4:ASP:C	2.57	0.43
33:BA:1006:G:N2	33:BA:1007:U:O2	2.51	0.43
33:BA:1014:A:C1'	51:BS:33:TRP:HB2	2.48	0.43
33:BA:1195:C:N3	33:BA:1197:A:N7	2.66	0.43
33:BA:1402:C:C5	33:BA:1403:C:O2	2.71	0.43
33:BA:1515:G:C2	33:BA:1521:C:N3	2.85	0.43
33:BA:229:U:H2'	33:BA:230:G:C8	2.52	0.43
33:BA:266:G:H22	33:BA:270:A:N6	2.14	0.43
33:BA:303:A:C6	33:BA:304:U:C6	3.06	0.43
33:BA:468:A:H8	33:BA:469:C:C6	2.36	0.43
33:BA:509:A:O5'	33:BA:510:A:P	2.76	0.43
33:BA:528:C:C4	33:BA:529:G:N7	2.85	0.43
33:BA:57:G:C5'	33:BA:57:G:H8	2.31	0.43
33:BA:766:A:H2'	33:BA:767:A:O4'	2.17	0.43
33:BA:803:G:C5	33:BA:804:U:C4	3.06	0.43
33:BA:940:C:H2'	33:BA:941:G:C8	2.54	0.43
33:BA:953:G:H2'	33:BA:954:G:H5''	2.00	0.43
35:BC:178:ARG:HB3	35:BC:206:ILE:HA	1.99	0.43
36:BD:136:VAL:O	36:BD:137:SER:C	2.57	0.43
37:BE:110:MET:CE	37:BE:110:MET:N	2.80	0.43
37:BE:91:SER:HB3	37:BE:135:VAL:HG12	1.98	0.43
39:BG:95:ARG:O	39:BG:96:ASN:C	2.56	0.43

Continued on next page...

Continued from previous page...

Atom-1	Atom-2	Interatomic distance (Å)	Clash overlap (Å)
40:BH:37:ASN:C	40:BH:37:ASN:HD22	2.19	0.43
41:BI:36:GLN:HG2	41:BI:36:GLN:O	2.18	0.43
45:BM:10:ASP:HA	45:BM:44:ILE:CD1	2.39	0.43
45:BM:94:LEU:N	45:BM:108:ARG:HE	2.17	0.43
46:BN:12:ARG:HA	46:BN:15:LEU:CD1	2.42	0.43
48:BP:52:LEU:O	48:BP:53:ASP:HB3	2.18	0.43
5:C4:32:LYS:HE3	5:C4:32:LYS:HB3	1.80	0.43
7:CA:29:A:P	7:CA:29:A:C8	3.11	0.43
7:CA:99:A:H2'	7:CA:100:G:H8	1.83	0.43
8:CB:1088:A:O3'	8:CB:1089:A:H8	2.01	0.43
8:CB:55:G:N2	8:CB:116:C:C2	2.86	0.43
8:CB:1202:G:N7	8:CB:1203:U:C2	2.87	0.43
8:CB:1276:A:H5''	8:CB:1276:A:C8	2.53	0.43
8:CB:1417:C:H42	8:CB:1581:G:H1	1.65	0.43
8:CB:1451:C:H1'	8:CB:1452:G:N7	2.33	0.43
8:CB:134:G:C2	8:CB:146:A:C2	3.05	0.43
8:CB:1523:U:H3'	8:CB:1524:G:H5'	2.00	0.43
8:CB:1558:C:H1'	8:CB:1560:G:N7	2.33	0.43
8:CB:1707:G:C8	8:CB:1707:G:C5'	3.01	0.43
8:CB:1745:A:H3'	8:CB:1746:A:H8	1.82	0.43
8:CB:1815:A:N7	8:CB:1817:G:C4	2.87	0.43
8:CB:2000:C:H2'	8:CB:2001:C:H6	1.83	0.43
8:CB:2016:U:O2'	8:CB:2017:U:OP1	2.30	0.43
8:CB:201:C:C4	8:CB:202:U:C5	3.06	0.43
8:CB:2024:G:H5''	10:CD:154:LYS:HZ2	1.81	0.43
8:CB:2027:G:C2	8:CB:2028:U:C6	3.06	0.43
8:CB:2153:C:H2'	8:CB:2154:A:C8	2.53	0.43
8:CB:2205:A:C4	8:CB:2206:C:C5	3.06	0.43
8:CB:245:G:C6	8:CB:246:C:C5	3.06	0.43
8:CB:2604:U:H2'	8:CB:2605:U:H6	1.84	0.43
8:CB:2647:U:HO2'	8:CB:2648:G:H8	1.66	0.43
8:CB:2760:C:H2'	8:CB:2761:A:H5''	2.00	0.43
8:CB:2831:G:H5'	8:CB:2834:G:O2'	2.18	0.43
8:CB:298:G:H22	8:CB:339:U:H5	1.65	0.43
8:CB:397:U:OP1	32:CZ:29:GLY:CA	2.52	0.43
8:CB:415:A:C2'	8:CB:416:U:H5'	2.49	0.43
8:CB:467:G:C6	8:CB:468:G:N7	2.86	0.43
8:CB:482:A:N7	8:CB:506:G:C5	2.86	0.43
8:CB:685:A:HO2'	8:CB:686:U:P	2.41	0.43
8:CB:849:A:C6	8:CB:850:U:C4	3.05	0.43
8:CB:974:G:C2	8:CB:1186:G:C6	3.06	0.43

Continued on next page...

Continued from previous page...

Atom-1	Atom-2	Interatomic distance (Å)	Clash overlap (Å)
8:CB:974:G:P	8:CB:1186:G:N2	2.92	0.43
8:CB:978:G:N2	8:CB:986:C:H1'	2.32	0.43
9:CC:204:LEU:HB3	9:CC:210:ALA:HB2	2.01	0.43
9:CC:20:ASN:HA	9:CC:21:PRO:HD3	1.47	0.43
9:CC:250:GLN:N	9:CC:250:GLN:OE1	2.51	0.43
9:CC:32:LEU:CD1	9:CC:32:LEU:N	2.82	0.43
9:CC:70:LYS:HB2	9:CC:101:ARG:NH2	2.33	0.43
9:CC:92:LEU:HD21	9:CC:100:ARG:HD3	2.00	0.43
10:CD:6:GLY:HA3	10:CD:199:SER:O	2.17	0.43
11:CE:120:VAL:CA	11:CE:189:THR:HG21	2.48	0.43
13:CG:145:ALA:O	13:CG:146:ASP:C	2.57	0.43
15:CI:19:PRO:O	15:CI:24:GLY:HA3	2.18	0.43
16:CJ:39:LYS:HD3	16:CJ:39:LYS:HA	1.74	0.43
17:CK:31:ARG:C	17:CK:32:TYR:HD1	2.21	0.43
18:CL:79:LEU:HD11	18:CL:112:LEU:HD22	2.01	0.43
18:CL:126:ARG:NH1	18:CL:127:VAL:CA	2.81	0.43
19:CM:11:LYS:HG3	19:CM:12:MET:H	1.83	0.43
19:CM:42:THR:CG2	19:CM:45:GLN:NE2	2.81	0.43
20:CN:108:ALA:HA	20:CN:109:PRO:HD2	1.79	0.43
20:CN:52:ILE:HA	20:CN:52:ILE:HD13	1.76	0.43
22:CP:54:LEU:N	22:CP:58:PHE:CE1	2.87	0.43
23:CQ:94:LEU:C	23:CQ:94:LEU:HD12	2.38	0.43
24:CR:25:LEU:C	24:CR:27:ILE:H	2.19	0.43
25:CS:22:ASP:C	25:CS:24:ILE:H	2.21	0.43
25:CS:23:LEU:HA	25:CS:23:LEU:HD22	1.76	0.43
28:CV:23:ALA:O	28:CV:24:ASN:HB2	2.17	0.43
29:CW:67:LYS:HB2	29:CW:67:LYS:HE2	1.84	0.43
33:DA:1004:A:C6	33:DA:1026:G:C8	3.06	0.43
33:DA:1013:G:N2	33:DA:1015:G:H3'	2.32	0.43
33:DA:1080:A:H2'	33:DA:1081:A:O4'	2.18	0.43
33:DA:1187:G:C4	33:DA:1188:A:N7	2.86	0.43
33:DA:1065:U:O4'	33:DA:1190:G:N2	2.52	0.43
33:DA:1266:G:C5	33:DA:1268:G:OP2	2.71	0.43
33:DA:1422:G:H2'	33:DA:1423:G:C5'	2.47	0.43
33:DA:137:U:C2	33:DA:227:G:C2	3.07	0.43
33:DA:243:A:C2	33:DA:246:A:C8	3.06	0.43
33:DA:402:G:N1	33:DA:403:C:N4	2.66	0.43
33:DA:520:A:N7	33:DA:521:G:N7	2.66	0.43
33:DA:592:G:N2	33:DA:648:A:H1'	2.34	0.43
33:DA:613:C:N3	33:DA:627:G:O6	2.52	0.43
33:DA:723:U:C6	33:DA:723:U:H3'	2.53	0.43

Continued on next page...

Continued from previous page...

Atom-1	Atom-2	Interatomic distance (Å)	Clash overlap (Å)
33:DA:786:G:C6	33:DA:787:A:N7	2.86	0.43
33:DA:799:G:O6	33:DA:800:G:N1	2.51	0.43
33:DA:818:G:C3'	33:DA:819:A:H5''	2.48	0.43
33:DA:946:A:O5'	33:DA:946:A:H8	2.01	0.43
33:DA:986:U:C5	33:DA:987:G:N7	2.86	0.43
36:DD:131:ILE:O	36:DD:132:ALA:C	2.56	0.43
36:DD:40:HIS:O	36:DD:43:ARG:HB2	2.18	0.43
37:DE:53:ARG:HB3	37:DE:53:ARG:CZ	2.44	0.43
38:DF:43:GLY:O	38:DF:58:HIS:HA	2.18	0.43
33:DA:878:A:OP1	40:DH:79:ARG:HB2	2.18	0.43
49:DQ:4:ILE:CD1	49:DQ:6:THR:HG23	2.48	0.43
52:DT:8:LYS:C	52:DT:10:ALA:N	2.71	0.43
1:A0:6:LYS:HA	1:A0:7:PRO:HD2	1.93	0.43
2:A1:40:PRO:HB2	2:A1:43:ARG:NH1	2.34	0.43
8:AB:1030:C:C3'	8:AB:1030:C:C6	3.01	0.43
8:AB:1150:C:C2'	8:AB:1151:A:H5'	2.48	0.43
8:AB:157:C:H2'	8:AB:158:U:O4'	2.18	0.43
8:AB:161:A:C6	8:AB:162:U:C5	3.06	0.43
8:AB:1724:G:H2'	8:AB:1725:U:O4'	2.18	0.43
8:AB:1835:G:C6	8:AB:1836:C:N4	2.86	0.43
8:AB:1839:G:C6	8:AB:1927:A:C2	3.06	0.43
8:AB:1911:U:O5'	8:AB:1911:U:H6	2.02	0.43
8:AB:1987:A:N6	8:AB:1988:G:O6	2.51	0.43
8:AB:2101:A:C2	8:AB:2189:U:O2	2.72	0.43
8:AB:2155:U:H3'	8:AB:2156:G:C8	2.54	0.43
8:AB:1891:G:O2'	8:AB:2235:G:O2'	2.35	0.43
8:AB:2259:U:O2	8:AB:2260:C:C6	2.72	0.43
8:AB:2278:A:C2	8:AB:2279:G:C4	3.06	0.43
8:AB:2337:G:C2	8:AB:2338:C:C6	3.06	0.43
8:AB:2387:U:O4'	29:AW:37:VAL:HG11	2.18	0.43
8:AB:2405:G:N2	8:AB:2413:G:O6	2.51	0.43
8:AB:2074:U:C2	8:AB:2436:G:N2	2.86	0.43
8:AB:2575:C:C5'	8:AB:2576:G:OP2	2.67	0.43
8:AB:2685:G:C2	8:AB:2725:A:C2	3.06	0.43
8:AB:2747:G:N2	8:AB:2757:A:N6	2.67	0.43
8:AB:523:C:C6	8:AB:523:C:C3'	3.01	0.43
8:AB:529:A:N7	8:AB:2023:C:C4	2.86	0.43
8:AB:744:U:OP1	10:AD:136:ASN:HB3	2.18	0.43
8:AB:841:G:C2	8:AB:938:G:C2	3.06	0.43
8:AB:925:A:C6	8:AB:926:G:C5	3.07	0.43
8:AB:974:G:H8	8:AB:990:A:H62	1.65	0.43

Continued on next page...

Continued from previous page...

Atom-1	Atom-2	Interatomic distance (Å)	Clash overlap (Å)
8:AB:986:C:O2	8:AB:986:C:H2'	2.18	0.43
9:AC:141:HIS:CE1	9:AC:156:SER:OG	2.71	0.43
9:AC:163:ILE:O	9:AC:164:VAL:HG22	2.18	0.43
9:AC:62:ARG:CD	9:AC:62:ARG:O	2.65	0.43
10:AD:26:VAL:HG22	10:AD:26:VAL:O	2.18	0.43
10:AD:48:ILE:HG22	10:AD:49:GLN:N	2.33	0.43
11:AE:164:LEU:CG	11:AE:165:HIS:N	2.81	0.43
11:AE:193:VAL:HG22	11:AE:199:MET:HA	2.00	0.43
12:AF:63:LYS:HA	12:AF:64:PRO:HD3	1.76	0.43
13:AG:22:VAL:CG2	13:AG:23:ILE:N	2.82	0.43
14:AH:6:LEU:HA	14:AH:15:LEU:CA	2.48	0.43
15:AI:70:THR:CG2	15:AI:71:LYS:N	2.82	0.43
16:AJ:19:ASP:OD2	16:AJ:20:ALA:N	2.50	0.43
16:AJ:98:GLU:HG3	16:AJ:99:ARG:N	2.33	0.43
17:AK:43:ILE:HG22	17:AK:43:ILE:O	2.17	0.43
17:AK:68:GLY:HA3	17:AK:78:ARG:HB3	2.00	0.43
18:AL:126:ARG:NH1	18:AL:127:VAL:HA	2.33	0.43
19:AM:42:THR:HG23	19:AM:45:GLN:NE2	2.33	0.43
19:AM:45:GLN:O	19:AM:48:ALA:HB3	2.18	0.43
20:AN:65:LEU:HG	20:AN:69:ARG:HG2	2.00	0.43
21:AO:95:SER:O	21:AO:96:GLY:C	2.57	0.43
22:AP:24:THR:O	22:AP:26:GLU:N	2.51	0.43
27:AU:38:ILE:O	27:AU:39:ASN:CB	2.56	0.43
8:AB:2331:G:C2'	29:AW:69:GLU:HG3	2.47	0.43
31:AY:18:LYS:O	31:AY:21:ALA:N	2.49	0.43
32:AZ:48:GLN:NE2	32:AZ:49:ARG:N	2.66	0.43
32:AZ:8:LYS:HG3	32:AZ:9:TYR:O	2.18	0.43
33:BA:1440:U:O2	33:BA:1440:U:H2'	2.19	0.43
33:BA:1515:G:N2	33:BA:1521:C:C2	2.87	0.43
33:BA:162:A:OP2	33:BA:163:C:C5	2.71	0.43
33:BA:33:A:C8	33:BA:33:A:O5'	2.63	0.43
33:BA:490:C:O2'	33:BA:491:G:H5'	2.18	0.43
33:BA:547:A:H4'	33:BA:548:G:O5'	2.19	0.43
33:BA:604:G:H2'	33:BA:605:U:O4'	2.18	0.43
33:BA:763:G:C5	33:BA:764:C:C5	3.05	0.43
33:BA:784:A:N6	33:BA:799:G:N1	2.67	0.43
33:BA:15:G:O6	33:BA:921:U:N3	2.51	0.43
33:BA:93:U:O5'	33:BA:93:U:H6	2.01	0.43
33:BA:959:A:N7	33:BA:960:U:C6	2.87	0.43
34:BB:153:MET:SD	34:BB:155:GLY:O	2.76	0.43
34:BB:18:GLN:HG2	34:BB:189:ASN:OD1	2.19	0.43

Continued on next page...

Continued from previous page...

Atom-1	Atom-2	Interatomic distance (Å)	Clash overlap (Å)
35:BC:135:ARG:C	35:BC:137:VAL:N	2.72	0.43
35:BC:6:PRO:HG2	35:BC:183:TYR:CB	2.48	0.43
36:BD:58:GLN:HB2	36:BD:62:ARG:NE	2.34	0.43
37:BE:76:ASN:CG	37:BE:77:ASN:N	2.69	0.43
38:BF:25:TYR:HA	38:BF:25:TYR:HD2	1.72	0.43
39:BG:6:ILE:CG1	39:BG:7:GLY:H	2.28	0.43
39:BG:91:ARG:O	39:BG:94:ARG:HG3	2.18	0.43
39:BG:99:ALA:O	39:BG:100:MET:C	2.55	0.43
40:BH:113:ARG:HH21	40:BH:114:ALA:HB2	1.83	0.43
41:BI:44:ARG:N	41:BI:44:ARG:NH1	2.65	0.43
41:BI:82:ILE:O	41:BI:86:LEU:HB2	2.18	0.43
43:BK:113:THR:HG22	43:BK:114:PRO:CD	2.46	0.43
44:BL:19:ASN:N	44:BL:19:ASN:OD1	2.50	0.43
44:BL:42:LYS:HE2	44:BL:90:PRO:CG	2.48	0.43
44:BL:80:LEU:HA	44:BL:80:LEU:HD12	1.88	0.43
46:BN:33:VAL:C	46:BN:35:ALA:H	2.22	0.43
47:BO:26:VAL:O	47:BO:29:ALA:N	2.51	0.43
49:BQ:45:VAL:HG22	49:BQ:72:TRP:HB2	2.01	0.43
52:BT:24:ARG:NH1	52:BT:65:LEU:HD22	2.32	0.43
53:BU:38:GLU:C	53:BU:40:PRO:HD2	2.39	0.43
4:C3:54:LEU:H	4:C3:54:LEU:HG	1.62	0.43
5:C4:11:CYS:O	5:C4:12:ARG:HD2	2.17	0.43
7:CA:10:G:HO2'	7:CA:11:C:H5'	1.82	0.43
7:CA:49:C:O2'	7:CA:50:A:H5'	2.18	0.43
8:CB:1022:G:C4	8:CB:1140:C:N4	2.86	0.43
8:CB:123:G:C4	8:CB:124:G:C8	3.07	0.43
8:CB:123:G:C2	8:CB:124:G:N7	2.86	0.43
8:CB:1254:A:H5''	8:CB:1255:U:H5'	2.00	0.43
8:CB:131:A:C6	8:CB:132:G:O6	2.71	0.43
8:CB:1668:A:C8	8:CB:1674:G:O6	2.71	0.43
8:CB:1759:A:O2'	8:CB:1760:C:H5'	2.19	0.43
8:CB:1823:G:C6	8:CB:1824:G:C5	3.06	0.43
8:CB:1957:C:O2'	8:CB:1985:C:H1'	2.18	0.43
8:CB:1989:G:C8	8:CB:1990:C:C5	3.06	0.43
8:CB:197:A:C2	8:CB:198:C:C2	3.06	0.43
8:CB:202:U:O2	8:CB:202:U:C2'	2.63	0.43
8:CB:2184:A:H2'	8:CB:2185:U:H6	1.83	0.43
8:CB:2299:U:H3'	8:CB:2299:U:C6	2.53	0.43
8:CB:2307:G:H2'	55:CB:5403:HOH:O	2.19	0.43
8:CB:2316:G:N3	8:CB:2317:A:C8	2.86	0.43
8:CB:2296:U:C2	8:CB:2333:A:C2	3.06	0.43

Continued on next page...

Continued from previous page...

Atom-1	Atom-2	Interatomic distance (Å)	Clash overlap (Å)
8:CB:2375:G:C2	8:CB:2379:G:C6	3.06	0.43
8:CB:2547:A:C6	8:CB:2548:U:O4	2.70	0.43
8:CB:2850:A:C2	8:CB:2851:A:C8	3.06	0.43
8:CB:2851:A:H2'	8:CB:2852:G:H8	1.83	0.43
8:CB:2900:A:H2'	8:CB:2901:C:O5'	2.18	0.43
8:CB:335:C:H6	8:CB:335:C:H5'	1.82	0.43
8:CB:400:G:H3'	8:CB:400:G:H8	1.81	0.43
8:CB:564:C:H5''	8:CB:565:C:OP2	2.17	0.43
8:CB:608:A:C5	8:CB:621:A:C5	3.06	0.43
8:CB:464:U:O4'	8:CB:686:U:H5	2.01	0.43
8:CB:741:U:C2	8:CB:757:G:C2	3.06	0.43
8:CB:861:A:H1'	8:CB:917:A:N6	2.33	0.43
8:CB:949:G:H2'	8:CB:949:G:N3	2.34	0.43
8:CB:727:A:C2	9:CC:15:VAL:HG11	2.46	0.43
9:CC:206:LYS:O	9:CC:207:ALA:O	2.35	0.43
9:CC:44:ASN:OD1	9:CC:48:ILE:O	2.36	0.43
10:CD:14:ILE:HG22	22:CP:79:VAL:HA	2.00	0.43
11:CE:21:ARG:O	11:CE:110:SER:HB3	2.19	0.43
12:CF:177:ARG:HG2	12:CF:178:LYS:H	1.82	0.43
13:CG:165:ASP:O	13:CG:166:GLU:O	2.36	0.43
13:CG:71:LEU:O	13:CG:74:MET:N	2.51	0.43
13:CG:84:LYS:HD3	13:CG:85:LYS:NZ	2.34	0.43
14:CH:101:ASP:HA	14:CH:104:THR:CB	2.20	0.43
15:CI:52:LEU:CD2	15:CI:53:PRO:HD2	2.32	0.43
16:CJ:101:ILE:O	16:CJ:104:ALA:N	2.52	0.43
16:CJ:135:GLN:O	16:CJ:137:PRO:N	2.51	0.43
17:CK:43:ILE:HG21	17:CK:53:LYS:C	2.39	0.43
18:CL:39:LYS:O	18:CL:40:SER:O	2.37	0.43
20:CN:2:ARG:O	20:CN:2:ARG:NH1	2.51	0.43
1:C0:40:HIS:HB2	20:CN:99:LYS:O	2.19	0.43
21:CO:37:ALA:CB	21:CO:50:ALA:HB1	2.49	0.43
8:CB:994:C:P	23:CQ:49:ARG:HD2	2.58	0.43
23:CQ:67:ALA:C	23:CQ:69:ARG:H	2.22	0.43
24:CR:12:HIS:NE2	24:CR:14:VAL:O	2.51	0.43
24:CR:6:GLN:O	24:CR:7:SER:HB3	2.18	0.43
27:CU:40:LEU:HD21	27:CU:59:GLU:HA	2.00	0.43
28:CV:30:ILE:HG22	28:CV:93:ARG:HH21	1.83	0.43
30:CX:44:LYS:O	30:CX:45:GLN:C	2.56	0.43
30:CX:6:LEU:H	30:CX:6:LEU:CD2	2.19	0.43
32:CZ:48:GLN:CD	32:CZ:49:ARG:O	2.56	0.43
33:DA:1072:G:C6	33:DA:1073:U:C4	3.06	0.43

Continued on next page...

Continued from previous page...

Atom-1	Atom-2	Interatomic distance (Å)	Clash overlap (Å)
33:DA:1193:G:H2'	33:DA:1194:U:H5'	2.00	0.43
33:DA:1256:A:O4'	33:DA:1258:G:C4	2.72	0.43
33:DA:1412:C:C2	33:DA:1413:A:N7	2.87	0.43
33:DA:1465:A:H8	33:DA:1465:A:O5'	2.01	0.43
33:DA:18:C:C5	33:DA:19:A:N7	2.87	0.43
33:DA:25:C:N4	33:DA:558:G:C2	2.87	0.43
33:DA:435:A:N1	33:DA:436:C:N1	2.67	0.43
33:DA:459:A:H2'	33:DA:459:A:N3	2.33	0.43
33:DA:499:A:N6	33:DA:547:A:C8	2.87	0.43
33:DA:532:A:C8	35:DC:192:TYR:OH	2.71	0.43
33:DA:814:A:N7	33:DA:816:A:N3	2.67	0.43
33:DA:885:G:H2'	33:DA:886:G:C5'	2.49	0.43
33:DA:886:G:C6	33:DA:912:C:N3	2.86	0.43
33:DA:931:C:H2'	33:DA:932:C:H6	1.83	0.43
33:DA:958:A:N6	33:DA:959:A:N1	2.66	0.43
34:DB:102:ASN:O	34:DB:103:TRP:C	2.57	0.43
34:DB:128:LEU:HD11	34:DB:132:GLU:CB	2.47	0.43
34:DB:135:MET:HB2	34:DB:136:ARG:HH11	1.83	0.43
36:DD:146:GLU:N	36:DD:146:GLU:CD	2.72	0.43
36:DD:40:HIS:O	36:DD:41:GLY:C	2.55	0.43
36:DD:50:TYR:OH	36:DD:54:LEU:HD23	2.18	0.43
36:DD:89:LEU:HA	36:DD:89:LEU:HD12	1.73	0.43
39:DG:18:GLY:O	39:DG:19:SER:CB	2.65	0.43
39:DG:97:ALA:O	39:DG:100:MET:HG3	2.18	0.43
40:DH:110:MET:HB3	40:DH:114:ALA:CB	2.48	0.43
40:DH:38:VAL:CG2	40:DH:38:VAL:O	2.64	0.43
42:DJ:101:SER:HB2	42:DJ:102:LEU:H	1.56	0.43
43:DK:33:ILE:CG1	43:DK:69:CYS:SG	3.07	0.43
44:DL:81:ILE:HD12	44:DL:94:TYR:HB2	2.00	0.43
33:DA:754:C:P	47:DO:71:ARG:HH22	2.41	0.43
33:DA:106:C:N4	52:DT:9:ARG:HH12	2.16	0.43
1:A0:20:ALA:O	1:A0:21:LEU:O	2.35	0.43
3:A2:8:SER:O	3:A2:12:ARG:HG3	2.17	0.43
4:A3:12:ARG:O	4:A3:12:ARG:HD3	2.18	0.43
7:AA:117:G:H2'	7:AA:117:G:N3	2.33	0.43
8:AB:100:U:H1'	8:AB:101:A:C2	2.53	0.43
8:AB:1020:A:H4'	8:AB:1021:A:H5''	1.96	0.43
8:AB:1110:G:H2'	8:AB:1110:G:O5'	2.18	0.43
8:AB:813:U:H4'	8:AB:1226:A:O4'	2.18	0.43
8:AB:123:G:N2	8:AB:129:C:C4	2.86	0.43
8:AB:1262:A:C5	8:AB:1263:U:C5	3.06	0.43

Continued on next page...

Continued from previous page...

Atom-1	Atom-2	Interatomic distance (Å)	Clash overlap (Å)
8:AB:1353:A:C8	8:AB:1378:A:C6	3.06	0.43
8:AB:1488:C:H2'	8:AB:1489:C:H6	1.82	0.43
8:AB:1563:U:O2'	8:AB:1564:C:H5'	2.18	0.43
8:AB:1663:G:C8	8:AB:1663:G:H5'	2.42	0.43
8:AB:1807:G:N2	8:AB:1811:G:O6	2.52	0.43
8:AB:191:A:H2'	8:AB:192:C:O4'	2.18	0.43
8:AB:1943:U:O5'	8:AB:1943:U:O2	2.36	0.43
8:AB:2090:A:N1	8:AB:2091:C:C4	2.86	0.43
8:AB:1372:U:O4'	8:AB:2214:C:C6	2.71	0.43
8:AB:2285:C:C6	8:AB:2285:C:C3'	3.01	0.43
8:AB:2306:C:P	8:AB:2307:G:N7	2.92	0.43
8:AB:2351:G:O2'	8:AB:2352:A:C5'	2.66	0.43
8:AB:2495:G:C6	8:AB:2496:C:N3	2.87	0.43
8:AB:1255:U:H6	8:AB:2502:G:H21	1.61	0.43
8:AB:2543:G:H8	8:AB:2543:G:C5'	2.31	0.43
8:AB:2048:G:H1	8:AB:2620:C:H42	1.66	0.43
8:AB:2717:C:HO2'	8:AB:2718:G:P	2.40	0.43
8:AB:27:G:O2'	8:AB:28:A:P	2.76	0.43
8:AB:2817:U:C2'	8:AB:2818:U:O5'	2.67	0.43
8:AB:2886:A:H2	8:AB:2887:A:C5	2.35	0.43
8:AB:313:G:O2'	8:AB:314:C:H5'	2.19	0.43
8:AB:349:U:C2'	8:AB:350:G:C5'	2.95	0.43
8:AB:362:A:C4	8:AB:363:G:C8	3.06	0.43
8:AB:378:C:C3'	8:AB:379:G:H5'	2.48	0.43
8:AB:18:U:O2'	8:AB:554:U:OP1	2.33	0.43
8:AB:66:C:C2	8:AB:67:U:C6	3.06	0.43
8:AB:684:G:C2	8:AB:774:G:N1	2.87	0.43
8:AB:692:C:N4	8:AB:770:G:H1	2.15	0.43
8:AB:684:G:C6	8:AB:774:G:C5	3.07	0.43
8:AB:837:C:C6	8:AB:837:C:O5'	2.71	0.43
8:AB:86:G:OP1	27:AU:29:SER:CB	2.65	0.43
8:AB:970:U:C6	8:AB:970:U:O5'	2.69	0.43
8:AB:994:C:O2	8:AB:994:C:H2'	2.19	0.43
9:AC:135:PRO:C	9:AC:137:GLY:H	2.22	0.43
9:AC:161:VAL:HG12	9:AC:173:LEU:HD21	2.00	0.43
9:AC:231:HIS:CE1	9:AC:242:HIS:ND1	2.87	0.43
10:AD:165:MET:HB3	10:AD:166:GLY:H	1.66	0.43
11:AE:179:SER:O	11:AE:183:PHE:HD2	2.00	0.43
12:AF:144:LYS:HG3	12:AF:145:VAL:N	2.34	0.43
13:AG:84:LYS:HE2	13:AG:164:ALA:HB3	2.00	0.43
15:AI:24:GLY:HA3	15:AI:25:PRO:HD3	1.86	0.43

Continued on next page...

Continued from previous page...

Atom-1	Atom-2	Interatomic distance (Å)	Clash overlap (Å)
18:AL:78:ARG:CZ	18:AL:82:LEU:HG	2.48	0.43
22:AP:31:VAL:HG22	22:AP:81:ASP:OD2	2.18	0.43
22:AP:36:LYS:C	22:AP:38:ARG:N	2.71	0.43
22:AP:47:ILE:HA	22:AP:63:ILE:HG23	1.99	0.43
8:AB:1156:A:N7	23:AQ:47:ARG:NH1	2.66	0.43
27:AU:23:LYS:O	27:AU:25:LYS:N	2.52	0.43
27:AU:62:ALA:O	27:AU:64:ILE:N	2.51	0.43
19:AM:136:MET:HG3	28:AV:76:ASP:CB	2.49	0.43
29:AW:35:ILE:HG21	29:AW:71:LYS:H	1.83	0.43
29:AW:27:GLY:CA	29:AW:60:ALA:HA	2.48	0.43
32:AZ:59:ARG:HB2	32:AZ:61:ASN:H	1.83	0.43
32:AZ:63:ARG:O	32:AZ:67:PRO:HD2	2.17	0.43
33:BA:1320:C:C6	33:BA:1320:C:H5''	2.53	0.43
33:BA:1519:A:C8	33:BA:1520:C:O4'	2.71	0.43
33:BA:198:G:H8	33:BA:198:G:O5'	2.01	0.43
33:BA:23:C:C2'	33:BA:24:U:H5'	2.48	0.43
33:BA:261:U:C5	52:BT:73:ARG:NH1	2.87	0.43
33:BA:38:G:N1	33:BA:397:A:C2	2.87	0.43
33:BA:424:G:C5'	33:BA:424:G:C8	3.02	0.43
33:BA:453:G:H2'	33:BA:454:G:O4'	2.18	0.43
33:BA:700:G:O4'	33:BA:704:A:H1'	2.18	0.43
33:BA:719:C:H2'	50:BR:38:ILE:HG22	2.01	0.43
33:BA:656:G:N2	33:BA:751:U:C2	2.87	0.43
33:BA:763:G:C4	33:BA:764:C:H5	2.36	0.43
33:BA:784:A:C2	33:BA:785:G:C4	3.06	0.43
33:BA:908:A:C8	33:BA:908:A:C3'	3.02	0.43
33:BA:960:U:O2	33:BA:960:U:H2'	2.17	0.43
34:BB:35:ASN:ND2	34:BB:36:LYS:NZ	2.67	0.43
36:BD:170:LEU:C	36:BD:170:LEU:HD12	2.39	0.43
38:BF:46:GLN:HE21	38:BF:46:GLN:HB2	1.58	0.43
38:BF:75:GLU:HA	38:BF:75:GLU:OE1	2.18	0.43
33:BA:1248:A:C2	41:BI:71:ILE:HD11	2.53	0.43
33:BA:363:A:N3	44:BL:27:PRO:HG3	2.33	0.43
44:BL:52:CYS:SG	44:BL:54:VAL:HG13	2.58	0.43
33:BA:552:U:C5'	44:BL:82:ARG:NE	2.80	0.43
50:BR:27:THR:CG2	50:BR:28:LEU:HD12	2.47	0.43
51:BS:64:GLU:O	51:BS:66:VAL:HG23	2.17	0.43
53:BU:20:ARG:CA	53:BU:24:LYS:HG3	2.43	0.43
53:BU:36:PHE:C	53:BU:37:TYR:CG	2.91	0.43
4:C3:14:LYS:O	4:C3:21:PHE:HA	2.19	0.43
4:C3:41:ARG:HH11	4:C3:41:ARG:HG2	1.83	0.43

Continued on next page...

Continued from previous page...

Atom-1	Atom-2	Interatomic distance (Å)	Clash overlap (Å)
4:C3:63:TYR:HB3	4:C3:64:ALA:H	1.49	0.43
8:CB:1101:U:C4	8:CB:1102:C:C5	3.07	0.43
8:CB:1150:C:H2'	8:CB:1151:A:H5'	2.00	0.43
8:CB:1173:U:H2'	8:CB:1174:U:O4'	2.17	0.43
8:CB:1191:G:C3'	8:CB:1191:G:C8	3.02	0.43
8:CB:1197:G:N2	8:CB:1198:U:C2	2.86	0.43
8:CB:1218:G:C5	8:CB:1232:G:O6	2.72	0.43
8:CB:1253:A:H4'	8:CB:1254:A:OP2	2.18	0.43
8:CB:1274:A:C8	8:CB:1274:A:C3'	3.01	0.43
8:CB:1370:C:O4'	8:CB:1810:A:H2	2.01	0.43
8:CB:1389:G:H2'	8:CB:1390:U:O4'	2.18	0.43
8:CB:1408:G:C6	8:CB:1595:C:O2	2.71	0.43
8:CB:1452:G:O5'	8:CB:1452:G:H8	2.02	0.43
8:CB:1525:A:C5	8:CB:1526:C:C5	3.06	0.43
8:CB:1601:G:H2'	8:CB:1601:G:N3	2.32	0.43
8:CB:1603:A:C6	8:CB:1604:C:C2	3.06	0.43
8:CB:1668:A:C2	8:CB:1670:C:N3	2.86	0.43
8:CB:1791:A:H3'	8:CB:1791:A:C8	2.54	0.43
8:CB:1805:A:H1'	9:CC:50:THR:OG1	2.18	0.43
8:CB:1862:G:C2	8:CB:1881:C:N3	2.86	0.43
8:CB:1889:A:C8	8:CB:1889:A:C3'	3.02	0.43
8:CB:194:G:C6	8:CB:195:A:N6	2.87	0.43
8:CB:579:G:H5'	8:CB:2017:U:H3'	2.01	0.43
8:CB:2061:G:N3	8:CB:2063:C:N4	2.67	0.43
8:CB:2062:A:C2'	8:CB:2063:C:H5'	2.40	0.43
8:CB:2290:G:N1	8:CB:2343:U:O2	2.52	0.43
8:CB:2306:C:P	8:CB:2307:G:N7	2.91	0.43
8:CB:2351:G:O2'	8:CB:2352:A:C5'	2.66	0.43
8:CB:2355:G:N1	8:CB:2356:U:C2	2.87	0.43
8:CB:2665:A:O2'	8:CB:2666:C:H5'	2.19	0.43
8:CB:2648:G:C2	8:CB:2673:G:N3	2.86	0.43
8:CB:1638:C:O2'	8:CB:2709:G:N2	2.51	0.43
1:C0:27:LEU:HD11	8:CB:2886:A:C4	2.54	0.43
8:CB:2789:C:O2	8:CB:2892:G:H4'	2.19	0.43
8:CB:300:A:H1'	8:CB:319:G:C1'	2.48	0.43
8:CB:40:U:H2'	8:CB:41:C:C6	2.53	0.43
8:CB:798:G:C6	8:CB:799:G:N7	2.86	0.43
8:CB:806:C:O2	8:CB:2444:G:O2'	2.34	0.43
8:CB:806:C:H2'	8:CB:807:U:H5'	1.98	0.43
8:CB:838:C:O2'	8:CB:839:U:H5'	2.18	0.43
8:CB:849:A:C6	8:CB:850:U:O4	2.71	0.43

Continued on next page...

Continued from previous page...

Atom-1	Atom-2	Interatomic distance (Å)	Clash overlap (Å)
8:CB:862:G:H2'	8:CB:863:A:O5'	2.18	0.43
8:CB:864:G:O6	8:CB:912:C:N3	2.51	0.43
8:CB:982:C:C6	8:CB:2029:G:OP1	2.70	0.43
8:CB:995:C:C4	23:CQ:56:PHE:HE2	2.36	0.43
9:CC:113:ASP:OD1	9:CC:113:ASP:N	2.51	0.43
8:CB:728:G:O2'	9:CC:16:VAL:HG21	2.19	0.43
9:CC:141:HIS:CD2	9:CC:190:THR:HB	2.54	0.43
8:CB:1797:G:H5'	9:CC:251:THR:HA	2.00	0.43
9:CC:66:PHE:O	9:CC:67:LYS:HG3	2.19	0.43
10:CD:122:VAL:O	10:CD:128:ARG:NH2	2.43	0.43
8:CB:1657:U:OP1	10:CD:140:HIS:O	2.37	0.43
10:CD:59:ARG:HB3	10:CD:74:GLU:OE2	2.19	0.43
12:CF:107:VAL:HG12	12:CF:113:PHE:CZ	2.53	0.43
12:CF:92:GLY:O	12:CF:95:MET:HB3	2.18	0.43
13:CG:73:SER:O	13:CG:74:MET:HG3	2.18	0.43
14:CH:108:VAL:HG12	14:CH:110:VAL:HG12	2.01	0.43
14:CH:36:ALA:C	14:CH:37:VAL:CG2	2.87	0.43
14:CH:95:GLY:O	14:CH:99:ILE:HG12	2.18	0.43
15:CI:110:GLN:HA	15:CI:113:ALA:HB2	2.00	0.43
15:CI:2:LYS:NZ	15:CI:2:LYS:HB3	2.33	0.43
16:CJ:12:LYS:HE3	16:CJ:12:LYS:HB3	1.78	0.43
17:CK:98:ARG:NH1	33:DA:339:C:OP2	2.51	0.43
18:CL:79:LEU:HD11	18:CL:112:LEU:HD23	2.00	0.43
19:CM:24:THR:HG23	19:CM:24:THR:O	2.17	0.43
22:CP:92:ARG:HE	22:CP:111:GLU:N	2.15	0.43
22:CP:13:LYS:HE2	22:CP:77:SER:HB3	1.99	0.43
22:CP:99:LEU:O	22:CP:99:LEU:HG	2.19	0.43
23:CQ:10:ARG:O	23:CQ:14:LYS:N	2.50	0.43
24:CR:33:VAL:O	24:CR:35:PHE:CE2	2.72	0.43
24:CR:42:ALA:HB1	24:CR:53:PHE:CG	2.53	0.43
25:CS:51:LEU:HD22	25:CS:51:LEU:HA	1.35	0.43
25:CS:24:ILE:O	25:CS:71:VAL:HG11	2.18	0.43
25:CS:89:ALA:O	25:CS:90:LYS:CB	2.66	0.43
26:CT:70:HIS:O	26:CT:71:GLY:O	2.36	0.43
27:CU:78:LYS:HA	27:CU:78:LYS:HD3	1.83	0.43
28:CV:24:ASN:O	28:CV:44:HIS:N	2.52	0.43
29:CW:79:ILE:HD12	29:CW:79:ILE:O	2.18	0.43
31:CY:7:THR:CA	31:CY:34:THR:HB	2.46	0.43
33:DA:1152:A:C8	33:DA:1152:A:H5''	2.39	0.43
33:DA:1300:G:H3'	33:DA:1300:G:H8	1.83	0.43
33:DA:1359:C:H5'	55:DN:5002:HOH:O	2.18	0.43

Continued on next page...

Continued from previous page...

Atom-1	Atom-2	Interatomic distance (Å)	Clash overlap (Å)
33:DA:176:C:O4'	33:DA:1447:A:C2	2.71	0.43
33:DA:352:C:H42	33:DA:357:G:N2	2.17	0.43
33:DA:35:G:N1	33:DA:550:G:C6	2.86	0.43
33:DA:46:G:N7	33:DA:366:A:N6	2.66	0.43
33:DA:552:U:O2'	33:DA:553:A:H5'	2.18	0.43
33:DA:56:U:H2'	33:DA:57:G:H8	1.81	0.43
33:DA:590:U:H3	33:DA:649:A:H61	1.65	0.43
33:DA:681:A:C2	33:DA:710:G:C2	3.07	0.43
33:DA:674:G:H22	33:DA:717:U:H1'	1.83	0.43
33:DA:721:G:O5'	33:DA:721:G:C2'	2.66	0.43
33:DA:736:C:H2'	33:DA:737:C:C6	2.53	0.43
33:DA:847:G:N2	33:DA:848:C:C2	2.86	0.43
35:DC:40:GLN:HA	35:DC:43:THR:OG1	2.18	0.43
36:DD:18:LEU:O	36:DD:20:LEU:N	2.51	0.43
36:DD:195:ASN:O	36:DD:198:LEU:HD22	2.19	0.43
36:DD:62:ARG:C	36:DD:64:TYR:H	2.22	0.43
37:DE:66:ALA:O	37:DE:68:ARG:O	2.37	0.43
40:DH:17:GLN:HE22	40:DH:69:ALA:HB1	1.82	0.43
41:DI:64:ILE:HG22	41:DI:65:THR:N	2.33	0.43
44:DL:12:ALA:O	44:DL:13:ARG:C	2.56	0.43
44:DL:54:VAL:O	44:DL:54:VAL:HG23	2.18	0.43
33:DA:977:A:P	46:DN:60:ARG:HH22	2.41	0.43
47:DO:32:THR:HG21	47:DO:86:LEU:HD11	2.00	0.43
50:DR:24:ASP:C	50:DR:26:ALA:N	2.71	0.43
50:DR:55:ALA:HA	50:DR:58:ILE:CD1	2.47	0.43
2:A1:42:VAL:O	2:A1:43:ARG:CB	2.66	0.43
4:A3:30:HIS:HD1	8:AB:2419:U:H5	1.58	0.43
4:A3:6:VAL:CG2	8:AB:253:C:N4	2.82	0.43
7:AA:99:A:C6	7:AA:100:G:C5	3.07	0.43
7:AA:17:C:H2'	7:AA:18:G:C8	2.46	0.43
7:AA:26:C:H2'	7:AA:27:C:C6	2.54	0.43
7:AA:78:A:C8	7:AA:99:A:N6	2.86	0.43
8:AB:1105:U:O2'	8:AB:1106:G:H5'	2.18	0.43
8:AB:1031:G:N3	8:AB:1124:G:C2	2.86	0.43
8:AB:1267:U:H2'	8:AB:1267:U:O2	2.17	0.43
8:AB:1296:G:H2'	8:AB:1297:C:O5'	2.18	0.43
8:AB:1322:A:C5	8:AB:1323:C:C5	3.06	0.43
8:AB:769:U:O2	8:AB:1379:U:H1'	2.18	0.43
8:AB:1398:C:H2'	8:AB:1399:C:C6	2.54	0.43
8:AB:1435:G:C4	8:AB:1436:G:C8	3.05	0.43
8:AB:1549:A:C6	8:AB:1550:C:C4	3.06	0.43

Continued on next page...

Continued from previous page...

Atom-1	Atom-2	Interatomic distance (Å)	Clash overlap (Å)
8:AB:1562:U:H2'	8:AB:1563:U:O4'	2.19	0.43
8:AB:1606:C:C6	8:AB:1606:C:H3'	2.54	0.43
8:AB:1641:A:N6	8:AB:1642:G:N3	2.67	0.43
8:AB:1644:C:O2'	8:AB:1645:G:H5'	2.18	0.43
8:AB:1652:A:H2'	8:AB:1653:G:H5'	1.99	0.43
8:AB:1702:G:C3'	8:AB:1702:G:C8	3.01	0.43
8:AB:1773:A:H4'	8:AB:1773:A:OP2	2.17	0.43
8:AB:1829:A:N7	8:AB:1830:C:C6	2.86	0.43
8:AB:1862:G:N1	8:AB:1881:C:N4	2.67	0.43
8:AB:1944:U:H2'	8:AB:1944:U:O5'	2.18	0.43
8:AB:1960:A:C8	8:AB:1961:C:C5	3.07	0.43
8:AB:200:U:C2'	8:AB:201:C:H5'	2.48	0.43
8:AB:227:A:C4	8:AB:2407:A:H1'	2.52	0.43
8:AB:2384:U:O2	8:AB:2384:U:C2'	2.66	0.43
8:AB:792:A:N6	8:AB:2440:C:C6	2.86	0.43
8:AB:2694:G:N1	8:AB:2695:U:O2	2.51	0.43
8:AB:2524:G:O2'	8:AB:2741:A:H2	2.00	0.43
8:AB:2780:G:H4'	8:AB:2781:A:OP2	2.18	0.43
8:AB:2813:A:C6	8:AB:2814:A:C6	3.06	0.43
8:AB:2876:G:C6	8:AB:2877:G:C5	3.07	0.43
8:AB:303:G:C6	8:AB:304:U:N3	2.87	0.43
8:AB:367:G:H2'	8:AB:368:A:O4'	2.19	0.43
8:AB:517:C:C2'	8:AB:518:G:O5'	2.66	0.43
8:AB:531:C:C6	8:AB:2035:G:C2	3.07	0.43
8:AB:533:G:H5''	8:AB:533:G:C8	2.54	0.43
8:AB:591:U:C4	8:AB:592:A:N7	2.86	0.43
8:AB:712:G:C2	8:AB:720:U:O2	2.71	0.43
8:AB:871:U:P	19:AM:8:LYS:HA	2.58	0.43
8:AB:568:U:O5'	8:AB:945:A:N6	2.52	0.43
8:AB:994:C:O2'	8:AB:995:C:H3'	2.19	0.43
9:AC:102:TYR:O	9:AC:103:ILE:CG2	2.63	0.43
9:AC:104:LEU:C	9:AC:106:PRO:HD3	2.38	0.43
9:AC:143:VAL:HG23	9:AC:152:GLN:CG	2.46	0.43
9:AC:210:ALA:O	9:AC:211:ARG:C	2.56	0.43
9:AC:251:THR:HB	9:AC:252:LYS:H	1.62	0.43
8:AB:2635:A:O2'	10:AD:80:TRP:NE1	2.50	0.43
11:AE:131:THR:O	11:AE:132:LYS:C	2.57	0.43
14:AH:30:LEU:O	14:AH:30:LEU:HD13	2.18	0.43
16:AJ:122:LEU:HD23	16:AJ:122:LEU:HA	1.73	0.43
16:AJ:3:THR:HG21	23:AQ:93:ILE:CD1	2.47	0.43
17:AK:18:ARG:H	17:AK:18:ARG:HG2	1.67	0.43

Continued on next page...

Continued from previous page...

Atom-1	Atom-2	Interatomic distance (Å)	Clash overlap (Å)
18:AL:37:GLY:HA3	18:AL:41:ARG:HG3	2.01	0.43
19:AM:117:PHE:CD1	19:AM:124:LEU:CD2	2.95	0.43
8:AB:1030:C:OP1	19:AM:117:PHE:HZ	2.01	0.43
19:AM:11:LYS:O	19:AM:12:MET:HB2	2.18	0.43
21:AO:6:ALA:O	21:AO:10:ARG:HG2	2.18	0.43
22:AP:52:ARG:HB3	22:AP:60:VAL:HG12	2.01	0.43
16:AJ:43:GLU:C	23:AQ:63:ARG:NH2	2.72	0.43
25:AS:108:SER:O	25:AS:109:ASP:CB	2.66	0.43
33:BA:1102:A:C8	33:BA:1102:A:C5'	2.95	0.43
33:BA:1116:U:C2'	33:BA:1117:A:H5'	2.49	0.43
33:BA:1187:G:H21	46:BN:99:SER:HB2	1.83	0.43
33:BA:1189:U:H5''	33:BA:1190:G:OP2	2.18	0.43
33:BA:1363:A:C8	33:BA:1365:G:C4	3.06	0.43
33:BA:142:G:H2'	33:BA:143:A:C8	2.53	0.43
33:BA:1439:G:C5	33:BA:1440:U:C5	3.07	0.43
33:BA:254:G:N3	33:BA:255:G:C8	2.86	0.43
33:BA:323:U:C3'	33:BA:323:U:C6	3.02	0.43
33:BA:318:G:C6	33:BA:336:A:C6	3.06	0.43
33:BA:35:G:H2'	33:BA:36:C:H6	1.82	0.43
33:BA:408:A:C8	33:BA:408:A:C5'	3.01	0.43
33:BA:555:U:C4	33:BA:556:C:C5	3.07	0.43
33:BA:581:G:H2'	33:BA:758:C:H41	1.82	0.43
33:BA:725:G:N2	33:BA:726:C:H1'	2.34	0.43
33:BA:729:A:H2'	33:BA:730:G:C8	2.54	0.43
33:BA:828:U:C5	33:BA:859:G:C4	3.06	0.43
33:BA:891:U:H5	33:BA:906:A:N1	2.14	0.43
34:BB:30:ILE:HD13	34:BB:38:HIS:HB2	2.00	0.43
36:BD:202:LEU:C	36:BD:203:TYR:CD2	2.89	0.43
36:BD:204:SER:O	36:BD:205:LYS:HD3	2.18	0.43
36:BD:55:ARG:HE	36:BD:55:ARG:HA	1.84	0.43
36:BD:72:ARG:O	36:BD:75:TYR:N	2.51	0.43
36:BD:74:TYR:O	36:BD:77:GLU:HB3	2.19	0.43
38:BF:14:GLN:NE2	38:BF:83:ALA:HB2	2.32	0.43
39:BG:73:GLU:O	39:BG:88:VAL:N	2.47	0.43
49:BQ:7:LEU:O	49:BQ:60:ILE:HD13	2.18	0.43
51:BS:32:THR:HG22	51:BS:49:ALA:O	2.19	0.43
53:BU:24:LYS:C	53:BU:26:GLY:N	2.71	0.43
53:BU:36:PHE:C	53:BU:37:TYR:CD1	2.91	0.43
53:BU:8:ASN:O	53:BU:9:GLU:HB3	2.18	0.43
4:C3:49:VAL:HG22	4:C3:50:SER:H	1.82	0.43
7:CA:46:A:C5	7:CA:47:C:C5	3.07	0.43

Continued on next page...

Continued from previous page...

Atom-1	Atom-2	Interatomic distance (Å)	Clash overlap (Å)
7:CA:52:A:C2	7:CA:53:A:H1'	2.53	0.43
8:CB:1005:C:O2'	8:CB:1006:C:H5'	2.18	0.43
8:CB:1026:G:C2	8:CB:1027:A:N7	2.86	0.43
8:CB:1056:G:H21	8:CB:1103:A:N6	2.16	0.43
8:CB:999:U:H5	8:CB:1154:G:N7	2.17	0.43
8:CB:1358:G:N2	8:CB:1374:G:O6	2.51	0.43
8:CB:136:G:H1'	26:CT:1:MET:CA	2.48	0.43
8:CB:1361:G:N1	8:CB:1371:G:N2	2.67	0.43
8:CB:1425:G:C2	8:CB:1426:G:C2	3.07	0.43
8:CB:1615:C:C4	8:CB:1617:C:C6	3.06	0.43
8:CB:1663:G:N2	8:CB:1997:C:C2	2.86	0.43
8:CB:1727:C:N4	8:CB:1728:C:N4	2.67	0.43
8:CB:190:A:C4	8:CB:207:A:C2	3.07	0.43
8:CB:190:A:OP2	8:CB:205:G:N2	2.50	0.43
8:CB:1937:A:C6	8:CB:1939:U:O2	2.71	0.43
8:CB:2090:A:C6	8:CB:2091:C:N3	2.87	0.43
8:CB:2253:G:O2'	8:CB:2254:C:H5'	2.19	0.43
8:CB:2268:A:C8	8:CB:2268:A:H3'	2.54	0.43
8:CB:2363:G:H2'	8:CB:2364:C:C6	2.51	0.43
8:CB:252:G:H2'	8:CB:253:C:O5'	2.19	0.43
4:C3:3:ILE:HD12	8:CB:253:C:OP2	2.18	0.43
8:CB:2567:G:C5	8:CB:2568:U:C5	3.07	0.43
8:CB:2616:C:C4	8:CB:2617:U:C5	3.06	0.43
8:CB:2624:G:H3'	8:CB:2624:G:C8	2.53	0.43
8:CB:2645:G:C8	8:CB:2645:G:C5'	3.00	0.43
8:CB:2720:U:C2	8:CB:2721:A:N7	2.87	0.43
8:CB:2852:G:C6	8:CB:2853:C:C4	3.07	0.43
8:CB:2876:G:N7	8:CB:2877:G:N7	2.67	0.43
8:CB:300:A:N6	8:CB:334:C:C5'	2.80	0.43
8:CB:338:G:C5	8:CB:339:U:C4	3.07	0.43
8:CB:379:G:N2	8:CB:396:G:C4	2.87	0.43
8:CB:408:G:C2	8:CB:409:G:C4	3.07	0.43
8:CB:578:G:H5'	8:CB:1254:A:OP1	2.18	0.43
8:CB:672:C:C2	8:CB:809:G:N2	2.87	0.43
8:CB:671:C:C2	8:CB:672:C:C6	3.07	0.43
8:CB:690:G:C8	8:CB:690:G:C5'	3.01	0.43
8:CB:843:G:C6	8:CB:844:A:C6	3.07	0.43
8:CB:976:G:H4'	8:CB:1156:A:H62	1.83	0.43
9:CC:74:PRO:O	9:CC:95:TYR:CD1	2.72	0.43
11:CE:138:LEU:C	11:CE:140:ASP:N	2.69	0.43
11:CE:142:ALA:O	11:CE:185:LYS:HG2	2.18	0.43

Continued on next page...

Continued from previous page...

Atom-1	Atom-2	Interatomic distance (Å)	Clash overlap (Å)
11:CE:60:TRP:CD1	11:CE:70:SER:HB2	2.53	0.43
13:CG:29:ASN:HB3	13:CG:78:VAL:HA	2.01	0.43
14:CH:47:PHE:CD2	14:CH:48:GLU:N	2.86	0.43
18:CL:126:ARG:NH1	18:CL:127:VAL:HA	2.33	0.43
19:CM:57:VAL:O	19:CM:58:LYS:C	2.57	0.43
20:CN:4:ARG:CZ	20:CN:4:ARG:H	2.31	0.43
20:CN:67:PHE:CD1	20:CN:67:PHE:C	2.91	0.43
22:CP:25:VAL:HG13	22:CP:88:ARG:N	2.28	0.43
24:CR:32:THR:HG22	24:CR:66:HIS:HD2	1.83	0.43
24:CR:82:HIS:CE1	24:CR:84:ARG:HE	2.36	0.43
24:CR:80:ARG:CD	24:CR:85:LYS:HA	2.48	0.43
28:CV:68:LYS:HE2	28:CV:68:LYS:HB3	1.86	0.43
29:CW:42:THR:CG2	29:CW:66:VAL:C	2.87	0.43
29:CW:39:GLN:HA	29:CW:67:LYS:O	2.18	0.43
30:CX:47:ARG:O	30:CX:49:ASP:N	2.51	0.43
8:CB:76:C:H5'	30:CX:48:ARG:CG	2.48	0.43
30:CX:58:ASN:C	30:CX:60:LYS:H	2.21	0.43
8:CB:380:G:O2'	32:CZ:13:THR:HB	2.18	0.43
32:CZ:63:ARG:O	32:CZ:67:PRO:CD	2.67	0.43
33:DA:1133:G:H2'	33:DA:1134:G:O4'	2.18	0.43
33:DA:1140:C:H2'	33:DA:1141:C:C5	2.53	0.43
33:DA:1185:G:H2'	33:DA:1186:G:H5''	2.01	0.43
33:DA:1317:C:OP1	46:DN:56:PRO:HD2	2.18	0.43
33:DA:1408:A:C8	33:DA:1408:A:C3'	3.02	0.43
33:DA:1419:G:O2'	33:DA:1420:U:H5'	2.18	0.43
33:DA:143:A:O5'	33:DA:143:A:C8	2.64	0.43
33:DA:1465:A:C4	33:DA:1466:C:C5	3.06	0.43
33:DA:1504:G:P	33:DA:1507:A:H4'	2.58	0.43
33:DA:155:A:H2'	33:DA:156:C:H6	1.82	0.43
33:DA:158:G:N3	33:DA:159:G:C8	2.87	0.43
33:DA:15:G:C2	33:DA:16:A:N7	2.87	0.43
33:DA:172:A:H3'	33:DA:172:A:C8	2.54	0.43
33:DA:248:C:N3	33:DA:276:G:N2	2.63	0.43
33:DA:332:G:H2'	33:DA:333:U:H6	1.83	0.43
33:DA:518:C:O3'	44:DL:46:SER:HB2	2.18	0.43
33:DA:551:U:C2	33:DA:552:U:C4	3.07	0.43
33:DA:614:C:H2'	33:DA:615:G:O5'	2.18	0.43
33:DA:402:G:H5'	33:DA:621:A:H1'	2.00	0.43
33:DA:704:A:C8	33:DA:705:G:C8	3.06	0.43
33:DA:735:C:O2	33:DA:735:C:H2'	2.19	0.43
33:DA:939:G:O6	33:DA:1343:G:O6	2.37	0.43

Continued on next page...

Continued from previous page...

Atom-1	Atom-2	Interatomic distance (Å)	Clash overlap (Å)
33:DA:96:U:H2'	33:DA:97:G:H8	1.82	0.43
35:DC:174:LEU:CD2	35:DC:174:LEU:O	2.67	0.43
35:DC:33:ASP:OD1	46:DN:64:ARG:HD2	2.18	0.43
35:DC:39:ARG:HE	35:DC:56:ILE:CD1	2.28	0.43
39:DG:92:PRO:O	39:DG:96:ASN:ND2	2.51	0.43
39:DG:96:ASN:O	39:DG:100:MET:HG3	2.18	0.43
45:DM:80:MET:HA	45:DM:87:GLY:HA2	2.00	0.43
33:DA:1203:C:OP1	46:DN:1:ALA:HB2	2.19	0.43
48:DP:59:HIS:CE1	48:DP:63:GLN:CG	3.01	0.43
49:DQ:10:ARG:NH2	49:DQ:56:ASP:N	2.67	0.43
51:DS:18:VAL:HG21	51:DS:43:MET:CG	2.46	0.43
1:A0:5:ASN:HD22	8:AB:2019:A:N6	2.08	0.43
4:A3:63:TYR:CE1	8:AB:243:U:H4'	2.54	0.43
4:A3:6:VAL:O	4:A3:10:ALA:HB2	2.18	0.43
7:AA:107:G:O2'	7:AA:108:A:P	2.76	0.43
7:AA:75:G:C2'	7:AA:76:G:H5'	2.49	0.43
8:AB:108:G:C5	8:AB:109:C:C5	3.07	0.43
8:AB:1048:A:C2	8:AB:1112:G:N3	2.85	0.43
8:AB:585:G:C5	8:AB:1251:C:C5	3.07	0.43
8:AB:1425:G:N1	8:AB:1426:G:C2	2.87	0.43
8:AB:1455:G:C6	8:AB:1456:G:C5	3.06	0.43
8:AB:1621:U:H3'	8:AB:1621:U:H6	1.83	0.43
8:AB:1622:G:N1	8:AB:1623:G:N7	2.66	0.43
8:AB:1629:U:O2	8:AB:2698:U:H5''	2.19	0.43
8:AB:1803:A:N6	8:AB:1814:G:H1'	2.34	0.43
8:AB:1885:A:H2'	8:AB:1886:U:O4'	2.18	0.43
8:AB:1942:C:H3'	8:AB:1942:C:H6	1.83	0.43
8:AB:1933:G:N2	8:AB:1967:C:N3	2.61	0.43
8:AB:1973:G:C2	8:AB:1974:C:O2	2.71	0.43
8:AB:2020:A:C2	8:AB:2035:G:C6	3.06	0.43
8:AB:201:C:C4	8:AB:202:U:C5	3.07	0.43
8:AB:2050:C:C4	8:AB:2051:A:C6	3.06	0.43
8:AB:2346:A:O2'	8:AB:2347:C:OP1	2.34	0.43
8:AB:247:G:C2'	8:AB:248:G:O5'	2.66	0.43
8:AB:2521:C:C5	8:AB:2522:U:C4	3.07	0.43
8:AB:2800:A:H2'	8:AB:2801:G:O4'	2.18	0.43
8:AB:2810:A:H2'	8:AB:2811:G:O4'	2.17	0.43
8:AB:33:C:C2'	8:AB:33:C:O5'	2.67	0.43
8:AB:297:G:C5	8:AB:342:A:C2	3.06	0.43
8:AB:468:G:C2'	8:AB:469:G:O5'	2.66	0.43
8:AB:484:C:OP1	27:AU:46:LYS:HE3	2.19	0.43

Continued on next page...

Continued from previous page...

Atom-1	Atom-2	Interatomic distance (Å)	Clash overlap (Å)
8:AB:837:C:H2'	8:AB:838:C:H5'	2.01	0.43
8:AB:970:U:O2	8:AB:971:G:C8	2.72	0.43
8:AB:993:G:C2'	8:AB:994:C:H5'	2.49	0.43
9:AC:116:GLN:C	9:AC:127:ASN:HB3	2.39	0.43
9:AC:245:THR:O	9:AC:247:TRP:N	2.52	0.43
9:AC:46:GLY:O	9:AC:47:ARG:CB	2.66	0.43
11:AE:105:LEU:HD23	11:AE:105:LEU:N	2.32	0.43
11:AE:172:ALA:O	11:AE:201:ALA:HA	2.18	0.43
12:AF:76:PHE:O	12:AF:77:LYS:HB3	2.19	0.43
15:AI:31:GLY:O	15:AI:64:ARG:HA	2.19	0.43
16:AJ:139:VAL:HG23	16:AJ:140:LEU:N	2.32	0.43
16:AJ:79:GLY:C	16:AJ:81:ILE:N	2.71	0.43
18:AL:18:ARG:O	18:AL:19:LEU:HB2	2.19	0.43
20:AN:8:ARG:CD	20:AN:46:ARG:HD3	2.42	0.43
22:AP:23:ASP:OD1	22:AP:93:LYS:NZ	2.46	0.43
23:AQ:49:ARG:C	23:AQ:51:GLN:N	2.71	0.43
23:AQ:90:ASP:CG	23:AQ:91:ARG:N	2.72	0.43
24:AR:71:LYS:HD2	24:AR:71:LYS:HA	1.55	0.43
26:AT:10:VAL:HG22	26:AT:11:LEU:HD12	1.99	0.43
27:AU:46:LYS:O	27:AU:53:GLN:OE1	2.36	0.43
27:AU:69:VAL:HG13	27:AU:77:GLY:HA2	1.99	0.43
29:AW:45:HIS:CB	29:AW:57:THR:HG21	2.48	0.43
29:AW:67:LYS:HG2	29:AW:72:GLY:O	2.18	0.43
31:AY:8:GLN:O	31:AY:8:GLN:HG2	2.18	0.43
33:BA:1155:A:C8	33:BA:1155:A:C5'	3.02	0.43
33:BA:1065:U:O4	33:BA:1190:G:O4'	2.36	0.43
33:BA:1372:U:C6	33:BA:1373:G:N7	2.87	0.43
33:BA:1379:G:C2	33:BA:1380:U:C5	3.07	0.43
33:BA:1381:U:C2	33:BA:1382:C:H6	2.36	0.43
33:BA:1420:U:H2'	33:BA:1421:G:O4'	2.18	0.43
33:BA:1431:A:N7	33:BA:1432:G:C6	2.87	0.43
33:BA:1463:U:H2'	33:BA:1464:U:O4'	2.18	0.43
33:BA:1477:U:N3	33:BA:1478:U:C5	2.86	0.43
33:BA:1526:G:O6	33:BA:1527:U:C4	2.70	0.43
33:BA:19:A:C5	33:BA:20:U:C5	3.07	0.43
33:BA:404:G:N2	33:BA:405:U:O2	2.49	0.43
33:BA:428:G:N9	33:BA:430:A:C8	2.86	0.43
33:BA:410:G:H1'	33:BA:433:G:N2	2.33	0.43
33:BA:712:A:O2'	33:BA:713:G:H5'	2.18	0.43
33:BA:728:A:C5	47:BO:53:ARG:HD2	2.53	0.43
33:BA:575:G:C8	33:BA:821:G:OP2	2.72	0.43

Continued on next page...

Continued from previous page...

Atom-1	Atom-2	Interatomic distance (Å)	Clash overlap (Å)
33:BA:822:U:C6	33:BA:823:C:H5	2.37	0.43
33:BA:885:G:H2'	33:BA:886:G:H8	1.84	0.43
33:BA:96:U:H2'	33:BA:97:G:H8	1.83	0.43
34:BB:26:MET:HB3	34:BB:26:MET:HE3	1.89	0.43
35:BC:10:ARG:NH2	35:BC:179:ALA:HB2	2.34	0.43
35:BC:188:ALA:O	35:BC:190:THR:N	2.51	0.43
36:BD:8:LEU:O	36:BD:11:SER:N	2.52	0.43
36:BD:105:GLY:CA	36:BD:158:LEU:HD23	2.49	0.43
37:BE:151:MET:CB	37:BE:155:LYS:HB2	2.47	0.43
37:BE:14:LEU:CG	37:BE:59:ILE:HD11	2.47	0.43
38:BF:7:VAL:CG1	50:BR:64:LEU:HD21	2.48	0.43
41:BI:26:LYS:NZ	41:BI:26:LYS:H	2.16	0.43
42:BJ:52:LEU:HA	42:BJ:62:ARG:HG2	1.99	0.43
44:BL:65:TYR:CD2	44:BL:86:VAL:HG21	2.54	0.43
49:BQ:8:GLN:HA	49:BQ:58:VAL:O	2.19	0.43
2:C1:8:ILE:HG21	2:C1:27:ARG:HE	1.83	0.43
3:C2:13:ASN:HB3	3:C2:46:LYS:HB3	2.00	0.43
8:CB:1034:G:H2'	8:CB:1034:G:N3	2.34	0.43
8:CB:1177:G:H2'	8:CB:1178:C:O4'	2.18	0.43
8:CB:1305:C:N4	8:CB:1306:C:H5	2.16	0.43
8:CB:1332:G:N7	8:CB:1609:A:C4	2.86	0.43
8:CB:160:A:C2	8:CB:161:A:C4	3.07	0.43
8:CB:166:U:H2'	8:CB:167:A:H5'	2.00	0.43
8:CB:1710:G:C2	8:CB:1749:A:C2	3.07	0.43
8:CB:1717:A:H1'	8:CB:1744:A:N6	2.34	0.43
8:CB:1836:C:C2'	8:CB:1837:C:H5'	2.49	0.43
8:CB:1965:C:C4	8:CB:1966:A:C6	3.06	0.43
8:CB:2093:G:C3'	8:CB:2093:G:C8	3.00	0.43
8:CB:19:A:C5	8:CB:20:C:C5	3.07	0.43
8:CB:2276:G:H2'	8:CB:2277:G:H5'	2.00	0.43
8:CB:2504:U:H5''	8:CB:2505:G:OP2	2.19	0.43
8:CB:2513:A:C5	8:CB:2514:U:C5	3.06	0.43
8:CB:2615:U:O2	8:CB:2616:C:C6	2.72	0.43
8:CB:2674:G:H2'	8:CB:2675:A:O5'	2.18	0.43
8:CB:2682:A:HO2'	8:CB:2683:C:P	2.42	0.43
8:CB:2682:A:N1	8:CB:2683:C:N3	2.66	0.43
8:CB:2761:A:C6	8:CB:2762:C:C5	3.06	0.43
8:CB:2798:U:H1'	8:CB:2800:A:C6	2.53	0.43
8:CB:2819:G:O2'	8:CB:2820:A:C5'	2.67	0.43
8:CB:2822:G:OP2	10:CD:115:GLY:O	2.37	0.43
8:CB:2839:G:C6	8:CB:2840:C:C4	3.07	0.43

Continued on next page...

Continued from previous page...

Atom-1	Atom-2	Interatomic distance (Å)	Clash overlap (Å)
8:CB:289:G:N1	8:CB:290:U:C2	2.87	0.43
8:CB:375:G:C2'	8:CB:376:G:H5'	2.48	0.43
8:CB:379:G:C6	8:CB:396:G:O6	2.72	0.43
8:CB:466:A:H8	8:CB:466:A:C5'	2.32	0.43
8:CB:14:A:C6	8:CB:526:A:N1	2.87	0.43
8:CB:538:A:N9	8:CB:556:A:N6	2.66	0.43
8:CB:554:U:C5	8:CB:555:G:N7	2.87	0.43
8:CB:571:U:C4	8:CB:575:A:N6	2.87	0.43
8:CB:650:C:N4	55:CB:5114:HOH:O	2.51	0.43
8:CB:599:A:C2	8:CB:659:G:C6	3.07	0.43
8:CB:826:U:N3	8:CB:828:U:H1'	2.33	0.43
8:CB:850:U:H2'	8:CB:851:C:H6	1.77	0.43
8:CB:969:G:C5	8:CB:970:U:C4	3.07	0.43
8:CB:977:G:C2	8:CB:978:G:C8	3.06	0.43
9:CC:116:GLN:C	9:CC:127:ASN:HB3	2.39	0.43
9:CC:183:VAL:O	9:CC:184:GLU:C	2.57	0.43
9:CC:243:PRO:HB2	9:CC:248:GLY:H	1.82	0.43
10:CD:107:VAL:HA	10:CD:205:PRO:O	2.18	0.43
10:CD:42:ASN:ND2	10:CD:43:ASP:N	2.61	0.43
11:CE:120:VAL:H	11:CE:189:THR:HG21	1.79	0.43
12:CF:63:LYS:HD2	12:CF:64:PRO:HD2	1.99	0.43
12:CF:36:ASN:HA	12:CF:87:LYS:H	1.84	0.43
13:CG:90:GLY:O	13:CG:93:TYR:CD1	2.72	0.43
15:CI:126:ARG:HA	15:CI:129:GLU:CG	2.48	0.43
15:CI:44:LYS:NZ	15:CI:68:PHE:HD2	2.17	0.43
18:CL:111:ILE:HA	18:CL:128:THR:HG21	2.01	0.43
19:CM:135:VAL:HG12	19:CM:136:MET:N	2.32	0.43
20:CN:2:ARG:O	20:CN:2:ARG:HD3	2.19	0.43
20:CN:69:ARG:HA	20:CN:69:ARG:HD2	1.48	0.43
22:CP:31:VAL:HG12	22:CP:33:GLU:N	2.34	0.43
22:CP:47:ILE:HA	22:CP:63:ILE:HG23	1.99	0.43
22:CP:76:HIS:C	22:CP:77:SER:HG	2.13	0.43
23:CQ:46:TYR:CZ	24:CR:89:HIS:NE2	2.86	0.43
25:CS:103:ILE:HA	25:CS:103:ILE:HD13	1.76	0.43
25:CS:41:LYS:HB3	25:CS:41:LYS:HE2	1.86	0.43
27:CU:48:VAL:C	27:CU:50:ALA:H	2.22	0.43
28:CV:76:ASP:O	28:CV:90:ASP:N	2.44	0.43
33:DA:1149:C:H2'	33:DA:1150:A:C8	2.53	0.43
33:DA:1204:A:H2'	33:DA:1205:U:C6	2.54	0.43
33:DA:1237:C:H2'	33:DA:1335:U:H4'	2.00	0.43
33:DA:1519:A:H3'	33:DA:1520:C:C5'	2.49	0.43

Continued on next page...

Continued from previous page...

Atom-1	Atom-2	Interatomic distance (Å)	Clash overlap (Å)
33:DA:1520:C:C3'	33:DA:1520:C:C6	3.01	0.43
33:DA:795:C:H5'	33:DA:1522:U:C5'	2.48	0.43
33:DA:1526:G:H2'	33:DA:1527:U:O5'	2.18	0.43
33:DA:227:G:C5	33:DA:228:A:N7	2.87	0.43
33:DA:229:U:H2'	33:DA:230:G:H8	1.83	0.43
33:DA:24:U:H3'	33:DA:24:U:H6	1.82	0.43
33:DA:335:C:H2'	33:DA:336:A:H8	1.82	0.43
33:DA:347:G:N3	33:DA:348:G:C8	2.87	0.43
33:DA:435:A:C6	33:DA:436:C:C4	3.07	0.43
33:DA:503:C:OP1	44:DL:115:LYS:NZ	2.40	0.43
33:DA:560:A:P	55:DA:5126:HOH:O	2.77	0.43
33:DA:564:C:O2	33:DA:564:C:C2'	2.66	0.43
33:DA:572:A:P	33:DA:573:A:OP2	2.77	0.43
33:DA:575:G:C4'	33:DA:576:C:H5''	2.48	0.43
33:DA:627:G:H2'	33:DA:628:G:C8	2.53	0.43
33:DA:763:G:C2	33:DA:764:C:C6	3.06	0.43
33:DA:831:A:H2'	33:DA:832:G:C5'	2.49	0.43
33:DA:1057:G:O2'	35:DC:196:GLY:HA3	2.19	0.43
35:DC:40:GLN:O	35:DC:44:LYS:HB2	2.19	0.43
38:DF:17:GLN:HG2	38:DF:21:MET:HG3	2.01	0.43
39:DG:103:ILE:O	39:DG:107:ALA:HB2	2.18	0.43
39:DG:115:MET:HE1	39:DG:119:LEU:CD1	2.47	0.43
33:DA:1228:C:H5	45:DM:103:THR:CG2	2.32	0.43
47:DO:28:VAL:O	47:DO:30:LEU:N	2.51	0.43
48:DP:23:ASP:O	48:DP:24:SER:C	2.57	0.43
49:DQ:8:GLN:HA	49:DQ:58:VAL:O	2.18	0.43
50:DR:57:ALA:O	50:DR:60:ARG:N	2.52	0.43
50:DR:61:ALA:C	50:DR:63:TYR:H	2.21	0.43
1:A0:53:VAL:HG12	1:A0:54:ILE:N	2.34	0.43
3:A2:5:PHE:HE1	8:AB:464:U:C5'	2.32	0.43
4:A3:12:ARG:HB2	4:A3:24:LYS:CG	2.45	0.43
7:AA:83:G:C6	7:AA:84:G:C8	3.06	0.43
8:AB:1282:U:C6	8:AB:1282:U:H3'	2.54	0.43
8:AB:1340:U:HO2'	8:AB:1341:G:P	2.34	0.43
8:AB:1427:A:C4	8:AB:1428:C:C5	3.07	0.43
8:AB:1300:G:C1'	8:AB:1626:A:C2	3.01	0.43
8:AB:1848:A:N1	33:BA:702:A:N6	2.66	0.43
8:AB:1786:A:N1	8:AB:1938:A:C4	2.86	0.43
8:AB:1945:G:C6	8:AB:1946:U:C4	3.06	0.43
8:AB:1977:A:C6	8:AB:1978:A:C4	3.07	0.43
8:AB:2019:A:H2'	8:AB:2020:A:O5'	2.19	0.43

Continued on next page...

Continued from previous page...

Atom-1	Atom-2	Interatomic distance (Å)	Clash overlap (Å)
8:AB:2027:G:C6	8:AB:2028:U:C5	3.07	0.43
8:AB:570:G:N9	8:AB:2030:A:N7	2.67	0.43
8:AB:2099:U:O2	8:AB:2100:G:C8	2.72	0.43
8:AB:2103:C:C6	8:AB:2103:C:O5'	2.72	0.43
8:AB:222:A:N7	8:AB:224:U:C5	2.86	0.43
8:AB:2265:U:C5	8:AB:2266:A:C6	3.07	0.43
8:AB:2297:A:N1	8:AB:2320:U:O4'	2.51	0.43
8:AB:221:A:C2	8:AB:233:A:N9	2.86	0.43
8:AB:2403:C:O2'	8:AB:2404:U:H5'	2.19	0.43
8:AB:2560:A:N1	8:AB:2561:U:C2	2.87	0.43
8:AB:2747:G:C2	8:AB:2757:A:N6	2.87	0.43
8:AB:2761:A:H8	8:AB:2761:A:H5'	1.84	0.43
8:AB:2773:C:H2'	8:AB:2774:C:C6	2.53	0.43
8:AB:2808:G:N3	8:AB:2891:U:O2	2.52	0.43
8:AB:2850:A:H2'	8:AB:2851:A:O4'	2.19	0.43
8:AB:2881:U:H5'	20:AN:93:GLY:O	2.18	0.43
8:AB:292:U:N3	8:AB:293:U:C4	2.85	0.43
8:AB:309:A:C4	8:AB:330:A:C2	3.07	0.43
8:AB:332:A:C6	8:AB:335:C:N3	2.87	0.43
8:AB:215:G:N2	8:AB:432:A:C2	2.87	0.43
8:AB:45:G:C5'	8:AB:46:G:H5'	2.48	0.43
8:AB:596:U:C3'	8:AB:596:U:C6	3.02	0.43
8:AB:738:G:C2	8:AB:759:G:C5	3.07	0.43
8:AB:802:A:C4	8:AB:803:U:C4	3.07	0.43
8:AB:672:C:C2	8:AB:809:G:N2	2.86	0.43
8:AB:812:C:C4	8:AB:1250:G:O6	2.72	0.43
8:AB:834:G:O2'	8:AB:835:C:H5'	2.19	0.43
8:AB:849:A:C6	8:AB:850:U:C4	3.07	0.43
8:AB:965:C:C5'	8:AB:965:C:H6	2.32	0.43
9:AC:124:LYS:HZ3	9:AC:126:GLY:H	1.67	0.43
9:AC:12:ARG:HB2	9:AC:21:PRO:HD3	2.00	0.43
10:AD:7:LYS:CG	10:AD:201:LEU:HD11	2.49	0.43
11:AE:193:VAL:HG11	11:AE:201:ALA:CB	2.48	0.43
13:AG:10:VAL:HG21	13:AG:16:VAL:HG23	2.01	0.43
13:AG:3:VAL:HB	13:AG:4:ALA:H	1.50	0.43
16:AJ:120:ARG:CZ	16:AJ:123:LYS:HZ2	2.31	0.43
16:AJ:64:VAL:O	16:AJ:65:THR:C	2.56	0.43
17:AK:49:ARG:HB3	17:AK:50:GLY:H	1.52	0.43
18:AL:111:ILE:HA	18:AL:128:THR:HG21	2.00	0.43
18:AL:78:ARG:CD	18:AL:81:ASP:H	2.31	0.43
19:AM:96:ILE:HG22	19:AM:97:GLN:OE1	2.19	0.43

Continued on next page...

Continued from previous page...

Atom-1	Atom-2	Interatomic distance (Å)	Clash overlap (Å)
20:AN:34:ILE:HD13	20:AN:34:ILE:N	2.33	0.43
17:AK:78:ARG:CZ	22:AP:102:ARG:HH12	2.32	0.43
23:AQ:98:ALA:O	23:AQ:102:LYS:HE3	2.19	0.43
24:AR:28:ALA:HB1	24:AR:69:GLY:HA3	2.01	0.43
24:AR:34:GLU:HA	24:AR:64:VAL:HG21	2.01	0.43
24:AR:34:GLU:HA	24:AR:64:VAL:HG22	1.99	0.43
23:AQ:88:GLU:HA	24:AR:53:PHE:CD1	2.53	0.43
25:AS:71:VAL:CG2	25:AS:107:VAL:HG12	2.49	0.43
25:AS:7:HIS:HB3	25:AS:8:ARG:H	1.60	0.43
29:AW:39:GLN:HA	29:AW:68:PHE:HB2	2.00	0.43
33:BA:1005:A:H8	33:BA:1006:G:C8	2.26	0.43
33:BA:1073:U:C2'	33:BA:1074:G:O5'	2.67	0.43
33:BA:1146:A:C2	33:BA:1147:C:C2	3.07	0.43
33:BA:1181:G:N1	33:BA:1182:G:C2	2.86	0.43
33:BA:120:A:N6	33:BA:122:G:C2	2.87	0.43
33:BA:1360:A:C2	33:BA:1361:G:H1'	2.53	0.43
33:BA:1399:C:N4	33:BA:1502:A:C2	2.87	0.43
33:BA:172:A:C5	33:BA:174:A:N7	2.86	0.43
33:BA:24:U:H3'	33:BA:24:U:H6	1.83	0.43
33:BA:357:G:C4	33:BA:358:U:H5	2.36	0.43
33:BA:392:C:C2	33:BA:393:A:C8	3.07	0.43
33:BA:497:G:C2	33:BA:498:A:C5	3.06	0.43
33:BA:50:A:N3	33:BA:52:C:H1'	2.33	0.43
33:BA:552:U:C2	33:BA:553:A:N7	2.86	0.43
33:BA:570:G:O4'	33:BA:820:U:C6	2.71	0.43
33:BA:803:G:C2'	33:BA:804:U:O5'	2.67	0.43
33:BA:88:U:N3	33:BA:89:U:C4	2.87	0.43
33:BA:8:A:O4'	37:BE:106:ALA:HA	2.18	0.43
33:BA:910:C:O2	33:BA:911:U:O4'	2.36	0.43
34:BB:217:ALA:O	34:BB:221:ARG:HG3	2.18	0.43
39:BG:134:VAL:O	39:BG:137:ARG:HB3	2.18	0.43
33:BA:1375:A:OP1	39:BG:27:ASN:ND2	2.52	0.43
42:BJ:80:THR:HB	42:BJ:84:VAL:HG13	2.01	0.43
33:BA:1360:A:C5	46:BN:57:SER:HB3	2.54	0.43
48:BP:3:THR:C	48:BP:4:ILE:HG13	2.39	0.43
2:C1:54:LYS:HG3	2:C1:54:LYS:OXT	2.18	0.43
3:C2:24:THR:HB	3:C2:27:GLY:H	1.84	0.43
4:C3:12:ARG:O	4:C3:13:PHE:CB	2.66	0.43
5:C4:26:ILE:HD12	5:C4:35:GLN:CD	2.38	0.43
7:CA:51:G:P	21:CO:67:ASN:HD22	2.41	0.43
7:CA:53:A:O5'	7:CA:53:A:C8	2.57	0.43

Continued on next page...

Continued from previous page...

Atom-1	Atom-2	Interatomic distance (Å)	Clash overlap (Å)
8:CB:1101:U:H2'	8:CB:1102:C:O4'	2.19	0.43
8:CB:1115:G:H2'	8:CB:1116:G:C8	2.53	0.43
8:CB:1125:G:C6	8:CB:1126:A:N6	2.86	0.43
8:CB:114:U:O5'	8:CB:114:U:H6	2.02	0.43
8:CB:1150:C:N4	8:CB:1151:A:H62	2.17	0.43
8:CB:1195:G:C4	8:CB:1196:C:C5	3.07	0.43
8:CB:1262:A:C5	8:CB:1263:U:C5	3.06	0.43
8:CB:1275:A:H5''	8:CB:1275:A:N3	2.34	0.43
8:CB:1593:A:C6	8:CB:1594:U:C4	3.07	0.43
8:CB:1407:G:C2	8:CB:1596:A:N3	2.87	0.43
8:CB:1618:A:O2'	8:CB:1619:G:H5'	2.18	0.43
8:CB:1710:G:N2	8:CB:1749:A:H1'	2.33	0.43
8:CB:1734:G:O5'	8:CB:1734:G:C8	2.72	0.43
8:CB:1748:C:C6	8:CB:1748:C:H5''	2.48	0.43
8:CB:1858:A:N6	8:CB:1884:G:H1'	2.34	0.43
8:CB:1863:G:H22	8:CB:1880:U:H1'	1.83	0.43
8:CB:20:C:O2	8:CB:21:A:C8	2.72	0.43
8:CB:2200:C:C3'	8:CB:2200:C:C6	3.02	0.43
8:CB:2256:G:N2	8:CB:2257:U:H1'	2.34	0.43
8:CB:2305:U:H2'	8:CB:2306:C:O4'	2.19	0.43
8:CB:237:C:C6	8:CB:238:C:H5	2.36	0.43
8:CB:2454:G:C4	8:CB:2455:G:C8	3.07	0.43
8:CB:2562:U:C5	8:CB:2563:U:C5	3.07	0.43
8:CB:2640:G:C3'	8:CB:2641:G:H5''	2.48	0.43
8:CB:2800:A:H2'	8:CB:2801:G:C4'	2.49	0.43
8:CB:301:G:C6	8:CB:317:G:O6	2.72	0.43
8:CB:309:A:N1	8:CB:330:A:C8	2.86	0.43
8:CB:448:U:H3'	8:CB:449:A:C5'	2.48	0.43
8:CB:588:U:H5'	18:CL:29:LYS:HD2	1.99	0.43
8:CB:602:A:C1'	8:CB:604:G:O2'	2.67	0.43
8:CB:827:U:P	8:CB:828:U:C5	3.11	0.43
8:CB:81:G:C2'	8:CB:82:U:H5'	2.49	0.43
8:CB:870:U:C3'	8:CB:871:U:H5'	2.49	0.43
8:CB:993:G:N1	8:CB:994:C:H5	2.14	0.43
9:CC:84:PRO:C	9:CC:86:ARG:N	2.68	0.43
10:CD:101:PHE:O	10:CD:102:ALA:C	2.54	0.43
10:CD:13:ARG:CA	10:CD:13:ARG:NE	2.74	0.43
10:CD:4:LEU:N	10:CD:4:LEU:CD2	2.81	0.43
14:CH:27:ARG:CA	14:CH:31:VAL:HG23	2.48	0.43
14:CH:48:GLU:HG3	14:CH:48:GLU:O	2.19	0.43
15:CI:105:LEU:HD23	15:CI:105:LEU:HA	1.79	0.43

Continued on next page...

Continued from previous page...

Atom-1	Atom-2	Interatomic distance (Å)	Clash overlap (Å)
16:CJ:34:ARG:HG3	16:CJ:39:LYS:NZ	2.34	0.43
16:CJ:73:VAL:CG2	16:CJ:74:TYR:H	2.32	0.43
18:CL:103:ILE:HG12	18:CL:104:GLN:N	2.34	0.43
18:CL:131:ALA:O	18:CL:135:ILE:HG13	2.18	0.43
18:CL:54:GLN:CD	18:CL:54:GLN:C	2.77	0.43
20:CN:24:MET:HE3	20:CN:44:LEU:HD13	2.01	0.43
21:CO:100:HIS:H	21:CO:103:VAL:CG2	2.32	0.43
21:CO:26:LEU:HB3	21:CO:27:VAL:H	1.74	0.43
24:CR:10:LYS:O	24:CR:11:GLN:CB	2.62	0.43
24:CR:80:ARG:O	24:CR:81:LYS:C	2.57	0.43
25:CS:103:ILE:O	25:CS:104:THR:O	2.36	0.43
8:CB:1323:C:OP1	25:CS:84:ARG:CZ	2.65	0.43
26:CT:12:ARG:HB3	26:CT:13:ALA:H	1.55	0.43
27:CU:42:LYS:H	27:CU:57:ILE:HG13	1.84	0.43
29:CW:17:ALA:O	29:CW:18:LYS:HG2	2.18	0.43
31:CY:38:GLU:O	31:CY:40:THR:N	2.51	0.43
33:DA:1077:G:C8	33:DA:1077:G:C3'	3.02	0.43
33:DA:1102:A:H5''	33:DA:1102:A:H8	1.84	0.43
33:DA:1114:C:C2	33:DA:1115:U:C5	3.07	0.43
33:DA:1130:A:N6	33:DA:1144:G:N2	2.66	0.43
33:DA:1157:A:H4'	33:DA:1158:C:O5'	2.19	0.43
33:DA:1173:U:O5'	33:DA:1173:U:H6	2.02	0.43
33:DA:119:A:C8	33:DA:240:G:C6	3.07	0.43
33:DA:1316:G:O6	33:DA:1319:A:OP2	2.36	0.43
33:DA:1513:A:N1	33:DA:1514:G:C5	2.87	0.43
33:DA:1517:G:H2'	33:DA:1518:A:O4'	2.19	0.43
33:DA:27:G:C5	33:DA:557:G:C2	3.06	0.43
33:DA:404:G:C2'	33:DA:405:U:H5'	2.49	0.43
33:DA:435:A:N1	33:DA:436:C:C2	2.87	0.43
33:DA:53:A:H2'	33:DA:54:C:O5'	2.19	0.43
33:DA:550:G:C8	33:DA:551:U:C5	3.07	0.43
33:DA:559:A:H5'	33:DA:560:A:H3'	2.00	0.43
33:DA:640:A:N1	33:DA:641:U:C4	2.86	0.43
33:DA:794:A:C4	33:DA:795:C:C5	3.07	0.43
33:DA:995:C:C2'	33:DA:996:A:H5'	2.49	0.43
34:DB:100:LEU:HB2	34:DB:174:GLU:HG2	2.01	0.43
35:DC:138:GLN:HA	35:DC:138:GLN:NE2	2.33	0.43
35:DC:32:LEU:HD22	35:DC:36:PHE:CE1	2.53	0.43
38:DF:17:GLN:O	38:DF:17:GLN:HG2	2.19	0.43
40:DH:76:ARG:HA	40:DH:126:CYS:HB3	2.01	0.43
41:DI:56:MET:O	41:DI:57:VAL:CB	2.67	0.43

Continued on next page...

Continued from previous page...

Atom-1	Atom-2	Interatomic distance (Å)	Clash overlap (Å)
42:DJ:51:VAL:HG22	46:DN:80:ARG:HB2	2.01	0.43
43:DK:78:ILE:HD13	43:DK:78:ILE:N	2.33	0.43
50:DR:43:ILE:O	50:DR:43:ILE:HG22	2.17	0.43
7:AA:55:U:O2'	7:AA:57:A:N7	2.51	0.43
8:AB:1050:A:C2	8:AB:2751:G:C4	3.07	0.43
8:AB:1361:G:N1	8:AB:1371:G:N2	2.67	0.43
8:AB:1373:A:N3	8:AB:1373:A:H2'	2.34	0.43
8:AB:1557:C:C6	8:AB:1557:C:H3'	2.54	0.43
8:AB:1606:C:H4'	8:AB:1608:A:C2	2.54	0.43
8:AB:160:A:C2	8:AB:161:A:C4	3.07	0.43
8:AB:1719:G:H2'	8:AB:1720:U:O4'	2.19	0.43
8:AB:1948:G:C5	8:AB:1949:G:N7	2.87	0.43
8:AB:1977:A:N6	8:AB:1978:A:N1	2.67	0.43
8:AB:2086:U:H2'	8:AB:2087:G:C8	2.54	0.43
8:AB:2088:A:H2'	8:AB:2089:C:C6	2.54	0.43
8:AB:2300:C:H2'	8:AB:2301:C:H5'	2.00	0.43
8:AB:2524:G:HO2'	8:AB:2741:A:H2	1.58	0.43
8:AB:2584:U:H2'	8:AB:2585:U:H5'	2.01	0.43
8:AB:2620:C:C5	8:AB:2621:G:N7	2.87	0.43
8:AB:2636:C:O5'	10:AD:80:TRP:CD1	2.71	0.43
8:AB:2664:G:H8	8:AB:2664:G:O5'	2.01	0.43
8:AB:2672:U:C3'	8:AB:2673:G:H5''	2.49	0.43
8:AB:1755:A:N6	8:AB:2694:G:C2'	2.81	0.43
8:AB:2706:A:C8	8:AB:2706:A:O5'	2.70	0.43
8:AB:2847:U:OP2	22:AP:98:TYR:CE1	2.72	0.43
8:AB:320:A:C3'	11:AE:131:THR:HG23	2.49	0.43
8:AB:346:A:N1	8:AB:347:A:C4	2.87	0.43
8:AB:452:G:OP1	11:AE:52:VAL:HG22	2.18	0.43
8:AB:465:G:C5	8:AB:466:A:N6	2.87	0.43
8:AB:482:A:N7	8:AB:506:G:C6	2.87	0.43
8:AB:587:C:O2	18:AL:38:GLN:CD	2.57	0.43
8:AB:611:C:O2'	8:AB:612:G:H5'	2.19	0.43
8:AB:617:G:H2'	8:AB:618:G:C8	2.52	0.43
8:AB:681:G:N3	8:AB:682:G:C8	2.87	0.43
8:AB:725:G:O5'	8:AB:725:G:H8	2.00	0.43
8:AB:791:C:N4	8:AB:794:A:H1'	2.33	0.43
8:AB:923:G:H5'	29:AW:25:PHE:CE2	2.54	0.43
8:AB:983:A:N3	8:AB:983:A:H2'	2.33	0.43
8:AB:993:G:H8	8:AB:993:G:O5'	2.02	0.43
9:AC:193:GLU:C	9:AC:194:VAL:HG22	2.38	0.43
9:AC:235:GLU:HG3	9:AC:236:GLY:N	2.33	0.43

Continued on next page...

Continued from previous page...

Atom-1	Atom-2	Interatomic distance (Å)	Clash overlap (Å)
9:AC:36:ASN:HB3	9:AC:63:ILE:N	2.26	0.43
10:AD:112:THR:O	10:AD:113:SER:O	2.36	0.43
10:AD:15:PHE:CG	10:AD:16:THR:N	2.86	0.43
10:AD:207:VAL:HG23	10:AD:208:LYS:N	2.34	0.43
10:AD:69:ALA:O	10:AD:70:LYS:O	2.37	0.43
11:AE:105:LEU:HD22	11:AE:105:LEU:HA	1.87	0.43
11:AE:16:GLU:O	11:AE:17:THR:C	2.58	0.43
14:AH:89:LYS:HE3	14:AH:123:ARG:HD3	2.00	0.43
15:AI:56:VAL:CG2	15:AI:57:VAL:N	2.81	0.43
15:AI:33:ASN:HD21	15:AI:64:ARG:CG	2.32	0.43
16:AJ:68:LYS:HD3	16:AJ:72:LYS:HB2	2.00	0.43
20:AN:47:VAL:O	20:AN:51:LEU:HD22	2.18	0.43
20:AN:51:LEU:O	20:AN:79:LEU:HD22	2.19	0.43
23:AQ:110:GLU:HA	23:AQ:110:GLU:OE1	2.19	0.43
25:AS:9:HIS:H	25:AS:102:HIS:HD2	1.67	0.43
27:AU:78:LYS:HD2	27:AU:97:SER:O	2.19	0.43
28:AV:14:LYS:O	28:AV:15:GLY:C	2.57	0.43
28:AV:63:ILE:HB	28:AV:70:ILE:HG21	2.00	0.43
29:AW:74:LYS:O	29:AW:75:ASN:CB	2.67	0.43
31:AY:32:GLY:O	31:AY:33:HIS:C	2.57	0.43
33:BA:1000:A:O5'	33:BA:1000:A:H8	2.01	0.43
33:BA:1270:G:N3	33:BA:1271:A:N7	2.66	0.43
33:BA:1313:U:C3'	33:BA:1314:C:H5'	2.48	0.43
33:BA:1342:C:H2'	33:BA:1343:G:C8	2.53	0.43
33:BA:1360:A:C6	33:BA:1361:G:N3	2.87	0.43
33:BA:1418:A:C6	33:BA:1483:A:N1	2.87	0.43
33:BA:1422:G:C2'	33:BA:1423:G:H5'	2.48	0.43
33:BA:1428:A:N1	33:BA:1473:G:C5	2.87	0.43
33:BA:1459:G:H2'	33:BA:1460:C:H6	1.83	0.43
33:BA:1399:C:C4	33:BA:1502:A:N1	2.87	0.43
33:BA:391:G:C2	33:BA:392:C:C2	3.07	0.43
33:BA:400:C:H2'	33:BA:401:C:H5'	2.01	0.43
33:BA:447:G:O5'	33:BA:447:G:H8	2.01	0.43
33:BA:522:C:N4	33:BA:528:C:N4	2.66	0.43
33:BA:658:C:H1'	47:BO:21:THR:CG2	2.49	0.43
33:BA:688:G:C6	33:BA:700:G:N1	2.87	0.43
33:BA:928:G:N2	33:BA:1390:U:C2	2.87	0.43
33:BA:962:C:C2	33:BA:963:G:C8	3.07	0.43
34:BB:17:HIS:HD2	34:BB:18:GLN:OE1	2.01	0.43
34:BB:44:LYS:O	34:BB:48:MET:HG2	2.19	0.43
36:BD:97:LEU:HD23	36:BD:129:VAL:HG11	2.00	0.43

Continued on next page...

Continued from previous page...

Atom-1	Atom-2	Interatomic distance (Å)	Clash overlap (Å)
36:BD:13:ARG:HD2	36:BD:55:ARG:HH12	1.84	0.43
36:BD:159:GLU:HG3	36:BD:160:LEU:H	1.82	0.43
36:BD:57:LYS:HZ2	36:BD:58:GLN:HE21	1.63	0.43
39:BG:110:ARG:NH2	39:BG:130:LYS:NZ	2.66	0.43
39:BG:38:ALA:C	39:BG:40:SER:N	2.72	0.43
42:BJ:73:LEU:HB3	42:BJ:74:VAL:H	1.71	0.43
47:BO:52:ARG:CA	47:BO:55:LEU:HB3	2.48	0.43
48:BP:14:ARG:HA	48:BP:15:PRO:HD2	1.72	0.43
43:BK:127:ARG:HG3	53:BU:33:ARG:HH22	1.84	0.43
1:C0:47:TYR:CD2	1:C0:51:ARG:CG	3.00	0.43
4:C3:46:LYS:CD	4:C3:47:ALA:N	2.82	0.43
7:CA:34:A:O2'	7:CA:35:C:C5'	2.67	0.43
7:CA:52:A:H2'	7:CA:53:A:C5'	2.46	0.43
8:CB:1017:G:H2'	8:CB:1018:U:H6	1.82	0.43
8:CB:1000:A:C8	8:CB:1155:A:N6	2.86	0.43
8:CB:1223:G:O6	8:CB:1227:G:C6	2.72	0.43
8:CB:1286:A:N6	8:CB:1289:C:N3	2.67	0.43
8:CB:1313:U:H4'	8:CB:1332:G:C4'	2.47	0.43
8:CB:1361:G:C6	8:CB:1371:G:N2	2.87	0.43
8:CB:1364:G:H1	8:CB:1366:A:H5''	1.83	0.43
8:CB:1641:A:N6	8:CB:1642:G:C2	2.87	0.43
8:CB:1719:G:C2	8:CB:1742:U:O2	2.72	0.43
8:CB:1831:G:H2'	8:CB:1832:C:H6	1.81	0.43
8:CB:414:C:H4'	8:CB:1879:C:O2	2.19	0.43
8:CB:1879:C:H2'	8:CB:1880:U:O4'	2.19	0.43
8:CB:1854:A:H61	8:CB:1888:G:H1'	1.83	0.43
8:CB:1914:C:H2'	8:CB:1915:U:C5	2.53	0.43
8:CB:1936:A:N3	8:CB:1940:U:C5	2.87	0.43
8:CB:1948:G:C5	8:CB:1949:G:N7	2.87	0.43
8:CB:1959:G:C2	8:CB:1960:A:N3	2.87	0.43
8:CB:2212:A:H2'	8:CB:2212:A:H5'	1.63	0.43
8:CB:2244:U:H2'	8:CB:2245:U:C6	2.54	0.43
8:CB:2244:U:H2'	8:CB:2244:U:O2	2.18	0.43
8:CB:2248:C:O5'	8:CB:2248:C:H6	2.01	0.43
8:CB:2258:C:C2	8:CB:2426:A:H4'	2.54	0.43
8:CB:2266:A:H4'	8:CB:2267:A:C4	2.54	0.43
8:CB:2289:G:C5'	8:CB:2289:G:C8	2.97	0.43
8:CB:2330:G:H1'	29:CW:36:ILE:CD1	2.30	0.43
8:CB:233:A:C2	8:CB:234:U:H1'	2.54	0.43
8:CB:227:A:C2	8:CB:2407:A:H1'	2.54	0.43
8:CB:2533:U:H2'	8:CB:2534:A:O4'	2.19	0.43

Continued on next page...

Continued from previous page...

Atom-1	Atom-2	Interatomic distance (Å)	Clash overlap (Å)
8:CB:2623:G:C3'	8:CB:2624:G:H5'	2.47	0.43
8:CB:2648:G:N2	8:CB:2649:C:O2	2.51	0.43
8:CB:1664:A:H1'	8:CB:2726:A:N1	2.33	0.43
8:CB:2758:A:C4	8:CB:2759:G:C8	3.07	0.43
8:CB:2744:G:C2	8:CB:2761:A:C4	3.07	0.43
8:CB:2762:C:C2'	8:CB:2762:C:O2	2.66	0.43
8:CB:2773:C:O2'	8:CB:2774:C:H5'	2.19	0.43
8:CB:2850:A:H2'	8:CB:2851:A:O4'	2.18	0.43
8:CB:361:G:H8	8:CB:361:G:C5'	2.32	0.43
8:CB:384:A:C2'	8:CB:385:C:H5'	2.48	0.43
8:CB:496:G:C2'	8:CB:497:A:H5'	2.48	0.43
8:CB:566:U:C5	8:CB:567:U:C5	3.03	0.43
8:CB:597:G:O2'	18:CL:21:ARG:CB	2.67	0.43
8:CB:776:G:C8	8:CB:793:A:N3	2.87	0.43
8:CB:83:A:N3	8:CB:104:A:C2	2.87	0.43
8:CB:931:U:H2'	8:CB:931:U:H6	1.56	0.43
8:CB:977:G:H5'	8:CB:978:G:OP2	2.19	0.43
8:CB:978:G:C6	8:CB:986:C:N4	2.87	0.43
8:CB:993:G:N1	8:CB:994:C:C5	2.87	0.43
9:CC:129:LEU:C	9:CC:129:LEU:HD23	2.39	0.43
9:CC:219:VAL:O	9:CC:220:ARG:HD2	2.19	0.43
9:CC:90:ILE:CG2	9:CC:91:ALA:N	2.81	0.43
10:CD:138:LEU:HA	10:CD:142:VAL:CG2	2.43	0.43
10:CD:186:LEU:HD21	22:CP:5:LYS:CE	2.47	0.43
10:CD:42:ASN:C	10:CD:42:ASN:HD22	2.20	0.43
10:CD:86:GLU:O	10:CD:87:GLY:O	2.37	0.43
11:CE:1:MET:CA	11:CE:108:ILE:HD11	2.49	0.43
11:CE:49:ARG:O	11:CE:52:VAL:HG22	2.18	0.43
12:CF:133:GLU:N	12:CF:150:GLY:HA2	2.33	0.43
12:CF:12:VAL:HG13	12:CF:27:VAL:HG11	2.00	0.43
12:CF:41:GLU:O	12:CF:43:ILE:N	2.52	0.43
14:CH:61:VAL:HB	14:CH:135:HIS:HB2	2.00	0.43
15:CI:36:GLU:HB3	15:CI:66:PHE:HZ	1.84	0.43
16:CJ:16:TYR:O	16:CJ:17:VAL:HG23	2.19	0.43
8:CB:1667:G:P	17:CK:6:THR:HA	2.57	0.43
18:CL:88:GLY:O	18:CL:90:VAL:N	2.52	0.43
19:CM:50:ARG:C	19:CM:52:ALA:N	2.72	0.43
19:CM:46:ILE:HD11	19:CM:93:VAL:CG2	2.48	0.43
20:CN:58:ASP:O	20:CN:62:ASN:HB2	2.19	0.43
21:CO:30:ARG:N	21:CO:30:ARG:CD	2.79	0.43
21:CO:50:ALA:HB2	21:CO:78:VAL:HG13	2.01	0.43

Continued on next page...

Continued from previous page...

Atom-1	Atom-2	Interatomic distance (Å)	Clash overlap (Å)
21:CO:95:SER:C	21:CO:97:PHE:N	2.73	0.43
22:CP:100:ARG:HG2	22:CP:102:ARG:HE	1.84	0.43
17:CK:78:ARG:CZ	22:CP:72:VAL:HG21	2.46	0.43
24:CR:11:GLN:C	24:CR:21:ARG:HH22	2.22	0.43
24:CR:27:ILE:HG12	24:CR:29:THR:CG2	2.42	0.43
24:CR:80:ARG:HG3	24:CR:86:GLN:H	1.84	0.43
25:CS:34:ASP:O	25:CS:37:THR:HG22	2.19	0.43
25:CS:95:ARG:HD3	25:CS:95:ARG:HA	1.92	0.43
26:CT:48:GLN:HB2	26:CT:53:VAL:O	2.19	0.43
26:CT:60:THR:HA	26:CT:82:LYS:O	2.19	0.43
32:CZ:6:HIS:HA	32:CZ:7:PRO:HD2	1.78	0.43
33:DA:1060:U:O2	33:DA:1061:G:N7	2.52	0.43
33:DA:1111:A:C2	33:DA:1112:C:C4	3.07	0.43
33:DA:1065:U:C4	33:DA:1190:G:H1'	2.54	0.43
33:DA:1197:A:H2'	33:DA:1198:G:H5'	2.01	0.43
33:DA:1421:G:C2	33:DA:1422:G:C5	3.06	0.43
33:DA:435:A:C2	33:DA:436:C:C6	3.07	0.43
33:DA:446:G:C2	33:DA:447:G:C1'	3.02	0.43
33:DA:453:G:C2'	33:DA:454:G:C8	2.95	0.43
33:DA:65:A:C8	33:DA:200:G:O2'	2.66	0.43
33:DA:673:A:N1	33:DA:734:G:C6	2.87	0.43
33:DA:705:G:C8	33:DA:705:G:C5'	2.90	0.43
33:DA:855:U:H6	33:DA:855:U:C5'	2.31	0.43
33:DA:877:G:N3	33:DA:877:G:H2'	2.34	0.43
35:DC:55:VAL:C	35:DC:56:ILE:HG13	2.38	0.43
35:DC:73:GLY:C	35:DC:75:VAL:H	2.20	0.43
35:DC:90:VAL:C	35:DC:92:ASP:N	2.72	0.43
36:DD:27:ILE:HG22	36:DD:29:THR:HG23	2.01	0.43
40:DH:107:LYS:HB2	40:DH:110:MET:CE	2.48	0.43
41:DI:10:ARG:O	41:DI:80:HIS:CD2	2.72	0.43
41:DI:21:LYS:CG	41:DI:21:LYS:O	2.67	0.43
42:DJ:49:PHE:CE2	46:DN:76:PHE:HE1	2.37	0.43
43:DK:108:ASN:O	43:DK:109:ILE:HG23	2.19	0.43
45:DM:48:SER:HB3	45:DM:51:GLN:HG3	2.01	0.43
47:DO:14:PHE:HD2	47:DO:83:ARG:HH12	1.67	0.43
48:DP:32:PHE:O	48:DP:33:ILE:O	2.37	0.43
43:DK:112:VAL:CG1	50:DR:72:ARG:HD2	2.49	0.43
51:DS:10:ILE:HG22	51:DS:37:SER:CB	2.32	0.43
52:DT:60:GLN:HB3	52:DT:65:LEU:HG	2.00	0.43
52:DT:71:ALA:O	52:DT:72:ALA:C	2.57	0.43
4:A3:4:LYS:O	4:A3:4:LYS:CG	2.62	0.43

Continued on next page...

Continued from previous page...

Atom-1	Atom-2	Interatomic distance (Å)	Clash overlap (Å)
5:A4:9:LYS:N	5:A4:9:LYS:CD	2.79	0.43
7:AA:106:G:N3	7:AA:106:G:C2'	2.77	0.43
7:AA:20:G:C2	7:AA:21:G:C5	3.07	0.43
8:AB:1020:A:O4'	8:AB:1021:A:C2	2.72	0.43
8:AB:107:G:O5'	8:AB:107:G:H8	2.01	0.43
8:AB:1087:G:C6	8:AB:1103:A:N1	2.87	0.43
8:AB:1177:G:H2'	8:AB:1178:C:O4'	2.19	0.43
8:AB:579:G:C2	8:AB:1262:A:C4	3.07	0.43
8:AB:1266:G:O2'	8:AB:1267:U:OP2	2.36	0.43
8:AB:1343:G:N2	8:AB:1384:A:H2	2.16	0.43
8:AB:1369:G:C1'	8:AB:1809:A:H61	2.32	0.43
8:AB:1389:G:H2'	8:AB:1390:U:O4'	2.19	0.43
8:AB:1401:G:C2	8:AB:1402:U:C2	3.06	0.43
8:AB:1403:A:H2'	8:AB:1404:C:O4'	2.18	0.43
8:AB:1411:U:H2'	8:AB:1412:U:C6	2.54	0.43
8:AB:1454:C:O4'	20:AN:63:ARG:HG2	2.18	0.43
8:AB:1815:A:N7	8:AB:1817:G:C4	2.87	0.43
8:AB:1844:C:OP1	9:AC:252:LYS:HA	2.19	0.43
8:AB:1941:C:H6	8:AB:1941:C:C5'	2.22	0.43
8:AB:2188:U:H2'	8:AB:2189:U:H6	1.83	0.43
8:AB:1801:A:C5	8:AB:2203:U:C5	3.07	0.43
8:AB:2281:A:N1	8:AB:2282:G:C6	2.87	0.43
8:AB:2360:G:H3'	8:AB:2360:G:C8	2.54	0.43
8:AB:2455:G:N2	8:AB:2456:C:N3	2.67	0.43
8:AB:246:C:C5	8:AB:247:G:N7	2.87	0.43
8:AB:2560:A:C2	8:AB:2561:U:C1'	3.02	0.43
8:AB:2574:G:N2	8:AB:2575:C:C2	2.87	0.43
8:AB:2722:G:H4'	20:AN:4:ARG:CB	2.48	0.43
8:AB:2729:G:H2'	8:AB:2730:C:H6	1.83	0.43
8:AB:2828:G:C2'	8:AB:2829:A:H5'	2.47	0.43
8:AB:2839:G:C6	8:AB:2840:C:C4	3.06	0.43
8:AB:2852:G:H2'	8:AB:2853:C:H6	1.84	0.43
8:AB:2691:C:H5'	8:AB:2872:A:C2	2.53	0.43
8:AB:379:G:C3'	8:AB:379:G:C8	3.02	0.43
8:AB:462:C:C3'	8:AB:462:C:C6	3.02	0.43
8:AB:458:G:N2	8:AB:469:G:H2'	2.16	0.43
8:AB:460:A:C2	8:AB:470:A:C5	3.06	0.43
8:AB:637:A:H4'	8:AB:638:G:O5'	2.18	0.43
8:AB:647:G:H21	8:AB:2350:C:H4'	1.83	0.43
8:AB:664:G:H2'	8:AB:665:U:H5'	2.01	0.43
8:AB:713:G:N2	8:AB:718:A:H2	2.05	0.43

Continued on next page...

Continued from previous page...

Atom-1	Atom-2	Interatomic distance (Å)	Clash overlap (Å)
8:AB:802:A:C2	8:AB:803:U:C2	3.06	0.43
8:AB:816:C:N4	8:AB:1192:G:C6	2.87	0.43
8:AB:902:C:O2	8:AB:902:C:C3'	2.64	0.43
8:AB:908:C:H3'	8:AB:909:A:H5''	2.01	0.43
8:AB:936:A:H2'	8:AB:937:C:H6	1.82	0.43
9:AC:22:GLU:N	9:AC:202:ARG:NH2	2.66	0.43
9:AC:3:VAL:HG12	9:AC:4:LYS:N	2.34	0.43
10:AD:37:VAL:HG21	10:AD:46:ARG:NH1	2.34	0.43
11:AE:106:LYS:HZ1	11:AE:106:LYS:HB2	1.82	0.43
15:AI:97:VAL:O	15:AI:97:VAL:HG12	2.19	0.43
17:AK:60:ALA:HB1	17:AK:85:VAL:O	2.18	0.43
19:AM:34:LYS:O	19:AM:125:PRO:HD2	2.19	0.43
19:AM:3:GLN:H	19:AM:4:PRO:CD	2.32	0.43
19:AM:80:VAL:O	19:AM:81:ARG:HD2	2.19	0.43
21:AO:111:ARG:HD3	21:AO:117:PHE:HD2	1.83	0.43
21:AO:21:LEU:HD13	21:AO:22:GLY:N	2.34	0.43
23:AQ:97:ILE:O	23:AQ:99:VAL:N	2.52	0.43
25:AS:26:GLY:O	25:AS:27:LYS:O	2.37	0.43
25:AS:29:VAL:HG21	25:AS:69:LEU:C	2.39	0.43
27:AU:11:ILE:CG2	27:AU:12:VAL:N	2.81	0.43
29:AW:36:ILE:HG22	29:AW:69:GLU:OE2	2.19	0.43
8:AB:2231:U:OP1	32:AZ:28:VAL:HG12	2.18	0.43
33:BA:1077:G:C6	33:BA:1081:A:C6	3.07	0.43
33:BA:1181:G:N1	33:BA:1182:G:N2	2.66	0.43
33:BA:1181:G:O2'	33:BA:1182:G:P	2.76	0.43
33:BA:1288:A:N3	33:BA:1352:C:O2'	2.40	0.43
33:BA:1289:A:H2	33:BA:1372:U:O4'	2.01	0.43
33:BA:1371:G:P	41:BI:12:LYS:HD2	2.59	0.43
33:BA:1381:U:O2	33:BA:1382:C:O4'	2.37	0.43
33:BA:1406:U:O2'	33:BA:1407:C:H5'	2.18	0.43
33:BA:1456:A:N6	33:BA:1457:G:C6	2.87	0.43
33:BA:320:A:H2'	33:BA:321:A:C8	2.54	0.43
33:BA:350:G:O2'	33:BA:351:G:H5'	2.19	0.43
33:BA:383:A:C5'	33:BA:383:A:C8	3.02	0.43
33:BA:400:C:C2'	33:BA:401:C:O5'	2.67	0.43
33:BA:862:C:C2	33:BA:863:U:H6	2.37	0.43
33:BA:973:G:OP2	33:BA:974:A:H3'	2.19	0.43
33:BA:980:C:O2'	46:BN:12:ARG:CZ	2.67	0.43
34:BB:116:LEU:O	34:BB:119:GLN:HB2	2.18	0.43
35:BC:111:ASP:O	35:BC:115:VAL:HG23	2.19	0.43
38:BF:12:PRO:HG2	38:BF:54:LEU:HD12	2.00	0.43

Continued on next page...

Continued from previous page...

Atom-1	Atom-2	Interatomic distance (Å)	Clash overlap (Å)
39:BG:87:PRO:CG	39:BG:147:ASN:O	2.67	0.43
39:BG:68:VAL:O	39:BG:68:VAL:HG12	2.19	0.43
41:BI:56:MET:HE2	41:BI:57:VAL:H	1.83	0.43
43:BK:51:PHE:CZ	43:BK:61:ALA:CB	3.01	0.43
43:BK:56:LYS:O	43:BK:57:SER:CB	2.66	0.43
46:BN:80:ARG:O	46:BN:84:ARG:HB2	2.18	0.43
50:BR:42:ARG:C	50:BR:44:THR:H	2.22	0.43
52:BT:19:HIS:O	52:BT:20:ASN:C	2.57	0.43
2:C1:36:LYS:HB3	2:C1:37:LYS:H	1.49	0.43
3:C2:18:PHE:HB2	3:C2:19:ARG:H	1.61	0.43
4:C3:4:LYS:HZ1	4:C3:61:LEU:H	1.62	0.43
5:C4:2:LYS:O	5:C4:3:VAL:O	2.37	0.43
7:CA:46:A:C4	7:CA:47:C:C6	3.07	0.43
7:CA:53:A:H8	7:CA:53:A:C5'	2.32	0.43
7:CA:94:A:H2'	7:CA:95:U:O4'	2.19	0.43
8:CB:1113:U:H2'	8:CB:1114:C:O4'	2.19	0.43
8:CB:819:A:N6	8:CB:1189:A:H1'	2.33	0.43
8:CB:120:U:C5	8:CB:149:A:N1	2.86	0.43
8:CB:1340:U:H3'	26:CT:61:LEU:HD22	2.00	0.43
8:CB:1439:A:N7	8:CB:1440:U:C2	2.87	0.43
8:CB:1527:G:H21	8:CB:1545:A:N6	2.10	0.43
8:CB:1564:C:H2'	8:CB:1565:C:H6	1.78	0.43
8:CB:1652:A:H2'	8:CB:1653:G:H5'	2.01	0.43
8:CB:165:A:C8	8:CB:165:A:H3'	2.54	0.43
8:CB:1998:A:N6	8:CB:1999:C:C4	2.86	0.43
8:CB:2413:G:C2	8:CB:2414:G:H1'	2.54	0.43
8:CB:2553:G:N3	8:CB:2583:G:C1'	2.79	0.43
8:CB:2574:G:C2	8:CB:2575:C:N1	2.87	0.43
8:CB:2625:G:C6	8:CB:2626:C:C4	3.06	0.43
8:CB:2662:A:C4	8:CB:2663:G:H1'	2.54	0.43
8:CB:2700:A:H2	8:CB:2701:U:H3	1.66	0.43
8:CB:2723:C:H5''	20:CN:2:ARG:HH22	1.83	0.43
8:CB:2751:G:C2'	8:CB:2752:C:C6	3.02	0.43
8:CB:568:U:H1'	8:CB:570:G:N7	2.34	0.43
8:CB:571:U:C4	8:CB:575:A:N7	2.87	0.43
8:CB:729:G:H4'	8:CB:763:G:H4'	2.01	0.43
8:CB:786:C:C6	8:CB:786:C:C3'	3.02	0.43
8:CB:822:G:O2'	8:CB:823:C:H5'	2.19	0.43
8:CB:94:A:N6	8:CB:95:A:N6	2.66	0.43
8:CB:977:G:C2	8:CB:987:C:O2	2.72	0.43
10:CD:48:ILE:CG2	10:CD:49:GLN:N	2.82	0.43

Continued on next page...

Continued from previous page...

Atom-1	Atom-2	Interatomic distance (Å)	Clash overlap (Å)
11:CE:109:LEU:HD23	11:CE:117:ARG:CG	2.49	0.43
11:CE:194:LYS:CB	11:CE:194:LYS:HZ2	2.30	0.43
11:CE:1:MET:O	11:CE:18:THR:HG23	2.19	0.43
11:CE:58:LYS:HZ1	11:CE:62:GLN:HA	1.84	0.43
15:CI:4:VAL:HG13	15:CI:5:GLN:N	2.32	0.43
15:CI:56:VAL:CG2	15:CI:57:VAL:H	2.26	0.43
16:CJ:130:HIS:C	16:CJ:132:HIS:H	2.21	0.43
16:CJ:20:ALA:HB3	16:CJ:57:LEU:O	2.19	0.43
17:CK:103:VAL:O	17:CK:123:LEU:N	2.52	0.43
18:CL:38:GLN:CG	18:CL:39:LYS:N	2.82	0.43
19:CM:34:LYS:HB2	19:CM:34:LYS:HE3	1.77	0.43
19:CM:43:ALA:CB	19:CM:91:TYR:HB2	2.49	0.43
19:CM:69:PRO:HB3	19:CM:91:TYR:O	2.18	0.43
20:CN:123:GLU:HG2	20:CN:124:ALA:N	2.25	0.43
20:CN:20:MET:HE3	20:CN:21:PHE:HE1	1.84	0.43
21:CO:101:GLY:O	21:CO:103:VAL:N	2.51	0.43
21:CO:37:ALA:O	21:CO:38:GLN:CB	2.62	0.43
21:CO:56:LYS:O	21:CO:62:LEU:CD1	2.66	0.43
21:CO:30:ARG:HH12	21:CO:97:PHE:HB3	1.83	0.43
22:CP:36:LYS:C	22:CP:38:ARG:N	2.73	0.43
22:CP:49:ILE:O	22:CP:50:ARG:CD	2.60	0.43
24:CR:79:ARG:NH1	24:CR:81:LYS:HE3	2.20	0.43
26:CT:58:VAL:HG13	26:CT:85:VAL:HG12	2.00	0.43
28:CV:35:GLU:HG3	28:CV:93:ARG:CZ	2.49	0.43
29:CW:35:ILE:HG21	29:CW:71:LYS:H	1.84	0.43
31:CY:1:ALA:HB3	31:CY:38:GLU:N	2.30	0.43
33:DA:1236:A:O2'	33:DA:1304:G:O4'	2.37	0.43
33:DA:124:C:C6	33:DA:124:C:H3'	2.54	0.43
33:DA:1298:U:H4'	33:DA:1299:A:C4	2.53	0.43
33:DA:128:G:N2	33:DA:129:A:C4	2.86	0.43
33:DA:133:U:O2	33:DA:230:G:N1	2.52	0.43
33:DA:142:G:O2'	33:DA:143:A:H5'	2.18	0.43
33:DA:1444:U:C5	33:DA:1445:U:H5	2.34	0.43
33:DA:1461:G:C8	33:DA:1461:G:C5'	3.01	0.43
33:DA:1484:C:H2'	33:DA:1485:U:O4'	2.19	0.43
33:DA:176:C:C2'	33:DA:177:G:O5'	2.67	0.43
33:DA:212:G:N3	33:DA:213:G:C8	2.87	0.43
33:DA:253:A:C5	33:DA:254:G:N7	2.87	0.43
33:DA:28:A:O2'	33:DA:296:U:OP1	2.30	0.43
33:DA:301:G:C6	33:DA:302:G:C5	3.06	0.43
33:DA:318:G:C2	33:DA:319:G:C4	3.07	0.43

Continued on next page...

Continued from previous page...

Atom-1	Atom-2	Interatomic distance (Å)	Clash overlap (Å)
33:DA:323:U:H3'	33:DA:323:U:H6	1.83	0.43
33:DA:326:G:H5''	33:DA:327:A:P	2.58	0.43
33:DA:492:C:H2'	33:DA:493:A:N3	2.34	0.43
33:DA:504:C:C2	33:DA:542:G:C2	3.07	0.43
33:DA:579:A:C8	33:DA:579:A:C3'	3.02	0.43
33:DA:720:C:O4'	50:DR:38:ILE:CD1	2.66	0.43
33:DA:729:A:C5	33:DA:730:G:N7	2.87	0.43
33:DA:803:G:C3'	33:DA:803:G:C8	3.01	0.43
34:DB:72:LYS:O	34:DB:73:ARG:C	2.56	0.43
35:DC:149:LYS:O	35:DC:149:LYS:HG2	2.18	0.43
36:DD:137:SER:HA	36:DD:138:PRO:HD3	1.89	0.43
36:DD:139:ASN:OD1	36:DD:139:ASN:O	2.37	0.43
39:DG:25:PHE:HB2	39:DG:100:MET:HE1	1.98	0.43
44:DL:21:PRO:HD2	44:DL:94:TYR:OH	2.18	0.43
44:DL:52:CYS:SG	44:DL:54:VAL:CG1	3.06	0.43
46:DN:50:LEU:H	46:DN:51:PRO:HD2	1.82	0.43
47:DO:55:LEU:O	47:DO:58:MET:HB3	2.18	0.43
48:DP:35:ARG:HH12	48:DP:51:ARG:HH12	1.67	0.43
48:DP:56:ARG:HD2	48:DP:56:ARG:HA	1.75	0.43
52:DT:79:THR:O	52:DT:82:ILE:HG12	2.19	0.43
1:A0:1:ALA:H2	8:AB:2056:G:H21	1.65	0.42
1:A0:35:GLU:O	1:A0:36:LYS:O	2.37	0.42
2:A1:14:ALA:CB	2:A1:48:TYR:CZ	3.02	0.42
2:A1:9:LYS:NZ	4:A3:34:LYS:HZ3	2.17	0.42
7:AA:6:G:C8	7:AA:6:G:C5'	2.98	0.42
8:AB:1040:A:H2'	8:AB:1040:A:N3	2.33	0.42
8:AB:1071:G:C5	8:AB:1072:C:C4	3.07	0.42
8:AB:108:G:C5	8:AB:109:C:C4	3.06	0.42
8:AB:1027:A:N6	8:AB:1126:A:C4	2.87	0.42
8:AB:1230:A:H2'	8:AB:1231:U:C6	2.54	0.42
8:AB:1233:C:H2'	8:AB:1234:U:C5	2.54	0.42
8:AB:1254:A:N6	11:AE:77:ILE:CD1	2.82	0.42
8:AB:1318:U:C2	8:AB:1319:C:C5	3.07	0.42
8:AB:1372:U:C2	8:AB:1373:A:C8	3.07	0.42
8:AB:1358:G:N2	8:AB:1374:G:O6	2.51	0.42
8:AB:1527:G:H21	8:AB:1545:A:N6	2.11	0.42
8:AB:1681:G:C4	8:AB:1762:A:N3	2.87	0.42
8:AB:1759:A:C8	8:AB:2696:U:O2	2.72	0.42
8:AB:1760:C:C6	8:AB:1761:C:C6	3.07	0.42
8:AB:1877:A:C8	8:AB:1877:A:H3'	2.54	0.42
8:AB:1862:G:C6	8:AB:1881:C:N4	2.87	0.42

Continued on next page...

Continued from previous page...

Atom-1	Atom-2	Interatomic distance (Å)	Clash overlap (Å)
8:AB:1889:A:H1'	8:AB:2086:U:O2'	2.18	0.42
8:AB:2032:G:H21	10:AD:152:PRO:HD3	1.84	0.42
8:AB:528:A:N6	8:AB:2042:A:N7	2.66	0.42
8:AB:2187:U:OP1	8:AB:2187:U:O4'	2.37	0.42
8:AB:2263:C:H42	8:AB:2278:A:N6	2.17	0.42
8:AB:2431:U:H3'	8:AB:2431:U:H6	1.82	0.42
8:AB:2596:U:H5''	8:AB:2597:G:OP2	2.19	0.42
8:AB:261:G:C2'	8:AB:262:A:H5'	2.48	0.42
8:AB:2686:G:O4'	8:AB:2726:A:N6	2.52	0.42
8:AB:2737:G:H2'	8:AB:2738:A:H8	1.80	0.42
8:AB:2842:G:C4	8:AB:2876:G:N1	2.87	0.42
8:AB:393:C:H5''	8:AB:394:C:OP2	2.19	0.42
8:AB:464:U:H2'	8:AB:465:G:H5''	2.00	0.42
8:AB:533:G:H5''	8:AB:533:G:H8	1.84	0.42
8:AB:625:G:N2	8:AB:626:A:C4	2.87	0.42
8:AB:947:A:H2'	8:AB:948:C:C6	2.54	0.42
8:AB:992:C:C2'	8:AB:993:G:H5'	2.49	0.42
8:AB:1658:C:OP1	10:AD:136:ASN:HA	2.18	0.42
11:AE:149:ILE:CG2	11:AE:183:PHE:CE2	3.01	0.42
11:AE:25:GLU:O	11:AE:28:VAL:N	2.52	0.42
12:AF:106:ALA:O	12:AF:136:ILE:HG23	2.18	0.42
12:AF:136:ILE:O	12:AF:138:PRO:HD3	2.19	0.42
13:AG:16:VAL:HB	13:AG:44:HIS:CE1	2.54	0.42
15:AI:96:LYS:HZ1	15:AI:138:VAL:HG21	1.82	0.42
17:AK:103:VAL:HB	17:AK:107:LEU:HD23	2.01	0.42
17:AK:11:ALA:O	17:AK:99:ILE:HG23	2.19	0.42
19:AM:60:GLN:C	19:AM:62:LYS:N	2.71	0.42
21:AO:76:LYS:CD	21:AO:76:LYS:C	2.87	0.42
22:AP:54:LEU:HD22	22:AP:55:HIS:CD2	2.54	0.42
23:AQ:110:GLU:O	23:AQ:113:LYS:N	2.52	0.42
23:AQ:116:LEU:O	23:AQ:117:ALA:C	2.57	0.42
23:AQ:25:GLY:O	23:AQ:29:ARG:N	2.51	0.42
16:AJ:42:ALA:HB2	23:AQ:66:ALA:C	2.39	0.42
25:AS:92:ARG:CG	25:AS:93:ALA:N	2.82	0.42
26:AT:47:VAL:HG22	26:AT:47:VAL:O	2.18	0.42
26:AT:55:VAL:HG12	26:AT:56:GLU:N	2.34	0.42
27:AU:39:ASN:HD22	27:AU:42:LYS:HD3	1.78	0.42
27:AU:38:ILE:C	27:AU:62:ALA:HB2	2.38	0.42
31:AY:29:ARG:C	31:AY:30:ARG:HG2	2.38	0.42
32:AZ:9:TYR:HE2	32:AZ:26:SER:C	2.21	0.42
33:BA:988:G:C1'	33:BA:1014:A:H61	2.32	0.42

Continued on next page...

Continued from previous page...

Atom-1	Atom-2	Interatomic distance (Å)	Clash overlap (Å)
33:BA:1087:G:O5'	33:BA:1087:G:C8	2.64	0.42
33:BA:110:C:H2'	33:BA:111:G:O4'	2.19	0.42
33:BA:1282:C:OP2	33:BA:1282:C:H3'	2.19	0.42
33:BA:1309:G:H22	33:BA:1329:A:H1'	1.83	0.42
33:BA:1487:G:C2'	33:BA:1488:G:O5'	2.66	0.42
33:BA:172:A:H3'	33:BA:172:A:C8	2.54	0.42
33:BA:178:C:C4	33:BA:179:A:N7	2.87	0.42
33:BA:347:G:C2	33:BA:348:G:C8	3.07	0.42
33:BA:410:G:C5'	33:BA:411:A:OP2	2.67	0.42
33:BA:443:C:H2'	33:BA:444:G:C8	2.53	0.42
33:BA:502:A:N7	33:BA:503:C:C5	2.87	0.42
33:BA:504:C:C6	33:BA:504:C:C3'	3.01	0.42
33:BA:533:A:N1	33:BA:536:C:C6	2.86	0.42
33:BA:543:U:OP1	36:BD:13:ARG:NE	2.45	0.42
33:BA:544:G:H2'	33:BA:545:C:C5	2.54	0.42
33:BA:557:G:C6	33:BA:558:G:C6	3.06	0.42
33:BA:642:A:C5	33:BA:643:C:C4	3.07	0.42
33:BA:679:C:C2	33:BA:712:A:C2	2.99	0.42
33:BA:679:C:C5	33:BA:680:C:C5	3.07	0.42
33:BA:689:C:H6	33:BA:689:C:O5'	2.02	0.42
33:BA:866:C:H2'	33:BA:867:G:O5'	2.19	0.42
33:BA:894:G:O5'	33:BA:894:G:C8	2.71	0.42
33:BA:994:A:C6	33:BA:1216:A:H5'	2.54	0.42
34:BB:103:TRP:O	34:BB:106:VAL:HB	2.19	0.42
34:BB:90:PHE:CD2	34:BB:90:PHE:O	2.72	0.42
35:BC:149:LYS:HE2	35:BC:200:TRP:CD2	2.53	0.42
36:BD:151:GLN:HB3	36:BD:152:SER:H	1.61	0.42
36:BD:84:ASN:ND2	36:BD:86:GLY:N	2.67	0.42
37:BE:17:VAL:HG23	37:BE:33:THR:H	1.83	0.42
41:BI:47:VAL:HG23	41:BI:48:ARG:N	2.32	0.42
42:BJ:19:ASP:C	42:BJ:21:ALA:N	2.72	0.42
42:BJ:38:GLY:O	42:BJ:74:VAL:HA	2.18	0.42
43:BK:59:PRO:C	43:BK:61:ALA:H	2.22	0.42
44:BL:12:ALA:O	44:BL:13:ARG:C	2.57	0.42
45:BM:21:ILE:HG22	45:BM:22:TYR:H	1.84	0.42
48:BP:70:ARG:O	48:BP:74:LEU:HG	2.19	0.42
49:BQ:61:ARG:NH1	49:BQ:62:GLU:O	2.52	0.42
33:BA:1220:G:H5'	51:BS:33:TRP:O	2.18	0.42
52:BT:53:MET:HA	52:BT:56:ILE:CG1	2.48	0.42
4:C3:34:LYS:CD	4:C3:34:LYS:N	2.82	0.42
5:C4:4:ARG:O	5:C4:5:ALA:O	2.38	0.42

Continued on next page...

Continued from previous page...

Atom-1	Atom-2	Interatomic distance (Å)	Clash overlap (Å)
7:CA:54:G:N2	12:CF:25:MET:SD	2.92	0.42
8:CB:83:A:N3	8:CB:104:A:H2	2.16	0.42
8:CB:116:C:C2'	8:CB:117:G:O4'	2.66	0.42
8:CB:1295:C:O2'	8:CB:1296:G:H5'	2.19	0.42
8:CB:1355:G:C2	8:CB:1356:G:C5	3.07	0.42
8:CB:1551:A:N7	8:CB:1552:A:C2	2.87	0.42
8:CB:1608:A:N7	8:CB:1611:C:C4	2.87	0.42
8:CB:1658:C:H5''	8:CB:1659:G:OP2	2.19	0.42
8:CB:1702:G:C6	8:CB:1703:G:N7	2.86	0.42
8:CB:1915:U:H2'	8:CB:1916:A:O4'	2.18	0.42
8:CB:1989:G:C2'	8:CB:1990:C:H5'	2.48	0.42
8:CB:2056:G:C4	8:CB:2577:A:C2	3.06	0.42
8:CB:2056:G:C8	8:CB:2056:G:H5'	2.54	0.42
8:CB:2080:A:H2'	8:CB:2081:U:C6	2.54	0.42
8:CB:2181:U:H2'	8:CB:2182:U:H6	1.83	0.42
8:CB:2295:C:OP1	21:CO:5:SER:HB2	2.19	0.42
8:CB:231:A:O2'	8:CB:232:G:H5'	2.19	0.42
8:CB:2482:A:C2	8:CB:2483:C:C2	3.06	0.42
8:CB:2458:G:C8	8:CB:2490:G:N2	2.87	0.42
8:CB:2560:A:N1	8:CB:2561:U:C2	2.87	0.42
8:CB:2785:C:N3	8:CB:2786:U:C4	2.87	0.42
8:CB:294:A:H4'	8:CB:294:A:OP1	2.19	0.42
8:CB:363:G:H2'	8:CB:364:C:C5	2.54	0.42
8:CB:384:A:N7	8:CB:385:C:C5	2.87	0.42
8:CB:42:A:N3	8:CB:438:G:C2	2.86	0.42
8:CB:690:G:C4	8:CB:691:C:C5	3.06	0.42
8:CB:72:U:C4	8:CB:112:U:O2'	2.64	0.42
8:CB:777:G:H2'	8:CB:778:G:O5'	2.19	0.42
8:CB:805:G:C6	8:CB:2068:U:H5''	2.54	0.42
8:CB:836:G:C5	8:CB:837:C:N4	2.87	0.42
8:CB:849:A:C5	8:CB:850:U:C4	3.08	0.42
8:CB:960:A:N7	8:CB:962:G:C8	2.87	0.42
8:CB:994:C:O2'	8:CB:995:C:H3'	2.19	0.42
10:CD:157:LYS:HE2	16:CJ:80:HIS:HB3	2.00	0.42
10:CD:15:PHE:O	10:CD:16:THR:HB	2.19	0.42
10:CD:6:GLY:CA	10:CD:199:SER:O	2.67	0.42
11:CE:58:LYS:NZ	11:CE:62:GLN:HA	2.34	0.42
11:CE:60:TRP:HZ3	11:CE:67:ARG:HB2	1.83	0.42
8:CB:672:C:O3'	11:CE:76:PRO:HG3	2.19	0.42
13:CG:169:ARG:CD	13:CG:170:THR:N	2.81	0.42
13:CG:16:VAL:HG21	13:CG:44:HIS:CD2	2.54	0.42

Continued on next page...

Continued from previous page...

Atom-1	Atom-2	Interatomic distance (Å)	Clash overlap (Å)
8:CB:558:U:H5'	16:CJ:114:LEU:HD23	2.01	0.42
18:CL:141:LYS:HB3	18:CL:142:ILE:H	1.52	0.42
8:CB:631:A:C1'	18:CL:66:PHE:HB3	2.41	0.42
21:CO:74:VAL:O	21:CO:78:VAL:N	2.48	0.42
22:CP:71:ARG:NH2	22:CP:102:ARG:CA	2.81	0.42
22:CP:52:ARG:C	22:CP:60:VAL:HG11	2.36	0.42
24:CR:51:VAL:HA	24:CR:52:PRO:HD3	1.71	0.42
26:CT:87:LEU:HD12	26:CT:91:GLN:O	2.19	0.42
33:DA:1064:G:N2	33:DA:1190:G:H2'	2.33	0.42
33:DA:1144:G:N2	33:DA:1146:A:N6	2.67	0.42
33:DA:1180:A:H3'	33:DA:1180:A:C8	2.53	0.42
33:DA:1254:A:H5'	33:DA:1356:G:H4'	2.00	0.42
33:DA:1419:G:C2'	33:DA:1420:U:H5'	2.49	0.42
33:DA:1516:G:C2	33:DA:1520:C:O2	2.72	0.42
33:DA:160:A:O4'	33:DA:344:A:C5	2.71	0.42
33:DA:318:G:C2	33:DA:319:G:C8	3.06	0.42
33:DA:403:C:H3'	33:DA:403:C:C6	2.53	0.42
33:DA:548:G:C4	33:DA:549:C:C5	3.07	0.42
33:DA:573:A:H2'	33:DA:574:A:C8	2.53	0.42
33:DA:740:U:C2'	33:DA:741:G:H5'	2.49	0.42
33:DA:657:U:O2	33:DA:750:C:O2	2.37	0.42
33:DA:922:G:N2	33:DA:1396:A:C2	2.86	0.42
34:DB:56:LEU:HD22	34:DB:220:VAL:HG11	1.99	0.42
35:DC:148:ILE:HG12	35:DC:149:LYS:H	1.84	0.42
35:DC:7:ASN:HA	35:DC:10:ARG:HB2	2.00	0.42
36:DD:200:VAL:O	36:DD:200:VAL:HG22	2.19	0.42
37:DE:98:ALA:HB3	37:DE:102:THR:OG1	2.19	0.42
39:DG:110:ARG:NH1	39:DG:110:ARG:HB3	2.34	0.42
42:DJ:48:ARG:HA	42:DJ:66:GLU:HA	2.01	0.42
43:DK:73:VAL:O	43:DK:78:ILE:CG1	2.66	0.42
43:DK:62:ALA:CB	43:DK:91:GLY:HA3	2.43	0.42
44:DL:2:THR:HG22	44:DL:4:ASN:H	1.77	0.42
45:DM:75:SER:O	45:DM:79:LEU:HG	2.18	0.42
33:DA:720:C:H1'	50:DR:38:ILE:HG12	2.00	0.42
1:A0:38:LEU:HA	1:A0:38:LEU:HD12	1.88	0.42
2:A1:10:LEU:CB	2:A1:24:LYS:HA	2.48	0.42
4:A3:38:LYS:HZ1	8:AB:2350:C:H5	1.67	0.42
8:AB:1007:C:N4	8:AB:1008:A:C6	2.86	0.42
8:AB:1087:G:C3'	8:AB:1087:G:C8	3.02	0.42
8:AB:1216:G:C2	8:AB:1217:U:C6	3.01	0.42
8:AB:55:G:H2'	8:AB:127:A:C2	2.54	0.42

Continued on next page...

Continued from previous page...

Atom-1	Atom-2	Interatomic distance (Å)	Clash overlap (Å)
8:AB:137:U:OP2	8:AB:138:U:O4	2.37	0.42
8:AB:1418:G:H2'	8:AB:1579:A:H61	1.83	0.42
8:AB:1438:U:H2'	8:AB:1439:A:H8	1.83	0.42
8:AB:1601:G:N3	8:AB:1601:G:H2'	2.35	0.42
8:AB:1608:A:C4	8:AB:1611:C:C5	3.07	0.42
8:AB:1709:U:O2'	8:AB:1710:G:H5'	2.19	0.42
8:AB:1773:A:H5''	8:AB:1829:A:OP2	2.19	0.42
8:AB:1905:C:H2'	8:AB:1930:G:O4'	2.20	0.42
8:AB:2028:U:C2'	8:AB:2029:G:C8	2.99	0.42
8:AB:192:C:H42	8:AB:203:A:H1'	1.84	0.42
8:AB:2212:A:H5'	8:AB:2212:A:H2'	1.63	0.42
8:AB:237:C:H2'	8:AB:238:C:C6	2.41	0.42
8:AB:2447:G:C4	8:AB:2501:C:C4	3.07	0.42
8:AB:2446:G:N2	8:AB:2501:C:N4	2.67	0.42
8:AB:2512:C:H1'	10:AD:146:ILE:CG1	2.48	0.42
8:AB:2685:G:N3	8:AB:2725:A:C2	2.88	0.42
8:AB:1664:A:H1'	8:AB:2726:A:N1	2.33	0.42
8:AB:2762:C:C2'	8:AB:2762:C:O2	2.67	0.42
8:AB:2813:A:H2'	8:AB:2814:A:H8	1.83	0.42
8:AB:2891:U:H2'	8:AB:2892:G:H5'	1.99	0.42
8:AB:308:G:O6	8:AB:309:A:N1	2.52	0.42
8:AB:410:G:N2	8:AB:2407:A:C6	2.87	0.42
8:AB:453:A:H4'	8:AB:472:A:N6	2.34	0.42
8:AB:584:C:C5	8:AB:585:G:N7	2.87	0.42
8:AB:587:C:C2	18:AL:38:GLN:HG3	2.54	0.42
8:AB:649:G:H2'	8:AB:650:C:C6	2.52	0.42
8:AB:740:C:C6	8:AB:740:C:H5''	2.54	0.42
8:AB:801:G:H4'	8:AB:802:A:OP2	2.19	0.42
8:AB:831:G:H2'	8:AB:832:U:H5'	2.02	0.42
8:AB:871:U:O2	8:AB:907:G:C6	2.72	0.42
8:AB:923:G:H4'	29:AW:25:PHE:O	2.20	0.42
8:AB:93:G:C6	8:AB:94:A:C6	3.07	0.42
8:AB:977:G:H5'	8:AB:978:G:OP2	2.19	0.42
9:AC:66:PHE:O	9:AC:67:LYS:HG3	2.19	0.42
9:AC:90:ILE:O	9:AC:91:ALA:HB3	2.19	0.42
10:AD:88:GLU:HB3	10:AD:90:PHE:HB2	2.01	0.42
11:AE:172:ALA:C	11:AE:174:GLY:N	2.71	0.42
12:AF:133:GLU:N	12:AF:150:GLY:HA2	2.33	0.42
13:AG:168:VAL:CG1	13:AG:168:VAL:O	2.66	0.42
14:AH:2:GLN:HB3	14:AH:39:ALA:HB3	2.01	0.42
14:AH:35:LYS:CD	14:AH:35:LYS:N	2.78	0.42

Continued on next page...

Continued from previous page...

Atom-1	Atom-2	Interatomic distance (Å)	Clash overlap (Å)
14:AH:37:VAL:N	14:AH:38:PRO:CD	2.82	0.42
17:AK:78:ARG:NH2	22:AP:72:VAL:HG21	2.33	0.42
18:AL:124:GLY:O	18:AL:125:LEU:HD12	2.20	0.42
20:AN:65:LEU:O	20:AN:69:ARG:HG3	2.19	0.42
20:AN:52:ILE:HD13	20:AN:79:LEU:HD23	2.00	0.42
22:AP:58:PHE:O	22:AP:59:THR:C	2.57	0.42
24:AR:12:HIS:O	24:AR:13:ARG:C	2.57	0.42
25:AS:27:LYS:H	25:AS:27:LYS:CD	2.32	0.42
26:AT:34:VAL:HG11	26:AT:43:ILE:HD11	2.00	0.42
26:AT:63:VAL:O	26:AT:64:LYS:HD2	2.19	0.42
29:AW:47:GLY:H	29:AW:75:ASN:CG	2.23	0.42
33:BA:1002:G:H2'	33:BA:1003:G:H5'	2.00	0.42
33:BA:1087:G:N1	33:BA:1088:G:N7	2.67	0.42
33:BA:1090:U:H4'	33:BA:1170:A:H2	1.84	0.42
33:BA:1104:G:HO2'	33:BA:1105:A:H5'	1.84	0.42
33:BA:1391:U:C2'	33:BA:1392:G:C8	3.02	0.42
33:BA:1456:A:H2'	33:BA:1457:G:C8	2.54	0.42
33:BA:1442:G:O6	33:BA:1460:C:N3	2.51	0.42
33:BA:1439:G:C6	33:BA:1463:U:C2	3.07	0.42
33:BA:1513:A:HO2'	33:BA:1514:G:H5'	1.84	0.42
33:BA:254:G:OP1	49:BQ:67:SER:CB	2.66	0.42
33:BA:293:G:N3	33:BA:294:U:C6	2.87	0.42
33:BA:424:G:H5''	33:BA:424:G:C8	2.54	0.42
33:BA:512:U:N3	33:BA:513:C:C5	2.87	0.42
33:BA:546:A:C5'	33:BA:546:A:C8	2.98	0.42
33:BA:623:C:O2'	33:BA:624:C:H5'	2.20	0.42
33:BA:663:A:C2	33:BA:664:G:C5	3.07	0.42
33:BA:815:A:C4	33:BA:1529:G:C6	3.07	0.42
34:BB:222:GLU:OE1	34:BB:222:GLU:HA	2.19	0.42
35:BC:190:THR:HG22	35:BC:191:THR:H	1.84	0.42
35:BC:29:ALA:HB1	46:BN:76:PHE:O	2.18	0.42
36:BD:26:ALA:O	36:BD:30:LYS:NZ	2.52	0.42
38:BF:22:ILE:O	38:BF:25:TYR:HB2	2.19	0.42
38:BF:38:ARG:NH2	50:BR:23:LYS:HZ1	2.16	0.42
45:BM:63:VAL:O	45:BM:68:LEU:HG	2.19	0.42
47:BO:77:TYR:OH	47:BO:87:ARG:NH2	2.52	0.42
51:BS:30:LEU:N	51:BS:30:LEU:HD22	2.34	0.42
1:C0:29:VAL:HG12	1:C0:30:ASP:N	2.34	0.42
1:C0:39:ARG:HH11	8:CB:2816:G:C4'	2.32	0.42
4:C3:41:ARG:O	4:C3:43:LEU:N	2.46	0.42
7:CA:14:U:O2'	7:CA:15:A:P	2.77	0.42

Continued on next page...

Continued from previous page...

Atom-1	Atom-2	Interatomic distance (Å)	Clash overlap (Å)
8:CB:1122:G:C8	8:CB:1122:G:H5''	2.54	0.42
8:CB:1195:G:N1	8:CB:1196:C:C5	2.87	0.42
8:CB:1274:A:N7	8:CB:1646:C:C4	2.87	0.42
8:CB:1291:C:C3'	8:CB:1291:C:C6	3.02	0.42
8:CB:1396:U:O2	8:CB:1396:U:O4'	2.36	0.42
8:CB:1606:C:C6	8:CB:1606:C:H3'	2.54	0.42
8:CB:1692:U:H3'	8:CB:1694:C:H41	1.84	0.42
8:CB:1778:U:C5	8:CB:1784:A:C4	3.07	0.42
8:CB:1791:A:C3'	8:CB:1791:A:C8	3.02	0.42
8:CB:1797:G:C5	8:CB:1798:U:C5	3.08	0.42
8:CB:1824:G:N3	9:CC:249:VAL:HG11	2.33	0.42
8:CB:2030:A:H4'	8:CB:2031:A:H5''	2.00	0.42
8:CB:2074:U:H2'	8:CB:2075:U:O4'	2.19	0.42
8:CB:2225:A:H4'	8:CB:2226:C:H6	1.85	0.42
8:CB:2225:A:H5''	8:CB:2226:C:C5'	2.48	0.42
8:CB:2322:A:N6	8:CB:2333:A:H62	2.17	0.42
8:CB:2341:G:C4	8:CB:2342:C:C5	3.07	0.42
8:CB:2452:C:HO2'	8:CB:2453:A:P	2.41	0.42
8:CB:2531:A:N1	8:CB:2532:G:C5	2.87	0.42
8:CB:2539:C:C5	8:CB:2540:C:C6	3.07	0.42
8:CB:2600:A:C2'	8:CB:2601:C:H5'	2.49	0.42
8:CB:2543:G:N2	8:CB:2765:A:C8	2.87	0.42
8:CB:2900:A:C8	8:CB:2900:A:H3'	2.55	0.42
8:CB:370:G:O5'	8:CB:370:G:H2'	2.18	0.42
8:CB:553:G:C2'	8:CB:554:U:H5'	2.49	0.42
8:CB:623:C:C5	18:CL:100:ILE:HD11	2.53	0.42
4:C3:16:THR:OG1	8:CB:651:G:OP1	2.33	0.42
8:CB:693:A:O2'	8:CB:694:U:H5'	2.18	0.42
8:CB:689:A:H2	8:CB:779:U:H4'	1.83	0.42
8:CB:837:C:O5'	8:CB:837:C:C6	2.72	0.42
8:CB:840:C:O2'	8:CB:841:G:H5'	2.19	0.42
8:CB:869:G:C6	8:CB:909:A:N6	2.87	0.42
8:CB:875:G:H5''	8:CB:876:C:OP2	2.19	0.42
8:CB:907:G:C4	8:CB:908:C:C6	3.07	0.42
9:CC:161:VAL:HB	9:CC:193:GLU:OE2	2.19	0.42
8:CB:1845:G:H5'	9:CC:268:ARG:HD2	2.01	0.42
10:CD:29:VAL:HG23	10:CD:51:THR:CG2	2.49	0.42
12:CF:50:ASP:CG	12:CF:51:ASN:N	2.73	0.42
13:CG:102:ILE:HG23	13:CG:104:LEU:CD2	2.49	0.42
14:CH:25:TYR:HD1	14:CH:25:TYR:O	2.01	0.42
14:CH:68:ARG:HE	14:CH:71:LYS:NZ	2.18	0.42

Continued on next page...

Continued from previous page...

Atom-1	Atom-2	Interatomic distance (Å)	Clash overlap (Å)
8:CB:2722:G:C4'	20:CN:4:ARG:HG3	2.49	0.42
20:CN:56:LYS:HD3	20:CN:57:THR:OG1	2.20	0.42
20:CN:8:ARG:N	20:CN:8:ARG:HD3	2.34	0.42
20:CN:99:LYS:H	20:CN:99:LYS:CD	2.31	0.42
21:CO:82:ALA:CA	21:CO:87:ILE:HB	2.48	0.42
22:CP:26:GLU:CA	22:CP:47:ILE:H	2.31	0.42
22:CP:59:THR:CG2	22:CP:76:HIS:CE1	3.02	0.42
23:CQ:18:LYS:C	23:CQ:20:ALA:H	2.21	0.42
26:CT:41:ALA:C	26:CT:43:ILE:N	2.72	0.42
8:CB:483:A:C5'	27:CU:45:GLN:HB2	2.49	0.42
28:CV:24:ASN:CB	28:CV:44:HIS:HB2	2.49	0.42
29:CW:67:LYS:HG2	29:CW:74:LYS:O	2.19	0.42
30:CX:1:MET:H3	30:CX:6:LEU:CA	2.32	0.42
31:CY:52:PHE:O	31:CY:53:MET:C	2.57	0.42
33:DA:1233:G:C6	33:DA:1234:C:C4	3.06	0.42
33:DA:127:G:C6	33:DA:128:G:N7	2.88	0.42
33:DA:1319:A:C5	33:DA:1323:G:C4	3.07	0.42
33:DA:1433:A:H8	33:DA:1433:A:H3'	1.83	0.42
33:DA:576:C:H5	33:DA:881:G:H1'	1.83	0.42
33:DA:669:G:C2	33:DA:670:G:C5	3.08	0.42
33:DA:724:G:C2'	33:DA:725:G:O5'	2.67	0.42
33:DA:734:G:H2'	33:DA:735:C:H6	1.83	0.42
33:DA:755:G:N1	33:DA:756:C:N4	2.67	0.42
33:DA:831:A:H2	33:DA:856:C:N3	2.17	0.42
33:DA:856:C:C2	33:DA:857:C:C5	3.04	0.42
33:DA:909:A:H2'	33:DA:910:C:C4'	2.49	0.42
33:DA:89:U:C6	33:DA:90:C:C5	3.07	0.42
35:DC:123:LEU:CA	35:DC:127:VAL:HG22	2.49	0.42
35:DC:21:TRP:CZ3	35:DC:28:PHE:CE1	3.08	0.42
37:DE:84:VAL:HG13	37:DE:95:MET:CB	2.42	0.42
38:DF:73:GLU:HB2	38:DF:74:LEU:H	1.51	0.42
42:DJ:64:GLN:O	46:DN:98:ALA:N	2.52	0.42
44:DL:111:GLN:HB3	44:DL:112:ALA:H	1.65	0.42
45:DM:93:GLY:HA2	45:DM:108:ARG:NH1	2.34	0.42
46:DN:12:ARG:HD3	46:DN:58:ARG:HD3	2.01	0.42
47:DO:56:LEU:O	47:DO:58:MET:N	2.52	0.42
48:DP:2:VAL:HG13	48:DP:65:ALA:HA	2.01	0.42
51:DS:13:HIS:HB2	51:DS:32:THR:HG21	2.01	0.42
51:DS:3:SER:O	51:DS:4:LEU:CD1	2.67	0.42
2:A1:46:VAL:HG22	2:A1:47:ILE:CG1	2.48	0.42
3:A2:30:VAL:HG12	3:A2:31:LEU:N	2.33	0.42

Continued on next page...

Continued from previous page...

Atom-1	Atom-2	Interatomic distance (Å)	Clash overlap (Å)
4:A3:31:ILE:HG22	4:A3:32:LEU:N	2.33	0.42
4:A3:40:LYS:C	4:A3:42:HIS:N	2.73	0.42
5:A4:11:CYS:O	5:A4:12:ARG:HD2	2.19	0.42
7:AA:102:G:N3	7:AA:102:G:H2'	2.33	0.42
8:AB:1006:C:N3	8:AB:1007:C:C5	2.88	0.42
8:AB:118:A:N7	8:AB:119:A:N7	2.68	0.42
8:AB:1191:G:C8	8:AB:1191:G:H3'	2.54	0.42
8:AB:1210:G:H4'	8:AB:1211:C:O5'	2.20	0.42
8:AB:1361:G:C6	8:AB:1371:G:N2	2.87	0.42
8:AB:1394:U:H3	8:AB:1395:A:N6	2.17	0.42
8:AB:1439:A:N7	8:AB:1440:U:C2	2.87	0.42
8:AB:144:A:H8	8:AB:144:A:C5'	2.26	0.42
8:AB:1483:G:C8	8:AB:1483:G:H5''	2.53	0.42
8:AB:1523:U:H6	8:AB:1523:U:O5'	2.02	0.42
8:AB:153:U:H3'	8:AB:153:U:H6	1.84	0.42
8:AB:1417:C:O5'	8:AB:1588:G:H1'	2.18	0.42
8:AB:1628:G:C5	8:AB:1629:U:C5	3.07	0.42
8:AB:167:A:N6	8:AB:168:G:N3	2.67	0.42
8:AB:1679:A:O2'	8:AB:1680:U:H5'	2.18	0.42
8:AB:1788:C:H2'	8:AB:1789:A:C5'	2.49	0.42
8:AB:1882:U:H2'	8:AB:1883:U:H6	1.84	0.42
8:AB:2024:G:C6	8:AB:2025:C:C5	3.08	0.42
8:AB:2209:G:H5''	8:AB:2210:U:O5'	2.19	0.42
8:AB:2241:A:C2	8:AB:2242:G:C8	3.07	0.42
8:AB:410:G:N2	8:AB:2407:A:C5	2.87	0.42
5:A4:1:MET:N	8:AB:2479:U:OP1	2.46	0.42
8:AB:2461:A:H1'	8:AB:2492:U:C2	2.54	0.42
8:AB:2588:G:C4	8:AB:2589:A:C8	3.08	0.42
5:A4:19:ARG:NH1	8:AB:2756:U:OP2	2.52	0.42
8:AB:583:G:C2	8:AB:584:C:C5	3.07	0.42
8:AB:592:A:N1	8:AB:593:U:C4	2.87	0.42
8:AB:738:G:C2	8:AB:739:A:C2	3.07	0.42
8:AB:779:U:C2'	8:AB:780:G:H5'	2.49	0.42
8:AB:953:G:O2'	8:AB:2266:A:P	2.77	0.42
8:AB:971:G:OP1	8:AB:974:G:N3	2.53	0.42
8:AB:975:A:C8	8:AB:975:A:H5'	2.54	0.42
9:AC:141:HIS:CD2	9:AC:190:THR:CG2	3.02	0.42
10:AD:38:LYS:C	10:AD:42:ASN:HD21	2.23	0.42
11:AE:163:ASN:HB2	11:AE:166:LYS:HG2	2.00	0.42
11:AE:58:LYS:HE3	11:AE:70:SER:O	2.20	0.42
11:AE:91:ASP:O	11:AE:92:HIS:HB2	2.18	0.42

Continued on next page...

Continued from previous page...

Atom-1	Atom-2	Interatomic distance (Å)	Clash overlap (Å)
12:AF:93:GLU:OE1	12:AF:94:ARG:HB2	2.20	0.42
13:AG:70:LEU:HA	13:AG:73:SER:OG	2.18	0.42
14:AH:141:LYS:N	14:AH:141:LYS:HD3	2.35	0.42
14:AH:25:TYR:HD1	14:AH:25:TYR:C	2.22	0.42
14:AH:4:ILE:HG23	14:AH:16:GLY:HA2	1.99	0.42
15:AI:2:LYS:HB2	15:AI:2:LYS:NZ	2.34	0.42
15:AI:39:LYS:HB3	15:AI:39:LYS:HE2	1.71	0.42
8:AB:1064:C:C1'	15:AI:90:GLY:HA2	2.50	0.42
16:AJ:81:ILE:HG13	16:AJ:82:GLY:N	2.34	0.42
8:AB:587:C:N3	18:AL:38:GLN:CG	2.82	0.42
18:AL:77:ILE:O	18:AL:78:ARG:HB3	2.18	0.42
19:AM:76:LYS:HZ1	19:AM:81:ARG:HA	1.84	0.42
22:AP:22:GLY:O	22:AP:23:ASP:O	2.36	0.42
22:AP:26:GLU:CA	22:AP:47:ILE:H	2.31	0.42
22:AP:27:VAL:N	22:AP:47:ILE:HG13	2.34	0.42
25:AS:70:LYS:O	25:AS:71:VAL:CB	2.66	0.42
26:AT:56:GLU:O	26:AT:57:VAL:HG13	2.19	0.42
29:AW:9:THR:C	29:AW:10:ARG:HG2	2.39	0.42
30:AX:2:LYS:HE2	30:AX:46:VAL:HG22	2.01	0.42
33:BA:1014:A:OP1	51:BS:17:LYS:HE2	2.19	0.42
33:BA:1019:A:H2'	33:BA:1020:G:H8	1.83	0.42
33:BA:1143:G:H2'	33:BA:1144:G:H8	1.83	0.42
33:BA:1154:G:C3'	33:BA:1155:A:H5''	2.50	0.42
33:BA:1174:G:O2'	33:BA:1175:G:H5'	2.19	0.42
33:BA:1395:C:H6	33:BA:1395:C:O5'	2.01	0.42
33:BA:1415:G:C6	33:BA:1486:G:C2	3.07	0.42
33:BA:167:A:C2	33:BA:168:G:C8	3.07	0.42
33:BA:191:G:C6	33:BA:192:A:N7	2.87	0.42
33:BA:231:U:C2'	33:BA:232:G:H5''	2.48	0.42
33:BA:44:A:N9	33:BA:399:G:N2	2.66	0.42
33:BA:425:G:C2	33:BA:426:U:C6	3.07	0.42
33:BA:37:U:C1'	33:BA:548:G:N2	2.79	0.42
33:BA:720:C:O4'	50:BR:38:ILE:HG23	2.19	0.42
33:BA:71:A:C4	33:BA:72:A:N7	2.87	0.42
33:BA:819:A:N7	33:BA:1529:G:C6	2.87	0.42
33:BA:945:G:C2	33:BA:946:A:C8	3.08	0.42
34:BB:58:LYS:HD2	34:BB:58:LYS:O	2.19	0.42
35:BC:22:PHE:CD2	35:BC:23:ALA:N	2.86	0.42
35:BC:71:ARG:N	35:BC:72:PRO:HD3	2.34	0.42
36:BD:190:LEU:O	36:BD:192:ALA:N	2.52	0.42
36:BD:29:THR:C	36:BD:30:LYS:HD3	2.40	0.42

Continued on next page...

Continued from previous page...

Atom-1	Atom-2	Interatomic distance (Å)	Clash overlap (Å)
37:BE:151:MET:HB2	37:BE:155:LYS:CB	2.49	0.42
37:BE:23:THR:HG23	37:BE:28:ARG:HB2	2.01	0.42
42:BJ:12:ALA:CB	42:BJ:18:ILE:HB	2.49	0.42
42:BJ:10:LEU:HD11	42:BJ:25:ILE:CD1	2.48	0.42
43:BK:56:LYS:CG	43:BK:57:SER:N	2.76	0.42
43:BK:76:TYR:N	43:BK:76:TYR:HD1	2.17	0.42
44:BL:109:ARG:HG3	44:BL:109:ARG:NH1	2.35	0.42
45:BM:49:GLU:O	45:BM:53:ASP:HB3	2.20	0.42
51:BS:33:TRP:CD1	51:BS:51:HIS:CB	3.02	0.42
52:BT:43:LYS:O	52:BT:46:ALA:HB3	2.18	0.42
1:C0:38:LEU:HD12	1:C0:38:LEU:HA	1.91	0.42
4:C3:28:LEU:O	4:C3:43:LEU:HD21	2.18	0.42
5:C4:25:VAL:O	5:C4:26:ILE:CB	2.66	0.42
7:CA:105:G:C5	7:CA:106:G:N7	2.87	0.42
7:CA:29:A:C8	7:CA:29:A:OP2	2.72	0.42
7:CA:40:U:N3	7:CA:43:C:H5''	2.34	0.42
7:CA:81:G:H2'	7:CA:82:U:H6	1.84	0.42
8:CB:11:C:N4	8:CB:2629:U:H3	2.18	0.42
8:CB:1267:U:C2'	8:CB:1267:U:O2	2.65	0.42
8:CB:1281:G:O6	8:CB:1286:A:N7	2.53	0.42
8:CB:1438:U:H2'	8:CB:1439:A:C8	2.53	0.42
8:CB:1437:C:C1'	8:CB:1515:A:H2	2.31	0.42
8:CB:1524:G:C4	8:CB:1525:A:C8	3.06	0.42
8:CB:1596:A:N6	8:CB:1597:A:N6	2.68	0.42
8:CB:1604:C:C2'	8:CB:1610:A:H62	2.32	0.42
8:CB:1670:C:N4	8:CB:1671:U:H3	2.18	0.42
8:CB:1718:G:O2'	8:CB:1719:G:H5'	2.19	0.42
8:CB:1791:A:C2'	8:CB:1792:G:O5'	2.67	0.42
8:CB:1890:A:C2	8:CB:2234:G:N3	2.86	0.42
8:CB:1942:C:H5	8:CB:1943:U:C6	2.36	0.42
8:CB:1769:U:O2	8:CB:1984:G:C2	2.72	0.42
8:CB:1678:A:C2	8:CB:1989:G:N2	2.87	0.42
8:CB:1268:A:N6	8:CB:2013:A:C8	2.87	0.42
8:CB:2065:C:HO2'	8:CB:2449:U:H3	1.62	0.42
8:CB:2143:C:H2'	8:CB:2144:G:O4'	2.20	0.42
8:CB:220:G:C4	8:CB:427:U:C4	3.08	0.42
8:CB:2229:U:H2'	8:CB:2230:G:H8	1.84	0.42
8:CB:2231:U:OP1	32:CZ:28:VAL:HG23	2.18	0.42
8:CB:2330:G:N3	29:CW:36:ILE:HG12	2.33	0.42
8:CB:239:C:H2'	8:CB:240:C:H6	1.83	0.42
8:CB:415:A:C2	8:CB:2409:G:N1	2.87	0.42

Continued on next page...

Continued from previous page...

Atom-1	Atom-2	Interatomic distance (Å)	Clash overlap (Å)
8:CB:2526:G:C4	8:CB:2527:C:C5	3.08	0.42
8:CB:1787:A:O4'	8:CB:2589:A:H4'	2.19	0.42
8:CB:2740:A:N7	8:CB:2764:A:C6	2.87	0.42
8:CB:298:G:O3'	8:CB:299:A:H8	2.02	0.42
8:CB:339:U:C6	8:CB:339:U:C3'	3.02	0.42
8:CB:271:G:C2	8:CB:367:G:N1	2.87	0.42
8:CB:525:U:C2'	8:CB:526:A:H5''	2.49	0.42
8:CB:547:A:N3	8:CB:547:A:C2'	2.82	0.42
8:CB:738:G:C2	8:CB:759:G:C5	3.07	0.42
8:CB:780:G:H21	8:CB:783:A:H62	1.67	0.42
8:CB:671:C:N4	8:CB:809:G:H1	2.17	0.42
8:CB:819:A:C8	8:CB:1189:A:C6	3.07	0.42
8:CB:93:G:C6	8:CB:94:A:C4	3.08	0.42
9:CC:163:ILE:HG22	9:CC:164:VAL:H	1.84	0.42
10:CD:1:MET:HB2	10:CD:81:GLU:CG	2.48	0.42
10:CD:33:ARG:O	10:CD:34:VAL:C	2.58	0.42
12:CF:11:VAL:O	12:CF:14:LYS:HB3	2.19	0.42
14:CH:113:SER:HG	14:CH:132:PHE:HE2	1.67	0.42
14:CH:70:GLU:C	14:CH:72:ILE:N	2.72	0.42
14:CH:76:GLU:H	14:CH:76:GLU:HG3	1.69	0.42
15:CI:46:ASP:O	15:CI:50:LYS:HE2	2.18	0.42
15:CI:77:VAL:O	15:CI:81:LYS:HG3	2.19	0.42
16:CJ:136:GLN:O	16:CJ:137:PRO:C	2.57	0.42
16:CJ:59:ALA:O	16:CJ:62:VAL:HG22	2.19	0.42
18:CL:20:GLY:HA3	18:CL:21:ARG:HE	1.84	0.42
19:CM:71:LYS:HZ2	19:CM:91:TYR:HD1	1.67	0.42
20:CN:56:LYS:HE2	20:CN:57:THR:OG1	2.19	0.42
22:CP:16:VAL:HA	22:CP:17:PRO:HD3	1.78	0.42
22:CP:26:GLU:O	22:CP:46:VAL:HG13	2.19	0.42
24:CR:41:ILE:O	24:CR:41:ILE:HG23	2.20	0.42
23:CQ:88:GLU:HA	24:CR:53:PHE:HB3	2.01	0.42
24:CR:39:LEU:HB2	24:CR:61:ALA:HB2	2.02	0.42
25:CS:85:ILE:CG2	25:CS:85:ILE:O	2.64	0.42
27:CU:85:ARG:HE	27:CU:86:PHE:HE1	1.67	0.42
8:CB:101:A:OP2	27:CU:90:LYS:NZ	2.52	0.42
8:CB:2263:C:N4	29:CW:12:GLY:HA2	2.32	0.42
29:CW:69:GLU:OE2	29:CW:70:VAL:N	2.48	0.42
32:CZ:37:CYS:SG	32:CZ:39:LYS:HB2	2.59	0.42
33:DA:1006:G:C8	33:DA:1006:G:H5''	2.55	0.42
33:DA:1088:G:C5	33:DA:1089:G:C8	3.07	0.42
33:DA:109:A:C5	33:DA:327:A:C2	3.06	0.42

Continued on next page...

Continued from previous page...

Atom-1	Atom-2	Interatomic distance (Å)	Clash overlap (Å)
33:DA:1119:C:C4	33:DA:1120:C:H5	2.37	0.42
33:DA:1149:C:H3'	33:DA:1149:C:C6	2.52	0.42
33:DA:1157:A:H4'	33:DA:1158:C:C5'	2.49	0.42
33:DA:11:G:C4	33:DA:12:U:C5	3.08	0.42
33:DA:1221:G:C6	33:DA:1222:G:C5	3.08	0.42
33:DA:1225:A:H2'	33:DA:1225:A:N3	2.34	0.42
33:DA:129:A:O2'	33:DA:130:A:O5'	2.37	0.42
33:DA:1306:A:N6	33:DA:1331:G:H1'	2.33	0.42
33:DA:391:G:H2'	33:DA:392:C:O4'	2.20	0.42
33:DA:462:G:H3'	33:DA:463:U:C6	2.53	0.42
33:DA:573:A:C6	33:DA:574:A:C6	3.07	0.42
33:DA:577:G:N2	33:DA:578:C:C2	2.87	0.42
33:DA:57:G:C6	33:DA:356:A:C6	3.07	0.42
33:DA:582:C:C6	33:DA:582:C:C3'	3.02	0.42
33:DA:630:A:O2'	33:DA:631:C:H5'	2.20	0.42
33:DA:684:U:H2'	33:DA:685:G:O4'	2.19	0.42
33:DA:739:C:O5'	33:DA:739:C:H6	2.02	0.42
33:DA:763:G:C4	33:DA:764:C:C5	3.07	0.42
33:DA:577:G:H1	33:DA:764:C:N4	2.18	0.42
33:DA:773:G:C2'	33:DA:774:G:O5'	2.66	0.42
33:DA:858:G:N2	33:DA:859:G:N7	2.66	0.42
33:DA:864:A:N7	33:DA:865:A:C6	2.88	0.42
33:DA:947:G:N3	33:DA:947:G:H2'	2.33	0.42
33:DA:977:A:C2'	33:DA:978:A:H5"	2.45	0.42
35:DC:120:THR:HG23	35:DC:188:ALA:HB2	1.99	0.42
33:DA:430:A:OP1	36:DD:8:LEU:HB2	2.19	0.42
40:DH:107:LYS:HD2	40:DH:107:LYS:N	2.34	0.42
40:DH:91:LEU:HA	40:DH:92:PRO:HD3	1.87	0.42
41:DI:98:ARG:CZ	41:DI:103:VAL:HG11	2.49	0.42
42:DJ:15:HIS:C	42:DJ:17:LEU:N	2.73	0.42
42:DJ:83:THR:O	42:DJ:83:THR:HG22	2.19	0.42
33:DA:705:G:N2	43:DK:43:TRP:CD2	2.80	0.42
43:DK:33:ILE:HG13	43:DK:69:CYS:SG	2.60	0.42
47:DO:14:PHE:CD2	47:DO:83:ARG:CZ	3.02	0.42
50:DR:60:ARG:O	50:DR:63:TYR:HB2	2.20	0.42
53:DU:34:ARG:NE	53:DU:35:GLU:H	2.17	0.42
2:A1:26:LYS:HG3	2:A1:29:LYS:H	1.84	0.42
2:A1:36:LYS:HB3	2:A1:37:LYS:H	1.51	0.42
2:A1:44:GLN:OE1	2:A1:45:HIS:N	2.52	0.42
3:A2:9:VAL:HG23	3:A2:10:LEU:H	1.84	0.42
4:A3:13:PHE:O	4:A3:14:LYS:HG2	2.19	0.42

Continued on next page...

Continued from previous page...

Atom-1	Atom-2	Interatomic distance (Å)	Clash overlap (Å)
4:A3:57:VAL:HG13	4:A3:58:ILE:HG23	2.02	0.42
8:AB:1005:C:O2'	8:AB:1006:C:H5'	2.19	0.42
8:AB:1188:U:H2'	8:AB:1188:U:O2	2.19	0.42
8:AB:1203:U:C5	8:AB:1204:A:C5	3.07	0.42
8:AB:584:C:N4	8:AB:1256:G:H1	2.12	0.42
8:AB:1285:A:H8	8:AB:1285:A:O5'	2.03	0.42
8:AB:1314:C:H42	8:AB:1338:G:H1	1.67	0.42
8:AB:1348:C:H6	8:AB:1348:C:H5''	1.82	0.42
8:AB:1348:C:C5	8:AB:1349:C:C5	3.07	0.42
8:AB:1353:A:C6	8:AB:1354:A:N6	2.87	0.42
8:AB:1450:G:C8	8:AB:1450:G:C5'	3.00	0.42
8:AB:1752:C:N4	8:AB:1756:G:C6	2.87	0.42
8:AB:1823:G:C3'	8:AB:1823:G:C8	3.03	0.42
8:AB:1831:G:C6	8:AB:1832:C:C4	3.07	0.42
8:AB:1897:G:C2	8:AB:1898:U:C2	3.06	0.42
8:AB:1907:G:N1	8:AB:1924:C:C2	2.87	0.42
8:AB:1967:C:C2'	8:AB:1968:G:H5'	2.39	0.42
8:AB:2002:G:C6	8:AB:2003:A:C6	3.08	0.42
8:AB:2048:G:H1	8:AB:2620:C:N4	2.17	0.42
8:AB:2051:A:N1	8:AB:2614:A:C5	2.88	0.42
8:AB:2228:G:C6	8:AB:2229:U:C4	3.07	0.42
8:AB:2236:U:C4	8:AB:2237:G:C5	3.08	0.42
8:AB:2279:G:H5''	8:AB:2279:G:H8	1.83	0.42
8:AB:2343:U:O2'	8:AB:2344:U:H5'	2.19	0.42
8:AB:2394:C:H6	8:AB:2394:C:O5'	2.01	0.42
8:AB:2488:G:N1	8:AB:2489:U:C4	2.87	0.42
8:AB:2508:G:O2'	8:AB:2509:G:H5'	2.20	0.42
8:AB:2635:A:C2	8:AB:2636:C:C1'	3.01	0.42
8:AB:271:G:C2	8:AB:367:G:C4	3.07	0.42
8:AB:2754:U:O5'	8:AB:2754:U:H6	2.02	0.42
8:AB:2798:U:H1'	8:AB:2800:A:C6	2.54	0.42
8:AB:2805:C:H2'	8:AB:2806:C:C6	2.54	0.42
8:AB:352:A:C2'	8:AB:353:C:H6	2.32	0.42
8:AB:370:G:O5'	8:AB:370:G:C8	2.72	0.42
8:AB:536:G:H3'	8:AB:537:G:H8	1.84	0.42
8:AB:539:G:C2	8:AB:540:C:C2	3.07	0.42
8:AB:562:U:C4	8:AB:572:A:C5	3.07	0.42
8:AB:688:U:O2	8:AB:787:C:H4'	2.19	0.42
8:AB:784:G:N1	8:AB:792:A:C4	2.87	0.42
8:AB:910:A:O2'	8:AB:911:A:H5'	2.19	0.42
8:AB:960:A:N7	8:AB:962:G:C8	2.88	0.42

Continued on next page...

Continued from previous page...

Atom-1	Atom-2	Interatomic distance (Å)	Clash overlap (Å)
8:AB:962:G:O2'	8:AB:2496:C:H4'	2.18	0.42
8:AB:980:A:C5	8:AB:1136:G:O4'	2.73	0.42
9:AC:136:VAL:O	9:AC:165:ALA:HA	2.20	0.42
9:AC:50:THR:O	9:AC:51:ARG:HD3	2.19	0.42
11:AE:43:THR:HG21	11:AE:44:ARG:NH2	2.34	0.42
12:AF:15:LEU:C	12:AF:17:THR:N	2.71	0.42
12:AF:53:ALA:HB1	12:AF:64:PRO:HG2	2.02	0.42
14:AH:26:ALA:HA	14:AH:30:LEU:CA	2.49	0.42
14:AH:55:GLU:C	14:AH:57:LYS:N	2.72	0.42
14:AH:83:LYS:CB	14:AH:91:PHE:HB3	2.49	0.42
18:AL:36:LYS:HD2	55:AL:2001:HOH:O	2.19	0.42
18:AL:37:GLY:HA3	18:AL:41:ARG:HG2	2.00	0.42
18:AL:78:ARG:HD2	18:AL:81:ASP:H	1.84	0.42
19:AM:124:LEU:HA	19:AM:125:PRO:HD3	1.85	0.42
20:AN:101:GLY:C	20:AN:102:PHE:CG	2.92	0.42
22:AP:14:GLN:O	22:AP:14:GLN:HG2	2.19	0.42
23:AQ:31:TYR:C	23:AQ:34:ALA:H	2.23	0.42
23:AQ:7:VAL:C	23:AQ:9:ALA:H	2.22	0.42
24:AR:13:ARG:O	24:AR:14:VAL:O	2.37	0.42
24:AR:40:MET:CA	24:AR:54:VAL:HG13	2.49	0.42
30:AX:21:LEU:O	30:AX:47:ARG:NH1	2.52	0.42
32:AZ:2:LYS:O	32:AZ:7:PRO:O	2.38	0.42
33:BA:1109:C:N4	33:BA:1110:A:N6	2.67	0.42
33:BA:1156:G:H5'	33:BA:1157:A:OP2	2.19	0.42
33:BA:1054:C:H1'	33:BA:1196:A:C6	2.55	0.42
33:BA:1238:A:C5'	33:BA:1239:A:OP2	2.66	0.42
33:BA:1259:C:N4	33:BA:1260:G:C4	2.87	0.42
33:BA:1267:C:O2	33:BA:1267:C:C2'	2.65	0.42
33:BA:1345:U:N3	33:BA:1377:A:C2	2.87	0.42
33:BA:1385:G:N1	33:BA:1386:G:C5	2.87	0.42
33:BA:1422:G:N2	33:BA:1479:C:C2	2.87	0.42
33:BA:1479:C:C2	33:BA:1480:A:C8	3.07	0.42
33:BA:1407:C:O2	33:BA:1495:U:O2	2.37	0.42
33:BA:376:G:C6	33:BA:389:A:C6	3.07	0.42
33:BA:453:G:C2'	33:BA:454:G:O4'	2.68	0.42
33:BA:456:A:H61	33:BA:476:U:H3	1.68	0.42
33:BA:636:U:H3'	33:BA:636:U:H6	1.83	0.42
33:BA:640:A:N6	33:BA:641:U:O4	2.51	0.42
33:BA:688:G:C8	33:BA:688:G:C5'	2.95	0.42
33:BA:718:A:N7	43:BK:117:HIS:CD2	2.88	0.42
33:BA:722:G:H2'	33:BA:724:G:C8	2.55	0.42

Continued on next page...

Continued from previous page...

Atom-1	Atom-2	Interatomic distance (Å)	Clash overlap (Å)
33:BA:714:G:N2	33:BA:777:A:H1'	2.35	0.42
33:BA:784:A:N1	33:BA:798:U:C4	2.88	0.42
33:BA:817:C:O2'	33:BA:818:G:OP2	2.37	0.42
33:BA:993:G:N3	33:BA:995:C:N4	2.68	0.42
34:BB:23:ASN:HD22	34:BB:23:ASN:C	2.22	0.42
38:BF:14:GLN:C	38:BF:16:GLU:H	2.22	0.42
39:BG:6:ILE:HG13	39:BG:7:GLY:N	2.28	0.42
41:BI:30:ASN:O	41:BI:31:GLN:CB	2.67	0.42
41:BI:57:VAL:HG12	41:BI:58:GLU:N	2.34	0.42
42:BJ:82:LYS:HB3	42:BJ:82:LYS:HE3	1.87	0.42
44:BL:28:GLN:HB2	44:BL:81:ILE:O	2.19	0.42
45:BM:2:ARG:N	45:BM:8:ILE:HG22	2.34	0.42
50:BR:22:TYR:HD1	50:BR:23:LYS:H	1.66	0.42
33:BA:1221:G:C5'	51:BS:35:ARG:NH2	2.82	0.42
52:BT:26:MET:SD	52:BT:27:MET:N	2.92	0.42
4:C3:38:LYS:HD3	4:C3:38:LYS:HA	1.62	0.42
7:CA:18:G:C2	7:CA:19:C:C2	3.07	0.42
7:CA:70:C:HO2'	7:CA:71:C:H5'	1.82	0.42
8:CB:1015:U:C6	8:CB:1015:U:C3'	3.02	0.42
8:CB:1048:A:C2	8:CB:1049:C:C5	3.07	0.42
8:CB:1242:U:C4	8:CB:1243:C:N4	2.87	0.42
8:CB:1252:G:N3	23:CQ:32:ARG:HG2	2.34	0.42
8:CB:1263:U:C4	8:CB:1264:A:N1	2.87	0.42
8:CB:144:A:N6	26:CT:3:ARG:HH22	2.17	0.42
8:CB:144:A:N6	26:CT:3:ARG:NH2	2.68	0.42
8:CB:1453:A:H4'	8:CB:1454:C:OP2	2.19	0.42
8:CB:1459:G:C3'	8:CB:1459:G:C8	3.03	0.42
8:CB:1528:A:N9	8:CB:1544:A:N6	2.68	0.42
8:CB:1666:G:O2'	8:CB:1667:G:H5'	2.19	0.42
8:CB:1823:G:C2'	8:CB:1824:G:H5'	2.50	0.42
8:CB:2001:C:C2'	8:CB:2002:G:O5'	2.67	0.42
8:CB:2087:G:C8	8:CB:2087:G:C3'	3.03	0.42
8:CB:2102:G:H2'	8:CB:2103:C:O4'	2.19	0.42
8:CB:2204:G:N3	8:CB:2205:A:C8	2.87	0.42
8:CB:2230:G:C6	8:CB:2231:U:C4	3.08	0.42
8:CB:2357:G:N2	8:CB:2361:G:C5	2.88	0.42
8:CB:2391:G:H22	8:CB:2424:C:C2'	2.08	0.42
8:CB:2472:G:H2'	8:CB:2529:G:N2	2.35	0.42
8:CB:2488:G:C2	8:CB:2489:U:C6	3.07	0.42
8:CB:2560:A:C5	8:CB:2561:U:C6	3.06	0.42
8:CB:2676:C:H2'	8:CB:2677:G:O4'	2.19	0.42

Continued on next page...

Continued from previous page...

Atom-1	Atom-2	Interatomic distance (Å)	Clash overlap (Å)
8:CB:2727:A:C5	8:CB:2728:U:C4	3.08	0.42
8:CB:301:G:C6	8:CB:317:G:C6	3.07	0.42
8:CB:307:G:N2	8:CB:310:A:OP2	2.52	0.42
8:CB:52:A:H2'	8:CB:53:A:C8	2.54	0.42
8:CB:576:U:O4	8:CB:577:G:O6	2.38	0.42
8:CB:617:G:H2'	8:CB:618:G:O4'	2.19	0.42
8:CB:671:C:N3	8:CB:672:C:C5	2.87	0.42
8:CB:856:G:N2	8:CB:922:C:N4	2.67	0.42
8:CB:905:A:C8	8:CB:905:A:H3'	2.55	0.42
8:CB:93:G:C2'	8:CB:94:A:H8	2.31	0.42
8:CB:969:G:C2	8:CB:970:U:N3	2.87	0.42
8:CB:984:A:C8	8:CB:984:A:O5'	2.72	0.42
8:CB:985:C:H6	8:CB:985:C:O5'	2.01	0.42
9:CC:129:LEU:HD23	9:CC:129:LEU:O	2.19	0.42
9:CC:185:ALA:C	9:CC:187:CYS:N	2.72	0.42
9:CC:231:HIS:HD1	9:CC:242:HIS:CE1	2.38	0.42
9:CC:263:ASP:HB2	9:CC:264:LYS:NZ	2.35	0.42
9:CC:82:TYR:HD1	9:CC:83:ASP:N	2.04	0.42
10:CD:33:ARG:NH2	10:CD:87:GLY:CA	2.72	0.42
11:CE:27:LEU:O	11:CE:31:VAL:HG23	2.19	0.42
12:CF:104:THR:CG2	12:CF:105:ILE:HD12	2.49	0.42
13:CG:87:GLN:OE1	13:CG:164:ALA:HA	2.18	0.42
13:CG:93:TYR:CD1	13:CG:106:LEU:O	2.72	0.42
14:CH:24:GLY:C	14:CH:26:ALA:N	2.72	0.42
16:CJ:109:LEU:CB	16:CJ:110:PRO:HD2	2.34	0.42
17:CK:82:ASN:HD22	17:CK:82:ASN:N	2.06	0.42
17:CK:93:GLN:CD	17:CK:94:PRO:HD2	2.40	0.42
8:CB:1275:A:N6	20:CN:16:HIS:CE1	2.88	0.42
21:CO:2:ASP:HB2	21:CO:4:LYS:CE	2.50	0.42
23:CQ:88:GLU:HA	24:CR:53:PHE:CB	2.50	0.42
24:CR:80:ARG:O	24:CR:80:ARG:CG	2.67	0.42
26:CT:58:VAL:CG1	26:CT:59:ASN:N	2.82	0.42
27:CU:5:ARG:HE	27:CU:6:ARG:HG2	1.85	0.42
27:CU:96:LYS:O	27:CU:97:SER:CB	2.67	0.42
29:CW:28:GLU:HA	29:CW:61:LYS:HB2	2.01	0.42
29:CW:3:LYS:NZ	29:CW:10:ARG:NE	2.68	0.42
29:CW:74:LYS:CG	29:CW:75:ASN:N	2.78	0.42
31:CY:8:GLN:O	31:CY:9:THR:O	2.37	0.42
32:CZ:47:LYS:HD3	32:CZ:52:ALA:HA	2.01	0.42
33:DA:1046:A:H2'	33:DA:1047:G:C5'	2.49	0.42
33:DA:1069:C:C6	33:DA:1069:C:C3'	3.03	0.42

Continued on next page...

Continued from previous page...

Atom-1	Atom-2	Interatomic distance (Å)	Clash overlap (Å)
33:DA:1084:G:C8	33:DA:1085:U:C5	3.07	0.42
33:DA:11:G:N3	33:DA:12:U:C6	2.87	0.42
33:DA:1235:U:O4	33:DA:1236:A:N6	2.52	0.42
33:DA:1237:C:O5'	33:DA:1237:C:H6	2.02	0.42
33:DA:976:G:N2	33:DA:1362:A:H3'	2.27	0.42
33:DA:1385:G:N7	33:DA:1386:G:C8	2.87	0.42
33:DA:928:G:N2	33:DA:1390:U:H1'	2.35	0.42
8:CB:1912:A:N1	33:DA:1407:C:H2'	2.34	0.42
33:DA:1415:G:C5	33:DA:1486:G:C6	3.08	0.42
33:DA:1459:G:C2	33:DA:1460:C:C6	3.07	0.42
33:DA:18:C:C2'	33:DA:19:A:O5'	2.67	0.42
33:DA:254:G:OP1	49:DQ:68:LYS:O	2.38	0.42
33:DA:289:G:N1	33:DA:312:C:C2	2.88	0.42
33:DA:318:G:C2	33:DA:319:G:C5	3.07	0.42
33:DA:518:C:C4	33:DA:530:G:O6	2.72	0.42
33:DA:703:G:HO2'	33:DA:704:A:P	2.42	0.42
33:DA:713:G:O3'	33:DA:714:G:O4'	2.37	0.42
33:DA:722:G:OP1	50:DR:42:ARG:NH2	2.53	0.42
33:DA:722:G:N1	33:DA:724:G:C5	2.87	0.42
33:DA:725:G:C4	33:DA:726:C:C6	3.08	0.42
33:DA:743:A:H2'	33:DA:744:C:O4'	2.18	0.42
33:DA:818:G:O2'	33:DA:820:U:C5	2.69	0.42
33:DA:892:A:C2'	33:DA:893:C:H5''	2.49	0.42
33:DA:88:U:N3	33:DA:89:U:C4	2.88	0.42
33:DA:960:U:N3	33:DA:1225:A:C5	2.87	0.42
34:DB:128:LEU:HD11	34:DB:132:GLU:HB3	2.01	0.42
38:DF:17:GLN:C	38:DF:19:PRO:HD2	2.39	0.42
38:DF:92:THR:HG22	38:DF:94:HIS:N	2.34	0.42
41:DI:114:LYS:NZ	41:DI:121:ARG:CG	2.82	0.42
42:DJ:40:ILE:HD11	42:DJ:73:LEU:HB3	2.01	0.42
39:DG:146:ALA:O	43:DK:60:PHE:CD2	2.72	0.42
44:DL:19:ASN:CB	44:DL:85:ARG:HD2	2.49	0.42
44:DL:71:HIS:HB3	44:DL:98:ARG:NH2	2.34	0.42
45:DM:71:GLU:O	45:DM:75:SER:HB3	2.20	0.42
33:DA:1203:C:OP1	46:DN:1:ALA:CB	2.67	0.42
46:DN:68:ARG:NE	46:DN:80:ARG:HH12	2.17	0.42
47:DO:14:PHE:HB2	47:DO:15:GLY:H	1.63	0.42
48:DP:67:ILE:O	48:DP:67:ILE:HG23	2.19	0.42
51:DS:14:LEU:C	51:DS:14:LEU:HD12	2.40	0.42
1:A0:42:ILE:CG2	1:A0:47:TYR:N	2.83	0.42
4:A3:51:LYS:HG2	18:AL:59:ARG:HB2	2.01	0.42

Continued on next page...

Continued from previous page...

Atom-1	Atom-2	Interatomic distance (Å)	Clash overlap (Å)
7:AA:92:C:O2'	7:AA:93:C:H5'	2.20	0.42
8:AB:1023:U:H2'	8:AB:1024:G:O5'	2.18	0.42
8:AB:1087:G:H8	8:AB:1087:G:H3'	1.84	0.42
8:AB:1040:A:N6	8:AB:1116:G:N1	2.67	0.42
8:AB:1275:A:N1	8:AB:1296:G:H1'	2.34	0.42
8:AB:1365:A:C5	8:AB:1366:A:N7	2.87	0.42
8:AB:1451:C:H5''	8:AB:1451:C:C6	2.48	0.42
8:AB:1454:C:C4'	8:AB:1455:G:OP1	2.67	0.42
8:AB:1459:G:C8	8:AB:1459:G:C3'	3.02	0.42
8:AB:1496:A:H1'	8:AB:1577:C:O2'	2.19	0.42
8:AB:1598:A:N1	8:AB:1599:U:C2	2.86	0.42
8:AB:1632:A:H2'	8:AB:1633:G:C8	2.55	0.42
8:AB:1718:G:O2'	8:AB:1719:G:H5'	2.20	0.42
8:AB:1788:C:C4	8:AB:1789:A:C8	3.08	0.42
8:AB:187:G:H2'	8:AB:188:G:O5'	2.19	0.42
8:AB:1900:A:C6	8:AB:1970:A:N7	2.88	0.42
8:AB:2027:G:C2	8:AB:2028:U:N1	2.87	0.42
8:AB:202:U:C2'	8:AB:202:U:O2	2.62	0.42
8:AB:2144:G:H2'	8:AB:2146:C:OP2	2.20	0.42
8:AB:2199:A:C2	8:AB:2225:A:N3	2.88	0.42
8:AB:2285:C:H3'	8:AB:2285:C:H6	1.84	0.42
8:AB:2313:C:H2'	8:AB:2314:A:C8	2.54	0.42
8:AB:2348:U:C6	8:AB:2348:U:H3'	2.54	0.42
8:AB:2361:G:H2'	8:AB:2362:C:O4'	2.20	0.42
8:AB:2482:A:C2	8:AB:2483:C:C2	3.08	0.42
8:AB:2464:G:C2	8:AB:2487:G:C2	3.07	0.42
8:AB:2511:U:H2'	8:AB:2512:C:O4'	2.19	0.42
8:AB:260:G:C6	8:AB:261:G:C5	3.08	0.42
8:AB:2723:C:N3	8:AB:2724:U:N3	2.68	0.42
8:AB:2737:G:H8	8:AB:2737:G:O5'	2.02	0.42
8:AB:2828:G:H2'	8:AB:2829:A:H5'	2.01	0.42
8:AB:324:A:C8	8:AB:325:G:N7	2.88	0.42
8:AB:465:G:H5''	8:AB:465:G:C8	2.54	0.42
8:AB:467:G:C6	8:AB:468:G:N7	2.88	0.42
8:AB:786:C:C6	8:AB:786:C:H3'	2.54	0.42
8:AB:949:G:C6	8:AB:950:G:N7	2.87	0.42
8:AB:985:C:C2'	8:AB:986:C:C5'	2.97	0.42
9:AC:22:GLU:C	9:AC:22:GLU:CD	2.78	0.42
10:AD:15:PHE:CD1	10:AD:16:THR:N	2.88	0.42
10:AD:30:GLU:HB2	10:AD:31:ALA:H	1.42	0.42
10:AD:46:ARG:HG2	10:AD:80:TRP:CH2	2.54	0.42

Continued on next page...

Continued from previous page...

Atom-1	Atom-2	Interatomic distance (Å)	Clash overlap (Å)
11:AE:141:MET:SD	11:AE:143:LEU:O	2.77	0.42
11:AE:148:ILE:HD12	11:AE:149:ILE:CA	2.48	0.42
11:AE:32:VAL:O	11:AE:35:TYR:HB3	2.18	0.42
13:AG:156:TYR:CA	13:AG:170:THR:HB	2.49	0.42
14:AH:36:ALA:C	14:AH:38:PRO:HD3	2.39	0.42
15:AI:106:GLN:HA	15:AI:109:ALA:HB3	2.01	0.42
15:AI:74:PRO:HD2	15:AI:78:LEU:HD21	2.00	0.42
15:AI:79:LEU:O	15:AI:83:ALA:N	2.39	0.42
17:AK:71:ARG:CB	17:AK:72:PRO:HD2	2.22	0.42
18:AL:85:VAL:HG21	18:AL:98:ALA:CB	2.47	0.42
19:AM:136:MET:HA	28:AV:76:ASP:CG	2.40	0.42
20:AN:32:GLU:HB2	20:AN:115:LEU:HD21	2.01	0.42
22:AP:27:VAL:O	22:AP:47:ILE:HG13	2.19	0.42
22:AP:54:LEU:N	22:AP:58:PHE:CD1	2.88	0.42
24:AR:66:HIS:H	24:AR:98:ILE:CD1	2.30	0.42
26:AT:7:LEU:HA	26:AT:10:VAL:CG1	2.48	0.42
8:AB:1341:G:C6	26:AT:84:TYR:HE2	2.37	0.42
27:AU:100:GLU:O	27:AU:102:ILE:HG13	2.19	0.42
28:AV:60:VAL:HB	28:AV:72:VAL:O	2.18	0.42
26:AT:9:LYS:HE3	30:AX:22:LEU:HG	2.01	0.42
30:AX:4:LYS:HA	30:AX:7:ARG:CD	2.48	0.42
33:BA:1035:A:C8	33:BA:1035:A:C3'	3.03	0.42
33:BA:1323:G:H2'	33:BA:1324:A:N7	2.34	0.42
33:BA:1348:U:O2	33:BA:1349:A:C8	2.73	0.42
33:BA:1473:G:H5''	33:BA:1473:G:H8	1.84	0.42
33:BA:1512:U:C3'	33:BA:1513:A:H5''	2.49	0.42
33:BA:1531:A:H2'	33:BA:1532:U:C6	2.55	0.42
33:BA:133:U:O2	33:BA:230:G:C5	2.73	0.42
33:BA:439:U:H5'	36:BD:120:LYS:CG	2.49	0.42
33:BA:564:C:N3	33:BA:565:U:N3	2.67	0.42
33:BA:572:A:H4'	33:BA:916:U:O2'	2.19	0.42
33:BA:637:C:H2'	33:BA:638:U:H6	1.83	0.42
33:BA:705:G:H2'	33:BA:706:A:O4'	2.20	0.42
33:BA:714:G:C6	33:BA:715:A:C2	3.08	0.42
33:BA:765:G:H1'	33:BA:812:G:N2	2.35	0.42
33:BA:866:C:N3	33:BA:867:G:C1'	2.78	0.42
33:BA:913:A:C4'	33:BA:914:A:O5'	2.67	0.42
33:BA:987:G:O5'	33:BA:987:G:H8	2.01	0.42
37:BE:60:GLN:O	37:BE:63:MET:HB2	2.20	0.42
39:BG:49:LEU:C	39:BG:51:GLN:H	2.22	0.42
41:BI:97:LEU:HD12	41:BI:102:PHE:HD1	1.83	0.42

Continued on next page...

Continued from previous page...

Atom-1	Atom-2	Interatomic distance (Å)	Clash overlap (Å)
43:BK:97:ARG:C	43:BK:99:LEU:H	2.23	0.42
45:BM:89:ARG:HH12	45:BM:101:THR:HG21	1.82	0.42
46:BN:61:ASN:HB3	46:BN:72:PHE:CE2	2.53	0.42
33:BA:750:C:O2	47:BO:22:GLY:HA3	2.18	0.42
48:BP:16:PHE:O	48:BP:16:PHE:CD1	2.73	0.42
49:BQ:10:ARG:NH2	49:BQ:56:ASP:N	2.66	0.42
49:BQ:30:HIS:CG	49:BQ:31:PRO:HD2	2.54	0.42
49:BQ:4:ILE:CD1	49:BQ:6:THR:HG23	2.50	0.42
49:BQ:74:LEU:HD22	49:BQ:75:VAL:N	2.33	0.42
52:BT:38:ILE:O	52:BT:40:ALA:N	2.52	0.42
1:C0:48:TYR:CD1	1:C0:48:TYR:C	2.88	0.42
1:C0:52:LYS:O	1:C0:54:ILE:N	2.52	0.42
4:C3:12:ARG:CZ	18:CL:62:PRO:CG	2.97	0.42
7:CA:37:C:O2	7:CA:37:C:H2'	2.20	0.42
8:CB:1077:A:N3	8:CB:1077:A:H2'	2.34	0.42
8:CB:108:G:C6	8:CB:109:C:N3	2.87	0.42
8:CB:1234:U:O2	8:CB:1235:G:C1'	2.67	0.42
8:CB:1236:G:O2'	8:CB:1237:A:O5'	2.37	0.42
8:CB:146:A:H2'	8:CB:147:C:C6	2.55	0.42
8:CB:1571:A:N3	8:CB:1572:A:C8	2.87	0.42
8:CB:1571:A:N1	8:CB:1572:A:C5	2.87	0.42
8:CB:688:U:H5'	8:CB:1780:A:C2	2.54	0.42
8:CB:1369:G:C1'	8:CB:1809:A:H61	2.31	0.42
8:CB:1803:A:C2	8:CB:1822:C:O2	2.64	0.42
8:CB:2017:U:H5''	8:CB:2018:G:OP1	2.19	0.42
8:CB:2050:C:C4	8:CB:2051:A:C6	3.08	0.42
8:CB:2199:A:C3'	8:CB:2200:C:H5'	2.48	0.42
8:CB:2228:G:C5	8:CB:2229:U:C4	3.07	0.42
8:CB:2313:C:H2'	8:CB:2314:A:C8	2.55	0.42
8:CB:2331:G:H21	8:CB:2336:A:H8	1.64	0.42
8:CB:2415:G:C4	8:CB:2416:C:C6	3.08	0.42
8:CB:2496:C:OP1	19:CM:81:ARG:HB2	2.19	0.42
8:CB:2060:A:O4'	8:CB:2502:G:H1'	2.19	0.42
8:CB:2700:A:O2'	8:CB:2701:U:H5'	2.20	0.42
8:CB:2714:G:H2'	8:CB:2715:C:H6	1.85	0.42
8:CB:2732:G:H3'	8:CB:2733:A:C5'	2.49	0.42
8:CB:2734:A:H3'	8:CB:2734:A:H8	1.84	0.42
8:CB:2751:G:H2'	8:CB:2752:C:C6	2.54	0.42
8:CB:2760:C:C3'	8:CB:2761:A:C5'	2.97	0.42
8:CB:2901:C:H3'	8:CB:2902:C:C5	2.55	0.42
8:CB:318:C:H2'	8:CB:319:G:H8	1.84	0.42

Continued on next page...

Continued from previous page...

Atom-1	Atom-2	Interatomic distance (Å)	Clash overlap (Å)
8:CB:372:G:H8	32:CZ:54:GLY:HA3	1.85	0.42
8:CB:411:G:H4'	8:CB:412:A:C5'	2.49	0.42
8:CB:464:U:H2'	8:CB:465:G:O4'	2.18	0.42
8:CB:483:A:H3'	8:CB:484:C:H6	1.85	0.42
8:CB:536:G:C6	8:CB:537:G:C4	3.08	0.42
8:CB:563:A:C2	8:CB:564:C:O2	2.72	0.42
8:CB:618:G:H2'	8:CB:618:G:N3	2.34	0.42
8:CB:790:U:H5''	55:CB:5150:HOH:O	2.18	0.42
8:CB:825:A:C5	8:CB:826:U:C5	3.08	0.42
8:CB:851:C:H2'	8:CB:852:U:C5	2.48	0.42
8:CB:8:C:N4	8:CB:9:G:C6	2.87	0.42
10:CD:31:ALA:CB	10:CD:95:SER:O	2.67	0.42
11:CE:148:ILE:CB	11:CE:185:LYS:HB3	2.49	0.42
13:CG:108:PHE:CZ	13:CG:151:ARG:CG	2.99	0.42
15:CI:14:ALA:HB3	15:CI:51:GLY:H	1.83	0.42
16:CJ:41:LYS:HD2	16:CJ:46:PRO:CD	2.46	0.42
16:CJ:44:TYR:OH	16:CJ:49:ASP:C	2.58	0.42
17:CK:66:LYS:HG3	17:CK:80:ASP:HA	2.01	0.42
19:CM:101:VAL:O	19:CM:102:LEU:HB2	2.19	0.42
19:CM:5:LYS:H	19:CM:69:PRO:HG2	1.84	0.42
19:CM:15:GLY:N	19:CM:72:PRO:HB3	2.34	0.42
21:CO:34:HIS:HA	21:CO:53:THR:CG2	2.48	0.42
21:CO:82:ALA:O	21:CO:83:LEU:HD13	2.19	0.42
23:CQ:24:TYR:CD1	23:CQ:25:GLY:N	2.88	0.42
24:CR:38:VAL:C	24:CR:40:MET:H	2.23	0.42
24:CR:39:LEU:HD13	24:CR:57:GLY:HA3	2.02	0.42
23:CQ:46:TYR:HD1	24:CR:78:ARG:C	2.21	0.42
24:CR:80:ARG:HG3	24:CR:86:GLN:N	2.35	0.42
8:CB:492:A:H2	25:CS:7:HIS:NE2	2.17	0.42
33:DA:1024:G:C5	33:DA:1025:U:H5	2.37	0.42
33:DA:10:A:H2'	33:DA:11:G:H8	1.85	0.42
33:DA:1185:G:O5'	33:DA:1185:G:H8	2.02	0.42
33:DA:1185:G:H2'	33:DA:1186:G:C5'	2.49	0.42
33:DA:1289:A:H2	33:DA:1371:G:N2	2.17	0.42
33:DA:1355:G:H1	33:DA:1367:C:H42	1.67	0.42
33:DA:1408:A:H2'	33:DA:1409:C:C5'	2.50	0.42
33:DA:198:G:P	33:DA:198:G:H8	2.43	0.42
33:DA:109:A:C2	33:DA:327:A:H2	2.36	0.42
33:DA:47:C:C6	33:DA:365:U:H2'	2.55	0.42
33:DA:373:A:C8	33:DA:373:A:C5'	2.93	0.42
33:DA:391:G:N2	33:DA:392:C:C2	2.88	0.42

Continued on next page...

Continued from previous page...

Atom-1	Atom-2	Interatomic distance (Å)	Clash overlap (Å)
33:DA:39:G:C6	33:DA:404:G:N1	2.87	0.42
33:DA:507:C:C5	33:DA:508:U:C2	3.07	0.42
33:DA:552:U:O4'	44:DL:82:ARG:HD2	2.18	0.42
33:DA:577:G:C8	33:DA:816:A:N6	2.86	0.42
33:DA:602:A:H3'	33:DA:602:A:H8	1.78	0.42
33:DA:70:U:HO2'	33:DA:71:A:P	2.42	0.42
33:DA:728:A:H2'	33:DA:729:A:N7	2.33	0.42
33:DA:813:U:C5'	33:DA:813:U:H6	2.32	0.42
33:DA:830:G:N2	33:DA:857:C:C6	2.87	0.42
33:DA:937:A:O2'	33:DA:1378:C:N4	2.48	0.42
34:DB:156:LEU:HD23	34:DB:180:ILE:HD11	2.01	0.42
35:DC:10:ARG:NE	35:DC:179:ALA:CB	2.67	0.42
35:DC:58:ARG:HB3	35:DC:63:ILE:HA	2.01	0.42
36:DD:149:LYS:C	36:DD:151:GLN:H	2.23	0.42
36:DD:11:SER:HG	36:DD:18:LEU:HB2	1.85	0.42
37:DE:144:GLU:O	37:DE:146:MET:O	2.38	0.42
47:DO:42:PHE:CZ	47:DO:55:LEU:HD22	2.55	0.42
49:DQ:41:THR:HG22	49:DQ:43:LEU:CD1	2.49	0.42
49:DQ:62:GLU:HG2	49:DQ:63:CYS:H	1.85	0.42
51:DS:35:ARG:HH21	51:DS:74:ALA:HB3	1.85	0.42
53:DU:33:ARG:HB3	53:DU:34:ARG:H	1.55	0.42
2:A1:26:LYS:HE2	2:A1:26:LYS:HB2	1.71	0.42
4:A3:23:HIS:O	4:A3:24:LYS:HG3	2.19	0.42
7:AA:106:G:C4	7:AA:107:G:N7	2.88	0.42
7:AA:14:U:HO2'	7:AA:15:A:P	2.43	0.42
7:AA:30:C:C6	7:AA:30:C:H5''	2.54	0.42
7:AA:5:U:H2'	7:AA:6:G:H5'	2.01	0.42
7:AA:14:U:H5''	7:AA:71:C:O4'	2.18	0.42
8:AB:102:U:H4'	8:AB:103:A:OP2	2.19	0.42
8:AB:1127:A:O2'	8:AB:1128:G:H5'	2.20	0.42
8:AB:116:C:H2'	8:AB:117:G:H8	1.84	0.42
8:AB:1202:G:C6	8:AB:1203:U:C2	3.08	0.42
8:AB:1220:G:C2	8:AB:1221:C:C6	3.08	0.42
8:AB:1350:C:H5'	8:AB:1351:C:OP2	2.19	0.42
8:AB:1559:U:C6	8:AB:1559:U:H5''	2.54	0.42
8:AB:1568:G:H5''	9:AC:60:ALA:HB2	2.01	0.42
8:AB:1571:A:N1	8:AB:1572:A:C6	2.88	0.42
8:AB:1635:A:H2'	8:AB:1636:U:H5'	2.01	0.42
8:AB:1661:G:H2'	8:AB:1662:U:C5'	2.50	0.42
8:AB:1791:A:C1'	9:AC:205:GLY:O	2.68	0.42
8:AB:1663:G:N2	8:AB:1997:C:C2	2.83	0.42

Continued on next page...

Continued from previous page...

Atom-1	Atom-2	Interatomic distance (Å)	Clash overlap (Å)
8:AB:2135:A:H2'	8:AB:2136:G:C8	2.55	0.42
8:AB:235:U:H2'	8:AB:236:C:C6	2.47	0.42
8:AB:2392:A:C8	8:AB:2429:G:C6	3.08	0.42
8:AB:2635:A:OP1	10:AD:77:ARG:CD	2.67	0.42
8:AB:2700:A:O2'	8:AB:2701:U:H5'	2.19	0.42
8:AB:2723:C:C2	8:AB:2724:U:C2	3.08	0.42
8:AB:281:C:H5''	8:AB:281:C:C6	2.55	0.42
8:AB:2837:A:C2'	8:AB:2838:G:H5''	2.48	0.42
8:AB:2850:A:N3	8:AB:2851:A:C8	2.88	0.42
8:AB:315:G:H2'	8:AB:316:C:C6	2.54	0.42
8:AB:325:G:C6	8:AB:326:G:C5	3.08	0.42
8:AB:370:G:C6	8:AB:424:G:C5	3.08	0.42
8:AB:412:A:N7	8:AB:2412:A:H1'	2.35	0.42
8:AB:460:A:C2'	8:AB:461:C:O5'	2.68	0.42
8:AB:607:U:C6	8:AB:607:U:H3'	2.55	0.42
8:AB:662:G:H2'	8:AB:663:G:H5'	2.02	0.42
8:AB:735:A:C4	8:AB:736:C:C6	3.07	0.42
8:AB:826:U:N3	8:AB:828:U:H1'	2.34	0.42
8:AB:925:A:N6	8:AB:926:G:C6	2.88	0.42
8:AB:969:G:H2'	8:AB:970:U:H6	1.85	0.42
8:AB:1790:C:OP1	9:AC:219:VAL:HB	2.18	0.42
9:AC:226:PRO:HG3	9:AC:232:GLY:O	2.20	0.42
11:AE:132:LYS:HD3	11:AE:133:LEU:HD23	2.01	0.42
11:AE:152:GLU:O	11:AE:153:LEU:C	2.57	0.42
12:AF:132:ARG:HE	12:AF:133:GLU:H	1.65	0.42
12:AF:12:VAL:CG1	12:AF:27:VAL:HG21	2.48	0.42
12:AF:63:LYS:O	12:AF:88:VAL:HG22	2.19	0.42
14:AH:117:LEU:HD13	14:AH:121:VAL:HG21	2.01	0.42
14:AH:117:LEU:HD21	14:AH:128:HIS:CE1	2.50	0.42
16:AJ:84:ILE:HG22	16:AJ:85:LYS:H	1.84	0.42
17:AK:2:ILE:CB	17:AK:67:LYS:HE3	2.50	0.42
17:AK:19:VAL:HG12	17:AK:44:LYS:H	1.83	0.42
18:AL:94:THR:HB	18:AL:103:ILE:HG12	2.01	0.42
18:AL:94:THR:O	18:AL:96:LYS:CD	2.66	0.42
19:AM:47:GLU:OE1	19:AM:50:ARG:HG2	2.20	0.42
22:AP:52:ARG:C	22:AP:60:VAL:HG11	2.37	0.42
22:AP:93:LYS:HD3	22:AP:96:LEU:HG	2.02	0.42
23:AQ:61:ILE:HG22	23:AQ:64:ILE:HD12	2.01	0.42
23:AQ:92:LYS:HD3	23:AQ:92:LYS:H	1.85	0.42
25:AS:27:LYS:O	25:AS:70:LYS:O	2.37	0.42
25:AS:86:MET:HB3	25:AS:94:ASP:CB	2.49	0.42

Continued on next page...

Continued from previous page...

Atom-1	Atom-2	Interatomic distance (Å)	Clash overlap (Å)
27:AU:30:SER:O	27:AU:31:GLY:O	2.38	0.42
27:AU:33:VAL:HG11	27:AU:66:VAL:HG12	2.00	0.42
8:AB:483:A:H4'	27:AU:45:GLN:HA	2.02	0.42
28:AV:30:ILE:HG22	28:AV:93:ARG:HH21	1.84	0.42
28:AV:63:ILE:HB	28:AV:70:ILE:CG1	2.43	0.42
29:AW:36:ILE:HG21	29:AW:68:PHE:CD1	2.54	0.42
30:AX:34:SER:O	30:AX:35:GLY:C	2.57	0.42
30:AX:4:LYS:HB3	30:AX:4:LYS:HE2	1.45	0.42
32:AZ:6:HIS:CD2	32:AZ:7:PRO:CD	2.94	0.42
33:BA:1058:G:C5	33:BA:1059:C:C4	3.08	0.42
33:BA:1244:G:C6	33:BA:1245:C:C2	3.07	0.42
33:BA:1302:C:H2'	33:BA:1302:C:H6	1.64	0.42
33:BA:1314:C:H42	51:BS:3:SER:HB2	1.84	0.42
33:BA:1341:U:H2'	33:BA:1342:C:C6	2.55	0.42
33:BA:924:C:H5'	33:BA:1399:C:OP2	2.20	0.42
33:BA:1415:G:C4	33:BA:1416:G:N7	2.88	0.42
33:BA:170:U:O2'	33:BA:171:A:H5'	2.20	0.42
33:BA:275:G:C2	33:BA:276:G:C8	3.08	0.42
33:BA:318:G:C2	33:BA:319:G:C4	3.08	0.42
33:BA:57:G:C6	33:BA:356:A:C6	3.07	0.42
33:BA:49:U:O2	33:BA:362:G:H1'	2.20	0.42
33:BA:363:A:OP1	44:BL:57:THR:HG21	2.19	0.42
33:BA:521:G:C2	33:BA:522:C:C5	3.08	0.42
33:BA:582:C:O2	33:BA:760:G:C6	2.73	0.42
33:BA:661:G:C2	33:BA:745:G:C4	3.08	0.42
33:BA:688:G:H5''	33:BA:688:G:H8	1.78	0.42
33:BA:675:A:C6	33:BA:716:A:C2	3.08	0.42
33:BA:71:A:H1'	33:BA:72:A:C5'	2.50	0.42
33:BA:876:C:H5''	33:BA:876:C:H6	1.84	0.42
33:BA:894:G:O5'	33:BA:894:G:H8	2.02	0.42
34:BB:74:ALA:O	34:BB:75:ALA:HB2	2.19	0.42
35:BC:163:ARG:CG	35:BC:164:THR:N	2.83	0.42
36:BD:144:ILE:HD13	36:BD:154:VAL:HG21	2.00	0.42
37:BE:95:MET:CE	37:BE:114:LEU:HD21	2.49	0.42
40:BH:27:PRO:HG2	40:BH:32:LYS:NZ	2.35	0.42
40:BH:95:MET:HB2	40:BH:99:GLY:H	1.85	0.42
41:BI:51:LEU:CD1	41:BI:51:LEU:H	2.33	0.42
43:BK:34:THR:C	43:BK:41:LEU:HD12	2.40	0.42
46:BN:24:ALA:O	46:BN:27:LYS:HG3	2.19	0.42
46:BN:66:THR:CG2	46:BN:67:GLY:N	2.79	0.42
35:BC:11:LEU:HD13	46:BN:95:LEU:O	2.18	0.42

Continued on next page...

Continued from previous page...

Atom-1	Atom-2	Interatomic distance (Å)	Clash overlap (Å)
42:BJ:65:TYR:CD2	46:BN:97:LYS:HD3	2.54	0.42
48:BP:39:PHE:CG	48:BP:40:ASN:N	2.88	0.42
48:BP:40:ASN:CG	48:BP:42:ILE:HG12	2.39	0.42
48:BP:52:LEU:HD13	48:BP:57:ILE:HD11	2.02	0.42
1:C0:29:VAL:HG13	1:C0:30:ASP:H	1.85	0.42
2:C1:26:LYS:HE2	2:C1:26:LYS:HB2	1.70	0.42
2:C1:40:PRO:CB	2:C1:42:VAL:HG22	2.49	0.42
4:C3:12:ARG:C	4:C3:13:PHE:CD1	2.93	0.42
8:CB:1108:U:C2'	8:CB:1109:C:H5'	2.49	0.42
8:CB:1429:G:C5'	8:CB:1429:G:C8	3.00	0.42
8:CB:142:A:H2'	8:CB:143:C:N3	2.34	0.42
8:CB:1524:G:N2	8:CB:1525:A:H1'	2.34	0.42
8:CB:1559:U:C5'	8:CB:1559:U:H6	2.33	0.42
8:CB:1701:A:C2'	8:CB:1702:G:H5'	2.46	0.42
8:CB:1710:G:H1	8:CB:1748:C:H42	1.68	0.42
8:CB:1755:A:C2	8:CB:1758:U:C6	3.08	0.42
8:CB:1862:G:C2	8:CB:1881:C:C4	3.08	0.42
8:CB:1786:A:N1	8:CB:1938:A:C4	2.88	0.42
8:CB:1977:A:N6	8:CB:1978:A:N1	2.67	0.42
8:CB:1985:C:C2	8:CB:1986:C:C6	3.07	0.42
8:CB:2079:U:N3	8:CB:2080:A:C8	2.88	0.42
8:CB:2151:U:O2'	8:CB:2152:G:H5'	2.19	0.42
8:CB:2391:G:N2	8:CB:2424:C:C6	2.87	0.42
8:CB:2400:G:C6	8:CB:2401:U:C4	3.07	0.42
8:CB:2447:G:C4	8:CB:2501:C:C4	3.07	0.42
8:CB:261:G:H2'	8:CB:262:A:H5'	2.02	0.42
8:CB:2691:C:O2'	8:CB:2692:G:H5'	2.19	0.42
8:CB:2807:U:H1'	8:CB:2892:G:H22	1.77	0.42
8:CB:2902:C:H6	8:CB:2902:C:O5'	2.02	0.42
8:CB:309:A:N1	8:CB:330:A:N7	2.67	0.42
8:CB:372:G:C8	32:CZ:54:GLY:CA	3.01	0.42
8:CB:416:U:H6	8:CB:416:U:O5'	2.03	0.42
8:CB:439:A:C8	8:CB:439:A:H3'	2.55	0.42
8:CB:467:G:C2'	8:CB:468:G:H5'	2.49	0.42
8:CB:544:C:H2'	8:CB:545:U:C5	2.52	0.42
8:CB:672:C:H5'	8:CB:673:C:OP2	2.20	0.42
8:CB:741:U:H2'	8:CB:742:A:C8	2.53	0.42
8:CB:785:G:C6	8:CB:786:C:C4	3.08	0.42
8:CB:87:U:H6	8:CB:87:U:H3'	1.84	0.42
9:CC:136:VAL:O	9:CC:165:ALA:HA	2.19	0.42
8:CB:1844:C:OP1	9:CC:252:LYS:HA	2.19	0.42

Continued on next page...

Continued from previous page...

Atom-1	Atom-2	Interatomic distance (Å)	Clash overlap (Å)
9:CC:70:LYS:O	9:CC:71:ASP:OD1	2.37	0.42
10:CD:101:PHE:C	10:CD:105:LYS:HD2	2.38	0.42
10:CD:142:VAL:HA	10:CD:143:PRO:HD3	1.43	0.42
11:CE:122:GLU:HB3	11:CE:123:LYS:H	1.52	0.42
11:CE:6:LYS:HB2	11:CE:11:ALA:C	2.38	0.42
12:CF:33:ILE:HG12	12:CF:90:LEU:O	2.20	0.42
8:CB:2751:G:C5'	13:CG:3:VAL:HG11	2.43	0.42
14:CH:83:LYS:H	14:CH:90:LEU:CD1	2.33	0.42
16:CJ:135:GLN:OE1	16:CJ:137:PRO:HB2	2.20	0.42
16:CJ:81:ILE:CG1	16:CJ:83:GLY:H	2.32	0.42
16:CJ:81:ILE:O	16:CJ:83:GLY:N	2.53	0.42
20:CN:34:ILE:N	20:CN:34:ILE:HD13	2.34	0.42
20:CN:92:GLY:O	20:CN:93:GLY:C	2.56	0.42
20:CN:97:ILE:C	20:CN:98:LEU:HD23	2.40	0.42
22:CP:31:VAL:O	22:CP:33:GLU:N	2.53	0.42
22:CP:18:SER:CA	22:CP:87:ARG:NH2	2.82	0.42
23:CQ:79:ILE:CA	23:CQ:82:LEU:HD12	2.32	0.42
24:CR:12:HIS:C	24:CR:13:ARG:HG3	2.40	0.42
24:CR:38:VAL:C	24:CR:40:MET:N	2.71	0.42
18:CL:34:GLY:H	24:CR:85:LYS:HD3	1.83	0.42
26:CT:41:ALA:O	26:CT:43:ILE:N	2.53	0.42
26:CT:70:HIS:HB3	26:CT:74:ILE:HG13	2.00	0.42
30:CX:3:ALA:CA	30:CX:6:LEU:HD21	2.50	0.42
32:CZ:21:VAL:O	32:CZ:22:MET:CB	2.66	0.42
33:DA:1083:U:C5	33:DA:1084:G:C4	3.08	0.42
33:DA:1132:C:N4	33:DA:1142:G:H1	2.17	0.42
33:DA:1053:G:O2'	33:DA:1199:U:H5	2.02	0.42
33:DA:1049:U:C1'	33:DA:1201:A:C8	3.02	0.42
33:DA:1319:A:C2	33:DA:1323:G:C1'	3.03	0.42
33:DA:1320:C:O2'	33:DA:1321:U:H5'	2.19	0.42
33:DA:1289:A:H2	33:DA:1371:G:H21	1.67	0.42
33:DA:136:C:O2'	33:DA:137:U:H5'	2.18	0.42
33:DA:1464:U:C6	33:DA:1464:U:H3'	2.55	0.42
33:DA:1486:G:H2'	33:DA:1487:G:O4'	2.19	0.42
33:DA:1527:U:C4	33:DA:1528:U:C4	3.07	0.42
33:DA:164:G:H2'	33:DA:165:G:H5'	2.01	0.42
33:DA:18:C:H2'	33:DA:19:A:O5'	2.20	0.42
33:DA:244:U:H6	33:DA:244:U:H5''	1.83	0.42
33:DA:27:G:C6	33:DA:28:A:N6	2.87	0.42
33:DA:335:C:C5	33:DA:336:A:N7	2.87	0.42
33:DA:344:A:H3'	33:DA:345:C:H5''	2.01	0.42

Continued on next page...

Continued from previous page...

Atom-1	Atom-2	Interatomic distance (Å)	Clash overlap (Å)
33:DA:409:U:O2	33:DA:433:G:O6	2.38	0.42
33:DA:484:G:C4'	33:DA:485:U:O5'	2.67	0.42
33:DA:444:G:C6	33:DA:491:G:N1	2.87	0.42
33:DA:536:C:H6	33:DA:536:C:C5'	2.32	0.42
33:DA:548:G:C8	33:DA:548:G:C5'	3.01	0.42
33:DA:573:A:C2	33:DA:574:A:C5	3.08	0.42
33:DA:618:C:H3'	33:DA:619:U:C5'	2.49	0.42
33:DA:731:G:N2	33:DA:732:C:O2	2.52	0.42
33:DA:838:G:C6	33:DA:849:G:C6	3.08	0.42
33:DA:914:A:O2'	33:DA:915:A:H8	2.02	0.42
33:DA:929:G:O6	33:DA:930:C:N4	2.52	0.42
33:DA:978:A:N6	33:DA:1318:A:C6	2.87	0.42
34:DB:132:GLU:O	34:DB:136:ARG:HD3	2.20	0.42
34:DB:68:PHE:N	34:DB:68:PHE:CD1	2.87	0.42
35:DC:6:PRO:O	35:DC:7:ASN:HB2	2.19	0.42
35:DC:85:LYS:HA	35:DC:88:LYS:HB2	2.01	0.42
33:DA:406:G:H21	36:DD:115:GLN:NE2	2.18	0.42
36:DD:114:ARG:O	36:DD:115:GLN:O	2.38	0.42
36:DD:2:ARG:HA	36:DD:2:ARG:CZ	2.49	0.42
37:DE:95:MET:O	37:DE:96:GLN:CB	2.67	0.42
39:DG:100:MET:O	39:DG:103:ILE:HG13	2.20	0.42
40:DH:5:PRO:HG2	40:DH:6:ILE:HD12	2.01	0.42
44:DL:98:ARG:HA	44:DL:98:ARG:HD3	1.64	0.42
50:DR:50:TYR:O	50:DR:54:LEU:HB2	2.20	0.42
52:DT:53:MET:HA	52:DT:56:ILE:CG1	2.49	0.42
1:A0:1:ALA:N	8:AB:2056:G:H21	2.18	0.42
2:A1:8:ILE:O	2:A1:24:LYS:HB2	2.19	0.42
3:A2:13:ASN:HD22	3:A2:14:ARG:CA	2.31	0.42
3:A2:32:ALA:O	3:A2:36:ALA:HB3	2.19	0.42
4:A3:29:ARG:N	4:A3:29:ARG:CD	2.66	0.42
4:A3:29:ARG:NH2	4:A3:31:ILE:HD13	2.33	0.42
7:AA:46:A:H3'	7:AA:47:C:C5	2.54	0.42
8:AB:1021:A:H1'	8:AB:1123:C:OP1	2.20	0.42
8:AB:1040:A:C2	8:AB:1116:G:N2	2.88	0.42
8:AB:1158:C:C2'	8:AB:1159:U:H5'	2.50	0.42
8:AB:1178:C:C2	8:AB:1179:G:N7	2.87	0.42
8:AB:1169:A:C2	8:AB:1181:U:O2	2.72	0.42
8:AB:1184:U:OP1	31:AY:29:ARG:HD3	2.20	0.42
8:AB:1217:U:O2	8:AB:1217:U:C2'	2.68	0.42
8:AB:1257:C:C2'	8:AB:1257:C:O2	2.67	0.42
8:AB:1317:G:C2	8:AB:1318:U:C2	3.08	0.42

Continued on next page...

Continued from previous page...

Atom-1	Atom-2	Interatomic distance (Å)	Clash overlap (Å)
8:AB:137:U:H1'	26:AT:4:GLU:CD	2.40	0.42
8:AB:140:C:H5'	8:AB:141:G:C2	2.55	0.42
8:AB:1525:A:C5	8:AB:1526:C:C5	3.08	0.42
8:AB:1297:C:N3	8:AB:1643:G:O6	2.52	0.42
8:AB:1664:A:O5'	8:AB:1664:A:H8	2.03	0.42
8:AB:1679:A:C5	8:AB:1680:U:C5	3.08	0.42
8:AB:1727:C:C4	8:AB:1728:C:N4	2.88	0.42
8:AB:1796:U:N3	8:AB:1797:G:C8	2.88	0.42
8:AB:1866:A:C6	8:AB:1876:A:N7	2.88	0.42
8:AB:1998:A:C5	8:AB:1999:C:C5	3.08	0.42
8:AB:2048:G:O5'	8:AB:2048:G:C8	2.72	0.42
8:AB:2221:G:C2'	8:AB:2222:C:H5'	2.50	0.42
8:AB:2262:U:O2'	8:AB:2263:C:H5'	2.20	0.42
8:AB:2281:A:O4'	8:AB:2388:A:C2	2.72	0.42
8:AB:2439:A:C8	8:AB:2586:U:O3'	2.72	0.42
8:AB:2460:U:H6	8:AB:2460:U:O5'	2.02	0.42
8:AB:2048:G:C2	8:AB:2621:G:N2	2.88	0.42
8:AB:2658:C:O2'	8:AB:2659:G:H5'	2.19	0.42
8:AB:2684:U:C6	8:AB:2684:U:H3'	2.54	0.42
8:AB:2742:G:N1	8:AB:2763:G:N2	2.67	0.42
8:AB:2849:U:O4	8:AB:2867:G:N7	2.52	0.42
8:AB:372:G:C8	32:AZ:54:GLY:CA	3.03	0.42
8:AB:371:A:N6	8:AB:401:A:H3'	2.31	0.42
8:AB:443:A:H2	8:AB:1245:G:N3	2.17	0.42
8:AB:496:G:H2'	8:AB:497:A:O4'	2.19	0.42
8:AB:521:U:H2'	8:AB:522:A:C8	2.54	0.42
8:AB:632:A:H2'	8:AB:633:A:C8	2.55	0.42
8:AB:682:G:C2'	8:AB:683:U:H5'	2.49	0.42
8:AB:687:C:N3	8:AB:688:U:O2	2.52	0.42
8:AB:743:A:C6	8:AB:744:U:C5	3.08	0.42
8:AB:978:G:N2	8:AB:986:C:C1'	2.83	0.42
9:AC:229:HIS:CD2	9:AC:230:PRO:HD3	2.54	0.42
9:AC:62:ARG:O	9:AC:63:ILE:HG12	2.20	0.42
10:AD:62:LYS:N	10:AD:63:PRO:CD	2.83	0.42
11:AE:3:LEU:O	11:AE:4:VAL:HG12	2.20	0.42
13:AG:89:VAL:HG21	13:AG:158:GLY:O	2.20	0.42
13:AG:29:ASN:HB2	13:AG:78:VAL:HA	2.01	0.42
16:AJ:114:LEU:C	16:AJ:116:ARG:H	2.23	0.42
16:AJ:39:LYS:HG2	16:AJ:40:HIS:N	2.35	0.42
20:AN:52:ILE:C	20:AN:54:LEU:H	2.23	0.42
21:AO:77:ALA:HB1	21:AO:81:ARG:CD	2.46	0.42

Continued on next page...

Continued from previous page...

Atom-1	Atom-2	Interatomic distance (Å)	Clash overlap (Å)
21:AO:10:ARG:NE	21:AO:97:PHE:CE1	2.87	0.42
22:AP:23:ASP:N	22:AP:93:LYS:HE2	2.34	0.42
22:AP:26:GLU:O	22:AP:46:VAL:HG13	2.19	0.42
22:AP:31:VAL:CG2	22:AP:81:ASP:HB2	2.39	0.42
23:AQ:49:ARG:C	23:AQ:51:GLN:H	2.23	0.42
24:AR:78:ARG:NE	24:AR:88:GLY:HA2	2.17	0.42
27:AU:40:LEU:H	27:AU:42:LYS:CE	2.32	0.42
27:AU:82:VAL:HB	27:AU:94:PHE:CG	2.54	0.42
29:AW:75:ASN:O	29:AW:76:ARG:CB	2.66	0.42
31:AY:54:VAL:CG1	31:AY:55:LYS:N	2.81	0.42
33:BA:1054:C:H3'	33:BA:1054:C:C6	2.53	0.42
33:BA:1068:G:C2	33:BA:1069:C:C2	3.08	0.42
33:BA:1077:G:O6	33:BA:1081:A:N6	2.50	0.42
33:BA:119:A:C5	33:BA:240:G:C5	3.08	0.42
33:BA:1266:G:N2	33:BA:1270:G:C4	2.88	0.42
33:BA:1270:G:C2	33:BA:1271:A:C5	3.08	0.42
33:BA:1346:A:N1	33:BA:1374:A:H5''	2.34	0.42
33:BA:1456:A:C4	33:BA:1457:G:C8	3.07	0.42
33:BA:1410:A:N3	33:BA:1491:G:N2	2.68	0.42
33:BA:198:G:H8	33:BA:198:G:P	2.43	0.42
33:BA:251:G:N2	33:BA:266:G:O6	2.51	0.42
33:BA:57:G:C6	33:BA:356:A:N6	2.88	0.42
33:BA:475:C:H2'	33:BA:476:U:C6	2.54	0.42
33:BA:556:C:H2'	33:BA:557:G:H5'	2.02	0.42
33:BA:649:A:C4	33:BA:650:G:C8	3.08	0.42
33:BA:711:G:N3	33:BA:711:G:H2'	2.35	0.42
33:BA:714:G:N1	33:BA:715:A:C2	2.87	0.42
33:BA:718:A:C6	43:BK:117:HIS:NE2	2.88	0.42
33:BA:673:A:N1	33:BA:734:G:N1	2.67	0.42
33:BA:792:A:N1	33:BA:794:A:C2	2.88	0.42
33:BA:830:G:C2	33:BA:857:C:C2	3.08	0.42
33:BA:907:A:C8	33:BA:907:A:C5'	3.01	0.42
33:BA:918:A:C6	33:BA:919:A:C4	3.07	0.42
33:BA:918:A:N6	33:BA:919:A:C6	2.87	0.42
33:BA:922:G:N2	33:BA:1396:A:N3	2.68	0.42
33:BA:978:A:H2'	33:BA:979:C:C5	2.51	0.42
34:BB:88:GLN:C	34:BB:89:PHE:CG	2.93	0.42
35:BC:63:ILE:HG13	35:BC:97:PRO:O	2.19	0.42
36:BD:121:ALA:O	36:BD:122:ILE:CG1	2.66	0.42
36:BD:195:ASN:HD22	36:BD:195:ASN:N	2.16	0.42
36:BD:89:LEU:HG	36:BD:93:LEU:HD21	2.02	0.42

Continued on next page...

Continued from previous page...

Atom-1	Atom-2	Interatomic distance (Å)	Clash overlap (Å)
38:BF:17:GLN:HG2	38:BF:21:MET:HG3	2.02	0.42
39:BG:114:SER:OG	39:BG:117:LEU:HB2	2.20	0.42
41:BI:44:ARG:CZ	41:BI:45:MET:HG3	2.50	0.42
41:BI:85:ALA:O	41:BI:88:GLU:HG3	2.20	0.42
33:BA:1198:G:H22	42:BJ:55:PRO:HD2	1.81	0.42
42:BJ:93:ALA:C	42:BJ:95:GLY:H	2.23	0.42
43:BK:43:TRP:HE3	43:BK:44:ALA:CA	2.33	0.42
44:BL:56:LEU:HB2	44:BL:58:ASN:OD1	2.19	0.42
44:BL:64:SER:HB3	44:BL:96:THR:HG22	2.00	0.42
47:BO:50:HIS:N	47:BO:50:HIS:ND1	2.66	0.42
48:BP:20:VAL:HG13	48:BP:22:ALA:N	2.35	0.42
48:BP:71:VAL:O	48:BP:71:VAL:HG22	2.19	0.42
49:BQ:45:VAL:HG13	49:BQ:72:TRP:O	2.20	0.42
50:BR:41:SER:CB	50:BR:51:GLN:HG2	2.50	0.42
7:CA:106:G:C6	7:CA:107:G:C6	3.07	0.42
8:CB:1075:C:N3	8:CB:1076:C:C5	2.87	0.42
8:CB:111:A:H2'	8:CB:112:U:O4'	2.20	0.42
8:CB:1178:C:C2	8:CB:1179:G:N7	2.88	0.42
8:CB:118:A:C8	8:CB:119:A:C8	3.08	0.42
8:CB:1424:G:H2'	8:CB:1425:G:C5'	2.50	0.42
8:CB:1466:U:H6	8:CB:1466:U:H3'	1.85	0.42
8:CB:1549:A:C6	8:CB:1550:C:C4	3.08	0.42
8:CB:1575:C:H2'	8:CB:1576:U:H6	1.81	0.42
8:CB:1613:G:H3'	8:CB:1614:A:C5'	2.50	0.42
8:CB:1905:C:H2'	8:CB:1930:G:O4'	2.19	0.42
8:CB:1915:U:C5	8:CB:1916:A:N7	2.88	0.42
8:CB:2070:A:H2'	8:CB:2071:A:O4'	2.20	0.42
8:CB:2231:U:H2'	8:CB:2232:C:O4'	2.20	0.42
8:CB:2334:U:O4'	21:CO:11:ALA:CB	2.55	0.42
8:CB:2357:G:H1'	8:CB:2361:G:N2	2.34	0.42
8:CB:197:A:C6	8:CB:2430:A:C2	3.08	0.42
8:CB:2459:A:N6	8:CB:2494:G:C4	2.87	0.42
8:CB:2497:A:H5''	55:CB:5432:HOH:O	2.18	0.42
8:CB:2512:C:H2'	8:CB:2513:A:C4'	2.48	0.42
8:CB:2589:A:H2	8:CB:2590:A:C5	2.34	0.42
8:CB:262:A:C2'	8:CB:263:G:O5'	2.64	0.42
5:C4:19:ARG:HG2	8:CB:2756:U:OP2	2.20	0.42
8:CB:279:A:C6	8:CB:362:A:O4'	2.73	0.42
8:CB:2854:G:C2	8:CB:2864:G:C2	3.08	0.42
8:CB:2892:G:C3'	8:CB:2892:G:C8	3.02	0.42
8:CB:416:U:C4	8:CB:417:C:C4	3.08	0.42

Continued on next page...

Continued from previous page...

Atom-1	Atom-2	Interatomic distance (Å)	Clash overlap (Å)
8:CB:462:C:C6	8:CB:462:C:C3'	3.02	0.42
8:CB:464:U:H1'	8:CB:686:U:C5	2.55	0.42
8:CB:532:A:H5''	23:CQ:27:ARG:NH2	2.35	0.42
8:CB:568:U:H1'	8:CB:570:G:C8	2.55	0.42
8:CB:656:G:H2'	8:CB:657:U:H6	1.85	0.42
8:CB:700:G:N2	8:CB:733:G:H1'	2.34	0.42
8:CB:763:G:H3'	8:CB:763:G:H8	1.81	0.42
8:CB:771:G:H2'	8:CB:771:G:N3	2.35	0.42
8:CB:688:U:O2'	8:CB:786:C:O2'	2.32	0.42
9:CC:177:SER:O	9:CC:179:GLU:OE1	2.37	0.42
9:CC:229:HIS:CG	9:CC:230:PRO:HD2	2.53	0.42
9:CC:254:LYS:CE	9:CC:254:LYS:N	2.82	0.42
10:CD:103:ASP:OD2	10:CD:104:VAL:HG23	2.20	0.42
8:CB:2734:A:C2	10:CD:209:ALA:OXT	2.67	0.42
11:CE:108:ILE:HG13	11:CE:109:LEU:H	1.85	0.42
11:CE:109:LEU:HD22	11:CE:113:VAL:C	2.40	0.42
11:CE:5:LEU:O	11:CE:6:LYS:HG3	2.20	0.42
11:CE:74:LYS:O	11:CE:75:SER:C	2.57	0.42
13:CG:88:LEU:HD23	13:CG:106:LEU:HD21	2.02	0.42
13:CG:152:ARG:HG3	13:CG:152:ARG:H	1.60	0.42
13:CG:70:LEU:O	13:CG:73:SER:N	2.51	0.42
16:CJ:100:VAL:O	16:CJ:101:ILE:CB	2.62	0.42
17:CK:100:PHE:N	17:CK:100:PHE:CD2	2.87	0.42
18:CL:111:ILE:C	18:CL:111:ILE:HD13	2.40	0.42
4:C3:11:LYS:NZ	18:CL:59:ARG:O	2.44	0.42
18:CL:99:ASN:HD22	18:CL:99:ASN:HA	1.64	0.42
19:CM:5:LYS:HB2	19:CM:69:PRO:HB2	2.01	0.42
20:CN:22:ARG:HD3	20:CN:71:ARG:HB2	2.02	0.42
21:CO:87:ILE:HG12	21:CO:88:LYS:N	2.29	0.42
22:CP:32:VAL:O	22:CP:34:GLY:N	2.52	0.42
22:CP:95:LYS:O	22:CP:96:LEU:O	2.38	0.42
23:CQ:40:LYS:CG	23:CQ:44:TYR:HB2	2.50	0.42
25:CS:17:VAL:HG12	25:CS:43:ALA:CB	2.48	0.42
26:CT:23:ALA:HB1	26:CT:29:THR:O	2.19	0.42
31:CY:37:ARG:HB3	31:CY:38:GLU:H	1.73	0.42
33:DA:919:A:O2'	33:DA:1080:A:N6	2.53	0.42
33:DA:1077:G:C2	33:DA:1081:A:C2	3.08	0.42
33:DA:109:A:N7	33:DA:326:G:N3	2.67	0.42
33:DA:1114:C:H1'	46:DN:99:SER:HB2	2.00	0.42
33:DA:110:C:H2'	33:DA:111:G:O4'	2.20	0.42
33:DA:1182:G:C4'	33:DA:1183:U:H5'	2.49	0.42

Continued on next page...

Continued from previous page...

Atom-1	Atom-2	Interatomic distance (Å)	Clash overlap (Å)
33:DA:1197:A:P	33:DA:1197:A:H3'	2.60	0.42
33:DA:960:U:O2'	33:DA:1223:C:H4'	2.19	0.42
33:DA:1346:A:C2	33:DA:1374:A:H5''	2.55	0.42
33:DA:1382:C:H5'	39:DG:78:ARG:NH2	2.35	0.42
33:DA:1382:C:O2'	33:DA:1383:C:H5'	2.20	0.42
33:DA:1521:C:C2'	33:DA:1522:U:O5'	2.67	0.42
33:DA:525:C:C2	33:DA:526:C:C6	3.07	0.42
33:DA:547:A:N3	33:DA:548:G:H1'	2.34	0.42
33:DA:620:C:H2'	33:DA:621:A:O4'	2.18	0.42
33:DA:670:G:C2	33:DA:671:G:C8	3.07	0.42
33:DA:702:A:C3'	33:DA:703:G:H5'	2.49	0.42
33:DA:688:G:H21	33:DA:704:A:H2	1.67	0.42
33:DA:74:A:C6	33:DA:75:G:C5	3.07	0.42
33:DA:764:C:C3'	33:DA:765:G:H5'	2.48	0.42
33:DA:824:G:C2	33:DA:825:A:C8	3.08	0.42
33:DA:833:G:H2'	33:DA:834:U:O4'	2.19	0.42
33:DA:845:A:H5'	33:DA:846:G:C8	2.45	0.42
33:DA:948:C:OP1	45:DM:107:THR:CG2	2.62	0.42
33:DA:975:A:N3	33:DA:1357:A:C2	2.79	0.42
34:DB:193:ASP:C	34:DB:195:VAL:H	2.23	0.42
34:DB:209:VAL:CG2	34:DB:210:THR:H	2.24	0.42
34:DB:67:LEU:HD11	34:DB:150:ILE:CD1	2.50	0.42
36:DD:154:VAL:CG1	36:DD:158:LEU:HD11	2.46	0.42
36:DD:76:LYS:HG2	36:DD:77:GLU:N	2.35	0.42
38:DF:48:ALA:HB2	50:DR:65:SER:O	2.19	0.42
40:DH:46:GLU:O	40:DH:47:ASP:CB	2.66	0.42
40:DH:62:LEU:O	40:DH:63:LYS:HB2	2.18	0.42
41:DI:14:SER:HG	41:DI:69:GLY:HA3	1.85	0.42
43:DK:46:ALA:C	43:DK:48:GLY:N	2.72	0.42
48:DP:70:ARG:O	48:DP:71:VAL:C	2.58	0.42
49:DQ:45:VAL:HG22	49:DQ:72:TRP:O	2.20	0.42
33:DA:674:G:O4'	50:DR:69:TYR:CE1	2.73	0.42
46:DN:40:ARG:HH12	51:DS:6:LYS:H	1.66	0.42
5:A4:23:ILE:HG12	5:A4:37:GLN:HB3	2.01	0.42
6:A5:154:ILE:HG23	6:A5:155:ARG:H	1.84	0.42
7:AA:40:U:C5	7:AA:43:C:OP1	2.73	0.42
8:AB:1027:A:N6	8:AB:1126:A:N3	2.68	0.42
8:AB:980:A:H62	8:AB:1136:G:H5''	1.85	0.42
8:AB:1268:A:C5	8:AB:1269:A:C4	3.07	0.42
8:AB:1275:A:N7	20:AN:16:HIS:CG	2.87	0.42
8:AB:1351:C:O2	8:AB:1352:U:C2	2.73	0.42

Continued on next page...

Continued from previous page...

Atom-1	Atom-2	Interatomic distance (Å)	Clash overlap (Å)
8:AB:1442:U:C4	8:AB:1443:U:N3	2.88	0.42
8:AB:144:A:OP2	8:AB:144:A:C8	2.73	0.42
8:AB:1558:C:H4'	8:AB:1559:U:H5'	2.02	0.42
8:AB:1608:A:C5	8:AB:1611:C:C4	3.08	0.42
8:AB:1609:A:N1	8:AB:1616:A:C5	2.87	0.42
8:AB:699:A:C4'	8:AB:1634:A:N7	2.82	0.42
8:AB:1635:A:C6	8:AB:1636:U:C2	3.07	0.42
8:AB:1662:U:N3	8:AB:1663:G:C5	2.88	0.42
8:AB:1665:A:N6	55:AB:4510:HOH:O	2.51	0.42
8:AB:1901:A:C4	8:AB:1902:C:C5	3.08	0.42
8:AB:1970:A:C4	8:AB:1972:G:N7	2.88	0.42
8:AB:197:A:C6	8:AB:198:C:C2	3.07	0.42
8:AB:1264:A:H2'	8:AB:2015:A:N6	2.34	0.42
8:AB:2094:A:C3'	8:AB:2094:A:C8	3.02	0.42
8:AB:184:C:H42	8:AB:212:G:H1	1.68	0.42
8:AB:217:A:H2'	8:AB:218:A:O4'	2.19	0.42
8:AB:2280:G:N1	8:AB:2281:A:N7	2.67	0.42
8:AB:2453:A:C2	8:AB:2504:U:C2	3.08	0.42
8:AB:2461:A:H2'	8:AB:2462:C:C6	2.53	0.42
8:AB:2520:C:H6	8:AB:2520:C:O5'	2.03	0.42
8:AB:2023:C:H4'	8:AB:2617:U:O3'	2.20	0.42
8:AB:2618:G:N7	8:AB:2619:C:C5	2.88	0.42
8:AB:2647:U:O2'	8:AB:2648:G:C8	2.73	0.42
8:AB:2751:G:H21	13:AG:1:SER:CA	2.32	0.42
8:AB:2760:C:C3'	8:AB:2761:A:C5'	2.98	0.42
8:AB:2761:A:H3'	8:AB:2761:A:C8	2.54	0.42
8:AB:2814:A:C6	8:AB:2815:C:C4	3.08	0.42
8:AB:2823:A:H8	8:AB:2823:A:O5'	2.02	0.42
8:AB:478:A:N6	8:AB:480:A:C6	2.87	0.42
8:AB:738:G:C5	8:AB:739:A:C6	3.07	0.42
8:AB:2733:A:N1	10:AD:209:ALA:OXT	2.53	0.42
10:AD:33:ARG:O	10:AD:34:VAL:C	2.58	0.42
13:AG:132:LEU:HD21	13:AG:144:ALA:HB2	2.01	0.42
13:AG:82:PHE:CZ	13:AG:137:LYS:HD2	2.55	0.42
13:AG:6:ALA:H	13:AG:7:PRO:HD2	1.85	0.42
13:AG:68:ARG:CG	13:AG:71:LEU:HD22	2.42	0.42
14:AH:58:LEU:O	14:AH:62:LEU:HD12	2.18	0.42
17:AK:120:PRO:O	17:AK:121:GLU:HG3	2.20	0.42
18:AL:38:GLN:CD	18:AL:39:LYS:N	2.60	0.42
18:AL:67:THR:O	18:AL:68:SER:HB3	2.20	0.42
18:AL:71:ALA:O	18:AL:72:ALA:C	2.58	0.42

Continued on next page...

Continued from previous page...

Atom-1	Atom-2	Interatomic distance (Å)	Clash overlap (Å)
19:AM:61:GLY:CA	19:AM:105:MET:HB2	2.40	0.42
21:AO:106:LEU:CD1	21:AO:106:LEU:C	2.88	0.42
23:AQ:51:GLN:HG3	23:AQ:54:ARG:NE	2.30	0.42
26:AT:58:VAL:HG13	26:AT:85:VAL:HG12	2.02	0.42
27:AU:5:ARG:HG2	27:AU:6:ARG:HG2	2.02	0.42
29:AW:42:THR:HB	29:AW:66:VAL:N	2.31	0.42
31:AY:1:ALA:CA	31:AY:44:ARG:HD3	2.36	0.42
32:AZ:50:ASP:HA	32:AZ:53:THR:CG2	2.43	0.42
33:BA:1077:G:C4	33:BA:1079:G:OP2	2.73	0.42
33:BA:1147:C:O2'	41:BI:17:ARG:HD2	2.20	0.42
33:BA:1182:G:OP2	33:BA:1182:G:H2'	2.19	0.42
33:BA:119:A:C5	33:BA:240:G:N7	2.87	0.42
33:BA:939:G:N2	33:BA:1344:C:N3	2.64	0.42
33:BA:791:G:H22	33:BA:1497:G:H4'	1.84	0.42
33:BA:1518:A:H2	33:BA:1519:A:N1	2.16	0.42
33:BA:21:G:C2	33:BA:22:G:C6	3.08	0.42
33:BA:32:A:N1	33:BA:33:A:C6	2.88	0.42
33:BA:50:A:N7	33:BA:361:G:H1'	2.35	0.42
33:BA:505:G:C8	33:BA:535:A:C4	3.08	0.42
33:BA:615:G:C4	33:BA:626:G:C6	3.07	0.42
33:BA:72:A:O2'	33:BA:73:C:H5'	2.20	0.42
33:BA:770:C:H2'	33:BA:771:G:O5'	2.19	0.42
33:BA:938:A:N7	33:BA:939:G:N7	2.68	0.42
33:BA:969:A:C8	33:BA:969:A:C3'	3.02	0.42
33:BA:988:G:C6	33:BA:989:U:C4	3.08	0.42
34:BB:19:THR:HG23	34:BB:20:ARG:N	2.30	0.42
34:BB:203:ASP:OD1	34:BB:204:ASP:N	2.53	0.42
35:BC:135:ARG:HA	35:BC:138:GLN:HB3	2.01	0.42
35:BC:21:TRP:CZ3	35:BC:31:ASN:ND2	2.87	0.42
35:BC:38:VAL:CG2	35:BC:39:ARG:N	2.81	0.42
35:BC:86:LEU:H	35:BC:86:LEU:HG	1.64	0.42
39:BG:142:ARG:O	39:BG:146:ALA:HB3	2.20	0.42
39:BG:31:VAL:HG22	39:BG:32:ASP:CG	2.40	0.42
44:BL:19:ASN:C	44:BL:20:VAL:HG23	2.40	0.42
45:BM:109:LYS:HG3	45:BM:110:GLY:H	1.85	0.42
46:BN:33:VAL:O	46:BN:33:VAL:HG12	2.18	0.42
47:BO:42:PHE:CE1	47:BO:55:LEU:HD22	2.55	0.42
51:BS:23:GLU:CG	51:BS:24:SER:N	2.83	0.42
2:C1:10:LEU:HD22	2:C1:50:GLU:HG3	2.02	0.42
3:C2:1:MET:HE1	3:C2:3:ARG:NH1	2.34	0.42
3:C2:43:THR:C	3:C2:44:VAL:HG22	2.40	0.42

Continued on next page...

Continued from previous page...

Atom-1	Atom-2	Interatomic distance (Å)	Clash overlap (Å)
7:CA:44:G:C2	7:CA:48:U:O2	2.73	0.42
8:CB:1098:A:C8	8:CB:1099:G:C8	3.07	0.42
8:CB:1179:G:C6	8:CB:1180:U:C4	3.08	0.42
8:CB:1214:A:H2'	8:CB:1215:G:H8	1.84	0.42
8:CB:126:A:C4	8:CB:127:A:C2	3.08	0.42
8:CB:1281:G:C3'	8:CB:1281:G:C8	3.03	0.42
8:CB:1347:A:C4	8:CB:1348:C:C6	3.07	0.42
8:CB:1354:A:O2'	8:CB:1355:G:H5'	2.20	0.42
8:CB:1394:U:O5'	8:CB:1394:U:H6	2.03	0.42
8:CB:1512:C:O5'	8:CB:1512:C:H6	2.02	0.42
8:CB:1540:G:H5''	8:CB:1540:G:C8	2.54	0.42
8:CB:1606:C:H3'	8:CB:1606:C:H6	1.83	0.42
8:CB:1644:C:O2'	8:CB:1645:G:H5'	2.18	0.42
8:CB:1729:U:H3'	8:CB:1730:C:C5'	2.50	0.42
8:CB:1788:C:H2'	8:CB:1789:A:C5'	2.50	0.42
8:CB:1813:G:C2'	8:CB:1814:G:C5'	2.87	0.42
8:CB:1877:A:C8	8:CB:1877:A:H3'	2.55	0.42
8:CB:1941:C:O2'	8:CB:1942:C:H5'	2.19	0.42
8:CB:1982:U:P	8:CB:1982:U:H6	2.43	0.42
8:CB:2027:G:C2	8:CB:2028:U:N1	2.88	0.42
8:CB:2052:A:H4'	10:CD:147:GLY:O	2.20	0.42
8:CB:197:A:H8	8:CB:2068:U:H3	1.68	0.42
8:CB:217:A:H2'	8:CB:218:A:O4'	2.19	0.42
8:CB:2201:G:N1	8:CB:2202:U:O2	2.53	0.42
8:CB:2329:U:O2'	8:CB:2330:G:H5'	2.20	0.42
8:CB:2360:G:C4'	18:CL:58:TYR:CE1	3.03	0.42
8:CB:2431:U:H6	8:CB:2431:U:H3'	1.84	0.42
8:CB:2454:G:C2	8:CB:2499:C:C4	3.07	0.42
8:CB:2460:U:O5'	8:CB:2460:U:H6	2.01	0.42
8:CB:252:G:C4	8:CB:253:C:C5	3.08	0.42
8:CB:2519:U:C4	8:CB:2541:A:C6	3.07	0.42
8:CB:2570:G:C6	8:CB:2571:U:C5	3.08	0.42
8:CB:2574:G:N2	10:CD:147:GLY:CA	2.83	0.42
8:CB:2532:G:C2	8:CB:2662:A:N1	2.88	0.42
8:CB:2655:G:C2	8:CB:2664:G:C6	3.07	0.42
8:CB:265:A:C8	8:CB:266:G:H1'	2.55	0.42
8:CB:280:U:C4	8:CB:281:C:N4	2.87	0.42
8:CB:299:A:N3	8:CB:319:G:O2'	2.34	0.42
8:CB:455:C:H6	8:CB:455:C:H2'	1.68	0.42
8:CB:532:A:N3	8:CB:532:A:C2'	2.79	0.42
8:CB:625:G:O2'	8:CB:626:A:H5'	2.20	0.42

Continued on next page...

Continued from previous page...

Atom-1	Atom-2	Interatomic distance (Å)	Clash overlap (Å)
8:CB:644:A:C2	8:CB:646:U:C4	3.08	0.42
8:CB:689:A:N3	8:CB:690:G:C8	2.88	0.42
8:CB:836:G:C8	8:CB:837:C:C5	3.07	0.42
8:CB:949:G:N1	8:CB:950:G:N7	2.68	0.42
8:CB:948:C:C1'	8:CB:984:A:N3	2.83	0.42
9:CC:140:VAL:HB	9:CC:141:HIS:H	1.48	0.42
9:CC:144:GLU:HB2	9:CC:187:CYS:HB3	2.00	0.42
9:CC:245:THR:O	9:CC:247:TRP:N	2.52	0.42
10:CD:170:VAL:O	10:CD:171:THR:CB	2.66	0.42
11:CE:12:LEU:O	11:CE:13:THR:O	2.38	0.42
11:CE:142:ALA:HB3	11:CE:185:LYS:HZ3	1.84	0.42
11:CE:184:ASP:OD1	11:CE:185:LYS:N	2.53	0.42
11:CE:50:ALA:HB1	11:CE:74:LYS:HE2	2.02	0.42
12:CF:107:VAL:N	12:CF:108:PRO:CD	2.83	0.42
12:CF:153:ILE:HG22	12:CF:154:THR:N	2.34	0.42
12:CF:16:MET:HG2	12:CF:27:VAL:HG23	2.01	0.42
13:CG:121:THR:CG2	13:CG:122:ALA:H	2.33	0.42
13:CG:127:GLN:O	13:CG:127:GLN:HG3	2.20	0.42
16:CJ:24:THR:O	16:CJ:25:LEU:O	2.37	0.42
16:CJ:44:TYR:O	16:CJ:45:THR:CB	2.67	0.42
4:C3:12:ARG:NH2	18:CL:62:PRO:HB3	2.34	0.42
4:C3:12:ARG:HH11	18:CL:62:PRO:HG3	1.73	0.42
19:CM:73:ILE:HD13	19:CM:73:ILE:N	2.35	0.42
20:CN:32:GLU:HB2	20:CN:115:LEU:HD21	2.02	0.42
21:CO:18:LEU:HD22	29:CW:76:ARG:HD2	2.02	0.42
21:CO:31:THR:O	21:CO:32:PRO:C	2.56	0.42
25:CS:86:MET:HB3	25:CS:94:ASP:CB	2.50	0.42
26:CT:90:GLY:O	26:CT:91:GLN:HG3	2.19	0.42
8:CB:85:G:O5'	27:CU:28:LEU:HA	2.20	0.42
30:CX:22:LEU:HD22	30:CX:25:GLN:NE2	2.34	0.42
32:CZ:21:VAL:HG22	32:CZ:22:MET:N	2.34	0.42
33:DA:1079:G:N1	33:DA:1080:A:N1	2.67	0.42
33:DA:1196:A:C3'	33:DA:1197:A:H5''	2.49	0.42
33:DA:1289:A:H3'	33:DA:1290:G:C8	2.55	0.42
33:DA:1315:U:C6	33:DA:1316:G:C8	3.08	0.42
33:DA:1324:A:H5''	33:DA:1325:C:OP2	2.20	0.42
33:DA:936:C:N4	33:DA:1379:G:H1	2.18	0.42
33:DA:1451:U:H5'	33:DA:1451:U:N1	2.34	0.42
33:DA:1454:G:N2	33:DA:1455:G:C5	2.88	0.42
33:DA:1479:C:N4	33:DA:1480:A:N6	2.63	0.42
33:DA:238:A:C4	33:DA:239:U:C6	3.07	0.42

Continued on next page...

Continued from previous page...

Atom-1	Atom-2	Interatomic distance (Å)	Clash overlap (Å)
33:DA:303:A:C2	33:DA:304:U:H1'	2.55	0.42
33:DA:303:A:C6	33:DA:304:U:C6	3.08	0.42
33:DA:328:C:H4'	33:DA:329:A:O5'	2.20	0.42
33:DA:512:U:H3	33:DA:539:A:H2	1.68	0.42
33:DA:671:G:C4	33:DA:672:U:C6	3.07	0.42
33:DA:734:G:H4'	50:DR:59:LYS:HZ2	1.84	0.42
33:DA:583:A:C2	33:DA:759:A:C6	3.07	0.42
33:DA:909:A:H3'	33:DA:910:C:C6	2.54	0.42
33:DA:924:C:H2'	33:DA:925:G:H8	1.85	0.42
34:DB:146:SER:C	34:DB:148:GLY:H	2.22	0.42
34:DB:80:LYS:HB2	34:DB:80:LYS:HE3	1.77	0.42
35:DC:10:ARG:CG	35:DC:10:ARG:NH1	2.64	0.42
35:DC:145:ALA:HA	35:DC:202:PHE:O	2.19	0.42
33:DA:407:U:C4'	36:DD:115:GLN:OE1	2.68	0.42
37:DE:89:THR:C	37:DE:91:SER:N	2.70	0.42
38:DF:42:TRP:CE3	38:DF:45:ARG:NH1	2.88	0.42
39:DG:16:LYS:O	39:DG:43:TYR:OH	2.36	0.42
39:DG:96:ASN:HD22	39:DG:96:ASN:H	1.67	0.42
42:DJ:98:VAL:O	42:DJ:100:ILE:HG13	2.19	0.42
43:DK:60:PHE:O	43:DK:63:GLN:HB2	2.19	0.42
44:DL:9:LYS:HA	44:DL:10:PRO:HD3	1.73	0.42
45:DM:1:ALA:O	45:DM:9:PRO:HD3	2.19	0.42
46:DN:92:ILE:HG22	46:DN:95:LEU:HB2	2.01	0.42
33:DA:44:A:OP1	48:DP:11:ALA:HB1	2.19	0.42
50:DR:44:THR:C	50:DR:46:THR:N	2.73	0.42
52:DT:85:LEU:O	52:DT:86:ALA:HB2	2.20	0.42
1:A0:19:ASP:HB3	1:A0:20:ALA:H	1.68	0.42
1:A0:9:ARG:O	1:A0:10:SER:C	2.58	0.42
5:A4:24:ARG:HG2	5:A4:26:ILE:H	1.85	0.42
5:A4:5:ALA:O	5:A4:7:VAL:HG22	2.20	0.42
7:AA:42:C:H4'	12:AF:63:LYS:CG	2.50	0.42
7:AA:42:C:N4	7:AA:43:C:N4	2.68	0.42
8:AB:1198:U:H6	8:AB:1198:U:O5'	2.03	0.42
8:AB:1218:G:N1	8:AB:1219:U:C2	2.88	0.42
8:AB:1262:A:C6	8:AB:1263:U:C4	3.08	0.42
8:AB:1275:A:H5''	8:AB:1275:A:N3	2.35	0.42
8:AB:1408:G:C8	8:AB:1409:U:C5	3.08	0.42
8:AB:1429:G:C8	8:AB:1429:G:C5'	2.98	0.42
8:AB:1453:A:H8	8:AB:1453:A:C5'	2.27	0.42
8:AB:166:U:H2'	8:AB:167:A:H5'	2.01	0.42
8:AB:1804:C:OP1	9:AC:254:LYS:CG	2.63	0.42

Continued on next page...

Continued from previous page...

Atom-1	Atom-2	Interatomic distance (Å)	Clash overlap (Å)
8:AB:1915:U:C5	8:AB:1916:A:N7	2.88	0.42
8:AB:1973:G:C8	8:AB:1973:G:C3'	3.02	0.42
8:AB:1998:A:OP2	10:AD:141:ARG:NH2	2.50	0.42
8:AB:2028:U:H3'	8:AB:2029:G:C8	2.54	0.42
8:AB:2246:G:H2'	8:AB:2247:A:C8	2.55	0.42
8:AB:2265:U:O2	8:AB:2276:G:C2	2.73	0.42
8:AB:2439:A:H1'	8:AB:2587:A:OP1	2.19	0.42
8:AB:2448:A:H5'	8:AB:2449:U:OP2	2.20	0.42
8:AB:2511:U:H2'	8:AB:2512:C:H5'	2.02	0.42
8:AB:2531:A:N3	8:AB:2532:G:C8	2.88	0.42
8:AB:2591:C:C5	8:AB:2592:G:N7	2.88	0.42
8:AB:2621:G:O2'	10:AD:164:GLN:CB	2.63	0.42
8:AB:2645:G:C3'	8:AB:2646:C:C5'	2.90	0.42
8:AB:2666:C:O2	8:AB:2666:C:O4'	2.36	0.42
8:AB:2736:A:C2	8:AB:2737:G:C4	3.08	0.42
8:AB:2776:A:C2'	8:AB:2776:A:O5'	2.67	0.42
8:AB:283:G:C6	8:AB:284:U:C5	3.08	0.42
8:AB:598:U:H2'	8:AB:599:A:O4'	2.20	0.42
8:AB:637:A:H4'	8:AB:638:G:H4'	2.02	0.42
8:AB:644:A:H2	8:AB:646:U:C4	2.37	0.42
8:AB:700:G:O2'	8:AB:1632:A:H1'	2.20	0.42
8:AB:727:A:H3'	8:AB:728:G:C8	2.55	0.42
8:AB:838:C:C2	8:AB:941:A:N6	2.88	0.42
8:AB:949:G:N1	8:AB:950:G:C5	2.88	0.42
8:AB:988:A:H2	8:AB:989:G:H21	1.67	0.42
9:AC:145:MET:HA	9:AC:183:VAL:HG21	2.02	0.42
9:AC:158:GLY:CA	9:AC:197:ALA:HB2	2.50	0.42
9:AC:208:GLY:HA2	9:AC:212:TRP:H	1.84	0.42
8:AB:2595:G:H1	9:AC:237:ARG:HH22	1.68	0.42
9:AC:267:VAL:HG21	9:AC:269:ARG:NH1	2.35	0.42
10:AD:131:ASP:OD2	10:AD:134:HIS:CG	2.72	0.42
10:AD:15:PHE:O	10:AD:16:THR:HB	2.19	0.42
10:AD:34:VAL:CG1	10:AD:48:ILE:HG22	2.49	0.42
11:AE:1:MET:CG	11:AE:2:GLU:N	2.81	0.42
8:AB:442:G:H21	11:AE:44:ARG:HB2	1.85	0.42
12:AF:38:GLY:O	12:AF:39:VAL:C	2.57	0.42
12:AF:50:ASP:CG	12:AF:51:ASN:N	2.73	0.42
16:AJ:113:PRO:CA	16:AJ:116:ARG:HB2	2.46	0.42
16:AJ:129:GLU:O	16:AJ:130:HIS:HB2	2.19	0.42
16:AJ:43:GLU:N	23:AQ:63:ARG:HH12	2.18	0.42
18:AL:101:ILE:HG13	18:AL:105:ILE:HG21	2.02	0.42

Continued on next page...

Continued from previous page...

Atom-1	Atom-2	Interatomic distance (Å)	Clash overlap (Å)
18:AL:33:ARG:CB	18:AL:33:ARG:HH11	2.32	0.42
19:AM:18:ARG:HD2	19:AM:19:GLY:N	2.35	0.42
20:AN:69:ARG:HH11	20:AN:69:ARG:HG3	1.83	0.42
20:AN:97:ILE:O	20:AN:98:LEU:HD23	2.20	0.42
7:AA:8:C:H5'	21:AO:27:VAL:HG11	2.00	0.42
21:AO:51:ALA:HB3	21:AO:78:VAL:CG1	2.50	0.42
23:AQ:111:LYS:HZ3	24:AR:52:PRO:C	2.23	0.42
23:AQ:75:TYR:CE1	23:AQ:79:ILE:HD11	2.54	0.42
25:AS:71:VAL:H	25:AS:107:VAL:HA	1.84	0.42
8:AB:486:C:O4'	25:AS:60:HIS:NE2	2.52	0.42
25:AS:87:PRO:HB2	25:AS:88:ARG:H	1.74	0.42
27:AU:5:ARG:HE	27:AU:6:ARG:HG2	1.85	0.42
30:AX:2:LYS:O	30:AX:5:GLU:OE1	2.38	0.42
30:AX:50:VAL:O	30:AX:53:VAL:HB	2.19	0.42
32:AZ:48:GLN:NE2	32:AZ:49:ARG:HB3	2.34	0.42
33:BA:1059:C:OP2	35:BC:198:LYS:NZ	2.50	0.42
33:BA:1078:U:C4	33:BA:1079:G:N2	2.87	0.42
33:BA:1077:G:C2	33:BA:1081:A:N1	2.88	0.42
33:BA:1147:C:C2	33:BA:1148:U:C5	3.07	0.42
33:BA:10:A:H2'	33:BA:11:G:H8	1.85	0.42
33:BA:1296:C:O2'	33:BA:1302:C:N3	2.44	0.42
33:BA:1320:C:N4	33:BA:1321:U:C4	2.88	0.42
33:BA:139:A:H2'	33:BA:140:U:O4'	2.20	0.42
33:BA:1435:G:O5'	33:BA:1435:G:H8	2.03	0.42
33:BA:172:A:N6	33:BA:174:A:C5	2.87	0.42
33:BA:173:U:H5'	33:BA:197:A:O4'	2.20	0.42
33:BA:145:G:N2	33:BA:177:G:O6	2.51	0.42
33:BA:247:G:OP1	33:BA:247:G:H4'	2.20	0.42
33:BA:274:A:H4'	33:BA:275:G:O5'	2.19	0.42
33:BA:109:A:C2	33:BA:327:A:H2	2.37	0.42
33:BA:332:G:H2'	33:BA:333:U:H6	1.84	0.42
33:BA:446:G:O5'	33:BA:446:G:H8	2.02	0.42
33:BA:518:C:H6	33:BA:530:G:C4	2.37	0.42
33:BA:54:C:C5	33:BA:352:C:C5	3.08	0.42
33:BA:584:G:O5'	33:BA:584:G:C8	2.67	0.42
33:BA:632:U:H3'	33:BA:633:G:H5'	2.00	0.42
33:BA:644:U:H2'	33:BA:645:G:C5'	2.50	0.42
33:BA:678:U:O2	33:BA:777:A:H4'	2.20	0.42
34:BB:128:LEU:HB3	34:BB:129:THR:H	1.63	0.42
35:BC:23:ALA:HB1	35:BC:27:GLU:CG	2.50	0.42
35:BC:51:VAL:CG2	35:BC:52:SER:H	2.33	0.42

Continued on next page...

Continued from previous page...

Atom-1	Atom-2	Interatomic distance (Å)	Clash overlap (Å)
36:BD:164:ARG:N	36:BD:164:ARG:HD3	2.33	0.42
39:BG:144:ALA:C	39:BG:146:ALA:H	2.23	0.42
40:BH:58:LEU:HD22	40:BH:60:LEU:CD1	2.50	0.42
46:BN:25:GLU:O	46:BN:29:ILE:HG13	2.20	0.42
33:BA:228:A:O2'	48:BP:2:VAL:HG11	2.19	0.42
52:BT:34:VAL:HG11	52:BT:78:LEU:HD22	2.01	0.42
33:BA:185:U:O2'	52:BT:75:LYS:HD2	2.19	0.42
52:BT:8:LYS:C	52:BT:10:ALA:N	2.73	0.42
1:C0:49:ARG:HB3	1:C0:50:GLY:H	1.73	0.42
8:CB:1099:G:H8	8:CB:1099:G:H5'	1.79	0.42
8:CB:1275:A:N1	8:CB:1296:G:H1'	2.35	0.42
8:CB:1376:C:N3	8:CB:1377:G:C5	2.88	0.42
8:CB:1460:U:H4'	8:CB:1461:C:OP2	2.20	0.42
8:CB:1469:A:C2	8:CB:1470:A:N3	2.88	0.42
8:CB:1633:G:O2'	8:CB:1634:A:H5''	2.20	0.42
8:CB:1661:G:H2'	8:CB:1662:U:C5'	2.49	0.42
8:CB:1686:C:H6	8:CB:1686:C:O5'	2.02	0.42
8:CB:1750:G:H2'	8:CB:1751:U:H5'	2.01	0.42
8:CB:1853:A:O2'	8:CB:1854:A:H5'	2.20	0.42
8:CB:1916:A:H2'	8:CB:1917:U:O4'	2.20	0.42
8:CB:1929:G:H2'	8:CB:1929:G:N3	2.35	0.42
8:CB:1998:A:C8	8:CB:1998:A:C3'	3.02	0.42
8:CB:563:A:N6	8:CB:2018:G:C5	2.88	0.42
8:CB:2026:U:N3	8:CB:2027:G:N7	2.68	0.42
8:CB:2181:U:H2'	8:CB:2181:U:O2	2.19	0.42
8:CB:2355:G:N1	8:CB:2356:U:O2	2.52	0.42
8:CB:2469:A:N6	8:CB:2470:G:C4	2.88	0.42
8:CB:2567:G:C4	8:CB:2568:U:C5	3.07	0.42
8:CB:2578:G:O2'	10:CD:138:LEU:HD21	2.20	0.42
8:CB:2666:C:O2	8:CB:2666:C:O4'	2.37	0.42
8:CB:2740:A:C2	8:CB:2741:A:C5	3.08	0.42
8:CB:2543:G:C2	8:CB:2765:A:C4	3.08	0.42
8:CB:2775:G:C8	8:CB:2775:G:H3'	2.54	0.42
8:CB:2901:C:H6	8:CB:2901:C:C5'	2.33	0.42
8:CB:323:C:C4	8:CB:333:G:C8	3.08	0.42
8:CB:362:A:C4	8:CB:363:G:C8	3.08	0.42
8:CB:448:U:C4'	8:CB:448:U:OP2	2.66	0.42
8:CB:3:U:H2'	8:CB:4:U:C6	2.54	0.42
8:CB:554:U:C2'	8:CB:555:G:O5'	2.68	0.42
8:CB:583:G:C2	8:CB:584:C:C2	3.08	0.42
8:CB:686:U:C6	8:CB:686:U:O2'	2.70	0.42

Continued on next page...

Continued from previous page...

Atom-1	Atom-2	Interatomic distance (Å)	Clash overlap (Å)
8:CB:742:A:N1	8:CB:756:A:N1	2.68	0.42
8:CB:83:A:H2	8:CB:104:A:N1	2.15	0.42
8:CB:862:G:C3'	8:CB:862:G:C8	3.03	0.42
8:CB:948:C:C2'	8:CB:949:G:O5'	2.67	0.42
10:CD:208:LYS:O	10:CD:209:ALA:C	2.58	0.42
11:CE:111:GLU:OE1	11:CE:181:ILE:HD13	2.19	0.42
12:CF:120:SER:O	12:CF:127:TYR:HD1	2.02	0.42
12:CF:72:SER:O	12:CF:74:ALA:N	2.52	0.42
8:CB:2311:A:O2'	12:CF:84:ILE:HD11	2.20	0.42
13:CG:97:VAL:HG21	13:CG:123:GLU:HA	2.01	0.42
13:CG:145:ALA:C	13:CG:147:LEU:H	2.24	0.42
14:CH:1:MET:HG3	14:CH:21:VAL:CG2	2.41	0.42
14:CH:35:LYS:HB2	14:CH:35:LYS:HE2	1.64	0.42
16:CJ:114:LEU:C	16:CJ:116:ARG:H	2.23	0.42
16:CJ:15:TRP:N	16:CJ:15:TRP:CD1	2.88	0.42
18:CL:77:ILE:HD12	18:CL:110:VAL:HA	1.94	0.42
18:CL:124:GLY:C	18:CL:125:LEU:CG	2.86	0.42
19:CM:71:LYS:HZ3	19:CM:91:TYR:HB3	1.85	0.42
20:CN:101:GLY:C	20:CN:102:PHE:CG	2.91	0.42
21:CO:84:GLU:O	21:CO:87:ILE:HG23	2.20	0.42
24:CR:74:ILE:HG13	24:CR:76:LYS:HE3	2.02	0.42
24:CR:87:GLN:HG2	24:CR:87:GLN:H	1.62	0.42
23:CQ:46:TYR:CE1	24:CR:89:HIS:ND1	2.87	0.42
27:CU:11:ILE:HA	27:CU:11:ILE:HD13	1.70	0.42
28:CV:29:ILE:HD11	28:CV:37:PRO:HA	2.01	0.42
31:CY:2:LYS:HZ2	31:CY:37:ARG:HG3	1.84	0.42
31:CY:54:VAL:CG1	31:CY:55:LYS:N	2.82	0.42
33:DA:1455:G:C4	33:DA:1456:A:N7	2.88	0.42
33:DA:183:C:H6	33:DA:183:C:H2'	1.59	0.42
33:DA:131:A:N6	33:DA:231:U:H3	2.18	0.42
33:DA:274:A:H4'	33:DA:275:G:O5'	2.20	0.42
33:DA:293:G:C5	33:DA:294:U:H5	2.37	0.42
33:DA:360:G:O2'	33:DA:361:G:H5'	2.20	0.42
33:DA:425:G:C2	33:DA:426:U:C2	3.08	0.42
33:DA:544:G:N3	33:DA:545:C:C6	2.88	0.42
33:DA:668:G:OP2	33:DA:668:G:H8	2.02	0.42
33:DA:681:A:C2	33:DA:710:G:C4	3.08	0.42
33:DA:722:G:H2'	33:DA:722:G:N3	2.34	0.42
33:DA:92:U:H5''	33:DA:92:U:C6	2.55	0.42
33:DA:940:C:H3'	33:DA:940:C:C6	2.54	0.42
33:DA:998:C:N4	33:DA:1043:G:N1	2.61	0.42

Continued on next page...

Continued from previous page...

Atom-1	Atom-2	Interatomic distance (Å)	Clash overlap (Å)
34:DB:184:ALA:HB3	34:DB:195:VAL:HG13	2.01	0.42
35:DC:146:LYS:HB2	35:DC:203:LYS:O	2.19	0.42
35:DC:203:LYS:HB3	35:DC:204:GLY:H	1.61	0.42
35:DC:76:ILE:HA	35:DC:83:VAL:CG2	2.50	0.42
41:DI:104:THR:HG22	41:DI:105:ARG:N	2.35	0.42
33:DA:797:C:OP1	43:DK:125:LYS:O	2.37	0.42
44:DL:14:LYS:HD3	44:DL:14:LYS:O	2.20	0.42
46:DN:65:GLN:HB2	46:DN:78:LEU:CD1	2.49	0.42
50:DR:24:ASP:O	50:DR:25:ILE:C	2.57	0.42
51:DS:46:LEU:O	51:DS:60:PHE:HA	2.20	0.42
53:DU:28:LEU:C	53:DU:30:GLU:N	2.72	0.42
1:A0:48:TYR:C	1:A0:48:TYR:CD2	2.93	0.42
4:A3:12:ARG:O	4:A3:12:ARG:HG2	2.19	0.42
7:AA:32:U:C2'	7:AA:33:G:H8	2.13	0.42
7:AA:75:G:C4	7:AA:76:G:C8	3.08	0.42
8:AB:1093:G:C8	8:AB:1093:G:H3'	2.55	0.42
8:AB:1150:C:O5'	8:AB:1150:C:H6	2.03	0.42
8:AB:1196:C:C2	8:AB:1197:G:C8	3.08	0.42
8:AB:122:G:O5'	8:AB:122:G:H8	2.03	0.42
8:AB:1236:G:HO2'	8:AB:1237:A:P	2.42	0.42
8:AB:1241:A:C8	8:AB:1242:U:O4'	2.73	0.42
8:AB:1241:A:H2'	8:AB:1242:U:O5'	2.20	0.42
8:AB:1282:U:H3'	8:AB:1282:U:H6	1.85	0.42
8:AB:1409:U:H2'	8:AB:1410:G:O4'	2.20	0.42
8:AB:1618:A:O2'	8:AB:1619:G:H5'	2.20	0.42
8:AB:1625:C:H2'	8:AB:1626:A:O4'	2.20	0.42
8:AB:1768:C:H6	8:AB:1768:C:H3'	1.81	0.42
8:AB:1773:A:N7	8:AB:1829:A:C1'	2.83	0.42
8:AB:1974:C:H3'	8:AB:1974:C:H6	1.85	0.42
8:AB:1998:A:N6	8:AB:1999:C:C4	2.88	0.42
8:AB:2051:A:C4	8:AB:2614:A:N6	2.88	0.42
1:A0:1:ALA:N	8:AB:2056:G:N2	2.68	0.42
8:AB:2407:A:C2	8:AB:2408:U:C4	3.07	0.42
8:AB:2031:A:N1	8:AB:2498:C:N1	2.68	0.42
8:AB:2453:A:H2	8:AB:2504:U:O2	2.00	0.42
8:AB:2529:G:H5'	8:AB:2530:A:O5'	2.20	0.42
8:AB:2531:A:C2'	8:AB:2532:G:H5'	2.49	0.42
8:AB:2533:U:H2'	8:AB:2534:A:O4'	2.19	0.42
8:AB:2635:A:OP1	10:AD:77:ARG:HG2	2.19	0.42
8:AB:2684:U:H6	8:AB:2684:U:C3'	2.33	0.42
8:AB:2689:U:OP2	8:AB:2719:G:N2	2.49	0.42

Continued on next page...

Continued from previous page...

Atom-1	Atom-2	Interatomic distance (Å)	Clash overlap (Å)
8:AB:2692:G:C2	8:AB:2693:G:C4	3.08	0.42
8:AB:2717:C:H2'	8:AB:2718:G:O5'	2.20	0.42
8:AB:271:G:C2	8:AB:272:A:C6	3.08	0.42
8:AB:4:U:C2	8:AB:2900:A:H2	2.38	0.42
8:AB:407:G:N2	8:AB:421:C:N1	2.68	0.42
8:AB:498:G:N1	8:AB:499:U:C5	2.88	0.42
8:AB:590:A:N7	8:AB:591:U:C4	2.88	0.42
8:AB:758:C:O2	8:AB:1981:A:H2	2.02	0.42
8:AB:814:C:N3	8:AB:1194:A:C2	2.88	0.42
8:AB:88:G:O2'	8:AB:89:A:H5'	2.20	0.42
8:AB:964:C:H6	8:AB:964:C:O5'	2.02	0.42
8:AB:978:G:N2	8:AB:986:C:C2	2.88	0.42
8:AB:997:G:H2'	8:AB:998:C:O4'	2.20	0.42
9:AC:161:VAL:HB	9:AC:193:GLU:OE2	2.20	0.42
9:AC:253:GLY:HA2	9:AC:254:LYS:HZ2	1.84	0.42
10:AD:98:VAL:CG2	10:AD:101:PHE:CE2	2.96	0.42
10:AD:143:PRO:C	10:AD:145:SER:H	2.23	0.42
11:AE:133:LEU:HB3	11:AE:136:GLN:CD	2.40	0.42
11:AE:43:THR:HG23	11:AE:44:ARG:HE	1.85	0.42
14:AH:58:LEU:HA	14:AH:62:LEU:HB2	2.02	0.42
15:AI:99:LYS:HB2	15:AI:99:LYS:HE3	1.85	0.42
18:AL:96:LYS:NZ	18:AL:101:ILE:HG22	2.35	0.42
18:AL:29:LYS:HB3	18:AL:29:LYS:HE3	1.52	0.42
18:AL:38:GLN:HA	18:AL:41:ARG:CZ	2.50	0.42
18:AL:74:THR:HG22	18:AL:107:PHE:N	2.34	0.42
18:AL:94:THR:N	18:AL:96:LYS:NZ	2.68	0.42
19:AM:101:VAL:O	19:AM:102:LEU:HB2	2.19	0.42
22:AP:47:ILE:HG21	22:AP:49:ILE:HG13	2.01	0.42
24:AR:84:ARG:HH12	24:AR:86:GLN:CG	2.33	0.42
25:AS:85:ILE:HA	25:AS:85:ILE:HD13	1.82	0.42
26:AT:11:LEU:HD23	26:AT:32:LEU:HD22	2.02	0.42
8:AB:1399:C:H5''	26:AT:26:LYS:HE3	2.02	0.42
26:AT:60:THR:HA	26:AT:82:LYS:O	2.20	0.42
28:AV:65:VAL:HG13	28:AV:68:LYS:HG3	2.01	0.42
32:AZ:13:THR:HG21	32:AZ:25:ARG:NH1	2.35	0.42
32:AZ:3:LYS:HE3	32:AZ:8:LYS:N	2.35	0.42
32:AZ:5:ILE:H	32:AZ:5:ILE:CD1	2.29	0.42
33:BA:1001:C:C3'	33:BA:1001:C:C6	3.03	0.42
33:BA:1076:U:O4	33:BA:1081:A:N6	2.53	0.42
33:BA:1155:A:C2	33:BA:1156:G:H1'	2.55	0.42
33:BA:1195:C:H3'	33:BA:1196:A:C5'	2.50	0.42

Continued on next page...

Continued from previous page...

Atom-1	Atom-2	Interatomic distance (Å)	Clash overlap (Å)
33:BA:1215:G:N2	33:BA:1216:A:H1'	2.34	0.42
33:BA:1236:A:C2	33:BA:1237:C:N4	2.88	0.42
33:BA:1321:U:C4	33:BA:1322:C:C4	3.07	0.42
33:BA:533:A:C4	33:BA:536:C:C5	3.08	0.42
33:BA:547:A:N3	33:BA:548:G:H1'	2.35	0.42
33:BA:586:C:C6	33:BA:586:C:C3'	3.03	0.42
33:BA:606:G:H3'	33:BA:607:A:C5'	2.50	0.42
33:BA:628:G:N1	33:BA:629:A:C2	2.88	0.42
33:BA:644:U:H2'	33:BA:645:G:H5''	2.02	0.42
33:BA:644:U:C4	33:BA:645:G:N7	2.88	0.42
33:BA:663:A:H2'	33:BA:664:G:C8	2.54	0.42
33:BA:671:G:N1	33:BA:672:U:O2	2.53	0.42
33:BA:722:G:C6	33:BA:724:G:N3	2.88	0.42
33:BA:804:U:H4'	33:BA:805:C:OP2	2.20	0.42
33:BA:756:C:O2'	33:BA:823:C:H1'	2.19	0.42
33:BA:849:G:C2	33:BA:850:U:O2	2.73	0.42
33:BA:909:A:H2'	33:BA:910:C:C6	2.37	0.42
33:BA:978:A:O2'	33:BA:979:C:H5'	2.20	0.42
34:BB:163:ILE:CG2	34:BB:164:ASP:N	2.74	0.42
36:BD:64:TYR:C	36:BD:66:VAL:H	2.24	0.42
42:BJ:40:ILE:HG13	42:BJ:73:LEU:HB3	2.02	0.42
43:BK:88:PRO:C	43:BK:92:ARG:HG2	2.40	0.42
55:BA:5107:HOH:O	44:BL:84:GLY:HA2	2.19	0.42
46:BN:33:VAL:O	46:BN:35:ALA:N	2.50	0.42
51:BS:37:SER:HB3	51:BS:70:LEU:HB3	2.01	0.42
33:BA:332:G:OP2	52:BT:2:ASN:HB3	2.19	0.42
3:C2:9:VAL:HG23	3:C2:10:LEU:H	1.85	0.42
3:C2:24:THR:HB	3:C2:27:GLY:HA3	2.01	0.42
7:CA:12:C:N4	29:CW:50:VAL:HG12	2.35	0.42
7:CA:34:A:O2'	7:CA:35:C:O5'	2.37	0.42
7:CA:78:A:N6	7:CA:98:G:O2'	2.45	0.42
8:CB:1050:A:C6	8:CB:1051:G:C6	3.08	0.42
8:CB:1216:G:C2	8:CB:1217:U:C6	3.07	0.42
8:CB:1256:G:H2'	8:CB:1257:C:C6	2.53	0.42
8:CB:1307:A:H3'	8:CB:1307:A:C8	2.55	0.42
8:CB:1385:A:C4	8:CB:1386:C:C5	3.07	0.42
8:CB:1385:A:C5	8:CB:1386:C:C4	3.08	0.42
8:CB:161:A:N6	8:CB:162:U:H5	2.17	0.42
8:CB:1620:G:H2'	8:CB:1621:U:H5'	2.02	0.42
8:CB:1299:G:N1	8:CB:1640:A:OP2	2.46	0.42
8:CB:1707:G:N1	8:CB:1708:C:N3	2.68	0.42

Continued on next page...

Continued from previous page...

Atom-1	Atom-2	Interatomic distance (Å)	Clash overlap (Å)
8:CB:1734:G:H2'	8:CB:1735:A:H8	1.84	0.42
8:CB:1773:A:N7	8:CB:1829:A:C1'	2.83	0.42
8:CB:188:G:H1	8:CB:209:C:N4	2.17	0.42
8:CB:200:U:H2'	8:CB:201:C:H5'	2.01	0.42
8:CB:2020:A:N6	8:CB:2022:U:N3	2.68	0.42
8:CB:2459:A:C6	8:CB:2494:G:N3	2.88	0.42
8:CB:2530:A:P	8:CB:2535:G:H22	2.43	0.42
8:CB:2547:A:N3	8:CB:2562:U:O2	2.53	0.42
8:CB:2553:G:N2	8:CB:2583:G:H1'	2.34	0.42
8:CB:2592:G:H2'	8:CB:2592:G:N3	2.35	0.42
8:CB:2617:U:O2'	8:CB:2618:G:H5'	2.20	0.42
8:CB:2658:C:O2'	8:CB:2659:G:H5'	2.19	0.42
8:CB:2679:A:N3	8:CB:2680:U:C6	2.88	0.42
8:CB:2684:U:C3'	8:CB:2684:U:H6	2.32	0.42
8:CB:292:U:O5'	8:CB:292:U:C6	2.60	0.42
8:CB:30:G:H2'	8:CB:31:C:C6	2.55	0.42
8:CB:310:A:C4	8:CB:330:A:C6	3.07	0.42
8:CB:332:A:C8	8:CB:335:C:C4	3.07	0.42
8:CB:339:U:C6	8:CB:339:U:H3'	2.55	0.42
8:CB:567:U:O2	8:CB:568:U:C6	2.72	0.42
8:CB:576:U:H2'	8:CB:577:G:C8	2.55	0.42
8:CB:585:G:C6	8:CB:1251:C:C4	3.08	0.42
8:CB:647:G:H21	8:CB:2350:C:H4'	1.85	0.42
8:CB:599:A:C2	8:CB:659:G:C2	3.08	0.42
8:CB:682:G:C2'	8:CB:683:U:H5'	2.50	0.42
8:CB:90:U:O4	8:CB:91:A:N7	2.52	0.42
9:CC:135:PRO:C	9:CC:137:GLY:N	2.74	0.42
10:CD:13:ARG:CZ	10:CD:13:ARG:HA	2.50	0.42
10:CD:151:THR:C	10:CD:153:GLY:N	2.73	0.42
10:CD:59:ARG:O	10:CD:60:VAL:C	2.59	0.42
11:CE:134:LEU:CD2	11:CE:135:ALA:H	2.32	0.42
11:CE:159:LEU:C	11:CE:161:ALA:N	2.73	0.42
11:CE:187:VAL:O	11:CE:187:VAL:CG2	2.67	0.42
11:CE:58:LYS:HA	11:CE:59:PRO:HD3	1.51	0.42
12:CF:27:VAL:HA	12:CF:28:PRO:HD3	1.80	0.42
13:CG:51:PHE:HE1	13:CG:53:PRO:HG3	1.85	0.42
14:CH:117:LEU:HD12	14:CH:130:VAL:CG2	2.50	0.42
15:CI:104:GLN:O	15:CI:108:ILE:HG13	2.20	0.42
15:CI:27:LEU:CD1	15:CI:58:ILE:HD13	2.50	0.42
18:CL:124:GLY:O	18:CL:125:LEU:HD12	2.20	0.42
19:CM:110:GLU:CD	19:CM:126:ILE:HD12	2.39	0.42

Continued on next page...

Continued from previous page...

Atom-1	Atom-2	Interatomic distance (Å)	Clash overlap (Å)
8:CB:2722:G:H1'	20:CN:4:ARG:HD3	2.01	0.42
20:CN:72:ASP:OD1	20:CN:75:ILE:HG22	2.20	0.42
21:CO:8:ILE:O	21:CO:11:ALA:CB	2.67	0.42
21:CO:94:ARG:NE	21:CO:94:ARG:CA	2.81	0.42
22:CP:27:VAL:CG2	22:CP:84:SER:O	2.47	0.42
29:CW:76:ARG:O	29:CW:78:PHE:N	2.53	0.42
31:CY:32:GLY:O	31:CY:33:HIS:C	2.58	0.42
31:CY:52:PHE:O	31:CY:53:MET:O	2.37	0.42
32:CZ:3:LYS:HD3	32:CZ:9:TYR:HD1	1.83	0.42
33:DA:1035:A:H2'	33:DA:1036:A:O4'	2.20	0.42
33:DA:1051:C:C4	33:DA:1052:U:C5	3.08	0.42
33:DA:110:C:C2'	33:DA:110:C:O2	2.68	0.42
33:DA:1233:G:C2	33:DA:1234:C:C2	3.08	0.42
33:DA:124:C:H2'	33:DA:125:U:O5'	2.20	0.42
33:DA:1295:U:O2'	33:DA:1296:C:H5'	2.19	0.42
33:DA:1323:G:C2	33:DA:1324:A:C6	3.08	0.42
33:DA:133:U:H4'	33:DA:325:A:O2'	2.19	0.42
33:DA:1368:A:C2	33:DA:1369:C:C2	3.07	0.42
33:DA:1392:G:H21	33:DA:1502:A:C1'	2.33	0.42
33:DA:1420:U:C3'	33:DA:1420:U:C6	3.03	0.42
33:DA:1477:U:C6	33:DA:1478:U:C5	3.08	0.42
33:DA:1494:G:H3'	33:DA:1494:G:C8	2.55	0.42
33:DA:359:G:H2'	33:DA:360:G:O4'	2.19	0.42
33:DA:400:C:H3'	33:DA:400:C:C6	2.55	0.42
33:DA:408:A:C8	33:DA:409:U:C5	3.08	0.42
33:DA:542:G:N1	33:DA:543:U:C4	2.88	0.42
33:DA:59:A:C6	33:DA:354:G:C5	3.07	0.42
33:DA:617:G:N2	33:DA:624:C:N4	2.68	0.42
33:DA:669:G:C2	33:DA:670:G:N9	2.88	0.42
33:DA:705:G:C8	33:DA:705:G:C3'	3.03	0.42
33:DA:715:A:H1'	33:DA:777:A:N6	2.35	0.42
33:DA:825:A:C2	33:DA:826:C:N1	2.88	0.42
33:DA:841:C:H6	33:DA:843:U:OP2	2.01	0.42
33:DA:953:G:H5'	33:DA:954:G:OP2	2.20	0.42
33:DA:958:A:C8	51:DS:54:ARG:NH1	2.86	0.42
34:DB:14:HIS:CG	34:DB:15:PHE:N	2.87	0.42
34:DB:18:GLN:C	34:DB:37:VAL:HG23	2.40	0.42
35:DC:110:LEU:CG	35:DC:110:LEU:O	2.68	0.42
35:DC:156:LEU:HB2	35:DC:163:ARG:CZ	2.50	0.42
35:DC:180:ASP:O	35:DC:203:LYS:HD3	2.20	0.42
37:DE:45:VAL:CG1	37:DE:117:ALA:HB2	2.50	0.42

Continued on next page...

Continued from previous page...

Atom-1	Atom-2	Interatomic distance (Å)	Clash overlap (Å)
37:DE:11:GLN:OE1	37:DE:41:GLY:HA3	2.20	0.42
33:DA:1078:U:C4'	37:DE:137:ARG:HH12	2.33	0.42
37:DE:21:SER:HG	37:DE:28:ARG:HB2	1.84	0.42
38:DF:51:ILE:C	38:DF:53:LYS:N	2.74	0.42
39:DG:96:ASN:O	39:DG:100:MET:CG	2.68	0.42
39:DG:96:ASN:N	39:DG:96:ASN:ND2	2.68	0.42
41:DI:66:VAL:HG11	41:DI:78:ILE:HD11	2.01	0.42
43:DK:43:TRP:HE3	43:DK:44:ALA:HA	1.85	0.42
46:DN:30:ILE:HG23	46:DN:41:TRP:HB3	2.01	0.42
47:DO:25:GLU:HA	47:DO:80:LEU:HD12	2.01	0.42
51:DS:48:ILE:HD12	51:DS:61:VAL:HG21	2.02	0.42
4:A3:58:ILE:O	4:A3:59:ALA:HB3	2.20	0.41
7:AA:74:U:C4	7:AA:75:G:C6	3.07	0.41
8:AB:1084:A:C5	8:AB:1085:A:N7	2.88	0.41
8:AB:1196:C:O4'	8:AB:1226:A:C6	2.73	0.41
8:AB:1225:G:O2'	8:AB:1226:A:H5'	2.20	0.41
8:AB:1226:A:H5''	23:AQ:15:LYS:NZ	2.34	0.41
8:AB:1241:A:N7	8:AB:1242:U:N1	2.68	0.41
8:AB:1268:A:C2'	8:AB:1269:A:O5'	2.67	0.41
8:AB:128:C:H2'	8:AB:129:C:H6	1.85	0.41
8:AB:1345:C:H3'	8:AB:1345:C:H6	1.84	0.41
8:AB:1426:G:C4	8:AB:1427:A:N7	2.88	0.41
8:AB:1495:A:C2'	8:AB:1496:A:H5'	2.50	0.41
8:AB:1499:C:C6	8:AB:1499:C:C3'	3.03	0.41
8:AB:1505:A:C6	8:AB:1506:U:C4	3.08	0.41
8:AB:1663:G:N1	8:AB:1998:A:C6	2.88	0.41
8:AB:1702:G:H2'	8:AB:1703:G:O5'	2.20	0.41
8:AB:1684:G:N2	8:AB:1705:A:C4	2.88	0.41
8:AB:1714:U:O2	8:AB:1714:U:H2'	2.20	0.41
8:AB:1707:G:C5	8:AB:1756:G:C6	3.08	0.41
8:AB:1758:U:H3	8:AB:2696:U:H5'	1.85	0.41
8:AB:1782:U:O5'	8:AB:1782:U:H6	2.03	0.41
8:AB:1831:G:C6	8:AB:1832:C:N4	2.88	0.41
8:AB:1883:U:H2'	8:AB:1884:G:O4'	2.20	0.41
8:AB:1891:G:H2'	8:AB:1892:C:H6	1.83	0.41
8:AB:1967:C:N4	8:AB:1968:G:C4	2.88	0.41
8:AB:196:A:N7	18:AL:50:PHE:CE2	2.88	0.41
8:AB:2027:G:C4	8:AB:2028:U:C6	3.08	0.41
8:AB:2201:G:N2	8:AB:2223:G:H1'	2.35	0.41
8:AB:2088:A:H2	8:AB:2232:C:C2	2.38	0.41
8:AB:2262:U:O4	8:AB:2279:G:C6	2.73	0.41

Continued on next page...

Continued from previous page...

Atom-1	Atom-2	Interatomic distance (Å)	Clash overlap (Å)
8:AB:2391:G:N2	8:AB:2424:C:C6	2.88	0.41
8:AB:244:A:C8	8:AB:244:A:H3'	2.54	0.41
8:AB:2446:G:C2	8:AB:2501:C:C4	3.08	0.41
8:AB:2526:G:C4	8:AB:2527:C:C5	3.07	0.41
8:AB:2560:A:C6	8:AB:2561:U:N3	2.88	0.41
8:AB:2604:U:O2	8:AB:2605:U:C6	2.73	0.41
8:AB:2615:U:O2	8:AB:2616:C:C6	2.73	0.41
8:AB:266:G:C6	8:AB:267:C:C4	3.08	0.41
8:AB:269:C:N3	8:AB:424:G:C2	2.88	0.41
8:AB:2744:G:N2	8:AB:2761:A:C4	2.87	0.41
8:AB:2897:U:C4	8:AB:2898:U:C4	3.08	0.41
8:AB:300:A:C5'	8:AB:300:A:C8	3.03	0.41
8:AB:411:G:OP2	8:AB:2407:A:OP2	2.37	0.41
8:AB:553:G:C3'	8:AB:553:G:C8	3.03	0.41
8:AB:899:A:H8	8:AB:899:A:C5'	2.33	0.41
8:AB:976:G:H4'	8:AB:1156:A:H62	1.84	0.41
9:AC:161:VAL:HG12	9:AC:173:LEU:CD2	2.50	0.41
9:AC:167:ASP:CG	9:AC:172:THR:HG23	2.40	0.41
9:AC:208:GLY:O	9:AC:212:TRP:N	2.53	0.41
9:AC:84:PRO:C	9:AC:86:ARG:N	2.71	0.41
10:AD:81:GLU:O	10:AD:82:PHE:CB	2.68	0.41
11:AE:158:PHE:CZ	11:AE:169:VAL:HG12	2.55	0.41
11:AE:60:TRP:HZ3	11:AE:67:ARG:HB2	1.80	0.41
12:AF:107:VAL:N	12:AF:108:PRO:CD	2.81	0.41
16:AJ:41:LYS:HE2	16:AJ:50:THR:OG1	2.21	0.41
18:AL:135:ILE:CG2	18:AL:138:ALA:HB3	2.47	0.41
8:AB:626:A:N1	18:AL:79:LEU:HD13	2.35	0.41
19:AM:24:THR:HG23	19:AM:24:THR:O	2.20	0.41
20:AN:70:THR:CG2	20:AN:70:THR:O	2.68	0.41
21:AO:40:ILE:H	21:AO:40:ILE:HD13	1.85	0.41
22:AP:54:LEU:O	22:AP:55:HIS:O	2.38	0.41
23:AQ:108:LEU:HD23	23:AQ:111:LYS:HZ1	1.84	0.41
23:AQ:27:ARG:NH1	23:AQ:32:ARG:NH2	2.67	0.41
27:AU:48:VAL:O	27:AU:53:GLN:CG	2.68	0.41
8:AB:2270:A:H5''	29:AW:18:LYS:HA	2.00	0.41
31:AY:52:PHE:O	31:AY:53:MET:C	2.58	0.41
33:BA:1002:G:C5	33:BA:1003:G:C8	3.08	0.41
33:BA:1120:C:C2	33:BA:1154:G:C2	3.08	0.41
33:BA:1284:C:C5	33:BA:1285:A:C8	3.08	0.41
33:BA:1338:G:H2'	33:BA:1339:A:C8	2.54	0.41
33:BA:1435:G:C6	33:BA:1436:U:O4	2.73	0.41

Continued on next page...

Continued from previous page...

Atom-1	Atom-2	Interatomic distance (Å)	Clash overlap (Å)
33:BA:109:A:N7	33:BA:326:G:N3	2.68	0.41
33:BA:357:G:C2	33:BA:358:U:C4	3.07	0.41
33:BA:446:G:C5'	33:BA:446:G:C8	3.02	0.41
33:BA:723:U:H3'	33:BA:724:G:C5'	2.49	0.41
33:BA:72:A:N1	33:BA:99:C:H1'	2.34	0.41
33:BA:697:U:C2	33:BA:798:U:H1'	2.55	0.41
33:BA:89:U:C5	33:BA:90:C:C5	3.08	0.41
33:BA:959:A:N3	33:BA:985:C:H1'	2.35	0.41
33:BA:965:U:H6	33:BA:965:U:H2'	1.62	0.41
35:BC:147:GLY:O	35:BC:201:ILE:HA	2.20	0.41
35:BC:73:GLY:C	35:BC:75:VAL:H	2.23	0.41
35:BC:89:VAL:C	35:BC:91:ALA:H	2.23	0.41
41:BI:42:THR:OG1	41:BI:43:ALA:N	2.52	0.41
43:BK:123:PRO:C	43:BK:125:LYS:N	2.72	0.41
43:BK:43:TRP:HA	43:BK:69:CYS:SG	2.59	0.41
44:BL:106:VAL:HG22	44:BL:116:TYR:HB3	2.00	0.41
44:BL:24:GLU:HB3	44:BL:26:CYS:HG	1.84	0.41
44:BL:62:VAL:HG22	44:BL:63:THR:N	2.31	0.41
51:BS:74:ALA:HA	51:BS:75:PRO:HD3	1.81	0.41
53:BU:46:ARG:C	53:BU:48:LYS:N	2.73	0.41
4:C3:6:VAL:O	4:C3:10:ALA:HB2	2.20	0.41
7:CA:43:C:H6	7:CA:43:C:OP2	2.02	0.41
8:CB:103:A:N7	8:CB:104:A:C2	2.87	0.41
8:CB:1074:G:N2	8:CB:1075:C:C2	2.88	0.41
8:CB:1268:A:C6	8:CB:1269:A:C4	3.08	0.41
8:CB:1288:G:C8	8:CB:1327:A:C6	3.08	0.41
8:CB:1420:A:C4	8:CB:2211:A:C8	3.08	0.41
8:CB:1566:A:C2	9:CC:213:ARG:NE	2.88	0.41
8:CB:1796:U:H2'	8:CB:1797:G:O4'	2.20	0.41
8:CB:1941:C:H6	8:CB:1941:C:C5'	2.26	0.41
8:CB:19:A:C6	8:CB:20:C:C4	3.08	0.41
8:CB:2100:G:N1	8:CB:2101:A:C4	2.88	0.41
8:CB:2285:C:H3'	8:CB:2285:C:C6	2.54	0.41
8:CB:2314:A:H5''	12:CF:32:LYS:NZ	2.35	0.41
8:CB:2316:G:O5'	8:CB:2316:G:C8	2.73	0.41
2:C1:36:LYS:NZ	8:CB:2344:U:N3	2.61	0.41
8:CB:2352:A:N1	29:CW:29:SER:HB3	2.34	0.41
8:CB:2367:G:C8	8:CB:2367:G:O5'	2.71	0.41
8:CB:248:G:N7	8:CB:250:G:H1'	2.35	0.41
8:CB:2510:C:H2'	8:CB:2511:U:H5'	2.02	0.41
8:CB:2648:G:C2	8:CB:2673:G:C4	3.08	0.41

Continued on next page...

Continued from previous page...

Atom-1	Atom-2	Interatomic distance (Å)	Clash overlap (Å)
8:CB:2694:G:C8	8:CB:2694:G:H5'	2.54	0.41
8:CB:284:U:O2	8:CB:356:G:O6	2.38	0.41
8:CB:2:G:H2'	8:CB:3:U:C6	2.55	0.41
8:CB:303:G:C2'	8:CB:304:U:O5'	2.69	0.41
8:CB:321:U:O4	8:CB:341:C:H4'	2.20	0.41
8:CB:324:A:H61	8:CB:338:G:C2'	2.33	0.41
8:CB:341:C:H2'	8:CB:342:A:C8	2.55	0.41
8:CB:398:C:O5'	32:CZ:49:ARG:NH2	2.53	0.41
8:CB:538:A:C2	8:CB:539:G:C4	3.08	0.41
8:CB:566:U:H4'	55:CB:5161:HOH:O	2.20	0.41
8:CB:582:A:C4	8:CB:583:G:C8	3.08	0.41
8:CB:58:G:C2	8:CB:70:G:C2	3.07	0.41
8:CB:592:A:C2	8:CB:593:U:C2	3.08	0.41
8:CB:773:U:C4'	8:CB:774:G:OP2	2.67	0.41
8:CB:784:G:H5''	9:CC:225:ASN:CG	2.38	0.41
8:CB:814:C:C4	8:CB:815:C:C5	3.08	0.41
8:CB:870:U:OP1	8:CB:870:U:H4'	2.20	0.41
9:CC:134:ILE:HD13	9:CC:135:PRO:N	2.34	0.41
9:CC:158:GLY:CA	9:CC:197:ALA:HB2	2.50	0.41
9:CC:83:ASP:CB	9:CC:90:ILE:HD12	2.47	0.41
10:CD:181:ASP:O	10:CD:184:ARG:HB2	2.20	0.41
11:CE:88:ARG:HB3	11:CE:89:PRO:HD2	2.02	0.41
12:CF:64:PRO:HA	12:CF:88:VAL:HG22	2.01	0.41
13:CG:112:VAL:HG12	13:CG:113:ASP:H	1.85	0.41
13:CG:62:ALA:C	13:CG:64:ALA:N	2.72	0.41
15:CI:14:ALA:HB2	15:CI:51:GLY:H	1.85	0.41
16:CJ:40:HIS:O	16:CJ:41:LYS:O	2.38	0.41
16:CJ:68:LYS:HD3	16:CJ:72:LYS:HB2	2.02	0.41
18:CL:14:LYS:O	18:CL:15:ALA:C	2.58	0.41
20:CN:20:MET:HE3	20:CN:20:MET:HB3	1.79	0.41
22:CP:14:GLN:HG2	22:CP:14:GLN:O	2.20	0.41
22:CP:71:ARG:NH2	22:CP:102:ARG:CB	2.83	0.41
23:CQ:56:PHE:O	23:CQ:60:TRP:CD2	2.73	0.41
23:CQ:61:ILE:HG21	23:CQ:75:TYR:OH	2.20	0.41
25:CS:24:ILE:HD12	25:CS:36:LEU:CD1	2.50	0.41
25:CS:88:ARG:HG3	25:CS:88:ARG:NH1	2.34	0.41
26:CT:55:VAL:HG12	26:CT:56:GLU:N	2.35	0.41
27:CU:85:ARG:C	27:CU:87:GLU:H	2.23	0.41
27:CU:82:VAL:C	27:CU:92:VAL:HG21	2.40	0.41
19:CM:36:VAL:HB	28:CV:82:TYR:HD1	1.84	0.41
30:CX:27:ASN:O	30:CX:29:ARG:N	2.53	0.41

Continued on next page...

Continued from previous page...

Atom-1	Atom-2	Interatomic distance (Å)	Clash overlap (Å)
32:CZ:25:ARG:CG	32:CZ:26:SER:N	2.83	0.41
33:DA:1068:G:O6	33:DA:1108:G:C4	2.73	0.41
33:DA:1224:U:O2'	33:DA:1225:A:OP1	2.30	0.41
33:DA:1287:A:H61	33:DA:1371:G:C1'	2.31	0.41
33:DA:1293:C:O5'	33:DA:1293:C:H6	2.02	0.41
33:DA:1300:G:N2	33:DA:1335:U:O4'	2.53	0.41
33:DA:1419:G:C2	33:DA:1420:U:C2	3.08	0.41
33:DA:1421:G:O6	33:DA:1480:A:N6	2.53	0.41
33:DA:1465:A:C8	33:DA:1466:C:H5	2.38	0.41
33:DA:146:G:O2'	33:DA:147:G:H5'	2.19	0.41
33:DA:1488:G:N1	33:DA:1489:G:C4	2.88	0.41
33:DA:239:U:O2	33:DA:239:U:C2'	2.68	0.41
33:DA:34:C:H2'	33:DA:35:G:H8	1.75	0.41
33:DA:363:A:N6	33:DA:364:A:N1	2.67	0.41
33:DA:204:G:H21	33:DA:466:A:N6	2.18	0.41
33:DA:493:A:H5'	33:DA:494:G:OP2	2.20	0.41
33:DA:501:C:C6	33:DA:501:C:C3'	3.03	0.41
33:DA:586:C:H2'	33:DA:587:G:O5'	2.20	0.41
33:DA:592:G:C2	33:DA:648:A:N3	2.88	0.41
33:DA:604:G:H5''	33:DA:604:G:H8	1.83	0.41
33:DA:711:G:C8	33:DA:711:G:H5''	2.53	0.41
33:DA:975:A:H4'	33:DA:976:G:O5'	2.19	0.41
34:DB:134:LEU:HD23	34:DB:134:LEU:O	2.20	0.41
34:DB:23:ASN:O	34:DB:24:PRO:C	2.58	0.41
34:DB:45:THR:O	34:DB:49:PHE:CE1	2.73	0.41
37:DE:94:PHE:CD1	37:DE:94:PHE:O	2.73	0.41
38:DF:29:ILE:HG13	38:DF:29:ILE:H	1.71	0.41
48:DP:3:THR:HA	48:DP:66:THR:H	1.85	0.41
3:A2:12:ARG:HG2	8:AB:686:U:N3	2.32	0.41
7:AA:61:G:H2'	7:AA:62:C:H6	1.85	0.41
7:AA:78:A:C6	7:AA:99:A:C8	3.08	0.41
8:AB:100:U:O2'	8:AB:101:A:O5'	2.38	0.41
8:AB:1191:G:C8	8:AB:1191:G:C3'	3.02	0.41
8:AB:1194:A:H5''	8:AB:1194:A:H8	1.85	0.41
8:AB:1218:G:C5	8:AB:1232:G:O6	2.73	0.41
8:AB:1247:A:N7	8:AB:1249:U:C5	2.87	0.41
8:AB:1291:C:C4'	8:AB:1291:C:C6	3.03	0.41
8:AB:1351:C:N3	8:AB:1381:G:O6	2.53	0.41
8:AB:139:U:OP2	8:AB:140:C:N3	2.53	0.41
8:AB:1434:A:N6	8:AB:1558:C:H42	2.17	0.41
8:AB:1459:G:C8	8:AB:1459:G:H3'	2.55	0.41

Continued on next page...

Continued from previous page...

Atom-1	Atom-2	Interatomic distance (Å)	Clash overlap (Å)
8:AB:153:U:C3'	8:AB:153:U:C6	3.02	0.41
8:AB:1306:C:H5''	8:AB:1606:C:N4	2.35	0.41
8:AB:1632:A:O2'	8:AB:1633:G:O4'	2.38	0.41
8:AB:1664:A:O5'	8:AB:1664:A:C8	2.74	0.41
8:AB:1692:U:H3'	8:AB:1694:C:H41	1.85	0.41
8:AB:1725:U:H2'	8:AB:1726:C:C6	2.55	0.41
8:AB:1791:A:C2'	8:AB:1792:G:O5'	2.68	0.41
8:AB:1866:A:N7	8:AB:1876:A:N6	2.68	0.41
8:AB:1947:C:N3	8:AB:1948:G:C8	2.88	0.41
8:AB:194:G:N3	8:AB:195:A:C8	2.88	0.41
8:AB:1959:G:C8	8:AB:1959:G:C3'	3.03	0.41
8:AB:1973:G:C2	8:AB:1974:C:C2	3.08	0.41
8:AB:1974:C:H3'	8:AB:1974:C:C6	2.55	0.41
8:AB:201:C:C5	8:AB:202:U:C6	3.07	0.41
8:AB:2252:G:H2'	8:AB:2253:G:H5'	2.02	0.41
8:AB:2319:G:O5'	8:AB:2319:G:C8	2.73	0.41
8:AB:260:G:O6	8:AB:261:G:C5	2.73	0.41
8:AB:266:G:O6	8:AB:267:C:C4	2.74	0.41
8:AB:2727:A:C5	8:AB:2728:U:C4	3.08	0.41
8:AB:2677:G:C6	8:AB:2731:G:N1	2.88	0.41
8:AB:2838:G:OP1	20:AN:5:LYS:NZ	2.53	0.41
8:AB:285:G:C5	8:AB:286:U:C5	3.08	0.41
8:AB:326:G:H2'	8:AB:327:G:H8	1.86	0.41
8:AB:393:C:H2'	8:AB:394:C:H6	1.84	0.41
8:AB:439:A:C8	8:AB:439:A:H3'	2.54	0.41
8:AB:61:C:H1'	30:AX:41:HIS:NE2	2.32	0.41
8:AB:675:A:C5	8:AB:676:A:C6	3.07	0.41
8:AB:78:U:H6	8:AB:78:U:O5'	2.02	0.41
8:AB:838:C:N3	8:AB:941:A:C6	2.88	0.41
8:AB:982:C:H6	8:AB:2029:G:OP1	2.04	0.41
9:AC:140:VAL:HB	9:AC:141:HIS:H	1.52	0.41
9:AC:206:LYS:O	9:AC:207:ALA:C	2.58	0.41
9:AC:224:MET:HG2	9:AC:233:GLY:H	1.84	0.41
10:AD:21:SER:O	10:AD:23:PRO:HD3	2.21	0.41
10:AD:86:GLU:CG	10:AD:87:GLY:N	2.79	0.41
11:AE:17:THR:HG1	11:AE:20:GLY:HA2	1.85	0.41
12:AF:65:LEU:N	12:AF:86:CYS:O	2.52	0.41
13:AG:106:LEU:N	13:AG:106:LEU:CD1	2.82	0.41
13:AG:132:LEU:CD2	13:AG:144:ALA:HB2	2.50	0.41
13:AG:10:VAL:CG1	13:AG:47:ASN:HA	2.50	0.41
14:AH:104:THR:O	14:AH:104:THR:HG23	2.20	0.41

Continued on next page...

Continued from previous page...

Atom-1	Atom-2	Interatomic distance (Å)	Clash overlap (Å)
15:AI:130:GLY:C	15:AI:132:ALA:N	2.74	0.41
19:AM:70:ASP:O	19:AM:71:LYS:CB	2.66	0.41
21:AO:8:ILE:C	21:AO:10:ARG:H	2.22	0.41
21:AO:114:GLY:O	21:AO:115:LEU:O	2.39	0.41
22:AP:15:ASP:OD1	22:AP:15:ASP:N	2.52	0.41
24:AR:14:VAL:O	24:AR:15:SER:O	2.38	0.41
24:AR:2:TYR:CE1	24:AR:46:GLU:CG	3.02	0.41
24:AR:84:ARG:HH12	24:AR:86:GLN:HG2	1.85	0.41
26:AT:7:LEU:CD1	26:AT:7:LEU:O	2.58	0.41
29:AW:16:GLU:N	29:AW:18:LYS:NZ	2.68	0.41
33:BA:1082:A:H2'	33:BA:1083:U:O4'	2.19	0.41
33:BA:1087:G:C2	33:BA:1099:G:C2	3.07	0.41
33:BA:1206:G:H2'	33:BA:1207:G:C8	2.54	0.41
33:BA:120:A:N6	33:BA:122:G:N1	2.68	0.41
33:BA:1238:A:N6	33:BA:1239:A:N6	2.63	0.41
33:BA:1356:G:N1	33:BA:1357:A:C6	2.88	0.41
33:BA:1412:C:C2	33:BA:1413:A:C8	3.08	0.41
33:BA:1426:G:C6	33:BA:1427:C:C4	3.08	0.41
33:BA:1502:A:C8	33:BA:1505:G:N2	2.77	0.41
33:BA:1525:G:H2'	33:BA:1526:G:O5'	2.21	0.41
33:BA:224:U:H3'	33:BA:224:U:C6	2.55	0.41
33:BA:389:A:N1	33:BA:390:U:H1'	2.34	0.41
33:BA:426:U:H2'	33:BA:427:U:H6	1.85	0.41
33:BA:521:G:N1	33:BA:522:C:C5	2.88	0.41
33:BA:557:G:C2	33:BA:558:G:N2	2.89	0.41
33:BA:636:U:C6	33:BA:636:U:C3'	3.02	0.41
33:BA:717:U:C2'	33:BA:734:G:H8	2.33	0.41
33:BA:764:C:C4	33:BA:812:G:N1	2.87	0.41
33:BA:832:G:N3	33:BA:855:U:C2	2.89	0.41
33:BA:860:A:C8	33:BA:861:G:C8	3.08	0.41
35:BC:63:ILE:HG13	35:BC:98:ALA:HB2	2.01	0.41
36:BD:22:SER:O	36:BD:24:VAL:HG22	2.20	0.41
36:BD:75:TYR:C	36:BD:75:TYR:CD1	2.93	0.41
33:BA:935:A:N6	39:BG:2:ARG:HD2	2.27	0.41
40:BH:6:ILE:HD13	40:BH:6:ILE:N	2.35	0.41
41:BI:20:ILE:HA	41:BI:61:ASP:O	2.20	0.41
42:BJ:10:LEU:HB2	42:BJ:72:ARG:O	2.20	0.41
49:BQ:24:ILE:HG22	49:BQ:25:GLU:O	2.20	0.41
52:BT:69:ASN:O	52:BT:73:ARG:N	2.49	0.41
2:C1:40:PRO:HB2	2:C1:42:VAL:CG2	2.50	0.41
3:C2:36:ALA:O	3:C2:38:GLY:N	2.53	0.41

Continued on next page...

Continued from previous page...

Atom-1	Atom-2	Interatomic distance (Å)	Clash overlap (Å)
5:C4:26:ILE:HD13	5:C4:33:HIS:C	2.40	0.41
5:C4:8:LYS:H	5:C4:8:LYS:HG2	1.57	0.41
7:CA:46:A:H4'	21:CO:1:MET:CB	2.50	0.41
8:CB:1274:A:H2'	8:CB:1275:A:C5'	2.50	0.41
8:CB:1341:G:C6	26:CT:84:TYR:HE2	2.38	0.41
8:CB:1364:G:N1	8:CB:1366:A:H5''	2.35	0.41
8:CB:1405:U:C2	8:CB:1406:U:C5	3.08	0.41
8:CB:1613:G:H3'	8:CB:1614:A:H5'	2.01	0.41
8:CB:1628:G:C5	8:CB:1629:U:C5	3.08	0.41
8:CB:1687:G:N3	8:CB:1688:U:C5	2.88	0.41
8:CB:1786:A:N1	8:CB:1938:A:N3	2.68	0.41
8:CB:1791:A:H2'	8:CB:1792:G:O4'	2.20	0.41
8:CB:1801:A:C5	8:CB:2203:U:C5	3.08	0.41
8:CB:1945:G:C6	8:CB:1946:U:C4	3.09	0.41
8:CB:201:C:C5	8:CB:202:U:C6	3.08	0.41
8:CB:2021:C:H3'	8:CB:2022:U:H5'	2.01	0.41
8:CB:2076:U:H3'	8:CB:2076:U:O2	2.20	0.41
8:CB:1891:G:O2'	8:CB:2235:G:O2'	2.33	0.41
8:CB:2239:G:C8	8:CB:2239:G:O5'	2.70	0.41
8:CB:2405:G:C2	8:CB:2413:G:O6	2.73	0.41
8:CB:2259:U:C6	8:CB:2427:C:C4	3.08	0.41
8:CB:2522:U:H2'	8:CB:2523:G:H5'	2.01	0.41
8:CB:2592:G:N1	8:CB:2593:U:N3	2.69	0.41
8:CB:2677:G:C5	8:CB:2678:C:C5	3.08	0.41
8:CB:2753:A:N1	8:CB:2754:U:C4	2.88	0.41
8:CB:2813:A:C6	8:CB:2814:A:C6	3.08	0.41
8:CB:2880:C:N3	8:CB:2881:U:C4	2.88	0.41
8:CB:387:U:C6	8:CB:388:G:C5	3.09	0.41
8:CB:559:G:H2'	8:CB:560:C:C6	2.55	0.41
8:CB:632:A:H2'	8:CB:633:A:C8	2.55	0.41
8:CB:633:A:C3'	8:CB:633:A:C8	3.03	0.41
8:CB:647:G:H5''	8:CB:647:G:C8	2.51	0.41
8:CB:727:A:H2'	8:CB:728:G:C8	2.54	0.41
8:CB:762:U:H4'	8:CB:763:G:C5'	2.50	0.41
9:CC:117:SER:HB3	9:CC:127:ASN:ND2	2.36	0.41
10:CD:139:SER:O	10:CD:140:HIS:O	2.37	0.41
10:CD:62:LYS:H	10:CD:62:LYS:NZ	2.08	0.41
12:CF:136:ILE:O	12:CF:138:PRO:HD3	2.20	0.41
12:CF:169:LEU:HD23	12:CF:169:LEU:HA	1.79	0.41
14:CH:119:ASN:HB3	14:CH:121:VAL:HG13	2.02	0.41
14:CH:95:GLY:CA	14:CH:99:ILE:HG23	2.50	0.41

Continued on next page...

Continued from previous page...

Atom-1	Atom-2	Interatomic distance (Å)	Clash overlap (Å)
15:CI:36:GLU:HB3	15:CI:66:PHE:CZ	2.55	0.41
17:CK:19:VAL:HB	17:CK:41:ILE:CD1	2.32	0.41
4:C3:58:ILE:CG2	18:CL:51:GLU:HG3	2.48	0.41
19:CM:90:GLU:HA	19:CM:91:TYR:CD1	2.55	0.41
20:CN:28:LEU:HD23	20:CN:48:VAL:HG21	2.01	0.41
8:CB:1654:A:OP2	20:CN:3:HIS:CE1	2.73	0.41
21:CO:56:LYS:CB	21:CO:62:LEU:HG	2.37	0.41
8:CB:2376:A:H1'	21:CO:99:TYR:OH	2.20	0.41
22:CP:92:ARG:HG2	22:CP:110:LYS:O	2.20	0.41
10:CD:14:ILE:CG2	22:CP:79:VAL:HB	2.49	0.41
25:CS:29:VAL:HG12	25:CS:29:VAL:O	2.20	0.41
25:CS:85:ILE:CD1	25:CS:86:MET:N	2.83	0.41
31:CY:7:THR:HG1	31:CY:7:THR:H	1.63	0.41
33:DA:1019:A:C2	33:DA:1020:G:C5	3.08	0.41
33:DA:951:G:C6	33:DA:1231:G:C6	3.07	0.41
33:DA:1237:C:H5''	33:DA:1238:A:C8	2.56	0.41
33:DA:1253:G:N2	33:DA:1355:G:H4'	2.34	0.41
33:DA:1311:A:N1	33:DA:1327:C:N3	2.68	0.41
33:DA:978:A:C6	33:DA:1318:A:C6	3.08	0.41
33:DA:1375:A:C2	33:DA:1376:U:C2	3.09	0.41
33:DA:1397:C:H4'	33:DA:1398:A:OP2	2.18	0.41
33:DA:1415:G:H21	33:DA:1416:G:H1'	1.82	0.41
33:DA:1507:A:H2'	33:DA:1508:A:C8	2.55	0.41
33:DA:198:G:C5'	33:DA:198:G:H8	2.33	0.41
33:DA:410:G:N1	33:DA:429:U:O2	2.53	0.41
33:DA:613:C:O5'	33:DA:613:C:H6	2.02	0.41
33:DA:640:A:C6	33:DA:641:U:C4	3.07	0.41
33:DA:719:C:H5	33:DA:720:C:C2	2.38	0.41
33:DA:838:G:H8	33:DA:838:G:O5'	2.02	0.41
33:DA:89:U:H2'	33:DA:90:C:H6	1.84	0.41
33:DA:908:A:H2	33:DA:909:A:C4	2.28	0.41
33:DA:912:C:H2'	33:DA:913:A:H5'	2.02	0.41
33:DA:950:U:O2'	33:DA:971:G:C8	2.72	0.41
33:DA:979:C:OP2	33:DA:981:U:C4	2.73	0.41
34:DB:98:GLY:HA2	34:DB:101:THR:CG2	2.49	0.41
34:DB:170:ILE:O	34:DB:174:GLU:HB2	2.20	0.41
35:DC:106:ARG:CD	35:DC:106:ARG:N	2.83	0.41
35:DC:173:PRO:HB2	35:DC:176:THR:HG23	2.02	0.41
37:DE:35:LEU:O	37:DE:36:THR:HB	2.19	0.41
37:DE:64:GLU:C	37:DE:66:ALA:H	2.23	0.41
38:DF:3:HIS:CD2	38:DF:3:HIS:H	2.38	0.41

Continued on next page...

Continued from previous page...

Atom-1	Atom-2	Interatomic distance (Å)	Clash overlap (Å)
38:DF:60:VAL:CG1	38:DF:61:LEU:H	2.06	0.41
38:DF:67:PRO:C	38:DF:69:GLU:H	2.22	0.41
40:DH:48:PHE:C	40:DH:48:PHE:CD2	2.94	0.41
42:DJ:84:VAL:HA	42:DJ:88:MET:HE3	2.02	0.41
44:DL:43:LYS:HB2	44:DL:43:LYS:HE3	1.80	0.41
44:DL:82:ARG:HB3	44:DL:82:ARG:HE	1.24	0.41
45:DM:104:ASN:H	45:DM:106:ARG:NH1	2.19	0.41
45:DM:68:LEU:HD22	45:DM:69:ARG:HD3	2.01	0.41
48:DP:70:ARG:O	48:DP:73:ALA:N	2.53	0.41
49:DQ:45:VAL:HG22	49:DQ:72:TRP:CB	2.49	0.41
50:DR:34:GLU:HB2	53:DU:18:PHE:CE1	2.55	0.41
51:DS:47:THR:HG23	51:DS:60:PHE:CD2	2.55	0.41
51:DS:52:ASN:HB2	51:DS:53:GLY:H	1.59	0.41
53:DU:41:THR:O	53:DU:45:LYS:HB2	2.21	0.41
1:A0:36:LYS:C	1:A0:37:HIS:O	2.59	0.41
4:A3:31:ILE:O	4:A3:32:LEU:HB2	2.20	0.41
4:A3:61:LEU:HD22	4:A3:63:TYR:CZ	2.54	0.41
8:AB:1048:A:H2'	8:AB:1049:C:C6	2.48	0.41
8:AB:1095:A:C5	8:AB:1096:A:N6	2.87	0.41
8:AB:1131:G:C8	16:AJ:77:HIS:CE1	3.09	0.41
8:AB:1153:C:H2'	8:AB:1154:G:O4'	2.20	0.41
8:AB:1223:G:O6	8:AB:1227:G:C6	2.73	0.41
8:AB:579:G:N2	8:AB:1262:A:C4	2.88	0.41
8:AB:1264:A:O5'	8:AB:1264:A:H8	2.02	0.41
8:AB:1286:A:N6	8:AB:1289:C:N3	2.69	0.41
8:AB:1310:G:N2	8:AB:1313:U:C4	2.88	0.41
8:AB:1359:A:N7	8:AB:1373:A:N1	2.69	0.41
8:AB:1368:G:O2'	8:AB:1369:G:H5'	2.21	0.41
8:AB:1531:C:H2'	8:AB:1532:A:C8	2.51	0.41
8:AB:1701:A:N3	33:BA:1474:U:H4'	2.34	0.41
8:AB:1734:G:H2'	8:AB:1735:A:H8	1.85	0.41
8:AB:1858:A:H61	8:AB:1884:G:H1'	1.85	0.41
8:AB:1973:G:C6	8:AB:1974:C:N3	2.89	0.41
8:AB:197:A:H2	8:AB:2434:A:N6	2.18	0.41
8:AB:2009:A:C3'	8:AB:2009:A:C8	3.03	0.41
8:AB:201:C:C2'	8:AB:202:U:H5'	2.50	0.41
8:AB:2044:C:N4	8:AB:2045:C:N4	2.64	0.41
8:AB:187:G:C2	8:AB:210:C:C2	3.08	0.41
8:AB:2179:C:C2'	8:AB:2180:U:H6	2.31	0.41
8:AB:2270:A:C8	8:AB:2270:A:H3'	2.54	0.41
8:AB:244:A:C2	8:AB:245:G:H1'	2.54	0.41

Continued on next page...

Continued from previous page...

Atom-1	Atom-2	Interatomic distance (Å)	Clash overlap (Å)
8:AB:2604:U:N3	8:AB:2605:U:C5	2.88	0.41
8:AB:4:U:N3	8:AB:2900:A:C2	2.89	0.41
8:AB:80:G:C2'	8:AB:294:A:N1	2.83	0.41
8:AB:323:C:OP2	8:AB:323:C:H3'	2.20	0.41
8:AB:375:G:O6	8:AB:400:G:C2	2.73	0.41
8:AB:402:A:N7	8:AB:403:U:C6	2.88	0.41
8:AB:410:G:H2'	8:AB:2407:A:N7	2.35	0.41
8:AB:36:G:C6	8:AB:445:C:N4	2.88	0.41
8:AB:451:U:OP1	11:AE:49:ARG:HD3	2.19	0.41
8:AB:482:A:C8	8:AB:506:G:C2	3.08	0.41
8:AB:510:C:C4	8:AB:511:U:C5	3.08	0.41
8:AB:58:G:C6	8:AB:59:U:C4	3.07	0.41
8:AB:606:U:H6	8:AB:606:U:H3'	1.85	0.41
8:AB:824:U:C5	8:AB:825:A:N7	2.87	0.41
8:AB:944:C:H6	8:AB:944:C:H5''	1.85	0.41
8:AB:992:C:OP1	24:AR:79:ARG:NH2	2.54	0.41
9:AC:124:LYS:HZ1	9:AC:125:PRO:HD2	1.85	0.41
9:AC:183:VAL:O	9:AC:184:GLU:C	2.58	0.41
9:AC:198:GLU:HG3	9:AC:198:GLU:O	2.20	0.41
9:AC:9:SER:HA	9:AC:10:PRO:HD3	1.64	0.41
10:AD:180:VAL:O	10:AD:181:ASP:C	2.59	0.41
11:AE:193:VAL:O	11:AE:199:MET:CA	2.57	0.41
12:AF:100:GLU:H	12:AF:100:GLU:HG3	1.64	0.41
12:AF:113:PHE:HE1	12:AF:116:LEU:HD21	1.85	0.41
12:AF:28:PRO:HA	12:AF:158:THR:OG1	2.20	0.41
16:AJ:102:GLU:O	16:AJ:103:ILE:HD13	2.21	0.41
18:AL:110:VAL:C	18:AL:111:ILE:CG2	2.89	0.41
8:AB:626:A:C6	18:AL:79:LEU:HD13	2.55	0.41
19:AM:36:VAL:CG1	19:AM:125:PRO:HD3	2.50	0.41
19:AM:12:MET:HA	19:AM:12:MET:CE	2.45	0.41
7:AA:38:C:C4'	21:AO:100:HIS:NE2	2.83	0.41
21:AO:61:GLN:O	21:AO:62:LEU:CB	2.67	0.41
24:AR:5:PHE:O	24:AR:12:HIS:ND1	2.53	0.41
24:AR:90:ARG:CZ	24:AR:92:TRP:CD1	3.03	0.41
25:AS:39:THR:O	25:AS:39:THR:HG23	2.20	0.41
26:AT:93:LEU:HD13	26:AT:93:LEU:HA	1.89	0.41
27:AU:77:GLY:O	27:AU:78:LYS:HB2	2.20	0.41
28:AV:2:PHE:HB2	28:AV:61:LEU:HD22	2.02	0.41
33:BA:1002:G:C2'	33:BA:1003:G:H5'	2.51	0.41
33:BA:1133:G:N2	33:BA:1142:G:C4	2.88	0.41
33:BA:1162:C:C3'	33:BA:1162:C:C6	3.03	0.41

Continued on next page...

Continued from previous page...

Atom-1	Atom-2	Interatomic distance (Å)	Clash overlap (Å)
33:BA:1465:A:H2'	33:BA:1466:C:O5'	2.20	0.41
33:BA:1476:A:H3'	33:BA:1476:A:C8	2.54	0.41
33:BA:148:G:H2'	33:BA:149:A:O5'	2.20	0.41
33:BA:1499:A:C5'	33:BA:1499:A:C8	2.94	0.41
33:BA:233:C:C3'	33:BA:233:C:C6	3.03	0.41
33:BA:233:C:H2'	33:BA:234:C:H5'	2.02	0.41
33:BA:577:G:C4	33:BA:578:C:C6	3.08	0.41
33:BA:621:A:O2'	33:BA:622:A:H5'	2.20	0.41
33:BA:780:A:O2'	33:BA:781:A:H5''	2.19	0.41
33:BA:843:U:H5''	33:BA:844:G:C8	2.56	0.41
33:BA:851:G:C2	33:BA:852:G:C5	3.08	0.41
33:BA:888:G:C5'	33:BA:888:G:H8	2.34	0.41
33:BA:927:G:OP2	33:BA:1503:A:N7	2.54	0.41
34:BB:23:ASN:HD21	34:BB:25:LYS:HG3	1.86	0.41
34:BB:77:GLU:C	34:BB:79:VAL:H	2.24	0.41
36:BD:26:ALA:HA	36:BD:30:LYS:HE2	2.02	0.41
36:BD:96:ARG:O	36:BD:100:VAL:N	2.43	0.41
38:BF:14:GLN:C	38:BF:16:GLU:N	2.74	0.41
40:BH:62:LEU:N	40:BH:62:LEU:HD12	2.35	0.41
41:BI:56:MET:CA	41:BI:59:LYS:HZ2	2.33	0.41
42:BJ:53:ILE:HG13	42:BJ:62:ARG:C	2.41	0.41
45:BM:100:ARG:HD3	45:BM:100:ARG:O	2.21	0.41
45:BM:77:LYS:O	45:BM:77:LYS:HD3	2.21	0.41
44:BL:4:ASN:OD1	49:BQ:35:LYS:HE3	2.21	0.41
4:C3:46:LYS:HD2	4:C3:47:ALA:C	2.39	0.41
7:CA:113:C:C5	7:CA:114:C:C5	3.06	0.41
7:CA:115:A:H2'	7:CA:116:G:O4'	2.20	0.41
8:CB:1006:C:C6	8:CB:1138:G:N2	2.89	0.41
8:CB:1027:A:C6	8:CB:1126:A:C4	3.08	0.41
8:CB:1198:U:O5'	8:CB:1198:U:H6	2.03	0.41
8:CB:1223:G:O6	24:CR:90:ARG:NH1	2.53	0.41
8:CB:130:C:C2'	8:CB:131:A:O5'	2.68	0.41
8:CB:1350:C:C4	8:CB:1351:C:C5	3.08	0.41
8:CB:1523:U:H3'	8:CB:1524:G:C5'	2.50	0.41
8:CB:1644:C:C2'	8:CB:1645:G:H5'	2.50	0.41
8:CB:1684:G:H3'	8:CB:1684:G:C8	2.55	0.41
8:CB:1838:C:N4	8:CB:1899:A:N3	2.67	0.41
8:CB:2010:G:H2'	8:CB:2011:U:C5'	2.50	0.41
8:CB:2075:U:P	55:CB:5382:HOH:O	2.78	0.41
8:CB:221:A:C2	8:CB:233:A:N9	2.88	0.41
8:CB:2223:G:C3'	8:CB:2224:G:H5'	2.50	0.41

Continued on next page...

Continued from previous page...

Atom-1	Atom-2	Interatomic distance (Å)	Clash overlap (Å)
8:CB:2252:G:H2'	8:CB:2253:G:H5'	2.02	0.41
8:CB:2297:A:N1	8:CB:2320:U:O4'	2.53	0.41
8:CB:2335:A:C6	8:CB:2337:G:C4	3.08	0.41
2:C1:37:LYS:CB	8:CB:2344:U:H3'	2.50	0.41
8:CB:2734:A:H3'	8:CB:2734:A:C8	2.54	0.41
8:CB:2745:C:N4	8:CB:2759:G:H1	2.05	0.41
8:CB:2816:G:C2	8:CB:2817:U:C5	3.07	0.41
8:CB:408:G:H2'	8:CB:409:G:O5'	2.20	0.41
8:CB:419:U:H2'	8:CB:420:C:H6	1.81	0.41
8:CB:404:A:N1	8:CB:421:C:O2	2.53	0.41
8:CB:23:G:N1	8:CB:518:G:C6	2.88	0.41
8:CB:625:G:N2	8:CB:626:A:C4	2.88	0.41
8:CB:663:G:O6	8:CB:664:G:C6	2.73	0.41
8:CB:748:G:C5	8:CB:750:A:N7	2.88	0.41
8:CB:76:C:N3	8:CB:111:A:H2	2.13	0.41
8:CB:77:G:N3	8:CB:110:G:C2	2.88	0.41
8:CB:802:A:C6	8:CB:803:U:C4	3.09	0.41
8:CB:836:G:C4	8:CB:837:C:C5	3.09	0.41
8:CB:862:G:C8	8:CB:863:A:N7	2.89	0.41
9:CC:112:GLY:O	9:CC:115:ILE:HD11	2.20	0.41
9:CC:61:TYR:HD2	9:CC:84:PRO:HD2	1.84	0.41
9:CC:94:LEU:HG	9:CC:95:TYR:O	2.19	0.41
11:CE:49:ARG:CD	11:CE:49:ARG:N	2.82	0.41
12:CF:56:LEU:C	12:CF:56:LEU:HD23	2.40	0.41
13:CG:41:GLU:OE2	13:CG:54:ARG:CZ	2.69	0.41
16:CJ:64:VAL:O	16:CJ:65:THR:C	2.58	0.41
18:CL:33:ARG:CD	24:CR:85:LYS:HZ3	2.31	0.41
19:CM:53:MET:HG2	19:CM:53:MET:O	2.20	0.41
21:CO:30:ARG:O	21:CO:31:THR:O	2.38	0.41
21:CO:27:VAL:CG2	21:CO:38:GLN:HB3	2.48	0.41
21:CO:44:GLY:HA2	21:CO:46:GLU:OE1	2.19	0.41
8:CB:2376:A:N9	21:CO:99:TYR:CE2	2.89	0.41
25:CS:83:LYS:HZ2	25:CS:83:LYS:HB2	1.79	0.41
25:CS:85:ILE:CD1	25:CS:94:ASP:HB2	2.50	0.41
26:CT:30:ILE:CG1	26:CT:31:VAL:H	2.30	0.41
26:CT:6:ARG:H	26:CT:6:ARG:NE	2.18	0.41
29:CW:10:ARG:HA	29:CW:10:ARG:HD2	1.76	0.41
29:CW:66:VAL:CG1	29:CW:67:LYS:H	2.24	0.41
29:CW:67:LYS:HA	29:CW:67:LYS:HD3	1.87	0.41
30:CX:1:MET:HB2	30:CX:5:GLU:HB3	1.99	0.41
33:DA:1135:U:H2'	33:DA:1137:C:N3	2.35	0.41

Continued on next page...

Continued from previous page...

Atom-1	Atom-2	Interatomic distance (Å)	Clash overlap (Å)
33:DA:1170:A:N3	33:DA:1170:A:H2'	2.35	0.41
33:DA:1206:G:O4'	35:DC:193:GLY:CA	2.67	0.41
33:DA:1220:G:C3'	33:DA:1220:G:C8	3.03	0.41
33:DA:1250:A:N3	33:DA:1370:G:O2'	2.40	0.41
33:DA:1329:A:OP1	45:DM:28:ARG:N	2.53	0.41
33:DA:1238:A:OP1	33:DA:1335:U:O2'	2.38	0.41
33:DA:1361:G:C3'	33:DA:1361:G:C8	3.03	0.41
33:DA:1450:U:C2	33:DA:1452:C:C2	3.08	0.41
33:DA:1526:G:C2'	33:DA:1527:U:O5'	2.69	0.41
33:DA:160:A:C4	33:DA:161:A:C8	3.08	0.41
33:DA:227:G:C6	33:DA:228:A:C5	3.07	0.41
33:DA:233:C:O2'	33:DA:264:C:N3	2.54	0.41
33:DA:333:U:C2'	33:DA:334:C:H5'	2.51	0.41
33:DA:391:G:N3	33:DA:392:C:H1'	2.36	0.41
33:DA:432:A:C8	33:DA:433:G:H8	2.37	0.41
33:DA:629:A:N7	33:DA:630:A:C8	2.87	0.41
33:DA:639:G:H8	33:DA:639:G:C5'	2.33	0.41
33:DA:712:A:C6	33:DA:713:G:C2	3.09	0.41
33:DA:713:G:C2	33:DA:714:G:N1	2.88	0.41
33:DA:715:A:C2	33:DA:716:A:C5	3.08	0.41
33:DA:824:G:N1	33:DA:877:G:N1	2.68	0.41
34:DB:83:ALA:O	34:DB:88:GLN:HB2	2.20	0.41
34:DB:8:MET:O	34:DB:10:LYS:HG2	2.20	0.41
38:DF:67:PRO:C	38:DF:69:GLU:N	2.73	0.41
39:DG:22:LEU:O	39:DG:26:VAL:HG13	2.20	0.41
33:DA:1118:U:P	41:DI:105:ARG:HG3	2.60	0.41
42:DJ:8:ILE:HG13	42:DJ:74:VAL:HB	2.02	0.41
43:DK:17:ASP:O	43:DK:36:ARG:HB3	2.21	0.41
47:DO:81:ILE:O	47:DO:85:GLY:N	2.49	0.41
48:DP:70:ARG:C	48:DP:72:ALA:N	2.72	0.41
51:DS:35:ARG:C	51:DS:37:SER:N	2.72	0.41
52:DT:64:GLY:CA	52:DT:67:HIS:CD2	3.03	0.41
3:A2:13:ASN:OD1	8:AB:125:A:C4'	2.59	0.41
5:A4:11:CYS:SG	5:A4:12:ARG:N	2.93	0.41
5:A4:36:ARG:C	5:A4:38:GLY:N	2.74	0.41
7:AA:65:U:H2'	7:AA:108:A:N6	2.36	0.41
7:AA:113:C:C2'	7:AA:114:C:O4'	2.68	0.41
7:AA:44:G:H4'	7:AA:45:A:H8	1.84	0.41
8:AB:1188:U:C2'	8:AB:1189:A:H5'	2.49	0.41
8:AB:129:C:O2'	8:AB:130:C:H6	2.02	0.41
8:AB:1394:U:O5'	8:AB:1394:U:H6	2.04	0.41

Continued on next page...

Continued from previous page...

Atom-1	Atom-2	Interatomic distance (Å)	Clash overlap (Å)
8:AB:1570:A:C2	8:AB:1571:A:C4	3.09	0.41
8:AB:1658:C:OP1	10:AD:136:ASN:CG	2.58	0.41
8:AB:1683:U:H6	8:AB:1683:U:O5'	2.03	0.41
8:AB:1693:U:OP2	8:AB:1694:C:N4	2.43	0.41
8:AB:1799:G:H4'	8:AB:1800:C:H6	1.84	0.41
8:AB:1870:C:O2	8:AB:1870:C:C2'	2.69	0.41
8:AB:1897:G:C2	8:AB:1898:U:O2	2.74	0.41
8:AB:194:G:C2	8:AB:195:A:C8	3.08	0.41
8:AB:1965:C:N4	8:AB:1966:A:N1	2.68	0.41
8:AB:2010:G:H2'	8:AB:2011:U:H5'	2.00	0.41
8:AB:2023:C:C6	8:AB:2023:C:C3'	3.04	0.41
8:AB:2070:A:H2'	8:AB:2071:A:C8	2.55	0.41
8:AB:2221:G:C2	8:AB:2222:C:C2	3.08	0.41
8:AB:2240:U:N3	8:AB:2241:A:C8	2.88	0.41
8:AB:2270:A:C2'	8:AB:2271:G:H5'	2.50	0.41
8:AB:2331:G:O2'	8:AB:2336:A:N6	2.52	0.41
8:AB:2388:A:O2'	8:AB:2389:G:H5'	2.21	0.41
8:AB:2697:G:C2	8:AB:2711:A:C2	3.08	0.41
8:AB:2869:G:C5	8:AB:2870:C:C5	3.08	0.41
8:AB:295:G:C2'	8:AB:296:U:H5'	2.50	0.41
8:AB:327:G:N3	8:AB:327:G:H2'	2.35	0.41
8:AB:323:C:C4	8:AB:333:G:C8	3.07	0.41
8:AB:382:A:C2	8:AB:383:C:C6	3.08	0.41
8:AB:464:U:O5'	8:AB:464:U:H6	2.03	0.41
8:AB:499:U:N3	8:AB:500:G:C4	2.88	0.41
8:AB:513:A:H2'	8:AB:514:A:H5'	2.02	0.41
8:AB:598:U:H2'	8:AB:599:A:C8	2.55	0.41
8:AB:630:G:H1	18:AL:69:ARG:HH22	1.68	0.41
8:AB:690:G:C5'	8:AB:690:G:C8	3.03	0.41
8:AB:699:A:H61	8:AB:733:G:H2'	1.84	0.41
8:AB:797:G:C6	8:AB:798:G:C5	3.09	0.41
8:AB:816:C:O2	8:AB:816:C:H2'	2.21	0.41
8:AB:839:U:O2'	8:AB:1191:G:H1'	2.20	0.41
8:AB:859:G:O3'	8:AB:860:U:H6	2.03	0.41
8:AB:915:C:O2	8:AB:915:C:H2'	2.20	0.41
9:AC:178:GLY:O	9:AC:266:ILE:HB	2.21	0.41
9:AC:130:PRO:HA	9:AC:188:ARG:HA	2.03	0.41
9:AC:252:LYS:O	9:AC:253:GLY:O	2.38	0.41
9:AC:52:HIS:C	9:AC:53:ILE:CG1	2.89	0.41
10:AD:135:GLY:C	10:AD:137:SER:N	2.71	0.41
10:AD:206:ALA:O	10:AD:208:LYS:N	2.53	0.41

Continued on next page...

Continued from previous page...

Atom-1	Atom-2	Interatomic distance (Å)	Clash overlap (Å)
10:AD:88:GLU:H	10:AD:91:THR:CG2	2.34	0.41
11:AE:177:PRO:O	11:AE:180:LEU:HB2	2.21	0.41
14:AH:6:LEU:HD12	14:AH:6:LEU:O	2.19	0.41
16:AJ:14:ASP:HB3	16:AJ:15:TRP:H	1.66	0.41
16:AJ:96:ARG:HH21	16:AJ:97:PRO:C	2.23	0.41
18:AL:78:ARG:CZ	18:AL:80:SER:CA	2.94	0.41
20:AN:69:ARG:O	20:AN:70:THR:CB	2.67	0.41
22:AP:76:HIS:CB	22:AP:78:PRO:HD2	2.49	0.41
22:AP:77:SER:N	22:AP:78:PRO:HD3	2.34	0.41
23:AQ:52:ARG:HA	23:AQ:55:GLN:HB3	2.03	0.41
24:AR:37:GLU:OE1	24:AR:62:GLU:HB2	2.21	0.41
26:AT:15:HIS:O	26:AT:16:VAL:HG12	2.19	0.41
27:AU:13:LEU:H	27:AU:68:ASN:ND2	2.19	0.41
27:AU:95:PHE:CE1	27:AU:96:LYS:CD	3.01	0.41
29:AW:31:LEU:HD13	29:AW:66:VAL:HG23	2.03	0.41
33:BA:1006:G:O6	33:BA:1024:G:H1'	2.20	0.41
33:BA:1054:C:C3'	33:BA:1054:C:C6	3.03	0.41
33:BA:109:A:C5	33:BA:327:A:C2	3.07	0.41
33:BA:1214:C:H5'	33:BA:1215:G:OP2	2.21	0.41
33:BA:1277:C:O2'	33:BA:1279:G:C1'	2.68	0.41
33:BA:1288:A:N6	33:BA:1289:A:C6	2.88	0.41
33:BA:1338:G:C6	33:BA:1339:A:N6	2.89	0.41
33:BA:1494:G:H5'	33:BA:1494:G:C8	2.55	0.41
33:BA:306:A:O2'	33:BA:307:C:O5'	2.30	0.41
33:BA:438:U:C6	33:BA:494:G:C6	3.08	0.41
33:BA:516:U:C4	33:BA:517:G:C2	3.08	0.41
33:BA:604:G:C2	33:BA:605:U:C2	3.08	0.41
33:BA:634:C:H2'	33:BA:635:A:O4'	2.20	0.41
33:BA:604:G:C5	33:BA:635:A:N1	2.88	0.41
33:BA:706:A:O2'	43:BK:30:ILE:CD1	2.68	0.41
33:BA:792:A:C6	33:BA:794:A:N1	2.88	0.41
33:BA:891:U:C4	33:BA:906:A:C2	3.08	0.41
33:BA:917:G:N1	33:BA:918:A:C6	2.89	0.41
33:BA:918:A:C6	33:BA:919:A:C2	3.08	0.41
33:BA:940:C:N4	33:BA:941:G:O6	2.53	0.41
34:BB:113:LEU:HD22	34:BB:151:LYS:HD2	2.02	0.41
34:BB:17:HIS:CG	34:BB:18:GLN:H	2.39	0.41
34:BB:75:ALA:HB2	34:BB:209:VAL:HG11	2.02	0.41
34:BB:211:LEU:HA	34:BB:211:LEU:HD23	1.88	0.41
34:BB:217:ALA:HB1	34:BB:221:ARG:HH21	1.85	0.41
35:BC:115:VAL:O	35:BC:119:ILE:HB	2.19	0.41

Continued on next page...

Continued from previous page...

Atom-1	Atom-2	Interatomic distance (Å)	Clash overlap (Å)
35:BC:166:TRP:HB3	35:BC:167:TYR:H	1.55	0.41
35:BC:69:THR:HG21	35:BC:72:PRO:HA	2.02	0.41
38:BF:67:PRO:C	38:BF:69:GLU:H	2.22	0.41
38:BF:67:PRO:C	38:BF:69:GLU:N	2.72	0.41
40:BH:77:VAL:CG2	40:BH:126:CYS:HA	2.40	0.41
42:BJ:38:GLY:HA2	42:BJ:39:PRO:HD3	1.80	0.41
43:BK:100:ASN:ND2	53:BU:12:ASP:OD1	2.53	0.41
48:BP:36:VAL:HG13	48:BP:36:VAL:O	2.20	0.41
49:BQ:62:GLU:O	49:BQ:63:CYS:HB2	2.21	0.41
50:BR:32:ILE:HG22	50:BR:36:GLY:O	2.19	0.41
52:BT:8:LYS:O	52:BT:10:ALA:N	2.53	0.41
52:BT:28:ARG:HA	52:BT:31:ILE:HD11	2.01	0.41
53:BU:38:GLU:O	53:BU:41:THR:CB	2.67	0.41
7:CA:104:A:N3	7:CA:105:G:C1'	2.83	0.41
8:CB:1025:G:C5	8:CB:1135:C:C6	3.08	0.41
8:CB:1055:G:OP2	8:CB:1055:G:C8	2.72	0.41
8:CB:1108:U:C2	8:CB:1109:C:C6	3.09	0.41
8:CB:1000:A:C5	8:CB:1155:A:N7	2.88	0.41
8:CB:127:A:OP1	8:CB:128:C:H1'	2.20	0.41
8:CB:1356:G:O2'	8:CB:1357:C:H5'	2.20	0.41
8:CB:1379:U:H5'	8:CB:1379:U:C6	2.55	0.41
8:CB:1398:C:H2'	8:CB:1399:C:C6	2.55	0.41
8:CB:1425:G:N1	8:CB:1426:G:C2	2.88	0.41
8:CB:1498:C:C5	8:CB:1499:C:C4	3.09	0.41
8:CB:1562:U:H2'	8:CB:1563:U:O4'	2.19	0.41
8:CB:1615:C:N3	8:CB:1617:C:C6	2.88	0.41
8:CB:1684:G:H2'	8:CB:1685:C:O4'	2.20	0.41
8:CB:1687:G:N3	8:CB:1688:U:C6	2.88	0.41
8:CB:1696:G:N3	8:CB:1696:G:H2'	2.34	0.41
8:CB:1705:A:C6	8:CB:1706:C:C4	3.09	0.41
8:CB:1847:A:H1'	8:CB:1848:A:N7	2.35	0.41
8:CB:1847:A:N6	8:CB:1891:G:OP2	2.54	0.41
8:CB:1942:C:H6	8:CB:1942:C:H3'	1.86	0.41
8:CB:1944:U:O5'	8:CB:1944:U:C2'	2.67	0.41
8:CB:1957:C:H6	8:CB:1957:C:O5'	2.03	0.41
8:CB:1967:C:N4	8:CB:1968:G:C4	2.89	0.41
8:CB:1987:A:C6	8:CB:1988:G:C6	3.08	0.41
8:CB:190:A:N7	8:CB:207:A:C5	2.88	0.41
8:CB:2095:A:N6	8:CB:2096:C:C4	2.89	0.41
8:CB:2186:G:H2'	8:CB:2187:U:C5'	2.50	0.41
8:CB:2201:G:C6	8:CB:2223:G:C6	3.09	0.41

Continued on next page...

Continued from previous page...

Atom-1	Atom-2	Interatomic distance (Å)	Clash overlap (Å)
8:CB:2199:A:C6	8:CB:2225:A:C5	3.09	0.41
8:CB:230:G:N2	8:CB:231:A:C4	2.89	0.41
8:CB:2365:G:H4'	29:CW:65:LYS:CD	2.50	0.41
8:CB:2392:A:H2'	8:CB:2393:U:H6	1.86	0.41
8:CB:2425:A:O4'	8:CB:2427:C:C6	2.72	0.41
8:CB:2443:C:O2'	8:CB:2444:G:H5'	2.20	0.41
8:CB:2478:A:H3'	8:CB:2479:U:C6	2.55	0.41
8:CB:2459:A:N6	8:CB:2493:U:H3	2.18	0.41
8:CB:2675:A:C2'	8:CB:2676:C:H5'	2.50	0.41
8:CB:2692:G:N2	8:CB:2693:G:H1'	2.33	0.41
8:CB:1452:G:C2	8:CB:2702:G:C6	3.08	0.41
8:CB:2758:A:H2'	8:CB:2759:G:H8	1.85	0.41
8:CB:2813:A:C5	8:CB:2814:A:N7	2.88	0.41
1:C0:27:LEU:CG	8:CB:2886:A:C5	2.99	0.41
8:CB:36:G:C6	8:CB:445:C:N4	2.88	0.41
8:CB:538:A:C2	8:CB:556:A:C8	3.08	0.41
8:CB:566:U:C6	8:CB:567:U:C5	3.05	0.41
8:CB:575:A:O2'	8:CB:576:U:C5'	2.68	0.41
8:CB:625:G:C2	8:CB:626:A:C5	3.08	0.41
8:CB:633:A:C8	8:CB:633:A:H3'	2.56	0.41
8:CB:627:A:C6	8:CB:637:A:C8	3.08	0.41
8:CB:64:A:O2'	26:CT:74:ILE:CG2	2.62	0.41
8:CB:788:A:C5'	8:CB:790:U:O4	2.68	0.41
8:CB:822:G:O6	8:CB:943:A:H2	2.04	0.41
8:CB:917:A:N6	8:CB:918:A:C6	2.88	0.41
8:CB:941:A:C2'	8:CB:941:A:N3	2.83	0.41
9:CC:196:ASN:HB3	9:CC:199:HIS:CD2	2.55	0.41
8:CB:774:G:OP1	9:CC:48:ILE:HG12	2.21	0.41
10:CD:108:ASP:OD2	10:CD:108:ASP:O	2.38	0.41
10:CD:157:LYS:HE3	10:CD:157:LYS:HB3	1.97	0.41
10:CD:99:GLU:CA	10:CD:99:GLU:OE1	2.60	0.41
14:CH:113:SER:OG	14:CH:132:PHE:HE2	2.03	0.41
14:CH:121:VAL:HB	14:CH:122:LEU:H	1.47	0.41
15:CI:54:ILE:HA	15:CI:55:PRO:HD2	1.87	0.41
16:CJ:42:ALA:HA	23:CQ:63:ARG:HH12	1.86	0.41
16:CJ:58:ASN:C	16:CJ:60:ASP:H	2.23	0.41
18:CL:92:LEU:HD22	18:CL:96:LYS:HB3	2.02	0.41
19:CM:34:LYS:O	19:CM:125:PRO:HD2	2.21	0.41
19:CM:95:LEU:H	19:CM:95:LEU:CD2	2.32	0.41
20:CN:38:LEU:O	20:CN:39:PRO:C	2.58	0.41
21:CO:17:LYS:CD	21:CO:20:GLU:HG3	2.48	0.41

Continued on next page...

Continued from previous page...

Atom-1	Atom-2	Interatomic distance (Å)	Clash overlap (Å)
22:CP:12:MET:HA	22:CP:12:MET:HE3	2.03	0.41
8:CB:1252:G:C2	23:CQ:32:ARG:HG2	2.56	0.41
23:CQ:63:ARG:HH11	23:CQ:63:ARG:CB	2.20	0.41
23:CQ:93:ILE:HG13	24:CR:10:LYS:NZ	2.34	0.41
24:CR:65:ALA:HB3	24:CR:100:GLY:N	2.34	0.41
24:CR:32:THR:HA	24:CR:66:HIS:HD2	1.84	0.41
8:CB:1224:U:H4'	24:CR:89:HIS:O	2.20	0.41
26:CT:63:VAL:O	26:CT:64:LYS:HD2	2.21	0.41
26:CT:6:ARG:O	26:CT:8:LEU:N	2.53	0.41
26:CT:54:GLU:OE1	26:CT:91:GLN:CD	2.58	0.41
28:CV:26:PHE:HE1	28:CV:42:LEU:HD12	1.86	0.41
29:CW:47:GLY:CA	29:CW:72:GLY:CA	2.91	0.41
21:CO:19:GLN:NE2	29:CW:76:ARG:HG2	2.03	0.41
8:CB:1155:A:N6	31:CY:10:ARG:NH1	2.68	0.41
31:CY:2:LYS:HB2	31:CY:37:ARG:H	1.77	0.41
31:CY:8:GLN:O	31:CY:9:THR:C	2.59	0.41
32:CZ:44:PHE:CG	32:CZ:45:THR:N	2.86	0.41
33:DA:1084:G:C4	33:DA:1085:U:C5	3.08	0.41
33:DA:1139:G:H1	33:DA:1143:G:N2	2.17	0.41
33:DA:1217:C:O2	33:DA:1217:C:C2'	2.64	0.41
33:DA:128:G:O2'	33:DA:129:A:H5'	2.20	0.41
33:DA:1356:G:O5'	33:DA:1356:G:H8	2.03	0.41
33:DA:1434:A:N6	33:DA:1435:G:C6	2.88	0.41
33:DA:1442:G:N1	33:DA:1461:G:C2	2.88	0.41
33:DA:182:A:N3	33:DA:182:A:H5''	2.36	0.41
33:DA:333:U:O2'	33:DA:334:C:H5'	2.20	0.41
33:DA:355:C:C2	33:DA:356:A:C8	3.09	0.41
33:DA:373:A:C4	33:DA:482:A:N7	2.88	0.41
33:DA:491:G:H2'	33:DA:492:C:C6	2.52	0.41
33:DA:518:C:OP2	33:DA:530:G:H1'	2.20	0.41
33:DA:540:G:C6	33:DA:541:G:C6	3.09	0.41
33:DA:64:G:H2'	33:DA:64:G:O5'	2.20	0.41
33:DA:720:C:O5'	33:DA:720:C:H6	2.03	0.41
33:DA:72:A:C2'	33:DA:73:C:H5'	2.50	0.41
33:DA:937:A:H2'	33:DA:938:A:C8	2.56	0.41
34:DB:113:LEU:HD23	34:DB:114:LYS:N	2.35	0.41
34:DB:136:ARG:O	34:DB:139:GLU:CB	2.67	0.41
34:DB:90:PHE:N	34:DB:149:GLY:O	2.52	0.41
34:DB:83:ALA:CB	34:DB:90:PHE:CG	3.03	0.41
36:DD:98:ASP:HB2	36:DD:114:ARG:HB2	2.02	0.41
36:DD:124:VAL:C	36:DD:126:GLY:H	2.24	0.41

Continued on next page...

Continued from previous page...

Atom-1	Atom-2	Interatomic distance (Å)	Clash overlap (Å)
36:DD:170:LEU:N	36:DD:170:LEU:HD12	2.36	0.41
37:DE:154:ALA:HB1	40:DH:65:PHE:CE1	2.56	0.41
38:DF:74:LEU:O	38:DF:75:GLU:C	2.59	0.41
39:DG:148:LYS:HG3	39:DG:151:ALA:CA	2.50	0.41
39:DG:25:PHE:HB2	39:DG:100:MET:HE2	2.02	0.41
42:DJ:54:SER:CB	42:DJ:58:ASN:HD22	2.33	0.41
43:DK:23:HIS:HA	43:DK:86:LYS:HB2	2.01	0.41
43:DK:21:HIS:HB2	43:DK:32:THR:HG22	2.02	0.41
43:DK:43:TRP:CE3	43:DK:44:ALA:HA	2.54	0.41
33:DA:1307:U:C5'	45:DM:107:THR:HG21	2.50	0.41
51:DS:29:PRO:HA	51:DS:47:THR:HB	2.02	0.41
52:DT:20:ASN:O	52:DT:21:ALA:C	2.59	0.41
52:DT:38:ILE:O	52:DT:40:ALA:N	2.53	0.41
52:DT:77:ASN:HB3	55:DT:5003:HOH:O	2.19	0.41
52:DT:79:THR:CA	52:DT:82:ILE:HG12	2.48	0.41
1:A0:29:VAL:HG13	1:A0:41:HIS:NE2	2.35	0.41
1:A0:29:VAL:CG1	1:A0:30:ASP:N	2.83	0.41
2:A1:15:GLY:HA3	2:A1:47:ILE:CB	2.49	0.41
3:A2:42:LEU:HD11	3:A2:44:VAL:HG22	2.03	0.41
7:AA:23:G:C5	7:AA:24:G:O6	2.73	0.41
7:AA:84:G:C6	7:AA:85:G:N7	2.88	0.41
8:AB:1058:U:O5'	8:AB:1058:U:H6	2.03	0.41
8:AB:1131:G:O2'	8:AB:1133:A:N7	2.51	0.41
8:AB:121:G:H1'	8:AB:131:A:C2	2.56	0.41
8:AB:1238:G:N2	8:AB:1239:G:C4	2.89	0.41
8:AB:1272:A:OP1	55:AB:4460:HOH:O	2.22	0.41
8:AB:1326:U:C4	8:AB:1327:A:N7	2.89	0.41
8:AB:1376:C:N3	8:AB:1377:G:C5	2.89	0.41
8:AB:1416:G:C4	8:AB:1417:C:C5	3.09	0.41
8:AB:1523:U:C6	8:AB:1523:U:O5'	2.73	0.41
8:AB:1672:A:C2	8:AB:1673:G:C4	3.08	0.41
8:AB:1684:G:C6	8:AB:1685:C:C4	3.09	0.41
8:AB:1727:C:N4	8:AB:1728:C:N4	2.69	0.41
8:AB:1729:U:H3'	8:AB:1730:C:C5'	2.50	0.41
8:AB:1736:U:C4	8:AB:1737:G:C5	3.09	0.41
8:AB:1881:C:H2'	8:AB:1882:U:O4'	2.20	0.41
8:AB:1930:G:H2'	8:AB:1968:G:O6	2.20	0.41
8:AB:2020:A:N7	8:AB:2022:U:C4	2.88	0.41
8:AB:190:A:C4	8:AB:207:A:C2	3.09	0.41
8:AB:2098:U:C2	8:AB:2099:U:C5	3.08	0.41
8:AB:2291:U:H2'	8:AB:2292:U:C6	2.55	0.41

Continued on next page...

Continued from previous page...

Atom-1	Atom-2	Interatomic distance (Å)	Clash overlap (Å)
8:AB:2519:U:N1	8:AB:2542:A:N6	2.68	0.41
8:AB:2569:G:C2	8:AB:2570:G:C8	3.08	0.41
8:AB:2631:G:C6	8:AB:2632:A:N7	2.89	0.41
8:AB:2674:G:C2'	8:AB:2675:A:O5'	2.69	0.41
8:AB:2685:G:N3	8:AB:2686:G:C8	2.88	0.41
8:AB:2691:C:O2'	8:AB:2692:G:H5'	2.20	0.41
8:AB:2543:G:C6	8:AB:2765:A:N1	2.88	0.41
8:AB:277:G:C2'	8:AB:277:G:N3	2.83	0.41
8:AB:2876:G:H2'	8:AB:2877:G:O4'	2.20	0.41
8:AB:2900:A:C8	8:AB:2900:A:H3'	2.55	0.41
8:AB:325:G:H2'	8:AB:326:G:H5''	2.03	0.41
8:AB:338:G:H8	8:AB:338:G:H5''	1.85	0.41
8:AB:348:A:H2'	8:AB:349:U:H6	1.86	0.41
8:AB:396:G:H2'	8:AB:397:U:O4'	2.21	0.41
8:AB:483:A:H3'	8:AB:484:C:H6	1.86	0.41
8:AB:523:C:O2'	8:AB:554:U:H1'	2.20	0.41
8:AB:58:G:C4	8:AB:59:U:C5	3.09	0.41
8:AB:671:C:C2	8:AB:672:C:C5	3.08	0.41
8:AB:688:U:H5'	8:AB:1780:A:H2	1.86	0.41
9:AC:119:VAL:HG13	9:AC:133:ASN:ND2	2.36	0.41
9:AC:31:PRO:C	9:AC:32:LEU:HD12	2.41	0.41
10:AD:149:ASN:O	10:AD:151:THR:CG2	2.69	0.41
11:AE:130:LYS:HB3	11:AE:130:LYS:HE2	1.88	0.41
11:AE:148:ILE:O	11:AE:149:ILE:HG23	2.21	0.41
13:AG:154:GLU:HA	13:AG:155:PRO:HD2	1.76	0.41
13:AG:32:LEU:CD1	13:AG:74:MET:HB3	2.48	0.41
16:AJ:35:ARG:HA	16:AJ:35:ARG:NE	2.35	0.41
18:AL:126:ARG:HH11	18:AL:127:VAL:N	2.16	0.41
19:AM:110:GLU:CA	19:AM:126:ILE:HG21	2.50	0.41
19:AM:9:PHE:CE1	19:AM:11:LYS:HE3	2.56	0.41
8:AB:1453:A:N1	20:AN:74:GLU:HA	2.36	0.41
20:AN:77:ALA:O	20:AN:81:ASN:N	2.54	0.41
21:AO:33:ARG:HB3	21:AO:34:HIS:CE1	2.54	0.41
21:AO:84:GLU:HA	21:AO:87:ILE:HG22	2.02	0.41
22:AP:50:ARG:NH1	22:AP:50:ARG:HB2	2.35	0.41
25:AS:11:ARG:O	25:AS:12:SER:CB	2.62	0.41
27:AU:63:ALA:O	27:AU:64:ILE:HG22	2.21	0.41
28:AV:51:GLN:HB2	28:AV:51:GLN:HE21	1.62	0.41
29:AW:36:ILE:HG13	29:AW:37:VAL:N	2.36	0.41
29:AW:55:ASP:OD1	29:AW:56:HIS:N	2.51	0.41
30:AX:19:LEU:O	30:AX:22:LEU:HB2	2.20	0.41

Continued on next page...

Continued from previous page...

Atom-1	Atom-2	Interatomic distance (Å)	Clash overlap (Å)
32:AZ:34:LEU:O	32:AZ:35:ASP:C	2.58	0.41
33:BA:1107:C:C4	33:BA:1108:G:N7	2.89	0.41
33:BA:1144:G:N2	33:BA:1145:A:C5	2.89	0.41
33:BA:1152:A:C5	33:BA:1153:G:N7	2.89	0.41
33:BA:1154:G:C2'	33:BA:1155:A:H5''	2.51	0.41
33:BA:1163:A:C2	33:BA:1164:G:C5	3.08	0.41
33:BA:1197:A:C2	33:BA:1198:G:N7	2.87	0.41
33:BA:1257:A:H2'	33:BA:1257:A:N3	2.35	0.41
33:BA:1355:G:N2	33:BA:1368:A:C4	2.89	0.41
33:BA:1385:G:C6	33:BA:1386:G:C5	3.08	0.41
33:BA:133:U:O2	33:BA:230:G:N1	2.53	0.41
33:BA:239:U:C2'	33:BA:239:U:O2	2.69	0.41
33:BA:254:G:H1'	49:BQ:16:MET:HB3	2.02	0.41
33:BA:301:G:O6	33:BA:302:G:C6	2.74	0.41
33:BA:325:A:C8	33:BA:326:G:C8	3.08	0.41
33:BA:47:C:C5	33:BA:365:U:H2'	2.55	0.41
33:BA:488:C:H6	33:BA:488:C:H3'	1.86	0.41
33:BA:488:C:C2'	33:BA:489:C:H5'	2.50	0.41
33:BA:506:G:C8	33:BA:507:C:C5	3.09	0.41
33:BA:602:A:C8	33:BA:602:A:H3'	2.54	0.41
33:BA:706:A:C8	33:BA:706:A:H5''	2.56	0.41
33:BA:720:C:N4	33:BA:721:G:N2	2.68	0.41
33:BA:749:A:H2'	33:BA:750:C:H6	1.85	0.41
33:BA:74:A:C6	33:BA:75:G:C5	3.08	0.41
33:BA:792:A:C2	33:BA:794:A:C4	3.09	0.41
34:BB:13:VAL:HG13	34:BB:207:ARG:HB3	2.02	0.41
34:BB:71:THR:O	34:BB:72:LYS:C	2.59	0.41
35:BC:70:ALA:CB	35:BC:114:LEU:HD11	2.51	0.41
36:BD:94:GLU:C	36:BD:96:ARG:H	2.24	0.41
40:BH:31:LEU:HA	40:BH:31:LEU:HD12	1.92	0.41
40:BH:94:VAL:HG11	40:BH:100:ILE:N	2.36	0.41
43:BK:21:HIS:ND1	43:BK:34:THR:CG2	2.84	0.41
46:BN:1:ALA:HB2	46:BN:67:GLY:N	2.35	0.41
48:BP:18:GLN:NE2	48:BP:35:ARG:NH1	2.69	0.41
33:BA:597:G:O2'	49:BQ:36:PHE:CE1	2.73	0.41
53:BU:16:ARG:CD	53:BU:16:ARG:H	2.31	0.41
3:C2:1:MET:HB2	3:C2:1:MET:HE2	1.91	0.41
4:C3:12:ARG:HD2	18:CL:62:PRO:CG	2.48	0.41
5:C4:29:ALA:O	5:C4:30:GLU:CG	2.64	0.41
7:CA:30:C:H1'	7:CA:58:A:N1	2.35	0.41
8:CB:1108:U:C4	8:CB:1109:C:C5	3.05	0.41

Continued on next page...

Continued from previous page...

Atom-1	Atom-2	Interatomic distance (Å)	Clash overlap (Å)
8:CB:1179:G:C2	8:CB:1180:U:C2	3.08	0.41
8:CB:1191:G:C8	8:CB:1191:G:H3'	2.54	0.41
8:CB:1218:G:H8	8:CB:1218:G:H5''	1.86	0.41
8:CB:1444:G:H2'	8:CB:1445:G:H8	1.86	0.41
8:CB:1524:G:C2	8:CB:1525:A:H1'	2.56	0.41
8:CB:1567:G:C5'	8:CB:1567:G:C8	3.02	0.41
8:CB:1632:A:O2'	8:CB:1633:G:O4'	2.37	0.41
8:CB:171:U:O2'	8:CB:172:A:H5'	2.21	0.41
8:CB:1933:G:H1	8:CB:1967:C:H42	1.66	0.41
8:CB:1973:G:H2'	8:CB:1974:C:C5'	2.51	0.41
8:CB:2092:U:HO2'	8:CB:2092:U:H6	1.68	0.41
8:CB:2320:U:O2	8:CB:2320:U:OP2	2.37	0.41
8:CB:2361:G:H2'	8:CB:2362:C:O4'	2.20	0.41
8:CB:2412:A:N7	8:CB:2413:G:N7	2.68	0.41
8:CB:2077:A:C4	8:CB:2435:A:C8	3.08	0.41
8:CB:2462:C:O2	8:CB:2462:C:H2'	2.20	0.41
8:CB:2685:G:C4	8:CB:2686:G:C8	3.09	0.41
8:CB:2768:U:O4	8:CB:2769:U:C4	2.74	0.41
8:CB:278:A:N1	8:CB:362:A:C6	2.88	0.41
8:CB:2842:G:C4	8:CB:2876:G:N1	2.89	0.41
8:CB:27:G:O2'	8:CB:28:A:O5'	2.37	0.41
8:CB:374:A:C5	8:CB:401:A:N7	2.89	0.41
8:CB:379:G:N2	8:CB:396:G:C8	2.88	0.41
8:CB:478:A:N6	8:CB:480:A:N6	2.68	0.41
8:CB:956:G:O2'	19:CM:81:ARG:NH2	2.52	0.41
8:CB:963:U:N3	8:CB:964:C:N4	2.69	0.41
8:CB:968:C:N3	8:CB:969:G:C8	2.88	0.41
8:CB:969:G:N3	8:CB:970:U:C6	2.87	0.41
8:CB:978:G:N2	8:CB:986:C:C1'	2.84	0.41
9:CC:178:GLY:O	9:CC:179:GLU:O	2.38	0.41
9:CC:253:GLY:CA	9:CC:254:LYS:NZ	2.77	0.41
9:CC:42:ARG:C	9:CC:43:ASN:ND2	2.73	0.41
8:CB:324:A:P	11:CE:162:ARG:HH21	2.44	0.41
12:CF:33:ILE:HG22	12:CF:155:ILE:CG1	2.45	0.41
16:CJ:23:LYS:H	16:CJ:23:LYS:HG3	1.71	0.41
17:CK:24:VAL:HG21	17:CK:31:ARG:O	2.20	0.41
8:CB:871:U:OP1	19:CM:7:THR:O	2.38	0.41
20:CN:115:LEU:N	20:CN:115:LEU:CD2	2.79	0.41
8:CB:2880:C:H6	20:CN:91:ALA:HB3	1.81	0.41
22:CP:71:ARG:HB3	22:CP:72:VAL:HG13	2.01	0.41
23:CQ:8:ILE:O	23:CQ:9:ALA:O	2.38	0.41

Continued on next page...

Continued from previous page...

Atom-1	Atom-2	Interatomic distance (Å)	Clash overlap (Å)
23:CQ:57:ARG:HH21	23:CQ:92:LYS:NZ	2.17	0.41
24:CR:79:ARG:HG2	24:CR:80:ARG:N	2.36	0.41
8:CB:1224:U:H4'	24:CR:90:ARG:O	2.20	0.41
24:CR:20:VAL:CG1	24:CR:97:LYS:HA	2.51	0.41
27:CU:72:PHE:CD1	27:CU:73:ASN:N	2.87	0.41
30:CX:27:ASN:HB3	30:CX:28:LEU:H	1.73	0.41
32:CZ:66:ILE:CB	32:CZ:67:PRO:HD3	2.49	0.41
33:DA:1053:G:C5'	33:DA:1054:C:H5'	2.50	0.41
33:DA:1154:G:N3	33:DA:1154:G:H2'	2.35	0.41
33:DA:1160:G:H2'	33:DA:1161:C:C5	2.55	0.41
33:DA:1065:U:C5	33:DA:1190:G:N3	2.88	0.41
33:DA:1234:C:N4	33:DA:1235:U:C4	2.88	0.41
33:DA:11:G:C6	33:DA:12:U:C5	3.08	0.41
33:DA:1356:G:C2	33:DA:1357:A:C6	3.08	0.41
33:DA:1355:G:H1	33:DA:1367:C:N4	2.18	0.41
33:DA:1386:G:N1	33:DA:1387:G:C6	2.88	0.41
33:DA:1434:A:C5	33:DA:1435:G:C5	3.07	0.41
33:DA:1476:A:C5	33:DA:1477:U:C4	3.08	0.41
33:DA:155:A:C2	33:DA:156:C:C4	3.08	0.41
33:DA:172:A:C5	33:DA:174:A:N7	2.88	0.41
33:DA:66:A:O4'	33:DA:173:U:C4	2.74	0.41
33:DA:338:A:C6	33:DA:339:C:C4	3.08	0.41
33:DA:495:A:C4'	33:DA:496:A:O5'	2.52	0.41
33:DA:538:G:N1	33:DA:539:A:N3	2.69	0.41
33:DA:725:G:N3	33:DA:726:C:C6	2.88	0.41
33:DA:742:G:HO2'	33:DA:743:A:P	2.43	0.41
33:DA:764:C:N4	33:DA:812:G:N1	2.67	0.41
33:DA:793:U:C2	33:DA:1516:G:O2'	2.64	0.41
33:DA:795:C:H4'	43:DK:127:ARG:HE	1.85	0.41
33:DA:892:A:C6	33:DA:893:C:N4	2.89	0.41
34:DB:141:GLU:CG	34:DB:142:LYS:N	2.83	0.41
34:DB:164:ASP:O	34:DB:167:HIS:HB3	2.21	0.41
35:DC:102:ILE:HD12	35:DC:102:ILE:HA	1.83	0.41
35:DC:112:ALA:H	35:DC:201:ILE:CD1	2.31	0.41
35:DC:26:LYS:HG3	35:DC:27:GLU:N	2.35	0.41
37:DE:125:LYS:CD	37:DE:127:TYR:HB3	2.50	0.41
38:DF:11:HIS:CE1	38:DF:12:PRO:HD2	2.56	0.41
38:DF:18:VAL:O	38:DF:22:ILE:HG13	2.20	0.41
40:DH:31:LEU:C	40:DH:33:VAL:N	2.74	0.41
40:DH:9:MET:HE1	40:DH:35:ILE:HD13	2.02	0.41
42:DJ:98:VAL:HG23	42:DJ:98:VAL:O	2.21	0.41

Continued on next page...

Continued from previous page...

Atom-1	Atom-2	Interatomic distance (Å)	Clash overlap (Å)
43:DK:21:HIS:ND1	43:DK:34:THR:CG2	2.83	0.41
43:DK:35:ASP:OD1	43:DK:39:ASN:N	2.52	0.41
45:DM:76:ILE:O	45:DM:80:MET:HB3	2.19	0.41
48:DP:11:ALA:O	48:DP:12:LYS:C	2.59	0.41
48:DP:39:PHE:HD2	48:DP:41:PRO:HD3	1.86	0.41
52:DT:66:ILE:O	52:DT:67:HIS:O	2.37	0.41
43:DK:93:GLU:HG2	53:DU:20:ARG:HH22	1.85	0.41
4:A3:56:LEU:O	4:A3:57:VAL:C	2.59	0.41
7:AA:42:C:C4	7:AA:43:C:N4	2.89	0.41
8:AB:1229:C:H2'	8:AB:1230:A:C8	2.55	0.41
8:AB:1263:U:N3	8:AB:1264:A:C2	2.89	0.41
8:AB:1274:A:H2'	8:AB:1275:A:C5'	2.50	0.41
8:AB:1371:G:C8	8:AB:1371:G:O5'	2.69	0.41
8:AB:147:C:H3'	8:AB:147:C:H6	1.85	0.41
8:AB:1585:C:N4	8:AB:1586:A:N1	2.67	0.41
8:AB:1660:G:O2'	8:AB:1661:G:H5'	2.20	0.41
8:AB:1670:C:H1'	8:AB:1993:U:O2	2.21	0.41
8:AB:1831:G:O2'	8:AB:1832:C:H5'	2.19	0.41
8:AB:1877:A:C8	8:AB:1877:A:C3'	3.03	0.41
8:AB:1931:U:H2'	8:AB:1932:A:O4'	2.20	0.41
8:AB:759:G:O4'	8:AB:1981:A:C2	2.72	0.41
8:AB:2033:A:C2	8:AB:2036:C:C5	3.08	0.41
8:AB:530:G:C8	8:AB:2036:C:OP2	2.73	0.41
8:AB:529:A:C6	8:AB:2042:A:N3	2.88	0.41
8:AB:2199:A:C3'	8:AB:2200:C:H5'	2.51	0.41
8:AB:2281:A:C2	8:AB:2282:G:C5	3.09	0.41
8:AB:2313:C:O4'	12:AF:36:ASN:OD1	2.38	0.41
8:AB:2373:G:C2	8:AB:2381:A:N3	2.88	0.41
8:AB:2430:A:N3	8:AB:2430:A:C2'	2.82	0.41
8:AB:2679:A:C2	8:AB:2680:U:C5	3.08	0.41
8:AB:2731:G:N2	8:AB:2732:G:C6	2.89	0.41
8:AB:2768:U:O4	8:AB:2769:U:C4	2.72	0.41
8:AB:2809:A:N6	8:AB:2891:U:O4'	2.53	0.41
8:AB:396:G:O3'	32:AZ:28:VAL:CG2	2.66	0.41
8:AB:431:U:H6	8:AB:431:U:O5'	2.04	0.41
8:AB:44:A:H2'	8:AB:45:G:O4'	2.20	0.41
8:AB:14:A:N6	8:AB:526:A:C2	2.89	0.41
8:AB:588:U:O5'	8:AB:588:U:H6	2.04	0.41
8:AB:65:U:OP1	26:AT:76:ARG:HB2	2.18	0.41
8:AB:719:C:H2'	8:AB:720:U:H5'	2.02	0.41
8:AB:761:A:N3	8:AB:761:A:H2'	2.36	0.41

Continued on next page...

Continued from previous page...

Atom-1	Atom-2	Interatomic distance (Å)	Clash overlap (Å)
8:AB:783:A:H2'	8:AB:784:G:O5'	2.21	0.41
8:AB:977:G:N1	8:AB:978:G:C5	2.89	0.41
9:AC:160:TYR:HA	9:AC:193:GLU:HG2	2.03	0.41
9:AC:42:ARG:C	9:AC:43:ASN:ND2	2.74	0.41
10:AD:13:ARG:CA	10:AD:13:ARG:NE	2.76	0.41
10:AD:52:THR:CA	10:AD:75:ALA:HB1	2.51	0.41
11:AE:98:LYS:O	11:AE:100:MET:N	2.54	0.41
8:AB:617:G:OP1	11:AE:102:ARG:HD3	2.20	0.41
11:AE:146:VAL:O	11:AE:148:ILE:N	2.53	0.41
11:AE:187:VAL:O	11:AE:187:VAL:CG2	2.67	0.41
12:AF:33:ILE:HD11	12:AF:90:LEU:CB	2.44	0.41
12:AF:36:ASN:HA	12:AF:87:LYS:H	1.85	0.41
13:AG:8:VAL:O	13:AG:48:THR:HA	2.21	0.41
14:AH:134:VAL:O	14:AH:135:HIS:HD2	2.04	0.41
14:AH:2:GLN:HE22	14:AH:20:ASN:C	2.24	0.41
14:AH:68:ARG:O	14:AH:72:ILE:HG22	2.20	0.41
15:AI:52:LEU:HD12	15:AI:52:LEU:H	1.84	0.41
16:AJ:120:ARG:NH2	16:AJ:123:LYS:HZ2	2.18	0.41
16:AJ:127:GLY:O	16:AJ:128:ASN:C	2.58	0.41
16:AJ:16:TYR:O	16:AJ:17:VAL:HG23	2.20	0.41
17:AK:76:VAL:O	22:AP:74:GLN:CB	2.63	0.41
19:AM:42:THR:CG2	19:AM:45:GLN:NE2	2.84	0.41
24:AR:40:MET:HA	24:AR:54:VAL:HG13	2.01	0.41
24:AR:5:PHE:CA	24:AR:12:HIS:ND1	2.84	0.41
27:AU:85:ARG:HE	27:AU:86:PHE:HE1	1.67	0.41
30:AX:22:LEU:CA	30:AX:47:ARG:NH2	2.77	0.41
30:AX:49:ASP:CB	30:AX:52:ARG:HG3	2.28	0.41
31:AY:52:PHE:O	31:AY:53:MET:O	2.38	0.41
31:AY:5:LYS:H	31:AY:36:GLU:HB3	1.85	0.41
32:AZ:17:SER:HB3	32:AZ:20:ASN:HA	2.02	0.41
32:AZ:59:ARG:HG3	32:AZ:62:LYS:CA	2.50	0.41
32:AZ:3:LYS:CG	32:AZ:6:HIS:HB3	2.51	0.41
33:BA:1053:G:H4'	33:BA:1055:A:OP1	2.20	0.41
33:BA:1077:G:H22	33:BA:1079:G:H3'	1.78	0.41
33:BA:1095:U:OP1	33:BA:1108:G:N2	2.49	0.41
33:BA:1126:U:O2	33:BA:1280:A:C3'	2.69	0.41
33:BA:1181:G:C6	33:BA:1182:G:N1	2.88	0.41
33:BA:1258:G:N1	33:BA:1278:G:N2	2.68	0.41
33:BA:1404:C:N4	33:BA:1497:G:H22	2.18	0.41
33:BA:1522:U:O2	33:BA:1523:G:C8	2.74	0.41
33:BA:369:G:N1	33:BA:370:C:C4	2.89	0.41

Continued on next page...

Continued from previous page...

Atom-1	Atom-2	Interatomic distance (Å)	Clash overlap (Å)
33:BA:373:A:H3'	33:BA:373:A:P	2.60	0.41
33:BA:585:G:O5'	33:BA:585:G:C8	2.71	0.41
33:BA:684:U:H2'	33:BA:685:G:C8	2.56	0.41
33:BA:755:G:H3'	33:BA:755:G:C8	2.56	0.41
33:BA:884:U:H4'	33:BA:885:G:H5''	2.01	0.41
33:BA:955:U:O2	33:BA:1225:A:N1	2.53	0.41
35:BC:13:ILE:O	35:BC:14:VAL:HG23	2.21	0.41
35:BC:163:ARG:CG	35:BC:164:THR:H	2.33	0.41
40:BH:103:VAL:HA	40:BH:123:GLU:O	2.20	0.41
42:BJ:80:THR:H	42:BJ:84:VAL:HG11	1.84	0.41
42:BJ:96:VAL:O	42:BJ:97:ASP:C	2.58	0.41
44:BL:74:GLN:C	44:BL:76:HIS:H	2.24	0.41
45:BM:43:LYS:O	45:BM:47:LEU:HD13	2.20	0.41
48:BP:1:MET:O	48:BP:3:THR:N	2.52	0.41
2:C1:40:PRO:HB2	2:C1:41:VAL:H	1.65	0.41
4:C3:33:THR:HG22	4:C3:40:LYS:HE2	2.03	0.41
7:CA:112:G:O5'	7:CA:112:G:C8	2.71	0.41
7:CA:17:C:C5	7:CA:18:G:N7	2.88	0.41
7:CA:78:A:C8	7:CA:99:A:N6	2.89	0.41
8:CB:1106:G:H3'	8:CB:1106:G:C8	2.56	0.41
8:CB:1150:C:H6	8:CB:1150:C:O5'	2.04	0.41
8:CB:1157:G:OP2	8:CB:1158:C:OP2	2.38	0.41
8:CB:1218:G:N1	8:CB:1219:U:N3	2.69	0.41
8:CB:1291:C:O2'	8:CB:1292:G:H5'	2.20	0.41
8:CB:1459:G:H3'	8:CB:1459:G:C8	2.56	0.41
8:CB:1519:G:C6	8:CB:1520:U:C4	3.09	0.41
8:CB:1495:A:C2	8:CB:1578:U:O2	2.73	0.41
8:CB:157:C:H2'	8:CB:158:U:O4'	2.20	0.41
8:CB:1270:C:C2'	8:CB:1648:U:H5''	2.50	0.41
8:CB:1675:C:O2	10:CD:133:THR:CA	2.67	0.41
8:CB:1754:A:C4	8:CB:1755:A:N7	2.88	0.41
8:CB:2201:G:N1	8:CB:2223:G:C4	2.88	0.41
8:CB:2235:G:N2	8:CB:2236:U:H1'	2.35	0.41
8:CB:2320:U:OP2	8:CB:2320:U:C2	2.74	0.41
8:CB:2364:C:H2'	8:CB:2365:G:O4'	2.20	0.41
8:CB:2511:U:O4	8:CB:2512:C:C4	2.73	0.41
8:CB:2522:U:C2'	8:CB:2523:G:H5'	2.50	0.41
8:CB:2560:A:C2	8:CB:2561:U:H1'	2.55	0.41
8:CB:387:U:H5'	8:CB:387:U:H6	1.84	0.41
8:CB:375:G:O6	8:CB:400:G:C2	2.74	0.41
8:CB:407:G:N2	8:CB:421:C:N1	2.69	0.41

Continued on next page...

Continued from previous page...

Atom-1	Atom-2	Interatomic distance (Å)	Clash overlap (Å)
8:CB:475:C:N4	8:CB:481:G:O6	2.53	0.41
8:CB:529:A:C4'	8:CB:530:G:OP1	2.69	0.41
8:CB:590:A:C2	8:CB:668:A:C2	3.08	0.41
8:CB:670:A:O5'	8:CB:670:A:C8	2.72	0.41
8:CB:692:C:C5	8:CB:693:A:N7	2.88	0.41
8:CB:719:C:C2'	8:CB:720:U:H5'	2.51	0.41
8:CB:789:A:H3'	8:CB:789:A:OP1	2.20	0.41
8:CB:979:A:C2	8:CB:982:C:O2	2.72	0.41
9:CC:17:LYS:O	9:CC:206:LYS:HD2	2.20	0.41
9:CC:235:GLU:HG3	9:CC:236:GLY:N	2.36	0.41
10:CD:101:PHE:O	10:CD:103:ASP:N	2.53	0.41
10:CD:181:ASP:HB3	10:CD:184:ARG:CB	2.45	0.41
10:CD:32:ASN:C	10:CD:34:VAL:H	2.23	0.41
11:CE:58:LYS:NZ	11:CE:61:ARG:C	2.74	0.41
12:CF:159:ALA:HB1	12:CF:164:GLU:CB	2.50	0.41
7:CA:42:C:C6	12:CF:65:LEU:HD22	2.53	0.41
13:CG:116:LEU:HD11	13:CG:121:THR:HA	2.02	0.41
14:CH:27:ARG:HG3	14:CH:27:ARG:O	2.21	0.41
15:CI:104:GLN:HA	15:CI:107:GLU:HB2	2.03	0.41
15:CI:82:ALA:HB3	15:CI:108:ILE:HD11	2.03	0.41
16:CJ:57:LEU:C	16:CJ:58:ASN:OD1	2.58	0.41
16:CJ:78:THR:C	16:CJ:80:HIS:H	2.23	0.41
18:CL:14:LYS:HZ1	18:CL:15:ALA:HB2	1.85	0.41
8:CB:942:G:OP1	18:CL:39:LYS:CD	2.68	0.41
18:CL:79:LEU:HA	18:CL:82:LEU:HD12	2.01	0.41
18:CL:86:GLU:CG	18:CL:86:GLU:O	2.68	0.41
20:CN:6:SER:O	20:CN:7:GLY:O	2.39	0.41
21:CO:97:PHE:CD1	21:CO:98:GLN:N	2.89	0.41
22:CP:64:SER:HB3	22:CP:71:ARG:NH1	2.36	0.41
23:CQ:101:ASP:O	23:CQ:102:LYS:C	2.58	0.41
23:CQ:93:ILE:HG13	24:CR:10:LYS:HZ1	1.84	0.41
24:CR:74:ILE:O	24:CR:75:VAL:HG22	2.20	0.41
30:CX:1:MET:HE3	30:CX:5:GLU:CB	2.39	0.41
31:CY:24:LEU:C	31:CY:26:LEU:H	2.23	0.41
8:CB:188:G:OP2	32:CZ:12:ILE:CD1	2.69	0.41
33:DA:1009:U:O4	33:DA:1020:G:O6	2.38	0.41
33:DA:1118:U:O2	33:DA:1179:A:C6	2.74	0.41
33:DA:1133:G:C5	33:DA:1134:G:C8	3.08	0.41
33:DA:1138:G:C6	33:DA:1140:C:O2	2.73	0.41
33:DA:1142:G:OP2	33:DA:1142:G:C8	2.73	0.41
33:DA:1161:C:O2	33:DA:1175:G:N1	2.49	0.41

Continued on next page...

Continued from previous page...

Atom-1	Atom-2	Interatomic distance (Å)	Clash overlap (Å)
33:DA:1260:G:H21	33:DA:1275:A:H62	1.68	0.41
33:DA:129:A:O2'	33:DA:130:A:C8	2.67	0.41
33:DA:1507:A:N1	33:DA:1508:A:C6	2.88	0.41
33:DA:161:A:C4	33:DA:162:A:C8	3.09	0.41
33:DA:198:G:C5'	33:DA:198:G:C8	3.04	0.41
33:DA:35:G:H2'	33:DA:36:C:H6	1.84	0.41
33:DA:39:G:C6	33:DA:40:C:C4	3.09	0.41
33:DA:448:A:C6	33:DA:449:G:N3	2.88	0.41
33:DA:500:G:H8	33:DA:500:G:O5'	2.02	0.41
33:DA:518:C:H6	33:DA:529:G:C2	2.38	0.41
33:DA:536:C:C6	33:DA:536:C:O5'	2.69	0.41
33:DA:59:A:C4	33:DA:354:G:C2	3.08	0.41
33:DA:635:A:H2'	33:DA:636:U:C6	2.56	0.41
33:DA:685:G:N3	33:DA:686:U:O4	2.54	0.41
33:DA:720:C:H3'	33:DA:721:G:H2'	2.02	0.41
33:DA:795:C:H1'	33:DA:1506:U:C6	2.56	0.41
33:DA:798:U:N3	33:DA:799:G:C8	2.87	0.41
33:DA:921:U:O2	37:DE:22:LYS:O	2.39	0.41
33:DA:997:U:C2'	33:DA:998:C:H5'	2.51	0.41
34:DB:140:LEU:O	34:DB:141:GLU:C	2.59	0.41
34:DB:16:GLY:HA2	34:DB:40:ILE:CG1	2.49	0.41
34:DB:217:ALA:O	34:DB:221:ARG:HB2	2.20	0.41
34:DB:38:HIS:O	34:DB:39:ILE:HD13	2.20	0.41
34:DB:31:PHE:CB	34:DB:41:ASN:HB2	2.43	0.41
35:DC:52:SER:CA	35:DC:113:LYS:HD3	2.41	0.41
36:DD:16:THR:HG22	36:DD:17:ASP:N	2.32	0.41
36:DD:185:PRO:CB	36:DD:190:LEU:HD11	2.46	0.41
33:DA:410:G:P	36:DD:25:ARG:HE	2.44	0.41
36:DD:28:ASP:O	36:DD:29:THR:O	2.38	0.41
33:DA:540:G:H21	36:DD:39:GLN:NE2	2.18	0.41
41:DI:6:TYR:CD1	41:DI:7:GLY:N	2.88	0.41
41:DI:71:ILE:HG22	41:DI:72:SER:N	2.35	0.41
45:DM:48:SER:C	45:DM:50:GLY:N	2.71	0.41
52:DT:71:ALA:O	52:DT:74:HIS:N	2.53	0.41
1:A0:38:LEU:O	1:A0:39:ARG:NE	2.45	0.41
7:AA:99:A:N3	7:AA:100:G:C8	2.88	0.41
8:AB:1199:U:H2'	8:AB:1200:C:H6	1.82	0.41
8:AB:1263:U:C4	8:AB:1264:A:N1	2.89	0.41
8:AB:1285:A:C5	8:AB:1329:U:C4	3.09	0.41
8:AB:1477:A:H1'	8:AB:1515:A:N6	2.35	0.41
8:AB:1485:U:O2'	8:AB:1486:U:H5'	2.20	0.41

Continued on next page...

Continued from previous page...

Atom-1	Atom-2	Interatomic distance (Å)	Clash overlap (Å)
8:AB:1670:C:C5'	8:AB:1671:U:OP2	2.68	0.41
8:AB:1668:A:C5	8:AB:1674:G:C6	3.09	0.41
8:AB:1719:G:C2	8:AB:1742:U:O2	2.74	0.41
8:AB:1831:G:C4	8:AB:1832:C:C6	3.08	0.41
8:AB:1933:G:H2'	8:AB:1934:C:C5'	2.51	0.41
8:AB:1959:G:C2	8:AB:1960:A:N3	2.89	0.41
8:AB:1960:A:C8	8:AB:1961:C:H5	2.39	0.41
8:AB:1978:A:H2'	8:AB:1979:U:O4'	2.20	0.41
8:AB:2010:G:H2'	8:AB:2011:U:C5'	2.50	0.41
8:AB:2098:U:C2	8:AB:2099:U:C6	3.09	0.41
8:AB:2230:G:C5	8:AB:2231:U:C5	3.09	0.41
8:AB:237:C:C6	8:AB:238:C:H5	2.39	0.41
8:AB:2459:A:N6	8:AB:2493:U:H3	2.18	0.41
8:AB:2665:A:O2'	8:AB:2666:C:H5'	2.21	0.41
8:AB:2746:U:O4'	13:AG:138:GLN:HB2	2.20	0.41
8:AB:2885:G:C4	8:AB:2886:A:H8	2.37	0.41
8:AB:349:U:H2'	8:AB:350:G:H5'	2.01	0.41
8:AB:39:G:C6	8:AB:40:U:O4	2.74	0.41
8:AB:535:G:C5	8:AB:536:G:C8	3.09	0.41
8:AB:693:A:H2'	8:AB:694:U:O4'	2.21	0.41
8:AB:759:G:C5	8:AB:760:G:N7	2.89	0.41
8:AB:83:A:C5	8:AB:101:A:OP2	2.73	0.41
8:AB:861:A:O2'	8:AB:862:G:H5'	2.21	0.41
8:AB:925:A:C2	8:AB:926:G:C4	3.08	0.41
9:AC:107:LYS:HB3	9:AC:108:GLY:H	1.72	0.41
9:AC:112:GLY:O	9:AC:115:ILE:HD11	2.20	0.41
12:AF:12:VAL:O	12:AF:14:LYS:N	2.47	0.41
12:AF:159:ALA:HB1	12:AF:164:GLU:CB	2.51	0.41
14:AH:73:ASN:HD22	14:AH:74:ALA:N	2.17	0.41
16:AJ:24:THR:O	16:AJ:25:LEU:O	2.39	0.41
16:AJ:57:LEU:C	16:AJ:58:ASN:OD1	2.58	0.41
16:AJ:25:LEU:HD12	16:AJ:64:VAL:H	1.85	0.41
18:AL:94:THR:CB	18:AL:103:ILE:HG12	2.50	0.41
19:AM:18:ARG:HD2	19:AM:18:ARG:N	2.32	0.41
19:AM:25:ASP:CB	19:AM:98:PRO:HA	2.51	0.41
20:AN:96:ARG:HH22	20:AN:116:VAL:HG13	1.86	0.41
20:AN:52:ILE:O	20:AN:54:LEU:N	2.54	0.41
20:AN:65:LEU:HB3	20:AN:69:ARG:HH11	1.78	0.41
8:AB:2334:U:OP2	21:AO:7:ARG:CG	2.68	0.41
22:AP:24:THR:HG23	22:AP:109:ILE:HG21	2.01	0.41
22:AP:50:ARG:HG2	22:AP:99:LEU:N	2.35	0.41

Continued on next page...

Continued from previous page...

Atom-1	Atom-2	Interatomic distance (Å)	Clash overlap (Å)
23:AQ:40:LYS:C	23:AQ:42:GLY:N	2.72	0.41
24:AR:5:PHE:H	24:AR:12:HIS:HB2	1.85	0.41
24:AR:97:LYS:O	24:AR:98:ILE:HG12	2.21	0.41
27:AU:40:LEU:HD13	27:AU:41:VAL:CG1	2.51	0.41
27:AU:85:ARG:O	27:AU:87:GLU:N	2.53	0.41
29:AW:20:LEU:H	29:AW:20:LEU:HG	1.45	0.41
31:AY:50:VAL:O	31:AY:51:SER:C	2.58	0.41
33:BA:1080:A:H3'	33:BA:1081:A:O4'	2.20	0.41
33:BA:110:C:O2	33:BA:110:C:C2'	2.68	0.41
33:BA:111:G:H5''	33:BA:112:G:OP2	2.20	0.41
33:BA:115:G:C2	33:BA:313:A:C2	3.09	0.41
33:BA:123:U:C4	33:BA:124:C:N4	2.89	0.41
33:BA:1269:A:N1	33:BA:1312:G:O2'	2.47	0.41
33:BA:1323:G:O6	51:BS:3:SER:CB	2.69	0.41
33:BA:1372:U:H3'	33:BA:1373:G:H8	1.85	0.41
33:BA:138:G:O6	33:BA:226:G:C6	2.73	0.41
33:BA:1479:C:O5'	33:BA:1479:C:H6	2.03	0.41
33:BA:290:C:O2'	33:BA:291:U:H5'	2.21	0.41
33:BA:318:G:C2	33:BA:319:G:C5	3.08	0.41
33:BA:409:U:C2	33:BA:410:G:C5	3.09	0.41
33:BA:416:G:H1	33:BA:427:U:H3	1.67	0.41
33:BA:505:G:N1	33:BA:506:G:C6	2.88	0.41
33:BA:627:G:C2'	33:BA:628:G:C8	2.99	0.41
33:BA:628:G:C2	33:BA:629:A:C4	3.09	0.41
33:BA:740:U:C2'	33:BA:741:G:H5''	2.50	0.41
33:BA:811:C:O2	33:BA:811:C:C2'	2.68	0.41
33:BA:867:G:C2	33:BA:868:C:C4	3.09	0.41
33:BA:888:G:H1'	33:BA:909:A:H61	1.85	0.41
33:BA:910:C:H2'	33:BA:911:U:H5'	2.02	0.41
33:BA:981:U:C5	33:BA:982:U:O2'	2.69	0.41
34:BB:17:HIS:CD2	34:BB:18:GLN:HE22	2.37	0.41
34:BB:209:VAL:HG23	34:BB:210:THR:N	2.36	0.41
34:BB:213:LEU:HD23	34:BB:213:LEU:HA	1.90	0.41
36:BD:41:GLY:O	36:BD:45:PRO:HG3	2.20	0.41
38:BF:17:GLN:C	38:BF:19:PRO:HD2	2.41	0.41
33:BA:1376:U:C5'	39:BG:101:ARG:HH22	2.33	0.41
40:BH:63:LYS:HB3	40:BH:63:LYS:HE2	1.90	0.41
45:BM:85:TYR:CZ	45:BM:89:ARG:NE	2.88	0.41
33:BA:1048:G:H4'	46:BN:2:LYS:HE2	2.02	0.41
46:BN:88:MET:HA	46:BN:88:MET:CE	2.51	0.41
48:BP:4:ILE:HG23	48:BP:20:VAL:O	2.21	0.41

Continued on next page...

Continued from previous page...

Atom-1	Atom-2	Interatomic distance (Å)	Clash overlap (Å)
48:BP:53:ASP:OD1	48:BP:56:ARG:HB2	2.20	0.41
53:BU:11:PHE:HA	35:DC:71:ARG:HB3	2.02	0.41
7:CA:46:A:C5	7:CA:47:C:C4	3.08	0.41
7:CA:6:G:C4	7:CA:7:G:N7	2.89	0.41
8:CB:1062:G:N2	15:CI:91:LYS:HG3	2.36	0.41
8:CB:1071:G:C2	8:CB:1072:C:C2	3.09	0.41
8:CB:1100:C:H2'	8:CB:1101:U:C5	2.56	0.41
8:CB:1213:A:C4	8:CB:1214:A:C8	3.09	0.41
8:CB:1262:A:O2'	8:CB:1263:U:H5'	2.20	0.41
8:CB:1353:A:C8	8:CB:1378:A:C6	3.08	0.41
8:CB:1557:C:H3'	8:CB:1558:C:C5'	2.51	0.41
8:CB:1571:A:C2	8:CB:1572:A:N7	2.88	0.41
8:CB:1574:C:C4	8:CB:1575:C:N4	2.88	0.41
8:CB:1657:U:P	10:CD:141:ARG:HG3	2.61	0.41
8:CB:1681:G:N3	8:CB:1762:A:C4	2.89	0.41
8:CB:1761:C:C4	8:CB:1762:A:C5	3.09	0.41
8:CB:1761:C:C6	8:CB:1762:A:N7	2.89	0.41
8:CB:1805:A:H2'	8:CB:1806:C:H5'	2.02	0.41
8:CB:1838:C:C6	8:CB:1898:U:H5	2.39	0.41
8:CB:1959:G:N1	8:CB:1960:A:C2	2.89	0.41
8:CB:2011:U:C6	8:CB:2012:G:C8	3.08	0.41
8:CB:2050:C:C4	8:CB:2051:A:N1	2.89	0.41
8:CB:218:A:H2'	8:CB:219:A:H8	1.85	0.41
8:CB:2300:C:H3'	8:CB:2300:C:C6	2.54	0.41
8:CB:2359:C:O2'	8:CB:2360:G:H5'	2.20	0.41
8:CB:2472:G:C5	8:CB:2475:C:C4	3.09	0.41
8:CB:2472:G:C8	8:CB:2472:G:H3'	2.56	0.41
8:CB:200:U:O4	8:CB:248:G:C2	2.74	0.41
8:CB:247:G:C2'	8:CB:248:G:O5'	2.69	0.41
8:CB:2583:G:O2'	8:CB:2584:U:H5'	2.20	0.41
8:CB:2048:G:C6	8:CB:2621:G:N2	2.88	0.41
8:CB:2848:G:HO2'	8:CB:2849:U:H5	1.67	0.41
8:CB:2850:A:C5	8:CB:2851:A:C8	3.08	0.41
8:CB:309:A:C6	8:CB:330:A:N7	2.88	0.41
8:CB:350:G:H2'	8:CB:351:C:O4'	2.21	0.41
8:CB:510:C:C4	8:CB:511:U:C5	3.08	0.41
8:CB:587:C:C2	8:CB:671:C:C6	3.09	0.41
8:CB:62:U:C2'	8:CB:63:A:C8	3.00	0.41
8:CB:673:C:N3	8:CB:808:G:C2	2.89	0.41
8:CB:687:C:O2'	8:CB:688:U:H5'	2.21	0.41
8:CB:704:G:N3	8:CB:726:G:C2	2.88	0.41

Continued on next page...

Continued from previous page...

Atom-1	Atom-2	Interatomic distance (Å)	Clash overlap (Å)
8:CB:826:U:C2	8:CB:828:U:H1'	2.56	0.41
8:CB:925:A:C6	8:CB:926:G:C6	3.08	0.41
8:CB:988:A:N1	8:CB:989:G:N2	2.69	0.41
9:CC:161:VAL:HG23	9:CC:193:GLU:OE2	2.21	0.41
9:CC:180:MET:CE	9:CC:265:PHE:CE2	3.04	0.41
9:CC:268:ARG:O	9:CC:269:ARG:CD	2.65	0.41
9:CC:35:LYS:O	9:CC:63:ILE:HA	2.21	0.41
10:CD:15:PHE:O	10:CD:18:ASP:HB2	2.20	0.41
10:CD:51:THR:O	10:CD:52:THR:C	2.59	0.41
10:CD:86:GLU:O	10:CD:88:GLU:OE2	2.39	0.41
11:CE:191:ASP:C	11:CE:194:LYS:NZ	2.73	0.41
11:CE:30:GLN:O	11:CE:34:ALA:HB2	2.20	0.41
11:CE:58:LYS:HZ2	11:CE:61:ARG:C	2.24	0.41
12:CF:84:ILE:O	12:CF:84:ILE:CG1	2.68	0.41
14:CH:35:LYS:HB2	14:CH:36:ALA:H	1.76	0.41
15:CI:18:ASN:N	15:CI:19:PRO:HD2	2.36	0.41
15:CI:82:ALA:O	15:CI:100:ILE:HG12	2.20	0.41
16:CJ:84:ILE:CG2	16:CJ:85:LYS:H	2.33	0.41
17:CK:45:GLU:HA	17:CK:45:GLU:OE2	2.21	0.41
18:CL:126:ARG:HH11	18:CL:127:VAL:N	2.16	0.41
18:CL:41:ARG:NH1	18:CL:41:ARG:HG2	2.35	0.41
19:CM:47:GLU:OE1	19:CM:50:ARG:HG2	2.21	0.41
21:CO:63:LYS:HB3	21:CO:64:TYR:H	1.66	0.41
21:CO:23:ALA:HB1	21:CO:91:SER:HA	2.03	0.41
23:CQ:100:PHE:HE2	24:CR:13:ARG:NH2	2.19	0.41
23:CQ:61:ILE:HG22	23:CQ:64:ILE:HD12	2.02	0.41
24:CR:82:HIS:CE1	24:CR:84:ARG:HH21	2.39	0.41
25:CS:27:LYS:CB	25:CS:28:LYS:HD2	2.48	0.41
25:CS:41:LYS:HG3	25:CS:42:LYS:H	1.83	0.41
26:CT:16:VAL:O	26:CT:17:SER:CB	2.65	0.41
27:CU:1:ALA:N	55:CU:5001:HOH:O	2.48	0.41
28:CV:9:ARG:NH1	28:CV:27:PRO:HB2	2.35	0.41
29:CW:35:ILE:HG12	29:CW:70:VAL:HB	2.03	0.41
30:CX:32:ALA:O	30:CX:33:ALA:HB3	2.20	0.41
30:CX:40:SER:CA	30:CX:42:LEU:HD23	2.51	0.41
33:DA:101:A:N6	33:DA:102:G:N7	2.68	0.41
33:DA:1193:G:OP1	35:DC:166:TRP:CZ3	2.73	0.41
33:DA:1223:C:H5''	33:DA:1224:U:C5'	2.39	0.41
33:DA:1149:C:H1'	33:DA:1280:A:N6	2.36	0.41
33:DA:1319:A:H2'	33:DA:1323:G:C5	2.55	0.41
33:DA:1343:G:C2'	33:DA:1344:C:H5'	2.44	0.41

Continued on next page...

Continued from previous page...

Atom-1	Atom-2	Interatomic distance (Å)	Clash overlap (Å)
33:DA:1064:G:P	33:DA:1386:G:H4'	2.61	0.41
33:DA:1408:A:C2'	33:DA:1409:C:H5'	2.50	0.41
33:DA:1472:U:H2'	33:DA:1473:G:C8	2.55	0.41
33:DA:146:G:H2'	33:DA:147:G:H5'	2.03	0.41
33:DA:1504:G:O5'	33:DA:1504:G:H2'	2.21	0.41
33:DA:167:A:C2	33:DA:168:G:C8	3.08	0.41
33:DA:182:A:C2	33:DA:184:G:C6	3.08	0.41
33:DA:191:G:H8	33:DA:191:G:H5''	1.85	0.41
33:DA:27:G:C6	33:DA:28:A:C6	3.08	0.41
33:DA:298:A:C2	33:DA:299:G:C2	3.09	0.41
33:DA:515:G:N2	33:DA:537:G:C1'	2.81	0.41
33:DA:555:U:C2	33:DA:556:C:C6	3.09	0.41
33:DA:610:U:O4'	33:DA:610:U:O2	2.39	0.41
33:DA:639:G:C5'	33:DA:639:G:C8	3.04	0.41
33:DA:669:G:C6	33:DA:670:G:N7	2.88	0.41
33:DA:713:G:H5''	33:DA:714:G:OP2	2.21	0.41
33:DA:766:A:N6	33:DA:767:A:N1	2.69	0.41
33:DA:938:A:H2'	33:DA:939:G:O5'	2.21	0.41
34:DB:153:MET:CE	34:DB:157:PRO:HG3	2.50	0.41
34:DB:23:ASN:O	34:DB:23:ASN:CG	2.59	0.41
34:DB:72:LYS:HE2	34:DB:167:HIS:HB2	2.02	0.41
35:DC:111:ASP:CG	35:DC:111:ASP:O	2.59	0.41
33:DA:1205:U:C1'	35:DC:194:VAL:HG23	2.50	0.41
35:DC:149:LYS:HE3	35:DC:200:TRP:CE3	2.56	0.41
36:DD:18:LEU:HD13	36:DD:63:ILE:HD12	2.02	0.41
36:DD:8:LEU:HD11	36:DD:12:ARG:HG3	2.02	0.41
37:DE:15:ILE:N	37:DE:15:ILE:HD13	2.35	0.41
39:DG:12:LEU:HD13	39:DG:13:PRO:N	2.36	0.41
39:DG:148:LYS:HG3	39:DG:151:ALA:HA	2.02	0.41
33:DA:587:G:H4'	40:DH:3:GLN:O	2.20	0.41
41:DI:12:LYS:N	41:DI:105:ARG:NH1	2.69	0.41
41:DI:79:ARG:HE	41:DI:80:HIS:N	2.19	0.41
33:DA:1150:A:C6	42:DJ:41:PRO:HG2	2.55	0.41
42:DJ:59:LYS:C	42:DJ:61:ALA:N	2.74	0.41
33:DA:1328:C:OP1	45:DM:27:THR:HG21	2.21	0.41
45:DM:65:GLU:HB2	45:DM:66:GLY:H	1.63	0.41
47:DO:41:HIS:HD2	47:DO:42:PHE:CD1	2.39	0.41
47:DO:49:HIS:O	47:DO:52:ARG:N	2.53	0.41
47:DO:77:TYR:OH	47:DO:87:ARG:NH1	2.54	0.41
50:DR:51:GLN:NE2	50:DR:51:GLN:O	2.52	0.41
45:DM:84:CYS:CB	51:DS:72:GLU:HB3	2.44	0.41

Continued on next page...

Continued from previous page...

Atom-1	Atom-2	Interatomic distance (Å)	Clash overlap (Å)
2:A1:11:VAL:CG1	2:A1:12:SER:N	2.84	0.41
3:A2:17:GLY:CA	3:A2:21:ARG:NH1	2.84	0.41
4:A3:16:THR:CG2	4:A3:22:LYS:HG2	2.51	0.41
4:A3:4:LYS:O	4:A3:5:THR:C	2.59	0.41
8:AB:1030:C:C6	8:AB:1030:C:O5'	2.67	0.41
8:AB:1071:G:C2	8:AB:1072:C:C2	3.08	0.41
8:AB:1159:U:H2'	8:AB:1160:G:C8	2.55	0.41
8:AB:1216:G:H5''	8:AB:1216:G:H8	1.86	0.41
8:AB:1289:C:H2'	8:AB:1290:C:H6	1.86	0.41
8:AB:1322:A:H4'	25:AS:82:MET:HE3	2.03	0.41
8:AB:1421:G:H1'	8:AB:2211:A:C6	2.56	0.41
8:AB:1422:G:N3	8:AB:1423:G:C8	2.89	0.41
8:AB:1438:U:H2'	8:AB:1439:A:C8	2.56	0.41
8:AB:1495:A:C2	8:AB:1578:U:O2	2.74	0.41
8:AB:1651:G:C6	8:AB:1652:A:C5	3.09	0.41
8:AB:1823:G:C2'	8:AB:1824:G:H5'	2.51	0.41
8:AB:1842:G:C6	8:AB:1843:C:N3	2.88	0.41
8:AB:759:G:C1'	8:AB:1981:A:C2	3.04	0.41
8:AB:2013:A:C2	8:AB:2014:A:C4	3.08	0.41
8:AB:201:C:H2'	8:AB:202:U:H5'	2.03	0.41
8:AB:2034:U:O2'	8:AB:2035:G:O5'	2.34	0.41
8:AB:2250:G:C8	8:AB:2250:G:C5'	3.03	0.41
8:AB:2335:A:C6	8:AB:2337:G:N9	2.89	0.41
8:AB:2428:G:C5'	8:AB:2429:G:OP1	2.68	0.41
8:AB:2513:A:C6	8:AB:2574:G:C6	3.09	0.41
8:AB:2591:C:C2'	8:AB:2592:G:C8	2.82	0.41
8:AB:269:C:H2'	8:AB:270:A:H8	1.86	0.41
8:AB:2731:G:C2	8:AB:2732:G:N1	2.89	0.41
8:AB:277:G:N3	8:AB:277:G:H2'	2.36	0.41
8:AB:2842:G:N2	8:AB:2843:G:H1'	2.36	0.41
8:AB:2856:A:C2	8:AB:2862:G:C2	3.09	0.41
8:AB:2881:U:H1'	20:AN:45:ARG:NH2	2.35	0.41
8:AB:357:C:C6	8:AB:357:C:O5'	2.74	0.41
8:AB:582:A:C4	8:AB:583:G:C8	3.09	0.41
8:AB:700:G:N2	8:AB:733:G:H1'	2.36	0.41
8:AB:919:U:C5	8:AB:920:A:N7	2.89	0.41
8:AB:998:C:N4	55:AB:4421:HOH:O	2.52	0.41
9:AC:53:ILE:CG1	9:AC:218:THR:HA	2.50	0.41
9:AC:253:GLY:CA	9:AC:254:LYS:HZ3	2.30	0.41
10:AD:128:ARG:O	10:AD:140:HIS:CD2	2.74	0.41
10:AD:181:ASP:O	10:AD:184:ARG:HB2	2.20	0.41

Continued on next page...

Continued from previous page...

Atom-1	Atom-2	Interatomic distance (Å)	Clash overlap (Å)
11:AE:193:VAL:O	11:AE:198:GLU:O	2.38	0.41
12:AF:153:ILE:HG22	12:AF:154:THR:N	2.34	0.41
12:AF:65:LEU:C	12:AF:67:THR:H	2.23	0.41
18:AL:91:ASP:O	18:AL:122:VAL:HG13	2.20	0.41
20:AN:4:ARG:HA	20:AN:4:ARG:HD3	1.89	0.41
21:AO:86:GLY:O	21:AO:88:LYS:N	2.54	0.41
22:AP:31:VAL:HG12	22:AP:33:GLU:N	2.36	0.41
22:AP:76:HIS:HB3	22:AP:78:PRO:CD	2.49	0.41
23:AQ:53:LYS:O	23:AQ:57:ARG:HB2	2.20	0.41
24:AR:69:GLY:HA3	24:AR:96:VAL:HG12	2.03	0.41
8:AB:456:C:O2	26:AT:70:HIS:NE2	2.54	0.41
27:AU:85:ARG:HH21	27:AU:86:PHE:HE1	1.63	0.41
30:AX:25:GLN:HA	30:AX:29:ARG:HB2	2.03	0.41
33:BA:1183:U:H3'	33:BA:1184:G:C5'	2.49	0.41
33:BA:1198:G:C5	33:BA:1199:U:N3	2.88	0.41
33:BA:1233:G:H5'	41:BI:118:ARG:HH22	1.85	0.41
33:BA:12:U:H4'	33:BA:526:C:H4'	2.03	0.41
33:BA:1314:C:H2'	33:BA:1315:U:H6	1.86	0.41
33:BA:925:G:C2	33:BA:1392:G:N3	2.89	0.41
33:BA:1418:A:H8	33:BA:1418:A:O5'	2.02	0.41
33:BA:1437:A:C2	33:BA:1438:G:C8	3.09	0.41
33:BA:1453:G:N2	33:BA:1454:G:C4	2.89	0.41
33:BA:1513:A:C2	33:BA:1514:G:C5	3.07	0.41
33:BA:109:A:N7	33:BA:326:G:C2	2.89	0.41
33:BA:35:G:C4	33:BA:36:C:C5	3.08	0.41
33:BA:448:A:H2'	33:BA:449:G:H5'	2.02	0.41
33:BA:204:G:N2	33:BA:465:A:H1'	2.36	0.41
33:BA:499:A:C5	33:BA:547:A:N7	2.89	0.41
33:BA:604:G:C4	33:BA:635:A:N1	2.88	0.41
33:BA:700:G:O4'	33:BA:704:A:C1'	2.69	0.41
33:BA:714:G:C2'	33:BA:715:A:O5'	2.69	0.41
33:BA:785:G:C4	33:BA:786:G:C8	3.09	0.41
33:BA:78:A:C8	33:BA:78:A:H3'	2.56	0.41
33:BA:789:U:H1'	33:BA:791:G:C8	2.56	0.41
33:BA:797:C:C3'	33:BA:797:C:C6	3.04	0.41
33:BA:808:C:N3	33:BA:809:G:C8	2.88	0.41
33:BA:834:U:C2'	33:BA:835:U:O5'	2.69	0.41
34:BB:93:HIS:ND1	34:BB:145:ASN:ND2	2.69	0.41
35:BC:133:MET:O	35:BC:137:VAL:HG23	2.20	0.41
35:BC:96:VAL:CB	35:BC:97:PRO:HD2	2.51	0.41
36:BD:142:VAL:O	36:BD:143:SER:CB	2.69	0.41

Continued on next page...

Continued from previous page...

Atom-1	Atom-2	Interatomic distance (Å)	Clash overlap (Å)
37:BE:19:ARG:O	37:BE:20:VAL:O	2.38	0.41
38:BF:42:TRP:CZ2	38:BF:61:LEU:HD23	2.56	0.41
38:BF:6:ILE:HB	38:BF:89:VAL:HG23	2.03	0.41
33:BA:640:A:H2'	40:BH:106:SER:HB3	2.03	0.41
41:BI:123:ARG:HA	41:BI:124:PRO:HD2	1.87	0.41
41:BI:126:PHE:HD1	41:BI:126:PHE:O	2.04	0.41
42:BJ:42:LEU:CB	42:BJ:43:PRO:HD2	2.51	0.41
42:BJ:6:ILE:HG12	42:BJ:102:LEU:HD21	2.03	0.41
43:BK:82:GLU:HG2	43:BK:107:THR:HB	2.00	0.41
44:BL:119:LYS:O	44:BL:120:ARG:C	2.57	0.41
44:BL:121:PRO:C	44:BL:123:ALA:N	2.74	0.41
47:BO:68:TYR:O	47:BO:69:LEU:C	2.59	0.41
48:BP:2:VAL:O	48:BP:2:VAL:CG2	2.65	0.41
49:BQ:30:HIS:HA	49:BQ:31:PRO:HD2	1.72	0.41
2:C1:25:ASN:CG	2:C1:26:LYS:H	2.24	0.41
2:C1:36:LYS:CE	8:CB:2344:U:C2	3.03	0.41
4:C3:7:ARG:NH2	4:C3:11:LYS:HE3	2.35	0.41
7:CA:47:C:H6	7:CA:47:C:OP2	2.04	0.41
7:CA:78:A:H2	8:CB:861:A:C2	2.38	0.41
8:CB:1021:A:N1	8:CB:1023:U:C2	2.89	0.41
8:CB:997:G:N1	8:CB:1159:U:C2	2.89	0.41
8:CB:1225:G:O2'	8:CB:1226:A:H5'	2.20	0.41
8:CB:1231:U:H2'	8:CB:1232:G:H8	1.84	0.41
8:CB:584:C:N4	8:CB:1256:G:H1	2.07	0.41
8:CB:579:G:N2	8:CB:1262:A:N9	2.68	0.41
8:CB:1334:G:C8	8:CB:1334:G:O5'	2.71	0.41
8:CB:136:G:H8	8:CB:136:G:OP2	2.02	0.41
8:CB:1422:G:N3	8:CB:1423:G:C8	2.89	0.41
8:CB:1531:C:C6	8:CB:1531:C:H3'	2.56	0.41
8:CB:1547:C:C4	8:CB:1548:A:N7	2.89	0.41
8:CB:1300:G:C1'	8:CB:1626:A:C2	3.03	0.41
8:CB:1676:A:C2	8:CB:1677:A:C4	3.09	0.41
8:CB:17:G:C2	8:CB:18:U:C2	3.09	0.41
8:CB:1853:A:N7	8:CB:1889:A:C6	2.89	0.41
8:CB:1873:G:O2'	8:CB:1874:C:H5'	2.21	0.41
8:CB:189:G:C6	8:CB:205:G:C4	3.09	0.41
8:CB:1935:G:C2	8:CB:1964:G:C4	3.09	0.41
8:CB:1973:G:C6	8:CB:1974:C:N3	2.89	0.41
8:CB:2046:G:N1	8:CB:2047:C:C2	2.89	0.41
8:CB:2201:G:C2	8:CB:2223:G:C4	3.09	0.41
8:CB:2258:C:C2	8:CB:2426:A:C4'	3.04	0.41

Continued on next page...

Continued from previous page...

Atom-1	Atom-2	Interatomic distance (Å)	Clash overlap (Å)
8:CB:2453:A:C2	8:CB:2504:U:C2	3.09	0.41
8:CB:2456:C:C5	8:CB:2457:U:H5	2.38	0.41
8:CB:2817:U:H1'	8:CB:2836:U:O2	2.20	0.41
8:CB:2829:A:H2'	8:CB:2830:C:O4'	2.21	0.41
8:CB:583:G:C2	8:CB:584:C:C6	3.09	0.41
8:CB:614:A:C4'	8:CB:616:A:N7	2.82	0.41
8:CB:673:C:H2'	8:CB:674:G:C5'	2.47	0.41
8:CB:66:C:C2	8:CB:67:U:C6	3.08	0.41
8:CB:709:U:H3'	8:CB:709:U:H6	1.86	0.41
8:CB:73:A:H8	8:CB:73:A:O5'	2.04	0.41
8:CB:757:G:H5''	8:CB:757:G:H8	1.85	0.41
8:CB:773:U:C5'	8:CB:774:G:OP2	2.69	0.41
8:CB:783:A:H2'	8:CB:784:G:H4'	2.01	0.41
8:CB:775:G:H1	8:CB:787:C:N4	2.18	0.41
8:CB:795:C:H2'	8:CB:796:C:O5'	2.21	0.41
8:CB:873:C:H3'	8:CB:873:C:H6	1.83	0.41
8:CB:820:A:H1'	8:CB:943:A:O2'	2.21	0.41
8:CB:959:A:C6	8:CB:960:A:C6	3.09	0.41
9:CC:161:VAL:O	9:CC:174:ARG:O	2.38	0.41
9:CC:264:LYS:O	9:CC:265:PHE:CB	2.61	0.41
10:CD:15:PHE:CG	10:CD:16:THR:N	2.88	0.41
10:CD:4:LEU:HB2	10:CD:201:LEU:O	2.21	0.41
10:CD:49:GLN:HG2	10:CD:50:VAL:H	1.86	0.41
11:CE:153:LEU:HG	11:CE:172:ALA:HA	2.02	0.41
11:CE:58:LYS:HE2	11:CE:70:SER:O	2.21	0.41
12:CF:110:ILE:HG22	12:CF:112:ASP:H	1.84	0.41
13:CG:162:ARG:HD3	13:CG:166:GLU:OE1	2.21	0.41
13:CG:169:ARG:HD2	13:CG:170:THR:N	2.36	0.41
13:CG:21:GLN:O	13:CG:23:ILE:HG23	2.20	0.41
14:CH:115:VAL:HA	14:CH:132:PHE:CD1	2.55	0.41
14:CH:53:GLU:OE2	14:CH:57:LYS:CE	2.68	0.41
14:CH:69:ALA:O	14:CH:73:ASN:HB2	2.21	0.41
15:CI:57:VAL:HG23	15:CI:71:LYS:HZ2	1.86	0.41
16:CJ:39:LYS:O	16:CJ:41:LYS:HB3	2.20	0.41
16:CJ:77:HIS:HB2	16:CJ:85:LYS:HE2	2.02	0.41
55:CB:5113:HOH:O	18:CL:100:ILE:HA	2.20	0.41
8:CB:2360:G:C5'	18:CL:58:TYR:CE1	3.02	0.41
19:CM:77:PRO:HD3	19:CM:86:LYS:HZ3	1.85	0.41
20:CN:110:MET:O	20:CN:111:ALA:C	2.58	0.41
8:CB:1277:G:O2'	20:CN:24:MET:HB2	2.21	0.41
20:CN:77:ALA:O	20:CN:81:ASN:N	2.54	0.41

Continued on next page...

Continued from previous page...

Atom-1	Atom-2	Interatomic distance (Å)	Clash overlap (Å)
22:CP:63:ILE:O	22:CP:72:VAL:HA	2.20	0.41
23:CQ:4:LYS:O	23:CQ:6:GLY:N	2.54	0.41
8:CB:2010:G:P	25:CS:41:LYS:HB2	2.60	0.41
25:CS:85:ILE:HA	25:CS:85:ILE:HD13	1.78	0.41
27:CU:94:PHE:O	27:CU:100:GLU:O	2.39	0.41
28:CV:2:PHE:HB2	28:CV:61:LEU:HD22	2.02	0.41
33:DA:1092:A:OP2	39:DG:3:ARG:HD2	2.21	0.41
33:DA:1117:A:H2'	33:DA:1118:U:H5'	2.01	0.41
33:DA:115:G:N2	33:DA:116:A:H62	2.19	0.41
33:DA:1260:G:H2'	33:DA:1275:A:N6	2.36	0.41
33:DA:1349:A:H1'	33:DA:1374:A:C6	2.56	0.41
33:DA:1361:G:C4	33:DA:1362:A:H8	2.36	0.41
33:DA:1422:G:C2	33:DA:1423:G:C8	3.09	0.41
33:DA:148:G:O2'	33:DA:1446:A:N3	2.48	0.41
33:DA:1465:A:H2'	33:DA:1466:C:H6	1.84	0.41
33:DA:1514:G:C6	33:DA:1515:G:C5	3.09	0.41
33:DA:202:G:H4'	33:DA:469:C:H5'	2.03	0.41
33:DA:291:U:C2	33:DA:310:G:N1	2.89	0.41
33:DA:59:A:C5	33:DA:354:G:N1	2.88	0.41
33:DA:367:U:C5	33:DA:394:G:N1	2.89	0.41
33:DA:50:A:C2	33:DA:52:C:H1'	2.56	0.41
33:DA:572:A:C2	33:DA:864:A:C2	3.09	0.41
33:DA:690:G:C2	33:DA:691:G:N3	2.89	0.41
33:DA:692:U:O4	33:DA:695:A:OP2	2.39	0.41
33:DA:700:G:C8	33:DA:700:G:C5'	3.04	0.41
33:DA:944:G:H2'	33:DA:945:G:H5'	2.03	0.41
33:DA:946:A:C4	33:DA:947:G:C8	3.09	0.41
33:DA:9:G:C5	33:DA:10:A:C5	3.08	0.41
34:DB:222:GLU:O	34:DB:222:GLU:CG	2.68	0.41
34:DB:16:GLY:CA	34:DB:40:ILE:HG13	2.50	0.41
36:DD:173:ASP:OD1	36:DD:173:ASP:C	2.58	0.41
36:DD:84:ASN:HB2	37:DE:101:GLY:HA3	2.03	0.41
41:DI:45:MET:HG2	41:DI:45:MET:H	1.43	0.41
42:DJ:40:ILE:HG13	42:DJ:73:LEU:HB3	2.02	0.41
44:DL:120:ARG:HA	44:DL:121:PRO:HD2	1.94	0.41
44:DL:54:VAL:HG23	44:DL:56:LEU:HD21	2.02	0.41
46:DN:32:ASP:N	46:DN:32:ASP:OD2	2.53	0.41
46:DN:64:ARG:HB3	46:DN:78:LEU:HD13	2.03	0.41
48:DP:20:VAL:O	48:DP:21:VAL:C	2.59	0.41
48:DP:46:LYS:HG3	48:DP:47:GLU:N	2.35	0.41
48:DP:78:VAL:CG1	48:DP:78:VAL:O	2.67	0.41

Continued on next page...

Continued from previous page...

Atom-1	Atom-2	Interatomic distance (Å)	Clash overlap (Å)
49:DQ:34:GLY:O	49:DQ:35:LYS:O	2.39	0.41
50:DR:72:ARG:O	50:DR:73:HIS:CD2	2.74	0.41
2:A1:40:PRO:HB2	2:A1:43:ARG:HH12	1.86	0.41
3:A2:28:ARG:O	3:A2:30:VAL:N	2.53	0.41
5:A4:14:CYS:CB	5:A4:25:VAL:HG12	2.48	0.41
7:AA:99:A:C2	7:AA:100:G:H1'	2.55	0.41
7:AA:104:A:H2	7:AA:105:G:H1'	1.74	0.41
7:AA:17:C:O2'	7:AA:18:G:H5'	2.21	0.41
8:AB:1060:U:N1	8:AB:1062:G:H5'	2.36	0.41
8:AB:1231:U:H2'	8:AB:1232:G:H8	1.84	0.41
8:AB:1270:C:C2'	8:AB:1648:U:H5''	2.51	0.41
8:AB:1298:C:C5	8:AB:1299:G:N7	2.88	0.41
8:AB:1355:G:C2	8:AB:1356:G:C8	3.09	0.41
8:AB:1478:G:C5'	8:AB:1478:G:H8	2.31	0.41
8:AB:1560:G:C6	8:AB:1561:C:C4	3.08	0.41
8:AB:1655:A:N7	8:AB:1656:C:C5	2.89	0.41
8:AB:1726:C:O5'	8:AB:1726:C:H6	2.04	0.41
8:AB:1734:G:C8	8:AB:1734:G:O5'	2.74	0.41
8:AB:48:G:C2	8:AB:178:G:C5	3.09	0.41
8:AB:1836:C:C2'	8:AB:1837:C:H5'	2.50	0.41
8:AB:1854:A:H61	8:AB:1888:G:H1'	1.85	0.41
8:AB:18:U:H6	8:AB:18:U:H3'	1.85	0.41
8:AB:190:A:OP2	8:AB:205:G:N2	2.54	0.41
8:AB:1915:U:H2'	8:AB:1916:A:H5'	2.02	0.41
8:AB:2104:C:H6	8:AB:2104:C:O5'	2.04	0.41
8:AB:2136:G:C4	8:AB:2137:U:C5	3.09	0.41
8:AB:2187:U:OP1	8:AB:2187:U:C4'	2.69	0.41
8:AB:20:C:O2	8:AB:21:A:C8	2.73	0.41
8:AB:2230:G:O2'	8:AB:2231:U:H5'	2.21	0.41
2:A1:6:GLU:HG3	8:AB:2284:A:OP1	2.21	0.41
8:AB:2335:A:C5	8:AB:2337:G:C4	3.09	0.41
8:AB:2363:G:H2'	8:AB:2364:C:C6	2.55	0.41
8:AB:2405:G:H2'	8:AB:2411:A:H61	1.81	0.41
8:AB:2487:G:N3	8:AB:2488:G:C8	2.89	0.41
8:AB:24:G:C6	8:AB:25:U:C4	3.08	0.41
8:AB:2570:G:C2	8:AB:2571:U:C6	3.09	0.41
8:AB:2593:U:C3'	8:AB:2594:C:H5''	2.51	0.41
8:AB:2628:C:H5''	8:AB:2628:C:C6	2.55	0.41
8:AB:2641:G:O2'	8:AB:2642:G:H5'	2.20	0.41
8:AB:2704:C:H2'	8:AB:2705:A:O4'	2.19	0.41
8:AB:2720:U:H2'	8:AB:2721:A:H8	1.86	0.41

Continued on next page...

Continued from previous page...

Atom-1	Atom-2	Interatomic distance (Å)	Clash overlap (Å)
8:AB:2757:A:N3	8:AB:2757:A:C2'	2.79	0.41
8:AB:2823:A:C5	8:AB:2824:C:C5	3.09	0.41
8:AB:2854:G:C2	8:AB:2864:G:C2	3.08	0.41
8:AB:285:G:C8	8:AB:285:G:C3'	3.04	0.41
8:AB:2870:C:C2'	8:AB:2871:U:H5'	2.50	0.41
8:AB:536:G:H21	16:AJ:48:VAL:CG2	2.16	0.41
8:AB:538:A:C6	8:AB:539:G:C5	3.09	0.41
8:AB:576:U:H2'	8:AB:577:G:C8	2.56	0.41
8:AB:757:G:H8	8:AB:757:G:H5''	1.86	0.41
8:AB:834:G:H1'	8:AB:2358:A:N3	2.35	0.41
8:AB:841:G:N2	8:AB:842:U:O2	2.54	0.41
8:AB:851:C:O2	8:AB:852:U:C6	2.73	0.41
8:AB:900:A:O5'	8:AB:900:A:C8	2.74	0.41
8:AB:949:G:N3	8:AB:949:G:H2'	2.36	0.41
9:AC:128:THR:HG22	9:AC:129:LEU:N	2.36	0.41
9:AC:167:ASP:OD1	9:AC:172:THR:HG23	2.21	0.41
9:AC:177:SER:O	9:AC:179:GLU:N	2.54	0.41
9:AC:250:GLN:CD	9:AC:250:GLN:O	2.59	0.41
9:AC:181:ARG:CB	9:AC:263:ASP:HB2	2.51	0.41
9:AC:57:HIS:O	9:AC:58:LYS:HB3	2.21	0.41
10:AD:107:VAL:HA	10:AD:205:PRO:O	2.21	0.41
10:AD:170:VAL:HB	10:AD:194:PRO:HG2	2.02	0.41
10:AD:34:VAL:HG13	10:AD:35:THR:N	2.33	0.41
11:AE:191:ASP:C	11:AE:194:LYS:NZ	2.73	0.41
11:AE:195:GLN:O	11:AE:196:VAL:C	2.59	0.41
12:AF:77:LYS:HZ2	12:AF:79:ARG:NH2	2.19	0.41
13:AG:5:LYS:HB3	13:AG:68:ARG:NH2	2.36	0.41
14:AH:60:GLU:CD	14:AH:61:VAL:N	2.74	0.41
14:AH:68:ARG:HD3	14:AH:72:ILE:HG22	2.03	0.41
16:AJ:43:GLU:O	16:AJ:44:TYR:HB2	2.21	0.41
17:AK:110:GLU:C	17:AK:111:LYS:CG	2.81	0.41
18:AL:124:GLY:O	18:AL:125:LEU:HG	2.21	0.41
19:AM:7:THR:HB	19:AM:10:ARG:HH22	1.86	0.41
22:AP:16:VAL:HA	22:AP:17:PRO:HD3	1.78	0.41
22:AP:18:SER:C	22:AP:20:ARG:H	2.24	0.41
22:AP:63:ILE:O	22:AP:72:VAL:HA	2.21	0.41
22:AP:99:LEU:O	22:AP:99:LEU:HG	2.20	0.41
23:AQ:108:LEU:CD2	23:AQ:111:LYS:HZ1	2.34	0.41
23:AQ:47:ARG:HA	23:AQ:47:ARG:HD2	1.66	0.41
24:AR:67:GLY:HA3	24:AR:98:ILE:H	1.86	0.41
26:AT:26:LYS:HD2	26:AT:26:LYS:C	2.41	0.41

Continued on next page...

Continued from previous page...

Atom-1	Atom-2	Interatomic distance (Å)	Clash overlap (Å)
26:AT:58:VAL:CG1	26:AT:59:ASN:N	2.84	0.41
28:AV:78:GLN:NE2	28:AV:88:HIS:HB3	2.36	0.41
29:AW:10:ARG:O	29:AW:11:ASN:OD1	2.39	0.41
29:AW:28:GLU:HA	29:AW:61:LYS:HB2	2.02	0.41
32:AZ:27:THR:C	32:AZ:28:VAL:CG1	2.89	0.41
32:AZ:56:ARG:HH12	32:AZ:57:VAL:N	2.18	0.41
33:BA:1139:G:C1'	33:BA:1140:C:H5	2.33	0.41
33:BA:1244:G:C5	33:BA:1245:C:C2	3.09	0.41
33:BA:932:C:O2	33:BA:1386:G:C2	2.74	0.41
33:BA:1472:U:H6	33:BA:1472:U:C5'	2.33	0.41
33:BA:1495:U:H6	33:BA:1495:U:O5'	2.03	0.41
33:BA:1502:A:C5	33:BA:1504:G:C6	3.09	0.41
33:BA:1520:C:H6	33:BA:1520:C:H3'	1.86	0.41
33:BA:265:G:C8	33:BA:267:C:C5	3.09	0.41
33:BA:450:G:N2	33:BA:482:A:N6	2.51	0.41
33:BA:489:C:C4	33:BA:490:C:H5	2.39	0.41
33:BA:755:G:C4	33:BA:756:C:C5	3.08	0.41
33:BA:783:C:C4	33:BA:800:G:N2	2.88	0.41
33:BA:859:G:C2	33:BA:860:A:N3	2.89	0.41
33:BA:907:A:C6	33:BA:908:A:C6	3.09	0.41
33:BA:973:G:H4'	46:BN:80:ARG:HH12	1.85	0.41
33:BA:97:G:H3'	33:BA:98:A:C8	2.56	0.41
34:BB:45:THR:HA	34:BB:48:MET:HG2	2.02	0.41
34:BB:59:ILE:C	34:BB:59:ILE:HD12	2.40	0.41
36:BD:117:VAL:HG22	36:BD:122:ILE:CD1	2.48	0.41
36:BD:201:GLU:OE2	37:BE:104:ILE:O	2.39	0.41
39:BG:12:LEU:CD1	39:BG:13:PRO:HD2	2.43	0.41
41:BI:10:ARG:HA	41:BI:77:ALA:HB1	2.02	0.41
33:BA:1152:A:O2'	42:BJ:15:HIS:CE1	2.74	0.41
47:BO:81:ILE:O	47:BO:85:GLY:N	2.45	0.41
47:BO:86:LEU:O	47:BO:87:ARG:CB	2.69	0.41
51:BS:63:ASP:O	51:BS:64:GLU:C	2.58	0.41
4:C3:9:ALA:O	4:C3:11:LYS:N	2.54	0.41
7:CA:27:C:H1'	7:CA:117:G:O2'	2.20	0.41
8:CB:1024:G:H21	8:CB:1144:A:C4'	2.34	0.41
8:CB:1060:U:C4'	8:CB:1061:U:O5'	2.66	0.41
8:CB:1165:A:N3	8:CB:1166:G:N7	2.68	0.41
8:CB:1170:C:C5	8:CB:1171:G:N7	2.89	0.41
8:CB:53:A:H62	8:CB:117:G:N2	2.19	0.41
8:CB:973:A:C8	8:CB:1188:U:C4	3.09	0.41
8:CB:1216:G:C4	8:CB:1217:U:C6	3.09	0.41

Continued on next page...

Continued from previous page...

Atom-1	Atom-2	Interatomic distance (Å)	Clash overlap (Å)
8:CB:1322:A:H4'	25:CS:82:MET:HE1	2.00	0.41
8:CB:1341:G:H4'	55:CB:5247:HOH:O	2.19	0.41
8:CB:1342:A:C3'	8:CB:1343:G:H5''	2.51	0.41
8:CB:1442:U:C4	8:CB:1443:U:N3	2.89	0.41
8:CB:1524:G:C5	8:CB:1525:A:C8	3.09	0.41
8:CB:1606:C:H4'	8:CB:1608:A:C2	2.56	0.41
8:CB:1704:C:O2	8:CB:1705:A:C8	2.73	0.41
8:CB:1740:G:C5	8:CB:1741:C:C4	3.08	0.41
8:CB:1750:G:C6	8:CB:1751:U:C4	3.09	0.41
8:CB:1795:C:C2	8:CB:1796:U:C6	3.09	0.41
8:CB:1805:A:C4	8:CB:1813:G:N2	2.89	0.41
8:CB:1870:C:O2	8:CB:1870:C:C2'	2.68	0.41
8:CB:201:C:H2'	8:CB:202:U:O5'	2.21	0.41
8:CB:2077:A:C5	8:CB:2435:A:C5	3.08	0.41
8:CB:2081:U:C4	8:CB:2237:G:C2	3.09	0.41
8:CB:2219:U:C4	8:CB:2220:U:C4	3.09	0.41
8:CB:410:G:C2	8:CB:2407:A:C5	3.09	0.41
8:CB:2442:C:C4	8:CB:2443:C:H5	2.39	0.41
8:CB:2495:G:C6	8:CB:2496:C:N3	2.88	0.41
8:CB:253:C:O2	8:CB:254:G:O4'	2.38	0.41
8:CB:2570:G:C5	8:CB:2571:U:C5	3.09	0.41
8:CB:2600:A:H2'	8:CB:2601:C:H5'	2.02	0.41
8:CB:746:U:O2'	8:CB:2611:C:O2'	2.37	0.41
8:CB:2720:U:C5	8:CB:2872:A:N6	2.89	0.41
8:CB:2817:U:C2'	8:CB:2818:U:O5'	2.68	0.41
8:CB:346:A:H3'	8:CB:347:A:H5''	2.02	0.41
8:CB:462:C:O5'	8:CB:462:C:H6	2.04	0.41
8:CB:55:G:N1	8:CB:56:A:N7	2.68	0.41
8:CB:580:U:C5	8:CB:581:C:H5	2.39	0.41
8:CB:675:A:C5	8:CB:676:A:C6	3.09	0.41
8:CB:754:U:H5''	8:CB:755:U:OP2	2.21	0.41
8:CB:775:G:H5'	8:CB:775:G:H2'	1.73	0.41
8:CB:799:G:O2'	8:CB:800:A:P	2.79	0.41
8:CB:987:C:H2'	8:CB:988:A:C8	2.55	0.41
9:CC:12:ARG:HB2	9:CC:21:PRO:HD3	2.02	0.41
9:CC:155:ARG:O	9:CC:159:THR:CG2	2.69	0.41
9:CC:107:LYS:N	9:CC:194:VAL:HG21	2.20	0.41
10:CD:155:VAL:HG12	10:CD:155:VAL:O	2.20	0.41
10:CD:97:SER:OG	10:CD:185:ASN:HA	2.21	0.41
10:CD:61:THR:CG2	10:CD:62:LYS:HE3	2.51	0.41
10:CD:62:LYS:N	10:CD:63:PRO:CD	2.84	0.41

Continued on next page...

Continued from previous page...

Atom-1	Atom-2	Interatomic distance (Å)	Clash overlap (Å)
11:CE:190:ALA:C	11:CE:194:LYS:NZ	2.74	0.41
12:CF:65:LEU:N	12:CF:86:CYS:O	2.54	0.41
13:CG:143:VAL:HG22	13:CG:147:LEU:HD11	2.01	0.41
14:CH:108:VAL:O	14:CH:110:VAL:HG12	2.21	0.41
14:CH:53:GLU:OE2	14:CH:57:LYS:HE3	2.21	0.41
15:CI:77:VAL:HG12	15:CI:77:VAL:O	2.20	0.41
16:CJ:130:HIS:O	16:CJ:131:ASN:C	2.60	0.41
8:CB:6:A:O2'	16:CJ:134:ALA:O	2.24	0.41
16:CJ:39:LYS:HB3	16:CJ:40:HIS:H	1.76	0.41
16:CJ:44:TYR:CD1	16:CJ:48:VAL:HG23	2.56	0.41
8:CB:1131:G:C6	16:CJ:77:HIS:NE2	2.89	0.41
18:CL:21:ARG:O	18:CL:23:ILE:N	2.54	0.41
18:CL:56:PRO:HB2	18:CL:57:LEU:H	1.71	0.41
19:CM:111:GLU:O	19:CM:111:GLU:HG2	2.21	0.41
20:CN:60:VAL:O	20:CN:63:ARG:CB	2.69	0.41
10:CD:184:ARG:HH12	22:CP:4:ILE:HG21	1.78	0.41
8:CB:136:G:H1'	26:CT:1:MET:O	2.20	0.41
27:CU:53:GLN:HA	27:CU:54:PRO:HD3	1.87	0.41
28:CV:51:GLN:HE21	28:CV:51:GLN:HB2	1.63	0.41
29:CW:23:LYS:CG	29:CW:24:ARG:N	2.83	0.41
29:CW:3:LYS:CD	29:CW:10:ARG:HE	2.34	0.41
29:CW:47:GLY:O	29:CW:48:ALA:O	2.38	0.41
8:CB:96:C:C4'	30:CX:41:HIS:ND1	2.84	0.41
30:CX:44:LYS:HD2	30:CX:47:ARG:HG3	2.03	0.41
30:CX:7:ARG:HH22	30:CX:56:LEU:HD21	1.86	0.41
31:CY:2:LYS:HA	31:CY:43:ILE:CD1	2.51	0.41
31:CY:50:VAL:O	31:CY:51:SER:C	2.59	0.41
33:DA:1015:G:C2'	33:DA:1016:A:O5'	2.68	0.41
33:DA:1040:U:H2'	33:DA:1041:G:O4'	2.21	0.41
33:DA:104:G:C2	33:DA:105:G:N7	2.89	0.41
33:DA:1055:A:C2	33:DA:1056:U:H1'	2.56	0.41
33:DA:113:G:H21	33:DA:353:A:H8	1.68	0.41
33:DA:1251:A:H2	33:DA:1369:C:O2	2.03	0.41
33:DA:1285:A:HO2'	33:DA:1286:U:H5''	1.80	0.41
33:DA:1392:G:HO2'	33:DA:1393:U:H5'	1.84	0.41
33:DA:1487:G:C6	33:DA:1488:G:C8	3.08	0.41
33:DA:1494:G:C8	33:DA:1494:G:C3'	3.03	0.41
33:DA:191:G:C6	33:DA:192:A:N7	2.89	0.41
33:DA:318:G:C6	33:DA:336:A:C6	3.08	0.41
33:DA:373:A:P	33:DA:373:A:H3'	2.60	0.41
33:DA:386:C:H3'	33:DA:387:U:C5'	2.49	0.41

Continued on next page...

Continued from previous page...

Atom-1	Atom-2	Interatomic distance (Å)	Clash overlap (Å)
33:DA:434:U:H5''	33:DA:435:A:P	2.61	0.41
33:DA:435:A:C2	33:DA:436:C:H1'	2.56	0.41
33:DA:468:A:H3'	33:DA:469:C:C5	2.55	0.41
33:DA:518:C:C4'	33:DA:529:G:N2	2.84	0.41
33:DA:518:C:H5'	33:DA:530:G:H1'	2.02	0.41
33:DA:534:U:C6	33:DA:534:U:C3'	3.04	0.41
33:DA:544:G:N2	33:DA:545:C:C2	2.89	0.41
33:DA:712:A:C8	33:DA:712:A:C5'	2.94	0.41
33:DA:725:G:C2	33:DA:726:C:C6	3.09	0.41
33:DA:749:A:C2	33:DA:750:C:C2	3.09	0.41
33:DA:795:C:P	33:DA:1522:U:H5'	2.61	0.41
33:DA:827:U:O4	33:DA:870:U:C2	2.74	0.41
33:DA:824:G:C2	33:DA:877:G:N1	2.88	0.41
33:DA:878:A:H2'	33:DA:879:C:O5'	2.20	0.41
33:DA:984:C:N4	33:DA:985:C:N4	2.68	0.41
34:DB:65:LYS:HB3	34:DB:89:PHE:CE1	2.52	0.41
35:DC:76:ILE:HA	35:DC:83:VAL:HG21	2.03	0.41
36:DD:196:GLU:C	36:DD:198:LEU:H	2.23	0.41
39:DG:137:ARG:HD2	39:DG:137:ARG:C	2.41	0.41
39:DG:5:VAL:HG12	39:DG:6:ILE:N	2.36	0.41
41:DI:123:ARG:HD3	41:DI:124:PRO:CD	2.51	0.41
41:DI:5:TYR:HB3	41:DI:88:GLU:HG2	2.02	0.41
42:DJ:51:VAL:O	42:DJ:62:ARG:HA	2.20	0.41
43:DK:106:ILE:HD11	43:DK:109:ILE:CG2	2.46	0.41
44:DL:56:LEU:HB2	44:DL:58:ASN:OD1	2.21	0.41
51:DS:38:THR:HG23	51:DS:66:VAL:O	2.20	0.41
7:AA:113:C:O2'	21:AO:47:VAL:O	2.39	0.41
8:AB:107:G:C8	8:AB:107:G:H3'	2.55	0.41
8:AB:1036:G:C6	8:AB:1119:U:O2	2.74	0.41
8:AB:1184:U:N3	8:AB:1185:G:N7	2.69	0.41
8:AB:120:U:C2'	8:AB:120:U:O2	2.68	0.41
8:AB:1268:A:C6	8:AB:1269:A:C4	3.09	0.41
8:AB:1274:A:C3'	8:AB:1274:A:C8	3.04	0.41
8:AB:1279:G:C2	8:AB:1292:G:C2	3.09	0.41
8:AB:1452:G:O5'	8:AB:1452:G:H8	2.03	0.41
8:AB:158:U:O4	8:AB:159:G:C5	2.74	0.41
8:AB:1596:A:N6	8:AB:1597:A:N6	2.69	0.41
8:AB:1622:G:C2	8:AB:1623:G:N7	2.89	0.41
8:AB:1694:C:H6	8:AB:1694:C:O5'	2.03	0.41
8:AB:1779:U:C5	8:AB:1783:A:C8	3.09	0.41
8:AB:1875:G:O2'	8:AB:1876:A:H8	2.04	0.41

Continued on next page...

Continued from previous page...

Atom-1	Atom-2	Interatomic distance (Å)	Clash overlap (Å)
8:AB:2017:U:H5''	8:AB:2018:G:OP1	2.20	0.41
8:AB:201:C:H3'	8:AB:201:C:H6	1.85	0.41
8:AB:204:A:C5	8:AB:206:U:C4	3.09	0.41
8:AB:2264:C:N3	8:AB:2265:U:N3	2.69	0.41
8:AB:2297:A:N7	8:AB:2298:A:N7	2.68	0.41
8:AB:2415:G:C5	8:AB:2416:C:C5	3.08	0.41
8:AB:2589:A:C2	8:AB:2590:A:C4	3.06	0.41
8:AB:2667:C:H2'	8:AB:2668:G:H5'	2.03	0.41
8:AB:2761:A:C4	8:AB:2762:C:C6	3.08	0.41
8:AB:280:U:C3'	8:AB:281:C:C6	3.04	0.41
8:AB:2872:A:O2'	8:AB:2873:A:C5'	2.63	0.41
8:AB:2880:C:N3	8:AB:2881:U:C4	2.88	0.41
8:AB:107:G:O2'	8:AB:293:U:H2'	2.20	0.41
8:AB:308:G:N2	8:AB:477:A:N7	2.68	0.41
8:AB:406:G:H2'	8:AB:407:G:O5'	2.21	0.41
8:AB:584:C:N4	8:AB:585:G:C5	2.89	0.41
8:AB:599:A:C2	8:AB:659:G:C2	3.09	0.41
8:AB:688:U:C2'	8:AB:689:A:H5''	2.42	0.41
8:AB:696:G:H2'	8:AB:697:G:H8	1.86	0.41
8:AB:750:A:C2	8:AB:753:A:N9	2.89	0.41
8:AB:772:C:C2	8:AB:773:U:H5	2.37	0.41
8:AB:847:U:O2'	8:AB:848:C:H5'	2.21	0.41
8:AB:918:A:H8	8:AB:918:A:O5'	2.04	0.41
9:AC:155:ARG:C	9:AC:157:ALA:N	2.73	0.41
9:AC:156:SER:OG	9:AC:195:GLY:CA	2.65	0.41
9:AC:21:PRO:N	9:AC:202:ARG:NH1	2.69	0.41
9:AC:204:LEU:HD22	9:AC:210:ALA:HA	2.03	0.41
9:AC:257:ARG:HH21	9:AC:261:ARG:CG	2.32	0.41
10:AD:102:ALA:HB3	10:AD:105:LYS:HG2	2.02	0.41
10:AD:186:LEU:O	10:AD:187:LEU:C	2.59	0.41
10:AD:198:GLY:O	10:AD:199:SER:O	2.38	0.41
10:AD:29:VAL:C	10:AD:51:THR:HG21	2.39	0.41
10:AD:7:LYS:HG2	10:AD:201:LEU:HD11	2.03	0.41
10:AD:31:ALA:HB3	10:AD:95:SER:HB3	2.03	0.41
11:AE:149:ILE:HB	11:AE:150:THR:H	1.69	0.41
11:AE:157:LEU:O	11:AE:158:PHE:C	2.59	0.41
11:AE:74:LYS:O	11:AE:75:SER:C	2.58	0.41
12:AF:56:LEU:HD23	12:AF:56:LEU:C	2.41	0.41
18:AL:78:ARG:HG3	18:AL:78:ARG:HH11	1.85	0.41
20:AN:20:MET:CE	20:AN:21:PHE:HE1	2.33	0.41
21:AO:19:GLN:HB2	29:AW:74:LYS:HE3	2.03	0.41

Continued on next page...

Continued from previous page...

Atom-1	Atom-2	Interatomic distance (Å)	Clash overlap (Å)
22:AP:62:LYS:C	22:AP:63:ILE:HG13	2.40	0.41
22:AP:93:LYS:CB	22:AP:96:LEU:HD12	2.51	0.41
29:AW:35:ILE:HG23	29:AW:36:ILE:HG22	2.02	0.41
29:AW:65:LYS:HE3	29:AW:65:LYS:HB3	1.72	0.41
30:AX:7:ARG:HD3	30:AX:7:ARG:HA	1.92	0.41
32:AZ:30:HIS:O	32:AZ:31:ASP:CB	2.45	0.41
33:BA:1026:G:O5'	33:BA:1026:G:H8	2.04	0.41
33:BA:1187:G:N3	46:BN:99:SER:HB3	2.36	0.41
33:BA:1447:A:H4'	33:BA:1448:C:OP2	2.21	0.41
33:BA:1502:A:C5'	33:BA:1504:G:N7	2.84	0.41
33:BA:1405:G:H1'	33:BA:1518:A:O2'	2.21	0.41
33:BA:275:G:N3	33:BA:276:G:C8	2.89	0.41
33:BA:28:A:H8	33:BA:28:A:O5'	2.03	0.41
33:BA:517:G:N7	33:BA:531:U:C6	2.89	0.41
33:BA:61:G:C4	33:BA:107:G:C2	3.08	0.41
33:BA:628:G:C2	33:BA:629:A:C2	3.09	0.41
33:BA:657:U:C6	33:BA:657:U:C3'	3.04	0.41
33:BA:778:G:C4	33:BA:779:C:C6	3.09	0.41
33:BA:875:U:H1'	40:BH:15:ASN:ND2	2.28	0.41
35:BC:186:SER:CB	35:BC:197:VAL:HG12	2.40	0.41
36:BD:185:PRO:HB3	36:BD:190:LEU:HD11	2.03	0.41
37:BE:82:HIS:HE1	37:BE:146:MET:HA	1.86	0.41
39:BG:129:ASN:HA	39:BG:134:VAL:CG1	2.50	0.41
41:BI:14:SER:HA	41:BI:68:GLY:O	2.21	0.41
44:BL:21:PRO:HD2	44:BL:94:TYR:OH	2.21	0.41
44:BL:74:GLN:O	44:BL:76:HIS:N	2.54	0.41
33:BA:1309:G:OP2	45:BM:97:ARG:NE	2.54	0.41
47:BO:32:THR:HG21	47:BO:86:LEU:HD11	2.02	0.41
47:BO:7:THR:O	47:BO:8:ALA:C	2.58	0.41
49:BQ:20:ILE:HG22	49:BQ:21:VAL:N	2.36	0.41
1:C0:41:HIS:CD2	1:C0:42:ILE:H	2.33	0.41
7:CA:105:G:N3	7:CA:106:G:H8	2.16	0.41
7:CA:105:G:C6	7:CA:106:G:N7	2.89	0.41
7:CA:22:U:O2'	7:CA:23:G:H5'	2.21	0.41
7:CA:2:G:H8	7:CA:2:G:C5'	2.34	0.41
7:CA:83:G:C6	7:CA:84:G:N7	2.88	0.41
8:CB:106:C:H2'	8:CB:106:C:O2	2.21	0.41
8:CB:107:G:H8	8:CB:107:G:O5'	2.03	0.41
8:CB:1136:G:C5'	8:CB:1136:G:C8	3.01	0.41
8:CB:1171:G:H2'	8:CB:1172:C:O4'	2.21	0.41
8:CB:118:A:H1'	8:CB:178:G:O4'	2.20	0.41

Continued on next page...

Continued from previous page...

Atom-1	Atom-2	Interatomic distance (Å)	Clash overlap (Å)
8:CB:1232:G:C6	8:CB:1233:C:C4	3.09	0.41
8:CB:1247:A:N7	8:CB:1249:U:C5	2.89	0.41
8:CB:1361:G:N1	8:CB:1362:C:N4	2.69	0.41
8:CB:1402:U:C2'	8:CB:1403:A:O5'	2.69	0.41
8:CB:1425:G:C2'	8:CB:1426:G:C8	2.86	0.41
8:CB:120:U:C6	8:CB:149:A:C5	3.09	0.41
8:CB:1568:G:H5''	9:CC:60:ALA:HB2	1.99	0.41
8:CB:1601:G:H5''	8:CB:1602:U:OP2	2.21	0.41
8:CB:1310:G:N2	8:CB:1610:A:C8	2.89	0.41
8:CB:1640:A:H2'	8:CB:1641:A:O4'	2.21	0.41
8:CB:1649:G:C2'	8:CB:1650:A:O5'	2.69	0.41
8:CB:1797:G:C6	8:CB:1798:U:C4	3.09	0.41
8:CB:1863:G:N2	8:CB:1880:U:H1'	2.36	0.41
8:CB:1959:G:N1	8:CB:1960:A:C5	2.89	0.41
8:CB:2020:A:C2	8:CB:2035:G:C6	3.09	0.41
8:CB:2100:G:O6	8:CB:2190:G:C6	2.74	0.41
8:CB:2255:G:C2'	8:CB:2256:G:H8	2.22	0.41
8:CB:2290:G:H2'	8:CB:2291:U:C6	2.49	0.41
8:CB:235:U:C2	8:CB:236:C:C6	3.09	0.41
8:CB:2488:G:N1	8:CB:2489:U:C4	2.88	0.41
8:CB:2547:A:H4'	17:CK:29:HIS:CD2	2.56	0.41
8:CB:2560:A:C6	8:CB:2561:U:C4	3.08	0.41
8:CB:2635:A:C2	8:CB:2636:C:H1'	2.55	0.41
8:CB:2647:U:O2'	8:CB:2648:G:H8	2.02	0.41
8:CB:2776:A:C2'	8:CB:2776:A:O5'	2.67	0.41
8:CB:2805:C:H2'	8:CB:2806:C:C6	2.56	0.41
8:CB:2808:G:N3	8:CB:2891:U:O2	2.54	0.41
8:CB:323:C:C4	8:CB:333:G:N7	2.89	0.41
8:CB:414:C:H3'	8:CB:414:C:C6	2.56	0.41
8:CB:445:C:O2	8:CB:449:A:H2	2.04	0.41
8:CB:483:A:N3	8:CB:483:A:H2'	2.36	0.41
8:CB:539:G:C2	8:CB:540:C:C2	3.08	0.41
8:CB:590:A:N7	8:CB:591:U:C4	2.89	0.41
8:CB:649:G:H2'	8:CB:650:C:C6	2.54	0.41
8:CB:722:A:O5'	8:CB:722:A:H8	2.03	0.41
8:CB:849:A:H61	8:CB:929:U:H3	1.69	0.41
9:CC:174:ARG:CB	9:CC:180:MET:HG3	2.45	0.41
9:CC:184:GLU:O	9:CC:187:CYS:SG	2.74	0.41
9:CC:63:ILE:N	9:CC:63:ILE:HD13	2.36	0.41
9:CC:75:ALA:HB1	9:CC:93:VAL:HG13	2.02	0.41
10:CD:122:VAL:HG21	10:CD:141:ARG:HH11	1.86	0.41

Continued on next page...

Continued from previous page...

Atom-1	Atom-2	Interatomic distance (Å)	Clash overlap (Å)
10:CD:60:VAL:HB	10:CD:62:LYS:HZ3	1.86	0.41
11:CE:104:ALA:O	11:CE:106:LYS:N	2.54	0.41
11:CE:132:LYS:CB	11:CE:134:LEU:HD13	2.51	0.41
12:CF:153:ILE:O	12:CF:154:THR:OG1	2.34	0.41
13:CG:125:PRO:HB2	13:CG:126:THR:H	1.59	0.41
13:CG:144:ALA:O	13:CG:163:TYR:CE1	2.74	0.41
13:CG:28:LYS:O	13:CG:78:VAL:O	2.38	0.41
14:CH:41:LYS:H	14:CH:41:LYS:HG2	1.71	0.41
14:CH:70:GLU:H	14:CH:70:GLU:HG3	1.60	0.41
14:CH:8:LYS:HG3	14:CH:9:VAL:H	1.86	0.41
19:CM:133:LYS:HD2	19:CM:134:THR:O	2.21	0.41
19:CM:73:ILE:HD11	19:CM:92:TRP:HB3	2.02	0.41
21:CO:30:ARG:O	21:CO:102:ARG:NH2	2.54	0.41
21:CO:2:ASP:CB	21:CO:4:LYS:NZ	2.81	0.41
22:CP:27:VAL:N	22:CP:47:ILE:HG13	2.36	0.41
22:CP:60:VAL:O	22:CP:61:ARG:HB2	2.20	0.41
24:CR:5:PHE:CE1	24:CR:37:GLU:CB	3.03	0.41
24:CR:76:LYS:HD3	24:CR:90:ARG:CD	2.49	0.41
27:CU:35:VAL:O	27:CU:35:VAL:HG13	2.20	0.41
27:CU:39:ASN:OD1	27:CU:39:ASN:N	2.53	0.41
28:CV:65:VAL:HG13	28:CV:68:LYS:HG3	2.03	0.41
33:DA:1053:G:C3'	33:DA:1054:C:H5'	2.51	0.41
33:DA:1153:G:C2	33:DA:1154:G:C8	3.09	0.41
33:DA:120:A:N6	33:DA:122:G:C2	2.89	0.41
33:DA:956:U:O2	33:DA:1225:A:C2	2.74	0.41
33:DA:1231:G:C2	33:DA:1232:U:H1'	2.55	0.41
33:DA:1238:A:C5	33:DA:1303:C:O4'	2.73	0.41
33:DA:133:U:O2	33:DA:230:G:C5	2.74	0.41
33:DA:1386:G:N2	33:DA:1387:G:C5	2.89	0.41
33:DA:1405:G:N1	33:DA:1497:G:C2	2.89	0.41
33:DA:1507:A:C5'	33:DA:1507:A:C8	2.95	0.41
33:DA:235:C:O2'	49:DQ:72:TRP:HZ2	2.04	0.41
33:DA:243:A:N6	33:DA:281:G:O2'	2.54	0.41
33:DA:318:G:H2'	33:DA:319:G:H8	1.86	0.41
33:DA:376:G:C4	33:DA:377:G:N7	2.89	0.41
33:DA:700:G:C8	33:DA:700:G:H5'	2.56	0.41
33:DA:704:A:N7	33:DA:705:G:C4	2.89	0.41
33:DA:743:A:C2'	33:DA:744:C:O5'	2.69	0.41
33:DA:655:A:N1	33:DA:754:C:N4	2.68	0.41
33:DA:75:G:H3'	33:DA:76:G:H8	1.86	0.41
33:DA:770:C:C2'	33:DA:770:C:O2	2.68	0.41

Continued on next page...

Continued from previous page...

Atom-1	Atom-2	Interatomic distance (Å)	Clash overlap (Å)
33:DA:781:A:H4'	33:DA:1522:U:O2'	2.20	0.41
33:DA:786:G:C6	33:DA:787:A:C5	3.08	0.41
33:DA:825:A:N3	33:DA:826:C:C6	2.89	0.41
35:DC:53:ARG:O	35:DC:67:ILE:HD12	2.21	0.41
36:DD:2:ARG:HH22	36:DD:114:ARG:CZ	2.34	0.41
38:DF:41:ASP:C	38:DF:42:TRP:CD1	2.94	0.41
38:DF:61:LEU:HA	38:DF:61:LEU:HD13	1.80	0.41
40:DH:63:LYS:HB3	40:DH:70:VAL:HG21	2.01	0.41
41:DI:46:VAL:HG11	41:DI:75:ALA:CB	2.41	0.41
41:DI:18:VAL:HG23	41:DI:85:ALA:HB2	2.02	0.41
42:DJ:12:ALA:HB3	42:DJ:18:ILE:HD12	2.03	0.41
44:DL:33:CYS:HB3	44:DL:77:SER:O	2.20	0.41
33:DA:1329:A:P	45:DM:28:ARG:HG3	2.61	0.41
48:DP:70:ARG:O	48:DP:74:LEU:HG	2.21	0.41
49:DQ:82:VAL:C	49:DQ:83:LEU:HD22	2.41	0.41
2:A1:36:LYS:HE2	8:AB:2286:G:H8	1.86	0.41
2:A1:15:GLY:HA3	2:A1:47:ILE:HB	2.03	0.41
3:A2:12:ARG:HB3	3:A2:12:ARG:HE	1.65	0.41
7:AA:113:C:C4	7:AA:114:C:C4	3.09	0.41
8:AB:1122:G:N2	8:AB:1123:C:O4'	2.54	0.41
8:AB:1202:G:C5	8:AB:1203:U:C2	3.08	0.41
8:AB:149:A:C2'	8:AB:150:U:H5'	2.51	0.41
8:AB:1567:G:N7	9:AC:82:TYR:CD2	2.89	0.41
8:AB:1776:G:C2	8:AB:1789:A:N3	2.89	0.41
8:AB:1805:A:N3	8:AB:1813:G:C2	2.89	0.41
8:AB:1815:A:O5'	8:AB:1815:A:H8	1.97	0.41
8:AB:1926:U:C5'	8:AB:1927:A:OP2	2.69	0.41
8:AB:1998:A:H3'	8:AB:1998:A:C8	2.56	0.41
8:AB:579:G:C4'	8:AB:2017:U:H2'	2.51	0.41
8:AB:529:A:C5	8:AB:2023:C:C4	3.08	0.41
8:AB:2095:A:C8	8:AB:2095:A:H3'	2.56	0.41
8:AB:2464:G:N3	8:AB:2465:C:C6	2.89	0.41
8:AB:2478:A:H3'	8:AB:2479:U:C6	2.56	0.41
8:AB:2519:U:H5'	8:AB:2567:G:N2	2.35	0.41
8:AB:2531:A:H2'	8:AB:2532:G:H5'	2.02	0.41
8:AB:2746:U:H2'	8:AB:2746:U:O2	2.21	0.41
8:AB:2813:A:C5	8:AB:2814:A:N7	2.89	0.41
8:AB:2835:A:C5	8:AB:2879:A:C6	3.08	0.41
8:AB:416:U:C4	8:AB:417:C:C4	3.08	0.41
8:AB:484:C:N3	8:AB:496:G:N2	2.46	0.41
8:AB:511:U:H5''	8:AB:512:G:OP2	2.21	0.41

Continued on next page...

Continued from previous page...

Atom-1	Atom-2	Interatomic distance (Å)	Clash overlap (Å)
8:AB:524:G:C2	8:AB:525:U:C6	3.09	0.41
8:AB:558:U:P	16:AJ:113:PRO:HB2	2.61	0.41
8:AB:599:A:C2	8:AB:659:G:C6	3.09	0.41
8:AB:668:A:C2	8:AB:670:A:N1	2.89	0.41
8:AB:670:A:O4'	8:AB:671:C:H5''	2.20	0.41
9:AC:30:ALA:H	9:AC:31:PRO:CD	2.30	0.41
9:AC:44:ASN:OD1	9:AC:48:ILE:O	2.39	0.41
10:AD:32:ASN:C	10:AD:34:VAL:H	2.25	0.41
8:AB:448:U:O2	11:AE:79:ARG:NH1	2.54	0.41
14:AH:127:GLU:HG3	14:AH:145:ASN:ND2	2.35	0.41
15:AI:126:ARG:HG2	15:AI:129:GLU:OE2	2.20	0.41
16:AJ:15:TRP:N	16:AJ:15:TRP:CD1	2.88	0.41
16:AJ:26:GLY:O	16:AJ:29:ALA:N	2.53	0.41
18:AL:65:GLY:C	18:AL:66:PHE:CD1	2.94	0.41
19:AM:42:THR:OG1	19:AM:45:GLN:NE2	2.53	0.41
20:AN:67:PHE:O	20:AN:68:ALA:HB2	2.21	0.41
21:AO:76:LYS:HB2	21:AO:106:LEU:CD2	2.47	0.41
23:AQ:45:ALA:O	23:AQ:49:ARG:CB	2.67	0.41
23:AQ:49:ARG:HH21	23:AQ:52:ARG:HG2	1.85	0.41
26:AT:7:LEU:C	26:AT:7:LEU:HD12	2.40	0.41
29:AW:10:ARG:C	29:AW:11:ASN:CG	2.80	0.41
29:AW:49:ASN:O	29:AW:50:VAL:O	2.39	0.41
30:AX:32:ALA:O	30:AX:34:SER:N	2.54	0.41
33:BA:1022:A:H8	33:BA:1022:A:H5''	1.86	0.41
33:BA:1070:U:O2	33:BA:1071:C:C6	2.74	0.41
33:BA:1120:C:O2	33:BA:1154:G:C2	2.74	0.41
33:BA:1363:A:C8	33:BA:1365:G:C8	3.09	0.41
33:BA:136:C:H2'	33:BA:137:U:O4'	2.21	0.41
33:BA:212:G:N3	33:BA:213:G:C8	2.89	0.41
33:BA:10:A:C2	33:BA:25:C:O2	2.74	0.41
33:BA:320:A:H2'	33:BA:321:A:O4'	2.21	0.41
33:BA:325:A:N7	33:BA:326:G:C5	2.89	0.41
33:BA:32:A:N1	33:BA:33:A:C5	2.89	0.41
33:BA:355:C:C2	33:BA:356:A:C8	3.09	0.41
33:BA:359:G:H2'	33:BA:360:G:O4'	2.20	0.41
33:BA:53:A:C2	33:BA:359:G:C4	3.09	0.41
33:BA:545:C:C3'	33:BA:546:A:H5'	2.51	0.41
33:BA:603:U:C6	33:BA:604:G:C8	3.08	0.41
33:BA:664:G:N2	33:BA:742:G:N2	2.69	0.41
35:BC:134:LYS:HB3	35:BC:135:ARG:H	1.63	0.41
35:BC:3:LYS:O	35:BC:4:VAL:HB	2.20	0.41

Continued on next page...

Continued from previous page...

Atom-1	Atom-2	Interatomic distance (Å)	Clash overlap (Å)
36:BD:16:THR:HG22	36:BD:17:ASP:N	2.36	0.41
36:BD:200:VAL:CG2	36:BD:201:GLU:N	2.82	0.41
40:BH:6:ILE:O	40:BH:10:LEU:HG	2.21	0.41
41:BI:44:ARG:HH21	41:BI:45:MET:CE	2.34	0.41
41:BI:18:VAL:HG13	41:BI:64:ILE:HG12	2.02	0.41
41:BI:94:ARG:C	41:BI:96:GLU:N	2.74	0.41
42:BJ:34:ALA:N	42:BJ:83:THR:OG1	2.54	0.41
47:BO:56:LEU:C	47:BO:58:MET:N	2.74	0.41
48:BP:64:GLY:O	48:BP:65:ALA:C	2.60	0.41
49:BQ:46:HIS:HB2	49:BQ:66:LEU:CD1	2.50	0.41
50:BR:49:LYS:NZ	50:BR:53:GLN:OE1	2.54	0.41
53:BU:39:LYS:HG3	53:BU:39:LYS:H	1.69	0.41
5:C4:2:LYS:HG2	5:C4:36:ARG:O	2.21	0.41
7:CA:20:G:C2	7:CA:21:G:C5	3.09	0.41
8:CB:1020:A:C2	8:CB:1141:U:O2	2.74	0.41
8:CB:1096:A:C8	8:CB:1096:A:C3'	3.03	0.41
8:CB:1084:A:H1'	8:CB:1106:G:H5'	2.02	0.41
8:CB:1195:G:N1	8:CB:1196:C:C4	2.89	0.41
8:CB:1202:G:O6	8:CB:1203:U:O2	2.39	0.41
8:CB:1196:C:O4'	8:CB:1226:A:C6	2.74	0.41
8:CB:1257:C:N3	8:CB:1258:U:C4	2.89	0.41
8:CB:1289:C:H2'	8:CB:1290:C:H6	1.86	0.41
8:CB:134:G:N2	8:CB:146:A:C4	2.89	0.41
8:CB:769:U:O2	8:CB:1379:U:H1'	2.21	0.41
8:CB:1444:G:N2	8:CB:1445:G:H1'	2.36	0.41
8:CB:1479:G:C2'	8:CB:1480:C:H5'	2.51	0.41
8:CB:1479:G:N1	8:CB:1513:U:C2	2.90	0.41
8:CB:1590:A:C4	8:CB:1591:A:N7	2.88	0.41
8:CB:1688:U:O2	8:CB:1700:A:H8	2.04	0.41
8:CB:1788:C:C4	8:CB:1789:A:N7	2.88	0.41
8:CB:1877:A:C3'	8:CB:1877:A:C8	3.04	0.41
8:CB:194:G:N3	8:CB:195:A:C8	2.89	0.41
8:CB:1987:A:H2'	8:CB:1988:G:H8	1.87	0.41
8:CB:2013:A:C2	8:CB:2014:A:C4	3.09	0.41
8:CB:2024:G:C5	8:CB:2025:C:C5	3.09	0.41
8:CB:2079:U:C2	8:CB:2080:A:C8	3.08	0.41
8:CB:2375:G:H2'	8:CB:2377:A:N7	2.36	0.41
8:CB:415:A:N6	8:CB:2407:A:H61	2.18	0.41
8:CB:246:C:N4	8:CB:247:G:C5	2.89	0.41
8:CB:2487:G:C2	8:CB:2488:G:C8	3.09	0.41
8:CB:2531:A:N3	8:CB:2532:G:C8	2.89	0.41

Continued on next page...

Continued from previous page...

Atom-1	Atom-2	Interatomic distance (Å)	Clash overlap (Å)
8:CB:2560:A:C2	8:CB:2561:U:N1	2.88	0.41
8:CB:2563:U:OP1	17:CK:26:GLY:N	2.54	0.41
8:CB:260:G:C3'	8:CB:260:G:C8	3.03	0.41
8:CB:2645:G:C3'	8:CB:2646:C:C5'	2.90	0.41
8:CB:2723:C:C2	8:CB:2724:U:C2	3.09	0.41
8:CB:2737:G:N2	8:CB:2738:A:N3	2.70	0.41
8:CB:2800:A:H2'	8:CB:2801:G:O4'	2.21	0.41
8:CB:2833:U:H4'	8:CB:2834:G:OP2	2.20	0.41
8:CB:2877:G:O2'	8:CB:2878:U:H5'	2.21	0.41
8:CB:307:G:N2	8:CB:310:A:C8	2.88	0.41
8:CB:538:A:C2	8:CB:539:G:C5	3.08	0.41
8:CB:668:A:C2	8:CB:670:A:N1	2.89	0.41
8:CB:715:A:H5''	47:DO:88:ARG:NH2	2.35	0.41
8:CB:705:A:N6	8:CB:726:G:H1'	2.36	0.41
8:CB:754:U:C4	8:CB:755:U:C4	3.09	0.41
8:CB:871:U:C2	8:CB:907:G:N1	2.89	0.41
8:CB:925:A:N6	8:CB:926:G:C6	2.88	0.41
9:CC:126:GLY:O	9:CC:191:LEU:HD23	2.21	0.41
9:CC:162:GLN:HB3	9:CC:162:GLN:HE21	1.64	0.41
9:CC:62:ARG:HG3	9:CC:62:ARG:HH11	1.82	0.41
10:CD:125:TRP:HD1	10:CD:126:ASN:N	2.19	0.41
10:CD:145:SER:HA	10:CD:159:LYS:NZ	2.36	0.41
10:CD:170:VAL:HB	10:CD:194:PRO:HG2	2.03	0.41
10:CD:31:ALA:HA	10:CD:51:THR:OG1	2.21	0.41
11:CE:195:GLN:O	11:CE:196:VAL:C	2.59	0.41
11:CE:98:LYS:O	11:CE:100:MET:N	2.54	0.41
12:CF:2:LYS:HE2	12:CF:2:LYS:CA	2.49	0.41
14:CH:115:VAL:HB	14:CH:132:PHE:HE1	1.77	0.41
14:CH:26:ALA:HB1	14:CH:29:PHE:N	2.36	0.41
8:CB:1081:U:O2'	15:CI:127:SER:HA	2.21	0.41
17:CK:27:GLY:O	17:CK:28:SER:C	2.59	0.41
8:CB:598:U:H1'	18:CL:22:GLY:HA2	2.01	0.41
18:CL:38:GLN:HG3	18:CL:39:LYS:N	2.36	0.41
19:CM:73:ILE:CG1	19:CM:90:GLU:HG3	2.50	0.41
8:CB:2881:U:H1'	20:CN:45:ARG:HH21	1.85	0.41
21:CO:84:GLU:O	21:CO:86:GLY:N	2.53	0.41
23:CQ:20:ALA:O	23:CQ:23:TYR:CD2	2.74	0.41
24:CR:11:GLN:HB3	24:CR:21:ARG:HH12	1.86	0.41
24:CR:6:GLN:HE21	24:CR:6:GLN:HB3	1.53	0.41
25:CS:65:ASP:CG	25:CS:66:ILE:H	2.23	0.41
25:CS:85:ILE:HD12	25:CS:86:MET:N	2.35	0.41

Continued on next page...

Continued from previous page...

Atom-1	Atom-2	Interatomic distance (Å)	Clash overlap (Å)
27:CU:10:VAL:HG22	27:CU:25:LYS:HE2	2.01	0.41
27:CU:48:VAL:N	27:CU:49:PRO:CD	2.84	0.41
27:CU:92:VAL:O	27:CU:93:ARG:CB	2.68	0.41
33:DA:1002:G:C2'	33:DA:1003:G:H5'	2.51	0.41
33:DA:1022:A:C5	33:DA:1023:U:C5	3.09	0.41
33:DA:1084:G:C6	33:DA:1085:U:O4	2.73	0.41
33:DA:1128:C:N3	33:DA:1145:A:H2	2.19	0.41
33:DA:1216:A:H5''	46:DN:4:SER:HB2	1.99	0.41
33:DA:1266:G:N2	33:DA:1270:G:C5	2.89	0.41
33:DA:1312:G:C5	51:DS:3:SER:OG	2.74	0.41
33:DA:1349:A:C1'	33:DA:1374:A:N6	2.84	0.41
33:DA:1345:U:C5	33:DA:1377:A:C6	3.08	0.41
33:DA:1384:C:H5	55:DA:5268:HOH:O	2.03	0.41
33:DA:1441:A:C8	33:DA:1442:G:N7	2.89	0.41
33:DA:1438:G:N3	33:DA:1464:U:O2	2.53	0.41
33:DA:1437:A:C4	33:DA:1465:A:C2	3.09	0.41
33:DA:1470:U:H6	33:DA:1470:U:H3'	1.85	0.41
33:DA:1504:G:H5''	33:DA:1505:G:O4'	2.20	0.41
33:DA:295:C:O2'	33:DA:296:U:H5'	2.21	0.41
33:DA:364:A:C2	33:DA:365:U:O4	2.74	0.41
33:DA:383:A:H2'	33:DA:384:G:O4'	2.20	0.41
33:DA:435:A:C5	33:DA:436:C:C5	3.09	0.41
33:DA:448:A:N1	33:DA:449:G:N3	2.68	0.41
33:DA:462:G:N3	33:DA:462:G:C2'	2.84	0.41
33:DA:642:A:C8	40:DH:106:SER:HA	2.56	0.41
33:DA:674:G:O2'	33:DA:675:A:O4'	2.28	0.41
33:DA:685:G:C2	33:DA:706:A:N6	2.89	0.41
33:DA:718:A:C3'	33:DA:719:C:H5'	2.51	0.41
33:DA:732:C:H6	33:DA:732:C:O5'	2.04	0.41
33:DA:792:A:N3	33:DA:794:A:C4	2.89	0.41
33:DA:886:G:C2	33:DA:887:G:C8	3.09	0.41
33:DA:918:A:N6	33:DA:919:A:C6	2.90	0.41
33:DA:93:U:H5''	33:DA:94:G:OP2	2.21	0.41
34:DB:105:THR:HG22	34:DB:105:THR:O	2.21	0.41
34:DB:113:LEU:CD1	34:DB:147:LEU:HD13	2.50	0.41
34:DB:21:TYR:O	34:DB:22:TRP:HD1	2.03	0.41
35:DC:21:TRP:HB2	35:DC:22:PHE:H	1.54	0.41
37:DE:99:SER:C	37:DE:101:GLY:H	2.24	0.41
37:DE:20:VAL:HG22	37:DE:21:SER:N	2.34	0.41
38:DF:52:ASN:HB2	38:DF:85:ILE:CG2	2.50	0.41
40:DH:75:GLN:CD	40:DH:76:ARG:H	2.23	0.41

Continued on next page...

Continued from previous page...

Atom-1	Atom-2	Interatomic distance (Å)	Clash overlap (Å)
41:DI:38:PHE:HB3	41:DI:43:ALA:HB3	2.03	0.41
43:DK:28:ASN:HD22	43:DK:29:THR:N	2.16	0.41
44:DL:20:VAL:CG1	44:DL:22:ALA:H	2.34	0.41
33:DA:523:A:N1	44:DL:88:ASP:HB2	2.36	0.41
45:DM:104:ASN:H	45:DM:106:ARG:HH12	1.69	0.41
35:DC:33:ASP:OD2	46:DN:64:ARG:HG2	2.21	0.41
48:DP:30:GLY:O	48:DP:32:PHE:CD2	2.74	0.41
48:DP:59:HIS:O	48:DP:62:GLY:N	2.54	0.41
51:DS:36:ARG:NH1	51:DS:36:ARG:CG	2.69	0.41
53:DU:50:SER:C	53:DU:52:VAL:H	2.24	0.41
1:A0:42:ILE:HG23	1:A0:46:GLY:N	2.32	0.40
4:A3:56:LEU:C	4:A3:58:ILE:N	2.75	0.40
7:AA:5:U:C2'	7:AA:6:G:H5'	2.51	0.40
7:AA:97:C:H2'	7:AA:98:G:H5'	2.02	0.40
8:AB:1020:A:N1	8:AB:1141:U:O2'	2.48	0.40
8:AB:118:A:H5'	8:AB:119:A:C8	2.44	0.40
8:AB:1452:G:O2'	8:AB:1453:A:OP2	2.35	0.40
8:AB:120:U:H1'	8:AB:149:A:C8	2.56	0.40
8:AB:1649:G:C2'	8:AB:1650:A:O5'	2.69	0.40
8:AB:165:A:C8	8:AB:165:A:H3'	2.56	0.40
8:AB:1740:G:C5	8:AB:1741:C:C4	3.09	0.40
8:AB:1823:G:C6	8:AB:1824:G:C5	3.08	0.40
8:AB:1924:C:C2'	8:AB:1925:C:H5'	2.52	0.40
8:AB:1957:C:H6	8:AB:1957:C:O5'	2.04	0.40
8:AB:2021:C:H3'	8:AB:2022:U:C5'	2.51	0.40
8:AB:2046:G:C2	8:AB:2623:G:N3	2.88	0.40
8:AB:2048:G:O5'	8:AB:2048:G:H8	2.04	0.40
8:AB:2077:A:C4	8:AB:2435:A:N7	2.88	0.40
8:AB:2086:U:N3	8:AB:2234:G:O6	2.54	0.40
8:AB:2204:G:O6	8:AB:2221:G:C5	2.74	0.40
8:AB:2332:C:H2'	8:AB:2335:A:N3	2.36	0.40
8:AB:2065:C:O2'	8:AB:2449:U:N3	2.53	0.40
8:AB:2517:C:C4	8:AB:2542:A:C5	3.09	0.40
8:AB:2519:U:H2'	8:AB:2541:A:H61	1.85	0.40
8:AB:2524:G:H21	8:AB:2525:G:H1'	1.85	0.40
8:AB:260:G:C5	8:AB:261:G:C8	3.09	0.40
8:AB:2625:G:C5	8:AB:2626:C:C4	3.09	0.40
8:AB:2642:G:C2	8:AB:2643:G:C4	3.10	0.40
8:AB:2688:G:N7	8:AB:2719:G:C6	2.88	0.40
8:AB:2697:G:C6	8:AB:2711:A:C6	3.09	0.40
8:AB:2819:G:C2'	8:AB:2820:A:H5'	2.51	0.40

Continued on next page...

Continued from previous page...

Atom-1	Atom-2	Interatomic distance (Å)	Clash overlap (Å)
8:AB:2807:U:O2	8:AB:2892:G:C2	2.73	0.40
8:AB:544:C:H3'	8:AB:544:C:C6	2.56	0.40
8:AB:580:U:C5	8:AB:581:C:H5	2.38	0.40
8:AB:602:A:C1'	8:AB:604:G:O2'	2.70	0.40
8:AB:625:G:C2	8:AB:626:A:C5	3.09	0.40
8:AB:715:A:N6	8:AB:716:A:C6	2.89	0.40
8:AB:733:G:O5'	8:AB:733:G:H8	2.04	0.40
8:AB:762:U:H4'	8:AB:763:G:C5'	2.50	0.40
8:AB:80:G:N3	8:AB:107:G:N2	2.69	0.40
8:AB:814:C:H5''	24:AR:88:GLY:HA3	2.03	0.40
8:AB:814:C:N3	8:AB:815:C:C5	2.89	0.40
8:AB:951:C:C2'	8:AB:952:G:H5'	2.51	0.40
9:AC:181:ARG:HG3	9:AC:181:ARG:O	2.20	0.40
9:AC:257:ARG:NH2	9:AC:259:ASN:O	2.54	0.40
9:AC:35:LYS:O	9:AC:63:ILE:HA	2.21	0.40
10:AD:159:LYS:O	10:AD:160:LYS:C	2.59	0.40
11:AE:149:ILE:HG21	11:AE:183:PHE:CE2	2.56	0.40
8:AB:38:A:C1'	11:AE:46:GLN:HG3	2.50	0.40
11:AE:89:PRO:O	11:AE:90:GLN:CG	2.69	0.40
12:AF:149:ARG:O	12:AF:150:GLY:O	2.39	0.40
12:AF:72:SER:O	12:AF:74:ALA:N	2.54	0.40
14:AH:68:ARG:C	14:AH:70:GLU:N	2.73	0.40
17:AK:108:ARG:HH11	17:AK:108:ARG:CG	2.00	0.40
11:AE:181:ILE:O	18:AL:13:LYS:HB3	2.21	0.40
19:AM:110:GLU:HA	19:AM:126:ILE:HG21	2.02	0.40
19:AM:3:GLN:HE21	19:AM:3:GLN:HB2	1.66	0.40
19:AM:69:PRO:C	19:AM:71:LYS:HE3	2.42	0.40
19:AM:77:PRO:O	19:AM:78:LEU:CG	2.70	0.40
20:AN:110:MET:O	20:AN:111:ALA:C	2.60	0.40
20:AN:19:ALA:O	20:AN:22:ARG:HB3	2.20	0.40
20:AN:90:ARG:HD3	20:AN:90:ARG:HA	1.71	0.40
17:AK:73:ASP:OD2	22:AP:80:VAL:HG11	2.21	0.40
24:AR:98:ILE:CG2	24:AR:100:GLY:H	2.25	0.40
27:AU:26:ASN:HB3	27:AU:34:ILE:CG1	2.51	0.40
29:AW:36:ILE:C	29:AW:37:VAL:HG22	2.42	0.40
31:AY:38:GLU:O	31:AY:40:THR:HG22	2.20	0.40
32:AZ:63:ARG:HD2	32:AZ:63:ARG:HA	1.86	0.40
33:BA:1021:A:O5'	33:BA:1021:A:H8	2.04	0.40
33:BA:1077:G:N1	33:BA:1081:A:C6	2.90	0.40
33:BA:1151:A:H1'	33:BA:1152:A:C8	2.56	0.40
33:BA:1155:A:H2'	33:BA:1156:G:O4'	2.21	0.40

Continued on next page...

Continued from previous page...

Atom-1	Atom-2	Interatomic distance (Å)	Clash overlap (Å)
33:BA:1210:C:H2'	33:BA:1211:U:H5'	2.03	0.40
33:BA:1354:U:O5'	33:BA:1354:U:C6	2.72	0.40
33:BA:1405:G:N2	33:BA:1517:G:N2	2.69	0.40
33:BA:1425:U:O2	33:BA:1476:A:N3	2.53	0.40
33:BA:1426:G:C5	33:BA:1427:C:C6	3.09	0.40
33:BA:1473:G:C2'	33:BA:1474:U:H5'	2.50	0.40
33:BA:1502:A:C4	33:BA:1504:G:C6	3.09	0.40
33:BA:1520:C:C3'	33:BA:1520:C:C6	3.04	0.40
33:BA:1523:G:OP1	43:BK:124:LYS:NZ	2.49	0.40
33:BA:183:C:H6	33:BA:183:C:H2'	1.58	0.40
33:BA:230:G:C2'	33:BA:231:U:H5'	2.50	0.40
33:BA:265:G:H2'	33:BA:267:C:C5	2.56	0.40
33:BA:27:G:C6	33:BA:28:A:C6	3.09	0.40
33:BA:280:C:H4'	33:BA:281:G:OP2	2.22	0.40
33:BA:292:G:C5	33:BA:293:G:H1'	2.56	0.40
33:BA:160:A:O4'	33:BA:344:A:C5	2.74	0.40
33:BA:367:U:H5	33:BA:394:G:N1	2.20	0.40
33:BA:465:A:H8	33:BA:466:A:C8	2.40	0.40
33:BA:537:G:C2	33:BA:538:G:N7	2.89	0.40
33:BA:539:A:H2'	33:BA:540:G:C8	2.55	0.40
33:BA:649:A:C2'	33:BA:650:G:O5'	2.68	0.40
33:BA:710:G:H5''	33:BA:711:G:OP2	2.20	0.40
33:BA:723:U:C6	33:BA:723:U:OP1	2.74	0.40
33:BA:743:A:H62	33:BA:744:C:N4	2.19	0.40
33:BA:840:C:N4	33:BA:846:G:H1	2.14	0.40
33:BA:904:U:O5'	33:BA:904:U:H6	2.04	0.40
33:BA:944:G:C2'	33:BA:945:G:H5'	2.51	0.40
34:BB:77:GLU:OE2	34:BB:80:LYS:HD3	2.21	0.40
35:BC:141:MET:HA	35:BC:141:MET:CE	2.51	0.40
35:BC:33:ASP:HB2	46:BN:64:ARG:CD	2.51	0.40
36:BD:124:VAL:O	36:BD:126:GLY:N	2.53	0.40
37:BE:49:TYR:HD1	37:BE:50:GLY:N	2.18	0.40
37:BE:51:LYS:O	37:BE:52:ALA:CB	2.69	0.40
37:BE:74:ALA:HB1	37:BE:148:SER:CB	2.39	0.40
38:BF:18:VAL:O	38:BF:22:ILE:HG13	2.21	0.40
38:BF:47:LEU:HG	38:BF:56:LYS:CA	2.51	0.40
39:BG:51:GLN:HG3	39:BG:52:ARG:HH11	1.86	0.40
40:BH:112:ASP:C	40:BH:114:ALA:N	2.74	0.40
41:BI:10:ARG:HG3	41:BI:105:ARG:HH21	1.86	0.40
33:BA:980:C:O2'	46:BN:12:ARG:NH1	2.54	0.40
46:BN:74:ARG:C	46:BN:76:PHE:N	2.74	0.40

Continued on next page...

Continued from previous page...

Atom-1	Atom-2	Interatomic distance (Å)	Clash overlap (Å)
48:BP:71:VAL:O	48:BP:75:ILE:HG13	2.22	0.40
33:BA:1014:A:C5'	51:BS:13:HIS:HB3	2.51	0.40
8:CB:108:G:C6	8:CB:109:C:C4	3.09	0.40
8:CB:1215:G:H2'	8:CB:1216:G:H5''	2.03	0.40
8:CB:1227:G:C4	8:CB:1228:G:C8	3.09	0.40
8:CB:1233:C:H2'	8:CB:1234:U:C5	2.57	0.40
8:CB:1263:U:N3	8:CB:1264:A:C2	2.89	0.40
8:CB:127:A:OP1	8:CB:128:C:C1'	2.68	0.40
8:CB:1309:G:C8	8:CB:1309:G:C5'	3.00	0.40
8:CB:1372:U:C2	8:CB:1373:A:C8	3.09	0.40
8:CB:1387:A:H5'	8:CB:1469:A:H1'	2.03	0.40
8:CB:1483:G:H3'	8:CB:1484:U:C6	2.57	0.40
8:CB:1760:C:C6	8:CB:1761:C:C6	3.09	0.40
8:CB:1789:A:H2'	8:CB:1790:C:H5'	2.03	0.40
8:CB:1813:G:N3	9:CC:50:THR:CG2	2.76	0.40
8:CB:1835:G:C6	8:CB:1836:C:N4	2.89	0.40
8:CB:1912:A:N1	33:DA:1407:C:C2'	2.84	0.40
8:CB:1650:A:N1	8:CB:2007:U:O4	2.54	0.40
8:CB:2063:C:O2	8:CB:2450:A:N1	2.54	0.40
8:CB:2093:G:N2	8:CB:2197:U:C2	2.89	0.40
8:CB:2100:G:H2'	8:CB:2100:G:N3	2.36	0.40
8:CB:2247:A:P	55:CB:5390:HOH:O	2.79	0.40
8:CB:2262:U:O2'	8:CB:2263:C:H5'	2.22	0.40
8:CB:2268:A:C8	8:CB:2268:A:C3'	3.04	0.40
8:CB:226:A:N6	8:CB:227:A:N6	2.69	0.40
8:CB:2356:U:C2'	8:CB:2357:G:O5'	2.69	0.40
8:CB:2352:A:C4	8:CB:2366:A:C2	3.08	0.40
8:CB:945:A:N3	8:CB:2448:A:N3	2.69	0.40
8:CB:2515:C:H2'	8:CB:2516:A:O5'	2.21	0.40
8:CB:2595:G:H1	9:CC:237:ARG:NH2	2.18	0.40
8:CB:2644:G:N7	8:CB:2645:G:C6	2.89	0.40
8:CB:2800:A:H2'	8:CB:2801:G:H1'	2.02	0.40
8:CB:282:A:C2	8:CB:359:G:C4	3.09	0.40
8:CB:51:G:C2	8:CB:119:A:C2	3.08	0.40
8:CB:663:G:N2	8:CB:939:G:H4'	2.36	0.40
8:CB:735:A:C4	8:CB:736:C:C6	3.09	0.40
8:CB:836:G:N7	8:CB:837:C:C5	2.89	0.40
8:CB:842:U:H2'	8:CB:843:G:O4'	2.20	0.40
8:CB:873:C:C2'	8:CB:874:G:O5'	2.69	0.40
9:CC:115:ILE:HG22	9:CC:127:ASN:CG	2.41	0.40
9:CC:155:ARG:C	9:CC:157:ALA:N	2.74	0.40

Continued on next page...

Continued from previous page...

Atom-1	Atom-2	Interatomic distance (Å)	Clash overlap (Å)
9:CC:62:ARG:O	9:CC:63:ILE:HG12	2.21	0.40
8:CB:1658:C:OP1	10:CD:136:ASN:ND2	2.54	0.40
10:CD:3:GLY:HA3	10:CD:28:GLU:OE1	2.21	0.40
11:CE:46:GLN:OE1	11:CE:86:ALA:CB	2.68	0.40
12:CF:41:GLU:C	12:CF:43:ILE:H	2.25	0.40
12:CF:46:LYS:HB3	12:CF:47:LYS:H	1.59	0.40
14:CH:135:HIS:CD2	14:CH:137:GLU:H	2.39	0.40
16:CJ:123:LYS:CD	16:CJ:123:LYS:N	2.84	0.40
16:CJ:102:GLU:HG3	16:CJ:124:VAL:HG21	2.02	0.40
16:CJ:28:LEU:HD22	16:CJ:28:LEU:O	2.20	0.40
17:CK:5:GLN:O	17:CK:6:THR:HB	2.22	0.40
17:CK:12:ASP:CB	17:CK:85:VAL:HG22	2.50	0.40
21:CO:30:ARG:NH2	21:CO:97:PHE:HB2	2.32	0.40
24:CR:3:ALA:O	24:CR:4:VAL:CG1	2.60	0.40
24:CR:80:ARG:HB2	24:CR:86:GLN:H	1.86	0.40
25:CS:40:ASN:O	25:CS:41:LYS:HB3	2.21	0.40
26:CT:5:GLU:O	26:CT:6:ARG:C	2.59	0.40
29:CW:27:GLY:O	29:CW:28:GLU:CB	2.69	0.40
32:CZ:50:ASP:HA	32:CZ:53:THR:CG2	2.46	0.40
33:DA:1111:A:N1	35:DC:176:THR:HB	2.37	0.40
33:DA:120:A:H2'	33:DA:121:U:H5''	2.02	0.40
33:DA:1237:C:H5'	33:DA:1303:C:O2	2.21	0.40
33:DA:1331:G:OP2	33:DA:1331:G:H8	2.04	0.40
33:DA:1345:U:C6	33:DA:1377:A:N1	2.89	0.40
33:DA:139:A:H2'	33:DA:140:U:O4'	2.21	0.40
33:DA:1413:A:C2	33:DA:1414:U:N1	2.90	0.40
33:DA:1443:C:O5'	33:DA:1443:C:H6	2.04	0.40
33:DA:320:A:H2'	33:DA:321:A:C8	2.55	0.40
33:DA:403:C:C6	33:DA:403:C:C3'	3.04	0.40
33:DA:433:G:H2'	33:DA:434:U:O4'	2.21	0.40
33:DA:44:A:C4	33:DA:399:G:N2	2.89	0.40
33:DA:487:A:H2'	33:DA:488:C:O4'	2.20	0.40
33:DA:673:A:O5'	33:DA:673:A:C8	2.63	0.40
33:DA:78:A:H3'	33:DA:78:A:C8	2.56	0.40
33:DA:821:G:O2'	33:DA:822:U:H5'	2.20	0.40
33:DA:889:A:N3	33:DA:891:U:C4	2.89	0.40
33:DA:909:A:H2'	33:DA:910:C:C5'	2.51	0.40
33:DA:988:G:C2	33:DA:989:U:C6	3.09	0.40
34:DB:70:GLY:HA3	34:DB:79:VAL:HG11	2.03	0.40
35:DC:150:VAL:HG23	35:DC:166:TRP:O	2.21	0.40
35:DC:155:ARG:NE	35:DC:159:ALA:O	2.54	0.40

Continued on next page...

Continued from previous page...

Atom-1	Atom-2	Interatomic distance (Å)	Clash overlap (Å)
36:DD:11:SER:HB3	36:DD:18:LEU:HD23	2.03	0.40
36:DD:84:ASN:HD21	36:DD:87:GLU:N	2.13	0.40
39:DG:11:ILE:HG22	39:DG:12:LEU:N	2.36	0.40
39:DG:13:PRO:O	39:DG:14:ASP:C	2.59	0.40
40:DH:116:ARG:O	40:DH:118:ALA:N	2.55	0.40
41:DI:123:ARG:HH11	41:DI:123:ARG:HG2	1.85	0.40
42:DJ:29:ALA:HA	42:DJ:32:THR:CG2	2.51	0.40
43:DK:69:CYS:O	43:DK:72:ALA:N	2.45	0.40
44:DL:80:LEU:HB3	44:DL:97:VAL:HG11	2.02	0.40
47:DO:44:GLU:O	47:DO:45:HIS:HB2	2.21	0.40
50:DR:59:LYS:O	50:DR:62:ARG:HB2	2.21	0.40
3:A2:21:ARG:NH2	8:AB:466:A:C5'	2.81	0.40
7:AA:58:A:N7	7:AA:59:A:N7	2.70	0.40
8:AB:1071:G:C6	8:AB:1072:C:C4	3.09	0.40
8:AB:1080:A:H1'	15:AI:126:ARG:O	2.22	0.40
8:AB:108:G:C2	8:AB:109:C:C2	3.09	0.40
8:AB:1039:A:H2	8:AB:1117:C:O2	2.04	0.40
8:AB:1213:A:C4	8:AB:1214:A:C8	3.09	0.40
8:AB:1274:A:N7	8:AB:1646:C:C4	2.90	0.40
8:AB:1327:A:H2'	8:AB:1327:A:N3	2.36	0.40
8:AB:1408:G:C6	8:AB:1595:C:O2	2.73	0.40
8:AB:152:A:C2	8:AB:175:G:C2	3.09	0.40
8:AB:1567:G:H21	9:AC:30:ALA:CB	2.26	0.40
8:AB:1629:U:H2'	8:AB:1629:U:O2	2.21	0.40
8:AB:1677:A:N1	8:AB:1678:A:C4	2.89	0.40
8:AB:1829:A:C8	8:AB:1830:C:C6	3.10	0.40
8:AB:2097:A:C2'	8:AB:2098:U:H5'	2.50	0.40
8:AB:222:A:H62	8:AB:231:A:H2	1.69	0.40
8:AB:2235:G:H8	8:AB:2235:G:O5'	2.03	0.40
8:AB:2258:C:H5'	8:AB:2258:C:H6	1.83	0.40
8:AB:229:C:H5'	55:AB:4275:HOH:O	2.21	0.40
8:AB:2412:A:C8	8:AB:2413:G:C8	3.10	0.40
8:AB:2571:U:C2	8:AB:2574:G:C8	3.09	0.40
8:AB:260:G:C8	8:AB:260:G:C3'	3.04	0.40
8:AB:2710:C:C2'	8:AB:2711:A:H5'	2.51	0.40
8:AB:274:C:H2'	8:AB:275:C:O4'	2.22	0.40
8:AB:282:A:N1	8:AB:358:U:O2	2.54	0.40
8:AB:2841:C:C2	8:AB:2877:G:C2	3.10	0.40
8:AB:312:G:O2'	8:AB:313:G:C5'	2.70	0.40
8:AB:381:G:H2'	8:AB:382:A:C5'	2.50	0.40
8:AB:469:G:OP2	11:AE:55:SER:HB3	2.22	0.40

Continued on next page...

Continued from previous page...

Atom-1	Atom-2	Interatomic distance (Å)	Clash overlap (Å)
8:AB:556:A:C5	8:AB:557:C:C2	3.08	0.40
8:AB:661:A:O2'	18:AL:23:ILE:HA	2.21	0.40
8:AB:679:C:N3	8:AB:680:C:C5	2.89	0.40
8:AB:752:A:C3'	8:AB:753:A:H5'	2.52	0.40
8:AB:85:G:C8	8:AB:98:G:N2	2.89	0.40
8:AB:938:G:H2'	8:AB:939:G:C8	2.57	0.40
8:AB:993:G:H1	8:AB:994:C:H41	1.67	0.40
8:AB:999:U:H5	8:AB:1154:G:N7	2.18	0.40
9:AC:152:GLN:HB3	9:AC:153:LEU:H	1.50	0.40
9:AC:90:ILE:HD13	9:AC:102:TYR:CE2	2.57	0.40
10:AD:13:ARG:HA	10:AD:13:ARG:CZ	2.52	0.40
8:AB:2511:U:O2	10:AD:146:ILE:HG13	2.20	0.40
10:AD:184:ARG:O	10:AD:185:ASN:HB2	2.21	0.40
10:AD:87:GLY:HA2	10:AD:91:THR:HG21	2.03	0.40
11:AE:122:GLU:HG2	11:AE:122:GLU:H	1.51	0.40
11:AE:148:ILE:O	11:AE:148:ILE:HG13	2.21	0.40
11:AE:96:VAL:HG22	11:AE:97:ASN:O	2.21	0.40
12:AF:169:LEU:HA	12:AF:169:LEU:HD23	1.81	0.40
12:AF:72:SER:O	12:AF:73:VAL:C	2.59	0.40
12:AF:83:PRO:HB2	12:AF:84:ILE:H	1.60	0.40
13:AG:91:VAL:C	13:AG:93:TYR:H	2.19	0.40
16:AJ:58:ASN:HA	16:AJ:126:ALA:CA	2.51	0.40
16:AJ:84:ILE:HG22	16:AJ:86:GLN:OE1	2.22	0.40
17:AK:22:ILE:HG13	17:AK:22:ILE:O	2.15	0.40
8:AB:626:A:N3	18:AL:79:LEU:HD22	2.36	0.40
20:AN:5:LYS:O	20:AN:6:SER:OG	2.38	0.40
21:AO:33:ARG:O	21:AO:34:HIS:CG	2.73	0.40
22:AP:52:ARG:HH11	22:AP:54:LEU:HD13	1.87	0.40
22:AP:73:PHE:CE2	22:AP:75:THR:CG2	2.90	0.40
25:AS:40:ASN:O	25:AS:41:LYS:HB3	2.21	0.40
26:AT:48:GLN:HB2	26:AT:53:VAL:O	2.22	0.40
31:AY:40:THR:CG2	31:AY:42:ALA:HB3	2.52	0.40
31:AY:43:ILE:CD1	31:AY:47:ILE:HD11	2.52	0.40
32:AZ:41:HIS:HA	32:AZ:42:PRO:HD3	1.91	0.40
33:BA:1102:A:N6	33:BA:1103:C:H42	2.19	0.40
33:BA:1102:A:O2'	34:BB:97:GLY:N	2.54	0.40
33:BA:110:C:OP2	55:BA:5038:HOH:O	2.22	0.40
33:BA:1272:G:C6	33:BA:1273:C:C4	3.09	0.40
33:BA:1126:U:C6	33:BA:1281:C:N3	2.89	0.40
33:BA:137:U:C2'	33:BA:138:G:H8	2.20	0.40
33:BA:1423:G:C2'	33:BA:1424:U:H5'	2.50	0.40

Continued on next page...

Continued from previous page...

Atom-1	Atom-2	Interatomic distance (Å)	Clash overlap (Å)
33:BA:1475:G:N1	33:BA:1476:A:C4	2.89	0.40
33:BA:1483:A:C3'	33:BA:1483:A:C8	3.03	0.40
33:BA:1511:G:N1	33:BA:1525:G:N2	2.69	0.40
33:BA:158:G:C6	33:BA:164:G:C4	3.09	0.40
33:BA:158:G:C6	33:BA:164:G:C5	3.09	0.40
33:BA:171:A:O2'	33:BA:172:A:H5'	2.21	0.40
33:BA:66:A:O4'	33:BA:173:U:C4	2.74	0.40
33:BA:216:U:C2	33:BA:217:C:C5	3.09	0.40
33:BA:233:C:O2'	33:BA:264:C:N3	2.54	0.40
33:BA:283:U:H2'	33:BA:284:C:C6	2.55	0.40
33:BA:683:G:C5'	33:BA:683:G:H8	2.20	0.40
33:BA:774:G:O6	33:BA:775:G:C6	2.73	0.40
33:BA:714:G:C2	33:BA:777:A:H1'	2.56	0.40
33:BA:764:C:N4	33:BA:812:G:C6	2.90	0.40
33:BA:878:A:C3'	33:BA:878:A:H8	2.25	0.40
34:BB:17:HIS:CD2	34:BB:18:GLN:H	2.38	0.40
34:BB:215:ALA:O	34:BB:218:ALA:HB3	2.21	0.40
35:BC:179:ALA:HB1	35:BC:181:ILE:CD1	2.47	0.40
36:BD:31:CYS:HB2	36:BD:32:LYS:H	1.67	0.40
36:BD:47:LEU:HD12	36:BD:48:SER:O	2.21	0.40
37:BE:64:GLU:C	37:BE:64:GLU:CD	2.80	0.40
37:BE:90:GLY:O	37:BE:129:SER:N	2.54	0.40
38:BF:3:HIS:H	38:BF:3:HIS:CD2	2.39	0.40
40:BH:88:LYS:HB3	40:BH:120:LEU:N	2.37	0.40
33:BA:718:A:C5	43:BK:117:HIS:NE2	2.89	0.40
44:BL:35:ARG:HH21	44:BL:36:VAL:CG2	2.11	0.40
33:BA:947:G:C5'	45:BM:106:ARG:HB3	2.51	0.40
46:BN:68:ARG:NH1	46:BN:80:ARG:NH2	2.69	0.40
48:BP:36:VAL:HG21	48:BP:57:ILE:CG1	2.51	0.40
2:C1:8:ILE:HD12	2:C1:27:ARG:CZ	2.52	0.40
5:C4:1:MET:HE2	5:C4:2:LYS:HD3	2.03	0.40
5:C4:28:SER:O	5:C4:30:GLU:HB2	2.21	0.40
8:CB:1052:C:H2'	8:CB:1053:C:C6	2.56	0.40
8:CB:1056:G:H5''	8:CB:1057:A:H8	1.86	0.40
8:CB:1150:C:C2	8:CB:1151:A:N7	2.89	0.40
8:CB:1218:G:N1	8:CB:1219:U:C2	2.89	0.40
8:CB:1264:A:H2'	8:CB:2015:A:N6	2.36	0.40
8:CB:136:G:H2'	8:CB:137:U:H6	1.80	0.40
8:CB:1402:U:H2'	8:CB:1403:A:O5'	2.20	0.40
8:CB:120:U:C6	8:CB:149:A:C2	3.10	0.40
8:CB:14:A:N6	8:CB:526:A:C2	2.89	0.40

Continued on next page...

Continued from previous page...

Atom-1	Atom-2	Interatomic distance (Å)	Clash overlap (Å)
8:CB:1653:G:C6	20:CN:10:LEU:CG	2.93	0.40
8:CB:1758:U:H5'	8:CB:1759:A:OP2	2.21	0.40
8:CB:1842:G:C6	8:CB:1843:C:N3	2.89	0.40
8:CB:1844:C:P	9:CC:252:LYS:HA	2.61	0.40
8:CB:1933:G:O2'	8:CB:1974:C:H4'	2.21	0.40
8:CB:2019:A:O5'	8:CB:2019:A:H8	2.03	0.40
8:CB:2048:G:C4'	8:CB:2048:G:C8	3.04	0.40
8:CB:2087:G:H8	8:CB:2087:G:O5'	2.04	0.40
8:CB:2095:A:N6	8:CB:2096:C:N4	2.69	0.40
8:CB:2096:C:H5''	8:CB:2096:C:H6	1.86	0.40
8:CB:2106:U:H3'	8:CB:2106:U:C6	2.56	0.40
8:CB:2337:G:N3	8:CB:2337:G:C2'	2.76	0.40
8:CB:2568:U:N3	8:CB:2569:G:C5	2.89	0.40
8:CB:2717:C:C2'	8:CB:2718:G:O5'	2.70	0.40
8:CB:2771:C:H2'	8:CB:2771:C:O2	2.21	0.40
8:CB:2813:A:H2'	8:CB:2814:A:C8	2.57	0.40
8:CB:2824:C:C4	8:CB:2825:G:C5	3.10	0.40
8:CB:2837:A:C2'	8:CB:2838:G:H5''	2.52	0.40
8:CB:2870:C:C2'	8:CB:2871:U:H5'	2.51	0.40
8:CB:411:G:H4'	8:CB:412:A:H5''	2.02	0.40
8:CB:583:G:C6	8:CB:584:C:C4	3.10	0.40
8:CB:617:G:H2'	8:CB:618:G:C8	2.56	0.40
8:CB:733:G:H8	8:CB:733:G:O5'	2.04	0.40
8:CB:744:U:N3	8:CB:745:G:C4	2.90	0.40
8:CB:756:A:C5'	8:CB:756:A:C8	2.91	0.40
8:CB:757:G:C2'	8:CB:758:C:H5'	2.51	0.40
8:CB:814:C:C2	8:CB:815:C:C6	3.10	0.40
8:CB:90:U:O5'	8:CB:91:A:H5''	2.20	0.40
8:CB:987:C:H2'	8:CB:988:A:O4'	2.21	0.40
9:CC:208:GLY:O	9:CC:212:TRP:N	2.54	0.40
9:CC:226:PRO:HB3	9:CC:232:GLY:O	2.22	0.40
9:CC:268:ARG:NH1	9:CC:268:ARG:HB2	2.36	0.40
10:CD:130:GLN:N	10:CD:140:HIS:ND1	2.68	0.40
11:CE:110:SER:HA	11:CE:113:VAL:HG22	2.03	0.40
11:CE:179:SER:O	11:CE:183:PHE:CD2	2.74	0.40
11:CE:40:ARG:CD	11:CE:40:ARG:H	2.34	0.40
11:CE:48:THR:OG1	11:CE:86:ALA:HB3	2.21	0.40
11:CE:5:LEU:O	11:CE:6:LYS:HB2	2.20	0.40
11:CE:89:PRO:HB2	11:CE:90:GLN:H	1.69	0.40
11:CE:92:HIS:CD2	11:CE:92:HIS:N	2.89	0.40
12:CF:133:GLU:HB2	12:CF:150:GLY:HA2	2.02	0.40

Continued on next page...

Continued from previous page...

Atom-1	Atom-2	Interatomic distance (Å)	Clash overlap (Å)
12:CF:146:ASP:O	12:CF:147:ARG:HB3	2.20	0.40
17:CK:108:ARG:CG	17:CK:108:ARG:NH1	2.68	0.40
17:CK:109:SER:O	17:CK:113:MET:SD	2.79	0.40
19:CM:6:ARG:HB3	19:CM:7:THR:H	1.71	0.40
21:CO:109:ALA:O	21:CO:112:GLU:N	2.53	0.40
22:CP:29:VAL:HG13	22:CP:84:SER:HB3	2.03	0.40
23:CQ:37:ALA:HA	23:CQ:39:ILE:CG2	2.49	0.40
23:CQ:46:TYR:CZ	24:CR:89:HIS:CD2	3.08	0.40
23:CQ:4:LYS:HB2	23:CQ:4:LYS:HZ2	1.80	0.40
8:CB:995:C:C4	23:CQ:56:PHE:CE2	3.09	0.40
24:CR:78:ARG:N	24:CR:89:HIS:CE1	2.71	0.40
24:CR:67:GLY:N	24:CR:98:ILE:HA	2.33	0.40
26:CT:20:ALA:O	26:CT:22:THR:N	2.51	0.40
27:CU:27:VAL:CB	27:CU:33:VAL:HA	2.50	0.40
30:CX:18:LEU:O	30:CX:22:LEU:HB2	2.21	0.40
30:CX:28:LEU:HB2	30:CX:42:LEU:CD1	2.50	0.40
8:CB:928:A:C1'	31:CY:1:ALA:HA	2.50	0.40
31:CY:54:VAL:HG13	31:CY:55:LYS:N	2.37	0.40
33:DA:1113:C:O2	33:DA:1114:C:C5	2.74	0.40
33:DA:1128:C:N3	33:DA:1145:A:C2	2.89	0.40
33:DA:112:G:N2	33:DA:330:C:N3	2.69	0.40
33:DA:1221:G:C2	33:DA:1222:G:N9	2.89	0.40
33:DA:1257:A:H4'	33:DA:1257:A:OP2	2.21	0.40
33:DA:1299:A:N7	33:DA:1301:U:H1'	2.37	0.40
33:DA:131:A:N1	33:DA:231:U:C2	2.89	0.40
33:DA:1356:G:N2	33:DA:1367:C:C2	2.89	0.40
33:DA:1459:G:N1	33:DA:1460:C:N3	2.69	0.40
33:DA:1502:A:C4	33:DA:1504:G:C6	3.09	0.40
33:DA:432:A:C4	33:DA:433:G:H8	2.39	0.40
33:DA:446:G:C6	33:DA:447:G:H1'	2.55	0.40
33:DA:448:A:C6	33:DA:449:G:C4	3.09	0.40
33:DA:55:A:N1	33:DA:56:U:C2	2.89	0.40
33:DA:664:G:H5'	33:DA:665:A:OP2	2.21	0.40
33:DA:684:U:O4	33:DA:685:G:C2	2.73	0.40
33:DA:695:A:C5	33:DA:696:A:C5	3.09	0.40
33:DA:697:U:H3	33:DA:798:U:C1'	2.32	0.40
33:DA:707:U:H2'	33:DA:708:C:H6	1.78	0.40
33:DA:855:U:OP2	33:DA:871:U:C4	2.74	0.40
33:DA:895:G:N1	33:DA:896:C:N3	2.69	0.40
33:DA:998:C:O2'	33:DA:999:C:H5'	2.21	0.40
34:DB:72:LYS:HD2	34:DB:163:ILE:HD13	2.03	0.40

Continued on next page...

Continued from previous page...

Atom-1	Atom-2	Interatomic distance (Å)	Clash overlap (Å)
34:DB:180:ILE:HA	34:DB:181:PRO:HD3	1.82	0.40
34:DB:187:ASP:N	34:DB:187:ASP:OD1	2.54	0.40
35:DC:70:ALA:C	35:DC:105:VAL:HG22	2.42	0.40
35:DC:117:ASP:HA	35:DC:120:THR:HB	2.02	0.40
36:DD:29:THR:O	36:DD:30:LYS:CB	2.63	0.40
37:DE:23:THR:OG1	37:DE:23:THR:O	2.37	0.40
37:DE:61:LYS:O	37:DE:64:GLU:HB3	2.21	0.40
38:DF:43:GLY:CA	38:DF:58:HIS:CD2	3.02	0.40
39:DG:63:VAL:HA	39:DG:66:GLU:OE2	2.20	0.40
40:DH:7:ALA:O	40:DH:8:ASP:C	2.60	0.40
43:DK:113:THR:HA	43:DK:114:PRO:HD3	1.92	0.40
44:DL:109:ARG:HH22	44:DL:112:ALA:H	1.67	0.40
44:DL:93:ARG:C	44:DL:94:TYR:CG	2.95	0.40
47:DO:77:TYR:OH	47:DO:87:ARG:HD2	2.22	0.40
50:DR:19:GLU:O	50:DR:21:ASP:N	2.54	0.40
50:DR:44:THR:OG1	50:DR:46:THR:CG2	2.69	0.40
50:DR:44:THR:O	50:DR:46:THR:N	2.54	0.40
4:A3:33:THR:O	4:A3:35:LYS:N	2.54	0.40
2:A1:9:LYS:NZ	4:A3:34:LYS:HZ2	2.19	0.40
5:A4:15:LYS:HE2	5:A4:17:VAL:HB	2.03	0.40
8:AB:1017:G:H2'	8:AB:1018:U:H6	1.86	0.40
8:AB:1024:G:C5	8:AB:1025:G:N7	2.89	0.40
8:AB:1036:G:N1	8:AB:1037:G:N7	2.69	0.40
8:AB:1095:A:H2'	8:AB:1096:A:C8	2.57	0.40
8:AB:1122:G:N1	8:AB:1123:C:C6	2.90	0.40
8:AB:1205:A:C8	11:AE:164:LEU:CD1	2.96	0.40
8:AB:1258:U:C4'	11:AE:79:ARG:HD3	2.51	0.40
8:AB:1264:A:C6	8:AB:1265:A:C6	3.09	0.40
8:AB:1308:A:N6	8:AB:1309:G:C2	2.89	0.40
8:AB:1342:A:C6	8:AB:1345:C:C2	3.09	0.40
8:AB:1379:U:H5'	8:AB:1379:U:C6	2.57	0.40
8:AB:1383:A:O2'	8:AB:1384:A:P	2.80	0.40
8:AB:142:A:C2'	8:AB:143:C:H5'	2.51	0.40
8:AB:1447:C:H2'	8:AB:1448:G:H8	1.84	0.40
8:AB:1541:C:C4	8:AB:1542:U:C5	3.09	0.40
8:AB:1608:A:N7	8:AB:1611:C:C4	2.89	0.40
8:AB:1750:G:H2'	8:AB:1751:U:H5'	2.04	0.40
8:AB:1798:U:C4	8:AB:1819:A:C2	3.09	0.40
8:AB:1820:U:O2'	9:AC:157:ALA:CB	2.69	0.40
8:AB:1838:C:C6	8:AB:1898:U:H5	2.39	0.40
8:AB:1847:A:N6	8:AB:1891:G:OP2	2.54	0.40

Continued on next page...

Continued from previous page...

Atom-1	Atom-2	Interatomic distance (Å)	Clash overlap (Å)
8:AB:1857:G:H1'	8:AB:1885:A:H61	1.86	0.40
8:AB:189:G:N2	8:AB:208:C:N4	2.70	0.40
8:AB:195:A:H3'	8:AB:196:A:C5'	2.51	0.40
8:AB:1968:G:H3'	8:AB:1968:G:C8	2.56	0.40
8:AB:197:A:C2'	8:AB:198:C:H5'	2.51	0.40
8:AB:2027:G:C2	8:AB:2028:U:C6	3.09	0.40
8:AB:2107:G:H5''	8:AB:2107:G:C8	2.56	0.40
8:AB:2253:G:H8	8:AB:2253:G:C5'	2.34	0.40
8:AB:2279:G:H5''	8:AB:2279:G:C8	2.55	0.40
8:AB:2300:C:O2'	8:AB:2301:C:H5'	2.21	0.40
8:AB:2303:G:N3	8:AB:2303:G:H2'	2.37	0.40
8:AB:2400:G:O6	8:AB:2401:U:O4	2.39	0.40
5:A4:4:ARG:HD2	8:AB:2465:C:OP1	2.21	0.40
8:AB:2526:G:C2	8:AB:2527:C:C5	3.09	0.40
8:AB:252:G:C4	8:AB:253:C:C5	3.09	0.40
8:AB:246:C:N4	8:AB:252:G:H1	2.20	0.40
8:AB:2694:G:C6	8:AB:2695:U:O2	2.75	0.40
8:AB:2816:G:C2	8:AB:2817:U:C5	3.09	0.40
8:AB:2881:U:H2'	8:AB:2882:A:O4'	2.21	0.40
8:AB:2885:G:N1	8:AB:2886:A:H8	2.19	0.40
8:AB:2789:C:O2	8:AB:2892:G:H4'	2.22	0.40
8:AB:379:G:N2	8:AB:396:G:N7	2.67	0.40
8:AB:374:A:C6	8:AB:401:A:C8	3.09	0.40
8:AB:414:C:H6	8:AB:414:C:H3'	1.86	0.40
8:AB:576:U:O4	8:AB:577:G:O6	2.39	0.40
8:AB:605:G:O4'	8:AB:656:G:N2	2.54	0.40
8:AB:60:G:C8	8:AB:63:A:C5	3.08	0.40
8:AB:643:A:N7	8:AB:644:A:C5	2.89	0.40
8:AB:680:C:N3	8:AB:681:G:N7	2.69	0.40
8:AB:748:G:C5	8:AB:750:A:N7	2.90	0.40
8:AB:824:U:O4	8:AB:825:A:C6	2.74	0.40
8:AB:925:A:C6	8:AB:926:G:C6	3.09	0.40
8:AB:849:A:H61	8:AB:929:U:H3	1.69	0.40
8:AB:98:G:H8	8:AB:98:G:H5'	1.82	0.40
9:AC:25:LYS:HB3	9:AC:26:GLY:H	1.67	0.40
10:AD:157:LYS:HZ1	10:AD:157:LYS:C	2.24	0.40
10:AD:179:ARG:O	10:AD:180:VAL:HG13	2.22	0.40
10:AD:181:ASP:HB3	10:AD:184:ARG:CB	2.45	0.40
11:AE:113:VAL:C	11:AE:115:GLN:H	2.23	0.40
11:AE:128:ALA:O	11:AE:157:LEU:HB2	2.21	0.40
8:AB:1205:A:C2'	11:AE:164:LEU:HD13	2.51	0.40

Continued on next page...

Continued from previous page...

Atom-1	Atom-2	Interatomic distance (Å)	Clash overlap (Å)
12:AF:109:ARG:C	12:AF:110:ILE:HG13	2.41	0.40
12:AF:11:VAL:O	12:AF:14:LYS:HB3	2.22	0.40
12:AF:12:VAL:HG13	12:AF:27:VAL:HG11	2.03	0.40
12:AF:75:GLY:O	12:AF:77:LYS:N	2.43	0.40
13:AG:46:ASP:CG	13:AG:48:THR:HG22	2.42	0.40
13:AG:53:PRO:HA	13:AG:63:GLN:OE1	2.21	0.40
14:AH:89:LYS:HE3	14:AH:123:ARG:CB	2.46	0.40
16:AJ:46:PRO:HA	16:AJ:49:ASP:O	2.21	0.40
18:AL:57:LEU:C	18:AL:59:ARG:H	2.20	0.40
18:AL:94:THR:O	18:AL:100:ILE:CG1	2.64	0.40
19:AM:30:SER:OG	19:AM:103:TYR:O	2.36	0.40
19:AM:26:VAL:HB	19:AM:27:SER:H	1.66	0.40
19:AM:83:GLY:O	19:AM:84:LYS:C	2.60	0.40
20:AN:44:LEU:HD23	20:AN:113:ILE:HD12	2.02	0.40
20:AN:64:ARG:HA	20:AN:64:ARG:HD2	1.44	0.40
20:AN:9:GLN:HB2	20:AN:17:ARG:CZ	2.51	0.40
8:AB:534:U:C4'	23:AQ:44:TYR:HB3	2.51	0.40
23:AQ:8:ILE:O	23:AQ:9:ALA:O	2.39	0.40
24:AR:26:ASP:OD1	24:AR:26:ASP:N	2.53	0.40
25:AS:12:SER:O	25:AS:13:SER:O	2.39	0.40
1:A0:23:ALA:HB1	25:AS:35:ILE:HG13	2.03	0.40
8:AB:2014:A:OP1	25:AS:95:ARG:HB2	2.21	0.40
26:AT:20:ALA:O	26:AT:22:THR:N	2.52	0.40
8:AB:2356:U:P	29:AW:20:LEU:HD22	2.61	0.40
29:AW:44:PHE:O	29:AW:45:HIS:O	2.39	0.40
29:AW:67:LYS:HD3	29:AW:67:LYS:HA	1.87	0.40
30:AX:9:LYS:CG	30:AX:11:VAL:HG13	2.52	0.40
8:AB:396:G:O2'	32:AZ:28:VAL:HG21	2.22	0.40
32:AZ:3:LYS:HE3	32:AZ:8:LYS:O	2.21	0.40
33:BA:1092:A:O2'	33:BA:1093:A:H5'	2.20	0.40
33:BA:1136:C:H2'	33:BA:1138:G:O6	2.21	0.40
33:BA:1181:G:C4'	33:BA:1181:G:OP2	2.69	0.40
33:BA:1374:A:H2'	33:BA:1374:A:N3	2.36	0.40
33:BA:1422:G:C2	33:BA:1479:C:C2	3.09	0.40
33:BA:1439:G:C2	33:BA:1440:U:N1	2.90	0.40
33:BA:1450:U:C2	33:BA:1452:C:N3	2.89	0.40
33:BA:191:G:H5''	33:BA:191:G:H8	1.87	0.40
33:BA:27:G:C6	33:BA:28:A:N6	2.89	0.40
33:BA:294:U:C2	33:BA:295:C:C5	3.10	0.40
33:BA:420:U:H2'	33:BA:422:C:C4	2.56	0.40
33:BA:437:U:C2'	33:BA:438:U:C5'	2.96	0.40

Continued on next page...

Continued from previous page...

Atom-1	Atom-2	Interatomic distance (Å)	Clash overlap (Å)
33:BA:463:U:OP2	33:BA:463:U:C6	2.71	0.40
33:BA:605:U:C2'	33:BA:606:G:C8	2.98	0.40
33:BA:748:G:C4	33:BA:749:A:N7	2.90	0.40
33:BA:805:C:O2	33:BA:805:C:C2'	2.70	0.40
33:BA:885:G:N2	33:BA:913:A:C6	2.89	0.40
33:BA:972:C:O2	33:BA:973:G:C8	2.74	0.40
34:BB:114:LYS:C	34:BB:116:LEU:N	2.73	0.40
34:BB:202:ASN:C	34:BB:202:ASN:ND2	2.73	0.40
35:BC:56:ILE:HG23	35:BC:65:VAL:HG22	2.03	0.40
36:BD:116:LEU:CD2	36:BD:153:ARG:HH21	2.34	0.40
36:BD:126:GLY:O	36:BD:127:ARG:CB	2.69	0.40
36:BD:157:ALA:O	36:BD:160:LEU:HD22	2.20	0.40
37:BE:61:LYS:C	37:BE:63:MET:H	2.24	0.40
38:BF:4:TYR:O	38:BF:63:ASN:HA	2.21	0.40
38:BF:2:ARG:HD3	38:BF:92:THR:HG22	2.03	0.40
33:BA:1376:U:C5'	39:BG:101:ARG:NH2	2.85	0.40
41:BI:79:ARG:NH2	41:BI:102:PHE:HA	2.26	0.40
41:BI:51:LEU:HD12	41:BI:51:LEU:N	2.34	0.40
41:BI:97:LEU:HA	41:BI:97:LEU:HD13	1.59	0.40
42:BJ:93:ALA:HB1	42:BJ:96:VAL:CG2	2.50	0.40
43:BK:126:ARG:O	53:BU:33:ARG:NE	2.53	0.40
43:BK:52:ARG:HB3	43:BK:53:GLY:H	1.67	0.40
43:BK:80:ASN:OD1	43:BK:105:ARG:HB3	2.22	0.40
44:BL:49:ARG:CG	44:BL:89:LEU:HD21	2.51	0.40
45:BM:67:ASP:O	45:BM:68:LEU:C	2.60	0.40
47:BO:65:LEU:HD13	47:BO:65:LEU:HA	1.88	0.40
48:BP:3:THR:OG1	48:BP:5:ARG:NH2	2.55	0.40
33:BA:264:C:H4'	49:BQ:64:ARG:HD2	2.03	0.40
50:BR:25:ILE:HD12	50:BR:66:LEU:HD13	2.02	0.40
51:BS:51:HIS:HD2	51:BS:56:HIS:HE1	1.59	0.40
33:BA:262:A:H4'	52:BT:68:LYS:HG2	2.04	0.40
3:C2:30:VAL:O	3:C2:33:ARG:HG3	2.21	0.40
4:C3:44:ARG:O	4:C3:45:PRO:C	2.59	0.40
7:CA:46:A:H2'	7:CA:47:C:O5'	2.21	0.40
7:CA:51:G:C2'	7:CA:51:G:N3	2.81	0.40
7:CA:84:G:N2	7:CA:93:C:O2	2.55	0.40
8:CB:1195:G:C6	8:CB:1196:C:C5	3.09	0.40
8:CB:1266:G:O2'	8:CB:1267:U:OP2	2.39	0.40
8:CB:1273:U:O2'	8:CB:1275:A:OP1	2.36	0.40
8:CB:1541:C:O2'	8:CB:1542:U:H5'	2.21	0.40
8:CB:1590:A:N6	8:CB:1591:A:N6	2.70	0.40

Continued on next page...

Continued from previous page...

Atom-1	Atom-2	Interatomic distance (Å)	Clash overlap (Å)
8:CB:1300:G:C1'	8:CB:1626:A:N1	2.83	0.40
8:CB:1642:G:C4	8:CB:1643:G:C8	3.10	0.40
8:CB:1674:G:N2	8:CB:1677:A:N1	2.70	0.40
8:CB:1684:G:C6	8:CB:1685:C:C4	3.09	0.40
8:CB:1718:G:H2'	8:CB:1719:G:H8	1.85	0.40
8:CB:1957:C:O2'	8:CB:1984:G:N2	2.54	0.40
8:CB:1959:G:C8	8:CB:1959:G:C3'	3.03	0.40
8:CB:2033:A:O5'	8:CB:2033:A:H8	2.04	0.40
8:CB:2233:U:C6	8:CB:2233:U:C3'	3.04	0.40
8:CB:2250:G:O5'	8:CB:2250:G:C8	2.69	0.40
8:CB:2276:G:HO2'	8:CB:2277:G:H5'	1.85	0.40
8:CB:2298:A:C2	8:CB:2299:U:C2	3.10	0.40
8:CB:2403:C:C2	8:CB:2404:U:C5	3.09	0.40
8:CB:2446:G:H21	8:CB:2501:C:N4	2.20	0.40
8:CB:2448:A:H5'	8:CB:2449:U:OP2	2.21	0.40
8:CB:2455:G:N2	8:CB:2498:C:H41	2.19	0.40
8:CB:2513:A:C6	8:CB:2574:G:C6	3.09	0.40
8:CB:2524:G:H5'	8:CB:2764:A:H4'	2.04	0.40
8:CB:2478:A:C6	8:CB:2529:G:C2	3.09	0.40
8:CB:261:G:H2'	8:CB:262:A:C5'	2.52	0.40
8:CB:2625:G:C5	8:CB:2626:C:C4	3.10	0.40
8:CB:2635:A:C2	8:CB:2636:C:C1'	3.05	0.40
8:CB:2641:G:C5'	8:CB:2641:G:C8	3.02	0.40
8:CB:2719:G:C5'	8:CB:2719:G:C8	3.03	0.40
8:CB:2752:C:O2'	8:CB:2753:A:H5'	2.21	0.40
8:CB:2759:G:N2	8:CB:2760:C:C2	2.89	0.40
8:CB:2781:A:H5''	8:CB:2782:G:H5'	2.03	0.40
8:CB:2819:G:C2'	8:CB:2820:A:H5'	2.52	0.40
8:CB:324:A:P	11:CE:162:ARG:NE	2.94	0.40
8:CB:381:G:N1	8:CB:382:A:C8	2.89	0.40
8:CB:408:G:C3'	8:CB:408:G:C8	3.04	0.40
8:CB:534:U:OP1	23:CQ:23:TYR:OH	2.37	0.40
8:CB:684:G:C6	8:CB:774:G:C5	3.09	0.40
8:CB:696:G:C6	8:CB:767:U:C2	3.10	0.40
8:CB:783:A:H2'	8:CB:783:A:H8	1.57	0.40
8:CB:978:G:N2	8:CB:986:C:C2	2.90	0.40
9:CC:140:VAL:H	9:CC:193:GLU:CD	2.21	0.40
8:CB:1818:U:H5''	9:CC:155:ARG:HB2	2.03	0.40
9:CC:157:ALA:C	9:CC:197:ALA:HB2	2.42	0.40
9:CC:21:PRO:CD	9:CC:202:ARG:NH1	2.85	0.40
10:CD:15:PHE:CD1	10:CD:16:THR:N	2.89	0.40

Continued on next page...

Continued from previous page...

Atom-1	Atom-2	Interatomic distance (Å)	Clash overlap (Å)
10:CD:30:GLU:HB2	10:CD:31:ALA:H	1.41	0.40
11:CE:138:LEU:HD21	11:CE:187:VAL:HG11	2.03	0.40
11:CE:146:VAL:HG13	11:CE:147:LEU:HG	2.03	0.40
11:CE:179:SER:O	11:CE:183:PHE:HD2	2.04	0.40
12:CF:12:VAL:CG1	12:CF:27:VAL:HG21	2.49	0.40
13:CG:117:PRO:O	13:CG:118:ALA:O	2.40	0.40
13:CG:3:VAL:HG13	13:CG:4:ALA:H	1.83	0.40
13:CG:77:GLY:CA	13:CG:82:PHE:CE2	2.99	0.40
13:CG:83:THR:CG2	13:CG:83:THR:O	2.69	0.40
15:CI:39:LYS:HD3	15:CI:39:LYS:HA	1.84	0.40
10:CD:157:LYS:O	16:CJ:81:ILE:HG22	2.21	0.40
18:CL:89:VAL:O	18:CL:96:LYS:CE	2.70	0.40
19:CM:53:MET:HE2	19:CM:101:VAL:CG2	2.50	0.40
20:CN:2:ARG:C	20:CN:2:ARG:NE	2.74	0.40
20:CN:57:THR:O	20:CN:58:ASP:CG	2.59	0.40
22:CP:50:ARG:NH1	22:CP:50:ARG:HB2	2.36	0.40
22:CP:52:ARG:HH11	22:CP:54:LEU:HD13	1.87	0.40
23:CQ:110:GLU:O	23:CQ:113:LYS:N	2.54	0.40
24:CR:40:MET:HB2	24:CR:40:MET:HE3	1.88	0.40
25:CS:71:VAL:HG22	25:CS:107:VAL:HG12	2.02	0.40
26:CT:14:PRO:HA	26:CT:32:LEU:CA	2.44	0.40
27:CU:85:ARG:O	27:CU:87:GLU:N	2.54	0.40
28:CV:25:LYS:HA	28:CV:42:LEU:O	2.21	0.40
29:CW:31:LEU:CD1	29:CW:39:GLN:HE21	2.31	0.40
29:CW:76:ARG:HB3	29:CW:77:LYS:H	1.28	0.40
32:CZ:12:ILE:O	32:CZ:13:THR:OG1	2.34	0.40
33:DA:1032:G:C2	33:DA:1033:G:H1'	2.55	0.40
33:DA:105:G:C4	33:DA:106:C:C5	3.09	0.40
33:DA:1112:C:C2'	33:DA:1113:C:H5'	2.51	0.40
33:DA:1237:C:O5'	33:DA:1237:C:C6	2.74	0.40
33:DA:1239:A:H2'	33:DA:1298:U:O4	2.21	0.40
33:DA:934:C:C5	33:DA:1344:C:H2'	2.50	0.40
33:DA:1522:U:O2'	33:DA:1523:G:H5'	2.20	0.40
33:DA:158:G:O6	33:DA:164:G:N7	2.55	0.40
33:DA:293:G:N3	33:DA:294:U:C6	2.90	0.40
33:DA:462:G:N3	33:DA:462:G:H2'	2.37	0.40
33:DA:474:G:O2'	33:DA:475:C:H5'	2.21	0.40
33:DA:626:G:C2'	33:DA:627:G:O4'	2.67	0.40
33:DA:654:G:C4	33:DA:655:A:C8	3.10	0.40
33:DA:721:G:H4'	33:DA:722:G:H5''	2.03	0.40
33:DA:873:A:OP1	33:DA:873:A:O4'	2.39	0.40

Continued on next page...

Continued from previous page...

Atom-1	Atom-2	Interatomic distance (Å)	Clash overlap (Å)
33:DA:895:G:C6	33:DA:896:C:N4	2.89	0.40
33:DA:929:G:O6	33:DA:930:C:C4	2.75	0.40
33:DA:952:U:H5'	33:DA:964:A:N6	2.36	0.40
33:DA:993:G:H22	33:DA:996:A:N6	2.20	0.40
34:DB:175:ALA:HB1	34:DB:180:ILE:HB	2.03	0.40
35:DC:183:TYR:CG	35:DC:184:ASN:N	2.88	0.40
35:DC:58:ARG:HA	35:DC:59:PRO:HD3	1.67	0.40
36:DD:11:SER:HA	36:DD:18:LEU:HD23	2.03	0.40
37:DE:117:ALA:C	37:DE:119:VAL:H	2.24	0.40
37:DE:125:LYS:HD2	37:DE:127:TYR:HB3	2.03	0.40
37:DE:66:ALA:O	37:DE:67:ARG:C	2.59	0.40
38:DF:8:PHE:CZ	38:DF:60:VAL:CG2	3.05	0.40
39:DG:104:VAL:HA	39:DG:107:ALA:HB2	2.03	0.40
39:DG:25:PHE:HE2	39:DG:42:VAL:HG13	1.86	0.40
40:DH:41:GLU:H	40:DH:41:GLU:HG3	1.65	0.40
42:DJ:59:LYS:HG3	42:DJ:60:ASP:N	2.37	0.40
43:DK:55:ARG:C	43:DK:57:SER:H	2.25	0.40
45:DM:2:ARG:O	45:DM:3:ILE:HB	2.21	0.40
46:DN:75:LYS:HD2	46:DN:75:LYS:HA	1.90	0.40
46:DN:82:LYS:HA	46:DN:82:LYS:CE	2.51	0.40
48:DP:36:VAL:HG21	48:DP:57:ILE:HG12	2.02	0.40
49:DQ:10:ARG:NH2	49:DQ:11:VAL:HG23	2.36	0.40
50:DR:25:ILE:HG13	50:DR:29:LYS:HE2	2.03	0.40
50:DR:39:VAL:CG1	50:DR:40:PRO:CD	3.00	0.40
52:DT:37:ALA:O	52:DT:40:ALA:O	2.40	0.40
4:A3:32:LEU:HA	4:A3:32:LEU:HD22	1.74	0.40
6:A5:156:GLN:HA	6:A5:159:GLU:HB2	2.03	0.40
7:AA:79:G:HO2'	7:AA:80:U:H5'	1.86	0.40
8:AB:1011:G:OP1	23:AQ:76:SER:OG	2.36	0.40
8:AB:1020:A:C4'	8:AB:1021:A:H5'	2.35	0.40
8:AB:1174:U:H4'	8:AB:1176:U:O2	2.21	0.40
8:AB:1256:G:C6	8:AB:1257:C:C5	3.09	0.40
8:AB:1264:A:H2'	8:AB:2015:A:H61	1.85	0.40
8:AB:1307:A:N7	8:AB:1308:A:N7	2.70	0.40
8:AB:1337:G:C6	8:AB:1338:G:C5	3.09	0.40
8:AB:140:C:OP2	8:AB:140:C:C6	2.73	0.40
8:AB:161:A:N6	8:AB:162:U:C5	2.89	0.40
8:AB:1658:C:C4	8:AB:1659:G:N7	2.90	0.40
8:AB:187:G:HO2'	8:AB:188:G:P	2.43	0.40
8:AB:1959:G:N1	8:AB:1960:A:C2	2.90	0.40
8:AB:197:A:H2'	8:AB:198:C:H5'	2.03	0.40

Continued on next page...

Continued from previous page...

Atom-1	Atom-2	Interatomic distance (Å)	Clash overlap (Å)
8:AB:2007:U:C5'	8:AB:2007:U:C6	3.05	0.40
8:AB:2078:C:O4'	8:AB:2434:A:O4'	2.39	0.40
8:AB:2087:G:N2	8:AB:2088:A:N3	2.69	0.40
8:AB:217:A:C2	8:AB:218:A:C1'	3.04	0.40
8:AB:2205:A:C5	8:AB:2206:C:C4	3.09	0.40
8:AB:2231:U:OP1	32:AZ:27:THR:O	2.37	0.40
8:AB:230:G:C2	8:AB:231:A:C4	3.09	0.40
8:AB:2403:C:N3	8:AB:2404:U:C5	2.90	0.40
8:AB:2542:A:H2'	8:AB:2542:A:O5'	2.21	0.40
8:AB:2618:G:C8	8:AB:2619:C:C5	3.09	0.40
8:AB:2676:C:H2'	8:AB:2677:G:O4'	2.21	0.40
8:AB:2684:U:H2'	8:AB:2685:G:O5'	2.22	0.40
8:AB:2737:G:N2	8:AB:2768:U:C5	2.89	0.40
8:AB:297:G:O6	8:AB:342:A:C6	2.74	0.40
8:AB:307:G:C3'	8:AB:307:G:C8	3.04	0.40
8:AB:414:C:H1'	8:AB:1864:U:O2'	2.21	0.40
8:AB:223:A:C6	8:AB:422:A:C5	3.09	0.40
8:AB:476:G:N2	8:AB:479:A:H8	2.13	0.40
8:AB:491:G:H2'	8:AB:492:A:H8	1.87	0.40
8:AB:528:A:C2	8:AB:2042:A:H2'	2.56	0.40
8:AB:62:U:C2'	8:AB:63:A:C8	3.00	0.40
8:AB:730:A:H3'	55:AB:4347:HOH:O	2.21	0.40
8:AB:805:G:O6	8:AB:2068:U:H5''	2.21	0.40
8:AB:857:G:C8	8:AB:858:G:C8	3.09	0.40
8:AB:871:U:C6	8:AB:871:U:C3'	3.04	0.40
8:AB:966:G:C5	8:AB:967:U:C2	3.10	0.40
8:AB:976:G:H22	8:AB:988:A:H1'	1.86	0.40
8:AB:989:G:O2'	8:AB:990:A:H5'	2.21	0.40
9:AC:140:VAL:HG23	9:AC:193:GLU:OE1	2.21	0.40
10:AD:13:ARG:HG3	10:AD:23:PRO:HG3	2.03	0.40
10:AD:148:GLN:C	10:AD:151:THR:HG23	2.42	0.40
11:AE:61:ARG:NH2	11:AE:64:GLY:HA3	2.35	0.40
12:AF:41:GLU:O	12:AF:43:ILE:N	2.54	0.40
14:AH:68:ARG:CB	14:AH:138:VAL:HG21	2.46	0.40
16:AJ:135:GLN:C	16:AJ:137:PRO:HD2	2.41	0.40
16:AJ:12:LYS:HD2	16:AJ:13:ARG:N	2.37	0.40
17:AK:75:SER:HA	22:AP:76:HIS:NE2	2.36	0.40
18:AL:33:ARG:HG3	18:AL:33:ARG:H	1.53	0.40
19:AM:18:ARG:H	19:AM:18:ARG:NE	2.19	0.40
19:AM:96:ILE:HG22	19:AM:97:GLN:CD	2.41	0.40
20:AN:108:ALA:HA	20:AN:109:PRO:HD2	1.79	0.40

Continued on next page...

Continued from previous page...

Atom-1	Atom-2	Interatomic distance (Å)	Clash overlap (Å)
20:AN:28:LEU:HD22	20:AN:113:ILE:HG21	2.03	0.40
20:AN:38:LEU:O	20:AN:39:PRO:C	2.58	0.40
8:AB:2838:G:H21	20:AN:93:GLY:H	1.69	0.40
22:AP:45:VAL:HG21	22:AP:73:PHE:CD1	2.56	0.40
23:AQ:16:ILE:C	23:AQ:18:LYS:N	2.74	0.40
27:AU:41:VAL:HG22	27:AU:41:VAL:O	2.21	0.40
29:AW:31:LEU:HD22	29:AW:31:LEU:HA	1.96	0.40
29:AW:72:GLY:HA2	29:AW:73:PRO:HD3	1.96	0.40
32:AZ:37:CYS:SG	32:AZ:39:LYS:HB2	2.61	0.40
33:BA:1133:G:C4	33:BA:1134:G:C8	3.10	0.40
33:BA:120:A:N6	33:BA:122:G:N2	2.69	0.40
33:BA:1375:A:C6	33:BA:1376:U:N3	2.90	0.40
33:BA:1513:A:C2'	33:BA:1513:A:N3	2.82	0.40
33:BA:161:A:N3	33:BA:162:A:C8	2.90	0.40
33:BA:289:G:N1	33:BA:312:C:C2	2.89	0.40
33:BA:380:G:N2	33:BA:384:G:C6	2.90	0.40
33:BA:489:C:N3	33:BA:490:C:C5	2.89	0.40
33:BA:505:G:OP2	33:BA:534:U:O2'	2.40	0.40
33:BA:571:U:C5'	33:BA:572:A:OP2	2.66	0.40
33:BA:615:G:C5	33:BA:626:G:O6	2.75	0.40
33:BA:683:G:O6	33:BA:708:C:N3	2.55	0.40
33:BA:244:U:C5	33:BA:894:G:C2	3.10	0.40
34:BB:20:ARG:HD2	34:BB:38:HIS:CE1	2.56	0.40
34:BB:18:GLN:O	34:BB:37:VAL:CG2	2.69	0.40
34:BB:98:GLY:O	34:BB:100:LEU:N	2.50	0.40
35:BC:119:ILE:HA	35:BC:119:ILE:HD12	1.86	0.40
35:BC:198:LYS:HB3	35:BC:200:TRP:CZ3	2.56	0.40
36:BD:153:ARG:HA	36:BD:156:ALA:CB	2.45	0.40
36:BD:194:ILE:HD13	36:BD:195:ASN:N	2.35	0.40
36:BD:48:SER:CB	36:BD:51:GLY:H	2.33	0.40
36:BD:78:ALA:HB1	36:BD:85:THR:O	2.21	0.40
37:BE:148:SER:CB	37:BE:150:GLU:HG2	2.51	0.40
38:BF:64:VAL:CG1	38:BF:65:GLU:N	2.82	0.40
38:BF:9:MET:HB3	38:BF:9:MET:HE2	1.64	0.40
39:BG:13:PRO:HB3	39:BG:18:GLY:HA2	2.03	0.40
39:BG:68:VAL:HG11	39:BG:103:ILE:HD11	2.04	0.40
40:BH:111:THR:O	40:BH:114:ALA:HB3	2.21	0.40
40:BH:41:GLU:O	40:BH:41:GLU:CG	2.70	0.40
40:BH:45:ILE:HG13	40:BH:46:GLU:N	2.36	0.40
43:BK:13:LYS:C	43:BK:14:GLN:HG2	2.42	0.40
47:BO:41:HIS:O	47:BO:44:GLU:O	2.39	0.40

Continued on next page...

Continued from previous page...

Atom-1	Atom-2	Interatomic distance (Å)	Clash overlap (Å)
47:BO:44:GLU:O	47:BO:45:HIS:HB2	2.21	0.40
49:BQ:34:GLY:O	49:BQ:35:LYS:O	2.40	0.40
33:BA:735:C:H1'	50:BR:63:TYR:CZ	2.55	0.40
33:BA:185:U:H1'	52:BT:75:LYS:HZ2	1.85	0.40
1:C0:30:ASP:OD1	1:C0:30:ASP:N	2.54	0.40
1:C0:3:GLN:N	1:C0:3:GLN:OE1	2.41	0.40
3:C2:10:LEU:CD1	8:CB:125:A:C2	3.05	0.40
3:C2:10:LEU:HD22	3:C2:10:LEU:N	2.36	0.40
3:C2:17:GLY:HA2	3:C2:18:PHE:CD2	2.56	0.40
8:CB:122:G:N1	8:CB:130:C:C2	2.90	0.40
8:CB:1256:G:C6	8:CB:1257:C:C4	3.09	0.40
8:CB:1285:A:H8	8:CB:1285:A:H3'	1.84	0.40
8:CB:1316:U:H2'	8:CB:1317:G:H8	1.87	0.40
8:CB:1371:G:N2	8:CB:1372:U:O4	2.54	0.40
8:CB:1380:G:C2	8:CB:1381:G:C8	3.10	0.40
8:CB:1407:G:N1	8:CB:1596:A:C2	2.90	0.40
8:CB:749:A:C1'	8:CB:1618:A:OP1	2.65	0.40
8:CB:1622:G:N1	8:CB:1623:G:N7	2.69	0.40
8:CB:1626:A:HO2'	8:CB:1627:G:P	2.44	0.40
8:CB:1791:A:H2'	8:CB:1792:G:O5'	2.21	0.40
8:CB:190:A:C8	8:CB:207:A:N1	2.89	0.40
8:CB:2019:A:C2'	8:CB:2020:A:O5'	2.66	0.40
8:CB:2034:U:H5'	55:CB:5366:HOH:O	2.21	0.40
8:CB:1420:A:N3	8:CB:2211:A:H8	2.20	0.40
8:CB:221:A:C2	8:CB:233:A:C5	3.09	0.40
8:CB:226:A:N6	8:CB:227:A:C6	2.89	0.40
8:CB:2346:A:O2'	8:CB:2347:C:OP1	2.36	0.40
8:CB:2453:A:OP2	55:CB:5425:HOH:O	2.21	0.40
8:CB:2512:C:OP1	10:CD:128:ARG:CA	2.49	0.40
8:CB:2568:U:O2	8:CB:2569:G:C4	2.74	0.40
8:CB:2723:C:N3	8:CB:2724:U:N3	2.69	0.40
8:CB:2807:U:O2	8:CB:2892:G:C2	2.74	0.40
8:CB:332:A:H8	8:CB:332:A:H2'	1.75	0.40
8:CB:468:G:C2'	8:CB:469:G:C8	2.98	0.40
8:CB:492:A:H5'	8:CB:493:G:OP2	2.21	0.40
8:CB:584:C:C5	8:CB:585:G:N7	2.89	0.40
8:CB:592:A:C6	8:CB:593:U:O4	2.74	0.40
8:CB:670:A:O4'	8:CB:671:C:H5''	2.21	0.40
8:CB:727:A:H3'	8:CB:728:G:C8	2.57	0.40
8:CB:744:U:C2'	8:CB:745:G:O5'	2.69	0.40
8:CB:693:A:C6	8:CB:770:G:N1	2.90	0.40

Continued on next page...

Continued from previous page...

Atom-1	Atom-2	Interatomic distance (Å)	Clash overlap (Å)
8:CB:684:G:C2	8:CB:774:G:N1	2.89	0.40
8:CB:839:U:O2'	8:CB:1191:G:H1'	2.21	0.40
8:CB:663:G:H21	8:CB:939:G:H4'	1.87	0.40
8:CB:978:G:H2'	8:CB:979:A:H8	1.86	0.40
9:CC:155:ARG:HE	9:CC:155:ARG:HA	1.86	0.40
9:CC:181:ARG:O	9:CC:181:ARG:HG3	2.21	0.40
9:CC:254:LYS:HE2	9:CC:254:LYS:HB2	1.66	0.40
9:CC:258:SER:N	9:CC:261:ARG:HD2	2.37	0.40
9:CC:265:PHE:HB3	9:CC:266:ILE:H	1.59	0.40
10:CD:101:PHE:HZ	10:CD:180:VAL:CG1	2.27	0.40
10:CD:127:PHE:O	10:CD:128:ARG:HB3	2.22	0.40
10:CD:136:ASN:OD1	10:CD:139:SER:HB3	2.21	0.40
10:CD:148:GLN:CB	10:CD:151:THR:OG1	2.66	0.40
11:CE:194:LYS:CE	11:CE:194:LYS:N	2.84	0.40
12:CF:109:ARG:C	12:CF:110:ILE:HG13	2.41	0.40
12:CF:133:GLU:OE1	12:CF:134:GLN:O	2.40	0.40
12:CF:148:VAL:O	12:CF:149:ARG:C	2.60	0.40
12:CF:72:SER:O	12:CF:73:VAL:C	2.59	0.40
13:CG:138:GLN:HE21	13:CG:139:VAL:HA	1.87	0.40
16:CJ:114:LEU:O	16:CJ:116:ARG:N	2.55	0.40
17:CK:15:GLY:O	17:CK:16:ALA:O	2.39	0.40
18:CL:108:ALA:HB3	18:CL:125:LEU:HD12	2.03	0.40
18:CL:79:LEU:HD12	18:CL:113:ALA:C	2.42	0.40
18:CL:36:LYS:NZ	55:CL:303:HOH:O	2.47	0.40
18:CL:78:ARG:HA	18:CL:111:ILE:CD1	2.52	0.40
20:CN:28:LEU:HD22	20:CN:113:ILE:HG21	2.03	0.40
23:CQ:29:ARG:CB	23:CQ:29:ARG:NH1	2.76	0.40
23:CQ:7:VAL:C	23:CQ:9:ALA:H	2.23	0.40
23:CQ:85:ALA:O	23:CQ:86:SER:O	2.38	0.40
23:CQ:88:GLU:C	24:CR:53:PHE:CD1	2.93	0.40
24:CR:11:GLN:HB3	24:CR:21:ARG:CZ	2.51	0.40
24:CR:40:MET:HE3	24:CR:54:VAL:HG13	2.02	0.40
24:CR:86:GLN:HG2	24:CR:87:GLN:NE2	2.36	0.40
8:CB:2352:A:C2	29:CW:29:SER:HB3	2.55	0.40
29:CW:49:ASN:C	29:CW:51:GLY:H	2.24	0.40
29:CW:36:ILE:HG22	29:CW:69:GLU:OE2	2.18	0.40
33:DA:1022:A:C6	33:DA:1023:U:C5	3.10	0.40
33:DA:9:G:C4	33:DA:10:A:N7	2.89	0.40
33:DA:1187:G:C2'	33:DA:1188:A:C8	3.05	0.40
33:DA:1287:A:H1'	33:DA:1353:G:O2'	2.22	0.40
33:DA:1307:U:H2'	33:DA:1308:U:O4'	2.21	0.40

Continued on next page...

Continued from previous page...

Atom-1	Atom-2	Interatomic distance (Å)	Clash overlap (Å)
33:DA:1513:A:C6	33:DA:1514:G:C5	3.09	0.40
33:DA:292:G:N2	33:DA:309:A:C4	2.90	0.40
33:DA:306:A:O2'	33:DA:307:C:O5'	2.32	0.40
33:DA:445:G:C2	33:DA:446:G:C5	3.09	0.40
33:DA:451:A:N6	33:DA:481:G:H5''	2.27	0.40
33:DA:540:G:O6	33:DA:541:G:C6	2.74	0.40
33:DA:557:G:C5	33:DA:558:G:C6	3.09	0.40
33:DA:614:C:C3'	33:DA:614:C:C6	3.04	0.40
33:DA:614:C:O2'	33:DA:615:G:H5'	2.22	0.40
33:DA:617:G:C2	33:DA:624:C:N3	2.89	0.40
33:DA:704:A:H3'	33:DA:705:G:C5'	2.51	0.40
33:DA:742:G:C2'	33:DA:743:A:O5'	2.70	0.40
33:DA:791:G:N7	33:DA:792:A:N7	2.69	0.40
33:DA:846:G:H2'	33:DA:847:G:C8	2.57	0.40
33:DA:897:C:N3	33:DA:902:G:O6	2.54	0.40
33:DA:933:G:C2	33:DA:935:A:H8	2.40	0.40
34:DB:107:ARG:HG3	34:DB:110:ILE:HD12	2.03	0.40
34:DB:204:ASP:O	34:DB:205:ALA:CB	2.69	0.40
36:DD:109:THR:O	36:DD:110:ARG:C	2.58	0.40
37:DE:90:GLY:O	37:DE:129:SER:HB3	2.22	0.40
38:DF:14:GLN:C	38:DF:16:GLU:H	2.25	0.40
38:DF:37:HIS:O	38:DF:63:ASN:HB2	2.21	0.40
40:DH:74:ILE:HG13	40:DH:128:VAL:CG1	2.48	0.40
42:DJ:30:LYS:CA	42:DJ:36:VAL:HG21	2.50	0.40
44:DL:19:ASN:C	44:DL:20:VAL:HG23	2.42	0.40
44:DL:7:VAL:HG12	44:DL:8:ARG:N	2.37	0.40
44:DL:89:LEU:HA	44:DL:90:PRO:HD2	1.71	0.40
45:DM:106:ARG:HD2	45:DM:112:ARG:NE	2.37	0.40
45:DM:80:MET:HA	45:DM:87:GLY:HA3	2.01	0.40
46:DN:73:LEU:HD12	46:DN:83:VAL:HG21	2.02	0.40
48:DP:36:VAL:HG11	48:DP:57:ILE:CD1	2.52	0.40
50:DR:24:ASP:O	50:DR:27:THR:N	2.52	0.40
33:DA:734:G:O2'	50:DR:59:LYS:HD3	2.22	0.40
4:A3:35:LYS:O	4:A3:36:ALA:HB3	2.21	0.40
8:AB:1000:A:C5	8:AB:1001:A:N7	2.90	0.40
8:AB:1058:U:O5'	8:AB:1058:U:C6	2.75	0.40
8:AB:1131:G:C5	16:AJ:77:HIS:CE1	3.09	0.40
8:AB:1195:G:C4	8:AB:1196:C:C5	3.09	0.40
8:AB:1232:G:H2'	8:AB:1233:C:C6	2.48	0.40
3:A2:19:ARG:HB3	8:AB:126:A:OP2	2.20	0.40
8:AB:1307:A:C8	8:AB:1307:A:H3'	2.56	0.40

Continued on next page...

Continued from previous page...

Atom-1	Atom-2	Interatomic distance (Å)	Clash overlap (Å)
8:AB:1605:C:H1'	8:AB:1610:A:C5	2.57	0.40
8:AB:1703:G:H2'	8:AB:1704:C:C6	2.56	0.40
8:AB:1828:G:H1	9:AC:219:VAL:HG11	1.85	0.40
8:AB:2078:C:C2'	8:AB:2079:U:H5'	2.51	0.40
8:AB:2214:C:H5'	8:AB:2215:C:OP2	2.21	0.40
8:AB:2250:G:O5'	8:AB:2250:G:C8	2.66	0.40
8:AB:2313:C:H2'	8:AB:2314:A:H8	1.87	0.40
8:AB:2364:C:H2'	8:AB:2365:G:O4'	2.22	0.40
8:AB:2393:U:OP1	18:AL:62:PRO:HB3	2.22	0.40
8:AB:2462:C:H2'	8:AB:2462:C:O2	2.21	0.40
8:AB:2500:U:O2	8:AB:2504:U:C4	2.75	0.40
8:AB:1672:A:H4'	8:AB:2554:U:OP1	2.21	0.40
8:AB:2618:G:C5	8:AB:2619:C:C4	3.09	0.40
8:AB:272:A:H2'	8:AB:273:G:C8	2.57	0.40
8:AB:2730:C:C2	8:AB:2731:G:C8	3.10	0.40
8:AB:1654:A:H1'	8:AB:2823:A:H5'	2.04	0.40
8:AB:283:G:C4	8:AB:284:U:C6	3.10	0.40
8:AB:2850:A:C2'	8:AB:2851:A:H5'	2.51	0.40
8:AB:300:A:C3'	8:AB:300:A:C8	3.05	0.40
8:AB:413:C:H4'	8:AB:1880:U:HO2'	1.86	0.40
8:AB:486:C:O2	8:AB:495:G:N2	2.54	0.40
8:AB:536:G:O6	8:AB:557:C:C4	2.73	0.40
8:AB:538:A:C2'	8:AB:539:G:H8	2.29	0.40
8:AB:548:G:H5''	8:AB:549:G:N3	2.37	0.40
8:AB:560:C:H2'	8:AB:561:G:O4'	2.22	0.40
8:AB:589:U:H6	8:AB:589:U:O5'	2.04	0.40
8:AB:594:U:H2'	8:AB:595:C:C6	2.56	0.40
8:AB:610:C:O2'	8:AB:611:C:H5'	2.22	0.40
8:AB:793:A:OP2	8:AB:2071:A:O2'	2.35	0.40
8:AB:824:U:C4	8:AB:825:A:C5	3.10	0.40
8:AB:856:G:C2	8:AB:857:G:C6	3.10	0.40
8:AB:93:G:N2	8:AB:94:A:N3	2.69	0.40
9:AC:113:ASP:OD1	9:AC:113:ASP:N	2.54	0.40
10:AD:98:VAL:CG2	10:AD:101:PHE:HE2	2.35	0.40
10:AD:130:GLN:HB3	10:AD:131:ASP:H	1.75	0.40
8:AB:2618:G:O2'	10:AD:155:VAL:HG12	2.22	0.40
12:AF:49:LEU:CD2	12:AF:52:ALA:HB2	2.51	0.40
13:AG:36:LEU:HB3	13:AG:37:ASN:H	1.52	0.40
14:AH:75:LEU:O	14:AH:76:GLU:HG3	2.22	0.40
14:AH:83:LYS:HB2	14:AH:91:PHE:HB3	2.03	0.40
16:AJ:76:HIS:CD2	16:AJ:99:ARG:NH2	2.90	0.40

Continued on next page...

Continued from previous page...

Atom-1	Atom-2	Interatomic distance (Å)	Clash overlap (Å)
17:AK:31:ARG:NH1	17:AK:31:ARG:HG3	2.37	0.40
18:AL:111:ILE:C	18:AL:111:ILE:HD13	2.42	0.40
8:AB:1203:U:H4'	18:AL:13:LYS:NZ	2.37	0.40
18:AL:78:ARG:NH1	18:AL:80:SER:N	2.69	0.40
19:AM:110:GLU:O	19:AM:112:LEU:N	2.55	0.40
19:AM:114:ARG:C	19:AM:116:ALA:H	2.24	0.40
19:AM:136:MET:HG3	28:AV:76:ASP:OD2	2.21	0.40
19:AM:68:PHE:CD2	19:AM:68:PHE:N	2.89	0.40
8:AB:2820:A:N6	20:AN:4:ARG:CZ	2.85	0.40
8:AB:1454:C:C2	20:AN:63:ARG:HB3	2.56	0.40
20:AN:66:ALA:HB2	20:AN:76:VAL:HG21	2.03	0.40
21:AO:100:HIS:O	21:AO:101:GLY:C	2.59	0.40
21:AO:33:ARG:C	21:AO:34:HIS:CG	2.94	0.40
21:AO:41:ALA:O	21:AO:42:PRO:C	2.60	0.40
23:AQ:35:PHE:C	23:AQ:37:ALA:N	2.67	0.40
24:AR:39:LEU:HD22	24:AR:55:ASP:OD1	2.22	0.40
24:AR:66:HIS:O	24:AR:68:ARG:N	2.54	0.40
25:AS:65:ASP:O	25:AS:69:LEU:CD2	2.70	0.40
25:AS:90:LYS:CE	25:AS:90:LYS:CA	2.95	0.40
26:AT:8:LEU:HD12	26:AT:9:LYS:HB2	2.04	0.40
27:AU:40:LEU:O	27:AU:41:VAL:C	2.59	0.40
28:AV:11:GLU:OE1	28:AV:19:ARG:NH1	2.55	0.40
28:AV:29:ILE:O	28:AV:91:PHE:HB2	2.21	0.40
29:AW:50:VAL:O	29:AW:52:CYS:N	2.52	0.40
33:BA:1004:A:H2	33:BA:1026:G:C4	2.39	0.40
33:BA:1051:C:C4	33:BA:1052:U:C5	3.10	0.40
33:BA:1155:A:C8	33:BA:1155:A:H5'	2.57	0.40
33:BA:1157:A:H2'	33:BA:1157:A:O5'	2.22	0.40
33:BA:1195:C:H3'	33:BA:1196:A:H5''	2.04	0.40
33:BA:1207:G:C6	33:BA:1208:C:C4	3.09	0.40
33:BA:1221:G:H5'	51:BS:35:ARG:CZ	2.52	0.40
33:BA:1259:C:H5''	33:BA:1260:G:OP2	2.21	0.40
33:BA:1303:C:O2	33:BA:1303:C:H2'	2.21	0.40
33:BA:1320:C:C2	33:BA:1321:U:C6	3.10	0.40
33:BA:1336:C:H5'	33:BA:1337:G:N2	2.36	0.40
33:BA:1360:A:H61	33:BA:1361:G:H21	1.69	0.40
33:BA:1391:U:O2'	33:BA:1392:G:H8	2.02	0.40
33:BA:1397:C:O2'	33:BA:1398:A:P	2.79	0.40
33:BA:1508:A:H2'	33:BA:1509:C:H6	1.87	0.40
33:BA:218:U:C6	33:BA:218:U:H3'	2.56	0.40
33:BA:47:C:C6	33:BA:365:U:H2'	2.57	0.40

Continued on next page...

Continued from previous page...

Atom-1	Atom-2	Interatomic distance (Å)	Clash overlap (Å)
33:BA:428:G:H5''	36:BD:9:LYS:CD	2.46	0.40
33:BA:429:U:H4'	33:BA:430:A:OP1	2.19	0.40
33:BA:460:A:N1	33:BA:471:U:O4	2.55	0.40
33:BA:495:A:C2	33:BA:496:A:C6	3.10	0.40
33:BA:506:G:C5	33:BA:507:C:C5	3.10	0.40
33:BA:521:G:C6	33:BA:522:C:C5	3.09	0.40
33:BA:615:G:C2	33:BA:616:G:C8	3.10	0.40
33:BA:679:C:H2'	33:BA:680:C:H6	1.86	0.40
33:BA:704:A:C2	33:BA:705:G:N9	2.89	0.40
33:BA:92:U:H5''	33:BA:92:U:C6	2.57	0.40
34:BB:149:GLY:O	34:BB:150:ILE:HB	2.21	0.40
34:BB:14:HIS:O	34:BB:14:HIS:CG	2.73	0.40
34:BB:30:ILE:CD1	34:BB:188:THR:HG21	2.46	0.40
34:BB:42:LEU:HG	34:BB:42:LEU:H	1.71	0.40
36:BD:137:SER:O	36:BD:140:ASP:HB2	2.21	0.40
37:BE:131:ASN:O	37:BE:135:VAL:HG13	2.22	0.40
37:BE:19:ARG:O	37:BE:20:VAL:C	2.60	0.40
37:BE:52:ALA:N	37:BE:58:ALA:HB2	2.36	0.40
38:BF:51:ILE:C	38:BF:53:LYS:N	2.75	0.40
39:BG:123:LEU:HA	39:BG:123:LEU:HD13	1.78	0.40
39:BG:16:LYS:CB	39:BG:43:TYR:OH	2.70	0.40
39:BG:67:ASN:N	39:BG:67:ASN:ND2	2.67	0.40
44:BL:76:HIS:O	44:BL:77:SER:C	2.59	0.40
46:BN:32:ASP:O	46:BN:34:ASN:N	2.50	0.40
5:C4:16:ILE:HG23	5:C4:17:VAL:H	1.87	0.40
7:CA:52:A:C6	7:CA:53:A:N3	2.89	0.40
7:CA:5:U:C4	7:CA:6:G:N7	2.90	0.40
8:CB:1034:G:C6	8:CB:1035:U:O4	2.75	0.40
8:CB:1062:G:H2'	8:CB:1063:G:H8	1.82	0.40
8:CB:1125:G:H3'	8:CB:1125:G:C8	2.55	0.40
8:CB:114:U:C6	8:CB:114:U:C3'	3.05	0.40
8:CB:1183:U:C2	8:CB:1184:U:C5	3.10	0.40
8:CB:1195:G:N3	8:CB:1196:C:C6	2.90	0.40
8:CB:1337:G:H5'	8:CB:1338:G:OP2	2.22	0.40
8:CB:1346:G:C2'	8:CB:1347:A:H5'	2.51	0.40
8:CB:1359:A:H8	8:CB:1359:A:H5'	1.83	0.40
8:CB:1609:A:N1	8:CB:1616:A:C6	2.90	0.40
8:CB:1622:G:O2'	8:CB:1623:G:H5'	2.22	0.40
8:CB:1707:G:C2'	8:CB:1708:C:H5'	2.44	0.40
8:CB:1719:G:H2'	8:CB:1720:U:O4'	2.22	0.40
8:CB:1833:C:H2'	8:CB:1834:U:O4'	2.20	0.40

Continued on next page...

Continued from previous page...

Atom-1	Atom-2	Interatomic distance (Å)	Clash overlap (Å)
8:CB:1899:A:H8	8:CB:1899:A:H3'	1.83	0.40
8:CB:1786:A:C5	8:CB:1938:A:C2	3.10	0.40
8:CB:2199:A:N1	8:CB:2200:C:O2	2.55	0.40
8:CB:2258:C:C6	8:CB:2258:C:H5''	2.54	0.40
8:CB:2288:A:HO2'	8:CB:2288:A:H8	1.69	0.40
8:CB:2327:A:H8	8:CB:2327:A:OP2	2.05	0.40
8:CB:2539:C:H3'	8:CB:2540:C:H5''	2.00	0.40
8:CB:2547:A:C6	8:CB:2548:U:C4	3.09	0.40
8:CB:2046:G:N2	8:CB:2623:G:H1'	2.36	0.40
8:CB:2642:G:O2'	8:CB:2643:G:H5'	2.21	0.40
8:CB:275:C:N4	8:CB:276:U:C5	2.89	0.40
8:CB:2855:C:H2'	8:CB:2856:A:H5'	2.02	0.40
8:CB:334:C:OP2	8:CB:335:C:N4	2.55	0.40
8:CB:338:G:C5'	8:CB:338:G:H8	2.23	0.40
8:CB:355:U:H2'	8:CB:355:U:O2	2.21	0.40
8:CB:381:G:C4'	32:CZ:13:THR:HG22	2.52	0.40
3:C2:39:ARG:CB	8:CB:458:G:H5''	2.52	0.40
8:CB:585:G:C5	8:CB:1251:C:C5	3.09	0.40
8:CB:836:G:C6	8:CB:837:C:N4	2.89	0.40
8:CB:915:C:C6	8:CB:915:C:C5'	2.97	0.40
9:CC:229:HIS:CE1	9:CC:230:PRO:HD2	2.56	0.40
9:CC:241:LYS:O	9:CC:243:PRO:HG3	2.22	0.40
10:CD:157:LYS:O	16:CJ:81:ILE:CG2	2.69	0.40
10:CD:179:ARG:O	10:CD:180:VAL:HG13	2.22	0.40
10:CD:188:LEU:HD12	10:CD:188:LEU:HA	1.89	0.40
10:CD:207:VAL:HG23	10:CD:208:LYS:N	2.36	0.40
10:CD:89:GLU:HG2	10:CD:93:GLY:HA3	1.99	0.40
11:CE:190:ALA:CB	11:CE:194:LYS:HE2	2.50	0.40
12:CF:4:HIS:CD2	12:CF:8:LYS:HE2	2.57	0.40
16:CJ:55:ILE:CD1	16:CJ:134:ALA:HB1	2.52	0.40
18:CL:63:LYS:HG2	18:CL:64:PHE:H	1.86	0.40
19:CM:6:ARG:C	19:CM:8:LYS:N	2.75	0.40
19:CM:9:PHE:CD1	19:CM:9:PHE:C	2.95	0.40
20:CN:67:PHE:O	20:CN:68:ALA:C	2.59	0.40
26:CT:26:LYS:C	26:CT:27:SER:O	2.59	0.40
28:CV:24:ASN:CA	28:CV:44:HIS:HB2	2.51	0.40
28:CV:65:VAL:O	28:CV:65:VAL:HG22	2.21	0.40
29:CW:68:PHE:O	29:CW:68:PHE:CG	2.75	0.40
30:CX:9:LYS:CB	30:CX:9:LYS:NZ	2.83	0.40
33:DA:1022:A:H5''	33:DA:1022:A:C8	2.57	0.40
33:DA:1239:A:C2	33:DA:1296:C:O2	2.75	0.40

Continued on next page...

Continued from previous page...

Atom-1	Atom-2	Interatomic distance (Å)	Clash overlap (Å)
33:DA:1441:A:H8	33:DA:1442:G:N7	2.19	0.40
33:DA:1471:U:HO2'	33:DA:1472:U:H5'	1.82	0.40
33:DA:1511:G:O2'	33:DA:1512:U:H5'	2.21	0.40
33:DA:1523:G:C5	33:DA:1524:C:H5	2.39	0.40
33:DA:1526:G:H3'	53:DU:38:GLU:HG2	2.03	0.40
33:DA:158:G:C6	33:DA:164:G:C5	3.10	0.40
33:DA:172:A:N6	33:DA:174:A:C5	2.89	0.40
33:DA:131:A:C2	33:DA:232:G:C2	3.10	0.40
33:DA:236:A:C4	33:DA:237:G:N7	2.90	0.40
33:DA:116:A:H61	33:DA:313:A:H1'	1.87	0.40
33:DA:109:A:N7	33:DA:326:G:C2	2.89	0.40
33:DA:457:G:N2	33:DA:458:U:O2	2.54	0.40
33:DA:541:G:N3	33:DA:542:G:C8	2.89	0.40
33:DA:563:A:C6	33:DA:567:G:N3	2.90	0.40
33:DA:58:C:H2'	33:DA:59:A:H8	1.86	0.40
33:DA:617:G:N2	33:DA:618:C:C4	2.90	0.40
33:DA:617:G:C2	33:DA:618:C:C6	3.10	0.40
33:DA:718:A:C5	33:DA:719:C:O2	2.74	0.40
33:DA:579:A:N1	33:DA:763:G:C6	2.90	0.40
33:DA:770:C:N3	33:DA:809:G:N2	2.66	0.40
33:DA:780:A:C2	33:DA:803:G:C6	3.09	0.40
33:DA:806:C:O2	33:DA:807:A:C8	2.74	0.40
33:DA:830:G:N2	33:DA:831:A:C2	2.89	0.40
33:DA:905:U:C5'	33:DA:905:U:H6	2.32	0.40
34:DB:100:LEU:HB3	34:DB:178:LEU:CD1	2.51	0.40
34:DB:65:LYS:HD3	34:DB:89:PHE:CZ	2.55	0.40
36:DD:115:GLN:O	36:DD:118:SER:N	2.55	0.40
36:DD:97:LEU:HD13	36:DD:136:VAL:CG2	2.52	0.40
37:DE:43:GLY:O	37:DE:73:VAL:HG12	2.22	0.40
38:DF:48:ALA:CB	50:DR:65:SER:O	2.70	0.40
38:DF:86:ARG:HB3	38:DF:86:ARG:HE	1.80	0.40
38:DF:90:MET:CE	38:DF:93:LYS:HE2	2.52	0.40
39:DG:22:LEU:HD21	39:DG:58:LEU:HB2	2.03	0.40
40:DH:100:ILE:HB	40:DH:101:ALA:H	1.62	0.40
41:DI:57:VAL:O	41:DI:57:VAL:HG12	2.20	0.40
33:DA:1372:U:OP1	41:DI:70:GLY:HA3	2.21	0.40
42:DJ:12:ALA:HB3	42:DJ:18:ILE:HB	2.03	0.40
43:DK:32:THR:O	43:DK:32:THR:CG2	2.69	0.40
45:DM:18:LEU:HD11	45:DM:32:ILE:HG23	2.02	0.40
48:DP:12:LYS:HE3	48:DP:12:LYS:HB2	1.82	0.40
50:DR:24:ASP:OD2	50:DR:27:THR:OG1	2.35	0.40

Continued on next page...

Continued from previous page...

Atom-1	Atom-2	Interatomic distance (Å)	Clash overlap (Å)
51:DS:52:ASN:HB3	51:DS:76:THR:HA	2.03	0.40
52:DT:27:MET:HG2	52:DT:28:ARG:N	2.35	0.40
52:DT:76:ALA:O	52:DT:79:THR:HB	2.21	0.40

There are no symmetry-related clashes.

5.3 Torsion angles [i](#)

5.3.1 Protein backbone [i](#)

In the following table, the Percentiles column shows the percent Ramachandran outliers of the chain as a percentile score with respect to all X-ray entries followed by that with respect to entries of similar resolution.

The Analysed column shows the number of residues for which the backbone conformation was analysed, and the total number of residues.

Mol	Chain	Analysed	Favoured	Allowed	Outliers	Percentiles	
1	A0	54/56 (96%)	26 (48%)	13 (24%)	15 (28%)	0	0
1	C0	54/56 (96%)	24 (44%)	12 (22%)	18 (33%)	0	0
2	A1	52/54 (96%)	18 (35%)	15 (29%)	19 (36%)	0	0
2	C1	52/54 (96%)	18 (35%)	12 (23%)	22 (42%)	0	0
3	A2	44/46 (96%)	15 (34%)	16 (36%)	13 (30%)	0	0
3	C2	44/46 (96%)	16 (36%)	16 (36%)	12 (27%)	0	0
4	A3	62/64 (97%)	24 (39%)	17 (27%)	21 (34%)	0	0
4	C3	62/64 (97%)	29 (47%)	20 (32%)	13 (21%)	0	2
5	A4	36/38 (95%)	14 (39%)	13 (36%)	9 (25%)	0	0
5	C4	36/38 (95%)	9 (25%)	16 (44%)	11 (31%)	0	0
6	A5	14/16 (88%)	6 (43%)	5 (36%)	3 (21%)	0	1
9	AC	266/273 (97%)	101 (38%)	67 (25%)	98 (37%)	0	0
9	CC	266/273 (97%)	101 (38%)	70 (26%)	95 (36%)	0	0
10	AD	207/209 (99%)	80 (39%)	56 (27%)	71 (34%)	0	0
10	CD	207/209 (99%)	72 (35%)	65 (31%)	70 (34%)	0	0
11	AE	199/201 (99%)	76 (38%)	58 (29%)	65 (33%)	0	0
11	CE	199/201 (99%)	71 (36%)	63 (32%)	65 (33%)	0	0

Continued on next page...

Continued from previous page...

Mol	Chain	Analysed	Favoured	Allowed	Outliers	Percentiles	
12	AF	176/178 (99%)	95 (54%)	48 (27%)	33 (19%)	0	2
12	CF	176/178 (99%)	95 (54%)	45 (26%)	36 (20%)	0	2
13	AG	174/176 (99%)	98 (56%)	42 (24%)	34 (20%)	0	2
13	CG	174/176 (99%)	89 (51%)	52 (30%)	33 (19%)	0	2
14	AH	147/149 (99%)	94 (64%)	34 (23%)	19 (13%)	0	6
14	CH	147/149 (99%)	74 (50%)	39 (26%)	34 (23%)	0	1
15	AI	139/141 (99%)	92 (66%)	33 (24%)	14 (10%)	1	11
15	CI	137/141 (97%)	87 (64%)	32 (23%)	18 (13%)	0	6
16	AJ	139/142 (98%)	60 (43%)	34 (24%)	45 (32%)	0	0
16	CJ	139/142 (98%)	57 (41%)	37 (27%)	45 (32%)	0	0
17	AK	120/123 (98%)	67 (56%)	30 (25%)	23 (19%)	0	2
17	CK	120/123 (98%)	66 (55%)	29 (24%)	25 (21%)	0	2
18	AL	142/144 (99%)	53 (37%)	37 (26%)	52 (37%)	0	0
18	CL	142/144 (99%)	54 (38%)	39 (28%)	49 (34%)	0	0
19	AM	134/136 (98%)	51 (38%)	46 (34%)	37 (28%)	0	0
19	CM	134/136 (98%)	55 (41%)	45 (34%)	34 (25%)	0	0
20	AN	125/127 (98%)	55 (44%)	43 (34%)	27 (22%)	0	1
20	CN	125/127 (98%)	55 (44%)	44 (35%)	26 (21%)	0	2
21	AO	115/117 (98%)	49 (43%)	40 (35%)	26 (23%)	0	1
21	CO	115/117 (98%)	46 (40%)	41 (36%)	28 (24%)	0	0
22	AP	112/114 (98%)	48 (43%)	30 (27%)	34 (30%)	0	0
22	CP	112/114 (98%)	48 (43%)	31 (28%)	33 (30%)	0	0
23	AQ	115/117 (98%)	62 (54%)	26 (23%)	27 (24%)	0	1
23	CQ	115/117 (98%)	57 (50%)	30 (26%)	28 (24%)	0	0
24	AR	101/103 (98%)	31 (31%)	25 (25%)	45 (45%)	0	0
24	CR	101/103 (98%)	37 (37%)	23 (23%)	41 (41%)	0	0
25	AS	108/110 (98%)	58 (54%)	24 (22%)	26 (24%)	0	0
25	CS	108/110 (98%)	52 (48%)	29 (27%)	27 (25%)	0	0
26	AT	98/100 (98%)	42 (43%)	33 (34%)	23 (24%)	0	1
26	CT	98/100 (98%)	42 (43%)	33 (34%)	23 (24%)	0	1
27	AU	101/103 (98%)	40 (40%)	36 (36%)	25 (25%)	0	0

Continued on next page...

Continued from previous page...

Mol	Chain	Analysed	Favoured	Allowed	Outliers	Percentiles	
27	CU	101/103 (98%)	38 (38%)	31 (31%)	32 (32%)	0	0
28	AV	92/94 (98%)	58 (63%)	21 (23%)	13 (14%)	0	5
28	CV	92/94 (98%)	57 (62%)	21 (23%)	14 (15%)	0	4
29	AW	82/84 (98%)	20 (24%)	28 (34%)	34 (42%)	0	0
29	CW	82/84 (98%)	17 (21%)	29 (35%)	36 (44%)	0	0
30	AX	61/63 (97%)	17 (28%)	25 (41%)	19 (31%)	0	0
30	CX	61/63 (97%)	26 (43%)	22 (36%)	13 (21%)	0	1
31	AY	56/58 (97%)	25 (45%)	17 (30%)	14 (25%)	0	0
31	CY	56/58 (97%)	26 (46%)	19 (34%)	11 (20%)	0	2
32	AZ	68/70 (97%)	30 (44%)	19 (28%)	19 (28%)	0	0
32	CZ	68/70 (97%)	34 (50%)	21 (31%)	13 (19%)	0	2
34	BB	217/240 (90%)	128 (59%)	65 (30%)	24 (11%)	0	9
34	DB	217/240 (90%)	124 (57%)	59 (27%)	34 (16%)	0	4
35	BC	205/232 (88%)	116 (57%)	59 (29%)	30 (15%)	0	5
35	DC	205/232 (88%)	112 (55%)	67 (33%)	26 (13%)	0	6
36	BD	203/205 (99%)	120 (59%)	57 (28%)	26 (13%)	0	6
36	DD	203/205 (99%)	116 (57%)	50 (25%)	37 (18%)	0	3
37	BE	149/166 (90%)	94 (63%)	33 (22%)	22 (15%)	0	5
37	DE	149/166 (90%)	77 (52%)	49 (33%)	23 (15%)	0	4
38	BF	99/135 (73%)	62 (63%)	25 (25%)	12 (12%)	0	7
38	DF	99/135 (73%)	56 (57%)	22 (22%)	21 (21%)	0	2
39	BG	149/178 (84%)	100 (67%)	34 (23%)	15 (10%)	1	11
39	DG	151/178 (85%)	94 (62%)	43 (28%)	14 (9%)	1	13
40	BH	127/129 (98%)	73 (58%)	42 (33%)	12 (9%)	1	13
40	DH	127/129 (98%)	70 (55%)	34 (27%)	23 (18%)	0	3
41	BI	125/129 (97%)	78 (62%)	35 (28%)	12 (10%)	1	12
41	DI	125/129 (97%)	73 (58%)	32 (26%)	20 (16%)	0	4
42	BJ	97/103 (94%)	59 (61%)	23 (24%)	15 (16%)	0	4
42	DJ	97/103 (94%)	62 (64%)	24 (25%)	11 (11%)	0	8
43	BK	115/128 (90%)	69 (60%)	31 (27%)	15 (13%)	0	6
43	DK	115/128 (90%)	73 (64%)	30 (26%)	12 (10%)	0	10

Continued on next page...

Continued from previous page...

Mol	Chain	Analysed	Favoured	Allowed	Outliers	Percentiles	
44	BL	121/123 (98%)	67 (55%)	37 (31%)	17 (14%)	0	5
44	DL	121/123 (98%)	73 (60%)	32 (26%)	16 (13%)	0	6
45	BM	113/117 (97%)	70 (62%)	32 (28%)	11 (10%)	1	12
45	DM	112/117 (96%)	78 (70%)	20 (18%)	14 (12%)	0	7
46	BN	92/100 (92%)	58 (63%)	18 (20%)	16 (17%)	0	3
46	DN	92/100 (92%)	55 (60%)	18 (20%)	19 (21%)	0	2
47	BO	86/89 (97%)	51 (59%)	26 (30%)	9 (10%)	0	10
47	DO	86/89 (97%)	51 (59%)	26 (30%)	9 (10%)	0	10
48	BP	80/82 (98%)	43 (54%)	22 (28%)	15 (19%)	0	2
48	DP	79/82 (96%)	38 (48%)	24 (30%)	17 (22%)	0	1
49	BQ	79/83 (95%)	53 (67%)	15 (19%)	11 (14%)	0	5
49	DQ	79/83 (95%)	53 (67%)	16 (20%)	10 (13%)	0	6
50	BR	54/74 (73%)	25 (46%)	19 (35%)	10 (18%)	0	2
50	DR	54/74 (73%)	24 (44%)	19 (35%)	11 (20%)	0	2
51	BS	78/91 (86%)	52 (67%)	20 (26%)	6 (8%)	1	17
51	DS	79/91 (87%)	50 (63%)	20 (25%)	9 (11%)	0	8
52	BT	83/86 (96%)	51 (61%)	20 (24%)	12 (14%)	0	5
52	DT	83/86 (96%)	52 (63%)	20 (24%)	11 (13%)	0	5
53	BU	50/71 (70%)	26 (52%)	14 (28%)	10 (20%)	0	2
53	DU	50/71 (70%)	13 (26%)	27 (54%)	10 (20%)	0	2
All	All	11307/11918 (95%)	5696 (50%)	3156 (28%)	2455 (22%)	0	1

All (2455) Ramachandran outliers are listed below:

Mol	Chain	Res	Type
1	A0	19	ASP
1	A0	21	LEU
1	A0	25	THR
1	A0	29	VAL
1	A0	36	LYS
2	A1	20	TYR
2	A1	30	PRO
2	A1	33	LEU
2	A1	46	VAL
2	A1	47	ILE

Continued on next page...

Continued from previous page...

Mol	Chain	Res	Type
2	A1	50	GLU
3	A2	13	ASN
3	A2	17	GLY
3	A2	18	PHE
3	A2	20	ALA
3	A2	36	ALA
3	A2	37	LYS
3	A2	40	ALA
4	A3	23	HIS
4	A3	27	ASN
4	A3	41	ARG
4	A3	43	LEU
4	A3	45	PRO
4	A3	49	VAL
4	A3	53	ASP
4	A3	60	CYS
4	A3	61	LEU
5	A4	8	LYS
5	A4	17	VAL
5	A4	20	ASP
5	A4	23	ILE
5	A4	26	ILE
6	A5	148	PRO
6	A5	153	ARG
6	A5	154	ILE
9	AC	12	ARG
9	AC	21	PRO
9	AC	22	GLU
9	AC	25	LYS
9	AC	32	LEU
9	AC	33	LEU
9	AC	42	ARG
9	AC	45	ASN
9	AC	47	ARG
9	AC	48	ILE
9	AC	51	ARG
9	AC	53	ILE
9	AC	60	ALA
9	AC	61	TYR
9	AC	65	ASP
9	AC	79	ARG
9	AC	88	ALA

Continued on next page...

Continued from previous page...

Mol	Chain	Res	Type
9	AC	92	LEU
9	AC	103	ILE
9	AC	107	LYS
9	AC	110	LYS
9	AC	124	LYS
9	AC	135	PRO
9	AC	142	ASN
9	AC	143	VAL
9	AC	149	LYS
9	AC	163	ILE
9	AC	165	ALA
9	AC	170	TYR
9	AC	171	VAL
9	AC	172	THR
9	AC	173	LEU
9	AC	194	VAL
9	AC	216	ARG
9	AC	217	PRO
9	AC	219	VAL
9	AC	221	GLY
9	AC	243	PRO
9	AC	246	PRO
9	AC	260	LYS
9	AC	265	PHE
9	AC	266	ILE
9	AC	267	VAL
9	AC	268	ARG
10	AD	3	GLY
10	AD	4	LEU
10	AD	7	LYS
10	AD	9	VAL
10	AD	17	GLU
10	AD	18	ASP
10	AD	30	GLU
10	AD	32	ASN
10	AD	34	VAL
10	AD	42	ASN
10	AD	47	ALA
10	AD	50	VAL
10	AD	52	THR
10	AD	54	ALA
10	AD	60	VAL

Continued on next page...

Continued from previous page...

Mol	Chain	Res	Type
10	AD	67	HIS
10	AD	70	LYS
10	AD	82	PHE
10	AD	96	ILE
10	AD	139	SER
10	AD	143	PRO
10	AD	146	ILE
10	AD	152	PRO
10	AD	175	LEU
10	AD	181	ASP
10	AD	182	ALA
10	AD	190	LYS
10	AD	192	ALA
10	AD	199	SER
11	AE	4	VAL
11	AE	19	PHE
11	AE	23	PHE
11	AE	43	THR
11	AE	44	ARG
11	AE	47	LYS
11	AE	58	LYS
11	AE	69	ARG
11	AE	80	SER
11	AE	84	THR
11	AE	104	ALA
11	AE	105	LEU
11	AE	126	VAL
11	AE	128	ALA
11	AE	142	ALA
11	AE	144	GLU
11	AE	146	VAL
11	AE	148	ILE
11	AE	158	PHE
11	AE	159	LEU
11	AE	164	LEU
11	AE	175	ILE
12	AF	3	LEU
12	AF	8	LYS
12	AF	19	PHE
12	AF	34	THR
12	AF	39	VAL
12	AF	66	ILE

Continued on next page...

Continued from previous page...

Mol	Chain	Res	Type
12	AF	67	THR
12	AF	73	VAL
12	AF	77	LYS
12	AF	83	PRO
12	AF	133	GLU
12	AF	134	GLN
12	AF	153	ILE
12	AF	176	PHE
13	AG	3	VAL
13	AG	6	ALA
13	AG	11	PRO
13	AG	18	ILE
13	AG	28	LYS
13	AG	46	ASP
13	AG	173	ALA
14	AH	5	LEU
14	AH	8	LYS
14	AH	10	ALA
14	AH	29	PHE
15	AI	16	MET
15	AI	18	ASN
16	AJ	9	GLU
16	AJ	11	VAL
16	AJ	23	LYS
16	AJ	25	LEU
16	AJ	50	THR
16	AJ	52	ASP
16	AJ	58	ASN
16	AJ	63	ALA
16	AJ	81	ILE
16	AJ	84	ILE
16	AJ	96	ARG
16	AJ	99	ARG
16	AJ	100	VAL
16	AJ	101	ILE
16	AJ	110	PRO
16	AJ	128	ASN
16	AJ	130	HIS
16	AJ	137	PRO
17	AK	16	ALA
17	AK	17	ARG
17	AK	35	VAL

Continued on next page...

Continued from previous page...

Mol	Chain	Res	Type
17	AK	72	PRO
17	AK	92	GLU
17	AK	122	VAL
18	AL	9	ALA
18	AL	29	LYS
18	AL	30	THR
18	AL	42	SER
18	AL	48	ARG
18	AL	49	GLY
18	AL	54	GLN
18	AL	56	PRO
18	AL	58	TYR
18	AL	62	PRO
18	AL	69	ARG
18	AL	72	ALA
18	AL	78	ARG
18	AL	85	VAL
18	AL	91	ASP
18	AL	92	LEU
18	AL	95	LEU
18	AL	111	ILE
18	AL	116	VAL
18	AL	118	THR
18	AL	120	VAL
19	AM	3	GLN
19	AM	4	PRO
19	AM	6	ARG
19	AM	11	LYS
19	AM	17	ASN
19	AM	31	PHE
19	AM	33	LEU
19	AM	55	ARG
19	AM	59	ARG
19	AM	70	ASP
19	AM	71	LYS
19	AM	74	THR
19	AM	81	ARG
19	AM	86	LYS
20	AN	6	SER
20	AN	12	ARG
20	AN	63	ARG
20	AN	68	ALA

Continued on next page...

Continued from previous page...

Mol	Chain	Res	Type
20	AN	70	THR
20	AN	73	ASN
20	AN	74	GLU
20	AN	86	ARG
20	AN	91	ALA
21	AO	9	ARG
21	AO	21	LEU
21	AO	28	VAL
21	AO	31	THR
21	AO	42	PRO
21	AO	55	GLU
21	AO	79	ALA
21	AO	90	VAL
21	AO	115	LEU
22	AP	23	ASP
22	AP	42	PHE
22	AP	49	ILE
22	AP	60	VAL
22	AP	71	ARG
22	AP	77	SER
22	AP	79	VAL
22	AP	80	VAL
22	AP	85	VAL
22	AP	87	ARG
22	AP	92	ARG
22	AP	97	TYR
22	AP	105	LYS
23	AQ	9	ALA
23	AQ	24	TYR
23	AQ	34	ALA
23	AQ	40	LYS
23	AQ	50	ARG
23	AQ	85	ALA
23	AQ	86	SER
23	AQ	89	ILE
23	AQ	92	LYS
24	AR	7	SER
24	AR	13	ARG
24	AR	14	VAL
24	AR	15	SER
24	AR	27	ILE
24	AR	31	GLU

Continued on next page...

Continued from previous page...

Mol	Chain	Res	Type
24	AR	32	THR
24	AR	39	LEU
24	AR	40	MET
24	AR	45	GLU
24	AR	47	VAL
24	AR	52	PRO
24	AR	64	VAL
24	AR	68	ARG
24	AR	71	LYS
24	AR	73	LYS
24	AR	74	ILE
24	AR	86	GLN
24	AR	87	GLN
24	AR	94	THR
24	AR	95	ASP
24	AR	98	ILE
24	AR	100	GLY
25	AS	3	THR
25	AS	8	ARG
25	AS	12	SER
25	AS	19	LEU
25	AS	20	VAL
25	AS	25	ARG
25	AS	27	LYS
25	AS	28	LYS
25	AS	41	LYS
25	AS	54	ALA
25	AS	68	ASP
25	AS	92	ARG
25	AS	96	ILE
25	AS	99	ARG
25	AS	104	THR
26	AT	4	GLU
26	AT	12	ARG
26	AT	17	SER
26	AT	63	VAL
26	AT	66	LYS
26	AT	85	VAL
27	AU	2	ALA
27	AU	4	ILE
27	AU	24	VAL
27	AU	36	GLU

Continued on next page...

Continued from previous page...

Mol	Chain	Res	Type
27	AU	39	ASN
27	AU	41	VAL
27	AU	57	ILE
27	AU	60	LYS
27	AU	64	ILE
27	AU	93	ARG
27	AU	98	ASN
28	AV	14	LYS
28	AV	37	PRO
28	AV	38	LEU
29	AW	7	GLY
29	AW	16	GLU
29	AW	32	ALA
29	AW	36	ILE
29	AW	39	GLN
29	AW	45	HIS
29	AW	49	ASN
29	AW	50	VAL
29	AW	58	LEU
29	AW	61	LYS
29	AW	66	VAL
29	AW	67	LYS
29	AW	74	LYS
30	AX	8	GLU
30	AX	15	ASN
30	AX	16	THR
30	AX	17	GLU
30	AX	23	ARG
30	AX	26	PHE
30	AX	27	ASN
30	AX	28	LEU
30	AX	32	ALA
30	AX	33	ALA
30	AX	34	SER
30	AX	48	ARG
30	AX	49	ASP
31	AY	9	THR
31	AY	12	ALA
31	AY	22	THR
31	AY	53	MET
32	AZ	3	LYS
32	AZ	4	ASP

Continued on next page...

Continued from previous page...

Mol	Chain	Res	Type
32	AZ	7	PRO
32	AZ	8	LYS
32	AZ	26	SER
32	AZ	30	HIS
32	AZ	35	ASP
32	AZ	50	ASP
34	BB	19	THR
34	BB	22	TRP
34	BB	75	ALA
34	BB	87	ASP
34	BB	100	LEU
34	BB	150	ILE
34	BB	165	ALA
35	BC	54	ILE
35	BC	81	GLU
35	BC	132	ALA
35	BC	133	MET
35	BC	134	LYS
36	BD	4	LEU
36	BD	14	GLU
36	BD	16	THR
36	BD	27	ILE
36	BD	32	LYS
36	BD	105	GLY
36	BD	143	SER
36	BD	151	GLN
36	BD	188	SER
36	BD	191	SER
37	BE	20	VAL
37	BE	69	ASN
37	BE	77	ASN
37	BE	128	GLY
37	BE	150	GLU
38	BF	54	LEU
38	BF	92	THR
38	BF	100	SER
39	BG	3	ARG
39	BG	76	SER
40	BH	65	PHE
40	BH	66	GLN
40	BH	74	ILE
40	BH	95	MET

Continued on next page...

Continued from previous page...

Mol	Chain	Res	Type
41	BI	8	THR
41	BI	71	ILE
41	BI	106	ASP
41	BI	120	ALA
42	BJ	53	ILE
42	BJ	56	HIS
42	BJ	57	VAL
43	BK	13	LYS
43	BK	72	ALA
43	BK	106	ILE
43	BK	125	LYS
44	BL	77	SER
44	BL	103	CYS
45	BM	81	ASP
45	BM	104	ASN
46	BN	3	GLN
46	BN	52	ARG
46	BN	80	ARG
46	BN	97	LYS
46	BN	98	ALA
47	BO	73	ASP
48	BP	28	ARG
48	BP	45	GLU
49	BQ	6	THR
49	BQ	35	LYS
49	BQ	81	ALA
51	BS	54	ARG
52	BT	5	SER
52	BT	76	ALA
53	BU	6	ARG
53	BU	12	ASP
53	BU	13	VAL
53	BU	32	ARG
1	C0	23	ALA
1	C0	29	VAL
1	C0	30	ASP
1	C0	36	LYS
1	C0	53	VAL
2	C1	20	TYR
2	C1	29	LYS
2	C1	45	HIS
2	C1	46	VAL

Continued on next page...

Continued from previous page...

Mol	Chain	Res	Type
2	C1	47	ILE
3	C2	36	ALA
3	C2	37	LYS
3	C2	40	ALA
4	C3	14	LYS
4	C3	33	THR
4	C3	49	VAL
4	C3	53	ASP
4	C3	60	CYS
5	C4	3	VAL
5	C4	4	ARG
5	C4	5	ALA
5	C4	8	LYS
5	C4	17	VAL
5	C4	19	ARG
5	C4	23	ILE
5	C4	26	ILE
5	C4	28	SER
5	C4	33	HIS
9	CC	12	ARG
9	CC	21	PRO
9	CC	22	GLU
9	CC	25	LYS
9	CC	32	LEU
9	CC	33	LEU
9	CC	42	ARG
9	CC	45	ASN
9	CC	47	ARG
9	CC	48	ILE
9	CC	51	ARG
9	CC	53	ILE
9	CC	60	ALA
9	CC	61	TYR
9	CC	65	ASP
9	CC	79	ARG
9	CC	88	ALA
9	CC	92	LEU
9	CC	103	ILE
9	CC	107	LYS
9	CC	110	LYS
9	CC	122	ALA
9	CC	124	LYS

Continued on next page...

Continued from previous page...

Mol	Chain	Res	Type
9	CC	135	PRO
9	CC	142	ASN
9	CC	149	LYS
9	CC	163	ILE
9	CC	165	ALA
9	CC	170	TYR
9	CC	171	VAL
9	CC	172	THR
9	CC	173	LEU
9	CC	194	VAL
9	CC	207	ALA
9	CC	216	ARG
9	CC	217	PRO
9	CC	219	VAL
9	CC	221	GLY
9	CC	243	PRO
9	CC	246	PRO
9	CC	257	ARG
9	CC	265	PHE
9	CC	266	ILE
10	CD	3	GLY
10	CD	4	LEU
10	CD	7	LYS
10	CD	9	VAL
10	CD	17	GLU
10	CD	18	ASP
10	CD	30	GLU
10	CD	32	ASN
10	CD	33	ARG
10	CD	34	VAL
10	CD	42	ASN
10	CD	47	ALA
10	CD	50	VAL
10	CD	64	GLU
10	CD	82	PHE
10	CD	85	ALA
10	CD	89	GLU
10	CD	126	ASN
10	CD	132	ALA
10	CD	140	HIS
10	CD	141	ARG
10	CD	142	VAL

Continued on next page...

Continued from previous page...

Mol	Chain	Res	Type
10	CD	148	GLN
10	CD	152	PRO
10	CD	153	GLY
10	CD	160	LYS
10	CD	175	LEU
10	CD	181	ASP
10	CD	182	ALA
10	CD	190	LYS
10	CD	192	ALA
10	CD	199	SER
11	CE	3	LEU
11	CE	13	THR
11	CE	16	GLU
11	CE	26	ALA
11	CE	41	GLN
11	CE	43	THR
11	CE	48	THR
11	CE	50	ALA
11	CE	51	GLU
11	CE	58	LYS
11	CE	59	PRO
11	CE	69	ARG
11	CE	80	SER
11	CE	84	THR
11	CE	97	ASN
11	CE	104	ALA
11	CE	113	VAL
11	CE	118	LEU
11	CE	122	GLU
11	CE	135	ALA
11	CE	146	VAL
11	CE	168	ASP
11	CE	169	VAL
11	CE	175	ILE
11	CE	199	MET
12	CF	3	LEU
12	CF	8	LYS
12	CF	19	PHE
12	CF	34	THR
12	CF	39	VAL
12	CF	66	ILE
12	CF	67	THR

Continued on next page...

Continued from previous page...

Mol	Chain	Res	Type
12	CF	73	VAL
12	CF	74	ALA
12	CF	77	LYS
12	CF	83	PRO
12	CF	133	GLU
12	CF	134	GLN
12	CF	153	ILE
12	CF	176	PHE
13	CG	3	VAL
13	CG	4	ALA
13	CG	5	LYS
13	CG	11	PRO
13	CG	24	THR
13	CG	29	ASN
13	CG	37	ASN
13	CG	109	SER
13	CG	118	ALA
13	CG	125	PRO
13	CG	151	ARG
13	CG	159	LYS
13	CG	165	ASP
13	CG	166	GLU
14	CH	10	ALA
14	CH	14	SER
14	CH	23	ALA
14	CH	25	TYR
14	CH	32	PRO
14	CH	37	VAL
14	CH	38	PRO
14	CH	39	ALA
14	CH	96	THR
14	CH	112	LYS
14	CH	113	SER
14	CH	115	VAL
15	CI	13	ALA
15	CI	18	ASN
15	CI	19	PRO
15	CI	22	PRO
15	CI	101	SER
16	CJ	3	THR
16	CJ	9	GLU
16	CJ	11	VAL

Continued on next page...

Continued from previous page...

Mol	Chain	Res	Type
16	CJ	23	LYS
16	CJ	25	LEU
16	CJ	41	LYS
16	CJ	58	ASN
16	CJ	63	ALA
16	CJ	81	ILE
16	CJ	84	ILE
16	CJ	110	PRO
16	CJ	128	ASN
16	CJ	129	GLU
17	CK	16	ALA
17	CK	17	ARG
17	CK	35	VAL
17	CK	72	PRO
17	CK	92	GLU
17	CK	122	VAL
18	CL	7	SER
18	CL	14	LYS
18	CL	15	ALA
18	CL	17	LYS
18	CL	38	GLN
18	CL	40	SER
18	CL	55	MET
18	CL	72	ALA
18	CL	77	ILE
18	CL	82	LEU
18	CL	84	LYS
18	CL	86	GLU
18	CL	92	LEU
18	CL	93	ASN
18	CL	111	ILE
18	CL	116	VAL
18	CL	118	THR
18	CL	120	VAL
19	CM	3	GLN
19	CM	5	LYS
19	CM	7	THR
19	CM	12	MET
19	CM	17	ASN
19	CM	31	PHE
19	CM	33	LEU
19	CM	67	VAL

Continued on next page...

Continued from previous page...

Mol	Chain	Res	Type
19	CM	77	PRO
19	CM	80	VAL
19	CM	89	VAL
19	CM	92	TRP
19	CM	127	LYS
19	CM	134	THR
20	CN	12	ARG
20	CN	56	LYS
20	CN	68	ALA
20	CN	72	ASP
20	CN	74	GLU
20	CN	86	ARG
20	CN	91	ALA
20	CN	111	ALA
20	CN	122	ALA
21	CO	11	ALA
21	CO	21	LEU
21	CO	27	VAL
21	CO	41	ALA
21	CO	54	VAL
21	CO	61	GLN
21	CO	63	LYS
21	CO	64	TYR
21	CO	84	GLU
21	CO	90	VAL
21	CO	107	ALA
22	CP	23	ASP
22	CP	42	PHE
22	CP	49	ILE
22	CP	60	VAL
22	CP	71	ARG
22	CP	77	SER
22	CP	79	VAL
22	CP	80	VAL
22	CP	92	ARG
22	CP	97	TYR
22	CP	105	LYS
23	CQ	9	ALA
23	CQ	30	VAL
23	CQ	41	ALA
23	CQ	46	TYR
23	CQ	54	ARG

Continued on next page...

Continued from previous page...

Mol	Chain	Res	Type
23	CQ	73	ILE
23	CQ	86	SER
23	CQ	89	ILE
23	CQ	93	ILE
23	CQ	114	ALA
24	CR	2	TYR
24	CR	4	VAL
24	CR	5	PHE
24	CR	11	GLN
24	CR	22	LEU
24	CR	27	ILE
24	CR	32	THR
24	CR	33	VAL
24	CR	37	GLU
24	CR	51	VAL
24	CR	59	ILE
24	CR	71	LYS
24	CR	75	VAL
24	CR	77	PHE
24	CR	80	ARG
24	CR	81	LYS
24	CR	85	LYS
24	CR	97	LYS
24	CR	102	SER
25	CS	3	THR
25	CS	8	ARG
25	CS	12	SER
25	CS	19	LEU
25	CS	20	VAL
25	CS	29	VAL
25	CS	41	LYS
25	CS	64	ALA
25	CS	92	ARG
25	CS	96	ILE
25	CS	99	ARG
25	CS	104	THR
25	CS	109	ASP
26	CT	6	ARG
26	CT	7	LEU
26	CT	12	ARG
26	CT	17	SER
26	CT	63	VAL

Continued on next page...

Continued from previous page...

Mol	Chain	Res	Type
26	CT	66	LYS
26	CT	71	GLY
26	CT	85	VAL
26	CT	95	PHE
27	CU	2	ALA
27	CU	4	ILE
27	CU	24	VAL
27	CU	25	LYS
27	CU	26	ASN
27	CU	35	VAL
27	CU	36	GLU
27	CU	40	LEU
27	CU	41	VAL
27	CU	50	ALA
27	CU	63	ALA
27	CU	66	VAL
27	CU	71	ILE
27	CU	75	ALA
27	CU	94	PHE
27	CU	97	SER
27	CU	99	SER
27	CU	101	THR
28	CV	14	LYS
28	CV	38	LEU
29	CW	14	ASP
29	CW	32	ALA
29	CW	44	PHE
29	CW	48	ALA
29	CW	58	LEU
29	CW	61	LYS
29	CW	66	VAL
29	CW	67	LYS
29	CW	72	GLY
29	CW	77	LYS
29	CW	80	SER
30	CX	30	MET
30	CX	31	GLN
30	CX	49	ASP
31	CY	9	THR
31	CY	12	ALA
31	CY	51	SER
31	CY	53	MET

Continued on next page...

Continued from previous page...

Mol	Chain	Res	Type
31	CY	57	GLU
32	CZ	4	ASP
32	CZ	22	MET
32	CZ	50	ASP
34	DB	11	ALA
34	DB	15	PHE
34	DB	73	ARG
34	DB	86	CYS
34	DB	88	GLN
34	DB	94	ARG
34	DB	128	LEU
34	DB	132	GLU
34	DB	169	HIS
34	DB	170	ILE
35	DC	7	ASN
35	DC	15	LYS
35	DC	54	ILE
35	DC	153	SER
35	DC	203	LYS
36	DD	26	ALA
36	DD	27	ILE
36	DD	33	ILE
36	DD	82	LYS
36	DD	115	GLN
36	DD	121	ALA
36	DD	139	ASN
36	DD	143	SER
36	DD	165	GLU
36	DD	191	SER
36	DD	204	SER
37	DE	42	ASN
37	DE	82	HIS
37	DE	88	HIS
37	DE	89	THR
37	DE	107	GLY
37	DE	144	GLU
38	DF	12	PRO
38	DF	39	LEU
38	DF	40	GLU
38	DF	54	LEU
38	DF	86	ARG
38	DF	95	ALA

Continued on next page...

Continued from previous page...

Mol	Chain	Res	Type
38	DF	99	ALA
39	DG	19	SER
40	DH	22	ALA
40	DH	24	VAL
40	DH	33	VAL
40	DH	47	ASP
40	DH	77	VAL
40	DH	82	LEU
40	DH	94	VAL
40	DH	105	THR
41	DI	8	THR
41	DI	37	TYR
41	DI	42	THR
41	DI	55	ASP
41	DI	57	VAL
41	DI	107	ALA
41	DI	108	ARG
42	DJ	42	LEU
42	DJ	57	VAL
43	DK	15	VAL
43	DK	109	ILE
44	DL	75	GLU
44	DL	98	ARG
44	DL	101	LEU
44	DL	111	GLN
45	DM	3	ILE
45	DM	22	TYR
45	DM	65	GLU
45	DM	102	LYS
46	DN	3	GLN
46	DN	29	ILE
46	DN	31	SER
46	DN	50	LEU
46	DN	70	HIS
47	DO	73	ASP
48	DP	7	ALA
48	DP	33	ILE
48	DP	42	ILE
48	DP	67	ILE
48	DP	80	LYS
49	DQ	6	THR
49	DQ	35	LYS

Continued on next page...

Continued from previous page...

Mol	Chain	Res	Type
49	DQ	56	ASP
49	DQ	81	ALA
50	DR	33	THR
51	DS	2	ARG
51	DS	62	THR
51	DS	69	LYS
52	DT	4	LYS
53	DU	13	VAL
53	DU	23	GLU
1	A0	7	PRO
1	A0	17	SER
1	A0	24	VAL
1	A0	37	HIS
2	A1	16	THR
2	A1	18	HIS
2	A1	40	PRO
2	A1	43	ARG
2	A1	48	TYR
3	A2	29	GLN
3	A2	35	ARG
3	A2	43	THR
4	A3	5	THR
4	A3	29	ARG
4	A3	32	LEU
4	A3	34	LYS
4	A3	52	GLY
4	A3	55	GLY
4	A3	57	VAL
4	A3	59	ALA
5	A4	3	VAL
5	A4	6	SER
9	AC	16	VAL
9	AC	31	PRO
9	AC	46	GLY
9	AC	54	GLY
9	AC	67	LYS
9	AC	93	VAL
9	AC	122	ALA
9	AC	137	GLY
9	AC	141	HIS
9	AC	179	GLU
9	AC	196	ASN

Continued on next page...

Continued from previous page...

Mol	Chain	Res	Type
9	AC	204	LEU
9	AC	207	ALA
9	AC	209	ALA
9	AC	259	ASN
10	AD	21	SER
10	AD	33	ARG
10	AD	48	ILE
10	AD	53	GLY
10	AD	57	ALA
10	AD	71	ALA
10	AD	76	GLY
10	AD	92	VAL
10	AD	98	VAL
10	AD	102	ALA
10	AD	109	VAL
10	AD	127	PHE
10	AD	130	GLN
10	AD	136	ASN
10	AD	154	LYS
10	AD	155	VAL
10	AD	160	LYS
10	AD	162	ALA
10	AD	173	GLN
10	AD	174	SER
10	AD	178	VAL
10	AD	205	PRO
11	AE	2	GLU
11	AE	8	ALA
11	AE	17	THR
11	AE	21	ARG
11	AE	26	ALA
11	AE	48	THR
11	AE	52	VAL
11	AE	54	GLY
11	AE	59	PRO
11	AE	89	PRO
11	AE	97	ASN
11	AE	113	VAL
11	AE	170	ARG
11	AE	172	ALA
11	AE	173	THR
11	AE	178	VAL

Continued on next page...

Continued from previous page...

Mol	Chain	Res	Type
12	AF	9	ASP
12	AF	33	ILE
12	AF	46	LYS
12	AF	74	ALA
12	AF	84	ILE
12	AF	138	PRO
12	AF	148	VAL
12	AF	150	GLY
13	AG	19	ASN
13	AG	26	LYS
13	AG	36	LEU
13	AG	42	VAL
13	AG	92	GLY
13	AG	109	SER
13	AG	111	PRO
13	AG	118	ALA
13	AG	153	PRO
13	AG	159	LYS
13	AG	161	VAL
14	AH	27	ARG
14	AH	118	PRO
15	AI	2	LYS
15	AI	23	VAL
15	AI	62	ALA
15	AI	88	GLY
16	AJ	3	THR
16	AJ	8	PRO
16	AJ	26	GLY
16	AJ	30	THR
16	AJ	40	HIS
16	AJ	46	PRO
16	AJ	48	VAL
16	AJ	62	VAL
16	AJ	65	THR
16	AJ	116	ARG
17	AK	3	GLN
17	AK	4	GLU
17	AK	85	VAL
17	AK	89	ASN
18	AL	8	PRO
18	AL	26	GLY
18	AL	38	GLN

Continued on next page...

Continued from previous page...

Mol	Chain	Res	Type
18	AL	39	LYS
18	AL	57	LEU
18	AL	71	ALA
18	AL	77	ILE
18	AL	83	ALA
18	AL	89	VAL
18	AL	99	ASN
18	AL	104	GLN
18	AL	105	ILE
18	AL	117	THR
18	AL	125	LEU
18	AL	138	ALA
18	AL	142	ILE
19	AM	2	LEU
19	AM	21	ALA
19	AM	26	VAL
19	AM	43	ALA
19	AM	57	VAL
19	AM	69	PRO
19	AM	80	VAL
19	AM	84	LYS
19	AM	101	VAL
19	AM	126	ILE
20	AN	11	ASN
20	AN	17	ARG
20	AN	46	ARG
20	AN	56	LYS
20	AN	93	GLY
20	AN	111	ALA
21	AO	6	ALA
21	AO	22	GLY
21	AO	27	VAL
21	AO	48	LEU
21	AO	49	VAL
21	AO	78	VAL
21	AO	87	ILE
21	AO	101	GLY
22	AP	8	GLU
22	AP	15	ASP
22	AP	17	PRO
22	AP	18	SER
22	AP	26	GLU

Continued on next page...

Continued from previous page...

Mol	Chain	Res	Type
22	AP	38	ARG
22	AP	39	LEU
22	AP	52	ARG
22	AP	55	HIS
22	AP	83	ILE
22	AP	110	LYS
23	AQ	4	LYS
23	AQ	30	VAL
23	AQ	36	GLN
23	AQ	42	GLY
23	AQ	73	ILE
23	AQ	98	ALA
23	AQ	102	LYS
24	AR	4	VAL
24	AR	18	GLN
24	AR	25	LEU
24	AR	42	ALA
24	AR	54	VAL
24	AR	65	ALA
24	AR	77	PHE
24	AR	84	ARG
25	AS	32	ALA
25	AS	87	PRO
26	AT	5	GLU
26	AT	11	LEU
26	AT	16	VAL
26	AT	62	VAL
26	AT	89	GLU
27	AU	31	GLY
27	AU	54	PRO
27	AU	58	VAL
27	AU	94	PHE
27	AU	97	SER
28	AV	15	GLY
28	AV	36	ALA
28	AV	44	HIS
29	AW	14	ASP
29	AW	20	LEU
29	AW	37	VAL
29	AW	42	THR
29	AW	44	PHE
29	AW	46	ALA

Continued on next page...

Continued from previous page...

Mol	Chain	Res	Type
29	AW	47	GLY
29	AW	57	THR
29	AW	63	ASP
29	AW	69	GLU
29	AW	75	ASN
29	AW	76	ARG
30	AX	5	GLU
30	AX	36	GLN
30	AX	38	GLN
30	AX	41	HIS
31	AY	17	PRO
31	AY	30	ARG
31	AY	51	SER
32	AZ	31	ASP
32	AZ	34	LEU
32	AZ	40	CYS
34	BB	10	LYS
34	BB	35	ASN
34	BB	78	ALA
34	BB	153	MET
34	BB	205	ALA
35	BC	18	ASN
35	BC	28	PHE
35	BC	60	ALA
35	BC	91	ALA
35	BC	112	ALA
35	BC	153	SER
36	BD	25	ARG
36	BD	29	THR
36	BD	41	GLY
36	BD	56	GLU
37	BE	62	ALA
37	BE	73	VAL
37	BE	151	MET
38	BF	12	PRO
38	BF	64	VAL
39	BG	16	LYS
39	BG	41	ILE
40	BH	78	SER
40	BH	107	LYS
41	BI	54	VAL
42	BJ	36	VAL

Continued on next page...

Continued from previous page...

Mol	Chain	Res	Type
42	BJ	74	VAL
42	BJ	92	LEU
43	BK	37	GLN
43	BK	46	ALA
43	BK	50	GLY
43	BK	118	ASN
43	BK	126	ARG
44	BL	43	LYS
44	BL	96	THR
44	BL	102	ASP
44	BL	121	PRO
45	BM	3	ILE
45	BM	7	ASN
45	BM	44	ILE
46	BN	33	VAL
47	BO	23	SER
47	BO	28	VAL
48	BP	17	TYR
48	BP	24	SER
48	BP	26	ASN
48	BP	47	GLU
48	BP	65	ALA
49	BQ	4	ILE
49	BQ	47	ASP
49	BQ	56	ASP
50	BR	32	ILE
50	BR	42	ARG
50	BR	43	ILE
50	BR	45	GLY
50	BR	73	HIS
51	BS	3	SER
52	BT	6	ALA
52	BT	41	GLY
52	BT	68	LYS
53	BU	23	GLU
53	BU	33	ARG
1	C0	7	PRO
1	C0	17	SER
1	C0	19	ASP
1	C0	37	HIS
1	C0	48	TYR
2	C1	18	HIS

Continued on next page...

Continued from previous page...

Mol	Chain	Res	Type
2	C1	40	PRO
2	C1	48	TYR
2	C1	53	ILE
3	C2	17	GLY
3	C2	29	GLN
4	C3	5	THR
4	C3	13	PHE
4	C3	32	LEU
4	C3	45	PRO
4	C3	55	GLY
5	C4	37	GLN
9	CC	19	VAL
9	CC	31	PRO
9	CC	46	GLY
9	CC	54	GLY
9	CC	67	LYS
9	CC	93	VAL
9	CC	113	ASP
9	CC	137	GLY
9	CC	141	HIS
9	CC	143	VAL
9	CC	179	GLU
9	CC	196	ASN
9	CC	204	LEU
9	CC	255	LYS
9	CC	260	LYS
9	CC	263	ASP
10	CD	21	SER
10	CD	54	ALA
10	CD	56	LYS
10	CD	69	ALA
10	CD	81	GLU
10	CD	84	LEU
10	CD	87	GLY
10	CD	109	VAL
10	CD	113	SER
10	CD	138	LEU
10	CD	145	SER
10	CD	147	GLY
10	CD	162	ALA
10	CD	173	GLN
10	CD	174	SER

Continued on next page...

Continued from previous page...

Mol	Chain	Res	Type
10	CD	178	VAL
10	CD	205	PRO
11	CE	6	LYS
11	CE	8	ALA
11	CE	17	THR
11	CE	49	ARG
11	CE	53	THR
11	CE	89	PRO
11	CE	93	SER
11	CE	114	ARG
11	CE	116	ASP
11	CE	120	VAL
11	CE	140	ASP
11	CE	141	MET
11	CE	148	ILE
11	CE	155	GLU
11	CE	178	VAL
12	CF	9	ASP
12	CF	33	ILE
12	CF	46	LYS
12	CF	84	ILE
12	CF	138	PRO
12	CF	148	VAL
12	CF	150	GLY
13	CG	46	ASP
13	CG	68	ARG
13	CG	119	GLY
13	CG	140	ILE
13	CG	141	GLY
14	CH	9	VAL
14	CH	19	VAL
14	CH	29	PHE
14	CH	35	LYS
14	CH	75	LEU
14	CH	76	GLU
14	CH	100	ALA
14	CH	108	VAL
14	CH	120	GLY
14	CH	123	ARG
14	CH	147	VAL
15	CI	17	ALA
15	CI	83	ALA

Continued on next page...

Continued from previous page...

Mol	Chain	Res	Type
15	CI	88	GLY
16	CJ	8	PRO
16	CJ	26	GLY
16	CJ	30	THR
16	CJ	39	LYS
16	CJ	47	HIS
16	CJ	65	THR
16	CJ	116	ARG
16	CJ	131	ASN
17	CK	3	GLN
17	CK	4	GLU
17	CK	85	VAL
17	CK	89	ASN
18	CL	27	LEU
18	CL	33	ARG
18	CL	39	LYS
18	CL	44	GLY
18	CL	46	VAL
18	CL	56	PRO
18	CL	57	LEU
18	CL	58	TYR
18	CL	87	GLY
18	CL	103	ILE
18	CL	117	THR
18	CL	138	ALA
18	CL	142	ILE
19	CM	9	PHE
19	CM	14	LYS
19	CM	21	ALA
19	CM	26	VAL
19	CM	43	ALA
19	CM	58	LYS
19	CM	84	LYS
19	CM	101	VAL
19	CM	133	LYS
20	CN	11	ASN
20	CN	17	ARG
20	CN	46	ARG
20	CN	73	ASN
20	CN	93	GLY
20	CN	121	LYS
21	CO	7	ARG

Continued on next page...

Continued from previous page...

Mol	Chain	Res	Type
21	CO	35	ILE
21	CO	38	GLN
21	CO	40	ILE
21	CO	87	ILE
21	CO	97	PHE
21	CO	100	HIS
22	CP	8	GLU
22	CP	15	ASP
22	CP	17	PRO
22	CP	18	SER
22	CP	26	GLU
22	CP	39	LEU
22	CP	55	HIS
22	CP	85	VAL
22	CP	96	LEU
22	CP	110	LYS
23	CQ	4	LYS
23	CQ	31	TYR
23	CQ	68	ALA
23	CQ	72	GLY
23	CQ	91	ARG
23	CQ	102	LYS
24	CR	7	SER
24	CR	50	GLY
24	CR	65	ALA
24	CR	78	ARG
24	CR	89	HIS
24	CR	98	ILE
25	CS	25	ARG
25	CS	54	ALA
25	CS	87	PRO
25	CS	90	LYS
26	CT	11	LEU
26	CT	16	VAL
26	CT	62	VAL
27	CU	39	ASN
27	CU	52	ASN
27	CU	55	GLY
27	CU	67	SER
27	CU	88	ASP
28	CV	15	GLY
28	CV	36	ALA

Continued on next page...

Continued from previous page...

Mol	Chain	Res	Type
28	CV	37	PRO
28	CV	44	HIS
28	CV	85	LYS
29	CW	4	LYS
29	CW	9	THR
29	CW	20	LEU
29	CW	36	ILE
29	CW	40	ARG
29	CW	45	HIS
29	CW	47	GLY
29	CW	51	GLY
29	CW	57	THR
29	CW	63	ASP
29	CW	69	GLU
29	CW	75	ASN
30	CX	27	ASN
30	CX	28	LEU
30	CX	48	ARG
31	CY	4	ILE
31	CY	30	ARG
32	CZ	9	TYR
32	CZ	40	CYS
34	DB	20	ARG
34	DB	103	TRP
34	DB	148	GLY
34	DB	150	ILE
34	DB	205	ALA
35	DC	18	ASN
35	DC	50	SER
35	DC	56	ILE
35	DC	75	VAL
35	DC	98	ALA
35	DC	100	ILE
35	DC	144	GLY
35	DC	167	TYR
36	DD	3	TYR
36	DD	4	LEU
36	DD	14	GLU
36	DD	88	ASN
36	DD	112	GLU
36	DD	146	GLU
36	DD	180	THR

Continued on next page...

Continued from previous page...

Mol	Chain	Res	Type
36	DD	192	ALA
37	DE	23	THR
37	DE	24	VAL
37	DE	149	PRO
37	DE	158	LYS
38	DF	41	ASP
38	DF	73	GLU
38	DF	81	ASN
38	DF	89	VAL
38	DF	94	HIS
38	DF	98	GLU
39	DG	10	LYS
39	DG	34	LYS
39	DG	84	TYR
39	DG	129	ASN
40	DH	32	LYS
40	DH	62	LEU
40	DH	90	GLU
41	DI	30	ASN
41	DI	44	ARG
41	DI	45	MET
41	DI	106	ASP
41	DI	127	SER
42	DJ	36	VAL
42	DJ	37	ARG
42	DJ	61	ALA
42	DJ	74	VAL
42	DJ	101	SER
43	DK	37	GLN
43	DK	46	ALA
43	DK	97	ARG
44	DL	14	LYS
44	DL	43	LYS
44	DL	76	HIS
44	DL	83	GLY
44	DL	108	ASP
44	DL	116	TYR
45	DM	9	PRO
45	DM	13	HIS
45	DM	29	SER
46	DN	2	LYS
46	DN	8	ARG

Continued on next page...

Continued from previous page...

Mol	Chain	Res	Type
46	DN	27	LYS
46	DN	62	ARG
46	DN	77	GLY
47	DO	28	VAL
47	DO	29	ALA
47	DO	86	LEU
48	DP	12	LYS
48	DP	21	VAL
48	DP	24	SER
48	DP	30	GLY
48	DP	43	ALA
48	DP	57	ILE
49	DQ	4	ILE
49	DQ	47	ASP
49	DQ	57	VAL
50	DR	25	ILE
50	DR	73	HIS
51	DS	63	ASP
52	DT	6	ALA
52	DT	41	GLY
52	DT	67	HIS
52	DT	68	LYS
53	DU	39	LYS
1	A0	20	ALA
1	A0	34	GLY
1	A0	41	HIS
1	A0	53	VAL
2	A1	7	LYS
2	A1	45	HIS
3	A2	5	PHE
3	A2	10	LEU
4	A3	12	ARG
4	A3	26	ALA
4	A3	42	HIS
4	A3	58	ILE
5	A4	35	GLN
9	AC	19	VAL
9	AC	58	LYS
9	AC	63	ILE
9	AC	64	VAL
9	AC	91	ALA
9	AC	113	ASP

Continued on next page...

Continued from previous page...

Mol	Chain	Res	Type
9	AC	114	GLN
9	AC	120	ASP
9	AC	157	ALA
9	AC	162	GLN
9	AC	189	ALA
9	AC	193	GLU
9	AC	255	LYS
9	AC	269	ARG
10	AD	69	ALA
10	AD	84	LEU
10	AD	103	ASP
10	AD	113	SER
10	AD	179	ARG
10	AD	193	VAL
11	AE	24	ASN
11	AE	93	SER
11	AE	112	LEU
11	AE	180	LEU
11	AE	194	LYS
11	AE	196	VAL
12	AF	14	LYS
12	AF	20	ASN
12	AF	42	ALA
12	AF	80	GLN
12	AF	149	ARG
13	AG	5	LYS
13	AG	7	PRO
13	AG	34	ARG
13	AG	60	GLY
13	AG	61	TRP
13	AG	108	PHE
13	AG	117	PRO
13	AG	151	ARG
14	AH	15	LEU
14	AH	20	ASN
14	AH	31	VAL
14	AH	88	GLY
14	AH	95	GLY
15	AI	19	PRO
15	AI	21	PRO
15	AI	64	ARG
15	AI	74	PRO

Continued on next page...

Continued from previous page...

Mol	Chain	Res	Type
16	AJ	10	THR
16	AJ	21	THR
16	AJ	38	GLY
16	AJ	60	ASP
16	AJ	75	TYR
16	AJ	77	HIS
17	AK	14	SER
17	AK	46	ALA
18	AL	12	SER
18	AL	19	LEU
18	AL	33	ARG
18	AL	40	SER
18	AL	94	THR
18	AL	98	ALA
18	AL	106	GLU
19	AM	8	LYS
19	AM	14	LYS
19	AM	24	THR
19	AM	38	ARG
19	AM	64	TRP
19	AM	78	LEU
19	AM	91	TYR
20	AN	2	ARG
20	AN	61	ALA
20	AN	69	ARG
20	AN	71	ARG
20	AN	109	PRO
21	AO	19	GLN
21	AO	20	GLU
21	AO	23	ALA
21	AO	30	ARG
22	AP	25	VAL
22	AP	28	LYS
22	AP	41	ALA
22	AP	81	ASP
22	AP	96	LEU
22	AP	98	TYR
23	AQ	5	ARG
23	AQ	6	GLY
24	AR	24	LYS
24	AR	33	VAL
24	AR	67	GLY

Continued on next page...

Continued from previous page...

Mol	Chain	Res	Type
24	AR	81	LYS
25	AS	13	SER
25	AS	21	ALA
25	AS	29	VAL
25	AS	67	ASP
25	AS	88	ARG
25	AS	90	LYS
26	AT	39	THR
26	AT	78	SER
26	AT	79	ASP
26	AT	94	ASP
27	AU	35	VAL
27	AU	50	ALA
28	AV	55	GLU
28	AV	71	LYS
28	AV	81	PRO
28	AV	85	LYS
30	AX	47	ARG
31	AY	3	THR
31	AY	42	ALA
32	AZ	5	ILE
32	AZ	13	THR
32	AZ	45	THR
34	BB	15	PHE
34	BB	18	GLN
34	BB	31	PHE
34	BB	80	LYS
34	BB	163	ILE
35	BC	36	PHE
35	BC	136	ALA
35	BC	146	LYS
35	BC	167	TYR
35	BC	189	HIS
36	BD	37	PRO
36	BD	43	ARG
36	BD	197	HIS
37	BE	34	ALA
37	BE	43	GLY
37	BE	53	ARG
37	BE	103	GLY
37	BE	114	LEU
37	BE	132	PRO

Continued on next page...

Continued from previous page...

Mol	Chain	Res	Type
37	BE	146	MET
37	BE	152	VAL
38	BF	24	ARG
38	BF	37	HIS
38	BF	53	LYS
38	BF	99	ALA
39	BG	6	ILE
39	BG	53	SER
39	BG	58	LEU
39	BG	60	ALA
39	BG	98	LEU
40	BH	46	GLU
41	BI	26	LYS
41	BI	37	TYR
42	BJ	11	LYS
42	BJ	62	ARG
43	BK	99	LEU
43	BK	102	ALA
44	BL	14	LYS
44	BL	42	LYS
44	BL	72	ASN
44	BL	114	SER
45	BM	23	GLY
45	BM	39	ALA
45	BM	48	SER
45	BM	61	LYS
46	BN	22	LYS
46	BN	34	ASN
46	BN	66	THR
46	BN	67	GLY
46	BN	93	PRO
46	BN	94	GLY
47	BO	86	LEU
48	BP	22	ALA
48	BP	52	LEU
48	BP	79	ASN
49	BQ	70	LYS
50	BR	37	LYS
50	BR	59	LYS
51	BS	80	ARG
52	BT	39	GLU
52	BT	46	ALA

Continued on next page...

Continued from previous page...

Mol	Chain	Res	Type
53	BU	14	ALA
1	C0	31	LYS
1	C0	34	GLY
1	C0	41	HIS
2	C1	7	LYS
2	C1	12	SER
2	C1	24	LYS
2	C1	32	LYS
2	C1	43	ARG
3	C2	10	LEU
3	C2	35	ARG
4	C3	12	ARG
4	C3	52	GLY
9	CC	40	GLY
9	CC	58	LYS
9	CC	63	ILE
9	CC	85	ASN
9	CC	91	ALA
9	CC	114	GLN
9	CC	120	ASP
9	CC	162	GLN
9	CC	189	ALA
9	CC	193	GLU
9	CC	209	ALA
9	CC	252	LYS
10	CD	91	THR
10	CD	156	PHE
10	CD	179	ARG
10	CD	194	PRO
11	CE	5	LEU
11	CE	10	SER
11	CE	28	VAL
11	CE	65	THR
11	CE	103	GLY
11	CE	115	GLN
11	CE	125	SER
11	CE	156	ASN
11	CE	172	ALA
11	CE	194	LYS
11	CE	198	GLU
12	CF	14	LYS
12	CF	20	ASN

Continued on next page...

Continued from previous page...

Mol	Chain	Res	Type
12	CF	36	ASN
12	CF	42	ALA
12	CF	80	GLN
12	CF	149	ARG
13	CG	6	ALA
13	CG	17	LYS
13	CG	34	ARG
13	CG	59	ASP
13	CG	98	LYS
13	CG	111	PRO
13	CG	127	GLN
13	CG	155	PRO
14	CH	86	ASP
14	CH	107	GLY
14	CH	119	ASN
14	CH	121	VAL
15	CI	4	VAL
15	CI	23	VAL
15	CI	49	GLU
15	CI	61	TYR
15	CI	74	PRO
16	CJ	21	THR
16	CJ	52	ASP
16	CJ	60	ASP
16	CJ	62	VAL
16	CJ	77	HIS
16	CJ	137	PRO
18	CL	9	ALA
18	CL	62	PRO
18	CL	70	LYS
18	CL	98	ALA
18	CL	125	LEU
19	CM	4	PRO
19	CM	24	THR
19	CM	38	ARG
20	CN	99	LYS
20	CN	109	PRO
21	CO	14	ALA
21	CO	28	VAL
21	CO	91	SER
21	CO	96	GLY
22	CP	25	VAL

Continued on next page...

Continued from previous page...

Mol	Chain	Res	Type
22	CP	28	LYS
22	CP	32	VAL
22	CP	38	ARG
22	CP	41	ALA
22	CP	52	ARG
22	CP	87	ARG
23	CQ	5	ARG
23	CQ	6	GLY
23	CQ	43	GLN
24	CR	66	HIS
24	CR	84	ARG
24	CR	88	GLY
25	CS	13	SER
25	CS	21	ALA
25	CS	27	LYS
25	CS	31	GLN
25	CS	65	ASP
25	CS	88	ARG
26	CT	3	ARG
26	CT	39	THR
26	CT	78	SER
26	CT	79	ASP
27	CU	64	ILE
28	CV	55	GLU
28	CV	71	LYS
28	CV	81	PRO
29	CW	8	SER
29	CW	18	LYS
29	CW	49	ASN
29	CW	78	PHE
30	CX	42	LEU
31	CY	5	LYS
31	CY	39	ASP
32	CZ	7	PRO
32	CZ	15	SER
32	CZ	18	CYS
32	CZ	19	GLY
32	CZ	45	THR
34	DB	63	LYS
34	DB	72	LYS
34	DB	90	PHE
34	DB	153	MET

Continued on next page...

Continued from previous page...

Mol	Chain	Res	Type
34	DB	158	ASP
34	DB	163	ILE
34	DB	188	THR
35	DC	3	LYS
35	DC	60	ALA
35	DC	190	THR
36	DD	19	PHE
36	DD	37	PRO
36	DD	41	GLY
36	DD	116	LEU
36	DD	140	ASP
36	DD	167	PRO
37	DE	77	ASN
37	DE	102	THR
38	DF	24	ARG
38	DF	44	ARG
38	DF	53	LYS
38	DF	64	VAL
38	DF	80	PHE
39	DG	17	PHE
39	DG	62	GLU
40	DH	57	GLU
41	DI	86	LEU
41	DI	110	VAL
42	DJ	32	THR
42	DJ	41	PRO
42	DJ	56	HIS
44	DL	42	LYS
44	DL	121	PRO
46	DN	32	ASP
46	DN	51	PRO
47	DO	57	ARG
48	DP	59	HIS
50	DR	20	ILE
50	DR	40	PRO
50	DR	54	LEU
51	DS	66	VAL
51	DS	70	LEU
52	DT	39	GLU
53	DU	11	PHE
53	DU	28	LEU
53	DU	37	TYR

Continued on next page...

Continued from previous page...

Mol	Chain	Res	Type
2	A1	21	THR
2	A1	24	LYS
2	A1	52	LYS
3	A2	6	GLN
5	A4	28	SER
9	AC	4	LYS
9	AC	40	GLY
9	AC	59	GLN
9	AC	85	ASN
9	AC	115	ILE
9	AC	140	VAL
9	AC	252	LYS
9	AC	253	GLY
9	AC	257	ARG
10	AD	14	ILE
10	AD	150	GLN
10	AD	194	PRO
10	AD	208	LYS
11	AE	65	THR
11	AE	68	ALA
11	AE	72	SER
11	AE	103	GLY
11	AE	117	ARG
11	AE	120	VAL
11	AE	129	PRO
11	AE	191	ASP
11	AE	198	GLU
12	AF	13	LYS
12	AF	31	GLU
12	AF	36	ASN
12	AF	102	LEU
13	AG	68	ARG
13	AG	105	SER
13	AG	116	LEU
14	AH	36	ALA
14	AH	89	LYS
15	AI	20	SER
16	AJ	20	ALA
16	AJ	64	VAL
16	AJ	83	GLY
16	AJ	114	LEU
16	AJ	134	ALA

Continued on next page...

Continued from previous page...

Mol	Chain	Res	Type
17	AK	94	PRO
17	AK	113	MET
18	AL	6	LEU
18	AL	15	ALA
18	AL	36	LYS
18	AL	43	GLY
19	AM	44	ARG
19	AM	111	GLU
20	AN	4	ARG
20	AN	18	GLN
20	AN	99	LYS
21	AO	47	VAL
21	AO	108	ASP
22	AP	32	VAL
23	AQ	15	LYS
23	AQ	17	LEU
23	AQ	41	ALA
23	AQ	78	PHE
23	AQ	95	ALA
24	AR	12	HIS
24	AR	23	GLU
24	AR	76	LYS
24	AR	79	ARG
25	AS	9	HIS
25	AS	60	HIS
25	AS	71	VAL
26	AT	26	LYS
26	AT	32	LEU
26	AT	42	GLU
27	AU	63	ALA
27	AU	75	ALA
27	AU	91	LYS
29	AW	31	LEU
29	AW	38	ARG
29	AW	65	LYS
31	AY	39	ASP
32	AZ	24	ILE
32	AZ	28	VAL
34	BB	36	LYS
34	BB	96	LEU
34	BB	115	ASP
34	BB	122	ASP

Continued on next page...

Continued from previous page...

Mol	Chain	Res	Type
34	BB	211	LEU
34	BB	214	GLY
35	BC	29	ALA
35	BC	50	SER
35	BC	180	ASP
36	BD	28	ASP
36	BD	189	ASP
37	BE	98	ALA
39	BG	95	ARG
39	BG	101	ARG
41	BI	36	GLN
41	BI	39	GLY
41	BI	110	VAL
42	BJ	60	ASP
42	BJ	75	ASP
42	BJ	82	LYS
42	BJ	88	MET
42	BJ	93	ALA
43	BK	38	GLY
43	BK	100	ASN
44	BL	70	GLY
44	BL	122	LYS
45	BM	62	PHE
47	BO	27	GLN
47	BO	29	ALA
47	BO	60	SER
48	BP	27	ALA
49	BQ	57	VAL
49	BQ	69	THR
51	BS	41	PRO
51	BS	64	GLU
51	BS	68	HIS
52	BT	24	ARG
52	BT	77	ASN
53	BU	35	GLU
1	C0	51	ARG
2	C1	21	THR
3	C2	5	PHE
3	C2	6	GLN
3	C2	18	PHE
9	CC	4	LYS
9	CC	16	VAL

Continued on next page...

Continued from previous page...

Mol	Chain	Res	Type
9	CC	115	ILE
9	CC	140	VAL
9	CC	218	THR
9	CC	235	GLU
10	CD	14	ILE
10	CD	103	ASP
10	CD	128	ARG
10	CD	193	VAL
11	CE	72	SER
11	CE	133	LEU
11	CE	142	ALA
11	CE	180	LEU
11	CE	189	THR
11	CE	191	ASP
11	CE	196	VAL
12	CF	13	LYS
12	CF	31	GLU
12	CF	102	LEU
13	CG	16	VAL
13	CG	72	ASN
14	CH	40	THR
14	CH	51	ARG
15	CI	20	SER
16	CJ	10	THR
16	CJ	20	ALA
16	CJ	45	THR
16	CJ	46	PRO
16	CJ	64	VAL
16	CJ	75	TYR
16	CJ	111	LYS
16	CJ	113	PRO
16	CJ	114	LEU
16	CJ	132	HIS
17	CK	14	SER
17	CK	46	ALA
17	CK	94	PRO
17	CK	113	MET
18	CL	25	SER
19	CM	27	SER
19	CM	44	ARG
20	CN	18	GLN
20	CN	58	ASP

Continued on next page...

Continued from previous page...

Mol	Chain	Res	Type
20	CN	116	VAL
21	CO	36	TYR
21	CO	70	ALA
21	CO	88	LYS
21	CO	94	ARG
22	CP	84	SER
22	CP	98	TYR
23	CQ	15	LYS
23	CQ	53	LYS
23	CQ	78	PHE
23	CQ	87	VAL
23	CQ	113	LYS
24	CR	9	GLY
24	CR	24	LYS
24	CR	29	THR
24	CR	47	VAL
24	CR	52	PRO
24	CR	61	ALA
24	CR	86	GLN
25	CS	9	HIS
25	CS	28	LYS
25	CS	71	VAL
26	CT	23	ALA
26	CT	42	GLU
26	CT	99	ALA
27	CU	23	LYS
28	CV	66	ASP
29	CW	13	ARG
29	CW	31	LEU
29	CW	54	ARG
29	CW	65	LYS
30	CX	8	GLU
31	CY	42	ALA
32	CZ	35	ASP
34	DB	18	GLN
34	DB	24	PRO
34	DB	25	LYS
34	DB	35	ASN
35	DC	25	THR
35	DC	57	GLU
35	DC	61	LYS
35	DC	164	THR

Continued on next page...

Continued from previous page...

Mol	Chain	Res	Type
36	DD	29	THR
36	DD	142	VAL
36	DD	203	TYR
37	DE	110	MET
37	DE	129	SER
39	DG	52	ARG
39	DG	61	PHE
39	DG	109	LYS
39	DG	151	ALA
40	DH	27	PRO
40	DH	63	LYS
40	DH	124	ILE
41	DI	17	ARG
41	DI	22	PRO
41	DI	32	ARG
41	DI	49	GLN
41	DI	120	ALA
43	DK	38	GLY
43	DK	76	TYR
43	DK	96	ILE
45	DM	2	ARG
45	DM	36	ALA
45	DM	64	VAL
45	DM	99	GLN
46	DN	16	ALA
46	DN	52	ARG
46	DN	63	CYS
46	DN	69	PRO
46	DN	98	ALA
48	DP	15	PRO
48	DP	55	ASP
48	DP	79	ASN
50	DR	42	ARG
50	DR	62	ARG
52	DT	10	ALA
52	DT	24	ARG
52	DT	46	ALA
52	DT	50	PHE
53	DU	9	GLU
1	A0	44	ALA
9	AC	55	GLY
9	AC	89	ASN

Continued on next page...

Continued from previous page...

Mol	Chain	Res	Type
9	AC	235	GLU
10	AD	87	GLY
10	AD	171	THR
10	AD	180	VAL
11	AE	53	THR
11	AE	147	LEU
11	AE	153	LEU
11	AE	189	THR
11	AE	190	ALA
13	AG	91	VAL
13	AG	120	ILE
13	AG	171	LYS
14	AH	6	LEU
14	AH	11	ASN
14	AH	56	ALA
15	AI	33	ASN
15	AI	97	VAL
15	AI	123	ALA
16	AJ	111	LYS
16	AJ	113	PRO
16	AJ	117	ALA
16	AJ	138	GLN
17	AK	91	SER
17	AK	114	LYS
18	AL	4	ASN
18	AL	55	MET
18	AL	80	SER
19	AM	27	SER
20	AN	112	TYR
20	AN	113	ILE
20	AN	116	VAL
21	AO	36	TYR
21	AO	77	ALA
22	AP	33	GLU
22	AP	61	ARG
22	AP	84	SER
23	AQ	23	TYR
23	AQ	67	ALA
24	AR	20	VAL
24	AR	21	ARG
24	AR	102	SER
26	AT	50	LEU

Continued on next page...

Continued from previous page...

Mol	Chain	Res	Type
27	AU	49	PRO
27	AU	72	PHE
27	AU	78	LYS
28	AV	65	VAL
28	AV	66	ASP
29	AW	40	ARG
29	AW	43	LYS
29	AW	54	ARG
31	AY	2	LYS
31	AY	20	LYS
31	AY	57	GLU
32	AZ	65	ASN
35	BC	16	PRO
35	BC	42	LEU
35	BC	104	GLU
35	BC	193	GLY
36	BD	10	LEU
36	BD	71	PHE
36	BD	148	ALA
37	BE	52	ALA
37	BE	89	THR
37	BE	133	ILE
39	BG	81	GLY
39	BG	86	VAL
40	BH	16	GLY
40	BH	87	ARG
40	BH	104	SER
41	BI	11	ARG
41	BI	86	LEU
42	BJ	20	GLN
43	BK	15	VAL
44	BL	8	ARG
44	BL	27	PRO
44	BL	52	CYS
46	BN	2	LYS
47	BO	53	ARG
47	BO	57	ARG
48	BP	39	PHE
48	BP	42	ILE
48	BP	77	GLU
49	BQ	5	ARG
50	BR	33	THR

Continued on next page...

Continued from previous page...

Mol	Chain	Res	Type
50	BR	67	LEU
52	BT	50	PHE
52	BT	69	ASN
53	BU	37	TYR
1	C0	20	ALA
1	C0	22	THR
1	C0	24	VAL
1	C0	25	THR
2	C1	5	ARG
2	C1	23	THR
2	C1	36	LYS
3	C2	44	VAL
3	C2	45	SER
9	CC	14	HIS
9	CC	50	THR
9	CC	64	VAL
9	CC	156	SER
9	CC	269	ARG
10	CD	48	ILE
10	CD	55	LYS
10	CD	68	PHE
10	CD	129	THR
10	CD	139	SER
10	CD	171	THR
11	CE	11	ALA
11	CE	68	ALA
11	CE	121	VAL
11	CE	190	ALA
12	CF	162	ASP
14	CH	31	VAL
15	CI	6	ALA
16	CJ	123	LYS
17	CK	45	GLU
18	CL	23	ILE
18	CL	36	LYS
18	CL	83	ALA
18	CL	89	VAL
19	CM	2	LEU
19	CM	111	GLU
20	CN	8	ARG
20	CN	66	ALA
20	CN	112	TYR

Continued on next page...

Continued from previous page...

Mol	Chain	Res	Type
20	CN	113	ILE
22	CP	33	GLU
22	CP	61	ARG
23	CQ	39	ILE
23	CQ	49	ARG
23	CQ	67	ALA
24	CR	15	SER
24	CR	23	GLU
24	CR	30	GLY
26	CT	32	LEU
27	CU	43	LYS
27	CU	78	LYS
29	CW	37	VAL
29	CW	73	PRO
30	CX	21	LEU
30	CX	24	GLU
30	CX	47	ARG
32	CZ	58	ASP
34	DB	102	ASN
34	DB	139	GLU
34	DB	156	LEU
34	DB	157	PRO
34	DB	201	GLY
34	DB	210	THR
34	DB	225	SER
35	DC	22	PHE
35	DC	24	ASN
35	DC	107	LYS
35	DC	113	LYS
36	DD	63	ILE
36	DD	103	ARG
36	DD	120	LYS
37	DE	57	ALA
37	DE	101	GLY
39	DG	148	LYS
40	DH	13	ILE
40	DH	101	ALA
42	DJ	34	ALA
43	DK	14	GLN
43	DK	59	PRO
44	DL	8	ARG
44	DL	27	PRO

Continued on next page...

Continued from previous page...

Mol	Chain	Res	Type
45	DM	46	GLU
45	DM	111	PRO
46	DN	99	SER
47	DO	16	ARG
47	DO	53	ARG
47	DO	60	SER
49	DQ	5	ARG
50	DR	51	GLN
52	DT	5	SER
53	DU	43	GLU
2	A1	5	ARG
2	A1	36	LYS
9	AC	39	SER
9	AC	50	THR
9	AC	156	SER
9	AC	245	THR
10	AD	149	ASN
11	AE	10	SER
11	AE	11	ALA
11	AE	45	ALA
11	AE	119	ILE
11	AE	154	ASP
16	AJ	85	LYS
16	AJ	123	LYS
17	AK	45	GLU
17	AK	48	PRO
17	AK	71	ARG
18	AL	110	VAL
23	AQ	3	VAL
23	AQ	59	LEU
24	AR	88	GLY
26	AT	30	ILE
26	AT	31	VAL
26	AT	96	VAL
28	AV	64	VAL
29	AW	30	VAL
30	AX	46	VAL
31	AY	35	VAL
32	AZ	11	GLU
35	BC	26	LYS
35	BC	100	ILE
35	BC	107	LYS

Continued on next page...

Continued from previous page...

Mol	Chain	Res	Type
35	BC	174	LEU
36	BD	24	VAL
36	BD	133	SER
42	BJ	79	PRO
44	BL	92	VAL
53	BU	9	GLU
2	C1	14	ALA
9	CC	55	GLY
9	CC	89	ASN
9	CC	203	VAL
9	CC	245	THR
10	CD	73	VAL
10	CD	180	VAL
10	CD	183	GLU
10	CD	207	VAL
12	CF	47	LYS
13	CG	56	GLY
14	CH	30	LEU
14	CH	95	GLY
14	CH	118	PRO
15	CI	99	LYS
15	CI	118	GLY
16	CJ	83	GLY
16	CJ	85	LYS
16	CJ	117	ALA
17	CK	71	ARG
17	CK	91	SER
18	CL	141	LYS
19	CM	57	VAL
20	CN	7	GLY
20	CN	102	PHE
21	CO	31	THR
21	CO	113	ALA
24	CR	28	ALA
24	CR	90	ARG
26	CT	30	ILE
26	CT	31	VAL
26	CT	60	THR
27	CU	38	ILE
27	CU	51	LEU
28	CV	2	PHE
28	CV	64	VAL

Continued on next page...

Continued from previous page...

Mol	Chain	Res	Type
29	CW	46	ALA
30	CX	17	GLU
31	CY	35	VAL
32	CZ	34	LEU
35	DC	73	GLY
36	DD	47	LEU
36	DD	105	GLY
36	DD	141	VAL
36	DD	150	LYS
36	DD	166	LYS
37	DE	135	VAL
37	DE	140	ILE
39	DG	125	ASP
40	DH	96	ALA
41	DI	5	TYR
44	DL	52	CYS
44	DL	73	LEU
46	DN	61	ASN
47	DO	68	TYR
48	DP	6	LEU
49	DQ	76	ARG
51	DS	11	ASP
51	DS	43	MET
53	DU	40	PRO
9	AC	90	ILE
9	AC	225	ASN
9	AC	249	VAL
10	AD	62	LYS
10	AD	63	PRO
10	AD	73	VAL
12	AF	88	VAL
13	AG	89	VAL
13	AG	101	VAL
14	AH	9	VAL
14	AH	120	GLY
19	AM	96	ILE
21	AO	96	GLY
24	AR	72	VAL
34	BB	13	VAL
35	BC	4	VAL
35	BC	65	VAL
46	BN	50	LEU

Continued on next page...

Continued from previous page...

Mol	Chain	Res	Type
48	BP	2	VAL
49	BQ	32	ILE
52	BT	82	ILE
9	CC	90	ILE
9	CC	178	GLY
9	CC	225	ASN
9	CC	249	VAL
12	CF	88	VAL
13	CG	107	GLY
13	CG	152	ARG
15	CI	92	PRO
18	CL	8	PRO
19	CM	96	ILE
23	CQ	3	VAL
27	CU	58	VAL
29	CW	30	VAL
29	CW	50	VAL
30	CX	35	GLY
36	DD	107	GLY
40	DH	35	ILE
40	DH	125	ILE
43	DK	88	PRO
43	DK	119	GLY
48	DP	20	VAL
49	DQ	32	ILE
9	AC	178	GLY
9	AC	203	VAL
9	AC	227	VAL
10	AD	104	VAL
10	AD	207	VAL
11	AE	149	ILE
11	AE	181	ILE
17	AK	102	PRO
19	AM	72	PRO
19	AM	89	VAL
27	AU	66	VAL
29	AW	6	GLY
36	BD	126	GLY
37	BE	116	VAL
38	BF	19	PRO
38	BF	60	VAL
39	BG	111	GLY

Continued on next page...

Continued from previous page...

Mol	Chain	Res	Type
39	BG	131	GLY
44	BL	118	VAL
50	BR	38	ILE
2	C1	4	ILE
9	CC	227	VAL
9	CC	253	GLY
10	CD	195	GLY
11	CE	108	ILE
13	CG	91	VAL
16	CJ	51	GLY
16	CJ	100	VAL
16	CJ	136	GLN
17	CK	48	PRO
17	CK	102	PRO
18	CL	49	GLY
18	CL	52	GLY
18	CL	110	VAL
22	CP	78	PRO
27	CU	47	PRO
28	CV	65	VAL
37	DE	59	ILE
38	DF	19	PRO
38	DF	60	VAL
40	DH	52	GLY
40	DH	109	VAL
50	DR	45	GLY
9	AC	244	VAL
12	AF	174	PHE
17	AK	119	ALA
24	AR	49	ILE
26	AT	74	ILE
38	BF	11	HIS
40	BH	38	VAL
40	BH	97	GLY
9	CC	164	VAL
9	CC	244	VAL
10	CD	189	VAL
12	CF	174	PHE
17	CK	36	GLY
17	CK	119	ALA
18	CL	45	GLY
18	CL	61	LEU

Continued on next page...

Continued from previous page...

Mol	Chain	Res	Type
19	CM	108	VAL
19	CM	135	VAL
27	CU	37	GLY
34	DB	37	VAL
35	DC	161	ILE
37	DE	96	GLN
37	DE	104	ILE
38	DF	11	HIS
45	DM	42	VAL
50	DR	58	ILE
53	DU	10	PRO
2	A1	4	ILE
9	AC	164	VAL
9	AC	236	GLY
10	AD	189	VAL
29	AW	73	PRO
32	AZ	42	PRO
36	BD	117	VAL
37	BE	56	PRO
43	BK	88	PRO
46	BN	68	ARG
2	C1	15	GLY
4	C3	31	ILE
9	CC	236	GLY
10	CD	146	ILE
11	CE	177	PRO
14	CH	88	GLY
17	CK	26	GLY
17	CK	50	GLY
17	CK	120	PRO
18	CL	100	ILE
24	CR	54	VAL
39	DG	14	ASP
40	DH	100	ILE
1	A0	50	GLY
14	AH	4	ILE
17	AK	26	GLY
17	AK	36	GLY
20	AN	84	GLY
35	BC	14	VAL
45	BM	59	VAL
46	BN	51	PRO

Continued on next page...

Continued from previous page...

Mol	Chain	Res	Type
2	C1	41	VAL
11	CE	149	ILE
12	CF	30	VAL
16	CJ	82	GLY
17	CK	63	VAL
25	CS	26	GLY
37	DE	43	GLY
37	DE	55	VAL
51	DS	75	PRO

5.3.2 Protein sidechains ⓘ

In the following table, the Percentiles column shows the percent sidechain outliers of the chain as a percentile score with respect to all X-ray entries followed by that with respect to entries of similar resolution.

The Analysed column shows the number of residues for which the sidechain conformation was analysed, and the total number of residues.

Mol	Chain	Analysed	Rotameric	Outliers	Percentiles	
1	A0	47/47 (100%)	34 (72%)	13 (28%)	0	4
1	C0	47/47 (100%)	39 (83%)	8 (17%)	2	17
2	A1	48/48 (100%)	40 (83%)	8 (17%)	2	18
2	C1	48/48 (100%)	36 (75%)	12 (25%)	1	5
3	A2	38/38 (100%)	18 (47%)	20 (53%)	0	0
3	C2	38/38 (100%)	20 (53%)	18 (47%)	0	0
4	A3	51/51 (100%)	34 (67%)	17 (33%)	0	2
4	C3	51/51 (100%)	30 (59%)	21 (41%)	0	1
5	A4	34/34 (100%)	21 (62%)	13 (38%)	0	1
5	C4	34/34 (100%)	19 (56%)	15 (44%)	0	0
6	A5	15/15 (100%)	12 (80%)	3 (20%)	1	10
9	AC	213/218 (98%)	150 (70%)	63 (30%)	0	3
9	CC	213/218 (98%)	147 (69%)	66 (31%)	0	3
10	AD	164/164 (100%)	112 (68%)	52 (32%)	0	2
10	CD	164/164 (100%)	111 (68%)	53 (32%)	0	2
11	AE	165/165 (100%)	120 (73%)	45 (27%)	0	4
11	CE	165/165 (100%)	118 (72%)	47 (28%)	0	3

Continued on next page...

Continued from previous page...

Mol	Chain	Analysed	Rotameric	Outliers	Percentiles	
12	AF	149/149 (100%)	129 (87%)	20 (13%)	4	28
12	CF	149/149 (100%)	131 (88%)	18 (12%)	6	32
13	AG	137/137 (100%)	103 (75%)	34 (25%)	1	5
13	CG	137/137 (100%)	106 (77%)	31 (23%)	1	7
14	AH	114/114 (100%)	87 (76%)	27 (24%)	1	6
14	CH	114/114 (100%)	85 (75%)	29 (25%)	0	5
15	AI	109/109 (100%)	93 (85%)	16 (15%)	3	24
15	CI	109/109 (100%)	98 (90%)	11 (10%)	9	40
16	AJ	114/116 (98%)	74 (65%)	40 (35%)	0	1
16	CJ	114/116 (98%)	76 (67%)	38 (33%)	0	2
17	AK	102/104 (98%)	68 (67%)	34 (33%)	0	2
17	CK	102/104 (98%)	65 (64%)	37 (36%)	0	1
18	AL	103/103 (100%)	61 (59%)	42 (41%)	0	1
18	CL	103/103 (100%)	63 (61%)	40 (39%)	0	1
19	AM	109/109 (100%)	59 (54%)	50 (46%)	0	0
19	CM	109/109 (100%)	66 (61%)	43 (39%)	0	1
20	AN	103/103 (100%)	74 (72%)	29 (28%)	0	3
20	CN	103/103 (100%)	69 (67%)	34 (33%)	0	2
21	AO	87/87 (100%)	64 (74%)	23 (26%)	0	4
21	CO	87/87 (100%)	69 (79%)	18 (21%)	1	9
22	AP	99/99 (100%)	79 (80%)	20 (20%)	1	10
22	CP	99/99 (100%)	81 (82%)	18 (18%)	2	13
23	AQ	89/89 (100%)	58 (65%)	31 (35%)	0	1
23	CQ	89/89 (100%)	55 (62%)	34 (38%)	0	1
24	AR	84/84 (100%)	59 (70%)	25 (30%)	0	3
24	CR	84/84 (100%)	52 (62%)	32 (38%)	0	1
25	AS	93/93 (100%)	66 (71%)	27 (29%)	0	3
25	CS	93/93 (100%)	66 (71%)	27 (29%)	0	3
26	AT	83/84 (99%)	60 (72%)	23 (28%)	0	4
26	CT	83/84 (99%)	59 (71%)	24 (29%)	0	3
27	AU	83/84 (99%)	63 (76%)	20 (24%)	1	6

Continued on next page...

Continued from previous page...

Mol	Chain	Analysed	Rotameric	Outliers	Percentiles	
27	CU	83/84 (99%)	63 (76%)	20 (24%)	1	6
28	AV	78/78 (100%)	63 (81%)	15 (19%)	1	11
28	CV	78/78 (100%)	62 (80%)	16 (20%)	1	9
29	AW	62/62 (100%)	42 (68%)	20 (32%)	0	2
29	CW	62/62 (100%)	39 (63%)	23 (37%)	0	1
30	AX	55/55 (100%)	40 (73%)	15 (27%)	0	4
30	CX	55/55 (100%)	38 (69%)	17 (31%)	0	3
31	AY	48/48 (100%)	33 (69%)	15 (31%)	0	3
31	CY	48/48 (100%)	32 (67%)	16 (33%)	0	2
32	AZ	62/62 (100%)	44 (71%)	18 (29%)	0	3
32	CZ	62/62 (100%)	43 (69%)	19 (31%)	0	3
34	BB	180/198 (91%)	143 (79%)	37 (21%)	1	9
34	DB	180/198 (91%)	140 (78%)	40 (22%)	1	7
35	BC	170/189 (90%)	142 (84%)	28 (16%)	2	18
35	DC	170/189 (90%)	130 (76%)	40 (24%)	1	6
36	BD	172/172 (100%)	137 (80%)	35 (20%)	1	10
36	DD	172/172 (100%)	126 (73%)	46 (27%)	0	4
37	BE	113/125 (90%)	86 (76%)	27 (24%)	1	6
37	DE	113/125 (90%)	82 (73%)	31 (27%)	0	4
38	BF	87/116 (75%)	71 (82%)	16 (18%)	2	13
38	DF	87/116 (75%)	67 (77%)	20 (23%)	1	7
39	BG	123/146 (84%)	105 (85%)	18 (15%)	3	25
39	DG	125/146 (86%)	95 (76%)	30 (24%)	1	6
40	BH	104/104 (100%)	78 (75%)	26 (25%)	1	5
40	DH	104/104 (100%)	78 (75%)	26 (25%)	1	5
41	BI	105/106 (99%)	81 (77%)	24 (23%)	1	7
41	DI	105/106 (99%)	82 (78%)	23 (22%)	1	7
42	BJ	86/90 (96%)	68 (79%)	18 (21%)	1	9
42	DJ	86/90 (96%)	71 (83%)	15 (17%)	2	16
43	BK	90/98 (92%)	68 (76%)	22 (24%)	1	6
43	DK	90/98 (92%)	61 (68%)	29 (32%)	0	2

Continued on next page...

Continued from previous page...

Mol	Chain	Analysed	Rotameric	Outliers	Percentiles	
44	BL	103/103 (100%)	82 (80%)	21 (20%)	1	9
44	DL	103/103 (100%)	79 (77%)	24 (23%)	1	6
45	BM	92/95 (97%)	76 (83%)	16 (17%)	2	16
45	DM	91/95 (96%)	74 (81%)	17 (19%)	2	12
46	BN	79/83 (95%)	66 (84%)	13 (16%)	2	18
46	DN	79/83 (95%)	64 (81%)	15 (19%)	2	12
47	BO	76/77 (99%)	63 (83%)	13 (17%)	2	17
47	DO	76/77 (99%)	60 (79%)	16 (21%)	1	9
48	BP	65/65 (100%)	54 (83%)	11 (17%)	2	17
48	DP	65/65 (100%)	42 (65%)	23 (35%)	0	1
49	BQ	74/77 (96%)	65 (88%)	9 (12%)	6	31
49	DQ	75/77 (97%)	63 (84%)	12 (16%)	3	20
50	BR	48/64 (75%)	39 (81%)	9 (19%)	2	12
50	DR	48/64 (75%)	35 (73%)	13 (27%)	0	4
51	BS	70/78 (90%)	59 (84%)	11 (16%)	3	22
51	DS	71/78 (91%)	53 (75%)	18 (25%)	0	5
52	BT	65/65 (100%)	55 (85%)	10 (15%)	3	22
52	DT	65/65 (100%)	57 (88%)	8 (12%)	5	31
53	BU	44/61 (72%)	39 (89%)	5 (11%)	7	35
53	DU	44/61 (72%)	31 (70%)	13 (30%)	0	3
All	All	9356/9707 (96%)	6965 (74%)	2391 (26%)	0	5

All (2391) residues with a non-rotameric sidechain are listed below:

Mol	Chain	Res	Type
1	A0	5	ASN
1	A0	8	THR
1	A0	12	ARG
1	A0	15	ARG
1	A0	16	ARG
1	A0	18	HIS
1	A0	21	LEU
1	A0	25	THR
1	A0	32	THR
1	A0	39	ARG

Continued on next page...

Continued from previous page...

Mol	Chain	Res	Type
1	A0	48	TYR
1	A0	51	ARG
1	A0	52	LYS
2	A1	4	ILE
2	A1	8	ILE
2	A1	22	THR
2	A1	24	LYS
2	A1	26	LYS
2	A1	34	GLU
2	A1	35	LEU
2	A1	50	GLU
3	A2	1	MET
3	A2	9	VAL
3	A2	10	LEU
3	A2	12	ARG
3	A2	13	ASN
3	A2	15	SER
3	A2	16	HIS
3	A2	19	ARG
3	A2	21	ARG
3	A2	22	MET
3	A2	25	LYS
3	A2	26	ASN
3	A2	28	ARG
3	A2	29	GLN
3	A2	33	ARG
3	A2	35	ARG
3	A2	37	LYS
3	A2	39	ARG
3	A2	44	VAL
3	A2	45	SER
4	A3	2	LYS
4	A3	4	LYS
4	A3	6	VAL
4	A3	7	ARG
4	A3	12	ARG
4	A3	14	LYS
4	A3	18	LYS
4	A3	24	LYS
4	A3	25	HIS
4	A3	29	ARG
4	A3	33	THR

Continued on next page...

Continued from previous page...

Mol	Chain	Res	Type
4	A3	35	LYS
4	A3	42	HIS
4	A3	44	ARG
4	A3	50	SER
4	A3	51	LYS
4	A3	53	ASP
5	A4	2	LYS
5	A4	4	ARG
5	A4	7	VAL
5	A4	9	LYS
5	A4	13	ASN
5	A4	16	ILE
5	A4	18	LYS
5	A4	19	ARG
5	A4	25	VAL
5	A4	28	SER
5	A4	30	GLU
5	A4	32	LYS
5	A4	33	HIS
6	A5	149	LEU
6	A5	157	LYS
6	A5	161	LEU
9	AC	8	THR
9	AC	12	ARG
9	AC	17	LYS
9	AC	23	LEU
9	AC	27	LYS
9	AC	29	PHE
9	AC	32	LEU
9	AC	33	LEU
9	AC	34	GLU
9	AC	36	ASN
9	AC	38	LYS
9	AC	43	ASN
9	AC	45	ASN
9	AC	50	THR
9	AC	51	ARG
9	AC	53	ILE
9	AC	57	HIS
9	AC	58	LYS
9	AC	61	TYR
9	AC	62	ARG

Continued on next page...

Continued from previous page...

Mol	Chain	Res	Type
9	AC	63	ILE
9	AC	64	VAL
9	AC	80	LEU
9	AC	85	ASN
9	AC	90	ILE
9	AC	94	LEU
9	AC	109	LEU
9	AC	113	ASP
9	AC	115	ILE
9	AC	117	SER
9	AC	127	ASN
9	AC	132	ARG
9	AC	133	ASN
9	AC	134	ILE
9	AC	139	THR
9	AC	140	VAL
9	AC	141	HIS
9	AC	143	VAL
9	AC	152	GLN
9	AC	153	LEU
9	AC	155	ARG
9	AC	163	ILE
9	AC	171	VAL
9	AC	172	THR
9	AC	174	ARG
9	AC	179	GLU
9	AC	186	ASP
9	AC	194	VAL
9	AC	198	GLU
9	AC	203	VAL
9	AC	212	TRP
9	AC	220	ARG
9	AC	225	ASN
9	AC	226	PRO
9	AC	231	HIS
9	AC	237	ARG
9	AC	251	THR
9	AC	254	LYS
9	AC	257	ARG
9	AC	258	SER
9	AC	259	ASN
9	AC	266	ILE

Continued on next page...

Continued from previous page...

Mol	Chain	Res	Type
9	AC	268	ARG
10	AD	4	LEU
10	AD	7	LYS
10	AD	9	VAL
10	AD	13	ARG
10	AD	16	THR
10	AD	20	VAL
10	AD	25	THR
10	AD	26	VAL
10	AD	29	VAL
10	AD	30	GLU
10	AD	33	ARG
10	AD	36	GLN
10	AD	37	VAL
10	AD	40	LEU
10	AD	42	ASN
10	AD	43	ASP
10	AD	45	TYR
10	AD	50	VAL
10	AD	56	LYS
10	AD	58	ASN
10	AD	62	LYS
10	AD	64	GLU
10	AD	67	HIS
10	AD	83	ARG
10	AD	90	PHE
10	AD	91	THR
10	AD	99	GLU
10	AD	101	PHE
10	AD	109	VAL
10	AD	128	ARG
10	AD	134	HIS
10	AD	137	SER
10	AD	138	LEU
10	AD	139	SER
10	AD	142	VAL
10	AD	145	SER
10	AD	146	ILE
10	AD	149	ASN
10	AD	151	THR
10	AD	154	LYS
10	AD	157	LYS

Continued on next page...

Continued from previous page...

Mol	Chain	Res	Type
10	AD	159	LYS
10	AD	160	LYS
10	AD	167	ASN
10	AD	168	GLU
10	AD	175	LEU
10	AD	177	VAL
10	AD	179	ARG
10	AD	181	ASP
10	AD	184	ARG
10	AD	188	LEU
10	AD	208	LYS
11	AE	2	GLU
11	AE	4	VAL
11	AE	12	LEU
11	AE	28	VAL
11	AE	40	ARG
11	AE	41	GLN
11	AE	43	THR
11	AE	44	ARG
11	AE	46	GLN
11	AE	51	GLU
11	AE	60	TRP
11	AE	61	ARG
11	AE	73	ILE
11	AE	74	LYS
11	AE	88	ARG
11	AE	93	SER
11	AE	97	ASN
11	AE	105	LEU
11	AE	106	LYS
11	AE	107	SER
11	AE	114	ARG
11	AE	119	ILE
11	AE	124	PHE
11	AE	130	LYS
11	AE	131	THR
11	AE	132	LYS
11	AE	133	LEU
11	AE	137	LYS
11	AE	138	LEU
11	AE	139	LYS
11	AE	140	ASP

Continued on next page...

Continued from previous page...

Mol	Chain	Res	Type
11	AE	143	LEU
11	AE	148	ILE
11	AE	150	THR
11	AE	158	PHE
11	AE	163	ASN
11	AE	166	LYS
11	AE	168	ASP
11	AE	175	ILE
11	AE	178	VAL
11	AE	180	LEU
11	AE	185	LYS
11	AE	194	LYS
11	AE	197	GLU
11	AE	198	GLU
12	AF	6	TYR
12	AF	16	MET
12	AF	18	GLU
12	AF	55	ASP
12	AF	59	ILE
12	AF	71	LYS
12	AF	73	VAL
12	AF	80	GLN
12	AF	98	PHE
12	AF	100	GLU
12	AF	101	ARG
12	AF	111	ARG
12	AF	132	ARG
12	AF	135	ILE
12	AF	146	ASP
12	AF	155	ILE
12	AF	157	THR
12	AF	158	THR
12	AF	172	PHE
12	AF	173	ASP
13	AG	2	ARG
13	AG	17	LYS
13	AG	18	ILE
13	AG	21	GLN
13	AG	33	THR
13	AG	35	THR
13	AG	46	ASP
13	AG	51	PHE

Continued on next page...

Continued from previous page...

Mol	Chain	Res	Type
13	AG	57	TYR
13	AG	63	GLN
13	AG	70	LEU
13	AG	75	VAL
13	AG	78	VAL
13	AG	83	THR
13	AG	84	LYS
13	AG	86	LEU
13	AG	89	VAL
13	AG	94	ARG
13	AG	98	LYS
13	AG	120	ILE
13	AG	130	ILE
13	AG	132	LEU
13	AG	138	GLN
13	AG	142	GLN
13	AG	151	ARG
13	AG	152	ARG
13	AG	154	GLU
13	AG	157	LYS
13	AG	159	LYS
13	AG	165	ASP
13	AG	167	VAL
13	AG	168	VAL
13	AG	169	ARG
13	AG	174	LYS
14	AH	5	LEU
14	AH	6	LEU
14	AH	7	ASP
14	AH	8	LYS
14	AH	9	VAL
14	AH	14	SER
14	AH	25	TYR
14	AH	35	LYS
14	AH	43	ASN
14	AH	47	PHE
14	AH	48	GLU
14	AH	53	GLU
14	AH	57	LYS
14	AH	61	VAL
14	AH	62	LEU
14	AH	73	ASN

Continued on next page...

Continued from previous page...

Mol	Chain	Res	Type
14	AH	75	LEU
14	AH	79	THR
14	AH	91	PHE
14	AH	96	THR
14	AH	112	LYS
14	AH	122	LEU
14	AH	132	PHE
14	AH	135	HIS
14	AH	141	LYS
14	AH	143	ILE
14	AH	147	VAL
15	AI	2	LYS
15	AI	5	GLN
15	AI	10	LEU
15	AI	11	GLN
15	AI	12	VAL
15	AI	23	VAL
15	AI	56	VAL
15	AI	63	ASP
15	AI	67	THR
15	AI	69	VAL
15	AI	77	VAL
15	AI	78	LEU
15	AI	79	LEU
15	AI	87	SER
15	AI	96	LYS
15	AI	115	ASP
16	AJ	1	MET
16	AJ	4	PHE
16	AJ	5	THR
16	AJ	7	LYS
16	AJ	10	THR
16	AJ	12	LYS
16	AJ	15	TRP
16	AJ	16	TYR
16	AJ	21	THR
16	AJ	23	LYS
16	AJ	24	THR
16	AJ	25	LEU
16	AJ	27	ARG
16	AJ	28	LEU
16	AJ	31	GLU

Continued on next page...

Continued from previous page...

Mol	Chain	Res	Type
16	AJ	32	LEU
16	AJ	34	ARG
16	AJ	40	HIS
16	AJ	43	GLU
16	AJ	45	THR
16	AJ	58	ASN
16	AJ	62	VAL
16	AJ	70	THR
16	AJ	84	ILE
16	AJ	85	LYS
16	AJ	86	GLN
16	AJ	88	THR
16	AJ	89	PHE
16	AJ	90	GLU
16	AJ	96	ARG
16	AJ	101	ILE
16	AJ	102	GLU
16	AJ	106	LYS
16	AJ	116	ARG
16	AJ	119	PHE
16	AJ	121	LYS
16	AJ	128	ASN
16	AJ	131	ASN
16	AJ	136	GLN
16	AJ	137	PRO
17	AK	2	ILE
17	AK	18	ARG
17	AK	19	VAL
17	AK	20	MET
17	AK	22	ILE
17	AK	24	VAL
17	AK	29	HIS
17	AK	32	TYR
17	AK	35	VAL
17	AK	38	ILE
17	AK	39	ILE
17	AK	42	THR
17	AK	43	ILE
17	AK	47	ILE
17	AK	49	ARG
17	AK	53	LYS
17	AK	54	LYS

Continued on next page...

Continued from previous page...

Mol	Chain	Res	Type
17	AK	58	LEU
17	AK	64	ARG
17	AK	69	VAL
17	AK	71	ARG
17	AK	72	PRO
17	AK	75	SER
17	AK	78	ARG
17	AK	80	ASP
17	AK	82	ASN
17	AK	86	LEU
17	AK	87	LEU
17	AK	88	ASN
17	AK	100	PHE
17	AK	104	THR
17	AK	105	ARG
17	AK	108	ARG
17	AK	116	ILE
18	AL	12	SER
18	AL	14	LYS
18	AL	19	LEU
18	AL	27	LEU
18	AL	30	THR
18	AL	33	ARG
18	AL	35	HIS
18	AL	41	ARG
18	AL	47	ARG
18	AL	50	PHE
18	AL	51	GLU
18	AL	55	MET
18	AL	57	LEU
18	AL	58	TYR
18	AL	59	ARG
18	AL	61	LEU
18	AL	66	PHE
18	AL	70	LYS
18	AL	74	THR
18	AL	76	GLU
18	AL	78	ARG
18	AL	80	SER
18	AL	84	LYS
18	AL	85	VAL
18	AL	86	GLU

Continued on next page...

Continued from previous page...

Mol	Chain	Res	Type
18	AL	93	ASN
18	AL	103	ILE
18	AL	104	GLN
18	AL	105	ILE
18	AL	111	ILE
18	AL	112	LEU
18	AL	115	GLU
18	AL	116	VAL
18	AL	118	THR
18	AL	122	VAL
18	AL	125	LEU
18	AL	126	ARG
18	AL	127	VAL
18	AL	128	THR
18	AL	141	LYS
18	AL	142	ILE
18	AL	143	GLU
19	AM	1	MET
19	AM	3	GLN
19	AM	6	ARG
19	AM	8	LYS
19	AM	10	ARG
19	AM	11	LYS
19	AM	13	HIS
19	AM	14	LYS
19	AM	16	ARG
19	AM	18	ARG
19	AM	22	GLN
19	AM	25	ASP
19	AM	28	PHE
19	AM	33	LEU
19	AM	36	VAL
19	AM	38	ARG
19	AM	40	ARG
19	AM	47	GLU
19	AM	50	ARG
19	AM	53	MET
19	AM	54	THR
19	AM	64	TRP
19	AM	66	ARG
19	AM	67	VAL
19	AM	68	PHE

Continued on next page...

Continued from previous page...

Mol	Chain	Res	Type
19	AM	71	LYS
19	AM	73	ILE
19	AM	74	THR
19	AM	76	LYS
19	AM	81	ARG
19	AM	84	LYS
19	AM	86	LYS
19	AM	88	ASN
19	AM	89	VAL
19	AM	93	VAL
19	AM	100	LYS
19	AM	102	LEU
19	AM	103	TYR
19	AM	105	MET
19	AM	108	VAL
19	AM	110	GLU
19	AM	114	ARG
19	AM	117	PHE
19	AM	118	LYS
19	AM	119	LEU
19	AM	126	ILE
19	AM	128	THR
19	AM	129	THR
19	AM	133	LYS
19	AM	136	MET
20	AN	1	MET
20	AN	5	LYS
20	AN	6	SER
20	AN	9	GLN
20	AN	13	ASN
20	AN	29	VAL
20	AN	34	ILE
20	AN	35	LYS
20	AN	42	LYS
20	AN	43	GLU
20	AN	52	ILE
20	AN	56	LYS
20	AN	57	THR
20	AN	64	ARG
20	AN	69	ARG
20	AN	75	ILE
20	AN	76	VAL

Continued on next page...

Continued from previous page...

Mol	Chain	Res	Type
20	AN	81	ASN
20	AN	87	PHE
20	AN	89	SER
20	AN	94	TYR
20	AN	97	ILE
20	AN	99	LYS
20	AN	100	CYS
20	AN	106	ASP
20	AN	112	TYR
20	AN	113	ILE
20	AN	115	LEU
20	AN	120	GLU
21	AO	1	MET
21	AO	12	THR
21	AO	13	ARG
21	AO	16	ARG
21	AO	21	LEU
21	AO	25	ARG
21	AO	35	ILE
21	AO	38	GLN
21	AO	40	ILE
21	AO	43	ASN
21	AO	56	LYS
21	AO	62	LEU
21	AO	65	THR
21	AO	67	ASN
21	AO	68	LYS
21	AO	76	LYS
21	AO	80	GLU
21	AO	84	GLU
21	AO	87	ILE
21	AO	89	ASP
21	AO	97	PHE
21	AO	98	GLN
21	AO	103	VAL
22	AP	2	ASN
22	AP	5	LYS
22	AP	10	GLU
22	AP	11	GLN
22	AP	12	MET
22	AP	15	ASP
22	AP	24	THR

Continued on next page...

Continued from previous page...

Mol	Chain	Res	Type
22	AP	27	VAL
22	AP	49	ILE
22	AP	50	ARG
22	AP	52	ARG
22	AP	54	LEU
22	AP	56	SER
22	AP	74	GLN
22	AP	75	THR
22	AP	82	SER
22	AP	88	ARG
22	AP	96	LEU
22	AP	99	LEU
22	AP	108	ARG
23	AQ	2	ARG
23	AQ	3	VAL
23	AQ	4	LYS
23	AQ	5	ARG
23	AQ	7	VAL
23	AQ	12	ARG
23	AQ	14	LYS
23	AQ	16	ILE
23	AQ	29	ARG
23	AQ	32	ARG
23	AQ	33	VAL
23	AQ	35	PHE
23	AQ	36	GLN
23	AQ	39	ILE
23	AQ	40	LYS
23	AQ	44	TYR
23	AQ	52	ARG
23	AQ	55	GLN
23	AQ	57	ARG
23	AQ	58	GLN
23	AQ	59	LEU
23	AQ	63	ARG
23	AQ	69	ARG
23	AQ	70	GLN
23	AQ	80	ASN
23	AQ	89	ILE
23	AQ	92	LYS
23	AQ	94	LEU
23	AQ	100	PHE

Continued on next page...

Continued from previous page...

Mol	Chain	Res	Type
23	AQ	101	ASP
23	AQ	103	VAL
24	AR	6	GLN
24	AR	12	HIS
24	AR	13	ARG
24	AR	14	VAL
24	AR	18	GLN
24	AR	25	LEU
24	AR	29	THR
24	AR	35	PHE
24	AR	37	GLU
24	AR	38	VAL
24	AR	43	ASN
24	AR	60	LYS
24	AR	64	VAL
24	AR	66	HIS
24	AR	71	LYS
24	AR	80	ARG
24	AR	83	TYR
24	AR	84	ARG
24	AR	86	GLN
24	AR	91	GLN
24	AR	92	TRP
24	AR	93	PHE
24	AR	94	THR
24	AR	95	ASP
24	AR	99	THR
25	AS	6	LYS
25	AS	9	HIS
25	AS	11	ARG
25	AS	13	SER
25	AS	18	ARG
25	AS	20	VAL
25	AS	25	ARG
25	AS	28	LYS
25	AS	35	ILE
25	AS	50	VAL
25	AS	51	LEU
25	AS	53	SER
25	AS	60	HIS
25	AS	61	ASN
25	AS	62	ASP

Continued on next page...

Continued from previous page...

Mol	Chain	Res	Type
25	AS	69	LEU
25	AS	75	PHE
25	AS	83	LYS
25	AS	84	ARG
25	AS	85	ILE
25	AS	88	ARG
25	AS	90	LYS
25	AS	95	ARG
25	AS	96	ILE
25	AS	98	LYS
25	AS	101	SER
25	AS	110	ARG
26	AT	3	ARG
26	AT	7	LEU
26	AT	12	ARG
26	AT	16	VAL
26	AT	18	GLU
26	AT	22	THR
26	AT	24	MET
26	AT	32	LEU
26	AT	37	ASP
26	AT	40	LYS
26	AT	60	THR
26	AT	64	LYS
26	AT	66	LYS
26	AT	68	LYS
26	AT	69	ARG
26	AT	76	ARG
26	AT	79	ASP
26	AT	85	VAL
26	AT	87	LEU
26	AT	88	LYS
26	AT	89	GLU
26	AT	91	GLN
26	AT	93	LEU
27	AU	3	LYS
27	AU	7	ASP
27	AU	11	ILE
27	AU	17	ASP
27	AU	21	ARG
27	AU	36	GLU
27	AU	39	ASN

Continued on next page...

Continued from previous page...

Mol	Chain	Res	Type
27	AU	40	LEU
27	AU	41	VAL
27	AU	43	LYS
27	AU	46	LYS
27	AU	52	ASN
27	AU	64	ILE
27	AU	67	SER
27	AU	68	ASN
27	AU	72	PHE
27	AU	73	ASN
27	AU	82	VAL
27	AU	92	VAL
27	AU	101	THR
28	AV	11	GLU
28	AV	18	ARG
28	AV	29	ILE
28	AV	40	ILE
28	AV	45	ASP
28	AV	46	LYS
28	AV	51	GLN
28	AV	56	PHE
28	AV	60	VAL
28	AV	66	ASP
28	AV	70	ILE
28	AV	72	VAL
28	AV	79	ARG
28	AV	87	GLN
28	AV	90	ASP
29	AW	10	ARG
29	AW	18	LYS
29	AW	19	ARG
29	AW	20	LEU
29	AW	23	LYS
29	AW	24	ARG
29	AW	25	PHE
29	AW	31	LEU
29	AW	36	ILE
29	AW	37	VAL
29	AW	38	ARG
29	AW	40	ARG
29	AW	44	PHE
29	AW	50	VAL

Continued on next page...

Continued from previous page...

Mol	Chain	Res	Type
29	AW	54	ARG
29	AW	57	THR
29	AW	67	LYS
29	AW	69	GLU
29	AW	80	SER
29	AW	81	ILE
30	AX	2	LYS
30	AX	7	ARG
30	AX	8	GLU
30	AX	11	VAL
30	AX	14	LEU
30	AX	15	ASN
30	AX	16	THR
30	AX	18	LEU
30	AX	19	LEU
30	AX	25	GLN
30	AX	27	ASN
30	AX	30	MET
30	AX	36	GLN
30	AX	45	GLN
30	AX	59	GLU
31	AY	3	THR
31	AY	6	ILE
31	AY	13	ILE
31	AY	19	HIS
31	AY	22	THR
31	AY	29	ARG
31	AY	30	ARG
31	AY	31	ILE
31	AY	34	THR
31	AY	43	ILE
31	AY	46	MET
31	AY	47	ILE
31	AY	53	MET
31	AY	56	VAL
31	AY	57	GLU
32	AZ	2	LYS
32	AZ	15	SER
32	AZ	16	CYS
32	AZ	24	ILE
32	AZ	28	VAL
32	AZ	30	HIS

Continued on next page...

Continued from previous page...

Mol	Chain	Res	Type
32	AZ	31	ASP
32	AZ	32	LEU
32	AZ	35	ASP
32	AZ	40	CYS
32	AZ	44	PHE
32	AZ	49	ARG
32	AZ	53	THR
32	AZ	56	ARG
32	AZ	59	ARG
32	AZ	61	ASN
32	AZ	66	ILE
32	AZ	69	SER
34	BB	9	LEU
34	BB	15	PHE
34	BB	21	TYR
34	BB	22	TRP
34	BB	23	ASN
34	BB	31	PHE
34	BB	34	ARG
34	BB	37	VAL
34	BB	39	ILE
34	BB	40	ILE
34	BB	42	LEU
34	BB	45	THR
34	BB	46	VAL
34	BB	58	LYS
34	BB	67	LEU
34	BB	77	GLU
34	BB	88	GLN
34	BB	90	PHE
34	BB	91	VAL
34	BB	96	LEU
34	BB	116	LEU
34	BB	119	GLN
34	BB	125	PHE
34	BB	127	LYS
34	BB	128	LEU
34	BB	138	ARG
34	BB	158	ASP
34	BB	160	LEU
34	BB	185	ILE
34	BB	186	VAL

Continued on next page...

Continued from previous page...

Mol	Chain	Res	Type
34	BB	198	VAL
34	BB	202	ASN
34	BB	203	ASP
34	BB	206	ILE
34	BB	212	TYR
34	BB	224	ARG
34	BB	225	SER
35	BC	4	VAL
35	BC	10	ARG
35	BC	14	VAL
35	BC	20	THR
35	BC	28	PHE
35	BC	30	ASP
35	BC	32	LEU
35	BC	33	ASP
35	BC	40	GLN
35	BC	43	THR
35	BC	63	ILE
35	BC	86	LEU
35	BC	106	ARG
35	BC	113	LYS
35	BC	122	GLN
35	BC	125	ARG
35	BC	141	MET
35	BC	146	LYS
35	BC	148	ILE
35	BC	155	ARG
35	BC	168	ARG
35	BC	172	VAL
35	BC	175	HIS
35	BC	182	ASP
35	BC	184	ASN
35	BC	189	HIS
35	BC	190	THR
35	BC	194	VAL
36	BD	4	LEU
36	BD	13	ARG
36	BD	19	PHE
36	BD	20	LEU
36	BD	25	ARG
36	BD	30	LYS
36	BD	47	LEU

Continued on next page...

Continued from previous page...

Mol	Chain	Res	Type
36	BD	50	TYR
36	BD	54	LEU
36	BD	55	ARG
36	BD	57	LYS
36	BD	62	ARG
36	BD	69	ARG
36	BD	81	LEU
36	BD	84	ASN
36	BD	93	LEU
36	BD	94	GLU
36	BD	103	ARG
36	BD	106	PHE
36	BD	116	LEU
36	BD	142	VAL
36	BD	146	GLU
36	BD	150	LYS
36	BD	153	ARG
36	BD	160	LEU
36	BD	162	GLU
36	BD	168	THR
36	BD	176	LYS
36	BD	183	ARG
36	BD	189	ASP
36	BD	190	LEU
36	BD	194	ILE
36	BD	195	ASN
36	BD	196	GLU
36	BD	199	ILE
37	BE	9	GLU
37	BE	23	THR
37	BE	24	VAL
37	BE	25	LYS
37	BE	32	PHE
37	BE	36	THR
37	BE	37	VAL
37	BE	44	ARG
37	BE	49	TYR
37	BE	51	LYS
37	BE	54	GLU
37	BE	63	MET
37	BE	64	GLU
37	BE	69	ASN

Continued on next page...

Continued from previous page...

Mol	Chain	Res	Type
37	BE	71	ILE
37	BE	81	GLN
37	BE	88	HIS
37	BE	102	THR
37	BE	104	ILE
37	BE	110	MET
37	BE	111	ARG
37	BE	121	ASN
37	BE	136	VAL
37	BE	137	ARG
37	BE	141	ASP
37	BE	151	MET
37	BE	158	LYS
38	BF	6	ILE
38	BF	25	TYR
38	BF	39	LEU
38	BF	46	GLN
38	BF	49	TYR
38	BF	54	LEU
38	BF	58	HIS
38	BF	61	LEU
38	BF	62	MET
38	BF	72	ASP
38	BF	82	ASP
38	BF	84	VAL
38	BF	85	ILE
38	BF	86	ARG
38	BF	91	ARG
38	BF	92	THR
39	BG	3	ARG
39	BG	11	ILE
39	BG	12	LEU
39	BG	21	LEU
39	BG	29	LEU
39	BG	67	ASN
39	BG	72	VAL
39	BG	74	VAL
39	BG	84	TYR
39	BG	89	GLU
39	BG	94	ARG
39	BG	102	TRP
39	BG	112	ASP

Continued on next page...

Continued from previous page...

Mol	Chain	Res	Type
39	BG	117	LEU
39	BG	132	THR
39	BG	143	MET
39	BG	145	GLU
39	BG	150	PHE
40	BH	14	ARG
40	BH	17	GLN
40	BH	25	THR
40	BH	26	MET
40	BH	30	LYS
40	BH	37	ASN
40	BH	38	VAL
40	BH	45	ILE
40	BH	50	VAL
40	BH	54	THR
40	BH	58	LEU
40	BH	61	THR
40	BH	64	TYR
40	BH	70	VAL
40	BH	76	ARG
40	BH	79	ARG
40	BH	82	LEU
40	BH	83	ARG
40	BH	88	LYS
40	BH	93	LYS
40	BH	94	VAL
40	BH	98	LEU
40	BH	111	THR
40	BH	113	ARG
40	BH	120	LEU
40	BH	125	ILE
41	BI	6	TYR
41	BI	11	ARG
41	BI	12	LYS
41	BI	26	LYS
41	BI	29	ILE
41	BI	30	ASN
41	BI	44	ARG
41	BI	53	LEU
41	BI	54	VAL
41	BI	56	MET
41	BI	59	LYS

Continued on next page...

Continued from previous page...

Mol	Chain	Res	Type
41	BI	60	LEU
41	BI	66	VAL
41	BI	82	ILE
41	BI	84	ARG
41	BI	86	LEU
41	BI	87	MET
41	BI	89	TYR
41	BI	97	LEU
41	BI	108	ARG
41	BI	112	ARG
41	BI	113	LYS
41	BI	121	ARG
41	BI	126	PHE
42	BJ	5	ARG
42	BJ	8	ILE
42	BJ	11	LYS
42	BJ	13	PHE
42	BJ	18	ILE
42	BJ	19	ASP
42	BJ	30	LYS
42	BJ	48	ARG
42	BJ	52	LEU
42	BJ	56	HIS
42	BJ	66	GLU
42	BJ	70	HIS
42	BJ	71	LEU
42	BJ	73	LEU
42	BJ	75	ASP
42	BJ	88	MET
42	BJ	89	ARG
42	BJ	99	GLN
43	BK	12	ARG
43	BK	17	ASP
43	BK	28	ASN
43	BK	31	VAL
43	BK	34	THR
43	BK	36	ARG
43	BK	49	SER
43	BK	51	PHE
43	BK	56	LYS
43	BK	58	THR
43	BK	68	ARG

Continued on next page...

Continued from previous page...

Mol	Chain	Res	Type
43	BK	83	VAL
43	BK	84	MET
43	BK	85	VAL
43	BK	92	ARG
43	BK	93	GLU
43	BK	99	LEU
43	BK	108	ASN
43	BK	109	ILE
43	BK	120	CYS
43	BK	124	LYS
43	BK	126	ARG
44	BL	5	GLN
44	BL	17	LYS
44	BL	19	ASN
44	BL	23	LEU
44	BL	33	CYS
44	BL	34	THR
44	BL	35	ARG
44	BL	39	THR
44	BL	40	THR
44	BL	50	LYS
44	BL	63	THR
44	BL	64	SER
44	BL	74	GLN
44	BL	85	ARG
44	BL	87	LYS
44	BL	98	ARG
44	BL	102	ASP
44	BL	106	VAL
44	BL	107	LYS
44	BL	108	ASP
44	BL	118	VAL
45	BM	2	ARG
45	BM	6	ILE
45	BM	16	ILE
45	BM	19	THR
45	BM	27	THR
45	BM	28	ARG
45	BM	42	VAL
45	BM	43	LYS
45	BM	44	ILE
45	BM	46	GLU

Continued on next page...

Continued from previous page...

Mol	Chain	Res	Type
45	BM	78	ARG
45	BM	82	LEU
45	BM	91	ARG
45	BM	97	ARG
45	BM	100	ARG
45	BM	102	LYS
46	BN	5	MET
46	BN	15	LEU
46	BN	19	TYR
46	BN	27	LYS
46	BN	41	TRP
46	BN	48	GLN
46	BN	59	GLN
46	BN	60	ARG
46	BN	64	ARG
46	BN	65	GLN
46	BN	74	ARG
46	BN	82	LYS
46	BN	100	TRP
47	BO	2	LEU
47	BO	4	THR
47	BO	11	VAL
47	BO	17	ASP
47	BO	38	LEU
47	BO	39	GLN
47	BO	47	LYS
47	BO	53	ARG
47	BO	60	SER
47	BO	63	ARG
47	BO	69	LEU
47	BO	79	ARG
47	BO	87	ARG
48	BP	4	ILE
48	BP	5	ARG
48	BP	25	ARG
48	BP	29	ASN
48	BP	31	ARG
48	BP	46	LYS
48	BP	51	ARG
48	BP	52	LEU
48	BP	56	ARG
48	BP	63	GLN

Continued on next page...

Continued from previous page...

Mol	Chain	Res	Type
48	BP	70	ARG
49	BQ	5	ARG
49	BQ	29	LYS
49	BQ	32	ILE
49	BQ	40	THR
49	BQ	57	VAL
49	BQ	60	ILE
49	BQ	68	LYS
49	BQ	74	LEU
49	BQ	76	ARG
50	BR	20	ILE
50	BR	22	TYR
50	BR	25	ILE
50	BR	28	LEU
50	BR	32	ILE
50	BR	49	LYS
50	BR	52	ARG
50	BR	54	LEU
50	BR	67	LEU
51	BS	2	ARG
51	BS	15	LEU
51	BS	20	LYS
51	BS	23	GLU
51	BS	28	LYS
51	BS	35	ARG
51	BS	36	ARG
51	BS	44	ILE
51	BS	62	THR
51	BS	72	GLU
51	BS	79	TYR
52	BT	4	LYS
52	BT	9	ARG
52	BT	14	GLU
52	BT	27	MET
52	BT	35	TYR
52	BT	53	MET
52	BT	60	GLN
52	BT	67	HIS
52	BT	70	LYS
52	BT	77	ASN
53	BU	5	VAL
53	BU	11	PHE

Continued on next page...

Continued from previous page...

Mol	Chain	Res	Type
53	BU	16	ARG
53	BU	46	ARG
53	BU	48	LYS
1	C0	8	THR
1	C0	12	ARG
1	C0	15	ARG
1	C0	16	ARG
1	C0	18	HIS
1	C0	32	THR
1	C0	39	ARG
1	C0	45	ASP
2	C1	4	ILE
2	C1	8	ILE
2	C1	22	THR
2	C1	24	LYS
2	C1	26	LYS
2	C1	28	THR
2	C1	31	GLU
2	C1	34	GLU
2	C1	35	LEU
2	C1	41	VAL
2	C1	43	ARG
2	C1	44	GLN
3	C2	1	MET
3	C2	9	VAL
3	C2	10	LEU
3	C2	12	ARG
3	C2	18	PHE
3	C2	19	ARG
3	C2	21	ARG
3	C2	22	MET
3	C2	25	LYS
3	C2	26	ASN
3	C2	28	ARG
3	C2	29	GLN
3	C2	33	ARG
3	C2	35	ARG
3	C2	37	LYS
3	C2	39	ARG
3	C2	44	VAL
3	C2	46	LYS
4	C3	2	LYS

Continued on next page...

Continued from previous page...

Mol	Chain	Res	Type
4	C3	4	LYS
4	C3	6	VAL
4	C3	7	ARG
4	C3	14	LYS
4	C3	18	LYS
4	C3	28	LEU
4	C3	29	ARG
4	C3	31	ILE
4	C3	32	LEU
4	C3	33	THR
4	C3	34	LYS
4	C3	35	LYS
4	C3	42	HIS
4	C3	46	LYS
4	C3	50	SER
4	C3	51	LYS
4	C3	53	ASP
4	C3	57	VAL
4	C3	58	ILE
4	C3	61	LEU
5	C4	2	LYS
5	C4	7	VAL
5	C4	9	LYS
5	C4	13	ASN
5	C4	16	ILE
5	C4	18	LYS
5	C4	19	ARG
5	C4	20	ASP
5	C4	23	ILE
5	C4	25	VAL
5	C4	26	ILE
5	C4	32	LYS
5	C4	34	LYS
5	C4	35	GLN
5	C4	36	ARG
9	CC	8	THR
9	CC	12	ARG
9	CC	15	VAL
9	CC	17	LYS
9	CC	23	LEU
9	CC	27	LYS
9	CC	29	PHE

Continued on next page...

Continued from previous page...

Mol	Chain	Res	Type
9	CC	32	LEU
9	CC	33	LEU
9	CC	34	GLU
9	CC	36	ASN
9	CC	38	LYS
9	CC	43	ASN
9	CC	45	ASN
9	CC	50	THR
9	CC	51	ARG
9	CC	53	ILE
9	CC	57	HIS
9	CC	58	LYS
9	CC	61	TYR
9	CC	62	ARG
9	CC	63	ILE
9	CC	64	VAL
9	CC	80	LEU
9	CC	85	ASN
9	CC	90	ILE
9	CC	94	LEU
9	CC	109	LEU
9	CC	113	ASP
9	CC	115	ILE
9	CC	117	SER
9	CC	127	ASN
9	CC	132	ARG
9	CC	133	ASN
9	CC	134	ILE
9	CC	139	THR
9	CC	140	VAL
9	CC	141	HIS
9	CC	143	VAL
9	CC	152	GLN
9	CC	153	LEU
9	CC	155	ARG
9	CC	163	ILE
9	CC	171	VAL
9	CC	172	THR
9	CC	174	ARG
9	CC	179	GLU
9	CC	186	ASP
9	CC	194	VAL

Continued on next page...

Continued from previous page...

Mol	Chain	Res	Type
9	CC	198	GLU
9	CC	203	VAL
9	CC	212	TRP
9	CC	213	ARG
9	CC	215	VAL
9	CC	220	ARG
9	CC	225	ASN
9	CC	231	HIS
9	CC	237	ARG
9	CC	251	THR
9	CC	254	LYS
9	CC	257	ARG
9	CC	260	LYS
9	CC	261	ARG
9	CC	264	LYS
9	CC	265	PHE
9	CC	269	ARG
10	CD	4	LEU
10	CD	7	LYS
10	CD	9	VAL
10	CD	13	ARG
10	CD	16	THR
10	CD	20	VAL
10	CD	25	THR
10	CD	26	VAL
10	CD	29	VAL
10	CD	30	GLU
10	CD	33	ARG
10	CD	36	GLN
10	CD	37	VAL
10	CD	40	LEU
10	CD	42	ASN
10	CD	43	ASP
10	CD	45	TYR
10	CD	50	VAL
10	CD	60	VAL
10	CD	62	LYS
10	CD	68	PHE
10	CD	77	ARG
10	CD	80	TRP
10	CD	82	PHE
10	CD	90	PHE

Continued on next page...

Continued from previous page...

Mol	Chain	Res	Type
10	CD	91	THR
10	CD	98	VAL
10	CD	100	LEU
10	CD	101	PHE
10	CD	109	VAL
10	CD	127	PHE
10	CD	128	ARG
10	CD	131	ASP
10	CD	133	THR
10	CD	138	LEU
10	CD	140	HIS
10	CD	142	VAL
10	CD	146	ILE
10	CD	148	GLN
10	CD	150	GLN
10	CD	152	PRO
10	CD	157	LYS
10	CD	159	LYS
10	CD	160	LYS
10	CD	167	ASN
10	CD	168	GLU
10	CD	175	LEU
10	CD	177	VAL
10	CD	179	ARG
10	CD	181	ASP
10	CD	184	ARG
10	CD	188	LEU
10	CD	208	LYS
11	CE	14	VAL
11	CE	24	ASN
11	CE	28	VAL
11	CE	40	ARG
11	CE	41	GLN
11	CE	43	THR
11	CE	46	GLN
11	CE	47	LYS
11	CE	49	ARG
11	CE	52	VAL
11	CE	53	THR
11	CE	58	LYS
11	CE	60	TRP
11	CE	61	ARG

Continued on next page...

Continued from previous page...

Mol	Chain	Res	Type
11	CE	73	ILE
11	CE	74	LYS
11	CE	88	ARG
11	CE	90	GLN
11	CE	93	SER
11	CE	97	ASN
11	CE	108	ILE
11	CE	109	LEU
11	CE	110	SER
11	CE	120	VAL
11	CE	126	VAL
11	CE	130	LYS
11	CE	132	LYS
11	CE	133	LEU
11	CE	134	LEU
11	CE	143	LEU
11	CE	148	ILE
11	CE	149	ILE
11	CE	150	THR
11	CE	152	GLU
11	CE	153	LEU
11	CE	157	LEU
11	CE	158	PHE
11	CE	163	ASN
11	CE	164	LEU
11	CE	167	VAL
11	CE	168	ASP
11	CE	169	VAL
11	CE	173	THR
11	CE	178	VAL
11	CE	180	LEU
11	CE	185	LYS
11	CE	194	LYS
12	CF	6	TYR
12	CF	16	MET
12	CF	55	ASP
12	CF	59	ILE
12	CF	71	LYS
12	CF	73	VAL
12	CF	98	PHE
12	CF	100	GLU
12	CF	101	ARG

Continued on next page...

Continued from previous page...

Mol	Chain	Res	Type
12	CF	111	ARG
12	CF	132	ARG
12	CF	135	ILE
12	CF	146	ASP
12	CF	155	ILE
12	CF	157	THR
12	CF	158	THR
12	CF	172	PHE
12	CF	173	ASP
13	CG	17	LYS
13	CG	25	ILE
13	CG	29	ASN
13	CG	34	ARG
13	CG	36	LEU
13	CG	38	ASP
13	CG	47	ASN
13	CG	50	THR
13	CG	61	TRP
13	CG	71	LEU
13	CG	72	ASN
13	CG	79	THR
13	CG	83	THR
13	CG	85	LYS
13	CG	87	GLN
13	CG	88	LEU
13	CG	89	VAL
13	CG	93	TYR
13	CG	112	VAL
13	CG	126	THR
13	CG	131	VAL
13	CG	132	LEU
13	CG	138	GLN
13	CG	142	GLN
13	CG	148	ARG
13	CG	154	GLU
13	CG	162	ARG
13	CG	163	TYR
13	CG	168	VAL
13	CG	169	ARG
13	CG	174	LYS
14	CH	1	MET
14	CH	3	VAL

Continued on next page...

Continued from previous page...

Mol	Chain	Res	Type
14	CH	4	ILE
14	CH	9	VAL
14	CH	15	LEU
14	CH	20	ASN
14	CH	21	VAL
14	CH	25	TYR
14	CH	28	ASN
14	CH	31	VAL
14	CH	35	LYS
14	CH	44	ILE
14	CH	50	ARG
14	CH	66	ASN
14	CH	68	ARG
14	CH	70	GLU
14	CH	72	ILE
14	CH	75	LEU
14	CH	83	LYS
14	CH	86	ASP
14	CH	96	THR
14	CH	99	ILE
14	CH	112	LYS
14	CH	122	LEU
14	CH	132	PHE
14	CH	133	GLN
14	CH	141	LYS
14	CH	146	VAL
14	CH	147	VAL
15	CI	2	LYS
15	CI	33	ASN
15	CI	52	LEU
15	CI	54	ILE
15	CI	68	PHE
15	CI	78	LEU
15	CI	91	LYS
15	CI	99	LYS
15	CI	104	GLN
15	CI	121	ILE
15	CI	126	ARG
16	CJ	1	MET
16	CJ	4	PHE
16	CJ	5	THR
16	CJ	7	LYS

Continued on next page...

Continued from previous page...

Mol	Chain	Res	Type
16	CJ	10	THR
16	CJ	12	LYS
16	CJ	15	TRP
16	CJ	16	TYR
16	CJ	21	THR
16	CJ	23	LYS
16	CJ	24	THR
16	CJ	25	LEU
16	CJ	27	ARG
16	CJ	28	LEU
16	CJ	31	GLU
16	CJ	32	LEU
16	CJ	34	ARG
16	CJ	40	HIS
16	CJ	43	GLU
16	CJ	44	TYR
16	CJ	45	THR
16	CJ	47	HIS
16	CJ	58	ASN
16	CJ	62	VAL
16	CJ	70	THR
16	CJ	84	ILE
16	CJ	85	LYS
16	CJ	86	GLN
16	CJ	88	THR
16	CJ	89	PHE
16	CJ	90	GLU
16	CJ	106	LYS
16	CJ	116	ARG
16	CJ	119	PHE
16	CJ	121	LYS
16	CJ	128	ASN
16	CJ	130	HIS
16	CJ	140	LEU
17	CK	2	ILE
17	CK	18	ARG
17	CK	19	VAL
17	CK	20	MET
17	CK	22	ILE
17	CK	24	VAL
17	CK	29	HIS
17	CK	32	TYR

Continued on next page...

Continued from previous page...

Mol	Chain	Res	Type
17	CK	35	VAL
17	CK	38	ILE
17	CK	39	ILE
17	CK	42	THR
17	CK	43	ILE
17	CK	47	ILE
17	CK	49	ARG
17	CK	53	LYS
17	CK	54	LYS
17	CK	58	LEU
17	CK	64	ARG
17	CK	69	VAL
17	CK	71	ARG
17	CK	72	PRO
17	CK	75	SER
17	CK	78	ARG
17	CK	80	ASP
17	CK	82	ASN
17	CK	84	CYS
17	CK	86	LEU
17	CK	87	LEU
17	CK	88	ASN
17	CK	90	ASN
17	CK	100	PHE
17	CK	104	THR
17	CK	105	ARG
17	CK	108	ARG
17	CK	116	ILE
17	CK	122	VAL
18	CL	2	ARG
18	CL	4	ASN
18	CL	6	LEU
18	CL	14	LYS
18	CL	19	LEU
18	CL	21	ARG
18	CL	25	SER
18	CL	30	THR
18	CL	33	ARG
18	CL	38	GLN
18	CL	41	ARG
18	CL	46	VAL
18	CL	48	ARG

Continued on next page...

Continued from previous page...

Mol	Chain	Res	Type
18	CL	50	PHE
18	CL	51	GLU
18	CL	58	TYR
18	CL	59	ARG
18	CL	66	PHE
18	CL	67	THR
18	CL	76	GLU
18	CL	77	ILE
18	CL	99	ASN
18	CL	100	ILE
18	CL	101	ILE
18	CL	103	ILE
18	CL	104	GLN
18	CL	106	GLU
18	CL	111	ILE
18	CL	112	LEU
18	CL	115	GLU
18	CL	116	VAL
18	CL	118	THR
18	CL	122	VAL
18	CL	125	LEU
18	CL	126	ARG
18	CL	127	VAL
18	CL	128	THR
18	CL	141	LYS
18	CL	142	ILE
18	CL	143	GLU
19	CM	5	LYS
19	CM	6	ARG
19	CM	9	PHE
19	CM	13	HIS
19	CM	14	LYS
19	CM	16	ARG
19	CM	18	ARG
19	CM	22	GLN
19	CM	25	ASP
19	CM	27	SER
19	CM	28	PHE
19	CM	33	LEU
19	CM	36	VAL
19	CM	38	ARG
19	CM	40	ARG

Continued on next page...

Continued from previous page...

Mol	Chain	Res	Type
19	CM	47	GLU
19	CM	50	ARG
19	CM	54	THR
19	CM	64	TRP
19	CM	65	ILE
19	CM	66	ARG
19	CM	67	VAL
19	CM	73	ILE
19	CM	74	THR
19	CM	75	GLU
19	CM	76	LYS
19	CM	78	LEU
19	CM	81	ARG
19	CM	88	ASN
19	CM	91	TYR
19	CM	93	VAL
19	CM	100	LYS
19	CM	102	LEU
19	CM	103	TYR
19	CM	105	MET
19	CM	110	GLU
19	CM	114	ARG
19	CM	117	PHE
19	CM	118	LYS
19	CM	128	THR
19	CM	130	PHE
19	CM	133	LYS
19	CM	134	THR
20	CN	1	MET
20	CN	2	ARG
20	CN	4	ARG
20	CN	9	GLN
20	CN	10	LEU
20	CN	13	ASN
20	CN	29	VAL
20	CN	34	ILE
20	CN	35	LYS
20	CN	42	LYS
20	CN	43	GLU
20	CN	52	ILE
20	CN	56	LYS
20	CN	64	ARG

Continued on next page...

Continued from previous page...

Mol	Chain	Res	Type
20	CN	69	ARG
20	CN	70	THR
20	CN	71	ARG
20	CN	72	ASP
20	CN	75	ILE
20	CN	76	VAL
20	CN	81	ASN
20	CN	87	PHE
20	CN	89	SER
20	CN	94	TYR
20	CN	97	ILE
20	CN	99	LYS
20	CN	100	CYS
20	CN	106	ASP
20	CN	112	TYR
20	CN	113	ILE
20	CN	115	LEU
20	CN	118	ARG
20	CN	120	GLU
20	CN	121	LYS
21	CO	2	ASP
21	CO	3	LYS
21	CO	7	ARG
21	CO	12	THR
21	CO	13	ARG
21	CO	20	GLU
21	CO	27	VAL
21	CO	30	ARG
21	CO	39	VAL
21	CO	48	LEU
21	CO	58	ILE
21	CO	74	VAL
21	CO	81	ARG
21	CO	83	LEU
21	CO	87	ILE
21	CO	94	ARG
21	CO	98	GLN
21	CO	103	VAL
22	CP	2	ASN
22	CP	5	LYS
22	CP	10	GLU
22	CP	11	GLN

Continued on next page...

Continued from previous page...

Mol	Chain	Res	Type
22	CP	12	MET
22	CP	24	THR
22	CP	49	ILE
22	CP	50	ARG
22	CP	52	ARG
22	CP	54	LEU
22	CP	56	SER
22	CP	74	GLN
22	CP	75	THR
22	CP	79	VAL
22	CP	88	ARG
22	CP	96	LEU
22	CP	99	LEU
22	CP	108	ARG
23	CQ	2	ARG
23	CQ	3	VAL
23	CQ	4	LYS
23	CQ	5	ARG
23	CQ	7	VAL
23	CQ	12	ARG
23	CQ	14	LYS
23	CQ	16	ILE
23	CQ	21	LYS
23	CQ	23	TYR
23	CQ	29	ARG
23	CQ	30	VAL
23	CQ	35	PHE
23	CQ	36	GLN
23	CQ	39	ILE
23	CQ	40	LYS
23	CQ	44	TYR
23	CQ	46	TYR
23	CQ	51	GLN
23	CQ	52	ARG
23	CQ	53	LYS
23	CQ	57	ARG
23	CQ	58	GLN
23	CQ	59	LEU
23	CQ	63	ARG
23	CQ	73	ILE
23	CQ	80	ASN
23	CQ	84	LYS

Continued on next page...

Continued from previous page...

Mol	Chain	Res	Type
23	CQ	91	ARG
23	CQ	93	ILE
23	CQ	94	LEU
23	CQ	101	ASP
23	CQ	103	VAL
23	CQ	113	LYS
24	CR	4	VAL
24	CR	5	PHE
24	CR	6	GLN
24	CR	10	LYS
24	CR	11	GLN
24	CR	12	HIS
24	CR	14	VAL
24	CR	18	GLN
24	CR	20	VAL
24	CR	22	LEU
24	CR	24	LYS
24	CR	26	ASP
24	CR	27	ILE
24	CR	38	VAL
24	CR	39	LEU
24	CR	40	MET
24	CR	55	ASP
24	CR	64	VAL
24	CR	66	HIS
24	CR	73	LYS
24	CR	75	VAL
24	CR	78	ARG
24	CR	79	ARG
24	CR	81	LYS
24	CR	84	ARG
24	CR	85	LYS
24	CR	86	GLN
24	CR	87	GLN
24	CR	91	GLN
24	CR	93	PHE
24	CR	99	THR
24	CR	102	SER
25	CS	6	LYS
25	CS	9	HIS
25	CS	11	ARG
25	CS	13	SER

Continued on next page...

Continued from previous page...

Mol	Chain	Res	Type
25	CS	18	ARG
25	CS	20	VAL
25	CS	24	ILE
25	CS	25	ARG
25	CS	27	LYS
25	CS	28	LYS
25	CS	33	LEU
25	CS	35	ILE
25	CS	50	VAL
25	CS	51	LEU
25	CS	53	SER
25	CS	61	ASN
25	CS	75	PHE
25	CS	83	LYS
25	CS	84	ARG
25	CS	85	ILE
25	CS	88	ARG
25	CS	95	ARG
25	CS	96	ILE
25	CS	98	LYS
25	CS	101	SER
25	CS	109	ASP
25	CS	110	ARG
26	CT	6	ARG
26	CT	7	LEU
26	CT	12	ARG
26	CT	16	VAL
26	CT	18	GLU
26	CT	22	THR
26	CT	24	MET
26	CT	25	GLU
26	CT	32	LEU
26	CT	37	ASP
26	CT	40	LYS
26	CT	60	THR
26	CT	64	LYS
26	CT	66	LYS
26	CT	68	LYS
26	CT	76	ARG
26	CT	79	ASP
26	CT	85	VAL
26	CT	87	LEU

Continued on next page...

Continued from previous page...

Mol	Chain	Res	Type
26	CT	88	LYS
26	CT	89	GLU
26	CT	92	ASN
26	CT	93	LEU
26	CT	95	PHE
27	CU	7	ASP
27	CU	11	ILE
27	CU	17	ASP
27	CU	21	ARG
27	CU	25	LYS
27	CU	27	VAL
27	CU	28	LEU
27	CU	34	ILE
27	CU	40	LEU
27	CU	57	ILE
27	CU	58	VAL
27	CU	60	LYS
27	CU	69	VAL
27	CU	71	ILE
27	CU	72	PHE
27	CU	82	VAL
27	CU	92	VAL
27	CU	95	PHE
27	CU	96	LYS
27	CU	98	ASN
28	CV	11	GLU
28	CV	18	ARG
28	CV	27	PRO
28	CV	29	ILE
28	CV	40	ILE
28	CV	45	ASP
28	CV	46	LYS
28	CV	51	GLN
28	CV	56	PHE
28	CV	60	VAL
28	CV	66	ASP
28	CV	70	ILE
28	CV	72	VAL
28	CV	79	ARG
28	CV	87	GLN
28	CV	90	ASP
29	CW	3	LYS

Continued on next page...

Continued from previous page...

Mol	Chain	Res	Type
29	CW	4	LYS
29	CW	10	ARG
29	CW	13	ARG
29	CW	14	ASP
29	CW	15	SER
29	CW	18	LYS
29	CW	19	ARG
29	CW	20	LEU
29	CW	23	LYS
29	CW	24	ARG
29	CW	25	PHE
29	CW	31	LEU
29	CW	36	ILE
29	CW	39	GLN
29	CW	49	ASN
29	CW	50	VAL
29	CW	54	ARG
29	CW	57	THR
29	CW	67	LYS
29	CW	69	GLU
29	CW	76	ARG
29	CW	78	PHE
30	CX	6	LEU
30	CX	8	GLU
30	CX	17	GLU
30	CX	18	LEU
30	CX	20	ASN
30	CX	23	ARG
30	CX	25	GLN
30	CX	26	PHE
30	CX	30	MET
30	CX	31	GLN
30	CX	43	LEU
30	CX	44	LYS
30	CX	47	ARG
30	CX	49	ASP
30	CX	53	VAL
30	CX	55	THR
30	CX	57	LEU
31	CY	4	ILE
31	CY	6	ILE
31	CY	13	ILE

Continued on next page...

Continued from previous page...

Mol	Chain	Res	Type
31	CY	22	THR
31	CY	23	LEU
31	CY	24	LEU
31	CY	29	ARG
31	CY	30	ARG
31	CY	31	ILE
31	CY	34	THR
31	CY	43	ILE
31	CY	46	MET
31	CY	47	ILE
31	CY	53	MET
31	CY	56	VAL
31	CY	57	GLU
32	CZ	4	ASP
32	CZ	5	ILE
32	CZ	13	THR
32	CZ	16	CYS
32	CZ	24	ILE
32	CZ	27	THR
32	CZ	28	VAL
32	CZ	31	ASP
32	CZ	33	ASN
32	CZ	34	LEU
32	CZ	35	ASP
32	CZ	40	CYS
32	CZ	44	PHE
32	CZ	49	ARG
32	CZ	53	THR
32	CZ	56	ARG
32	CZ	59	ARG
32	CZ	61	ASN
32	CZ	66	ILE
34	DB	8	MET
34	DB	10	LYS
34	DB	15	PHE
34	DB	19	THR
34	DB	20	ARG
34	DB	26	MET
34	DB	27	LYS
34	DB	36	LYS
34	DB	46	VAL
34	DB	53	LEU

Continued on next page...

Continued from previous page...

Mol	Chain	Res	Type
34	DB	59	ILE
34	DB	66	ILE
34	DB	67	LEU
34	DB	72	LYS
34	DB	86	CYS
34	DB	89	PHE
34	DB	94	ARG
34	DB	95	TRP
34	DB	100	LEU
34	DB	101	THR
34	DB	104	LYS
34	DB	112	ARG
34	DB	119	GLN
34	DB	125	PHE
34	DB	127	LYS
34	DB	132	GLU
34	DB	134	LEU
34	DB	139	GLU
34	DB	143	LEU
34	DB	145	ASN
34	DB	146	SER
34	DB	152	ASP
34	DB	162	VAL
34	DB	168	GLU
34	DB	185	ILE
34	DB	196	ASP
34	DB	199	ILE
34	DB	202	ASN
34	DB	206	ILE
34	DB	224	ARG
35	DC	2	GLN
35	DC	5	HIS
35	DC	10	ARG
35	DC	16	PRO
35	DC	21	TRP
35	DC	22	PHE
35	DC	30	ASP
35	DC	32	LEU
35	DC	56	ILE
35	DC	57	GLU
35	DC	62	SER
35	DC	64	ARG

Continued on next page...

Continued from previous page...

Mol	Chain	Res	Type
35	DC	65	VAL
35	DC	67	ILE
35	DC	74	ILE
35	DC	82	ASP
35	DC	83	VAL
35	DC	87	ARG
35	DC	88	LYS
35	DC	96	VAL
35	DC	106	ARG
35	DC	110	LEU
35	DC	119	ILE
35	DC	120	THR
35	DC	123	LEU
35	DC	128	MET
35	DC	129	PHE
35	DC	130	ARG
35	DC	131	ARG
35	DC	134	LYS
35	DC	138	GLN
35	DC	142	ARG
35	DC	143	LEU
35	DC	161	ILE
35	DC	164	THR
35	DC	172	VAL
35	DC	183	TYR
35	DC	189	HIS
35	DC	191	THR
35	DC	195	ILE
36	DD	12	ARG
36	DD	16	THR
36	DD	20	LEU
36	DD	25	ARG
36	DD	27	ILE
36	DD	29	THR
36	DD	30	LYS
36	DD	32	LYS
36	DD	43	ARG
36	DD	50	TYR
36	DD	54	LEU
36	DD	55	ARG
36	DD	57	LYS
36	DD	58	GLN

Continued on next page...

Continued from previous page...

Mol	Chain	Res	Type
36	DD	69	ARG
36	DD	73	ASN
36	DD	74	TYR
36	DD	80	ARG
36	DD	84	ASN
36	DD	85	THR
36	DD	93	LEU
36	DD	101	VAL
36	DD	106	PHE
36	DD	119	HIS
36	DD	127	ARG
36	DD	128	VAL
36	DD	130	ASN
36	DD	131	ILE
36	DD	137	SER
36	DD	139	ASN
36	DD	141	VAL
36	DD	142	VAL
36	DD	146	GLU
36	DD	147	LYS
36	DD	149	LYS
36	DD	153	ARG
36	DD	164	ARG
36	DD	170	LEU
36	DD	172	VAL
36	DD	173	ASP
36	DD	181	PHE
36	DD	186	GLU
36	DD	194	ILE
36	DD	195	ASN
36	DD	198	LEU
36	DD	199	ILE
37	DE	11	GLN
37	DE	13	LYS
37	DE	25	LYS
37	DE	29	ILE
37	DE	31	SER
37	DE	33	THR
37	DE	36	THR
37	DE	45	VAL
37	DE	47	PHE
37	DE	53	ARG

Continued on next page...

Continued from previous page...

Mol	Chain	Res	Type
37	DE	54	GLU
37	DE	61	LYS
37	DE	68	ARG
37	DE	70	MET
37	DE	80	LEU
37	DE	84	VAL
37	DE	87	VAL
37	DE	92	ARG
37	DE	95	MET
37	DE	96	GLN
37	DE	100	GLU
37	DE	104	ILE
37	DE	111	ARG
37	DE	119	VAL
37	DE	120	HIS
37	DE	127	TYR
37	DE	141	ASP
37	DE	144	GLU
37	DE	146	MET
37	DE	147	ASN
37	DE	150	GLU
38	DF	6	ILE
38	DF	25	TYR
38	DF	36	ILE
38	DF	39	LEU
38	DF	44	ARG
38	DF	45	ARG
38	DF	46	GLN
38	DF	49	TYR
38	DF	54	LEU
38	DF	58	HIS
38	DF	61	LEU
38	DF	62	MET
38	DF	72	ASP
38	DF	74	LEU
38	DF	78	PHE
38	DF	79	ARG
38	DF	80	PHE
38	DF	86	ARG
38	DF	91	ARG
38	DF	96	VAL
39	DG	2	ARG

Continued on next page...

Continued from previous page...

Mol	Chain	Res	Type
39	DG	8	GLN
39	DG	9	ARG
39	DG	10	LYS
39	DG	14	ASP
39	DG	16	LYS
39	DG	17	PHE
39	DG	21	LEU
39	DG	44	SER
39	DG	46	LEU
39	DG	58	LEU
39	DG	71	THR
39	DG	74	VAL
39	DG	75	LYS
39	DG	78	ARG
39	DG	83	THR
39	DG	88	VAL
39	DG	89	GLU
39	DG	96	ASN
39	DG	98	LEU
39	DG	100	MET
39	DG	109	LYS
39	DG	114	SER
39	DG	115	MET
39	DG	119	LEU
39	DG	128	GLU
39	DG	129	ASN
39	DG	132	THR
39	DG	137	ARG
39	DG	147	ASN
40	DH	3	GLN
40	DH	8	ASP
40	DH	25	THR
40	DH	39	LEU
40	DH	41	GLU
40	DH	47	ASP
40	DH	50	VAL
40	DH	58	LEU
40	DH	60	LEU
40	DH	64	TYR
40	DH	66	GLN
40	DH	68	LYS
40	DH	74	ILE

Continued on next page...

Continued from previous page...

Mol	Chain	Res	Type
40	DH	77	VAL
40	DH	82	LEU
40	DH	85	TYR
40	DH	89	ASP
40	DH	91	LEU
40	DH	93	LYS
40	DH	95	MET
40	DH	98	LEU
40	DH	107	LYS
40	DH	110	MET
40	DH	124	ILE
40	DH	126	CYS
40	DH	127	TYR
41	DI	11	ARG
41	DI	13	SER
41	DI	24	ASN
41	DI	29	ILE
41	DI	30	ASN
41	DI	38	PHE
41	DI	42	THR
41	DI	45	MET
41	DI	51	LEU
41	DI	52	GLU
41	DI	60	LEU
41	DI	62	LEU
41	DI	65	THR
41	DI	71	ILE
41	DI	80	HIS
41	DI	87	MET
41	DI	92	SER
41	DI	93	LEU
41	DI	94	ARG
41	DI	103	VAL
41	DI	108	ARG
41	DI	109	GLN
41	DI	122	ARG
42	DJ	16	ARG
42	DJ	17	LEU
42	DJ	20	GLN
42	DJ	22	THR
42	DJ	24	GLU
42	DJ	26	VAL

Continued on next page...

Continued from previous page...

Mol	Chain	Res	Type
42	DJ	32	THR
42	DJ	37	ARG
42	DJ	40	ILE
42	DJ	46	LYS
42	DJ	57	VAL
42	DJ	72	ARG
42	DJ	92	LEU
42	DJ	96	VAL
42	DJ	101	SER
43	DK	14	GLN
43	DK	17	ASP
43	DK	28	ASN
43	DK	31	VAL
43	DK	34	THR
43	DK	36	ARG
43	DK	52	ARG
43	DK	54	SER
43	DK	57	SER
43	DK	60	PHE
43	DK	63	GLN
43	DK	64	VAL
43	DK	68	ARG
43	DK	75	GLU
43	DK	76	TYR
43	DK	78	ILE
43	DK	82	GLU
43	DK	84	MET
43	DK	85	VAL
43	DK	92	ARG
43	DK	100	ASN
43	DK	106	ILE
43	DK	108	ASN
43	DK	109	ILE
43	DK	112	VAL
43	DK	113	THR
43	DK	117	HIS
43	DK	126	ARG
43	DK	128	VAL
44	DL	5	GLN
44	DL	17	LYS
44	DL	19	ASN
44	DL	33	CYS

Continued on next page...

Continued from previous page...

Mol	Chain	Res	Type
44	DL	34	THR
44	DL	35	ARG
44	DL	39	THR
44	DL	40	THR
44	DL	43	LYS
44	DL	50	LYS
44	DL	52	CYS
44	DL	69	GLU
44	DL	75	GLU
44	DL	76	HIS
44	DL	78	VAL
44	DL	82	ARG
44	DL	93	ARG
44	DL	96	THR
44	DL	97	VAL
44	DL	98	ARG
44	DL	102	ASP
44	DL	110	LYS
44	DL	115	LYS
44	DL	122	LYS
45	DM	15	VAL
45	DM	19	THR
45	DM	24	VAL
45	DM	40	GLU
45	DM	47	LEU
45	DM	49	GLU
45	DM	52	ILE
45	DM	64	VAL
45	DM	72	ILE
45	DM	73	SER
45	DM	79	LEU
45	DM	91	ARG
45	DM	92	ARG
45	DM	96	VAL
45	DM	100	ARG
45	DM	102	LYS
45	DM	106	ARG
46	DN	2	LYS
46	DN	17	ASP
46	DN	19	TYR
46	DN	26	LEU
46	DN	32	ASP

Continued on next page...

Continued from previous page...

Mol	Chain	Res	Type
46	DN	42	ASN
46	DN	49	THR
46	DN	55	SER
46	DN	68	ARG
46	DN	73	LEU
46	DN	74	ARG
46	DN	81	ILE
46	DN	82	LYS
46	DN	91	GLU
46	DN	95	LEU
47	DO	2	LEU
47	DO	10	ILE
47	DO	13	GLU
47	DO	14	PHE
47	DO	17	ASP
47	DO	24	THR
47	DO	38	LEU
47	DO	39	GLN
47	DO	47	LYS
47	DO	52	ARG
47	DO	53	ARG
47	DO	60	SER
47	DO	63	ARG
47	DO	69	LEU
47	DO	79	ARG
47	DO	87	ARG
48	DP	1	MET
48	DP	8	ARG
48	DP	14	ARG
48	DP	16	PHE
48	DP	17	TYR
48	DP	19	VAL
48	DP	25	ARG
48	DP	28	ARG
48	DP	31	ARG
48	DP	35	ARG
48	DP	36	VAL
48	DP	39	PHE
48	DP	40	ASN
48	DP	42	ILE
48	DP	54	LEU
48	DP	55	ASP

Continued on next page...

Continued from previous page...

Mol	Chain	Res	Type
48	DP	56	ARG
48	DP	57	ILE
48	DP	61	VAL
48	DP	67	ILE
48	DP	78	VAL
48	DP	79	ASN
48	DP	80	LYS
49	DQ	5	ARG
49	DQ	29	LYS
49	DQ	32	ILE
49	DQ	40	THR
49	DQ	57	VAL
49	DQ	60	ILE
49	DQ	63	CYS
49	DQ	64	ARG
49	DQ	66	LEU
49	DQ	74	LEU
49	DQ	78	VAL
49	DQ	79	GLU
50	DR	22	TYR
50	DR	23	LYS
50	DR	25	ILE
50	DR	31	TYR
50	DR	33	THR
50	DR	38	ILE
50	DR	42	ARG
50	DR	44	THR
50	DR	47	ARG
50	DR	51	GLN
50	DR	54	LEU
50	DR	64	LEU
50	DR	72	ARG
51	DS	4	LEU
51	DS	5	LYS
51	DS	10	ILE
51	DS	15	LEU
51	DS	20	LYS
51	DS	23	GLU
51	DS	26	ASP
51	DS	27	LYS
51	DS	28	LYS
51	DS	35	ARG

Continued on next page...

Continued from previous page...

Mol	Chain	Res	Type
51	DS	36	ARG
51	DS	37	SER
51	DS	47	THR
51	DS	62	THR
51	DS	66	VAL
51	DS	73	PHE
51	DS	77	ARG
51	DS	78	THR
52	DT	7	LYS
52	DT	14	GLU
52	DT	27	MET
52	DT	35	TYR
52	DT	53	MET
52	DT	60	GLN
52	DT	67	HIS
52	DT	69	ASN
53	DU	8	ASN
53	DU	9	GLU
53	DU	12	ASP
53	DU	20	ARG
53	DU	24	LYS
53	DU	30	GLU
53	DU	32	ARG
53	DU	33	ARG
53	DU	34	ARG
53	DU	36	PHE
53	DU	38	GLU
53	DU	39	LYS
53	DU	48	LYS

Some sidechains can be flipped to improve hydrogen bonding and reduce clashes. All (328) such sidechains are listed below:

Mol	Chain	Res	Type
1	A0	4	GLN
1	A0	5	ASN
3	A2	16	HIS
3	A2	26	ASN
4	A3	23	HIS
5	A4	13	ASN
5	A4	35	GLN
5	A4	37	GLN
9	AC	43	ASN

Continued on next page...

Continued from previous page...

Mol	Chain	Res	Type
9	AC	85	ASN
9	AC	116	GLN
9	AC	127	ASN
9	AC	141	HIS
9	AC	162	GLN
9	AC	196	ASN
9	AC	199	HIS
9	AC	225	ASN
10	AD	32	ASN
10	AD	36	GLN
10	AD	58	ASN
10	AD	67	HIS
10	AD	148	GLN
10	AD	149	ASN
10	AD	150	GLN
10	AD	167	ASN
11	AE	29	HIS
11	AE	46	GLN
11	AE	90	GLN
11	AE	92	HIS
11	AE	136	GLN
11	AE	165	HIS
12	AF	126	ASN
13	AG	21	GLN
13	AG	100	ASN
13	AG	110	HIS
13	AG	138	GLN
14	AH	2	GLN
14	AH	18	GLN
14	AH	43	ASN
14	AH	73	ASN
14	AH	135	HIS
15	AI	5	GLN
15	AI	11	GLN
15	AI	33	ASN
16	AJ	40	HIS
16	AJ	76	HIS
16	AJ	128	ASN
16	AJ	132	HIS
16	AJ	136	GLN
17	AK	5	GLN
17	AK	82	ASN

Continued on next page...

Continued from previous page...

Mol	Chain	Res	Type
18	AL	93	ASN
18	AL	99	ASN
19	AM	13	HIS
19	AM	45	GLN
19	AM	60	GLN
19	AM	88	ASN
19	AM	97	GLN
20	AN	9	GLN
20	AN	16	HIS
20	AN	62	ASN
21	AO	38	GLN
21	AO	98	GLN
21	AO	104	GLN
21	AO	116	GLN
22	AP	65	ASN
22	AP	74	GLN
23	AQ	13	HIS
23	AQ	19	GLN
23	AQ	43	GLN
23	AQ	55	GLN
23	AQ	80	ASN
24	AR	18	GLN
24	AR	43	ASN
24	AR	66	HIS
25	AS	40	ASN
26	AT	48	GLN
26	AT	91	GLN
27	AU	39	ASN
27	AU	52	ASN
27	AU	53	GLN
27	AU	65	GLN
27	AU	68	ASN
28	AV	51	GLN
28	AV	78	GLN
28	AV	80	HIS
29	AW	2	HIS
30	AX	25	GLN
30	AX	38	GLN
30	AX	45	GLN
31	AY	8	GLN
32	AZ	6	HIS
32	AZ	48	GLN

Continued on next page...

Continued from previous page...

Mol	Chain	Res	Type
34	BB	17	HIS
34	BB	23	ASN
34	BB	35	ASN
34	BB	88	GLN
34	BB	119	GLN
34	BB	121	GLN
34	BB	145	ASN
34	BB	169	HIS
34	BB	202	ASN
35	BC	2	GLN
35	BC	24	ASN
35	BC	40	GLN
35	BC	122	GLN
35	BC	139	ASN
35	BC	184	ASN
36	BD	58	GLN
36	BD	84	ASN
36	BD	88	ASN
36	BD	135	GLN
36	BD	151	GLN
36	BD	195	ASN
37	BE	72	ASN
37	BE	96	GLN
37	BE	120	HIS
37	BE	121	ASN
37	BE	134	ASN
37	BE	147	ASN
38	BF	3	HIS
38	BF	11	HIS
38	BF	14	GLN
38	BF	17	GLN
38	BF	46	GLN
38	BF	63	ASN
39	BG	67	ASN
39	BG	85	GLN
39	BG	121	ASN
39	BG	141	HIS
40	BH	3	GLN
40	BH	37	ASN
40	BH	75	GLN
41	BI	30	ASN
41	BI	31	GLN

Continued on next page...

Continued from previous page...

Mol	Chain	Res	Type
41	BI	36	GLN
41	BI	49	GLN
41	BI	80	HIS
41	BI	109	GLN
42	BJ	58	ASN
42	BJ	64	GLN
42	BJ	99	GLN
43	BK	28	ASN
44	BL	28	GLN
44	BL	45	ASN
44	BL	76	HIS
44	BL	95	HIS
44	BL	111	GLN
45	BM	90	HIS
45	BM	99	GLN
47	BO	34	GLN
47	BO	36	ASN
47	BO	39	GLN
47	BO	41	HIS
47	BO	45	HIS
47	BO	61	GLN
48	BP	18	GLN
49	BQ	8	GLN
50	BR	51	GLN
51	BS	42	ASN
51	BS	51	HIS
51	BS	55	GLN
51	BS	56	HIS
51	BS	68	HIS
52	BT	2	ASN
52	BT	12	GLN
52	BT	69	ASN
52	BT	83	ASN
1	C0	4	GLN
1	C0	5	ASN
1	C0	37	HIS
2	C1	18	HIS
2	C1	44	GLN
2	C1	45	HIS
3	C2	26	ASN
5	C4	13	ASN
5	C4	37	GLN

Continued on next page...

Continued from previous page...

Mol	Chain	Res	Type
9	CC	43	ASN
9	CC	85	ASN
9	CC	116	GLN
9	CC	127	ASN
9	CC	141	HIS
9	CC	162	GLN
9	CC	196	ASN
9	CC	199	HIS
9	CC	225	ASN
9	CC	231	HIS
9	CC	238	ASN
10	CD	32	ASN
10	CD	36	GLN
10	CD	67	HIS
10	CD	126	ASN
10	CD	140	HIS
10	CD	148	GLN
10	CD	149	ASN
10	CD	150	GLN
10	CD	167	ASN
10	CD	173	GLN
11	CE	24	ASN
11	CE	29	HIS
11	CE	90	GLN
11	CE	115	GLN
11	CE	136	GLN
11	CE	165	HIS
12	CF	36	ASN
12	CF	126	ASN
13	CG	29	ASN
13	CG	100	ASN
13	CG	138	GLN
15	CI	5	GLN
15	CI	30	GLN
15	CI	104	GLN
15	CI	110	GLN
16	CJ	80	HIS
16	CJ	128	ASN
17	CK	5	GLN
17	CK	29	HIS
17	CK	82	ASN
18	CL	4	ASN

Continued on next page...

Continued from previous page...

Mol	Chain	Res	Type
18	CL	35	HIS
18	CL	93	ASN
18	CL	99	ASN
18	CL	104	GLN
19	CM	13	HIS
19	CM	45	GLN
19	CM	97	GLN
20	CN	16	HIS
21	CO	19	GLN
21	CO	29	HIS
21	CO	98	GLN
22	CP	65	ASN
22	CP	74	GLN
23	CQ	43	GLN
23	CQ	51	GLN
23	CQ	55	GLN
23	CQ	70	GLN
23	CQ	80	ASN
24	CR	6	GLN
24	CR	43	ASN
24	CR	82	HIS
24	CR	86	GLN
24	CR	87	GLN
24	CR	89	HIS
24	CR	91	GLN
25	CS	57	ASN
26	CT	48	GLN
26	CT	70	HIS
27	CU	65	GLN
27	CU	98	ASN
28	CV	51	GLN
28	CV	78	GLN
28	CV	80	HIS
29	CW	39	GLN
29	CW	49	ASN
30	CX	20	ASN
30	CX	36	GLN
30	CX	45	GLN
30	CX	58	ASN
31	CY	8	GLN
31	CY	19	HIS
32	CZ	6	HIS

Continued on next page...

Continued from previous page...

Mol	Chain	Res	Type
32	CZ	30	HIS
32	CZ	48	GLN
34	DB	14	HIS
34	DB	50	ASN
34	DB	57	ASN
34	DB	119	GLN
34	DB	145	ASN
34	DB	167	HIS
34	DB	202	ASN
35	DC	40	GLN
35	DC	138	GLN
35	DC	189	HIS
36	DD	39	GLN
36	DD	40	HIS
36	DD	58	GLN
36	DD	70	GLN
36	DD	84	ASN
36	DD	88	ASN
36	DD	119	HIS
36	DD	130	ASN
36	DD	163	GLN
37	DE	121	ASN
37	DE	134	ASN
38	DF	11	HIS
38	DF	46	GLN
39	DG	8	GLN
39	DG	51	GLN
39	DG	96	ASN
39	DG	141	HIS
39	DG	152	HIS
40	DH	17	GLN
40	DH	37	ASN
40	DH	66	GLN
40	DH	75	GLN
41	DI	36	GLN
41	DI	109	GLN
41	DI	125	GLN
42	DJ	20	GLN
42	DJ	58	ASN
43	DK	28	ASN
44	DL	28	GLN
44	DL	45	ASN

Continued on next page...

Continued from previous page...

Mol	Chain	Res	Type
44	DL	71	HIS
44	DL	95	HIS
45	DM	7	ASN
45	DM	51	GLN
45	DM	90	HIS
45	DM	104	ASN
46	DN	70	HIS
47	DO	34	GLN
47	DO	36	ASN
47	DO	39	GLN
47	DO	41	HIS
47	DO	45	HIS
47	DO	61	GLN
48	DP	9	HIS
48	DP	29	ASN
48	DP	40	ASN
48	DP	59	HIS
49	DQ	8	GLN
50	DR	51	GLN
51	DS	13	HIS
51	DS	42	ASN
51	DS	55	GLN
52	DT	2	ASN
52	DT	67	HIS
52	DT	69	ASN

5.3.3 RNA ⓘ

Mol	Chain	Analysed	Backbone Outliers	Pucker Outliers
33	BA	1528/1542 (99%)	618 (40%)	204 (13%)
33	DA	1529/1542 (99%)	663 (43%)	211 (13%)
7	AA	116/120 (96%)	40 (34%)	12 (10%)
7	CA	117/120 (97%)	48 (41%)	15 (12%)
8	AB	2839/2904 (97%)	1140 (40%)	396 (13%)
8	CB	2838/2904 (97%)	1137 (40%)	386 (13%)
All	All	8967/9132 (98%)	3646 (40%)	1224 (13%)

All (3646) RNA backbone outliers are listed below:

Mol	Chain	Res	Type
7	AA	6	G

Continued on next page...

Continued from previous page...

Mol	Chain	Res	Type
7	AA	7	G
7	AA	9	G
7	AA	12	C
7	AA	13	G
7	AA	14	U
7	AA	15	A
7	AA	16	G
7	AA	24	G
7	AA	25	U
7	AA	26	C
7	AA	27	C
7	AA	28	C
7	AA	29	A
7	AA	30	C
7	AA	31	C
7	AA	32	U
7	AA	35	C
7	AA	37	C
7	AA	42	C
7	AA	43	C
7	AA	44	G
7	AA	45	A
7	AA	46	A
7	AA	56	G
7	AA	57	A
7	AA	62	C
7	AA	67	G
7	AA	73	A
7	AA	77	U
7	AA	87	U
7	AA	89	U
7	AA	90	C
7	AA	97	C
7	AA	99	A
7	AA	102	G
7	AA	107	G
7	AA	108	A
7	AA	109	A
7	AA	117	G
8	AB	2	G
8	AB	4	U
8	AB	6	A

Continued on next page...

Continued from previous page...

Mol	Chain	Res	Type
8	AB	8	C
8	AB	15	G
8	AB	28	A
8	AB	29	U
8	AB	34	U
8	AB	35	G
8	AB	38	A
8	AB	42	A
8	AB	43	G
8	AB	44	A
8	AB	45	G
8	AB	46	G
8	AB	49	A
8	AB	50	U
8	AB	52	A
8	AB	61	C
8	AB	63	A
8	AB	64	A
8	AB	71	A
8	AB	72	U
8	AB	74	A
8	AB	75	G
8	AB	79	C
8	AB	84	A
8	AB	85	G
8	AB	86	G
8	AB	87	U
8	AB	88	G
8	AB	91	A
8	AB	92	U
8	AB	98	G
8	AB	99	U
8	AB	101	A
8	AB	102	U
8	AB	103	A
8	AB	104	A
8	AB	116	C
8	AB	117	G
8	AB	118	A
8	AB	119	A
8	AB	120	U
8	AB	121	G

Continued on next page...

Continued from previous page...

Mol	Chain	Res	Type
8	AB	124	G
8	AB	125	A
8	AB	126	A
8	AB	127	A
8	AB	128	C
8	AB	129	C
8	AB	130	C
8	AB	134	G
8	AB	136	G
8	AB	139	U
8	AB	140	C
8	AB	142	A
8	AB	143	C
8	AB	144	A
8	AB	149	A
8	AB	156	A
8	AB	158	U
8	AB	160	A
8	AB	162	U
8	AB	163	C
8	AB	165	A
8	AB	166	U
8	AB	177	G
8	AB	178	G
8	AB	180	G
8	AB	181	A
8	AB	187	G
8	AB	188	G
8	AB	194	G
8	AB	195	A
8	AB	196	A
8	AB	197	A
8	AB	198	C
8	AB	199	A
8	AB	200	U
8	AB	204	A
8	AB	205	G
8	AB	216	A
8	AB	221	A
8	AB	222	A
8	AB	228	C
8	AB	229	C

Continued on next page...

Continued from previous page...

Mol	Chain	Res	Type
8	AB	233	A
8	AB	239	C
8	AB	240	C
8	AB	241	A
8	AB	244	A
8	AB	245	G
8	AB	247	G
8	AB	248	G
8	AB	250	G
8	AB	251	A
8	AB	252	G
8	AB	254	G
8	AB	255	A
8	AB	256	A
8	AB	261	G
8	AB	263	G
8	AB	265	A
8	AB	266	G
8	AB	271	G
8	AB	272	A
8	AB	276	U
8	AB	277	G
8	AB	281	C
8	AB	282	A
8	AB	283	G
8	AB	284	U
8	AB	288	U
8	AB	291	G
8	AB	294	A
8	AB	295	G
8	AB	296	U
8	AB	298	G
8	AB	299	A
8	AB	300	A
8	AB	301	G
8	AB	302	C
8	AB	303	G
8	AB	310	A
8	AB	311	A
8	AB	312	G
8	AB	313	G
8	AB	318	C

Continued on next page...

Continued from previous page...

Mol	Chain	Res	Type
8	AB	321	U
8	AB	322	A
8	AB	323	C
8	AB	324	A
8	AB	325	G
8	AB	326	G
8	AB	327	G
8	AB	328	U
8	AB	329	G
8	AB	330	A
8	AB	331	C
8	AB	332	A
8	AB	333	G
8	AB	334	C
8	AB	335	C
8	AB	336	C
8	AB	338	G
8	AB	341	C
8	AB	344	A
8	AB	345	A
8	AB	349	U
8	AB	350	G
8	AB	352	A
8	AB	353	C
8	AB	355	U
8	AB	356	G
8	AB	362	A
8	AB	363	G
8	AB	364	C
8	AB	367	G
8	AB	370	G
8	AB	371	A
8	AB	372	G
8	AB	375	G
8	AB	379	G
8	AB	380	G
8	AB	381	G
8	AB	386	G
8	AB	387	U
8	AB	388	G
8	AB	391	A
8	AB	392	U

Continued on next page...

Continued from previous page...

Mol	Chain	Res	Type
8	AB	394	C
8	AB	395	U
8	AB	396	G
8	AB	397	U
8	AB	399	U
8	AB	400	G
8	AB	403	U
8	AB	404	A
8	AB	405	U
8	AB	407	G
8	AB	409	G
8	AB	411	G
8	AB	412	A
8	AB	422	A
8	AB	424	G
8	AB	434	U
8	AB	435	C
8	AB	436	C
8	AB	438	G
8	AB	444	C
8	AB	445	C
8	AB	448	U
8	AB	449	A
8	AB	450	G
8	AB	451	U
8	AB	455	C
8	AB	456	C
8	AB	457	A
8	AB	458	G
8	AB	461	C
8	AB	465	G
8	AB	466	A
8	AB	467	G
8	AB	468	G
8	AB	469	G
8	AB	475	C
8	AB	478	A
8	AB	479	A
8	AB	480	A
8	AB	481	G
8	AB	483	A
8	AB	489	G

Continued on next page...

Continued from previous page...

Mol	Chain	Res	Type
8	AB	490	C
8	AB	491	G
8	AB	492	A
8	AB	493	G
8	AB	502	A
8	AB	503	A
8	AB	504	A
8	AB	505	A
8	AB	508	A
8	AB	509	C
8	AB	510	C
8	AB	526	A
8	AB	527	C
8	AB	528	A
8	AB	529	A
8	AB	530	G
8	AB	531	C
8	AB	532	A
8	AB	533	G
8	AB	536	G
8	AB	544	C
8	AB	546	U
8	AB	547	A
8	AB	548	G
8	AB	549	G
8	AB	550	C
8	AB	551	G
8	AB	556	A
8	AB	561	G
8	AB	563	A
8	AB	564	C
8	AB	568	U
8	AB	569	U
8	AB	571	U
8	AB	572	A
8	AB	573	U
8	AB	574	A
8	AB	575	A
8	AB	576	U
8	AB	577	G
8	AB	586	A
8	AB	587	C

Continued on next page...

Continued from previous page...

Mol	Chain	Res	Type
8	AB	588	U
8	AB	593	U
8	AB	594	U
8	AB	595	C
8	AB	601	C
8	AB	603	A
8	AB	608	A
8	AB	609	A
8	AB	613	A
8	AB	614	A
8	AB	615	U
8	AB	616	A
8	AB	617	G
8	AB	620	G
8	AB	627	A
8	AB	628	G
8	AB	631	A
8	AB	632	A
8	AB	637	A
8	AB	640	C
8	AB	645	C
8	AB	646	U
8	AB	648	G
8	AB	653	U
8	AB	654	A
8	AB	655	A
8	AB	656	G
8	AB	664	G
8	AB	667	U
8	AB	669	G
8	AB	670	A
8	AB	671	C
8	AB	673	C
8	AB	676	A
8	AB	677	A
8	AB	678	C
8	AB	683	U
8	AB	684	G
8	AB	685	A
8	AB	686	U
8	AB	689	A
8	AB	690	G

Continued on next page...

Continued from previous page...

Mol	Chain	Res	Type
8	AB	691	C
8	AB	698	C
8	AB	699	A
8	AB	700	G
8	AB	707	G
8	AB	715	A
8	AB	717	C
8	AB	718	A
8	AB	719	C
8	AB	722	A
8	AB	726	G
8	AB	727	A
8	AB	728	G
8	AB	729	G
8	AB	730	A
8	AB	740	C
8	AB	741	U
8	AB	745	G
8	AB	746	U
8	AB	747	U
8	AB	754	U
8	AB	756	A
8	AB	761	A
8	AB	762	U
8	AB	764	A
8	AB	765	C
8	AB	773	U
8	AB	774	G
8	AB	775	G
8	AB	776	G
8	AB	782	A
8	AB	784	G
8	AB	785	G
8	AB	788	A
8	AB	789	A
8	AB	790	U
8	AB	792	A
8	AB	793	A
8	AB	795	C
8	AB	796	C
8	AB	797	G
8	AB	798	G

Continued on next page...

Continued from previous page...

Mol	Chain	Res	Type
8	AB	799	G
8	AB	800	A
8	AB	801	G
8	AB	802	A
8	AB	803	U
8	AB	805	G
8	AB	806	C
8	AB	807	U
8	AB	808	G
8	AB	809	G
8	AB	811	U
8	AB	812	C
8	AB	819	A
8	AB	822	G
8	AB	826	U
8	AB	827	U
8	AB	829	A
8	AB	830	G
8	AB	833	A
8	AB	843	G
8	AB	845	A
8	AB	846	U
8	AB	859	G
8	AB	865	C
8	AB	866	A
8	AB	869	G
8	AB	872	U
8	AB	874	G
8	AB	875	G
8	AB	876	C
8	AB	877	A
8	AB	878	A
8	AB	899	A
8	AB	900	A
8	AB	901	C
8	AB	903	C
8	AB	904	G
8	AB	906	U
8	AB	907	G
8	AB	908	C
8	AB	909	A
8	AB	910	A

Continued on next page...

Continued from previous page...

Mol	Chain	Res	Type
8	AB	911	A
8	AB	912	C
8	AB	915	C
8	AB	916	G
8	AB	918	A
8	AB	919	U
8	AB	931	U
8	AB	932	U
8	AB	933	A
8	AB	934	U
8	AB	939	G
8	AB	941	A
8	AB	944	C
8	AB	946	C
8	AB	949	G
8	AB	953	G
8	AB	955	U
8	AB	961	C
8	AB	969	G
8	AB	970	U
8	AB	973	A
8	AB	974	G
8	AB	975	A
8	AB	976	G
8	AB	978	G
8	AB	983	A
8	AB	986	C
8	AB	988	A
8	AB	989	G
8	AB	990	A
8	AB	991	C
8	AB	995	C
8	AB	996	A
8	AB	1005	C
8	AB	1008	A
8	AB	1011	G
8	AB	1012	U
8	AB	1013	C
8	AB	1017	G
8	AB	1019	U
8	AB	1020	A
8	AB	1021	A

Continued on next page...

Continued from previous page...

Mol	Chain	Res	Type
8	AB	1022	G
8	AB	1024	G
8	AB	1025	G
8	AB	1026	G
8	AB	1027	A
8	AB	1028	A
8	AB	1029	A
8	AB	1032	A
8	AB	1033	U
8	AB	1034	G
8	AB	1037	G
8	AB	1040	A
8	AB	1046	A
8	AB	1047	G
8	AB	1061	U
8	AB	1062	G
8	AB	1071	G
8	AB	1077	A
8	AB	1078	U
8	AB	1083	U
8	AB	1087	G
8	AB	1088	A
8	AB	1090	A
8	AB	1091	G
8	AB	1094	U
8	AB	1097	U
8	AB	1098	A
8	AB	1109	C
8	AB	1110	G
8	AB	1111	A
8	AB	1112	G
8	AB	1113	U
8	AB	1114	C
8	AB	1116	G
8	AB	1118	C
8	AB	1119	U
8	AB	1123	C
8	AB	1124	G
8	AB	1126	A
8	AB	1127	A
8	AB	1130	U
8	AB	1132	U

Continued on next page...

Continued from previous page...

Mol	Chain	Res	Type
8	AB	1133	A
8	AB	1135	C
8	AB	1136	G
8	AB	1141	U
8	AB	1142	A
8	AB	1143	A
8	AB	1147	A
8	AB	1156	A
8	AB	1157	G
8	AB	1158	C
8	AB	1168	G
8	AB	1173	U
8	AB	1175	A
8	AB	1176	U
8	AB	1186	G
8	AB	1189	A
8	AB	1195	G
8	AB	1199	U
8	AB	1200	C
8	AB	1202	G
8	AB	1204	A
8	AB	1205	A
8	AB	1206	G
8	AB	1210	G
8	AB	1211	C
8	AB	1216	G
8	AB	1217	U
8	AB	1224	U
8	AB	1227	G
8	AB	1235	G
8	AB	1237	A
8	AB	1238	G
8	AB	1241	A
8	AB	1242	U
8	AB	1244	A
8	AB	1247	A
8	AB	1248	G
8	AB	1249	U
8	AB	1251	C
8	AB	1253	A
8	AB	1254	A
8	AB	1256	G

Continued on next page...

Continued from previous page...

Mol	Chain	Res	Type
8	AB	1257	C
8	AB	1258	U
8	AB	1264	A
8	AB	1265	A
8	AB	1266	G
8	AB	1269	A
8	AB	1270	C
8	AB	1271	G
8	AB	1272	A
8	AB	1273	U
8	AB	1274	A
8	AB	1275	A
8	AB	1276	A
8	AB	1284	A
8	AB	1286	A
8	AB	1287	A
8	AB	1288	G
8	AB	1289	C
8	AB	1291	C
8	AB	1296	G
8	AB	1297	C
8	AB	1299	G
8	AB	1300	G
8	AB	1301	A
8	AB	1302	A
8	AB	1305	C
8	AB	1312	U
8	AB	1321	A
8	AB	1322	A
8	AB	1325	U
8	AB	1326	U
8	AB	1328	A
8	AB	1329	U
8	AB	1333	G
8	AB	1337	G
8	AB	1340	U
8	AB	1341	G
8	AB	1342	A
8	AB	1345	C
8	AB	1348	C
8	AB	1351	C
8	AB	1352	U

Continued on next page...

Continued from previous page...

Mol	Chain	Res	Type
8	AB	1353	A
8	AB	1359	A
8	AB	1360	G
8	AB	1364	G
8	AB	1365	A
8	AB	1366	A
8	AB	1367	A
8	AB	1369	G
8	AB	1375	U
8	AB	1376	C
8	AB	1378	A
8	AB	1379	U
8	AB	1380	G
8	AB	1383	A
8	AB	1384	A
8	AB	1385	A
8	AB	1386	C
8	AB	1393	A
8	AB	1395	A
8	AB	1396	U
8	AB	1397	U
8	AB	1398	C
8	AB	1402	U
8	AB	1410	G
8	AB	1416	G
8	AB	1419	A
8	AB	1421	G
8	AB	1427	A
8	AB	1428	C
8	AB	1429	G
8	AB	1433	A
8	AB	1434	A
8	AB	1435	G
8	AB	1450	G
8	AB	1451	C
8	AB	1452	G
8	AB	1453	A
8	AB	1454	C
8	AB	1455	G
8	AB	1456	G
8	AB	1459	G
8	AB	1460	U

Continued on next page...

Continued from previous page...

Mol	Chain	Res	Type
8	AB	1461	C
8	AB	1478	G
8	AB	1479	G
8	AB	1480	C
8	AB	1482	G
8	AB	1485	U
8	AB	1490	A
8	AB	1491	G
8	AB	1493	C
8	AB	1494	A
8	AB	1498	C
8	AB	1503	A
8	AB	1504	A
8	AB	1507	C
8	AB	1508	A
8	AB	1509	A
8	AB	1510	G
8	AB	1515	A
8	AB	1522	A
8	AB	1523	U
8	AB	1524	G
8	AB	1532	A
8	AB	1535	A
8	AB	1536	C
8	AB	1538	G
8	AB	1540	G
8	AB	1552	A
8	AB	1553	A
8	AB	1554	U
8	AB	1555	G
8	AB	1558	C
8	AB	1559	U
8	AB	1560	G
8	AB	1565	C
8	AB	1566	A
8	AB	1567	G
8	AB	1569	A
8	AB	1572	A
8	AB	1578	U
8	AB	1583	A
8	AB	1584	U
8	AB	1585	C

Continued on next page...

Continued from previous page...

Mol	Chain	Res	Type
8	AB	1599	U
8	AB	1601	G
8	AB	1602	U
8	AB	1607	C
8	AB	1608	A
8	AB	1609	A
8	AB	1610	A
8	AB	1614	A
8	AB	1616	A
8	AB	1617	C
8	AB	1618	A
8	AB	1619	G
8	AB	1621	U
8	AB	1632	A
8	AB	1633	G
8	AB	1634	A
8	AB	1635	A
8	AB	1636	U
8	AB	1640	A
8	AB	1644	C
8	AB	1647	U
8	AB	1648	U
8	AB	1654	A
8	AB	1663	G
8	AB	1664	A
8	AB	1673	G
8	AB	1674	G
8	AB	1677	A
8	AB	1678	A
8	AB	1682	G
8	AB	1683	U
8	AB	1692	U
8	AB	1693	U
8	AB	1694	C
8	AB	1695	G
8	AB	1696	G
8	AB	1697	G
8	AB	1698	A
8	AB	1700	A
8	AB	1701	A
8	AB	1703	G
8	AB	1707	G

Continued on next page...

Continued from previous page...

Mol	Chain	Res	Type
8	AB	1708	C
8	AB	1713	A
8	AB	1715	G
8	AB	1716	U
8	AB	1721	G
8	AB	1722	A
8	AB	1730	C
8	AB	1731	G
8	AB	1732	C
8	AB	1733	G
8	AB	1738	G
8	AB	1745	A
8	AB	1748	C
8	AB	1756	G
8	AB	1758	U
8	AB	1759	A
8	AB	1763	G
8	AB	1764	C
8	AB	1772	A
8	AB	1773	A
8	AB	1774	C
8	AB	1775	U
8	AB	1776	G
8	AB	1781	U
8	AB	1782	U
8	AB	1783	A
8	AB	1784	A
8	AB	1785	A
8	AB	1787	A
8	AB	1788	C
8	AB	1791	A
8	AB	1792	G
8	AB	1798	U
8	AB	1800	C
8	AB	1801	A
8	AB	1806	C
8	AB	1808	A
8	AB	1809	A
8	AB	1814	G
8	AB	1815	A
8	AB	1816	C
8	AB	1817	G

Continued on next page...

Continued from previous page...

Mol	Chain	Res	Type
8	AB	1818	U
8	AB	1819	A
8	AB	1820	U
8	AB	1821	A
8	AB	1822	C
8	AB	1823	G
8	AB	1828	G
8	AB	1829	A
8	AB	1830	C
8	AB	1831	G
8	AB	1840	G
8	AB	1841	U
8	AB	1847	A
8	AB	1848	A
8	AB	1857	G
8	AB	1858	A
8	AB	1870	C
8	AB	1871	A
8	AB	1873	G
8	AB	1875	G
8	AB	1884	G
8	AB	1885	A
8	AB	1898	U
8	AB	1900	A
8	AB	1903	G
8	AB	1906	G
8	AB	1913	A
8	AB	1914	C
8	AB	1920	C
8	AB	1929	G
8	AB	1930	G
8	AB	1936	A
8	AB	1937	A
8	AB	1938	A
8	AB	1939	U
8	AB	1940	U
8	AB	1941	C
8	AB	1942	C
8	AB	1943	U
8	AB	1944	U
8	AB	1952	A
8	AB	1955	U

Continued on next page...

Continued from previous page...

Mol	Chain	Res	Type
8	AB	1956	U
8	AB	1960	A
8	AB	1965	C
8	AB	1966	A
8	AB	1967	C
8	AB	1968	G
8	AB	1970	A
8	AB	1971	U
8	AB	1972	G
8	AB	1973	G
8	AB	1974	C
8	AB	1975	G
8	AB	1976	U
8	AB	1977	A
8	AB	1987	A
8	AB	1989	G
8	AB	1991	U
8	AB	1992	G
8	AB	1993	U
8	AB	1996	C
8	AB	1997	C
8	AB	2003	A
8	AB	2004	G
8	AB	2012	G
8	AB	2014	A
8	AB	2015	A
8	AB	2017	U
8	AB	2020	A
8	AB	2021	C
8	AB	2022	U
8	AB	2023	C
8	AB	2025	C
8	AB	2026	U
8	AB	2030	A
8	AB	2031	A
8	AB	2032	G
8	AB	2033	A
8	AB	2035	G
8	AB	2039	U
8	AB	2040	G
8	AB	2042	A
8	AB	2043	C

Continued on next page...

Continued from previous page...

Mol	Chain	Res	Type
8	AB	2046	G
8	AB	2049	G
8	AB	2051	A
8	AB	2052	A
8	AB	2055	C
8	AB	2056	G
8	AB	2058	A
8	AB	2059	A
8	AB	2060	A
8	AB	2061	G
8	AB	2062	A
8	AB	2063	C
8	AB	2067	G
8	AB	2068	U
8	AB	2069	G
8	AB	2075	U
8	AB	2076	U
8	AB	2078	C
8	AB	2080	A
8	AB	2081	U
8	AB	2090	A
8	AB	2091	C
8	AB	2092	U
8	AB	2093	G
8	AB	2095	A
8	AB	2096	C
8	AB	2098	U
8	AB	2100	G
8	AB	2102	G
8	AB	2103	C
8	AB	2104	C
8	AB	2105	U
8	AB	2108	A
8	AB	2110	G
8	AB	2134	A
8	AB	2135	A
8	AB	2136	G
8	AB	2137	U
8	AB	2140	G
8	AB	2141	G
8	AB	2144	G
8	AB	2145	C

Continued on next page...

Continued from previous page...

Mol	Chain	Res	Type
8	AB	2147	A
8	AB	2148	G
8	AB	2149	U
8	AB	2152	G
8	AB	2153	C
8	AB	2154	A
8	AB	2155	U
8	AB	2156	G
8	AB	2180	U
8	AB	2184	A
8	AB	2187	U
8	AB	2188	U
8	AB	2192	U
8	AB	2198	A
8	AB	2199	A
8	AB	2200	C
8	AB	2202	U
8	AB	2203	U
8	AB	2204	G
8	AB	2209	G
8	AB	2210	U
8	AB	2211	A
8	AB	2212	A
8	AB	2213	U
8	AB	2215	C
8	AB	2223	G
8	AB	2224	G
8	AB	2225	A
8	AB	2226	C
8	AB	2234	G
8	AB	2238	G
8	AB	2239	G
8	AB	2247	A
8	AB	2250	G
8	AB	2258	C
8	AB	2259	U
8	AB	2261	C
8	AB	2266	A
8	AB	2267	A
8	AB	2268	A
8	AB	2270	A
8	AB	2271	G

Continued on next page...

Continued from previous page...

Mol	Chain	Res	Type
8	AB	2275	C
8	AB	2277	G
8	AB	2278	A
8	AB	2281	A
8	AB	2282	G
8	AB	2283	C
8	AB	2285	C
8	AB	2287	A
8	AB	2289	G
8	AB	2297	A
8	AB	2303	G
8	AB	2304	G
8	AB	2305	U
8	AB	2307	G
8	AB	2308	G
8	AB	2309	A
8	AB	2310	C
8	AB	2312	U
8	AB	2320	U
8	AB	2321	U
8	AB	2322	A
8	AB	2325	G
8	AB	2326	C
8	AB	2327	A
8	AB	2328	A
8	AB	2333	A
8	AB	2334	U
8	AB	2335	A
8	AB	2336	A
8	AB	2337	G
8	AB	2338	C
8	AB	2344	U
8	AB	2345	G
8	AB	2347	C
8	AB	2352	A
8	AB	2353	G
8	AB	2358	A
8	AB	2359	C
8	AB	2360	G
8	AB	2361	G
8	AB	2363	G
8	AB	2366	A

Continued on next page...

Continued from previous page...

Mol	Chain	Res	Type
8	AB	2371	G
8	AB	2382	G
8	AB	2383	G
8	AB	2384	U
8	AB	2385	C
8	AB	2389	G
8	AB	2391	G
8	AB	2393	U
8	AB	2396	G
8	AB	2398	U
8	AB	2402	U
8	AB	2403	C
8	AB	2406	A
8	AB	2407	A
8	AB	2408	U
8	AB	2410	G
8	AB	2420	C
8	AB	2421	G
8	AB	2422	C
8	AB	2423	U
8	AB	2425	A
8	AB	2426	A
8	AB	2427	C
8	AB	2428	G
8	AB	2429	G
8	AB	2430	A
8	AB	2431	U
8	AB	2432	A
8	AB	2434	A
8	AB	2435	A
8	AB	2439	A
8	AB	2440	C
8	AB	2441	U
8	AB	2447	G
8	AB	2448	A
8	AB	2449	U
8	AB	2450	A
8	AB	2452	C
8	AB	2453	A
8	AB	2454	G
8	AB	2459	A
8	AB	2460	U

Continued on next page...

Continued from previous page...

Mol	Chain	Res	Type
8	AB	2464	G
8	AB	2470	G
8	AB	2473	U
8	AB	2474	U
8	AB	2476	A
8	AB	2478	A
8	AB	2479	U
8	AB	2484	G
8	AB	2487	G
8	AB	2488	G
8	AB	2489	U
8	AB	2491	U
8	AB	2497	A
8	AB	2501	C
8	AB	2502	G
8	AB	2504	U
8	AB	2505	G
8	AB	2506	U
8	AB	2512	C
8	AB	2513	A
8	AB	2514	U
8	AB	2516	A
8	AB	2517	C
8	AB	2518	A
8	AB	2520	C
8	AB	2521	C
8	AB	2523	G
8	AB	2525	G
8	AB	2526	G
8	AB	2529	G
8	AB	2530	A
8	AB	2534	A
8	AB	2535	G
8	AB	2540	C
8	AB	2542	A
8	AB	2543	G
8	AB	2547	A
8	AB	2550	G
8	AB	2552	U
8	AB	2554	U
8	AB	2556	C
8	AB	2562	U

Continued on next page...

Continued from previous page...

Mol	Chain	Res	Type
8	AB	2563	U
8	AB	2566	A
8	AB	2567	G
8	AB	2572	A
8	AB	2573	C
8	AB	2574	G
8	AB	2575	C
8	AB	2576	G
8	AB	2577	A
8	AB	2581	G
8	AB	2582	G
8	AB	2585	U
8	AB	2586	U
8	AB	2588	G
8	AB	2589	A
8	AB	2592	G
8	AB	2593	U
8	AB	2594	C
8	AB	2595	G
8	AB	2596	U
8	AB	2609	U
8	AB	2610	C
8	AB	2612	C
8	AB	2613	U
8	AB	2614	A
8	AB	2615	U
8	AB	2618	G
8	AB	2619	C
8	AB	2623	G
8	AB	2624	G
8	AB	2628	C
8	AB	2629	U
8	AB	2630	G
8	AB	2634	A
8	AB	2639	A
8	AB	2640	G
8	AB	2641	G
8	AB	2646	C
8	AB	2654	A
8	AB	2656	U
8	AB	2663	G
8	AB	2672	U

Continued on next page...

Continued from previous page...

Mol	Chain	Res	Type
8	AB	2673	G
8	AB	2675	A
8	AB	2681	C
8	AB	2682	A
8	AB	2683	C
8	AB	2684	U
8	AB	2689	U
8	AB	2690	U
8	AB	2691	C
8	AB	2694	G
8	AB	2707	U
8	AB	2712	C
8	AB	2714	G
8	AB	2717	C
8	AB	2718	G
8	AB	2719	G
8	AB	2720	U
8	AB	2721	A
8	AB	2724	U
8	AB	2725	A
8	AB	2726	A
8	AB	2727	A
8	AB	2732	G
8	AB	2733	A
8	AB	2736	A
8	AB	2740	A
8	AB	2744	G
8	AB	2746	U
8	AB	2748	A
8	AB	2750	A
8	AB	2751	G
8	AB	2752	C
8	AB	2754	U
8	AB	2756	U
8	AB	2757	A
8	AB	2758	A
8	AB	2760	C
8	AB	2761	A
8	AB	2762	C
8	AB	2763	G
8	AB	2764	A
8	AB	2765	A

Continued on next page...

Continued from previous page...

Mol	Chain	Res	Type
8	AB	2766	A
8	AB	2767	C
8	AB	2771	C
8	AB	2778	A
8	AB	2779	U
8	AB	2790	U
8	AB	2791	G
8	AB	2797	U
8	AB	2798	U
8	AB	2799	A
8	AB	2800	A
8	AB	2801	G
8	AB	2808	G
8	AB	2818	U
8	AB	2820	A
8	AB	2821	A
8	AB	2825	G
8	AB	2828	G
8	AB	2829	A
8	AB	2832	U
8	AB	2833	U
8	AB	2834	G
8	AB	2836	U
8	AB	2837	A
8	AB	2838	G
8	AB	2839	G
8	AB	2842	G
8	AB	2848	G
8	AB	2850	A
8	AB	2856	A
8	AB	2859	G
8	AB	2860	A
8	AB	2861	U
8	AB	2867	G
8	AB	2868	A
8	AB	2872	A
8	AB	2874	C
8	AB	2884	U
8	AB	2885	G
8	AB	2891	U
8	AB	2893	A
8	AB	2894	G

Continued on next page...

Continued from previous page...

Mol	Chain	Res	Type
8	AB	2897	U
8	AB	2901	C
8	AB	2903	U
33	BA	6	G
33	BA	7	A
33	BA	9	G
33	BA	14	U
33	BA	15	G
33	BA	21	G
33	BA	27	G
33	BA	31	G
33	BA	32	A
33	BA	34	C
33	BA	37	U
33	BA	39	G
33	BA	40	C
33	BA	41	G
33	BA	47	C
33	BA	48	C
33	BA	49	U
33	BA	50	A
33	BA	51	A
33	BA	52	C
33	BA	55	A
33	BA	58	C
33	BA	59	A
33	BA	60	A
33	BA	61	G
33	BA	64	G
33	BA	71	A
33	BA	72	A
33	BA	74	A
33	BA	82	G
33	BA	83	C
33	BA	84	U
33	BA	85	U
33	BA	86	G
33	BA	87	C
33	BA	90	C
33	BA	92	U
33	BA	94	G
33	BA	95	C

Continued on next page...

Continued from previous page...

Mol	Chain	Res	Type
33	BA	101	A
33	BA	107	G
33	BA	108	G
33	BA	109	A
33	BA	110	C
33	BA	115	G
33	BA	119	A
33	BA	120	A
33	BA	121	U
33	BA	122	G
33	BA	128	G
33	BA	129	A
33	BA	130	A
33	BA	131	A
33	BA	132	C
33	BA	146	G
33	BA	151	A
33	BA	155	A
33	BA	160	A
33	BA	164	G
33	BA	166	U
33	BA	174	A
33	BA	181	A
33	BA	182	A
33	BA	183	C
33	BA	189	A
33	BA	190	A
33	BA	196	A
33	BA	197	A
33	BA	198	G
33	BA	200	G
33	BA	209	U
33	BA	210	C
33	BA	213	G
33	BA	221	C
33	BA	226	G
33	BA	232	G
33	BA	235	C
33	BA	239	U
33	BA	240	G
33	BA	243	A
33	BA	244	U

Continued on next page...

Continued from previous page...

Mol	Chain	Res	Type
33	BA	245	U
33	BA	246	A
33	BA	247	G
33	BA	248	C
33	BA	249	U
33	BA	250	A
33	BA	251	G
33	BA	252	U
33	BA	253	A
33	BA	257	G
33	BA	258	G
33	BA	266	G
33	BA	267	C
33	BA	268	U
33	BA	271	C
33	BA	275	G
33	BA	279	A
33	BA	280	C
33	BA	289	G
33	BA	293	G
33	BA	301	G
33	BA	306	A
33	BA	308	C
33	BA	317	U
33	BA	327	A
33	BA	328	C
33	BA	329	A
33	BA	330	C
33	BA	332	G
33	BA	338	A
33	BA	339	C
33	BA	340	U
33	BA	344	A
33	BA	345	C
33	BA	346	G
33	BA	350	G
33	BA	351	G
33	BA	352	C
33	BA	353	A
33	BA	354	G
33	BA	355	C
33	BA	363	A

Continued on next page...

Continued from previous page...

Mol	Chain	Res	Type
33	BA	364	A
33	BA	367	U
33	BA	372	C
33	BA	373	A
33	BA	374	A
33	BA	381	C
33	BA	382	A
33	BA	383	A
33	BA	384	G
33	BA	387	U
33	BA	388	G
33	BA	389	A
33	BA	391	G
33	BA	392	C
33	BA	393	A
33	BA	398	U
33	BA	399	G
33	BA	401	C
33	BA	403	C
33	BA	405	U
33	BA	406	G
33	BA	408	A
33	BA	409	U
33	BA	411	A
33	BA	412	A
33	BA	413	G
33	BA	414	A
33	BA	420	U
33	BA	421	U
33	BA	422	C
33	BA	423	G
33	BA	424	G
33	BA	425	G
33	BA	428	G
33	BA	429	U
33	BA	430	A
33	BA	431	A
33	BA	434	U
33	BA	435	A
33	BA	438	U
33	BA	446	G
33	BA	451	A

Continued on next page...

Continued from previous page...

Mol	Chain	Res	Type
33	BA	453	G
33	BA	454	G
33	BA	455	G
33	BA	457	G
33	BA	460	A
33	BA	461	A
33	BA	462	G
33	BA	463	U
33	BA	464	U
33	BA	465	A
33	BA	466	A
33	BA	467	U
33	BA	468	A
33	BA	469	C
33	BA	481	G
33	BA	482	A
33	BA	484	G
33	BA	485	U
33	BA	486	U
33	BA	491	G
33	BA	493	A
33	BA	495	A
33	BA	496	A
33	BA	500	G
33	BA	508	U
33	BA	509	A
33	BA	510	A
33	BA	511	C
33	BA	512	U
33	BA	513	C
33	BA	517	G
33	BA	518	C
33	BA	519	C
33	BA	521	G
33	BA	527	G
33	BA	529	G
33	BA	530	G
33	BA	532	A
33	BA	533	A
33	BA	534	U
33	BA	535	A
33	BA	536	C

Continued on next page...

Continued from previous page...

Mol	Chain	Res	Type
33	BA	540	G
33	BA	543	U
33	BA	545	C
33	BA	546	A
33	BA	547	A
33	BA	548	G
33	BA	559	A
33	BA	560	A
33	BA	561	U
33	BA	562	U
33	BA	564	C
33	BA	566	G
33	BA	571	U
33	BA	572	A
33	BA	573	A
33	BA	575	G
33	BA	576	C
33	BA	577	G
33	BA	579	A
33	BA	580	C
33	BA	582	C
33	BA	588	G
33	BA	589	U
33	BA	594	U
33	BA	595	A
33	BA	596	A
33	BA	604	G
33	BA	605	U
33	BA	606	G
33	BA	607	A
33	BA	610	U
33	BA	620	C
33	BA	623	C
33	BA	641	U
33	BA	642	A
33	BA	643	C
33	BA	645	G
33	BA	646	G
33	BA	650	G
33	BA	652	U
33	BA	653	U
33	BA	654	G

Continued on next page...

Continued from previous page...

Mol	Chain	Res	Type
33	BA	663	A
33	BA	665	A
33	BA	666	G
33	BA	671	G
33	BA	672	U
33	BA	677	U
33	BA	678	U
33	BA	679	C
33	BA	680	C
33	BA	681	A
33	BA	682	G
33	BA	683	G
33	BA	687	A
33	BA	693	G
33	BA	694	A
33	BA	700	G
33	BA	702	A
33	BA	704	A
33	BA	706	A
33	BA	707	U
33	BA	710	G
33	BA	711	G
33	BA	712	A
33	BA	713	G
33	BA	718	A
33	BA	721	G
33	BA	723	U
33	BA	724	G
33	BA	730	G
33	BA	731	G
33	BA	734	G
33	BA	736	C
33	BA	739	C
33	BA	741	G
33	BA	747	A
33	BA	748	G
33	BA	751	U
33	BA	753	A
33	BA	754	C
33	BA	755	G
33	BA	757	U
33	BA	759	A

Continued on next page...

Continued from previous page...

Mol	Chain	Res	Type
33	BA	765	G
33	BA	770	C
33	BA	777	A
33	BA	779	C
33	BA	781	A
33	BA	782	A
33	BA	785	G
33	BA	787	A
33	BA	790	A
33	BA	793	U
33	BA	794	A
33	BA	796	C
33	BA	798	U
33	BA	799	G
33	BA	803	G
33	BA	804	U
33	BA	805	C
33	BA	807	A
33	BA	812	G
33	BA	815	A
33	BA	816	A
33	BA	817	C
33	BA	818	G
33	BA	821	G
33	BA	825	A
33	BA	826	C
33	BA	827	U
33	BA	828	U
33	BA	829	G
33	BA	835	U
33	BA	837	U
33	BA	841	C
33	BA	842	U
33	BA	843	U
33	BA	844	G
33	BA	845	A
33	BA	846	G
33	BA	849	G
33	BA	855	U
33	BA	860	A
33	BA	864	A
33	BA	865	A

Continued on next page...

Continued from previous page...

Mol	Chain	Res	Type
33	BA	867	G
33	BA	871	U
33	BA	872	A
33	BA	873	A
33	BA	876	C
33	BA	877	G
33	BA	878	A
33	BA	882	C
33	BA	885	G
33	BA	888	G
33	BA	889	A
33	BA	890	G
33	BA	891	U
33	BA	899	C
33	BA	900	A
33	BA	906	A
33	BA	907	A
33	BA	908	A
33	BA	910	C
33	BA	913	A
33	BA	914	A
33	BA	920	U
33	BA	922	G
33	BA	926	G
33	BA	927	G
33	BA	931	C
33	BA	932	C
33	BA	934	C
33	BA	935	A
33	BA	939	G
33	BA	940	C
33	BA	947	G
33	BA	954	G
33	BA	955	U
33	BA	958	A
33	BA	960	U
33	BA	961	U
33	BA	966	G
33	BA	968	A
33	BA	969	A
33	BA	971	G
33	BA	972	C

Continued on next page...

Continued from previous page...

Mol	Chain	Res	Type
33	BA	974	A
33	BA	975	A
33	BA	976	G
33	BA	977	A
33	BA	980	C
33	BA	982	U
33	BA	983	A
33	BA	986	U
33	BA	991	U
33	BA	992	U
33	BA	993	G
33	BA	994	A
33	BA	1002	G
33	BA	1004	A
33	BA	1006	G
33	BA	1009	U
33	BA	1011	C
33	BA	1019	A
33	BA	1022	A
33	BA	1025	U
33	BA	1028	C
33	BA	1030	U
33	BA	1031	C
33	BA	1032	G
33	BA	1033	G
33	BA	1034	G
33	BA	1035	A
33	BA	1036	A
33	BA	1044	A
33	BA	1045	C
33	BA	1049	U
33	BA	1050	G
33	BA	1051	C
33	BA	1052	U
33	BA	1053	G
33	BA	1054	C
33	BA	1055	A
33	BA	1056	U
33	BA	1063	C
33	BA	1064	G
33	BA	1065	U
33	BA	1066	C

Continued on next page...

Continued from previous page...

Mol	Chain	Res	Type
33	BA	1067	A
33	BA	1068	G
33	BA	1072	G
33	BA	1074	G
33	BA	1075	U
33	BA	1076	U
33	BA	1077	G
33	BA	1080	A
33	BA	1081	A
33	BA	1085	U
33	BA	1086	U
33	BA	1089	G
33	BA	1090	U
33	BA	1094	G
33	BA	1095	U
33	BA	1099	G
33	BA	1100	C
33	BA	1101	A
33	BA	1102	A
33	BA	1103	C
33	BA	1104	G
33	BA	1108	G
33	BA	1109	C
33	BA	1111	A
33	BA	1114	C
33	BA	1116	U
33	BA	1118	U
33	BA	1123	U
33	BA	1124	G
33	BA	1125	U
33	BA	1126	U
33	BA	1127	G
33	BA	1129	C
33	BA	1130	A
33	BA	1132	C
33	BA	1136	C
33	BA	1137	C
33	BA	1138	G
33	BA	1139	G
33	BA	1143	G
33	BA	1144	G
33	BA	1145	A

Continued on next page...

Continued from previous page...

Mol	Chain	Res	Type
33	BA	1146	A
33	BA	1152	A
33	BA	1155	A
33	BA	1157	A
33	BA	1158	C
33	BA	1166	G
33	BA	1168	U
33	BA	1174	G
33	BA	1176	A
33	BA	1178	G
33	BA	1179	A
33	BA	1181	G
33	BA	1182	G
33	BA	1183	U
33	BA	1184	G
33	BA	1185	G
33	BA	1190	G
33	BA	1191	A
33	BA	1192	C
33	BA	1196	A
33	BA	1197	A
33	BA	1200	C
33	BA	1201	A
33	BA	1202	U
33	BA	1203	C
33	BA	1212	U
33	BA	1213	A
33	BA	1214	C
33	BA	1215	G
33	BA	1224	U
33	BA	1225	A
33	BA	1226	C
33	BA	1227	A
33	BA	1228	C
33	BA	1230	C
33	BA	1232	U
33	BA	1235	U
33	BA	1238	A
33	BA	1239	A
33	BA	1240	U
33	BA	1241	G
33	BA	1244	G

Continued on next page...

Continued from previous page...

Mol	Chain	Res	Type
33	BA	1254	A
33	BA	1255	G
33	BA	1256	A
33	BA	1257	A
33	BA	1258	G
33	BA	1260	G
33	BA	1261	A
33	BA	1269	A
33	BA	1270	G
33	BA	1278	G
33	BA	1279	G
33	BA	1280	A
33	BA	1281	C
33	BA	1282	C
33	BA	1285	A
33	BA	1286	U
33	BA	1287	A
33	BA	1292	G
33	BA	1298	U
33	BA	1299	A
33	BA	1300	G
33	BA	1302	C
33	BA	1305	G
33	BA	1308	U
33	BA	1314	C
33	BA	1316	G
33	BA	1317	C
33	BA	1318	A
33	BA	1319	A
33	BA	1320	C
33	BA	1322	C
33	BA	1323	G
33	BA	1336	C
33	BA	1337	G
33	BA	1340	A
33	BA	1345	U
33	BA	1346	A
33	BA	1347	G
33	BA	1348	U
33	BA	1351	U
33	BA	1353	G
33	BA	1362	A

Continued on next page...

Continued from previous page...

Mol	Chain	Res	Type
33	BA	1363	A
33	BA	1364	U
33	BA	1366	C
33	BA	1371	G
33	BA	1373	G
33	BA	1375	A
33	BA	1378	C
33	BA	1379	G
33	BA	1380	U
33	BA	1381	U
33	BA	1394	A
33	BA	1397	C
33	BA	1398	A
33	BA	1400	C
33	BA	1401	G
33	BA	1403	C
33	BA	1406	U
33	BA	1409	C
33	BA	1410	A
33	BA	1411	C
33	BA	1413	A
33	BA	1414	U
33	BA	1415	G
33	BA	1418	A
33	BA	1419	G
33	BA	1428	A
33	BA	1429	A
33	BA	1430	A
33	BA	1431	A
33	BA	1432	G
33	BA	1440	U
33	BA	1446	A
33	BA	1447	A
33	BA	1448	C
33	BA	1452	C
33	BA	1459	G
33	BA	1465	A
33	BA	1466	C
33	BA	1467	C
33	BA	1468	A
33	BA	1471	U
33	BA	1472	U

Continued on next page...

Continued from previous page...

Mol	Chain	Res	Type
33	BA	1473	G
33	BA	1474	U
33	BA	1482	G
33	BA	1486	G
33	BA	1487	G
33	BA	1488	G
33	BA	1490	U
33	BA	1491	G
33	BA	1493	A
33	BA	1494	G
33	BA	1496	C
33	BA	1497	G
33	BA	1498	U
33	BA	1499	A
33	BA	1502	A
33	BA	1503	A
33	BA	1504	G
33	BA	1505	G
33	BA	1506	U
33	BA	1507	A
33	BA	1513	A
33	BA	1514	G
33	BA	1515	G
33	BA	1517	G
33	BA	1519	A
33	BA	1520	C
33	BA	1521	C
33	BA	1522	U
33	BA	1523	G
33	BA	1529	G
33	BA	1530	G
33	BA	1533	C
33	BA	1534	A
7	CA	3	C
7	CA	6	G
7	CA	7	G
7	CA	8	C
7	CA	9	G
7	CA	12	C
7	CA	13	G
7	CA	14	U
7	CA	15	A

Continued on next page...

Continued from previous page...

Mol	Chain	Res	Type
7	CA	16	G
7	CA	24	G
7	CA	25	U
7	CA	26	C
7	CA	27	C
7	CA	28	C
7	CA	29	A
7	CA	30	C
7	CA	31	C
7	CA	32	U
7	CA	34	A
7	CA	35	C
7	CA	37	C
7	CA	38	C
7	CA	39	A
7	CA	41	G
7	CA	42	C
7	CA	43	C
7	CA	45	A
7	CA	47	C
7	CA	48	U
7	CA	49	C
7	CA	52	A
7	CA	55	U
7	CA	57	A
7	CA	62	C
7	CA	67	G
7	CA	70	C
7	CA	77	U
7	CA	87	U
7	CA	89	U
7	CA	90	C
7	CA	97	C
7	CA	99	A
7	CA	105	G
7	CA	107	G
7	CA	108	A
7	CA	109	A
7	CA	116	G
8	CB	2	G
8	CB	4	U
8	CB	6	A

Continued on next page...

Continued from previous page...

Mol	Chain	Res	Type
8	CB	8	C
8	CB	15	G
8	CB	28	A
8	CB	29	U
8	CB	34	U
8	CB	35	G
8	CB	38	A
8	CB	42	A
8	CB	43	G
8	CB	44	A
8	CB	45	G
8	CB	46	G
8	CB	49	A
8	CB	50	U
8	CB	52	A
8	CB	60	G
8	CB	61	C
8	CB	63	A
8	CB	64	A
8	CB	71	A
8	CB	72	U
8	CB	74	A
8	CB	75	G
8	CB	79	C
8	CB	84	A
8	CB	85	G
8	CB	86	G
8	CB	87	U
8	CB	88	G
8	CB	91	A
8	CB	92	U
8	CB	95	A
8	CB	96	C
8	CB	98	G
8	CB	99	U
8	CB	100	U
8	CB	101	A
8	CB	102	U
8	CB	103	A
8	CB	104	A
8	CB	106	C
8	CB	108	G

Continued on next page...

Continued from previous page...

Mol	Chain	Res	Type
8	CB	112	U
8	CB	113	U
8	CB	118	A
8	CB	119	A
8	CB	120	U
8	CB	121	G
8	CB	123	G
8	CB	124	G
8	CB	125	A
8	CB	128	C
8	CB	134	G
8	CB	139	U
8	CB	140	C
8	CB	141	G
8	CB	142	A
8	CB	143	C
8	CB	144	A
8	CB	149	A
8	CB	156	A
8	CB	158	U
8	CB	160	A
8	CB	162	U
8	CB	163	C
8	CB	165	A
8	CB	166	U
8	CB	177	G
8	CB	178	G
8	CB	180	G
8	CB	181	A
8	CB	187	G
8	CB	188	G
8	CB	194	G
8	CB	195	A
8	CB	196	A
8	CB	197	A
8	CB	198	C
8	CB	199	A
8	CB	200	U
8	CB	204	A
8	CB	205	G
8	CB	216	A
8	CB	221	A

Continued on next page...

Continued from previous page...

Mol	Chain	Res	Type
8	CB	222	A
8	CB	228	C
8	CB	229	C
8	CB	233	A
8	CB	239	C
8	CB	240	C
8	CB	241	A
8	CB	244	A
8	CB	245	G
8	CB	247	G
8	CB	248	G
8	CB	250	G
8	CB	251	A
8	CB	252	G
8	CB	254	G
8	CB	255	A
8	CB	256	A
8	CB	261	G
8	CB	262	A
8	CB	263	G
8	CB	264	C
8	CB	265	A
8	CB	266	G
8	CB	267	C
8	CB	268	C
8	CB	270	A
8	CB	271	G
8	CB	276	U
8	CB	277	G
8	CB	278	A
8	CB	284	U
8	CB	293	U
8	CB	294	A
8	CB	295	G
8	CB	298	G
8	CB	299	A
8	CB	301	G
8	CB	302	C
8	CB	303	G
8	CB	304	U
8	CB	308	G
8	CB	310	A

Continued on next page...

Continued from previous page...

Mol	Chain	Res	Type
8	CB	311	A
8	CB	317	G
8	CB	321	U
8	CB	322	A
8	CB	323	C
8	CB	324	A
8	CB	329	G
8	CB	330	A
8	CB	331	C
8	CB	332	A
8	CB	333	G
8	CB	334	C
8	CB	335	C
8	CB	339	U
8	CB	340	A
8	CB	341	C
8	CB	346	A
8	CB	347	A
8	CB	349	U
8	CB	353	C
8	CB	354	A
8	CB	355	U
8	CB	361	G
8	CB	364	C
8	CB	367	G
8	CB	368	A
8	CB	369	U
8	CB	370	G
8	CB	371	A
8	CB	372	G
8	CB	375	G
8	CB	378	C
8	CB	379	G
8	CB	380	G
8	CB	386	G
8	CB	387	U
8	CB	388	G
8	CB	391	A
8	CB	392	U
8	CB	394	C
8	CB	395	U
8	CB	396	G

Continued on next page...

Continued from previous page...

Mol	Chain	Res	Type
8	CB	397	U
8	CB	399	U
8	CB	400	G
8	CB	403	U
8	CB	404	A
8	CB	405	U
8	CB	407	G
8	CB	409	G
8	CB	411	G
8	CB	412	A
8	CB	422	A
8	CB	424	G
8	CB	434	U
8	CB	435	C
8	CB	436	C
8	CB	438	G
8	CB	444	C
8	CB	445	C
8	CB	448	U
8	CB	449	A
8	CB	450	G
8	CB	451	U
8	CB	455	C
8	CB	456	C
8	CB	457	A
8	CB	458	G
8	CB	461	C
8	CB	465	G
8	CB	466	A
8	CB	468	G
8	CB	469	G
8	CB	475	C
8	CB	479	A
8	CB	480	A
8	CB	481	G
8	CB	483	A
8	CB	489	G
8	CB	490	C
8	CB	491	G
8	CB	492	A
8	CB	502	A
8	CB	503	A

Continued on next page...

Continued from previous page...

Mol	Chain	Res	Type
8	CB	504	A
8	CB	505	A
8	CB	508	A
8	CB	509	C
8	CB	510	C
8	CB	526	A
8	CB	527	C
8	CB	528	A
8	CB	529	A
8	CB	530	G
8	CB	531	C
8	CB	532	A
8	CB	533	G
8	CB	534	U
8	CB	540	C
8	CB	543	G
8	CB	544	C
8	CB	545	U
8	CB	546	U
8	CB	547	A
8	CB	548	G
8	CB	549	G
8	CB	550	C
8	CB	553	G
8	CB	554	U
8	CB	555	G
8	CB	556	A
8	CB	557	C
8	CB	563	A
8	CB	566	U
8	CB	567	U
8	CB	568	U
8	CB	569	U
8	CB	570	G
8	CB	571	U
8	CB	572	A
8	CB	573	U
8	CB	574	A
8	CB	575	A
8	CB	576	U
8	CB	577	G
8	CB	586	A

Continued on next page...

Continued from previous page...

Mol	Chain	Res	Type
8	CB	587	C
8	CB	588	U
8	CB	593	U
8	CB	594	U
8	CB	595	C
8	CB	601	C
8	CB	603	A
8	CB	608	A
8	CB	609	A
8	CB	613	A
8	CB	614	A
8	CB	615	U
8	CB	616	A
8	CB	617	G
8	CB	620	G
8	CB	627	A
8	CB	628	G
8	CB	631	A
8	CB	632	A
8	CB	637	A
8	CB	640	C
8	CB	645	C
8	CB	646	U
8	CB	648	G
8	CB	653	U
8	CB	654	A
8	CB	655	A
8	CB	656	G
8	CB	664	G
8	CB	667	U
8	CB	668	A
8	CB	669	G
8	CB	670	A
8	CB	671	C
8	CB	673	C
8	CB	675	A
8	CB	676	A
8	CB	677	A
8	CB	678	C
8	CB	683	U
8	CB	684	G
8	CB	685	A

Continued on next page...

Continued from previous page...

Mol	Chain	Res	Type
8	CB	686	U
8	CB	689	A
8	CB	690	G
8	CB	698	C
8	CB	699	A
8	CB	700	G
8	CB	707	G
8	CB	708	G
8	CB	715	A
8	CB	717	C
8	CB	718	A
8	CB	722	A
8	CB	726	G
8	CB	727	A
8	CB	728	G
8	CB	729	G
8	CB	730	A
8	CB	740	C
8	CB	741	U
8	CB	745	G
8	CB	746	U
8	CB	747	U
8	CB	754	U
8	CB	756	A
8	CB	761	A
8	CB	762	U
8	CB	764	A
8	CB	765	C
8	CB	769	U
8	CB	773	U
8	CB	774	G
8	CB	775	G
8	CB	776	G
8	CB	778	G
8	CB	782	A
8	CB	784	G
8	CB	785	G
8	CB	788	A
8	CB	789	A
8	CB	790	U
8	CB	792	A
8	CB	793	A

Continued on next page...

Continued from previous page...

Mol	Chain	Res	Type
8	CB	795	C
8	CB	796	C
8	CB	797	G
8	CB	798	G
8	CB	799	G
8	CB	800	A
8	CB	801	G
8	CB	802	A
8	CB	803	U
8	CB	805	G
8	CB	806	C
8	CB	807	U
8	CB	808	G
8	CB	809	G
8	CB	811	U
8	CB	812	C
8	CB	819	A
8	CB	822	G
8	CB	826	U
8	CB	827	U
8	CB	829	A
8	CB	830	G
8	CB	833	A
8	CB	843	G
8	CB	845	A
8	CB	846	U
8	CB	859	G
8	CB	862	G
8	CB	863	A
8	CB	864	G
8	CB	870	U
8	CB	871	U
8	CB	873	C
8	CB	874	G
8	CB	875	G
8	CB	876	C
8	CB	877	A
8	CB	878	A
8	CB	899	A
8	CB	900	A
8	CB	905	A
8	CB	906	U

Continued on next page...

Continued from previous page...

Mol	Chain	Res	Type
8	CB	910	A
8	CB	911	A
8	CB	912	C
8	CB	914	G
8	CB	915	C
8	CB	916	G
8	CB	918	A
8	CB	919	U
8	CB	931	U
8	CB	932	U
8	CB	933	A
8	CB	934	U
8	CB	939	G
8	CB	941	A
8	CB	944	C
8	CB	946	C
8	CB	949	G
8	CB	953	G
8	CB	954	G
8	CB	955	U
8	CB	961	C
8	CB	969	G
8	CB	970	U
8	CB	971	G
8	CB	973	A
8	CB	974	G
8	CB	975	A
8	CB	976	G
8	CB	978	G
8	CB	983	A
8	CB	986	C
8	CB	988	A
8	CB	989	G
8	CB	990	A
8	CB	991	C
8	CB	995	C
8	CB	996	A
8	CB	1000	A
8	CB	1005	C
8	CB	1008	A
8	CB	1011	G
8	CB	1012	U

Continued on next page...

Continued from previous page...

Mol	Chain	Res	Type
8	CB	1013	C
8	CB	1017	G
8	CB	1019	U
8	CB	1020	A
8	CB	1022	G
8	CB	1023	U
8	CB	1026	G
8	CB	1027	A
8	CB	1028	A
8	CB	1029	A
8	CB	1033	U
8	CB	1034	G
8	CB	1040	A
8	CB	1044	C
8	CB	1045	C
8	CB	1046	A
8	CB	1056	G
8	CB	1057	A
8	CB	1058	U
8	CB	1060	U
8	CB	1061	U
8	CB	1063	G
8	CB	1064	C
8	CB	1069	A
8	CB	1070	A
8	CB	1071	G
8	CB	1073	A
8	CB	1082	U
8	CB	1083	U
8	CB	1085	A
8	CB	1088	A
8	CB	1089	A
8	CB	1094	U
8	CB	1099	G
8	CB	1100	C
8	CB	1106	G
8	CB	1108	U
8	CB	1111	A
8	CB	1112	G
8	CB	1113	U
8	CB	1115	G
8	CB	1116	G

Continued on next page...

Continued from previous page...

Mol	Chain	Res	Type
8	CB	1119	U
8	CB	1120	G
8	CB	1122	G
8	CB	1123	C
8	CB	1126	A
8	CB	1127	A
8	CB	1130	U
8	CB	1132	U
8	CB	1133	A
8	CB	1135	C
8	CB	1136	G
8	CB	1141	U
8	CB	1142	A
8	CB	1143	A
8	CB	1147	A
8	CB	1156	A
8	CB	1157	G
8	CB	1158	C
8	CB	1168	G
8	CB	1173	U
8	CB	1175	A
8	CB	1176	U
8	CB	1186	G
8	CB	1195	G
8	CB	1199	U
8	CB	1200	C
8	CB	1202	G
8	CB	1204	A
8	CB	1205	A
8	CB	1206	G
8	CB	1210	G
8	CB	1211	C
8	CB	1216	G
8	CB	1217	U
8	CB	1224	U
8	CB	1227	G
8	CB	1235	G
8	CB	1237	A
8	CB	1238	G
8	CB	1241	A
8	CB	1242	U
8	CB	1244	A

Continued on next page...

Continued from previous page...

Mol	Chain	Res	Type
8	CB	1247	A
8	CB	1248	G
8	CB	1249	U
8	CB	1251	C
8	CB	1253	A
8	CB	1254	A
8	CB	1256	G
8	CB	1257	C
8	CB	1258	U
8	CB	1264	A
8	CB	1265	A
8	CB	1266	G
8	CB	1269	A
8	CB	1270	C
8	CB	1271	G
8	CB	1272	A
8	CB	1273	U
8	CB	1274	A
8	CB	1275	A
8	CB	1276	A
8	CB	1284	A
8	CB	1286	A
8	CB	1287	A
8	CB	1288	G
8	CB	1289	C
8	CB	1291	C
8	CB	1292	G
8	CB	1296	G
8	CB	1297	C
8	CB	1299	G
8	CB	1300	G
8	CB	1301	A
8	CB	1305	C
8	CB	1312	U
8	CB	1321	A
8	CB	1322	A
8	CB	1325	U
8	CB	1326	U
8	CB	1328	A
8	CB	1329	U
8	CB	1333	G
8	CB	1337	G

Continued on next page...

Continued from previous page...

Mol	Chain	Res	Type
8	CB	1340	U
8	CB	1341	G
8	CB	1342	A
8	CB	1345	C
8	CB	1348	C
8	CB	1349	C
8	CB	1351	C
8	CB	1352	U
8	CB	1353	A
8	CB	1359	A
8	CB	1360	G
8	CB	1364	G
8	CB	1365	A
8	CB	1366	A
8	CB	1367	A
8	CB	1369	G
8	CB	1375	U
8	CB	1376	C
8	CB	1378	A
8	CB	1379	U
8	CB	1380	G
8	CB	1383	A
8	CB	1384	A
8	CB	1385	A
8	CB	1386	C
8	CB	1393	A
8	CB	1395	A
8	CB	1396	U
8	CB	1397	U
8	CB	1398	C
8	CB	1402	U
8	CB	1410	G
8	CB	1416	G
8	CB	1419	A
8	CB	1421	G
8	CB	1427	A
8	CB	1428	C
8	CB	1429	G
8	CB	1433	A
8	CB	1434	A
8	CB	1435	G
8	CB	1450	G

Continued on next page...

Continued from previous page...

Mol	Chain	Res	Type
8	CB	1451	C
8	CB	1452	G
8	CB	1453	A
8	CB	1454	C
8	CB	1455	G
8	CB	1456	G
8	CB	1459	G
8	CB	1460	U
8	CB	1461	C
8	CB	1478	G
8	CB	1479	G
8	CB	1480	C
8	CB	1482	G
8	CB	1485	U
8	CB	1490	A
8	CB	1491	G
8	CB	1493	C
8	CB	1494	A
8	CB	1498	C
8	CB	1503	A
8	CB	1504	A
8	CB	1507	C
8	CB	1508	A
8	CB	1509	A
8	CB	1510	G
8	CB	1515	A
8	CB	1522	A
8	CB	1523	U
8	CB	1524	G
8	CB	1532	A
8	CB	1535	A
8	CB	1536	C
8	CB	1538	G
8	CB	1540	G
8	CB	1552	A
8	CB	1554	U
8	CB	1555	G
8	CB	1558	C
8	CB	1559	U
8	CB	1560	G
8	CB	1565	C
8	CB	1566	A

Continued on next page...

Continued from previous page...

Mol	Chain	Res	Type
8	CB	1567	G
8	CB	1569	A
8	CB	1572	A
8	CB	1578	U
8	CB	1583	A
8	CB	1584	U
8	CB	1585	C
8	CB	1599	U
8	CB	1601	G
8	CB	1602	U
8	CB	1607	C
8	CB	1608	A
8	CB	1609	A
8	CB	1610	A
8	CB	1614	A
8	CB	1616	A
8	CB	1617	C
8	CB	1618	A
8	CB	1619	G
8	CB	1633	G
8	CB	1634	A
8	CB	1635	A
8	CB	1636	U
8	CB	1640	A
8	CB	1644	C
8	CB	1647	U
8	CB	1648	U
8	CB	1654	A
8	CB	1663	G
8	CB	1664	A
8	CB	1673	G
8	CB	1674	G
8	CB	1677	A
8	CB	1678	A
8	CB	1682	G
8	CB	1683	U
8	CB	1692	U
8	CB	1693	U
8	CB	1694	C
8	CB	1695	G
8	CB	1696	G
8	CB	1697	G

Continued on next page...

Continued from previous page...

Mol	Chain	Res	Type
8	CB	1698	A
8	CB	1699	G
8	CB	1700	A
8	CB	1701	A
8	CB	1703	G
8	CB	1707	G
8	CB	1708	C
8	CB	1713	A
8	CB	1715	G
8	CB	1716	U
8	CB	1722	A
8	CB	1730	C
8	CB	1731	G
8	CB	1732	C
8	CB	1733	G
8	CB	1738	G
8	CB	1745	A
8	CB	1748	C
8	CB	1756	G
8	CB	1758	U
8	CB	1759	A
8	CB	1763	G
8	CB	1764	C
8	CB	1772	A
8	CB	1773	A
8	CB	1774	C
8	CB	1775	U
8	CB	1776	G
8	CB	1781	U
8	CB	1782	U
8	CB	1783	A
8	CB	1784	A
8	CB	1785	A
8	CB	1787	A
8	CB	1788	C
8	CB	1791	A
8	CB	1792	G
8	CB	1798	U
8	CB	1800	C
8	CB	1801	A
8	CB	1806	C
8	CB	1808	A

Continued on next page...

Continued from previous page...

Mol	Chain	Res	Type
8	CB	1809	A
8	CB	1814	G
8	CB	1815	A
8	CB	1816	C
8	CB	1817	G
8	CB	1818	U
8	CB	1819	A
8	CB	1820	U
8	CB	1821	A
8	CB	1822	C
8	CB	1823	G
8	CB	1828	G
8	CB	1829	A
8	CB	1830	C
8	CB	1831	G
8	CB	1840	G
8	CB	1841	U
8	CB	1847	A
8	CB	1848	A
8	CB	1857	G
8	CB	1858	A
8	CB	1870	C
8	CB	1871	A
8	CB	1873	G
8	CB	1875	G
8	CB	1884	G
8	CB	1885	A
8	CB	1898	U
8	CB	1900	A
8	CB	1903	G
8	CB	1906	G
8	CB	1913	A
8	CB	1914	C
8	CB	1920	C
8	CB	1929	G
8	CB	1930	G
8	CB	1936	A
8	CB	1937	A
8	CB	1938	A
8	CB	1939	U
8	CB	1940	U
8	CB	1941	C

Continued on next page...

Continued from previous page...

Mol	Chain	Res	Type
8	CB	1942	C
8	CB	1943	U
8	CB	1944	U
8	CB	1952	A
8	CB	1955	U
8	CB	1956	U
8	CB	1965	C
8	CB	1966	A
8	CB	1967	C
8	CB	1970	A
8	CB	1971	U
8	CB	1972	G
8	CB	1973	G
8	CB	1974	C
8	CB	1975	G
8	CB	1976	U
8	CB	1977	A
8	CB	1987	A
8	CB	1989	G
8	CB	1991	U
8	CB	1992	G
8	CB	1993	U
8	CB	1996	C
8	CB	1997	C
8	CB	2004	G
8	CB	2007	U
8	CB	2012	G
8	CB	2014	A
8	CB	2015	A
8	CB	2017	U
8	CB	2020	A
8	CB	2022	U
8	CB	2023	C
8	CB	2026	U
8	CB	2030	A
8	CB	2031	A
8	CB	2032	G
8	CB	2033	A
8	CB	2034	U
8	CB	2035	G
8	CB	2039	U
8	CB	2040	G

Continued on next page...

Continued from previous page...

Mol	Chain	Res	Type
8	CB	2042	A
8	CB	2043	C
8	CB	2046	G
8	CB	2051	A
8	CB	2052	A
8	CB	2055	C
8	CB	2056	G
8	CB	2058	A
8	CB	2059	A
8	CB	2060	A
8	CB	2061	G
8	CB	2062	A
8	CB	2063	C
8	CB	2067	G
8	CB	2068	U
8	CB	2069	G
8	CB	2073	C
8	CB	2075	U
8	CB	2076	U
8	CB	2077	A
8	CB	2078	C
8	CB	2090	A
8	CB	2092	U
8	CB	2093	G
8	CB	2094	A
8	CB	2096	C
8	CB	2097	A
8	CB	2100	G
8	CB	2105	U
8	CB	2106	U
8	CB	2107	G
8	CB	2108	A
8	CB	2110	G
8	CB	2134	A
8	CB	2135	A
8	CB	2136	G
8	CB	2138	G
8	CB	2144	G
8	CB	2145	C
8	CB	2146	C
8	CB	2147	A
8	CB	2148	G

Continued on next page...

Continued from previous page...

Mol	Chain	Res	Type
8	CB	2149	U
8	CB	2150	C
8	CB	2156	G
8	CB	2157	G
8	CB	2180	U
8	CB	2181	U
8	CB	2183	A
8	CB	2184	A
8	CB	2192	U
8	CB	2198	A
8	CB	2199	A
8	CB	2200	C
8	CB	2202	U
8	CB	2203	U
8	CB	2204	G
8	CB	2209	G
8	CB	2210	U
8	CB	2211	A
8	CB	2212	A
8	CB	2213	U
8	CB	2214	C
8	CB	2215	C
8	CB	2223	G
8	CB	2224	G
8	CB	2225	A
8	CB	2226	C
8	CB	2230	G
8	CB	2234	G
8	CB	2238	G
8	CB	2239	G
8	CB	2243	U
8	CB	2250	G
8	CB	2258	C
8	CB	2259	U
8	CB	2261	C
8	CB	2266	A
8	CB	2267	A
8	CB	2268	A
8	CB	2270	A
8	CB	2271	G
8	CB	2275	C
8	CB	2277	G

Continued on next page...

Continued from previous page...

Mol	Chain	Res	Type
8	CB	2278	A
8	CB	2281	A
8	CB	2282	G
8	CB	2283	C
8	CB	2285	C
8	CB	2287	A
8	CB	2289	G
8	CB	2297	A
8	CB	2303	G
8	CB	2304	G
8	CB	2305	U
8	CB	2307	G
8	CB	2308	G
8	CB	2309	A
8	CB	2310	C
8	CB	2312	U
8	CB	2320	U
8	CB	2321	U
8	CB	2322	A
8	CB	2324	U
8	CB	2325	G
8	CB	2326	C
8	CB	2327	A
8	CB	2328	A
8	CB	2333	A
8	CB	2334	U
8	CB	2335	A
8	CB	2336	A
8	CB	2337	G
8	CB	2338	C
8	CB	2344	U
8	CB	2345	G
8	CB	2347	C
8	CB	2352	A
8	CB	2353	G
8	CB	2358	A
8	CB	2359	C
8	CB	2360	G
8	CB	2361	G
8	CB	2363	G
8	CB	2366	A
8	CB	2371	G

Continued on next page...

Continued from previous page...

Mol	Chain	Res	Type
8	CB	2382	G
8	CB	2383	G
8	CB	2384	U
8	CB	2385	C
8	CB	2389	G
8	CB	2391	G
8	CB	2393	U
8	CB	2396	G
8	CB	2398	U
8	CB	2402	U
8	CB	2403	C
8	CB	2406	A
8	CB	2408	U
8	CB	2410	G
8	CB	2420	C
8	CB	2421	G
8	CB	2422	C
8	CB	2423	U
8	CB	2425	A
8	CB	2426	A
8	CB	2427	C
8	CB	2428	G
8	CB	2429	G
8	CB	2430	A
8	CB	2431	U
8	CB	2432	A
8	CB	2434	A
8	CB	2435	A
8	CB	2439	A
8	CB	2440	C
8	CB	2441	U
8	CB	2447	G
8	CB	2448	A
8	CB	2449	U
8	CB	2450	A
8	CB	2452	C
8	CB	2453	A
8	CB	2454	G
8	CB	2459	A
8	CB	2460	U
8	CB	2464	G
8	CB	2470	G

Continued on next page...

Continued from previous page...

Mol	Chain	Res	Type
8	CB	2473	U
8	CB	2474	U
8	CB	2476	A
8	CB	2478	A
8	CB	2479	U
8	CB	2484	G
8	CB	2487	G
8	CB	2488	G
8	CB	2489	U
8	CB	2491	U
8	CB	2497	A
8	CB	2501	C
8	CB	2502	G
8	CB	2504	U
8	CB	2505	G
8	CB	2506	U
8	CB	2512	C
8	CB	2513	A
8	CB	2514	U
8	CB	2516	A
8	CB	2517	C
8	CB	2518	A
8	CB	2520	C
8	CB	2521	C
8	CB	2523	G
8	CB	2525	G
8	CB	2526	G
8	CB	2529	G
8	CB	2530	A
8	CB	2534	A
8	CB	2535	G
8	CB	2540	C
8	CB	2542	A
8	CB	2543	G
8	CB	2547	A
8	CB	2550	G
8	CB	2552	U
8	CB	2554	U
8	CB	2562	U
8	CB	2563	U
8	CB	2566	A
8	CB	2567	G

Continued on next page...

Continued from previous page...

Mol	Chain	Res	Type
8	CB	2572	A
8	CB	2573	C
8	CB	2574	G
8	CB	2575	C
8	CB	2576	G
8	CB	2577	A
8	CB	2581	G
8	CB	2582	G
8	CB	2585	U
8	CB	2586	U
8	CB	2588	G
8	CB	2589	A
8	CB	2592	G
8	CB	2593	U
8	CB	2594	C
8	CB	2595	G
8	CB	2596	U
8	CB	2609	U
8	CB	2610	C
8	CB	2612	C
8	CB	2613	U
8	CB	2614	A
8	CB	2615	U
8	CB	2618	G
8	CB	2619	C
8	CB	2623	G
8	CB	2624	G
8	CB	2628	C
8	CB	2629	U
8	CB	2630	G
8	CB	2634	A
8	CB	2637	U
8	CB	2639	A
8	CB	2640	G
8	CB	2641	G
8	CB	2646	C
8	CB	2654	A
8	CB	2656	U
8	CB	2663	G
8	CB	2672	U
8	CB	2673	G
8	CB	2675	A

Continued on next page...

Continued from previous page...

Mol	Chain	Res	Type
8	CB	2681	C
8	CB	2682	A
8	CB	2683	C
8	CB	2684	U
8	CB	2689	U
8	CB	2690	U
8	CB	2691	C
8	CB	2694	G
8	CB	2704	C
8	CB	2707	U
8	CB	2712	C
8	CB	2714	G
8	CB	2717	C
8	CB	2718	G
8	CB	2719	G
8	CB	2720	U
8	CB	2721	A
8	CB	2724	U
8	CB	2725	A
8	CB	2726	A
8	CB	2727	A
8	CB	2731	G
8	CB	2732	G
8	CB	2733	A
8	CB	2744	G
8	CB	2745	C
8	CB	2747	G
8	CB	2748	A
8	CB	2750	A
8	CB	2751	G
8	CB	2752	C
8	CB	2758	A
8	CB	2760	C
8	CB	2761	A
8	CB	2762	C
8	CB	2763	G
8	CB	2764	A
8	CB	2765	A
8	CB	2766	A
8	CB	2767	C
8	CB	2771	C
8	CB	2778	A

Continued on next page...

Continued from previous page...

Mol	Chain	Res	Type
8	CB	2779	U
8	CB	2790	U
8	CB	2791	G
8	CB	2797	U
8	CB	2798	U
8	CB	2799	A
8	CB	2800	A
8	CB	2801	G
8	CB	2808	G
8	CB	2818	U
8	CB	2820	A
8	CB	2821	A
8	CB	2825	G
8	CB	2828	G
8	CB	2829	A
8	CB	2832	U
8	CB	2833	U
8	CB	2834	G
8	CB	2837	A
8	CB	2838	G
8	CB	2839	G
8	CB	2842	G
8	CB	2848	G
8	CB	2850	A
8	CB	2856	A
8	CB	2859	G
8	CB	2860	A
8	CB	2861	U
8	CB	2867	G
8	CB	2868	A
8	CB	2872	A
8	CB	2873	A
8	CB	2874	C
8	CB	2879	A
8	CB	2884	U
8	CB	2885	G
8	CB	2891	U
8	CB	2893	A
8	CB	2894	G
8	CB	2897	U
8	CB	2901	C
8	CB	2903	U

Continued on next page...

Continued from previous page...

Mol	Chain	Res	Type
33	DA	6	G
33	DA	7	A
33	DA	8	A
33	DA	9	G
33	DA	14	U
33	DA	15	G
33	DA	21	G
33	DA	27	G
33	DA	31	G
33	DA	32	A
33	DA	34	C
33	DA	37	U
33	DA	39	G
33	DA	40	C
33	DA	41	G
33	DA	47	C
33	DA	48	C
33	DA	49	U
33	DA	50	A
33	DA	51	A
33	DA	52	C
33	DA	55	A
33	DA	58	C
33	DA	59	A
33	DA	60	A
33	DA	61	G
33	DA	64	G
33	DA	71	A
33	DA	72	A
33	DA	74	A
33	DA	82	G
33	DA	83	C
33	DA	84	U
33	DA	85	U
33	DA	86	G
33	DA	87	C
33	DA	90	C
33	DA	92	U
33	DA	94	G
33	DA	95	C
33	DA	101	A
33	DA	107	G

Continued on next page...

Continued from previous page...

Mol	Chain	Res	Type
33	DA	108	G
33	DA	109	A
33	DA	110	C
33	DA	115	G
33	DA	119	A
33	DA	120	A
33	DA	121	U
33	DA	122	G
33	DA	128	G
33	DA	129	A
33	DA	130	A
33	DA	131	A
33	DA	132	C
33	DA	146	G
33	DA	151	A
33	DA	155	A
33	DA	160	A
33	DA	164	G
33	DA	166	U
33	DA	174	A
33	DA	181	A
33	DA	182	A
33	DA	183	C
33	DA	189	A
33	DA	190	A
33	DA	196	A
33	DA	197	A
33	DA	198	G
33	DA	200	G
33	DA	209	U
33	DA	210	C
33	DA	213	G
33	DA	221	C
33	DA	226	G
33	DA	232	G
33	DA	235	C
33	DA	239	U
33	DA	240	G
33	DA	243	A
33	DA	244	U
33	DA	245	U
33	DA	246	A

Continued on next page...

Continued from previous page...

Mol	Chain	Res	Type
33	DA	247	G
33	DA	249	U
33	DA	250	A
33	DA	251	G
33	DA	252	U
33	DA	253	A
33	DA	257	G
33	DA	258	G
33	DA	266	G
33	DA	267	C
33	DA	268	U
33	DA	271	C
33	DA	275	G
33	DA	279	A
33	DA	280	C
33	DA	289	G
33	DA	293	G
33	DA	301	G
33	DA	306	A
33	DA	308	C
33	DA	317	U
33	DA	327	A
33	DA	328	C
33	DA	329	A
33	DA	330	C
33	DA	332	G
33	DA	338	A
33	DA	339	C
33	DA	340	U
33	DA	344	A
33	DA	345	C
33	DA	346	G
33	DA	350	G
33	DA	351	G
33	DA	352	C
33	DA	353	A
33	DA	354	G
33	DA	355	C
33	DA	363	A
33	DA	364	A
33	DA	367	U
33	DA	372	C

Continued on next page...

Continued from previous page...

Mol	Chain	Res	Type
33	DA	373	A
33	DA	374	A
33	DA	381	C
33	DA	382	A
33	DA	383	A
33	DA	384	G
33	DA	387	U
33	DA	388	G
33	DA	389	A
33	DA	391	G
33	DA	392	C
33	DA	393	A
33	DA	395	C
33	DA	396	C
33	DA	397	A
33	DA	398	U
33	DA	405	U
33	DA	406	G
33	DA	408	A
33	DA	411	A
33	DA	412	A
33	DA	413	G
33	DA	414	A
33	DA	415	A
33	DA	416	G
33	DA	417	G
33	DA	418	C
33	DA	420	U
33	DA	421	U
33	DA	422	C
33	DA	423	G
33	DA	424	G
33	DA	428	G
33	DA	429	U
33	DA	430	A
33	DA	431	A
33	DA	433	G
33	DA	434	U
33	DA	435	A
33	DA	437	U
33	DA	438	U
33	DA	445	G

Continued on next page...

Continued from previous page...

Mol	Chain	Res	Type
33	DA	446	G
33	DA	448	A
33	DA	451	A
33	DA	453	G
33	DA	460	A
33	DA	461	A
33	DA	462	G
33	DA	463	U
33	DA	464	U
33	DA	465	A
33	DA	466	A
33	DA	467	U
33	DA	468	A
33	DA	469	C
33	DA	473	U
33	DA	479	U
33	DA	481	G
33	DA	482	A
33	DA	484	G
33	DA	485	U
33	DA	486	U
33	DA	489	C
33	DA	493	A
33	DA	494	G
33	DA	495	A
33	DA	496	A
33	DA	499	A
33	DA	500	G
33	DA	503	C
33	DA	504	C
33	DA	507	C
33	DA	508	U
33	DA	509	A
33	DA	511	C
33	DA	514	C
33	DA	518	C
33	DA	524	G
33	DA	525	C
33	DA	527	G
33	DA	528	C
33	DA	530	G
33	DA	531	U

Continued on next page...

Continued from previous page...

Mol	Chain	Res	Type
33	DA	532	A
33	DA	533	A
33	DA	537	G
33	DA	538	G
33	DA	545	C
33	DA	547	A
33	DA	548	G
33	DA	557	G
33	DA	558	G
33	DA	559	A
33	DA	560	A
33	DA	561	U
33	DA	562	U
33	DA	564	C
33	DA	566	G
33	DA	567	G
33	DA	572	A
33	DA	573	A
33	DA	575	G
33	DA	576	C
33	DA	577	G
33	DA	579	A
33	DA	585	G
33	DA	586	C
33	DA	587	G
33	DA	588	G
33	DA	589	U
33	DA	593	U
33	DA	595	A
33	DA	596	A
33	DA	604	G
33	DA	610	U
33	DA	617	G
33	DA	620	C
33	DA	623	C
33	DA	630	A
33	DA	639	G
33	DA	642	A
33	DA	649	A
33	DA	652	U
33	DA	653	U
33	DA	654	G

Continued on next page...

Continued from previous page...

Mol	Chain	Res	Type
33	DA	655	A
33	DA	657	U
33	DA	661	G
33	DA	664	G
33	DA	665	A
33	DA	668	G
33	DA	669	G
33	DA	672	U
33	DA	679	C
33	DA	687	A
33	DA	690	G
33	DA	691	G
33	DA	692	U
33	DA	700	G
33	DA	701	U
33	DA	702	A
33	DA	703	G
33	DA	704	A
33	DA	705	G
33	DA	712	A
33	DA	713	G
33	DA	714	G
33	DA	718	A
33	DA	720	C
33	DA	721	G
33	DA	722	G
33	DA	723	U
33	DA	724	G
33	DA	725	G
33	DA	726	C
33	DA	728	A
33	DA	729	A
33	DA	731	G
33	DA	733	G
33	DA	734	G
33	DA	737	C
33	DA	738	C
33	DA	739	C
33	DA	740	U
33	DA	741	G
33	DA	742	G
33	DA	743	A

Continued on next page...

Continued from previous page...

Mol	Chain	Res	Type
33	DA	744	C
33	DA	746	A
33	DA	747	A
33	DA	748	G
33	DA	749	A
33	DA	753	A
33	DA	755	G
33	DA	757	U
33	DA	760	G
33	DA	765	G
33	DA	766	A
33	DA	767	A
33	DA	768	A
33	DA	771	G
33	DA	774	G
33	DA	775	G
33	DA	776	G
33	DA	777	A
33	DA	779	C
33	DA	780	A
33	DA	781	A
33	DA	782	A
33	DA	786	G
33	DA	791	G
33	DA	792	A
33	DA	793	U
33	DA	794	A
33	DA	795	C
33	DA	798	U
33	DA	802	A
33	DA	803	G
33	DA	804	U
33	DA	805	C
33	DA	806	C
33	DA	811	C
33	DA	812	G
33	DA	813	U
33	DA	814	A
33	DA	815	A
33	DA	816	A
33	DA	817	C
33	DA	818	G

Continued on next page...

Continued from previous page...

Mol	Chain	Res	Type
33	DA	819	A
33	DA	820	U
33	DA	821	G
33	DA	826	C
33	DA	828	U
33	DA	829	G
33	DA	832	G
33	DA	836	G
33	DA	840	C
33	DA	841	C
33	DA	842	U
33	DA	843	U
33	DA	844	G
33	DA	845	A
33	DA	846	G
33	DA	849	G
33	DA	850	U
33	DA	854	U
33	DA	862	C
33	DA	867	G
33	DA	870	U
33	DA	871	U
33	DA	873	A
33	DA	874	G
33	DA	875	U
33	DA	877	G
33	DA	878	A
33	DA	879	C
33	DA	881	G
33	DA	884	U
33	DA	885	G
33	DA	886	G
33	DA	887	G
33	DA	889	A
33	DA	890	G
33	DA	891	U
33	DA	893	C
33	DA	894	G
33	DA	901	A
33	DA	902	G
33	DA	906	A
33	DA	907	A

Continued on next page...

Continued from previous page...

Mol	Chain	Res	Type
33	DA	911	U
33	DA	912	C
33	DA	913	A
33	DA	914	A
33	DA	926	G
33	DA	927	G
33	DA	928	G
33	DA	930	C
33	DA	934	C
33	DA	935	A
33	DA	936	C
33	DA	939	G
33	DA	940	C
33	DA	941	G
33	DA	942	G
33	DA	944	G
33	DA	945	G
33	DA	953	G
33	DA	960	U
33	DA	961	U
33	DA	966	G
33	DA	968	A
33	DA	969	A
33	DA	971	G
33	DA	972	C
33	DA	973	G
33	DA	974	A
33	DA	975	A
33	DA	976	G
33	DA	977	A
33	DA	983	A
33	DA	984	C
33	DA	985	C
33	DA	991	U
33	DA	992	U
33	DA	993	G
33	DA	996	A
33	DA	998	C
33	DA	1004	A
33	DA	1006	G
33	DA	1007	U
33	DA	1009	U

Continued on next page...

Continued from previous page...

Mol	Chain	Res	Type
33	DA	1010	U
33	DA	1014	A
33	DA	1015	G
33	DA	1016	A
33	DA	1017	U
33	DA	1018	G
33	DA	1019	A
33	DA	1020	G
33	DA	1021	A
33	DA	1022	A
33	DA	1023	U
33	DA	1025	U
33	DA	1030	U
33	DA	1031	C
33	DA	1033	G
33	DA	1034	G
33	DA	1038	C
33	DA	1043	G
33	DA	1044	A
33	DA	1045	C
33	DA	1046	A
33	DA	1049	U
33	DA	1050	G
33	DA	1052	U
33	DA	1053	G
33	DA	1054	C
33	DA	1062	U
33	DA	1064	G
33	DA	1065	U
33	DA	1066	C
33	DA	1068	G
33	DA	1069	C
33	DA	1070	U
33	DA	1073	U
33	DA	1075	U
33	DA	1076	U
33	DA	1077	G
33	DA	1079	G
33	DA	1080	A
33	DA	1084	G
33	DA	1089	G
33	DA	1090	U

Continued on next page...

Continued from previous page...

Mol	Chain	Res	Type
33	DA	1091	U
33	DA	1093	A
33	DA	1094	G
33	DA	1095	U
33	DA	1100	C
33	DA	1101	A
33	DA	1105	A
33	DA	1106	G
33	DA	1107	C
33	DA	1108	G
33	DA	1112	C
33	DA	1113	C
33	DA	1115	U
33	DA	1116	U
33	DA	1118	U
33	DA	1119	C
33	DA	1130	A
33	DA	1135	U
33	DA	1136	C
33	DA	1137	C
33	DA	1138	G
33	DA	1139	G
33	DA	1140	C
33	DA	1143	G
33	DA	1150	A
33	DA	1151	A
33	DA	1152	A
33	DA	1155	A
33	DA	1157	A
33	DA	1158	C
33	DA	1159	U
33	DA	1160	G
33	DA	1161	C
33	DA	1167	A
33	DA	1168	U
33	DA	1171	A
33	DA	1172	C
33	DA	1174	G
33	DA	1178	G
33	DA	1179	A
33	DA	1180	A
33	DA	1181	G

Continued on next page...

Continued from previous page...

Mol	Chain	Res	Type
33	DA	1183	U
33	DA	1184	G
33	DA	1185	G
33	DA	1186	G
33	DA	1188	A
33	DA	1190	G
33	DA	1192	C
33	DA	1195	C
33	DA	1196	A
33	DA	1197	A
33	DA	1198	G
33	DA	1199	U
33	DA	1201	A
33	DA	1202	U
33	DA	1206	G
33	DA	1207	G
33	DA	1211	U
33	DA	1212	U
33	DA	1213	A
33	DA	1214	C
33	DA	1223	C
33	DA	1224	U
33	DA	1225	A
33	DA	1226	C
33	DA	1227	A
33	DA	1228	C
33	DA	1229	A
33	DA	1234	C
33	DA	1236	A
33	DA	1238	A
33	DA	1239	A
33	DA	1240	U
33	DA	1241	G
33	DA	1249	C
33	DA	1250	A
33	DA	1251	A
33	DA	1253	G
33	DA	1256	A
33	DA	1257	A
33	DA	1258	G
33	DA	1260	G
33	DA	1265	C

Continued on next page...

Continued from previous page...

Mol	Chain	Res	Type
33	DA	1266	G
33	DA	1267	C
33	DA	1270	G
33	DA	1274	A
33	DA	1277	C
33	DA	1278	G
33	DA	1279	G
33	DA	1280	A
33	DA	1281	C
33	DA	1285	A
33	DA	1286	U
33	DA	1288	A
33	DA	1289	A
33	DA	1290	G
33	DA	1291	U
33	DA	1298	U
33	DA	1300	G
33	DA	1302	C
33	DA	1303	C
33	DA	1304	G
33	DA	1305	G
33	DA	1307	U
33	DA	1312	G
33	DA	1316	G
33	DA	1319	A
33	DA	1320	C
33	DA	1324	A
33	DA	1331	G
33	DA	1332	A
33	DA	1335	U
33	DA	1338	G
33	DA	1342	C
33	DA	1343	G
33	DA	1346	A
33	DA	1347	G
33	DA	1348	U
33	DA	1353	G
33	DA	1354	U
33	DA	1357	A
33	DA	1358	U
33	DA	1362	A
33	DA	1363	A

Continued on next page...

Continued from previous page...

Mol	Chain	Res	Type
33	DA	1364	U
33	DA	1365	G
33	DA	1375	A
33	DA	1377	A
33	DA	1378	C
33	DA	1380	U
33	DA	1381	U
33	DA	1389	C
33	DA	1390	U
33	DA	1393	U
33	DA	1395	C
33	DA	1396	A
33	DA	1397	C
33	DA	1398	A
33	DA	1399	C
33	DA	1400	C
33	DA	1402	C
33	DA	1407	C
33	DA	1415	G
33	DA	1418	A
33	DA	1419	G
33	DA	1421	G
33	DA	1422	G
33	DA	1423	G
33	DA	1424	U
33	DA	1425	U
33	DA	1426	G
33	DA	1427	C
33	DA	1428	A
33	DA	1431	A
33	DA	1432	G
33	DA	1433	A
33	DA	1441	A
33	DA	1442	G
33	DA	1446	A
33	DA	1447	A
33	DA	1448	C
33	DA	1451	U
33	DA	1452	C
33	DA	1453	G
33	DA	1454	G
33	DA	1458	G

Continued on next page...

Continued from previous page...

Mol	Chain	Res	Type
33	DA	1461	G
33	DA	1462	C
33	DA	1473	G
33	DA	1475	G
33	DA	1476	A
33	DA	1480	A
33	DA	1481	U
33	DA	1482	G
33	DA	1484	C
33	DA	1489	G
33	DA	1490	U
33	DA	1493	A
33	DA	1494	G
33	DA	1497	G
33	DA	1498	U
33	DA	1499	A
33	DA	1502	A
33	DA	1503	A
33	DA	1504	G
33	DA	1505	G
33	DA	1506	U
33	DA	1507	A
33	DA	1512	U
33	DA	1516	G
33	DA	1517	G
33	DA	1519	A
33	DA	1520	C
33	DA	1522	U
33	DA	1527	U
33	DA	1528	U
33	DA	1529	G
33	DA	1530	G
33	DA	1534	A

All (1224) RNA pucker outliers are listed below:

Mol	Chain	Res	Type
7	AA	7	G
7	AA	10	G
7	AA	12	C
7	AA	14	U
7	AA	15	A

Continued on next page...

Continued from previous page...

Mol	Chain	Res	Type
7	AA	25	U
7	AA	26	C
7	AA	27	C
7	AA	44	G
7	AA	66	A
7	AA	107	G
7	AA	108	A
8	AB	27	G
8	AB	33	C
8	AB	34	U
8	AB	49	A
8	AB	60	G
8	AB	62	U
8	AB	63	A
8	AB	84	A
8	AB	91	A
8	AB	92	U
8	AB	98	G
8	AB	102	U
8	AB	116	C
8	AB	118	A
8	AB	119	A
8	AB	125	A
8	AB	126	A
8	AB	127	A
8	AB	129	C
8	AB	132	G
8	AB	140	C
8	AB	147	C
8	AB	162	U
8	AB	177	G
8	AB	187	G
8	AB	194	G
8	AB	196	A
8	AB	197	A
8	AB	198	C
8	AB	199	A
8	AB	204	A
8	AB	215	G
8	AB	222	A
8	AB	228	C
8	AB	239	C

Continued on next page...

Continued from previous page...

Mol	Chain	Res	Type
8	AB	243	U
8	AB	247	G
8	AB	255	A
8	AB	260	G
8	AB	312	G
8	AB	321	U
8	AB	323	C
8	AB	327	G
8	AB	328	U
8	AB	329	G
8	AB	330	A
8	AB	331	C
8	AB	333	G
8	AB	340	A
8	AB	346	A
8	AB	361	G
8	AB	363	G
8	AB	367	G
8	AB	369	U
8	AB	370	G
8	AB	374	A
8	AB	375	G
8	AB	386	G
8	AB	387	U
8	AB	394	C
8	AB	396	G
8	AB	404	A
8	AB	408	G
8	AB	434	U
8	AB	447	A
8	AB	456	C
8	AB	458	G
8	AB	465	G
8	AB	468	G
8	AB	478	A
8	AB	479	A
8	AB	489	G
8	AB	492	A
8	AB	503	A
8	AB	504	A
8	AB	526	A
8	AB	529	A

Continued on next page...

Continued from previous page...

Mol	Chain	Res	Type
8	AB	530	G
8	AB	531	C
8	AB	532	A
8	AB	546	U
8	AB	549	G
8	AB	550	C
8	AB	555	G
8	AB	560	C
8	AB	563	A
8	AB	568	U
8	AB	571	U
8	AB	573	U
8	AB	574	A
8	AB	575	A
8	AB	576	U
8	AB	604	G
8	AB	608	A
8	AB	613	A
8	AB	614	A
8	AB	620	G
8	AB	627	A
8	AB	631	A
8	AB	655	A
8	AB	667	U
8	AB	669	G
8	AB	670	A
8	AB	675	A
8	AB	677	A
8	AB	683	U
8	AB	689	A
8	AB	701	G
8	AB	726	G
8	AB	728	G
8	AB	740	C
8	AB	761	A
8	AB	773	U
8	AB	774	G
8	AB	775	G
8	AB	776	G
8	AB	784	G
8	AB	788	A
8	AB	793	A

Continued on next page...

Continued from previous page...

Mol	Chain	Res	Type
8	AB	795	C
8	AB	796	C
8	AB	799	G
8	AB	800	A
8	AB	801	G
8	AB	802	A
8	AB	808	G
8	AB	811	U
8	AB	827	U
8	AB	829	A
8	AB	865	C
8	AB	874	G
8	AB	900	A
8	AB	910	A
8	AB	911	A
8	AB	915	C
8	AB	931	U
8	AB	932	U
8	AB	933	A
8	AB	944	C
8	AB	945	A
8	AB	962	G
8	AB	969	G
8	AB	975	A
8	AB	980	A
8	AB	982	C
8	AB	988	A
8	AB	990	A
8	AB	991	C
8	AB	995	C
8	AB	1010	A
8	AB	1011	G
8	AB	1020	A
8	AB	1023	U
8	AB	1026	G
8	AB	1028	A
8	AB	1033	U
8	AB	1061	U
8	AB	1087	G
8	AB	1090	A
8	AB	1109	C
8	AB	1110	G

Continued on next page...

Continued from previous page...

Mol	Chain	Res	Type
8	AB	1111	A
8	AB	1113	U
8	AB	1122	G
8	AB	1125	G
8	AB	1126	A
8	AB	1128	G
8	AB	1130	U
8	AB	1134	A
8	AB	1141	U
8	AB	1142	A
8	AB	1156	A
8	AB	1157	G
8	AB	1199	U
8	AB	1204	A
8	AB	1205	A
8	AB	1210	G
8	AB	1211	C
8	AB	1216	G
8	AB	1234	U
8	AB	1236	G
8	AB	1250	G
8	AB	1253	A
8	AB	1257	C
8	AB	1264	A
8	AB	1265	A
8	AB	1266	G
8	AB	1270	C
8	AB	1272	A
8	AB	1275	A
8	AB	1288	G
8	AB	1291	C
8	AB	1296	G
8	AB	1300	G
8	AB	1301	A
8	AB	1311	G
8	AB	1320	C
8	AB	1321	A
8	AB	1340	U
8	AB	1341	G
8	AB	1359	A
8	AB	1378	A
8	AB	1379	U

Continued on next page...

Continued from previous page...

Mol	Chain	Res	Type
8	AB	1382	G
8	AB	1392	A
8	AB	1395	A
8	AB	1419	A
8	AB	1420	A
8	AB	1427	A
8	AB	1434	A
8	AB	1450	G
8	AB	1451	C
8	AB	1454	C
8	AB	1458	U
8	AB	1459	G
8	AB	1460	U
8	AB	1490	A
8	AB	1497	U
8	AB	1522	A
8	AB	1554	U
8	AB	1559	U
8	AB	1565	C
8	AB	1567	G
8	AB	1583	A
8	AB	1601	G
8	AB	1602	U
8	AB	1607	C
8	AB	1610	A
8	AB	1616	A
8	AB	1617	C
8	AB	1632	A
8	AB	1646	C
8	AB	1647	U
8	AB	1652	A
8	AB	1663	G
8	AB	1677	A
8	AB	1694	C
8	AB	1696	G
8	AB	1713	A
8	AB	1721	G
8	AB	1732	C
8	AB	1737	G
8	AB	1758	U
8	AB	1781	U
8	AB	1782	U

Continued on next page...

Continued from previous page...

Mol	Chain	Res	Type
8	AB	1784	A
8	AB	1786	A
8	AB	1787	A
8	AB	1814	G
8	AB	1815	A
8	AB	1817	G
8	AB	1819	A
8	AB	1828	G
8	AB	1829	A
8	AB	1847	A
8	AB	1857	G
8	AB	1870	C
8	AB	1885	A
8	AB	1888	G
8	AB	1913	A
8	AB	1929	G
8	AB	1936	A
8	AB	1937	A
8	AB	1938	A
8	AB	1939	U
8	AB	1940	U
8	AB	1941	C
8	AB	1943	U
8	AB	1964	G
8	AB	1966	A
8	AB	1973	G
8	AB	1980	G
8	AB	1996	C
8	AB	2003	A
8	AB	2014	A
8	AB	2016	U
8	AB	2021	C
8	AB	2031	A
8	AB	2034	U
8	AB	2035	G
8	AB	2046	G
8	AB	2051	A
8	AB	2058	A
8	AB	2060	A
8	AB	2061	G
8	AB	2062	A
8	AB	2067	G

Continued on next page...

Continued from previous page...

Mol	Chain	Res	Type
8	AB	2074	U
8	AB	2075	U
8	AB	2080	A
8	AB	2090	A
8	AB	2092	U
8	AB	2103	C
8	AB	2104	C
8	AB	2133	G
8	AB	2135	A
8	AB	2140	G
8	AB	2144	G
8	AB	2179	C
8	AB	2199	A
8	AB	2210	U
8	AB	2211	A
8	AB	2212	A
8	AB	2223	G
8	AB	2225	A
8	AB	2238	G
8	AB	2258	C
8	AB	2281	A
8	AB	2282	G
8	AB	2289	G
8	AB	2296	U
8	AB	2307	G
8	AB	2324	U
8	AB	2331	G
8	AB	2333	A
8	AB	2334	U
8	AB	2336	A
8	AB	2343	U
8	AB	2344	U
8	AB	2345	G
8	AB	2352	A
8	AB	2358	A
8	AB	2370	G
8	AB	2382	G
8	AB	2391	G
8	AB	2392	A
8	AB	2406	A
8	AB	2407	A
8	AB	2423	U

Continued on next page...

Continued from previous page...

Mol	Chain	Res	Type
8	AB	2425	A
8	AB	2434	A
8	AB	2448	A
8	AB	2452	C
8	AB	2453	A
8	AB	2458	G
8	AB	2460	U
8	AB	2473	U
8	AB	2478	A
8	AB	2488	G
8	AB	2500	U
8	AB	2503	A
8	AB	2505	G
8	AB	2506	U
8	AB	2516	A
8	AB	2517	C
8	AB	2519	U
8	AB	2521	C
8	AB	2525	G
8	AB	2529	G
8	AB	2543	G
8	AB	2566	A
8	AB	2571	U
8	AB	2581	G
8	AB	2585	U
8	AB	2587	A
8	AB	2594	C
8	AB	2609	U
8	AB	2613	U
8	AB	2614	A
8	AB	2629	U
8	AB	2674	G
8	AB	2681	C
8	AB	2683	C
8	AB	2689	U
8	AB	2690	U
8	AB	2706	A
8	AB	2711	A
8	AB	2717	C
8	AB	2718	G
8	AB	2719	G
8	AB	2724	U

Continued on next page...

Continued from previous page...

Mol	Chain	Res	Type
8	AB	2726	A
8	AB	2739	U
8	AB	2749	A
8	AB	2750	A
8	AB	2751	G
8	AB	2754	U
8	AB	2758	A
8	AB	2763	G
8	AB	2765	A
8	AB	2778	A
8	AB	2799	A
8	AB	2800	A
8	AB	2807	U
8	AB	2808	G
8	AB	2820	A
8	AB	2832	U
8	AB	2833	U
8	AB	2835	A
8	AB	2850	A
8	AB	2860	A
8	AB	2867	G
8	AB	2873	A
8	AB	2879	A
8	AB	2884	U
8	AB	2893	A
33	BA	31	G
33	BA	47	C
33	BA	49	U
33	BA	51	A
33	BA	59	A
33	BA	60	A
33	BA	64	G
33	BA	71	A
33	BA	82	G
33	BA	83	C
33	BA	84	U
33	BA	85	U
33	BA	86	G
33	BA	94	G
33	BA	120	A
33	BA	128	G
33	BA	130	A

Continued on next page...

Continued from previous page...

Mol	Chain	Res	Type
33	BA	159	G
33	BA	165	G
33	BA	181	A
33	BA	183	C
33	BA	189	A
33	BA	197	A
33	BA	220	G
33	BA	238	A
33	BA	239	U
33	BA	240	G
33	BA	243	A
33	BA	244	U
33	BA	249	U
33	BA	251	G
33	BA	266	G
33	BA	274	A
33	BA	279	A
33	BA	315	A
33	BA	328	C
33	BA	329	A
33	BA	339	C
33	BA	345	C
33	BA	348	G
33	BA	350	G
33	BA	351	G
33	BA	372	C
33	BA	373	A
33	BA	381	C
33	BA	383	A
33	BA	388	G
33	BA	391	G
33	BA	408	A
33	BA	411	A
33	BA	412	A
33	BA	413	G
33	BA	420	U
33	BA	422	C
33	BA	424	G
33	BA	429	U
33	BA	452	A
33	BA	461	A
33	BA	467	U

Continued on next page...

Continued from previous page...

Mol	Chain	Res	Type
33	BA	495	A
33	BA	496	A
33	BA	499	A
33	BA	511	C
33	BA	512	U
33	BA	530	G
33	BA	531	U
33	BA	533	A
33	BA	534	U
33	BA	546	A
33	BA	547	A
33	BA	559	A
33	BA	560	A
33	BA	561	U
33	BA	563	A
33	BA	571	U
33	BA	575	G
33	BA	576	C
33	BA	579	A
33	BA	587	G
33	BA	594	U
33	BA	595	A
33	BA	604	G
33	BA	606	G
33	BA	640	A
33	BA	641	U
33	BA	642	A
33	BA	652	U
33	BA	663	A
33	BA	665	A
33	BA	678	U
33	BA	680	C
33	BA	691	G
33	BA	704	A
33	BA	706	A
33	BA	712	A
33	BA	723	U
33	BA	727	G
33	BA	729	A
33	BA	734	G
33	BA	752	G
33	BA	754	C

Continued on next page...

Continued from previous page...

Mol	Chain	Res	Type
33	BA	778	G
33	BA	793	U
33	BA	804	U
33	BA	807	A
33	BA	809	G
33	BA	815	A
33	BA	817	C
33	BA	820	U
33	BA	836	G
33	BA	854	U
33	BA	863	U
33	BA	870	U
33	BA	871	U
33	BA	872	A
33	BA	884	U
33	BA	889	A
33	BA	890	G
33	BA	906	A
33	BA	910	C
33	BA	913	A
33	BA	931	C
33	BA	934	C
33	BA	939	G
33	BA	960	U
33	BA	975	A
33	BA	979	C
33	BA	982	U
33	BA	991	U
33	BA	992	U
33	BA	993	G
33	BA	994	A
33	BA	1025	U
33	BA	1031	C
33	BA	1034	G
33	BA	1049	U
33	BA	1053	G
33	BA	1065	U
33	BA	1068	G
33	BA	1075	U
33	BA	1085	U
33	BA	1089	G
33	BA	1100	C

Continued on next page...

Continued from previous page...

Mol	Chain	Res	Type
33	BA	1101	A
33	BA	1102	A
33	BA	1107	C
33	BA	1108	G
33	BA	1111	A
33	BA	1118	U
33	BA	1124	G
33	BA	1126	U
33	BA	1129	C
33	BA	1136	C
33	BA	1137	C
33	BA	1143	G
33	BA	1144	G
33	BA	1157	A
33	BA	1168	U
33	BA	1181	G
33	BA	1191	A
33	BA	1196	A
33	BA	1198	G
33	BA	1200	C
33	BA	1201	A
33	BA	1212	U
33	BA	1214	C
33	BA	1226	C
33	BA	1227	A
33	BA	1240	U
33	BA	1253	G
33	BA	1255	G
33	BA	1257	A
33	BA	1280	A
33	BA	1285	A
33	BA	1286	U
33	BA	1298	U
33	BA	1299	A
33	BA	1301	U
33	BA	1302	C
33	BA	1315	U
33	BA	1318	A
33	BA	1319	A
33	BA	1322	C
33	BA	1336	C
33	BA	1338	G

Continued on next page...

Continued from previous page...

Mol	Chain	Res	Type
33	BA	1345	U
33	BA	1373	G
33	BA	1378	C
33	BA	1380	U
33	BA	1391	U
33	BA	1394	A
33	BA	1397	C
33	BA	1418	A
33	BA	1432	G
33	BA	1446	A
33	BA	1447	A
33	BA	1467	C
33	BA	1472	U
33	BA	1502	A
33	BA	1505	G
33	BA	1506	U
33	BA	1513	A
33	BA	1520	C
33	BA	1528	U
7	CA	2	G
7	CA	7	G
7	CA	10	G
7	CA	12	C
7	CA	14	U
7	CA	15	A
7	CA	25	U
7	CA	31	C
7	CA	34	A
7	CA	44	G
7	CA	48	U
7	CA	56	G
7	CA	66	A
7	CA	104	A
7	CA	107	G
8	CB	27	G
8	CB	33	C
8	CB	34	U
8	CB	49	A
8	CB	60	G
8	CB	62	U
8	CB	63	A
8	CB	84	A

Continued on next page...

Continued from previous page...

Mol	Chain	Res	Type
8	CB	99	U
8	CB	100	U
8	CB	101	A
8	CB	102	U
8	CB	124	G
8	CB	126	A
8	CB	127	A
8	CB	139	U
8	CB	141	G
8	CB	143	C
8	CB	159	G
8	CB	162	U
8	CB	177	G
8	CB	187	G
8	CB	196	A
8	CB	197	A
8	CB	198	C
8	CB	199	A
8	CB	204	A
8	CB	215	G
8	CB	222	A
8	CB	228	C
8	CB	243	U
8	CB	247	G
8	CB	250	G
8	CB	255	A
8	CB	262	A
8	CB	299	A
8	CB	301	G
8	CB	302	C
8	CB	310	A
8	CB	322	A
8	CB	329	G
8	CB	330	A
8	CB	331	C
8	CB	332	A
8	CB	333	G
8	CB	335	C
8	CB	337	C
8	CB	347	A
8	CB	353	C
8	CB	364	C

Continued on next page...

Continued from previous page...

Mol	Chain	Res	Type
8	CB	369	U
8	CB	370	G
8	CB	374	A
8	CB	375	G
8	CB	386	G
8	CB	387	U
8	CB	391	A
8	CB	394	C
8	CB	396	G
8	CB	403	U
8	CB	404	A
8	CB	408	G
8	CB	434	U
8	CB	447	A
8	CB	456	C
8	CB	458	G
8	CB	465	G
8	CB	468	G
8	CB	478	A
8	CB	479	A
8	CB	489	G
8	CB	492	A
8	CB	503	A
8	CB	504	A
8	CB	526	A
8	CB	529	A
8	CB	530	G
8	CB	531	C
8	CB	532	A
8	CB	533	G
8	CB	544	C
8	CB	546	U
8	CB	553	G
8	CB	555	G
8	CB	562	U
8	CB	568	U
8	CB	569	U
8	CB	571	U
8	CB	573	U
8	CB	575	A
8	CB	576	U
8	CB	604	G

Continued on next page...

Continued from previous page...

Mol	Chain	Res	Type
8	CB	608	A
8	CB	613	A
8	CB	614	A
8	CB	620	G
8	CB	627	A
8	CB	631	A
8	CB	655	A
8	CB	667	U
8	CB	669	G
8	CB	670	A
8	CB	672	C
8	CB	675	A
8	CB	677	A
8	CB	682	G
8	CB	683	U
8	CB	689	A
8	CB	726	G
8	CB	740	C
8	CB	761	A
8	CB	773	U
8	CB	774	G
8	CB	775	G
8	CB	776	G
8	CB	784	G
8	CB	788	A
8	CB	793	A
8	CB	795	C
8	CB	796	C
8	CB	799	G
8	CB	800	A
8	CB	801	G
8	CB	802	A
8	CB	808	G
8	CB	811	U
8	CB	827	U
8	CB	829	A
8	CB	863	A
8	CB	870	U
8	CB	871	U
8	CB	910	A
8	CB	915	C
8	CB	931	U

Continued on next page...

Continued from previous page...

Mol	Chain	Res	Type
8	CB	932	U
8	CB	933	A
8	CB	944	C
8	CB	945	A
8	CB	970	U
8	CB	975	A
8	CB	980	A
8	CB	982	C
8	CB	988	A
8	CB	990	A
8	CB	995	C
8	CB	1010	A
8	CB	1011	G
8	CB	1020	A
8	CB	1025	G
8	CB	1027	A
8	CB	1028	A
8	CB	1045	C
8	CB	1060	U
8	CB	1063	G
8	CB	1069	A
8	CB	1070	A
8	CB	1083	U
8	CB	1099	G
8	CB	1111	A
8	CB	1115	G
8	CB	1122	G
8	CB	1125	G
8	CB	1126	A
8	CB	1128	G
8	CB	1130	U
8	CB	1134	A
8	CB	1141	U
8	CB	1142	A
8	CB	1156	A
8	CB	1157	G
8	CB	1199	U
8	CB	1204	A
8	CB	1205	A
8	CB	1210	G
8	CB	1211	C
8	CB	1216	G

Continued on next page...

Continued from previous page...

Mol	Chain	Res	Type
8	CB	1234	U
8	CB	1236	G
8	CB	1250	G
8	CB	1253	A
8	CB	1257	C
8	CB	1264	A
8	CB	1265	A
8	CB	1266	G
8	CB	1270	C
8	CB	1272	A
8	CB	1275	A
8	CB	1288	G
8	CB	1291	C
8	CB	1296	G
8	CB	1300	G
8	CB	1301	A
8	CB	1311	G
8	CB	1320	C
8	CB	1321	A
8	CB	1340	U
8	CB	1341	G
8	CB	1359	A
8	CB	1378	A
8	CB	1379	U
8	CB	1382	G
8	CB	1392	A
8	CB	1395	A
8	CB	1419	A
8	CB	1420	A
8	CB	1427	A
8	CB	1434	A
8	CB	1450	G
8	CB	1451	C
8	CB	1454	C
8	CB	1458	U
8	CB	1459	G
8	CB	1460	U
8	CB	1490	A
8	CB	1497	U
8	CB	1522	A
8	CB	1554	U
8	CB	1559	U

Continued on next page...

Continued from previous page...

Mol	Chain	Res	Type
8	CB	1565	C
8	CB	1567	G
8	CB	1583	A
8	CB	1602	U
8	CB	1607	C
8	CB	1610	A
8	CB	1616	A
8	CB	1617	C
8	CB	1626	A
8	CB	1632	A
8	CB	1644	C
8	CB	1646	C
8	CB	1647	U
8	CB	1652	A
8	CB	1663	G
8	CB	1677	A
8	CB	1693	U
8	CB	1694	C
8	CB	1696	G
8	CB	1713	A
8	CB	1721	G
8	CB	1732	C
8	CB	1737	G
8	CB	1758	U
8	CB	1781	U
8	CB	1782	U
8	CB	1784	A
8	CB	1786	A
8	CB	1787	A
8	CB	1791	A
8	CB	1814	G
8	CB	1815	A
8	CB	1817	G
8	CB	1819	A
8	CB	1829	A
8	CB	1847	A
8	CB	1857	G
8	CB	1870	C
8	CB	1885	A
8	CB	1913	A
8	CB	1929	G
8	CB	1936	A

Continued on next page...

Continued from previous page...

Mol	Chain	Res	Type
8	CB	1937	A
8	CB	1938	A
8	CB	1939	U
8	CB	1940	U
8	CB	1941	C
8	CB	1943	U
8	CB	1964	G
8	CB	1966	A
8	CB	1973	G
8	CB	1996	C
8	CB	2003	A
8	CB	2014	A
8	CB	2016	U
8	CB	2021	C
8	CB	2031	A
8	CB	2033	A
8	CB	2034	U
8	CB	2035	G
8	CB	2046	G
8	CB	2051	A
8	CB	2058	A
8	CB	2060	A
8	CB	2061	G
8	CB	2062	A
8	CB	2067	G
8	CB	2076	U
8	CB	2100	G
8	CB	2105	U
8	CB	2106	U
8	CB	2107	G
8	CB	2146	C
8	CB	2147	A
8	CB	2179	C
8	CB	2180	U
8	CB	2199	A
8	CB	2210	U
8	CB	2211	A
8	CB	2212	A
8	CB	2214	C
8	CB	2223	G
8	CB	2225	A
8	CB	2238	G

Continued on next page...

Continued from previous page...

Mol	Chain	Res	Type
8	CB	2250	G
8	CB	2258	C
8	CB	2281	A
8	CB	2282	G
8	CB	2289	G
8	CB	2296	U
8	CB	2307	G
8	CB	2324	U
8	CB	2327	A
8	CB	2331	G
8	CB	2333	A
8	CB	2334	U
8	CB	2336	A
8	CB	2343	U
8	CB	2344	U
8	CB	2345	G
8	CB	2352	A
8	CB	2358	A
8	CB	2370	G
8	CB	2382	G
8	CB	2407	A
8	CB	2423	U
8	CB	2425	A
8	CB	2432	A
8	CB	2434	A
8	CB	2448	A
8	CB	2452	C
8	CB	2453	A
8	CB	2458	G
8	CB	2473	U
8	CB	2478	A
8	CB	2488	G
8	CB	2500	U
8	CB	2503	A
8	CB	2505	G
8	CB	2516	A
8	CB	2517	C
8	CB	2519	U
8	CB	2521	C
8	CB	2525	G
8	CB	2529	G
8	CB	2543	G

Continued on next page...

Continued from previous page...

Mol	Chain	Res	Type
8	CB	2566	A
8	CB	2571	U
8	CB	2581	G
8	CB	2585	U
8	CB	2587	A
8	CB	2594	C
8	CB	2609	U
8	CB	2613	U
8	CB	2614	A
8	CB	2629	U
8	CB	2636	C
8	CB	2674	G
8	CB	2681	C
8	CB	2683	C
8	CB	2689	U
8	CB	2690	U
8	CB	2706	A
8	CB	2711	A
8	CB	2717	C
8	CB	2718	G
8	CB	2719	G
8	CB	2724	U
8	CB	2726	A
8	CB	2750	A
8	CB	2751	G
8	CB	2763	G
8	CB	2765	A
8	CB	2778	A
8	CB	2799	A
8	CB	2800	A
8	CB	2807	U
8	CB	2808	G
8	CB	2820	A
8	CB	2832	U
8	CB	2833	U
8	CB	2835	A
8	CB	2850	A
8	CB	2860	A
8	CB	2867	G
8	CB	2873	A
8	CB	2884	U
8	CB	2893	A

Continued on next page...

Continued from previous page...

Mol	Chain	Res	Type
33	DA	7	A
33	DA	13	U
33	DA	31	G
33	DA	47	C
33	DA	49	U
33	DA	51	A
33	DA	59	A
33	DA	60	A
33	DA	64	G
33	DA	71	A
33	DA	82	G
33	DA	83	C
33	DA	84	U
33	DA	85	U
33	DA	86	G
33	DA	94	G
33	DA	120	A
33	DA	128	G
33	DA	130	A
33	DA	151	A
33	DA	159	G
33	DA	165	G
33	DA	181	A
33	DA	183	C
33	DA	189	A
33	DA	197	A
33	DA	220	G
33	DA	238	A
33	DA	239	U
33	DA	240	G
33	DA	243	A
33	DA	244	U
33	DA	249	U
33	DA	251	G
33	DA	266	G
33	DA	274	A
33	DA	279	A
33	DA	281	G
33	DA	315	A
33	DA	328	C
33	DA	329	A
33	DA	339	C

Continued on next page...

Continued from previous page...

Mol	Chain	Res	Type
33	DA	345	C
33	DA	348	G
33	DA	350	G
33	DA	351	G
33	DA	353	A
33	DA	372	C
33	DA	373	A
33	DA	381	C
33	DA	383	A
33	DA	388	G
33	DA	407	U
33	DA	412	A
33	DA	421	U
33	DA	422	C
33	DA	428	G
33	DA	438	U
33	DA	461	A
33	DA	462	G
33	DA	463	U
33	DA	467	U
33	DA	481	G
33	DA	484	G
33	DA	485	U
33	DA	489	C
33	DA	495	A
33	DA	499	A
33	DA	508	U
33	DA	517	G
33	DA	528	C
33	DA	530	G
33	DA	532	A
33	DA	536	C
33	DA	547	A
33	DA	548	G
33	DA	556	C
33	DA	560	A
33	DA	561	U
33	DA	562	U
33	DA	566	G
33	DA	575	G
33	DA	576	C
33	DA	585	G

Continued on next page...

Continued from previous page...

Mol	Chain	Res	Type
33	DA	588	G
33	DA	591	U
33	DA	595	A
33	DA	609	A
33	DA	642	A
33	DA	653	U
33	DA	690	G
33	DA	701	U
33	DA	702	A
33	DA	717	U
33	DA	720	C
33	DA	721	G
33	DA	722	G
33	DA	725	G
33	DA	734	G
33	DA	739	C
33	DA	742	G
33	DA	748	G
33	DA	754	C
33	DA	765	G
33	DA	767	A
33	DA	770	C
33	DA	774	G
33	DA	777	A
33	DA	778	G
33	DA	786	G
33	DA	793	U
33	DA	801	U
33	DA	803	G
33	DA	806	C
33	DA	812	G
33	DA	813	U
33	DA	815	A
33	DA	818	G
33	DA	820	U
33	DA	841	C
33	DA	846	G
33	DA	849	G
33	DA	870	U
33	DA	873	A
33	DA	884	U
33	DA	886	G

Continued on next page...

Continued from previous page...

Mol	Chain	Res	Type
33	DA	893	C
33	DA	901	A
33	DA	905	U
33	DA	913	A
33	DA	934	C
33	DA	935	A
33	DA	960	U
33	DA	965	U
33	DA	968	A
33	DA	971	G
33	DA	974	A
33	DA	975	A
33	DA	982	U
33	DA	983	A
33	DA	993	G
33	DA	1006	G
33	DA	1014	A
33	DA	1018	G
33	DA	1022	A
33	DA	1025	U
33	DA	1030	U
33	DA	1049	U
33	DA	1053	G
33	DA	1064	G
33	DA	1065	U
33	DA	1067	A
33	DA	1068	G
33	DA	1106	G
33	DA	1107	C
33	DA	1115	U
33	DA	1139	G
33	DA	1145	A
33	DA	1151	A
33	DA	1157	A
33	DA	1160	G
33	DA	1171	A
33	DA	1181	G
33	DA	1183	U
33	DA	1201	A
33	DA	1206	G
33	DA	1224	U
33	DA	1226	C

Continued on next page...

Continued from previous page...

Mol	Chain	Res	Type
33	DA	1227	A
33	DA	1235	U
33	DA	1238	A
33	DA	1239	A
33	DA	1240	U
33	DA	1248	A
33	DA	1250	A
33	DA	1257	A
33	DA	1279	G
33	DA	1280	A
33	DA	1281	C
33	DA	1297	G
33	DA	1301	U
33	DA	1302	C
33	DA	1305	G
33	DA	1319	A
33	DA	1336	C
33	DA	1346	A
33	DA	1347	G
33	DA	1357	A
33	DA	1363	A
33	DA	1367	C
33	DA	1380	U
33	DA	1390	U
33	DA	1394	A
33	DA	1397	C
33	DA	1422	G
33	DA	1424	U
33	DA	1427	C
33	DA	1432	G
33	DA	1436	U
33	DA	1447	A
33	DA	1451	U
33	DA	1461	G
33	DA	1475	G
33	DA	1480	A
33	DA	1498	U
33	DA	1502	A
33	DA	1503	A
33	DA	1504	G
33	DA	1506	U
33	DA	1528	U

Continued on next page...

Continued from previous page...

Mol	Chain	Res	Type
33	DA	1529	G

5.4 Non-standard residues in protein, DNA, RNA chains [i](#)

There are no non-standard protein/DNA/RNA residues in this entry.

5.5 Carbohydrates [i](#)

There are no carbohydrates in this entry.

5.6 Ligand geometry [i](#)

Of 343 ligands modelled in this entry, 343 are monoatomic - leaving 0 for Mogul analysis.

There are no bond length outliers.

There are no bond angle outliers.

There are no chirality outliers.

There are no torsion outliers.

There are no ring outliers.

No monomer is involved in short contacts.

5.7 Other polymers [i](#)

There are no such residues in this entry.

5.8 Polymer linkage issues [i](#)

The following chains have linkage breaks:

Mol	Chain	Number of breaks
33	BA	1
15	CI	1

All chain breaks are listed below:

Model	Chain	Residue-1	Atom-1	Residue-2	Atom-2	Distance (Å)
1	BA	1045:C	O3'	1046:A	P	4.69

Continued on next page...

Continued from previous page...

Model	Chain	Residue-1	Atom-1	Residue-2	Atom-2	Distance (Å)
1	CI	72:THR	C	73:PRO	N	4.33

6 Fit of model and data ⓘ

6.1 Protein, DNA and RNA chains ⓘ

In the following table, the column labelled ‘#RSRZ> 2’ contains the number (and percentage) of RSRZ outliers, followed by percent RSRZ outliers for the chain as percentile scores relative to all X-ray entries and entries of similar resolution. The OWAB column contains the minimum, median, 95th percentile and maximum values of the occupancy-weighted average B-factor per residue. The column labelled ‘Q< 0.9’ lists the number of (and percentage) of residues with an average occupancy less than 0.9.

Mol	Chain	Analysed	<RSRZ>	#RSRZ>2		OWAB(Å ²)	Q<0.9
1	A0	56/56 (100%)	0.29	5 (8%)	10 8	109, 149, 271, 317	0
1	C0	56/56 (100%)	0.30	5 (8%)	10 8	97, 120, 190, 244	0
2	A1	54/54 (100%)	0.83	9 (16%)	2 2	124, 143, 239, 296	0
2	C1	54/54 (100%)	1.11	10 (18%)	1 1	92, 113, 223, 254	0
3	A2	46/46 (100%)	0.53	3 (6%)	20 14	74, 92, 165, 271	0
3	C2	46/46 (100%)	0.05	3 (6%)	20 14	68, 103, 198, 264	0
4	A3	64/64 (100%)	0.13	5 (7%)	14 11	80, 106, 228, 309	0
4	C3	64/64 (100%)	-0.06	2 (3%)	49 38	69, 99, 174, 229	0
5	A4	38/38 (100%)	1.08	9 (23%)	1 1	115, 135, 250, 284	0
5	C4	38/38 (100%)	0.74	5 (13%)	4 4	124, 144, 238, 298	0
6	A5	16/16 (100%)	-0.18	0	100 100	73, 108, 197, 216	0
7	AA	117/120 (97%)	-0.52	0	100 100	78, 127, 174, 316	0
7	CA	117/120 (97%)	-0.56	1 (0%)	84 75	71, 127, 170, 285	0
8	AB	2841/2904 (97%)	-0.43	33 (1%)	79 68	57, 105, 213, 373	0
8	CB	2841/2904 (97%)	-0.59	12 (0%)	92 88	41, 89, 202, 421	0
9	AC	268/273 (98%)	0.10	16 (5%)	23 16	71, 107, 196, 257	0
9	CC	268/273 (98%)	-0.06	12 (4%)	34 26	63, 91, 165, 248	0
10	AD	209/209 (100%)	0.22	8 (3%)	41 31	12, 127, 226, 325	0
10	CD	209/209 (100%)	-0.07	9 (4%)	36 27	11, 94, 186, 271	0
11	AE	201/201 (100%)	0.18	16 (7%)	13 10	92, 120, 206, 299	0
11	CE	201/201 (100%)	0.32	26 (12%)	4 4	88, 117, 224, 290	0
12	AF	178/178 (100%)	0.23	11 (6%)	21 15	121, 170, 253, 334	0
12	CF	178/178 (100%)	0.24	12 (6%)	19 13	92, 155, 224, 286	0
13	AG	176/176 (100%)	0.15	17 (9%)	8 7	100, 137, 207, 246	0

Continued on next page...

Continued from previous page...

Mol	Chain	Analysed	<RSRZ>	#RSRZ>2	OWAB(Å ²)	Q<0.9
13	CG	176/176 (100%)	0.49	24 (13%) 3 4	88, 138, 222, 271	0
14	AH	149/149 (100%)	1.72	47 (31%) 0 1	71, 314, 427, 456	0
14	CH	149/149 (100%)	0.37	13 (8%) 11 9	107, 147, 233, 274	0
15	AI	141/141 (100%)	1.90	50 (35%) 0 1	155, 233, 307, 356	0
15	CI	141/141 (100%)	2.78	62 (43%) 0 1	219, 343, 422, 470	0
16	AJ	141/142 (99%)	0.05	8 (5%) 24 18	105, 130, 217, 267	0
16	CJ	141/142 (99%)	0.16	5 (3%) 44 34	104, 121, 207, 250	0
17	AK	122/123 (99%)	-0.22	0 100 100	81, 109, 162, 234	0
17	CK	122/123 (99%)	-0.48	0 100 100	80, 94, 127, 208	0
18	AL	144/144 (100%)	1.04	21 (14%) 3 3	94, 138, 281, 363	0
18	CL	144/144 (100%)	0.62	22 (15%) 2 2	83, 128, 275, 315	0
19	AM	136/136 (100%)	0.13	11 (8%) 13 10	105, 126, 222, 268	0
19	CM	136/136 (100%)	-0.03	6 (4%) 35 26	77, 108, 223, 279	0
20	AN	127/127 (100%)	0.04	5 (3%) 40 30	96, 114, 200, 251	0
20	CN	127/127 (100%)	-0.10	6 (4%) 32 24	58, 78, 155, 257	0
21	AO	117/117 (100%)	0.22	10 (8%) 11 10	107, 162, 236, 299	0
21	CO	117/117 (100%)	0.40	13 (11%) 6 6	52, 118, 211, 255	0
22	AP	114/114 (100%)	-0.10	2 (1%) 69 57	85, 123, 219, 281	0
22	CP	114/114 (100%)	-0.25	2 (1%) 69 57	77, 96, 196, 257	0
23	AQ	117/117 (100%)	-0.27	0 100 100	70, 106, 152, 203	0
23	CQ	117/117 (100%)	-0.29	1 (0%) 84 75	70, 93, 148, 225	0
24	AR	103/103 (100%)	0.20	3 (2%) 52 40	105, 145, 250, 346	0
24	CR	103/103 (100%)	0.28	8 (7%) 14 11	87, 132, 229, 286	0
25	AS	110/110 (100%)	0.11	3 (2%) 55 43	77, 106, 167, 279	0
25	CS	110/110 (100%)	-0.08	2 (1%) 69 57	49, 85, 152, 211	0
26	AT	100/100 (100%)	0.00	4 (4%) 39 29	94, 130, 222, 250	0
26	CT	100/100 (100%)	0.41	13 (13%) 4 4	85, 120, 248, 278	0
27	AU	103/103 (100%)	1.08	24 (23%) 1 1	90, 140, 235, 264	0
27	CU	103/103 (100%)	0.88	20 (19%) 1 1	118, 162, 256, 281	0
28	AV	94/94 (100%)	-0.23	3 (3%) 48 37	86, 136, 209, 234	0
28	CV	94/94 (100%)	-0.19	4 (4%) 36 27	87, 125, 194, 215	0

Continued on next page...

Continued from previous page...

Mol	Chain	Analysed	<RSRZ>	#RSRZ>2	OWAB(Å ²)	Q<0.9
29	AW	84/84 (100%)	1.18	16 (19%) 1 1	116, 147, 244, 330	0
29	CW	84/84 (100%)	0.70	12 (14%) 3 3	111, 136, 238, 275	0
30	AX	63/63 (100%)	-0.05	4 (6%) 21 15	84, 130, 208, 247	0
30	CX	63/63 (100%)	0.42	10 (15%) 2 2	86, 150, 233, 320	0
31	AY	58/58 (100%)	1.52	15 (25%) 1 1	116, 143, 272, 279	0
31	CY	58/58 (100%)	0.96	7 (12%) 5 5	126, 138, 240, 249	0
32	AZ	70/70 (100%)	0.17	5 (7%) 17 12	66, 104, 170, 258	0
32	CZ	70/70 (100%)	-0.07	3 (4%) 36 27	70, 91, 169, 255	0
33	BA	1530/1542 (99%)	-0.32	18 (1%) 79 68	70, 137, 279, 497	0
33	DA	1530/1542 (99%)	-0.51	7 (0%) 90 85	45, 111, 224, 368	0
34	BB	219/240 (91%)	-0.02	8 (3%) 42 32	94, 175, 269, 316	0
34	DB	219/240 (91%)	0.20	17 (7%) 14 11	108, 159, 243, 292	0
35	BC	207/232 (89%)	0.18	20 (9%) 8 7	87, 169, 255, 315	0
35	DC	207/232 (89%)	-0.04	11 (5%) 27 21	113, 140, 207, 226	0
36	BD	205/205 (100%)	-0.19	2 (0%) 82 72	61, 139, 230, 325	0
36	DD	205/205 (100%)	-0.27	2 (0%) 82 72	71, 102, 169, 227	0
37	BE	151/166 (90%)	0.25	11 (7%) 16 12	75, 156, 254, 336	0
37	DE	151/166 (90%)	-0.00	6 (3%) 39 29	56, 99, 174, 250	0
38	BF	101/135 (74%)	-0.04	6 (5%) 23 17	57, 140, 224, 279	0
38	DF	101/135 (74%)	-0.11	0 100 100	110, 137, 200, 247	0
39	BG	151/178 (84%)	0.71	24 (15%) 2 2	94, 206, 288, 333	0
39	DG	153/178 (85%)	0.07	5 (3%) 47 36	44, 144, 206, 228	0
40	BH	129/129 (100%)	0.25	9 (6%) 17 13	76, 157, 231, 297	0
40	DH	129/129 (100%)	-0.23	2 (1%) 72 61	70, 98, 166, 216	0
41	BI	127/129 (98%)	0.89	25 (19%) 1 1	90, 194, 271, 307	0
41	DI	127/129 (98%)	0.31	8 (6%) 21 15	103, 165, 231, 281	0
42	BJ	99/103 (96%)	1.63	35 (35%) 0 1	131, 254, 373, 423	0
42	DJ	99/103 (96%)	0.58	14 (14%) 3 3	130, 173, 223, 237	0
43	BK	117/128 (91%)	-0.12	3 (2%) 56 45	54, 128, 245, 290	0
43	DK	117/128 (91%)	-0.06	4 (3%) 46 35	69, 100, 165, 222	0
44	BL	123/123 (100%)	0.01	4 (3%) 47 36	50, 138, 215, 332	0

Continued on next page...

Continued from previous page...

Mol	Chain	Analysed	<RSRZ>	#RSRZ>2	OWAB(Å ²)	Q<0.9
44	DL	123/123 (100%)	-0.27	1 (0%) 86 77	64, 95, 150, 211	0
45	BM	115/117 (98%)	1.28	30 (26%) 1 1	144, 252, 315, 344	0
45	DM	114/117 (97%)	0.61	16 (14%) 3 3	113, 171, 221, 288	0
46	BN	96/100 (96%)	0.53	9 (9%) 9 7	85, 188, 308, 367	0
46	DN	96/100 (96%)	0.46	12 (12%) 4 5	105, 153, 250, 295	0
47	BO	88/89 (98%)	-0.13	1 (1%) 80 70	67, 133, 213, 255	0
47	DO	88/89 (98%)	-0.37	0 100 100	73, 105, 170, 201	0
48	BP	82/82 (100%)	1.01	18 (21%) 1 1	90, 168, 269, 347	0
48	DP	81/82 (98%)	0.41	7 (8%) 11 9	69, 93, 145, 202	0
49	BQ	81/83 (97%)	0.41	6 (7%) 15 11	101, 180, 266, 301	0
49	DQ	81/83 (97%)	-0.01	1 (1%) 79 68	65, 109, 172, 212	0
50	BR	56/74 (75%)	-0.22	1 (1%) 69 57	66, 117, 216, 283	0
50	DR	56/74 (75%)	0.38	1 (1%) 69 57	74, 103, 172, 253	0
51	BS	80/91 (87%)	1.65	26 (32%) 0 1	152, 267, 315, 366	0
51	DS	81/91 (89%)	0.76	14 (17%) 2 2	122, 182, 230, 249	0
52	BT	85/86 (98%)	-0.18	0 100 100	76, 155, 224, 256	0
52	DT	85/86 (98%)	0.13	3 (3%) 44 34	79, 97, 185, 219	0
53	BU	52/71 (73%)	0.04	3 (5%) 24 17	91, 171, 256, 300	0
53	DU	52/71 (73%)	-0.39	0 100 100	95, 140, 201, 249	0
All	All	20487/21050 (97%)	-0.05	1083 (5%) 27 21	11, 121, 254, 497	0

All (1083) RSRZ outliers are listed below:

Mol	Chain	Res	Type	RSRZ
15	CI	98	GLY	28.5
15	CI	83	ALA	21.9
18	AL	98	ALA	17.5
15	AI	70	THR	17.4
15	CI	137	LEU	16.6
14	AH	102	ALA	16.2
14	AH	98	ASP	15.4
14	AH	117	LEU	15.1
15	CI	84	GLY	15.1
15	AI	2	LYS	14.6
18	AL	97	ALA	13.1

Continued on next page...

Continued from previous page...

Mol	Chain	Res	Type	RSRZ
9	CC	5	CYS	13.0
9	AC	5	CYS	12.9
15	CI	115	ASP	12.6
42	BJ	36	VAL	12.4
15	CI	114	ALA	12.2
14	AH	101	ASP	11.9
31	AY	3	THR	11.9
18	AL	99	ASN	11.6
14	AH	131	SER	11.6
42	BJ	37	ARG	10.7
51	BS	58	PRO	10.4
20	CN	125	ALA	10.3
29	AW	4	LYS	10.3
15	CI	82	ALA	10.1
27	CU	61	GLU	9.9
14	AH	115	VAL	9.7
31	CY	1	ALA	9.7
18	CL	11	GLY	9.6
21	AO	59	ALA	9.5
18	AL	1	MET	9.5
13	CG	42	VAL	9.5
18	AL	9	ALA	9.5
14	AH	130	VAL	9.4
15	AI	1	ALA	9.4
19	CM	134	THR	9.3
15	CI	99	LYS	9.2
15	AI	7	TYR	9.0
11	AE	4	VAL	8.9
15	CI	136	GLY	8.8
2	C1	3	GLY	8.7
21	CO	59	ALA	8.5
9	CC	7	PRO	8.3
20	CN	126	ALA	8.3
18	AL	8	PRO	8.2
15	CI	92	PRO	8.2
37	DE	159	SER	8.1
18	AL	2	ARG	8.1
18	AL	7	SER	8.0
18	CL	12	SER	8.0
15	AI	10	LEU	8.0
29	AW	1	ALA	8.0
41	BI	8	THR	7.9

Continued on next page...

Continued from previous page...

Mol	Chain	Res	Type	RSRZ
42	BJ	38	GLY	7.9
49	BQ	83	LEU	7.8
15	CI	5	GLN	7.8
15	CI	93	ASN	7.7
18	AL	10	GLU	7.6
50	DR	19	GLU	7.6
34	DB	205	ALA	7.5
46	BN	51	PRO	7.4
51	BS	73	PHE	7.4
13	CG	2	ARG	7.4
15	AI	58	ILE	7.4
14	AH	94	ILE	7.4
15	AI	53	PRO	7.3
13	CG	1	SER	7.3
15	CI	52	LEU	7.3
11	CE	171	ASP	7.2
1	A0	51	ARG	7.2
9	CC	6	LYS	7.2
51	BS	59	VAL	7.1
10	CD	92	VAL	7.1
31	CY	58	GLU	7.1
48	BP	44	SER	6.9
41	BI	16	ALA	6.9
21	AO	60	GLU	6.8
41	BI	65	THR	6.7
42	DJ	36	VAL	6.7
42	BJ	35	GLN	6.7
14	AH	79	THR	6.7
23	CQ	117	ALA	6.7
12	CF	42	ALA	6.6
15	CI	113	ALA	6.6
31	CY	2	LYS	6.6
15	CI	70	THR	6.6
45	BM	101	THR	6.6
15	CI	4	VAL	6.6
27	AU	41	VAL	6.6
15	AI	6	ALA	6.5
15	AI	8	VAL	6.5
18	AL	3	LEU	6.5
2	C1	2	LYS	6.4
45	BM	100	ARG	6.4
51	DS	78	THR	6.3

Continued on next page...

Continued from previous page...

Mol	Chain	Res	Type	RSRZ
15	AI	76	ALA	6.3
15	AI	54	ILE	6.3
18	AL	11	GLY	6.2
14	AH	116	ARG	6.2
27	AU	88	ASP	6.2
48	BP	43	ALA	6.2
14	AH	103	VAL	6.2
39	BG	111	GLY	6.2
2	A1	54	LYS	6.1
45	BM	115	ILE	6.1
20	CN	127	GLU	6.1
29	AW	2	HIS	6.1
15	CI	79	LEU	6.1
15	CI	85	ILE	6.0
27	AU	80	ASP	5.8
18	AL	28	GLY	5.8
13	CG	43	LYS	5.8
15	AI	59	THR	5.8
42	BJ	101	SER	5.8
27	CU	2	ALA	5.8
21	CO	22	GLY	5.7
14	AH	97	ARG	5.7
21	CO	58	ILE	5.7
15	CI	11	GLN	5.7
29	AW	77	LYS	5.7
19	AM	136	MET	5.7
13	CG	44	HIS	5.7
14	AH	133	GLN	5.7
26	AT	5	GLU	5.7
39	BG	5	VAL	5.7
10	CD	70	LYS	5.7
14	AH	80	ILE	5.6
35	DC	206	ILE	5.6
51	BS	11	ASP	5.5
8	AB	2145	C	5.5
27	AU	56	GLY	5.5
11	AE	42	GLY	5.5
41	BI	9	GLY	5.5
51	DS	10	ILE	5.5
41	DI	129	ARG	5.5
11	AE	5	LEU	5.4
11	CE	3	LEU	5.4

Continued on next page...

Continued from previous page...

Mol	Chain	Res	Type	RSRZ
42	DJ	103	GLY	5.4
29	AW	84	GLU	5.4
27	AU	59	GLU	5.4
42	BJ	41	PRO	5.3
51	BS	14	LEU	5.3
12	CF	43	ILE	5.3
2	C1	54	LYS	5.3
8	AB	2799	A	5.3
45	BM	109	LYS	5.3
9	AC	4	LYS	5.2
11	CE	201	ALA	5.2
14	AH	95	GLY	5.2
15	AI	26	ALA	5.2
51	BS	74	ALA	5.2
42	BJ	74	VAL	5.2
29	AW	78	PHE	5.2
15	AI	56	VAL	5.2
13	AG	58	ALA	5.2
8	AB	1175	A	5.2
39	BG	79	VAL	5.2
13	CG	56	GLY	5.2
45	BM	104	ASN	5.1
28	CV	74	ALA	5.1
46	BN	25	GLU	5.1
9	CC	8	THR	5.1
29	AW	83	ALA	5.1
2	C1	1	ALA	5.0
15	CI	53	PRO	5.0
27	AU	40	LEU	5.0
42	DJ	34	ALA	5.0
51	BS	75	PRO	5.0
18	CL	6	LEU	5.0
15	CI	78	LEU	5.0
15	CI	73	PRO	5.0
51	BS	13	HIS	5.0
14	AH	100	ALA	4.9
14	AH	96	THR	4.9
9	CC	4	LYS	4.9
20	CN	124	ALA	4.8
26	CT	93	LEU	4.8
10	CD	74	GLU	4.8
18	CL	5	THR	4.8

Continued on next page...

Continued from previous page...

Mol	Chain	Res	Type	RSRZ
18	AL	4	ASN	4.8
14	AH	132	PHE	4.8
18	CL	144	GLU	4.8
27	CU	60	LYS	4.8
51	BS	81	GLY	4.8
15	CI	131	THR	4.8
42	DJ	35	GLN	4.8
34	BB	129	THR	4.7
11	CE	144	GLU	4.7
24	CR	44	GLY	4.7
15	CI	80	LYS	4.7
15	AI	25	PRO	4.7
14	AH	129	GLU	4.7
30	CX	35	GLY	4.7
41	BI	66	VAL	4.7
5	A4	23	ILE	4.7
40	BH	110	MET	4.7
14	AH	105	ALA	4.7
39	BG	7	GLY	4.7
5	A4	21	GLY	4.7
14	AH	122	LEU	4.7
27	AU	58	VAL	4.7
18	CL	7	SER	4.6
5	A4	22	VAL	4.6
13	AG	172	GLU	4.6
15	AI	18	ASN	4.6
5	C4	31	PRO	4.6
15	CI	111	THR	4.5
19	AM	1	MET	4.5
14	AH	111	ALA	4.5
29	CW	1	ALA	4.5
48	DP	9	HIS	4.5
18	CL	1	MET	4.5
11	CE	169	VAL	4.5
13	CG	41	GLU	4.5
14	AH	78	VAL	4.5
13	CG	48	THR	4.5
31	CY	3	THR	4.5
45	DM	42	VAL	4.5
36	BD	22	SER	4.5
39	BG	77	ARG	4.5
1	C0	43	THR	4.5

Continued on next page...

Continued from previous page...

Mol	Chain	Res	Type	RSRZ
15	CI	43	ALA	4.5
19	CM	133	LYS	4.5
14	CH	20	ASN	4.4
9	CC	269	ARG	4.4
15	CI	75	ALA	4.4
45	BM	105	ALA	4.4
14	AH	93	SER	4.4
34	BB	128	LEU	4.4
8	AB	139	U	4.4
8	AB	546	U	4.4
8	CB	2147	A	4.4
31	AY	23	LEU	4.4
42	BJ	27	GLU	4.4
15	CI	141	ASP	4.4
43	BK	18	GLY	4.4
15	CI	76	ALA	4.4
31	CY	57	GLU	4.4
8	AB	2141	G	4.4
51	BS	79	TYR	4.4
38	BF	37	HIS	4.4
2	C1	4	ILE	4.3
11	CE	142	ALA	4.3
14	AH	128	HIS	4.3
35	BC	100	ILE	4.3
42	BJ	28	THR	4.3
29	CW	3	LYS	4.3
9	CC	3	VAL	4.3
14	AH	118	PRO	4.3
27	CU	62	ALA	4.3
51	BS	60	PHE	4.3
31	AY	2	LYS	4.3
33	BA	412	A	4.3
19	AM	134	THR	4.2
41	BI	50	PRO	4.2
41	DI	128	LYS	4.2
51	BS	48	ILE	4.2
12	CF	83	PRO	4.2
39	BG	84	TYR	4.2
21	CO	64	TYR	4.2
18	CL	4	ASN	4.2
15	CI	69	VAL	4.2
26	AT	71	GLY	4.2

Continued on next page...

Continued from previous page...

Mol	Chain	Res	Type	RSRZ
39	BG	78	ARG	4.2
10	AD	43	ASP	4.2
42	BJ	75	ASP	4.2
27	CU	1	ALA	4.2
35	BC	158	GLY	4.2
15	AI	71	LYS	4.2
33	BA	1533	C	4.2
41	BI	17	ARG	4.2
29	CW	4	LYS	4.2
48	DP	38	PHE	4.1
15	CI	86	LYS	4.1
45	DM	32	ILE	4.1
45	BM	106	ARG	4.1
45	BM	95	PRO	4.1
15	CI	81	LYS	4.1
19	CM	132	THR	4.1
45	DM	3	ILE	4.1
29	AW	3	LYS	4.1
31	AY	10	ARG	4.1
49	BQ	6	THR	4.0
42	BJ	6	ILE	4.0
29	CW	2	HIS	4.0
15	AI	11	GLN	4.0
11	CE	122	GLU	4.0
29	AW	5	ALA	4.0
8	CB	2402	U	4.0
15	AI	77	VAL	4.0
20	CN	123	GLU	4.0
21	AO	58	ILE	4.0
11	CE	22	ASP	4.0
41	BI	127	SER	4.0
45	BM	90	HIS	4.0
18	AL	5	THR	4.0
29	CW	67	LYS	4.0
42	BJ	42	LEU	4.0
27	CU	56	GLY	4.0
32	AZ	35	ASP	4.0
9	AC	10	PRO	3.9
24	AR	43	ASN	3.9
49	BQ	82	VAL	3.9
10	CD	71	ALA	3.9
30	CX	31	GLN	3.9

Continued on next page...

Continued from previous page...

Mol	Chain	Res	Type	RSRZ
48	BP	42	ILE	3.9
42	BJ	76	ILE	3.9
39	DG	4	ARG	3.9
27	AU	47	PRO	3.9
14	AH	142	VAL	3.9
14	CH	122	LEU	3.9
15	CI	89	SER	3.9
33	BA	466	A	3.9
8	CB	846	U	3.9
11	CE	111	GLU	3.9
48	BP	81	ALA	3.9
14	CH	94	ILE	3.9
24	CR	42	ALA	3.9
26	CT	4	GLU	3.9
41	DI	16	ALA	3.9
42	BJ	39	PRO	3.9
10	CD	93	GLY	3.9
18	AL	6	LEU	3.9
2	C1	5	ARG	3.8
9	AC	6	LYS	3.8
16	AJ	1	MET	3.8
16	CJ	43	GLU	3.8
35	BC	157	GLY	3.8
21	CO	60	GLU	3.8
9	CC	270	ARG	3.8
15	CI	110	GLN	3.8
14	AH	110	VAL	3.8
42	BJ	102	LEU	3.8
35	BC	150	VAL	3.8
15	AI	96	LYS	3.8
51	BS	57	VAL	3.8
39	BG	112	ASP	3.8
41	BI	129	ARG	3.8
15	CI	1	ALA	3.7
27	AU	29	SER	3.7
45	DM	63	VAL	3.7
34	BB	33	ALA	3.7
9	AC	269	ARG	3.7
26	CT	2	ILE	3.7
13	CG	172	GLU	3.7
15	AI	105	LEU	3.7
26	CT	72	GLN	3.7

Continued on next page...

Continued from previous page...

Mol	Chain	Res	Type	RSRZ
45	BM	114	PRO	3.7
39	BG	74	VAL	3.7
45	DM	41	ASP	3.7
1	C0	44	ALA	3.7
9	AC	268	ARG	3.7
14	AH	121	VAL	3.7
27	CU	4	ILE	3.7
15	AI	95	ASP	3.7
45	BM	110	GLY	3.7
42	BJ	32	THR	3.7
15	CI	97	VAL	3.6
2	A1	4	ILE	3.6
8	AB	405	U	3.6
8	AB	1459	G	3.6
46	DN	48	GLN	3.6
29	AW	67	LYS	3.6
29	AW	82	GLU	3.6
45	BM	99	GLN	3.6
42	BJ	72	ARG	3.6
15	CI	121	ILE	3.6
31	AY	22	THR	3.6
45	BM	55	LEU	3.6
33	DA	1042	A	3.6
46	DN	46	LYS	3.6
5	A4	24	ARG	3.6
21	CO	21	LEU	3.6
37	BE	27	GLY	3.6
27	CU	29	SER	3.6
13	AG	1	SER	3.5
8	AB	613	A	3.5
13	CG	59	ASP	3.5
19	AM	2	LEU	3.5
11	AE	117	ARG	3.5
7	CA	88	C	3.5
33	BA	1534	A	3.5
8	AB	1728	C	3.5
11	CE	141	MET	3.5
34	BB	158	ASP	3.5
15	AI	74	PRO	3.5
8	AB	2140	G	3.5
27	CU	88	ASP	3.5
9	AC	9	SER	3.5

Continued on next page...

Continued from previous page...

Mol	Chain	Res	Type	RSRZ
15	CI	106	GLN	3.5
15	CI	72	THR	3.5
45	BM	83	GLY	3.5
42	BJ	29	ALA	3.5
45	BM	84	CYS	3.5
11	AE	114	ARG	3.5
45	BM	1	ALA	3.5
42	BJ	25	ILE	3.5
15	AI	60	VAL	3.5
26	CT	70	HIS	3.5
46	BN	52	ARG	3.5
8	CB	2211	A	3.4
46	DN	51	PRO	3.4
24	CR	26	ASP	3.4
46	BN	57	SER	3.4
1	A0	55	ALA	3.4
28	AV	74	ALA	3.4
29	CW	5	ALA	3.4
24	AR	12	HIS	3.4
51	BS	80	ARG	3.4
27	AU	68	ASN	3.4
21	CO	65	THR	3.4
15	CI	13	ALA	3.4
29	CW	6	GLY	3.4
45	BM	111	PRO	3.4
15	CI	2	LYS	3.4
11	AE	43	THR	3.4
14	AH	119	ASN	3.4
25	CS	1	MET	3.4
18	CL	10	GLU	3.4
27	CU	102	ILE	3.3
11	CE	145	ASP	3.3
20	AN	123	GLU	3.3
51	DS	40	PHE	3.3
39	BG	4	ARG	3.3
15	AI	139	VAL	3.3
45	DM	62	PHE	3.3
30	CX	20	ASN	3.3
15	CI	116	MET	3.3
27	AU	60	LYS	3.3
37	DE	158	LYS	3.3
25	AS	105	VAL	3.3

Continued on next page...

Continued from previous page...

Mol	Chain	Res	Type	RSRZ
51	BS	8	PRO	3.3
25	AS	104	THR	3.3
18	CL	99	ASN	3.3
50	BR	19	GLU	3.3
30	CX	33	ALA	3.3
12	CF	84	ILE	3.3
26	AT	72	GLN	3.3
38	BF	35	LYS	3.3
48	DP	10	GLY	3.3
15	AI	3	LYS	3.3
41	DI	15	ALA	3.3
42	BJ	73	LEU	3.3
9	AC	8	THR	3.3
27	AU	91	LYS	3.3
13	AG	49	LEU	3.3
14	AH	140	ALA	3.3
42	BJ	30	LYS	3.3
41	BI	18	VAL	3.3
33	BA	121	U	3.2
46	DN	22	LYS	3.2
30	CX	32	ALA	3.2
13	CG	49	LEU	3.2
18	CL	3	LEU	3.2
21	CO	23	ALA	3.2
27	AU	89	GLY	3.2
29	AW	81	ILE	3.2
15	AI	9	LYS	3.2
42	DJ	29	ALA	3.2
42	BJ	40	ILE	3.2
51	DS	13	HIS	3.2
51	DS	79	TYR	3.2
12	AF	37	MET	3.2
32	AZ	43	PHE	3.2
15	CI	87	SER	3.2
14	AH	114	GLU	3.2
15	AI	78	LEU	3.2
46	BN	22	LYS	3.2
45	DM	39	ALA	3.2
13	CG	176	LYS	3.2
41	BI	90	ASP	3.2
51	BS	43	MET	3.2
26	CT	73	ARG	3.2

Continued on next page...

Continued from previous page...

Mol	Chain	Res	Type	RSRZ
46	DN	93	PRO	3.2
22	AP	97	TYR	3.2
13	CG	88	LEU	3.2
34	BB	183	PHE	3.2
46	DN	45	LEU	3.2
11	CE	19	PHE	3.2
22	CP	111	GLU	3.2
12	CF	77	LYS	3.2
16	CJ	63	ALA	3.2
51	DS	11	ASP	3.2
14	AH	85	GLY	3.1
41	DI	127	SER	3.1
25	AS	1	MET	3.1
37	BE	16	ALA	3.1
9	CC	268	ARG	3.1
21	AO	29	HIS	3.1
41	BI	6	TYR	3.1
15	AI	68	PHE	3.1
29	CW	19	ARG	3.1
37	BE	81	GLN	3.1
13	AG	176	LYS	3.1
34	DB	123	GLY	3.1
9	AC	79	ARG	3.1
13	AG	50	THR	3.1
13	AG	171	LYS	3.1
51	BS	10	ILE	3.1
29	AW	63	ASP	3.1
35	DC	173	PRO	3.1
19	AM	3	GLN	3.1
45	BM	94	LEU	3.1
35	BC	167	TYR	3.1
30	CX	34	SER	3.1
15	CI	74	PRO	3.1
15	CI	109	ALA	3.1
29	AW	79	ILE	3.1
42	BJ	31	ARG	3.0
42	BJ	82	LYS	3.0
8	AB	2154	A	3.0
11	CE	165	HIS	3.0
39	BG	3	ARG	3.0
42	DJ	6	ILE	3.0
29	AW	45	HIS	3.0

Continued on next page...

Continued from previous page...

Mol	Chain	Res	Type	RSRZ
41	BI	48	ARG	3.0
12	AF	117	SER	3.0
39	BG	8	GLN	3.0
45	BM	59	VAL	3.0
2	C1	53	ILE	3.0
15	AI	138	VAL	3.0
33	BA	461	A	3.0
31	AY	11	SER	3.0
41	BI	128	LYS	3.0
41	BI	62	LEU	3.0
51	BS	12	LEU	3.0
5	C4	37	GLN	3.0
51	BS	9	PHE	3.0
8	AB	1870	C	2.9
9	AC	3	VAL	2.9
21	AO	28	VAL	2.9
33	BA	1265	C	2.9
4	A3	64	ALA	2.9
20	AN	122	ALA	2.9
13	CG	50	THR	2.9
15	CI	135	MET	2.9
45	DM	43	LYS	2.9
33	BA	1159	U	2.9
41	BI	51	LEU	2.9
42	BJ	71	LEU	2.9
18	CL	74	THR	2.9
45	BM	93	GLY	2.9
3	A2	35	ARG	2.9
8	AB	2308	G	2.9
19	CM	1	MET	2.9
20	CN	120	GLU	2.9
19	AM	6	ARG	2.9
32	CZ	43	PHE	2.9
48	BP	19	VAL	2.9
8	AB	2138	G	2.9
21	CO	115	LEU	2.9
33	BA	1240	U	2.9
15	CI	112	LYS	2.9
1	C0	33	SER	2.9
14	AH	99	ILE	2.9
18	CL	108	ALA	2.9
15	AI	52	LEU	2.9

Continued on next page...

Continued from previous page...

Mol	Chain	Res	Type	RSRZ
9	CC	78	GLU	2.9
15	AI	75	ALA	2.9
26	CT	71	GLY	2.9
39	DG	85	GLN	2.9
45	BM	61	LYS	2.9
35	BC	92	ASP	2.9
38	BF	62	MET	2.9
14	AH	104	THR	2.9
8	CB	1073	A	2.9
31	AY	14	GLY	2.9
27	CU	80	ASP	2.9
46	DN	42	ASN	2.9
51	BS	42	ASN	2.9
15	AI	137	LEU	2.9
5	A4	1	MET	2.9
34	DB	35	ASN	2.9
8	CB	1067	A	2.9
48	DP	17	TYR	2.9
45	BM	103	THR	2.9
15	AI	19	PRO	2.9
15	CI	107	GLU	2.8
19	AM	4	PRO	2.8
42	DJ	101	SER	2.8
34	DB	126	ASP	2.8
15	AI	73	PRO	2.8
16	CJ	120	ARG	2.8
46	BN	55	SER	2.8
44	BL	123	ALA	2.8
27	AU	30	SER	2.8
16	AJ	99	ARG	2.8
33	BA	90	C	2.8
10	AD	90	PHE	2.8
12	AF	73	VAL	2.8
35	BC	99	GLN	2.8
39	DG	3	ARG	2.8
35	DC	169	GLU	2.8
8	AB	1727	C	2.8
13	AG	13	GLY	2.8
13	CG	55	ASP	2.8
15	CI	77	VAL	2.8
40	BH	109	VAL	2.8
1	C0	34	GLY	2.8

Continued on next page...

Continued from previous page...

Mol	Chain	Res	Type	RSRZ
4	C3	64	ALA	2.8
9	AC	256	THR	2.8
42	DJ	28	THR	2.8
1	A0	33	SER	2.8
25	CS	4	ILE	2.8
27	AU	32	LYS	2.8
13	CG	58	ALA	2.8
14	CH	86	ASP	2.8
16	AJ	123	LYS	2.8
16	AJ	54	ILE	2.8
35	DC	167	TYR	2.8
46	DN	35	ALA	2.8
41	DI	126	PHE	2.8
33	BA	1362	A	2.8
51	DS	30	LEU	2.8
39	BG	28	ILE	2.8
18	AL	82	LEU	2.8
13	AG	9	VAL	2.7
14	CH	149	GLU	2.7
15	CI	12	VAL	2.7
28	AV	34	LYS	2.7
34	DB	161	PHE	2.7
14	AH	144	VAL	2.7
8	CB	645	C	2.7
11	AE	140	ASP	2.7
31	AY	1	ALA	2.7
37	DE	116	VAL	2.7
42	BJ	5	ARG	2.7
12	AF	19	PHE	2.7
14	AH	12	LEU	2.7
19	AM	92	TRP	2.7
46	BN	53	ASP	2.7
8	AB	1730	C	2.7
13	AG	57	TYR	2.7
16	AJ	131	ASN	2.7
2	A1	35	LEU	2.7
30	CX	1	MET	2.7
40	BH	26	MET	2.7
15	CI	38	CYS	2.7
12	AF	166	ARG	2.7
15	AI	80	LYS	2.7
15	AI	100	ILE	2.7

Continued on next page...

Continued from previous page...

Mol	Chain	Res	Type	RSRZ
15	CI	6	ALA	2.7
34	DB	38	HIS	2.7
11	CE	24	ASN	2.7
42	DJ	102	LEU	2.7
45	BM	107	THR	2.7
4	C3	63	TYR	2.7
8	AB	1044	C	2.7
48	BP	20	VAL	2.7
13	CG	51	PHE	2.7
27	CU	3	LYS	2.7
37	DE	28	ARG	2.7
35	BC	45	GLU	2.7
11	CE	41	GLN	2.7
35	BC	194	VAL	2.7
10	AD	187	LEU	2.6
51	DS	9	PHE	2.7
53	BU	18	PHE	2.7
15	CI	138	VAL	2.6
34	DB	93	HIS	2.6
27	AU	81	ARG	2.6
4	A3	62	PRO	2.6
11	CE	170	ARG	2.6
13	CG	106	LEU	2.6
11	AE	155	GLU	2.6
45	BM	98	GLY	2.6
35	BC	110	LEU	2.6
12	CF	73	VAL	2.6
51	BS	38	THR	2.6
5	C4	23	ILE	2.6
21	CO	98	GLN	2.6
51	DS	26	ASP	2.6
13	AG	100	ASN	2.6
46	DN	20	PHE	2.6
2	A1	41	VAL	2.6
14	CH	93	SER	2.6
43	DK	32	THR	2.6
29	CW	41	GLY	2.6
42	DJ	39	PRO	2.6
51	DS	81	GLY	2.6
41	BI	27	ILE	2.6
39	DG	154	ARG	2.6
8	AB	1726	C	2.6

Continued on next page...

Continued from previous page...

Mol	Chain	Res	Type	RSRZ
51	DS	29	PRO	2.6
8	AB	2211	A	2.6
37	BE	158	LYS	2.6
21	CO	117	PHE	2.6
42	DJ	5	ARG	2.6
8	AB	2151	U	2.6
18	CL	28	GLY	2.6
33	BA	1025	U	2.6
51	BS	41	PRO	2.6
18	AL	127	VAL	2.6
18	CL	75	ALA	2.6
32	CZ	6	HIS	2.6
18	AL	103	ILE	2.6
44	BL	24	GLU	2.6
45	BM	108	ARG	2.6
11	CE	188	MET	2.6
31	AY	24	LEU	2.6
15	AI	125	THR	2.6
27	AU	61	GLU	2.6
27	AU	79	ALA	2.6
48	BP	22	ALA	2.6
14	AH	141	LYS	2.6
2	C1	12	SER	2.6
27	CU	55	GLY	2.6
27	AU	39	ASN	2.6
27	AU	93	ARG	2.6
41	BI	10	ARG	2.6
18	AL	77	ILE	2.6
31	AY	38	GLU	2.6
32	AZ	50	ASP	2.6
41	BI	89	TYR	2.6
48	BP	17	TYR	2.6
51	BS	30	LEU	2.6
34	DB	94	ARG	2.6
9	AC	21	PRO	2.5
34	DB	130	LYS	2.5
42	DJ	40	ILE	2.5
11	CE	199	MET	2.5
13	CG	150	TYR	2.5
15	AI	12	VAL	2.5
8	CB	1088	A	2.5
45	DM	31	ALA	2.5

Continued on next page...

Continued from previous page...

Mol	Chain	Res	Type	RSRZ
2	A1	18	HIS	2.5
19	AM	135	VAL	2.5
46	DN	19	TYR	2.5
35	DC	151	GLU	2.5
24	CR	92	TRP	2.5
39	BG	80	GLY	2.5
10	AD	133	THR	2.5
15	AI	37	PHE	2.5
30	CX	37	LEU	2.5
5	C4	25	VAL	2.5
40	DH	129	ALA	2.5
31	AY	29	ARG	2.5
53	BU	35	GLU	2.5
42	BJ	79	PRO	2.5
9	AC	152	GLN	2.5
27	CU	28	LEU	2.5
18	CL	116	VAL	2.5
8	CB	2903	U	2.5
4	A3	44	ARG	2.5
33	BA	80	A	2.5
42	BJ	26	VAL	2.5
8	CB	1058	U	2.5
24	CR	1	MET	2.5
40	DH	102	VAL	2.5
48	BP	36	VAL	2.5
21	AO	38	GLN	2.5
27	AU	57	ILE	2.5
13	AG	59	ASP	2.5
40	BH	101	ALA	2.5
39	BG	75	LYS	2.5
21	CO	35	ILE	2.5
28	CV	92	VAL	2.5
28	CV	73	LYS	2.5
30	CX	36	GLN	2.5
11	AE	200	LEU	2.5
21	AO	6	ALA	2.5
28	AV	32	GLY	2.5
30	AX	37	LEU	2.5
41	BI	56	MET	2.5
38	BF	66	ALA	2.5
42	BJ	89	ARG	2.5
34	DB	68	PHE	2.5

Continued on next page...

Continued from previous page...

Mol	Chain	Res	Type	RSRZ
46	DN	50	LEU	2.5
14	CH	12	LEU	2.4
33	BA	1319	A	2.4
15	CI	88	GLY	2.4
51	DS	43	MET	2.4
46	BN	50	LEU	2.4
24	AR	41	ILE	2.4
8	CB	2799	A	2.4
10	AD	84	LEU	2.4
11	AE	141	MET	2.4
13	CG	174	LYS	2.4
11	AE	124	PHE	2.4
1	C0	56	LYS	2.4
37	DE	115	GLU	2.4
11	CE	189	THR	2.4
29	CW	34	SER	2.4
15	AI	97	VAL	2.4
15	CI	35	MET	2.4
18	CL	100	ILE	2.4
13	AG	12	ALA	2.4
2	A1	5	ARG	2.4
33	DA	1226	C	2.4
48	BP	9	HIS	2.4
35	BC	203	LYS	2.4
39	BG	76	SER	2.4
49	BQ	13	SER	2.4
13	CG	3	VAL	2.4
2	A1	3	GLY	2.4
8	AB	846	U	2.4
20	AN	124	ALA	2.4
30	AX	3	ALA	2.4
35	BC	204	GLY	2.4
45	BM	62	PHE	2.4
16	AJ	55	ILE	2.4
18	AL	22	GLY	2.4
10	CD	75	ALA	2.4
11	AE	41	GLN	2.4
14	AH	123	ARG	2.4
27	CU	93	ARG	2.4
40	BH	128	VAL	2.4
11	AE	125	SER	2.4
16	CJ	88	THR	2.4

Continued on next page...

Continued from previous page...

Mol	Chain	Res	Type	RSRZ
13	AG	175	LYS	2.4
52	DT	2	ASN	2.4
35	BC	152	VAL	2.4
30	AX	2	LYS	2.4
14	AH	20	ASN	2.4
15	CI	119	ALA	2.4
37	BE	53	ARG	2.4
44	BL	69	GLU	2.4
5	A4	20	ASP	2.4
14	AH	82	SER	2.4
21	CO	57	ALA	2.4
52	DT	46	ALA	2.4
45	DM	11	HIS	2.4
49	BQ	5	ARG	2.4
27	CU	23	LYS	2.4
40	BH	100	ILE	2.4
41	BI	102	PHE	2.4
42	DJ	76	ILE	2.4
5	A4	17	VAL	2.4
15	AI	120	ASP	2.4
48	BP	21	VAL	2.4
48	BP	23	ASP	2.4
44	DL	123	ALA	2.4
5	C4	18	LYS	2.4
11	AE	47	LYS	2.4
15	AI	86	LYS	2.4
35	BC	192	TYR	2.4
12	AF	111	ARG	2.3
42	DJ	37	ARG	2.3
14	AH	75	LEU	2.3
34	BB	161	PHE	2.3
4	A3	63	TYR	2.3
18	CL	76	GLU	2.3
40	BH	98	LEU	2.3
5	A4	18	LYS	2.3
33	DA	1534	A	2.3
35	DC	180	ASP	2.3
34	DB	163	ILE	2.3
15	AI	57	VAL	2.3
24	CR	87	GLN	2.3
13	CG	54	ARG	2.3
39	BG	44	SER	2.3

Continued on next page...

Continued from previous page...

Mol	Chain	Res	Type	RSRZ
12	AF	146	ASP	2.3
31	CY	37	ARG	2.3
14	AH	77	THR	2.3
38	BF	36	ILE	2.3
19	AM	63	ILE	2.3
8	CB	139	U	2.3
15	AI	79	LEU	2.3
29	AW	9	THR	2.3
31	AY	57	GLU	2.3
34	DB	36	LYS	2.3
51	BS	18	VAL	2.3
10	CD	72	GLY	2.3
48	BP	41	PRO	2.3
27	CU	7	ASP	2.3
8	AB	2790	U	2.3
27	AU	42	LYS	2.3
29	CW	71	LYS	2.3
3	C2	35	ARG	2.3
3	C2	39	ARG	2.3
43	BK	87	GLY	2.3
48	BP	5	ARG	2.3
37	BE	33	THR	2.3
14	CH	80	ILE	2.3
16	AJ	23	LYS	2.3
26	CT	94	ASP	2.3
11	CE	129	PRO	2.3
21	AO	95	SER	2.3
45	DM	9	PRO	2.3
13	CG	173	ALA	2.3
14	AH	74	ALA	2.3
8	AB	645	C	2.3
39	DG	5	VAL	2.3
8	AB	2150	C	2.2
11	CE	42	GLY	2.2
18	AL	56	PRO	2.2
13	CG	57	TYR	2.2
48	BP	29	ASN	2.2
15	CI	46	ASP	2.2
51	BS	40	PHE	2.2
51	DS	31	ARG	2.2
33	DA	1370	G	2.2
15	AI	119	ALA	2.2

Continued on next page...

Continued from previous page...

Mol	Chain	Res	Type	RSRZ
42	BJ	86	ALA	2.2
27	CU	5	ARG	2.2
33	DA	1317	C	2.2
35	DC	165	GLU	2.2
18	CL	104	GLN	2.2
41	BI	125	GLN	2.2
42	BJ	20	GLN	2.2
4	A3	61	LEU	2.2
10	AD	54	ALA	2.2
20	AN	125	ALA	2.2
45	BM	92	ARG	2.2
27	AU	35	VAL	2.2
36	DD	35	GLN	2.2
3	A2	14	ARG	2.2
44	BL	122	LYS	2.2
12	AF	18	GLU	2.2
45	DM	18	LEU	2.2
22	CP	75	THR	2.2
31	AY	7	THR	2.2
15	CI	96	LYS	2.2
11	CE	96	VAL	2.2
32	AZ	5	ILE	2.2
35	DC	204	GLY	2.2
3	C2	41	ARG	2.2
12	AF	74	ALA	2.2
15	CI	71	LYS	2.2
28	CV	91	PHE	2.2
16	AJ	130	HIS	2.2
26	CT	92	ASN	2.2
39	BG	10	LYS	2.2
33	DA	105	G	2.2
43	BK	88	PRO	2.2
27	AU	71	ILE	2.2
18	CL	107	PHE	2.2
1	A0	54	ILE	2.2
2	A1	47	ILE	2.2
37	BE	119	VAL	2.2
39	BG	39	GLU	2.2
45	BM	46	GLU	2.2
8	AB	2149	U	2.2
33	BA	5	U	2.2
48	BP	82	ALA	2.2

Continued on next page...

Continued from previous page...

Mol	Chain	Res	Type	RSRZ
9	CC	114	GLN	2.2
15	AI	29	GLN	2.2
15	CI	42	ASN	2.2
24	CR	19	THR	2.2
46	DN	40	ARG	2.2
41	DI	5	TYR	2.2
15	AI	48	ILE	2.2
1	A0	37	HIS	2.2
5	A4	38	GLY	2.2
9	CC	198	GLU	2.2
11	AE	22	ASP	2.2
11	CE	151	GLY	2.2
27	CU	79	ALA	2.2
8	AB	1172	C	2.2
34	DB	69	VAL	2.2
49	BQ	12	VAL	2.2
10	CD	156	PHE	2.2
18	CL	8	PRO	2.2
35	BC	193	GLY	2.2
14	CH	11	ASN	2.2
14	CH	28	ASN	2.2
35	DC	150	VAL	2.2
41	BI	5	TYR	2.2
43	DK	43	TRP	2.2
42	BJ	24	GLU	2.2
45	BM	3	ILE	2.2
37	BE	34	ALA	2.2
21	AO	93	ASP	2.2
26	AT	26	LYS	2.2
8	AB	1174	U	2.2
35	BC	151	GLU	2.2
12	AF	64	PRO	2.1
26	CT	1	MET	2.1
37	BE	28	ARG	2.1
45	BM	38	ILE	2.1
48	DP	18	GLN	2.1
42	BJ	77	VAL	2.1
32	CZ	50	ASP	2.1
51	DS	32	THR	2.1
33	BA	1004	A	2.1
8	AB	1170	C	2.1
2	C1	21	THR	2.1

Continued on next page...

Continued from previous page...

Mol	Chain	Res	Type	RSRZ
39	BG	83	THR	2.1
48	DP	37	GLY	2.1
19	AM	133	LYS	2.1
15	AI	5	GLN	2.1
53	BU	45	LYS	2.1
31	CY	10	ARG	2.1
26	CT	5	GLU	2.1
19	CM	2	LEU	2.1
35	BC	133	MET	2.1
35	BC	145	ALA	2.1
43	DK	81	LEU	2.1
48	DP	36	VAL	2.1
12	CF	163	GLU	2.1
12	CF	27	VAL	2.1
24	CR	86	GLN	2.1
34	DB	146	SER	2.1
36	DD	36	ALA	2.1
34	BB	32	GLY	2.1
8	AB	1420	A	2.1
32	AZ	36	VAL	2.1
13	AG	51	PHE	2.1
37	BE	30	PHE	2.1
14	AH	112	LYS	2.1
10	AD	192	ALA	2.1
27	CU	24	VAL	2.1
51	BS	15	LEU	2.1
2	C1	38	PHE	2.1
39	BG	25	PHE	2.1
41	BI	19	PHE	2.1
33	DA	1119	C	2.1
45	DM	44	ILE	2.1
48	BP	13	LYS	2.1
45	DM	46	GLU	2.1
46	BN	56	PRO	2.1
15	CI	39	LYS	2.1
13	AG	86	LEU	2.1
13	AG	170	THR	2.1
18	CL	49	GLY	2.1
30	CX	24	GLU	2.1
35	DC	205	GLU	2.1
43	DK	18	GLY	2.1
12	CF	69	ALA	2.1

Continued on next page...

Continued from previous page...

Mol	Chain	Res	Type	RSRZ
26	CT	80	TRP	2.1
36	BD	1	ALA	2.1
14	CH	18	GLN	2.1
34	DB	212	TYR	2.1
15	CI	125	THR	2.1
35	BC	1	GLY	2.1
45	DM	40	GLU	2.1
19	CM	92	TRP	2.1
20	AN	58	ASP	2.1
8	AB	547	A	2.1
11	CE	91	ASP	2.1
15	AI	135	MET	2.1
42	BJ	34	ALA	2.1
8	AB	1173	U	2.1
14	CH	147	VAL	2.1
39	BG	42	VAL	2.1
3	A2	37	LYS	2.0
12	AF	72	SER	2.0
45	DM	21	ILE	2.0
10	AD	186	LEU	2.0
10	CD	104	VAL	2.0
39	BG	31	VAL	2.0
30	AX	63	ALA	2.0
12	CF	70	ARG	2.0
40	BH	107	LYS	2.0
11	CE	128	ALA	2.0
31	AY	6	ILE	2.0
47	BO	16	ARG	2.0
39	BG	29	LEU	2.0
14	CH	85	GLY	2.0
12	CF	74	ALA	2.0
48	BP	1	MET	2.0
33	BA	152	A	2.0
40	BH	102	VAL	2.0
2	A1	19	PHE	2.0
22	AP	75	THR	2.0
37	BE	13	LYS	2.0
29	CW	33	GLY	2.0
34	DB	16	GLY	2.0
33	BA	1322	C	2.0
12	CF	37	MET	2.0
52	DT	51	ASN	2.0

Continued on next page...

Continued from previous page...

Mol	Chain	Res	Type	RSRZ
9	AC	57	HIS	2.0
11	AE	3	LEU	2.0
41	BI	99	LYS	2.0
14	AH	86	ASP	2.0
42	BJ	103	GLY	2.0
34	BB	163	ILE	2.0
9	AC	238	ASN	2.0
11	CE	112	LEU	2.0
26	CT	53	VAL	2.0
34	DB	216	VAL	2.0
35	DC	166	TRP	2.0
38	BF	39	LEU	2.0
21	AO	5	SER	2.0
8	AB	1537	G	2.0
35	BC	165	GLU	2.0
14	AH	138	VAL	2.0
16	CJ	122	LEU	2.0
31	AY	54	VAL	2.0
37	DE	113	VAL	2.0
9	AC	166	ARG	2.0
41	DI	40	ARG	2.0
49	DQ	25	GLU	2.0

6.2 Non-standard residues in protein, DNA, RNA chains [i](#)

There are no non-standard protein/DNA/RNA residues in this entry.

6.3 Carbohydrates [i](#)

There are no carbohydrates in this entry.

6.4 Ligands [i](#)

In the following table, the Atoms column lists the number of modelled atoms in the group and the number defined in the chemical component dictionary. LLDF column lists the quality of electron density of the group with respect to its neighbouring residues in protein, DNA or RNA chains. The B-factors column lists the minimum, median, 95th percentile and maximum values of B factors of atoms in the group. The column labelled 'Q < 0.9' lists the number of atoms with occupancy less than 0.9.

Mol	Type	Chain	Res	Atoms	RSCC	RSR	LLDF	B-factors(\AA^2)	Q<0.9
54	MG	CB	3080	1/1	0.83	0.47	23.73	55,55,55,55	1
54	MG	AB	4091	1/1	0.94	0.44	14.38	34,34,34,34	0
54	MG	BA	4002	1/1	0.88	0.30	12.22	86,86,86,86	0
54	MG	CB	3028	1/1	0.99	0.31	8.56	46,46,46,46	0
54	MG	CB	3044	1/1	1.00	0.38	7.49	83,83,83,83	0
54	MG	CB	3041	1/1	0.96	0.19	6.86	19,19,19,19	0
54	MG	CB	3070	1/1	0.97	0.30	6.45	33,33,33,33	0
54	MG	DA	1644	1/1	0.94	0.30	4.85	53,53,53,53	0
54	MG	CB	3077	1/1	0.92	0.17	4.54	76,76,76,76	0
54	MG	BA	4027	1/1	0.94	0.30	4.53	68,68,68,68	0
54	MG	AB	4050	1/1	0.88	0.32	4.48	49,49,49,49	0
54	MG	AB	4057	1/1	0.96	0.29	4.10	49,49,49,49	0
54	MG	BA	4001	1/1	0.95	0.25	3.03	69,69,69,69	0
54	MG	AB	4082	1/1	0.99	0.27	2.80	50,50,50,50	0
54	MG	AB	4061	1/1	0.96	0.18	2.47	35,35,35,35	0
54	MG	AB	4085	1/1	0.97	0.24	2.28	53,53,53,53	0
54	MG	BA	4017	1/1	0.95	0.25	2.21	42,42,42,42	0
54	MG	CB	3029	1/1	0.92	0.18	1.96	39,39,39,39	0
54	MG	CB	3071	1/1	0.93	0.21	1.46	52,52,52,52	0
54	MG	CB	3040	1/1	0.95	0.23	1.31	46,46,46,46	0
54	MG	BA	4028	1/1	0.83	0.19	0.88	61,61,61,61	0
54	MG	AB	4065	1/1	0.98	0.17	0.85	20,20,20,20	0
54	MG	CB	3049	1/1	0.93	0.16	0.67	30,30,30,30	1
54	MG	AB	4101	1/1	0.96	0.17	0.60	25,25,25,25	0
54	MG	AB	4013	1/1	0.87	0.18	0.53	46,46,46,46	0
54	MG	BA	4033	1/1	0.95	0.21	0.52	90,90,90,90	0
54	MG	DA	1611	1/1	0.91	0.16	0.36	51,51,51,51	0
54	MG	AB	4029	1/1	0.98	0.16	0.32	55,55,55,55	0
54	MG	AB	4011	1/1	0.98	0.18	0.16	45,45,45,45	0
54	MG	DA	1616	1/1	0.97	0.15	0.14	21,21,21,21	0
54	MG	DA	1638	1/1	0.99	0.13	-0.18	12,12,12,12	0
54	MG	CB	3081	1/1	0.96	0.13	-0.20	10,10,10,10	0
54	MG	CB	3095	1/1	0.96	0.16	-0.27	22,22,22,22	0
54	MG	CB	3073	1/1	0.99	0.14	-0.31	14,14,14,14	0
54	MG	CB	3048	1/1	0.99	0.19	-0.48	4,4,4,4	0
54	MG	AB	4038	1/1	0.96	0.12	-0.56	30,30,30,30	0
54	MG	DA	1646	1/1	0.99	0.18	-0.56	50,50,50,50	0
54	MG	DA	1615	1/1	0.98	0.12	-0.62	95,95,95,95	0
54	MG	CB	3037	1/1	0.95	0.13	-0.63	10,10,10,10	0
54	MG	AB	4097	1/1	0.95	0.15	-0.65	17,17,17,17	0
54	MG	AB	4109	1/1	0.91	0.14	-0.76	34,34,34,34	0
54	MG	CL	201	1/1	0.95	0.07	-0.97	43,43,43,43	0
54	MG	AB	4005	1/1	0.98	0.14	-1.03	11,11,11,11	0

Continued on next page...

Continued from previous page...

Mol	Type	Chain	Res	Atoms	RSCC	RSR	LLDF	B-factors(\AA^2)	Q<0.9
54	MG	BA	4008	1/1	0.94	0.12	-1.06	21,21,21,21	0
54	MG	AB	4051	1/1	0.99	0.12	-1.15	7,7,7,7	0
54	MG	CB	3059	1/1	0.95	0.12	-1.18	12,12,12,12	0
54	MG	CB	3056	1/1	0.97	0.15	-1.19	8,8,8,8	0
54	MG	BA	4038	1/1	0.96	0.10	-1.41	50,50,50,50	0
54	MG	BA	4006	1/1	0.97	0.12	-1.50	42,42,42,42	0
54	MG	CB	3043	1/1	0.92	0.07	-1.50	69,69,69,69	0
54	MG	CB	3024	1/1	0.99	0.11	-1.53	21,21,21,21	0
54	MG	AB	4081	1/1	0.98	0.11	-1.56	60,60,60,60	0
54	MG	CC	301	1/1	0.99	0.07	-1.59	89,89,89,89	0
54	MG	BA	4014	1/1	0.88	0.12	-1.59	44,44,44,44	0
54	MG	AB	4055	1/1	0.97	0.07	-1.70	68,68,68,68	0
54	MG	DA	1604	1/1	0.98	0.13	-1.73	35,35,35,35	0
54	MG	AE	301	1/1	0.98	0.13	-1.76	10,10,10,10	0
54	MG	CB	3033	1/1	0.96	0.11	-1.79	33,33,33,33	0
54	MG	DN	201	1/1	0.96	0.09	-1.80	48,48,48,48	0
54	MG	CB	3019	1/1	0.97	0.12	-1.81	11,11,11,11	0
54	MG	AB	4084	1/1	0.94	0.09	-1.85	21,21,21,21	0
54	MG	DA	1641	1/1	0.94	0.09	-1.90	63,63,63,63	0
54	MG	CB	3084	1/1	0.97	0.10	-1.93	24,24,24,24	0
54	MG	DA	1635	1/1	0.97	0.15	-1.99	41,41,41,41	0
54	MG	CB	3098	1/1	0.97	0.08	-2.01	7,7,7,7	0
54	MG	AB	4093	1/1	0.94	0.09	-2.21	4,4,4,4	0
54	MG	CB	3074	1/1	0.93	0.11	-2.31	33,33,33,33	0
54	MG	CB	3008	1/1	0.98	0.11	-2.49	16,16,16,16	0
54	MG	AB	4001	1/1	0.96	0.06	-2.52	5,5,5,5	0
54	MG	CB	3025	1/1	0.97	0.09	-2.54	27,27,27,27	0
54	MG	AB	4019	1/1	0.99	0.11	-2.56	29,29,29,29	0
54	MG	DA	1631	1/1	0.99	0.05	-2.62	22,22,22,22	0
54	MG	AB	4036	1/1	0.88	0.09	-2.67	12,12,12,12	0
54	MG	CB	3057	1/1	0.97	0.11	-2.68	7,7,7,7	0
54	MG	CB	3069	1/1	0.99	0.10	-2.80	10,10,10,10	0
54	MG	CB	3018	1/1	0.98	0.10	-2.92	25,25,25,25	0
54	MG	CB	3088	1/1	0.99	0.05	-3.00	52,52,52,52	0
54	MG	CB	3062	1/1	0.98	0.08	-3.20	7,7,7,7	0
54	MG	AB	4086	1/1	0.99	0.10	-3.50	39,39,39,39	0
54	MG	AB	4068	1/1	0.98	0.08	-3.53	21,21,21,21	0
54	MG	DA	1654	1/1	0.98	0.07	-3.55	13,13,13,13	0
54	MG	CB	3002	1/1	0.99	0.08	-3.61	54,54,54,54	0
54	MG	BA	4036	1/1	0.93	0.08	-3.81	5,5,5,5	0
54	MG	CB	3047	1/1	0.99	0.06	-4.00	10,10,10,10	0
54	MG	CB	3001	1/1	0.99	0.04	-4.53	9,9,9,9	0

Continued on next page...

Continued from previous page...

Mol	Type	Chain	Res	Atoms	RSCC	RSR	LLDF	B-factors(\AA^2)	Q<0.9
54	MG	DA	1639	1/1	0.98	0.09	-4.73	79,79,79,79	0
54	MG	CB	3003	1/1	0.99	0.05	-5.14	8,8,8,8	0
54	MG	AB	4083	1/1	0.94	0.12	-5.18	29,29,29,29	0
54	MG	BA	4040	1/1	0.99	0.07	-8.09	49,49,49,49	0
54	MG	CB	3105	1/1	0.99	0.05	-11.66	20,20,20,20	0
54	MG	AB	4106	1/1	0.98	0.06	-	9,9,9,9	0
54	MG	DA	1637	1/1	0.96	0.20	-	109,109,109,109	0
54	MG	BA	4043	1/1	0.89	0.69	-	25,25,25,25	0
54	MG	AB	4022	1/1	0.95	0.33	-	11,11,11,11	0
54	MG	DA	1610	1/1	0.83	0.22	-	48,48,48,48	0
54	MG	AB	4042	1/1	0.94	0.14	-	90,90,90,90	0
54	MG	AB	4074	1/1	0.97	0.12	-	50,50,50,50	0
54	MG	CB	3083	1/1	0.99	0.12	-	9,9,9,9	0
54	MG	CB	3005	1/1	0.97	0.17	-	26,26,26,26	0
54	MG	BA	4025	1/1	0.90	0.17	-	37,37,37,37	0
54	MG	CB	3075	1/1	0.97	0.14	-	61,61,61,61	0
54	MG	AB	4066	1/1	0.98	0.13	-	33,33,33,33	0
54	MG	DA	1622	1/1	0.99	0.37	-	27,27,27,27	0
54	MG	CB	3092	1/1	0.94	0.11	-	7,7,7,7	0
54	MG	AB	4041	1/1	0.97	0.09	-	11,11,11,11	0
54	MG	CB	3053	1/1	0.96	0.12	-	5,5,5,5	0
54	MG	BA	4054	1/1	0.81	1.04	-	90,90,90,90	0
54	MG	CB	3066	1/1	0.97	0.18	-	45,45,45,45	0
54	MG	BA	4053	1/1	0.77	0.55	-	109,109,109,109	0
54	MG	CB	3055	1/1	0.99	0.06	-	5,5,5,5	0
54	MG	DA	1617	1/1	0.98	0.10	-	10,10,10,10	0
54	MG	CB	3030	1/1	0.97	0.18	-	17,17,17,17	0
54	MG	CB	3091	1/1	0.97	0.11	-	42,42,42,42	0
54	MG	AB	4025	1/1	0.94	0.22	-	129,129,129,129	0
54	MG	CB	3104	1/1	0.97	0.46	-	6,6,6,6	0
54	MG	BA	4045	1/1	0.99	0.10	-	59,59,59,59	0
54	MG	AB	4015	1/1	0.98	0.09	-	3,3,3,3	0
54	MG	BA	4034	1/1	0.93	0.18	-	48,48,48,48	0
54	MG	AB	4032	1/1	0.98	0.17	-	35,35,35,35	0
54	MG	CB	3063	1/1	0.95	0.20	-	11,11,11,11	0
54	MG	CB	3106	1/1	0.95	0.24	-	20,20,20,20	0
54	MG	DA	1647	1/1	0.96	0.30	-	30,30,30,30	0
54	MG	AB	4072	1/1	0.96	0.14	-	44,44,44,44	0
54	MG	CB	3051	1/1	0.98	0.25	-	12,12,12,12	0
54	MG	AB	4008	1/1	0.96	0.09	-	38,38,38,38	0
54	MG	AB	4040	1/1	0.99	0.12	-	77,77,77,77	0
54	MG	AB	4023	1/1	0.93	0.19	-	66,66,66,66	0

Continued on next page...

Continued from previous page...

Mol	Type	Chain	Res	Atoms	RSCC	RSR	LLDF	B-factors(\AA^2)	Q<0.9
54	MG	AB	4006	1/1	0.98	0.08	-	12,12,12,12	0
54	MG	DA	1620	1/1	0.97	0.09	-	19,19,19,19	0
54	MG	BA	4015	1/1	0.95	0.11	-	59,59,59,59	0
54	MG	DA	1649	1/1	0.95	0.14	-	45,45,45,45	0
54	MG	BA	4039	1/1	0.94	0.24	-	31,31,31,31	0
54	MG	BA	4005	1/1	0.99	0.21	-	59,59,59,59	0
54	MG	DA	1629	1/1	0.98	0.24	-	52,52,52,52	0
54	MG	AB	4090	1/1	0.93	0.27	-	37,37,37,37	0
54	MG	CB	3038	1/1	0.74	0.18	-	58,58,58,58	0
54	MG	AB	4079	1/1	0.99	0.20	-	43,43,43,43	0
54	MG	AB	4037	1/1	0.97	0.13	-	25,25,25,25	0
54	MG	AB	4052	1/1	0.99	0.09	-	25,25,25,25	0
54	MG	CB	3097	1/1	0.98	0.10	-	9,9,9,9	0
54	MG	BA	4020	1/1	0.95	0.39	-	77,77,77,77	0
54	MG	DA	1655	1/1	0.98	0.07	-	12,12,12,12	0
54	MG	AB	4010	1/1	0.98	0.10	-	32,32,32,32	0
54	MG	CB	3032	1/1	0.95	0.27	-	52,52,52,52	0
54	MG	AB	4058	1/1	0.98	0.09	-	20,20,20,20	0
54	MG	CB	3021	1/1	0.97	0.05	-	22,22,22,22	0
54	MG	CB	3076	1/1	0.91	0.29	-	15,15,15,15	0
54	MG	CB	3015	1/1	0.97	0.15	-	9,9,9,9	0
54	MG	AB	4089	1/1	0.99	0.06	-	31,31,31,31	0
54	MG	BA	4052	1/1	0.94	0.13	-	33,33,33,33	0
54	MG	CB	3016	1/1	0.99	0.07	-	18,18,18,18	0
54	MG	AB	4003	1/1	0.96	0.15	-	26,26,26,26	0
54	MG	CB	3007	1/1	0.99	0.15	-	25,25,25,25	0
54	MG	DA	1606	1/1	0.96	0.09	-	18,18,18,18	0
54	MG	AB	4100	1/1	0.99	0.17	-	25,25,25,25	0
54	MG	AB	4088	1/1	0.93	0.14	-	24,24,24,24	0
54	MG	DA	1613	1/1	0.95	0.19	-	62,62,62,62	0
54	MG	AB	4095	1/1	0.93	0.14	-	47,47,47,47	0
54	MG	AB	4047	1/1	0.90	0.29	-	48,48,48,48	0
54	MG	AB	4004	1/1	0.98	0.15	-	41,41,41,41	0
54	MG	DA	1658	1/1	0.98	0.45	-	47,47,47,47	0
54	MG	AB	4053	1/1	0.95	0.12	-	14,14,14,14	0
54	MG	CB	3086	1/1	0.99	0.10	-	17,17,17,17	0
54	MG	BA	4051	1/1	0.98	0.13	-	79,79,79,79	0
54	MG	CB	3078	1/1	0.95	0.12	-	57,57,57,57	0
54	MG	BA	4047	1/1	0.98	0.09	-	29,29,29,29	0
54	MG	CB	3042	1/1	0.98	0.08	-	18,18,18,18	0
54	MG	CB	3109	1/1	0.99	0.09	-	16,16,16,16	0
54	MG	CB	3010	1/1	0.93	0.15	-	30,30,30,30	0

Continued on next page...

Continued from previous page...

Mol	Type	Chain	Res	Atoms	RSCC	RSR	LLDF	B-factors(\AA^2)	Q<0.9
54	MG	CB	3014	1/1	0.94	0.25	-	33,33,33,33	0
54	MG	DA	1627	1/1	0.96	0.14	-	51,51,51,51	0
54	MG	CB	3058	1/1	0.98	0.07	-	31,31,31,31	0
54	MG	AB	4080	1/1	0.97	0.13	-	17,17,17,17	0
54	MG	AB	4069	1/1	0.92	0.17	-	51,51,51,51	0
54	MG	CB	3061	1/1	0.95	0.12	-	31,31,31,31	0
54	MG	CB	3006	1/1	0.96	0.08	-	19,19,19,19	0
54	MG	AB	4056	1/1	0.98	0.36	-	9,9,9,9	0
54	MG	AB	4098	1/1	0.92	0.38	-	37,37,37,37	0
54	MG	BA	4003	1/1	0.98	0.20	-	29,29,29,29	0
54	MG	CB	3054	1/1	0.99	0.23	-	13,13,13,13	0
54	MG	DA	1632	1/1	0.85	0.39	-	90,90,90,90	0
54	MG	DA	1630	1/1	0.94	0.07	-	29,29,29,29	0
54	MG	DA	1628	1/1	0.94	0.32	-	33,33,33,33	1
54	MG	AB	4105	1/1	0.98	0.09	-	33,33,33,33	0
54	MG	AB	4070	1/1	0.99	0.16	-	20,20,20,20	0
54	MG	CB	3035	1/1	0.97	0.09	-	20,20,20,20	0
54	MG	AB	4045	1/1	0.93	0.09	-	51,51,51,51	0
54	MG	DA	1624	1/1	0.94	0.30	-	57,57,57,57	0
54	MG	DA	1614	1/1	0.98	0.19	-	25,25,25,25	0
54	MG	BA	4048	1/1	0.96	0.12	-	73,73,73,73	0
54	MG	AB	4002	1/1	0.97	0.18	-	27,27,27,27	0
54	MG	BA	4056	1/1	0.65	0.32	-	81,81,81,81	0
54	MG	BA	4016	1/1	0.98	0.06	-	47,47,47,47	0
54	MG	CB	3064	1/1	0.97	0.15	-	63,63,63,63	0
54	MG	BA	4012	1/1	0.94	0.20	-	54,54,54,54	0
54	MG	AB	4103	1/1	0.95	0.20	-	13,13,13,13	0
54	MG	AB	4034	1/1	0.94	0.19	-	51,51,51,51	0
54	MG	DA	1643	1/1	0.98	0.09	-	70,70,70,70	0
54	MG	DA	1650	1/1	0.98	0.13	-	48,48,48,48	0
54	MG	DA	1602	1/1	0.97	0.08	-	13,13,13,13	0
54	MG	BA	4029	1/1	0.89	0.11	-	44,44,44,44	0
54	MG	DA	1601	1/1	0.97	0.09	-	28,28,28,28	0
54	MG	CB	3072	1/1	0.96	0.19	-	42,42,42,42	0
54	MG	BA	4032	1/1	0.99	0.20	-	27,27,27,27	0
54	MG	CB	3082	1/1	0.96	0.14	-	17,17,17,17	0
54	MG	AB	4033	1/1	0.97	0.31	-	52,52,52,52	0
54	MG	CB	3009	1/1	0.93	0.12	-	13,13,13,13	0
54	MG	AB	4039	1/1	0.99	0.06	-	25,25,25,25	0
54	MG	DA	1640	1/1	0.92	0.16	-	17,17,17,17	0
54	MG	CB	3034	1/1	0.96	0.16	-	7,7,7,7	0
54	MG	DA	1608	1/1	0.79	0.32	-	41,41,41,41	0

Continued on next page...

Continued from previous page...

Mol	Type	Chain	Res	Atoms	RSCC	RSR	LLDF	B-factors(\AA^2)	Q<0.9
54	MG	DA	1636	1/1	0.89	0.07	-	43,43,43,43	0
54	MG	BA	4042	1/1	0.94	0.27	-	69,69,69,69	0
54	MG	AB	4030	1/1	0.98	0.07	-	34,34,34,34	0
54	MG	BA	4035	1/1	0.97	0.55	-	30,30,30,30	0
54	MG	AB	4046	1/1	0.95	0.10	-	26,26,26,26	0
54	MG	BA	4023	1/1	0.77	0.16	-	63,63,63,63	1
54	MG	CB	3087	1/1	0.93	0.27	-	25,25,25,25	0
54	MG	DA	1645	1/1	0.98	0.08	-	56,56,56,56	0
54	MG	BA	4030	1/1	0.98	0.49	-	34,34,34,34	0
54	MG	CB	3022	1/1	0.97	0.08	-	21,21,21,21	0
54	MG	AB	4014	1/1	0.99	0.22	-	18,18,18,18	0
54	MG	CB	3090	1/1	0.97	0.12	-	67,67,67,67	0
54	MG	DA	1621	1/1	0.98	0.16	-	18,18,18,18	0
54	MG	CB	3079	1/1	0.94	0.16	-	54,54,54,54	0
54	MG	CB	3050	1/1	0.91	0.10	-	45,45,45,45	0
54	MG	DA	1648	1/1	0.98	0.11	-	43,43,43,43	0
54	MG	BA	4011	1/1	0.90	0.08	-	56,56,56,56	0
54	MG	AB	4017	1/1	0.99	0.39	-	10,10,10,10	0
54	MG	AB	4009	1/1	0.94	0.13	-	58,58,58,58	0
54	MG	AB	4054	1/1	0.99	0.10	-	10,10,10,10	0
54	MG	AB	4043	1/1	0.99	0.47	-	16,16,16,16	0
54	MG	CB	3089	1/1	0.96	0.14	-	38,38,38,38	0
54	MG	CB	3100	1/1	0.93	0.15	-	43,43,43,43	0
54	MG	CB	3004	1/1	0.97	0.14	-	9,9,9,9	0
54	MG	BA	4018	1/1	0.95	0.12	-	64,64,64,64	0
54	MG	BA	4044	1/1	0.94	0.21	-	86,86,86,86	0
54	MG	BA	4058	1/1	0.98	0.06	-	78,78,78,78	0
54	MG	AB	4007	1/1	0.94	0.15	-	37,37,37,37	0
54	MG	DA	1653	1/1	0.95	0.13	-	21,21,21,21	0
54	MG	CB	3103	1/1	0.97	0.36	-	10,10,10,10	0
54	MG	CB	3099	1/1	0.91	0.40	-	43,43,43,43	0
54	MG	BA	4021	1/1	0.88	0.32	-	28,28,28,28	1
54	MG	BA	4009	1/1	0.98	0.10	-	34,34,34,34	0
54	MG	AB	4059	1/1	0.97	0.12	-	55,55,55,55	0
54	MG	DA	1651	1/1	0.91	0.17	-	56,56,56,56	0
54	MG	DA	1607	1/1	0.91	0.20	-	54,54,54,54	0
54	MG	DA	1626	1/1	0.85	0.26	-	11,11,11,11	1
54	MG	BA	4050	1/1	0.96	0.16	-	51,51,51,51	0
54	MG	BA	4055	1/1	0.99	0.11	-	27,27,27,27	0
54	MG	AB	4044	1/1	0.97	0.05	-	17,17,17,17	0
54	MG	AB	4092	1/1	0.94	0.48	-	27,27,27,27	1
54	MG	DA	1609	1/1	0.93	0.21	-	56,56,56,56	0

Continued on next page...

Continued from previous page...

Mol	Type	Chain	Res	Atoms	RSCC	RSR	LLDF	B-factors(\AA^2)	Q<0.9
54	MG	CB	3107	1/1	0.90	0.16	-	22,22,22,22	0
54	MG	DA	1623	1/1	0.99	0.32	-	20,20,20,20	0
54	MG	BA	4037	1/1	0.88	0.11	-	58,58,58,58	0
54	MG	AB	4096	1/1	0.90	0.35	-	46,46,46,46	0
54	MG	AB	4102	1/1	0.99	0.09	-	63,63,63,63	0
54	MG	CB	3065	1/1	0.96	0.10	-	26,26,26,26	0
54	MG	CB	3060	1/1	0.94	0.20	-	78,78,78,78	0
54	MG	AB	4077	1/1	0.97	0.28	-	28,28,28,28	0
54	MG	CB	3045	1/1	0.98	0.33	-	67,67,67,67	0
54	MG	AB	4087	1/1	0.98	0.12	-	38,38,38,38	0
54	MG	BA	4013	1/1	0.88	0.32	-	73,73,73,73	0
54	MG	CB	3093	1/1	0.95	0.26	-	3,3,3,3	0
54	MG	DA	1603	1/1	0.99	0.10	-	22,22,22,22	0
54	MG	BT	101	1/1	0.90	0.22	-	27,27,27,27	0
54	MG	AB	4024	1/1	0.96	0.14	-	54,54,54,54	0
54	MG	AB	4018	1/1	0.98	0.05	-	32,32,32,32	0
54	MG	AB	4094	1/1	0.98	0.05	-	15,15,15,15	0
54	MG	BA	4019	1/1	0.98	0.28	-	11,11,11,11	0
54	MG	AB	4020	1/1	0.98	0.46	-	67,67,67,67	0
54	MG	CB	3046	1/1	0.99	0.09	-	29,29,29,29	0
54	MG	AB	4060	1/1	0.98	0.10	-	36,36,36,36	0
54	MG	CB	3052	1/1	0.96	0.20	-	43,43,43,43	0
54	MG	AB	4027	1/1	0.98	0.20	-	22,22,22,22	0
54	MG	DA	1612	1/1	0.69	0.45	-	81,81,81,81	0
54	MG	DA	1656	1/1	0.98	0.07	-	15,15,15,15	0
54	MG	DA	1619	1/1	0.88	0.62	-	64,64,64,64	0
54	MG	CB	3096	1/1	0.97	0.21	-	38,38,38,38	0
54	MG	AB	4048	1/1	0.94	0.24	-	22,22,22,22	0
54	MG	CB	3020	1/1	0.97	0.20	-	8,8,8,8	0
54	MG	AB	4078	1/1	0.95	0.15	-	35,35,35,35	0
54	MG	AB	4076	1/1	0.98	0.35	-	23,23,23,23	0
54	MG	BA	4046	1/1	0.93	0.32	-	62,62,62,62	0
54	MG	AB	4021	1/1	0.97	0.11	-	33,33,33,33	0
54	MG	CB	3101	1/1	0.99	0.33	-	8,8,8,8	0
54	MG	DA	1642	1/1	0.99	0.06	-	31,31,31,31	0
54	MG	DA	1605	1/1	0.96	0.14	-	76,76,76,76	0
54	MG	CB	3108	1/1	0.86	0.59	-	53,53,53,53	1
54	MG	BA	4049	1/1	0.96	0.15	-	100,100,100,100	0
54	MG	CB	3023	1/1	0.96	0.09	-	7,7,7,7	0
54	MG	AB	4099	1/1	0.96	0.41	-	12,12,12,12	1
54	MG	AB	4012	1/1	0.96	0.08	-	44,44,44,44	0
54	MG	CB	3039	1/1	0.99	0.08	-	27,27,27,27	0

Continued on next page...

Continued from previous page...

Mol	Type	Chain	Res	Atoms	RSCC	RSR	LLDF	B-factors(\AA^2)	Q<0.9
54	MG	AB	4049	1/1	0.99	0.28	-	21,21,21,21	0
54	MG	CB	3026	1/1	0.94	0.11	-	10,10,10,10	0
54	MG	BA	4026	1/1	0.93	0.17	-	75,75,75,75	0
54	MG	CB	3036	1/1	0.98	0.31	-	19,19,19,19	0
54	MG	CB	3102	1/1	0.98	0.18	-	17,17,17,17	0
54	MG	CB	3068	1/1	0.97	0.11	-	59,59,59,59	0
54	MG	BA	4007	1/1	0.94	0.72	-	81,81,81,81	0
54	MG	DA	1661	1/1	0.95	0.11	-	13,13,13,13	0
54	MG	DA	1625	1/1	0.94	0.19	-	37,37,37,37	1
54	MG	AB	4073	1/1	0.97	0.18	-	21,21,21,21	0
54	MG	DA	1652	1/1	0.99	0.03	-	21,21,21,21	0
54	MG	DA	1657	1/1	0.98	0.71	-	63,63,63,63	0
54	MG	BA	4010	1/1	0.99	0.09	-	17,17,17,17	0
54	MG	BA	4057	1/1	0.91	0.11	-	29,29,29,29	0
54	MG	CB	3031	1/1	0.98	0.12	-	55,55,55,55	0
54	MG	AB	4026	1/1	0.96	0.14	-	78,78,78,78	0
54	MG	BA	4031	1/1	0.97	0.11	-	40,40,40,40	0
54	MG	CB	3085	1/1	0.98	0.18	-	16,16,16,16	0
54	MG	BA	4004	1/1	0.97	0.12	-	34,34,34,34	0
54	MG	AB	4062	1/1	0.84	0.16	-	30,30,30,30	0
54	MG	CB	3012	1/1	0.97	0.07	-	10,10,10,10	0
54	MG	AB	4035	1/1	0.99	0.07	-	39,39,39,39	0
54	MG	AB	4071	1/1	0.98	0.26	-	29,29,29,29	0
54	MG	AB	4107	1/1	0.94	0.12	-	6,6,6,6	0
54	MG	BN	201	1/1	0.97	0.18	-	61,61,61,61	0
54	MG	DA	1660	1/1	0.96	0.24	-	14,14,14,14	0
54	MG	DA	1618	1/1	0.96	0.07	-	30,30,30,30	0
54	MG	CB	3067	1/1	0.98	0.14	-	9,9,9,9	0
54	MG	DA	1659	1/1	0.93	0.23	-	85,85,85,85	0
54	MG	DA	1634	1/1	0.90	0.36	-	110,110,110,110	0
54	MG	AB	4031	1/1	0.94	0.17	-	56,56,56,56	0
54	MG	AB	4104	1/1	0.99	0.11	-	26,26,26,26	0
54	MG	BA	4022	1/1	0.99	0.23	-	14,14,14,14	0
54	MG	CB	3027	1/1	0.98	0.10	-	40,40,40,40	0
54	MG	CB	3013	1/1	0.99	0.06	-	14,14,14,14	0
54	MG	BA	4041	1/1	0.97	0.11	-	54,54,54,54	0
54	MG	AB	4108	1/1	0.95	0.19	-	9,9,9,9	0
54	MG	DA	1633	1/1	0.98	0.06	-	3,3,3,3	0
54	MG	AB	4075	1/1	0.96	0.12	-	41,41,41,41	0
54	MG	AB	4064	1/1	0.94	0.12	-	43,43,43,43	0
54	MG	CB	3094	1/1	0.85	0.15	-	16,16,16,16	0
54	MG	AB	4016	1/1	0.99	0.20	-	68,68,68,68	0

Continued on next page...

Continued from previous page...

Mol	Type	Chain	Res	Atoms	RSCC	RSR	LLDF	B-factors(\AA^2)	Q<0.9
54	MG	AB	4063	1/1	0.99	0.29	-	16,16,16,16	0
54	MG	CB	3017	1/1	0.97	0.11	-	13,13,13,13	0
54	MG	AB	4067	1/1	0.96	0.12	-	31,31,31,31	0
54	MG	CB	3011	1/1	0.98	0.10	-	33,33,33,33	0
54	MG	AB	4028	1/1	0.98	0.12	-	16,16,16,16	0
54	MG	BA	4024	1/1	0.90	0.35	-	32,32,32,32	1

6.5 Other polymers [i](#)

There are no such residues in this entry.