



# wwPDB X-ray Structure Validation Summary Report ⓘ

Feb 27, 2018 – 06:10 PM EST

PDB ID : 4V5K  
Title : Structure of cytotoxic domain of colicin E3 bound to the 70S ribosome  
Authors : Ng, C.L.; Lang, K.; Meenan, N.A.G.; Sharma, A.; Kelley, A.C.; Kleanthous, C.; Ramakrishnan, V.  
Deposited on : 2010-05-29  
Resolution : 3.20 Å(reported)

This is a wwPDB X-ray Structure Validation Summary Report for a publicly released PDB entry.

We welcome your comments at [validation@mail.wwpdb.org](mailto:validation@mail.wwpdb.org)

A user guide is available at

<http://wwpdb.org/validation/2016/XrayValidationReportHelp>

with specific help available everywhere you see the ⓘ symbol.

---

The following versions of software and data (see [references ⓘ](#)) were used in the production of this report:

MolProbity : 4.02b-467  
Mogul : 1.7.2 (RC1), CSD as538be (2017)  
Xtriage (Phenix) : 1.9-1692  
EDS : rb-20030736  
Percentile statistics : 20161228.v01 (using entries in the PDB archive December 28th 2016)  
Refmac : 5.8.0135  
CCP4 : 6.5.0  
Ideal geometry (proteins) : Engh & Huber (2001)  
Ideal geometry (DNA, RNA) : Parkinson et al. (1996)  
Validation Pipeline (wwPDB-VP) : rb-20030736

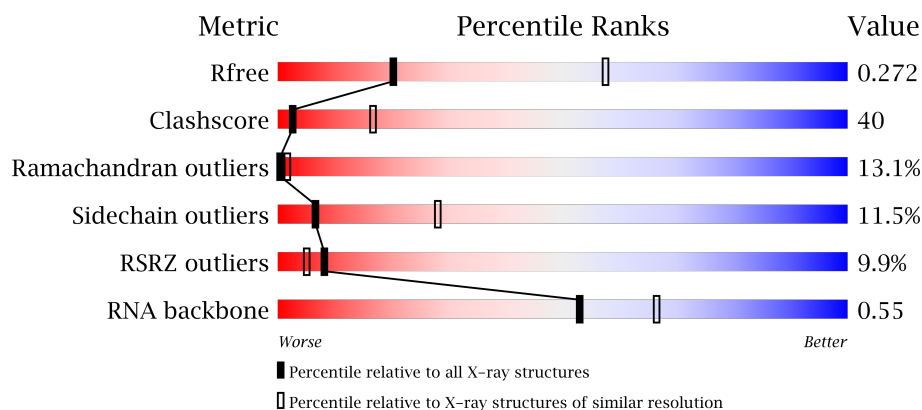
# 1 Overall quality at a glance

The following experimental techniques were used to determine the structure:

*X-RAY DIFFRACTION*

The reported resolution of this entry is 3.20 Å.

Percentile scores (ranging between 0-100) for global validation metrics of the entry are shown in the following graphic. The table shows the number of entries on which the scores are based.



Metric	Whole archive (#Entries)	Similar resolution (#Entries, resolution range(Å))
$R_{free}$	100719	1015 (3.22-3.18)
Clashscore	112137	1009 (3.20-3.20)
Ramachandran outliers	110173	1118 (3.22-3.18)
Sidechain outliers	110143	1117 (3.22-3.18)
RSRZ outliers	101464	1020 (3.22-3.18)
RNA backbone	2435	1045 (3.60-2.80)

The table below summarises the geometric issues observed across the polymeric chains and their fit to the electron density. The red, orange, yellow and green segments on the lower bar indicate the fraction of residues that contain outliers for  $\geq 3$ , 2, 1 and 0 types of geometric quality criteria. A grey segment represents the fraction of residues that are not modelled. The numeric value for each fraction is indicated below the corresponding segment, with a dot representing fractions  $\leq 5\%$ . The upper red bar (where present) indicates the fraction of residues that have poor fit to the electron density. The numeric value is given above the bar.

Mol	Chain	Length	Quality of chain
1	AA	1522	<div> <div>3%</div> <div>29%</div> <div>61%</div> <div>9%</div> <div>.</div> </div>
1	CA	1522	<div> <div>12%</div> <div>23%</div> <div>63%</div> <div>13%</div> <div>.</div> </div>
2	AB	256	<div> <div>7%</div> <div>17%</div> <div>61%</div> <div>13%</div> <div>.</div> <div>8%</div> </div>
2	CB	256	<div> <div>16%</div> <div>18%</div> <div>61%</div> <div>13%</div> <div>.</div> <div>8%</div> </div>

*Continued on next page...*

*Continued from previous page...*

Mol	Chain	Length	Quality of chain
3	AC	239	
3	CC	239	
4	AD	209	
4	CD	209	
5	AE	162	
5	CE	162	
6	AF	101	
6	CF	101	
7	AG	156	
7	CG	156	
8	AH	138	
8	CH	138	
9	AI	128	
9	CI	128	
10	AJ	105	
10	CJ	105	
11	AK	129	
11	CK	129	
12	AL	135	
12	CL	135	
13	AM	126	
13	CM	126	
14	AN	61	
14	CN	61	
15	AO	89	

*Continued on next page...*

Continued from previous page...

Mol	Chain	Length	Quality of chain
15	CO	89	
16	AP	88	
16	CP	88	
17	AQ	105	
17	CQ	105	
18	AR	88	
18	CR	88	
19	AS	93	
19	CS	93	
20	AT	106	
20	CT	106	
21	AU	27	
21	CU	27	
22	AV	77	
22	AW	77	
22	CV	77	
22	CW	77	
23	AX	25	
24	AY	97	
24	CY	97	
25	B0	85	
25	D0	85	
26	B1	98	
26	D1	98	
27	B2	72	





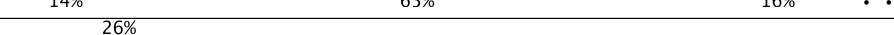

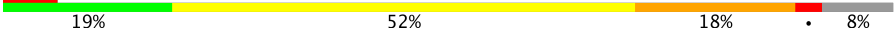
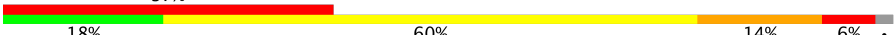














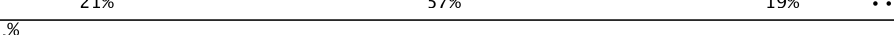
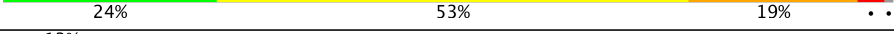

Continued on next page...

Continued from previous page...

Mol	Chain	Length	Quality of chain
27	D2	72	
28	B3	60	
28	D3	60	
29	B4	71	
29	D4	71	
30	B5	60	
30	D5	60	
31	B6	54	
31	D6	54	
32	B7	49	
32	D7	49	
33	B8	65	
33	D8	65	
34	B9	37	
34	D9	37	
35	BA	2848	
35	DA	2848	
36	BB	122	
36	DB	122	
37	BC	229	
37	DC	229	
38	BD	276	
38	DD	276	
39	BE	206	
39	DE	206	










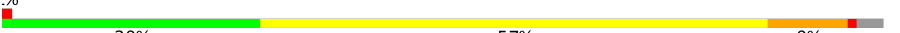


Continued on next page...

Continued from previous page...

Mol	Chain	Length	Quality of chain
40	BF	210	
40	DF	210	
41	BG	182	
41	DG	182	
42	BH	180	
42	DH	180	
43	BI	148	
43	DI	148	
44	BJ	131	
44	DJ	131	
45	BN	140	
45	DN	140	
46	BO	122	
46	DO	122	
47	BP	150	
47	DP	150	
48	BQ	141	
48	DQ	141	
49	BR	118	
49	DR	118	
50	BS	112	
50	DS	112	
51	BT	146	
51	DT	146	
52	BU	118	

Continued on next page...

Continued from previous page...

Mol	Chain	Length	Quality of chain
52	DU	118	
53	BV	101	
53	DV	101	
54	BW	113	
54	DW	113	
55	BX	96	
55	DX	96	
56	BY	110	
56	DY	110	
57	BZ	206	
57	DZ	206	
58	CX	25	

The following table lists non-polymeric compounds, carbohydrate monomers and non-standard residues in protein, DNA, RNA chains that are outliers for geometric or electron-density-fit criteria:

Mol	Type	Chain	Res	Chirality	Geometry	Clashes	Electron density
1	A3P	AA	1493	-	-	X	-
59	MG	AA	1616	-	-	-	X
59	MG	AA	1630	-	-	-	X
59	MG	AA	1650	-	-	-	X
59	MG	AA	1662	-	-	-	X
59	MG	AA	1669	-	-	-	X
59	MG	AA	1691	-	-	-	X
59	MG	AA	1692	-	-	-	X
59	MG	AA	1694	-	-	-	X
59	MG	AA	1697	-	-	-	X
59	MG	AA	1726	-	-	-	X
59	MG	AA	1729	-	-	-	X
59	MG	AA	1737	-	-	-	X
59	MG	AA	1760	-	-	-	X
59	MG	AA	1790	-	-	-	X
59	MG	AA	1812	-	-	-	X
59	MG	AA	1820	-	-	-	X

Continued on next page...

*Continued from previous page...*

Mol	Type	Chain	Res	Chirality	Geometry	Clashes	Electron density
59	MG	AA	1829	-	-	-	X
59	MG	AA	1845	-	-	-	X
59	MG	AA	1848	-	-	-	X
59	MG	AA	1858	-	-	-	X
59	MG	AA	1862	-	-	-	X
59	MG	AA	1872	-	-	-	X
59	MG	AA	1888	-	-	-	X
59	MG	AA	1893	-	-	-	X
59	MG	AA	1899	-	-	-	X
59	MG	AA	1905	-	-	-	X
59	MG	AA	1915	-	-	-	X
59	MG	AA	1932	-	-	-	X
59	MG	AA	1938	-	-	-	X
59	MG	AA	1948	-	-	-	X
59	MG	AA	1968	-	-	-	X
59	MG	AV	102	-	-	-	X
59	MG	B6	101	-	-	-	X
59	MG	BA	2920	-	-	-	X
59	MG	BA	2925	-	-	-	X
59	MG	BA	2927	-	-	-	X
59	MG	BA	2937	-	-	-	X
59	MG	BA	2940	-	-	-	X
59	MG	BA	2947	-	-	-	X
59	MG	BA	2953	-	-	-	X
59	MG	BA	2954	-	-	-	X
59	MG	BA	2969	-	-	-	X
59	MG	BA	2974	-	-	-	X
59	MG	BA	2975	-	-	-	X
59	MG	BA	2979	-	-	-	X
59	MG	BA	2980	-	-	-	X
59	MG	BA	2985	-	-	-	X
59	MG	BA	2989	-	-	-	X
59	MG	BA	2992	-	-	-	X
59	MG	BA	2993	-	-	-	X
59	MG	BA	2997	-	-	-	X
59	MG	BA	3003	-	-	-	X
59	MG	BA	3010	-	-	-	X
59	MG	BA	3012	-	-	-	X
59	MG	BA	3019	-	-	-	X
59	MG	BA	3028	-	-	-	X
59	MG	BA	3031	-	-	-	X
59	MG	BA	3032	-	-	-	X

*Continued on next page...*

*Continued from previous page...*

Mol	Type	Chain	Res	Chirality	Geometry	Clashes	Electron density
59	MG	BA	3035	-	-	-	X
59	MG	BA	3037	-	-	-	X
59	MG	BA	3039	-	-	-	X
59	MG	BA	3040	-	-	-	X
59	MG	BA	3043	-	-	-	X
59	MG	BA	3052	-	-	-	X
59	MG	BA	3053	-	-	-	X
59	MG	BA	3055	-	-	-	X
59	MG	BA	3058	-	-	-	X
59	MG	BA	3063	-	-	-	X
59	MG	BA	3064	-	-	-	X
59	MG	BA	3066	-	-	-	X
59	MG	BA	3068	-	-	-	X
59	MG	BA	3074	-	-	-	X
59	MG	BA	3081	-	-	-	X
59	MG	BA	3094	-	-	-	X
59	MG	BA	3099	-	-	-	X
59	MG	BA	3119	-	-	-	X
59	MG	BA	3137	-	-	-	X
59	MG	BA	3155	-	-	-	X
59	MG	BA	3161	-	-	-	X
59	MG	BA	3162	-	-	-	X
59	MG	BA	3167	-	-	-	X
59	MG	BA	3168	-	-	-	X
59	MG	BA	3169	-	-	-	X
59	MG	BA	3171	-	-	-	X
59	MG	BA	3172	-	-	-	X
59	MG	BA	3176	-	-	-	X
59	MG	BA	3177	-	-	-	X
59	MG	BA	3184	-	-	-	X
59	MG	BA	3187	-	-	-	X
59	MG	BA	3191	-	-	-	X
59	MG	BA	3197	-	-	-	X
59	MG	BA	3204	-	-	-	X
59	MG	BA	3206	-	-	-	X
59	MG	BA	3210	-	-	-	X
59	MG	BA	3211	-	-	-	X
59	MG	BA	3213	-	-	-	X
59	MG	BA	3214	-	-	-	X
59	MG	BA	3221	-	-	-	X
59	MG	BA	3243	-	-	-	X
59	MG	BA	3246	-	-	-	X

*Continued on next page...*

*Continued from previous page...*

Mol	Type	Chain	Res	Chirality	Geometry	Clashes	Electron density
59	MG	BA	3247	-	-	-	X
59	MG	BA	3248	-	-	-	X
59	MG	BA	3249	-	-	-	X
59	MG	BA	3255	-	-	-	X
59	MG	BA	3256	-	-	-	X
59	MG	BA	3257	-	-	-	X
59	MG	BA	3261	-	-	-	X
59	MG	BA	3265	-	-	-	X
59	MG	BA	3271	-	-	-	X
59	MG	BA	3273	-	-	-	X
59	MG	BA	3286	-	-	-	X
59	MG	BA	3292	-	-	-	X
59	MG	BA	3305	-	-	-	X
59	MG	BA	3309	-	-	-	X
59	MG	BA	3312	-	-	-	X
59	MG	BA	3323	-	-	-	X
59	MG	BA	3327	-	-	-	X
59	MG	BA	3329	-	-	-	X
59	MG	BA	3330	-	-	-	X
59	MG	BA	3337	-	-	-	X
59	MG	BA	3351	-	-	-	X
59	MG	BA	3352	-	-	-	X
59	MG	BA	3368	-	-	-	X
59	MG	BA	3373	-	-	-	X
59	MG	BA	3381	-	-	-	X
59	MG	BA	3395	-	-	-	X
59	MG	BA	3397	-	-	-	X
59	MG	BA	3402	-	-	-	X
59	MG	BA	3405	-	-	-	X
59	MG	BA	3410	-	-	-	X
59	MG	BA	3412	-	-	-	X
59	MG	BA	3413	-	-	-	X
59	MG	BA	3414	-	-	-	X
59	MG	BA	3419	-	-	-	X
59	MG	BA	3428	-	-	-	X
59	MG	BA	3438	-	-	-	X
59	MG	BA	3439	-	-	-	X
59	MG	BA	3445	-	-	-	X
59	MG	BA	3446	-	-	-	X
59	MG	BA	3448	-	-	-	X
59	MG	BA	3450	-	-	-	X
59	MG	BA	3452	-	-	-	X

*Continued on next page...*

*Continued from previous page...*

Mol	Type	Chain	Res	Chirality	Geometry	Clashes	Electron density
59	MG	BA	3456	-	-	-	X
59	MG	BA	3460	-	-	-	X
59	MG	BA	3462	-	-	-	X
59	MG	BA	3463	-	-	-	X
59	MG	BA	3465	-	-	-	X
59	MG	BA	3468	-	-	-	X
59	MG	BA	3484	-	-	-	X
59	MG	BA	3488	-	-	-	X
59	MG	BA	3490	-	-	-	X
59	MG	BA	3496	-	-	-	X
59	MG	BA	3509	-	-	-	X
59	MG	BA	3510	-	-	-	X
59	MG	BA	3512	-	-	-	X
59	MG	BA	3514	-	-	-	X
59	MG	BA	3517	-	-	-	X
59	MG	BA	3521	-	-	-	X
59	MG	BA	3525	-	-	-	X
59	MG	BA	3527	-	-	-	X
59	MG	BA	3558	-	-	-	X
59	MG	BA	3559	-	-	-	X
59	MG	BA	3574	-	-	-	X
59	MG	BA	3582	-	-	-	X
59	MG	BA	3583	-	-	-	X
59	MG	BA	3584	-	-	-	X
59	MG	BA	3594	-	-	-	X
59	MG	BA	3603	-	-	-	X
59	MG	BD	301	-	-	-	X
59	MG	BD	302	-	-	-	X
59	MG	BE	304	-	-	-	X
59	MG	BF	301	-	-	-	X
59	MG	BN	201	-	-	-	X
59	MG	BP	202	-	-	X	-
59	MG	BP	203	-	-	X	-
59	MG	BR	203	-	-	-	X
59	MG	BU	201	-	-	-	X
59	MG	BU	202	-	-	-	X
59	MG	CA	1611	-	-	-	X
59	MG	CA	1626	-	-	-	X
59	MG	CA	1631	-	-	-	X
59	MG	CA	1668	-	-	-	X
59	MG	CA	1680	-	-	-	X
59	MG	CA	1700	-	-	-	X

*Continued on next page...*

*Continued from previous page...*

Mol	Type	Chain	Res	Chirality	Geometry	Clashes	Electron density
59	MG	CA	1752	-	-	-	X
59	MG	CA	1765	-	-	-	X
59	MG	CH	201	-	-	-	X
59	MG	D6	102	-	-	-	X
59	MG	D7	102	-	-	-	X
59	MG	D7	103	-	-	-	X
59	MG	DA	2901	-	-	-	X
59	MG	DA	2904	-	-	-	X
59	MG	DA	2908	-	-	-	X
59	MG	DA	2913	-	-	-	X
59	MG	DA	2918	-	-	-	X
59	MG	DA	2919	-	-	-	X
59	MG	DA	2924	-	-	-	X
59	MG	DA	2927	-	-	-	X
59	MG	DA	2930	-	-	-	X
59	MG	DA	2935	-	-	-	X
59	MG	DA	2939	-	-	-	X
59	MG	DA	2942	-	-	-	X
59	MG	DA	2946	-	-	-	X
59	MG	DA	2953	-	-	-	X
59	MG	DA	2959	-	-	-	X
59	MG	DA	2964	-	-	-	X
59	MG	DA	2967	-	-	-	X
59	MG	DA	2990	-	-	-	X
59	MG	DA	2997	-	-	-	X
59	MG	DA	3003	-	-	-	X
59	MG	DA	3012	-	-	-	X
59	MG	DA	3013	-	-	-	X
59	MG	DA	3015	-	-	-	X
59	MG	DA	3017	-	-	-	X
59	MG	DA	3019	-	-	-	X
59	MG	DA	3022	-	-	-	X
59	MG	DA	3025	-	-	-	X
59	MG	DA	3026	-	-	-	X
59	MG	DA	3028	-	-	-	X
59	MG	DA	3031	-	-	-	X
59	MG	DA	3032	-	-	-	X
59	MG	DA	3037	-	-	-	X
59	MG	DA	3042	-	-	-	X
59	MG	DA	3050	-	-	-	X
59	MG	DA	3060	-	-	-	X
59	MG	DA	3068	-	-	-	X

*Continued on next page...*

*Continued from previous page...*

Mol	Type	Chain	Res	Chirality	Geometry	Clashes	Electron density
59	MG	DA	3071	-	-	-	X
59	MG	DA	3072	-	-	-	X
59	MG	DA	3080	-	-	-	X
59	MG	DA	3084	-	-	-	X
59	MG	DA	3086	-	-	-	X
59	MG	DA	3087	-	-	-	X
59	MG	DA	3090	-	-	-	X
59	MG	DA	3122	-	-	-	X
59	MG	DA	3126	-	-	-	X
59	MG	DA	3137	-	-	-	X
59	MG	DA	3140	-	-	-	X
59	MG	DA	3141	-	-	-	X
59	MG	DA	3157	-	-	-	X
59	MG	DA	3169	-	-	-	X
59	MG	DA	3176	-	-	-	X
59	MG	DA	3178	-	-	-	X
59	MG	DA	3180	-	-	-	X
59	MG	DA	3187	-	-	-	X
59	MG	DA	3197	-	-	-	X
59	MG	DA	3199	-	-	-	X
59	MG	DA	3211	-	-	-	X
59	MG	DA	3215	-	-	-	X
59	MG	DA	3217	-	-	-	X
59	MG	DA	3219	-	-	-	X
59	MG	DA	3224	-	-	-	X
59	MG	DA	3232	-	-	-	X
59	MG	DA	3236	-	-	-	X
59	MG	DA	3244	-	-	-	X
59	MG	DA	3247	-	-	-	X
59	MG	DA	3251	-	-	-	X
59	MG	DA	3255	-	-	-	X
59	MG	DA	3257	-	-	-	X
59	MG	DA	3262	-	-	-	X
59	MG	DA	3264	-	-	-	X
59	MG	DA	3266	-	-	-	X
59	MG	DA	3268	-	-	-	X
59	MG	DA	3271	-	-	-	X
59	MG	DA	3276	-	-	-	X
59	MG	DA	3277	-	-	-	X
59	MG	DA	3278	-	-	-	X
59	MG	DA	3281	-	-	-	X
59	MG	DA	3282	-	-	-	X

*Continued on next page...*

*Continued from previous page...*

Mol	Type	Chain	Res	Chirality	Geometry	Clashes	Electron density
59	MG	DA	3284	-	-	-	X
59	MG	DA	3290	-	-	-	X
59	MG	DA	3292	-	-	-	X
59	MG	DA	3298	-	-	-	X
59	MG	DA	3300	-	-	-	X
59	MG	DA	3301	-	-	-	X
59	MG	DA	3303	-	-	-	X
59	MG	DA	3305	-	-	-	X
59	MG	DA	3333	-	-	-	X
59	MG	DA	3335	-	-	-	X
59	MG	DA	3339	-	-	-	X
59	MG	DA	3341	-	-	-	X
59	MG	DA	3342	-	-	-	X
59	MG	DA	3343	-	-	-	X
59	MG	DA	3344	-	-	-	X
59	MG	DA	3345	-	-	-	X
59	MG	DA	3346	-	-	-	X
59	MG	DA	3349	-	-	-	X
59	MG	DA	3350	-	-	-	X
59	MG	DA	3356	-	-	-	X
59	MG	DA	3363	-	-	-	X
59	MG	DA	3364	-	-	-	X
59	MG	DA	3365	-	-	-	X
59	MG	DA	3366	-	-	-	X
59	MG	DA	3372	-	-	-	X
59	MG	DA	3381	-	-	-	X
59	MG	DA	3390	-	-	-	X
59	MG	DA	3394	-	-	-	X
59	MG	DA	3396	-	-	-	X
59	MG	DA	3397	-	-	-	X
59	MG	DA	3398	-	-	-	X
59	MG	DA	3401	-	-	-	X
59	MG	DA	3402	-	-	-	X
59	MG	DA	3406	-	-	-	X
59	MG	DA	3408	-	-	-	X
59	MG	DA	3412	-	-	-	X
59	MG	DA	3416	-	-	-	X
59	MG	DA	3426	-	-	-	X
59	MG	DA	3444	-	-	-	X
59	MG	DA	3452	-	-	-	X
59	MG	DA	3454	-	-	-	X
59	MG	DA	3458	-	-	-	X

*Continued on next page...*

*Continued from previous page...*

Mol	Type	Chain	Res	Chirality	Geometry	Clashes	Electron density
59	MG	DA	3459	-	-	-	X
59	MG	DA	3462	-	-	-	X
59	MG	DA	3468	-	-	-	X
59	MG	DA	3473	-	-	-	X
59	MG	DA	3477	-	-	-	X
59	MG	DA	3488	-	-	-	X
59	MG	DA	3489	-	-	-	X
59	MG	DA	3494	-	-	-	X
59	MG	DA	3500	-	-	-	X
59	MG	DA	3502	-	-	-	X
59	MG	DA	3503	-	-	-	X
59	MG	DA	3522	-	-	-	X
59	MG	DA	3535	-	-	-	X
59	MG	DA	3536	-	-	-	X
59	MG	DA	3543	-	-	-	X
59	MG	DA	3553	-	-	-	X
59	MG	DA	3579	-	-	-	X
59	MG	DA	3589	-	-	-	X
59	MG	DA	3600	-	-	-	X
59	MG	DA	3604	-	-	-	X
59	MG	DA	3608	-	-	-	X
59	MG	DA	3611	-	-	-	X
59	MG	DA	3624	-	-	-	X
59	MG	DA	3625	-	-	-	X
59	MG	DA	3631	-	-	-	X
59	MG	DA	3635	-	-	-	X
59	MG	DA	3638	-	-	-	X
59	MG	DA	3641	-	-	-	X
59	MG	DA	3649	-	-	-	X
59	MG	DA	3662	-	-	-	X
59	MG	DA	3669	-	-	-	X
59	MG	DA	3677	-	-	-	X
59	MG	DA	3679	-	-	-	X
59	MG	DA	3696	-	-	-	X
59	MG	DA	3705	-	-	-	X
59	MG	DA	3717	-	-	-	X
59	MG	DA	3722	-	-	-	X
59	MG	DA	3729	-	-	-	X
59	MG	DA	3741	-	-	-	X
59	MG	DA	3759	-	-	-	X
59	MG	DA	3763	-	-	-	X
59	MG	DA	3771	-	-	-	X

*Continued on next page...*

*Continued from previous page...*

Mol	Type	Chain	Res	Chirality	Geometry	Clashes	Electron density
59	MG	DA	3782	-	-	-	X
59	MG	DA	3788	-	-	-	X
59	MG	DA	3795	-	-	-	X
59	MG	DD	303	-	-	-	X
59	MG	DE	301	-	-	-	X
59	MG	DP	202	-	-	-	X
59	MG	DP	203	-	-	-	X
59	MG	DP	205	-	-	-	X
59	MG	DU	202	-	-	-	X
59	MG	DU	203	-	-	-	X

## 2 Entry composition

There are 61 unique types of molecules in this entry. The entry contains 296762 atoms, of which 0 are hydrogens and 0 are deuteriums.

In the tables below, the ZeroOcc column contains the number of atoms modelled with zero occupancy, the AltConf column contains the number of residues with at least one atom in alternate conformation and the Trace column contains the number of residues modelled with at most 2 atoms.

- Molecule 1 is a RNA chain called 16S ribosomal RNA.

Mol	Chain	Residues	Atoms					ZeroOcc	AltConf	Trace
1	AA	1508	Total	C	N	O	P	0	0	0
			32412	14427	6003	10475	1507			
1	CA	1508	Total	C	N	O	P	0	0	0
			32413	14427	6004	10475	1507			

- Molecule 2 is a protein called 30S RIBOSOMAL PROTEIN S2.

Mol	Chain	Residues	Atoms					ZeroOcc	AltConf	Trace
2	AB	235	Total	C	N	O	S	0	0	1
			1901	1213	342	341	5			
2	CB	235	Total	C	N	O	S	0	0	1
			1901	1213	342	341	5			

- Molecule 3 is a protein called 30S RIBOSOMAL PROTEIN S3.

Mol	Chain	Residues	Atoms					ZeroOcc	AltConf	Trace
3	AC	207	Total	C	N	O	S	0	0	1
			1613	1016	315	281	1			
3	CC	207	Total	C	N	O	S	0	0	1
			1613	1016	315	281	1			

- Molecule 4 is a protein called 30S RIBOSOMAL PROTEIN S4.

Mol	Chain	Residues	Atoms					ZeroOcc	AltConf	Trace
4	AD	208	Total	C	N	O	S	0	0	1
			1692	1060	336	289	7			
4	CD	208	Total	C	N	O	S	0	0	1
			1692	1060	336	289	7			

- Molecule 5 is a protein called 30S RIBOSOMAL PROTEIN S5.

Mol	Chain	Residues	Atoms					ZeroOcc	AltConf	Trace
5	AE	151	Total	C	N	O	S	0	0	1
			1147	724	218	201	4			
5	CE	151	Total	C	N	O	S	0	0	1
			1147	724	218	201	4			

- Molecule 6 is a protein called 30S RIBOSOMAL PROTEIN S6.

Mol	Chain	Residues	Atoms					ZeroOcc	AltConf	Trace
6	AF	101	Total	C	N	O	S	0	0	0
			843	531	155	154	3			
6	CF	101	Total	C	N	O	S	0	0	0
			843	531	155	154	3			

- Molecule 7 is a protein called 30S RIBOSOMAL PROTEIN S7.

Mol	Chain	Residues	Atoms					ZeroOcc	AltConf	Trace
7	AG	155	Total	C	N	O	S	0	0	0
			1257	781	252	218	6			
7	CG	155	Total	C	N	O	S	0	0	0
			1257	781	252	218	6			

- Molecule 8 is a protein called 30S RIBOSOMAL PROTEIN S8.

Mol	Chain	Residues	Atoms					ZeroOcc	AltConf	Trace
8	AH	138	Total	C	N	O	S	0	0	0
			1116	705	215	193	3			
8	CH	138	Total	C	N	O	S	0	0	0
			1116	705	215	193	3			

- Molecule 9 is a protein called 30S RIBOSOMAL PROTEIN S9.

Mol	Chain	Residues	Atoms				ZeroOcc	AltConf	Trace
9	AI	127	Total	C	N	O	0	0	0
			1011	639	198	174			
9	CI	127	Total	C	N	O	0	0	0
			1011	639	198	174			

- Molecule 10 is a protein called 30S RIBOSOMAL PROTEIN S10.

Mol	Chain	Residues	Atoms					ZeroOcc	AltConf	Trace
10	AJ	99	Total	C	N	O	S	0	0	1
			795	499	157	138	1			

*Continued on next page...*

*Continued from previous page...*

Mol	Chain	Residues	Atoms					ZeroOcc	AltConf	Trace
10	CJ	99	Total	C	N	O	S	0	0	1
			795	499	157	138	1			

- Molecule 11 is a protein called 30S RIBOSOMAL PROTEIN S11.

Mol	Chain	Residues	Atoms					ZeroOcc	AltConf	Trace
11	AK	119	Total	C	N	O	S	0	0	0
			885	549	168	165	3			
11	CK	119	Total	C	N	O	S	0	0	0
			885	549	168	165	3			

- Molecule 12 is a protein called 30S RIBOSOMAL PROTEIN S12.

Mol	Chain	Residues	Atoms					ZeroOcc	AltConf	Trace
12	AL	125	Total	C	N	O	S	0	0	1
			971	611	196	163	1			
12	CL	125	Total	C	N	O	S	0	0	1
			971	611	196	163	1			

- Molecule 13 is a protein called 30S RIBOSOMAL PROTEIN S13.

Mol	Chain	Residues	Atoms					ZeroOcc	AltConf	Trace
13	AM	118	Total	C	N	O	S	0	0	1
			934	577	193	162	2			
13	CM	118	Total	C	N	O	S	0	0	1
			934	577	193	162	2			

- Molecule 14 is a protein called 30S RIBOSOMAL PROTEIN S14 TYPE Z.

Mol	Chain	Residues	Atoms					ZeroOcc	AltConf	Trace
14	AN	60	Total	C	N	O	S	0	0	0
			492	312	104	72	4			
14	CN	60	Total	C	N	O	S	0	0	0
			492	312	104	72	4			

- Molecule 15 is a protein called 30S RIBOSOMAL PROTEIN S15.

Mol	Chain	Residues	Atoms					ZeroOcc	AltConf	Trace
15	AO	88	Total	C	N	O	S	0	0	0
			734	459	147	126	2			
15	CO	88	Total	C	N	O	S	0	0	0
			734	459	147	126	2			

- Molecule 16 is a protein called 30S RIBOSOMAL PROTEIN S16.

Mol	Chain	Residues	Atoms					ZeroOcc	AltConf	Trace
16	AP	84	Total	C	N	O	S	0	0	1
			701	443	140	117	1			
16	CP	84	Total	C	N	O	S	0	0	1
			701	443	140	117	1			

- Molecule 17 is a protein called 30S RIBOSOMAL PROTEIN S17.

Mol	Chain	Residues	Atoms					ZeroOcc	AltConf	Trace
17	AQ	100	Total	C	N	O	S	0	0	1
			824	528	152	142	2			
17	CQ	100	Total	C	N	O	S	0	0	1
			824	528	152	142	2			

- Molecule 18 is a protein called 30S RIBOSOMAL PROTEIN S18.

Mol	Chain	Residues	Atoms				ZeroOcc	AltConf	Trace
18	AR	70	Total	C	N	O	0	0	0
			574	367	112	95			
18	CR	70	Total	C	N	O	0	0	0
			574	367	112	95			

- Molecule 19 is a protein called 30S RIBOSOMAL PROTEIN S19.

Mol	Chain	Residues	Atoms					ZeroOcc	AltConf	Trace
19	AS	85	Total	C	N	O	S	0	0	1
			671	427	124	118	2			
19	CS	85	Total	C	N	O	S	0	0	1
			671	427	124	118	2			

- Molecule 20 is a protein called 30S RIBOSOMAL PROTEIN S20.

Mol	Chain	Residues	Atoms					ZeroOcc	AltConf	Trace
20	AT	99	Total	C	N	O	S	0	0	0
			763	470	162	129	2			
20	CT	99	Total	C	N	O	S	0	0	0
			763	470	162	129	2			

- Molecule 21 is a protein called 30S RIBOSOMAL PROTEIN THX.

Mol	Chain	Residues	Atoms				ZeroOcc	AltConf	Trace
21	AU	25	Total	C	N	O	0	0	1
			209	128	51	30			
21	CU	25	Total	C	N	O	0	0	1
			209	128	51	30			

- Molecule 22 is a RNA chain called E-SITE TRNA PHE OR P-SITE TRNA PHE.

Mol	Chain	Residues	Atoms					ZeroOcc	AltConf	Trace
22	AV	77	Total	C	N	O	P	0	0	0
			1640	732	297	535	76			
22	AW	77	Total	C	N	O	P	0	0	0
			1640	732	297	535	76			
22	CV	77	Total	C	N	O	P	0	0	0
			1640	732	297	535	76			
22	CW	77	Total	C	N	O	P	0	0	0
			1640	732	297	535	76			

- Molecule 23 is a RNA chain called MRNA.

Mol	Chain	Residues	Atoms					ZeroOcc	AltConf	Trace
23	AX	16	Total	C	N	O	P	0	0	0
			341	155	66	105	15			

- Molecule 24 is a protein called COLICIN-E3.

Mol	Chain	Residues	Atoms				ZeroOcc	AltConf	Trace
24	AY	97	Total	C	N	O	0	0	0
			769	483	144	142			
24	CY	16	Total	C	N	O	0	0	1
			126	82	23	21			

There are 2 discrepancies between the modelled and reference sequences:

Chain	Residue	Modelled	Actual	Comment	Reference
AY	58	ALA	HIS	engineered mutation	UNP P06646
CY	58	ALA	HIS	engineered mutation	UNP P06646

- Molecule 25 is a protein called 50S RIBOSOMAL PROTEIN L27.

Mol	Chain	Residues	Atoms					ZeroOcc	AltConf	Trace
25	B0	84	Total	C	N	O	S	0	0	0
			662	410	140	111	1			

*Continued on next page...*

*Continued from previous page...*

Mol	Chain	Residues	Atoms					ZeroOcc	AltConf	Trace
25	D0	84	Total	C	N	O	S	0	0	0
			662	410	140	111	1			

- Molecule 26 is a protein called 50S RIBOSOMAL PROTEIN L28.

Mol	Chain	Residues	Atoms					ZeroOcc	AltConf	Trace
26	B1	94	Total	C	N	O	S	0	0	1
			734	460	148	125	1			
26	D1	94	Total	C	N	O	S	0	0	1
			734	460	148	125	1			

There are 2 discrepancies between the modelled and reference sequences:

Chain	Residue	Modelled	Actual	Comment	Reference
B1	81	ARG	LYS	conflict	UNP P60494
D1	81	ARG	LYS	conflict	UNP P60494

- Molecule 27 is a protein called 50S RIBOSOMAL PROTEIN L29.

Mol	Chain	Residues	Atoms					ZeroOcc	AltConf	Trace
27	B2	71	Total	C	N	O	S	0	0	0
			598	370	121	106	1			
27	D2	71	Total	C	N	O	S	0	0	0
			598	370	121	106	1			

- Molecule 28 is a protein called 50S RIBOSOMAL PROTEIN L30.

Mol	Chain	Residues	Atoms					ZeroOcc	AltConf	Trace
28	B3	60	Total	C	N	O	S	0	0	1
			468	298	91	78	1			
28	D3	60	Total	C	N	O	S	0	0	1
			468	298	91	78	1			

- Molecule 29 is a protein called 50S RIBOSOMAL PROTEIN L31.

Mol	Chain	Residues	Atoms					ZeroOcc	AltConf	Trace
29	B4	56	Total	C	N	O	S	0	0	1
			434	274	75	81	4			
29	D4	56	Total	C	N	O	S	0	0	1
			434	274	75	81	4			

- Molecule 30 is a protein called 50S RIBOSOMAL PROTEIN L32.

Mol	Chain	Residues	Atoms					ZeroOcc	AltConf	Trace
30	B5	59	Total	C	N	O	S	0	0	0
			459	288	90	76	5			
30	D5	59	Total	C	N	O	S	0	0	0
			459	288	90	76	5			

- Molecule 31 is a protein called 50S RIBOSOMAL PROTEIN L33.

Mol	Chain	Residues	Atoms					ZeroOcc	AltConf	Trace
31	B6	45	Total	C	N	O	S	0	0	1
			381	235	78	64	4			
31	D6	45	Total	C	N	O	S	0	0	1
			381	235	78	64	4			

- Molecule 32 is a protein called 50S RIBOSOMAL PROTEIN L34.

Mol	Chain	Residues	Atoms					ZeroOcc	AltConf	Trace
32	B7	49	Total	C	N	O	S	0	0	1
			419	257	105	55	2			
32	D7	49	Total	C	N	O	S	0	0	1
			419	257	105	55	2			

- Molecule 33 is a protein called 50S RIBOSOMAL PROTEIN L35.

Mol	Chain	Residues	Atoms					ZeroOcc	AltConf	Trace
33	B8	64	Total	C	N	O	S	0	0	1
			508	326	102	78	2			
33	D8	64	Total	C	N	O	S	0	0	1
			508	326	102	78	2			

- Molecule 34 is a protein called 50S RIBOSOMAL PROTEIN L36.

Mol	Chain	Residues	Atoms					ZeroOcc	AltConf	Trace
34	B9	36	Total	C	N	O	S	0	0	0
			299	183	67	46	3			
34	D9	36	Total	C	N	O	S	0	0	0
			299	183	67	46	3			

- Molecule 35 is a RNA chain called 23S ribosomal RNA.

Mol	Chain	Residues	Atoms					ZeroOcc	AltConf	Trace
35	BA	2807	Total	C	N	O	P	0	0	0
			60459	26907	11311	19435	2806			

*Continued on next page...*

*Continued from previous page...*

Mol	Chain	Residues	Atoms					ZeroOcc	AltConf	Trace
35	DA	2807	Total	C	N	O	P	0	0	0
			60459	26907	11311	19435	2806			

- Molecule 36 is a RNA chain called 5S ribosomal RNA.

Mol	Chain	Residues	Atoms					ZeroOcc	AltConf	Trace
36	BB	119	Total	C	N	O	P	0	0	0
			2551	1136	471	826	118			
36	DB	119	Total	C	N	O	P	0	0	0
			2551	1136	471	826	118			

- Molecule 37 is a protein called 50S RIBOSOMAL PROTEIN L1.

Mol	Chain	Residues	Atoms				ZeroOcc	AltConf	Trace
37	BC	191	Total	C	N	O	0	0	1
			1142	691	221	230			
37	DC	191	Total	C	N	O	0	0	1
			1142	691	221	230			

- Molecule 38 is a protein called 50S RIBOSOMAL PROTEIN L2.

Mol	Chain	Residues	Atoms					ZeroOcc	AltConf	Trace
38	BD	272	Total	C	N	O	S	0	0	1
			2105	1329	417	356	3			
38	DD	272	Total	C	N	O	S	0	0	1
			2105	1329	417	356	3			

- Molecule 39 is a protein called 50S RIBOSOMAL PROTEIN L3.

Mol	Chain	Residues	Atoms					ZeroOcc	AltConf	Trace
39	BE	205	Total	C	N	O	S	0	0	1
			1564	988	300	270	6			
39	DE	205	Total	C	N	O	S	0	0	1
			1564	988	300	270	6			

- Molecule 40 is a protein called 50S RIBOSOMAL PROTEIN L4.

Mol	Chain	Residues	Atoms					ZeroOcc	AltConf	Trace
40	BF	208	Total	C	N	O	S	0	0	1
			1624	1035	304	282	3			
40	DF	208	Total	C	N	O	S	0	0	1
			1624	1035	304	282	3			

- Molecule 41 is a protein called 50S RIBOSOMAL PROTEIN L5.

Mol	Chain	Residues	Atoms					ZeroOcc	AltConf	Trace
41	BG	181	Total	C	N	O	S	0	0	0
			1474	942	268	260	4			
41	DG	181	Total	C	N	O	S	0	0	0
			1474	942	268	260	4			

- Molecule 42 is a protein called 50S RIBOSOMAL PROTEIN L6.

Mol	Chain	Residues	Atoms					ZeroOcc	AltConf	Trace
42	BH	165	Total	C	N	O	S	0	0	1
			1260	800	234	225	1			
42	DH	165	Total	C	N	O	S	0	0	1
			1260	800	234	225	1			

- Molecule 43 is a protein called 50S RIBOSOMAL PROTEIN L9.

Mol	Chain	Residues	Atoms					ZeroOcc	AltConf	Trace
43	BI	145	Total	C	N	O	S	0	0	1
			1125	718	200	206	1			
43	DI	145	Total	C	N	O	S	0	0	1
			1125	718	200	206	1			

- Molecule 44 is a protein called 50S RIBOSOMAL PROTEIN L10.

Mol	Chain	Residues	Atoms				ZeroOcc	AltConf	Trace
44	BJ	130	Total	C	N	O	0	0	0
			651	390	130	131			
44	DJ	131	Total	C	N	O	0	0	1
			651	390	131	130			

- Molecule 45 is a protein called 50S RIBOSOMAL PROTEIN L13.

Mol	Chain	Residues	Atoms					ZeroOcc	AltConf	Trace
45	BN	139	Total	C	N	O	S	0	0	1
			1105	712	207	182	4			
45	DN	139	Total	C	N	O	S	0	0	1
			1105	712	207	182	4			

- Molecule 46 is a protein called 50S RIBOSOMAL PROTEIN L14.

Mol	Chain	Residues	Atoms					ZeroOcc	AltConf	Trace
46	BO	122	Total	C	N	O	S	0	0	0
			933	588	171	170	4			
46	DO	122	Total	C	N	O	S	0	0	0
			933	588	171	170	4			

- Molecule 47 is a protein called 50S RIBOSOMAL PROTEIN L15.

Mol	Chain	Residues	Atoms					ZeroOcc	AltConf	Trace
47	BP	146	Total	C	N	O	S	0	0	0
			1114	692	227	193	2			
47	DP	146	Total	C	N	O	S	0	0	0
			1114	692	227	193	2			

- Molecule 48 is a protein called 50S RIBOSOMAL PROTEIN L16.

Mol	Chain	Residues	Atoms					ZeroOcc	AltConf	Trace
48	BQ	141	Total	C	N	O	S	0	0	0
			1122	715	212	188	7			
48	DQ	141	Total	C	N	O	S	0	0	0
			1122	715	212	188	7			

- Molecule 49 is a protein called 50S RIBOSOMAL PROTEIN L17.

Mol	Chain	Residues	Atoms					ZeroOcc	AltConf	Trace
49	BR	117	Total	C	N	O		0	0	0
			960	599	202	159				
49	DR	117	Total	C	N	O		0	0	0
			960	599	202	159				

- Molecule 50 is a protein called 50S RIBOSOMAL PROTEIN L18.

Mol	Chain	Residues	Atoms					ZeroOcc	AltConf	Trace
50	BS	99	Total	C	N	O		0	0	1
			771	486	155	130				
50	DS	99	Total	C	N	O		0	0	1
			771	486	155	130				

- Molecule 51 is a protein called 50S RIBOSOMAL PROTEIN L19.

Mol	Chain	Residues	Atoms					ZeroOcc	AltConf	Trace
51	BT	138	Total	C	N	O	S	0	0	1
			1142	710	235	196	1			

*Continued on next page...*

*Continued from previous page...*

Mol	Chain	Residues	Atoms					ZeroOcc	AltConf	Trace
51	DT	138	Total	C	N	O	S	0	0	1
			1142	710	235	196	1			

- Molecule 52 is a protein called 50S RIBOSOMAL PROTEIN L20.

Mol	Chain	Residues	Atoms					ZeroOcc	AltConf	Trace
52	BU	117	Total	C	N	O	S	0	0	0
			958	604	202	151	1			
52	DU	117	Total	C	N	O	S	0	0	0
			958	604	202	151	1			

- Molecule 53 is a protein called 50S RIBOSOMAL PROTEIN L21.

Mol	Chain	Residues	Atoms					ZeroOcc	AltConf	Trace
53	BV	101	Total	C	N	O	S	0	0	0
			779	501	142	135	1			
53	DV	101	Total	C	N	O	S	0	0	0
			779	501	142	135	1			

- Molecule 54 is a protein called 50S RIBOSOMAL PROTEIN L22.

Mol	Chain	Residues	Atoms					ZeroOcc	AltConf	Trace
54	BW	113	Total	C	N	O	S	0	0	0
			896	563	176	155	2			
54	DW	113	Total	C	N	O	S	0	0	0
			896	563	176	155	2			

- Molecule 55 is a protein called 50S RIBOSOMAL PROTEIN L23.

Mol	Chain	Residues	Atoms				ZeroOcc	AltConf	Trace
55	BX	93	Total	C	N	O	0	0	1
			726	471	132	123			
55	DX	93	Total	C	N	O	0	0	1
			726	471	132	123			

- Molecule 56 is a protein called 50S RIBOSOMAL PROTEIN L24.

Mol	Chain	Residues	Atoms					ZeroOcc	AltConf	Trace
56	BY	101	Total	C	N	O	S	0	0	1
			776	500	149	123	4			
56	DY	101	Total	C	N	O	S	0	0	1
			776	500	149	123	4			

- Molecule 57 is a protein called 50S RIBOSOMAL PROTEIN L25.

Mol	Chain	Residues	Atoms					ZeroOcc	AltConf	Trace
57	BZ	187	Total	C	N	O	S	0	0	1
			1482	944	264	272	2			
57	DZ	187	Total	C	N	O	S	0	0	1
			1482	944	264	272	2			

- Molecule 58 is a RNA chain called MRNA.

Mol	Chain	Residues	Atoms					ZeroOcc	AltConf	Trace
58	CX	8	Total	C	N	O	P	0	0	0
			173	79	37	50	7			

- Molecule 59 is MAGNESIUM ION (three-letter code: MG) (formula: Mg).

Mol	Chain	Residues	Atoms		ZeroOcc	AltConf
59	AP	1	Total	Mg	0	0
			1	1		
59	BA	709	Total	Mg	0	0
			709	709		
59	CA	184	Total	Mg	0	0
			184	184		
59	DN	3	Total	Mg	0	0
			3	3		
59	CH	1	Total	Mg	0	0
			1	1		
59	DF	3	Total	Mg	0	0
			3	3		
59	CV	12	Total	Mg	0	0
			12	12		
59	D2	1	Total	Mg	0	0
			1	1		
59	BE	4	Total	Mg	0	0
			4	4		
59	DU	4	Total	Mg	0	0
			4	4		
59	B1	1	Total	Mg	0	0
			1	1		
59	AN	2	Total	Mg	0	0
			2	2		
59	BP	4	Total	Mg	0	0
			4	4		
59	AX	4	Total	Mg	0	0
			4	4		

*Continued on next page...*

*Continued from previous page...*

Mol	Chain	Residues	Atoms		ZeroOcc	AltConf
59	D6	2	Total 2	Mg 2	0	0
59	CY	1	Total 1	Mg 1	0	0
59	DD	6	Total 6	Mg 6	0	0
59	B5	3	Total 3	Mg 3	0	0
59	BB	6	Total 6	Mg 6	0	0
59	BT	1	Total 1	Mg 1	0	0
59	DO	1	Total 1	Mg 1	0	0
59	D3	1	Total 1	Mg 1	0	0
59	BF	1	Total 1	Mg 1	0	0
59	AV	7	Total 7	Mg 7	0	0
59	DR	2	Total 2	Mg 2	0	0
59	D8	1	Total 1	Mg 1	0	0
59	AA	373	Total 373	Mg 373	0	0
59	BQ	1	Total 1	Mg 1	0	0
59	CQ	1	Total 1	Mg 1	0	0
59	D7	4	Total 4	Mg 4	0	0
59	B6	1	Total 1	Mg 1	0	0
59	BU	2	Total 2	Mg 2	0	0
59	CC	3	Total 3	Mg 3	0	0
59	AD	3	Total 3	Mg 3	0	0
59	BN	1	Total 1	Mg 1	0	0

*Continued on next page...*

*Continued from previous page...*

Mol	Chain	Residues	Atoms		ZeroOcc	AltConf
59	D0	4	Total 4	Mg 4	0	0
59	AI	3	Total 3	Mg 3	0	0
59	BY	1	Total 1	Mg 1	0	0
59	DE	4	Total 4	Mg 4	0	0
59	D9	1	Total 1	Mg 1	0	0
59	CJ	2	Total 2	Mg 2	0	0
59	BR	5	Total 5	Mg 5	0	0
59	CP	1	Total 1	Mg 1	0	0
59	DA	897	Total 897	Mg 897	0	0
59	DW	1	Total 1	Mg 1	0	0
59	D5	3	Total 3	Mg 3	0	0
59	B7	1	Total 1	Mg 1	0	0
59	AL	6	Total 6	Mg 6	0	0
59	CM	3	Total 3	Mg 3	0	0
59	BO	1	Total 1	Mg 1	0	0
59	AQ	3	Total 3	Mg 3	0	0
59	D1	2	Total 2	Mg 2	0	0
59	AH	1	Total 1	Mg 1	0	0
59	DP	6	Total 6	Mg 6	0	0
59	AC	2	Total 2	Mg 2	0	0
59	DY	1	Total 1	Mg 1	0	0

*Continued on next page...*

*Continued from previous page...*

Mol	Chain	Residues	Atoms		ZeroOcc	AltConf
59	DB	11	Total 11	Mg 11	0	0
59	CS	2	Total 2	Mg 2	0	0
59	CD	1	Total 1	Mg 1	0	0
59	BD	5	Total 5	Mg 5	0	0
59	AT	1	Total 1	Mg 1	0	0
59	DT	1	Total 1	Mg 1	0	0
59	B0	2	Total 2	Mg 2	0	0
59	AO	2	Total 2	Mg 2	0	0
59	AY	3	Total 3	Mg 3	0	0
59	BH	4	Total 4	Mg 4	0	0

- Molecule 60 is ZINC ION (three-letter code: ZN) (formula: Zn).

Mol	Chain	Residues	Atoms		ZeroOcc	AltConf
60	AD	2	Total 2	Zn 2	0	0
60	CD	1	Total 1	Zn 1	0	0
60	AN	1	Total 1	Zn 1	0	0

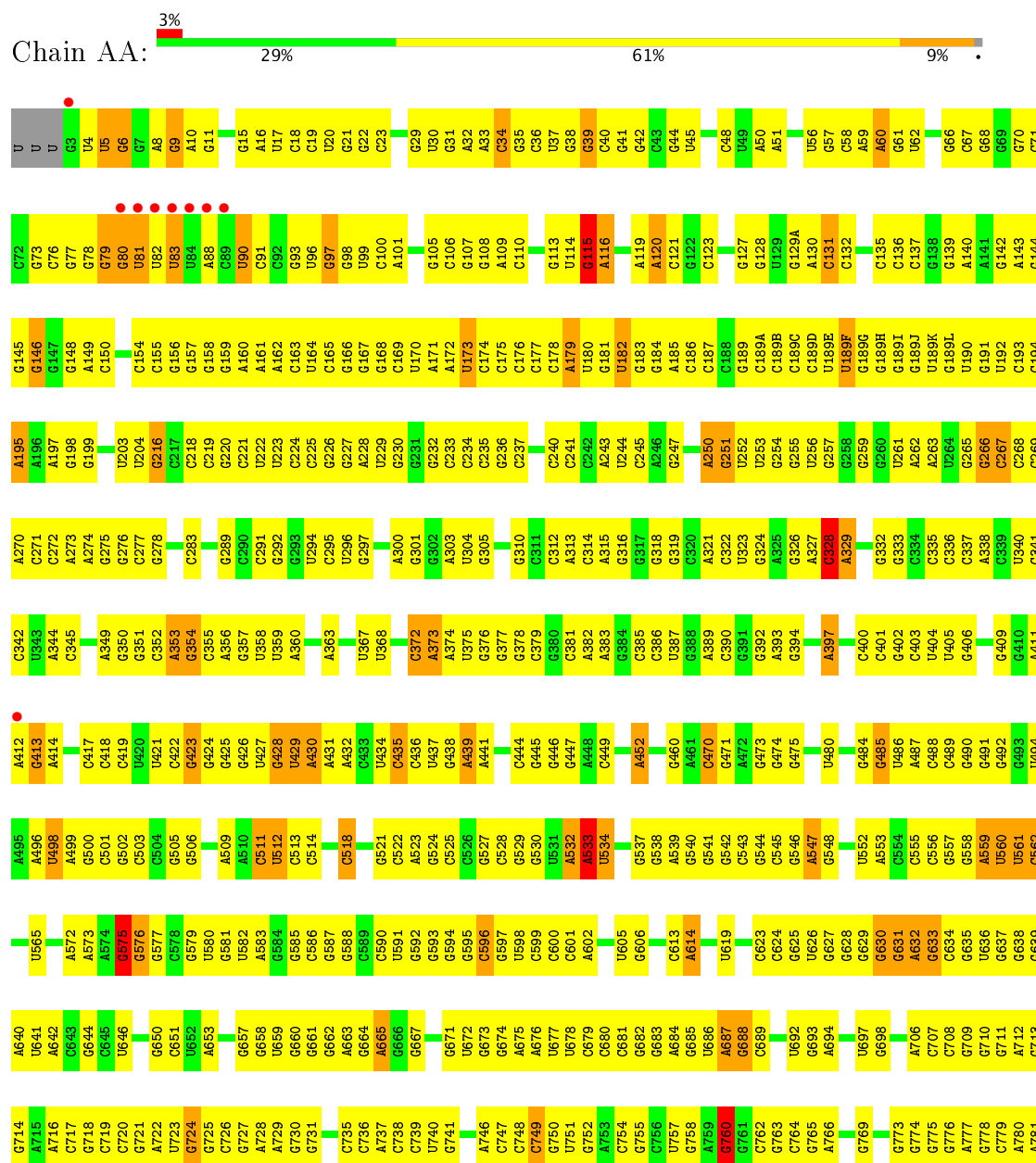
- Molecule 61 is water.

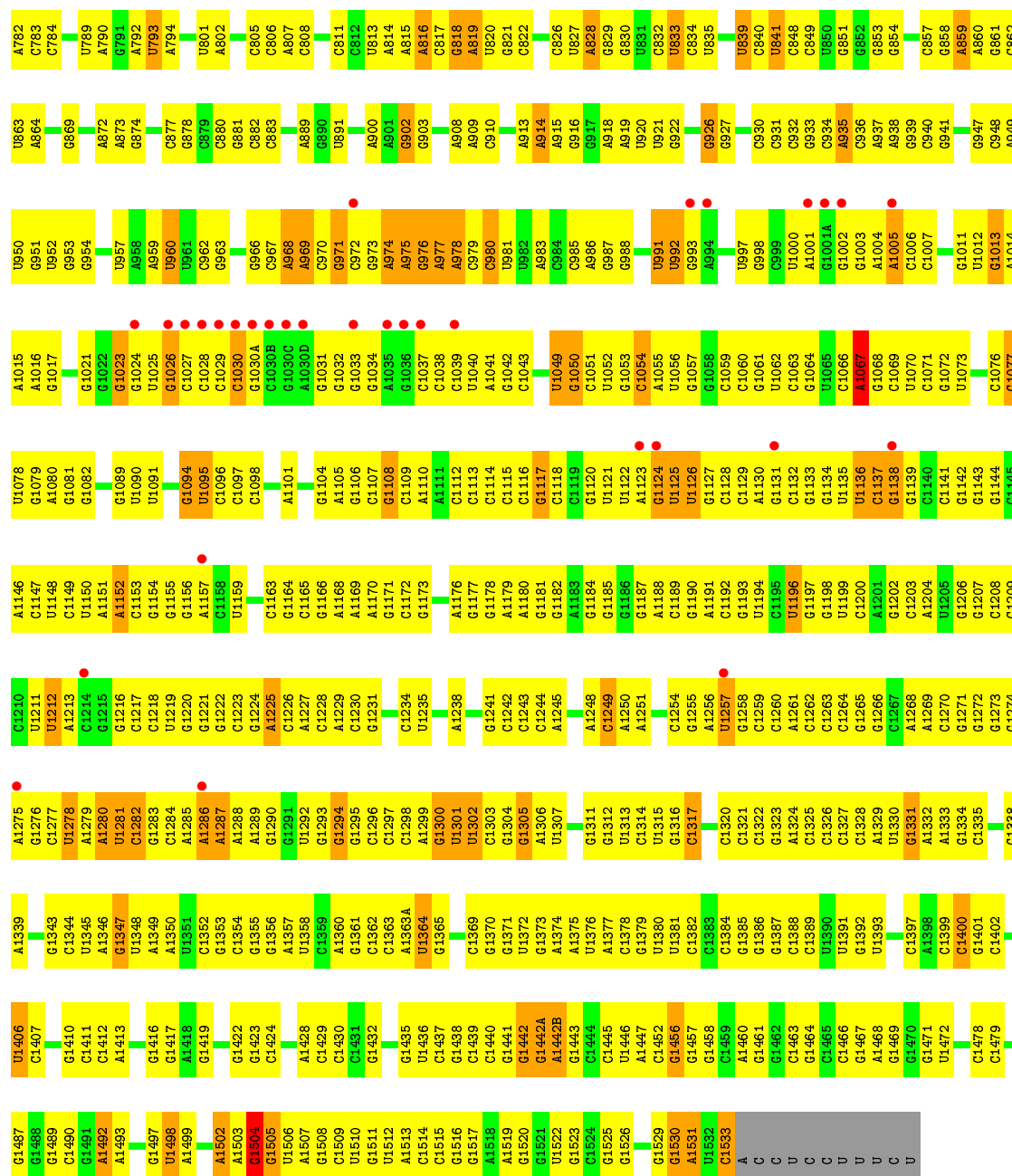
Mol	Chain	Residues	Atoms		ZeroOcc	AltConf
61	AA	2	Total 2	O 2	0	0

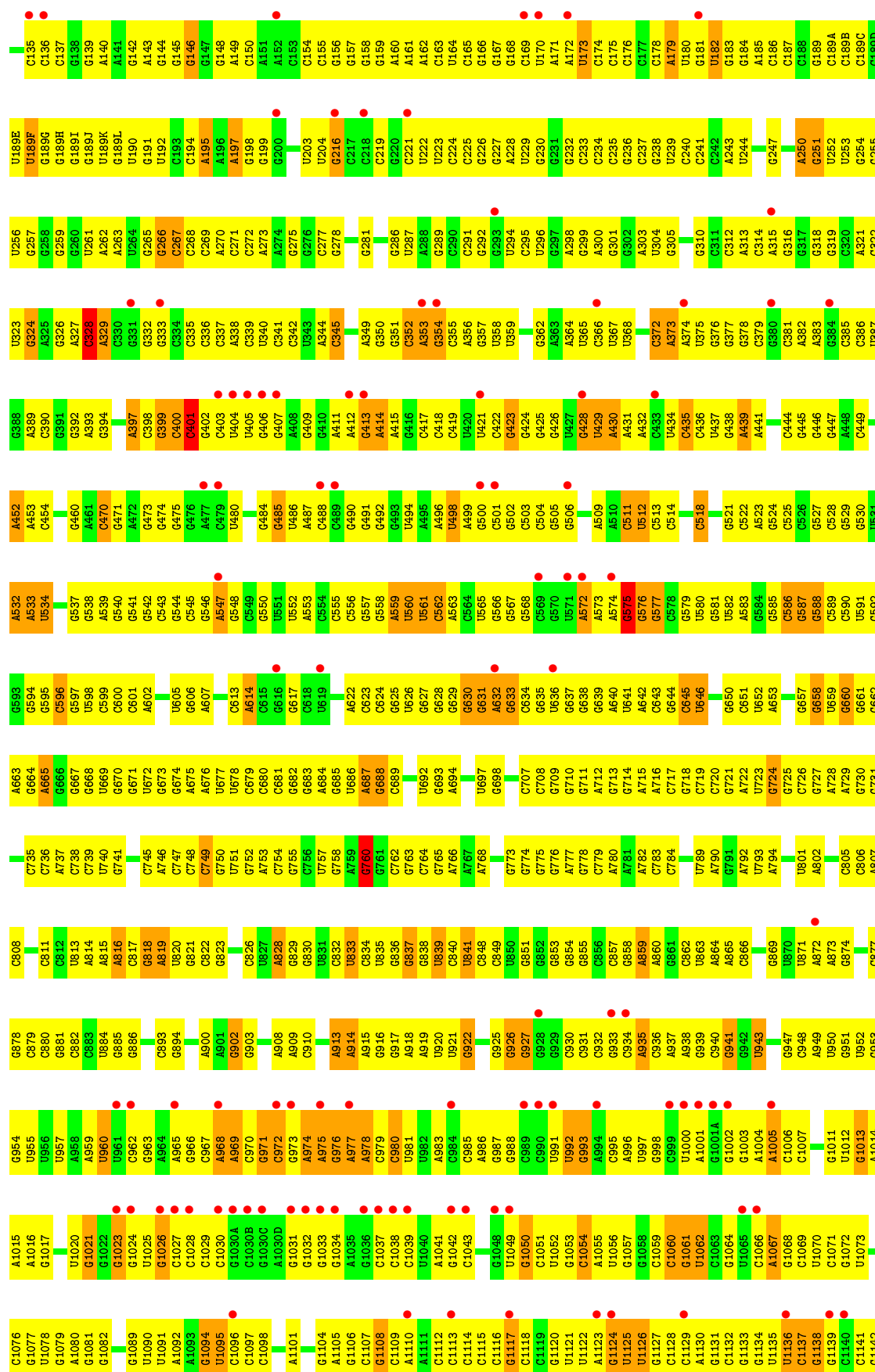
### 3 Residue-property plots

These plots are drawn for all protein, RNA and DNA chains in the entry. The first graphic for a chain summarises the proportions of the various outlier classes displayed in the second graphic. The second graphic shows the sequence view annotated by issues in geometry and electron density. Residues are color-coded according to the number of geometric quality criteria for which they contain at least one outlier: green = 0, yellow = 1, orange = 2 and red = 3 or more. A red dot above a residue indicates a poor fit to the electron density ( $RSRZ > 2$ ). Stretches of 2 or more consecutive residues without any outlier are shown as a green connector. Residues present in the sample, but not in the model, are shown in grey.

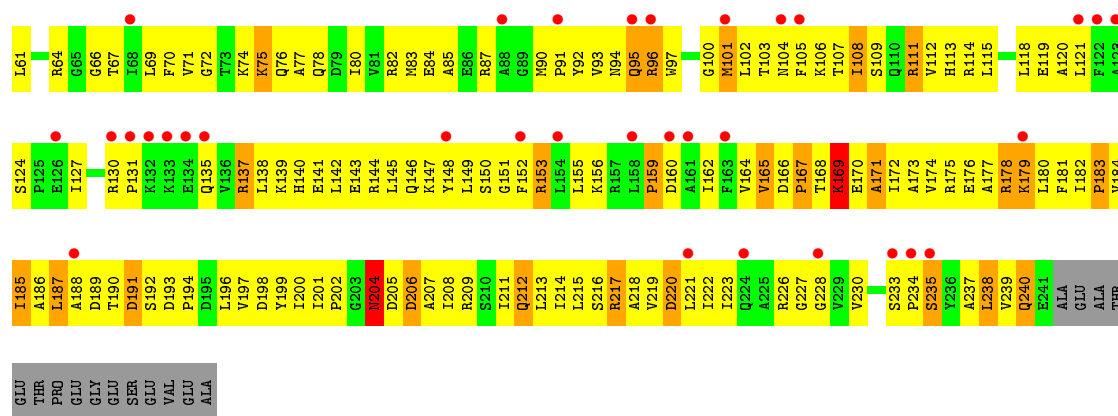
- Molecule 1: 16S ribosomal RNA



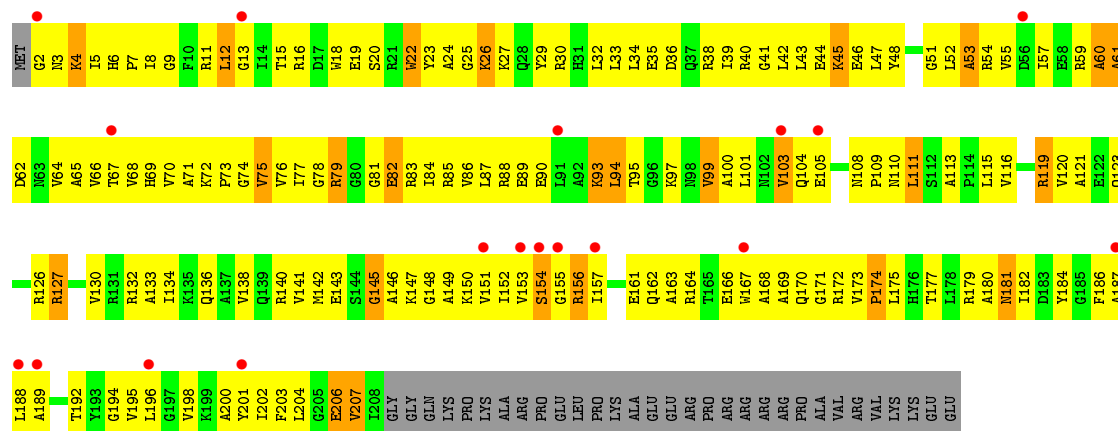




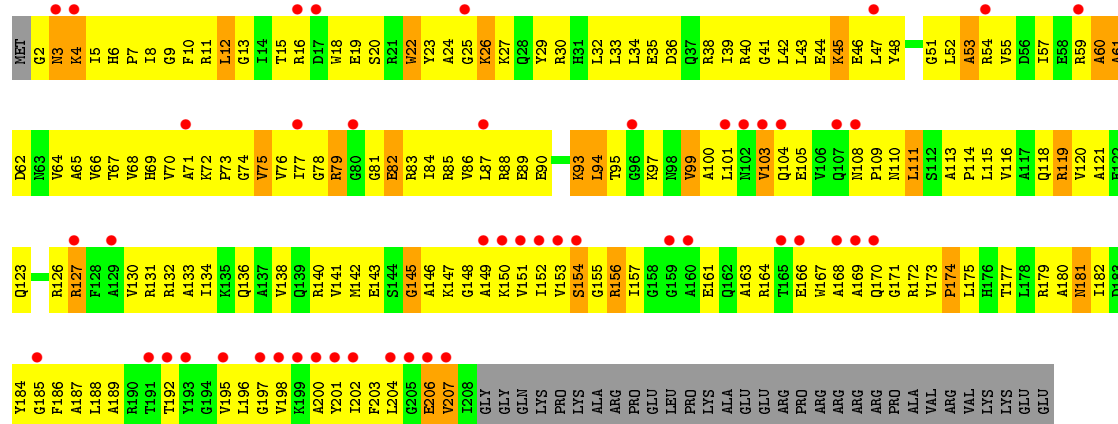




### • Molecule 3: 30S RIBOSOMAL PROTEIN S3




### • Molecule 3: 30S RIBOSOMAL PROTEIN S3

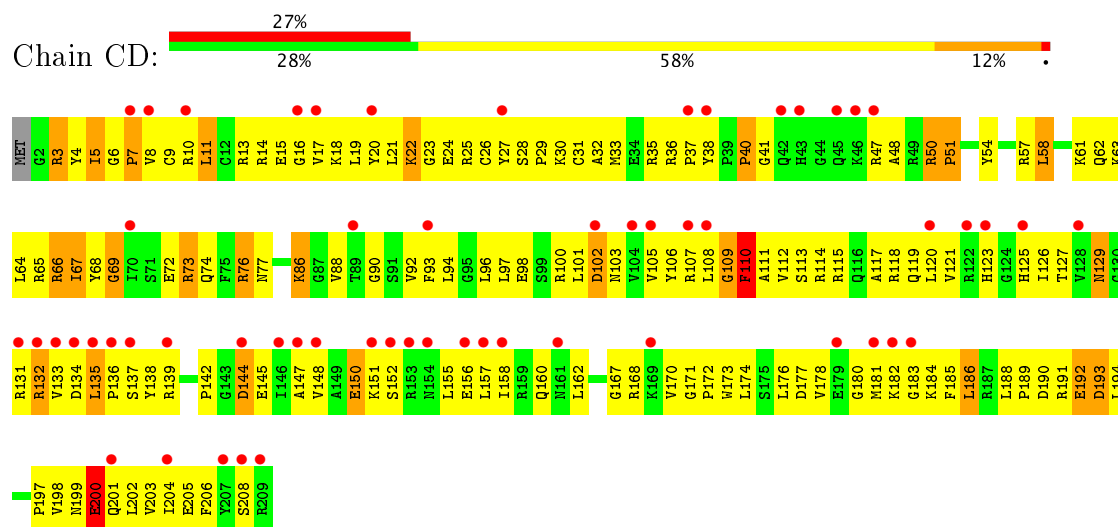


### • Molecule 4: 30S RIBOSOMAL PROTEIN S4

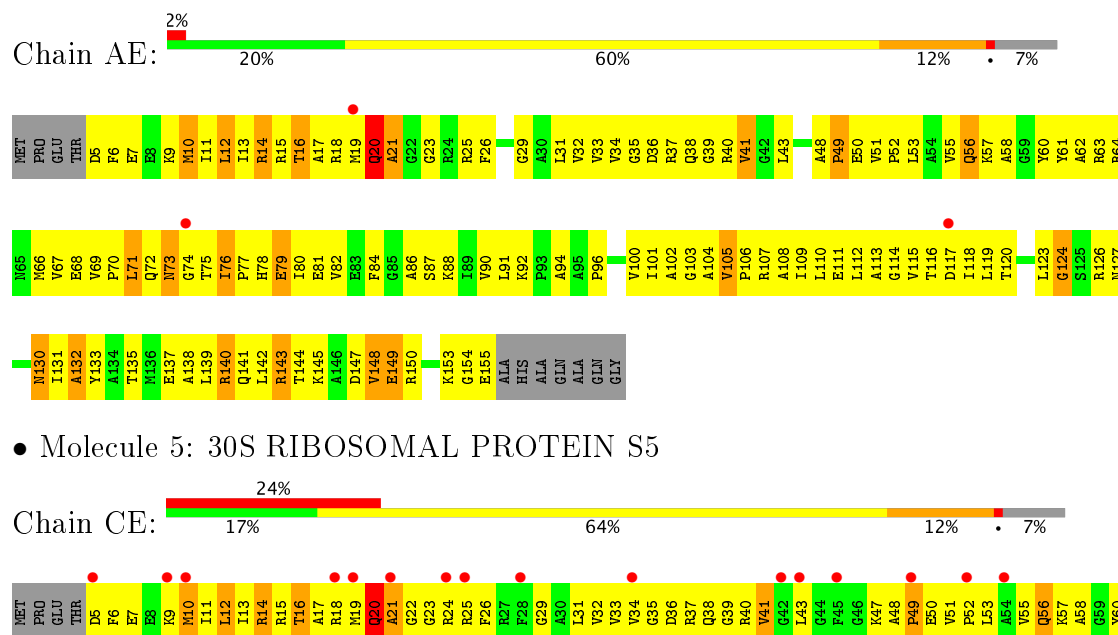


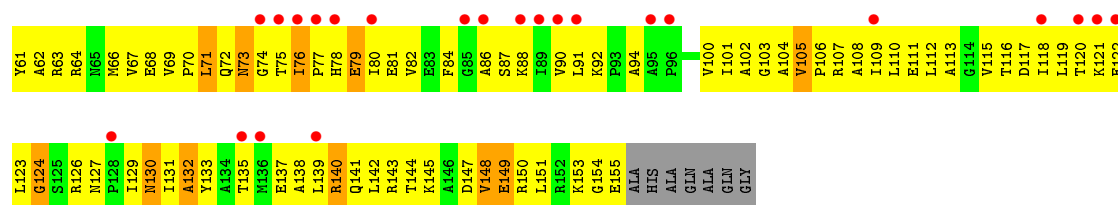


• Molecule 4: 30S RIBOSOMAL PROTEIN S4

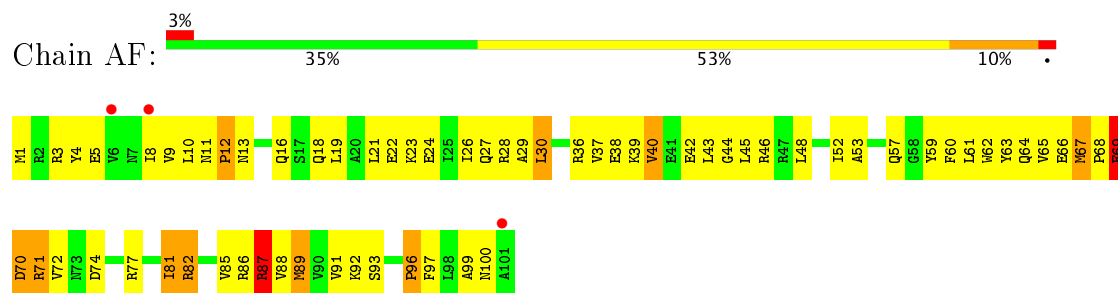


• Molecule 5: 30S RIBOSOMAL PROTEIN S5

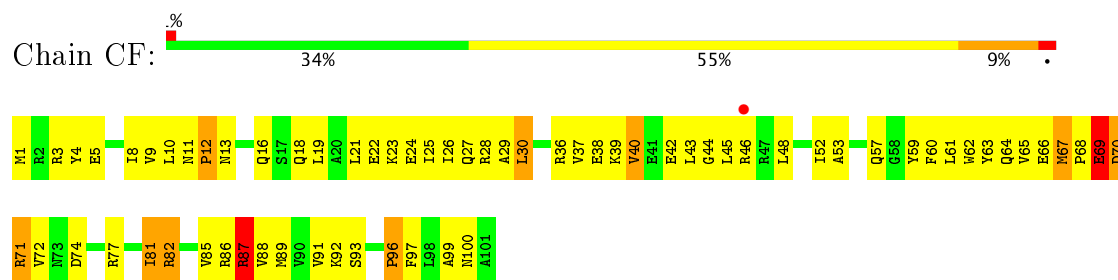





• Molecule 6: 30S RIBOSOMAL PROTEIN S6



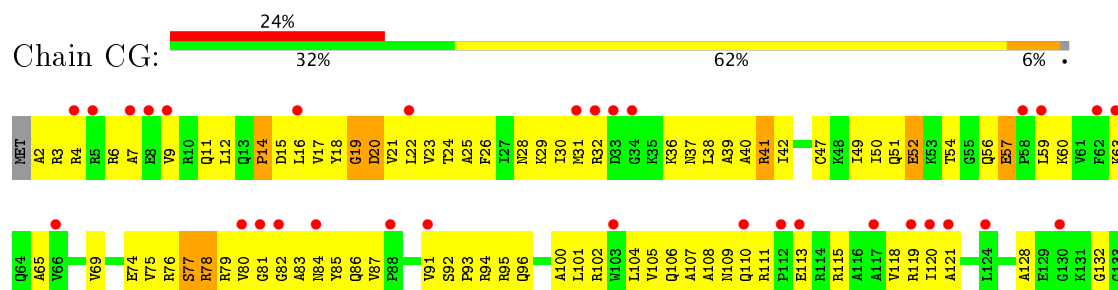
• Molecule 6: 30S RIBOSOMAL PROTEIN S6

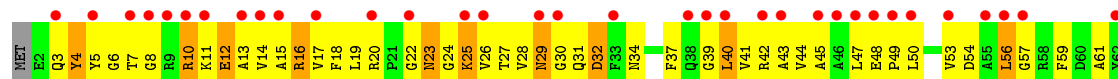


• Molecule 7: 30S RIBOSOMAL PROTEIN S7



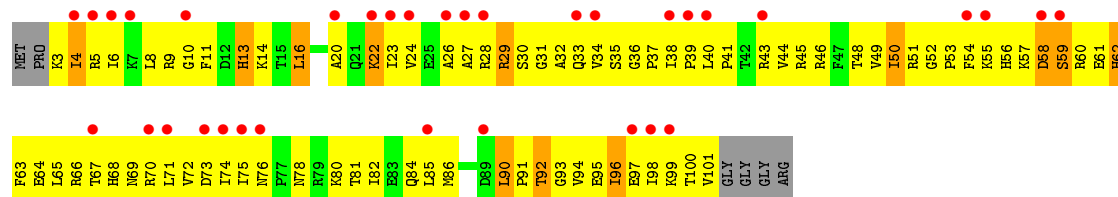
• Molecule 7: 30S RIBOSOMAL PROTEIN S7



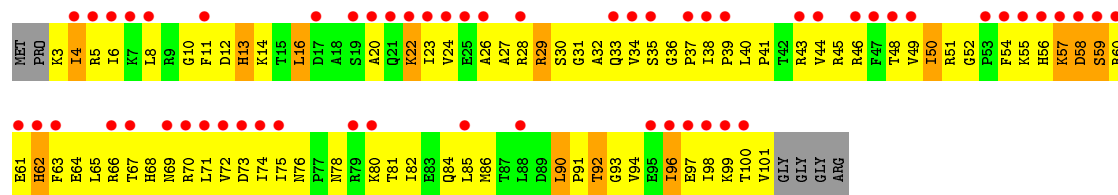





• Molecule 10: 30S RIBOSOMAL PROTEIN S10



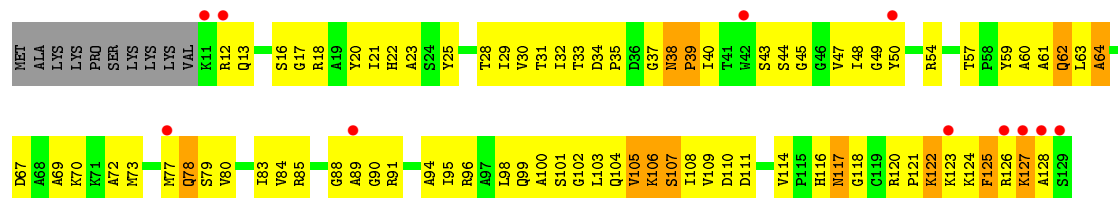
• Molecule 10: 30S RIBOSOMAL PROTEIN S10



• Molecule 11: 30S RIBOSOMAL PROTEIN S11

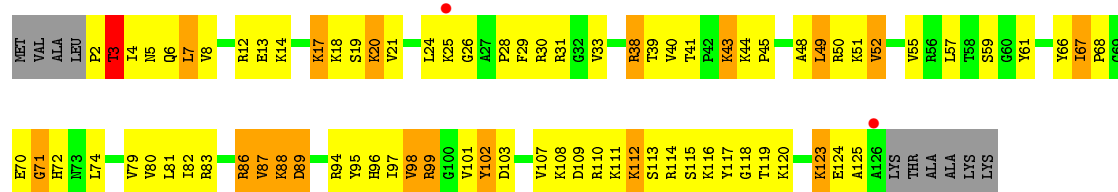


• Molecule 11: 30S RIBOSOMAL PROTEIN S11

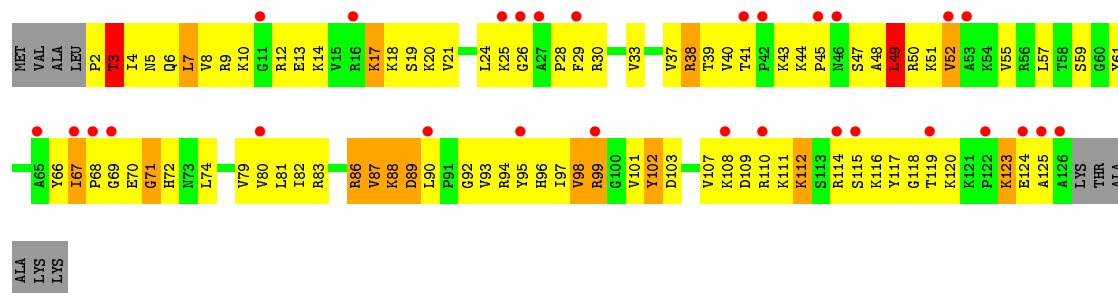


• Molecule 12: 30S RIBOSOMAL PROTEIN S12

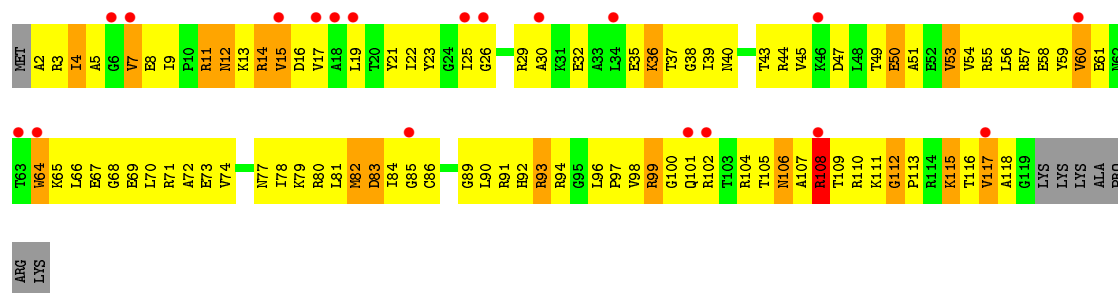




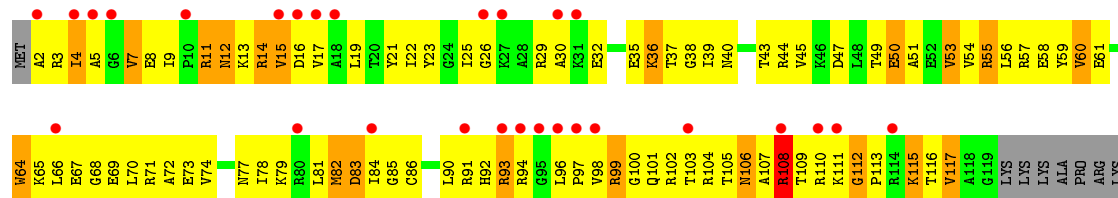
• Molecule 12: 30S RIBOSOMAL PROTEIN S12



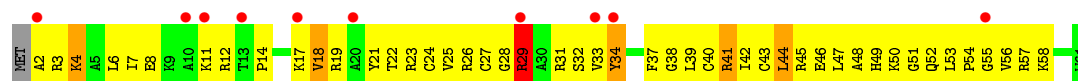
• Molecule 13: 30S RIBOSOMAL PROTEIN S13



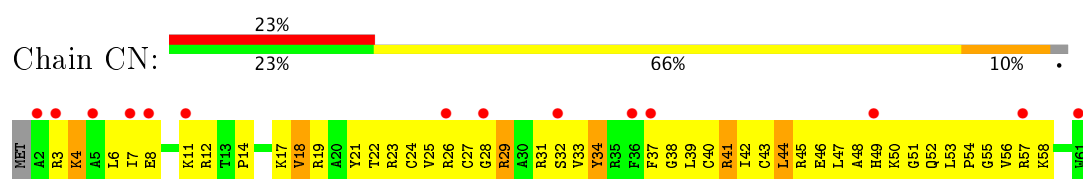
• Molecule 13: 30S RIBOSOMAL PROTEIN S13



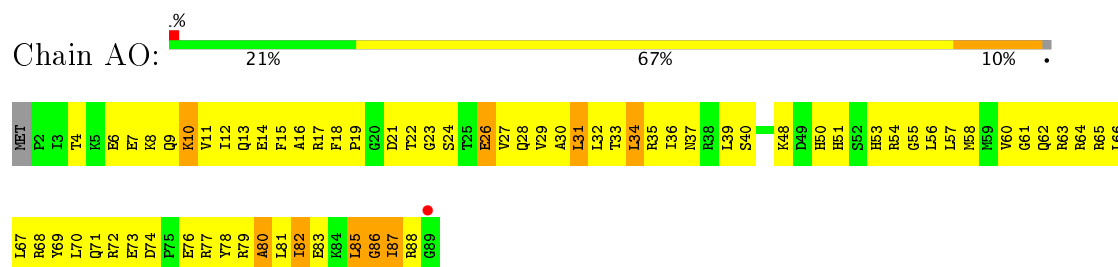
• Molecule 14: 30S RIBOSOMAL PROTEIN S14 TYPE Z



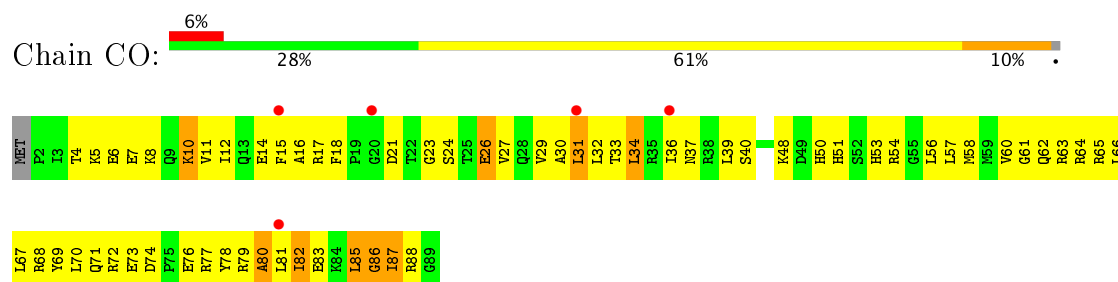
• Molecule 14: 30S RIBOSOMAL PROTEIN S14 TYPE Z



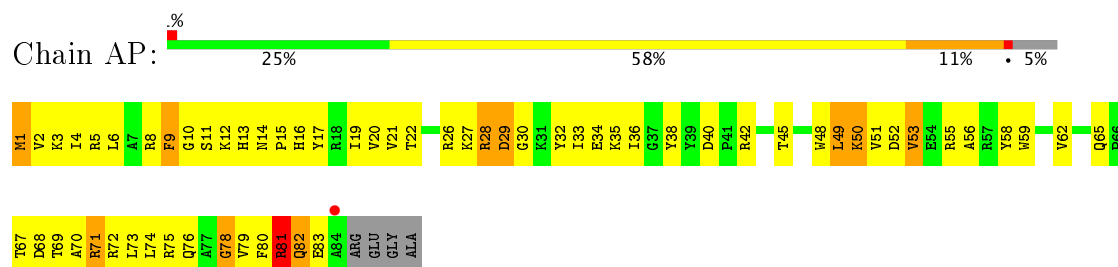
• Molecule 15: 30S RIBOSOMAL PROTEIN S15



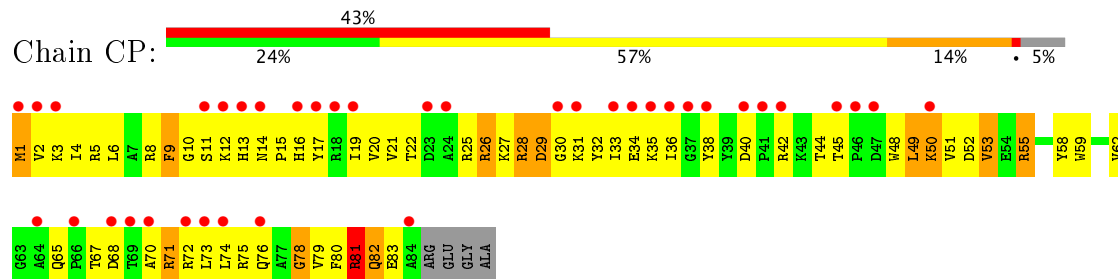
• Molecule 15: 30S RIBOSOMAL PROTEIN S15



• Molecule 16: 30S RIBOSOMAL PROTEIN S16

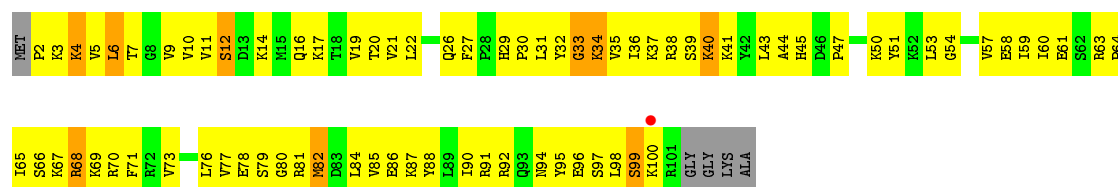


• Molecule 16: 30S RIBOSOMAL PROTEIN S16

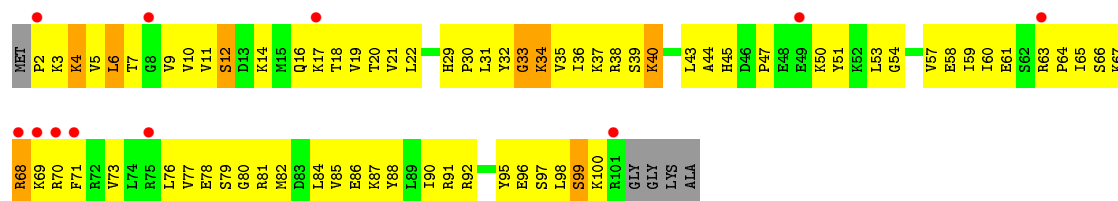


• Molecule 17: 30S RIBOSOMAL PROTEIN S17

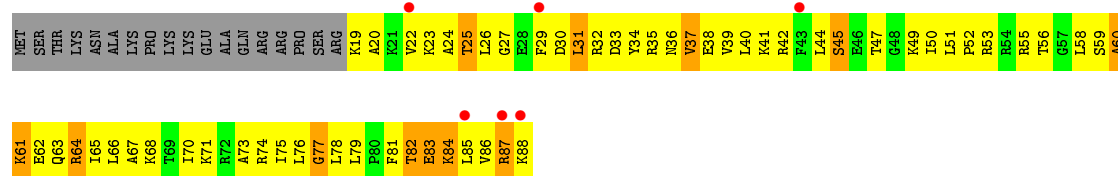
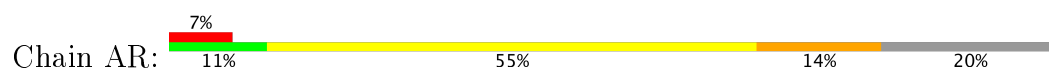




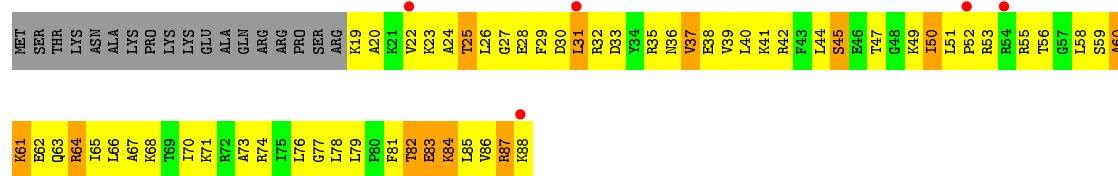
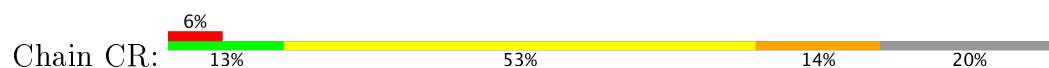
• Molecule 17: 30S RIBOSOMAL PROTEIN S17



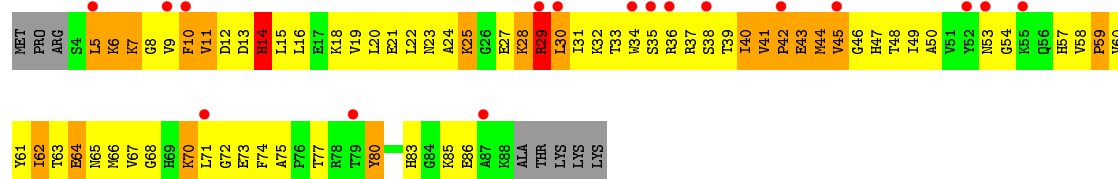
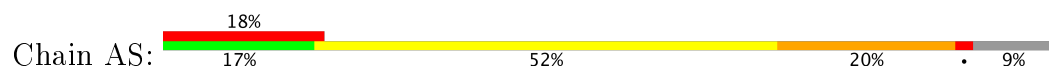
• Molecule 18: 30S RIBOSOMAL PROTEIN S18



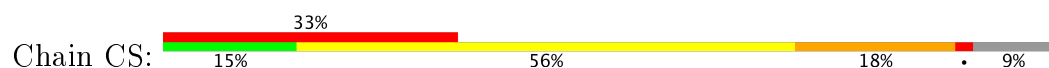
• Molecule 18: 30S RIBOSOMAL PROTEIN S18

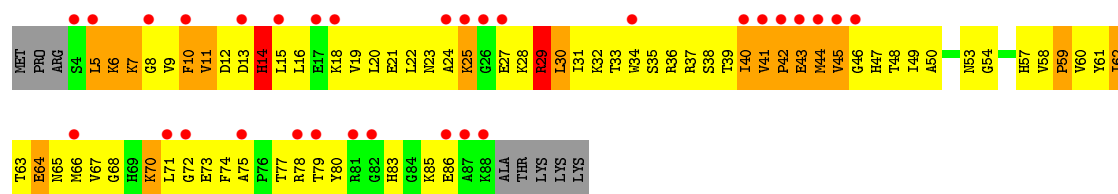


• Molecule 19: 30S RIBOSOMAL PROTEIN S19

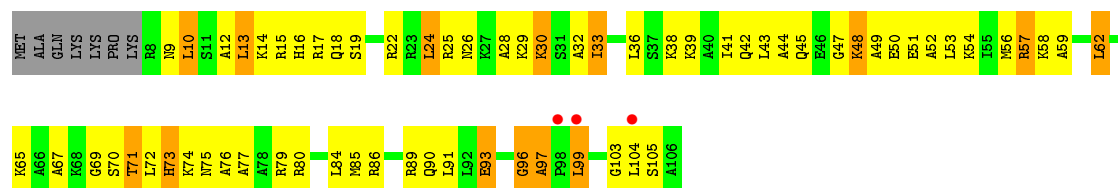


• Molecule 19: 30S RIBOSOMAL PROTEIN S19

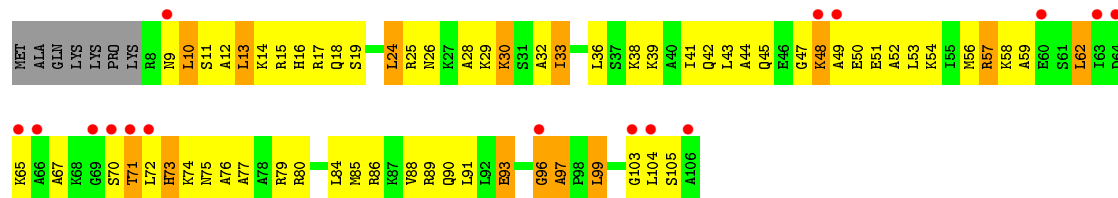




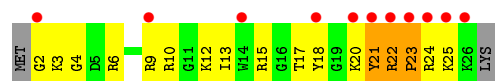
- Molecule 20: 30S RIBOSOMAL PROTEIN S20



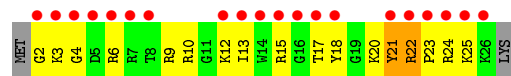
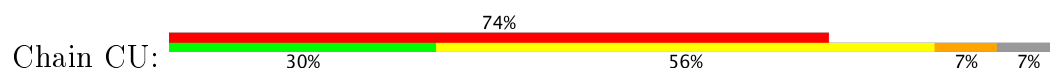
- Molecule 20: 30S RIBOSOMAL PROTEIN S20



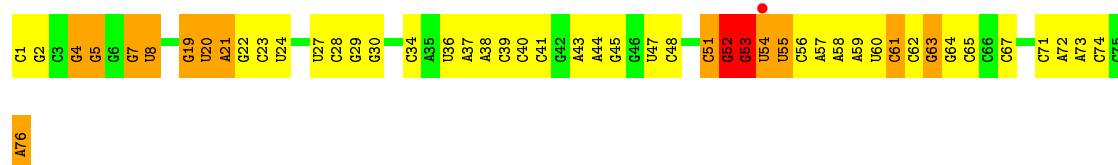
- Molecule 21: 30S RIBOSOMAL PROTEIN THX



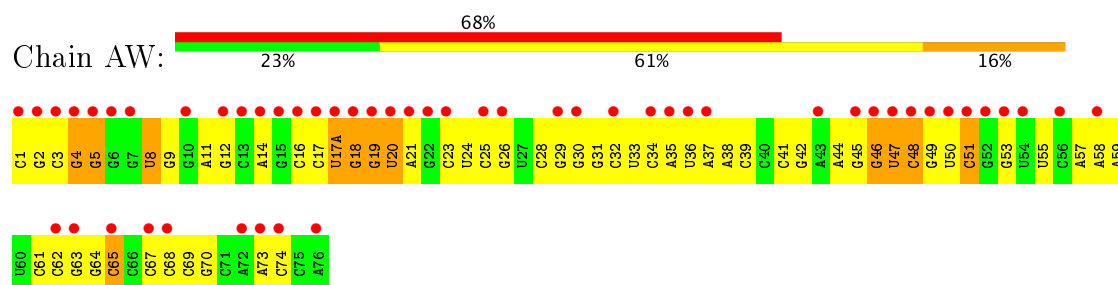
- Molecule 21: 30S RIBOSOMAL PROTEIN THX



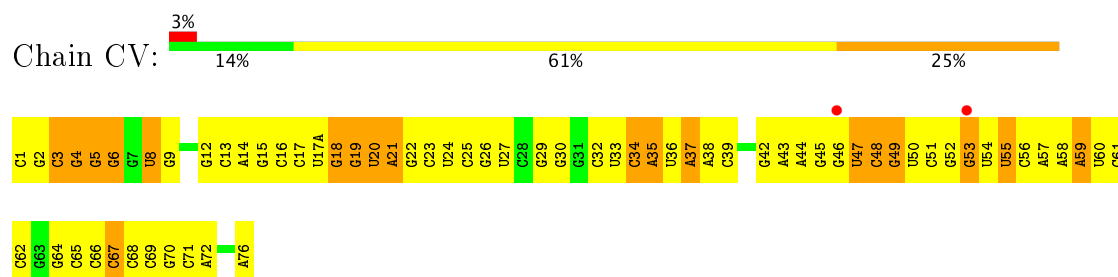
- Molecule 22: E-SITE TRNA PHE OR P-SITE TRNA PHE



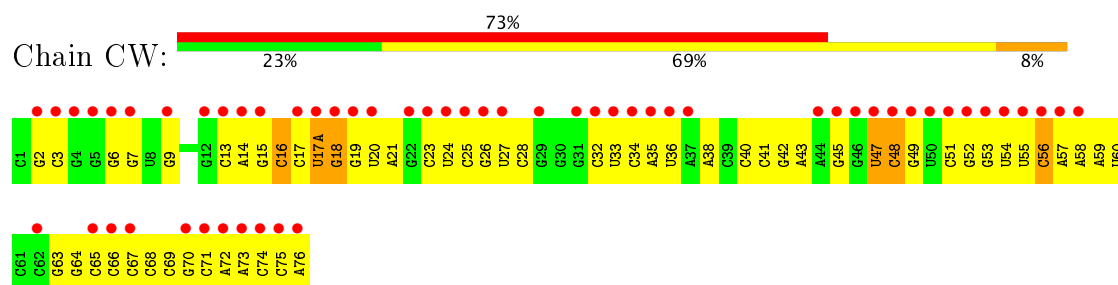
- Molecule 22: E-SITE TRNA PHE OR P-SITE TRNA PHE



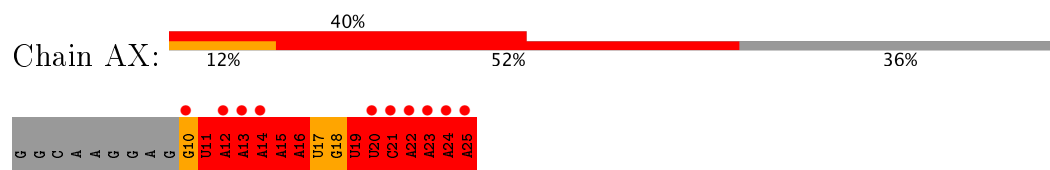
- Molecule 22: E-SITE TRNA PHE OR P-SITE TRNA PHE



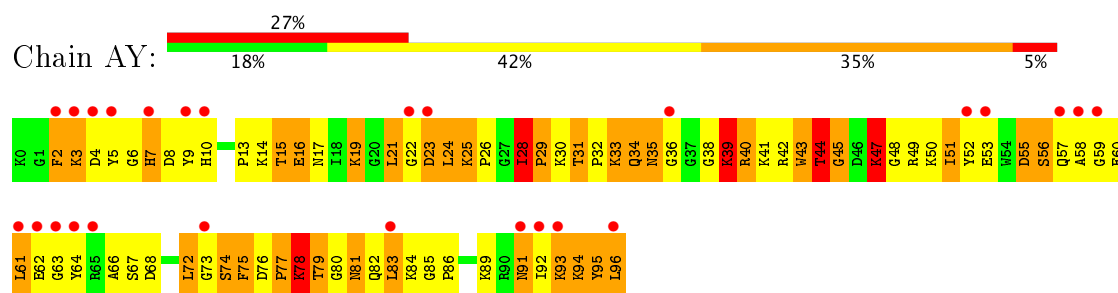
- Molecule 22: E-SITE TRNA PHE OR P-SITE TRNA PHE



- Molecule 23: MRNA




- Molecule 24: COLICIN-E3

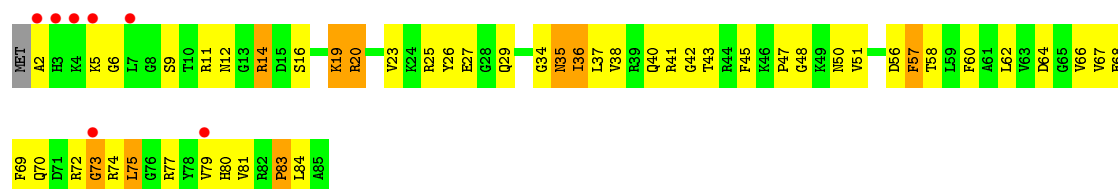


- Molecule 24: COLICIN-E3

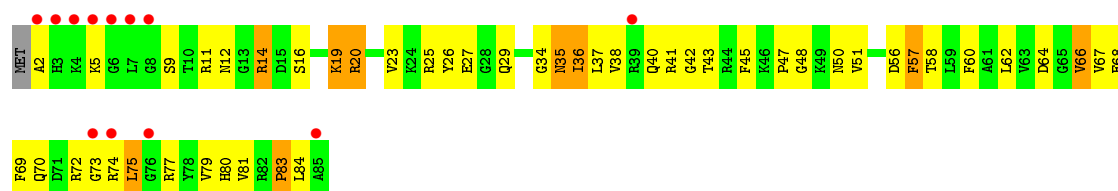




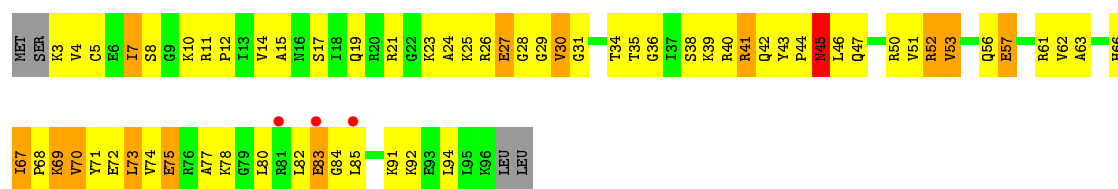
• Molecule 25: 50S RIBOSOMAL PROTEIN L27



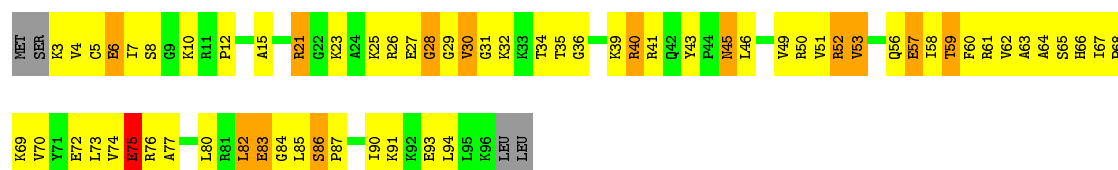
• Molecule 25: 50S RIBOSOMAL PROTEIN L27



• Molecule 26: 50S RIBOSOMAL PROTEIN L28

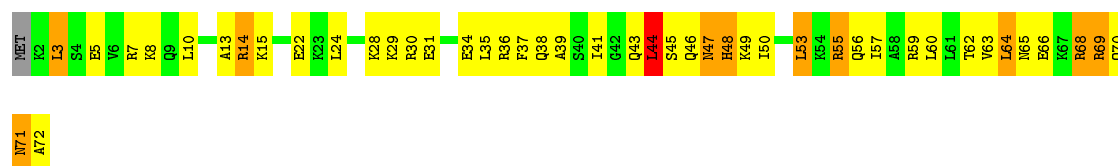


• Molecule 26: 50S RIBOSOMAL PROTEIN L28

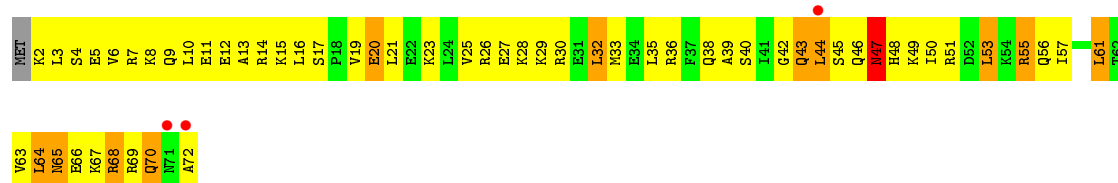


• Molecule 27: 50S RIBOSOMAL PROTEIN L29

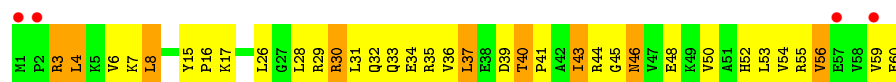
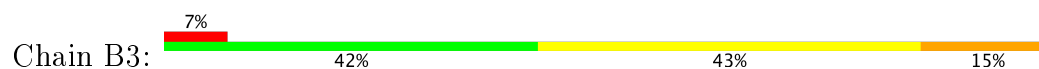





• Molecule 27: 50S RIBOSOMAL PROTEIN L29



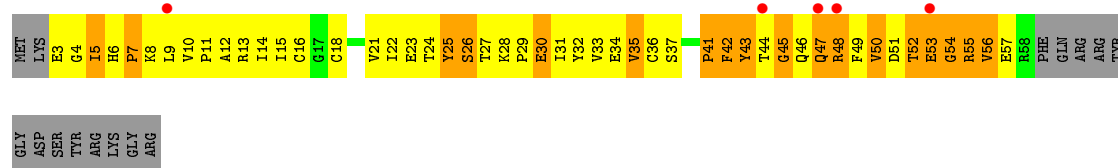
• Molecule 28: 50S RIBOSOMAL PROTEIN L30



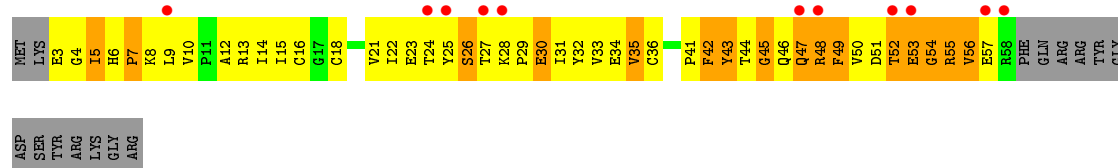
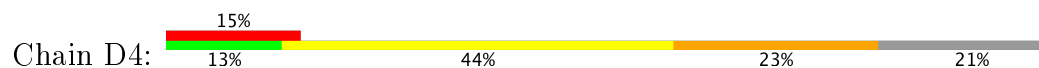
• Molecule 28: 50S RIBOSOMAL PROTEIN L30



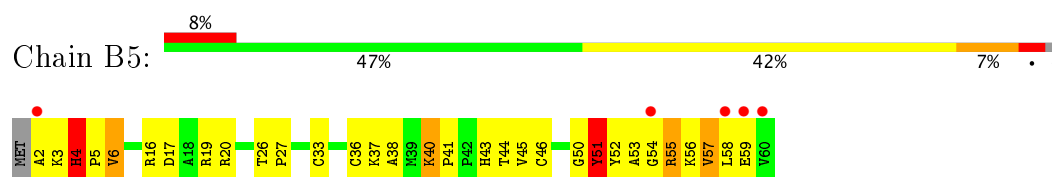
• Molecule 29: 50S RIBOSOMAL PROTEIN L31



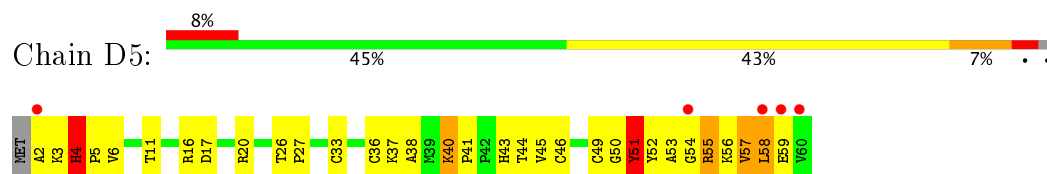
• Molecule 29: 50S RIBOSOMAL PROTEIN L31



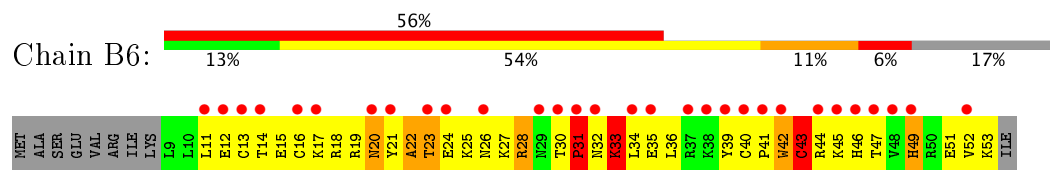
• Molecule 30: 50S RIBOSOMAL PROTEIN L32



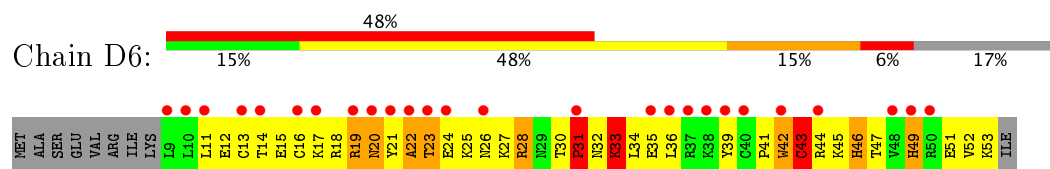
• Molecule 30: 50S RIBOSOMAL PROTEIN L32



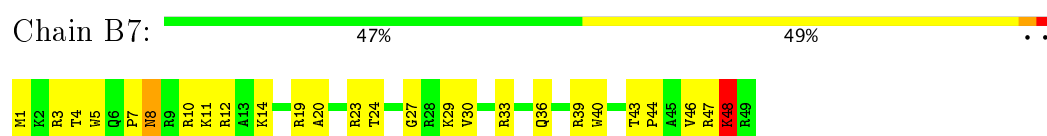
• Molecule 31: 50S RIBOSOMAL PROTEIN L33



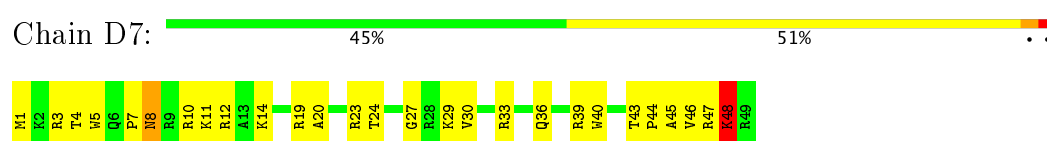
• Molecule 31: 50S RIBOSOMAL PROTEIN L33



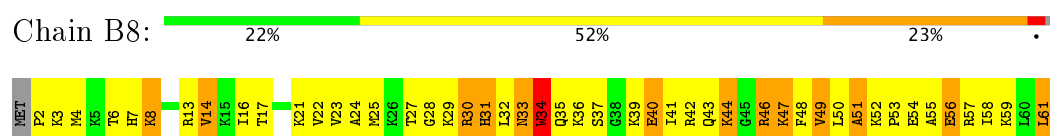
• Molecule 32: 50S RIBOSOMAL PROTEIN L34



• Molecule 32: 50S RIBOSOMAL PROTEIN L34

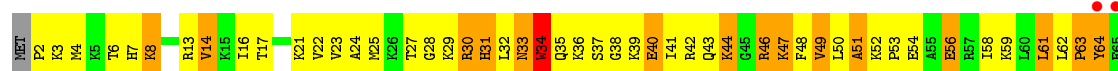


• Molecule 33: 50S RIBOSOMAL PROTEIN L35



• Molecule 33: 50S RIBOSOMAL PROTEIN L35





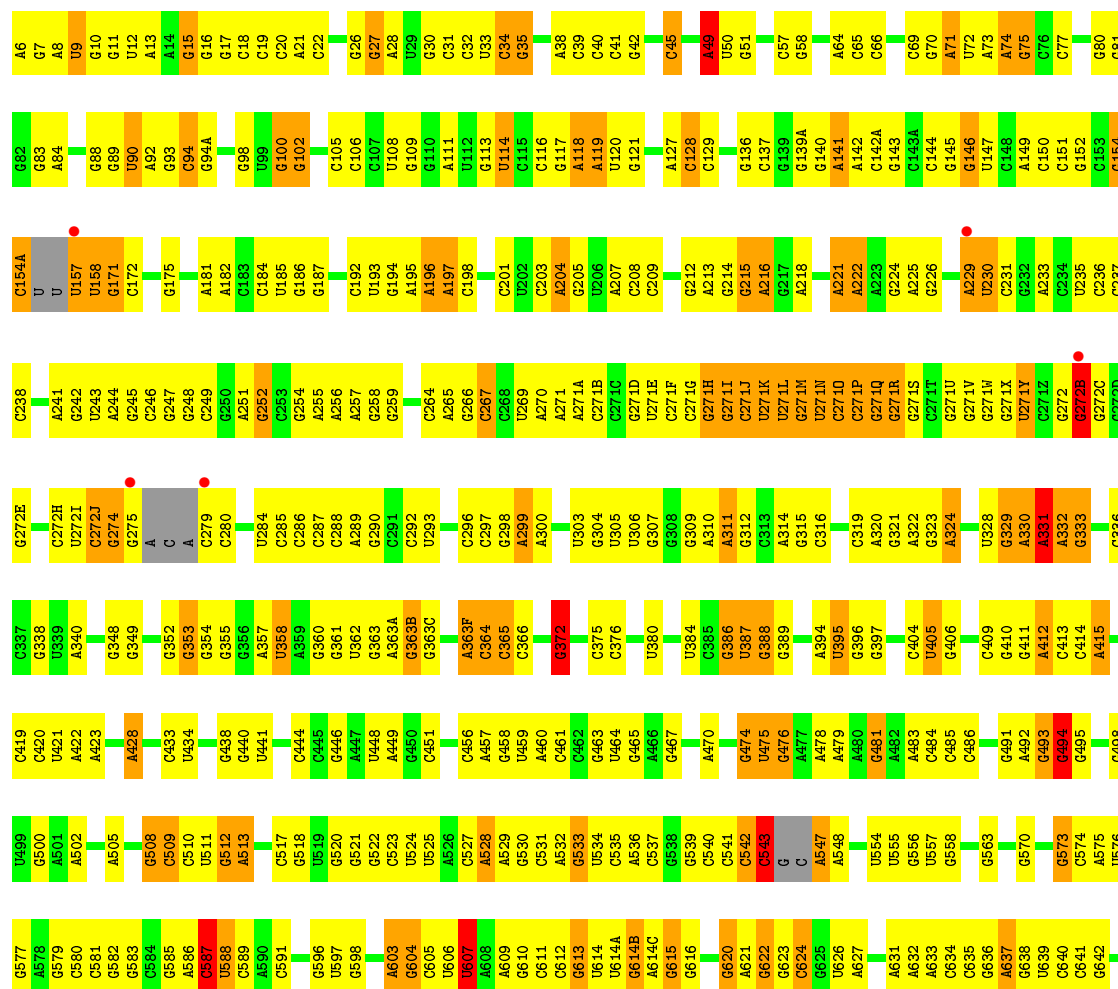
• Molecule 34: 50S RIBOSOMAL PROTEIN L36



• Molecule 34: 50S RIBOSOMAL PROTEIN L36



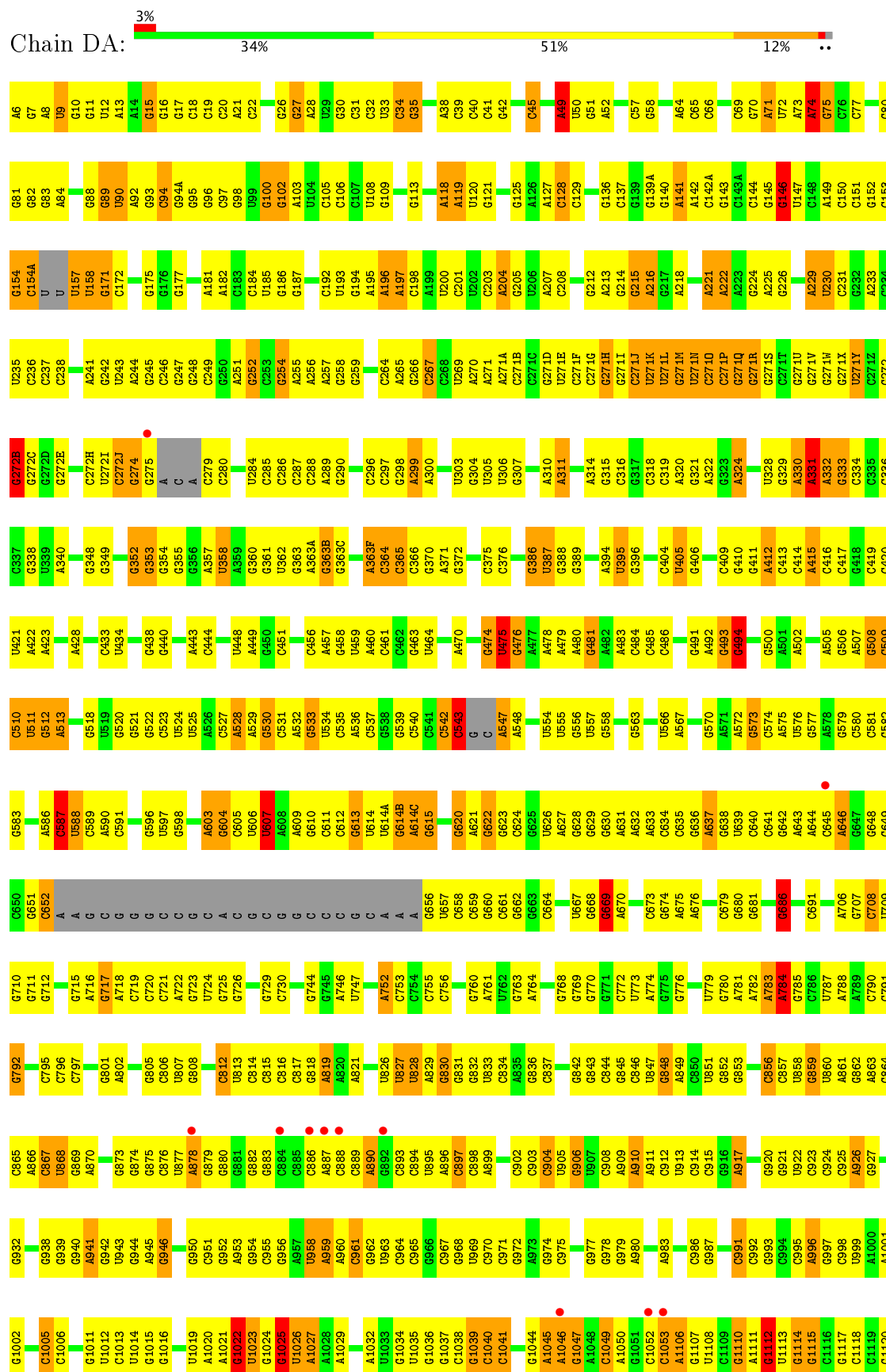
• Molecule 35: 23S ribosomal RNA



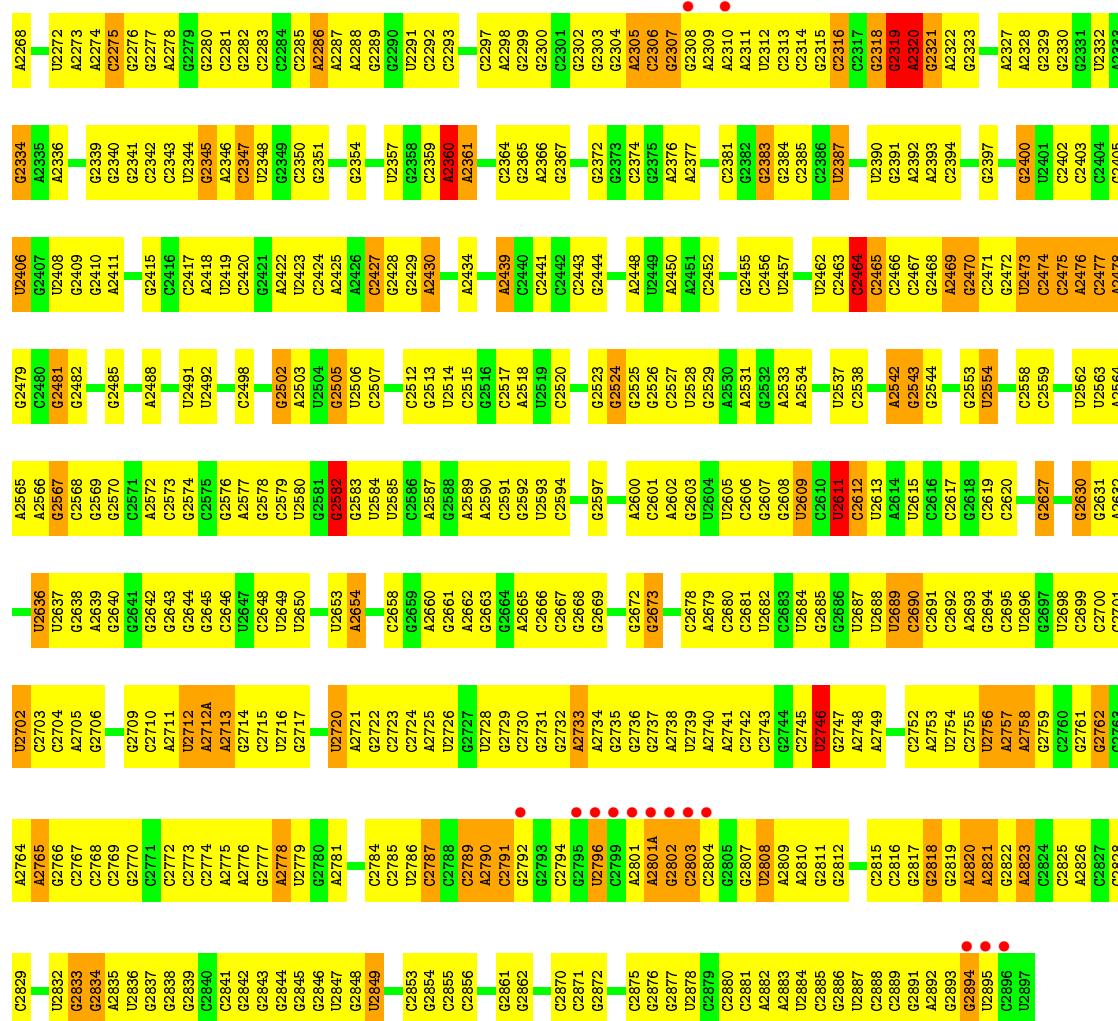
A1741	G1642	G1559	U1497	U1433	G1356	A1272	G1194	G1120	G1002	G927	A861	U787	A706	C645
G1742	G1643	G1560	C1498	A1434	G1357	U1273	G1195	C1121	G1003		G862	A788	G707	A646
C1743	G1561	G1358	G1499	G1435	G1358	A1276	G1196	A1126	C1004	G932	A863	A789	C708	G647
C1744	A1562	G1500	G1500	G1436	G1359	G1276	G1197		C1005		G864	C790	U709	G648
C1745	G1563	G1501	C1501	A1437	G1360	G1277	U1198	A1129	C1006	G938	A866	C791	G710	C649
G1746A	G1564	U1438	G1502	U1438	G1361	A1278	G1203	U1130	G1011	A941		A802	G711	
G1746	C1565	G1503	U1503	A1439	G1362	G1279	G1204		U1012	G942	G869	G805	G712	C652
G1747	A1566	C1504	C1504	G1440	G1363	G1280	U1205		C1013	G943	A870	C906	G715	A
A1654	G1441	G1364	C1505	G1442	G1365	G1281	A1206	C1135	U1014	U943	G873	U807	A716	A
G1748	G1442	A1365	C1506	G1443	G1365	U1282	G1210	G1136	G1015	G944	G874	C797	G717	G
	C1657	G1443	A1507	G1444	G1368	A1284	U1211	G1138	G1016	G946	G875		A718	G
C1658	A1570	G1369	A1508	A1445	G1369	G1285	G1212	G1139			G876	G805	G719	G
A1755	A1571		C1509	C1445A				G1140	U1019	G950	C876	C906	C720	G
G1756	A1572	A1509A	A1509A	G1446	A1373	U1288	G1215	U1141	A1020	G951	A877	C906	G721	C
	G1573	A1509B	A1509B	G1447	G1374	C1289	G1216	U1142	A1021	C952	A878	U807	A722	C
A1762	G1667	C1574	C1510	G1448	C1375	G1290	G1217	A142A	G1022	A953	G879	G808	G723	G
G1763	G1763	C1575	C1511	A1449	C1375	C1291	G1218	A1143	U1023	G954	G880			C
G1764	A1669	U1576	U1512	G1450	A1378	U1292	G1219	G1144	G1024	C955	G881	C812	G729	A
C1765	C1577	C1513	C1513	G1450A	A1379	G1293	A1220	C1145	G1025	A957	G882	U813	G730	C
U1766	U1578	U1514	U1514	C1450A	G1380	C1297	G1221	C1146	U1026	G957	G883	C914		G
C1767	G1579	G1515	G1515	A1452	G1381	C1298	C1221A	C1147	A1027	U958	C886	C915	G733	C
U1768	C1580	C1516	C1516	U1453	G1382	C1299	G1222	A1148	A1028	A959	A887	C916	A735	G
G1771	G1582	U1518	U1518	G1455	G1383	U1300	G1223	G1149	A1029	A960	C888	C817	G736	G
U1680	A1583	G1519	G1519	G1455	C1387	A1301	C1224	C1150		G962	C889	A819		C
A1773	C1584	G1520	G1520	G1459	G1388	A1302		G1151	A1032	U963	A890	A820	G744	C
	G1685	A1586	U1523	A1460	G1388	G1309	G1230	G1154	U1033	C964	G892	A821	G745	G
G1776	C1587	A1587		G1461	G1389	G1314	G1231	A1155	G1034	C965	C893		A746	C
U1777	C1588	G1526	G1526	G1464	U1396	G1315	G1232	A1156	U1035	G966	C894	U826	U747	A
U1778	G1589	G1527	G1527	G1465	U1397	C1316	G1233		G1036	C967	U895	U827		
U1779	U1590	A1528	A1528	G1466	U1397	C1315	G1239	C1161	C1038	C968	U828	U828	A752	A
A1780	G1591	A1528A	A1528A	C1467	C1403	U1316	U1240	G1162	U1039	U969	C897	U829	C753	
C1781	C1592	G1529	G1529	A1467	C1404	C1317	A1241	G1163	C1040	C970	C898	G830	C754	U657
G1694	G1593	C1530	C1530	A1468	U1405	C1318	A1242	G1164	C1041	C971	A899	G831	C755	C658
A1783	G1695	G1531	G1531	G1470	U1406	C1318		U1165		G972	C898	G832	C756	C659
G1696	G1595	C1532	C1532	A1471	C1407	G1324	A1246	C1166	G1044	A973	C902	U833		G660
A1785	A1596	G1533	G1533	A1472	C1408		A1247	U1167	A1045	G974	C903	C834	G760	C661
U1786	A1597	U	U	A1472	C1408			U1167	A1046	C975	C904	C835	A761	G662
	C1598	A	A	G1475	C1409	C1327	G1250	G1168	G1047		U905	G836	G664	C664
C1788	G1607	C	C	C1476	G1410	G1328	G1251	G1169			G906	C937		
A1789	A1608	G	G	A1477	C1411	A1331	G1252	G1170	C1048	G977	U907	C937	A764	
C1790	G1478	G	G	G1478	A1412	G1332	A1253	G1171	C1049	G978	C908	G843	G768	U667
A1791	A1609	U	U	G1479	G1413			G1173	G1051	G979	A909	G844	G769	G668
G1792	A1610	G	G	G1480	G1416	A1336	G1256	U1174	C1052	A980	A910	C844	G770	C669
C1793	G1613	A	A	U1481	C1417	G1337	G1257	U1175	G1053		G917	G845		A670
U1794		C1543	C1543	G1482	G1418	G1338	G1258	G1176	C1053	A983	A911	G846	U773	
C1795	A1616	A1544	A1544	G1483	G1419	G1339	G1259	A1177	A1106		C912	C946	A774	C673
U1796	C1617	A1545	A1545	G1485	U1420	G1339	G1260	C1178	G1107	C986	U913	U847	G775	G674
C1797	A1618	C1546	C1546	A1486	G1421	G1344	G1261	C1179	U1108	G987	C914	G848	G776	A675
U1798				G1487		G1345	A1263	G1180	C1109	C991	C915	A849	G777	A676
G1799	C1547	C1547	C1547	G1488	G1424	C1346	A1263	G1181	G1110	C992	A916	C850	A777	
C1800	G1548	C1548	C1548	U1489	G1425	G1347	G1263	A1182	A1111	G993	G920	U851	G778	C679
G1801	G1549	C1550	C1550	A1490	G1426	G1347	A1264	U1113	G1112		G921	G853	G780	G680
	C1551	C1551	C1551	G1491	A1427	A1349	G1265	G1187	U1114	A996	U922	C856	A781	G681
C1804	U1637	U1637	U1637	G1492	C1428	U1267	U1267	A1188	G1115	C997	G923	C857	A782	
U1720	A1554			C1493	G1429	U1352	A1268	A1189	G1116	C998	C924	U858	A783	G686
G1806	C1637	C1637	C1637	A1494	C1430	A1353	A1269	G1190	G1117	U999	C925	C859	A784	
U1807	A1639	U1639	U1639	A1495	U1431	A1354	C1270	G1191	C1118	A1000	C926	G859	A785	C691
A1808	C1640	C1640	C1640	A1496	C1432	G1355	G1271	G1192	C1119	A1001	A926	U860	C786	
A1809	G1740							G1193						

G2837	G2838	G2839	G2842	G2843	G2844	G2845	G2846	G2847	G2848	G2849	G2850	G2851	G2852	G2853	G2854	G2855	G2856	G2861	G2862	G2866	G2870	G2871	G2872	G2875	G2876	G2877	G2878	G2879	G2880	G2881	G2882	G2883	G2884	G2885	G2886	G2887	G2888	G2889	G2891	G2892	G2893	G2894	G2895	G2896	G2897																																																																																																																																																																																																																																																																																																																																																																																																																																																																																																																																																																																																																																																																																																																																																																																																																																																																																																																																																																																																																																																																																																																																																																																																																																																																												
C2767	C2768	C2769	C2770	C2771	C2772	C2773	C2774	C2775	C2776	C2777	C2778	C2779	G2780	G2781	C2784	C2785	C2786	C2787	C2788	C2789	C2790	C2791	C2792	C2793	C2794	C2795	C2796	C2797	C2798	C2799	C2800	C2801	C2802	C2803	C2804	C2805	C2806	C2807	C2808	C2809	C2810	C2811	C2812	C2815	C2818	C2819	C2820	C2821	C2822	C2823	C2824	C2835	C2836	C2837																																																																																																																																																																																																																																																																																																																																																																																																																																																																																																																																																																																																																																																																																																																																																																																																																																																																																																																																																																																																																																																																																																																																																																																																																																																																			
G2638	G2639	G2640	G2641	G2642	G2643	G2644	G2645	G2646	G2647	G2648	G2649	G2650	U2653	U2654	A2657	G2658	G2659	G2660	G2661	G2662	G2663	G2664	G2665	G2666	G2667	G2668	G2669	G2670	G2671	G2672	G2673	G2674	G2675	G2676	G2677	G2678	G2679	G2680	G2681	G2682	G2683	G2684	G2685	U2689	G2690	G2691	G2692	G2693	G2694	G2695	G2696	G2697	G2698	G2699	G2700	G2701	G2702	G2703	G2704	G2705	G2706	G2707	G2708	G2709	G2710	G2711	G2712	G2713	G2714	G2715	G2716	G2717	G2718	G2719	G2720	G2721	G2722	G2723	G2724	G2725	G2726	G2727	G2728	G2729	G2730	G2731	G2732	G2733	G2734	G2735	G2736	G2737	G2738	G2739	G2740	G2741	G2742	G2743	G2744	G2745	G2746	G2747	G2748	G2749	U2753	G2754	G2755	G2756	G2757	G2758	G2759	G2760	G2761	G2762	G2763	G2764	G2765	G2766	G2767	G2768	G2769	G2770	G2771	G2772	G2773	G2774	G2775	G2776	G2777	G2778	G2779	G2780	G2781	G2782	G2783	G2784	G2785	G2786	G2787	G2788	G2789	G2790	G2791	G2792	G2793	G2794	G2795	G2796	G2797	G2798	G2799	G2800	G2801	G2802	G2803	G2804	G2805	G2806	G2807	G2808	G2809	G2810	G2811	G2812	G2813	G2814	G2815	G2816	G2817	G2818	G2819	G2820	G2821	G2822	G2823	G2824	G2825	G2826	G2827	G2828	G2829	G2830	G2831	G2832	G2833	G2834	G2835	G2836	G2837	G2838	G2839	G2840	G2841	G2842	G2843	G2844	G2845	G2846	G2847	G2848	G2849	G2850	G2851	G2852	G2853	G2854	G2855	G2856	G2857	G2858	G2859	G2860	G2861	G2862	G2863	G2864	G2865	G2866	G2867	G2868	G2869	G2870	G2871	G2872	G2873	G2874	G2875	G2876	G2877	G2878	G2879	G2880	G2881	G2882	G2883	G2884	G2885	G2886	G2887	G2888	G2889	G2890	G2891	G2892	G2893	G2894	G2895	G2896	G2897	G2898	G2899	G2900	G2901	G2902	G2903	G2904	G2905	G2906	G2907	G2908	G2909	G2910	G2911	G2912	G2913	G2914	G2915	G2916	G2917	G2918	G2919	G2920	G2921	G2922	G2923	G2924	G2925	G2926	G2927	G2928	G2929	G2930	G2931	G2932	G2933	G2934	G2935	G2936	G2937	G2938	G2939	G2940	G2941	G2942	G2943	G2944	G2945	G2946	G2947	G2948	G2949	G2950	G2951	G2952	G2953	G2954	G2955	G2956	G2957	G2958	G2959	G2960	G2961	G2962	G2963	G2964	G2965	G2966	G2967	G2968	G2969	G2970	G2971	G2972	G2973	G2974	G2975	G2976	G2977	G2978	G2979	G2980	G2981	G2982	G2983	G2984	G2985	G2986	G2987	G2988	G2989	G2990	G2991	G2992	G2993	G2994	G2995	G2996	G2997	G2998	G2999	G3000	G3001	G3002	G3003	G3004	G3005	G3006	G3007	G3008	G3009	G3010	G3011	G3012	G3013	G3014	G3015	G3016	G3017	G3018	G3019	G3020	G3021	G3022	G3023	G3024	G3025	G3026	G3027	G3028	G3029	G3030	G3031	G3032	G3033	G3034	G3035	G3036	G3037	G3038	G3039	G3040	G3041	G3042	G3043	G3044	G3045	G3046	G3047	G3048	G3049	G3050	G3051	G3052	G3053	G3054	G3055	G3056	G3057	G3058	G3059	G3060	G3061	G3062	G3063	G3064	G3065	G3066	G3067	G3068	G3069	G3070	G3071	G3072	G3073	G3074	G3075	G3076	G3077	G3078	G3079	G3080	G3081	G3082	G3083	G3084	G3085	G3086	G3087	G3088	G3089	G3090	G3091	G3092	G3093	G3094	G3095	G3096	G3097	G3098	G3099	G3100	G3101	G3102	G3103	G3104	G3105	G3106	G3107	G3108	G3109	G3110	G3111	G3112	G3113	G3114	G3115	G3116	G3117	G3118	G3119	G3120	G3121	G3122	G3123	G3124	G3125	G3126	G3127	G3128	G3129	G3130	G3131	G3132	G3133	G3134	G3135	G3136	G3137	G3138	G3139	G3140	G3141	G3142	G3143	G3144	G3145	G3146	G3147	G3148	G3149	G3150	G3151	G3152	G3153	G3154	G3155	G3156	G3157	G3158	G3159	G3160	G3161	G3162	G3163	G3164	G3165	G3166	G3167	G3168	G3169	G3170	G3171	G3172	G3173	G3174	G3175	G3176	G3177	G3178	G3179	G3180	G3181	G3182	G3183	G3184	G3185	G3186	G3187	G3188	G3189	G3190	G3191	G3192	G3193	G3194	G3195	G3196	G3197	G3198	G3199	G3200	G3201	G3202	G3203	G3204	G3205	G3206	G3207	G3208	G3209	G3210	G3211	G3212	G3213	G3214	G3215	G3216	G3217	G3218	G3219	G3220	G3221	G3222	G3223	G3224	G3225	G3226	G3227	G3228	G3229	G3230	G3231	G3232	G3233	G3234	G3235	G3236	G3237	G3238	G3239	G3240	G3241	G3242	G3243	G3244	G3245	G3246	G3247	G3248	G3249	G3250	G3251	G3252	G3253	G3254	G3255	G3256	G3257	G3258	G3259	G3260	G3261	G3262	G3263	G3264	G3265	G3266	G3267	G3268	G3269	G3270	G3271	G3272	G3273	G3274	G3275	G3276	G3277	G3278	G3279	G3280	G3281	G3282	G3283	G3284	G3285	G3286	G3287	G3288	G3289	G3290	G3291	G3292	G3293	G3294	G3295	G3296	G3297	G3298	G3299	G3300	G3301	G3302	G3303	G3304	G3305	G3306	G3307	G3308	G3309	G3310	G3311	G3312	G3313	G3314	G3315	G3316	G3317	G3318	G3319	G3320	G3321	G3322	G3323	G3324	G3325	G3326	G3327	G3328	G3329	G3330	G3331	G3332	G3333	G3334	G3335	G3336	G3337	G3338	G3339	G3340	G3341	G3342	G3343	G3344	G3345	G3346	G3347	G3348	G3349	G3350	G3351	G3352	G3353	G3354	G3355	G3356	G3357	G3358	G3359	G3360	G3361	G3362	G3363	G3364	G3365	G3366	G3367	G3368	G3369	G3370	G3371	G3372	G3373	G3374	G3375	G3376	G3377	G3378	G3379	G3380	G3381	G3382	G3383	G3384	G3385	G3386	G3387	G3388	G3389	G3390	G3391	G3392	G3393	G3394	G3395	G3396	G3397	G3398	G3399	G3400	G3401	G3402	G3403	G3404	G3405	G3406	G3407	G3408	G3409	G3410	G3411	G3412	G3413	G3414	G3415	G3416	G3417	G3418	G3419	G3420	G3421	G3422	G3423	G3424	G3425	G3426	G3427	G3428	G3429	G3430	G3431	G3432	G3433	G3434	G3435	G3436	G3437	G3438	G3439	G3440	G3441	G3442	G3443	G3444	G3445	G3446	G3447	G3448	G3449	G3450	G3451	G3452	G3453	G3454	G3455	G3456	G3457	G3458	G3459	G3460	G3461	G3462	G3463	G3464	G3465	G3466	G3467	G3468	G3469	G3470	G3471	G3472	G3473	G3474	G3475	G3476	G3477	G3478	G3479	G3480	G3481	G3482	G3483	G3484	G3485	G3486	G3487	G3488	G3489	G3490	G3491	G3492	G3493	G3494	G3495	G3496	G3497	G3498	G3499	G3500	G3501	G3502	G3503	G3504	G3505	G3506	G3507	G3508	G3509	G3510	G3511	G3512	G3513	G3514	G3515	G3516	G3517	G3518	G3519	G3520	G3521	G3522	G3523	G3524	G3525	G3526	G3527	G3528	G3529	G3530	G3531	G3532	G3533	G3534	G3535	G3536	G3537	G3538	G3539	G3540	G3541	G3542	G3543	G3544	G3545	G3546	G3547	G3548	G3549	G3550	G3551	G3552	G3553	G3554	G3555	G3556	G3557	G3558	G3559	G3560	G3561	G3562	G3563	G3564	G3565	G3566	G3567	G3568	G3569	G3570	G3571	G3572	G3573	G3574	G3575	G3576	G3577	G3578	G3579	G3580	G3581	G3582	G3583	G3584	G3585	G3586	G3587	G3588	G3589	G3590	G3591	G3592	G3593	G3594	G3595	G3596	G3597	G3598	G3599	G3600	G3601	G3602	G3603	G3604	G3605	G3606	G3607	G3608	G3609	G3610	G3611	G3612	G3613	G3614	G3615	G3616	G3617	G3618	G3619	G3620	G3621	G3622	G3623	G3624	G3625	G3626	G3627	G3628	G3629	G3630	G3631	G3632	G3633	G3634	G3635	G3636	G3637	G3638	G3639	G3640	G3641	G3642	G3643	G3644	G3645	G3646	G3647	G3648	G3649	G3650	G3651	G3652	G3653	G3654	G3655	G3656	G3657	G3658	G3659	G3660	G3661	G3662	G3663	G3664	G3665	G3666	G3667	G3668	G3669	G3670	G3671	G3672	G3673	G3674	G3675	G3676	G3677	G3678	G3679	G3680	G3681	G3682	G3683	G3684	G3685	G3686	G3687	G3688	G3689	G3690	G3691	G3692	G3693	G3694	G3695	G3696	G3697	G3698	G3699	G3700	G3701	G3702	G3703	G3704	G3705	G3706	G3707	G3708	G3709	G3710	G3711	G3712	G3713	G3714	G3715	G3716	G3717	G3718	G3719	G3720	G3721	G3722	G3723	G3724	G3725	G3726	G3727	G3728	G3729	G3730	G3731	G3732	G3733	G3734	G3735	G3736	G3737	G3738	G3739	G3740	G3741	G3742	G3743	G3744	G3745	G3746	G3747	G3748	G3749	G3750	G3751	G3752	G3753	G3754	G3755	G3756	G3757	G3758	G3759	G3760	G3761	G3762	G3763	G3764	G3765	G3766	G3767	G3768	G3769	G3770	G3771	G3772	G3773	G3774	G3775	G3776	G3777	G3778	G3779	G3780	G3781	G3782	G3783	G3784	G3785	G3786	G3787	G3788	G3789	G3790	G3791	G3792	G3793	G3794	G3795	G3796	G3797	G3798	G3799	G3800	G3801	G3802	G3803	G3804	G3805	G3806	G3807	G3808	G3809	G3810	G3811	G3812	G3813	G3814	G3815	G3816	G3817	G3818	G3819	G3820	G3821	G3822	G3823	G3824	G3825	G3826	G3827	G3828	G3829	G3830	G3831	G3832	G3833	G3834	G3835	G3836	G3837	G3838	G3839	G3840	G3841	G3842	G3843	G3844	G3845	G3846	G3847	G3848	G3849	G3850	G3851	G3852	G3853	G3854	G3855	G3856	G3857	G3858	G3859	G3860	G3861	G3862	G3863	G3864	G3865	G3866	G3867	G3868	G3869	G3870	G3871	G3872	G3873	G3874	G3875	G3876	G3877	G3878	G3879	G3880	G3881	G3882	G3883	G3884	G3885	G3886	G3887	G3888	G3889	G3890	G3891	G3892	G3893	G3894	G3895	G3896	G3897	G3898	G3899	G3900	G3901	G3902	G3903	G3904	G3905	G3906	G3907	G3908	G3909	G3910	G3911	G3912	G3913	G3914	G3915	G3916	G3917	G3918	G3919	G3920	G

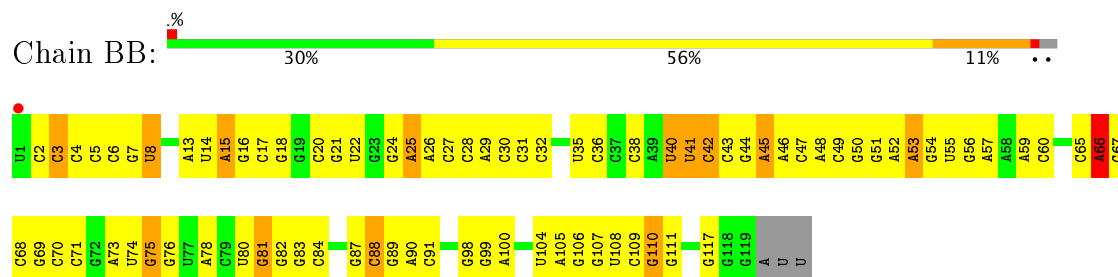
● Molecule 35: 23S ribosomal RNA



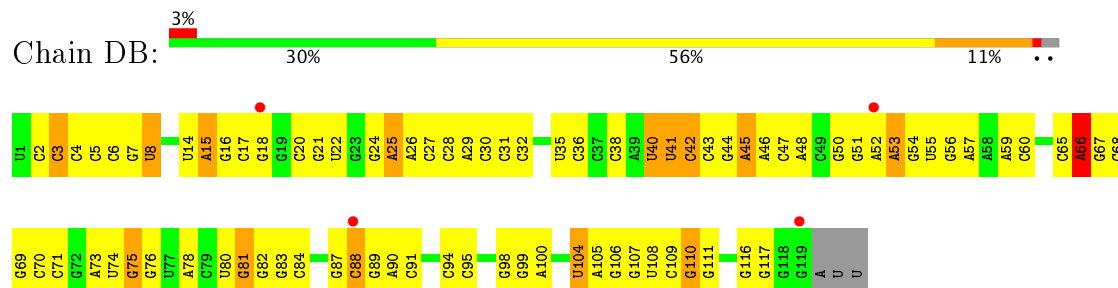
C2183	G2123	U2041	C1895	G1745A	C1657	A1570	A1508	G1442	G1369	A1276	C1201	G1121
G2124	G2124	A2042	G1896	G1746	C1658	A1571	C1509	A1445	A1373	G1277	C1202	A1126
C2043	A2126	C2043	G1897	G1747	C1659	A1572	A1509A	C1445A	G1278	G1278	G1203	
	A2051	A2051	U1898	G1747A	C1660	G1573	A1509B	G1446	G1279	G1279	G1204	
	G2052	G2052	G1899	G1748	C1661	C1574	G1510	G1447	G1280	G1280	U1205	A1129
	C2055	C2055	A1900	A1749	A1664	C1575	G1511	G1448	G1281	G1281		U1130
	G2056	G2056	A1901	G1750	A1665	U1576	U1512	G1449	U1282	U1282		
	G2131		G1902	C1751	G1666	C1577	C1513	A1450			A1210	C1135
	U2132		G1903		G1667	U1578	C1514	G1450A	G1380	U1288	U1211	G1136
	A2060		C1904	C1754	G1668	A1579	U1515	G1451	G1389	G1289	G1212	
	G2061		C1905	A1755	A1669	A1580	C1516	C1452	A1384	C1290	G1137	G1138
	A2062		G1906	G1756	C1670	C1581	G1517	U1453	G1385	G1291	G1139	G1139
	C2063		G1907			C1582	U1518	G1455	G1386	U1292	G1216	C1140
	C2064		C1908	A1762	G1674	A1583	C1519		C1387	C1293	C1217	U1141
	G2065		C1909	G1763		U1584	U1520	G1459	G1388		G1218	U1142
	A2066		G1910	G1764	G1678	A1586	U1523	G1460	G1389	G1297	G1219	U1143
	G2067		U1911	C1765	U1679	A1587	G1526	G1461	U1390	C1298	A1220	A1143
	U2068		A1912	U1766	U1680	C1588	G1527		G1391	G1299	G1221	G1144
	G2069		C1913	C1767	C1684	U1589	G1528	G1464	A1392	U1300	C1221A	C1145
			U1914	U1768	C1685	G1590	A1528	G1465	A1393	A1301	C1222	C1146
	U2074		C1915		C1686	G1591	G1529	G1466	U1396	G1302	G1223	C1147
	U2075		A1916	C1771	G1687	C1592	C1530	C1467	U1397	G1309	C1224	
	C2145		G1837	G1772	U1688	G1593	C1531	C1468			G1227	G1148
	G2146		G1839	A1773	A1689	G1594	U1532		C1403	C1314	G1228	G1150
	U2079		C1844	G1776		U1595	G1533	A1471	C1404	G1315		G1151
	G2080		G1845	U1777	U1692	A1597	U	A1472	U1405	U1316	G1231	G1154
	U2086		G1846	U1778	U1693	C1598	A		U1406	U1317	G1232	A1155
	G2087		A1847	U1779	C1694	C	C	G1475	C1407	G1332	C1233	A1156
			C1848	A1780	G1695	C1607	G	G1476	C1408	C1333		
	G2090		A1883	C1781	G1696	A1608	G	A1477	G1239	U1159	G1239	U1159
	U2091		A1884	C1782	G1697	A1609	U	G1478	U1240	G1160	U1240	G1160
	G2092		G1855	A1783	A1698	A1610	G	U1479	A1412	G1161	A1241	
	C2093		C1856	U1784	C1699	G1613	G	U1480	G1413	G1162	G1242	G1163
	A2014		G1857	A1785	U1700	A1614	A	G1481	G1416	G1164	G1243	G1164
	U2015		G1858	A1786	A1701	A1615	C1543	G1482	C1417	U1165	A1246	U1165
	U2016		A1859	C1788	G1702	A1616	C1544	G1483	A1247	C1166		
	A2019		G1860	C1789		C1617	C1545	G1485	G1344			
	G2201		G1861	U1789	G1705	U1617	C1546	A1486	C1345		G1250	G1169
	C2021		G1862	C1790	U1706	A1618	C1547	G1487	G1346	G1251	G1251	G1170
	U2022		G1863	A1791	U1709	C1625	C1548	U1488	G1347	G1252	G1252	G1171
	G2023		U1864	C1792	G1710	U1626	C1550	U1489	G1348	A1253		G1173
	C2024		C1864	G1793	G1711		C1551	G1490	G1424			
	G2025		A1876	U1794	C1712	C1636		G1491	G1425	U1352	G1256	U1174
	C2026		A1877	C1795	G1713	A1637	A1554	G1492	G1426	A1353	C1257	U1175
	U2027		C1878	U1796	G1714	C1638		C1493	A1427	A1354	G1176	
	G2028		G1879	C1797	G1715	U1639	C1557	A1494	G1428	A1355		
	A2030		C1880	U1798	G1717	C1640	A1558	A1495	G1429	U1262	U1262	G1178
	U2030		C1881	G1799	G1718	U1641	A1559	U1497	C1430	G1356	U1263	C1179
	A2031		C1882	G1801	G1719	G1642	G1560	C1498	U1431	U1357	G1264	C1180
	G2032		G1883		U1720	U1643	C1561		C1432	G1358	A1265	C1181
	C2033		A1884	C1804	G1721	C1644	G1562	C1499	A1359	A1266	A1266	A1182
	U2034		G1885	U1805	A1722	C1644	C1563	U1500	U1433	U1267	U1267	
	G2035		C1886	G1806	U1739	C1648	C1564	C1501	A1434	G1268	A1268	G1187
	C2036		G1887	G1807	G1740		C1565	C1502	G1436	G1361	A1269	U1188
	G2037		G1888	U1808	A1741	A1652	C1566	U1503	G1437	C1362	A1270	A1189
	C2038		A1889	U1809	G1742	A1653	A1566	C1504	U1438	G1363	G1271	G1190
	U2039		C1890	A1810	C1743	G1654	C1567	C1505	A1439	G1364		
	G2040		C1894	G1811	C1745		U1568	C1506	G1440	A1365	U1272	G1191
							A1569	A1507	G1441	G1368	U1273	G1193



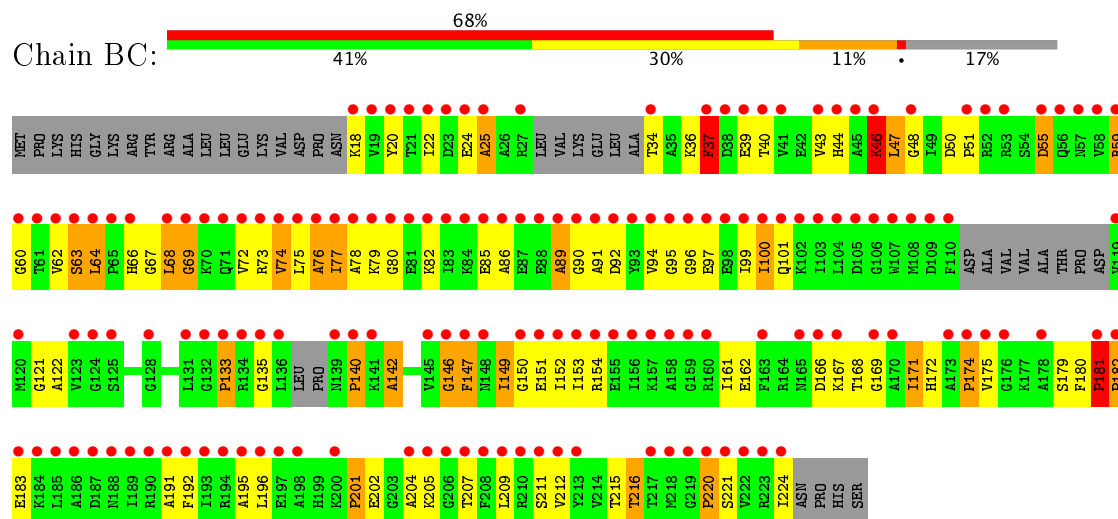
### • Molecule 36: 5S ribosomal RNA



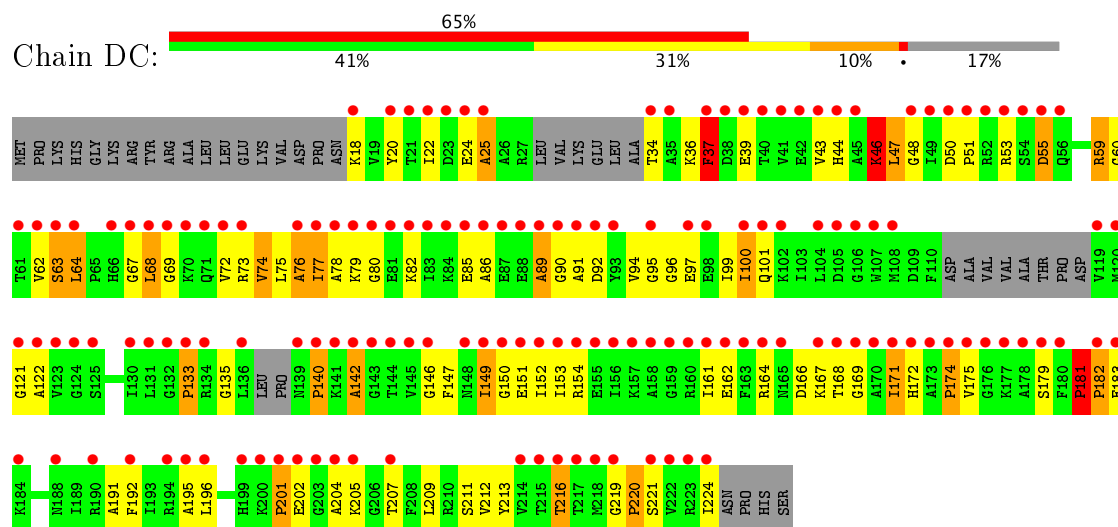
### • Molecule 36: 5S ribosomal RNA



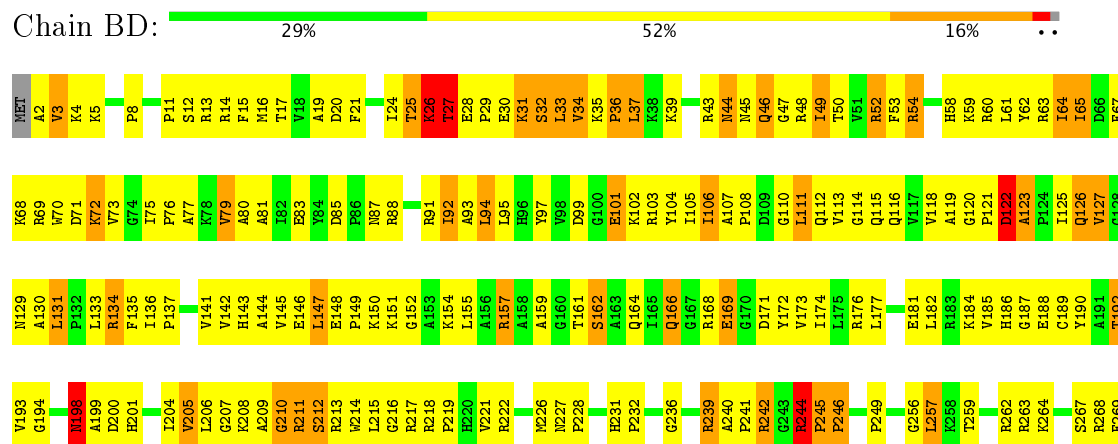
• Molecule 37: 50S RIBOSOMAL PROTEIN L1



• Molecule 37: 50S RIBOSOMAL PROTEIN L1



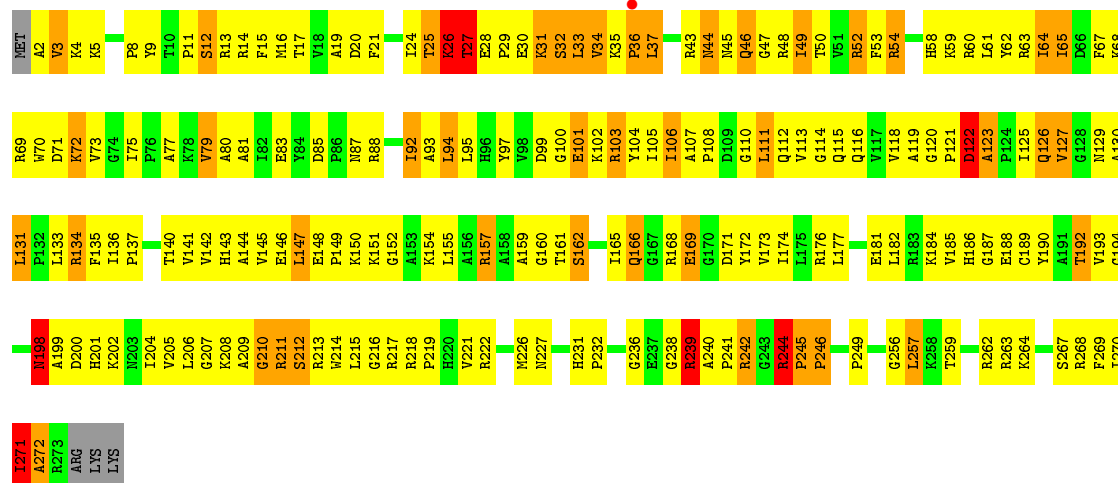
• Molecule 38: 50S RIBOSOMAL PROTEIN L2





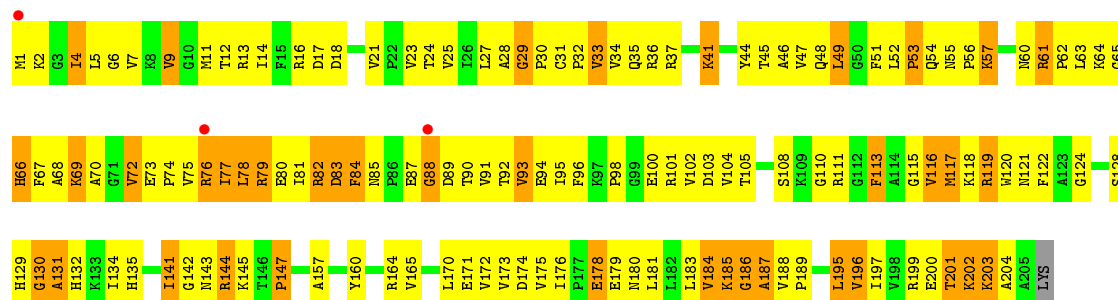
• Molecule 38: 50S RIBOSOMAL PROTEIN L2

Chain DD: 28% 53% 16%



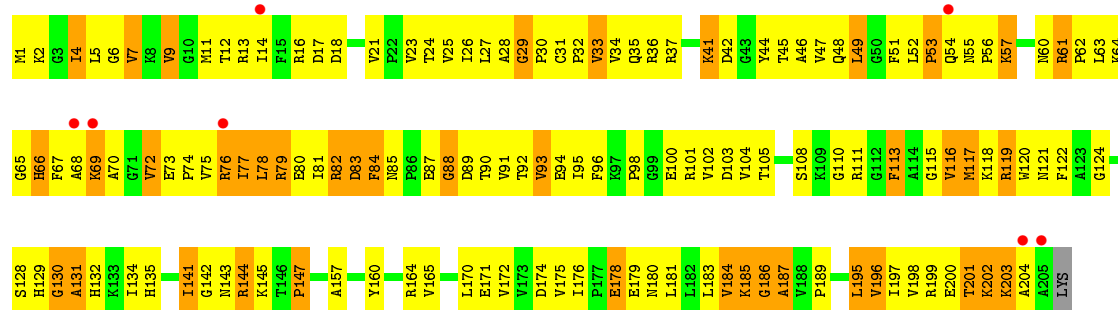
• Molecule 39: 50S RIBOSOMAL PROTEIN L3

Chain BE: 31% 50% 19%

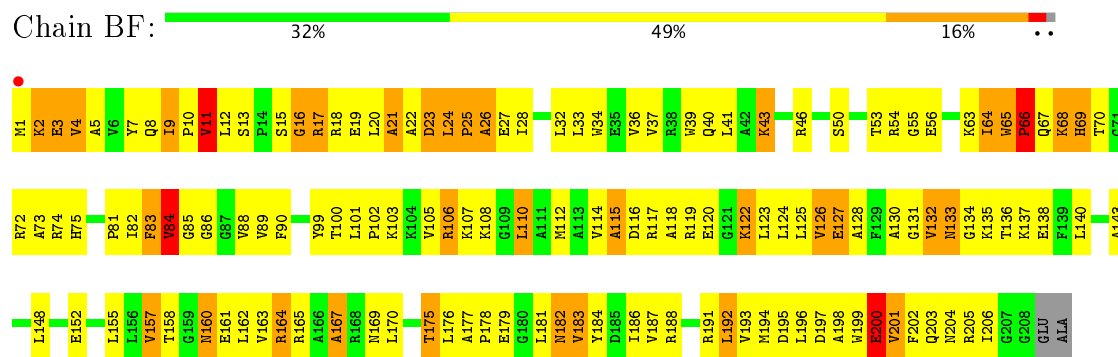


• Molecule 39: 50S RIBOSOMAL PROTEIN L3

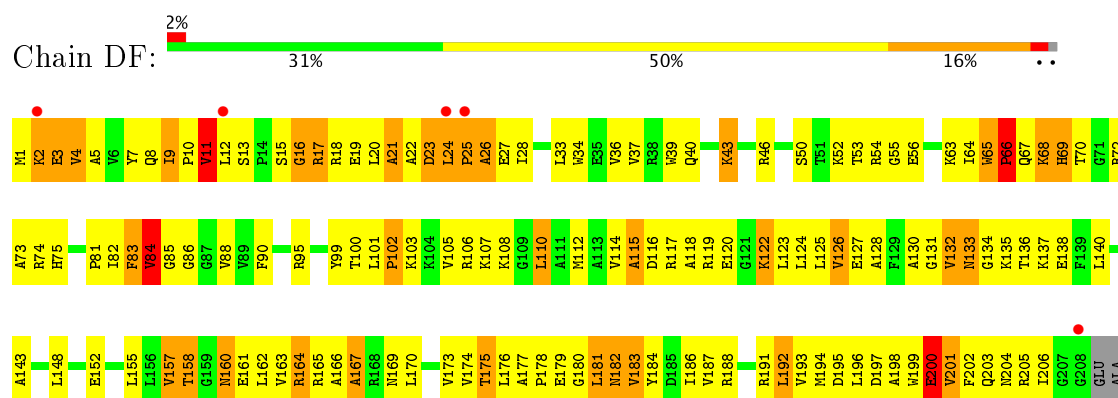
Chain DE: 3% 30% 50% 20%



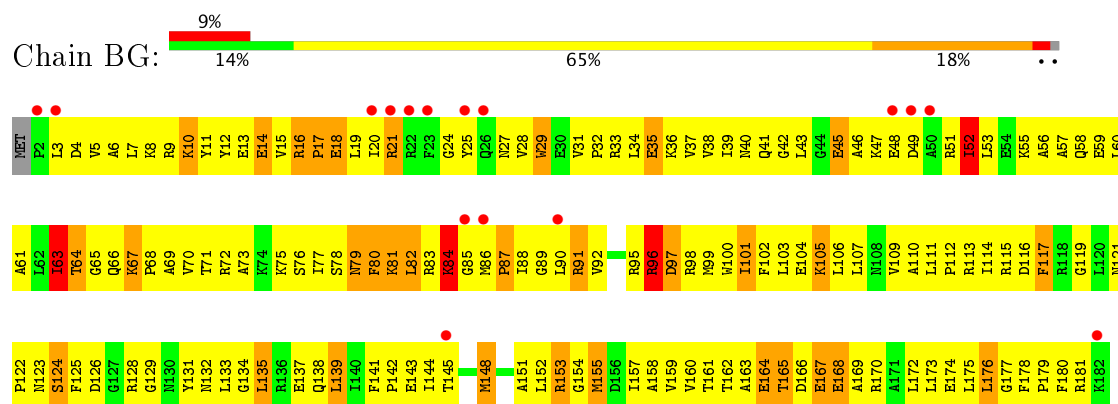
• Molecule 40: 50S RIBOSOMAL PROTEIN L4



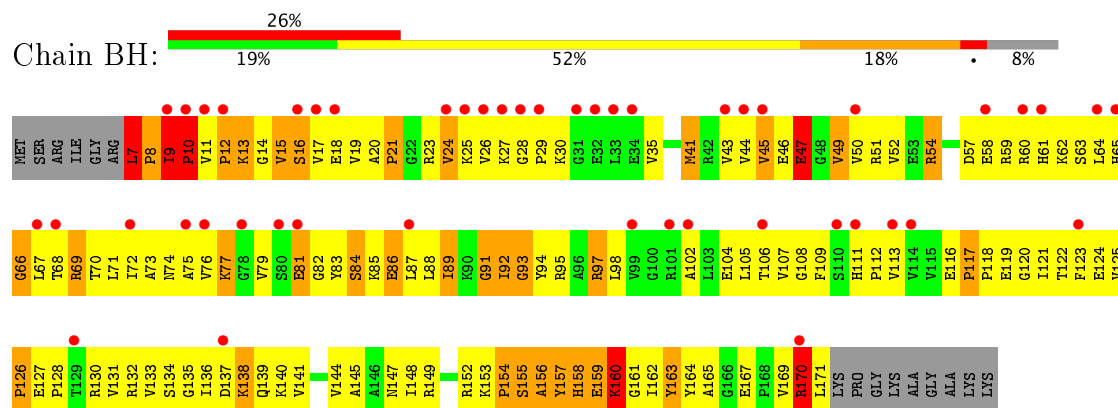
• Molecule 40: 50S RIBOSOMAL PROTEIN L4



• Molecule 41: 50S RIBOSOMAL PROTEIN L5



- Molecule 42: 50S RIBOSOMAL PROTEIN L6





• Molecule 44: 50S RIBOSOMAL PROTEIN L10

Chain BJ: 76% 23%



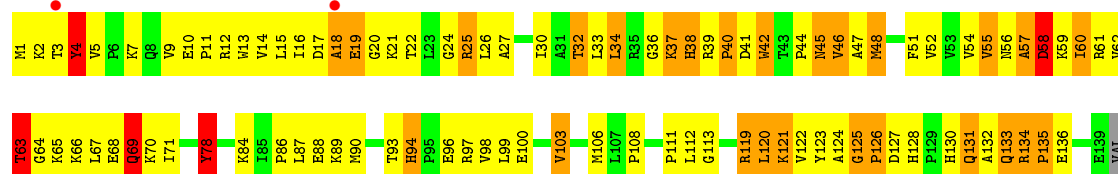
• Molecule 44: 50S RIBOSOMAL PROTEIN L10

Chain DJ: 63% 37%



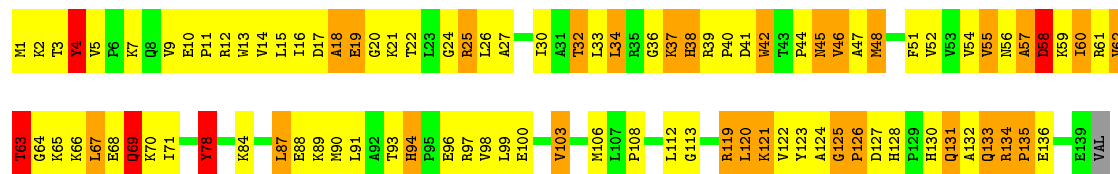
• Molecule 45: 50S RIBOSOMAL PROTEIN L13

Chain BN: 30% 47% 19%



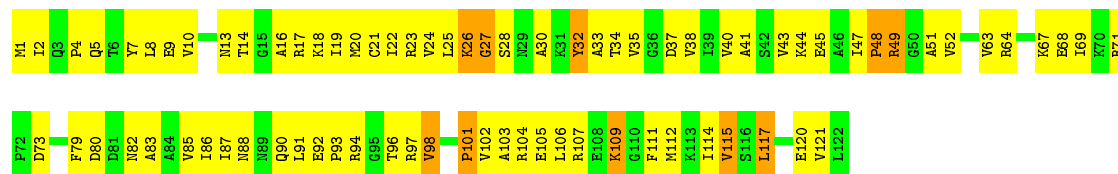
• Molecule 45: 50S RIBOSOMAL PROTEIN L13

Chain DN: 31% 45% 20%

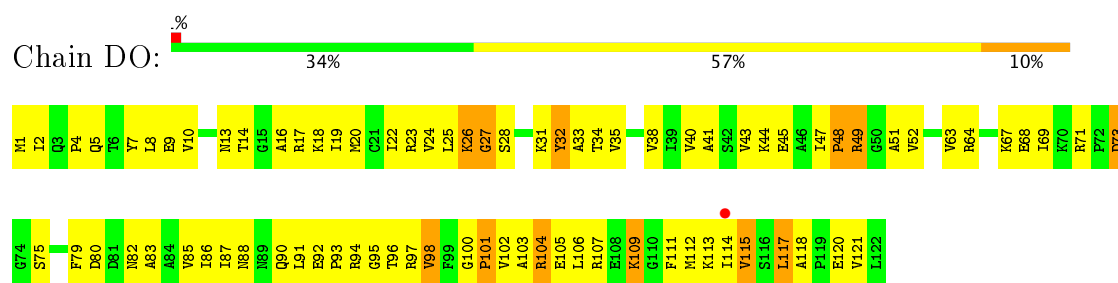


• Molecule 46: 50S RIBOSOMAL PROTEIN L14

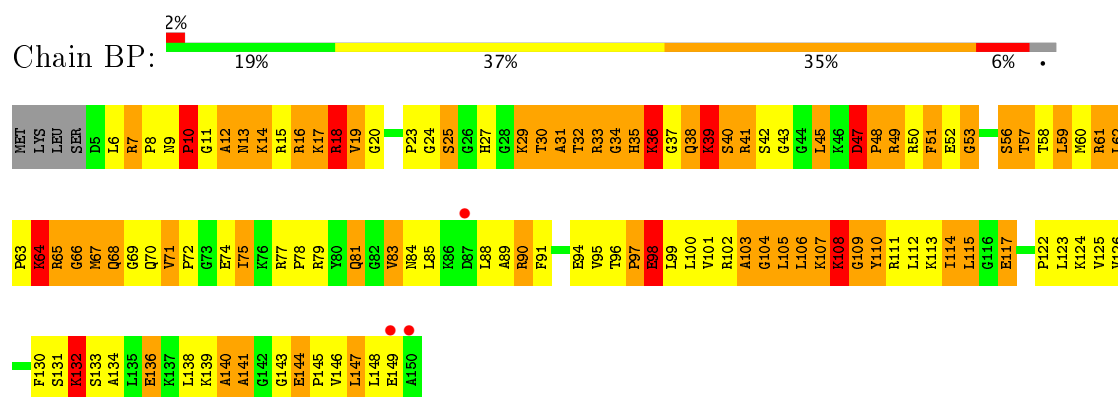
Chain BO: 36% 56% 8%



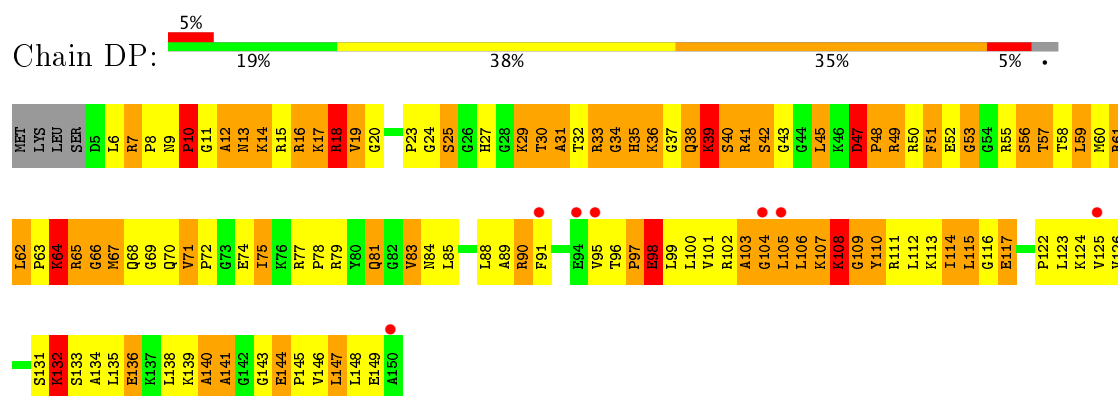
• Molecule 46: 50S RIBOSOMAL PROTEIN L14



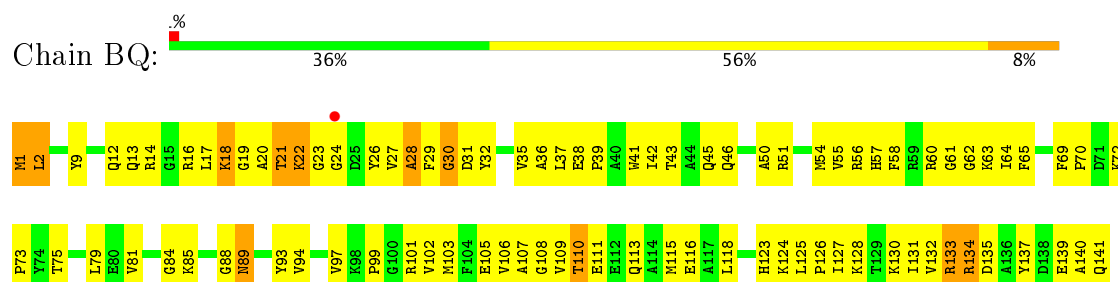
• Molecule 47: 50S RIBOSOMAL PROTEIN L15



• Molecule 47: 50S RIBOSOMAL PROTEIN L15

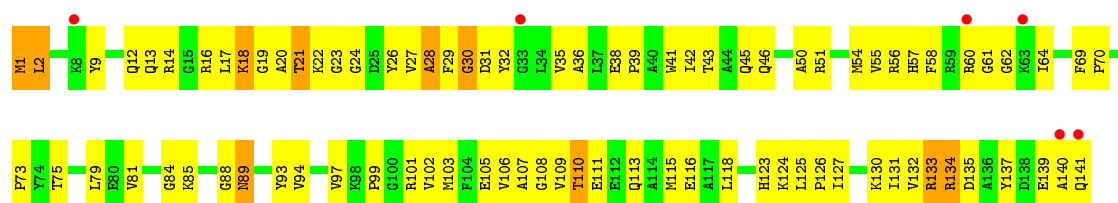


• Molecule 48: 50S RIBOSOMAL PROTEIN L16



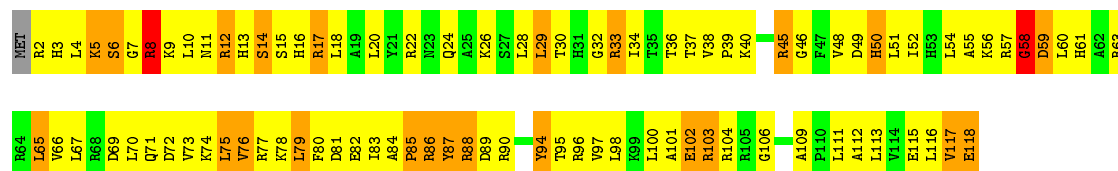
• Molecule 48: 50S RIBOSOMAL PROTEIN L16





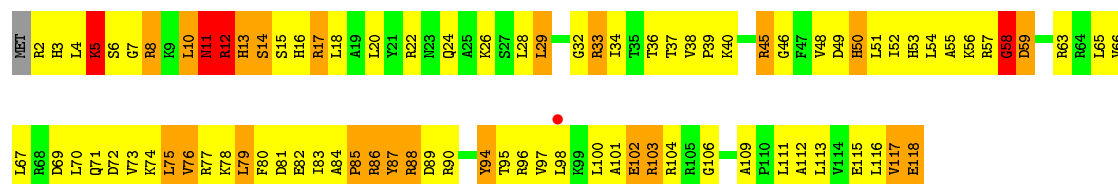
• Molecule 49: 50S RIBOSOMAL PROTEIN L17

Chain BR: 21% 57% 19% . .



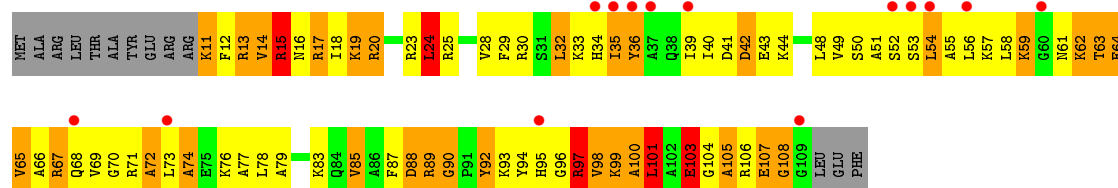
• Molecule 49: 50S RIBOSOMAL PROTEIN L17

Chain DR: 24% 53% 19% . .



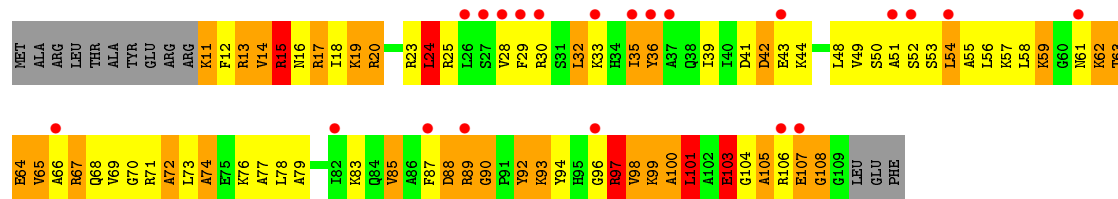
• Molecule 50: 50S RIBOSOMAL PROTEIN L18

Chain BS: 13% 18% 39% 27% . 12%



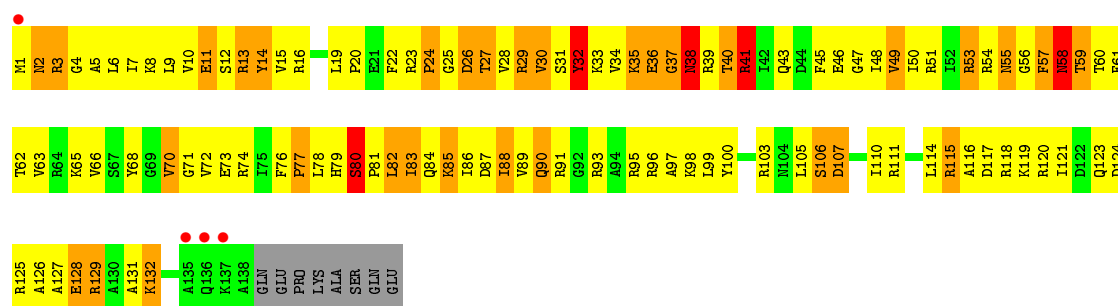
• Molecule 50: 50S RIBOSOMAL PROTEIN L18

Chain DS: 19% 21% 36% 28% . 12%

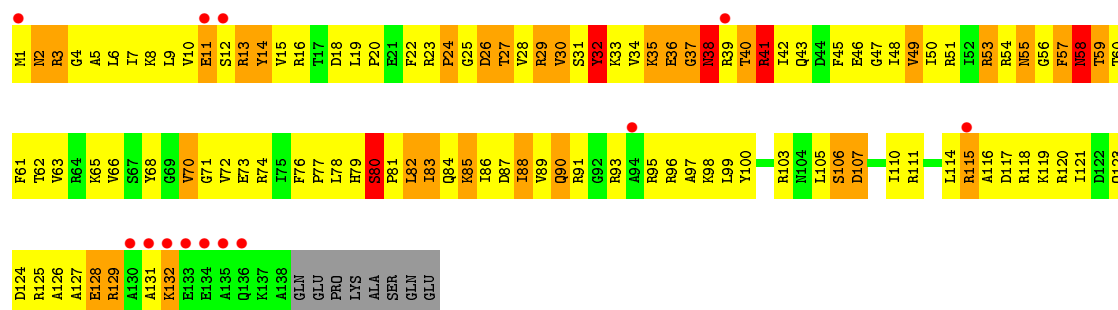
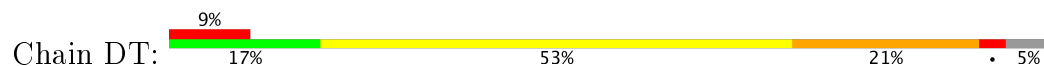


• Molecule 51: 50S RIBOSOMAL PROTEIN L19

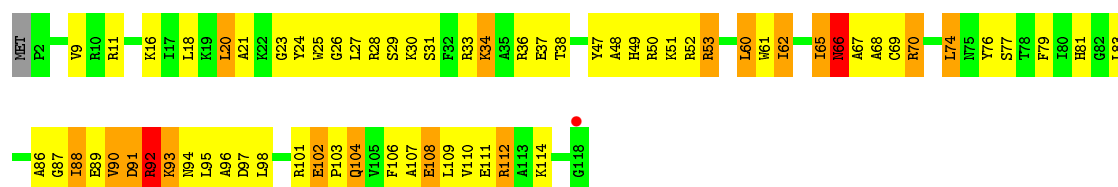
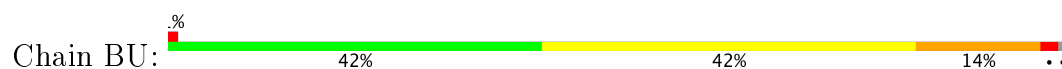
Chain BT: 3% 18% 51% 22% . 5%



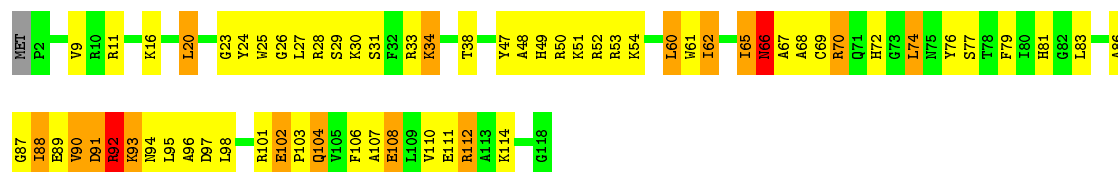
• Molecule 51: 50S RIBOSOMAL PROTEIN L19



• Molecule 52: 50S RIBOSOMAL PROTEIN L20



• Molecule 52: 50S RIBOSOMAL PROTEIN L20

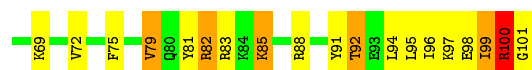
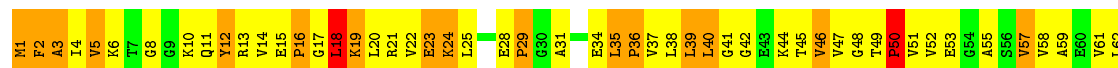


• Molecule 53: 50S RIBOSOMAL PROTEIN L21

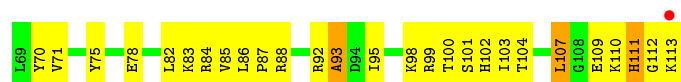




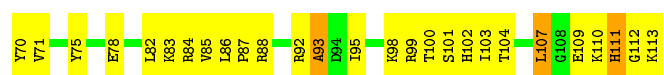

• Molecule 53: 50S RIBOSOMAL PROTEIN L21



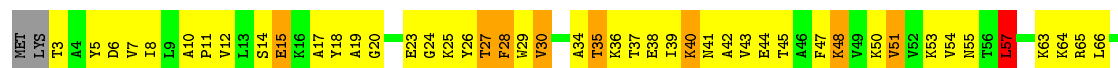
• Molecule 54: 50S RIBOSOMAL PROTEIN L22



• Molecule 54: 50S RIBOSOMAL PROTEIN L22

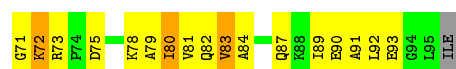


• Molecule 55: 50S RIBOSOMAL PROTEIN L23

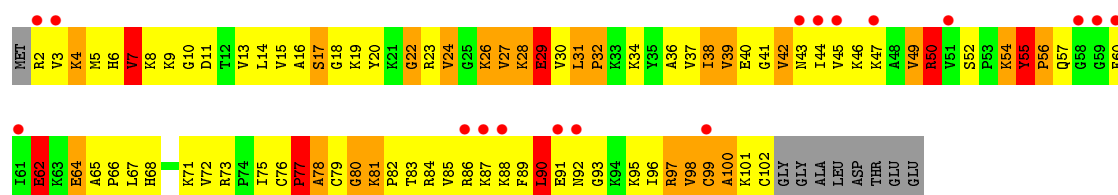
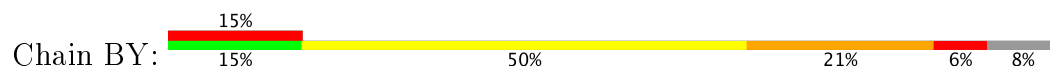


• Molecule 55: 50S RIBOSOMAL PROTEIN L23

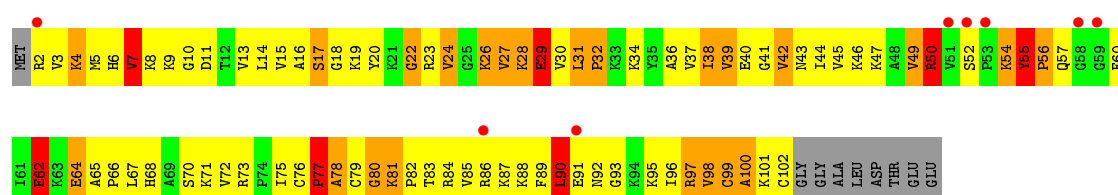
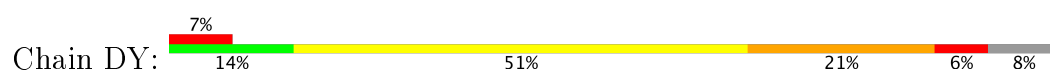




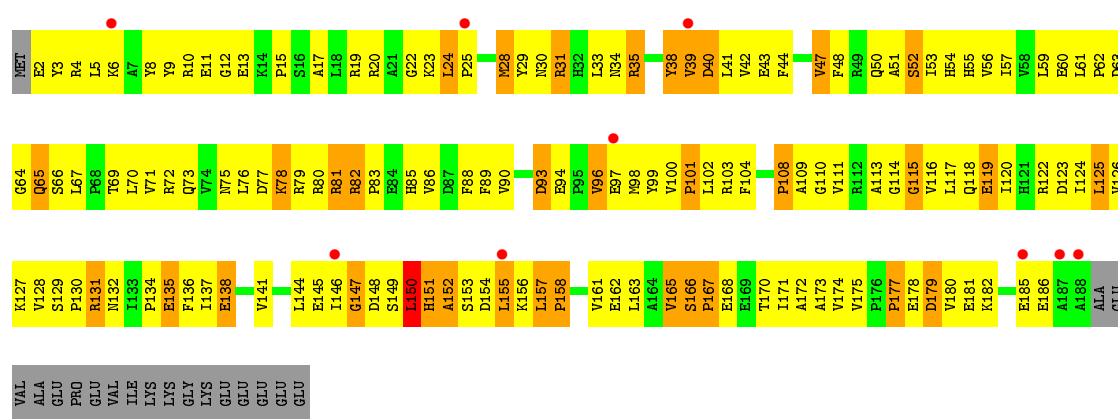
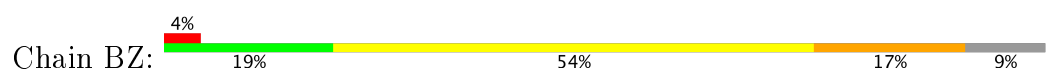
• Molecule 56: 50S RIBOSOMAL PROTEIN L24



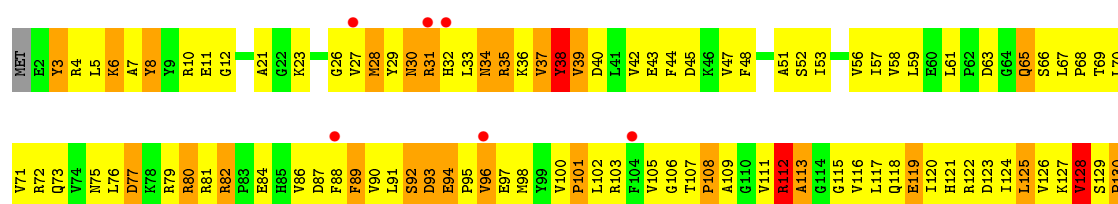
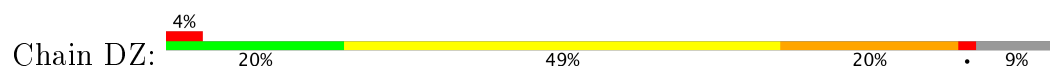
• Molecule 56: 50S RIBOSOMAL PROTEIN L24

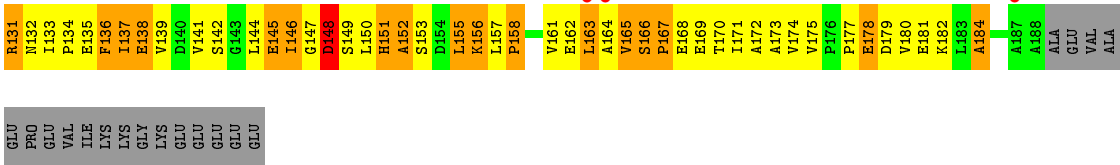


• Molecule 57: 50S RIBOSOMAL PROTEIN L25




• Molecule 57: 50S RIBOSOMAL PROTEIN L25





● Molecule 58: MRNA



## 4 Data and refinement statistics

Property	Value	Source
Space group	P 21 21 21	Depositor
Cell constants a, b, c, $\alpha$ , $\beta$ , $\gamma$	212.04Å 453.51Å 616.10Å 90.00° 90.00° 90.00°	Depositor
Resolution (Å)	44.53 – 3.20 44.53 – 3.20	Depositor EDS
% Data completeness (in resolution range)	99.4 (44.53-3.20) 99.5 (44.53-3.20)	Depositor EDS
$R_{merge}$	0.11	Depositor
$R_{sym}$	(Not available)	Depositor
$\langle I/\sigma(I) \rangle$ <sup>1</sup>	1.81 (at 3.19Å)	Xtriage
Refinement program	CNS 1.2	Depositor
R, $R_{free}$	0.228 , 0.270 0.230 , 0.272	Depositor DCC
$R_{free}$ test set	44837 reflections (4.90%)	DCC
Wilson B-factor (Å <sup>2</sup> )	87.1	Xtriage
Anisotropy	0.142	Xtriage
Bulk solvent $k_{sol}$ (e/Å <sup>3</sup> ), $B_{sol}$ (Å <sup>2</sup> )	0.27 , 108.0	EDS
L-test for twinning <sup>2</sup>	$\langle  L  \rangle = 0.45$ , $\langle L^2 \rangle = 0.28$	Xtriage
Estimated twinning fraction	No twinning to report.	Xtriage
$F_o, F_c$ correlation	0.92	EDS
Total number of atoms	296762	wwPDB-VP
Average B, all atoms (Å <sup>2</sup> )	113.0	wwPDB-VP

Xtriage's analysis on translational NCS is as follows: *The largest off-origin peak in the Patterson function is 1.58% of the height of the origin peak. No significant pseudotranslation is detected.*

<sup>1</sup>Intensities estimated from amplitudes.

<sup>2</sup>Theoretical values of  $\langle |L| \rangle$ ,  $\langle L^2 \rangle$  for acentric reflections are 0.5, 0.333 respectively for untwinned datasets, and 0.375, 0.2 for perfectly twinned datasets.

## 5 Model quality ⓘ

### 5.1 Standard geometry ⓘ

Bond lengths and bond angles in the following residue types are not validated in this section: ZN, A3P, MG

The Z score for a bond length (or angle) is the number of standard deviations the observed value is removed from the expected value. A bond length (or angle) with  $|Z| > 5$  is considered an outlier worth inspection. RMSZ is the root-mean-square of all Z scores of the bond lengths (or angles).

Mol	Chain	Bond lengths		Bond angles	
		RMSZ	$\# Z  > 5$	RMSZ	$\# Z  > 5$
1	AA	0.39	0/36252	0.68	9/56580 (0.0%)
1	CA	0.37	1/36253 (0.0%)	0.70	17/56582 (0.0%)
2	AB	0.32	0/1936	0.59	0/2611
2	CB	0.32	0/1936	0.59	0/2611
3	AC	0.30	0/1637	0.55	0/2207
3	CC	0.31	0/1637	0.55	0/2207
4	AD	0.37	0/1722	0.85	6/2306 (0.3%)
4	CD	0.35	0/1722	0.85	6/2306 (0.3%)
5	AE	0.34	0/1163	0.62	0/1566
5	CE	0.34	0/1163	0.61	0/1566
6	AF	0.32	0/856	0.62	0/1154
6	CF	0.34	0/856	0.63	0/1154
7	AG	0.29	0/1276	0.52	0/1709
7	CG	0.29	0/1276	0.51	0/1709
8	AH	0.33	0/1136	0.60	0/1527
8	CH	0.31	0/1136	0.60	0/1527
9	AI	0.32	0/1027	0.57	0/1372
9	CI	0.32	0/1027	0.57	0/1372
10	AJ	0.33	0/808	0.55	0/1087
10	CJ	0.33	0/808	0.55	0/1087
11	AK	0.31	0/900	0.58	0/1213
11	CK	0.33	0/900	0.58	0/1213
12	AL	0.38	0/987	0.87	3/1322 (0.2%)
12	CL	0.37	0/987	0.89	3/1322 (0.2%)
13	AM	0.31	0/941	0.62	0/1258
13	CM	0.32	0/941	0.61	0/1258
14	AN	0.33	0/501	0.54	0/664
14	CN	0.33	0/501	0.54	0/664
15	AO	0.35	0/745	0.60	0/992
15	CO	0.34	0/745	0.60	0/992
16	AP	0.37	0/717	0.61	0/965
16	CP	0.35	0/717	0.59	0/965

Mol	Chain	Bond lengths		Bond angles	
		RMSZ	# Z  >5	RMSZ	# Z  >5
17	AQ	0.37	0/837	0.62	0/1119
17	CQ	0.34	0/837	0.62	0/1119
18	AR	0.33	0/579	0.60	0/768
18	CR	0.33	0/579	0.59	0/768
19	AS	0.33	0/685	0.54	0/922
19	CS	0.34	0/685	0.54	0/922
20	AT	0.31	0/765	0.57	0/1007
20	CT	0.29	0/765	0.57	0/1007
21	AU	0.45	0/213	0.53	0/279
21	CU	0.45	0/213	0.54	0/279
22	AV	2.00	34/1832 (1.9%)	2.16	50/2855 (1.8%)
22	AW	0.41	0/1832	0.71	0/2855
22	CV	0.44	1/1832 (0.1%)	0.72	0/2855
22	CW	0.40	0/1832	0.71	0/2855
23	AX	2.66	24/383 (6.3%)	4.32	117/595 (19.7%)
24	AY	1.30	4/790 (0.5%)	1.44	14/1055 (1.3%)
24	CY	1.10	0/132	1.27	0/177
25	B0	0.39	0/671	0.64	0/892
25	D0	0.39	0/671	0.63	0/892
26	B1	0.47	0/741	0.75	0/986
26	D1	0.47	0/741	0.78	0/986
27	B2	0.36	0/600	0.63	0/793
27	D2	0.45	0/600	0.71	0/793
28	B3	0.42	0/473	0.68	0/636
28	D3	0.41	0/473	0.67	0/636
29	B4	0.39	0/444	0.65	0/602
29	D4	0.40	0/444	0.65	0/602
30	B5	0.48	0/473	0.76	0/639
30	D5	0.48	0/473	0.76	0/639
31	B6	0.41	0/387	0.64	0/517
31	D6	0.41	0/387	0.64	0/517
32	B7	0.52	0/427	0.68	0/563
32	D7	0.56	0/427	0.71	0/563
33	B8	0.56	0/516	0.94	1/681 (0.1%)
33	D8	0.53	0/516	0.93	1/681 (0.1%)
34	B9	0.33	0/302	0.62	0/397
34	D9	0.34	0/302	0.62	0/397
35	BA	0.60	55/67715 (0.1%)	0.77	106/105714 (0.1%)
35	DA	0.60	28/67714 (0.0%)	0.78	109/105710 (0.1%)
36	BB	0.38	0/2853	0.69	0/4451
36	DB	0.38	0/2853	0.69	0/4451
37	BC	0.33	0/1145	0.60	7/1556 (0.4%)
37	DC	0.33	0/1145	0.60	7/1556 (0.4%)

Mol	Chain	Bond lengths		Bond angles	
		RMSZ	# Z  >5	RMSZ	# Z  >5
38	BD	0.48	0/2155	0.78	1/2907 (0.0%)
38	DD	0.51	0/2155	0.80	1/2907 (0.0%)
39	BE	0.45	0/1597	0.74	0/2155
39	DE	0.44	0/1597	0.75	0/2155
40	BF	0.47	0/1659	0.75	1/2246 (0.0%)
40	DF	0.50	0/1659	0.75	0/2246
41	BG	0.33	0/1498	0.62	0/2013
41	DG	0.34	0/1498	0.64	0/2013
42	BH	0.61	1/1285 (0.1%)	0.85	3/1741 (0.2%)
42	DH	0.61	1/1285 (0.1%)	0.85	3/1741 (0.2%)
43	BI	0.38	0/1140	1.09	9/1543 (0.6%)
43	DI	0.37	0/1140	1.07	9/1543 (0.6%)
45	BN	0.41	0/1132	0.75	0/1527
45	DN	0.44	0/1132	0.76	0/1527
46	BO	0.44	0/943	0.71	0/1269
46	DO	0.41	0/943	0.69	0/1269
47	BP	0.57	0/1131	1.03	4/1504 (0.3%)
47	DP	0.56	0/1131	1.02	5/1504 (0.3%)
48	BQ	0.40	0/1143	0.63	0/1527
48	DQ	0.37	0/1143	0.63	0/1527
49	BR	0.40	0/974	0.70	1/1302 (0.1%)
49	DR	0.75	3/974 (0.3%)	0.95	6/1302 (0.5%)
50	BS	0.39	0/779	0.67	0/1038
50	DS	0.40	0/779	0.67	0/1038
51	BT	0.42	0/1156	0.74	1/1544 (0.1%)
51	DT	0.40	0/1156	0.72	1/1544 (0.1%)
52	BU	0.43	0/975	0.68	0/1297
52	DU	0.49	0/975	0.71	0/1297
53	BV	0.42	0/790	0.74	0/1057
53	DV	0.46	0/790	0.76	0/1057
54	BW	0.48	0/907	0.75	0/1216
54	DW	0.50	1/907 (0.1%)	0.76	0/1216
55	BX	0.48	0/740	0.71	1/995 (0.1%)
55	DX	0.54	0/740	0.73	1/995 (0.1%)
56	BY	0.48	0/789	0.79	1/1053 (0.1%)
56	DY	0.51	0/789	0.80	1/1053 (0.1%)
57	BZ	0.37	0/1514	0.67	0/2056
57	DZ	0.36	0/1514	0.64	0/2056
58	CX	3.13	24/195 (12.3%)	4.52	67/303 (22.1%)
All	All	0.53	177/318302 (0.1%)	0.78	572/475638 (0.1%)

Chiral center outliers are detected by calculating the chiral volume of a chiral center and verifying if the center is modelled as a planar moiety or with the opposite hand. A planarity outlier is detected

by checking planarity of atoms in a peptide group, atoms in a mainchain group or atoms of a sidechain that are expected to be planar.

Mol	Chain	#Chirality outliers	#Planarity outliers
1	AA	1	10
1	CA	1	9
22	AV	0	1
22	CV	0	1
24	AY	0	1
35	BA	20	57
35	DA	20	70
36	BB	0	1
36	DB	0	2
42	BH	0	1
42	DH	0	1
49	BR	0	1
49	DR	0	2
All	All	42	157

The worst 5 of 177 bond length outliers are listed below:

Mol	Chain	Res	Type	Atoms	Z	Observed(Å)	Ideal(Å)
22	AV	53	G	N3-C4	-27.79	1.16	1.35
22	AV	53	G	C2-N3	-27.03	1.11	1.32
22	AV	52	G	N7-C5	-25.47	1.24	1.39
22	AV	52	G	N9-C4	-25.25	1.17	1.38
22	AV	52	G	C5-C6	-22.33	1.20	1.42

The worst 5 of 572 bond angle outliers are listed below:

Mol	Chain	Res	Type	Atoms	Z	Observed(°)	Ideal(°)
22	AV	52	G	C4-C5-N7	30.84	123.13	110.80
22	AV	53	G	N3-C2-N2	-29.82	99.03	119.90
22	AV	52	G	C5-N7-C8	-28.61	89.99	104.30
22	AV	53	G	C5'-C4'-O4'	-26.14	77.74	109.10
22	AV	53	G	N3-C4-N9	-25.89	110.46	126.00

5 of 42 chirality outliers are listed below:

Mol	Chain	Res	Type	Atom
1	AA	575	G	C3'
35	BA	100	G	C1'
35	BA	474	G	C3'
35	BA	587	C	C3'

*Continued on next page...*

*Continued from previous page...*

Mol	Chain	Res	Type	Atom
35	BA	669	G	C4',C3',C1'

5 of 157 planarity outliers are listed below:

Mol	Chain	Res	Type	Group
1	AA	115	G	Sidechain
1	AA	120	A	Sidechain
1	AA	575	G	Sidechain
1	AA	587	G	Sidechain
1	AA	731	G	Sidechain

## 5.2 Too-close contacts

In the following table, the Non-H and H(model) columns list the number of non-hydrogen atoms and hydrogen atoms in the chain respectively. The H(added) column lists the number of hydrogen atoms added and optimized by MolProbity. The Clashes column lists the number of clashes within the asymmetric unit, whereas Symm-Clashes lists symmetry related clashes.

Mol	Chain	Non-H	H(model)	H(added)	Clashes	Symm-Clashes
1	AA	32412	0	16354	1303	0
1	CA	32413	0	16353	1701	0
2	AB	1901	0	1951	297	0
2	CB	1901	0	1951	304	0
3	AC	1613	0	1676	245	0
3	CC	1613	0	1677	238	0
4	AD	1692	0	1751	196	0
4	CD	1692	0	1753	218	0
5	AE	1147	0	1206	172	0
5	CE	1147	0	1207	191	0
6	AF	843	0	857	95	0
6	CF	843	0	857	99	0
7	AG	1257	0	1296	134	0
7	CG	1257	0	1296	146	0
8	AH	1116	0	1177	159	0
8	CH	1116	0	1177	167	0
9	AI	1011	0	1041	160	0
9	CI	1011	0	1041	161	0
10	AJ	795	0	840	156	0
10	CJ	795	0	840	157	0
11	AK	885	0	904	99	0
11	CK	885	0	904	95	0

*Continued on next page...*

*Continued from previous page...*

Mol	Chain	Non-H	H(model)	H(added)	Clashes	Symm-Clashes
12	AL	971	0	1055	117	0
12	CL	971	0	1056	116	0
13	AM	934	0	989	124	0
13	CM	934	0	987	135	0
14	AN	492	0	530	74	0
14	CN	492	0	533	78	0
15	AO	734	0	771	82	0
15	CO	734	0	771	77	0
16	AP	701	0	719	93	0
16	CP	701	0	720	105	0
17	AQ	824	0	890	88	0
17	CQ	824	0	891	91	0
18	AR	574	0	644	90	0
18	CR	574	0	644	88	0
19	AS	671	0	689	118	0
19	CS	671	0	689	112	0
20	AT	763	0	861	74	0
20	CT	763	0	861	75	0
21	AU	209	0	221	42	0
21	CU	209	0	221	39	0
22	AV	1640	0	832	85	0
22	AW	1640	0	837	60	0
22	CV	1640	0	833	134	0
22	CW	1640	0	837	71	0
23	AX	341	0	174	126	0
24	AY	769	0	763	234	0
24	CY	126	0	115	33	0
25	B0	662	0	688	60	0
25	D0	662	0	688	56	0
26	B1	734	0	808	85	0
26	D1	734	0	808	83	0
27	B2	598	0	653	65	0
27	D2	598	0	653	79	0
28	B3	468	0	523	42	0
28	D3	468	0	523	45	0
29	B4	434	0	424	92	0
29	D4	434	0	424	69	0
30	B5	459	0	480	45	0
30	D5	459	0	479	45	0
31	B6	381	0	390	61	0
31	D6	381	0	390	63	0
32	B7	419	0	467	32	0

*Continued on next page...*

*Continued from previous page...*

Mol	Chain	Non-H	H(model)	H(added)	Clashes	Symm-Clashes
32	D7	419	0	467	34	0
33	B8	508	0	576	123	0
33	D8	508	0	576	122	0
34	B9	299	0	326	28	0
34	D9	299	0	326	30	0
35	BA	60459	0	30475	1944	0
35	DA	60459	0	30466	2109	1
36	BB	2551	0	1295	101	0
36	DB	2551	0	1294	90	1
37	BC	1142	0	865	72	0
37	DC	1142	0	865	71	0
38	BD	2105	0	2182	299	0
38	DD	2105	0	2182	311	0
39	BE	1564	0	1628	223	0
39	DE	1564	0	1628	233	0
40	BF	1624	0	1677	218	0
40	DF	1624	0	1676	225	0
41	BG	1474	0	1534	280	0
41	DG	1474	0	1534	306	0
42	BH	1260	0	1326	250	0
42	DH	1260	0	1326	242	0
43	BI	1125	0	1209	181	0
43	DI	1125	0	1209	169	0
44	BJ	651	0	165	21	0
44	DJ	651	0	166	35	0
45	BN	1105	0	1180	139	0
45	DN	1105	0	1180	133	0
46	BO	933	0	996	101	0
46	DO	933	0	996	114	0
47	BP	1114	0	1187	315	0
47	DP	1114	0	1187	310	0
48	BQ	1122	0	1179	113	0
48	DQ	1122	0	1179	112	0
49	BR	960	0	1021	132	0
49	DR	960	0	1019	127	0
50	BS	771	0	832	143	0
50	DS	771	0	832	132	0
51	BT	1142	0	1202	223	0
51	DT	1142	0	1201	226	0
52	BU	958	0	1015	121	0
52	DU	958	0	1015	116	0
53	BV	779	0	852	162	0

*Continued on next page...*

*Continued from previous page...*

Mol	Chain	Non-H	H(model)	H(added)	Clashes	Symm-Clashes
53	DV	779	0	852	158	0
54	BW	896	0	953	80	0
54	DW	896	0	952	77	0
55	BX	726	0	778	71	0
55	DX	726	0	778	73	0
56	BY	776	0	870	194	0
56	DY	776	0	870	192	0
57	BZ	1482	0	1503	210	0
57	DZ	1482	0	1503	244	0
58	CX	173	0	89	53	0
59	AA	373	0	0	0	0
59	AC	2	0	0	0	0
59	AD	3	0	0	0	0
59	AH	1	0	0	0	0
59	AI	3	0	0	0	0
59	AL	6	0	0	0	0
59	AN	2	0	0	0	0
59	AO	2	0	0	0	0
59	AP	1	0	0	0	0
59	AQ	3	0	0	0	0
59	AT	1	0	0	0	0
59	AV	7	0	0	0	0
59	AX	4	0	0	0	0
59	AY	3	0	0	0	0
59	B0	2	0	0	0	0
59	B1	1	0	0	0	0
59	B5	3	0	0	0	0
59	B6	1	0	0	0	0
59	B7	1	0	0	0	0
59	BA	709	0	0	0	0
59	BB	6	0	0	0	0
59	BD	5	0	0	0	0
59	BE	4	0	0	0	0
59	BF	1	0	0	0	0
59	BH	4	0	0	0	0
59	BN	1	0	0	0	0
59	BO	1	0	0	0	0
59	BP	4	0	0	5	0
59	BQ	1	0	0	0	0
59	BR	5	0	0	0	0
59	BT	1	0	0	0	0
59	BU	2	0	0	0	0

*Continued on next page...*

*Continued from previous page...*

Mol	Chain	Non-H	H(model)	H(added)	Clashes	Symm-Clashes
59	BY	1	0	0	0	0
59	CA	184	0	0	0	0
59	CC	3	0	0	0	0
59	CD	1	0	0	0	0
59	CH	1	0	0	0	0
59	CJ	2	0	0	0	0
59	CM	3	0	0	0	0
59	CP	1	0	0	0	0
59	CQ	1	0	0	0	0
59	CS	2	0	0	0	0
59	CV	12	0	0	0	0
59	CY	1	0	0	0	0
59	D0	4	0	0	0	0
59	D1	2	0	0	0	0
59	D2	1	0	0	0	0
59	D3	1	0	0	0	0
59	D5	3	0	0	0	0
59	D6	2	0	0	0	0
59	D7	4	0	0	0	0
59	D8	1	0	0	0	0
59	D9	1	0	0	0	0
59	DA	897	0	0	0	0
59	DB	11	0	0	0	0
59	DD	6	0	0	0	0
59	DE	4	0	0	0	0
59	DF	3	0	0	0	0
59	DN	3	0	0	0	0
59	DO	1	0	0	0	0
59	DP	6	0	0	0	0
59	DR	2	0	0	0	0
59	DT	1	0	0	0	0
59	DU	4	0	0	0	0
59	DW	1	0	0	0	0
59	DY	1	0	0	0	0
60	AD	2	0	0	0	0
60	AN	1	0	0	0	0
60	CD	1	0	0	0	0
61	AA	2	0	0	0	0
All	All	296762	0	199834	19831	1

The all-atom clashscore is defined as the number of clashes found per 1000 atoms (including hydrogen atoms). The all-atom clashscore for this structure is 40.

The worst 5 of 19831 close contacts within the same asymmetric unit are listed below, sorted by their clash magnitude.

Atom-1	Atom-2	Interatomic distance (Å)	Clash overlap (Å)
3:AC:162:GLN:HB2	23:AX:23:A:C5	1.34	1.59
42:BH:11:VAL:HG22	42:BH:49:VAL:CG1	1.08	1.56
42:DH:11:VAL:HG22	42:DH:49:VAL:CG1	1.08	1.55
1:CA:644:G:C2'	1:CA:645:C:H5''	1.39	1.53
24:AY:57:GLN:HG3	35:BA:1913:A:C2	1.45	1.47

All (1) symmetry-related close contacts are listed below. The label for Atom-2 includes the symmetry operator and encoded unit-cell translations to be applied.

Atom-1	Atom-2	Interatomic distance (Å)	Clash overlap (Å)
35:DA:1411:C:O3'	36:DB:53:A:O2'[1_655]	2.19	0.01

## 5.3 Torsion angles [i](#)

### 5.3.1 Protein backbone [i](#)

In the following table, the Percentiles column shows the percent Ramachandran outliers of the chain as a percentile score with respect to all X-ray entries followed by that with respect to entries of similar resolution.

The Analysed column shows the number of residues for which the backbone conformation was analysed, and the total number of residues.

Mol	Chain	Analysed	Favoured	Allowed	Outliers	Percentiles	
2	AB	233/256 (91%)	133 (57%)	67 (29%)	33 (14%)	0	1
2	CB	233/256 (91%)	133 (57%)	68 (29%)	32 (14%)	0	1
3	AC	205/239 (86%)	130 (63%)	50 (24%)	25 (12%)	0	2
3	CC	205/239 (86%)	128 (62%)	52 (25%)	25 (12%)	0	2
4	AD	206/209 (99%)	139 (68%)	45 (22%)	22 (11%)	0	3
4	CD	206/209 (99%)	138 (67%)	46 (22%)	22 (11%)	0	3
5	AE	149/162 (92%)	101 (68%)	33 (22%)	15 (10%)	1	4
5	CE	149/162 (92%)	101 (68%)	33 (22%)	15 (10%)	1	4
6	AF	99/101 (98%)	74 (75%)	13 (13%)	12 (12%)	0	2
6	CF	99/101 (98%)	74 (75%)	13 (13%)	12 (12%)	0	2
7	AG	153/156 (98%)	107 (70%)	35 (23%)	11 (7%)	1	9

*Continued on next page...*

*Continued from previous page...*

Mol	Chain	Analysed	Favoured	Allowed	Outliers	Percentiles	
7	CG	153/156 (98%)	107 (70%)	35 (23%)	11 (7%)	1	9
8	AH	136/138 (99%)	99 (73%)	31 (23%)	6 (4%)	3	22
8	CH	136/138 (99%)	99 (73%)	30 (22%)	7 (5%)	2	18
9	AI	121/128 (94%)	75 (62%)	31 (26%)	15 (12%)	0	2
9	CI	121/128 (94%)	74 (61%)	33 (27%)	14 (12%)	0	2
10	AJ	97/105 (92%)	64 (66%)	28 (29%)	5 (5%)	2	17
10	CJ	97/105 (92%)	64 (66%)	28 (29%)	5 (5%)	2	17
11	AK	117/129 (91%)	76 (65%)	28 (24%)	13 (11%)	0	3
11	CK	117/129 (91%)	76 (65%)	28 (24%)	13 (11%)	0	3
12	AL	123/135 (91%)	89 (72%)	21 (17%)	13 (11%)	0	3
12	CL	123/135 (91%)	87 (71%)	22 (18%)	14 (11%)	0	3
13	AM	110/126 (87%)	62 (56%)	27 (24%)	21 (19%)	0	0
13	CM	110/126 (87%)	63 (57%)	26 (24%)	21 (19%)	0	0
14	AN	58/61 (95%)	37 (64%)	14 (24%)	7 (12%)	0	2
14	CN	58/61 (95%)	36 (62%)	16 (28%)	6 (10%)	0	3
15	AO	86/89 (97%)	54 (63%)	25 (29%)	7 (8%)	1	6
15	CO	86/89 (97%)	55 (64%)	24 (28%)	7 (8%)	1	6
16	AP	82/88 (93%)	55 (67%)	18 (22%)	9 (11%)	0	3
16	CP	82/88 (93%)	55 (67%)	18 (22%)	9 (11%)	0	3
17	AQ	98/105 (93%)	65 (66%)	21 (21%)	12 (12%)	0	2
17	CQ	98/105 (93%)	66 (67%)	20 (20%)	12 (12%)	0	2
18	AR	68/88 (77%)	36 (53%)	22 (32%)	10 (15%)	0	1
18	CR	68/88 (77%)	35 (52%)	23 (34%)	10 (15%)	0	1
19	AS	83/93 (89%)	48 (58%)	18 (22%)	17 (20%)	0	0
19	CS	83/93 (89%)	48 (58%)	18 (22%)	17 (20%)	0	0
20	AT	97/106 (92%)	62 (64%)	25 (26%)	10 (10%)	0	3
20	CT	97/106 (92%)	62 (64%)	25 (26%)	10 (10%)	0	3
21	AU	23/27 (85%)	11 (48%)	10 (44%)	2 (9%)	1	5
21	CU	23/27 (85%)	11 (48%)	10 (44%)	2 (9%)	1	5
24	AY	95/97 (98%)	81 (85%)	10 (10%)	4 (4%)	3	23
24	CY	14/97 (14%)	8 (57%)	4 (29%)	2 (14%)	0	1

*Continued on next page...*

*Continued from previous page...*

Mol	Chain	Analysed	Favoured	Allowed	Outliers	Percentiles	
25	B0	82/85 (96%)	67 (82%)	10 (12%)	5 (6%)	2	13
25	D0	82/85 (96%)	66 (80%)	10 (12%)	6 (7%)	1	8
26	B1	92/98 (94%)	70 (76%)	16 (17%)	6 (6%)	1	11
26	D1	92/98 (94%)	74 (80%)	9 (10%)	9 (10%)	1	4
27	B2	69/72 (96%)	51 (74%)	13 (19%)	5 (7%)	1	9
27	D2	69/72 (96%)	47 (68%)	18 (26%)	4 (6%)	2	15
28	B3	58/60 (97%)	49 (84%)	8 (14%)	1 (2%)	11	48
28	D3	58/60 (97%)	50 (86%)	7 (12%)	1 (2%)	11	48
29	B4	54/71 (76%)	28 (52%)	12 (22%)	14 (26%)	0	0
29	D4	54/71 (76%)	28 (52%)	12 (22%)	14 (26%)	0	0
30	B5	57/60 (95%)	42 (74%)	9 (16%)	6 (10%)	0	3
30	D5	57/60 (95%)	41 (72%)	10 (18%)	6 (10%)	0	3
31	B6	41/54 (76%)	17 (42%)	15 (37%)	9 (22%)	0	0
31	D6	41/54 (76%)	16 (39%)	16 (39%)	9 (22%)	0	0
32	B7	47/49 (96%)	45 (96%)	1 (2%)	1 (2%)	8	42
32	D7	47/49 (96%)	45 (96%)	1 (2%)	1 (2%)	8	42
33	B8	62/65 (95%)	35 (56%)	15 (24%)	12 (19%)	0	0
33	D8	62/65 (95%)	34 (55%)	15 (24%)	13 (21%)	0	0
34	B9	34/37 (92%)	24 (71%)	8 (24%)	2 (6%)	2	15
34	D9	34/37 (92%)	24 (71%)	8 (24%)	2 (6%)	2	15
37	BC	183/229 (80%)	75 (41%)	67 (37%)	41 (22%)	0	0
37	DC	183/229 (80%)	76 (42%)	65 (36%)	42 (23%)	0	0
38	BD	270/276 (98%)	199 (74%)	48 (18%)	23 (8%)	1	5
38	DD	270/276 (98%)	198 (73%)	47 (17%)	25 (9%)	1	4
39	BE	203/206 (98%)	142 (70%)	37 (18%)	24 (12%)	0	2
39	DE	203/206 (98%)	143 (70%)	36 (18%)	24 (12%)	0	2
40	BF	206/210 (98%)	137 (66%)	40 (19%)	29 (14%)	0	1
40	DF	206/210 (98%)	137 (66%)	41 (20%)	28 (14%)	0	1
41	BG	177/182 (97%)	109 (62%)	44 (25%)	24 (14%)	0	1
41	DG	177/182 (97%)	107 (60%)	43 (24%)	27 (15%)	0	1
42	BH	163/180 (91%)	90 (55%)	42 (26%)	31 (19%)	0	0

*Continued on next page...*

Continued from previous page...

Mol	Chain	Analysed	Favoured	Allowed	Outliers	Percentiles	
42	DH	163/180 (91%)	90 (55%)	42 (26%)	31 (19%)	0	0
43	BI	143/148 (97%)	80 (56%)	36 (25%)	27 (19%)	0	0
43	DI	143/148 (97%)	80 (56%)	36 (25%)	27 (19%)	0	0
45	BN	137/140 (98%)	97 (71%)	20 (15%)	20 (15%)	0	1
45	DN	137/140 (98%)	96 (70%)	21 (15%)	20 (15%)	0	1
46	BO	120/122 (98%)	99 (82%)	15 (12%)	6 (5%)	2	19
46	DO	120/122 (98%)	99 (82%)	15 (12%)	6 (5%)	2	19
47	BP	144/150 (96%)	70 (49%)	34 (24%)	40 (28%)	0	0
47	DP	144/150 (96%)	70 (49%)	34 (24%)	40 (28%)	0	0
48	BQ	139/141 (99%)	108 (78%)	18 (13%)	13 (9%)	1	4
48	DQ	139/141 (99%)	108 (78%)	18 (13%)	13 (9%)	1	4
49	BR	115/118 (98%)	80 (70%)	20 (17%)	15 (13%)	0	2
49	DR	115/118 (98%)	82 (71%)	20 (17%)	13 (11%)	0	3
50	BS	97/112 (87%)	46 (47%)	20 (21%)	31 (32%)	0	0
50	DS	97/112 (87%)	46 (47%)	20 (21%)	31 (32%)	0	0
51	BT	136/146 (93%)	79 (58%)	33 (24%)	24 (18%)	0	0
51	DT	136/146 (93%)	80 (59%)	31 (23%)	25 (18%)	0	0
52	BU	115/118 (98%)	87 (76%)	18 (16%)	10 (9%)	1	5
52	DU	115/118 (98%)	88 (76%)	17 (15%)	10 (9%)	1	5
53	BV	99/101 (98%)	72 (73%)	12 (12%)	15 (15%)	0	1
53	DV	99/101 (98%)	72 (73%)	12 (12%)	15 (15%)	0	1
54	BW	111/113 (98%)	84 (76%)	17 (15%)	10 (9%)	1	5
54	DW	111/113 (98%)	85 (77%)	16 (14%)	10 (9%)	1	5
55	BX	91/96 (95%)	73 (80%)	15 (16%)	3 (3%)	4	29
55	DX	91/96 (95%)	72 (79%)	16 (18%)	3 (3%)	4	29
56	BY	99/110 (90%)	50 (50%)	23 (23%)	26 (26%)	0	0
56	DY	99/110 (90%)	50 (50%)	23 (23%)	26 (26%)	0	0
57	BZ	185/206 (90%)	123 (66%)	38 (20%)	24 (13%)	0	2
57	DZ	185/206 (90%)	101 (55%)	49 (26%)	35 (19%)	0	0
All	All	11855/12786 (93%)	7751 (65%)	2556 (22%)	1548 (13%)	0	2

5 of 1548 Ramachandran outliers are listed below:

Mol	Chain	Res	Type
2	AB	75	LYS
2	AB	83	MET
2	AB	101	MET
2	AB	150	SER
2	AB	238	LEU

### 5.3.2 Protein sidechains ⓘ

In the following table, the Percentiles column shows the percent sidechain outliers of the chain as a percentile score with respect to all X-ray entries followed by that with respect to entries of similar resolution.

The Analysed column shows the number of residues for which the sidechain conformation was analysed, and the total number of residues.

Mol	Chain	Analysed	Rotameric	Outliers	Percentiles	
2	AB	202/220 (92%)	185 (92%)	17 (8%)	13	45
2	CB	202/220 (92%)	185 (92%)	17 (8%)	13	45
3	AC	160/188 (85%)	151 (94%)	9 (6%)	25	64
3	CC	160/188 (85%)	151 (94%)	9 (6%)	25	64
4	AD	179/181 (99%)	165 (92%)	14 (8%)	15	50
4	CD	179/181 (99%)	164 (92%)	15 (8%)	13	45
5	AE	115/123 (94%)	105 (91%)	10 (9%)	12	42
5	CE	115/123 (94%)	105 (91%)	10 (9%)	12	42
6	AF	90/90 (100%)	87 (97%)	3 (3%)	43	78
6	CF	90/90 (100%)	87 (97%)	3 (3%)	43	78
7	AG	126/127 (99%)	124 (98%)	2 (2%)	68	89
7	CG	126/127 (99%)	124 (98%)	2 (2%)	68	89
8	AH	119/119 (100%)	110 (92%)	9 (8%)	15	51
8	CH	119/119 (100%)	110 (92%)	9 (8%)	15	51
9	AI	98/99 (99%)	88 (90%)	10 (10%)	8	34
9	CI	98/99 (99%)	88 (90%)	10 (10%)	8	34
10	AJ	88/92 (96%)	78 (89%)	10 (11%)	7	28
10	CJ	88/92 (96%)	78 (89%)	10 (11%)	7	28
11	AK	90/99 (91%)	85 (94%)	5 (6%)	25	64
11	CK	90/99 (91%)	85 (94%)	5 (6%)	25	64

*Continued on next page...*

*Continued from previous page...*

Mol	Chain	Analysed	Rotameric	Outliers	Percentiles	
12	AL	104/111 (94%)	95 (91%)	9 (9%)	12	42
12	CL	104/111 (94%)	95 (91%)	9 (9%)	12	42
13	AM	94/101 (93%)	86 (92%)	8 (8%)	12	44
13	CM	94/101 (93%)	86 (92%)	8 (8%)	12	44
14	AN	49/50 (98%)	45 (92%)	4 (8%)	13	47
14	CN	49/50 (98%)	45 (92%)	4 (8%)	13	47
15	AO	79/80 (99%)	74 (94%)	5 (6%)	21	59
15	CO	79/80 (99%)	74 (94%)	5 (6%)	21	59
16	AP	72/74 (97%)	67 (93%)	5 (7%)	18	55
16	CP	72/74 (97%)	66 (92%)	6 (8%)	13	46
17	AQ	94/97 (97%)	91 (97%)	3 (3%)	44	78
17	CQ	94/97 (97%)	92 (98%)	2 (2%)	59	85
18	AR	61/77 (79%)	59 (97%)	2 (3%)	43	78
18	CR	61/77 (79%)	59 (97%)	2 (3%)	43	78
19	AS	72/80 (90%)	62 (86%)	10 (14%)	4	19
19	CS	72/80 (90%)	62 (86%)	10 (14%)	4	19
20	AT	76/82 (93%)	67 (88%)	9 (12%)	6	27
20	CT	76/82 (93%)	67 (88%)	9 (12%)	6	27
21	AU	19/22 (86%)	17 (90%)	2 (10%)	8	32
21	CU	19/22 (86%)	18 (95%)	1 (5%)	26	65
24	AY	78/78 (100%)	42 (54%)	36 (46%)	0	0
24	CY	12/78 (15%)	8 (67%)	4 (33%)	0	0
25	B0	66/67 (98%)	58 (88%)	8 (12%)	6	26
25	D0	66/67 (98%)	58 (88%)	8 (12%)	6	26
26	B1	78/83 (94%)	67 (86%)	11 (14%)	4	18
26	D1	78/83 (94%)	67 (86%)	11 (14%)	4	18
27	B2	66/67 (98%)	59 (89%)	7 (11%)	8	32
27	D2	66/67 (98%)	56 (85%)	10 (15%)	3	15
28	B3	51/52 (98%)	41 (80%)	10 (20%)	1	8
28	D3	51/52 (98%)	41 (80%)	10 (20%)	1	8
29	B4	49/63 (78%)	40 (82%)	9 (18%)	2	9

*Continued on next page...*

*Continued from previous page...*

Mol	Chain	Analysed	Rotameric	Outliers	Percentiles	
29	D4	49/63 (78%)	42 (86%)	7 (14%)	4	18
30	B5	51/52 (98%)	47 (92%)	4 (8%)	15	50
30	D5	51/52 (98%)	47 (92%)	4 (8%)	15	50
31	B6	43/52 (83%)	39 (91%)	4 (9%)	10	38
31	D6	43/52 (83%)	38 (88%)	5 (12%)	6	27
32	B7	41/42 (98%)	36 (88%)	5 (12%)	6	25
32	D7	41/42 (98%)	36 (88%)	5 (12%)	6	25
33	B8	53/55 (96%)	45 (85%)	8 (15%)	3	16
33	D8	53/55 (96%)	45 (85%)	8 (15%)	3	16
34	B9	33/34 (97%)	32 (97%)	1 (3%)	46	79
34	D9	33/34 (97%)	32 (97%)	1 (3%)	46	79
37	BC	61/181 (34%)	57 (93%)	4 (7%)	19	57
37	DC	61/181 (34%)	57 (93%)	4 (7%)	19	57
38	BD	213/218 (98%)	176 (83%)	37 (17%)	2	11
38	DD	213/218 (98%)	176 (83%)	37 (17%)	2	11
39	BE	165/166 (99%)	142 (86%)	23 (14%)	4	19
39	DE	165/166 (99%)	142 (86%)	23 (14%)	4	19
40	BF	165/166 (99%)	143 (87%)	22 (13%)	4	21
40	DF	165/166 (99%)	143 (87%)	22 (13%)	4	21
41	BG	155/156 (99%)	133 (86%)	22 (14%)	4	18
41	DG	155/156 (99%)	135 (87%)	20 (13%)	5	22
42	BH	137/148 (93%)	122 (89%)	15 (11%)	7	30
42	DH	137/148 (93%)	122 (89%)	15 (11%)	7	30
43	BI	121/124 (98%)	104 (86%)	17 (14%)	4	18
43	DI	121/124 (98%)	103 (85%)	18 (15%)	3	16
45	BN	117/119 (98%)	97 (83%)	20 (17%)	2	11
45	DN	117/119 (98%)	96 (82%)	21 (18%)	2	10
46	BO	100/100 (100%)	95 (95%)	5 (5%)	28	67
46	DO	100/100 (100%)	94 (94%)	6 (6%)	22	61
47	BP	112/116 (97%)	80 (71%)	32 (29%)	0	1
47	DP	112/116 (97%)	81 (72%)	31 (28%)	0	1

*Continued on next page...*

*Continued from previous page...*

Mol	Chain	Analysed	Rotameric	Outliers	Percentiles	
48	BQ	111/111 (100%)	104 (94%)	7 (6%)	21	59
48	DQ	111/111 (100%)	104 (94%)	7 (6%)	21	59
49	BR	100/101 (99%)	86 (86%)	14 (14%)	4	18
49	DR	100/101 (99%)	84 (84%)	16 (16%)	3	13
50	BS	77/88 (88%)	64 (83%)	13 (17%)	2	11
50	DS	77/88 (88%)	64 (83%)	13 (17%)	2	11
51	BT	120/127 (94%)	99 (82%)	21 (18%)	2	11
51	DT	120/127 (94%)	100 (83%)	20 (17%)	2	12
52	BU	92/94 (98%)	80 (87%)	12 (13%)	5	22
52	DU	92/94 (98%)	81 (88%)	11 (12%)	6	26
53	BV	82/82 (100%)	68 (83%)	14 (17%)	2	11
53	DV	82/82 (100%)	68 (83%)	14 (17%)	2	11
54	BW	91/92 (99%)	81 (89%)	10 (11%)	7	30
54	DW	91/92 (99%)	81 (89%)	10 (11%)	7	30
55	BX	74/78 (95%)	62 (84%)	12 (16%)	3	13
55	DX	74/78 (95%)	62 (84%)	12 (16%)	3	13
56	BY	84/91 (92%)	70 (83%)	14 (17%)	2	12
56	DY	84/91 (92%)	70 (83%)	14 (17%)	2	12
57	BZ	163/179 (91%)	147 (90%)	16 (10%)	9	36
57	DZ	163/179 (91%)	143 (88%)	20 (12%)	5	25
All	All	9806/10588 (93%)	8674 (88%)	1132 (12%)	6	28

5 of 1132 residues with a non-rotameric sidechain are listed below:

Mol	Chain	Res	Type
52	BU	112	ARG
7	CG	57	GLU
51	DT	85	LYS
54	BW	11	ARG
57	BZ	150	LEU

Some sidechains can be flipped to improve hydrogen bonding and reduce clashes. 5 of 302 such sidechains are listed below:

Mol	Chain	Res	Type
50	BS	95	HIS
3	CC	136	GLN
49	DR	71	GLN
52	BU	49	HIS
57	BZ	34	ASN

### 5.3.3 RNA ⓘ

Mol	Chain	Analysed	Backbone Outliers	Pucker Outliers
1	AA	1505/1522 (98%)	206 (13%)	21 (1%)
1	CA	1505/1522 (98%)	235 (15%)	24 (1%)
22	AV	76/77 (98%)	18 (23%)	1 (1%)
22	AW	76/77 (98%)	14 (18%)	1 (1%)
22	CV	76/77 (98%)	20 (26%)	1 (1%)
22	CW	76/77 (98%)	8 (10%)	0
23	AX	15/25 (60%)	14 (93%)	10 (66%)
35	BA	2805/2848 (98%)	485 (17%)	58 (2%)
35	DA	2804/2848 (98%)	487 (17%)	58 (2%)
36	BB	118/122 (96%)	20 (16%)	1 (0%)
36	DB	118/122 (96%)	20 (16%)	1 (0%)
58	CX	8/25 (32%)	7 (87%)	5 (62%)
All	All	9182/9342 (98%)	1534 (16%)	181 (1%)

5 of 1534 RNA backbone outliers are listed below:

Mol	Chain	Res	Type
1	AA	4	U
1	AA	5	U
1	AA	6	G
1	AA	9	G
1	AA	31	G

5 of 181 RNA pucker outliers are listed below:

Mol	Chain	Res	Type
35	BA	2126	A
1	CA	428	G
35	DA	1992	G
35	BA	2422	A
36	BB	66	A

## 5.4 Non-standard residues in protein, DNA, RNA chains ⓘ

2 non-standard protein/DNA/RNA residues are modelled in this entry.

In the following table, the Counts columns list the number of bonds (or angles) for which Mogul statistics could be retrieved, the number of bonds (or angles) that are observed in the model and the number of bonds (or angles) that are defined in the Chemical Component Dictionary. The Link column lists molecule types, if any, to which the group is linked. The Z score for a bond length (or angle) is the number of standard deviations the observed value is removed from the expected value. A bond length (or angle) with  $|Z| > 2$  is considered an outlier worth inspection. RMSZ is the root-mean-square of all Z scores of the bond lengths (or angles).

Mol	Type	Chain	Res	Link	Bond lengths			Bond angles		
					Counts	RMSZ	$\# Z  > 2$	Counts	RMSZ	$\# Z  > 2$
1	A3P	AA	1493	1	22,28,29	0.81	1 (4%)	24,42,45	1.52	3 (12%)
1	A3P	CA	1493	1	22,28,29	0.69	0	24,42,45	0.78	1 (4%)

In the following table, the Chirals column lists the number of chiral outliers, the number of chiral centers analysed, the number of these observed in the model and the number defined in the Chemical Component Dictionary. Similar counts are reported in the Torsion and Rings columns. '-' means no outliers of that kind were identified.

Mol	Type	Chain	Res	Link	Chirals	Torsions	Rings
1	A3P	AA	1493	1	-	0/8/30/31	0/3/3/3
1	A3P	CA	1493	1	-	0/8/30/31	0/3/3/3

All (1) bond length outliers are listed below:

Mol	Chain	Res	Type	Atoms	Z	Observed(Å)	Ideal(Å)
1	AA	1493	A3P	P1-O3'	-2.09	1.55	1.59

All (4) bond angle outliers are listed below:

Mol	Chain	Res	Type	Atoms	Z	Observed(°)	Ideal(°)
1	AA	1493	A3P	O2P-P1-O3'	-4.92	83.64	106.00
1	AA	1493	A3P	O2P-P1-O1P	2.19	119.09	110.50
1	CA	1493	A3P	O2P-P1-O1P	2.21	119.13	110.50
1	AA	1493	A3P	O3'-P1-O1P	4.08	125.27	109.26

There are no chirality outliers.

There are no torsion outliers.

There are no ring outliers.

2 monomers are involved in 12 short contacts:

Mol	Chain	Res	Type	Clashes	Symm-Clashes
1	AA	1493	A3P	10	0
1	CA	1493	A3P	2	0

## 5.5 Carbohydrates [i](#)

There are no carbohydrates in this entry.

## 5.6 Ligand geometry [i](#)

Of 2338 ligands modelled in this entry, 2338 are monoatomic - leaving 0 for Mogul analysis.

There are no bond length outliers.

There are no bond angle outliers.

There are no chirality outliers.

There are no torsion outliers.

There are no ring outliers.

No monomer is involved in short contacts.

## 5.7 Other polymers [i](#)

There are no such residues in this entry.

## 5.8 Polymer linkage issues [i](#)

The following chains have linkage breaks:

Mol	Chain	Number of breaks
13	CM	3
13	AM	3
9	AI	2
9	CI	2
41	DG	1
41	BG	1
31	D6	1
31	B6	1

The worst 5 of 14 chain breaks are listed below:

Model	Chain	Residue-1	Atom-1	Residue-2	Atom-2	Distance (Å)
1	B6	46:HIS	C	47:THR	N	7.76
1	D6	46:HIS	C	47:THR	N	7.76
1	BG	112:PRO	C	113:ARG	N	4.73
1	DG	112:PRO	C	113:ARG	N	4.47
1	AM	69:GLU	C	70:LEU	N	4.25

## 6 Fit of model and data ⓘ

### 6.1 Protein, DNA and RNA chains ⓘ

In the following table, the column labelled ‘#RSRZ> 2’ contains the number (and percentage) of RSRZ outliers, followed by percent RSRZ outliers for the chain as percentile scores relative to all X-ray entries and entries of similar resolution. The OWAB column contains the minimum, median, 95<sup>th</sup> percentile and maximum values of the occupancy-weighted average B-factor per residue. The column labelled ‘Q< 0.9’ lists the number of (and percentage) of residues with an average occupancy less than 0.9.

Mol	Chain	Analysed	<RSRZ>	#RSRZ>2	OWAB(Å <sup>2</sup> )	Q<0.9
1	AA	1507/1522 (99%)	0.11	40 (2%) 55 40	54, 107, 196, 201	0
1	CA	1507/1522 (99%)	0.83	183 (12%) 5 3	60, 169, 201, 201	0
2	AB	235/256 (91%)	0.40	18 (7%) 14 8	77, 152, 197, 201	0
2	CB	235/256 (91%)	0.99	42 (17%) 2 1	90, 173, 201, 201	0
3	AC	207/239 (86%)	0.52	18 (8%) 11 6	83, 149, 188, 201	0
3	CC	207/239 (86%)	1.38	49 (23%) 1 1	106, 175, 201, 201	0
4	AD	208/209 (99%)	-0.02	1 (0%) 90 85	65, 105, 149, 180	0
4	CD	208/209 (99%)	1.42	57 (27%) 1 1	85, 173, 201, 201	0
5	AE	151/162 (93%)	0.15	3 (1%) 65 50	70, 107, 155, 198	0
5	CE	151/162 (93%)	1.14	39 (25%) 1 1	89, 155, 197, 201	0
6	AF	101/101 (100%)	0.15	3 (2%) 51 35	70, 125, 163, 190	0
6	CF	101/101 (100%)	-0.03	1 (0%) 82 72	65, 110, 155, 184	0
7	AG	155/156 (99%)	0.42	14 (9%) 10 6	85, 141, 184, 201	0
7	CG	155/156 (99%)	0.99	37 (23%) 1 1	86, 164, 200, 201	0
8	AH	138/138 (100%)	0.10	1 (0%) 87 80	66, 108, 151, 171	0
8	CH	138/138 (100%)	0.91	25 (18%) 1 1	79, 157, 189, 201	0
9	AI	127/128 (99%)	1.11	28 (22%) 1 1	94, 164, 200, 201	0
9	CI	127/128 (99%)	2.26	60 (47%) 0 0	115, 177, 201, 201	0
10	AJ	99/105 (94%)	1.65	34 (34%) 0 0	105, 169, 201, 201	0
10	CJ	99/105 (94%)	3.10	58 (58%) 0 0	125, 181, 201, 201	0
11	AK	119/129 (92%)	0.39	8 (6%) 19 10	60, 113, 168, 197	0
11	CK	119/129 (92%)	0.61	11 (9%) 10 6	78, 139, 188, 200	0
12	AL	125/135 (92%)	0.19	2 (1%) 72 59	59, 90, 144, 201	0
12	CL	125/135 (92%)	1.21	29 (23%) 1 1	63, 139, 187, 201	0

*Continued on next page...*

*Continued from previous page...*

Mol	Chain	Analysed	<RSRZ>	#RSRZ>2	OWAB(Å <sup>2</sup> )	Q<0.9
13	AM	118/126 (93%)	0.79	19 (16%) 2 1	96, 152, 189, 201	0
13	CM	118/126 (93%)	1.23	28 (23%) 1 1	102, 165, 201, 201	0
14	AN	60/61 (98%)	0.94	10 (16%) 2 1	99, 153, 198, 201	0
14	CN	60/61 (98%)	1.43	14 (23%) 1 1	118, 171, 200, 201	0
15	AO	88/89 (98%)	0.10	1 (1%) 80 68	69, 102, 149, 171	0
15	CO	88/89 (98%)	0.41	5 (5%) 24 14	75, 123, 163, 176	0
16	AP	84/88 (95%)	0.04	1 (1%) 79 67	60, 92, 143, 195	0
16	CP	84/88 (95%)	1.97	38 (45%) 0 0	112, 172, 198, 201	0
17	AQ	100/105 (95%)	-0.07	1 (1%) 82 72	63, 97, 134, 156	0
17	CQ	100/105 (95%)	0.65	11 (11%) 6 4	102, 142, 181, 195	0
18	AR	70/88 (79%)	0.48	6 (8%) 11 6	78, 116, 165, 178	0
18	CR	70/88 (79%)	0.55	5 (7%) 17 10	79, 120, 180, 196	0
19	AS	85/93 (91%)	1.10	17 (20%) 1 1	101, 164, 198, 201	0
19	CS	85/93 (91%)	1.81	31 (36%) 0 0	118, 176, 199, 201	0
20	AT	99/106 (93%)	0.21	3 (3%) 51 35	60, 104, 163, 191	0
20	CT	99/106 (93%)	0.98	16 (16%) 2 1	113, 169, 198, 201	0
21	AU	25/27 (92%)	2.34	11 (44%) 0 0	91, 151, 184, 201	0
21	CU	25/27 (92%)	4.15	20 (80%) 0 0	84, 159, 199, 201	0
22	AV	77/77 (100%)	-0.10	1 (1%) 77 65	55, 106, 161, 194	0
22	AW	77/77 (100%)	2.84	52 (67%) 0 0	125, 201, 201, 201	0
22	CV	77/77 (100%)	0.11	2 (2%) 56 41	50, 131, 175, 182	0
22	CW	77/77 (100%)	3.02	56 (72%) 0 0	146, 201, 201, 201	0
23	AX	16/25 (64%)	2.39	10 (62%) 0 0	84, 199, 201, 201	0
24	AY	97/97 (100%)	1.27	26 (26%) 1 1	99, 149, 192, 201	1 (1%)
24	CY	16/97 (16%)	2.32	9 (56%) 0 0	130, 157, 201, 201	0
25	B0	84/85 (98%)	0.63	7 (8%) 12 7	51, 90, 164, 196	0
25	D0	84/85 (98%)	0.87	12 (14%) 3 2	70, 105, 166, 191	0
26	B1	94/98 (95%)	0.05	3 (3%) 48 32	44, 76, 145, 161	0
26	D1	94/98 (95%)	-0.05	0 100 100	41, 74, 139, 159	0
27	B2	71/72 (98%)	0.13	0 100 100	65, 103, 150, 169	0
27	D2	71/72 (98%)	-0.22	3 (4%) 37 24	42, 71, 129, 195	0

*Continued on next page...*

*Continued from previous page...*

Mol	Chain	Analysed	<RSRZ>	#RSRZ>2			OWAB(Å²)	Q<0.9
28	B3	60/60 (100%)	0.38	4 (6%)	19	10	42, 88, 148, 201	0
28	D3	60/60 (100%)	0.35	3 (5%)	30	17	50, 87, 142, 200	0
29	B4	56/71 (78%)	0.20	5 (8%)	10	6	96, 160, 187, 197	0
29	D4	56/71 (78%)	0.89	11 (19%)	1	1	122, 176, 201, 201	0
30	B5	59/60 (98%)	0.26	5 (8%)	11	7	37, 70, 174, 181	0
30	D5	59/60 (98%)	0.47	5 (8%)	11	7	27, 75, 177, 201	0
31	B6	45/54 (83%)	2.83	30 (66%)	0	0	97, 141, 184, 187	0
31	D6	45/54 (83%)	2.18	26 (57%)	0	0	103, 161, 195, 199	0
32	B7	49/49 (100%)	-0.17	0	100	100	38, 55, 112, 194	0
32	D7	49/49 (100%)	-0.15	0	100	100	21, 40, 108, 159	0
33	B8	64/65 (98%)	-0.01	0	100	100	32, 72, 132, 200	0
33	D8	64/65 (98%)	0.24	2 (3%)	49	33	41, 83, 148, 201	0
34	B9	36/37 (97%)	1.94	17 (47%)	0	0	83, 123, 168, 201	0
34	D9	36/37 (97%)	1.91	15 (41%)	0	0	91, 128, 167, 197	0
35	BA	2807/2848 (98%)	0.06	100 (3%)	43	28	32, 74, 188, 201	0
35	DA	2807/2848 (98%)	0.11	87 (3%)	49	33	29, 77, 189, 201	0
36	BB	119/122 (97%)	0.04	1 (0%)	86	77	76, 130, 181, 201	0
36	DB	119/122 (97%)	0.27	4 (3%)	46	30	87, 151, 189, 200	0
37	BC	191/229 (83%)	4.14	156 (81%)	0	0	160, 198, 201, 201	0
37	DC	191/229 (83%)	4.01	148 (77%)	0	0	154, 197, 201, 201	0
38	BD	272/276 (98%)	-0.17	0	100	100	38, 71, 107, 184	0
38	DD	272/276 (98%)	-0.07	1 (0%)	92	89	32, 68, 111, 185	0
39	BE	205/206 (99%)	-0.01	3 (1%)	74	61	36, 83, 157, 201	0
39	DE	205/206 (99%)	0.15	7 (3%)	46	30	25, 91, 157, 201	0
40	BF	208/210 (99%)	-0.22	1 (0%)	90	85	30, 73, 156, 186	0
40	DF	208/210 (99%)	-0.13	5 (2%)	59	45	24, 78, 165, 196	0
41	BG	181/182 (99%)	0.53	16 (8%)	11	6	79, 142, 188, 201	0
41	DG	181/182 (99%)	0.65	19 (10%)	7	4	92, 155, 193, 201	0
42	BH	165/180 (91%)	1.43	47 (28%)	1	1	90, 157, 193, 201	0
42	DH	165/180 (91%)	0.27	10 (6%)	22	12	55, 112, 158, 182	0
43	BI	145/148 (97%)	2.46	55 (37%)	0	0	60, 161, 201, 201	0

*Continued on next page...*

Continued from previous page...

Mol	Chain	Analysed	<RSRZ>	#RSRZ>2	OWAB(Å <sup>2</sup> )	Q<0.9
43	DI	145/148 (97%)	0.89	21 (14%) 3 1	70, 130, 200, 201	0
44	BJ	0/131	-	-	-	-
44	DJ	0/131	-	-	-	-
45	BN	139/140 (99%)	-0.05	2 (1%) 75 63	52, 88, 145, 201	0
45	DN	139/140 (99%)	-0.16	0 100 100	44, 79, 140, 189	0
46	BO	122/122 (100%)	-0.35	0 100 100	42, 72, 101, 178	0
46	DO	122/122 (100%)	0.28	1 (0%) 86 77	59, 104, 154, 201	0
47	BP	146/150 (97%)	0.19	3 (2%) 64 49	26, 92, 150, 197	0
47	DP	146/150 (97%)	0.40	7 (4%) 31 19	35, 96, 170, 198	0
48	BQ	141/141 (100%)	0.02	1 (0%) 87 80	48, 89, 132, 201	0
48	DQ	141/141 (100%)	0.34	6 (4%) 36 23	53, 106, 159, 191	0
49	BR	117/118 (99%)	-0.17	0 100 100	39, 76, 125, 150	0
49	DR	117/118 (99%)	0.25	1 (0%) 84 75	53, 90, 147, 162	0
50	BS	99/112 (88%)	0.66	14 (14%) 3 2	75, 133, 182, 189	0
50	DS	99/112 (88%)	1.04	21 (21%) 1 1	95, 145, 196, 201	0
51	BT	138/146 (94%)	-0.00	4 (2%) 52 37	51, 87, 182, 201	0
51	DT	138/146 (94%)	0.59	13 (9%) 9 5	68, 131, 194, 201	0
52	BU	117/118 (99%)	-0.11	1 (0%) 84 75	37, 73, 137, 201	0
52	DU	117/118 (99%)	-0.29	0 100 100	25, 62, 114, 174	0
53	BV	101/101 (100%)	0.14	5 (4%) 30 17	35, 103, 143, 201	0
53	DV	101/101 (100%)	-0.17	0 100 100	33, 80, 126, 180	0
54	BW	113/113 (100%)	-0.20	1 (0%) 84 75	43, 70, 133, 201	0
54	DW	113/113 (100%)	-0.27	0 100 100	37, 60, 118, 187	0
55	BX	93/96 (96%)	-0.10	1 (1%) 80 68	43, 89, 125, 140	0
55	DX	93/96 (96%)	-0.22	1 (1%) 80 68	43, 65, 114, 153	0
56	BY	101/110 (91%)	0.93	17 (16%) 2 1	63, 109, 182, 201	0
56	DY	101/110 (91%)	0.45	8 (7%) 13 7	54, 99, 176, 201	0
57	BZ	187/206 (90%)	0.30	9 (4%) 31 19	74, 121, 171, 201	0
57	DZ	187/206 (90%)	0.23	9 (4%) 31 19	76, 133, 187, 201	0
58	CX	8/25 (32%)	1.17	2 (25%) 1 1	106, 165, 200, 201	0
All	All	21297/22390 (95%)	0.48	2110 (9%) 8 5	21, 111, 198, 201	1 (0%)

The worst 5 of 2110 RSRZ outliers are listed below:

Mol	Chain	Res	Type	RSRZ
43	BI	111	PRO	28.7
3	CC	169	ALA	19.5
10	CJ	72	VAL	17.6
37	DC	176	GLY	17.2
10	CJ	35	SER	16.5

## 6.2 Non-standard residues in protein, DNA, RNA chains ⓘ

In the following table, the Atoms column lists the number of modelled atoms in the group and the number defined in the chemical component dictionary. LLDF column lists the quality of electron density of the group with respect to its neighbouring residues in protein, DNA or RNA chains. The B-factors column lists the minimum, median, 95<sup>th</sup> percentile and maximum values of B factors of atoms in the group. The column labelled 'Q< 0.9' lists the number of atoms with occupancy less than 0.9.

Mol	Type	Chain	Res	Atoms	RSCC	RSR	LLDF	B-factors(Å <sup>2</sup> )	Q<0.9
1	A3P	CA	1493	26/27	0.63	0.44	-	191,200,203,203	0
1	A3P	AA	1493	26/27	0.90	0.20	-	151,182,188,189	0

## 6.3 Carbohydrates ⓘ

There are no carbohydrates in this entry.

## 6.4 Ligands ⓘ

In the following table, the Atoms column lists the number of modelled atoms in the group and the number defined in the chemical component dictionary. LLDF column lists the quality of electron density of the group with respect to its neighbouring residues in protein, DNA or RNA chains. The B-factors column lists the minimum, median, 95<sup>th</sup> percentile and maximum values of B factors of atoms in the group. The column labelled 'Q< 0.9' lists the number of atoms with occupancy less than 0.9.

Mol	Type	Chain	Res	Atoms	RSCC	RSR	LLDF	B-factors(Å <sup>2</sup> )	Q<0.9
59	MG	BA	3204	1/1	0.92	0.89	127.77	71,71,71,71	0
59	MG	DA	3140	1/1	0.92	0.66	114.26	77,77,77,77	0
59	MG	DA	3349	1/1	0.44	1.17	83.04	141,141,141,141	0
59	MG	BA	3055	1/1	0.97	0.74	78.42	92,92,92,92	0
59	MG	DA	3406	1/1	0.84	1.62	78.30	38,38,38,38	1
59	MG	DA	3522	1/1	0.83	0.53	73.02	56,56,56,56	0
59	MG	DA	3169	1/1	0.85	1.38	71.66	67,67,67,67	0
59	MG	BA	3040	1/1	0.87	0.65	70.22	79,79,79,79	0

*Continued on next page...*

*Continued from previous page...*

Mol	Type	Chain	Res	Atoms	RSCC	RSR	LLDF	B-factors( $\text{\AA}^2$ )	Q<0.9
59	MG	BA	3428	1/1	0.89	1.06	68.63	72,72,72,72	0
59	MG	DA	2935	1/1	0.90	1.25	67.15	12,12,12,12	1
59	MG	BA	3053	1/1	0.94	1.01	66.93	62,62,62,62	0
59	MG	BA	3463	1/1	0.93	0.68	59.02	66,66,66,66	0
59	MG	DA	3019	1/1	0.96	0.67	54.28	92,92,92,92	0
59	MG	BA	3527	1/1	0.96	0.63	53.06	86,86,86,86	0
59	MG	BA	3039	1/1	0.64	0.76	49.92	81,81,81,81	0
59	MG	DA	3217	1/1	0.97	0.63	48.41	69,69,69,69	0
59	MG	DA	3271	1/1	0.22	0.69	45.48	96,96,96,96	0
59	MG	DA	3339	1/1	0.99	0.47	44.39	37,37,37,37	0
59	MG	BA	3221	1/1	0.95	0.59	43.54	42,42,42,42	0
59	MG	BA	3037	1/1	0.62	0.68	43.00	64,64,64,64	0
59	MG	DA	3589	1/1	0.96	0.71	42.54	47,47,47,47	0
59	MG	CA	1680	1/1	0.79	0.99	41.13	102,102,102,102	0
59	MG	DA	3401	1/1	0.86	0.80	40.89	65,65,65,65	0
59	MG	DA	2930	1/1	0.87	1.30	40.50	1,1,1,1	1
59	MG	BA	3010	1/1	0.91	0.65	40.46	95,95,95,95	0
59	MG	BA	2993	1/1	0.77	0.87	39.48	86,86,86,86	0
59	MG	AV	102	1/1	0.91	0.79	38.97	106,106,106,106	0
59	MG	DA	3257	1/1	0.95	0.70	38.89	29,29,29,29	0
59	MG	BA	3162	1/1	0.91	0.68	38.55	41,41,41,41	0
59	MG	BA	3337	1/1	0.95	0.75	37.90	37,37,37,37	0
59	MG	DA	3335	1/1	0.85	0.50	37.56	48,48,48,48	0
59	MG	BA	3257	1/1	0.97	0.74	37.24	42,42,42,42	0
59	MG	DA	3381	1/1	0.95	0.67	36.27	43,43,43,43	0
59	MG	DA	3366	1/1	0.72	0.75	35.95	9,9,9,9	1
59	MG	DA	3345	1/1	0.04	1.22	34.43	25,25,25,25	1
59	MG	BA	3066	1/1	0.94	0.66	34.04	57,57,57,57	0
59	MG	D7	103	1/1	0.83	1.99	33.97	69,69,69,69	0
59	MG	DA	3462	1/1	0.82	0.87	33.19	78,78,78,78	0
59	MG	BA	3273	1/1	0.97	0.56	33.03	31,31,31,31	0
59	MG	BA	3019	1/1	0.68	0.95	32.70	66,66,66,66	0
59	MG	DA	3696	1/1	0.90	0.53	32.51	80,80,80,80	0
59	MG	BA	2985	1/1	0.92	0.74	32.08	84,84,84,84	0
59	MG	BA	2953	1/1	0.65	0.58	31.97	84,84,84,84	0
59	MG	AA	1938	1/1	0.66	1.01	31.92	124,124,124,124	0
59	MG	DA	3625	1/1	0.98	0.43	31.64	29,29,29,29	0
59	MG	BA	3488	1/1	0.81	0.53	31.15	66,66,66,66	1
59	MG	DA	3553	1/1	0.75	0.70	31.12	68,68,68,68	0
59	MG	DA	3635	1/1	0.98	0.44	31.12	31,31,31,31	0
59	MG	BA	3012	1/1	0.95	0.46	29.27	34,34,34,34	0

*Continued on next page...*

*Continued from previous page...*

Mol	Type	Chain	Res	Atoms	RSCC	RSR	LLDF	B-factors( $\text{\AA}^2$ )	Q<0.9
59	MG	BA	3271	1/1	0.99	0.47	28.82	29,29,29,29	0
59	MG	DA	3468	1/1	0.77	0.47	28.70	76,76,76,76	0
59	MG	DA	3364	1/1	0.93	0.34	28.50	59,59,59,59	0
59	MG	BA	3081	1/1	0.96	0.58	28.45	64,64,64,64	0
59	MG	DA	3122	1/1	0.99	0.69	27.96	38,38,38,38	0
59	MG	BA	3249	1/1	0.82	0.92	27.76	79,79,79,79	0
59	MG	DA	3459	1/1	0.60	0.55	27.37	92,92,92,92	0
59	MG	AA	1790	1/1	0.84	0.41	27.37	96,96,96,96	0
59	MG	DA	3060	1/1	0.80	0.59	26.48	77,77,77,77	0
59	MG	BA	3510	1/1	0.93	0.71	26.45	41,41,41,41	0
59	MG	BA	3413	1/1	0.92	0.70	26.38	73,73,73,73	0
59	MG	DA	3305	1/1	0.93	0.56	26.18	52,52,52,52	0
59	MG	BA	3583	1/1	0.61	0.56	26.04	81,81,81,81	1
59	MG	DA	3022	1/1	0.70	0.47	25.97	71,71,71,71	0
59	MG	BA	2975	1/1	0.92	0.58	25.85	57,57,57,57	0
59	MG	AA	1697	1/1	0.95	0.83	25.75	76,76,76,76	0
59	MG	DA	3397	1/1	0.90	0.56	25.27	72,72,72,72	0
59	MG	DA	3771	1/1	0.96	0.68	24.81	71,71,71,71	0
59	MG	DA	2964	1/1	0.95	0.44	24.81	54,54,54,54	0
59	MG	DA	3763	1/1	0.79	0.51	24.66	62,62,62,62	1
59	MG	BA	2974	1/1	0.97	0.54	24.42	38,38,38,38	0
59	MG	DA	3390	1/1	0.79	0.56	23.63	60,60,60,60	1
59	MG	AA	1905	1/1	0.67	0.68	23.35	71,71,71,71	1
59	MG	BA	3052	1/1	0.71	0.44	23.10	64,64,64,64	0
59	MG	AA	1862	1/1	0.90	0.37	23.02	65,65,65,65	0
59	MG	BA	3456	1/1	0.93	0.58	22.97	33,33,33,33	0
59	MG	DA	3641	1/1	0.97	0.70	22.66	68,68,68,68	0
59	MG	DA	3247	1/1	0.96	0.58	22.43	41,41,41,41	0
59	MG	BA	3214	1/1	0.93	0.56	22.27	85,85,85,85	0
59	MG	BA	3068	1/1	0.92	0.63	22.09	59,59,59,59	0
59	MG	BA	3031	1/1	0.95	0.44	22.08	58,58,58,58	0
59	MG	DA	2904	1/1	0.88	1.08	21.58	66,66,66,66	0
59	MG	BA	3460	1/1	0.77	0.55	21.50	40,40,40,40	0
59	MG	BA	3410	1/1	0.91	0.47	21.32	42,42,42,42	0
59	MG	DA	3219	1/1	0.85	0.47	21.02	62,62,62,62	0
59	MG	DA	3489	1/1	0.52	0.55	20.97	59,59,59,59	1
59	MG	DA	3398	1/1	0.97	0.47	20.93	31,31,31,31	1
59	MG	DA	3277	1/1	0.94	0.40	20.77	42,42,42,42	0
59	MG	BA	3490	1/1	0.98	0.60	20.63	19,19,19,19	0
59	MG	DA	3012	1/1	0.99	0.60	20.45	30,30,30,30	0
59	MG	DA	3412	1/1	0.83	0.48	20.13	42,42,42,42	0

*Continued on next page...*

*Continued from previous page...*

Mol	Type	Chain	Res	Atoms	RSCC	RSR	LLDF	B-factors( $\text{\AA}^2$ )	Q<0.9
59	MG	DA	2942	1/1	0.79	0.79	20.02	27,27,27,27	1
59	MG	BA	3191	1/1	0.92	0.75	19.96	78,78,78,78	0
59	MG	DA	2908	1/1	0.71	1.43	19.85	97,97,97,97	0
59	MG	BA	3035	1/1	0.95	0.68	19.83	42,42,42,42	0
59	MG	BA	3323	1/1	0.97	0.53	19.79	36,36,36,36	0
59	MG	DA	3341	1/1	0.76	0.57	19.61	62,62,62,62	0
59	MG	AA	1915	1/1	0.76	0.48	19.50	75,75,75,75	0
59	MG	BA	2925	1/1	0.96	0.45	19.45	33,33,33,33	0
59	MG	BA	3032	1/1	0.79	0.36	19.39	88,88,88,88	0
59	MG	DA	3343	1/1	0.82	0.43	19.31	69,69,69,69	0
59	MG	BA	3445	1/1	0.77	0.51	19.11	111,111,111,111	0
59	MG	DA	3187	1/1	0.99	0.56	19.01	44,44,44,44	0
59	MG	DA	2953	1/1	0.68	0.65	18.79	99,99,99,99	0
59	MG	DA	3356	1/1	0.98	0.55	18.78	32,32,32,32	0
59	MG	DA	3416	1/1	0.98	0.35	18.51	35,35,35,35	0
59	MG	BU	201	1/1	0.90	0.51	18.42	46,46,46,46	0
59	MG	BA	3465	1/1	0.88	0.55	17.86	37,37,37,37	0
59	MG	DA	3176	1/1	0.99	0.47	17.74	37,37,37,37	0
59	MG	BA	3582	1/1	0.81	0.46	17.73	63,63,63,63	0
59	MG	DA	3292	1/1	0.94	0.47	17.68	106,106,106,106	0
59	MG	DA	3042	1/1	0.35	0.42	17.50	60,60,60,60	0
59	MG	BA	3450	1/1	0.94	0.61	17.48	60,60,60,60	0
59	MG	AA	1872	1/1	0.72	0.67	17.38	77,77,77,77	0
59	MG	BA	2940	1/1	0.86	0.42	17.30	63,63,63,63	0
59	MG	BA	3509	1/1	0.83	0.53	17.11	58,58,58,58	0
59	MG	DA	3426	1/1	0.96	0.38	17.02	28,28,28,28	0
59	MG	DA	3759	1/1	0.91	0.58	16.65	49,49,49,49	0
59	MG	BA	3414	1/1	0.78	0.36	16.33	67,67,67,67	0
59	MG	BA	2979	1/1	0.80	0.41	16.15	66,66,66,66	0
59	MG	BA	3210	1/1	0.60	0.51	15.88	106,106,106,106	0
59	MG	BA	3330	1/1	0.90	0.39	15.83	88,88,88,88	0
59	MG	DA	3350	1/1	0.98	0.49	15.82	34,34,34,34	0
59	MG	DA	3458	1/1	0.92	0.51	15.68	59,59,59,59	0
59	MG	BA	3521	1/1	0.88	0.33	15.67	119,119,119,119	0
59	MG	BA	3329	1/1	0.88	0.46	15.26	1,1,1,1	1
59	MG	DA	3333	1/1	0.98	0.35	15.26	55,55,55,55	0
59	MG	DA	3281	1/1	0.94	0.45	15.18	31,31,31,31	0
59	MG	BA	3155	1/1	0.97	0.48	14.92	29,29,29,29	0
59	MG	BA	3395	1/1	0.63	0.64	14.83	84,84,84,84	0
59	MG	BA	2980	1/1	0.92	0.32	14.78	47,47,47,47	0
59	MG	BA	3265	1/1	0.70	0.32	14.59	66,66,66,66	0

*Continued on next page...*

*Continued from previous page...*

Mol	Type	Chain	Res	Atoms	RSCC	RSR	LLDF	B-factors( $\text{\AA}^2$ )	Q<0.9
59	MG	DA	3649	1/1	0.69	0.47	14.49	66,66,66,66	0
59	MG	DA	3017	1/1	0.47	0.42	14.39	70,70,70,70	0
59	MG	BA	3405	1/1	0.96	0.46	14.36	44,44,44,44	0
59	MG	AA	1691	1/1	0.89	0.59	14.16	90,90,90,90	0
59	MG	DA	3031	1/1	0.99	0.38	14.05	51,51,51,51	0
59	MG	DA	2959	1/1	0.80	0.38	13.92	61,61,61,61	0
59	MG	DA	3500	1/1	0.83	0.47	13.80	84,84,84,84	0
59	MG	DA	3454	1/1	0.96	0.48	13.76	35,35,35,35	0
59	MG	BA	3256	1/1	0.88	0.32	13.64	122,122,122,122	0
59	MG	BA	3327	1/1	0.68	0.55	13.57	59,59,59,59	0
59	MG	DA	3244	1/1	0.85	0.30	13.25	29,29,29,29	0
59	MG	AA	1737	1/1	0.93	0.54	13.12	69,69,69,69	0
59	MG	DU	202	1/1	0.94	0.31	13.09	8,8,8,8	1
59	MG	BA	3305	1/1	0.98	0.41	13.09	28,28,28,28	0
59	MG	BA	3168	1/1	0.96	0.32	12.93	24,24,24,24	0
59	MG	BA	3187	1/1	0.89	0.57	12.76	37,37,37,37	0
59	MG	BA	3402	1/1	0.96	0.46	12.66	37,37,37,37	0
59	MG	DA	2927	1/1	0.84	0.35	12.60	1,1,1,1	1
59	MG	BA	3094	1/1	0.95	0.41	12.38	32,32,32,32	0
59	MG	DA	3477	1/1	0.90	0.62	12.32	76,76,76,76	0
59	MG	DA	3037	1/1	0.88	0.55	11.81	58,58,58,58	0
59	MG	CA	1700	1/1	0.36	0.43	11.75	104,104,104,104	0
59	MG	BA	3448	1/1	0.97	0.40	11.69	40,40,40,40	0
59	MG	BA	3003	1/1	0.82	0.33	11.53	75,75,75,75	0
59	MG	BA	3452	1/1	0.96	0.45	11.46	45,45,45,45	0
59	MG	AA	1829	1/1	0.69	0.55	11.42	91,91,91,91	0
59	MG	DA	3068	1/1	0.74	0.34	11.29	51,51,51,51	0
59	MG	BA	3184	1/1	0.93	0.34	11.01	38,38,38,38	0
59	MG	DA	3028	1/1	0.83	0.40	10.93	79,79,79,79	0
59	MG	DA	3032	1/1	0.97	0.37	10.81	34,34,34,34	0
59	MG	BA	3064	1/1	0.86	0.41	10.78	45,45,45,45	0
59	MG	DA	3604	1/1	0.96	0.49	10.78	39,39,39,39	0
59	MG	BA	3167	1/1	0.97	0.28	10.58	36,36,36,36	0
59	MG	DA	3488	1/1	0.91	0.28	10.43	28,28,28,28	0
59	MG	DA	3705	1/1	0.97	0.55	10.40	58,58,58,58	0
59	MG	DA	3444	1/1	0.94	0.42	10.37	31,31,31,31	0
59	MG	DA	2946	1/1	0.94	0.35	10.36	96,96,96,96	0
59	MG	AA	1616	1/1	0.94	0.53	10.25	61,61,61,61	0
59	MG	BA	3462	1/1	0.95	0.46	10.17	28,28,28,28	0
59	MG	DA	2939	1/1	0.93	0.81	10.14	1,1,1,1	1
59	MG	DA	3224	1/1	0.84	0.39	10.14	85,85,85,85	0

*Continued on next page...*

*Continued from previous page...*

Mol	Type	Chain	Res	Atoms	RSCC	RSR	LLDF	B-factors( $\text{\AA}^2$ )	Q<0.9
59	MG	DA	3669	1/1	0.92	0.40	10.07	39,39,39,39	0
59	MG	DA	3282	1/1	0.96	0.38	10.06	31,31,31,31	0
59	MG	DA	3677	1/1	0.94	0.31	9.99	45,45,45,45	0
59	MG	BA	3171	1/1	0.87	0.30	9.97	29,29,29,29	0
59	MG	BR	203	1/1	0.94	0.45	9.96	83,83,83,83	0
59	MG	DA	3087	1/1	0.94	0.33	9.96	33,33,33,33	0
59	MG	DA	3452	1/1	0.98	0.45	9.89	30,30,30,30	0
59	MG	DA	2997	1/1	0.94	0.53	9.86	43,43,43,43	0
59	MG	DA	3611	1/1	0.95	0.46	9.84	31,31,31,31	0
59	MG	DA	3502	1/1	0.88	0.28	9.83	74,74,74,74	0
59	MG	BA	3074	1/1	0.84	0.49	9.78	36,36,36,36	0
59	MG	DA	3215	1/1	0.93	0.48	9.69	69,69,69,69	0
59	MG	BA	3496	1/1	0.94	0.32	9.58	44,44,44,44	0
59	MG	BE	304	1/1	0.73	0.44	9.49	46,46,46,46	1
59	MG	DA	3268	1/1	0.86	0.30	9.47	35,35,35,35	0
59	MG	DA	3535	1/1	0.95	0.52	9.47	52,52,52,52	0
59	MG	BA	3213	1/1	0.67	0.63	9.46	135,135,135,135	0
59	MG	DA	3473	1/1	0.98	0.53	9.39	38,38,38,38	0
59	MG	AA	1899	1/1	0.94	0.37	9.33	63,63,63,63	0
59	MG	DA	3284	1/1	0.97	0.39	9.26	25,25,25,25	0
59	MG	DA	3050	1/1	0.93	0.54	9.26	40,40,40,40	0
59	MG	DA	2990	1/1	0.71	0.45	9.17	43,43,43,43	1
59	MG	DA	3236	1/1	0.81	0.37	9.05	63,63,63,63	0
59	MG	DA	3600	1/1	0.97	0.30	9.03	30,30,30,30	0
59	MG	AA	1948	1/1	0.76	0.60	8.88	114,114,114,114	0
59	MG	BA	3043	1/1	0.77	0.38	8.84	80,80,80,80	0
59	MG	DA	3232	1/1	0.97	0.32	8.81	59,59,59,59	0
59	MG	AA	1968	1/1	0.76	0.51	8.66	95,95,95,95	0
59	MG	BA	3248	1/1	0.63	0.35	8.35	101,101,101,101	0
59	MG	DA	3494	1/1	0.94	0.38	8.29	41,41,41,41	0
59	MG	BA	3594	1/1	0.78	0.23	8.25	83,83,83,83	0
59	MG	BA	3169	1/1	0.99	0.36	8.24	24,24,24,24	0
59	MG	DA	3344	1/1	0.84	0.28	8.20	75,75,75,75	0
59	MG	BA	3028	1/1	0.95	0.33	8.20	58,58,58,58	0
59	MG	BA	3468	1/1	0.98	0.44	7.98	36,36,36,36	0
59	MG	BA	3558	1/1	0.89	0.40	7.92	78,78,78,78	0
59	MG	BA	3368	1/1	0.95	0.37	7.89	62,62,62,62	0
59	MG	DA	3084	1/1	0.97	0.39	7.88	57,57,57,57	0
59	MG	DA	3126	1/1	0.86	0.28	7.81	60,60,60,60	0
59	MG	BA	3517	1/1	0.94	0.25	7.78	98,98,98,98	0
59	MG	DA	2913	1/1	0.91	0.37	7.75	15,15,15,15	1

*Continued on next page...*

*Continued from previous page...*

Mol	Type	Chain	Res	Atoms	RSCC	RSR	LLDF	B-factors(Å <sup>2</sup> )	Q<0.9
59	MG	DA	3795	1/1	0.95	0.44	7.74	25,25,25,25	0
59	MG	DA	3255	1/1	0.93	0.41	7.69	51,51,51,51	0
59	MG	BA	3351	1/1	0.97	0.29	7.66	26,26,26,26	0
59	MG	AA	1812	1/1	0.97	1.00	7.62	70,70,70,70	0
59	MG	DA	3788	1/1	0.88	0.25	7.61	124,124,124,124	0
59	MG	BA	3512	1/1	0.75	0.28	7.59	51,51,51,51	0
59	MG	DA	3365	1/1	0.89	0.48	7.56	92,92,92,92	0
59	MG	DA	3608	1/1	0.96	0.35	7.55	61,61,61,61	0
59	MG	DA	3638	1/1	0.96	0.33	7.50	21,21,21,21	0
59	MG	DA	3141	1/1	0.98	0.36	7.49	99,99,99,99	0
59	MG	BA	2927	1/1	0.78	0.33	7.33	83,83,83,83	1
59	MG	BA	3397	1/1	0.98	0.34	7.33	75,75,75,75	0
59	MG	BA	3177	1/1	0.97	0.36	7.27	45,45,45,45	0
59	MG	BA	3063	1/1	0.91	0.34	7.15	59,59,59,59	0
59	MG	DA	3402	1/1	0.95	0.29	7.14	16,16,16,16	0
59	MG	DA	3026	1/1	0.96	0.34	7.04	60,60,60,60	0
59	MG	BA	2989	1/1	0.85	0.26	7.03	82,82,82,82	0
59	MG	BA	3119	1/1	0.97	0.34	6.92	30,30,30,30	0
59	MG	DP	202	1/1	0.60	0.59	6.82	49,49,49,49	1
59	MG	BA	3243	1/1	0.97	0.46	6.72	25,25,25,25	0
59	MG	BA	3099	1/1	0.97	0.37	6.67	30,30,30,30	0
59	MG	DA	3290	1/1	0.97	0.36	6.66	32,32,32,32	0
59	MG	BA	3246	1/1	0.87	0.24	6.65	68,68,68,68	0
59	MG	BA	3206	1/1	0.97	0.51	6.63	59,59,59,59	0
59	MG	BA	2920	1/1	0.92	0.28	6.58	42,42,42,42	0
59	MG	DA	3624	1/1	0.91	0.43	6.57	71,71,71,71	0
59	MG	DA	3178	1/1	0.97	0.35	6.42	29,29,29,29	0
59	MG	BA	3484	1/1	0.96	0.31	6.42	94,94,94,94	0
59	MG	DA	3579	1/1	0.91	0.34	6.31	110,110,110,110	0
59	MG	DA	3180	1/1	0.91	0.34	6.31	115,115,115,115	0
59	MG	D6	102	1/1	0.53	0.92	6.23	97,97,97,97	0
59	MG	DA	3276	1/1	0.93	0.30	6.21	58,58,58,58	0
59	MG	DA	3363	1/1	0.79	0.39	6.20	69,69,69,69	0
59	MG	BA	3312	1/1	0.82	0.28	6.19	53,53,53,53	0
59	MG	DA	2919	1/1	0.75	0.23	6.17	57,57,57,57	0
59	MG	DA	2901	1/1	0.85	0.33	6.12	51,51,51,51	0
59	MG	DA	2967	1/1	0.84	0.33	6.08	35,35,35,35	1
59	MG	DA	3199	1/1	0.97	0.41	6.06	30,30,30,30	0
59	MG	DA	2918	1/1	0.80	0.49	6.01	91,91,91,91	0
59	MG	BA	3197	1/1	0.96	0.31	5.99	54,54,54,54	0
59	MG	AA	1845	1/1	0.97	0.28	5.98	53,53,53,53	0

*Continued on next page...*

*Continued from previous page...*

Mol	Type	Chain	Res	Atoms	RSCC	RSR	LLDF	B-factors( $\text{\AA}^2$ )	Q<0.9
59	MG	BA	2947	1/1	0.96	0.31	5.93	45,45,45,45	0
59	MG	BA	3286	1/1	0.69	0.27	5.84	57,57,57,57	0
59	MG	DA	3003	1/1	0.95	0.30	5.82	36,36,36,36	0
59	MG	AA	1692	1/1	0.85	0.32	5.76	89,89,89,89	0
59	MG	BA	3514	1/1	0.68	0.39	5.74	76,76,76,76	0
59	MG	DA	3717	1/1	0.13	0.31	5.59	155,155,155,155	0
59	MG	CA	1626	1/1	0.69	0.53	5.58	112,112,112,112	0
59	MG	BA	3419	1/1	0.97	0.23	5.49	49,49,49,49	0
59	MG	BN	201	1/1	0.60	0.43	5.46	64,64,64,64	0
59	MG	DA	3631	1/1	0.88	0.41	5.44	41,41,41,41	0
59	MG	DA	3266	1/1	0.84	0.37	5.44	57,57,57,57	0
59	MG	BU	202	1/1	0.95	0.37	5.43	39,39,39,39	0
59	MG	DA	3298	1/1	0.58	0.34	5.40	65,65,65,65	0
59	MG	BA	3381	1/1	0.97	0.29	5.40	42,42,42,42	0
59	MG	DP	203	1/1	0.95	0.37	5.39	53,53,53,53	0
59	MG	BA	3446	1/1	0.90	0.30	5.39	99,99,99,99	0
59	MG	BA	3172	1/1	0.90	0.43	5.34	80,80,80,80	0
59	MG	BA	3161	1/1	0.97	0.27	5.31	39,39,39,39	0
59	MG	CA	1752	1/1	0.74	0.58	5.31	113,113,113,113	0
59	MG	BA	3574	1/1	0.89	0.30	5.28	53,53,53,53	0
59	MG	DA	3015	1/1	0.79	0.37	5.28	81,81,81,81	0
59	MG	DA	3264	1/1	0.99	0.30	5.20	47,47,47,47	1
59	MG	DA	3503	1/1	0.82	0.30	5.12	59,59,59,59	0
59	MG	BF	301	1/1	0.93	0.37	5.07	60,60,60,60	0
59	MG	BA	2954	1/1	0.87	0.28	5.03	59,59,59,59	0
59	MG	CA	1765	1/1	0.79	1.08	5.00	94,94,94,94	0
59	MG	BA	2997	1/1	0.94	0.37	4.97	82,82,82,82	0
59	MG	DA	3543	1/1	0.95	0.32	4.93	71,71,71,71	0
59	MG	AA	1726	1/1	0.82	0.32	4.92	70,70,70,70	1
59	MG	DA	3396	1/1	0.87	0.31	4.91	62,62,62,62	0
59	MG	BA	3439	1/1	0.98	0.25	4.84	37,37,37,37	0
59	MG	AA	1858	1/1	0.96	0.28	4.79	60,60,60,60	0
59	MG	AA	1729	1/1	0.88	0.23	4.78	50,50,50,50	0
59	MG	DA	3301	1/1	0.86	0.20	4.77	32,32,32,32	0
59	MG	BA	2969	1/1	0.97	0.26	4.69	41,41,41,41	0
59	MG	AA	1893	1/1	0.97	0.27	4.69	56,56,56,56	0
59	MG	DA	3262	1/1	0.96	0.29	4.63	59,59,59,59	1
59	MG	DA	3662	1/1	0.94	0.28	4.63	59,59,59,59	0
59	MG	BA	3292	1/1	0.95	0.26	4.62	29,29,29,29	0
59	MG	D7	102	1/1	0.90	0.30	4.62	75,75,75,75	0
59	MG	BA	3584	1/1	0.88	0.26	4.61	65,65,65,65	0

*Continued on next page...*

*Continued from previous page...*

Mol	Type	Chain	Res	Atoms	RSCC	RSR	LLDF	B-factors(Å <sup>2</sup> )	Q<0.9
59	MG	DD	303	1/1	0.71	0.38	4.58	64,64,64,64	0
59	MG	DA	3300	1/1	0.92	0.32	4.51	67,67,67,67	0
59	MG	DP	205	1/1	0.84	0.42	4.49	63,63,63,63	0
59	MG	DA	3303	1/1	0.97	0.28	4.49	54,54,54,54	0
59	MG	BA	3211	1/1	0.55	0.20	4.48	67,67,67,67	0
59	MG	DU	203	1/1	0.98	0.47	4.47	36,36,36,36	0
59	MG	DA	3251	1/1	0.96	0.23	4.40	53,53,53,53	0
59	MG	CA	1611	1/1	0.74	0.42	4.40	86,86,86,86	0
59	MG	DA	3394	1/1	0.92	0.30	4.40	63,63,63,63	0
59	MG	CH	201	1/1	0.83	0.63	4.36	37,37,37,37	1
59	MG	BD	301	1/1	0.98	0.37	4.29	25,25,25,25	0
59	MG	BA	3352	1/1	0.83	0.24	4.28	72,72,72,72	0
59	MG	DA	3013	1/1	0.91	0.45	4.09	68,68,68,68	0
59	MG	AA	1760	1/1	0.92	0.37	4.08	45,45,45,45	0
59	MG	AA	1650	1/1	0.96	0.33	4.05	73,73,73,73	0
59	MG	DA	3346	1/1	0.69	0.35	3.88	59,59,59,59	0
59	MG	BA	2937	1/1	0.96	0.34	3.88	40,40,40,40	0
59	MG	BA	3261	1/1	0.98	0.28	3.75	41,41,41,41	0
59	MG	AA	1630	1/1	0.77	0.31	3.71	57,57,57,57	0
59	MG	DA	2924	1/1	0.93	0.30	3.62	65,65,65,65	0
59	MG	DA	3782	1/1	0.89	0.27	3.60	51,51,51,51	0
59	MG	AA	1932	1/1	0.69	0.30	3.58	82,82,82,82	0
59	MG	CA	1631	1/1	0.81	0.35	3.58	59,59,59,59	0
59	MG	DA	3722	1/1	0.94	0.56	3.57	86,86,86,86	0
59	MG	BA	3309	1/1	0.82	0.25	3.53	58,58,58,58	0
59	MG	AA	1669	1/1	0.94	0.28	3.49	50,50,50,50	0
59	MG	DA	3072	1/1	0.65	0.44	3.46	81,81,81,81	0
59	MG	DA	3536	1/1	0.92	0.26	3.44	37,37,37,37	1
59	MG	AA	1820	1/1	0.71	0.31	3.40	97,97,97,97	0
59	MG	AA	1848	1/1	0.89	0.29	3.35	117,117,117,117	0
59	MG	BA	3137	1/1	0.98	0.22	3.32	43,43,43,43	0
59	MG	DA	3342	1/1	0.97	0.29	3.26	58,58,58,58	0
59	MG	DA	3071	1/1	0.95	0.25	3.25	71,71,71,71	0
59	MG	BA	2992	1/1	0.75	0.29	3.24	50,50,50,50	1
59	MG	BA	3176	1/1	0.80	0.25	3.18	50,50,50,50	0
59	MG	BA	3255	1/1	0.96	0.24	3.06	55,55,55,55	0
59	MG	BA	3603	1/1	0.87	0.25	3.06	74,74,74,74	0
59	MG	DA	3408	1/1	0.90	0.30	3.06	41,41,41,41	0
59	MG	DA	3157	1/1	0.93	0.23	3.04	52,52,52,52	0
59	MG	BA	3438	1/1	0.99	0.23	2.98	29,29,29,29	0
59	MG	DA	3025	1/1	0.93	0.24	2.97	108,108,108,108	0

*Continued on next page...*

*Continued from previous page...*

Mol	Type	Chain	Res	Atoms	RSCC	RSR	LLDF	B-factors( $\text{\AA}^2$ )	Q<0.9
59	MG	DE	301	1/1	0.58	0.36	2.91	67,67,67,67	0
59	MG	BA	3412	1/1	0.84	0.36	2.84	95,95,95,95	0
59	MG	DA	3741	1/1	0.96	0.26	2.81	43,43,43,43	0
59	MG	DA	3679	1/1	0.82	0.29	2.77	51,51,51,51	0
59	MG	BA	3247	1/1	0.97	0.21	2.62	62,62,62,62	1
59	MG	DA	3278	1/1	0.95	0.25	2.61	57,57,57,57	0
59	MG	BD	302	1/1	0.86	0.32	2.58	52,52,52,52	0
59	MG	BA	3373	1/1	0.92	0.21	2.57	56,56,56,56	0
59	MG	CA	1668	1/1	0.87	0.31	2.53	94,94,94,94	0
59	MG	DA	3729	1/1	0.95	0.24	2.47	96,96,96,96	0
59	MG	DA	3372	1/1	0.84	0.24	2.47	82,82,82,82	0
59	MG	DA	3211	1/1	0.86	0.23	2.43	65,65,65,65	0
59	MG	DA	3086	1/1	0.81	0.26	2.40	60,60,60,60	0
59	MG	AA	1662	1/1	0.92	0.43	2.29	68,68,68,68	0
59	MG	BA	3525	1/1	0.97	0.26	2.27	44,44,44,44	0
59	MG	DA	3090	1/1	0.97	0.24	2.25	35,35,35,35	0
59	MG	AA	1888	1/1	0.98	0.22	2.24	58,58,58,58	0
59	MG	DA	3080	1/1	0.88	0.19	2.17	56,56,56,56	0
59	MG	BA	3559	1/1	0.96	0.22	2.14	45,45,45,45	0
59	MG	BA	3058	1/1	0.91	0.26	2.09	74,74,74,74	0
59	MG	AA	1694	1/1	0.88	0.24	2.05	56,56,56,56	1
59	MG	DA	3197	1/1	0.81	0.21	2.03	67,67,67,67	0
59	MG	DA	3137	1/1	0.68	0.27	2.02	70,70,70,70	0
59	MG	AA	1857	1/1	0.68	0.18	1.98	57,57,57,57	0
59	MG	AA	1887	1/1	0.93	0.24	1.96	72,72,72,72	0
59	MG	BA	3298	1/1	0.96	0.25	1.92	67,67,67,67	0
59	MG	AL	205	1/1	0.91	0.28	1.87	47,47,47,47	1
59	MG	DA	3010	1/1	0.99	0.23	1.84	49,49,49,49	0
59	MG	DA	3063	1/1	0.86	0.23	1.75	50,50,50,50	0
59	MG	DU	204	1/1	0.98	0.29	1.70	19,19,19,19	0
59	MG	BP	203	1/1	0.98	0.23	1.68	88,88,88,88	0
59	MG	CA	1720	1/1	0.41	0.31	1.65	106,106,106,106	0
59	MG	DA	3280	1/1	0.90	0.21	1.65	58,58,58,58	0
59	MG	BA	3250	1/1	0.91	0.25	1.61	51,51,51,51	0
59	MG	AA	1908	1/1	0.62	0.30	1.57	65,65,65,65	0
59	MG	BA	3151	1/1	0.90	0.20	1.42	65,65,65,65	0
59	MG	AA	1622	1/1	0.93	0.30	1.40	70,70,70,70	0
59	MG	BA	3259	1/1	0.82	0.23	1.39	59,59,59,59	0
59	MG	DA	3580	1/1	0.90	0.26	1.37	34,34,34,34	0
59	MG	AA	1864	1/1	0.89	0.20	1.30	67,67,67,67	0
59	MG	BA	3404	1/1	0.96	0.31	1.30	34,34,34,34	0

*Continued on next page...*

*Continued from previous page...*

Mol	Type	Chain	Res	Atoms	RSCC	RSR	LLDF	B-factors( $\text{\AA}^2$ )	Q<0.9
59	MG	BD	303	1/1	0.96	0.23	1.19	35,35,35,35	0
59	MG	BA	3225	1/1	0.73	0.20	1.18	62,62,62,62	0
59	MG	DA	3308	1/1	0.92	0.23	1.18	103,103,103,103	0
59	MG	CA	1601	1/1	0.70	0.27	1.14	96,96,96,96	0
59	MG	BP	204	1/1	0.96	0.27	1.11	24,24,24,24	1
59	MG	BA	3142	1/1	0.79	0.17	1.11	67,67,67,67	0
59	MG	B5	102	1/1	0.91	0.21	0.98	32,32,32,32	1
59	MG	DA	3425	1/1	0.97	0.21	0.98	56,56,56,56	0
59	MG	BA	3049	1/1	0.86	0.19	0.97	66,66,66,66	0
59	MG	DA	3029	1/1	0.98	0.19	0.92	30,30,30,30	0
59	MG	DA	3735	1/1	0.85	0.16	0.91	90,90,90,90	0
59	MG	DA	3749	1/1	0.97	0.22	0.87	80,80,80,80	1
59	MG	BQ	201	1/1	0.89	0.27	0.86	72,72,72,72	0
59	MG	AA	1762	1/1	0.68	0.20	0.85	74,74,74,74	0
59	MG	DA	3272	1/1	0.90	0.22	0.82	79,79,79,79	1
59	MG	DA	3191	1/1	0.80	0.21	0.74	83,83,83,83	0
59	MG	BA	2926	1/1	0.97	0.22	0.68	20,20,20,20	0
59	MG	DA	3064	1/1	0.94	0.22	0.67	51,51,51,51	0
59	MG	BA	3590	1/1	0.79	0.17	0.64	90,90,90,90	0
59	MG	DA	3599	1/1	1.00	0.22	0.59	39,39,39,39	0
59	MG	BA	3436	1/1	0.89	0.16	0.58	62,62,62,62	0
59	MG	BA	3067	1/1	0.90	0.21	0.51	34,34,34,34	0
59	MG	DA	3175	1/1	0.92	0.20	0.46	28,28,28,28	0
59	MG	BA	3201	1/1	0.86	0.23	0.45	50,50,50,50	0
59	MG	DA	3057	1/1	0.94	0.22	0.41	32,32,32,32	0
59	MG	DA	3207	1/1	0.93	0.19	0.39	84,84,84,84	0
59	MG	BA	3469	1/1	0.99	0.17	0.35	102,102,102,102	0
59	MG	DA	3385	1/1	0.88	0.23	0.35	43,43,43,43	0
59	MG	DA	3794	1/1	0.89	0.17	0.34	79,79,79,79	0
59	MG	D0	102	1/1	0.74	0.40	0.31	75,75,75,75	0
59	MG	DE	303	1/1	0.91	0.23	0.30	42,42,42,42	0
59	MG	AA	1721	1/1	0.95	0.14	0.29	111,111,111,111	0
59	MG	AA	1960	1/1	0.90	0.18	0.29	72,72,72,72	0
59	MG	AA	1859	1/1	0.93	0.20	0.26	44,44,44,44	0
59	MG	BA	3491	1/1	0.70	0.17	0.26	70,70,70,70	0
59	MG	BA	2908	1/1	0.74	0.16	0.26	84,84,84,84	0
59	MG	AA	1643	1/1	0.84	0.17	0.25	92,92,92,92	0
59	MG	DA	3577	1/1	0.78	0.16	0.25	92,92,92,92	0
59	MG	DA	3713	1/1	0.92	0.18	0.24	67,67,67,67	0
59	MG	DA	3698	1/1	0.86	0.18	0.19	25,25,25,25	0
59	MG	BA	3235	1/1	0.98	0.20	0.18	40,40,40,40	0
59	MG	BA	3183	1/1	0.89	0.17	0.18	54,54,54,54	0

*Continued on next page...*

*Continued from previous page...*

Mol	Type	Chain	Res	Atoms	RSCC	RSR	LLDF	B-factors( $\text{\AA}^2$ )	Q<0.9
59	MG	BA	3130	1/1	0.84	0.17	0.15	62,62,62,62	0
59	MG	DA	3715	1/1	0.97	0.20	0.13	64,64,64,64	0
59	MG	AA	1937	1/1	0.86	0.18	0.12	58,58,58,58	0
59	MG	AA	1660	1/1	0.70	0.21	0.10	82,82,82,82	0
59	MG	DA	3314	1/1	0.85	0.15	0.09	71,71,71,71	0
59	MG	AA	1910	1/1	0.79	0.17	0.03	120,120,120,120	0
59	MG	BA	3451	1/1	0.94	0.17	0.01	55,55,55,55	0
59	MG	CA	1686	1/1	0.74	0.28	0.01	74,74,74,74	0
59	MG	BA	3076	1/1	0.96	0.23	-0.02	30,30,30,30	0
59	MG	DA	3288	1/1	0.76	0.13	-0.03	60,60,60,60	0
59	MG	DA	3116	1/1	0.81	0.16	-0.05	78,78,78,78	0
59	MG	BA	3303	1/1	0.78	0.14	-0.11	88,88,88,88	0
59	MG	BY	201	1/1	0.88	0.23	-0.11	50,50,50,50	0
59	MG	BA	2984	1/1	0.68	0.33	-0.12	92,92,92,92	0
59	MG	AA	1695	1/1	0.88	0.19	-0.13	65,65,65,65	0
59	MG	DA	3523	1/1	0.98	0.18	-0.15	34,34,34,34	0
59	MG	DA	3703	1/1	0.88	0.19	-0.17	41,41,41,41	0
59	MG	DA	2934	1/1	0.93	0.19	-0.18	48,48,48,48	1
59	MG	BA	3266	1/1	0.85	0.17	-0.19	65,65,65,65	0
59	MG	BA	2931	1/1	0.95	0.19	-0.19	44,44,44,44	0
59	MG	DA	3082	1/1	0.97	0.17	-0.24	82,82,82,82	0
59	MG	BA	3535	1/1	0.95	0.18	-0.26	81,81,81,81	0
59	MG	DD	302	1/1	0.95	0.20	-0.29	53,53,53,53	0
59	MG	BA	3170	1/1	0.81	0.15	-0.33	56,56,56,56	0
59	MG	CA	1713	1/1	0.91	0.26	-0.34	65,65,65,65	1
59	MG	BH	204	1/1	0.41	0.21	-0.35	57,57,57,57	1
59	MG	CD	302	1/1	0.88	0.25	-0.38	68,68,68,68	0
59	MG	AA	1641	1/1	0.86	0.15	-0.39	68,68,68,68	1
59	MG	DA	2980	1/1	0.97	0.20	-0.41	69,69,69,69	0
59	MG	BA	3051	1/1	0.91	0.17	-0.45	68,68,68,68	0
59	MG	AA	1703	1/1	0.79	0.15	-0.46	44,44,44,44	1
59	MG	DA	3202	1/1	0.86	0.17	-0.46	70,70,70,70	0
59	MG	B6	101	1/1	0.56	0.42	-0.48	111,111,111,111	0
59	MG	CA	1728	1/1	0.96	0.18	-0.50	88,88,88,88	0
59	MG	AA	1926	1/1	0.92	0.16	-0.50	59,59,59,59	0
59	MG	AA	1911	1/1	0.95	0.14	-0.50	55,55,55,55	0
59	MG	AA	1652	1/1	0.75	0.18	-0.50	95,95,95,95	0
59	MG	DA	2958	1/1	0.68	0.20	-0.53	59,59,59,59	1
59	MG	BA	2988	1/1	0.93	0.14	-0.63	35,35,35,35	0
59	MG	AI	201	1/1	0.90	0.29	-0.65	163,163,163,163	0
59	MG	BA	3233	1/1	0.87	0.15	-0.69	73,73,73,73	0
59	MG	AA	1795	1/1	0.67	0.12	-0.70	96,96,96,96	0

*Continued on next page...*

*Continued from previous page...*

Mol	Type	Chain	Res	Atoms	RSCC	RSR	LLDF	B-factors( $\text{\AA}^2$ )	Q<0.9
60	ZN	AD	305	1/1	1.00	0.22	-0.74	88,88,88,88	0
59	MG	CA	1732	1/1	0.73	0.19	-0.79	70,70,70,70	0
60	ZN	AD	301	1/1	1.00	0.23	-0.84	106,106,106,106	0
59	MG	DA	3186	1/1	0.90	0.18	-0.88	42,42,42,42	0
59	MG	DA	3560	1/1	0.97	0.19	-0.90	58,58,58,58	0
59	MG	DA	3687	1/1	0.97	0.16	-0.90	43,43,43,43	0
59	MG	DA	3701	1/1	0.98	0.11	-0.91	55,55,55,55	0
59	MG	BA	3492	1/1	0.79	0.15	-0.91	31,31,31,31	1
59	MG	CM	202	1/1	0.96	0.20	-0.92	151,151,151,151	0
59	MG	AA	1882	1/1	0.95	0.20	-0.94	57,57,57,57	0
59	MG	DB	208	1/1	0.95	0.17	-0.97	86,86,86,86	0
59	MG	D5	103	1/1	0.96	0.11	-0.98	88,88,88,88	0
59	MG	AA	1878	1/1	0.91	0.16	-0.99	76,76,76,76	0
59	MG	BA	3018	1/1	0.91	0.15	-1.05	38,38,38,38	0
59	MG	DA	3533	1/1	0.96	0.19	-1.08	100,100,100,100	0
60	ZN	CD	301	1/1	0.86	0.24	-1.14	151,151,151,151	0
59	MG	BA	3287	1/1	0.85	0.14	-1.16	104,104,104,104	0
59	MG	CS	101	1/1	0.81	0.15	-1.17	97,97,97,97	1
60	ZN	AN	101	1/1	0.96	0.14	-1.22	153,153,153,153	0
59	MG	BP	202	1/1	0.99	0.14	-1.22	69,69,69,69	1
59	MG	AN	103	1/1	0.98	0.25	-1.23	147,147,147,147	0
59	MG	DA	3603	1/1	0.96	0.18	-1.23	60,60,60,60	0
59	MG	DA	2971	1/1	0.98	0.19	-1.25	20,20,20,20	0
59	MG	BA	3269	1/1	0.94	0.15	-1.26	63,63,63,63	0
59	MG	AD	304	1/1	0.94	0.19	-1.26	135,135,135,135	0
59	MG	AA	1913	1/1	0.97	0.10	-1.27	72,72,72,72	0
59	MG	AC	302	1/1	0.89	0.12	-1.28	163,163,163,163	0
59	MG	CQ	201	1/1	0.90	0.08	-1.33	98,98,98,98	1
59	MG	CA	1706	1/1	0.91	0.09	-1.35	47,47,47,47	0
59	MG	DP	201	1/1	0.93	0.11	-1.41	36,36,36,36	1
59	MG	AA	1647	1/1	0.94	0.15	-1.42	35,35,35,35	0
59	MG	DA	3318	1/1	0.94	0.12	-1.43	59,59,59,59	0
59	MG	AI	203	1/1	0.83	0.27	-1.46	138,138,138,138	0
59	MG	AD	302	1/1	0.87	0.07	-1.47	96,96,96,96	0
59	MG	DA	3085	1/1	0.81	0.14	-1.51	68,68,68,68	0
59	MG	BE	302	1/1	0.96	0.14	-1.59	30,30,30,30	0
59	MG	AA	1778	1/1	0.97	0.12	-1.60	84,84,84,84	0
59	MG	CA	1745	1/1	0.69	0.28	-1.66	112,112,112,112	0
59	MG	CA	1768	1/1	0.85	0.15	-1.78	71,71,71,71	0
59	MG	BA	3334	1/1	0.96	0.17	-1.79	60,60,60,60	0
59	MG	BA	2961	1/1	0.86	0.13	-1.82	79,79,79,79	0
59	MG	BA	3252	1/1	0.99	0.15	-1.82	75,75,75,75	0

*Continued on next page...*

*Continued from previous page...*

Mol	Type	Chain	Res	Atoms	RSCC	RSR	LLDF	B-factors( $\text{\AA}^2$ )	Q<0.9
59	MG	BA	3134	1/1	0.74	0.10	-1.84	65,65,65,65	0
59	MG	AA	1612	1/1	0.96	0.09	-1.87	55,55,55,55	0
59	MG	DA	3755	1/1	0.88	0.15	-1.92	128,128,128,128	0
59	MG	DA	3306	1/1	0.76	0.11	-1.94	56,56,56,56	0
59	MG	BA	3038	1/1	0.96	0.18	-1.94	17,17,17,17	0
59	MG	DA	3319	1/1	0.93	0.13	-1.96	47,47,47,47	0
59	MG	CM	201	1/1	0.72	0.12	-1.99	131,131,131,131	0
59	MG	CM	203	1/1	0.97	0.12	-1.99	123,123,123,123	0
59	MG	DA	3069	1/1	0.97	0.19	-2.08	50,50,50,50	0
59	MG	DA	3733	1/1	0.81	0.13	-2.11	43,43,43,43	0
59	MG	D5	102	1/1	0.99	0.07	-2.17	63,63,63,63	0
59	MG	AP	101	1/1	0.99	0.16	-2.17	93,93,93,93	0
59	MG	CA	1731	1/1	0.67	0.21	-2.19	76,76,76,76	0
59	MG	BA	3114	1/1	0.95	0.10	-2.28	80,80,80,80	0
59	MG	BA	3441	1/1	0.99	0.15	-2.34	40,40,40,40	0
59	MG	DA	3274	1/1	0.83	0.08	-2.40	73,73,73,73	0
59	MG	CA	1734	1/1	0.98	0.14	-2.40	56,56,56,56	0
59	MG	AA	1930	1/1	0.90	0.17	-2.48	64,64,64,64	0
59	MG	BA	3449	1/1	0.95	0.14	-2.50	69,69,69,69	0
59	MG	DA	3652	1/1	0.90	0.13	-2.55	74,74,74,74	0
59	MG	DD	306	1/1	0.96	0.09	-2.59	60,60,60,60	0
59	MG	CA	1678	1/1	0.93	0.14	-2.59	45,45,45,45	1
59	MG	DA	3691	1/1	0.88	0.10	-2.66	59,59,59,59	0
59	MG	BA	3188	1/1	0.90	0.09	-2.71	58,58,58,58	0
59	MG	CA	1704	1/1	0.92	0.11	-2.79	71,71,71,71	0
59	MG	CA	1742	1/1	0.98	0.09	-2.92	81,81,81,81	0
59	MG	DA	3382	1/1	0.87	0.11	-2.93	101,101,101,101	0
59	MG	CA	1666	1/1	0.97	0.08	-2.99	63,63,63,63	0
59	MG	BD	305	1/1	0.93	0.14	-3.15	168,168,168,168	0
59	MG	BB	204	1/1	0.55	0.15	-3.16	109,109,109,109	0
59	MG	BA	3453	1/1	0.94	0.07	-3.18	120,120,120,120	0
59	MG	BA	3090	1/1	0.98	0.14	-3.19	27,27,27,27	0
59	MG	AN	102	1/1	0.66	0.12	-3.20	141,141,141,141	0
59	MG	AA	1925	1/1	0.94	0.13	-3.27	72,72,72,72	0
59	MG	BA	3538	1/1	0.96	0.09	-3.30	37,37,37,37	0
59	MG	DA	3283	1/1	0.95	0.12	-3.41	65,65,65,65	0
59	MG	DA	3557	1/1	0.95	0.14	-3.43	64,64,64,64	0
59	MG	DA	3490	1/1	0.95	0.13	-3.43	29,29,29,29	1
59	MG	AA	1920	1/1	0.88	0.14	-3.47	73,73,73,73	0
59	MG	CA	1645	1/1	0.97	0.12	-3.61	50,50,50,50	0
59	MG	BA	3200	1/1	0.84	0.12	-4.39	31,31,31,31	0
59	MG	DA	3258	1/1	0.95	0.18	-4.44	48,48,48,48	0

*Continued on next page...*

*Continued from previous page...*

Mol	Type	Chain	Res	Atoms	RSCC	RSR	LLDF	B-factors( $\text{\AA}^2$ )	Q<0.9
59	MG	DA	3045	1/1	0.98	0.16	-4.76	47,47,47,47	0
59	MG	DA	3033	1/1	0.97	0.14	-4.86	50,50,50,50	0
59	MG	DA	3405	1/1	0.96	0.11	-5.32	63,63,63,63	0
59	MG	CA	1781	1/1	0.94	0.16	-5.58	74,74,74,74	0
59	MG	BA	3022	1/1	0.95	0.08	-5.65	43,43,43,43	0
59	MG	AA	1693	1/1	0.91	0.10	-6.04	56,56,56,56	1
59	MG	BA	3593	1/1	0.96	0.09	-6.92	41,41,41,41	0
59	MG	DA	3681	1/1	0.95	0.10	-7.22	28,28,28,28	0
59	MG	BA	3106	1/1	0.96	0.11	-8.51	35,35,35,35	0
59	MG	BA	3489	1/1	0.94	0.10	-8.56	22,22,22,22	0
59	MG	AA	1973	1/1	0.94	0.22	-	69,69,69,69	0
59	MG	BA	3093	1/1	0.92	0.21	-	52,52,52,52	0
59	MG	AA	1842	1/1	0.83	0.12	-	58,58,58,58	0
59	MG	BA	2977	1/1	0.83	1.03	-	93,93,93,93	0
59	MG	CA	1604	1/1	0.94	0.20	-	63,63,63,63	0
59	MG	AA	1603	1/1	0.90	0.20	-	74,74,74,74	0
59	MG	DA	3131	1/1	0.14	0.50	-	154,154,154,154	0
59	MG	DA	3518	1/1	0.81	0.36	-	62,62,62,62	1
59	MG	BA	3196	1/1	0.76	0.48	-	64,64,64,64	0
59	MG	BE	301	1/1	0.81	0.46	-	88,88,88,88	0
59	MG	BA	3262	1/1	0.92	0.27	-	50,50,50,50	0
59	MG	DA	3136	1/1	0.80	0.48	-	97,97,97,97	0
59	MG	DA	2985	1/1	0.96	0.46	-	39,39,39,39	0
59	MG	DA	3230	1/1	0.82	0.31	-	94,94,94,94	0
59	MG	DD	304	1/1	0.60	0.40	-	97,97,97,97	0
59	MG	BA	3354	1/1	0.47	0.59	-	76,76,76,76	0
59	MG	CA	1675	1/1	0.92	0.59	-	93,93,93,93	0
59	MG	DA	3228	1/1	0.81	0.31	-	79,79,79,79	0
59	MG	DA	3295	1/1	0.87	0.78	-	99,99,99,99	0
59	MG	CV	110	1/1	0.24	0.46	-	105,105,105,105	0
59	MG	DA	2903	1/1	0.93	0.48	-	43,43,43,43	0
59	MG	DA	3449	1/1	0.52	0.46	-	71,71,71,71	0
59	MG	BA	3338	1/1	0.69	0.43	-	97,97,97,97	0
59	MG	AA	1752	1/1	0.81	0.38	-	51,51,51,51	1
59	MG	DA	3464	1/1	0.77	0.67	-	62,62,62,62	1
59	MG	DA	3471	1/1	0.92	0.56	-	63,63,63,63	0
59	MG	CA	1684	1/1	0.74	0.47	-	64,64,64,64	0
59	MG	BA	3218	1/1	0.73	0.34	-	111,111,111,111	0
59	MG	DA	3410	1/1	0.99	0.41	-	25,25,25,25	0
59	MG	DA	3226	1/1	0.95	0.70	-	54,54,54,54	0
59	MG	BA	3295	1/1	0.95	0.59	-	51,51,51,51	0
59	MG	BA	3586	1/1	0.95	0.91	-	86,86,86,86	0

*Continued on next page...*

*Continued from previous page...*

Mol	Type	Chain	Res	Atoms	RSCC	RSR	LLDF	B-factors( $\text{\AA}^2$ )	Q<0.9
59	MG	DA	3693	1/1	0.74	0.42	-	33,33,33,33	1
59	MG	DA	3443	1/1	0.69	0.41	-	133,133,133,133	0
59	MG	BB	203	1/1	0.72	0.36	-	59,59,59,59	0
59	MG	BA	3289	1/1	0.97	0.33	-	39,39,39,39	0
59	MG	BA	3411	1/1	0.94	0.50	-	76,76,76,76	0
59	MG	BA	3091	1/1	0.97	0.30	-	62,62,62,62	0
59	MG	BA	3555	1/1	0.85	0.69	-	60,60,60,60	0
59	MG	AQ	203	1/1	0.89	1.00	-	130,130,130,130	0
59	MG	DA	3145	1/1	0.58	1.01	-	120,120,120,120	0
59	MG	BA	3545	1/1	0.94	0.42	-	79,79,79,79	0
59	MG	DA	3144	1/1	0.82	0.50	-	131,131,131,131	0
59	MG	BA	2965	1/1	0.73	0.77	-	84,84,84,84	0
59	MG	DA	3702	1/1	0.80	0.43	-	80,80,80,80	0
59	MG	DA	3103	1/1	0.98	0.35	-	60,60,60,60	0
59	MG	BA	3430	1/1	0.78	0.36	-	68,68,68,68	0
59	MG	DA	3460	1/1	0.94	0.17	-	73,73,73,73	0
59	MG	CA	1775	1/1	0.82	0.12	-	70,70,70,70	1
59	MG	AA	1743	1/1	0.81	0.21	-	87,87,87,87	0
59	MG	BE	303	1/1	0.97	0.34	-	22,22,22,22	0
59	MG	DA	3467	1/1	0.80	0.36	-	109,109,109,109	0
59	MG	BA	3382	1/1	0.82	0.12	-	77,77,77,77	0
59	MG	DA	3354	1/1	0.78	0.27	-	52,52,52,52	0
59	MG	DA	3450	1/1	0.96	0.17	-	100,100,100,100	0
59	MG	BA	3435	1/1	0.89	0.61	-	70,70,70,70	0
59	MG	DA	2943	1/1	0.96	0.07	-	71,71,71,71	1
59	MG	DF	303	1/1	0.90	0.21	-	22,22,22,22	1
59	MG	BA	3131	1/1	0.99	0.35	-	43,43,43,43	0
59	MG	BA	2949	1/1	0.56	0.52	-	102,102,102,102	0
59	MG	AL	204	1/1	0.96	0.05	-	90,90,90,90	0
59	MG	BA	3075	1/1	0.85	0.44	-	87,87,87,87	0
59	MG	AA	1671	1/1	0.80	1.37	-	107,107,107,107	0
59	MG	AA	1757	1/1	0.49	1.54	-	111,111,111,111	0
59	MG	DA	3248	1/1	0.85	0.26	-	62,62,62,62	0
59	MG	DA	2933	1/1	0.93	0.25	-	51,51,51,51	0
59	MG	DA	3172	1/1	0.73	1.02	-	102,102,102,102	0
59	MG	DA	3243	1/1	0.97	0.81	-	64,64,64,64	0
59	MG	AA	1825	1/1	0.83	0.72	-	71,71,71,71	0
59	MG	AA	1814	1/1	0.74	1.04	-	77,77,77,77	0
59	MG	AA	1771	1/1	0.88	0.59	-	95,95,95,95	0
59	MG	DA	3155	1/1	0.70	0.88	-	78,78,78,78	0
59	MG	AO	102	1/1	0.76	1.05	-	77,77,77,77	0
59	MG	AA	1822	1/1	0.95	0.33	-	60,60,60,60	0

*Continued on next page...*

*Continued from previous page...*

Mol	Type	Chain	Res	Atoms	RSCC	RSR	LLDF	B-factors(Å <sup>2</sup> )	Q<0.9
59	MG	DA	3478	1/1	0.93	1.02	-	112,112,112,112	0
59	MG	DA	3112	1/1	0.79	0.10	-	87,87,87,87	0
59	MG	AA	1847	1/1	0.90	0.37	-	76,76,76,76	0
59	MG	BA	3472	1/1	0.88	0.97	-	100,100,100,100	0
59	MG	AA	1811	1/1	0.92	0.25	-	49,49,49,49	0
59	MG	DA	3665	1/1	0.67	0.57	-	96,96,96,96	0
59	MG	AA	1724	1/1	0.95	0.16	-	86,86,86,86	1
59	MG	BA	3136	1/1	0.98	0.19	-	34,34,34,34	0
59	MG	BA	3503	1/1	0.85	0.37	-	65,65,65,65	1
59	MG	DA	3697	1/1	0.99	0.30	-	32,32,32,32	0
59	MG	BA	2982	1/1	0.92	0.13	-	58,58,58,58	1
59	MG	DN	203	1/1	0.73	0.83	-	64,64,64,64	1
59	MG	DA	3158	1/1	0.77	0.55	-	130,130,130,130	0
59	MG	DA	3761	1/1	0.46	0.59	-	96,96,96,96	0
59	MG	DA	3322	1/1	0.93	0.56	-	89,89,89,89	0
59	MG	CA	1726	1/1	0.57	1.02	-	107,107,107,107	0
59	MG	BA	3245	1/1	0.51	0.21	-	116,116,116,116	0
59	MG	DA	3789	1/1	0.77	0.40	-	68,68,68,68	0
59	MG	AA	1611	1/1	0.86	0.39	-	66,66,66,66	0
59	MG	BA	3166	1/1	0.98	0.47	-	89,89,89,89	0
59	MG	DA	3059	1/1	0.90	0.59	-	77,77,77,77	0
59	MG	BA	3340	1/1	0.63	0.94	-	99,99,99,99	0
59	MG	BA	2957	1/1	0.91	0.46	-	81,81,81,81	0
59	MG	DA	3507	1/1	0.90	0.32	-	5,5,5,5	1
59	MG	DA	3463	1/1	0.89	0.56	-	83,83,83,83	0
59	MG	AA	1681	1/1	0.88	0.24	-	106,106,106,106	0
59	MG	DA	3592	1/1	0.94	0.49	-	58,58,58,58	0
59	MG	AA	1604	1/1	0.50	0.30	-	118,118,118,118	0
59	MG	DA	2960	1/1	0.88	0.91	-	57,57,57,57	1
59	MG	DA	3753	1/1	0.88	0.80	-	83,83,83,83	0
59	MG	DA	3245	1/1	0.89	0.31	-	78,78,78,78	0
59	MG	DA	3590	1/1	0.36	0.46	-	67,67,67,67	0
59	MG	AA	1917	1/1	0.87	0.31	-	78,78,78,78	0
59	MG	CA	1603	1/1	0.91	0.32	-	112,112,112,112	0
59	MG	CA	1763	1/1	-0.10	0.59	-	105,105,105,105	0
59	MG	DA	3475	1/1	0.66	0.39	-	115,115,115,115	0
59	MG	DA	3653	1/1	0.95	0.55	-	82,82,82,82	0
59	MG	AA	1824	1/1	0.95	0.15	-	83,83,83,83	0
59	MG	AA	1741	1/1	0.96	0.17	-	54,54,54,54	0
59	MG	DA	3511	1/1	0.67	1.33	-	83,83,83,83	0
59	MG	DA	3630	1/1	0.85	0.40	-	99,99,99,99	0
59	MG	AA	1950	1/1	0.62	0.36	-	81,81,81,81	0

*Continued on next page...*

*Continued from previous page...*

Mol	Type	Chain	Res	Atoms	RSCC	RSR	LLDF	B-factors( $\text{\AA}^2$ )	Q<0.9
59	MG	BA	3504	1/1	0.92	0.23	-	59,59,59,59	0
59	MG	AY	101	1/1	0.94	1.20	-	6,6,6,6	1
59	MG	CA	1693	1/1	0.82	0.70	-	73,73,73,73	0
59	MG	AA	1747	1/1	0.81	0.77	-	119,119,119,119	0
59	MG	CA	1703	1/1	0.81	1.03	-	82,82,82,82	0
59	MG	BA	3347	1/1	0.98	0.50	-	30,30,30,30	0
59	MG	DA	3152	1/1	0.95	0.42	-	108,108,108,108	0
59	MG	BA	3422	1/1	0.90	0.16	-	68,68,68,68	0
59	MG	AA	1955	1/1	0.84	0.30	-	64,64,64,64	1
59	MG	DA	3361	1/1	0.97	0.37	-	42,42,42,42	0
59	MG	B0	102	1/1	0.71	0.27	-	91,91,91,91	0
59	MG	CA	1683	1/1	0.71	0.36	-	60,60,60,60	0
59	MG	DA	3746	1/1	0.94	0.69	-	71,71,71,71	0
59	MG	DA	3567	1/1	0.84	1.22	-	98,98,98,98	0
59	MG	BA	3542	1/1	0.87	0.35	-	102,102,102,102	0
59	MG	CA	1746	1/1	0.77	0.53	-	85,85,85,85	0
59	MG	DA	3778	1/1	0.86	0.22	-	115,115,115,115	0
59	MG	BA	3158	1/1	0.90	0.22	-	33,33,33,33	0
59	MG	DA	3214	1/1	0.56	0.53	-	102,102,102,102	0
59	MG	DA	3171	1/1	0.95	0.27	-	71,71,71,71	0
59	MG	CA	1662	1/1	0.76	0.12	-	79,79,79,79	0
59	MG	DA	3009	1/1	0.68	1.71	-	83,83,83,83	0
59	MG	DA	3070	1/1	0.84	0.12	-	59,59,59,59	0
59	MG	DA	3660	1/1	0.94	0.66	-	78,78,78,78	0
59	MG	BA	3346	1/1	0.79	0.52	-	71,71,71,71	0
59	MG	DA	3683	1/1	0.94	0.69	-	46,46,46,46	0
59	MG	AA	1863	1/1	0.91	0.30	-	80,80,80,80	0
59	MG	BA	2946	1/1	0.94	0.42	-	49,49,49,49	0
59	MG	AA	1754	1/1	0.78	0.13	-	124,124,124,124	0
59	MG	DA	3263	1/1	0.84	0.33	-	125,125,125,125	0
59	MG	DA	3008	1/1	0.95	0.28	-	70,70,70,70	0
59	MG	BA	3386	1/1	0.92	0.34	-	72,72,72,72	0
59	MG	CA	1762	1/1	0.69	0.20	-	95,95,95,95	0
59	MG	DA	3770	1/1	0.69	0.31	-	85,85,85,85	1
59	MG	DA	3546	1/1	0.73	0.85	-	11,11,11,11	1
59	MG	AT	201	1/1	0.92	0.23	-	76,76,76,76	1
59	MG	BA	3495	1/1	0.90	0.20	-	69,69,69,69	0
59	MG	AA	1625	1/1	0.77	0.48	-	73,73,73,73	1
59	MG	AA	1655	1/1	0.98	0.05	-	101,101,101,101	0
59	MG	BA	2960	1/1	0.98	0.58	-	84,84,84,84	0
59	MG	DA	3650	1/1	0.84	0.36	-	106,106,106,106	0
59	MG	BA	3180	1/1	0.89	0.29	-	42,42,42,42	0

*Continued on next page...*

*Continued from previous page...*

Mol	Type	Chain	Res	Atoms	RSCC	RSR	LLDF	B-factors( $\text{\AA}^2$ )	Q<0.9
59	MG	DA	3651	1/1	0.87	0.35	-	93,93,93,93	0
59	MG	DA	3707	1/1	0.95	0.38	-	55,55,55,55	1
59	MG	BA	2907	1/1	0.63	0.32	-	108,108,108,108	0
59	MG	DA	3188	1/1	0.96	0.31	-	31,31,31,31	0
59	MG	DA	3747	1/1	0.68	0.54	-	38,38,38,38	1
59	MG	DA	3694	1/1	0.96	0.25	-	107,107,107,107	0
59	MG	DA	3479	1/1	0.88	0.59	-	127,127,127,127	0
59	MG	BA	3157	1/1	0.80	0.56	-	60,60,60,60	0
59	MG	CV	111	1/1	0.95	0.13	-	71,71,71,71	0
59	MG	AA	1952	1/1	0.92	0.88	-	97,97,97,97	0
59	MG	DA	3710	1/1	0.76	0.61	-	92,92,92,92	0
59	MG	DA	3328	1/1	0.95	0.28	-	34,34,34,34	0
59	MG	AA	1678	1/1	0.81	0.37	-	76,76,76,76	0
59	MG	DA	3777	1/1	0.76	0.27	-	70,70,70,70	0
59	MG	CA	1606	1/1	0.94	0.10	-	60,60,60,60	0
59	MG	CA	1782	1/1	0.97	0.24	-	52,52,52,52	0
59	MG	BA	3378	1/1	0.80	0.40	-	79,79,79,79	0
59	MG	AA	1723	1/1	0.83	0.16	-	91,91,91,91	0
59	MG	BA	3364	1/1	0.89	0.91	-	66,66,66,66	1
59	MG	DA	3016	1/1	0.92	0.28	-	51,51,51,51	0
59	MG	AA	1766	1/1	0.67	0.71	-	74,74,74,74	0
59	MG	CA	1730	1/1	0.66	0.18	-	106,106,106,106	0
59	MG	BA	3258	1/1	0.87	0.52	-	69,69,69,69	0
59	MG	AA	1606	1/1	0.94	0.24	-	77,77,77,77	0
59	MG	BA	3129	1/1	0.94	0.41	-	42,42,42,42	0
59	MG	CA	1738	1/1	0.81	0.18	-	80,80,80,80	0
59	MG	DA	3636	1/1	0.91	0.15	-	50,50,50,50	0
59	MG	BA	3375	1/1	0.76	1.10	-	74,74,74,74	0
59	MG	DA	3108	1/1	0.91	0.24	-	81,81,81,81	0
59	MG	DA	2972	1/1	0.42	1.11	-	97,97,97,97	0
59	MG	BA	2981	1/1	0.92	0.20	-	80,80,80,80	0
59	MG	BA	3104	1/1	0.79	0.51	-	78,78,78,78	0
59	MG	BA	3548	1/1	0.69	0.36	-	92,92,92,92	0
59	MG	AA	1831	1/1	0.89	0.84	-	89,89,89,89	0
59	MG	DA	3034	1/1	0.88	0.45	-	98,98,98,98	0
59	MG	DA	3368	1/1	0.80	0.52	-	104,104,104,104	0
59	MG	DA	3721	1/1	0.92	0.19	-	171,171,171,171	0
59	MG	CA	1677	1/1	0.80	0.97	-	88,88,88,88	1
59	MG	CA	1708	1/1	0.90	0.20	-	64,64,64,64	1
59	MG	BA	3357	1/1	0.56	0.28	-	78,78,78,78	1
59	MG	BA	3501	1/1	0.76	0.25	-	112,112,112,112	0
59	MG	CA	1610	1/1	0.74	2.00	-	143,143,143,143	0

*Continued on next page...*

*Continued from previous page...*

Mol	Type	Chain	Res	Atoms	RSCC	RSR	LLDF	B-factors( $\text{\AA}^2$ )	Q<0.9
59	MG	AA	1642	1/1	0.53	0.16	-	108,108,108,108	0
59	MG	BA	3467	1/1	0.98	0.15	-	93,93,93,93	0
59	MG	CA	1691	1/1	0.42	0.08	-	103,103,103,103	0
59	MG	DA	3565	1/1	0.95	0.16	-	54,54,54,54	0
59	MG	DA	3357	1/1	0.76	0.33	-	64,64,64,64	0
59	MG	DA	2965	1/1	0.94	0.65	-	52,52,52,52	0
59	MG	BA	3279	1/1	0.93	0.35	-	59,59,59,59	0
59	MG	DA	3537	1/1	0.79	0.49	-	56,56,56,56	0
59	MG	BA	3571	1/1	0.74	0.45	-	77,77,77,77	0
59	MG	BA	3341	1/1	0.94	0.41	-	33,33,33,33	0
59	MG	CA	1705	1/1	0.85	0.45	-	62,62,62,62	0
59	MG	BA	3149	1/1	0.86	0.33	-	86,86,86,86	0
59	MG	AA	1710	1/1	0.54	0.23	-	77,77,77,77	0
59	MG	BA	3526	1/1	0.83	1.19	-	76,76,76,76	0
59	MG	AA	1865	1/1	0.80	0.37	-	96,96,96,96	0
59	MG	AA	1839	1/1	0.83	0.37	-	74,74,74,74	0
59	MG	BA	2936	1/1	0.96	0.30	-	43,43,43,43	0
59	MG	AD	303	1/1	0.68	0.47	-	134,134,134,134	0
59	MG	DA	3675	1/1	0.96	0.42	-	39,39,39,39	0
59	MG	BA	3348	1/1	0.88	0.26	-	61,61,61,61	0
59	MG	DA	3330	1/1	0.81	0.34	-	1,1,1,1	1
59	MG	DA	3238	1/1	0.66	0.28	-	134,134,134,134	0
59	MG	AA	1819	1/1	0.88	0.08	-	75,75,75,75	0
59	MG	AA	1717	1/1	0.86	0.32	-	120,120,120,120	0
59	MG	BA	3291	1/1	0.96	0.54	-	41,41,41,41	0
59	MG	BA	3483	1/1	0.88	0.53	-	60,60,60,60	0
59	MG	DA	3061	1/1	0.97	0.30	-	67,67,67,67	0
59	MG	AA	1807	1/1	0.88	0.42	-	61,61,61,61	0
59	MG	DA	2998	1/1	0.97	0.28	-	49,49,49,49	0
59	MG	BA	3054	1/1	0.93	0.27	-	100,100,100,100	0
59	MG	DA	2989	1/1	0.59	0.26	-	83,83,83,83	0
59	MG	BA	3361	1/1	0.76	1.62	-	105,105,105,105	0
59	MG	DA	3617	1/1	0.67	0.42	-	111,111,111,111	0
59	MG	DA	3040	1/1	0.82	0.58	-	81,81,81,81	0
59	MG	AA	1866	1/1	0.74	0.34	-	74,74,74,74	0
59	MG	AA	1733	1/1	0.90	0.14	-	71,71,71,71	0
59	MG	BA	3585	1/1	0.52	1.84	-	143,143,143,143	0
59	MG	BA	3046	1/1	0.88	0.12	-	90,90,90,90	0
59	MG	DA	3640	1/1	0.59	0.46	-	81,81,81,81	1
59	MG	BA	2924	1/1	0.94	0.53	-	73,73,73,73	0
59	MG	AA	1644	1/1	0.79	0.32	-	84,84,84,84	0
59	MG	DA	3734	1/1	0.95	0.17	-	74,74,74,74	0

*Continued on next page...*

*Continued from previous page...*

Mol	Type	Chain	Res	Atoms	RSCC	RSR	LLDF	B-factors( $\text{\AA}^2$ )	Q<0.9
59	MG	DA	3758	1/1	0.80	0.89	-	95,95,95,95	0
59	MG	AA	1923	1/1	0.89	0.43	-	55,55,55,55	0
59	MG	BA	3089	1/1	0.93	0.33	-	33,33,33,33	0
59	MG	DA	3682	1/1	0.87	0.18	-	103,103,103,103	0
59	MG	DA	3221	1/1	0.90	0.73	-	77,77,77,77	0
59	MG	DA	3089	1/1	0.94	0.19	-	81,81,81,81	0
59	MG	BA	3124	1/1	0.86	0.45	-	62,62,62,62	0
59	MG	CA	1737	1/1	0.78	0.12	-	120,120,120,120	0
59	MG	BA	3029	1/1	0.83	0.31	-	92,92,92,92	0
59	MG	BA	3112	1/1	0.67	0.42	-	101,101,101,101	0
59	MG	BA	3285	1/1	0.88	0.18	-	96,96,96,96	0
59	MG	BA	3519	1/1	0.93	0.82	-	88,88,88,88	0
59	MG	DA	3109	1/1	0.70	0.44	-	90,90,90,90	0
59	MG	BA	3367	1/1	0.69	1.57	-	96,96,96,96	0
59	MG	BA	3036	1/1	0.87	0.34	-	98,98,98,98	0
59	MG	AY	103	1/1	0.68	0.63	-	108,108,108,108	0
59	MG	DA	3483	1/1	0.96	0.57	-	55,55,55,55	0
59	MG	AA	1667	1/1	0.70	0.25	-	49,49,49,49	0
59	MG	DA	3628	1/1	0.77	1.26	-	93,93,93,93	0
59	MG	AA	1947	1/1	0.84	0.66	-	79,79,79,79	0
59	MG	BA	3534	1/1	0.88	0.56	-	56,56,56,56	0
59	MG	BA	3193	1/1	0.62	0.71	-	109,109,109,109	0
59	MG	BA	3599	1/1	0.97	0.07	-	83,83,83,83	0
59	MG	BA	3111	1/1	0.45	0.53	-	79,79,79,79	0
59	MG	BA	3296	1/1	0.99	0.55	-	27,27,27,27	0
59	MG	DA	3732	1/1	0.74	0.30	-	67,67,67,67	0
59	MG	AA	1796	1/1	0.94	0.14	-	61,61,61,61	0
59	MG	DA	2936	1/1	0.69	0.67	-	81,81,81,81	0
59	MG	BA	2958	1/1	0.87	0.28	-	46,46,46,46	0
59	MG	CA	1751	1/1	0.78	0.26	-	69,69,69,69	1
59	MG	BA	3322	1/1	0.99	0.68	-	24,24,24,24	0
59	MG	DA	3404	1/1	0.68	0.43	-	87,87,87,87	0
59	MG	AA	1828	1/1	0.56	0.25	-	86,86,86,86	0
59	MG	DA	3077	1/1	0.96	0.77	-	68,68,68,68	0
59	MG	AA	1813	1/1	0.88	0.40	-	134,134,134,134	0
59	MG	BA	2943	1/1	0.84	0.17	-	92,92,92,92	1
59	MG	AA	1834	1/1	0.89	0.35	-	94,94,94,94	0
59	MG	AA	1794	1/1	0.78	0.48	-	106,106,106,106	0
59	MG	DA	3304	1/1	0.87	0.48	-	84,84,84,84	0
59	MG	DN	201	1/1	0.78	0.23	-	19,19,19,19	1
59	MG	BA	2990	1/1	0.87	0.21	-	77,77,77,77	0
59	MG	DA	3551	1/1	0.95	0.55	-	53,53,53,53	0

*Continued on next page...*

*Continued from previous page...*

Mol	Type	Chain	Res	Atoms	RSCC	RSR	LLDF	B-factors( $\text{\AA}^2$ )	Q<0.9
59	MG	BA	3272	1/1	0.67	1.25	-	126,126,126,126	0
59	MG	AA	1750	1/1	0.94	0.20	-	54,54,54,54	1
59	MG	BA	3437	1/1	0.89	0.31	-	60,60,60,60	0
59	MG	CA	1764	1/1	0.82	0.19	-	82,82,82,82	0
59	MG	DA	3239	1/1	0.84	0.14	-	96,96,96,96	0
59	MG	BR	201	1/1	0.71	0.46	-	47,47,47,47	1
59	MG	CA	1711	1/1	0.82	0.11	-	65,65,65,65	1
59	MG	BA	3551	1/1	0.84	0.95	-	82,82,82,82	0
59	MG	DA	3780	1/1	0.68	0.46	-	77,77,77,77	0
59	MG	DA	3620	1/1	0.91	0.13	-	70,70,70,70	0
59	MG	DA	3594	1/1	0.85	0.23	-	63,63,63,63	1
59	MG	AA	1683	1/1	0.83	0.57	-	47,47,47,47	1
59	MG	DA	3760	1/1	0.97	0.32	-	52,52,52,52	0
59	MG	DA	3525	1/1	0.71	0.99	-	63,63,63,63	0
59	MG	DA	3286	1/1	0.82	0.42	-	112,112,112,112	0
59	MG	AA	1716	1/1	0.90	0.23	-	82,82,82,82	0
59	MG	DA	3521	1/1	0.87	0.22	-	99,99,99,99	0
59	MG	DA	3558	1/1	0.95	0.42	-	88,88,88,88	0
59	MG	AA	1631	1/1	0.82	1.13	-	85,85,85,85	0
59	MG	AA	1624	1/1	0.76	0.73	-	98,98,98,98	0
59	MG	DA	2977	1/1	0.97	0.41	-	60,60,60,60	0
59	MG	BO	201	1/1	0.83	0.25	-	88,88,88,88	0
59	MG	DA	3499	1/1	0.90	0.35	-	90,90,90,90	0
59	MG	BA	3236	1/1	0.94	0.88	-	86,86,86,86	0
59	MG	AA	1746	1/1	0.93	0.31	-	66,66,66,66	0
59	MG	DA	3586	1/1	0.94	0.54	-	34,34,34,34	0
59	MG	BA	2901	1/1	0.68	1.43	-	113,113,113,113	0
59	MG	DA	3194	1/1	0.94	0.23	-	92,92,92,92	0
59	MG	BA	2968	1/1	0.93	0.59	-	72,72,72,72	0
59	MG	DF	301	1/1	0.89	0.35	-	17,17,17,17	1
59	MG	BA	3418	1/1	0.96	1.28	-	69,69,69,69	0
59	MG	BA	3121	1/1	0.66	1.00	-	125,125,125,125	0
59	MG	BA	3350	1/1	0.70	0.98	-	118,118,118,118	0
59	MG	DA	3399	1/1	0.96	0.22	-	62,62,62,62	0
59	MG	DA	3596	1/1	0.95	0.43	-	54,54,54,54	1
59	MG	BA	2996	1/1	0.89	0.28	-	68,68,68,68	0
59	MG	DA	3520	1/1	0.92	0.41	-	103,103,103,103	0
59	MG	BA	2928	1/1	0.85	0.80	-	116,116,116,116	0
59	MG	DA	3371	1/1	0.89	0.14	-	59,59,59,59	1
59	MG	BA	3485	1/1	0.88	0.64	-	103,103,103,103	0
59	MG	DA	3205	1/1	0.84	0.47	-	130,130,130,130	0
59	MG	AV	106	1/1	0.69	0.24	-	87,87,87,87	1

*Continued on next page...*

*Continued from previous page...*

Mol	Type	Chain	Res	Atoms	RSCC	RSR	LLDF	B-factors( $\text{\AA}^2$ )	Q<0.9
59	MG	DA	3439	1/1	0.56	0.28	-	54,54,54,54	1
59	MG	DA	3293	1/1	0.82	0.70	-	70,70,70,70	0
59	MG	BA	3128	1/1	0.90	0.53	-	92,92,92,92	0
59	MG	AA	1884	1/1	0.95	0.08	-	89,89,89,89	0
59	MG	DA	3783	1/1	0.88	1.06	-	90,90,90,90	0
59	MG	DA	3325	1/1	0.94	0.33	-	109,109,109,109	0
59	MG	BA	3315	1/1	0.93	0.67	-	74,74,74,74	0
59	MG	AA	1763	1/1	0.96	0.24	-	88,88,88,88	0
59	MG	BA	3116	1/1	0.73	0.53	-	81,81,81,81	0
59	MG	CA	1697	1/1	0.48	0.58	-	83,83,83,83	0
59	MG	CA	1602	1/1	0.93	0.15	-	76,76,76,76	0
59	MG	CA	1722	1/1	0.68	0.32	-	73,73,73,73	0
59	MG	AA	1734	1/1	0.81	0.21	-	9,9,9,9	1
59	MG	CA	1627	1/1	0.76	0.17	-	71,71,71,71	0
59	MG	AA	1800	1/1	0.80	0.95	-	114,114,114,114	0
59	MG	DA	3542	1/1	0.94	0.18	-	74,74,74,74	0
59	MG	DA	3391	1/1	0.62	0.44	-	73,73,73,73	0
59	MG	DA	3744	1/1	0.92	0.27	-	93,93,93,93	1
59	MG	BA	3228	1/1	0.89	0.62	-	99,99,99,99	0
59	MG	DA	3052	1/1	0.95	0.30	-	68,68,68,68	0
59	MG	AA	1684	1/1	0.95	0.19	-	87,87,87,87	0
59	MG	CA	1614	1/1	0.85	0.42	-	72,72,72,72	0
59	MG	BA	3071	1/1	0.71	0.72	-	110,110,110,110	0
59	MG	BA	3332	1/1	0.99	0.46	-	19,19,19,19	0
59	MG	DA	3078	1/1	0.82	0.65	-	73,73,73,73	0
59	MG	DA	3648	1/1	0.87	0.63	-	100,100,100,100	0
59	MG	AA	1713	1/1	0.85	0.12	-	70,70,70,70	0
59	MG	DA	2975	1/1	0.98	0.32	-	56,56,56,56	0
59	MG	AA	1702	1/1	0.71	0.28	-	64,64,64,64	0
59	MG	AI	202	1/1	0.92	0.17	-	117,117,117,117	0
59	MG	DA	3058	1/1	0.96	0.28	-	32,32,32,32	0
59	MG	BA	3523	1/1	0.84	1.10	-	122,122,122,122	0
59	MG	DA	3776	1/1	0.88	0.45	-	58,58,58,58	0
59	MG	DA	3731	1/1	0.93	0.26	-	45,45,45,45	1
59	MG	DA	3054	1/1	0.93	0.08	-	69,69,69,69	0
59	MG	BA	2902	1/1	0.88	0.32	-	79,79,79,79	0
59	MG	BA	3109	1/1	0.92	0.31	-	35,35,35,35	0
59	MG	BA	3431	1/1	0.92	0.58	-	79,79,79,79	0
59	MG	BA	3267	1/1	0.87	1.17	-	94,94,94,94	0
59	MG	DA	3465	1/1	0.96	0.43	-	26,26,26,26	0
59	MG	BA	3417	1/1	0.63	0.48	-	68,68,68,68	0
59	MG	BA	3458	1/1	0.54	1.16	-	104,104,104,104	0

*Continued on next page...*

*Continued from previous page...*

Mol	Type	Chain	Res	Atoms	RSCC	RSR	LLDF	B-factors(Å <sup>2</sup> )	Q<0.9
59	MG	AA	1687	1/1	0.93	0.11	-	101,101,101,101	0
59	MG	CA	1661	1/1	0.90	0.19	-	65,65,65,65	0
59	MG	CA	1712	1/1	0.49	0.52	-	88,88,88,88	1
59	MG	CA	1648	1/1	0.93	0.80	-	90,90,90,90	0
59	MG	DA	3485	1/1	0.48	1.83	-	8,8,8,8	1
59	MG	BA	3240	1/1	0.91	0.60	-	55,55,55,55	0
59	MG	BA	3487	1/1	0.71	0.29	-	64,64,64,64	0
59	MG	CA	1621	1/1	0.84	0.38	-	89,89,89,89	0
59	MG	BA	3083	1/1	0.82	0.27	-	80,80,80,80	0
59	MG	DA	3714	1/1	0.81	1.07	-	109,109,109,109	0
59	MG	AA	1605	1/1	0.48	0.33	-	152,152,152,152	0
59	MG	DA	3627	1/1	0.86	0.31	-	70,70,70,70	0
59	MG	DA	3568	1/1	0.90	0.64	-	73,73,73,73	0
59	MG	AA	1698	1/1	0.20	0.64	-	103,103,103,103	0
59	MG	BA	3160	1/1	0.98	0.33	-	49,49,49,49	0
59	MG	DA	2928	1/1	0.63	0.33	-	61,61,61,61	1
59	MG	AA	1775	1/1	0.76	0.26	-	92,92,92,92	0
59	MG	CA	1632	1/1	0.86	0.47	-	94,94,94,94	0
59	MG	DA	2970	1/1	0.93	0.36	-	41,41,41,41	1
59	MG	DA	3227	1/1	0.80	0.44	-	73,73,73,73	0
59	MG	AA	1770	1/1	0.78	0.38	-	76,76,76,76	0
59	MG	BA	3536	1/1	0.75	0.84	-	73,73,73,73	0
59	MG	AA	1767	1/1	0.93	0.35	-	77,77,77,77	0
59	MG	DA	3389	1/1	0.67	1.20	-	145,145,145,145	0
59	MG	DA	3311	1/1	0.92	0.92	-	96,96,96,96	0
59	MG	BA	3016	1/1	0.70	0.36	-	66,66,66,66	0
59	MG	BA	2915	1/1	0.88	0.37	-	70,70,70,70	0
59	MG	DA	3098	1/1	0.84	0.87	-	86,86,86,86	0
59	MG	DA	3575	1/1	0.81	0.72	-	89,89,89,89	0
59	MG	CA	1769	1/1	0.93	0.23	-	68,68,68,68	0
59	MG	D9	101	1/1	0.77	0.34	-	92,92,92,92	1
59	MG	BA	3073	1/1	0.94	0.49	-	52,52,52,52	0
59	MG	AA	1700	1/1	0.82	0.62	-	90,90,90,90	0
59	MG	DA	3544	1/1	0.77	0.14	-	62,62,62,62	0
59	MG	DA	2931	1/1	0.24	0.73	-	151,151,151,151	1
59	MG	DA	3774	1/1	0.93	0.64	-	84,84,84,84	0
59	MG	CA	1640	1/1	0.62	0.41	-	76,76,76,76	0
59	MG	AA	1614	1/1	0.49	0.33	-	113,113,113,113	0
59	MG	BA	3475	1/1	0.94	0.19	-	59,59,59,59	0
59	MG	DA	3762	1/1	0.93	0.13	-	99,99,99,99	0
59	MG	DA	3181	1/1	0.85	0.36	-	49,49,49,49	0
59	MG	DA	3204	1/1	0.92	0.22	-	70,70,70,70	0

*Continued on next page...*

*Continued from previous page...*

Mol	Type	Chain	Res	Atoms	RSCC	RSR	LLDF	B-factors( $\text{\AA}^2$ )	Q<0.9
59	MG	AA	1904	1/1	0.77	0.44	-	81,81,81,81	0
59	MG	AA	1918	1/1	0.89	0.29	-	64,64,64,64	0
59	MG	DA	2902	1/1	0.90	0.41	-	42,42,42,42	0
59	MG	DA	3772	1/1	0.94	0.17	-	69,69,69,69	0
59	MG	BA	3006	1/1	0.52	0.95	-	68,68,68,68	0
59	MG	DA	3142	1/1	0.62	0.29	-	90,90,90,90	0
59	MG	AA	1958	1/1	0.88	0.12	-	106,106,106,106	0
59	MG	AA	1783	1/1	0.95	0.55	-	73,73,73,73	0
59	MG	DA	3750	1/1	0.82	0.85	-	84,84,84,84	0
59	MG	BA	3369	1/1	0.96	0.25	-	65,65,65,65	0
59	MG	CV	101	1/1	0.75	0.31	-	93,93,93,93	1
59	MG	DA	3556	1/1	0.74	0.56	-	97,97,97,97	0
59	MG	DA	3726	1/1	0.95	0.22	-	65,65,65,65	0
59	MG	CA	1748	1/1	0.97	0.08	-	102,102,102,102	0
59	MG	B5	103	1/1	0.97	0.33	-	36,36,36,36	0
59	MG	BA	3563	1/1	0.80	0.49	-	80,80,80,80	0
59	MG	DA	3480	1/1	0.86	0.27	-	87,87,87,87	0
59	MG	DA	2981	1/1	0.88	0.37	-	127,127,127,127	0
59	MG	AA	1696	1/1	0.96	0.21	-	90,90,90,90	0
59	MG	DA	3049	1/1	0.89	1.46	-	96,96,96,96	0
59	MG	B1	101	1/1	0.95	0.14	-	50,50,50,50	1
59	MG	BA	3401	1/1	0.90	0.09	-	75,75,75,75	0
59	MG	AA	1601	1/1	0.89	0.17	-	74,74,74,74	0
59	MG	BA	3567	1/1	0.74	0.29	-	76,76,76,76	0
59	MG	DA	3362	1/1	0.97	0.42	-	39,39,39,39	0
59	MG	AA	1666	1/1	0.52	2.56	-	127,127,127,127	0
59	MG	DA	3530	1/1	0.93	0.29	-	122,122,122,122	0
59	MG	CA	1641	1/1	0.51	0.34	-	84,84,84,84	0
59	MG	BA	3304	1/1	0.73	1.24	-	90,90,90,90	0
59	MG	DA	3481	1/1	0.84	0.52	-	73,73,73,73	0
59	MG	AA	1943	1/1	0.52	1.38	-	60,60,60,60	1
59	MG	BA	3084	1/1	0.45	0.29	-	88,88,88,88	0
59	MG	AV	105	1/1	0.89	0.15	-	80,80,80,80	0
59	MG	DA	3213	1/1	0.89	0.65	-	67,67,67,67	0
59	MG	AA	1772	1/1	0.72	0.50	-	85,85,85,85	0
59	MG	BA	3360	1/1	0.93	0.39	-	80,80,80,80	0
59	MG	DA	3796	1/1	0.89	0.28	-	95,95,95,95	1
59	MG	DY	201	1/1	-0.34	3.38	-	168,168,168,168	0
59	MG	CA	1637	1/1	0.78	0.14	-	114,114,114,114	0
59	MG	B5	101	1/1	0.70	0.57	-	83,83,83,83	0
59	MG	DA	3403	1/1	0.76	0.23	-	109,109,109,109	0
59	MG	CA	1747	1/1	0.62	0.17	-	79,79,79,79	0

*Continued on next page...*

*Continued from previous page...*

Mol	Type	Chain	Res	Atoms	RSCC	RSR	LLDF	B-factors( $\text{\AA}^2$ )	Q<0.9
59	MG	DA	3209	1/1	0.93	0.49	-	50,50,50,50	0
59	MG	B0	101	1/1	0.96	0.89	-	73,73,73,73	0
59	MG	DA	3195	1/1	0.63	0.55	-	96,96,96,96	0
59	MG	AA	1727	1/1	0.93	0.13	-	84,84,84,84	1
59	MG	DA	3021	1/1	0.49	1.34	-	87,87,87,87	0
59	MG	DA	3622	1/1	0.94	0.06	-	58,58,58,58	0
59	MG	AA	1801	1/1	0.89	0.22	-	130,130,130,130	0
59	MG	BA	3195	1/1	0.89	0.35	-	85,85,85,85	0
59	MG	BA	3470	1/1	0.98	0.42	-	35,35,35,35	0
59	MG	BA	2966	1/1	0.93	0.55	-	64,64,64,64	0
59	MG	BA	2933	1/1	0.96	0.25	-	36,36,36,36	0
59	MG	BA	3113	1/1	0.66	0.13	-	95,95,95,95	0
59	MG	DA	3581	1/1	0.84	0.26	-	88,88,88,88	1
59	MG	DA	3585	1/1	0.88	0.35	-	78,78,78,78	0
59	MG	DA	3414	1/1	0.67	0.88	-	121,121,121,121	0
59	MG	BA	3409	1/1	0.89	0.55	-	104,104,104,104	0
59	MG	BA	3013	1/1	0.84	0.44	-	60,60,60,60	0
59	MG	DA	3020	1/1	0.96	0.28	-	52,52,52,52	0
59	MG	DA	3127	1/1	0.38	0.32	-	93,93,93,93	0
59	MG	CA	1654	1/1	0.77	0.57	-	77,77,77,77	0
59	MG	DA	3629	1/1	0.81	0.32	-	45,45,45,45	0
59	MG	AA	1636	1/1	0.97	0.22	-	53,53,53,53	0
59	MG	D8	101	1/1	0.86	0.19	-	74,74,74,74	0
59	MG	DA	3684	1/1	0.90	0.29	-	82,82,82,82	0
59	MG	CA	1667	1/1	0.98	0.07	-	66,66,66,66	0
59	MG	DA	3668	1/1	0.92	0.29	-	93,93,93,93	0
59	MG	BA	2912	1/1	0.93	0.48	-	57,57,57,57	0
59	MG	DA	2941	1/1	0.95	0.08	-	27,27,27,27	1
59	MG	DA	3340	1/1	0.79	0.28	-	96,96,96,96	0
59	MG	DA	2994	1/1	0.97	0.63	-	60,60,60,60	0
59	MG	AA	1789	1/1	0.51	0.33	-	108,108,108,108	0
59	MG	BA	2944	1/1	0.94	0.29	-	43,43,43,43	0
59	MG	CV	112	1/1	0.79	0.20	-	69,69,69,69	0
59	MG	DA	3506	1/1	0.81	1.06	-	73,73,73,73	1
59	MG	AA	1679	1/1	0.89	0.32	-	53,53,53,53	1
59	MG	BA	2995	1/1	0.94	0.35	-	84,84,84,84	0
59	MG	DA	3757	1/1	0.89	0.65	-	86,86,86,86	0
59	MG	CA	1729	1/1	0.95	0.24	-	88,88,88,88	0
59	MG	DA	2982	1/1	0.85	0.33	-	97,97,97,97	0
59	MG	AA	1916	1/1	0.93	0.09	-	70,70,70,70	0
59	MG	DA	3027	1/1	0.76	0.44	-	69,69,69,69	0
59	MG	DA	3514	1/1	0.80	0.40	-	82,82,82,82	0

*Continued on next page...*

*Continued from previous page...*

Mol	Type	Chain	Res	Atoms	RSCC	RSR	LLDF	B-factors( $\text{\AA}^2$ )	Q<0.9
59	MG	BA	3280	1/1	0.98	0.43	-	38,38,38,38	0
59	MG	CA	1671	1/1	0.60	0.43	-	99,99,99,99	0
59	MG	DA	3633	1/1	0.93	0.65	-	75,75,75,75	0
59	MG	CA	1628	1/1	0.76	0.19	-	88,88,88,88	0
59	MG	DA	2923	1/1	0.88	0.16	-	94,94,94,94	0
59	MG	DA	3690	1/1	0.88	0.30	-	62,62,62,62	0
59	MG	DA	3067	1/1	0.88	0.29	-	106,106,106,106	0
59	MG	BA	3163	1/1	0.98	0.42	-	35,35,35,35	0
59	MG	DA	3562	1/1	0.98	0.13	-	25,25,25,25	1
59	MG	AA	1782	1/1	0.86	0.36	-	103,103,103,103	0
59	MG	CA	1754	1/1	0.37	0.31	-	78,78,78,78	1
59	MG	DA	3374	1/1	0.70	0.36	-	91,91,91,91	0
59	MG	CA	1740	1/1	0.95	0.88	-	85,85,85,85	0
59	MG	BA	3524	1/1	0.83	0.42	-	103,103,103,103	0
59	MG	BA	3270	1/1	0.84	0.27	-	60,60,60,60	0
59	MG	BA	3281	1/1	0.78	0.47	-	94,94,94,94	0
59	MG	DA	3001	1/1	0.87	0.07	-	79,79,79,79	0
59	MG	BA	3045	1/1	0.85	0.16	-	75,75,75,75	0
59	MG	DA	3752	1/1	0.90	0.38	-	96,96,96,96	0
59	MG	BA	3374	1/1	0.73	0.73	-	74,74,74,74	0
59	MG	BB	206	1/1	0.74	0.63	-	90,90,90,90	1
59	MG	CA	1759	1/1	0.91	0.79	-	98,98,98,98	0
59	MG	BA	3459	1/1	0.96	0.33	-	44,44,44,44	0
59	MG	BA	3299	1/1	0.95	0.40	-	66,66,66,66	0
59	MG	BA	3442	1/1	0.98	0.25	-	65,65,65,65	0
59	MG	DA	3113	1/1	0.67	1.30	-	109,109,109,109	0
59	MG	AA	1810	1/1	0.89	0.24	-	71,71,71,71	0
59	MG	DA	3048	1/1	0.84	0.71	-	63,63,63,63	0
59	MG	BH	202	1/1	0.83	0.13	-	95,95,95,95	0
59	MG	AA	1876	1/1	0.91	0.27	-	92,92,92,92	1
59	MG	BA	3173	1/1	0.78	0.30	-	102,102,102,102	1
59	MG	DA	3440	1/1	0.96	0.16	-	50,50,50,50	1
59	MG	AA	1761	1/1	0.90	1.23	-	83,83,83,83	0
59	MG	DA	3419	1/1	0.73	0.89	-	122,122,122,122	0
59	MG	DB	204	1/1	0.33	0.20	-	110,110,110,110	0
59	MG	DA	3719	1/1	0.95	0.45	-	73,73,73,73	0
59	MG	CA	1685	1/1	0.78	0.37	-	92,92,92,92	0
59	MG	DA	3745	1/1	0.90	0.51	-	56,56,56,56	0
59	MG	CV	108	1/1	0.89	0.25	-	101,101,101,101	0
59	MG	DA	3754	1/1	0.89	0.79	-	34,34,34,34	1
59	MG	BA	3420	1/1	0.99	0.35	-	71,71,71,71	0
59	MG	DA	3143	1/1	0.42	0.72	-	113,113,113,113	0

*Continued on next page...*

*Continued from previous page...*

Mol	Type	Chain	Res	Atoms	RSCC	RSR	LLDF	B-factors( $\text{\AA}^2$ )	Q<0.9
59	MG	BA	3057	1/1	0.97	0.44	-	68,68,68,68	0
59	MG	DA	3100	1/1	0.90	0.55	-	67,67,67,67	0
59	MG	DA	3011	1/1	0.92	0.27	-	40,40,40,40	0
59	MG	AA	1875	1/1	0.89	0.23	-	62,62,62,62	0
59	MG	CA	1647	1/1	0.74	0.42	-	77,77,77,77	0
59	MG	BA	3263	1/1	0.88	0.99	-	76,76,76,76	0
59	MG	DA	3413	1/1	0.89	1.26	-	84,84,84,84	0
59	MG	DA	3515	1/1	0.64	1.29	-	108,108,108,108	0
59	MG	BA	3216	1/1	0.84	0.38	-	73,73,73,73	0
59	MG	BA	3400	1/1	0.72	0.10	-	87,87,87,87	0
59	MG	AA	1798	1/1	0.67	0.40	-	114,114,114,114	0
59	MG	BA	3608	1/1	0.98	0.42	-	31,31,31,31	0
59	MG	DA	2993	1/1	0.81	0.79	-	96,96,96,96	0
59	MG	DW	201	1/1	0.94	0.30	-	36,36,36,36	1
59	MG	BA	3203	1/1	0.92	0.40	-	75,75,75,75	0
59	MG	AA	1672	1/1	0.97	0.16	-	77,77,77,77	0
59	MG	DA	3723	1/1	0.93	0.48	-	101,101,101,101	0
59	MG	BA	3100	1/1	0.95	0.23	-	47,47,47,47	0
59	MG	AA	1953	1/1	0.62	0.49	-	120,120,120,120	0
59	MG	BA	3336	1/1	0.66	0.24	-	99,99,99,99	0
59	MG	CA	1659	1/1	0.69	1.53	-	100,100,100,100	0
59	MG	DA	3107	1/1	0.78	0.61	-	103,103,103,103	0
59	MG	BA	3102	1/1	0.76	0.67	-	64,64,64,64	0
59	MG	BA	3198	1/1	0.88	0.35	-	102,102,102,102	0
59	MG	BA	3041	1/1	0.96	0.42	-	37,37,37,37	0
59	MG	BA	3217	1/1	0.71	0.17	-	72,72,72,72	0
59	MG	AA	1788	1/1	0.74	0.33	-	80,80,80,80	0
59	MG	DA	2956	1/1	0.95	0.26	-	38,38,38,38	0
59	MG	BA	3324	1/1	0.80	0.41	-	63,63,63,63	0
59	MG	DA	3073	1/1	0.93	0.42	-	64,64,64,64	0
59	MG	DA	2955	1/1	0.86	0.33	-	34,34,34,34	1
59	MG	DA	3447	1/1	0.94	0.77	-	70,70,70,70	0
59	MG	BA	2903	1/1	0.96	0.42	-	37,37,37,37	0
59	MG	DA	3125	1/1	0.86	0.46	-	118,118,118,118	0
59	MG	DA	3716	1/1	0.91	0.50	-	103,103,103,103	0
59	MG	AA	1966	1/1	0.83	0.27	-	99,99,99,99	0
59	MG	DA	3574	1/1	0.82	0.68	-	70,70,70,70	1
59	MG	CJ	202	1/1	0.74	0.09	-	130,130,130,130	0
59	MG	AA	1921	1/1	0.94	0.47	-	86,86,86,86	0
59	MG	DA	3606	1/1	0.97	0.11	-	88,88,88,88	1
59	MG	DA	3689	1/1	0.66	0.15	-	123,123,123,123	0
59	MG	DA	2969	1/1	0.85	1.03	-	98,98,98,98	0

*Continued on next page...*

*Continued from previous page...*

Mol	Type	Chain	Res	Atoms	RSCC	RSR	LLDF	B-factors( $\text{\AA}^2$ )	Q<0.9
59	MG	DA	3678	1/1	0.86	0.47	-	100,100,100,100	0
59	MG	BA	3190	1/1	0.28	1.46	-	117,117,117,117	0
59	MG	DA	3569	1/1	0.92	0.61	-	102,102,102,102	0
59	MG	DA	3400	1/1	0.54	0.64	-	63,63,63,63	1
59	MG	CA	1624	1/1	0.88	0.35	-	86,86,86,86	0
59	MG	DA	3791	1/1	0.83	0.62	-	76,76,76,76	0
59	MG	D6	101	1/1	0.72	0.60	-	95,95,95,95	0
59	MG	BA	2935	1/1	0.77	0.43	-	102,102,102,102	0
59	MG	DA	3006	1/1	0.90	0.38	-	107,107,107,107	0
59	MG	AX	101	1/1	0.82	0.44	-	113,113,113,113	0
59	MG	DA	2973	1/1	0.99	0.41	-	21,21,21,21	0
59	MG	DA	2976	1/1	0.56	0.65	-	1,1,1,1	1
59	MG	BA	2913	1/1	0.96	0.72	-	51,51,51,51	0
59	MG	DA	3654	1/1	0.86	0.36	-	78,78,78,78	0
59	MG	CV	103	1/1	0.90	0.16	-	67,67,67,67	0
59	MG	AA	1935	1/1	0.65	0.26	-	96,96,96,96	0
59	MG	DA	3047	1/1	0.86	0.75	-	88,88,88,88	0
59	MG	AA	1677	1/1	0.89	0.28	-	76,76,76,76	1
59	MG	AA	1823	1/1	0.97	0.29	-	68,68,68,68	0
59	MG	DA	3309	1/1	0.92	0.59	-	76,76,76,76	0
59	MG	DA	3004	1/1	0.68	0.91	-	122,122,122,122	0
59	MG	AA	1797	1/1	0.86	0.27	-	76,76,76,76	0
59	MG	DA	3587	1/1	0.82	0.75	-	74,74,74,74	0
59	MG	DA	3246	1/1	0.99	0.30	-	32,32,32,32	0
59	MG	DA	3161	1/1	0.80	0.64	-	61,61,61,61	0
59	MG	DA	3738	1/1	0.94	0.21	-	89,89,89,89	0
59	MG	DA	3094	1/1	0.63	0.53	-	87,87,87,87	0
59	MG	BA	2991	1/1	0.71	0.98	-	60,60,60,60	1
59	MG	DA	3493	1/1	0.79	0.39	-	90,90,90,90	0
59	MG	BA	3011	1/1	0.85	0.92	-	107,107,107,107	0
59	MG	BA	3145	1/1	0.86	0.35	-	89,89,89,89	0
59	MG	BA	3508	1/1	0.94	0.51	-	39,39,39,39	0
59	MG	DA	3769	1/1	0.45	0.17	-	142,142,142,142	0
59	MG	AA	1919	1/1	0.83	0.16	-	78,78,78,78	0
59	MG	BA	2932	1/1	0.96	0.49	-	63,63,63,63	0
59	MG	AA	1818	1/1	0.71	0.13	-	60,60,60,60	0
59	MG	BA	3429	1/1	0.89	1.00	-	67,67,67,67	0
59	MG	DA	3742	1/1	0.98	0.58	-	51,51,51,51	0
59	MG	DA	3673	1/1	0.78	0.81	-	116,116,116,116	0
59	MG	BA	3606	1/1	0.94	0.55	-	65,65,65,65	0
59	MG	AA	1646	1/1	0.81	0.61	-	106,106,106,106	0
59	MG	BA	3034	1/1	0.85	0.23	-	51,51,51,51	0

*Continued on next page...*

*Continued from previous page...*

Mol	Type	Chain	Res	Atoms	RSCC	RSR	LLDF	B-factors( $\text{\AA}^2$ )	Q<0.9
59	MG	BA	3107	1/1	0.86	0.63	-	87,87,87,87	0
59	MG	DA	3433	1/1	0.89	0.66	-	1,1,1,1	1
59	MG	BA	3572	1/1	0.88	0.90	-	68,68,68,68	0
59	MG	CA	1660	1/1	0.88	0.35	-	99,99,99,99	0
59	MG	BA	3282	1/1	0.89	0.38	-	47,47,47,47	0
59	MG	DD	305	1/1	0.71	0.28	-	1,1,1,1	1
59	MG	CC	301	1/1	0.75	0.86	-	117,117,117,117	0
59	MG	AA	1663	1/1	0.82	0.50	-	95,95,95,95	0
59	MG	D0	103	1/1	0.93	0.35	-	74,74,74,74	0
59	MG	AA	1869	1/1	0.78	0.59	-	75,75,75,75	0
59	MG	AA	1675	1/1	0.79	0.35	-	52,52,52,52	1
59	MG	BA	3343	1/1	0.99	0.50	-	32,32,32,32	0
59	MG	BA	3007	1/1	0.89	0.34	-	93,93,93,93	0
59	MG	DA	3018	1/1	0.99	0.13	-	76,76,76,76	0
59	MG	DA	3380	1/1	0.89	0.31	-	43,43,43,43	0
59	MG	BA	3321	1/1	0.90	0.34	-	58,58,58,58	0
59	MG	BA	2948	1/1	0.86	0.21	-	64,64,64,64	0
59	MG	DA	3552	1/1	0.64	0.42	-	120,120,120,120	0
59	MG	BA	3001	1/1	0.89	0.28	-	117,117,117,117	0
59	MG	BA	3607	1/1	0.96	0.71	-	95,95,95,95	0
59	MG	CA	1625	1/1	0.86	0.16	-	62,62,62,62	0
59	MG	BA	3042	1/1	0.75	0.35	-	103,103,103,103	0
59	MG	BA	3502	1/1	0.83	1.81	-	132,132,132,132	0
59	MG	DA	2954	1/1	0.91	0.51	-	47,47,47,47	1
59	MG	CA	1776	1/1	0.68	0.84	-	83,83,83,83	0
59	MG	BA	3497	1/1	0.81	1.27	-	85,85,85,85	0
59	MG	DA	3162	1/1	0.94	0.36	-	122,122,122,122	0
59	MG	CA	1736	1/1	0.98	0.14	-	60,60,60,60	0
59	MG	DA	2995	1/1	0.95	0.13	-	44,44,44,44	0
59	MG	DA	3496	1/1	0.75	0.26	-	83,83,83,83	0
59	MG	CA	1755	1/1	0.73	0.29	-	100,100,100,100	0
59	MG	DA	3254	1/1	0.96	0.08	-	59,59,59,59	0
59	MG	DA	3347	1/1	0.94	0.21	-	71,71,71,71	0
59	MG	BA	3152	1/1	0.99	0.33	-	34,34,34,34	0
59	MG	AA	1827	1/1	0.84	0.20	-	85,85,85,85	0
59	MG	DA	3655	1/1	0.93	0.78	-	91,91,91,91	0
59	MG	AA	1883	1/1	0.58	0.85	-	58,58,58,58	0
59	MG	DA	2992	1/1	0.96	0.77	-	103,103,103,103	0
59	MG	AA	1804	1/1	0.93	0.47	-	90,90,90,90	0
59	MG	BA	3156	1/1	0.98	0.34	-	27,27,27,27	0
59	MG	AA	1833	1/1	0.86	0.28	-	87,87,87,87	0
59	MG	AA	1832	1/1	0.89	0.51	-	140,140,140,140	0

*Continued on next page...*

*Continued from previous page...*

Mol	Type	Chain	Res	Atoms	RSCC	RSR	LLDF	B-factors( $\text{\AA}^2$ )	Q<0.9
59	MG	BA	3024	1/1	0.98	0.35	-	79,79,79,79	0
59	MG	AA	1777	1/1	0.77	0.38	-	115,115,115,115	0
59	MG	BA	2918	1/1	0.97	0.56	-	76,76,76,76	1
59	MG	BA	3530	1/1	0.99	0.22	-	33,33,33,33	0
59	MG	DA	3377	1/1	0.97	0.26	-	16,16,16,16	0
59	MG	AA	1837	1/1	0.82	0.26	-	75,75,75,75	0
59	MG	DA	3430	1/1	0.95	0.23	-	25,25,25,25	0
59	MG	AA	1787	1/1	0.79	0.20	-	109,109,109,109	0
59	MG	DA	3097	1/1	0.95	0.32	-	69,69,69,69	0
59	MG	CV	104	1/1	0.76	0.18	-	86,86,86,86	0
59	MG	AA	1856	1/1	0.83	0.47	-	80,80,80,80	0
59	MG	DA	2951	1/1	0.78	0.46	-	102,102,102,102	0
59	MG	AA	1885	1/1	0.93	0.37	-	57,57,57,57	0
59	MG	DA	3338	1/1	0.79	0.21	-	68,68,68,68	0
59	MG	DA	2983	1/1	0.69	0.57	-	79,79,79,79	1
59	MG	BA	3110	1/1	0.88	0.23	-	55,55,55,55	0
59	MG	AX	104	1/1	0.94	0.45	-	43,43,43,43	0
59	MG	DA	3659	1/1	0.88	0.45	-	88,88,88,88	0
59	MG	BA	3597	1/1	0.85	0.72	-	53,53,53,53	1
59	MG	AA	1892	1/1	0.94	0.19	-	75,75,75,75	0
59	MG	BA	3479	1/1	0.79	0.52	-	133,133,133,133	0
59	MG	DA	3206	1/1	0.89	0.32	-	66,66,66,66	0
59	MG	BA	3391	1/1	0.76	1.34	-	91,91,91,91	1
59	MG	DA	3256	1/1	0.95	0.58	-	42,42,42,42	0
59	MG	BA	3148	1/1	0.90	0.76	-	106,106,106,106	0
59	MG	DA	3081	1/1	0.84	0.26	-	75,75,75,75	0
59	MG	BA	3561	1/1	0.92	1.31	-	122,122,122,122	0
59	MG	DA	3639	1/1	0.95	0.32	-	37,37,37,37	0
59	MG	CA	1715	1/1	0.81	0.16	-	80,80,80,80	0
59	MG	AA	1971	1/1	0.80	0.66	-	125,125,125,125	0
59	MG	CA	1644	1/1	0.81	0.36	-	92,92,92,92	0
59	MG	CA	1620	1/1	0.96	0.70	-	87,87,87,87	0
59	MG	BA	3140	1/1	0.48	0.76	-	113,113,113,113	0
59	MG	CV	106	1/1	0.74	0.38	-	101,101,101,101	0
59	MG	BA	3605	1/1	0.95	0.83	-	79,79,79,79	0
59	MG	AA	1809	1/1	0.88	1.31	-	92,92,92,92	0
59	MG	DA	3711	1/1	0.78	0.36	-	55,55,55,55	1
59	MG	BA	2909	1/1	0.94	0.20	-	50,50,50,50	0
59	MG	AA	1740	1/1	0.86	0.39	-	94,94,94,94	0
59	MG	CA	1753	1/1	0.91	0.09	-	103,103,103,103	0
59	MG	DA	3779	1/1	0.73	0.75	-	122,122,122,122	0
59	MG	BA	3533	1/1	0.95	0.44	-	83,83,83,83	0

*Continued on next page...*

*Continued from previous page...*

Mol	Type	Chain	Res	Atoms	RSCC	RSR	LLDF	B-factors( $\text{\AA}^2$ )	Q<0.9
59	MG	BA	3026	1/1	0.93	0.43	-	105,105,105,105	0
59	MG	BA	3539	1/1	0.82	0.30	-	97,97,97,97	1
59	MG	DA	3563	1/1	0.57	0.52	-	68,68,68,68	1
59	MG	BA	3587	1/1	0.74	0.54	-	47,47,47,47	0
59	MG	CA	1784	1/1	0.95	0.65	-	76,76,76,76	0
59	MG	DA	3539	1/1	0.64	0.58	-	70,70,70,70	0
59	MG	BA	2999	1/1	0.69	0.12	-	86,86,86,86	0
59	MG	DO	201	1/1	0.72	0.18	-	117,117,117,117	0
59	MG	CA	1778	1/1	0.93	0.35	-	88,88,88,88	0
59	MG	AA	1711	1/1	0.69	0.25	-	90,90,90,90	0
59	MG	AA	1936	1/1	0.85	0.20	-	135,135,135,135	0
59	MG	BA	3208	1/1	0.89	0.37	-	27,27,27,27	0
59	MG	BA	3595	1/1	0.86	0.63	-	65,65,65,65	0
59	MG	AA	1758	1/1	0.71	0.43	-	98,98,98,98	0
59	MG	DA	3270	1/1	0.83	0.17	-	55,55,55,55	0
59	MG	AA	1656	1/1	0.87	0.30	-	98,98,98,98	1
59	MG	DA	3720	1/1	0.97	0.14	-	66,66,66,66	0
59	MG	AA	1774	1/1	0.88	0.52	-	120,120,120,120	0
59	MG	DA	3066	1/1	0.82	0.18	-	113,113,113,113	0
59	MG	BA	3537	1/1	0.91	0.30	-	28,28,28,28	0
59	MG	BA	3389	1/1	0.96	0.45	-	56,56,56,56	0
59	MG	AA	1707	1/1	0.91	0.26	-	97,97,97,97	0
59	MG	DA	3466	1/1	0.90	0.56	-	40,40,40,40	0
59	MG	BH	203	1/1	0.86	0.46	-	75,75,75,75	0
59	MG	BA	3560	1/1	0.63	0.99	-	83,83,83,83	0
59	MG	DA	3088	1/1	0.97	0.10	-	65,65,65,65	0
59	MG	BA	3174	1/1	0.90	0.25	-	83,83,83,83	0
59	MG	DA	3706	1/1	0.84	0.74	-	66,66,66,66	0
59	MG	AA	1731	1/1	0.86	0.34	-	81,81,81,81	0
59	MG	DA	3044	1/1	0.92	0.23	-	78,78,78,78	0
59	MG	DA	3307	1/1	0.77	0.32	-	77,77,77,77	0
59	MG	BA	3358	1/1	0.83	0.11	-	100,100,100,100	0
59	MG	BA	3494	1/1	0.96	0.57	-	77,77,77,77	0
59	MG	DA	3267	1/1	0.88	0.36	-	62,62,62,62	0
59	MG	DA	3614	1/1	0.89	0.26	-	100,100,100,100	0
59	MG	CC	302	1/1	0.95	0.68	-	114,114,114,114	0
59	MG	DB	211	1/1	0.74	0.34	-	80,80,80,80	0
59	MG	BA	3477	1/1	0.84	1.31	-	128,128,128,128	0
59	MG	AA	1941	1/1	0.90	0.56	-	63,63,63,63	0
59	MG	DA	3549	1/1	0.54	0.55	-	97,97,97,97	0
59	MG	BA	3277	1/1	0.95	0.49	-	44,44,44,44	0
59	MG	DA	3578	1/1	0.81	0.65	-	105,105,105,105	0

*Continued on next page...*

*Continued from previous page...*

Mol	Type	Chain	Res	Atoms	RSCC	RSR	LLDF	B-factors( $\text{\AA}^2$ )	Q<0.9
59	MG	AV	101	1/1	0.92	0.74	-	52,52,52,52	1
59	MG	AA	1649	1/1	0.97	0.17	-	63,63,63,63	0
59	MG	DA	2948	1/1	0.98	0.34	-	75,75,75,75	0
59	MG	BA	3147	1/1	0.94	0.50	-	72,72,72,72	0
59	MG	CA	1780	1/1	0.83	0.68	-	47,47,47,47	1
59	MG	CA	1710	1/1	0.95	0.21	-	51,51,51,51	0
59	MG	DA	2968	1/1	0.97	0.13	-	1,1,1,1	1
59	MG	AA	1877	1/1	0.96	0.40	-	61,61,61,61	0
59	MG	DA	2957	1/1	0.92	0.41	-	47,47,47,47	0
59	MG	BA	3317	1/1	0.68	0.88	-	64,64,64,64	1
59	MG	CA	1643	1/1	0.83	0.12	-	80,80,80,80	0
59	MG	DA	3091	1/1	0.85	0.39	-	119,119,119,119	0
59	MG	DA	3571	1/1	0.61	0.58	-	96,96,96,96	0
59	MG	DA	3456	1/1	0.97	0.73	-	56,56,56,56	0
59	MG	DA	3183	1/1	0.93	0.28	-	94,94,94,94	0
59	MG	DA	3646	1/1	0.97	0.81	-	57,57,57,57	0
59	MG	DA	3420	1/1	0.78	0.63	-	100,100,100,100	0
59	MG	BA	3078	1/1	0.99	0.20	-	18,18,18,18	0
59	MG	BA	3575	1/1	0.87	0.36	-	92,92,92,92	0
59	MG	DA	3461	1/1	0.94	0.54	-	77,77,77,77	0
59	MG	DA	3316	1/1	0.69	0.45	-	59,59,59,59	1
59	MG	AA	1851	1/1	0.66	0.48	-	62,62,62,62	0
59	MG	AA	1712	1/1	0.85	0.77	-	188,188,188,188	0
59	MG	DA	3105	1/1	0.80	0.89	-	92,92,92,92	0
59	MG	BA	3406	1/1	0.96	0.47	-	52,52,52,52	0
59	MG	DA	3208	1/1	0.76	0.43	-	91,91,91,91	0
59	MG	BA	3566	1/1	0.67	0.39	-	66,66,66,66	1
59	MG	AA	1633	1/1	0.88	1.30	-	72,72,72,72	1
59	MG	AA	1954	1/1	0.97	1.03	-	67,67,67,67	0
59	MG	AA	1961	1/1	0.94	0.24	-	87,87,87,87	0
59	MG	DB	209	1/1	0.73	0.24	-	95,95,95,95	0
59	MG	DA	3708	1/1	0.88	1.27	-	100,100,100,100	0
59	MG	DA	3438	1/1	0.85	0.23	-	76,76,76,76	0
59	MG	DA	3014	1/1	0.78	0.47	-	108,108,108,108	0
59	MG	BP	201	1/1	0.87	0.31	-	24,24,24,24	0
59	MG	CA	1771	1/1	0.81	0.82	-	96,96,96,96	0
59	MG	DA	3513	1/1	0.94	0.13	-	95,95,95,95	0
59	MG	DA	3337	1/1	0.74	0.25	-	90,90,90,90	0
59	MG	CA	1658	1/1	0.62	0.52	-	97,97,97,97	0
59	MG	DA	2921	1/1	0.81	1.66	-	114,114,114,114	0
59	MG	BA	3050	1/1	0.89	0.12	-	73,73,73,73	0
59	MG	AA	1706	1/1	0.97	0.06	-	44,44,44,44	1

*Continued on next page...*

*Continued from previous page...*

Mol	Type	Chain	Res	Atoms	RSCC	RSR	LLDF	B-factors( $\text{\AA}^2$ )	Q<0.9
59	MG	AA	1689	1/1	0.72	0.16	-	82,82,82,82	1
59	MG	AV	103	1/1	0.87	0.12	-	72,72,72,72	0
59	MG	DA	3431	1/1	0.95	0.33	-	38,38,38,38	0
59	MG	DA	3312	1/1	0.90	0.30	-	48,48,48,48	0
59	MG	AA	1843	1/1	0.89	0.71	-	99,99,99,99	0
59	MG	CA	1699	1/1	0.92	0.21	-	64,64,64,64	0
59	MG	AC	301	1/1	0.91	0.14	-	173,173,173,173	0
59	MG	AA	1894	1/1	0.86	0.21	-	90,90,90,90	0
59	MG	BA	3072	1/1	0.92	0.33	-	101,101,101,101	0
59	MG	DA	3273	1/1	0.90	0.58	-	54,54,54,54	0
59	MG	DA	3764	1/1	0.94	0.24	-	75,75,75,75	0
59	MG	BA	3146	1/1	0.79	1.09	-	113,113,113,113	0
59	MG	BA	3547	1/1	0.79	0.26	-	78,78,78,78	0
59	MG	BA	3318	1/1	0.96	0.48	-	63,63,63,63	0
59	MG	AA	1610	1/1	0.83	0.49	-	77,77,77,77	0
59	MG	DA	3415	1/1	0.90	0.53	-	41,41,41,41	0
59	MG	BA	3238	1/1	0.98	0.52	-	110,110,110,110	0
59	MG	BA	2910	1/1	0.92	0.23	-	83,83,83,83	1
59	MG	AA	1674	1/1	0.85	0.26	-	48,48,48,48	0
59	MG	AA	1849	1/1	0.84	0.20	-	80,80,80,80	0
59	MG	DA	3527	1/1	0.95	0.06	-	46,46,46,46	0
59	MG	DA	3484	1/1	0.92	0.86	-	58,58,58,58	0
59	MG	BA	3254	1/1	0.98	0.28	-	93,93,93,93	0
59	MG	CA	1735	1/1	0.45	0.63	-	127,127,127,127	0
59	MG	BA	3005	1/1	0.84	1.23	-	105,105,105,105	0
59	MG	DA	3423	1/1	0.73	0.45	-	51,51,51,51	1
59	MG	AA	1931	1/1	0.88	0.25	-	87,87,87,87	0
59	MG	CA	1707	1/1	0.97	0.10	-	79,79,79,79	0
59	MG	DA	3036	1/1	0.87	0.47	-	76,76,76,76	0
59	MG	DA	3531	1/1	0.94	0.32	-	82,82,82,82	0
59	MG	DA	3613	1/1	0.97	0.13	-	56,56,56,56	1
59	MG	BA	3407	1/1	0.92	0.30	-	64,64,64,64	0
59	MG	AA	1755	1/1	0.88	0.25	-	34,34,34,34	1
59	MG	DA	3351	1/1	0.97	0.17	-	77,77,77,77	0
59	MG	BA	3308	1/1	0.88	0.27	-	53,53,53,53	1
59	MG	DA	3046	1/1	0.83	0.36	-	95,95,95,95	0
59	MG	DA	3023	1/1	0.82	0.38	-	41,41,41,41	0
59	MG	AA	1738	1/1	0.75	0.83	-	59,59,59,59	0
59	MG	BA	3466	1/1	0.95	0.26	-	38,38,38,38	0
59	MG	AA	1764	1/1	0.80	1.02	-	65,65,65,65	0
59	MG	BA	3455	1/1	0.93	0.79	-	65,65,65,65	0
59	MG	CA	1669	1/1	0.97	0.15	-	57,57,57,57	0

*Continued on next page...*

*Continued from previous page...*

Mol	Type	Chain	Res	Atoms	RSCC	RSR	LLDF	B-factors(Å <sup>2</sup> )	Q<0.9
59	MG	AA	1725	1/1	0.65	0.50	-	70,70,70,70	1
59	MG	CA	1701	1/1	0.85	0.27	-	83,83,83,83	0
59	MG	BA	3363	1/1	0.81	0.50	-	92,92,92,92	0
59	MG	AA	1962	1/1	0.74	0.79	-	65,65,65,65	0
59	MG	BA	3394	1/1	0.88	0.32	-	85,85,85,85	0
59	MG	AA	1688	1/1	0.98	0.07	-	22,22,22,22	1
59	MG	DB	203	1/1	0.84	0.17	-	30,30,30,30	1
59	MG	AA	1658	1/1	0.99	0.17	-	106,106,106,106	0
59	MG	CA	1608	1/1	0.67	0.72	-	124,124,124,124	0
59	MG	DA	3538	1/1	0.67	0.59	-	118,118,118,118	0
59	MG	BA	3306	1/1	0.92	0.25	-	57,57,57,57	0
59	MG	BA	3511	1/1	0.90	0.33	-	73,73,73,73	0
59	MG	BA	3288	1/1	0.97	0.45	-	38,38,38,38	0
59	MG	BA	3294	1/1	0.97	0.30	-	73,73,73,73	0
59	MG	DA	3643	1/1	0.68	0.35	-	113,113,113,113	0
59	MG	BA	3059	1/1	0.91	0.23	-	98,98,98,98	0
59	MG	AQ	201	1/1	0.90	0.09	-	97,97,97,97	1
59	MG	DA	3051	1/1	0.96	0.34	-	36,36,36,36	0
59	MG	AA	1860	1/1	0.96	0.38	-	61,61,61,61	0
59	MG	BA	3601	1/1	0.69	0.41	-	79,79,79,79	0
59	MG	D3	101	1/1	0.80	1.94	-	1,1,1,1	1
59	MG	DA	3474	1/1	0.82	2.42	-	99,99,99,99	0
59	MG	D7	101	1/1	0.92	0.55	-	89,89,89,89	0
59	MG	DA	3111	1/1	0.62	0.34	-	83,83,83,83	0
59	MG	BA	3353	1/1	0.84	0.65	-	107,107,107,107	0
59	MG	DA	3092	1/1	0.83	0.68	-	106,106,106,106	0
59	MG	DA	3730	1/1	0.78	0.50	-	91,91,91,91	0
59	MG	DA	3632	1/1	0.86	0.49	-	56,56,56,56	0
59	MG	BA	3284	1/1	0.64	0.55	-	97,97,97,97	0
59	MG	DA	3285	1/1	0.96	0.31	-	37,37,37,37	0
59	MG	DA	3766	1/1	0.93	0.79	-	100,100,100,100	0
59	MG	BA	3528	1/1	0.79	0.46	-	73,73,73,73	0
59	MG	BA	2967	1/1	0.65	0.28	-	95,95,95,95	0
59	MG	DA	3360	1/1	0.89	0.22	-	99,99,99,99	0
59	MG	DA	3332	1/1	0.97	0.31	-	26,26,26,26	0
59	MG	CA	1757	1/1	0.93	0.14	-	83,83,83,83	0
59	MG	DA	3573	1/1	0.84	0.35	-	86,86,86,86	0
59	MG	DA	2937	1/1	0.85	0.33	-	63,63,63,63	1
59	MG	BA	3127	1/1	0.81	0.41	-	71,71,71,71	0
59	MG	AA	1665	1/1	0.83	0.67	-	60,60,60,60	0
59	MG	DA	3656	1/1	0.98	0.17	-	75,75,75,75	0
59	MG	BA	3328	1/1	0.85	0.66	-	76,76,76,76	0

*Continued on next page...*

*Continued from previous page...*

Mol	Type	Chain	Res	Atoms	RSCC	RSR	LLDF	B-factors( $\text{\AA}^2$ )	Q<0.9
59	MG	AA	1806	1/1	0.82	0.17	-	81,81,81,81	0
59	MG	CA	1773	1/1	0.68	0.42	-	106,106,106,106	0
59	MG	DA	3359	1/1	0.87	0.33	-	64,64,64,64	0
59	MG	BA	3117	1/1	0.92	0.77	-	98,98,98,98	0
59	MG	DA	3595	1/1	0.83	0.79	-	75,75,75,75	0
59	MG	BB	201	1/1	0.94	0.38	-	46,46,46,46	0
59	MG	CA	1709	1/1	0.69	0.15	-	85,85,85,85	1
59	MG	BA	3600	1/1	0.74	0.54	-	63,63,63,63	0
59	MG	DA	3455	1/1	0.90	0.47	-	71,71,71,71	0
59	MG	AA	1963	1/1	0.89	0.76	-	74,74,74,74	0
59	MG	BA	3212	1/1	0.89	0.57	-	52,52,52,52	0
59	MG	AA	1889	1/1	0.68	0.42	-	115,115,115,115	0
59	MG	DA	3797	1/1	0.88	0.36	-	56,56,56,56	0
59	MG	CA	1716	1/1	0.78	0.53	-	110,110,110,110	0
59	MG	DA	3123	1/1	0.67	1.02	-	91,91,91,91	0
59	MG	DA	3160	1/1	0.95	0.32	-	68,68,68,68	0
59	MG	BA	3550	1/1	0.94	0.42	-	103,103,103,103	0
59	MG	AA	1949	1/1	0.85	0.48	-	42,42,42,42	1
59	MG	DA	3369	1/1	0.72	0.26	-	95,95,95,95	0
59	MG	DA	3326	1/1	0.73	0.54	-	63,63,63,63	0
59	MG	DA	3114	1/1	0.96	0.52	-	55,55,55,55	0
59	MG	DA	3584	1/1	0.63	0.64	-	80,80,80,80	0
59	MG	DA	3299	1/1	0.87	0.47	-	75,75,75,75	0
59	MG	DA	3559	1/1	0.74	0.32	-	74,74,74,74	0
59	MG	AA	1602	1/1	0.85	0.18	-	71,71,71,71	0
59	MG	DA	3661	1/1	0.56	0.35	-	100,100,100,100	0
59	MG	DA	3790	1/1	0.95	1.41	-	29,29,29,29	1
59	MG	BR	204	1/1	0.97	0.21	-	26,26,26,26	0
59	MG	DA	2999	1/1	0.98	0.05	-	91,91,91,91	0
59	MG	BA	3461	1/1	0.95	0.51	-	41,41,41,41	0
59	MG	DA	3132	1/1	0.88	0.59	-	49,49,49,49	0
59	MG	BA	3579	1/1	0.91	0.71	-	71,71,71,71	0
59	MG	CA	1618	1/1	0.87	0.31	-	79,79,79,79	0
59	MG	DA	3442	1/1	0.88	0.45	-	71,71,71,71	0
59	MG	BA	3480	1/1	0.80	0.35	-	55,55,55,55	0
59	MG	DA	3422	1/1	0.96	0.74	-	63,63,63,63	0
59	MG	CA	1664	1/1	0.81	0.24	-	91,91,91,91	0
59	MG	AA	1867	1/1	0.81	0.36	-	65,65,65,65	0
59	MG	DA	2961	1/1	0.76	0.52	-	126,126,126,126	0
59	MG	CA	1670	1/1	0.82	0.28	-	66,66,66,66	0
59	MG	BA	3415	1/1	0.85	0.43	-	69,69,69,69	1
59	MG	BA	2951	1/1	0.48	1.42	-	142,142,142,142	0

*Continued on next page...*

*Continued from previous page...*

Mol	Type	Chain	Res	Atoms	RSCC	RSR	LLDF	B-factors( $\text{\AA}^2$ )	Q<0.9
59	MG	DA	3056	1/1	0.83	0.71	-	65,65,65,65	0
59	MG	CA	1656	1/1	0.89	0.50	-	73,73,73,73	0
59	MG	DA	3634	1/1	0.70	0.34	-	83,83,83,83	0
59	MG	AV	107	1/1	0.91	0.25	-	58,58,58,58	0
59	MG	D5	101	1/1	0.98	0.30	-	48,48,48,48	0
59	MG	DA	3220	1/1	0.79	0.91	-	117,117,117,117	0
59	MG	AA	1722	1/1	0.67	0.76	-	116,116,116,116	0
59	MG	CV	107	1/1	0.76	0.29	-	115,115,115,115	0
59	MG	DA	3130	1/1	0.82	1.23	-	108,108,108,108	0
59	MG	BA	3080	1/1	0.87	0.60	-	83,83,83,83	0
59	MG	CA	1613	1/1	0.86	0.37	-	73,73,73,73	0
59	MG	DA	3554	1/1	0.92	0.08	-	95,95,95,95	0
59	MG	BA	3087	1/1	0.68	0.44	-	87,87,87,87	0
59	MG	D1	102	1/1	0.91	0.27	-	80,80,80,80	0
59	MG	AO	101	1/1	0.64	0.39	-	111,111,111,111	0
59	MG	DA	2949	1/1	0.85	0.33	-	98,98,98,98	1
59	MG	BA	3562	1/1	0.89	0.52	-	71,71,71,71	0
59	MG	AA	1799	1/1	0.93	0.13	-	80,80,80,80	0
59	MG	BA	3349	1/1	0.93	0.33	-	68,68,68,68	0
59	MG	BA	3219	1/1	0.93	0.43	-	57,57,57,57	0
59	MG	DA	3564	1/1	0.97	0.32	-	42,42,42,42	0
59	MG	AA	1946	1/1	0.92	0.40	-	77,77,77,77	0
59	MG	BA	3564	1/1	0.86	0.67	-	113,113,113,113	0
59	MG	DA	3074	1/1	0.49	0.55	-	129,129,129,129	0
59	MG	BA	3432	1/1	0.86	0.45	-	59,59,59,59	0
59	MG	BA	3062	1/1	0.97	0.21	-	61,61,61,61	0
59	MG	BA	3570	1/1	0.67	0.54	-	115,115,115,115	0
59	MG	DA	3566	1/1	0.62	0.15	-	106,106,106,106	0
59	MG	D7	104	1/1	0.82	0.22	-	82,82,82,82	1
59	MG	DA	3547	1/1	0.80	0.72	-	89,89,89,89	0
59	MG	DA	2944	1/1	0.33	2.47	-	109,109,109,109	1
59	MG	AA	1942	1/1	0.84	0.22	-	98,98,98,98	0
59	MG	DA	3582	1/1	0.72	0.58	-	47,47,47,47	1
59	MG	BA	3532	1/1	0.70	1.45	-	88,88,88,88	0
59	MG	BA	2964	1/1	0.97	0.17	-	96,96,96,96	0
59	MG	DA	3756	1/1	0.80	0.44	-	106,106,106,106	0
59	MG	BA	3133	1/1	0.85	0.21	-	57,57,57,57	0
59	MG	AA	1619	1/1	0.62	0.50	-	111,111,111,111	0
59	MG	AA	1709	1/1	0.92	0.27	-	85,85,85,85	1
59	MG	BA	2976	1/1	0.82	0.13	-	97,97,97,97	0
59	MG	AA	1728	1/1	0.70	0.30	-	78,78,78,78	0
59	MG	AA	1830	1/1	0.96	0.36	-	86,86,86,86	0

*Continued on next page...*

*Continued from previous page...*

Mol	Type	Chain	Res	Atoms	RSCC	RSR	LLDF	B-factors( $\text{\AA}^2$ )	Q<0.9
59	MG	AA	1972	1/1	0.47	1.62	-	98,98,98,98	1
59	MG	DA	3663	1/1	0.98	0.60	-	55,55,55,55	0
59	MG	AA	1874	1/1	0.42	0.26	-	111,111,111,111	0
59	MG	AA	1634	1/1	0.92	0.47	-	70,70,70,70	1
59	MG	BA	3085	1/1	0.79	0.45	-	68,68,68,68	0
59	MG	DA	3642	1/1	0.81	0.56	-	88,88,88,88	0
59	MG	BA	3194	1/1	0.86	0.12	-	67,67,67,67	0
59	MG	DA	2910	1/1	0.84	0.80	-	68,68,68,68	0
59	MG	AA	1840	1/1	0.92	0.34	-	76,76,76,76	0
59	MG	DA	3189	1/1	0.90	0.27	-	80,80,80,80	0
59	MG	BA	2986	1/1	0.74	0.36	-	52,52,52,52	0
59	MG	DA	3516	1/1	0.91	0.85	-	97,97,97,97	0
59	MG	BA	3359	1/1	0.59	0.82	-	101,101,101,101	0
59	MG	DA	3736	1/1	0.71	0.18	-	77,77,77,77	1
59	MG	DA	3792	1/1	0.84	0.44	-	77,77,77,77	0
59	MG	BA	3393	1/1	0.88	0.20	-	104,104,104,104	0
59	MG	CA	1609	1/1	0.71	1.04	-	93,93,93,93	0
59	MG	BA	2983	1/1	0.84	0.19	-	63,63,63,63	0
59	MG	BA	3103	1/1	0.95	0.30	-	69,69,69,69	0
59	MG	AA	1792	1/1	0.71	0.17	-	102,102,102,102	0
59	MG	DA	3441	1/1	0.97	0.64	-	55,55,55,55	0
59	MG	BA	3474	1/1	0.92	0.56	-	53,53,53,53	0
59	MG	BA	3061	1/1	0.92	0.32	-	63,63,63,63	0
59	MG	AA	1951	1/1	0.92	0.33	-	82,82,82,82	0
59	MG	CA	1657	1/1	0.58	0.53	-	85,85,85,85	0
59	MG	BA	3440	1/1	0.89	0.42	-	72,72,72,72	0
59	MG	BA	3159	1/1	0.94	0.45	-	72,72,72,72	0
59	MG	DA	3055	1/1	0.96	0.49	-	51,51,51,51	0
59	MG	BA	3234	1/1	0.59	0.59	-	90,90,90,90	0
59	MG	AL	201	1/1	0.98	0.11	-	87,87,87,87	0
59	MG	AA	1871	1/1	0.94	0.22	-	144,144,144,144	0
59	MG	BA	3175	1/1	0.97	0.35	-	25,25,25,25	0
59	MG	DA	3748	1/1	0.85	0.67	-	125,125,125,125	0
59	MG	AA	1886	1/1	0.96	0.64	-	84,84,84,84	0
59	MG	DA	3528	1/1	0.90	0.28	-	80,80,80,80	0
59	MG	CA	1651	1/1	0.90	0.17	-	84,84,84,84	0
59	MG	CA	1663	1/1	0.72	0.20	-	97,97,97,97	0
59	MG	AA	1928	1/1	0.93	0.34	-	42,42,42,42	0
59	MG	BA	3376	1/1	0.89	0.24	-	68,68,68,68	1
59	MG	DA	3348	1/1	0.96	0.58	-	43,43,43,43	0
59	MG	AA	1735	1/1	0.68	0.77	-	85,85,85,85	0
59	MG	BA	3226	1/1	0.95	0.48	-	78,78,78,78	0

*Continued on next page...*

*Continued from previous page...*

Mol	Type	Chain	Res	Atoms	RSCC	RSR	LLDF	B-factors( $\text{\AA}^2$ )	Q<0.9
59	MG	DA	3216	1/1	0.98	0.36	-	36,36,36,36	0
59	MG	DA	3043	1/1	0.81	0.37	-	80,80,80,80	0
59	MG	DA	3434	1/1	0.95	0.55	-	44,44,44,44	0
59	MG	DA	3168	1/1	0.71	1.16	-	100,100,100,100	0
59	MG	DA	3154	1/1	0.84	0.34	-	58,58,58,58	0
59	MG	AA	1940	1/1	0.87	0.25	-	86,86,86,86	0
59	MG	AA	1608	1/1	0.87	0.41	-	58,58,58,58	0
59	MG	AL	202	1/1	0.59	0.12	-	73,73,73,73	0
59	MG	DA	3110	1/1	0.98	0.72	-	200,200,200,200	0
59	MG	AA	1670	1/1	0.93	0.21	-	28,28,28,28	1
59	MG	DA	3260	1/1	0.89	0.69	-	33,33,33,33	0
59	MG	DA	3784	1/1	0.91	0.34	-	123,123,123,123	0
59	MG	DA	3615	1/1	0.86	0.79	-	86,86,86,86	0
59	MG	DA	3504	1/1	0.97	0.27	-	60,60,60,60	0
59	MG	BA	3143	1/1	0.98	0.37	-	149,149,149,149	0
59	MG	DA	3190	1/1	0.85	0.35	-	97,97,97,97	0
59	MG	BA	3486	1/1	0.67	0.26	-	54,54,54,54	0
59	MG	D1	101	1/1	0.72	0.23	-	75,75,75,75	0
59	MG	BA	3515	1/1	0.94	0.15	-	47,47,47,47	1
59	MG	BA	3385	1/1	0.80	0.35	-	63,63,63,63	1
59	MG	BA	3505	1/1	0.71	0.47	-	95,95,95,95	0
59	MG	BA	2987	1/1	0.74	0.24	-	104,104,104,104	0
59	MG	BA	3141	1/1	0.79	0.60	-	104,104,104,104	0
59	MG	CA	1665	1/1	0.92	0.13	-	79,79,79,79	0
59	MG	BA	3454	1/1	0.98	0.56	-	64,64,64,64	0
59	MG	BA	3447	1/1	0.97	0.10	-	90,90,90,90	0
59	MG	BA	3297	1/1	0.94	0.22	-	34,34,34,34	0
59	MG	DA	3147	1/1	0.85	0.17	-	90,90,90,90	0
59	MG	DA	3096	1/1	0.68	0.44	-	80,80,80,80	0
59	MG	CA	1717	1/1	0.95	0.14	-	78,78,78,78	0
59	MG	DA	3317	1/1	0.94	0.50	-	62,62,62,62	0
59	MG	AA	1836	1/1	0.94	0.34	-	114,114,114,114	0
59	MG	DA	2987	1/1	0.90	0.28	-	68,68,68,68	0
59	MG	CA	1766	1/1	0.65	0.30	-	118,118,118,118	0
59	MG	BA	3082	1/1	0.68	0.29	-	90,90,90,90	0
59	MG	DA	3666	1/1	0.58	1.13	-	66,66,66,66	0
59	MG	DA	3593	1/1	0.81	0.32	-	61,61,61,61	0
59	MG	BA	2921	1/1	0.88	0.12	-	51,51,51,51	0
59	MG	DB	210	1/1	0.90	0.36	-	56,56,56,56	0
59	MG	DA	3718	1/1	0.71	0.78	-	92,92,92,92	0
59	MG	DA	3395	1/1	0.89	0.41	-	83,83,83,83	0
59	MG	AA	1959	1/1	0.69	0.83	-	146,146,146,146	0

*Continued on next page...*

*Continued from previous page...*

Mol	Type	Chain	Res	Atoms	RSCC	RSR	LLDF	B-factors( $\text{\AA}^2$ )	Q<0.9
59	MG	BA	2919	1/1	0.92	0.44	-	44,44,44,44	1
59	MG	DA	3421	1/1	0.78	0.18	-	71,71,71,71	0
59	MG	DA	3601	1/1	0.90	0.25	-	39,39,39,39	0
59	MG	BA	3396	1/1	0.94	0.66	-	86,86,86,86	0
59	MG	DA	3775	1/1	0.94	0.66	-	86,86,86,86	0
59	MG	BA	3433	1/1	0.95	0.22	-	61,61,61,61	0
59	MG	BA	3573	1/1	0.90	0.70	-	75,75,75,75	0
59	MG	DA	3148	1/1	0.84	1.15	-	120,120,120,120	0
59	MG	DB	202	1/1	0.80	0.46	-	55,55,55,55	0
59	MG	BA	3105	1/1	0.83	1.08	-	79,79,79,79	0
59	MG	BA	3387	1/1	0.69	0.42	-	87,87,87,87	0
59	MG	AA	1637	1/1	0.95	0.15	-	78,78,78,78	1
59	MG	DA	3083	1/1	0.81	0.45	-	104,104,104,104	0
59	MG	DA	3501	1/1	0.90	0.49	-	59,59,59,59	0
59	MG	DA	3002	1/1	0.91	0.07	-	78,78,78,78	0
59	MG	DA	2912	1/1	0.95	0.30	-	68,68,68,68	0
59	MG	BA	3345	1/1	0.94	0.59	-	37,37,37,37	0
59	MG	AA	1780	1/1	0.82	0.44	-	154,154,154,154	0
59	MG	AA	1784	1/1	0.89	0.30	-	92,92,92,92	0
59	MG	BA	3179	1/1	0.85	0.26	-	66,66,66,66	0
59	MG	BA	2963	1/1	0.85	1.12	-	113,113,113,113	0
59	MG	BR	202	1/1	0.96	0.18	-	24,24,24,24	0
59	MG	DA	3378	1/1	0.90	0.45	-	96,96,96,96	0
59	MG	AA	1924	1/1	0.96	1.03	-	84,84,84,84	0
59	MG	DA	3476	1/1	0.77	0.41	-	120,120,120,120	0
59	MG	BA	3516	1/1	0.97	0.81	-	64,64,64,64	0
59	MG	BA	3023	1/1	0.92	0.28	-	64,64,64,64	0
59	MG	AA	1779	1/1	0.84	0.22	-	114,114,114,114	0
59	MG	DA	3296	1/1	0.82	0.28	-	46,46,46,46	1
59	MG	AA	1639	1/1	0.88	1.32	-	79,79,79,79	0
59	MG	DA	3323	1/1	0.94	0.75	-	58,58,58,58	0
59	MG	CA	1760	1/1	0.83	0.24	-	52,52,52,52	1
59	MG	BA	3434	1/1	0.96	0.38	-	68,68,68,68	0
59	MG	AA	1659	1/1	0.86	0.20	-	107,107,107,107	0
59	MG	AA	1618	1/1	0.81	0.54	-	78,78,78,78	0
59	MG	AA	1657	1/1	0.98	0.14	-	77,77,77,77	0
59	MG	DA	3165	1/1	0.76	0.51	-	121,121,121,121	0
59	MG	BA	3540	1/1	0.87	0.86	-	66,66,66,66	1
59	MG	DA	3781	1/1	0.37	0.77	-	143,143,143,143	0
59	MG	DA	3315	1/1	0.94	0.46	-	77,77,77,77	0
59	MG	CA	1721	1/1	0.81	0.71	-	111,111,111,111	0
59	MG	BA	3565	1/1	0.85	0.38	-	79,79,79,79	0

*Continued on next page...*

*Continued from previous page...*

Mol	Type	Chain	Res	Atoms	RSCC	RSR	LLDF	B-factors( $\text{\AA}^2$ )	Q<0.9
59	MG	AX	103	1/1	0.61	0.62	-	112,112,112,112	0
59	MG	BA	2923	1/1	0.64	1.07	-	96,96,96,96	0
59	MG	CA	1696	1/1	0.80	1.10	-	79,79,79,79	0
59	MG	DA	3407	1/1	0.83	0.52	-	77,77,77,77	1
59	MG	DA	3253	1/1	0.67	0.45	-	52,52,52,52	0
59	MG	DA	3786	1/1	0.60	0.38	-	144,144,144,144	0
59	MG	AA	1668	1/1	0.89	0.66	-	78,78,78,78	0
59	MG	DA	3336	1/1	0.96	0.56	-	31,31,31,31	0
59	MG	BA	2914	1/1	0.67	1.75	-	106,106,106,106	0
59	MG	BA	3481	1/1	0.95	0.45	-	59,59,59,59	0
59	MG	BA	3220	1/1	0.96	0.64	-	54,54,54,54	0
59	MG	CA	1783	1/1	0.96	0.10	-	83,83,83,83	0
59	MG	DA	3618	1/1	0.96	0.66	-	72,72,72,72	0
59	MG	CA	1774	1/1	0.86	1.64	-	111,111,111,111	1
59	MG	DA	3291	1/1	0.87	0.37	-	88,88,88,88	0
59	MG	BA	3568	1/1	0.70	0.46	-	58,58,58,58	0
59	MG	AA	1682	1/1	0.74	1.09	-	104,104,104,104	0
59	MG	BA	3108	1/1	0.96	0.67	-	56,56,56,56	0
59	MG	AA	1748	1/1	0.88	0.47	-	23,23,23,23	1
59	MG	CA	1739	1/1	0.68	0.53	-	104,104,104,104	0
59	MG	DA	2938	1/1	0.80	0.17	-	17,17,17,17	1
59	MG	DA	3193	1/1	0.83	0.17	-	68,68,68,68	0
59	MG	DA	3727	1/1	0.58	0.44	-	70,70,70,70	1
59	MG	BA	3153	1/1	0.96	0.12	-	93,93,93,93	0
59	MG	CA	1634	1/1	0.77	0.12	-	97,97,97,97	0
59	MG	BA	3223	1/1	0.92	0.22	-	80,80,80,80	0
59	MG	CA	1629	1/1	0.89	0.29	-	98,98,98,98	0
59	MG	AA	1903	1/1	0.86	0.39	-	79,79,79,79	0
59	MG	BA	2939	1/1	0.86	0.32	-	80,80,80,80	0
59	MG	D0	101	1/1	0.89	0.16	-	16,16,16,16	1
59	MG	BA	3030	1/1	0.72	0.54	-	79,79,79,79	0
59	MG	DA	2940	1/1	0.82	0.45	-	106,106,106,106	0
59	MG	AA	1690	1/1	0.76	0.22	-	81,81,81,81	1
59	MG	CV	102	1/1	0.91	0.08	-	92,92,92,92	0
59	MG	BA	3192	1/1	0.87	0.70	-	90,90,90,90	0
59	MG	BA	2930	1/1	0.90	0.20	-	85,85,85,85	0
59	MG	BA	3522	1/1	0.82	0.20	-	74,74,74,74	0
59	MG	AA	1705	1/1	0.89	1.06	-	105,105,105,105	0
59	MG	B7	101	1/1	0.94	0.89	-	93,93,93,93	0
59	MG	BA	3580	1/1	0.51	0.23	-	135,135,135,135	0
59	MG	DA	3540	1/1	0.77	0.32	-	152,152,152,152	0
59	MG	DA	3093	1/1	0.85	0.36	-	67,67,67,67	0

*Continued on next page...*

*Continued from previous page...*

Mol	Type	Chain	Res	Atoms	RSCC	RSR	LLDF	B-factors( $\text{\AA}^2$ )	Q<0.9
59	MG	DA	3115	1/1	0.94	0.47	-	39,39,39,39	0
59	MG	DA	3725	1/1	0.97	0.36	-	71,71,71,71	0
59	MG	BA	2950	1/1	0.89	0.29	-	55,55,55,55	1
59	MG	DA	3030	1/1	0.94	0.74	-	59,59,59,59	0
59	MG	AA	1965	1/1	0.95	1.21	-	97,97,97,97	0
59	MG	BA	3578	1/1	0.82	0.18	-	76,76,76,76	0
59	MG	AA	1835	1/1	0.69	1.83	-	102,102,102,102	0
59	MG	BA	3015	1/1	0.88	0.07	-	105,105,105,105	0
59	MG	CA	1694	1/1	0.90	0.20	-	93,93,93,93	0
59	MG	BA	3476	1/1	0.94	0.27	-	58,58,58,58	0
59	MG	DA	3457	1/1	0.83	0.74	-	68,68,68,68	0
59	MG	DA	3075	1/1	0.73	0.15	-	98,98,98,98	0
59	MG	BA	3421	1/1	0.78	0.33	-	68,68,68,68	0
59	MG	BB	202	1/1	0.89	0.50	-	62,62,62,62	0
59	MG	DA	3185	1/1	0.88	0.23	-	79,79,79,79	0
59	MG	DA	3409	1/1	0.70	0.18	-	53,53,53,53	1
59	MG	DA	3451	1/1	0.85	0.15	-	80,80,80,80	1
59	MG	DA	3250	1/1	0.87	0.28	-	69,69,69,69	0
59	MG	DA	3200	1/1	0.78	0.57	-	62,62,62,62	0
59	MG	DA	3297	1/1	0.93	0.65	-	53,53,53,53	0
59	MG	BA	2952	1/1	0.92	0.46	-	96,96,96,96	0
59	MG	BA	3135	1/1	0.91	0.24	-	86,86,86,86	0
59	MG	BA	3000	1/1	0.90	0.10	-	80,80,80,80	0
59	MG	BA	3370	1/1	0.86	0.52	-	105,105,105,105	0
59	MG	DA	3218	1/1	0.90	0.38	-	130,130,130,130	0
59	MG	CA	1655	1/1	0.43	0.26	-	84,84,84,84	0
59	MG	DA	3607	1/1	0.79	0.29	-	104,104,104,104	0
59	MG	DA	3388	1/1	0.83	0.66	-	78,78,78,78	0
59	MG	AA	1898	1/1	0.93	0.27	-	65,65,65,65	0
59	MG	BA	3207	1/1	0.94	0.43	-	43,43,43,43	0
59	MG	AA	1933	1/1	0.97	0.21	-	67,67,67,67	0
59	MG	BR	205	1/1	0.95	0.16	-	76,76,76,76	0
59	MG	DR	202	1/1	0.67	0.38	-	65,65,65,65	1
59	MG	DA	3541	1/1	0.90	0.21	-	96,96,96,96	0
59	MG	AA	1640	1/1	0.70	1.74	-	127,127,127,127	0
59	MG	DA	3375	1/1	0.92	0.43	-	57,57,57,57	0
59	MG	CA	1679	1/1	0.82	0.15	-	65,65,65,65	1
59	MG	AA	1805	1/1	0.90	0.19	-	102,102,102,102	0
59	MG	BA	3065	1/1	0.95	0.38	-	50,50,50,50	0
59	MG	AA	1654	1/1	0.94	0.13	-	58,58,58,58	1
59	MG	AA	1873	1/1	0.92	0.43	-	117,117,117,117	0
59	MG	BA	3253	1/1	0.88	0.37	-	52,52,52,52	1

*Continued on next page...*

*Continued from previous page...*

Mol	Type	Chain	Res	Atoms	RSCC	RSR	LLDF	B-factors( $\text{\AA}^2$ )	Q<0.9
59	MG	AA	1749	1/1	0.60	0.28	-	74,74,74,74	1
59	MG	AY	102	1/1	0.91	0.74	-	104,104,104,104	1
59	MG	BA	3592	1/1	0.84	0.25	-	100,100,100,100	0
59	MG	AA	1808	1/1	0.97	0.49	-	57,57,57,57	0
59	MG	BA	3520	1/1	0.91	0.23	-	80,80,80,80	0
59	MG	DA	2925	1/1	0.68	1.06	-	108,108,108,108	0
59	MG	CA	1615	1/1	0.64	1.21	-	104,104,104,104	0
59	MG	AA	1821	1/1	0.90	0.40	-	65,65,65,65	0
59	MG	DA	3310	1/1	0.96	0.39	-	90,90,90,90	1
59	MG	DA	3437	1/1	0.98	0.18	-	12,12,12,12	1
59	MG	AA	1632	1/1	0.95	0.24	-	97,97,97,97	0
59	MG	DA	2988	1/1	0.66	0.54	-	40,40,40,40	1
59	MG	DA	2962	1/1	0.85	0.69	-	84,84,84,84	0
59	MG	DA	3664	1/1	0.95	0.14	-	85,85,85,85	0
59	MG	DB	205	1/1	0.88	0.49	-	82,82,82,82	0
59	MG	CA	1642	1/1	0.80	0.25	-	85,85,85,85	0
59	MG	BA	2905	1/1	0.94	0.34	-	52,52,52,52	0
59	MG	DA	3201	1/1	0.87	0.35	-	62,62,62,62	0
59	MG	DA	3508	1/1	0.84	0.29	-	88,88,88,88	0
59	MG	AA	1736	1/1	0.79	1.18	-	101,101,101,101	0
59	MG	DA	3000	1/1	0.92	0.06	-	105,105,105,105	0
59	MG	DA	3124	1/1	0.63	0.53	-	81,81,81,81	0
59	MG	DA	3519	1/1	0.81	0.33	-	77,77,77,77	0
59	MG	D2	101	1/1	0.85	0.36	-	62,62,62,62	0
59	MG	BA	2962	1/1	0.91	0.63	-	70,70,70,70	0
59	MG	DA	2945	1/1	0.87	0.73	-	102,102,102,102	0
59	MG	AA	1901	1/1	0.94	0.69	-	65,65,65,65	0
59	MG	DA	3149	1/1	0.94	0.31	-	26,26,26,26	0
59	MG	BA	3268	1/1	0.83	0.18	-	88,88,88,88	1
59	MG	BA	3120	1/1	0.69	0.13	-	101,101,101,101	0
59	MG	BA	2971	1/1	0.72	1.10	-	92,92,92,92	0
59	MG	DA	3370	1/1	0.95	0.54	-	68,68,68,68	0
59	MG	DA	2947	1/1	0.97	0.15	-	86,86,86,86	0
59	MG	BA	3301	1/1	0.60	0.63	-	67,67,67,67	0
59	MG	DA	3561	1/1	0.76	0.46	-	81,81,81,81	1
59	MG	BA	3025	1/1	0.78	0.22	-	83,83,83,83	0
59	MG	DA	2905	1/1	0.80	0.08	-	80,80,80,80	0
59	MG	BA	2941	1/1	0.90	0.27	-	62,62,62,62	0
59	MG	AA	1957	1/1	0.81	0.80	-	75,75,75,75	0
59	MG	DA	3203	1/1	0.71	0.75	-	112,112,112,112	0
59	MG	BA	2916	1/1	0.58	0.35	-	78,78,78,78	0
59	MG	BA	3138	1/1	0.85	0.13	-	60,60,60,60	0

*Continued on next page...*

*Continued from previous page...*

Mol	Type	Chain	Res	Atoms	RSCC	RSR	LLDF	B-factors( $\text{\AA}^2$ )	Q<0.9
59	MG	BA	3344	1/1	0.98	0.51	-	45,45,45,45	0
59	MG	DA	3053	1/1	0.94	0.38	-	33,33,33,33	0
59	MG	BA	3237	1/1	0.95	0.20	-	58,58,58,58	0
59	MG	DA	3242	1/1	0.94	0.34	-	31,31,31,31	0
59	MG	DA	2917	1/1	0.83	0.99	-	89,89,89,89	0
59	MG	DA	3453	1/1	0.85	0.22	-	84,84,84,84	0
59	MG	DA	3550	1/1	0.92	0.46	-	86,86,86,86	0
59	MG	AA	1793	1/1	0.73	0.17	-	75,75,75,75	0
59	MG	BA	3596	1/1	0.77	1.24	-	107,107,107,107	0
59	MG	CA	1623	1/1	0.88	0.08	-	81,81,81,81	0
59	MG	DA	3129	1/1	0.98	0.41	-	72,72,72,72	0
59	MG	DA	3612	1/1	0.82	0.50	-	77,77,77,77	0
59	MG	DA	3616	1/1	0.93	0.36	-	51,51,51,51	0
59	MG	AA	1765	1/1	0.92	0.09	-	107,107,107,107	1
59	MG	AA	1922	1/1	0.67	0.28	-	82,82,82,82	0
59	MG	DA	3671	1/1	0.79	0.90	-	103,103,103,103	0
59	MG	BA	3320	1/1	0.70	0.32	-	92,92,92,92	0
59	MG	BA	3531	1/1	0.93	0.54	-	53,53,53,53	0
59	MG	BA	2998	1/1	0.95	0.23	-	54,54,54,54	0
59	MG	DA	3102	1/1	0.82	0.40	-	86,86,86,86	0
59	MG	DA	3510	1/1	0.89	0.10	-	59,59,59,59	0
59	MG	BA	3086	1/1	0.86	0.18	-	123,123,123,123	0
59	MG	DA	3352	1/1	0.93	0.31	-	58,58,58,58	0
59	MG	BA	3215	1/1	0.71	0.57	-	4,4,4,4	1
59	MG	DA	3038	1/1	0.96	0.35	-	32,32,32,32	0
59	MG	BA	2959	1/1	0.94	0.26	-	65,65,65,65	0
59	MG	DA	3491	1/1	0.72	1.06	-	107,107,107,107	0
59	MG	BA	3518	1/1	0.92	0.30	-	64,64,64,64	0
59	MG	AA	1907	1/1	0.82	0.52	-	96,96,96,96	0
59	MG	DA	3174	1/1	0.95	0.38	-	93,93,93,93	0
59	MG	CA	1724	1/1	0.94	0.52	-	102,102,102,102	0
59	MG	DA	3355	1/1	0.93	0.15	-	80,80,80,80	0
59	MG	DA	2963	1/1	0.86	0.33	-	39,39,39,39	1
59	MG	BA	3185	1/1	0.76	0.34	-	75,75,75,75	0
59	MG	AA	1680	1/1	0.91	0.27	-	75,75,75,75	0
59	MG	DA	3234	1/1	0.96	0.42	-	118,118,118,118	0
59	MG	DA	3225	1/1	0.96	0.44	-	32,32,32,32	0
59	MG	BA	3060	1/1	0.87	1.10	-	98,98,98,98	0
59	MG	CA	1743	1/1	0.69	1.95	-	81,81,81,81	0
59	MG	BA	3314	1/1	0.96	0.52	-	29,29,29,29	0
59	MG	BA	3088	1/1	0.97	0.86	-	62,62,62,62	0
59	MG	DA	3133	1/1	0.69	0.90	-	120,120,120,120	0

*Continued on next page...*

*Continued from previous page...*

Mol	Type	Chain	Res	Atoms	RSCC	RSR	LLDF	B-factors( $\text{\AA}^2$ )	Q<0.9
59	MG	BA	3457	1/1	0.92	0.53	-	72,72,72,72	0
59	MG	BA	3426	1/1	0.91	0.76	-	77,77,77,77	0
59	MG	DA	3686	1/1	0.79	0.34	-	107,107,107,107	0
59	MG	DA	3383	1/1	0.82	0.63	-	135,135,135,135	0
59	MG	CA	1688	1/1	0.95	0.11	-	79,79,79,79	0
59	MG	AA	1880	1/1	0.77	0.51	-	102,102,102,102	0
59	MG	BA	3311	1/1	0.77	0.36	-	80,80,80,80	0
59	MG	BA	3004	1/1	0.78	1.52	-	84,84,84,84	0
59	MG	BA	3189	1/1	0.86	0.36	-	62,62,62,62	0
59	MG	DA	3572	1/1	0.88	0.53	-	56,56,56,56	1
59	MG	DA	3231	1/1	0.69	0.42	-	98,98,98,98	0
59	MG	DA	3192	1/1	0.72	1.03	-	70,70,70,70	0
59	MG	BA	3182	1/1	0.98	0.25	-	60,60,60,60	0
59	MG	CA	1725	1/1	0.82	0.47	-	76,76,76,76	1
59	MG	CA	1695	1/1	0.72	0.51	-	110,110,110,110	0
59	MG	BA	3319	1/1	0.91	0.52	-	33,33,33,33	0
59	MG	AA	1776	1/1	0.71	0.69	-	119,119,119,119	0
59	MG	BA	3355	1/1	0.86	0.24	-	26,26,26,26	0
59	MG	BA	3425	1/1	0.84	0.44	-	48,48,48,48	0
59	MG	CA	1674	1/1	0.95	0.18	-	90,90,90,90	0
59	MG	CA	1607	1/1	0.77	0.11	-	94,94,94,94	0
59	MG	DA	3104	1/1	0.99	0.11	-	63,63,63,63	0
59	MG	DA	3210	1/1	0.71	0.29	-	71,71,71,71	0
59	MG	DA	3555	1/1	0.90	1.20	-	105,105,105,105	0
59	MG	BA	2934	1/1	0.97	0.36	-	57,57,57,57	0
59	MG	CA	1653	1/1	0.99	0.35	-	39,39,39,39	0
59	MG	DA	3327	1/1	0.92	0.12	-	39,39,39,39	1
59	MG	AA	1906	1/1	0.87	0.36	-	65,65,65,65	1
59	MG	AA	1617	1/1	0.80	0.16	-	109,109,109,109	0
59	MG	CA	1692	1/1	0.77	0.23	-	140,140,140,140	0
59	MG	BA	3115	1/1	0.78	0.41	-	93,93,93,93	0
59	MG	DA	2929	1/1	0.96	0.20	-	10,10,10,10	1
59	MG	DA	3688	1/1	0.80	0.34	-	107,107,107,107	1
59	MG	BA	3499	1/1	0.93	0.36	-	43,43,43,43	0
59	MG	DA	3379	1/1	0.85	0.46	-	72,72,72,72	0
59	MG	DA	3179	1/1	0.96	0.53	-	66,66,66,66	0
59	MG	BA	3278	1/1	0.86	0.43	-	71,71,71,71	0
59	MG	DA	3373	1/1	0.88	0.69	-	75,75,75,75	0
59	MG	DA	3163	1/1	0.88	0.33	-	49,49,49,49	0
59	MG	CA	1617	1/1	0.96	0.06	-	66,66,66,66	0
59	MG	CA	1714	1/1	0.93	0.61	-	83,83,83,83	0
59	MG	CA	1689	1/1	0.86	0.13	-	96,96,96,96	1

*Continued on next page...*

*Continued from previous page...*

Mol	Type	Chain	Res	Atoms	RSCC	RSR	LLDF	B-factors( $\text{\AA}^2$ )	Q<0.9
59	MG	BA	3002	1/1	0.83	1.67	-	83,83,83,83	0
59	MG	AA	1732	1/1	0.73	0.11	-	52,52,52,52	0
59	MG	BA	3372	1/1	0.90	0.37	-	70,70,70,70	0
59	MG	DA	2926	1/1	0.85	0.44	-	45,45,45,45	1
59	MG	AA	1676	1/1	0.88	0.29	-	68,68,68,68	0
59	MG	DA	3728	1/1	0.88	0.42	-	46,46,46,46	1
59	MG	BA	3181	1/1	0.87	0.51	-	42,42,42,42	0
59	MG	AA	1815	1/1	0.96	0.21	-	76,76,76,76	0
59	MG	DA	3482	1/1	0.86	0.34	-	37,37,37,37	1
59	MG	DA	3647	1/1	0.95	0.50	-	36,36,36,36	0
59	MG	AA	1661	1/1	0.84	0.44	-	34,34,34,34	1
59	MG	BA	3097	1/1	0.65	0.45	-	89,89,89,89	0
59	MG	AA	1879	1/1	0.81	0.48	-	74,74,74,74	0
59	MG	CA	1687	1/1	0.92	0.08	-	63,63,63,63	0
59	MG	AA	1855	1/1	0.86	0.31	-	69,69,69,69	0
59	MG	DA	2952	1/1	0.86	0.49	-	44,44,44,44	0
59	MG	BA	3044	1/1	0.81	0.65	-	64,64,64,64	0
59	MG	BA	3609	1/1	0.97	0.20	-	56,56,56,56	0
59	MG	DA	3177	1/1	0.83	0.22	-	71,71,71,71	0
59	MG	BA	3209	1/1	0.80	0.31	-	61,61,61,61	0
59	MG	DA	3134	1/1	0.69	0.33	-	74,74,74,74	0
59	MG	DA	3486	1/1	0.94	0.62	-	38,38,38,38	0
59	MG	BA	3283	1/1	0.92	0.29	-	58,58,58,58	0
59	MG	DF	302	1/1	0.53	1.29	-	98,98,98,98	0
59	MG	DA	3570	1/1	0.93	0.38	-	62,62,62,62	0
59	MG	DA	3324	1/1	0.64	0.33	-	66,66,66,66	1
59	MG	DA	3787	1/1	0.95	0.53	-	95,95,95,95	0
59	MG	DA	3041	1/1	0.94	0.22	-	78,78,78,78	0
59	MG	DA	3740	1/1	0.93	0.22	-	50,50,50,50	0
59	MG	DA	2991	1/1	0.88	0.35	-	44,44,44,44	1
59	MG	BA	3423	1/1	0.86	0.40	-	67,67,67,67	1
59	MG	DA	3261	1/1	0.91	0.76	-	34,34,34,34	1
59	MG	AA	1704	1/1	0.83	0.29	-	84,84,84,84	0
59	MG	AA	1648	1/1	0.63	0.78	-	108,108,108,108	0
59	MG	AA	1673	1/1	0.42	0.94	-	90,90,90,90	0
59	MG	DA	3367	1/1	0.86	0.57	-	28,28,28,28	1
59	MG	BA	3362	1/1	0.93	0.51	-	43,43,43,43	0
59	MG	BA	3557	1/1	0.90	1.00	-	37,37,37,37	1
59	MG	BA	3552	1/1	0.92	0.17	-	54,54,54,54	1
59	MG	BA	3333	1/1	0.81	0.36	-	72,72,72,72	0
59	MG	CA	1744	1/1	0.89	0.22	-	57,57,57,57	0
59	MG	DA	3685	1/1	0.92	0.15	-	69,69,69,69	0

*Continued on next page...*

*Continued from previous page...*

Mol	Type	Chain	Res	Atoms	RSCC	RSR	LLDF	B-factors( $\text{\AA}^2$ )	Q<0.9
59	MG	DA	2966	1/1	0.92	0.96	-	51,51,51,51	1
59	MG	AA	1615	1/1	0.88	1.12	-	67,67,67,67	0
59	MG	BA	3017	1/1	0.78	0.95	-	93,93,93,93	0
59	MG	BA	3339	1/1	0.82	0.80	-	63,63,63,63	1
59	MG	DA	3233	1/1	0.94	0.20	-	152,152,152,152	0
59	MG	DA	3159	1/1	0.83	0.41	-	85,85,85,85	0
59	MG	DA	3150	1/1	0.69	0.16	-	98,98,98,98	0
59	MG	AA	1626	1/1	0.97	0.64	-	89,89,89,89	0
59	MG	BA	2972	1/1	0.89	0.49	-	63,63,63,63	1
59	MG	DB	207	1/1	0.77	0.41	-	53,53,53,53	1
59	MG	AA	1902	1/1	0.87	0.10	-	90,90,90,90	0
59	MG	BA	3165	1/1	0.84	0.71	-	77,77,77,77	0
59	MG	DA	3252	1/1	0.86	0.19	-	87,87,87,87	0
59	MG	DA	3334	1/1	0.93	0.19	-	56,56,56,56	0
59	MG	AA	1781	1/1	0.80	0.32	-	111,111,111,111	0
59	MG	AV	104	1/1	0.36	0.29	-	133,133,133,133	0
59	MG	BA	3506	1/1	0.97	0.16	-	42,42,42,42	0
59	MG	DA	3626	1/1	0.96	0.33	-	34,34,34,34	0
59	MG	BA	2978	1/1	0.98	0.48	-	75,75,75,75	0
59	MG	BA	3302	1/1	0.97	1.20	-	69,69,69,69	0
59	MG	BA	3101	1/1	0.81	0.42	-	79,79,79,79	0
59	MG	CP	101	1/1	0.93	0.06	-	81,81,81,81	0
59	MG	DA	2950	1/1	0.61	0.21	-	80,80,80,80	1
59	MG	DA	3302	1/1	0.81	0.64	-	57,57,57,57	0
59	MG	CA	1756	1/1	0.56	0.66	-	87,87,87,87	0
59	MG	CA	1758	1/1	0.78	0.56	-	126,126,126,126	0
59	MG	DA	3235	1/1	0.78	0.47	-	110,110,110,110	0
59	MG	DA	3275	1/1	0.96	0.28	-	63,63,63,63	0
59	MG	DA	2932	1/1	0.93	0.21	-	1,1,1,1	1
59	MG	AA	1719	1/1	0.85	0.84	-	76,76,76,76	1
59	MG	AA	1701	1/1	0.92	0.34	-	77,77,77,77	0
59	MG	AA	1929	1/1	0.88	0.26	-	69,69,69,69	0
59	MG	DA	3135	1/1	0.88	0.29	-	51,51,51,51	0
59	MG	BA	3478	1/1	0.95	0.44	-	28,28,28,28	0
59	MG	AA	1964	1/1	0.74	1.22	-	106,106,106,106	0
59	MG	DA	3576	1/1	0.74	0.35	-	87,87,87,87	0
59	MG	BA	3388	1/1	0.93	0.59	-	100,100,100,100	0
59	MG	BA	3274	1/1	0.82	0.46	-	83,83,83,83	0
59	MG	DA	3497	1/1	0.72	0.28	-	103,103,103,103	0
59	MG	CV	109	1/1	0.81	0.13	-	95,95,95,95	0
59	MG	BA	3598	1/1	0.83	0.49	-	110,110,110,110	0
59	MG	AA	1969	1/1	0.83	0.71	-	83,83,83,83	0

*Continued on next page...*

*Continued from previous page...*

Mol	Type	Chain	Res	Atoms	RSCC	RSR	LLDF	B-factors( $\text{\AA}^2$ )	Q<0.9
59	MG	BA	3588	1/1	0.77	1.38	-	90,90,90,90	0
59	MG	DA	3605	1/1	0.95	0.32	-	63,63,63,63	0
59	MG	DA	2911	1/1	0.75	0.65	-	91,91,91,91	0
59	MG	DA	3767	1/1	0.90	0.64	-	67,67,67,67	0
59	MG	BA	3325	1/1	0.75	0.38	-	84,84,84,84	0
59	MG	BA	2945	1/1	0.93	0.34	-	113,113,113,113	0
59	MG	BA	3408	1/1	0.87	0.39	-	73,73,73,73	0
59	MG	BA	3356	1/1	0.97	0.25	-	45,45,45,45	0
59	MG	DA	3739	1/1	0.84	0.27	-	95,95,95,95	0
59	MG	DA	3446	1/1	0.88	0.37	-	52,52,52,52	0
59	MG	BA	3202	1/1	0.97	0.28	-	24,24,24,24	0
59	MG	BA	2973	1/1	0.61	0.91	-	85,85,85,85	0
59	MG	AA	1745	1/1	0.65	0.54	-	50,50,50,50	1
59	MG	DB	206	1/1	0.94	0.09	-	65,65,65,65	1
59	MG	AA	1914	1/1	0.97	0.24	-	56,56,56,56	0
59	MG	DA	3384	1/1	0.60	0.85	-	120,120,120,120	0
59	MG	CA	1733	1/1	0.77	0.17	-	76,76,76,76	0
59	MG	BA	3069	1/1	0.93	0.57	-	100,100,100,100	0
59	MG	DA	3164	1/1	0.82	0.26	-	55,55,55,55	0
59	MG	DA	3393	1/1	0.94	0.28	-	6,6,6,6	1
59	MG	DA	3329	1/1	0.74	0.41	-	110,110,110,110	0
59	MG	DA	3166	1/1	0.96	0.29	-	30,30,30,30	0
59	MG	CA	1681	1/1	0.64	0.42	-	95,95,95,95	0
59	MG	BA	3399	1/1	0.97	0.58	-	146,146,146,146	0
59	MG	DD	301	1/1	0.89	0.38	-	57,57,57,57	0
59	MG	DA	3035	1/1	0.81	0.27	-	84,84,84,84	0
59	MG	CA	1749	1/1	0.76	0.52	-	16,16,16,16	1
59	MG	AA	1816	1/1	0.96	0.28	-	64,64,64,64	0
59	MG	AA	1742	1/1	0.86	0.27	-	63,63,63,63	1
59	MG	DA	3548	1/1	0.81	0.38	-	50,50,50,50	1
59	MG	DA	3591	1/1	0.84	0.65	-	19,19,19,19	1
59	MG	DA	3121	1/1	0.84	0.35	-	69,69,69,69	0
59	MG	DA	3417	1/1	0.64	0.57	-	48,48,48,48	1
59	MG	BT	201	1/1	0.08	0.38	-	117,117,117,117	0
59	MG	AA	1844	1/1	0.92	0.21	-	107,107,107,107	0
59	MG	AA	1653	1/1	0.98	0.07	-	68,68,68,68	1
59	MG	BA	3365	1/1	0.85	1.28	-	112,112,112,112	0
59	MG	AA	1718	1/1	0.99	0.17	-	98,98,98,98	0
59	MG	DA	3249	1/1	0.94	0.26	-	68,68,68,68	0
59	MG	BA	3604	1/1	0.68	0.66	-	82,82,82,82	0
59	MG	BA	3331	1/1	0.71	1.51	-	92,92,92,92	0
59	MG	DA	3700	1/1	0.95	0.32	-	59,59,59,59	0

*Continued on next page...*

*Continued from previous page...*

Mol	Type	Chain	Res	Atoms	RSCC	RSR	LLDF	B-factors( $\text{\AA}^2$ )	Q<0.9
59	MG	BA	3070	1/1	0.83	0.47	-	108,108,108,108	0
59	MG	DE	302	1/1	0.92	0.24	-	39,39,39,39	1
59	MG	DA	3709	1/1	0.90	0.22	-	61,61,61,61	0
59	MG	DA	3692	1/1	0.95	0.87	-	61,61,61,61	0
59	MG	AA	1868	1/1	0.89	0.25	-	100,100,100,100	0
59	MG	DT	201	1/1	0.84	0.78	-	5,5,5,5	1
59	MG	DA	3785	1/1	0.75	1.05	-	35,35,35,35	1
59	MG	BA	3602	1/1	0.62	1.44	-	122,122,122,122	1
59	MG	DE	304	1/1	0.98	0.35	-	22,22,22,22	0
59	MG	CA	1652	1/1	0.95	0.48	-	78,78,78,78	0
59	MG	DA	3623	1/1	0.94	0.16	-	28,28,28,28	0
59	MG	DA	3436	1/1	0.86	0.33	-	104,104,104,104	0
59	MG	AA	1854	1/1	0.84	0.20	-	71,71,71,71	0
59	MG	CA	1698	1/1	0.44	0.61	-	73,73,73,73	1
59	MG	DA	3139	1/1	0.86	0.27	-	89,89,89,89	0
59	MG	BA	3543	1/1	0.90	0.69	-	71,71,71,71	0
59	MG	DA	3099	1/1	0.96	0.31	-	67,67,67,67	0
59	MG	BA	3205	1/1	0.48	0.57	-	78,78,78,78	0
59	MG	BA	3444	1/1	0.84	0.76	-	69,69,69,69	0
59	MG	AA	1699	1/1	0.87	0.19	-	71,71,71,71	0
59	MG	AA	1730	1/1	0.81	0.27	-	77,77,77,77	1
59	MG	AA	1607	1/1	0.80	0.26	-	73,73,73,73	0
59	MG	CA	1639	1/1	0.96	0.18	-	95,95,95,95	0
59	MG	CA	1636	1/1	0.86	0.53	-	77,77,77,77	0
59	MG	DA	2909	1/1	0.74	0.49	-	83,83,83,83	0
59	MG	BA	3383	1/1	0.67	0.11	-	126,126,126,126	0
59	MG	DA	3429	1/1	0.83	0.66	-	23,23,23,23	1
59	MG	AA	1970	1/1	0.80	0.33	-	107,107,107,107	0
59	MG	BA	3384	1/1	0.76	0.83	-	95,95,95,95	0
59	MG	AA	1768	1/1	0.67	0.89	-	107,107,107,107	0
59	MG	DA	3294	1/1	0.97	0.09	-	80,80,80,80	1
59	MG	DR	201	1/1	0.81	0.22	-	108,108,108,108	0
59	MG	AQ	202	1/1	0.60	0.47	-	97,97,97,97	0
59	MG	BA	3229	1/1	0.84	1.19	-	88,88,88,88	0
59	MG	AL	206	1/1	0.92	0.19	-	53,53,53,53	1
59	MG	CA	1633	1/1	0.93	0.09	-	70,70,70,70	0
59	MG	AA	1685	1/1	0.77	0.39	-	30,30,30,30	1
59	MG	AA	1967	1/1	0.98	0.28	-	67,67,67,67	0
59	MG	DA	3376	1/1	0.81	0.80	-	93,93,93,93	0
59	MG	BA	2994	1/1	0.83	0.48	-	80,80,80,80	0
59	MG	BD	304	1/1	0.89	0.32	-	49,49,49,49	0
59	MG	AA	1817	1/1	0.90	0.14	-	71,71,71,71	0

*Continued on next page...*

*Continued from previous page...*

Mol	Type	Chain	Res	Atoms	RSCC	RSR	LLDF	B-factors( $\text{\AA}^2$ )	Q<0.9
59	MG	DA	3602	1/1	0.90	0.29	-	76,76,76,76	0
59	MG	BA	3033	1/1	0.91	0.33	-	69,69,69,69	0
59	MG	BA	3150	1/1	0.84	0.40	-	145,145,145,145	0
59	MG	DA	3428	1/1	0.92	0.33	-	65,65,65,65	0
59	MG	DA	3358	1/1	0.81	0.26	-	93,93,93,93	0
59	MG	BA	3443	1/1	0.80	0.14	-	76,76,76,76	0
59	MG	DA	3609	1/1	0.91	0.53	-	63,63,63,63	0
59	MG	AA	1628	1/1	0.96	0.10	-	84,84,84,84	0
59	MG	DA	3712	1/1	0.81	0.95	-	108,108,108,108	0
59	MG	CA	1750	1/1	0.73	1.38	-	102,102,102,102	0
59	MG	CA	1622	1/1	0.78	0.75	-	99,99,99,99	0
59	MG	DA	3167	1/1	0.87	0.32	-	40,40,40,40	0
59	MG	AA	1838	1/1	0.73	0.74	-	80,80,80,80	0
59	MG	BA	3290	1/1	0.78	0.38	-	86,86,86,86	0
59	MG	DA	3495	1/1	0.68	0.62	-	75,75,75,75	0
59	MG	AA	1715	1/1	0.82	0.99	-	126,126,126,126	0
59	MG	DA	3424	1/1	0.91	1.01	-	84,84,84,84	0
59	MG	DA	3392	1/1	0.77	0.36	-	81,81,81,81	0
59	MG	BA	3500	1/1	0.92	0.35	-	79,79,79,79	0
59	MG	BA	3098	1/1	0.86	0.41	-	62,62,62,62	0
59	MG	AA	1896	1/1	0.94	0.20	-	78,78,78,78	0
59	MG	DA	3065	1/1	0.39	0.71	-	128,128,128,128	0
59	MG	CA	1779	1/1	0.66	0.51	-	102,102,102,102	0
59	MG	BA	3392	1/1	0.94	0.85	-	87,87,87,87	0
59	MG	DA	3418	1/1	0.73	0.14	-	88,88,88,88	0
59	MG	BA	3126	1/1	0.98	0.12	-	36,36,36,36	0
59	MG	BA	2938	1/1	0.91	0.19	-	64,64,64,64	1
59	MG	DA	3793	1/1	0.59	0.33	-	130,130,130,130	0
59	MG	CV	105	1/1	0.84	0.17	-	82,82,82,82	0
59	MG	DA	3289	1/1	0.62	0.56	-	78,78,78,78	0
59	MG	AA	1756	1/1	0.87	0.19	-	91,91,91,91	0
59	MG	BA	3251	1/1	0.76	0.67	-	100,100,100,100	0
59	MG	BB	205	1/1	0.91	0.12	-	69,69,69,69	1
59	MG	CC	303	1/1	0.88	0.12	-	113,113,113,113	0
59	MG	DA	3313	1/1	0.98	0.29	-	101,101,101,101	0
59	MG	CA	1770	1/1	0.72	0.67	-	54,54,54,54	1
59	MG	BA	3056	1/1	0.94	0.24	-	156,156,156,156	0
59	MG	AA	1786	1/1	0.93	0.14	-	123,123,123,123	0
59	MG	AA	1744	1/1	0.96	0.08	-	80,80,80,80	0
59	MG	BA	3342	1/1	0.72	0.58	-	127,127,127,127	0
59	MG	DA	3524	1/1	0.72	0.58	-	61,61,61,61	0
59	MG	AA	1939	1/1	0.86	0.29	-	74,74,74,74	1

*Continued on next page...*

*Continued from previous page...*

Mol	Type	Chain	Res	Atoms	RSCC	RSR	LLDF	B-factors( $\text{\AA}^2$ )	Q<0.9
59	MG	BA	3427	1/1	0.91	0.61	-	63,63,63,63	0
59	MG	CA	1649	1/1	0.68	1.08	-	92,92,92,92	0
59	MG	BA	3507	1/1	0.86	0.42	-	55,55,55,55	0
59	MG	AA	1664	1/1	0.94	0.15	-	17,17,17,17	1
59	MG	AA	1623	1/1	0.96	1.02	-	66,66,66,66	0
59	MG	BA	3541	1/1	0.83	0.93	-	82,82,82,82	0
59	MG	DA	3583	1/1	0.83	0.48	-	64,64,64,64	0
59	MG	BA	3178	1/1	0.94	0.96	-	79,79,79,79	0
59	MG	BA	3482	1/1	0.98	0.49	-	144,144,144,144	0
59	MG	D0	104	1/1	0.29	0.68	-	98,98,98,98	0
59	MG	DA	3621	1/1	0.90	0.35	-	76,76,76,76	1
59	MG	DA	3448	1/1	0.97	0.20	-	55,55,55,55	0
59	MG	DA	3509	1/1	0.89	0.47	-	39,39,39,39	0
59	MG	AA	1934	1/1	0.93	0.23	-	68,68,68,68	0
59	MG	BA	3132	1/1	0.35	0.42	-	81,81,81,81	0
59	MG	DA	3196	1/1	0.97	0.19	-	100,100,100,100	0
59	MG	BA	3186	1/1	0.67	0.11	-	81,81,81,81	0
59	MG	DA	3529	1/1	0.86	0.10	-	42,42,42,42	0
59	MG	BA	3239	1/1	0.84	0.29	-	77,77,77,77	0
59	MG	BA	2970	1/1	0.49	1.54	-	101,101,101,101	0
59	MG	BA	3307	1/1	0.97	0.44	-	75,75,75,75	0
59	MG	AA	1651	1/1	0.69	0.20	-	76,76,76,76	0
59	MG	AA	1720	1/1	0.93	0.55	-	37,37,37,37	1
59	MG	DA	2978	1/1	0.93	0.34	-	33,33,33,33	0
59	MG	DA	2907	1/1	0.87	0.41	-	83,83,83,83	0
59	MG	CA	1619	1/1	0.76	0.21	-	116,116,116,116	0
59	MG	DA	3156	1/1	0.89	0.56	-	73,73,73,73	0
59	MG	DA	3472	1/1	0.90	0.35	-	79,79,79,79	1
59	MG	BH	201	1/1	0.76	0.29	-	71,71,71,71	1
59	MG	DA	3645	1/1	0.95	0.24	-	78,78,78,78	0
59	MG	BA	3230	1/1	0.87	0.52	-	85,85,85,85	0
59	MG	AA	1897	1/1	0.95	0.23	-	68,68,68,68	0
59	MG	BA	3335	1/1	0.35	1.65	-	113,113,113,113	0
59	MG	BA	3380	1/1	0.79	1.22	-	133,133,133,133	0
59	MG	CA	1723	1/1	0.72	0.49	-	82,82,82,82	0
59	MG	AA	1841	1/1	0.94	0.39	-	42,42,42,42	0
59	MG	BA	3231	1/1	0.95	0.39	-	28,28,28,28	0
59	MG	DA	3432	1/1	0.50	0.58	-	86,86,86,86	1
59	MG	DA	3287	1/1	0.93	0.14	-	66,66,66,66	0
59	MG	BA	3553	1/1	0.83	0.32	-	106,106,106,106	0
59	MG	BA	3513	1/1	0.90	0.38	-	77,77,77,77	0
59	MG	DA	2920	1/1	0.47	0.23	-	15,15,15,15	1

*Continued on next page...*

*Continued from previous page...*

Mol	Type	Chain	Res	Atoms	RSCC	RSR	LLDF	B-factors( $\text{\AA}^2$ )	Q<0.9
59	MG	BA	3569	1/1	0.72	1.14	-	113,113,113,113	0
59	MG	DA	3598	1/1	0.88	0.62	-	83,83,83,83	0
59	MG	DA	3765	1/1	0.93	0.56	-	69,69,69,69	0
59	MG	BA	3498	1/1	0.86	1.06	-	85,85,85,85	1
59	MG	AA	1609	1/1	0.82	0.56	-	59,59,59,59	0
59	MG	BA	3096	1/1	0.81	0.91	-	102,102,102,102	0
59	MG	DA	3680	1/1	0.70	0.76	-	98,98,98,98	0
59	MG	BA	3549	1/1	0.94	0.63	-	84,84,84,84	0
59	MG	AA	1826	1/1	0.94	0.15	-	83,83,83,83	0
59	MG	AA	1900	1/1	0.54	0.22	-	128,128,128,128	0
59	MG	DA	3435	1/1	0.81	0.29	-	47,47,47,47	0
59	MG	BA	3260	1/1	0.83	0.40	-	77,77,77,77	0
59	MG	BA	3199	1/1	0.66	1.88	-	110,110,110,110	0
59	MG	CA	1672	1/1	0.95	0.16	-	92,92,92,92	0
59	MG	AA	1802	1/1	0.80	0.28	-	119,119,119,119	0
59	MG	CA	1673	1/1	0.95	0.28	-	62,62,62,62	0
59	MG	DA	3241	1/1	0.65	0.49	-	34,34,34,34	1
59	MG	DA	3751	1/1	0.80	0.59	-	82,82,82,82	0
59	MG	DA	3173	1/1	0.94	0.46	-	48,48,48,48	0
59	MG	AA	1751	1/1	0.96	0.07	-	104,104,104,104	0
59	MG	BA	3264	1/1	0.95	0.37	-	42,42,42,42	0
59	MG	DA	3117	1/1	0.91	0.43	-	88,88,88,88	0
59	MG	DA	3427	1/1	0.87	0.39	-	78,78,78,78	0
59	MG	CA	1727	1/1	0.95	0.14	-	74,74,74,74	0
59	MG	DA	3095	1/1	0.93	0.56	-	42,42,42,42	0
59	MG	AA	1686	1/1	0.87	0.17	-	81,81,81,81	0
59	MG	DA	3237	1/1	0.90	0.33	-	37,37,37,37	0
59	MG	BA	3144	1/1	0.87	0.32	-	73,73,73,73	0
59	MG	DA	2996	1/1	0.89	0.51	-	71,71,71,71	1
59	MG	DA	3637	1/1	0.46	1.11	-	88,88,88,88	0
59	MG	DA	3079	1/1	0.87	0.68	-	127,127,127,127	0
59	MG	DA	3387	1/1	0.87	0.42	-	77,77,77,77	0
59	MG	CA	1650	1/1	0.67	0.89	-	79,79,79,79	0
59	MG	DA	2979	1/1	0.84	0.37	-	42,42,42,42	0
59	MG	BA	3241	1/1	0.72	0.26	-	44,44,44,44	0
59	MG	AA	1629	1/1	0.92	0.31	-	80,80,80,80	0
59	MG	DA	2984	1/1	0.58	0.42	-	66,66,66,66	1
59	MG	BA	3316	1/1	0.45	0.62	-	98,98,98,98	0
59	MG	BA	3390	1/1	0.83	0.14	-	65,65,65,65	0
59	MG	AA	1769	1/1	0.82	0.48	-	101,101,101,101	0
59	MG	DA	3118	1/1	0.96	0.15	-	63,63,63,63	0
59	MG	AA	1870	1/1	0.70	0.38	-	73,73,73,73	0

*Continued on next page...*

*Continued from previous page...*

Mol	Type	Chain	Res	Atoms	RSCC	RSR	LLDF	B-factors( $\text{\AA}^2$ )	Q<0.9
59	MG	BA	2906	1/1	0.92	0.36	-	92,92,92,92	0
59	MG	BA	3222	1/1	0.68	0.91	-	108,108,108,108	0
59	MG	CA	1682	1/1	0.92	0.33	-	53,53,53,53	0
59	MG	DA	3138	1/1	0.63	0.83	-	139,139,139,139	0
59	MG	BA	3581	1/1	0.73	1.48	-	95,95,95,95	0
59	MG	BA	3544	1/1	0.84	0.33	-	62,62,62,62	0
59	MG	BA	3326	1/1	0.78	0.61	-	77,77,77,77	0
59	MG	DA	3128	1/1	0.88	0.30	-	86,86,86,86	0
59	MG	DA	3670	1/1	0.76	0.47	-	88,88,88,88	0
59	MG	DA	3269	1/1	0.83	0.47	-	44,44,44,44	0
59	MG	DA	3039	1/1	0.96	0.36	-	88,88,88,88	0
59	MG	DA	3532	1/1	0.87	0.27	-	79,79,79,79	0
59	MG	BA	3577	1/1	0.99	0.44	-	38,38,38,38	0
59	MG	DA	3672	1/1	0.94	0.23	-	74,74,74,74	0
59	MG	BA	2955	1/1	0.95	0.69	-	84,84,84,84	0
59	MG	AH	201	1/1	0.81	0.89	-	102,102,102,102	0
59	MG	BA	3276	1/1	0.61	1.19	-	125,125,125,125	0
59	MG	BA	3154	1/1	0.83	0.34	-	54,54,54,54	0
59	MG	DA	3151	1/1	0.85	0.92	-	73,73,73,73	0
59	MG	CA	1761	1/1	0.80	0.26	-	87,87,87,87	0
59	MG	DA	3619	1/1	0.85	0.27	-	69,69,69,69	0
59	MG	DA	3259	1/1	0.97	0.52	-	32,32,32,32	0
59	MG	DA	3411	1/1	0.87	0.18	-	67,67,67,67	1
59	MG	BA	3227	1/1	0.94	0.23	-	78,78,78,78	0
59	MG	DA	3676	1/1	0.67	0.61	-	96,96,96,96	0
59	MG	DA	3470	1/1	0.69	0.59	-	75,75,75,75	0
59	MG	BA	3048	1/1	0.90	0.19	-	90,90,90,90	0
59	MG	BA	3122	1/1	0.73	0.91	-	106,106,106,106	0
59	MG	DA	3320	1/1	0.90	0.13	-	78,78,78,78	0
59	MG	DA	2916	1/1	0.90	0.15	-	57,57,57,57	0
59	MG	CA	1630	1/1	0.74	0.18	-	68,68,68,68	0
59	MG	BA	3139	1/1	0.99	0.33	-	27,27,27,27	0
59	MG	AA	1645	1/1	0.84	1.01	-	56,56,56,56	1
59	MG	BA	2911	1/1	0.93	0.30	-	94,94,94,94	0
59	MG	AA	1891	1/1	0.66	0.37	-	54,54,54,54	1
59	MG	CA	1702	1/1	0.93	0.17	-	104,104,104,104	0
59	MG	BA	3403	1/1	0.93	0.16	-	69,69,69,69	0
59	MG	DA	3534	1/1	0.92	0.47	-	73,73,73,73	1
59	MG	BA	3464	1/1	0.99	0.54	-	43,43,43,43	0
59	MG	DA	2986	1/1	0.98	0.21	-	142,142,142,142	0
59	MG	DA	3768	1/1	0.89	0.06	-	58,58,58,58	1
59	MG	DA	3773	1/1	0.83	0.28	-	90,90,90,90	0

*Continued on next page...*

*Continued from previous page...*

Mol	Type	Chain	Res	Atoms	RSCC	RSR	LLDF	B-factors( $\text{\AA}^2$ )	Q<0.9
59	MG	DA	2974	1/1	0.88	0.69	-	47,47,47,47	1
59	MG	DA	2922	1/1	0.86	0.33	-	65,65,65,65	0
59	MG	CA	1646	1/1	0.71	0.78	-	102,102,102,102	0
59	MG	DA	3153	1/1	0.89	0.56	-	68,68,68,68	0
59	MG	DA	3007	1/1	0.80	0.28	-	57,57,57,57	0
59	MG	AA	1846	1/1	0.95	0.46	-	45,45,45,45	0
59	MG	CA	1638	1/1	0.89	0.29	-	61,61,61,61	0
59	MG	DA	3667	1/1	0.86	0.43	-	46,46,46,46	1
59	MG	CA	1772	1/1	0.96	0.21	-	79,79,79,79	0
59	MG	CA	1777	1/1	-0.11	0.16	-	125,125,125,125	0
59	MG	AA	1714	1/1	0.93	0.21	-	66,66,66,66	0
59	MG	BA	2917	1/1	0.85	0.25	-	84,84,84,84	0
59	MG	DA	3222	1/1	0.78	0.30	-	79,79,79,79	0
59	MG	DB	201	1/1	0.91	0.15	-	59,59,59,59	0
59	MG	AA	1945	1/1	0.73	1.00	-	94,94,94,94	1
59	MG	CA	1612	1/1	0.94	0.24	-	58,58,58,58	0
59	MG	DA	3120	1/1	0.97	0.24	-	106,106,106,106	0
59	MG	CJ	201	1/1	0.67	0.41	-	115,115,115,115	0
59	MG	BA	3589	1/1	0.97	0.10	-	41,41,41,41	0
59	MG	DA	3695	1/1	0.79	0.42	-	81,81,81,81	0
59	MG	DA	3119	1/1	0.94	0.14	-	66,66,66,66	0
59	MG	BA	3244	1/1	0.88	0.48	-	88,88,88,88	0
59	MG	AA	1708	1/1	0.69	0.37	-	65,65,65,65	1
59	MG	BA	3310	1/1	0.93	0.64	-	68,68,68,68	0
59	MG	BA	2942	1/1	0.94	0.63	-	110,110,110,110	0
59	MG	BA	3014	1/1	0.89	0.35	-	79,79,79,79	0
59	MG	CY	101	1/1	0.81	0.41	-	143,143,143,143	0
59	MG	BA	3398	1/1	0.92	0.69	-	53,53,53,53	0
59	MG	AA	1861	1/1	0.74	0.62	-	77,77,77,77	0
59	MG	BA	3546	1/1	0.82	0.75	-	83,83,83,83	0
59	MG	AA	1852	1/1	0.92	0.37	-	56,56,56,56	0
59	MG	AA	1759	1/1	0.80	0.38	-	51,51,51,51	0
59	MG	DA	3588	1/1	0.93	0.40	-	83,83,83,83	0
59	MG	BA	3493	1/1	0.74	0.47	-	101,101,101,101	0
59	MG	DA	3737	1/1	0.73	0.80	-	74,74,74,74	0
59	MG	DA	3487	1/1	0.95	0.67	-	42,42,42,42	1
59	MG	DA	3146	1/1	0.70	0.59	-	85,85,85,85	0
59	MG	BA	3377	1/1	0.91	0.28	-	59,59,59,59	0
59	MG	DA	3743	1/1	0.93	0.26	-	50,50,50,50	1
59	MG	CA	1718	1/1	0.85	0.25	-	87,87,87,87	0
59	MG	DA	3657	1/1	0.92	0.32	-	59,59,59,59	0
59	MG	AA	1620	1/1	0.76	0.63	-	71,71,71,71	0

*Continued on next page...*

*Continued from previous page...*

Mol	Type	Chain	Res	Atoms	RSCC	RSR	LLDF	B-factors( $\text{\AA}^2$ )	Q<0.9
59	MG	DA	3024	1/1	0.97	0.23	-	92,92,92,92	0
59	MG	DA	2906	1/1	0.86	0.34	-	93,93,93,93	1
59	MG	BA	3027	1/1	0.80	0.32	-	74,74,74,74	0
59	MG	BA	3021	1/1	0.93	0.57	-	78,78,78,78	0
59	MG	AA	1956	1/1	0.70	0.56	-	58,58,58,58	0
59	MG	BA	3232	1/1	0.84	0.31	-	64,64,64,64	0
59	MG	DA	3469	1/1	0.95	0.47	-	65,65,65,65	0
59	MG	BA	3554	1/1	0.39	0.26	-	109,109,109,109	0
59	MG	BA	2922	1/1	0.88	1.25	-	95,95,95,95	0
59	MG	DA	3279	1/1	0.95	0.59	-	70,70,70,70	0
59	MG	AA	1890	1/1	0.80	0.49	-	78,78,78,78	0
59	MG	BA	3366	1/1	0.93	0.54	-	71,71,71,71	0
59	MG	BA	3077	1/1	0.89	0.46	-	71,71,71,71	0
59	MG	DA	3106	1/1	0.88	0.24	-	77,77,77,77	0
59	MG	DA	3724	1/1	0.93	0.28	-	73,73,73,73	0
59	MG	BA	3529	1/1	0.36	0.70	-	70,70,70,70	0
59	MG	DA	3005	1/1	0.78	0.11	-	69,69,69,69	0
59	MG	DA	3229	1/1	0.98	0.08	-	51,51,51,51	0
59	MG	BA	3591	1/1	0.91	0.83	-	93,93,93,93	0
59	MG	DA	2915	1/1	0.91	0.35	-	48,48,48,48	0
59	MG	DP	206	1/1	0.72	1.12	-	82,82,82,82	0
59	MG	BA	3008	1/1	0.89	0.34	-	123,123,123,123	0
59	MG	DA	3704	1/1	0.81	0.22	-	74,74,74,74	0
59	MG	AA	1753	1/1	0.97	0.06	-	110,110,110,110	0
59	MG	DA	2914	1/1	0.68	0.59	-	83,83,83,83	0
59	MG	BA	3242	1/1	0.91	0.38	-	60,60,60,60	0
59	MG	DA	3184	1/1	0.91	0.27	-	63,63,63,63	0
59	MG	DA	3101	1/1	0.84	1.26	-	97,97,97,97	0
59	MG	DA	3545	1/1	0.91	0.11	-	58,58,58,58	0
59	MG	AA	1773	1/1	0.95	0.14	-	50,50,50,50	0
59	MG	DA	3699	1/1	0.98	0.19	-	62,62,62,62	0
59	MG	CA	1767	1/1	0.80	0.44	-	73,73,73,73	0
59	MG	DA	3498	1/1	0.85	0.42	-	82,82,82,82	0
59	MG	CA	1690	1/1	0.92	0.42	-	60,60,60,60	0
59	MG	DU	201	1/1	0.92	0.21	-	68,68,68,68	0
59	MG	BA	3416	1/1	0.94	0.72	-	58,58,58,58	0
59	MG	DN	202	1/1	0.47	0.61	-	78,78,78,78	0
59	MG	BA	3125	1/1	0.90	0.23	-	70,70,70,70	0
59	MG	AA	1613	1/1	0.86	0.93	-	74,74,74,74	0
59	MG	DA	3321	1/1	0.70	0.32	-	88,88,88,88	0
59	MG	AA	1638	1/1	0.95	0.36	-	119,119,119,119	0
59	MG	AA	1895	1/1	0.94	0.22	-	72,72,72,72	0

*Continued on next page...*

*Continued from previous page...*

Mol	Type	Chain	Res	Atoms	RSCC	RSR	LLDF	B-factors( $\text{\AA}^2$ )	Q<0.9
59	MG	AA	1853	1/1	0.95	0.29	-	74,74,74,74	0
59	MG	BA	2956	1/1	0.94	0.27	-	37,37,37,37	1
59	MG	CA	1635	1/1	0.90	0.22	-	93,93,93,93	0
59	MG	DA	3492	1/1	0.85	0.88	-	62,62,62,62	0
59	MG	AA	1927	1/1	0.92	0.13	-	113,113,113,113	0
59	MG	BA	2929	1/1	0.63	0.26	-	90,90,90,90	0
59	MG	BA	3275	1/1	0.88	0.19	-	38,38,38,38	0
59	MG	DA	3512	1/1	0.84	0.37	-	104,104,104,104	0
59	MG	DA	3331	1/1	0.97	0.16	-	45,45,45,45	1
59	MG	DA	3644	1/1	0.96	0.66	-	54,54,54,54	0
59	MG	CA	1605	1/1	0.85	0.85	-	49,49,49,49	1
59	MG	CA	1741	1/1	0.72	1.70	-	106,106,106,106	0
59	MG	BA	3424	1/1	0.95	0.36	-	64,64,64,64	0
59	MG	BA	3300	1/1	0.84	0.48	-	71,71,71,71	0
59	MG	CA	1719	1/1	0.84	0.28	-	95,95,95,95	0
59	MG	BA	3576	1/1	0.69	0.18	-	97,97,97,97	0
59	MG	BA	3224	1/1	0.97	0.37	-	79,79,79,79	0
59	MG	BA	3164	1/1	0.93	0.83	-	44,44,44,44	0
59	MG	BA	3020	1/1	0.85	0.50	-	103,103,103,103	0
59	MG	AA	1850	1/1	0.84	0.82	-	89,89,89,89	0
59	MG	DA	3610	1/1	0.96	0.20	-	112,112,112,112	0
59	MG	DA	3182	1/1	0.93	0.21	-	73,73,73,73	0
59	MG	AA	1621	1/1	0.80	1.25	-	98,98,98,98	0
59	MG	DP	204	1/1	0.96	0.28	-	15,15,15,15	0
59	MG	BA	3118	1/1	0.87	0.07	-	59,59,59,59	0
59	MG	CA	1616	1/1	0.93	0.15	-	62,62,62,62	0
59	MG	AA	1627	1/1	0.53	1.17	-	142,142,142,142	0
59	MG	DA	3223	1/1	0.86	0.38	-	37,37,37,37	0
59	MG	BA	3313	1/1	0.69	0.15	-	70,70,70,70	0
59	MG	DA	3505	1/1	0.26	1.03	-	125,125,125,125	0
59	MG	BA	3095	1/1	0.73	0.39	-	95,95,95,95	0
59	MG	AA	1912	1/1	0.78	0.32	-	57,57,57,57	1
59	MG	DA	3170	1/1	0.85	0.47	-	98,98,98,98	0
59	MG	CA	1676	1/1	0.57	0.30	-	88,88,88,88	0
59	MG	AA	1909	1/1	0.93	0.11	-	87,87,87,87	1
59	MG	BA	3473	1/1	0.87	0.91	-	87,87,87,87	0
59	MG	DA	3445	1/1	0.94	0.25	-	55,55,55,55	0
59	MG	DA	3674	1/1	0.94	0.70	-	55,55,55,55	0
59	MG	BA	3079	1/1	0.94	0.16	-	37,37,37,37	0
59	MG	DA	3517	1/1	0.29	0.39	-	107,107,107,107	0
59	MG	AA	1944	1/1	0.68	0.33	-	76,76,76,76	0
59	MG	CS	102	1/1	0.66	0.11	-	102,102,102,102	0

*Continued on next page...*

*Continued from previous page...*

Mol	Type	Chain	Res	Atoms	RSCC	RSR	LLDF	B-factors( $\text{\AA}^2$ )	Q<0.9
59	MG	DA	3240	1/1	0.60	0.08	-	128,128,128,128	0
59	MG	BA	3371	1/1	0.89	0.15	-	63,63,63,63	0
59	MG	DA	3386	1/1	0.86	0.40	-	99,99,99,99	0
59	MG	DA	3353	1/1	0.89	0.12	-	84,84,84,84	0
59	MG	BA	2904	1/1	0.73	1.74	-	104,104,104,104	0
59	MG	DA	3212	1/1	0.85	0.43	-	105,105,105,105	0
59	MG	DA	3658	1/1	0.96	0.27	-	53,53,53,53	0
59	MG	DA	3062	1/1	0.91	0.41	-	88,88,88,88	0
59	MG	AX	102	1/1	0.91	0.12	-	87,87,87,87	0
59	MG	BA	3379	1/1	0.69	1.75	-	114,114,114,114	0
59	MG	BA	3009	1/1	0.94	0.42	-	80,80,80,80	0
59	MG	BA	3556	1/1	0.81	1.12	-	116,116,116,116	0
59	MG	BA	3293	1/1	0.92	0.17	-	82,82,82,82	0
59	MG	AA	1785	1/1	0.98	0.03	-	108,108,108,108	0
59	MG	BA	3471	1/1	0.81	0.61	-	96,96,96,96	0
59	MG	BA	3047	1/1	0.88	0.69	-	89,89,89,89	0
59	MG	DA	3198	1/1	0.91	0.54	-	31,31,31,31	0
59	MG	AA	1803	1/1	0.74	0.53	-	98,98,98,98	0
59	MG	AA	1739	1/1	0.82	0.91	-	73,73,73,73	1
59	MG	AA	1791	1/1	0.88	0.30	-	93,93,93,93	0
59	MG	DA	3076	1/1	0.85	0.27	-	75,75,75,75	0
59	MG	DA	3597	1/1	0.74	0.28	-	66,66,66,66	0
59	MG	DA	3526	1/1	0.85	0.10	-	11,11,11,11	1
59	MG	BA	3123	1/1	0.90	0.41	-	105,105,105,105	0
59	MG	AL	203	1/1	0.95	0.25	-	81,81,81,81	0
59	MG	AA	1881	1/1	0.84	0.52	-	98,98,98,98	0
59	MG	DA	3265	1/1	0.85	0.79	-	82,82,82,82	0
59	MG	BA	3092	1/1	0.82	0.22	-	101,101,101,101	0
59	MG	AA	1635	1/1	0.57	0.70	-	108,108,108,108	0

## 6.5 Other polymers

There are no such residues in this entry.