



Full wwPDB X-ray Structure Validation Report ⓘ

Feb 15, 2017 – 02:13 am GMT

PDB ID : 1V6N
Title : Peanut lectin with 9mer peptide (PVIWSSATG)
Authors : Kundhavai Natchiar, S.; Arockia Jeyaprakash, A.; Ramya, T.N.C.; Thomas, C.J.; Suguna, K.; Surolia, A.; Vijayan, M.
Deposited on : 2003-12-02
Resolution : 3.50 Å(reported)

This is a Full wwPDB X-ray Structure Validation Report for a publicly released PDB entry.

We welcome your comments at validation@mail.wwpdb.org

A user guide is available at

<http://wwpdb.org/validation/2016/XrayValidationReportHelp>

with specific help available everywhere you see the ⓘ symbol.

The following versions of software and data (see [references ⓘ](#)) were used in the production of this report:

MolProbity : 4.02b-467
Xtriage (Phenix) : 1.9-1692
EDS : trunk28620
Percentile statistics : 20161228.v01 (using entries in the PDB archive December 28th 2016)
Refmac : 5.8.0135
CCP4 : 6.5.0
Ideal geometry (proteins) : Engh & Huber (2001)
Ideal geometry (DNA, RNA) : Parkinson et al. (1996)
Validation Pipeline (wwPDB-VP) : recalc28949

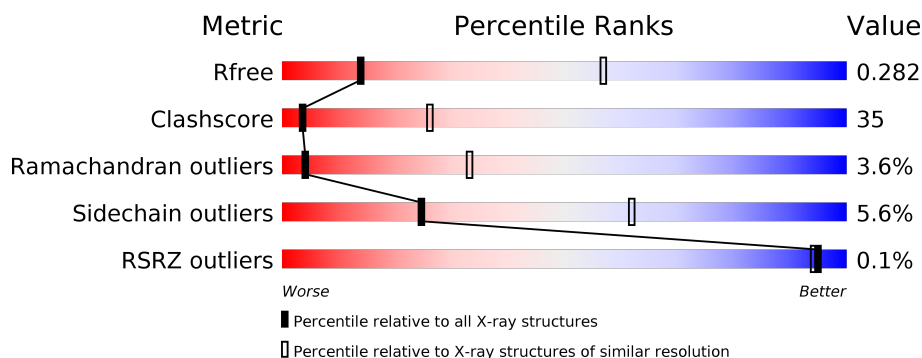
1 Overall quality at a glance

The following experimental techniques were used to determine the structure:

X-RAY DIFFRACTION

The reported resolution of this entry is 3.50 Å.

Percentile scores (ranging between 0-100) for global validation metrics of the entry are shown in the following graphic. The table shows the number of entries on which the scores are based.





Metric	Whole archive (#Entries)	Similar resolution (#Entries, resolution range(Å))
R_{free}	100719	1195 (3.60-3.40)
Clashscore	112137	1322 (3.60-3.40)
Ramachandran outliers	110173	1283 (3.60-3.40)
Sidechain outliers	110143	1284 (3.60-3.40)
RSRZ outliers	101464	1226 (3.60-3.40)

The table below summarises the geometric issues observed across the polymeric chains and their fit to the electron density. The red, orange, yellow and green segments on the lower bar indicate the fraction of residues that contain outliers for ≥ 3 , 2, 1 and 0 types of geometric quality criteria. A grey segment represents the fraction of residues that are not modelled. The numeric value for each fraction is indicated below the corresponding segment, with a dot representing fractions $\leq 5\%$. The upper red bar (where present) indicates the fraction of residues that have poor fit to the electron density. The numeric value is given above the bar.

Mol	Chain	Length	Quality of chain
1	A	232	
1	B	232	
1	C	232	
1	D	232	
1	E	232	
1	F	232	

Continued on next page...

Continued from previous page...

Mol	Chain	Length	Quality of chain
1	G	232	
1	H	232	

The following table lists non-polymeric compounds, carbohydrate monomers and non-standard residues in protein, DNA, RNA chains that are outliers for geometric or electron-density-fit criteria:

Mol	Type	Chain	Res	Chirality	Geometry	Clashes	Electron density
2	CA	F	6237	-	-	-	X

2 Entry composition [i](#)

There are 4 unique types of molecules in this entry. The entry contains 14175 atoms, of which 0 are hydrogens and 0 are deuteriums.

In the tables below, the ZeroOcc column contains the number of atoms modelled with zero occupancy, the AltConf column contains the number of residues with at least one atom in alternate conformation and the Trace column contains the number of residues modelled with at most 2 atoms.

- Molecule 1 is a protein called Galactose-binding lectin.

Mol	Chain	Residues	Atoms					ZeroOcc	AltConf	Trace
1	A	232	Total	C	N	O	S	0	0	0
			1744	1102	287	353	2			
1	B	232	Total	C	N	O	S	0	0	0
			1744	1102	287	353	2			
1	C	232	Total	C	N	O	S	0	0	0
			1744	1102	287	353	2			
1	D	232	Total	C	N	O	S	0	0	0
			1744	1102	287	353	2			
1	E	232	Total	C	N	O	S	0	0	0
			1744	1102	287	353	2			
1	F	232	Total	C	N	O	S	0	0	0
			1744	1102	287	353	2			
1	G	232	Total	C	N	O	S	0	0	0
			1744	1102	287	353	2			
1	H	232	Total	C	N	O	S	0	0	0
			1744	1102	287	353	2			

- Molecule 2 is CALCIUM ION (three-letter code: CA) (formula: Ca).

Mol	Chain	Residues	Atoms		ZeroOcc	AltConf
2	G	1	Total	Ca	0	0
			1	1		
2	D	1	Total	Ca	0	0
			1	1		
2	E	1	Total	Ca	0	0
			1	1		
2	H	1	Total	Ca	0	0
			1	1		
2	B	1	Total	Ca	0	0
			1	1		
2	C	1	Total	Ca	0	0
			1	1		

Continued on next page...

Continued from previous page...

Mol	Chain	Residues	Atoms		ZeroOcc	AltConf
2	A	1	Total 1	Ca 1	0	0
2	F	1	Total 1	Ca 1	0	0

- Molecule 3 is MANGANESE (II) ION (three-letter code: MN) (formula: Mn).

Mol	Chain	Residues	Atoms		ZeroOcc	AltConf
3	G	1	Total 1	Mn 1	0	0
3	D	1	Total 1	Mn 1	0	0
3	E	1	Total 1	Mn 1	0	0
3	H	1	Total 1	Mn 1	0	0
3	B	1	Total 1	Mn 1	0	0
3	C	1	Total 1	Mn 1	0	0
3	A	1	Total 1	Mn 1	0	0
3	F	1	Total 1	Mn 1	0	0

- Molecule 4 is water.

Mol	Chain	Residues	Atoms		ZeroOcc	AltConf
4	A	24	Total 24	O 24	0	0
4	B	25	Total 25	O 25	0	0
4	C	28	Total 28	O 28	0	0
4	D	18	Total 18	O 18	0	0
4	E	24	Total 24	O 24	0	0
4	F	29	Total 29	O 29	0	0
4	G	30	Total 30	O 30	0	0

Continued on next page...

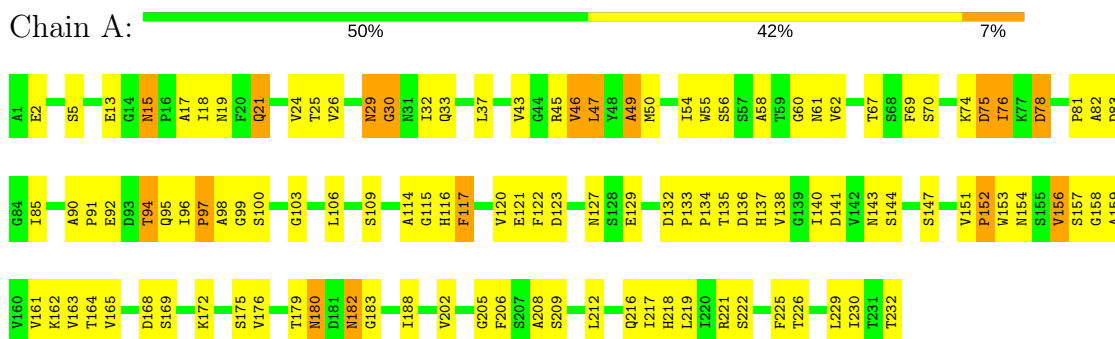
Continued from previous page...

Mol	Chain	Residues	Atoms		ZeroOcc	AltConf
4	H	29	Total	O	0	0
			29	29		

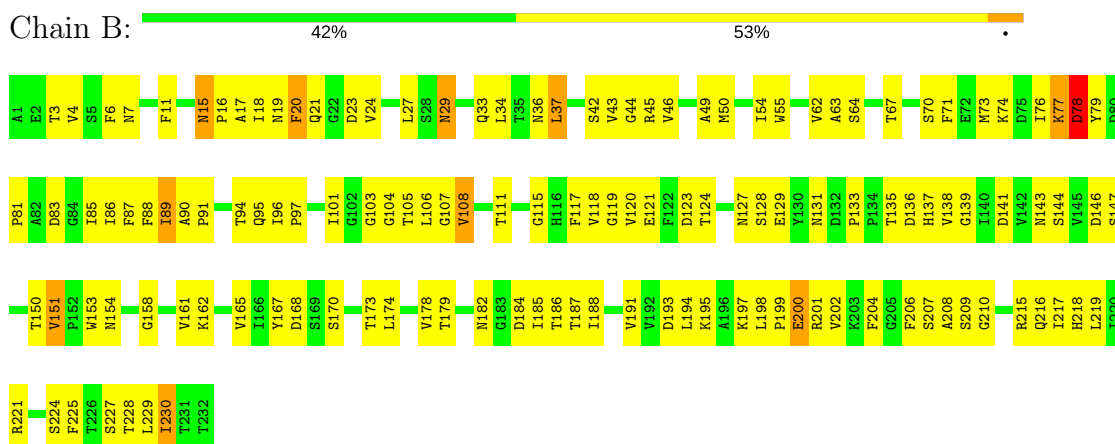
3 Residue-property plots

These plots are drawn for all protein, RNA and DNA chains in the entry. The first graphic for a chain summarises the proportions of the various outlier classes displayed in the second graphic. The second graphic shows the sequence view annotated by issues in geometry and electron density. Residues are color-coded according to the number of geometric quality criteria for which they contain at least one outlier: green = 0, yellow = 1, orange = 2 and red = 3 or more. A red dot above a residue indicates a poor fit to the electron density ($RSRZ > 2$). Stretches of 2 or more consecutive residues without any outlier are shown as a green connector. Residues present in the sample, but not in the model, are shown in grey.

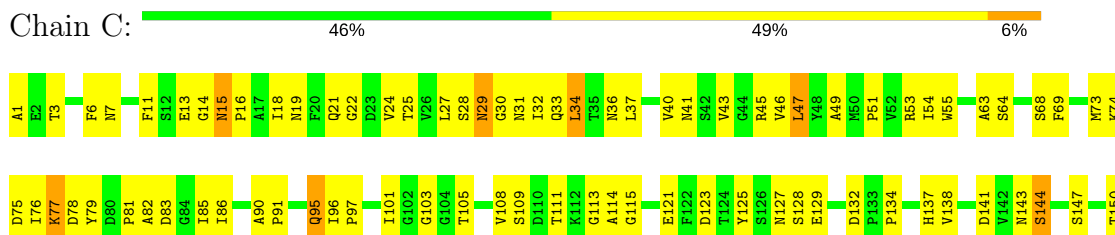
• Molecule 1: Galactose-binding lectin

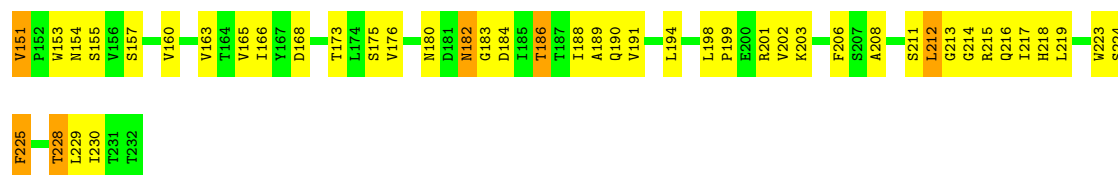


• Molecule 1: Galactose-binding lectin



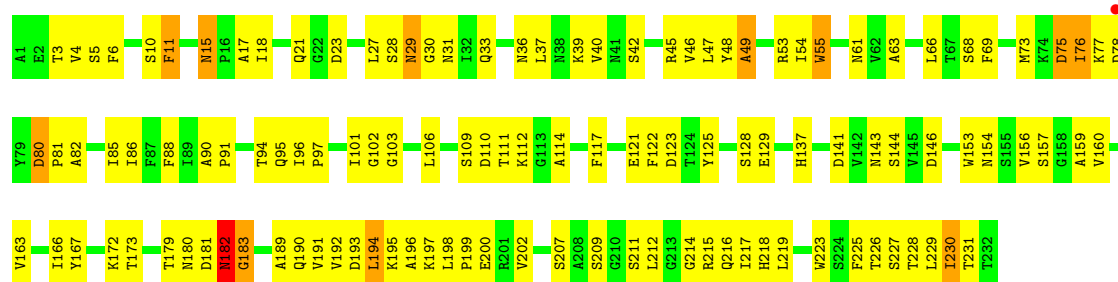
• Molecule 1: Galactose-binding lectin





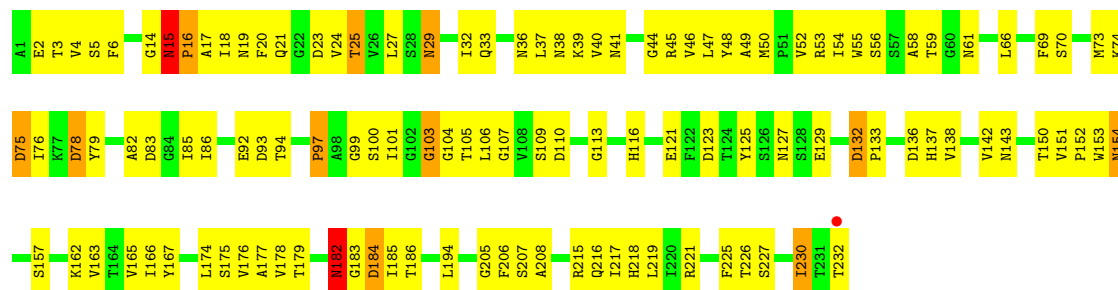
- Molecule 1: Galactose-binding lectin

Chain D: 48% 47% 5%



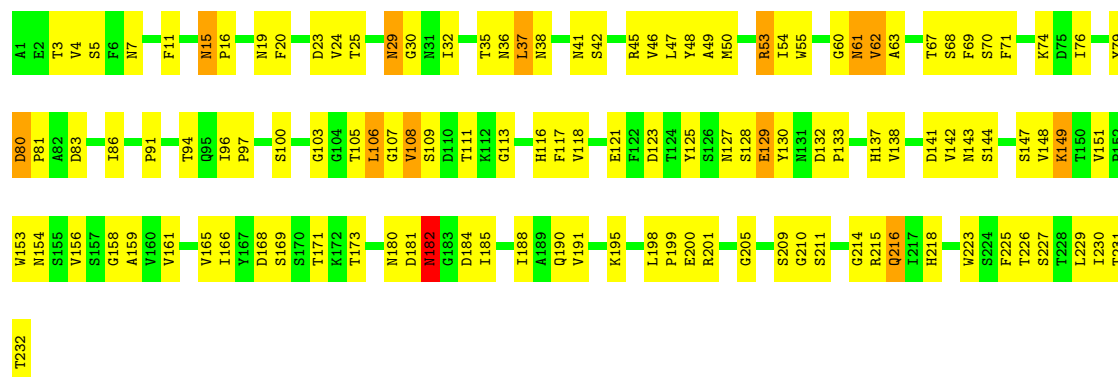
- Molecule 1: Galactose-binding lectin

Chain E: 48% 46% 5%



- Molecule 1: Galactose-binding lectin

Chain F: 47% 47% 5%

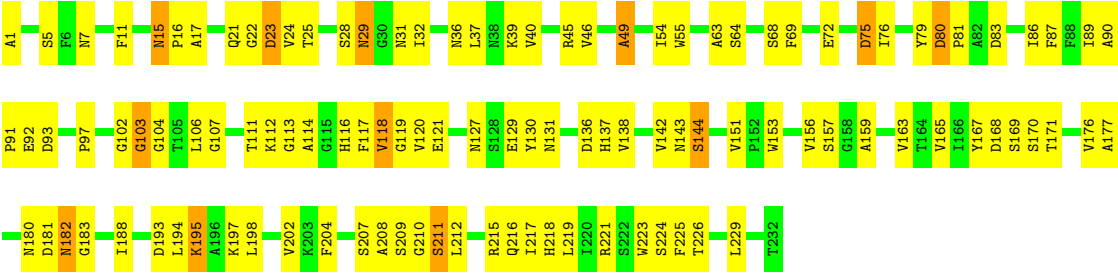


- Molecule 1: Galactose-binding lectin

Chain G: 43% 52% 5%



● Molecule 1: Galactose-binding lectin



4 Data and refinement statistics

Property	Value	Source
Space group	P 1 21 1	Depositor
Cell constants a, b, c, α , β , γ	127.15Å 125.80Å 84.74Å 90.00° 116.19° 90.00°	Depositor
Resolution (Å)	20.00 – 3.50 19.51 – 3.50	Depositor EDS
% Data completeness (in resolution range)	85.7 (20.00-3.50) 86.4 (19.51-3.50)	Depositor EDS
R_{merge}	0.18	Depositor
R_{sym}	(Not available)	Depositor
$\langle I/\sigma(I) \rangle$ ¹	3.15 (at 3.52Å)	Xtriage
Refinement program	CNS 1.1	Depositor
R, R_{free}	0.187 , 0.292 0.188 , 0.282	Depositor DCC
R_{free} test set	1516 reflections (5.82%)	DCC
Wilson B-factor (Å ²)	26.4	Xtriage
Anisotropy	0.541	Xtriage
Bulk solvent k_{sol} (e/Å ³), B_{sol} (Å ²)	0.31 , 52.0	EDS
L-test for twinning ²	$\langle L \rangle = 0.46$, $\langle L^2 \rangle = 0.29$	Xtriage
Estimated twinning fraction	No twinning to report.	Xtriage
F_o, F_c correlation	0.89	EDS
Total number of atoms	14175	wwPDB-VP
Average B, all atoms (Å ²)	7.0	wwPDB-VP

Xtriage's analysis on translational NCS is as follows: *The largest off-origin peak in the Patterson function is 8.49% of the height of the origin peak. No significant pseudotranslation is detected.*

¹Intensities estimated from amplitudes.

²Theoretical values of $\langle |L| \rangle$, $\langle L^2 \rangle$ for acentric reflections are 0.5, 0.333 respectively for untwinned datasets, and 0.375, 0.2 for perfectly twinned datasets.

5 Model quality

5.1 Standard geometry

Bond lengths and bond angles in the following residue types are not validated in this section: CA, MN

The Z score for a bond length (or angle) is the number of standard deviations the observed value is removed from the expected value. A bond length (or angle) with $|Z| > 5$ is considered an outlier worth inspection. RMSZ is the root-mean-square of all Z scores of the bond lengths (or angles).

Mol	Chain	Bond lengths		Bond angles	
		RMSZ	# Z >5	RMSZ	# Z >5
1	A	0.39	0/1780	0.68	0/2426
1	B	0.40	0/1780	0.80	3/2426 (0.1%)
1	C	0.40	0/1780	0.71	2/2426 (0.1%)
1	D	0.37	0/1780	0.68	1/2426 (0.0%)
1	E	0.41	0/1780	0.71	0/2426
1	F	0.40	0/1780	0.69	0/2426
1	G	0.40	0/1780	0.70	2/2426 (0.1%)
1	H	0.39	0/1780	0.68	0/2426
All	All	0.40	0/14240	0.71	8/19408 (0.0%)

Chiral center outliers are detected by calculating the chiral volume of a chiral center and verifying if the center is modelled as a planar moiety or with the opposite hand. A planarity outlier is detected by checking planarity of atoms in a peptide group, atoms in a mainchain group or atoms of a sidechain that are expected to be planar.

Mol	Chain	#Chirality outliers	#Planarity outliers
1	B	0	1

There are no bond length outliers.

All (8) bond angle outliers are listed below:

Mol	Chain	Res	Type	Atoms	Z	Observed(°)	Ideal(°)
1	B	77	LYS	CA-C-O	-12.34	94.18	120.10
1	B	77	LYS	CA-C-N	10.26	139.78	117.20
1	C	77	LYS	N-CA-C	-6.39	93.75	111.00
1	B	78	ASP	N-CA-C	-6.38	93.77	111.00
1	C	78	ASP	N-CA-C	-6.07	94.61	111.00
1	G	77	LYS	N-CA-C	-6.03	94.71	111.00
1	G	78	ASP	N-CA-C	-5.49	96.17	111.00
1	D	146	ASP	N-CA-C	-5.23	96.88	111.00

There are no chirality outliers.

All (1) planarity outliers are listed below:

Mol	Chain	Res	Type	Group
1	B	77	LYS	Mainchain

5.2 Too-close contacts ⓘ

In the following table, the Non-H and H(model) columns list the number of non-hydrogen atoms and hydrogen atoms in the chain respectively. The H(added) column lists the number of hydrogen atoms added and optimized by MolProbity. The Clashes column lists the number of clashes within the asymmetric unit, whereas Symm-Clashes lists symmetry related clashes.

Mol	Chain	Non-H	H(model)	H(added)	Clashes	Symm-Clashes
1	A	1744	0	1699	116	0
1	B	1744	0	1699	137	0
1	C	1744	0	1699	133	0
1	D	1744	0	1699	132	0
1	E	1744	0	1699	128	0
1	F	1744	0	1699	108	0
1	G	1744	0	1699	133	0
1	H	1744	0	1699	105	0
2	A	1	0	0	0	0
2	B	1	0	0	0	0
2	C	1	0	0	0	0
2	D	1	0	0	0	0
2	E	1	0	0	0	0
2	F	1	0	0	0	0
2	G	1	0	0	0	0
2	H	1	0	0	0	0
3	A	1	0	0	0	0
3	B	1	0	0	0	0
3	C	1	0	0	0	0
3	D	1	0	0	0	0
3	E	1	0	0	0	0
3	F	1	0	0	0	0
3	G	1	0	0	0	0
3	H	1	0	0	0	0
4	A	24	0	0	1	0
4	B	25	0	0	2	0
4	C	28	0	0	3	0
4	D	18	0	0	3	0
4	E	24	0	0	1	0

Continued on next page...

Continued from previous page...

Mol	Chain	Non-H	H(model)	H(added)	Clashes	Symm-Clashes
4	F	29	0	0	1	0
4	G	30	0	0	1	0
4	H	29	0	0	0	0
All	All	14175	0	13592	953	0

The all-atom clashscore is defined as the number of clashes found per 1000 atoms (including hydrogen atoms). The all-atom clashscore for this structure is 35.

All (953) close contacts within the same asymmetric unit are listed below, sorted by their clash magnitude.

Atom-1	Atom-2	Interatomic distance (Å)	Clash overlap (Å)
1:B:117:PHE:H	1:B:143:ASN:ND2	1.61	0.98
1:E:5:SER:HB3	1:E:226:THR:HG23	1.45	0.97
1:E:216:GLN:HG3	1:E:218:HIS:CE1	1.99	0.95
1:E:21:GLN:NE2	1:E:45:ARG:HE	1.64	0.94
1:B:162:LYS:HB2	1:B:179:THR:HB	1.49	0.93
1:C:230:ILE:H	1:C:230:ILE:HD12	1.32	0.93
1:A:29:ASN:ND2	1:A:30:GLY:H	1.69	0.91
1:F:62:VAL:HG23	1:F:169:SER:HB2	1.54	0.89
1:B:81:PRO:HB3	1:B:216:GLN:NE2	1.88	0.89
1:G:37:LEU:H	1:G:37:LEU:HD12	1.35	0.88
1:C:29:ASN:HA	1:D:217:ILE:HD13	1.54	0.88
1:G:5:SER:HB3	1:G:226:THR:HG23	1.56	0.87
1:F:47:LEU:HD23	1:F:205:GLY:HA3	1.57	0.86
1:C:15:ASN:HD22	1:C:16:PRO:HD2	1.38	0.86
1:B:151:VAL:HG13	1:B:188:ILE:HD12	1.58	0.85
1:E:25:THR:HG23	1:E:33:GLN:HB3	1.57	0.85
1:D:182:ASN:ND2	1:D:183:GLY:H	1.74	0.85
1:A:216:GLN:HG3	1:A:218:HIS:CE1	2.13	0.84
1:D:193:ASP:HB3	1:D:196:ALA:HB3	1.60	0.83
1:G:208:ALA:HB1	1:G:218:HIS:ND1	1.93	0.83
1:E:74:LYS:HB3	1:E:217:ILE:HD12	1.61	0.82
1:G:37:LEU:N	1:G:37:LEU:HD12	1.94	0.82
1:H:37:LEU:HD23	1:H:76:ILE:HD13	1.60	0.82
1:B:230:ILE:HD12	1:B:230:ILE:H	1.44	0.81
1:D:40:VAL:HG13	1:D:212:LEU:HA	1.60	0.81
1:C:194:LEU:HD22	1:C:198:LEU:HD12	1.63	0.81
1:D:27:LEU:HD12	1:D:31:ASN:HB2	1.63	0.81
1:G:29:ASN:HD22	1:G:30:GLY:N	1.80	0.80
1:B:173:THR:HG21	1:C:173:THR:HG21	1.62	0.80
1:F:141:ASP:HB3	1:F:144:SER:O	1.82	0.79

Continued on next page...

Continued from previous page...

Atom-1	Atom-2	Interatomic distance (Å)	Clash overlap (Å)
1:H:23:ASP:HB3	1:H:36:ASN:HB2	1.64	0.79
1:E:21:GLN:HE22	1:E:45:ARG:HH21	1.30	0.78
1:C:37:LEU:N	1:C:37:LEU:HD12	1.99	0.78
1:E:21:GLN:HE22	1:E:45:ARG:NH2	1.82	0.78
1:B:184:ASP:HB3	1:C:228:THR:HG21	1.64	0.78
1:G:165:VAL:HG22	1:G:176:VAL:HG13	1.64	0.78
1:H:37:LEU:HD23	1:H:76:ILE:CD1	2.15	0.77
1:F:63:ALA:HB2	1:F:229:LEU:HB2	1.67	0.76
1:B:216:GLN:HG3	1:B:218:HIS:CE1	2.20	0.76
1:H:15:ASN:HD22	1:H:16:PRO:HD2	1.47	0.76
1:A:138:VAL:HG23	1:A:153:TRP:HB2	1.66	0.76
1:E:23:ASP:HB3	1:E:36:ASN:HB2	1.68	0.75
1:A:176:VAL:HB	1:A:188:ILE:HG23	1.67	0.75
1:D:5:SER:HB3	1:D:226:THR:HG23	1.68	0.75
1:C:37:LEU:HD12	1:C:37:LEU:H	1.49	0.75
1:E:230:ILE:HG22	1:E:232:THR:HG22	1.69	0.75
1:G:32:ILE:HD13	1:G:46:VAL:HG21	1.69	0.75
1:C:24:VAL:HG21	1:C:45:ARG:O	1.87	0.75
1:D:39:LYS:NZ	1:D:39:LYS:HB3	2.02	0.74
1:A:182:ASN:HD22	1:A:183:GLY:N	1.85	0.74
1:F:61:ASN:N	1:F:61:ASN:HD22	1.83	0.73
1:B:24:VAL:HG21	1:B:45:ARG:O	1.89	0.73
1:C:109:SER:HB2	1:C:114:ALA:N	2.03	0.73
1:E:216:GLN:HG3	1:E:218:HIS:HE1	1.49	0.73
1:A:62:VAL:HB	1:A:169:SER:HB2	1.68	0.72
1:H:136:ASP:HB2	1:H:153:TRP:O	1.88	0.72
1:C:216:GLN:HG3	1:C:218:HIS:CE1	2.24	0.72
1:D:123:ASP:HB3	1:D:137:HIS:CE1	2.23	0.72
1:C:53:ARG:HB3	4:C:3242:HOH:O	1.87	0.72
1:B:117:PHE:H	1:B:143:ASN:HD22	1.33	0.72
1:B:161:VAL:HG12	1:B:162:LYS:H	1.54	0.72
1:C:32:ILE:HD13	1:C:46:VAL:HG21	1.72	0.72
1:E:230:ILE:HD12	1:E:230:ILE:H	1.53	0.72
1:G:51:PRO:HG2	1:G:201:ARG:NH2	2.05	0.72
1:B:138:VAL:HG23	1:B:153:TRP:HB2	1.71	0.71
1:C:230:ILE:N	1:C:230:ILE:HD12	2.02	0.71
1:D:229:LEU:HG	1:D:231:THR:HG23	1.72	0.71
1:B:63:ALA:HA	4:B:2239:HOH:O	1.90	0.71
1:G:81:PRO:HB3	1:G:216:GLN:NE2	2.05	0.71
1:F:149:LYS:HG3	1:F:188:ILE:HD11	1.72	0.71
1:D:117:PHE:H	1:D:143:ASN:HD22	1.37	0.71

Continued on next page...

Continued from previous page...

Atom-1	Atom-2	Interatomic distance (Å)	Clash overlap (Å)
1:H:118:VAL:HG23	1:H:198:LEU:HD11	1.72	0.71
1:H:221:ARG:HG2	1:H:221:ARG:HH11	1.55	0.70
1:C:29:ASN:HA	1:D:217:ILE:CD1	2.21	0.70
1:G:131:ASN:HB2	1:G:146:ASP:OD1	1.92	0.70
1:E:21:GLN:NE2	1:E:45:ARG:HH21	1.88	0.70
1:D:193:ASP:O	1:D:195:LYS:N	2.26	0.69
1:C:63:ALA:HB2	1:C:229:LEU:HB2	1.75	0.69
1:C:138:VAL:HB	1:C:151:VAL:HG13	1.73	0.69
1:H:40:VAL:HG22	1:H:215:ARG:NH2	2.07	0.69
1:G:217:ILE:CD1	1:H:29:ASN:HA	2.24	0.68
1:F:151:VAL:CG1	1:F:188:ILE:HD12	2.24	0.68
1:C:121:GLU:HG2	1:C:141:ASP:OD2	1.94	0.68
1:H:21:GLN:HB2	1:H:45:ARG:HB2	1.76	0.68
1:C:75:ASP:O	1:C:76:ILE:HG23	1.94	0.68
1:D:21:GLN:HE22	1:D:45:ARG:HH21	1.42	0.68
1:E:21:GLN:NE2	1:E:45:ARG:NE	2.39	0.68
1:A:182:ASN:HD22	1:A:183:GLY:H	1.41	0.68
1:B:133:PRO:HD2	1:B:137:HIS:CE1	2.29	0.68
1:C:182:ASN:HD22	1:C:183:GLY:N	1.91	0.68
1:B:34:LEU:O	1:B:44:GLY:HA3	1.94	0.67
1:H:165:VAL:HG22	1:H:176:VAL:HG13	1.76	0.67
1:C:95:GLN:NE2	1:C:96:ILE:H	1.92	0.67
1:E:116:HIS:HA	1:E:143:ASN:ND2	2.10	0.67
1:A:29:ASN:ND2	1:A:30:GLY:N	2.42	0.67
1:C:41:ASN:HD22	1:C:211:SER:HA	1.58	0.67
1:D:117:PHE:H	1:D:143:ASN:ND2	1.92	0.67
1:E:21:GLN:HE22	1:E:45:ARG:NE	1.93	0.67
1:G:109:SER:HB2	1:G:113:GLY:C	2.15	0.67
1:E:3:THR:HG23	1:E:227:SER:O	1.94	0.67
1:B:78:ASP:OD1	1:B:78:ASP:N	2.27	0.67
1:F:123:ASP:HB3	1:F:137:HIS:CE1	2.29	0.67
1:A:76:ILE:HG13	1:A:76:ILE:O	1.95	0.66
1:G:106:LEU:HA	1:G:209:SER:OG	1.95	0.66
1:C:76:ILE:C	1:C:77:LYS:O	2.28	0.66
1:E:21:GLN:HE22	1:E:45:ARG:HE	1.43	0.66
1:C:230:ILE:H	1:C:230:ILE:CD1	2.05	0.66
1:E:4:VAL:HG21	1:E:52:VAL:HG13	1.77	0.66
1:B:198:LEU:HB3	1:B:199:PRO:HD2	1.78	0.65
1:A:47:LEU:N	1:A:47:LEU:HD23	2.12	0.65
1:A:137:HIS:HA	1:A:153:TRP:HB3	1.77	0.65
1:G:37:LEU:H	1:G:37:LEU:CD1	2.09	0.65

Continued on next page...

Continued from previous page...

Atom-1	Atom-2	Interatomic distance (Å)	Clash overlap (Å)
1:G:29:ASN:HA	1:H:217:ILE:HD13	1.77	0.65
1:E:184:ASP:OD2	1:H:1:ALA:HB1	1.95	0.65
1:B:228:THR:HG21	1:C:184:ASP:HB3	1.78	0.64
1:G:176:VAL:HB	1:G:188:ILE:CG2	2.28	0.64
1:E:14:GLY:HA3	1:F:53:ARG:NH2	2.12	0.64
1:G:133:PRO:HD2	1:G:137:HIS:CE1	2.32	0.64
1:F:37:LEU:H	1:F:37:LEU:HD12	1.63	0.64
1:B:121:GLU:OE2	1:B:123:ASP:HB2	1.96	0.64
1:D:63:ALA:HB2	1:D:229:LEU:HB2	1.79	0.64
1:E:21:GLN:HE22	1:E:45:ARG:CZ	2.11	0.64
1:G:217:ILE:HD13	1:H:29:ASN:HA	1.80	0.64
1:G:136:ASP:HB2	1:G:153:TRP:O	1.98	0.64
1:C:85:ILE:HG12	1:C:218:HIS:HD2	1.63	0.64
1:B:87:PHE:HD1	1:B:206:PHE:CE1	2.16	0.64
1:C:121:GLU:O	1:C:121:GLU:HG3	1.97	0.64
1:C:95:GLN:HE21	1:C:96:ILE:N	1.96	0.64
1:C:28:SER:CB	1:D:33:GLN:HE22	2.11	0.63
1:C:27:LEU:HD21	1:D:28:SER:OG	1.98	0.63
1:G:217:ILE:HD11	1:H:28:SER:O	1.98	0.63
1:B:178:VAL:HG12	1:B:179:THR:N	2.12	0.63
1:A:141:ASP:HB3	1:A:144:SER:O	1.98	0.63
1:G:47:LEU:HD12	1:G:203:LYS:HD3	1.80	0.63
1:E:75:ASP:OD1	1:E:157:SER:HB2	1.98	0.63
1:F:118:VAL:HG22	1:F:142:VAL:HG13	1.79	0.63
1:G:21:GLN:NE2	1:G:45:ARG:HE	1.95	0.63
1:B:89:ILE:HG13	1:B:118:VAL:HB	1.81	0.63
1:C:54:ILE:HG13	1:C:55:TRP:HD1	1.64	0.63
1:H:104:GLY:O	1:H:106:LEU:HG	1.98	0.63
1:E:75:ASP:O	1:E:76:ILE:HG23	1.99	0.63
1:A:229:LEU:HD12	1:A:230:ILE:H	1.63	0.62
1:B:117:PHE:N	1:B:143:ASN:ND2	2.42	0.62
1:A:61:ASN:HD22	1:A:61:ASN:N	1.97	0.62
1:C:25:THR:HG23	1:C:33:GLN:HB3	1.79	0.62
1:A:29:ASN:CG	1:A:30:GLY:H	2.03	0.62
1:C:31:ASN:HB3	1:C:219:LEU:HD22	1.80	0.62
1:C:95:GLN:HE21	1:C:96:ILE:H	1.47	0.62
1:B:27:LEU:HD21	1:B:33:GLN:NE2	2.13	0.62
1:E:66:LEU:HD13	1:E:166:ILE:HG12	1.82	0.62
1:H:11:PHE:CD1	1:H:32:ILE:HG13	2.34	0.62
1:A:91:PRO:O	1:A:94:THR:HG22	1.99	0.62
1:E:82:ALA:H	1:E:216:GLN:HG2	1.65	0.62

Continued on next page...

Continued from previous page...

Atom-1	Atom-2	Interatomic distance (Å)	Clash overlap (Å)
1:G:82:ALA:HB1	1:G:83:ASP:HA	1.80	0.62
1:C:15:ASN:HD22	1:C:16:PRO:CD	2.12	0.62
1:C:30:GLY:O	1:C:31:ASN:ND2	2.32	0.62
1:F:105:THR:HB	1:F:109:SER:OG	2.00	0.62
1:G:82:ALA:CB	1:G:125:TYR:HB2	2.30	0.62
1:B:161:VAL:HG12	1:B:162:LYS:N	2.14	0.62
1:D:47:LEU:HD11	1:D:94:THR:HG23	1.81	0.61
1:E:23:ASP:CB	1:E:36:ASN:HB2	2.30	0.61
1:H:87:PHE:O	1:H:119:GLY:HA3	2.00	0.61
1:B:21:GLN:O	1:B:24:VAL:HG23	2.01	0.61
1:H:193:ASP:OD1	1:H:195:LYS:HB3	2.01	0.61
1:H:89:ILE:CG2	1:H:202:VAL:HG21	2.30	0.61
1:B:106:LEU:HA	1:B:209:SER:OG	2.00	0.61
1:D:91:PRO:HA	1:D:202:VAL:HG12	1.81	0.61
1:E:121:GLU:OE2	1:E:123:ASP:HB2	2.01	0.61
1:E:21:GLN:HE21	1:E:45:ARG:HE	1.49	0.61
1:F:41:ASN:HD22	1:F:211:SER:HA	1.65	0.61
1:C:47:LEU:N	1:C:47:LEU:HD23	2.16	0.61
1:F:76:ILE:O	1:F:76:ILE:HG13	2.00	0.61
1:H:90:ALA:HB1	1:H:91:PRO:HD2	1.81	0.61
1:A:74:LYS:HE2	1:A:158:GLY:HA2	1.81	0.60
1:F:29:ASN:H	1:F:29:ASN:HD22	1.49	0.60
1:H:156:VAL:HB	1:H:159:ALA:HB3	1.83	0.60
1:B:73:MET:HE3	1:B:124:THR:HG21	1.82	0.60
1:B:76:ILE:O	1:B:76:ILE:HG13	2.01	0.60
1:C:109:SER:HB2	1:C:114:ALA:H	1.65	0.60
1:D:54:ILE:HG13	1:D:55:TRP:HD1	1.65	0.60
1:G:39:LYS:HB2	1:G:42:SER:HB2	1.82	0.60
1:H:76:ILE:O	1:H:76:ILE:HG13	2.02	0.60
1:E:182:ASN:HD21	1:E:184:ASP:HB2	1.66	0.60
1:G:230:ILE:HD13	4:G:7247:HOH:O	2.01	0.60
1:H:156:VAL:HB	1:H:159:ALA:CB	2.31	0.60
1:E:5:SER:HA	1:E:225:PHE:O	2.01	0.60
1:A:67:THR:HG22	1:A:165:VAL:HB	1.82	0.60
1:C:51:PRO:HG2	1:C:201:ARG:NH2	2.17	0.60
1:C:215:ARG:HG2	4:C:3243:HOH:O	2.01	0.60
1:A:123:ASP:HB3	1:A:137:HIS:CE1	2.36	0.60
1:B:37:LEU:HD22	1:B:37:LEU:H	1.66	0.60
1:F:3:THR:HA	1:F:227:SER:O	2.02	0.59
1:C:29:ASN:H	1:C:29:ASN:HD22	1.50	0.59
1:D:54:ILE:O	1:D:55:TRP:HB3	2.02	0.59

Continued on next page...

Continued from previous page...

Atom-1	Atom-2	Interatomic distance (Å)	Clash overlap (Å)
1:H:114:ALA:HA	1:H:144:SER:HA	1.84	0.59
1:B:185:ILE:HG12	1:C:228:THR:OG1	2.03	0.59
1:B:15:ASN:ND2	1:B:17:ALA:H	2.00	0.59
1:B:71:PHE:CZ	1:B:161:VAL:HG21	2.38	0.59
1:B:3:THR:OG1	1:B:228:THR:HG23	2.02	0.59
1:D:167:TYR:HA	1:D:173:THR:O	2.02	0.59
1:D:216:GLN:HG3	1:D:218:HIS:CE1	2.37	0.59
1:C:123:ASP:HB3	1:C:137:HIS:CE1	2.38	0.59
1:B:225:PHE:CZ	1:B:227:SER:HB3	2.38	0.59
1:A:37:LEU:HD12	1:A:37:LEU:H	1.68	0.58
1:G:63:ALA:HB2	1:G:229:LEU:HA	1.85	0.58
1:H:15:ASN:HD22	1:H:16:PRO:CD	2.15	0.58
1:B:168:ASP:C	1:B:168:ASP:OD2	2.42	0.58
1:D:182:ASN:ND2	1:D:183:GLY:N	2.49	0.58
1:B:85:ILE:HG22	1:B:86:ILE:N	2.19	0.58
1:E:123:ASP:HB3	1:E:137:HIS:CE1	2.38	0.58
1:F:97:PRO:O	1:F:100:SER:HB2	2.03	0.58
1:G:97:PRO:O	1:G:100:SER:HB2	2.04	0.58
1:F:129:GLU:N	1:F:129:GLU:OE1	2.34	0.58
1:D:39:LYS:HB3	1:D:39:LYS:HZ3	1.67	0.58
1:A:230:ILE:HD12	1:A:230:ILE:N	2.18	0.58
1:D:194:LEU:O	1:D:198:LEU:N	2.37	0.58
1:E:167:TYR:OH	1:E:194:LEU:HG	2.03	0.58
1:A:78:ASP:N	1:A:78:ASP:OD1	2.36	0.58
1:E:41:ASN:HB3	1:E:101:ILE:O	2.04	0.58
1:F:137:HIS:HA	1:F:153:TRP:HB3	1.86	0.58
1:F:211:SER:OG	1:F:214:GLY:HA3	2.04	0.58
1:B:11:PHE:HD2	1:B:18:ILE:HD11	1.68	0.58
1:B:15:ASN:HD22	1:B:16:PRO:HD2	1.68	0.58
1:C:212:LEU:HD23	1:C:213:GLY:N	2.19	0.57
1:H:46:VAL:O	1:H:46:VAL:HG13	2.03	0.57
1:A:29:ASN:N	1:A:29:ASN:HD22	2.02	0.57
1:H:90:ALA:HB1	1:H:91:PRO:CD	2.34	0.57
1:A:32:ILE:O	1:A:219:LEU:HA	2.04	0.57
1:F:151:VAL:HG12	1:F:188:ILE:HD12	1.86	0.57
1:F:230:ILE:HD12	1:F:230:ILE:N	2.19	0.57
1:G:34:LEU:CB	1:G:208:ALA:HB3	2.34	0.57
1:G:24:VAL:HG22	1:G:34:LEU:HA	1.86	0.57
1:B:34:LEU:HB2	1:B:208:ALA:HB3	1.85	0.57
1:H:143:ASN:O	1:H:144:SER:HB2	2.04	0.57
1:D:190:GLN:HG3	1:D:191:VAL:N	2.20	0.57

Continued on next page...

Continued from previous page...

Atom-1	Atom-2	Interatomic distance (Å)	Clash overlap (Å)
1:A:33:GLN:OE1	1:A:37:LEU:HD11	2.04	0.57
1:C:27:LEU:HD12	1:C:219:LEU:HD21	1.87	0.57
1:E:78:ASP:N	1:E:78:ASP:OD2	2.37	0.57
1:E:6:PHE:CZ	1:E:225:PHE:HB3	2.39	0.57
1:H:216:GLN:HG3	1:H:218:HIS:CE1	2.39	0.57
1:D:55:TRP:CD1	1:D:200:GLU:HA	2.39	0.57
1:F:106:LEU:HA	1:F:209:SER:OG	2.04	0.57
1:D:46:VAL:O	1:D:46:VAL:HG13	2.05	0.57
1:F:48:TYR:CE2	1:F:50:MET:HB3	2.39	0.57
1:C:11:PHE:CD2	1:C:32:ILE:HD11	2.40	0.57
1:F:32:ILE:HD13	1:F:46:VAL:HG21	1.87	0.57
1:G:90:ALA:HB1	1:G:91:PRO:CD	2.35	0.57
1:C:68:SER:HA	1:C:163:VAL:O	2.05	0.56
1:A:117:PHE:HE2	1:A:144:SER:N	2.03	0.56
1:B:87:PHE:CD1	1:B:206:PHE:CE1	2.93	0.56
1:G:53:ARG:HG2	1:G:229:LEU:HD22	1.87	0.56
1:G:40:VAL:O	1:G:41:ASN:HB2	2.05	0.56
1:H:17:ALA:C	1:H:49:ALA:HB2	2.25	0.56
1:A:46:VAL:C	1:A:47:LEU:HD23	2.26	0.56
1:B:15:ASN:HD22	1:B:16:PRO:CD	2.18	0.56
1:D:101:ILE:HD11	1:D:111:THR:HA	1.86	0.56
1:D:141:ASP:HB3	1:D:144:SER:O	2.05	0.56
1:G:104:GLY:HA3	1:G:127:ASN:ND2	2.19	0.56
1:B:185:ILE:HD11	1:C:64:SER:O	2.05	0.56
1:F:151:VAL:HG13	1:F:151:VAL:O	2.04	0.56
1:A:121:GLU:OE2	1:A:123:ASP:HB2	2.05	0.56
1:C:217:ILE:CD1	1:D:29:ASN:HA	2.36	0.56
1:G:29:ASN:HD22	1:G:29:ASN:C	2.04	0.56
1:A:135:THR:HG22	1:A:136:ASP:H	1.70	0.56
1:A:95:GLN:HA	1:A:95:GLN:HE21	1.70	0.56
1:B:129:GLU:OE1	1:B:129:GLU:N	2.31	0.56
1:C:75:ASP:OD1	1:C:157:SER:HB2	2.06	0.56
1:C:19:ASN:ND2	1:C:49:ALA:HB2	2.20	0.56
1:D:3:THR:HG23	1:D:227:SER:O	2.06	0.56
1:G:6:PHE:CZ	1:G:225:PHE:HB3	2.41	0.56
1:H:68:SER:HA	1:H:163:VAL:O	2.06	0.56
1:E:153:TRP:CG	1:E:154:ASN:N	2.73	0.56
1:G:100:SER:C	1:G:102:GLY:H	2.09	0.56
1:G:29:ASN:ND2	1:G:29:ASN:C	2.58	0.56
1:D:194:LEU:O	1:D:197:LYS:N	2.39	0.56
1:F:156:VAL:HB	1:F:159:ALA:HB2	1.88	0.56

Continued on next page...

Continued from previous page...

Atom-1	Atom-2	Interatomic distance (Å)	Clash overlap (Å)
1:F:86:ILE:HB	1:F:106:LEU:HD13	1.87	0.56
1:H:168:ASP:CG	1:H:170:SER:HG	2.09	0.55
1:G:29:ASN:ND2	1:G:31:ASN:H	2.04	0.55
1:D:123:ASP:HB3	1:D:137:HIS:NE2	2.20	0.55
1:C:37:LEU:CD1	1:C:37:LEU:H	2.19	0.55
1:C:22:GLY:HA3	1:C:43:VAL:O	2.06	0.55
1:C:29:ASN:N	1:C:29:ASN:HD22	2.04	0.55
1:G:82:ALA:HB1	1:G:125:TYR:HB2	1.89	0.55
1:G:34:LEU:HB3	1:G:208:ALA:HB3	1.89	0.55
1:H:81:PRO:HA	1:H:216:GLN:HB3	1.88	0.55
1:D:90:ALA:O	1:D:202:VAL:HB	2.06	0.55
1:A:156:VAL:HB	1:A:159:ALA:HB2	1.88	0.55
1:A:15:ASN:C	1:A:15:ASN:HD22	2.11	0.55
1:A:75:ASP:O	1:A:76:ILE:HG23	2.07	0.55
1:B:15:ASN:C	1:B:15:ASN:HD22	2.10	0.55
1:C:21:GLN:O	1:C:24:VAL:HG23	2.07	0.55
1:D:47:LEU:HD21	1:D:88:PHE:CZ	2.42	0.55
1:D:110:ASP:OD1	1:D:112:LYS:N	2.40	0.55
1:A:122:PHE:HB3	1:A:153:TRP:CZ3	2.42	0.54
1:F:151:VAL:HB	1:F:188:ILE:HD12	1.88	0.54
1:G:68:SER:HA	1:G:163:VAL:O	2.06	0.54
1:H:120:VAL:HG11	1:H:176:VAL:HG11	1.89	0.54
1:A:163:VAL:HG12	1:A:164:THR:N	2.23	0.54
1:F:62:VAL:HG13	1:F:195:LYS:HB2	1.88	0.54
1:G:182:ASN:HD22	1:G:183:GLY:N	2.05	0.54
1:D:182:ASN:N	1:D:182:ASN:HD22	2.05	0.54
1:E:167:TYR:CZ	1:E:194:LEU:HG	2.42	0.54
1:C:82:ALA:CB	1:C:125:TYR:HB2	2.37	0.54
1:D:75:ASP:O	1:D:76:ILE:HG23	2.08	0.54
1:E:182:ASN:ND2	1:E:184:ASP:HB2	2.23	0.54
1:E:182:ASN:ND2	1:E:184:ASP:H	2.04	0.54
1:A:176:VAL:HB	1:A:188:ILE:CG2	2.36	0.54
1:A:45:ARG:HA	1:A:206:PHE:O	2.08	0.54
1:E:97:PRO:HB2	1:E:100:SER:HB2	1.90	0.54
1:F:5:SER:HB3	1:F:226:THR:HG23	1.89	0.54
1:A:75:ASP:OD1	1:A:157:SER:HB2	2.08	0.54
1:A:29:ASN:HD22	1:A:29:ASN:H	1.55	0.54
1:E:59:THR:OG1	1:E:61:ASN:HB2	2.08	0.54
1:D:182:ASN:HD22	1:D:183:GLY:H	1.55	0.54
1:H:21:GLN:HE22	1:H:45:ARG:HH21	1.56	0.54
1:B:71:PHE:O	1:B:161:VAL:HG23	2.07	0.53

Continued on next page...

Continued from previous page...

Atom-1	Atom-2	Interatomic distance (Å)	Clash overlap (Å)
1:F:199:PRO:HG2	1:F:201:ARG:O	2.07	0.53
1:A:117:PHE:CE2	1:A:144:SER:N	2.77	0.53
1:C:21:GLN:HE22	1:C:45:ARG:HH21	1.56	0.53
1:C:18:ILE:HG21	1:C:46:VAL:CG2	2.37	0.53
1:G:101:ILE:HD13	1:G:111:THR:HG23	1.89	0.53
1:G:176:VAL:HB	1:G:188:ILE:HG23	1.90	0.53
1:B:70:SER:OG	1:B:221:ARG:HB2	2.08	0.53
1:C:85:ILE:CG1	1:C:218:HIS:HD2	2.21	0.53
1:F:67:THR:HG23	1:F:165:VAL:HB	1.90	0.53
1:G:105:THR:O	1:G:108:VAL:HG22	2.09	0.53
1:G:76:ILE:C	1:G:77:LYS:O	2.42	0.53
1:A:24:VAL:HG13	1:A:32:ILE:HG23	1.89	0.53
1:C:46:VAL:CG1	1:C:206:PHE:HB2	2.39	0.53
1:C:41:ASN:ND2	1:C:211:SER:HA	2.24	0.53
1:D:23:ASP:HB3	1:D:36:ASN:HB2	1.90	0.53
1:G:121:GLU:OE2	1:G:123:ASP:HB2	2.08	0.53
1:B:199:PRO:O	1:B:201:ARG:N	2.41	0.53
1:D:3:THR:HG23	1:D:228:THR:OG1	2.07	0.53
1:C:28:SER:HB2	1:D:33:GLN:HE22	1.71	0.53
1:G:21:GLN:HE22	1:G:45:ARG:HE	1.56	0.53
1:D:47:LEU:HD21	1:D:88:PHE:HZ	1.73	0.53
1:E:104:GLY:HA3	1:E:127:ASN:ND2	2.23	0.53
1:E:46:VAL:CG1	1:E:206:PHE:HB2	2.38	0.53
1:A:229:LEU:HD12	1:A:230:ILE:N	2.22	0.53
1:A:74:LYS:HB3	1:A:217:ILE:HD12	1.89	0.53
1:D:106:LEU:HA	1:D:209:SER:OG	2.09	0.53
1:D:29:ASN:ND2	1:D:31:ASN:H	2.07	0.53
1:C:151:VAL:HG12	1:C:188:ILE:HD12	1.91	0.53
1:C:217:ILE:HD13	1:D:29:ASN:HA	1.91	0.53
1:D:85:ILE:HG22	1:D:86:ILE:N	2.23	0.53
1:A:5:SER:HB3	1:A:226:THR:HG23	1.90	0.53
1:D:80:ASP:H	1:D:214:GLY:HA2	1.74	0.53
1:A:138:VAL:HG23	1:A:153:TRP:CB	2.38	0.53
1:C:82:ALA:HB1	1:C:83:ASP:HA	1.90	0.53
1:F:230:ILE:HD12	1:F:230:ILE:H	1.74	0.53
1:E:66:LEU:HD22	1:H:177:ALA:HB1	1.91	0.53
1:B:131:ASN:HB2	1:B:146:ASP:OD1	2.09	0.52
1:F:45:ARG:NH1	1:F:108:VAL:HG12	2.24	0.52
1:H:89:ILE:HG12	1:H:204:PHE:CD2	2.44	0.52
1:A:90:ALA:HB3	1:A:94:THR:HG21	1.91	0.52
1:B:178:VAL:CG1	1:B:179:THR:N	2.72	0.52

Continued on next page...

Continued from previous page...

Atom-1	Atom-2	Interatomic distance (Å)	Clash overlap (Å)
1:C:82:ALA:HB2	1:C:125:TYR:HB2	1.90	0.52
1:B:144:SER:C	1:B:146:ASP:H	2.10	0.52
1:A:69:PHE:HA	1:A:222:SER:O	2.09	0.52
1:A:67:THR:CG2	1:A:165:VAL:HB	2.40	0.52
1:C:3:THR:OG1	1:C:228:THR:HG23	2.09	0.52
1:D:11:PHE:CD2	1:D:18:ILE:HD11	2.45	0.52
1:D:75:ASP:OD1	1:D:157:SER:HB2	2.09	0.52
1:D:194:LEU:O	1:D:195:LYS:C	2.47	0.52
1:D:6:PHE:CZ	1:D:225:PHE:HB3	2.44	0.52
1:D:81:PRO:HA	1:D:216:GLN:HB3	1.92	0.52
1:G:54:ILE:HG13	1:G:55:TRP:N	2.25	0.52
1:A:138:VAL:O	1:A:151:VAL:HG12	2.10	0.52
1:D:198:LEU:CD2	1:D:199:PRO:HD2	2.39	0.52
1:F:54:ILE:HG13	1:F:55:TRP:HD1	1.74	0.52
1:G:153:TRP:CZ3	1:G:155:SER:HB2	2.44	0.52
1:G:29:ASN:ND2	1:G:30:GLY:N	2.56	0.52
1:H:116:HIS:HA	1:H:143:ASN:ND2	2.25	0.52
1:A:54:ILE:HG13	1:A:55:TRP:HD1	1.73	0.52
1:D:172:LYS:HB3	1:D:192:VAL:O	2.10	0.52
1:D:55:TRP:NE1	1:D:200:GLU:HA	2.24	0.52
1:D:85:ILE:HA	1:D:207:SER:O	2.10	0.52
1:A:15:ASN:ND2	1:A:17:ALA:H	2.07	0.52
1:G:1:ALA:HB1	1:G:229:LEU:O	2.10	0.52
1:H:22:GLY:O	1:H:24:VAL:N	2.43	0.52
1:B:37:LEU:N	1:B:37:LEU:HD22	2.25	0.51
1:B:94:THR:O	1:B:94:THR:HG23	2.09	0.51
1:C:182:ASN:HD22	1:C:183:GLY:H	1.56	0.51
1:D:156:VAL:HB	1:D:159:ALA:HB2	1.91	0.51
1:F:61:ASN:N	1:F:61:ASN:ND2	2.53	0.51
1:G:11:PHE:HD2	1:G:18:ILE:CD1	2.23	0.51
1:H:29:ASN:ND2	1:H:29:ASN:C	2.64	0.51
1:C:83:ASP:OD2	1:C:103:GLY:O	2.29	0.51
1:C:101:ILE:HD13	1:C:111:THR:HG23	1.91	0.51
1:E:46:VAL:C	1:E:47:LEU:HD23	2.30	0.51
1:G:143:ASN:O	1:G:144:SER:HB2	2.10	0.51
1:B:168:ASP:OD2	1:B:170:SER:N	2.43	0.51
1:D:197:LYS:O	1:D:198:LEU:HG	2.11	0.51
1:D:73:MET:HA	1:D:217:ILE:O	2.11	0.51
1:E:79:TYR:CE2	1:E:215:ARG:HD2	2.45	0.51
1:D:18:ILE:HG23	1:D:46:VAL:HG23	1.91	0.51
1:E:17:ALA:O	1:E:49:ALA:N	2.44	0.51

Continued on next page...

Continued from previous page...

Atom-1	Atom-2	Interatomic distance (Å)	Clash overlap (Å)
1:E:75:ASP:O	1:E:76:ILE:CG2	2.58	0.51
1:F:182:ASN:N	1:F:182:ASN:HD22	2.09	0.51
1:D:10:SER:HB2	1:D:30:GLY:HA3	1.93	0.51
1:E:47:LEU:HD22	1:E:205:GLY:HA3	1.92	0.51
1:F:173:THR:HG21	1:G:173:THR:HG21	1.93	0.51
1:G:230:ILE:HD12	1:G:230:ILE:N	2.25	0.51
1:A:116:HIS:HD2	1:A:143:ASN:HD21	1.59	0.51
1:A:85:ILE:HG13	1:A:218:HIS:HD2	1.75	0.51
1:B:139:GLY:HA3	1:B:150:THR:HG22	1.92	0.51
1:B:193:ASP:OD1	1:B:195:LYS:HB3	2.10	0.51
1:C:138:VAL:HG23	1:C:153:TRP:HB2	1.93	0.51
1:D:225:PHE:CE1	1:D:227:SER:HB3	2.46	0.51
1:E:138:VAL:HB	1:E:151:VAL:HG13	1.91	0.51
1:G:15:ASN:ND2	1:G:17:ALA:H	2.08	0.51
1:G:24:VAL:HG23	1:G:44:GLY:CA	2.41	0.51
1:F:123:ASP:OD1	1:F:125:TYR:O	2.29	0.51
1:G:131:ASN:HD22	1:G:146:ASP:CG	2.13	0.51
1:G:143:ASN:HD22	1:G:143:ASN:N	2.07	0.51
1:A:165:VAL:HA	1:A:175:SER:O	2.10	0.51
1:A:54:ILE:HD13	1:A:202:VAL:HG21	1.93	0.51
1:C:40:VAL:HG13	1:C:212:LEU:HB2	1.92	0.51
1:C:6:PHE:HA	4:C:3250:HOH:O	2.11	0.51
1:G:189:ALA:O	1:G:190:GLN:HB2	2.11	0.51
1:A:56:SER:OG	1:A:58:ALA:HB3	2.11	0.50
1:C:143:ASN:O	1:C:144:SER:HB2	2.12	0.50
1:C:166:ILE:HB	1:C:175:SER:HB2	1.93	0.50
1:C:86:ILE:HG23	1:C:86:ILE:O	2.10	0.50
1:D:193:ASP:HB3	1:D:196:ALA:CB	2.35	0.50
1:B:90:ALA:HB1	1:B:91:PRO:CD	2.42	0.50
1:F:117:PHE:H	1:F:143:ASN:HD22	1.57	0.50
1:H:210:GLY:O	1:H:211:SER:O	2.30	0.50
1:C:153:TRP:CG	1:C:154:ASN:N	2.78	0.50
1:D:11:PHE:HD1	1:D:30:GLY:O	1.95	0.50
1:E:27:LEU:HD21	1:E:33:GLN:HE21	1.76	0.50
1:G:198:LEU:HB3	1:G:199:PRO:HD2	1.94	0.50
1:A:109:SER:HB2	1:A:114:ALA:O	2.11	0.50
1:A:82:ALA:H	1:A:216:GLN:HG2	1.75	0.50
1:C:34:LEU:HD12	1:C:208:ALA:HB2	1.94	0.50
1:F:105:THR:C	1:F:107:GLY:H	2.14	0.50
1:F:62:VAL:CG2	1:F:169:SER:HB2	2.35	0.50
1:F:60:GLY:C	1:F:61:ASN:HD22	2.15	0.50

Continued on next page...

Continued from previous page...

Atom-1	Atom-2	Interatomic distance (Å)	Clash overlap (Å)
1:B:88:PHE:CE1	1:B:207:SER:HB2	2.46	0.50
1:G:216:GLN:HG3	1:G:218:HIS:NE2	2.26	0.50
1:H:167:TYR:CZ	1:H:194:LEU:HG	2.46	0.50
1:H:83:ASP:HB2	1:H:106:LEU:HD21	1.93	0.50
1:B:46:VAL:HG13	1:B:46:VAL:O	2.12	0.50
1:C:123:ASP:CB	1:C:137:HIS:CE1	2.94	0.50
1:C:37:LEU:N	1:C:37:LEU:CD1	2.71	0.50
1:A:117:PHE:H	1:A:117:PHE:HD2	1.59	0.50
1:E:21:GLN:O	1:E:44:GLY:HA2	2.12	0.50
1:E:6:PHE:CE1	1:E:225:PHE:HB3	2.47	0.50
1:E:27:LEU:HB2	1:E:29:ASN:ND2	2.27	0.50
1:E:94:THR:HG23	1:E:94:THR:O	2.12	0.50
1:F:133:PRO:HD2	1:F:137:HIS:CE1	2.47	0.50
1:F:151:VAL:CB	1:F:188:ILE:HD12	2.42	0.50
1:G:37:LEU:O	1:G:215:ARG:HD3	2.12	0.50
1:A:70:SER:OG	1:A:221:ARG:HB2	2.12	0.49
1:C:160:VAL:HG21	1:D:160:VAL:HG21	1.93	0.49
1:G:5:SER:HB3	1:G:226:THR:CG2	2.36	0.49
1:H:225:PHE:CD1	1:H:225:PHE:C	2.84	0.49
1:H:37:LEU:HD21	1:H:217:ILE:HG12	1.94	0.49
1:C:194:LEU:HD22	1:C:198:LEU:CD1	2.40	0.49
1:D:229:LEU:HG	1:D:231:THR:CG2	2.40	0.49
1:D:76:ILE:C	1:D:77:LYS:O	2.49	0.49
1:F:116:HIS:HA	1:F:143:ASN:ND2	2.26	0.49
1:B:86:ILE:HG13	1:B:120:VAL:O	2.12	0.49
1:D:47:LEU:CD2	1:D:88:PHE:CZ	2.96	0.49
1:E:29:ASN:N	1:E:29:ASN:HD22	2.10	0.49
1:G:64:SER:HA	1:G:167:TYR:O	2.12	0.49
1:C:151:VAL:HG11	1:C:188:ILE:HB	1.92	0.49
1:C:81:PRO:O	1:C:82:ALA:HB2	2.12	0.49
1:D:122:PHE:CZ	1:D:163:VAL:HG21	2.48	0.49
1:D:69:PHE:CE1	1:D:163:VAL:HB	2.47	0.49
1:F:62:VAL:CG1	1:F:195:LYS:HB2	2.42	0.49
1:G:71:PHE:HB2	1:G:219:LEU:O	2.12	0.49
1:B:83:ASP:OD2	1:B:103:GLY:HA2	2.12	0.49
1:D:225:PHE:CZ	1:D:227:SER:HB3	2.47	0.49
1:G:15:ASN:HD22	1:G:15:ASN:C	2.15	0.49
1:B:153:TRP:CG	1:B:154:ASN:N	2.80	0.49
1:B:79:TYR:CE2	1:B:215:ARG:HD2	2.48	0.49
1:B:62:VAL:HG12	1:B:63:ALA:N	2.27	0.49
1:C:165:VAL:HG13	1:C:176:VAL:HG22	1.93	0.49

Continued on next page...

Continued from previous page...

Atom-1	Atom-2	Interatomic distance (Å)	Clash overlap (Å)
1:D:129:GLU:OE1	1:D:129:GLU:N	2.27	0.49
1:C:153:TRP:HD1	1:C:186:THR:HG1	1.61	0.49
1:C:225:PHE:CD1	1:C:225:PHE:C	2.86	0.49
1:C:21:GLN:NE2	1:C:45:ARG:HE	2.10	0.49
1:D:101:ILE:O	1:D:102:GLY:C	2.50	0.49
1:D:68:SER:HA	1:D:163:VAL:O	2.12	0.49
1:F:230:ILE:HG22	1:F:231:THR:N	2.28	0.49
1:G:100:SER:C	1:G:102:GLY:N	2.66	0.49
1:G:89:ILE:HG12	1:G:204:PHE:CD2	2.47	0.49
1:C:90:ALA:HB1	1:C:91:PRO:CD	2.43	0.49
1:D:55:TRP:CE3	1:D:195:LYS:HG3	2.47	0.49
1:D:3:THR:HG22	1:D:4:VAL:N	2.27	0.49
1:F:68:SER:HB2	4:F:6255:HOH:O	2.12	0.49
1:H:22:GLY:C	1:H:24:VAL:H	2.16	0.49
1:A:37:LEU:HD12	1:A:37:LEU:N	2.27	0.49
1:B:62:VAL:HG22	1:B:195:LYS:HB2	1.95	0.49
1:B:89:ILE:HD12	1:B:194:LEU:HD21	1.94	0.49
1:G:82:ALA:HB2	1:G:125:TYR:HB2	1.95	0.49
1:H:102:GLY:O	1:H:103:GLY:O	2.31	0.49
1:B:42:SER:O	1:B:209:SER:HA	2.13	0.49
1:C:1:ALA:HB1	1:C:229:LEU:O	2.13	0.49
1:B:221:ARG:CG	1:B:221:ARG:HH11	2.26	0.48
1:B:225:PHE:CE1	1:B:227:SER:HB3	2.47	0.48
1:C:153:TRP:CZ3	1:C:155:SER:HB2	2.47	0.48
1:C:19:ASN:HD21	1:C:49:ALA:CB	2.26	0.48
1:F:29:ASN:N	1:F:29:ASN:HD22	2.08	0.48
1:G:109:SER:HB2	1:G:114:ALA:N	2.28	0.48
1:E:86:ILE:HG23	1:E:86:ILE:O	2.12	0.48
1:E:54:ILE:HG13	1:E:55:TRP:HD1	1.78	0.48
1:B:63:ALA:HB2	1:B:229:LEU:HD13	1.96	0.48
1:F:216:GLN:HG3	1:F:218:HIS:CE1	2.48	0.48
1:C:28:SER:HB3	1:D:33:GLN:HE22	1.77	0.48
1:E:92:GLU:C	1:E:94:THR:H	2.17	0.48
1:G:168:ASP:O	1:G:172:LYS:N	2.46	0.48
1:G:217:ILE:HD13	1:H:29:ASN:CA	2.43	0.48
1:H:5:SER:HB3	1:H:226:THR:HG23	1.94	0.48
1:A:47:LEU:HB3	1:A:205:GLY:HA3	1.94	0.48
1:D:198:LEU:HD22	1:D:199:PRO:HD2	1.95	0.48
1:E:83:ASP:OD2	1:E:103:GLY:O	2.32	0.48
1:G:176:VAL:HB	1:G:188:ILE:HG22	1.95	0.48
1:H:159:ALA:HB1	1:H:181:ASP:HB2	1.94	0.48

Continued on next page...

Continued from previous page...

Atom-1	Atom-2	Interatomic distance (Å)	Clash overlap (Å)
1:A:168:ASP:OD2	1:D:189:ALA:HB3	2.13	0.48
1:G:41:ASN:HA	1:G:210:GLY:O	2.13	0.48
1:H:75:ASP:OD2	1:H:81:PRO:HG2	2.13	0.48
1:H:91:PRO:O	1:H:93:ASP:N	2.46	0.48
1:C:69:PHE:HB3	1:C:223:TRP:CD1	2.48	0.48
1:D:4:VAL:HB	1:D:227:SER:OG	2.14	0.48
1:E:70:SER:OG	1:E:221:ARG:HB2	2.14	0.48
1:E:48:TYR:CE2	1:E:50:MET:HE2	2.48	0.48
1:G:15:ASN:C	1:G:17:ALA:H	2.17	0.48
1:G:194:LEU:HD22	1:G:198:LEU:CD1	2.44	0.48
1:H:90:ALA:O	1:H:202:VAL:HB	2.13	0.48
1:A:95:GLN:HA	1:A:95:GLN:NE2	2.28	0.48
1:B:187:THR:OG1	1:C:168:ASP:HA	2.14	0.48
1:B:227:SER:OG	1:B:227:SER:O	2.31	0.48
1:D:199:PRO:HD3	4:D:4249:HOH:O	2.14	0.48
1:D:40:VAL:HG22	1:D:215:ARG:NH2	2.29	0.48
1:F:128:SER:O	1:F:130:TYR:N	2.47	0.48
1:G:47:LEU:CD1	1:G:203:LYS:HD3	2.43	0.48
1:B:29:ASN:C	1:B:29:ASN:HD22	2.16	0.47
1:H:157:SER:C	1:H:159:ALA:H	2.18	0.47
1:E:165:VAL:HG22	1:E:176:VAL:HG22	1.96	0.47
1:G:47:LEU:HB3	1:G:205:GLY:HA3	1.96	0.47
1:F:86:ILE:O	1:F:86:ILE:HG23	2.14	0.47
1:G:138:VAL:HG23	1:G:153:TRP:CB	2.44	0.47
1:D:48:TYR:O	1:D:49:ALA:C	2.53	0.47
1:C:115:GLY:O	1:C:143:ASN:HA	2.14	0.47
1:B:127:ASN:O	1:B:128:SER:C	2.53	0.47
1:B:62:VAL:HG12	1:B:63:ALA:H	1.80	0.47
1:E:40:VAL:HG22	1:E:215:ARG:HH21	1.79	0.47
1:F:42:SER:O	1:F:209:SER:HA	2.14	0.47
1:G:90:ALA:HB1	1:G:91:PRO:HD2	1.95	0.47
1:H:151:VAL:HG12	1:H:188:ILE:HD12	1.96	0.47
1:A:37:LEU:HD23	1:A:76:ILE:HD13	1.96	0.47
1:G:47:LEU:HD23	1:G:47:LEU:N	2.30	0.47
1:A:106:LEU:HA	1:A:209:SER:OG	2.14	0.47
1:B:133:PRO:HD2	1:B:137:HIS:ND1	2.30	0.47
1:D:156:VAL:HB	1:D:159:ALA:CB	2.45	0.47
1:E:21:GLN:HE21	1:E:45:ARG:HB2	1.79	0.47
1:F:148:VAL:HG12	1:F:148:VAL:O	2.15	0.47
1:H:118:VAL:CG1	1:H:142:VAL:HG22	2.44	0.47
1:H:221:ARG:HG2	1:H:221:ARG:NH1	2.25	0.47

Continued on next page...

Continued from previous page...

Atom-1	Atom-2	Interatomic distance (Å)	Clash overlap (Å)
1:B:27:LEU:HD21	1:B:33:GLN:HE21	1.77	0.47
1:D:230:ILE:O	1:D:231:THR:HG23	2.15	0.47
1:E:183:GLY:HA2	4:E:5252:HOH:O	2.14	0.47
1:B:15:ASN:ND2	1:B:15:ASN:C	2.67	0.47
1:B:34:LEU:CB	1:B:208:ALA:HB3	2.44	0.47
1:C:138:VAL:HG23	1:C:153:TRP:CB	2.45	0.47
1:E:123:ASP:CB	1:E:137:HIS:CE1	2.98	0.47
1:F:105:THR:O	1:F:107:GLY:N	2.48	0.47
1:F:67:THR:CG2	1:F:165:VAL:HB	2.45	0.47
1:H:182:ASN:HD22	1:H:183:GLY:N	2.13	0.47
1:B:103:GLY:N	1:B:210:GLY:O	2.44	0.47
1:C:19:ASN:HD21	1:C:49:ALA:HB2	1.78	0.47
1:H:63:ALA:CA	1:H:229:LEU:HD13	2.45	0.47
1:H:32:ILE:O	1:H:219:LEU:HA	2.15	0.47
1:A:97:PRO:HB2	1:A:100:SER:HB2	1.97	0.46
1:A:115:GLY:O	1:A:143:ASN:HA	2.15	0.46
1:C:199:PRO:O	1:C:202:VAL:HG13	2.15	0.46
1:C:7:ASN:OD1	1:C:224:SER:HB3	2.15	0.46
1:D:21:GLN:O	1:D:96:ILE:HD11	2.15	0.46
1:E:39:LYS:HE2	1:E:39:LYS:HB3	1.74	0.46
1:H:64:SER:OG	1:H:169:SER:HB3	2.15	0.46
1:A:138:VAL:HB	1:A:151:VAL:CG1	2.44	0.46
1:A:46:VAL:HG12	1:A:206:PHE:HB2	1.96	0.46
1:B:197:LYS:HD3	1:B:197:LYS:HA	1.79	0.46
1:C:101:ILE:HD13	1:C:111:THR:HA	1.97	0.46
1:F:20:PHE:HD2	1:F:24:VAL:HG11	1.79	0.46
1:H:106:LEU:HA	1:H:209:SER:OG	2.15	0.46
1:B:178:VAL:HB	1:B:186:THR:HB	1.96	0.46
1:B:199:PRO:O	1:B:200:GLU:C	2.53	0.46
1:H:29:ASN:HD21	1:H:31:ASN:HB2	1.80	0.46
1:B:21:GLN:HE21	1:B:96:ILE:HG13	1.81	0.46
1:C:125:TYR:O	1:C:127:ASN:OD1	2.34	0.46
1:C:74:LYS:HD2	1:D:29:ASN:O	2.15	0.46
1:F:37:LEU:N	1:F:37:LEU:HD12	2.28	0.46
1:H:113:GLY:HA3	1:H:130:TYR:CE1	2.49	0.46
1:C:34:LEU:HD13	1:C:208:ALA:N	2.30	0.46
1:E:92:GLU:O	1:E:94:THR:N	2.49	0.46
1:B:20:PHE:HD2	1:B:24:VAL:HG12	1.79	0.46
1:F:70:SER:HA	1:F:161:VAL:O	2.15	0.46
1:G:29:ASN:OD1	1:G:31:ASN:OD1	2.32	0.46
1:H:127:ASN:HB3	1:H:129:GLU:CD	2.36	0.46

Continued on next page...

Continued from previous page...

Atom-1	Atom-2	Interatomic distance (Å)	Clash overlap (Å)
1:A:18:ILE:C	1:A:19:ASN:HD22	2.18	0.46
1:C:85:ILE:HG12	1:C:218:HIS:CD2	2.48	0.46
1:D:182:ASN:HD22	1:D:183:GLY:N	2.13	0.46
1:F:107:GLY:O	1:F:108:VAL:HG13	2.16	0.46
1:H:120:VAL:HG21	1:H:176:VAL:HG21	1.97	0.46
1:H:45:ARG:HD3	1:H:107:GLY:O	2.14	0.46
1:C:47:LEU:HD12	1:C:203:LYS:HD3	1.97	0.46
1:B:185:ILE:HD11	1:C:64:SER:C	2.36	0.46
1:E:230:ILE:HD12	1:E:230:ILE:N	2.26	0.46
1:F:153:TRP:CG	1:F:154:ASN:N	2.84	0.46
1:H:143:ASN:O	1:H:144:SER:CB	2.64	0.46
1:A:29:ASN:ND2	1:A:29:ASN:H	2.14	0.46
1:C:73:MET:HA	1:C:217:ILE:O	2.15	0.46
1:F:71:PHE:CD1	1:F:71:PHE:C	2.90	0.46
1:G:34:LEU:HB2	1:G:208:ALA:HB3	1.97	0.46
1:E:66:LEU:HD22	1:H:177:ALA:CB	2.46	0.46
1:A:61:ASN:ND2	1:A:61:ASN:N	2.62	0.46
1:B:165:VAL:CG1	1:B:174:LEU:HD11	2.45	0.46
1:B:182:ASN:ND2	1:B:182:ASN:H	2.14	0.46
1:B:3:THR:OG1	1:C:184:ASP:HA	2.16	0.46
1:F:55:TRP:NE1	1:F:200:GLU:HA	2.31	0.46
1:F:231:THR:O	1:F:232:THR:HB	2.16	0.46
1:D:190:GLN:HG3	1:D:191:VAL:H	1.80	0.45
1:E:138:VAL:HG23	1:E:153:TRP:HB2	1.97	0.45
1:E:15:ASN:HD22	1:E:15:ASN:C	2.19	0.45
1:A:153:TRP:CG	1:A:154:ASN:N	2.85	0.45
1:D:109:SER:HA	1:D:114:ALA:O	2.16	0.45
1:F:105:THR:C	1:F:107:GLY:N	2.69	0.45
1:G:15:ASN:ND2	1:G:15:ASN:C	2.70	0.45
1:B:20:PHE:N	1:B:20:PHE:CD1	2.85	0.45
1:B:221:ARG:HH11	1:B:221:ARG:HG3	1.80	0.45
1:D:39:LYS:NZ	1:D:39:LYS:CB	2.77	0.45
1:G:29:ASN:HD21	1:G:31:ASN:H	1.64	0.45
1:A:151:VAL:HA	1:A:152:PRO:HD3	1.81	0.45
1:A:81:PRO:HB3	1:A:216:GLN:NE2	2.31	0.45
1:C:46:VAL:HG12	1:C:206:PHE:HB2	1.98	0.45
1:D:230:ILE:O	1:D:231:THR:CG2	2.65	0.45
1:E:45:ARG:HA	1:E:206:PHE:O	2.16	0.45
1:E:36:ASN:O	1:E:38:ASN:N	2.49	0.45
1:E:56:SER:C	1:E:58:ALA:N	2.70	0.45
1:F:79:TYR:CE2	1:F:215:ARG:HD2	2.51	0.45

Continued on next page...

Continued from previous page...

Atom-1	Atom-2	Interatomic distance (Å)	Clash overlap (Å)
1:B:144:SER:C	1:B:146:ASP:N	2.70	0.45
1:D:137:HIS:HA	1:D:153:TRP:HB3	1.97	0.45
1:D:91:PRO:O	1:D:94:THR:HG22	2.17	0.45
1:E:23:ASP:HB3	1:E:36:ASN:HD22	1.82	0.45
1:G:29:ASN:ND2	1:G:31:ASN:N	2.64	0.45
1:G:37:LEU:HD23	1:G:76:ILE:CD1	2.47	0.45
1:D:137:HIS:HA	1:D:153:TRP:CB	2.46	0.45
1:D:182:ASN:ND2	1:D:182:ASN:N	2.65	0.45
1:E:56:SER:C	1:E:58:ALA:H	2.19	0.45
1:F:125:TYR:HD2	1:F:127:ASN:OD1	2.00	0.45
1:F:229:LEU:HD12	1:F:230:ILE:N	2.32	0.45
1:G:62:VAL:HG21	1:G:195:LYS:HB2	1.97	0.45
1:H:7:ASN:OD1	1:H:224:SER:HB3	2.17	0.45
1:B:168:ASP:OD1	1:C:189:ALA:N	2.49	0.45
1:E:82:ALA:CB	1:E:125:TYR:HB2	2.47	0.45
1:G:15:ASN:HD22	1:G:16:PRO:HD2	1.81	0.45
1:B:107:GLY:O	1:B:108:VAL:HG13	2.17	0.45
1:D:40:VAL:CG1	1:D:212:LEU:HA	2.38	0.45
1:E:177:ALA:HA	1:E:186:THR:O	2.17	0.45
1:E:54:ILE:HG13	1:E:55:TRP:CD1	2.52	0.45
1:A:75:ASP:O	1:A:76:ILE:CG2	2.65	0.45
1:B:101:ILE:CD1	1:B:111:THR:HA	2.47	0.45
1:D:153:TRP:CG	1:D:154:ASN:N	2.85	0.45
1:D:190:GLN:HE21	1:D:191:VAL:H	1.64	0.45
1:D:193:ASP:OD1	1:D:193:ASP:O	2.35	0.45
1:E:109:SER:HB2	1:E:113:GLY:C	2.38	0.45
1:E:73:MET:HA	1:E:217:ILE:O	2.16	0.45
1:G:62:VAL:CG2	1:G:195:LYS:HB2	2.47	0.45
1:D:61:ASN:CB	1:D:229:LEU:HD11	2.48	0.44
1:F:15:ASN:HD22	1:F:16:PRO:HD2	1.82	0.44
1:G:27:LEU:HD11	1:H:28:SER:OG	2.17	0.44
1:B:85:ILE:CG2	1:B:86:ILE:N	2.79	0.44
1:D:29:ASN:HD22	1:D:30:GLY:N	2.15	0.44
1:F:138:VAL:HG23	1:F:153:TRP:HB2	1.99	0.44
1:F:216:GLN:HG3	1:F:218:HIS:HE1	1.82	0.44
1:G:86:ILE:HG13	1:G:120:VAL:O	2.17	0.44
1:G:157:SER:C	1:G:159:ALA:H	2.19	0.44
1:G:81:PRO:HB3	1:G:216:GLN:HE21	1.80	0.44
1:H:151:VAL:HG13	1:H:151:VAL:O	2.17	0.44
1:B:230:ILE:HD12	4:B:2239:HOH:O	2.18	0.44
1:C:190:GLN:HG3	1:C:191:VAL:N	2.32	0.44

Continued on next page...

Continued from previous page...

Atom-1	Atom-2	Interatomic distance (Å)	Clash overlap (Å)
1:D:179:THR:O	1:D:179:THR:HG22	2.17	0.44
1:E:133:PRO:HG2	1:E:150:THR:HG21	1.99	0.44
1:F:117:PHE:CD1	1:F:117:PHE:C	2.91	0.44
1:C:90:ALA:HB1	1:C:91:PRO:HD2	1.99	0.44
1:E:165:VAL:HG11	1:E:174:LEU:HD11	1.98	0.44
1:E:216:GLN:O	1:E:218:HIS:ND1	2.49	0.44
1:E:53:ARG:NH2	1:F:15:ASN:N	2.65	0.44
1:G:102:GLY:O	1:G:105:THR:HG23	2.17	0.44
1:A:56:SER:C	1:A:58:ALA:N	2.70	0.44
1:A:76:ILE:CG2	1:A:217:ILE:HD11	2.47	0.44
1:C:214:GLY:C	1:C:215:ARG:HG3	2.38	0.44
1:D:29:ASN:N	1:D:29:ASN:HD22	2.16	0.44
1:E:105:THR:HB	1:E:109:SER:OG	2.17	0.44
1:F:156:VAL:HB	1:F:159:ALA:CB	2.48	0.44
1:G:5:SER:HA	1:G:225:PHE:O	2.17	0.44
1:B:90:ALA:HB1	1:B:91:PRO:HD2	2.00	0.44
1:G:70:SER:OG	1:G:221:ARG:HB2	2.18	0.44
1:A:168:ASP:O	1:A:172:LYS:N	2.50	0.44
1:E:17:ALA:HB1	1:E:48:TYR:HE1	1.83	0.44
1:F:96:ILE:O	1:F:97:PRO:C	2.55	0.44
1:G:194:LEU:HD22	1:G:198:LEU:HD12	1.99	0.44
1:G:47:LEU:O	1:G:48:TYR:C	2.56	0.44
1:G:59:THR:OG1	1:G:61:ASN:HB2	2.18	0.44
1:B:89:ILE:HD12	1:B:194:LEU:CD2	2.47	0.44
1:E:45:ARG:HD3	1:E:107:GLY:O	2.17	0.44
1:E:208:ALA:HB1	1:E:218:HIS:CD2	2.53	0.44
1:H:204:PHE:CE1	1:H:225:PHE:CZ	3.05	0.44
1:H:69:PHE:HB3	1:H:223:TRP:CD1	2.53	0.44
1:A:117:PHE:CD2	1:A:117:PHE:N	2.86	0.44
1:A:19:ASN:ND2	1:A:49:ALA:HB2	2.33	0.44
1:A:56:SER:C	1:A:58:ALA:H	2.20	0.44
1:B:7:ASN:HB2	1:B:224:SER:CB	2.46	0.44
1:B:6:PHE:CE2	1:B:225:PHE:HB3	2.52	0.44
1:C:11:PHE:HD2	1:C:18:ILE:CD1	2.30	0.44
1:E:85:ILE:HG12	1:E:208:ALA:HB2	1.99	0.44
1:F:111:THR:C	1:F:113:GLY:H	2.21	0.44
1:B:161:VAL:CG1	1:B:162:LYS:H	2.29	0.43
1:B:43:VAL:HA	1:B:209:SER:HA	1.99	0.43
1:F:11:PHE:CD1	1:F:32:ILE:HG13	2.53	0.43
1:H:138:VAL:O	1:H:151:VAL:HG12	2.18	0.43
1:H:212:LEU:HD23	1:H:212:LEU:C	2.39	0.43

Continued on next page...

Continued from previous page...

Atom-1	Atom-2	Interatomic distance (Å)	Clash overlap (Å)
1:B:15:ASN:HD22	1:B:16:PRO:N	2.15	0.43
1:B:151:VAL:CG1	1:B:188:ILE:HD12	2.40	0.43
1:F:23:ASP:HB3	1:F:36:ASN:HB2	2.00	0.43
1:G:82:ALA:CB	1:G:83:ASP:HA	2.45	0.43
1:H:194:LEU:N	1:H:194:LEU:HD23	2.32	0.43
1:B:135:THR:O	1:B:136:ASP:C	2.56	0.43
1:G:121:GLU:HB3	1:G:141:ASP:OD2	2.17	0.43
1:H:24:VAL:HG21	1:H:45:ARG:O	2.18	0.43
1:B:104:GLY:HA3	1:B:127:ASN:ND2	2.33	0.43
1:D:27:LEU:HD11	1:D:219:LEU:HD21	1.99	0.43
1:D:69:PHE:HB3	1:D:223:TRP:CD1	2.54	0.43
1:E:59:THR:C	1:E:61:ASN:N	2.71	0.43
1:F:125:TYR:CD2	1:F:127:ASN:OD1	2.72	0.43
1:A:15:ASN:C	1:A:15:ASN:ND2	2.70	0.43
1:B:18:ILE:CG2	1:B:46:VAL:HG23	2.49	0.43
1:D:128:SER:CB	4:D:4250:HOH:O	2.66	0.43
1:D:66:LEU:HD13	1:D:166:ILE:HG12	1.99	0.43
1:E:32:ILE:O	1:E:219:LEU:HA	2.19	0.43
1:E:69:PHE:CD2	1:E:206:PHE:HZ	2.37	0.43
1:F:121:GLU:OE1	1:F:141:ASP:OD2	2.36	0.43
1:F:91:PRO:O	1:F:94:THR:HG22	2.18	0.43
1:G:123:ASP:HB3	1:G:137:HIS:CE1	2.53	0.43
1:A:13:GLU:HG2	1:A:26:VAL:HG23	1.99	0.43
1:B:217:ILE:HG22	1:B:219:LEU:HG	2.01	0.43
1:B:86:ILE:O	1:B:86:ILE:HG23	2.19	0.43
1:E:138:VAL:O	1:E:151:VAL:HG12	2.17	0.43
1:E:162:LYS:HB2	1:E:179:THR:HB	2.00	0.43
1:E:185:ILE:HG23	1:H:226:THR:HG21	2.00	0.43
1:G:153:TRP:HE1	1:G:180:ASN:ND2	2.16	0.43
1:G:47:LEU:HB2	1:G:204:PHE:O	2.18	0.43
1:H:118:VAL:HG13	1:H:142:VAL:HG22	2.00	0.43
1:A:212:LEU:HD23	1:A:212:LEU:C	2.39	0.43
1:A:232:THR:HB	4:A:1262:HOH:O	2.17	0.43
1:B:230:ILE:CD1	1:B:230:ILE:H	2.14	0.43
1:B:3:THR:HG22	1:B:4:VAL:N	2.33	0.43
1:C:24:VAL:HG12	1:C:25:THR:N	2.33	0.43
1:C:18:ILE:HG23	1:C:47:LEU:O	2.19	0.43
1:E:165:VAL:HG13	1:E:176:VAL:HG22	2.01	0.43
1:F:3:THR:HG22	1:F:4:VAL:N	2.33	0.43
1:C:18:ILE:HG21	1:C:46:VAL:HG23	2.01	0.43
1:D:15:ASN:C	1:D:17:ALA:H	2.22	0.43

Continued on next page...

Continued from previous page...

Atom-1	Atom-2	Interatomic distance (Å)	Clash overlap (Å)
1:F:19:ASN:ND2	1:F:49:ALA:HB2	2.34	0.43
1:F:83:ASP:OD2	1:F:103:GLY:HA2	2.19	0.43
1:H:138:VAL:HG23	1:H:153:TRP:HB2	2.00	0.43
1:H:137:HIS:HA	1:H:153:TRP:HB3	2.01	0.43
1:H:194:LEU:O	1:H:197:LYS:N	2.40	0.43
1:B:218:HIS:O	1:B:219:LEU:HD23	2.19	0.43
1:F:137:HIS:CA	1:F:153:TRP:HB3	2.49	0.43
1:F:37:LEU:H	1:F:37:LEU:CD1	2.31	0.43
1:H:29:ASN:ND2	1:H:31:ASN:H	2.16	0.43
1:A:122:PHE:N	1:A:122:PHE:CD1	2.87	0.43
1:A:43:VAL:HG11	1:A:96:ILE:HG23	2.00	0.43
1:B:118:VAL:HG12	1:B:119:GLY:N	2.34	0.43
1:D:6:PHE:CE2	1:D:225:PHE:HB3	2.53	0.43
1:D:85:ILE:CG2	1:D:86:ILE:N	2.81	0.43
1:D:47:LEU:CD2	1:D:88:PHE:HZ	2.30	0.43
1:E:163:VAL:HG22	1:E:178:VAL:HG13	2.01	0.43
1:F:225:PHE:CE1	1:F:227:SER:HB3	2.54	0.43
1:G:15:ASN:HD22	1:G:16:PRO:CD	2.32	0.43
1:H:39:LYS:HB3	1:H:39:LYS:HE2	1.79	0.43
1:A:133:PRO:HD2	1:A:137:HIS:CE1	2.54	0.42
1:D:11:PHE:N	1:D:11:PHE:CD1	2.87	0.42
1:F:74:LYS:HA	1:F:158:GLY:H	1.83	0.42
1:G:138:VAL:HG23	1:G:153:TRP:HB2	2.01	0.42
1:C:28:SER:O	1:D:217:ILE:HD11	2.19	0.42
1:E:110:ASP:C	1:E:110:ASP:OD1	2.56	0.42
1:E:165:VAL:HA	1:E:175:SER:O	2.19	0.42
1:E:20:PHE:HD2	1:E:24:VAL:HG11	1.84	0.42
1:E:27:LEU:HD21	1:E:33:GLN:HB2	2.01	0.42
1:F:42:SER:O	1:F:210:GLY:N	2.52	0.42
1:H:121:GLU:HG3	1:H:121:GLU:O	2.19	0.42
1:A:135:THR:HG22	1:A:136:ASP:N	2.31	0.42
1:A:182:ASN:N	1:A:182:ASN:ND2	2.67	0.42
1:C:138:VAL:O	1:C:150:THR:HA	2.20	0.42
1:C:29:ASN:H	1:C:29:ASN:ND2	2.14	0.42
1:E:48:TYR:HE2	1:E:50:MET:HE2	1.84	0.42
1:H:168:ASP:OD2	1:H:171:THR:HG23	2.19	0.42
1:A:24:VAL:HG12	1:A:25:THR:N	2.34	0.42
1:B:119:GLY:O	1:B:141:ASP:N	2.43	0.42
1:E:46:VAL:HG13	1:E:46:VAL:O	2.19	0.42
1:F:198:LEU:HB3	1:F:199:PRO:HD2	2.00	0.42
1:H:54:ILE:HG13	1:H:55:TRP:HD1	1.84	0.42

Continued on next page...

Continued from previous page...

Atom-1	Atom-2	Interatomic distance (Å)	Clash overlap (Å)
1:A:117:PHE:N	1:A:117:PHE:HD2	2.18	0.42
1:A:136:ASP:O	1:A:137:HIS:HB3	2.19	0.42
1:A:179:THR:O	1:A:180:ASN:O	2.37	0.42
1:B:133:PRO:HD2	1:B:137:HIS:CG	2.54	0.42
1:B:45:ARG:HA	1:B:206:PHE:O	2.20	0.42
1:C:109:SER:OG	1:C:113:GLY:HA2	2.19	0.42
1:D:29:ASN:HD22	1:D:29:ASN:H	1.68	0.42
1:E:99:GLY:O	1:E:100:SER:C	2.57	0.42
1:F:15:ASN:C	1:F:15:ASN:HD22	2.23	0.42
1:F:80:ASP:HA	1:F:81:PRO:HD3	1.84	0.42
1:A:29:ASN:CG	1:A:30:GLY:N	2.69	0.42
1:A:85:ILE:HG12	1:A:208:ALA:HB2	2.01	0.42
1:B:55:TRP:NE1	1:B:200:GLU:HA	2.34	0.42
1:E:86:ILE:HB	1:E:106:LEU:HD13	2.01	0.42
1:E:3:THR:HG22	1:E:4:VAL:N	2.35	0.42
1:F:182:ASN:N	1:F:182:ASN:ND2	2.65	0.42
1:H:168:ASP:OD2	1:H:170:SER:OG	2.35	0.42
1:B:64:SER:HA	1:B:167:TYR:O	2.19	0.42
1:C:11:PHE:CD1	1:C:11:PHE:N	2.87	0.42
1:E:46:VAL:HG12	1:E:206:PHE:HB2	2.02	0.42
1:G:85:ILE:HG22	1:G:86:ILE:N	2.34	0.42
1:H:102:GLY:O	1:H:103:GLY:C	2.58	0.42
1:H:117:PHE:C	1:H:117:PHE:CD1	2.93	0.42
1:H:153:TRP:HE1	1:H:180:ASN:HD21	1.67	0.42
1:A:83:ASP:OD2	1:A:103:GLY:C	2.58	0.42
1:A:96:ILE:O	1:A:97:PRO:C	2.57	0.42
1:A:98:ALA:O	1:A:99:GLY:C	2.58	0.42
1:A:50:MET:HB2	1:B:50:MET:HB2	2.02	0.42
1:D:31:ASN:HB3	1:D:219:LEU:HD22	2.00	0.42
1:F:69:PHE:HB3	1:F:223:TRP:CD1	2.55	0.42
1:G:45:ARG:HD3	1:G:107:GLY:O	2.20	0.42
1:G:221:ARG:NH2	1:H:72:GLU:OE2	2.52	0.42
1:G:63:ALA:HB2	1:G:229:LEU:CA	2.50	0.42
1:A:13:GLU:HG2	1:A:26:VAL:CG2	2.49	0.42
1:A:56:SER:O	1:A:60:GLY:N	2.39	0.42
1:D:121:GLU:OE1	1:D:141:ASP:OD2	2.37	0.42
1:G:28:SER:C	1:G:30:GLY:H	2.22	0.42
1:H:37:LEU:CD2	1:H:76:ILE:HD13	2.40	0.42
1:A:161:VAL:HG12	1:A:162:LYS:N	2.35	0.42
1:B:90:ALA:O	1:B:202:VAL:HB	2.19	0.42
1:C:127:ASN:O	1:C:129:GLU:N	2.53	0.42

Continued on next page...

Continued from previous page...

Atom-1	Atom-2	Interatomic distance (Å)	Clash overlap (Å)
1:F:118:VAL:CG2	1:F:142:VAL:HG13	2.47	0.42
1:F:15:ASN:HA	1:F:16:PRO:HD2	1.85	0.42
1:G:90:ALA:O	1:G:202:VAL:HB	2.20	0.42
1:A:19:ASN:N	1:A:19:ASN:ND2	2.66	0.41
1:C:90:ALA:O	1:C:202:VAL:HB	2.20	0.41
1:D:3:THR:CG2	1:D:227:SER:O	2.68	0.41
1:E:182:ASN:N	1:E:182:ASN:HD22	2.17	0.41
1:E:5:SER:HA	1:E:226:THR:HA	2.02	0.41
1:F:180:ASN:O	1:F:181:ASP:C	2.58	0.41
1:G:21:GLN:HE21	1:G:45:ARG:HB2	1.86	0.41
1:H:120:VAL:CG2	1:H:176:VAL:HG21	2.49	0.41
1:H:80:ASP:HA	1:H:81:PRO:HD3	1.84	0.41
1:B:17:ALA:O	1:B:49:ALA:N	2.50	0.41
1:B:23:ASP:HB3	1:B:36:ASN:HB2	2.01	0.41
1:B:17:ALA:O	1:B:49:ALA:CB	2.68	0.41
1:G:138:VAL:HB	1:G:151:VAL:CG1	2.50	0.41
1:H:29:ASN:HD22	1:H:29:ASN:C	2.23	0.41
1:C:29:ASN:HD21	1:C:31:ASN:HB2	1.85	0.41
1:E:18:ILE:C	1:E:19:ASN:HD22	2.23	0.41
1:E:40:VAL:HG22	1:E:215:ARG:NH2	2.34	0.41
1:G:74:LYS:HG3	1:G:157:SER:OG	2.20	0.41
1:B:74:LYS:HA	1:B:158:GLY:H	1.85	0.41
1:C:105:THR:O	1:C:108:VAL:HG22	2.21	0.41
1:C:123:ASP:CG	1:C:137:HIS:CE1	2.94	0.41
1:C:141:ASP:HB3	1:C:144:SER:O	2.20	0.41
1:G:24:VAL:HG23	1:G:44:GLY:HA3	2.01	0.41
1:H:111:THR:C	1:H:113:GLY:N	2.74	0.41
1:B:115:GLY:O	1:B:143:ASN:HA	2.20	0.41
1:B:87:PHE:CD1	1:B:206:PHE:HE1	2.36	0.41
1:C:81:PRO:HB3	1:C:216:GLN:NE2	2.35	0.41
1:D:128:SER:HB2	4:D:4250:HOH:O	2.21	0.41
1:D:82:ALA:HB2	1:D:125:TYR:HB2	2.03	0.41
1:E:105:THR:O	1:E:106:LEU:HB2	2.20	0.41
1:E:75:ASP:C	1:E:76:ILE:HG23	2.40	0.41
1:G:194:LEU:HD23	1:G:194:LEU:HA	1.91	0.41
1:G:86:ILE:O	1:G:86:ILE:HG23	2.20	0.41
1:A:19:ASN:HD22	1:A:19:ASN:N	2.18	0.41
1:B:6:PHE:CD1	1:B:6:PHE:C	2.94	0.41
1:F:166:ILE:HD13	1:G:177:ALA:HB2	2.02	0.41
1:G:87:PHE:HE1	1:G:223:TRP:CZ2	2.38	0.41
1:G:28:SER:C	1:G:30:GLY:N	2.74	0.41

Continued on next page...

Continued from previous page...

Atom-1	Atom-2	Interatomic distance (Å)	Clash overlap (Å)
1:H:208:ALA:HB1	1:H:218:HIS:CD2	2.54	0.41
1:A:21:GLN:HB3	1:A:21:GLN:HE21	1.56	0.41
1:B:67:THR:HG23	1:B:165:VAL:HB	2.03	0.41
1:E:14:GLY:O	1:E:16:PRO:N	2.53	0.41
1:G:54:ILE:HD12	1:G:194:LEU:HB3	2.03	0.41
1:B:89:ILE:CG2	1:B:204:PHE:CE2	3.04	0.41
1:D:53:ARG:HA	1:D:200:GLU:O	2.20	0.41
1:D:31:ASN:OD1	1:D:219:LEU:HD13	2.21	0.41
1:E:142:VAL:O	1:E:143:ASN:HB2	2.19	0.41
1:F:79:TYR:CD2	1:F:215:ARG:HD2	2.55	0.41
1:H:143:ASN:HD22	1:H:143:ASN:HA	1.66	0.41
1:A:230:ILE:HD12	1:A:230:ILE:H	1.84	0.41
1:B:117:PHE:H	1:B:143:ASN:HD21	1.59	0.41
1:D:76:ILE:O	1:D:76:ILE:HD12	2.20	0.41
1:E:15:ASN:O	1:E:17:ALA:N	2.54	0.41
1:E:5:SER:HB3	1:E:226:THR:CG2	2.34	0.41
1:F:138:VAL:O	1:F:151:VAL:HG12	2.21	0.41
1:G:109:SER:OG	1:G:113:GLY:HA2	2.20	0.41
1:G:40:VAL:HG13	1:G:212:LEU:CD1	2.51	0.41
1:A:127:ASN:HB2	1:A:132:ASP:OD2	2.20	0.41
1:A:208:ALA:HB1	1:A:218:HIS:CD2	2.55	0.41
1:A:95:GLN:CA	1:A:95:GLN:HE21	2.32	0.41
1:B:54:ILE:HG13	1:B:55:TRP:HD1	1.85	0.41
1:B:187:THR:HB	1:C:168:ASP:HB2	2.02	0.41
1:C:63:ALA:HB2	1:C:229:LEU:CB	2.49	0.41
1:D:18:ILE:HG23	1:D:46:VAL:CG2	2.50	0.41
1:E:127:ASN:O	1:E:132:ASP:HB2	2.21	0.41
1:B:101:ILE:HD11	1:B:111:THR:HA	2.03	0.41
1:B:18:ILE:HG22	1:B:19:ASN:N	2.35	0.41
1:E:143:ASN:HA	1:E:143:ASN:HD22	1.60	0.41
1:F:168:ASP:OD2	1:F:171:THR:HG23	2.21	0.41
1:H:11:PHE:CG	1:H:32:ILE:HD11	2.56	0.41
1:H:5:SER:HA	1:H:225:PHE:O	2.21	0.41
1:A:2:GLU:HB3	1:A:229:LEU:HB3	2.01	0.40
1:D:230:ILE:C	1:D:231:THR:HG23	2.42	0.40
1:D:80:ASP:HA	1:D:81:PRO:HD3	1.87	0.40
1:E:47:LEU:CD2	1:E:205:GLY:HA3	2.51	0.40
1:F:190:GLN:NE2	1:F:191:VAL:H	2.19	0.40
1:F:55:TRP:CD1	1:F:200:GLU:HA	2.56	0.40
1:F:48:TYR:O	1:F:49:ALA:C	2.60	0.40
1:F:3:THR:OG1	1:G:184:ASP:OD1	2.22	0.40

Continued on next page...

Continued from previous page...

Atom-1	Atom-2	Interatomic distance (Å)	Clash overlap (Å)
1:G:54:ILE:CG1	1:G:55:TRP:N	2.84	0.40
1:H:63:ALA:N	1:H:229:LEU:HD13	2.36	0.40
1:A:13:GLU:CG	1:A:26:VAL:CG2	2.99	0.40
1:A:120:VAL:HG22	1:A:140:ILE:CD1	2.52	0.40
1:E:2:GLU:OE1	1:E:53:ARG:NH1	2.54	0.40
1:F:55:TRP:HE1	1:F:199:PRO:C	2.25	0.40
1:H:86:ILE:HG23	1:H:207:SER:HB3	2.02	0.40
1:C:208:ALA:HB1	1:C:218:HIS:CD2	2.56	0.40
1:D:55:TRP:HE1	1:D:199:PRO:C	2.24	0.40
1:E:19:ASN:HD22	1:E:19:ASN:N	2.19	0.40
1:E:82:ALA:HB1	1:E:83:ASP:HA	2.03	0.40
1:G:81:PRO:O	1:G:82:ALA:HB2	2.22	0.40
1:B:105:THR:C	1:B:107:GLY:N	2.73	0.40
1:D:23:ASP:CG	1:D:42:SER:HG	2.25	0.40
1:E:151:VAL:HA	1:E:152:PRO:HD3	1.94	0.40
1:G:93:ASP:O	1:G:93:ASP:OD1	2.39	0.40
1:A:5:SER:HA	1:A:225:PHE:O	2.21	0.40
1:B:221:ARG:NH1	1:B:221:ARG:CG	2.83	0.40
1:D:37:LEU:O	1:D:215:ARG:HD3	2.21	0.40
1:E:45:ARG:HG2	1:E:207:SER:OG	2.20	0.40
1:G:62:VAL:O	1:G:169:SER:HB2	2.21	0.40

There are no symmetry-related clashes.

5.3 Torsion angles

5.3.1 Protein backbone

In the following table, the Percentiles column shows the percent Ramachandran outliers of the chain as a percentile score with respect to all X-ray entries followed by that with respect to entries of similar resolution.

The Analysed column shows the number of residues for which the backbone conformation was analysed, and the total number of residues.

Mol	Chain	Analysed	Favoured	Allowed	Outliers	Percentiles	
1	A	230/232 (99%)	195 (85%)	26 (11%)	9 (4%)	3	31
1	B	230/232 (99%)	185 (80%)	41 (18%)	4 (2%)	11	49
1	C	230/232 (99%)	196 (85%)	25 (11%)	9 (4%)	3	31
1	D	230/232 (99%)	184 (80%)	35 (15%)	11 (5%)	2	25

Continued on next page...

Continued from previous page...

Mol	Chain	Analysed	Favoured	Allowed	Outliers	Percentiles	
1	E	230/232 (99%)	193 (84%)	30 (13%)	7 (3%)	5	37
1	F	230/232 (99%)	185 (80%)	35 (15%)	10 (4%)	3	28
1	G	230/232 (99%)	193 (84%)	30 (13%)	7 (3%)	5	37
1	H	230/232 (99%)	198 (86%)	22 (10%)	10 (4%)	3	28
All	All	1840/1856 (99%)	1529 (83%)	244 (13%)	67 (4%)	4	33

All (67) Ramachandran outliers are listed below:

Mol	Chain	Res	Type
1	A	180	ASN
1	D	49	ALA
1	D	211	SER
1	F	147	SER
1	H	23	ASP
1	H	211	SER
1	A	49	ALA
1	A	76	ILE
1	A	92	GLU
1	A	147	SER
1	B	108	VAL
1	B	200	GLU
1	C	13	GLU
1	C	34	LEU
1	D	181	ASP
1	D	194	LEU
1	E	37	LEU
1	E	93	ASP
1	F	30	GLY
1	F	108	VAL
1	F	129	GLU
1	G	100	SER
1	H	92	GLU
1	H	103	GLY
1	H	144	SER
1	H	195	LYS
1	A	30	GLY
1	A	97	PRO
1	C	128	SER
1	C	147	SER
1	D	55	TRP
1	D	76	ILE

Continued on next page...

Continued from previous page...

Mol	Chain	Res	Type
1	D	180	ASN
1	E	97	PRO
1	E	103	GLY
1	E	182	ASN
1	F	37	LEU
1	F	38	ASN
1	F	149	LYS
1	F	182	ASN
1	G	103	GLY
1	G	144	SER
1	G	147	SER
1	H	131	ASN
1	A	152	PRO
1	B	147	SER
1	C	144	SER
1	C	180	ASN
1	F	106	LEU
1	G	41	ASN
1	G	190	GLN
1	H	49	ALA
1	A	134	PRO
1	B	97	PRO
1	C	97	PRO
1	H	112	LYS
1	D	97	PRO
1	D	182	ASN
1	F	184	ASP
1	E	15	ASN
1	D	103	GLY
1	D	183	GLY
1	C	134	PRO
1	E	16	PRO
1	G	16	PRO
1	C	14	GLY
1	H	97	PRO

5.3.2 Protein sidechains ⓘ

In the following table, the Percentiles column shows the percent sidechain outliers of the chain as a percentile score with respect to all X-ray entries followed by that with respect to entries of similar resolution.

The Analysed column shows the number of residues for which the sidechain conformation was

analysed, and the total number of residues.

Mol	Chain	Analysed	Rotameric	Outliers	Percentiles	
1	A	197/197 (100%)	185 (94%)	12 (6%)	22	60
1	B	197/197 (100%)	187 (95%)	10 (5%)	28	64
1	C	197/197 (100%)	184 (93%)	13 (7%)	19	57
1	D	197/197 (100%)	188 (95%)	9 (5%)	31	68
1	E	197/197 (100%)	185 (94%)	12 (6%)	22	60
1	F	197/197 (100%)	184 (93%)	13 (7%)	19	57
1	G	197/197 (100%)	186 (94%)	11 (6%)	25	62
1	H	197/197 (100%)	189 (96%)	8 (4%)	35	71
All	All	1576/1576 (100%)	1488 (94%)	88 (6%)	25	62

All (88) residues with a non-rotameric sidechain are listed below:

Mol	Chain	Res	Type
1	A	15	ASN
1	A	21	GLN
1	A	29	ASN
1	A	46	VAL
1	A	47	LEU
1	A	75	ASP
1	A	78	ASP
1	A	94	THR
1	A	117	PHE
1	A	129	GLU
1	A	156	VAL
1	A	182	ASN
1	B	15	ASN
1	B	20	PHE
1	B	29	ASN
1	B	37	LEU
1	B	78	ASP
1	B	89	ILE
1	B	95	GLN
1	B	151	VAL
1	B	191	VAL
1	B	230	ILE
1	C	15	ASN
1	C	29	ASN
1	C	36	ASN

Continued on next page...

Continued from previous page...

Mol	Chain	Res	Type
1	C	47	LEU
1	C	79	TYR
1	C	95	GLN
1	C	132	ASP
1	C	151	VAL
1	C	182	ASN
1	C	186	THR
1	C	212	LEU
1	C	225	PHE
1	C	228	THR
1	D	11	PHE
1	D	15	ASN
1	D	29	ASN
1	D	75	ASP
1	D	78	ASP
1	D	80	ASP
1	D	95	GLN
1	D	182	ASN
1	D	230	ILE
1	E	15	ASN
1	E	25	THR
1	E	29	ASN
1	E	75	ASP
1	E	78	ASP
1	E	129	GLU
1	E	132	ASP
1	E	136	ASP
1	E	154	ASN
1	E	182	ASN
1	E	184	ASP
1	E	230	ILE
1	F	7	ASN
1	F	15	ASN
1	F	25	THR
1	F	29	ASN
1	F	35	THR
1	F	53	ARG
1	F	61	ASN
1	F	62	VAL
1	F	80	ASP
1	F	132	ASP
1	F	182	ASN

Continued on next page...

Continued from previous page...

Mol	Chain	Res	Type
1	F	185	ILE
1	F	216	GLN
1	G	15	ASN
1	G	25	THR
1	G	29	ASN
1	G	37	LEU
1	G	47	LEU
1	G	88	PHE
1	G	116	HIS
1	G	143	ASN
1	G	175	SER
1	G	182	ASN
1	G	231	THR
1	H	15	ASN
1	H	25	THR
1	H	29	ASN
1	H	75	ASP
1	H	79	TYR
1	H	80	ASP
1	H	118	VAL
1	H	182	ASN

Some sidechains can be flipped to improve hydrogen bonding and reduce clashes. All (97) such sidechains are listed below:

Mol	Chain	Res	Type
1	A	15	ASN
1	A	19	ASN
1	A	21	GLN
1	A	29	ASN
1	A	41	ASN
1	A	61	ASN
1	A	95	GLN
1	A	143	ASN
1	A	182	ASN
1	A	216	GLN
1	A	218	HIS
1	B	15	ASN
1	B	19	ASN
1	B	21	GLN
1	B	29	ASN
1	B	31	ASN
1	B	33	GLN

Continued on next page...

Continued from previous page...

Mol	Chain	Res	Type
1	B	41	ASN
1	B	61	ASN
1	B	95	GLN
1	B	127	ASN
1	B	143	ASN
1	B	182	ASN
1	B	216	GLN
1	C	15	ASN
1	C	19	ASN
1	C	21	GLN
1	C	29	ASN
1	C	33	GLN
1	C	41	ASN
1	C	61	ASN
1	C	95	GLN
1	C	127	ASN
1	C	143	ASN
1	C	182	ASN
1	C	190	GLN
1	C	216	GLN
1	C	218	HIS
1	D	15	ASN
1	D	19	ASN
1	D	21	GLN
1	D	29	ASN
1	D	33	GLN
1	D	41	ASN
1	D	61	ASN
1	D	95	GLN
1	D	116	HIS
1	D	143	ASN
1	D	182	ASN
1	D	216	GLN
1	E	15	ASN
1	E	19	ASN
1	E	21	GLN
1	E	29	ASN
1	E	33	GLN
1	E	41	ASN
1	E	61	ASN
1	E	95	GLN
1	E	116	HIS

Continued on next page...

Continued from previous page...

Mol	Chain	Res	Type
1	E	143	ASN
1	E	182	ASN
1	E	190	GLN
1	F	15	ASN
1	F	19	ASN
1	F	21	GLN
1	F	29	ASN
1	F	31	ASN
1	F	41	ASN
1	F	61	ASN
1	F	95	GLN
1	F	116	HIS
1	F	143	ASN
1	F	182	ASN
1	F	190	GLN
1	G	9	ASN
1	G	15	ASN
1	G	21	GLN
1	G	29	ASN
1	G	33	GLN
1	G	41	ASN
1	G	61	ASN
1	G	95	GLN
1	G	116	HIS
1	G	131	ASN
1	G	143	ASN
1	G	182	ASN
1	G	216	GLN
1	H	15	ASN
1	H	19	ASN
1	H	21	GLN
1	H	29	ASN
1	H	41	ASN
1	H	61	ASN
1	H	95	GLN
1	H	143	ASN
1	H	182	ASN
1	H	216	GLN

5.3.3 RNA ⓘ

There are no RNA molecules in this entry.

5.4 Non-standard residues in protein, DNA, RNA chains [i](#)

There are no non-standard protein/DNA/RNA residues in this entry.

5.5 Carbohydrates [i](#)

There are no carbohydrates in this entry.

5.6 Ligand geometry [i](#)

Of 16 ligands modelled in this entry, 16 are monoatomic - leaving 0 for Mogul analysis.

There are no bond length outliers.

There are no bond angle outliers.

There are no chirality outliers.

There are no torsion outliers.

There are no ring outliers.

No monomer is involved in short contacts.

5.7 Other polymers [i](#)

There are no such residues in this entry.

5.8 Polymer linkage issues [i](#)

There are no chain breaks in this entry.

6 Fit of model and data [i](#)

6.1 Protein, DNA and RNA chains [i](#)

In the following table, the column labelled ‘#RSRZ> 2’ contains the number (and percentage) of RSRZ outliers, followed by percent RSRZ outliers for the chain as percentile scores relative to all X-ray entries and entries of similar resolution. The OWAB column contains the minimum, median, 95th percentile and maximum values of the occupancy-weighted average B-factor per residue. The column labelled ‘Q< 0.9’ lists the number of (and percentage) of residues with an average occupancy less than 0.9.

Mol	Chain	Analysed	<RSRZ>	#RSRZ>2	OWAB(Å ²)	Q<0.9
1	A	232/232 (100%)	-0.81	0 100 100	0, 0, 25, 61	0
1	B	232/232 (100%)	-0.78	0 100 100	0, 0, 27, 74	0
1	C	232/232 (100%)	-0.68	0 100 100	0, 1, 44, 92	0
1	D	232/232 (100%)	-0.67	1 (0%) 92 89	0, 8, 53, 82	0
1	E	232/232 (100%)	-0.75	1 (0%) 92 89	0, 0, 25, 93	0
1	F	232/232 (100%)	-0.79	0 100 100	0, 0, 29, 68	0
1	G	232/232 (100%)	-0.76	0 100 100	0, 0, 38, 81	0
1	H	232/232 (100%)	-0.75	0 100 100	0, 1, 42, 77	0
All	All	1856/1856 (100%)	-0.75	2 (0%) 95 94	0, 0, 38, 93	0

All (2) RSRZ outliers are listed below:

Mol	Chain	Res	Type	RSRZ
1	D	78	ASP	2.5
1	E	232	THR	2.1

6.2 Non-standard residues in protein, DNA, RNA chains [i](#)

There are no non-standard protein/DNA/RNA residues in this entry.

6.3 Carbohydrates [i](#)

There are no carbohydrates in this entry.

6.4 Ligands

In the following table, the Atoms column lists the number of modelled atoms in the group and the number defined in the chemical component dictionary. LLDF column lists the quality of electron density of the group with respect to its neighbouring residues in protein, DNA or RNA chains. The B-factors column lists the minimum, median, 95th percentile and maximum values of B factors of atoms in the group. The column labelled 'Q< 0.9' lists the number of atoms with occupancy less than 0.9.

Mol	Type	Chain	Res	Atoms	RSCC	RSR	LLDF	B-factors(Å ²)	Q<0.9
2	CA	F	6237	1/1	0.90	0.20	2.12	0,0,0,0	0
2	CA	B	2237	1/1	0.91	0.19	0.97	0,0,0,0	0
2	CA	E	5237	1/1	0.97	0.19	0.51	0,0,0,0	0
2	CA	G	7237	1/1	0.95	0.16	-0.45	0,0,0,0	0
2	CA	A	1237	1/1	0.96	0.14	-0.52	0,0,0,0	0
2	CA	D	4237	1/1	0.95	0.16	-0.81	0,0,0,0	0
2	CA	C	3237	1/1	0.95	0.12	-1.59	0,0,0,0	0
3	MN	E	5238	1/1	0.89	0.10	-2.05	0,0,0,0	0
3	MN	D	4238	1/1	0.98	0.06	-2.38	0,0,0,0	0
3	MN	C	3238	1/1	0.85	0.10	-2.43	0,0,0,0	0
2	CA	H	8237	1/1	0.94	0.13	-2.47	0,0,0,0	0
3	MN	A	1238	1/1	0.95	0.10	-3.17	0,0,0,0	0
3	MN	F	6238	1/1	0.99	0.07	-3.99	0,0,0,0	0
3	MN	H	8238	1/1	0.97	0.07	-4.69	0,0,0,0	0
3	MN	B	2238	1/1	0.97	0.06	-5.52	0,0,0,0	0
3	MN	G	7238	1/1	0.95	0.07	-11.75	0,0,0,0	0

6.5 Other polymers

There are no such residues in this entry.