



Full wwPDB X-ray Structure Validation Report ⓘ

Feb 15, 2017 – 09:02 am GMT

PDB ID : 4V7U
Title : Crystal structure of the E. coli ribosome bound to erythromycin.
Authors : Dunkle, J.A.; Xiong, L.; Mankin, A.S.; Cate, J.H.D.
Deposited on : 2010-08-15
Resolution : 3.10 Å(reported)

This is a Full wwPDB X-ray Structure Validation Report for a publicly released PDB entry.

We welcome your comments at validation@mail.wwpdb.org

A user guide is available at

<http://wwpdb.org/validation/2016/XrayValidationReportHelp>

with specific help available everywhere you see the ⓘ symbol.

The following versions of software and data (see [references ⓘ](#)) were used in the production of this report:

MolProbity : 4.02b-467
Mogul : 1.7.2 (RC1), CSD as538be (2017)
Xtriage (Phenix) : 1.9-1692
EDS : trunk28620
Percentile statistics : 20161228.v01 (using entries in the PDB archive December 28th 2016)
Refmac : 5.8.0135
CCP4 : 6.5.0
Ideal geometry (proteins) : Engh & Huber (2001)
Ideal geometry (DNA, RNA) : Parkinson et al. (1996)
Validation Pipeline (wwPDB-VP) : recalc28972

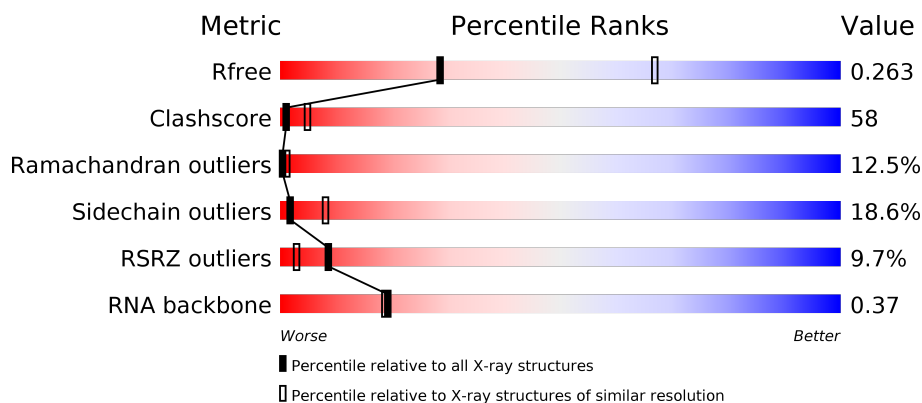
1 Overall quality at a glance

The following experimental techniques were used to determine the structure:

X-RAY DIFFRACTION

The reported resolution of this entry is 3.10 Å.

Percentile scores (ranging between 0-100) for global validation metrics of the entry are shown in the following graphic. The table shows the number of entries on which the scores are based.





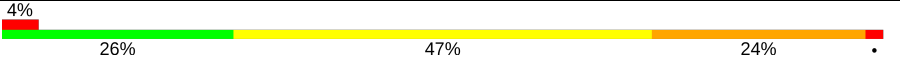
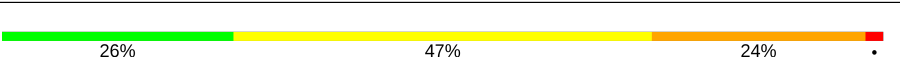
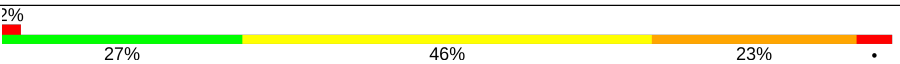
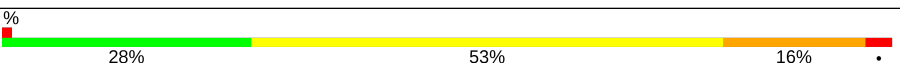
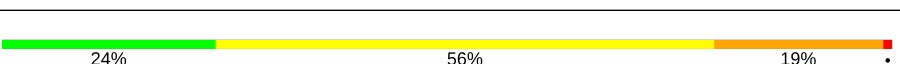
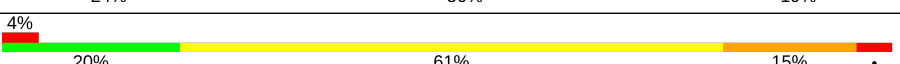

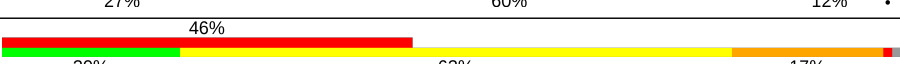



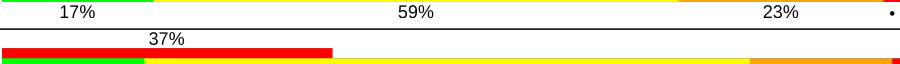
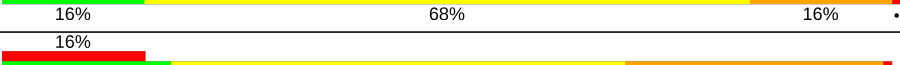

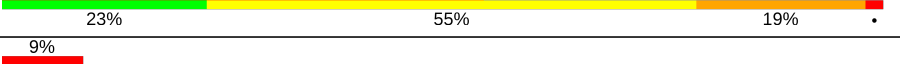
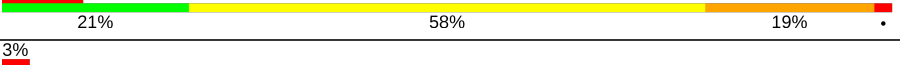

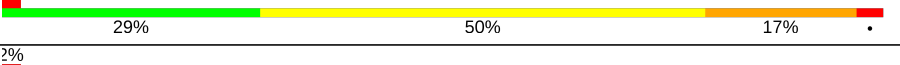
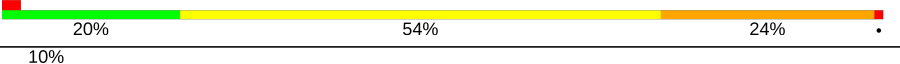

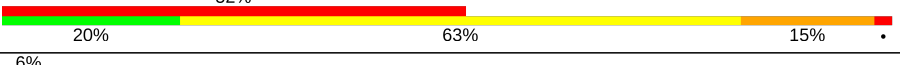
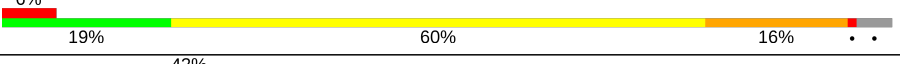
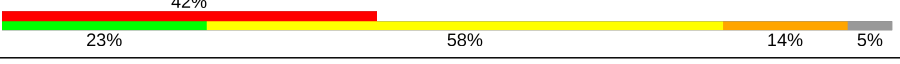
Metric	Whole archive (#Entries)	Similar resolution (#Entries, resolution range(Å))
R_{free}	100719	1001 (3.12-3.08)
Clashscore	112137	1099 (3.12-3.08)
Ramachandran outliers	110173	1057 (3.12-3.08)
Sidechain outliers	110143	1057 (3.12-3.08)
RSRZ outliers	101464	1006 (3.12-3.08)
RNA backbone	2435	1112 (3.50-2.70)

The table below summarises the geometric issues observed across the polymeric chains and their fit to the electron density. The red, orange, yellow and green segments on the lower bar indicate the fraction of residues that contain outliers for ≥ 3 , 2, 1 and 0 types of geometric quality criteria. A grey segment represents the fraction of residues that are not modelled. The numeric value for each fraction is indicated below the corresponding segment, with a dot representing fractions $\leq 5\%$. The upper red bar (where present) indicates the fraction of residues that have poor fit to the electron density. The numeric value is given above the bar.

Mol	Chain	Length	Quality of chain
1	AA	1533	<div> <div>15%</div> <div>50%</div> <div>21%</div> <div>15%</div> </div>
1	CA	1533	<div> <div>3%</div> <div>13%</div> <div>49%</div> <div>25%</div> <div>13%</div> </div>
2	AB	218	<div> <div>33%</div> <div>21%</div> <div>54%</div> <div>23%</div> <div>.</div> </div>
2	CB	218	<div> <div>31%</div> <div>22%</div> <div>63%</div> <div>14%</div> <div>.</div> </div>

Continued on next page...

Continued from previous page...

Mol	Chain	Length	Quality of chain
3	AC	206	
3	CC	206	
4	AD	205	
4	CD	205	
5	AE	150	
5	CE	150	
6	AF	100	
6	CF	100	
7	AG	151	
7	CG	151	
8	AH	129	
8	CH	129	
9	AI	127	
9	CI	127	
10	AJ	98	
10	CJ	98	
11	AK	117	
11	CK	117	
12	AL	123	
12	CL	123	
13	AM	114	
13	CM	114	
14	AN	100	
14	CN	100	
15	AO	88	

Continued on next page...

Continued from previous page...

Mol	Chain	Length	Quality of chain
15	CO	88	
16	AP	82	
16	CP	82	
17	AQ	80	
17	CQ	80	
18	AR	55	
18	CR	55	
19	AS	79	
19	CS	79	
20	AT	85	
20	CT	85	
21	AU	51	
21	CU	51	
22	BA	2904	
22	DA	2904	
23	BB	118	
23	DB	118	
24	BC	271	
24	DC	271	
25	BD	209	
25	DD	209	
26	BE	201	
26	DE	201	
27	BF	178	
27	DF	178	

Continued on next page...

Continued from previous page...

Mol	Chain	Length	Quality of chain
28	BG	176	
28	DG	176	
29	BH	149	
29	DH	149	
30	BI	141	
30	DI	141	
31	BJ	142	
31	DJ	142	
32	BK	122	
32	DK	122	
33	BL	143	
33	DL	143	
34	BM	136	
34	DM	136	
35	BN	120	
35	DN	120	
36	BO	116	
36	DO	116	
37	BP	114	
37	DP	114	
38	BQ	117	
38	DQ	117	
39	BR	103	
39	DR	103	
40	BS	110	

Continued on next page...

Continued from previous page...

Mol	Chain	Length	Quality of chain
40	DS	110	
41	BT	93	
41	DT	93	
42	BU	102	
42	DU	102	
43	BV	94	
43	DV	94	
44	BW	79	
44	DW	79	
45	BX	77	
45	DX	77	
46	BY	63	
46	DY	63	
47	BZ	58	
47	DZ	58	
48	B0	56	
48	D0	56	
49	B1	50	
49	D1	50	
50	B2	46	
50	D2	46	
51	B3	64	
51	D3	64	
52	B4	38	
52	D4	38	

The following table lists non-polymeric compounds, carbohydrate monomers and non-standard residues in protein, DNA, RNA chains that are outliers for geometric or electron-density-fit criteria:

Mol	Type	Chain	Res	Chirality	Geometry	Clashes	Electron density
53	MG	AA	1620	-	-	-	X
53	MG	BA	3027	-	-	-	X
53	MG	BA	3036	-	-	-	X
53	MG	BA	3040	-	-	-	X
53	MG	BA	3047	-	-	-	X
53	MG	BA	3057	-	-	-	X
53	MG	BA	3063	-	-	-	X
53	MG	BA	3070	-	-	-	X
53	MG	BA	3082	-	-	-	X
53	MG	BA	3100	-	-	-	X
53	MG	BA	3103	-	-	-	X
53	MG	BA	3104	-	-	-	X
53	MG	BA	3108	-	-	-	X
53	MG	BA	3123	-	-	-	X
53	MG	BA	3130	-	-	-	X
53	MG	BA	3135	-	-	-	X
53	MG	CA	1607	-	-	-	X
53	MG	CA	1618	-	-	-	X
53	MG	CA	1625	-	-	-	X
53	MG	CA	1628	-	-	-	X
53	MG	DA	3002	-	-	-	X
53	MG	DA	3013	-	-	-	X
53	MG	DA	3033	-	-	-	X
53	MG	DA	3043	-	-	-	X
53	MG	DA	3075	-	-	-	X
53	MG	DA	3076	-	-	-	X
53	MG	DA	3079	-	-	-	X
53	MG	DA	3082	-	-	-	X
53	MG	DA	3108	-	-	-	X
53	MG	DA	3129	-	-	-	X
53	MG	DA	3133	-	-	-	X

2 Entry composition

There are 56 unique types of molecules in this entry. The entry contains 284525 atoms, of which 0 are hydrogens and 0 are deuteriums.

In the tables below, the ZeroOcc column contains the number of atoms modelled with zero occupancy, the AltConf column contains the number of residues with at least one atom in alternate conformation and the Trace column contains the number of residues modelled with at most 2 atoms.

- Molecule 1 is a RNA chain called 16S rRNA.

Mol	Chain	Residues	Atoms					ZeroOcc	AltConf	Trace
1	AA	1533	Total	C	N	O	P	0	0	0
			32895	14671	6036	10655	1533			
1	CA	1530	Total	C	N	O	P	0	0	0
			32831	14642	6024	10635	1530			

- Molecule 2 is a protein called 30S ribosomal protein S2.

Mol	Chain	Residues	Atoms					ZeroOcc	AltConf	Trace
2	AB	218	Total	C	N	O	S	0	0	0
			1705	1081	305	312	7			
2	CB	218	Total	C	N	O	S	0	0	0
			1705	1081	305	312	7			

- Molecule 3 is a protein called 30S ribosomal protein S3.

Mol	Chain	Residues	Atoms					ZeroOcc	AltConf	Trace
3	AC	206	Total	C	N	O	S	0	0	0
			1625	1028	305	289	3			
3	CC	206	Total	C	N	O	S	0	0	0
			1625	1028	305	289	3			

- Molecule 4 is a protein called 30S ribosomal protein S4.

Mol	Chain	Residues	Atoms					ZeroOcc	AltConf	Trace
4	AD	205	Total	C	N	O	S	0	0	0
			1643	1026	315	298	4			
4	CD	205	Total	C	N	O	S	0	0	0
			1643	1026	315	298	4			

- Molecule 5 is a protein called 30S ribosomal protein S5.

Mol	Chain	Residues	Atoms					ZeroOcc	AltConf	Trace
5	AE	150	Total	C	N	O	S	0	0	0
			1106	687	211	202	6			
5	CE	150	Total	C	N	O	S	0	0	0
			1106	687	211	202	6			

- Molecule 6 is a protein called 30S ribosomal protein S6.

Mol	Chain	Residues	Atoms					ZeroOcc	AltConf	Trace
6	AF	100	Total	C	N	O	S	0	0	0
			818	515	148	149	6			
6	CF	100	Total	C	N	O	S	0	0	0
			818	515	148	149	6			

- Molecule 7 is a protein called 30S ribosomal protein S7.

Mol	Chain	Residues	Atoms					ZeroOcc	AltConf	Trace
7	AG	151	Total	C	N	O	S	0	0	0
			1182	735	227	216	4			
7	CG	150	Total	C	N	O	S	0	0	0
			1175	730	226	215	4			

- Molecule 8 is a protein called 30S ribosomal protein S8.

Mol	Chain	Residues	Atoms					ZeroOcc	AltConf	Trace
8	AH	129	Total	C	N	O	S	0	0	0
			979	616	173	184	6			
8	CH	129	Total	C	N	O	S	0	0	0
			979	616	173	184	6			

- Molecule 9 is a protein called 30S ribosomal protein S9.

Mol	Chain	Residues	Atoms					ZeroOcc	AltConf	Trace
9	AI	127	Total	C	N	O	S	0	0	0
			1022	634	206	179	3			
9	CI	127	Total	C	N	O	S	0	0	0
			1022	634	206	179	3			

- Molecule 10 is a protein called 30S ribosomal protein S10.

Mol	Chain	Residues	Atoms					ZeroOcc	AltConf	Trace
10	AJ	98	Total	C	N	O	S	0	0	0
			787	493	150	143	1			

Continued on next page...

Continued from previous page...

Mol	Chain	Residues	Atoms					ZeroOcc	AltConf	Trace
10	CJ	98	Total	C	N	O	S	0	0	0
			787	493	150	143	1			

- Molecule 11 is a protein called 30S ribosomal protein S11.

Mol	Chain	Residues	Atoms					ZeroOcc	AltConf	Trace
11	AK	117	Total	C	N	O	S	0	0	0
			877	540	174	160	3			
11	CK	117	Total	C	N	O	S	0	0	0
			877	540	174	160	3			

- Molecule 12 is a protein called 30S ribosomal protein S12.

Mol	Chain	Residues	Atoms					ZeroOcc	AltConf	Trace
12	AL	123	Total	C	N	O	S	0	0	0
			955	590	196	165	4			
12	CL	123	Total	C	N	O	S	0	0	0
			955	590	196	165	4			

- Molecule 13 is a protein called 30S ribosomal protein S13.

Mol	Chain	Residues	Atoms					ZeroOcc	AltConf	Trace
13	AM	114	Total	C	N	O	S	0	0	0
			884	546	178	157	3			
13	CM	114	Total	C	N	O	S	0	0	1
			877	541	178	155	3			

- Molecule 14 is a protein called 30S ribosomal protein S14.

Mol	Chain	Residues	Atoms					ZeroOcc	AltConf	Trace
14	AN	96	Total	C	N	O	S	0	0	0
			774	483	160	128	3			
14	CN	95	Total	C	N	O	S	0	0	0
			769	480	159	127	3			

- Molecule 15 is a protein called 30S ribosomal protein S15.

Mol	Chain	Residues	Atoms					ZeroOcc	AltConf	Trace
15	AO	88	Total	C	N	O	S	0	0	0
			714	439	144	130	1			
15	CO	88	Total	C	N	O	S	0	0	0
			714	439	144	130	1			

- Molecule 16 is a protein called 30S ribosomal protein S16.

Mol	Chain	Residues	Atoms					ZeroOcc	AltConf	Trace
16	AP	82	Total	C	N	O	S	0	0	0
			649	406	128	114	1			
16	CP	81	Total	C	N	O	S	0	0	1
			639	400	127	111	1			

- Molecule 17 is a protein called 30S ribosomal protein S17.

Mol	Chain	Residues	Atoms					ZeroOcc	AltConf	Trace
17	AQ	80	Total	C	N	O	S	0	0	0
			649	411	121	114	3			
17	CQ	80	Total	C	N	O	S	0	0	0
			649	411	121	114	3			

- Molecule 18 is a protein called 30S ribosomal protein S18.

Mol	Chain	Residues	Atoms				ZeroOcc	AltConf	Trace
18	AR	55	Total	C	N	O	0	0	0
			456	288	86	82			
18	CR	55	Total	C	N	O	0	0	0
			456	288	86	82			

- Molecule 19 is a protein called 30S ribosomal protein S19.

Mol	Chain	Residues	Atoms					ZeroOcc	AltConf	Trace
19	AS	79	Total	C	N	O	S	0	0	0
			638	408	120	108	2			
19	CS	79	Total	C	N	O	S	0	0	0
			638	408	120	108	2			

- Molecule 20 is a protein called 30S ribosomal protein S20.

Mol	Chain	Residues	Atoms					ZeroOcc	AltConf	Trace
20	AT	85	Total	C	N	O	S	0	0	0
			665	411	137	114	3			
20	CT	85	Total	C	N	O	S	0	0	0
			665	411	137	114	3			

- Molecule 21 is a protein called 30S ribosomal protein S21.

Mol	Chain	Residues	Atoms					ZeroOcc	AltConf	Trace
21	AU	51	Total	C	N	O	S	0	0	0
			426	265	86	74	1			
21	CU	51	Total	C	N	O	S	0	0	0
			426	265	86	74	1			

- Molecule 22 is a RNA chain called 23S rRNA.

Mol	Chain	Residues	Atoms					ZeroOcc	AltConf	Trace
22	BA	2854	Total	C	N	O	P	0	0	0
			61274	27334	11279	19807	2854			
22	DA	2841	Total	C	N	O	P	0	0	0
			60995	27210	11229	19715	2841			

- Molecule 23 is a RNA chain called 5S rRNA.

Mol	Chain	Residues	Atoms					ZeroOcc	AltConf	Trace
23	BB	118	Total	C	N	O	P	0	0	0
			2529	1126	464	821	118			
23	DB	117	Total	C	N	O	P	0	0	0
			2507	1116	459	815	117			

- Molecule 24 is a protein called 50S ribosomal protein L2.

Mol	Chain	Residues	Atoms					ZeroOcc	AltConf	Trace
24	BC	271	Total	C	N	O	S	0	0	0
			2083	1288	423	365	7			
24	DC	271	Total	C	N	O	S	0	0	0
			2083	1288	423	365	7			

- Molecule 25 is a protein called 50S ribosomal protein L3.

Mol	Chain	Residues	Atoms					ZeroOcc	AltConf	Trace
25	BD	209	Total	C	N	O	S	0	0	0
			1565	979	288	294	4			
25	DD	209	Total	C	N	O	S	0	0	0
			1565	979	288	294	4			

- Molecule 26 is a protein called 50S ribosomal protein L4.

Mol	Chain	Residues	Atoms					ZeroOcc	AltConf	Trace
26	BE	201	Total	C	N	O	S	0	0	0
			1552	974	283	290	5			

Continued on next page...

Continued from previous page...

Mol	Chain	Residues	Atoms					ZeroOcc	AltConf	Trace
26	DE	201	Total	C	N	O	S	0	0	0
			1552	974	283	290	5			

- Molecule 27 is a protein called 50S ribosomal protein L5.

Mol	Chain	Residues	Atoms					ZeroOcc	AltConf	Trace
27	BF	178	Total	C	N	O	S	0	0	1
			1411	899	250	256	6			
27	DF	178	Total	C	N	O	S	0	0	0
			1420	905	251	258	6			

- Molecule 28 is a protein called 50S ribosomal protein L6.

Mol	Chain	Residues	Atoms					ZeroOcc	AltConf	Trace
28	BG	176	Total	C	N	O	S	0	0	0
			1323	832	243	246	2			
28	DG	176	Total	C	N	O	S	0	0	0
			1323	832	243	246	2			

- Molecule 29 is a protein called 50S ribosomal protein L9.

Mol	Chain	Residues	Atoms					ZeroOcc	AltConf	Trace
29	BH	149	Total	C	N	O	S	0	0	0
			1111	699	197	214	1			
29	DH	149	Total	C	N	O	S	0	0	0
			1111	699	197	214	1			

- Molecule 30 is a protein called 50S ribosomal protein L11.

Mol	Chain	Residues	Atoms					ZeroOcc	AltConf	Trace
30	BI	141	Total	C	N	O	S	0	0	0
			1032	651	179	196	6			
30	DI	141	Total	C	N	O	S	0	0	0
			1032	651	179	196	6			

- Molecule 31 is a protein called 50S ribosomal protein L13.

Mol	Chain	Residues	Atoms					ZeroOcc	AltConf	Trace
31	BJ	142	Total	C	N	O	S	0	0	0
			1129	714	212	199	4			
31	DJ	142	Total	C	N	O	S	0	0	0
			1129	714	212	199	4			

- Molecule 32 is a protein called 50S ribosomal protein L14.

Mol	Chain	Residues	Atoms					ZeroOcc	AltConf	Trace
32	BK	122	Total	C	N	O	S	0	0	0
			939	587	180	166	6			
32	DK	122	Total	C	N	O	S	0	0	0
			939	587	180	166	6			

- Molecule 33 is a protein called 50S ribosomal protein L15.

Mol	Chain	Residues	Atoms					ZeroOcc	AltConf	Trace
33	BL	143	Total	C	N	O	S	0	0	0
			1045	649	206	189	1			
33	DL	143	Total	C	N	O	S	0	0	0
			1045	649	206	189	1			

- Molecule 34 is a protein called 50S ribosomal protein L16.

Mol	Chain	Residues	Atoms					ZeroOcc	AltConf	Trace
34	BM	136	Total	C	N	O	S	0	0	0
			1074	686	205	177	6			
34	DM	136	Total	C	N	O	S	0	0	0
			1074	686	205	177	6			

- Molecule 35 is a protein called 50S ribosomal protein L17.

Mol	Chain	Residues	Atoms					ZeroOcc	AltConf	Trace
35	BN	120	Total	C	N	O	S	0	0	0
			961	593	196	167	5			
35	DN	120	Total	C	N	O	S	0	0	0
			961	593	196	167	5			

- Molecule 36 is a protein called 50S ribosomal protein L18.

Mol	Chain	Residues	Atoms				ZeroOcc	AltConf	Trace
36	BO	116	Total	C	N	O	0	0	0
			892	552	178	162			
36	DO	116	Total	C	N	O	0	0	0
			892	552	178	162			

- Molecule 37 is a protein called 50S ribosomal protein L19.

Mol	Chain	Residues	Atoms					ZeroOcc	AltConf	Trace
37	BP	114	Total	C	N	O	S	0	0	0
			917	574	179	163	1			
37	DP	114	Total	C	N	O	S	0	0	0
			917	574	179	163	1			

- Molecule 38 is a protein called 50S ribosomal protein L20.

Mol	Chain	Residues	Atoms					ZeroOcc	AltConf	Trace
38	BQ	117	Total	C	N	O	S	0	0	0
			947	604	192	151				
38	DQ	117	Total	C	N	O	S	0	0	0
			947	604	192	151				

- Molecule 39 is a protein called 50S ribosomal protein L21.

Mol	Chain	Residues	Atoms					ZeroOcc	AltConf	Trace
39	BR	103	Total	C	N	O	S	0	0	0
			816	516	153	145	2			
39	DR	103	Total	C	N	O	S	0	0	0
			816	516	153	145	2			

- Molecule 40 is a protein called 50S ribosomal protein L22.

Mol	Chain	Residues	Atoms					ZeroOcc	AltConf	Trace
40	BS	110	Total	C	N	O	S	0	0	0
			857	532	166	156	3			
40	DS	110	Total	C	N	O	S	0	0	0
			857	532	166	156	3			

- Molecule 41 is a protein called 50S ribosomal protein L23.

Mol	Chain	Residues	Atoms					ZeroOcc	AltConf	Trace
41	BT	93	Total	C	N	O	S	0	0	0
			739	466	139	132	2			
41	DT	93	Total	C	N	O	S	0	0	0
			739	466	139	132	2			

- Molecule 42 is a protein called 50S ribosomal protein L24.

Mol	Chain	Residues	Atoms					ZeroOcc	AltConf	Trace
42	BU	102	Total	C	N	O	S	0	0	0
			780	492	146	142				

Continued on next page...

Continued from previous page...

Mol	Chain	Residues	Atoms				ZeroOcc	AltConf	Trace
42	DU	102	Total	C	N	O			
			780	492	146	142	0	0	0

- Molecule 43 is a protein called 50S ribosomal protein L25.

Mol	Chain	Residues	Atoms					ZeroOcc	AltConf	Trace
43	BV	94	Total	C	N	O	S			
			753	479	137	134	3	0	0	0
43	DV	94	Total	C	N	O	S			
			753	479	137	134	3	0	0	0

- Molecule 44 is a protein called 50S ribosomal protein L27.

Mol	Chain	Residues	Atoms					ZeroOcc	AltConf	Trace
44	BW	79	Total	C	N	O	S			
			596	367	120	108	1	0	0	0
44	DW	79	Total	C	N	O	S			
			596	367	120	108	1	0	0	0

- Molecule 45 is a protein called 50S ribosomal protein L28.

Mol	Chain	Residues	Atoms					ZeroOcc	AltConf	Trace
45	BX	77	Total	C	N	O	S			
			625	388	129	106	2	0	0	0
45	DX	77	Total	C	N	O	S			
			625	388	129	106	2	0	0	0

- Molecule 46 is a protein called 50S ribosomal protein L29.

Mol	Chain	Residues	Atoms					ZeroOcc	AltConf	Trace
46	BY	63	Total	C	N	O	S			
			509	313	99	95	2	0	0	0
46	DY	63	Total	C	N	O	S			
			509	313	99	95	2	0	0	0

- Molecule 47 is a protein called 50S ribosomal protein L30.

Mol	Chain	Residues	Atoms					ZeroOcc	AltConf	Trace
47	BZ	58	Total	C	N	O	S			
			449	281	87	79	2	0	0	0
47	DZ	58	Total	C	N	O	S			
			449	281	87	79	2	0	0	0

- Molecule 48 is a protein called 50S ribosomal protein L32.

Mol	Chain	Residues	Atoms					ZeroOcc	AltConf	Trace
48	B0	56	Total	C	N	O	S	0	0	0
			444	269	94	80	1			
48	D0	56	Total	C	N	O	S	0	0	0
			444	269	94	80	1			

- Molecule 49 is a protein called 50S ribosomal protein L33.

Mol	Chain	Residues	Atoms				ZeroOcc	AltConf	Trace
49	B1	50	Total	C	N	O	0	0	0
			410	263	75	72			
49	D1	50	Total	C	N	O	0	0	0
			410	263	75	72			

- Molecule 50 is a protein called 50S ribosomal protein L34.

Mol	Chain	Residues	Atoms					ZeroOcc	AltConf	Trace
50	B2	46	Total	C	N	O	S	0	0	0
			377	228	90	57	2			
50	D2	46	Total	C	N	O	S	0	0	0
			377	228	90	57	2			

- Molecule 51 is a protein called 50S ribosomal protein L35.

Mol	Chain	Residues	Atoms					ZeroOcc	AltConf	Trace
51	B3	64	Total	C	N	O	S	0	0	0
			504	323	105	74	2			
51	D3	64	Total	C	N	O	S	0	0	0
			504	323	105	74	2			

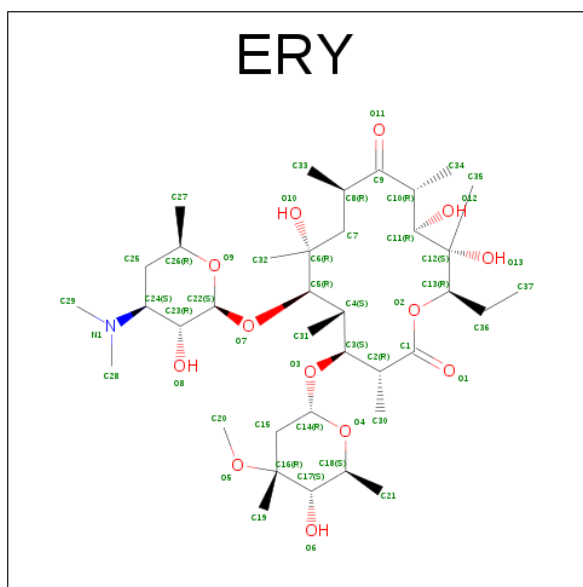
- Molecule 52 is a protein called 50S ribosomal protein L36.

Mol	Chain	Residues	Atoms					ZeroOcc	AltConf	Trace
52	B4	38	Total	C	N	O	S	0	0	0
			302	185	65	48	4			
52	D4	38	Total	C	N	O	S	0	0	0
			302	185	65	48	4			

- Molecule 53 is MAGNESIUM ION (three-letter code: MG) (formula: Mg).

Mol	Chain	Residues	Atoms	ZeroOcc	AltConf
53	BB	4	Total Mg 4 4	0	0
53	BA	135	Total Mg 135 135	0	0
53	CA	42	Total Mg 42 42	0	0
53	DJ	1	Total Mg 1 1	0	0
53	AA	41	Total Mg 41 41	0	0
53	AN	2	Total Mg 2 2	0	0
53	DA	133	Total Mg 133 133	0	0
53	DC	2	Total Mg 2 2	0	0
53	DB	1	Total Mg 1 1	0	0

- Molecule 54 is ERYTHROMYCIN A (three-letter code: ERY) (formula: $C_{37}H_{67}NO_{13}$).



Mol	Chain	Residues	Atoms	ZeroOcc	AltConf
54	BA	1	Total C N O 51 37 1 13	0	0

- Molecule 55 is ZINC ION (three-letter code: ZN) (formula: Zn).

Mol	Chain	Residues	Atoms		ZeroOcc	AltConf
55	B4	1	Total 1	Zn 1	0	0
55	D4	1	Total 1	Zn 1	0	0

- Molecule 56 is water.

Mol	Chain	Residues	Atoms		ZeroOcc	AltConf
56	AA	197	Total 197	O 197	0	0
56	AE	1	Total 1	O 1	0	0
56	AL	1	Total 1	O 1	0	0
56	AN	7	Total 7	O 7	0	0
56	AT	1	Total 1	O 1	0	0
56	AU	1	Total 1	O 1	0	0
56	BA	605	Total 605	O 605	0	0
56	BB	19	Total 19	O 19	0	0
56	BC	7	Total 7	O 7	0	0
56	BD	3	Total 3	O 3	0	0
56	BE	1	Total 1	O 1	0	0
56	BL	4	Total 4	O 4	0	0
56	BN	2	Total 2	O 2	0	0
56	BR	1	Total 1	O 1	0	0
56	BT	2	Total 2	O 2	0	0
56	BV	1	Total 1	O 1	0	0
56	B3	3	Total 3	O 3	0	0
56	B4	2	Total 2	O 2	0	0

Continued on next page...

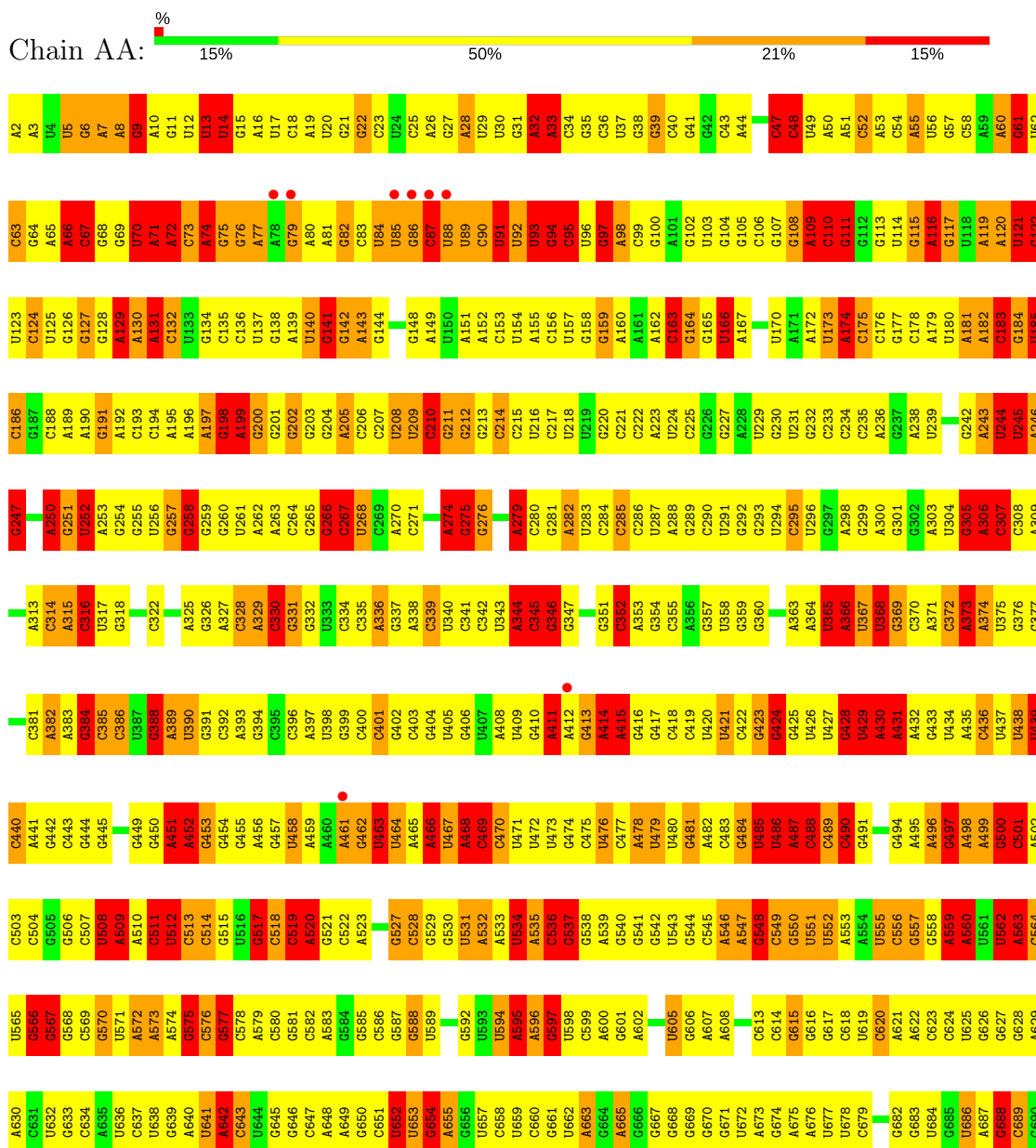
Continued from previous page...

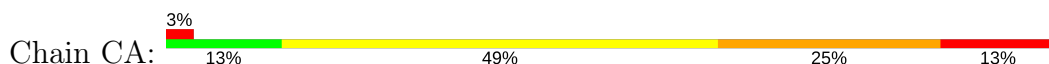
Mol	Chain	Residues	Atoms		ZeroOcc	AltConf
56	CA	195	Total 195	O 195	0	0
56	CE	3	Total 3	O 3	0	0
56	CL	1	Total 1	O 1	0	0
56	CN	3	Total 3	O 3	0	0
56	CT	4	Total 4	O 4	0	0
56	CU	1	Total 1	O 1	0	0
56	DA	600	Total 600	O 600	0	0
56	DB	3	Total 3	O 3	0	0
56	DC	13	Total 13	O 13	0	0
56	DD	2	Total 2	O 2	0	0
56	DE	4	Total 4	O 4	0	0
56	DJ	3	Total 3	O 3	0	0
56	DL	4	Total 4	O 4	0	0
56	DN	2	Total 2	O 2	0	0
56	DT	2	Total 2	O 2	0	0
56	DU	2	Total 2	O 2	0	0
56	DV	2	Total 2	O 2	0	0
56	D2	1	Total 1	O 1	0	0
56	D3	1	Total 1	O 1	0	0
56	D4	4	Total 4	O 4	0	0

3 Residue-property plots

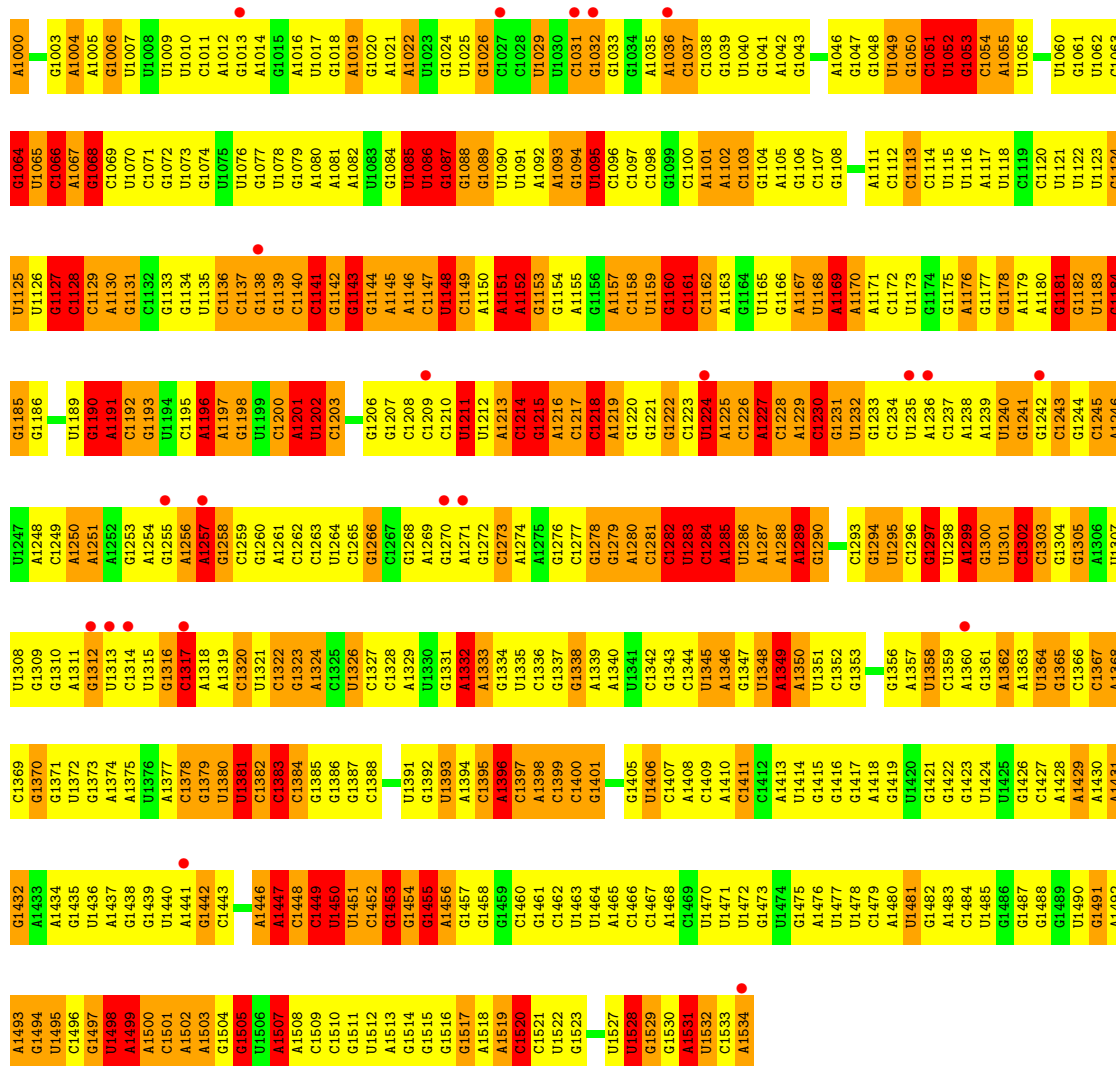
These plots are drawn for all protein, RNA and DNA chains in the entry. The first graphic for a chain summarises the proportions of the various outlier classes displayed in the second graphic. The second graphic shows the sequence view annotated by issues in geometry and electron density. Residues are color-coded according to the number of geometric quality criteria for which they contain at least one outlier: green = 0, yellow = 1, orange = 2 and red = 3 or more. A red dot above a residue indicates a poor fit to the electron density ($RSRZ > 2$). Stretches of 2 or more consecutive residues without any outlier are shown as a green connector. Residues present in the sample, but not in the model, are shown in grey.

• Molecule 1: 16S rRNA

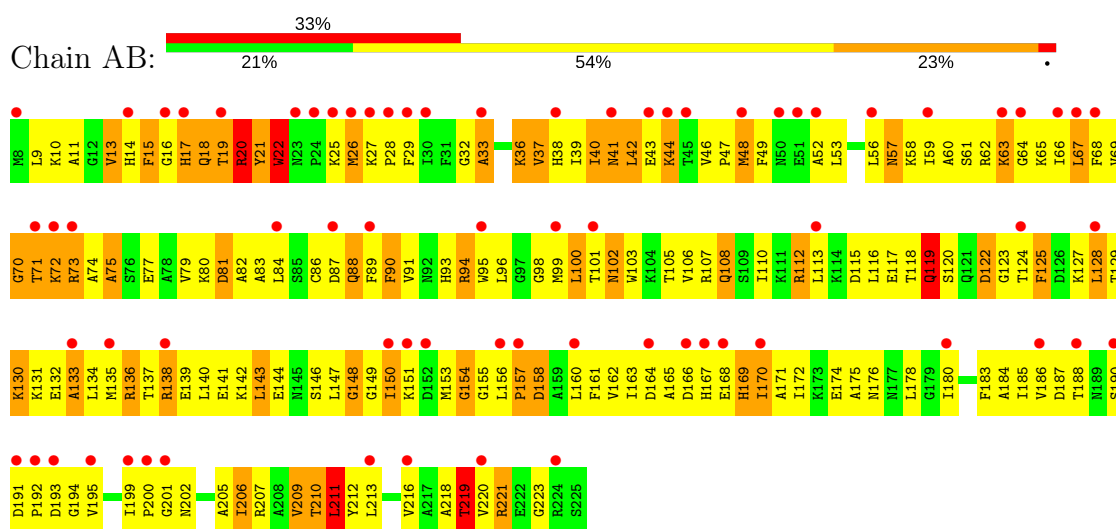




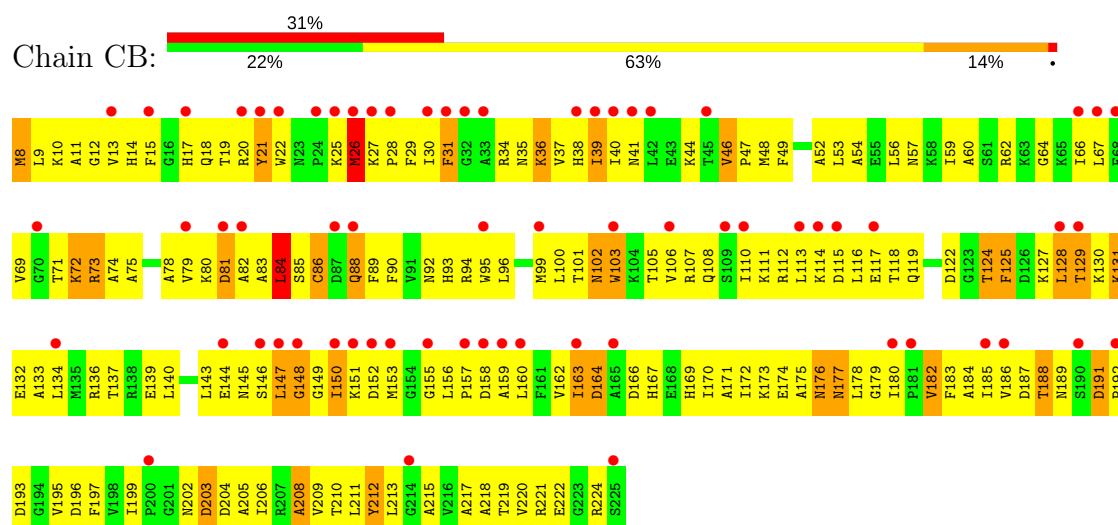
C939	C940	G941	G942	G943	G944	G945	A946	G947	C948	A949	G950	G951	U952	G953	G954	U955	A956	A957	A958	A959	U960	U961	C962	C963	C964	U965	G966	G967	A968	A969	C970	C971	C972	A973	A974	G975	A976	A977	A978	C979	U980	U981	U982	A983	C984	C985	U986	G987	U988	U989	C990	U991	C992	G993	A994	C995	A996	U997	C998	C999																																																														
G874	U875	C876	G877	A878	C879	C880	C881	C882	C883	A884	G885	G886	G887	A888	G889	U890	U891	A892	C893	U894	U895	C896	U897	C898	C899	A900	A901	U905	A906	A907	A908	A909	C910	C911	A912	A913	A914	A915	U916	G917	A918	A919	U920	U921	G922	A923	U924	U925	U926	U927	U928	U929	U930	U931	A932	A933	A934	A935	A936	A937	A938																																																													
G809	C810	C811	C812	U813	U814	A815	A816	C817	C818	A819	U820	U821	U822	C823	C824	A825	C826	U827	U828	U829	U830	U831	C832	C833	U834	U835	U836	U837	U838	U839	U840	U841	U842	U843	U844	U845	U846	U847	U848	U849	U850	U851	U852	U853	U854	U855	U856	U857	U858	U859	U860	U861	U862	U863	U864	U865	U866	U867	U868	U869	U870	U871	U872	U873	U874																																																									
U684	G685	U686	A687	U688	U689	U690	U691	U692	U693	U694	U695	U696	U697	U698	U699	U700	U701	U702	U703	U704	U705	U706	U707	U708	U709	U710	U711	U712	U713	U714	U715	U716	U717	U718	U719	U720	U721	U722	U723	U724	U725	U726	U727	U728	U729	U730	U731	U732	U733	U734	U735	U736	U737	U738	U739	U740	U741	U742	U743	U744	U745	U746	U747																																																											
G748	A749	C750	U751	U752	U753	U754	U755	U756	U757	U758	U759	U760	U761	U762	U763	U764	U765	U766	U767	U768	U769	U770	U771	U772	U773	U774	U775	U776	U777	U778	U779	U780	U781	U782	U783	U784	U785	U786	U787	U788	U789	U790	U791	U792	U793	U794	U795	U796	U797	U798	U799	U800	U801	U802	U803	U804	U805	U806	U807	U808																																																														
G809	C810	C811	C812	U813	U814	A815	A816	C817	C818	A819	U820	U821	U822	C823	C824	A825	C826	U827	U828	U829	U830	U831	C832	C833	U834	U835	U836	U837	U838	U839	U840	U841	U842	U843	U844	U845	U846	U847	U848	U849	U850	U851	U852	U853	U854	U855	U856	U857	U858	U859	U860	U861	U862	U863	U864	U865	U866	U867	U868	U869	U870	U871	U872	U873	U874																																																									
G874	U875	C876	G877	A878	C879	C880	C881	C882	C883	A884	G885	G886	G887	A888	G889	U890	U891	A892	C893	U894	U895	C896	U897	C898	C899	A900	A901	U905	A906	A907	A908	A909	C910	C911	A912	A913	A914	A915	U916	G917	A918	A919	U920	U921	G922	A923	U924	U925	U926	U927	U928	U929	U930	U931	A932	A933	A934	A935	A936	A937	A938																																																													
A	A	U	U5	G6	A7	A8	G9	A10	U11	U12	U13	U14	G15	A16	U17	C18	A19	U20	G21	G22	G23	G24	A26	G27	U28	U29	U30	G31	A32	A33	C34	G35	C36	U37	G38	G39	C40	G41	G42	C43	A44	G45	G46	G47	C48	U49	A50	A51	C52	A53	C54	U57	C58	A59	A60	G61	U62	C63	C64																																																															
U125	G126	G127	G128	A129	A130	A131	C132	U133	G134	A135	C136	U137	G138	A139	U140	A141	G142	G143	G144	G145	G146	G147	U148	U149	U150	A151	A152	C153	U154	A155	C156	U157	G158	C159	U160	A161	A162	C163	G164	G165	U166	A167	G168	C169	U170	A171	A172	U173	U174	G175	C176	G177	U178	A179	A180	A181	A182	C183	G184																																																															
A65	A66	C67	G68	G69	U70	A71	A72	C73	A74	G75	C136	U137	G138	A139	U140	A141	G142	G143	G144	G145	G146	G147	U148	U149	U150	A151	A152	C153	U154	A155	C156	U157	G158	C159	U160	A161	A162	C163	G164	G165	U166	A167	G168	C169	U170	A171	A172	U173	U174	G175	C176	G177	U178	A179	A180	A181	A182	C183	G184																																																															
U185	C186	G187	G188	G189	A190	A191	A192	C193	A194	A195	C136	U137	G138	A139	U140	A141	G142	G143	G144	G145	G146	G147	U148	U149	U150	A151	A152	C153	U154	A155	C156	U157	G158	C159	U160	A161	A162	C163	G164	G165	U166	A167	G168	C169	U170	A171	A172	U173	U174	G175	C176	G177	U178	A179	A180	A181	A182	C183	G184																																																															
A250	G251	U252	G253	G254	G255	U256	G257	G258	G259	G260	U261	A262	G263	C264	G265	G266	G267	U268	C269	A270	U271	U272	U273	A274	G275	G276	C277	G278	A279	C280	G281	A282	U283	C284	U285	A286	U287	A288	G289	C290	U291	G292	U293	U294	G295	U296	C297	A298	G299	A300	G301	G302	G303	G304	G305	A306	C307	C308	A309	G310	C311	C312																																																												
A313	C314	A315	C316	C317	G318	G319	A320	C321	C322	A323	G324	A325	G326	A327	C328	A329	C330	G331	G332	U333	C334	C335	A336	G337	A338	C339	U340	C341	A342	U343	A344	C345	G346	U347	A348	U349	A350	A351	C352	A353	G354	C355	A356	G357	G358	U359	A360	C361	G362	A363	A364	U365	A366	U367	U368	A369	C370	A371	C372	A373	A374																																																													
U375	G376	G377	G378	C379	G380	G381	A382	A383	C384	C385	G386	U387	G388	A389	U390	C391	G392	A393	C394	C395	A396	U397	G398	C399	C400	G401	U402	A403	U404	A405	G406	U407	A408	U409	G410	A411	A412	G413	A414	A415	G416	C417	C418	U419	U420	C421	C422	U423	U424	A425	U426	U427	U428	U429	U430	U431	A432	U433	A434	A435	C436																																																													
U437	U438	U439	A440	A441	A442	C443	G444	A445	C446	G447	A448	U449	C450	A451	A452	G453	G454	A455	A456	G457	U458	A459	A460	A461	G462	U463	U464	A465	A466	U467	A468	C469	U470	U471	U472	U473	U474	C475	U476	C477	A478	U479	U480	G481	A482	C483	G484	U485	U486	A487	U488	C489	U490	U491	U492	U493	U494	U495	U496																																																															
G497	A498	G499	G500	A501	C502	C503	C504	C505	C506	C507	U508	U509	A510	C511	U512	C513	C514	C515	C516	C517	C518	C519	C520	C521	C522	C523	A524	C525	C526	C527	C528	U529	U530	U531	A532	A533	U534	A535	C536	U537	U538	C539	U540	U541	U542	U543	U544	C545	U546	U547	U548	U549	U550	U551	U552	U553	U554	U555	C556																																																															
G557	G558	A559	A560	U561	U562	A563	C564	U565	G566	G567	U568	C569	U570	U571	A572	A573	A574	C575	C576	C577	C578	A579	C580	C581	C582	A583	G584	C585	C586	C587	C588	U589	U590	U591	G592	U593	U594	A595	A596	G597	U598	U599	A600	G601	A602	U603	G604	U605	G606	A607	U608	A609	U610	C611	C612	C613	C614	G615	G616																																																															
G617	C618	U619	C620	C621	C622	C623	C624	C625	C626	C627	C628	A629	A630	C631	U632	C633	C634	A635	U636	U637	U638	U639	U640	U641	U642	U643	U644	U645	U646	U647	U648	U649	U650	U651	U652	U653	U654	U655	U656	U657	U658	U659	U660	U661	U662	U663	U664	U665	U666	U667	U668	U669	U670	U671	U672	U673	U674	U675	U676	U677	U678	U679	U680	U681	U682	U683																																																								
U684	G685	U686	A687	U688	U689	U690	U691	U692	U693	U694	U695	U696	U697	U698	U699	U700	U701	U702	U703	U704	U705	U706	U707	U708	U709	U710	U711	U712	U713	U714	U715	U716	U717	U718	U719	U720	U721	U722	U723	U724	U725	U726	U727	U728	U729	U730	U731	U732	U733	U734	U735	U736	U737	U738	U739	U740	U741	U742	U743	U744	U745	U746	U747																																																											
G748	A749	C750	U751	U752	U753	U754	U755	U756	U757	U758	U759	U760	U761	U762	U763	U764	U765	U766	U767	U768	U769	U770	U771	U772	U773	U774	U775	U776	U777	U778	U779	U780	U781	U782	U783	U784	U785	U786	U787	U788	U789	U790	U791	U792	U793	U794	U795	U796	U797	U798	U799	U800	U801	U802	U803	U804	U805	U806	U807	U808																																																														
G809	C810	C811	C812	U813	U814	A815	A816	C817	C818	A819	U820	U821	U822	C823	C824	A825	C826	U827	U828	U829	U830	U831	C832	C833	U834	U835	U836	U837	U838	U839	U840	U841	U842	U843	U844	U845	U846	U847	U848	U849	U850	U851	U852	U853	U854	U855	U856	U857	U858	U859	U860	U861	U862	U863	U864	U865	U866	U867	U868	U869	U870	U871	U872	U873	U874																																																									
G874	U875	C876	G877	A878	C879	C880	C881	C882	C883	A884	G885	G886	G887	A888	G889	U890	U891	A892	C893	U894	U895	C896	U897	C898	C899	A900	A901	U905	A906	A907	A908	A909	C910	C911	A912	A913	A914	A915	U916	G917	A918	A919	U920	U921	G922	A923	U924	U925	U926	U927	U928	U929	U930	U931	U932	U933	U934	U935	U936	U937	U938	U939	U940	U941	U942	U943	U944	U945	U946	U947	U948	U949	U950	U951	U952	U953	U954	U955	U956	U957	U958	U959	U960	U961	U962	U963	U964	U965	U966	U967	U968	U969	U970	U971	U972	U973	U974	U975	U976	U977	U978	U979	U980	U981	U982	U983	U984	U985	U986	U987	U988	U989	U990	U991	U992	U993	U994	U995	U996	U997	U998	U999



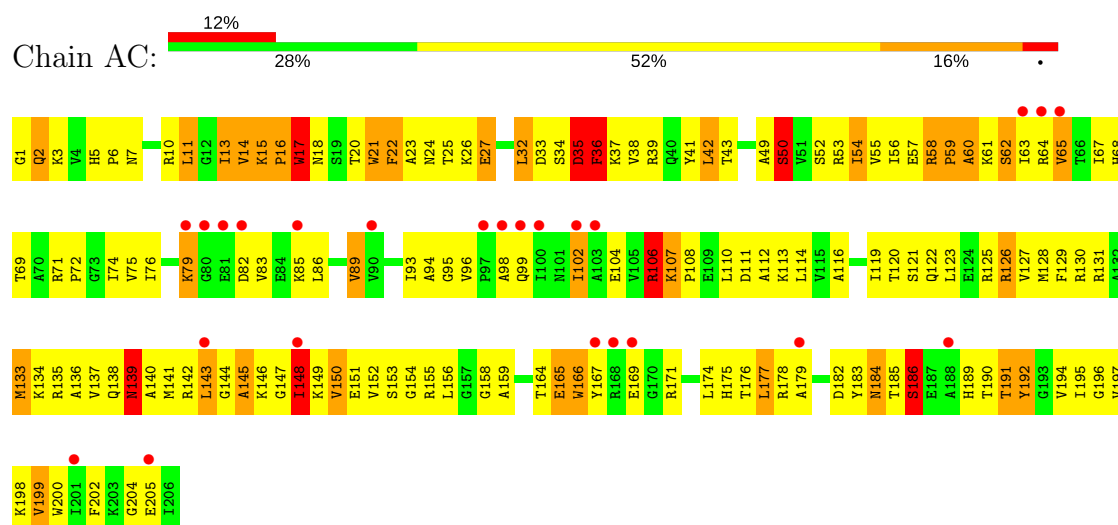
• Molecule 2: 30S ribosomal protein S2



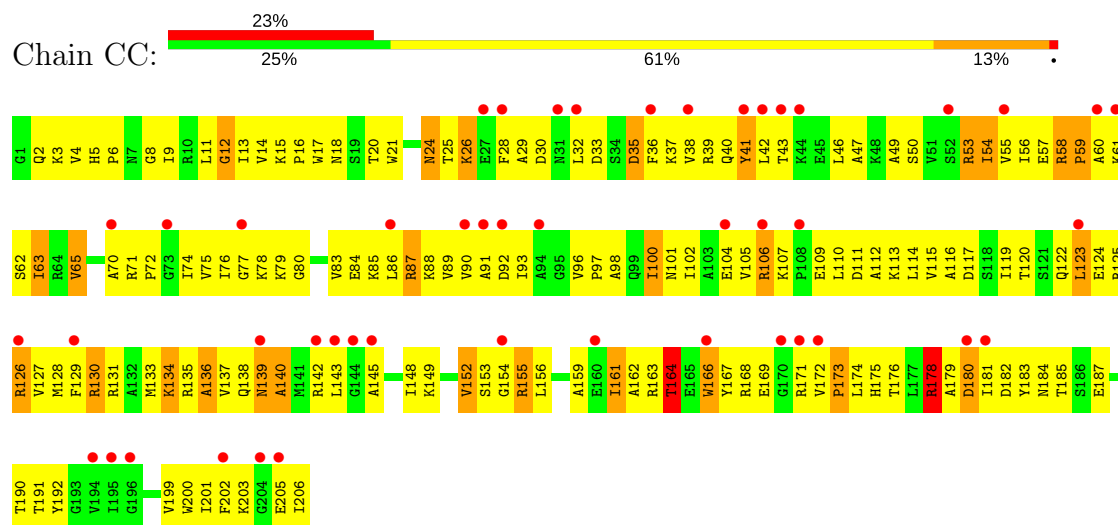
• Molecule 2: 30S ribosomal protein S2



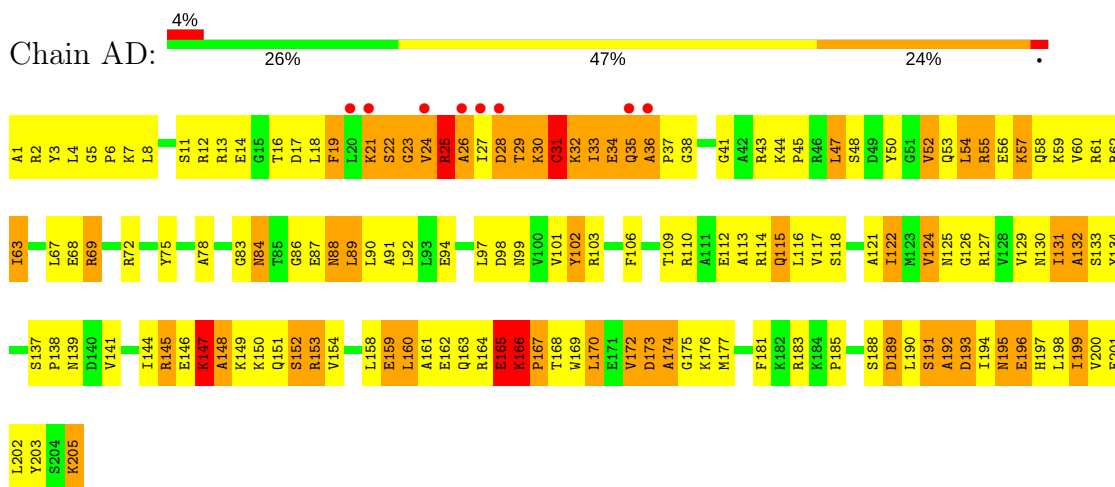
• Molecule 3: 30S ribosomal protein S3

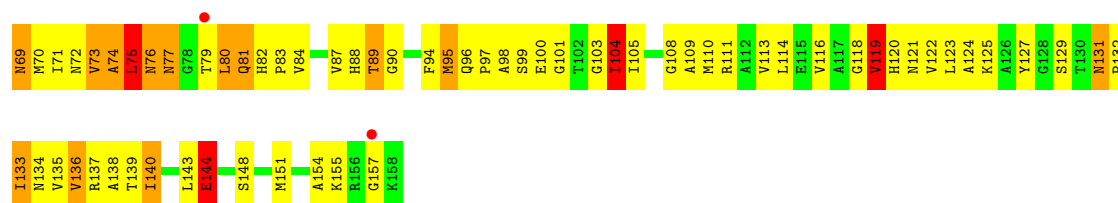


• Molecule 3: 30S ribosomal protein S3



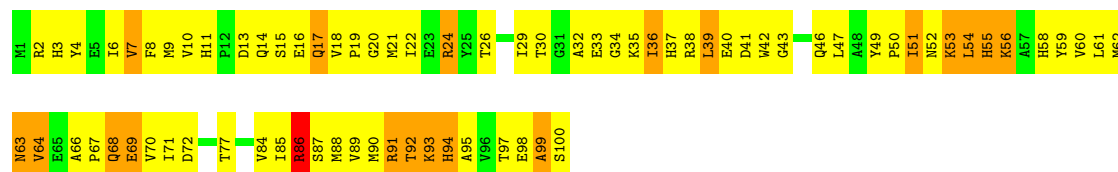
• Molecule 4: 30S ribosomal protein S4

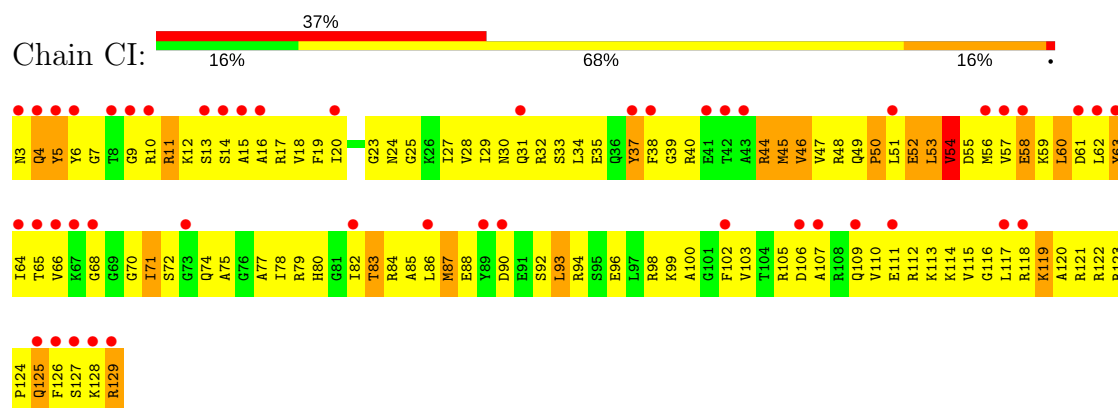
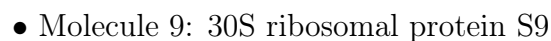
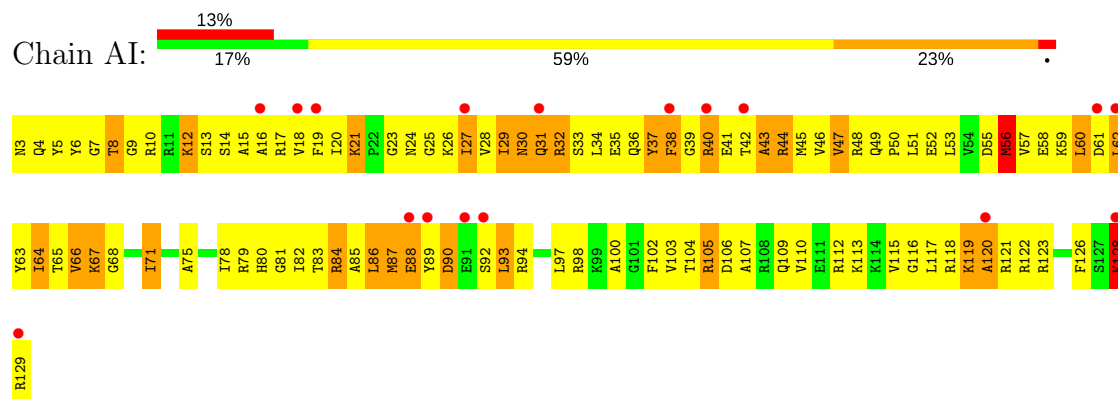
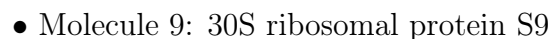
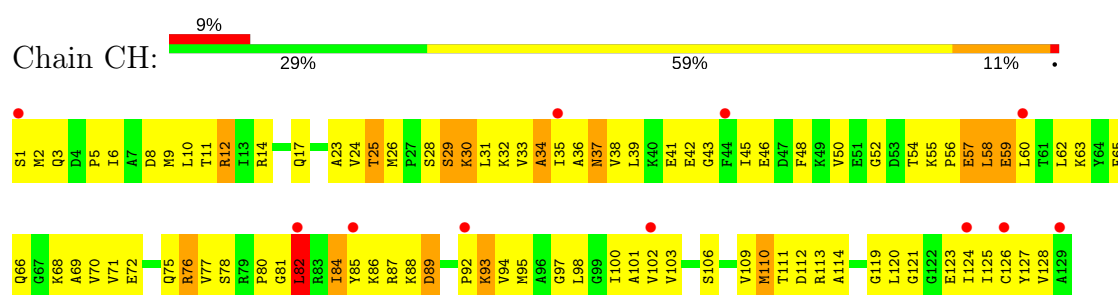
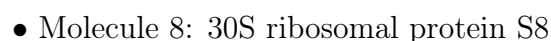
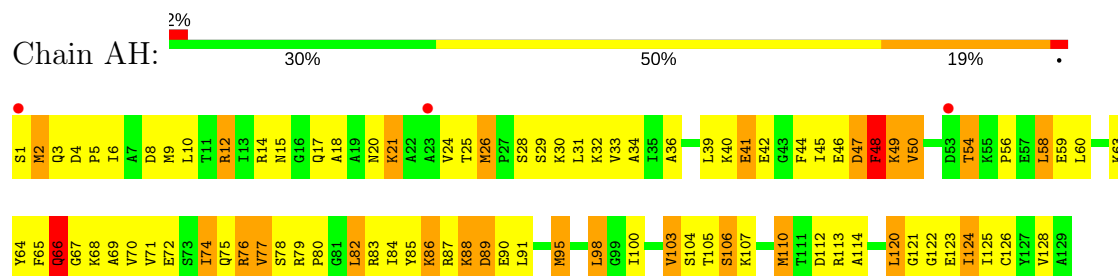
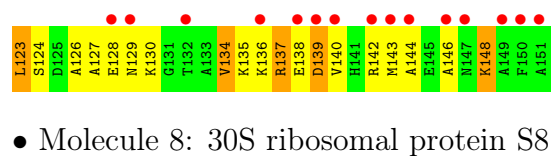




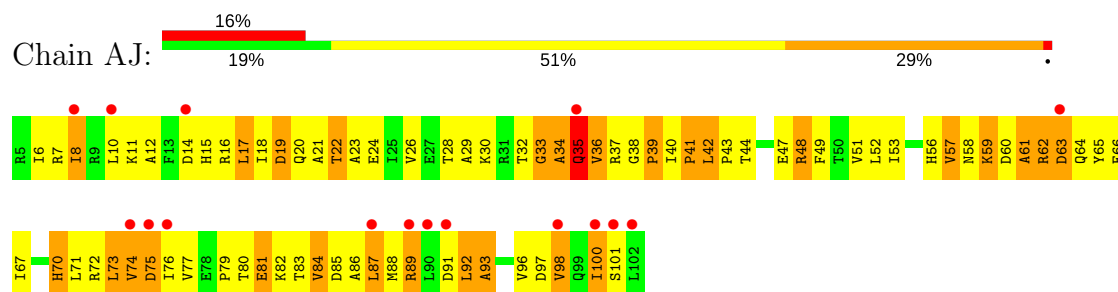
• Molecule 6: 30S ribosomal protein S6

Chain AF: 24% 56% 19%

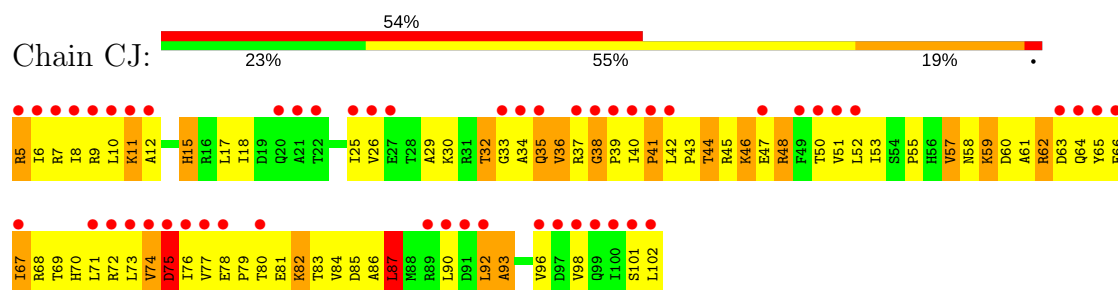




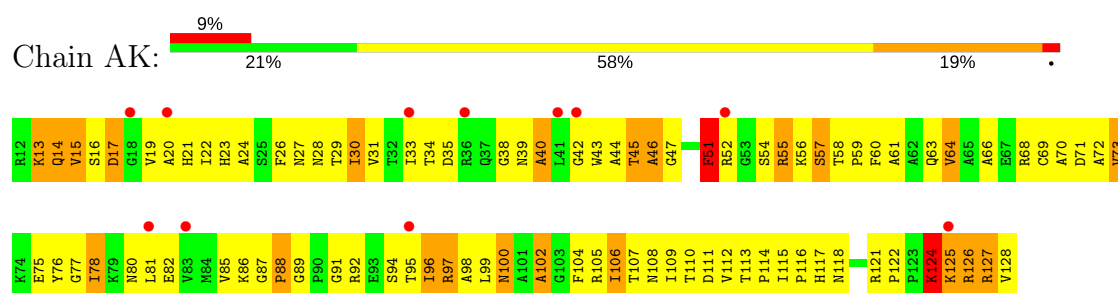
- Molecule 10: 30S ribosomal protein S10



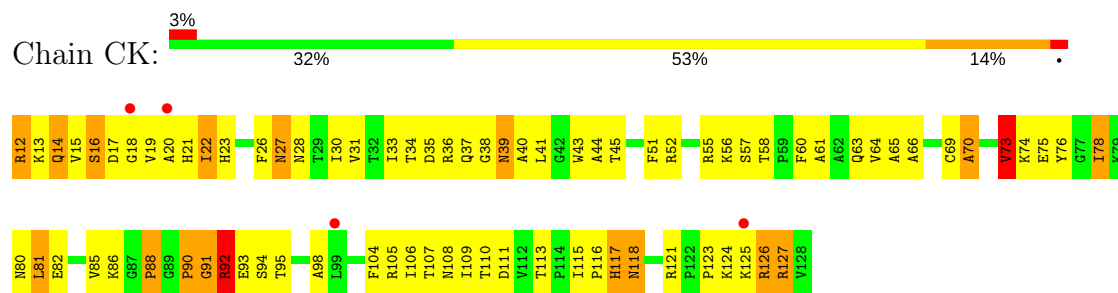
- Molecule 10: 30S ribosomal protein S10



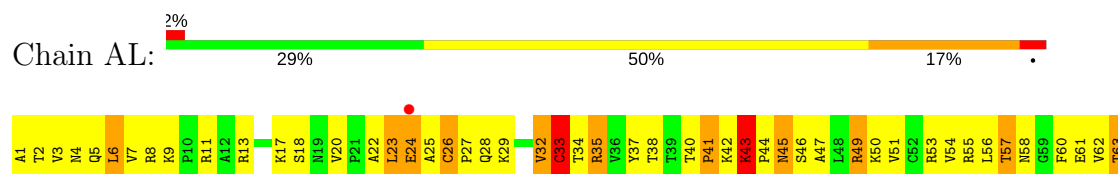
- Molecule 11: 30S ribosomal protein S11



- Molecule 11: 30S ribosomal protein S11

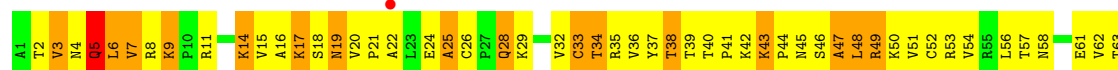


- Molecule 12: 30S ribosomal protein S12

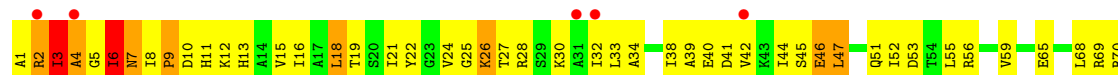




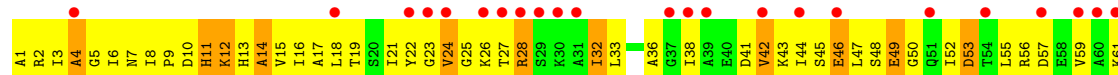
• Molecule 12: 30S ribosomal protein S12




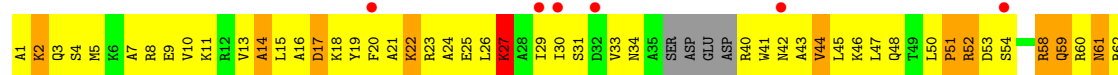
• Molecule 13: 30S ribosomal protein S13



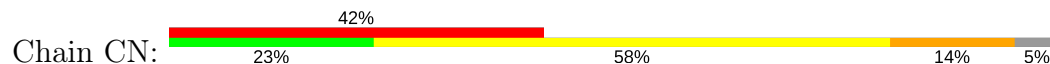
• Molecule 13: 30S ribosomal protein S13

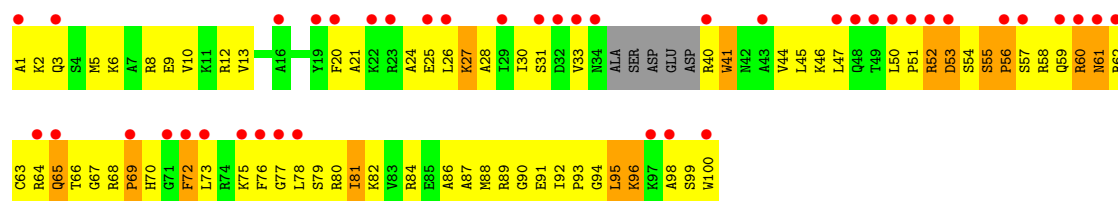


• Molecule 14: 30S ribosomal protein S14



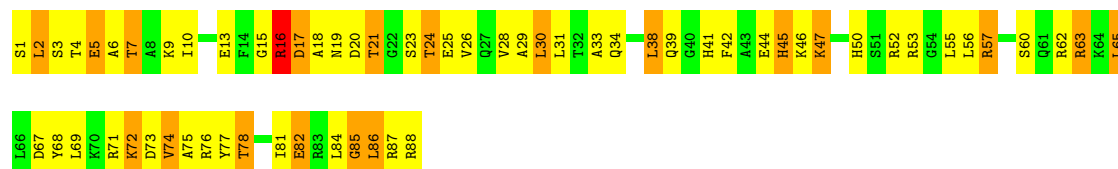
• Molecule 14: 30S ribosomal protein S14





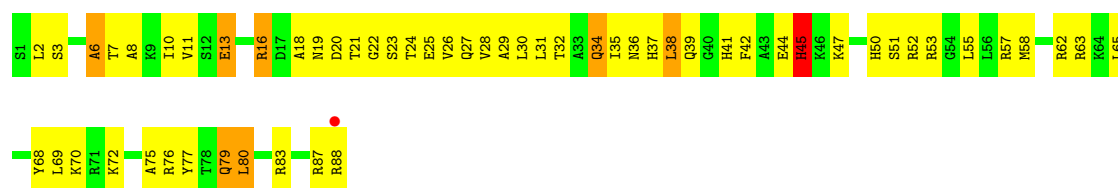
• Molecule 15: 30S ribosomal protein S15

Chain AO: 28% 49% 22%



• Molecule 15: 30S ribosomal protein S15

Chain CO: 35% 56% 8%



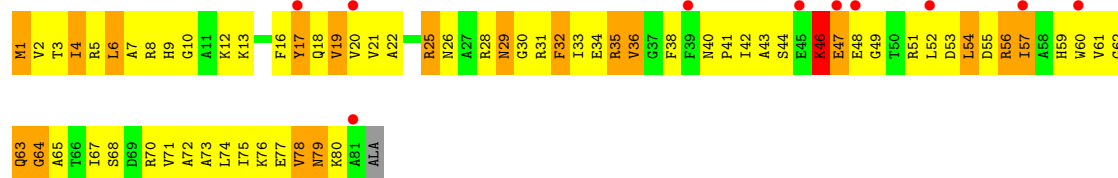
• Molecule 16: 30S ribosomal protein S16

Chain AP: 11% 22% 57% 21%



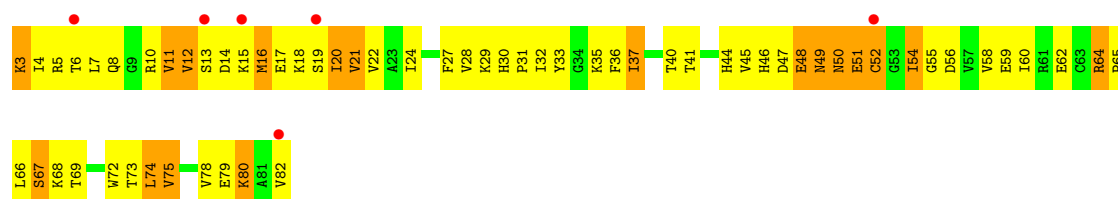
• Molecule 16: 30S ribosomal protein S16

Chain CP: 12% 17% 59% 22%

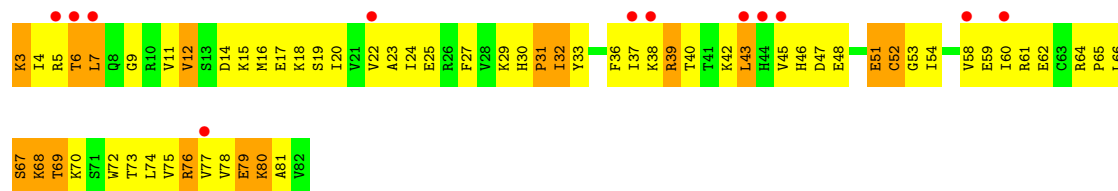


• Molecule 17: 30S ribosomal protein S17


Chain AQ: 8% 23% 55% 23%



- Molecule 17: 30S ribosomal protein S17



- Molecule 18: 30S ribosomal protein S18



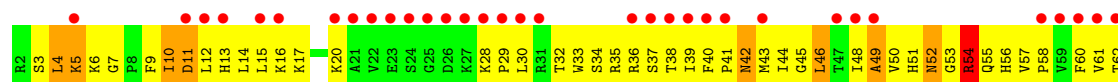
- Molecule 18: 30S ribosomal protein S18




- Molecule 19: 30S ribosomal protein S19



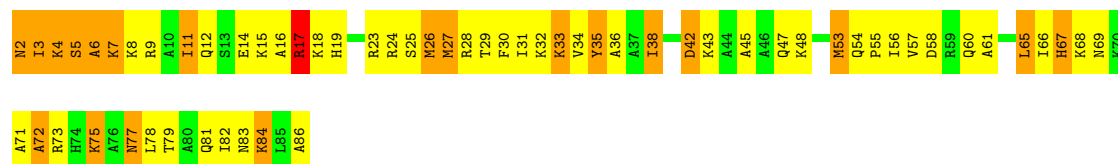
- Molecule 19: 30S ribosomal protein S19





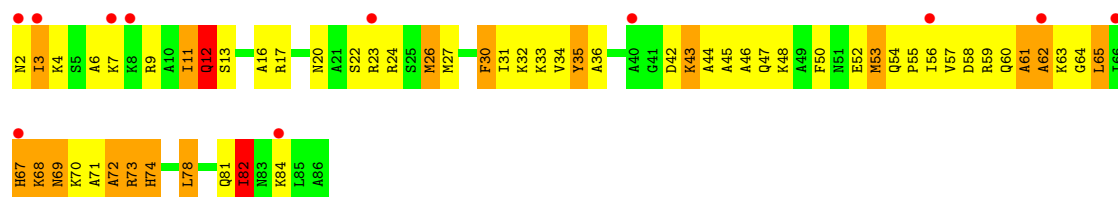
• Molecule 20: 30S ribosomal protein S20

Chain AT: 28% 47% 24%



• Molecule 20: 30S ribosomal protein S20

Chain CT: 13% 32% 46% 20%



• Molecule 21: 30S ribosomal protein S21

Chain AU: 12% 37% 55% 33%



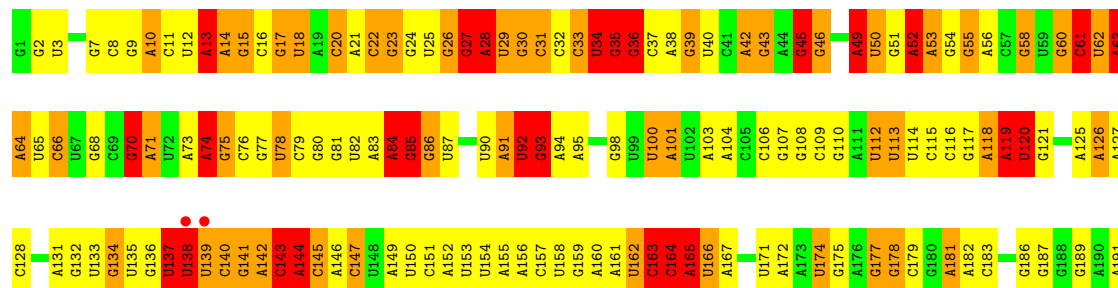
• Molecule 21: 30S ribosomal protein S21

Chain CU: 14% 14% 45% 33% 8%




• Molecule 22: 23S rRNA

Chain BA: 17% 41% 25% 15%





U	G	C2047	A1981	A1918	G1850	A1786	G1721	A1655	G1587	G1521	U1457	U1397	C1330	U1267	U1203		
G	U	G2048	U1982	A1919	U1851	A1787	A1722	C1656	G1588	A1522	U1458	C1398	G1331	A1268	A1204		
U	U	G1920	G1983	G1920	U1852	C1788	U1725	C1658	U1589	U1523	U1459	U1400	G1332	A1269	A1205		
A	A	G1984	G1984	G1984	A1853	A1789	U1726	U1658	A1590	G1524	U1460	U1400	G1333	C1270	G1206		
G	G	C2050	C1985	G1922	U1854	C1790	C1726	U1662	A1591	A1525	C1461	U1402	G1334	G1271	C1207		
C	C	A2051	C1986	G1923	U1855	A1791	C1727	G1663	A1592	C1526	C1462	U1402	G1335	A1272			
A	A	A2052	A1987	C1924	U1856	G1792	C1728	G1664	A1593	G1527	C1463	A1403	A1336	G1210			
U	U	G2053	G1988	C1925	G1857	C1793	U1729	A1664	A1594	A1528	G1464	C1404	G1337	G1211			
A	A	A2054	U1926	U1926	A1858	A1794	C1730	A1665	C1533		U1465	U1405	G1338	A1274			
G	G	C2055	U1927	U1927	U1859	C1795	G1731	G1666	U1534	U1533	U1466	U1406	G1339	A1275			
G	G	G2056	A1928	A1928	G1860	U1796	C1732	G1667	U1534	U1533	U1467	G1407	U1340	A1276			
U	U	G2057	G1929	G1929	G1860	G1797	G1733	A1668	C1600	G1600	U1468	U1408	G1341	A1214			
G	G	U1983	G1930	G1930	U1864	U1798	G1734	A1669	U1602	U1602	A1469	U1409	A1342	G1215			
G	G	C1994	U1931	U1931	U1865	C1799	A1735	C1670	A1603	G1537	A1470	G1410	G1343	G1216			
U	U	U1995	A1932	A1932	U1865	A1800	U1736	A1671	C1604	U1538	U1471	U1411	G1344	G1281			
A	A	C1996	G1933	G1933	A1865	A1801	G1737	A1672	C1605	U1539	U1472	U1412	C1345	G1220			
G	G	C1997	C1934	C1934	C1868	A1802	G1738	G1673	C1606	G1540	U1473	A1413	U1344	G1221			
C	C	A1998	G1935	G1935	G1869	A1802	G1739	G1674	C1607	C1541	U1474	U1414	A1284	U1222			
U	U	C1999	A1936	A1936	C1870	G1806	G1740	A1675	A1608	U1542	U1475	U1415	A1286	G1223			
C	C	C2000	U1871	U1871	A1870	G1807	C1741	A1676	A1609	U1543	U1476	U1416	A1287	U1224			
U	U	C2001	A1872	A1872	A1875	A1808	U1742	A1677	A1610	U1544	A1477	C1417	C1350	G1225			
U	U	G2002	G1873	G1873	C1874	A1809	G1743	A1678	C1611	U1546	U1480	A1418	U1352	A1226			
U	U	G2003	A1874	A1874	A1875	A1810	G1744	A1679	C1612	U1546	U1481	A1419	U1352	A1226			
U	U	C2006	G1876	G1876	A1877	G1813	U1746	G1681	A1614	C1547	U1482	A1421	G1356	C1229			
U	U	U2007	A1877	A1877	C1879	G1814	U1747	G1682	C1615	U1548	U1482	G1422	C1357	A1230			
U	U	G2008	G1878	G1878	C1879	A1815	U1748	U1683	A1616	U1553	U1485	G1423	G1358	C1233			
U	U	C2009	G1879	G1879	C1879	A1816	A1749	U1683	A1617	U1554	U1486	G1424	A1359	U1234			
U	U	C2010	G1880	G1880	C1880	A1817	G1753	U1687	A1618	U1555	U1487	G1425	G1360	U1235			
U	U	C2011	G1881	G1881	C1881	A1818	U1754	U1687	A1619	U1556	U1488	G1426	G1361	G1236			
U	U	C2012	G1882	G1882	C1882	A1819	A1755	A1689	U1624	C1557	U1489	A1427	G1364	U1237			
U	U	C2013	G1883	G1883	C1883	A1820	A1756	A1690	U1625	C1558	U1490	C1428	A1365	G1238			
U	U	C2014	G1884	G1884	C1884	A1821	A1757	C1691	U1626	C1559	U1491	G1429	A1366	G1239			
U	U	C2015	G1885	G1885	C1885	A1822	U1758	U1692	A1627	U1560	C1492	A1430	A1367	U1240			
U	U	C2016	G1886	G1886	C1886	G1823	U1759	U1693	G1627	U1561	C1493	A1431	G1368	U1241			
U	U	C2017	G1887	G1887	C1887	G1824	A1760	C1694	G1628	U1562	A1494	G1432	G1369	U1242			
U	U	C2018	G1888	G1888	C1888	U1825	C1760	G1695	U1563	U1563	A1495	A1433	C1370	U1243			
U	U	C2019	G1889	G1889	C1889	U1826	C1761	G1696	U1564	C1564	A1496	A1434	G1371	A1244			
U	U	C2020	G1890	G1890	C1890	U1827	A1762	G1697	U1565	C1565	U1497	A1435	U1372	G1245			
U	U	C2021	G1891	G1891	C1891	U1828	G1763	A1698	A1634	A1566	C1498	A1436	A1373	A1246			
U	U	C2022	G1892	G1892	C1892	U1829	C1764	G1699	A1635	U1567	C1499	A1437	G1374	A1247			
U	U	C2023	G1893	G1893	C1893	A1832	U1765	U1703	U1636	G1568	U1500	U1438	U1375	G1248			
U	U	C2024	G1894	G1894	C1894	U1833	G1766	A1701	A1637	A1569	G1501	A1439	G1376	U1249			
U	U	C2025	G1895	G1895	C1895	U1834	G1767	G1702	C1638	U1570	U1502	U1440	G1377	U1250			
U	U	C2026	G1896	G1896	C1896	U1835	U1769	G1703	G1639	A1571	A1503	G1441	A1378	C1251			
U	U	C2027	G1897	G1897	C1897	U1836	U1769	C1706	A1640	A1572	U1504	U1442	A1379	G1252			
U	U	C2028	G1898	G1898	C1898	U1837	A1773	G1707	A1641	U1573	A1505	U1316	G1380	A1253			
U	U	C2029	G1899	G1899	C1899	U1838	C1774	C1708	G1642	C1574	U1506	G1444	G1381	A1254			
U	U	C2030	G1900	G1900	C1900	U1839	U1775	G1708	G1643	C1575	U1507	G1445	G1382	U1255			
U	U	C2031	G1901	G1901	C1901	U1840	G1776	U1711	C1644	U1576	A1508	C1446	A1383	G1256			
U	U	C2032	G1902	G1902	C1902	U1841	U1777	G1712	G1645	U1577	A1509	C1447	A1384	C1257			
U	U	C2033	G1903	G1903	C1903	U1842	U1777	U1712	C1646	U1578	G1510	G1448	A1385	U1258			
U	U	C2034	G1904	G1904	C1904	U1843	U1778	A1713	U1647	A1579	U1511	A1449	C1386	G1259			
U	U	C2035	G1905	G1905	C1905	U1844	U1779	U1714	U1648	A1580	C1512	G1450	A1387	A1260			
U	U	C2036	G1906	G1906	C1906	U1845	U1780	G1715	G1649	G1581	U1513	G1451	G1387	G1261			
U	U	C2037	G1907	G1907	C1907	U1846	U1781	U1716	A1650	C1582	G1452	G1262	A1392	U1263			
U	U	C2038	G1908	G1908	C1908	U1847	U1782	A1717	G1651	A1583	A1515	A1453	A1393	U1264			
U	U	C2039	G1909	G1909	C1909	U1848	U1783	U1718	A1652	U1584	C1454	A1327	U1394	A1265			
U	U	C2040	G1910	G1910	C1910	U1849	A1784	G1719	A1653	U1585	C1455	A1328	U1395	A1266			
U	U	C2041	G1911	G1911	C1911	U1850	U1785	U1720	A1654	A1586	G1456						
U	U	C2042	G1912	G1912	C1912	U1851											
U	U	C2043	G1913	G1913	C1913	U1852											
U	U	C2044	G1914	G1914	C1914	U1853											
U	U	C2045	G1915	G1915	C1915	U1854											
U	U	C2046	G1916	G1916	C1916	U1855											
U	U	C2047	G1917	G1917	C1917	U1856											
U	U	C2048	G1918	G1918	C1918	U1857											
U	U	C2049	G1919	G1919	C1919	U1858											
U	U	C2050	G1920	G1920	C1920	U1859											
U	U	C2051	G1921	G1921	C1921	U1860											
U	U	C2052	G1922	G1922	C1922	U1861											
U	U	C2053	G1923	G1923	C1923	U1862											
U	U	C2054	G1924	G1924	C1924	U1863											
U	U	C2055	G1925	G1925	C1925	U1864											
U	U	C2056	G1926	G1926	C1926	U1865											
U	U	C2057	G1927	G1927	C1927	U1866											
U	U	C2058	G1928	G1928	C1928	U1867											
U	U	C2059	G1929	G1929	C1929	U1868											
U	U	C2060	G1930	G1930	C1930	U1869											
U	U	C2061	G1931	G1931	C1931	U1870											
U	U	C2062	G1932	G1932	C1932	U1871											
U	U	C2063	G1933	G1933	C1933	U1872											
U	U	C2064	G1934	G1934	C1934	U1873											
U	U	C2065	G1935	G1935	C1935	U1874											
U	U	C2066	G1936	G1936	C1936	U1875											
U	U	C2067	G1937	G1937	C1937	U1876											
U	U	C2068	G1938	G1938	C1938	U1877											
U	U	C2069	G1939	G1939	C1939	U1878											
U	U	C2070	G1940	G1940	C1940	U1879											
U	U	C2071	G1941	G1941	C1941	U1880											
U	U	C2072	G1942	G1942	C1942	U1881											
U	U	C2073	G1943	G1943	C1943	U1882											
U	U	C2074	G1944	G1944	C1944	U1883											
U	U	C2075	G1945	G1945	C1945	U1884											
U	U	C2076	G1946	G1946	C1946	U1885											
U	U	C2077	G1947	G1947	C1947	U1886											
U	U	C2078	G1948	G1948	C1948	U1887											
U	U	C2079	G1949	G1949	C1949	U1888											

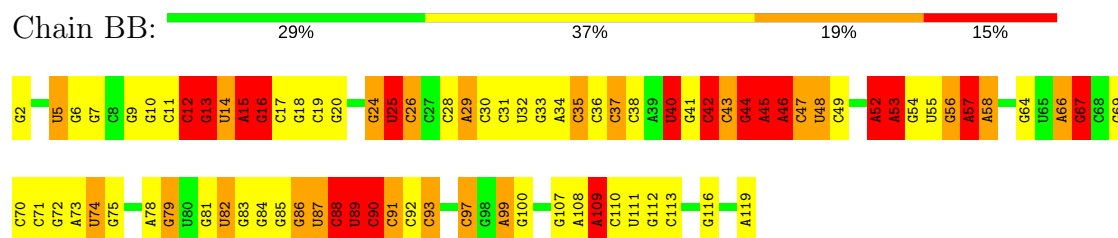


G1036	G976	G915	U852	G791	G729	A666	U606	U545	A482	A422	A362	G302	G242	C182	G122
G1040	G977	G916	C853	A792	A730	U667	U607	U546	A483	A423	G363	G303	U243	C183	G123
G1041	G978	A917	C854	A793	C731	A668	A608	A547	C484	A424	U364	U304	A244	C184	G124
G1042	A980	A918	G855	A794	C732	G669	A609	G548	C485	G425	U365	C305	G245	G185	A125
G1043	A981	A919	G856	C795	G733	A670	C610	G549	C486	G426	U366	U306	C246	G186	A126
G1044	C982	C921	G857	C796	A734	G671	C611	G550	C487	U427	G367	G307	G247	G187	A127
G1045	A983	C922	G858	C797	A735	G672	G612	G551	C488	A428	A364	G308	G248	G188	C128
A1046	A984	G923	U860	C798	C736	C673	A613	U852	C489	A429	U369	A309	C249	G189	C129
G1047	C985	G924	U861	G799	C737	A674	A614	G553	C490	A430	G370	A310	G250	A190	C130
A1048	C986	A925	A861	A800	A738	A675	U615	G554	A491	U431	A371	G312	A251	A191	A131
C1049	C987	A926	A862	A801	A739	A676	A616	G555	A492	A432	G372	G312	G252	C192	G132
A1050	A988	A927	A863	A802	C740	A677	G617	G556	C493	C433	U373	G313	C253	U193	U133
G1061	C989	A928	G864	U803	C741	G678	G618	U858	C494	U434	A374	G314	G254	G194	G134
C1062	A990	A929	C865	A804	A742	C679	G619	G559	A497	C435	C375	G315	A255	A195	U135
G1063	A991	G930	A866	G905	A743	C680	G620	C560	A498	U436	G376	C316	A256	A196	G136
U1064	C992	G931	C867	C906	U744	G681	A621	G561	C498	U437	G377	G317	C257	U197	U137
G1065	G993	U932	U868	U807	G745	G682	G622	U852	U499	G438	C378	C318	G258	C198	U138
C1066	C994	A933	G869	G808	U746	U683	C623	A563	G500	A439	G379	G319	G259	A199	U139
A1067	C995	A934	U870	G809	U747	G684	C624	C564	A501	C440	G380	A320	G260	U200	C140
G1068	A996	G935	U871	U810	G748	A685	G625	C565	A502	U441	C381	U321	G261	C201	G141
C1069	G997	C936	U872	U811	A749	U686	A626	U856	A503	G442	A382	U322	A262	U202	A142
U1070	C998	A937	A878	C912	A750	C687	A627	U857	A504	A443	C383	C323	G263	A203	C143
G1071	G999	G938	C874	U813	A751	U688	G628	U858	A505	A444	A384	A324	C264	A204	G144
C1072	U1001	C939	G875	C814	A752	A689	G629	U859	G506	C445	C385	G325	A265	G205	C145
G1073	A1002	G940	C876	C915	A753	G690	G630	G570	A507	G446	G386	G326	G266	U206	A146
C1074	C1005	A941	A877	C916	U754	C691	A631	U871	A508	A447	U387	G327	C267	A207	C147
U1075	C1006	G942	U878	C917	U755	C692	A632	A572	C509	U448	G388	U328	C268	C208	U148
C1076	C1007	A943	G879	U812	A756	A693	A633	U873	C510	A449	G389	C329	C269	C209	A149
A1077	U1008	G944	C880	A819	G757	G695	C635	A574	U511	G450	U390	A330	A270	C210	U150
U1078	C1009	A945	G881	G820	C758	C696	C636	A575	U512	A451	A391	C331	G271	C211	C151
C1079	A1010	G953	U882	C830	U760	A699	A637	U876	A513	G452	U392	A332	A272	G212	A152
U1081	C1011	G954	G883	G831	A761	G700	A638	G577	A514	A453	C393	G333	G273	U153	U153
C1082	A1012	U955	U884	U832	U762	G701	U639	G578	A515	A454	C394	C334	C274	G214	U154
U1083	G1016	G956	A900	A833	G771	G702	U640	G579	C516	C455	U395	C335	U275	A155	A155
A1084	C1017	C957	A901	G834	C772	U703	U641	C581	C517	C456	U396	C336	U276	A156	C157
C1085	U1018	U958	C902	C835	U773	A705	U642	A582	U518	A457	U397	G337	A277	C157	U158
G1086	C1019	A959	U902	U836	G774	G711	G648	U888	U519	G458	C398	U338	A278	A218	U158
U1087	A1020	C960	C903	G837	G775	A706	C650	U889	C523	U459	U399	U339	A279	A219	G159
C1088	G1021	G961	G904	C838	G776	G712	G651	A590	C524	A460	G400	A340	U280	G220	A160
A1089	U1022	U962	A902	U839	C777	G713	U652	A591	G525	C461	A401	C341	U281	G221	A161
G1090	C1023	C963	C904	C840	G778	A715	U653	A592	U526	C462	A402	A342	A282	A221	U162
C1091	U1024	G964	C905	G841	U779	A716	A654	U593	A527	G463	U403	C343	A283	A222	C163
U1092	G1025	C965	C906	G842	G780	G717	A655	U594	C528	U464	A404	A344	U284	A223	C164
A1093	C1026	G966	U903	U843	G781	G718	G656	C595	U534	G465	U405	A345	G285	C224	A164
C1094	A1027	G967	G904	U844	G782	A719	U657	U896	A529	A466	G406	A346	U286	A225	A165
U1095	U1028	U970	A909	U845	G783	G720	U658	U897	G530	A467	G407	A347	U287	A226	U166
G1096	C1029	G971	C910	U846	A784	U720	U659	U898	C531	G473	G408	A348	U288	A227	A167
C1097	U1030	A972	A910	C948	G785	A721	G660	U899	C532	C475	G469	U349	U289	C228	G168
U1098	A1032	A973	G912	A949	C786	U724	A661	G900	A533	G476	G470	G350	G289	C229	G169
C1099	U1033	G974	U913	U850	C787	G725	G662	C601	C540	A477	G410	G351	U290	G230	U170
U1099	G1034	A975	G914	C951	U790	G726	G663	A602	A541	A478	G411	C352	G291	A231	U171
A1098	U1035					G727	G664	A603	G542	A479	U419	A353	G292	G232	A172
						G728	U665	G604	C544	G481	U419	G359	U293	A233	A173
								G605			C421	G361	A299	U234	U174
													A300	U235	G175
													G301	G236	A176
														G237	G177
														C238	G178
														C239	C179
														A241	A181

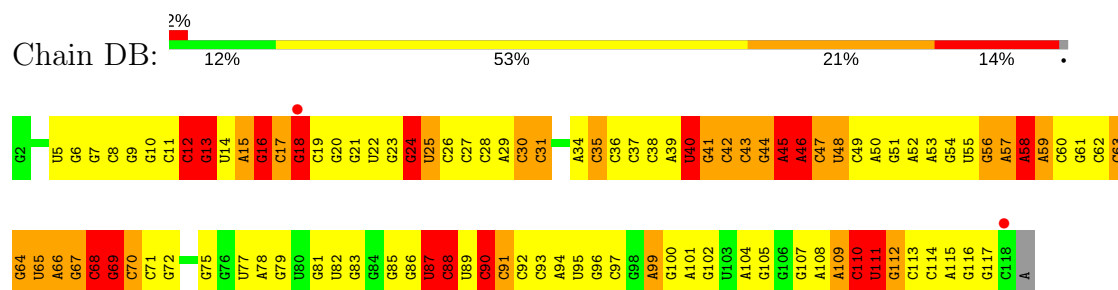
A1889	A1890	A1893	A1894	A1895	A1896	A1899	A1900	A1901	A1902	A1903	A1904	A1905	A1906	A1907	A1908	A1909	A1910	A1911	A1912	A1913	A1914	A1915	A1916	A1917	A1918	A1919	A1920	A1921	A1923	A1928	A1929	A1930	A1931	A1932	A1933	A1934	A1935	A1936	A1937	A1938	A1939	A1940	A1941	A1942	A1943	A1944	A1945	A1946	A1947	A1948	A1949	A1950	A1951	A1952																																																																																																																																																																																																																																																																																																																																																																																																																																																		
U1827	U1828	U1829	U1830	U1831	U1832	U1833	U1834	U1835	U1836	U1837	U1838	U1839	U1840	U1841	U1842	U1843	U1844	U1845	U1846	U1847	U1848	U1849	U1850	U1851	U1852	U1853	U1854	U1855	U1856	U1857	U1858	U1859	U1860	U1861	U1862	U1863	U1864	U1865	U1866	U1867	U1868	U1869	U1870	U1871	U1872	U1873	U1874	U1875	U1876	U1877	U1878	U1879	U1880	U1881	U1882	U1883	U1884	U1885	U1886	U1887	U1888																																																																																																																																																																																																																																																																																																																																																																																																																																											
G1767	G1768	G1769	G1770	G1771	G1772	G1773	G1774	G1775	G1776	G1777	G1778	G1779	G1780	G1781	G1782	G1783	G1784	G1785	G1786	G1787	G1788	G1789	G1790	G1791	G1792	G1793	G1794	G1795	G1796	G1797	G1798	G1799	G1800	G1801	G1802	G1803	G1804	G1805	G1806	G1807	G1808	G1809	G1810	G1811	G1812	G1813	G1814	G1815	G1816	G1817	G1818	G1819	G1820	G1821	G1822	G1823	G1824	G1825	G1826	G1827	G1828	G1829	G1830	G1831	G1832	G1833	G1834	G1835	G1836	G1837	G1838	G1839	G1840	G1841	G1842	G1843	G1844	G1845	G1846	G1847	G1848	G1849	G1850	G1851	G1852	G1853	G1854	G1855	G1856	G1857	G1858	G1859	G1860	G1861	G1862	G1863	G1864	G1865	G1866	G1867	G1868	G1869	G1870	G1871	G1872	G1873	G1874	G1875	G1876	G1877	G1878	G1879	G1880	G1881	G1882	G1883	G1884	G1885	G1886	G1887	G1888	G1889	G1890	G1891	G1892	G1893	G1894	G1895	G1896	G1897	G1898	G1899	G1900	G1901	G1902	G1903	G1904	G1905	G1906	G1907	G1908	G1909	G1910	G1911	G1912	G1913	G1914	G1915	G1916	G1917	G1918	G1919	G1920	G1921	G1922	G1923	G1924	G1925	G1926	G1927	G1928	G1929	G1930	G1931	G1932	G1933	G1934	G1935	G1936	G1937	G1938	G1939	G1940	G1941	G1942	G1943	G1944	G1945	G1946	G1947	G1948	G1949	G1950	G1951	G1952																																																																																																																																																																																																																																																																																																															
U1647	U1648	U1649	U1650	U1651	U1652	U1653	U1654	U1655	U1656	U1657	U1658	U1659	U1660	U1661	U1662	U1663	U1664	U1665	U1666	U1667	U1668	U1669	U1670	U1671	U1672	U1673	U1674	U1675	U1676	U1677	U1678	U1679	U1680	U1681	U1682	U1683	U1684	U1685	U1686	U1687	U1688	U1689	U1690	U1691	U1692	U1693	U1694	U1695	U1696	U1697	U1698	U1699	U1700	U1701	U1702	U1703	U1704	U1705	U1706	U1707	U1708	U1709	U1710	U1711	U1712	U1713	U1714	U1715	U1716	U1717	U1718	U1719	U1720	U1721	U1722	U1723	U1724	U1725	U1726	U1727	U1728	U1729	U1730	U1731	U1732	U1733	U1734	U1735	U1736	U1737	U1738	U1739	U1740	U1741	U1742	U1743	U1744	U1745	U1746	U1747	U1748	U1749	U1750	U1751	U1752	U1753	U1754	U1755	U1756	U1757	U1758	U1759	U1760	U1761	U1762	U1763	U1764	U1765	U1766	U1767	U1768	U1769	U1770	U1771	U1772	U1773	U1774	U1775	U1776	U1777	U1778	U1779	U1780	U1781	U1782	U1783	U1784	U1785	U1786	U1787	U1788	U1789	U1790	U1791	U1792	U1793	U1794	U1795	U1796	U1797	U1798	U1799	U1800	U1801	U1802	U1803	U1804	U1805	U1806	U1807	U1808	U1809	U1810	U1811	U1812	U1813	U1814	U1815	U1816	U1817	U1818	U1819	U1820	U1821	U1822	U1823	U1824	U1825	U1826	U1827	U1828	U1829	U1830	U1831	U1832	U1833	U1834	U1835	U1836	U1837	U1838	U1839	U1840	U1841	U1842	U1843	U1844	U1845	U1846	U1847	U1848	U1849	U1850	U1851	U1852	U1853	U1854	U1855	U1856	U1857	U1858	U1859	U1860	U1861	U1862	U1863	U1864	U1865	U1866	U1867	U1868	U1869	U1870	U1871	U1872	U1873	U1874	U1875	U1876	U1877	U1878	U1879	U1880	U1881	U1882	U1883	U1884	U1885	U1886	U1887	U1888	U1889	U1890	U1891	U1892	U1893	U1894	U1895	U1896	U1897	U1898	U1899	U1900	U1901	U1902	U1903	U1904	U1905	U1906	U1907	U1908	U1909	U1910	U1911	U1912	U1913	U1914	U1915	U1916	U1917	U1918	U1919	U1920	U1921	U1922	U1923	U1924	U1925	U1926	U1927	U1928	U1929	U1930	U1931	U1932	U1933	U1934	U1935	U1936	U1937	U1938	U1939	U1940	U1941	U1942	U1943	U1944	U1945	U1946	U1947	U1948	U1949	U1950	U1951	U1952																																																																																																																																																																																							
G1464	G1465	G1466	G1467	G1468	G1469	G1470	G1471	G1472	G1473	G1474	G1475	G1476	G1477	G1478	G1479	G1480	G1481	G1482	G1483	G1484	G1485	G1486	G1487	G1488	G1489	G1490	G1491	G1492	G1493	G1494	G1495	G1496	G1497	G1498	G1499	G1500	G1501	G1502	G1503	G1504	G1505	G1506	G1507	G1508	G1509	G1510	G1511	G1512	G1513	G1514	G1515	G1516	G1517	G1518	G1519	G1520	G1521	G1522	G1523	G1524	G1525	G1526	G1527	G1528	G1529	G1530	G1531	G1532	G1533	G1534	G1535	G1536	G1537	G1538	G1539	G1540	G1541	G1542	G1543	G1544	G1545	G1546	G1547	G1548	G1549	G1550	G1551	G1552	G1553	G1554	G1555	G1556	G1557	G1558	G1559	G1560	G1561	G1562	G1563	G1564	G1565	G1566	G1567	G1568	G1569	G1570	G1571	G1572	G1573	G1574	G1575	G1576	G1577	G1578	G1579	G1580	G1581	G1582	G1583	G1584	G1585	G1586	G1587	G1588	G1589	G1590	G1591	G1592	G1593	G1594	G1595	G1596	G1597	G1598	G1599	G1600	G1601	G1602	G1603	G1604	G1605	G1606	G1607	G1608	G1609	G1610	G1611	G1612	G1613	G1614	G1615	G1616	G1617	G1618	G1619	G1620	G1621	G1622	G1623	G1624	G1625	G1626	G1627	G1628	G1629	G1630	G1631	G1632	G1633	G1634	G1635	G1636	G1637	G1638	G1639	G1640	G1641	G1642	G1643	G1644	G1645	G1646	G1647	G1648	G1649	G1650	G1651	G1652	G1653	G1654	G1655	G1656	G1657	G1658	G1659	G1660	G1661	G1662	G1663	G1664	G1665	G1666	G1667	G1668	G1669	G1670	G1671	G1672	G1673	G1674	G1675	G1676	G1677	G1678	G1679	G1680	G1681	G1682	G1683	G1684	G1685	G1686	G1687	G1688	G1689	G1690	G1691	G1692	G1693	G1694	G1695	G1696	G1697	G1698	G1699	G1700	G1701	G1702	G1703	G1704	G1705	G1706	G1707	G1708	G1709	G1710	G1711	G1712	G1713	G1714	G1715	G1716	G1717	G1718	G1719	G1720	G1721	G1722	G1723	G1724	G1725	G1726	G1727	G1728	G1729	G1730	G1731	G1732	G1733	G1734	G1735	G1736	G1737	G1738	G1739	G1740	G1741	G1742	G1743	G1744	G1745	G1746	G1747	G1748	G1749	G1750	G1751	G1752	G1753	G1754	G1755	G1756	G1757	G1758	G1759	G1760	G1761	G1762	G1763	G1764	G1765	G1766	G1767	G1768	G1769	G1770	G1771	G1772	G1773	G1774	G1775	G1776	G1777	G1778	G1779	G1780	G1781	G1782	G1783	G1784	G1785	G1786	G1787	G1788	G1789	G1790	G1791	G1792	G1793	G1794	G1795	G1796	G1797	G1798	G1799	G1800	G1801	G1802	G1803	G1804	G1805	G1806	G1807	G1808	G1809	G1810	G1811	G1812	G1813	G1814	G1815	G1816	G1817	G1818	G1819	G1820	G1821	G1822	G1823	G1824	G1825	G1826	G1827	G1828	G1829	G1830	G1831	G1832	G1833	G1834	G1835	G1836	G1837	G1838	G1839	G1840	G1841	G1842	G1843	G1844	G1845	G1846	G1847	G1848	G1849	G1850	G1851	G1852	G1853	G1854	G1855	G1856	G1857	G1858	G1859	G1860	G1861	G1862	G1863	G1864	G1865	G1866	G1867	G1868	G1869	G1870	G1871	G1872	G1873	G1874	G1875	G1876	G1877	G1878	G1879	G1880	G1881	G1882	G1883	G1884	G1885	G1886	G1887	G1888	G1889	G1890	G1891	G1892	G1893	G1894	G1895	G1896	G1897	G1898	G1899	G1900	G1901	G1902	G1903	G1904	G1905	G1906	G1907	G1908	G1909	G1910	G1911	G1912	G1913	G1914	G1915	G1916	G1917	G1918	G1919	G1920	G1921	G1922	G1923	G1924	G1925	G1926	G1927	G1928	G1929	G1930	G1931	G1932	G1933	G1934	G1935	G1936	G1937	G1938	G1939	G1940	G1941	G1942	G1943	G1944	G1945	G1946	G1947	G1948	G1949	G1950	G1951	G1952
A1525	A1526	A1527	A1528	A1529	A1530	A1531	A1532	A1533	A1534	A1535	A1536	A1537	A1538	A1539	A1540	A1541	A1542	A1543	A1544	A1545	A1546	A1547	A1548	A1549	A1550	A1551	A1552	A1553	A1554	A1555	A1556	A1557	A1558	A1559	A1560	A1561	A1562	A1563	A1564	A1565	A1566	A1567	A1568	A1569	A1570	A1571	A1572	A1573	A1574	A1575	A1576	A1577	A1578	A1579	A1580	A1581	A1582	A1583	A1584	A1585	A1586	A1587	A1588	A1589	A1590	A1591	A1592	A1593	A1594	A1595	A1596	A1597	A1598	A1599	A1600	A1601	A1602	A1603	A1604	A1605	A1606	A1607	A1608	A1609	A1610	A1611	A1612	A1613	A1614	A1615	A1616	A1617	A1618	A1619	A1620	A1621	A1622	A1623	A1624	A1625	A1626	A1627	A1628	A1629	A1630	A1631	A1632	A1633	A1634	A1635	A1636	A1637	A1638	A1639	A1640	A1641	A1642	A1643	A1644	A1645	A1646	A1647	A1648	A1649	A1650	A1651	A1652	A1653	A1654	A1655	A1656	A1657	A1658	A1659	A1660	A1661	A1662	A1663	A1664	A1665	A1666	A1667	A1668	A1669	A1670	A1671	A1672	A1673	A1674	A1675	A1676	A1677	A1678	A1679	A1680	A1681	A1682	A1683	A1684	A1685	A1686	A1687	A1688	A1689	A1690	A1691	A1692	A1693	A1694	A1695	A1696	A1697	A1698	A1699	A1700	A1701	A1702	A1703	A1704	A1705	A1706	A1707	A1708	A1709	A1710	A1711	A1712	A1713	A1714	A1715	A1716	A1717	A1718	A1719	A1720	A1721	A1722	A1723	A1724	A1725	A1726	A1727	A1728	A1729	A1730	A1731	A1732	A1733	A1734	A1735	A1736	A1737	A1738	A1739	A1740	A1741	A1742	A1743	A1744	A1745	A1746	A1747	A1748	A1749	A1750	A1751	A1752	A1753	A1754	A1755	A1756	A1757	A1758	A17																																																																																																																																																																																																																																																														



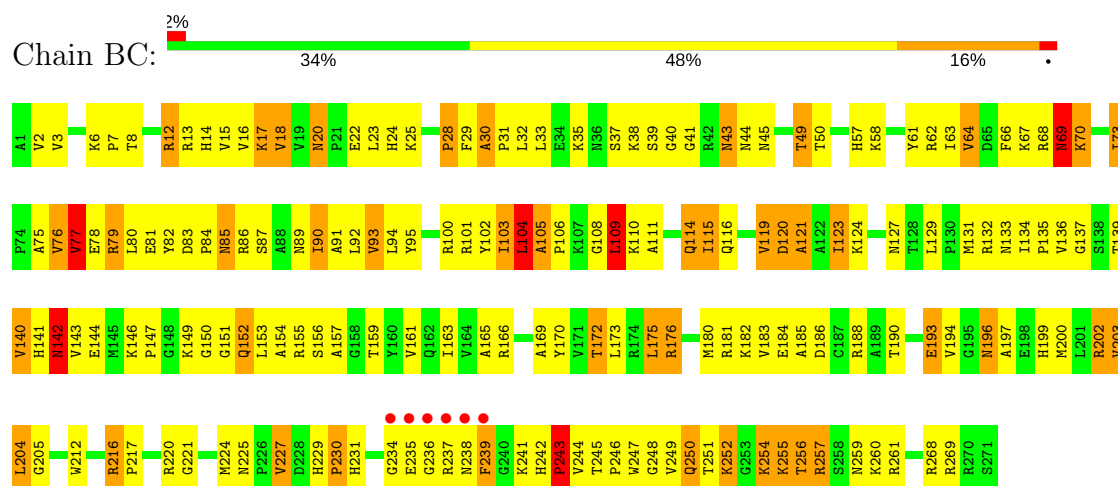
- Molecule 23: 5S rRNA



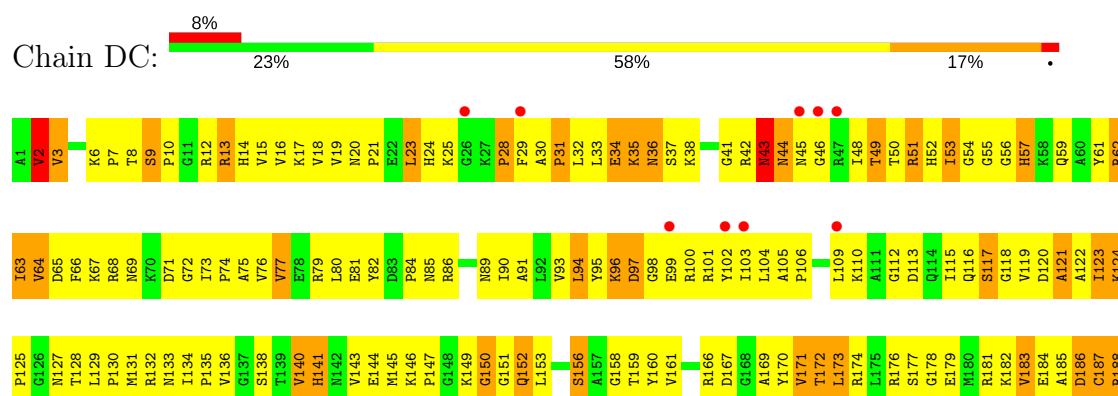
- Molecule 23: 5S rRNA




- Molecule 24: 50S ribosomal protein L2

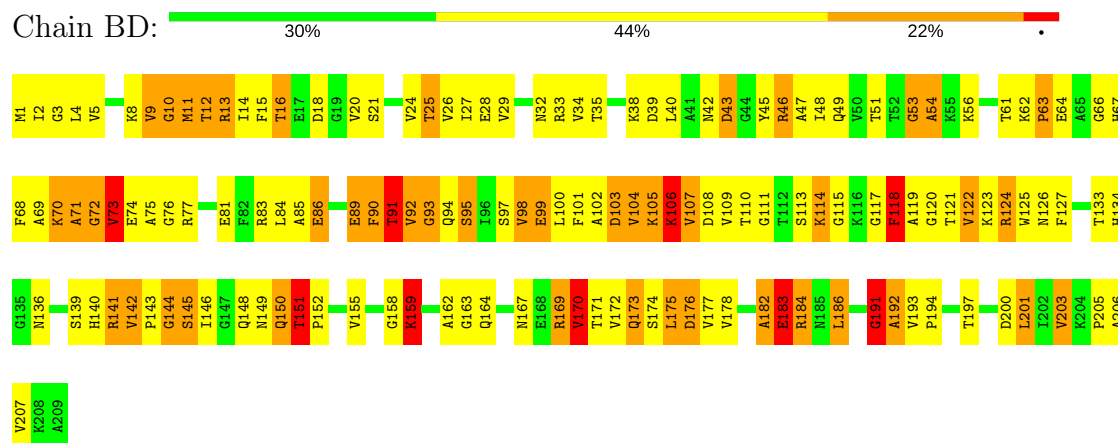


- Molecule 24: 50S ribosomal protein L2

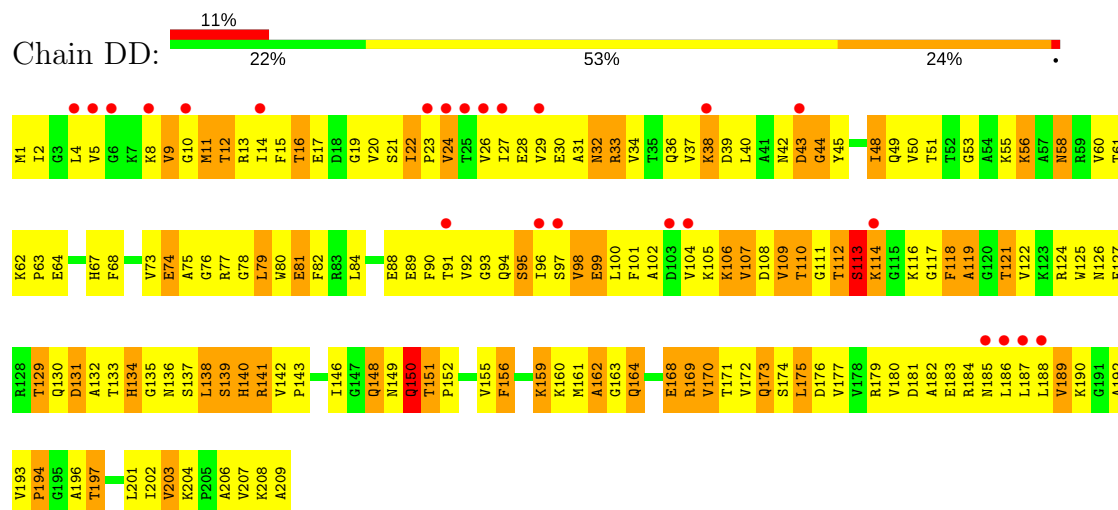




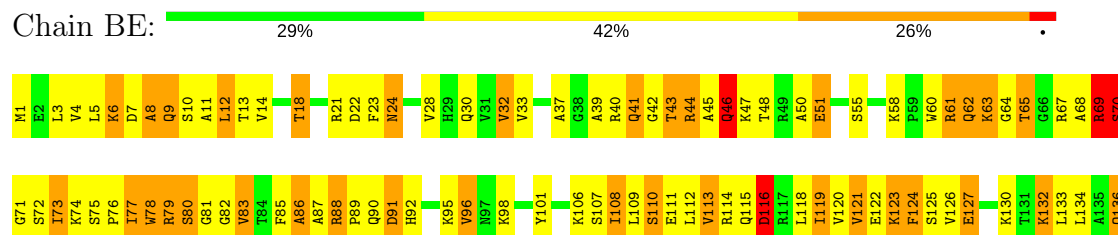
• Molecule 25: 50S ribosomal protein L3



• Molecule 25: 50S ribosomal protein L3

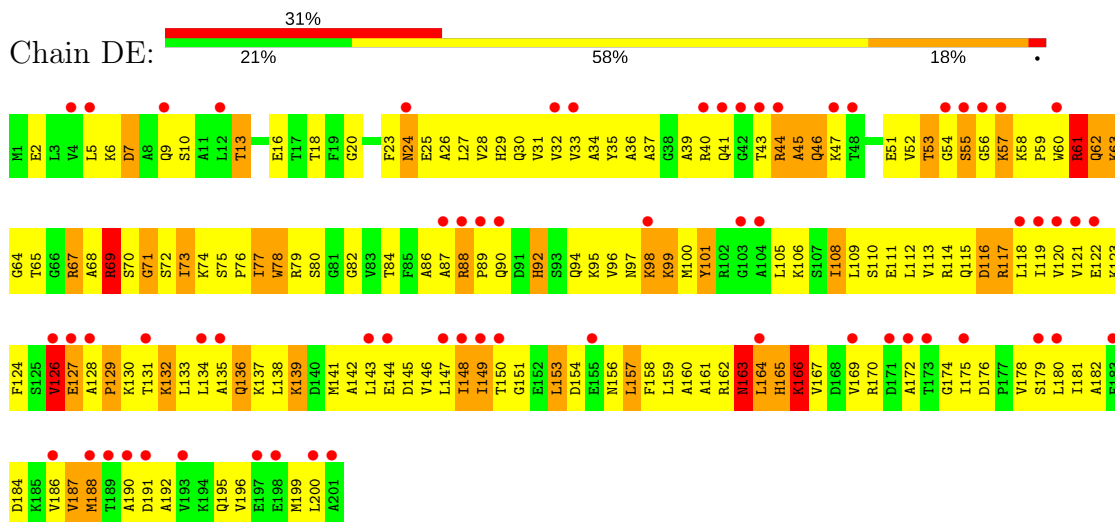


• Molecule 26: 50S ribosomal protein L4

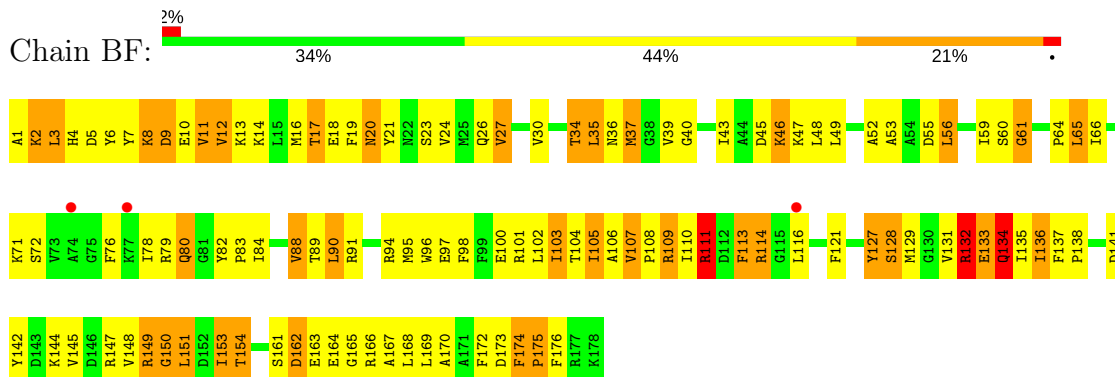




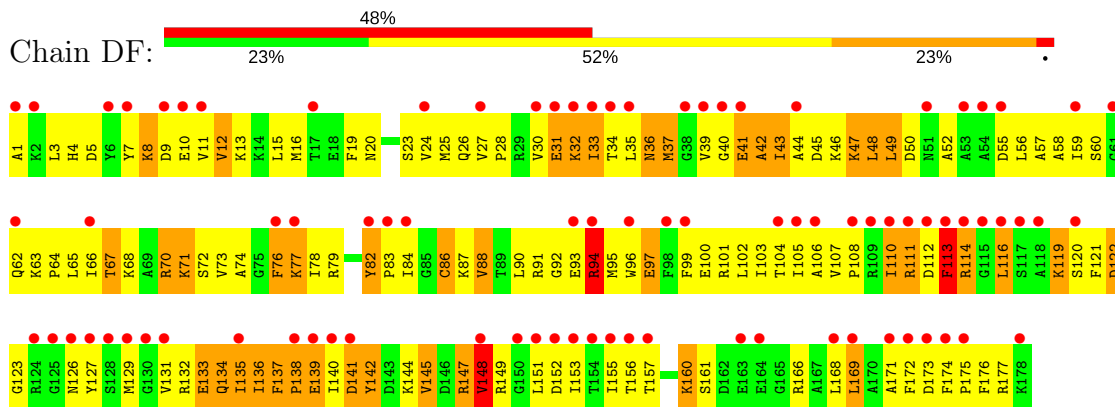
• Molecule 26: 50S ribosomal protein L4



• Molecule 27: 50S ribosomal protein L5

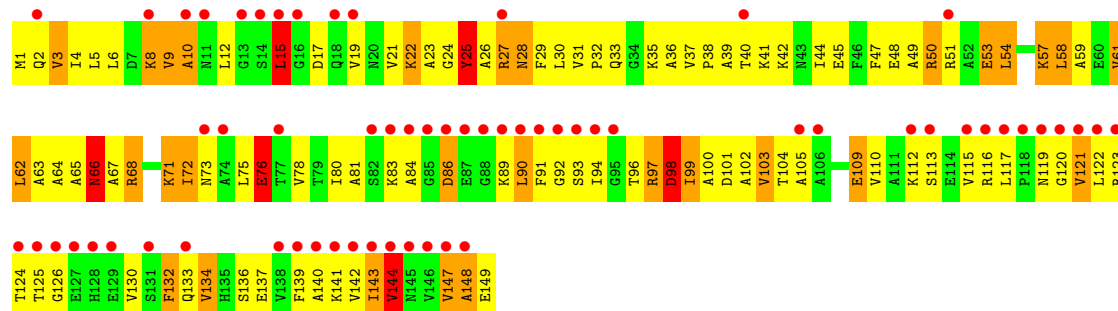


• Molecule 27: 50S ribosomal protein L5

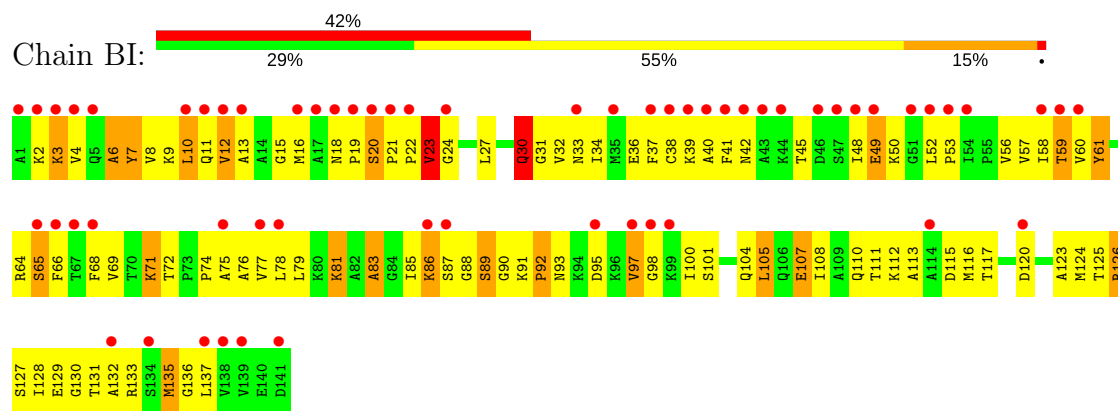


• Molecule 28: 50S ribosomal protein L6

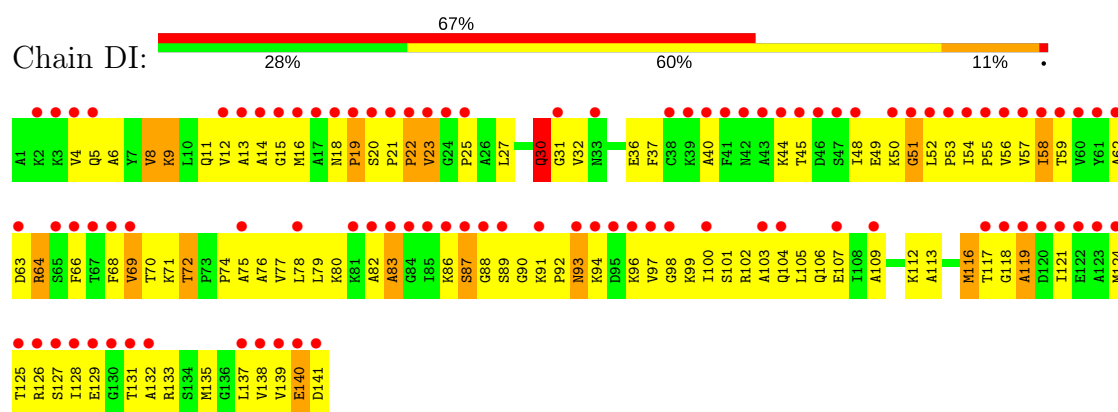


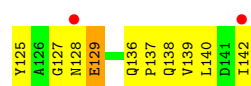


- Molecule 30: 50S ribosomal protein L11

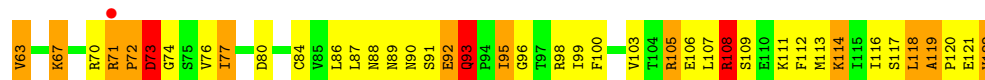



- Molecule 30: 50S ribosomal protein L11


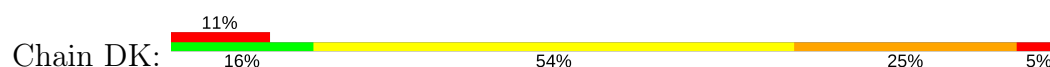




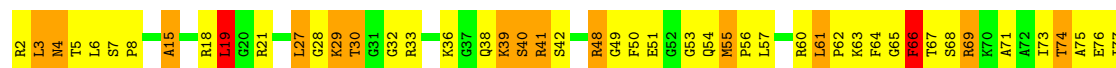
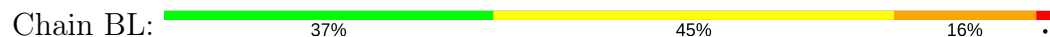
- Molecule 32: 50S ribosomal protein L14



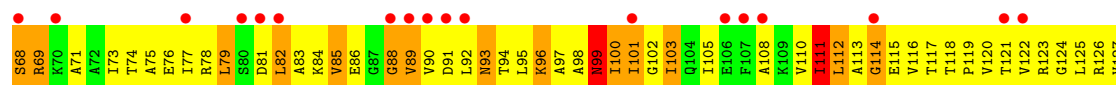
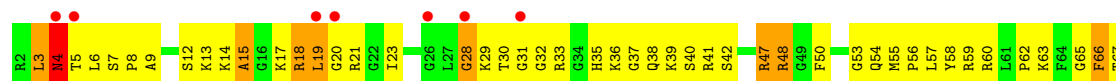
- Molecule 32: 50S ribosomal protein L14



- Molecule 33: 50S ribosomal protein L15

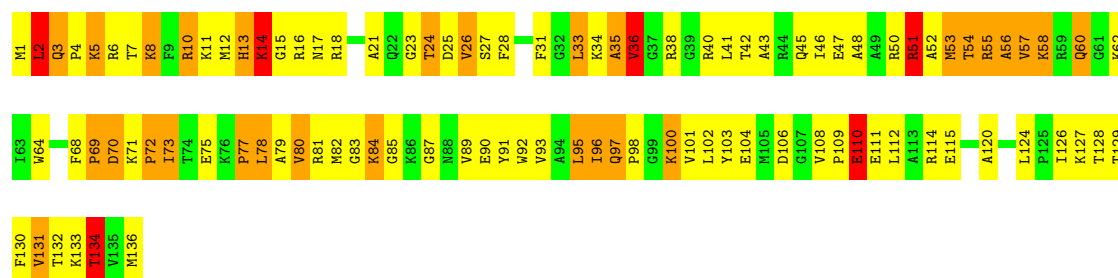


- Molecule 33: 50S ribosomal protein L15

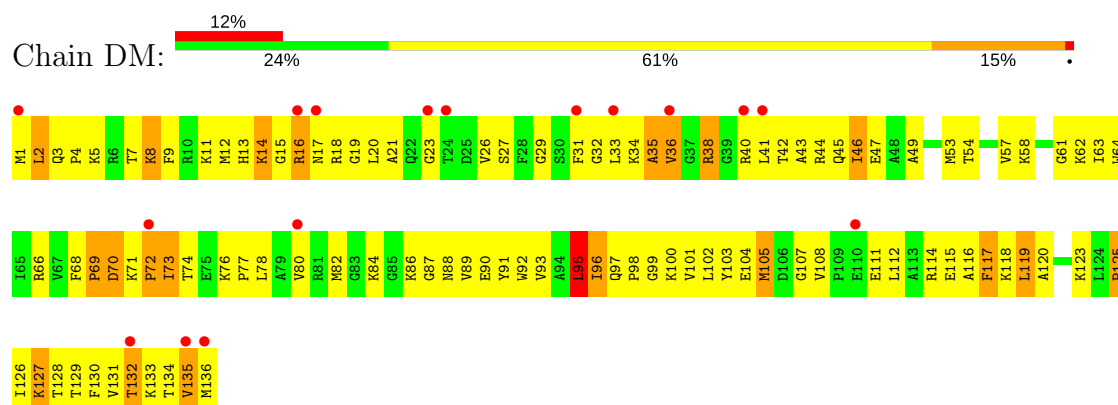


- Molecule 34: 50S ribosomal protein L16

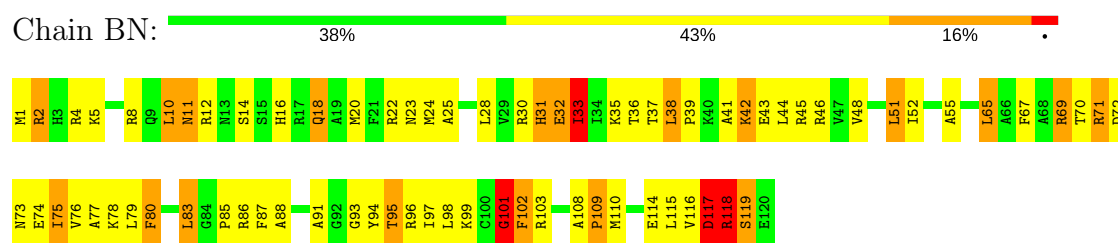




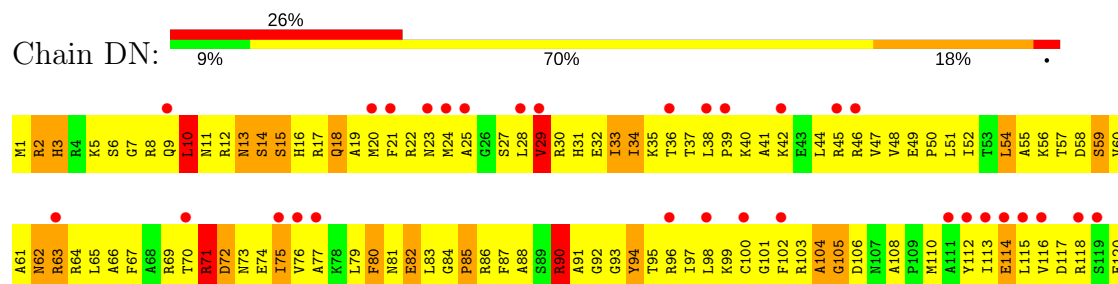
• Molecule 34: 50S ribosomal protein L16



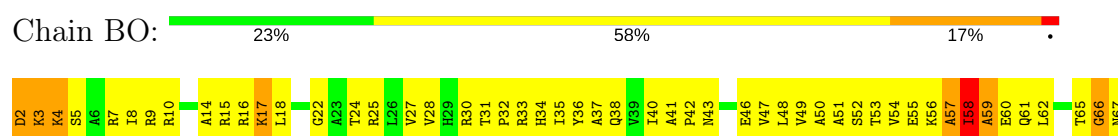
• Molecule 35: 50S ribosomal protein L17



• Molecule 35: 50S ribosomal protein L17

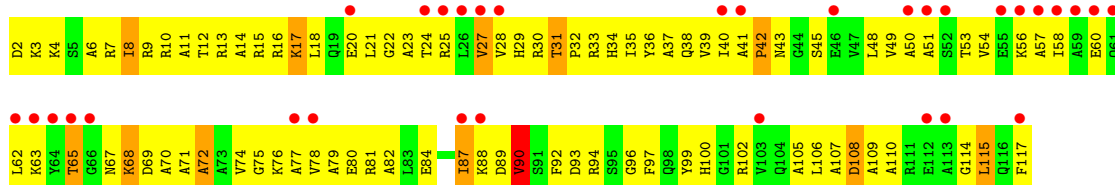


• Molecule 36: 50S ribosomal protein L18

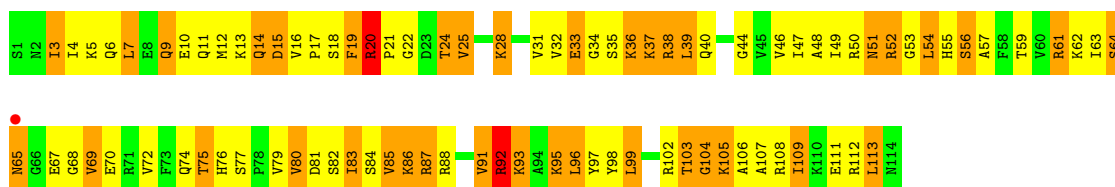
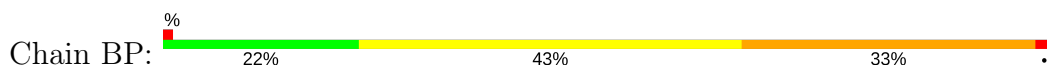




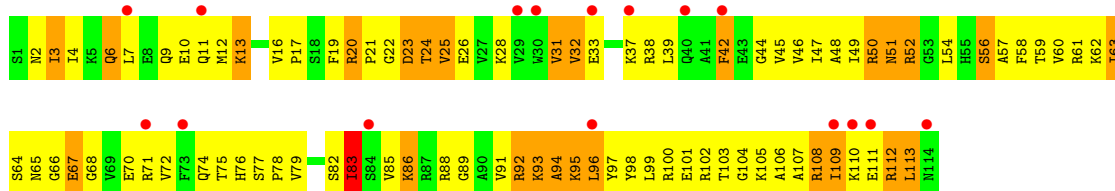
• Molecule 36: 50S ribosomal protein L18



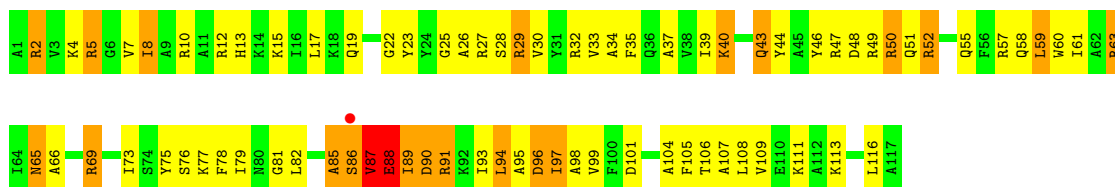
• Molecule 37: 50S ribosomal protein L19



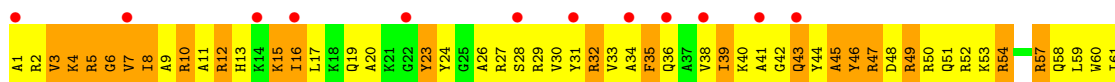
• Molecule 37: 50S ribosomal protein L19

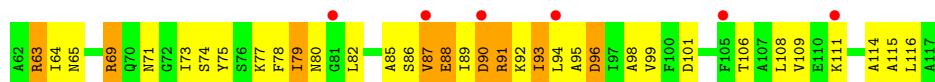


• Molecule 38: 50S ribosomal protein L20



• Molecule 38: 50S ribosomal protein L20

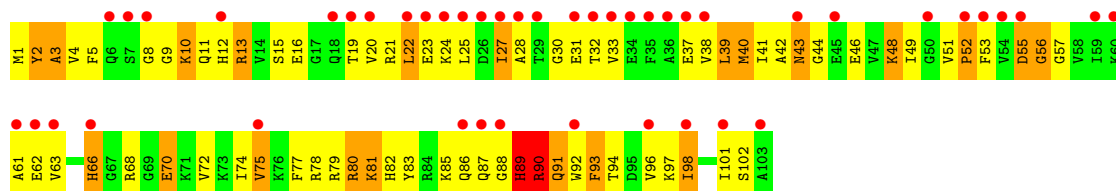




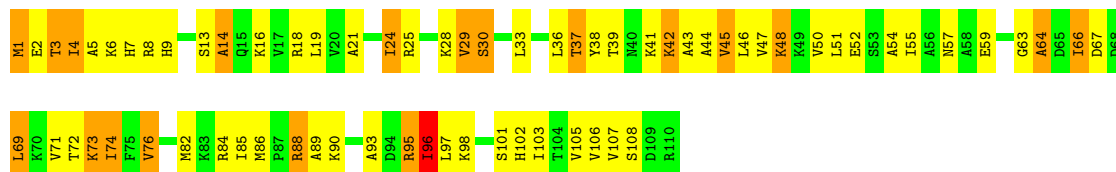
- Molecule 39: 50S ribosomal protein L21



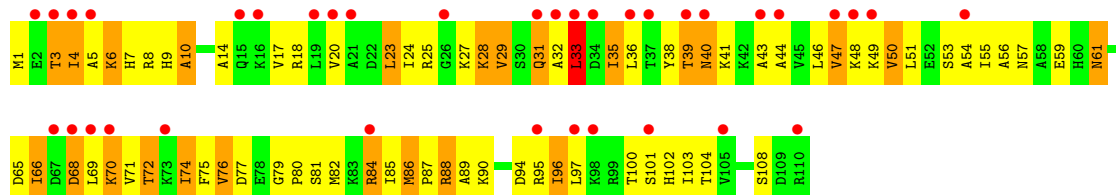
- Molecule 39: 50S ribosomal protein L21



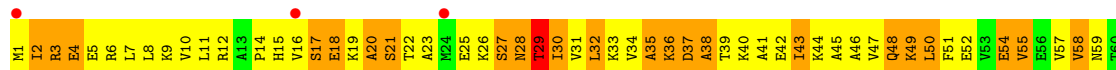
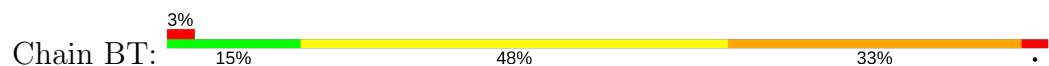
- Molecule 40: 50S ribosomal protein L22



- Molecule 40: 50S ribosomal protein L22

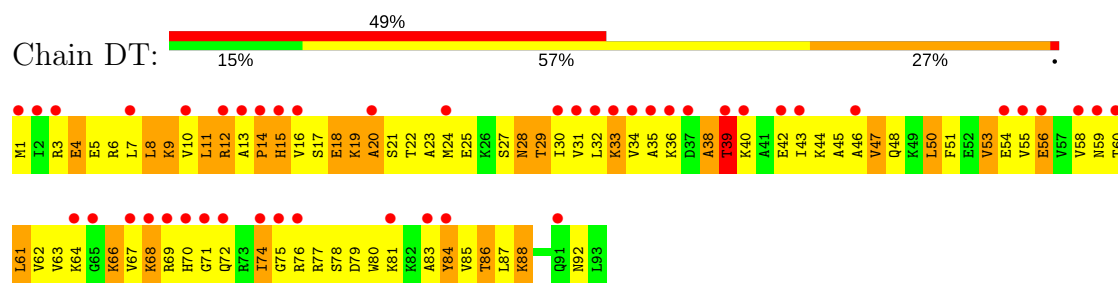


- Molecule 41: 50S ribosomal protein L23

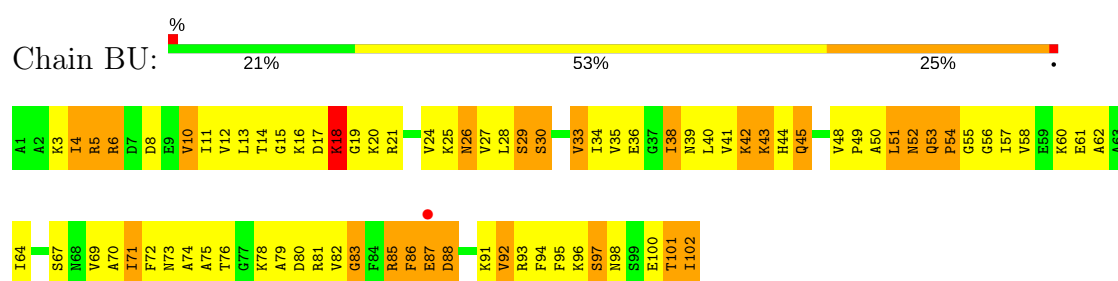




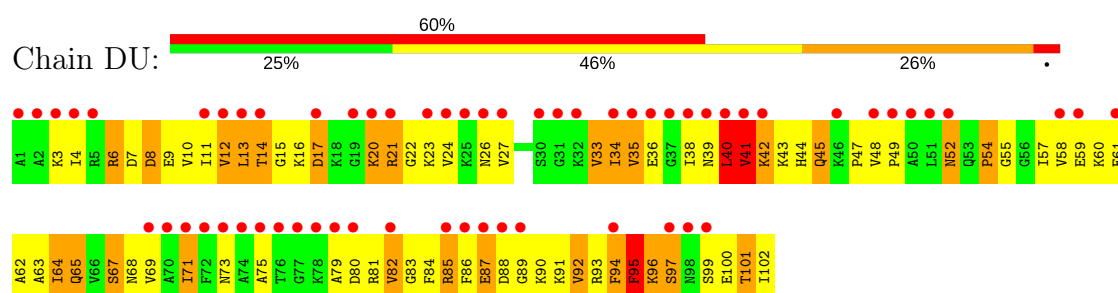
• Molecule 41: 50S ribosomal protein L23



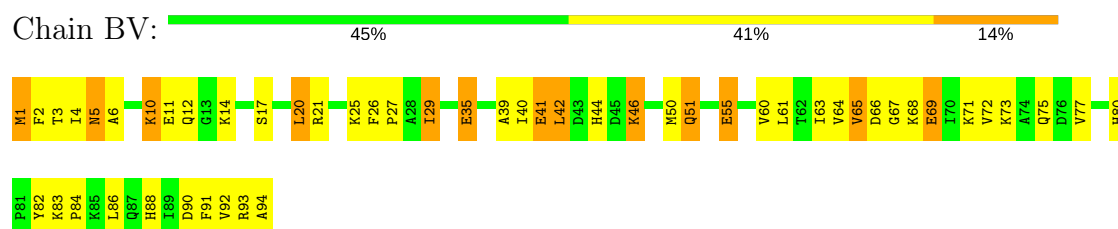
• Molecule 42: 50S ribosomal protein L24



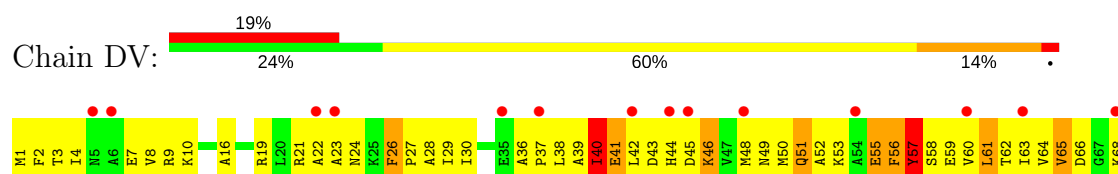
• Molecule 42: 50S ribosomal protein L24



• Molecule 43: 50S ribosomal protein L25

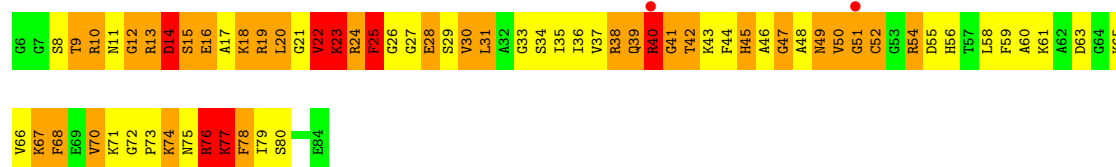
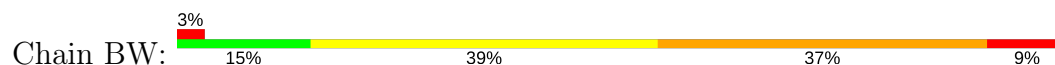


• Molecule 43: 50S ribosomal protein L25

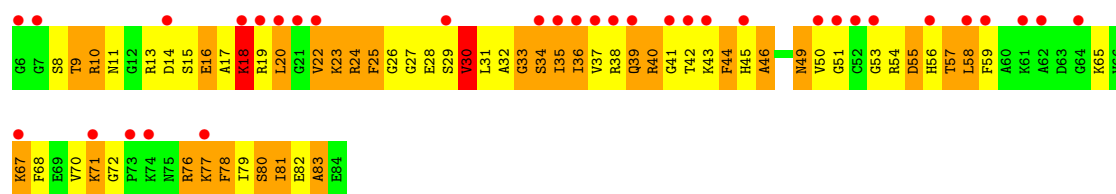
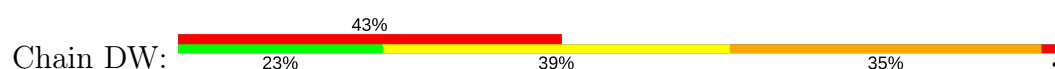




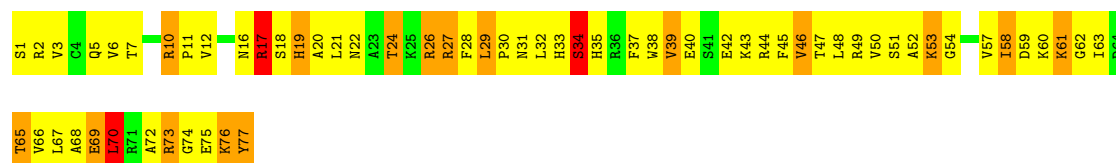
• Molecule 44: 50S ribosomal protein L27



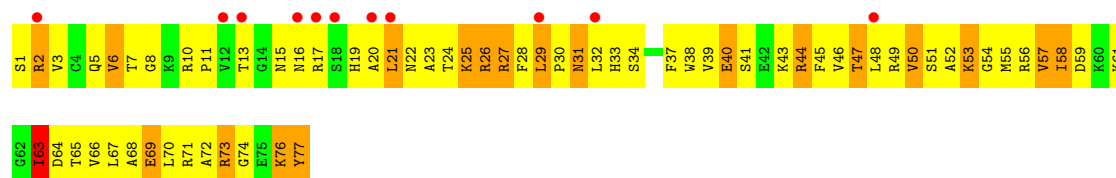
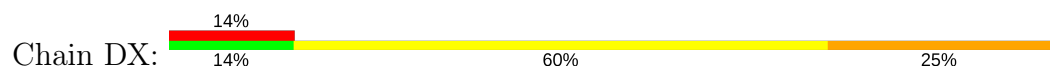
• Molecule 44: 50S ribosomal protein L27



• Molecule 45: 50S ribosomal protein L28



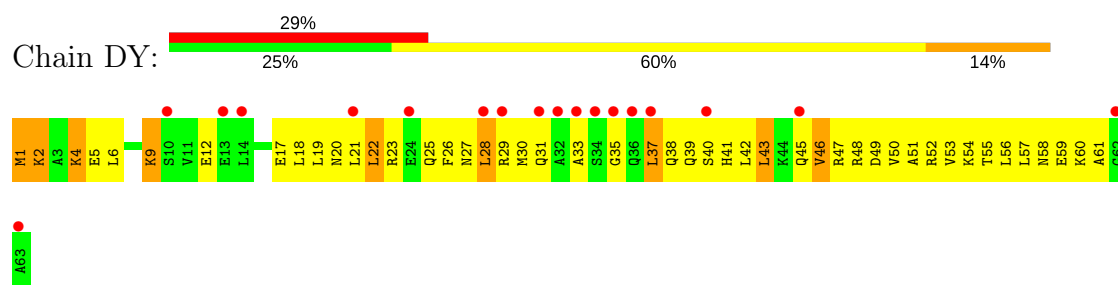
• Molecule 45: 50S ribosomal protein L28



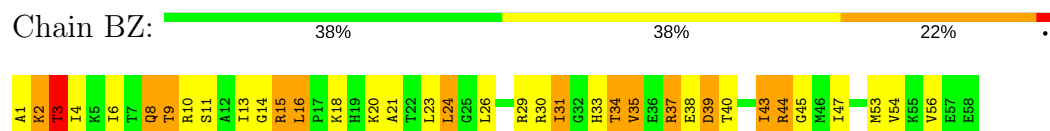
• Molecule 46: 50S ribosomal protein L29



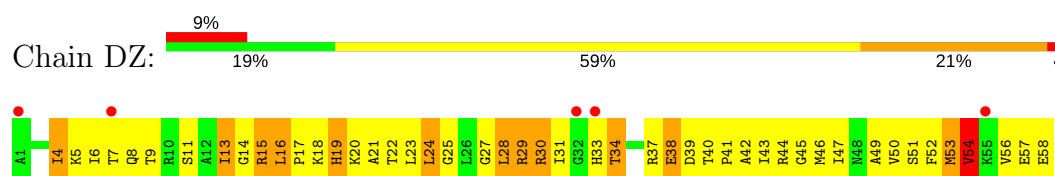
• Molecule 46: 50S ribosomal protein L29



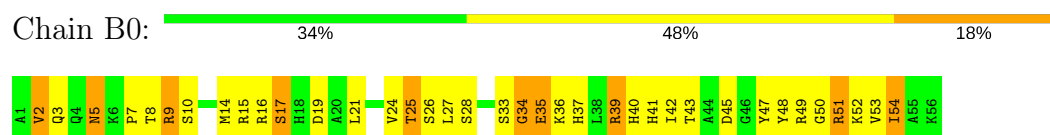
- Molecule 47: 50S ribosomal protein L30



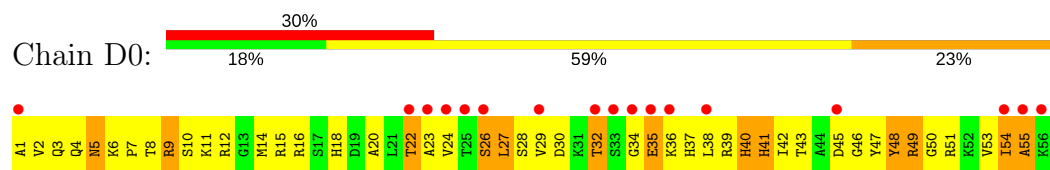
- Molecule 47: 50S ribosomal protein L30



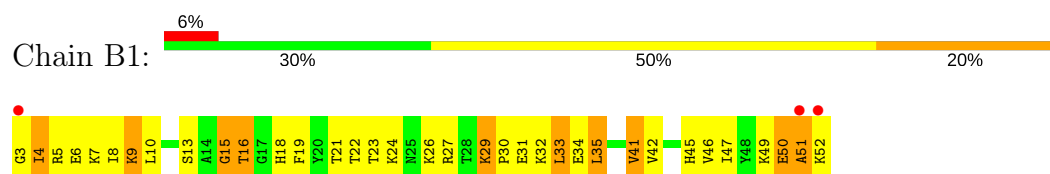
- Molecule 48: 50S ribosomal protein L32



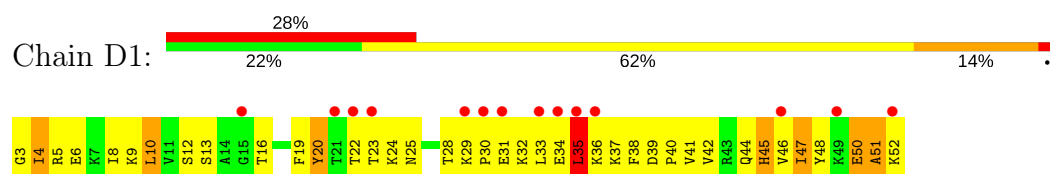
- Molecule 48: 50S ribosomal protein L32



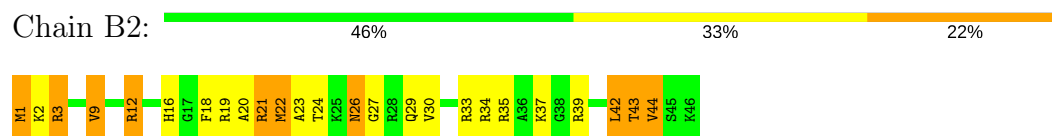
- Molecule 49: 50S ribosomal protein L33



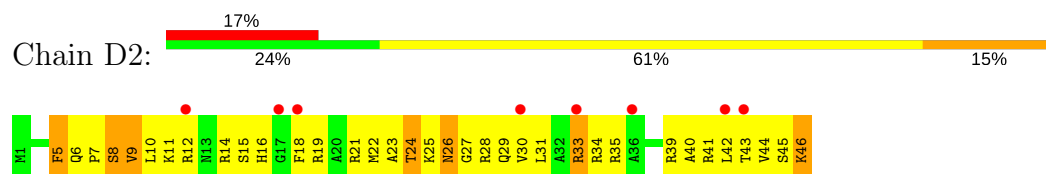
- Molecule 49: 50S ribosomal protein L33



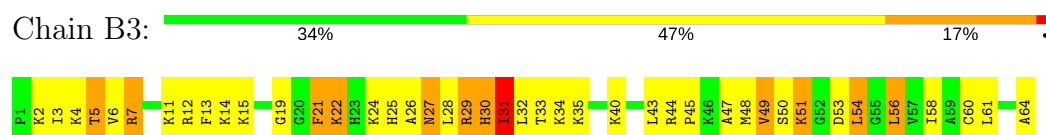
- Molecule 50: 50S ribosomal protein L34



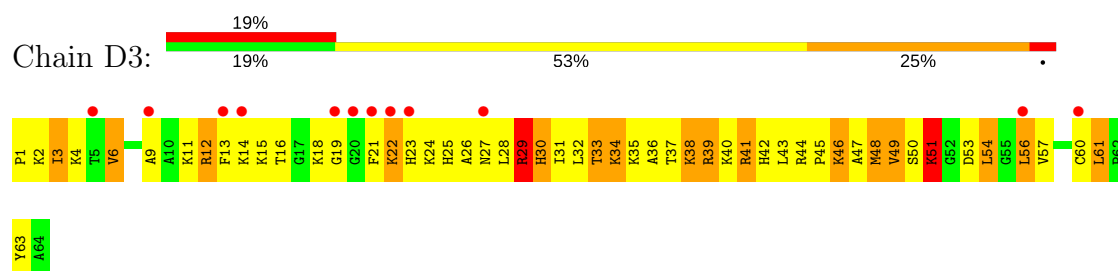
- Molecule 50: 50S ribosomal protein L34



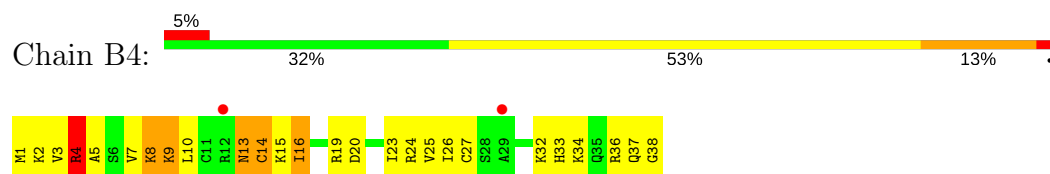
- Molecule 51: 50S ribosomal protein L35



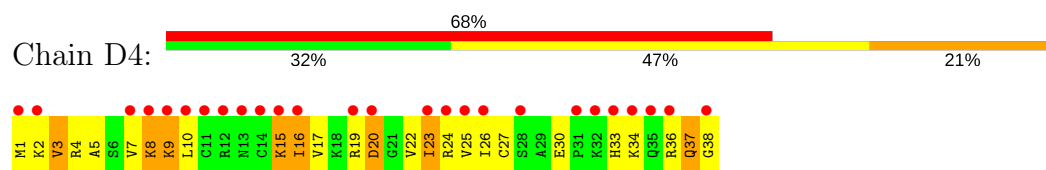
- Molecule 51: 50S ribosomal protein L35



- Molecule 52: 50S ribosomal protein L36



- Molecule 52: 50S ribosomal protein L36



4 Data and refinement statistics

Property	Value	Source
Space group	P 21 21 21	Depositor
Cell constants a, b, c, α , β , γ	211.96Å 434.53Å 623.58Å 90.00° 90.00° 90.00°	Depositor
Resolution (Å)	82.40 – 3.10 82.42 – 3.10	Depositor EDS
% Data completeness (in resolution range)	(Not available) (82.40-3.10) 83.9 (82.42-3.10)	Depositor EDS
R_{merge}	0.10	Depositor
R_{sym}	(Not available)	Depositor
$\langle I/\sigma(I) \rangle$ ¹	1.47 (at 3.13Å)	Xtriage
Refinement program	PHENIX	Depositor
R, R_{free}	0.205 , 0.254 0.215 , 0.263	Depositor DCC
R_{free} test set	17449 reflections (2.02%)	DCC
Wilson B-factor (Å ²)	54.4	Xtriage
Anisotropy	0.354	Xtriage
Bulk solvent k_{sol} (e/Å ³), B_{sol} (Å ²)	0.24 , 79.0	EDS
L-test for twinning ²	$\langle L \rangle = 0.47$, $\langle L^2 \rangle = 0.30$	Xtriage
Estimated twinning fraction	No twinning to report.	Xtriage
F_o, F_c correlation	0.91	EDS
Total number of atoms	284525	wwPDB-VP
Average B, all atoms (Å ²)	102.0	wwPDB-VP

Xtriage's analysis on translational NCS is as follows: *The largest off-origin peak in the Patterson function is 1.52% of the height of the origin peak. No significant pseudotranslation is detected.*

¹Intensities estimated from amplitudes.

²Theoretical values of $\langle |L| \rangle$, $\langle L^2 \rangle$ for acentric reflections are 0.5, 0.333 respectively for untwinned datasets, and 0.375, 0.2 for perfectly twinned datasets.

5 Model quality

5.1 Standard geometry

Bond lengths and bond angles in the following residue types are not validated in this section: MG, ZN, ERY

The Z score for a bond length (or angle) is the number of standard deviations the observed value is removed from the expected value. A bond length (or angle) with $|Z| > 5$ is considered an outlier worth inspection. RMSZ is the root-mean-square of all Z scores of the bond lengths (or angles).

Mol	Chain	Bond lengths		Bond angles	
		RMSZ	$\# Z > 5$	RMSZ	$\# Z > 5$
1	AA	0.53	0/36834	1.32	524/57462 (0.9%)
1	CA	0.46	0/36762	1.21	433/57350 (0.8%)
2	AB	0.24	0/1736	0.47	0/2338
2	CB	0.22	0/1736	0.44	0/2338
3	AC	0.27	0/1652	0.50	0/2225
3	CC	0.24	0/1652	0.44	0/2225
4	AD	0.30	0/1665	0.52	0/2227
4	CD	0.37	0/1665	0.61	0/2227
5	AE	0.34	0/1119	0.61	0/1504
5	CE	0.31	0/1119	0.55	0/1504
6	AF	0.29	0/836	0.47	0/1128
6	CF	0.28	0/836	0.51	0/1128
7	AG	0.22	0/1196	0.44	0/1602
7	CG	0.22	0/1188	0.44	0/1591
8	AH	0.32	0/989	0.56	0/1326
8	CH	0.27	0/989	0.49	0/1326
9	AI	0.23	0/1034	0.45	0/1375
9	CI	0.22	0/1034	0.41	0/1375
10	AJ	0.24	0/797	0.47	0/1077
10	CJ	0.21	0/797	0.47	0/1077
11	AK	0.27	0/893	0.53	0/1205
11	CK	0.26	0/893	0.50	0/1205
12	AL	0.38	0/969	0.69	0/1300
12	CL	0.32	0/969	0.56	0/1300
13	AM	0.23	0/893	0.49	0/1193
13	CM	0.27	1/885 (0.1%)	0.39	0/1183
14	AN	0.25	0/785	0.48	0/1043
14	CN	0.21	0/780	0.38	0/1036
15	AO	0.30	0/722	0.49	0/964
15	CO	0.25	0/722	0.44	0/964
16	AP	0.31	0/659	0.51	0/884
16	CP	0.33	0/649	0.53	0/872

Mol	Chain	Bond lengths		Bond angles	
		RMSZ	# Z >5	RMSZ	# Z >5
17	AQ	0.37	0/658	0.59	0/881
17	CQ	0.26	0/658	0.50	0/881
18	AR	0.29	0/463	0.49	0/621
18	CR	0.28	0/463	0.46	0/621
19	AS	0.23	0/653	0.46	0/877
19	CS	0.21	0/653	0.41	0/877
20	AT	0.34	0/671	0.57	0/888
20	CT	0.26	0/671	0.51	0/888
21	AU	0.25	0/431	0.46	0/570
21	CU	0.31	0/431	0.58	0/570
22	BA	0.85	15/68626 (0.0%)	1.69	1674/107056 (1.6%)
22	DA	0.46	0/68314	1.26	901/106569 (0.8%)
23	BB	0.74	0/2828	1.56	46/4410 (1.0%)
23	DB	0.40	0/2803	1.09	27/4371 (0.6%)
24	BC	0.48	0/2122	0.74	1/2852 (0.0%)
24	DC	0.29	0/2122	0.54	0/2852
25	BD	0.61	0/1586	0.80	2/2134 (0.1%)
25	DD	0.28	0/1586	0.55	0/2134
26	BE	0.51	0/1571	0.73	0/2113
26	DE	0.25	0/1571	0.48	0/2113
27	BF	0.35	0/1435	0.55	0/1928
27	DF	0.21	0/1444	0.44	0/1937
28	BG	0.38	0/1343	0.61	0/1816
28	DG	0.21	0/1343	0.44	0/1816
29	BH	0.28	0/1122	0.51	0/1515
29	DH	0.26	0/1122	0.48	0/1515
30	BI	0.23	0/1046	0.47	0/1410
30	DI	0.20	0/1046	0.42	0/1410
31	BJ	0.60	0/1152	0.84	1/1551 (0.1%)
31	DJ	0.27	0/1152	0.55	1/1551 (0.1%)
32	BK	0.61	1/948 (0.1%)	0.83	0/1268
32	DK	0.30	0/948	0.56	0/1268
33	BL	0.50	0/1054	0.80	2/1403 (0.1%)
33	DL	0.25	0/1054	0.51	0/1403
34	BM	0.55	0/1093	0.78	0/1460
34	DM	0.27	0/1093	0.49	0/1460
35	BN	0.55	0/974	0.82	2/1301 (0.2%)
35	DN	0.27	0/974	0.50	0/1301
36	BO	0.42	0/902	0.66	0/1209
36	DO	0.22	0/902	0.41	0/1209
37	BP	0.52	0/929	0.72	0/1242
37	DP	0.28	0/929	0.49	0/1242
38	BQ	0.72	0/960	0.89	1/1278 (0.1%)

Mol	Chain	Bond lengths		Bond angles	
		RMSZ	# Z >5	RMSZ	# Z >5
38	DQ	0.27	0/960	0.46	0/1278
39	BR	0.67	2/829 (0.2%)	0.85	1/1107 (0.1%)
39	DR	0.27	0/829	0.48	0/1107
40	BS	0.63	0/864	0.84	0/1156
40	DS	0.26	0/864	0.51	0/1156
41	BT	0.51	0/745	0.80	0/994
41	DT	0.22	0/745	0.46	0/994
42	BU	0.44	0/788	0.75	0/1051
42	DU	0.23	0/788	0.45	0/1051
43	BV	0.47	0/766	0.65	0/1025
43	DV	0.23	0/766	0.43	0/1025
44	BW	0.67	0/603	0.93	1/797 (0.1%)
44	DW	0.24	0/603	0.48	0/797
45	BX	0.43	0/635	0.75	1/848 (0.1%)
45	DX	0.28	0/635	0.54	0/848
46	BY	0.39	0/510	0.63	0/677
46	DY	0.21	0/510	0.41	0/677
47	BZ	0.58	0/453	0.93	2/605 (0.3%)
47	DZ	0.25	0/453	0.49	0/605
48	B0	0.52	0/450	0.79	0/599
48	D0	0.27	0/450	0.49	0/599
49	B1	0.38	0/417	0.64	0/554
49	D1	0.23	0/417	0.46	0/554
50	B2	0.52	0/380	0.71	0/498
50	D2	0.27	0/380	0.52	0/498
51	B3	0.50	0/513	0.70	1/676 (0.1%)
51	D3	0.26	0/513	0.54	0/676
52	B4	0.41	0/303	0.64	0/397
52	D4	0.24	0/303	0.43	0/397
All	All	0.56	19/306773 (0.0%)	1.25	3621/458571 (0.8%)

Chiral center outliers are detected by calculating the chiral volume of a chiral center and verifying if the center is modelled as a planar moiety or with the opposite hand. A planarity outlier is detected by checking planarity of atoms in a peptide group, atoms in a mainchain group or atoms of a sidechain that are expected to be planar.

Mol	Chain	#Chirality outliers	#Planarity outliers
12	AL	0	1
20	AT	0	1
25	BD	0	1
31	BJ	0	1
35	BN	0	1
All	All	0	5

All (19) bond length outliers are listed below:

Mol	Chain	Res	Type	Atoms	Z	Observed(Å)	Ideal(Å)
22	BA	1142	A	N9-C4	-8.33	1.32	1.37
22	BA	984	A	C5-C6	-7.40	1.34	1.41
39	BR	86	GLN	CB-CG	7.19	1.72	1.52
22	BA	1783	A	N7-C5	-6.87	1.35	1.39
22	BA	984	A	N9-C4	-5.90	1.34	1.37
22	BA	2606	C	N1-C6	-5.84	1.33	1.37
39	BR	86	GLN	CG-CD	5.77	1.64	1.51
13	CM	113	LYS	C-N	-5.63	1.23	1.34
22	BA	1785	A	N7-C5	-5.57	1.35	1.39
22	BA	563	A	N7-C5	-5.57	1.35	1.39
22	BA	984	A	N3-C4	-5.53	1.31	1.34
22	BA	1299	G	N7-C5	-5.52	1.35	1.39
22	BA	1385	A	N9-C4	-5.42	1.34	1.37
22	BA	2699	C	N1-C6	-5.35	1.33	1.37
22	BA	1658	C	N1-C6	-5.32	1.33	1.37
32	BK	122	VAL	CA-CB	5.19	1.65	1.54
22	BA	673	C	N1-C6	-5.11	1.34	1.37
22	BA	2587	A	C5-C4	-5.09	1.35	1.38
22	BA	1654	A	N3-C4	-5.07	1.31	1.34

All (3621) bond angle outliers are listed below:

Mol	Chain	Res	Type	Atoms	Z	Observed(°)	Ideal(°)
22	BA	571	U	O4'-C1'-N1	17.46	122.17	108.20
22	BA	2848	G	P-O3'-C3'	17.00	140.09	119.70
22	BA	627	A	P-O3'-C3'	16.24	139.19	119.70
22	BA	984	A	N1-C6-N6	16.11	128.26	118.60
22	BA	1603	A	P-O3'-C3'	-15.84	100.69	119.70
1	AA	111	G	P-O3'-C3'	-15.18	101.49	119.70
22	BA	2893	A	P-O3'-C3'	15.14	137.87	119.70
22	BA	984	A	C2-N3-C4	-15.11	103.05	110.60
22	DA	2137	U	N1-C1'-C2'	-14.97	94.53	114.00
22	DA	2283	C	N1-C1'-C2'	-14.81	94.75	114.00
22	DA	946	C	N1-C1'-C2'	-14.73	94.85	114.00
22	BA	451	U	O4'-C1'-N1	14.72	119.98	108.20
22	BA	1997	C	N1-C1'-C2'	-14.71	94.88	114.00
22	BA	788	A	P-O3'-C3'	14.65	137.28	119.70
22	DA	2504	U	N1-C1'-C2'	-14.29	95.43	114.00
22	BA	1012	U	O4'-C1'-N1	14.29	119.63	108.20
22	BA	2283	C	N1-C1'-C2'	-14.16	95.59	114.00
1	AA	1202	U	N1-C1'-C2'	-14.12	95.64	114.00
22	BA	302	C	N1-C1'-C2'	-14.13	95.64	114.00

Continued on next page...

Continued from previous page...

Mol	Chain	Res	Type	Atoms	Z	Observed(°)	Ideal(°)
22	BA	250	G	P-O3'-C3'	-14.11	102.77	119.70
22	DA	1956	U	N1-C1'-C2'	-13.79	96.07	114.00
22	BA	531	C	O4'-C1'-N1	-13.74	97.21	108.20
22	BA	2752	C	N1-C1'-C2'	-13.73	96.15	114.00
22	BA	2423	U	O4'-C1'-N1	-13.71	97.23	108.20
22	BA	2776	A	P-O3'-C3'	13.70	136.14	119.70
1	AA	352	C	N1-C1'-C2'	-13.67	96.23	114.00
22	BA	728	G	P-O3'-C3'	13.52	135.93	119.70
22	DA	2586	U	N1-C1'-C2'	-13.51	96.44	114.00
22	DA	485	C	N1-C1'-C2'	-13.45	96.51	114.00
22	BA	241	A	P-O3'-C3'	13.28	135.64	119.70
22	DA	1997	C	N1-C1'-C2'	-13.27	96.75	114.00
1	AA	52	C	N1-C1'-C2'	-13.24	96.79	114.00
22	BA	2800	A	P-O3'-C3'	13.20	135.54	119.70
22	DA	2068	U	N1-C1'-C2'	-13.12	96.95	114.00
22	DA	1782	U	P-O3'-C3'	-13.08	104.01	119.70
22	BA	1151	A	P-O3'-C3'	-13.06	104.02	119.70
22	DA	740	C	N1-C1'-C2'	-13.05	97.03	114.00
22	BA	1023	U	N1-C1'-C2'	-12.97	97.14	114.00
1	CA	1086	U	N1-C1'-C2'	-12.94	97.18	114.00
23	BB	90	C	N1-C1'-C2'	-12.93	97.19	114.00
22	BA	1461	C	N1-C1'-C2'	-12.92	97.20	114.00
1	CA	1302	C	N1-C1'-C2'	-12.90	97.22	114.00
22	BA	783	A	P-O3'-C3'	-12.78	104.37	119.70
22	DA	1782	U	N1-C1'-C2'	-12.78	97.39	114.00
22	DA	2440	C	N1-C1'-C2'	-12.72	97.46	114.00
23	BB	44	G	P-O3'-C3'	12.61	134.84	119.70
22	BA	2517	C	O4'-C1'-N1	12.60	118.28	108.20
1	CA	132	C	N1-C1'-C2'	-12.57	97.66	114.00
22	BA	390	U	P-O3'-C3'	12.56	134.77	119.70
22	BA	1635	A	P-O3'-C3'	-12.50	104.69	119.70
1	CA	66	A	P-O3'-C3'	-12.47	104.74	119.70
1	AA	267	C	N1-C1'-C2'	-12.43	97.84	114.00
1	AA	1202	U	O4'-C1'-N1	12.41	118.13	108.20
22	BA	373	U	N1-C1'-C2'	-12.41	97.87	114.00
22	DA	2300	C	N1-C1'-C2'	-12.40	97.88	114.00
22	DA	1013	C	N1-C1'-C2'	-12.37	97.92	114.00
1	CA	328	C	P-O3'-C3'	12.34	134.51	119.70
22	DA	961	C	P-O3'-C3'	12.34	134.51	119.70
22	BA	805	G	P-O3'-C3'	12.29	134.45	119.70
1	AA	960	U	P-O3'-C3'	12.27	134.42	119.70
22	BA	481	G	P-O3'-C3'	12.26	134.41	119.70

Continued on next page...

Continued from previous page...

Mol	Chain	Res	Type	Atoms	Z	Observed(°)	Ideal(°)
22	DA	1402	U	N1-C1'-C2'	-12.25	98.07	114.00
22	BA	2214	C	N1-C1'-C2'	-12.24	98.08	114.00
22	DA	234	U	N1-C1'-C2'	-12.21	98.12	114.00
22	BA	92	U	N1-C1'-C2'	-12.14	98.22	114.00
22	BA	227	A	P-O3'-C3'	12.12	134.25	119.70
22	DA	235	U	N1-C1'-C2'	-12.06	98.32	114.00
22	DA	1675	C	N1-C1'-C2'	-12.06	98.32	114.00
22	BA	449	A	P-O3'-C3'	-12.04	105.25	119.70
22	BA	1602	U	O4'-C1'-N1	12.04	117.83	108.20
22	DA	2063	C	N1-C1'-C2'	-12.03	98.37	114.00
1	CA	245	U	N1-C1'-C2'	-12.02	98.38	114.00
22	BA	1993	U	N1-C1'-C2'	-12.01	98.38	114.00
22	BA	847	U	P-O3'-C3'	-12.01	105.29	119.70
22	BA	2447	G	P-O3'-C3'	12.01	134.11	119.70
22	BA	1240	U	O4'-C1'-N1	-11.98	98.61	108.20
22	BA	1435	G	P-O3'-C3'	-11.96	105.35	119.70
22	BA	2712	C	P-O3'-C3'	11.93	134.01	119.70
22	BA	1971	U	N1-C1'-C2'	-11.84	98.61	114.00
22	DA	1804	C	P-O3'-C3'	-11.83	105.50	119.70
22	DA	1023	U	N1-C1'-C2'	-11.81	98.65	114.00
22	BA	588	U	N1-C1'-C2'	-11.79	98.67	114.00
22	DA	2616	C	P-O3'-C3'	-11.79	105.55	119.70
1	AA	32	A	P-O3'-C3'	-11.79	105.56	119.70
22	BA	531	C	P-O3'-C3'	11.78	133.83	119.70
22	BA	961	C	O4'-C1'-N1	11.76	117.60	108.20
22	DA	2095	A	P-O3'-C3'	-11.75	105.60	119.70
23	BB	88	C	O4'-C1'-N1	-11.74	98.81	108.20
22	BA	790	U	N1-C1'-C2'	-11.72	98.76	114.00
22	BA	2060	A	P-O3'-C3'	11.72	133.76	119.70
22	BA	1204	A	P-O3'-C3'	11.70	133.74	119.70
1	AA	870	U	P-O3'-C3'	11.67	133.70	119.70
22	DA	1963	U	N1-C1'-C2'	-11.65	98.85	114.00
22	DA	1967	C	N1-C1'-C2'	-11.64	98.86	114.00
22	BA	1815	A	P-O3'-C3'	11.63	133.66	119.70
22	BA	984	A	C6-C5-N7	-11.62	124.17	132.30
22	BA	2581	G	P-O3'-C3'	11.61	133.64	119.70
22	DA	1667	G	P-O3'-C3'	11.61	133.63	119.70
22	DA	2320	U	N1-C1'-C2'	-11.60	98.92	114.00
22	DA	765	C	N1-C1'-C2'	-11.59	98.94	114.00
22	DA	2347	C	N1-C1'-C2'	-11.59	98.94	114.00
22	BA	1602	U	P-O3'-C3'	11.58	133.59	119.70
1	AA	1282	C	N1-C1'-C2'	-11.57	98.96	114.00

Continued on next page...

Continued from previous page...

Mol	Chain	Res	Type	Atoms	Z	Observed(°)	Ideal(°)
22	BA	1654	A	N9-C1'-C2'	-11.54	99.00	114.00
22	BA	2691	C	N1-C1'-C2'	-11.53	99.01	114.00
1	CA	643	C	N1-C1'-C2'	-11.53	99.01	114.00
22	BA	1287	A	P-O3'-C3'	-11.52	105.88	119.70
1	AA	597	G	P-O3'-C3'	-11.49	105.91	119.70
1	CA	330	C	N1-C1'-C2'	-11.49	99.06	114.00
22	BA	49	A	P-O3'-C3'	11.46	133.45	119.70
22	BA	1782	U	N1-C1'-C2'	-11.46	99.10	114.00
1	AA	1284	C	N1-C1'-C2'	-11.42	99.16	114.00
1	CA	520	A	P-O3'-C3'	-11.42	106.00	119.70
22	BA	1675	C	N1-C1'-C2'	-11.40	99.17	114.00
22	BA	2879	A	P-O3'-C3'	11.37	133.34	119.70
1	CA	116	A	P-O3'-C3'	-11.34	106.09	119.70
1	CA	352	C	N1-C1'-C2'	-11.33	99.27	114.00
1	CA	1095	U	N1-C1'-C2'	-11.30	99.31	114.00
22	DA	87	U	N1-C1'-C2'	-11.30	99.31	114.00
22	BA	1963	U	P-O3'-C3'	-11.29	106.15	119.70
1	CA	1230	C	N1-C1'-C2'	-11.26	99.36	114.00
1	CA	1383	C	N1-C1'-C2'	-11.25	99.38	114.00
1	AA	122	G	P-O3'-C3'	-11.23	106.23	119.70
22	BA	1859	U	N1-C1'-C2'	-11.22	99.42	114.00
22	BA	164	C	P-O3'-C3'	-11.21	106.24	119.70
1	CA	891	U	N1-C1'-C2'	-11.21	99.42	114.00
22	DA	244	A	P-O3'-C3'	-11.18	106.28	119.70
22	BA	1967	C	N1-C1'-C2'	-11.16	99.49	114.00
23	DB	90	C	N1-C1'-C2'	-11.15	99.50	114.00
22	DA	2646	C	N1-C1'-C2'	-11.14	99.52	114.00
22	BA	2424	C	P-O3'-C3'	-11.13	106.34	119.70
22	DA	2348	U	N1-C1'-C2'	-11.13	99.53	114.00
22	BA	1398	C	N1-C1'-C2'	-11.12	99.54	114.00
1	CA	14	U	N1-C1'-C2'	-11.10	99.57	114.00
22	BA	1779	U	O4'-C1'-N1	11.09	117.07	108.20
1	AA	972	C	N1-C1'-C2'	-11.08	99.59	114.00
22	BA	1394	U	O4'-C1'-N1	-11.04	99.37	108.20
22	BA	2809	A	P-O3'-C3'	-11.01	106.48	119.70
22	BA	685	A	P-O3'-C3'	11.01	132.91	119.70
1	AA	488	C	N1-C1'-C2'	-11.00	99.70	114.00
22	BA	229	C	N1-C1'-C2'	-10.99	99.71	114.00
22	DA	1081	U	N1-C1'-C2'	-10.98	99.73	114.00
22	BA	2382	G	P-O3'-C3'	10.97	132.86	119.70
22	BA	2449	U	O4'-C1'-N1	-10.96	99.43	108.20
1	CA	252	U	N1-C1'-C2'	-10.96	99.75	114.00

Continued on next page...

Continued from previous page...

Mol	Chain	Res	Type	Atoms	Z	Observed(°)	Ideal(°)
22	DA	1249	U	N1-C1'-C2'	-10.94	99.78	114.00
22	BA	435	C	N1-C1'-C2'	-10.91	99.82	114.00
22	BA	573	U	O4'-C1'-N1	10.90	116.92	108.20
1	AA	512	U	N1-C1'-C2'	-10.90	99.83	114.00
22	BA	861	A	P-O3'-C3'	-10.90	106.62	119.70
22	BA	671	C	N1-C1'-C2'	-10.88	99.85	114.00
22	DA	2875	C	N1-C1'-C2'	-10.88	99.86	114.00
23	DB	110	C	N1-C1'-C2'	-10.87	99.88	114.00
22	BA	2425	A	P-O3'-C3'	10.86	132.73	119.70
22	BA	2894	G	P-O3'-C3'	-10.86	106.67	119.70
22	BA	164	C	N1-C1'-C2'	-10.85	99.89	114.00
22	BA	1417	C	N1-C1'-C2'	-10.84	99.91	114.00
1	CA	109	A	P-O3'-C3'	10.83	132.69	119.70
22	DA	915	C	N1-C1'-C2'	-10.80	99.96	114.00
22	DA	1512	C	N1-C1'-C2'	-10.80	99.96	114.00
22	DA	128	C	N1-C1'-C2'	-10.80	99.96	114.00
22	BA	2333	A	P-O3'-C3'	10.77	132.63	119.70
22	BA	249	C	P-O3'-C3'	10.76	132.61	119.70
22	BA	587	C	O4'-C1'-N1	-10.76	99.59	108.20
1	CA	997	U	N1-C1'-C2'	-10.76	100.01	114.00
22	DA	2616	C	N1-C1'-C2'	-10.76	100.01	114.00
22	BA	1247	A	P-O3'-C3'	10.76	132.61	119.70
23	BB	25	U	N1-C1'-C2'	-10.75	100.02	114.00
22	BA	243	U	N1-C1'-C2'	-10.75	100.02	114.00
1	AA	1345	U	O4'-C1'-N1	10.74	116.79	108.20
1	CA	372	C	O4'-C1'-N1	10.74	116.79	108.20
22	BA	995	C	O4'-C1'-N1	-10.73	99.61	108.20
22	BA	1330	C	N1-C1'-C2'	-10.72	100.06	114.00
22	BA	784	G	P-O3'-C3'	10.72	132.56	119.70
1	AA	275	G	P-O3'-C3'	-10.71	106.85	119.70
1	AA	812	G	P-O3'-C3'	10.70	132.54	119.70
1	CA	1528	U	P-O3'-C3'	10.70	132.54	119.70
1	AA	1532	U	N1-C1'-C2'	-10.70	100.09	114.00
22	BA	1013	C	N1-C1'-C2'	-10.69	100.11	114.00
22	BA	1648	U	N1-C1'-C2'	-10.67	100.13	114.00
22	DA	2382	G	P-O3'-C3'	10.67	132.50	119.70
22	BA	790	U	P-O3'-C3'	-10.67	106.90	119.70
1	AA	330	C	N1-C1'-C2'	-10.64	100.17	114.00
22	BA	2022	U	O4'-C1'-N1	10.64	116.71	108.20
22	BA	1360	G	P-O3'-C3'	-10.64	106.94	119.70
22	BA	475	C	N1-C1'-C2'	-10.61	100.20	114.00
22	BA	934	U	N1-C1'-C2'	-10.61	100.20	114.00

Continued on next page...

Continued from previous page...

Mol	Chain	Res	Type	Atoms	Z	Observed(°)	Ideal(°)
22	DA	1707	G	P-O3'-C3'	-10.60	106.98	119.70
1	AA	1507	A	P-O3'-C3'	-10.59	106.99	119.70
22	DA	934	U	N1-C1'-C2'	-10.58	100.25	114.00
1	AA	915	A	P-O3'-C3'	-10.54	107.05	119.70
22	BA	1249	U	N1-C1'-C2'	-10.53	100.31	114.00
22	DA	2880	C	N1-C1'-C2'	-10.53	100.31	114.00
22	DA	1289	C	N1-C1'-C2'	-10.52	100.32	114.00
22	BA	2384	U	P-O3'-C3'	10.51	132.31	119.70
22	BA	645	C	P-O3'-C3'	10.50	132.30	119.70
22	BA	1427	A	P-O3'-C3'	10.50	132.30	119.70
22	BA	2226	C	P-O3'-C3'	-10.48	107.13	119.70
22	BA	1565	C	N1-C1'-C2'	10.46	127.60	114.00
1	AA	1528	U	P-O3'-C3'	10.45	132.24	119.70
1	CA	92	U	N1-C1'-C2'	-10.44	100.42	114.00
22	BA	2239	G	P-O3'-C3'	-10.43	107.18	119.70
22	BA	2068	U	N1-C1'-C2'	-10.43	100.44	114.00
1	CA	248	C	N1-C1'-C2'	-10.43	100.44	114.00
22	DA	392	U	N1-C1'-C2'	-10.43	100.45	114.00
1	AA	985	C	N1-C1'-C2'	-10.42	100.45	114.00
1	AA	874	G	P-O3'-C3'	-10.42	107.19	119.70
1	AA	66	A	P-O3'-C3'	-10.41	107.20	119.70
22	BA	1396	U	O4'-C1'-N1	10.41	116.53	108.20
22	DA	991	C	N1-C1'-C2'	-10.40	100.48	114.00
22	DA	1565	C	P-O3'-C3'	10.39	132.17	119.70
22	BA	2086	U	N1-C1'-C2'	-10.39	100.49	114.00
22	BA	2225	A	P-O3'-C3'	10.37	132.15	119.70
22	BA	1963	U	N1-C1'-C2'	-10.37	100.52	114.00
22	BA	2801	G	P-O3'-C3'	-10.36	107.27	119.70
1	AA	1448	C	N1-C1'-C2'	-10.35	100.54	114.00
22	BA	239	C	N1-C1'-C2'	-10.35	100.54	114.00
22	BA	687	C	N1-C1'-C2'	-10.34	100.56	114.00
22	BA	1045	C	P-O3'-C3'	10.34	132.10	119.70
22	DA	1991	U	O4'-C1'-N1	-10.34	99.93	108.20
1	CA	316	C	N1-C1'-C2'	-10.32	100.59	114.00
22	BA	2023	C	N1-C1'-C2'	-10.31	100.59	114.00
22	BA	178	G	P-O3'-C3'	-10.31	107.33	119.70
22	BA	1288	G	O4'-C1'-N9	10.31	116.45	108.20
22	DA	2586	U	P-O3'-C3'	-10.31	107.33	119.70
22	BA	119	A	P-O3'-C3'	10.30	132.06	119.70
22	BA	2497	A	P-O3'-C3'	10.29	132.05	119.70
1	AA	1162	C	N1-C1'-C2'	-10.29	100.63	114.00
22	BA	604	G	P-O3'-C3'	-10.27	107.37	119.70

Continued on next page...

Continued from previous page...

Mol	Chain	Res	Type	Atoms	Z	Observed(°)	Ideal(°)
22	DA	2214	C	N1-C1'-C2'	-10.27	100.65	114.00
1	CA	239	U	O4'-C1'-N1	-10.26	99.99	108.20
22	DA	206	U	N1-C1'-C2'	-10.26	100.66	114.00
1	CA	1401	G	P-O3'-C3'	-10.24	107.41	119.70
1	AA	1224	U	P-O3'-C3'	10.24	131.99	119.70
22	DA	2151	U	N1-C1'-C2'	-10.23	100.70	114.00
22	BA	1634	A	P-O3'-C3'	10.22	131.96	119.70
22	BA	1249	U	O4'-C1'-N1	-10.21	100.03	108.20
23	BB	57	A	P-O3'-C3'	-10.19	107.47	119.70
22	BA	1941	C	N1-C1'-C2'	-10.19	100.75	114.00
22	DA	1963	U	P-O3'-C3'	-10.19	107.47	119.70
22	DA	164	C	N1-C1'-C2'	-10.19	100.76	114.00
22	DA	2645	G	P-O3'-C3'	10.18	131.92	119.70
22	BA	656	G	P-O3'-C3'	-10.17	107.50	119.70
22	BA	2609	U	O4'-C1'-N1	10.16	116.33	108.20
22	BA	2506	U	O4'-C1'-N1	10.15	116.32	108.20
22	BA	2036	C	N1-C1'-C2'	-10.14	100.81	114.00
22	DA	481	G	O4'-C1'-N9	10.13	116.31	108.20
1	AA	13	U	P-O3'-C3'	10.13	131.85	119.70
22	BA	2044	C	P-O3'-C3'	-10.13	107.55	119.70
1	AA	490	C	N1-C1'-C2'	-10.10	100.87	114.00
22	BA	61	C	N1-C1'-C2'	-10.08	100.89	114.00
22	BA	2807	U	O4'-C1'-N1	-10.07	100.14	108.20
22	BA	1954	G	P-O3'-C3'	10.06	131.78	119.70
22	BA	1971	U	O4'-C1'-N1	10.06	116.25	108.20
22	DA	304	U	N1-C1'-C2'	-10.06	100.92	114.00
1	AA	889	A	P-O3'-C3'	10.05	131.77	119.70
22	DA	459	U	N1-C1'-C2'	-10.05	100.93	114.00
22	BA	646	U	N1-C1'-C2'	-10.04	100.95	114.00
1	AA	119	A	P-O3'-C3'	10.02	131.72	119.70
1	AA	1203	C	N1-C1'-C2'	-10.01	100.99	114.00
1	AA	891	U	N1-C1'-C2'	-10.01	100.99	114.00
22	BA	204	A	P-O3'-C3'	10.00	131.70	119.70
1	CA	1345	U	O4'-C1'-N1	9.98	116.19	108.20
1	CA	1449	C	N1-C1'-C2'	-9.97	101.03	112.00
22	BA	1034	G	P-O3'-C3'	-9.97	107.74	119.70
22	BA	2030	A	P-O3'-C3'	9.97	131.66	119.70
22	BA	2137	U	N1-C1'-C2'	-9.95	101.05	112.00
22	DA	2611	C	N1-C1'-C2'	-9.95	101.06	112.00
1	CA	1065	U	O4'-C1'-N1	9.93	116.15	108.20
22	BA	2808	G	P-O3'-C3'	9.93	131.62	119.70
22	DA	1291	C	N1-C1'-C2'	-9.93	101.08	112.00

Continued on next page...

Continued from previous page...

Mol	Chain	Res	Type	Atoms	Z	Observed(°)	Ideal(°)
1	AA	511	C	P-O3'-C3'	9.91	131.59	119.70
22	DA	250	G	P-O3'-C3'	-9.91	107.81	119.70
22	BA	1250	G	P-O3'-C3'	9.91	131.59	119.70
1	AA	534	U	N1-C1'-C2'	-9.90	101.11	112.00
22	BA	215	G	P-O3'-C3'	9.90	131.58	119.70
22	BA	2728	U	P-O3'-C3'	9.90	131.58	119.70
22	BA	301	G	P-O3'-C3'	9.89	131.57	119.70
22	BA	1654	A	P-O3'-C3'	-9.89	107.83	119.70
22	BA	784	G	O4'-C1'-N9	-9.89	100.29	108.20
1	AA	33	A	P-O3'-C3'	-9.87	107.86	119.70
22	BA	2725	A	P-O3'-C3'	9.86	131.54	119.70
22	DA	2520	C	N1-C1'-C2'	-9.85	101.16	112.00
22	BA	2611	C	N1-C1'-C2'	-9.84	101.18	112.00
22	DA	15	G	P-O3'-C3'	-9.84	107.89	119.70
22	BA	1272	A	P-O3'-C3'	9.84	131.50	119.70
1	AA	1181	G	P-O3'-C3'	9.83	131.50	119.70
1	AA	1088	G	P-O3'-C3'	-9.81	107.93	119.70
22	BA	2572	A	P-O3'-C3'	9.81	131.47	119.70
22	BA	2835	A	P-O3'-C3'	9.79	131.45	119.70
22	DA	2043	C	O4'-C1'-N1	-9.78	100.37	108.20
22	DA	1064	C	N1-C1'-C2'	-9.78	101.24	112.00
22	DA	2615	U	N1-C1'-C2'	-9.78	101.25	112.00
22	BA	2824	C	N1-C2-O2	-9.77	113.04	118.90
22	DA	2333	A	P-O3'-C3'	9.77	131.42	119.70
22	BA	1816	C	P-O3'-C3'	-9.77	107.98	119.70
1	CA	792	A	P-O3'-C3'	9.75	131.40	119.70
22	DA	86	G	P-O3'-C3'	-9.74	108.02	119.70
1	AA	1128	C	N1-C1'-C2'	-9.73	101.29	112.00
22	BA	459	U	N1-C1'-C2'	-9.73	101.29	112.00
22	BA	2756	U	P-O3'-C3'	9.73	131.38	119.70
1	CA	980	C	N1-C1'-C2'	-9.73	101.30	112.00
22	BA	2347	C	N1-C1'-C2'	-9.73	101.30	112.00
22	BA	85	G	P-O3'-C3'	-9.72	108.03	119.70
22	BA	2866	U	O4'-C1'-N1	9.72	115.98	108.20
22	DA	1648	U	N1-C1'-C2'	-9.71	101.32	112.00
22	BA	620	G	P-O3'-C3'	9.70	131.34	119.70
22	BA	2210	U	P-O3'-C3'	9.70	131.34	119.70
22	BA	1838	C	P-O3'-C3'	9.70	131.34	119.70
22	DA	917	A	P-O3'-C3'	-9.70	108.06	119.70
22	DA	2498	C	N1-C1'-C2'	-9.69	101.34	112.00
22	BA	587	C	N1-C1'-C2'	9.69	126.59	114.00
22	BA	747	U	P-O3'-C3'	-9.69	108.08	119.70

Continued on next page...

Continued from previous page...

Mol	Chain	Res	Type	Atoms	Z	Observed(°)	Ideal(°)
22	BA	616	A	P-O3'-C3'	-9.68	108.09	119.70
22	DA	413	C	N1-C1'-C2'	-9.67	101.36	112.00
22	BA	1135	C	N1-C1'-C2'	-9.66	101.37	112.00
22	BA	2689	U	O4'-C1'-N1	9.66	115.93	108.20
22	DA	846	U	O4'-C1'-N1	9.66	115.93	108.20
22	BA	783	A	C5-N7-C8	-9.64	99.08	103.90
1	CA	486	U	N1-C1'-C2'	-9.64	101.39	112.00
1	AA	934	C	O4'-C1'-N1	9.64	115.91	108.20
22	BA	126	A	P-O3'-C3'	-9.62	108.15	119.70
22	DA	763	G	P-O3'-C3'	-9.60	108.18	119.70
1	CA	1161	C	N1-C1'-C2'	-9.59	101.45	112.00
22	BA	527	C	P-O3'-C3'	9.59	131.20	119.70
22	BA	238	C	P-O3'-C3'	9.58	131.19	119.70
22	BA	1476	U	N1-C1'-C2'	-9.56	101.48	112.00
22	BA	503	A	P-O3'-C3'	9.56	131.17	119.70
22	DA	829	A	P-O3'-C3'	9.55	131.16	119.70
1	AA	93	U	N1-C1'-C2'	-9.55	101.50	112.00
22	BA	2645	G	P-O3'-C3'	9.54	131.15	119.70
1	CA	512	U	N1-C1'-C2'	-9.54	101.50	112.00
1	CA	705	G	P-O3'-C3'	-9.54	108.25	119.70
22	BA	2629	U	P-O3'-C3'	9.53	131.13	119.70
22	BA	1455	G	P-O3'-C3'	-9.53	108.27	119.70
22	BA	2490	G	P-O3'-C3'	9.52	131.12	119.70
22	DA	2656	U	N1-C1'-C2'	-9.52	101.53	112.00
1	AA	969	A	P-O3'-C3'	-9.52	108.28	119.70
22	BA	1329	U	P-O3'-C3'	9.51	131.11	119.70
1	CA	755	G	P-O3'-C3'	-9.51	108.29	119.70
1	CA	1068	G	P-O3'-C3'	-9.51	108.29	119.70
1	AA	1095	U	N1-C1'-C2'	-9.51	101.54	112.00
22	BA	984	A	N9-C4-C5	-9.51	102.00	105.80
22	BA	1288	G	P-O3'-C3'	9.51	131.11	119.70
1	AA	279	A	P-O3'-C3'	9.50	131.10	119.70
22	DA	2023	C	N1-C1'-C2'	-9.48	101.58	112.00
22	BA	1647	U	O4'-C1'-N1	9.46	115.77	108.20
22	BA	2468	A	P-O3'-C3'	9.45	131.04	119.70
22	BA	413	C	N1-C1'-C2'	-9.45	101.60	112.00
22	BA	522	A	P-O3'-C3'	-9.45	108.36	119.70
22	DA	1971	U	O4'-C1'-N1	9.45	115.76	108.20
22	DA	2226	C	N1-C1'-C2'	-9.45	101.60	112.00
1	AA	1298	U	P-O3'-C3'	9.45	131.04	119.70
22	DA	945	A	P-O3'-C3'	9.45	131.04	119.70
1	AA	173	U	O4'-C1'-N1	9.45	115.76	108.20

Continued on next page...

Continued from previous page...

Mol	Chain	Res	Type	Atoms	Z	Observed(°)	Ideal(°)
22	DA	2617	U	P-O3'-C3'	-9.44	108.37	119.70
1	AA	1381	U	N1-C1'-C2'	-9.44	101.62	112.00
22	BA	506	G	P-O3'-C3'	9.44	131.02	119.70
22	DA	1655	A	P-O3'-C3'	-9.43	108.38	119.70
22	BA	2312	U	N1-C1'-C2'	-9.42	101.64	112.00
22	BA	1682	G	P-O3'-C3'	-9.41	108.41	119.70
22	BA	866	A	N9-C1'-C2'	-9.40	101.66	112.00
1	CA	95	C	N1-C1'-C2'	-9.40	101.66	112.00
22	BA	2656	U	N1-C1'-C2'	-9.40	101.67	112.00
22	DA	588	U	N1-C1'-C2'	-9.39	101.67	112.00
22	DA	2137	U	P-O3'-C3'	-9.38	108.44	119.70
23	BB	52	A	P-O3'-C3'	9.38	130.96	119.70
22	BA	2681	C	P-O3'-C3'	9.38	130.96	119.70
22	DA	672	C	N1-C1'-C2'	-9.38	101.69	112.00
22	BA	1265	A	P-O3'-C3'	9.37	130.95	119.70
1	AA	1451	U	P-O3'-C3'	9.36	130.94	119.70
22	BA	621	A	P-O3'-C3'	-9.35	108.48	119.70
22	DA	2875	C	O4'-C1'-N1	9.34	115.67	108.20
1	AA	305	G	P-O3'-C3'	9.33	130.90	119.70
1	CA	173	U	O4'-C1'-N1	9.33	115.66	108.20
22	BA	1498	C	N1-C1'-C2'	-9.32	101.75	112.00
22	BA	200	U	N1-C1'-C2'	-9.32	101.75	112.00
22	BA	2197	U	P-O3'-C3'	9.32	130.88	119.70
22	BA	2498	C	N1-C1'-C2'	-9.32	101.75	112.00
22	DA	1965	C	N1-C1'-C2'	-9.31	101.76	112.00
22	BA	92	U	P-O3'-C3'	-9.31	108.53	119.70
22	BA	2200	C	N1-C1'-C2'	-9.31	101.76	112.00
1	AA	984	C	N1-C1'-C2'	-9.29	101.78	112.00
22	DA	1417	C	N1-C1'-C2'	-9.30	101.77	112.00
22	BA	404	A	P-O3'-C3'	9.29	130.85	119.70
22	BA	512	G	O4'-C1'-N9	9.29	115.63	108.20
22	BA	686	U	O4'-C1'-N1	9.29	115.63	108.20
22	DA	1982	U	N1-C1'-C2'	-9.29	101.78	112.00
23	BB	48	U	P-O5'-C5'	-9.29	106.04	120.90
1	CA	577	G	P-O3'-C3'	-9.29	108.56	119.70
1	AA	1259	C	N1-C1'-C2'	-9.28	101.79	112.00
22	DA	533	G	P-O3'-C3'	-9.28	108.56	119.70
22	DA	243	U	N1-C1'-C2'	-9.28	101.79	112.00
22	BA	1779	U	C5-C6-N1	-9.28	118.06	122.70
22	DA	2874	C	N1-C1'-C2'	-9.28	101.80	112.00
22	DA	778	G	P-O3'-C3'	-9.27	108.58	119.70
1	AA	961	U	N1-C1'-C2'	-9.27	101.81	112.00

Continued on next page...

Continued from previous page...

Mol	Chain	Res	Type	Atoms	Z	Observed(°)	Ideal(°)
1	AA	595	A	P-O3'-C3'	9.26	130.81	119.70
22	DA	1498	C	N1-C1'-C2'	-9.26	101.82	112.00
22	DA	2450	A	P-O3'-C3'	-9.24	108.61	119.70
22	BA	727	A	P-O5'-C5'	-9.24	106.12	120.90
22	DA	1267	U	N1-C1'-C2'	-9.24	101.84	112.00
1	AA	547	A	P-O3'-C3'	9.23	130.77	119.70
1	AA	1283	U	N1-C1'-C2'	-9.22	101.85	112.00
22	BA	2732	G	P-O3'-C3'	9.22	130.76	119.70
22	BA	671	C	O4'-C1'-N1	9.20	115.56	108.20
22	DA	2712	C	P-O3'-C3'	9.20	130.74	119.70
22	DA	1476	U	O4'-C1'-N1	9.20	115.56	108.20
22	DA	1611	C	N1-C1'-C2'	-9.19	101.89	112.00
1	AA	173	U	P-O3'-C3'	9.19	130.72	119.70
22	DA	78	U	O4'-C1'-N1	9.18	115.55	108.20
22	BA	62	U	O4'-C1'-N1	9.18	115.55	108.20
1	AA	793	U	P-O3'-C3'	-9.18	108.69	119.70
1	AA	1349	A	P-O3'-C3'	-9.16	108.71	119.70
22	BA	61	C	P-O3'-C3'	-9.16	108.71	119.70
1	CA	486	U	P-O5'-C5'	-9.16	106.24	120.90
1	CA	1283	U	N1-C1'-C2'	-9.16	101.92	112.00
22	BA	143	C	N1-C1'-C2'	-9.16	101.93	112.00
22	BA	1644	C	N1-C1'-C2'	-9.15	101.93	112.00
1	AA	575	G	P-O3'-C3'	9.14	130.67	119.70
1	AA	972	C	O4'-C1'-N1	9.14	115.52	108.20
22	DA	1418	G	P-O3'-C3'	-9.14	108.73	119.70
22	DA	1804	C	N1-C1'-C2'	-9.12	101.96	112.00
22	BA	1499	C	O4'-C1'-N1	9.12	115.50	108.20
23	BB	67	G	P-O3'-C3'	-9.12	108.75	119.70
22	BA	1965	C	N1-C1'-C2'	-9.11	101.98	112.00
1	AA	1228	C	N1-C1'-C2'	-9.11	101.98	112.00
22	BA	646	U	O4'-C1'-N1	9.11	115.48	108.20
1	CA	331	G	P-O3'-C3'	-9.11	108.77	119.70
22	DA	933	A	P-O3'-C3'	-9.10	108.78	119.70
22	DA	1682	G	P-O3'-C3'	-9.10	108.78	119.70
1	AA	1399	C	P-O3'-C3'	9.10	130.61	119.70
22	BA	962	G	P-O3'-C3'	-9.09	108.80	119.70
22	BA	2266	A	P-O3'-C3'	9.09	130.60	119.70
1	CA	200	G	P-O3'-C3'	-9.07	108.81	119.70
22	BA	2319	G	P-O3'-C3'	9.07	130.59	119.70
22	BA	1920	C	P-O3'-C3'	-9.07	108.82	119.70
1	AA	307	C	P-O3'-C3'	-9.06	108.83	119.70
1	AA	110	C	N1-C1'-C2'	-9.06	102.04	112.00

Continued on next page...

Continued from previous page...

Mol	Chain	Res	Type	Atoms	Z	Observed(°)	Ideal(°)
22	BA	811	U	P-O3'-C3'	9.05	130.56	119.70
22	BA	2354	C	O4'-C1'-N1	-9.02	100.99	108.20
1	CA	428	G	P-O3'-C3'	9.01	130.51	119.70
22	BA	1786	A	O4'-C1'-N9	9.01	115.41	108.20
22	DA	656	G	P-O3'-C3'	-9.01	108.89	119.70
22	BA	208	C	C6-N1-C2	9.00	123.90	120.30
23	BB	40	U	P-O3'-C3'	9.00	130.50	119.70
22	BA	2689	U	N1-C1'-C2'	9.00	125.69	114.00
1	CA	986	U	N1-C1'-C2'	-9.00	102.10	112.00
22	DA	1324	G	P-O3'-C3'	8.99	130.49	119.70
22	BA	2541	A	P-O3'-C3'	8.98	130.48	119.70
1	AA	1068	G	P-O3'-C3'	-8.98	108.93	119.70
22	DA	2691	C	N1-C1'-C2'	-8.97	102.13	112.00
22	BA	847	U	N1-C1'-C2'	-8.96	102.14	112.00
1	AA	1380	U	P-O3'-C3'	8.96	130.45	119.70
1	AA	1125	U	P-O3'-C3'	8.96	130.45	119.70
1	AA	821	G	P-O3'-C3'	-8.96	108.95	119.70
22	DA	2320	U	P-O3'-C3'	-8.95	108.96	119.70
22	BA	974	G	C5-N7-C8	-8.95	99.83	104.30
22	BA	165	A	P-O3'-C3'	-8.94	108.97	119.70
22	DA	831	G	P-O3'-C3'	-8.93	108.98	119.70
22	BA	2051	A	P-O3'-C3'	8.93	130.41	119.70
22	DA	1276	A	P-O3'-C3'	-8.93	108.99	119.70
22	BA	2230	G	P-O3'-C3'	-8.92	109.00	119.70
22	BA	369	U	O4'-C1'-N1	-8.91	101.07	108.20
22	DA	2299	U	N1-C1'-C2'	-8.88	102.23	112.00
1	AA	577	G	P-O3'-C3'	-8.86	109.06	119.70
1	AA	1502	A	P-O3'-C3'	8.86	130.33	119.70
22	BA	2733	A	P-O3'-C3'	-8.86	109.07	119.70
22	BA	27	G	P-O3'-C3'	8.86	130.33	119.70
22	DA	2469	A	P-O3'-C3'	-8.86	109.07	119.70
1	AA	1348	U	N1-C1'-C2'	-8.85	102.26	112.00
22	BA	421	C	P-O3'-C3'	8.85	130.32	119.70
22	BA	1434	A	P-O3'-C3'	8.85	130.32	119.70
22	BA	1379	U	N1-C1'-C2'	-8.84	102.28	112.00
22	BA	2504	U	N1-C1'-C2'	-8.83	102.29	112.00
22	BA	1981	A	P-O3'-C3'	-8.82	109.12	119.70
22	BA	1816	C	N1-C1'-C2'	-8.81	102.31	112.00
1	AA	815	A	P-O3'-C3'	8.80	130.27	119.70
22	DA	1931	U	P-O3'-C3'	-8.80	109.14	119.70
22	BA	34	U	P-O3'-C3'	8.80	130.26	119.70
22	BA	1716	U	N1-C1'-C2'	-8.80	102.32	112.00

Continued on next page...

Continued from previous page...

Mol	Chain	Res	Type	Atoms	Z	Observed(°)	Ideal(°)
22	BA	805	G	P-O5'-C5'	-8.79	106.84	120.90
22	DA	336	C	N1-C1'-C2'	-8.78	102.34	112.00
22	DA	687	C	N1-C1'-C2'	-8.78	102.34	112.00
22	DA	2036	C	N1-C1'-C2'	-8.77	102.35	112.00
22	BA	249	C	N1-C1'-C2'	8.77	125.40	114.00
22	BA	2520	C	N1-C1'-C2'	-8.77	102.35	112.00
1	AA	1398	A	P-O3'-C3'	-8.77	109.18	119.70
22	BA	2880	C	N1-C1'-C2'	-8.77	102.35	112.00
22	BA	984	A	C4-C5-N7	8.77	115.08	110.70
22	BA	1326	U	P-O3'-C3'	-8.77	109.18	119.70
22	DA	2300	C	P-O3'-C3'	-8.77	109.18	119.70
22	DA	2689	U	O4'-C1'-N1	8.76	115.21	108.20
22	BA	1142	A	C2-N3-C4	-8.76	106.22	110.60
22	DA	78	U	N1-C1'-C2'	-8.75	102.38	112.00
22	BA	1626	A	P-O3'-C3'	8.74	130.19	119.70
1	CA	110	C	P-O3'-C3'	-8.74	109.22	119.70
22	BA	1568	G	P-O3'-C3'	-8.73	109.22	119.70
22	BA	2519	U	O4'-C1'-N1	8.73	115.19	108.20
22	DA	222	A	P-O3'-C3'	8.73	130.17	119.70
1	AA	792	A	O4'-C1'-N9	8.72	115.18	108.20
1	CA	1395	C	N1-C1'-C2'	-8.72	102.41	112.00
22	BA	1451	C	O4'-C1'-N1	8.71	115.17	108.20
1	AA	9	G	P-O3'-C3'	-8.71	109.25	119.70
22	BA	2727	A	P-O3'-C3'	-8.70	109.26	119.70
22	BA	1210	G	P-O3'-C3'	8.70	130.14	119.70
22	DA	2877	G	P-O3'-C3'	-8.70	109.26	119.70
22	BA	2689	U	P-O3'-C3'	8.70	130.14	119.70
22	BA	28	A	P-O5'-C5'	-8.70	106.98	120.90
22	BA	1508	A	P-O3'-C3'	8.69	130.13	119.70
22	BA	1558	C	P-O3'-C3'	8.69	130.13	119.70
1	CA	1367	C	N1-C1'-C2'	-8.69	102.44	112.00
22	BA	2517	C	C6-N1-C2	8.69	123.78	120.30
22	BA	946	C	N1-C1'-C2'	-8.69	102.45	112.00
22	BA	748	G	P-O3'-C3'	-8.68	109.29	119.70
22	DA	1931	U	N1-C1'-C2'	-8.68	102.46	112.00
22	DA	1541	C	N1-C1'-C2'	-8.66	102.47	112.00
22	BA	1942	C	N1-C1'-C2'	-8.66	102.47	112.00
22	BA	1739	A	P-O3'-C3'	-8.65	109.32	119.70
22	DA	730	A	P-O3'-C3'	-8.65	109.31	119.70
22	BA	2612	C	O4'-C1'-N1	8.64	115.11	108.20
22	DA	1065	U	N1-C1'-C2'	-8.64	102.50	112.00
1	CA	1202	U	N1-C1'-C2'	-8.64	102.50	112.00

Continued on next page...

Continued from previous page...

Mol	Chain	Res	Type	Atoms	Z	Observed(°)	Ideal(°)
22	DA	2490	G	P-O3'-C3'	8.64	130.06	119.70
1	CA	1218	C	N1-C1'-C2'	-8.63	102.51	112.00
22	BA	2836	U	N1-C1'-C2'	-8.62	102.52	112.00
22	BA	2573	C	N1-C1'-C2'	-8.62	102.52	112.00
1	AA	141	G	P-O3'-C3'	-8.61	109.37	119.70
22	DA	164	C	P-O3'-C3'	-8.61	109.37	119.70
22	DA	1779	U	O4'-C1'-N1	8.60	115.08	108.20
22	BA	1675	C	P-O3'-C3'	-8.60	109.39	119.70
22	DA	2249	U	P-O3'-C3'	8.59	130.01	119.70
22	BA	505	A	P-O3'-C3'	-8.59	109.39	119.70
22	DA	2492	U	N1-C1'-C2'	-8.58	102.56	112.00
22	BA	2508	G	P-O5'-C5'	-8.57	107.18	120.90
22	BA	2797	U	P-O3'-C3'	8.57	129.99	119.70
22	DA	1980	G	P-O3'-C3'	8.57	129.99	119.70
1	AA	438	U	P-O3'-C3'	8.57	129.99	119.70
1	CA	110	C	N1-C1'-C2'	-8.57	102.57	112.00
22	DA	2497	A	P-O3'-C3'	8.57	129.98	119.70
22	BA	764	A	O4'-C1'-N9	8.56	115.05	108.20
22	DA	2458	G	O4'-C1'-N9	8.56	115.05	108.20
22	BA	2752	C	P-O3'-C3'	-8.55	109.44	119.70
22	DA	304	U	O4'-C1'-N1	8.55	115.04	108.20
1	AA	519	C	P-O3'-C3'	-8.55	109.44	119.70
1	CA	564	C	N1-C1'-C2'	-8.55	102.60	112.00
22	BA	958	U	O4'-C1'-N1	-8.54	101.37	108.20
22	BA	1956	U	N1-C1'-C2'	-8.54	102.61	112.00
1	AA	752	G	P-O3'-C3'	8.53	129.94	119.70
22	BA	2458	G	P-O3'-C3'	8.53	129.94	119.70
22	DA	1256	G	P-O3'-C3'	-8.53	109.46	119.70
22	BA	984	A	N1-C2-N3	8.53	133.56	129.30
1	CA	9	G	P-O3'-C3'	-8.53	109.47	119.70
1	CA	536	C	P-O3'-C3'	-8.53	109.47	119.70
1	AA	501	C	N1-C1'-C2'	-8.52	102.63	112.00
22	BA	2426	A	P-O3'-C3'	8.52	129.92	119.70
22	BA	474	G	P-O3'-C3'	8.52	129.92	119.70
22	BA	865	C	P-O3'-C3'	8.51	129.91	119.70
1	AA	469	C	N1-C1'-C2'	-8.50	102.65	112.00
22	BA	2321	U	P-O3'-C3'	-8.49	109.52	119.70
22	DA	2384	U	N1-C1'-C2'	8.49	125.03	114.00
1	CA	438	U	O4'-C1'-N1	8.48	114.98	108.20
22	BA	1759	A	P-O3'-C3'	-8.48	109.53	119.70
22	DA	2501	C	O4'-C1'-N1	8.47	114.98	108.20
1	AA	1157	A	P-O3'-C3'	8.47	129.86	119.70

Continued on next page...

Continued from previous page...

Mol	Chain	Res	Type	Atoms	Z	Observed(°)	Ideal(°)
1	CA	1396	A	P-O3'-C3'	8.47	129.86	119.70
22	BA	2035	G	P-O3'-C3'	8.46	129.86	119.70
1	AA	306	A	P-O3'-C3'	-8.46	109.55	119.70
22	BA	1407	G	P-O3'-C3'	-8.46	109.55	119.70
22	BA	791	C	O4'-C1'-N1	8.45	114.96	108.20
1	AA	889	A	O4'-C1'-N9	8.44	114.95	108.20
22	DA	2239	G	P-O3'-C3'	-8.44	109.57	119.70
22	BA	422	A	P-O3'-C3'	-8.44	109.57	119.70
23	DB	68	C	N1-C1'-C2'	-8.44	102.72	112.00
1	CA	509	A	P-O3'-C3'	-8.44	109.57	119.70
22	BA	571	U	P-O3'-C3'	8.44	129.83	119.70
1	CA	374	A	P-O3'-C3'	-8.44	109.57	119.70
22	DA	1127	A	P-O3'-C3'	-8.44	109.57	119.70
22	BA	1611	C	P-O3'-C3'	-8.44	109.58	119.70
22	DA	1915	U	N1-C1'-C2'	-8.43	102.72	112.00
1	AA	1200	C	P-O3'-C3'	8.43	129.81	119.70
22	BA	783	A	N7-C8-N9	8.42	118.01	113.80
22	BA	1157	G	P-O3'-C3'	-8.42	109.60	119.70
22	BA	1942	C	P-O3'-C3'	-8.41	109.61	119.70
22	DA	2611	C	P-O3'-C3'	-8.40	109.61	119.70
22	BA	1126	A	P-O3'-C3'	8.39	129.77	119.70
22	BA	1639	C	O4'-C1'-N1	8.39	114.92	108.20
1	CA	122	G	P-O3'-C3'	-8.39	109.63	119.70
22	DA	121	G	P-O3'-C3'	-8.39	109.63	119.70
1	CA	13	U	P-O3'-C3'	8.39	129.77	119.70
22	DA	2406	A	P-O3'-C3'	8.39	129.76	119.70
22	BA	904	G	P-O3'-C3'	-8.38	109.64	119.70
22	BA	2321	U	N1-C1'-C2'	-8.38	102.78	112.00
22	BA	1522	A	P-O3'-C3'	8.36	129.74	119.70
22	DA	1632	A	P-O3'-C3'	8.36	129.74	119.70
22	DA	2581	G	P-O3'-C3'	8.36	129.73	119.70
22	BA	1254	A	P-O5'-C5'	-8.36	107.52	120.90
1	CA	575	G	P-O3'-C3'	8.35	129.72	119.70
1	CA	348	G	P-O3'-C3'	-8.34	109.69	119.70
1	CA	701	U	P-O3'-C3'	8.33	129.70	119.70
22	DA	1829	A	P-O3'-C3'	-8.33	109.71	119.70
22	BA	2846	G	P-O5'-C5'	-8.32	107.58	120.90
22	BA	1112	G	P-O3'-C3'	-8.32	109.72	119.70
1	CA	915	A	P-O3'-C3'	-8.32	109.72	119.70
22	DA	229	C	N1-C1'-C2'	-8.32	102.85	112.00
22	BA	391	A	P-O3'-C3'	-8.31	109.72	119.70
22	DA	2447	G	P-O3'-C3'	8.31	129.67	119.70

Continued on next page...

Continued from previous page...

Mol	Chain	Res	Type	Atoms	Z	Observed(°)	Ideal(°)
1	AA	813	U	P-O3'-C3'	-8.31	109.73	119.70
22	BA	1732	C	P-O3'-C3'	8.31	129.67	119.70
22	DA	2283	C	P-O3'-C3'	-8.31	109.73	119.70
23	BB	42	C	N1-C1'-C2'	-8.30	102.87	112.00
22	DA	2616	C	O4'-C1'-N1	8.30	114.84	108.20
22	BA	2250	G	O4'-C1'-N9	-8.29	101.57	108.20
22	DA	1396	U	P-O3'-C3'	8.29	129.65	119.70
22	BA	800	A	P-O3'-C3'	8.29	129.65	119.70
22	BA	2093	G	N9-C1'-C2'	-8.29	102.89	112.00
22	DA	1119	U	O4'-C1'-N1	8.28	114.83	108.20
22	DA	2836	U	N1-C1'-C2'	-8.28	102.89	112.00
1	AA	1433	A	P-O3'-C3'	-8.28	109.77	119.70
1	CA	1450	U	N1-C1'-C2'	-8.27	102.90	112.00
1	AA	252	U	N1-C1'-C2'	-8.26	102.91	112.00
1	CA	534	U	N1-C1'-C2'	-8.26	102.92	112.00
22	BA	1848	A	P-O3'-C3'	-8.26	109.79	119.70
1	CA	344	A	P-O3'-C3'	8.26	129.61	119.70
22	DA	1972	G	P-O3'-C3'	-8.26	109.79	119.70
22	BA	556	A	P-O3'-C3'	-8.25	109.80	119.70
1	CA	1148	U	N1-C1'-C2'	-8.24	102.93	112.00
22	BA	403	U	P-O3'-C3'	8.24	129.59	119.70
1	CA	1245	C	N1-C1'-C2'	-8.23	102.94	112.00
1	AA	1203	C	P-O3'-C3'	-8.23	109.82	119.70
22	DA	122	G	P-O3'-C3'	-8.22	109.83	119.70
22	DA	1428	C	O4'-C1'-N1	8.22	114.78	108.20
22	BA	1213	A	P-O5'-C5'	-8.22	107.75	120.90
1	CA	32	A	P-O3'-C3'	-8.21	109.84	119.70
22	BA	673	C	C6-N1-C2	8.21	123.58	120.30
1	AA	1284	C	P-O3'-C3'	-8.21	109.85	119.70
22	BA	1653	G	P-O3'-C3'	8.21	129.55	119.70
22	DA	1612	C	N1-C1'-C2'	-8.20	102.98	112.00
22	BA	2572	A	N1-C6-N6	8.19	123.52	118.60
1	CA	1398	A	P-O3'-C3'	-8.19	109.87	119.70
22	BA	144	A	P-O3'-C3'	-8.19	109.87	119.70
1	CA	884	U	P-O3'-C3'	8.19	129.53	119.70
22	DA	1378	A	P-O3'-C3'	8.19	129.53	119.70
1	CA	388	G	P-O3'-C3'	8.19	129.52	119.70
1	CA	1528	U	O4'-C1'-N1	8.18	114.75	108.20
1	CA	68	G	P-O3'-C3'	-8.18	109.89	119.70
22	BA	783	A	N9-C1'-C2'	-8.18	103.00	112.00
22	BA	2422	C	O4'-C1'-N1	-8.18	101.66	108.20
22	DA	991	C	P-O3'-C3'	-8.17	109.89	119.70

Continued on next page...

Continued from previous page...

Mol	Chain	Res	Type	Atoms	Z	Observed(°)	Ideal(°)
22	DA	2603	G	P-O3'-C3'	-8.17	109.90	119.70
22	BA	1615	C	P-O3'-C3'	8.16	129.50	119.70
22	DA	1967	C	P-O3'-C3'	-8.16	109.90	119.70
1	CA	793	U	P-O3'-C3'	-8.16	109.91	119.70
22	BA	984	A	N9-C1'-C2'	-8.16	103.02	112.00
22	BA	1859	U	P-O3'-C3'	-8.16	109.91	119.70
22	BA	1021	A	P-O3'-C3'	-8.15	109.92	119.70
22	BA	2215	C	N1-C1'-C2'	-8.15	103.04	112.00
22	DA	670	A	P-O3'-C3'	8.15	129.47	119.70
22	DA	868	U	P-O3'-C3'	-8.14	109.93	119.70
22	DA	2060	A	P-O3'-C3'	8.14	129.47	119.70
22	BA	783	A	N1-C6-N6	8.14	123.48	118.60
1	CA	486	U	P-O3'-C3'	-8.14	109.93	119.70
22	DA	1013	C	P-O3'-C3'	-8.14	109.93	119.70
22	BA	1901	A	P-O3'-C3'	-8.13	109.94	119.70
22	BA	2777	G	P-O3'-C3'	-8.13	109.94	119.70
22	DA	1400	U	N1-C1'-C2'	-8.13	103.06	112.00
1	CA	519	C	N1-C1'-C2'	-8.12	103.06	112.00
22	DA	1081	U	O4'-C1'-N1	8.12	114.70	108.20
22	DA	1347	A	P-O3'-C3'	-8.12	109.95	119.70
1	AA	1303	C	N1-C1'-C2'	-8.12	103.07	112.00
22	BA	2613	U	P-O3'-C3'	8.12	129.44	119.70
22	BA	1013	C	P-O3'-C3'	-8.11	109.96	119.70
22	DA	531	C	P-O3'-C3'	8.11	129.44	119.70
1	AA	985	C	P-O3'-C3'	-8.11	109.97	119.70
1	AA	316	C	P-O3'-C3'	-8.11	109.97	119.70
22	DA	1157	G	P-O3'-C3'	-8.10	109.97	119.70
22	DA	2199	A	P-O3'-C3'	-8.08	110.00	119.70
22	BA	1980	G	O4'-C1'-N9	8.08	114.66	108.20
1	AA	431	A	P-O3'-C3'	-8.08	110.01	119.70
1	AA	1365	G	P-O3'-C3'	-8.06	110.02	119.70
1	AA	1380	U	O4'-C1'-N1	8.06	114.65	108.20
22	DA	1626	A	P-O3'-C3'	8.06	129.38	119.70
1	CA	316	C	P-O3'-C3'	-8.06	110.03	119.70
22	DA	806	C	N1-C1'-C2'	-8.06	103.14	112.00
22	DA	1758	U	P-O3'-C3'	8.05	129.36	119.70
22	BA	1324	G	P-O3'-C3'	8.05	129.36	119.70
22	DA	860	U	N1-C1'-C2'	-8.04	103.15	112.00
22	DA	2612	C	O4'-C1'-N1	8.04	114.63	108.20
22	DA	2836	U	P-O3'-C3'	-8.04	110.06	119.70
22	DA	390	U	P-O3'-C3'	8.03	129.33	119.70
22	DA	2063	C	P-O3'-C3'	-8.02	110.07	119.70

Continued on next page...

Continued from previous page...

Mol	Chain	Res	Type	Atoms	Z	Observed(°)	Ideal(°)
1	AA	654	G	P-O3'-C3'	-8.02	110.08	119.70
22	DA	2573	C	N1-C1'-C2'	-8.02	103.18	112.00
1	AA	1332	A	P-O3'-C3'	-8.02	110.08	119.70
1	AA	1256	A	P-O3'-C3'	8.01	129.31	119.70
1	AA	816	A	P-O3'-C3'	-8.01	110.09	119.70
1	CA	753	A	P-O3'-C3'	8.01	129.31	119.70
22	BA	196	A	O4'-C1'-N9	8.00	114.60	108.20
22	BA	948	C	C5-C6-N1	-8.00	117.00	121.00
22	BA	727	A	P-O3'-C3'	-8.00	110.10	119.70
1	CA	497	G	P-O3'-C3'	-8.00	110.11	119.70
22	BA	595	C	C6-N1-C2	7.99	123.50	120.30
22	DA	2629	U	P-O3'-C3'	7.99	129.29	119.70
22	BA	1357	C	P-O3'-C3'	-7.98	110.13	119.70
22	DA	860	U	P-O3'-C3'	-7.97	110.13	119.70
22	DA	335	C	N1-C1'-C2'	-7.97	103.23	112.00
22	DA	1759	A	P-O3'-C3'	-7.96	110.15	119.70
1	AA	934	C	P-O3'-C3'	7.96	129.25	119.70
22	BA	1289	C	P-O3'-C3'	-7.96	110.15	119.70
1	CA	14	U	P-O3'-C3'	-7.96	110.15	119.70
22	DA	1838	C	P-O3'-C3'	7.96	129.25	119.70
22	BA	2567	G	P-O3'-C3'	-7.96	110.15	119.70
22	BA	221	A	P-O3'-C3'	7.95	129.24	119.70
22	BA	1980	G	P-O3'-C3'	7.95	129.24	119.70
22	DA	2024	G	P-O3'-C3'	-7.95	110.16	119.70
22	BA	1782	U	P-O3'-C3'	-7.94	110.17	119.70
22	DA	218	A	P-O3'-C3'	-7.93	110.18	119.70
22	BA	2060	A	O4'-C1'-N9	7.93	114.55	108.20
22	BA	860	U	P-O5'-C5'	-7.93	108.21	120.90
1	AA	115	G	P-O3'-C3'	7.93	129.21	119.70
22	BA	2759	G	P-O5'-C5'	-7.93	108.22	120.90
1	CA	511	C	P-O3'-C3'	7.92	129.21	119.70
1	CA	499	A	P-O3'-C3'	7.92	129.21	119.70
1	AA	486	U	N1-C1'-C2'	-7.92	103.29	112.00
22	DA	1522	A	P-O3'-C3'	7.91	129.20	119.70
22	BA	2646	C	N1-C1'-C2'	-7.91	103.30	112.00
22	DA	2727	A	P-O3'-C3'	-7.90	110.22	119.70
22	BA	2214	C	P-O3'-C3'	-7.90	110.22	119.70
22	DA	1430	G	P-O3'-C3'	-7.90	110.22	119.70
22	DA	1782	U	O4'-C1'-N1	7.90	114.52	108.20
22	BA	1255	U	N1-C1'-C2'	-7.90	103.31	112.00
22	BA	2152	G	P-O3'-C3'	-7.89	110.23	119.70
22	BA	1714	U	O4'-C1'-N1	-7.89	101.89	108.20

Continued on next page...

Continued from previous page...

Mol	Chain	Res	Type	Atoms	Z	Observed(°)	Ideal(°)
1	CA	1348	U	N1-C1'-C2'	-7.89	103.32	112.00
22	BA	812	C	P-O3'-C3'	-7.89	110.23	119.70
22	DA	1558	C	P-O3'-C3'	7.89	129.17	119.70
22	DA	573	U	O4'-C1'-N1	7.89	114.51	108.20
23	BB	16	G	P-O3'-C3'	-7.89	110.24	119.70
22	BA	2312	U	P-O3'-C3'	-7.88	110.24	119.70
22	BA	704	G	P-O3'-C3'	7.88	129.16	119.70
1	AA	48	C	O4'-C1'-N1	7.88	114.50	108.20
22	BA	654	A	P-O3'-C3'	7.87	129.14	119.70
22	DA	1213	A	P-O3'-C3'	-7.87	110.26	119.70
22	BA	531	C	N1-C1'-C2'	7.86	124.22	114.00
22	BA	1127	A	C8-N9-C4	-7.86	102.66	105.80
1	AA	479	U	O4'-C1'-N1	7.86	114.48	108.20
22	BA	1255	U	O5'-P-OP1	-7.86	98.63	105.70
22	BA	2258	C	P-O3'-C3'	7.86	129.13	119.70
22	BA	1026	G	P-O3'-C3'	-7.85	110.28	119.70
22	DA	805	G	P-O3'-C3'	7.85	129.12	119.70
22	BA	2337	G	P-O3'-C3'	-7.85	110.28	119.70
22	DA	1305	C	N1-C1'-C2'	-7.85	103.36	112.00
22	BA	454	A	P-O3'-C3'	7.84	129.11	119.70
1	AA	718	A	P-O3'-C3'	-7.84	110.30	119.70
22	BA	1293	C	P-O3'-C3'	-7.84	110.30	119.70
22	BA	1627	G	P-O3'-C3'	-7.83	110.30	119.70
1	AA	1447	A	P-O3'-C3'	7.83	129.10	119.70
22	BA	764	A	P-O3'-C3'	7.83	129.09	119.70
22	BA	33	C	P-O3'-C3'	7.83	129.09	119.70
1	AA	511	C	N1-C1'-C2'	7.82	124.17	114.00
1	AA	1196	A	P-O3'-C3'	7.82	129.09	119.70
1	AA	389	A	P-O3'-C3'	-7.82	110.32	119.70
22	BA	817	C	N1-C2-O2	-7.82	114.21	118.90
1	CA	1282	C	N1-C1'-C2'	-7.81	103.41	112.00
22	DA	445	C	N1-C1'-C2'	-7.81	103.41	112.00
1	CA	240	G	P-O3'-C3'	-7.81	110.33	119.70
23	DB	88	C	P-O3'-C3'	7.80	129.06	119.70
1	CA	245	U	P-O3'-C3'	-7.80	110.34	119.70
1	CA	512	U	P-O3'-C3'	-7.80	110.34	119.70
1	CA	1399	C	P-O3'-C3'	7.80	129.06	119.70
1	CA	48	C	O4'-C1'-N1	7.79	114.43	108.20
1	AA	490	C	P-O3'-C3'	-7.79	110.35	119.70
22	BA	196	A	P-O3'-C3'	7.79	129.04	119.70
22	DA	527	C	P-O3'-C3'	7.78	129.04	119.70
1	AA	373	A	P-O3'-C3'	-7.78	110.36	119.70

Continued on next page...

Continued from previous page...

Mol	Chain	Res	Type	Atoms	Z	Observed(°)	Ideal(°)
22	BA	91	A	P-O3'-C3'	7.78	129.04	119.70
22	BA	2385	C	N1-C1'-C2'	-7.78	103.44	112.00
22	DA	2617	U	N1-C1'-C2'	-7.78	103.44	112.00
1	AA	1055	A	P-O3'-C3'	-7.77	110.38	119.70
22	BA	1839	G	P-O3'-C3'	-7.77	110.38	119.70
22	BA	1555	G	P-O3'-C3'	-7.77	110.38	119.70
22	BA	137	U	O4'-C1'-N1	-7.76	101.99	108.20
23	DB	68	C	O4'-C1'-N1	7.76	114.41	108.20
1	AA	365	U	O4'-C1'-N1	7.76	114.41	108.20
22	BA	1732	C	O4'-C1'-N1	7.76	114.41	108.20
22	DA	2752	C	N1-C1'-C2'	-7.76	103.47	112.00
1	CA	874	G	P-O3'-C3'	-7.76	110.39	119.70
1	AA	688	G	P-O3'-C3'	-7.75	110.40	119.70
1	CA	734	G	P-O3'-C3'	-7.75	110.40	119.70
1	AA	1066	C	O4'-C1'-N1	-7.75	102.00	108.20
22	DA	2251	G	P-O3'-C3'	-7.75	110.40	119.70
22	BA	1340	U	O4'-C1'-N1	7.74	114.39	108.20
1	AA	439	U	N1-C1'-C2'	-7.74	103.49	112.00
22	BA	1885	A	P-O3'-C3'	-7.74	110.41	119.70
22	DA	784	G	O4'-C1'-N9	7.74	114.39	108.20
22	DA	811	U	O4'-C1'-N1	7.74	114.39	108.20
22	BA	2681	C	N1-C2-O2	-7.74	114.26	118.90
22	BA	1936	A	C2-N3-C4	-7.73	106.73	110.60
22	DA	2075	U	O4'-C1'-N1	-7.73	102.01	108.20
1	CA	547	A	P-O3'-C3'	7.72	128.97	119.70
22	DA	2387	U	N1-C1'-C2'	-7.72	103.50	112.00
1	AA	129	A	P-O3'-C3'	7.72	128.96	119.70
1	CA	643	C	P-O3'-C3'	-7.72	110.44	119.70
22	BA	2346	A	P-O3'-C3'	7.72	128.96	119.70
22	DA	2847	U	P-O3'-C3'	7.72	128.96	119.70
1	AA	109	A	P-O3'-C3'	7.71	128.96	119.70
22	BA	2606	C	C5-C6-N1	-7.71	117.14	121.00
1	AA	794	A	P-O3'-C3'	-7.71	110.45	119.70
22	BA	2662	A	P-O3'-C3'	-7.71	110.45	119.70
1	CA	891	U	P-O3'-C3'	-7.71	110.45	119.70
1	AA	1128	C	P-O3'-C3'	-7.70	110.46	119.70
22	BA	1695	G	P-O3'-C3'	-7.70	110.46	119.70
22	BA	1681	G	P-O3'-C3'	7.69	128.93	119.70
22	DA	2876	G	P-O3'-C3'	-7.69	110.47	119.70
22	BA	385	C	O4'-C1'-N1	-7.68	102.06	108.20
1	AA	717	U	P-O3'-C3'	7.68	128.91	119.70
22	BA	2672	U	O4'-C1'-N1	-7.67	102.06	108.20

Continued on next page...

Continued from previous page...

Mol	Chain	Res	Type	Atoms	Z	Observed(°)	Ideal(°)
22	BA	1693	U	P-O3'-C3'	7.66	128.90	119.70
22	DA	392	U	P-O3'-C3'	-7.66	110.51	119.70
1	AA	1201	A	P-O3'-C3'	7.66	128.89	119.70
22	DA	2324	U	P-O3'-C3'	7.66	128.89	119.70
22	BA	2086	U	O4'-C1'-N1	7.65	114.32	108.20
22	BA	1385	A	P-O3'-C3'	7.64	128.88	119.70
22	BA	812	C	N1-C1'-C2'	-7.63	103.60	112.00
22	BA	984	A	C5-C6-N6	-7.63	117.60	123.70
22	BA	613	A	P-O3'-C3'	7.63	128.86	119.70
22	BA	490	C	P-O5'-C5'	-7.63	108.70	120.90
1	AA	198	G	P-O3'-C3'	-7.62	110.55	119.70
22	DA	200	U	N1-C1'-C2'	-7.62	103.61	112.00
22	DA	1136	G	P-O3'-C3'	-7.62	110.55	119.70
22	DA	1236	G	P-O3'-C3'	7.62	128.84	119.70
22	BA	790	U	O4'-C1'-N1	7.62	114.29	108.20
1	CA	430	A	P-O3'-C3'	-7.61	110.57	119.70
1	AA	72	A	P-O3'-C3'	-7.61	110.57	119.70
1	AA	1200	C	N1-C1'-C2'	7.61	123.89	114.00
22	BA	783	A	C4-C5-N7	7.61	114.50	110.70
22	BA	1330	C	O4'-C1'-N1	7.60	114.28	108.20
1	CA	116	A	N9-C1'-C2'	-7.60	103.64	112.00
22	BA	2566	A	P-O3'-C3'	7.60	128.82	119.70
22	BA	729	G	P-O3'-C3'	-7.60	110.58	119.70
22	BA	740	C	N1-C1'-C2'	-7.60	103.64	112.00
22	DA	144	A	P-O3'-C3'	-7.60	110.58	119.70
22	BA	479	A	P-O3'-C3'	7.59	128.81	119.70
22	DA	575	A	P-O3'-C3'	-7.59	110.59	119.70
22	BA	1706	C	P-O3'-C3'	7.59	128.81	119.70
22	DA	1918	A	P-O3'-C3'	7.59	128.81	119.70
22	DA	105	C	O4'-C1'-N1	7.59	114.27	108.20
22	BA	1786	A	P-O3'-C3'	7.59	128.80	119.70
22	DA	2492	U	P-O3'-C3'	-7.58	110.60	119.70
23	DB	46	A	P-O3'-C3'	-7.58	110.60	119.70
22	BA	786	C	C6-N1-C2	7.58	123.33	120.30
22	BA	697	G	P-O3'-C3'	7.57	128.79	119.70
22	BA	2768	U	P-O3'-C3'	-7.57	110.61	119.70
1	AA	336	A	P-O3'-C3'	-7.57	110.62	119.70
22	BA	573	U	P-O3'-C3'	7.57	128.78	119.70
1	CA	547	A	O4'-C1'-N9	7.56	114.25	108.20
22	BA	1152	C	N1-C2-O2	-7.55	114.37	118.90
1	AA	512	U	P-O3'-C3'	-7.55	110.64	119.70
22	DA	92	U	N1-C1'-C2'	-7.55	103.69	112.00

Continued on next page...

Continued from previous page...

Mol	Chain	Res	Type	Atoms	Z	Observed(°)	Ideal(°)
22	DA	1255	U	N1-C1'-C2'	-7.55	103.70	112.00
22	BA	1510	G	P-O3'-C3'	-7.55	110.64	119.70
22	DA	510	C	N1-C1'-C2'	-7.54	103.70	112.00
1	AA	1394	A	P-O3'-C3'	7.54	128.75	119.70
22	BA	985	C	P-O3'-C3'	-7.54	110.65	119.70
22	BA	914	G	P-O3'-C3'	-7.54	110.65	119.70
22	BA	482	A	P-O3'-C3'	-7.54	110.65	119.70
1	CA	536	C	N1-C1'-C2'	-7.54	103.71	112.00
22	DA	353	C	P-O3'-C3'	7.53	128.74	119.70
1	AA	1395	C	P-O5'-C5'	-7.53	108.85	120.90
22	DA	407	G	P-O3'-C3'	-7.53	110.67	119.70
22	BA	1905	C	O4'-C1'-N1	7.53	114.22	108.20
22	BA	2250	G	C5-N7-C8	-7.53	100.54	104.30
22	BA	1416	G	P-O3'-C3'	7.52	128.73	119.70
22	BA	507	A	P-O3'-C3'	-7.52	110.67	119.70
22	BA	1306	C	O4'-C1'-N1	7.52	114.22	108.20
1	AA	974	A	P-O3'-C3'	7.52	128.72	119.70
23	BB	67	G	P-O5'-C5'	-7.51	108.88	120.90
1	AA	1382	C	N1-C1'-C2'	-7.51	103.74	112.00
22	DA	637	A	P-O3'-C3'	7.51	128.71	119.70
1	AA	1259	C	P-O3'-C3'	-7.50	110.70	119.70
22	BA	984	A	C4-C5-C6	7.50	120.75	117.00
22	DA	2384	U	P-O3'-C3'	7.50	128.71	119.70
1	AA	415	A	P-O3'-C3'	-7.50	110.70	119.70
22	BA	1943	U	P-O3'-C3'	7.50	128.70	119.70
22	DA	2620	C	O4'-C1'-N1	-7.50	102.20	108.20
1	AA	95	C	N1-C1'-C2'	-7.50	103.76	112.00
22	BA	489	G	P-O3'-C3'	7.49	128.69	119.70
22	DA	1399	C	N1-C1'-C2'	-7.49	103.76	112.00
22	BA	125	A	P-O3'-C3'	7.49	128.69	119.70
22	DA	478	A	P-O3'-C3'	-7.49	110.71	119.70
22	BA	915	C	N1-C1'-C2'	-7.49	103.76	112.00
22	DA	1460	U	P-O3'-C3'	7.49	128.68	119.70
22	BA	529	A	C8-N9-C4	7.49	108.79	105.80
22	DA	1141	U	P-O3'-C3'	7.48	128.68	119.70
22	BA	783	A	C6-C5-N7	-7.48	127.06	132.30
23	BB	108	A	P-O3'-C3'	7.48	128.67	119.70
22	BA	177	G	P-O3'-C3'	7.47	128.67	119.70
1	CA	548	G	P-O3'-C3'	-7.47	110.73	119.70
22	BA	199	A	P-O3'-C3'	7.47	128.67	119.70
1	AA	642	A	P-O3'-C3'	-7.47	110.74	119.70
22	BA	509	C	P-O3'-C3'	-7.47	110.73	119.70

Continued on next page...

Continued from previous page...

Mol	Chain	Res	Type	Atoms	Z	Observed(°)	Ideal(°)
22	BA	233	A	P-O3'-C3'	-7.47	110.74	119.70
22	DA	2259	U	N1-C1'-C2'	-7.47	103.79	112.00
22	BA	777	G	N9-C1'-C2'	-7.46	103.79	112.00
22	DA	669	G	P-O3'-C3'	7.46	128.66	119.70
22	DA	1333	G	P-O3'-C3'	-7.46	110.75	119.70
22	DA	919	U	O4'-C1'-N1	-7.46	102.23	108.20
22	BA	2440	C	N1-C1'-C2'	-7.45	103.80	112.00
22	DA	805	G	O4'-C1'-N9	7.45	114.16	108.20
22	DA	934	U	P-O3'-C3'	-7.45	110.77	119.70
22	BA	1286	A	O4'-C1'-N9	7.44	114.16	108.20
22	BA	14	A	P-O3'-C3'	-7.44	110.77	119.70
22	BA	1965	C	P-O3'-C3'	-7.44	110.77	119.70
22	DA	2440	C	P-O5'-C5'	-7.44	108.99	120.90
22	DA	1397	U	P-O3'-C3'	7.44	128.63	119.70
22	DA	627	A	P-O3'-C3'	7.44	128.63	119.70
22	DA	2866	U	P-O3'-C3'	7.44	128.62	119.70
22	BA	1918	A	P-O3'-C3'	7.43	128.62	119.70
1	CA	247	G	P-O3'-C3'	-7.43	110.78	119.70
22	BA	1461	C	P-O3'-C3'	-7.43	110.78	119.70
1	AA	536	C	P-O3'-C3'	-7.43	110.78	119.70
22	DA	1008	A	P-O3'-C3'	7.43	128.62	119.70
22	DA	2580	U	O4'-C1'-N1	7.43	114.14	108.20
1	AA	641	U	P-O3'-C3'	7.42	128.61	119.70
22	BA	60	G	P-O3'-C3'	7.42	128.61	119.70
22	BA	995	C	P-O3'-C3'	7.42	128.61	119.70
22	BA	1524	G	P-O3'-C3'	-7.42	110.79	119.70
22	BA	1278	C	C6-N1-C2	7.42	123.27	120.30
22	BA	1119	U	P-O3'-C3'	-7.42	110.80	119.70
1	CA	1358	U	O4'-C1'-N1	7.42	114.13	108.20
22	BA	1048	A	P-O3'-C3'	-7.41	110.81	119.70
22	BA	1491	G	P-O3'-C3'	-7.41	110.81	119.70
22	BA	2615	U	N1-C1'-C2'	-7.41	103.85	112.00
22	BA	2585	U	O4'-C1'-N1	7.41	114.13	108.20
1	CA	15	G	P-O3'-C3'	-7.41	110.81	119.70
22	DA	217	A	P-O3'-C3'	-7.41	110.81	119.70
22	DA	2837	A	P-O3'-C3'	-7.40	110.81	119.70
22	BA	1451	C	P-O3'-C3'	7.40	128.58	119.70
22	DA	1398	C	P-O3'-C3'	-7.40	110.82	119.70
22	BA	2151	U	N1-C1'-C2'	-7.40	103.86	112.00
1	CA	214	C	N1-C1'-C2'	-7.40	103.86	112.00
1	CA	429	U	P-O3'-C3'	7.40	128.58	119.70
22	BA	2267	A	C3'-C2'-C1'	7.40	107.42	101.50

Continued on next page...

Continued from previous page...

Mol	Chain	Res	Type	Atoms	Z	Observed(°)	Ideal(°)
22	DA	235	U	P-O3'-C3'	-7.39	110.83	119.70
22	BA	2430	A	P-O3'-C3'	7.39	128.57	119.70
22	BA	1205	A	P-O3'-C3'	7.39	128.56	119.70
22	BA	2575	C	O4'-C1'-N1	7.39	114.11	108.20
22	DA	1602	U	P-O3'-C3'	7.39	128.56	119.70
22	DA	2289	G	P-O3'-C3'	-7.38	110.84	119.70
22	BA	1063	G	P-O3'-C3'	-7.38	110.84	119.70
22	DA	2267	A	P-O3'-C3'	-7.38	110.84	119.70
22	BA	1463	C	O4'-C1'-N1	-7.38	102.30	108.20
22	DA	1512	C	P-O3'-C3'	-7.38	110.85	119.70
22	BA	2423	U	N1-C1'-C2'	7.37	123.58	114.00
1	CA	1051	C	N1-C1'-C2'	-7.37	103.89	112.00
22	DA	959	A	P-O3'-C3'	-7.36	110.87	119.70
1	AA	517	G	P-O3'-C3'	7.35	128.52	119.70
22	DA	1427	A	P-O3'-C3'	7.35	128.52	119.70
22	BA	2151	U	O4'-C1'-N1	7.35	114.08	108.20
1	CA	688	G	P-O3'-C3'	-7.35	110.88	119.70
22	DA	2282	G	P-O3'-C3'	7.34	128.51	119.70
23	DB	69	G	P-O3'-C3'	-7.34	110.89	119.70
22	BA	967	U	P-O3'-C3'	-7.34	110.89	119.70
22	BA	1611	C	P-O5'-C5'	-7.34	109.15	120.90
1	CA	575	G	C4-N9-C1'	-7.34	116.96	126.50
22	BA	35	G	P-O5'-C5'	-7.34	109.16	120.90
1	CA	1498	U	P-O3'-C3'	7.34	128.51	119.70
22	BA	961	C	P-O3'-C3'	7.33	128.50	119.70
1	AA	960	U	N1-C1'-C2'	7.33	123.53	114.00
22	BA	671	C	P-O3'-C3'	-7.33	110.90	119.70
1	CA	277	C	N1-C1'-C2'	-7.33	103.94	112.00
1	CA	1395	C	P-O3'-C3'	-7.33	110.90	119.70
22	BA	395	U	P-O3'-C3'	7.33	128.50	119.70
22	BA	528	A	N1-C6-N6	7.32	122.99	118.60
22	BA	747	U	O5'-P-OP2	-7.32	99.11	105.70
1	AA	245	U	N1-C1'-C2'	-7.32	103.94	112.00
22	DA	2458	G	P-O3'-C3'	7.32	128.49	119.70
22	BA	835	C	N1-C1'-C2'	-7.32	103.95	112.00
1	CA	1224	U	P-O3'-C3'	7.32	128.48	119.70
22	BA	2250	G	N1-C6-O6	7.31	124.29	119.90
22	DA	622	G	P-O3'-C3'	-7.31	110.92	119.70
1	AA	704	A	P-O3'-C3'	-7.31	110.93	119.70
22	BA	70	G	P-O3'-C3'	7.31	128.47	119.70
22	BA	2791	G	P-O3'-C3'	-7.31	110.93	119.70
22	BA	2645	G	O4'-C1'-N9	7.31	114.05	108.20

Continued on next page...

Continued from previous page...

Mol	Chain	Res	Type	Atoms	Z	Observed(°)	Ideal(°)
1	CA	794	A	P-O3'-C3'	-7.31	110.93	119.70
22	BA	84	A	P-O3'-C3'	7.30	128.47	119.70
22	BA	2715	C	P-O3'-C3'	-7.30	110.94	119.70
22	BA	2459	A	P-O3'-C3'	-7.30	110.94	119.70
22	DA	1135	C	N1-C1'-C2'	-7.30	103.97	112.00
22	BA	974	G	C4-C5-N7	7.30	113.72	110.80
22	BA	1286	A	P-O3'-C3'	7.30	128.46	119.70
1	CA	248	C	P-O3'-C3'	-7.30	110.94	119.70
22	DA	398	C	N1-C1'-C2'	-7.30	103.97	112.00
1	AA	885	G	P-O3'-C3'	-7.29	110.95	119.70
22	DA	2874	C	P-O3'-C3'	-7.29	110.95	119.70
22	BA	682	G	O4'-C1'-N9	-7.29	102.37	108.20
1	CA	1499	A	P-O5'-C5'	-7.29	109.24	120.90
1	AA	935	A	P-O3'-C3'	-7.29	110.96	119.70
1	AA	520	A	P-O3'-C3'	-7.28	110.97	119.70
1	AA	913	A	P-O3'-C3'	7.27	128.42	119.70
1	AA	1320	C	P-O3'-C3'	-7.27	110.98	119.70
1	AA	1345	U	P-O3'-C3'	7.27	128.42	119.70
22	DA	1072	C	O4'-C1'-N1	7.27	114.01	108.20
22	BA	1867	G	P-O3'-C3'	-7.27	110.98	119.70
22	DA	704	G	P-O3'-C3'	7.27	128.42	119.70
22	BA	2431	U	N1-C1'-C2'	-7.26	104.01	112.00
22	DA	1681	G	P-O3'-C3'	7.26	128.41	119.70
22	BA	726	G	P-O3'-C3'	7.25	128.40	119.70
22	BA	1198	U	O4'-C1'-N1	-7.25	102.40	108.20
1	CA	1218	C	P-O3'-C3'	-7.25	111.00	119.70
22	BA	2250	G	C6-C5-N7	-7.25	126.05	130.40
22	DA	2585	U	P-O3'-C3'	7.25	128.40	119.70
22	BA	934	U	P-O3'-C3'	-7.25	111.00	119.70
22	DA	162	U	O4'-C1'-N1	7.25	114.00	108.20
22	DA	1130	U	P-O3'-C3'	7.25	128.39	119.70
22	BA	1942	C	P-O5'-C5'	-7.24	109.31	120.90
22	BA	1027	A	O4'-C1'-N9	-7.24	102.41	108.20
1	CA	566	G	P-O3'-C3'	7.24	128.39	119.70
22	BA	2018	G	N9-C4-C5	7.24	108.30	105.40
22	DA	1954	G	P-O3'-C3'	7.24	128.39	119.70
22	BA	2584	U	O4'-C1'-N1	7.24	113.99	108.20
1	AA	1141	C	N1-C1'-C2'	-7.24	104.04	112.00
22	DA	783	A	P-O3'-C3'	-7.24	111.02	119.70
22	BA	2286	G	P-O3'-C3'	7.23	128.38	119.70
1	AA	961	U	P-O3'-C3'	-7.23	111.03	119.70
22	BA	2064	C	N1-C1'-C2'	-7.23	104.05	112.00

Continued on next page...

Continued from previous page...

Mol	Chain	Res	Type	Atoms	Z	Observed(°)	Ideal(°)
1	AA	388	G	P-O3'-C3'	7.22	128.37	119.70
22	BA	791	C	N1-C2-O2	-7.22	114.56	118.90
22	DA	858	G	P-O3'-C3'	7.22	128.37	119.70
1	AA	346	G	P-O5'-C5'	-7.22	109.34	120.90
1	CA	1052	U	N1-C1'-C2'	-7.22	104.05	112.00
22	BA	951	C	C6-N1-C2	7.22	123.19	120.30
22	BA	1238	G	N9-C1'-C2'	-7.22	104.06	112.00
22	BA	324	A	P-O3'-C3'	-7.21	111.04	119.70
22	BA	1884	G	O4'-C1'-N9	7.21	113.97	108.20
22	BA	1116	G	P-O3'-C3'	-7.21	111.05	119.70
22	DA	2348	U	O4'-C1'-N1	7.21	113.97	108.20
22	DA	2848	G	P-O3'-C3'	7.21	128.35	119.70
22	BA	2820	A	C2-N3-C4	-7.21	107.00	110.60
22	DA	1402	U	O4'-C1'-N1	7.20	113.96	108.20
22	DA	2339	C	N1-C1'-C2'	-7.20	104.08	112.00
1	CA	184	G	P-O3'-C3'	-7.20	111.06	119.70
22	DA	485	C	P-O3'-C3'	-7.20	111.06	119.70
22	BA	1920	C	N1-C1'-C2'	-7.20	104.08	112.00
22	BA	822	G	O4'-C1'-N9	7.20	113.96	108.20
22	DA	1838	C	O4'-C1'-N1	7.20	113.96	108.20
22	BA	257	C	O4'-C1'-N1	7.19	113.95	108.20
22	DA	413	C	P-O3'-C3'	-7.19	111.07	119.70
22	BA	858	G	P-O3'-C3'	7.19	128.33	119.70
1	AA	531	U	P-O3'-C3'	7.19	128.32	119.70
1	AA	1101	A	P-O3'-C3'	7.19	128.33	119.70
1	CA	596	A	P-O3'-C3'	-7.18	111.08	119.70
22	BA	1733	G	P-O3'-C3'	-7.18	111.09	119.70
22	BA	1273	U	P-O3'-C3'	-7.17	111.09	119.70
22	BA	752	A	P-O3'-C3'	7.17	128.31	119.70
22	BA	921	C	O4'-C1'-N1	7.17	113.94	108.20
22	DA	304	U	P-O3'-C3'	-7.17	111.09	119.70
22	DA	1498	C	P-O3'-C3'	-7.17	111.09	119.70
1	AA	1053	G	P-O3'-C3'	7.17	128.30	119.70
22	BA	1024	G	P-O5'-C5'	-7.17	109.43	120.90
1	AA	519	C	N1-C1'-C2'	-7.16	104.12	112.00
22	BA	1033	U	N1-C1'-C2'	7.16	123.31	114.00
22	BA	2866	U	P-O3'-C3'	7.16	128.29	119.70
39	BR	9	GLY	N-CA-C	-7.15	95.22	113.10
22	BA	1758	U	N1-C2-N3	7.15	119.19	114.90
22	BA	1818	U	P-O3'-C3'	7.14	128.27	119.70
22	BA	2067	G	P-O3'-C3'	7.14	128.27	119.70
22	DA	312	G	P-O3'-C3'	-7.14	111.13	119.70

Continued on next page...

Continued from previous page...

Mol	Chain	Res	Type	Atoms	Z	Observed(°)	Ideal(°)
22	DA	464	U	O4'-C1'-N1	-7.14	102.49	108.20
23	DB	40	U	P-O3'-C3'	7.14	128.27	119.70
22	BA	2424	C	N1-C1'-C2'	-7.14	104.14	112.00
22	DA	1615	C	N1-C1'-C2'	7.14	123.28	114.00
1	AA	1320	C	N1-C1'-C2'	-7.14	104.15	112.00
22	BA	1396	U	P-O3'-C3'	7.14	128.27	119.70
1	AA	282	A	P-O3'-C3'	-7.14	111.14	119.70
22	BA	984	A	C5-C6-N1	-7.14	114.13	117.70
1	AA	485	U	P-O3'-C3'	7.13	128.26	119.70
22	BA	637	A	P-O3'-C3'	7.13	128.26	119.70
1	CA	183	C	O4'-C1'-N1	7.13	113.91	108.20
22	DA	442	G	P-O3'-C3'	7.13	128.25	119.70
1	AA	652	U	P-O3'-C3'	7.13	128.25	119.70
22	BA	2797	U	N1-C1'-C2'	7.13	123.26	114.00
22	BA	2391	G	O4'-C1'-N9	7.12	113.90	108.20
1	AA	14	U	P-O5'-C5'	-7.12	109.51	120.90
22	BA	2275	C	N1-C1'-C2'	7.12	123.25	114.00
22	DA	2250	G	O4'-C1'-N9	-7.12	102.51	108.20
22	DA	1265	A	P-O3'-C3'	7.11	128.24	119.70
22	BA	462	C	C6-N1-C2	7.11	123.14	120.30
22	BA	2654	A	P-O3'-C3'	7.11	128.23	119.70
1	AA	1131	G	P-O3'-C3'	-7.11	111.17	119.70
22	BA	1328	A	P-O3'-C3'	7.11	128.23	119.70
1	CA	1227	A	P-O3'-C3'	7.11	128.23	119.70
1	AA	344	A	P-O3'-C3'	7.10	128.22	119.70
1	CA	1455	G	P-O3'-C3'	-7.10	111.18	119.70
22	DA	749	A	P-O3'-C3'	-7.10	111.18	119.70
1	CA	429	U	O4'-C1'-N1	7.10	113.88	108.20
22	BA	35	G	N1-C6-O6	-7.10	115.64	119.90
22	DA	2023	C	P-O3'-C3'	-7.09	111.19	119.70
22	DA	2383	G	P-O3'-C3'	-7.09	111.19	119.70
22	BA	2439	A	P-O3'-C3'	7.09	128.21	119.70
22	DA	2069	G	P-O3'-C3'	-7.09	111.19	119.70
22	BA	306	U	O4'-C1'-N1	-7.08	102.53	108.20
22	BA	2890	G	N1-C6-O6	7.08	124.15	119.90
1	CA	93	U	N1-C1'-C2'	-7.08	104.21	112.00
22	DA	2151	U	O4'-C1'-N1	7.08	113.87	108.20
22	DA	162	U	P-O3'-C3'	7.08	128.20	119.70
22	DA	1780	A	P-O3'-C3'	7.08	128.19	119.70
1	AA	452	A	P-O3'-C3'	-7.08	111.21	119.70
22	DA	868	U	N1-C1'-C2'	-7.08	104.22	112.00
1	CA	518	C	O4'-C1'-N1	7.07	113.86	108.20

Continued on next page...

Continued from previous page...

Mol	Chain	Res	Type	Atoms	Z	Observed(°)	Ideal(°)
1	CA	1245	C	O4'-C1'-N1	7.07	113.86	108.20
22	DA	917	A	N9-C1'-C2'	-7.06	104.23	112.00
1	AA	1453	G	P-O3'-C3'	-7.05	111.23	119.70
1	CA	439	U	N1-C1'-C2'	-7.05	104.25	112.00
1	CA	1289	A	P-O3'-C3'	-7.05	111.24	119.70
22	DA	1810	A	P-O3'-C3'	-7.05	111.25	119.70
22	BA	2343	U	O4'-C1'-N1	-7.04	102.56	108.20
22	BA	1499	C	N1-C1'-C2'	-7.04	104.26	112.00
22	BA	1999	C	C5-C6-N1	-7.04	117.48	121.00
22	DA	945	A	O4'-C1'-N9	7.04	113.83	108.20
22	DA	1397	U	N1-C1'-C2'	7.04	123.15	114.00
22	BA	484	C	O4'-C1'-N1	-7.03	102.57	108.20
1	AA	411	A	P-O3'-C3'	7.03	128.13	119.70
22	BA	852	U	P-O3'-C3'	-7.03	111.27	119.70
22	DA	1606	C	P-O3'-C3'	7.02	128.13	119.70
22	BA	1343	G	P-O3'-C3'	-7.02	111.27	119.70
22	BA	2307	G	P-O3'-C3'	7.02	128.13	119.70
22	DA	1207	C	N1-C1'-C2'	-7.02	104.28	112.00
1	AA	316	C	N1-C1'-C2'	-7.01	104.28	112.00
1	CA	132	C	P-O3'-C3'	-7.01	111.28	119.70
1	AA	372	C	O4'-C1'-N1	7.01	113.81	108.20
1	CA	802	A	P-O3'-C3'	7.01	128.11	119.70
1	AA	1362	A	O4'-C1'-N9	7.00	113.80	108.20
22	BA	2348	U	P-O3'-C3'	-7.00	111.30	119.70
1	CA	718	A	P-O3'-C3'	-7.00	111.30	119.70
22	DA	976	G	P-O3'-C3'	-7.00	111.30	119.70
22	BA	1866	A	P-O3'-C3'	-7.00	111.31	119.70
45	BX	70	LEU	CA-CB-CG	7.00	131.39	115.30
22	BA	434	U	O4'-C1'-N1	6.99	113.80	108.20
22	BA	1398	C	P-O3'-C3'	-6.99	111.31	119.70
1	CA	1202	U	P-O3'-C3'	-6.99	111.31	119.70
22	BA	1757	A	P-O3'-C3'	6.99	128.09	119.70
22	BA	2423	U	P-O3'-C3'	6.99	128.09	119.70
22	BA	1011	G	P-O3'-C3'	6.99	128.09	119.70
22	BA	2815	C	N1-C2-O2	-6.99	114.71	118.90
22	BA	1272	A	P-O5'-C5'	-6.99	109.72	120.90
1	CA	915	A	N9-C1'-C2'	-6.99	104.31	112.00
22	DA	369	U	O4'-C1'-N1	6.99	113.79	108.20
22	DA	1476	U	N1-C1'-C2'	-6.99	104.31	112.00
22	BA	442	G	P-O3'-C3'	6.99	128.08	119.70
1	AA	1283	U	P-O3'-C3'	-6.98	111.32	119.70
22	BA	232	G	P-O3'-C3'	6.98	128.08	119.70

Continued on next page...

Continued from previous page...

Mol	Chain	Res	Type	Atoms	Z	Observed(°)	Ideal(°)
22	BA	2289	G	P-O3'-C3'	-6.98	111.32	119.70
22	BA	2051	A	C5-C6-N6	-6.98	118.12	123.70
22	BA	1340	U	C5-C6-N1	-6.97	119.21	122.70
1	CA	704	A	P-O3'-C3'	-6.97	111.33	119.70
22	BA	1351	C	O4'-C1'-N1	6.97	113.78	108.20
1	CA	1520	C	O4'-C1'-N1	-6.97	102.62	108.20
22	DA	1822	C	O4'-C1'-N1	6.97	113.78	108.20
1	AA	1190	G	P-O3'-C3'	6.97	128.06	119.70
22	BA	1645	G	O4'-C1'-N9	-6.97	102.62	108.20
22	DA	1941	C	N1-C1'-C2'	-6.97	104.33	112.00
1	AA	1401	G	P-O3'-C3'	-6.97	111.34	119.70
22	BA	2392	A	P-O3'-C3'	-6.97	111.34	119.70
23	DB	111	U	N1-C1'-C2'	-6.97	104.33	112.00
1	CA	132	C	O4'-C1'-N1	6.97	113.77	108.20
22	DA	397	U	N1-C1'-C2'	-6.97	104.34	112.00
1	AA	1167	A	P-O3'-C3'	6.96	128.05	119.70
1	CA	85	U	P-O3'-C3'	6.96	128.05	119.70
22	BA	1971	U	O3'-P-O5'	-6.96	90.78	104.00
22	DA	2225	A	P-O3'-C3'	6.96	128.05	119.70
22	BA	386	G	P-O3'-C3'	6.96	128.05	119.70
1	CA	980	C	P-O3'-C3'	-6.95	111.36	119.70
22	BA	1809	A	P-O3'-C3'	-6.95	111.36	119.70
22	BA	2364	C	O4'-C1'-N1	6.95	113.76	108.20
22	DA	302	C	N1-C1'-C2'	-6.95	104.36	112.00
23	BB	86	G	P-O3'-C3'	-6.95	111.36	119.70
1	CA	555	U	P-O3'-C3'	-6.94	111.37	119.70
22	BA	1999	C	C6-N1-C2	6.94	123.08	120.30
22	DA	230	G	P-O3'-C3'	-6.94	111.37	119.70
22	DA	73	A	P-O3'-C3'	-6.94	111.38	119.70
22	BA	906	U	O4'-C1'-N1	6.93	113.75	108.20
22	DA	1568	G	P-O3'-C3'	-6.93	111.38	119.70
22	BA	2383	G	P-O3'-C3'	-6.93	111.38	119.70
22	BA	794	A	P-O3'-C3'	-6.93	111.38	119.70
1	AA	1068	G	N9-C1'-C2'	-6.93	104.38	112.00
22	BA	1266	G	P-O3'-C3'	6.93	128.02	119.70
22	DA	1208	C	N1-C1'-C2'	-6.93	104.38	112.00
22	BA	1654	A	C3'-C2'-C1'	6.92	107.04	101.50
22	BA	138	U	N1-C1'-C2'	-6.92	104.38	112.00
1	CA	1230	C	P-O3'-C3'	-6.92	111.39	119.70
22	DA	1386	C	O4'-C1'-N1	6.92	113.74	108.20
22	DA	336	C	P-O3'-C3'	-6.92	111.39	119.70
22	DA	1993	U	N1-C1'-C2'	-6.92	104.39	112.00

Continued on next page...

Continued from previous page...

Mol	Chain	Res	Type	Atoms	Z	Observed(°)	Ideal(°)
1	AA	972	C	P-O3'-C3'	-6.92	111.40	119.70
1	CA	40	C	O4'-C1'-N1	-6.92	102.66	108.20
1	AA	438	U	O4'-C1'-N1	6.92	113.73	108.20
22	BA	989	G	P-O3'-C3'	-6.92	111.40	119.70
22	DA	1960	A	P-O3'-C3'	-6.92	111.40	119.70
22	BA	510	C	O5'-P-OP2	-6.92	99.47	105.70
22	BA	163	C	N1-C1'-C2'	-6.92	104.39	112.00
1	CA	1450	U	O4'-C1'-N1	6.92	113.73	108.20
22	DA	274	C	N1-C1'-C2'	-6.92	104.39	112.00
22	DA	1982	U	P-O3'-C3'	-6.92	111.40	119.70
22	BA	1494	A	P-O3'-C3'	-6.91	111.40	119.70
22	BA	1738	G	P-O3'-C3'	6.91	128.00	119.70
22	BA	944	C	C6-N1-C2	6.91	123.06	120.30
22	DA	2272	U	O4'-C1'-N1	-6.91	102.67	108.20
22	DA	1965	C	P-O3'-C3'	-6.91	111.41	119.70
22	BA	961	C	N3-C4-C5	-6.90	119.14	121.90
22	BA	2572	A	C8-N9-C4	6.90	108.56	105.80
22	DA	2325	G	P-O3'-C3'	-6.90	111.42	119.70
1	CA	421	U	O4'-C1'-N1	6.90	113.72	108.20
1	AA	60	A	P-O3'-C3'	6.89	127.97	119.70
1	AA	1094	G	O4'-C1'-N9	6.89	113.72	108.20
22	BA	2297	A	P-O3'-C3'	-6.89	111.43	119.70
22	BA	2637	U	C5-C6-N1	-6.89	119.26	122.70
1	AA	52	C	P-O3'-C3'	-6.88	111.44	119.70
1	AA	919	A	P-O3'-C3'	6.88	127.96	119.70
22	BA	531	C	O3'-P-O5'	-6.88	90.92	104.00
22	BA	746	U	P-O3'-C3'	6.88	127.96	119.70
22	BA	2211	A	P-O3'-C3'	6.88	127.96	119.70
22	DA	1996	C	P-O3'-C3'	6.88	127.96	119.70
22	BA	2283	C	P-O3'-C3'	-6.88	111.45	119.70
22	DA	476	G	P-O3'-C3'	-6.88	111.45	119.70
1	CA	424	G	P-O3'-C3'	-6.88	111.45	119.70
23	BB	87	U	P-O3'-C3'	6.87	127.95	119.70
22	BA	1303	G	P-O3'-C3'	-6.87	111.46	119.70
22	DA	2469	A	N9-C1'-C2'	-6.87	104.44	112.00
1	CA	387	U	O4'-C1'-N1	6.87	113.69	108.20
1	AA	258	G	N9-C1'-C2'	-6.87	104.45	112.00
1	AA	965	U	P-O3'-C3'	6.87	127.94	119.70
22	DA	451	U	O4'-C1'-N1	6.87	113.69	108.20
1	AA	463	U	P-O3'-C3'	-6.86	111.47	119.70
22	BA	1802	A	P-O3'-C3'	-6.86	111.47	119.70
22	BA	2611	C	P-O5'-C5'	-6.86	109.93	120.90

Continued on next page...

Continued from previous page...

Mol	Chain	Res	Type	Atoms	Z	Observed(°)	Ideal(°)
22	DA	1051	G	P-O3'-C3'	-6.86	111.47	119.70
22	BA	1340	U	O3'-P-O5'	-6.85	90.98	104.00
1	AA	1197	A	P-O3'-C3'	-6.85	111.48	119.70
22	BA	1606	C	P-O5'-C5'	-6.84	109.95	120.90
23	BB	13	G	P-O3'-C3'	-6.84	111.49	119.70
1	CA	1302	C	P-O3'-C3'	-6.84	111.49	119.70
22	DA	2334	U	O4'-C1'-N1	6.84	113.67	108.20
22	BA	1326	U	O4'-C1'-N1	6.84	113.67	108.20
1	CA	641	U	P-O3'-C3'	6.84	127.91	119.70
1	AA	1085	U	N1-C1'-C2'	6.84	122.89	114.00
22	BA	369	U	N1-C1'-C2'	6.84	122.89	114.00
22	BA	1651	G	C8-N9-C4	-6.84	103.66	106.40
22	BA	1535	A	O4'-C1'-N9	6.84	113.67	108.20
22	DA	587	C	P-O3'-C3'	6.84	127.91	119.70
22	BA	93	G	P-O3'-C3'	-6.84	111.50	119.70
22	DA	2758	A	P-O3'-C3'	-6.84	111.50	119.70
22	BA	741	U	P-O5'-C5'	-6.83	109.96	120.90
22	BA	1386	C	N1-C1'-C2'	-6.83	104.49	112.00
22	DA	375	G	P-O3'-C3'	-6.83	111.50	119.70
22	DA	1491	G	P-O3'-C3'	-6.83	111.51	119.70
22	BA	2504	U	P-O3'-C3'	-6.83	111.51	119.70
23	DB	18	G	P-O3'-C3'	-6.82	111.51	119.70
22	BA	680	C	O4'-C1'-N1	-6.82	102.74	108.20
22	BA	390	U	N1-C1'-C2'	6.82	122.86	114.00
22	BA	2499	C	P-O5'-C5'	-6.81	110.00	120.90
22	BA	2426	A	O4'-C1'-N9	-6.81	102.75	108.20
22	DA	2873	A	O4'-C1'-N9	6.81	113.65	108.20
22	BA	1681	G	C5-C6-O6	-6.81	124.52	128.60
22	BA	2673	G	N9-C1'-C2'	-6.81	104.51	112.00
22	DA	1065	U	P-O3'-C3'	-6.81	111.53	119.70
22	DA	1208	C	O4'-C1'-N1	6.81	113.65	108.20
22	DA	2314	A	P-O3'-C3'	-6.81	111.53	119.70
1	AA	1381	U	O4'-C1'-N1	6.80	113.64	108.20
1	CA	511	C	N1-C1'-C2'	6.80	122.84	114.00
1	CA	820	U	O4'-C1'-N1	6.80	113.64	108.20
22	DA	2266	A	P-O3'-C3'	6.80	127.86	119.70
22	DA	2669	G	P-O3'-C3'	-6.80	111.54	119.70
22	BA	1714	U	P-O3'-C3'	-6.79	111.55	119.70
22	BA	1647	U	P-O3'-C3'	6.79	127.85	119.70
22	BA	1655	A	O5'-P-OP2	-6.79	99.59	105.70
1	AA	9	G	N9-C1'-C2'	-6.79	104.53	112.00
1	AA	1318	A	P-O3'-C3'	6.79	127.85	119.70

Continued on next page...

Continued from previous page...

Mol	Chain	Res	Type	Atoms	Z	Observed(°)	Ideal(°)
22	BA	806	C	P-O5'-C5'	-6.79	110.04	120.90
22	BA	2363	G	P-O3'-C3'	6.79	127.85	119.70
1	CA	1507	A	P-O3'-C3'	-6.79	111.55	119.70
22	DA	475	C	N1-C1'-C2'	-6.79	104.53	112.00
22	BA	2267	A	P-O5'-C5'	-6.79	110.04	120.90
22	BA	2766	A	O4'-C1'-N9	-6.79	102.77	108.20
1	CA	428	G	O4'-C1'-N9	6.78	113.63	108.20
22	BA	2215	C	P-O3'-C3'	-6.78	111.56	119.70
22	BA	793	A	C2-N3-C4	-6.78	107.21	110.60
22	BA	1237	A	P-O3'-C3'	6.78	127.83	119.70
22	BA	2820	A	O4'-C1'-N9	-6.78	102.78	108.20
22	BA	974	G	N7-C8-N9	6.78	116.49	113.10
22	BA	2264	C	P-O5'-C5'	-6.78	110.06	120.90
22	DA	196	A	P-O3'-C3'	6.78	127.83	119.70
22	BA	396	G	P-O3'-C3'	-6.77	111.57	119.70
1	AA	566	G	P-O3'-C3'	6.77	127.83	119.70
22	BA	806	C	O4'-C1'-N1	-6.77	102.78	108.20
1	CA	1381	U	P-O3'-C3'	-6.77	111.57	119.70
1	CA	500	G	P-O3'-C3'	-6.77	111.58	119.70
1	AA	1152	A	P-O3'-C3'	-6.77	111.58	119.70
22	BA	806	C	P-O3'-C3'	-6.77	111.58	119.70
22	BA	1708	C	C6-N1-C2	6.77	123.01	120.30
22	DA	1818	U	O4'-C1'-N1	6.77	113.61	108.20
22	BA	1428	C	O4'-C1'-N1	6.77	113.61	108.20
1	AA	1531	A	P-O3'-C3'	-6.76	111.58	119.70
22	DA	105	C	N1-C1'-C2'	-6.76	104.56	112.00
22	DA	2714	G	P-O3'-C3'	-6.76	111.59	119.70
22	BA	2229	U	P-O3'-C3'	6.76	127.81	119.70
22	DA	1802	A	P-O3'-C3'	-6.76	111.59	119.70
22	BA	2427	C	C3'-C2'-C1'	6.76	106.91	101.50
22	BA	2459	A	N1-C6-N6	-6.76	114.55	118.60
22	DA	2428	G	P-O3'-C3'	-6.76	111.59	119.70
22	BA	1946	U	O4'-C1'-N1	-6.75	102.80	108.20
1	AA	1382	C	P-O3'-C3'	-6.75	111.60	119.70
22	BA	1411	U	O4'-C1'-N1	6.75	113.60	108.20
22	DA	2286	G	P-O3'-C3'	6.75	127.80	119.70
1	AA	366	A	P-O3'-C3'	6.75	127.80	119.70
22	BA	1985	C	N1-C2-O2	-6.75	114.85	118.90
22	BA	861	A	P-O5'-C5'	-6.75	110.11	120.90
22	DA	2392	A	P-O3'-C3'	-6.74	111.61	119.70
22	BA	1009	A	P-O3'-C3'	-6.74	111.62	119.70
22	BA	1560	G	P-O3'-C3'	-6.74	111.62	119.70

Continued on next page...

Continued from previous page...

Mol	Chain	Res	Type	Atoms	Z	Observed(°)	Ideal(°)
22	BA	1672	A	C8-N9-C4	6.74	108.49	105.80
22	DA	827	U	P-O3'-C3'	6.74	127.78	119.70
22	DA	1811	G	P-O3'-C3'	-6.74	111.62	119.70
22	BA	34	U	O4'-C1'-N1	-6.73	102.81	108.20
1	CA	1332	A	P-O3'-C3'	-6.73	111.62	119.70
22	DA	2150	C	O4'-C1'-N1	6.73	113.58	108.20
22	BA	2043	C	O4'-C1'-N1	-6.73	102.82	108.20
22	BA	2356	U	O4'-C1'-N1	6.73	113.58	108.20
22	BA	1320	C	P-O3'-C3'	6.72	127.77	119.70
1	CA	174	A	P-O3'-C3'	-6.72	111.63	119.70
22	BA	744	U	O4'-C1'-N1	6.72	113.58	108.20
22	DA	2498	C	P-O3'-C3'	-6.72	111.64	119.70
22	DA	2576	G	P-O3'-C3'	6.72	127.76	119.70
1	AA	1228	C	P-O3'-C3'	-6.71	111.64	119.70
22	DA	1386	C	N1-C1'-C2'	-6.71	104.61	112.00
1	AA	372	C	P-O3'-C3'	6.71	127.75	119.70
1	AA	469	C	O4'-C1'-N1	6.71	113.57	108.20
22	BA	1512	C	P-O3'-C3'	-6.71	111.65	119.70
22	BA	534	U	O4'-C1'-N1	6.70	113.56	108.20
1	CA	213	G	P-O3'-C3'	-6.70	111.66	119.70
22	BA	2756	U	N1-C1'-C2'	6.70	122.71	114.00
22	BA	583	G	P-O5'-C5'	-6.70	110.19	120.90
22	BA	2450	A	P-O5'-C5'	-6.70	110.19	120.90
22	BA	1236	G	P-O3'-C3'	6.69	127.73	119.70
22	BA	1996	C	P-O3'-C3'	6.69	127.73	119.70
1	AA	314	C	P-O3'-C3'	6.68	127.72	119.70
22	BA	531	C	N3-C4-C5	6.68	124.57	121.90
22	BA	1783	A	P-O3'-C3'	-6.67	111.69	119.70
22	DA	2582	G	P-O3'-C3'	-6.67	111.69	119.70
22	BA	2522	U	O4'-C1'-N1	-6.67	102.86	108.20
22	DA	2566	A	P-O3'-C3'	6.67	127.70	119.70
22	BA	2603	G	P-O3'-C3'	-6.66	111.71	119.70
22	BA	2631	G	P-O5'-C5'	-6.66	110.24	120.90
22	BA	1325	U	O4'-C1'-N1	6.66	113.53	108.20
22	DA	229	C	P-O3'-C3'	-6.66	111.71	119.70
1	AA	266	G	P-O3'-C3'	6.66	127.69	119.70
22	BA	926	G	P-O5'-C5'	-6.66	110.25	120.90
22	BA	1610	A	O4'-C1'-N9	-6.66	102.88	108.20
22	DA	444	C	O4'-C1'-N1	6.66	113.53	108.20
1	CA	1481	U	O4'-C1'-N1	6.65	113.52	108.20
22	BA	856	G	P-O3'-C3'	6.65	127.68	119.70
22	BA	1498	C	P-O3'-C3'	-6.65	111.72	119.70

Continued on next page...

Continued from previous page...

Mol	Chain	Res	Type	Atoms	Z	Observed(°)	Ideal(°)
22	BA	2199	A	P-O3'-C3'	-6.65	111.72	119.70
1	AA	497	G	P-O3'-C3'	-6.65	111.72	119.70
22	DA	861	A	P-O3'-C3'	-6.65	111.72	119.70
22	DA	2542	A	P-O3'-C3'	6.65	127.68	119.70
22	BA	996	A	O5'-P-OP2	-6.65	99.72	105.70
1	AA	1336	C	P-O3'-C3'	6.64	127.67	119.70
22	BA	1045	C	N1-C1'-C2'	6.64	122.64	114.00
22	DA	1399	C	P-O3'-C3'	-6.64	111.73	119.70
22	BA	302	C	P-O3'-C3'	-6.64	111.73	119.70
22	BA	753	A	P-O3'-C3'	-6.64	111.73	119.70
22	BA	1200	C	C6-N1-C2	6.64	122.95	120.30
22	BA	2064	C	P-O5'-C5'	-6.63	110.29	120.90
22	BA	32	C	O4'-C1'-N1	6.63	113.51	108.20
22	BA	1074	G	P-O3'-C3'	-6.63	111.74	119.70
22	BA	1760	C	O4'-C1'-N1	-6.63	102.89	108.20
22	DA	421	C	P-O3'-C3'	6.63	127.66	119.70
22	BA	1971	U	C3'-C2'-C1'	6.63	106.80	101.50
1	CA	811	C	P-O3'-C3'	6.63	127.65	119.70
22	DA	774	G	P-O3'-C3'	6.62	127.65	119.70
1	AA	451	A	P-O3'-C3'	6.62	127.65	119.70
22	BA	237	C	O4'-C1'-N1	6.62	113.50	108.20
22	BA	2850	A	P-O3'-C3'	-6.62	111.76	119.70
22	BA	216	A	P-O3'-C3'	-6.62	111.76	119.70
22	BA	1326	U	N1-C1'-C2'	-6.62	104.72	112.00
22	DA	2567	G	P-O3'-C3'	-6.62	111.76	119.70
22	BA	1931	U	N1-C1'-C2'	-6.61	104.72	112.00
1	AA	14	U	N1-C1'-C2'	-6.61	104.73	112.00
1	AA	121	U	N1-C1'-C2'	-6.61	104.73	112.00
22	BA	933	A	P-O3'-C3'	-6.61	111.77	119.70
22	BA	2567	G	C6-C5-N7	6.61	134.37	130.40
22	BA	2226	C	P-O5'-C5'	-6.61	110.33	120.90
22	DA	916	G	P-O3'-C3'	-6.61	111.77	119.70
22	DA	1419	A	P-O3'-C3'	-6.61	111.77	119.70
1	AA	686	U	O4'-C1'-N1	6.61	113.49	108.20
1	AA	688	G	N9-C1'-C2'	-6.61	104.73	112.00
22	BA	443	A	P-O5'-C5'	-6.61	110.33	120.90
22	BA	2350	C	O4'-C1'-N1	6.61	113.48	108.20
1	CA	86	G	P-O3'-C3'	6.61	127.63	119.70
22	BA	673	C	P-O3'-C3'	-6.60	111.78	119.70
22	DA	1733	G	P-O3'-C3'	-6.60	111.78	119.70
22	DA	2798	U	O4'-C1'-N1	-6.60	102.92	108.20
22	BA	1628	G	C6-C5-N7	-6.60	126.44	130.40

Continued on next page...

Continued from previous page...

Mol	Chain	Res	Type	Atoms	Z	Observed(°)	Ideal(°)
22	BA	2022	U	P-O5'-C5'	-6.60	110.34	120.90
22	DA	324	A	P-O3'-C3'	-6.60	111.78	119.70
1	CA	1211	U	P-O3'-C3'	6.59	127.61	119.70
22	BA	1734	G	P-O3'-C3'	-6.59	111.79	119.70
1	CA	546	A	P-O3'-C3'	6.59	127.61	119.70
22	BA	414	C	O4'-C1'-N1	6.59	113.47	108.20
22	DA	1627	G	P-O3'-C3'	-6.58	111.80	119.70
1	AA	428	G	P-O3'-C3'	6.58	127.60	119.70
22	BA	1058	U	O4'-C1'-N1	6.58	113.47	108.20
22	BA	1386	C	P-O3'-C3'	-6.58	111.80	119.70
22	BA	1457	U	P-O3'-C3'	6.58	127.60	119.70
22	BA	2492	U	P-O3'-C3'	-6.58	111.80	119.70
22	BA	1255	U	P-O5'-C5'	-6.58	110.37	120.90
22	DA	1560	G	P-O3'-C3'	-6.58	111.81	119.70
22	BA	507	A	N9-C1'-C2'	-6.58	104.77	112.00
22	BA	528	A	C6-C5-N7	-6.58	127.70	132.30
22	BA	1760	C	C5-C6-N1	-6.57	117.72	121.00
1	CA	70	U	P-O3'-C3'	6.57	127.59	119.70
22	DA	1900	A	P-O3'-C3'	6.57	127.58	119.70
22	DA	807	U	O4'-C1'-N1	6.56	113.45	108.20
23	BB	47	C	O4'-C1'-N1	-6.56	102.95	108.20
22	BA	2672	U	P-O3'-C3'	6.56	127.57	119.70
1	CA	129	A	P-O3'-C3'	6.56	127.57	119.70
22	BA	475	C	P-O3'-C3'	-6.56	111.83	119.70
22	BA	1667	G	C5-C6-O6	-6.56	124.67	128.60
1	AA	984	C	P-O3'-C3'	-6.55	111.83	119.70
22	BA	434	U	P-O3'-C3'	6.55	127.57	119.70
22	BA	2595	G	P-O5'-C5'	-6.55	110.42	120.90
22	BA	783	A	C2-N3-C4	-6.55	107.33	110.60
22	BA	1939	U	O4'-C1'-N1	6.55	113.44	108.20
22	BA	1993	U	P-O5'-C5'	-6.55	110.42	120.90
22	DA	1839	G	P-O3'-C3'	-6.55	111.84	119.70
23	BB	79	G	C5-C6-N1	6.55	114.77	111.50
22	DA	398	C	P-O3'-C3'	-6.54	111.85	119.70
1	AA	1278	G	P-O3'-C3'	6.54	127.55	119.70
22	BA	1993	U	C3'-C2'-C1'	6.54	106.73	101.50
1	CA	1087	G	P-O3'-C3'	-6.54	111.85	119.70
22	BA	1311	G	P-O3'-C3'	6.54	127.55	119.70
22	DA	2324	U	O4'-C1'-N1	6.54	113.43	108.20
22	BA	143	C	O4'-C1'-N1	6.54	113.43	108.20
22	DA	990	A	P-O3'-C3'	-6.54	111.86	119.70
22	BA	2820	A	O3'-P-O5'	-6.54	91.58	104.00

Continued on next page...

Continued from previous page...

Mol	Chain	Res	Type	Atoms	Z	Observed(°)	Ideal(°)
22	DA	1993	U	C3'-C2'-C1'	6.54	106.73	101.50
22	DA	2240	U	O4'-C1'-N1	6.54	113.43	108.20
22	BA	2501	C	N1-C1'-C2'	6.53	122.49	114.00
22	BA	2821	A	P-O3'-C3'	-6.53	111.86	119.70
1	CA	885	G	N9-C1'-C2'	-6.53	104.82	112.00
1	CA	1202	U	O4'-C1'-N1	6.53	113.42	108.20
1	AA	486	U	P-O3'-C3'	-6.53	111.86	119.70
1	AA	872	A	O4'-C1'-N9	6.53	113.42	108.20
22	BA	125	A	O3'-P-O5'	-6.53	91.60	104.00
22	DA	1956	U	O4'-C1'-N1	6.53	113.42	108.20
1	CA	328	C	O4'-C1'-N1	-6.52	102.98	108.20
22	DA	2646	C	P-O5'-C5'	-6.52	110.47	120.90
22	BA	1127	A	C3'-C2'-C1'	6.52	106.72	101.50
22	DA	571	U	P-O3'-C3'	6.52	127.52	119.70
22	DA	2520	C	P-O3'-C3'	-6.52	111.88	119.70
22	DA	2137	U	O4'-C1'-N1	6.52	113.41	108.20
22	DA	105	C	P-O3'-C3'	-6.51	111.88	119.70
22	DA	913	U	P-O3'-C3'	6.51	127.52	119.70
22	BA	1992	G	C4-N9-C1'	-6.51	118.03	126.50
22	BA	593	U	O4'-C1'-N1	6.51	113.41	108.20
22	BA	1024	G	C8-N9-C4	-6.51	103.80	106.40
22	BA	2519	U	N1-C1'-C2'	-6.51	104.84	112.00
1	CA	438	U	P-O3'-C3'	6.51	127.51	119.70
22	BA	1544	A	P-O5'-C5'	-6.51	110.49	120.90
1	CA	291	U	O4'-C1'-N1	6.51	113.41	108.20
22	DA	1286	A	P-O3'-C3'	6.51	127.51	119.70
22	BA	1618	A	C5-C6-N6	6.51	128.91	123.70
22	DA	395	U	N1-C1'-C2'	6.51	122.46	114.00
22	BA	2335	A	P-O3'-C3'	-6.51	111.89	119.70
1	AA	1126	U	P-O3'-C3'	6.50	127.50	119.70
22	BA	600	G	P-O5'-C5'	-6.50	110.49	120.90
22	DA	386	G	P-O3'-C3'	6.50	127.50	119.70
22	DA	802	A	P-O3'-C3'	-6.50	111.90	119.70
22	BA	1780	A	P-O3'-C3'	6.50	127.50	119.70
22	BA	1497	U	O4'-C1'-N1	6.50	113.40	108.20
1	CA	1181	G	P-O3'-C3'	6.50	127.50	119.70
22	DA	274	C	P-O3'-C3'	-6.50	111.90	119.70
22	BA	2871	U	O5'-P-OP1	6.50	118.50	110.70
1	AA	424	G	P-O3'-C3'	-6.49	111.92	119.70
22	BA	1299	G	C6-C5-N7	-6.48	126.51	130.40
1	AA	722	G	P-O3'-C3'	-6.48	111.92	119.70
22	BA	2555	U	O4'-C1'-N1	6.48	113.39	108.20

Continued on next page...

Continued from previous page...

Mol	Chain	Res	Type	Atoms	Z	Observed(°)	Ideal(°)
1	AA	344	A	O4'-C1'-N9	6.48	113.39	108.20
22	BA	1276	A	P-O3'-C3'	-6.48	111.92	119.70
1	AA	14	U	P-O3'-C3'	-6.48	111.93	119.70
1	AA	792	A	P-O3'-C3'	6.48	127.47	119.70
22	BA	637	A	O4'-C1'-N9	6.48	113.38	108.20
22	DA	1025	G	P-O3'-C3'	6.47	127.47	119.70
22	DA	1483	G	P-O3'-C3'	-6.47	111.93	119.70
1	CA	1531	A	P-O3'-C3'	-6.47	111.94	119.70
22	BA	2296	U	O4'-C1'-N1	6.47	113.38	108.20
1	CA	119	A	P-O3'-C3'	6.47	127.46	119.70
22	DA	2468	A	P-O3'-C3'	6.47	127.46	119.70
22	BA	1300	G	O4'-C1'-N9	6.46	113.37	108.20
22	BA	2778	A	P-O3'-C3'	6.46	127.46	119.70
1	AA	1283	U	O4'-C1'-N1	6.46	113.37	108.20
33	BL	19	LEU	CA-CB-CG	6.46	130.15	115.30
22	BA	1638	C	O4'-C1'-N1	6.45	113.36	108.20
22	BA	1678	A	N1-C6-N6	6.45	122.47	118.60
22	BA	2431	U	P-O3'-C3'	-6.45	111.95	119.70
22	DA	2338	C	O4'-C1'-N1	6.45	113.36	108.20
22	DA	2868	A	P-O3'-C3'	-6.45	111.96	119.70
1	AA	184	G	P-O3'-C3'	-6.45	111.96	119.70
1	AA	857	C	O4'-C1'-N1	6.45	113.36	108.20
22	BA	2628	C	P-O3'-C3'	6.45	127.44	119.70
23	BB	109	A	P-O3'-C3'	-6.45	111.96	119.70
22	BA	2326	C	P-O3'-C3'	6.45	127.44	119.70
22	BA	973	A	P-O3'-C3'	6.45	127.44	119.70
22	DA	1397	U	O4'-C1'-N1	6.45	113.36	108.20
22	DA	957	C	P-O3'-C3'	6.45	127.44	119.70
1	CA	73	C	N1-C1'-C2'	-6.44	104.91	112.00
22	BA	1756	G	O4'-C1'-N9	-6.44	103.05	108.20
22	DA	1493	C	P-O3'-C3'	6.44	127.43	119.70
22	DA	2873	A	P-O3'-C3'	6.44	127.43	119.70
22	BA	2089	C	P-O3'-C3'	-6.44	111.98	119.70
1	CA	575	G	C8-N9-C1'	6.44	135.37	127.00
22	DA	2850	A	P-O3'-C3'	-6.44	111.98	119.70
1	AA	365	U	C5-C6-N1	-6.43	119.48	122.70
22	DA	2143	C	P-O3'-C3'	6.43	127.42	119.70
22	BA	1476	U	C3'-C2'-C1'	6.43	106.65	101.50
22	DA	1305	C	O4'-C1'-N1	6.43	113.34	108.20
1	CA	914	A	C3'-C2'-C1'	6.43	106.64	101.50
1	CA	47	C	N1-C1'-C2'	6.42	122.35	114.00
22	BA	1129	A	C3'-C2'-C1'	6.42	106.64	101.50

Continued on next page...

Continued from previous page...

Mol	Chain	Res	Type	Atoms	Z	Observed(°)	Ideal(°)
1	AA	108	G	P-O3'-C3'	-6.42	112.00	119.70
22	BA	807	U	P-O5'-C5'	-6.42	110.63	120.90
22	DA	177	G	P-O3'-C3'	6.41	127.40	119.70
1	AA	258	G	P-O5'-C5'	-6.41	110.64	120.90
22	DA	1945	G	P-O3'-C3'	-6.41	112.01	119.70
22	BA	476	G	P-O5'-C5'	-6.41	110.65	120.90
22	BA	1760	C	C6-N1-C2	6.41	122.86	120.30
22	BA	575	A	C4-C5-C6	6.41	120.20	117.00
22	BA	24	G	P-O3'-C3'	6.41	127.39	119.70
22	BA	1275	A	P-O3'-C3'	6.40	127.39	119.70
22	BA	1033	U	P-O3'-C3'	6.40	127.38	119.70
22	BA	2502	G	P-O5'-C5'	-6.39	110.67	120.90
1	AA	469	C	P-O3'-C3'	-6.39	112.03	119.70
22	DA	1997	C	P-O3'-C3'	-6.39	112.03	119.70
22	DA	273	G	P-O3'-C3'	-6.39	112.03	119.70
1	CA	978	A	P-O3'-C3'	-6.39	112.03	119.70
22	DA	242	G	P-O3'-C3'	6.39	127.37	119.70
1	CA	1141	C	N1-C1'-C2'	-6.39	104.97	112.00
22	BA	913	U	P-O3'-C3'	6.39	127.36	119.70
22	BA	1758	U	N3-C2-O2	-6.39	117.73	122.20
22	DA	1807	G	P-O3'-C3'	-6.38	112.04	119.70
22	DA	2151	U	P-O3'-C3'	-6.38	112.04	119.70
22	BA	63	A	N9-C1'-C2'	-6.38	104.98	112.00
1	CA	481	G	P-O3'-C3'	6.38	127.36	119.70
1	CA	316	C	O4'-C1'-N1	6.38	113.30	108.20
22	BA	1378	A	P-O3'-C3'	6.38	127.36	119.70
22	BA	2562	U	O4'-C1'-N1	-6.38	103.10	108.20
22	DA	1635	A	P-O3'-C3'	-6.38	112.05	119.70
22	DA	2334	U	N1-C1'-C2'	6.38	122.29	114.00
22	DA	2682	A	C3'-C2'-C1'	6.38	106.60	101.50
22	BA	1651	G	P-O5'-C5'	-6.38	110.70	120.90
1	AA	1320	C	O4'-C1'-N1	6.37	113.30	108.20
22	BA	769	U	O4'-C1'-N1	-6.37	103.10	108.20
1	AA	985	C	O4'-C1'-N1	6.37	113.30	108.20
22	BA	1340	U	P-O3'-C3'	6.37	127.35	119.70
22	BA	451	U	P-O3'-C3'	6.37	127.34	119.70
22	BA	2504	U	O4'-C1'-N1	6.37	113.30	108.20
1	CA	306	A	N9-C1'-C2'	-6.37	104.99	112.00
22	DA	1722	A	P-O3'-C3'	-6.37	112.06	119.70
1	CA	654	G	P-O3'-C3'	-6.37	112.06	119.70
1	CA	733	G	P-O3'-C3'	6.37	127.34	119.70
22	BA	967	U	O4'-C1'-N1	6.36	113.29	108.20

Continued on next page...

Continued from previous page...

Mol	Chain	Res	Type	Atoms	Z	Observed(°)	Ideal(°)
1	CA	564	C	P-O3'-C3'	-6.36	112.06	119.70
22	BA	2656	U	P-O3'-C3'	-6.36	112.07	119.70
22	DA	221	A	P-O3'-C3'	6.36	127.33	119.70
22	BA	1459	G	P-O3'-C3'	-6.36	112.07	119.70
22	BA	785	G	C2-N3-C4	-6.36	108.72	111.90
22	DA	777	G	N9-C1'-C2'	-6.35	105.01	112.00
1	AA	318	G	N3-C4-N9	-6.35	122.19	126.00
22	BA	2052	A	N9-C1'-C2'	-6.35	105.01	112.00
22	BA	2505	G	N1-C6-O6	-6.35	116.09	119.90
22	BA	2056	G	C5-C6-O6	-6.35	124.79	128.60
22	DA	1970	A	P-O3'-C3'	6.35	127.32	119.70
22	BA	2384	U	N1-C1'-C2'	6.35	122.25	114.00
1	AA	67	C	O4'-C1'-N1	6.35	113.28	108.20
1	CA	1502	A	P-O3'-C3'	6.35	127.31	119.70
1	AA	245	U	O4'-C1'-N1	6.34	113.28	108.20
22	BA	1992	G	C8-N9-C1'	6.34	135.25	127.00
22	DA	222	A	O4'-C1'-N9	6.34	113.27	108.20
22	BA	479	A	O4'-C1'-N9	6.34	113.27	108.20
22	BA	2728	U	N1-C1'-C2'	6.34	122.24	114.00
1	CA	792	A	O4'-C1'-N9	6.34	113.27	108.20
22	DA	129	C	P-O3'-C3'	-6.34	112.10	119.70
22	BA	2492	U	P-O5'-C5'	-6.33	110.77	120.90
22	DA	1389	G	P-O3'-C3'	-6.33	112.10	119.70
1	AA	267	C	O4'-C1'-N1	6.33	113.27	108.20
22	BA	655	A	P-O3'-C3'	6.33	127.30	119.70
22	BA	846	U	P-O3'-C3'	6.33	127.30	119.70
1	AA	110	C	P-O3'-C3'	-6.33	112.10	119.70
1	AA	1224	U	O4'-C1'-N1	6.33	113.27	108.20
22	DA	1554	U	P-O3'-C3'	6.33	127.30	119.70
1	CA	567	G	C3'-C2'-C1'	6.33	106.56	101.50
22	BA	1005	C	N1-C2-O2	6.33	122.70	118.90
22	BA	1329	U	O4'-C1'-N1	6.33	113.26	108.20
23	BB	42	C	P-O3'-C3'	-6.33	112.11	119.70
22	BA	1009	A	N9-C1'-C2'	-6.32	105.05	112.00
22	BA	1132	U	O4'-C1'-N1	6.32	113.26	108.20
22	DA	455	C	O4'-C1'-N1	6.32	113.26	108.20
22	DA	2217	G	C3'-C2'-C1'	6.32	106.56	101.50
22	BA	1155	A	O4'-C1'-N9	6.32	113.26	108.20
22	BA	100	U	N1-C1'-C2'	6.32	122.22	114.00
22	BA	2498	C	P-O3'-C3'	-6.32	112.11	119.70
22	DA	2143	C	O4'-C1'-N1	6.32	113.26	108.20
1	AA	124	C	O4'-C1'-N1	-6.32	103.15	108.20

Continued on next page...

Continued from previous page...

Mol	Chain	Res	Type	Atoms	Z	Observed(°)	Ideal(°)
22	BA	1717	A	P-O3'-C3'	-6.32	112.12	119.70
22	BA	1499	C	P-O3'-C3'	-6.32	112.12	119.70
22	BA	2613	U	O4'-C1'-N1	6.32	113.25	108.20
22	BA	2297	A	O4'-C1'-N9	-6.31	103.15	108.20
1	AA	1396	A	P-O3'-C3'	6.31	127.27	119.70
1	CA	576	C	O4'-C1'-N1	-6.31	103.15	108.20
1	AA	733	G	O4'-C1'-N9	6.31	113.25	108.20
22	BA	2777	G	O4'-C1'-N9	-6.31	103.15	108.20
22	BA	2425	A	O4'-C1'-N9	6.31	113.25	108.20
1	CA	60	A	P-O3'-C3'	6.31	127.27	119.70
1	CA	482	A	C3'-C2'-C1'	6.31	106.55	101.50
1	CA	1201	A	P-O3'-C3'	6.31	127.27	119.70
22	DA	1739	A	P-O3'-C3'	-6.31	112.13	119.70
22	DA	1020	A	P-O3'-C3'	6.30	127.26	119.70
22	DA	1267	U	P-O3'-C3'	-6.30	112.14	119.70
22	BA	1945	G	P-O3'-C3'	-6.30	112.14	119.70
1	CA	686	U	O4'-C1'-N1	6.30	113.24	108.20
1	CA	1152	A	P-O3'-C3'	-6.30	112.14	119.70
1	AA	1478	U	P-O5'-C5'	-6.29	110.83	120.90
22	BA	1324	G	O4'-C1'-N9	6.29	113.23	108.20
22	BA	835	C	C6-N1-C2	6.29	122.82	120.30
22	DA	1304	A	P-O3'-C3'	-6.29	112.15	119.70
22	BA	587	C	P-O3'-C3'	6.29	127.25	119.70
1	AA	1087	G	P-O3'-C3'	-6.29	112.15	119.70
22	BA	1735	A	P-O3'-C3'	-6.29	112.15	119.70
22	BA	1994	C	N1-C2-O2	-6.29	115.13	118.90
22	BA	2824	C	N3-C4-C5	-6.29	119.38	121.90
22	DA	806	C	P-O3'-C3'	-6.29	112.15	119.70
23	BB	15	A	P-O5'-C5'	-6.29	110.84	120.90
22	DA	2875	C	P-O3'-C3'	-6.29	112.16	119.70
22	BA	984	A	C8-N9-C4	6.28	108.31	105.80
22	DA	1857	G	P-O3'-C3'	6.28	127.24	119.70
1	AA	85	U	P-O3'-C3'	6.28	127.24	119.70
23	DB	24	G	P-O3'-C3'	6.28	127.23	119.70
22	BA	588	U	C3'-C2'-C1'	6.28	106.52	101.50
1	AA	1282	C	P-O3'-C3'	-6.28	112.17	119.70
22	BA	776	G	O4'-C1'-N9	-6.28	103.18	108.20
22	BA	2327	A	P-O3'-C3'	-6.28	112.17	119.70
22	BA	1426	G	O4'-C1'-N9	-6.27	103.18	108.20
22	BA	2646	C	P-O5'-C5'	-6.27	110.86	120.90
1	CA	218	U	O4'-C1'-N1	6.27	113.22	108.20
22	BA	523	C	N3-C4-C5	6.27	124.41	121.90

Continued on next page...

Continued from previous page...

Mol	Chain	Res	Type	Atoms	Z	Observed(°)	Ideal(°)
22	DA	2656	U	P-O3'-C3'	-6.27	112.18	119.70
1	AA	1064	G	P-O3'-C3'	6.26	127.22	119.70
22	BA	1116	G	N9-C1'-C2'	-6.26	105.11	112.00
22	DA	271	G	P-O3'-C3'	6.26	127.22	119.70
22	BA	2875	C	P-O5'-C5'	-6.26	110.88	120.90
23	DB	110	C	P-O3'-C3'	-6.26	112.19	119.70
22	BA	2263	C	N1-C2-O2	-6.26	115.14	118.90
1	CA	992	U	P-O3'-C3'	6.26	127.21	119.70
22	DA	1460	U	O4'-C1'-N1	-6.26	103.19	108.20
22	DA	2194	U	P-O3'-C3'	-6.26	112.19	119.70
1	AA	257	G	P-O3'-C3'	6.26	127.21	119.70
22	BA	482	A	O5'-P-OP2	-6.26	100.07	105.70
22	DA	995	C	N1-C1'-C2'	6.26	122.13	114.00
1	CA	1507	A	N9-C1'-C2'	-6.25	105.12	112.00
1	CA	407	U	O4'-C1'-N1	-6.25	103.20	108.20
22	DA	1758	U	N1-C1'-C2'	6.25	122.13	114.00
22	BA	2388	A	O4'-C1'-N9	6.25	113.20	108.20
22	DA	233	A	P-O3'-C3'	-6.25	112.20	119.70
1	AA	1066	C	P-O3'-C3'	-6.25	112.21	119.70
22	BA	948	C	C4-C5-C6	6.25	120.52	117.40
1	AA	811	C	P-O3'-C3'	6.24	127.19	119.70
22	BA	603	A	P-O3'-C3'	6.24	127.19	119.70
22	BA	934	U	C3'-C2'-C1'	6.24	106.50	101.50
22	DA	775	G	P-O3'-C3'	6.24	127.19	119.70
22	BA	1759	A	P-O5'-C5'	-6.24	110.92	120.90
1	CA	486	U	O4'-C1'-N1	-6.24	103.21	108.20
1	CA	1127	G	P-O3'-C3'	-6.24	112.22	119.70
22	BA	1758	U	O4'-C1'-N1	-6.24	103.21	108.20
22	BA	2556	C	O4'-C1'-N1	6.23	113.19	108.20
22	BA	63	A	P-O3'-C3'	-6.23	112.22	119.70
22	DA	1962	C	P-O3'-C3'	6.23	127.18	119.70
1	AA	368	U	P-O3'-C3'	-6.23	112.22	119.70
22	BA	1452	G	N3-C4-C5	6.23	131.72	128.60
1	AA	884	U	N1-C1'-C2'	6.23	122.10	114.00
22	BA	529	A	N7-C8-N9	-6.23	110.69	113.80
22	BA	2469	A	N9-C1'-C2'	-6.23	105.15	112.00
1	CA	937	A	C3'-C2'-C1'	6.23	106.48	101.50
22	BA	1694	C	N1-C1'-C2'	-6.23	105.15	112.00
22	BA	2344	U	P-O3'-C3'	6.23	127.17	119.70
1	AA	414	A	C3'-C2'-C1'	6.22	106.48	101.50
22	DA	989	G	P-O3'-C3'	6.22	127.17	119.70
22	BA	1419	A	P-O3'-C3'	6.22	127.16	119.70

Continued on next page...

Continued from previous page...

Mol	Chain	Res	Type	Atoms	Z	Observed(°)	Ideal(°)
22	DA	1993	U	P-O3'-C3'	-6.22	112.24	119.70
22	BA	406	G	P-O3'-C3'	-6.21	112.24	119.70
22	BA	729	G	C3'-C2'-C1'	6.21	106.47	101.50
1	CA	275	G	P-O3'-C3'	-6.21	112.24	119.70
22	BA	2809	A	P-O5'-C5'	-6.21	110.96	120.90
22	BA	2824	C	C4-C5-C6	6.21	120.51	117.40
22	BA	2888	C	P-O3'-C3'	-6.21	112.25	119.70
22	BA	2492	U	N1-C1'-C2'	-6.21	105.17	112.00
22	DA	107	G	P-O3'-C3'	-6.21	112.25	119.70
22	BA	2152	G	N9-C1'-C2'	-6.21	105.17	112.00
1	AA	1348	U	P-O3'-C3'	-6.21	112.25	119.70
1	AA	1398	A	N9-C1'-C2'	-6.21	105.17	112.00
1	AA	141	G	N9-C1'-C2'	-6.20	105.18	112.00
1	AA	562	U	O4'-C1'-N1	-6.20	103.24	108.20
1	CA	282	A	P-O3'-C3'	-6.20	112.26	119.70
22	DA	2459	A	P-O3'-C3'	-6.20	112.25	119.70
22	DA	604	G	P-O3'-C3'	-6.20	112.26	119.70
1	AA	534	U	P-O3'-C3'	-6.20	112.26	119.70
22	BA	819	A	O4'-C1'-N9	-6.20	103.24	108.20
22	BA	2047	C	O4'-C1'-N1	-6.20	103.24	108.20
22	DA	2052	A	N9-C1'-C2'	-6.20	105.18	112.00
22	BA	2630	G	P-O3'-C3'	-6.20	112.26	119.70
22	BA	30	G	P-O5'-C5'	-6.19	110.99	120.90
1	AA	247	G	N9-C1'-C2'	-6.19	105.19	112.00
1	AA	567	G	C3'-C2'-C1'	6.19	106.45	101.50
22	BA	1828	G	P-O5'-C5'	6.19	130.81	120.90
1	CA	1087	G	N9-C1'-C2'	-6.19	105.19	112.00
22	BA	1008	A	P-O3'-C3'	6.19	127.12	119.70
22	DA	52	A	P-O3'-C3'	-6.19	112.27	119.70
22	BA	1251	C	C2-N3-C4	-6.19	116.81	119.90
1	AA	884	U	P-O3'-C3'	6.18	127.12	119.70
22	BA	2424	C	N3-C4-N4	-6.18	113.67	118.00
22	DA	2893	A	P-O3'-C3'	6.18	127.12	119.70
22	DA	2504	U	O4'-C1'-N1	6.18	113.14	108.20
1	CA	1151	A	P-O3'-C3'	6.18	127.12	119.70
22	DA	2800	A	C3'-C2'-C1'	6.18	106.44	101.50
22	BA	985	C	N1-C1'-C2'	-6.18	105.20	112.00
22	BA	528	A	P-O3'-C3'	-6.18	112.29	119.70
22	BA	174	U	P-O3'-C3'	-6.17	112.29	119.70
22	BA	2755	C	O4'-C1'-N1	-6.17	103.26	108.20
22	DA	2757	A	P-O3'-C3'	-6.17	112.29	119.70
22	BA	2529	G	O4'-C1'-N9	-6.17	103.26	108.20

Continued on next page...

Continued from previous page...

Mol	Chain	Res	Type	Atoms	Z	Observed(°)	Ideal(°)
22	DA	2582	G	N9-C1'-C2'	-6.17	105.21	112.00
22	BA	2578	G	P-O3'-C3'	-6.17	112.30	119.70
23	BB	12	C	N1-C1'-C2'	6.17	122.02	114.00
22	BA	528	A	C5-N7-C8	-6.16	100.82	103.90
22	DA	1901	A	P-O3'-C3'	-6.16	112.30	119.70
22	DA	2386	A	P-O3'-C3'	-6.16	112.31	119.70
23	BB	45	A	N9-C1'-C2'	-6.16	105.22	112.00
22	BA	621	A	P-O5'-C5'	-6.16	111.05	120.90
1	CA	914	A	N9-C1'-C2'	-6.16	105.22	112.00
22	BA	1707	G	C3'-C2'-C1'	6.16	106.42	101.50
22	DA	1019	U	O4'-C1'-N1	6.16	113.12	108.20
1	AA	594	U	O4'-C1'-N1	6.15	113.12	108.20
1	CA	1161	C	O4'-C1'-N1	6.15	113.12	108.20
1	CA	418	C	O4'-C1'-N1	6.15	113.12	108.20
1	AA	575	G	P-O5'-C5'	-6.15	111.06	120.90
1	AA	935	A	C3'-C2'-C1'	6.15	106.42	101.50
22	BA	2226	C	N1-C1'-C2'	-6.15	105.24	112.00
1	AA	1066	C	N1-C1'-C2'	-6.14	105.24	112.00
1	CA	74	A	C3'-C2'-C1'	6.14	106.42	101.50
22	BA	2517	C	N3-C4-C5	6.14	124.36	121.90
1	CA	980	C	O4'-C1'-N1	6.14	113.11	108.20
22	BA	66	C	O4'-C1'-N1	6.14	113.11	108.20
22	DA	1617	C	O4'-C1'-N1	6.14	113.11	108.20
22	BA	729	G	P-O5'-C5'	-6.14	111.08	120.90
22	BA	1300	G	P-O3'-C3'	6.13	127.06	119.70
1	CA	305	G	P-O3'-C3'	6.13	127.06	119.70
22	DA	1402	U	C3'-C2'-C1'	6.13	106.41	101.50
1	AA	971	G	O4'-C1'-N9	6.13	113.10	108.20
22	DA	2387	U	C3'-C2'-C1'	6.13	106.40	101.50
22	DA	2713	U	O4'-C1'-N1	-6.13	103.30	108.20
1	AA	1451	U	N1-C1'-C2'	6.13	121.96	114.00
22	BA	115	C	O4'-C1'-N1	-6.13	103.30	108.20
22	BA	1315	C	O4'-C1'-N1	-6.13	103.30	108.20
1	CA	1398	A	N9-C1'-C2'	-6.13	105.26	112.00
22	BA	2646	C	P-O3'-C3'	-6.12	112.35	119.70
22	DA	790	U	O4'-C1'-N1	6.12	113.10	108.20
22	BA	2800	A	C3'-C2'-C1'	6.12	106.40	101.50
22	BA	2889	C	N1-C2-O2	-6.12	115.23	118.90
22	DA	390	U	N1-C1'-C2'	6.12	121.96	114.00
22	DA	2712	C	O4'-C1'-N1	6.12	113.10	108.20
1	AA	559	A	O4'-C1'-N9	6.12	113.10	108.20
22	BA	557	C	P-O3'-C3'	6.12	127.04	119.70

Continued on next page...

Continued from previous page...

Mol	Chain	Res	Type	Atoms	Z	Observed(°)	Ideal(°)
22	BA	2066	C	C6-N1-C2	6.12	122.75	120.30
22	BA	2259	U	N1-C1'-C2'	-6.12	105.27	112.00
1	CA	1345	U	P-O3'-C3'	6.12	127.04	119.70
22	BA	2407	A	P-O5'-C5'	-6.12	111.11	120.90
22	BA	1357	C	C6-N1-C2	6.12	122.75	120.30
22	BA	2606	C	C6-N1-C2	6.12	122.75	120.30
22	BA	2729	G	P-O3'-C3'	-6.12	112.36	119.70
22	BA	1461	C	C3'-C2'-C1'	6.11	106.39	101.50
22	BA	491	G	C3'-C2'-C1'	6.11	106.39	101.50
22	DA	947	A	P-O3'-C3'	-6.11	112.37	119.70
22	BA	620	G	O3'-P-O5'	6.11	115.61	104.00
22	BA	667	U	O4'-C1'-N1	-6.11	103.31	108.20
22	DA	1255	U	O4'-C1'-N1	6.11	113.09	108.20
1	AA	547	A	O4'-C1'-N9	6.11	113.09	108.20
1	CA	439	U	C3'-C2'-C1'	6.11	106.39	101.50
1	AA	1203	C	O4'-C1'-N1	6.11	113.08	108.20
1	AA	1302	C	N1-C1'-C2'	-6.11	105.28	112.00
22	BA	1682	G	P-O5'-C5'	-6.11	111.13	120.90
1	CA	960	U	P-O3'-C3'	6.11	127.03	119.70
22	BA	2382	G	O4'-C1'-N9	6.10	113.08	108.20
22	BA	2901	C	O4'-C1'-N1	-6.10	103.32	108.20
22	BA	803	U	O4'-C1'-N1	6.10	113.08	108.20
1	CA	1380	U	P-O3'-C3'	6.10	127.02	119.70
22	DA	2023	C	O4'-C1'-N1	6.10	113.08	108.20
1	AA	183	C	O4'-C1'-N1	6.10	113.08	108.20
23	BB	25	U	P-O3'-C3'	-6.10	112.38	119.70
1	CA	122	G	N9-C1'-C2'	-6.10	105.29	112.00
1	CA	960	U	O4'-C1'-N1	6.10	113.08	108.20
22	BA	114	U	O4'-C1'-N1	-6.10	103.32	108.20
22	BA	861	A	OP1-P-O3'	6.10	118.61	105.20
1	CA	654	G	C3'-C2'-C1'	6.10	106.38	101.50
22	BA	758	C	P-O3'-C3'	6.10	127.02	119.70
22	BA	1184	U	P-O3'-C3'	6.10	127.02	119.70
22	BA	1421	G	P-O3'-C3'	-6.10	112.39	119.70
22	DA	1717	A	P-O3'-C3'	-6.10	112.38	119.70
22	BA	2250	G	N7-C8-N9	6.09	116.15	113.10
1	CA	889	A	P-O3'-C3'	6.09	127.01	119.70
1	AA	452	A	N9-C1'-C2'	-6.09	105.30	112.00
22	BA	1613	G	N1-C6-O6	-6.09	116.25	119.90
22	DA	1839	G	N9-C1'-C2'	-6.09	105.30	112.00
1	AA	1509	C	C6-N1-C2	6.09	122.73	120.30
22	BA	1398	C	C3'-C2'-C1'	6.09	106.37	101.50

Continued on next page...

Continued from previous page...

Mol	Chain	Res	Type	Atoms	Z	Observed(°)	Ideal(°)
22	DA	1024	G	C3'-C2'-C1'	6.09	106.37	101.50
23	BB	97	C	C6-N1-C2	6.08	122.73	120.30
22	BA	786	C	N3-C4-C5	6.08	124.33	121.90
22	BA	937	C	C6-N1-C2	6.08	122.73	120.30
22	BA	1794	A	P-O3'-C3'	6.08	126.99	119.70
22	BA	2052	A	P-O5'-C5'	-6.08	111.17	120.90
22	DA	788	A	P-O3'-C3'	6.08	127.00	119.70
1	AA	97	G	C3'-C2'-C1'	6.08	106.36	101.50
1	AA	1258	G	P-O3'-C3'	-6.08	112.41	119.70
22	BA	584	C	O4'-C1'-N1	6.08	113.06	108.20
22	DA	2067	G	P-O3'-C3'	6.07	126.99	119.70
22	BA	1829	A	P-O3'-C3'	-6.07	112.42	119.70
1	CA	414	A	P-O3'-C3'	-6.07	112.41	119.70
22	DA	865	C	P-O3'-C3'	6.07	126.98	119.70
1	AA	247	G	P-O3'-C3'	-6.07	112.42	119.70
22	BA	1290	C	C5-C6-N1	-6.07	117.97	121.00
22	BA	2691	C	P-O5'-C5'	-6.07	111.19	120.90
22	BA	120	U	P-O5'-C5'	-6.07	111.20	120.90
1	AA	991	U	P-O3'-C3'	6.06	126.97	119.70
22	BA	1735	A	C3'-C2'-C1'	6.06	106.35	101.50
22	BA	834	G	C2-N3-C4	-6.06	108.87	111.90
22	BA	2868	A	P-O3'-C3'	-6.06	112.43	119.70
22	DA	1919	A	P-O3'-C3'	-6.06	112.43	119.70
1	AA	345	C	O4'-C1'-N1	-6.06	103.35	108.20
22	BA	2502	G	O5'-P-OP2	-6.06	100.25	105.70
1	AA	914	A	C3'-C2'-C1'	6.05	106.34	101.50
1	AA	316	C	O4'-C1'-N1	6.05	113.04	108.20
22	BA	2244	U	O4'-C1'-N1	-6.05	103.36	108.20
1	AA	1162	C	C3'-C2'-C1'	6.05	106.34	101.50
22	BA	2219	U	O4'-C1'-N1	6.05	113.04	108.20
1	CA	816	A	P-O3'-C3'	-6.05	112.44	119.70
22	BA	2463	C	P-O3'-C3'	-6.05	112.44	119.70
22	BA	2440	C	C3'-C2'-C1'	6.04	106.34	101.50
22	DA	1956	U	C3'-C2'-C1'	6.04	106.34	101.50
1	AA	1478	U	O4'-C1'-N1	-6.04	103.36	108.20
22	BA	802	A	P-O3'-C3'	-6.04	112.45	119.70
1	CA	251	G	P-O3'-C3'	6.04	126.95	119.70
22	DA	2214	C	C3'-C2'-C1'	6.04	106.33	101.50
1	AA	185	U	N1-C1'-C2'	-6.04	105.35	112.00
22	BA	206	U	N1-C1'-C2'	-6.04	105.35	112.00
22	DA	1817	G	P-O3'-C3'	-6.04	112.45	119.70
1	CA	1505	G	C3'-C2'-C1'	6.04	106.33	101.50

Continued on next page...

Continued from previous page...

Mol	Chain	Res	Type	Atoms	Z	Observed(°)	Ideal(°)
22	DA	1255	U	P-O3'-C3'	-6.04	112.45	119.70
1	AA	1187	G	P-O3'-C3'	-6.04	112.45	119.70
22	BA	174	U	O4'-C1'-N1	-6.04	103.37	108.20
22	BA	385	C	P-O3'-C3'	6.04	126.94	119.70
22	BA	760	G	C5-C6-O6	-6.04	124.98	128.60
22	BA	2600	A	P-O3'-C3'	6.04	126.94	119.70
22	DA	2034	U	P-O3'-C3'	-6.04	112.46	119.70
22	DA	2036	C	P-O3'-C3'	-6.04	112.46	119.70
1	AA	1153	G	P-O3'-C3'	-6.03	112.46	119.70
22	DA	1451	C	O4'-C1'-N1	6.03	113.03	108.20
22	BA	273	G	C3'-C2'-C1'	6.03	106.33	101.50
1	AA	497	G	C3'-C2'-C1'	6.03	106.32	101.50
1	CA	209	U	P-O3'-C3'	6.03	126.94	119.70
22	DA	1693	U	N1-C1'-C2'	6.03	121.84	114.00
1	AA	30	U	N1-C1'-C2'	6.03	121.84	114.00
22	BA	575	A	O4'-C1'-N9	6.03	113.02	108.20
1	CA	115	G	P-O3'-C3'	6.03	126.93	119.70
22	DA	1320	C	P-O3'-C3'	6.03	126.93	119.70
22	BA	567	U	P-O3'-C3'	-6.02	112.47	119.70
22	BA	819	A	C8-N9-C4	6.02	108.21	105.80
22	DA	199	A	P-O3'-C3'	6.02	126.92	119.70
1	AA	198	G	C3'-C2'-C1'	6.02	106.31	101.50
1	AA	723	U	O4'-C1'-N1	6.01	113.01	108.20
22	DA	2348	U	P-O3'-C3'	-6.01	112.48	119.70
22	BA	831	G	N9-C1'-C2'	-6.01	105.39	112.00
22	BA	2311	A	P-O3'-C3'	6.01	126.91	119.70
1	AA	1095	U	C3'-C2'-C1'	6.01	106.31	101.50
22	DA	1997	C	C3'-C2'-C1'	6.01	106.31	101.50
22	BA	1761	C	O4'-C1'-N1	-6.01	103.39	108.20
1	AA	330	C	P-O3'-C3'	-6.00	112.50	119.70
22	BA	18	U	P-O5'-C5'	-6.00	111.29	120.90
1	AA	501	C	C3'-C2'-C1'	6.00	106.30	101.50
22	BA	491	G	N9-C1'-C2'	-6.00	105.40	112.00
22	BA	906	U	P-O5'-C5'	-6.00	111.30	120.90
22	BA	2051	A	OP1-P-O3'	6.00	118.40	105.20
22	BA	2606	C	N1-C1'-C2'	-6.00	105.40	112.00
1	CA	485	U	O4'-C1'-N1	-6.00	103.40	108.20
1	CA	686	U	P-O3'-C3'	6.00	126.90	119.70
22	BA	1248	G	P-O5'-C5'	-6.00	111.30	120.90
22	BA	387	U	P-O5'-C5'	-6.00	111.30	120.90
22	BA	1872	A	C3'-C2'-C1'	6.00	106.30	101.50
22	BA	2146	C	O4'-C1'-N1	6.00	113.00	108.20

Continued on next page...

Continued from previous page...

Mol	Chain	Res	Type	Atoms	Z	Observed(°)	Ideal(°)
22	DA	510	C	P-O3'-C3'	-6.00	112.50	119.70
1	AA	551	U	O4'-C1'-N1	-6.00	103.40	108.20
1	AA	1448	C	P-O3'-C3'	-6.00	112.50	119.70
1	CA	1214	C	O4'-C1'-N1	6.00	113.00	108.20
22	DA	959	A	C3'-C2'-C1'	6.00	106.30	101.50
22	DA	1328	A	P-O3'-C3'	-6.00	112.50	119.70
22	DA	218	A	N9-C1'-C2'	-6.00	105.41	112.00
22	DA	2603	G	N9-C1'-C2'	-6.00	105.41	112.00
1	AA	1241	G	C3'-C2'-C1'	5.99	106.29	101.50
22	DA	2226	C	C3'-C2'-C1'	5.99	106.29	101.50
22	DA	2573	C	P-O3'-C3'	-5.99	112.51	119.70
22	BA	13	A	P-O3'-C3'	5.99	126.89	119.70
22	BA	413	C	P-O3'-C3'	-5.99	112.52	119.70
22	BA	1858	A	C3'-C2'-C1'	5.99	106.29	101.50
22	BA	1963	U	C2-N1-C1'	5.99	124.89	117.70
22	BA	2261	C	P-O3'-C3'	5.99	126.88	119.70
22	BA	2880	C	P-O3'-C3'	-5.99	112.52	119.70
22	DA	1389	G	C3'-C2'-C1'	5.98	106.29	101.50
22	BA	1115	G	P-O3'-C3'	5.98	126.88	119.70
22	BA	266	G	P-O3'-C3'	-5.98	112.52	119.70
22	BA	775	G	O4'-C1'-N9	5.98	112.98	108.20
22	BA	1618	A	C5-C6-N1	-5.98	114.71	117.70
22	DA	1803	A	C3'-C2'-C1'	5.98	106.28	101.50
22	BA	1520	U	O4'-C1'-N1	-5.98	103.42	108.20
22	BA	1969	A	P-O3'-C3'	5.98	126.88	119.70
1	AA	267	C	C3'-C2'-C1'	5.98	106.28	101.50
22	BA	914	G	N9-C1'-C2'	-5.98	105.42	112.00
22	DA	976	G	C3'-C2'-C1'	5.98	106.28	101.50
22	DA	1602	U	N1-C1'-C2'	5.98	121.77	114.00
22	BA	628	G	P-O3'-C3'	-5.98	112.53	119.70
22	DA	1437	C	O4'-C1'-N1	5.98	112.98	108.20
1	AA	537	G	P-O3'-C3'	-5.97	112.53	119.70
22	BA	1248	G	P-O3'-C3'	5.97	126.87	119.70
22	BA	1378	A	O4'-C1'-N9	5.97	112.98	108.20
22	DA	129	C	P-O5'-C5'	-5.97	111.34	120.90
1	AA	47	C	N1-C1'-C2'	5.97	121.76	114.00
22	BA	2681	C	N1-C1'-C2'	5.97	121.76	114.00
22	DA	2312	U	P-O3'-C3'	-5.97	112.53	119.70
22	BA	2656	U	C3'-C2'-C1'	5.97	106.28	101.50
22	BA	2228	G	P-O5'-C5'	-5.97	111.35	120.90
22	DA	765	C	C3'-C2'-C1'	5.97	106.27	101.50
22	BA	1015	U	P-O5'-C5'	-5.97	111.35	120.90

Continued on next page...

Continued from previous page...

Mol	Chain	Res	Type	Atoms	Z	Observed(°)	Ideal(°)
1	CA	520	A	C3'-C2'-C1'	5.97	106.27	101.50
1	AA	840	C	O4'-C1'-N1	5.96	112.97	108.20
22	BA	578	G	O5'-P-OP2	-5.96	100.33	105.70
22	DA	1809	A	P-O3'-C3'	-5.96	112.54	119.70
22	DA	638	G	C3'-C2'-C1'	5.96	106.27	101.50
1	AA	199	A	C3'-C2'-C1'	5.96	106.27	101.50
22	BA	372	G	P-O3'-C3'	5.96	126.86	119.70
22	BA	1694	C	C6-N1-C2	5.96	122.68	120.30
22	DA	412	A	C3'-C2'-C1'	5.96	106.27	101.50
22	DA	2052	A	P-O3'-C3'	-5.96	112.55	119.70
22	BA	331	C	O4'-C1'-N1	5.96	112.97	108.20
22	BA	597	G	C6-C5-N7	-5.96	126.83	130.40
1	AA	1505	G	C3'-C2'-C1'	5.96	106.27	101.50
22	BA	323	C	O4'-C1'-N1	5.96	112.97	108.20
22	DA	2756	U	N1-C1'-C2'	5.96	121.74	114.00
22	BA	2715	C	O5'-P-OP2	-5.96	100.34	105.70
22	DA	586	A	P-O3'-C3'	5.96	126.85	119.70
1	CA	643	C	O4'-C1'-N1	5.95	112.96	108.20
1	CA	1297	G	P-O3'-C3'	5.95	126.84	119.70
1	AA	93	U	P-O3'-C3'	-5.95	112.56	119.70
1	AA	386	C	O4'-C1'-N1	5.95	112.96	108.20
22	BA	749	A	OP1-P-OP2	5.95	128.53	119.60
22	BA	1526	C	C6-N1-C2	5.95	122.68	120.30
22	BA	255	A	O4'-C1'-N9	-5.95	103.44	108.20
1	CA	872	A	O4'-C1'-N9	5.95	112.96	108.20
1	CA	986	U	P-O3'-C3'	-5.95	112.56	119.70
22	BA	2520	C	C3'-C2'-C1'	5.95	106.26	101.50
22	DA	2629	U	O4'-C1'-N1	5.95	112.96	108.20
22	DA	1541	C	C3'-C2'-C1'	5.94	106.25	101.50
1	AA	174	A	P-O3'-C3'	-5.94	112.57	119.70
1	AA	559	A	P-O3'-C3'	5.94	126.83	119.70
22	BA	198	C	N3-C4-C5	-5.94	119.52	121.90
22	BA	513	A	C3'-C2'-C1'	5.94	106.25	101.50
1	AA	252	U	P-O3'-C3'	-5.94	112.57	119.70
22	BA	2874	C	P-O3'-C3'	-5.94	112.57	119.70
22	BA	2447	G	O3'-P-O5'	-5.94	92.72	104.00
22	BA	935	C	P-O3'-C3'	-5.94	112.58	119.70
22	BA	2573	C	O4'-C1'-N1	-5.94	103.45	108.20
22	DA	207	A	P-O3'-C3'	-5.94	112.58	119.70
22	DA	1839	G	C3'-C2'-C1'	5.94	106.25	101.50
22	BA	504	A	P-O5'-C5'	-5.93	111.40	120.90
1	CA	1143	G	C3'-C2'-C1'	5.93	106.25	101.50

Continued on next page...

Continued from previous page...

Mol	Chain	Res	Type	Atoms	Z	Observed(°)	Ideal(°)
22	DA	1558	C	N1-C1'-C2'	5.93	121.71	114.00
22	DA	1848	A	P-O3'-C3'	-5.93	112.58	119.70
22	BA	243	U	C3'-C2'-C1'	5.93	106.25	101.50
22	DA	961	C	O4'-C1'-N1	5.93	112.94	108.20
1	AA	1365	G	N9-C1'-C2'	-5.93	105.48	112.00
22	DA	673	C	O4'-C1'-N1	5.93	112.94	108.20
22	BA	748	G	O4'-C1'-N9	5.93	112.94	108.20
22	BA	2774	C	O4'-C1'-N1	5.92	112.94	108.20
1	CA	277	C	C3'-C2'-C1'	5.92	106.24	101.50
1	CA	575	G	N3-C4-N9	-5.92	122.45	126.00
1	AA	912	C	O4'-C1'-N1	-5.92	103.46	108.20
22	BA	346	A	P-O3'-C3'	-5.92	112.59	119.70
1	CA	500	G	N9-C1'-C2'	-5.92	105.49	112.00
22	BA	206	U	P-O3'-C3'	-5.92	112.60	119.70
1	CA	9	G	N9-C1'-C2'	-5.92	105.49	112.00
1	CA	276	G	P-O3'-C3'	-5.92	112.60	119.70
22	DA	374	A	C3'-C2'-C1'	5.92	106.23	101.50
22	BA	1013	C	C3'-C2'-C1'	5.92	106.23	101.50
22	BA	480	A	N9-C1'-C2'	-5.91	105.50	112.00
22	DA	14	A	C3'-C2'-C1'	5.91	106.23	101.50
22	DA	687	C	P-O3'-C3'	-5.91	112.60	119.70
22	BA	2321	U	O4'-C1'-N1	-5.91	103.47	108.20
22	DA	973	A	P-O3'-C3'	5.91	126.79	119.70
22	BA	1695	G	C3'-C2'-C1'	5.91	106.23	101.50
22	BA	1867	G	N9-C1'-C2'	-5.91	105.50	112.00
22	DA	861	A	C3'-C2'-C1'	5.91	106.23	101.50
22	BA	1784	A	P-O3'-C3'	5.91	126.79	119.70
35	BN	101	GLY	N-CA-C	5.91	127.87	113.10
1	CA	1184	G	C3'-C2'-C1'	5.91	106.23	101.50
22	DA	671	C	N1-C1'-C2'	-5.91	105.50	112.00
22	DA	2214	C	P-O3'-C3'	-5.91	112.61	119.70
1	AA	1142	G	C3'-C2'-C1'	5.91	106.22	101.50
22	BA	1340	U	C6-N1-C2	5.91	124.54	121.00
22	DA	2348	U	C3'-C2'-C1'	5.91	106.22	101.50
22	BA	2250	G	C4-C5-N7	5.90	113.16	110.80
1	AA	244	U	N1-C2-O2	5.90	126.93	122.80
22	DA	2753	A	C3'-C2'-C1'	5.90	106.22	101.50
22	BA	669	G	P-O3'-C3'	5.90	126.78	119.70
22	BA	1627	G	C8-N9-C4	-5.90	104.04	106.40
1	CA	6	G	P-O3'-C3'	-5.90	112.62	119.70
22	DA	1699	G	P-O3'-C3'	5.90	126.78	119.70
22	BA	914	G	C6-C5-N7	-5.90	126.86	130.40

Continued on next page...

Continued from previous page...

Mol	Chain	Res	Type	Atoms	Z	Observed(°)	Ideal(°)
22	BA	506	G	O4'-C1'-N9	5.90	112.92	108.20
22	BA	523	C	P-O5'-C5'	-5.90	111.47	120.90
22	BA	2462	C	P-O5'-C5'	-5.90	111.46	120.90
1	CA	47	C	P-O3'-C3'	5.90	126.78	119.70
22	DA	1700	A	C3'-C2'-C1'	5.90	106.22	101.50
22	BA	2064	C	C3'-C2'-C1'	5.90	106.22	101.50
22	BA	2773	C	C6-N1-C2	5.90	122.66	120.30
22	DA	2391	G	P-O3'-C3'	5.90	126.78	119.70
22	BA	739	A	C4'-C3'-C2'	5.89	108.49	102.60
22	BA	1458	U	P-O3'-C3'	5.89	126.77	119.70
22	BA	1780	A	C5-C6-N1	-5.89	114.75	117.70
22	DA	765	C	P-O3'-C3'	-5.89	112.63	119.70
22	DA	1555	G	P-O3'-C3'	-5.89	112.63	119.70
1	AA	1213	A	P-O3'-C3'	5.89	126.77	119.70
22	DA	605	G	C3'-C2'-C1'	5.89	106.21	101.50
22	DA	2520	C	C3'-C2'-C1'	5.89	106.21	101.50
22	BA	16	C	P-O3'-C3'	-5.89	112.64	119.70
22	BA	1178	C	O4'-C1'-N1	5.89	112.91	108.20
22	BA	1379	U	C3'-C2'-C1'	5.89	106.21	101.50
22	BA	1967	C	C3'-C2'-C1'	5.89	106.21	101.50
44	BW	20	LEU	CB-CG-CD2	5.89	121.01	111.00
22	DA	2076	U	O4'-C1'-N1	5.89	112.91	108.20
1	CA	422	C	O4'-C1'-N1	-5.88	103.49	108.20
22	DA	1493	C	N1-C1'-C2'	5.88	121.65	114.00
1	AA	111	G	N9-C1'-C2'	-5.88	105.53	112.00
22	BA	1273	U	P-O5'-C5'	-5.88	111.49	120.90
22	BA	1900	A	P-O3'-C3'	5.88	126.76	119.70
22	BA	2380	C	P-O5'-C5'	-5.88	111.49	120.90
22	BA	2137	U	O4'-C1'-N1	5.88	112.90	108.20
22	DA	984	A	P-O3'-C3'	5.88	126.75	119.70
1	AA	244	U	N3-C2-O2	-5.88	118.09	122.20
1	AA	185	U	C3'-C2'-C1'	5.88	106.20	101.50
22	BA	1376	C	P-O3'-C3'	5.88	126.75	119.70
1	AA	1202	U	C3'-C2'-C1'	5.87	106.20	101.50
22	BA	373	U	C3'-C2'-C1'	5.87	106.20	101.50
22	BA	1025	G	P-O3'-C3'	5.87	126.75	119.70
22	BA	2781	A	P-O3'-C3'	-5.87	112.65	119.70
1	CA	997	U	P-O3'-C3'	-5.87	112.66	119.70
1	CA	1169	A	C3'-C2'-C1'	5.87	106.20	101.50
1	AA	488	C	C3'-C2'-C1'	5.87	106.19	101.50
22	BA	1537	G	P-O3'-C3'	-5.87	112.66	119.70
22	BA	2335	A	C3'-C2'-C1'	5.87	106.19	101.50

Continued on next page...

Continued from previous page...

Mol	Chain	Res	Type	Atoms	Z	Observed(°)	Ideal(°)
22	BA	2712	C	N1-C1'-C2'	5.87	121.63	114.00
22	BA	163	C	O4'-C1'-N1	5.87	112.89	108.20
1	AA	509	A	C3'-C2'-C1'	5.86	106.19	101.50
1	AA	1162	C	P-O3'-C3'	-5.86	112.66	119.70
22	BA	577	G	OP2-P-O3'	5.86	118.10	105.20
22	BA	682	G	C4-N9-C1'	5.86	134.12	126.50
22	BA	2195	U	O4'-C1'-N1	5.86	112.89	108.20
22	DA	60	G	P-O3'-C3'	5.86	126.73	119.70
1	CA	68	G	C3'-C2'-C1'	5.86	106.19	101.50
1	CA	931	C	O4'-C1'-N1	5.86	112.89	108.20
22	DA	1803	A	P-O3'-C3'	-5.86	112.67	119.70
22	BA	1020	A	P-O3'-C3'	5.86	126.73	119.70
1	CA	734	G	C3'-C2'-C1'	5.86	106.19	101.50
22	BA	1288	G	O5'-P-OP2	-5.85	100.43	105.70
22	BA	2325	G	P-O3'-C3'	-5.85	112.67	119.70
22	DA	1717	A	C3'-C2'-C1'	5.85	106.18	101.50
23	DB	87	U	P-O3'-C3'	5.85	126.72	119.70
1	AA	279	A	O4'-C1'-N9	-5.85	103.52	108.20
22	BA	2542	A	P-O5'-C5'	-5.85	111.54	120.90
22	BA	2714	G	C5-C6-O6	5.85	132.11	128.60
1	CA	214	C	P-O3'-C3'	-5.85	112.68	119.70
1	CA	534	U	P-O3'-C3'	-5.85	112.68	119.70
22	DA	2347	C	P-O3'-C3'	-5.85	112.68	119.70
1	AA	250	A	P-O3'-C3'	5.85	126.72	119.70
1	AA	874	G	N9-C1'-C2'	-5.85	105.57	112.00
22	BA	2337	G	N9-C1'-C2'	-5.85	105.57	112.00
22	BA	1452	G	N3-C4-N9	-5.85	122.49	126.00
22	BA	52	A	P-O3'-C3'	-5.84	112.69	119.70
22	BA	2249	U	P-O3'-C3'	5.84	126.71	119.70
1	CA	277	C	P-O3'-C3'	-5.84	112.69	119.70
1	AA	1184	G	P-O3'-C3'	-5.84	112.69	119.70
22	DA	2034	U	N1-C1'-C2'	-5.84	105.58	112.00
22	DA	2364	C	O4'-C1'-N1	5.84	112.87	108.20
23	BB	14	U	P-O3'-C3'	5.84	126.71	119.70
22	DA	1081	U	P-O3'-C3'	-5.84	112.69	119.70
22	DA	2447	G	O4'-C1'-N9	5.84	112.87	108.20
22	BA	621	A	N9-C1'-C2'	-5.84	105.58	112.00
1	CA	1285	A	P-O3'-C3'	5.84	126.71	119.70
22	BA	2072	C	O3'-P-O5'	-5.84	92.91	104.00
22	BA	2807	U	C5-C6-N1	-5.84	119.78	122.70
22	DA	990	A	C3'-C2'-C1'	5.84	106.17	101.50
22	BA	690	G	P-O5'-C5'	-5.83	111.56	120.90

Continued on next page...

Continued from previous page...

Mol	Chain	Res	Type	Atoms	Z	Observed(°)	Ideal(°)
22	BA	2325	G	C3'-C2'-C1'	5.83	106.17	101.50
22	DA	727	A	C3'-C2'-C1'	5.83	106.17	101.50
22	DA	1255	U	C2-N1-C1'	5.83	124.70	117.70
1	AA	686	U	N1-C1'-C2'	5.83	121.58	114.00
22	BA	1662	U	O4'-C1'-N1	5.83	112.87	108.20
1	CA	1381	U	N1-C1'-C2'	-5.83	105.58	112.00
1	AA	816	A	C3'-C2'-C1'	5.83	106.17	101.50
22	BA	527	C	O4'-C1'-N1	5.83	112.87	108.20
1	CA	294	U	O4'-C1'-N1	5.83	112.86	108.20
22	BA	2517	C	P-O3'-C3'	5.83	126.70	119.70
1	AA	560	A	O4'-C1'-N9	-5.83	103.54	108.20
22	BA	456	C	O4'-C1'-N1	-5.83	103.54	108.20
22	BA	2750	A	P-O3'-C3'	5.83	126.69	119.70
22	DA	492	A	C3'-C2'-C1'	5.83	106.16	101.50
22	DA	1492	G	C3'-C2'-C1'	5.83	106.16	101.50
22	BA	1697	G	C5-C6-O6	-5.83	125.10	128.60
22	BA	2344	U	N1-C1'-C2'	5.83	121.57	114.00
22	BA	2567	G	C5-C6-N1	5.83	114.41	111.50
22	DA	915	C	P-O3'-C3'	-5.83	112.71	119.70
22	DA	2895	G	P-O3'-C3'	-5.83	112.71	119.70
22	DA	1034	G	C3'-C2'-C1'	5.82	106.16	101.50
22	DA	726	G	P-O3'-C3'	5.82	126.69	119.70
22	DA	1021	A	C3'-C2'-C1'	5.82	106.16	101.50
22	DA	2267	A	N9-C1'-C2'	-5.82	105.60	112.00
22	DA	2276	G	C3'-C2'-C1'	5.82	106.16	101.50
22	BA	1101	U	N1-C1'-C2'	-5.82	105.60	112.00
1	AA	605	U	O4'-C1'-N1	5.82	112.86	108.20
22	BA	1992	G	N3-C4-N9	-5.82	122.51	126.00
1	CA	248	C	O4'-C1'-N1	5.82	112.85	108.20
22	DA	1129	A	C3'-C2'-C1'	5.82	106.15	101.50
22	DA	2094	A	C3'-C2'-C1'	5.82	106.15	101.50
1	AA	429	U	P-O3'-C3'	5.82	126.68	119.70
22	BA	829	A	C8-N9-C4	5.82	108.13	105.80
1	CA	870	U	P-O3'-C3'	5.82	126.68	119.70
22	DA	449	A	C3'-C2'-C1'	5.82	106.15	101.50
1	AA	439	U	C3'-C2'-C1'	5.81	106.15	101.50
22	BA	683	U	N1-C1'-C2'	-5.81	105.61	112.00
22	BA	1112	G	N9-C1'-C2'	-5.81	105.61	112.00
22	BA	1666	G	P-O5'-C5'	-5.81	111.60	120.90
1	CA	461	A	P-O3'-C3'	5.81	126.67	119.70
22	DA	2725	A	P-O3'-C3'	5.81	126.67	119.70
1	AA	772	U	P-O3'-C3'	-5.81	112.73	119.70

Continued on next page...

Continued from previous page...

Mol	Chain	Res	Type	Atoms	Z	Observed(°)	Ideal(°)
1	AA	801	U	O4'-C1'-N1	5.81	112.85	108.20
22	BA	573	U	P-O5'-C5'	-5.81	111.60	120.90
1	AA	974	A	O4'-C1'-N9	5.81	112.85	108.20
22	BA	1007	C	N3-C4-C5	5.81	124.22	121.90
22	BA	2402	U	O4'-C1'-N1	5.81	112.84	108.20
22	BA	2734	A	P-O3'-C3'	-5.81	112.73	119.70
22	DA	976	G	N9-C1'-C2'	-5.81	105.61	112.00
25	BD	141	ARG	NE-CZ-NH1	-5.81	117.40	120.30
23	DB	56	G	P-O3'-C3'	5.80	126.67	119.70
22	BA	1943	U	N1-C1'-C2'	5.80	121.54	114.00
22	DA	2745	C	O4'-C1'-N1	-5.80	103.56	108.20
1	AA	817	C	N1-C1'-C2'	5.80	121.54	114.00
22	DA	1848	A	N9-C1'-C2'	-5.80	105.62	112.00
22	DA	2572	A	P-O3'-C3'	5.80	126.66	119.70
22	BA	1975	G	P-O3'-C3'	-5.80	112.74	119.70
1	CA	52	C	N1-C1'-C2'	-5.80	105.62	112.00
1	AA	87	C	N1-C1'-C2'	-5.80	105.62	112.00
22	DA	1838	C	N1-C1'-C2'	5.80	121.53	114.00
22	DA	2150	C	N1-C1'-C2'	-5.80	105.62	112.00
22	DA	2777	G	C3'-C2'-C1'	5.80	106.14	101.50
22	DA	947	A	C3'-C2'-C1'	5.79	106.14	101.50
22	BA	867	C	O4'-C1'-N1	5.79	112.83	108.20
22	BA	2640	G	P-O5'-C5'	-5.79	111.63	120.90
22	DA	1675	C	C3'-C2'-C1'	5.79	106.13	101.50
22	BA	753	A	C3'-C2'-C1'	5.79	106.13	101.50
22	BA	1135	C	P-O5'-C5'	-5.79	111.64	120.90
22	DA	104	A	C3'-C2'-C1'	5.79	106.13	101.50
22	DA	2151	U	C3'-C2'-C1'	5.79	106.13	101.50
22	BA	463	G	P-O5'-C5'	-5.79	111.64	120.90
22	BA	920	A	P-O3'-C3'	-5.79	112.75	119.70
22	DA	775	G	O4'-C1'-N9	5.79	112.83	108.20
22	DA	1612	C	C3'-C2'-C1'	5.79	106.13	101.50
22	BA	1160	G	P-O5'-C5'	-5.79	111.64	120.90
22	BA	73	A	C3'-C2'-C1'	5.79	106.13	101.50
22	BA	657	U	O4'-C1'-N1	-5.79	103.57	108.20
22	DA	2210	U	P-O3'-C3'	5.79	126.64	119.70
22	BA	1063	G	C3'-C2'-C1'	5.78	106.13	101.50
22	BA	1379	U	P-O5'-C5'	-5.78	111.65	120.90
22	BA	1996	C	OP1-P-O3'	5.78	117.92	105.20
1	AA	512	U	C3'-C2'-C1'	5.78	106.13	101.50
22	BA	2230	G	P-O5'-C5'	-5.78	111.65	120.90
22	BA	2653	U	O4'-C1'-N1	5.78	112.83	108.20

Continued on next page...

Continued from previous page...

Mol	Chain	Res	Type	Atoms	Z	Observed(°)	Ideal(°)
22	BA	2061	G	C4-C5-C6	5.78	122.27	118.80
1	CA	389	A	N9-C1'-C2'	-5.78	105.64	112.00
22	BA	2530	A	P-O3'-C3'	5.78	126.63	119.70
22	DA	1291	C	C3'-C2'-C1'	5.78	106.12	101.50
22	DA	2609	U	N1-C1'-C2'	5.78	121.51	114.00
22	BA	62	U	P-O3'-C3'	5.78	126.63	119.70
22	BA	272	A	P-O3'-C3'	-5.78	112.77	119.70
22	BA	2556	C	N1-C2-O2	-5.78	115.43	118.90
22	BA	2637	U	N1-C2-O2	-5.78	118.76	122.80
1	CA	722	G	P-O3'-C3'	-5.78	112.77	119.70
22	DA	2498	C	C3'-C2'-C1'	5.78	106.12	101.50
22	BA	932	U	P-O3'-C3'	-5.78	112.77	119.70
22	DA	1136	G	N9-C1'-C2'	-5.78	105.65	112.00
22	DA	1619	G	N9-C1'-C2'	-5.78	105.65	112.00
22	BA	2027	G	O5'-P-OP2	-5.77	100.50	105.70
1	AA	1226	C	O4'-C1'-N1	-5.77	103.58	108.20
1	AA	1323	G	P-O3'-C3'	-5.77	112.78	119.70
22	BA	1965	C	P-O5'-C5'	-5.77	111.67	120.90
1	CA	107	G	P-O3'-C3'	-5.77	112.78	119.70
22	DA	1135	C	P-O3'-C3'	-5.77	112.78	119.70
1	AA	1365	G	C3'-C2'-C1'	5.77	106.11	101.50
22	BA	452	G	P-O3'-C3'	-5.77	112.78	119.70
22	BA	1839	G	C3'-C2'-C1'	5.77	106.11	101.50
22	BA	1133	A	P-O3'-C3'	-5.76	112.78	119.70
22	BA	1027	A	N1-C6-N6	5.76	122.06	118.60
1	CA	1066	C	N1-C1'-C2'	-5.76	105.66	112.00
22	DA	740	C	C3'-C2'-C1'	5.76	106.11	101.50
1	AA	1228	C	C3'-C2'-C1'	5.76	106.11	101.50
22	BA	1266	G	C8-N9-C4	5.76	108.70	106.40
1	CA	1215	G	P-O3'-C3'	-5.76	112.79	119.70
22	DA	492	A	P-O3'-C3'	-5.76	112.79	119.70
1	AA	686	U	P-O3'-C3'	5.76	126.61	119.70
1	AA	368	U	C3'-C2'-C1'	5.76	106.11	101.50
22	BA	2200	C	P-O3'-C3'	-5.76	112.79	119.70
22	DA	273	G	C3'-C2'-C1'	5.76	106.11	101.50
22	DA	1798	U	O4'-C1'-N1	5.76	112.81	108.20
22	DA	2314	A	C3'-C2'-C1'	5.76	106.11	101.50
22	DA	2687	U	O4'-C1'-N1	5.75	112.80	108.20
1	AA	1268	G	P-O3'-C3'	5.75	126.60	119.70
22	BA	1707	G	N9-C1'-C2'	-5.75	105.67	112.00
1	CA	962	C	N1-C1'-C2'	-5.75	105.67	112.00
1	AA	469	C	C3'-C2'-C1'	5.75	106.10	101.50

Continued on next page...

Continued from previous page...

Mol	Chain	Res	Type	Atoms	Z	Observed(°)	Ideal(°)
1	CA	373	A	N9-C1'-C2'	-5.75	105.67	112.00
1	AA	463	U	N1-C1'-C2'	-5.75	105.68	112.00
22	BA	1675	C	C5-C6-N1	-5.75	118.12	121.00
22	BA	2487	G	C5-C6-O6	-5.75	125.15	128.60
22	DA	397	U	O4'-C1'-N1	5.75	112.80	108.20
22	BA	761	A	C5-C6-N1	5.75	120.57	117.70
22	BA	2831	G	N1-C6-O6	5.75	123.35	119.90
1	CA	643	C	C3'-C2'-C1'	5.75	106.10	101.50
22	DA	105	C	C3'-C2'-C1'	5.75	106.10	101.50
22	DA	411	G	P-O3'-C3'	5.75	126.59	119.70
22	BA	1293	C	C6-N1-C2	5.75	122.60	120.30
1	AA	1191	A	C3'-C2'-C1'	5.74	106.09	101.50
22	BA	2791	G	O5'-P-OP1	-5.74	100.53	105.70
1	CA	1282	C	P-O3'-C3'	-5.74	112.81	119.70
22	BA	346	A	C3'-C2'-C1'	5.74	106.09	101.50
22	BA	20	C	P-O3'-C3'	5.74	126.59	119.70
22	BA	1005	C	N3-C2-O2	-5.74	117.88	121.90
22	BA	1123	C	C6-N1-C2	5.74	122.60	120.30
22	BA	981	A	C8-N9-C4	5.74	108.10	105.80
22	BA	1135	C	C3'-C2'-C1'	5.74	106.09	101.50
22	BA	1417	C	P-O3'-C3'	-5.74	112.81	119.70
1	CA	54	C	O4'-C1'-N1	5.74	112.79	108.20
1	CA	109	A	O3'-P-O5'	-5.74	93.10	104.00
22	DA	2093	G	N9-C1'-C2'	-5.74	105.69	112.00
22	BA	1446	C	O4'-C1'-N1	-5.74	103.61	108.20
22	DA	1247	A	O4'-C1'-N9	5.74	112.79	108.20
22	BA	2426	A	N1-C6-N6	5.73	122.04	118.60
23	BB	15	A	P-O3'-C3'	5.73	126.58	119.70
22	DA	983	A	C3'-C2'-C1'	5.73	106.09	101.50
22	DA	2498	C	O4'-C1'-N1	5.73	112.79	108.20
1	AA	935	A	N9-C1'-C2'	-5.73	105.70	112.00
22	DA	1027	A	C3'-C2'-C1'	5.73	106.08	101.50
22	DA	1815	A	P-O3'-C3'	5.73	126.58	119.70
1	CA	688	G	N9-C1'-C2'	-5.73	105.70	112.00
22	DA	200	U	C3'-C2'-C1'	5.73	106.08	101.50
22	DA	2638	G	P-O3'-C3'	5.73	126.58	119.70
22	DA	1699	G	C3'-C2'-C1'	-5.73	96.92	101.50
22	DA	2492	U	C3'-C2'-C1'	5.73	106.08	101.50
1	AA	508	U	P-O3'-C3'	5.73	126.57	119.70
22	BA	2018	G	N3-C2-N2	-5.73	115.89	119.90
22	BA	2683	C	N1-C2-O2	-5.73	115.46	118.90
22	BA	412	A	C3'-C2'-C1'	5.72	106.08	101.50

Continued on next page...

Continued from previous page...

Mol	Chain	Res	Type	Atoms	Z	Observed(°)	Ideal(°)
22	BA	1320	C	N1-C1'-C2'	5.72	121.44	114.00
22	BA	2025	C	C5-C6-N1	-5.72	118.14	121.00
22	DA	52	A	C3'-C2'-C1'	5.72	106.08	101.50
22	BA	829	A	P-O5'-C5'	-5.72	111.75	120.90
22	BA	1253	A	O4'-C1'-N9	-5.72	103.62	108.20
1	CA	381	C	P-O3'-C3'	5.72	126.57	119.70
1	CA	1128	C	O4'-C1'-N1	5.72	112.78	108.20
1	CA	689	C	O4'-C1'-N1	-5.72	103.62	108.20
1	AA	1095	U	P-O3'-C3'	-5.72	112.84	119.70
22	DA	1664	A	P-O3'-C3'	-5.72	112.84	119.70
1	AA	704	A	C3'-C2'-C1'	5.72	106.07	101.50
22	BA	302	C	C3'-C2'-C1'	5.72	106.08	101.50
22	BA	1739	A	P-O5'-C5'	-5.72	111.75	120.90
23	BB	87	U	O4'-C1'-N1	5.72	112.77	108.20
22	BA	14	A	C3'-C2'-C1'	5.72	106.07	101.50
22	BA	980	A	OP1-P-O3'	5.72	117.78	105.20
23	BB	16	G	C3'-C2'-C1'	5.72	106.07	101.50
22	DA	1945	G	C3'-C2'-C1'	5.72	106.07	101.50
22	BA	630	G	P-O3'-C3'	5.71	126.56	119.70
22	DA	1314	C	P-O3'-C3'	5.71	126.56	119.70
22	DA	2830	C	O4'-C1'-N1	5.71	112.77	108.20
22	BA	1865	U	P-O3'-C3'	5.71	126.55	119.70
22	DA	1785	A	C3'-C2'-C1'	5.71	106.07	101.50
1	AA	1085	U	P-O3'-C3'	5.71	126.55	119.70
22	BA	765	C	P-O3'-C3'	-5.71	112.85	119.70
1	CA	247	G	C3'-C2'-C1'	5.71	106.07	101.50
1	CA	509	A	P-O5'-C5'	-5.71	111.77	120.90
22	DA	2405	G	P-O3'-C3'	5.71	126.55	119.70
1	CA	577	G	C3'-C2'-C1'	5.71	106.06	101.50
23	DB	16	G	P-O3'-C3'	-5.71	112.85	119.70
22	BA	199	A	O4'-C1'-N9	5.70	112.76	108.20
22	BA	2695	U	P-O3'-C3'	5.70	126.54	119.70
22	DA	391	A	C3'-C2'-C1'	5.70	106.06	101.50
22	BA	435	C	C3'-C2'-C1'	5.70	106.06	101.50
22	DA	1183	U	O4'-C1'-N1	5.70	112.76	108.20
22	DA	1695	G	C3'-C2'-C1'	5.70	106.06	101.50
22	BA	1703	G	O3'-P-O5'	-5.70	93.17	104.00
22	BA	2197	U	N1-C1'-C2'	5.70	121.41	114.00
22	DA	227	A	P-O3'-C3'	5.70	126.54	119.70
22	DA	2752	C	O4'-C1'-N1	5.70	112.76	108.20
1	AA	1532	U	P-O3'-C3'	-5.69	112.87	119.70
1	CA	1218	C	C3'-C2'-C1'	5.69	106.05	101.50

Continued on next page...

Continued from previous page...

Mol	Chain	Res	Type	Atoms	Z	Observed(°)	Ideal(°)
22	DA	128	C	P-O3'-C3'	-5.69	112.87	119.70
22	BA	11	C	N1-C2-O2	-5.69	115.49	118.90
22	DA	230	G	C3'-C2'-C1'	5.69	106.05	101.50
22	DA	1126	A	P-O3'-C3'	5.69	126.53	119.70
22	BA	2043	C	C6-N1-C2	5.69	122.58	120.30
1	CA	1196	A	P-O3'-C3'	5.69	126.53	119.70
22	BA	2543	G	P-O5'-C5'	-5.69	111.80	120.90
1	CA	173	U	P-O3'-C3'	5.69	126.52	119.70
22	DA	91	A	P-O3'-C3'	5.69	126.52	119.70
1	AA	1088	G	C3'-C2'-C1'	5.68	106.05	101.50
22	BA	774	G	O4'-C1'-N9	5.68	112.75	108.20
1	CA	95	C	P-O3'-C3'	-5.68	112.88	119.70
22	BA	459	U	C3'-C2'-C1'	5.68	106.05	101.50
1	CA	884	U	O4'-C1'-N1	5.68	112.75	108.20
22	DA	35	G	C3'-C2'-C1'	5.68	106.05	101.50
22	DA	946	C	C3'-C2'-C1'	5.68	106.05	101.50
22	BA	1206	G	P-O3'-C3'	-5.68	112.88	119.70
22	BA	2483	C	O4'-C1'-N1	-5.68	103.66	108.20
22	DA	749	A	C3'-C2'-C1'	5.68	106.04	101.50
22	BA	2816	G	N1-C6-O6	-5.68	116.49	119.90
22	DA	2459	A	C3'-C2'-C1'	5.68	106.04	101.50
22	DA	2727	A	C3'-C2'-C1'	5.68	106.04	101.50
22	BA	649	G	P-O5'-C5'	-5.68	111.82	120.90
22	DA	203	A	P-O3'-C3'	5.68	126.51	119.70
1	AA	295	C	P-O3'-C3'	-5.68	112.89	119.70
1	CA	1085	U	P-O3'-C3'	5.68	126.51	119.70
1	CA	1383	C	C3'-C2'-C1'	5.68	106.04	101.50
1	AA	231	U	P-O3'-C3'	5.67	126.51	119.70
1	AA	1302	C	O4'-C1'-N1	-5.67	103.66	108.20
22	BA	1349	C	O4'-C1'-N1	-5.67	103.66	108.20
22	DA	1009	A	C3'-C2'-C1'	5.67	106.04	101.50
22	DA	2781	A	C3'-C2'-C1'	5.67	106.04	101.50
1	AA	1447	A	O4'-C1'-N9	5.67	112.74	108.20
1	CA	308	C	P-O3'-C3'	-5.67	112.89	119.70
1	AA	1395	C	O4'-C1'-N1	-5.67	103.66	108.20
1	CA	374	A	C3'-C2'-C1'	5.67	106.04	101.50
22	DA	1811	G	C3'-C2'-C1'	5.67	106.04	101.50
1	AA	74	A	C3'-C2'-C1'	5.67	106.04	101.50
1	AA	1395	C	C3'-C2'-C1'	5.67	106.04	101.50
22	BA	584	C	N1-C1'-C2'	-5.67	105.76	112.00
22	BA	1716	U	P-O3'-C3'	-5.67	112.90	119.70
22	BA	2807	U	C6-N1-C2	5.67	124.40	121.00

Continued on next page...

Continued from previous page...

Mol	Chain	Res	Type	Atoms	Z	Observed(°)	Ideal(°)
1	AA	430	A	P-O3'-C3'	-5.67	112.90	119.70
22	BA	985	C	P-O5'-C5'	-5.67	111.83	120.90
22	BA	1947	C	P-O3'-C3'	-5.67	112.90	119.70
22	BA	1999	C	N1-C1'-C2'	-5.67	105.76	112.00
23	BB	46	A	N9-C1'-C2'	-5.67	105.76	112.00
1	CA	382	A	C3'-C2'-C1'	5.67	106.03	101.50
22	BA	1213	A	N9-C1'-C2'	-5.67	105.77	112.00
22	BA	2890	G	C6-C5-N7	-5.67	127.00	130.40
1	AA	415	A	C3'-C2'-C1'	5.66	106.03	101.50
22	BA	1499	C	C3'-C2'-C1'	5.66	106.03	101.50
22	BA	2061	G	O5'-P-OP2	-5.66	100.60	105.70
22	DA	480	A	N9-C1'-C2'	-5.66	105.77	112.00
22	BA	1902	C	N1-C2-O2	-5.66	115.50	118.90
1	CA	997	U	C3'-C2'-C1'	5.66	106.03	101.50
22	BA	1956	U	P-O5'-C5'	-5.66	111.84	120.90
22	BA	2395	C	P-O5'-C5'	-5.66	111.84	120.90
22	DA	1305	C	C3'-C2'-C1'	5.66	106.03	101.50
1	AA	131	A	C3'-C2'-C1'	5.66	106.03	101.50
22	BA	919	U	N1-C2-O2	-5.66	118.84	122.80
22	BA	1142	A	C5-C6-N1	-5.66	114.87	117.70
22	BA	2623	G	N1-C2-N3	5.66	127.30	123.90
22	BA	2707	U	C5-C6-N1	-5.66	119.87	122.70
22	DA	1329	U	P-O3'-C3'	5.66	126.49	119.70
22	DA	2868	A	C3'-C2'-C1'	5.66	106.03	101.50
22	BA	1765	U	O4'-C1'-N1	-5.66	103.67	108.20
1	AA	808	C	O4'-C1'-N1	5.66	112.72	108.20
22	BA	954	G	P-O3'-C3'	5.66	126.48	119.70
22	BA	370	G	O4'-C1'-N9	-5.65	103.68	108.20
1	AA	173	U	N1-C1'-C2'	5.65	121.35	114.00
1	AA	555	U	O4'-C1'-N1	-5.65	103.68	108.20
22	BA	528	A	C2-N3-C4	-5.65	107.77	110.60
22	BA	1327	A	P-O3'-C3'	5.65	126.48	119.70
22	BA	2605	U	P-O3'-C3'	-5.65	112.92	119.70
22	DA	1669	A	C3'-C2'-C1'	5.65	106.02	101.50
1	AA	1124	G	P-O3'-C3'	5.65	126.48	119.70
22	BA	671	C	C3'-C2'-C1'	5.65	106.02	101.50
22	BA	2008	C	C4-C5-C6	5.65	120.23	117.40
23	BB	42	C	C3'-C2'-C1'	5.65	106.02	101.50
1	AA	976	G	C3'-C2'-C1'	5.65	106.02	101.50
1	AA	1499	A	P-O5'-C5'	-5.65	111.86	120.90
22	BA	73	A	P-O5'-C5'	-5.65	111.86	120.90
22	BA	310	A	P-O3'-C3'	5.65	126.48	119.70

Continued on next page...

Continued from previous page...

Mol	Chain	Res	Type	Atoms	Z	Observed(°)	Ideal(°)
22	BA	933	A	C3'-C2'-C1'	5.65	106.02	101.50
22	BA	1537	G	C3'-C2'-C1'	5.65	106.02	101.50
22	DA	1972	G	N9-C1'-C2'	-5.65	105.79	112.00
22	BA	74	A	P-O3'-C3'	5.65	126.48	119.70
22	BA	413	C	C3'-C2'-C1'	5.65	106.02	101.50
1	AA	116	A	N9-C1'-C2'	-5.64	105.79	112.00
22	BA	201	C	O4'-C1'-N1	5.64	112.72	108.20
22	BA	1009	A	C3'-C2'-C1'	5.64	106.02	101.50
22	BA	1395	A	O4'-C1'-N9	5.64	112.72	108.20
1	CA	388	G	O3'-P-O5'	-5.64	93.28	104.00
22	DA	1455	G	P-O3'-C3'	-5.64	112.93	119.70
1	AA	486	U	P-O5'-C5'	-5.64	111.88	120.90
22	BA	443	A	C3'-C2'-C1'	5.64	106.01	101.50
22	BA	2347	C	C3'-C2'-C1'	5.64	106.01	101.50
1	CA	436	C	O4'-C1'-N1	-5.64	103.69	108.20
1	CA	519	C	C3'-C2'-C1'	5.64	106.01	101.50
1	CA	1202	U	C3'-C2'-C1'	5.64	106.01	101.50
22	DA	2440	C	C3'-C2'-C1'	5.64	106.01	101.50
22	DA	2554	U	P-O3'-C3'	5.64	126.47	119.70
22	BA	2508	G	P-O3'-C3'	-5.64	112.94	119.70
1	AA	972	C	C3'-C2'-C1'	5.64	106.01	101.50
22	BA	482	A	N9-C1'-C2'	-5.64	105.80	112.00
22	BA	1779	U	N3-C4-O4	-5.64	115.45	119.40
22	DA	404	A	P-O3'-C3'	5.64	126.46	119.70
22	DA	811	U	P-O3'-C3'	5.64	126.47	119.70
22	DA	1333	G	C3'-C2'-C1'	5.64	106.01	101.50
22	BA	955	U	C5-C4-O4	-5.63	122.52	125.90
22	BA	1838	C	C6-N1-C2	5.63	122.55	120.30
23	DB	12	C	O4'-C1'-N1	-5.63	103.69	108.20
22	DA	1981	A	P-O5'-C5'	-5.63	111.89	120.90
22	BA	1289	C	P-O5'-C5'	-5.63	111.89	120.90
23	BB	109	A	N9-C1'-C2'	-5.63	105.80	112.00
22	BA	45	G	P-O5'-C5'	-5.63	111.89	120.90
1	CA	686	U	N1-C1'-C2'	5.63	121.32	114.00
22	DA	1305	C	P-O3'-C3'	-5.63	112.94	119.70
22	BA	984	A	C5-N7-C8	-5.63	101.09	103.90
22	BA	1276	A	O5'-P-OP2	-5.63	100.64	105.70
22	DA	1400	U	C3'-C2'-C1'	5.63	106.00	101.50
22	DA	2024	G	N9-C1'-C2'	-5.63	105.81	112.00
22	BA	977	G	OP1-P-O3'	5.63	117.58	105.20
1	CA	1064	G	P-O3'-C3'	5.63	126.45	119.70
1	CA	1190	G	O4'-C1'-N9	5.63	112.70	108.20

Continued on next page...

Continued from previous page...

Mol	Chain	Res	Type	Atoms	Z	Observed(°)	Ideal(°)
22	DA	575	A	C3'-C2'-C1'	5.63	106.00	101.50
22	BA	2065	C	C6-N1-C2	5.62	122.55	120.30
22	DA	1902	C	O4'-C1'-N1	5.62	112.70	108.20
22	DA	2585	U	N1-C1'-C2'	5.62	121.31	114.00
22	BA	398	C	O4'-C1'-N1	-5.62	103.70	108.20
1	AA	1448	C	C3'-C2'-C1'	5.62	106.00	101.50
1	AA	64	G	P-O3'-C3'	5.62	126.44	119.70
22	BA	113	U	P-O5'-C5'	-5.62	111.91	120.90
22	BA	575	A	O5'-P-OP1	-5.62	100.64	105.70
1	CA	1383	C	P-O3'-C3'	-5.62	112.96	119.70
22	BA	740	C	P-O3'-C3'	-5.62	112.96	119.70
22	DA	1821	A	C3'-C2'-C1'	5.62	105.99	101.50
22	BA	1565	C	P-O3'-C3'	5.62	126.44	119.70
22	BA	2733	A	N9-C1'-C2'	-5.61	105.83	112.00
22	DA	304	U	C3'-C2'-C1'	5.61	105.99	101.50
22	DA	2517	C	N1-C1'-C2'	5.61	121.30	114.00
22	BA	1497	U	P-O3'-C3'	5.61	126.43	119.70
1	CA	575	G	N3-C4-C5	5.61	131.41	128.60
22	DA	1916	A	P-O3'-C3'	-5.61	112.97	119.70
22	BA	980	A	P-O3'-C3'	-5.61	112.97	119.70
22	DA	1312	U	P-O3'-C3'	5.61	126.43	119.70
22	BA	1428	C	N3-C2-O2	5.61	125.83	121.90
22	BA	1144	A	P-O3'-C3'	-5.61	112.97	119.70
22	BA	1838	C	N1-C1'-C2'	5.61	121.29	114.00
1	CA	1184	G	P-O3'-C3'	-5.61	112.97	119.70
22	DA	1996	C	O4'-C1'-N1	5.61	112.69	108.20
22	DA	2500	U	O4'-C1'-N1	5.61	112.69	108.20
22	DA	2669	G	C3'-C2'-C1'	5.61	105.98	101.50
22	BA	1945	G	C3'-C2'-C1'	5.60	105.98	101.50
22	BA	2570	G	C2-N3-C4	-5.60	109.10	111.90
22	DA	1716	U	N1-C1'-C2'	-5.60	105.84	112.00
22	DA	1919	A	N9-C1'-C2'	-5.60	105.84	112.00
22	BA	2567	G	C4-C5-N7	-5.60	108.56	110.80
22	BA	1350	C	P-O3'-C3'	-5.60	112.98	119.70
22	BA	2251	G	N9-C1'-C2'	-5.60	105.84	112.00
24	BC	109	LEU	CA-CB-CG	5.60	128.18	115.30
1	CA	721	G	P-O3'-C3'	5.60	126.42	119.70
22	BA	1717	A	N9-C1'-C2'	-5.60	105.84	112.00
22	BA	2407	A	C3'-C2'-C1'	5.60	105.98	101.50
22	BA	2745	C	O4'-C1'-N1	5.60	112.68	108.20
22	DA	478	A	C3'-C2'-C1'	5.60	105.98	101.50
22	BA	814	C	O5'-P-OP2	-5.60	100.66	105.70

Continued on next page...

Continued from previous page...

Mol	Chain	Res	Type	Atoms	Z	Observed(°)	Ideal(°)
22	DA	544	C	O4'-C1'-N1	5.60	112.68	108.20
1	AA	968	A	P-O3'-C3'	5.59	126.42	119.70
22	BA	1370	C	P-O3'-C3'	5.59	126.41	119.70
22	BA	1444	G	O5'-P-OP2	-5.59	100.67	105.70
1	CA	414	A	C3'-C2'-C1'	5.59	105.98	101.50
22	DA	223	A	C3'-C2'-C1'	5.59	105.97	101.50
22	DA	991	C	C3'-C2'-C1'	5.59	105.98	101.50
22	DA	2657	A	C3'-C2'-C1'	5.59	105.98	101.50
1	AA	817	C	P-O3'-C3'	5.59	126.41	119.70
22	DA	784	G	P-O3'-C3'	5.59	126.41	119.70
22	BA	1303	G	P-O5'-C5'	-5.59	111.95	120.90
1	AA	654	G	C3'-C2'-C1'	5.59	105.97	101.50
22	BA	486	C	P-O3'-C3'	-5.59	112.99	119.70
22	BA	581	C	O4'-C1'-N1	-5.59	103.73	108.20
22	BA	829	A	P-O3'-C3'	5.59	126.41	119.70
22	BA	1142	A	N3-C4-N9	-5.59	122.93	127.40
22	BA	2887	A	P-O3'-C3'	5.59	126.41	119.70
22	DA	459	U	C3'-C2'-C1'	5.59	105.97	101.50
22	BA	691	C	C5-C6-N1	-5.59	118.21	121.00
22	BA	2727	A	C3'-C2'-C1'	5.59	105.97	101.50
22	BA	1494	A	C3'-C2'-C1'	5.59	105.97	101.50
22	BA	2463	C	O4'-C1'-N1	-5.59	103.73	108.20
1	AA	1130	A	P-O3'-C3'	-5.58	113.00	119.70
1	CA	131	A	C3'-C2'-C1'	5.58	105.97	101.50
1	AA	61	G	P-O3'-C3'	-5.58	113.00	119.70
22	BA	1428	C	N1-C2-O2	-5.58	115.55	118.90
22	BA	1808	A	O4'-C1'-N9	5.58	112.67	108.20
22	BA	2744	G	C5-C6-O6	-5.58	125.25	128.60
22	BA	2890	G	C5-C6-O6	-5.58	125.25	128.60
22	DA	73	A	C3'-C2'-C1'	5.58	105.97	101.50
22	DA	826	U	P-O3'-C3'	-5.58	113.00	119.70
22	DA	1821	A	P-O3'-C3'	-5.58	113.00	119.70
1	AA	93	U	O4'-C1'-N1	5.58	112.66	108.20
22	BA	455	C	P-O5'-C5'	-5.58	111.98	120.90
22	BA	1333	G	N9-C1'-C2'	-5.58	105.86	112.00
22	BA	2034	U	N1-C1'-C2'	-5.58	105.86	112.00
1	CA	85	U	N1-C1'-C2'	5.58	121.25	114.00
1	CA	821	G	P-O3'-C3'	-5.58	113.01	119.70
1	CA	1160	G	P-O3'-C3'	-5.58	113.00	119.70
22	DA	1536	C	P-O3'-C3'	5.58	126.39	119.70
22	DA	1654	A	C3'-C2'-C1'	5.58	105.96	101.50
22	BA	747	U	N1-C1'-C2'	-5.58	105.86	112.00

Continued on next page...

Continued from previous page...

Mol	Chain	Res	Type	Atoms	Z	Observed(°)	Ideal(°)
22	BA	2673	G	C3'-C2'-C1'	5.58	105.96	101.50
1	AA	318	G	N3-C4-C5	5.58	131.39	128.60
22	BA	691	C	C6-N1-C2	5.58	122.53	120.30
1	CA	352	C	C3'-C2'-C1'	5.58	105.96	101.50
22	DA	312	G	C3'-C2'-C1'	5.58	105.96	101.50
1	AA	500	G	P-O3'-C3'	-5.57	113.01	119.70
22	BA	1250	G	N9-C1'-C2'	5.57	121.24	114.00
22	BA	475	C	C3'-C2'-C1'	5.57	105.96	101.50
1	CA	874	G	C3'-C2'-C1'	5.57	105.96	101.50
22	BA	310	A	P-O5'-C5'	-5.57	111.99	120.90
22	BA	575	A	P-O3'-C3'	-5.57	113.02	119.70
22	BA	2832	U	P-O3'-C3'	5.57	126.38	119.70
22	BA	1385	A	C8-N9-C4	5.57	108.03	105.80
22	BA	2450	A	C3'-C2'-C1'	5.57	105.95	101.50
22	BA	2757	A	P-O3'-C3'	-5.57	113.02	119.70
22	DA	1829	A	N9-C1'-C2'	-5.57	105.88	112.00
1	AA	1203	C	C3'-C2'-C1'	5.57	105.95	101.50
22	BA	229	C	C3'-C2'-C1'	5.57	105.95	101.50
22	BA	546	U	O4'-C1'-N1	5.57	112.65	108.20
22	BA	672	C	P-O5'-C5'	-5.57	111.99	120.90
22	BA	918	A	P-O3'-C3'	5.57	126.38	119.70
22	BA	1278	C	O4'-C1'-N1	5.57	112.65	108.20
22	BA	2215	C	P-O5'-C5'	-5.57	112.00	120.90
22	DA	2615	U	C3'-C2'-C1'	5.57	105.95	101.50
22	DA	2895	G	C3'-C2'-C1'	5.57	105.95	101.50
22	BA	528	A	C5-C6-N1	-5.56	114.92	117.70
22	BA	1730	C	O4'-C1'-N1	5.56	112.65	108.20
1	CA	71	A	C3'-C2'-C1'	5.56	105.95	101.50
22	BA	2512	C	P-O3'-C3'	-5.56	113.03	119.70
22	BA	2815	C	O4'-C1'-N1	-5.56	103.75	108.20
22	DA	1603	A	C3'-C2'-C1'	5.56	105.95	101.50
1	AA	352	C	C3'-C2'-C1'	5.56	105.94	101.50
22	BA	1263	U	P-O3'-C3'	5.56	126.37	119.70
22	BA	137	U	P-O3'-C3'	5.55	126.37	119.70
22	BA	1313	U	P-O3'-C3'	-5.55	113.03	119.70
1	CA	596	A	C3'-C2'-C1'	5.55	105.94	101.50
22	BA	1429	G	C3'-C2'-C1'	5.55	105.94	101.50
23	BB	25	U	C3'-C2'-C1'	5.55	105.94	101.50
22	DA	628	G	C3'-C2'-C1'	5.55	105.94	101.50
22	BA	763	G	C3'-C2'-C1'	5.55	105.94	101.50
1	CA	1095	U	C3'-C2'-C1'	5.55	105.94	101.50
22	DA	2877	G	N9-C1'-C2'	-5.55	105.90	112.00

Continued on next page...

Continued from previous page...

Mol	Chain	Res	Type	Atoms	Z	Observed(°)	Ideal(°)
1	AA	994	A	C3'-C2'-C1'	5.55	105.94	101.50
22	BA	1780	A	C2-N3-C4	-5.55	107.83	110.60
22	DA	1523	U	O4'-C1'-N1	5.55	112.64	108.20
22	BA	411	G	P-O3'-C3'	5.55	126.36	119.70
22	BA	1937	A	P-O5'-C5'	-5.55	112.03	120.90
22	BA	2309	A	C3'-C2'-C1'	5.55	105.94	101.50
22	BA	1997	C	O5'-P-OP1	-5.54	100.71	105.70
22	DA	1026	G	C3'-C2'-C1'	5.54	105.94	101.50
1	AA	528	C	O4'-C1'-N1	-5.54	103.77	108.20
22	BA	590	A	P-O3'-C3'	-5.54	113.05	119.70
22	BA	2465	C	C6-N1-C2	5.54	122.52	120.30
22	DA	1941	C	C3'-C2'-C1'	5.54	105.93	101.50
22	BA	177	G	O4'-C1'-N9	5.54	112.63	108.20
22	BA	865	C	N1-C2-O2	-5.54	115.58	118.90
22	BA	1024	G	C3'-C2'-C1'	5.54	105.93	101.50
1	CA	1299	A	P-O3'-C3'	-5.54	113.05	119.70
22	BA	2691	C	C3'-C2'-C1'	5.54	105.93	101.50
1	AA	548	G	C3'-C2'-C1'	5.54	105.93	101.50
1	AA	1337	G	C3'-C2'-C1'	5.54	105.93	101.50
22	BA	1014	A	N1-C6-N6	-5.54	115.28	118.60
22	BA	1198	U	O5'-P-OP2	-5.54	100.72	105.70
1	CA	64	G	O4'-C1'-N9	5.54	112.63	108.20
1	CA	1182	G	P-O3'-C3'	5.54	126.34	119.70
1	CA	1191	A	C3'-C2'-C1'	5.54	105.93	101.50
22	DA	1648	U	C3'-C2'-C1'	5.54	105.93	101.50
22	DA	2458	G	C4-N9-C1'	5.54	133.70	126.50
22	BA	2551	C	P-O3'-C3'	-5.53	113.06	119.70
1	CA	247	G	N9-C1'-C2'	-5.53	105.91	112.00
1	AA	373	A	C3'-C2'-C1'	5.53	105.92	101.50
22	BA	1695	G	P-O5'-C5'	-5.53	112.05	120.90
22	DA	783	A	C3'-C2'-C1'	5.53	105.92	101.50
22	DA	2876	G	C3'-C2'-C1'	5.53	105.92	101.50
1	CA	14	U	O4'-C1'-N1	5.53	112.62	108.20
1	CA	1053	G	P-O3'-C3'	5.53	126.33	119.70
1	AA	14	U	C3'-C2'-C1'	5.53	105.92	101.50
22	BA	2716	C	N3-C4-C5	5.53	124.11	121.90
1	CA	497	G	C3'-C2'-C1'	5.53	105.92	101.50
1	AA	998	C	O4'-C1'-N1	5.52	112.62	108.20
1	AA	1127	G	P-O3'-C3'	-5.52	113.07	119.70
22	BA	996	A	C3'-C2'-C1'	5.52	105.92	101.50
1	CA	369	G	P-O3'-C3'	-5.52	113.07	119.70
22	BA	852	U	C5-C6-N1	-5.52	119.94	122.70

Continued on next page...

Continued from previous page...

Mol	Chain	Res	Type	Atoms	Z	Observed(°)	Ideal(°)
22	BA	1317	G	P-O3'-C3'	-5.52	113.07	119.70
22	DA	2459	A	N9-C1'-C2'	-5.52	105.92	112.00
22	BA	1829	A	C3'-C2'-C1'	5.52	105.92	101.50
1	AA	267	C	P-O5'-C5'	-5.52	112.07	120.90
22	BA	2271	G	N3-C4-C5	-5.52	125.84	128.60
22	DA	324	A	C3'-C2'-C1'	5.52	105.92	101.50
22	DA	490	C	O4'-C1'-N1	-5.52	103.78	108.20
22	BA	653	U	P-O3'-C3'	5.52	126.32	119.70
22	BA	1024	G	N9-C1'-C2'	-5.52	105.93	112.00
22	BA	2571	U	O4'-C1'-N1	-5.52	103.79	108.20
22	BA	2682	A	C3'-C2'-C1'	5.52	105.91	101.50
22	BA	2831	G	N3-C2-N2	-5.52	116.04	119.90
22	DA	1256	G	C3'-C2'-C1'	5.52	105.91	101.50
22	BA	2210	U	O4'-C1'-N1	5.52	112.61	108.20
22	BA	2319	G	O4'-C1'-N9	5.52	112.61	108.20
1	CA	238	A	P-O3'-C3'	5.52	126.32	119.70
1	AA	47	C	P-O3'-C3'	5.51	126.32	119.70
1	AA	1259	C	O4'-C1'-N1	5.51	112.61	108.20
22	DA	588	U	C3'-C2'-C1'	5.51	105.91	101.50
22	DA	1325	U	P-O3'-C3'	5.51	126.32	119.70
22	DA	1569	A	P-O3'-C3'	-5.51	113.08	119.70
22	BA	705	A	P-O3'-C3'	-5.51	113.08	119.70
22	BA	792	A	N1-C6-N6	5.51	121.91	118.60
22	BA	1692	U	N3-C2-O2	5.51	126.06	122.20
22	BA	2455	G	P-O3'-C3'	5.51	126.31	119.70
1	AA	1191	A	P-O3'-C3'	-5.51	113.09	119.70
1	AA	1322	C	P-O3'-C3'	5.51	126.31	119.70
22	BA	585	G	O3'-P-O5'	-5.51	93.53	104.00
22	DA	1324	G	O4'-C1'-N9	5.51	112.61	108.20
22	DA	1512	C	C3'-C2'-C1'	5.51	105.91	101.50
22	DA	1627	G	C3'-C2'-C1'	5.51	105.91	101.50
22	DA	1653	G	O4'-C1'-N9	5.51	112.61	108.20
1	AA	345	C	P-O5'-C5'	-5.51	112.08	120.90
1	AA	1152	A	C3'-C2'-C1'	5.51	105.91	101.50
1	AA	1349	A	C3'-C2'-C1'	5.51	105.91	101.50
1	CA	71	A	P-O3'-C3'	-5.51	113.09	119.70
1	CA	83	C	N1-C1'-C2'	-5.51	105.94	112.00
22	DA	87	U	O4'-C1'-N1	5.51	112.61	108.20
22	DA	1674	G	P-O3'-C3'	5.51	126.31	119.70
22	BA	973	A	N1-C2-N3	5.51	132.05	129.30
1	AA	1496	C	P-O3'-C3'	-5.51	113.09	119.70
22	BA	530	G	C8-N9-C4	-5.51	104.20	106.40

Continued on next page...

Continued from previous page...

Mol	Chain	Res	Type	Atoms	Z	Observed(°)	Ideal(°)
22	BA	687	C	P-O5'-C5'	-5.51	112.09	120.90
22	BA	858	G	P-O5'-C5'	-5.51	112.09	120.90
1	AA	430	A	C3'-C2'-C1'	5.50	105.90	101.50
1	AA	1126	U	N1-C1'-C2'	5.50	121.16	114.00
1	CA	1148	U	C3'-C2'-C1'	5.50	105.90	101.50
1	AA	71	A	P-O3'-C3'	-5.50	113.09	119.70
1	AA	163	C	O4'-C1'-N1	-5.50	103.80	108.20
22	BA	742	A	P-O3'-C3'	-5.50	113.10	119.70
22	BA	1694	C	C5-C6-N1	-5.50	118.25	121.00
22	BA	1714	U	C3'-C2'-C1'	5.50	105.90	101.50
22	BA	2013	A	OP1-P-O3'	5.50	117.31	105.20
22	BA	2808	G	O5'-P-OP2	-5.50	100.75	105.70
22	DA	218	A	C3'-C2'-C1'	5.50	105.90	101.50
22	DA	1733	G	N9-C1'-C2'	-5.50	105.95	112.00
22	BA	975	A	P-O3'-C3'	-5.50	113.10	119.70
22	BA	1255	U	N3-C2-O2	5.50	126.05	122.20
22	BA	1426	G	P-O3'-C3'	5.50	126.30	119.70
22	BA	1475	G	O4'-C1'-N9	5.50	112.60	108.20
22	DA	1695	G	P-O3'-C3'	-5.50	113.10	119.70
1	AA	91	U	C3'-C2'-C1'	5.50	105.90	101.50
22	BA	388	G	C3'-C2'-C1'	5.50	105.90	101.50
22	BA	435	C	P-O5'-C5'	-5.50	112.10	120.90
22	BA	1866	A	C3'-C2'-C1'	5.50	105.90	101.50
1	AA	115	G	C4'-C3'-C2'	5.50	108.10	102.60
1	AA	1129	C	N1-C1'-C2'	5.50	121.15	114.00
22	BA	572	A	C3'-C2'-C1'	5.50	105.90	101.50
22	BA	1611	C	C3'-C2'-C1'	5.50	105.90	101.50
22	BA	2501	C	C2-N1-C1'	-5.50	112.75	118.80
22	DA	2880	C	C3'-C2'-C1'	5.50	105.90	101.50
1	AA	1183	U	N1-C1'-C2'	-5.50	105.95	112.00
1	AA	1381	U	C3'-C2'-C1'	5.50	105.90	101.50
22	BA	223	A	C3'-C2'-C1'	5.50	105.90	101.50
22	BA	1424	G	P-O3'-C3'	5.50	126.30	119.70
22	BA	2503	A	P-O3'-C3'	5.50	126.30	119.70
1	AA	509	A	P-O3'-C3'	-5.50	113.11	119.70
22	BA	1954	G	C5-C6-O6	-5.50	125.30	128.60
1	AA	94	G	P-O3'-C3'	5.49	126.29	119.70
22	BA	726	G	N3-C4-N9	-5.49	122.70	126.00
22	BA	2685	G	P-O5'-C5'	-5.49	112.11	120.90
23	BB	89	U	O4'-C1'-N1	5.49	112.59	108.20
22	DA	1555	G	C3'-C2'-C1'	5.49	105.89	101.50
1	AA	994	A	P-O3'-C3'	-5.49	113.11	119.70

Continued on next page...

Continued from previous page...

Mol	Chain	Res	Type	Atoms	Z	Observed(°)	Ideal(°)
22	BA	2879	A	O4'-C1'-N9	5.49	112.59	108.20
1	CA	92	U	P-O3'-C3'	-5.49	113.11	119.70
22	DA	2407	A	C3'-C2'-C1'	5.49	105.89	101.50
22	BA	2387	U	O4'-C1'-N1	5.49	112.59	108.20
23	DB	111	U	P-O3'-C3'	-5.49	113.11	119.70
22	BA	838	C	N1-C2-O2	-5.49	115.61	118.90
1	CA	891	U	C3'-C2'-C1'	5.49	105.89	101.50
22	DA	265	A	O4'-C1'-N9	5.49	112.59	108.20
22	DA	1799	G	P-O3'-C3'	5.49	126.29	119.70
1	AA	174	A	C3'-C2'-C1'	5.49	105.89	101.50
22	BA	567	U	O3'-P-O5'	-5.49	93.58	104.00
1	CA	452	A	N9-C1'-C2'	-5.49	105.97	112.00
22	BA	1153	C	C4-C5-C6	5.48	120.14	117.40
1	CA	1395	C	C3'-C2'-C1'	5.48	105.89	101.50
1	AA	1323	G	C3'-C2'-C1'	5.48	105.89	101.50
22	BA	1128	G	O4'-C1'-N9	5.48	112.59	108.20
22	BA	1385	A	O4'-C1'-N9	5.48	112.59	108.20
22	BA	1554	U	C4'-C3'-C2'	5.48	108.08	102.60
22	DA	1340	U	N1-C1'-C2'	-5.48	105.97	112.00
1	AA	537	G	C3'-C2'-C1'	5.48	105.88	101.50
22	BA	1753	G	P-O3'-C3'	5.48	126.28	119.70
22	DA	2758	A	C3'-C2'-C1'	5.48	105.88	101.50
22	DA	2062	A	C3'-C2'-C1'	5.48	105.88	101.50
22	BA	1229	C	C5-C6-N1	-5.48	118.26	121.00
23	BB	16	G	N9-C1'-C2'	-5.48	105.97	112.00
1	CA	93	U	P-O3'-C3'	-5.48	113.13	119.70
1	AA	191	G	O4'-C1'-N9	-5.48	103.82	108.20
22	DA	1401	G	C3'-C2'-C1'	5.48	105.88	101.50
1	AA	331	G	N9-C1'-C2'	-5.47	105.98	112.00
1	AA	874	G	C3'-C2'-C1'	5.47	105.88	101.50
22	BA	436	C	O4'-C1'-N1	5.47	112.58	108.20
22	BA	1290	C	C6-N1-C2	5.47	122.49	120.30
22	BA	1480	C	P-O5'-C5'	-5.47	112.14	120.90
22	BA	1943	U	O4'-C1'-N1	-5.47	103.82	108.20
23	BB	67	G	C3'-C2'-C1'	5.47	105.88	101.50
22	DA	49	A	P-O3'-C3'	5.47	126.27	119.70
1	AA	1381	U	P-O3'-C3'	-5.47	113.13	119.70
22	BA	535	G	OP2-P-O3'	5.47	117.24	105.20
22	BA	14	A	P-O5'-C5'	-5.47	112.15	120.90
22	BA	1511	G	P-O5'-C5'	-5.47	112.15	120.90
22	BA	2639	A	P-O3'-C3'	-5.47	113.14	119.70
22	DA	1456	G	C3'-C2'-C1'	5.47	105.88	101.50

Continued on next page...

Continued from previous page...

Mol	Chain	Res	Type	Atoms	Z	Observed(°)	Ideal(°)
22	BA	2281	A	P-O5'-C5'	-5.47	112.15	120.90
22	DA	1682	G	C3'-C2'-C1'	5.47	105.87	101.50
22	BA	2001	C	P-O3'-C3'	-5.46	113.14	119.70
1	CA	347	G	C3'-C2'-C1'	5.46	105.87	101.50
1	AA	794	A	C3'-C2'-C1'	5.46	105.87	101.50
1	AA	1322	C	N1-C1'-C2'	5.46	121.10	114.00
22	BA	513	A	P-O3'-C3'	-5.46	113.15	119.70
1	CA	68	G	N9-C1'-C2'	-5.46	105.99	112.00
22	DA	1249	U	P-O3'-C3'	-5.46	113.15	119.70
22	BA	1954	G	C5-C6-N1	5.46	114.23	111.50
22	BA	2428	G	P-O5'-C5'	-5.46	112.17	120.90
22	BA	2029	G	OP1-P-O3'	5.46	117.21	105.20
22	BA	2875	C	O4'-C1'-N1	-5.46	103.83	108.20
22	DA	392	U	C3'-C2'-C1'	5.46	105.86	101.50
22	DA	406	G	C3'-C2'-C1'	5.46	105.86	101.50
22	BA	1702	G	P-O5'-C5'	-5.45	112.17	120.90
22	BA	2259	U	P-O5'-C5'	-5.45	112.17	120.90
22	BA	1026	G	C3'-C2'-C1'	5.45	105.86	101.50
1	CA	381	C	N1-C1'-C2'	5.45	121.09	114.00
1	CA	962	C	O4'-C1'-N1	5.45	112.56	108.20
1	AA	1498	U	P-O3'-C3'	5.45	126.24	119.70
22	BA	2788	C	P-O5'-C5'	-5.45	112.18	120.90
22	DA	777	G	C3'-C2'-C1'	5.45	105.86	101.50
1	CA	330	C	C3'-C2'-C1'	5.45	105.86	101.50
22	BA	29	U	P-O5'-C5'	-5.45	112.19	120.90
22	BA	1564	C	P-O3'-C3'	5.45	126.23	119.70
22	DA	1144	A	N9-C1'-C2'	-5.45	106.01	112.00
22	DA	1346	G	C3'-C2'-C1'	5.45	105.86	101.50
22	DA	2199	A	C3'-C2'-C1'	5.45	105.86	101.50
1	CA	1160	G	N9-C1'-C2'	-5.44	106.01	112.00
22	BA	569	U	O4'-C1'-N1	5.44	112.55	108.20
22	DA	794	A	P-O3'-C3'	-5.44	113.17	119.70
22	DA	1934	C	O4'-C1'-N1	5.44	112.55	108.20
1	AA	1046	A	O4'-C1'-N9	5.44	112.55	108.20
22	BA	604	G	C3'-C2'-C1'	5.44	105.85	101.50
22	BA	1459	G	C3'-C2'-C1'	5.44	105.85	101.50
22	BA	1944	U	P-O3'-C3'	5.44	126.23	119.70
22	DA	622	G	C3'-C2'-C1'	5.44	105.85	101.50
22	BA	1142	A	N1-C6-N6	5.44	121.86	118.60
22	BA	1762	A	O4'-C1'-N9	-5.44	103.85	108.20
22	DA	406	G	P-O3'-C3'	-5.44	113.18	119.70
22	DA	1757	A	P-O3'-C3'	5.44	126.22	119.70

Continued on next page...

Continued from previous page...

Mol	Chain	Res	Type	Atoms	Z	Observed(°)	Ideal(°)
22	BA	2424	C	C2-N3-C4	-5.43	117.18	119.90
1	CA	248	C	C3'-C2'-C1'	5.43	105.85	101.50
1	CA	722	G	C3'-C2'-C1'	5.43	105.85	101.50
22	DA	2063	C	C3'-C2'-C1'	5.43	105.85	101.50
1	AA	84	U	O4'-C1'-N1	5.43	112.55	108.20
1	AA	1348	U	C3'-C2'-C1'	5.43	105.85	101.50
22	BA	528	A	N9-C1'-C2'	-5.43	106.03	112.00
22	BA	793	A	N1-C2-N3	5.43	132.02	129.30
22	BA	1619	G	N1-C6-O6	-5.43	116.64	119.90
22	BA	2567	G	C2-N3-C4	5.43	114.62	111.90
22	BA	2714	G	P-O3'-C3'	-5.43	113.18	119.70
1	CA	9	G	C3'-C2'-C1'	5.43	105.85	101.50
22	DA	1247	A	P-O3'-C3'	5.43	126.22	119.70
22	BA	694	U	O4'-C1'-N1	5.43	112.55	108.20
22	BA	1931	U	P-O3'-C3'	-5.43	113.18	119.70
1	CA	282	A	C3'-C2'-C1'	5.43	105.84	101.50
1	AA	1128	C	P-O5'-C5'	-5.43	112.21	120.90
22	BA	765	C	C3'-C2'-C1'	5.43	105.84	101.50
22	BA	568	U	O4'-C1'-N1	-5.43	103.86	108.20
22	BA	2890	G	N9-C4-C5	-5.43	103.23	105.40
23	DB	16	G	C3'-C2'-C1'	5.43	105.84	101.50
22	BA	2021	C	O4'-C1'-N1	-5.42	103.86	108.20
1	CA	353	A	O4'-C1'-N9	5.42	112.54	108.20
1	CA	1393	U	O4'-C1'-N1	-5.42	103.86	108.20
22	DA	1569	A	C3'-C2'-C1'	5.42	105.84	101.50
1	AA	352	C	O4'-C1'-N1	-5.42	103.86	108.20
1	AA	721	G	P-O3'-C3'	5.42	126.21	119.70
22	DA	1576	U	O4'-C1'-N1	5.42	112.54	108.20
22	BA	1033	U	O4'-C1'-N1	5.42	112.53	108.20
22	DA	1647	U	P-O3'-C3'	5.42	126.20	119.70
22	BA	1619	G	O5'-P-OP2	-5.42	100.83	105.70
1	CA	766	A	P-O3'-C3'	5.42	126.20	119.70
1	CA	421	U	P-O3'-C3'	5.41	126.19	119.70
22	DA	163	C	N1-C1'-C2'	-5.41	106.05	112.00
22	DA	407	G	C3'-C2'-C1'	5.41	105.83	101.50
1	AA	978	A	C3'-C2'-C1'	5.41	105.83	101.50
22	BA	1631	G	O4'-C1'-N9	5.41	112.53	108.20
22	BA	2324	U	O4'-C1'-N1	-5.41	103.87	108.20
47	BZ	16	LEU	CA-CB-CG	-5.41	102.86	115.30
1	CA	52	C	C3'-C2'-C1'	5.41	105.83	101.50
22	DA	397	U	P-O3'-C3'	-5.41	113.21	119.70
22	DA	510	C	C3'-C2'-C1'	5.41	105.83	101.50

Continued on next page...

Continued from previous page...

Mol	Chain	Res	Type	Atoms	Z	Observed(°)	Ideal(°)
22	DA	2746	U	N1-C1'-C2'	-5.41	106.05	112.00
22	BA	606	U	O4'-C1'-N1	5.41	112.53	108.20
22	BA	1774	C	O4'-C1'-N1	-5.41	103.87	108.20
22	BA	2333	A	C8-N9-C4	5.41	107.96	105.80
23	BB	29	A	P-O5'-C5'	-5.41	112.25	120.90
1	CA	1086	U	C3'-C2'-C1'	5.41	105.83	101.50
22	BA	1674	G	P-O3'-C3'	5.41	126.19	119.70
1	CA	52	C	P-O3'-C3'	-5.41	113.21	119.70
22	DA	13	A	P-O3'-C3'	5.41	126.19	119.70
22	BA	681	G	P-O5'-C5'	-5.41	112.25	120.90
22	BA	1822	C	P-O5'-C5'	-5.41	112.25	120.90
1	AA	487	A	C3'-C2'-C1'	5.40	105.82	101.50
1	AA	1215	G	C3'-C2'-C1'	5.40	105.82	101.50
22	BA	1382	G	P-O5'-C5'	-5.40	112.26	120.90
22	DA	2092	U	O4'-C1'-N1	5.40	112.52	108.20
22	BA	181	A	P-O3'-C3'	-5.40	113.22	119.70
22	BA	2026	U	C5-C6-N1	-5.40	120.00	122.70
22	BA	2258	C	C4'-C3'-C2'	5.40	108.00	102.60
22	BA	1885	A	C3'-C2'-C1'	5.40	105.82	101.50
22	DA	10	A	O4'-C1'-N9	5.40	112.52	108.20
22	DA	2850	A	C3'-C2'-C1'	5.40	105.82	101.50
22	DA	806	C	C3'-C2'-C1'	5.40	105.82	101.50
22	BA	463	G	OP2-P-O3'	5.39	117.07	105.20
22	BA	1133	A	O4'-C1'-N9	5.39	112.52	108.20
22	BA	1255	U	C3'-C2'-C1'	5.39	105.81	101.50
1	AA	1153	G	C3'-C2'-C1'	5.39	105.81	101.50
1	CA	423	G	C3'-C2'-C1'	5.39	105.81	101.50
22	DA	398	C	C3'-C2'-C1'	5.39	105.81	101.50
23	DB	45	A	P-O3'-C3'	-5.39	113.23	119.70
22	BA	2383	G	C3'-C2'-C1'	5.39	105.81	101.50
22	BA	2055	C	C6-N1-C2	5.39	122.46	120.30
22	BA	2092	U	N1-C1'-C2'	5.39	121.01	114.00
1	CA	15	G	C3'-C2'-C1'	5.39	105.81	101.50
22	DA	60	G	O4'-C1'-N9	5.39	112.51	108.20
22	DA	868	U	C3'-C2'-C1'	5.39	105.81	101.50
22	DA	916	G	C3'-C2'-C1'	5.39	105.81	101.50
1	AA	64	G	O4'-C1'-N9	5.39	112.51	108.20
1	AA	1131	G	C3'-C2'-C1'	5.39	105.81	101.50
1	AA	1259	C	C3'-C2'-C1'	5.39	105.81	101.50
22	BA	412	A	N9-C1'-C2'	-5.39	106.07	112.00
22	BA	1816	C	C3'-C2'-C1'	5.39	105.81	101.50
1	CA	1218	C	O4'-C1'-N1	5.39	112.51	108.20

Continued on next page...

Continued from previous page...

Mol	Chain	Res	Type	Atoms	Z	Observed(°)	Ideal(°)
22	DA	2052	A	P-O5'-C5'	-5.39	112.28	120.90
1	AA	576	C	O4'-C1'-N1	5.39	112.51	108.20
1	AA	1087	G	C3'-C2'-C1'	5.38	105.81	101.50
22	BA	2787	C	N1-C2-O2	-5.38	115.67	118.90
22	DA	35	G	N9-C1'-C2'	-5.38	106.08	112.00
22	BA	534	U	C5-C6-N1	-5.38	120.01	122.70
22	BA	867	C	N1-C1'-C2'	-5.38	106.08	112.00
22	BA	2543	G	P-O3'-C3'	-5.38	113.24	119.70
1	AA	61	G	C3'-C2'-C1'	5.38	105.80	101.50
1	AA	1131	G	N9-C1'-C2'	-5.38	106.08	112.00
1	AA	536	C	N1-C1'-C2'	-5.38	106.08	112.00
1	AA	754	C	N1-C1'-C2'	-5.38	106.08	112.00
22	BA	458	G	C3'-C2'-C1'	-5.38	97.20	101.50
22	BA	1240	U	C6-N1-C1'	-5.38	113.67	121.20
22	BA	2148	G	C3'-C2'-C1'	5.38	105.80	101.50
22	BA	2504	U	N1-C2-O2	5.38	126.56	122.80
22	BA	2607	G	P-O3'-C3'	-5.38	113.25	119.70
25	BD	10	GLY	N-CA-C	5.38	126.55	113.10
22	DA	1255	U	C6-N1-C1'	-5.38	113.67	121.20
1	AA	1304	G	C3'-C2'-C1'	5.38	105.80	101.50
1	AA	1454	G	C3'-C2'-C1'	5.38	105.80	101.50
22	BA	2546	U	C5-C4-O4	-5.38	122.67	125.90
22	BA	2836	U	P-O3'-C3'	-5.38	113.25	119.70
1	CA	642	A	P-O3'-C3'	-5.38	113.25	119.70
22	DA	2879	A	P-O3'-C3'	5.38	126.15	119.70
22	BA	303	G	C3'-C2'-C1'	5.37	105.80	101.50
22	BA	860	U	N3-C2-O2	-5.37	118.44	122.20
22	BA	984	A	O3'-P-O5'	5.37	114.21	104.00
22	BA	1272	A	C8-N9-C4	5.37	107.95	105.80
1	CA	14	U	C3'-C2'-C1'	5.37	105.80	101.50
22	BA	2424	C	C5-C6-N1	-5.37	118.31	121.00
1	AA	252	U	C3'-C2'-C1'	5.37	105.80	101.50
22	DA	1329	U	N1-C1'-C2'	5.37	120.98	114.00
1	AA	642	A	C3'-C2'-C1'	5.37	105.80	101.50
22	BA	772	C	C6-N1-C2	5.37	122.45	120.30
22	BA	1254	A	C3'-C2'-C1'	5.37	105.79	101.50
22	BA	2552	U	O4'-C1'-N1	-5.37	103.91	108.20
1	AA	384	G	P-O3'-C3'	5.37	126.14	119.70
1	CA	531	U	N1-C1'-C2'	5.37	120.98	114.00
1	AA	352	C	P-O3'-C3'	-5.37	113.26	119.70
22	BA	955	U	N3-C4-C5	5.37	117.82	114.60
22	BA	2312	U	O4'-C1'-N1	5.37	112.49	108.20

Continued on next page...

Continued from previous page...

Mol	Chain	Res	Type	Atoms	Z	Observed(°)	Ideal(°)
22	DA	638	G	P-O3'-C3'	-5.37	113.26	119.70
22	DA	831	G	C3'-C2'-C1'	5.37	105.79	101.50
22	DA	1034	G	P-O3'-C3'	-5.37	113.26	119.70
22	BA	166	U	P-O3'-C3'	-5.36	113.26	119.70
22	BA	1698	A	P-O3'-C3'	5.36	126.14	119.70
22	BA	2681	C	N3-C2-O2	5.36	125.66	121.90
22	BA	2890	G	C4-C5-N7	5.36	112.94	110.80
1	CA	1449	C	O4'-C1'-N1	5.36	112.49	108.20
22	DA	2832	U	P-O3'-C3'	5.36	126.14	119.70
22	DA	2866	U	N1-C1'-C2'	5.36	120.97	114.00
1	AA	1184	G	C3'-C2'-C1'	5.36	105.79	101.50
22	DA	1498	C	C3'-C2'-C1'	5.36	105.79	101.50
1	AA	1304	G	P-O3'-C3'	-5.36	113.27	119.70
22	BA	1360	G	O5'-P-OP2	-5.36	100.88	105.70
22	BA	2231	U	N1-C1'-C2'	-5.36	106.10	112.00
1	CA	369	G	C3'-C2'-C1'	5.36	105.79	101.50
1	CA	482	A	P-O3'-C3'	-5.36	113.27	119.70
22	DA	1700	A	P-O3'-C3'	-5.36	113.27	119.70
22	BA	2705	A	P-O5'-C5'	-5.36	112.33	120.90
22	BA	1261	C	O4'-C1'-N1	5.36	112.49	108.20
22	DA	1981	A	C3'-C2'-C1'	5.36	105.79	101.50
22	BA	585	G	P-O3'-C3'	5.36	126.13	119.70
23	DB	46	A	C3'-C2'-C1'	5.36	105.78	101.50
22	BA	1657	U	P-O3'-C3'	-5.35	113.28	119.70
1	CA	1447	A	P-O3'-C3'	5.35	126.12	119.70
1	AA	966	G	P-O3'-C3'	-5.35	113.28	119.70
22	BA	677	A	OP1-P-O3'	5.35	116.97	105.20
22	BA	1828	G	P-O3'-C3'	5.35	126.12	119.70
22	BA	2645	G	O3'-P-O5'	-5.35	93.83	104.00
1	CA	6	G	C3'-C2'-C1'	5.35	105.78	101.50
1	CA	1257	A	C3'-C2'-C1'	5.35	105.78	101.50
1	AA	286	C	O4'-C1'-N1	5.35	112.48	108.20
22	BA	621	A	C3'-C2'-C1'	5.35	105.78	101.50
1	CA	347	G	P-O3'-C3'	-5.35	113.28	119.70
22	DA	274	C	C3'-C2'-C1'	5.35	105.78	101.50
22	DA	2137	U	C3'-C2'-C1'	5.35	105.78	101.50
1	AA	1522	U	P-O5'-C5'	-5.35	112.34	120.90
23	BB	45	A	C3'-C2'-C1'	5.35	105.78	101.50
1	CA	816	A	C3'-C2'-C1'	5.35	105.78	101.50
22	BA	512	G	P-O3'-C3'	5.35	126.11	119.70
22	BA	962	G	P-O5'-C5'	-5.35	112.35	120.90
1	CA	64	G	P-O3'-C3'	5.35	126.11	119.70

Continued on next page...

Continued from previous page...

Mol	Chain	Res	Type	Atoms	Z	Observed(°)	Ideal(°)
22	BA	2508	G	C4-N9-C1'	5.34	133.45	126.50
1	CA	1152	A	C3'-C2'-C1'	5.34	105.78	101.50
22	DA	1707	G	P-O5'-C5'	-5.34	112.35	120.90
1	CA	1349	A	C3'-C2'-C1'	5.34	105.78	101.50
22	BA	486	C	C6-N1-C2	5.34	122.44	120.30
22	BA	914	G	C4-N9-C1'	5.34	133.44	126.50
22	BA	987	C	O4'-C1'-N1	5.34	112.47	108.20
51	B3	21	PHE	N-CA-C	5.34	125.42	111.00
1	AA	722	G	C3'-C2'-C1'	5.34	105.77	101.50
22	DA	618	G	C3'-C2'-C1'	5.34	105.77	101.50
22	DA	962	G	C3'-C2'-C1'	5.34	105.77	101.50
22	DA	1289	C	P-O3'-C3'	-5.34	113.30	119.70
22	DA	1468	U	O4'-C1'-N1	5.34	112.47	108.20
22	BA	638	G	P-O3'-C3'	-5.33	113.30	119.70
22	BA	1426	G	P-O5'-C5'	-5.33	112.37	120.90
1	CA	453	G	P-O3'-C3'	-5.33	113.30	119.70
22	DA	1475	G	P-O3'-C3'	5.33	126.10	119.70
1	CA	652	U	P-O3'-C3'	5.33	126.10	119.70
22	DA	2024	G	C3'-C2'-C1'	5.33	105.77	101.50
22	DA	2036	C	C3'-C2'-C1'	5.33	105.77	101.50
22	BA	628	G	P-O5'-C5'	-5.33	112.37	120.90
22	BA	664	G	O5'-P-OP2	-5.33	100.90	105.70
22	BA	324	A	N9-C1'-C2'	-5.33	106.14	112.00
22	BA	489	G	O3'-P-O5'	-5.33	93.87	104.00
22	BA	1943	U	C4'-C3'-C2'	5.33	107.93	102.60
1	CA	389	A	P-O3'-C3'	-5.33	113.31	119.70
22	DA	618	G	P-O3'-C3'	-5.33	113.31	119.70
22	DA	2502	G	C3'-C2'-C1'	5.33	105.76	101.50
22	BA	86	G	O5'-P-OP2	-5.33	100.91	105.70
22	BA	480	A	C3'-C2'-C1'	5.33	105.76	101.50
22	BA	1510	G	N9-C1'-C2'	-5.33	106.14	112.00
1	AA	718	A	C3'-C2'-C1'	5.32	105.76	101.50
22	BA	800	A	C5-N7-C8	-5.32	101.24	103.90
22	BA	2200	C	C3'-C2'-C1'	5.32	105.76	101.50
1	CA	67	C	O4'-C1'-N1	5.32	112.46	108.20
22	DA	1157	G	C3'-C2'-C1'	5.32	105.76	101.50
22	DA	1491	G	C3'-C2'-C1'	5.32	105.76	101.50
1	AA	339	C	C5-C6-N1	-5.32	118.34	121.00
1	AA	368	U	N1-C1'-C2'	-5.32	106.15	112.00
22	BA	2007	U	P-O3'-C3'	-5.32	113.31	119.70
1	CA	563	A	P-O3'-C3'	-5.32	113.31	119.70
1	CA	1052	U	C3'-C2'-C1'	5.32	105.76	101.50

Continued on next page...

Continued from previous page...

Mol	Chain	Res	Type	Atoms	Z	Observed(°)	Ideal(°)
22	DA	2837	A	C3'-C2'-C1'	5.32	105.76	101.50
22	BA	1989	G	P-O5'-C5'	-5.32	112.39	120.90
22	DA	129	C	N1-C1'-C2'	-5.32	106.15	112.00
1	CA	32	A	C3'-C2'-C1'	5.32	105.75	101.50
22	BA	2022	U	N3-C4-O4	5.32	123.12	119.40
22	DA	1972	G	C3'-C2'-C1'	5.32	105.75	101.50
1	AA	1108	G	P-O3'-C3'	-5.31	113.32	119.70
22	BA	1942	C	C3'-C2'-C1'	5.31	105.75	101.50
1	CA	1148	U	P-O3'-C3'	-5.31	113.32	119.70
22	DA	1949	G	P-O3'-C3'	5.31	126.08	119.70
22	DA	1965	C	P-O5'-C5'	-5.31	112.40	120.90
22	BA	1343	G	C3'-C2'-C1'	5.31	105.75	101.50
1	CA	590	U	O4'-C1'-N1	5.31	112.45	108.20
22	DA	223	A	P-O3'-C3'	-5.31	113.33	119.70
22	DA	572	A	O4'-C1'-N9	-5.31	103.95	108.20
22	DA	1206	G	P-O3'-C3'	-5.31	113.32	119.70
22	DA	1901	A	C3'-C2'-C1'	5.31	105.75	101.50
1	AA	1401	G	P-O5'-C5'	-5.31	112.40	120.90
22	BA	2881	U	O4'-C1'-N1	-5.31	103.95	108.20
35	BN	33	ILE	CB-CA-C	-5.31	100.98	111.60
1	CA	974	A	P-O3'-C3'	5.31	126.07	119.70
22	DA	770	G	C8-N9-C4	-5.31	104.28	106.40
1	AA	52	C	C3'-C2'-C1'	5.31	105.75	101.50
22	BA	2508	G	C8-N9-C1'	-5.31	120.10	127.00
22	BA	2615	U	C3'-C2'-C1'	5.31	105.75	101.50
22	DA	1294	U	O4'-C1'-N1	-5.31	103.95	108.20
1	AA	85	U	N1-C1'-C2'	5.31	120.90	114.00
1	AA	439	U	P-O3'-C3'	-5.31	113.33	119.70
22	DA	207	A	C3'-C2'-C1'	5.31	105.75	101.50
1	AA	246	A	P-O3'-C3'	5.31	126.07	119.70
22	BA	667	U	P-O3'-C3'	5.31	126.07	119.70
22	BA	1323	C	C6-N1-C2	5.31	122.42	120.30
22	BA	1919	A	N9-C1'-C2'	-5.31	106.16	112.00
22	BA	2236	U	P-O5'-C5'	-5.31	112.41	120.90
23	BB	12	C	P-O3'-C3'	5.31	126.07	119.70
22	DA	530	G	P-O3'-C3'	-5.31	113.33	119.70
1	AA	71	A	C3'-C2'-C1'	5.30	105.74	101.50
22	BA	2729	G	N9-C1'-C2'	-5.30	106.16	112.00
22	DA	512	G	P-O3'-C3'	5.30	126.06	119.70
22	DA	1144	A	C3'-C2'-C1'	5.30	105.74	101.50
1	AA	1382	C	C3'-C2'-C1'	5.30	105.74	101.50
22	BA	1192	G	P-O5'-C5'	-5.30	112.42	120.90

Continued on next page...

Continued from previous page...

Mol	Chain	Res	Type	Atoms	Z	Observed(°)	Ideal(°)
1	CA	199	A	P-O3'-C3'	-5.30	113.34	119.70
22	DA	687	C	C3'-C2'-C1'	5.30	105.74	101.50
22	BA	2632	A	P-O5'-C5'	-5.30	112.42	120.90
22	BA	309	A	P-O3'-C3'	5.30	126.06	119.70
22	BA	1628	G	C5-C6-O6	-5.30	125.42	128.60
22	BA	2611	C	P-O3'-C3'	-5.30	113.34	119.70
47	BZ	16	LEU	CB-CG-CD2	-5.30	101.99	111.00
1	CA	309	A	P-O3'-C3'	-5.30	113.34	119.70
23	DB	90	C	C3'-C2'-C1'	5.30	105.74	101.50
1	AA	1130	A	O4'-C1'-N9	-5.30	103.96	108.20
22	BA	2661	G	P-O3'-C3'	5.30	126.06	119.70
1	CA	1332	A	C3'-C2'-C1'	5.30	105.74	101.50
22	BA	765	C	P-O5'-C5'	-5.30	112.43	120.90
22	DA	1386	C	P-O3'-C3'	-5.30	113.34	119.70
22	BA	1682	G	C3'-C2'-C1'	5.29	105.74	101.50
22	DA	1483	G	C3'-C2'-C1'	5.29	105.74	101.50
22	BA	1848	A	C3'-C2'-C1'	5.29	105.73	101.50
22	BA	2655	G	P-O3'-C3'	5.29	126.05	119.70
22	BA	2836	U	O4'-C1'-N1	5.29	112.44	108.20
22	DA	1328	A	C3'-C2'-C1'	5.29	105.73	101.50
1	AA	23	C	P-O3'-C3'	-5.29	113.35	119.70
22	BA	35	G	N9-C1'-C2'	-5.29	106.18	112.00
22	BA	1760	C	P-O3'-C3'	-5.29	113.35	119.70
33	BL	40	SER	N-CA-C	-5.29	96.72	111.00
1	CA	567	G	P-O3'-C3'	-5.29	113.35	119.70
22	DA	678	C	O4'-C1'-N1	-5.29	103.97	108.20
23	DB	13	G	C3'-C2'-C1'	5.29	105.73	101.50
22	BA	2757	A	N9-C1'-C2'	-5.29	106.18	112.00
22	BA	386	G	O3'-P-O5'	-5.29	93.95	104.00
22	DA	2300	C	C3'-C2'-C1'	5.29	105.73	101.50
22	BA	22	C	C2-N3-C4	-5.29	117.26	119.90
22	BA	1318	U	O4'-C1'-N1	5.29	112.43	108.20
1	CA	110	C	C3'-C2'-C1'	5.28	105.73	101.50
22	DA	1858	A	C3'-C2'-C1'	5.28	105.73	101.50
1	CA	1367	C	O4'-C1'-N1	5.28	112.42	108.20
1	AA	1129	C	P-O3'-C3'	5.28	126.04	119.70
1	AA	534	U	C3'-C2'-C1'	5.28	105.72	101.50
1	AA	1402	C	C6-N1-C2	5.28	122.41	120.30
22	BA	36	G	P-O3'-C3'	-5.28	113.37	119.70
22	BA	765	C	N1-C1'-C2'	-5.28	106.19	112.00
1	CA	512	U	C3'-C2'-C1'	5.28	105.72	101.50
22	DA	2551	C	O4'-C1'-N1	5.28	112.42	108.20

Continued on next page...

Continued from previous page...

Mol	Chain	Res	Type	Atoms	Z	Observed(°)	Ideal(°)
22	DA	1181	U	O4'-C1'-N1	5.28	112.42	108.20
22	DA	1290	C	O4'-C1'-N1	5.28	112.42	108.20
22	DA	1739	A	C3'-C2'-C1'	5.28	105.72	101.50
1	AA	110	C	C3'-C2'-C1'	5.27	105.72	101.50
23	DB	58	A	C3'-C2'-C1'	5.27	105.72	101.50
22	BA	538	A	P-O5'-C5'	-5.27	112.47	120.90
22	BA	977	G	O3'-P-O5'	-5.27	93.98	104.00
22	BA	1956	U	P-O3'-C3'	-5.27	113.37	119.70
22	BA	2017	U	P-O5'-C5'	-5.27	112.46	120.90
22	BA	2580	U	P-O3'-C3'	5.27	126.03	119.70
22	DA	144	A	C3'-C2'-C1'	5.27	105.72	101.50
22	BA	726	G	O3'-P-O5'	5.27	114.01	104.00
1	CA	1128	C	P-O3'-C3'	-5.27	113.38	119.70
22	DA	1290	C	N1-C1'-C2'	-5.27	106.20	112.00
22	BA	1716	U	C3'-C2'-C1'	5.27	105.72	101.50
22	BA	1785	A	C3'-C2'-C1'	5.27	105.72	101.50
22	DA	2572	A	O4'-C1'-N9	5.27	112.42	108.20
22	BA	564	C	O4'-C1'-N1	5.27	112.42	108.20
22	BA	964	C	P-O5'-C5'	-5.27	112.47	120.90
22	BA	2431	U	P-O5'-C5'	-5.27	112.47	120.90
22	BA	636	G	P-O3'-C3'	5.26	126.02	119.70
22	BA	835	C	N3-C2-O2	5.26	125.59	121.90
1	CA	885	G	P-O3'-C3'	-5.26	113.38	119.70
1	CA	885	G	C3'-C2'-C1'	5.26	105.71	101.50
22	DA	2339	C	O4'-C1'-N1	5.26	112.41	108.20
22	DA	130	C	O4'-C1'-N1	5.26	112.41	108.20
1	AA	275	G	C8-N9-C4	-5.26	104.30	106.40
1	CA	174	A	C3'-C2'-C1'	5.26	105.70	101.50
22	DA	1051	G	C3'-C2'-C1'	5.26	105.70	101.50
22	DA	1077	A	C3'-C2'-C1'	5.26	105.71	101.50
22	BA	1025	G	C4'-C3'-C2'	5.25	107.86	102.60
1	AA	468	A	P-O3'-C3'	-5.25	113.40	119.70
22	BA	945	A	O4'-C1'-N9	5.25	112.40	108.20
22	BA	1675	C	C2-N3-C4	-5.25	117.27	119.90
22	DA	1206	G	C3'-C2'-C1'	5.25	105.70	101.50
22	DA	1733	G	C3'-C2'-C1'	5.25	105.70	101.50
22	DA	1916	A	C3'-C2'-C1'	5.25	105.70	101.50
22	BA	595	C	N3-C4-C5	5.25	124.00	121.90
22	BA	1091	G	O4'-C1'-N9	5.25	112.40	108.20
22	BA	1993	U	O4'-C1'-N1	5.25	112.40	108.20
22	BA	2619	C	C5-C6-N1	-5.25	118.37	121.00
22	BA	2815	C	P-O5'-C5'	-5.25	112.50	120.90

Continued on next page...

Continued from previous page...

Mol	Chain	Res	Type	Atoms	Z	Observed(°)	Ideal(°)
1	AA	1420	U	N3-C2-O2	5.25	125.88	122.20
1	AA	885	G	C3'-C2'-C1'	5.25	105.70	101.50
22	BA	1617	C	O4'-C1'-N1	5.25	112.40	108.20
22	BA	2501	C	C6-N1-C2	5.25	122.40	120.30
31	BJ	64	VAL	N-CA-C	5.25	125.17	111.00
22	DA	2667	C	N1-C1'-C2'	-5.25	106.23	112.00
22	BA	2881	U	N3-C2-O2	5.25	125.87	122.20
23	BB	90	C	P-O5'-C5'	-5.25	112.50	120.90
22	DA	2068	U	C3'-C2'-C1'	5.25	105.70	101.50
22	BA	958	U	C3'-C2'-C1'	5.25	105.70	101.50
22	BA	2803	G	P-O5'-C5'	-5.25	112.51	120.90
1	AA	331	G	P-O3'-C3'	-5.24	113.41	119.70
22	BA	1130	U	N1-C2-O2	5.24	126.47	122.80
22	BA	2573	C	C3'-C2'-C1'	5.24	105.69	101.50
22	BA	2831	G	P-O5'-C5'	-5.24	112.51	120.90
1	CA	1401	G	N9-C1'-C2'	-5.24	106.23	112.00
23	DB	111	U	O4'-C1'-N1	5.24	112.39	108.20
1	AA	468	A	C3'-C2'-C1'	5.24	105.69	101.50
22	BA	2561	U	O4'-C1'-N1	5.24	112.39	108.20
22	DA	672	C	P-O3'-C3'	-5.24	113.41	119.70
22	DA	974	G	P-O3'-C3'	5.24	125.99	119.70
22	DA	1064	C	P-O3'-C3'	-5.24	113.41	119.70
22	BA	781	A	P-O3'-C3'	5.24	125.99	119.70
22	DA	915	C	C3'-C2'-C1'	5.24	105.69	101.50
23	DB	69	G	N9-C1'-C2'	-5.24	106.23	112.00
1	AA	72	A	C3'-C2'-C1'	5.24	105.69	101.50
22	BA	528	A	O4'-C1'-N9	-5.24	104.01	108.20
22	BA	2652	C	P-O3'-C3'	-5.24	113.41	119.70
23	BB	5	U	N1-C1'-C2'	-5.24	106.24	112.00
22	DA	1888	G	O4'-C1'-N9	5.24	112.39	108.20
22	BA	1941	C	C3'-C2'-C1'	5.24	105.69	101.50
1	CA	132	C	C3'-C2'-C1'	5.24	105.69	101.50
22	BA	683	U	C3'-C2'-C1'	5.24	105.69	101.50
22	DA	444	C	N1-C1'-C2'	-5.24	106.24	112.00
1	CA	978	A	C3'-C2'-C1'	5.23	105.69	101.50
22	BA	637	A	N9-C1'-C2'	5.23	120.80	114.00
1	CA	402	G	P-O5'-C5'	-5.23	112.53	120.90
1	CA	1127	G	C3'-C2'-C1'	5.23	105.69	101.50
22	DA	2691	C	C3'-C2'-C1'	5.23	105.69	101.50
22	BA	25	U	C5-C4-O4	-5.23	122.76	125.90
22	BA	1646	C	P-O3'-C3'	-5.23	113.42	119.70
22	BA	1792	G	N9-C1'-C2'	-5.23	106.25	112.00

Continued on next page...

Continued from previous page...

Mol	Chain	Res	Type	Atoms	Z	Observed(°)	Ideal(°)
1	CA	1317	C	O4'-C1'-N1	5.23	112.38	108.20
22	DA	388	G	C3'-C2'-C1'	5.23	105.69	101.50
22	DA	1347	A	C3'-C2'-C1'	5.23	105.69	101.50
22	BA	1925	C	O4'-C1'-N1	5.23	112.38	108.20
1	AA	733	G	P-O3'-C3'	5.23	125.97	119.70
22	BA	2508	G	O4'-C1'-N9	-5.23	104.02	108.20
1	CA	316	C	C3'-C2'-C1'	5.23	105.68	101.50
22	BA	992	C	O4'-C1'-N1	5.23	112.38	108.20
22	BA	2508	G	C6-C5-N7	-5.23	127.27	130.40
1	CA	794	A	C3'-C2'-C1'	5.23	105.68	101.50
22	DA	1291	C	O4'-C1'-N1	5.23	112.38	108.20
22	BA	209	C	C6-N1-C2	5.22	122.39	120.30
22	BA	936	A	P-O5'-C5'	-5.22	112.54	120.90
22	BA	2066	C	P-O5'-C5'	-5.22	112.54	120.90
1	CA	509	A	C3'-C2'-C1'	5.22	105.68	101.50
22	BA	2405	G	P-O3'-C3'	5.22	125.97	119.70
22	DA	401	A	O4'-C1'-N9	5.22	112.38	108.20
22	DA	2069	G	N9-C1'-C2'	-5.22	106.25	112.00
22	DA	2289	G	C3'-C2'-C1'	5.22	105.68	101.50
1	AA	346	G	C3'-C2'-C1'	5.22	105.68	101.50
22	BA	2830	C	P-O5'-C5'	-5.22	112.55	120.90
1	AA	1432	G	P-O3'-C3'	5.22	125.96	119.70
22	BA	1239	G	O3'-P-O5'	-5.22	94.09	104.00
1	AA	977	A	P-O3'-C3'	-5.22	113.44	119.70
22	BA	2806	C	O3'-P-O5'	-5.22	94.09	104.00
1	CA	74	A	P-O3'-C3'	-5.22	113.44	119.70
22	DA	1327	A	C3'-C2'-C1'	5.22	105.67	101.50
22	DA	2428	G	C3'-C2'-C1'	5.22	105.67	101.50
22	BA	162	U	O4'-C1'-N1	5.21	112.37	108.20
22	BA	1839	G	N9-C1'-C2'	-5.21	106.26	112.00
22	BA	2794	C	N3-C2-O2	5.21	125.55	121.90
22	BA	2890	G	C2-N3-C4	-5.21	109.29	111.90
1	CA	389	A	C3'-C2'-C1'	5.21	105.67	101.50
22	DA	206	U	C3'-C2'-C1'	5.21	105.67	101.50
22	DA	1291	C	P-O3'-C3'	-5.21	113.44	119.70
22	DA	2337	G	C3'-C2'-C1'	5.21	105.67	101.50
1	AA	490	C	O4'-C1'-N1	5.21	112.37	108.20
1	CA	1157	A	P-O3'-C3'	5.21	125.95	119.70
22	DA	1682	G	N9-C1'-C2'	-5.21	106.27	112.00
22	BA	17	G	C8-N9-C4	-5.21	104.31	106.40
22	DA	2640	G	P-O3'-C3'	-5.21	113.45	119.70
1	AA	891	U	C3'-C2'-C1'	5.21	105.67	101.50

Continued on next page...

Continued from previous page...

Mol	Chain	Res	Type	Atoms	Z	Observed(°)	Ideal(°)
22	BA	1838	C	N1-C2-O2	-5.21	115.77	118.90
22	BA	2558	C	P-O5'-C5'	-5.21	112.56	120.90
22	BA	2839	G	OP2-P-O3'	5.21	116.66	105.20
1	AA	1169	A	P-O3'-C3'	-5.21	113.45	119.70
22	BA	87	U	P-O3'-C3'	-5.21	113.45	119.70
22	BA	1062	G	C3'-C2'-C1'	5.21	105.67	101.50
22	BA	1238	G	O4'-C1'-N9	5.21	112.37	108.20
22	DA	503	A	P-O3'-C3'	5.21	125.95	119.70
22	DA	868	U	O4'-C1'-N1	5.21	112.37	108.20
22	BA	978	G	C5-C6-N1	5.21	114.10	111.50
22	BA	750	A	N1-C2-N3	5.21	131.90	129.30
22	BA	1421	G	C3'-C2'-C1'	5.21	105.66	101.50
23	BB	57	A	P-O5'-C5'	-5.21	112.57	120.90
1	AA	961	U	C3'-C2'-C1'	5.20	105.66	101.50
22	BA	1380	G	N1-C6-O6	-5.20	116.78	119.90
22	DA	2179	C	C3'-C2'-C1'	5.20	105.66	101.50
1	AA	519	C	C3'-C2'-C1'	5.20	105.66	101.50
22	BA	1200	C	C5-C6-N1	-5.20	118.40	121.00
22	DA	1065	U	C3'-C2'-C1'	5.20	105.66	101.50
22	BA	1319	C	C6-N1-C2	5.20	122.38	120.30
1	CA	719	C	O4'-C1'-N1	5.20	112.36	108.20
22	BA	1794	A	P-O5'-C5'	-5.20	112.58	120.90
1	CA	1302	C	C3'-C2'-C1'	5.20	105.66	101.50
22	DA	588	U	P-O3'-C3'	-5.20	113.46	119.70
22	DA	1272	A	P-O3'-C3'	5.20	125.94	119.70
22	DA	1303	G	C3'-C2'-C1'	5.20	105.66	101.50
22	DA	2757	A	C3'-C2'-C1'	5.20	105.66	101.50
1	AA	1070	U	O4'-C1'-N1	-5.20	104.04	108.20
22	BA	1761	C	N1-C2-O2	-5.20	115.78	118.90
22	BA	673	C	O4'-C1'-N1	5.19	112.36	108.20
23	BB	79	G	C2-N3-C4	5.19	114.50	111.90
22	DA	1112	G	C3'-C2'-C1'	5.19	105.66	101.50
1	AA	812	G	O3'-P-O5'	-5.19	94.13	104.00
22	BA	530	G	P-O3'-C3'	-5.19	113.47	119.70
22	BA	2569	G	N3-C4-C5	-5.19	126.00	128.60
22	BA	769	U	P-O5'-C5'	-5.19	112.59	120.90
22	BA	984	A	N3-C4-C5	5.19	130.43	126.80
22	DA	2340	A	C3'-C2'-C1'	5.19	105.65	101.50
22	BA	119	A	O3'-P-O5'	5.19	113.86	104.00
23	DB	40	U	N1-C1'-C2'	5.19	120.75	114.00
22	BA	25	U	C6-N1-C2	5.19	124.11	121.00
22	BA	333	G	P-O3'-C3'	-5.19	113.48	119.70

Continued on next page...

Continued from previous page...

Mol	Chain	Res	Type	Atoms	Z	Observed(°)	Ideal(°)
22	BA	1429	G	N9-C1'-C2'	-5.19	106.30	112.00
22	BA	1760	C	O3'-P-O5'	-5.19	94.14	104.00
22	BA	2775	G	OP2-P-O3'	5.19	116.61	105.20
1	CA	503	C	O4'-C1'-N1	-5.19	104.05	108.20
22	DA	2037	A	P-O3'-C3'	-5.19	113.48	119.70
1	CA	81	A	P-O3'-C3'	5.19	125.92	119.70
22	DA	200	U	P-O3'-C3'	-5.19	113.48	119.70
22	DA	2419	U	O4'-C1'-N1	5.19	112.35	108.20
22	BA	93	G	N9-C1'-C2'	-5.18	106.30	112.00
22	BA	1125	G	C5-C6-O6	-5.18	125.49	128.60
22	BA	1330	C	C3'-C2'-C1'	5.18	105.65	101.50
1	CA	980	C	C3'-C2'-C1'	5.18	105.65	101.50
1	AA	1050	G	C3'-C2'-C1'	5.18	105.64	101.50
22	BA	270	A	P-O5'-C5'	-5.18	112.61	120.90
22	BA	873	C	C6-N1-C2	5.18	122.37	120.30
1	CA	1230	C	C3'-C2'-C1'	5.18	105.64	101.50
22	DA	1396	U	N1-C1'-C2'	5.18	120.73	114.00
22	DA	1667	G	O4'-C1'-N9	-5.18	104.06	108.20
1	AA	436	C	O4'-C1'-N1	5.18	112.34	108.20
1	AA	466	A	P-O3'-C3'	5.18	125.91	119.70
22	BA	2716	C	P-O5'-C5'	-5.18	112.62	120.90
1	CA	1095	U	P-O3'-C3'	-5.18	113.49	119.70
1	AA	166	U	P-O3'-C3'	-5.17	113.49	119.70
22	BA	523	C	C6-N1-C2	5.17	122.37	120.30
22	BA	909	A	O4'-C1'-N9	-5.17	104.06	108.20
22	BA	2055	C	N1-C1'-C2'	-5.17	106.31	112.00
1	AA	1088	G	N9-C1'-C2'	-5.17	106.31	112.00
1	AA	1258	G	C3'-C2'-C1'	5.17	105.64	101.50
22	BA	554	U	P-O3'-C3'	5.17	125.91	119.70
1	AA	486	U	O4'-C1'-N1	-5.17	104.06	108.20
22	BA	614	A	P-O5'-C5'	-5.17	112.62	120.90
1	CA	968	A	O4'-C1'-N9	5.17	112.34	108.20
22	BA	243	U	P-O3'-C3'	-5.17	113.50	119.70
22	BA	1243	C	P-O5'-C5'	-5.17	112.63	120.90
22	BA	476	G	C3'-C2'-C1'	5.17	105.64	101.50
38	BQ	52	ARG	NE-CZ-NH1	-5.17	117.72	120.30
22	DA	1937	A	P-O3'-C3'	5.17	125.90	119.70
22	DA	2500	U	P-O3'-C3'	5.17	125.90	119.70
22	BA	116	C	O4'-C1'-N1	5.17	112.33	108.20
22	BA	785	G	P-O5'-C5'	-5.17	112.63	120.90
22	BA	1146	C	O4'-C1'-N1	5.17	112.33	108.20
22	DA	1327	A	P-O3'-C3'	-5.17	113.50	119.70

Continued on next page...

Continued from previous page...

Mol	Chain	Res	Type	Atoms	Z	Observed(°)	Ideal(°)
1	AA	93	U	C3'-C2'-C1'	5.16	105.63	101.50
22	BA	1210	G	P-O5'-C5'	-5.16	112.64	120.90
22	BA	1681	G	C8-N9-C4	5.16	108.47	106.40
22	BA	1784	A	C8-N9-C4	5.16	107.87	105.80
22	BA	2683	C	P-O3'-C3'	-5.16	113.50	119.70
22	DA	92	U	C3'-C2'-C1'	5.16	105.63	101.50
22	DA	1759	A	C3'-C2'-C1'	5.16	105.63	101.50
22	DA	2245	U	O4'-C1'-N1	5.16	112.33	108.20
22	DA	321	U	O4'-C1'-N1	5.16	112.33	108.20
22	BA	1806	C	O4'-C1'-N1	-5.16	104.07	108.20
22	BA	2025	C	C4-C5-C6	5.16	119.98	117.40
22	BA	767	U	O4'-C1'-N1	5.16	112.33	108.20
1	CA	404	G	P-O3'-C3'	5.16	125.89	119.70
22	DA	1943	U	N1-C1'-C2'	5.16	120.70	114.00
22	BA	1255	U	OP1-P-OP2	5.16	127.33	119.60
22	DA	321	U	P-O3'-C3'	5.16	125.89	119.70
22	DA	1965	C	O4'-C1'-N1	-5.16	104.08	108.20
22	BA	390	U	O4'-C1'-N1	-5.15	104.08	108.20
22	BA	1963	U	O4'-C1'-N1	-5.15	104.08	108.20
22	BA	2876	G	C6-C5-N7	-5.15	127.31	130.40
22	DA	2877	G	C3'-C2'-C1'	5.15	105.62	101.50
22	BA	1109	C	O4'-C1'-N1	5.15	112.32	108.20
22	BA	1971	U	OP1-P-O3'	5.15	116.53	105.20
22	DA	15	G	N9-C1'-C2'	-5.15	106.33	112.00
22	DA	234	U	P-O3'-C3'	-5.15	113.52	119.70
22	DA	528	A	P-O3'-C3'	-5.15	113.52	119.70
22	DA	587	C	N1-C1'-C2'	5.15	120.70	114.00
22	BA	1555	G	C3'-C2'-C1'	5.15	105.62	101.50
22	BA	2307	G	O4'-C1'-N9	5.15	112.32	108.20
1	CA	87	C	N1-C1'-C2'	-5.15	106.33	112.00
22	DA	752	A	P-O3'-C3'	5.15	125.88	119.70
22	DA	1023	U	C3'-C2'-C1'	5.15	105.62	101.50
22	DA	2578	G	P-O3'-C3'	-5.15	113.52	119.70
22	BA	972	A	O5'-P-OP2	-5.15	101.07	105.70
22	BA	451	U	C5-C6-N1	-5.15	120.13	122.70
22	BA	811	U	O4'-C1'-N1	5.15	112.32	108.20
22	BA	908	C	N1-C2-O2	-5.15	115.81	118.90
22	BA	1619	G	N9-C4-C5	5.15	107.46	105.40
22	BA	1981	A	C3'-C2'-C1'	5.15	105.62	101.50
1	AA	28	A	P-O5'-C5'	-5.15	112.67	120.90
1	AA	346	G	P-O3'-C3'	-5.15	113.52	119.70
22	BA	2832	U	O3'-P-O5'	-5.15	94.22	104.00

Continued on next page...

Continued from previous page...

Mol	Chain	Res	Type	Atoms	Z	Observed(°)	Ideal(°)
1	AA	274	A	O4'-C1'-N9	5.14	112.32	108.20
22	DA	802	A	C3'-C2'-C1'	5.14	105.61	101.50
22	DA	2240	U	O5'-P-OP2	-5.14	101.07	105.70
22	BA	456	C	O5'-P-OP2	-5.14	101.07	105.70
22	BA	1364	G	P-O3'-C3'	5.14	125.87	119.70
22	DA	2197	U	P-O3'-C3'	5.14	125.87	119.70
22	BA	783	A	C5-C6-N1	-5.14	115.13	117.70
22	DA	1455	G	C3'-C2'-C1'	5.14	105.61	101.50
22	BA	542	C	O3'-P-O5'	-5.14	94.23	104.00
22	BA	1296	G	C5-C6-N1	5.14	114.07	111.50
1	AA	500	G	N9-C1'-C2'	-5.14	106.35	112.00
22	BA	2501	C	P-O5'-C5'	-5.14	112.68	120.90
22	BA	860	U	C3'-C2'-C1'	5.14	105.61	101.50
22	BA	1403	A	P-O3'-C3'	-5.14	113.54	119.70
22	BA	1568	G	C4-N9-C1'	5.14	133.18	126.50
22	BA	1802	A	P-O5'-C5'	-5.14	112.68	120.90
22	BA	2051	A	N1-C6-N6	5.14	121.68	118.60
22	BA	2375	G	P-O3'-C3'	-5.14	113.53	119.70
22	DA	749	A	N9-C1'-C2'	-5.14	106.35	112.00
22	BA	856	G	O3'-P-O5'	-5.13	94.25	104.00
22	BA	942	G	O3'-P-O5'	-5.13	94.24	104.00
22	BA	2781	A	C3'-C2'-C1'	5.13	105.61	101.50
22	DA	1510	G	C3'-C2'-C1'	5.13	105.61	101.50
22	BA	1989	G	C6-C5-N7	-5.13	127.32	130.40
22	BA	1989	G	O4'-C1'-N9	-5.13	104.09	108.20
22	BA	2690	U	O5'-P-OP2	-5.13	101.08	105.70
22	BA	255	A	C2-N3-C4	-5.13	108.03	110.60
1	CA	1453	G	C3'-C2'-C1'	5.13	105.60	101.50
22	DA	2347	C	C3'-C2'-C1'	5.13	105.60	101.50
22	BA	390	U	OP2-P-O3'	5.13	116.48	105.20
22	BA	2609	U	C4'-C3'-C2'	5.13	107.73	102.60
22	DA	87	U	P-O3'-C3'	-5.13	113.55	119.70
22	DA	1782	U	C3'-C2'-C1'	5.13	105.60	101.50
22	DA	2450	A	C3'-C2'-C1'	5.13	105.60	101.50
1	AA	1098	C	O4'-C1'-N1	-5.13	104.10	108.20
22	BA	1829	A	N9-C1'-C2'	-5.13	106.36	112.00
1	CA	93	U	C3'-C2'-C1'	5.13	105.60	101.50
22	DA	1267	U	C3'-C2'-C1'	5.13	105.60	101.50
22	DA	1418	G	C3'-C2'-C1'	5.13	105.60	101.50
22	DA	1783	A	O5'-P-OP2	-5.13	101.09	105.70
22	BA	2752	C	C3'-C2'-C1'	5.12	105.60	101.50
1	AA	210	C	P-O3'-C3'	5.12	125.85	119.70

Continued on next page...

Continued from previous page...

Mol	Chain	Res	Type	Atoms	Z	Observed(°)	Ideal(°)
22	BA	26	G	O4'-C1'-N9	-5.12	104.10	108.20
22	BA	386	G	O4'-C1'-N9	5.12	112.30	108.20
1	AA	563	A	C3'-C2'-C1'	5.12	105.60	101.50
22	BA	55	G	N3-C2-N2	-5.12	116.31	119.90
22	BA	1653	G	O5'-P-OP2	-5.12	101.09	105.70
22	BA	2324	U	N1-C1'-C2'	5.12	120.66	114.00
22	BA	2813	A	C8-N9-C4	5.12	107.85	105.80
1	CA	1051	C	O4'-C1'-N1	5.12	112.30	108.20
22	BA	1700	A	P-O3'-C3'	-5.12	113.56	119.70
22	BA	2821	A	N9-C1'-C2'	-5.12	106.37	112.00
1	CA	963	G	O4'-C1'-N9	5.12	112.30	108.20
22	BA	52	A	C3'-C2'-C1'	5.12	105.59	101.50
22	BA	2586	U	P-O3'-C3'	-5.12	113.56	119.70
22	BA	1380	G	N9-C1'-C2'	-5.12	106.37	112.00
22	DA	2657	A	P-O3'-C3'	-5.12	113.56	119.70
1	AA	969	A	C3'-C2'-C1'	5.12	105.59	101.50
22	BA	682	G	C8-N9-C1'	-5.12	120.35	127.00
22	BA	529	A	C4'-C3'-C2'	5.11	107.71	102.60
22	BA	1114	C	P-O3'-C3'	5.11	125.84	119.70
23	BB	82	U	P-O5'-C5'	-5.11	112.72	120.90
22	DA	1399	C	C3'-C2'-C1'	5.11	105.59	101.50
22	DA	2615	U	P-O3'-C3'	-5.11	113.56	119.70
22	BA	940	G	O5'-P-OP2	-5.11	101.10	105.70
22	BA	1678	A	C5-C6-N6	-5.11	119.61	123.70
22	BA	1270	C	N3-C2-O2	5.11	125.48	121.90
22	BA	2567	G	N1-C6-O6	-5.11	116.83	119.90
22	DA	1816	C	O4'-C1'-N1	5.11	112.29	108.20
22	BA	112	U	N1-C2-O2	-5.11	119.22	122.80
22	DA	1735	A	P-O3'-C3'	-5.11	113.57	119.70
1	AA	786	G	P-O3'-C3'	5.11	125.83	119.70
22	BA	630	G	N9-C1'-C2'	-5.11	106.38	112.00
1	AA	95	C	O4'-C1'-N1	-5.11	104.11	108.20
22	BA	2055	C	O4'-C1'-N1	5.11	112.28	108.20
22	BA	2893	A	N9-C1'-C2'	5.11	120.64	114.00
1	CA	1066	C	C3'-C2'-C1'	5.11	105.58	101.50
22	BA	2608	G	P-O3'-C3'	5.10	125.82	119.70
1	CA	1455	G	C3'-C2'-C1'	5.10	105.58	101.50
22	DA	391	A	N9-C1'-C2'	-5.10	106.39	112.00
22	BA	1023	U	C3'-C2'-C1'	5.10	105.58	101.50
22	BA	2590	A	P-O5'-C5'	-5.10	112.74	120.90
22	DA	1025	G	N1-C6-O6	5.10	122.96	119.90
1	AA	1284	C	C3'-C2'-C1'	5.10	105.58	101.50

Continued on next page...

Continued from previous page...

Mol	Chain	Res	Type	Atoms	Z	Observed(°)	Ideal(°)
1	CA	534	U	C3'-C2'-C1'	5.10	105.58	101.50
1	AA	316	C	C3'-C2'-C1'	5.09	105.58	101.50
1	AA	755	G	C3'-C2'-C1'	5.09	105.58	101.50
22	BA	683	U	P-O3'-C3'	-5.09	113.59	119.70
22	BA	873	C	C5-C6-N1	-5.09	118.45	121.00
22	BA	1607	C	P-O3'-C3'	5.09	125.81	119.70
22	BA	668	A	N1-C2-N3	-5.09	126.75	129.30
22	BA	809	G	N3-C4-N9	5.09	129.06	126.00
22	BA	914	G	C3'-C2'-C1'	5.09	105.57	101.50
1	CA	1093	A	P-O3'-C3'	5.09	125.81	119.70
22	DA	1451	C	P-O3'-C3'	5.09	125.81	119.70
22	DA	1856	U	O4'-C1'-N1	5.09	112.27	108.20
1	AA	41	G	P-O3'-C3'	-5.09	113.59	119.70
1	AA	245	U	C3'-C2'-C1'	5.09	105.57	101.50
22	BA	2629	U	C5-C6-N1	-5.09	120.16	122.70
31	DJ	25	LEU	CA-CB-CG	5.09	127.01	115.30
22	BA	604	G	N9-C1'-C2'	-5.09	106.40	112.00
22	BA	1784	A	C2-N3-C4	-5.09	108.06	110.60
22	BA	1799	G	P-O3'-C3'	5.09	125.80	119.70
22	BA	1913	A	P-O3'-C3'	5.09	125.80	119.70
22	BA	2264	C	C6-N1-C2	5.09	122.33	120.30
1	CA	184	G	C3'-C2'-C1'	5.09	105.57	101.50
1	CA	1283	U	C3'-C2'-C1'	5.09	105.57	101.50
1	AA	1066	C	C3'-C2'-C1'	5.08	105.57	101.50
22	BA	1992	G	N9-C4-C5	5.08	107.43	105.40
22	BA	2725	A	O5'-C5'-C4'	-5.08	102.04	111.70
22	BA	1021	A	C3'-C2'-C1'	5.08	105.57	101.50
22	BA	1327	A	N1-C6-N6	5.08	121.65	118.60
22	BA	779	U	N3-C4-O4	5.08	122.96	119.40
22	BA	1822	C	O4'-C1'-N1	-5.08	104.14	108.20
22	BA	2544	G	P-O5'-C5'	-5.08	112.77	120.90
22	BA	2547	A	P-O5'-C5'	-5.08	112.77	120.90
22	DA	777	G	P-O3'-C3'	-5.08	113.60	119.70
22	BA	974	G	N3-C4-C5	5.08	131.14	128.60
22	DA	226	A	P-O3'-C3'	5.08	125.79	119.70
22	DA	397	U	C3'-C2'-C1'	5.08	105.56	101.50
22	DA	1256	G	N9-C1'-C2'	-5.08	106.42	112.00
22	DA	2609	U	O4'-C1'-N1	5.08	112.26	108.20
1	AA	258	G	C3'-C2'-C1'	5.08	105.56	101.50
22	BA	1420	A	P-O5'-C5'	-5.08	112.78	120.90
1	CA	67	C	N1-C1'-C2'	-5.08	106.42	112.00
1	CA	529	G	P-O3'-C3'	-5.08	113.61	119.70

Continued on next page...

Continued from previous page...

Mol	Chain	Res	Type	Atoms	Z	Observed(°)	Ideal(°)
22	BA	321	U	O4'-C1'-N1	5.08	112.26	108.20
22	BA	760	G	N1-C6-O6	5.08	122.94	119.90
22	BA	1006	C	C5-C6-N1	-5.08	118.46	121.00
22	BA	1461	C	O4'-C1'-N1	5.08	112.26	108.20
22	DA	763	G	C3'-C2'-C1'	5.08	105.56	101.50
22	DA	1081	U	C3'-C2'-C1'	5.08	105.56	101.50
22	BA	856	G	C6-C5-N7	-5.07	127.36	130.40
22	BA	1222	U	P-O3'-C3'	-5.07	113.61	119.70
22	BA	2329	U	O4'-C1'-N1	5.07	112.26	108.20
22	BA	2898	U	O5'-P-OP2	-5.07	101.13	105.70
22	BA	85	G	N9-C1'-C2'	-5.07	106.42	112.00
23	BB	53	A	P-O5'-C5'	-5.07	112.79	120.90
22	DA	2340	A	P-O3'-C3'	-5.07	113.62	119.70
22	BA	528	A	C4-C5-C6	5.07	119.53	117.00
22	BA	1963	U	C3'-C2'-C1'	5.07	105.56	101.50
1	AA	756	C	P-O3'-C3'	-5.07	113.62	119.70
22	BA	239	C	C3'-C2'-C1'	5.07	105.55	101.50
1	CA	252	U	C3'-C2'-C1'	5.07	105.55	101.50
22	BA	1664	A	O3'-P-O5'	-5.07	94.38	104.00
22	BA	1867	G	C3'-C2'-C1'	5.07	105.55	101.50
22	BA	2297	A	N9-C1'-C2'	-5.07	106.43	112.00
22	BA	818	G	C6-N1-C2	-5.06	122.06	125.10
22	BA	1951	U	P-O3'-C3'	5.06	125.78	119.70
22	BA	2578	G	O4'-C1'-N9	5.06	112.25	108.20
22	DA	1817	G	C3'-C2'-C1'	5.06	105.55	101.50
22	BA	464	U	P-O3'-C3'	5.06	125.77	119.70
22	BA	1240	U	C2-N1-C1'	5.06	123.78	117.70
22	DA	443	A	C3'-C2'-C1'	5.06	105.55	101.50
22	BA	662	G	O5'-P-OP2	-5.06	101.14	105.70
22	BA	200	U	C3'-C2'-C1'	5.06	105.55	101.50
22	BA	1008	A	P-O5'-C5'	5.06	129.00	120.90
22	BA	1297	C	P-O5'-C5'	-5.06	112.81	120.90
22	BA	1920	C	C3'-C2'-C1'	5.06	105.55	101.50
22	BA	2081	U	C5-C6-N1	-5.06	120.17	122.70
22	BA	2199	A	P-O5'-C5'	-5.06	112.80	120.90
22	BA	2440	C	O5'-P-OP2	-5.06	101.15	105.70
22	BA	2787	C	C6-N1-C2	5.06	122.32	120.30
1	CA	245	U	C3'-C2'-C1'	5.06	105.55	101.50
22	DA	2298	A	C3'-C2'-C1'	5.06	105.55	101.50
23	DB	18	G	C3'-C2'-C1'	5.06	105.55	101.50
22	BA	507	A	C3'-C2'-C1'	5.06	105.55	101.50
22	BA	1403	A	C3'-C2'-C1'	5.06	105.55	101.50

Continued on next page...

Continued from previous page...

Mol	Chain	Res	Type	Atoms	Z	Observed(°)	Ideal(°)
22	BA	1700	A	C3'-C2'-C1'	5.06	105.55	101.50
22	BA	2068	U	C3'-C2'-C1'	5.06	105.55	101.50
22	BA	2750	A	C4'-C3'-C2'	5.06	107.66	102.60
1	AA	984	C	C3'-C2'-C1'	5.06	105.55	101.50
22	BA	934	U	O4'-C1'-N1	5.06	112.25	108.20
22	BA	962	G	C2-N3-C4	-5.06	109.37	111.90
22	BA	1646	C	P-O5'-C5'	-5.06	112.81	120.90
22	BA	2514	U	C5-C6-N1	-5.06	120.17	122.70
22	BA	2662	A	C3'-C2'-C1'	5.06	105.55	101.50
22	BA	804	A	C2-N3-C4	-5.05	108.07	110.60
22	BA	1303	G	N9-C1'-C2'	-5.05	106.44	112.00
22	DA	1415	U	P-O3'-C3'	5.05	125.77	119.70
22	DA	1722	A	C3'-C2'-C1'	5.05	105.54	101.50
22	BA	702	U	O4'-C1'-N1	-5.05	104.16	108.20
22	BA	1403	A	N9-C1'-C2'	-5.05	106.44	112.00
1	CA	1161	C	P-O3'-C3'	-5.05	113.64	119.70
1	CA	915	A	C3'-C2'-C1'	5.05	105.54	101.50
22	BA	686	U	N3-C2-O2	5.05	125.73	122.20
22	BA	799	G	C5-C6-O6	-5.05	125.57	128.60
22	BA	938	G	P-O3'-C3'	-5.05	113.64	119.70
22	BA	2442	C	O5'-P-OP2	-5.05	101.16	105.70
22	BA	2543	G	C8-N9-C4	-5.05	104.38	106.40
1	AA	116	A	O5'-P-OP2	-5.05	101.16	105.70
1	AA	1087	G	N9-C1'-C2'	-5.05	106.45	112.00
22	BA	2791	G	C8-N9-C4	-5.05	104.38	106.40
22	DA	477	A	C3'-C2'-C1'	5.05	105.54	101.50
22	DA	1483	G	N9-C1'-C2'	-5.05	106.45	112.00
22	BA	1966	A	P-O5'-C5'	-5.04	112.83	120.90
1	AA	1433	A	C3'-C2'-C1'	5.04	105.53	101.50
22	BA	981	A	N1-C6-N6	5.04	121.63	118.60
22	BA	1832	C	N1-C2-O2	-5.04	115.87	118.90
22	BA	2868	A	P-O5'-C5'	-5.04	112.83	120.90
1	CA	821	G	C3'-C2'-C1'	5.04	105.53	101.50
1	CA	1449	C	C3'-C2'-C1'	5.04	105.53	101.50
22	DA	2836	U	C3'-C2'-C1'	5.04	105.53	101.50
1	AA	13	U	N1-C1'-C2'	5.04	120.55	114.00
22	BA	35	G	C5'-C4'-O4'	-5.04	103.05	109.10
22	BA	2232	C	C6-N1-C2	5.04	122.32	120.30
1	CA	1087	G	C3'-C2'-C1'	5.04	105.53	101.50
1	CA	652	U	N1-C1'-C2'	5.04	120.55	114.00
1	AA	43	C	C6-N1-C2	5.04	122.32	120.30
22	BA	1662	U	P-O5'-C5'	-5.04	112.84	120.90

Continued on next page...

Continued from previous page...

Mol	Chain	Res	Type	Atoms	Z	Observed(°)	Ideal(°)
22	BA	1965	C	C6-N1-C2	-5.04	118.28	120.30
22	DA	217	A	C3'-C2'-C1'	5.04	105.53	101.50
22	DA	2263	C	O4'-C1'-N1	5.04	112.23	108.20
1	AA	1319	A	P-O3'-C3'	5.04	125.75	119.70
22	BA	312	G	C3'-C2'-C1'	5.04	105.53	101.50
22	BA	612	G	P-O3'-C3'	5.04	125.74	119.70
22	BA	315	G	P-O5'-C5'	-5.03	112.85	120.90
22	BA	1377	G	P-O3'-C3'	5.03	125.74	119.70
22	BA	2063	C	C3'-C2'-C1'	5.03	105.53	101.50
1	CA	794	A	N9-C1'-C2'	-5.03	106.46	112.00
1	CA	986	U	C3'-C2'-C1'	5.03	105.53	101.50
22	BA	2385	C	C3'-C2'-C1'	5.03	105.53	101.50
1	AA	1102	A	C3'-C2'-C1'	5.03	105.52	101.50
22	BA	126	A	C3'-C2'-C1'	5.03	105.52	101.50
22	BA	466	A	C2-N3-C4	5.03	113.11	110.60
22	BA	1785	A	C8-N9-C4	-5.03	103.79	105.80
1	CA	1284	C	N1-C1'-C2'	-5.03	106.47	112.00
1	CA	1326	U	O4'-C1'-N1	5.03	112.22	108.20
22	DA	958	U	P-O3'-C3'	-5.03	113.67	119.70
22	DA	1340	U	C3'-C2'-C1'	5.03	105.52	101.50
1	AA	985	C	C3'-C2'-C1'	5.03	105.52	101.50
22	BA	1417	C	C3'-C2'-C1'	5.03	105.52	101.50
22	BA	1554	U	O3'-P-O5'	-5.03	94.45	104.00
22	BA	1791	A	OP2-P-O3'	5.03	116.26	105.20
22	BA	1926	U	O4'-C1'-N1	5.03	112.22	108.20
22	BA	2035	G	O4'-C1'-N9	5.03	112.22	108.20
22	BA	2036	C	C3'-C2'-C1'	5.03	105.52	101.50
22	BA	2486	C	C6-N1-C2	5.03	122.31	120.30
22	DA	475	C	P-O3'-C3'	-5.03	113.67	119.70
1	AA	70	U	P-O3'-C3'	5.03	125.73	119.70
22	BA	436	C	P-O3'-C3'	-5.03	113.67	119.70
22	BA	931	U	N1-C1'-C2'	5.03	120.53	114.00
22	BA	1790	C	C2-N3-C4	-5.03	117.39	119.90
22	BA	2440	C	P-O3'-C3'	-5.03	113.67	119.70
22	BA	2880	C	C3'-C2'-C1'	5.03	105.52	101.50
1	CA	451	A	P-O3'-C3'	5.03	125.73	119.70
1	CA	214	C	C3'-C2'-C1'	5.02	105.52	101.50
22	BA	159	G	P-O3'-C3'	5.02	125.73	119.70
22	BA	1074	G	C3'-C2'-C1'	5.02	105.52	101.50
22	BA	1261	C	P-O3'-C3'	5.02	125.73	119.70
22	BA	2249	U	C4'-C3'-C2'	5.02	107.62	102.60
22	BA	2756	U	C4'-C3'-C2'	5.02	107.62	102.60

Continued on next page...

Continued from previous page...

Mol	Chain	Res	Type	Atoms	Z	Observed(°)	Ideal(°)
22	DA	572	A	C3'-C2'-C1'	5.02	105.52	101.50
1	AA	1062	U	O4'-C1'-N1	-5.02	104.18	108.20
22	DA	2325	G	C3'-C2'-C1'	5.02	105.52	101.50
22	BA	93	G	C3'-C2'-C1'	5.02	105.52	101.50
1	AA	754	C	P-O3'-C3'	-5.02	113.68	119.70
22	BA	2368	C	P-O3'-C3'	-5.02	113.68	119.70
22	BA	584	C	C6-N1-C2	5.02	122.31	120.30
22	BA	1675	C	C3'-C2'-C1'	5.02	105.51	101.50
22	BA	1448	G	P-O5'-C5'	-5.01	112.88	120.90
1	CA	595	A	P-O3'-C3'	5.01	125.72	119.70
22	DA	656	G	N9-C1'-C2'	-5.01	106.48	112.00
22	DA	1871	A	O4'-C1'-N9	5.01	112.21	108.20
22	DA	1931	U	C3'-C2'-C1'	5.01	105.51	101.50
1	AA	1320	C	C3'-C2'-C1'	5.01	105.51	101.50
23	BB	83	G	O5'-P-OP2	-5.01	101.19	105.70
22	BA	2456	C	OP1-P-O3'	5.01	116.22	105.20
22	DA	1455	G	N9-C1'-C2'	-5.01	106.49	112.00
22	DA	96	C	O4'-C1'-N1	-5.01	104.19	108.20
22	DA	335	C	O4'-C1'-N1	5.01	112.21	108.20
22	BA	369	U	P-O3'-C3'	5.01	125.71	119.70
22	BA	2767	C	O4'-C1'-N1	-5.01	104.19	108.20
1	AA	463	U	C3'-C2'-C1'	5.00	105.50	101.50
22	BA	847	U	C4'-C3'-C2'	5.00	107.60	102.60
22	BA	1134	A	OP1-P-OP2	5.00	127.11	119.60
22	BA	1188	U	N1-C1'-C2'	5.00	120.50	114.00
22	BA	2749	A	P-O5'-C5'	-5.00	112.89	120.90
22	DA	1560	G	C3'-C2'-C1'	5.00	105.50	101.50
22	DA	2573	C	C3'-C2'-C1'	5.00	105.50	101.50
1	AA	109	A	O3'-P-O5'	-5.00	94.50	104.00
22	BA	834	G	C6-C5-N7	-5.00	127.40	130.40
22	BA	2071	A	N9-C4-C5	5.00	107.80	105.80
22	BA	2277	G	P-O3'-C3'	-5.00	113.70	119.70

There are no chirality outliers.

All (5) planarity outliers are listed below:

Mol	Chain	Res	Type	Group
12	AL	22	ALA	Peptide
20	AT	6	ALA	Peptide
25	BD	191	GLY	Peptide
31	BJ	110	PRO	Peptide
35	BN	101	GLY	Peptide

5.2 Too-close contacts ⓘ

In the following table, the Non-H and H(model) columns list the number of non-hydrogen atoms and hydrogen atoms in the chain respectively. The H(added) column lists the number of hydrogen atoms added and optimized by MolProbity. The Clashes column lists the number of clashes within the asymmetric unit, whereas Symm-Clashes lists symmetry related clashes.

Mol	Chain	Non-H	H(model)	H(added)	Clashes	Symm-Clashes
1	AA	32895	0	16553	2319	0
1	CA	32831	0	16521	2706	0
2	AB	1705	0	1732	283	0
2	CB	1705	0	1732	260	0
3	AC	1625	0	1699	194	0
3	CC	1625	0	1699	238	0
4	AD	1643	0	1710	284	0
4	CD	1643	0	1710	269	0
5	AE	1106	0	1148	203	0
5	CE	1106	0	1148	183	0
6	AF	818	0	808	113	0
6	CF	818	0	808	134	0
7	AG	1182	0	1240	150	0
7	CG	1175	0	1230	209	0
8	AH	979	0	1034	162	0
8	CH	979	0	1034	140	0
9	AI	1022	0	1070	165	0
9	CI	1022	0	1070	178	0
10	AJ	787	0	828	169	0
10	CJ	787	0	828	142	0
11	AK	877	0	887	165	0
11	CK	877	0	887	138	0
12	AL	955	0	1019	132	0
12	CL	955	0	1019	173	0
13	AM	884	0	944	120	0
13	CM	877	0	937	176	0
14	AN	774	0	827	131	0
14	CN	769	0	822	149	0
15	AO	714	0	737	93	0
15	CO	714	0	737	71	0
16	AP	649	0	666	105	0
16	CP	639	0	656	135	0
17	AQ	649	0	691	141	0
17	CQ	649	0	691	98	0
18	AR	456	0	478	51	0
18	CR	456	0	478	95	0
19	AS	638	0	665	97	0

Continued on next page...

Continued from previous page...

Mol	Chain	Non-H	H(model)	H(added)	Clashes	Symm-Clashes
19	CS	638	0	665	118	0
20	AT	665	0	714	117	0
20	CT	665	0	714	99	0
21	AU	426	0	449	131	0
21	CU	426	0	449	126	0
22	BA	61274	0	30819	3116	1
22	DA	60995	0	30679	5725	1
23	BB	2529	0	1281	109	0
23	DB	2507	0	1270	238	0
24	BC	2083	0	2157	313	0
24	DC	2083	0	2157	347	0
25	BD	1565	0	1616	274	0
25	DD	1565	0	1616	319	0
26	BE	1552	0	1619	199	0
26	DE	1552	0	1619	321	0
27	BF	1411	0	1447	210	0
27	DF	1420	0	1460	289	0
28	BG	1323	0	1374	225	0
28	DG	1323	0	1374	229	0
29	BH	1111	0	1148	184	0
29	DH	1111	0	1148	208	0
30	BI	1032	0	1088	135	0
30	DI	1032	0	1088	149	0
31	BJ	1129	0	1162	214	0
31	DJ	1129	0	1162	205	0
32	BK	939	0	1012	150	0
32	DK	939	0	1012	188	0
33	BL	1045	0	1117	169	0
33	DL	1045	0	1117	224	0
34	BM	1074	0	1157	148	0
34	DM	1074	0	1157	156	0
35	BN	961	0	1000	131	0
35	DN	961	0	1000	228	0
36	BO	892	0	923	120	0
36	DO	892	0	923	118	0
37	BP	917	0	965	189	0
37	DP	917	0	965	184	0
38	BQ	947	0	1022	192	0
38	DQ	947	0	1022	203	0
39	BR	816	0	839	145	0
39	DR	816	0	839	147	0
40	BS	857	0	922	93	0

Continued on next page...

Continued from previous page...

Mol	Chain	Non-H	H(model)	H(added)	Clashes	Symm-Clashes
40	DS	857	0	922	125	0
41	BT	739	0	807	155	0
41	DT	739	0	807	174	0
42	BU	780	0	834	103	0
42	DU	780	0	834	147	0
43	BV	753	0	780	63	0
43	DV	753	0	780	118	0
44	BW	596	0	610	286	0
44	DW	596	0	610	180	0
45	BX	625	0	655	113	0
45	DX	625	0	655	128	0
46	BY	509	0	543	72	0
46	DY	509	0	543	114	0
47	BZ	449	0	491	44	0
47	DZ	449	0	491	69	0
48	B0	444	0	461	52	0
48	D0	444	0	461	92	0
49	B1	410	0	440	66	0
49	D1	410	0	440	55	0
50	B2	377	0	418	29	0
50	D2	377	0	418	65	0
51	B3	504	0	574	71	0
51	D3	504	0	574	105	0
52	B4	302	0	340	48	0
52	D4	302	0	343	48	0
53	AA	41	0	0	0	0
53	AN	2	0	0	0	0
53	BA	135	0	0	0	0
53	BB	4	0	0	0	0
53	CA	42	0	0	0	0
53	DA	133	0	0	0	0
53	DB	1	0	0	0	0
53	DC	2	0	0	0	0
53	DJ	1	0	0	0	0
54	BA	51	0	67	4	0
55	B4	1	0	0	0	0
55	D4	1	0	0	0	0
56	AA	197	0	0	12	0
56	AE	1	0	0	0	0
56	AL	1	0	0	0	0
56	AN	7	0	0	0	0
56	AT	1	0	0	0	0

Continued on next page...

Continued from previous page...

Mol	Chain	Non-H	H(model)	H(added)	Clashes	Symm-Clashes
56	AU	1	0	0	0	0
56	B3	3	0	0	0	0
56	B4	2	0	0	0	0
56	BA	605	0	0	46	0
56	BB	19	0	0	0	0
56	BC	7	0	0	0	0
56	BD	3	0	0	2	0
56	BE	1	0	0	1	0
56	BL	4	0	0	1	0
56	BN	2	0	0	0	0
56	BR	1	0	0	0	0
56	BT	2	0	0	1	0
56	BV	1	0	0	1	0
56	CA	195	0	0	3	0
56	CE	3	0	0	1	0
56	CL	1	0	0	0	0
56	CN	3	0	0	0	0
56	CT	4	0	0	0	0
56	CU	1	0	0	0	0
56	D2	1	0	0	1	0
56	D3	1	0	0	0	0
56	D4	4	0	0	0	0
56	DA	600	0	0	30	0
56	DB	3	0	0	0	0
56	DC	13	0	0	2	0
56	DD	2	0	0	0	0
56	DE	4	0	0	0	0
56	DJ	3	0	0	0	0
56	DL	4	0	0	1	0
56	DN	2	0	0	0	0
56	DT	2	0	0	0	0
56	DU	2	0	0	0	0
56	DV	2	0	0	0	0
All	All	284525	0	190908	27236	1

The all-atom clashscore is defined as the number of clashes found per 1000 atoms (including hydrogen atoms). The all-atom clashscore for this structure is 58.

All (27236) close contacts within the same asymmetric unit are listed below, sorted by their clash magnitude.

Atom-1	Atom-2	Interatomic distance (Å)	Clash overlap (Å)
37:BP:50:ARG:CG	37:BP:57:ALA:H	1.24	1.44
37:BP:50:ARG:HD2	37:BP:51:ASN:N	1.27	1.42
37:BP:50:ARG:HG2	37:BP:57:ALA:N	1.13	1.41
1:CA:238:A:C2'	1:CA:239:U:H5''	1.57	1.34
38:BQ:63:ARG:NH1	38:BQ:96:ASP:HA	1.37	1.34
25:BD:114:LYS:HE3	25:BD:114:LYS:N	1.41	1.33
22:BA:1063:G:OP1	30:BI:76:ALA:HB3	1.25	1.33
37:BP:50:ARG:CD	37:BP:51:ASN:H	1.42	1.32
31:BJ:111:LYS:HD3	31:BJ:112:GLY:N	1.44	1.32
45:BX:30:PRO:HB2	45:BX:32:LEU:CD1	1.61	1.31
12:CL:43:LYS:CB	12:CL:44:PRO:HD3	1.59	1.30
5:AE:152:VAL:HB	5:AE:155:LYS:NZ	1.44	1.30
25:BD:151:THR:HG22	25:BD:152:PRO:CD	1.60	1.29
22:BA:636:G:C6	33:BL:111:ILE:HD11	1.70	1.26
22:DA:1817:G:O2'	22:DA:1818:U:H5'	1.36	1.24
6:AF:16:GLU:CG	4:CD:191:SER:HB2	1.68	1.23
22:DA:2800:A:O2'	22:DA:2801:G:H4'	1.37	1.23
28:BG:84:LYS:HG3	28:BG:132:LEU:N	1.53	1.22
1:CA:1152:A:H2'	1:CA:1153:G:C8	1.75	1.22
22:BA:1073:A:C2'	22:BA:1074:G:H5''	1.69	1.22
43:BV:80:HIS:CD2	43:BV:83:LYS:H	1.58	1.21
22:DA:1401:G:H2'	22:DA:1402:U:C6	1.76	1.21
1:AA:430:A:O2'	1:AA:431:A:H5'	1.33	1.20
27:BF:35:LEU:HB3	27:BF:153:ILE:CG2	1.71	1.20
22:BA:636:G:C5	33:BL:111:ILE:HD11	1.77	1.20
37:BP:50:ARG:HD3	37:BP:56:SER:CB	1.71	1.20
26:DE:148:ILE:HD13	26:DE:187:VAL:HG21	1.23	1.20
16:AP:4:ILE:HG12	16:AP:21:VAL:HG22	1.21	1.20
1:CA:373:A:O2'	1:CA:374:A:H5'	1.35	1.20
44:DW:27:GLY:CA	44:DW:31:LEU:HD11	1.70	1.19
22:DA:784:G:C2	24:DC:227:VAL:HG21	1.77	1.19
2:AB:40:ILE:HD13	2:AB:201:GLY:HA2	1.22	1.19
7:CG:91:ARG:HG2	7:CG:92:PRO:HD2	1.24	1.18
22:DA:1064:C:O2'	22:DA:1065:U:H5'	1.40	1.18
22:BA:2585:U:O2'	22:BA:2586:U:H5'	1.42	1.18
35:DN:28:LEU:HD21	35:DN:115:LEU:HD21	1.19	1.18
1:AA:1127:G:O2'	1:AA:1128:C:H5'	1.40	1.18
40:BS:66:ILE:HA	40:BS:69:LEU:HD22	1.26	1.17
11:CK:70:ALA:HA	11:CK:73:VAL:HG22	1.24	1.17
1:AA:1531:A:C8	1:AA:1531:A:H5'	1.79	1.17
1:CA:519:C:H2'	1:CA:520:A:C8	1.80	1.17
33:BL:93:ASN:HD22	33:BL:94:THR:N	1.42	1.17

Continued on next page...

Continued from previous page...

Atom-1	Atom-2	Interatomic distance (Å)	Clash overlap (Å)
46:DY:20:ASN:HD22	46:DY:50:VAL:HG22	1.09	1.17
24:BC:68:ARG:HD3	24:BC:103:ILE:HD11	1.27	1.16
51:B3:31:ILE:CD1	51:B3:34:LYS:HD2	1.73	1.16
38:DQ:77:LYS:HE2	38:DQ:116:LEU:HD21	1.24	1.16
1:CA:238:A:H2'	1:CA:239:U:C5'	1.76	1.16
32:BK:18:ARG:HB2	32:BK:45:GLU:CG	1.74	1.16
22:DA:1784:A:H4'	22:DA:1785:A:O5'	1.41	1.16
22:DA:2214:C:O2'	22:DA:2215:C:H5'	1.44	1.16
6:AF:16:GLU:HG2	4:CD:191:SER:CB	1.76	1.16
3:CC:109:GLU:HG2	3:CC:139:ASN:HB2	1.21	1.16
22:DA:2346:A:H3'	22:DA:2347:C:H5''	1.21	1.16
28:BG:137:LYS:HA	28:BG:140:ILE:HD11	1.28	1.15
28:BG:83:THR:HA	28:BG:84:LYS:NZ	1.58	1.15
22:DA:1469:A:H2'	22:DA:1470:A:C8	1.81	1.15
25:BD:99:GLU:HG3	25:BD:100:LEU:H	1.08	1.15
22:DA:118:A:N3	22:DA:178:G:H1'	1.62	1.15
22:DA:455:C:H3'	22:DA:456:C:H5'	1.25	1.15
5:AE:153:ALA:HA	5:AE:156:ARG:CB	1.76	1.15
27:BF:40:GLY:HA2	27:BF:84:ILE:HD11	1.27	1.15
39:BR:49:ILE:HD12	39:BR:52:PRO:CA	1.76	1.15
42:DU:90:LYS:HE2	42:DU:92:VAL:HG12	1.19	1.15
22:DA:2758:A:O2'	22:DA:2759:G:H5'	1.45	1.15
1:CA:1182:G:H4'	1:CA:1183:U:H5'	1.23	1.15
12:CL:89:LEU:HB3	12:CL:92:VAL:HG21	1.19	1.15
38:BQ:63:ARG:HH12	38:BQ:96:ASP:CA	1.59	1.15
1:CA:213:G:H2'	1:CA:214:C:C6	1.82	1.15
3:CC:110:LEU:HD21	3:CC:203:LYS:HD2	1.21	1.15
45:BX:58:ILE:HD12	45:BX:66:VAL:HG21	1.27	1.14
49:B1:8:ILE:HG23	49:B1:51:ALA:HA	1.27	1.14
34:DM:42:THR:HG22	34:DM:44:ARG:H	1.07	1.14
1:AA:1306:A:H2'	1:AA:1307:U:H5'	1.27	1.14
27:BF:35:LEU:HB3	27:BF:153:ILE:HG23	1.28	1.14
22:DA:143:C:H2'	22:DA:144:A:C8	1.82	1.14
1:AA:204:G:H3'	1:AA:205:A:H5''	1.15	1.14
4:CD:25:ARG:HG2	4:CD:25:ARG:HH11	1.02	1.14
22:DA:1915:U:H2'	22:DA:1916:A:C8	1.81	1.14
22:DA:449:A:O2'	22:DA:450:G:H5'	1.42	1.14
45:DX:53:LYS:HA	45:DX:56:ARG:HB3	1.29	1.14
41:BT:29:THR:HG22	41:BT:86:THR:HG22	1.27	1.14
1:AA:93:U:O2'	1:AA:94:G:H5''	1.48	1.14
25:BD:106:LYS:H	25:BD:106:LYS:HD2	1.11	1.14

Continued on next page...

Continued from previous page...

Atom-1	Atom-2	Interatomic distance (Å)	Clash overlap (Å)
26:BE:170:ARG:HH21	26:BE:170:ARG:HG2	0.97	1.13
22:DA:996:A:H4'	38:DQ:91:ARG:HD2	1.17	1.13
1:AA:1279:G:H1'	1:AA:1282:C:N4	1.63	1.13
28:BG:8:VAL:HG11	28:BG:49:LEU:HB2	1.25	1.13
38:BQ:69:ARG:CB	38:BQ:69:ARG:HH21	1.60	1.13
12:CL:82:ARG:HG2	12:CL:82:ARG:HH11	1.06	1.13
21:CU:24:LYS:HG3	21:CU:25:ALA:H	1.05	1.13
8:AH:28:SER:HB2	8:AH:58:LEU:HB2	1.30	1.13
2:AB:9:LEU:HD12	2:AB:42:LEU:HD13	1.13	1.13
38:DQ:87:VAL:HG21	39:DR:52:PRO:HD3	1.15	1.13
22:DA:1537:G:C2'	22:DA:1538:G:H4'	1.79	1.13
12:AL:43:LYS:HB2	12:AL:44:PRO:HD3	1.23	1.13
25:BD:151:THR:CG2	25:BD:152:PRO:HD3	1.78	1.13
22:BA:855:G:H21	44:BW:23:LYS:HG2	1.13	1.13
39:BR:49:ILE:CD1	39:BR:52:PRO:HA	1.78	1.13
12:CL:83:GLY:HA2	12:CL:94:TYR:HA	1.29	1.13
1:AA:545:C:H2'	1:AA:546:A:H5'	1.28	1.12
1:CA:6:G:N3	1:CA:6:G:H2'	1.62	1.12
43:DV:44:HIS:NE2	43:DV:85:LYS:HB2	1.64	1.12
28:BG:104:LEU:HB2	28:BG:112:VAL:CG2	1.79	1.12
32:BK:18:ARG:HB2	32:BK:45:GLU:HG2	1.15	1.12
10:AJ:36:VAL:HG22	10:AJ:76:ILE:HG12	1.20	1.12
37:BP:19:PHE:O	37:BP:20:ARG:HB3	1.45	1.12
10:CJ:15:HIS:HA	10:CJ:18:ILE:HG22	1.29	1.12
4:CD:89:LEU:HD23	4:CD:199:ILE:HD11	1.26	1.12
29:DH:83:LYS:HE2	29:DH:149:GLU:HB3	1.30	1.12
36:DO:17:LYS:HE2	36:DO:21:LEU:HD11	1.31	1.12
29:DH:93:SER:HB3	29:DH:121:VAL:HG21	1.31	1.12
31:BJ:73:VAL:HG23	31:BJ:74:TYR:H	1.01	1.12
26:DE:130:LYS:HB3	26:DE:133:LEU:HB3	1.19	1.12
34:DM:27:SER:H	34:DM:66:ARG:NH2	1.47	1.12
5:AE:155:LYS:HA	5:AE:158:LYS:NZ	1.62	1.12
6:CF:92:THR:HG22	6:CF:94:HIS:H	1.13	1.12
37:DP:20:ARG:HD2	37:DP:21:PRO:HD2	1.21	1.12
16:AP:28:ARG:HG2	16:AP:29:ASN:ND2	1.63	1.12
21:AU:9:GLU:CG	21:AU:10:PRO:HD3	1.79	1.12
26:DE:130:LYS:HG3	26:DE:133:LEU:HD13	1.27	1.12
2:AB:46:VAL:HB	2:AB:47:PRO:HD3	1.32	1.11
4:AD:36:ALA:HA	4:AD:41:GLY:HA3	1.11	1.11
7:AG:12:LEU:H	7:AG:12:LEU:HD22	1.10	1.11
1:CA:1284:C:H3'	1:CA:1285:A:H5''	1.27	1.11

Continued on next page...

Continued from previous page...

Atom-1	Atom-2	Interatomic distance (Å)	Clash overlap (Å)
37:DP:52:ARG:HH11	37:DP:52:ARG:HG2	1.12	1.11
26:BE:79:ARG:HG2	26:BE:80:SER:H	1.11	1.11
27:BF:40:GLY:CA	27:BF:84:ILE:HD11	1.79	1.11
9:AI:32:ARG:HG2	9:AI:36:GLN:CB	1.79	1.11
31:DJ:75:TYR:HD1	31:DJ:84:ILE:HD11	1.11	1.11
1:AA:468:A:O2'	1:AA:469:C:H5'	1.51	1.11
22:BA:1070:A:C2	30:BI:9:LYS:HG2	1.84	1.11
10:CJ:47:GLU:HB2	10:CJ:67:ILE:HG13	1.33	1.11
44:DW:37:VAL:HG12	44:DW:55:ASP:HB2	1.17	1.11
44:BW:28:GLU:HB3	44:BW:31:LEU:HD21	1.30	1.11
22:DA:2051:A:H4'	22:DA:2052:A:OP1	1.40	1.11
22:BA:1714:U:H2'	22:BA:1714:U:O2	1.47	1.11
24:BC:16:VAL:HB	24:BC:203:VAL:HB	1.24	1.11
52:D4:16:ILE:HG12	52:D4:25:VAL:HG22	1.18	1.11
29:BH:32:PRO:HB3	45:BX:38:TRP:HB3	1.29	1.11
2:CB:46:VAL:HG13	2:CB:47:PRO:HD3	1.28	1.11
22:BA:1060:U:C4'	22:BA:1061:U:H5'	1.81	1.10
22:BA:866:A:H5'	22:BA:866:A:C8	1.86	1.10
22:DA:197:A:H62	22:DA:2430:A:H2'	1.02	1.10
19:CS:40:PHE:HB3	19:CS:41:PRO:HD2	1.25	1.10
32:DK:71:ARG:HB3	32:DK:72:PRO:CD	1.80	1.10
40:DS:32:ALA:HA	40:DS:35:ILE:HD11	1.30	1.10
22:BA:1188:U:H2'	22:BA:1189:A:H5'	1.32	1.10
22:DA:647:G:H2'	22:DA:648:G:H8	1.15	1.10
38:DQ:61:ILE:HD11	38:DQ:92:LYS:HD3	1.22	1.10
25:BD:106:LYS:HB3	25:BD:206:ALA:HB3	1.33	1.10
31:BJ:44:TYR:CD2	38:BQ:63:ARG:HD3	1.86	1.10
44:BW:76:ARG:HH21	44:BW:76:ARG:HG3	1.14	1.10
22:DA:1324:G:H1'	22:DA:1616:A:N6	1.66	1.10
22:DA:2378:A:H2'	22:DA:2379:G:H5'	1.23	1.10
17:AQ:12:VAL:HG13	17:AQ:13:SER:H	1.00	1.10
22:BA:1499:C:O2'	22:BA:1500:G:H5'	1.48	1.10
37:BP:13:LYS:HE3	37:BP:76:HIS:HA	1.32	1.10
22:BA:1060:U:H4'	22:BA:1061:U:C5'	1.82	1.09
35:DN:54:LEU:HD11	35:DN:66:ALA:HB2	1.33	1.09
1:AA:1239:A:H62	1:AA:1299:A:N6	1.48	1.09
8:CH:68:LYS:HD3	8:CH:69:ALA:H	1.14	1.09
38:DQ:4:LYS:HE3	38:DQ:7:VAL:HG13	1.16	1.09
12:AL:49:ARG:HH11	12:AL:49:ARG:HG2	1.12	1.09
49:B1:24:LYS:HE2	49:B1:52:LYS:HB2	1.31	1.09
35:BN:73:ASN:HA	35:BN:76:VAL:HG12	1.30	1.09

Continued on next page...

Continued from previous page...

Atom-1	Atom-2	Interatomic distance (Å)	Clash overlap (Å)
29:DH:90:LEU:HB2	29:DH:123:ARG:HB3	1.31	1.09
22:BA:1179:G:C6	22:BA:1180:U:H1'	1.87	1.09
43:BV:10:LYS:H	43:BV:10:LYS:HD3	1.05	1.09
3:CC:29:ALA:HB1	14:CN:64:ARG:HH12	0.95	1.09
44:DW:23:LYS:HD2	44:DW:24:ARG:N	1.68	1.09
1:AA:488:C:O2'	1:AA:489:C:H5'	1.52	1.09
26:BE:108:ILE:HD11	26:BE:180:LEU:HB3	1.31	1.09
44:DW:27:GLY:HA2	44:DW:31:LEU:HD11	1.31	1.09
4:AD:47:LEU:HD21	4:AD:52:VAL:HG12	1.12	1.09
38:BQ:4:LYS:HG3	38:BQ:5:ARG:H	1.10	1.09
44:BW:23:LYS:HG3	44:BW:24:ARG:O	1.52	1.09
1:CA:1226:C:H41	13:CM:102:LYS:HA	1.05	1.09
20:AT:43:LYS:HB3	20:AT:86:ALA:HB1	1.25	1.09
22:BA:2431:U:H5'	22:BA:2431:U:H6	1.18	1.09
12:CL:43:LYS:HB2	12:CL:44:PRO:CD	1.82	1.09
22:DA:1032:A:H1'	52:D4:23:ILE:HD13	1.33	1.09
20:AT:6:ALA:HB1	20:AT:9:ARG:HB2	1.29	1.09
51:B3:31:ILE:HD11	51:B3:34:LYS:CD	1.83	1.09
33:DL:117:THR:HG22	33:DL:118:THR:H	1.17	1.09
40:BS:1:MET:HE2	40:BS:1:MET:HA	1.31	1.09
10:CJ:5:ARG:HG2	10:CJ:79:PRO:HG3	1.27	1.09
22:DA:2135:A:H3'	22:DA:2136:G:H5''	1.19	1.09
22:BA:1073:A:H2'	22:BA:1074:G:H5''	1.35	1.09
1:AA:158:G:H2'	1:AA:159:G:H5'	1.17	1.08
4:AD:43:ARG:O	4:AD:45:PRO:HD3	1.49	1.08
21:AU:52:VAL:HG13	21:AU:53:LYS:H	1.17	1.08
4:CD:25:ARG:HH12	4:CD:30:LYS:HG2	1.04	1.08
25:DD:9:VAL:HG22	37:DP:4:ILE:HD11	1.33	1.08
6:CF:86:ARG:NH1	18:CR:63:TYR:HB3	1.68	1.08
22:DA:2585:U:O2'	22:DA:2586:U:H5'	1.53	1.08
3:AC:56:ILE:HG12	3:AC:65:VAL:HG22	1.35	1.08
22:DA:2389:G:H5''	22:DA:2390:U:H5'	1.26	1.08
1:AA:619:U:H3	4:AD:130:ASN:HB3	1.18	1.08
22:BA:2309:A:O2'	22:BA:2310:C:H5'	1.53	1.08
25:BD:120:GLY:HA2	25:BD:162:ALA:CB	1.83	1.08
52:D4:7:VAL:HG13	52:D4:8:LYS:H	1.17	1.08
26:DE:47:LYS:HB3	26:DE:51:GLU:HB2	1.31	1.08
39:DR:39:LEU:HA	39:DR:49:ILE:HG21	1.15	1.08
44:DW:40:ARG:HG2	44:DW:40:ARG:HH11	1.16	1.08
1:AA:204:G:H3'	1:AA:205:A:C5'	1.82	1.08
1:AA:721:G:H4'	1:AA:722:G:O5'	1.46	1.08

Continued on next page...

Continued from previous page...

Atom-1	Atom-2	Interatomic distance (Å)	Clash overlap (Å)
1:AA:923:A:H5''	5:AE:25:LYS:HE2	1.30	1.08
1:CA:764:C:H2'	1:CA:765:G:H5'	1.33	1.08
22:DA:2135:A:H2'	22:DA:2136:G:H8	0.98	1.08
37:BP:77:SER:OG	37:BP:79:VAL:HG13	1.54	1.08
1:CA:1143:G:H2'	1:CA:1144:G:C8	1.88	1.08
11:AK:87:GLY:N	11:AK:113:THR:HG22	1.68	1.08
11:AK:87:GLY:H	11:AK:113:THR:HG22	1.04	1.08
22:BA:1867:G:O2'	22:BA:1868:C:H5'	1.49	1.08
1:CA:1143:G:H2'	1:CA:1144:G:H8	1.09	1.08
1:CA:213:G:H2'	1:CA:214:C:H6	1.16	1.08
2:CB:130:LYS:HA	2:CB:133:ALA:HB3	1.29	1.08
22:DA:391:A:O2'	22:DA:392:U:H5'	1.53	1.08
22:DA:604:G:O2'	22:DA:605:G:H5'	1.54	1.08
25:DD:133:THR:HG23	25:DD:134:HIS:H	1.19	1.08
2:AB:117:GLU:HA	2:AB:120:SER:HB2	1.31	1.08
37:BP:50:ARG:HG3	37:BP:57:ALA:O	1.53	1.08
29:DH:6:LEU:HD13	29:DH:36:ALA:HA	1.31	1.08
22:DA:2360:G:H1'	33:DL:60:ARG:HH21	1.19	1.08
40:DS:88:ARG:HH21	40:DS:88:ARG:HG2	1.02	1.08
17:AQ:16:MET:HB2	17:AQ:19:SER:HB3	1.31	1.07
38:BQ:69:ARG:NH2	38:BQ:69:ARG:HB2	1.68	1.07
22:DA:921:C:H2'	22:DA:922:C:H5'	1.35	1.07
1:AA:1021:A:H2'	1:AA:1022:A:H5''	1.36	1.07
1:AA:545:C:H5'	4:AD:68:GLU:HG3	1.30	1.07
19:AS:45:GLY:H	19:AS:61:VAL:HG23	1.13	1.07
22:BA:1073:A:C3'	22:BA:1074:G:H5''	1.82	1.07
32:BK:71:ARG:HB2	32:BK:72:PRO:HD3	1.32	1.07
4:CD:89:LEU:CD2	4:CD:199:ILE:HD11	1.85	1.07
21:CU:16:ARG:HD2	21:CU:19:LYS:HE2	1.36	1.07
12:CL:43:LYS:HB2	12:CL:44:PRO:HD3	1.08	1.07
45:DX:30:PRO:HG2	45:DX:32:LEU:HD21	1.11	1.07
2:AB:163:ILE:HG23	2:AB:164:ASP:H	1.17	1.07
10:AJ:14:ASP:HB3	10:AJ:17:LEU:HB3	1.21	1.07
4:CD:187:ARG:HH21	4:CD:191:SER:HA	1.11	1.07
7:CG:74:VAL:HG13	7:CG:140:VAL:HG13	1.09	1.07
25:DD:148:GLN:HG2	25:DD:152:PRO:HG2	1.31	1.07
43:BV:80:HIS:HD2	43:BV:83:LYS:N	1.52	1.07
5:CE:103:GLY:O	5:CE:104:ILE:HG22	1.54	1.07
22:DA:1870:C:H5''	22:DA:1871:A:H2	1.05	1.07
5:AE:89:THR:HG22	5:AE:90:GLY:H	0.93	1.07
22:DA:447:A:H5'	22:DA:449:A:C5	1.90	1.07

Continued on next page...

Continued from previous page...

Atom-1	Atom-2	Interatomic distance (Å)	Clash overlap (Å)
35:DN:37:THR:HG22	35:DN:39:PRO:HD2	1.13	1.07
22:BA:1791:A:O2'	24:BC:205:GLY:HA2	1.55	1.07
2:CB:206:ILE:HA	2:CB:209:VAL:HG22	1.31	1.07
21:CU:35:GLU:HG3	21:CU:36:PHE:H	0.97	1.07
22:DA:2060:A:H2'	26:DE:63:LYS:HZ2	1.12	1.07
22:BA:265:A:H4'	22:BA:266:G:OP1	1.48	1.07
22:DA:1676:A:H2	22:DA:1993:U:H5'	1.19	1.07
22:DA:2135:A:H2'	22:DA:2136:G:C8	1.89	1.07
24:DC:146:LYS:HB2	24:DC:149:LYS:HB2	1.35	1.06
33:BL:109:LYS:HG2	33:BL:126:ARG:HB3	1.30	1.06
4:CD:55:ARG:HG3	4:CD:55:ARG:HH11	1.16	1.06
3:CC:29:ALA:HB1	14:CN:64:ARG:NH1	1.70	1.06
39:DR:27:ILE:HG22	39:DR:28:ALA:H	0.92	1.06
22:DA:1676:A:C2	22:DA:1993:U:H5'	1.90	1.06
25:DD:29:VAL:HB	25:DD:98:VAL:HG12	1.36	1.06
22:BA:1179:G:C5	22:BA:1180:U:H1'	1.88	1.06
5:AE:81:GLN:HG2	5:AE:149:PRO:HG3	1.33	1.06
38:BQ:63:ARG:HH22	38:BQ:96:ASP:N	1.53	1.06
46:BY:47:ARG:HH21	46:BY:47:ARG:HG3	1.19	1.06
10:CJ:57:VAL:HG22	10:CJ:58:ASN:H	1.18	1.06
3:AC:128:MET:HB3	3:AC:131:ARG:HG3	1.35	1.06
22:BA:866:A:H5'	22:BA:866:A:H8	0.95	1.06
11:CK:92:ARG:HH11	11:CK:92:ARG:HG3	1.20	1.06
5:CE:29:ILE:HG23	5:CE:30:PHE:N	1.65	1.06
10:CJ:84:VAL:HG23	10:CJ:85:ASP:H	1.12	1.06
22:DA:1021:A:O2'	22:DA:1022:G:H4'	1.54	1.06
22:DA:82:U:H2'	22:DA:83:A:H5''	1.34	1.06
34:DM:42:THR:HB	34:DM:45:GLN:HG3	1.37	1.06
47:DZ:16:LEU:HD22	47:DZ:16:LEU:H	1.11	1.06
1:AA:842:U:H3'	1:AA:843:U:H5''	1.10	1.06
30:BI:79:LEU:HA	30:BI:83:ALA:HB3	1.34	1.06
17:CQ:4:ILE:HG22	17:CQ:5:ARG:H	1.13	1.06
41:DT:10:VAL:HG23	41:DT:11:LEU:HD12	1.38	1.06
44:DW:18:LYS:HD3	44:DW:19:ARG:N	1.68	1.06
11:AK:22:ILE:HD11	11:AK:85:VAL:HG13	1.38	1.06
44:BW:23:LYS:HD2	44:BW:24:ARG:H	1.20	1.06
22:DA:1870:C:H5''	22:DA:1871:A:C2	1.91	1.06
25:DD:186:LEU:HD21	37:DP:3:ILE:HD11	1.38	1.06
22:DA:246:C:H2'	22:DA:247:G:H5'	1.38	1.06
22:DA:2713:U:H3'	22:DA:2714:G:H5''	1.37	1.05
29:BH:96:THR:O	29:BH:97:ARG:HG3	1.54	1.05

Continued on next page...

Continued from previous page...

Atom-1	Atom-2	Interatomic distance (Å)	Clash overlap (Å)
22:DA:1024:G:H3'	22:DA:1025:G:H5''	1.13	1.05
22:DA:1079:C:H41	22:DA:1088:A:H5''	1.19	1.05
22:DA:2682:A:H61	22:DA:2728:U:H1'	1.20	1.05
17:AQ:12:VAL:HG11	17:AQ:21:VAL:CG1	1.86	1.05
48:B0:39:ARG:HB2	48:B0:39:ARG:HH11	1.19	1.05
22:BA:412:A:O2'	22:BA:413:C:H5'	1.55	1.05
36:BO:2:ASP:HB3	36:BO:5:SER:HB2	1.37	1.05
45:BX:30:PRO:HB2	45:BX:32:LEU:HD11	1.14	1.05
4:CD:29:THR:C	4:CD:30:LYS:HD3	1.77	1.05
1:AA:489:C:O2'	1:AA:490:C:H5'	1.56	1.05
5:AE:153:ALA:HA	5:AE:156:ARG:HB2	1.34	1.05
4:CD:2:ARG:HH11	4:CD:2:ARG:HB2	1.14	1.05
9:AI:32:ARG:HG2	9:AI:36:GLN:HB3	1.35	1.05
29:BH:5:LEU:HD13	29:BH:13:GLY:HA2	1.36	1.05
10:AJ:48:ARG:HG2	10:AJ:48:ARG:HH11	1.15	1.05
1:CA:491:G:O2'	1:CA:492:C:H5'	1.56	1.05
21:AU:9:GLU:HG3	21:AU:10:PRO:HD3	1.05	1.05
22:BA:1064:C:OP1	30:BI:87:SER:O	1.72	1.05
38:BQ:86:SER:O	39:BR:51:VAL:HA	1.56	1.05
41:BT:61:LEU:HD12	41:BT:61:LEU:O	1.56	1.05
22:DA:1430:G:O2'	22:DA:1431:A:H5'	1.56	1.05
1:AA:1256:A:H1'	1:AA:1258:G:C5	1.92	1.05
2:AB:66:ILE:HB	2:AB:88:GLN:HB3	1.37	1.05
11:AK:126:ARG:HB2	21:AU:33:ARG:NH1	1.72	1.05
3:CC:26:LYS:HA	3:CC:26:LYS:HE3	1.39	1.05
25:DD:141:ARG:HH11	25:DD:141:ARG:HB3	1.21	1.05
2:AB:9:LEU:HD21	2:AB:11:ALA:HB3	1.39	1.05
41:DT:50:LEU:HD23	41:DT:51:PHE:H	1.19	1.05
28:BG:72:ASN:O	28:BG:76:ILE:HG22	1.56	1.04
44:BW:23:LYS:CE	44:BW:24:ARG:HG3	1.86	1.04
31:DJ:18:VAL:HG13	31:DJ:56:VAL:HA	1.37	1.04
33:DL:103:ILE:H	33:DL:103:ILE:HD12	1.13	1.04
45:DX:2:ARG:HH21	45:DX:32:LEU:HD23	1.18	1.04
1:AA:1007:U:H2'	1:AA:1008:U:H5''	1.35	1.04
29:BH:90:LEU:HB2	29:BH:123:ARG:HB3	1.40	1.04
4:CD:25:ARG:NH1	4:CD:30:LYS:HG2	1.70	1.04
7:CG:22:LEU:HA	7:CG:25:PHE:HB3	1.31	1.04
2:AB:116:LEU:HD12	2:AB:140:LEU:HD11	1.39	1.04
24:BC:246:PRO:HG2	24:BC:247:TRP:CZ3	1.92	1.04
1:CA:371:A:O2'	1:CA:372:C:H5'	1.57	1.04
22:DA:573:U:H4'	22:DA:574:A:OP1	1.51	1.04

Continued on next page...

Continued from previous page...

Atom-1	Atom-2	Interatomic distance (Å)	Clash overlap (Å)
38:BQ:65:ASN:ND2	38:BQ:69:ARG:HH22	1.55	1.04
22:DA:396:G:O2'	22:DA:397:U:H5'	1.56	1.04
1:CA:137:U:H1'	1:CA:227:G:N2	1.72	1.04
32:DK:39:ILE:HD11	32:DK:62:VAL:HG23	1.40	1.04
34:BM:2:LEU:HD23	34:BM:69:PRO:HD2	1.38	1.04
17:CQ:3:LYS:NZ	17:CQ:6:THR:HG21	1.70	1.04
22:DA:2590:A:H5''	24:DC:237:ARG:HG3	1.38	1.04
41:DT:29:THR:HB	41:DT:87:LEU:H	1.23	1.04
37:BP:102:ARG:HB3	37:BP:107:ALA:HB2	1.38	1.04
46:BY:57:LEU:HA	46:BY:60:LYS:HB3	1.35	1.04
25:DD:51:THR:CG2	25:DD:76:GLY:HA3	1.87	1.04
21:AU:16:ARG:HH11	21:AU:19:LYS:HG3	1.23	1.04
49:B1:33:LEU:H	49:B1:51:ALA:HB3	1.21	1.04
22:DA:2291:U:H2'	22:DA:2292:U:C6	1.92	1.04
22:BA:1779:U:H5	22:BA:1784:A:N7	1.56	1.04
31:BJ:81:ILE:HG23	31:BJ:82:GLY:H	1.19	1.04
38:BQ:63:ARG:CZ	38:BQ:96:ASP:HA	1.88	1.04
5:CE:95:MET:HB3	5:CE:124:ALA:HB2	1.38	1.04
9:CI:34:LEU:HG	9:CI:35:GLU:HG3	1.36	1.04
36:BO:88:LYS:HE2	36:BO:116:GLN:HE21	1.17	1.03
37:BP:52:ARG:HH11	37:BP:52:ARG:CG	1.71	1.03
44:BW:24:ARG:HB2	44:BW:65:LYS:HD3	1.38	1.03
1:AA:94:G:H4'	1:AA:95:C:O5'	1.57	1.03
22:DA:1565:C:O2'	22:DA:1566:A:H2'	1.55	1.03
22:BA:137:U:H5''	22:BA:140:C:C5	1.94	1.03
44:BW:23:LYS:HD2	44:BW:24:ARG:N	1.74	1.03
47:BZ:15:ARG:HG3	47:BZ:15:ARG:HH11	1.22	1.03
2:CB:103:TRP:HD1	2:CB:107:ARG:HB3	1.23	1.03
2:CB:19:THR:HG22	2:CB:37:VAL:HA	1.31	1.03
22:DA:922:C:H1'	44:DW:22:VAL:HG21	1.39	1.03
37:DP:91:VAL:HG22	37:DP:109:ILE:HG21	1.04	1.03
16:CP:70:ARG:O	16:CP:74:LEU:HG	1.56	1.03
22:DA:2060:A:H2'	26:DE:63:LYS:NZ	1.71	1.03
22:DA:2517:C:O2'	22:DA:2518:A:H3'	1.58	1.03
1:CA:32:A:H2'	1:CA:33:A:C8	1.92	1.03
1:CA:33:A:H2'	1:CA:34:C:H6	1.22	1.03
9:CI:71:ILE:HD12	9:CI:72:SER:H	1.22	1.03
26:DE:170:ARG:HH22	26:DE:176:ASP:HB2	1.18	1.03
41:DT:39:THR:HG21	41:DT:42:GLU:HB2	1.34	1.03
22:BA:958:U:H6	22:BA:958:U:H5'	1.21	1.03
32:BK:108:ARG:HH11	32:BK:108:ARG:HG2	1.16	1.03

Continued on next page...

Continued from previous page...

Atom-1	Atom-2	Interatomic distance (Å)	Clash overlap (Å)
5:CE:14:LEU:HD22	5:CE:59:ILE:CD1	1.89	1.03
22:DA:274:C:H2'	22:DA:275:C:C6	1.93	1.03
28:DG:126:THR:HG22	28:DG:127:GLN:H	1.23	1.03
32:DK:2:ILE:HG22	32:DK:3:GLN:N	1.71	1.03
5:AE:89:THR:HG22	5:AE:90:GLY:N	1.69	1.03
22:BA:1011:G:O2'	22:BA:1013:C:H5''	1.58	1.03
22:BA:1941:C:H5'	22:BA:1941:C:H6	1.21	1.03
22:DA:1668:A:H4'	22:DA:1669:A:H5'	1.36	1.03
29:BH:68:ARG:NH2	29:BH:72:ILE:HG21	1.74	1.03
1:CA:84:U:H3	1:CA:87:C:H1'	1.20	1.03
27:DF:103:ILE:HA	27:DF:107:VAL:HG21	1.38	1.03
32:DK:2:ILE:CG2	32:DK:3:GLN:H	1.72	1.03
50:D2:19:ARG:HB3	50:D2:19:ARG:HH21	1.21	1.02
6:AF:38:ARG:HB3	6:AF:63:ASN:HB2	1.38	1.02
7:AG:26:VAL:HG12	7:AG:42:VAL:HG21	1.06	1.02
31:BJ:124:VAL:HG23	31:BJ:125:TYR:H	1.24	1.02
34:BM:1:MET:HE3	34:BM:2:LEU:H	1.24	1.02
1:CA:597:G:H2'	1:CA:598:U:H5'	1.40	1.02
22:DA:1056:G:H1'	22:DA:1103:A:H61	1.22	1.02
22:DA:1060:U:H4'	22:DA:1061:U:O5'	1.59	1.02
1:AA:1225:A:H2'	1:AA:1226:C:C5	1.95	1.02
27:BF:7:TYR:CD2	27:BF:11:VAL:HG11	1.94	1.02
1:CA:1202:U:H2'	1:CA:1203:C:H6	1.20	1.02
20:CT:26:MET:HE3	20:CT:56:ILE:HD13	1.37	1.02
22:DA:1594:U:H2'	22:DA:1595:C:C6	1.95	1.02
1:CA:174:A:O2'	1:CA:175:C:H5'	1.60	1.02
29:DH:93:SER:CB	29:DH:121:VAL:HG21	1.89	1.02
40:DS:20:VAL:HG11	40:DS:43:ALA:HB1	1.41	1.02
1:AA:1129:C:H5''	9:AI:17:ARG:HH22	1.16	1.02
1:AA:874:G:O2'	1:AA:875:U:H5'	1.57	1.02
1:AA:1328:C:H5''	13:AM:27:THR:HG21	1.41	1.02
17:AQ:12:VAL:CG1	17:AQ:21:VAL:HG13	1.88	1.02
24:DC:147:PRO:HD3	24:DC:184:GLU:HG3	1.06	1.02
12:AL:24:GLU:HB2	12:AL:26:CYS:SG	2.00	1.02
28:BG:137:LYS:CA	28:BG:140:ILE:HD11	1.90	1.02
31:BJ:2:LYS:H	31:BJ:2:LYS:HD3	0.91	1.02
22:DA:491:G:H2'	22:DA:492:A:C8	1.95	1.02
44:BW:31:LEU:N	44:BW:31:LEU:HD23	1.73	1.02
4:CD:30:LYS:HD3	4:CD:30:LYS:N	1.68	1.02
22:BA:762:U:H4'	22:BA:763:G:O5'	1.57	1.02
35:BN:73:ASN:HA	35:BN:76:VAL:CG1	1.89	1.02

Continued on next page...

Continued from previous page...

Atom-1	Atom-2	Interatomic distance (Å)	Clash overlap (Å)
51:D3:3:ILE:HG22	51:D3:4:LYS:H	1.18	1.02
22:DA:784:G:N1	24:DC:227:VAL:HG21	1.75	1.02
1:AA:206:C:H2'	1:AA:207:C:O4'	1.58	1.02
9:AI:98:ARG:HG2	9:AI:103:VAL:HG21	1.37	1.02
37:BP:87:ARG:HH11	37:BP:87:ARG:HG2	1.23	1.02
1:CA:254:G:H21	17:CQ:17:GLU:HG3	1.19	1.02
22:DA:942:G:H2'	22:DA:943:A:H5'	1.41	1.02
2:AB:69:VAL:HB	2:AB:162:VAL:HG12	1.34	1.01
1:AA:414:A:H2'	1:AA:415:A:H8	1.23	1.01
2:AB:9:LEU:CD1	2:AB:42:LEU:HD13	1.90	1.01
41:BT:64:LYS:HA	41:BT:79:ASP:OD1	1.59	1.01
1:CA:537:G:H5''	12:CL:109:ARG:NH1	1.75	1.01
22:DA:1492:G:H3'	22:DA:1493:C:C5'	1.89	1.01
23:DB:24:G:H1'	23:DB:27:C:N4	1.73	1.01
31:DJ:99:ARG:HA	31:DJ:102:GLU:HB3	1.42	1.01
5:CE:29:ILE:HG23	5:CE:30:PHE:H	1.18	1.01
14:AN:15:LEU:HD23	14:AN:18:LYS:HD2	1.41	1.01
17:AQ:46:HIS:HB2	17:AQ:66:LEU:HD12	1.42	1.01
23:DB:110:C:O2'	23:DB:111:U:H5'	1.59	1.01
42:DU:47:PRO:HB3	42:DU:54:PRO:HG3	1.38	1.01
1:AA:545:C:C2'	1:AA:546:A:H5'	1.89	1.01
10:AJ:57:VAL:HG22	10:AJ:58:ASN:H	1.22	1.01
11:AK:126:ARG:HB2	21:AU:33:ARG:HH12	1.20	1.01
29:BH:89:LYS:HG2	29:BH:90:LEU:H	1.21	1.01
42:BU:5:ARG:HG2	42:BU:5:ARG:HH21	1.23	1.01
1:CA:1183:U:H3'	1:CA:1184:G:H5''	1.05	1.01
1:CA:982:U:H4'	1:CA:983:A:O5'	1.59	1.01
22:DA:1313:U:H2'	22:DA:1313:U:O2	1.59	1.01
22:DA:1731:G:O2'	22:DA:1732:C:H5''	1.61	1.01
1:AA:511:C:O2'	1:AA:512:U:H5''	1.59	1.01
22:BA:990:A:H5'	22:BA:990:A:H8	1.18	1.01
27:BF:134:GLN:HG2	27:BF:135:ILE:H	1.21	1.01
5:CE:14:LEU:HD22	5:CE:59:ILE:HD13	1.40	1.01
22:DA:2199:A:H2'	22:DA:2200:C:C6	1.95	1.01
25:DD:89:GLU:HG2	25:DD:94:GLN:NE2	1.76	1.01
1:AA:1531:A:H8	1:AA:1531:A:H5'	0.88	1.01
2:AB:9:LEU:HD23	2:AB:11:ALA:H	1.24	1.01
22:BA:1458:U:H4'	22:BA:1459:G:O5'	1.60	1.01
25:BD:114:LYS:CE	25:BD:114:LYS:N	2.23	1.01
32:BK:21:CYS:HA	32:BK:41:ILE:HD12	1.43	1.01
22:DA:1655:A:H2'	22:DA:1656:C:C6	1.96	1.01

Continued on next page...

Continued from previous page...

Atom-1	Atom-2	Interatomic distance (Å)	Clash overlap (Å)
35:DN:71:ARG:HB2	35:DN:71:ARG:HH21	1.20	1.01
40:BS:73:LYS:HA	40:BS:73:LYS:HE3	1.40	1.01
22:DA:1474:U:H2'	22:DA:1475:G:H5'	1.38	1.01
31:DJ:5:THR:HA	31:DJ:44:TYR:CD2	1.96	1.00
44:DW:37:VAL:HG23	44:DW:38:ARG:HH11	1.25	1.00
22:DA:1808:A:H62	45:DX:27:ARG:HH11	1.05	1.00
22:DA:412:A:O2'	22:DA:413:C:H5'	1.61	1.00
22:BA:2502:G:H5'	22:BA:2503:A:H5''	1.41	1.00
22:BA:2356:U:H4'	44:BW:16:GLU:HG3	1.42	1.00
22:DA:2199:A:H2'	22:DA:2200:C:H6	1.21	1.00
22:DA:1008:A:H5''	31:DJ:37:ARG:HH22	1.22	1.00
43:DV:79:ARG:HG3	43:DV:80:HIS:H	1.26	1.00
51:B3:31:ILE:HD11	51:B3:34:LYS:HD2	1.04	1.00
31:BJ:17:VAL:HG22	31:BJ:137:PRO:HB2	1.41	1.00
22:DA:1069:A:H4'	22:DA:1070:A:O5'	1.61	1.00
32:DK:38:ILE:HG12	32:DK:61:VAL:HG12	1.43	1.00
37:DP:86:LYS:HA	37:DP:86:LYS:HZ2	1.21	1.00
1:AA:487:A:O2'	1:AA:488:C:H5'	1.60	1.00
12:AL:27:PRO:HB2	12:AL:28:GLN:OE1	1.59	1.00
22:BA:2680:U:P	25:BD:114:LYS:HE2	2.02	1.00
1:CA:1332:A:O2'	1:CA:1333:A:H5'	1.61	1.00
51:D3:41:ARG:HH21	51:D3:41:ARG:HG3	1.27	1.00
5:AE:11:GLN:HA	5:AE:11:GLN:HE21	1.27	1.00
24:BC:251:THR:HG22	24:BC:252:LYS:H	1.24	1.00
31:BJ:2:LYS:HD3	31:BJ:2:LYS:N	1.70	1.00
31:BJ:88:THR:HG22	31:BJ:91:GLU:CG	1.92	1.00
10:CJ:64:GLN:HB2	14:CN:98:ALA:HB3	1.42	1.00
16:CP:4:ILE:HG21	16:CP:57:ILE:HD11	1.44	1.00
32:DK:2:ILE:HG22	32:DK:3:GLN:H	0.87	1.00
11:AK:109:ILE:HG21	21:AU:16:ARG:HE	1.26	1.00
14:AN:44:VAL:HG23	14:AN:45:LEU:H	1.25	1.00
22:BA:2680:U:OP1	25:BD:114:LYS:HE2	1.60	1.00
37:BP:50:ARG:HD3	37:BP:56:SER:HB3	1.41	1.00
38:BQ:4:LYS:HG3	38:BQ:5:ARG:N	1.76	1.00
25:DD:16:THR:HG22	25:DD:20:VAL:HB	1.42	1.00
1:CA:1182:G:C4'	1:CA:1183:U:H5'	1.91	1.00
22:BA:1716:U:O2'	22:BA:1717:A:H5'	1.61	1.00
22:BA:2214:C:H6	22:BA:2214:C:H5'	1.26	1.00
24:BC:106:PRO:HB3	24:BC:141:HIS:CE1	1.95	1.00
9:CI:51:LEU:HG	9:CI:86:LEU:HD22	1.43	1.00
1:CA:135:C:O2	16:CP:1:MET:HB2	1.61	1.00

Continued on next page...

Continued from previous page...

Atom-1	Atom-2	Interatomic distance (Å)	Clash overlap (Å)
22:DA:1537:G:H2'	22:DA:1538:G:H4'	1.42	1.00
1:AA:842:U:H3'	1:AA:843:U:C5'	1.89	0.99
52:B4:36:ARG:HG2	52:B4:37:GLN:H	1.22	0.99
29:BH:68:ARG:HH22	29:BH:72:ILE:HG21	1.23	0.99
1:CA:1026:G:H1	1:CA:1036:A:N6	1.59	0.99
22:DA:455:C:H3'	22:DA:456:C:C5'	1.91	0.99
24:DC:131:MET:HG2	24:DC:134:ILE:HD11	1.43	0.99
10:AJ:51:VAL:HB	14:AN:80:ARG:HB2	1.42	0.99
22:BA:2353:G:H1'	44:BW:30:VAL:CG1	1.92	0.99
27:BF:11:VAL:HG12	27:BF:12:VAL:H	1.28	0.99
1:AA:1184:G:O2'	1:AA:1185:G:H5'	1.62	0.99
2:AB:26:MET:HE3	2:AB:192:PRO:HG3	1.42	0.99
2:AB:209:VAL:HG23	2:AB:210:THR:H	1.24	0.99
14:CN:33:VAL:HG22	14:CN:40:ARG:HH21	1.26	0.99
52:B4:9:LYS:H	52:B4:9:LYS:HD3	1.26	0.99
22:BA:1179:G:H3'	22:BA:1180:U:H4'	1.41	0.99
1:CA:170:U:O2'	1:CA:171:A:H5'	1.62	0.99
1:CA:876:C:H1'	8:CH:11:THR:HG21	1.42	0.99
22:DA:607:U:O4	22:DA:619:G:H2'	1.60	0.99
25:DD:106:LYS:HB3	25:DD:206:ALA:CB	1.92	0.99
29:DH:80:ILE:HB	29:DH:101:ASP:CB	1.92	0.99
30:DI:113:ALA:HB1	30:DI:124:MET:SD	2.02	0.99
44:DW:18:LYS:HD3	44:DW:19:ARG:H	1.20	0.99
44:DW:37:VAL:CG1	44:DW:55:ASP:HB2	1.91	0.99
1:AA:158:G:C2'	1:AA:159:G:H5'	1.92	0.99
5:AE:155:LYS:HA	5:AE:158:LYS:HZ2	1.26	0.99
9:AI:88:GLU:HG3	9:AI:89:TYR:H	1.27	0.99
21:AU:13:VAL:HG13	21:AU:15:LEU:HG	1.45	0.99
22:BA:1071:G:H1'	22:BA:1089:A:N7	1.78	0.99
22:BA:1941:C:H5'	22:BA:1941:C:C6	1.98	0.99
35:BN:103:ARG:HD3	35:BN:110:MET:HE3	1.44	0.99
24:BC:12:ARG:HH11	24:BC:12:ARG:HG3	1.22	0.99
22:BA:1813:G:N3	24:BC:49:THR:HG21	1.77	0.99
29:BH:117:LEU:HD11	29:BH:130:VAL:HG11	1.45	0.99
1:CA:1183:U:C3'	1:CA:1184:G:H5''	1.93	0.99
23:BB:90:C:H6	23:BB:90:C:H5''	1.23	0.99
44:BW:39:GLN:HG2	44:BW:41:GLY:H	1.26	0.99
5:CE:13:LYS:HA	5:CE:13:LYS:HE2	1.42	0.99
6:CF:92:THR:O	6:CF:93:LYS:HG2	1.62	0.99
7:CG:71:THR:HG23	7:CG:72:VAL:HG23	1.44	0.99
37:DP:52:ARG:HH11	37:DP:52:ARG:CG	1.75	0.99

Continued on next page...

Continued from previous page...

Atom-1	Atom-2	Interatomic distance (Å)	Clash overlap (Å)
1:AA:559:A:H4'	1:AA:560:A:O5'	1.63	0.99
12:AL:49:ARG:CG	12:AL:49:ARG:HH11	1.75	0.99
7:CG:134:VAL:HB	7:CG:137:ARG:HH21	1.24	0.99
22:DA:1731:G:H4'	22:DA:1732:C:OP1	1.61	0.99
22:DA:960:A:H2'	22:DA:962:G:H5'	1.43	0.99
27:DF:74:ALA:HB3	27:DF:78:ILE:HB	1.44	0.99
2:AB:58:LYS:HZ1	2:AB:62:ARG:HG3	1.22	0.99
27:BF:39:VAL:HG11	27:BF:49:LEU:HD13	1.42	0.99
9:AI:98:ARG:CG	9:AI:103:VAL:HG21	1.93	0.99
2:CB:89:PHE:HE2	2:CB:152:ASP:HB2	1.23	0.99
31:DJ:44:TYR:HD1	38:DQ:63:ARG:HH21	1.06	0.99
10:AJ:35:GLN:HG2	10:AJ:77:VAL:HB	1.45	0.98
44:BW:23:LYS:HE3	44:BW:24:ARG:HG3	1.44	0.98
22:DA:105:C:O2'	22:DA:106:C:H6	1.45	0.98
22:DA:616:A:O2'	22:DA:617:G:H8	1.45	0.98
22:BA:2151:U:O2'	22:BA:2152:G:H5''	1.62	0.98
27:BF:131:VAL:HG22	27:BF:151:LEU:HD12	1.45	0.98
44:BW:39:GLN:HG3	44:BW:42:THR:N	1.78	0.98
22:DA:206:U:HO2'	22:DA:207:A:H8	1.01	0.98
22:DA:2631:G:H2'	22:DA:2632:A:H5''	1.41	0.98
24:DC:94:LEU:HD13	24:DC:100:ARG:HD3	1.44	0.98
25:DD:139:SER:HB3	25:DD:142:VAL:HG21	1.45	0.98
22:BA:1627:G:C8	22:BA:1627:G:H5'	1.98	0.98
27:BF:11:VAL:HG12	27:BF:12:VAL:N	1.77	0.98
27:BF:43:ILE:HG22	27:BF:82:TYR:CE1	1.97	0.98
1:CA:14:U:N3	1:CA:16:A:H5''	1.79	0.98
1:CA:920:U:H2'	1:CA:921:U:C6	1.98	0.98
21:CU:35:GLU:CG	21:CU:36:PHE:H	1.76	0.98
22:DA:2056:G:H21	48:D0:1:ALA:H3	1.05	0.98
29:DH:31:VAL:HB	29:DH:32:PRO:HD3	1.45	0.98
1:AA:1279:G:H1'	1:AA:1282:C:H42	1.26	0.98
1:AA:415:A:H2'	1:AA:416:G:C8	1.99	0.98
25:DD:68:PHE:HB3	25:DD:73:VAL:HA	1.45	0.98
32:DK:71:ARG:HB3	32:DK:72:PRO:HD3	1.41	0.98
35:DN:24:MET:HG2	35:DN:44:LEU:HD13	1.46	0.98
41:DT:60:THR:HG22	41:DT:83:ALA:HA	1.44	0.98
7:AG:61:PHE:HE1	7:AG:65:LEU:HD22	1.27	0.98
17:AQ:18:LYS:HA	17:AQ:47:ASP:CB	1.94	0.98
21:AU:9:GLU:HG3	21:AU:10:PRO:CD	1.93	0.98
22:BA:2440:C:H6	22:BA:2440:C:H5'	1.26	0.98
7:CG:91:ARG:HG2	7:CG:92:PRO:CD	1.93	0.98

Continued on next page...

Continued from previous page...

Atom-1	Atom-2	Interatomic distance (Å)	Clash overlap (Å)
22:DA:1765:U:O2'	22:DA:1766:G:H5'	1.64	0.98
41:DT:39:THR:CG2	41:DT:42:GLU:HB2	1.94	0.98
1:AA:1533:C:H3'	1:AA:1534:A:H5''	1.43	0.98
22:BA:866:A:C5'	22:BA:866:A:H8	1.76	0.98
1:CA:1383:C:O2'	1:CA:1384:C:H5'	1.63	0.98
1:CA:154:U:H2'	1:CA:155:A:H5'	1.44	0.98
48:D0:37:HIS:HB3	48:D0:43:THR:HG22	1.43	0.98
22:DA:946:C:HO2'	22:DA:947:A:H8	1.00	0.98
31:BJ:88:THR:HG22	31:BJ:91:GLU:HG3	1.45	0.98
42:BU:25:LYS:HG2	42:BU:36:GLU:HB3	1.44	0.98
22:DA:2074:U:O2'	22:DA:2075:U:H5'	1.63	0.98
22:DA:27:G:H22	22:DA:512:G:H2'	1.26	0.98
22:DA:593:U:H2'	22:DA:594:U:C6	1.98	0.98
43:DV:61:LEU:HD23	43:DV:61:LEU:H	1.23	0.98
1:AA:965:U:H4'	1:AA:969:A:C8	1.97	0.98
24:BC:75:ALA:HB2	24:BC:95:TYR:CD2	1.98	0.98
25:BD:13:ARG:HH12	37:BP:74:GLN:NE2	1.61	0.98
22:DA:1935:G:H1'	22:DA:1964:G:N2	1.79	0.98
22:DA:845:A:N6	22:DA:932:U:H3	1.62	0.98
4:AD:117:VAL:HA	4:AD:122:ILE:HD11	1.46	0.97
9:AI:40:ARG:HA	9:AI:44:ARG:HB3	1.42	0.97
52:B4:9:LYS:H	52:B4:9:LYS:CD	1.77	0.97
6:CF:66:ALA:HB3	6:CF:71:ILE:HD13	1.46	0.97
22:DA:2624:G:C2	22:DA:2625:G:H1'	1.98	0.97
8:AH:82:LEU:HD13	8:AH:84:ILE:HD11	1.44	0.97
33:BL:81:ASP:O	33:BL:82:LEU:HB3	1.63	0.97
45:BX:38:TRP:HB2	45:BX:45:PHE:HE2	1.26	0.97
7:CG:14:ASP:HB3	7:CG:18:GLY:H	1.29	0.97
22:DA:1919:A:O2'	22:DA:1920:C:H5'	1.64	0.97
22:DA:2271:G:O2'	22:DA:2272:U:H5'	1.64	0.97
22:DA:2752:C:H2'	22:DA:2753:A:C8	1.99	0.97
35:BN:24:MET:HG2	35:BN:44:LEU:HD22	1.47	0.97
10:CJ:79:PRO:HA	10:CJ:84:VAL:HG11	1.43	0.97
11:CK:92:ARG:HH11	11:CK:92:ARG:CG	1.76	0.97
32:DK:111:LYS:HE3	32:DK:111:LYS:H	1.28	0.97
44:DW:18:LYS:H	44:DW:36:ILE:HG12	1.29	0.97
1:AA:32:A:H2'	1:AA:33:A:C8	2.00	0.97
1:AA:977:A:H2'	1:AA:977:A:N3	1.78	0.97
13:AM:89:ARG:HB3	13:AM:96:VAL:HG22	1.46	0.97
49:B1:34:GLU:HG2	49:B1:49:LYS:HG3	1.46	0.97
4:CD:2:ARG:HH21	4:CD:114:ARG:HD2	1.29	0.97

Continued on next page...

Continued from previous page...

Atom-1	Atom-2	Interatomic distance (Å)	Clash overlap (Å)
5:CE:35:LEU:HD11	5:CE:136:VAL:HG11	1.46	0.97
22:DA:373:U:O2'	22:DA:374:A:H5'	1.64	0.97
23:DB:58:A:H2'	23:DB:59:A:C8	1.99	0.97
26:DE:170:ARG:NH2	26:DE:176:ASP:HB2	1.79	0.97
2:AB:42:LEU:HG	2:AB:43:GLU:HG3	1.42	0.97
17:AQ:12:VAL:HG13	17:AQ:13:SER:N	1.79	0.97
31:BJ:77:HIS:CD2	31:BJ:79:GLY:H	1.82	0.97
34:BM:40:ARG:HB2	34:BM:93:VAL:HG21	1.42	0.97
1:CA:413:G:N1	4:CD:32:LYS:HE3	1.79	0.97
1:CA:511:C:O2'	1:CA:512:U:H5''	1.64	0.97
22:DA:1126:A:H4'	22:DA:1127:A:O5'	1.62	0.97
22:DA:84:A:H4'	22:DA:85:G:O5'	1.61	0.97
32:DK:13:ASN:H	32:DK:13:ASN:HD22	1.07	0.97
10:AJ:52:LEU:HD23	10:AJ:62:ARG:CG	1.93	0.97
22:BA:2328:A:H2'	22:BA:2329:U:C6	1.98	0.97
22:BA:508:A:H4'	22:BA:509:C:OP2	1.59	0.97
12:CL:80:LEU:HB3	12:CL:97:VAL:HG22	1.43	0.97
21:CU:35:GLU:HG3	21:CU:36:PHE:N	1.75	0.97
22:DA:1152:C:H5''	38:DQ:79:ILE:HD12	1.46	0.97
22:DA:1328:A:H2'	22:DA:1330:C:H41	1.28	0.97
22:DA:1534:U:H6	22:DA:1538:G:H1	1.05	0.97
23:DB:16:G:O2'	23:DB:17:C:H5'	1.65	0.97
1:AA:572:A:H5'	1:AA:573:A:OP2	1.65	0.97
21:AU:16:ARG:HH11	21:AU:19:LYS:CG	1.77	0.97
22:BA:545:U:H2'	22:BA:546:U:H4'	1.43	0.97
41:BT:50:LEU:HD12	41:BT:50:LEU:H	1.25	0.97
1:CA:120:A:C3'	1:CA:121:U:H5''	1.95	0.97
20:CT:73:ARG:CG	20:CT:73:ARG:HH11	1.77	0.97
22:DA:2135:A:C3'	22:DA:2136:G:H5''	1.93	0.97
26:DE:128:ALA:HB1	26:DE:129:PRO:HD2	1.45	0.97
31:BJ:111:LYS:CD	31:BJ:112:GLY:H	1.77	0.97
14:CN:66:THR:HG23	14:CN:82:LYS:HE3	1.44	0.97
34:DM:19:GLY:H	34:DM:38:ARG:NH2	1.61	0.97
8:AH:105:THR:HG21	8:AH:120:LEU:HD13	1.44	0.97
8:AH:9:MET:HE1	8:AH:32:LYS:HA	1.47	0.97
22:BA:1277:G:H5'	35:BN:20:MET:CE	1.94	0.97
22:BA:923:G:H21	44:BW:23:LYS:NZ	1.63	0.97
1:CA:1141:C:HO2'	1:CA:1142:G:H8	1.04	0.97
4:CD:77:GLU:HG3	4:CD:81:LEU:CD1	1.94	0.97
13:CM:64:VAL:HG12	13:CM:65:GLU:H	1.30	0.97
22:DA:2389:G:C5'	22:DA:2390:U:H5'	1.93	0.97

Continued on next page...

Continued from previous page...

Atom-1	Atom-2	Interatomic distance (Å)	Clash overlap (Å)
22:DA:802:A:O2'	22:DA:803:U:H5'	1.65	0.97
29:DH:68:ARG:HG3	29:DH:68:ARG:HH11	1.30	0.97
5:AE:12:GLU:HB2	5:AE:38:VAL:HG12	1.46	0.97
39:BR:51:VAL:HB	39:BR:52:PRO:CD	1.95	0.97
22:DA:2286:G:H4'	22:DA:2287:A:O4'	1.64	0.97
23:DB:86:G:H2'	23:DB:87:U:H5''	1.44	0.97
16:AP:73:ALA:O	16:AP:77:GLU:HB2	1.65	0.96
22:BA:1084:A:H2'	22:BA:1085:A:C8	1.99	0.96
22:BA:1784:A:H4'	22:BA:1785:A:O5'	1.64	0.96
2:CB:110:ILE:HD13	2:CB:151:LYS:HA	1.44	0.96
5:CE:74:ALA:O	5:CE:75:LEU:HB2	1.64	0.96
20:CT:60:GLN:HB3	20:CT:65:LEU:HD12	1.45	0.96
6:AF:86:ARG:CZ	18:AR:63:TYR:HB3	1.95	0.96
22:BA:92:U:H6	22:BA:92:U:H5''	1.28	0.96
31:BJ:44:TYR:HB2	38:BQ:63:ARG:HB3	1.45	0.96
1:CA:373:A:HO2'	1:CA:374:A:H5'	1.15	0.96
22:DA:2304:G:H22	22:DA:2312:U:H3	1.11	0.96
22:DA:678:C:H2'	22:DA:679:C:C6	2.00	0.96
10:AJ:42:LEU:HB3	10:AJ:43:PRO:HD2	1.44	0.96
10:AJ:48:ARG:HH11	10:AJ:48:ARG:CG	1.78	0.96
16:AP:28:ARG:HG2	16:AP:29:ASN:HD22	1.24	0.96
2:CB:160:LEU:HD22	2:CB:175:ALA:HB2	1.45	0.96
10:CJ:11:LYS:HB3	10:CJ:71:LEU:HD13	1.45	0.96
22:DA:2689:U:H4'	22:DA:2690:U:OP2	1.62	0.96
22:DA:90:U:H3'	22:DA:91:A:H5''	1.47	0.96
24:DC:77:VAL:HG23	24:DC:112:GLY:H	1.26	0.96
29:DH:68:ARG:HD3	29:DH:71:LYS:HD3	1.45	0.96
1:AA:1381:U:HO2'	1:AA:1382:C:H6	0.96	0.96
4:AD:31:CYS:O	4:AD:32:LYS:HB2	1.63	0.96
22:BA:2820:A:H3'	22:BA:2820:A:H8	1.28	0.96
22:DA:1049:C:O2	22:DA:1113:U:H4'	1.65	0.96
30:DI:74:PRO:HB2	30:DI:77:VAL:HG22	1.43	0.96
38:DQ:57:ARG:NH1	38:DQ:92:LYS:HE2	1.80	0.96
1:AA:1251:A:H2'	1:AA:1252:A:C8	2.00	0.96
4:AD:109:THR:HG23	4:AD:112:GLU:H	1.25	0.96
19:AS:28:LYS:HB3	19:AS:29:PRO:HD2	1.47	0.96
22:BA:2197:U:O2'	22:BA:2198:A:H2'	1.64	0.96
26:BE:170:ARG:HH21	26:BE:170:ARG:CG	1.77	0.96
1:CA:1221:G:H4'	19:CS:35:ARG:NH2	1.79	0.96
29:DH:8:LYS:HD2	29:DH:9:VAL:N	1.81	0.96
34:DM:35:ALA:HB3	34:DM:99:GLY:H	1.29	0.96

Continued on next page...

Continued from previous page...

Atom-1	Atom-2	Interatomic distance (Å)	Clash overlap (Å)
42:DU:58:VAL:CG1	42:DU:60:LYS:HG2	1.95	0.96
11:AK:87:GLY:H	11:AK:113:THR:CG2	1.75	0.96
44:BW:18:LYS:HG3	44:BW:19:ARG:H	1.28	0.96
4:CD:69:ARG:HG3	4:CD:69:ARG:HH11	1.31	0.96
22:DA:1346:G:O2'	22:DA:1347:A:H8	1.48	0.96
37:DP:91:VAL:HG22	37:DP:109:ILE:CG2	1.96	0.96
44:DW:40:ARG:CG	44:DW:40:ARG:HH11	1.78	0.96
22:BA:1020:A:H4'	22:BA:1021:A:O5'	1.66	0.96
22:BA:2148:G:H2'	22:BA:2149:U:O4'	1.64	0.96
1:CA:1226:C:N4	13:CM:102:LYS:HA	1.81	0.96
13:CM:95:PRO:HD3	13:CM:108:ARG:HG2	1.48	0.96
22:DA:995:C:O2	31:DJ:3:THR:HG23	1.65	0.96
24:DC:13:ARG:HG2	24:DC:14:HIS:CD2	2.00	0.96
39:DR:27:ILE:CG2	39:DR:28:ALA:H	1.78	0.96
44:DW:28:GLU:H	44:DW:31:LEU:HD21	1.29	0.96
4:AD:167:PRO:HB2	4:AD:170:LEU:HD11	1.48	0.96
4:AD:47:LEU:CD2	4:AD:52:VAL:HG12	1.96	0.96
16:AP:10:GLY:HA3	16:AP:15:PRO:HA	1.48	0.96
26:BE:146:VAL:HG23	26:BE:167:VAL:HG23	1.46	0.96
1:CA:120:A:C2'	1:CA:121:U:H5''	1.95	0.96
8:CH:17:GLN:NE2	8:CH:69:ALA:HB1	1.80	0.96
22:BA:1585:C:C2'	22:BA:1586:A:H5'	1.96	0.96
22:BA:923:G:N3	44:BW:23:LYS:HE2	1.80	0.96
1:CA:1284:C:H3'	1:CA:1285:A:C5'	1.95	0.96
1:CA:508:U:H4'	1:CA:509:A:OP1	1.64	0.96
7:CG:4:ARG:HH21	7:CG:6:ILE:HB	1.29	0.96
22:DA:1341:G:O2'	22:DA:1398:C:H5'	1.66	0.96
22:DA:304:U:HO2'	22:DA:305:C:H6	1.09	0.96
32:DK:70:ARG:HB3	32:DK:76:VAL:HG22	1.47	0.96
1:AA:61:G:H2'	1:AA:62:U:C6	1.99	0.96
26:BE:79:ARG:HG2	26:BE:80:SER:N	1.80	0.96
21:CU:24:LYS:HG3	21:CU:25:ALA:N	1.77	0.96
29:DH:115:VAL:HG12	29:DH:132:PHE:HB2	1.48	0.96
45:DX:30:PRO:HG2	45:DX:32:LEU:CD2	1.96	0.96
1:AA:982:U:H4'	1:AA:983:A:O5'	1.62	0.95
19:AS:50:VAL:HG21	19:AS:70:LEU:HB3	1.47	0.95
52:D4:16:ILE:HG12	52:D4:25:VAL:CG2	1.96	0.95
22:DA:2093:G:HO2'	22:DA:2094:A:H8	1.10	0.95
30:DI:96:LYS:HE2	30:DI:138:VAL:HG11	1.46	0.95
1:AA:975:A:H4'	1:AA:976:G:H5''	1.49	0.95
5:AE:89:THR:CG2	5:AE:90:GLY:H	1.79	0.95

Continued on next page...

Continued from previous page...

Atom-1	Atom-2	Interatomic distance (Å)	Clash overlap (Å)
14:AN:40:ARG:HH12	14:AN:44:VAL:HG21	1.27	0.95
29:BH:49:ALA:HB3	29:BH:50:ARG:NH2	1.79	0.95
38:BQ:69:ARG:HB2	38:BQ:69:ARG:HH21	1.21	0.95
1:CA:652:U:HO2'	1:CA:653:U:H6	0.98	0.95
1:AA:1449:C:H2'	1:AA:1450:U:H5'	1.47	0.95
17:AQ:18:LYS:HA	17:AQ:47:ASP:HB2	1.45	0.95
32:BK:71:ARG:CB	32:BK:72:PRO:HD3	1.96	0.95
34:BM:35:ALA:O	34:BM:128:THR:HA	1.66	0.95
38:BQ:63:ARG:HH12	38:BQ:96:ASP:HA	0.82	0.95
22:DA:1965:C:H3'	22:DA:1966:A:C5'	1.95	0.95
22:DA:647:G:H2'	22:DA:648:G:C8	2.01	0.95
44:DW:27:GLY:HA3	44:DW:31:LEU:HD11	1.47	0.95
1:AA:87:C:H2'	1:AA:88:U:H6	1.28	0.95
10:AJ:14:ASP:HB3	10:AJ:17:LEU:CB	1.97	0.95
12:CL:2:THR:HB	12:CL:5:GLN:HB2	1.48	0.95
39:DR:27:ILE:HG22	39:DR:28:ALA:N	1.74	0.95
1:AA:1069:C:H2'	1:AA:1070:U:H5''	1.49	0.95
8:AH:82:LEU:CD1	8:AH:84:ILE:HD11	1.94	0.95
1:AA:1129:C:H5''	9:AI:17:ARG:NH2	1.81	0.95
22:BA:1188:U:C2'	22:BA:1189:A:H5'	1.94	0.95
22:BA:303:G:H2'	22:BA:304:U:H6	1.27	0.95
22:DA:484:C:O2'	22:DA:485:C:H5'	1.65	0.95
32:DK:87:LEU:HB2	32:DK:92:GLU:O	1.67	0.95
2:CB:114:LYS:HA	2:CB:117:GLU:HG2	1.44	0.95
22:DA:197:A:N6	22:DA:2430:A:H2'	1.81	0.95
26:DE:130:LYS:CB	26:DE:133:LEU:HB3	1.96	0.95
31:DJ:75:TYR:CD1	31:DJ:84:ILE:HD11	2.02	0.95
10:AJ:40:ILE:HB	10:AJ:73:LEU:HB2	1.49	0.95
11:AK:126:ARG:CB	21:AU:33:ARG:HH12	1.80	0.95
41:BT:48:GLN:HE21	41:BT:48:GLN:HA	1.29	0.95
4:CD:77:GLU:HG3	4:CD:81:LEU:HD11	1.48	0.95
22:DA:1401:G:H2'	22:DA:1402:U:H6	1.26	0.95
22:DA:1494:A:H2'	22:DA:1495:A:C8	2.00	0.95
22:DA:1594:U:H2'	22:DA:1595:C:H6	1.30	0.95
44:DW:23:LYS:HD2	44:DW:24:ARG:H	1.26	0.95
2:AB:67:LEU:HD13	2:AB:160:LEU:HD13	1.48	0.95
11:AK:15:VAL:HG13	11:AK:78:ILE:CG2	1.96	0.95
7:CG:68:VAL:HG22	7:CG:134:VAL:HG12	1.46	0.95
7:CG:88:VAL:HG22	7:CG:89:GLU:H	1.31	0.95
12:CL:42:LYS:HG2	12:CL:43:LYS:H	1.31	0.95
22:DA:1915:U:H2'	22:DA:1916:A:H8	1.25	0.95

Continued on next page...

Continued from previous page...

Atom-1	Atom-2	Interatomic distance (Å)	Clash overlap (Å)
40:DS:32:ALA:HA	40:DS:35:ILE:CD1	1.97	0.95
1:AA:566:G:H4'	1:AA:567:G:OP1	1.63	0.95
22:BA:1885:A:H2'	22:BA:1886:U:H6	1.31	0.95
22:BA:729:G:N3	22:BA:729:G:H2'	1.80	0.95
33:BL:132:ARG:HG3	33:BL:142:ILE:HD12	1.49	0.95
1:CA:1299:A:N3	1:CA:1299:A:H2'	1.81	0.95
4:CD:25:ARG:HG2	4:CD:25:ARG:NH1	1.70	0.95
22:DA:502:A:H5'	22:DA:503:A:OP2	1.67	0.95
24:DC:128:THR:CG2	24:DC:188:ARG:HB3	1.96	0.95
25:DD:53:GLY:HA3	25:DD:77:ARG:HG3	1.49	0.95
1:AA:1306:A:C2'	1:AA:1307:U:H5'	1.97	0.95
1:AA:1348:U:O2'	1:AA:1349:A:H5'	1.67	0.95
1:AA:1382:C:O2'	1:AA:1383:C:H5'	1.66	0.95
17:AQ:12:VAL:HG11	17:AQ:21:VAL:HG13	0.95	0.95
21:AU:16:ARG:NH1	21:AU:19:LYS:HG3	1.80	0.95
22:BA:1421:G:O2'	22:BA:1422:G:H5'	1.65	0.95
22:BA:996:A:H4'	38:BQ:91:ARG:HG2	1.49	0.95
27:BF:34:THR:HG23	27:BF:89:THR:HG23	1.47	0.95
27:BF:71:LYS:HD3	27:BF:80:GLN:HG3	1.46	0.95
33:BL:112:LEU:HD12	33:BL:130:GLY:HA3	1.49	0.95
22:DA:2056:G:H21	48:D0:1:ALA:N	1.65	0.95
22:DA:217:A:H2'	22:DA:218:A:C8	2.01	0.95
26:BE:119:ILE:CD1	26:BE:187:VAL:HA	1.96	0.94
1:CA:113:G:N2	1:CA:353:A:H8	1.65	0.94
13:CM:33:LEU:HB3	13:CM:38:ILE:HB	1.48	0.94
22:DA:234:U:O2'	22:DA:235:U:H5'	1.64	0.94
23:DB:24:G:H1'	23:DB:27:C:H42	1.25	0.94
25:DD:51:THR:HG23	25:DD:76:GLY:HA3	1.47	0.94
31:DJ:110:PRO:HB2	31:DJ:111:LYS:HG2	1.49	0.94
22:DA:993:G:H1'	39:DR:91:GLN:HE21	1.30	0.94
5:AE:81:GLN:H	5:AE:81:GLN:NE2	1.66	0.94
1:CA:1493:A:H8	22:DA:1913:A:H61	1.14	0.94
7:CG:91:ARG:CG	7:CG:92:PRO:HD2	1.97	0.94
1:AA:1151:A:HO2'	1:AA:1152:A:H8	0.96	0.94
1:AA:1238:A:H5'	1:AA:1336:C:H41	1.32	0.94
9:AI:51:LEU:HB3	9:AI:56:MET:HG2	1.48	0.94
49:B1:8:ILE:HD11	49:B1:24:LYS:HG2	1.49	0.94
1:CA:519:C:O2'	1:CA:520:A:H5'	1.66	0.94
1:AA:1210:C:H2'	1:AA:1211:U:H5'	1.46	0.94
1:AA:1251:A:H2'	1:AA:1252:A:H8	1.26	0.94
1:CA:279:A:H5''	1:CA:280:C:H3'	1.50	0.94

Continued on next page...

Continued from previous page...

Atom-1	Atom-2	Interatomic distance (Å)	Clash overlap (Å)
1:CA:369:G:O2'	1:CA:370:C:H5'	1.66	0.94
7:CG:74:VAL:HG13	7:CG:140:VAL:CG1	1.97	0.94
10:CJ:15:HIS:HA	10:CJ:18:ILE:CG2	1.97	0.94
22:DA:1079:C:N4	22:DA:1088:A:H5''	1.82	0.94
30:BI:15:GLY:HA2	30:BI:50:LYS:HB3	1.47	0.94
31:BJ:44:TYR:CD1	31:BJ:44:TYR:O	2.20	0.94
22:DA:1360:G:H2'	22:DA:1361:G:H5'	1.47	0.94
23:DB:90:C:H6	23:DB:90:C:H5''	1.29	0.94
35:DN:37:THR:CG2	35:DN:39:PRO:HD2	1.97	0.94
1:AA:1138:G:H2'	1:AA:1138:G:N3	1.80	0.94
4:AD:2:ARG:NH2	4:AD:114:ARG:HD3	1.83	0.94
10:AJ:53:ILE:HG22	10:AJ:61:ALA:HB1	1.46	0.94
12:AL:43:LYS:NZ	12:AL:44:PRO:HD3	1.82	0.94
22:BA:2328:A:H2'	22:BA:2329:U:H6	1.29	0.94
22:BA:35:G:H8	22:BA:35:G:H5'	1.30	0.94
26:BE:119:ILE:HD13	26:BE:187:VAL:HA	1.48	0.94
1:CA:332:G:H2'	1:CA:333:U:H6	1.31	0.94
4:CD:176:LYS:HG3	4:CD:178:GLU:HB2	1.48	0.94
22:DA:2757:A:O2'	22:DA:2758:A:H5'	1.66	0.94
25:DD:89:GLU:HG2	25:DD:94:GLN:HE22	1.30	0.94
40:DS:88:ARG:HH21	40:DS:88:ARG:CG	1.80	0.94
2:AB:165:ALA:HB2	2:AB:186:VAL:HG12	1.47	0.94
5:AE:44:ARG:HA	5:AE:71:ILE:O	1.68	0.94
12:AL:33:CYS:HA	12:AL:54:VAL:HA	1.47	0.94
17:AQ:37:ILE:H	17:AQ:37:ILE:HD12	1.33	0.94
25:BD:14:ILE:HA	37:BP:11:GLN:HE22	1.33	0.94
1:CA:960:U:C5'	1:CA:961:U:H5''	1.98	0.94
11:CK:27:ASN:HD22	11:CK:27:ASN:N	1.66	0.94
12:CL:42:LYS:HD3	12:CL:43:LYS:HZ2	1.29	0.94
22:DA:1023:U:H6	22:DA:1023:U:H5'	1.30	0.94
22:DA:2439:A:H4'	22:DA:2440:C:O5'	1.67	0.94
22:DA:784:G:HO2'	22:DA:785:G:H8	1.16	0.94
25:DD:114:LYS:HD2	25:DD:116:LYS:NZ	1.83	0.94
26:DE:119:ILE:CD1	26:DE:143:LEU:HD21	1.97	0.94
22:BA:335:C:H5''	42:BU:81:ARG:HD3	1.45	0.94
25:BD:61:THR:OG1	25:BD:63:PRO:HD2	1.66	0.94
1:CA:1278:G:H4'	1:CA:1279:G:O5'	1.67	0.94
1:CA:33:A:H2'	1:CA:34:C:C6	2.01	0.94
24:DC:16:VAL:H	24:DC:203:VAL:HG12	1.31	0.94
26:DE:148:ILE:CD1	26:DE:187:VAL:HG21	1.98	0.94
26:DE:149:ILE:HG23	26:DE:188:MET:CA	1.98	0.94

Continued on next page...

Continued from previous page...

Atom-1	Atom-2	Interatomic distance (Å)	Clash overlap (Å)
35:DN:103:ARG:HD3	35:DN:110:MET:SD	2.08	0.94
9:AI:51:LEU:HB3	9:AI:56:MET:CG	1.98	0.94
22:DA:452:G:OP1	26:DE:53:THR:HG23	1.66	0.94
22:BA:1644:C:O2'	22:BA:1645:G:H5'	1.68	0.94
40:BS:59:GLU:HA	40:BS:64:ALA:CB	1.98	0.94
1:CA:1067:A:H1'	1:CA:1068:G:C8	2.03	0.94
3:CC:148:ILE:HD13	3:CC:201:ILE:HG12	1.50	0.94
22:DA:2311:A:H4'	22:DA:2312:U:OP2	1.65	0.94
22:DA:617:G:O2'	22:DA:618:G:H8	1.50	0.94
25:DD:8:LYS:HB2	25:DD:201:LEU:HD11	1.47	0.94
46:DY:6:LEU:HD21	46:DY:56:LEU:HD12	1.49	0.94
1:AA:1441:A:H62	1:AA:1461:G:H21	1.07	0.94
1:AA:275:G:O2'	1:AA:276:G:H5'	1.65	0.94
27:BF:10:GLU:O	27:BF:11:VAL:HB	1.67	0.94
37:BP:95:LYS:HG2	37:BP:97:TYR:CE1	2.02	0.94
42:BU:80:ASP:OD1	42:BU:95:PHE:HB3	1.67	0.94
22:BA:2352:A:N1	44:BW:30:VAL:HG11	1.83	0.94
1:CA:1452:C:H4'	1:CA:1453:G:O5'	1.66	0.94
12:CL:43:LYS:HB3	12:CL:44:PRO:HD3	1.50	0.94
36:DO:30:ARG:HA	36:DO:35:ILE:HD13	1.50	0.94
38:DQ:4:LYS:HE3	38:DQ:7:VAL:CG1	1.98	0.94
42:DU:95:PHE:H	42:DU:95:PHE:HD1	1.13	0.94
47:DZ:16:LEU:CD2	47:DZ:16:LEU:H	1.80	0.94
7:AG:26:VAL:CG1	7:AG:42:VAL:HG21	1.98	0.93
22:BA:1962:C:H4'	22:BA:1963:U:OP1	1.65	0.93
26:BE:170:ARG:NH2	26:BE:170:ARG:HG2	1.73	0.93
1:CA:1157:A:H4'	1:CA:1158:C:O5'	1.68	0.93
1:CA:664:G:H22	1:CA:741:G:H1	1.14	0.93
22:DA:1069:A:O2'	22:DA:1070:A:H5'	1.68	0.93
22:DA:232:G:H4'	22:DA:233:A:OP1	1.67	0.93
22:DA:2729:G:H5''	25:DD:190:LYS:NZ	1.83	0.93
28:DG:112:VAL:HG13	28:DG:150:TYR:HE1	1.31	0.93
32:DK:71:ARG:CB	32:DK:72:PRO:HD3	1.98	0.93
35:DN:103:ARG:HB2	35:DN:110:MET:HG3	1.50	0.93
38:DQ:78:PHE:CE1	38:DQ:82:LEU:HD11	2.03	0.93
46:DY:18:LEU:O	46:DY:22:LEU:HD13	1.67	0.93
1:AA:1021:A:C2'	1:AA:1022:A:H5''	1.98	0.93
4:AD:131:ILE:H	4:AD:131:ILE:HD12	1.33	0.93
22:BA:2503:A:H4'	22:BA:2504:U:OP1	1.67	0.93
22:BA:603:A:H4'	22:BA:604:G:O5'	1.68	0.93
28:BG:8:VAL:O	28:BG:9:VAL:HG12	1.65	0.93

Continued on next page...

Continued from previous page...

Atom-1	Atom-2	Interatomic distance (Å)	Clash overlap (Å)
41:BT:32:LEU:H	41:BT:83:ALA:HB3	1.34	0.93
48:D0:6:LYS:HD2	48:D0:7:PRO:HD2	1.46	0.93
40:DS:88:ARG:NH2	40:DS:88:ARG:HG2	1.77	0.93
42:DU:10:VAL:HG12	42:DU:71:ILE:HA	1.48	0.93
31:BJ:64:VAL:O	31:BJ:65:THR:HB	1.68	0.93
1:CA:1097:C:H2'	1:CA:1098:C:H6	1.33	0.93
1:CA:1293:C:H2'	1:CA:1294:G:H8	1.34	0.93
2:CB:185:ILE:HG22	2:CB:199:ILE:HG13	1.48	0.93
8:CH:1:SER:HB3	8:CH:3:GLN:HG3	1.51	0.93
22:DA:2611:C:H5'	22:DA:2611:C:H6	1.31	0.93
31:DJ:44:TYR:HB2	38:DQ:63:ARG:CZ	1.97	0.93
1:AA:667:G:H4'	15:AO:50:HIS:ND1	1.84	0.93
22:BA:2820:A:H3'	22:BA:2820:A:C8	2.02	0.93
22:BA:933:A:H2'	22:BA:933:A:N3	1.83	0.93
1:CA:1378:C:H3'	1:CA:1379:G:H5''	1.50	0.93
19:CS:35:ARG:HA	19:CS:70:LEU:HB2	1.51	0.93
22:DA:33:C:O2'	22:DA:34:U:H5'	1.67	0.93
27:DF:30:VAL:HG12	27:DF:157:THR:HG21	1.50	0.93
1:AA:1449:C:C2'	1:AA:1450:U:H5'	1.99	0.93
6:AF:36:ILE:HG22	6:AF:64:VAL:HG22	1.49	0.93
29:BH:4:ILE:HG23	29:BH:17:ASP:O	1.69	0.93
31:BJ:25:LEU:HD22	31:BJ:25:LEU:C	1.88	0.93
31:BJ:2:LYS:CD	31:BJ:2:LYS:H	1.81	0.93
38:BQ:91:ARG:HB3	38:BQ:93:ILE:HG22	1.49	0.93
1:CA:1249:C:H2'	1:CA:1250:A:H5''	1.51	0.93
7:CG:137:ARG:CZ	7:CG:138:GLU:HG2	1.98	0.93
1:CA:537:G:H5''	12:CL:109:ARG:HH12	1.30	0.93
17:CQ:3:LYS:HZ1	17:CQ:6:THR:HG21	1.31	0.93
22:DA:2287:A:O2'	22:DA:2288:A:H3'	1.69	0.93
22:DA:2725:A:O2'	22:DA:2726:A:H2'	1.69	0.93
31:DJ:45:THR:HG21	31:DJ:50:THR:HG23	1.45	0.93
2:AB:218:ALA:HA	2:AB:221:ARG:HH21	1.33	0.93
22:BA:558:U:P	31:BJ:113:PRO:HG2	2.09	0.93
1:CA:560:A:H4'	1:CA:561:U:H5''	1.48	0.93
22:DA:1324:G:H1	22:DA:1330:C:H42	1.16	0.93
22:DA:2223:G:H2'	22:DA:2224:G:H5'	1.48	0.93
22:DA:1364:G:N7	45:DX:1:SER:HB2	1.84	0.93
1:AA:667:G:H4'	15:AO:50:HIS:CE1	2.04	0.93
27:BF:129:MET:HG2	27:BF:153:ILE:CD1	1.98	0.93
7:CG:100:MET:H	7:CG:100:MET:CE	1.81	0.93
14:AN:19:TYR:O	14:AN:22:LYS:HB3	1.69	0.93

Continued on next page...

Continued from previous page...

Atom-1	Atom-2	Interatomic distance (Å)	Clash overlap (Å)
22:BA:2540:C:H2'	22:BA:2541:A:H5'	1.49	0.93
26:BE:112:LEU:HD13	26:BE:186:VAL:HG11	1.51	0.93
38:BQ:4:LYS:HE2	38:BQ:7:VAL:HG13	1.51	0.93
22:DA:686:U:H3	50:D2:12:ARG:HB2	1.33	0.93
26:BE:46:GLN:HG3	26:BE:87:ALA:H	1.33	0.93
1:CA:183:C:O2'	1:CA:184:G:H5'	1.68	0.93
4:CD:34:GLU:O	4:CD:37:PRO:HD3	1.69	0.93
13:CM:78:ARG:HH21	13:CM:79:LEU:HD23	1.34	0.93
22:DA:320:A:H4'	22:DA:322:A:N7	1.84	0.93
24:DC:224:MET:SD	24:DC:229:HIS:HB2	2.09	0.93
27:DF:28:PRO:HB2	27:DF:168:LEU:HD21	1.51	0.93
22:BA:1063:G:P	30:BI:76:ALA:HB3	2.08	0.93
44:BW:18:LYS:HA	44:BW:36:ILE:CG1	1.97	0.93
1:CA:1293:C:H2'	1:CA:1294:G:C8	2.04	0.93
22:DA:257:C:H2'	22:DA:258:G:O4'	1.69	0.93
22:DA:2626:C:C2'	22:DA:2627:G:H5'	1.97	0.93
22:DA:739:A:H4'	22:DA:740:C:OP1	1.67	0.93
4:AD:89:LEU:HD21	4:AD:199:ILE:HD11	1.50	0.92
37:BP:52:ARG:HH11	37:BP:52:ARG:HG3	1.31	0.92
12:CL:109:ARG:HB2	12:CL:118:VAL:HG21	1.50	0.92
20:CT:23:ARG:HB3	20:CT:60:GLN:HE22	1.31	0.92
22:DA:1026:G:O2'	22:DA:1027:A:H5'	1.69	0.92
22:DA:300:A:H1'	22:DA:333:G:N2	1.83	0.92
27:DF:42:ALA:HB2	27:DF:49:LEU:HD21	1.51	0.92
21:AU:36:PHE:HD1	21:AU:39:LYS:HB3	1.32	0.92
22:BA:469:G:O6	50:B2:37:LYS:HE2	1.69	0.92
1:CA:91:U:O2'	1:CA:92:U:H5''	1.69	0.92
6:CF:11:HIS:HD2	6:CF:54:LEU:HD21	1.31	0.92
1:CA:668:G:O2'	15:CO:45:HIS:HB3	1.69	0.92
23:DB:75:G:H1	23:DB:102:G:N2	1.66	0.92
33:DL:17:LYS:NZ	33:DL:19:LEU:HD22	1.85	0.92
1:AA:1319:A:H4'	1:AA:1320:C:OP1	1.68	0.92
1:AA:1531:A:H8	1:AA:1531:A:C5'	1.81	0.92
22:BA:1340:U:H4'	22:BA:1341:G:OP2	1.65	0.92
31:BJ:56:VAL:HG12	31:BJ:57:LEU:H	1.33	0.92
32:BK:18:ARG:H	32:BK:45:GLU:HB2	1.31	0.92
22:BA:1277:G:H5'	35:BN:20:MET:HE1	1.48	0.92
1:CA:1268:G:H21	1:CA:1327:C:H1'	1.30	0.92
9:CI:17:ARG:HB2	9:CI:65:THR:HB	1.50	0.92
27:DF:122:ASP:HB2	27:DF:126:ASN:HB2	1.48	0.92
1:AA:1123:U:H4'	10:AJ:39:PRO:HD2	1.48	0.92

Continued on next page...

Continued from previous page...

Atom-1	Atom-2	Interatomic distance (Å)	Clash overlap (Å)
2:AB:100:LEU:HB3	2:AB:174:GLU:HG2	1.51	0.92
28:BG:104:LEU:HB2	28:BG:112:VAL:HG21	1.49	0.92
1:CA:1219:A:OP1	14:CN:52:ARG:HG3	1.70	0.92
1:CA:940:C:HO2'	1:CA:1374:A:H2	1.11	0.92
12:CL:43:LYS:CB	12:CL:44:PRO:CD	2.40	0.92
22:DA:1783:A:H5'	22:DA:2608:G:H4'	1.50	0.92
22:DA:593:U:H2'	22:DA:594:U:H6	1.32	0.92
22:DA:975:A:O2'	22:DA:976:G:H8	1.53	0.92
1:AA:439:U:O2'	1:AA:440:C:H5'	1.69	0.92
25:BD:99:GLU:HG3	25:BD:100:LEU:N	1.85	0.92
25:BD:113:SER:C	25:BD:114:LYS:HE3	1.90	0.92
36:BO:76:LYS:O	36:BO:80:GLU:HG2	1.70	0.92
4:CD:25:ARG:HH11	4:CD:25:ARG:CG	1.82	0.92
21:CU:16:ARG:HG3	21:CU:19:LYS:CG	1.99	0.92
22:DA:1647:U:H5''	22:DA:1648:U:OP1	1.68	0.92
26:DE:108:ILE:HD11	26:DE:181:ILE:HB	1.50	0.92
34:DM:27:SER:H	34:DM:66:ARG:HH22	1.12	0.92
1:AA:60:A:H4'	1:AA:61:G:O5'	1.70	0.92
22:BA:1073:A:H3'	22:BA:1074:G:H5''	1.51	0.92
22:BA:962:G:H21	22:BA:2250:G:H1	1.14	0.92
30:BI:23:VAL:HB	30:BI:27:LEU:HB3	1.49	0.92
11:CK:81:LEU:HD11	11:CK:104:PHE:CD2	2.04	0.92
22:DA:1669:A:H2'	22:DA:1669:A:N3	1.80	0.92
22:DA:183:C:H2'	22:DA:184:C:H5'	1.52	0.92
22:DA:279:A:H61	22:DA:361:G:H1'	1.34	0.92
22:DA:671:C:O2'	22:DA:672:C:H5'	1.69	0.92
29:DH:27:ARG:HH11	45:DX:59:ASP:HA	1.35	0.92
1:AA:1157:A:H1'	1:AA:1181:G:C2	2.04	0.92
1:AA:939:G:H5'	7:AG:101:ARG:HH12	1.34	0.92
48:B0:9:ARG:HH21	48:B0:9:ARG:HG3	1.34	0.92
22:DA:1808:A:H3'	22:DA:1809:A:H8	1.33	0.92
1:AA:209:U:H5'	1:AA:210:C:OP2	1.70	0.92
25:BD:5:VAL:H	25:BD:32:ASN:HD21	1.10	0.92
38:BQ:111:LYS:CE	39:BR:50:GLY:HA2	1.99	0.92
41:BT:29:THR:HA	41:BT:86:THR:HA	1.49	0.92
41:BT:39:THR:HB	41:BT:42:GLU:HB2	1.50	0.92
1:CA:977:A:O2'	1:CA:978:A:H5''	1.70	0.92
21:CU:15:LEU:HD12	21:CU:15:LEU:O	1.68	0.92
22:DA:1734:G:O2'	22:DA:1735:A:H8	1.53	0.92
27:DF:39:VAL:HG22	27:DF:49:LEU:HG	1.52	0.92
27:DF:64:PRO:HA	27:DF:88:VAL:HG22	1.51	0.92

Continued on next page...

Continued from previous page...

Atom-1	Atom-2	Interatomic distance (Å)	Clash overlap (Å)
1:AA:158:G:H2'	1:AA:159:G:C5'	2.00	0.92
11:AK:108:ASN:HB3	21:AU:6:ARG:HG2	1.49	0.92
1:CA:920:U:H2'	1:CA:921:U:H6	1.33	0.92
30:DI:91:LYS:HB3	30:DI:94:LYS:HB2	1.52	0.92
1:AA:174:A:O2'	1:AA:175:C:H5'	1.70	0.92
15:AO:63:ARG:HD3	15:AO:87:ARG:HH22	1.33	0.92
22:BA:491:G:H2'	22:BA:492:A:C8	2.05	0.92
22:BA:636:G:C6	33:BL:111:ILE:CD1	2.52	0.92
44:BW:14:ASP:O	44:BW:15:SER:HB2	1.70	0.92
1:CA:721:G:H4'	1:CA:722:G:O5'	1.69	0.92
18:CR:72:ARG:NH2	21:CU:3:ILE:HD13	1.85	0.92
22:DA:234:U:H6	22:DA:234:U:H5''	1.32	0.92
22:DA:338:G:C2'	22:DA:339:U:H5'	1.99	0.92
22:DA:320:A:H2'	26:DE:131:THR:OG1	1.67	0.92
32:DK:7:MET:CE	32:DK:7:MET:HA	1.98	0.92
11:AK:15:VAL:HG13	11:AK:78:ILE:HG23	1.49	0.91
32:BK:21:CYS:HA	32:BK:41:ILE:CD1	2.00	0.91
22:BA:855:G:N2	44:BW:23:LYS:HG2	1.84	0.91
8:CH:11:THR:HG22	8:CH:14:ARG:HH12	1.35	0.91
33:DL:108:ALA:HB3	33:DL:125:LEU:HD22	1.53	0.91
27:BF:134:GLN:O	27:BF:136:ILE:HG12	1.67	0.91
46:BY:9:LYS:HZ2	46:BY:9:LYS:HA	1.35	0.91
1:CA:1026:G:H1	1:CA:1036:A:H61	1.06	0.91
2:CB:79:VAL:HA	2:CB:213:LEU:HD21	1.49	0.91
4:CD:32:LYS:HB3	4:CD:35:GLN:OE1	1.71	0.91
14:CN:89:ARG:HG3	14:CN:91:GLU:HG3	1.50	0.91
50:D2:19:ARG:HB3	50:D2:19:ARG:NH2	1.85	0.91
33:DL:23:ILE:HG13	39:DR:82:HIS:CE1	2.06	0.91
35:DN:34:ILE:HG22	35:DN:113:ILE:HG22	1.49	0.91
35:DN:73:ASN:HA	35:DN:76:VAL:HG22	1.50	0.91
41:DT:50:LEU:HD23	41:DT:51:PHE:N	1.84	0.91
16:AP:28:ARG:HE	16:AP:29:ASN:HD21	1.07	0.91
11:AK:124:LYS:NZ	21:AU:33:ARG:HH21	1.68	0.91
22:BA:2431:U:H5'	22:BA:2431:U:C6	2.05	0.91
5:CE:104:ILE:H	5:CE:122:VAL:H	0.96	0.91
22:DA:2848:G:HO2'	22:DA:2849:U:H6	0.93	0.91
1:AA:569:C:H5''	1:AA:570:G:OP1	1.70	0.91
3:AC:110:LEU:HD21	3:AC:143:LEU:HD23	1.49	0.91
49:B1:33:LEU:N	49:B1:51:ALA:HB3	1.84	0.91
22:BA:1585:C:H2'	22:BA:1586:A:O4'	1.70	0.91
24:BC:16:VAL:H	24:BC:203:VAL:HG12	1.34	0.91

Continued on next page...

Continued from previous page...

Atom-1	Atom-2	Interatomic distance (Å)	Clash overlap (Å)
37:BP:77:SER:HG	37:BP:79:VAL:HG13	1.36	0.91
40:BS:73:LYS:HE3	40:BS:74:ILE:H	1.36	0.91
1:CA:209:U:H5''	1:CA:210:C:OP2	1.70	0.91
8:CH:11:THR:HG22	8:CH:14:ARG:NH1	1.86	0.91
12:CL:42:LYS:HD2	12:CL:43:LYS:HG2	1.53	0.91
22:DA:822:G:O6	22:DA:943:A:H2	1.52	0.91
24:DC:75:ALA:HB2	24:DC:95:TYR:CD1	2.04	0.91
1:AA:1127:G:C2'	1:AA:1128:C:H5'	2.00	0.91
1:AA:414:A:H2'	1:AA:415:A:C8	2.06	0.91
1:AA:98:A:H2'	1:AA:99:C:H6	1.33	0.91
17:AQ:12:VAL:CG1	17:AQ:13:SER:H	1.82	0.91
18:AR:35:SER:HA	18:AR:71:ASP:HB3	1.53	0.91
21:AU:39:LYS:H	21:AU:40:PRO:HD2	1.34	0.91
22:BA:100:U:H4'	22:BA:101:A:O5'	1.68	0.91
40:BS:73:LYS:HE3	40:BS:74:ILE:N	1.84	0.91
3:CC:149:LYS:HE3	3:CC:200:TRP:CE3	2.06	0.91
32:DK:2:ILE:O	32:DK:3:GLN:HB3	1.71	0.91
41:DT:38:ALA:HB1	41:DT:81:LYS:NZ	1.84	0.91
13:AM:106:ARG:HH21	13:AM:112:ARG:HB3	1.32	0.91
1:CA:1304:G:H1'	1:CA:1333:A:H61	1.36	0.91
22:DA:1060:U:C4'	22:DA:1061:U:H2'	2.00	0.91
22:DA:1458:U:O3'	22:DA:1459:G:H4'	1.70	0.91
22:DA:1605:C:H4'	22:DA:1610:A:C6	2.06	0.91
22:DA:618:G:N2	22:DA:619:G:H1'	1.86	0.91
36:DO:17:LYS:HE3	36:DO:17:LYS:O	1.70	0.91
36:DO:31:THR:HG21	36:DO:36:TYR:HE2	1.36	0.91
38:DQ:79:ILE:HA	38:DQ:82:LEU:HD12	1.50	0.91
1:AA:1183:U:H3'	1:AA:1184:G:H5''	1.53	0.91
22:BA:1064:C:H5'	30:BI:88:GLY:HA3	1.49	0.91
22:BA:894:U:H2'	22:BA:895:U:C6	2.06	0.91
22:BA:1653:G:H1	35:BN:11:ASN:ND2	1.69	0.91
41:BT:61:LEU:C	41:BT:61:LEU:HD12	1.91	0.91
1:CA:1152:A:H2'	1:CA:1153:G:H8	1.19	0.91
1:CA:1242:G:C2	1:CA:1243:C:H1'	2.06	0.91
1:CA:1446:A:H2'	1:CA:1447:A:H5'	1.52	0.91
12:CL:89:LEU:CB	12:CL:92:VAL:HG21	2.00	0.91
22:DA:649:G:H2'	22:DA:650:C:C6	2.06	0.91
25:DD:148:GLN:CG	25:DD:152:PRO:HG2	2.01	0.91
26:DE:119:ILE:HD13	26:DE:143:LEU:HD21	1.49	0.91
41:DT:38:ALA:HB1	41:DT:81:LYS:HZ3	1.30	0.91
44:DW:13:ARG:HG3	44:DW:14:ASP:H	1.35	0.91

Continued on next page...

Continued from previous page...

Atom-1	Atom-2	Interatomic distance (Å)	Clash overlap (Å)
1:AA:274:A:HO2'	1:AA:275:G:H8	1.18	0.91
45:BX:6:VAL:HG13	45:BX:7:THR:HG23	1.53	0.91
1:CA:808:C:OP1	15:CO:47:LYS:HE2	1.70	0.91
22:DA:2379:G:H2'	22:DA:2380:C:H6	1.36	0.91
26:DE:111:GLU:HA	26:DE:114:ARG:HE	1.35	0.91
29:DH:26:ALA:HB2	29:DH:30:LEU:HD12	1.51	0.91
30:DI:45:THR:HG23	30:DI:54:ILE:HD13	1.51	0.91
17:AQ:22:VAL:HG21	17:AQ:60:ILE:HD11	1.51	0.91
22:BA:1664:A:H5''	22:BA:1665:A:OP2	1.69	0.91
27:BF:72:SER:HB2	27:BF:80:GLN:H	1.36	0.91
33:BL:91:ASP:H	33:BL:94:THR:HG21	1.36	0.91
1:CA:456:A:H2'	1:CA:457:G:H8	1.36	0.91
21:CU:24:LYS:CG	21:CU:25:ALA:H	1.83	0.91
23:DB:75:G:H1	23:DB:102:G:H22	0.91	0.91
25:DD:34:VAL:HG12	25:DD:48:ILE:HD11	1.53	0.91
50:B2:3:ARG:HH21	50:B2:3:ARG:HG2	1.33	0.91
22:BA:1935:G:H1'	22:BA:1964:G:N2	1.86	0.91
22:BA:215:G:H4'	22:BA:216:A:H4'	1.52	0.91
25:BD:120:GLY:HA2	25:BD:162:ALA:HB1	1.50	0.91
1:CA:1217:C:O2'	1:CA:1218:C:H6	1.54	0.91
16:CP:1:MET:CE	16:CP:1:MET:HA	2.01	0.91
22:DA:1508:A:H4'	22:DA:1509:A:OP1	1.71	0.91
22:DA:786:C:C2'	22:DA:787:C:H5'	2.01	0.91
25:DD:124:ARG:HH11	25:DD:125:TRP:HE1	1.05	0.91
22:DA:2729:G:H5''	25:DD:190:LYS:HZ3	1.35	0.91
1:AA:674:G:H4'	18:AR:69:TYR:CD1	2.06	0.90
9:AI:128:LYS:HD2	9:AI:129:ARG:H	1.35	0.90
28:BG:84:LYS:HG3	28:BG:132:LEU:H	1.28	0.90
22:DA:1606:C:H4'	22:DA:1607:C:H5'	1.53	0.90
22:DA:1790:C:O2'	24:DC:207:ALA:HB2	1.71	0.90
22:DA:1808:A:H3'	22:DA:1809:A:C8	2.06	0.90
22:DA:1967:C:H6	22:DA:1967:C:H5''	1.37	0.90
1:AA:1046:A:O2'	1:AA:1047:G:H5'	1.72	0.90
1:AA:1210:C:C2'	1:AA:1211:U:H5'	2.01	0.90
1:AA:684:U:H1'	11:AK:39:ASN:O	1.71	0.90
12:AL:87:LYS:O	12:AL:88:ASP:HB2	1.71	0.90
31:BJ:43:GLU:O	31:BJ:45:THR:CG2	2.20	0.90
1:CA:1215:G:HO2'	1:CA:1216:A:H8	0.91	0.90
10:CJ:30:LYS:CG	10:CJ:36:VAL:HG22	2.00	0.90
13:CM:12:LYS:HE3	13:CM:12:LYS:HA	1.52	0.90
13:CM:13:HIS:HB3	13:CM:16:ILE:HD13	1.51	0.90

Continued on next page...

Continued from previous page...

Atom-1	Atom-2	Interatomic distance (Å)	Clash overlap (Å)
22:DA:2748:A:H1'	28:DG:66:THR:CG2	2.01	0.90
22:DA:684:G:H5'	50:D2:16:HIS:CE1	2.05	0.90
23:DB:56:G:H4'	23:DB:57:A:O5'	1.69	0.90
1:AA:255:G:H2'	1:AA:256:U:H6	1.36	0.90
1:AA:94:G:H4'	1:AA:95:C:C5'	2.00	0.90
22:BA:1032:A:H1'	52:B4:23:ILE:HD13	1.52	0.90
25:BD:120:GLY:HA2	25:BD:162:ALA:HB2	1.50	0.90
1:CA:1125:U:C6	10:CJ:40:ILE:HG12	2.06	0.90
4:CD:32:LYS:O	4:CD:33:ILE:HG22	1.71	0.90
20:AT:43:LYS:CB	20:AT:86:ALA:HB1	2.00	0.90
49:B1:33:LEU:HB3	49:B1:51:ALA:CB	2.02	0.90
22:BA:1060:U:H4'	22:BA:1061:U:H5'	0.93	0.90
40:BS:73:LYS:CA	40:BS:73:LYS:HE3	2.02	0.90
1:CA:1158:C:H2'	1:CA:1158:C:O2	1.69	0.90
3:CC:190:THR:HG22	3:CC:191:THR:H	1.35	0.90
22:DA:2756:U:O2'	22:DA:2757:A:H5'	1.70	0.90
27:DF:91:ARG:HB3	27:DF:91:ARG:HH21	1.35	0.90
29:DH:116:ARG:O	29:DH:117:LEU:HG	1.72	0.90
38:DQ:87:VAL:HG12	38:DQ:88:GLU:H	1.32	0.90
45:DX:30:PRO:CG	45:DX:32:LEU:HD21	2.01	0.90
3:CC:112:ALA:HB2	3:CC:182:ASP:HB3	1.53	0.90
22:DA:748:G:O6	22:DA:751:A:H5'	1.72	0.90
22:DA:95:A:H2'	22:DA:96:C:C5'	2.01	0.90
25:DD:133:THR:HG23	25:DD:134:HIS:N	1.83	0.90
26:DE:111:GLU:HB2	26:DE:114:ARG:HH21	1.33	0.90
27:DF:91:ARG:HB3	27:DF:91:ARG:NH2	1.86	0.90
28:DG:18:ILE:HD12	28:DG:42:VAL:HG13	1.52	0.90
1:AA:795:C:H5''	1:AA:796:C:OP2	1.72	0.90
20:AT:33:LYS:N	20:AT:33:LYS:HE2	1.86	0.90
21:AU:33:ARG:HE	21:AU:34:ARG:HG3	1.35	0.90
22:BA:1936:A:H2	22:BA:1943:U:C5	1.89	0.90
24:BC:12:ARG:HH11	24:BC:12:ARG:CG	1.83	0.90
31:BJ:73:VAL:HG23	31:BJ:74:TYR:N	1.85	0.90
1:CA:1067:A:H4'	1:CA:1068:G:O5'	1.71	0.90
5:CE:103:GLY:HA3	5:CE:121:ASN:HA	1.53	0.90
12:CL:42:LYS:HG2	12:CL:43:LYS:N	1.86	0.90
22:DA:1024:G:C3'	22:DA:1025:G:H5''	2.01	0.90
22:DA:1700:A:H2'	22:DA:1701:A:H5'	1.52	0.90
22:DA:2378:A:C2'	22:DA:2379:G:H5'	2.01	0.90
41:DT:13:ALA:HB1	41:DT:14:PRO:HD2	1.54	0.90
1:AA:1241:G:HO2'	1:AA:1242:G:H8	0.93	0.90

Continued on next page...

Continued from previous page...

Atom-1	Atom-2	Interatomic distance (Å)	Clash overlap (Å)
25:BD:151:THR:CG2	25:BD:152:PRO:CD	2.43	0.90
25:BD:91:THR:O	25:BD:93:GLY:N	2.05	0.90
1:CA:386:C:C5	1:CA:387:U:C5	2.60	0.90
3:CC:39:ARG:HG2	3:CC:54:ILE:HD13	1.54	0.90
22:DA:1255:U:H5'	22:DA:2502:G:H22	1.37	0.90
22:DA:2714:G:O2'	22:DA:2715:C:H5'	1.72	0.90
22:DA:526:A:N6	22:DA:2626:C:H4'	1.85	0.90
38:DQ:4:LYS:CE	38:DQ:7:VAL:HG13	2.02	0.90
22:BA:1929:G:H4'	22:BA:1930:G:OP1	1.69	0.90
1:CA:876:C:C1'	8:CH:11:THR:HG21	2.01	0.90
3:CC:46:LEU:HD22	3:CC:75:VAL:HG22	1.52	0.90
9:CI:51:LEU:HG	9:CI:86:LEU:CD2	2.01	0.90
12:CL:89:LEU:HB3	12:CL:92:VAL:CG2	1.99	0.90
22:DA:1231:U:H2'	22:DA:1232:G:H8	1.37	0.90
38:DQ:87:VAL:HG21	39:DR:52:PRO:CD	2.00	0.90
39:DR:2:TYR:HD2	39:DR:42:ALA:HB2	1.35	0.90
1:AA:49:U:O4	1:AA:365:U:H5	1.54	0.90
1:AA:693:G:C2'	1:AA:694:A:H5'	2.02	0.90
5:AE:81:GLN:N	5:AE:81:GLN:HE21	1.70	0.90
19:AS:45:GLY:N	19:AS:61:VAL:HG23	1.87	0.90
22:BA:2502:G:H5'	22:BA:2503:A:C5'	2.02	0.90
22:BA:417:C:H2'	22:BA:418:C:H6	1.37	0.90
29:BH:41:LYS:HA	29:BH:44:ILE:HG12	1.53	0.90
35:BN:79:LEU:O	35:BN:80:PHE:HB2	1.70	0.90
1:CA:268:U:H2'	1:CA:269:C:C6	2.07	0.90
17:CQ:25:GLU:HG3	17:CQ:40:THR:HG22	1.54	0.90
22:DA:1207:C:HO2'	22:DA:1208:C:H6	0.92	0.90
22:DA:1388:G:HO2'	22:DA:1389:G:H8	0.90	0.90
22:DA:1817:G:HO2'	22:DA:1818:U:H5'	1.28	0.90
22:DA:246:C:C2'	22:DA:247:G:H5'	2.01	0.90
26:DE:23:PHE:HB2	26:DE:114:ARG:HH22	1.37	0.90
22:DA:659:G:H4'	26:DE:95:LYS:HD3	1.54	0.90
2:AB:67:LEU:HD21	2:AB:91:VAL:HG23	1.54	0.90
7:AG:119:LEU:HD21	7:AG:123:LEU:HD23	1.53	0.90
22:BA:143:C:HO2'	22:BA:144:A:H8	1.19	0.90
22:BA:777:G:O2'	22:BA:778:G:H5'	1.71	0.90
34:BM:114:ARG:HG2	34:BM:130:PHE:CE1	2.07	0.90
1:CA:1288:A:O2'	1:CA:1289:A:H8	1.55	0.90
32:DK:13:ASN:HD21	32:DK:97:THR:H	1.13	0.90
1:AA:1143:G:H2'	1:AA:1144:G:H8	1.35	0.89
22:BA:1746:A:H2'	22:BA:1747:U:C6	2.08	0.89

Continued on next page...

Continued from previous page...

Atom-1	Atom-2	Interatomic distance (Å)	Clash overlap (Å)
22:BA:1799:G:H4'	22:BA:1800:C:O5'	1.71	0.89
1:CA:1283:U:O2'	1:CA:1284:C:H5'	1.72	0.89
17:CQ:45:VAL:HG21	17:CQ:60:ILE:HG21	1.52	0.89
26:DE:79:ARG:HG2	26:DE:80:SER:H	1.36	0.89
33:DL:92:LEU:HD22	33:DL:124:GLY:HA3	1.51	0.89
3:AC:56:ILE:CG1	3:AC:65:VAL:HG22	2.02	0.89
5:AE:14:LEU:O	5:AE:14:LEU:HD13	1.70	0.89
22:BA:243:U:OP1	51:B3:5:THR:HG21	1.72	0.89
1:CA:1217:C:HO2'	1:CA:1218:C:H6	1.04	0.89
1:CA:960:U:H5'	1:CA:961:U:H5''	1.54	0.89
22:DA:1338:G:H4'	41:DT:18:GLU:OE2	1.72	0.89
22:DA:142:A:HO2'	22:DA:143:C:H6	0.92	0.89
22:DA:1635:A:O2'	22:DA:1636:U:H5'	1.71	0.89
22:DA:2291:U:H2'	22:DA:2292:U:H6	1.31	0.89
29:DH:61:VAL:HG13	29:DH:62:LEU:HG	1.51	0.89
34:DM:7:THR:HG22	34:DM:9:PHE:H	1.36	0.89
35:DN:51:LEU:HD23	35:DN:54:LEU:HD21	1.52	0.89
5:AE:103:GLY:HA2	5:AE:121:ASN:HA	1.53	0.89
15:AO:26:VAL:HG12	15:AO:30:LEU:HD12	1.52	0.89
22:BA:1498:C:O2'	22:BA:1499:C:H6	1.55	0.89
47:BZ:40:THR:HG22	47:BZ:43:ILE:HG23	1.55	0.89
1:CA:1218:C:O2'	1:CA:1219:A:H8	1.54	0.89
9:CI:71:ILE:CD1	9:CI:72:SER:H	1.85	0.89
10:CJ:40:ILE:HG22	10:CJ:42:LEU:CD1	2.03	0.89
1:CA:238:A:H2'	1:CA:239:U:H5''	0.90	0.89
1:CA:961:U:O2'	1:CA:962:C:H6	1.54	0.89
13:CM:77:LYS:HA	13:CM:80:MET:HE2	1.52	0.89
14:CN:40:ARG:NH1	19:CS:6:LYS:HB2	1.88	0.89
22:DA:1700:A:C2'	22:DA:1701:A:H5'	2.02	0.89
22:DA:2668:G:HO2'	22:DA:2669:G:H8	0.94	0.89
22:DA:27:G:N2	22:DA:512:G:H2'	1.86	0.89
22:DA:528:A:O2'	22:DA:529:A:H5''	1.71	0.89
27:DF:91:ARG:HA	27:DF:95:MET:SD	2.12	0.89
32:DK:7:MET:HA	32:DK:7:MET:HE3	1.53	0.89
21:AU:3:ILE:HA	21:AU:19:LYS:NZ	1.86	0.89
49:B1:8:ILE:CG2	49:B1:51:ALA:HA	2.02	0.89
26:BE:96:VAL:O	26:BE:96:VAL:HG12	1.72	0.89
29:BH:2:GLN:O	29:BH:3:VAL:HG22	1.70	0.89
45:BX:58:ILE:CD1	45:BX:66:VAL:HG21	2.02	0.89
1:CA:1366:C:O2'	1:CA:1367:C:H5'	1.73	0.89
11:CK:26:PHE:CZ	11:CK:88:PRO:HG2	2.08	0.89

Continued on next page...

Continued from previous page...

Atom-1	Atom-2	Interatomic distance (Å)	Clash overlap (Å)
22:DA:1361:G:O2'	22:DA:1362:C:H5'	1.72	0.89
12:AL:23:LEU:HB2	12:AL:58:ASN:ND2	1.88	0.89
16:AP:19:VAL:HG22	16:AP:36:VAL:HG12	1.55	0.89
22:BA:1414:C:C4	22:BA:1415:U:H5	1.91	0.89
24:BC:251:THR:HG22	24:BC:252:LYS:N	1.86	0.89
45:BX:5:GLN:HE21	45:BX:49:ARG:H	1.20	0.89
1:CA:1245:C:O2'	1:CA:1246:A:H8	1.56	0.89
1:CA:728:A:O2'	1:CA:729:A:H5'	1.72	0.89
8:CH:76:ARG:HD3	8:CH:77:VAL:N	1.88	0.89
12:CL:82:ARG:HG2	12:CL:82:ARG:NH1	1.86	0.89
19:CS:40:PHE:CB	19:CS:41:PRO:HD2	2.01	0.89
33:DL:63:LYS:HB3	51:D3:12:ARG:HD2	1.54	0.89
22:DA:1552:A:N3	22:DA:1552:A:H2'	1.88	0.89
22:DA:2746:U:H2'	22:DA:2747:G:H5'	1.53	0.89
24:DC:255:LYS:O	24:DC:256:THR:HG23	1.72	0.89
34:DM:34:LYS:HB2	34:DM:131:VAL:CG2	2.02	0.89
46:DY:37:LEU:HD13	46:DY:42:LEU:CD1	2.01	0.89
22:BA:1287:A:H5'	35:BN:103:ARG:HD2	1.54	0.89
22:BA:2138:G:H1	22:BA:2153:C:N4	1.70	0.89
24:BC:20:ASN:HD21	24:BC:22:GLU:HG2	1.36	0.89
40:BS:96:ILE:HD12	40:BS:96:ILE:C	1.92	0.89
45:BX:58:ILE:HD11	45:BX:66:VAL:HG11	1.55	0.89
1:CA:1102:A:H2'	1:CA:1103:C:H6	1.36	0.89
6:CF:11:HIS:CD2	6:CF:54:LEU:HD21	2.08	0.89
7:CG:107:ALA:O	7:CG:118:ARG:HB3	1.73	0.89
22:DA:118:A:OP2	22:DA:119:A:H3'	1.72	0.89
22:DA:1807:G:H2'	22:DA:1808:A:H5'	1.52	0.89
22:DA:2626:C:O2'	22:DA:2627:G:H5'	1.72	0.89
40:DS:84:ARG:HB3	40:DS:96:ILE:CG2	2.02	0.89
1:AA:1279:G:N3	1:AA:1279:G:H2'	1.85	0.89
22:BA:153:U:O2'	22:BA:154:U:H5'	1.72	0.89
31:BJ:44:TYR:HD2	38:BQ:63:ARG:HD3	1.28	0.89
42:BU:5:ARG:HH21	42:BU:5:ARG:CG	1.84	0.89
5:CE:28:ARG:HG2	5:CE:29:ILE:N	1.88	0.89
8:CH:68:LYS:HD3	8:CH:69:ALA:N	1.86	0.89
22:DA:127:A:N7	50:D2:46:LYS:HE3	1.88	0.89
28:DG:106:LEU:HB2	28:DG:108:PHE:HE1	1.34	0.89
34:DM:36:VAL:HG21	34:DM:129:THR:HG22	1.51	0.89
1:AA:642:A:O2'	1:AA:643:C:H5'	1.73	0.89
2:AB:58:LYS:NZ	2:AB:62:ARG:HG3	1.87	0.89
25:BD:110:THR:HG23	25:BD:171:THR:HG22	1.53	0.89

Continued on next page...

Continued from previous page...

Atom-1	Atom-2	Interatomic distance (Å)	Clash overlap (Å)
26:BE:110:SER:O	26:BE:113:VAL:HG12	1.73	0.89
22:DA:861:A:H2'	22:DA:862:G:H8	1.36	0.89
1:AA:1202:U:O2'	1:AA:1203:C:H5'	1.72	0.89
4:AD:145:ARG:HH11	4:AD:147:LYS:HE3	1.36	0.89
22:BA:1056:G:O2'	22:BA:1086:A:H1'	1.73	0.89
25:BD:106:LYS:N	25:BD:106:LYS:HD2	1.87	0.89
38:BQ:93:ILE:HG23	38:BQ:94:LEU:N	1.86	0.89
22:DA:1056:G:H1'	22:DA:1103:A:N6	1.88	0.89
22:DA:1611:C:O2'	22:DA:1612:C:H6	1.55	0.89
22:DA:164:C:O2'	22:DA:165:A:H5'	1.72	0.89
22:DA:1913:A:H4'	22:DA:1914:C:OP1	1.70	0.89
25:DD:49:GLN:HE21	25:DD:79:LEU:HB3	1.37	0.89
34:DM:36:VAL:HG22	43:DV:82:TYR:HB2	1.54	0.89
34:DM:8:LYS:HA	34:DM:8:LYS:HE3	1.53	0.89
1:AA:184:G:O2'	1:AA:185:U:H6	1.56	0.88
3:AC:134:LYS:HE3	3:AC:138:GLN:HE22	1.38	0.88
12:AL:43:LYS:HB2	12:AL:44:PRO:CD	2.03	0.88
17:AQ:45:VAL:HG21	17:AQ:60:ILE:CD1	2.03	0.88
24:BC:106:PRO:HB3	24:BC:141:HIS:HE1	1.35	0.88
31:BJ:25:LEU:HD22	31:BJ:26:GLY:N	1.88	0.88
40:BS:66:ILE:HD13	40:BS:67:ASP:N	1.88	0.88
1:CA:1175:G:O2'	1:CA:1176:A:H5'	1.72	0.88
1:CA:1454:G:O2'	1:CA:1455:G:H5''	1.72	0.88
1:CA:239:U:H5'	1:CA:239:U:H6	1.37	0.88
1:CA:91:U:HO2'	1:CA:92:U:H6	1.17	0.88
2:CB:128:LEU:HB3	2:CB:131:LYS:HB3	1.53	0.88
29:DH:3:VAL:HG12	29:DH:38:PRO:HA	1.55	0.88
45:DX:53:LYS:HA	45:DX:56:ARG:CB	2.04	0.88
1:AA:1157:A:H1'	1:AA:1181:G:N2	1.88	0.88
22:BA:1348:C:H2'	22:BA:1349:C:H5'	1.53	0.88
28:BG:126:THR:HG22	28:BG:127:GLN:N	1.88	0.88
33:BL:110:VAL:O	33:BL:111:ILE:HB	1.71	0.88
1:CA:199:A:O2'	1:CA:200:G:H5''	1.72	0.88
6:CF:86:ARG:HH11	18:CR:63:TYR:HB3	1.28	0.88
21:CU:16:ARG:HG3	21:CU:19:LYS:HG2	1.53	0.88
22:DA:786:C:H2'	22:DA:787:C:H5'	1.55	0.88
1:AA:1025:U:H5''	1:AA:1026:G:H5'	1.54	0.88
1:AA:1258:G:O2'	1:AA:1259:C:H6	1.55	0.88
4:AD:117:VAL:CA	4:AD:122:ILE:HD11	2.03	0.88
7:AG:26:VAL:HG12	7:AG:42:VAL:CG2	2.00	0.88
10:AJ:36:VAL:HG22	10:AJ:76:ILE:CG1	2.03	0.88

Continued on next page...

Continued from previous page...

Atom-1	Atom-2	Interatomic distance (Å)	Clash overlap (Å)
20:AT:4:LYS:HE2	20:AT:5:SER:HB3	1.53	0.88
24:BC:28:PRO:HG2	24:BC:33:LEU:HD11	1.54	0.88
37:BP:20:ARG:HD3	37:BP:112:ARG:NH1	1.89	0.88
37:BP:33:GLU:HG3	37:BP:34:GLY:H	1.38	0.88
41:BT:31:VAL:C	41:BT:32:LEU:HD23	1.94	0.88
44:BW:23:LYS:O	44:BW:66:VAL:HB	1.73	0.88
1:CA:1499:A:O2'	1:CA:1500:A:H5'	1.72	0.88
7:CG:78:ARG:HA	7:CG:84:TYR:HB2	1.56	0.88
1:CA:1372:U:H5''	9:CI:71:ILE:HD11	1.55	0.88
22:DA:1469:A:H2'	22:DA:1470:A:H8	1.33	0.88
22:DA:1673:G:H2'	22:DA:1674:G:H5'	1.55	0.88
22:DA:302:C:O2'	22:DA:303:G:H8	1.57	0.88
34:DM:35:ALA:HB3	34:DM:99:GLY:N	1.88	0.88
20:AT:82:ILE:O	20:AT:86:ALA:HB3	1.72	0.88
23:BB:45:A:O2'	23:BB:46:A:H5'	1.73	0.88
27:BF:35:LEU:HB3	27:BF:153:ILE:HG22	1.53	0.88
40:BS:43:ALA:HA	40:BS:46:LEU:HD12	1.54	0.88
1:CA:375:U:OP1	16:CP:70:ARG:HD3	1.73	0.88
4:CD:29:THR:HG22	4:CD:30:LYS:CD	2.03	0.88
5:CE:104:ILE:N	5:CE:122:VAL:H	1.71	0.88
7:CG:4:ARG:NH2	7:CG:6:ILE:HB	1.89	0.88
10:CJ:84:VAL:HG23	10:CJ:85:ASP:N	1.88	0.88
17:CQ:58:VAL:HB	17:CQ:74:LEU:HD11	1.56	0.88
22:DA:1237:A:C2	22:DA:1238:G:H1'	2.08	0.88
22:DA:2069:G:O2'	22:DA:2070:A:H5'	1.73	0.88
24:DC:173:LEU:HD22	24:DC:173:LEU:H	1.35	0.88
26:DE:129:PRO:HD3	26:DE:156:ASN:OD1	1.73	0.88
26:DE:149:ILE:O	26:DE:188:MET:HA	1.73	0.88
35:DN:37:THR:HB	35:DN:40:LYS:HB2	1.54	0.88
1:AA:1021:A:H2'	1:AA:1022:A:C5'	2.02	0.88
1:AA:184:G:HO2'	1:AA:185:U:H6	1.01	0.88
2:AB:36:LYS:HA	2:AB:36:LYS:HE3	1.53	0.88
22:BA:784:G:C6	24:BC:227:VAL:HG11	2.07	0.88
31:BJ:110:PRO:HB2	31:BJ:111:LYS:HG3	1.56	0.88
11:CK:74:LYS:HA	11:CK:78:ILE:HD11	1.55	0.88
22:DA:1754:A:OP1	37:DP:93:LYS:HE3	1.73	0.88
1:AA:1412:C:H2'	1:AA:1413:A:C8	2.09	0.88
14:AN:29:ILE:HG23	14:AN:34:ASN:ND2	1.87	0.88
22:BA:2540:C:C2'	22:BA:2541:A:H5'	2.03	0.88
22:BA:990:A:H5'	22:BA:990:A:C8	2.08	0.88
1:CA:531:U:H5''	1:CA:532:A:OP1	1.74	0.88

Continued on next page...

Continued from previous page...

Atom-1	Atom-2	Interatomic distance (Å)	Clash overlap (Å)
12:CL:19:ASN:H	12:CL:19:ASN:HD22	1.16	0.88
37:DP:86:LYS:HA	37:DP:86:LYS:NZ	1.87	0.88
42:DU:59:GLU:C	42:DU:60:LYS:HD2	1.94	0.88
2:AB:139:GLU:O	2:AB:143:LEU:HD23	1.73	0.88
4:AD:145:ARG:NH1	4:AD:147:LYS:HE3	1.89	0.88
22:BA:2207:C:H2'	22:BA:2208:C:H6	1.39	0.88
46:BY:31:GLN:HG2	46:BY:37:LEU:HB2	1.52	0.88
1:CA:674:G:H4'	18:CR:69:TYR:CD1	2.09	0.88
17:CQ:58:VAL:CG1	17:CQ:74:LEU:HD11	2.04	0.88
22:DA:1231:U:H2'	22:DA:1232:G:C8	2.08	0.88
22:DA:2136:G:H2'	22:DA:2137:U:H5	1.38	0.88
24:DC:122:ALA:HB3	24:DC:127:ASN:HD22	1.39	0.88
47:DZ:20:LYS:O	47:DZ:24:LEU:HD13	1.74	0.88
1:AA:430:A:HO2'	1:AA:431:A:H5'	1.12	0.88
1:AA:653:U:O2'	1:AA:654:G:H5'	1.72	0.88
3:AC:166:TRP:H	3:AC:166:TRP:HE3	1.17	0.88
5:AE:152:VAL:HB	5:AE:155:LYS:HZ2	1.08	0.88
5:AE:155:LYS:HD2	5:AE:156:ARG:H	1.35	0.88
24:BC:80:LEU:HD11	24:BC:109:LEU:HG	1.53	0.88
22:DA:1307:A:H62	22:DA:1606:C:H6	1.14	0.88
22:DA:2053:G:H2'	22:DA:2054:A:O4'	1.72	0.88
22:DA:2493:U:H3'	22:DA:2494:G:H5''	1.54	0.88
22:DA:873:C:H4'	34:DM:64:TRP:HE1	1.37	0.88
41:DT:87:LEU:HD23	41:DT:88:LYS:N	1.89	0.88
47:DZ:6:ILE:HD12	47:DZ:47:ILE:HD11	1.56	0.88
22:BA:2661:G:O2'	22:BA:2662:A:H5'	1.74	0.88
22:BA:357:C:H2'	22:BA:358:U:C6	2.09	0.88
33:BL:110:VAL:HG11	33:BL:131:ALA:HB1	1.56	0.88
22:BA:483:A:O2'	42:BU:56:GLY:HA2	1.73	0.88
1:CA:456:A:H2'	1:CA:457:G:C8	2.09	0.88
1:CA:94:G:H4'	1:CA:95:C:OP1	1.71	0.88
1:CA:962:C:O2'	1:CA:963:G:H8	1.57	0.88
3:CC:140:ALA:O	3:CC:145:ALA:HB3	1.74	0.88
22:DA:2713:U:H3'	22:DA:2714:G:C5'	2.04	0.88
22:DA:297:G:H5''	42:DU:84:PHE:HB2	1.55	0.88
25:DD:173:GLN:HA	25:DD:173:GLN:HE21	1.39	0.88
2:AB:40:ILE:HG13	2:AB:41:ASN:H	1.39	0.88
13:AM:19:THR:HA	13:AM:24:VAL:HG23	1.56	0.88
15:AO:9:LYS:O	15:AO:13:GLU:HG3	1.74	0.88
22:BA:1429:G:O2'	22:BA:1430:G:H5'	1.73	0.88
31:BJ:77:HIS:HD2	31:BJ:79:GLY:N	1.71	0.88

Continued on next page...

Continued from previous page...

Atom-1	Atom-2	Interatomic distance (Å)	Clash overlap (Å)
1:CA:960:U:H4'	1:CA:961:U:C5'	2.03	0.88
7:CG:100:MET:HE3	7:CG:100:MET:H	1.36	0.88
13:CM:13:HIS:HB2	13:CM:43:LYS:HE2	1.55	0.88
22:DA:2324:U:H5''	22:DA:2325:G:H5''	1.56	0.88
22:DA:528:A:N1	22:DA:2042:A:H2'	1.88	0.88
22:DA:921:C:C2'	22:DA:922:C:H5'	2.04	0.88
24:DC:144:GLU:HA	24:DC:151:GLY:HA2	1.56	0.88
22:BA:1056:G:H5''	22:BA:1057:A:H5'	1.54	0.87
22:BA:1510:G:H2'	22:BA:1511:G:H8	1.39	0.87
31:BJ:88:THR:CG2	31:BJ:91:GLU:HG3	2.04	0.87
37:BP:9:GLN:HA	37:BP:12:MET:HG3	1.56	0.87
7:CG:28:ILE:HG21	7:CG:100:MET:HG3	1.54	0.87
1:AA:274:A:O2'	1:AA:275:G:H8	1.55	0.87
1:AA:983:A:O2'	1:AA:984:C:H5'	1.74	0.87
5:AE:81:GLN:HG2	5:AE:149:PRO:CG	2.04	0.87
24:BC:246:PRO:HG2	24:BC:247:TRP:CH2	2.09	0.87
34:BM:40:ARG:HB2	34:BM:93:VAL:CG2	2.05	0.87
35:BN:12:ARG:HG3	35:BN:12:ARG:HH21	1.37	0.87
41:BT:15:HIS:HB3	41:BT:31:VAL:CG2	2.04	0.87
5:CE:28:ARG:HG2	5:CE:29:ILE:H	1.39	0.87
7:CG:63:VAL:HG11	7:CG:127:ALA:HB2	1.57	0.87
10:CJ:40:ILE:HG22	10:CJ:42:LEU:HD12	1.55	0.87
51:D3:41:ARG:CG	51:D3:41:ARG:HH21	1.87	0.87
23:DB:30:C:H2'	23:DB:31:C:H5'	1.56	0.87
37:DP:50:ARG:HA	37:DP:57:ALA:O	1.74	0.87
1:AA:1381:U:O2'	1:AA:1382:C:H5'	1.73	0.87
1:AA:426:U:O2'	1:AA:427:U:H5'	1.73	0.87
1:CA:245:U:O2'	1:CA:246:A:H5'	1.74	0.87
1:CA:481:G:H4'	1:CA:482:A:OP1	1.74	0.87
1:CA:752:G:H1'	1:CA:754:C:N4	1.87	0.87
22:DA:1387:A:N6	22:DA:1401:G:C6	2.41	0.87
25:DD:114:LYS:HD2	25:DD:116:LYS:HZ2	1.37	0.87
31:DJ:73:VAL:HB	31:DJ:75:TYR:CE2	2.08	0.87
1:AA:469:C:H2'	1:AA:470:C:C6	2.09	0.87
29:BH:8:LYS:O	29:BH:13:GLY:HA3	1.73	0.87
56:BA:3776:HOH:O	31:BJ:39:LYS:HE3	1.73	0.87
34:BM:64:TRP:HZ3	34:BM:106:ASP:HB2	1.39	0.87
41:BT:70:HIS:HB2	41:BT:73:ARG:O	1.73	0.87
44:BW:40:ARG:HD3	44:BW:45:HIS:CE1	2.09	0.87
1:CA:844:G:O2'	1:CA:845:A:H5''	1.75	0.87
22:DA:1343:G:H2'	22:DA:1344:U:C5	2.09	0.87

Continued on next page...

Continued from previous page...

Atom-1	Atom-2	Interatomic distance (Å)	Clash overlap (Å)
22:DA:2102:G:H2'	22:DA:2103:C:H5'	1.56	0.87
47:DZ:16:LEU:HD22	47:DZ:16:LEU:N	1.89	0.87
1:AA:267:C:O2'	1:AA:268:U:H5'	1.73	0.87
1:CA:571:U:H5''	1:CA:572:A:OP2	1.74	0.87
1:CA:818:G:O2'	1:CA:819:A:H5'	1.73	0.87
22:DA:1401:G:H2'	22:DA:1402:U:C5	2.09	0.87
22:DA:1740:G:O2'	22:DA:1741:C:H5'	1.74	0.87
22:DA:311:A:O2'	22:DA:332:A:H5'	1.75	0.87
22:DA:616:A:HO2'	22:DA:617:G:H8	1.09	0.87
24:DC:122:ALA:HB3	24:DC:127:ASN:ND2	1.89	0.87
29:DH:78:VAL:HG11	29:DH:144:VAL:HG12	1.54	0.87
39:DR:39:LEU:CA	39:DR:49:ILE:HG21	2.04	0.87
5:AE:153:ALA:CA	5:AE:156:ARG:HB2	2.03	0.87
22:BA:1073:A:H3'	22:BA:1074:G:C5'	2.03	0.87
22:BA:1627:G:H5'	22:BA:1627:G:H8	1.37	0.87
25:BD:169:ARG:O	25:BD:170:VAL:HG13	1.75	0.87
32:BK:95:ILE:O	32:BK:95:ILE:HD12	1.73	0.87
1:CA:113:G:H21	1:CA:353:A:H8	0.92	0.87
1:CA:519:C:O2'	1:CA:520:A:C5'	2.23	0.87
22:DA:1204:A:H4'	22:DA:1205:A:C5'	2.05	0.87
22:DA:1327:A:H2'	22:DA:1328:A:C8	2.09	0.87
22:DA:1447:C:H2'	22:DA:1448:G:C8	2.09	0.87
22:DA:2800:A:C4	22:DA:2801:G:H1'	2.08	0.87
24:DC:67:LYS:HB3	24:DC:150:GLY:HA2	1.53	0.87
27:DF:137:PHE:HB2	27:DF:138:PRO:HD2	1.57	0.87
41:DT:29:THR:H	41:DT:87:LEU:CB	1.88	0.87
1:AA:224:U:O2'	1:AA:225:C:H5'	1.74	0.87
22:BA:1936:A:C2	22:BA:1943:U:H5	1.93	0.87
28:BG:8:VAL:CG1	28:BG:49:LEU:HB2	2.04	0.87
22:DA:2379:G:H2'	22:DA:2380:C:C6	2.10	0.87
22:DA:2624:G:N2	22:DA:2625:G:H1'	1.88	0.87
22:DA:779:U:OP1	24:DC:48:ILE:HG13	1.74	0.87
23:DB:12:C:H4'	23:DB:13:G:OP1	1.73	0.87
23:DB:40:U:O2	23:DB:43:C:H2'	1.74	0.87
24:DC:159:THR:O	24:DC:194:VAL:HG12	1.75	0.87
36:DO:27:VAL:HB	36:DO:38:GLN:HG3	1.57	0.87
1:AA:996:A:C2	1:AA:1046:A:H5'	2.10	0.87
1:AA:116:A:H2'	1:AA:117:G:H8	1.40	0.87
1:AA:365:U:H5''	1:AA:366:A:OP1	1.75	0.87
5:AE:156:ARG:O	5:AE:158:LYS:N	2.08	0.87
5:AE:81:GLN:H	5:AE:81:GLN:HE21	0.88	0.87

Continued on next page...

Continued from previous page...

Atom-1	Atom-2	Interatomic distance (Å)	Clash overlap (Å)
22:BA:1188:U:H2'	22:BA:1189:A:C5'	2.05	0.87
29:BH:82:SER:O	29:BH:83:LYS:HB2	1.75	0.87
5:CE:104:ILE:H	5:CE:122:VAL:N	1.73	0.87
1:AA:792:A:H4'	1:AA:793:U:O5'	1.73	0.87
2:AB:108:GLN:H	2:AB:108:GLN:HE21	1.21	0.87
2:AB:132:GLU:O	2:AB:136:ARG:HB2	1.75	0.87
4:AD:194:ILE:O	4:AD:194:ILE:HG13	1.74	0.87
14:AN:22:LYS:HG3	14:AN:23:ARG:N	1.90	0.87
22:BA:2579:C:C2'	22:BA:2580:U:H5'	2.04	0.87
22:BA:558:U:OP1	31:BJ:113:PRO:HG2	1.75	0.87
33:BL:93:ASN:ND2	33:BL:94:THR:N	2.22	0.87
37:BP:102:ARG:CB	37:BP:107:ALA:HB2	2.05	0.87
1:CA:1278:G:H4'	1:CA:1279:G:C5'	2.03	0.87
1:CA:1226:C:H5''	13:CM:94:LEU:HD21	1.57	0.87
21:CU:39:LYS:N	21:CU:40:PRO:HD2	1.89	0.87
22:DA:116:C:H5''	22:DA:128:C:H41	1.40	0.87
22:DA:2423:U:H5''	22:DA:2424:C:OP1	1.73	0.87
22:DA:727:A:H2'	22:DA:728:G:C8	2.10	0.87
23:DB:65:U:H3'	23:DB:108:A:N6	1.90	0.87
13:AM:89:ARG:CB	13:AM:96:VAL:HG22	2.04	0.86
22:BA:1070:A:C2	30:BI:9:LYS:CG	2.58	0.86
1:CA:1125:U:C5	10:CJ:40:ILE:HG12	2.10	0.86
1:CA:764:C:C2'	1:CA:765:G:H5'	2.04	0.86
2:CB:119:GLN:HG3	2:CB:124:THR:HG21	1.57	0.86
4:CD:187:ARG:NH2	4:CD:191:SER:HA	1.90	0.86
16:CP:1:MET:HA	16:CP:1:MET:HE3	1.56	0.86
22:DA:739:A:O2'	22:DA:740:C:C5	2.28	0.86
23:DB:45:A:H2'	23:DB:46:A:C8	2.09	0.86
22:DA:2748:A:H1'	28:DG:66:THR:HG22	1.56	0.86
32:DK:60:ALA:HA	32:DK:87:LEU:CD2	2.05	0.86
42:DU:14:THR:HG23	42:DU:15:GLY:H	1.38	0.86
2:AB:100:LEU:HD12	2:AB:178:LEU:HD23	1.57	0.86
22:BA:1062:G:OP1	22:BA:1070:A:H4'	1.75	0.86
22:BA:409:G:O2'	22:BA:410:G:H5'	1.74	0.86
1:CA:335:C:H2'	1:CA:336:A:C8	2.10	0.86
16:CP:74:LEU:O	16:CP:78:VAL:HG23	1.74	0.86
51:D3:3:ILE:HG22	51:D3:4:LYS:N	1.87	0.86
22:DA:2356:U:H4'	44:DW:16:GLU:HG3	1.57	0.86
22:DA:861:A:H2'	22:DA:862:G:C8	2.10	0.86
33:DL:68:SER:O	33:DL:69:ARG:HB2	1.74	0.86
39:DR:39:LEU:HB3	39:DR:49:ILE:HD13	1.57	0.86

Continued on next page...

Continued from previous page...

Atom-1	Atom-2	Interatomic distance (Å)	Clash overlap (Å)
44:DW:43:LYS:HD2	44:DW:79:ILE:HD11	1.56	0.86
1:AA:1303:C:H2'	1:AA:1304:G:C8	2.11	0.86
1:AA:109:A:H2'	1:AA:326:G:N2	1.88	0.86
25:BD:34:VAL:HG22	25:BD:94:GLN:H	1.40	0.86
41:BT:29:THR:CG2	41:BT:86:THR:HG22	2.04	0.86
43:BV:10:LYS:N	43:BV:10:LYS:HD3	1.87	0.86
1:CA:17:U:H2'	1:CA:18:C:C6	2.10	0.86
1:CA:238:A:C3'	1:CA:239:U:H5''	2.04	0.86
1:CA:451:A:H4'	1:CA:452:A:O5'	1.72	0.86
2:CB:103:TRP:CD1	2:CB:107:ARG:HB3	2.10	0.86
12:CL:79:ILE:HD12	12:CL:96:THR:HG21	1.54	0.86
22:DA:1070:A:H5'	22:DA:1071:G:H5''	1.57	0.86
22:DA:1489:C:H4'	22:DA:1490:A:OP1	1.76	0.86
1:AA:116:A:H2'	1:AA:117:G:C8	2.10	0.86
1:AA:1234:C:C2'	1:AA:1235:U:H5'	2.05	0.86
1:AA:495:A:H4'	1:AA:496:A:O5'	1.75	0.86
22:BA:2571:U:O2'	25:BD:151:THR:HG21	1.76	0.86
44:BW:18:LYS:HG3	44:BW:19:ARG:N	1.85	0.86
1:CA:1048:G:H21	1:CA:1214:C:H5	1.20	0.86
1:CA:559:A:H4'	1:CA:560:A:O5'	1.73	0.86
1:CA:913:A:H4'	1:CA:914:A:O5'	1.73	0.86
4:CD:69:ARG:CG	4:CD:69:ARG:HH11	1.88	0.86
22:DA:1166:G:N2	22:DA:1184:U:H1'	1.90	0.86
22:DA:1305:C:HO2'	22:DA:1306:C:H6	0.93	0.86
22:DA:2136:G:H2'	22:DA:2137:U:C5	2.09	0.86
22:DA:92:U:H2'	22:DA:93:G:C8	2.10	0.86
25:DD:29:VAL:HB	25:DD:98:VAL:CG1	2.05	0.86
28:DG:124:CYS:HB3	28:DG:130:ILE:HA	1.54	0.86
41:DT:4:GLU:HG3	41:DT:6:ARG:HH21	1.38	0.86
10:AJ:57:VAL:HG22	10:AJ:58:ASN:N	1.88	0.86
22:BA:2636:C:H2'	22:BA:2637:U:C6	2.09	0.86
28:BG:83:THR:HA	28:BG:84:LYS:HZ1	1.36	0.86
44:BW:46:ALA:HB3	44:BW:79:ILE:O	1.74	0.86
1:CA:1142:G:H2'	1:CA:1143:G:C8	2.09	0.86
5:CE:24:VAL:HG23	5:CE:26:GLY:H	1.39	0.86
1:CA:1348:U:H4'	9:CI:121:ARG:HG3	1.57	0.86
14:CN:66:THR:CG2	14:CN:82:LYS:HE3	2.06	0.86
22:DA:1539:U:HO2'	22:DA:1540:G:H8	0.87	0.86
22:DA:2287:A:HO2'	22:DA:2288:A:H3'	1.37	0.86
24:DC:239:PHE:HD1	24:DC:240:GLY:H	1.20	0.86
37:DP:52:ARG:HG2	37:DP:52:ARG:NH1	1.90	0.86

Continued on next page...

Continued from previous page...

Atom-1	Atom-2	Interatomic distance (Å)	Clash overlap (Å)
22:DA:996:A:C4'	38:DQ:91:ARG:HD2	2.05	0.86
1:AA:1284:C:H2'	1:AA:1285:A:C8	2.10	0.86
1:AA:792:A:O2'	1:AA:794:A:N7	2.09	0.86
5:AE:152:VAL:HB	5:AE:155:LYS:HZ1	1.33	0.86
15:AO:26:VAL:HG12	15:AO:30:LEU:CD1	2.06	0.86
1:CA:1005:A:C5	1:CA:1006:G:H1'	2.11	0.86
22:DA:1965:C:H3'	22:DA:1966:A:H5''	1.54	0.86
22:DA:45:G:H5'	22:DA:46:G:H5'	1.57	0.86
22:DA:858:G:H2'	22:DA:2268:A:N3	1.90	0.86
24:DC:94:LEU:HA	24:DC:100:ARG:HG2	1.57	0.86
34:DM:38:ARG:O	34:DM:126:ILE:HG21	1.76	0.86
41:DT:29:THR:H	41:DT:87:LEU:HB2	1.40	0.86
5:AE:29:ILE:HD12	5:AE:30:PHE:N	1.91	0.86
7:AG:110:ARG:NH1	7:AG:122:GLU:HG2	1.90	0.86
22:BA:1779:U:C5	22:BA:1784:A:N7	2.43	0.86
39:BR:49:ILE:HB	39:BR:51:VAL:O	1.76	0.86
2:CB:184:ALA:O	2:CB:199:ILE:HG12	1.74	0.86
22:DA:1013:C:O2'	22:DA:1014:A:H5'	1.76	0.86
22:DA:2758:A:HO2'	22:DA:2759:G:H5'	1.41	0.86
22:DA:794:A:H2'	22:DA:795:C:H6	1.41	0.86
1:AA:486:U:C2'	1:AA:487:A:H5'	2.05	0.86
22:BA:2063:C:H6	22:BA:2063:C:H5'	1.41	0.86
22:BA:272:A:HO2'	22:BA:273:G:H8	0.92	0.86
33:BL:110:VAL:HG12	33:BL:111:ILE:N	1.89	0.86
1:CA:429:U:H1'	1:CA:430:A:H5''	1.57	0.86
4:CD:2:ARG:NH1	4:CD:2:ARG:HB2	1.91	0.86
10:CJ:30:LYS:HG2	10:CJ:36:VAL:HG22	1.57	0.86
18:CR:22:TYR:HA	18:CR:57:ALA:HB1	1.58	0.86
22:DA:312:G:H5'	22:DA:331:C:O2'	1.74	0.86
22:DA:765:C:H2'	22:DA:766:U:C6	2.11	0.86
22:DA:873:C:H4'	34:DM:64:TRP:NE1	1.91	0.86
23:DB:46:A:H2'	23:DB:47:C:C6	2.11	0.86
40:DS:4:ILE:HD12	40:DS:5:ALA:N	1.90	0.86
10:AJ:52:LEU:HD23	10:AJ:62:ARG:HG3	1.57	0.86
28:BG:137:LYS:HA	28:BG:140:ILE:CD1	2.06	0.86
31:BJ:111:LYS:CD	31:BJ:112:GLY:N	2.33	0.86
44:BW:37:VAL:C	44:BW:38:ARG:HG2	1.95	0.86
46:BY:9:LYS:NZ	46:BY:9:LYS:HA	1.91	0.86
1:CA:1239:A:H1'	1:CA:1241:G:C4	2.10	0.86
1:CA:482:A:H2'	1:CA:483:C:C6	2.10	0.86
1:CA:990:C:H2'	1:CA:991:U:O4'	1.74	0.86

Continued on next page...

Continued from previous page...

Atom-1	Atom-2	Interatomic distance (Å)	Clash overlap (Å)
12:CL:42:LYS:HD3	12:CL:43:LYS:NZ	1.89	0.86
22:DA:1716:U:HO2'	22:DA:1717:A:H8	0.90	0.86
22:DA:851:C:H2'	22:DA:852:U:C6	2.10	0.86
22:BA:2103:C:H2'	22:BA:2104:C:H5'	1.58	0.86
26:BE:149:ILE:HD11	26:BE:172:ALA:HA	1.56	0.86
34:BM:1:MET:CE	34:BM:2:LEU:H	1.88	0.86
37:BP:50:ARG:CD	37:BP:51:ASN:N	2.14	0.86
1:CA:1285:A:H4'	1:CA:1286:U:OP1	1.76	0.86
16:CP:16:PHE:CE2	16:CP:40:ASN:HB2	2.10	0.86
22:DA:2875:C:HO2'	22:DA:2876:G:H8	0.87	0.86
22:DA:860:U:HO2'	22:DA:861:A:H8	0.88	0.86
22:DA:915:C:O2'	22:DA:916:G:H5'	1.75	0.86
1:AA:1258:G:HO2'	1:AA:1259:C:H6	0.86	0.85
20:AT:43:LYS:HB3	20:AT:86:ALA:CB	2.06	0.85
24:BC:67:LYS:HG2	24:BC:150:GLY:HA2	1.56	0.85
37:BP:3:ILE:HD13	37:BP:3:ILE:O	1.76	0.85
39:BR:80:ARG:C	39:BR:81:LYS:HD3	1.97	0.85
1:CA:202:G:HO2'	1:CA:468:A:H8	0.90	0.85
20:CT:62:ALA:HA	20:CT:67:HIS:CE1	2.11	0.85
22:DA:1062:G:H22	22:DA:1077:A:H2	1.19	0.85
22:DA:1534:U:H6	22:DA:1538:G:N1	1.74	0.85
22:DA:2214:C:O2'	22:DA:2215:C:C5'	2.22	0.85
25:DD:34:VAL:HG12	25:DD:48:ILE:CD1	2.06	0.85
34:DM:76:LYS:NZ	34:DM:84:LYS:H	1.74	0.85
35:DN:103:ARG:HB2	35:DN:110:MET:CG	2.06	0.85
38:DQ:15:LYS:HE3	38:DQ:19:GLN:NE2	1.89	0.85
22:BA:726:G:O2'	22:BA:727:A:P	2.32	0.85
22:BA:855:G:H21	44:BW:23:LYS:CG	1.88	0.85
25:BD:97:SER:C	25:BD:99:GLU:HG2	1.96	0.85
37:BP:50:ARG:HD3	37:BP:56:SER:HB2	1.55	0.85
38:BQ:29:ARG:HG3	38:BQ:29:ARG:HH11	1.40	0.85
22:BA:2353:G:H1'	44:BW:30:VAL:HG13	1.58	0.85
16:CP:48:GLU:HG3	16:CP:51:ARG:HE	1.39	0.85
16:CP:67:ILE:HD11	16:CP:75:ILE:CD1	2.06	0.85
22:DA:1307:A:N6	22:DA:1606:C:H6	1.72	0.85
22:DA:1328:A:H2'	22:DA:1330:C:N4	1.91	0.85
22:DA:1537:G:O2'	22:DA:1538:G:H4'	1.75	0.85
22:DA:1616:A:H8	22:DA:1616:A:OP1	1.58	0.85
22:DA:2267:A:N6	22:DA:2272:U:H3	1.73	0.85
42:DU:83:GLY:O	42:DU:93:ARG:HA	1.76	0.85
44:DW:18:LYS:H	44:DW:36:ILE:CG1	1.88	0.85

Continued on next page...

Continued from previous page...

Atom-1	Atom-2	Interatomic distance (Å)	Clash overlap (Å)
22:DA:96:C:H4'	46:DY:41:HIS:CD2	2.11	0.85
1:AA:263:A:H2'	1:AA:264:C:C5	2.11	0.85
48:B0:33:SER:OG	48:B0:35:GLU:HG3	1.76	0.85
36:BO:40:ILE:HG12	36:BO:47:VAL:HG12	1.57	0.85
8:CH:93:LYS:N	8:CH:93:LYS:HD3	1.91	0.85
9:CI:51:LEU:HB2	9:CI:56:MET:SD	2.16	0.85
18:CR:72:ARG:H	18:CR:72:ARG:HE	1.18	0.85
22:DA:83:A:N6	22:DA:101:A:H5'	1.91	0.85
26:DE:133:LEU:O	26:DE:137:LYS:HB2	1.74	0.85
26:DE:44:ARG:HG3	26:DE:44:ARG:HH21	1.39	0.85
32:DK:118:LEU:O	32:DK:120:PRO:HD2	1.76	0.85
44:DW:9:THR:HG23	44:DW:10:ARG:HG3	1.56	0.85
1:AA:198:G:HO2'	1:AA:199:A:H8	0.85	0.85
12:AL:34:THR:HG22	12:AL:35:ARG:NE	1.91	0.85
13:AM:95:PRO:HG3	13:AM:101:THR:HG22	1.57	0.85
23:BB:46:A:H2'	23:BB:47:C:C6	2.11	0.85
1:CA:1343:G:H1'	9:CI:122:ARG:NH1	1.91	0.85
1:CA:729:A:H2'	1:CA:730:G:H8	1.42	0.85
19:CS:40:PHE:HB3	19:CS:41:PRO:CD	2.06	0.85
22:DA:249:C:H5''	22:DA:2394:C:O2'	1.77	0.85
22:DA:324:A:C2	22:DA:325:G:H1'	2.11	0.85
22:DA:387:U:H4'	22:DA:388:G:O5'	1.74	0.85
12:AL:72:ASN:OD1	12:AL:104:SER:HB3	1.76	0.85
16:AP:79:ASN:O	16:AP:80:LYS:HB2	1.75	0.85
22:BA:958:U:H5'	22:BA:958:U:C6	2.10	0.85
31:BJ:77:HIS:HD2	31:BJ:79:GLY:H	0.90	0.85
1:CA:1454:G:HO2'	1:CA:1455:G:H8	0.87	0.85
1:CA:223:A:H2'	1:CA:224:U:H6	1.42	0.85
10:CJ:15:HIS:CE1	10:CJ:68:ARG:HD3	2.11	0.85
44:DW:37:VAL:HG12	44:DW:55:ASP:CB	2.04	0.85
5:AE:153:ALA:HA	5:AE:156:ARG:CA	2.05	0.85
22:BA:1068:G:H2'	22:BA:1069:A:H5'	1.58	0.85
22:BA:646:U:H3'	22:BA:647:G:H5''	1.58	0.85
41:BT:18:GLU:HA	41:BT:18:GLU:OE2	1.73	0.85
22:DA:2094:A:O2'	22:DA:2095:A:H5''	1.77	0.85
22:DA:2378:A:H2'	22:DA:2379:G:C5'	2.05	0.85
22:DA:477:A:HO2'	22:DA:478:A:H8	0.88	0.85
22:DA:639:U:H2'	22:DA:640:C:H6	1.41	0.85
38:DQ:77:LYS:CE	38:DQ:116:LEU:HD21	2.06	0.85
41:DT:14:PRO:O	41:DT:15:HIS:HB2	1.77	0.85
1:AA:1142:G:H2'	1:AA:1143:G:O4'	1.76	0.85

Continued on next page...

Continued from previous page...

Atom-1	Atom-2	Interatomic distance (Å)	Clash overlap (Å)
4:AD:195:ASN:O	4:AD:196:GLU:HG3	1.77	0.85
22:BA:434:U:H4'	22:BA:435:C:OP1	1.74	0.85
22:BA:528:A:C2	22:BA:2043:C:H4'	2.12	0.85
32:BK:108:ARG:HH11	32:BK:108:ARG:CG	1.89	0.85
37:BP:61:ARG:HG2	37:BP:70:GLU:HG2	1.58	0.85
44:BW:40:ARG:HB2	44:BW:56:HIS:ND1	1.91	0.85
2:CB:103:TRP:CH2	2:CB:156:LEU:HB3	2.11	0.85
4:CD:33:ILE:O	4:CD:35:GLN:HG2	1.75	0.85
18:CR:39:VAL:HG13	18:CR:40:PRO:HD2	1.58	0.85
22:DA:1092:C:H2'	22:DA:1093:G:H5'	1.58	0.85
22:DA:335:C:HO2'	22:DA:336:C:H6	1.22	0.85
24:DC:94:LEU:HB2	24:DC:100:ARG:HD2	1.55	0.85
39:DR:39:LEU:HA	39:DR:49:ILE:CG2	2.06	0.85
42:DU:14:THR:HG21	42:DU:64:ILE:HD11	1.58	0.85
43:DV:77:VAL:HG23	43:DV:89:ILE:CG2	2.07	0.85
47:DZ:18:LYS:O	47:DZ:22:THR:HG23	1.77	0.85
47:DZ:53:MET:O	47:DZ:54:VAL:HG13	1.76	0.85
1:AA:1129:C:C5'	9:AI:17:ARG:HH22	1.89	0.85
1:AA:1128:C:O2'	1:AA:1129:C:H5'	1.76	0.85
1:AA:484:G:H4'	1:AA:485:U:O5'	1.76	0.85
5:AE:131:ASN:O	5:AE:135:VAL:HG12	1.77	0.85
7:AG:61:PHE:CE1	7:AG:65:LEU:HD22	2.11	0.85
22:BA:303:G:H2'	22:BA:304:U:C6	2.12	0.85
24:BC:33:LEU:HD21	24:BC:62:ARG:HD3	1.57	0.85
32:BK:18:ARG:HG3	32:BK:18:ARG:HH11	1.40	0.85
44:BW:37:VAL:HG11	44:BW:55:ASP:HB2	1.57	0.85
1:CA:951:G:H2'	1:CA:952:U:C6	2.12	0.85
2:CB:164:ASP:HB3	2:CB:167:HIS:HB3	1.59	0.85
4:CD:195:ASN:HB3	4:CD:197:HIS:CD2	2.12	0.85
1:CA:522:C:H41	12:CL:49:ARG:HH22	1.21	0.85
22:DA:279:A:N6	22:DA:361:G:H1'	1.92	0.85
22:DA:310:A:O2'	22:DA:311:A:H8	1.60	0.85
37:DP:109:ILE:O	37:DP:110:LYS:HG3	1.77	0.85
40:DS:95:ARG:O	40:DS:96:ILE:HG22	1.76	0.85
1:AA:198:G:O2'	1:AA:199:A:H8	1.59	0.85
1:AA:961:U:H2'	1:AA:962:C:H6	1.41	0.85
21:AU:36:PHE:HB3	21:AU:40:PRO:HD3	1.59	0.85
22:BA:2790:U:H4'	22:BA:2791:G:OP1	1.75	0.85
25:BD:174:SER:O	25:BD:175:LEU:HB2	1.75	0.85
31:BJ:111:LYS:HD3	31:BJ:112:GLY:H	1.04	0.85
21:CU:36:PHE:CD1	21:CU:40:PRO:HB3	2.12	0.85

Continued on next page...

Continued from previous page...

Atom-1	Atom-2	Interatomic distance (Å)	Clash overlap (Å)
22:DA:2023:C:HO2'	22:DA:2024:G:H8	1.23	0.85
22:DA:217:A:C2'	22:DA:218:A:C8	2.60	0.85
22:DA:607:U:H5	22:DA:619:G:C5	1.95	0.85
22:DA:802:A:H2'	22:DA:803:U:C6	2.10	0.85
1:AA:500:G:H2'	1:AA:501:C:C6	2.12	0.85
2:AB:89:PHE:HB3	2:AB:149:GLY:HA2	1.58	0.85
10:AJ:57:VAL:CG2	10:AJ:58:ASN:H	1.90	0.85
11:AK:124:LYS:HE3	21:AU:34:ARG:HG2	1.56	0.85
19:AS:51:HIS:CD2	19:AS:53:GLY:H	1.95	0.85
22:BA:74:A:H4'	22:BA:75:G:O5'	1.75	0.85
36:BO:88:LYS:CE	36:BO:116:GLN:HE21	1.89	0.85
1:CA:1054:C:O2'	1:CA:1055:A:H5''	1.76	0.85
1:CA:1124:G:H4'	1:CA:1125:U:OP1	1.74	0.85
1:CA:563:A:N3	1:CA:563:A:H2'	1.92	0.85
4:CD:84:ASN:HD22	4:CD:84:ASN:C	1.80	0.85
22:DA:2868:A:H2'	22:DA:2869:G:C8	2.12	0.85
22:DA:329:G:O6	42:DU:16:LYS:HB2	1.76	0.85
22:DA:942:G:C2'	22:DA:943:A:H5'	2.07	0.85
24:DC:16:VAL:HG11	24:DC:201:LEU:O	1.77	0.85
24:DC:145:MET:HE2	24:DC:181:ARG:HH22	1.42	0.85
25:DD:106:LYS:HB3	25:DD:206:ALA:HB3	1.55	0.85
41:DT:1:MET:HG2	41:DT:4:GLU:HA	1.59	0.85
44:DW:17:ALA:O	44:DW:18:LYS:HB3	1.74	0.85
1:AA:275:G:H2'	1:AA:276:G:H8	1.39	0.84
1:AA:939:G:H5'	7:AG:101:ARG:NH1	1.92	0.84
15:AO:29:ALA:HA	15:AO:84:LEU:HD21	1.59	0.84
1:CA:386:C:C5	1:CA:387:U:H5	1.95	0.84
21:CU:3:ILE:HG23	21:CU:18:PHE:HD1	1.41	0.84
22:DA:2191:A:H5''	22:DA:2192:U:OP2	1.76	0.84
22:DA:649:G:H2'	22:DA:650:C:H6	1.38	0.84
22:DA:668:A:H2'	22:DA:670:A:H62	1.40	0.84
26:DE:98:LYS:O	26:DE:99:LYS:HB2	1.77	0.84
29:DH:90:LEU:CB	29:DH:123:ARG:HB3	2.07	0.84
1:AA:500:G:H5'	12:AL:120:ARG:HH12	1.42	0.84
22:BA:1885:A:H2'	22:BA:1886:U:C6	2.11	0.84
39:BR:24:LYS:HA	39:BR:94:THR:HG23	1.59	0.84
22:BA:2352:A:C2	44:BW:30:VAL:HG11	2.12	0.84
44:BW:40:ARG:HG2	44:BW:52:CYS:SG	2.17	0.84
1:CA:752:G:H1'	1:CA:754:C:H41	1.39	0.84
1:CA:764:C:H2'	1:CA:765:G:C5'	2.08	0.84
1:CA:78:A:H2'	1:CA:79:G:C8	2.12	0.84

Continued on next page...

Continued from previous page...

Atom-1	Atom-2	Interatomic distance (Å)	Clash overlap (Å)
6:CF:15:SER:OG	6:CF:58:HIS:HD2	1.59	0.84
22:DA:999:U:C2'	22:DA:1000:A:H5'	2.07	0.84
22:DA:1735:A:O2'	22:DA:1736:U:H6	1.59	0.84
22:DA:1746:A:H2'	22:DA:1747:U:H6	1.40	0.84
22:DA:426:C:O2'	22:DA:427:U:H5'	1.77	0.84
22:DA:477:A:O2'	22:DA:478:A:H8	1.57	0.84
22:DA:95:A:H2'	22:DA:96:C:H5''	1.59	0.84
1:AA:914:A:O2'	1:AA:915:A:H5'	1.77	0.84
2:AB:32:GLY:HA3	2:AB:39:ILE:H	1.40	0.84
8:AH:17:GLN:HE21	8:AH:71:VAL:HG23	1.42	0.84
21:AU:19:LYS:HE2	21:AU:19:LYS:CA	2.07	0.84
31:BJ:124:VAL:HG23	31:BJ:125:TYR:N	1.87	0.84
40:BS:73:LYS:CE	40:BS:73:LYS:HA	2.00	0.84
1:CA:1322:C:O2'	1:CA:1323:G:H5'	1.77	0.84
14:CN:27:LYS:HB2	14:CN:45:LEU:CD2	2.08	0.84
22:DA:1611:C:HO2'	22:DA:1612:C:H6	0.85	0.84
22:DA:1956:U:O2'	22:DA:1957:C:H5'	1.77	0.84
22:DA:412:A:N6	22:DA:2412:A:O4'	2.10	0.84
22:DA:2425:A:H4'	22:DA:2426:A:O5'	1.75	0.84
31:DJ:35:ARG:HH12	31:DJ:140:LEU:HD11	1.42	0.84
1:AA:1374:A:H2'	1:AA:1375:A:C8	2.13	0.84
4:AD:11:SER:HA	4:AD:18:LEU:HD12	1.59	0.84
17:AQ:45:VAL:HG21	17:AQ:60:ILE:HD13	1.59	0.84
29:BH:125:THR:HG23	29:BH:126:GLY:H	1.41	0.84
43:BV:10:LYS:NZ	43:BV:11:GLU:HG3	1.93	0.84
4:CD:53:GLN:HG2	4:CD:198:LEU:HD22	1.59	0.84
22:DA:1915:U:O2'	22:DA:1916:A:H5'	1.76	0.84
22:DA:2271:G:H2'	22:DA:2272:U:H6	1.42	0.84
22:DA:813:U:H2'	22:DA:814:C:H6	1.42	0.84
31:DJ:111:LYS:HB2	31:DJ:115:GLY:N	1.92	0.84
1:AA:16:A:O2'	1:AA:17:U:H5'	1.77	0.84
1:AA:451:A:H4'	1:AA:452:A:O5'	1.77	0.84
1:AA:98:A:H2'	1:AA:99:C:C6	2.12	0.84
5:AE:135:VAL:O	5:AE:139:THR:HG22	1.78	0.84
5:AE:155:LYS:CD	5:AE:156:ARG:H	1.89	0.84
48:B0:47:TYR:CE2	48:B0:52:LYS:HB2	2.11	0.84
23:BB:53:A:O2'	23:BB:54:G:H5'	1.78	0.84
32:BK:113:MET:SD	32:BK:116:ILE:HD11	2.17	0.84
1:CA:142:G:C2	1:CA:143:A:H1'	2.11	0.84
1:CA:47:C:O2'	1:CA:48:C:H5'	1.77	0.84
16:CP:4:ILE:HD12	16:CP:4:ILE:N	1.93	0.84

Continued on next page...

Continued from previous page...

Atom-1	Atom-2	Interatomic distance (Å)	Clash overlap (Å)
37:DP:50:ARG:HB3	37:DP:57:ALA:N	1.89	0.84
3:AC:142:ARG:HB3	3:AC:143:LEU:HD13	1.60	0.84
17:AQ:18:LYS:CA	17:AQ:47:ASP:HB2	2.06	0.84
44:BW:23:LYS:CD	44:BW:24:ARG:H	1.90	0.84
1:CA:277:C:H2'	1:CA:278:G:H8	1.43	0.84
1:CA:821:G:H2'	1:CA:822:U:C6	2.12	0.84
22:DA:491:G:H2'	22:DA:492:A:H8	1.42	0.84
22:DA:915:C:H2'	22:DA:916:G:C8	2.12	0.84
32:DK:21:CYS:HA	32:DK:41:ILE:HD12	1.59	0.84
42:DU:42:LYS:HD3	42:DU:57:ILE:HD12	1.59	0.84
22:BA:2138:G:H1	22:BA:2153:C:H42	1.23	0.84
22:BA:2444:G:OP2	26:BE:63:LYS:HE2	1.75	0.84
22:BA:545:U:H2'	22:BA:546:U:C4'	2.07	0.84
28:BG:60:GLY:O	28:BG:61:TRP:HB2	1.75	0.84
42:BU:35:VAL:HG12	42:BU:38:ILE:HG12	1.57	0.84
1:CA:794:A:H2'	1:CA:795:C:C6	2.13	0.84
1:CA:951:G:H2'	1:CA:952:U:H6	1.40	0.84
9:CI:23:GLY:H	9:CI:60:LEU:HA	1.42	0.84
22:DA:1654:A:O2'	22:DA:1655:A:H8	1.58	0.84
22:DA:2216:G:HO2'	22:DA:2217:G:H8	0.88	0.84
22:DA:672:C:H5'	22:DA:672:C:H6	1.43	0.84
28:DG:175:LYS:O	28:DG:175:LYS:HD3	1.77	0.84
1:AA:1003:G:N2	1:AA:1005:A:H5'	1.92	0.84
2:AB:163:ILE:O	2:AB:185:ILE:HG12	1.78	0.84
28:BG:84:LYS:HE2	28:BG:84:LYS:N	1.93	0.84
35:BN:36:THR:HG23	35:BN:37:THR:O	1.76	0.84
1:CA:1165:U:H2'	1:CA:1166:G:H5'	1.60	0.84
23:DB:57:A:HO2'	23:DB:58:A:H8	0.84	0.84
36:DO:23:ALA:O	36:DO:42:PRO:HG3	1.76	0.84
1:AA:1409:C:O2'	1:AA:1410:A:H5'	1.76	0.84
16:AP:37:GLY:HA2	16:AP:51:ARG:NH1	1.92	0.84
27:BF:132:ARG:O	27:BF:133:GLU:HB3	1.74	0.84
27:BF:131:VAL:CG2	27:BF:151:LEU:HD12	2.07	0.84
29:BH:31:VAL:HB	29:BH:32:PRO:CD	2.07	0.84
32:BK:19:VAL:HG22	32:BK:41:ILE:HG13	1.57	0.84
13:CM:68:LEU:HD22	13:CM:69:ARG:HH11	1.41	0.84
10:CJ:51:VAL:HB	14:CN:80:ARG:HB2	1.58	0.84
41:DT:10:VAL:HG23	41:DT:11:LEU:H	1.43	0.84
5:AE:103:GLY:O	5:AE:104:ILE:HG22	1.77	0.84
1:CA:1143:G:C2'	1:CA:1144:G:H8	1.91	0.84
17:CQ:4:ILE:HG22	17:CQ:5:ARG:N	1.92	0.84

Continued on next page...

Continued from previous page...

Atom-1	Atom-2	Interatomic distance (Å)	Clash overlap (Å)
22:DA:604:G:HO2'	22:DA:605:G:H8	1.25	0.84
24:DC:106:PRO:HB3	24:DC:141:HIS:CE1	2.12	0.84
26:DE:130:LYS:HB3	26:DE:133:LEU:CB	2.07	0.84
29:DH:89:LYS:HD2	29:DH:124:THR:HA	1.58	0.84
33:DL:92:LEU:CD2	33:DL:124:GLY:HA3	2.07	0.84
35:DN:71:ARG:HB2	35:DN:71:ARG:NH2	1.92	0.84
1:AA:545:C:C5'	4:AD:68:GLU:HG3	2.07	0.83
1:AA:548:G:H2'	1:AA:549:C:C6	2.13	0.83
2:AB:163:ILE:HG23	2:AB:164:ASP:N	1.92	0.83
8:AH:48:PHE:O	8:AH:49:LYS:HB2	1.75	0.83
9:AI:23:GLY:H	9:AI:60:LEU:HA	1.43	0.83
37:BP:50:ARG:CD	37:BP:56:SER:CB	2.55	0.83
40:BS:82:MET:HG3	40:BS:98:LYS:HB2	1.57	0.83
6:CF:61:LEU:HD13	6:CF:62:MET:N	1.93	0.83
22:DA:1210:G:H5''	22:DA:1211:C:H3'	1.57	0.83
22:DA:1451:C:H42	22:DA:1461:C:H42	1.24	0.83
22:DA:2310:C:H2'	22:DA:2311:A:H5''	1.57	0.83
22:DA:867:C:HO2'	22:DA:868:U:H6	0.95	0.83
24:DC:64:VAL:HG11	24:DC:66:PHE:CZ	2.13	0.83
38:DQ:61:ILE:CD1	38:DQ:92:LYS:HD3	2.04	0.83
41:DT:44:LYS:O	41:DT:48:GLN:HG2	1.78	0.83
1:AA:924:C:H2'	1:AA:925:G:H8	1.42	0.83
19:AS:4:LEU:HD22	19:AS:8:PRO:HA	1.58	0.83
22:BA:2092:U:H4'	22:BA:2093:G:O5'	1.78	0.83
22:BA:278:A:C2	22:BA:362:A:C8	2.67	0.83
22:BA:957:C:H4'	22:BA:958:U:OP1	1.78	0.83
34:BM:35:ALA:O	34:BM:36:VAL:HG12	1.76	0.83
34:BM:62:LYS:HD3	34:BM:64:TRP:CZ2	2.13	0.83
46:BY:17:GLU:HG3	46:BY:18:LEU:N	1.92	0.83
47:BZ:15:ARG:NH1	47:BZ:15:ARG:HG3	1.90	0.83
7:CG:74:VAL:CG1	7:CG:140:VAL:HG13	2.03	0.83
17:CQ:59:GLU:HB3	17:CQ:76:ARG:O	1.77	0.83
22:DA:1139:G:O2'	22:DA:1140:C:H5'	1.77	0.83
22:DA:1438:U:C4	22:DA:1439:A:H2	1.96	0.83
22:DA:2190:G:H5'	22:DA:2191:A:OP2	1.77	0.83
22:DA:2517:C:HO2'	22:DA:2518:A:H3'	1.39	0.83
27:DF:147:ARG:O	27:DF:148:VAL:HG22	1.78	0.83
32:DK:13:ASN:H	32:DK:13:ASN:ND2	1.74	0.83
1:AA:545:C:H5'	4:AD:68:GLU:CG	2.08	0.83
1:AA:89:U:O2'	1:AA:90:C:H5''	1.77	0.83
21:AU:52:VAL:HG13	21:AU:53:LYS:N	1.92	0.83

Continued on next page...

Continued from previous page...

Atom-1	Atom-2	Interatomic distance (Å)	Clash overlap (Å)
22:BA:1063:G:OP1	30:BI:76:ALA:CB	2.19	0.83
22:BA:1421:G:HO2'	22:BA:1422:G:H5'	1.40	0.83
22:BA:2311:A:H1'	27:BF:78:ILE:CD1	2.08	0.83
22:BA:923:G:H21	44:BW:23:LYS:HZ3	1.23	0.83
32:BK:95:ILE:C	32:BK:95:ILE:HD12	1.98	0.83
34:BM:2:LEU:CD2	34:BM:69:PRO:HD2	2.08	0.83
39:BR:9:GLY:C	39:BR:10:LYS:HD3	1.98	0.83
44:BW:28:GLU:HB3	44:BW:31:LEU:CD2	2.07	0.83
1:CA:1038:C:H2'	1:CA:1039:G:H8	1.43	0.83
1:CA:1183:U:H3'	1:CA:1184:G:C5'	2.01	0.83
1:CA:1513:A:H2'	1:CA:1514:G:C8	2.12	0.83
6:CF:86:ARG:HD3	18:CR:63:TYR:O	1.78	0.83
22:DA:251:A:H4'	33:DL:47:ARG:NH2	1.93	0.83
34:DM:76:LYS:HZ3	34:DM:84:LYS:H	1.22	0.83
38:DQ:61:ILE:HD11	38:DQ:92:LYS:CD	2.07	0.83
1:AA:1151:A:O2'	1:AA:1152:A:H5''	1.78	0.83
1:AA:431:A:O2'	1:AA:432:A:H5'	1.77	0.83
25:BD:104:VAL:HA	25:BD:106:LYS:NZ	1.94	0.83
27:BF:37:MET:HG2	27:BF:56:LEU:HG	1.58	0.83
27:BF:43:ILE:HG22	27:BF:82:TYR:CD1	2.13	0.83
22:BA:372:G:O4'	45:BX:60:LYS:HE3	1.77	0.83
1:CA:1172:C:O2'	1:CA:1173:U:H5'	1.79	0.83
22:DA:1339:G:H5'	22:DA:1393:A:N1	1.93	0.83
22:DA:2303:G:H5'	27:DF:121:PHE:CE1	2.14	0.83
22:DA:454:A:H4'	22:DA:455:C:OP2	1.78	0.83
22:DA:82:U:C2'	22:DA:83:A:H5''	2.07	0.83
22:DA:867:C:O2'	22:DA:868:U:H6	1.60	0.83
22:DA:91:A:O2'	22:DA:92:U:H5''	1.79	0.83
24:DC:147:PRO:CD	24:DC:184:GLU:HG3	2.02	0.83
26:DE:18:THR:HG22	26:DE:106:LYS:HE2	1.58	0.83
30:DI:104:GLN:HA	30:DI:107:GLU:CB	2.08	0.83
38:DQ:4:LYS:HZ2	38:DQ:6:GLY:HA3	1.42	0.83
1:AA:855:U:H2'	1:AA:856:C:H6	1.44	0.83
4:AD:13:ARG:HG2	4:AD:55:ARG:HH21	1.42	0.83
9:AI:40:ARG:CA	9:AI:44:ARG:HB3	2.08	0.83
9:AI:9:GLY:HA2	9:AI:80:HIS:CD2	2.14	0.83
1:AA:1314:C:OP2	19:AS:5:LYS:HD2	1.78	0.83
49:B1:24:LYS:HE2	49:B1:52:LYS:CB	2.06	0.83
1:CA:106:C:O2'	1:CA:107:G:H5'	1.77	0.83
1:CA:366:A:O2'	1:CA:394:G:N2	2.11	0.83
4:CD:125:ASN:ND2	4:CD:141:VAL:H	1.76	0.83

Continued on next page...

Continued from previous page...

Atom-1	Atom-2	Interatomic distance (Å)	Clash overlap (Å)
21:CU:16:ARG:HD2	21:CU:19:LYS:CE	2.07	0.83
22:DA:1432:G:O2'	22:DA:1433:A:H5'	1.77	0.83
22:DA:2267:A:H61	22:DA:2272:U:H3	1.27	0.83
1:AA:1202:U:O2'	1:AA:1203:C:C5'	2.26	0.83
6:AF:61:LEU:HD12	6:AF:62:MET:H	1.42	0.83
22:BA:1178:C:H2'	22:BA:1179:G:N7	1.94	0.83
22:BA:2188:U:H2'	22:BA:2189:U:H6	1.43	0.83
29:BH:32:PRO:HB3	45:BX:38:TRP:CB	2.07	0.83
42:BU:93:ARG:NH1	42:BU:102:ILE:HD11	1.93	0.83
1:CA:575:G:H4'	1:CA:576:C:O5'	1.75	0.83
2:CB:49:PHE:HA	2:CB:52:ALA:HB3	1.61	0.83
22:DA:1965:C:H2'	22:DA:1966:A:C8	2.13	0.83
35:DN:38:LEU:HB3	35:DN:39:PRO:HD3	1.59	0.83
37:DP:48:ALA:HB3	37:DP:59:THR:OG1	1.78	0.83
1:AA:1007:U:C2'	1:AA:1008:U:H5''	2.07	0.83
9:AI:100:ALA:HB1	9:AI:102:PHE:CE2	2.12	0.83
26:BE:23:PHE:CD1	26:BE:111:GLU:HG3	2.14	0.83
31:BJ:56:VAL:HG12	31:BJ:57:LEU:N	1.91	0.83
36:BO:15:ARG:HG3	36:BO:15:ARG:HH11	1.44	0.83
44:BW:9:THR:HG22	44:BW:10:ARG:NH1	1.94	0.83
45:BX:30:PRO:CB	45:BX:32:LEU:HD11	2.03	0.83
1:CA:496:A:N3	1:CA:496:A:H2'	1.92	0.83
1:CA:982:U:H1'	1:CA:983:A:N7	1.94	0.83
1:CA:1328:C:H5''	13:CM:27:THR:HG21	1.61	0.83
48:D0:46:GLY:HA2	48:D0:54:ILE:HD11	1.58	0.83
22:DA:1278:C:O2'	35:DN:27:SER:HB3	1.79	0.83
31:DJ:64:VAL:HG22	31:DJ:68:LYS:HG3	1.58	0.83
32:DK:71:ARG:CG	32:DK:72:PRO:HD3	2.08	0.83
34:DM:27:SER:N	34:DM:66:ARG:NH2	2.27	0.83
38:DQ:34:ALA:O	38:DQ:38:VAL:HG23	1.78	0.83
46:DY:20:ASN:ND2	46:DY:50:VAL:HG22	1.92	0.83
8:AH:77:VAL:HG23	8:AH:126:CYS:HA	1.59	0.83
12:AL:34:THR:HG22	12:AL:35:ARG:HE	1.39	0.83
22:BA:2758:A:H2'	22:BA:2759:G:H5'	1.59	0.83
27:BF:127:TYR:O	27:BF:128:SER:HB2	1.78	0.83
28:BG:35:THR:C	28:BG:36:LEU:HD22	1.98	0.83
1:CA:1304:G:H1'	1:CA:1333:A:N6	1.92	0.83
1:CA:547:A:H4'	1:CA:548:G:O5'	1.77	0.83
12:CL:42:LYS:CD	12:CL:43:LYS:HG2	2.08	0.83
51:D3:3:ILE:CG2	51:D3:4:LYS:H	1.91	0.83
22:DA:1809:A:C2	22:DA:1810:A:C5	2.66	0.83

Continued on next page...

Continued from previous page...

Atom-1	Atom-2	Interatomic distance (Å)	Clash overlap (Å)
24:DC:16:VAL:N	24:DC:203:VAL:HG12	1.93	0.83
1:AA:1533:C:H3'	1:AA:1534:A:C5'	2.08	0.83
1:AA:299:G:H2'	1:AA:300:A:C8	2.12	0.83
2:AB:67:LEU:HD21	2:AB:91:VAL:CG2	2.08	0.83
5:AE:79:THR:HB	5:AE:121:ASN:ND2	1.93	0.83
7:AG:38:ALA:O	7:AG:42:VAL:HG23	1.79	0.83
17:AQ:74:LEU:H	17:AQ:74:LEU:HD12	1.44	0.83
14:AN:46:LYS:HD2	19:AS:12:LEU:HD21	1.58	0.83
52:B4:10:LEU:HD12	52:B4:33:HIS:CD2	2.14	0.83
33:BL:30:THR:O	33:BL:33:ARG:HG2	1.78	0.83
33:BL:77:ILE:CD1	33:BL:108:ALA:HB1	2.09	0.83
1:CA:1450:U:H4'	1:CA:1451:U:C5	2.13	0.83
11:CK:70:ALA:HA	11:CK:73:VAL:CG2	2.06	0.83
21:CU:38:GLU:N	21:CU:40:PRO:HD2	1.92	0.83
22:DA:170:U:H2'	22:DA:171:U:H6	1.43	0.83
22:DA:1936:A:H2'	22:DA:1945:G:O6	1.79	0.83
22:DA:637:A:H4'	22:DA:638:G:O5'	1.79	0.83
25:DD:112:THR:HG22	25:DD:113:SER:N	1.94	0.83
26:DE:75:SER:O	26:DE:78:TRP:HB2	1.79	0.83
35:DN:35:LYS:HG2	35:DN:112:TYR:CE1	2.14	0.83
40:DS:8:ARG:O	40:DS:9:HIS:HB2	1.76	0.83
8:AH:74:ILE:HD12	8:AH:128:VAL:HG22	1.61	0.83
13:AM:2:ARG:O	13:AM:3:ILE:HG12	1.79	0.83
21:AU:39:LYS:N	21:AU:40:PRO:HD2	1.94	0.83
22:BA:491:G:H2'	22:BA:492:A:H8	1.42	0.83
28:BG:126:THR:HG22	28:BG:127:GLN:H	1.43	0.83
28:BG:33:THR:C	28:BG:34:ARG:HD3	2.00	0.83
31:BJ:73:VAL:CG2	31:BJ:74:TYR:H	1.84	0.83
38:BQ:85:ALA:O	38:BQ:87:VAL:O	1.96	0.83
8:CH:62:LEU:HD22	8:CH:62:LEU:H	1.41	0.83
10:CJ:10:LEU:CD2	10:CJ:98:VAL:HG22	2.08	0.83
20:CT:4:LYS:HB3	20:CT:6:ALA:H	1.44	0.83
51:D3:18:LYS:CD	51:D3:19:GLY:H	1.91	0.83
52:D4:16:ILE:CG1	52:D4:25:VAL:HG22	2.06	0.83
22:DA:1808:A:N6	45:DX:27:ARG:HH11	1.77	0.83
22:DA:558:U:H5''	31:DJ:111:LYS:HD2	1.60	0.83
23:DB:65:U:H3'	23:DB:108:A:H61	1.44	0.83
31:DJ:25:LEU:HD22	31:DJ:26:GLY:N	1.93	0.83
41:DT:29:THR:HB	41:DT:87:LEU:N	1.92	0.83
1:AA:107:G:H2'	1:AA:108:G:H5'	1.59	0.82
1:AA:1055:A:H1'	3:AC:155:ARG:HH21	1.43	0.82

Continued on next page...

Continued from previous page...

Atom-1	Atom-2	Interatomic distance (Å)	Clash overlap (Å)
3:AC:76:ILE:HA	3:AC:83:VAL:HG23	1.59	0.82
5:AE:12:GLU:CB	5:AE:38:VAL:HG12	2.07	0.82
29:BH:10:ALA:O	29:BH:12:LEU:N	2.12	0.82
7:CG:142:ARG:O	7:CG:146:ALA:HB3	1.79	0.82
22:DA:92:U:H2'	22:DA:93:G:H8	1.44	0.82
24:DC:110:LYS:HB3	24:DC:113:ASP:OD2	1.79	0.82
22:DA:2531:A:H5''	28:DG:156:TYR:CZ	2.13	0.82
29:DH:97:ARG:O	29:DH:98:ASP:HB2	1.77	0.82
47:DZ:15:ARG:HD2	47:DZ:15:ARG:N	1.91	0.82
2:AB:131:LYS:O	2:AB:135:MET:HB2	1.78	0.82
11:AK:51:PHE:HE1	11:AK:60:PHE:HE2	1.28	0.82
14:AN:60:ARG:O	14:AN:61:ASN:HB2	1.76	0.82
21:AU:3:ILE:HA	21:AU:19:LYS:HZ2	1.44	0.82
28:BG:33:THR:HA	28:BG:34:ARG:HH11	1.44	0.82
44:BW:28:GLU:CG	44:BW:29:SER:H	1.92	0.82
1:CA:1101:A:H4'	1:CA:1102:A:O5'	1.78	0.82
1:CA:1226:C:H41	13:CM:102:LYS:CA	1.90	0.82
1:CA:17:U:H2'	1:CA:18:C:H6	1.44	0.82
2:CB:206:ILE:HA	2:CB:209:VAL:CG2	2.06	0.82
3:CC:166:TRP:O	3:CC:167:TYR:HB2	1.77	0.82
3:CC:41:TYR:HE1	3:CC:89:VAL:HG12	1.44	0.82
5:CE:48:GLY:HA3	5:CE:66:ALA:HB2	1.61	0.82
13:CM:13:HIS:HB3	13:CM:16:ILE:HB	1.61	0.82
3:CC:29:ALA:CB	14:CN:64:ARG:HH12	1.86	0.82
24:DC:52:HIS:NE2	24:DC:218:THR:HG23	1.94	0.82
26:DE:128:ALA:HB1	26:DE:129:PRO:CD	2.09	0.82
22:DA:2360:G:C1'	33:DL:60:ARG:HH21	1.92	0.82
34:DM:42:THR:HG22	34:DM:44:ARG:N	1.92	0.82
38:DQ:87:VAL:HG11	39:DR:52:PRO:HG3	1.60	0.82
1:AA:1083:U:H5''	1:AA:1086:U:H5	1.43	0.82
22:BA:243:U:O2'	22:BA:244:A:H5'	1.79	0.82
22:BA:704:G:O2'	22:BA:726:G:N2	2.13	0.82
1:CA:1361:G:H2'	1:CA:1362:A:H5'	1.61	0.82
3:CC:18:ASN:HA	3:CC:55:VAL:HG12	1.61	0.82
4:CD:187:ARG:HH21	4:CD:191:SER:CA	1.91	0.82
22:DA:1962:C:H4'	22:DA:1963:U:OP1	1.77	0.82
22:DA:2143:C:H5'	22:DA:2144:G:OP2	1.79	0.82
25:DD:51:THR:HG21	25:DD:75:ALA:O	1.79	0.82
28:DG:120:ILE:HG13	28:DG:140:ILE:HG22	1.60	0.82
2:AB:127:LYS:HG3	2:AB:128:LEU:H	1.44	0.82
2:AB:9:LEU:HD12	2:AB:42:LEU:CD1	2.04	0.82

Continued on next page...

Continued from previous page...

Atom-1	Atom-2	Interatomic distance (Å)	Clash overlap (Å)
12:AL:113:ARG:HB3	12:AL:118:VAL:HB	1.61	0.82
49:B1:49:LYS:O	49:B1:50:GLU:HB3	1.78	0.82
22:BA:2440:C:C6	22:BA:2440:C:H5'	2.12	0.82
23:BB:109:A:O2'	23:BB:110:C:H5'	1.77	0.82
27:BF:11:VAL:CG1	27:BF:12:VAL:N	2.42	0.82
22:BA:2352:A:C6	44:BW:30:VAL:HG11	2.14	0.82
22:DA:2210:U:H4'	22:DA:2211:A:O5'	1.79	0.82
42:DU:43:LYS:HE3	42:DU:45:GLN:CD	1.99	0.82
1:AA:1314:C:O2'	1:AA:1315:U:H5'	1.78	0.82
5:AE:155:LYS:HA	5:AE:158:LYS:HZ3	1.41	0.82
22:BA:1150:C:H2'	22:BA:1151:A:O5'	1.78	0.82
22:BA:2800:A:C2	22:BA:2895:G:H1'	2.14	0.82
26:BE:146:VAL:HG23	26:BE:167:VAL:CG2	2.09	0.82
27:BF:34:THR:CG2	27:BF:89:THR:HG23	2.09	0.82
32:BK:18:ARG:N	32:BK:45:GLU:HB2	1.94	0.82
41:BT:44:LYS:HG3	41:BT:55:VAL:HG11	1.61	0.82
1:CA:14:U:H3	1:CA:16:A:H5''	1.41	0.82
5:CE:76:ASN:O	5:CE:79:THR:HG22	1.79	0.82
22:DA:1935:G:H1	22:DA:1962:C:H2'	1.44	0.82
22:DA:2324:U:C5'	22:DA:2325:G:H5''	2.09	0.82
22:DA:2346:A:H3'	22:DA:2347:C:C5'	2.08	0.82
22:DA:1453:A:C8	35:DN:73:ASN:HB3	2.13	0.82
4:AD:117:VAL:N	4:AD:122:ILE:HD11	1.95	0.82
18:AR:44:THR:OG1	18:AR:46:THR:HG22	1.79	0.82
20:AT:82:ILE:HD12	20:AT:83:ASN:N	1.93	0.82
24:BC:165:ALA:HB3	24:BC:172:THR:HG23	1.60	0.82
1:CA:530:G:H5''	1:CA:531:U:OP1	1.80	0.82
10:CJ:15:HIS:CA	10:CJ:18:ILE:HG22	2.07	0.82
22:DA:1245:G:H4'	26:DE:33:VAL:HG11	1.58	0.82
22:DA:1288:G:C8	22:DA:1327:A:N6	2.48	0.82
22:DA:1673:G:C2'	22:DA:1674:G:H5'	2.09	0.82
22:DA:638:G:H2'	22:DA:639:U:C6	2.15	0.82
27:DF:49:LEU:HD22	27:DF:49:LEU:H	1.43	0.82
32:DK:60:ALA:HA	32:DK:87:LEU:HD23	1.61	0.82
1:AA:1130:A:H8	1:AA:1130:A:H5''	1.43	0.82
25:BD:12:THR:HG23	25:BD:13:ARG:N	1.95	0.82
37:BP:50:ARG:HG2	37:BP:56:SER:C	1.99	0.82
37:BP:92:ARG:O	37:BP:93:LYS:HB2	1.79	0.82
44:BW:49:ASN:HA	44:BW:61:LYS:HB2	1.61	0.82
11:CK:88:PRO:HG3	21:CU:28:LEU:CD1	2.10	0.82
22:DA:590:A:H2'	22:DA:591:U:H6	1.43	0.82

Continued on next page...

Continued from previous page...

Atom-1	Atom-2	Interatomic distance (Å)	Clash overlap (Å)
29:DH:78:VAL:HB	29:DH:144:VAL:HA	1.60	0.82
39:DR:90:ARG:O	39:DR:91:GLN:HB3	1.79	0.82
40:DS:96:ILE:O	40:DS:96:ILE:HG23	1.80	0.82
1:AA:1412:C:H2'	1:AA:1413:A:H8	1.42	0.82
1:AA:977:A:H3'	1:AA:1362:A:N6	1.94	0.82
3:AC:153:SER:HB3	3:AC:164:THR:HG22	1.60	0.82
22:BA:1073:A:C3'	22:BA:1074:G:C5'	2.57	0.82
22:BA:2068:U:H5''	22:BA:2068:U:H6	1.44	0.82
37:BP:50:ARG:CD	37:BP:56:SER:HB2	2.10	0.82
44:BW:18:LYS:HA	44:BW:36:ILE:HG13	1.58	0.82
1:CA:1372:U:C5'	9:CI:71:ILE:HD11	2.09	0.82
22:DA:1422:G:H4'	22:DA:1493:C:OP1	1.79	0.82
25:DD:187:LEU:HD12	25:DD:188:LEU:H	1.43	0.82
26:DE:147:LEU:CG	26:DE:186:VAL:HG23	2.08	0.82
10:AJ:35:GLN:HG2	10:AJ:77:VAL:CB	2.09	0.82
11:AK:124:LYS:HZ1	21:AU:33:ARG:HH21	1.25	0.82
12:AL:62:VAL:HG21	12:AL:94:TYR:CE2	2.14	0.82
22:BA:1061:U:H3'	22:BA:1062:G:H5''	1.61	0.82
22:BA:250:G:H2'	22:BA:251:A:C8	2.13	0.82
31:BJ:44:TYR:HD1	31:BJ:44:TYR:O	1.58	0.82
38:BQ:65:ASN:HD21	38:BQ:69:ARG:HH22	1.28	0.82
41:BT:73:ARG:NH2	41:BT:73:ARG:HB3	1.93	0.82
1:CA:106:C:C2'	1:CA:107:G:H5'	2.09	0.82
1:CA:1234:C:H4'	1:CA:1364:U:O2'	1.80	0.82
2:CB:146:SER:HB2	2:CB:147:LEU:HD12	1.61	0.82
7:CG:110:ARG:HG3	7:CG:111:GLY:H	1.45	0.82
7:CG:59:GLU:HG3	7:CG:60:ALA:N	1.93	0.82
11:CK:106:ILE:HD11	11:CK:109:ILE:HD11	1.60	0.82
15:CO:25:GLU:HG2	15:CO:80:LEU:HG	1.60	0.82
22:DA:1056:G:C1'	22:DA:1103:A:H61	1.93	0.82
22:DA:874:G:H5'	22:DA:875:G:OP2	1.80	0.82
23:DB:88:C:OP2	23:DB:88:C:H3'	1.79	0.82
29:DH:84:ALA:HB3	29:DH:148:ALA:CB	2.10	0.82
32:DK:113:MET:O	32:DK:116:ILE:HG12	1.79	0.82
6:AF:3:HIS:H	6:AF:92:THR:CG2	1.93	0.82
16:AP:57:ILE:O	16:AP:61:VAL:HG23	1.79	0.82
11:AK:126:ARG:N	21:AU:33:ARG:HH22	1.78	0.82
51:B3:61:LEU:HB3	51:B3:64:ALA:HB2	1.60	0.82
22:BA:856:G:H1'	44:BW:23:LYS:HB3	1.60	0.82
27:BF:134:GLN:HG2	27:BF:135:ILE:N	1.95	0.82
1:CA:948:C:H5''	13:CM:104:ASN:HB3	1.59	0.82

Continued on next page...

Continued from previous page...

Atom-1	Atom-2	Interatomic distance (Å)	Clash overlap (Å)
2:CB:127:LYS:HE3	2:CB:132:GLU:HG3	1.62	0.82
22:DA:2612:C:O2	48:D0:1:ALA:HB2	1.80	0.82
22:DA:1706:C:H4'	22:DA:1707:G:OP2	1.77	0.82
27:DF:103:ILE:HA	27:DF:107:VAL:CG2	2.10	0.82
29:DH:80:ILE:HB	29:DH:101:ASP:OD2	1.80	0.82
1:AA:1118:U:H2'	1:AA:1119:C:H6	1.45	0.81
1:AA:1227:A:H2'	1:AA:1227:A:N3	1.93	0.81
1:AA:17:U:H2'	1:AA:18:C:C6	2.15	0.81
24:BC:79:ARG:NH2	24:BC:92:LEU:HD22	1.94	0.81
40:BS:66:ILE:HA	40:BS:69:LEU:CD2	2.08	0.81
1:CA:1168:U:H2'	1:CA:1168:U:O2	1.80	0.81
17:CQ:58:VAL:HB	17:CQ:74:LEU:CD1	2.10	0.81
20:CT:2:ASN:N	20:CT:7:LYS:HZ3	1.77	0.81
25:DD:124:ARG:HD3	25:DD:125:TRP:NE1	1.94	0.81
35:DN:73:ASN:HD22	35:DN:76:VAL:HG21	1.44	0.81
1:AA:924:C:H2'	1:AA:925:G:C8	2.15	0.81
22:BA:1069:A:O2'	22:BA:1070:A:H5''	1.79	0.81
24:BC:131:MET:HA	24:BC:134:ILE:HD12	1.59	0.81
24:BC:76:VAL:O	24:BC:76:VAL:CG2	2.27	0.81
27:BF:100:GLU:HG2	27:BF:104:THR:OG1	1.80	0.81
37:BP:51:ASN:O	37:BP:52:ARG:HG2	1.80	0.81
1:CA:335:C:H2'	1:CA:336:A:H8	1.45	0.81
10:CJ:84:VAL:CG2	10:CJ:85:ASP:H	1.93	0.81
49:D1:47:ILE:H	49:D1:47:ILE:HD12	1.43	0.81
52:D4:7:VAL:HG13	52:D4:8:LYS:N	1.93	0.81
22:DA:1069:A:N6	22:DA:1073:A:H5''	1.94	0.81
22:DA:1305:C:O2'	22:DA:1306:C:H6	1.62	0.81
22:DA:1965:C:H5'	22:DA:1966:A:H5''	1.62	0.81
22:DA:2552:U:C2	22:DA:2554:U:H5'	2.15	0.81
22:DA:338:G:H2'	22:DA:339:U:H5'	1.59	0.81
22:DA:503:A:H4'	22:DA:504:A:O5'	1.80	0.81
22:DA:67:U:H2'	22:DA:68:G:H8	1.45	0.81
39:DR:48:LYS:H	39:DR:48:LYS:HD2	1.42	0.81
42:DU:47:PRO:HB3	42:DU:54:PRO:CG	2.10	0.81
1:AA:1506:U:H3'	56:AA:1802:HOH:O	1.80	0.81
1:AA:352:C:H6	1:AA:352:C:H5''	1.45	0.81
6:AF:38:ARG:HG3	6:AF:39:LEU:N	1.94	0.81
18:AR:31:TYR:CD2	18:AR:54:LEU:HD21	2.16	0.81
33:BL:74:THR:HG23	33:BL:107:PHE:HB2	1.62	0.81
36:BO:7:ARG:HG3	36:BO:96:GLY:HA3	1.60	0.81
38:BQ:63:ARG:HH22	38:BQ:96:ASP:CA	1.93	0.81

Continued on next page...

Continued from previous page...

Atom-1	Atom-2	Interatomic distance (Å)	Clash overlap (Å)
1:CA:972:C:O2'	10:CJ:57:VAL:HG23	1.80	0.81
11:CK:92:ARG:NH1	11:CK:92:ARG:HG3	1.94	0.81
13:CM:64:VAL:HG12	13:CM:65:GLU:HG3	1.61	0.81
17:CQ:18:LYS:HD3	17:CQ:48:GLU:OE2	1.78	0.81
22:DA:1346:G:O2'	22:DA:1347:A:C8	2.27	0.81
22:DA:834:G:H1'	22:DA:2358:A:N3	1.96	0.81
24:DC:15:VAL:HG22	24:DC:204:LEU:O	1.81	0.81
22:DA:1813:G:N3	24:DC:49:THR:HB	1.95	0.81
37:DP:91:VAL:CG2	37:DP:109:ILE:HG21	2.00	0.81
42:DU:35:VAL:HG12	42:DU:36:GLU:H	1.43	0.81
46:DY:2:LYS:HD2	46:DY:4:LYS:HE3	1.61	0.81
1:AA:563:A:H2'	1:AA:563:A:N3	1.94	0.81
2:AB:101:THR:HG22	2:AB:174:GLU:OE1	1.80	0.81
3:AC:129:PHE:CE2	3:AC:156:LEU:HD23	2.15	0.81
6:AF:11:HIS:HD2	6:AF:13:ASP:H	1.23	0.81
23:BB:88:C:H6	23:BB:88:C:H5'	1.44	0.81
25:BD:118:PHE:HD2	25:BD:119:ALA:H	1.28	0.81
31:BJ:124:VAL:O	31:BJ:125:TYR:HB2	1.78	0.81
22:BA:1287:A:OP2	35:BN:103:ARG:HG3	1.80	0.81
38:BQ:91:ARG:NH2	38:BQ:93:ILE:HD13	1.96	0.81
1:CA:1281:C:H5''	1:CA:1282:C:H5	1.44	0.81
1:CA:332:G:H2'	1:CA:333:U:C6	2.15	0.81
1:CA:373:A:H2'	1:CA:374:A:H8	1.45	0.81
1:CA:701:U:H4'	1:CA:702:A:C5'	2.10	0.81
2:CB:99:MET:HA	2:CB:106:VAL:HG21	1.61	0.81
4:CD:176:LYS:HG3	4:CD:178:GLU:CB	2.11	0.81
20:CT:26:MET:HE3	20:CT:30:PHE:HD1	1.44	0.81
22:DA:1324:G:H1	22:DA:1330:C:N4	1.76	0.81
22:DA:1447:C:H2'	22:DA:1448:G:H8	1.43	0.81
22:DA:614:A:H4'	22:DA:616:A:H62	1.45	0.81
22:DA:79:C:H2'	22:DA:80:G:O4'	1.80	0.81
24:DC:35:LYS:HB3	24:DC:35:LYS:NZ	1.95	0.81
27:DF:43:ILE:HG23	27:DF:44:ALA:H	1.44	0.81
27:DF:65:LEU:HD11	27:DF:67:THR:HG22	1.59	0.81
35:DN:37:THR:HG22	35:DN:39:PRO:CD	2.05	0.81
1:AA:246:A:H4'	1:AA:247:G:OP1	1.80	0.81
1:AA:556:C:C2'	1:AA:557:G:H5'	2.10	0.81
1:AA:865:A:H2'	1:AA:866:C:C6	2.15	0.81
3:AC:174:LEU:O	3:AC:174:LEU:HD12	1.79	0.81
6:AF:49:TYR:HE2	6:AF:51:ILE:HB	1.42	0.81
14:AN:51:PRO:O	14:AN:52:ARG:HB2	1.80	0.81

Continued on next page...

Continued from previous page...

Atom-1	Atom-2	Interatomic distance (Å)	Clash overlap (Å)
22:BA:1110:G:O2'	22:BA:1111:A:H8	1.63	0.81
22:BA:1248:G:OP2	26:BE:44:ARG:NH1	2.13	0.81
35:BN:103:ARG:HB2	35:BN:110:MET:CE	2.10	0.81
1:CA:1128:C:H4'	1:CA:1148:U:H3	1.44	0.81
6:CF:2:ARG:HH21	6:CF:91:ARG:HB2	1.44	0.81
11:CK:44:ALA:HB3	11:CK:69:CYS:HB2	1.63	0.81
14:CN:89:ARG:HG3	14:CN:91:GLU:CG	2.10	0.81
22:DA:2136:G:HO2'	22:DA:2137:U:H6	0.84	0.81
22:DA:2552:U:O2	22:DA:2554:U:H5'	1.80	0.81
22:DA:2771:C:H2'	22:DA:2772:C:H6	1.45	0.81
22:DA:413:C:H2'	22:DA:414:C:C6	2.15	0.81
24:DC:144:GLU:HB3	24:DC:187:CYS:HB2	1.62	0.81
22:DA:660:C:H5''	26:DE:94:GLN:OE1	1.80	0.81
22:DA:810:U:O4	33:DL:30:THR:HG22	1.80	0.81
45:DX:31:ASN:ND2	45:DX:31:ASN:H	1.79	0.81
47:DZ:4:ILE:HD12	47:DZ:58:GLU:HA	1.61	0.81
8:AH:9:MET:CE	8:AH:32:LYS:HA	2.11	0.81
12:AL:85:ARG:CZ	12:AL:87:LYS:HB3	2.11	0.81
24:BC:16:VAL:H	24:BC:203:VAL:CG1	1.92	0.81
36:BO:2:ASP:HB3	36:BO:5:SER:CB	2.10	0.81
43:BV:20:LEU:HD23	43:BV:25:LYS:HB2	1.62	0.81
1:CA:1329:A:H5''	13:CM:25:GLY:H	1.45	0.81
4:CD:77:GLU:O	4:CD:81:LEU:HD12	1.81	0.81
5:CE:44:ARG:HG2	5:CE:72:ASN:HA	1.61	0.81
13:CM:11:HIS:N	13:CM:44:ILE:HD12	1.93	0.81
51:D3:21:PHE:HB2	51:D3:49:VAL:HG13	1.62	0.81
22:DA:1474:U:C2'	22:DA:1475:G:H5'	2.10	0.81
22:DA:249:C:H2'	22:DA:249:C:O2	1.80	0.81
22:DA:2657:A:H2'	22:DA:2658:C:C6	2.16	0.81
22:DA:85:G:O2'	22:DA:86:G:H5''	1.80	0.81
42:DU:85:ARG:HE	42:DU:85:ARG:HA	1.45	0.81
45:DX:2:ARG:HH21	45:DX:32:LEU:CD2	1.91	0.81
1:AA:1468:A:H2'	1:AA:1469:C:H5'	1.61	0.81
1:AA:560:A:H5'	1:AA:566:G:N2	1.96	0.81
10:AJ:19:ASP:HA	10:AJ:22:THR:HB	1.62	0.81
12:AL:23:LEU:HB2	12:AL:58:ASN:HD22	1.45	0.81
22:BA:1078:U:H4'	22:BA:1079:C:H6	1.45	0.81
24:BC:15:VAL:HA	24:BC:203:VAL:HG11	1.62	0.81
24:BC:251:THR:CG2	24:BC:252:LYS:H	1.91	0.81
32:BK:10:VAL:CB	32:BK:16:ALA:HB1	2.11	0.81
36:BO:41:ALA:HB2	36:BO:48:LEU:HD21	1.63	0.81

Continued on next page...

Continued from previous page...

Atom-1	Atom-2	Interatomic distance (Å)	Clash overlap (Å)
44:BW:28:GLU:HB3	44:BW:31:LEU:HD11	1.61	0.81
16:CP:38:PHE:HE2	16:CP:51:ARG:HB3	1.44	0.81
22:DA:2360:G:H5''	22:DA:2361:G:OP2	1.79	0.81
22:DA:2875:C:O2'	22:DA:2876:G:H8	1.63	0.81
22:DA:2893:A:H4'	22:DA:2894:G:O5'	1.79	0.81
31:DJ:17:VAL:HG23	31:DJ:137:PRO:HB2	1.63	0.81
22:DA:1012:U:O4	31:DJ:30:THR:HG21	1.81	0.81
35:DN:92:GLY:H	35:DN:94:TYR:HE1	1.28	0.81
36:DO:115:LEU:HD13	36:DO:115:LEU:H	1.44	0.81
1:AA:496:A:H2'	1:AA:496:A:N3	1.94	0.81
8:AH:110:MET:HE2	8:AH:114:ALA:HB1	1.63	0.81
16:AP:48:GLU:HG3	16:AP:49:GLY:H	1.44	0.81
21:AU:10:PRO:O	21:AU:11:PHE:HB3	1.78	0.81
22:BA:1078:U:H4'	22:BA:1079:C:C6	2.16	0.81
35:BN:73:ASN:CA	35:BN:76:VAL:HG12	2.09	0.81
1:CA:110:C:H2'	1:CA:111:G:C8	2.16	0.81
1:CA:210:C:H2'	1:CA:210:C:O2	1.81	0.81
1:CA:239:U:C6	1:CA:239:U:H5'	2.16	0.81
9:CI:24:ASN:O	9:CI:61:ASP:HA	1.80	0.81
9:CI:27:ILE:HD13	9:CI:62:LEU:HB3	1.62	0.81
10:CJ:5:ARG:CG	10:CJ:79:PRO:HG3	2.10	0.81
20:CT:26:MET:CE	20:CT:56:ILE:HD13	2.11	0.81
22:DA:2776:A:H4'	22:DA:2777:G:O5'	1.80	0.81
22:DA:5:A:C2	22:DA:2899:A:C2	2.69	0.81
22:DA:870:U:H2'	22:DA:871:U:H5'	1.61	0.81
31:DJ:127:GLY:O	31:DJ:129:GLU:HG3	1.79	0.81
32:DK:28:SER:O	32:DK:29:HIS:HB2	1.78	0.81
38:DQ:91:ARG:NH1	39:DR:10:LYS:HB3	1.96	0.81
5:AE:114:LEU:HD21	5:AE:122:VAL:CG2	2.11	0.81
22:BA:1062:G:O2'	22:BA:1063:G:C8	2.34	0.81
22:BA:2393:U:H5'	33:BL:60:ARG:O	1.81	0.81
22:BA:995:C:H5'	22:BA:995:C:H6	1.45	0.81
44:BW:17:ALA:HA	44:BW:35:ILE:HG23	1.60	0.81
45:BX:35:HIS:HB3	45:BX:37:PHE:CE2	2.15	0.81
45:BX:52:ALA:O	45:BX:53:LYS:HB2	1.79	0.81
1:CA:1463:U:H2'	1:CA:1464:U:C6	2.15	0.81
1:CA:983:A:O2'	1:CA:984:C:H5'	1.81	0.81
1:CA:1239:A:H5''	7:CG:118:ARG:HH12	1.46	0.81
7:CG:59:GLU:OE2	7:CG:63:VAL:HG23	1.80	0.81
11:CK:60:PHE:O	11:CK:64:VAL:HG13	1.80	0.81
17:CQ:4:ILE:CG2	17:CQ:5:ARG:H	1.94	0.81

Continued on next page...

Continued from previous page...

Atom-1	Atom-2	Interatomic distance (Å)	Clash overlap (Å)
20:CT:3:ILE:O	20:CT:4:LYS:HG2	1.80	0.81
22:DA:1024:G:H3'	22:DA:1025:G:C5'	2.06	0.81
22:DA:2283:C:O2'	22:DA:2284:A:H5'	1.81	0.81
22:DA:304:U:O2'	22:DA:305:C:H6	1.63	0.81
27:DF:65:LEU:HG	27:DF:67:THR:HG23	1.62	0.81
42:DU:14:THR:HG23	42:DU:15:GLY:N	1.95	0.81
22:DA:2353:G:H1'	44:DW:30:VAL:HG13	1.63	0.81
44:DW:28:GLU:H	44:DW:31:LEU:CD2	1.94	0.81
1:AA:214:C:H2'	1:AA:215:C:H6	1.46	0.81
10:AJ:8:ILE:HG23	10:AJ:100:ILE:CG2	2.10	0.81
22:BA:1339:G:N2	22:BA:1603:A:H1'	1.96	0.81
22:BA:1707:G:H2'	22:BA:1708:C:C6	2.15	0.81
23:BB:46:A:H2'	23:BB:47:C:H6	1.46	0.81
24:BC:106:PRO:O	24:BC:109:LEU:HD13	1.81	0.81
26:BE:108:ILE:HD11	26:BE:180:LEU:CB	2.09	0.81
31:BJ:12:LYS:O	31:BJ:13:ARG:HB2	1.80	0.81
35:BN:103:ARG:CD	35:BN:110:MET:HE3	2.11	0.81
7:CG:4:ARG:HD2	7:CG:5:VAL:H	1.44	0.81
14:CN:60:ARG:HG2	14:CN:61:ASN:H	1.46	0.81
16:CP:16:PHE:HE2	16:CP:40:ASN:HB2	1.45	0.81
22:DA:336:C:O2'	22:DA:337:C:H6	1.63	0.81
32:DK:118:LEU:C	32:DK:120:PRO:HD2	2.01	0.81
44:DW:49:ASN:ND2	44:DW:81:ILE:HG23	1.94	0.81
1:AA:977:A:H3'	1:AA:1362:A:H62	1.45	0.81
7:AG:119:LEU:CD2	7:AG:123:LEU:HD23	2.10	0.81
9:AI:44:ARG:HG3	9:AI:45:MET:HE1	1.63	0.81
14:AN:40:ARG:HH12	14:AN:44:VAL:CG2	1.93	0.81
25:BD:172:VAL:O	25:BD:173:GLN:HB2	1.80	0.81
38:BQ:8:ILE:O	38:BQ:8:ILE:HD12	1.80	0.81
39:BR:49:ILE:CB	39:BR:51:VAL:O	2.29	0.81
1:CA:962:C:N4	1:CA:974:A:H61	1.78	0.81
2:CB:105:THR:O	2:CB:108:GLN:HG2	1.81	0.81
2:CB:164:ASP:CB	2:CB:167:HIS:HB3	2.11	0.81
11:CK:55:ARG:H	11:CK:55:ARG:HD2	1.44	0.81
22:DA:2136:G:O2'	22:DA:2137:U:H6	1.64	0.81
22:DA:2311:A:H3'	22:DA:2312:U:H6	1.44	0.81
22:DA:2733:A:O2'	22:DA:2734:A:H5'	1.81	0.81
22:DA:852:U:H2'	22:DA:853:C:C6	2.16	0.81
25:DD:48:ILE:HG22	25:DD:84:LEU:HD23	1.63	0.81
29:DH:68:ARG:CD	29:DH:71:LYS:HD3	2.11	0.81
31:DJ:106:LYS:HE2	31:DJ:106:LYS:HA	1.63	0.81

Continued on next page...

Continued from previous page...

Atom-1	Atom-2	Interatomic distance (Å)	Clash overlap (Å)
32:DK:27:GLY:HA3	32:DK:30:ARG:HD3	1.62	0.81
37:DP:88:ARG:HH11	37:DP:112:ARG:NH2	1.79	0.81
45:DX:31:ASN:HD22	45:DX:31:ASN:H	1.29	0.81
1:AA:429:U:O3'	4:AD:8:LEU:HD23	1.81	0.80
1:AA:646:G:H2'	1:AA:647:C:H5'	1.64	0.80
1:AA:1202:U:O4'	14:AN:68:ARG:HD2	1.80	0.80
22:BA:1159:U:C2'	22:BA:1160:G:H5'	2.10	0.80
22:BA:1286:A:H4'	22:BA:1287:A:OP1	1.78	0.80
22:BA:2094:A:H4'	29:BH:25:TYR:CE1	2.16	0.80
1:CA:202:G:O2'	1:CA:468:A:H8	1.63	0.80
8:CH:45:ILE:C	8:CH:63:LYS:HD2	2.02	0.80
8:CH:52:GLY:HA3	8:CH:56:PRO:HA	1.60	0.80
13:CM:52:ILE:HG13	13:CM:56:ARG:HH21	1.45	0.80
20:CT:26:MET:HE3	20:CT:56:ILE:CD1	2.11	0.80
49:D1:8:ILE:HD11	49:D1:52:LYS:HE3	1.63	0.80
22:DA:1064:C:O2'	22:DA:1065:U:C5'	2.27	0.80
22:DA:1492:G:H3'	22:DA:1493:C:H5'	1.61	0.80
22:DA:2603:G:H4'	22:DA:2603:G:OP2	1.82	0.80
22:DA:2823:A:C5	22:DA:2824:C:C5	2.68	0.80
22:DA:704:G:C2'	22:DA:726:G:H22	1.94	0.80
23:DB:109:A:HO2'	23:DB:110:C:H6	1.25	0.80
29:DH:27:ARG:NH1	45:DX:59:ASP:HA	1.96	0.80
29:DH:68:ARG:CG	29:DH:68:ARG:HH11	1.94	0.80
39:DR:39:LEU:O	39:DR:40:MET:HB2	1.82	0.80
1:AA:1130:A:H5''	1:AA:1130:A:C8	2.17	0.80
1:AA:429:U:C3'	4:AD:8:LEU:HD23	2.11	0.80
1:AA:6:G:O6	5:AE:98:ALA:HB1	1.80	0.80
5:AE:152:VAL:CB	5:AE:155:LYS:HZ2	1.92	0.80
9:AI:119:LYS:HG3	9:AI:122:ARG:HB3	1.62	0.80
10:AJ:8:ILE:HG23	10:AJ:100:ILE:HG22	1.63	0.80
11:AK:106:ILE:HD13	11:AK:106:ILE:O	1.81	0.80
12:AL:43:LYS:HZ3	12:AL:44:PRO:HD3	1.44	0.80
16:AP:28:ARG:HE	16:AP:29:ASN:ND2	1.79	0.80
16:AP:48:GLU:CG	16:AP:49:GLY:H	1.93	0.80
19:AS:43:MET:O	19:AS:61:VAL:HG21	1.81	0.80
20:AT:34:VAL:HG11	20:AT:78:LEU:HD22	1.63	0.80
22:BA:1139:G:O2'	22:BA:1140:C:H5'	1.81	0.80
31:BJ:43:GLU:O	31:BJ:45:THR:HG23	1.81	0.80
37:BP:87:ARG:NH1	37:BP:87:ARG:HG2	1.94	0.80
1:CA:1102:A:H2'	1:CA:1103:C:C6	2.16	0.80
15:CO:47:LYS:HD2	15:CO:47:LYS:H	1.46	0.80

Continued on next page...

Continued from previous page...

Atom-1	Atom-2	Interatomic distance (Å)	Clash overlap (Å)
52:D4:19:ARG:O	52:D4:20:ASP:HB2	1.82	0.80
22:DA:2024:G:O2'	22:DA:2025:C:H5'	1.81	0.80
22:DA:432:A:O2'	22:DA:433:C:H5'	1.81	0.80
23:DB:13:G:H5''	23:DB:13:G:H8	1.45	0.80
28:DG:167:VAL:HG23	28:DG:168:VAL:H	1.46	0.80
1:AA:204:G:H1'	1:AA:465:A:C2	2.16	0.80
4:AD:121:ALA:C	4:AD:122:ILE:HD13	2.00	0.80
7:AG:100:MET:O	7:AG:104:VAL:HG23	1.80	0.80
8:AH:9:MET:HE2	8:AH:32:LYS:HG2	1.62	0.80
28:BG:120:ILE:HD13	28:BG:121:THR:N	1.96	0.80
1:CA:1202:U:H2'	1:CA:1203:C:C6	2.11	0.80
1:CA:157:U:O2'	1:CA:158:G:H5'	1.81	0.80
7:CG:74:VAL:HG11	7:CG:143:MET:HB2	1.63	0.80
22:DA:1364:G:C8	45:DX:1:SER:HB2	2.16	0.80
22:DA:1388:G:O2'	22:DA:1389:G:H8	1.62	0.80
22:DA:1996:C:H4'	22:DA:1997:C:OP1	1.78	0.80
22:DA:2286:G:N7	49:D1:33:LEU:HD21	1.97	0.80
30:DI:104:GLN:HA	30:DI:107:GLU:HB2	1.63	0.80
22:DA:2352:A:C6	44:DW:30:VAL:HG11	2.15	0.80
46:DY:17:GLU:HG3	46:DY:53:VAL:HG11	1.61	0.80
46:DY:4:LYS:HD3	46:DY:4:LYS:H	1.45	0.80
8:AH:46:GLU:O	8:AH:47:ASP:HB3	1.80	0.80
11:AK:126:ARG:CA	21:AU:33:ARG:HH12	1.94	0.80
22:BA:1378:A:O2'	22:BA:1379:U:H3'	1.80	0.80
32:BK:91:SER:O	32:BK:93:GLN:HB2	1.81	0.80
44:BW:35:ILE:HG23	44:BW:35:ILE:O	1.79	0.80
1:CA:279:A:C5'	1:CA:280:C:H3'	2.10	0.80
16:CP:71:VAL:O	16:CP:74:LEU:HB2	1.80	0.80
22:DA:1301:A:C8	22:DA:1303:G:C8	2.69	0.80
22:DA:1533:C:C2'	22:DA:1534:U:H5'	2.11	0.80
28:DG:117:PRO:HD2	28:DG:120:ILE:CG2	2.12	0.80
1:AA:1374:A:H2'	1:AA:1375:A:H8	1.45	0.80
1:AA:547:A:H4'	1:AA:548:G:O5'	1.82	0.80
4:AD:16:THR:HG22	4:AD:17:ASP:O	1.81	0.80
6:AF:86:ARG:HD2	18:AR:63:TYR:O	1.80	0.80
17:AQ:51:GLU:HG2	17:AQ:52:CYS:SG	2.21	0.80
22:BA:1417:C:O2'	22:BA:1418:G:H5'	1.81	0.80
22:BA:2813:A:H2	22:BA:2887:A:H61	1.25	0.80
28:BG:126:THR:HG22	28:BG:128:THR:H	1.45	0.80
1:CA:1118:U:H1'	1:CA:1179:A:C4	2.16	0.80
4:CD:195:ASN:HB3	4:CD:197:HIS:NE2	1.97	0.80

Continued on next page...

Continued from previous page...

Atom-1	Atom-2	Interatomic distance (Å)	Clash overlap (Å)
22:DA:1918:A:H4'	22:DA:1919:A:OP1	1.80	0.80
26:DE:110:SER:O	26:DE:113:VAL:HG12	1.80	0.80
36:DO:11:ALA:HB2	36:DO:96:GLY:N	1.96	0.80
43:DV:63:ILE:O	43:DV:70:ILE:HD11	1.82	0.80
7:AG:4:ARG:HA	7:AG:4:ARG:HE	1.46	0.80
22:BA:1734:G:O2'	22:BA:1735:A:H8	1.64	0.80
22:BA:2543:G:H8	22:BA:2543:G:H5'	1.47	0.80
24:BC:106:PRO:CB	24:BC:141:HIS:HE1	1.95	0.80
24:BC:20:ASN:HD22	24:BC:20:ASN:C	1.83	0.80
28:BG:11:PRO:O	28:BG:14:VAL:HG22	1.82	0.80
5:CE:104:ILE:HA	5:CE:122:VAL:CG2	2.11	0.80
8:CH:93:LYS:H	8:CH:93:LYS:HD3	1.45	0.80
51:D3:18:LYS:HD2	51:D3:19:GLY:H	1.47	0.80
22:DA:1340:U:OP1	22:DA:1340:U:H4'	1.81	0.80
22:DA:1645:G:OP1	22:DA:1646:C:H5'	1.82	0.80
22:DA:1975:G:C5	22:DA:1976:U:C5	2.70	0.80
22:DA:603:A:H4'	22:DA:604:G:O5'	1.80	0.80
22:DA:738:G:H2'	22:DA:739:A:C8	2.17	0.80
30:DI:50:LYS:HE2	30:DI:50:LYS:HA	1.62	0.80
26:DE:29:HIS:ND1	33:DL:6:LEU:HD22	1.96	0.80
13:AM:79:LEU:HD22	13:AM:86:ARG:HB2	1.64	0.80
22:BA:1022:G:N2	22:BA:1142:A:C2	2.49	0.80
22:BA:1253:A:H3'	22:BA:1254:A:H5''	1.62	0.80
41:BT:45:ALA:O	41:BT:48:GLN:HB2	1.82	0.80
1:CA:1533:C:H2'	1:CA:1534:A:H5''	1.63	0.80
1:CA:936:C:HO2'	1:CA:937:A:H8	1.26	0.80
11:CK:110:THR:HG22	21:CU:4:LYS:HA	1.63	0.80
17:CQ:68:LYS:O	17:CQ:69:THR:HG23	1.81	0.80
22:DA:1401:G:O2'	22:DA:1402:U:H5'	1.80	0.80
22:DA:528:A:C2	22:DA:2042:A:H2'	2.16	0.80
27:DF:30:VAL:HG12	27:DF:157:THR:CG2	2.10	0.80
51:B3:22:LYS:HA	51:B3:47:ALA:O	1.80	0.80
1:CA:1218:C:O2'	1:CA:1219:A:C8	2.30	0.80
1:CA:960:U:O2'	1:CA:1223:C:H4'	1.82	0.80
1:CA:1240:U:O4'	7:CG:41:ILE:HD11	1.82	0.80
7:CG:42:VAL:HG12	7:CG:43:TYR:HD2	1.46	0.80
48:D0:42:ILE:HD11	48:D0:48:TYR:HB2	1.62	0.80
22:DA:84:A:C4	22:DA:103:A:N6	2.50	0.80
22:DA:1022:G:H22	22:DA:1142:A:H2	1.30	0.80
22:DA:2461:A:H1'	22:DA:2492:U:H3	1.46	0.80
22:DA:2631:G:C2'	22:DA:2632:A:H5''	2.12	0.80

Continued on next page...

Continued from previous page...

Atom-1	Atom-2	Interatomic distance (Å)	Clash overlap (Å)
22:DA:455:C:N4	22:DA:472:A:H2'	1.96	0.80
22:DA:487:C:C2'	22:DA:488:G:H5'	2.12	0.80
39:DR:62:GLU:HB3	39:DR:97:LYS:HB3	1.64	0.80
40:DS:32:ALA:O	40:DS:33:LEU:HB2	1.80	0.80
46:DY:19:LEU:HA	46:DY:22:LEU:HB2	1.63	0.80
8:AH:83:ARG:O	8:AH:84:ILE:HD13	1.82	0.80
10:AJ:48:ARG:HG2	10:AJ:48:ARG:NH1	1.89	0.80
12:AL:85:ARG:HH21	12:AL:87:LYS:HD2	1.44	0.80
49:B1:7:LYS:HA	49:B1:23:THR:HG22	1.63	0.80
52:B4:9:LYS:HB3	52:B4:14:CYS:HB3	1.64	0.80
28:BG:140:ILE:N	28:BG:140:ILE:HD12	1.95	0.80
31:BJ:44:TYR:CD2	38:BQ:63:ARG:CD	2.65	0.80
37:BP:95:LYS:HG2	37:BP:97:TYR:CZ	2.16	0.80
39:BR:29:THR:O	39:BR:63:VAL:HG22	1.81	0.80
1:CA:77:A:H2'	1:CA:78:A:C8	2.17	0.80
2:CB:89:PHE:HB3	2:CB:149:GLY:O	1.82	0.80
12:CL:83:GLY:HA2	12:CL:94:TYR:CA	2.11	0.80
21:CU:53:LYS:HB2	21:CU:53:LYS:NZ	1.97	0.80
22:DA:1656:C:C2'	22:DA:1657:U:H5'	2.12	0.80
25:DD:146:ILE:HG13	25:DD:155:VAL:HG22	1.64	0.80
32:DK:17:ARG:HG2	32:DK:18:ARG:H	1.44	0.80
33:DL:117:THR:HG22	33:DL:118:THR:N	1.95	0.80
34:DM:66:ARG:HD2	34:DM:101:VAL:CG1	2.11	0.80
43:DV:70:ILE:HD13	43:DV:70:ILE:N	1.97	0.80
1:AA:486:U:H5''	1:AA:486:U:C6	2.17	0.80
2:AB:185:ILE:HA	2:AB:199:ILE:HB	1.62	0.80
2:AB:9:LEU:HD23	2:AB:11:ALA:N	1.97	0.80
52:B4:37:GLN:O	52:B4:37:GLN:HG2	1.82	0.80
22:BA:1076:C:H2'	22:BA:1077:A:H8	1.46	0.80
22:BA:1277:G:H4'	35:BN:20:MET:HE2	1.64	0.80
40:BS:48:LYS:O	40:BS:52:GLU:HG3	1.81	0.80
1:CA:753:A:H4'	1:CA:754:C:O5'	1.82	0.80
1:CA:982:U:H1'	1:CA:983:A:C8	2.17	0.80
8:CH:23:ALA:HA	8:CH:62:LEU:CD2	2.12	0.80
22:DA:1166:G:H22	22:DA:1184:U:H1'	1.44	0.80
22:DA:1833:C:C4	22:DA:1834:U:C4	2.70	0.80
41:DT:67:VAL:O	41:DT:68:LYS:HG3	1.82	0.80
17:AQ:6:THR:O	17:AQ:7:LEU:HD12	1.82	0.79
19:AS:3:SER:O	19:AS:5:LYS:HG3	1.82	0.79
22:BA:2341:G:H2'	22:BA:2342:C:H6	1.48	0.79
22:BA:2602:A:H4'	22:BA:2603:G:OP2	1.81	0.79

Continued on next page...

Continued from previous page...

Atom-1	Atom-2	Interatomic distance (Å)	Clash overlap (Å)
22:BA:2816:G:O3'	35:BN:99:LYS:HE2	1.82	0.79
23:BB:25:U:O2'	23:BB:26:C:H5'	1.82	0.79
32:BK:21:CYS:HB2	32:BK:39:ILE:HD11	1.61	0.79
33:BL:27:LEU:N	33:BL:27:LEU:HD12	1.97	0.79
37:BP:50:ARG:CG	37:BP:57:ALA:N	2.04	0.79
47:BZ:40:THR:CG2	47:BZ:43:ILE:HG23	2.12	0.79
1:CA:166:U:H2'	1:CA:167:A:H5'	1.64	0.79
1:CA:247:G:O6	1:CA:278:G:C6	2.35	0.79
10:CJ:15:HIS:HE1	10:CJ:68:ARG:HD3	1.46	0.79
16:CP:46:LYS:HE2	16:CP:47:GLU:N	1.96	0.79
22:DA:192:C:H2'	22:DA:193:U:H5'	1.62	0.79
22:DA:2016:U:O2'	22:DA:2017:U:H5'	1.81	0.79
22:DA:2195:U:O2'	22:DA:2196:C:H5'	1.82	0.79
22:DA:915:C:H2'	22:DA:916:G:H8	1.47	0.79
22:DA:95:A:H1'	46:DY:40:SER:HB2	1.63	0.79
22:DA:999:U:O2'	22:DA:1000:A:H5'	1.82	0.79
27:DF:48:LEU:HG	27:DF:49:LEU:HD22	1.63	0.79
31:DJ:45:THR:H	31:DJ:46:PRO:CD	1.94	0.79
42:DU:54:PRO:HG2	42:DU:55:GLY:H	1.47	0.79
23:DB:94:A:OP1	43:DV:19:ARG:HD3	1.80	0.79
5:AE:136:VAL:O	5:AE:136:VAL:HG22	1.81	0.79
14:AN:40:ARG:NH1	14:AN:44:VAL:HG21	1.97	0.79
22:BA:1998:A:OP2	25:BD:141:ARG:NH2	2.15	0.79
28:BG:142:GLN:NE2	28:BG:142:GLN:HA	1.97	0.79
44:BW:23:LYS:CD	44:BW:24:ARG:N	2.44	0.79
46:BY:57:LEU:HA	46:BY:60:LYS:CB	2.13	0.79
1:CA:1148:U:O2'	1:CA:1149:C:H5'	1.82	0.79
1:CA:1167:A:N7	1:CA:1169:A:N6	2.31	0.79
5:CE:29:ILE:CG2	5:CE:30:PHE:N	2.39	0.79
17:CQ:58:VAL:CB	17:CQ:74:LEU:HD11	2.12	0.79
22:DA:1359:A:C2	22:DA:1360:G:H1'	2.15	0.79
27:DF:28:PRO:CB	27:DF:168:LEU:HD21	2.11	0.79
29:DH:1:MET:HE3	29:DH:23:ALA:HB2	1.64	0.79
45:DX:20:ALA:O	45:DX:21:LEU:HB2	1.83	0.79
1:AA:548:G:H2'	1:AA:549:C:H6	1.48	0.79
4:AD:54:LEU:C	4:AD:54:LEU:HD23	2.03	0.79
5:AE:104:ILE:O	5:AE:104:ILE:HG23	1.81	0.79
22:BA:1734:G:HO2'	22:BA:1735:A:H8	0.81	0.79
22:BA:2327:A:H2'	22:BA:2328:A:C8	2.17	0.79
25:BD:140:HIS:NE2	56:BD:302:HOH:O	2.15	0.79
32:BK:10:VAL:HB	32:BK:16:ALA:HB1	1.63	0.79

Continued on next page...

Continued from previous page...

Atom-1	Atom-2	Interatomic distance (Å)	Clash overlap (Å)
42:BU:5:ARG:HG2	42:BU:5:ARG:NH2	1.91	0.79
1:CA:1038:C:H2'	1:CA:1039:G:C8	2.16	0.79
22:DA:1394:U:H3'	22:DA:1394:U:H6	1.47	0.79
22:DA:2201:G:H2'	22:DA:2202:U:H6	1.48	0.79
22:DA:240:C:H3'	22:DA:241:A:H5''	1.63	0.79
22:DA:989:G:H4'	22:DA:990:A:OP1	1.81	0.79
24:DC:144:GLU:HG3	24:DC:151:GLY:N	1.98	0.79
24:DC:173:LEU:N	24:DC:173:LEU:HD22	1.97	0.79
25:DD:110:THR:OG1	25:DD:171:THR:HG22	1.82	0.79
30:DI:5:GLN:OE1	30:DI:59:THR:HG21	1.81	0.79
1:CA:1422:G:H5''	32:DK:48:PRO:HB3	1.64	0.79
22:DA:637:A:OP2	33:DL:112:LEU:HD22	1.82	0.79
41:DT:28:ASN:HB2	41:DT:87:LEU:HB3	1.65	0.79
4:AD:122:ILE:N	4:AD:122:ILE:HD13	1.97	0.79
7:AG:12:LEU:HD22	7:AG:12:LEU:N	1.94	0.79
22:BA:2021:C:P	48:B0:8:THR:HG21	2.23	0.79
22:BA:2341:G:H2'	22:BA:2342:C:C6	2.17	0.79
35:BN:32:GLU:OE1	35:BN:118:ARG:HA	1.83	0.79
36:BO:31:THR:HG23	36:BO:34:HIS:H	1.47	0.79
38:BQ:111:LYS:HE2	39:BR:50:GLY:HA2	1.62	0.79
41:BT:40:LYS:CA	41:BT:43:ILE:HG23	2.12	0.79
46:BY:5:GLU:O	46:BY:8:GLU:HB2	1.82	0.79
1:CA:642:A:O2'	1:CA:643:C:H6	1.64	0.79
1:CA:663:A:O2'	1:CA:664:G:H5'	1.82	0.79
2:CB:46:VAL:HG13	2:CB:47:PRO:CD	2.11	0.79
14:CN:52:ARG:HA	14:CN:52:ARG:NE	1.98	0.79
11:CK:126:ARG:HB2	21:CU:33:ARG:HD2	1.63	0.79
22:DA:1197:G:H5'	22:DA:1227:G:O2'	1.82	0.79
22:DA:1533:C:H2'	22:DA:1534:U:H5'	1.65	0.79
22:DA:1698:A:H1'	22:DA:1700:A:OP2	1.82	0.79
22:DA:2902:C:H2'	22:DA:2903:U:O4'	1.81	0.79
1:AA:415:A:H2'	1:AA:416:G:H8	1.44	0.79
5:AE:155:LYS:HD2	5:AE:155:LYS:H	1.45	0.79
10:AJ:52:LEU:HD21	10:AJ:62:ARG:HE	1.45	0.79
12:AL:2:THR:HG22	12:AL:4:ASN:H	1.47	0.79
48:B0:39:ARG:HG2	48:B0:40:HIS:ND1	1.97	0.79
22:BA:2813:A:H2	22:BA:2887:A:N6	1.80	0.79
23:BB:45:A:H2'	23:BB:46:A:H8	1.46	0.79
29:BH:81:ALA:O	29:BH:102:ALA:HB2	1.80	0.79
34:BM:73:ILE:HG21	34:BM:91:TYR:CZ	2.16	0.79
1:CA:413:G:C6	4:CD:32:LYS:HE3	2.17	0.79

Continued on next page...

Continued from previous page...

Atom-1	Atom-2	Interatomic distance (Å)	Clash overlap (Å)
3:CC:113:LYS:HE3	3:CC:184:ASN:HD21	1.46	0.79
5:CE:143:LEU:O	5:CE:144:GLU:HB2	1.81	0.79
6:CF:54:LEU:HD13	6:CF:55:HIS:H	1.48	0.79
10:CJ:80:THR:O	10:CJ:84:VAL:HG22	1.82	0.79
22:DA:1023:U:C6	22:DA:1023:U:H5'	2.17	0.79
22:DA:1107:G:H2'	22:DA:1108:U:H5'	1.63	0.79
22:DA:217:A:O2'	22:DA:218:A:C8	2.36	0.79
26:DE:148:ILE:HA	26:DE:187:VAL:HB	1.65	0.79
35:DN:2:ARG:HD2	35:DN:2:ARG:O	1.83	0.79
1:AA:125:U:C2'	1:AA:126:G:H5'	2.12	0.79
1:AA:807:A:H2'	1:AA:808:C:H6	1.48	0.79
3:AC:71:ARG:O	3:AC:74:ILE:HG22	1.83	0.79
7:AG:30:MET:HG2	7:AG:31:VAL:N	1.98	0.79
13:AM:28:ARG:O	13:AM:32:ILE:HG12	1.82	0.79
15:AO:55:LEU:HD12	15:AO:55:LEU:O	1.82	0.79
22:BA:35:G:H5'	22:BA:35:G:C8	2.15	0.79
30:BI:53:PRO:HD2	30:BI:77:VAL:HG21	1.64	0.79
32:BK:116:ILE:HD12	32:BK:117:SER:N	1.97	0.79
41:BT:61:LEU:C	41:BT:61:LEU:CD1	2.51	0.79
1:CA:482:A:O2'	1:CA:483:C:H5'	1.83	0.79
3:CC:113:LYS:HG3	3:CC:184:ASN:ND2	1.97	0.79
5:CE:131:ASN:O	5:CE:135:VAL:HG23	1.83	0.79
12:CL:34:THR:HG22	12:CL:35:ARG:HG2	1.63	0.79
14:CN:20:PHE:CA	14:CN:24:ALA:HB2	2.13	0.79
16:CP:52:LEU:HD22	16:CP:78:VAL:HG21	1.65	0.79
22:DA:1275:A:N7	35:DN:16:HIS:HB2	1.98	0.79
22:DA:241:A:H4'	22:DA:242:G:OP1	1.83	0.79
33:DL:119:PRO:HB3	33:DL:139:GLY:O	1.83	0.79
41:DT:5:GLU:OE2	46:DY:18:LEU:HD21	1.81	0.79
1:AA:1234:C:O2'	1:AA:1235:U:H5'	1.83	0.79
1:AA:1060:U:C5	3:AC:1:GLY:HA3	2.18	0.79
13:AM:106:ARG:HH21	13:AM:112:ARG:CB	1.96	0.79
16:AP:29:ASN:HD22	16:AP:29:ASN:N	1.79	0.79
22:BA:2425:A:H5'	22:BA:2427:C:O4'	1.82	0.79
22:BA:529:A:H4'	22:BA:530:G:OP1	1.81	0.79
26:BE:189:THR:OG1	26:BE:191:ASP:HB3	1.81	0.79
27:BF:72:SER:HB2	27:BF:80:GLN:N	1.95	0.79
28:BG:120:ILE:HD11	28:BG:132:LEU:HB2	1.63	0.79
29:BH:31:VAL:HB	29:BH:32:PRO:HD2	1.64	0.79
33:BL:110:VAL:HG12	33:BL:111:ILE:H	1.48	0.79
39:BR:51:VAL:HB	39:BR:52:PRO:HD2	1.64	0.79

Continued on next page...

Continued from previous page...

Atom-1	Atom-2	Interatomic distance (Å)	Clash overlap (Å)
42:BU:15:GLY:O	42:BU:17:ASP:N	2.15	0.79
1:CA:522:C:H41	12:CL:49:ARG:NH2	1.80	0.79
20:CT:23:ARG:HB3	20:CT:60:GLN:NE2	1.97	0.79
22:DA:1387:A:C5'	22:DA:1469:A:H1'	2.12	0.79
32:DK:88:ASN:HB2	32:DK:91:SER:HB2	1.64	0.79
32:DK:13:ASN:HD21	32:DK:97:THR:N	1.80	0.79
22:DA:663:G:OP1	33:DL:17:LYS:HG2	1.82	0.79
51:B3:26:ALA:O	51:B3:27:ASN:HB2	1.81	0.79
1:CA:940:C:H5'	7:CG:101:ARG:NH2	1.98	0.79
22:DA:2361:G:OP1	51:D3:25:HIS:HA	1.83	0.79
22:DA:1355:G:O2'	22:DA:1356:G:H5'	1.82	0.79
22:DA:2214:C:H2'	22:DA:2215:C:C6	2.18	0.79
22:DA:604:G:O2'	22:DA:605:G:H8	1.65	0.79
26:DE:112:LEU:HD12	26:DE:118:LEU:HD13	1.63	0.79
29:DH:84:ALA:HB3	29:DH:148:ALA:HA	1.65	0.79
29:DH:6:LEU:HD13	29:DH:36:ALA:CA	2.09	0.79
13:AM:47:LEU:HD23	13:AM:51:GLN:HB3	1.65	0.79
14:AN:47:LEU:HD23	14:AN:47:LEU:O	1.82	0.79
22:BA:2093:G:O2'	22:BA:2094:A:H5'	1.82	0.79
29:BH:94:ILE:HG21	29:BH:99:ILE:HG12	1.63	0.79
31:BJ:44:TYR:O	31:BJ:45:THR:HG22	1.83	0.79
1:CA:132:C:O2'	1:CA:133:U:H5'	1.83	0.79
1:CA:78:A:H2'	1:CA:79:G:H8	1.48	0.79
2:CB:110:ILE:HD11	2:CB:150:ILE:HG23	1.64	0.79
3:CC:120:THR:O	3:CC:120:THR:HG22	1.82	0.79
6:CF:2:ARG:HG2	6:CF:4:TYR:CZ	2.18	0.79
17:CQ:46:HIS:HB2	17:CQ:70:LYS:CE	2.13	0.79
22:DA:1345:C:OP2	22:DA:1345:C:H3'	1.83	0.79
24:DC:128:THR:HG22	24:DC:188:ARG:HB3	1.63	0.79
33:DL:17:LYS:HZ3	33:DL:19:LEU:HD22	1.42	0.79
40:DS:20:VAL:CG1	40:DS:43:ALA:HB1	2.12	0.79
40:DS:32:ALA:CA	40:DS:35:ILE:HD11	2.11	0.79
1:AA:1124:G:H2'	1:AA:1145:A:H61	1.48	0.79
1:AA:1158:C:H2'	1:AA:1158:C:O2	1.82	0.79
1:AA:1239:A:H62	1:AA:1299:A:H62	1.25	0.79
1:AA:489:C:C2'	1:AA:490:C:H5'	2.12	0.79
1:AA:518:C:H2'	1:AA:530:G:C8	2.18	0.79
1:AA:654:G:H2'	1:AA:655:A:H8	1.47	0.79
10:AJ:8:ILE:HD12	10:AJ:74:VAL:HG11	1.64	0.79
22:BA:2547:A:H2'	22:BA:2548:U:C6	2.17	0.79
22:BA:915:C:H6	22:BA:915:C:H5''	1.45	0.79

Continued on next page...

Continued from previous page...

Atom-1	Atom-2	Interatomic distance (Å)	Clash overlap (Å)
24:BC:16:VAL:N	24:BC:203:VAL:CG1	2.46	0.79
27:BF:105:ILE:HD11	27:BF:138:PRO:HG2	1.65	0.79
28:BG:3:VAL:O	28:BG:68:ARG:HG3	1.82	0.79
38:BQ:4:LYS:NZ	38:BQ:8:ILE:HG23	1.98	0.79
45:BX:65:THR:O	45:BX:68:ALA:HB3	1.81	0.79
12:CL:98:ARG:HD3	12:CL:103:CYS:SG	2.22	0.79
24:DC:181:ARG:HE	24:DC:265:PHE:HB2	1.48	0.79
28:DG:104:LEU:HB3	28:DG:106:LEU:HD21	1.62	0.79
22:DA:2882:A:C5'	35:DN:96:ARG:HD3	2.13	0.79
5:AE:29:ILE:HD12	5:AE:30:PHE:H	1.45	0.78
12:AL:33:CYS:HA	12:AL:53:ARG:O	1.82	0.78
15:AO:16:ARG:HD3	15:AO:16:ARG:H	1.46	0.78
20:AT:28:ARG:O	20:AT:32:LYS:HG2	1.83	0.78
20:AT:53:MET:O	20:AT:56:ILE:HG22	1.83	0.78
33:BL:81:ASP:O	33:BL:82:LEU:CB	2.29	0.78
34:BM:53:MET:O	34:BM:56:ALA:HB3	1.82	0.78
3:CC:41:TYR:HE1	3:CC:89:VAL:CG1	1.95	0.78
5:CE:82:HIS:HB2	5:CE:83:PRO:HD2	1.64	0.78
9:CI:113:LYS:HG3	9:CI:119:LYS:HA	1.63	0.78
18:CR:19:GLU:CD	18:CR:20:ILE:H	1.86	0.78
22:DA:79:C:H42	22:DA:107:G:H1	1.31	0.78
22:DA:1794:A:H2'	22:DA:1795:C:H6	1.49	0.78
22:DA:1827:U:C4'	22:DA:1970:A:O2'	2.31	0.78
22:DA:2582:G:H2'	22:DA:2582:G:N3	1.97	0.78
22:DA:287:G:O2'	22:DA:288:U:H5'	1.82	0.78
22:DA:960:A:C2'	22:DA:962:G:H5'	2.11	0.78
32:DK:27:GLY:HA3	32:DK:30:ARG:CD	2.12	0.78
1:AA:1298:U:H4'	1:AA:1299:A:O5'	1.82	0.78
1:AA:486:U:H6	1:AA:486:U:H5''	1.46	0.78
3:AC:52:SER:HB2	3:AC:111:ASP:OD2	1.83	0.78
22:BA:1414:C:C4	22:BA:1415:U:C5	2.72	0.78
32:BK:18:ARG:CB	32:BK:45:GLU:HG2	2.08	0.78
47:BZ:1:ALA:O	47:BZ:3:THR:HG22	1.83	0.78
1:CA:1097:C:H2'	1:CA:1098:C:C6	2.17	0.78
1:CA:590:U:O2'	1:CA:591:U:H5'	1.83	0.78
1:CA:87:C:O2'	1:CA:88:U:H4'	1.82	0.78
17:CQ:25:GLU:HA	17:CQ:39:ARG:O	1.83	0.78
22:DA:1241:A:H5'	22:DA:1241:A:N3	1.99	0.78
22:DA:1521:G:C6	22:DA:1522:A:N6	2.51	0.78
22:DA:1931:U:H2'	22:DA:1932:A:H8	1.48	0.78
22:DA:2019:A:H4'	38:DQ:33:VAL:HG21	1.64	0.78

Continued on next page...

Continued from previous page...

Atom-1	Atom-2	Interatomic distance (Å)	Clash overlap (Å)
22:DA:2628:C:O2'	22:DA:2781:A:H2'	1.82	0.78
25:DD:141:ARG:HB3	25:DD:141:ARG:NH1	1.97	0.78
26:DE:166:LYS:HA	26:DE:166:LYS:HE2	1.65	0.78
3:AC:146:LYS:HB2	3:AC:202:PHE:CD2	2.18	0.78
6:AF:3:HIS:H	6:AF:92:THR:HG23	1.49	0.78
6:AF:92:THR:O	6:AF:93:LYS:HG2	1.83	0.78
11:AK:91:GLY:HA2	11:AK:94:SER:HB3	1.65	0.78
17:AQ:11:VAL:HG12	17:AQ:12:VAL:HG12	1.65	0.78
49:B1:10:LEU:HD21	49:B1:33:LEU:HD23	1.65	0.78
22:BA:2707:U:O2	35:BN:71:ARG:NH1	2.17	0.78
25:BD:118:PHE:O	25:BD:120:GLY:N	2.16	0.78
33:BL:91:ASP:H	33:BL:94:THR:CG2	1.95	0.78
41:BT:28:ASN:C	41:BT:91:GLN:HE22	1.85	0.78
1:CA:719:C:H3'	1:CA:720:C:C6	2.19	0.78
4:CD:104:MET:SD	4:CD:142:VAL:HG13	2.24	0.78
22:DA:1060:U:O4'	22:DA:1061:U:H2'	1.83	0.78
22:DA:2058:A:H5''	22:DA:2059:A:OP2	1.83	0.78
22:DA:2244:U:H2'	22:DA:2245:U:O4'	1.83	0.78
22:DA:623:C:H2'	22:DA:624:C:H6	1.47	0.78
22:DA:729:G:H3'	22:DA:730:A:C5'	2.13	0.78
23:DB:50:A:C2	23:DB:51:G:H1'	2.19	0.78
27:DF:32:LYS:HB3	27:DF:156:THR:HB	1.63	0.78
28:DG:93:TYR:HD2	28:DG:93:TYR:H	1.30	0.78
29:DH:80:ILE:HB	29:DH:101:ASP:HB2	1.63	0.78
33:DL:73:ILE:O	33:DL:105:ILE:HA	1.84	0.78
47:DZ:6:ILE:CD1	47:DZ:47:ILE:HD11	2.13	0.78
1:AA:1299:A:N3	1:AA:1299:A:H2'	1.98	0.78
1:AA:154:U:O2'	1:AA:155:A:H5'	1.83	0.78
1:AA:232:G:O2'	1:AA:233:C:H5'	1.83	0.78
1:AA:986:U:H2'	1:AA:987:G:O4'	1.83	0.78
7:AG:68:VAL:HG21	7:AG:103:ILE:HD11	1.65	0.78
21:AU:7:GLU:HB2	21:AU:11:PHE:CE1	2.18	0.78
22:BA:277:G:H4'	22:BA:278:A:N7	1.98	0.78
22:BA:284:U:H2'	22:BA:285:G:H8	1.46	0.78
22:BA:668:A:H2'	22:BA:670:A:H62	1.48	0.78
30:BI:100:ILE:HG22	30:BI:101:SER:H	1.47	0.78
36:BO:58:ILE:O	36:BO:59:ALA:HB2	1.82	0.78
1:CA:32:A:H2'	1:CA:33:A:H8	1.42	0.78
4:CD:202:LEU:HD22	4:CD:203:TYR:HE2	1.49	0.78
10:CJ:35:GLN:HG2	10:CJ:76:ILE:HG23	1.64	0.78
22:DA:116:C:O2'	22:DA:117:G:H5'	1.83	0.78

Continued on next page...

Continued from previous page...

Atom-1	Atom-2	Interatomic distance (Å)	Clash overlap (Å)
22:DA:2214:C:H2'	22:DA:2215:C:H6	1.49	0.78
22:DA:2093:G:O6	22:DA:2225:A:C8	2.37	0.78
22:DA:336:C:HO2'	22:DA:337:C:H6	0.81	0.78
22:DA:632:A:H5''	33:DL:68:SER:OG	1.84	0.78
22:DA:674:G:O2'	26:DE:69:ARG:HG3	1.82	0.78
28:DG:88:LEU:HD13	28:DG:93:TYR:HB3	1.65	0.78
32:DK:2:ILE:HB	32:DK:33:ALA:HB3	1.66	0.78
44:DW:37:VAL:CG2	44:DW:38:ARG:HH11	1.96	0.78
1:AA:1386:G:H2'	1:AA:1387:G:H8	1.48	0.78
1:AA:536:C:O2'	1:AA:537:G:H5'	1.82	0.78
1:AA:865:A:H2'	1:AA:866:C:H6	1.48	0.78
2:AB:130:LYS:NZ	2:AB:130:LYS:HA	1.99	0.78
4:AD:170:LEU:N	4:AD:170:LEU:HD12	1.99	0.78
14:AN:92:ILE:HG21	14:AN:95:LEU:HD22	1.66	0.78
22:BA:1326:U:O2'	22:BA:1327:A:H5'	1.83	0.78
22:BA:1735:A:O2'	22:BA:1736:U:H5'	1.84	0.78
22:BA:842:U:O4	56:BA:3583:HOH:O	2.02	0.78
30:BI:33:ASN:HB3	30:BI:36:GLU:HB2	1.66	0.78
36:BO:116:GLN:OE1	36:BO:116:GLN:HA	1.83	0.78
37:BP:80:VAL:HG12	37:BP:81:ASP:N	1.98	0.78
44:BW:28:GLU:CB	44:BW:31:LEU:HD11	2.13	0.78
44:BW:37:VAL:HG13	44:BW:55:ASP:O	1.84	0.78
1:CA:1182:G:H4'	1:CA:1183:U:C5'	2.11	0.78
1:CA:1218:C:HO2'	1:CA:1219:A:H8	0.79	0.78
1:CA:33:A:O2'	1:CA:34:C:H5'	1.84	0.78
4:CD:2:ARG:HH21	4:CD:114:ARG:CD	1.96	0.78
4:CD:115:GLN:HE21	4:CD:153:ARG:NH2	1.82	0.78
16:CP:52:LEU:HD23	16:CP:80:LYS:NZ	1.99	0.78
22:DA:1607:C:H4'	22:DA:1608:A:C8	2.18	0.78
22:DA:762:U:H4'	22:DA:763:G:O5'	1.83	0.78
28:DG:16:VAL:HG11	28:DG:44:HIS:CD2	2.18	0.78
36:DO:18:LEU:HD13	36:DO:25:ARG:HG2	1.65	0.78
1:AA:1533:C:C3'	1:AA:1534:A:H5''	2.13	0.78
1:AA:328:C:O2	1:AA:328:C:H2'	1.83	0.78
17:AQ:20:ILE:N	17:AQ:47:ASP:OD1	2.17	0.78
21:AU:52:VAL:CG1	21:AU:53:LYS:H	1.96	0.78
49:B1:9:LYS:O	49:B1:50:GLU:HG3	1.84	0.78
25:BD:1:MET:HG2	25:BD:205:PRO:HG2	1.64	0.78
28:BG:83:THR:HA	28:BG:84:LYS:CE	2.13	0.78
22:BA:662:G:H4'	33:BL:15:ALA:O	1.82	0.78
35:BN:65:LEU:HD11	35:BN:69:ARG:NH2	1.99	0.78

Continued on next page...

Continued from previous page...

Atom-1	Atom-2	Interatomic distance (Å)	Clash overlap (Å)
1:CA:249:U:H5'	1:CA:250:A:OP2	1.84	0.78
3:CC:41:TYR:CE1	3:CC:89:VAL:HG12	2.17	0.78
51:D3:15:LYS:HZ1	51:D3:19:GLY:HA2	1.46	0.78
22:DA:1338:G:H4'	41:DT:18:GLU:CG	2.13	0.78
22:DA:1516:G:O2'	22:DA:1517:G:H5'	1.84	0.78
22:DA:1809:A:O2'	22:DA:1810:A:C8	2.37	0.78
22:DA:2015:A:C4	48:D0:2:VAL:HG11	2.18	0.78
22:DA:2585:U:HO2'	22:DA:2586:U:H5'	1.48	0.78
22:DA:674:G:OP1	26:DE:71:GLY:HA3	1.82	0.78
22:DA:975:A:O2'	22:DA:976:G:C8	2.31	0.78
26:DE:147:LEU:HG	26:DE:186:VAL:HG23	1.65	0.78
38:DQ:24:TYR:O	38:DQ:27:ARG:HB3	1.84	0.78
1:AA:1343:G:H2'	1:AA:1344:C:C6	2.19	0.78
2:AB:66:ILE:HB	2:AB:88:GLN:CB	2.14	0.78
32:BK:43:ILE:CD1	32:BK:52:VAL:HG21	2.13	0.78
39:BR:64:VAL:HG12	39:BR:64:VAL:O	1.81	0.78
1:CA:66:A:N3	1:CA:66:A:H2'	1.99	0.78
3:CC:110:LEU:O	3:CC:110:LEU:HD23	1.83	0.78
4:CD:2:ARG:NH2	4:CD:114:ARG:HD2	1.99	0.78
12:CL:107:LYS:O	12:CL:108:ASP:HB2	1.83	0.78
22:DA:1273:U:H4'	22:DA:1275:A:OP2	1.84	0.78
22:DA:1819:A:H4'	22:DA:1820:U:H5'	1.66	0.78
22:DA:1847:A:O2'	22:DA:1848:A:C8	2.36	0.78
22:DA:2023:C:O2'	22:DA:2024:G:H8	1.66	0.78
25:DD:159:LYS:HE2	25:DD:160:LYS:N	1.99	0.78
31:DJ:36:LEU:HD12	31:DJ:121:LYS:HB2	1.64	0.78
38:DQ:90:ASP:O	38:DQ:94:LEU:HB2	1.83	0.78
1:AA:596:A:H2'	1:AA:597:G:H8	1.48	0.78
2:AB:106:VAL:O	2:AB:110:ILE:HD13	1.83	0.78
2:AB:116:LEU:CD1	2:AB:140:LEU:HD11	2.14	0.78
10:AJ:91:ASP:C	10:AJ:92:LEU:HD23	2.04	0.78
21:AU:19:LYS:HE2	21:AU:19:LYS:N	1.99	0.78
24:BC:104:LEU:O	24:BC:105:ALA:HB2	1.83	0.78
28:BG:22:VAL:HG22	28:BG:36:LEU:CD1	2.14	0.78
39:BR:60:LYS:H	39:BR:100:GLY:HA3	1.48	0.78
40:BS:36:LEU:HD23	40:BS:48:LYS:HA	1.66	0.78
1:CA:1316:G:N2	1:CA:1318:A:H3'	1.98	0.78
3:CC:166:TRP:HE3	3:CC:166:TRP:H	1.31	0.78
4:CD:115:GLN:HE21	4:CD:153:ARG:HH22	1.28	0.78
4:CD:55:ARG:NH1	4:CD:55:ARG:HG3	1.81	0.78
6:CF:92:THR:HG22	6:CF:94:HIS:N	1.96	0.78

Continued on next page...

Continued from previous page...

Atom-1	Atom-2	Interatomic distance (Å)	Clash overlap (Å)
10:CJ:12:ALA:HB3	10:CJ:18:ILE:HB	1.66	0.78
1:CA:1319:A:OP2	19:CS:4:LEU:HD21	1.84	0.78
22:DA:1815:A:H4'	22:DA:1816:C:OP1	1.82	0.78
25:DD:177:VAL:HG12	25:DD:187:LEU:HD11	1.65	0.78
25:DD:16:THR:CG2	25:DD:20:VAL:HB	2.14	0.78
27:DF:7:TYR:O	27:DF:8:LYS:HG3	1.83	0.78
29:DH:94:ILE:HG13	29:DH:98:ASP:CG	2.03	0.78
35:DN:96:ARG:HG2	35:DN:98:LEU:HD13	1.65	0.78
4:AD:25:ARG:NH1	4:AD:30:LYS:HE3	1.97	0.78
12:AL:49:ARG:NH1	12:AL:49:ARG:HG2	1.89	0.78
22:BA:1438:U:O2'	22:BA:1439:A:H5'	1.84	0.78
22:BA:641:U:H5''	22:BA:642:U:OP2	1.84	0.78
31:BJ:64:VAL:CG1	31:BJ:68:LYS:HB2	2.14	0.78
32:BK:77:ILE:N	32:BK:77:ILE:HD12	1.99	0.78
36:BO:31:THR:HG22	36:BO:34:HIS:O	1.82	0.78
37:BP:112:ARG:C	37:BP:113:LEU:HD23	2.03	0.78
38:BQ:69:ARG:CB	38:BQ:69:ARG:NH2	2.35	0.78
41:BT:32:LEU:N	41:BT:83:ALA:HB3	1.96	0.78
44:BW:50:VAL:O	44:BW:52:CYS:N	2.16	0.78
44:BW:30:VAL:HA	44:BW:60:ALA:HB3	1.66	0.78
1:CA:373:A:H5'	1:CA:373:A:H8	1.49	0.78
1:CA:934:C:H4'	1:CA:935:A:OP1	1.82	0.78
2:CB:103:TRP:O	2:CB:107:ARG:HG2	1.83	0.78
9:CI:11:ARG:HD3	9:CI:106:ASP:OD1	1.82	0.78
22:DA:1261:C:H2'	22:DA:1262:A:H5''	1.66	0.78
22:DA:1372:U:H2'	22:DA:1373:A:C8	2.18	0.78
22:DA:2211:A:OP2	22:DA:2211:A:H4'	1.82	0.78
22:DA:2502:G:H5'	22:DA:2503:A:H5''	1.65	0.78
28:DG:22:VAL:HG12	28:DG:23:ILE:H	1.49	0.78
33:DL:79:LEU:HA	33:DL:82:LEU:HD11	1.64	0.78
40:DS:29:VAL:HG23	40:DS:69:LEU:O	1.84	0.78
4:AD:25:ARG:HH11	4:AD:30:LYS:HE3	1.48	0.78
22:BA:855:G:N3	44:BW:23:LYS:HD3	1.98	0.78
10:CJ:26:VAL:O	10:CJ:30:LYS:HB3	1.84	0.78
20:CT:42:ASP:HB3	20:CT:45:ALA:HB3	1.66	0.78
22:DA:1542:U:O2'	22:DA:1543:G:H5'	1.84	0.78
22:DA:1693:U:H4'	22:DA:1694:C:OP2	1.82	0.78
22:DA:1738:G:HO2'	22:DA:1739:A:H8	1.32	0.78
26:DE:149:ILE:HG23	26:DE:188:MET:CB	2.13	0.78
31:DJ:18:VAL:CG1	31:DJ:56:VAL:HA	2.14	0.78
40:DS:20:VAL:HG23	40:DS:23:LEU:HD12	1.65	0.78

Continued on next page...

Continued from previous page...

Atom-1	Atom-2	Interatomic distance (Å)	Clash overlap (Å)
41:DT:6:ARG:O	41:DT:9:LYS:HD2	1.83	0.78
1:AA:1016:A:C8	1:AA:1017:U:H1'	2.19	0.77
1:AA:1469:C:H2'	1:AA:1470:U:H5'	1.67	0.77
1:AA:96:U:HO2'	1:AA:97:G:H8	1.32	0.77
4:AD:172:VAL:HG13	4:AD:173:ASP:N	1.99	0.77
11:AK:81:LEU:HD22	11:AK:104:PHE:CD1	2.19	0.77
22:BA:1199:U:H2'	22:BA:1200:C:C6	2.18	0.77
22:BA:556:A:H5''	22:BA:557:C:OP2	1.84	0.77
24:BC:246:PRO:CG	24:BC:247:TRP:CZ3	2.66	0.77
28:BG:8:VAL:CG1	28:BG:9:VAL:N	2.46	0.77
30:BI:3:LYS:HD2	30:BI:4:VAL:HG23	1.66	0.77
31:BJ:88:THR:HG23	31:BJ:91:GLU:H	1.49	0.77
37:BP:83:ILE:HD13	37:BP:83:ILE:C	2.04	0.77
41:BT:26:LYS:O	41:BT:27:SER:HB2	1.84	0.77
1:CA:1387:G:H2'	1:CA:1388:C:H6	1.48	0.77
1:CA:374:A:H5''	1:CA:452:A:N1	1.99	0.77
4:CD:159:GLU:OE2	4:CD:160:LEU:HD22	1.84	0.77
10:CJ:5:ARG:C	10:CJ:6:ILE:HD12	2.04	0.77
22:DA:379:G:C6	22:DA:396:G:O6	2.37	0.77
22:DA:794:A:H2'	22:DA:795:C:C6	2.19	0.77
31:DJ:59:ALA:O	31:DJ:62:VAL:HG12	1.84	0.77
36:DO:67:ASN:H	36:DO:70:ALA:HB3	1.48	0.77
41:DT:3:ARG:HD2	41:DT:42:GLU:HG2	1.64	0.77
42:DU:36:GLU:O	42:DU:38:ILE:HD12	1.84	0.77
44:DW:49:ASN:CG	44:DW:81:ILE:HG23	2.04	0.77
9:AI:88:GLU:HG3	9:AI:89:TYR:N	1.99	0.77
12:AL:79:ILE:HD12	12:AL:96:THR:HG21	1.65	0.77
52:B4:9:LYS:C	52:B4:10:LEU:HD23	2.02	0.77
33:BL:68:SER:HB3	33:BL:71:ALA:HB2	1.64	0.77
44:BW:51:GLY:HA3	44:BW:59:PHE:CE2	2.19	0.77
1:CA:821:G:H2'	1:CA:822:U:H6	1.48	0.77
1:CA:820:U:H4'	1:CA:821:G:OP2	1.84	0.77
2:CB:131:LYS:O	2:CB:131:LYS:HE3	1.84	0.77
2:CB:89:PHE:CE2	2:CB:152:ASP:HB2	2.14	0.77
19:CS:52:ASN:ND2	19:CS:54:ARG:HG2	1.99	0.77
21:CU:35:GLU:O	21:CU:36:PHE:CD2	2.37	0.77
22:DA:2887:A:H1'	48:D0:39:ARG:HH22	1.49	0.77
22:DA:1248:G:O2'	38:DQ:2:ARG:HA	1.84	0.77
22:DA:1574:C:H6	22:DA:1574:C:O5'	1.66	0.77
22:DA:1808:A:C3'	22:DA:1809:A:H8	1.95	0.77
22:DA:2135:A:C2'	22:DA:2136:G:H8	1.91	0.77

Continued on next page...

Continued from previous page...

Atom-1	Atom-2	Interatomic distance (Å)	Clash overlap (Å)
22:DA:2142:A:H61	22:DA:2150:C:N4	1.81	0.77
22:DA:82:U:H2'	22:DA:83:A:C5'	2.12	0.77
22:DA:1830:C:H5'	24:DC:14:HIS:HE1	1.49	0.77
40:DS:20:VAL:HG11	40:DS:43:ALA:CB	2.13	0.77
14:AN:40:ARG:NH1	14:AN:44:VAL:HG11	1.98	0.77
16:AP:19:VAL:HG22	16:AP:36:VAL:CG1	2.14	0.77
50:B2:3:ARG:HG2	50:B2:3:ARG:NH2	1.97	0.77
22:BA:1073:A:H8	22:BA:1073:A:P	2.08	0.77
22:BA:45:G:H5''	22:BA:46:G:OP1	1.83	0.77
33:BL:110:VAL:CG1	33:BL:111:ILE:N	2.47	0.77
40:BS:66:ILE:C	40:BS:66:ILE:HD13	2.04	0.77
44:BW:28:GLU:OE2	44:BW:28:GLU:HA	1.84	0.77
44:BW:40:ARG:H	44:BW:56:HIS:HB3	1.49	0.77
1:CA:1102:A:O2'	1:CA:1103:C:H5'	1.84	0.77
1:CA:1380:U:H4'	1:CA:1381:U:OP1	1.84	0.77
22:DA:1830:C:H5'	24:DC:14:HIS:CE1	2.18	0.77
22:DA:2204:G:OP2	24:DC:149:LYS:HD2	1.84	0.77
22:DA:225:C:H2'	22:DA:226:A:O4'	1.83	0.77
22:DA:2311:A:H5'	22:DA:2312:U:C5	2.20	0.77
22:DA:2492:U:H2'	22:DA:2493:U:H6	1.49	0.77
22:DA:2757:A:N1	28:DG:66:THR:HG21	1.99	0.77
22:DA:991:C:H6	22:DA:991:C:O5'	1.67	0.77
29:DH:41:LYS:HA	29:DH:44:ILE:CG1	2.14	0.77
31:DJ:44:TYR:HB2	38:DQ:63:ARG:NH2	1.99	0.77
33:DL:123:ARG:HG2	33:DL:143:GLU:HB3	1.66	0.77
34:DM:42:THR:HB	34:DM:45:GLN:CG	2.14	0.77
37:DP:26:GLU:OE1	37:DP:28:LYS:HE3	1.85	0.77
39:DR:3:ALA:HB2	39:DR:101:ILE:HD13	1.65	0.77
44:DW:40:ARG:NH1	44:DW:40:ARG:HG2	1.87	0.77
1:AA:1381:U:O2'	1:AA:1382:C:C5'	2.32	0.77
2:AB:86:CYS:SG	2:AB:221:ARG:HB2	2.24	0.77
4:AD:34:GLU:O	4:AD:37:PRO:HD3	1.84	0.77
48:B0:39:ARG:HB2	48:B0:39:ARG:NH1	1.97	0.77
49:B1:13:SER:HB3	49:B1:47:ILE:O	1.83	0.77
22:BA:1179:G:OP2	22:BA:1180:U:H5''	1.84	0.77
22:BA:1252:G:N3	38:BQ:32:ARG:HG2	1.99	0.77
22:BA:2795:C:H2'	22:BA:2796:U:H6	1.48	0.77
22:BA:898:C:H2'	22:BA:899:A:H5'	1.66	0.77
27:BF:3:LEU:HD23	27:BF:100:GLU:HG3	1.66	0.77
29:BH:62:LEU:HD12	29:BH:62:LEU:C	2.05	0.77
31:BJ:44:TYR:HA	38:BQ:59:LEU:CD2	2.15	0.77

Continued on next page...

Continued from previous page...

Atom-1	Atom-2	Interatomic distance (Å)	Clash overlap (Å)
41:BT:39:THR:HB	41:BT:42:GLU:H	1.49	0.77
42:BU:87:GLU:HG3	42:BU:88:ASP:N	1.98	0.77
1:CA:8:A:C5	4:CD:205:LYS:HG3	2.19	0.77
8:CH:23:ALA:HA	8:CH:62:LEU:HD23	1.66	0.77
49:D1:51:ALA:O	49:D1:52:LYS:HB2	1.83	0.77
22:DA:1539:U:O2'	22:DA:1540:G:H8	1.66	0.77
22:DA:2261:C:N4	44:DW:10:ARG:HB3	2.00	0.77
22:DA:675:A:OP1	26:DE:60:TRP:HZ2	1.66	0.77
35:DN:7:GLY:HA2	35:DN:46:ARG:NH2	1.99	0.77
22:DA:2331:G:H1'	44:DW:40:ARG:HB3	1.66	0.77
1:AA:961:U:H2'	1:AA:962:C:C6	2.19	0.77
19:AS:46:LEU:H	19:AS:61:VAL:CG2	1.98	0.77
22:BA:1993:U:H4'	25:BD:133:THR:HG21	1.67	0.77
22:BA:2330:G:H21	44:BW:38:ARG:HA	1.48	0.77
22:BA:92:U:H5''	22:BA:92:U:C6	2.17	0.77
24:BC:244:VAL:HB	24:BC:249:VAL:O	1.85	0.77
26:BE:83:VAL:HG12	26:BE:83:VAL:O	1.85	0.77
28:BG:83:THR:HA	28:BG:84:LYS:HZ3	1.48	0.77
30:BI:104:GLN:O	30:BI:105:LEU:HB2	1.84	0.77
33:BL:27:LEU:H	33:BL:27:LEU:HD12	1.49	0.77
34:BM:132:THR:HG22	34:BM:133:LYS:H	1.50	0.77
34:BM:31:PHE:CE2	34:BM:110:GLU:HG2	2.19	0.77
39:BR:49:ILE:HD12	39:BR:52:PRO:HA	0.86	0.77
40:BS:59:GLU:HA	40:BS:64:ALA:HB2	1.65	0.77
1:CA:1399:C:H4'	1:CA:1400:C:O5'	1.84	0.77
1:CA:936:C:O2'	1:CA:937:A:H8	1.66	0.77
4:CD:204:SER:HB2	5:CE:105:ILE:HD11	1.67	0.77
7:CG:148:LYS:HD3	7:CG:148:LYS:O	1.85	0.77
25:DD:21:SER:O	25:DD:23:PRO:HD3	1.84	0.77
44:DW:39:GLN:HE22	44:DW:58:LEU:HD23	1.48	0.77
47:DZ:4:ILE:CD1	47:DZ:58:GLU:HA	2.15	0.77
1:AA:514:C:O2'	1:AA:515:G:H5'	1.83	0.77
6:AF:55:HIS:O	6:AF:56:LYS:HB2	1.84	0.77
13:AM:113:LYS:H	13:AM:114:PRO:CD	1.97	0.77
29:BH:5:LEU:CD1	29:BH:13:GLY:HA2	2.15	0.77
1:CA:112:G:C2'	1:CA:113:G:H5'	2.14	0.77
1:CA:1264:U:H2'	1:CA:1265:C:C6	2.19	0.77
1:CA:520:A:H2'	1:CA:521:G:O4'	1.84	0.77
11:CK:30:ILE:HG12	11:CK:45:THR:CG2	2.15	0.77
13:CM:68:LEU:HD22	13:CM:69:ARG:NH1	2.00	0.77
51:D3:22:LYS:H	51:D3:48:MET:CB	1.96	0.77

Continued on next page...

Continued from previous page...

Atom-1	Atom-2	Interatomic distance (Å)	Clash overlap (Å)
51:D3:32:LEU:HA	51:D3:35:LYS:HG3	1.66	0.77
22:DA:2223:G:C2'	22:DA:2224:G:H5'	2.14	0.77
22:DA:876:C:H3'	22:DA:877:A:H8	1.49	0.77
23:DB:44:G:H5''	27:DF:91:ARG:CZ	2.14	0.77
23:DB:46:A:H2'	23:DB:47:C:H6	1.48	0.77
22:DA:323:C:H6	26:DE:165:HIS:CE1	2.03	0.77
26:DE:44:ARG:CG	26:DE:44:ARG:HH21	1.98	0.77
27:DF:140:ILE:O	27:DF:141:ASP:HB2	1.82	0.77
28:DG:83:THR:C	28:DG:84:LYS:HD3	2.04	0.77
35:DN:51:LEU:HA	35:DN:54:LEU:HD22	1.66	0.77
36:DO:4:LYS:HG3	36:DO:8:ILE:CD1	2.15	0.77
22:BA:2887:A:H2'	22:BA:2887:A:N3	1.98	0.77
1:CA:277:C:O2'	1:CA:278:G:H5'	1.83	0.77
22:DA:1204:A:H4'	22:DA:1205:A:H5''	1.64	0.77
22:DA:1399:C:O2'	22:DA:1400:U:H5'	1.85	0.77
22:DA:172:A:H2'	22:DA:173:A:C8	2.18	0.77
22:DA:172:A:O2'	22:DA:173:A:H5'	1.84	0.77
22:DA:2068:U:H5''	22:DA:2068:U:H6	1.48	0.77
22:DA:247:G:H4'	22:DA:386:G:C5	2.19	0.77
22:DA:449:A:HO2'	22:DA:450:G:H5'	1.46	0.77
22:DA:655:A:O2'	22:DA:656:G:C8	2.38	0.77
25:DD:73:VAL:O	25:DD:74:GLU:HB2	1.84	0.77
27:DF:39:VAL:HA	27:DF:49:LEU:HG	1.64	0.77
28:DG:139:VAL:HA	28:DG:142:GLN:HB3	1.66	0.77
36:DO:30:ARG:HG2	36:DO:31:THR:N	1.98	0.77
1:AA:93:U:HO2'	1:AA:94:G:H5''	1.47	0.77
1:AA:619:U:N3	4:AD:130:ASN:HB3	1.98	0.77
6:AF:8:PHE:HE1	6:AF:21:MET:CE	1.98	0.77
8:AH:28:SER:CB	8:AH:58:LEU:HB2	2.12	0.77
22:BA:1063:G:H2'	22:BA:1064:C:H6	1.49	0.77
22:BA:1537:G:H5''	22:BA:1537:G:N3	2.00	0.77
22:BA:709:U:H2'	22:BA:710:U:O4'	1.85	0.77
37:BP:52:ARG:HG3	37:BP:52:ARG:NH1	1.94	0.77
44:BW:28:GLU:CB	44:BW:31:LEU:HD21	2.12	0.77
1:CA:125:U:O2'	1:CA:126:G:H5'	1.84	0.77
12:CL:85:ARG:HG2	12:CL:86:VAL:H	1.49	0.77
20:CT:73:ARG:HG2	20:CT:73:ARG:HH11	1.47	0.77
22:DA:1208:C:C2	22:DA:1209:U:C5	2.73	0.77
22:DA:2333:A:C2	22:DA:2335:A:N6	2.53	0.77
22:DA:2476:A:C2'	22:DA:2477:U:H5'	2.15	0.77
25:DD:149:ASN:O	25:DD:152:PRO:HD2	1.84	0.77

Continued on next page...

Continued from previous page...

Atom-1	Atom-2	Interatomic distance (Å)	Clash overlap (Å)
27:DF:49:LEU:HA	27:DF:52:ALA:HB3	1.67	0.77
29:DH:80:ILE:CG2	29:DH:101:ASP:HB2	2.15	0.77
32:DK:97:THR:O	32:DK:98:ARG:HB2	1.84	0.77
33:DL:120:VAL:HG12	33:DL:121:THR:H	1.50	0.77
1:AA:141:G:N2	1:AA:142:G:H1'	1.99	0.77
1:AA:274:A:O2'	1:AA:275:G:C8	2.33	0.77
1:AA:306:A:H2'	1:AA:307:C:C6	2.20	0.77
1:AA:693:G:O2'	1:AA:694:A:H5'	1.84	0.77
22:BA:324:A:O2'	22:BA:325:G:H5'	1.84	0.77
25:BD:106:LYS:HB3	25:BD:206:ALA:CB	2.13	0.77
27:BF:39:VAL:CG1	27:BF:49:LEU:HD13	2.14	0.77
1:CA:711:G:O2'	1:CA:712:A:H5'	1.84	0.77
9:CI:71:ILE:HD12	9:CI:72:SER:N	1.97	0.77
22:DA:100:U:H1'	22:DA:101:A:C5	2.20	0.77
22:DA:1317:G:H2'	22:DA:1318:U:O4'	1.84	0.77
22:DA:1366:A:O2'	22:DA:1367:A:H5'	1.85	0.77
22:DA:2848:G:O2'	22:DA:2849:U:H6	1.66	0.77
22:DA:35:G:O2'	22:DA:36:G:O5'	2.01	0.77
23:DB:45:A:H2'	23:DB:46:A:H8	1.50	0.77
27:DF:113:PHE:CE2	27:DF:116:LEU:HD22	2.20	0.77
27:DF:12:VAL:HG12	27:DF:16:MET:HG3	1.67	0.77
1:AA:637:C:C2'	1:AA:638:U:H5'	2.15	0.77
3:AC:153:SER:CB	3:AC:164:THR:HG22	2.14	0.77
9:AI:79:ARG:O	9:AI:83:THR:HG23	1.86	0.77
16:AP:59:HIS:HE1	16:AP:63:GLN:HE22	1.30	0.77
48:B0:9:ARG:CG	48:B0:9:ARG:HH21	1.98	0.77
22:BA:2470:G:O2'	22:BA:2471:A:H5'	1.85	0.77
27:BF:37:MET:HE3	27:BF:37:MET:HA	1.66	0.77
33:BL:61:LEU:O	51:B3:12:ARG:HD3	1.85	0.77
44:BW:28:GLU:HG3	44:BW:29:SER:H	1.49	0.77
1:CA:191:G:H2'	1:CA:192:A:H8	1.49	0.77
7:CG:148:LYS:NZ	7:CG:148:LYS:HB2	2.00	0.77
16:CP:4:ILE:HD12	16:CP:4:ILE:H	1.47	0.77
17:CQ:3:LYS:HZ2	17:CQ:6:THR:HG21	1.50	0.77
21:CU:9:GLU:HB3	21:CU:10:PRO:CD	2.14	0.77
22:DA:1742:U:H2'	22:DA:1743:G:C8	2.20	0.77
22:DA:2385:C:HO2'	22:DA:2386:A:H8	1.31	0.77
22:DA:2699:C:H2'	22:DA:2700:A:C8	2.19	0.77
22:DA:2800:A:C2'	22:DA:2801:G:H4'	2.15	0.77
25:DD:40:LEU:HA	25:DD:44:GLY:HA2	1.67	0.77
27:DF:45:ASP:OD2	27:DF:47:LYS:HB2	1.85	0.77

Continued on next page...

Continued from previous page...

Atom-1	Atom-2	Interatomic distance (Å)	Clash overlap (Å)
32:DK:11:ALA:O	32:DK:99:ILE:HG23	1.84	0.77
37:DP:21:PRO:HA	37:DP:46:VAL:HG12	1.66	0.77
44:DW:39:GLN:HG2	44:DW:42:THR:HB	1.65	0.77
1:AA:1399:C:H4'	1:AA:1400:C:O5'	1.85	0.76
2:AB:9:LEU:CD2	2:AB:11:ALA:HB3	2.14	0.76
14:AN:86:ALA:O	14:AN:91:GLU:HB2	1.85	0.76
17:AQ:37:ILE:N	17:AQ:37:ILE:HD12	1.99	0.76
23:BB:66:A:H4'	23:BB:67:G:OP1	1.85	0.76
24:BC:76:VAL:O	24:BC:76:VAL:HG23	1.84	0.76
29:BH:90:LEU:CB	29:BH:123:ARG:HB3	2.14	0.76
37:BP:67:GLU:HA	37:BP:67:GLU:OE1	1.84	0.76
38:BQ:29:ARG:HH11	38:BQ:29:ARG:CG	1.98	0.76
42:BU:38:ILE:HG22	42:BU:39:ASN:N	1.99	0.76
22:DA:1238:G:O2'	22:DA:1239:G:H5'	1.85	0.76
22:DA:747:U:O2	22:DA:2014:A:H1'	1.84	0.76
22:DA:217:A:O2'	22:DA:218:A:H8	1.67	0.76
22:DA:589:U:H2'	22:DA:590:A:H8	1.49	0.76
31:DJ:74:TYR:HE2	31:DJ:103:ILE:HD11	1.48	0.76
31:DJ:111:LYS:HB2	31:DJ:115:GLY:H	1.49	0.76
40:DS:18:ARG:HA	40:DS:76:VAL:HG11	1.66	0.76
40:DS:55:ILE:O	40:DS:59:GLU:HG2	1.85	0.76
43:DV:16:ALA:HA	43:DV:19:ARG:CZ	2.15	0.76
4:AD:167:PRO:CB	4:AD:170:LEU:HD11	2.14	0.76
11:AK:86:LYS:HA	11:AK:113:THR:HG22	1.65	0.76
15:AO:63:ARG:HG2	15:AO:87:ARG:HH12	1.50	0.76
22:BA:1461:C:O2'	22:BA:1462:C:H5'	1.85	0.76
22:BA:1494:A:O2'	22:BA:1495:A:H5'	1.85	0.76
22:BA:2585:U:HO2'	22:BA:2586:U:H5'	1.47	0.76
39:BR:42:ALA:HA	39:BR:46:GLU:HB2	1.66	0.76
1:CA:1248:A:HO2'	9:CI:37:TYR:HD1	1.33	0.76
19:CS:52:ASN:HD21	19:CS:54:ARG:HG2	1.50	0.76
21:CU:39:LYS:N	21:CU:40:PRO:CD	2.48	0.76
22:DA:181:A:H2	22:DA:434:U:H1'	1.49	0.76
22:DA:2353:G:H2'	22:DA:2354:C:O4'	1.83	0.76
22:DA:382:A:H2'	22:DA:383:C:H5''	1.66	0.76
23:DB:86:G:C2'	23:DB:87:U:H5''	2.15	0.76
24:DC:20:ASN:HB2	24:DC:23:LEU:HD22	1.65	0.76
31:DJ:37:ARG:HG3	31:DJ:118:MET:SD	2.25	0.76
22:BA:1141:U:H4'	22:BA:1142:A:O5'	1.85	0.76
22:BA:1434:A:H2'	22:BA:1435:G:C8	2.20	0.76
22:BA:1778:U:H2'	22:BA:1784:A:N6	2.00	0.76

Continued on next page...

Continued from previous page...

Atom-1	Atom-2	Interatomic distance (Å)	Clash overlap (Å)
24:BC:252:LYS:HZ3	24:BC:252:LYS:HB2	1.50	0.76
32:BK:70:ARG:HD3	32:BK:76:VAL:CG2	2.15	0.76
34:BM:8:LYS:HE3	34:BM:8:LYS:HA	1.68	0.76
37:BP:80:VAL:O	37:BP:81:ASP:HB3	1.85	0.76
40:BS:5:ALA:HB3	40:BS:54:ALA:HB2	1.67	0.76
22:DA:1662:U:H2'	22:DA:1663:G:H5''	1.67	0.76
22:DA:2756:U:C1'	22:DA:2757:A:H5''	2.15	0.76
22:DA:338:G:O2'	22:DA:339:U:H5'	1.82	0.76
22:DA:600:G:C5'	26:DE:27:LEU:HD22	2.15	0.76
46:DY:37:LEU:HD13	46:DY:42:LEU:HD11	1.65	0.76
22:BA:1420:A:O2'	22:BA:1421:G:H5'	1.85	0.76
22:BA:747:U:C5	22:BA:2613:U:C5	2.74	0.76
22:BA:893:C:H2'	22:BA:894:U:O4'	1.85	0.76
37:BP:67:GLU:HG3	37:BP:68:GLY:H	1.50	0.76
41:BT:40:LYS:H	41:BT:43:ILE:CG2	1.99	0.76
41:BT:8:LEU:HD12	41:BT:46:ALA:HA	1.67	0.76
44:BW:73:PRO:CG	44:BW:76:ARG:HD2	2.14	0.76
44:BW:77:LYS:O	44:BW:78:PHE:HB2	1.85	0.76
1:CA:1258:G:O2'	1:CA:1259:C:H5'	1.85	0.76
1:CA:1347:G:N2	1:CA:1373:G:H2'	2.01	0.76
1:CA:373:A:C8	1:CA:373:A:H5'	2.20	0.76
1:CA:513:C:H2'	1:CA:514:C:H6	1.51	0.76
4:CD:148:ALA:O	4:CD:151:GLN:HB2	1.84	0.76
12:CL:97:VAL:HG23	12:CL:97:VAL:O	1.83	0.76
13:CM:64:VAL:HG12	13:CM:65:GLU:N	2.00	0.76
22:DA:1309:G:OP1	50:D2:9:VAL:HG12	1.85	0.76
22:DA:1343:G:H2'	22:DA:1344:U:H5	1.48	0.76
22:DA:2285:C:H5	49:D1:5:ARG:HH22	1.32	0.76
26:DE:44:ARG:NH2	26:DE:44:ARG:HG3	1.98	0.76
30:DI:102:ARG:NH1	30:DI:105:LEU:HD13	2.01	0.76
33:DL:108:ALA:CB	33:DL:125:LEU:HD22	2.16	0.76
34:DM:66:ARG:HD2	34:DM:101:VAL:HG13	1.65	0.76
5:AE:105:ILE:HD11	5:AE:123:LEU:HD23	1.66	0.76
6:AF:16:GLU:HG2	4:CD:191:SER:HB2	0.82	0.76
13:AM:26:LYS:O	13:AM:30:LYS:HG3	1.83	0.76
19:AS:62:THR:HB	19:AS:65:MET:HG3	1.68	0.76
22:BA:2210:U:H4'	22:BA:2211:A:C5'	2.14	0.76
23:BB:66:A:H61	23:BB:107:G:H2'	1.49	0.76
26:BE:119:ILE:HD11	26:BE:187:VAL:CG2	2.16	0.76
29:BH:89:LYS:HG2	29:BH:90:LEU:N	2.00	0.76
30:BI:7:TYR:HB3	30:BI:58:ILE:H	1.50	0.76

Continued on next page...

Continued from previous page...

Atom-1	Atom-2	Interatomic distance (Å)	Clash overlap (Å)
35:BN:103:ARG:HB2	35:BN:110:MET:HE2	1.66	0.76
36:BO:24:THR:HG22	36:BO:42:PRO:HD3	1.68	0.76
37:BP:33:GLU:CG	37:BP:34:GLY:H	1.97	0.76
1:CA:1215:G:O2'	1:CA:1216:A:H8	1.69	0.76
4:CD:57:LYS:HB2	4:CD:199:ILE:HB	1.67	0.76
5:CE:104:ILE:HA	5:CE:122:VAL:HB	1.67	0.76
7:CG:30:MET:O	7:CG:31:VAL:HB	1.86	0.76
1:CA:1279:G:H5''	10:CJ:9:ARG:HH22	1.50	0.76
21:CU:36:PHE:HD1	21:CU:40:PRO:HB3	1.47	0.76
22:DA:1605:C:H4'	22:DA:1610:A:N1	1.99	0.76
22:DA:1722:A:C6	22:DA:1739:A:C8	2.73	0.76
23:DB:57:A:O2'	23:DB:58:A:H8	1.66	0.76
41:DT:58:VAL:HG23	41:DT:84:TYR:O	1.86	0.76
42:DU:34:ILE:HG12	42:DU:62:ALA:O	1.85	0.76
1:AA:1352:C:H2'	1:AA:1353:G:C8	2.20	0.76
4:AD:166:LYS:NZ	4:AD:166:LYS:HB3	2.01	0.76
7:AG:96:ASN:O	7:AG:100:MET:HG3	1.86	0.76
8:AH:88:LYS:HG3	8:AH:89:ASP:N	2.01	0.76
14:AN:88:MET:CE	14:AN:97:LYS:HD2	2.15	0.76
22:BA:2086:U:H2'	22:BA:2087:G:C8	2.21	0.76
22:BA:2250:G:N2	22:BA:2496:C:H5''	1.99	0.76
29:BH:6:LEU:O	29:BH:15:LEU:HA	1.86	0.76
34:BM:62:LYS:HD3	34:BM:64:TRP:CH2	2.20	0.76
39:BR:16:GLU:HA	39:BR:98:ILE:HG22	1.66	0.76
42:BU:52:ASN:C	42:BU:54:PRO:HD2	2.05	0.76
44:BW:40:ARG:HB2	44:BW:56:HIS:CG	2.21	0.76
45:BX:30:PRO:HB2	45:BX:32:LEU:HD13	1.67	0.76
1:CA:84:U:N3	1:CA:87:C:H1'	1.97	0.76
49:D1:10:LEU:HD23	49:D1:20:TYR:HB3	1.66	0.76
22:DA:162:U:H5''	22:DA:163:C:OP1	1.86	0.76
22:DA:2283:C:H5''	22:DA:2283:C:H6	1.49	0.76
22:DA:2492:U:H2'	22:DA:2493:U:C6	2.21	0.76
22:DA:340:A:H2'	22:DA:341:C:H5'	1.68	0.76
22:DA:487:C:H2'	22:DA:488:G:H5'	1.68	0.76
26:DE:105:LEU:HD12	26:DE:200:LEU:HD11	1.68	0.76
26:DE:29:HIS:HB2	33:DL:6:LEU:HD21	1.67	0.76
29:DH:84:ALA:HB3	29:DH:148:ALA:CA	2.16	0.76
41:DT:29:THR:CB	41:DT:86:THR:H	1.99	0.76
42:DU:81:ARG:HD2	42:DU:81:ARG:N	2.00	0.76
4:AD:29:THR:C	4:AD:30:LYS:HD3	2.05	0.76
21:AU:38:GLU:OE2	21:AU:41:THR:HG21	1.86	0.76

Continued on next page...

Continued from previous page...

Atom-1	Atom-2	Interatomic distance (Å)	Clash overlap (Å)
22:BA:276:U:O2'	22:BA:278:A:N7	2.19	0.76
22:BA:800:A:H4'	22:BA:801:G:O5'	1.86	0.76
31:BJ:17:VAL:CG2	31:BJ:137:PRO:HB2	2.15	0.76
33:BL:110:VAL:CG1	33:BL:131:ALA:HB1	2.15	0.76
38:BQ:81:GLY:HA2	38:BQ:116:LEU:CD1	2.16	0.76
41:BT:4:GLU:OE1	41:BT:6:ARG:HG3	1.86	0.76
1:CA:792:A:O2'	1:CA:794:A:N7	2.18	0.76
4:CD:191:SER:O	4:CD:192:ALA:CB	2.32	0.76
7:CG:124:SER:O	7:CG:128:GLU:HG2	1.86	0.76
49:D1:16:THR:HG21	49:D1:41:VAL:HB	1.67	0.76
22:DA:234:U:C6	22:DA:234:U:H5''	2.19	0.76
22:DA:2846:G:OP1	37:DP:51:ASN:HB2	1.86	0.76
22:DA:993:G:H1'	39:DR:91:GLN:NE2	2.01	0.76
32:DK:13:ASN:ND2	32:DK:97:THR:H	1.82	0.76
42:DU:40:LEU:HA	42:DU:61:GLU:HA	1.66	0.76
8:AH:83:ARG:C	8:AH:84:ILE:HD13	2.04	0.76
22:BA:357:C:H2'	22:BA:358:U:H6	1.50	0.76
24:BC:246:PRO:HG2	24:BC:247:TRP:CE3	2.20	0.76
28:BG:18:ILE:HD12	28:BG:42:VAL:HG13	1.67	0.76
28:BG:68:ARG:HD2	28:BG:68:ARG:C	2.06	0.76
39:BR:39:LEU:N	39:BR:39:LEU:HD23	2.00	0.76
1:CA:642:A:O2'	1:CA:643:C:C6	2.38	0.76
2:CB:103:TRP:HA	2:CB:106:VAL:HB	1.66	0.76
2:CB:95:TRP:HZ2	2:CB:100:LEU:HD13	1.49	0.76
3:CC:12:GLY:O	3:CC:13:ILE:HD13	1.86	0.76
5:CE:104:ILE:HD13	5:CE:122:VAL:HG21	1.65	0.76
14:CN:60:ARG:HH22	14:CN:70:HIS:HB3	1.49	0.76
48:D0:6:LYS:HD2	48:D0:7:PRO:CD	2.15	0.76
22:DA:1428:C:C5	22:DA:1569:A:H5'	2.21	0.76
22:DA:1453:A:H4'	22:DA:1454:C:OP2	1.85	0.76
22:DA:2431:U:O2	22:DA:2433:A:C8	2.39	0.76
22:DA:647:G:O2'	22:DA:648:G:H5'	1.84	0.76
22:DA:90:U:H3'	22:DA:91:A:C5'	2.16	0.76
27:DF:43:ILE:HD13	27:DF:77:LYS:HG2	1.67	0.76
47:DZ:23:LEU:HD21	47:DZ:53:MET:HE1	1.68	0.76
1:AA:108:G:H2'	1:AA:109:A:OP1	1.86	0.76
1:AA:184:G:C4	1:AA:185:U:C5	2.73	0.76
1:AA:189:A:H2'	1:AA:190:A:C8	2.21	0.76
1:AA:536:C:H2'	1:AA:537:G:C8	2.20	0.76
3:AC:6:PRO:HG2	3:AC:183:TYR:CD2	2.20	0.76
7:AG:121:ASN:O	7:AG:125:ASP:HB2	1.86	0.76

Continued on next page...

Continued from previous page...

Atom-1	Atom-2	Interatomic distance (Å)	Clash overlap (Å)
21:AU:19:LYS:HE2	21:AU:19:LYS:HA	1.65	0.76
22:BA:1339:G:H21	22:BA:1603:A:H1'	1.48	0.76
22:BA:2207:C:H2'	22:BA:2208:C:C6	2.21	0.76
22:BA:2630:G:O2'	22:BA:2631:G:H5'	1.86	0.76
24:BC:15:VAL:HA	24:BC:203:VAL:CG1	2.16	0.76
28:BG:8:VAL:HG12	28:BG:49:LEU:H	1.51	0.76
29:BH:67:ALA:HA	29:BH:138:VAL:HB	1.67	0.76
1:CA:16:A:C2'	1:CA:17:U:H5'	2.16	0.76
2:CB:114:LYS:HA	2:CB:117:GLU:CG	2.15	0.76
8:CH:100:ILE:HD12	8:CH:100:ILE:C	2.05	0.76
16:CP:54:LEU:H	16:CP:54:LEU:HD23	1.51	0.76
22:DA:1107:G:C2'	22:DA:1108:U:H5'	2.15	0.76
22:DA:1273:U:O3'	22:DA:1274:A:H3'	1.86	0.76
22:DA:1765:U:C2'	22:DA:1766:G:H5'	2.16	0.76
22:DA:590:A:H2'	22:DA:591:U:C6	2.21	0.76
22:DA:922:C:H2'	22:DA:923:G:H8	1.50	0.76
27:DF:39:VAL:HG13	27:DF:49:LEU:CD2	2.16	0.76
33:DL:89:VAL:HG23	33:DL:121:THR:HG23	1.66	0.76
1:AA:1014:A:H4'	19:AS:13:HIS:CD2	2.20	0.76
1:AA:291:U:O2'	1:AA:292:G:H5'	1.86	0.76
1:AA:619:U:H3	4:AD:130:ASN:CB	1.97	0.76
8:AH:63:LYS:HB2	8:AH:70:VAL:HG21	1.67	0.76
9:AI:44:ARG:HG3	9:AI:45:MET:CE	2.16	0.76
10:AJ:53:ILE:HG22	10:AJ:61:ALA:CB	2.16	0.76
13:AM:106:ARG:HH12	13:AM:109:LYS:HD3	1.51	0.76
22:BA:1653:G:H1	35:BN:11:ASN:HD21	1.33	0.76
22:BA:2352:A:H5''	22:BA:2353:G:OP2	1.86	0.76
33:BL:64:PHE:HD1	33:BL:64:PHE:O	1.68	0.76
38:BQ:63:ARG:HH22	38:BQ:95:ALA:C	1.88	0.76
1:CA:1348:U:HO2'	1:CA:1349:A:H8	1.34	0.76
1:CA:154:U:H2'	1:CA:155:A:C5'	2.15	0.76
1:CA:269:C:H2'	1:CA:270:A:C8	2.21	0.76
1:CA:914:A:O2'	1:CA:915:A:C5'	2.34	0.76
5:CE:95:MET:HE1	5:CE:143:LEU:HD21	1.68	0.76
6:CF:42:TRP:HB2	6:CF:59:TYR:HB2	1.68	0.76
16:CP:38:PHE:HE2	16:CP:51:ARG:CB	1.98	0.76
16:CP:67:ILE:HD11	16:CP:75:ILE:HD12	1.67	0.76
1:CA:254:G:N2	17:CQ:17:GLU:HG3	1.99	0.76
17:CQ:22:VAL:HG21	17:CQ:58:VAL:HG21	1.68	0.76
20:CT:54:GLN:N	20:CT:55:PRO:HD2	2.00	0.76
22:DA:1361:G:C2'	22:DA:1362:C:H5'	2.17	0.76

Continued on next page...

Continued from previous page...

Atom-1	Atom-2	Interatomic distance (Å)	Clash overlap (Å)
22:DA:2015:A:C5	48:D0:2:VAL:HG11	2.20	0.76
22:DA:2843:G:N2	22:DA:2875:C:N3	2.34	0.76
22:DA:489:G:H2'	22:DA:491:G:H8	1.50	0.76
22:DA:49:A:H4'	22:DA:50:U:O5'	1.86	0.76
22:DA:26:G:H1'	22:DA:515:A:H61	1.48	0.76
33:DL:3:LEU:HD12	33:DL:4:ASN:N	2.01	0.76
46:DY:25:GLN:HB2	46:DY:46:VAL:HG11	1.68	0.76
1:AA:265:G:H2'	1:AA:266:G:H5'	1.68	0.75
2:AB:95:TRP:HH2	2:AB:100:LEU:HB2	1.51	0.75
10:AJ:65:TYR:CB	14:AN:95:LEU:HD11	2.15	0.75
22:BA:1499:C:O2'	22:BA:1500:G:C5'	2.30	0.75
22:BA:1873:G:O2'	22:BA:1874:C:H5'	1.86	0.75
22:BA:1919:A:C8	22:BA:1919:A:H5'	2.21	0.75
22:BA:2152:G:O2'	22:BA:2153:C:H5'	1.86	0.75
22:BA:2415:G:H4'	33:BL:66:PHE:HB3	1.67	0.75
24:BC:257:ARG:CG	24:BC:269:ARG:HH22	1.98	0.75
27:BF:84:ILE:HG13	27:BF:84:ILE:O	1.86	0.75
36:BO:59:ALA:HA	36:BO:62:LEU:HD13	1.66	0.75
44:BW:24:ARG:CD	44:BW:25:PHE:N	2.48	0.75
1:CA:1074:G:H4'	2:CB:101:THR:O	1.85	0.75
1:CA:251:G:H4'	1:CA:252:U:C5'	2.16	0.75
1:CA:599:C:H4'	8:CH:121:GLY:HA3	1.68	0.75
1:CA:922:G:H2'	1:CA:923:A:C8	2.21	0.75
2:CB:162:VAL:HG13	2:CB:184:ALA:HB2	1.67	0.75
10:CJ:57:VAL:HG22	10:CJ:58:ASN:N	1.98	0.75
11:CK:15:VAL:O	11:CK:16:SER:HB2	1.85	0.75
17:CQ:46:HIS:HB2	17:CQ:70:LYS:HE3	1.67	0.75
22:DA:1351:C:O2'	22:DA:1571:A:H1'	1.84	0.75
22:DA:1742:U:H2'	22:DA:1743:G:H8	1.51	0.75
22:DA:852:U:H2'	22:DA:853:C:H6	1.48	0.75
25:DD:40:LEU:H	25:DD:40:LEU:HD12	1.50	0.75
38:DQ:4:LYS:CE	38:DQ:7:VAL:H	1.99	0.75
1:AA:158:G:C2'	1:AA:159:G:C5'	2.62	0.75
1:AA:413:G:N2	1:AA:428:G:O2'	2.20	0.75
2:AB:95:TRP:CH2	2:AB:100:LEU:HB2	2.21	0.75
4:AD:170:LEU:HD12	4:AD:170:LEU:H	1.51	0.75
5:AE:80:LEU:HD12	5:AE:146:MET:CE	2.16	0.75
10:AJ:29:ALA:CB	10:AJ:36:VAL:HG21	2.15	0.75
22:BA:2148:G:C2'	22:BA:2149:U:O4'	2.34	0.75
22:BA:2847:U:C2'	22:BA:2848:G:H5'	2.15	0.75
22:BA:506:G:H4'	22:BA:507:A:H5'	1.67	0.75

Continued on next page...

Continued from previous page...

Atom-1	Atom-2	Interatomic distance (Å)	Clash overlap (Å)
23:BB:33:G:O2'	23:BB:34:A:H5'	1.85	0.75
24:BC:104:LEU:O	24:BC:105:ALA:CB	2.35	0.75
24:BC:257:ARG:HG3	24:BC:269:ARG:HH22	1.51	0.75
27:BF:109:ARG:CB	27:BF:136:ILE:HG22	2.15	0.75
33:BL:68:SER:HB3	33:BL:71:ALA:CB	2.15	0.75
38:BQ:57:ARG:HG2	38:BQ:61:ILE:HD12	1.67	0.75
42:BU:73:ASN:ND2	42:BU:76:THR:HG23	2.01	0.75
1:CA:1071:C:H4'	5:CE:53:ARG:NH1	2.01	0.75
1:CA:640:A:O2'	8:CH:106:SER:HB2	1.86	0.75
1:CA:647:C:H2'	1:CA:648:A:H8	1.52	0.75
9:CI:59:LYS:HE3	9:CI:60:LEU:CG	2.15	0.75
14:CN:27:LYS:HB2	14:CN:45:LEU:HD23	1.65	0.75
22:DA:335:C:O2'	22:DA:336:C:H6	1.68	0.75
25:DD:187:LEU:O	25:DD:188:LEU:HD23	1.86	0.75
22:DA:2636:C:H4'	25:DD:81:GLU:OE1	1.86	0.75
32:DK:39:ILE:HD11	32:DK:62:VAL:CG2	2.14	0.75
42:DU:45:GLN:HE21	42:DU:45:GLN:HA	1.50	0.75
44:DW:27:GLY:HA2	44:DW:31:LEU:CD1	2.14	0.75
47:DZ:31:ILE:O	47:DZ:31:ILE:HG13	1.86	0.75
1:AA:1210:C:H2'	1:AA:1211:U:C5'	2.15	0.75
1:AA:382:A:H2'	1:AA:383:A:C8	2.21	0.75
1:AA:87:C:H2'	1:AA:88:U:C6	2.18	0.75
1:AA:970:C:H5''	1:AA:971:G:OP1	1.86	0.75
8:AH:105:THR:HG22	8:AH:121:GLY:O	1.85	0.75
22:BA:1084:A:H2'	22:BA:1085:A:H8	1.51	0.75
22:BA:1784:A:H4'	22:BA:1785:A:C5'	2.15	0.75
22:BA:705:A:N6	22:BA:726:G:H1'	2.01	0.75
44:BW:39:GLN:HG2	44:BW:40:ARG:N	2.01	0.75
1:CA:1347:G:H22	1:CA:1373:G:H2'	1.50	0.75
1:CA:518:C:H4'	1:CA:519:C:H5''	1.68	0.75
22:DA:1092:C:C2'	22:DA:1093:G:H5'	2.17	0.75
22:DA:2829:A:H2'	22:DA:2830:C:H5'	1.66	0.75
32:DK:17:ARG:CG	32:DK:18:ARG:H	1.99	0.75
36:DO:17:LYS:HE2	36:DO:21:LEU:CD1	2.12	0.75
1:AA:1151:A:C6	1:AA:1152:A:N6	2.54	0.75
2:AB:17:HIS:CD2	2:AB:202:ASN:HD21	2.04	0.75
5:AE:120:HIS:O	5:AE:121:ASN:HB3	1.86	0.75
5:AE:89:THR:CG2	5:AE:90:GLY:N	2.42	0.75
22:BA:1182:G:H2'	22:BA:1183:U:O4'	1.87	0.75
22:BA:197:A:N6	22:BA:2430:A:H2'	2.01	0.75
23:BB:90:C:C6	23:BB:90:C:H5''	2.16	0.75

Continued on next page...

Continued from previous page...

Atom-1	Atom-2	Interatomic distance (Å)	Clash overlap (Å)
26:BE:79:ARG:CG	26:BE:80:SER:H	1.85	0.75
33:BL:101:ILE:CG2	33:BL:102:GLY:N	2.49	0.75
34:BM:64:TRP:CZ3	34:BM:106:ASP:HB2	2.20	0.75
1:CA:119:A:H5'	1:CA:120:A:O5'	1.86	0.75
1:CA:519:C:H2'	1:CA:520:A:H8	1.49	0.75
2:CB:110:ILE:CD1	2:CB:151:LYS:HA	2.16	0.75
20:CT:81:GLN:O	20:CT:82:ILE:HG23	1.87	0.75
22:DA:172:A:H2'	22:DA:173:A:H8	1.50	0.75
22:DA:2052:A:O2'	22:DA:2053:G:H5'	1.86	0.75
22:DA:2314:A:C2	22:DA:2315:G:C5	2.75	0.75
22:DA:2590:A:O3'	24:DC:237:ARG:HD2	1.86	0.75
22:DA:70:G:OP2	22:DA:70:G:H8	1.67	0.75
22:DA:866:A:HO2'	22:DA:867:C:H6	1.31	0.75
28:DG:164:ALA:O	28:DG:165:ASP:HB2	1.83	0.75
37:DP:88:ARG:HH11	37:DP:112:ARG:HH21	1.34	0.75
37:DP:50:ARG:HB3	37:DP:57:ALA:H	1.47	0.75
22:DA:1338:G:O2'	41:DT:18:GLU:HG3	1.86	0.75
46:DY:57:LEU:O	46:DY:57:LEU:HD13	1.85	0.75
1:AA:414:A:C2'	1:AA:415:A:H8	1.99	0.75
1:AA:66:A:H2'	1:AA:66:A:N3	2.02	0.75
2:AB:67:LEU:CD2	2:AB:91:VAL:HG23	2.16	0.75
4:AD:167:PRO:HB2	4:AD:170:LEU:CD1	2.16	0.75
4:AD:172:VAL:HG22	4:AD:173:ASP:H	1.52	0.75
19:AS:55:GLN:HA	19:AS:55:GLN:HE21	1.51	0.75
21:AU:4:LYS:O	21:AU:4:LYS:HD2	1.86	0.75
22:BA:1901:A:H2'	22:BA:1902:C:H6	1.51	0.75
22:BA:914:G:C8	22:BA:914:G:H5''	2.22	0.75
28:BG:86:LEU:N	28:BG:86:LEU:HD12	2.01	0.75
31:BJ:64:VAL:HG13	31:BJ:68:LYS:HB2	1.69	0.75
35:BN:98:LEU:HD22	48:B0:42:ILE:HD11	1.69	0.75
1:CA:1450:U:H4'	1:CA:1451:U:H5	1.51	0.75
1:CA:764:C:O2	1:CA:764:C:H2'	1.86	0.75
8:CH:57:GLU:O	8:CH:58:LEU:HB2	1.85	0.75
16:CP:68:SER:O	16:CP:71:VAL:HG22	1.86	0.75
22:DA:1827:U:H4'	22:DA:1970:A:O2'	1.87	0.75
22:DA:2415:G:H4'	33:DL:66:PHE:HB2	1.69	0.75
22:DA:846:U:O2'	22:DA:847:U:H5''	1.86	0.75
23:DB:110:C:O2'	23:DB:111:U:C5'	2.33	0.75
27:DF:122:ASP:HB2	27:DF:126:ASN:CB	2.17	0.75
31:DJ:25:LEU:HD12	31:DJ:64:VAL:HA	1.67	0.75
31:DJ:92:MET:CE	31:DJ:92:MET:HA	2.16	0.75

Continued on next page...

Continued from previous page...

Atom-1	Atom-2	Interatomic distance (Å)	Clash overlap (Å)
36:DO:57:ALA:C	36:DO:58:ILE:HD12	2.07	0.75
1:AA:1338:G:H2'	1:AA:1339:A:C8	2.21	0.75
1:AA:1387:G:H2'	1:AA:1388:C:C6	2.21	0.75
10:AJ:56:HIS:HD2	10:AJ:57:VAL:HG12	1.51	0.75
20:AT:8:LYS:O	20:AT:11:ILE:HG23	1.87	0.75
22:BA:2297:A:C8	22:BA:2297:A:H5''	2.21	0.75
22:BA:274:C:O2'	22:BA:275:C:H5'	1.85	0.75
22:BA:686:U:H4'	22:BA:687:C:OP2	1.84	0.75
24:BC:77:VAL:HA	24:BC:93:VAL:HA	1.68	0.75
28:BG:84:LYS:CG	28:BG:132:LEU:H	1.99	0.75
34:BM:23:GLY:O	34:BM:101:VAL:HG12	1.86	0.75
36:BO:43:ASN:HD21	36:BO:46:GLU:HG2	1.51	0.75
1:CA:569:C:H5''	1:CA:570:G:OP1	1.86	0.75
1:CA:942:G:N2	1:CA:1342:C:H1'	2.02	0.75
3:CC:33:ASP:O	3:CC:37:LYS:HG2	1.87	0.75
4:CD:97:LEU:HB2	4:CD:134:TYR:HB3	1.67	0.75
22:DA:1639:C:H2'	22:DA:1640:A:H5''	1.68	0.75
22:DA:1663:G:HO2'	22:DA:1664:A:H8	1.33	0.75
22:DA:2197:U:O2'	22:DA:2198:A:H2'	1.86	0.75
22:DA:784:G:O2'	22:DA:785:G:H8	1.68	0.75
25:DD:10:GLY:O	25:DD:11:MET:HB2	1.85	0.75
25:DD:8:LYS:HB2	25:DD:201:LEU:CD1	2.16	0.75
26:DE:126:VAL:HG11	26:DE:134:LEU:HD22	1.68	0.75
27:DF:129:MET:HG3	27:DF:153:ILE:HD12	1.68	0.75
27:DF:43:ILE:HD13	27:DF:82:TYR:HE2	1.51	0.75
29:DH:41:LYS:HA	29:DH:44:ILE:HG12	1.68	0.75
31:DJ:44:TYR:O	31:DJ:45:THR:HB	1.87	0.75
1:AA:1039:G:O2'	1:AA:1040:U:H5'	1.86	0.75
1:AA:143:A:H5'	1:AA:144:G:H5'	1.66	0.75
1:AA:830:G:O2'	1:AA:831:A:H5'	1.86	0.75
3:AC:35:ASP:OD1	3:AC:56:ILE:HG21	1.87	0.75
6:AF:51:ILE:CD1	6:AF:86:ARG:HG3	2.17	0.75
17:AQ:13:SER:O	17:AQ:20:ILE:HD11	1.87	0.75
22:BA:1936:A:C2	22:BA:1943:U:C5	2.70	0.75
22:BA:2250:G:H21	22:BA:2496:C:H5''	1.52	0.75
22:BA:2820:A:C8	22:BA:2820:A:C3'	2.68	0.75
31:BJ:111:LYS:HE2	31:BJ:115:GLY:H	1.52	0.75
31:BJ:6:ALA:HB2	31:BJ:45:THR:HG21	1.69	0.75
31:BJ:74:TYR:OH	31:BJ:100:VAL:HG13	1.87	0.75
38:BQ:26:ALA:HB1	38:BQ:30:VAL:CG2	2.17	0.75
43:BV:20:LEU:CD2	43:BV:25:LYS:HB2	2.17	0.75

Continued on next page...

Continued from previous page...

Atom-1	Atom-2	Interatomic distance (Å)	Clash overlap (Å)
1:CA:1152:A:C2'	1:CA:1153:G:H8	1.96	0.75
1:CA:971:G:H2'	1:CA:1365:G:O2'	1.86	0.75
2:CB:95:TRP:CZ2	2:CB:100:LEU:HD13	2.20	0.75
7:CG:30:MET:SD	7:CG:35:LYS:HB2	2.27	0.75
49:D1:16:THR:CG2	49:D1:41:VAL:HB	2.16	0.75
22:DA:2384:U:H5''	22:DA:2386:A:OP1	1.86	0.75
22:DA:374:A:N6	22:DA:401:A:C8	2.54	0.75
22:DA:589:U:O2'	22:DA:590:A:H5'	1.86	0.75
22:DA:602:A:H4'	22:DA:604:G:O3'	1.86	0.75
26:DE:147:LEU:O	26:DE:148:ILE:HB	1.85	0.75
36:DO:58:ILE:O	36:DO:62:LEU:HB2	1.87	0.75
1:AA:1118:U:H2'	1:AA:1119:C:C6	2.20	0.75
4:AD:191:SER:OG	4:AD:192:ALA:N	2.20	0.75
10:AJ:11:LYS:CG	10:AJ:97:ASP:HB3	2.16	0.75
12:AL:2:THR:HB	12:AL:5:GLN:HG3	1.69	0.75
37:BP:63:ILE:HA	37:BP:68:GLY:HA2	1.69	0.75
1:CA:117:G:O2'	1:CA:118:U:H5'	1.87	0.75
2:CB:56:LEU:HD23	2:CB:183:PHE:CE1	2.21	0.75
2:CB:59:ILE:HA	2:CB:62:ARG:HD3	1.68	0.75
3:CC:152:VAL:HG23	3:CC:156:LEU:HD21	1.67	0.75
6:CF:6:ILE:HD12	6:CF:6:ILE:N	2.01	0.75
7:CG:14:ASP:HB3	7:CG:18:GLY:N	2.00	0.75
11:CK:82:GLU:CB	11:CK:108:ASN:HB3	2.17	0.75
22:DA:1519:G:H5'	22:DA:1520:U:OP2	1.86	0.75
22:DA:1803:A:O2'	22:DA:1804:C:O4'	2.04	0.75
22:DA:188:G:H2'	22:DA:189:G:H5'	1.69	0.75
22:DA:2880:C:H1'	35:DN:93:GLY:H	1.52	0.75
22:DA:445:C:H2'	22:DA:446:G:C8	2.21	0.75
22:DA:716:A:H2'	22:DA:717:C:H5''	1.69	0.75
28:DG:1:SER:HB2	28:DG:61:TRP:HE3	1.52	0.75
31:DJ:57:LEU:HG	31:DJ:128:ASN:H	1.51	0.75
1:AA:462:G:H3'	1:AA:463:U:H6	1.51	0.75
3:AC:134:LYS:HE3	3:AC:138:GLN:NE2	2.01	0.75
5:AE:80:LEU:HD23	5:AE:122:VAL:HG11	1.68	0.75
16:AP:48:GLU:HG3	16:AP:49:GLY:N	2.02	0.75
22:BA:2199:A:H5'	22:BA:2200:C:H5	1.51	0.75
36:BO:88:LYS:HE2	36:BO:116:GLN:NE2	1.98	0.75
41:BT:29:THR:HA	41:BT:86:THR:CA	2.16	0.75
43:BV:10:LYS:H	43:BV:10:LYS:CD	1.88	0.75
46:BY:59:GLU:O	46:BY:63:ALA:HB3	1.87	0.75
1:CA:1221:G:N2	1:CA:1222:G:H1'	2.02	0.75

Continued on next page...

Continued from previous page...

Atom-1	Atom-2	Interatomic distance (Å)	Clash overlap (Å)
1:CA:413:G:N2	1:CA:428:G:O2'	2.20	0.75
1:CA:408:A:C2	1:CA:435:A:C2	2.74	0.75
1:CA:996:A:O2'	1:CA:997:U:C6	2.39	0.75
3:CC:126:ARG:HE	3:CC:126:ARG:HA	1.52	0.75
5:CE:65:LYS:NZ	5:CE:68:ARG:HD3	2.01	0.75
6:CF:9:MET:HE1	18:CR:64:LEU:O	1.86	0.75
8:CH:23:ALA:HB1	8:CH:60:LEU:O	1.87	0.75
12:CL:14:LYS:HG3	12:CL:14:LYS:O	1.85	0.75
22:DA:2798:U:H5'	22:DA:2800:A:N7	2.02	0.75
22:DA:589:U:C2'	22:DA:590:A:H5'	2.17	0.75
22:DA:704:G:H2'	22:DA:726:G:H22	1.51	0.75
23:DB:91:C:H2'	23:DB:92:C:H6	1.51	0.75
25:DD:146:ILE:HD12	25:DD:155:VAL:HG21	1.69	0.75
28:DG:53:PRO:HB3	28:DG:61:TRP:H	1.51	0.75
29:DH:78:VAL:HG21	29:DH:144:VAL:HG13	1.69	0.75
34:DM:27:SER:N	34:DM:66:ARG:HH22	1.85	0.75
1:AA:1151:A:H5'	10:AJ:42:LEU:O	1.86	0.74
1:AA:473:U:H2'	1:AA:474:G:H8	1.52	0.74
5:AE:153:ALA:CA	5:AE:156:ARG:CB	2.59	0.74
11:AK:17:ASP:HA	11:AK:80:ASN:O	1.87	0.74
22:BA:1462:C:C2'	22:BA:1463:C:H5'	2.16	0.74
22:BA:384:A:H2'	22:BA:385:C:H5'	1.68	0.74
25:BD:151:THR:HG22	25:BD:152:PRO:HD3	0.82	0.74
27:BF:129:MET:CE	27:BF:153:ILE:HD11	2.17	0.74
28:BG:23:ILE:HD12	28:BG:23:ILE:H	1.52	0.74
31:BJ:6:ALA:CB	31:BJ:45:THR:HG21	2.17	0.74
22:BA:2358:A:H61	33:BL:54:GLN:HE22	1.35	0.74
35:BN:1:MET:O	35:BN:2:ARG:HB2	1.87	0.74
25:BD:15:PHE:H	37:BP:11:GLN:NE2	1.85	0.74
1:CA:495:A:H4'	1:CA:496:A:O5'	1.86	0.74
3:CC:6:PRO:HG2	3:CC:183:TYR:CD2	2.22	0.74
22:DA:1413:A:H2'	22:DA:1414:C:C6	2.21	0.74
22:DA:1915:U:C2'	22:DA:1916:A:H8	2.00	0.74
22:DA:2542:A:H4'	22:DA:2543:G:C5'	2.16	0.74
25:DD:181:ASP:HB3	25:DD:183:GLU:OE2	1.87	0.74
25:DD:49:GLN:NE2	25:DD:79:LEU:HB3	2.01	0.74
29:DH:78:VAL:HG22	29:DH:100:ALA:HA	1.69	0.74
34:DM:2:LEU:HB3	34:DM:69:PRO:HG2	1.68	0.74
37:DP:28:LYS:HB3	37:DP:39:LEU:HD23	1.67	0.74
42:DU:90:LYS:HE2	42:DU:92:VAL:CG1	2.09	0.74
43:DV:89:ILE:HD12	43:DV:91:PHE:CZ	2.22	0.74

Continued on next page...

Continued from previous page...

Atom-1	Atom-2	Interatomic distance (Å)	Clash overlap (Å)
1:AA:486:U:O2'	1:AA:487:A:H5'	1.85	0.74
1:AA:397:A:N7	1:AA:547:A:O2'	2.20	0.74
11:AK:108:ASN:CB	21:AU:6:ARG:HG2	2.17	0.74
22:BA:2571:U:O2'	25:BD:151:THR:CG2	2.35	0.74
24:BC:94:LEU:HD12	24:BC:95:TYR:N	2.02	0.74
42:BU:91:LYS:O	42:BU:92:VAL:HB	1.86	0.74
45:BX:38:TRP:HB2	45:BX:45:PHE:CE2	2.16	0.74
1:CA:120:A:H3'	1:CA:121:U:H5''	1.68	0.74
1:CA:50:A:H2	1:CA:360:G:N3	1.85	0.74
1:CA:701:U:H4'	1:CA:702:A:H5''	1.69	0.74
1:CA:997:U:O2'	1:CA:998:C:H5'	1.87	0.74
3:CC:46:LEU:CD2	3:CC:75:VAL:HG22	2.16	0.74
22:BA:2196:C:O3'	4:CD:150:LYS:HD2	1.87	0.74
49:D1:25:ASN:HB3	49:D1:28:THR:OG1	1.86	0.74
22:DA:1746:A:H2'	22:DA:1747:U:C6	2.20	0.74
22:DA:641:U:H5''	22:DA:642:U:OP2	1.85	0.74
26:DE:147:LEU:CB	26:DE:186:VAL:HG23	2.17	0.74
29:DH:99:ILE:HG22	29:DH:100:ALA:N	2.02	0.74
35:DN:97:ILE:HG13	35:DN:98:LEU:N	2.01	0.74
37:DP:88:ARG:HE	37:DP:112:ARG:HH21	1.33	0.74
40:DS:49:LYS:HB3	40:DS:49:LYS:NZ	2.03	0.74
45:DX:63:ILE:O	45:DX:67:LEU:HD12	1.87	0.74
1:AA:425:G:C2'	1:AA:426:U:H5'	2.17	0.74
9:AI:51:LEU:CB	9:AI:56:MET:HG2	2.17	0.74
16:AP:28:ARG:NE	16:AP:29:ASN:HD21	1.83	0.74
22:BA:794:A:H2'	22:BA:795:C:C6	2.21	0.74
22:BA:1820:U:O2	24:BC:199:HIS:HB3	1.86	0.74
22:BA:1654:A:H4'	25:BD:118:PHE:CZ	2.21	0.74
25:BD:151:THR:CG2	25:BD:152:PRO:N	2.47	0.74
28:BG:104:LEU:HD22	28:BG:106:LEU:HD11	1.67	0.74
22:BA:1064:C:H5'	30:BI:88:GLY:CA	2.17	0.74
31:BJ:39:LYS:HA	31:BJ:43:GLU:HG3	1.69	0.74
1:CA:1316:G:H22	1:CA:1318:A:H3'	1.52	0.74
1:CA:519:C:C2'	1:CA:520:A:C8	2.67	0.74
21:CU:38:GLU:HG2	21:CU:41:THR:OG1	1.85	0.74
22:DA:2369:A:O2'	22:DA:2370:G:H5'	1.87	0.74
22:DA:2738:A:H2	22:DA:2766:A:H61	1.33	0.74
22:DA:574:A:H4'	22:DA:575:A:H5'	1.66	0.74
27:DF:39:VAL:HG22	27:DF:49:LEU:CG	2.16	0.74
29:DH:33:GLN:O	29:DH:35:LYS:HG2	1.88	0.74
30:DI:52:LEU:HD12	30:DI:53:PRO:HD2	1.68	0.74

Continued on next page...

Continued from previous page...

Atom-1	Atom-2	Interatomic distance (Å)	Clash overlap (Å)
38:DQ:108:LEU:O	38:DQ:108:LEU:HD23	1.88	0.74
41:DT:45:ALA:HA	41:DT:48:GLN:CG	2.17	0.74
44:DW:23:LYS:CD	44:DW:24:ARG:N	2.50	0.74
46:DY:18:LEU:O	46:DY:18:LEU:HD13	1.86	0.74
1:AA:113:G:H2'	1:AA:114:U:H6	1.51	0.74
1:AA:1324:A:H2'	1:AA:1325:C:H6	1.53	0.74
7:AG:129:ASN:HA	7:AG:134:VAL:HG11	1.68	0.74
9:AI:32:ARG:HG2	9:AI:36:GLN:HB2	1.70	0.74
10:AJ:14:ASP:CB	10:AJ:17:LEU:HB3	2.10	0.74
10:AJ:53:ILE:CG2	10:AJ:61:ALA:HB1	2.18	0.74
22:BA:287:G:H1	22:BA:353:C:H42	1.33	0.74
25:BD:121:THR:HG22	25:BD:125:TRP:HD1	1.52	0.74
39:BR:39:LEU:HD23	39:BR:39:LEU:H	1.52	0.74
1:CA:1298:U:H4'	1:CA:1299:A:O5'	1.86	0.74
9:CI:45:MET:CE	9:CI:48:ARG:HG3	2.18	0.74
11:CK:88:PRO:HG3	21:CU:28:LEU:HD13	1.69	0.74
49:D1:32:LYS:HE3	49:D1:52:LYS:OXT	1.88	0.74
25:DD:12:THR:CG2	25:DD:13:ARG:N	2.50	0.74
28:DG:1:SER:HB2	28:DG:61:TRP:CE3	2.23	0.74
29:DH:96:THR:HG21	29:DH:112:LYS:HZ3	1.52	0.74
45:DX:58:ILE:HG12	45:DX:66:VAL:HG21	1.69	0.74
45:DX:67:LEU:HD23	45:DX:77:TYR:CZ	2.22	0.74
21:AU:33:ARG:NE	21:AU:34:ARG:HG3	2.01	0.74
22:BA:2210:U:H4'	22:BA:2211:A:O5'	1.86	0.74
22:BA:962:G:N2	22:BA:2250:G:H1	1.86	0.74
22:BA:272:A:O2'	22:BA:273:G:H8	1.67	0.74
22:BA:2795:C:H2'	22:BA:2796:U:C6	2.23	0.74
24:BC:199:HIS:CE1	24:BC:202:ARG:HH22	2.04	0.74
25:BD:70:LYS:O	25:BD:71:ALA:CB	2.35	0.74
26:BE:46:GLN:HG3	26:BE:87:ALA:N	2.01	0.74
27:BF:45:ASP:HB3	27:BF:48:LEU:HB2	1.67	0.74
30:BI:115:ASP:O	30:BI:116:MET:HG2	1.86	0.74
30:BI:78:LEU:HD13	30:BI:108:ILE:HG23	1.69	0.74
31:BJ:44:TYR:HB2	38:BQ:63:ARG:CB	2.17	0.74
33:BL:94:THR:HG22	33:BL:95:LEU:H	1.51	0.74
46:BY:56:LEU:O	46:BY:57:LEU:HB3	1.87	0.74
1:CA:491:G:C2'	1:CA:492:C:H5'	2.17	0.74
1:CA:920:U:C2	1:CA:921:U:C5	2.75	0.74
1:CA:970:C:H5''	1:CA:971:G:OP1	1.86	0.74
3:CC:168:ARG:HG3	3:CC:169:GLU:N	2.03	0.74
3:CC:148:ILE:CD1	3:CC:201:ILE:HG12	2.17	0.74

Continued on next page...

Continued from previous page...

Atom-1	Atom-2	Interatomic distance (Å)	Clash overlap (Å)
4:CD:202:LEU:HD22	4:CD:203:TYR:CE2	2.22	0.74
7:CG:27:ASN:OD1	7:CG:35:LYS:HD2	1.88	0.74
19:CS:38:THR:N	19:CS:69:LYS:HD3	2.03	0.74
22:DA:1492:G:H3'	22:DA:1493:C:H5''	1.69	0.74
22:DA:1652:A:OP1	35:DN:8:ARG:HD3	1.87	0.74
22:DA:1076:C:O2	30:DI:92:PRO:HG2	1.87	0.74
33:DL:103:ILE:N	33:DL:103:ILE:HD12	1.98	0.74
36:DO:48:LEU:HD13	36:DO:87:ILE:HD12	1.69	0.74
1:AA:206:C:H2'	1:AA:207:C:C4'	2.17	0.74
1:AA:968:A:H4'	1:AA:969:A:OP2	1.84	0.74
5:AE:155:LYS:CD	5:AE:156:ARG:N	2.49	0.74
12:AL:85:ARG:NH2	12:AL:87:LYS:HD2	2.03	0.74
22:BA:1430:G:O2'	22:BA:1431:A:H5'	1.88	0.74
22:BA:613:A:C8	22:BA:616:A:N1	2.55	0.74
28:BG:30:GLY:HA3	28:BG:78:VAL:HG12	1.70	0.74
31:BJ:114:LEU:HD22	31:BJ:118:MET:CE	2.18	0.74
31:BJ:88:THR:HG22	31:BJ:91:GLU:CB	2.17	0.74
22:BA:855:G:N3	44:BW:23:LYS:CD	2.50	0.74
1:CA:1011:C:H2'	1:CA:1012:A:H8	1.52	0.74
6:CF:2:ARG:NH2	6:CF:91:ARG:HB2	2.02	0.74
20:CT:73:ARG:HG3	20:CT:73:ARG:HH11	1.51	0.74
22:DA:1050:A:O2'	22:DA:1051:G:H5'	1.86	0.74
22:DA:105:C:H2'	22:DA:106:C:C5	2.23	0.74
22:DA:279:A:C2	22:DA:362:A:H4'	2.21	0.74
22:DA:374:A:H2'	22:DA:375:G:C8	2.23	0.74
22:DA:86:G:O2'	22:DA:87:U:H5'	1.87	0.74
29:DH:61:VAL:HG13	29:DH:62:LEU:H	1.51	0.74
31:DJ:45:THR:OG1	31:DJ:48:VAL:HB	1.86	0.74
37:DP:57:ALA:HA	37:DP:75:THR:HB	1.69	0.74
1:AA:1449:C:H2'	1:AA:1450:U:C5'	2.17	0.74
1:AA:558:G:C4	1:AA:559:A:C2	2.75	0.74
1:AA:855:U:H2'	1:AA:856:C:C6	2.22	0.74
2:AB:133:ALA:O	2:AB:137:THR:HG23	1.87	0.74
5:AE:45:VAL:HG21	5:AE:117:ALA:HB2	1.68	0.74
10:AJ:49:PHE:HE1	10:AJ:67:ILE:HG13	1.53	0.74
10:AJ:52:LEU:CD2	10:AJ:62:ARG:HE	2.00	0.74
30:BI:79:LEU:HD13	30:BI:135:MET:SD	2.28	0.74
33:BL:91:ASP:HB3	33:BL:94:THR:HB	1.69	0.74
37:BP:19:PHE:O	37:BP:20:ARG:CB	2.32	0.74
42:BU:25:LYS:O	42:BU:26:ASN:HB3	1.86	0.74
44:BW:39:GLN:CG	44:BW:41:GLY:H	1.99	0.74

Continued on next page...

Continued from previous page...

Atom-1	Atom-2	Interatomic distance (Å)	Clash overlap (Å)
2:CB:56:LEU:HD23	2:CB:183:PHE:CD1	2.22	0.74
6:CF:61:LEU:HD13	6:CF:62:MET:H	1.52	0.74
19:CS:35:ARG:HH21	19:CS:51:HIS:HD2	1.36	0.74
22:DA:1656:C:O2'	22:DA:1657:U:H5'	1.87	0.74
22:DA:1799:G:H4'	22:DA:1800:C:O5'	1.86	0.74
22:DA:2296:U:O2'	22:DA:2297:A:H8	1.70	0.74
22:DA:714:U:H2'	22:DA:716:A:OP2	1.87	0.74
22:DA:765:C:H2'	22:DA:766:U:H6	1.49	0.74
24:DC:119:VAL:HG13	24:DC:133:ASN:ND2	2.02	0.74
27:DF:134:GLN:HB2	27:DF:137:PHE:HE2	1.51	0.74
28:DG:34:ARG:O	28:DG:35:THR:HG23	1.87	0.74
32:DK:13:ASN:N	32:DK:13:ASN:HD22	1.76	0.74
35:DN:51:LEU:HA	35:DN:54:LEU:CD2	2.18	0.74
37:DP:32:VAL:HA	37:DP:37:LYS:HA	1.68	0.74
42:DU:33:VAL:O	42:DU:34:ILE:HG13	1.87	0.74
22:DA:855:G:N3	44:DW:23:LYS:HE3	2.02	0.74
1:AA:366:A:O2'	1:AA:394:G:N2	2.21	0.74
1:AA:605:U:O2'	1:AA:606:G:H5'	1.87	0.74
2:AB:100:LEU:HD12	2:AB:178:LEU:CD2	2.18	0.74
4:AD:138:PRO:O	4:AD:139:ASN:HB2	1.87	0.74
8:AH:58:LEU:HD22	8:AH:59:GLU:N	2.03	0.74
8:AH:75:GLN:OE1	8:AH:75:GLN:HA	1.87	0.74
25:BD:107:VAL:H	25:BD:206:ALA:H	1.34	0.74
22:BA:2052:A:H4'	25:BD:148:GLN:O	1.88	0.74
28:BG:73:SER:HA	28:BG:76:ILE:CG2	2.18	0.74
47:BZ:13:ILE:HG22	47:BZ:14:GLY:N	2.03	0.74
1:CA:1081:A:H5'	5:CE:22:LYS:HD2	1.69	0.74
1:CA:254:G:O2'	1:CA:255:G:H5'	1.88	0.74
1:CA:577:G:O2'	1:CA:578:C:H5'	1.86	0.74
3:CC:35:ASP:CG	3:CC:56:ILE:HD12	2.07	0.74
6:CF:39:LEU:HD12	6:CF:40:GLU:N	2.03	0.74
21:CU:33:ARG:HH22	21:CU:34:ARG:HH11	1.34	0.74
22:DA:105:C:H2'	22:DA:106:C:H5	1.52	0.74
22:DA:1237:A:H2	22:DA:1238:G:H1'	1.50	0.74
22:DA:1366:A:H2'	22:DA:1367:A:H8	1.52	0.74
22:DA:2060:A:C2'	26:DE:63:LYS:NZ	2.48	0.74
22:DA:2310:C:H2'	22:DA:2311:A:C5'	2.18	0.74
22:DA:286:U:H2'	22:DA:287:G:H8	1.53	0.74
22:DA:771:G:O2'	22:DA:772:C:H5'	1.86	0.74
25:DD:118:PHE:CD1	25:DD:119:ALA:N	2.56	0.74
42:DU:35:VAL:HG12	42:DU:36:GLU:N	2.02	0.74

Continued on next page...

Continued from previous page...

Atom-1	Atom-2	Interatomic distance (Å)	Clash overlap (Å)
22:DA:297:G:H5''	42:DU:84:PHE:CB	2.18	0.74
1:AA:1202:U:H2'	1:AA:1203:C:C6	2.23	0.74
1:AA:1306:A:H2'	1:AA:1307:U:C5'	2.14	0.74
1:AA:255:G:H4'	17:AQ:18:LYS:HE3	1.70	0.74
2:AB:218:ALA:HA	2:AB:221:ARG:NH2	2.03	0.74
22:BA:1011:G:HO2'	22:BA:1013:C:H5''	1.52	0.74
29:BH:62:LEU:HD12	29:BH:63:ALA:N	2.03	0.74
30:BI:126:ARG:HA	30:BI:129:GLU:HB2	1.69	0.74
32:BK:114:LYS:HE2	32:BK:114:LYS:HA	1.69	0.74
38:BQ:69:ARG:CG	38:BQ:69:ARG:HH21	2.00	0.74
1:CA:1254:A:H2'	1:CA:1255:G:C8	2.23	0.74
3:CC:6:PRO:HG3	3:CC:200:TRP:HE1	1.52	0.74
3:CC:63:ILE:HG12	3:CC:65:VAL:HG23	1.69	0.74
4:CD:29:THR:HG22	4:CD:30:LYS:HD3	1.70	0.74
5:CE:14:LEU:HD13	5:CE:36:THR:HG22	1.70	0.74
12:CL:113:ARG:HB3	12:CL:118:VAL:HB	1.69	0.74
20:CT:12:GLN:O	20:CT:12:GLN:HG2	1.87	0.74
22:DA:2461:A:H1'	22:DA:2492:U:N3	2.03	0.74
26:DE:148:ILE:HD13	26:DE:187:VAL:CG2	2.13	0.74
31:DJ:70:THR:HG22	31:DJ:90:GLU:OE2	1.86	0.74
1:AA:1152:A:H2'	1:AA:1153:G:H8	1.51	0.74
10:AJ:52:LEU:HD23	10:AJ:62:ARG:HG2	1.69	0.74
17:AQ:7:LEU:HD23	17:AQ:24:ILE:CD1	2.18	0.74
17:AQ:20:ILE:HB	17:AQ:47:ASP:OD1	1.87	0.74
22:BA:2094:A:H5'	29:BH:25:TYR:CD1	2.23	0.74
22:BA:228:C:H4'	22:BA:229:C:H5''	1.68	0.74
22:BA:2758:A:C2'	22:BA:2759:G:H5'	2.18	0.74
27:BF:106:ALA:N	27:BF:108:PRO:HD2	2.02	0.74
31:BJ:44:TYR:C	31:BJ:45:THR:HG22	2.09	0.74
45:BX:52:ALA:O	45:BX:53:LYS:CB	2.36	0.74
1:CA:1408:A:C2	1:CA:1492:A:N6	2.56	0.74
1:CA:1495:U:O2'	1:CA:1496:C:H5'	1.88	0.74
1:CA:313:A:H2'	1:CA:314:C:C6	2.21	0.74
2:CB:127:LYS:HE2	2:CB:136:ARG:HH21	1.52	0.74
8:CH:54:THR:HG23	8:CH:55:LYS:H	1.52	0.74
9:CI:59:LYS:HE3	9:CI:60:LEU:HG	1.70	0.74
1:CA:36:C:H4'	12:CL:118:VAL:O	1.87	0.74
1:CA:254:G:H4'	17:CQ:16:MET:HE3	1.70	0.74
22:DA:1281:G:C6	22:DA:1290:C:N4	2.56	0.74
22:DA:2493:U:H5''	22:DA:2494:G:OP2	1.87	0.74
22:DA:2615:U:O2'	22:DA:2616:C:H5'	1.88	0.74

Continued on next page...

Continued from previous page...

Atom-1	Atom-2	Interatomic distance (Å)	Clash overlap (Å)
26:DE:146:VAL:HB	26:DE:167:VAL:HB	1.68	0.74
27:DF:135:ILE:N	27:DF:135:ILE:HD12	2.03	0.74
41:DT:67:VAL:HG23	41:DT:75:GLY:O	1.88	0.74
1:AA:255:G:H2'	1:AA:256:U:C6	2.22	0.73
4:AD:147:LYS:O	4:AD:149:LYS:HB2	1.88	0.73
22:BA:1654:A:O2'	25:BD:118:PHE:CG	2.41	0.73
26:BE:142:ALA:C	26:BE:143:LEU:HD23	2.08	0.73
28:BG:84:LYS:CG	28:BG:132:LEU:N	2.45	0.73
39:BR:49:ILE:O	39:BR:51:VAL:O	2.05	0.73
44:BW:47:GLY:O	44:BW:49:ASN:N	2.20	0.73
45:BX:34:SER:HA	45:BX:49:ARG:HA	1.70	0.73
1:CA:1295:U:H2'	1:CA:1296:C:C6	2.23	0.73
1:CA:129:A:O2'	1:CA:130:A:C8	2.40	0.73
1:CA:1372:U:H5''	9:CI:71:ILE:CD1	2.18	0.73
9:CI:15:ALA:O	9:CI:66:VAL:HG23	1.88	0.73
51:D3:23:HIS:O	51:D3:46:LYS:HB2	1.88	0.73
22:DA:2544:G:H5'	22:DA:2645:G:N7	2.03	0.73
22:DA:2726:A:O2'	22:DA:2727:A:H5'	1.86	0.73
27:DF:12:VAL:HA	27:DF:15:LEU:HB2	1.70	0.73
22:DA:1008:A:C5'	31:DJ:37:ARG:HH22	1.99	0.73
36:DO:70:ALA:O	36:DO:74:VAL:HG23	1.87	0.73
1:AA:257:G:H2'	1:AA:258:G:H8	1.53	0.73
1:AA:747:A:H2'	1:AA:748:G:H1'	1.70	0.73
5:AE:149:PRO:O	5:AE:152:VAL:HG22	1.88	0.73
8:AH:14:ARG:HB2	8:AH:74:ILE:CG2	2.17	0.73
10:AJ:29:ALA:HB1	10:AJ:36:VAL:HG21	1.69	0.73
22:BA:1590:A:H2'	22:BA:1591:A:C8	2.23	0.73
22:BA:2773:C:OP1	25:BD:171:THR:HG23	1.88	0.73
38:BQ:93:ILE:CG2	38:BQ:94:LEU:N	2.50	0.73
43:BV:5:ASN:ND2	43:BV:5:ASN:H	1.86	0.73
1:CA:1031:C:H5'	1:CA:1032:G:H5''	1.71	0.73
1:CA:223:A:C5	1:CA:224:U:C5	2.76	0.73
1:CA:429:U:H3'	4:CD:8:LEU:HD23	1.70	0.73
22:DA:1438:U:O2'	22:DA:1439:A:H5'	1.87	0.73
22:DA:1929:G:H4'	22:DA:1930:G:OP1	1.87	0.73
22:DA:2720:U:H5''	37:DP:52:ARG:NH2	2.03	0.73
22:DA:481:G:O2'	22:DA:507:A:N6	2.19	0.73
25:DD:146:ILE:CD1	25:DD:155:VAL:HG21	2.17	0.73
25:DD:127:PHE:CZ	25:DD:160:LYS:HD2	2.23	0.73
33:DL:100:ILE:O	33:DL:101:ILE:HB	1.88	0.73
22:DA:810:U:C4	33:DL:30:THR:HG22	2.24	0.73

Continued on next page...

Continued from previous page...

Atom-1	Atom-2	Interatomic distance (Å)	Clash overlap (Å)
41:DT:61:LEU:O	41:DT:61:LEU:HD12	1.88	0.73
1:AA:1088:G:H21	1:AA:1167:A:H62	1.35	0.73
1:AA:1256:A:H1'	1:AA:1258:G:C6	2.23	0.73
2:AB:137:THR:HA	2:AB:140:LEU:HD13	1.70	0.73
22:BA:1415:U:O2	22:BA:1415:U:H2'	1.86	0.73
22:BA:1871:A:O2'	22:BA:1872:A:C8	2.39	0.73
22:BA:409:G:HO2'	22:BA:410:G:H5'	1.53	0.73
26:BE:142:ALA:O	26:BE:143:LEU:HD23	1.88	0.73
29:BH:18:GLN:HE21	29:BH:18:GLN:HA	1.53	0.73
35:BN:2:ARG:HA	35:BN:5:LYS:HD2	1.69	0.73
1:CA:1145:A:O2'	1:CA:1146:A:H5''	1.88	0.73
1:CA:158:G:H2'	1:CA:159:G:H8	1.51	0.73
4:CD:29:THR:HB	4:CD:30:LYS:HE3	1.71	0.73
7:CG:16:LYS:HE2	9:CI:45:MET:SD	2.29	0.73
8:CH:102:VAL:HG23	8:CH:125:ILE:HB	1.71	0.73
12:CL:7:VAL:O	12:CL:7:VAL:HG12	1.88	0.73
18:CR:41:SER:HB3	18:CR:51:GLN:HG2	1.69	0.73
51:D3:15:LYS:NZ	51:D3:19:GLY:HA2	2.02	0.73
22:DA:1139:G:N3	22:DA:1143:A:H2	1.86	0.73
22:DA:2093:G:C2	22:DA:2094:A:C5	2.77	0.73
22:DA:2096:C:O2'	22:DA:2097:A:H5'	1.87	0.73
22:DA:2330:G:N1	22:DA:2386:A:C6	2.57	0.73
22:DA:58:G:N2	22:DA:59:U:H1'	2.03	0.73
31:DJ:25:LEU:HB2	31:DJ:62:VAL:HG21	1.70	0.73
32:DK:39:ILE:CD1	32:DK:62:VAL:HG23	2.17	0.73
1:AA:1162:C:H2'	1:AA:1163:A:C8	2.23	0.73
1:AA:274:A:O2'	1:AA:275:G:O4'	2.05	0.73
1:AA:647:C:O2'	1:AA:648:A:H5'	1.89	0.73
2:AB:77:GLU:HB2	2:AB:80:LYS:HE2	1.69	0.73
4:AD:13:ARG:CG	4:AD:55:ARG:HH21	2.00	0.73
9:AI:84:ARG:O	9:AI:87:MET:HB3	1.88	0.73
10:AJ:35:GLN:CG	10:AJ:77:VAL:HB	2.18	0.73
13:AM:15:VAL:HA	13:AM:33:LEU:CD1	2.18	0.73
22:BA:2015:A:C2	48:B0:2:VAL:HG23	2.22	0.73
22:BA:1867:G:O2'	22:BA:1868:C:C5'	2.35	0.73
22:BA:2742:G:C2'	22:BA:2743:U:H5'	2.18	0.73
22:BA:743:A:O3'	56:BA:3652:HOH:O	2.05	0.73
22:BA:855:G:H1'	44:BW:23:LYS:HD3	1.70	0.73
24:BC:259:ASN:O	24:BC:260:LYS:HB2	1.88	0.73
37:BP:24:THR:O	37:BP:44:GLY:O	2.05	0.73
39:BR:49:ILE:HG21	39:BR:53:PHE:H	1.54	0.73

Continued on next page...

Continued from previous page...

Atom-1	Atom-2	Interatomic distance (Å)	Clash overlap (Å)
44:BW:40:ARG:HD3	44:BW:45:HIS:HE1	1.51	0.73
1:CA:1165:U:C2'	1:CA:1166:G:H5'	2.19	0.73
1:CA:90:C:O2'	1:CA:91:U:C6	2.39	0.73
4:CD:137:SER:CB	4:CD:138:PRO:HD2	2.18	0.73
9:CI:100:ALA:HB1	9:CI:102:PHE:CE2	2.22	0.73
10:CJ:64:GLN:CB	14:CN:98:ALA:HB3	2.19	0.73
1:CA:1458:G:O2'	20:CT:22:SER:HB3	1.87	0.73
22:DA:1507:C:H5'	22:DA:1508:A:OP2	1.88	0.73
22:DA:2341:G:O2'	22:DA:2342:C:H5'	1.87	0.73
22:DA:2756:U:H1'	22:DA:2757:A:H5''	1.70	0.73
28:DG:86:LEU:HA	28:DG:163:TYR:HB3	1.70	0.73
35:DN:55:ALA:CB	35:DN:79:LEU:HD22	2.17	0.73
38:DQ:15:LYS:HE3	38:DQ:19:GLN:HE21	1.49	0.73
42:DU:81:ARG:CB	42:DU:96:LYS:HD2	2.18	0.73
47:DZ:51:SER:HA	47:DZ:54:VAL:CG2	2.19	0.73
1:AA:258:G:N2	1:AA:259:G:H1'	2.03	0.73
1:AA:86:G:N2	1:AA:87:C:H41	1.86	0.73
3:AC:14:VAL:O	3:AC:15:LYS:HD2	1.88	0.73
6:AF:86:ARG:NH2	18:AR:63:TYR:HB3	2.03	0.73
11:AK:21:HIS:CD2	11:AK:34:THR:HG22	2.24	0.73
13:AM:10:ASP:CG	13:AM:11:HIS:H	1.91	0.73
16:AP:2:VAL:HG23	16:AP:65:ALA:HA	1.69	0.73
22:BA:1558:C:H4'	22:BA:1559:U:O5'	1.88	0.73
22:BA:2438:U:O2'	22:BA:2439:A:H5''	1.88	0.73
22:BA:2492:U:O2'	22:BA:2493:U:H5'	1.88	0.73
24:BC:79:ARG:NH2	24:BC:81:GLU:OE2	2.21	0.73
24:BC:93:VAL:CG1	24:BC:94:LEU:N	2.52	0.73
28:BG:59:ASP:HB2	28:BG:63:GLN:HG2	1.70	0.73
38:BQ:4:LYS:HZ2	38:BQ:5:ARG:CA	2.01	0.73
42:BU:71:ILE:HD11	42:BU:81:ARG:H	1.53	0.73
1:CA:1106:G:O2'	1:CA:1107:C:H5'	1.89	0.73
2:CB:44:LYS:O	2:CB:48:MET:HG3	1.89	0.73
11:CK:78:ILE:HD13	11:CK:78:ILE:H	1.52	0.73
13:CM:13:HIS:HB3	13:CM:16:ILE:CD1	2.19	0.73
17:CQ:59:GLU:HG2	17:CQ:76:ARG:HG2	1.69	0.73
22:DA:206:U:O2'	22:DA:207:A:H5'	1.89	0.73
22:DA:2092:U:H4'	22:DA:2093:G:H5''	1.69	0.73
22:DA:2136:G:N3	22:DA:2137:U:C5	2.56	0.73
22:DA:2271:G:C2'	22:DA:2272:U:H5'	2.18	0.73
22:DA:2519:U:C6	22:DA:2542:A:N6	2.57	0.73
22:DA:274:C:H2'	22:DA:275:C:H6	1.51	0.73

Continued on next page...

Continued from previous page...

Atom-1	Atom-2	Interatomic distance (Å)	Clash overlap (Å)
22:DA:913:U:H4'	22:DA:914:G:OP1	1.86	0.73
28:DG:106:LEU:HB2	28:DG:108:PHE:CE1	2.19	0.73
29:DH:2:GLN:O	29:DH:3:VAL:HG22	1.89	0.73
29:DH:94:ILE:HG13	29:DH:98:ASP:OD1	1.88	0.73
1:AA:1355:G:O2'	1:AA:1356:G:H5'	1.89	0.73
1:AA:221:C:O2'	1:AA:222:C:H5'	1.89	0.73
1:AA:488:C:HO2'	1:AA:489:C:H5'	1.53	0.73
8:AH:88:LYS:HG3	8:AH:89:ASP:H	1.53	0.73
9:AI:119:LYS:HG3	9:AI:122:ARG:CB	2.19	0.73
17:AQ:22:VAL:HG21	17:AQ:60:ILE:CD1	2.17	0.73
22:BA:2355:G:H4'	44:BW:20:LEU:HD13	1.69	0.73
22:BA:2383:G:O2'	22:BA:2384:U:H5'	1.88	0.73
24:BC:257:ARG:NE	24:BC:269:ARG:NH2	2.37	0.73
27:BF:43:ILE:HG22	27:BF:82:TYR:HE1	1.53	0.73
31:BJ:56:VAL:CG1	31:BJ:57:LEU:H	2.01	0.73
33:BL:55:MET:HE3	33:BL:55:MET:HA	1.71	0.73
40:BS:63:GLY:O	40:BS:64:ALA:HB3	1.89	0.73
1:CA:1224:U:H5'	1:CA:1225:A:OP2	1.88	0.73
1:CA:157:U:C2'	1:CA:158:G:H5'	2.18	0.73
3:CC:41:TYR:CE1	3:CC:89:VAL:CG1	2.70	0.73
22:DA:135:U:H2'	22:DA:136:G:C8	2.23	0.73
22:DA:1388:G:N3	22:DA:1389:G:C8	2.57	0.73
22:DA:1438:U:C2'	22:DA:1439:A:H5'	2.19	0.73
22:DA:144:A:H2'	22:DA:145:C:C6	2.23	0.73
22:DA:1654:A:N3	22:DA:1655:A:C8	2.56	0.73
22:DA:1967:C:C5'	22:DA:1967:C:H6	2.01	0.73
22:DA:231:A:O2'	22:DA:232:G:C5'	2.37	0.73
22:DA:246:C:H2'	22:DA:247:G:C5'	2.18	0.73
22:DA:480:A:H3'	22:DA:481:G:C5'	2.18	0.73
25:DD:177:VAL:HA	25:DD:188:LEU:O	1.88	0.73
33:DL:128:THR:HG22	33:DL:130:GLY:H	1.53	0.73
35:DN:70:THR:O	35:DN:70:THR:HG22	1.89	0.73
41:DT:30:ILE:O	41:DT:85:VAL:HG23	1.88	0.73
2:AB:209:VAL:HG23	2:AB:210:THR:N	2.04	0.73
22:BA:1107:G:H2'	22:BA:1108:U:H6	1.54	0.73
22:BA:2656:U:C5	22:BA:2664:G:N2	2.56	0.73
22:BA:580:U:H2'	22:BA:581:C:C6	2.24	0.73
24:BC:15:VAL:CA	24:BC:203:VAL:HG11	2.17	0.73
33:BL:127:VAL:HG11	33:BL:142:ILE:HG21	1.70	0.73
38:BQ:63:ARG:NH2	38:BQ:96:ASP:HA	2.02	0.73
44:BW:39:GLN:C	44:BW:41:GLY:N	2.34	0.73

Continued on next page...

Continued from previous page...

Atom-1	Atom-2	Interatomic distance (Å)	Clash overlap (Å)
1:CA:1148:U:O2'	1:CA:1149:C:C5'	2.37	0.73
1:CA:502:A:O2'	1:CA:503:C:H5'	1.88	0.73
1:CA:642:A:HO2'	1:CA:643:C:H6	1.35	0.73
1:CA:734:G:O2'	1:CA:735:C:H5'	1.88	0.73
1:CA:978:A:O2'	1:CA:979:C:H5'	1.87	0.73
2:CB:19:THR:HG22	2:CB:37:VAL:CA	2.15	0.73
15:CO:55:LEU:HA	15:CO:58:MET:HG3	1.69	0.73
22:DA:1387:A:H5'	22:DA:1469:A:H1'	1.70	0.73
22:DA:2476:A:H2'	22:DA:2477:U:H5'	1.70	0.73
22:DA:338:G:H2'	22:DA:339:U:C5'	2.19	0.73
22:DA:959:A:H2'	22:DA:960:A:C8	2.23	0.73
23:DB:17:C:H42	23:DB:68:C:H42	1.37	0.73
26:DE:24:ASN:O	26:DE:28:VAL:HG13	1.88	0.73
37:DP:62:LYS:HD3	37:DP:64:SER:HB2	1.70	0.73
41:DT:61:LEU:C	41:DT:61:LEU:HD12	2.09	0.73
43:DV:79:ARG:HG3	43:DV:80:HIS:N	2.02	0.73
1:AA:1447:A:H5'	1:AA:1448:C:OP2	1.87	0.73
1:AA:429:U:H3'	4:AD:8:LEU:HD23	1.69	0.73
10:AJ:81:GLU:O	10:AJ:85:ASP:HB2	1.89	0.73
49:B1:34:GLU:CG	49:B1:49:LYS:HG3	2.18	0.73
22:BA:1870:C:H4'	22:BA:1871:A:OP1	1.88	0.73
22:BA:1988:G:C2'	22:BA:1989:G:H5'	2.19	0.73
22:BA:2214:C:C6	22:BA:2214:C:H5'	2.17	0.73
23:BB:28:C:OP1	36:BO:31:THR:HG21	1.88	0.73
39:BR:45:GLU:HA	39:BR:45:GLU:OE2	1.89	0.73
44:BW:50:VAL:HG12	44:BW:51:GLY:N	2.04	0.73
1:CA:210:C:C2'	1:CA:210:C:O2	2.37	0.73
1:CA:597:G:H2'	1:CA:598:U:C5'	2.16	0.73
1:CA:855:U:H5	1:CA:871:U:O4	1.71	0.73
1:CA:406:G:H21	4:CD:115:GLN:HE22	1.35	0.73
11:CK:27:ASN:HD22	11:CK:27:ASN:H	1.33	0.73
14:CN:2:LYS:HD3	14:CN:5:MET:CG	2.19	0.73
22:DA:2815:C:H2'	22:DA:2816:G:O4'	1.88	0.73
22:DA:638:G:O2'	22:DA:639:U:O4'	2.07	0.73
22:DA:1695:G:C8	24:DC:7:PRO:HB2	2.24	0.73
30:DI:132:ALA:HB1	30:DI:137:LEU:HD12	1.70	0.73
34:DM:66:ARG:CZ	34:DM:101:VAL:HG11	2.18	0.73
22:DA:1277:G:H5'	35:DN:20:MET:SD	2.29	0.73
44:DW:30:VAL:O	44:DW:30:VAL:HG22	1.89	0.73
1:AA:1183:U:H3'	1:AA:1184:G:C5'	2.18	0.73
1:AA:747:A:H5'	1:AA:748:G:OP2	1.88	0.73

Continued on next page...

Continued from previous page...

Atom-1	Atom-2	Interatomic distance (Å)	Clash overlap (Å)
1:AA:757:U:O2'	1:AA:879:C:H1'	1.88	0.73
4:AD:145:ARG:HD2	4:AD:147:LYS:HE2	1.69	0.73
14:AN:22:LYS:HG3	14:AN:23:ARG:H	1.54	0.73
19:AS:41:PRO:O	19:AS:44:ILE:HG13	1.88	0.73
22:BA:864:G:O2'	22:BA:865:C:H5'	1.89	0.73
22:BA:958:U:H6	22:BA:958:U:C5'	2.01	0.73
29:BH:147:VAL:HG12	29:BH:149:GLU:HG3	1.69	0.73
29:BH:49:ALA:HB3	29:BH:50:ARG:HH21	1.53	0.73
41:BT:33:LYS:HG3	41:BT:80:TRP:CE3	2.22	0.73
1:CA:1493:A:H8	22:DA:1913:A:N6	1.86	0.73
1:CA:252:U:H2'	1:CA:253:A:C8	2.24	0.73
1:CA:933:G:OP1	7:CG:3:ARG:HD3	1.88	0.73
4:CD:34:GLU:O	4:CD:36:ALA:N	2.22	0.73
6:CF:61:LEU:HD11	6:CF:63:ASN:OD1	1.88	0.73
9:CI:75:ALA:HA	9:CI:78:ILE:HD12	1.70	0.73
12:CL:72:ASN:HD22	12:CL:72:ASN:H	1.37	0.73
14:CN:47:LEU:O	14:CN:50:LEU:HG	1.89	0.73
15:CO:7:THR:O	15:CO:11:VAL:HG23	1.89	0.73
22:DA:173:A:H2'	22:DA:174:U:H6	1.53	0.73
22:DA:2472:G:H2'	22:DA:2475:C:H42	1.51	0.73
22:DA:33:C:O2'	22:DA:34:U:C5'	2.36	0.73
23:DB:59:A:H2'	23:DB:60:C:H6	1.53	0.73
24:DC:146:LYS:HG3	24:DC:149:LYS:HD3	1.71	0.73
27:DF:48:LEU:HD23	27:DF:48:LEU:H	1.52	0.73
28:DG:115:GLN:HG2	28:DG:116:LEU:N	2.01	0.73
32:DK:41:ILE:HG22	32:DK:58:LEU:O	1.88	0.73
38:DQ:87:VAL:CG2	39:DR:52:PRO:HD3	2.09	0.73
42:DU:81:ARG:HB2	42:DU:96:LYS:HD2	1.70	0.73
1:AA:536:C:HO2'	1:AA:537:G:H5'	1.54	0.73
2:AB:117:GLU:CA	2:AB:120:SER:HB2	2.14	0.73
4:AD:57:LYS:HB3	4:AD:199:ILE:HB	1.70	0.73
22:BA:2777:G:H5''	22:BA:2778:A:OP1	1.89	0.73
22:BA:513:A:O2'	22:BA:514:A:H5'	1.87	0.73
22:BA:65:U:H2'	22:BA:66:C:H6	1.51	0.73
22:BA:1695:G:C8	24:BC:7:PRO:HG2	2.24	0.73
31:BJ:9:GLU:HA	31:BJ:9:GLU:OE2	1.87	0.73
46:BY:47:ARG:NH2	46:BY:47:ARG:HG3	1.97	0.73
1:CA:1283:U:H2'	1:CA:1284:C:C6	2.24	0.73
1:CA:756:C:O2'	1:CA:757:U:H5'	1.89	0.73
1:CA:802:A:H2'	1:CA:803:G:H5'	1.69	0.73
2:CB:90:PHE:HE1	2:CB:92:ASN:HD22	1.34	0.73

Continued on next page...

Continued from previous page...

Atom-1	Atom-2	Interatomic distance (Å)	Clash overlap (Å)
4:CD:93:LEU:O	4:CD:96:ARG:HG3	1.89	0.73
6:CF:18:VAL:HB	6:CF:19:PRO:CD	2.19	0.73
21:CU:16:ARG:CG	21:CU:19:LYS:HG2	2.19	0.73
22:DA:1179:G:O2'	22:DA:1180:U:H5'	1.88	0.73
22:DA:228:C:C5'	22:DA:229:C:C5	2.71	0.73
22:DA:241:A:H1'	22:DA:243:U:C5	2.24	0.73
22:DA:571:U:H4'	22:DA:573:U:H5	1.53	0.73
22:DA:679:C:H2'	22:DA:680:C:H6	1.54	0.73
22:DA:982:C:H5''	22:DA:983:A:OP1	1.88	0.73
22:DA:1490:A:C8	24:DC:73:ILE:HD12	2.24	0.73
27:DF:46:LYS:HD3	27:DF:46:LYS:O	1.87	0.73
38:DQ:91:ARG:HG3	39:DR:11:GLN:CD	2.09	0.73
1:AA:1215:G:O2'	1:AA:1216:A:H5'	1.88	0.72
1:AA:558:G:C5	1:AA:559:A:C2	2.76	0.72
10:AJ:40:ILE:HB	10:AJ:73:LEU:CB	2.18	0.72
12:AL:86:VAL:HG11	12:AL:89:LEU:HD23	1.71	0.72
27:BF:134:GLN:HE21	27:BF:134:GLN:N	1.87	0.72
41:BT:54:GLU:O	41:BT:55:VAL:HB	1.88	0.72
1:CA:1503:A:C8	1:CA:1531:A:H1'	2.23	0.72
1:CA:265:G:C2'	1:CA:266:G:H5'	2.19	0.72
1:CA:690:G:H2'	1:CA:691:G:O4'	1.89	0.72
3:CC:120:THR:HG23	3:CC:187:GLU:O	1.89	0.72
9:CI:61:ASP:O	9:CI:62:LEU:HD22	1.89	0.72
22:DA:1338:G:H5''	41:DT:17:SER:HB3	1.71	0.72
22:DA:1739:A:H2'	22:DA:1740:G:C8	2.23	0.72
22:DA:1262:A:H61	22:DA:2017:U:H3	1.35	0.72
22:DA:2458:G:O2'	22:DA:2460:U:C5	2.42	0.72
22:DA:781:A:H5''	22:DA:782:A:OP1	1.89	0.72
25:DD:79:LEU:HD22	25:DD:79:LEU:N	2.03	0.72
46:DY:50:VAL:HA	46:DY:53:VAL:HG23	1.69	0.72
10:AJ:20:GLN:HE21	10:AJ:20:GLN:HA	1.53	0.72
22:BA:2808:G:N2	22:BA:2891:U:C6	2.56	0.72
25:BD:114:LYS:H	25:BD:114:LYS:CE	2.02	0.72
30:BI:33:ASN:HD22	30:BI:64:ARG:NH2	1.85	0.72
22:BA:1277:G:C5'	35:BN:20:MET:CE	2.67	0.72
36:BO:106:LEU:HD12	36:BO:106:LEU:C	2.10	0.72
1:CA:374:A:H2'	1:CA:375:U:C6	2.24	0.72
1:CA:795:C:H5''	1:CA:796:C:OP2	1.89	0.72
1:CA:937:A:O2'	1:CA:938:A:H5'	1.90	0.72
4:CD:127:ARG:HG2	4:CD:127:ARG:HH11	1.53	0.72
4:CD:29:THR:HG22	4:CD:30:LYS:HD2	1.72	0.72

Continued on next page...

Continued from previous page...

Atom-1	Atom-2	Interatomic distance (Å)	Clash overlap (Å)
1:CA:795:C:H5''	11:CK:127:ARG:HH21	1.54	0.72
16:CP:46:LYS:HE2	16:CP:47:GLU:H	1.52	0.72
52:D4:7:VAL:CG1	52:D4:8:LYS:H	1.97	0.72
22:DA:1552:A:O2'	22:DA:1553:A:H5'	1.89	0.72
22:DA:1717:A:H2'	22:DA:1718:G:O4'	1.88	0.72
22:DA:2142:A:H2'	22:DA:2143:C:H4'	1.71	0.72
22:DA:2271:G:H2'	22:DA:2272:U:C6	2.22	0.72
22:DA:2311:A:H1'	27:DF:78:ILE:HD11	1.70	0.72
28:DG:122:ALA:HB1	28:DG:131:VAL:O	1.89	0.72
38:DQ:91:ARG:HD3	39:DR:11:GLN:HG3	1.71	0.72
1:AA:461:A:H3'	1:AA:461:A:N3	2.02	0.72
1:AA:628:G:H2'	1:AA:629:A:C8	2.24	0.72
3:AC:122:GLN:HB3	3:AC:127:VAL:CG2	2.19	0.72
6:AF:9:MET:HE2	6:AF:59:TYR:CE2	2.24	0.72
8:AH:9:MET:HE2	8:AH:32:LYS:CG	2.18	0.72
11:AK:124:LYS:HE3	21:AU:34:ARG:CG	2.19	0.72
22:BA:2150:C:H2'	22:BA:2151:U:C5	2.23	0.72
25:BD:99:GLU:CG	25:BD:100:LEU:H	1.93	0.72
28:BG:85:LYS:C	28:BG:86:LEU:HD12	2.10	0.72
33:BL:127:VAL:HG23	33:BL:131:ALA:HB3	1.71	0.72
39:BR:21:ARG:NH2	39:BR:93:PHE:CZ	2.57	0.72
41:BT:40:LYS:N	41:BT:43:ILE:HG23	2.05	0.72
1:CA:1296:C:O2'	1:CA:1302:C:C4	2.42	0.72
1:CA:265:G:O2'	17:CQ:67:SER:HA	1.89	0.72
1:CA:961:U:HO2'	1:CA:962:C:H6	0.77	0.72
6:CF:42:TRP:HB2	6:CF:59:TYR:CB	2.18	0.72
22:DA:105:C:O2'	22:DA:106:C:C6	2.29	0.72
22:DA:2235:G:H2'	22:DA:2236:U:H6	1.54	0.72
22:DA:412:A:C2'	22:DA:413:C:H5'	2.19	0.72
22:DA:575:A:C2	22:DA:576:U:C5	2.77	0.72
35:DN:28:LEU:C	35:DN:28:LEU:HD23	2.10	0.72
37:DP:49:ILE:H	37:DP:95:LYS:HE2	1.52	0.72
38:DQ:4:LYS:NZ	38:DQ:6:GLY:HA3	2.04	0.72
41:DT:43:ILE:HG21	41:DT:58:VAL:HG11	1.71	0.72
41:DT:29:THR:N	41:DT:87:LEU:HB2	2.03	0.72
42:DU:13:LEU:H	42:DU:13:LEU:HD12	1.52	0.72
42:DU:91:LYS:O	42:DU:92:VAL:HG22	1.89	0.72
44:DW:20:LEU:N	44:DW:20:LEU:HD12	2.05	0.72
1:AA:1142:G:C2	1:AA:1143:G:H1'	2.24	0.72
1:AA:250:A:H4'	1:AA:251:G:O5'	1.90	0.72
1:AA:279:A:H5''	1:AA:281:G:O4'	1.88	0.72

Continued on next page...

Continued from previous page...

Atom-1	Atom-2	Interatomic distance (Å)	Clash overlap (Å)
2:AB:163:ILE:CG2	2:AB:164:ASP:H	1.97	0.72
3:AC:158:GLY:HA2	3:AC:192:TYR:CE1	2.23	0.72
5:AE:80:LEU:HD23	5:AE:122:VAL:CG1	2.20	0.72
8:AH:105:THR:HG21	8:AH:120:LEU:CD1	2.18	0.72
22:BA:2146:C:H4'	22:BA:2147:A:O5'	1.88	0.72
22:BA:671:C:H3'	33:BL:42:SER:OG	1.88	0.72
22:BA:996:A:O2'	38:BQ:91:ARG:HG3	1.88	0.72
1:CA:1533:C:C2'	1:CA:1534:A:H5''	2.19	0.72
1:CA:338:A:H61	1:CA:351:G:H1	1.37	0.72
1:CA:6:G:N3	1:CA:6:G:C2'	2.45	0.72
1:CA:71:A:C2	1:CA:72:A:C8	2.76	0.72
2:CB:114:LYS:CA	2:CB:117:GLU:HG2	2.18	0.72
3:CC:166:TRP:HE3	3:CC:166:TRP:N	1.87	0.72
5:CE:38:VAL:HG12	5:CE:39:GLY:N	2.04	0.72
5:CE:44:ARG:NH2	5:CE:70:MET:HB2	2.04	0.72
14:CN:63:CYS:SG	14:CN:82:LYS:HG3	2.29	0.72
22:DA:125:A:H4'	22:DA:126:A:OP2	1.89	0.72
22:DA:1597:A:O3'	22:DA:1598:A:H8	1.72	0.72
22:DA:2197:U:C5	22:DA:2224:G:C6	2.77	0.72
26:DE:146:VAL:HG12	26:DE:167:VAL:HG23	1.70	0.72
27:DF:8:LYS:HB2	27:DF:8:LYS:NZ	2.05	0.72
28:DG:167:VAL:HG23	28:DG:168:VAL:N	2.04	0.72
32:DK:94:PRO:HG3	32:DK:115:ILE:HD12	1.71	0.72
32:DK:99:ILE:HG13	32:DK:118:LEU:HD12	1.71	0.72
34:DM:34:LYS:HB2	34:DM:131:VAL:HG21	1.71	0.72
23:DB:8:C:H5''	36:DO:15:ARG:HH12	1.52	0.72
1:AA:1094:G:O2'	1:AA:1095:U:P	2.47	0.72
1:AA:1464:U:H2'	1:AA:1465:A:H8	1.53	0.72
1:AA:501:C:O2'	1:AA:502:A:H5'	1.88	0.72
1:AA:874:G:HO2'	1:AA:875:U:H5'	1.53	0.72
7:AG:37:THR:O	7:AG:41:ILE:HG13	1.88	0.72
22:BA:1179:G:H3'	22:BA:1180:U:C4'	2.20	0.72
23:BB:16:G:O2'	23:BB:17:C:H5'	1.90	0.72
29:BH:117:LEU:CD1	29:BH:130:VAL:HG11	2.18	0.72
41:BT:2:ILE:HG12	41:BT:3:ARG:HG2	1.71	0.72
41:BT:50:LEU:HD12	41:BT:50:LEU:N	2.04	0.72
1:CA:374:A:H2'	1:CA:375:U:H6	1.54	0.72
10:CJ:11:LYS:HB3	10:CJ:71:LEU:CD1	2.16	0.72
13:CM:78:ARG:HH21	13:CM:79:LEU:CD2	2.03	0.72
22:DA:1090:A:H2'	22:DA:1091:G:H5''	1.71	0.72
22:DA:142:A:O2'	22:DA:143:C:H6	1.68	0.72

Continued on next page...

Continued from previous page...

Atom-1	Atom-2	Interatomic distance (Å)	Clash overlap (Å)
22:DA:15:G:OP1	48:D0:20:ALA:HB2	1.88	0.72
22:DA:185:G:H2'	22:DA:186:G:C8	2.24	0.72
22:DA:2631:G:H2'	22:DA:2632:A:C5'	2.19	0.72
22:DA:443:A:H61	26:DE:36:ALA:HB1	1.55	0.72
26:DE:122:GLU:HA	26:DE:190:ALA:HB2	1.71	0.72
26:DE:73:ILE:HG13	26:DE:78:TRP:HE1	1.54	0.72
31:DJ:111:LYS:HB2	31:DJ:115:GLY:CA	2.20	0.72
37:DP:63:ILE:HA	37:DP:68:GLY:HA2	1.70	0.72
43:DV:61:LEU:CD2	43:DV:61:LEU:H	2.01	0.72
1:AA:1151:A:C4	1:AA:1152:A:N7	2.57	0.72
1:AA:1152:A:H2'	1:AA:1153:G:C8	2.24	0.72
1:AA:597:G:H5''	1:AA:598:U:OP2	1.89	0.72
5:AE:152:VAL:O	5:AE:155:LYS:HD2	1.89	0.72
5:AE:79:THR:OG1	5:AE:80:LEU:N	2.23	0.72
10:AJ:11:LYS:HG3	10:AJ:97:ASP:HB3	1.71	0.72
16:AP:51:ARG:O	16:AP:52:LEU:HD12	1.90	0.72
22:BA:1277:G:C5'	35:BN:20:MET:HE1	2.20	0.72
24:BC:79:ARG:HH22	24:BC:92:LEU:HD22	1.51	0.72
25:BD:104:VAL:HA	25:BD:106:LYS:HZ3	1.52	0.72
28:BG:84:LYS:HB3	28:BG:132:LEU:O	1.88	0.72
33:BL:77:ILE:HG12	33:BL:95:LEU:HD13	1.70	0.72
44:BW:67:LYS:O	44:BW:68:PHE:HB2	1.88	0.72
1:CA:1170:A:H2'	1:CA:1171:A:O4'	1.89	0.72
1:CA:330:C:O2'	1:CA:331:G:H5'	1.90	0.72
1:CA:345:C:H4'	1:CA:346:G:H5''	1.71	0.72
1:CA:82:G:H2'	1:CA:83:C:H4'	1.71	0.72
12:CL:80:LEU:HD23	12:CL:97:VAL:HG21	1.70	0.72
21:CU:3:ILE:HG23	21:CU:18:PHE:CD1	2.25	0.72
22:DA:1722:A:N6	22:DA:1739:A:C8	2.58	0.72
22:DA:740:C:C5	22:DA:1981:A:C2	2.77	0.72
22:DA:2889:C:O2'	22:DA:2890:G:H5'	1.89	0.72
22:DA:971:G:H2'	22:DA:972:A:H5'	1.72	0.72
26:DE:108:ILE:HD13	26:DE:108:ILE:O	1.89	0.72
34:DM:57:VAL:HA	34:DM:112:LEU:HD11	1.70	0.72
1:AA:254:G:O2'	1:AA:255:G:H5'	1.88	0.72
4:AD:160:LEU:H	4:AD:160:LEU:HD13	1.54	0.72
22:BA:1434:A:H2'	22:BA:1435:G:H8	1.55	0.72
29:BH:111:ALA:O	29:BH:112:LYS:HD3	1.89	0.72
33:BL:64:PHE:O	33:BL:64:PHE:CD1	2.42	0.72
34:BM:114:ARG:HG2	34:BM:130:PHE:CZ	2.24	0.72
34:BM:12:MET:HE3	34:BM:71:LYS:HG3	1.69	0.72

Continued on next page...

Continued from previous page...

Atom-1	Atom-2	Interatomic distance (Å)	Clash overlap (Å)
35:BN:33:ILE:HG23	35:BN:114:GLU:HB3	1.71	0.72
39:BR:74:ILE:HB	39:BR:87:GLN:HB3	1.70	0.72
44:BW:8:SER:O	44:BW:9:THR:CB	2.37	0.72
1:CA:338:A:N6	1:CA:351:G:H1	1.88	0.72
13:CM:12:LYS:H	13:CM:44:ILE:HG13	1.52	0.72
20:CT:62:ALA:HA	20:CT:67:HIS:NE2	2.05	0.72
22:DA:1080:A:C4	22:DA:1081:U:C5	2.77	0.72
22:DA:1700:A:H2'	22:DA:1701:A:C5'	2.19	0.72
22:DA:2094:A:O2'	22:DA:2095:A:C5'	2.37	0.72
22:DA:2297:A:C2	22:DA:2298:A:N7	2.58	0.72
22:DA:2392:A:C2	33:DL:55:MET:HG2	2.25	0.72
22:DA:2758:A:O2'	22:DA:2759:G:C5'	2.34	0.72
26:DE:130:LYS:CG	26:DE:133:LEU:HD13	2.16	0.72
29:DH:84:ALA:HB3	29:DH:148:ALA:HB2	1.70	0.72
34:DM:36:VAL:HG21	34:DM:129:THR:CG2	2.20	0.72
36:DO:31:THR:HG21	36:DO:36:TYR:CE2	2.24	0.72
41:DT:20:ALA:HB1	41:DT:31:VAL:HG21	1.69	0.72
1:AA:1299:A:C8	1:AA:1301:U:H1'	2.24	0.72
1:AA:423:G:H2'	1:AA:424:G:O4'	1.90	0.72
1:AA:92:U:O2'	1:AA:93:U:C6	2.43	0.72
6:AF:38:ARG:NH1	6:AF:61:LEU:HD21	2.04	0.72
11:AK:13:LYS:O	11:AK:14:GLN:HB3	1.89	0.72
22:BA:1152:C:O2'	22:BA:1153:C:H5'	1.88	0.72
22:BA:1253:A:C3'	22:BA:1254:A:H5''	2.19	0.72
22:BA:1268:A:C2	22:BA:2013:A:C4	2.78	0.72
22:BA:2786:U:O2'	25:BD:66:GLY:HA3	1.90	0.72
23:BB:112:G:H2'	23:BB:113:C:C6	2.24	0.72
24:BC:89:ASN:O	24:BC:90:ILE:HD13	1.89	0.72
25:BD:14:ILE:CA	37:BP:11:GLN:HE22	2.02	0.72
44:BW:54:ARG:HH11	44:BW:54:ARG:HB2	1.54	0.72
44:BW:37:VAL:HG22	44:BW:55:ASP:O	1.89	0.72
44:BW:73:PRO:HG3	44:BW:76:ARG:HD2	1.69	0.72
22:BA:989:G:C8	47:BZ:13:ILE:HD11	2.24	0.72
1:CA:68:G:N2	1:CA:152:A:H1'	2.05	0.72
7:CG:119:LEU:C	7:CG:119:LEU:HD23	2.10	0.72
7:CG:99:ALA:HB3	7:CG:100:MET:CE	2.20	0.72
1:CA:972:C:H4'	10:CJ:59:LYS:HG2	1.70	0.72
1:CA:275:G:OP1	17:CQ:15:LYS:HD2	1.90	0.72
22:DA:1339:G:H21	22:DA:1603:A:H1'	1.54	0.72
22:DA:217:A:C2'	22:DA:218:A:H8	2.02	0.72
22:DA:2353:G:N3	44:DW:30:VAL:HG13	2.04	0.72

Continued on next page...

Continued from previous page...

Atom-1	Atom-2	Interatomic distance (Å)	Clash overlap (Å)
22:DA:671:C:O2'	22:DA:672:C:C5'	2.38	0.72
22:DA:865:C:H5''	22:DA:866:A:OP1	1.89	0.72
25:DD:107:VAL:HG12	25:DD:109:VAL:HG23	1.71	0.72
26:DE:111:GLU:CB	26:DE:114:ARG:HH21	2.01	0.72
30:DI:112:LYS:NZ	30:DI:128:ILE:HD12	2.04	0.72
41:DT:9:LYS:HG2	41:DT:9:LYS:O	1.89	0.72
1:AA:1368:A:O2'	1:AA:1369:C:H5'	1.90	0.72
1:AA:251:G:H4'	1:AA:252:U:O5'	1.89	0.72
4:AD:196:GLU:HA	4:AD:199:ILE:CG2	2.19	0.72
5:AE:155:LYS:HD3	5:AE:156:ARG:N	2.05	0.72
7:AG:4:ARG:NE	7:AG:4:ARG:HA	2.03	0.72
9:AI:83:THR:HG21	9:AI:102:PHE:CB	2.19	0.72
21:AU:9:GLU:CB	21:AU:10:PRO:HD3	2.19	0.72
22:BA:1179:G:C5	22:BA:1180:U:C1'	2.71	0.72
25:BD:70:LYS:O	25:BD:71:ALA:HB3	1.90	0.72
28:BG:104:LEU:CB	28:BG:112:VAL:CG2	2.65	0.72
38:BQ:23:TYR:O	38:BQ:28:SER:HB3	1.89	0.72
44:BW:18:LYS:CA	44:BW:36:ILE:HG13	2.20	0.72
1:CA:120:A:O2'	1:CA:121:U:H5''	1.90	0.72
1:CA:936:C:H5'	1:CA:1383:C:N3	2.05	0.72
1:CA:464:U:C4	1:CA:466:A:H4'	2.24	0.72
1:CA:953:G:C6	1:CA:1229:A:N6	2.57	0.72
2:CB:26:MET:HE2	2:CB:29:PHE:HD2	1.54	0.72
8:CH:28:SER:HB2	8:CH:57:GLU:O	1.89	0.72
22:DA:1031:G:O2'	52:D4:7:VAL:HG12	1.90	0.72
22:DA:1342:A:C6	22:DA:1397:U:C6	2.78	0.72
22:DA:1608:A:C8	22:DA:1611:C:N4	2.57	0.72
22:DA:1735:A:HO2'	22:DA:1736:U:H6	0.79	0.72
22:DA:183:C:C2'	22:DA:184:C:H5'	2.20	0.72
22:DA:644:A:O2'	22:DA:645:C:H5''	1.90	0.72
22:DA:77:G:N2	22:DA:110:G:H1'	2.05	0.72
26:DE:90:GLN:OE1	26:DE:90:GLN:HA	1.90	0.72
28:DG:7:PRO:O	28:DG:8:VAL:HB	1.89	0.72
34:DM:41:LEU:C	34:DM:93:VAL:HG23	2.10	0.72
1:AA:596:A:H5'	1:AA:596:A:C8	2.25	0.72
1:AA:68:G:C5	1:AA:69:G:H1'	2.25	0.72
4:AD:61:ARG:HH21	4:AD:67:LEU:HD23	1.54	0.72
5:AE:80:LEU:HD12	5:AE:146:MET:SD	2.30	0.72
15:AO:73:ASP:CG	15:AO:76:ARG:HG3	2.10	0.72
22:BA:386:G:H4'	22:BA:387:U:OP2	1.90	0.72
23:BB:45:A:H2'	23:BB:46:A:C8	2.25	0.72

Continued on next page...

Continued from previous page...

Atom-1	Atom-2	Interatomic distance (Å)	Clash overlap (Å)
24:BC:251:THR:HG22	24:BC:252:LYS:NZ	2.04	0.72
22:BA:1813:G:N3	24:BC:49:THR:CG2	2.53	0.72
36:BO:75:GLY:HA2	36:BO:106:LEU:HD13	1.70	0.72
39:BR:97:LYS:O	39:BR:98:ILE:HB	1.89	0.72
47:BZ:9:THR:HG23	47:BZ:10:ARG:HB2	1.71	0.72
1:CA:260:G:OP1	20:CT:74:HIS:HE1	1.73	0.72
1:CA:412:A:H4'	1:CA:413:G:OP1	1.89	0.72
7:CG:112:ASP:HB3	7:CG:117:LEU:HB3	1.71	0.72
13:CM:77:LYS:HA	13:CM:80:MET:CE	2.20	0.72
18:CR:39:VAL:CG1	18:CR:40:PRO:HD2	2.20	0.72
22:DA:1353:A:O2'	22:DA:1354:A:H5'	1.89	0.72
22:DA:1357:C:C5	56:DA:3415:HOH:O	2.43	0.72
22:DA:740:C:C6	22:DA:1981:A:C2	2.77	0.72
22:DA:2438:U:O2'	22:DA:2439:A:H5''	1.90	0.72
22:DA:53:A:C2	22:DA:179:C:H4'	2.25	0.72
24:DC:94:LEU:CD1	24:DC:100:ARG:HD3	2.19	0.72
32:DK:104:THR:OG1	32:DK:106:GLU:HB2	1.89	0.72
32:DK:28:SER:O	32:DK:29:HIS:CB	2.37	0.72
35:DN:28:LEU:HD13	35:DN:48:VAL:HG11	1.72	0.72
41:DT:11:LEU:HD12	41:DT:11:LEU:H	1.53	0.72
1:AA:1009:U:O2'	1:AA:1010:U:H5'	1.89	0.71
1:AA:1167:A:C8	1:AA:1169:A:N6	2.58	0.71
1:AA:1348:U:O2'	1:AA:1349:A:C5'	2.38	0.71
1:AA:425:G:H2'	1:AA:426:U:H5'	1.71	0.71
2:AB:66:ILE:CB	2:AB:88:GLN:HB3	2.19	0.71
20:AT:57:VAL:CG1	20:AT:71:ALA:HB1	2.20	0.71
21:AU:32:ARG:O	21:AU:32:ARG:HG2	1.90	0.71
51:B3:44:ARG:N	51:B3:45:PRO:HD2	2.05	0.71
22:BA:1015:U:O2'	22:BA:1016:G:H5'	1.90	0.71
22:BA:1150:C:C2'	22:BA:1151:A:O5'	2.37	0.71
22:BA:346:A:C2	22:BA:347:A:H1'	2.24	0.71
34:BM:42:THR:OG1	34:BM:45:GLN:HG3	1.90	0.71
1:CA:1128:C:C4'	1:CA:1148:U:H3	2.03	0.71
1:CA:1322:C:H2'	1:CA:1322:C:O2	1.90	0.71
1:CA:14:U:C2	1:CA:16:A:H5''	2.24	0.71
1:CA:277:C:H2'	1:CA:278:G:C8	2.25	0.71
2:CB:209:VAL:O	2:CB:213:LEU:HB2	1.90	0.71
8:CH:1:SER:CB	8:CH:3:GLN:HG3	2.19	0.71
9:CI:45:MET:HE2	9:CI:48:ARG:HG3	1.71	0.71
17:CQ:45:VAL:HG11	17:CQ:60:ILE:HG22	1.70	0.71
22:DA:242:G:C8	51:D3:3:ILE:O	2.43	0.71

Continued on next page...

Continued from previous page...

Atom-1	Atom-2	Interatomic distance (Å)	Clash overlap (Å)
22:DA:2056:G:C2	22:DA:2057:G:C8	2.78	0.71
22:DA:477:A:C2'	22:DA:478:A:H8	2.02	0.71
22:DA:800:A:H4'	22:DA:801:G:O5'	1.88	0.71
24:DC:29:PHE:HD2	24:DC:32:LEU:HD12	1.55	0.71
29:DH:115:VAL:CG1	29:DH:132:PHE:HB2	2.20	0.71
38:DQ:40:LYS:CD	38:DQ:44:TYR:HE2	2.02	0.71
7:AG:144:ALA:C	7:AG:146:ALA:H	1.92	0.71
8:AH:105:THR:CG2	8:AH:120:LEU:HD13	2.17	0.71
12:AL:86:VAL:O	12:AL:86:VAL:HG12	1.88	0.71
13:AM:106:ARG:NH2	13:AM:112:ARG:HB3	2.05	0.71
22:BA:1427:A:H4'	22:BA:1428:C:O5'	1.90	0.71
22:BA:2396:G:O2'	22:BA:2397:G:H5'	1.90	0.71
22:BA:2480:C:H2'	22:BA:2481:G:H5'	1.72	0.71
24:BC:29:PHE:CE2	24:BC:31:PRO:HG2	2.24	0.71
26:BE:119:ILE:HD11	26:BE:187:VAL:HG22	1.72	0.71
26:BE:61:ARG:NH1	26:BE:64:GLY:HA3	2.05	0.71
33:BL:109:LYS:CG	33:BL:126:ARG:HB3	2.15	0.71
34:BM:17:ASN:O	34:BM:38:ARG:HD3	1.90	0.71
1:CA:1103:C:H5''	2:CB:96:LEU:HD22	1.72	0.71
1:CA:1299:A:O2'	1:CA:1300:G:H4'	1.90	0.71
3:CC:20:THR:O	3:CC:20:THR:HG23	1.89	0.71
3:CC:76:ILE:HA	3:CC:83:VAL:HG13	1.71	0.71
4:CD:55:ARG:HH11	4:CD:55:ARG:CG	1.95	0.71
20:CT:58:ASP:O	20:CT:61:ALA:HB3	1.90	0.71
22:DA:1356:G:N2	22:DA:1357:C:H1'	2.05	0.71
22:DA:2407:A:O2'	22:DA:2408:U:H5'	1.90	0.71
22:DA:308:G:C6	22:DA:309:A:C6	2.79	0.71
22:DA:608:A:C5	22:DA:621:A:N7	2.58	0.71
22:DA:962:G:H21	22:DA:2250:G:H22	1.37	0.71
23:DB:57:A:C6	27:DF:25:MET:HG2	2.25	0.71
28:DG:91:VAL:HG22	28:DG:93:TYR:HE2	1.56	0.71
34:DM:15:GLY:O	34:DM:16:ARG:HB3	1.89	0.71
40:DS:33:LEU:HA	40:DS:36:LEU:HD23	1.71	0.71
22:DA:2330:G:H21	44:DW:38:ARG:HA	1.55	0.71
1:AA:1069:C:C2'	1:AA:1070:U:H5''	2.20	0.71
1:AA:204:G:C3'	1:AA:205:A:H5''	2.09	0.71
1:AA:210:C:H4'	1:AA:211:G:N2	2.06	0.71
1:AA:619:U:N1	4:AD:131:ILE:HD11	2.05	0.71
2:AB:22:TRP:O	2:AB:22:TRP:CG	2.43	0.71
3:AC:56:ILE:HG12	3:AC:65:VAL:CG2	2.17	0.71
8:AH:21:LYS:HE2	8:AH:21:LYS:HA	1.72	0.71

Continued on next page...

Continued from previous page...

Atom-1	Atom-2	Interatomic distance (Å)	Clash overlap (Å)
8:AH:58:LEU:HD22	8:AH:59:GLU:H	1.55	0.71
13:AM:95:PRO:CG	13:AM:101:THR:HG22	2.20	0.71
48:B0:33:SER:CB	48:B0:35:GLU:HG3	2.19	0.71
22:BA:1462:C:H2'	22:BA:1463:C:H5'	1.72	0.71
22:BA:438:G:C2'	22:BA:439:A:H5'	2.19	0.71
34:BM:8:LYS:HD2	34:BM:8:LYS:N	2.06	0.71
36:BO:31:THR:CG2	36:BO:34:HIS:H	2.02	0.71
40:BS:13:SER:O	40:BS:14:ALA:HB2	1.91	0.71
1:CA:1003:G:N2	1:CA:1005:A:H5''	2.05	0.71
1:CA:484:G:H4'	1:CA:485:U:O5'	1.89	0.71
5:CE:55:VAL:N	5:CE:56:PRO:HD2	2.04	0.71
8:CH:54:THR:O	8:CH:56:PRO:HD3	1.89	0.71
19:CS:50:VAL:HG11	19:CS:70:LEU:HB3	1.71	0.71
11:CK:124:LYS:HE3	21:CU:34:ARG:CZ	2.20	0.71
22:DA:1002:G:C2	22:DA:1003:G:H1'	2.25	0.71
22:DA:216:A:O2'	22:DA:217:A:H8	1.73	0.71
22:DA:2666:C:H2'	22:DA:2667:C:H5'	1.70	0.71
22:DA:2756:U:H4'	22:DA:2757:A:O5'	1.89	0.71
22:DA:286:U:H2'	22:DA:287:G:C8	2.25	0.71
22:DA:321:U:C2	26:DE:159:LEU:HD21	2.25	0.71
22:DA:491:G:C2'	22:DA:492:A:H8	2.02	0.71
22:DA:626:A:H2'	33:DL:78:ARG:NH2	2.05	0.71
24:DC:149:LYS:HE2	24:DC:152:GLN:NE2	2.05	0.71
32:DK:11:ALA:HB2	32:DK:64:ARG:NH1	2.04	0.71
36:DO:4:LYS:HG3	36:DO:8:ILE:HD11	1.72	0.71
40:DS:24:ILE:HG22	40:DS:35:ILE:HD11	1.72	0.71
43:DV:77:VAL:HG23	43:DV:89:ILE:HG22	1.72	0.71
1:AA:1281:C:O2'	1:AA:1282:C:H5'	1.91	0.71
1:AA:488:C:O2'	1:AA:489:C:C5'	2.36	0.71
1:AA:842:U:HO2'	1:AA:846:G:H1	1.36	0.71
22:BA:313:G:C2'	22:BA:314:C:H5'	2.20	0.71
28:BG:10:VAL:HG23	28:BG:10:VAL:O	1.88	0.71
30:BI:33:ASN:HD22	30:BI:64:ARG:HH22	1.36	0.71
41:BT:39:THR:HG22	41:BT:41:ALA:HB3	1.71	0.71
46:BY:45:GLN:O	46:BY:46:VAL:HB	1.90	0.71
1:CA:1463:U:H2'	1:CA:1464:U:H6	1.54	0.71
1:CA:191:G:H2'	1:CA:192:A:C8	2.25	0.71
1:CA:193:C:H1'	20:CT:54:GLN:NE2	2.04	0.71
1:CA:740:U:O2'	1:CA:741:G:H5'	1.88	0.71
2:CB:26:MET:HA	2:CB:26:MET:HE2	1.70	0.71
3:CC:109:GLU:CG	3:CC:139:ASN:HB2	2.12	0.71

Continued on next page...

Continued from previous page...

Atom-1	Atom-2	Interatomic distance (Å)	Clash overlap (Å)
4:CD:137:SER:HB2	4:CD:138:PRO:HD2	1.70	0.71
4:CD:3:TYR:O	4:CD:4:LEU:HB2	1.89	0.71
15:CO:24:THR:HG23	15:CO:65:LEU:HD22	1.72	0.71
22:DA:2615:U:C2	48:D0:3:GLN:HA	2.26	0.71
51:D3:57:VAL:O	51:D3:60:CYS:HB2	1.90	0.71
22:DA:1675:C:O2'	22:DA:1676:A:H5'	1.90	0.71
22:DA:1931:U:H2'	22:DA:1932:A:C8	2.25	0.71
22:DA:1936:A:H4'	22:DA:1937:A:OP2	1.90	0.71
22:DA:374:A:H2'	22:DA:375:G:H8	1.53	0.71
22:DA:67:U:H2'	22:DA:68:G:C8	2.24	0.71
22:DA:724:U:H2'	22:DA:725:G:O4'	1.90	0.71
29:DH:80:ILE:HB	29:DH:101:ASP:CG	2.10	0.71
29:DH:41:LYS:O	29:DH:44:ILE:HG12	1.89	0.71
31:DJ:35:ARG:NH1	31:DJ:140:LEU:HD11	2.04	0.71
39:DR:39:LEU:CB	39:DR:49:ILE:HD13	2.18	0.71
40:DS:17:VAL:HG11	40:DS:103:ILE:HD11	1.72	0.71
1:AA:1143:G:H2'	1:AA:1144:G:C8	2.22	0.71
1:AA:1162:C:O2'	1:AA:1163:A:O4'	2.07	0.71
1:AA:1241:G:O2'	1:AA:1242:G:H8	1.70	0.71
1:AA:452:A:H5''	1:AA:452:A:H8	1.55	0.71
1:AA:646:G:C2'	1:AA:647:C:H5'	2.20	0.71
4:AD:60:VAL:O	4:AD:63:ILE:HG23	1.90	0.71
6:AF:7:VAL:O	6:AF:7:VAL:HG22	1.90	0.71
22:BA:1707:G:H2'	22:BA:1708:C:H6	1.52	0.71
22:BA:1788:C:C2'	22:BA:1789:A:H5'	2.21	0.71
22:BA:2667:C:H2'	22:BA:2668:G:H5'	1.73	0.71
22:BA:271:G:O2'	22:BA:272:A:H5''	1.91	0.71
22:BA:679:C:O2'	22:BA:680:C:H5'	1.91	0.71
24:BC:141:HIS:HB2	24:BC:190:THR:HB	1.72	0.71
40:BS:2:GLU:O	40:BS:3:THR:CG2	2.39	0.71
41:BT:39:THR:CB	41:BT:42:GLU:HB2	2.20	0.71
1:CA:1331:G:HO2'	1:CA:1332:A:H8	1.38	0.71
1:CA:142:G:N2	1:CA:143:A:H1'	2.06	0.71
1:CA:1480:A:C4	1:CA:1481:U:C6	2.78	0.71
10:CJ:25:ILE:O	10:CJ:25:ILE:HG22	1.90	0.71
12:CL:62:VAL:HG21	12:CL:94:TYR:CD2	2.25	0.71
6:CF:90:MET:HE1	18:CR:60:ARG:HD3	1.72	0.71
48:D0:5:ASN:HD22	48:D0:6:LYS:N	1.86	0.71
22:DA:2285:C:H5	49:D1:5:ARG:NH2	1.87	0.71
22:DA:191:A:O2'	22:DA:192:C:H5'	1.90	0.71
22:DA:1992:G:H4'	22:DA:1993:U:OP1	1.89	0.71

Continued on next page...

Continued from previous page...

Atom-1	Atom-2	Interatomic distance (Å)	Clash overlap (Å)
22:DA:2503:A:H4'	22:DA:2504:U:OP1	1.89	0.71
22:DA:2746:U:H5''	28:DG:137:LYS:HG2	1.70	0.71
22:DA:481:G:H1'	22:DA:506:G:H21	1.55	0.71
22:DA:61:C:H4'	46:DY:43:LEU:HD23	1.72	0.71
22:DA:950:G:O2'	22:DA:951:C:H5'	1.90	0.71
24:DC:71:ASP:HA	24:DC:117:SER:O	1.91	0.71
28:DG:72:ASN:O	28:DG:76:ILE:HG12	1.91	0.71
34:DM:114:ARG:HA	34:DM:130:PHE:CE1	2.25	0.71
44:DW:17:ALA:HB1	44:DW:36:ILE:HG12	1.72	0.71
22:DA:2091:C:H1'	45:DX:33:HIS:NE2	2.06	0.71
1:AA:109:A:H2'	1:AA:326:G:H21	1.56	0.71
1:AA:673:A:H2'	1:AA:674:G:C8	2.26	0.71
4:AD:117:VAL:HA	4:AD:122:ILE:CD1	2.18	0.71
6:AF:3:HIS:N	6:AF:92:THR:HG23	2.05	0.71
11:AK:30:ILE:C	11:AK:30:ILE:HD12	2.11	0.71
14:AN:44:VAL:HG23	14:AN:45:LEU:N	2.05	0.71
22:BA:1963:U:H6	22:BA:1963:U:C3'	2.03	0.71
25:BD:176:ASP:OD2	25:BD:176:ASP:N	2.23	0.71
27:BF:3:LEU:CD2	27:BF:100:GLU:HG3	2.20	0.71
28:BG:6:ALA:HB1	28:BG:7:PRO:HD2	1.72	0.71
35:BN:109:PRO:O	35:BN:109:PRO:HG2	1.89	0.71
1:CA:386:C:C4	1:CA:387:U:C5	2.78	0.71
1:CA:79:G:H2'	1:CA:80:A:H8	1.56	0.71
2:CB:30:ILE:HG23	2:CB:39:ILE:O	1.89	0.71
52:D4:19:ARG:HH12	52:D4:26:ILE:HG13	1.55	0.71
22:DA:1734:G:HO2'	22:DA:1735:A:H8	0.77	0.71
22:DA:1810:A:H3'	22:DA:1811:G:H8	1.54	0.71
22:DA:2643:G:O2'	22:DA:2644:G:H5'	1.90	0.71
22:DA:2688:G:H1'	22:DA:2721:A:N6	2.06	0.71
22:DA:2734:A:H2'	22:DA:2735:G:H5'	1.71	0.71
22:DA:1799:G:H8	24:DC:179:GLU:OE1	1.73	0.71
27:DF:104:THR:HG22	27:DF:105:ILE:HG13	1.71	0.71
33:DL:3:LEU:C	33:DL:3:LEU:HD12	2.10	0.71
35:DN:73:ASN:CA	35:DN:76:VAL:HG22	2.20	0.71
36:DO:34:HIS:HD2	36:DO:53:THR:OG1	1.73	0.71
40:DS:53:SER:O	40:DS:56:ALA:HB3	1.90	0.71
45:DX:58:ILE:HG22	45:DX:58:ILE:O	1.91	0.71
1:AA:1124:G:H3'	1:AA:1145:A:N6	2.06	0.71
1:AA:121:U:H5''	1:AA:121:U:H6	1.55	0.71
1:AA:1441:A:H62	1:AA:1461:G:N2	1.87	0.71
15:AO:16:ARG:O	15:AO:17:ASP:HB3	1.90	0.71

Continued on next page...

Continued from previous page...

Atom-1	Atom-2	Interatomic distance (Å)	Clash overlap (Å)
22:BA:1747:U:H2'	22:BA:1748:C:C6	2.26	0.71
24:BC:80:LEU:CD1	24:BC:109:LEU:HG	2.20	0.71
22:BA:1654:A:H1'	25:BD:118:PHE:CD1	2.26	0.71
28:BG:33:THR:HA	28:BG:34:ARG:NH1	2.06	0.71
33:BL:132:ARG:HG3	33:BL:142:ILE:CD1	2.20	0.71
37:BP:13:LYS:CE	37:BP:76:HIS:HA	2.17	0.71
41:BT:39:THR:H	41:BT:43:ILE:HG22	1.53	0.71
14:CN:33:VAL:HG22	14:CN:40:ARG:NH2	2.03	0.71
22:DA:242:G:H8	51:D3:3:ILE:O	1.72	0.71
22:DA:1438:U:C4	22:DA:1439:A:C2	2.79	0.71
22:DA:1628:G:O2'	22:DA:1629:U:H5'	1.91	0.71
22:DA:206:U:O2'	22:DA:207:A:H8	1.72	0.71
22:DA:228:C:H5''	22:DA:229:C:C5	2.25	0.71
22:DA:332:A:C4	22:DA:335:C:N4	2.59	0.71
22:DA:491:G:C2'	22:DA:492:A:C8	2.73	0.71
22:DA:620:G:O2'	22:DA:622:G:N7	2.24	0.71
24:DC:35:LYS:HB3	24:DC:35:LYS:HZ3	1.52	0.71
37:DP:88:ARG:NE	37:DP:112:ARG:HH21	1.89	0.71
1:AA:1152:A:C2'	1:AA:1153:G:H8	2.03	0.71
1:AA:1196:A:O2'	1:AA:1197:A:OP2	2.08	0.71
15:AO:2:LEU:HD22	15:AO:34:GLN:HG2	1.72	0.71
18:AR:55:ALA:HA	18:AR:58:ILE:HD12	1.73	0.71
24:BC:108:GLY:C	24:BC:109:LEU:HD22	2.11	0.71
25:BD:69:ALA:HA	25:BD:73:VAL:HG13	1.73	0.71
1:CA:1068:G:O2'	1:CA:1069:C:H5'	1.91	0.71
1:CA:1255:G:H21	1:CA:1258:G:N2	1.87	0.71
1:CA:79:G:H2'	1:CA:80:A:C8	2.26	0.71
10:CJ:81:GLU:O	10:CJ:86:ALA:HB3	1.90	0.71
13:CM:100:ARG:CZ	13:CM:102:LYS:HD3	2.21	0.71
22:DA:2056:G:N2	48:D0:1:ALA:N	2.36	0.71
22:DA:1666:G:O3'	32:DK:6:THR:HG23	1.90	0.71
22:DA:1809:A:C2	22:DA:1810:A:C4	2.78	0.71
22:DA:1809:A:O2'	22:DA:1810:A:H8	1.72	0.71
22:DA:2074:U:C2'	22:DA:2075:U:H5'	2.20	0.71
27:DF:30:VAL:HG13	27:DF:168:LEU:HD23	1.73	0.71
30:DI:77:VAL:HA	30:DI:80:LYS:HE3	1.73	0.71
31:DJ:57:LEU:HD11	31:DJ:129:GLU:H	1.54	0.71
32:DK:71:ARG:HB3	32:DK:72:PRO:HD2	1.71	0.71
22:DA:2873:A:H2	35:DN:5:LYS:HG3	1.55	0.71
47:DZ:23:LEU:HD12	47:DZ:28:LEU:HD21	1.73	0.71
1:AA:1152:A:HO2'	1:AA:1153:G:H8	1.39	0.71

Continued on next page...

Continued from previous page...

Atom-1	Atom-2	Interatomic distance (Å)	Clash overlap (Å)
4:AD:54:LEU:C	4:AD:54:LEU:CD2	2.59	0.71
9:AI:129:ARG:HA	9:AI:129:ARG:NH1	2.06	0.71
22:BA:1747:U:O2'	22:BA:1748:C:H5'	1.90	0.71
22:BA:1857:G:H1'	22:BA:1884:G:N2	2.05	0.71
25:BD:122:VAL:HG12	25:BD:123:LYS:N	2.06	0.71
33:BL:77:ILE:HD11	33:BL:108:ALA:HB1	1.71	0.71
35:BN:38:LEU:HB3	35:BN:39:PRO:HD3	1.73	0.71
1:CA:1035:A:H2	1:CA:1036:A:H62	1.37	0.71
2:CB:59:ILE:HG22	2:CB:62:ARG:HD3	1.71	0.71
4:CD:204:SER:CB	5:CE:105:ILE:HD11	2.20	0.71
5:CE:19:ARG:HG3	5:CE:32:PHE:CE1	2.25	0.71
11:CK:27:ASN:ND2	11:CK:27:ASN:N	2.38	0.71
12:CL:42:LYS:CG	12:CL:43:LYS:HG2	2.21	0.71
21:CU:16:ARG:HG3	21:CU:19:LYS:HG3	1.70	0.71
22:DA:1662:U:O2'	22:DA:2687:U:H5''	1.91	0.71
22:DA:167:A:H3'	22:DA:168:G:H8	1.56	0.71
22:DA:2094:A:HO2'	22:DA:2095:A:H8	1.38	0.71
22:DA:1051:G:H5''	22:DA:2752:C:H1'	1.72	0.71
22:DA:70:G:O2'	22:DA:71:A:C5'	2.38	0.71
22:DA:1826:G:OP2	24:DC:220:ARG:HB3	1.91	0.71
29:DH:41:LYS:H	29:DH:44:ILE:HG23	1.55	0.71
33:DL:79:LEU:HB2	33:DL:113:ALA:H	1.55	0.71
35:DN:82:GLU:C	35:DN:85:PRO:HD2	2.10	0.71
41:DT:34:VAL:O	41:DT:34:VAL:HG12	1.90	0.71
42:DU:90:LYS:CE	42:DU:92:VAL:HG12	2.10	0.71
43:DV:9:ARG:HD3	43:DV:39:ALA:HB1	1.72	0.71
44:DW:8:SER:O	44:DW:9:THR:HB	1.90	0.71
1:AA:1303:C:O2'	1:AA:1304:G:H5'	1.91	0.71
1:AA:1324:A:H2'	1:AA:1325:C:C6	2.26	0.71
1:AA:1492:A:H2'	1:AA:1493:A:H5''	1.73	0.71
1:AA:818:G:O2'	1:AA:819:A:H5'	1.91	0.71
2:AB:40:ILE:CD1	2:AB:201:GLY:HA2	2.13	0.71
22:BA:1798:U:OP1	24:BC:257:ARG:HB2	1.90	0.71
28:BG:120:ILE:HD13	28:BG:121:THR:H	1.56	0.71
41:BT:15:HIS:HB3	41:BT:31:VAL:HG23	1.69	0.71
44:BW:54:ARG:HB2	44:BW:54:ARG:NH1	2.06	0.71
1:CA:1084:G:C5	1:CA:1085:U:C4	2.78	0.71
3:CC:80:GLY:O	3:CC:83:VAL:HG22	1.90	0.71
13:CM:12:LYS:HE2	13:CM:16:ILE:HG22	1.71	0.71
13:CM:78:ARG:NH2	13:CM:79:LEU:HD23	2.03	0.71
49:D1:33:LEU:H	49:D1:51:ALA:HB3	1.55	0.71

Continued on next page...

Continued from previous page...

Atom-1	Atom-2	Interatomic distance (Å)	Clash overlap (Å)
51:D3:56:LEU:CD1	51:D3:56:LEU:H	2.03	0.71
22:DA:999:U:H2'	22:DA:1000:A:H5'	1.71	0.71
22:DA:1722:A:N6	22:DA:1738:G:H1'	2.06	0.71
22:DA:2882:A:H5'	35:DN:96:ARG:HD3	1.73	0.71
22:DA:2060:A:C2'	26:DE:63:LYS:HZ2	1.99	0.71
30:DI:20:SER:OG	30:DI:25:PRO:HG2	1.91	0.71
32:DK:16:ALA:HB3	32:DK:46:ALA:N	2.06	0.71
36:DO:62:LEU:HD11	36:DO:65:THR:HG23	1.72	0.71
39:DR:43:ASN:ND2	39:DR:44:GLY:H	1.89	0.71
41:DT:15:HIS:CD2	41:DT:17:SER:HB2	2.26	0.71
43:DV:36:ALA:HB1	43:DV:37:PRO:HD2	1.73	0.71
43:DV:38:LEU:HD23	43:DV:40:ILE:HD12	1.73	0.71
1:AA:76:G:H2'	1:AA:76:G:N3	2.06	0.70
1:AA:914:A:N3	1:AA:915:A:C8	2.59	0.70
15:AO:63:ARG:HD3	15:AO:87:ARG:NH2	2.06	0.70
19:AS:79:TYR:O	19:AS:80:ARG:HB3	1.91	0.70
20:AT:27:MET:HE1	20:AT:57:VAL:HA	1.72	0.70
22:BA:395:U:O2'	22:BA:396:G:N7	2.23	0.70
22:BA:646:U:H3'	22:BA:647:G:C5'	2.21	0.70
22:BA:675:A:OP1	26:BE:58:LYS:HE2	1.91	0.70
37:BP:4:ILE:HG22	37:BP:5:LYS:N	2.04	0.70
37:BP:4:ILE:O	37:BP:5:LYS:HB3	1.91	0.70
1:CA:1051:C:O2'	1:CA:1052:U:O5'	2.07	0.70
1:CA:93:U:O2'	1:CA:94:G:H5''	1.91	0.70
2:CB:112:ARG:O	2:CB:112:ARG:HG3	1.91	0.70
15:CO:32:THR:HG23	15:CO:62:ARG:NH1	2.05	0.70
19:CS:28:LYS:HB3	19:CS:29:PRO:HD2	1.72	0.70
22:DA:1079:C:O2'	22:DA:1080:A:C8	2.43	0.70
22:DA:2210:U:H4'	22:DA:2211:A:C5'	2.21	0.70
22:DA:2720:U:H5''	37:DP:52:ARG:HH21	1.56	0.70
22:DA:373:U:HO2'	22:DA:374:A:H5'	1.55	0.70
22:DA:831:G:O2'	22:DA:832:U:H5'	1.91	0.70
26:DE:134:LEU:HA	26:DE:137:LYS:CB	2.21	0.70
28:DG:90:GLY:HA2	28:DG:159:LYS:HE3	1.73	0.70
32:DK:64:ARG:HD2	32:DK:102:PRO:O	1.91	0.70
35:DN:87:PHE:CE1	35:DN:90:ARG:HD2	2.26	0.70
37:DP:28:LYS:HB3	37:DP:39:LEU:CD2	2.20	0.70
42:DU:43:LYS:HG2	42:DU:45:GLN:HG2	1.73	0.70
1:AA:373:A:O2'	1:AA:374:A:H5'	1.91	0.70
1:AA:536:C:H2'	1:AA:537:G:H8	1.56	0.70
17:AQ:80:LYS:HB2	17:AQ:80:LYS:NZ	2.06	0.70

Continued on next page...

Continued from previous page...

Atom-1	Atom-2	Interatomic distance (Å)	Clash overlap (Å)
21:AU:36:PHE:CD1	21:AU:39:LYS:HB3	2.23	0.70
22:BA:1459:G:O2'	22:BA:1460:U:H5''	1.91	0.70
22:BA:1734:G:N3	22:BA:1735:A:C8	2.59	0.70
22:BA:2269:G:H4'	44:BW:18:LYS:HE2	1.71	0.70
22:BA:2325:G:C6	22:BA:2326:C:N4	2.59	0.70
22:BA:2615:U:C2	48:B0:3:GLN:HA	2.25	0.70
22:BA:368:A:H2'	22:BA:369:U:H5'	1.74	0.70
22:BA:869:G:O2'	34:BM:8:LYS:HD3	1.90	0.70
42:BU:72:PHE:CE2	42:BU:74:ALA:HA	2.26	0.70
44:BW:39:GLN:HG3	44:BW:42:THR:H	1.52	0.70
44:BW:51:GLY:HA3	44:BW:59:PHE:CZ	2.25	0.70
46:BY:9:LYS:HZ2	46:BY:10:SER:H	1.39	0.70
1:CA:194:C:O2'	1:CA:195:A:H5'	1.91	0.70
1:CA:563:A:OP2	12:CL:11:ARG:HG3	1.91	0.70
11:CK:117:HIS:O	11:CK:118:ASN:HB2	1.90	0.70
14:CN:20:PHE:HA	14:CN:24:ALA:HB2	1.73	0.70
18:CR:71:ASP:OD1	21:CU:3:ILE:HD11	1.92	0.70
22:DA:1097:U:H2'	22:DA:1098:A:O4'	1.91	0.70
22:DA:1298:C:H42	22:DA:1642:G:H1	1.37	0.70
22:DA:141:G:H3'	22:DA:142:A:O4'	1.91	0.70
22:DA:1844:C:O2'	22:DA:1845:G:H5'	1.91	0.70
22:DA:1373:A:C5'	22:DA:2212:A:H1'	2.21	0.70
22:DA:2311:A:H5'	22:DA:2312:U:C6	2.25	0.70
22:DA:2425:A:H1'	22:DA:2427:C:C4	2.26	0.70
22:DA:33:C:H2'	22:DA:446:G:N2	2.07	0.70
22:DA:475:C:H4'	22:DA:509:C:O2'	1.91	0.70
22:DA:614:A:C4'	22:DA:616:A:H62	2.05	0.70
22:DA:709:U:H2'	22:DA:710:U:C6	2.26	0.70
22:DA:784:G:C2	24:DC:227:VAL:CG2	2.67	0.70
27:DF:41:GLU:HG2	27:DF:42:ALA:H	1.57	0.70
28:DG:117:PRO:HD2	28:DG:120:ILE:HG22	1.73	0.70
35:DN:7:GLY:HA2	35:DN:46:ARG:HH22	1.55	0.70
1:AA:1101:A:H4'	1:AA:1102:A:O5'	1.90	0.70
1:AA:480:U:H5''	1:AA:481:G:OP2	1.91	0.70
1:AA:92:U:O2'	1:AA:93:U:H5'	1.92	0.70
2:AB:15:PHE:O	2:AB:40:ILE:HG12	1.91	0.70
2:AB:46:VAL:HB	2:AB:47:PRO:CD	2.17	0.70
4:AD:116:LEU:C	4:AD:122:ILE:HD11	2.11	0.70
17:AQ:69:THR:O	17:AQ:69:THR:HG22	1.90	0.70
51:B3:26:ALA:O	51:B3:27:ASN:CB	2.39	0.70
22:BA:1450:G:C6	22:BA:1451:C:N4	2.60	0.70

Continued on next page...

Continued from previous page...

Atom-1	Atom-2	Interatomic distance (Å)	Clash overlap (Å)
22:BA:196:A:H2'	22:BA:805:G:O6	1.92	0.70
25:BD:108:ASP:OD2	25:BD:173:GLN:HA	1.92	0.70
28:BG:34:ARG:HD3	28:BG:34:ARG:N	2.06	0.70
33:BL:29:LYS:HG3	33:BL:30:THR:HG23	1.73	0.70
33:BL:4:ASN:HD22	33:BL:4:ASN:H	1.39	0.70
38:BQ:85:ALA:O	38:BQ:86:SER:C	2.29	0.70
42:BU:71:ILE:HD11	42:BU:81:ARG:N	2.06	0.70
1:CA:371:A:C2'	1:CA:372:C:H5'	2.21	0.70
6:CF:90:MET:CE	18:CR:60:ARG:HD3	2.22	0.70
14:CN:79:SER:HB2	14:CN:81:ILE:HD11	1.73	0.70
15:CO:2:LEU:HD13	15:CO:34:GLN:NE2	2.05	0.70
16:CP:48:GLU:HG3	16:CP:51:ARG:NE	2.05	0.70
22:DA:125:A:C5'	50:D2:19:ARG:HD3	2.21	0.70
22:DA:1716:U:O2'	22:DA:1717:A:H8	1.68	0.70
22:DA:1816:C:H2'	24:DC:61:TYR:CZ	2.26	0.70
22:DA:1858:A:C2	22:DA:1859:U:C2	2.79	0.70
22:DA:1965:C:C5'	22:DA:1966:A:H5''	2.21	0.70
22:DA:2262:U:H5''	44:DW:38:ARG:NH2	2.06	0.70
22:DA:2752:C:C2'	22:DA:2753:A:C8	2.74	0.70
22:DA:807:U:H2'	22:DA:807:U:O2	1.91	0.70
26:DE:139:LYS:NZ	26:DE:139:LYS:HB2	2.07	0.70
35:DN:73:ASN:HA	35:DN:76:VAL:CG2	2.21	0.70
42:DU:17:ASP:HB2	42:DU:38:ILE:HA	1.72	0.70
44:DW:46:ALA:HA	44:DW:50:VAL:HG12	1.72	0.70
1:AA:1171:A:H2'	1:AA:1172:C:C6	2.26	0.70
1:AA:290:C:C2'	1:AA:291:U:H5'	2.21	0.70
6:AF:52:ASN:O	6:AF:53:LYS:CB	2.39	0.70
7:AG:79:VAL:HG12	7:AG:80:GLY:N	2.04	0.70
19:AS:4:LEU:HD12	19:AS:4:LEU:H	1.55	0.70
22:BA:2192:U:O2'	22:BA:2193:G:H5'	1.92	0.70
22:BA:2667:C:C2'	22:BA:2668:G:H5'	2.21	0.70
23:BB:90:C:H6	23:BB:90:C:C5'	2.00	0.70
31:BJ:58:ASN:HD21	31:BJ:128:ASN:HB2	1.55	0.70
32:BK:76:VAL:HB	37:BP:72:VAL:HG22	1.72	0.70
1:CA:112:G:H2'	1:CA:113:G:H5'	1.73	0.70
1:CA:1169:A:H2'	1:CA:1170:A:C8	2.27	0.70
1:CA:814:A:H5'	1:CA:1511:G:H4'	1.72	0.70
1:CA:198:G:C4	1:CA:199:A:C8	2.79	0.70
1:CA:252:U:H2'	1:CA:253:A:H8	1.56	0.70
6:CF:25:TYR:O	6:CF:29:ILE:HD13	1.91	0.70
7:CG:64:ALA:HB2	7:CG:126:ALA:HB1	1.72	0.70

Continued on next page...

Continued from previous page...

Atom-1	Atom-2	Interatomic distance (Å)	Clash overlap (Å)
9:CI:49:GLN:N	9:CI:50:PRO:HD2	2.06	0.70
12:CL:3:VAL:O	12:CL:7:VAL:HG23	1.91	0.70
17:CQ:30:HIS:CD2	17:CQ:31:PRO:HD2	2.27	0.70
11:CK:126:ARG:O	21:CU:33:ARG:NH2	2.25	0.70
22:DA:1794:A:H2'	22:DA:1795:C:C6	2.26	0.70
22:DA:390:U:O2'	22:DA:391:A:C8	2.43	0.70
22:DA:673:C:O4'	26:DE:77:ILE:HD11	1.92	0.70
44:DW:77:LYS:O	44:DW:78:PHE:HB2	1.90	0.70
1:AA:934:C:H5	1:AA:1344:C:H2'	1.57	0.70
4:AD:110:ARG:O	4:AD:113:ALA:HB3	1.91	0.70
9:AI:6:TYR:O	9:AI:85:ALA:HA	1.92	0.70
10:AJ:65:TYR:HB3	14:AN:95:LEU:HD11	1.71	0.70
16:AP:12:LYS:HG2	16:AP:13:LYS:HG2	1.74	0.70
22:BA:1188:U:C2'	22:BA:1189:A:C5'	2.68	0.70
22:BA:1508:A:H4'	22:BA:1509:A:H5'	1.74	0.70
22:BA:2211:A:OP2	22:BA:2211:A:H4'	1.89	0.70
22:BA:21:A:O2'	22:BA:22:C:H5'	1.92	0.70
22:BA:485:C:H2'	22:BA:486:C:H6	1.56	0.70
22:BA:684:G:OP1	50:B2:21:ARG:NH1	2.24	0.70
25:BD:101:PHE:CZ	25:BD:203:VAL:HG22	2.27	0.70
26:BE:150:THR:HG21	26:BE:153:LEU:HA	1.73	0.70
31:BJ:81:ILE:HG23	31:BJ:82:GLY:N	2.00	0.70
42:BU:78:LYS:HG2	42:BU:79:ALA:H	1.55	0.70
1:CA:613:C:H2'	1:CA:614:C:C6	2.27	0.70
3:CC:148:ILE:HD13	3:CC:201:ILE:CG1	2.21	0.70
3:CC:190:THR:HG22	3:CC:191:THR:N	2.07	0.70
12:CL:87:LYS:HG2	12:CL:87:LYS:O	1.92	0.70
14:CN:2:LYS:HD3	14:CN:5:MET:HG2	1.74	0.70
15:CO:69:LEU:O	15:CO:69:LEU:HD13	1.92	0.70
22:DA:1669:A:C2'	22:DA:1669:A:N3	2.55	0.70
22:DA:2443:C:H2'	22:DA:2444:G:O4'	1.92	0.70
22:DA:224:U:H5	22:DA:420:C:H4'	1.56	0.70
22:DA:873:C:H4'	34:DM:64:TRP:CD1	2.26	0.70
31:DJ:92:MET:HA	31:DJ:92:MET:HE2	1.72	0.70
1:AA:731:G:OP1	1:AA:766:A:H1'	1.92	0.70
1:AA:820:U:H4'	1:AA:821:G:OP2	1.90	0.70
1:AA:972:C:H4'	10:AJ:59:LYS:CG	2.21	0.70
22:BA:1080:A:O2'	30:BI:126:ARG:CG	2.39	0.70
22:BA:1115:G:HO2'	22:BA:1116:G:H8	1.39	0.70
24:BC:90:ILE:CG2	24:BC:102:TYR:CD1	2.75	0.70
27:BF:66:ILE:O	27:BF:66:ILE:HG13	1.90	0.70

Continued on next page...

Continued from previous page...

Atom-1	Atom-2	Interatomic distance (Å)	Clash overlap (Å)
40:BS:2:GLU:O	40:BS:107:VAL:O	2.08	0.70
41:BT:8:LEU:HD22	41:BT:8:LEU:N	2.05	0.70
1:CA:865:A:C2	1:CA:918:A:H4'	2.26	0.70
1:CA:989:U:C2'	1:CA:990:C:H5'	2.22	0.70
8:CH:102:VAL:CG2	8:CH:125:ILE:HB	2.21	0.70
12:CL:3:VAL:HG23	12:CL:4:ASN:H	1.57	0.70
12:CL:49:ARG:HG2	12:CL:89:LEU:HD21	1.73	0.70
16:CP:44:SER:H	16:CP:46:LYS:NZ	1.89	0.70
22:DA:1826:G:C6	22:DA:1827:U:C4	2.80	0.70
22:DA:270:A:N1	22:DA:369:U:H1'	2.05	0.70
22:DA:2800:A:O2'	22:DA:2801:G:C4'	2.30	0.70
22:DA:976:G:H2'	22:DA:977:G:H8	1.57	0.70
23:DB:15:A:C8	23:DB:109:A:N6	2.59	0.70
24:DC:127:ASN:O	24:DC:190:THR:HA	1.91	0.70
29:DH:68:ARG:HD2	29:DH:68:ARG:O	1.91	0.70
46:DY:56:LEU:O	46:DY:59:GLU:HG2	1.90	0.70
9:AI:28:VAL:HB	9:AI:63:TYR:HD2	1.57	0.70
17:AQ:11:VAL:HG12	17:AQ:12:VAL:N	2.07	0.70
22:BA:412:A:C2'	22:BA:413:C:H5'	2.21	0.70
27:BF:134:GLN:N	27:BF:134:GLN:NE2	2.39	0.70
1:CA:102:G:N2	1:CA:103:U:C2	2.60	0.70
2:CB:150:ILE:HD11	2:CB:153:MET:CE	2.21	0.70
3:CC:112:ALA:O	3:CC:199:VAL:HG21	1.91	0.70
51:D3:22:LYS:H	51:D3:48:MET:HB3	1.56	0.70
22:DA:1060:U:H1'	22:DA:1062:G:OP2	1.91	0.70
22:DA:1536:C:H4'	22:DA:1537:G:C5'	2.21	0.70
22:DA:475:C:O2'	22:DA:476:G:H5'	1.91	0.70
22:DA:659:G:H2'	22:DA:660:C:C6	2.27	0.70
22:DA:783:A:H2	22:DA:1778:U:H4'	1.54	0.70
24:DC:255:LYS:C	24:DC:256:THR:HG23	2.10	0.70
28:DG:122:ALA:CB	28:DG:132:LEU:HG	2.21	0.70
2:AB:58:LYS:C	2:AB:58:LYS:HD3	2.12	0.70
10:AJ:21:ALA:HA	10:AJ:24:GLU:OE2	1.92	0.70
12:AL:43:LYS:HZ2	12:AL:44:PRO:HD3	1.54	0.70
22:BA:2180:U:H2'	22:BA:2181:U:C5	2.27	0.70
22:BA:2480:C:C2'	22:BA:2481:G:H5'	2.22	0.70
38:BQ:63:ARG:NH2	38:BQ:95:ALA:C	2.45	0.70
39:BR:49:ILE:HG22	39:BR:54:VAL:N	2.07	0.70
44:BW:23:LYS:CG	44:BW:24:ARG:N	2.54	0.70
1:CA:1130:A:C5	1:CA:1146:A:C6	2.79	0.70
1:CA:1160:G:O6	1:CA:1181:G:C6	2.45	0.70

Continued on next page...

Continued from previous page...

Atom-1	Atom-2	Interatomic distance (Å)	Clash overlap (Å)
1:CA:1225:A:H4'	19:CS:77:ARG:NH1	2.06	0.70
1:CA:197:A:N6	1:CA:221:C:H4'	2.07	0.70
2:CB:74:ALA:HB1	2:CB:206:ILE:HD11	1.72	0.70
22:DA:1652:A:H62	35:DN:11:ASN:ND2	1.90	0.70
22:DA:2360:G:H1'	33:DL:60:ARG:NH2	2.02	0.70
22:DA:2531:A:C5'	28:DG:156:TYR:CZ	2.75	0.70
31:DJ:20:ALA:HA	31:DJ:23:LYS:CG	2.21	0.70
35:DN:24:MET:CG	35:DN:44:LEU:HD22	2.21	0.70
37:DP:88:ARG:NH1	37:DP:112:ARG:HH21	1.88	0.70
38:DQ:10:ARG:HB2	38:DQ:10:ARG:NH1	2.06	0.70
45:DX:6:VAL:HG12	45:DX:50:VAL:HG12	1.72	0.70
1:AA:804:U:H5''	1:AA:805:C:OP2	1.92	0.70
1:AA:598:U:H4'	8:AH:85:TYR:CD1	2.27	0.70
17:AQ:49:ASN:O	17:AQ:51:GLU:N	2.25	0.70
22:BA:746:U:O2'	22:BA:747:U:OP2	2.10	0.70
24:BC:199:HIS:CE1	24:BC:202:ARG:NH2	2.60	0.70
29:BH:134:VAL:HG21	29:BH:139:PHE:CA	2.21	0.70
29:BH:99:ILE:HG22	29:BH:99:ILE:O	1.92	0.70
1:CA:1278:G:H5'	1:CA:1279:G:H5'	1.73	0.70
1:CA:266:G:O2'	1:CA:267:C:H3'	1.92	0.70
1:CA:968:A:N3	1:CA:1062:U:H4'	2.07	0.70
7:CG:22:LEU:HA	7:CG:25:PHE:CB	2.17	0.70
5:CE:154:ALA:HB1	8:CH:65:PHE:CE2	2.27	0.70
9:CI:78:ILE:O	9:CI:82:ILE:HG13	1.92	0.70
10:CJ:38:GLY:O	10:CJ:40:ILE:HD12	1.91	0.70
49:D1:10:LEU:CD2	49:D1:20:TYR:HB3	2.21	0.70
22:DA:1430:G:O2'	22:DA:1431:A:C5'	2.39	0.70
22:DA:1441:G:H2'	22:DA:1442:U:C6	2.27	0.70
22:DA:2336:A:C8	44:DW:40:ARG:NH2	2.59	0.70
22:DA:489:G:H2'	22:DA:491:G:C8	2.26	0.70
22:DA:605:G:H1'	22:DA:657:U:O2'	1.91	0.70
22:DA:720:U:H2'	22:DA:721:A:C8	2.27	0.70
23:DB:19:C:O2'	23:DB:20:G:H5'	1.92	0.70
26:DE:149:ILE:HG23	26:DE:188:MET:HA	1.74	0.70
26:DE:149:ILE:HG23	26:DE:188:MET:HB2	1.72	0.70
29:DH:68:ARG:CG	29:DH:71:LYS:HD3	2.22	0.70
33:DL:110:VAL:HB	33:DL:127:VAL:HA	1.74	0.70
33:DL:142:ILE:HG22	33:DL:144:GLU:H	1.57	0.70
34:DM:33:LEU:CD2	34:DM:128:THR:HB	2.21	0.70
34:DM:26:VAL:HG21	34:DM:132:THR:O	1.91	0.70
35:DN:65:LEU:H	35:DN:65:LEU:HD12	1.57	0.70

Continued on next page...

Continued from previous page...

Atom-1	Atom-2	Interatomic distance (Å)	Clash overlap (Å)
37:DP:52:ARG:CG	37:DP:52:ARG:NH1	2.45	0.70
45:DX:53:LYS:CA	45:DX:56:ARG:HB3	2.17	0.70
46:DY:19:LEU:HG	46:DY:22:LEU:HD22	1.74	0.70
1:AA:352:C:C6	1:AA:352:C:H5''	2.25	0.70
1:AA:994:A:O2'	1:AA:995:C:H5'	1.92	0.70
1:AA:1240:U:H3	7:AG:29:LEU:HD21	1.57	0.70
10:AJ:42:LEU:HB3	10:AJ:43:PRO:CD	2.21	0.70
22:BA:2454:G:H1'	56:BA:3533:HOH:O	1.92	0.70
22:BA:2728:U:O2'	22:BA:2729:G:O5'	2.09	0.70
22:BA:894:U:H2'	22:BA:895:U:H6	1.52	0.70
24:BC:33:LEU:CD2	24:BC:62:ARG:HD3	2.22	0.70
31:BJ:95:ARG:O	31:BJ:95:ARG:HG3	1.91	0.70
34:BM:72:PRO:O	34:BM:91:TYR:O	2.09	0.70
43:BV:10:LYS:HZ1	43:BV:11:GLU:HG3	1.55	0.70
44:BW:22:VAL:HG13	44:BW:25:PHE:CE2	2.26	0.70
1:CA:1383:C:O2'	1:CA:1384:C:C5'	2.38	0.70
1:CA:659:U:H2'	1:CA:660:C:H6	1.55	0.70
1:CA:828:U:H2'	1:CA:829:G:O5'	1.92	0.70
7:CG:24:LYS:O	7:CG:28:ILE:HG12	1.91	0.70
19:CS:62:THR:HG22	19:CS:63:ASP:H	1.57	0.70
22:DA:1534:U:C6	22:DA:1538:G:N1	2.58	0.70
22:DA:1534:U:H2'	22:DA:1536:C:O2	1.91	0.70
22:DA:704:G:H1'	22:DA:727:A:N6	2.06	0.70
22:DA:919:U:H2'	22:DA:920:A:O4'	1.92	0.70
22:DA:921:C:H2'	22:DA:922:C:C5'	2.18	0.70
30:DI:102:ARG:HH11	30:DI:105:LEU:HD13	1.55	0.70
34:DM:108:VAL:HG21	34:DM:112:LEU:HB3	1.74	0.70
35:DN:34:ILE:CG2	35:DN:113:ILE:HG22	2.22	0.70
1:AA:1031:C:O2'	1:AA:1032:G:H5''	1.92	0.69
1:AA:771:G:H2'	1:AA:772:U:H6	1.56	0.69
6:AF:49:TYR:CE2	6:AF:51:ILE:HB	2.26	0.69
7:AG:92:PRO:O	7:AG:93:VAL:HG13	1.92	0.69
11:AK:109:ILE:CG2	21:AU:16:ARG:HE	2.05	0.69
22:BA:63:A:O2'	22:BA:64:A:H5'	1.92	0.69
27:BF:127:TYR:O	27:BF:128:SER:CB	2.40	0.69
29:BH:4:ILE:HG12	29:BH:18:GLN:NE2	2.06	0.69
31:BJ:4:PHE:O	31:BJ:44:TYR:CE1	2.45	0.69
39:BR:49:ILE:O	39:BR:49:ILE:HG13	1.91	0.69
39:BR:81:LYS:N	39:BR:81:LYS:HD3	2.03	0.69
44:BW:24:ARG:HD2	44:BW:25:PHE:N	2.06	0.69
44:BW:39:GLN:HG2	44:BW:41:GLY:N	2.05	0.69

Continued on next page...

Continued from previous page...

Atom-1	Atom-2	Interatomic distance (Å)	Clash overlap (Å)
1:CA:1455:G:H2'	1:CA:1456:A:C8	2.27	0.69
1:CA:17:U:C2	1:CA:18:C:C5	2.80	0.69
1:CA:254:G:HO2'	1:CA:255:G:H5'	1.56	0.69
1:CA:960:U:H4'	1:CA:961:U:O5'	1.91	0.69
3:CC:133:MET:O	3:CC:137:VAL:HG23	1.92	0.69
12:CL:14:LYS:HE2	12:CL:15:VAL:C	2.13	0.69
20:CT:34:VAL:HG12	20:CT:78:LEU:HD21	1.74	0.69
48:D0:5:ASN:HD22	48:D0:6:LYS:H	1.39	0.69
22:DA:156:A:H2'	22:DA:157:C:O4'	1.92	0.69
22:DA:1975:G:C4	22:DA:1976:U:C5	2.80	0.69
22:DA:2201:G:H2'	22:DA:2202:U:C6	2.27	0.69
22:DA:2523:G:C2'	22:DA:2524:G:H5'	2.22	0.69
22:DA:14:A:C6	22:DA:526:A:C2	2.79	0.69
26:DE:29:HIS:HB2	33:DL:6:LEU:CD2	2.22	0.69
36:DO:30:ARG:HA	36:DO:35:ILE:CD1	2.22	0.69
37:DP:75:THR:HG23	37:DP:76:HIS:CD2	2.27	0.69
1:AA:923:A:O4'	1:AA:1398:A:C2	2.45	0.69
1:AA:351:G:H4'	1:AA:352:C:OP1	1.91	0.69
9:AI:83:THR:HG21	9:AI:102:PHE:HB3	1.72	0.69
13:AM:39:ALA:HB3	13:AM:42:VAL:CG2	2.21	0.69
22:BA:1063:G:H2'	22:BA:1064:C:C6	2.26	0.69
22:BA:1288:G:C4	22:BA:1327:A:C2	2.80	0.69
22:BA:1430:G:C2'	22:BA:1431:A:H5'	2.22	0.69
22:BA:1996:C:H4'	22:BA:1997:C:OP1	1.92	0.69
33:BL:77:ILE:HG12	33:BL:95:LEU:CD1	2.21	0.69
34:BM:46:ILE:C	34:BM:46:ILE:HD12	2.11	0.69
44:BW:19:ARG:NH1	44:BW:22:VAL:HG11	2.07	0.69
8:CH:1:SER:C	8:CH:3:GLN:H	1.95	0.69
13:CM:85:TYR:HE2	13:CM:96:VAL:CG1	2.06	0.69
22:DA:1071:G:N7	22:DA:1089:A:C6	2.59	0.69
22:DA:1379:U:H2'	22:DA:1379:U:O2	1.91	0.69
22:DA:1901:A:H4'	22:DA:1901:A:OP2	1.92	0.69
22:DA:921:C:C2'	22:DA:922:C:C5'	2.70	0.69
24:DC:119:VAL:HG13	24:DC:133:ASN:HD21	1.56	0.69
29:DH:94:ILE:HG13	29:DH:98:ASP:CB	2.22	0.69
30:DI:57:VAL:O	30:DI:58:ILE:HG13	1.92	0.69
34:DM:34:LYS:HD3	34:DM:131:VAL:HG21	1.73	0.69
22:DA:1249:U:H4'	38:DQ:3:VAL:HG11	1.74	0.69
2:AB:41:ASN:OD1	2:AB:44:LYS:HB2	1.93	0.69
8:AH:17:GLN:NE2	8:AH:71:VAL:HG23	2.05	0.69
22:BA:1032:A:H1'	52:B4:23:ILE:CD1	2.22	0.69

Continued on next page...

Continued from previous page...

Atom-1	Atom-2	Interatomic distance (Å)	Clash overlap (Å)
22:BA:2478:A:H5'	52:B4:32:LYS:HD3	1.73	0.69
22:BA:1794:A:H2'	22:BA:1795:C:C6	2.28	0.69
22:BA:2689:U:H4'	22:BA:2690:U:OP2	1.92	0.69
22:BA:285:G:H2'	22:BA:285:G:N3	2.06	0.69
26:BE:12:LEU:HD13	26:BE:12:LEU:O	1.93	0.69
27:BF:9:ASP:O	27:BF:10:GLU:HB2	1.92	0.69
28:BG:126:THR:CG2	28:BG:127:GLN:H	2.05	0.69
30:BI:74:PRO:O	30:BI:77:VAL:HG22	1.93	0.69
33:BL:95:LEU:HD13	33:BL:100:ILE:HD11	1.73	0.69
33:BL:91:ASP:CB	33:BL:94:THR:HB	2.21	0.69
33:BL:92:LEU:HA	33:BL:125:LEU:HD21	1.75	0.69
38:BQ:89:ILE:O	38:BQ:90:ASP:HB2	1.93	0.69
42:BU:93:ARG:HH11	42:BU:102:ILE:HD11	1.56	0.69
22:BA:1364:G:OP2	45:BX:1:SER:N	2.23	0.69
1:CA:375:U:O3'	16:CP:6:LEU:HD12	1.92	0.69
1:CA:511:C:O2'	1:CA:512:U:C5'	2.40	0.69
1:CA:302:G:O2'	1:CA:556:C:H5''	1.93	0.69
1:CA:881:G:C6	1:CA:882:C:C4	2.80	0.69
1:CA:885:G:H1'	1:CA:914:A:N1	2.06	0.69
7:CG:22:LEU:HD23	7:CG:22:LEU:O	1.91	0.69
11:CK:30:ILE:HA	11:CK:45:THR:HG22	1.74	0.69
14:CN:59:GLN:O	14:CN:60:ARG:HB2	1.92	0.69
17:CQ:11:VAL:CG2	17:CQ:58:VAL:HG13	2.23	0.69
22:DA:1555:G:O2'	22:DA:1556:C:H5'	1.92	0.69
22:DA:2344:U:H4'	22:DA:2345:G:OP1	1.91	0.69
22:DA:2353:G:H21	44:DW:30:VAL:HG22	1.58	0.69
22:DA:505:A:O2'	22:DA:506:G:H5'	1.92	0.69
22:DA:656:G:O2'	22:DA:657:U:H5'	1.93	0.69
28:DG:48:THR:O	28:DG:49:LEU:HB2	1.91	0.69
29:DH:8:LYS:C	29:DH:8:LYS:HD2	2.13	0.69
22:DA:2848:G:OP2	37:DP:94:ALA:CB	2.40	0.69
43:DV:30:ILE:HG13	43:DV:40:ILE:HD11	1.74	0.69
1:AA:533:A:OP1	56:AA:1850:HOH:O	2.10	0.69
5:AE:14:LEU:HB2	5:AE:36:THR:HG22	1.75	0.69
22:BA:1510:G:H2'	22:BA:1511:G:C8	2.25	0.69
28:BG:137:LYS:C	28:BG:140:ILE:CD1	2.61	0.69
30:BI:89:SER:HB3	30:BI:92:PRO:HG3	1.72	0.69
31:BJ:21:THR:HG22	31:BJ:22:GLY:N	2.07	0.69
32:BK:10:VAL:CG2	32:BK:16:ALA:HB1	2.22	0.69
1:CA:960:U:O2'	1:CA:1223:C:H5''	1.90	0.69
1:CA:1387:G:H2'	1:CA:1388:C:C6	2.27	0.69

Continued on next page...

Continued from previous page...

Atom-1	Atom-2	Interatomic distance (Å)	Clash overlap (Å)
1:CA:1454:G:O2'	1:CA:1455:G:H8	1.69	0.69
1:CA:865:A:H2	1:CA:918:A:H4'	1.56	0.69
2:CB:111:LYS:C	2:CB:111:LYS:HD3	2.13	0.69
2:CB:122:ASP:HB3	2:CB:124:THR:HG22	1.74	0.69
3:CC:129:PHE:CE1	3:CC:156:LEU:HB3	2.28	0.69
8:CH:86:LYS:HB2	8:CH:124:ILE:HD11	1.72	0.69
9:CI:74:GLN:O	9:CI:78:ILE:HG13	1.93	0.69
11:CK:19:VAL:HB	11:CK:34:THR:HG23	1.73	0.69
22:DA:1153:C:H2'	22:DA:1154:G:C8	2.27	0.69
22:DA:2267:A:N6	22:DA:2272:U:N3	2.40	0.69
22:DA:2839:G:N2	22:DA:2880:C:C4	2.61	0.69
22:DA:310:A:HO2'	22:DA:311:A:H8	0.77	0.69
41:DT:34:VAL:CG2	41:DT:83:ALA:HB2	2.22	0.69
44:DW:28:GLU:N	44:DW:31:LEU:HD21	2.05	0.69
47:DZ:16:LEU:HD23	47:DZ:19:HIS:CD2	2.27	0.69
6:AF:93:LYS:O	6:AF:94:HIS:HB2	1.93	0.69
13:AM:10:ASP:CG	13:AM:11:HIS:N	2.46	0.69
13:AM:47:LEU:CD2	13:AM:51:GLN:HB3	2.21	0.69
49:B1:34:GLU:O	49:B1:35:LEU:HB3	1.92	0.69
22:BA:143:C:O2'	22:BA:144:A:H8	1.76	0.69
22:BA:2210:U:H4'	22:BA:2211:A:H5'	1.73	0.69
24:BC:159:THR:O	24:BC:194:VAL:HG12	1.92	0.69
30:BI:98:GLY:HA3	30:BI:137:LEU:HD23	1.75	0.69
31:BJ:43:GLU:O	31:BJ:45:THR:HG22	1.91	0.69
32:BK:70:ARG:HD3	32:BK:76:VAL:HG22	1.72	0.69
41:BT:29:THR:HA	41:BT:86:THR:H	1.57	0.69
44:BW:23:LYS:NZ	44:BW:24:ARG:HG3	2.06	0.69
44:BW:72:GLY:N	44:BW:73:PRO:HD2	2.07	0.69
1:CA:1101:A:H1'	1:CA:1102:A:O4'	1.93	0.69
4:CD:54:LEU:O	4:CD:58:GLN:HB2	1.92	0.69
7:CG:4:ARG:HD2	7:CG:5:VAL:N	2.07	0.69
8:CH:93:LYS:CD	8:CH:93:LYS:H	2.00	0.69
22:DA:2756:U:H5''	52:D4:19:ARG:HA	1.74	0.69
22:DA:1307:A:O2'	22:DA:1308:A:H5'	1.91	0.69
22:DA:1394:U:H3'	22:DA:1394:U:C6	2.27	0.69
22:DA:1467:U:H2'	22:DA:1468:U:H5'	1.74	0.69
22:DA:165:A:H2'	22:DA:166:U:H6	1.55	0.69
22:DA:249:C:C5'	22:DA:2394:C:O2'	2.40	0.69
22:DA:774:G:HO2'	22:DA:775:G:H8	1.38	0.69
24:DC:171:VAL:HG12	24:DC:173:LEU:HD13	1.74	0.69
22:DA:2680:U:OP2	25:DD:114:LYS:HD3	1.92	0.69

Continued on next page...

Continued from previous page...

Atom-1	Atom-2	Interatomic distance (Å)	Clash overlap (Å)
37:DP:56:SER:HB2	37:DP:75:THR:HG21	1.74	0.69
1:AA:115:G:H4'	1:AA:116:A:O5'	1.91	0.69
1:AA:363:A:O2'	1:AA:364:A:H5'	1.93	0.69
1:AA:654:G:H2'	1:AA:655:A:C8	2.27	0.69
4:AD:88:ASN:HA	4:AD:91:ALA:HB3	1.74	0.69
6:AF:3:HIS:HB2	6:AF:92:THR:HG23	1.75	0.69
22:BA:1256:G:C2'	26:BE:77:ILE:HD11	2.22	0.69
22:BA:1572:A:O2'	22:BA:1573:G:H5'	1.93	0.69
22:BA:2221:G:O2'	22:BA:2222:C:H5'	1.92	0.69
22:BA:2729:G:H8	22:BA:2729:G:H5''	1.57	0.69
25:BD:97:SER:O	25:BD:99:GLU:HG2	1.91	0.69
26:BE:187:VAL:HG12	26:BE:188:MET:N	2.08	0.69
31:BJ:74:TYR:HB2	31:BJ:87:ALA:O	1.93	0.69
44:BW:18:LYS:CA	44:BW:36:ILE:CG1	2.70	0.69
44:BW:9:THR:HG22	44:BW:10:ARG:HH11	1.57	0.69
1:CA:1394:A:C5	1:CA:1501:C:H4'	2.28	0.69
2:CB:80:LYS:HD3	2:CB:90:PHE:CZ	2.27	0.69
22:DA:1054:A:C4	22:DA:1055:G:H1'	2.28	0.69
22:DA:1808:A:C3'	22:DA:1809:A:C8	2.75	0.69
22:DA:2142:A:N6	22:DA:2150:C:N4	2.41	0.69
22:DA:2663:G:H2'	22:DA:2664:G:H8	1.55	0.69
22:DA:2815:C:C2	22:DA:2816:G:C8	2.81	0.69
22:DA:802:A:H2'	22:DA:803:U:H6	1.54	0.69
25:DD:107:VAL:CG1	25:DD:109:VAL:HG23	2.23	0.69
26:DE:6:LYS:HG2	26:DE:7:ASP:CG	2.12	0.69
28:DG:116:LEU:HD13	28:DG:120:ILE:O	1.93	0.69
32:DK:88:ASN:CB	32:DK:91:SER:HB2	2.23	0.69
38:DQ:87:VAL:HG12	38:DQ:88:GLU:N	2.06	0.69
44:DW:23:LYS:CD	44:DW:24:ARG:H	2.04	0.69
1:AA:1226:C:H4'	1:AA:1227:A:OP1	1.91	0.69
1:AA:468:A:C2'	1:AA:469:C:H5'	2.22	0.69
1:AA:674:G:H4'	18:AR:69:TYR:HD1	1.54	0.69
1:AA:92:U:H2'	1:AA:93:U:C5	2.28	0.69
7:AG:86:VAL:HG22	7:AG:150:PHE:HB3	1.74	0.69
52:B4:36:ARG:HG2	52:B4:37:GLN:N	2.02	0.69
22:BA:1735:A:H2'	22:BA:1736:U:C6	2.28	0.69
22:BA:2574:G:OP1	56:BA:3710:HOH:O	2.09	0.69
22:BA:527:C:H4'	22:BA:528:A:O5'	1.93	0.69
34:BM:80:VAL:CG2	34:BM:81:ARG:N	2.55	0.69
22:BA:581:C:OP1	38:BQ:32:ARG:HB2	1.93	0.69
22:BA:851:C:O2'	47:BZ:45:GLY:HA3	1.93	0.69

Continued on next page...

Continued from previous page...

Atom-1	Atom-2	Interatomic distance (Å)	Clash overlap (Å)
1:CA:1000:A:H1'	1:CA:1041:G:N2	2.07	0.69
1:CA:1391:U:O2'	1:CA:1392:G:H5'	1.93	0.69
1:CA:369:G:H2'	1:CA:370:C:H6	1.57	0.69
1:CA:663:A:C2'	1:CA:664:G:H5'	2.23	0.69
11:CK:30:ILE:HG12	11:CK:45:THR:HG21	1.73	0.69
13:CM:113:LYS:HD3	13:CM:114:PRO:N	2.08	0.69
22:DA:1051:G:C5'	22:DA:2752:C:H1'	2.23	0.69
22:DA:104:A:O2'	22:DA:105:C:C5'	2.41	0.69
22:DA:1255:U:H3'	22:DA:1256:G:C5'	2.21	0.69
22:DA:1265:A:H4'	22:DA:1266:G:O5'	1.93	0.69
22:DA:2466:C:O2'	22:DA:2467:C:H5'	1.93	0.69
22:DA:500:G:N2	22:DA:503:A:C8	2.60	0.69
25:DD:110:THR:HA	25:DD:171:THR:HA	1.75	0.69
25:DD:106:LYS:HB3	25:DD:206:ALA:HB2	1.71	0.69
27:DF:43:ILE:CD1	27:DF:77:LYS:HG2	2.22	0.69
28:DG:19:ASN:HD22	28:DG:19:ASN:N	1.90	0.69
31:DJ:1:MET:SD	31:DJ:2:LYS:HE3	2.32	0.69
34:DM:42:THR:O	34:DM:46:ILE:HG12	1.92	0.69
35:DN:22:ARG:O	35:DN:22:ARG:HG2	1.93	0.69
39:DR:9:GLY:O	39:DR:10:LYS:HG3	1.92	0.69
40:DS:10:ALA:HB3	40:DS:101:SER:O	1.93	0.69
44:DW:9:THR:HG23	44:DW:10:ARG:N	2.08	0.69
1:AA:408:A:OP1	4:AD:109:THR:HG21	1.93	0.69
1:AA:409:U:OP1	4:AD:23:GLY:HA3	1.93	0.69
5:AE:109:ALA:O	5:AE:110:MET:HB3	1.91	0.69
6:AF:46:GLN:NE2	6:AF:56:LYS:HG3	2.08	0.69
17:AQ:45:VAL:HG13	17:AQ:72:TRP:O	1.93	0.69
17:AQ:54:ILE:C	17:AQ:54:ILE:HD13	2.12	0.69
22:BA:1250:G:OP2	33:BL:21:ARG:NH2	2.26	0.69
22:BA:2886:A:H2'	22:BA:2887:A:O4'	1.93	0.69
22:BA:417:C:H2'	22:BA:418:C:C6	2.25	0.69
22:BA:861:A:H5''	22:BA:862:G:OP2	1.93	0.69
24:BC:77:VAL:HG22	24:BC:111:ALA:HA	1.74	0.69
26:BE:119:ILE:HD11	26:BE:187:VAL:HA	1.74	0.69
26:BE:28:VAL:O	26:BE:32:VAL:HG13	1.93	0.69
27:BF:37:MET:CG	27:BF:56:LEU:HG	2.23	0.69
28:BG:15:ASP:CG	28:BG:16:VAL:H	1.95	0.69
31:BJ:12:LYS:O	31:BJ:13:ARG:CB	2.40	0.69
42:BU:87:GLU:HG3	42:BU:88:ASP:H	1.55	0.69
45:BX:40:GLU:O	45:BX:43:LYS:HD2	1.92	0.69
1:CA:1134:G:C6	1:CA:1135:U:H1'	2.27	0.69

Continued on next page...

Continued from previous page...

Atom-1	Atom-2	Interatomic distance (Å)	Clash overlap (Å)
1:CA:119:A:H5'	1:CA:120:A:C5'	2.22	0.69
1:CA:960:U:O2'	1:CA:1223:C:C5'	2.41	0.69
1:CA:1467:C:H2'	1:CA:1468:A:C8	2.27	0.69
1:CA:327:A:O2'	1:CA:329:A:H5''	1.93	0.69
2:CB:185:ILE:HG22	2:CB:199:ILE:CG1	2.21	0.69
12:CL:82:ARG:CG	12:CL:82:ARG:HH11	1.91	0.69
13:CM:3:ILE:O	13:CM:4:ALA:HB2	1.93	0.69
22:DA:1309:G:H4'	50:D2:7:PRO:HB2	1.73	0.69
22:DA:1360:G:C2'	22:DA:1361:G:H5'	2.22	0.69
22:DA:2234:G:C6	22:DA:2235:G:N7	2.61	0.69
22:DA:226:A:C2	22:DA:230:G:O6	2.46	0.69
22:DA:2385:C:OP1	22:DA:2385:C:H3'	1.91	0.69
24:DC:173:LEU:HD22	24:DC:181:ARG:O	1.93	0.69
24:DC:36:ASN:HD21	24:DC:85:ASN:ND2	1.91	0.69
25:DD:177:VAL:CG1	25:DD:187:LEU:HD11	2.21	0.69
27:DF:136:ILE:HG23	27:DF:142:TYR:CG	2.28	0.69
27:DF:28:PRO:HB2	27:DF:168:LEU:CD2	2.20	0.69
33:DL:88:GLY:O	33:DL:89:VAL:HG12	1.93	0.69
38:DQ:87:VAL:HG11	39:DR:52:PRO:CG	2.23	0.69
46:DY:60:LYS:HG2	46:DY:60:LYS:O	1.93	0.69
1:AA:1287:A:H2'	1:AA:1288:A:C8	2.28	0.69
1:AA:1435:G:H2'	1:AA:1436:U:C6	2.27	0.69
4:AD:196:GLU:C	4:AD:198:LEU:H	1.97	0.69
14:AN:42:ASN:HD21	14:AN:46:LYS:NZ	1.91	0.69
16:AP:4:ILE:HG12	16:AP:21:VAL:CG2	2.12	0.69
22:BA:2394:C:OP2	51:B3:29:ARG:HD3	1.92	0.69
22:BA:1559:U:H4'	22:BA:1560:G:OP2	1.92	0.69
22:BA:1585:C:H2'	22:BA:1586:A:H5'	1.74	0.69
22:BA:2019:A:H4'	38:BQ:33:VAL:HG21	1.75	0.69
22:BA:573:U:H4'	22:BA:574:A:OP1	1.91	0.69
22:BA:914:G:H8	22:BA:914:G:H5''	1.58	0.69
36:BO:15:ARG:NH1	36:BO:15:ARG:HG3	2.03	0.69
44:BW:37:VAL:HG12	44:BW:38:ARG:H	1.58	0.69
44:BW:8:SER:O	44:BW:9:THR:HB	1.92	0.69
1:CA:348:G:H2'	1:CA:349:A:H8	1.58	0.69
1:CA:686:U:O4	1:CA:703:G:H1'	1.91	0.69
9:CI:19:PHE:O	9:CI:63:TYR:HB3	1.93	0.69
9:CI:51:LEU:CG	9:CI:86:LEU:HD22	2.20	0.69
22:DA:1108:U:H2'	22:DA:1109:C:O4'	1.93	0.69
22:DA:1207:C:O2'	22:DA:1208:C:H6	1.70	0.69
22:DA:1364:G:OP2	45:DX:1:SER:N	2.25	0.69

Continued on next page...

Continued from previous page...

Atom-1	Atom-2	Interatomic distance (Å)	Clash overlap (Å)
22:DA:2135:A:H3'	22:DA:2136:G:C5'	2.11	0.69
22:DA:2389:G:H5''	22:DA:2390:U:C5'	2.13	0.69
22:DA:2815:C:H2'	22:DA:2816:G:C8	2.27	0.69
22:DA:373:U:O2'	22:DA:374:A:C5'	2.38	0.69
23:DB:40:U:O2'	23:DB:45:A:N6	2.24	0.69
24:DC:140:VAL:HG22	24:DC:161:VAL:O	1.91	0.69
28:DG:120:ILE:O	28:DG:120:ILE:HG23	1.92	0.69
28:DG:94:ARG:NE	28:DG:105:SER:HB2	2.07	0.69
29:DH:83:LYS:CE	29:DH:149:GLU:HB3	2.18	0.69
33:DL:133:ALA:O	33:DL:137:ALA:HB3	1.91	0.69
35:DN:87:PHE:CD1	35:DN:90:ARG:HD2	2.28	0.69
22:DA:2331:G:C1'	44:DW:40:ARG:HB3	2.21	0.69
44:DW:30:VAL:HG23	44:DW:59:PHE:CD1	2.27	0.69
47:DZ:30:ARG:HH21	47:DZ:33:HIS:HB2	1.58	0.69
1:AA:807:A:H2'	1:AA:808:C:C6	2.28	0.69
4:AD:33:ILE:O	4:AD:33:ILE:HG23	1.92	0.69
6:AF:2:ARG:HH21	6:AF:68:GLN:NE2	1.91	0.69
6:AF:3:HIS:CA	6:AF:92:THR:HG23	2.23	0.69
21:AU:18:PHE:O	21:AU:21:SER:HB3	1.93	0.69
51:B3:14:LYS:O	51:B3:21:PHE:O	2.10	0.69
22:BA:1788:C:H2'	22:BA:1789:A:H5'	1.75	0.69
22:BA:1945:G:H2'	22:BA:1946:U:C6	2.26	0.69
27:BF:71:LYS:HA	27:BF:80:GLN:CG	2.23	0.69
22:BA:2311:A:H1'	27:BF:78:ILE:HD13	1.74	0.69
28:BG:126:THR:CG2	28:BG:127:GLN:N	2.56	0.69
28:BG:22:VAL:HG22	28:BG:36:LEU:HD13	1.73	0.69
28:BG:86:LEU:N	28:BG:86:LEU:CD1	2.56	0.69
31:BJ:44:TYR:HA	38:BQ:59:LEU:HD21	1.73	0.69
1:CA:119:A:H4'	1:CA:120:A:O5'	1.92	0.69
1:CA:1268:G:N2	1:CA:1327:C:H1'	2.07	0.69
1:CA:1319:A:H5''	19:CS:4:LEU:CD1	2.22	0.69
3:CC:179:ALA:O	3:CC:181:ILE:HG13	1.93	0.69
22:DA:1008:A:H4'	22:DA:1009:A:OP1	1.93	0.69
22:DA:1324:G:H5''	22:DA:1325:U:H5''	1.75	0.69
22:DA:2339:C:HO2'	22:DA:2340:A:H8	1.39	0.69
22:DA:2443:C:O2'	22:DA:2444:G:H5'	1.93	0.69
22:DA:2464:G:H2'	22:DA:2465:C:O4'	1.92	0.69
22:DA:307:G:N2	22:DA:310:A:C8	2.60	0.69
25:DD:116:LYS:HA	35:DN:1:MET:HE1	1.74	0.69
25:DD:141:ARG:HH11	25:DD:141:ARG:CB	2.03	0.69
36:DO:56:LYS:HD3	36:DO:56:LYS:O	1.93	0.69

Continued on next page...

Continued from previous page...

Atom-1	Atom-2	Interatomic distance (Å)	Clash overlap (Å)
1:AA:1272:G:O2'	1:AA:1273:C:H5'	1.93	0.69
6:AF:61:LEU:HD12	6:AF:62:MET:N	2.07	0.69
1:AA:1248:A:C2	9:AI:71:ILE:HD11	2.28	0.69
9:AI:98:ARG:HG3	9:AI:103:VAL:HG21	1.75	0.69
22:BA:1795:C:H2'	22:BA:1796:U:H6	1.58	0.69
22:BA:2661:G:H2'	22:BA:2662:A:C8	2.28	0.69
24:BC:16:VAL:CB	24:BC:203:VAL:HB	2.15	0.69
24:BC:39:SER:C	24:BC:41:GLY:H	1.96	0.69
22:BA:2444:G:OP2	26:BE:63:LYS:CE	2.40	0.69
29:BH:90:LEU:HD22	29:BH:123:ARG:HA	1.75	0.69
29:BH:78:VAL:CG2	29:BH:145:ASN:HD22	2.06	0.69
32:BK:93:GLN:HA	32:BK:93:GLN:OE1	1.91	0.69
33:BL:114:GLY:C	33:BL:115:GLU:HG3	2.11	0.69
35:BN:44:LEU:HD12	35:BN:44:LEU:O	1.93	0.69
37:BP:50:ARG:NE	37:BP:56:SER:HB2	2.08	0.69
42:BU:85:ARG:HA	42:BU:91:LYS:O	1.92	0.69
1:CA:1048:G:N2	1:CA:1214:C:H5	1.90	0.69
1:CA:1072:G:H2'	1:CA:1073:U:C6	2.28	0.69
1:CA:223:A:C4	1:CA:224:U:C5	2.81	0.69
1:CA:252:U:H6	1:CA:252:U:H5'	1.58	0.69
8:CH:38:VAL:HA	8:CH:41:GLU:HG3	1.75	0.69
8:CH:65:PHE:CD2	8:CH:66:GLN:HG2	2.28	0.69
50:D2:23:ALA:O	50:D2:24:THR:HB	1.91	0.69
22:DA:118:A:C8	22:DA:119:A:C8	2.81	0.69
22:DA:1565:C:HO2'	22:DA:1566:A:H2'	1.57	0.69
22:DA:1751:U:H2'	22:DA:1752:C:C6	2.27	0.69
22:DA:2653:U:C4	22:DA:2654:A:C6	2.80	0.69
24:DC:131:MET:HA	24:DC:134:ILE:HG12	1.75	0.69
22:DA:2591:C:P	24:DC:237:ARG:HD2	2.33	0.69
31:DJ:20:ALA:HA	31:DJ:23:LYS:HG3	1.75	0.69
22:DA:2336:A:N7	44:DW:40:ARG:NH2	2.41	0.69
45:DX:2:ARG:CD	45:DX:32:LEU:HD23	2.22	0.69
1:AA:139:A:C5	1:AA:140:U:C5	2.81	0.68
1:AA:428:G:C1'	1:AA:430:A:C8	2.75	0.68
4:AD:35:GLN:O	4:AD:36:ALA:HB2	1.91	0.68
5:AE:11:GLN:HA	5:AE:11:GLN:NE2	2.07	0.68
9:AI:27:ILE:N	9:AI:27:ILE:HD12	2.08	0.68
1:AA:706:A:O2'	11:AK:30:ILE:HD11	1.93	0.68
22:BA:247:G:O6	51:B3:11:LYS:HE3	1.93	0.68
52:B4:9:LYS:N	52:B4:9:LYS:HD3	2.06	0.68
22:BA:1794:A:H2'	22:BA:1795:C:H6	1.57	0.68

Continued on next page...

Continued from previous page...

Atom-1	Atom-2	Interatomic distance (Å)	Clash overlap (Å)
22:BA:2800:A:O2'	22:BA:2801:G:OP1	2.12	0.68
22:BA:454:A:H4'	22:BA:455:C:OP2	1.91	0.68
25:BD:92:VAL:O	25:BD:93:GLY:C	2.31	0.68
37:BP:113:LEU:O	37:BP:113:LEU:HG	1.91	0.68
41:BT:32:LEU:H	41:BT:83:ALA:CB	2.05	0.68
45:BX:40:GLU:HG3	45:BX:43:LYS:NZ	2.08	0.68
1:CA:1140:C:H2'	1:CA:1141:C:H5	1.58	0.68
1:CA:320:A:O2'	1:CA:1435:G:H1'	1.91	0.68
1:CA:306:A:H2'	1:CA:307:C:H6	1.58	0.68
1:CA:423:G:H2'	1:CA:424:G:O4'	1.93	0.68
1:CA:628:G:O2'	1:CA:629:A:H5'	1.93	0.68
7:CG:135:LYS:O	7:CG:139:ASP:HB2	1.94	0.68
19:CS:46:LEU:H	19:CS:46:LEU:HD23	1.57	0.68
19:CS:38:THR:HA	19:CS:69:LYS:HA	1.75	0.68
48:D0:38:LEU:HB2	48:D0:41:HIS:CE1	2.28	0.68
22:DA:1269:A:H2'	22:DA:1270:C:C6	2.27	0.68
22:DA:2216:G:O2'	22:DA:2217:G:H8	1.70	0.68
22:DA:2902:C:C2'	22:DA:2903:U:H5'	2.22	0.68
22:DA:815:C:OP2	39:DR:85:LYS:HE2	1.93	0.68
23:DB:17:C:N4	23:DB:68:C:H42	1.90	0.68
25:DD:187:LEU:HD12	25:DD:188:LEU:N	2.08	0.68
38:DQ:91:ARG:HH11	39:DR:10:LYS:HB3	1.55	0.68
41:DT:62:VAL:HG12	41:DT:63:VAL:N	2.08	0.68
1:AA:508:U:H4'	1:AA:509:A:OP1	1.94	0.68
5:AE:110:MET:HA	5:AE:113:VAL:HG13	1.75	0.68
24:BC:68:ARG:HD3	24:BC:103:ILE:CD1	2.17	0.68
29:BH:89:LYS:O	29:BH:90:LEU:HD12	1.93	0.68
37:BP:51:ASN:O	37:BP:52:ARG:CG	2.41	0.68
1:CA:370:C:C2'	1:CA:371:A:H5'	2.22	0.68
1:CA:962:C:HO2'	1:CA:963:G:H8	0.76	0.68
10:CJ:7:ARG:HG3	10:CJ:75:ASP:OD1	1.93	0.68
51:D3:56:LEU:HD13	51:D3:56:LEU:H	1.58	0.68
22:DA:1196:C:H1'	22:DA:1226:A:C4	2.29	0.68
22:DA:1347:A:O2'	22:DA:1348:C:H5'	1.94	0.68
22:DA:1353:A:C2'	22:DA:1354:A:H5'	2.23	0.68
22:DA:52:A:H2	22:DA:179:C:O4'	1.76	0.68
22:DA:2199:A:N6	22:DA:2225:A:C8	2.61	0.68
22:DA:2614:A:H4'	22:DA:2615:U:OP1	1.91	0.68
22:DA:311:A:H61	22:DA:330:A:H5'	1.58	0.68
22:DA:455:C:C3'	22:DA:456:C:C5'	2.69	0.68
23:DB:19:C:H2'	23:DB:20:G:H8	1.59	0.68

Continued on next page...

Continued from previous page...

Atom-1	Atom-2	Interatomic distance (Å)	Clash overlap (Å)
24:DC:211:ARG:HD3	24:DC:217:PRO:HD3	1.75	0.68
41:DT:15:HIS:HD2	41:DT:17:SER:HB2	1.58	0.68
45:DX:31:ASN:HD22	45:DX:31:ASN:N	1.91	0.68
46:DY:57:LEU:O	46:DY:60:LYS:HB3	1.93	0.68
47:DZ:50:VAL:O	47:DZ:54:VAL:HG22	1.92	0.68
1:AA:1358:U:H6	1:AA:1359:C:C5	2.11	0.68
1:AA:208:U:H3	1:AA:212:G:N2	1.91	0.68
2:AB:67:LEU:HD13	2:AB:160:LEU:CD1	2.21	0.68
6:AF:86:ARG:NH1	18:AR:63:TYR:HB3	2.08	0.68
7:AG:30:MET:HG2	7:AG:31:VAL:H	1.56	0.68
16:AP:28:ARG:HG2	16:AP:29:ASN:HD21	1.59	0.68
19:AS:6:LYS:HE2	19:AS:6:LYS:HA	1.75	0.68
20:AT:79:THR:O	20:AT:82:ILE:HG13	1.92	0.68
21:AU:13:VAL:HG13	21:AU:15:LEU:CG	2.21	0.68
22:BA:1801:A:C5	24:BC:261:ARG:NH1	2.61	0.68
22:BA:1901:A:H2'	22:BA:1902:C:C6	2.28	0.68
22:BA:2728:U:HO2'	22:BA:2729:G:P	2.16	0.68
22:BA:358:U:H2'	22:BA:359:G:O4'	1.94	0.68
22:BA:407:G:O2'	22:BA:408:G:H5'	1.93	0.68
22:BA:479:A:O2'	22:BA:481:G:H5'	1.93	0.68
22:BA:80:G:C2'	22:BA:81:G:H5'	2.22	0.68
22:BA:995:C:O2'	22:BA:996:A:P	2.52	0.68
25:BD:114:LYS:HE3	25:BD:114:LYS:CA	2.23	0.68
38:BQ:97:ILE:HD11	38:BQ:105:PHE:HB2	1.73	0.68
44:BW:31:LEU:CD2	44:BW:31:LEU:N	2.46	0.68
6:CF:18:VAL:HG21	6:CF:58:HIS:CD2	2.27	0.68
18:CR:21:ASP:HB3	18:CR:23:LYS:CG	2.24	0.68
22:DA:2024:G:O2'	22:DA:2025:C:C5'	2.41	0.68
22:DA:2420:C:OP1	51:D3:33:THR:HB	1.94	0.68
22:DA:574:A:H4'	22:DA:575:A:C5'	2.24	0.68
22:DA:634:C:H2'	22:DA:635:C:C6	2.28	0.68
22:DA:848:C:H2'	22:DA:849:A:H8	1.58	0.68
23:DB:58:A:C2'	23:DB:59:A:C8	2.76	0.68
25:DD:11:MET:HE1	25:DD:192:ALA:HA	1.75	0.68
29:DH:80:ILE:CB	29:DH:101:ASP:HB2	2.23	0.68
30:DI:21:PRO:N	30:DI:22:PRO:HD2	2.09	0.68
36:DO:8:ILE:HG22	36:DO:9:ARG:N	2.08	0.68
41:DT:50:LEU:HD11	46:DY:26:PHE:CE1	2.28	0.68
1:AA:1160:G:O6	1:AA:1181:G:C6	2.46	0.68
1:AA:213:G:H2'	1:AA:214:C:H5'	1.76	0.68
1:AA:430:A:C2'	1:AA:431:A:H5'	2.22	0.68

Continued on next page...

Continued from previous page...

Atom-1	Atom-2	Interatomic distance (Å)	Clash overlap (Å)
1:AA:601:G:H2'	1:AA:602:A:H8	1.58	0.68
2:AB:15:PHE:HD1	2:AB:16:GLY:N	1.91	0.68
3:AC:154:GLY:O	3:AC:195:ILE:HG12	1.93	0.68
14:AN:40:ARG:HH12	14:AN:44:VAL:HG11	1.58	0.68
51:B3:22:LYS:HG2	51:B3:22:LYS:O	1.92	0.68
22:BA:1116:G:O2'	22:BA:1117:C:H5'	1.93	0.68
22:BA:2440:C:C5'	22:BA:2440:C:H6	2.04	0.68
22:BA:620:G:H4'	22:BA:621:A:O5'	1.93	0.68
22:BA:2305:U:C4	27:BF:150:GLY:O	2.46	0.68
30:BI:7:TYR:HA	30:BI:58:ILE:HB	1.75	0.68
36:BO:88:LYS:O	36:BO:89:ASP:HB2	1.91	0.68
44:BW:30:VAL:C	44:BW:31:LEU:HD23	2.12	0.68
1:CA:1051:C:O2'	1:CA:1052:U:H6	1.76	0.68
1:CA:1513:A:H2'	1:CA:1514:G:H8	1.55	0.68
1:CA:280:C:H4'	1:CA:281:G:OP2	1.92	0.68
1:CA:914:A:O2'	1:CA:915:A:H5'	1.92	0.68
2:CB:26:MET:HE2	2:CB:29:PHE:CD2	2.29	0.68
9:CI:35:GLU:HA	9:CI:39:GLY:HA3	1.74	0.68
9:CI:35:GLU:HA	9:CI:39:GLY:CA	2.23	0.68
12:CL:24:GLU:O	12:CL:25:ALA:HB3	1.94	0.68
16:CP:48:GLU:OE2	16:CP:51:ARG:HG2	1.93	0.68
22:DA:684:G:H5'	50:D2:16:HIS:NE2	2.07	0.68
22:DA:1102:C:H2'	22:DA:1103:A:C8	2.28	0.68
22:DA:116:C:H5''	22:DA:128:C:N4	2.07	0.68
22:DA:1325:U:H4'	22:DA:1326:U:OP1	1.93	0.68
22:DA:1402:U:O2'	22:DA:1403:A:O5'	2.11	0.68
22:DA:1471:G:H2'	22:DA:1472:C:C6	2.29	0.68
22:DA:1965:C:H2'	22:DA:1966:A:H8	1.55	0.68
22:DA:2250:G:O5'	22:DA:2250:G:C8	2.47	0.68
22:DA:340:A:C2'	22:DA:341:C:H5'	2.23	0.68
22:DA:391:A:O2'	22:DA:392:U:C5'	2.38	0.68
22:DA:838:C:O2'	22:DA:839:U:H5'	1.93	0.68
23:DB:11:C:H5'	44:DW:71:LYS:HD3	1.75	0.68
24:DC:36:ASN:HD21	24:DC:85:ASN:HD21	1.41	0.68
25:DD:50:VAL:HG21	25:DD:82:PHE:CE2	2.28	0.68
27:DF:107:VAL:N	27:DF:108:PRO:CD	2.56	0.68
37:DP:86:LYS:NZ	37:DP:86:LYS:CA	2.55	0.68
39:DR:40:MET:O	39:DR:41:ILE:HD13	1.93	0.68
39:DR:21:ARG:HB2	39:DR:93:PHE:HD1	1.59	0.68
43:DV:26:PHE:CE1	43:DV:86:LEU:HB3	2.28	0.68
1:AA:500:G:H5'	12:AL:120:ARG:NH1	2.09	0.68

Continued on next page...

Continued from previous page...

Atom-1	Atom-2	Interatomic distance (Å)	Clash overlap (Å)
3:AC:15:LYS:HG3	3:AC:16:PRO:HD2	1.75	0.68
9:AI:9:GLY:HA2	9:AI:80:HIS:HD2	1.55	0.68
17:AQ:11:VAL:CG1	17:AQ:12:VAL:HG12	2.23	0.68
22:BA:243:U:OP1	51:B3:5:THR:CG2	2.42	0.68
22:BA:1060:U:H5''	22:BA:1061:U:OP1	1.94	0.68
23:BB:112:G:H2'	23:BB:113:C:H6	1.57	0.68
26:BE:95:LYS:O	26:BE:96:VAL:HB	1.93	0.68
27:BF:37:MET:CE	27:BF:151:LEU:HB3	2.24	0.68
30:BI:20:SER:HB3	30:BI:21:PRO:HD3	1.75	0.68
22:BA:2415:G:H4'	33:BL:65:GLY:O	1.94	0.68
1:CA:1167:A:C8	1:CA:1169:A:N6	2.62	0.68
1:CA:461:A:N3	1:CA:461:A:H2'	2.06	0.68
2:CB:99:MET:O	2:CB:103:TRP:HB3	1.93	0.68
3:CC:168:ARG:HG3	3:CC:169:GLU:H	1.57	0.68
8:CH:17:GLN:NE2	8:CH:71:VAL:HG23	2.08	0.68
12:CL:79:ILE:HD12	12:CL:96:THR:CG2	2.23	0.68
52:D4:7:VAL:HG22	52:D4:25:VAL:HG21	1.76	0.68
22:DA:128:C:H6	22:DA:128:C:H5''	1.57	0.68
22:DA:1731:G:N3	22:DA:1733:G:C8	2.62	0.68
22:DA:1754:A:C6	22:DA:1755:A:C6	2.82	0.68
22:DA:228:C:C5'	22:DA:229:C:H5	2.07	0.68
22:DA:3:U:H2'	22:DA:4:U:H6	1.58	0.68
23:DB:58:A:H2'	23:DB:59:A:H8	1.57	0.68
27:DF:113:PHE:CZ	27:DF:116:LEU:HD22	2.28	0.68
28:DG:131:VAL:C	28:DG:132:LEU:HD12	2.13	0.68
32:DK:19:VAL:HG12	32:DK:41:ILE:CG1	2.23	0.68
35:DN:96:ARG:NH1	35:DN:116:VAL:HG13	2.09	0.68
22:DA:2873:A:C2	35:DN:5:LYS:HG3	2.29	0.68
22:DA:2882:A:H4'	35:DN:97:ILE:HG12	1.76	0.68
42:DU:85:ARG:NE	42:DU:85:ARG:HA	2.08	0.68
44:DW:28:GLU:HG3	44:DW:29:SER:H	1.57	0.68
46:DY:28:LEU:HG	46:DY:42:LEU:HD22	1.75	0.68
1:AA:1069:C:H4'	1:AA:1192:C:O2	1.94	0.68
1:AA:1247:U:O2'	1:AA:1248:A:H5'	1.94	0.68
1:AA:125:U:H2'	1:AA:126:G:H5'	1.76	0.68
1:AA:430:A:H2'	1:AA:431:A:H8	1.59	0.68
2:AB:146:SER:C	2:AB:147:LEU:HD23	2.14	0.68
4:AD:25:ARG:O	4:AD:26:ALA:CB	2.41	0.68
5:AE:132:PRO:O	5:AE:136:VAL:HG13	1.94	0.68
12:AL:33:CYS:CA	12:AL:54:VAL:HA	2.24	0.68
14:AN:15:LEU:HD12	14:AN:53:ASP:HB2	1.76	0.68

Continued on next page...

Continued from previous page...

Atom-1	Atom-2	Interatomic distance (Å)	Clash overlap (Å)
48:B0:27:LEU:HD23	48:B0:27:LEU:H	1.59	0.68
22:BA:2154:A:H2'	22:BA:2155:U:O4'	1.92	0.68
22:BA:2180:U:H2'	22:BA:2181:U:H5	1.57	0.68
22:BA:2752:C:H2'	22:BA:2753:A:C8	2.29	0.68
31:BJ:5:THR:HG22	31:BJ:6:ALA:O	1.94	0.68
36:BO:104:GLN:O	36:BO:107:ALA:HB3	1.93	0.68
38:BQ:63:ARG:NH2	38:BQ:96:ASP:CA	2.56	0.68
38:BQ:97:ILE:HD11	38:BQ:105:PHE:CA	2.23	0.68
43:BV:44:HIS:HE1	43:BV:86:LEU:H	1.41	0.68
47:BZ:26:LEU:O	47:BZ:37:ARG:NH1	2.26	0.68
1:CA:1127:G:O2'	1:CA:1128:C:H5'	1.93	0.68
1:CA:522:C:O4'	1:CA:536:C:H4'	1.93	0.68
1:CA:737:C:OP1	6:CF:91:ARG:HB3	1.94	0.68
1:CA:751:U:H2'	1:CA:752:G:O4'	1.93	0.68
5:CE:79:THR:HA	5:CE:121:ASN:CG	2.14	0.68
5:CE:83:PRO:HB3	5:CE:96:GLN:HG2	1.75	0.68
8:CH:17:GLN:OE1	8:CH:62:LEU:HB3	1.94	0.68
3:CC:36:PHE:CE1	14:CN:91:GLU:HB3	2.29	0.68
17:CQ:29:LYS:HE2	17:CQ:36:PHE:CE2	2.27	0.68
22:DA:1032:A:C1'	52:D4:23:ILE:HD13	2.20	0.68
22:DA:138:U:H2'	22:DA:140:C:H1'	1.74	0.68
22:DA:1627:G:N2	22:DA:1628:G:C8	2.62	0.68
22:DA:1722:A:H62	22:DA:1738:G:H1'	1.59	0.68
22:DA:2204:G:C2	22:DA:2205:A:C8	2.81	0.68
22:DA:538:A:O2'	31:DJ:8:PRO:HG3	1.92	0.68
22:DA:962:G:H2'	22:DA:963:U:C6	2.29	0.68
22:DA:784:G:N2	24:DC:227:VAL:HG21	2.08	0.68
25:DD:28:GLU:HA	25:DD:185:ASN:O	1.93	0.68
26:DE:60:TRP:CE3	26:DE:62:GLN:HB2	2.29	0.68
29:DH:31:VAL:CB	29:DH:32:PRO:HD3	2.19	0.68
29:DH:61:VAL:HG13	29:DH:62:LEU:N	2.08	0.68
32:DK:71:ARG:CB	32:DK:72:PRO:CD	2.52	0.68
35:DN:72:ASP:OD1	35:DN:75:ILE:HG23	1.94	0.68
22:DA:1248:G:H2'	38:DQ:1:ALA:O	1.93	0.68
38:DQ:8:ILE:O	38:DQ:8:ILE:HG12	1.91	0.68
1:AA:1001:C:H2'	1:AA:1002:G:H8	1.59	0.68
1:AA:872:A:C2	1:AA:874:G:C6	2.81	0.68
1:AA:914:A:O2'	1:AA:915:A:C5'	2.42	0.68
4:AD:55:ARG:HH12	4:AD:58:GLN:HG2	1.59	0.68
10:AJ:87:LEU:HD13	10:AJ:88:MET:N	2.07	0.68
13:AM:79:LEU:CD2	13:AM:86:ARG:HB2	2.23	0.68

Continued on next page...

Continued from previous page...

Atom-1	Atom-2	Interatomic distance (Å)	Clash overlap (Å)
22:BA:1402:U:H2'	22:BA:1403:A:O5'	1.94	0.68
22:BA:308:G:O2'	22:BA:309:A:H5'	1.92	0.68
22:BA:62:U:H4'	22:BA:63:A:OP1	1.93	0.68
27:BF:37:MET:CE	27:BF:37:MET:HA	2.23	0.68
28:BG:115:GLN:CD	28:BG:115:GLN:H	1.97	0.68
32:BK:7:MET:SD	32:BK:20:MET:HB2	2.34	0.68
35:BN:24:MET:HG2	35:BN:44:LEU:CD2	2.24	0.68
37:BP:13:LYS:HE3	37:BP:76:HIS:CA	2.18	0.68
42:BU:42:LYS:HD3	42:BU:42:LYS:N	2.08	0.68
44:BW:30:VAL:H	44:BW:31:LEU:HD23	1.59	0.68
2:CB:9:LEU:H	2:CB:9:LEU:HD23	1.58	0.68
16:CP:35:ARG:HH12	16:CP:38:PHE:HB3	1.58	0.68
20:CT:26:MET:CE	20:CT:30:PHE:HD1	2.07	0.68
22:DA:2215:C:HO2'	22:DA:2216:G:H8	1.42	0.68
22:DA:2242:G:N7	22:DA:2243:U:C5	2.62	0.68
22:DA:228:C:H5'	22:DA:229:C:H5	1.58	0.68
22:DA:370:G:N1	22:DA:424:G:C5	2.62	0.68
22:DA:455:C:N3	22:DA:473:G:H4'	2.08	0.68
22:DA:513:A:C2	22:DA:514:A:C5	2.82	0.68
22:DA:729:G:H3'	22:DA:730:A:H5''	1.75	0.68
25:DD:149:ASN:O	25:DD:151:THR:N	2.26	0.68
28:DG:132:LEU:N	28:DG:132:LEU:HD12	2.07	0.68
29:DH:59:ALA:HA	29:DH:63:ALA:HB3	1.75	0.68
39:DR:39:LEU:HD23	39:DR:39:LEU:H	1.58	0.68
44:DW:16:GLU:OE2	44:DW:16:GLU:HA	1.91	0.68
1:AA:121:U:OP2	1:AA:121:U:H4'	1.93	0.68
1:AA:238:A:H2'	1:AA:239:U:H5'	1.76	0.68
1:AA:258:G:O2'	1:AA:259:G:H5'	1.94	0.68
3:AC:112:ALA:HB2	3:AC:182:ASP:O	1.94	0.68
4:AD:145:ARG:HD2	4:AD:147:LYS:CE	2.24	0.68
5:AE:154:ALA:HB1	8:AH:65:PHE:CE2	2.29	0.68
10:AJ:10:LEU:CD1	10:AJ:98:VAL:HG12	2.23	0.68
10:AJ:52:LEU:CD2	10:AJ:62:ARG:HG3	2.23	0.68
22:BA:1082:U:H5'	30:BI:117:THR:O	1.94	0.68
22:BA:2353:G:O2'	44:BW:31:LEU:CD2	2.41	0.68
35:BN:71:ARG:HH21	35:BN:71:ARG:CG	2.06	0.68
36:BO:111:ARG:HD3	36:BO:112:GLU:N	2.08	0.68
36:BO:49:VAL:HG21	36:BO:82:ALA:HA	1.74	0.68
38:BQ:40:LYS:HA	38:BQ:43:GLN:CG	2.23	0.68
44:BW:42:THR:HG22	44:BW:43:LYS:HG2	1.74	0.68
45:BX:5:GLN:HE21	45:BX:49:ARG:N	1.91	0.68

Continued on next page...

Continued from previous page...

Atom-1	Atom-2	Interatomic distance (Å)	Clash overlap (Å)
1:CA:181:A:H4'	1:CA:182:A:OP1	1.93	0.68
1:CA:70:U:H4'	1:CA:71:A:OP1	1.94	0.68
12:CL:66:ILE:HD13	12:CL:73:LEU:HD12	1.76	0.68
14:CN:60:ARG:NH2	14:CN:70:HIS:HB3	2.09	0.68
22:DA:101:A:HO2'	22:DA:102:U:P	2.16	0.68
22:DA:125:A:H5''	50:D2:19:ARG:HD3	1.76	0.68
22:DA:1535:A:H2'	22:DA:1535:A:N3	2.06	0.68
22:DA:24:G:C2'	22:DA:25:U:H5'	2.23	0.68
22:DA:2699:C:H2'	22:DA:2700:A:H8	1.56	0.68
22:DA:528:A:N1	22:DA:2043:C:O5'	2.27	0.68
22:DA:623:C:H2'	22:DA:624:C:C6	2.28	0.68
24:DC:79:ARG:HD3	24:DC:81:GLU:OE1	1.94	0.68
25:DD:20:VAL:CG1	25:DD:22:ILE:HG12	2.24	0.68
23:DB:42:C:H41	27:DF:87:LYS:NZ	1.91	0.68
44:DW:18:LYS:HD3	44:DW:19:ARG:HG2	1.74	0.68
46:DY:57:LEU:HD13	46:DY:60:LYS:HE3	1.74	0.68
1:AA:1184:G:HO2'	1:AA:1185:G:H5'	1.59	0.68
1:AA:701:U:O2	1:AA:701:U:H2'	1.93	0.68
2:AB:202:ASN:ND2	2:AB:205:ALA:HB2	2.09	0.68
8:AH:45:ILE:C	8:AH:63:LYS:HD2	2.14	0.68
9:AI:86:LEU:CD2	9:AI:93:LEU:HD22	2.23	0.68
10:AJ:35:GLN:HA	10:AJ:35:GLN:HE21	1.57	0.68
19:AS:39:ILE:HD11	19:AS:70:LEU:HD23	1.76	0.68
22:BA:1253:A:H3'	22:BA:1254:A:C5'	2.24	0.68
31:BJ:31:GLU:OE2	31:BJ:35:ARG:HD2	1.94	0.68
33:BL:29:LYS:CG	33:BL:30:THR:HG23	2.24	0.68
34:BM:46:ILE:HD12	34:BM:47:GLU:N	2.09	0.68
39:BR:47:VAL:O	39:BR:47:VAL:HG12	1.93	0.68
41:BT:39:THR:O	41:BT:39:THR:HG22	1.94	0.68
1:CA:1162:C:O2'	1:CA:1163:A:H5'	1.94	0.68
1:CA:1315:U:O4	19:CS:4:LEU:HG	1.94	0.68
1:CA:764:C:N4	1:CA:812:G:H1	1.91	0.68
5:CE:79:THR:HG23	5:CE:81:GLN:H	1.58	0.68
11:CK:82:GLU:HB2	11:CK:108:ASN:HB3	1.74	0.68
12:CL:2:THR:O	12:CL:6:LEU:HD12	1.94	0.68
12:CL:83:GLY:CA	12:CL:94:TYR:HA	2.17	0.68
13:CM:18:LEU:H	13:CM:18:LEU:HD12	1.58	0.68
13:CM:32:ILE:O	13:CM:32:ILE:HD13	1.93	0.68
13:CM:2:ARG:NE	13:CM:8:ILE:HD11	2.08	0.68
22:DA:1471:G:H2'	22:DA:1472:C:H6	1.58	0.68
22:DA:1817:G:C2'	22:DA:1818:U:H5'	2.24	0.68

Continued on next page...

Continued from previous page...

Atom-1	Atom-2	Interatomic distance (Å)	Clash overlap (Å)
22:DA:2804:U:O2'	22:DA:2805:C:H5'	1.94	0.68
22:DA:983:A:O2'	22:DA:984:A:H5'	1.93	0.68
24:DC:220:ARG:O	24:DC:223:ALA:HB3	1.94	0.68
28:DG:43:LYS:O	28:DG:49:LEU:HD12	1.93	0.68
1:AA:107:G:C2'	1:AA:108:G:H5'	2.24	0.68
1:AA:176:C:H2'	1:AA:177:G:N3	2.09	0.68
1:AA:684:U:H3	1:AA:706:A:H61	1.42	0.68
3:AC:139:ASN:HA	3:AC:142:ARG:HB2	1.76	0.68
9:AI:31:GLN:O	9:AI:32:ARG:HB2	1.94	0.68
9:AI:32:ARG:CG	9:AI:36:GLN:HB3	2.19	0.68
11:AK:107:THR:HG22	11:AK:108:ASN:ND2	2.09	0.68
20:AT:81:GLN:HA	20:AT:84:LYS:HB2	1.76	0.68
22:BA:242:G:OP2	51:B3:2:LYS:HE2	1.94	0.68
22:BA:22:C:H2'	22:BA:23:G:O5'	1.94	0.68
22:BA:2309:A:O2'	22:BA:2310:C:C5'	2.38	0.68
22:BA:2373:G:H2'	22:BA:2374:C:C6	2.28	0.68
22:BA:438:G:O2'	22:BA:439:A:H5'	1.93	0.68
22:BA:962:G:H2'	22:BA:963:U:C6	2.29	0.68
27:BF:134:GLN:H	27:BF:134:GLN:NE2	1.92	0.68
1:CA:134:G:C2'	1:CA:135:C:H5'	2.24	0.68
1:CA:369:G:OP2	1:CA:388:G:N2	2.27	0.68
1:CA:429:U:C1'	1:CA:430:A:H5''	2.24	0.68
1:CA:775:G:C2'	1:CA:776:G:H5'	2.24	0.68
7:CG:129:ASN:OD1	7:CG:134:VAL:HG11	1.94	0.68
12:CL:46:SER:O	12:CL:47:ALA:HB2	1.94	0.68
22:DA:1775:U:H2'	22:DA:1776:G:O5'	1.94	0.68
22:DA:1944:U:O4'	22:DA:1955:U:H1'	1.94	0.68
22:DA:234:U:C5'	22:DA:234:U:H6	2.05	0.68
22:DA:364:C:H2'	22:DA:365:U:C6	2.28	0.68
22:DA:36:G:N1	22:DA:445:C:N4	2.42	0.68
23:DB:115:A:H2'	23:DB:116:G:C8	2.28	0.68
23:DB:83:G:OP1	47:DZ:16:LEU:HD21	1.94	0.68
27:DF:42:ALA:CB	27:DF:49:LEU:HD21	2.24	0.68
28:DG:126:THR:HG22	28:DG:127:GLN:N	2.03	0.68
29:DH:93:SER:HB3	29:DH:121:VAL:CG2	2.18	0.68
40:DS:32:ALA:HA	40:DS:35:ILE:CG1	2.22	0.68
1:AA:1470:U:O2'	1:AA:1471:U:H5'	1.94	0.67
1:AA:32:A:C2'	1:AA:33:A:C8	2.75	0.67
1:AA:47:C:H4'	1:AA:48:C:O5'	1.93	0.67
1:AA:982:U:H4'	1:AA:983:A:C5'	2.25	0.67
5:AE:81:GLN:CG	5:AE:149:PRO:HG3	2.20	0.67

Continued on next page...

Continued from previous page...

Atom-1	Atom-2	Interatomic distance (Å)	Clash overlap (Å)
13:AM:10:ASP:OD1	13:AM:44:ILE:HD13	1.94	0.67
14:AN:59:GLN:HE21	14:AN:59:GLN:N	1.91	0.67
18:AR:62:ARG:HD3	18:AR:69:TYR:CD2	2.29	0.67
22:BA:1056:G:HO2'	22:BA:1086:A:H1'	1.59	0.67
22:BA:1793:C:O2'	22:BA:1794:A:H5'	1.94	0.67
22:BA:923:G:C2	44:BW:23:LYS:HE2	2.28	0.67
22:BA:1654:A:C1'	25:BD:118:PHE:CE1	2.77	0.67
29:BH:104:THR:O	29:BH:104:THR:HG23	1.93	0.67
22:BA:587:C:N3	33:BL:33:ARG:NH2	2.42	0.67
37:BP:87:ARG:NH2	37:BP:111:GLU:HG3	2.09	0.67
37:BP:25:VAL:N	37:BP:85:VAL:O	2.25	0.67
1:CA:162:A:H2'	1:CA:163:C:O4'	1.94	0.67
6:CF:2:ARG:HG2	6:CF:4:TYR:OH	1.95	0.67
7:CG:75:LYS:HG3	7:CG:76:SER:N	2.08	0.67
13:CM:68:LEU:O	13:CM:72:ILE:HG22	1.94	0.67
20:CT:22:SER:O	20:CT:26:MET:HB2	1.93	0.67
35:DN:98:LEU:CD2	48:D0:53:VAL:HG21	2.24	0.67
22:DA:1062:G:OP1	22:DA:1070:A:H4'	1.94	0.67
22:DA:1345:C:H5''	22:DA:1396:U:O4	1.95	0.67
22:DA:1525:A:H2'	22:DA:1526:C:O4'	1.93	0.67
22:DA:1569:A:N1	22:DA:1570:A:C2	2.62	0.67
22:DA:188:G:C2'	22:DA:189:G:H5'	2.23	0.67
22:DA:579:G:C8	22:DA:2017:U:C4	2.81	0.67
22:DA:2205:A:O2'	22:DA:2206:C:H5'	1.94	0.67
22:DA:275:C:H2'	22:DA:276:U:O4'	1.94	0.67
22:DA:839:U:H2'	22:DA:840:C:H6	1.59	0.67
22:DA:1790:C:H4'	24:DC:207:ALA:HB1	1.76	0.67
24:DC:99:GLU:HG2	24:DC:100:ARG:H	1.57	0.67
24:DC:99:GLU:HG2	24:DC:100:ARG:N	2.09	0.67
25:DD:139:SER:HB3	25:DD:142:VAL:CG2	2.21	0.67
25:DD:105:LYS:HA	25:DD:177:VAL:CG2	2.24	0.67
28:DG:139:VAL:HA	28:DG:142:GLN:CB	2.24	0.67
30:DI:45:THR:CG2	30:DI:54:ILE:HD13	2.22	0.67
34:DM:96:ILE:HD13	34:DM:102:LEU:HD11	1.77	0.67
38:DQ:60:TRP:CH2	38:DQ:93:ILE:HB	2.29	0.67
38:DQ:79:ILE:C	38:DQ:79:ILE:HD13	2.14	0.67
39:DR:2:TYR:CD2	39:DR:42:ALA:HB2	2.25	0.67
43:DV:72:VAL:HA	43:DV:92:VAL:O	1.93	0.67
1:AA:1196:A:HO2'	1:AA:1197:A:P	2.17	0.67
1:AA:486:U:C5'	1:AA:486:U:H6	2.06	0.67
49:B1:8:ILE:HG22	49:B1:9:LYS:N	2.08	0.67

Continued on next page...

Continued from previous page...

Atom-1	Atom-2	Interatomic distance (Å)	Clash overlap (Å)
22:BA:244:A:C2	22:BA:255:A:C4	2.82	0.67
23:BB:70:C:O2'	23:BB:71:C:H5'	1.93	0.67
28:BG:82:PHE:CZ	28:BG:137:LYS:HB2	2.29	0.67
22:BA:1161:C:H1'	39:BR:8:GLY:O	1.94	0.67
1:CA:1337:G:H5''	1:CA:1338:G:OP1	1.93	0.67
1:CA:1410:A:H2'	1:CA:1411:C:C6	2.29	0.67
1:CA:1484:C:H2'	1:CA:1485:U:O4'	1.94	0.67
1:CA:239:U:C5'	1:CA:239:U:H6	2.07	0.67
1:CA:51:A:H4'	1:CA:52:C:C5'	2.24	0.67
5:CE:104:ILE:HA	5:CE:122:VAL:CB	2.23	0.67
1:CA:940:C:H5'	7:CG:101:ARG:HH22	1.58	0.67
12:CL:19:ASN:H	12:CL:19:ASN:ND2	1.90	0.67
22:DA:1021:A:C2'	22:DA:1022:G:H4'	2.24	0.67
22:DA:1125:G:H4'	52:D4:37:GLN:NE2	2.09	0.67
22:DA:1268:A:H2'	22:DA:1269:A:O4'	1.95	0.67
22:DA:1438:U:H5	22:DA:1552:A:N1	1.92	0.67
22:DA:2192:U:H2'	22:DA:2192:U:O2	1.93	0.67
22:DA:2619:C:H4'	25:DD:156:PHE:O	1.95	0.67
26:DE:112:LEU:HD13	26:DE:112:LEU:O	1.94	0.67
42:DU:7:ASP:O	42:DU:8:ASP:HB2	1.92	0.67
1:AA:263:A:H2'	1:AA:264:C:C6	2.29	0.67
2:AB:202:ASN:HD21	2:AB:205:ALA:HB2	1.60	0.67
2:AB:63:LYS:HD3	2:AB:63:LYS:C	2.15	0.67
13:AM:39:ALA:HB3	13:AM:42:VAL:HG22	1.75	0.67
10:AJ:51:VAL:CB	14:AN:80:ARG:HB2	2.22	0.67
21:AU:35:GLU:O	21:AU:36:PHE:HB2	1.94	0.67
22:BA:1079:C:C4	22:BA:1088:A:H2	2.12	0.67
22:BA:1688:U:O2	22:BA:1700:A:H5''	1.94	0.67
22:BA:1676:A:C2	22:BA:1993:U:H5'	2.30	0.67
22:BA:2085:U:O2'	22:BA:2086:U:H5'	1.94	0.67
28:BG:15:ASP:CG	28:BG:16:VAL:N	2.47	0.67
37:BP:33:GLU:CG	37:BP:34:GLY:N	2.58	0.67
1:CA:1140:C:H2'	1:CA:1141:C:C5	2.30	0.67
5:CE:135:VAL:O	5:CE:138:ALA:HB3	1.92	0.67
12:CL:62:VAL:HG21	12:CL:94:TYR:CE2	2.29	0.67
22:DA:1738:G:O2'	22:DA:1739:A:H8	1.75	0.67
22:DA:2062:A:H2'	22:DA:2062:A:N3	2.09	0.67
22:DA:2752:C:C2'	22:DA:2753:A:H8	2.07	0.67
24:DC:79:ARG:C	24:DC:80:LEU:HD12	2.15	0.67
27:DF:34:THR:O	27:DF:35:LEU:HB2	1.94	0.67
30:DI:96:LYS:CE	30:DI:138:VAL:HG11	2.22	0.67

Continued on next page...

Continued from previous page...

Atom-1	Atom-2	Interatomic distance (Å)	Clash overlap (Å)
32:DK:27:GLY:HA3	32:DK:30:ARG:CG	2.24	0.67
22:DA:832:U:OP1	33:DL:39:LYS:N	2.26	0.67
3:AC:102:ILE:H	3:AC:102:ILE:HD12	1.60	0.67
4:AD:147:LYS:H	4:AD:147:LYS:HE2	1.58	0.67
14:AN:2:LYS:HD3	14:AN:5:MET:CG	2.24	0.67
14:AN:51:PRO:O	14:AN:52:ARG:CB	2.42	0.67
18:AR:54:LEU:O	18:AR:58:ILE:HG13	1.94	0.67
19:AS:30:LEU:O	19:AS:49:ALA:HB3	1.95	0.67
22:BA:1152:C:H3'	56:BA:3360:HOH:O	1.95	0.67
22:BA:1988:G:H2'	22:BA:1989:G:H5'	1.77	0.67
22:BA:84:A:H62	22:BA:101:A:H2	1.42	0.67
24:BC:245:THR:OG1	24:BC:249:VAL:HB	1.95	0.67
24:BC:85:ASN:OD1	24:BC:85:ASN:N	2.28	0.67
29:BH:67:ALA:HA	29:BH:138:VAL:CB	2.24	0.67
36:BO:57:ALA:O	36:BO:59:ALA:N	2.27	0.67
22:BA:335:C:C5'	42:BU:81:ARG:HD3	2.24	0.67
46:BY:6:LEU:O	46:BY:7:ARG:HB3	1.95	0.67
1:CA:1202:U:O2'	1:CA:1203:C:C5'	2.42	0.67
1:CA:597:G:C2'	1:CA:598:U:H5'	2.20	0.67
2:CB:127:LYS:HE2	2:CB:136:ARG:NH2	2.09	0.67
2:CB:110:ILE:HD13	2:CB:151:LYS:CA	2.21	0.67
3:CC:24:ASN:O	3:CC:28:PHE:HB2	1.94	0.67
5:CE:55:VAL:O	5:CE:59:ILE:HG22	1.94	0.67
52:D4:10:LEU:HB2	52:D4:33:HIS:ND1	2.09	0.67
22:DA:1199:U:H2'	22:DA:1200:C:C6	2.30	0.67
22:DA:120:U:H1'	22:DA:149:A:C8	2.29	0.67
22:DA:2199:A:N3	22:DA:2200:C:C6	2.63	0.67
22:DA:273:G:H2'	22:DA:274:C:C6	2.30	0.67
22:DA:2813:A:H2'	22:DA:2814:A:C8	2.30	0.67
22:DA:2:G:C6	22:DA:3:U:C4	2.82	0.67
28:DG:130:ILE:HG22	28:DG:132:LEU:HD11	1.75	0.67
30:DI:37:PHE:CE1	30:DI:56:VAL:HG21	2.30	0.67
35:DN:44:LEU:O	35:DN:48:VAL:HG23	1.95	0.67
35:DN:63:ARG:O	35:DN:67:PHE:HB2	1.94	0.67
42:DU:92:VAL:HG21	42:DU:101:THR:HG21	1.75	0.67
22:DA:2331:G:O2'	44:DW:40:ARG:HB3	1.94	0.67
1:AA:1064:G:H1'	1:AA:1066:C:C5	2.30	0.67
1:AA:642:A:H2'	1:AA:643:C:H6	1.60	0.67
3:AC:131:ARG:O	3:AC:135:ARG:HG2	1.93	0.67
4:AD:196:GLU:HA	4:AD:199:ILE:HG23	1.76	0.67
5:AE:149:PRO:HA	5:AE:152:VAL:HG13	1.75	0.67

Continued on next page...

Continued from previous page...

Atom-1	Atom-2	Interatomic distance (Å)	Clash overlap (Å)
7:AG:114:SER:HB3	7:AG:117:LEU:HG	1.76	0.67
1:AA:1320:C:H41	19:AS:36:ARG:HG2	1.59	0.67
22:BA:1107:G:H2'	22:BA:1108:U:C6	2.29	0.67
22:BA:1159:U:O2'	22:BA:1160:G:H5'	1.93	0.67
22:BA:1253:A:N7	56:BA:3332:HOH:O	2.26	0.67
22:BA:836:G:H5''	22:BA:837:C:OP2	1.94	0.67
27:BF:121:PHE:HB3	27:BF:162:ASP:OD2	1.95	0.67
31:BJ:25:LEU:CD2	31:BJ:25:LEU:C	2.62	0.67
32:BK:71:ARG:CB	32:BK:72:PRO:CD	2.72	0.67
36:BO:52:SER:OG	36:BO:54:VAL:HG12	1.95	0.67
40:BS:51:LEU:O	40:BS:55:ILE:HG13	1.94	0.67
46:BY:18:LEU:HD13	46:BY:18:LEU:O	1.94	0.67
1:CA:282:A:H2'	1:CA:283:U:C6	2.30	0.67
1:CA:345:C:H4'	1:CA:346:G:C5'	2.24	0.67
1:CA:954:G:H1	1:CA:1228:C:N4	1.91	0.67
4:CD:170:LEU:HA	4:CD:182:LYS:HB2	1.77	0.67
8:CH:37:ASN:HA	8:CH:48:PHE:HE1	1.58	0.67
8:CH:62:LEU:N	8:CH:62:LEU:HD22	2.09	0.67
21:CU:38:GLU:HA	21:CU:41:THR:OG1	1.95	0.67
22:DA:127:A:C8	50:D2:46:LYS:HE3	2.29	0.67
22:DA:1029:A:H5''	22:DA:1030:C:OP2	1.94	0.67
22:DA:1417:C:O2'	22:DA:1418:G:H5'	1.94	0.67
22:DA:1906:G:C8	22:DA:1929:G:H2'	2.30	0.67
22:DA:2259:U:C4	22:DA:2427:C:N4	2.62	0.67
27:DF:110:ILE:HD13	27:DF:110:ILE:H	1.58	0.67
27:DF:28:PRO:CB	27:DF:168:LEU:HD11	2.24	0.67
27:DF:28:PRO:HB2	27:DF:168:LEU:HD11	1.75	0.67
30:DI:132:ALA:CB	30:DI:137:LEU:HD12	2.25	0.67
31:DJ:86:GLN:O	31:DJ:87:ALA:CB	2.41	0.67
35:DN:22:ARG:HG3	35:DN:70:THR:HA	1.74	0.67
37:DP:105:LYS:HA	37:DP:108:ARG:NE	2.09	0.67
42:DU:14:THR:CG2	42:DU:15:GLY:H	2.07	0.67
43:DV:41:GLU:O	43:DV:42:LEU:HD23	1.94	0.67
1:AA:1239:A:N6	1:AA:1299:A:N6	2.32	0.67
1:AA:1427:C:C2'	1:AA:1428:A:H5'	2.25	0.67
4:AD:2:ARG:HH21	4:AD:114:ARG:HD3	1.59	0.67
4:AD:7:LYS:HZ1	4:AD:21:LYS:HG3	1.58	0.67
22:BA:1515:A:H2'	22:BA:1516:G:O4'	1.95	0.67
22:BA:1970:A:H4'	22:BA:1971:U:O5'	1.94	0.67
27:BF:16:MET:O	27:BF:20:ASN:HA	1.95	0.67
32:BK:76:VAL:C	32:BK:77:ILE:HD12	2.15	0.67

Continued on next page...

Continued from previous page...

Atom-1	Atom-2	Interatomic distance (Å)	Clash overlap (Å)
33:BL:65:GLY:O	33:BL:66:PHE:HB3	1.94	0.67
34:BM:78:LEU:HD23	34:BM:79:ALA:N	2.10	0.67
37:BP:37:LYS:HG2	37:BP:37:LYS:O	1.94	0.67
46:BY:7:ARG:HG3	46:BY:7:ARG:O	1.94	0.67
1:CA:1296:C:C4	1:CA:1297:G:N2	2.63	0.67
2:CB:9:LEU:HD12	2:CB:11:ALA:C	2.15	0.67
16:CP:4:ILE:HG21	16:CP:57:ILE:CD1	2.23	0.67
22:DA:1055:G:C3'	22:DA:1056:G:H5'	2.25	0.67
22:DA:140:C:H5'	22:DA:141:G:N2	2.10	0.67
22:DA:1695:G:H2'	22:DA:1696:G:O4'	1.95	0.67
22:DA:2503:A:H3'	22:DA:2503:A:OP2	1.95	0.67
22:DA:251:A:H4'	33:DL:47:ARG:HH22	1.59	0.67
22:DA:2886:A:H62	48:D0:39:ARG:HD3	1.58	0.67
22:DA:396:G:O2'	22:DA:397:U:C6	2.48	0.67
22:DA:995:C:H5''	38:DQ:53:LYS:HG2	1.77	0.67
26:DE:52:VAL:HG12	26:DE:74:LYS:HD3	1.76	0.67
27:DF:155:ILE:HD12	27:DF:155:ILE:N	2.09	0.67
27:DF:65:LEU:HD23	27:DF:65:LEU:H	1.60	0.67
27:DF:64:PRO:HA	27:DF:88:VAL:CG2	2.24	0.67
28:DG:138:GLN:HG2	28:DG:138:GLN:O	1.94	0.67
35:DN:14:SER:C	35:DN:16:HIS:H	1.98	0.67
22:DA:1156:A:P	38:DQ:54:ARG:HE	2.18	0.67
38:DQ:64:ILE:HD11	38:DQ:95:ALA:HB3	1.77	0.67
46:DY:17:GLU:OE1	46:DY:53:VAL:HB	1.94	0.67
1:AA:994:A:N7	1:AA:1216:A:H4'	2.10	0.67
1:AA:370:C:O2'	1:AA:371:A:H5'	1.95	0.67
3:AC:59:PRO:O	3:AC:62:SER:HB3	1.93	0.67
4:AD:109:THR:HG23	4:AD:112:GLU:N	2.07	0.67
8:AH:48:PHE:O	8:AH:49:LYS:CB	2.42	0.67
49:B1:8:ILE:HG23	49:B1:51:ALA:CA	2.17	0.67
22:BA:1061:U:H3'	22:BA:1062:G:C5'	2.24	0.67
22:BA:1486:U:O2'	22:BA:1487:U:H5'	1.94	0.67
22:BA:2346:A:H3'	22:BA:2347:C:H5''	1.77	0.67
26:BE:127:GLU:H	26:BE:127:GLU:CD	1.97	0.67
38:BQ:39:ILE:O	38:BQ:43:GLN:HG2	1.95	0.67
38:BQ:94:LEU:HD23	39:BR:11:GLN:HB2	1.76	0.67
39:BR:49:ILE:CG1	39:BR:51:VAL:O	2.43	0.67
1:CA:87:C:O2'	1:CA:88:U:C4'	2.43	0.67
2:CB:150:ILE:HD11	2:CB:153:MET:HE1	1.77	0.67
9:CI:10:ARG:HG3	9:CI:14:SER:O	1.94	0.67
22:DA:1014:A:O2'	22:DA:1015:U:H5'	1.94	0.67

Continued on next page...

Continued from previous page...

Atom-1	Atom-2	Interatomic distance (Å)	Clash overlap (Å)
22:DA:1084:A:H2'	22:DA:1085:A:H5'	1.76	0.67
22:DA:740:C:H5'	22:DA:1784:A:H3'	1.76	0.67
22:DA:2074:U:HO2'	22:DA:2075:U:H5'	1.60	0.67
22:DA:216:A:HO2'	22:DA:217:A:H8	1.36	0.67
22:DA:2746:U:C2'	22:DA:2747:G:H5'	2.25	0.67
22:DA:915:C:O2	23:DB:100:G:H4'	1.95	0.67
29:DH:5:LEU:O	29:DH:6:LEU:HD12	1.95	0.67
30:DI:11:GLN:OE1	30:DI:74:PRO:HG2	1.94	0.67
33:DL:111:ILE:HA	33:DL:128:THR:OG1	1.94	0.67
38:DQ:26:ALA:HB1	38:DQ:30:VAL:HB	1.77	0.67
2:AB:112:ARG:O	2:AB:116:LEU:HD23	1.95	0.67
2:AB:32:GLY:HA3	2:AB:39:ILE:N	2.09	0.67
4:AD:33:ILE:O	4:AD:34:GLU:CB	2.42	0.67
6:AF:4:TYR:CE2	6:AF:71:ILE:HG12	2.29	0.67
7:AG:69:ARG:CD	7:AG:95:ARG:HG2	2.25	0.67
13:AM:40:GLU:HG3	13:AM:41:ASP:H	1.59	0.67
15:AO:68:TYR:O	15:AO:71:ARG:HG2	1.94	0.67
22:BA:1063:G:O2'	22:BA:1064:C:O4'	2.11	0.67
22:BA:132:G:O2'	22:BA:133:U:H5'	1.95	0.67
22:BA:1490:A:H5'	22:BA:1491:G:OP2	1.93	0.67
22:BA:1585:C:O2'	22:BA:1586:A:H5'	1.94	0.67
27:BF:107:VAL:N	27:BF:108:PRO:CD	2.58	0.67
41:BT:39:THR:HB	41:BT:42:GLU:CB	2.24	0.67
45:BX:38:TRP:NE1	45:BX:40:GLU:HB2	2.10	0.67
45:BX:5:GLN:NE2	45:BX:49:ARG:H	1.91	0.67
1:CA:14:U:H2'	1:CA:16:A:OP2	1.94	0.67
1:CA:251:G:H21	1:CA:253:A:H62	1.41	0.67
1:CA:305:G:H5'	1:CA:306:A:OP1	1.95	0.67
1:CA:372:C:O2'	1:CA:373:A:P	2.52	0.67
1:CA:39:G:H2'	1:CA:40:C:H6	1.60	0.67
1:CA:754:C:H2'	1:CA:754:C:O2	1.94	0.67
2:CB:159:ALA:HA	2:CB:180:ILE:HG22	1.77	0.67
14:CN:8:ARG:HD2	14:CN:12:ARG:CZ	2.24	0.67
14:CN:86:ALA:O	14:CN:91:GLU:HB2	1.95	0.67
19:CS:38:THR:CA	19:CS:69:LYS:HD3	2.24	0.67
22:DA:1360:G:H2'	22:DA:1361:G:C5'	2.23	0.67
22:DA:1739:A:H2'	22:DA:1740:G:H8	1.59	0.67
22:DA:216:A:O2'	22:DA:217:A:C8	2.48	0.67
22:DA:2348:U:O2'	22:DA:2349:G:O4'	2.12	0.67
22:DA:300:A:H1'	22:DA:333:G:H21	1.58	0.67
25:DD:151:THR:HG22	25:DD:152:PRO:HD3	1.76	0.67

Continued on next page...

Continued from previous page...

Atom-1	Atom-2	Interatomic distance (Å)	Clash overlap (Å)
22:DA:2531:A:H5''	28:DG:156:TYR:OH	1.94	0.67
28:DG:93:TYR:CD2	28:DG:93:TYR:N	2.63	0.67
29:DH:41:LYS:N	29:DH:44:ILE:HG23	2.10	0.67
22:DA:1080:A:H5'	30:DI:133:ARG:HH21	1.60	0.67
31:DJ:58:ASN:OD1	31:DJ:127:GLY:HA2	1.95	0.67
36:DO:7:ARG:HA	36:DO:10:ARG:NH2	2.10	0.67
37:DP:86:LYS:N	37:DP:86:LYS:HZ3	1.93	0.67
41:DT:40:LYS:O	41:DT:43:ILE:HG22	1.93	0.67
41:DT:43:ILE:CG2	41:DT:58:VAL:HG11	2.24	0.67
1:AA:921:U:H2'	1:AA:922:G:O4'	1.95	0.67
2:AB:40:ILE:HD13	2:AB:201:GLY:CA	2.13	0.67
9:AI:37:TYR:CD2	9:AI:38:PHE:HD2	2.12	0.67
10:AJ:10:LEU:HB3	10:AJ:18:ILE:HD11	1.76	0.67
22:BA:1941:C:H2'	22:BA:1942:C:C6	2.30	0.67
33:BL:132:ARG:HA	33:BL:142:ILE:HD11	1.77	0.67
41:BT:29:THR:HA	41:BT:86:THR:N	2.09	0.67
1:CA:577:G:C4	1:CA:816:A:C2	2.83	0.67
1:CA:974:A:O2'	1:CA:975:A:P	2.52	0.67
2:CB:212:TYR:CD2	2:CB:215:ALA:HB3	2.30	0.67
2:CB:86:CYS:HB2	2:CB:88:GLN:OE1	1.94	0.67
8:CH:76:ARG:HD3	8:CH:77:VAL:H	1.59	0.67
22:DA:578:G:H21	22:DA:1252:G:N2	1.92	0.67
22:DA:1342:A:N6	22:DA:1397:U:C5	2.63	0.67
22:DA:740:C:C5'	22:DA:1784:A:H3'	2.25	0.67
22:DA:2384:U:H3'	22:DA:2386:A:OP2	1.95	0.67
22:DA:2744:G:N2	22:DA:2745:C:C2	2.63	0.67
22:DA:804:A:H2'	22:DA:806:C:C4	2.30	0.67
22:DA:836:G:C6	22:DA:837:C:N3	2.63	0.67
23:DB:41:G:H3'	23:DB:42:C:C5'	2.23	0.67
28:DG:84:LYS:N	28:DG:84:LYS:HD3	2.09	0.67
29:DH:72:ILE:HD11	29:DH:141:LYS:N	2.08	0.67
31:DJ:89:PHE:CE2	31:DJ:100:VAL:HG11	2.30	0.67
34:DM:71:LYS:HB3	34:DM:93:VAL:O	1.95	0.67
35:DN:74:GLU:O	35:DN:77:ALA:HB3	1.94	0.67
40:DS:84:ARG:HB3	40:DS:96:ILE:HG23	1.76	0.67
42:DU:42:LYS:HD3	42:DU:57:ILE:CD1	2.25	0.67
47:DZ:6:ILE:O	47:DZ:34:THR:HA	1.95	0.67
1:AA:439:U:O2'	1:AA:440:C:C5'	2.43	0.67
1:AA:693:G:H2'	1:AA:694:A:H5'	1.75	0.67
2:AB:42:LEU:HG	2:AB:43:GLU:N	2.10	0.67
1:AA:1080:A:OP1	5:AE:51:LYS:HE3	1.95	0.67

Continued on next page...

Continued from previous page...

Atom-1	Atom-2	Interatomic distance (Å)	Clash overlap (Å)
12:AL:82:ARG:HG3	12:AL:82:ARG:O	1.94	0.67
16:AP:5:ARG:HA	16:AP:68:SER:OG	1.95	0.67
20:AT:32:LYS:O	20:AT:35:TYR:CD2	2.48	0.67
49:B1:29:LYS:HD2	49:B1:31:GLU:OE1	1.94	0.67
22:BA:151:C:H5'	22:BA:1360:G:OP1	1.95	0.67
22:BA:2188:U:H2'	22:BA:2189:U:C6	2.30	0.67
22:BA:77:G:OP1	46:BY:52:ARG:HD3	1.95	0.67
24:BC:69:ASN:O	24:BC:70:LYS:HB2	1.94	0.67
25:BD:110:THR:CG2	25:BD:171:THR:HG22	2.24	0.67
34:BM:53:MET:HE2	34:BM:120:ALA:CB	2.25	0.67
44:BW:9:THR:OG1	44:BW:10:ARG:N	2.25	0.67
46:BY:39:GLN:HG3	46:BY:42:LEU:HD22	1.76	0.67
1:CA:1213:A:O2'	1:CA:1214:C:H5''	1.94	0.67
1:CA:1283:U:O2'	1:CA:1284:C:C5'	2.42	0.67
1:CA:172:A:C5	1:CA:174:A:N7	2.63	0.67
1:CA:513:C:H2'	1:CA:514:C:C6	2.30	0.67
7:CG:100:MET:O	7:CG:104:VAL:HG13	1.94	0.67
11:CK:18:GLY:O	11:CK:81:LEU:HA	1.95	0.67
12:CL:42:LYS:CD	12:CL:43:LYS:NZ	2.57	0.67
13:CM:100:ARG:NH2	13:CM:102:LYS:HD3	2.10	0.67
18:CR:32:ILE:HG13	18:CR:32:ILE:O	1.95	0.67
51:D3:39:ARG:O	51:D3:43:LEU:HD13	1.95	0.67
52:D4:3:VAL:O	52:D4:4:ARG:HB2	1.95	0.67
22:DA:1255:U:H5'	22:DA:2502:G:N2	2.08	0.67
22:DA:1308:A:H2'	22:DA:1309:G:O4'	1.95	0.67
22:DA:1654:A:HO2'	22:DA:1655:A:H8	0.76	0.67
22:DA:2141:G:H2'	22:DA:2142:A:C8	2.30	0.67
22:DA:2832:U:H5''	22:DA:2834:G:H5'	1.76	0.67
22:DA:2880:C:H1'	35:DN:93:GLY:N	2.09	0.67
30:DI:55:PRO:HG2	30:DI:70:THR:HG23	1.77	0.67
35:DN:34:ILE:HD12	35:DN:44:LEU:HD21	1.77	0.67
38:DQ:64:ILE:CD1	38:DQ:95:ALA:HB3	2.25	0.67
40:DS:80:PRO:HD2	40:DS:100:THR:OG1	1.95	0.67
22:DA:2014:A:H5'	40:DS:94:ASP:OD2	1.95	0.67
41:DT:39:THR:HG21	41:DT:42:GLU:CB	2.19	0.67
42:DU:58:VAL:HG11	42:DU:60:LYS:HG2	1.76	0.67
1:AA:1398:A:H8	1:AA:1398:A:H5''	1.60	0.66
2:AB:99:MET:HA	2:AB:106:VAL:HG21	1.75	0.66
2:AB:13:VAL:CG2	2:AB:207:ARG:HH22	2.08	0.66
1:AA:1055:A:H1'	3:AC:155:ARG:NH2	2.10	0.66
5:AE:148:SER:O	5:AE:152:VAL:HG13	1.95	0.66

Continued on next page...

Continued from previous page...

Atom-1	Atom-2	Interatomic distance (Å)	Clash overlap (Å)
8:AH:28:SER:HB2	8:AH:58:LEU:CB	2.19	0.66
13:AM:13:HIS:HB3	13:AM:41:ASP:HA	1.77	0.66
16:AP:54:LEU:HD22	16:AP:80:LYS:HG3	1.75	0.66
17:AQ:80:LYS:HZ2	17:AQ:80:LYS:HB2	1.59	0.66
22:BA:1019:U:H3	22:BA:1142:A:H62	1.40	0.66
22:BA:1498:C:O2'	22:BA:1499:C:C5'	2.44	0.66
22:BA:1858:A:O2'	22:BA:1859:U:C5'	2.42	0.66
22:BA:475:C:O2'	22:BA:476:G:H5'	1.95	0.66
29:BH:137:GLU:HG3	29:BH:138:VAL:N	2.10	0.66
38:BQ:91:ARG:HH21	38:BQ:93:ILE:HD13	1.58	0.66
39:BR:49:ILE:HG21	39:BR:53:PHE:N	2.10	0.66
44:BW:18:LYS:HA	44:BW:36:ILE:CD1	2.24	0.66
1:CA:104:G:C2	1:CA:105:G:C8	2.83	0.66
1:CA:1096:C:O2'	1:CA:1097:C:H5'	1.95	0.66
1:CA:1361:G:H2'	1:CA:1362:A:C5'	2.25	0.66
1:CA:182:A:O2'	1:CA:183:C:H2'	1.95	0.66
1:CA:240:G:H5''	1:CA:240:G:H8	1.58	0.66
11:CK:107:THR:HG22	11:CK:108:ASN:HB2	1.78	0.66
13:CM:106:ARG:HA	13:CM:110:GLY:O	1.95	0.66
22:DA:1062:G:H2'	22:DA:1070:A:OP1	1.95	0.66
22:DA:1070:A:H61	30:DI:8:VAL:CG1	2.07	0.66
22:DA:1204:A:H4'	22:DA:1205:A:O5'	1.91	0.66
22:DA:184:C:H2'	22:DA:185:G:H8	1.58	0.66
22:DA:2884:U:H2'	22:DA:2885:G:C8	2.30	0.66
22:DA:300:A:H1'	22:DA:333:G:H22	1.59	0.66
24:DC:106:PRO:HB3	24:DC:141:HIS:HE1	1.58	0.66
29:DH:92:GLY:O	29:DH:121:VAL:HG11	1.95	0.66
29:DH:143:ILE:O	29:DH:144:VAL:HG13	1.96	0.66
36:DO:62:LEU:CD1	36:DO:65:THR:HG23	2.26	0.66
45:DX:13:THR:HA	45:DX:27:ARG:HA	1.77	0.66
1:AA:1503:A:C8	1:AA:1531:A:H1'	2.29	0.66
2:AB:22:TRP:HA	2:AB:188:THR:O	1.95	0.66
6:AF:11:HIS:CD2	6:AF:13:ASP:H	2.09	0.66
6:AF:52:ASN:O	6:AF:53:LYS:HB3	1.94	0.66
15:AO:18:ALA:O	15:AO:19:ASN:HB2	1.95	0.66
22:BA:1248:G:O2'	38:BQ:2:ARG:HA	1.95	0.66
22:BA:1624:U:H2'	22:BA:1625:C:H6	1.59	0.66
22:BA:2038:G:H2'	22:BA:2039:U:O4'	1.95	0.66
22:BA:2402:U:H2'	22:BA:2403:C:OP2	1.95	0.66
22:BA:2473:U:O2	22:BA:2473:U:H2'	1.94	0.66
22:BA:2579:C:H2'	22:BA:2580:U:H5'	1.77	0.66

Continued on next page...

Continued from previous page...

Atom-1	Atom-2	Interatomic distance (Å)	Clash overlap (Å)
35:BN:8:ARG:HD2	35:BN:43:GLU:HG3	1.77	0.66
44:BW:37:VAL:HG13	44:BW:55:ASP:C	2.15	0.66
1:CA:1159:U:H5	1:CA:1182:G:HO2'	1.42	0.66
1:CA:15:G:H2'	1:CA:16:A:C8	2.31	0.66
1:CA:199:A:O2'	1:CA:200:G:C5'	2.44	0.66
1:CA:498:A:H5''	1:CA:499:A:OP1	1.96	0.66
1:CA:629:A:H2'	1:CA:630:A:O4'	1.94	0.66
1:CA:738:C:C4	1:CA:739:C:C5	2.83	0.66
6:CF:11:HIS:CD2	6:CF:54:LEU:CD2	2.77	0.66
22:DA:1856:U:H3	22:DA:1886:U:H3	1.43	0.66
22:DA:1965:C:H5''	22:DA:1965:C:H6	1.59	0.66
22:DA:2666:C:H2'	22:DA:2667:C:C5'	2.25	0.66
22:DA:478:A:C2	22:DA:480:A:C4	2.84	0.66
22:DA:53:A:H2'	22:DA:54:G:H5'	1.77	0.66
22:DA:838:C:C2'	22:DA:839:U:H5'	2.25	0.66
24:DC:140:VAL:HG23	24:DC:141:HIS:H	1.58	0.66
22:DA:1813:G:C2	24:DC:49:THR:HB	2.30	0.66
26:DE:119:ILE:HG13	26:DE:119:ILE:O	1.94	0.66
27:DF:103:ILE:N	27:DF:103:ILE:HD12	2.10	0.66
27:DF:28:PRO:HG2	27:DF:168:LEU:HD11	1.77	0.66
28:DG:112:VAL:HG13	28:DG:150:TYR:CE1	2.23	0.66
30:DI:104:GLN:HA	30:DI:107:GLU:HB3	1.77	0.66
32:DK:107:LEU:HD23	32:DK:107:LEU:C	2.16	0.66
37:DP:92:ARG:HG2	37:DP:92:ARG:O	1.93	0.66
39:DR:82:HIS:O	39:DR:82:HIS:CG	2.47	0.66
40:DS:50:VAL:O	40:DS:53:SER:HB3	1.95	0.66
40:DS:86:MET:SD	40:DS:87:PRO:HD2	2.35	0.66
46:DY:1:MET:H1	46:DY:1:MET:HE2	1.60	0.66
46:DY:49:ASP:HA	46:DY:52:ARG:HD2	1.76	0.66
1:AA:113:G:H2'	1:AA:114:U:C6	2.31	0.66
4:AD:89:LEU:HD21	4:AD:199:ILE:CD1	2.24	0.66
4:AD:61:ARG:NH2	4:AD:67:LEU:HD23	2.10	0.66
4:AD:86:GLY:O	4:AD:89:LEU:HB3	1.95	0.66
11:AK:39:ASN:O	11:AK:40:ALA:HB3	1.95	0.66
14:AN:88:MET:HE3	14:AN:97:LYS:HD2	1.77	0.66
15:AO:16:ARG:HD3	15:AO:20:ASP:OD2	1.95	0.66
20:AT:53:MET:HE1	20:AT:57:VAL:HG21	1.76	0.66
48:B0:16:ARG:HG2	48:B0:19:ASP:OD1	1.95	0.66
22:BA:1842:G:H2'	22:BA:1843:C:C6	2.31	0.66
22:BA:2311:A:O3'	22:BA:2312:U:C6	2.48	0.66
22:BA:789:A:OP1	22:BA:790:U:H5	1.77	0.66

Continued on next page...

Continued from previous page...

Atom-1	Atom-2	Interatomic distance (Å)	Clash overlap (Å)
22:BA:962:G:H2'	22:BA:963:U:H6	1.61	0.66
25:BD:182:ALA:C	25:BD:184:ARG:N	2.46	0.66
26:BE:152:GLU:O	26:BE:153:LEU:HG	1.95	0.66
27:BF:169:LEU:HD12	27:BF:169:LEU:N	2.11	0.66
28:BG:163:TYR:O	28:BG:164:ALA:CB	2.42	0.66
33:BL:94:THR:HG22	33:BL:95:LEU:N	2.10	0.66
38:BQ:63:ARG:NH2	38:BQ:96:ASP:N	2.37	0.66
44:BW:37:VAL:C	44:BW:38:ARG:CG	2.61	0.66
1:CA:1453:G:H2'	1:CA:1453:G:N3	2.09	0.66
1:CA:1467:C:H2'	1:CA:1468:A:H8	1.59	0.66
1:CA:86:G:H1'	1:CA:87:C:O5'	1.96	0.66
3:CC:110:LEU:CD2	3:CC:203:LYS:HD2	2.13	0.66
7:CG:11:ILE:CD1	7:CG:24:LYS:HB2	2.24	0.66
19:CS:28:LYS:O	19:CS:30:LEU:HD12	1.93	0.66
20:CT:30:PHE:CE2	20:CT:52:GLU:HG2	2.29	0.66
22:DA:1081:U:OP1	30:DI:126:ARG:HD2	1.96	0.66
22:DA:170:U:C6	22:DA:171:U:H5	2.13	0.66
22:DA:2020:A:H5'	48:D0:8:THR:HG22	1.76	0.66
22:DA:2104:C:O2	22:DA:2105:U:H5	1.79	0.66
22:DA:2202:U:H5''	22:DA:2203:U:OP1	1.95	0.66
22:DA:2299:U:O2'	22:DA:2300:C:C6	2.46	0.66
22:DA:2752:C:H2'	22:DA:2753:A:H8	1.53	0.66
23:DB:91:C:H2'	23:DB:92:C:C6	2.30	0.66
24:DC:72:GLY:O	24:DC:73:ILE:HD13	1.94	0.66
22:DA:1655:A:H5'	25:DD:118:PHE:CD1	2.29	0.66
26:DE:147:LEU:HB3	26:DE:186:VAL:HG23	1.76	0.66
32:DK:18:ARG:HB2	32:DK:45:GLU:HB2	1.77	0.66
38:DQ:91:ARG:HG3	39:DR:11:GLN:NE2	2.10	0.66
41:DT:13:ALA:O	41:DT:32:LEU:HB2	1.95	0.66
45:DX:2:ARG:NH2	45:DX:32:LEU:HD23	2.01	0.66
46:DY:23:ARG:O	46:DY:27:ASN:HB2	1.96	0.66
1:AA:1157:A:C5	1:AA:1180:A:C6	2.83	0.66
1:AA:307:C:H5''	1:AA:308:C:OP2	1.95	0.66
2:AB:116:LEU:HD12	2:AB:140:LEU:CD1	2.22	0.66
5:AE:155:LYS:HD2	5:AE:156:ARG:N	2.10	0.66
51:B3:31:ILE:O	51:B3:35:LYS:HE3	1.95	0.66
24:BC:161:VAL:HG12	24:BC:161:VAL:O	1.94	0.66
26:BE:145:ASP:HB3	26:BE:184:ASP:HB2	1.76	0.66
27:BF:7:TYR:HD2	27:BF:11:VAL:HG11	1.60	0.66
36:BO:105:ALA:O	36:BO:106:LEU:HB3	1.95	0.66
39:BR:39:LEU:HA	39:BR:49:ILE:HG21	1.77	0.66

Continued on next page...

Continued from previous page...

Atom-1	Atom-2	Interatomic distance (Å)	Clash overlap (Å)
42:BU:73:ASN:O	42:BU:75:ALA:N	2.27	0.66
1:CA:120:A:O2'	1:CA:121:U:H4'	1.95	0.66
1:CA:259:G:O2'	1:CA:260:G:H5'	1.95	0.66
1:CA:543:U:O2'	1:CA:544:G:H5'	1.95	0.66
10:CJ:52:LEU:HD21	10:CJ:59:LYS:HA	1.77	0.66
16:CP:1:MET:CA	16:CP:1:MET:CE	2.73	0.66
19:CS:49:ALA:HB1	19:CS:56:HIS:HB3	1.75	0.66
21:CU:38:GLU:CA	21:CU:40:PRO:HD2	2.25	0.66
48:D0:39:ARG:O	48:D0:40:HIS:HB2	1.94	0.66
22:DA:158:U:H1'	22:DA:169:G:N2	2.10	0.66
22:DA:1815:A:H1'	22:DA:1817:G:N7	2.11	0.66
22:DA:529:A:C8	22:DA:2023:C:N4	2.63	0.66
22:DA:2346:A:C3'	22:DA:2347:C:H5''	2.12	0.66
22:DA:2798:U:H5'	22:DA:2800:A:C5	2.30	0.66
22:DA:2900:A:C5	22:DA:2901:C:C5	2.84	0.66
22:DA:546:U:H5'	22:DA:547:A:OP1	1.95	0.66
22:DA:64:A:P	41:DT:77:ARG:HG2	2.35	0.66
23:DB:38:C:H4'	36:DO:100:HIS:NE2	2.10	0.66
38:DQ:93:ILE:O	38:DQ:96:ASP:HB3	1.95	0.66
41:DT:50:LEU:CD2	41:DT:51:PHE:HD1	2.08	0.66
43:DV:69:GLU:OE1	43:DV:71:LYS:HG3	1.96	0.66
46:DY:53:VAL:O	46:DY:57:LEU:HB2	1.95	0.66
1:AA:1063:C:H2'	1:AA:1064:G:C8	2.31	0.66
1:AA:633:G:H2'	1:AA:634:C:H6	1.60	0.66
3:AC:133:MET:HB3	3:AC:150:VAL:CG2	2.25	0.66
4:AD:160:LEU:HD22	4:AD:160:LEU:N	2.10	0.66
5:AE:96:GLN:HE21	5:AE:97:PRO:HD2	1.60	0.66
17:AQ:80:LYS:N	17:AQ:80:LYS:HD3	2.11	0.66
22:BA:1045:C:C3'	22:BA:1046:A:H5'	2.25	0.66
22:BA:1603:A:OP1	56:BA:3411:HOH:O	2.13	0.66
22:BA:1681:G:O2'	22:BA:1762:A:H1'	1.96	0.66
22:BA:1820:U:C2	24:BC:200:MET:HG3	2.31	0.66
22:BA:2573:C:OP1	56:BA:3710:HOH:O	2.13	0.66
22:BA:26:G:H1'	22:BA:514:A:N6	2.10	0.66
24:BC:79:ARG:NH2	24:BC:92:LEU:CD2	2.58	0.66
33:BL:127:VAL:HG23	33:BL:131:ALA:CB	2.26	0.66
33:BL:99:ASN:OD1	56:BL:202:HOH:O	2.12	0.66
37:BP:4:ILE:HG22	37:BP:5:LYS:H	1.59	0.66
41:BT:7:LEU:HD21	41:BT:42:GLU:OE2	1.95	0.66
44:BW:19:ARG:HA	44:BW:34:SER:HA	1.78	0.66
45:BX:38:TRP:HE1	45:BX:40:GLU:HB2	1.61	0.66

Continued on next page...

Continued from previous page...

Atom-1	Atom-2	Interatomic distance (Å)	Clash overlap (Å)
1:CA:1295:U:H2'	1:CA:1296:C:H6	1.60	0.66
9:CI:59:LYS:HG2	9:CI:60:LEU:HG	1.76	0.66
11:CK:40:ALA:O	11:CK:41:LEU:HD23	1.95	0.66
13:CM:28:ARG:HD2	13:CM:28:ARG:O	1.94	0.66
18:CR:71:ASP:CB	21:CU:3:ILE:HD11	2.25	0.66
22:DA:1627:G:C2	22:DA:1628:G:N7	2.63	0.66
22:DA:2212:A:N7	22:DA:2214:C:N4	2.44	0.66
22:DA:2612:C:H5'	22:DA:2613:U:OP1	1.94	0.66
22:DA:2869:G:H2'	22:DA:2870:C:C6	2.30	0.66
22:DA:30:G:H2'	22:DA:31:C:O4'	1.95	0.66
22:DA:672:C:H5'	22:DA:672:C:C6	2.28	0.66
22:DA:955:U:OP1	34:DM:86:LYS:HE3	1.95	0.66
27:DF:103:ILE:O	27:DF:103:ILE:HG22	1.95	0.66
27:DF:48:LEU:HG	27:DF:49:LEU:CD2	2.25	0.66
28:DG:120:ILE:CG1	28:DG:140:ILE:HG22	2.25	0.66
33:DL:116:VAL:HG13	33:DL:117:THR:H	1.60	0.66
45:DX:69:GLU:O	45:DX:70:LEU:HB2	1.95	0.66
3:AC:144:GLY:O	3:AC:145:ALA:HB3	1.96	0.66
4:AD:84:ASN:HD22	4:AD:87:GLU:HG2	1.60	0.66
11:AK:22:ILE:HG13	11:AK:22:ILE:O	1.93	0.66
13:AM:88:LEU:HD23	13:AM:91:ARG:HH21	1.61	0.66
17:AQ:18:LYS:C	17:AQ:47:ASP:OD2	2.34	0.66
17:AQ:45:VAL:HG21	17:AQ:60:ILE:HD11	1.77	0.66
17:AQ:55:GLY:HA3	17:AQ:82:VAL:HG11	1.76	0.66
20:AT:24:ARG:O	20:AT:28:ARG:HG2	1.95	0.66
22:BA:1416:G:O2'	22:BA:1417:C:O5'	2.14	0.66
22:BA:224:U:H2'	22:BA:225:C:O5'	1.94	0.66
22:BA:2540:C:H2'	22:BA:2541:A:C5'	2.25	0.66
22:BA:706:A:OP1	24:BC:6:LYS:HE3	1.96	0.66
22:BA:995:C:C6	22:BA:995:C:H5'	2.30	0.66
27:BF:35:LEU:HD23	27:BF:153:ILE:CG2	2.25	0.66
29:BH:96:THR:HG23	29:BH:96:THR:O	1.95	0.66
32:BK:88:ASN:HD22	32:BK:90:ASN:H	1.44	0.66
34:BM:36:VAL:HG12	34:BM:127:LYS:O	1.96	0.66
37:BP:50:ARG:HH21	37:BP:51:ASN:HA	1.59	0.66
40:BS:4:ILE:HG22	40:BS:106:VAL:HG13	1.76	0.66
44:BW:9:THR:CG2	44:BW:10:ARG:HH11	2.09	0.66
1:CA:149:A:C2	1:CA:150:U:C2	2.84	0.66
1:CA:464:U:O4	1:CA:466:A:H4'	1.95	0.66
20:CT:60:GLN:CB	20:CT:65:LEU:HD12	2.23	0.66
22:DA:1071:G:O2'	22:DA:1072:C:H5'	1.94	0.66

Continued on next page...

Continued from previous page...

Atom-1	Atom-2	Interatomic distance (Å)	Clash overlap (Å)
22:DA:1586:A:H2'	22:DA:1587:G:H8	1.60	0.66
22:DA:2199:A:C4	22:DA:2200:C:C6	2.84	0.66
22:DA:2414:G:H2'	22:DA:2415:G:H5'	1.78	0.66
22:DA:424:G:O2'	22:DA:425:G:H5'	1.96	0.66
22:DA:518:G:H2'	22:DA:519:U:C6	2.31	0.66
22:DA:946:C:O2'	22:DA:947:A:H8	1.73	0.66
26:DE:109:LEU:O	26:DE:112:LEU:HB3	1.96	0.66
33:DL:23:ILE:HD12	33:DL:23:ILE:N	2.10	0.66
35:DN:73:ASN:O	35:DN:76:VAL:HG22	1.95	0.66
23:DB:7:G:O2'	36:DO:27:VAL:HG11	1.95	0.66
36:DO:94:ARG:HD2	36:DO:97:PHE:O	1.96	0.66
42:DU:96:LYS:O	42:DU:97:SER:HB3	1.95	0.66
1:AA:203:G:HO2'	1:AA:466:A:H2	1.43	0.66
1:AA:243:A:H4'	1:AA:244:U:H5''	1.77	0.66
4:AD:106:PHE:CD1	4:AD:144:ILE:HD11	2.31	0.66
4:AD:59:LYS:O	4:AD:63:ILE:HG22	1.96	0.66
9:AI:128:LYS:HD2	9:AI:129:ARG:N	2.09	0.66
17:AQ:7:LEU:HD23	17:AQ:24:ILE:HD11	1.78	0.66
49:B1:35:LEU:O	49:B1:35:LEU:HD23	1.96	0.66
22:BA:1474:U:H2'	22:BA:1475:G:H5'	1.77	0.66
22:BA:1636:U:P	56:BA:3647:HOH:O	2.53	0.66
22:BA:1712:U:C2	22:BA:1713:A:N7	2.63	0.66
22:BA:2199:A:H3'	22:BA:2200:C:H6	1.61	0.66
22:BA:364:C:H2'	22:BA:365:U:C6	2.30	0.66
27:BF:161:SER:OG	27:BF:164:GLU:HG3	1.96	0.66
29:BH:134:VAL:CG2	29:BH:139:PHE:HA	2.26	0.66
31:BJ:36:LEU:HD21	31:BJ:122:LEU:HB2	1.78	0.66
41:BT:48:GLN:NE2	41:BT:48:GLN:HA	2.08	0.66
29:BH:32:PRO:CB	45:BX:38:TRP:HB3	2.17	0.66
1:CA:1160:G:O6	1:CA:1181:G:O6	2.13	0.66
1:CA:1285:A:O2'	1:CA:1286:U:H5'	1.96	0.66
1:CA:1430:A:H2'	1:CA:1431:A:O4'	1.94	0.66
1:CA:1518:A:C2	1:CA:1519:A:C2	2.83	0.66
1:CA:15:G:H2'	1:CA:16:A:H8	1.60	0.66
1:CA:246:A:C2	1:CA:279:A:N6	2.64	0.66
1:CA:596:A:N6	1:CA:645:G:N1	2.43	0.66
3:CC:76:ILE:HD11	3:CC:102:ILE:HD11	1.77	0.66
5:CE:14:LEU:HD13	5:CE:36:THR:CG2	2.25	0.66
12:CL:89:LEU:O	12:CL:92:VAL:HG23	1.96	0.66
14:CN:25:GLU:HA	14:CN:28:ALA:HB2	1.78	0.66
18:CR:25:ILE:HA	18:CR:28:LEU:HB2	1.78	0.66

Continued on next page...

Continued from previous page...

Atom-1	Atom-2	Interatomic distance (Å)	Clash overlap (Å)
22:DA:108:G:H2'	22:DA:109:C:H6	1.59	0.66
22:DA:1716:U:O2'	22:DA:1717:A:C8	2.47	0.66
22:DA:2466:C:C2'	22:DA:2467:C:H5'	2.25	0.66
22:DA:2632:A:O2'	22:DA:2633:G:H5'	1.96	0.66
22:DA:2686:G:H2'	22:DA:2687:U:C6	2.31	0.66
22:DA:2714:G:H8	22:DA:2714:G:O5'	1.77	0.66
22:DA:455:C:H42	22:DA:473:G:H5'	1.60	0.66
22:DA:781:A:C5'	22:DA:782:A:OP1	2.44	0.66
22:DA:7:G:H2'	22:DA:8:C:O4'	1.95	0.66
25:DD:181:ASP:CB	25:DD:183:GLU:OE2	2.44	0.66
29:DH:72:ILE:HD11	29:DH:141:LYS:H	1.61	0.66
35:DN:97:ILE:HG13	35:DN:98:LEU:H	1.60	0.66
22:DA:2296:U:H5	36:DO:9:ARG:NH2	1.94	0.66
41:DT:69:ARG:O	41:DT:74:ILE:HD12	1.95	0.66
1:AA:105:G:H2'	1:AA:106:C:C6	2.31	0.66
1:AA:1160:G:N2	1:AA:1161:C:C2	2.64	0.66
1:AA:443:C:O2'	1:AA:444:G:H5'	1.96	0.66
1:AA:451:A:H1'	1:AA:452:A:N7	2.10	0.66
2:AB:74:ALA:O	2:AB:75:ALA:CB	2.44	0.66
5:AE:120:HIS:O	5:AE:121:ASN:CB	2.44	0.66
5:AE:148:SER:HB2	5:AE:151:MET:HB2	1.78	0.66
5:AE:153:ALA:N	5:AE:156:ARG:HB2	2.10	0.66
8:AH:88:LYS:HA	8:AH:91:LEU:CD1	2.26	0.66
15:AO:69:LEU:HD21	15:AO:76:ARG:HB2	1.78	0.66
18:AR:56:ARG:O	18:AR:60:ARG:HB2	1.95	0.66
22:BA:1386:C:H2'	22:BA:1387:A:C8	2.30	0.66
22:BA:1734:G:C4	22:BA:1735:A:N7	2.64	0.66
22:BA:2025:C:OP2	56:BA:3475:HOH:O	2.13	0.66
22:BA:2636:C:H2'	22:BA:2637:U:H6	1.57	0.66
25:BD:69:ALA:HA	25:BD:73:VAL:CG1	2.26	0.66
28:BG:155:PRO:O	28:BG:170:THR:HA	1.94	0.66
28:BG:93:TYR:CD2	28:BG:106:LEU:HA	2.30	0.66
33:BL:87:GLY:O	33:BL:89:VAL:N	2.29	0.66
33:BL:94:THR:CG2	33:BL:95:LEU:N	2.58	0.66
36:BO:28:VAL:HG23	36:BO:106:LEU:HD21	1.78	0.66
38:BQ:63:ARG:NH1	38:BQ:98:ALA:HB3	2.09	0.66
1:CA:183:C:O2'	1:CA:184:G:C5'	2.43	0.66
1:CA:197:A:C6	1:CA:221:C:H4'	2.30	0.66
1:CA:729:A:C4	1:CA:730:G:C8	2.84	0.66
1:CA:910:C:H2'	1:CA:911:U:C6	2.30	0.66
1:CA:951:G:O2'	1:CA:952:U:H5'	1.95	0.66

Continued on next page...

Continued from previous page...

Atom-1	Atom-2	Interatomic distance (Å)	Clash overlap (Å)
2:CB:212:TYR:HD2	2:CB:212:TYR:O	1.79	0.66
4:CD:101:VAL:HB	4:CD:113:ALA:HB1	1.78	0.66
5:CE:59:ILE:O	5:CE:59:ILE:HG13	1.95	0.66
22:DA:1071:G:N7	22:DA:1089:A:C5	2.64	0.66
22:DA:1210:G:C5'	22:DA:1211:C:H3'	2.26	0.66
22:DA:1421:G:H8	22:DA:1421:G:OP2	1.78	0.66
22:DA:1516:G:C2'	22:DA:1517:G:H5'	2.25	0.66
22:DA:2259:U:O4'	22:DA:2427:C:H2'	1.95	0.66
22:DA:2519:U:H1'	22:DA:2520:C:H5	1.59	0.66
22:DA:2552:U:C2	22:DA:2554:U:C5'	2.78	0.66
22:DA:2734:A:C2'	22:DA:2735:G:H5'	2.26	0.66
22:DA:2771:C:H2'	22:DA:2772:C:C6	2.30	0.66
22:DA:352:A:C4	22:DA:353:C:H1'	2.30	0.66
22:DA:41:C:H2'	22:DA:42:A:C8	2.30	0.66
22:DA:727:A:C2'	22:DA:728:G:C8	2.79	0.66
22:DA:836:G:C5	22:DA:837:C:C4	2.84	0.66
26:DE:105:LEU:HB3	26:DE:200:LEU:HD11	1.78	0.66
36:DO:12:THR:HG23	36:DO:16:ARG:HH11	1.61	0.66
22:DA:2876:G:H4'	37:DP:2:ASN:HD21	1.60	0.66
46:DY:1:MET:HG2	46:DY:4:LYS:HZ1	1.61	0.66
47:DZ:6:ILE:HD12	47:DZ:47:ILE:CD1	2.25	0.66
1:AA:1151:A:O2'	1:AA:1152:A:C5'	2.44	0.66
1:AA:338:A:N1	1:AA:351:G:O6	2.29	0.66
1:AA:452:A:H2'	1:AA:453:G:O4'	1.95	0.66
2:AB:65:LYS:HE2	2:AB:153:MET:HG2	1.77	0.66
2:AB:176:ASN:HD21	2:AB:194:GLY:HA3	1.60	0.66
5:AE:55:VAL:N	5:AE:56:PRO:HD2	2.10	0.66
1:AA:587:G:H4'	8:AH:3:GLN:HA	1.78	0.66
16:AP:44:SER:O	16:AP:46:LYS:HG3	1.96	0.66
21:AU:4:LYS:C	21:AU:4:LYS:HD2	2.17	0.66
22:BA:1425:G:C2'	22:BA:1426:G:H5'	2.26	0.66
22:BA:2726:A:O2'	22:BA:2727:A:H5'	1.96	0.66
22:BA:726:G:O2'	22:BA:727:A:OP2	2.11	0.66
22:BA:869:G:O2'	34:BM:8:LYS:CD	2.44	0.66
29:BH:78:VAL:HG11	29:BH:145:ASN:HB3	1.78	0.66
22:BA:1080:A:O2'	30:BI:126:ARG:HG2	1.96	0.66
36:BO:53:THR:HB	36:BO:65:THR:HG22	1.77	0.66
41:BT:39:THR:O	41:BT:40:LYS:HB2	1.95	0.66
1:CA:170:U:HO2'	1:CA:171:A:H5'	1.60	0.66
1:CA:585:G:O2'	1:CA:586:C:H5'	1.95	0.66
5:CE:105:ILE:O	5:CE:105:ILE:HG22	1.95	0.66

Continued on next page...

Continued from previous page...

Atom-1	Atom-2	Interatomic distance (Å)	Clash overlap (Å)
5:CE:24:VAL:HG23	5:CE:26:GLY:N	2.10	0.66
1:CA:1329:A:H5''	13:CM:25:GLY:N	2.09	0.66
16:CP:48:GLU:CG	16:CP:51:ARG:HE	2.06	0.66
48:D0:28:SER:O	48:D0:36:LYS:HA	1.96	0.66
22:DA:125:A:H5''	50:D2:19:ARG:HB2	1.78	0.66
50:D2:24:THR:CG2	50:D2:27:GLY:HA3	2.25	0.66
52:D4:19:ARG:HH12	52:D4:26:ILE:CG1	2.09	0.66
22:DA:1055:G:H3'	22:DA:1056:G:H5'	1.77	0.66
22:DA:1288:G:N3	22:DA:1288:G:H2'	2.11	0.66
22:DA:1590:A:H2'	22:DA:1591:A:H8	1.61	0.66
22:DA:192:C:C2'	22:DA:193:U:H5'	2.26	0.66
22:DA:2107:G:H2'	22:DA:2108:A:C8	2.31	0.66
22:DA:2497:A:O2'	22:DA:2498:C:OP2	2.14	0.66
22:DA:249:C:H4'	22:DA:250:G:O5'	1.95	0.66
22:DA:24:G:C5	22:DA:25:U:C5	2.84	0.66
22:DA:2788:C:H2'	22:DA:2789:C:C6	2.31	0.66
22:DA:2849:U:O4	22:DA:2867:G:C8	2.48	0.66
22:DA:468:G:H5''	26:DE:55:SER:CB	2.25	0.66
22:DA:73:A:O5'	22:DA:73:A:H8	1.79	0.66
22:DA:84:A:OP2	22:DA:84:A:H8	1.79	0.66
22:DA:60:G:H1	22:DA:89:A:H62	1.44	0.66
25:DD:137:SER:C	25:DD:138:LEU:HD22	2.16	0.66
25:DD:208:LYS:O	25:DD:209:ALA:CB	2.43	0.66
30:DI:83:ALA:HB2	30:DI:99:LYS:O	1.96	0.66
35:DN:114:GLU:HG2	35:DN:115:LEU:N	2.11	0.66
39:DR:68:ARG:HH11	39:DR:90:ARG:HG2	1.59	0.66
42:DU:94:PHE:HD2	42:DU:94:PHE:O	1.79	0.66
43:DV:59:GLU:HG2	43:DV:60:VAL:H	1.60	0.66
45:DX:58:ILE:HG12	45:DX:66:VAL:HG11	1.78	0.66
1:AA:232:G:C2'	1:AA:233:C:H5'	2.26	0.66
3:AC:137:VAL:HG22	3:AC:148:ILE:HD13	1.78	0.66
4:AD:57:LYS:HG2	4:AD:202:LEU:HD23	1.77	0.66
5:AE:123:LEU:H	5:AE:123:LEU:HD12	1.61	0.66
6:AF:8:PHE:CE1	6:AF:21:MET:CE	2.78	0.66
12:AL:81:ILE:HD11	12:AL:94:TYR:CG	2.30	0.66
14:AN:29:ILE:HG23	14:AN:34:ASN:HD21	1.59	0.66
16:AP:56:ARG:NH1	16:AP:59:HIS:CD2	2.64	0.66
22:BA:1073:A:C2'	22:BA:1074:G:C5'	2.61	0.66
22:BA:1267:U:O3'	56:BA:3380:HOH:O	2.13	0.66
22:BA:1435:G:O2'	22:BA:1436:G:H5'	1.95	0.66
26:BE:175:ILE:HG23	26:BE:175:ILE:O	1.96	0.66

Continued on next page...

Continued from previous page...

Atom-1	Atom-2	Interatomic distance (Å)	Clash overlap (Å)
30:BI:42:ASN:HA	30:BI:45:THR:HB	1.78	0.66
33:BL:78:ARG:HB3	33:BL:113:ALA:HB3	1.77	0.66
36:BO:62:LEU:HD23	36:BO:70:ALA:HA	1.78	0.66
38:BQ:26:ALA:HB1	38:BQ:30:VAL:HG23	1.77	0.66
38:BQ:4:LYS:CG	38:BQ:5:ARG:N	2.53	0.66
40:BS:21:ALA:HB1	40:BS:74:ILE:HD13	1.77	0.66
40:BS:24:ILE:HG12	40:BS:36:LEU:HD11	1.78	0.66
44:BW:8:SER:O	44:BW:9:THR:HG22	1.96	0.66
1:CA:1087:G:O2'	1:CA:1088:G:H5'	1.96	0.66
1:CA:1127:G:O2'	1:CA:1128:C:C5'	2.44	0.66
1:CA:1405:G:H1'	1:CA:1518:A:O2'	1.95	0.66
1:CA:708:C:O2'	1:CA:709:U:H5'	1.95	0.66
1:CA:796:C:O2'	1:CA:797:C:H5'	1.96	0.66
2:CB:184:ALA:HB3	2:CB:195:VAL:HG21	1.78	0.66
5:CE:76:ASN:O	5:CE:77:ASN:CB	2.44	0.66
15:CO:24:THR:HG23	15:CO:65:LEU:CD2	2.26	0.66
22:DA:1268:A:C2	22:DA:1269:A:H1'	2.30	0.66
22:DA:1387:A:C4	22:DA:1388:G:N7	2.63	0.66
22:DA:1455:G:HO2'	22:DA:1456:G:H8	1.44	0.66
22:DA:2038:G:H2'	22:DA:2039:U:O4'	1.96	0.66
22:DA:2076:U:H5''	22:DA:2238:G:H22	1.59	0.66
22:DA:2458:G:H4'	22:DA:2459:A:OP1	1.96	0.66
22:DA:2638:G:O2'	22:DA:2639:A:H8	1.79	0.66
22:DA:2742:G:O2'	22:DA:2743:U:H5'	1.95	0.66
22:DA:457:A:N1	22:DA:470:A:H5''	2.11	0.66
22:DA:618:G:N2	22:DA:619:G:C1'	2.59	0.66
22:DA:663:G:O6	22:DA:664:G:C6	2.48	0.66
22:DA:962:G:H2'	22:DA:963:U:H6	1.60	0.66
23:DB:109:A:O2'	23:DB:110:C:H6	1.77	0.66
23:DB:38:C:O2'	23:DB:39:A:H5'	1.96	0.66
25:DD:107:VAL:H	25:DD:206:ALA:H	1.43	0.66
25:DD:12:THR:HG23	25:DD:13:ARG:H	1.61	0.66
27:DF:39:VAL:CG2	27:DF:49:LEU:HG	2.25	0.66
31:DJ:74:TYR:OH	31:DJ:100:VAL:HG13	1.96	0.66
22:DA:662:G:H4'	33:DL:15:ALA:O	1.96	0.66
34:DM:17:ASN:O	34:DM:18:ARG:HG2	1.96	0.66
22:DA:1652:A:H62	35:DN:11:ASN:HD21	1.44	0.66
35:DN:96:ARG:CG	35:DN:98:LEU:HD13	2.25	0.66
1:AA:1316:G:H5''	1:AA:1317:C:OP2	1.96	0.65
1:AA:826:C:H5'	8:AH:12:ARG:HH21	1.61	0.65
2:AB:221:ARG:CZ	2:AB:221:ARG:HB3	2.25	0.65

Continued on next page...

Continued from previous page...

Atom-1	Atom-2	Interatomic distance (Å)	Clash overlap (Å)
3:AC:122:GLN:HB3	3:AC:127:VAL:HG21	1.78	0.65
5:AE:81:GLN:OE1	5:AE:149:PRO:HD3	1.95	0.65
7:AG:90:VAL:HG23	7:AG:94:ARG:HD3	1.79	0.65
1:AA:523:A:H61	12:AL:88:ASP:CG	1.99	0.65
20:AT:54:GLN:N	20:AT:55:PRO:HD2	2.11	0.65
22:BA:1738:G:HO2'	22:BA:1739:A:H8	1.44	0.65
22:BA:2152:G:O2'	22:BA:2153:C:C5'	2.43	0.65
22:BA:215:G:C4'	22:BA:216:A:H4'	2.27	0.65
22:BA:2491:U:H5''	22:BA:2570:G:H5''	1.79	0.65
22:BA:2791:G:H8	22:BA:2791:G:H5''	1.61	0.65
23:BB:7:G:O2'	36:BO:38:GLN:NE2	2.29	0.65
24:BC:166:ARG:CG	24:BC:166:ARG:O	2.44	0.65
34:BM:132:THR:HG22	34:BM:133:LYS:N	2.10	0.65
1:AA:345:C:H3'	37:BP:33:GLU:OE1	1.96	0.65
41:BT:29:THR:CA	41:BT:86:THR:HA	2.22	0.65
44:BW:17:ALA:O	44:BW:18:LYS:HB3	1.96	0.65
22:BA:856:G:H1'	44:BW:23:LYS:CB	2.26	0.65
1:CA:1288:A:O2'	1:CA:1289:A:C8	2.37	0.65
1:CA:518:C:H4'	1:CA:519:C:C5'	2.26	0.65
9:CI:17:ARG:NH1	9:CI:65:THR:HG21	2.11	0.65
11:CK:81:LEU:O	11:CK:81:LEU:HD22	1.95	0.65
22:DA:1545:A:C2'	22:DA:1546:G:H5'	2.26	0.65
22:DA:2400:G:H2'	22:DA:2401:U:O4'	1.96	0.65
22:DA:963:U:O2'	22:DA:964:C:H5'	1.96	0.65
23:DB:57:A:N6	27:DF:25:MET:HG2	2.10	0.65
30:DI:102:ARG:HG2	30:DI:141:ASP:O	1.96	0.65
32:DK:11:ALA:CB	32:DK:64:ARG:NH1	2.59	0.65
34:DM:4:PRO:HD3	34:DM:68:PHE:HE2	1.62	0.65
37:DP:20:ARG:HD2	37:DP:21:PRO:CD	2.11	0.65
1:AA:1142:G:C2'	1:AA:1143:G:O4'	2.44	0.65
1:AA:49:U:O4	1:AA:365:U:C5	2.43	0.65
9:AI:24:ASN:H	9:AI:61:ASP:HB2	1.61	0.65
14:AN:5:MET:HA	14:AN:8:ARG:HD2	1.79	0.65
19:AS:48:ILE:O	19:AS:48:ILE:HD12	1.96	0.65
22:BA:1071:G:H1'	22:BA:1089:A:C5	2.31	0.65
22:BA:1079:C:C4	22:BA:1088:A:C2	2.84	0.65
22:BA:2292:U:H2'	22:BA:2293:G:C8	2.31	0.65
22:BA:2704:C:H5''	22:BA:2705:A:OP2	1.96	0.65
22:BA:2801:G:O2'	22:BA:2802:G:H5'	1.96	0.65
27:BF:129:MET:HE3	27:BF:153:ILE:HD11	1.77	0.65
27:BF:13:LYS:O	27:BF:17:THR:HG23	1.95	0.65

Continued on next page...

Continued from previous page...

Atom-1	Atom-2	Interatomic distance (Å)	Clash overlap (Å)
28:BG:148:ARG:HD2	28:BG:163:TYR:CE2	2.30	0.65
34:BM:12:MET:CE	34:BM:71:LYS:HG3	2.26	0.65
36:BO:58:ILE:O	36:BO:59:ALA:CB	2.44	0.65
1:CA:1339:A:H2'	1:CA:1340:A:O4'	1.96	0.65
1:CA:154:U:C2'	1:CA:155:A:H5'	2.23	0.65
1:CA:994:A:N6	1:CA:1216:A:H5'	2.11	0.65
2:CB:206:ILE:CA	2:CB:209:VAL:HG22	2.20	0.65
11:CK:106:ILE:O	11:CK:106:ILE:HG12	1.95	0.65
22:DA:511:U:H5''	22:DA:1235:G:H4'	1.78	0.65
22:DA:185:G:C6	22:DA:212:G:C2	2.84	0.65
22:DA:2392:A:C8	22:DA:2429:G:C2	2.84	0.65
22:DA:2537:U:H2'	22:DA:2538:C:C6	2.31	0.65
22:DA:302:C:HO2'	22:DA:303:G:H8	0.76	0.65
22:DA:329:G:H4'	22:DA:330:A:OP1	1.96	0.65
22:DA:952:G:H21	22:DA:2267:A:H2	1.44	0.65
33:DL:116:VAL:HG13	33:DL:117:THR:N	2.11	0.65
41:DT:29:THR:CB	41:DT:87:LEU:H	2.05	0.65
42:DU:81:ARG:HB3	42:DU:96:LYS:HZ3	1.59	0.65
42:DU:9:GLU:OE1	42:DU:23:LYS:HA	1.96	0.65
47:DZ:13:ILE:HG22	47:DZ:14:GLY:N	2.10	0.65
2:AB:130:LYS:NZ	2:AB:133:ALA:HB2	2.11	0.65
2:AB:40:ILE:O	2:AB:41:ASN:HB2	1.96	0.65
17:AQ:66:LEU:O	17:AQ:67:SER:HB3	1.96	0.65
22:BA:1680:U:H2'	22:BA:1681:G:O4'	1.96	0.65
22:BA:1941:C:C5'	22:BA:1941:C:H6	2.06	0.65
22:BA:2476:A:C2'	22:BA:2477:U:H5'	2.26	0.65
22:BA:2671:G:C2'	22:BA:2672:U:H5'	2.26	0.65
22:BA:289:G:H2'	22:BA:290:U:O4'	1.96	0.65
22:BA:475:C:C4	22:BA:481:G:O6	2.49	0.65
22:BA:990:A:C5'	22:BA:990:A:H8	2.02	0.65
22:BA:1842:G:O4'	24:BC:242:HIS:CE1	2.49	0.65
22:BA:1059:G:O2'	30:BI:128:ILE:HD13	1.96	0.65
32:BK:18:ARG:NH1	32:BK:18:ARG:HG3	2.11	0.65
33:BL:100:ILE:HD12	33:BL:101:ILE:HD13	1.77	0.65
33:BL:93:ASN:HD22	33:BL:94:THR:H	1.43	0.65
43:BV:80:HIS:CD2	43:BV:82:TYR:H	2.15	0.65
44:BW:28:GLU:CA	44:BW:28:GLU:OE2	2.43	0.65
22:BA:2080:A:H5'	45:BX:18:SER:CB	2.26	0.65
45:BX:30:PRO:O	45:BX:32:LEU:HD13	1.96	0.65
45:BX:58:ILE:HD12	45:BX:66:VAL:CG2	2.16	0.65
1:CA:1304:G:C1'	1:CA:1333:A:H61	2.09	0.65

Continued on next page...

Continued from previous page...

Atom-1	Atom-2	Interatomic distance (Å)	Clash overlap (Å)
1:CA:1501:C:N4	1:CA:1504:G:C2	2.64	0.65
1:CA:457:G:N3	1:CA:457:G:H2'	2.10	0.65
1:CA:535:A:H4'	1:CA:536:C:OP1	1.90	0.65
1:CA:532:A:C8	3:CC:192:TYR:CE2	2.84	0.65
14:CN:87:ALA:HB2	14:CN:92:ILE:HD12	1.79	0.65
15:CO:42:PHE:HB3	15:CO:52:ARG:NH2	2.10	0.65
16:CP:52:LEU:HD21	16:CP:75:ILE:HG12	1.78	0.65
50:D2:34:ARG:HB3	50:D2:42:LEU:HD11	1.79	0.65
51:D3:41:ARG:HG3	51:D3:41:ARG:NH2	2.07	0.65
22:DA:1255:U:H3'	22:DA:1256:G:H5''	1.79	0.65
22:DA:1304:A:O2'	22:DA:1305:C:C6	2.48	0.65
22:DA:1671:U:O2	22:DA:1673:G:C8	2.49	0.65
22:DA:2686:G:H2'	22:DA:2687:U:H6	1.61	0.65
22:DA:321:U:O4'	26:DE:159:LEU:HG	1.96	0.65
23:DB:111:U:O2'	23:DB:112:G:C8	2.49	0.65
22:DA:1205:A:N7	26:DE:165:HIS:CG	2.65	0.65
30:DI:74:PRO:O	30:DI:78:LEU:HG	1.95	0.65
32:DK:118:LEU:O	32:DK:120:PRO:CD	2.44	0.65
35:DN:7:GLY:H	35:DN:46:ARG:HH12	1.44	0.65
41:DT:5:GLU:HA	41:DT:8:LEU:HD12	1.78	0.65
1:AA:1069:C:H2'	1:AA:1070:U:C5'	2.25	0.65
1:AA:469:C:O2'	1:AA:470:C:H5'	1.97	0.65
3:AC:41:TYR:OH	3:AC:89:VAL:HG21	1.96	0.65
9:AI:56:MET:CE	9:AI:57:VAL:H	2.10	0.65
20:AT:34:VAL:CG1	20:AT:78:LEU:HD22	2.25	0.65
22:BA:1644:C:C2'	22:BA:1645:G:H5'	2.26	0.65
22:BA:617:G:C2'	22:BA:618:G:H5'	2.27	0.65
26:BE:112:LEU:HD13	26:BE:186:VAL:CG1	2.26	0.65
29:BH:108:VAL:HG12	29:BH:109:GLU:H	1.62	0.65
29:BH:78:VAL:HG21	29:BH:145:ASN:HD22	1.61	0.65
37:BP:28:LYS:HE3	37:BP:82:SER:OG	1.97	0.65
37:BP:92:ARG:HH11	37:BP:92:ARG:HB2	1.61	0.65
41:BT:54:GLU:OE1	41:BT:88:LYS:HG3	1.96	0.65
44:BW:18:LYS:N	44:BW:36:ILE:HG12	2.12	0.65
47:BZ:40:THR:HG23	47:BZ:43:ILE:H	1.62	0.65
1:CA:1195:C:H5''	1:CA:1196:A:OP2	1.95	0.65
1:CA:130:A:O4'	17:CQ:64:ARG:HD3	1.96	0.65
1:CA:249:U:C2	1:CA:276:G:N1	2.64	0.65
1:CA:763:G:H2'	1:CA:764:C:H6	1.60	0.65
2:CB:79:VAL:HA	2:CB:213:LEU:CD2	2.25	0.65
12:CL:64:SER:HB2	12:CL:81:ILE:HD11	1.77	0.65

Continued on next page...

Continued from previous page...

Atom-1	Atom-2	Interatomic distance (Å)	Clash overlap (Å)
13:CM:77:LYS:O	13:CM:77:LYS:HD3	1.96	0.65
13:CM:2:ARG:HA	13:CM:7:ASN:O	1.95	0.65
49:D1:20:TYR:HE2	49:D1:37:LYS:HZ2	1.44	0.65
22:DA:119:A:H5'	22:DA:120:U:OP1	1.97	0.65
22:DA:1313:U:O2'	22:DA:1314:C:H5'	1.96	0.65
22:DA:1324:G:H1'	22:DA:1616:A:H61	1.59	0.65
22:DA:1327:A:H2'	22:DA:1328:A:H8	1.59	0.65
22:DA:1425:G:H2'	22:DA:1426:G:O4'	1.96	0.65
22:DA:2142:A:C3'	22:DA:2143:C:H4'	2.26	0.65
22:DA:2217:G:O2'	22:DA:2218:G:O4'	2.15	0.65
22:DA:2290:G:H4'	22:DA:2381:A:O2'	1.96	0.65
22:DA:296:U:C2	22:DA:297:G:C8	2.84	0.65
22:DA:594:U:H2'	22:DA:595:C:C6	2.32	0.65
22:DA:620:G:H4'	22:DA:621:A:O5'	1.95	0.65
24:DC:156:SER:HB3	24:DC:159:THR:CG2	2.27	0.65
25:DD:114:LYS:CD	25:DD:116:LYS:NZ	2.58	0.65
35:DN:94:TYR:N	35:DN:94:TYR:CD1	2.63	0.65
43:DV:4:ILE:HB	43:DV:63:ILE:HG13	1.77	0.65
1:AA:1025:U:C5'	1:AA:1026:G:H5'	2.26	0.65
1:AA:1084:G:C5	1:AA:1085:U:C4	2.84	0.65
1:AA:1319:A:H2'	1:AA:1323:G:N7	2.12	0.65
1:AA:1367:C:H5'	10:AJ:62:ARG:NH1	2.10	0.65
1:AA:275:G:H2'	1:AA:276:G:C8	2.29	0.65
1:AA:322:C:O2'	20:AT:17:ARG:HG2	1.94	0.65
1:AA:486:U:H2'	1:AA:487:A:H5'	1.79	0.65
1:AA:754:C:O2	1:AA:754:C:H5''	1.96	0.65
6:AF:38:ARG:HG3	6:AF:39:LEU:H	1.58	0.65
7:AG:146:ALA:C	7:AG:148:LYS:H	1.99	0.65
7:AG:24:LYS:O	7:AG:28:ILE:HG12	1.96	0.65
22:BA:1071:G:H1'	22:BA:1089:A:C8	2.32	0.65
22:BA:548:G:H3'	22:BA:548:G:H8	1.61	0.65
22:BA:63:A:H5'	22:BA:63:A:H8	1.60	0.65
22:BA:915:C:C6	22:BA:915:C:H5''	2.30	0.65
22:BA:1059:G:H1'	30:BI:127:SER:HB2	1.78	0.65
37:BP:13:LYS:HE3	37:BP:75:THR:O	1.97	0.65
44:BW:28:GLU:HG3	44:BW:29:SER:N	2.11	0.65
44:BW:49:ASN:ND2	44:BW:49:ASN:C	2.49	0.65
1:CA:1225:A:H5'	13:CM:101:THR:HG23	1.77	0.65
1:CA:1349:A:H2'	1:CA:1350:A:C8	2.31	0.65
1:CA:482:A:H2'	1:CA:483:C:H6	1.59	0.65
1:CA:518:C:H2'	1:CA:530:G:C8	2.31	0.65

Continued on next page...

Continued from previous page...

Atom-1	Atom-2	Interatomic distance (Å)	Clash overlap (Å)
5:CE:95:MET:CE	5:CE:143:LEU:HD21	2.27	0.65
15:CO:2:LEU:HD13	15:CO:34:GLN:HE21	1.60	0.65
17:CQ:25:GLU:HG3	17:CQ:40:THR:CG2	2.25	0.65
6:CF:59:TYR:HE2	18:CR:66:LEU:HD21	1.59	0.65
51:D3:33:THR:CG2	51:D3:34:LYS:N	2.59	0.65
22:DA:980:A:C4	22:DA:1136:G:O4'	2.50	0.65
22:DA:1282:U:H2'	22:DA:1283:G:O4'	1.97	0.65
22:DA:1287:A:O2'	22:DA:1288:G:H5'	1.96	0.65
22:DA:1655:A:H2'	22:DA:1656:C:H6	1.58	0.65
22:DA:1956:U:O2	22:DA:1985:C:H4'	1.96	0.65
22:DA:2584:U:H2'	22:DA:2585:U:H5'	1.78	0.65
22:DA:2620:C:O4'	25:DD:161:MET:HG3	1.97	0.65
22:DA:389:G:C8	22:DA:2413:G:H4'	2.31	0.65
22:DA:489:G:C5	22:DA:491:G:C5	2.85	0.65
22:DA:506:G:H4'	22:DA:507:A:H5'	1.76	0.65
23:DB:18:G:C6	23:DB:67:G:O6	2.50	0.65
26:DE:34:ALA:HB1	26:DE:94:GLN:HB2	1.77	0.65
28:DG:112:VAL:CG1	28:DG:114:HIS:HB3	2.27	0.65
28:DG:8:VAL:HG22	28:DG:72:ASN:HB2	1.79	0.65
29:DH:9:VAL:CG1	29:DH:10:ALA:N	2.59	0.65
30:DI:89:SER:HB3	30:DI:97:VAL:HG11	1.78	0.65
33:DL:85:VAL:O	33:DL:85:VAL:HG22	1.97	0.65
37:DP:102:ARG:HD2	37:DP:106:ALA:C	2.16	0.65
45:DX:6:VAL:CG1	45:DX:50:VAL:HG12	2.26	0.65
1:AA:1027:C:O5'	1:AA:1027:C:H6	1.79	0.65
1:AA:1087:G:O2'	1:AA:1088:G:H5'	1.97	0.65
1:AA:129:A:O2'	1:AA:130:A:H5''	1.97	0.65
1:AA:1319:A:C8	1:AA:1323:G:C6	2.85	0.65
1:AA:137:U:O2	1:AA:137:U:H2'	1.97	0.65
1:AA:160:A:H1'	1:AA:344:A:C2	2.32	0.65
1:AA:9:G:O2'	1:AA:10:A:H5'	1.97	0.65
2:AB:19:THR:HB	2:AB:37:VAL:HB	1.78	0.65
49:B1:3:GLY:O	49:B1:5:ARG:N	2.24	0.65
49:B1:16:THR:CG2	49:B1:41:VAL:CG2	2.75	0.65
22:BA:2492:U:H2'	22:BA:2493:U:H6	1.61	0.65
22:BA:404:A:H1'	22:BA:405:U:OP2	1.96	0.65
22:BA:580:U:H2'	22:BA:581:C:H6	1.61	0.65
27:BF:142:TYR:O	27:BF:145:VAL:HG22	1.97	0.65
31:BJ:44:TYR:C	31:BJ:44:TYR:HD1	1.98	0.65
35:BN:1:MET:O	35:BN:2:ARG:CB	2.45	0.65
46:BY:26:PHE:HD2	46:BY:29:ARG:HH11	1.45	0.65

Continued on next page...

Continued from previous page...

Atom-1	Atom-2	Interatomic distance (Å)	Clash overlap (Å)
1:CA:1072:G:H2'	1:CA:1073:U:H6	1.61	0.65
1:CA:1125:U:C2	1:CA:1127:G:N7	2.64	0.65
1:CA:1380:U:O4	7:CG:2:ARG:HB2	1.95	0.65
1:CA:429:U:H1'	1:CA:430:A:C5'	2.26	0.65
1:CA:533:A:C2	1:CA:536:C:C5	2.84	0.65
1:CA:861:G:O2'	1:CA:862:C:H5'	1.97	0.65
2:CB:89:PHE:HE2	2:CB:152:ASP:CB	2.04	0.65
12:CL:42:LYS:HD2	12:CL:43:LYS:CG	2.25	0.65
15:CO:38:LEU:HD12	15:CO:41:HIS:HB3	1.77	0.65
50:D2:24:THR:HG23	50:D2:27:GLY:HA3	1.79	0.65
22:DA:1317:G:C6	22:DA:1318:U:N3	2.65	0.65
22:DA:1798:U:C5	24:DC:270:ARG:NH1	2.65	0.65
22:DA:2800:A:H2'	22:DA:2801:G:O4'	1.97	0.65
22:DA:305:C:C2	22:DA:313:G:C2	2.84	0.65
22:DA:532:A:H4'	22:DA:533:G:C8	2.32	0.65
24:DC:145:MET:CE	24:DC:181:ARG:HH22	2.08	0.65
25:DD:106:LYS:O	25:DD:107:VAL:HB	1.97	0.65
22:DA:443:A:N6	26:DE:36:ALA:HB1	2.11	0.65
27:DF:101:ARG:O	27:DF:106:ALA:HB3	1.96	0.65
27:DF:31:GLU:O	27:DF:95:MET:HE2	1.97	0.65
33:DL:103:ILE:H	33:DL:103:ILE:CD1	1.89	0.65
36:DO:74:VAL:HB	36:DO:106:LEU:HD13	1.77	0.65
39:DR:24:LYS:HA	39:DR:94:THR:HG23	1.77	0.65
41:DT:29:THR:HA	41:DT:87:LEU:HB2	1.78	0.65
1:AA:1095:U:O2'	1:AA:1096:C:H5'	1.96	0.65
1:AA:1254:A:OP1	10:AJ:47:GLU:HG2	1.97	0.65
1:AA:1517:G:N3	22:BA:1919:A:O2'	2.29	0.65
1:AA:204:G:C1'	1:AA:465:A:C2	2.80	0.65
3:AC:152:VAL:HG23	3:AC:152:VAL:O	1.95	0.65
1:AA:619:U:C2	4:AD:131:ILE:HD11	2.32	0.65
8:AH:45:ILE:HA	8:AH:63:LYS:HG3	1.79	0.65
10:AJ:49:PHE:CE1	14:AN:76:PHE:HZ	2.14	0.65
18:AR:62:ARG:HB3	18:AR:69:TYR:CE2	2.31	0.65
50:B2:18:PHE:O	50:B2:22:MET:HB2	1.96	0.65
22:BA:2315:G:O2'	22:BA:2316:G:H5'	1.97	0.65
27:BF:129:MET:CG	27:BF:153:ILE:CD1	2.74	0.65
34:BM:114:ARG:HA	34:BM:130:PHE:CE1	2.31	0.65
41:BT:73:ARG:CZ	41:BT:73:ARG:HB3	2.25	0.65
45:BX:38:TRP:CB	45:BX:45:PHE:HE2	2.05	0.65
45:BX:50:VAL:CG1	45:BX:51:SER:N	2.60	0.65
1:CA:14:U:O2	1:CA:16:A:C8	2.49	0.65

Continued on next page...

Continued from previous page...

Atom-1	Atom-2	Interatomic distance (Å)	Clash overlap (Å)
1:CA:18:C:C2	1:CA:19:A:C8	2.85	0.65
1:CA:251:G:H21	1:CA:253:A:N6	1.95	0.65
1:CA:1343:G:H4'	9:CI:123:ARG:O	1.97	0.65
9:CI:63:TYR:C	9:CI:64:ILE:HD12	2.17	0.65
12:CL:42:LYS:HG2	12:CL:43:LYS:HG2	1.79	0.65
14:CN:79:SER:HB2	14:CN:81:ILE:CD1	2.26	0.65
22:DA:1417:C:H4'	22:DA:1587:G:H21	1.61	0.65
22:DA:1754:A:N6	22:DA:1755:A:C6	2.65	0.65
22:DA:1826:G:P	24:DC:220:ARG:HB3	2.37	0.65
22:DA:1827:U:H2'	22:DA:1828:G:O4'	1.97	0.65
22:DA:1854:A:O4'	22:DA:2233:U:H4'	1.97	0.65
22:DA:36:G:H4'	22:DA:451:U:C2	2.31	0.65
22:DA:481:G:O2'	22:DA:482:A:OP2	2.13	0.65
26:DE:126:VAL:HG22	26:DE:127:GLU:H	1.62	0.65
29:DH:41:LYS:HA	29:DH:44:ILE:CG2	2.27	0.65
31:DJ:74:TYR:CE2	31:DJ:103:ILE:HD11	2.30	0.65
32:DK:21:CYS:HA	32:DK:41:ILE:CD1	2.26	0.65
38:DQ:50:ARG:N	38:DQ:50:ARG:HD2	2.10	0.65
41:DT:11:LEU:HD11	41:DT:46:ALA:HB1	1.77	0.65
46:DY:25:GLN:HA	46:DY:28:LEU:HB3	1.79	0.65
1:AA:1367:C:C5'	10:AJ:62:ARG:NH1	2.60	0.65
1:AA:39:G:H2'	1:AA:40:C:H6	1.60	0.65
2:AB:132:GLU:HG3	2:AB:132:GLU:O	1.96	0.65
18:AR:63:TYR:CD1	18:AR:69:TYR:OH	2.50	0.65
22:BA:1059:G:H5''	22:BA:1060:U:H3'	1.79	0.65
22:BA:1153:C:OP2	56:BA:3358:HOH:O	2.13	0.65
22:BA:2654:A:H4'	22:BA:2655:G:OP1	1.97	0.65
22:BA:638:G:H2'	22:BA:639:U:C6	2.32	0.65
24:BC:39:SER:O	24:BC:41:GLY:N	2.30	0.65
32:BK:35:VAL:HG12	32:BK:36:GLY:N	2.10	0.65
32:BK:76:VAL:HB	37:BP:72:VAL:CG2	2.26	0.65
41:BT:50:LEU:O	41:BT:51:PHE:HB2	1.96	0.65
42:BU:48:VAL:O	42:BU:53:GLN:HB3	1.97	0.65
1:CA:1221:G:H4'	19:CS:35:ARG:HH21	1.60	0.65
1:CA:132:C:O2'	1:CA:133:U:C5'	2.44	0.65
1:CA:801:U:O2'	1:CA:802:A:H5'	1.97	0.65
1:CA:8:A:C6	4:CD:205:LYS:HG3	2.32	0.65
1:CA:1147:C:H4'	9:CI:6:TYR:CE1	2.32	0.65
1:CA:537:G:C5'	12:CL:109:ARG:HH12	2.08	0.65
22:DA:1751:U:H2'	22:DA:1752:C:H6	1.61	0.65
22:DA:2056:G:N2	22:DA:2057:G:C8	2.64	0.65

Continued on next page...

Continued from previous page...

Atom-1	Atom-2	Interatomic distance (Å)	Clash overlap (Å)
22:DA:2626:C:H2'	22:DA:2627:G:H5'	1.76	0.65
23:DB:30:C:C2'	23:DB:31:C:H5'	2.25	0.65
26:DE:73:ILE:HG12	26:DE:73:ILE:O	1.97	0.65
29:DH:12:LEU:HD12	29:DH:12:LEU:O	1.96	0.65
31:DJ:45:THR:HG23	31:DJ:45:THR:O	1.96	0.65
31:DJ:94:ALA:O	31:DJ:95:ARG:HB3	1.97	0.65
37:DP:113:LEU:HD23	37:DP:113:LEU:C	2.17	0.65
38:DQ:6:GLY:C	38:DQ:8:ILE:H	1.98	0.65
38:DQ:91:ARG:CD	39:DR:11:GLN:HG3	2.27	0.65
38:DQ:91:ARG:NH2	38:DQ:93:ILE:HD13	2.12	0.65
39:DR:48:LYS:N	39:DR:48:LYS:HD2	2.10	0.65
41:DT:10:VAL:HG23	41:DT:11:LEU:N	2.10	0.65
42:DU:6:ARG:HG2	42:DU:7:ASP:N	2.12	0.65
1:AA:1111:A:O2'	1:AA:1112:C:H5'	1.96	0.65
2:AB:110:ILE:HD12	2:AB:147:LEU:HD13	1.78	0.65
2:AB:63:LYS:HD3	2:AB:63:LYS:O	1.96	0.65
1:AA:437:U:H4'	4:AD:153:ARG:NH2	2.12	0.65
10:AJ:33:GLY:O	10:AJ:34:ALA:HB2	1.97	0.65
11:AK:87:GLY:N	11:AK:113:THR:CG2	2.44	0.65
16:AP:20:VAL:CG2	16:AP:32:PHE:HB2	2.27	0.65
22:BA:1498:C:O2'	22:BA:1499:C:H5'	1.97	0.65
22:BA:1510:G:H8	22:BA:1510:G:H5'	1.59	0.65
25:BD:8:LYS:HB2	25:BD:201:LEU:HD21	1.79	0.65
25:BD:94:GLN:O	25:BD:95:SER:HB2	1.96	0.65
27:BF:133:GLU:H	27:BF:150:GLY:HA3	1.62	0.65
27:BF:37:MET:HE3	27:BF:151:LEU:HB3	1.79	0.65
27:BF:129:MET:CG	27:BF:153:ILE:HD11	2.26	0.65
28:BG:132:LEU:CD1	28:BG:143:VAL:HG12	2.27	0.65
29:BH:131:SER:HB2	29:BH:139:PHE:HD2	1.61	0.65
33:BL:93:ASN:C	33:BL:93:ASN:HD22	2.00	0.65
35:BN:33:ILE:HG12	35:BN:118:ARG:CZ	2.27	0.65
36:BO:106:LEU:O	36:BO:106:LEU:HD12	1.97	0.65
38:BQ:4:LYS:CE	38:BQ:7:VAL:HG13	2.26	0.65
40:BS:1:MET:HE1	40:BS:2:GLU:H	1.62	0.65
44:BW:76:ARG:HG3	44:BW:76:ARG:NH2	1.92	0.65
45:BX:46:VAL:HG21	45:BX:67:LEU:HD11	1.77	0.65
1:CA:1017:U:OP2	1:CA:1017:U:H6	1.80	0.65
1:CA:1090:U:H2'	1:CA:1091:U:H6	1.62	0.65
1:CA:176:C:H2'	1:CA:177:G:O5'	1.96	0.65
4:CD:204:SER:HB2	5:CE:105:ILE:CD1	2.26	0.65
17:CQ:78:VAL:HG12	17:CQ:79:GLU:H	1.61	0.65

Continued on next page...

Continued from previous page...

Atom-1	Atom-2	Interatomic distance (Å)	Clash overlap (Å)
19:CS:54:ARG:HG2	19:CS:55:GLN:H	1.62	0.65
22:DA:1087:G:H1'	22:DA:1089:A:H1'	1.79	0.65
22:DA:1401:G:C2'	22:DA:1402:U:H6	2.07	0.65
22:DA:1787:A:N3	22:DA:1787:A:H2'	2.11	0.65
22:DA:2079:U:C2	22:DA:2242:G:N2	2.65	0.65
22:DA:322:A:C2	22:DA:340:A:C6	2.84	0.65
22:DA:479:A:O2'	22:DA:481:G:H5'	1.97	0.65
22:DA:527:C:C5	22:DA:2779:U:C5	2.85	0.65
26:DE:6:LYS:HB2	26:DE:121:VAL:HG12	1.78	0.65
32:DK:80:ASP:HB2	37:DP:67:GLU:OE1	1.97	0.65
1:AA:1068:G:O2'	1:AA:1069:C:H5'	1.96	0.65
1:AA:327:A:O2'	1:AA:329:A:H5''	1.96	0.65
1:AA:965:U:C4'	1:AA:969:A:C8	2.77	0.65
2:AB:134:LEU:HD12	2:AB:137:THR:OG1	1.96	0.65
2:AB:20:ARG:O	2:AB:22:TRP:HB3	1.97	0.65
3:AC:133:MET:HB3	3:AC:150:VAL:HG21	1.79	0.65
4:AD:47:LEU:HD23	4:AD:47:LEU:O	1.97	0.65
6:AF:66:ALA:HB1	6:AF:67:PRO:HD2	1.79	0.65
8:AH:9:MET:CE	8:AH:32:LYS:HG2	2.27	0.65
10:AJ:26:VAL:HG12	10:AJ:30:LYS:HE2	1.78	0.65
12:AL:79:ILE:HD12	12:AL:96:THR:CG2	2.25	0.65
12:AL:4:ASN:ND2	12:AL:8:ARG:HH12	1.94	0.65
22:BA:1414:C:C5	22:BA:1415:U:H5	2.14	0.65
22:BA:686:U:H2'	22:BA:788:A:N1	2.12	0.65
22:BA:747:U:C4	22:BA:2613:U:C5	2.85	0.65
31:BJ:44:TYR:CE2	38:BQ:63:ARG:HD3	2.30	0.65
40:BS:37:THR:HB	40:BS:38:TYR:CD1	2.32	0.65
22:BA:923:G:N2	44:BW:23:LYS:HZ3	1.93	0.65
1:CA:1254:A:H2'	1:CA:1255:G:H8	1.60	0.65
1:CA:1346:A:C8	1:CA:1348:U:N3	2.65	0.65
1:CA:1406:U:H2'	1:CA:1407:C:H5'	1.79	0.65
1:CA:1493:A:H3'	22:DA:1913:A:H62	1.62	0.65
1:CA:374:A:H5''	1:CA:452:A:C2	2.32	0.65
5:CE:65:LYS:HZ2	5:CE:68:ARG:HD3	1.60	0.65
6:CF:98:GLU:O	6:CF:99:ALA:CB	2.45	0.65
7:CG:110:ARG:HG3	7:CG:111:GLY:N	2.12	0.65
10:CJ:77:VAL:O	10:CJ:79:PRO:HD3	1.96	0.65
1:CA:1319:A:H5''	19:CS:4:LEU:HD11	1.76	0.65
19:CS:68:HIS:HB3	19:CS:72:GLU:HG3	1.78	0.65
48:D0:4:GLN:HG2	48:D0:4:GLN:O	1.95	0.65
22:DA:1079:C:O2'	22:DA:1080:A:H8	1.80	0.65

Continued on next page...

Continued from previous page...

Atom-1	Atom-2	Interatomic distance (Å)	Clash overlap (Å)
22:DA:1290:C:C2	22:DA:1291:C:C5	2.84	0.65
22:DA:1512:C:O2'	22:DA:1513:U:C5'	2.44	0.65
22:DA:1827:U:O4'	22:DA:1970:A:O2'	2.14	0.65
22:DA:2393:U:C2'	22:DA:2394:C:H5'	2.26	0.65
22:DA:600:G:H5''	26:DE:27:LEU:HD22	1.78	0.65
22:DA:813:U:H2'	22:DA:814:C:C6	2.31	0.65
29:DH:80:ILE:CB	29:DH:101:ASP:CB	2.72	0.65
42:DU:60:LYS:N	42:DU:60:LYS:HD2	2.12	0.65
42:DU:81:ARG:HB2	42:DU:96:LYS:CG	2.27	0.65
45:DX:29:LEU:HB2	45:DX:30:PRO:CD	2.26	0.65
1:AA:1346:A:H61	1:AA:1374:A:H3'	1.62	0.64
2:AB:71:THR:HG21	2:AB:94:ARG:HD3	1.77	0.64
6:AF:42:TRP:HZ2	6:AF:61:LEU:HD22	1.62	0.64
5:AE:158:LYS:HE2	8:AH:63:LYS:NZ	2.12	0.64
22:BA:2331:G:O2'	22:BA:2336:A:N1	2.28	0.64
22:BA:2339:C:H2'	22:BA:2340:A:C8	2.32	0.64
22:BA:503:A:H4'	22:BA:504:A:O5'	1.98	0.64
24:BC:20:ASN:C	24:BC:20:ASN:ND2	2.50	0.64
25:BD:114:LYS:HE3	25:BD:114:LYS:H	1.52	0.64
26:BE:61:ARG:HH11	26:BE:64:GLY:HA3	1.62	0.64
29:BH:27:ARG:NH1	29:BH:38:PRO:HG3	2.12	0.64
37:BP:52:ARG:H	37:BP:56:SER:HB3	1.62	0.64
41:BT:28:ASN:HA	41:BT:91:GLN:NE2	2.12	0.64
22:BA:309:A:O3'	42:BU:15:GLY:HA2	1.98	0.64
43:BV:39:ALA:C	43:BV:40:ILE:HD13	2.17	0.64
44:BW:9:THR:HG23	44:BW:10:ARG:N	2.10	0.64
1:CA:1062:U:H2'	1:CA:1063:C:C6	2.32	0.64
1:CA:198:G:O6	1:CA:220:G:C4	2.50	0.64
2:CB:221:ARG:HA	2:CB:224:ARG:CZ	2.28	0.64
3:CC:111:ASP:HB3	3:CC:114:LEU:HB2	1.79	0.64
5:CE:131:ASN:HD22	5:CE:132:PRO:CD	2.10	0.64
10:CJ:10:LEU:HD23	10:CJ:98:VAL:HG22	1.78	0.64
12:CL:6:LEU:C	12:CL:8:ARG:H	2.01	0.64
13:CM:13:HIS:CB	13:CM:16:ILE:HD13	2.23	0.64
13:CM:18:LEU:HA	13:CM:21:ILE:HD11	1.79	0.64
15:CO:47:LYS:N	15:CO:47:LYS:HD2	2.11	0.64
48:D0:37:HIS:CB	48:D0:43:THR:HG22	2.25	0.64
22:DA:1127:A:O2'	22:DA:1128:G:C5'	2.45	0.64
22:DA:1301:A:C4	22:DA:1303:G:N7	2.64	0.64
22:DA:1431:A:C2	22:DA:1432:G:C4	2.85	0.64
22:DA:1480:C:H2'	22:DA:1481:U:O4'	1.96	0.64

Continued on next page...

Continued from previous page...

Atom-1	Atom-2	Interatomic distance (Å)	Clash overlap (Å)
22:DA:2188:U:H2'	22:DA:2189:U:C6	2.32	0.64
22:DA:2837:A:H2'	22:DA:2838:G:C8	2.32	0.64
22:DA:397:U:HO2'	22:DA:398:C:H6	1.44	0.64
22:DA:860:U:O2'	22:DA:861:A:H8	1.71	0.64
22:DA:859:G:N2	22:DA:916:G:O2'	2.30	0.64
22:DA:91:A:O2'	22:DA:92:U:C5'	2.44	0.64
22:DA:922:C:H1'	44:DW:22:VAL:CG2	2.21	0.64
23:DB:112:G:H2'	23:DB:113:C:C6	2.33	0.64
31:DJ:51:GLY:C	31:DJ:121:LYS:HE3	2.17	0.64
38:DQ:96:ASP:O	38:DQ:99:VAL:HG23	1.97	0.64
22:DA:492:A:N1	40:DS:49:LYS:HE2	2.11	0.64
44:DW:23:LYS:HD2	44:DW:24:ARG:HB2	1.79	0.64
45:DX:65:THR:O	45:DX:68:ALA:HB3	1.97	0.64
1:AA:221:C:C2'	1:AA:222:C:H5'	2.26	0.64
1:AA:421:U:H3'	1:AA:421:U:H6	1.61	0.64
1:AA:662:U:H2'	1:AA:663:A:C8	2.31	0.64
9:AI:100:ALA:HB1	9:AI:102:PHE:CZ	2.32	0.64
17:AQ:31:PRO:HB2	17:AQ:32:ILE:HD12	1.79	0.64
22:BA:1510:G:O2'	22:BA:1511:G:H5'	1.96	0.64
22:BA:1654:A:H1'	25:BD:118:PHE:CE1	2.31	0.64
29:BH:44:ILE:O	29:BH:48:GLU:HB2	1.97	0.64
29:BH:75:LEU:HD23	29:BH:143:ILE:HG23	1.79	0.64
22:BA:1190:G:H5''	33:BL:32:GLY:HA2	1.79	0.64
31:BJ:44:TYR:CD2	38:BQ:63:ARG:HG2	2.33	0.64
43:BV:26:PHE:HB2	43:BV:27:PRO:CD	2.28	0.64
47:BZ:6:ILE:O	47:BZ:35:VAL:HG12	1.97	0.64
1:CA:106:C:O2	1:CA:379:C:H4'	1.97	0.64
1:CA:1168:U:C2'	1:CA:1168:U:O2	2.45	0.64
1:CA:1230:C:H5''	1:CA:1230:C:H6	1.62	0.64
1:CA:158:G:C5	1:CA:164:G:C6	2.86	0.64
1:CA:677:U:H3	1:CA:713:G:H22	1.44	0.64
2:CB:90:PHE:HE1	2:CB:92:ASN:ND2	1.95	0.64
10:CJ:37:ARG:HB3	10:CJ:74:VAL:O	1.97	0.64
51:D3:41:ARG:HD2	51:D3:41:ARG:O	1.97	0.64
22:DA:117:G:N1	22:DA:119:A:N6	2.45	0.64
22:DA:1420:A:C4	22:DA:2211:A:N7	2.64	0.64
22:DA:2566:A:O2'	22:DA:2567:G:OP2	2.14	0.64
22:DA:2508:G:N2	22:DA:2582:G:C6	2.66	0.64
22:DA:2756:U:H1'	22:DA:2757:A:C5'	2.26	0.64
22:DA:2800:A:H2'	22:DA:2801:G:C4'	2.28	0.64
22:DA:404:A:H4'	22:DA:405:U:H5'	1.79	0.64

Continued on next page...

Continued from previous page...

Atom-1	Atom-2	Interatomic distance (Å)	Clash overlap (Å)
22:DA:481:G:H1'	22:DA:506:G:N2	2.10	0.64
23:DB:71:C:C2'	23:DB:72:G:H5'	2.27	0.64
25:DD:100:LEU:HD13	25:DD:100:LEU:O	1.96	0.64
26:DE:122:GLU:O	26:DE:123:LYS:HB3	1.97	0.64
28:DG:112:VAL:HG12	28:DG:114:HIS:HB3	1.77	0.64
28:DG:84:LYS:O	28:DG:85:LYS:HB3	1.96	0.64
22:DA:2261:C:H42	44:DW:10:ARG:HB3	1.60	0.64
46:DY:5:GLU:O	46:DY:6:LEU:HG	1.96	0.64
1:AA:528:C:H6	1:AA:528:C:H5''	1.63	0.64
2:AB:108:GLN:HE21	2:AB:108:GLN:N	1.95	0.64
8:AH:10:LEU:HD11	8:AH:126:CYS:CB	2.27	0.64
9:AI:57:VAL:O	9:AI:58:GLU:HG2	1.97	0.64
9:AI:98:ARG:HG2	9:AI:103:VAL:CG2	2.23	0.64
10:AJ:41:PRO:O	10:AJ:42:LEU:HB2	1.97	0.64
14:AN:88:MET:HE1	14:AN:97:LYS:HD2	1.79	0.64
21:AU:41:THR:O	21:AU:45:LYS:HB2	1.97	0.64
22:BA:646:U:C3'	22:BA:647:G:H5''	2.27	0.64
23:BB:24:G:N7	23:BB:56:G:H2'	2.13	0.64
24:BC:203:VAL:O	24:BC:204:LEU:HB2	1.96	0.64
24:BC:245:THR:HB	24:BC:247:TRP:CE3	2.33	0.64
25:BD:48:ILE:HG23	25:BD:84:LEU:HD21	1.78	0.64
31:BJ:32:LEU:O	31:BJ:36:LEU:HB2	1.97	0.64
1:CA:268:U:H2'	1:CA:269:C:H6	1.57	0.64
1:CA:373:A:N3	1:CA:374:A:C8	2.65	0.64
1:CA:892:A:C5	1:CA:893:C:C5	2.86	0.64
1:CA:962:C:H42	1:CA:974:A:H61	1.41	0.64
1:CA:994:A:N3	1:CA:995:C:C6	2.65	0.64
2:CB:119:GLN:CG	2:CB:124:THR:HG21	2.28	0.64
3:CC:133:MET:CE	3:CC:152:VAL:HG13	2.27	0.64
9:CI:53:LEU:O	9:CI:54:VAL:HG13	1.97	0.64
16:CP:16:PHE:CZ	16:CP:38:PHE:HD1	2.15	0.64
20:CT:57:VAL:CG1	20:CT:71:ALA:CB	2.76	0.64
22:DA:1090:A:C3'	22:DA:1091:G:H5''	2.27	0.64
22:DA:1213:A:H2'	22:DA:1214:A:H8	1.63	0.64
22:DA:1343:G:O2'	22:DA:1344:U:C6	2.49	0.64
22:DA:1359:A:C2	22:DA:1360:G:C1'	2.79	0.64
22:DA:1537:G:H2'	22:DA:1538:G:C4'	2.24	0.64
22:DA:2151:U:O2'	22:DA:2152:G:O4'	2.14	0.64
22:DA:2461:A:H1'	22:DA:2492:U:C2	2.32	0.64
22:DA:2788:C:H2'	22:DA:2789:C:H6	1.61	0.64
22:DA:404:A:H5'	22:DA:405:U:OP1	1.97	0.64

Continued on next page...

Continued from previous page...

Atom-1	Atom-2	Interatomic distance (Å)	Clash overlap (Å)
22:DA:716:A:C3'	22:DA:717:C:H5''	2.28	0.64
22:DA:839:U:H2'	22:DA:840:C:C6	2.32	0.64
22:DA:973:A:H5'	22:DA:974:G:OP2	1.98	0.64
24:DC:86:ARG:HD2	24:DC:90:ILE:HD11	1.79	0.64
31:DJ:103:ILE:HD12	31:DJ:103:ILE:O	1.97	0.64
31:DJ:27:ARG:O	31:DJ:30:THR:HG22	1.96	0.64
32:DK:2:ILE:O	32:DK:3:GLN:CB	2.45	0.64
40:DS:31:GLN:O	40:DS:35:ILE:HG12	1.97	0.64
42:DU:47:PRO:CB	42:DU:54:PRO:HG3	2.22	0.64
42:DU:81:ARG:HB2	42:DU:96:LYS:CD	2.27	0.64
43:DV:56:PHE:C	43:DV:58:SER:H	2.00	0.64
46:DY:22:LEU:CD1	46:DY:23:ARG:NH1	2.60	0.64
1:AA:430:A:C4	1:AA:431:A:C8	2.85	0.64
1:AA:408:A:C2	1:AA:435:A:C2	2.85	0.64
1:AA:462:G:H3'	1:AA:463:U:C6	2.32	0.64
1:AA:531:U:H4'	1:AA:532:A:O5'	1.98	0.64
1:AA:52:C:O2'	1:AA:53:A:H5'	1.97	0.64
3:AC:54:ILE:HD12	3:AC:54:ILE:C	2.17	0.64
4:AD:61:ARG:HH21	4:AD:67:LEU:HA	1.62	0.64
6:AF:3:HIS:CB	6:AF:92:THR:HG23	2.27	0.64
22:BA:1269:A:OP2	56:BA:3383:HOH:O	2.14	0.64
22:BA:1556:C:C2'	22:BA:1557:C:H5'	2.28	0.64
22:BA:2352:A:N1	44:BW:30:VAL:HG21	2.11	0.64
22:BA:485:C:H2'	22:BA:486:C:C6	2.32	0.64
22:BA:1820:U:C2	24:BC:200:MET:CG	2.80	0.64
22:BA:1654:A:O2'	25:BD:118:PHE:CD1	2.48	0.64
25:BD:53:GLY:HA3	25:BD:77:ARG:HB2	1.79	0.64
26:BE:150:THR:HG23	26:BE:153:LEU:H	1.62	0.64
28:BG:148:ARG:HA	28:BG:161:VAL:CG1	2.27	0.64
28:BG:60:GLY:O	28:BG:61:TRP:CB	2.45	0.64
28:BG:8:VAL:HG12	28:BG:9:VAL:H	1.61	0.64
29:BH:132:PHE:CG	29:BH:133:GLN:N	2.65	0.64
34:BM:21:ALA:CB	34:BM:100:LYS:N	2.60	0.64
38:BQ:81:GLY:CA	38:BQ:116:LEU:CD1	2.74	0.64
44:BW:23:LYS:HD2	44:BW:24:ARG:CB	2.27	0.64
1:CA:1190:G:O2'	1:CA:1191:A:P	2.56	0.64
1:CA:121:U:H3'	1:CA:121:U:OP1	1.97	0.64
1:CA:1264:U:H2'	1:CA:1265:C:H6	1.63	0.64
1:CA:1366:C:H2'	1:CA:1367:C:C6	2.33	0.64
1:CA:282:A:H2'	1:CA:283:U:H6	1.61	0.64
1:CA:440:C:H2'	1:CA:441:A:H5'	1.80	0.64

Continued on next page...

Continued from previous page...

Atom-1	Atom-2	Interatomic distance (Å)	Clash overlap (Å)
6:CF:70:VAL:O	6:CF:73:GLU:HB2	1.98	0.64
7:CG:4:ARG:NE	7:CG:6:ILE:HG22	2.13	0.64
9:CI:61:ASP:C	9:CI:62:LEU:HD22	2.18	0.64
10:CJ:30:LYS:CE	10:CJ:36:VAL:HG22	2.27	0.64
16:CP:6:LEU:HB2	16:CP:17:TYR:HB3	1.78	0.64
21:CU:16:ARG:CD	21:CU:19:LYS:HG2	2.28	0.64
22:DA:1680:U:H2'	22:DA:1681:G:O4'	1.97	0.64
22:DA:1663:G:C6	22:DA:1998:A:N6	2.65	0.64
22:DA:2142:A:C2'	22:DA:2143:C:H4'	2.28	0.64
22:DA:231:A:O2'	22:DA:232:G:H5'	1.96	0.64
22:DA:716:A:C2'	22:DA:717:C:H5''	2.27	0.64
25:DD:119:ALA:CB	25:DD:163:GLY:H	2.09	0.64
26:DE:61:ARG:HE	26:DE:65:THR:HB	1.61	0.64
27:DF:30:VAL:HA	27:DF:157:THR:HG22	1.79	0.64
33:DL:79:LEU:HD22	33:DL:115:GLU:O	1.98	0.64
33:DL:89:VAL:HG23	33:DL:121:THR:CG2	2.26	0.64
38:DQ:4:LYS:CD	38:DQ:7:VAL:HG22	2.27	0.64
31:DJ:44:TYR:CD1	38:DQ:63:ARG:NH2	2.64	0.64
1:AA:1505:G:H5''	56:AA:1802:HOH:O	1.96	0.64
1:AA:238:A:C2'	1:AA:239:U:H5'	2.27	0.64
1:AA:601:G:H2'	1:AA:602:A:C8	2.32	0.64
1:AA:688:G:H2'	1:AA:689:C:H6	1.62	0.64
1:AA:903:G:C5	1:AA:904:U:C5	2.86	0.64
1:AA:914:A:C4	1:AA:915:A:C8	2.86	0.64
3:AC:143:LEU:HD22	3:AC:143:LEU:H	1.62	0.64
3:AC:41:TYR:CZ	3:AC:89:VAL:HG21	2.32	0.64
7:AG:21:LEU:HD21	7:AG:96:ASN:HD22	1.62	0.64
49:B1:49:LYS:HG2	49:B1:50:GLU:H	1.62	0.64
22:BA:1338:G:O2'	22:BA:1339:G:H5'	1.97	0.64
22:BA:1499:C:H2'	22:BA:1500:G:H8	1.62	0.64
22:BA:1539:U:H2'	22:BA:1540:G:H8	1.62	0.64
22:BA:1935:G:H1	22:BA:1962:C:H2'	1.62	0.64
22:BA:1937:A:H5'	56:BA:3464:HOH:O	1.97	0.64
22:BA:2134:A:N6	22:BA:2157:G:C5	2.65	0.64
22:BA:2197:U:O2'	22:BA:2198:A:C2'	2.44	0.64
22:BA:2408:U:H2'	22:BA:2409:G:C8	2.33	0.64
25:BD:182:ALA:O	25:BD:184:ARG:N	2.31	0.64
25:BD:5:VAL:H	25:BD:32:ASN:ND2	1.91	0.64
26:BE:7:ASP:O	26:BE:9:GLN:N	2.30	0.64
32:BK:19:VAL:HG22	32:BK:41:ILE:CG1	2.26	0.64
38:BQ:4:LYS:HZ3	38:BQ:8:ILE:HG23	1.62	0.64

Continued on next page...

Continued from previous page...

Atom-1	Atom-2	Interatomic distance (Å)	Clash overlap (Å)
40:BS:24:ILE:HG23	40:BS:71:VAL:HG11	1.80	0.64
41:BT:1:MET:HB2	41:BT:2:ILE:HD13	1.78	0.64
46:BY:32:ALA:HA	46:BY:37:LEU:HB3	1.78	0.64
1:CA:1071:C:H2'	1:CA:1072:G:C8	2.32	0.64
1:CA:495:A:C2	1:CA:496:A:C6	2.86	0.64
17:CQ:45:VAL:HG11	17:CQ:60:ILE:CG2	2.27	0.64
21:CU:33:ARG:HH12	21:CU:34:ARG:HD3	1.63	0.64
21:CU:38:GLU:H	21:CU:40:PRO:HD2	1.59	0.64
22:DA:1735:A:C2	22:DA:1736:U:C2	2.85	0.64
22:DA:193:U:C2'	22:DA:194:G:H5'	2.28	0.64
22:DA:2331:G:N1	22:DA:2385:C:C4	2.66	0.64
22:DA:2443:C:C2	22:DA:2444:G:C8	2.86	0.64
22:DA:2502:G:H5'	22:DA:2503:A:C5'	2.27	0.64
22:DA:2023:C:H4'	22:DA:2617:U:O3'	1.96	0.64
22:DA:395:U:O2'	22:DA:396:G:H8	1.81	0.64
22:DA:46:G:N2	22:DA:47:C:C2	2.65	0.64
25:DD:148:GLN:HG2	25:DD:152:PRO:CG	2.18	0.64
28:DG:93:TYR:OH	28:DG:159:LYS:HE2	1.97	0.64
30:DI:30:GLN:HG3	30:DI:31:GLY:H	1.62	0.64
33:DL:111:ILE:N	33:DL:111:ILE:HD13	2.13	0.64
35:DN:51:LEU:HD23	35:DN:54:LEU:CD2	2.25	0.64
41:DT:34:VAL:HG21	41:DT:83:ALA:HB2	1.77	0.64
1:AA:1348:U:H2'	1:AA:1349:A:H8	1.63	0.64
1:AA:1468:A:H2'	1:AA:1469:C:C5'	2.28	0.64
7:AG:105:GLU:O	7:AG:109:LYS:HG2	1.97	0.64
9:AI:37:TYR:CD2	9:AI:38:PHE:CD2	2.85	0.64
11:AK:47:GLY:HA3	11:AK:52:ARG:HH11	1.62	0.64
16:AP:7:ALA:O	16:AP:9:HIS:HD2	1.80	0.64
17:AQ:45:VAL:CG2	17:AQ:60:ILE:HD13	2.28	0.64
19:AS:28:LYS:HB3	19:AS:29:PRO:CD	2.27	0.64
52:B4:13:ASN:H	52:B4:13:ASN:ND2	1.95	0.64
52:B4:9:LYS:N	52:B4:9:LYS:CD	2.55	0.64
22:BA:1416:G:O2'	22:BA:1417:C:H6	1.81	0.64
22:BA:1735:A:O2'	22:BA:1736:U:C5'	2.45	0.64
22:BA:2352:A:C3'	22:BA:2353:G:H5'	2.26	0.64
22:BA:544:C:N3	22:BA:548:G:OP1	2.30	0.64
23:BB:12:C:H4'	23:BB:13:G:OP1	1.97	0.64
32:BK:21:CYS:CA	32:BK:41:ILE:CD1	2.75	0.64
39:BR:49:ILE:HG13	39:BR:51:VAL:O	1.97	0.64
41:BT:86:THR:O	41:BT:87:LEU:HD23	1.97	0.64
43:BV:41:GLU:C	43:BV:42:LEU:HD23	2.18	0.64

Continued on next page...

Continued from previous page...

Atom-1	Atom-2	Interatomic distance (Å)	Clash overlap (Å)
1:CA:1005:A:C4	1:CA:1006:G:H1'	2.33	0.64
1:CA:124:C:O2'	1:CA:125:U:H5'	1.97	0.64
1:CA:1399:C:O2	1:CA:1401:G:C5	2.49	0.64
3:CC:35:ASP:OD1	3:CC:56:ILE:HD12	1.98	0.64
5:CE:129:SER:HA	56:CE:202:HOH:O	1.96	0.64
6:CF:79:ARG:HG2	6:CF:79:ARG:HH11	1.62	0.64
10:CJ:44:THR:HG22	10:CJ:45:ARG:H	1.63	0.64
11:CK:17:ASP:OD2	11:CK:80:ASN:HB2	1.98	0.64
22:DA:2466:C:OP1	52:D4:4:ARG:HB3	1.97	0.64
22:DA:1366:A:H2'	22:DA:1367:A:C8	2.33	0.64
22:DA:2237:G:H5''	22:DA:2238:G:OP1	1.97	0.64
22:DA:2729:G:O2'	22:DA:2730:C:H5'	1.98	0.64
22:DA:2798:U:H5''	22:DA:2799:A:OP1	1.97	0.64
22:DA:375:G:H8	22:DA:375:G:H5''	1.61	0.64
22:DA:391:A:H2'	22:DA:392:U:C6	2.32	0.64
22:DA:416:U:H2'	22:DA:417:C:C6	2.32	0.64
22:DA:449:A:C2'	22:DA:450:G:H5'	2.27	0.64
22:DA:575:A:O2'	22:DA:576:U:H5'	1.98	0.64
22:DA:794:A:O2'	22:DA:795:C:H5'	1.97	0.64
24:DC:144:GLU:HB3	24:DC:187:CYS:CB	2.28	0.64
24:DC:80:LEU:HD12	24:DC:80:LEU:N	2.13	0.64
28:DG:117:PRO:CG	28:DG:143:VAL:HG11	2.28	0.64
28:DG:164:ALA:O	28:DG:165:ASP:CB	2.45	0.64
32:DK:17:ARG:HG2	32:DK:18:ARG:N	2.13	0.64
35:DN:1:MET:O	35:DN:2:ARG:HB2	1.96	0.64
38:DQ:87:VAL:CG1	39:DR:52:PRO:HG3	2.27	0.64
22:DA:2270:A:H5'	44:DW:18:LYS:HG2	1.80	0.64
44:DW:23:LYS:HD2	44:DW:24:ARG:CA	2.27	0.64
46:DY:2:LYS:CD	46:DY:4:LYS:HE3	2.27	0.64
1:AA:1064:G:H4'	1:AA:1065:U:O5'	1.97	0.64
1:AA:1121:U:O2'	1:AA:1122:U:H5'	1.98	0.64
1:AA:1239:A:H62	1:AA:1299:A:H61	1.41	0.64
1:AA:137:U:H1'	1:AA:227:G:N2	2.13	0.64
1:AA:1469:C:H6	1:AA:1469:C:H3'	1.63	0.64
1:AA:429:U:C1'	1:AA:430:A:H5''	2.28	0.64
1:AA:605:U:H2'	1:AA:606:G:H8	1.62	0.64
1:AA:842:U:H2'	1:AA:844:G:P	2.37	0.64
4:AD:172:VAL:O	4:AD:173:ASP:HB2	1.95	0.64
5:AE:136:VAL:O	5:AE:136:VAL:CG2	2.45	0.64
1:AA:1240:U:H3	7:AG:29:LEU:CD2	2.10	0.64
13:AM:3:ILE:HA	13:AM:56:ARG:CZ	2.27	0.64

Continued on next page...

Continued from previous page...

Atom-1	Atom-2	Interatomic distance (Å)	Clash overlap (Å)
22:BA:12:U:H2'	22:BA:12:U:O2	1.97	0.64
24:BC:91:ALA:HB3	24:BC:103:ILE:HG22	1.79	0.64
26:BE:1:MET:HG2	26:BE:14:VAL:HG23	1.78	0.64
27:BF:131:VAL:CG2	27:BF:151:LEU:CD1	2.75	0.64
28:BG:132:LEU:HD23	28:BG:132:LEU:N	2.13	0.64
33:BL:68:SER:O	33:BL:69:ARG:HB2	1.97	0.64
44:BW:19:ARG:NH2	44:BW:22:VAL:HG21	2.12	0.64
44:BW:70:VAL:HG13	44:BW:70:VAL:O	1.96	0.64
1:CA:1146:A:O2'	1:CA:1147:C:H5'	1.97	0.64
1:CA:555:U:H2'	1:CA:556:C:C6	2.32	0.64
1:CA:695:A:H2'	1:CA:696:A:C8	2.33	0.64
1:CA:70:U:H2'	1:CA:94:G:N7	2.12	0.64
2:CB:147:LEU:N	2:CB:147:LEU:HD12	2.13	0.64
2:CB:66:ILE:HB	2:CB:88:GLN:HG2	1.79	0.64
4:CD:111:ALA:O	4:CD:114:ARG:HB3	1.96	0.64
4:CD:39:GLN:C	4:CD:41:GLY:H	2.00	0.64
7:CG:88:VAL:HG22	7:CG:89:GLU:N	2.09	0.64
9:CI:49:GLN:N	9:CI:50:PRO:CD	2.61	0.64
14:CN:80:ARG:HH11	14:CN:80:ARG:HG2	1.63	0.64
21:CU:18:PHE:HB3	21:CU:19:LYS:NZ	2.13	0.64
21:CU:33:ARG:NH1	21:CU:34:ARG:HD3	2.12	0.64
22:DA:1304:A:O2'	22:DA:1305:C:H6	1.79	0.64
22:DA:1338:G:H4'	41:DT:18:GLU:CD	2.18	0.64
22:DA:1358:G:H2'	22:DA:1372:U:O4	1.97	0.64
22:DA:1388:G:O2'	22:DA:1389:G:H5'	1.98	0.64
22:DA:1745:A:C2	22:DA:1746:A:C8	2.85	0.64
22:DA:2815:C:H2'	22:DA:2816:G:H8	1.62	0.64
22:DA:518:G:H2'	22:DA:519:U:H6	1.63	0.64
22:DA:79:C:N4	22:DA:107:G:H1	1.96	0.64
26:DE:119:ILE:HD11	26:DE:143:LEU:HD21	1.78	0.64
26:DE:30:GLN:HG2	26:DE:30:GLN:O	1.97	0.64
26:DE:60:TRP:O	26:DE:61:ARG:HB2	1.98	0.64
31:DJ:64:VAL:CG2	31:DJ:68:LYS:HG3	2.28	0.64
41:DT:48:GLN:HA	41:DT:48:GLN:HE21	1.63	0.64
42:DU:3:LYS:HG2	42:DU:84:PHE:HZ	1.61	0.64
43:DV:75:GLN:CG	43:DV:92:VAL:HG11	2.28	0.64
45:DX:52:ALA:O	45:DX:53:LYS:HB3	1.98	0.64
47:DZ:30:ARG:NH2	47:DZ:33:HIS:HB2	2.12	0.64
1:AA:1405:G:O4'	1:AA:1519:A:H4'	1.97	0.64
1:AA:637:C:H2'	1:AA:638:U:H5'	1.80	0.64
1:AA:914:A:H2'	1:AA:915:A:H8	1.61	0.64

Continued on next page...

Continued from previous page...

Atom-1	Atom-2	Interatomic distance (Å)	Clash overlap (Å)
4:AD:60:VAL:HA	4:AD:63:ILE:CG2	2.27	0.64
14:AN:92:ILE:HG21	14:AN:95:LEU:CD2	2.27	0.64
51:B3:21:PHE:H	51:B3:48:MET:CE	2.11	0.64
22:BA:1654:A:H2'	22:BA:1655:A:H8	1.63	0.64
22:BA:2847:U:H2'	22:BA:2848:G:H5'	1.80	0.64
22:BA:503:A:H5'	22:BA:505:A:OP1	1.98	0.64
22:BA:659:G:H21	26:BE:30:GLN:HE22	1.43	0.64
22:BA:974:G:C8	22:BA:989:G:C2	2.86	0.64
24:BC:83:ASP:OD1	24:BC:84:PRO:HD2	1.98	0.64
25:BD:121:THR:O	25:BD:122:VAL:HB	1.98	0.64
31:BJ:140:LEU:HD13	31:BJ:140:LEU:C	2.18	0.64
38:BQ:87:VAL:O	38:BQ:88:GLU:CB	2.46	0.64
39:BR:58:VAL:HG12	39:BR:102:SER:HB2	1.78	0.64
44:BW:28:GLU:CD	44:BW:29:SER:H	2.01	0.64
44:BW:30:VAL:HG23	44:BW:60:ALA:O	1.98	0.64
1:CA:1449:C:O2'	1:CA:1450:U:C5'	2.45	0.64
1:CA:961:U:OP1	1:CA:961:U:H3'	1.97	0.64
3:CC:91:ALA:HB2	3:CC:98:ALA:HB3	1.79	0.64
33:DL:62:PRO:O	51:D3:12:ARG:HB3	1.98	0.64
52:D4:9:LYS:HD3	52:D4:9:LYS:O	1.97	0.64
22:DA:1062:G:O4'	22:DA:1088:A:N7	2.30	0.64
22:DA:1673:G:H2'	22:DA:1674:G:C5'	2.27	0.64
22:DA:199:A:O2'	22:DA:200:U:H5'	1.98	0.64
22:DA:2030:A:C2	22:DA:2499:C:H5''	2.33	0.64
22:DA:2102:G:C2'	22:DA:2103:C:H5'	2.25	0.64
22:DA:391:A:H2'	22:DA:392:U:H6	1.63	0.64
22:DA:492:A:O2'	22:DA:493:G:H5'	1.98	0.64
22:DA:642:U:H4'	22:DA:2349:G:O2'	1.97	0.64
22:DA:992:C:H4'	39:DR:74:ILE:CD1	2.28	0.64
22:DA:616:A:H4'	26:DE:101:TYR:CZ	2.33	0.64
33:DL:100:ILE:O	33:DL:101:ILE:CB	2.46	0.64
33:DL:98:ALA:O	33:DL:100:ILE:HG22	1.97	0.64
35:DN:14:SER:O	35:DN:16:HIS:N	2.31	0.64
37:DP:28:LYS:HB2	37:DP:28:LYS:HZ3	1.62	0.64
1:AA:501:C:O2'	1:AA:502:A:C5'	2.45	0.64
1:AA:864:A:H3'	1:AA:865:A:C8	2.33	0.64
4:AD:158:LEU:O	4:AD:161:ALA:HB3	1.98	0.64
5:AE:79:THR:HB	5:AE:121:ASN:HD21	1.63	0.64
21:AU:7:GLU:CB	21:AU:11:PHE:CE1	2.81	0.64
22:BA:1775:U:H2'	22:BA:1776:G:O5'	1.98	0.64
22:BA:2266:A:H4'	22:BA:2267:A:O5'	1.98	0.64

Continued on next page...

Continued from previous page...

Atom-1	Atom-2	Interatomic distance (Å)	Clash overlap (Å)
22:BA:2728:U:O2'	22:BA:2729:G:C5'	2.46	0.64
22:BA:37:C:O2'	22:BA:38:A:H5'	1.98	0.64
25:BD:174:SER:O	25:BD:175:LEU:CB	2.43	0.64
25:BD:35:THR:OG1	25:BD:49:GLN:HG2	1.98	0.64
29:BH:68:ARG:NH2	29:BH:72:ILE:CG2	2.58	0.64
31:BJ:7:LYS:O	31:BJ:11:VAL:HG23	1.98	0.64
33:BL:66:PHE:CD1	33:BL:66:PHE:C	2.70	0.64
46:BY:18:LEU:O	46:BY:22:LEU:CB	2.46	0.64
1:CA:337:G:H2'	1:CA:338:A:C8	2.33	0.64
1:CA:369:G:H2'	1:CA:370:C:C6	2.33	0.64
1:CA:687:A:C2	1:CA:704:A:C5	2.86	0.64
7:CG:49:LEU:HD13	7:CG:49:LEU:O	1.97	0.64
10:CJ:39:PRO:HA	10:CJ:74:VAL:H	1.63	0.64
13:CM:13:HIS:HB3	13:CM:16:ILE:CB	2.28	0.64
15:CO:28:VAL:HG13	15:CO:62:ARG:HG3	1.80	0.64
19:CS:10:ILE:N	19:CS:10:ILE:HD12	2.12	0.64
19:CS:35:ARG:NH2	19:CS:51:HIS:HD2	1.96	0.64
22:DA:2015:A:C6	48:D0:2:VAL:HG11	2.33	0.64
22:DA:1044:C:O2	22:DA:1044:C:H2'	1.97	0.64
22:DA:1125:G:H4'	52:D4:37:GLN:HE21	1.62	0.64
22:DA:1181:U:H2'	22:DA:1182:G:H8	1.63	0.64
22:DA:1373:A:H2'	22:DA:1374:G:O4'	1.98	0.64
22:DA:1430:G:H2'	22:DA:1431:A:H8	1.63	0.64
22:DA:189:G:C2'	22:DA:190:A:O5'	2.44	0.64
22:DA:1915:U:O2'	22:DA:1916:A:C5'	2.46	0.64
22:DA:2324:U:HO2'	22:DA:2385:C:H5	1.46	0.64
22:DA:412:A:N7	22:DA:2412:A:H1'	2.12	0.64
22:DA:2549:G:N2	22:DA:2560:A:C4	2.66	0.64
22:DA:2798:U:H5'	22:DA:2800:A:N6	2.13	0.64
22:DA:2869:G:H2'	22:DA:2870:C:O4'	1.97	0.64
22:DA:375:G:H5''	22:DA:375:G:C8	2.33	0.64
22:DA:503:A:C4'	22:DA:504:A:O5'	2.46	0.64
22:DA:866:A:O2'	22:DA:867:C:H6	1.81	0.64
26:DE:79:ARG:HG2	26:DE:80:SER:N	2.12	0.64
27:DF:1:ALA:HB2	27:DF:93:GLU:O	1.98	0.64
27:DF:90:LEU:HB3	27:DF:95:MET:HG3	1.80	0.64
28:DG:162:ARG:HD2	28:DG:162:ARG:H	1.63	0.64
29:DH:41:LYS:CA	29:DH:44:ILE:HG23	2.28	0.64
31:DJ:43:GLU:O	31:DJ:45:THR:HG22	1.98	0.64
33:DL:73:ILE:O	33:DL:105:ILE:HG23	1.98	0.64
33:DL:110:VAL:C	33:DL:111:ILE:HD13	2.18	0.64

Continued on next page...

Continued from previous page...

Atom-1	Atom-2	Interatomic distance (Å)	Clash overlap (Å)
36:DO:115:LEU:H	36:DO:115:LEU:CD1	2.10	0.64
25:DD:9:VAL:O	37:DP:4:ILE:HD11	1.98	0.64
37:DP:50:ARG:CB	37:DP:57:ALA:H	2.11	0.64
39:DR:39:LEU:HD23	39:DR:39:LEU:N	2.13	0.64
2:AB:107:ARG:O	2:AB:110:ILE:HB	1.97	0.64
8:AH:6:ILE:HB	8:AH:76:ARG:HH12	1.62	0.64
9:AI:46:VAL:HA	9:AI:49:GLN:HG3	1.80	0.64
13:AM:40:GLU:HG3	13:AM:41:ASP:N	2.12	0.64
13:AM:68:LEU:HD12	13:AM:72:ILE:HG13	1.79	0.64
17:AQ:48:GLU:OE1	17:AQ:48:GLU:HA	1.97	0.64
22:BA:1475:G:O2'	22:BA:1476:U:P	2.56	0.64
22:BA:790:U:HO2'	22:BA:791:C:P	2.21	0.64
26:BE:153:LEU:HD12	26:BE:153:LEU:C	2.19	0.64
31:BJ:43:GLU:O	31:BJ:45:THR:N	2.30	0.64
32:BK:63:VAL:HG22	32:BK:107:LEU:HD22	1.80	0.64
32:BK:10:VAL:HG21	32:BK:16:ALA:HB1	1.78	0.64
40:BS:1:MET:HA	40:BS:1:MET:CE	2.20	0.64
44:BW:28:GLU:HB3	44:BW:31:LEU:CD1	2.28	0.64
47:BZ:3:THR:HA	47:BZ:38:GLU:HA	1.80	0.64
1:CA:995:C:H42	1:CA:1046:A:H1'	1.62	0.64
1:CA:1239:A:H3'	7:CG:118:ARG:NH2	2.13	0.64
1:CA:1520:C:H2'	1:CA:1521:C:H6	1.61	0.64
1:CA:867:G:C4	1:CA:868:C:C5	2.86	0.64
1:CA:994:A:HO2'	1:CA:995:C:H6	1.43	0.64
10:CJ:48:ARG:CZ	10:CJ:48:ARG:HB2	2.26	0.64
12:CL:33:CYS:HB3	12:CL:77:SER:O	1.98	0.64
12:CL:85:ARG:HG2	12:CL:86:VAL:N	2.13	0.64
13:CM:106:ARG:CZ	13:CM:112:ARG:HB3	2.28	0.64
10:CJ:48:ARG:HB3	14:CN:100:TRP:HZ2	1.63	0.64
14:CN:92:ILE:HG21	14:CN:95:LEU:HD22	1.80	0.64
22:DA:2264:C:H2'	22:DA:2265:U:C6	2.33	0.64
22:DA:2339:C:O2'	22:DA:2340:A:C8	2.49	0.64
22:DA:564:C:C2'	22:DA:565:C:H5'	2.28	0.64
22:DA:664:G:H4'	22:DA:941:A:OP1	1.97	0.64
22:DA:830:G:C2	22:DA:2448:A:N7	2.66	0.64
24:DC:23:LEU:HD21	24:DC:89:ASN:OD1	1.98	0.64
25:DD:112:THR:O	25:DD:113:SER:CB	2.46	0.64
29:DH:5:LEU:C	29:DH:6:LEU:HD12	2.19	0.64
30:DI:20:SER:N	30:DI:21:PRO:CD	2.61	0.64
33:DL:79:LEU:HA	33:DL:82:LEU:CD1	2.28	0.64
33:DL:84:LYS:O	33:DL:85:VAL:HB	1.98	0.64

Continued on next page...

Continued from previous page...

Atom-1	Atom-2	Interatomic distance (Å)	Clash overlap (Å)
34:DM:97:GLN:HB2	34:DM:98:PRO:HD2	1.80	0.64
38:DQ:50:ARG:O	38:DQ:54:ARG:HD3	1.98	0.64
38:DQ:4:LYS:NZ	38:DQ:7:VAL:H	1.96	0.64
38:DQ:89:ILE:HG22	38:DQ:91:ARG:H	1.62	0.64
42:DU:81:ARG:CD	42:DU:81:ARG:N	2.61	0.64
45:DX:32:LEU:HD22	45:DX:32:LEU:N	2.13	0.64
1:AA:1531:A:C8	1:AA:1531:A:C5'	2.67	0.63
1:AA:358:U:O2'	1:AA:359:G:H5'	1.98	0.63
1:AA:841:C:H3'	1:AA:843:U:OP2	1.97	0.63
1:AA:945:G:N3	1:AA:945:G:H2'	2.14	0.63
4:AD:55:ARG:HA	4:AD:55:ARG:HH11	1.63	0.63
1:AA:972:C:H4'	10:AJ:59:LYS:HG3	1.79	0.63
16:AP:37:GLY:HA2	16:AP:51:ARG:HH12	1.62	0.63
22:BA:1061:U:H1'	22:BA:1070:A:H1'	1.80	0.63
22:BA:1417:C:H2'	22:BA:1418:G:C8	2.33	0.63
22:BA:528:A:H2	22:BA:2043:C:C5'	2.10	0.63
22:BA:2334:U:H4'	22:BA:2335:A:OP2	1.98	0.63
22:BA:2889:C:H2'	22:BA:2890:G:O5'	1.98	0.63
22:BA:277:G:C8	22:BA:361:G:O6	2.51	0.63
28:BG:168:VAL:O	28:BG:170:THR:HG23	1.98	0.63
34:BM:10:ARG:NH2	34:BM:89:VAL:HB	2.13	0.63
37:BP:52:ARG:HH11	37:BP:52:ARG:HG2	1.58	0.63
42:BU:100:GLU:O	42:BU:101:THR:HB	1.99	0.63
42:BU:42:LYS:HA	42:BU:58:VAL:O	1.98	0.63
1:CA:1071:C:H2'	1:CA:1072:G:H8	1.63	0.63
1:CA:1158:C:O2	1:CA:1158:C:C2'	2.45	0.63
1:CA:954:G:H1	1:CA:1228:C:H42	1.44	0.63
1:CA:1273:C:H2'	1:CA:1274:A:C8	2.32	0.63
1:CA:934:C:C5	1:CA:1344:C:C4	2.86	0.63
1:CA:94:G:O2'	1:CA:95:C:H5'	1.98	0.63
9:CI:56:MET:HG3	9:CI:57:VAL:HG23	1.79	0.63
20:CT:26:MET:HE3	20:CT:30:PHE:CD1	2.30	0.63
49:D1:8:ILE:HG22	49:D1:9:LYS:N	2.13	0.63
22:DA:1112:G:O2'	22:DA:1113:U:H5'	1.97	0.63
22:DA:72:U:C5	22:DA:112:U:H4'	2.32	0.63
22:DA:1171:G:C2	22:DA:1179:G:N3	2.66	0.63
22:DA:1455:G:O2'	22:DA:1456:G:H8	1.80	0.63
22:DA:1469:A:C2	22:DA:1470:A:C5	2.85	0.63
22:DA:153:U:O2'	22:DA:154:U:H5'	1.97	0.63
22:DA:1790:C:H4'	24:DC:207:ALA:CB	2.28	0.63
22:DA:1773:A:N7	22:DA:1829:A:H1'	2.13	0.63

Continued on next page...

Continued from previous page...

Atom-1	Atom-2	Interatomic distance (Å)	Clash overlap (Å)
22:DA:2800:A:C2'	22:DA:2801:G:C4'	2.76	0.63
22:DA:477:A:O2'	22:DA:478:A:C5'	2.46	0.63
24:DC:80:LEU:HD21	24:DC:109:LEU:HB3	1.80	0.63
25:DD:4:LEU:HD23	25:DD:101:PHE:CE1	2.33	0.63
25:DD:149:ASN:CG	25:DD:150:GLN:N	2.50	0.63
25:DD:176:ASP:O	25:DD:189:VAL:HA	1.98	0.63
35:DN:1:MET:O	35:DN:2:ARG:CB	2.46	0.63
36:DO:31:THR:HG23	36:DO:34:HIS:C	2.18	0.63
37:DP:67:GLU:CD	37:DP:68:GLY:H	2.00	0.63
1:AA:844:G:H2'	1:AA:844:G:N3	2.12	0.63
4:AD:48:SER:O	4:AD:52:VAL:HG13	1.98	0.63
9:AI:51:LEU:HB3	9:AI:56:MET:HG3	1.77	0.63
12:AL:42:LYS:HB3	12:AL:43:LYS:HD3	1.78	0.63
19:AS:4:LEU:CD2	19:AS:8:PRO:HA	2.28	0.63
50:B2:24:THR:HG23	50:B2:27:GLY:H	1.61	0.63
26:BE:48:THR:HG22	26:BE:86:ALA:HB3	1.79	0.63
28:BG:137:LYS:CA	28:BG:140:ILE:CD1	2.71	0.63
34:BM:57:VAL:HA	34:BM:112:LEU:HD21	1.80	0.63
25:BD:13:ARG:NH1	37:BP:74:GLN:NE2	2.42	0.63
22:BA:996:A:C4'	38:BQ:91:ARG:HG2	2.26	0.63
39:BR:41:ILE:O	39:BR:46:GLU:HB2	1.98	0.63
44:BW:39:GLN:O	44:BW:40:ARG:C	2.37	0.63
1:CA:1349:A:O2'	1:CA:1350:A:H5'	1.98	0.63
1:CA:674:G:H4'	18:CR:69:TYR:CE1	2.33	0.63
3:CC:161:ILE:H	3:CC:161:ILE:CD1	2.11	0.63
3:CC:161:ILE:H	3:CC:161:ILE:HD13	1.63	0.63
1:CA:643:C:H5''	8:CH:31:LEU:HD13	1.80	0.63
14:CN:60:ARG:CG	14:CN:61:ASN:H	2.12	0.63
16:CP:78:VAL:C	16:CP:80:LYS:H	2.01	0.63
20:CT:34:VAL:HG21	20:CT:53:MET:HG2	1.80	0.63
22:DA:2700:A:C2	22:DA:2708:G:C2	2.86	0.63
22:DA:329:G:H3'	22:DA:329:G:OP1	1.98	0.63
22:DA:771:G:C2'	22:DA:772:C:H5'	2.28	0.63
22:DA:781:A:H2'	22:DA:1777:U:H1'	1.81	0.63
23:DB:57:A:C5	27:DF:25:MET:HB2	2.34	0.63
25:DD:10:GLY:HA3	25:DD:26:VAL:H	1.62	0.63
32:DK:115:ILE:HG22	32:DK:116:ILE:N	2.11	0.63
40:DS:84:ARG:HB3	40:DS:96:ILE:HG21	1.79	0.63
1:AA:694:A:H2'	1:AA:695:A:O5'	1.99	0.63
2:AB:108:GLN:H	2:AB:108:GLN:NE2	1.94	0.63
2:AB:69:VAL:CB	2:AB:162:VAL:HG12	2.19	0.63

Continued on next page...

Continued from previous page...

Atom-1	Atom-2	Interatomic distance (Å)	Clash overlap (Å)
4:AD:172:VAL:HG13	4:AD:173:ASP:H	1.61	0.63
13:AM:10:ASP:CG	13:AM:44:ILE:HB	2.19	0.63
18:AR:40:PRO:HG2	18:AR:43:ILE:HG12	1.81	0.63
24:BC:180:MET:HG3	24:BC:268:ARG:NH1	2.13	0.63
28:BG:104:LEU:O	28:BG:112:VAL:HG22	1.99	0.63
31:BJ:55:ILE:O	31:BJ:55:ILE:HG13	1.97	0.63
34:BM:35:ALA:O	34:BM:36:VAL:CG1	2.44	0.63
36:BO:88:LYS:CE	36:BO:116:GLN:NE2	2.58	0.63
44:BW:17:ALA:O	44:BW:18:LYS:CB	2.46	0.63
1:CA:1129:C:H1'	1:CA:1146:A:H61	1.64	0.63
1:CA:1226:C:OP2	13:CM:94:LEU:HD22	1.98	0.63
1:CA:166:U:C2'	1:CA:167:A:H5'	2.28	0.63
1:CA:253:A:N1	1:CA:274:A:C2	2.67	0.63
2:CB:160:LEU:HD22	2:CB:175:ALA:CB	2.25	0.63
2:CB:160:LEU:HD13	2:CB:180:ILE:HG21	1.79	0.63
4:CD:2:ARG:NH2	4:CD:114:ARG:NH1	2.47	0.63
4:CD:30:LYS:CD	4:CD:30:LYS:N	2.52	0.63
4:CD:97:LEU:O	4:CD:101:VAL:HG23	1.98	0.63
18:CR:21:ASP:HB3	18:CR:23:LYS:HG2	1.80	0.63
51:D3:32:LEU:HA	51:D3:35:LYS:CG	2.27	0.63
22:DA:1647:U:C5'	22:DA:1648:U:OP1	2.45	0.63
22:DA:1813:G:C2'	22:DA:1814:G:H5'	2.29	0.63
22:DA:2289:G:O2'	22:DA:2290:G:H5'	1.97	0.63
22:DA:2663:G:O2'	22:DA:2664:G:H5'	1.97	0.63
22:DA:2668:G:C4	22:DA:2669:G:C8	2.86	0.63
22:DA:2746:U:H1'	28:DG:138:GLN:HE21	1.63	0.63
22:DA:524:G:H2'	22:DA:525:U:H6	1.62	0.63
23:DB:52:A:N6	36:DO:33:ARG:HE	1.96	0.63
22:DA:2747:G:O2'	28:DG:66:THR:HG22	1.98	0.63
31:DJ:111:LYS:HE3	31:DJ:114:LEU:HD23	1.80	0.63
31:DJ:35:ARG:HG2	31:DJ:40:HIS:CD2	2.32	0.63
37:DP:47:ILE:HD11	37:DP:70:GLU:HG2	1.80	0.63
38:DQ:59:LEU:O	38:DQ:63:ARG:HG2	1.98	0.63
1:AA:255:G:C4	1:AA:256:U:C5	2.86	0.63
2:AB:72:LYS:C	2:AB:74:ALA:H	2.02	0.63
4:AD:166:LYS:HB3	4:AD:166:LYS:HZ2	1.62	0.63
6:AF:9:MET:CE	6:AF:59:TYR:CE2	2.82	0.63
7:AG:3:ARG:HG3	7:AG:4:ARG:H	1.63	0.63
13:AM:18:LEU:O	13:AM:24:VAL:HG21	1.98	0.63
51:B3:33:THR:HG23	51:B3:34:LYS:N	2.12	0.63
22:BA:1110:G:O2'	22:BA:1111:A:C8	2.41	0.63

Continued on next page...

Continued from previous page...

Atom-1	Atom-2	Interatomic distance (Å)	Clash overlap (Å)
22:BA:142:A:O2'	22:BA:143:C:C6	2.51	0.63
22:BA:2544:G:O2'	22:BA:2545:G:H5'	1.97	0.63
22:BA:320:A:H4'	22:BA:322:A:N7	2.13	0.63
22:BA:863:A:O2'	22:BA:864:G:H5'	1.99	0.63
22:BA:898:C:C2'	22:BA:899:A:H5'	2.28	0.63
24:BC:229:HIS:CD2	24:BC:246:PRO:HA	2.33	0.63
28:BG:31:GLU:O	28:BG:31:GLU:HG3	1.97	0.63
31:BJ:124:VAL:O	31:BJ:125:TYR:CB	2.45	0.63
31:BJ:135:GLN:HE21	31:BJ:135:GLN:HA	1.64	0.63
32:BK:61:VAL:HG22	32:BK:87:LEU:HD11	1.80	0.63
41:BT:8:LEU:N	41:BT:8:LEU:CD2	2.60	0.63
1:CA:240:G:H5''	1:CA:240:G:C8	2.33	0.63
1:CA:441:A:C2	1:CA:497:G:C6	2.86	0.63
2:CB:26:MET:HA	2:CB:26:MET:CE	2.27	0.63
5:CE:76:ASN:O	5:CE:77:ASN:HB2	1.97	0.63
13:CM:91:ARG:HD3	13:CM:91:ARG:O	1.99	0.63
14:CN:13:VAL:HG22	14:CN:59:GLN:OE1	1.98	0.63
22:DA:1079:C:N4	22:DA:1088:A:N3	2.46	0.63
22:DA:1297:C:O5'	22:DA:1297:C:H6	1.81	0.63
22:DA:1429:G:N3	22:DA:1430:G:N7	2.47	0.63
22:DA:2229:U:H2'	22:DA:2230:G:H8	1.63	0.63
22:DA:239:C:HO2'	22:DA:621:A:H2	1.45	0.63
22:DA:2459:A:H2'	22:DA:2459:A:N3	2.14	0.63
22:DA:2695:U:H2'	22:DA:2695:U:O2	1.97	0.63
22:DA:181:A:C2	22:DA:434:U:H1'	2.33	0.63
22:DA:3:U:H2'	22:DA:4:U:C6	2.32	0.63
23:DB:100:G:H2'	23:DB:101:A:O4'	1.99	0.63
25:DD:151:THR:HG22	25:DD:152:PRO:CD	2.29	0.63
27:DF:39:VAL:HG22	27:DF:49:LEU:CB	2.29	0.63
28:DG:94:ARG:CZ	28:DG:105:SER:HB2	2.28	0.63
29:DH:27:ARG:HH21	29:DH:27:ARG:HB2	1.61	0.63
22:DA:57:C:O2'	41:DT:36:LYS:HE2	1.97	0.63
1:AA:1049:U:C5	14:AN:1:ALA:HA	2.33	0.63
1:AA:1136:C:H5''	1:AA:1137:C:OP2	1.99	0.63
1:AA:1310:G:H2'	1:AA:1311:A:O4'	1.98	0.63
1:AA:1358:U:C6	1:AA:1359:C:C5	2.87	0.63
1:AA:185:U:HO2'	1:AA:186:C:H6	1.45	0.63
1:AA:937:A:H2'	1:AA:938:A:H5'	1.80	0.63
2:AB:157:PRO:O	2:AB:180:ILE:HD12	1.99	0.63
7:AG:71:THR:O	7:AG:90:VAL:HG12	1.98	0.63
10:AJ:10:LEU:O	10:AJ:71:LEU:HD13	1.99	0.63

Continued on next page...

Continued from previous page...

Atom-1	Atom-2	Interatomic distance (Å)	Clash overlap (Å)
12:AL:45:ASN:N	12:AL:45:ASN:HD22	1.95	0.63
19:AS:17:LYS:HB3	19:AS:30:LEU:HD23	1.81	0.63
20:AT:67:HIS:HB3	20:AT:68:LYS:NZ	2.14	0.63
22:BA:1256:G:H2'	26:BE:77:ILE:HD11	1.81	0.63
22:BA:1906:G:H2'	22:BA:1907:G:O5'	1.97	0.63
22:BA:574:A:H4'	22:BA:575:A:O5'	1.99	0.63
22:BA:611:C:H2'	22:BA:612:G:C5'	2.28	0.63
22:BA:93:G:O2'	22:BA:94:A:H5'	1.98	0.63
27:BF:109:ARG:HB3	27:BF:136:ILE:HG22	1.79	0.63
31:BJ:130:HIS:CD2	31:BJ:132:HIS:H	2.16	0.63
22:BA:2356:U:C4'	44:BW:16:GLU:HG3	2.24	0.63
1:CA:1151:A:H2'	1:CA:1152:A:H8	1.64	0.63
1:CA:1244:G:C6	1:CA:1245:C:N4	2.66	0.63
1:CA:388:G:HO2'	1:CA:389:A:P	2.21	0.63
1:CA:54:C:N4	1:CA:352:C:H2'	2.14	0.63
1:CA:678:U:H1'	1:CA:777:A:O3'	1.97	0.63
1:CA:764:C:N4	1:CA:812:G:N1	2.46	0.63
1:CA:929:G:C5	1:CA:930:C:C5	2.86	0.63
1:CA:92:U:O2'	1:CA:93:U:H5'	1.98	0.63
4:CD:148:ALA:HB1	4:CD:151:GLN:NE2	2.13	0.63
7:CG:11:ILE:HD11	7:CG:24:LYS:HB2	1.80	0.63
22:DA:143:C:H2'	22:DA:144:A:H8	1.54	0.63
22:DA:170:U:H2'	22:DA:171:U:C6	2.31	0.63
22:DA:1839:G:O2'	22:DA:1840:G:H5'	1.99	0.63
22:DA:192:C:H2'	22:DA:193:U:C5'	2.27	0.63
22:DA:2093:G:O2'	22:DA:2094:A:H8	1.78	0.63
22:DA:247:G:C8	22:DA:249:C:C6	2.87	0.63
22:DA:2586:U:O2'	22:DA:2587:A:H5'	1.98	0.63
22:DA:2602:A:H3'	22:DA:2602:A:OP1	1.99	0.63
22:DA:493:G:H2'	22:DA:494:G:O4'	1.98	0.63
22:DA:27:G:H1'	22:DA:513:A:N6	2.13	0.63
22:DA:618:G:O2'	22:DA:619:G:H5'	1.98	0.63
22:DA:774:G:O2'	22:DA:775:G:H8	1.82	0.63
22:DA:851:C:H2'	22:DA:852:U:C5	2.34	0.63
22:DA:675:A:OP1	26:DE:60:TRP:CZ2	2.50	0.63
27:DF:43:ILE:HG12	27:DF:77:LYS:CD	2.29	0.63
37:DP:105:LYS:HA	37:DP:108:ARG:CZ	2.28	0.63
39:DR:4:VAL:O	39:DR:38:VAL:HG23	1.99	0.63
42:DU:39:ASN:OD1	42:DU:64:ILE:HB	1.99	0.63
44:DW:23:LYS:HD2	44:DW:24:ARG:CB	2.29	0.63
1:AA:1002:G:H2'	1:AA:1003:G:O4'	1.98	0.63

Continued on next page...

Continued from previous page...

Atom-1	Atom-2	Interatomic distance (Å)	Clash overlap (Å)
2:AB:84:LEU:HG	2:AB:84:LEU:O	1.98	0.63
22:BA:1799:G:N2	24:BC:153:LEU:HD23	2.13	0.63
25:BD:149:ASN:CG	25:BD:150:GLN:H	2.00	0.63
25:BD:111:GLY:O	25:BD:169:ARG:O	2.16	0.63
27:BF:105:ILE:CD1	27:BF:138:PRO:HG2	2.28	0.63
28:BG:104:LEU:HB2	28:BG:112:VAL:HG23	1.78	0.63
31:BJ:114:LEU:HD22	31:BJ:118:MET:HE3	1.79	0.63
36:BO:62:LEU:CD2	36:BO:70:ALA:HA	2.28	0.63
44:BW:23:LYS:NZ	44:BW:24:ARG:CG	2.61	0.63
1:CA:1202:U:O2'	1:CA:1203:C:H5'	1.99	0.63
1:CA:1332:A:HO2'	1:CA:1333:A:H5'	1.64	0.63
1:CA:1480:A:C5	1:CA:1481:U:C5	2.87	0.63
1:CA:577:G:O2'	1:CA:578:C:C5'	2.46	0.63
1:CA:91:U:C6	1:CA:92:U:C5	2.86	0.63
1:CA:1248:A:O2'	9:CI:37:TYR:HD1	1.82	0.63
18:CR:71:ASP:HB3	21:CU:3:ILE:HD11	1.78	0.63
49:D1:47:ILE:N	49:D1:47:ILE:HD12	2.14	0.63
51:D3:21:PHE:HB2	51:D3:49:VAL:CG1	2.27	0.63
22:DA:1069:A:N6	22:DA:1073:A:C5'	2.61	0.63
22:DA:1285:A:H2'	22:DA:1286:A:H5''	1.79	0.63
22:DA:1401:G:C2'	22:DA:1402:U:C6	2.69	0.63
22:DA:1480:C:C4	22:DA:1481:U:C5	2.87	0.63
22:DA:1510:G:C2	22:DA:1511:G:C5	2.86	0.63
22:DA:1695:G:H8	24:DC:7:PRO:O	1.81	0.63
1:CA:1418:A:H2	22:DA:1948:G:N3	1.97	0.63
22:DA:1992:G:N2	22:DA:1995:U:C5	2.67	0.63
22:DA:2733:A:C2'	22:DA:2734:A:H5'	2.28	0.63
22:DA:335:C:C2	22:DA:336:C:C5	2.87	0.63
22:DA:396:G:O2'	22:DA:397:U:C5'	2.41	0.63
23:DB:90:C:H6	23:DB:90:C:C5'	2.10	0.63
24:DC:131:MET:HA	24:DC:134:ILE:CG1	2.29	0.63
24:DC:184:GLU:HB2	24:DC:187:CYS:SG	2.39	0.63
24:DC:2:VAL:O	24:DC:3:VAL:HG23	1.99	0.63
24:DC:8:THR:O	24:DC:9:SER:CB	2.46	0.63
26:DE:157:LEU:HD12	26:DE:157:LEU:C	2.19	0.63
33:DL:19:LEU:HD11	33:DL:31:GLY:HA3	1.81	0.63
38:DQ:40:LYS:HD3	38:DQ:44:TYR:HE2	1.63	0.63
22:DA:2269:G:O3'	44:DW:18:LYS:HE2	1.98	0.63
1:AA:1152:A:O2'	1:AA:1153:G:H8	1.81	0.63
1:AA:217:C:O2'	1:AA:218:U:H5'	1.98	0.63
1:AA:414:A:O2'	1:AA:415:A:C5'	2.47	0.63

Continued on next page...

Continued from previous page...

Atom-1	Atom-2	Interatomic distance (Å)	Clash overlap (Å)
7:AG:12:LEU:H	7:AG:12:LEU:CD2	1.88	0.63
10:AJ:17:LEU:HD23	10:AJ:18:ILE:N	2.13	0.63
21:AU:13:VAL:CG1	21:AU:15:LEU:HG	2.25	0.63
52:B4:15:LYS:O	52:B4:16:ILE:HB	1.98	0.63
22:BA:1682:G:H2'	22:BA:1683:U:C6	2.32	0.63
22:BA:2071:A:H2'	22:BA:2072:C:C6	2.34	0.63
24:BC:144:GLU:HA	24:BC:151:GLY:HA2	1.80	0.63
24:BC:15:VAL:HG22	24:BC:204:LEU:O	1.98	0.63
25:BD:68:PHE:CD2	25:BD:75:ALA:HA	2.32	0.63
25:BD:8:LYS:HB2	25:BD:201:LEU:CD2	2.28	0.63
22:BA:588:U:H1'	26:BE:85:PHE:CD1	2.34	0.63
27:BF:167:ALA:O	27:BF:170:ALA:HB3	1.99	0.63
28:BG:10:VAL:O	28:BG:10:VAL:CG2	2.46	0.63
28:BG:8:VAL:HG12	28:BG:49:LEU:N	2.13	0.63
31:BJ:56:VAL:CG1	31:BJ:57:LEU:N	2.59	0.63
1:CA:214:C:H2'	1:CA:215:C:C6	2.34	0.63
1:CA:444:G:C2'	1:CA:445:G:H5'	2.29	0.63
1:CA:738:C:C4	1:CA:739:C:H5	2.15	0.63
1:CA:964:A:H2'	1:CA:965:U:H5'	1.81	0.63
3:CC:14:VAL:HG12	3:CC:14:VAL:O	1.97	0.63
5:CE:38:VAL:HG12	5:CE:39:GLY:H	1.62	0.63
8:CH:85:TYR:CD2	8:CH:123:GLU:HB2	2.34	0.63
13:CM:103:THR:HG22	13:CM:104:ASN:N	2.14	0.63
13:CM:95:PRO:HD3	13:CM:108:ARG:CG	2.26	0.63
14:CN:68:ARG:HG3	14:CN:69:PRO:HD2	1.81	0.63
17:CQ:77:VAL:HG12	17:CQ:78:VAL:O	1.99	0.63
19:CS:20:LYS:HD3	19:CS:20:LYS:O	1.98	0.63
19:CS:62:THR:HG22	19:CS:63:ASP:N	2.13	0.63
21:CU:36:PHE:HB3	21:CU:40:PRO:HD3	1.81	0.63
22:DA:1481:U:H2'	22:DA:1481:U:O2	1.98	0.63
22:DA:1804:C:N4	22:DA:1814:G:N2	2.47	0.63
22:DA:2298:A:H2'	22:DA:2299:U:C5	2.34	0.63
22:DA:445:C:C2'	22:DA:446:G:C8	2.82	0.63
22:DA:664:G:O2'	22:DA:665:U:H5'	1.99	0.63
22:DA:848:C:H2'	22:DA:849:A:C8	2.32	0.63
23:DB:15:A:H1'	23:DB:109:A:N7	2.13	0.63
23:DB:42:C:N4	27:DF:87:LYS:HD2	2.13	0.63
26:DE:133:LEU:C	26:DE:133:LEU:HD23	2.19	0.63
26:DE:60:TRP:HZ3	26:DE:62:GLN:HG3	1.63	0.63
29:DH:93:SER:HA	29:DH:121:VAL:HG11	1.80	0.63
30:DI:36:GLU:HB2	30:DI:40:ALA:HB3	1.79	0.63

Continued on next page...

Continued from previous page...

Atom-1	Atom-2	Interatomic distance (Å)	Clash overlap (Å)
32:DK:27:GLY:HA3	32:DK:30:ARG:HG3	1.81	0.63
40:DS:70:LYS:H	40:DS:70:LYS:HE3	1.64	0.63
43:DV:7:GLU:O	43:DV:40:ILE:HG22	1.98	0.63
44:DW:37:VAL:HG23	44:DW:38:ARG:NH1	2.07	0.63
1:AA:517:G:O2'	1:AA:530:G:H4'	1.98	0.63
1:AA:996:A:H2	1:AA:1046:A:H5'	1.62	0.63
2:AB:71:THR:O	2:AB:72:LYS:HG2	1.98	0.63
3:AC:67:ILE:O	3:AC:67:ILE:HG22	1.98	0.63
12:AL:109:ARG:NH2	12:AL:116:TYR:CE2	2.67	0.63
12:AL:33:CYS:H	12:AL:54:VAL:HG13	1.63	0.63
22:BA:682:G:H5'	50:B2:26:ASN:OD1	1.98	0.63
22:BA:1105:U:H2'	22:BA:1106:G:H8	1.64	0.63
22:BA:1416:G:HO2'	22:BA:1417:C:H6	1.46	0.63
22:BA:1425:G:O2'	22:BA:1426:G:H5'	1.99	0.63
22:BA:2136:G:C2	22:BA:2137:U:C4	2.87	0.63
22:BA:2431:U:C5'	22:BA:2431:U:H6	2.03	0.63
22:BA:2816:G:O2'	22:BA:2817:U:H5'	1.98	0.63
22:BA:613:A:H8	22:BA:616:A:N1	1.94	0.63
22:BA:754:U:H2'	22:BA:755:U:C6	2.34	0.63
22:BA:825:A:O2'	22:BA:826:U:H5'	1.99	0.63
22:BA:84:A:H4'	22:BA:85:G:O5'	1.98	0.63
24:BC:77:VAL:O	24:BC:77:VAL:HG22	1.98	0.63
26:BE:24:ASN:C	26:BE:24:ASN:HD22	2.01	0.63
27:BF:169:LEU:CD1	27:BF:169:LEU:H	2.12	0.63
29:BH:78:VAL:CG1	29:BH:145:ASN:HB3	2.29	0.63
30:BI:71:LYS:HG2	30:BI:72:THR:H	1.63	0.63
22:BA:1141:U:C6	31:BJ:65:THR:CG2	2.81	0.63
38:BQ:109:VAL:HG12	38:BQ:113:LYS:HD2	1.81	0.63
1:CA:322:C:H5	1:CA:328:C:C5	2.16	0.63
1:CA:328:C:H2'	1:CA:328:C:O2	1.97	0.63
1:CA:46:G:O2'	1:CA:365:U:H1'	1.99	0.63
1:CA:407:U:O2'	4:CD:112:GLU:HG3	1.99	0.63
7:CG:118:ARG:O	7:CG:122:GLU:HB2	1.99	0.63
9:CI:114:LYS:HB2	9:CI:117:LEU:HD12	1.79	0.63
10:CJ:47:GLU:HB2	10:CJ:67:ILE:CG1	2.21	0.63
12:CL:41:PRO:HD2	12:CL:47:ALA:O	1.97	0.63
12:CL:50:LYS:N	12:CL:50:LYS:HD2	2.14	0.63
13:CM:12:LYS:HB3	13:CM:17:ALA:HB2	1.80	0.63
17:CQ:17:GLU:O	17:CQ:18:LYS:HB2	1.97	0.63
21:CU:16:ARG:NE	21:CU:16:ARG:HA	2.13	0.63
21:CU:3:ILE:HG22	21:CU:19:LYS:NZ	2.14	0.63

Continued on next page...

Continued from previous page...

Atom-1	Atom-2	Interatomic distance (Å)	Clash overlap (Å)
21:CU:36:PHE:CD2	21:CU:39:LYS:HE2	2.34	0.63
22:DA:1483:G:H2'	22:DA:1484:U:C6	2.34	0.63
22:DA:1536:C:H4'	22:DA:1537:G:H5'	1.79	0.63
22:DA:185:G:H2'	22:DA:186:G:H8	1.63	0.63
22:DA:230:G:C2	22:DA:231:A:N7	2.66	0.63
22:DA:2689:U:C4'	22:DA:2690:U:OP2	2.42	0.63
22:DA:502:A:N6	22:DA:505:A:C6	2.67	0.63
24:DC:196:ASN:O	24:DC:197:ALA:HB3	1.99	0.63
25:DD:119:ALA:HB2	25:DD:163:GLY:C	2.20	0.63
26:DE:149:ILE:CG2	26:DE:188:MET:HB2	2.29	0.63
29:DH:96:THR:HA	29:DH:113:SER:OG	1.99	0.63
35:DN:75:ILE:O	35:DN:75:ILE:HD12	1.99	0.63
43:DV:8:VAL:HG13	43:DV:66:ASP:OD2	1.99	0.63
1:AA:111:G:O6	1:AA:330:C:N4	2.31	0.63
1:AA:1239:A:N6	1:AA:1299:A:H62	1.92	0.63
1:AA:1469:C:H2'	1:AA:1470:U:C5'	2.29	0.63
1:AA:1473:G:O2'	1:AA:1474:U:H5'	1.99	0.63
1:AA:1508:A:O2'	1:AA:1509:C:H5'	1.99	0.63
1:AA:625:U:H4'	16:AP:16:PHE:CE2	2.33	0.63
1:AA:937:A:N6	1:AA:1345:U:O4	2.32	0.63
2:AB:9:LEU:CG	2:AB:42:LEU:HD13	2.28	0.63
4:AD:168:THR:HG22	4:AD:183:ARG:HH21	1.64	0.63
5:AE:23:THR:HA	5:AE:28:ARG:HA	1.79	0.63
12:AL:23:LEU:CB	12:AL:58:ASN:HD22	2.11	0.63
14:AN:42:ASN:HD21	14:AN:46:LYS:HZ1	1.47	0.63
19:AS:51:HIS:HD2	19:AS:53:GLY:H	1.42	0.63
22:BA:1734:G:C4	22:BA:1735:A:C8	2.86	0.63
22:BA:1996:C:P	32:BK:31:ARG:HH21	2.22	0.63
22:BA:274:C:H2'	22:BA:275:C:H6	1.62	0.63
22:BA:287:G:H1	22:BA:353:C:N4	1.96	0.63
22:BA:571:U:H4'	22:BA:572:A:OP1	1.98	0.63
22:BA:712:G:H2'	22:BA:713:G:H5'	1.80	0.63
22:BA:748:G:OP2	40:BS:88:ARG:HG3	1.99	0.63
22:BA:946:C:H2'	22:BA:947:A:H8	1.64	0.63
22:BA:973:A:O4'	22:BA:1188:U:C6	2.52	0.63
24:BC:182:LYS:O	24:BC:183:VAL:HG23	1.98	0.63
27:BF:134:GLN:CG	27:BF:135:ILE:H	2.03	0.63
32:BK:1:MET:HE3	32:BK:32:TYR:CD1	2.34	0.63
37:BP:85:VAL:O	37:BP:86:LYS:HB2	1.99	0.63
39:BR:42:ALA:CA	39:BR:46:GLU:HB2	2.29	0.63
41:BT:40:LYS:N	41:BT:43:ILE:CG2	2.60	0.63

Continued on next page...

Continued from previous page...

Atom-1	Atom-2	Interatomic distance (Å)	Clash overlap (Å)
43:BV:93:ARG:O	43:BV:94:ALA:HB2	1.99	0.63
45:BX:77:TYR:O	45:BX:77:TYR:CD1	2.52	0.63
1:CA:1221:G:C2	1:CA:1222:G:H1'	2.34	0.63
1:CA:184:G:N2	1:CA:185:U:C2	2.67	0.63
1:CA:486:U:O2'	1:CA:487:A:H5'	1.98	0.63
5:CE:104:ILE:CA	5:CE:122:VAL:HB	2.28	0.63
7:CG:19:SER:O	7:CG:23:ALA:HB2	1.99	0.63
8:CH:38:VAL:HA	8:CH:41:GLU:CG	2.29	0.63
9:CI:18:VAL:HG11	9:CI:82:ILE:HA	1.80	0.63
22:DA:2286:G:C8	49:D1:33:LEU:HD21	2.34	0.63
22:DA:1183:U:H2'	22:DA:1184:U:C6	2.33	0.63
22:DA:1540:G:HO2'	22:DA:1541:C:H6	1.42	0.63
22:DA:161:A:H5''	22:DA:162:U:H3'	1.81	0.63
22:DA:2734:A:H2'	22:DA:2735:G:C5'	2.28	0.63
22:DA:78:U:O2'	22:DA:79:C:H5'	1.98	0.63
22:DA:83:A:H61	22:DA:101:A:H5'	1.60	0.63
26:DE:149:ILE:HG23	26:DE:188:MET:N	2.12	0.63
27:DF:43:ILE:HG23	27:DF:44:ALA:N	2.12	0.63
29:DH:96:THR:HG21	29:DH:112:LYS:NZ	2.13	0.63
29:DH:75:LEU:O	29:DH:76:GLU:HB2	1.99	0.63
31:DJ:45:THR:H	31:DJ:46:PRO:HD2	1.64	0.63
31:DJ:84:ILE:HG23	31:DJ:84:ILE:O	1.99	0.63
38:DQ:10:ARG:HB2	38:DQ:10:ARG:CZ	2.29	0.63
1:AA:1128:C:H4'	1:AA:1148:U:O2	1.99	0.62
1:AA:1180:A:H5''	1:AA:1181:G:OP2	1.98	0.62
1:AA:1508:A:H2'	1:AA:1509:C:H6	1.65	0.62
1:AA:267:C:O2'	1:AA:268:U:C5'	2.45	0.62
1:AA:469:C:H2'	1:AA:470:C:H6	1.64	0.62
2:AB:89:PHE:CE1	2:AB:153:MET:HG3	2.34	0.62
3:AC:153:SER:CB	3:AC:164:THR:HA	2.28	0.62
3:AC:21:TRP:HB3	3:AC:58:ARG:H	1.64	0.62
4:AD:196:GLU:C	4:AD:198:LEU:N	2.50	0.62
4:AD:84:ASN:HD22	4:AD:87:GLU:H	1.47	0.62
5:AE:45:VAL:CG2	5:AE:117:ALA:HB2	2.29	0.62
6:AF:36:ILE:HG22	6:AF:64:VAL:CG2	2.26	0.62
7:AG:143:MET:CE	7:AG:143:MET:HA	2.29	0.62
1:AA:1060:U:H4'	10:AJ:53:ILE:HG23	1.81	0.62
11:AK:58:THR:HB	11:AK:59:PRO:HD2	1.81	0.62
16:AP:80:LYS:HB2	16:AP:80:LYS:NZ	2.14	0.62
21:AU:16:ARG:HH11	21:AU:19:LYS:HG2	1.63	0.62
22:BA:1507:C:C2	22:BA:1508:A:C2	2.87	0.62

Continued on next page...

Continued from previous page...

Atom-1	Atom-2	Interatomic distance (Å)	Clash overlap (Å)
22:BA:2134:A:O2'	22:BA:2135:A:H5''	1.99	0.62
25:BD:33:ARG:HH21	25:BD:51:THR:HG23	1.64	0.62
29:BH:26:ALA:HA	29:BH:30:LEU:HB2	1.80	0.62
32:BK:98:ARG:O	32:BK:99:ILE:HD13	1.97	0.62
38:BQ:27:ARG:HH11	38:BQ:27:ARG:HG3	1.64	0.62
40:BS:1:MET:HE2	40:BS:1:MET:CA	2.18	0.62
44:BW:18:LYS:HA	44:BW:36:ILE:HD11	1.81	0.62
44:BW:39:GLN:O	44:BW:41:GLY:N	2.31	0.62
1:CA:307:C:H5''	1:CA:308:C:OP2	1.99	0.62
1:CA:810:C:H2'	1:CA:811:C:H5'	1.81	0.62
1:CA:997:U:O2'	1:CA:998:C:C5'	2.46	0.62
4:CD:131:ILE:N	4:CD:131:ILE:HD13	2.13	0.62
13:CM:11:HIS:HA	13:CM:44:ILE:HB	1.81	0.62
22:DA:1453:A:N7	35:DN:73:ASN:HB3	2.14	0.62
22:DA:1515:A:H4'	22:DA:1556:C:O2'	1.99	0.62
22:DA:1639:C:C2'	22:DA:1640:A:H5''	2.29	0.62
22:DA:1929:G:C4'	22:DA:1930:G:OP1	2.47	0.62
22:DA:203:A:H8	22:DA:203:A:O5'	1.82	0.62
22:DA:2823:A:C6	22:DA:2824:C:C5	2.87	0.62
22:DA:444:C:HO2'	22:DA:445:C:P	2.22	0.62
22:DA:48:G:H22	22:DA:177:G:N2	1.97	0.62
22:DA:831:G:O2'	22:DA:832:U:C5'	2.46	0.62
22:DA:845:A:N6	22:DA:932:U:N3	2.42	0.62
28:DG:163:TYR:N	28:DG:163:TYR:CD2	2.67	0.62
28:DG:82:PHE:HB3	28:DG:140:ILE:CD1	2.29	0.62
29:DH:1:MET:HE3	29:DH:23:ALA:CB	2.29	0.62
39:DR:9:GLY:H	39:DR:10:LYS:HD2	1.65	0.62
1:AA:1049:U:H1'	1:AA:1201:A:N7	2.14	0.62
1:AA:1365:G:H2'	1:AA:1366:C:C6	2.34	0.62
1:AA:1396:A:H4'	1:AA:1397:C:O5'	1.99	0.62
1:AA:433:G:C2'	1:AA:434:U:H5'	2.28	0.62
1:AA:642:A:H2'	1:AA:643:C:C6	2.33	0.62
3:AC:22:PHE:C	3:AC:22:PHE:CD2	2.73	0.62
4:AD:173:ASP:O	4:AD:174:ALA:CB	2.46	0.62
4:AD:75:TYR:O	4:AD:78:ALA:HB3	1.99	0.62
5:AE:64:GLU:OE1	5:AE:65:LYS:HG2	1.99	0.62
9:AI:60:LEU:H	9:AI:60:LEU:HD23	1.65	0.62
10:AJ:17:LEU:C	10:AJ:17:LEU:HD23	2.19	0.62
16:AP:20:VAL:HG21	16:AP:32:PHE:CG	2.34	0.62
49:B1:32:LYS:HG2	49:B1:52:LYS:OXT	1.99	0.62
22:BA:1432:G:O2'	22:BA:1433:A:H5'	1.99	0.62

Continued on next page...

Continued from previous page...

Atom-1	Atom-2	Interatomic distance (Å)	Clash overlap (Å)
22:BA:1494:A:C2	22:BA:1495:A:C4	2.87	0.62
22:BA:1866:A:H2'	22:BA:1867:G:O4'	1.98	0.62
22:BA:2495:G:C2'	22:BA:2496:C:H5'	2.30	0.62
25:BD:142:VAL:HG23	25:BD:143:PRO:N	2.13	0.62
27:BF:39:VAL:HG13	27:BF:40:GLY:N	2.13	0.62
31:BJ:130:HIS:HD2	31:BJ:132:HIS:H	1.45	0.62
38:BQ:86:SER:HB2	39:BR:50:GLY:O	1.98	0.62
38:BQ:86:SER:HB3	39:BR:51:VAL:HG13	1.81	0.62
44:BW:22:VAL:HG13	44:BW:25:PHE:HE2	1.64	0.62
45:BX:44:ARG:CG	45:BX:45:PHE:N	2.62	0.62
1:CA:1446:A:C2'	1:CA:1447:A:H5'	2.26	0.62
1:CA:205:A:C6	1:CA:206:C:N4	2.67	0.62
1:CA:72:A:C6	1:CA:73:C:C4	2.87	0.62
6:CF:3:HIS:HB2	6:CF:92:THR:HG23	1.80	0.62
6:CF:54:LEU:CD1	6:CF:56:LYS:O	2.48	0.62
7:CG:22:LEU:C	7:CG:22:LEU:HD23	2.20	0.62
7:CG:68:VAL:O	7:CG:70:PRO:HD3	1.99	0.62
9:CI:119:LYS:O	9:CI:119:LYS:HG3	1.99	0.62
16:CP:44:SER:H	16:CP:46:LYS:HZ1	1.47	0.62
18:CR:58:ILE:O	18:CR:62:ARG:HG3	1.99	0.62
22:DA:1090:A:C2'	22:DA:1091:G:H5''	2.29	0.62
22:DA:1181:U:O2'	22:DA:1182:G:H5'	1.99	0.62
22:DA:1865:U:O4	22:DA:1875:G:C2	2.52	0.62
22:DA:1912:A:N6	22:DA:1917:U:N3	2.46	0.62
22:DA:1931:U:C2'	22:DA:1932:A:H8	2.12	0.62
22:DA:2468:A:O2'	22:DA:2469:A:H8	1.81	0.62
22:DA:2742:G:OP1	52:D4:36:ARG:HD3	1.99	0.62
22:DA:42:A:C2	22:DA:438:G:C2	2.87	0.62
22:DA:445:C:O2'	22:DA:446:G:C8	2.51	0.62
22:DA:455:C:C5	22:DA:472:A:C2	2.87	0.62
22:DA:547:A:H8	22:DA:548:G:H5'	1.64	0.62
22:DA:545:U:H2'	22:DA:547:A:OP1	1.97	0.62
22:DA:818:G:N7	22:DA:1187:G:C6	2.67	0.62
22:DA:822:G:O6	22:DA:943:A:C2	2.43	0.62
24:DC:156:SER:HB3	24:DC:159:THR:HG21	1.80	0.62
25:DD:124:ARG:HD3	25:DD:125:TRP:CD1	2.34	0.62
28:DG:18:ILE:HD12	28:DG:42:VAL:CG1	2.26	0.62
22:DA:2747:G:HO2'	28:DG:66:THR:HG22	1.63	0.62
29:DH:41:LYS:HA	29:DH:44:ILE:HG23	1.81	0.62
35:DN:90:ARG:NH2	35:DN:116:VAL:HG11	2.14	0.62
39:DR:68:ARG:NH1	39:DR:90:ARG:HG2	2.14	0.62

Continued on next page...

Continued from previous page...

Atom-1	Atom-2	Interatomic distance (Å)	Clash overlap (Å)
1:AA:411:A:O2'	1:AA:413:G:H5''	1.99	0.62
1:AA:428:G:O4'	1:AA:430:A:C8	2.53	0.62
1:AA:872:A:C4	1:AA:874:G:N7	2.67	0.62
1:AA:991:U:H4'	1:AA:992:U:OP1	1.98	0.62
5:AE:80:LEU:CD2	5:AE:122:VAL:HG11	2.29	0.62
1:AA:683:G:H21	11:AK:39:ASN:HA	1.64	0.62
12:AL:28:GLN:HB2	12:AL:81:ILE:O	1.99	0.62
17:AQ:20:ILE:H	17:AQ:47:ASP:CG	2.02	0.62
17:AQ:62:GLU:HB2	17:AQ:72:TRP:CZ2	2.34	0.62
20:AT:68:LYS:HB2	20:AT:68:LYS:NZ	2.14	0.62
22:BA:1733:G:HO2'	22:BA:1734:G:H8	1.47	0.62
22:BA:1747:U:H2'	22:BA:1748:C:H6	1.64	0.62
22:BA:2150:C:O2'	22:BA:2151:U:C6	2.49	0.62
22:BA:2796:U:H3	22:BA:2799:A:H61	1.46	0.62
24:BC:16:VAL:N	24:BC:203:VAL:HG11	2.14	0.62
25:BD:97:SER:OG	25:BD:99:GLU:HG2	1.99	0.62
26:BE:24:ASN:O	26:BE:28:VAL:HG12	1.98	0.62
26:BE:73:ILE:O	26:BE:73:ILE:HG12	1.98	0.62
32:BK:36:GLY:HA2	32:BK:62:VAL:O	2.00	0.62
38:BQ:85:ALA:O	38:BQ:88:GLU:HB2	1.98	0.62
45:BX:29:LEU:CD2	45:BX:29:LEU:N	2.62	0.62
1:CA:1092:A:H62	1:CA:1093:A:N6	1.97	0.62
1:CA:1128:C:H4'	1:CA:1148:U:N3	2.14	0.62
1:CA:1129:C:O2'	1:CA:1130:A:C8	2.50	0.62
1:CA:517:G:H5'	1:CA:519:C:C2	2.34	0.62
1:CA:93:U:C2'	1:CA:94:G:H5''	2.29	0.62
1:CA:989:U:H2'	1:CA:990:C:H5'	1.80	0.62
2:CB:151:LYS:HG3	2:CB:152:ASP:N	2.14	0.62
4:CD:197:HIS:O	4:CD:200:VAL:HG12	1.98	0.62
5:CE:56:PRO:O	5:CE:59:ILE:HG23	1.99	0.62
12:CL:5:GLN:HG3	12:CL:9:LYS:NZ	2.14	0.62
17:CQ:24:ILE:HD13	17:CQ:43:LEU:HD22	1.80	0.62
22:DA:1208:C:C2	22:DA:1209:U:C6	2.87	0.62
22:DA:1469:A:C2'	22:DA:1470:A:H8	2.09	0.62
22:DA:184:C:H2'	22:DA:185:G:C8	2.33	0.62
22:DA:2330:G:H2'	22:DA:2331:G:H5'	1.80	0.62
22:DA:2636:C:H2'	22:DA:2637:U:H6	1.64	0.62
22:DA:2798:U:H5'	22:DA:2800:A:H62	1.63	0.62
22:DA:540:C:O2'	22:DA:541:A:H5'	1.99	0.62
22:DA:616:A:O2'	22:DA:617:G:C8	2.34	0.62
22:DA:685:A:H4'	22:DA:686:U:O5'	1.98	0.62

Continued on next page...

Continued from previous page...

Atom-1	Atom-2	Interatomic distance (Å)	Clash overlap (Å)
22:DA:753:A:C2	22:DA:754:U:C2	2.86	0.62
22:DA:851:C:C4'	47:DZ:46:MET:HG2	2.29	0.62
28:DG:53:PRO:HB3	28:DG:61:TRP:N	2.13	0.62
39:DR:27:ILE:CG2	39:DR:28:ALA:N	2.49	0.62
22:DA:64:A:OP1	41:DT:77:ARG:HG2	1.97	0.62
42:DU:3:LYS:HG2	42:DU:84:PHE:CZ	2.35	0.62
46:DY:22:LEU:CD1	46:DY:23:ARG:HH12	2.12	0.62
22:DA:850:U:O2'	47:DZ:22:THR:HA	1.99	0.62
1:AA:198:G:C2'	1:AA:199:A:H8	2.12	0.62
1:AA:205:A:OP1	1:AA:205:A:H4'	1.98	0.62
1:AA:293:G:H2'	1:AA:294:U:H6	1.64	0.62
1:AA:32:A:H2'	1:AA:33:A:H8	1.61	0.62
1:AA:908:A:O2'	1:AA:909:A:H5'	1.99	0.62
3:AC:110:LEU:CD2	3:AC:143:LEU:HD23	2.28	0.62
3:AC:55:VAL:O	3:AC:65:VAL:HA	1.99	0.62
8:AH:6:ILE:HB	8:AH:76:ARG:NH1	2.14	0.62
17:AQ:11:VAL:HG12	17:AQ:12:VAL:CG1	2.29	0.62
17:AQ:3:LYS:O	17:AQ:3:LYS:HD2	1.99	0.62
20:AT:43:LYS:NZ	20:AT:86:ALA:HA	2.13	0.62
11:AK:108:ASN:HB3	21:AU:5:VAL:O	1.98	0.62
22:BA:1579:A:O2'	22:BA:1580:A:H5'	1.99	0.62
22:BA:2292:U:H2'	22:BA:2293:G:H8	1.65	0.62
22:BA:945:A:H5'	22:BA:946:C:OP2	1.99	0.62
25:BD:16:THR:CG2	25:BD:20:VAL:HB	2.28	0.62
27:BF:7:TYR:CD2	27:BF:11:VAL:CG1	2.78	0.62
28:BG:1:SER:HA	28:BG:5:LYS:HG3	1.81	0.62
28:BG:63:GLN:OE1	28:BG:63:GLN:HA	1.98	0.62
34:BM:2:LEU:HD23	34:BM:69:PRO:CD	2.21	0.62
38:BQ:97:ILE:HD11	38:BQ:105:PHE:CB	2.29	0.62
39:BR:49:ILE:C	39:BR:51:VAL:O	2.38	0.62
39:BR:29:THR:C	39:BR:63:VAL:HG22	2.20	0.62
1:CA:1520:C:H2'	1:CA:1521:C:C6	2.34	0.62
1:CA:369:G:N3	1:CA:370:C:C6	2.67	0.62
1:CA:562:U:H4'	1:CA:563:A:O5'	1.99	0.62
1:CA:66:A:C6	1:CA:67:C:C5	2.87	0.62
1:CA:770:C:H1'	1:CA:899:C:H42	1.65	0.62
2:CB:160:LEU:CD1	2:CB:180:ILE:HG21	2.29	0.62
2:CB:66:ILE:H	2:CB:88:GLN:HB3	1.65	0.62
3:CC:39:ARG:CG	3:CC:54:ILE:HD13	2.28	0.62
4:CD:77:GLU:CG	4:CD:81:LEU:HD11	2.27	0.62
6:CF:54:LEU:CD1	6:CF:56:LYS:H	2.12	0.62

Continued on next page...

Continued from previous page...

Atom-1	Atom-2	Interatomic distance (Å)	Clash overlap (Å)
13:CM:18:LEU:N	13:CM:18:LEU:HD12	2.14	0.62
20:CT:73:ARG:CG	20:CT:73:ARG:NH1	2.48	0.62
49:D1:8:ILE:CG2	49:D1:9:LYS:N	2.61	0.62
22:DA:1157:G:H2'	22:DA:1158:C:C6	2.33	0.62
22:DA:1394:U:C3'	22:DA:1394:U:C6	2.82	0.62
22:DA:1416:G:C2	22:DA:1417:C:C4	2.87	0.62
22:DA:1451:C:N4	22:DA:1461:C:H42	1.96	0.62
22:DA:2294:G:H2'	22:DA:2295:C:H6	1.62	0.62
22:DA:2542:A:H4'	22:DA:2543:G:H5''	1.80	0.62
22:DA:2667:C:O2'	22:DA:2668:G:H8	1.81	0.62
22:DA:336:C:O2'	22:DA:337:C:C6	2.42	0.62
22:DA:674:G:H4'	26:DE:69:ARG:CG	2.29	0.62
23:DB:111:U:O2'	23:DB:112:G:H8	1.83	0.62
26:DE:69:ARG:O	26:DE:70:SER:HB3	1.98	0.62
30:DI:27:LEU:CD1	30:DI:32:VAL:HG11	2.30	0.62
36:DO:105:ALA:O	36:DO:109:ALA:HB2	1.99	0.62
22:DA:2336:A:N7	44:DW:40:ARG:CZ	2.63	0.62
46:DY:22:LEU:HG	46:DY:23:ARG:NH1	2.15	0.62
22:DA:76:C:OP1	46:DY:48:ARG:HG2	1.99	0.62
1:AA:1127:G:O2'	1:AA:1128:C:C5'	2.33	0.62
1:AA:293:G:H2'	1:AA:294:U:C6	2.35	0.62
1:AA:373:A:H2'	1:AA:374:A:H8	1.64	0.62
1:AA:687:A:C8	1:AA:701:U:H5	2.18	0.62
5:AE:100:GLU:HB2	5:AE:103:GLY:CA	2.29	0.62
7:AG:25:PHE:CE1	7:AG:104:VAL:HG22	2.35	0.62
14:AN:90:GLY:O	14:AN:92:ILE:N	2.32	0.62
21:AU:48:LYS:HA	21:AU:51:ALA:HB3	1.82	0.62
22:BA:1023:U:H5'	22:BA:1023:U:C6	2.35	0.62
22:BA:1074:G:O2'	22:BA:1075:C:H6	1.82	0.62
22:BA:712:G:C2'	22:BA:713:G:H5'	2.29	0.62
22:BA:859:G:H8	22:BA:859:G:OP2	1.82	0.62
24:BC:30:ALA:HB3	24:BC:31:PRO:CD	2.29	0.62
25:BD:140:HIS:CE1	56:BD:302:HOH:O	2.50	0.62
31:BJ:88:THR:HG22	31:BJ:91:GLU:HB2	1.79	0.62
37:BP:102:ARG:O	37:BP:103:THR:CG2	2.48	0.62
41:BT:27:SER:C	41:BT:28:ASN:CG	2.57	0.62
1:CA:1024:G:H2'	1:CA:1025:U:O4'	2.00	0.62
1:CA:1283:U:H2'	1:CA:1284:C:C5	2.35	0.62
1:CA:913:A:H4'	1:CA:914:A:C5'	2.28	0.62
5:CE:29:ILE:CG2	5:CE:30:PHE:H	1.98	0.62
9:CI:35:GLU:CB	9:CI:39:GLY:HA3	2.29	0.62

Continued on next page...

Continued from previous page...

Atom-1	Atom-2	Interatomic distance (Å)	Clash overlap (Å)
19:CS:35:ARG:HA	19:CS:70:LEU:CB	2.28	0.62
21:CU:16:ARG:HE	21:CU:16:ARG:HA	1.64	0.62
21:CU:29:ALA:O	21:CU:32:ARG:HB2	1.99	0.62
22:DA:1063:G:C6	22:DA:1064:C:N4	2.67	0.62
22:DA:1120:G:O2'	22:DA:1121:C:H5'	1.99	0.62
22:DA:1206:G:C6	22:DA:1207:C:N4	2.67	0.62
22:DA:126:A:P	50:D2:19:ARG:HG3	2.39	0.62
22:DA:1605:C:C4'	22:DA:1610:A:C6	2.82	0.62
22:DA:382:A:H2'	22:DA:383:C:C5'	2.30	0.62
22:DA:47:C:H42	22:DA:178:G:H1	1.47	0.62
22:DA:510:C:H6	22:DA:510:C:O5'	1.82	0.62
22:DA:834:G:H1'	22:DA:2358:A:C2	2.34	0.62
25:DD:133:THR:CG2	25:DD:134:HIS:N	2.57	0.62
25:DD:137:SER:HB3	25:DD:138:LEU:CD2	2.29	0.62
25:DD:56:LYS:HB3	25:DD:56:LYS:NZ	2.14	0.62
32:DK:107:LEU:C	32:DK:109:SER:H	2.02	0.62
33:DL:21:ARG:NH2	33:DL:21:ARG:HB3	2.14	0.62
23:DB:112:G:H21	36:DO:45:SER:HA	1.65	0.62
42:DU:3:LYS:HE2	42:DU:84:PHE:HE1	1.64	0.62
44:DW:33:GLY:O	44:DW:34:SER:CB	2.48	0.62
44:DW:46:ALA:CA	44:DW:50:VAL:HG12	2.30	0.62
1:AA:1095:U:O2'	1:AA:1096:C:C5'	2.47	0.62
1:AA:1101:A:H1'	1:AA:1102:A:O4'	1.99	0.62
1:AA:1307:U:H2'	1:AA:1308:U:C6	2.34	0.62
1:AA:93:U:O2'	1:AA:94:G:C5'	2.38	0.62
1:AA:978:A:H1'	1:AA:1322:C:H5	1.63	0.62
5:AE:11:GLN:HG3	5:AE:116:VAL:HB	1.81	0.62
16:AP:54:LEU:HD12	16:AP:54:LEU:H	1.64	0.62
20:AT:32:LYS:O	20:AT:35:TYR:HD2	1.82	0.62
52:B4:36:ARG:CG	52:B4:37:GLN:H	2.04	0.62
22:BA:2507:C:H2'	22:BA:2508:G:O5'	2.00	0.62
25:BD:9:VAL:HG21	25:BD:26:VAL:CG1	2.30	0.62
25:BD:53:GLY:HA3	25:BD:77:ARG:H	1.64	0.62
34:BM:1:MET:O	34:BM:2:LEU:HB2	1.99	0.62
34:BM:77:PRO:HD2	34:BM:80:VAL:HG11	1.81	0.62
39:BR:15:SER:O	39:BR:18:GLN:HB3	2.00	0.62
22:BA:855:G:H1'	44:BW:23:LYS:NZ	2.15	0.62
1:CA:1111:A:O2'	1:CA:1112:C:H5'	2.00	0.62
1:CA:1288:A:HO2'	1:CA:1289:A:H8	0.73	0.62
1:CA:1323:G:O2'	1:CA:1362:A:H1'	2.00	0.62
1:CA:1464:U:O2'	1:CA:1465:A:H5'	2.00	0.62

Continued on next page...

Continued from previous page...

Atom-1	Atom-2	Interatomic distance (Å)	Clash overlap (Å)
1:CA:542:G:O2'	1:CA:543:U:H5'	2.00	0.62
1:CA:756:C:H2'	1:CA:757:U:C5'	2.29	0.62
1:CA:978:A:OP1	1:CA:980:C:N4	2.32	0.62
2:CB:114:LYS:HE3	2:CB:151:LYS:HB2	1.81	0.62
2:CB:160:LEU:CD2	2:CB:175:ALA:HB2	2.25	0.62
2:CB:80:LYS:O	2:CB:84:LEU:N	2.27	0.62
3:CC:176:THR:HG22	3:CC:178:ARG:HG3	1.81	0.62
3:CC:43:THR:O	3:CC:47:ALA:HB2	1.99	0.62
6:CF:99:ALA:O	6:CF:100:SER:HB2	2.00	0.62
7:CG:74:VAL:CG1	7:CG:143:MET:HB2	2.30	0.62
16:CP:4:ILE:CD1	16:CP:4:ILE:H	2.10	0.62
19:CS:38:THR:OG1	19:CS:67:GLY:HA2	1.99	0.62
22:DA:242:G:C8	51:D3:4:LYS:HG3	2.33	0.62
22:DA:1929:G:C5'	22:DA:1930:G:OP1	2.48	0.62
22:DA:1953:A:H2	22:DA:2549:G:N3	1.97	0.62
22:DA:2698:U:H2'	22:DA:2699:C:C6	2.34	0.62
22:DA:784:G:C6	24:DC:227:VAL:HG11	2.34	0.62
30:DI:105:LEU:O	30:DI:105:LEU:HD23	1.98	0.62
30:DI:57:VAL:HG12	30:DI:58:ILE:N	2.14	0.62
33:DL:124:GLY:H	33:DL:143:GLU:HG3	1.65	0.62
36:DO:24:THR:OG1	36:DO:90:VAL:HG11	2.00	0.62
41:DT:69:ARG:HG3	41:DT:70:HIS:HD2	1.64	0.62
43:DV:26:PHE:HE1	43:DV:86:LEU:HB3	1.63	0.62
1:AA:180:U:H2'	1:AA:181:A:O5'	1.99	0.62
1:AA:771:G:H2'	1:AA:772:U:C6	2.33	0.62
2:AB:146:SER:O	2:AB:147:LEU:HD23	1.99	0.62
1:AA:619:U:C2	4:AD:131:ILE:CD1	2.82	0.62
1:AA:1379:G:N7	7:AG:1:PRO:HB2	2.14	0.62
8:AH:74:ILE:O	8:AH:74:ILE:HG23	2.00	0.62
8:AH:87:ARG:O	8:AH:121:GLY:HA3	1.99	0.62
8:AH:88:LYS:HA	8:AH:91:LEU:HG	1.81	0.62
11:AK:86:LYS:CA	11:AK:113:THR:HG22	2.29	0.62
18:AR:35:SER:HB3	21:AU:3:ILE:HG13	1.80	0.62
22:BA:1713:A:H4'	22:BA:1714:U:OP1	1.99	0.62
22:BA:405:U:H3'	22:BA:406:G:H5'	1.82	0.62
22:BA:563:A:C2	22:BA:564:C:C2	2.87	0.62
29:BH:134:VAL:HG21	29:BH:139:PHE:HA	1.82	0.62
29:BH:21:VAL:HG21	29:BH:25:TYR:HD2	1.63	0.62
33:BL:101:ILE:HG22	33:BL:102:GLY:H	1.64	0.62
33:BL:19:LEU:HB2	33:BL:27:LEU:HD22	1.81	0.62
44:BW:28:GLU:CG	44:BW:29:SER:N	2.57	0.62

Continued on next page...

Continued from previous page...

Atom-1	Atom-2	Interatomic distance (Å)	Clash overlap (Å)
1:CA:1067:A:C4'	1:CA:1068:G:O5'	2.47	0.62
4:CD:89:LEU:HD21	4:CD:199:ILE:HD11	1.78	0.62
10:CJ:41:PRO:O	10:CJ:42:LEU:HB2	2.00	0.62
11:CK:12:ARG:HD3	11:CK:12:ARG:N	2.15	0.62
11:CK:30:ILE:HG12	11:CK:45:THR:HG22	1.82	0.62
22:DA:1087:G:C5	22:DA:1089:A:C2	2.88	0.62
22:DA:1439:A:C8	22:DA:1440:U:O4'	2.53	0.62
22:DA:1930:G:HO2'	22:DA:1968:G:H1	1.45	0.62
22:DA:2093:G:C6	22:DA:2225:A:C8	2.88	0.62
22:DA:2339:C:O2'	22:DA:2340:A:H8	1.82	0.62
22:DA:2367:G:O2'	22:DA:2368:C:H5'	1.99	0.62
22:DA:2611:C:C6	22:DA:2611:C:H5'	2.23	0.62
22:DA:2624:G:C2	22:DA:2625:G:C1'	2.77	0.62
22:DA:2695:U:O2'	22:DA:2696:U:H5'	2.00	0.62
22:DA:418:C:H2'	22:DA:419:U:H6	1.65	0.62
22:DA:553:G:H2'	22:DA:554:U:O4'	1.99	0.62
24:DC:14:HIS:O	24:DC:203:VAL:HG11	2.00	0.62
25:DD:112:THR:HG22	25:DD:113:SER:H	1.64	0.62
25:DD:117:GLY:O	25:DD:119:ALA:N	2.33	0.62
27:DF:129:MET:HE1	27:DF:174:PHE:CZ	2.34	0.62
27:DF:30:VAL:CG1	27:DF:168:LEU:HD23	2.29	0.62
30:DI:57:VAL:HG12	30:DI:58:ILE:H	1.63	0.62
31:DJ:25:LEU:C	31:DJ:27:ARG:H	2.03	0.62
31:DJ:43:GLU:HG2	31:DJ:43:GLU:O	2.00	0.62
32:DK:21:CYS:SG	32:DK:39:ILE:HG21	2.39	0.62
33:DL:120:VAL:HG12	33:DL:121:THR:N	2.14	0.62
35:DN:90:ARG:NH2	35:DN:116:VAL:CG1	2.62	0.62
22:DA:2332:C:O2'	44:DW:40:ARG:NH2	2.32	0.62
45:DX:10:ARG:HB3	45:DX:11:PRO:HD2	1.81	0.62
1:AA:1006:G:H2'	1:AA:1007:U:C6	2.35	0.62
1:AA:1320:C:H42	19:AS:35:ARG:HB2	1.63	0.62
1:AA:596:A:H2'	1:AA:597:G:C8	2.32	0.62
9:AI:6:TYR:CG	9:AI:7:GLY:N	2.68	0.62
11:AK:20:ALA:HA	11:AK:33:ILE:HD13	1.82	0.62
22:BA:1286:A:O2'	22:BA:1288:G:OP2	2.18	0.62
23:BB:17:C:O2'	23:BB:18:G:H5'	1.99	0.62
28:BG:8:VAL:HG13	28:BG:9:VAL:N	2.14	0.62
29:BH:53:GLU:O	29:BH:53:GLU:HG2	1.98	0.62
43:BV:51:GLN:HG2	43:BV:86:LEU:HD11	1.80	0.62
44:BW:46:ALA:O	44:BW:47:GLY:O	2.16	0.62
1:CA:437:U:H4'	4:CD:151:GLN:OE1	1.99	0.62

Continued on next page...

Continued from previous page...

Atom-1	Atom-2	Interatomic distance (Å)	Clash overlap (Å)
6:CF:54:LEU:CD1	6:CF:55:HIS:H	2.12	0.62
6:CF:54:LEU:CD1	6:CF:55:HIS:N	2.63	0.62
7:CG:28:ILE:HG21	7:CG:100:MET:CG	2.28	0.62
3:CC:36:PHE:HZ	14:CN:91:GLU:O	1.82	0.62
19:CS:79:TYR:O	19:CS:80:ARG:HB2	1.99	0.62
22:DA:1608:A:O3'	22:DA:1609:A:H3'	2.00	0.62
22:DA:2511:U:C5	22:DA:2512:C:C5	2.88	0.62
22:DA:2662:A:H2'	22:DA:2663:G:O4'	1.99	0.62
22:DA:827:U:H6	56:DA:3352:HOH:O	1.81	0.62
22:DA:830:G:N3	22:DA:2448:A:C6	2.68	0.62
22:DA:922:C:H2'	22:DA:923:G:C8	2.32	0.62
27:DF:48:LEU:O	27:DF:52:ALA:HB2	2.00	0.62
30:DI:118:GLY:O	30:DI:119:ALA:HB3	1.99	0.62
30:DI:105:LEU:HD21	30:DI:129:GLU:OE2	2.00	0.62
36:DO:71:ALA:HB1	36:DO:102:ARG:O	1.99	0.62
36:DO:43:ASN:ND2	36:DO:45:SER:HB3	2.13	0.62
37:DP:23:ASP:O	37:DP:24:THR:HG23	2.00	0.62
37:DP:32:VAL:HB	37:DP:37:LYS:HG2	1.80	0.62
37:DP:56:SER:O	37:DP:75:THR:HG22	2.00	0.62
40:DS:1:MET:N	40:DS:1:MET:CE	2.62	0.62
1:AA:1378:C:C5	1:AA:1379:G:C8	2.88	0.62
1:AA:411:A:N6	1:AA:413:G:N2	2.48	0.62
1:AA:469:C:O2'	1:AA:470:C:C5'	2.47	0.62
1:AA:542:G:C2	1:AA:543:U:C5	2.88	0.62
1:AA:614:C:H2'	1:AA:615:G:O5'	1.99	0.62
1:AA:824:G:H1'	8:AH:1:SER:HA	1.81	0.62
11:AK:51:PHE:HZ	11:AK:64:VAL:HG11	1.65	0.62
12:AL:29:LYS:O	12:AL:81:ILE:HG22	2.00	0.62
13:AM:2:ARG:C	13:AM:3:ILE:HG23	2.19	0.62
22:BA:1062:G:C2'	22:BA:1063:G:C8	2.83	0.62
22:BA:1797:G:O3'	24:BC:255:LYS:HA	2.00	0.62
22:BA:2134:A:N6	22:BA:2135:A:N6	2.47	0.62
22:BA:2520:C:O2'	22:BA:2521:C:H5'	1.98	0.62
22:BA:2729:G:O2'	22:BA:2730:C:H5'	2.00	0.62
22:BA:2820:A:O2'	22:BA:2821:A:P	2.57	0.62
24:BC:12:ARG:HG3	24:BC:12:ARG:NH1	2.01	0.62
25:BD:47:ALA:HA	25:BD:84:LEU:HG	1.81	0.62
27:BF:98:PHE:O	27:BF:102:LEU:HB2	2.00	0.62
28:BG:61:TRP:CE3	28:BG:61:TRP:HA	2.34	0.62
35:BN:103:ARG:HB2	35:BN:110:MET:HE3	1.82	0.62
37:BP:33:GLU:N	37:BP:36:LYS:O	2.32	0.62

Continued on next page...

Continued from previous page...

Atom-1	Atom-2	Interatomic distance (Å)	Clash overlap (Å)
37:BP:28:LYS:HB2	37:BP:82:SER:HB3	1.82	0.62
1:CA:1009:U:H2'	1:CA:1010:U:C6	2.35	0.62
1:CA:1011:C:N3	1:CA:1019:A:C2	2.68	0.62
1:CA:113:G:H1'	1:CA:354:G:H5'	1.81	0.62
1:CA:32:A:C2'	1:CA:33:A:H8	2.11	0.62
1:CA:666:G:C6	1:CA:741:G:C6	2.87	0.62
1:CA:881:G:C5	1:CA:882:C:C5	2.88	0.62
2:CB:35:ASN:O	2:CB:36:LYS:HD2	2.00	0.62
7:CG:45:ALA:HB1	7:CG:120:ALA:HB2	1.82	0.62
8:CH:11:THR:CG2	8:CH:14:ARG:HH12	2.12	0.62
22:DA:1182:G:H2'	22:DA:1183:U:O4'	2.00	0.62
22:DA:121:G:H1'	22:DA:148:U:N3	2.14	0.62
22:DA:1541:C:O2'	22:DA:1542:U:O4'	2.10	0.62
22:DA:1585:C:H2'	22:DA:1586:A:O5'	2.00	0.62
22:DA:1823:G:H5'	56:DC:410:HOH:O	1.98	0.62
22:DA:188:G:H2'	22:DA:189:G:C5'	2.30	0.62
22:DA:1912:A:N6	22:DA:1917:U:H3	1.98	0.62
22:DA:216:A:C4	22:DA:217:A:C8	2.88	0.62
22:DA:2242:G:C5	22:DA:2243:U:C5	2.88	0.62
22:DA:2331:G:H4'	44:DW:41:GLY:N	2.15	0.62
22:DA:2718:G:OP1	37:DP:97:TYR:HD1	1.82	0.62
22:DA:479:A:H4'	22:DA:480:A:O5'	2.00	0.62
22:DA:859:G:N2	22:DA:916:G:H2'	2.14	0.62
22:DA:960:A:C8	22:DA:962:G:C8	2.87	0.62
23:DB:12:C:H5''	23:DB:15:A:H62	1.63	0.62
24:DC:8:THR:O	24:DC:9:SER:HB3	2.00	0.62
32:DK:7:MET:HG3	32:DK:17:ARG:HH12	1.63	0.62
33:DL:77:ILE:HD11	33:DL:108:ALA:HB1	1.80	0.62
33:DL:29:LYS:C	33:DL:30:THR:HG23	2.19	0.62
34:DM:19:GLY:H	34:DM:38:ARG:HH21	1.47	0.62
35:DN:67:PHE:HE2	35:DN:73:ASN:CG	2.02	0.62
37:DP:62:LYS:O	37:DP:63:ILE:HB	2.00	0.62
38:DQ:40:LYS:HD3	38:DQ:44:TYR:CE2	2.34	0.62
38:DQ:71:ASN:ND2	38:DQ:106:THR:HA	2.15	0.62
44:DW:70:VAL:O	44:DW:70:VAL:HG22	2.00	0.62
1:AA:1352:C:H2'	1:AA:1353:G:H8	1.63	0.62
1:AA:703:G:H4'	1:AA:704:A:H5'	1.81	0.62
1:AA:819:A:H4'	1:AA:820:U:OP2	1.98	0.62
2:AB:18:GLN:O	2:AB:37:VAL:HG23	1.99	0.62
3:AC:143:LEU:N	3:AC:143:LEU:HD13	2.15	0.62
1:AA:1373:G:H5''	7:AG:35:LYS:HD2	1.82	0.62

Continued on next page...

Continued from previous page...

Atom-1	Atom-2	Interatomic distance (Å)	Clash overlap (Å)
8:AH:78:SER:HA	8:AH:84:ILE:HG12	1.81	0.62
9:AI:28:VAL:HB	9:AI:63:TYR:CD2	2.35	0.62
14:AN:2:LYS:HD3	14:AN:5:MET:HG3	1.82	0.62
15:AO:9:LYS:NZ	15:AO:9:LYS:HB3	2.14	0.62
22:BA:1022:G:C6	22:BA:1141:U:C5	2.88	0.62
22:BA:1366:A:C2	22:BA:1367:A:H1'	2.34	0.62
22:BA:2151:U:O2'	22:BA:2152:G:C5'	2.45	0.62
22:BA:2339:C:H2'	22:BA:2340:A:H8	1.63	0.62
22:BA:2405:G:H1'	22:BA:2412:A:N6	2.15	0.62
22:BA:2408:U:H2'	22:BA:2409:G:H8	1.64	0.62
22:BA:1656:C:H5''	25:BD:141:ARG:HB2	1.82	0.62
28:BG:33:THR:CA	28:BG:34:ARG:HH11	2.12	0.62
22:BA:2641:G:OP1	31:BJ:76:HIS:HE1	1.82	0.62
37:BP:104:GLY:O	37:BP:106:ALA:N	2.33	0.62
39:BR:48:LYS:HD2	39:BR:48:LYS:O	1.99	0.62
41:BT:19:LYS:O	41:BT:23:ALA:N	2.26	0.62
44:BW:22:VAL:O	44:BW:25:PHE:HD2	1.82	0.62
1:CA:209:U:C5'	1:CA:210:C:OP2	2.47	0.62
1:CA:265:G:H2'	1:CA:266:G:H5'	1.82	0.62
1:CA:508:U:C4'	1:CA:509:A:OP1	2.42	0.62
20:CT:73:ARG:NH1	20:CT:73:ARG:HG3	2.13	0.62
20:CT:81:GLN:C	20:CT:82:ILE:HG12	2.20	0.62
22:DA:1426:G:H5'	22:DA:1427:A:OP2	2.00	0.62
22:DA:1734:G:C2'	22:DA:1735:A:H8	2.13	0.62
22:DA:2054:A:N7	22:DA:2056:G:H1'	2.15	0.62
22:DA:2657:A:O2'	22:DA:2658:C:C5'	2.48	0.62
22:DA:565:C:H2'	22:DA:566:U:O4'	1.98	0.62
22:DA:593:U:C2	22:DA:594:U:C5	2.88	0.62
22:DA:728:G:C2	22:DA:730:A:C4	2.88	0.62
24:DC:131:MET:HE1	24:DC:183:VAL:HG11	1.82	0.62
25:DD:114:LYS:HB2	25:DD:116:LYS:HE3	1.81	0.62
27:DF:11:VAL:HG12	27:DF:15:LEU:HD12	1.81	0.62
27:DF:94:ARG:HD3	27:DF:97:GLU:OE1	1.99	0.62
31:DJ:64:VAL:HG13	31:DJ:65:THR:N	2.14	0.62
22:DA:627:A:N6	33:DL:111:ILE:HB	2.15	0.62
4:AD:172:VAL:HG22	4:AD:173:ASP:N	2.15	0.61
7:AG:74:VAL:CG2	7:AG:85:GLN:HE21	2.12	0.61
11:AK:66:ALA:HB1	11:AK:99:LEU:HD13	1.81	0.61
13:AM:113:LYS:H	13:AM:114:PRO:HD2	1.61	0.61
14:AN:82:LYS:HE2	14:AN:85:GLU:HG3	1.82	0.61
22:BA:1722:A:N6	22:BA:1738:G:H1'	2.15	0.61

Continued on next page...

Continued from previous page...

Atom-1	Atom-2	Interatomic distance (Å)	Clash overlap (Å)
22:BA:1845:G:O2'	22:BA:1846:G:H5'	2.00	0.61
22:BA:2476:A:H2'	22:BA:2477:U:H5'	1.81	0.61
22:BA:250:G:H2'	22:BA:251:A:H8	1.62	0.61
22:BA:2784:U:H2'	22:BA:2785:C:C6	2.35	0.61
22:BA:364:C:H2'	22:BA:365:U:H6	1.64	0.61
22:BA:480:A:H2	22:BA:499:U:O2	1.83	0.61
25:BD:125:TRP:O	25:BD:126:ASN:HB2	1.99	0.61
25:BD:62:LYS:HB2	25:BD:63:PRO:HD3	1.82	0.61
28:BG:37:ASN:O	28:BG:38:ASP:HB3	2.00	0.61
34:BM:1:MET:HE3	34:BM:2:LEU:N	2.07	0.61
35:BN:116:VAL:HG22	35:BN:116:VAL:O	2.00	0.61
44:BW:45:HIS:N	44:BW:45:HIS:ND1	2.48	0.61
1:CA:1378:C:H3'	1:CA:1379:G:C5'	2.27	0.61
1:CA:34:C:H2'	1:CA:35:G:C8	2.34	0.61
1:CA:915:A:O2'	1:CA:916:U:H5'	2.00	0.61
2:CB:31:PHE:HB2	2:CB:41:ASN:HB2	1.82	0.61
8:CH:68:LYS:HA	8:CH:68:LYS:HE2	1.82	0.61
9:CI:35:GLU:CA	9:CI:39:GLY:HA3	2.30	0.61
12:CL:62:VAL:HG23	12:CL:63:THR:N	2.15	0.61
12:CL:7:VAL:HG22	17:CQ:33:TYR:HD1	1.63	0.61
13:CM:21:ILE:HG22	13:CM:22:TYR:N	2.15	0.61
17:CQ:29:LYS:HB2	17:CQ:36:PHE:CE1	2.35	0.61
18:CR:25:ILE:HD12	18:CR:67:LEU:CD2	2.29	0.61
51:D3:18:LYS:CG	51:D3:19:GLY:N	2.63	0.61
52:D4:19:ARG:O	52:D4:20:ASP:CB	2.47	0.61
22:DA:1063:G:O2'	22:DA:1064:C:C6	2.49	0.61
22:DA:1388:G:C2'	22:DA:1389:G:H8	2.13	0.61
22:DA:2226:C:H2'	22:DA:2227:A:C8	2.35	0.61
22:DA:234:U:H2'	22:DA:235:U:H6	1.65	0.61
22:DA:2290:G:O2'	22:DA:2381:A:H1'	1.99	0.61
22:DA:616:A:N3	22:DA:617:G:C8	2.68	0.61
23:DB:57:A:O2'	23:DB:58:A:C8	2.46	0.61
26:DE:135:ALA:C	26:DE:137:LYS:H	2.01	0.61
28:DG:100:ASN:O	28:DG:115:GLN:HB2	2.00	0.61
30:DI:45:THR:HG23	30:DI:54:ILE:CD1	2.27	0.61
35:DN:82:GLU:O	35:DN:85:PRO:HD2	2.00	0.61
32:DK:73:ASP:O	37:DP:74:GLN:HG3	2.00	0.61
43:DV:4:ILE:HD12	43:DV:63:ILE:CG1	2.29	0.61
44:DW:45:HIS:O	44:DW:46:ALA:HB2	2.00	0.61
46:DY:22:LEU:HD12	46:DY:23:ARG:HH12	1.64	0.61
1:AA:1131:G:C2'	1:AA:1132:C:O5'	2.48	0.61

Continued on next page...

Continued from previous page...

Atom-1	Atom-2	Interatomic distance (Å)	Clash overlap (Å)
1:AA:1469:C:C6	1:AA:1469:C:H3'	2.34	0.61
1:AA:417:G:C6	1:AA:418:C:C4	2.88	0.61
1:AA:542:G:O2'	1:AA:543:U:H5'	2.00	0.61
1:AA:697:U:C5	1:AA:698:G:C8	2.87	0.61
1:AA:797:C:O2'	1:AA:798:U:H5'	2.01	0.61
1:AA:946:A:C2	1:AA:1236:A:C2	2.88	0.61
1:AA:95:C:O2'	1:AA:96:U:H5'	2.01	0.61
1:AA:1108:G:OP1	3:AC:175:HIS:HB2	2.00	0.61
5:AE:149:PRO:HG2	5:AE:150:GLU:H	1.65	0.61
6:AF:8:PHE:HE1	6:AF:21:MET:HE1	1.64	0.61
8:AH:36:ALA:HB1	8:AH:60:LEU:HD21	1.80	0.61
16:AP:12:LYS:O	16:AP:13:LYS:HB2	2.00	0.61
22:BA:2214:C:H2'	22:BA:2215:C:H6	1.65	0.61
22:BA:2402:U:C2'	22:BA:2403:C:OP2	2.48	0.61
22:BA:636:G:C5	33:BL:111:ILE:CD1	2.70	0.61
22:BA:855:G:C1'	44:BW:23:LYS:HD3	2.29	0.61
24:BC:94:LEU:HD13	24:BC:100:ARG:HD3	1.82	0.61
27:BF:4:HIS:O	27:BF:7:TYR:HB3	2.00	0.61
37:BP:33:GLU:HB3	37:BP:36:LYS:H	1.65	0.61
22:BA:2720:U:OP1	37:BP:52:ARG:NH2	2.33	0.61
38:BQ:87:VAL:O	38:BQ:88:GLU:HB3	2.00	0.61
42:BU:17:ASP:O	42:BU:19:GLY:N	2.32	0.61
44:BW:24:ARG:CB	44:BW:65:LYS:HD3	2.22	0.61
1:CA:1095:U:H2'	1:CA:1096:C:C6	2.35	0.61
1:CA:1262:C:H2'	1:CA:1263:C:H5'	1.81	0.61
1:CA:1281:C:C5'	1:CA:1282:C:H5	2.11	0.61
1:CA:739:C:H2'	1:CA:739:C:O2	1.99	0.61
1:CA:802:A:H2'	1:CA:803:G:C5'	2.30	0.61
1:CA:964:A:C2	1:CA:972:C:N3	2.69	0.61
9:CI:30:ASN:O	9:CI:32:ARG:HG2	2.01	0.61
12:CL:36:VAL:O	12:CL:36:VAL:HG23	2.00	0.61
14:CN:27:LYS:HD2	14:CN:27:LYS:C	2.21	0.61
17:CQ:29:LYS:HE2	17:CQ:36:PHE:CZ	2.36	0.61
48:D0:38:LEU:N	48:D0:41:HIS:CE1	2.67	0.61
22:DA:1239:G:C5	22:DA:1240:U:C5	2.88	0.61
22:DA:1385:A:H4'	22:DA:1386:C:OP1	2.01	0.61
22:DA:1417:C:O2'	22:DA:1418:G:C5'	2.48	0.61
22:DA:1476:U:O2'	22:DA:1477:A:H8	1.82	0.61
22:DA:1734:G:N3	22:DA:1735:A:C8	2.68	0.61
22:DA:1858:A:N6	22:DA:1885:A:C8	2.68	0.61
22:DA:1973:G:C6	22:DA:1974:C:C4	2.88	0.61

Continued on next page...

Continued from previous page...

Atom-1	Atom-2	Interatomic distance (Å)	Clash overlap (Å)
22:DA:2324:U:H5'	22:DA:2325:G:C5'	2.29	0.61
22:DA:2756:U:C1'	22:DA:2757:A:C5'	2.78	0.61
22:DA:324:A:N3	22:DA:325:G:H1'	2.14	0.61
22:DA:589:U:H2'	22:DA:590:A:C8	2.34	0.61
22:DA:635:C:O2'	22:DA:639:U:H5''	2.00	0.61
22:DA:63:A:N6	22:DA:91:A:N6	2.48	0.61
23:DB:90:C:C6	23:DB:90:C:H5''	2.22	0.61
22:DA:1829:A:O2'	24:DC:14:HIS:CE1	2.54	0.61
24:DC:65:ASP:OD2	24:DC:68:ARG:HG2	2.00	0.61
25:DD:118:PHE:O	25:DD:119:ALA:CB	2.48	0.61
28:DG:82:PHE:HB3	28:DG:140:ILE:HD13	1.82	0.61
30:DI:86:LYS:O	30:DI:87:SER:HB2	2.00	0.61
35:DN:34:ILE:HG22	35:DN:113:ILE:CG2	2.28	0.61
35:DN:37:THR:HB	35:DN:40:LYS:CB	2.28	0.61
41:DT:39:THR:HG21	41:DT:42:GLU:OE1	1.99	0.61
1:AA:1083:U:H5''	1:AA:1086:U:C5	2.30	0.61
1:AA:265:G:C2'	1:AA:266:G:H5'	2.30	0.61
1:AA:429:U:H1'	1:AA:430:A:C5'	2.30	0.61
1:AA:821:G:H4'	56:AA:1742:HOH:O	1.99	0.61
9:AI:29:ILE:HA	9:AI:64:ILE:O	1.99	0.61
10:AJ:57:VAL:O	10:AJ:58:ASN:HB2	1.99	0.61
17:AQ:51:GLU:HG3	17:AQ:74:LEU:HD21	1.82	0.61
22:BA:1171:G:C6	22:BA:1172:C:C4	2.89	0.61
22:BA:1746:A:H2'	22:BA:1747:U:H6	1.64	0.61
22:BA:2663:G:H2'	22:BA:2664:G:H8	1.65	0.61
26:BE:6:LYS:HG2	26:BE:7:ASP:N	2.15	0.61
27:BF:40:GLY:CA	27:BF:84:ILE:CD1	2.69	0.61
29:BH:3:VAL:HA	29:BH:37:VAL:O	2.00	0.61
29:BH:61:VAL:HG12	29:BH:61:VAL:O	2.00	0.61
31:BJ:124:VAL:CG2	31:BJ:125:TYR:N	2.63	0.61
33:BL:100:ILE:HD12	33:BL:100:ILE:O	1.99	0.61
35:BN:12:ARG:CG	35:BN:12:ARG:HH21	2.11	0.61
44:BW:9:THR:CG2	44:BW:10:ARG:NH1	2.64	0.61
22:BA:2269:G:O2'	44:BW:18:LYS:HG2	2.01	0.61
44:BW:23:LYS:HD2	44:BW:24:ARG:CA	2.29	0.61
45:BX:31:ASN:OD1	45:BX:33:HIS:NE2	2.34	0.61
1:CA:1073:U:C2	1:CA:1074:G:C8	2.89	0.61
1:CA:1496:C:H2'	1:CA:1497:G:O4'	2.01	0.61
1:CA:337:G:H2'	1:CA:338:A:H8	1.65	0.61
4:CD:69:ARG:CG	4:CD:69:ARG:NH1	2.54	0.61
1:CA:1297:G:H1'	7:CG:113:LYS:HZ1	1.65	0.61

Continued on next page...

Continued from previous page...

Atom-1	Atom-2	Interatomic distance (Å)	Clash overlap (Å)
22:DA:1537:G:N3	22:DA:1537:G:H2'	2.14	0.61
22:DA:1609:A:N6	22:DA:1616:A:C2	2.68	0.61
22:DA:1943:U:O4'	22:DA:1945:G:H5'	1.99	0.61
22:DA:2515:C:OP1	31:DJ:81:ILE:HG22	2.00	0.61
23:DB:64:G:H3'	23:DB:65:U:H6	1.65	0.61
25:DD:34:VAL:HG12	25:DD:48:ILE:CG1	2.30	0.61
31:DJ:44:TYR:HD1	38:DQ:63:ARG:NH2	1.90	0.61
22:DA:1249:U:H4'	38:DQ:3:VAL:CG1	2.30	0.61
40:DS:8:ARG:HA	40:DS:102:HIS:ND1	2.15	0.61
46:DY:1:MET:H2	46:DY:5:GLU:HG2	1.65	0.61
1:AA:1004:A:H2'	1:AA:1005:A:O4'	1.99	0.61
1:AA:1015:G:O2'	1:AA:1016:A:H5'	1.99	0.61
1:AA:1236:A:H4'	1:AA:1304:G:H4'	1.82	0.61
1:AA:172:A:C5	1:AA:174:A:N7	2.69	0.61
1:AA:33:A:H2'	1:AA:34:C:C6	2.35	0.61
1:AA:414:A:O2'	1:AA:415:A:H5'	2.00	0.61
2:AB:162:VAL:CG2	2:AB:184:ALA:HB2	2.30	0.61
2:AB:26:MET:HE2	2:AB:29:PHE:CD2	2.36	0.61
5:AE:55:VAL:HG12	5:AE:56:PRO:N	2.15	0.61
9:AI:103:VAL:HG23	9:AI:104:THR:N	2.15	0.61
17:AQ:28:VAL:O	17:AQ:37:ILE:HD12	2.01	0.61
51:B3:21:PHE:H	51:B3:48:MET:HE3	1.65	0.61
22:BA:1963:U:C6	22:BA:1963:U:C3'	2.78	0.61
22:BA:2015:A:N1	48:B0:2:VAL:HG23	2.15	0.61
22:BA:572:A:C2	22:BA:2033:A:C2	2.88	0.61
22:BA:617:G:O2'	22:BA:618:G:H5'	2.01	0.61
22:BA:623:C:H2'	22:BA:624:C:C6	2.36	0.61
22:BA:686:U:H2'	22:BA:788:A:C2	2.35	0.61
23:BB:49:C:OP1	36:BO:102:ARG:HG3	2.00	0.61
24:BC:132:ARG:HH12	24:BC:169:ALA:HA	1.65	0.61
28:BG:4:ALA:HB2	28:BG:65:GLY:HA2	1.82	0.61
29:BH:78:VAL:HG11	29:BH:145:ASN:CB	2.30	0.61
22:BA:2846:G:OP2	37:BP:51:ASN:HB2	2.01	0.61
1:CA:1029:U:H4'	1:CA:1032:G:H1	1.65	0.61
1:CA:1531:A:O2'	1:CA:1532:U:H5'	2.01	0.61
1:CA:68:G:H5'	1:CA:171:A:O2'	2.00	0.61
4:CD:57:LYS:HE2	4:CD:58:GLN:OE1	2.01	0.61
7:CG:134:VAL:HB	7:CG:137:ARG:NH2	2.06	0.61
7:CG:59:GLU:HG3	7:CG:60:ALA:H	1.64	0.61
18:CR:33:THR:HG23	18:CR:39:VAL:HG22	1.82	0.61
22:DA:1023:U:H6	22:DA:1023:U:C5'	2.10	0.61

Continued on next page...

Continued from previous page...

Atom-1	Atom-2	Interatomic distance (Å)	Clash overlap (Å)
22:DA:1060:U:H4'	22:DA:1061:U:C5'	2.28	0.61
22:DA:1103:A:OP2	22:DA:1104:C:H5	1.84	0.61
22:DA:1698:A:H4'	22:DA:1699:G:O5'	1.99	0.61
22:DA:2612:C:C5'	22:DA:2613:U:OP1	2.48	0.61
22:DA:2825:G:H3'	22:DA:2826:A:H8	1.64	0.61
22:DA:377:G:C6	22:DA:378:C:C4	2.88	0.61
22:DA:749:A:C4	22:DA:750:A:C8	2.88	0.61
22:DA:863:A:C2	22:DA:915:C:N4	2.68	0.61
24:DC:211:ARG:CD	24:DC:217:PRO:HD3	2.29	0.61
25:DD:118:PHE:O	25:DD:119:ALA:HB3	1.99	0.61
25:DD:137:SER:HB3	25:DD:138:LEU:HD23	1.81	0.61
22:DA:2052:A:N7	25:DD:146:ILE:HD11	2.16	0.61
27:DF:59:ILE:HG23	27:DF:137:PHE:HE1	1.66	0.61
29:DH:84:ALA:HA	29:DH:89:LYS:O	1.99	0.61
40:DS:39:THR:O	40:DS:40:ASN:HB3	2.01	0.61
41:DT:29:THR:HB	41:DT:86:THR:N	2.16	0.61
44:DW:81:ILE:HD12	44:DW:82:GLU:N	2.15	0.61
1:AA:128:G:O2'	1:AA:129:A:H5'	2.00	0.61
1:AA:628:G:H2'	1:AA:629:A:H8	1.64	0.61
1:AA:686:U:O4	1:AA:703:G:H1'	2.00	0.61
2:AB:185:ILE:O	2:AB:185:ILE:HG13	2.00	0.61
10:AJ:88:MET:HE2	10:AJ:89:ARG:HH12	1.65	0.61
13:AM:24:VAL:HG23	13:AM:24:VAL:O	2.00	0.61
14:AN:91:GLU:O	14:AN:93:PRO:HD3	2.00	0.61
1:AA:1320:C:N4	19:AS:35:ARG:HB2	2.15	0.61
51:B3:56:LEU:N	51:B3:56:LEU:HD22	2.16	0.61
22:BA:1303:G:H2'	22:BA:1304:A:H8	1.64	0.61
22:BA:1428:C:C5	22:BA:1569:A:H5''	2.35	0.61
22:BA:142:A:H2'	22:BA:143:C:C5	2.36	0.61
22:BA:610:C:O2'	22:BA:611:C:H5'	2.00	0.61
25:BD:4:LEU:HD13	25:BD:100:LEU:HD23	1.81	0.61
25:BD:9:VAL:CG2	25:BD:26:VAL:CG1	2.78	0.61
27:BF:52:ALA:O	27:BF:55:ASP:HB2	2.01	0.61
28:BG:9:VAL:HA	28:BG:48:THR:HA	1.82	0.61
31:BJ:2:LYS:CD	31:BJ:2:LYS:N	2.47	0.61
31:BJ:4:PHE:N	31:BJ:44:TYR:OH	2.33	0.61
41:BT:43:ILE:O	41:BT:47:VAL:HG23	2.00	0.61
43:BV:6:ALA:HB2	43:BV:42:LEU:HD22	1.82	0.61
1:CA:275:G:N2	1:CA:276:G:C4	2.69	0.61
1:CA:301:G:H2'	1:CA:302:G:H8	1.65	0.61
1:CA:346:G:H2'	1:CA:346:G:N3	2.14	0.61

Continued on next page...

Continued from previous page...

Atom-1	Atom-2	Interatomic distance (Å)	Clash overlap (Å)
1:CA:356:A:H2'	1:CA:357:G:O4'	2.01	0.61
1:CA:729:A:H2'	1:CA:730:G:C8	2.31	0.61
1:CA:82:G:H2'	1:CA:83:C:C4'	2.31	0.61
2:CB:78:ALA:O	2:CB:213:LEU:HD23	2.01	0.61
3:CC:166:TRP:CE3	3:CC:166:TRP:N	2.65	0.61
9:CI:35:GLU:HB3	9:CI:39:GLY:HA3	1.83	0.61
9:CI:53:LEU:HG	9:CI:96:GLU:HB3	1.82	0.61
11:CK:78:ILE:N	11:CK:78:ILE:HD13	2.14	0.61
16:CP:20:VAL:HG22	16:CP:21:VAL:N	2.15	0.61
52:D4:7:VAL:O	52:D4:8:LYS:HG2	2.01	0.61
22:DA:101:A:O2'	22:DA:102:U:P	2.57	0.61
22:DA:1112:G:O2'	22:DA:1113:U:C5'	2.49	0.61
22:DA:117:G:C6	22:DA:119:A:C6	2.89	0.61
22:DA:1361:G:H2'	22:DA:1362:C:C5'	2.30	0.61
22:DA:1597:A:H5''	22:DA:1598:A:H5'	1.83	0.61
22:DA:1967:C:C6	22:DA:1967:C:H5''	2.27	0.61
22:DA:1982:U:H6	22:DA:1982:U:O5'	1.82	0.61
22:DA:2096:C:H2'	22:DA:2097:A:C8	2.35	0.61
22:DA:2260:C:H2'	22:DA:2261:C:H6	1.66	0.61
22:DA:2811:G:H2'	22:DA:2812:G:H8	1.65	0.61
22:DA:397:U:O2'	22:DA:398:C:H6	1.83	0.61
22:DA:455:C:C6	22:DA:472:A:C2	2.88	0.61
22:DA:481:G:HO2'	22:DA:482:A:P	2.22	0.61
22:DA:672:C:H42	22:DA:808:G:H1	1.47	0.61
22:DA:971:G:C2'	22:DA:972:A:H5'	2.29	0.61
28:DG:25:ILE:CG2	28:DG:78:VAL:HG21	2.29	0.61
29:DH:41:LYS:HG2	29:DH:44:ILE:HD13	1.83	0.61
30:DI:109:ALA:HB1	30:DI:125:THR:HA	1.81	0.61
35:DN:98:LEU:HD23	48:D0:53:VAL:HG21	1.82	0.61
37:DP:25:VAL:HA	37:DP:85:VAL:HA	1.82	0.61
1:AA:1101:A:N7	2:AB:170:ILE:HG22	2.15	0.61
1:AA:877:G:H21	8:AH:1:SER:HB2	1.65	0.61
4:AD:28:ASP:OD1	4:AD:33:ILE:HG12	2.01	0.61
6:AF:18:VAL:N	6:AF:19:PRO:HD2	2.14	0.61
12:AL:34:THR:HG22	12:AL:35:ARG:CZ	2.30	0.61
13:AM:2:ARG:HA	13:AM:7:ASN:O	2.00	0.61
16:AP:59:HIS:CE1	16:AP:63:GLN:HE22	2.16	0.61
22:BA:2075:U:H2'	22:BA:2238:G:N2	2.16	0.61
22:BA:2353:G:H1'	44:BW:30:VAL:HG12	1.81	0.61
22:BA:42:A:C3'	22:BA:43:G:H5''	2.30	0.61
22:BA:656:G:H2'	22:BA:657:U:C6	2.35	0.61

Continued on next page...

Continued from previous page...

Atom-1	Atom-2	Interatomic distance (Å)	Clash overlap (Å)
24:BC:142:ASN:O	24:BC:142:ASN:ND2	2.34	0.61
24:BC:14:HIS:O	24:BC:203:VAL:HG11	2.00	0.61
25:BD:45:TYR:CD1	25:BD:45:TYR:N	2.68	0.61
27:BF:97:GLU:O	27:BF:101:ARG:HG2	1.99	0.61
28:BG:104:LEU:CB	28:BG:112:VAL:HG21	2.26	0.61
37:BP:53:GLY:O	37:BP:55:HIS:N	2.34	0.61
40:BS:84:ARG:HB2	40:BS:96:ILE:HD11	1.80	0.61
1:CA:1381:U:C4	7:CG:77:ARG:NH1	2.68	0.61
1:CA:659:U:H2'	1:CA:660:C:C6	2.36	0.61
1:CA:738:C:H2'	1:CA:739:C:H6	1.65	0.61
1:CA:865:A:H2	1:CA:918:A:C4'	2.14	0.61
4:CD:66:VAL:HG22	4:CD:96:ARG:NH1	2.15	0.61
10:CJ:57:VAL:CG2	10:CJ:58:ASN:H	2.01	0.61
15:CO:38:LEU:O	15:CO:41:HIS:HB3	1.99	0.61
22:DA:1688:U:O2	22:DA:1700:A:H5'	2.01	0.61
22:DA:1810:A:H2'	22:DA:1811:G:O4'	2.00	0.61
22:DA:2086:U:H2'	22:DA:2087:G:O4'	1.99	0.61
22:DA:265:A:N7	22:DA:427:U:O2'	2.33	0.61
23:DB:58:A:O2'	23:DB:59:A:C5'	2.48	0.61
24:DC:94:LEU:HA	24:DC:100:ARG:CG	2.29	0.61
25:DD:108:ASP:N	25:DD:204:LYS:O	2.31	0.61
26:DE:149:ILE:HG12	26:DE:149:ILE:O	2.00	0.61
34:DM:63:ILE:HD11	34:DM:105:MET:CE	2.31	0.61
37:DP:19:PHE:O	37:DP:20:ARG:HB3	2.00	0.61
39:DR:19:THR:HG22	39:DR:20:VAL:N	2.14	0.61
43:DV:55:GLU:O	43:DV:57:TYR:N	2.34	0.61
43:DV:82:TYR:CD1	43:DV:83:LYS:HG2	2.35	0.61
46:DY:1:MET:N	46:DY:1:MET:CE	2.63	0.61
10:AJ:20:GLN:HA	10:AJ:20:GLN:NE2	2.16	0.61
17:AQ:46:HIS:HB2	17:AQ:66:LEU:CD1	2.23	0.61
20:AT:4:LYS:CE	20:AT:5:SER:HB3	2.30	0.61
22:BA:1405:U:H2'	22:BA:1406:U:C6	2.36	0.61
22:BA:1964:G:H4'	22:BA:1965:C:OP2	1.99	0.61
22:BA:2140:G:OP2	22:BA:2140:G:H8	1.83	0.61
22:BA:2197:U:P	4:CD:150:LYS:HD2	2.40	0.61
22:BA:634:C:O5'	22:BA:634:C:H6	1.83	0.61
26:BE:150:THR:CG2	26:BE:153:LEU:HA	2.30	0.61
27:BF:35:LEU:HD23	27:BF:153:ILE:HG21	1.81	0.61
40:BS:2:GLU:O	40:BS:3:THR:HG22	2.01	0.61
8:CH:62:LEU:H	8:CH:62:LEU:CD2	2.12	0.61
13:CM:13:HIS:HB3	13:CM:16:ILE:CG1	2.31	0.61

Continued on next page...

Continued from previous page...

Atom-1	Atom-2	Interatomic distance (Å)	Clash overlap (Å)
13:CM:85:TYR:HE2	13:CM:96:VAL:HG13	1.64	0.61
20:CT:9:ARG:HD2	20:CT:12:GLN:NE2	2.16	0.61
22:DA:1299:G:H2'	22:DA:1639:C:N4	2.15	0.61
22:DA:1998:A:O3'	22:DA:2724:U:H4'	2.00	0.61
22:DA:2069:G:N2	22:DA:2443:C:C2	2.69	0.61
22:DA:2394:C:OP1	33:DL:63:LYS:HG2	2.01	0.61
22:DA:304:U:O2'	22:DA:305:C:C6	2.40	0.61
22:DA:335:C:O2'	22:DA:336:C:C6	2.45	0.61
22:DA:475:C:O2'	22:DA:476:G:C5'	2.49	0.61
22:DA:627:A:O2'	22:DA:628:G:C8	2.53	0.61
22:DA:668:A:C5	22:DA:670:A:C8	2.88	0.61
26:DE:23:PHE:HB2	26:DE:114:ARG:NH2	2.14	0.61
27:DF:122:ASP:HB3	27:DF:126:ASN:ND2	2.15	0.61
31:DJ:106:LYS:HE2	31:DJ:106:LYS:CA	2.29	0.61
32:DK:16:ALA:HB1	32:DK:45:GLU:CG	2.31	0.61
33:DL:123:ARG:HA	33:DL:143:GLU:HB3	1.80	0.61
35:DN:12:ARG:HG3	35:DN:13:ASN:H	1.66	0.61
35:DN:41:ALA:O	35:DN:45:ARG:HG3	2.00	0.61
43:DV:38:LEU:HD23	43:DV:40:ILE:CD1	2.30	0.61
3:AC:52:SER:HB3	3:AC:114:LEU:HD11	1.82	0.61
11:AK:124:LYS:HE2	11:AK:124:LYS:C	2.21	0.61
22:BA:1850:G:C6	22:BA:1851:U:C4	2.89	0.61
22:BA:483:A:C8	22:BA:484:C:C5	2.88	0.61
32:BK:88:ASN:ND2	32:BK:90:ASN:H	1.99	0.61
41:BT:39:THR:CG2	41:BT:41:ALA:HB3	2.30	0.61
44:BW:37:VAL:HG12	44:BW:38:ARG:N	2.16	0.61
1:CA:1160:G:C6	1:CA:1181:G:O6	2.54	0.61
1:CA:1234:C:C4'	1:CA:1364:U:O2'	2.48	0.61
1:CA:1250:A:N3	1:CA:1287:A:N6	2.49	0.61
1:CA:1386:G:O2'	1:CA:1387:G:H5'	2.00	0.61
3:CC:122:GLN:HB2	3:CC:127:VAL:HG21	1.83	0.61
22:DA:1024:G:H2'	22:DA:1025:G:C8	2.36	0.61
22:DA:1655:A:O2'	22:DA:1656:C:H5'	2.01	0.61
22:DA:1766:G:C6	22:DA:1987:A:C6	2.88	0.61
22:DA:1794:A:C4	22:DA:1795:C:C5	2.89	0.61
22:DA:1914:C:C5	22:DA:1915:U:C4	2.88	0.61
22:DA:1935:G:N1	22:DA:1962:C:H2'	2.13	0.61
22:DA:2425:A:H1'	22:DA:2427:C:C5	2.36	0.61
22:DA:2819:G:H5''	56:DA:3793:HOH:O	2.00	0.61
22:DA:2837:A:N6	22:DA:2882:A:C6	2.68	0.61
22:DA:910:A:H62	34:DM:12:MET:HA	1.66	0.61

Continued on next page...

Continued from previous page...

Atom-1	Atom-2	Interatomic distance (Å)	Clash overlap (Å)
23:DB:17:C:N3	23:DB:68:C:N3	2.48	0.61
24:DC:144:GLU:HG3	24:DC:151:GLY:H	1.65	0.61
25:DD:29:VAL:CB	25:DD:98:VAL:HG12	2.21	0.61
31:DJ:103:ILE:HD12	31:DJ:103:ILE:C	2.21	0.61
33:DL:108:ALA:HB3	33:DL:125:LEU:CD2	2.30	0.61
36:DO:71:ALA:CB	36:DO:102:ARG:HB3	2.30	0.61
38:DQ:63:ARG:HH12	38:DQ:99:VAL:HG21	1.65	0.61
41:DT:29:THR:CA	41:DT:87:LEU:HB2	2.31	0.61
41:DT:4:GLU:HG3	41:DT:6:ARG:NH2	2.10	0.61
44:DW:20:LEU:CD1	44:DW:35:ILE:HG13	2.31	0.61
44:DW:18:LYS:N	44:DW:36:ILE:HG12	2.09	0.61
45:DX:19:HIS:O	45:DX:20:ALA:HB3	2.00	0.61
1:AA:1070:U:O2	1:AA:1071:C:C6	2.54	0.61
1:AA:1203:C:O2'	1:AA:1204:A:H5'	2.00	0.61
1:AA:185:U:H2'	1:AA:186:C:C6	2.36	0.61
1:AA:203:G:O2'	1:AA:466:A:H2	1.84	0.61
1:AA:420:U:O2'	1:AA:421:U:H5''	2.01	0.61
3:AC:156:LEU:N	3:AC:156:LEU:HD12	2.16	0.61
4:AD:190:LEU:O	4:AD:191:SER:CB	2.48	0.61
4:AD:2:ARG:HB2	4:AD:4:LEU:HD11	1.83	0.61
12:AL:32:VAL:HG23	12:AL:55:ARG:O	2.01	0.61
17:AQ:10:ARG:O	17:AQ:22:VAL:HG13	2.01	0.61
22:BA:1026:G:O2'	22:BA:1027:A:H5'	2.00	0.61
22:BA:1060:U:C5'	22:BA:1061:U:H5'	2.30	0.61
22:BA:1287:A:OP2	35:BN:103:ARG:CG	2.48	0.61
22:BA:1340:U:H3'	41:BT:61:LEU:CD2	2.30	0.61
22:BA:1534:U:H5'	22:BA:1535:A:OP1	2.00	0.61
22:BA:1673:G:C2'	22:BA:1674:G:H5'	2.31	0.61
22:BA:1845:G:C2'	22:BA:1846:G:H5'	2.31	0.61
22:BA:2678:C:C2'	22:BA:2679:A:H5'	2.30	0.61
22:BA:639:U:H2'	22:BA:640:C:C6	2.36	0.61
37:BP:85:VAL:CG1	37:BP:86:LYS:N	2.64	0.61
39:BR:10:LYS:HD3	39:BR:10:LYS:N	2.16	0.61
40:BS:73:LYS:C	40:BS:73:LYS:HE3	2.19	0.61
44:BW:8:SER:O	44:BW:9:THR:CG2	2.49	0.61
1:CA:1009:U:H2'	1:CA:1010:U:H6	1.64	0.61
1:CA:1050:G:N3	1:CA:1051:C:C5	2.68	0.61
1:CA:672:U:O2'	1:CA:673:A:H5'	2.00	0.61
1:CA:949:A:H4'	1:CA:1364:U:O4	2.01	0.61
5:CE:17:VAL:HG13	5:CE:17:VAL:O	2.00	0.61
5:CE:36:THR:HB	5:CE:63:MET:HE1	1.83	0.61

Continued on next page...

Continued from previous page...

Atom-1	Atom-2	Interatomic distance (Å)	Clash overlap (Å)
8:CH:5:PRO:O	8:CH:8:ASP:HB3	2.01	0.61
9:CI:127:SER:C	9:CI:129:ARG:H	2.04	0.61
22:DA:1173:U:H1'	22:DA:1177:G:H22	1.64	0.61
22:DA:1651:G:N2	22:DA:2007:U:C2	2.69	0.61
22:DA:1808:A:H62	45:DX:27:ARG:NH1	1.88	0.61
22:DA:1906:G:H8	22:DA:1929:G:H2'	1.65	0.61
22:DA:2236:U:H2'	22:DA:2237:G:O4'	2.01	0.61
22:DA:2341:G:C2'	22:DA:2342:C:H5'	2.30	0.61
22:DA:2837:A:C6	22:DA:2882:A:N1	2.69	0.61
22:DA:40:U:C4	22:DA:41:C:C4	2.89	0.61
22:DA:321:U:C1'	26:DE:159:LEU:HG	2.30	0.61
35:DN:79:LEU:O	35:DN:81:ASN:N	2.34	0.61
37:DP:48:ALA:HB3	37:DP:59:THR:CB	2.31	0.61
47:DZ:29:ARG:H	47:DZ:29:ARG:NH2	1.99	0.61
1:AA:1238:A:H5'	1:AA:1336:C:N4	2.12	0.61
1:AA:1468:A:C2'	1:AA:1469:C:C5'	2.79	0.61
1:AA:1527:U:OP2	21:AU:38:GLU:HG2	2.00	0.61
1:AA:180:U:C2'	1:AA:181:A:O5'	2.49	0.61
1:AA:195:A:O2'	1:AA:196:A:H5'	2.01	0.61
1:AA:199:A:H2'	1:AA:200:G:H8	1.66	0.61
2:AB:49:PHE:CG	2:AB:212:TYR:OH	2.53	0.61
13:AM:2:ARG:O	13:AM:3:ILE:CG1	2.49	0.61
50:B2:29:GLN:O	50:B2:33:ARG:HG3	2.00	0.61
22:BA:1159:U:H2'	22:BA:1160:G:H5'	1.83	0.61
22:BA:1501:G:C2'	22:BA:1502:A:H5'	2.31	0.61
22:BA:1836:C:H2'	22:BA:1837:C:H5'	1.82	0.61
22:BA:1911:U:C2	22:BA:1918:A:C2	2.89	0.61
22:BA:1963:U:H6	22:BA:1963:U:H3'	1.64	0.61
22:BA:528:A:H8	22:BA:528:A:H3'	1.65	0.61
22:BA:610:C:C2'	22:BA:611:C:H5'	2.31	0.61
25:BD:62:LYS:N	25:BD:63:PRO:CD	2.64	0.61
27:BF:114:ARG:N	27:BF:114:ARG:HD2	2.16	0.61
28:BG:93:TYR:CE2	28:BG:106:LEU:HA	2.35	0.61
33:BL:78:ARG:HB3	33:BL:113:ALA:CB	2.31	0.61
44:BW:24:ARG:HD3	44:BW:25:PHE:N	2.16	0.61
1:CA:1201:A:H1'	1:CA:1202:U:OP2	2.01	0.61
1:CA:158:G:H2'	1:CA:159:G:C8	2.34	0.61
1:CA:642:A:O2'	1:CA:643:C:C5'	2.48	0.61
1:CA:743:A:C5	1:CA:744:C:C5	2.88	0.61
2:CB:86:CYS:SG	2:CB:220:VAL:HB	2.41	0.61
5:CE:79:THR:HA	5:CE:121:ASN:ND2	2.16	0.61

Continued on next page...

Continued from previous page...

Atom-1	Atom-2	Interatomic distance (Å)	Clash overlap (Å)
7:CG:42:VAL:O	7:CG:43:TYR:HB2	2.00	0.61
16:CP:1:MET:HA	16:CP:1:MET:HE2	1.83	0.61
22:DA:2362:C:OP2	51:D3:43:LEU:HD21	2.01	0.61
22:DA:1026:G:H2'	22:DA:1027:A:C8	2.36	0.61
22:DA:1062:G:H8	22:DA:1070:A:OP2	1.84	0.61
22:DA:1262:A:N6	22:DA:2017:U:H3	1.99	0.61
22:DA:1441:G:C4	22:DA:1551:A:C2	2.89	0.61
22:DA:1554:U:C5'	22:DA:1555:G:OP2	2.49	0.61
22:DA:1826:G:C4	22:DA:1827:U:C5	2.89	0.61
22:DA:217:A:H2'	22:DA:218:A:N7	2.16	0.61
22:DA:2529:G:H4'	28:DG:174:LYS:HD3	1.83	0.61
22:DA:628:G:O2'	22:DA:629:G:H8	1.84	0.61
23:DB:16:G:O6	23:DB:69:G:C5	2.54	0.61
26:DE:153:LEU:HD12	26:DE:170:ARG:O	2.00	0.61
22:DA:323:C:H2'	26:DE:163:ASN:CG	2.21	0.61
22:DA:659:G:C4'	26:DE:95:LYS:HD3	2.28	0.61
22:DA:1082:U:H4'	30:DI:117:THR:O	2.00	0.61
39:DR:21:ARG:HB2	39:DR:93:PHE:CD1	2.35	0.61
39:DR:97:LYS:O	39:DR:97:LYS:HG2	2.00	0.61
40:DS:4:ILE:HD11	40:DS:6:LYS:HE2	1.83	0.61
41:DT:9:LYS:HG3	46:DY:21:LEU:HD13	1.82	0.61
43:DV:56:PHE:CE1	43:DV:61:LEU:HD13	2.36	0.61
22:DA:2432:A:N1	45:DX:20:ALA:CB	2.63	0.61
1:AA:605:U:C2'	1:AA:606:G:H5'	2.31	0.60
3:AC:125:ARG:O	3:AC:126:ARG:CB	2.49	0.60
3:AC:147:GLY:HA3	3:AC:171:ARG:O	2.02	0.60
6:AF:8:PHE:HA	6:AF:87:SER:HB2	1.83	0.60
8:AH:124:ILE:O	8:AH:124:ILE:CG1	2.49	0.60
15:AO:45:HIS:C	15:AO:46:LYS:HG3	2.21	0.60
21:AU:39:LYS:N	21:AU:40:PRO:CD	2.64	0.60
22:BA:1061:U:H1'	22:BA:1070:A:C1'	2.31	0.60
22:BA:1698:A:H4'	22:BA:1699:G:O5'	2.00	0.60
22:BA:2199:A:H3'	22:BA:2200:C:C6	2.36	0.60
22:BA:242:G:O2'	51:B3:5:THR:HG23	2.01	0.60
26:BE:143:LEU:HD13	26:BE:146:VAL:HG11	1.82	0.60
27:BF:147:ARG:HG3	27:BF:148:VAL:N	2.16	0.60
29:BH:14:SER:OG	29:BH:17:ASP:HB2	2.01	0.60
31:BJ:25:LEU:HB2	31:BJ:62:VAL:HG21	1.83	0.60
38:BQ:49:ARG:HH11	38:BQ:49:ARG:HG3	1.65	0.60
43:BV:65:VAL:O	43:BV:65:VAL:CG2	2.49	0.60
1:CA:176:C:C2'	1:CA:177:G:O5'	2.49	0.60

Continued on next page...

Continued from previous page...

Atom-1	Atom-2	Interatomic distance (Å)	Clash overlap (Å)
1:CA:33:A:H1'	12:CL:28:GLN:OE1	2.01	0.60
1:CA:300:A:H2	1:CA:566:G:O6	1.84	0.60
14:CN:64:ARG:HD3	14:CN:77:GLY:O	1.99	0.60
18:CR:44:THR:OG1	18:CR:46:THR:HG22	2.00	0.60
22:DA:1651:G:C2	22:DA:2007:U:C2	2.89	0.60
22:DA:2730:C:H2'	22:DA:2731:G:O4'	2.00	0.60
22:DA:413:C:H4'	22:DA:1880:U:H4'	1.81	0.60
22:DA:459:U:C5	22:DA:469:G:N2	2.69	0.60
23:DB:13:G:N2	23:DB:16:G:C4	2.69	0.60
25:DD:106:LYS:CB	25:DD:206:ALA:HB3	2.29	0.60
30:DI:48:ILE:HG13	30:DI:49:GLU:N	2.16	0.60
30:DI:71:LYS:HG3	30:DI:72:THR:H	1.66	0.60
31:DJ:82:GLY:O	31:DJ:84:ILE:N	2.34	0.60
32:DK:19:VAL:HG12	32:DK:41:ILE:HG12	1.82	0.60
26:DE:29:HIS:CD2	33:DL:8:PRO:HB3	2.36	0.60
34:DM:8:LYS:CE	34:DM:8:LYS:HA	2.30	0.60
44:DW:18:LYS:CD	44:DW:19:ARG:N	2.55	0.60
1:AA:1303:C:C2'	1:AA:1304:G:C8	2.83	0.60
1:AA:1451:U:O2'	1:AA:1452:C:OP1	2.19	0.60
1:AA:937:A:C2'	1:AA:938:A:H5'	2.31	0.60
5:AE:59:ILE:O	5:AE:59:ILE:HD12	2.01	0.60
10:AJ:65:TYR:HB2	14:AN:95:LEU:HD11	1.81	0.60
1:AA:266:G:O3'	17:AQ:68:LYS:HB2	2.01	0.60
51:B3:56:LEU:N	51:B3:56:LEU:CD2	2.64	0.60
22:BA:1098:A:H5'	22:BA:1099:G:OP2	2.00	0.60
22:BA:137:U:H3	22:BA:142:A:N6	1.98	0.60
22:BA:13:A:O2'	22:BA:15:G:N7	2.33	0.60
22:BA:322:A:C5	22:BA:340:A:C2	2.89	0.60
22:BA:478:A:N6	22:BA:480:A:N6	2.49	0.60
22:BA:565:C:H4'	56:BA:3332:HOH:O	2.02	0.60
22:BA:2599:G:N7	24:BC:234:GLY:HA2	2.16	0.60
22:BA:2591:C:OP1	24:BC:237:ARG:HG3	2.01	0.60
24:BC:80:LEU:HD11	24:BC:109:LEU:CG	2.27	0.60
25:BD:98:VAL:O	25:BD:99:GLU:C	2.38	0.60
28:BG:23:ILE:HG21	28:BG:71:LEU:HD11	1.82	0.60
22:BA:666:A:H4'	33:BL:48:ARG:HE	1.65	0.60
1:CA:1050:G:C2	1:CA:1051:C:C4	2.88	0.60
1:CA:1172:C:H2'	1:CA:1173:U:H6	1.66	0.60
1:CA:994:A:C5	1:CA:1216:A:H4'	2.35	0.60
1:CA:503:C:O5'	1:CA:503:C:H6	1.83	0.60
1:CA:566:G:H4'	1:CA:567:G:OP1	2.00	0.60

Continued on next page...

Continued from previous page...

Atom-1	Atom-2	Interatomic distance (Å)	Clash overlap (Å)
1:CA:613:C:H2'	1:CA:614:C:H6	1.65	0.60
1:CA:577:G:H1	1:CA:764:C:H42	1.49	0.60
1:CA:866:C:C4	1:CA:867:G:H1'	2.35	0.60
3:CC:21:TRP:HZ3	3:CC:28:PHE:CE1	2.20	0.60
10:CJ:42:LEU:HD22	10:CJ:71:LEU:HD23	1.83	0.60
11:CK:23:HIS:HB3	11:CK:30:ILE:HB	1.83	0.60
12:CL:34:THR:HB	12:CL:53:ARG:HG3	1.83	0.60
14:CN:80:ARG:NH1	14:CN:81:ILE:HG13	2.17	0.60
16:CP:52:LEU:HD23	16:CP:80:LYS:HZ1	1.66	0.60
22:DA:1775:U:C2'	22:DA:1776:G:O5'	2.49	0.60
22:DA:2283:C:N4	22:DA:2389:G:C5	2.69	0.60
22:DA:2345:G:C8	22:DA:2347:C:C5	2.89	0.60
22:DA:648:G:H1'	22:DA:2351:G:OP1	2.02	0.60
22:DA:283:G:H3'	22:DA:284:U:C6	2.36	0.60
22:DA:2843:G:C2	22:DA:2875:C:N3	2.68	0.60
22:DA:415:A:C2	22:DA:2409:G:C6	2.89	0.60
22:DA:516:C:H2'	22:DA:517:C:H6	1.65	0.60
23:DB:17:C:H42	23:DB:68:C:N4	1.98	0.60
23:DB:59:A:H2'	23:DB:60:C:C6	2.36	0.60
24:DC:120:ASP:CG	24:DC:121:ALA:H	2.04	0.60
25:DD:176:ASP:HB3	25:DD:190:LYS:HB3	1.82	0.60
26:DE:131:THR:HG22	26:DE:161:ALA:H	1.65	0.60
26:DE:178:VAL:O	26:DE:182:ALA:HB2	2.01	0.60
29:DH:54:LEU:HA	29:DH:57:LYS:CG	2.31	0.60
37:DP:28:LYS:CB	37:DP:39:LEU:HD23	2.29	0.60
38:DQ:57:ARG:CZ	38:DQ:92:LYS:HE2	2.30	0.60
39:DR:98:ILE:HG22	39:DR:98:ILE:O	2.01	0.60
1:AA:1322:C:O2'	1:AA:1323:G:H5'	2.01	0.60
2:AB:40:ILE:HG13	2:AB:41:ASN:N	2.13	0.60
15:AO:63:ARG:HH11	15:AO:87:ARG:NH2	1.99	0.60
20:AT:28:ARG:HA	20:AT:31:ILE:HG13	1.83	0.60
21:AU:10:PRO:O	21:AU:11:PHE:CB	2.49	0.60
22:BA:1062:G:H2'	22:BA:1063:G:C8	2.36	0.60
22:BA:2258:C:C2	22:BA:2426:A:H4'	2.36	0.60
22:BA:2531:A:OP1	28:BG:174:LYS:HG3	2.01	0.60
22:BA:512:G:N7	56:BA:3766:HOH:O	2.32	0.60
24:BC:143:VAL:HG21	24:BC:161:VAL:HG11	1.83	0.60
26:BE:126:VAL:HG22	26:BE:127:GLU:H	1.67	0.60
30:BI:15:GLY:CA	30:BI:50:LYS:HB3	2.28	0.60
31:BJ:44:TYR:O	31:BJ:45:THR:CG2	2.49	0.60
34:BM:1:MET:O	34:BM:2:LEU:CB	2.49	0.60

Continued on next page...

Continued from previous page...

Atom-1	Atom-2	Interatomic distance (Å)	Clash overlap (Å)
36:BO:59:ALA:C	36:BO:61:GLN:H	2.04	0.60
22:BA:141:G:H1	41:BT:2:ILE:HG23	1.65	0.60
45:BX:34:SER:HA	45:BX:48:LEU:O	2.01	0.60
46:BY:47:ARG:HH21	46:BY:47:ARG:CG	2.01	0.60
1:CA:1011:C:H2'	1:CA:1012:A:C8	2.34	0.60
1:CA:1124:G:O2'	1:CA:1127:G:O6	2.18	0.60
1:CA:1324:A:H4'	1:CA:1362:A:O2'	2.01	0.60
1:CA:1406:U:C2'	1:CA:1407:C:H5'	2.31	0.60
1:CA:596:A:N6	1:CA:645:G:C6	2.70	0.60
4:CD:187:ARG:C	4:CD:189:ASP:H	2.04	0.60
7:CG:7:GLY:O	7:CG:8:GLN:HB2	2.01	0.60
17:CQ:23:ALA:C	17:CQ:24:ILE:HD12	2.22	0.60
22:DA:1064:C:HO2'	22:DA:1065:U:H5'	1.63	0.60
22:DA:1361:G:C5	22:DA:1362:C:C5	2.89	0.60
22:DA:1401:G:C4	22:DA:1402:U:C5	2.89	0.60
22:DA:16:C:O3'	48:D0:10:SER:HB2	2.02	0.60
22:DA:1835:G:C5	22:DA:1836:C:C5	2.90	0.60
22:DA:2047:C:C2'	22:DA:2048:G:H5'	2.31	0.60
22:DA:2264:C:H2'	22:DA:2265:U:H6	1.66	0.60
22:DA:2523:G:O2'	22:DA:2524:G:H5'	2.01	0.60
22:DA:2829:A:C2'	22:DA:2830:C:H5'	2.31	0.60
25:DD:119:ALA:HB3	25:DD:163:GLY:H	1.66	0.60
25:DD:137:SER:CA	25:DD:138:LEU:HD22	2.31	0.60
26:DE:147:LEU:HD21	26:DE:179:SER:HB2	1.82	0.60
26:DE:179:SER:HA	26:DE:182:ALA:HB3	1.82	0.60
26:DE:45:ALA:O	26:DE:46:GLN:HB2	2.01	0.60
29:DH:140:ALA:O	29:DH:141:LYS:HG3	2.01	0.60
30:DI:49:GLU:OE2	30:DI:54:ILE:HG13	2.01	0.60
34:DM:71:LYS:HG3	34:DM:72:PRO:HD2	1.82	0.60
38:DQ:46:TYR:CZ	38:DQ:50:ARG:NH1	2.69	0.60
38:DQ:64:ILE:CD1	38:DQ:95:ALA:CB	2.80	0.60
38:DQ:73:ILE:HG13	38:DQ:74:SER:N	2.16	0.60
41:DT:14:PRO:HG2	41:DT:15:HIS:H	1.64	0.60
45:DX:56:ARG:O	45:DX:59:ASP:HB2	2.02	0.60
1:AA:1124:G:H2'	1:AA:1145:A:N6	2.17	0.60
1:AA:1223:C:OP1	1:AA:1224:U:H3'	2.00	0.60
1:AA:1363:A:O2'	1:AA:1365:G:N7	2.29	0.60
1:AA:194:C:O2'	1:AA:195:A:H5'	2.02	0.60
1:AA:500:G:C6	1:AA:501:C:N4	2.69	0.60
1:AA:86:G:N2	1:AA:87:C:N4	2.50	0.60
1:AA:943:U:H2'	1:AA:944:G:H5'	1.83	0.60

Continued on next page...

Continued from previous page...

Atom-1	Atom-2	Interatomic distance (Å)	Clash overlap (Å)
4:AD:7:LYS:HZ1	4:AD:21:LYS:CG	2.14	0.60
8:AH:79:ARG:HB2	8:AH:80:PRO:HD2	1.84	0.60
11:AK:35:ASP:OD2	11:AK:39:ASN:HB2	2.01	0.60
12:AL:85:ARG:NE	12:AL:87:LYS:HB3	2.16	0.60
17:AQ:60:ILE:CG2	17:AQ:72:TRP:HE3	2.13	0.60
20:AT:7:LYS:O	20:AT:11:ILE:HG22	1.99	0.60
49:B1:9:LYS:N	49:B1:9:LYS:HD3	2.17	0.60
22:BA:1057:A:C2	22:BA:1082:U:C2	2.88	0.60
22:BA:1059:G:C6	22:BA:1060:U:C4	2.90	0.60
22:BA:1394:U:P	56:BA:3409:HOH:O	2.58	0.60
22:BA:1402:U:C2'	22:BA:1403:A:O5'	2.49	0.60
22:BA:1556:C:O2'	22:BA:1557:C:H5'	2.00	0.60
22:BA:2134:A:C6	22:BA:2135:A:C6	2.89	0.60
22:BA:2458:G:O2'	22:BA:2460:U:O4	2.17	0.60
22:BA:2636:C:H4'	25:BD:81:GLU:OE2	2.02	0.60
22:BA:34:U:H1'	22:BA:35:G:OP1	2.00	0.60
22:BA:687:C:H2'	22:BA:688:U:C6	2.36	0.60
22:BA:960:A:H5''	22:BA:961:C:OP2	2.02	0.60
22:BA:981:A:OP1	56:BA:3591:HOH:O	2.16	0.60
24:BC:257:ARG:HG3	24:BC:269:ARG:NH2	2.15	0.60
29:BH:50:ARG:O	29:BH:54:LEU:HB2	2.01	0.60
31:BJ:72:LYS:HD3	31:BJ:74:TYR:CE1	2.36	0.60
32:BK:77:ILE:N	32:BK:77:ILE:CD1	2.64	0.60
35:BN:44:LEU:HD11	35:BN:48:VAL:CG2	2.31	0.60
41:BT:2:ILE:N	41:BT:2:ILE:HD13	2.16	0.60
1:CA:1399:C:O2	1:CA:1401:G:C6	2.53	0.60
1:CA:373:A:C2	1:CA:482:A:C6	2.90	0.60
3:CC:76:ILE:HA	3:CC:83:VAL:CG1	2.31	0.60
5:CE:73:VAL:HG11	5:CE:143:LEU:HB3	1.83	0.60
11:CK:82:GLU:HB3	11:CK:108:ASN:HB3	1.82	0.60
16:CP:38:PHE:CE2	16:CP:51:ARG:CB	2.83	0.60
22:DA:1335:C:H2'	22:DA:1336:A:C1'	2.32	0.60
22:DA:1590:A:H2'	22:DA:1591:A:C8	2.36	0.60
22:DA:2136:G:O2'	22:DA:2137:U:C6	2.45	0.60
22:DA:2324:U:C5'	22:DA:2325:G:C5'	2.79	0.60
22:DA:2572:A:C8	25:DD:149:ASN:ND2	2.58	0.60
22:DA:2735:G:H2'	22:DA:2736:A:H8	1.65	0.60
22:DA:2784:U:H2'	22:DA:2785:C:H6	1.67	0.60
22:DA:2818:U:H2'	22:DA:2819:G:C8	2.36	0.60
22:DA:301:G:C2	22:DA:302:C:N4	2.69	0.60
22:DA:310:A:H1'	22:DA:311:A:C8	2.37	0.60

Continued on next page...

Continued from previous page...

Atom-1	Atom-2	Interatomic distance (Å)	Clash overlap (Å)
22:DA:300:A:C5	22:DA:334:C:H4'	2.36	0.60
22:DA:96:C:H4'	46:DY:41:HIS:HD2	1.66	0.60
25:DD:151:THR:HG22	25:DD:152:PRO:N	2.16	0.60
25:DD:146:ILE:CD1	25:DD:155:VAL:CG2	2.79	0.60
25:DD:40:LEU:HD12	25:DD:40:LEU:N	2.17	0.60
25:DD:50:VAL:HG21	25:DD:82:PHE:HE2	1.66	0.60
27:DF:60:SER:C	27:DF:62:GLN:H	2.03	0.60
29:DH:120:GLY:O	29:DH:121:VAL:HB	2.01	0.60
33:DL:18:ARG:O	33:DL:19:LEU:HB3	2.01	0.60
41:DT:50:LEU:HD22	41:DT:51:PHE:HD1	1.66	0.60
43:DV:49:ASN:O	43:DV:52:ALA:HB3	2.01	0.60
1:AA:1162:C:H2'	1:AA:1163:A:H8	1.66	0.60
1:AA:1336:C:H4'	1:AA:1337:G:H5'	1.84	0.60
2:AB:60:ALA:HB2	2:AB:220:VAL:CG1	2.31	0.60
4:AD:90:LEU:HD11	4:AD:196:GLU:OE2	2.01	0.60
9:AI:12:LYS:O	9:AI:12:LYS:HG2	2.00	0.60
17:AQ:7:LEU:HD22	17:AQ:72:TRP:CH2	2.36	0.60
19:AS:51:HIS:CD2	19:AS:53:GLY:N	2.69	0.60
22:BA:1011:G:H5''	38:BQ:76:SER:OG	2.01	0.60
22:BA:1062:G:HO2'	22:BA:1063:G:H8	1.44	0.60
22:BA:2524:G:H2'	22:BA:2525:G:O5'	2.01	0.60
22:BA:2679:A:C2'	22:BA:2680:U:O5'	2.49	0.60
22:BA:2711:A:P	56:BA:3546:HOH:O	2.59	0.60
22:BA:548:G:H3'	22:BA:548:G:C8	2.37	0.60
24:BC:139:THR:O	24:BC:161:VAL:O	2.20	0.60
24:BC:90:ILE:HA	24:BC:104:LEU:O	2.01	0.60
28:BG:10:VAL:HG11	28:BG:16:VAL:HG21	1.82	0.60
29:BH:81:ALA:HB2	29:BH:145:ASN:O	2.02	0.60
29:BH:31:VAL:HG13	29:BH:36:ALA:O	2.01	0.60
34:BM:34:LYS:HE3	34:BM:131:VAL:HG11	1.83	0.60
34:BM:80:VAL:HG23	34:BM:81:ARG:N	2.17	0.60
39:BR:1:MET:HG3	39:BR:1:MET:O	1.99	0.60
44:BW:47:GLY:C	44:BW:49:ASN:H	2.05	0.60
1:CA:163:C:H2'	1:CA:164:G:O5'	2.01	0.60
1:CA:382:A:N7	1:CA:383:A:C6	2.69	0.60
1:CA:665:A:H1'	1:CA:733:G:O4'	2.02	0.60
1:CA:751:U:H4'	15:CO:23:SER:HA	1.83	0.60
1:CA:961:U:O4	1:CA:983:A:N6	2.34	0.60
2:CB:115:ASP:O	2:CB:119:GLN:HB3	2.01	0.60
2:CB:162:VAL:HG13	2:CB:184:ALA:CB	2.32	0.60
3:CC:137:VAL:O	3:CC:140:ALA:HB3	2.01	0.60

Continued on next page...

Continued from previous page...

Atom-1	Atom-2	Interatomic distance (Å)	Clash overlap (Å)
4:CD:29:THR:HB	4:CD:30:LYS:CE	2.30	0.60
5:CE:104:ILE:HA	5:CE:122:VAL:HG23	1.82	0.60
5:CE:14:LEU:CD1	5:CE:36:THR:HG22	2.30	0.60
10:CJ:53:ILE:HG13	14:CN:84:ARG:CD	2.31	0.60
17:CQ:46:HIS:CE1	17:CQ:48:GLU:HG2	2.37	0.60
22:DA:1426:G:H5''	22:DA:1427:A:H3'	1.83	0.60
22:DA:1512:C:H2'	22:DA:1513:U:H6	1.65	0.60
22:DA:1539:U:O2'	22:DA:1540:G:C8	2.46	0.60
22:DA:1744:A:H3'	22:DA:1745:A:H8	1.65	0.60
22:DA:1773:A:N3	22:DA:1978:A:C2	2.69	0.60
22:DA:20:C:H2'	22:DA:21:A:H8	1.66	0.60
22:DA:2344:U:O2'	22:DA:2345:G:H5''	2.01	0.60
22:DA:2371:G:C2	22:DA:2372:U:C6	2.89	0.60
22:DA:310:A:C2	22:DA:330:A:C5	2.88	0.60
22:DA:388:G:N7	22:DA:390:U:H2'	2.16	0.60
22:DA:828:U:C5	22:DA:829:A:N6	2.70	0.60
25:DD:24:VAL:HG23	25:DD:190:LYS:N	2.16	0.60
22:DA:2899:A:H5'	31:DJ:136:GLN:NE2	2.17	0.60
38:DQ:101:ASP:HB2	39:DR:2:TYR:OH	2.01	0.60
1:AA:1064:G:N2	1:AA:1190:G:O2'	2.35	0.60
1:AA:1136:C:H3'	1:AA:1136:C:O2	2.02	0.60
1:AA:120:A:C5	1:AA:122:G:C6	2.90	0.60
1:AA:1464:U:H2'	1:AA:1465:A:C8	2.36	0.60
10:AJ:84:VAL:CG1	10:AJ:85:ASP:N	2.64	0.60
15:AO:63:ARG:NH1	15:AO:67:ASP:OD1	2.34	0.60
22:BA:1081:U:OP2	22:BA:1081:U:H6	1.85	0.60
22:BA:1476:U:HO2'	22:BA:1477:A:C5'	2.14	0.60
22:BA:1494:A:O2'	22:BA:1495:A:C5'	2.50	0.60
22:BA:1735:A:H2'	22:BA:1736:U:H6	1.66	0.60
22:BA:1809:A:H2'	22:BA:1810:A:C8	2.36	0.60
22:BA:2076:U:O2	22:BA:2076:U:O5'	2.20	0.60
22:BA:2485:G:H5''	34:BM:45:GLN:HE22	1.67	0.60
22:BA:2520:C:C6	22:BA:2567:G:H1'	2.36	0.60
22:BA:2773:C:OP1	25:BD:171:THR:CG2	2.49	0.60
22:BA:976:G:OP2	56:BA:3587:HOH:O	2.17	0.60
26:BE:121:VAL:O	26:BE:189:THR:HA	2.01	0.60
29:BH:43:ASN:HD22	29:BH:43:ASN:N	1.99	0.60
34:BM:68:PHE:C	34:BM:68:PHE:CD2	2.74	0.60
22:BA:1277:G:C4'	35:BN:20:MET:HE2	2.30	0.60
38:BQ:91:ARG:HB3	38:BQ:93:ILE:CG2	2.29	0.60
38:BQ:91:ARG:NH2	38:BQ:93:ILE:CD1	2.65	0.60

Continued on next page...

Continued from previous page...

Atom-1	Atom-2	Interatomic distance (Å)	Clash overlap (Å)
40:BS:24:ILE:HG12	40:BS:36:LEU:CD1	2.32	0.60
41:BT:27:SER:C	41:BT:28:ASN:ND2	2.55	0.60
44:BW:24:ARG:CD	44:BW:24:ARG:C	2.70	0.60
1:CA:1287:A:O2'	1:CA:1288:A:C8	2.51	0.60
1:CA:564:C:H6	1:CA:564:C:H5'	1.67	0.60
1:CA:654:G:H2'	1:CA:655:A:C8	2.37	0.60
2:CB:73:ARG:HG3	2:CB:74:ALA:N	2.16	0.60
3:CC:84:GLU:C	3:CC:86:LEU:H	2.05	0.60
5:CE:131:ASN:C	5:CE:135:VAL:HG23	2.22	0.60
13:CM:16:ILE:HD12	13:CM:16:ILE:N	2.15	0.60
16:CP:75:ILE:HA	16:CP:78:VAL:HG23	1.83	0.60
17:CQ:68:LYS:O	17:CQ:69:THR:CG2	2.50	0.60
48:D0:42:ILE:CD1	48:D0:48:TYR:HB2	2.30	0.60
51:D3:9:ALA:O	51:D3:13:PHE:HD2	1.83	0.60
22:DA:108:G:H2'	22:DA:109:C:C6	2.37	0.60
22:DA:54:G:N2	22:DA:117:G:H1'	2.16	0.60
22:DA:1215:G:OP1	38:DQ:7:VAL:HG11	2.01	0.60
22:DA:1713:A:OP1	22:DA:1713:A:H8	1.84	0.60
22:DA:152:A:C2	22:DA:175:G:C2	2.89	0.60
22:DA:1802:A:C2	22:DA:1803:A:C6	2.90	0.60
22:DA:187:G:C2	22:DA:210:C:C2	2.90	0.60
22:DA:2191:A:C5	22:DA:2192:U:C5	2.89	0.60
22:DA:2714:G:H2'	22:DA:2715:C:C6	2.36	0.60
22:DA:527:C:N3	22:DA:2779:U:H2'	2.16	0.60
22:DA:289:G:C2	22:DA:352:A:C2	2.90	0.60
22:DA:648:G:O2'	22:DA:649:G:H5'	2.02	0.60
22:DA:745:G:C5'	22:DA:746:U:OP2	2.50	0.60
23:DB:45:A:C2'	23:DB:46:A:C8	2.83	0.60
27:DF:113:PHE:O	27:DF:114:ARG:CB	2.49	0.60
28:DG:162:ARG:HB2	28:DG:166:GLU:HB3	1.84	0.60
31:DJ:99:ARG:HG2	31:DJ:102:GLU:OE2	2.01	0.60
46:DY:1:MET:H1	46:DY:1:MET:CE	2.15	0.60
46:DY:31:GLN:OE1	46:DY:37:LEU:HB2	2.01	0.60
46:DY:28:LEU:HD11	46:DY:43:LEU:HD13	1.84	0.60
1:AA:1307:U:H2'	1:AA:1308:U:H6	1.65	0.60
1:AA:198:G:O2'	1:AA:199:A:C5'	2.49	0.60
1:AA:19:A:O2'	1:AA:20:U:H5'	2.02	0.60
1:AA:61:G:H2'	1:AA:62:U:H6	1.64	0.60
1:AA:946:A:H2'	1:AA:947:G:C8	2.37	0.60
2:AB:95:TRP:HZ2	2:AB:100:LEU:HD23	1.67	0.60
3:AC:202:PHE:CZ	3:AC:204:GLY:HA2	2.37	0.60

Continued on next page...

Continued from previous page...

Atom-1	Atom-2	Interatomic distance (Å)	Clash overlap (Å)
3:AC:35:ASP:O	3:AC:38:VAL:HG22	2.01	0.60
5:AE:153:ALA:HA	5:AE:156:ARG:N	2.15	0.60
22:BA:1392:A:H61	41:BT:18:GLU:CD	2.04	0.60
22:BA:1476:U:C6	22:BA:1476:U:OP2	2.54	0.60
22:BA:2023:C:O2	22:BA:2023:C:H2'	1.99	0.60
22:BA:2405:G:O2'	22:BA:2411:A:N6	2.35	0.60
22:BA:2543:G:H2'	22:BA:2544:G:C8	2.37	0.60
22:BA:42:A:H3'	22:BA:43:G:H5''	1.82	0.60
29:BH:62:LEU:C	29:BH:62:LEU:CD1	2.68	0.60
30:BI:10:LEU:HD13	30:BI:27:LEU:HA	1.84	0.60
22:BA:1061:U:C5	30:BI:9:LYS:HG3	2.36	0.60
31:BJ:44:TYR:CD2	38:BQ:63:ARG:CG	2.84	0.60
40:BS:8:ARG:HB3	40:BS:102:HIS:ND1	2.17	0.60
43:BV:80:HIS:CD2	43:BV:83:LYS:N	2.42	0.60
45:BX:38:TRP:HE3	45:BX:45:PHE:CE2	2.18	0.60
1:CA:1191:A:H8	1:CA:1191:A:OP2	1.85	0.60
1:CA:728:A:H2'	1:CA:729:A:C8	2.36	0.60
2:CB:122:ASP:CB	2:CB:124:THR:HG22	2.30	0.60
4:CD:2:ARG:CB	4:CD:2:ARG:HH11	2.03	0.60
5:CE:52:ALA:HB2	5:CE:61:LYS:HE3	1.82	0.60
5:CE:36:THR:HG21	5:CE:63:MET:HE2	1.83	0.60
7:CG:105:GLU:O	7:CG:109:LYS:HD3	2.01	0.60
7:CG:35:LYS:HB3	7:CG:35:LYS:NZ	2.17	0.60
22:DA:2015:A:C2	48:D0:2:VAL:HG11	2.35	0.60
22:DA:103:A:H2'	22:DA:104:A:C8	2.36	0.60
22:DA:1310:G:H2'	22:DA:1311:G:O4'	2.01	0.60
22:DA:1329:U:HO2'	22:DA:1330:C:P	2.24	0.60
22:DA:1359:A:N1	22:DA:1360:G:H1'	2.15	0.60
22:DA:1529:G:H2'	22:DA:1530:G:C8	2.36	0.60
22:DA:1664:A:O2'	22:DA:1665:A:H5'	2.01	0.60
22:DA:2099:U:H2'	22:DA:2099:U:O2	2.01	0.60
22:DA:2199:A:C4	22:DA:2200:C:C5	2.89	0.60
22:DA:2286:G:O6	49:D1:22:THR:HG21	2.02	0.60
24:DC:145:MET:HB2	24:DC:152:GLN:HE22	1.66	0.60
22:DA:782:A:N7	24:DC:219:VAL:HG21	2.16	0.60
24:DC:77:VAL:HG23	24:DC:112:GLY:N	2.08	0.60
25:DD:17:GLU:H	25:DD:17:GLU:CD	2.05	0.60
26:DE:126:VAL:HG22	26:DE:127:GLU:OE2	2.01	0.60
27:DF:5:ASP:C	27:DF:7:TYR:H	2.04	0.60
23:DB:44:G:H5''	27:DF:91:ARG:NE	2.17	0.60
28:DG:117:PRO:HG2	28:DG:143:VAL:HG11	1.83	0.60

Continued on next page...

Continued from previous page...

Atom-1	Atom-2	Interatomic distance (Å)	Clash overlap (Å)
29:DH:15:LEU:HD22	29:DH:15:LEU:N	2.17	0.60
32:DK:38:ILE:HG23	32:DK:60:ALA:O	2.01	0.60
41:DT:45:ALA:HA	41:DT:48:GLN:HG2	1.81	0.60
43:DV:29:ILE:HD12	43:DV:29:ILE:C	2.22	0.60
1:AA:1087:G:O2'	1:AA:1088:G:H8	1.84	0.60
1:AA:429:U:H4'	1:AA:430:A:O5'	2.02	0.60
1:AA:92:U:O2'	1:AA:93:U:C5'	2.50	0.60
2:AB:153:MET:CE	2:AB:157:PRO:HG3	2.31	0.60
2:AB:59:ILE:C	2:AB:59:ILE:HD12	2.22	0.60
3:AC:153:SER:HB3	3:AC:164:THR:HA	1.83	0.60
1:AA:1060:U:H5	3:AC:1:GLY:HA3	1.65	0.60
4:AD:147:LYS:N	4:AD:147:LYS:HD3	2.17	0.60
7:AG:53:SER:C	7:AG:55:LYS:H	2.04	0.60
12:AL:62:VAL:HG21	12:AL:94:TYR:HE2	1.61	0.60
16:AP:10:GLY:O	16:AP:11:ALA:CB	2.49	0.60
22:BA:1104:C:H2'	22:BA:1105:U:C6	2.37	0.60
22:BA:1106:G:C2	22:BA:1107:G:C8	2.89	0.60
22:BA:1495:A:O2'	22:BA:1496:A:H5'	2.01	0.60
22:BA:2200:C:O2'	22:BA:2201:G:H5'	2.02	0.60
22:BA:877:A:C6	22:BA:899:A:C6	2.90	0.60
22:BA:995:C:HO2'	22:BA:996:A:P	2.25	0.60
25:BD:73:VAL:HG23	25:BD:74:GLU:H	1.67	0.60
22:BA:2310:C:C5	27:BF:76:PHE:CZ	2.90	0.60
28:BG:83:THR:C	28:BG:84:LYS:HE2	2.20	0.60
29:BH:32:PRO:HA	45:BX:38:TRP:CD1	2.37	0.60
32:BK:113:MET:CG	32:BK:116:ILE:HD11	2.32	0.60
38:BQ:26:ALA:HB1	38:BQ:30:VAL:HG21	1.84	0.60
29:BH:32:PRO:HA	45:BX:38:TRP:HD1	1.65	0.60
1:CA:1051:C:O2'	1:CA:1052:U:C6	2.54	0.60
1:CA:1064:G:O2'	1:CA:1190:G:N2	2.34	0.60
1:CA:1319:A:N6	1:CA:1323:G:C2	2.70	0.60
1:CA:1342:C:O2'	9:CI:125:GLN:HG3	2.02	0.60
1:CA:209:U:H2'	1:CA:209:U:O2	2.01	0.60
1:CA:414:A:H2'	1:CA:415:A:H5''	1.83	0.60
1:CA:934:C:N3	1:CA:1345:U:C5	2.69	0.60
1:CA:976:G:O5'	1:CA:1358:U:O2'	2.19	0.60
3:CC:179:ALA:HB1	3:CC:202:PHE:CE1	2.37	0.60
19:CS:54:ARG:CG	19:CS:55:GLN:H	2.15	0.60
20:CT:57:VAL:HG12	20:CT:71:ALA:HB1	1.84	0.60
50:D2:15:SER:C	50:D2:16:HIS:ND1	2.55	0.60
22:DA:819:A:OP2	22:DA:1187:G:N2	2.35	0.60

Continued on next page...

Continued from previous page...

Atom-1	Atom-2	Interatomic distance (Å)	Clash overlap (Å)
22:DA:121:G:H1'	22:DA:148:U:H3	1.65	0.60
22:DA:1532:A:N1	22:DA:1540:G:C6	2.70	0.60
22:DA:1351:C:H4'	22:DA:1572:A:O4'	2.01	0.60
22:DA:1665:A:C2'	22:DA:1666:G:H5'	2.31	0.60
22:DA:1771:C:H42	22:DA:1980:G:H1	1.48	0.60
22:DA:1951:U:H2'	22:DA:1953:A:OP2	2.02	0.60
22:DA:2873:A:H5''	22:DA:2874:C:OP2	2.00	0.60
22:DA:365:U:H2'	22:DA:366:C:C6	2.37	0.60
22:DA:379:G:C6	22:DA:396:G:C6	2.90	0.60
22:DA:637:A:N6	22:DA:652:U:H4'	2.16	0.60
32:DK:57:VAL:O	32:DK:57:VAL:HG13	2.01	0.60
33:DL:23:ILE:HG13	39:DR:82:HIS:HE1	1.66	0.60
40:DS:96:ILE:CG2	40:DS:96:ILE:O	2.50	0.60
42:DU:52:ASN:CG	42:DU:54:PRO:HD3	2.21	0.60
22:DA:2353:G:H21	44:DW:30:VAL:CG2	2.15	0.60
1:AA:1138:G:O2'	1:AA:1139:G:H4'	2.01	0.60
1:AA:290:C:H2'	1:AA:291:U:H5'	1.82	0.60
1:AA:468:A:C2	1:AA:469:C:N4	2.70	0.60
2:AB:59:ILE:HD12	2:AB:60:ALA:N	2.17	0.60
2:AB:74:ALA:O	2:AB:75:ALA:HB2	2.02	0.60
9:AI:100:ALA:CB	9:AI:102:PHE:CE2	2.84	0.60
22:BA:1315:C:O2'	22:BA:1316:U:H5'	2.00	0.60
22:BA:1392:A:C6	22:BA:1393:A:C6	2.90	0.60
22:BA:1464:G:O2'	22:BA:1465:G:H5'	2.01	0.60
22:BA:1609:A:O2'	22:BA:1610:A:H5''	2.02	0.60
1:AA:702:A:C4	22:BA:1847:A:H2	2.20	0.60
22:BA:2014:A:H2'	22:BA:2015:A:C8	2.36	0.60
22:BA:2103:C:C2'	22:BA:2104:C:H5'	2.30	0.60
22:BA:422:A:H2'	22:BA:423:A:C8	2.37	0.60
22:BA:893:C:O2'	22:BA:894:U:H5'	2.02	0.60
24:BC:140:VAL:HA	24:BC:190:THR:O	2.01	0.60
28:BG:84:LYS:HG3	28:BG:131:VAL:C	2.19	0.60
31:BJ:13:ARG:O	31:BJ:14:ASP:HB2	2.02	0.60
32:BK:5:GLN:O	32:BK:6:THR:HB	2.01	0.60
22:BA:910:A:C4	34:BM:13:HIS:CE1	2.89	0.60
37:BP:87:ARG:CZ	37:BP:111:GLU:HG3	2.32	0.60
22:BA:2231:U:OP1	45:BX:29:LEU:CD2	2.50	0.60
1:CA:1446:A:H2'	1:CA:1447:A:C5'	2.28	0.60
3:CC:54:ILE:O	3:CC:54:ILE:HG23	2.02	0.60
4:CD:84:ASN:ND2	4:CD:86:GLY:N	2.50	0.60
5:CE:95:MET:HB3	5:CE:124:ALA:CB	2.24	0.60

Continued on next page...

Continued from previous page...

Atom-1	Atom-2	Interatomic distance (Å)	Clash overlap (Å)
12:CL:80:LEU:HB3	12:CL:97:VAL:CG2	2.25	0.60
12:CL:83:GLY:H	12:CL:95:HIS:H	1.50	0.60
1:CA:1225:A:H5'	13:CM:101:THR:CG2	2.32	0.60
14:CN:6:LYS:O	14:CN:10:VAL:HG23	2.02	0.60
17:CQ:59:GLU:HG3	17:CQ:59:GLU:O	2.02	0.60
50:D2:10:LEU:O	50:D2:14:ARG:HB2	2.02	0.60
22:DA:1237:A:N3	22:DA:1238:G:H1'	2.17	0.60
22:DA:1394:U:H4'	22:DA:1603:A:H4'	1.84	0.60
22:DA:1873:G:O2'	22:DA:1874:C:H5'	2.02	0.60
22:DA:197:A:H62	22:DA:2430:A:C2'	1.96	0.60
22:DA:262:A:H2	22:DA:430:A:H1'	1.66	0.60
22:DA:266:G:H2'	22:DA:267:C:O5'	2.01	0.60
22:DA:2723:C:C5	22:DA:2724:U:C5	2.90	0.60
22:DA:2853:C:H6	22:DA:2853:C:O5'	1.84	0.60
22:DA:319:G:C6	22:DA:333:G:C6	2.89	0.60
22:DA:397:U:OP1	45:DX:30:PRO:HA	2.01	0.60
22:DA:61:C:H2'	22:DA:62:U:H5'	1.82	0.60
22:DA:861:A:O2'	22:DA:862:G:C5'	2.50	0.60
22:DA:931:U:H2'	22:DA:931:U:O2	2.00	0.60
23:DB:16:G:O6	23:DB:69:G:C6	2.55	0.60
24:DC:56:GLY:HA3	24:DC:213:ARG:O	2.02	0.60
27:DF:31:GLU:C	27:DF:95:MET:HE2	2.22	0.60
29:DH:68:ARG:HD3	29:DH:71:LYS:HB2	1.82	0.60
30:DI:4:VAL:HG22	30:DI:6:ALA:H	1.66	0.60
33:DL:142:ILE:CG2	33:DL:144:GLU:H	2.15	0.60
35:DN:55:ALA:HA	35:DN:80:PHE:CE1	2.37	0.60
37:DP:88:ARG:HE	37:DP:112:ARG:NH2	2.00	0.60
42:DU:43:LYS:HE3	42:DU:45:GLN:OE1	2.02	0.60
1:AA:1317:C:H2'	1:AA:1318:A:H5'	1.84	0.60
1:AA:454:G:C2'	1:AA:455:G:H5'	2.31	0.60
1:AA:623:C:O2'	1:AA:624:C:H5'	2.02	0.60
1:AA:657:U:O2'	1:AA:658:C:H5'	2.02	0.60
2:AB:80:LYS:HB2	2:AB:90:PHE:HE1	1.67	0.60
3:AC:21:TRP:CG	3:AC:58:ARG:HG2	2.37	0.60
4:AD:137:SER:HB3	4:AD:138:PRO:HD2	1.84	0.60
4:AD:24:VAL:HG12	4:AD:25:ARG:N	2.16	0.60
13:AM:65:GLU:O	13:AM:69:ARG:HG3	2.02	0.60
17:AQ:58:VAL:CG2	17:AQ:59:GLU:N	2.65	0.60
52:B4:25:VAL:C	52:B4:26:ILE:HD13	2.23	0.60
22:BA:1033:U:H4'	22:BA:1034:G:OP1	2.01	0.60
22:BA:1204:A:H4'	22:BA:1205:A:O5'	2.01	0.60

Continued on next page...

Continued from previous page...

Atom-1	Atom-2	Interatomic distance (Å)	Clash overlap (Å)
22:BA:138:U:C3'	22:BA:139:U:H5'	2.32	0.60
24:BC:136:VAL:HG23	24:BC:166:ARG:NH1	2.17	0.60
26:BE:41:GLN:HB2	26:BE:43:THR:HG23	1.84	0.60
41:BT:32:LEU:O	41:BT:34:VAL:HG13	2.02	0.60
47:BZ:35:VAL:HG21	47:BZ:37:ARG:NH1	2.16	0.60
1:CA:9:G:H2'	1:CA:10:A:H8	1.67	0.60
1:CA:1349:A:O2'	1:CA:1350:A:C5'	2.50	0.60
1:CA:1370:G:H5''	9:CI:110:VAL:HG21	1.83	0.60
1:CA:1431:A:OP2	1:CA:1431:A:H8	1.83	0.60
1:CA:1490:U:H5'	1:CA:1491:G:OP2	2.01	0.60
1:CA:631:C:H3'	1:CA:632:U:H5'	1.84	0.60
1:CA:735:C:H2'	1:CA:736:C:C6	2.37	0.60
11:CK:91:GLY:O	11:CK:94:SER:HB3	2.02	0.60
18:CR:31:TYR:CG	18:CR:54:LEU:HD21	2.37	0.60
51:D3:41:ARG:CG	51:D3:41:ARG:NH2	2.56	0.60
22:DA:1142:A:C8	22:DA:1144:A:N7	2.70	0.60
22:DA:1287:A:O2'	22:DA:1288:G:C5'	2.50	0.60
22:DA:1387:A:H5''	22:DA:1469:A:H1'	1.83	0.60
22:DA:1634:A:H4'	22:DA:1635:A:OP1	2.02	0.60
22:DA:1839:G:O2'	22:DA:1840:G:C5'	2.50	0.60
22:DA:2093:G:C6	22:DA:2225:A:N7	2.69	0.60
22:DA:2149:U:C2	22:DA:2150:C:C5	2.90	0.60
22:DA:223:A:C4	22:DA:408:G:H1'	2.37	0.60
22:DA:2298:A:H5'	22:DA:2322:A:O2'	2.01	0.60
22:DA:2694:G:C5	22:DA:2695:U:C5	2.90	0.60
22:DA:2748:A:C1'	28:DG:66:THR:HG22	2.29	0.60
22:DA:311:A:C2	22:DA:328:U:O4	2.55	0.60
22:DA:568:U:H2'	22:DA:570:G:OP2	2.02	0.60
22:DA:804:A:H5''	22:DA:805:G:OP1	2.01	0.60
22:DA:95:A:H4'	46:DY:38:GLN:O	2.01	0.60
26:DE:126:VAL:HG22	26:DE:127:GLU:CD	2.23	0.60
22:DA:1140:C:OP2	31:DJ:68:LYS:HE3	2.02	0.60
34:DM:136:MET:HE2	43:DV:57:TYR:HD2	1.67	0.60
37:DP:91:VAL:HG21	37:DP:96:LEU:HD21	1.83	0.60
41:DT:13:ALA:HB1	41:DT:14:PRO:CD	2.30	0.60
1:AA:1065:U:H5''	1:AA:1190:G:N2	2.16	0.59
1:AA:214:C:O2'	1:AA:215:C:H5'	2.02	0.59
2:AB:100:LEU:HB3	2:AB:174:GLU:CG	2.28	0.59
5:AE:110:MET:O	5:AE:114:LEU:HB2	2.02	0.59
7:AG:110:ARG:HH12	7:AG:122:GLU:HG2	1.65	0.59
8:AH:25:THR:O	8:AH:26:MET:HB3	2.02	0.59

Continued on next page...

Continued from previous page...

Atom-1	Atom-2	Interatomic distance (Å)	Clash overlap (Å)
8:AH:45:ILE:CA	8:AH:63:LYS:HD2	2.32	0.59
9:AI:65:THR:HG22	9:AI:66:VAL:N	2.17	0.59
9:AI:6:TYR:HE2	9:AI:17:ARG:HB2	1.67	0.59
14:AN:50:LEU:O	14:AN:52:ARG:N	2.35	0.59
22:BA:1461:C:O2'	22:BA:1462:C:C5'	2.49	0.59
22:BA:1818:U:O2'	22:BA:1819:A:OP2	2.18	0.59
22:BA:2778:A:H4'	22:BA:2779:U:OP2	2.02	0.59
22:BA:303:G:C5	22:BA:304:U:C5	2.90	0.59
22:BA:387:U:H4'	22:BA:388:G:O5'	2.01	0.59
22:BA:751:A:H5'	40:BS:90:LYS:HA	1.83	0.59
24:BC:246:PRO:CG	24:BC:247:TRP:CH2	2.85	0.59
22:BA:1801:A:C6	24:BC:261:ARG:NH1	2.70	0.59
28:BG:137:LYS:C	28:BG:140:ILE:HD11	2.20	0.59
31:BJ:54:ILE:HD12	31:BJ:54:ILE:C	2.23	0.59
22:BA:1252:G:C2	38:BQ:32:ARG:HG2	2.37	0.59
41:BT:32:LEU:N	41:BT:32:LEU:HD23	2.16	0.59
46:BY:43:LEU:O	46:BY:47:ARG:HB2	2.02	0.59
1:CA:1256:A:C4	1:CA:1278:G:C6	2.89	0.59
1:CA:1305:G:H22	1:CA:1331:G:H2'	1.67	0.59
1:CA:182:A:HO2'	1:CA:183:C:H2'	1.67	0.59
1:CA:223:A:H2'	1:CA:224:U:C6	2.31	0.59
1:CA:440:C:C2'	1:CA:441:A:H5'	2.31	0.59
1:CA:505:G:C6	1:CA:535:A:C2	2.90	0.59
1:CA:824:G:O2'	1:CA:825:A:H5'	2.01	0.59
1:CA:91:U:C4	1:CA:92:U:C4	2.90	0.59
1:CA:929:G:H2'	1:CA:930:C:H6	1.66	0.59
5:CE:143:LEU:O	5:CE:144:GLU:CB	2.50	0.59
5:CE:96:GLN:HG2	5:CE:97:PRO:HD2	1.84	0.59
7:CG:116:ALA:C	7:CG:120:ALA:HB3	2.23	0.59
13:CM:13:HIS:CB	13:CM:16:ILE:HB	2.30	0.59
22:DA:1255:U:O2'	22:DA:1256:G:OP1	2.20	0.59
22:DA:1826:G:C5	22:DA:1827:U:C5	2.90	0.59
22:DA:1767:G:N1	22:DA:1986:C:C4	2.70	0.59
22:DA:195:A:C6	22:DA:198:C:C5	2.90	0.59
22:DA:1991:U:H6	22:DA:1991:U:H5''	1.67	0.59
22:DA:2287:A:N7	22:DA:2289:G:C8	2.69	0.59
22:DA:200:U:O4	22:DA:248:G:C2	2.55	0.59
22:DA:526:A:C6	22:DA:2626:C:H4'	2.37	0.59
22:DA:642:U:H2'	22:DA:644:A:OP2	2.02	0.59
29:DH:78:VAL:CG1	29:DH:144:VAL:HG12	2.29	0.59
30:DI:69:VAL:O	30:DI:69:VAL:HG13	2.02	0.59

Continued on next page...

Continued from previous page...

Atom-1	Atom-2	Interatomic distance (Å)	Clash overlap (Å)
31:DJ:45:THR:HG21	31:DJ:50:THR:CG2	2.27	0.59
22:DA:2515:C:OP1	31:DJ:81:ILE:CG2	2.49	0.59
35:DN:98:LEU:HD21	48:D0:53:VAL:HG11	1.84	0.59
36:DO:115:LEU:HD13	36:DO:115:LEU:N	2.16	0.59
37:DP:88:ARG:CZ	37:DP:112:ARG:HH21	2.14	0.59
22:DA:560:C:H1'	38:DQ:47:ARG:NH1	2.17	0.59
38:DQ:57:ARG:O	38:DQ:61:ILE:HD13	2.02	0.59
40:DS:14:ALA:HB1	40:DS:18:ARG:NH2	2.16	0.59
42:DU:90:LYS:HB3	42:DU:92:VAL:HG13	1.84	0.59
46:DY:28:LEU:HD23	46:DY:42:LEU:HD13	1.84	0.59
1:AA:1234:C:H2'	1:AA:1235:U:H5'	1.85	0.59
1:AA:1427:C:O2'	1:AA:1428:A:H5'	2.01	0.59
1:AA:1469:C:C3'	1:AA:1469:C:C6	2.85	0.59
1:AA:201:G:H5''	1:AA:202:G:OP2	2.01	0.59
1:AA:427:U:C4	1:AA:428:G:C6	2.89	0.59
1:AA:489:C:C2'	1:AA:490:C:C5'	2.80	0.59
1:AA:721:G:C4'	1:AA:722:G:O5'	2.37	0.59
1:AA:994:A:C8	1:AA:1216:A:H4'	2.37	0.59
5:AE:156:ARG:C	5:AE:158:LYS:H	2.05	0.59
5:AE:96:GLN:NE2	5:AE:97:PRO:HD2	2.17	0.59
1:AA:933:G:OP2	7:AG:2:ARG:HB3	2.02	0.59
8:AH:87:ARG:O	8:AH:88:LYS:HB3	2.00	0.59
12:AL:43:LYS:HB2	12:AL:43:LYS:NZ	2.16	0.59
14:AN:40:ARG:HH12	14:AN:44:VAL:CG1	2.14	0.59
21:AU:3:ILE:HA	21:AU:19:LYS:HZ1	1.64	0.59
22:BA:1419:A:H2'	22:BA:1421:G:N7	2.17	0.59
22:BA:141:G:N1	41:BT:2:ILE:CG2	2.65	0.59
22:BA:1505:A:C2'	22:BA:1506:U:H5'	2.32	0.59
22:BA:1673:G:H2'	22:BA:1674:G:H5'	1.84	0.59
22:BA:1714:U:C2'	22:BA:1714:U:O2	2.33	0.59
22:BA:2133:G:P	22:BA:2133:G:H21	2.26	0.59
22:BA:2439:A:H4'	22:BA:2440:C:O5'	2.02	0.59
22:BA:325:G:O2'	22:BA:326:G:H5'	2.02	0.59
24:BC:24:HIS:CE1	24:BC:25:LYS:O	2.55	0.59
24:BC:255:LYS:O	24:BC:256:THR:HG23	2.02	0.59
26:BE:7:ASP:CG	26:BE:8:ALA:H	2.06	0.59
27:BF:134:GLN:O	27:BF:136:ILE:N	2.28	0.59
28:BG:22:VAL:HG22	28:BG:36:LEU:HD11	1.82	0.59
35:BN:10:LEU:O	35:BN:12:ARG:HG3	2.01	0.59
31:BJ:44:TYR:HA	38:BQ:59:LEU:HD22	1.83	0.59
42:BU:17:ASP:HB3	42:BU:20:LYS:HD2	1.82	0.59

Continued on next page...

Continued from previous page...

Atom-1	Atom-2	Interatomic distance (Å)	Clash overlap (Å)
43:BV:17:SER:O	43:BV:20:LEU:HB2	2.02	0.59
1:CA:1137:C:H4'	1:CA:1138:G:C2	2.37	0.59
1:CA:1152:A:C2'	1:CA:1153:G:C8	2.68	0.59
1:CA:182:A:H2	1:CA:194:C:H42	1.47	0.59
1:CA:268:U:H2'	1:CA:269:C:C5	2.37	0.59
1:CA:301:G:O2'	1:CA:302:G:H5'	2.02	0.59
1:CA:441:A:H61	1:CA:493:A:N6	2.00	0.59
1:CA:960:U:H4'	1:CA:961:U:H5''	1.84	0.59
2:CB:163:ILE:HG22	2:CB:164:ASP:N	2.17	0.59
2:CB:8:MET:SD	2:CB:9:LEU:HD23	2.42	0.59
4:CD:52:VAL:HG12	4:CD:53:GLN:N	2.17	0.59
5:CE:37:VAL:HG11	5:CE:113:VAL:HA	1.84	0.59
7:CG:91:ARG:NH2	7:CG:92:PRO:HB2	2.17	0.59
5:CE:157:GLY:HA3	8:CH:63:LYS:CE	2.32	0.59
12:CL:24:GLU:O	12:CL:25:ALA:CB	2.50	0.59
13:CM:82:LEU:HD12	13:CM:82:LEU:N	2.18	0.59
48:D0:46:GLY:CA	48:D0:54:ILE:HD11	2.30	0.59
49:D1:5:ARG:HD2	49:D1:25:ASN:HB2	1.84	0.59
50:D2:25:LYS:HA	50:D2:28:ARG:HE	1.65	0.59
52:D4:22:VAL:O	52:D4:24:ARG:HG3	2.02	0.59
22:DA:1362:C:C4	22:DA:1363:C:C5	2.91	0.59
22:DA:1498:C:O2'	22:DA:1499:C:H5'	2.02	0.59
22:DA:1507:C:H3'	22:DA:1508:A:O4'	2.02	0.59
22:DA:1299:G:H22	22:DA:1640:A:H5'	1.68	0.59
22:DA:173:A:H2'	22:DA:174:U:C6	2.36	0.59
22:DA:785:G:O2'	22:DA:1779:U:C5'	2.50	0.59
22:DA:414:C:H5''	22:DA:1879:C:O2'	2.02	0.59
22:DA:2016:U:C2'	22:DA:2017:U:H5'	2.31	0.59
22:DA:1462:C:H1'	22:DA:2702:G:H21	1.67	0.59
22:DA:2741:A:C2'	22:DA:2742:G:H5'	2.32	0.59
22:DA:2773:C:H2'	22:DA:2774:C:H6	1.67	0.59
22:DA:455:C:N3	22:DA:473:G:C4'	2.65	0.59
22:DA:479:A:C2	22:DA:480:A:C6	2.91	0.59
22:DA:993:G:C2'	22:DA:994:C:H5'	2.33	0.59
22:DA:2572:A:H8	25:DD:149:ASN:HD21	1.46	0.59
25:DD:20:VAL:HG12	25:DD:22:ILE:HG12	1.82	0.59
27:DF:71:LYS:O	27:DF:72:SER:HB3	2.02	0.59
28:DG:90:GLY:CA	28:DG:159:LYS:HE3	2.32	0.59
30:DI:77:VAL:CA	30:DI:80:LYS:HE3	2.32	0.59
31:DJ:4:PHE:HB3	38:DQ:63:ARG:HH22	1.67	0.59
33:DL:76:GLU:O	33:DL:76:GLU:HG3	2.02	0.59

Continued on next page...

Continued from previous page...

Atom-1	Atom-2	Interatomic distance (Å)	Clash overlap (Å)
41:DT:68:LYS:O	41:DT:74:ILE:HG13	2.02	0.59
44:DW:18:LYS:CD	44:DW:19:ARG:HG2	2.33	0.59
1:AA:1349:A:O2'	1:AA:1350:A:H5'	2.01	0.59
1:AA:1468:A:C2'	1:AA:1469:C:H5'	2.29	0.59
1:AA:641:U:H4'	8:AH:106:SER:O	2.01	0.59
1:AA:711:G:C2'	1:AA:712:A:H5'	2.32	0.59
2:AB:64:GLY:HA3	2:AB:158:ASP:OD2	2.02	0.59
7:AG:112:ASP:HB2	7:AG:118:ARG:HG3	1.84	0.59
9:AI:39:GLY:O	9:AI:40:ARG:HB2	2.03	0.59
1:AA:538:G:OP1	12:AL:109:ARG:HD3	2.02	0.59
20:AT:43:LYS:HD3	20:AT:86:ALA:HB1	1.84	0.59
51:B3:56:LEU:H	51:B3:56:LEU:CD2	2.16	0.59
22:BA:1463:C:H6	22:BA:1463:C:H5'	1.67	0.59
22:BA:1471:G:H2'	22:BA:1472:C:H6	1.67	0.59
22:BA:1510:G:O2'	22:BA:1511:G:C5'	2.50	0.59
22:BA:2109:U:H2'	22:BA:2110:G:H5'	1.84	0.59
22:BA:2214:C:H2'	22:BA:2215:C:C6	2.37	0.59
22:BA:90:U:H2'	22:BA:91:A:C8	2.38	0.59
23:BB:40:U:O2	23:BB:43:C:H3'	2.01	0.59
56:BA:3242:HOH:O	26:BE:81:GLY:HA2	2.02	0.59
27:BF:43:ILE:HA	27:BF:82:TYR:CE1	2.37	0.59
33:BL:2:ARG:HA	33:BL:5:THR:OG1	2.02	0.59
37:BP:92:ARG:O	37:BP:92:ARG:CG	2.51	0.59
38:BQ:8:ILE:C	38:BQ:8:ILE:HD12	2.21	0.59
42:BU:102:ILE:HG13	42:BU:102:ILE:O	2.01	0.59
1:CA:1171:A:O2'	1:CA:1172:C:H5'	2.02	0.59
1:CA:1471:U:O2'	1:CA:1472:U:H5'	2.02	0.59
1:CA:532:A:C8	3:CC:192:TYR:HE2	2.20	0.59
1:CA:701:U:H4'	1:CA:702:A:H5'	1.84	0.59
1:CA:825:A:H2'	1:CA:826:C:H6	1.66	0.59
1:CA:958:A:H62	19:CS:54:ARG:NH1	2.00	0.59
3:CC:120:THR:O	3:CC:120:THR:CG2	2.49	0.59
3:CC:21:TRP:CZ3	14:CN:93:PRO:HG2	2.37	0.59
5:CE:136:VAL:O	5:CE:140:ILE:HG13	2.02	0.59
8:CH:85:TYR:CE2	8:CH:123:GLU:HB2	2.37	0.59
9:CI:115:VAL:HG21	10:CJ:61:ALA:O	2.03	0.59
13:CM:13:HIS:CG	13:CM:16:ILE:HD13	2.37	0.59
10:CJ:66:GLU:HG3	14:CN:100:TRP:CZ3	2.38	0.59
1:CA:377:G:P	16:CP:5:ARG:HH11	2.25	0.59
48:D0:12:ARG:O	48:D0:16:ARG:HG3	2.01	0.59
22:DA:1000:A:N6	22:DA:1001:A:N1	2.50	0.59

Continued on next page...

Continued from previous page...

Atom-1	Atom-2	Interatomic distance (Å)	Clash overlap (Å)
22:DA:1290:C:HO2'	22:DA:1291:C:H6	1.49	0.59
22:DA:1914:C:H2'	22:DA:1915:U:C6	2.37	0.59
22:DA:1965:C:C3'	22:DA:1966:A:H5''	2.30	0.59
22:DA:2440:C:H2'	22:DA:2441:U:O4'	2.02	0.59
22:DA:2508:G:C2	22:DA:2582:G:C6	2.90	0.59
22:DA:2686:G:C5	22:DA:2687:U:C5	2.90	0.59
22:DA:2741:A:H2'	22:DA:2742:G:H5'	1.84	0.59
22:DA:321:U:O2	26:DE:159:LEU:HD11	2.01	0.59
29:DH:41:LYS:HA	29:DH:44:ILE:CD1	2.32	0.59
29:DH:73:ASN:O	29:DH:75:LEU:HD12	2.02	0.59
32:DK:19:VAL:CG1	32:DK:41:ILE:HG12	2.32	0.59
35:DN:34:ILE:CG2	35:DN:113:ILE:CG2	2.80	0.59
35:DN:49:GLU:N	35:DN:50:PRO:CD	2.65	0.59
39:DR:89:HIS:NE2	39:DR:91:GLN:HB2	2.17	0.59
40:DS:24:ILE:HG22	40:DS:32:ALA:HB1	1.84	0.59
41:DT:17:SER:C	41:DT:18:GLU:HG2	2.22	0.59
44:DW:17:ALA:HB1	44:DW:36:ILE:HA	1.84	0.59
1:AA:1001:C:H2'	1:AA:1002:G:C8	2.36	0.59
1:AA:977:A:C8	1:AA:1223:C:C2	2.90	0.59
1:AA:15:G:C5	1:AA:1396:A:C2	2.90	0.59
1:AA:330:C:C5'	1:AA:330:C:H6	2.15	0.59
1:AA:649:A:H2'	1:AA:650:G:O4'	2.03	0.59
1:AA:961:U:H6	1:AA:961:U:O5'	1.85	0.59
8:AH:74:ILE:HD12	8:AH:128:VAL:HG13	1.85	0.59
1:AA:707:U:OP1	11:AK:86:LYS:HE3	2.01	0.59
12:AL:87:LYS:O	12:AL:88:ASP:CB	2.46	0.59
13:AM:4:ALA:H	13:AM:56:ARG:HG3	1.68	0.59
20:AT:67:HIS:HB3	20:AT:68:LYS:HZ2	1.67	0.59
49:B1:27:ARG:O	49:B1:30:PRO:HD3	2.02	0.59
49:B1:33:LEU:HB3	49:B1:51:ALA:HB1	1.81	0.59
22:BA:1885:A:C2	22:BA:1886:U:H1'	2.37	0.59
25:BD:169:ARG:O	25:BD:170:VAL:CG1	2.48	0.59
27:BF:72:SER:H	27:BF:80:GLN:HB2	1.68	0.59
27:BF:30:VAL:CG1	27:BF:96:TRP:CH2	2.85	0.59
28:BG:36:LEU:N	28:BG:36:LEU:HD22	2.17	0.59
29:BH:8:LYS:O	29:BH:9:VAL:HB	2.00	0.59
31:BJ:3:THR:HG22	31:BJ:44:TYR:OH	2.02	0.59
32:BK:39:ILE:HG22	32:BK:60:ALA:O	2.02	0.59
40:BS:85:ILE:HG22	40:BS:86:MET:N	2.17	0.59
22:BA:2080:A:H5'	45:BX:18:SER:HB2	1.85	0.59
45:BX:69:GLU:HA	45:BX:72:ALA:HB3	1.84	0.59

Continued on next page...

Continued from previous page...

Atom-1	Atom-2	Interatomic distance (Å)	Clash overlap (Å)
1:CA:91:U:C4	1:CA:92:U:O4	2.55	0.59
2:CB:46:VAL:CG1	2:CB:47:PRO:HD3	2.19	0.59
6:CF:54:LEU:HD12	6:CF:56:LYS:H	1.68	0.59
10:CJ:63:ASP:OD2	14:CN:84:ARG:NH1	2.35	0.59
10:CJ:37:ARG:HG2	10:CJ:75:ASP:HB3	1.84	0.59
12:CL:48:LEU:N	12:CL:48:LEU:HD23	2.16	0.59
19:CS:50:VAL:CG1	19:CS:70:LEU:HB3	2.32	0.59
22:DA:1099:G:H5''	22:DA:1100:C:OP2	2.02	0.59
22:DA:128:C:C6	22:DA:128:C:H5''	2.37	0.59
22:DA:1383:A:C2	22:DA:1384:A:C4	2.90	0.59
22:DA:1614:A:H8	22:DA:1614:A:O5'	1.86	0.59
22:DA:1831:G:O2'	22:DA:1832:C:H5'	2.02	0.59
22:DA:227:A:HO2'	22:DA:228:C:P	2.25	0.59
22:DA:2601:C:H5''	22:DA:2602:A:OP2	2.02	0.59
22:DA:9:G:C6	22:DA:2629:U:C5	2.91	0.59
22:DA:2701:U:H3'	22:DA:2702:G:H5''	1.83	0.59
22:DA:320:A:H5''	22:DA:321:U:OP1	2.03	0.59
22:DA:49:A:N6	22:DA:177:G:C5	2.70	0.59
22:DA:988:A:C2	22:DA:989:G:C2	2.90	0.59
23:DB:34:A:N6	23:DB:44:G:H1'	2.18	0.59
25:DD:114:LYS:HD2	25:DD:116:LYS:CE	2.31	0.59
26:DE:61:ARG:HD2	26:DE:61:ARG:O	2.02	0.59
28:DG:91:VAL:HG23	28:DG:92:GLY:N	2.18	0.59
31:DJ:94:ALA:O	31:DJ:95:ARG:CB	2.50	0.59
35:DN:44:LEU:HD23	35:DN:113:ILE:HG21	1.84	0.59
35:DN:67:PHE:HE2	35:DN:73:ASN:OD1	1.86	0.59
37:DP:24:THR:O	37:DP:44:GLY:O	2.21	0.59
38:DQ:40:LYS:HA	38:DQ:43:GLN:HG3	1.85	0.59
40:DS:75:PHE:CE2	40:DS:104:THR:HG21	2.37	0.59
22:DA:1393:A:N6	41:DT:19:LYS:HB2	2.16	0.59
43:DV:81:PRO:HB2	43:DV:82:TYR:HD2	1.66	0.59
1:AA:1082:A:H2'	1:AA:1083:U:O4'	2.01	0.59
1:AA:357:G:C2'	1:AA:358:U:H5'	2.33	0.59
1:AA:466:A:H5'	1:AA:467:U:OP2	2.03	0.59
1:AA:969:A:H2'	1:AA:970:C:C6	2.38	0.59
4:AD:84:ASN:ND2	4:AD:87:GLU:HG2	2.17	0.59
8:AH:29:SER:HB3	8:AH:32:LYS:HG3	1.85	0.59
13:AM:10:ASP:OD1	13:AM:44:ILE:HB	2.03	0.59
49:B1:22:THR:OG1	49:B1:23:THR:N	2.34	0.59
22:BA:1068:G:C2'	22:BA:1069:A:H5'	2.31	0.59
22:BA:1073:A:P	22:BA:1073:A:C8	2.93	0.59

Continued on next page...

Continued from previous page...

Atom-1	Atom-2	Interatomic distance (Å)	Clash overlap (Å)
22:BA:1113:U:C2	22:BA:1114:C:C5	2.89	0.59
22:BA:1238:G:O2'	22:BA:1239:G:H5'	2.03	0.59
22:BA:1309:G:OP1	50:B2:9:VAL:HG13	2.03	0.59
22:BA:1378:A:H2'	56:BA:3750:HOH:O	2.02	0.59
22:BA:2524:G:N2	22:BA:2539:C:O2	2.34	0.59
22:BA:368:A:C2'	22:BA:369:U:H5'	2.32	0.59
22:BA:996:A:H4'	38:BQ:91:ARG:CG	2.30	0.59
27:BF:131:VAL:HG22	27:BF:151:LEU:H	1.68	0.59
33:BL:76:GLU:C	33:BL:77:ILE:HD12	2.22	0.59
35:BN:79:LEU:O	35:BN:80:PHE:CB	2.42	0.59
42:BU:38:ILE:O	42:BU:40:LEU:HG	2.02	0.59
44:BW:25:PHE:O	44:BW:65:LYS:HA	2.02	0.59
1:CA:996:A:N1	1:CA:1046:A:H5'	2.16	0.59
1:CA:1113:C:H2'	1:CA:1114:C:C6	2.37	0.59
1:CA:1219:A:C6	1:CA:1220:G:C5	2.91	0.59
1:CA:264:C:H1'	17:CQ:65:PRO:HG2	1.85	0.59
1:CA:292:G:N7	1:CA:293:G:H1'	2.17	0.59
1:CA:455:G:N2	1:CA:478:A:C2	2.71	0.59
1:CA:60:A:H4'	1:CA:61:G:O5'	2.02	0.59
4:CD:186:GLU:O	4:CD:187:ARG:CB	2.50	0.59
4:CD:18:LEU:O	4:CD:19:PHE:HB2	2.01	0.59
20:CT:57:VAL:HG12	20:CT:71:ALA:CB	2.33	0.59
22:DA:1056:G:N2	22:DA:1102:C:H5	2.00	0.59
22:DA:1060:U:C5'	22:DA:1061:U:H2'	2.32	0.59
22:DA:111:A:C2	22:DA:112:U:C2	2.91	0.59
22:DA:1304:A:HO2'	22:DA:1305:C:H6	1.43	0.59
22:DA:2216:G:C4	22:DA:2217:G:N7	2.71	0.59
22:DA:1462:C:C1'	22:DA:2702:G:H21	2.16	0.59
22:DA:413:C:O2'	22:DA:414:C:O4'	2.16	0.59
22:DA:7:G:HO2'	31:DJ:15:TRP:HZ2	1.50	0.59
24:DC:94:LEU:HB2	24:DC:100:ARG:CD	2.31	0.59
25:DD:169:ARG:O	25:DD:170:VAL:HG22	2.02	0.59
26:DE:134:LEU:O	26:DE:138:LEU:HG	2.02	0.59
30:DI:79:LEU:HD22	30:DI:100:ILE:HD12	1.83	0.59
30:DI:75:ALA:HA	30:DI:78:LEU:HD12	1.84	0.59
32:DK:16:ALA:HB1	32:DK:45:GLU:HG3	1.84	0.59
33:DL:111:ILE:O	33:DL:131:ALA:HB1	2.01	0.59
33:DL:128:THR:HB	33:DL:131:ALA:H	1.67	0.59
37:DP:45:VAL:HG12	37:DP:46:VAL:N	2.16	0.59
37:DP:50:ARG:CA	37:DP:57:ALA:O	2.49	0.59
40:DS:20:VAL:CG2	40:DS:23:LEU:HD12	2.32	0.59

Continued on next page...

Continued from previous page...

Atom-1	Atom-2	Interatomic distance (Å)	Clash overlap (Å)
41:DT:74:ILE:HG23	41:DT:75:GLY:N	2.16	0.59
43:DV:75:GLN:HG3	43:DV:92:VAL:HG11	1.84	0.59
22:DA:851:C:O4'	47:DZ:46:MET:HG2	2.02	0.59
1:AA:125:U:O2'	1:AA:126:G:H5'	2.02	0.59
1:AA:267:C:H2'	1:AA:268:U:C6	2.38	0.59
1:AA:797:C:OP2	11:AK:125:LYS:HG3	2.02	0.59
1:AA:903:G:H2'	1:AA:904:U:H6	1.68	0.59
11:AK:51:PHE:N	11:AK:51:PHE:CD2	2.69	0.59
15:AO:55:LEU:C	15:AO:55:LEU:HD12	2.22	0.59
17:AQ:14:ASP:O	17:AQ:16:MET:HG2	2.03	0.59
22:BA:1199:U:H5''	56:BA:3702:HOH:O	2.03	0.59
22:BA:2507:C:C2'	22:BA:2508:G:O5'	2.51	0.59
22:BA:348:A:H2'	22:BA:349:U:O4'	2.03	0.59
22:BA:363:G:O2'	22:BA:364:C:H5'	2.02	0.59
22:BA:369:U:HO2'	22:BA:370:G:P	2.25	0.59
22:BA:622:G:H2'	22:BA:623:C:C6	2.37	0.59
22:BA:962:G:O2'	22:BA:963:U:H5'	2.01	0.59
26:BE:48:THR:OG1	26:BE:50:ALA:HB3	2.01	0.59
27:BF:35:LEU:CB	27:BF:153:ILE:HG22	2.31	0.59
29:BH:29:PHE:O	29:BH:33:GLN:HB3	2.02	0.59
32:BK:61:VAL:CG2	32:BK:87:LEU:HD11	2.33	0.59
22:BA:1338:G:O2'	41:BT:18:GLU:HG2	2.02	0.59
44:BW:37:VAL:O	44:BW:38:ARG:CG	2.51	0.59
1:CA:143:A:N3	1:CA:143:A:H2'	2.16	0.59
1:CA:552:U:H2'	1:CA:553:A:H8	1.67	0.59
1:CA:643:C:O2'	1:CA:644:U:H5'	2.03	0.59
1:CA:814:A:C5'	1:CA:1511:G:H4'	2.33	0.59
1:CA:910:C:H2'	1:CA:911:U:H6	1.66	0.59
1:CA:935:A:O2'	1:CA:936:C:C6	2.53	0.59
3:CC:59:PRO:HG2	3:CC:62:SER:HB3	1.84	0.59
5:CE:157:GLY:HA3	8:CH:63:LYS:HE3	1.85	0.59
22:DA:104:A:O2'	22:DA:105:C:O4'	2.17	0.59
22:DA:1381:G:H2'	22:DA:1382:G:H5''	1.84	0.59
22:DA:1512:C:H2'	22:DA:1513:U:C6	2.38	0.59
22:DA:1527:G:N2	22:DA:1546:G:C6	2.70	0.59
22:DA:1665:A:H2'	22:DA:1666:G:O4'	2.02	0.59
22:DA:1760:C:C6	22:DA:1761:C:C5	2.91	0.59
22:DA:120:U:O4	22:DA:177:G:C8	2.56	0.59
22:DA:1865:U:C4	22:DA:1875:G:C2	2.90	0.59
22:DA:1935:G:H1'	22:DA:1964:G:C2	2.38	0.59
22:DA:411:G:H4'	22:DA:412:A:OP1	2.01	0.59

Continued on next page...

Continued from previous page...

Atom-1	Atom-2	Interatomic distance (Å)	Clash overlap (Å)
22:DA:538:A:H5'	31:DJ:7:LYS:NZ	2.18	0.59
22:DA:538:A:HO2'	31:DJ:8:PRO:HG3	1.67	0.59
23:DB:45:A:C2'	23:DB:46:A:H8	2.14	0.59
23:DB:46:A:H2'	23:DB:47:C:C5	2.38	0.59
24:DC:173:LEU:H	24:DC:173:LEU:CD2	2.11	0.59
24:DC:24:HIS:CG	24:DC:25:LYS:H	2.21	0.59
22:DA:323:C:C6	26:DE:165:HIS:CE1	2.89	0.59
27:DF:39:VAL:HG13	27:DF:49:LEU:HD23	1.85	0.59
27:DF:74:ALA:HB1	27:DF:76:PHE:CD2	2.38	0.59
33:DL:48:ARG:HG3	33:DL:48:ARG:HH11	1.66	0.59
35:DN:62:ASN:O	35:DN:63:ARG:CB	2.50	0.59
40:DS:27:LYS:O	40:DS:71:VAL:HG12	2.03	0.59
47:DZ:28:LEU:HD23	47:DZ:28:LEU:N	2.17	0.59
47:DZ:23:LEU:HD21	47:DZ:53:MET:CE	2.32	0.59
1:AA:1049:U:H5	14:AN:1:ALA:HA	1.65	0.59
1:AA:1158:C:C2'	1:AA:1158:C:O2	2.51	0.59
1:AA:175:C:O2'	1:AA:176:C:H5'	2.03	0.59
1:AA:675:A:H1'	11:AK:117:HIS:CD2	2.37	0.59
1:AA:864:A:H2'	1:AA:865:A:C8	2.36	0.59
1:AA:968:A:C4'	1:AA:969:A:OP2	2.50	0.59
8:AH:95:MET:HB2	8:AH:98:LEU:O	2.02	0.59
13:AM:4:ALA:HB2	13:AM:59:VAL:HG13	1.85	0.59
51:B3:30:HIS:CE1	51:B3:31:ILE:CG2	2.85	0.59
22:BA:1165:A:O2'	22:BA:1166:G:H5'	2.03	0.59
22:BA:1882:U:O2'	22:BA:1883:U:H5'	2.03	0.59
22:BA:2415:G:H2'	22:BA:2416:C:H6	1.66	0.59
22:BA:286:U:H2'	22:BA:287:G:O4'	2.02	0.59
22:BA:588:U:H2'	22:BA:589:U:C6	2.38	0.59
22:BA:65:U:H2'	22:BA:66:C:C6	2.36	0.59
22:BA:705:A:H62	22:BA:726:G:H1'	1.66	0.59
22:BA:1257:C:H5'	26:BE:78:TRP:CZ3	2.38	0.59
27:BF:147:ARG:HG3	27:BF:148:VAL:H	1.67	0.59
27:BF:172:PHE:O	27:BF:173:ASP:C	2.41	0.59
28:BG:23:ILE:HD12	28:BG:23:ILE:N	2.17	0.59
31:BJ:124:VAL:CG2	31:BJ:125:TYR:H	2.07	0.59
31:BJ:125:TYR:OH	31:BJ:132:HIS:NE2	2.35	0.59
31:BJ:18:VAL:HG22	31:BJ:140:LEU:CD1	2.31	0.59
32:BK:71:ARG:HG3	32:BK:106:GLU:OE2	2.03	0.59
37:BP:102:ARG:HB3	37:BP:107:ALA:CB	2.25	0.59
37:BP:98:TYR:CE2	37:BP:99:LEU:HD13	2.37	0.59
22:BA:309:A:H4'	42:BU:15:GLY:HA2	1.84	0.59

Continued on next page...

Continued from previous page...

Atom-1	Atom-2	Interatomic distance (Å)	Clash overlap (Å)
45:BX:39:VAL:O	45:BX:40:GLU:HB3	2.02	0.59
1:CA:222:C:O2'	1:CA:223:A:H5'	2.02	0.59
1:CA:296:U:C2	1:CA:297:G:C8	2.91	0.59
1:CA:477:C:H5'	1:CA:478:A:OP1	2.03	0.59
1:CA:979:C:H2'	1:CA:980:C:O4'	2.03	0.59
6:CF:54:LEU:HD13	6:CF:55:HIS:N	2.16	0.59
12:CL:97:VAL:HG23	12:CL:100:ALA:HB3	1.85	0.59
14:CN:79:SER:CB	14:CN:81:ILE:HD11	2.31	0.59
15:CO:83:ARG:O	15:CO:83:ARG:HG2	2.03	0.59
17:CQ:75:VAL:O	17:CQ:76:ARG:HB3	2.03	0.59
18:CR:52:ARG:O	18:CR:56:ARG:HG2	2.03	0.59
20:CT:57:VAL:CG1	20:CT:71:ALA:HB1	2.32	0.59
22:DA:104:A:O2'	22:DA:105:C:H5'	2.01	0.59
22:DA:1171:G:N2	22:DA:1179:G:H1'	2.16	0.59
22:DA:1252:G:C2	22:DA:1253:A:C2	2.90	0.59
22:DA:1274:A:O2'	22:DA:1275:A:H5''	2.03	0.59
22:DA:1476:U:HO2'	22:DA:1477:A:H8	1.49	0.59
22:DA:1542:U:C2'	22:DA:1543:G:H5'	2.32	0.59
22:DA:1603:A:C2	22:DA:1604:C:C2	2.91	0.59
22:DA:2195:U:H2'	22:DA:2196:C:H6	1.67	0.59
22:DA:2520:C:H2'	22:DA:2521:C:H6	1.67	0.59
22:DA:2689:U:H5''	22:DA:2690:U:O5'	2.03	0.59
22:DA:271:G:O2'	22:DA:272:A:C5'	2.51	0.59
22:DA:2748:A:C4	22:DA:2757:A:N6	2.70	0.59
22:DA:571:U:C5	22:DA:575:A:C6	2.91	0.59
22:DA:689:A:H2'	22:DA:690:G:C8	2.38	0.59
24:DC:61:TYR:CE1	24:DC:62:ARG:O	2.56	0.59
24:DC:32:LEU:HD23	24:DC:63:ILE:CG1	2.32	0.59
26:DE:150:THR:O	26:DE:192:ALA:HB2	2.03	0.59
23:DB:42:C:C5	27:DF:65:LEU:HD13	2.38	0.59
27:DF:67:THR:O	27:DF:84:ILE:HG22	2.03	0.59
28:DG:23:ILE:HG21	28:DG:71:LEU:HD21	1.84	0.59
29:DH:68:ARG:HD3	29:DH:71:LYS:CD	2.28	0.59
37:DP:102:ARG:O	37:DP:103:THR:HB	2.03	0.59
1:AA:114:U:H2'	1:AA:115:G:C8	2.38	0.59
1:AA:433:G:H2'	1:AA:434:U:H5'	1.84	0.59
1:AA:919:A:O2'	1:AA:920:U:H5'	2.02	0.59
4:AD:84:ASN:ND2	4:AD:87:GLU:H	2.00	0.59
8:AH:54:THR:O	8:AH:56:PRO:HD3	2.02	0.59
15:AO:81:ILE:HG13	15:AO:82:GLU:N	2.18	0.59
19:AS:55:GLN:NE2	19:AS:56:HIS:H	2.01	0.59

Continued on next page...

Continued from previous page...

Atom-1	Atom-2	Interatomic distance (Å)	Clash overlap (Å)
22:BA:1300:G:H5''	22:BA:1301:A:H5'	1.85	0.59
22:BA:1408:G:O2'	22:BA:1409:U:H5'	2.03	0.59
22:BA:2544:G:C2'	22:BA:2545:G:H5'	2.33	0.59
22:BA:2849:U:H4'	22:BA:2868:A:C2	2.37	0.59
22:BA:319:G:C4	22:BA:333:G:N2	2.71	0.59
22:BA:572:A:H8	56:BA:3567:HOH:O	1.86	0.59
22:BA:574:A:H2	25:BD:150:GLN:HE22	1.48	0.59
24:BC:114:GLN:O	24:BC:115:ILE:HD12	2.03	0.59
24:BC:64:VAL:HG11	24:BC:66:PHE:CZ	2.38	0.59
26:BE:147:LEU:HB2	26:BE:186:VAL:HB	1.84	0.59
27:BF:39:VAL:HG13	27:BF:84:ILE:HD12	1.83	0.59
28:BG:37:ASN:HB3	28:BG:40:VAL:CG1	2.32	0.59
22:BA:1132:U:H5'	31:BJ:84:ILE:HD13	1.84	0.59
40:BS:59:GLU:HA	40:BS:64:ALA:CA	2.32	0.59
40:BS:85:ILE:CG2	40:BS:86:MET:N	2.66	0.59
1:CA:1105:A:O2'	1:CA:1106:G:H5'	2.03	0.59
2:CB:186:VAL:O	2:CB:186:VAL:HG23	2.03	0.59
5:CE:68:ARG:O	5:CE:70:MET:HG2	2.02	0.59
1:CA:933:G:P	7:CG:3:ARG:HD3	2.43	0.59
9:CI:114:LYS:HD2	9:CI:117:LEU:HD12	1.84	0.59
11:CK:33:ILE:HD11	11:CK:69:CYS:O	2.02	0.59
11:CK:19:VAL:HB	11:CK:34:THR:CG2	2.32	0.59
12:CL:17:LYS:H	12:CL:17:LYS:HD3	1.68	0.59
14:CN:72:PHE:HB2	14:CN:78:LEU:O	2.03	0.59
17:CQ:9:GLY:HA3	17:CQ:23:ALA:O	2.03	0.59
20:CT:69:ASN:O	20:CT:72:ALA:HB3	2.02	0.59
22:DA:1329:U:O2'	22:DA:1330:C:OP1	2.20	0.59
22:DA:1345:C:C2	22:DA:1346:G:N7	2.70	0.59
22:DA:1555:G:N2	22:DA:1556:C:C2	2.70	0.59
22:DA:1717:A:C2'	22:DA:1718:G:O4'	2.51	0.59
22:DA:206:U:H2'	22:DA:207:A:C8	2.38	0.59
22:DA:2337:G:N3	22:DA:2337:G:H2'	2.17	0.59
22:DA:2345:G:H4'	22:DA:2346:A:O5'	2.02	0.59
22:DA:2478:A:C8	22:DA:2529:G:C5	2.90	0.59
22:DA:2716:C:H2'	22:DA:2717:C:C6	2.38	0.59
22:DA:2852:G:H2'	22:DA:2853:C:O4'	2.02	0.59
22:DA:295:G:C2	22:DA:296:U:C5	2.90	0.59
22:DA:851:C:H2'	22:DA:852:U:H6	1.65	0.59
22:DA:857:G:H1'	44:DW:19:ARG:NE	2.17	0.59
23:DB:12:C:H5''	23:DB:15:A:N6	2.17	0.59
25:DD:19:GLY:O	32:DK:72:PRO:HB3	2.03	0.59

Continued on next page...

Continued from previous page...

Atom-1	Atom-2	Interatomic distance (Å)	Clash overlap (Å)
26:DE:6:LYS:HE3	26:DE:7:ASP:OD2	2.03	0.59
31:DJ:70:THR:HG22	31:DJ:90:GLU:CD	2.23	0.59
35:DN:93:GLY:O	35:DN:116:VAL:HG21	2.02	0.59
41:DT:21:SER:C	41:DT:25:GLU:HB3	2.23	0.59
43:DV:38:LEU:CD2	43:DV:40:ILE:HD12	2.33	0.59
45:DX:6:VAL:HG22	45:DX:7:THR:HG23	1.85	0.59
1:AA:1003:G:H22	1:AA:1005:A:H5'	1.65	0.59
1:AA:1007:U:H2'	1:AA:1008:U:C5'	2.23	0.59
1:AA:1460:C:O2'	1:AA:1461:G:H5'	2.03	0.59
1:AA:701:U:O2'	1:AA:702:A:OP2	2.19	0.59
1:AA:935:A:H2'	1:AA:936:C:H6	1.68	0.59
8:AH:17:GLN:OE1	8:AH:69:ALA:HB1	2.03	0.59
9:AI:89:TYR:O	9:AI:90:ASP:HB3	2.03	0.59
1:AA:972:C:H4'	10:AJ:59:LYS:HG2	1.83	0.59
10:AJ:44:THR:HG23	10:AJ:70:HIS:CA	2.33	0.59
13:AM:68:LEU:CD1	13:AM:72:ILE:HG13	2.32	0.59
18:AR:54:LEU:HG	18:AR:58:ILE:HD11	1.85	0.59
22:BA:2015:A:C6	48:B0:2:VAL:HG23	2.37	0.59
49:B1:16:THR:CG2	49:B1:41:VAL:HG21	2.33	0.59
22:BA:2466:C:OP1	52:B4:4:ARG:HB2	2.03	0.59
22:BA:1076:C:H2'	22:BA:1077:A:C8	2.33	0.59
22:BA:1575:C:H2'	22:BA:1576:U:O4'	2.02	0.59
22:BA:2897:U:H2'	22:BA:2898:U:C6	2.38	0.59
30:BI:105:LEU:HA	30:BI:108:ILE:HB	1.84	0.59
31:BJ:4:PHE:O	31:BJ:44:TYR:HE1	1.84	0.59
37:BP:102:ARG:O	37:BP:103:THR:HG22	2.02	0.59
37:BP:4:ILE:HA	37:BP:7:LEU:HB2	1.85	0.59
45:BX:50:VAL:HG12	45:BX:51:SER:N	2.16	0.59
1:CA:1120:C:H2'	1:CA:1121:U:H6	1.68	0.59
1:CA:134:G:H2'	1:CA:135:C:O4'	2.02	0.59
1:CA:1417:G:C6	1:CA:1482:G:C6	2.91	0.59
1:CA:185:U:H2'	1:CA:186:C:H6	1.68	0.59
1:CA:321:A:H61	1:CA:332:G:H1	1.51	0.59
1:CA:734:G:N2	1:CA:735:C:C2	2.71	0.59
2:CB:93:HIS:CE1	2:CB:145:ASN:HD22	2.21	0.59
2:CB:30:ILE:HD11	2:CB:188:THR:CG2	2.33	0.59
4:CD:116:LEU:HD21	4:CD:153:ARG:HD3	1.84	0.59
5:CE:110:MET:HG2	5:CE:139:THR:HG21	1.83	0.59
5:CE:80:LEU:N	5:CE:121:ASN:HD21	2.01	0.59
7:CG:55:LYS:H	7:CG:55:LYS:HD2	1.68	0.59
1:CA:1126:U:O4	10:CJ:73:LEU:HD11	2.02	0.59

Continued on next page...

Continued from previous page...

Atom-1	Atom-2	Interatomic distance (Å)	Clash overlap (Å)
11:CK:126:ARG:HB2	21:CU:33:ARG:CD	2.32	0.59
48:D0:12:ARG:HG3	48:D0:15:ARG:HH11	1.68	0.59
50:D2:24:THR:HG23	50:D2:27:GLY:CA	2.33	0.59
22:DA:1060:U:C4'	22:DA:1061:U:O5'	2.43	0.59
22:DA:1188:U:O2'	22:DA:1189:A:H5'	2.03	0.59
22:DA:1200:C:H6	22:DA:1200:C:O5'	1.86	0.59
22:DA:1387:A:O2'	22:DA:1388:G:H8	1.86	0.59
22:DA:144:A:H2'	22:DA:145:C:H6	1.67	0.59
22:DA:1956:U:O2'	22:DA:1957:C:C5'	2.48	0.59
22:DA:2235:G:H2'	22:DA:2236:U:C6	2.38	0.59
22:DA:2286:G:H4'	22:DA:2287:A:C1'	2.33	0.59
22:DA:2584:U:H5	56:DA:3690:HOH:O	1.86	0.59
22:DA:303:G:O2'	22:DA:304:U:C6	2.48	0.59
22:DA:477:A:C4	22:DA:478:A:N7	2.71	0.59
22:DA:676:A:H2	22:DA:2069:G:N3	2.01	0.59
22:DA:59:U:O2'	22:DA:73:A:H2'	2.02	0.59
29:DH:110:VAL:HG23	29:DH:110:VAL:O	2.01	0.59
31:DJ:21:THR:HG23	31:DJ:61:LYS:HB3	1.85	0.59
32:DK:71:ARG:HG3	32:DK:72:PRO:HD3	1.83	0.59
37:DP:49:ILE:HG22	37:DP:95:LYS:NZ	2.18	0.59
39:DR:31:GLU:HG2	39:DR:32:THR:H	1.67	0.59
41:DT:7:LEU:O	41:DT:7:LEU:HD23	2.02	0.59
43:DV:82:TYR:CE1	43:DV:83:LYS:HG2	2.38	0.59
44:DW:30:VAL:CG2	44:DW:59:PHE:CE1	2.86	0.59
47:DZ:8:GLN:C	47:DZ:9:THR:HG23	2.23	0.59
1:AA:1053:G:O2'	1:AA:1054:C:OP2	2.20	0.59
1:AA:579:A:H2'	1:AA:580:C:C6	2.38	0.59
1:AA:616:G:C2	1:AA:625:U:O2	2.56	0.59
2:AB:60:ALA:HB2	2:AB:220:VAL:HG13	1.83	0.59
3:AC:106:ARG:HG2	3:AC:106:ARG:O	2.03	0.59
4:AD:125:ASN:OD1	4:AD:141:VAL:HG22	2.03	0.59
10:AJ:18:ILE:O	10:AJ:22:THR:N	2.35	0.59
11:AK:30:ILE:HD12	11:AK:31:VAL:N	2.17	0.59
17:AQ:35:LYS:HG2	17:AQ:36:PHE:N	2.18	0.59
19:AS:55:GLN:HA	19:AS:55:GLN:NE2	2.17	0.59
20:AT:60:GLN:HA	20:AT:60:GLN:NE2	2.18	0.59
11:AK:126:ARG:N	21:AU:33:ARG:HH12	1.99	0.59
49:B1:10:LEU:HD21	49:B1:33:LEU:CD2	2.32	0.59
22:BA:1716:U:H2'	22:BA:1717:A:C8	2.37	0.59
22:BA:2260:C:O2'	22:BA:2261:C:H5'	2.03	0.59
22:BA:2552:U:H2'	22:BA:2554:U:OP2	2.03	0.59

Continued on next page...

Continued from previous page...

Atom-1	Atom-2	Interatomic distance (Å)	Clash overlap (Å)
23:BB:28:C:H2'	23:BB:29:A:O4'	2.03	0.59
26:BE:72:SER:C	26:BE:74:LYS:H	2.06	0.59
30:BI:120:ASP:HB3	30:BI:123:ALA:HB3	1.83	0.59
37:BP:112:ARG:O	37:BP:113:LEU:HD23	2.02	0.59
39:BR:90:ARG:O	39:BR:91:GLN:CB	2.50	0.59
42:BU:94:PHE:O	42:BU:94:PHE:CD1	2.56	0.59
44:BW:18:LYS:CG	44:BW:19:ARG:H	2.09	0.59
44:BW:24:ARG:CZ	44:BW:65:LYS:HE2	2.33	0.59
1:CA:1134:G:N1	1:CA:1141:C:C4	2.71	0.59
4:CD:2:ARG:HH21	4:CD:114:ARG:NH1	1.99	0.59
10:CJ:101:SER:O	10:CJ:102:LEU:HB2	2.03	0.59
10:CJ:90:LEU:O	10:CJ:90:LEU:HD23	2.03	0.59
11:CK:55:ARG:N	11:CK:55:ARG:HD2	2.16	0.59
1:CA:882:C:H41	12:CL:5:GLN:NE2	2.01	0.59
13:CM:96:VAL:HG12	13:CM:96:VAL:O	2.02	0.59
16:CP:16:PHE:HZ	16:CP:38:PHE:HD1	1.51	0.59
22:DA:100:U:C6	22:DA:100:U:OP1	2.56	0.59
22:DA:1135:C:N4	22:DA:1139:G:C6	2.71	0.59
22:DA:1286:A:C6	22:DA:1289:C:N3	2.71	0.59
22:DA:1388:G:O2'	22:DA:1389:G:C5'	2.51	0.59
22:DA:151:C:O2'	22:DA:152:A:H5'	2.03	0.59
22:DA:2229:U:H2'	22:DA:2230:G:C8	2.38	0.59
22:DA:2328:A:H2'	22:DA:2329:U:C6	2.37	0.59
22:DA:2353:G:H1'	44:DW:30:VAL:CG1	2.31	0.59
22:DA:2415:G:H2'	22:DA:2416:C:H6	1.68	0.59
22:DA:242:G:C5'	51:D3:63:TYR:CE1	2.85	0.59
22:DA:2615:U:O2'	22:DA:2616:C:C5'	2.50	0.59
22:DA:2893:A:H1'	22:DA:2894:G:C6	2.38	0.59
22:DA:604:G:C2	22:DA:605:G:C5	2.91	0.59
22:DA:627:A:O2'	22:DA:628:G:O5'	2.21	0.59
22:DA:729:G:O2'	22:DA:1775:U:H1'	2.03	0.59
23:DB:39:A:C2	23:DB:44:G:C2	2.91	0.59
24:DC:63:ILE:HG22	24:DC:64:VAL:N	2.17	0.59
25:DD:53:GLY:CA	25:DD:77:ARG:HG3	2.30	0.59
26:DE:196:VAL:HG12	26:DE:196:VAL:O	2.02	0.59
27:DF:43:ILE:HD13	27:DF:82:TYR:CE2	2.35	0.59
31:DJ:3:THR:CG2	38:DQ:60:TRP:HE1	2.15	0.59
35:DN:33:ILE:HG12	35:DN:118:ARG:HD2	1.85	0.59
36:DO:31:THR:HG23	36:DO:34:HIS:O	2.02	0.59
37:DP:22:GLY:HA3	37:DP:91:VAL:CG2	2.32	0.59
2:AB:89:PHE:HB3	2:AB:149:GLY:CA	2.31	0.58

Continued on next page...

Continued from previous page...

Atom-1	Atom-2	Interatomic distance (Å)	Clash overlap (Å)
4:AD:114:ARG:HG2	4:AD:132:ALA:HB1	1.85	0.58
12:AL:43:LYS:CB	12:AL:44:PRO:HD3	2.16	0.58
20:AT:61:ALA:HA	20:AT:66:ILE:HG22	1.83	0.58
22:BA:1179:G:C2	22:BA:1180:U:O2'	2.56	0.58
22:BA:1241:A:C2'	22:BA:1242:U:H5'	2.33	0.58
22:BA:1761:C:C2'	22:BA:1762:A:H5'	2.34	0.58
22:BA:1836:C:C2'	22:BA:1837:C:H5'	2.33	0.58
22:BA:2648:G:H2'	22:BA:2649:C:C6	2.38	0.58
22:BA:2681:C:C5	22:BA:2724:U:C5	2.91	0.58
22:BA:2732:G:OP2	22:BA:2732:G:H8	1.86	0.58
22:BA:373:U:O2'	22:BA:374:A:H5'	2.03	0.58
22:BA:783:A:C8	22:BA:784:G:H4'	2.38	0.58
22:BA:790:U:O2'	22:BA:791:C:O5'	2.20	0.58
22:BA:851:C:H2'	22:BA:852:U:C6	2.38	0.58
22:BA:869:G:H4'	34:BM:8:LYS:HD3	1.85	0.58
24:BC:39:SER:C	24:BC:41:GLY:N	2.56	0.58
24:BC:93:VAL:HG13	24:BC:94:LEU:N	2.17	0.58
26:BE:154:ASP:C	26:BE:154:ASP:OD2	2.42	0.58
33:BL:101:ILE:HG23	33:BL:102:GLY:N	2.17	0.58
36:BO:4:LYS:O	36:BO:8:ILE:HG13	2.02	0.58
22:BA:584:C:OP1	38:BQ:5:ARG:HB3	2.03	0.58
38:BQ:65:ASN:ND2	38:BQ:69:ARG:NH2	2.38	0.58
39:BR:49:ILE:HG22	39:BR:53:PHE:C	2.23	0.58
1:CA:1416:G:N2	1:CA:1485:U:H1'	2.17	0.58
1:CA:309:A:H1'	1:CA:608:A:C2	2.38	0.58
1:CA:373:A:H2'	1:CA:374:A:C8	2.35	0.58
1:CA:992:U:O2'	1:CA:993:G:OP2	2.21	0.58
3:CC:136:ALA:HA	3:CC:139:ASN:HD21	1.67	0.58
4:CD:109:THR:HG22	4:CD:111:ALA:H	1.67	0.58
4:CD:18:LEU:HD22	4:CD:63:ILE:HG12	1.85	0.58
4:CD:25:ARG:HH12	4:CD:30:LYS:CG	1.97	0.58
5:CE:89:THR:OG1	5:CE:90:GLY:N	2.33	0.58
6:CF:99:ALA:O	6:CF:100:SER:CB	2.50	0.58
6:CF:66:ALA:CB	6:CF:71:ILE:HD13	2.26	0.58
7:CG:73:GLU:HA	7:CG:140:VAL:HG11	1.84	0.58
8:CH:39:LEU:HB2	8:CH:45:ILE:HD11	1.84	0.58
5:CE:154:ALA:HB1	8:CH:65:PHE:HE2	1.67	0.58
13:CM:12:LYS:CE	13:CM:12:LYS:HA	2.28	0.58
14:CN:52:ARG:HA	14:CN:52:ARG:CZ	2.33	0.58
3:CC:32:LEU:HD12	14:CN:76:PHE:HA	1.84	0.58
19:CS:5:LYS:HE2	19:CS:6:LYS:O	2.03	0.58

Continued on next page...

Continued from previous page...

Atom-1	Atom-2	Interatomic distance (Å)	Clash overlap (Å)
49:D1:10:LEU:HD23	49:D1:20:TYR:CB	2.33	0.58
22:DA:1127:A:O2'	22:DA:1128:G:H5''	2.03	0.58
22:DA:1141:U:H4'	22:DA:1142:A:O5'	2.02	0.58
22:DA:129:C:O2'	22:DA:130:C:O4'	2.20	0.58
22:DA:1545:A:H2'	22:DA:1546:G:H5'	1.84	0.58
22:DA:1785:A:H2'	22:DA:1787:A:N7	2.18	0.58
22:DA:1802:A:O2'	22:DA:1803:A:C8	2.55	0.58
22:DA:2187:U:O2'	22:DA:2188:U:H5'	2.03	0.58
22:DA:2234:G:C5	22:DA:2235:G:N7	2.70	0.58
22:DA:2408:U:H5	56:DA:3596:HOH:O	1.85	0.58
22:DA:455:C:N4	22:DA:473:G:H5'	2.18	0.58
23:DB:67:G:O2'	23:DB:68:C:H6	1.85	0.58
28:DG:44:HIS:HA	28:DG:49:LEU:HA	1.85	0.58
32:DK:27:GLY:CA	32:DK:30:ARG:HD3	2.31	0.58
35:DN:75:ILE:HD12	35:DN:79:LEU:HD12	1.84	0.58
25:DD:9:VAL:CG2	37:DP:4:ILE:HD11	2.23	0.58
1:AA:723:U:H5'	1:AA:724:G:OP1	2.03	0.58
1:AA:923:A:H2'	1:AA:924:C:C6	2.38	0.58
1:AA:94:G:H4'	1:AA:95:C:H5''	1.83	0.58
3:AC:119:ILE:O	3:AC:123:LEU:HG	2.02	0.58
4:AD:109:THR:CG2	4:AD:112:GLU:HB2	2.33	0.58
5:AE:149:PRO:CA	5:AE:152:VAL:HG13	2.33	0.58
11:AK:100:ASN:HB2	11:AK:106:ILE:HG21	1.84	0.58
13:AM:15:VAL:HA	13:AM:33:LEU:HD11	1.85	0.58
14:AN:13:VAL:HA	14:AN:59:GLN:OE1	2.03	0.58
48:B0:33:SER:HB2	48:B0:35:GLU:HG3	1.84	0.58
22:BA:1060:U:O4'	22:BA:1062:G:H5''	2.03	0.58
22:BA:1507:C:C6	22:BA:1508:A:H2	2.21	0.58
22:BA:1858:A:H2'	22:BA:1859:U:C6	2.39	0.58
22:BA:2291:U:H2'	22:BA:2292:U:C6	2.37	0.58
22:BA:855:G:H1'	44:BW:23:LYS:CD	2.31	0.58
22:BA:988:A:C2'	22:BA:989:G:O5'	2.51	0.58
24:BC:254:LYS:O	24:BC:255:LYS:HB2	2.02	0.58
25:BD:106:LYS:HB2	25:BD:206:ALA:H	1.68	0.58
26:BE:45:ALA:C	26:BE:46:GLN:HG2	2.22	0.58
29:BH:38:PRO:HB2	29:BH:40:THR:HG23	1.85	0.58
32:BK:108:ARG:CG	32:BK:108:ARG:NH1	2.56	0.58
39:BR:21:ARG:NH2	39:BR:93:PHE:CE1	2.71	0.58
41:BT:1:MET:CB	41:BT:2:ILE:HD13	2.33	0.58
1:CA:1077:G:C2	1:CA:1081:A:C2	2.92	0.58
1:CA:183:C:H2'	1:CA:183:C:O2	2.02	0.58

Continued on next page...

Continued from previous page...

Atom-1	Atom-2	Interatomic distance (Å)	Clash overlap (Å)
1:CA:366:A:H1'	1:CA:395:C:O2	2.03	0.58
1:CA:599:C:H4'	8:CH:121:GLY:CA	2.33	0.58
1:CA:702:A:H8	1:CA:702:A:OP1	1.86	0.58
3:CC:137:VAL:HG13	3:CC:148:ILE:CG2	2.34	0.58
13:CM:18:LEU:HD22	13:CM:32:ILE:HG21	1.84	0.58
20:CT:69:ASN:HD22	20:CT:69:ASN:C	2.06	0.58
52:D4:16:ILE:HG22	52:D4:16:ILE:O	2.03	0.58
22:DA:1387:A:C4	22:DA:1388:G:C8	2.90	0.58
22:DA:142:A:H2'	22:DA:143:C:C6	2.38	0.58
22:DA:150:U:H2'	22:DA:151:C:C6	2.38	0.58
22:DA:1792:G:O2'	22:DA:1793:C:H5'	2.03	0.58
22:DA:1832:C:H2'	22:DA:1833:C:O5'	2.03	0.58
22:DA:1973:G:C6	22:DA:1974:C:N4	2.71	0.58
22:DA:1975:G:C5	22:DA:1976:U:H5	2.15	0.58
22:DA:1993:U:O2'	22:DA:1994:C:C5'	2.51	0.58
22:DA:2092:U:H4'	22:DA:2093:G:OP1	2.02	0.58
22:DA:303:G:C6	22:DA:315:G:O6	2.56	0.58
22:DA:762:U:O2'	22:DA:763:G:H5''	2.03	0.58
22:DA:845:A:H61	22:DA:932:U:H3	1.49	0.58
23:DB:46:A:C2'	23:DB:47:C:H6	2.16	0.58
24:DC:183:VAL:HG13	24:DC:184:GLU:N	2.16	0.58
22:DA:784:G:N2	24:DC:227:VAL:CG2	2.66	0.58
26:DE:119:ILE:CD1	26:DE:143:LEU:CD2	2.79	0.58
26:DE:47:LYS:HB3	26:DE:51:GLU:CB	2.18	0.58
29:DH:57:LYS:HD2	29:DH:57:LYS:O	2.03	0.58
30:DI:132:ALA:HB1	30:DI:137:LEU:CD1	2.32	0.58
32:DK:105:ARG:O	32:DK:108:ARG:HG2	2.03	0.58
32:DK:19:VAL:HG12	32:DK:41:ILE:HG13	1.84	0.58
35:DN:16:HIS:CE1	35:DN:20:MET:HE2	2.38	0.58
35:DN:16:HIS:O	35:DN:20:MET:N	2.35	0.58
35:DN:31:HIS:O	35:DN:33:ILE:HG13	2.03	0.58
39:DR:1:MET:HG3	39:DR:101:ILE:HD12	1.84	0.58
39:DR:22:LEU:HD21	39:DR:96:VAL:HG22	1.84	0.58
1:AA:1303:C:O2'	1:AA:1304:G:C5'	2.52	0.58
1:AA:15:G:N7	1:AA:1396:A:C2	2.71	0.58
1:AA:186:C:O4'	20:AT:75:LYS:HD2	2.02	0.58
1:AA:342:C:C2'	1:AA:343:U:H5'	2.32	0.58
1:AA:923:A:OP1	5:AE:25:LYS:HG2	2.03	0.58
1:AA:96:U:O2'	1:AA:97:G:H8	1.86	0.58
2:AB:69:VAL:HG23	2:AB:160:LEU:HD11	1.84	0.58
1:AA:877:G:H21	8:AH:1:SER:H3	1.51	0.58

Continued on next page...

Continued from previous page...

Atom-1	Atom-2	Interatomic distance (Å)	Clash overlap (Å)
14:AN:25:GLU:HG3	14:AN:26:LEU:HD12	1.84	0.58
15:AO:16:ARG:O	15:AO:17:ASP:CB	2.51	0.58
20:AT:57:VAL:HG12	20:AT:58:ASP:N	2.17	0.58
48:B0:24:VAL:C	48:B0:25:THR:HG23	2.23	0.58
22:BA:1254:A:H8	22:BA:1254:A:H5'	1.67	0.58
22:BA:22:C:C2'	22:BA:23:G:O5'	2.51	0.58
22:BA:2599:G:C2'	22:BA:2600:A:H5'	2.33	0.58
22:BA:2747:G:O6	22:BA:2755:C:H5''	2.03	0.58
26:BE:160:ALA:O	26:BE:161:ALA:HB3	2.03	0.58
28:BG:8:VAL:HG12	28:BG:9:VAL:N	2.17	0.58
31:BJ:25:LEU:HB2	31:BJ:62:VAL:CG2	2.34	0.58
22:BA:1131:G:C8	31:BJ:77:HIS:CE1	2.91	0.58
38:BQ:40:LYS:HA	38:BQ:43:GLN:HG3	1.83	0.58
1:CA:1169:A:H2'	1:CA:1170:A:H8	1.67	0.58
1:CA:243:A:H4'	1:CA:244:U:OP2	2.02	0.58
1:CA:747:A:H2'	1:CA:748:G:O4'	2.03	0.58
3:CC:149:LYS:O	3:CC:149:LYS:HD2	2.04	0.58
12:CL:82:ARG:HB2	12:CL:97:VAL:HG12	1.85	0.58
22:DA:1252:G:H5''	56:DA:3285:HOH:O	2.02	0.58
22:DA:1551:A:C6	22:DA:1552:A:N7	2.71	0.58
22:DA:1552:A:C2'	22:DA:1552:A:N3	2.64	0.58
22:DA:1813:G:N2	24:DC:49:THR:HB	2.18	0.58
22:DA:1969:A:H2'	22:DA:1972:G:H21	1.68	0.58
22:DA:2016:U:C4	22:DA:2017:U:C4	2.91	0.58
22:DA:2103:C:H2'	22:DA:2104:C:O4'	2.03	0.58
22:DA:2001:C:H4'	22:DA:2689:U:H2'	1.85	0.58
22:DA:2697:G:C5	22:DA:2698:U:C5	2.91	0.58
22:DA:2822:G:H2'	22:DA:2823:A:H5''	1.86	0.58
22:DA:53:A:N7	22:DA:54:G:C4	2.72	0.58
22:DA:584:C:OP1	38:DQ:5:ARG:HD3	2.03	0.58
22:DA:592:A:O2'	51:D3:3:ILE:HG13	2.02	0.58
22:DA:764:A:C2	22:DA:781:A:C2	2.91	0.58
23:DB:59:A:H2'	23:DB:60:C:O4'	2.03	0.58
24:DC:173:LEU:N	24:DC:173:LEU:CD2	2.67	0.58
28:DG:148:ARG:HB2	28:DG:152:ARG:HH21	1.68	0.58
28:DG:152:ARG:HG3	28:DG:153:PRO:HD2	1.84	0.58
28:DG:22:VAL:HG12	28:DG:23:ILE:N	2.16	0.58
32:DK:113:MET:HG3	32:DK:116:ILE:HD11	1.85	0.58
35:DN:90:ARG:HH21	35:DN:116:VAL:HG11	1.67	0.58
42:DU:14:THR:HB	42:DU:68:ASN:HB3	1.85	0.58
43:DV:16:ALA:HB2	43:DV:19:ARG:NH2	2.18	0.58

Continued on next page...

Continued from previous page...

Atom-1	Atom-2	Interatomic distance (Å)	Clash overlap (Å)
1:AA:1065:U:H5''	1:AA:1190:G:H21	1.68	0.58
1:AA:1055:A:N6	1:AA:1206:G:C5	2.72	0.58
1:AA:1225:A:H2'	1:AA:1226:C:C6	2.35	0.58
1:AA:1319:A:N7	1:AA:1323:G:C6	2.71	0.58
1:AA:214:C:H2'	1:AA:215:C:C6	2.33	0.58
2:AB:27:LYS:HB3	2:AB:28:PRO:HD3	1.86	0.58
5:AE:59:ILE:HD12	5:AE:59:ILE:C	2.23	0.58
7:AG:7:GLY:O	7:AG:8:GLN:HB3	2.03	0.58
10:AJ:88:MET:CE	10:AJ:89:ARG:HH12	2.16	0.58
12:AL:43:LYS:NZ	12:AL:44:PRO:CD	2.61	0.58
16:AP:6:LEU:HG	16:AP:17:TYR:HB3	1.85	0.58
22:BA:1016:G:H2'	22:BA:1017:G:O5'	2.03	0.58
22:BA:1058:U:O2'	30:BI:117:THR:HG23	2.03	0.58
22:BA:1115:G:O2'	22:BA:1116:G:H8	1.84	0.58
22:BA:1495:A:H2'	22:BA:1496:A:C8	2.38	0.58
22:BA:2466:C:H5'	52:B4:5:ALA:HB3	1.85	0.58
22:BA:287:G:H2'	22:BA:288:U:C6	2.37	0.58
22:BA:528:A:C8	22:BA:528:A:C3'	2.87	0.58
24:BC:166:ARG:HG2	24:BC:166:ARG:O	2.04	0.58
28:BG:83:THR:CA	28:BG:84:LYS:CE	2.81	0.58
34:BM:108:VAL:HG13	34:BM:109:PRO:HD2	1.85	0.58
34:BM:1:MET:CE	34:BM:2:LEU:N	2.64	0.58
22:BA:18:U:O3'	38:BQ:22:GLY:HA2	2.03	0.58
1:CA:1069:C:H4'	1:CA:1192:C:O2	2.03	0.58
1:CA:1528:U:O2'	1:CA:1529:G:H3'	2.02	0.58
1:CA:205:A:C5	1:CA:206:C:N4	2.70	0.58
1:CA:251:G:H4'	1:CA:252:U:H5''	1.84	0.58
1:CA:58:C:O2'	1:CA:59:A:H5'	2.03	0.58
1:CA:719:C:H3'	1:CA:720:C:C5	2.37	0.58
1:CA:855:U:H2'	1:CA:856:C:C6	2.39	0.58
2:CB:9:LEU:C	2:CB:11:ALA:H	2.05	0.58
3:CC:181:ILE:HG12	3:CC:202:PHE:HB2	1.85	0.58
18:CR:72:ARG:H	18:CR:72:ARG:NE	1.96	0.58
50:D2:31:LEU:HA	50:D2:34:ARG:HB2	1.85	0.58
51:D3:22:LYS:H	51:D3:48:MET:HB2	1.67	0.58
22:DA:991:C:C4	22:DA:1185:G:C6	2.91	0.58
22:DA:1638:C:H1'	22:DA:2698:U:O2'	2.03	0.58
22:DA:206:U:C2'	22:DA:207:A:H8	2.15	0.58
22:DA:777:G:N7	22:DA:793:A:H2	2.01	0.58
22:DA:1797:G:O3'	24:DC:255:LYS:O	2.20	0.58
25:DD:38:LYS:HD2	25:DD:45:TYR:CZ	2.38	0.58

Continued on next page...

Continued from previous page...

Atom-1	Atom-2	Interatomic distance (Å)	Clash overlap (Å)
27:DF:28:PRO:HB2	27:DF:168:LEU:CG	2.33	0.58
28:DG:175:LYS:HD3	28:DG:175:LYS:C	2.24	0.58
28:DG:93:TYR:HD2	28:DG:93:TYR:N	2.00	0.58
29:DH:147:VAL:O	29:DH:148:ALA:HB3	2.03	0.58
32:DK:5:GLN:HA	32:DK:20:MET:SD	2.43	0.58
33:DL:79:LEU:CD2	33:DL:115:GLU:O	2.51	0.58
33:DL:128:THR:HB	33:DL:131:ALA:HB3	1.85	0.58
35:DN:14:SER:C	35:DN:16:HIS:N	2.53	0.58
36:DO:27:VAL:HB	36:DO:38:GLN:CG	2.31	0.58
39:DR:4:VAL:HG23	39:DR:39:LEU:HG	1.85	0.58
43:DV:1:MET:HA	43:DV:1:MET:CE	2.34	0.58
44:DW:8:SER:O	44:DW:9:THR:CB	2.50	0.58
1:AA:40:C:O2	1:AA:40:C:H2'	2.03	0.58
1:AA:462:G:C5'	1:AA:463:U:OP2	2.51	0.58
1:AA:500:G:H2'	1:AA:501:C:C5	2.37	0.58
1:AA:523:A:H61	12:AL:88:ASP:CB	2.17	0.58
1:AA:613:C:O2'	1:AA:614:C:H5'	2.03	0.58
1:AA:920:U:O4'	1:AA:1080:A:C2	2.57	0.58
1:AA:91:U:O2'	1:AA:92:U:O4'	2.21	0.58
2:AB:89:PHE:CE1	2:AB:153:MET:HB2	2.39	0.58
5:AE:82:HIS:HB2	5:AE:83:PRO:CD	2.34	0.58
10:AJ:15:HIS:CG	10:AJ:16:ARG:N	2.71	0.58
10:AJ:44:THR:HG23	10:AJ:70:HIS:HA	1.84	0.58
11:AK:23:HIS:HB3	11:AK:30:ILE:HG13	1.85	0.58
22:BA:1456:G:C5	22:BA:1457:U:C5	2.91	0.58
22:BA:1858:A:H2'	22:BA:1859:U:C5	2.38	0.58
22:BA:455:C:N3	22:BA:472:A:H2'	2.18	0.58
22:BA:693:A:H2'	22:BA:694:U:O4'	2.04	0.58
26:BE:148:ILE:HA	26:BE:187:VAL:HB	1.85	0.58
28:BG:30:GLY:HA3	28:BG:78:VAL:CG1	2.33	0.58
32:BK:113:MET:SD	32:BK:116:ILE:CD1	2.89	0.58
33:BL:77:ILE:HD13	33:BL:108:ALA:HB1	1.84	0.58
33:BL:89:VAL:HA	33:BL:121:THR:HG23	1.86	0.58
42:BU:43:LYS:O	42:BU:57:ILE:HA	2.03	0.58
1:CA:119:A:C4'	1:CA:120:A:O5'	2.51	0.58
1:CA:1470:U:O2'	1:CA:1471:U:H5'	2.03	0.58
1:CA:309:A:H1'	1:CA:608:A:H2	1.67	0.58
1:CA:441:A:H61	1:CA:493:A:H62	1.51	0.58
1:CA:518:C:H2'	1:CA:530:G:N7	2.17	0.58
1:CA:688:G:H5''	1:CA:688:G:H8	1.66	0.58
4:CD:26:ALA:O	4:CD:31:CYS:SG	2.60	0.58

Continued on next page...

Continued from previous page...

Atom-1	Atom-2	Interatomic distance (Å)	Clash overlap (Å)
4:CD:57:LYS:HG3	4:CD:58:GLN:N	2.17	0.58
5:CE:71:ILE:HG23	5:CE:73:VAL:HG22	1.86	0.58
12:CL:61:GLU:HG3	12:CL:61:GLU:O	2.04	0.58
14:CN:26:LEU:O	14:CN:26:LEU:HD23	2.03	0.58
1:CA:261:U:C5	20:CT:73:ARG:NE	2.72	0.58
21:CU:19:LYS:C	21:CU:21:SER:H	2.06	0.58
22:DA:1708:C:H2'	22:DA:1709:U:C6	2.38	0.58
22:DA:1844:C:O2	22:DA:1844:C:H2'	2.02	0.58
22:DA:2297:A:O2'	22:DA:2298:A:H8	1.85	0.58
22:DA:271:G:O2'	22:DA:272:A:O5'	2.21	0.58
22:DA:799:G:P	22:DA:800:A:H3'	2.42	0.58
22:DA:811:U:H5''	22:DA:812:C:OP2	2.03	0.58
27:DF:74:ALA:HB1	27:DF:76:PHE:HD2	1.67	0.58
28:DG:24:THR:O	28:DG:25:ILE:HD12	2.03	0.58
28:DG:38:ASP:O	28:DG:39:ALA:HB2	2.04	0.58
32:DK:9:ASN:N	32:DK:9:ASN:HD22	2.00	0.58
35:DN:80:PHE:O	35:DN:85:PRO:HD3	2.04	0.58
36:DO:35:ILE:HG13	36:DO:102:ARG:HD2	1.83	0.58
38:DQ:27:ARG:HA	38:DQ:33:VAL:HG12	1.86	0.58
39:DR:10:LYS:N	39:DR:10:LYS:HD2	2.17	0.58
44:DW:81:ILE:HD12	44:DW:81:ILE:C	2.23	0.58
1:AA:1160:G:O6	1:AA:1181:G:O6	2.22	0.58
1:AA:1228:C:H2'	1:AA:1229:A:C8	2.39	0.58
1:AA:1284:C:H2'	1:AA:1285:A:H8	1.61	0.58
1:AA:1381:U:O2'	1:AA:1382:C:H6	1.76	0.58
1:AA:575:G:C6	1:AA:821:G:N7	2.72	0.58
1:AA:6:G:HO2'	1:AA:7:A:H8	1.50	0.58
1:AA:89:U:O2'	1:AA:90:C:C5'	2.52	0.58
2:AB:148:GLY:CA	2:AB:151:LYS:HE3	2.33	0.58
2:AB:71:THR:HG23	2:AB:93:HIS:C	2.24	0.58
4:AD:33:ILE:O	4:AD:34:GLU:HB3	2.02	0.58
6:AF:4:TYR:CD2	6:AF:71:ILE:HG12	2.38	0.58
11:AK:80:ASN:HB3	11:AK:105:ARG:HB3	1.85	0.58
14:AN:4:SER:O	14:AN:8:ARG:HG3	2.04	0.58
20:AT:2:ASN:O	20:AT:3:ILE:C	2.41	0.58
22:BA:1476:U:OP2	22:BA:1476:U:H6	1.86	0.58
22:BA:1508:A:O2'	22:BA:1509:A:O5'	2.22	0.58
22:BA:1945:G:H2'	22:BA:1946:U:H6	1.68	0.58
22:BA:273:G:O2'	22:BA:274:C:C5'	2.52	0.58
22:BA:412:A:O2'	22:BA:413:C:C5'	2.44	0.58
25:BD:107:VAL:H	25:BD:206:ALA:N	2.02	0.58

Continued on next page...

Continued from previous page...

Atom-1	Atom-2	Interatomic distance (Å)	Clash overlap (Å)
28:BG:148:ARG:HA	28:BG:161:VAL:HG11	1.86	0.58
28:BG:23:ILE:HG21	28:BG:71:LEU:CD1	2.33	0.58
31:BJ:74:TYR:CD2	31:BJ:92:MET:HE1	2.38	0.58
32:BK:61:VAL:HG21	32:BK:112:PHE:CE2	2.38	0.58
35:BN:65:LEU:HD11	35:BN:69:ARG:HH21	1.66	0.58
38:BQ:81:GLY:HA2	38:BQ:116:LEU:HD12	1.84	0.58
39:BR:49:ILE:CG2	39:BR:53:PHE:N	2.67	0.58
41:BT:59:ASN:O	41:BT:83:ALA:O	2.21	0.58
45:BX:53:LYS:O	45:BX:57:VAL:HG23	2.03	0.58
1:CA:1101:A:C4'	1:CA:1102:A:O5'	2.52	0.58
1:CA:313:A:H2'	1:CA:314:C:H6	1.67	0.58
1:CA:330:C:O2'	1:CA:331:G:C5'	2.51	0.58
1:CA:47:C:H4'	1:CA:48:C:O5'	2.04	0.58
1:CA:647:C:H2'	1:CA:648:A:C8	2.38	0.58
2:CB:128:LEU:HD22	2:CB:132:GLU:HG2	1.85	0.58
2:CB:139:GLU:O	2:CB:143:LEU:HG	2.03	0.58
3:CC:76:ILE:HG12	3:CC:83:VAL:HG11	1.86	0.58
4:CD:186:GLU:O	4:CD:187:ARG:HB2	2.02	0.58
6:CF:41:ASP:OD2	6:CF:58:HIS:HE1	1.86	0.58
6:CF:38:ARG:HG3	6:CF:63:ASN:HB2	1.85	0.58
9:CI:12:LYS:HG2	9:CI:12:LYS:O	2.04	0.58
14:CN:31:SER:HA	14:CN:45:LEU:HD11	1.85	0.58
21:CU:24:LYS:HZ2	21:CU:25:ALA:HB2	1.69	0.58
22:DA:1208:C:O2'	22:DA:1209:U:C6	2.56	0.58
22:DA:1324:G:H3'	22:DA:1325:U:H5''	1.84	0.58
22:DA:1385:A:O2'	22:DA:1386:C:C5'	2.52	0.58
22:DA:1441:G:H2'	22:DA:1442:U:H6	1.66	0.58
22:DA:1607:C:H4'	22:DA:1608:A:H8	1.68	0.58
22:DA:2087:G:C2	22:DA:2233:U:O2	2.57	0.58
22:DA:2352:A:H2'	22:DA:2353:G:H5'	1.85	0.58
22:DA:2401:U:H5''	22:DA:2402:U:OP2	2.04	0.58
22:DA:311:A:H1'	22:DA:332:A:C8	2.38	0.58
22:DA:876:C:H3'	22:DA:877:A:C8	2.35	0.58
25:DD:124:ARG:NH1	25:DD:125:TRP:CZ2	2.72	0.58
22:DA:2051:A:H4'	25:DD:146:ILE:HG23	1.84	0.58
25:DD:94:GLN:HG2	25:DD:94:GLN:O	2.03	0.58
26:DE:134:LEU:HA	26:DE:137:LYS:HB2	1.84	0.58
27:DF:100:GLU:O	27:DF:100:GLU:HG2	2.02	0.58
27:DF:65:LEU:CG	27:DF:67:THR:HG23	2.32	0.58
29:DH:54:LEU:HA	29:DH:57:LYS:HG2	1.86	0.58
44:DW:51:GLY:HA3	44:DW:59:PHE:H	1.68	0.58

Continued on next page...

Continued from previous page...

Atom-1	Atom-2	Interatomic distance (Å)	Clash overlap (Å)
45:DX:77:TYR:C	45:DX:77:TYR:CD1	2.77	0.58
1:AA:1078:U:O4'	5:AE:88:HIS:HE1	1.86	0.58
1:AA:115:G:H1'	1:AA:116:A:N7	2.18	0.58
1:AA:126:G:C2'	1:AA:127:G:O5'	2.51	0.58
1:AA:1285:A:H5'	1:AA:1286:U:O4	2.03	0.58
1:AA:335:C:H2'	1:AA:336:A:C8	2.38	0.58
1:AA:450:G:N7	1:AA:481:G:O6	2.37	0.58
5:AE:109:ALA:O	5:AE:110:MET:CB	2.52	0.58
9:AI:86:LEU:HD23	9:AI:93:LEU:HD22	1.84	0.58
13:AM:89:ARG:HH11	13:AM:94:LEU:HB3	1.69	0.58
3:AC:36:PHE:HZ	14:AN:89:ARG:HH12	1.51	0.58
16:AP:46:LYS:NZ	16:AP:48:GLU:HB3	2.17	0.58
16:AP:77:GLU:C	16:AP:79:ASN:H	2.06	0.58
17:AQ:48:GLU:O	17:AQ:49:ASN:ND2	2.37	0.58
18:AR:21:ASP:OD2	18:AR:23:LYS:HD2	2.04	0.58
48:B0:14:MET:O	48:B0:17:SER:HB3	2.04	0.58
49:B1:29:LYS:HB3	49:B1:29:LYS:NZ	2.19	0.58
22:BA:1875:G:HO2'	22:BA:1876:A:H8	1.52	0.58
22:BA:1941:C:C5'	22:BA:1941:C:C6	2.83	0.58
22:BA:2104:C:H2'	22:BA:2105:U:O4'	2.03	0.58
22:BA:754:U:H2'	22:BA:755:U:H6	1.67	0.58
23:BB:46:A:C5	23:BB:47:C:C4	2.92	0.58
22:BA:1993:U:H4'	25:BD:133:THR:CG2	2.33	0.58
25:BD:92:VAL:HG12	25:BD:92:VAL:O	2.02	0.58
28:BG:142:GLN:HA	28:BG:142:GLN:HE21	1.68	0.58
37:BP:105:LYS:HA	37:BP:108:ARG:HH21	1.68	0.58
1:CA:1111:A:C2'	1:CA:1112:C:H5'	2.34	0.58
1:CA:1151:A:O3'	10:CJ:70:HIS:CE1	2.56	0.58
1:CA:383:A:C8	1:CA:384:G:H1'	2.39	0.58
1:CA:519:C:O2'	1:CA:520:A:O4'	2.20	0.58
1:CA:642:A:O2'	1:CA:643:C:H5'	2.03	0.58
1:CA:679:C:O2	1:CA:712:A:C2	2.56	0.58
1:CA:976:G:OP1	1:CA:976:G:H4'	2.02	0.58
5:CE:95:MET:CB	5:CE:124:ALA:HB2	2.22	0.58
10:CJ:17:LEU:CD2	10:CJ:96:VAL:HG13	2.33	0.58
13:CM:16:ILE:H	13:CM:16:ILE:HD12	1.69	0.58
22:DA:1051:G:H2'	22:DA:1052:C:C6	2.39	0.58
22:DA:1291:C:O2'	22:DA:1292:G:O4'	2.21	0.58
22:DA:1426:G:C8	22:DA:1427:A:H2'	2.38	0.58
22:DA:1613:G:N1	22:DA:1617:C:C2	2.72	0.58
22:DA:1827:U:H2'	22:DA:1828:G:C8	2.38	0.58

Continued on next page...

Continued from previous page...

Atom-1	Atom-2	Interatomic distance (Å)	Clash overlap (Å)
1:CA:1493:A:H3'	22:DA:1913:A:N6	2.18	0.58
22:DA:1975:G:C6	22:DA:1976:U:C5	2.92	0.58
22:DA:2091:C:N4	22:DA:2092:U:C4	2.72	0.58
22:DA:2230:G:H2'	22:DA:2231:U:C6	2.38	0.58
22:DA:2874:C:O2'	22:DA:2875:C:C6	2.53	0.58
22:DA:653:U:H4'	22:DA:653:U:OP1	2.03	0.58
22:DA:709:U:H2'	22:DA:710:U:H6	1.68	0.58
22:DA:860:U:O4'	22:DA:2268:A:H5'	2.03	0.58
24:DC:66:PHE:HB3	24:DC:150:GLY:O	2.03	0.58
27:DF:111:ARG:HG3	27:DF:135:ILE:HG12	1.86	0.58
27:DF:45:ASP:HB3	27:DF:48:LEU:CD2	2.34	0.58
27:DF:97:GLU:HG2	27:DF:97:GLU:O	2.01	0.58
28:DG:169:ARG:O	28:DG:170:THR:HB	2.02	0.58
30:DI:12:VAL:HG12	30:DI:13:ALA:N	2.18	0.58
34:DM:36:VAL:CG2	34:DM:129:THR:HG22	2.27	0.58
35:DN:71:ARG:CB	35:DN:71:ARG:HH21	2.08	0.58
36:DO:17:LYS:HE3	36:DO:17:LYS:C	2.23	0.58
37:DP:37:LYS:O	37:DP:38:ARG:HB3	2.03	0.58
22:DA:2013:A:OP1	40:DS:96:ILE:HA	2.04	0.58
42:DU:95:PHE:N	42:DU:95:PHE:HD1	1.92	0.58
42:DU:81:ARG:CG	42:DU:96:LYS:HD2	2.33	0.58
44:DW:17:ALA:CB	44:DW:36:ILE:HA	2.34	0.58
44:DW:77:LYS:O	44:DW:78:PHE:CB	2.51	0.58
44:DW:49:ASN:HD21	44:DW:80:SER:HA	1.68	0.58
45:DX:63:ILE:CD1	45:DX:64:ASP:H	2.16	0.58
1:AA:1449:C:O2'	1:AA:1450:U:H5'	2.04	0.58
1:AA:556:C:H2'	1:AA:557:G:H5'	1.84	0.58
2:AB:212:TYR:O	2:AB:216:VAL:HG23	2.04	0.58
12:AL:98:ARG:HB2	12:AL:116:TYR:HA	1.85	0.58
13:AM:68:LEU:O	13:AM:72:ILE:HG13	2.04	0.58
15:AO:20:ASP:OD1	15:AO:23:SER:HB2	2.03	0.58
17:AQ:18:LYS:HA	17:AQ:47:ASP:HB3	1.81	0.58
18:AR:35:SER:HB3	21:AU:3:ILE:CG1	2.34	0.58
20:AT:8:LYS:HA	20:AT:11:ILE:CG2	2.33	0.58
22:BA:1106:G:N2	22:BA:1107:G:H1'	2.18	0.58
22:BA:1327:A:H2'	22:BA:1328:A:O4'	2.04	0.58
22:BA:1853:A:N1	22:BA:2087:G:H1'	2.18	0.58
22:BA:2365:G:H2'	22:BA:2366:A:C8	2.39	0.58
22:BA:60:G:C8	22:BA:62:U:C6	2.92	0.58
22:BA:806:C:O5'	22:BA:806:C:H6	1.87	0.58
23:BB:2:G:N1	23:BB:119:A:C2	2.72	0.58

Continued on next page...

Continued from previous page...

Atom-1	Atom-2	Interatomic distance (Å)	Clash overlap (Å)
24:BC:252:LYS:CB	24:BC:252:LYS:NZ	2.67	0.58
24:BC:49:THR:HG22	24:BC:50:THR:N	2.17	0.58
27:BF:72:SER:OG	27:BF:79:ARG:HA	2.04	0.58
27:BF:84:ILE:CG1	27:BF:84:ILE:O	2.52	0.58
28:BG:59:ASP:O	28:BG:60:GLY:C	2.42	0.58
22:BA:2747:G:O2'	28:BG:66:THR:HG22	2.04	0.58
29:BH:53:GLU:O	29:BH:54:LEU:HD22	2.03	0.58
22:BA:636:G:C4	33:BL:111:ILE:HD11	2.35	0.58
33:BL:68:SER:CB	33:BL:71:ALA:HB2	2.34	0.58
37:BP:85:VAL:HG12	37:BP:86:LYS:N	2.19	0.58
41:BT:20:ALA:O	41:BT:22:THR:N	2.37	0.58
43:BV:2:PHE:CB	43:BV:61:LEU:HD22	2.33	0.58
44:BW:13:ARG:O	44:BW:14:ASP:C	2.41	0.58
1:CA:1333:A:H2'	1:CA:1334:G:O4'	2.03	0.58
1:CA:57:G:N1	1:CA:356:A:C2	2.72	0.58
1:CA:664:G:N2	1:CA:741:G:H1	1.95	0.58
1:CA:91:U:O2'	1:CA:92:U:H6	1.86	0.58
1:CA:935:A:N6	7:CG:2:ARG:CZ	2.67	0.58
4:CD:24:VAL:O	4:CD:25:ARG:HB2	2.04	0.58
4:CD:84:ASN:ND2	4:CD:86:GLY:H	2.02	0.58
5:CE:103:GLY:O	5:CE:104:ILE:CG2	2.41	0.58
6:CF:81:ASN:C	6:CF:81:ASN:HD22	2.07	0.58
7:CG:119:LEU:HD23	7:CG:120:ALA:N	2.18	0.58
7:CG:34:LYS:NZ	7:CG:34:LYS:HB2	2.19	0.58
7:CG:4:ARG:CZ	7:CG:6:ILE:HG22	2.33	0.58
14:CN:30:ILE:O	14:CN:40:ARG:HA	2.04	0.58
18:CR:32:ILE:HD12	18:CR:33:THR:O	2.04	0.58
19:CS:10:ILE:HG22	19:CS:14:LEU:HD21	1.86	0.58
19:CS:11:ASP:H	19:CS:14:LEU:HD21	1.68	0.58
1:CA:192:A:C2	20:CT:54:GLN:NE2	2.71	0.58
22:DA:1055:G:N3	22:DA:1055:G:H2'	2.19	0.58
22:DA:183:C:H6	22:DA:183:C:O5'	1.86	0.58
22:DA:1845:G:C6	22:DA:1846:G:C5	2.92	0.58
22:DA:1887:C:C2'	22:DA:1888:G:H5'	2.33	0.58
22:DA:2611:C:C5'	22:DA:2611:C:H6	2.11	0.58
22:DA:481:G:HO2'	22:DA:507:A:H61	1.51	0.58
22:DA:608:A:C6	22:DA:621:A:C8	2.92	0.58
23:DB:18:G:C2	23:DB:19:C:C2	2.91	0.58
23:DB:27:C:O2'	23:DB:28:C:H5'	2.04	0.58
24:DC:52:HIS:HA	24:DC:216:ARG:HB2	1.85	0.58
22:DA:797:G:OP1	26:DE:57:LYS:HG2	2.03	0.58

Continued on next page...

Continued from previous page...

Atom-1	Atom-2	Interatomic distance (Å)	Clash overlap (Å)
35:DN:7:GLY:CA	35:DN:46:ARG:HH22	2.17	0.58
35:DN:52:ILE:HG21	35:DN:94:TYR:CD2	2.38	0.58
36:DO:30:ARG:HG2	36:DO:31:THR:H	1.66	0.58
1:AA:1507:A:O2'	1:AA:1508:A:H5'	2.04	0.58
1:AA:438:U:O2'	1:AA:439:U:OP2	2.19	0.58
1:AA:652:U:O2'	1:AA:653:U:O5'	2.22	0.58
4:AD:62:ARG:HA	4:AD:62:ARG:NE	2.17	0.58
4:AD:75:TYR:CD1	4:AD:75:TYR:C	2.77	0.58
11:AK:124:LYS:HE3	21:AU:34:ARG:CD	2.33	0.58
16:AP:20:VAL:HG21	16:AP:32:PHE:CB	2.33	0.58
17:AQ:74:LEU:HD12	17:AQ:74:LEU:N	2.13	0.58
22:BA:1016:G:C2'	22:BA:1017:G:O5'	2.52	0.58
22:BA:1084:A:C6	22:BA:1085:A:C6	2.92	0.58
22:BA:1786:A:H1'	22:BA:1938:A:N6	2.19	0.58
22:BA:1759:A:C8	22:BA:2696:U:H1'	2.39	0.58
22:BA:511:U:C5	22:BA:512:G:C5	2.92	0.58
24:BC:80:LEU:HD11	24:BC:109:LEU:HB2	1.86	0.58
25:BD:16:THR:HG23	25:BD:20:VAL:HB	1.85	0.58
25:BD:97:SER:O	25:BD:99:GLU:CG	2.51	0.58
33:BL:110:VAL:CG1	33:BL:131:ALA:CB	2.80	0.58
44:BW:37:VAL:O	44:BW:38:ARG:CB	2.52	0.58
1:CA:106:C:HO2'	1:CA:107:G:H5'	1.67	0.58
1:CA:348:G:H2'	1:CA:349:A:C8	2.37	0.58
1:CA:5:U:H4'	1:CA:6:G:H5''	1.85	0.58
1:CA:745:G:H2'	1:CA:746:A:C8	2.38	0.58
2:CB:160:LEU:HB2	2:CB:182:VAL:HG12	1.84	0.58
2:CB:185:ILE:CG2	2:CB:199:ILE:HG13	2.28	0.58
6:CF:42:TRP:CB	6:CF:59:TYR:HB2	2.33	0.58
10:CJ:40:ILE:HG22	10:CJ:42:LEU:HD11	1.84	0.58
13:CM:76:ILE:O	13:CM:76:ILE:HG22	2.04	0.58
22:DA:1060:U:C4'	22:DA:1061:U:C2'	2.81	0.58
22:DA:1063:G:HO2'	22:DA:1064:C:H6	1.47	0.58
22:DA:1092:C:H2'	22:DA:1093:G:C5'	2.32	0.58
22:DA:1195:G:N3	22:DA:1226:A:C2	2.72	0.58
22:DA:1635:A:H2'	22:DA:1636:U:H6	1.68	0.58
22:DA:165:A:C4	22:DA:166:U:C5	2.91	0.58
22:DA:1808:A:O3'	22:DA:1809:A:C8	2.57	0.58
22:DA:233:A:O2'	22:DA:234:U:C6	2.54	0.58
22:DA:27:G:H1'	22:DA:513:A:H62	1.67	0.58
22:DA:2848:G:OP2	37:DP:94:ALA:HB2	2.04	0.58
22:DA:303:G:C2	22:DA:304:U:C2	2.92	0.58

Continued on next page...

Continued from previous page...

Atom-1	Atom-2	Interatomic distance (Å)	Clash overlap (Å)
22:DA:477:A:C2'	22:DA:478:A:C8	2.86	0.58
22:DA:632:A:O3'	33:DL:68:SER:HB3	2.04	0.58
26:DE:29:HIS:HA	26:DE:32:VAL:CG2	2.33	0.58
27:DF:32:LYS:NZ	27:DF:32:LYS:HB2	2.19	0.58
27:DF:59:ILE:HD13	27:DF:137:PHE:HZ	1.68	0.58
28:DG:162:ARG:C	28:DG:163:TYR:HD2	2.07	0.58
29:DH:31:VAL:HB	29:DH:32:PRO:CD	2.27	0.58
32:DK:15:GLY:O	32:DK:16:ALA:O	2.22	0.58
33:DL:55:MET:SD	33:DL:59:ARG:NE	2.76	0.58
34:DM:31:PHE:HB2	34:DM:105:MET:HB3	1.86	0.58
40:DS:33:LEU:CA	40:DS:36:LEU:HD23	2.34	0.58
42:DU:82:VAL:HB	42:DU:93:ARG:HB3	1.85	0.58
46:DY:9:LYS:HB3	46:DY:12:GLU:HG3	1.84	0.58
1:AA:1123:U:H5'	1:AA:1124:G:OP2	2.04	0.58
1:AA:1239:A:H4'	1:AA:1240:U:C5'	2.34	0.58
1:AA:1492:A:H2'	1:AA:1493:A:C5'	2.33	0.58
1:AA:154:U:C2'	1:AA:155:A:H5'	2.34	0.58
1:AA:507:C:OP2	1:AA:508:U:H3'	2.03	0.58
4:AD:89:LEU:CD2	4:AD:199:ILE:HD11	2.28	0.58
10:AJ:48:ARG:NH1	10:AJ:48:ARG:CG	2.50	0.58
11:AK:21:HIS:CD2	11:AK:34:THR:CG2	2.86	0.58
11:AK:27:ASN:O	11:AK:56:LYS:HE3	2.03	0.58
17:AQ:27:PHE:O	17:AQ:28:VAL:HG12	2.03	0.58
19:AS:14:LEU:HD13	19:AS:32:THR:HG21	1.85	0.58
52:B4:9:LYS:H	52:B4:9:LYS:CE	2.17	0.58
22:BA:1141:U:H6	31:BJ:65:THR:HG21	1.69	0.58
22:BA:142:A:O2'	22:BA:143:C:O5'	2.22	0.58
22:BA:1452:G:H2'	22:BA:1457:U:O4	2.04	0.58
22:BA:145:C:O2'	22:BA:146:A:H5'	2.04	0.58
22:BA:2547:A:H2'	22:BA:2548:U:H6	1.66	0.58
22:BA:568:U:O2	22:BA:570:G:C8	2.56	0.58
22:BA:947:A:HO2'	22:BA:984:A:H2	1.52	0.58
27:BF:71:LYS:HA	27:BF:80:GLN:HG2	1.86	0.58
22:BA:2531:A:P	28:BG:174:LYS:HG3	2.44	0.58
28:BG:97:VAL:HG23	28:BG:124:CYS:SG	2.44	0.58
34:BM:83:GLY:O	34:BM:85:GLY:N	2.37	0.58
40:BS:36:LEU:HD23	40:BS:48:LYS:CA	2.32	0.58
1:CA:98:A:C2	1:CA:99:C:C2	2.91	0.58
9:CI:114:LYS:HD2	9:CI:120:ALA:O	2.03	0.58
11:CK:70:ALA:CA	11:CK:73:VAL:HG22	2.16	0.58
13:CM:64:VAL:CG1	13:CM:65:GLU:H	2.09	0.58

Continued on next page...

Continued from previous page...

Atom-1	Atom-2	Interatomic distance (Å)	Clash overlap (Å)
51:D3:35:LYS:HB2	51:D3:40:LYS:HD3	1.86	0.58
22:DA:1227:G:C2'	22:DA:1228:G:H5'	2.34	0.58
22:DA:1413:A:C6	22:DA:1414:C:N4	2.72	0.58
22:DA:1512:C:O2'	22:DA:1513:U:H5'	2.04	0.58
22:DA:1544:A:C6	22:DA:1545:A:C6	2.92	0.58
22:DA:1555:G:C2	22:DA:1556:C:C2	2.91	0.58
22:DA:20:C:H2'	22:DA:21:A:C8	2.38	0.58
22:DA:234:U:H2'	22:DA:235:U:C6	2.39	0.58
22:DA:2415:G:H2'	22:DA:2416:C:C6	2.39	0.58
22:DA:2446:G:C2	22:DA:2501:C:C5	2.92	0.58
22:DA:2478:A:C8	22:DA:2529:G:C6	2.91	0.58
22:DA:266:G:C2'	22:DA:267:C:O5'	2.51	0.58
22:DA:371:A:C4	22:DA:373:U:O4	2.56	0.58
22:DA:464:U:H2'	22:DA:465:G:O4'	2.04	0.58
22:DA:856:G:H1	22:DA:921:C:H42	1.52	0.58
22:DA:953:G:O2'	22:DA:954:G:H5'	2.04	0.58
23:DB:78:A:C2	23:DB:99:A:C4	2.92	0.58
24:DC:29:PHE:C	24:DC:31:PRO:HD2	2.24	0.58
26:DE:52:VAL:HG12	26:DE:74:LYS:HG2	1.86	0.58
27:DF:122:ASP:HB3	27:DF:126:ASN:HD22	1.69	0.58
27:DF:43:ILE:CG1	27:DF:77:LYS:HG2	2.34	0.58
29:DH:94:ILE:CG1	29:DH:98:ASP:OD1	2.51	0.58
31:DJ:43:GLU:O	31:DJ:45:THR:N	2.37	0.58
37:DP:42:PHE:CE2	37:DP:71:ARG:HD3	2.39	0.58
37:DP:50:ARG:CA	37:DP:57:ALA:H	2.17	0.58
38:DQ:48:ASP:HA	38:DQ:51:GLN:HB2	1.86	0.58
39:DR:49:ILE:HD12	39:DR:51:VAL:O	2.02	0.58
40:DS:24:ILE:HG21	40:DS:36:LEU:HD21	1.86	0.58
44:DW:37:VAL:HA	44:DW:55:ASP:O	2.03	0.58
1:AA:1153:G:O2'	1:AA:1154:G:O5'	2.22	0.57
1:AA:1239:A:H1'	1:AA:1241:G:C4	2.40	0.57
1:AA:1402:C:H2'	1:AA:1403:C:O4'	2.03	0.57
1:AA:563:A:C8	1:AA:567:G:O4'	2.56	0.57
1:AA:588:G:N2	1:AA:589:U:H1'	2.19	0.57
1:AA:788:U:H2'	1:AA:789:U:H6	1.68	0.57
2:AB:49:PHE:O	2:AB:52:ALA:HB3	2.04	0.57
2:AB:56:LEU:HD13	2:AB:220:VAL:HG22	1.85	0.57
2:AB:80:LYS:HB2	2:AB:90:PHE:CE1	2.39	0.57
5:AE:11:GLN:HE21	5:AE:11:GLN:CA	2.08	0.57
1:AA:1240:U:N3	7:AG:29:LEU:HD21	2.18	0.57
7:AG:29:LEU:C	7:AG:29:LEU:HD23	2.24	0.57

Continued on next page...

Continued from previous page...

Atom-1	Atom-2	Interatomic distance (Å)	Clash overlap (Å)
16:AP:78:VAL:HG13	16:AP:78:VAL:O	2.03	0.57
20:AT:27:MET:O	20:AT:31:ILE:HG13	2.04	0.57
20:AT:53:MET:HE1	20:AT:57:VAL:CG2	2.34	0.57
22:BA:1070:A:C6	22:BA:1097:U:H4'	2.38	0.57
22:BA:1165:A:H2'	22:BA:1166:G:C8	2.39	0.57
22:BA:1565:C:O2'	22:BA:1566:A:H2'	2.04	0.57
24:BC:196:ASN:O	24:BC:197:ALA:HB3	2.03	0.57
25:BD:155:VAL:CG1	25:BD:159:LYS:HG3	2.34	0.57
25:BD:3:GLY:O	25:BD:4:LEU:HD12	2.04	0.57
27:BF:7:TYR:O	27:BF:11:VAL:HG12	2.04	0.57
1:AA:345:C:C3'	37:BP:33:GLU:OE1	2.51	0.57
44:BW:24:ARG:O	44:BW:25:PHE:HB2	2.04	0.57
44:BW:30:VAL:O	44:BW:30:VAL:HG22	2.04	0.57
44:BW:47:GLY:N	44:BW:80:SER:HB3	2.18	0.57
1:CA:1394:A:H2'	1:CA:1501:C:O2'	2.04	0.57
1:CA:1518:A:N1	1:CA:1519:A:C6	2.72	0.57
1:CA:245:U:O2'	1:CA:246:A:C5'	2.49	0.57
1:CA:38:G:C2	1:CA:397:A:C2	2.92	0.57
1:CA:452:A:H5''	1:CA:452:A:H8	1.69	0.57
1:CA:728:A:N7	15:CO:53:ARG:NE	2.52	0.57
2:CB:209:VAL:HG23	2:CB:210:THR:N	2.18	0.57
6:CF:15:SER:OG	6:CF:58:HIS:CD2	2.50	0.57
14:CN:27:LYS:HD2	14:CN:27:LYS:O	2.04	0.57
16:CP:52:LEU:O	16:CP:53:ASP:HB2	2.04	0.57
16:CP:73:ALA:HA	16:CP:76:LYS:HB2	1.86	0.57
1:CA:723:U:O4'	21:CU:48:LYS:HD2	2.04	0.57
22:DA:2886:A:N7	48:D0:39:ARG:NE	2.52	0.57
22:DA:70:G:H5'	22:DA:112:U:O2	2.04	0.57
22:DA:1205:A:N7	26:DE:165:HIS:ND1	2.52	0.57
22:DA:1585:C:C2'	22:DA:1586:A:O5'	2.51	0.57
22:DA:1984:G:C6	22:DA:1985:C:C4	2.92	0.57
22:DA:2184:A:H2'	22:DA:2185:U:O4'	2.04	0.57
22:DA:2805:C:H2'	22:DA:2806:C:H6	1.69	0.57
22:DA:2811:G:H2'	22:DA:2812:G:C8	2.39	0.57
22:DA:332:A:C5	22:DA:335:C:N4	2.72	0.57
22:DA:408:G:N2	22:DA:420:C:H1'	2.18	0.57
22:DA:604:G:C6	22:DA:625:G:N1	2.72	0.57
22:DA:742:A:H2'	22:DA:743:A:C8	2.39	0.57
25:DD:179:ARG:H	25:DD:188:LEU:HB2	1.69	0.57
27:DF:28:PRO:CG	27:DF:168:LEU:HD11	2.34	0.57
28:DG:130:ILE:HG22	28:DG:132:LEU:CD1	2.33	0.57

Continued on next page...

Continued from previous page...

Atom-1	Atom-2	Interatomic distance (Å)	Clash overlap (Å)
30:DI:58:ILE:HG23	30:DI:66:PHE:CD2	2.39	0.57
31:DJ:64:VAL:CG1	31:DJ:65:THR:N	2.67	0.57
33:DL:79:LEU:HD12	33:DL:112:LEU:HA	1.85	0.57
33:DL:83:ALA:HB1	33:DL:118:THR:HG22	1.86	0.57
44:DW:24:ARG:HH21	44:DW:65:LYS:HG2	1.69	0.57
1:AA:1033:G:H2'	1:AA:1034:G:H5''	1.86	0.57
1:AA:1343:G:H1'	9:AI:122:ARG:NH1	2.19	0.57
1:AA:274:A:H4'	1:AA:275:G:OP1	2.02	0.57
1:AA:372:C:H4'	1:AA:373:A:OP1	2.03	0.57
1:AA:419:C:O2'	1:AA:420:U:H5'	2.04	0.57
1:AA:834:U:OP1	18:AR:48:ALA:HB2	2.03	0.57
2:AB:89:PHE:CZ	2:AB:153:MET:HB2	2.39	0.57
2:AB:17:HIS:CD2	2:AB:202:ASN:ND2	2.72	0.57
4:AD:121:ALA:HA	4:AD:145:ARG:HG3	1.84	0.57
13:AM:39:ALA:HB3	13:AM:42:VAL:CG1	2.34	0.57
13:AM:89:ARG:HB3	13:AM:96:VAL:CG2	2.30	0.57
17:AQ:80:LYS:HZ2	17:AQ:80:LYS:H	1.52	0.57
20:AT:14:GLU:HA	20:AT:17:ARG:HB2	1.86	0.57
22:BA:2275:C:O2	34:BM:84:LYS:HG2	2.04	0.57
22:BA:2555:U:C5	22:BA:2556:C:C6	2.92	0.57
22:BA:272:A:O2'	22:BA:273:G:O5'	2.21	0.57
25:BD:69:ALA:N	25:BD:73:VAL:HG12	2.19	0.57
31:BJ:31:GLU:HG3	31:BJ:142:ILE:HD12	1.86	0.57
22:BA:2674:G:H4'	32:BK:30:ARG:HG3	1.84	0.57
35:BN:28:LEU:HD23	35:BN:48:VAL:HG11	1.86	0.57
35:BN:75:ILE:O	35:BN:75:ILE:HD12	2.03	0.57
42:BU:48:VAL:O	42:BU:48:VAL:HG13	2.05	0.57
1:CA:1135:U:H5'	1:CA:1136:C:OP2	2.04	0.57
1:CA:1151:A:C4	1:CA:1152:A:N7	2.72	0.57
1:CA:1276:G:C2'	1:CA:1277:C:H5'	2.33	0.57
1:CA:1423:G:O2'	1:CA:1424:U:H5'	2.03	0.57
1:CA:171:A:C6	1:CA:172:A:C6	2.93	0.57
1:CA:181:A:H1'	1:CA:182:A:C2	2.39	0.57
1:CA:273:U:C2'	1:CA:274:A:H5'	2.33	0.57
1:CA:352:C:H5''	1:CA:352:C:H6	1.69	0.57
1:CA:499:A:C6	1:CA:547:A:C8	2.91	0.57
1:CA:501:C:O2'	1:CA:502:A:H5'	2.03	0.57
1:CA:526:C:H6	1:CA:526:C:H3'	1.69	0.57
1:CA:867:G:C2	1:CA:868:C:C5	2.92	0.57
3:CC:119:ILE:O	3:CC:123:LEU:HB2	2.03	0.57
9:CI:9:GLY:HA3	9:CI:16:ALA:HB3	1.85	0.57

Continued on next page...

Continued from previous page...

Atom-1	Atom-2	Interatomic distance (Å)	Clash overlap (Å)
22:DA:1107:G:H2'	22:DA:1108:U:C5'	2.34	0.57
22:DA:120:U:H1'	22:DA:149:A:N7	2.17	0.57
22:DA:1709:U:O2'	22:DA:1710:G:H5'	2.03	0.57
22:DA:1813:G:H2'	22:DA:1814:G:H5'	1.85	0.57
22:DA:2297:A:O2'	22:DA:2298:A:C8	2.57	0.57
22:DA:2315:G:H2'	22:DA:2316:G:O4'	2.04	0.57
22:DA:239:C:O2'	22:DA:621:A:H2	1.86	0.57
22:DA:2657:A:O2'	22:DA:2658:C:H5'	2.03	0.57
22:DA:35:G:O2'	22:DA:36:G:O4'	2.22	0.57
22:DA:416:U:C4	22:DA:417:C:N4	2.73	0.57
22:DA:224:U:C5	22:DA:420:C:H4'	2.38	0.57
22:DA:489:G:C4	22:DA:491:G:C8	2.92	0.57
22:DA:736:C:O5'	22:DA:736:C:H6	1.86	0.57
22:DA:740:C:O2'	22:DA:741:U:H5'	2.03	0.57
24:DC:2:VAL:C	24:DC:3:VAL:HG23	2.25	0.57
24:DC:28:PRO:HG3	24:DC:62:ARG:NH1	2.18	0.57
24:DC:36:ASN:ND2	24:DC:85:ASN:HD21	2.01	0.57
25:DD:148:GLN:CD	25:DD:148:GLN:N	2.57	0.57
27:DF:36:ASN:O	27:DF:37:MET:HB3	2.04	0.57
33:DL:83:ALA:HA	33:DL:118:THR:HG23	1.86	0.57
22:DA:661:A:O2'	33:DL:13:LYS:HA	2.04	0.57
1:AA:274:A:O2'	1:AA:275:G:C5'	2.52	0.57
1:AA:411:A:H62	1:AA:413:G:N2	2.02	0.57
1:AA:924:C:O2'	1:AA:925:G:H5'	2.03	0.57
1:AA:620:C:C2	4:AD:131:ILE:HG21	2.38	0.57
4:AD:151:GLN:H	4:AD:154:VAL:CG1	2.17	0.57
8:AH:82:LEU:O	8:AH:82:LEU:HD13	2.04	0.57
10:AJ:29:ALA:HB1	10:AJ:36:VAL:CG2	2.34	0.57
10:AJ:80:THR:H	10:AJ:83:THR:HG22	1.68	0.57
22:BA:1113:U:H2'	22:BA:1114:C:H6	1.68	0.57
22:BA:1161:C:C2'	22:BA:1162:G:O5'	2.52	0.57
22:BA:1927:A:C6	22:BA:1928:A:C6	2.92	0.57
22:BA:2362:C:C2'	22:BA:2363:G:H5'	2.34	0.57
25:BD:51:THR:OG1	25:BD:76:GLY:HA3	2.04	0.57
28:BG:154:GLU:OE1	28:BG:157:LYS:N	2.38	0.57
28:BG:39:ALA:HB1	28:BG:57:TYR:CG	2.40	0.57
41:BT:74:ILE:CG2	41:BT:75:GLY:N	2.66	0.57
1:CA:438:U:H2'	1:CA:494:G:O6	2.04	0.57
1:CA:738:C:C5	1:CA:739:C:H5	2.22	0.57
2:CB:128:LEU:HD23	2:CB:131:LYS:CD	2.35	0.57
2:CB:20:ARG:HH21	2:CB:38:HIS:CD2	2.23	0.57

Continued on next page...

Continued from previous page...

Atom-1	Atom-2	Interatomic distance (Å)	Clash overlap (Å)
7:CG:30:MET:CE	7:CG:33:GLY:HA2	2.35	0.57
1:CA:1346:A:N1	7:CG:9:ARG:NH2	2.51	0.57
13:CM:95:PRO:HG3	13:CM:99:GLN:OE1	2.04	0.57
20:CT:11:ILE:C	20:CT:13:SER:H	2.08	0.57
51:D3:56:LEU:CD1	51:D3:56:LEU:N	2.65	0.57
22:DA:137:U:C4	22:DA:138:U:C2	2.92	0.57
22:DA:1510:G:N2	22:DA:1511:G:C4	2.71	0.57
22:DA:1551:A:C5	22:DA:1552:A:N7	2.72	0.57
22:DA:1656:C:H2'	22:DA:1657:U:H5'	1.87	0.57
22:DA:166:U:O2	22:DA:166:U:H2'	2.04	0.57
22:DA:1814:G:C6	22:DA:1815:A:N6	2.71	0.57
22:DA:1845:G:C6	22:DA:1846:G:N7	2.72	0.57
22:DA:2234:G:C5	22:DA:2235:G:C8	2.91	0.57
22:DA:2360:G:C1'	33:DL:60:ARG:NH2	2.62	0.57
22:DA:24:G:H2'	22:DA:25:U:H5'	1.84	0.57
22:DA:9:G:C6	22:DA:2629:U:C6	2.92	0.57
22:DA:2823:A:H2'	22:DA:2824:C:H5'	1.85	0.57
22:DA:404:A:C2	22:DA:421:C:N3	2.72	0.57
22:DA:447:A:H5'	22:DA:449:A:C6	2.38	0.57
22:DA:455:C:C3'	22:DA:456:C:H5'	2.16	0.57
22:DA:946:C:O2'	22:DA:947:A:O5'	2.22	0.57
25:DD:151:THR:CG2	25:DD:152:PRO:HD3	2.34	0.57
25:DD:48:ILE:HG12	25:DD:48:ILE:O	2.02	0.57
22:DA:600:G:H5'	26:DE:27:LEU:HD22	1.87	0.57
30:DI:23:VAL:HG11	30:DI:37:PHE:HZ	1.70	0.57
38:DQ:63:ARG:HH12	38:DQ:99:VAL:CG2	2.18	0.57
39:DR:78:ARG:HB3	39:DR:83:TYR:CD1	2.40	0.57
46:DY:37:LEU:HD13	46:DY:42:LEU:HD12	1.83	0.57
1:AA:1045:C:H2'	1:AA:1045:C:O2	2.03	0.57
1:AA:1015:G:H1'	1:AA:1218:C:O2'	2.05	0.57
1:AA:126:G:H2'	1:AA:127:G:O5'	2.05	0.57
1:AA:259:G:H2'	1:AA:260:G:H8	1.70	0.57
1:AA:429:U:H1'	1:AA:430:A:H5''	1.84	0.57
1:AA:981:U:C2	1:AA:982:U:C5	2.92	0.57
2:AB:207:ARG:O	2:AB:211:LEU:HB2	2.05	0.57
4:AD:2:ARG:NH2	4:AD:114:ARG:CD	2.65	0.57
5:AE:148:SER:O	5:AE:152:VAL:N	2.37	0.57
7:AG:73:GLU:HA	7:AG:140:VAL:HG12	1.85	0.57
15:AO:81:ILE:HG13	15:AO:82:GLU:H	1.67	0.57
16:AP:75:ILE:C	16:AP:77:GLU:H	2.07	0.57
22:BA:1148:U:C6	22:BA:1148:U:H3'	2.40	0.57

Continued on next page...

Continued from previous page...

Atom-1	Atom-2	Interatomic distance (Å)	Clash overlap (Å)
22:BA:1585:C:H2'	22:BA:1586:A:C5'	2.34	0.57
22:BA:1919:A:H8	22:BA:1919:A:H5'	1.66	0.57
22:BA:2353:G:O2'	44:BW:31:LEU:HD22	2.04	0.57
22:BA:2543:G:H5'	22:BA:2543:G:C8	2.36	0.57
22:BA:403:U:O2'	22:BA:404:A:OP2	2.22	0.57
23:BB:16:G:O2'	23:BB:17:C:C5'	2.52	0.57
44:BW:40:ARG:N	44:BW:56:HIS:HB3	2.17	0.57
46:BY:18:LEU:O	46:BY:22:LEU:HB2	2.03	0.57
1:CA:1124:G:O2'	1:CA:1125:U:C6	2.58	0.57
1:CA:1146:A:C6	1:CA:1147:C:N4	2.72	0.57
1:CA:120:A:C3'	1:CA:121:U:C5'	2.78	0.57
1:CA:253:A:C6	1:CA:274:A:C2	2.91	0.57
1:CA:254:G:H21	17:CQ:17:GLU:CG	2.06	0.57
1:CA:828:U:C2'	1:CA:829:G:O5'	2.51	0.57
1:CA:937:A:O2'	1:CA:938:A:C5'	2.52	0.57
2:CB:67:LEU:HG	2:CB:157:PRO:HB3	1.85	0.57
5:CE:48:GLY:CA	5:CE:66:ALA:HB2	2.33	0.57
6:CF:37:HIS:O	6:CF:38:ARG:HB3	2.04	0.57
1:CA:932:C:H5''	7:CG:2:ARG:HD3	1.86	0.57
9:CI:117:LEU:CD2	9:CI:123:ARG:HD3	2.33	0.57
9:CI:48:ARG:C	9:CI:50:PRO:HD2	2.25	0.57
12:CL:78:VAL:HG23	12:CL:101:LEU:HD12	1.87	0.57
13:CM:89:ARG:HH22	19:CS:77:ARG:HD2	1.69	0.57
22:DA:1139:G:N2	22:DA:1140:C:C2	2.72	0.57
22:DA:1808:A:O3'	22:DA:1809:A:H8	1.86	0.57
22:DA:2075:U:N3	22:DA:2077:A:N7	2.44	0.57
22:DA:2151:U:H2'	22:DA:2152:G:H8	1.68	0.57
22:DA:2287:A:C8	22:DA:2289:G:C8	2.93	0.57
22:DA:2413:G:H2'	22:DA:2414:G:H8	1.68	0.57
22:DA:2595:G:N1	22:DA:2599:G:C6	2.72	0.57
22:DA:2624:G:H1'	48:D0:18:HIS:CE1	2.39	0.57
22:DA:274:C:O2'	22:DA:275:C:H5'	2.04	0.57
22:DA:387:U:H4'	22:DA:388:G:C5'	2.34	0.57
22:DA:447:A:H5'	22:DA:449:A:N7	2.18	0.57
22:DA:475:C:O2	22:DA:479:A:N6	2.37	0.57
22:DA:510:C:H2'	22:DA:511:U:C6	2.39	0.57
22:DA:657:U:O2'	22:DA:658:U:H5'	2.04	0.57
22:DA:859:G:N2	22:DA:916:G:C2'	2.68	0.57
23:DB:6:G:H4'	23:DB:28:C:H4'	1.86	0.57
32:DK:23:LYS:O	32:DK:25:LEU:HD23	2.04	0.57
33:DL:128:THR:HG22	33:DL:129:LYS:N	2.18	0.57

Continued on next page...

Continued from previous page...

Atom-1	Atom-2	Interatomic distance (Å)	Clash overlap (Å)
34:DM:17:ASN:OD1	34:DM:95:LEU:HB3	2.05	0.57
22:DA:1249:U:H4'	38:DQ:3:VAL:CB	2.35	0.57
1:AA:110:C:O2'	1:AA:111:G:O4'	2.21	0.57
1:AA:1138:G:C2'	1:AA:1138:G:N3	2.61	0.57
1:AA:1242:G:C5	1:AA:1243:C:C5	2.92	0.57
1:AA:1348:U:H4'	9:AI:121:ARG:HG3	1.86	0.57
1:AA:144:G:C4	1:AA:179:A:C2	2.92	0.57
3:AC:147:GLY:HA2	3:AC:171:ARG:H	1.68	0.57
1:AA:619:U:C6	4:AD:131:ILE:HD11	2.39	0.57
4:AD:52:VAL:CG2	4:AD:53:GLN:N	2.66	0.57
10:AJ:73:LEU:O	10:AJ:74:VAL:HB	2.04	0.57
16:AP:18:GLN:HE21	16:AP:35:ARG:HD2	1.69	0.57
19:AS:49:ALA:HB1	19:AS:56:HIS:HB3	1.84	0.57
48:B0:9:ARG:CG	48:B0:9:ARG:NH2	2.65	0.57
22:BA:1065:U:P	22:BA:1065:U:H3'	2.44	0.57
22:BA:1108:U:H2'	22:BA:1109:C:O4'	2.05	0.57
22:BA:582:A:C2	22:BA:1259:G:C2	2.92	0.57
22:BA:1842:G:H2'	22:BA:1843:C:H6	1.67	0.57
22:BA:2637:U:C2'	22:BA:2638:G:H5'	2.34	0.57
22:BA:2800:A:HO2'	22:BA:2801:G:P	2.27	0.57
22:BA:313:G:H2'	22:BA:314:C:H5'	1.85	0.57
28:BG:82:PHE:CE2	28:BG:137:LYS:HB2	2.39	0.57
30:BI:48:ILE:HG13	30:BI:49:GLU:H	1.68	0.57
31:BJ:117:ALA:HA	31:BJ:120:ARG:NH2	2.19	0.57
36:BO:111:ARG:C	36:BO:113:ALA:H	2.06	0.57
38:BQ:78:PHE:CZ	38:BQ:82:LEU:HD11	2.40	0.57
39:BR:51:VAL:HB	39:BR:52:PRO:HD3	1.82	0.57
42:BU:6:ARG:O	42:BU:24:VAL:HB	2.04	0.57
44:BW:23:LYS:HZ2	44:BW:24:ARG:CG	2.17	0.57
1:CA:110:C:O2'	1:CA:111:G:H5'	2.05	0.57
1:CA:977:A:H8	1:CA:1223:C:C4	2.22	0.57
1:CA:39:G:H2'	1:CA:40:C:C6	2.40	0.57
1:CA:543:U:C2'	1:CA:544:G:H5'	2.35	0.57
2:CB:184:ALA:HB3	2:CB:195:VAL:CG2	2.34	0.57
3:CC:155:ARG:NE	3:CC:159:ALA:O	2.38	0.57
4:CD:191:SER:O	4:CD:192:ALA:HB3	2.04	0.57
4:CD:25:ARG:O	4:CD:26:ALA:O	2.23	0.57
5:CE:25:LYS:HB2	5:CE:25:LYS:NZ	2.20	0.57
5:CE:96:GLN:CG	5:CE:97:PRO:HD2	2.34	0.57
6:CF:18:VAL:HB	6:CF:19:PRO:HD2	1.84	0.57
7:CG:103:ILE:HG22	7:CG:103:ILE:O	2.03	0.57

Continued on next page...

Continued from previous page...

Atom-1	Atom-2	Interatomic distance (Å)	Clash overlap (Å)
1:CA:643:C:H5''	8:CH:31:LEU:HD22	1.86	0.57
10:CJ:52:LEU:HD23	10:CJ:62:ARG:HG2	1.86	0.57
13:CM:13:HIS:HE2	13:CM:41:ASP:HA	1.69	0.57
22:DA:1069:A:H4'	22:DA:1070:A:C5'	2.34	0.57
22:DA:1115:G:HO2'	22:DA:1116:G:H8	1.52	0.57
22:DA:1805:A:C2	22:DA:1813:G:C6	2.91	0.57
22:DA:1858:A:O2'	22:DA:1859:U:H5'	2.03	0.57
22:DA:236:C:O2'	22:DA:237:C:H5'	2.04	0.57
22:DA:2415:G:O2'	22:DA:2416:C:H5'	2.05	0.57
22:DA:2582:G:O2'	22:DA:2583:G:H5'	2.04	0.57
22:DA:545:U:H3'	22:DA:545:U:H6	1.70	0.57
22:DA:95:A:H2'	22:DA:96:C:C4'	2.34	0.57
27:DF:42:ALA:CA	27:DF:48:LEU:HD11	2.34	0.57
31:DJ:114:LEU:O	31:DJ:117:ALA:HB3	2.05	0.57
31:DJ:55:ILE:HG22	31:DJ:123:LYS:HB2	1.87	0.57
32:DK:19:VAL:CG1	32:DK:41:ILE:CG1	2.83	0.57
34:DM:13:HIS:O	34:DM:14:LYS:HB2	2.05	0.57
35:DN:9:GLN:O	35:DN:17:ARG:CD	2.52	0.57
41:DT:29:THR:CB	41:DT:86:THR:N	2.68	0.57
45:DX:11:PRO:HB3	45:DX:27:ARG:HH21	1.69	0.57
1:AA:1012:A:N6	1:AA:1013:G:C6	2.73	0.57
1:AA:1386:G:H2'	1:AA:1387:G:C8	2.36	0.57
1:AA:1507:A:H8	1:AA:1507:A:H5''	1.69	0.57
1:AA:330:C:C5'	1:AA:330:C:C6	2.87	0.57
1:AA:692:U:H2'	1:AA:694:A:OP2	2.04	0.57
4:AD:173:ASP:O	4:AD:174:ALA:HB2	2.04	0.57
4:AD:54:LEU:O	4:AD:54:LEU:HD23	2.04	0.57
9:AI:128:LYS:CD	9:AI:129:ARG:H	2.13	0.57
14:AN:59:GLN:HE21	14:AN:59:GLN:H	1.52	0.57
20:AT:43:LYS:CD	20:AT:86:ALA:HB1	2.35	0.57
51:B3:30:HIS:CE1	51:B3:31:ILE:HG22	2.40	0.57
22:BA:1738:G:O2'	22:BA:1739:A:H8	1.88	0.57
22:BA:216:A:H2'	22:BA:217:A:H8	1.68	0.57
22:BA:2758:A:H2'	22:BA:2759:G:C5'	2.34	0.57
22:BA:2784:U:H2'	22:BA:2785:C:H6	1.70	0.57
22:BA:654:A:H3'	22:BA:654:A:N3	2.19	0.57
22:BA:944:C:OP2	56:BA:3265:HOH:O	2.17	0.57
22:BA:996:A:C2	22:BA:997:G:C8	2.92	0.57
24:BC:252:LYS:CB	24:BC:252:LYS:HZ3	2.18	0.57
25:BD:172:VAL:O	25:BD:173:GLN:CB	2.49	0.57
27:BF:64:PRO:HA	27:BF:88:VAL:HG23	1.85	0.57

Continued on next page...

Continued from previous page...

Atom-1	Atom-2	Interatomic distance (Å)	Clash overlap (Å)
29:BH:83:LYS:HE3	29:BH:98:ASP:OD2	2.04	0.57
30:BI:53:PRO:O	30:BI:74:PRO:HD2	2.04	0.57
33:BL:101:ILE:HG22	33:BL:102:GLY:N	2.19	0.57
34:BM:41:LEU:O	34:BM:93:VAL:HG23	2.04	0.57
34:BM:71:LYS:HB3	34:BM:93:VAL:O	2.04	0.57
41:BT:7:LEU:C	41:BT:9:LYS:H	2.08	0.57
42:BU:71:ILE:N	42:BU:71:ILE:HD12	2.18	0.57
46:BY:39:GLN:HB2	46:BY:41:HIS:CD2	2.40	0.57
1:CA:1021:A:C2	1:CA:1022:A:H1'	2.38	0.57
1:CA:1447:A:O2'	1:CA:1448:C:OP1	2.22	0.57
1:CA:1495:U:C2'	1:CA:1496:C:H5'	2.34	0.57
1:CA:1531:A:H8	1:CA:1531:A:C5'	2.18	0.57
1:CA:708:C:H2'	1:CA:709:U:H6	1.70	0.57
2:CB:130:LYS:O	2:CB:134:LEU:HG	2.04	0.57
3:CC:126:ARG:NE	3:CC:126:ARG:HA	2.18	0.57
5:CE:118:GLY:O	5:CE:119:VAL:HG13	2.03	0.57
6:CF:53:LYS:O	6:CF:53:LYS:HD3	2.03	0.57
8:CH:54:THR:HG23	8:CH:55:LYS:N	2.19	0.57
11:CK:64:VAL:HG23	11:CK:65:ALA:N	2.20	0.57
12:CL:66:ILE:CD1	12:CL:73:LEU:HD12	2.34	0.57
10:CJ:66:GLU:HG3	14:CN:100:TRP:HZ3	1.70	0.57
3:CC:25:THR:HG23	14:CN:75:LYS:HD2	1.86	0.57
21:CU:28:LEU:O	21:CU:28:LEU:HD23	2.05	0.57
50:D2:24:THR:HG23	50:D2:24:THR:O	2.04	0.57
22:DA:2348:U:OP1	51:D3:37:THR:HG21	2.04	0.57
22:DA:1127:A:O2'	22:DA:1128:G:H5'	2.03	0.57
22:DA:1525:A:C2'	22:DA:1526:C:H5'	2.35	0.57
22:DA:1651:G:C2	22:DA:2007:U:N3	2.72	0.57
22:DA:2199:A:N6	22:DA:2225:A:N9	2.53	0.57
22:DA:2531:A:C4	22:DA:2532:G:C8	2.92	0.57
22:DA:2563:U:H1'	22:DA:2566:A:C6	2.40	0.57
22:DA:2836:U:O2'	22:DA:2837:A:O5'	2.15	0.57
22:DA:373:U:C2	22:DA:374:A:N7	2.72	0.57
22:DA:477:A:C4	22:DA:478:A:C8	2.93	0.57
22:DA:663:G:C6	22:DA:664:G:C5	2.92	0.57
22:DA:921:C:O2'	22:DA:922:C:H5''	2.05	0.57
23:DB:11:C:C5	23:DB:12:C:H5	2.23	0.57
24:DC:38:LYS:HE2	24:DC:55:GLY:H	1.69	0.57
24:DC:95:TYR:C	24:DC:97:ASP:H	2.07	0.57
27:DF:45:ASP:C	27:DF:47:LYS:H	2.07	0.57
29:DH:41:LYS:HA	29:DH:44:ILE:HD13	1.87	0.57

Continued on next page...

Continued from previous page...

Atom-1	Atom-2	Interatomic distance (Å)	Clash overlap (Å)
33:DL:50:PHE:CZ	33:DL:53:GLY:N	2.73	0.57
35:DN:84:GLY:O	35:DN:88:ALA:HB2	2.05	0.57
25:DD:186:LEU:CD2	37:DP:3:ILE:HD11	2.26	0.57
41:DT:18:GLU:HA	41:DT:22:THR:HG21	1.85	0.57
45:DX:2:ARG:HD3	45:DX:32:LEU:HD23	1.87	0.57
45:DX:3:VAL:O	45:DX:3:VAL:HG23	2.05	0.57
45:DX:57:VAL:CG1	45:DX:58:ILE:N	2.68	0.57
46:DY:48:ARG:O	46:DY:51:ALA:HB3	2.04	0.57
1:AA:1111:A:N1	3:AC:176:THR:HG23	2.20	0.57
1:AA:1055:A:N6	1:AA:1206:G:C6	2.73	0.57
1:AA:1261:A:H2'	1:AA:1262:C:H5'	1.86	0.57
2:AB:165:ALA:CB	2:AB:186:VAL:HG12	2.28	0.57
3:AC:116:ALA:HB2	3:AC:199:VAL:CG1	2.35	0.57
4:AD:16:THR:HG22	4:AD:17:ASP:N	2.20	0.57
7:AG:49:LEU:HD12	7:AG:60:ALA:HB1	1.86	0.57
9:AI:119:LYS:O	9:AI:120:ALA:HB3	2.05	0.57
20:AT:29:THR:HA	20:AT:32:LYS:HG2	1.86	0.57
20:AT:55:PRO:HG2	20:AT:56:ILE:H	1.69	0.57
22:BA:1361:G:C5	22:BA:1371:G:N2	2.73	0.57
1:AA:1494:G:H1'	22:BA:1912:A:O2'	2.04	0.57
22:BA:1980:G:HO2'	22:BA:1982:U:H5	1.50	0.57
22:BA:2203:U:H5''	22:BA:2204:G:OP1	2.05	0.57
22:BA:2211:A:C4'	22:BA:2211:A:OP2	2.52	0.57
22:BA:545:U:H2'	22:BA:546:U:C5'	2.35	0.57
24:BC:121:ALA:HB3	24:BC:129:LEU:HD21	1.87	0.57
24:BC:255:LYS:C	24:BC:256:THR:HG23	2.25	0.57
26:BE:147:LEU:O	26:BE:168:ASP:O	2.23	0.57
31:BJ:132:HIS:HB3	31:BJ:135:GLN:HG2	1.86	0.57
40:BS:6:LYS:HB2	40:BS:103:ILE:O	2.04	0.57
40:BS:73:LYS:CE	40:BS:74:ILE:H	2.15	0.57
40:BS:96:ILE:HD12	40:BS:96:ILE:O	2.04	0.57
43:BV:6:ALA:HB1	43:BV:40:ILE:HG22	1.85	0.57
44:BW:41:GLY:O	44:BW:42:THR:C	2.41	0.57
44:BW:47:GLY:H	44:BW:80:SER:HB3	1.69	0.57
1:CA:1272:G:H2'	1:CA:1273:C:H5'	1.86	0.57
1:CA:182:A:C4	1:CA:184:G:N7	2.72	0.57
1:CA:409:U:H2'	1:CA:410:G:O4'	2.04	0.57
1:CA:503:C:O2'	1:CA:504:C:H5'	2.04	0.57
1:CA:544:G:OP1	4:CD:55:ARG:NH2	2.38	0.57
1:CA:835:U:H2'	1:CA:836:G:O5'	2.05	0.57
1:CA:619:U:N3	4:CD:131:ILE:HD11	2.19	0.57

Continued on next page...

Continued from previous page...

Atom-1	Atom-2	Interatomic distance (Å)	Clash overlap (Å)
4:CD:31:CYS:O	4:CD:32:LYS:HB2	2.05	0.57
6:CF:38:ARG:HD3	6:CF:39:LEU:N	2.20	0.57
7:CG:25:PHE:CE2	7:CG:61:PHE:HZ	2.22	0.57
10:CJ:10:LEU:O	10:CJ:18:ILE:HD11	2.04	0.57
9:CI:116:GLY:HA2	10:CJ:60:ASP:OD2	2.04	0.57
12:CL:97:VAL:CG2	12:CL:100:ALA:HB3	2.35	0.57
16:CP:75:ILE:CG2	16:CP:80:LYS:HD2	2.34	0.57
18:CR:19:GLU:CG	18:CR:20:ILE:N	2.68	0.57
19:CS:12:LEU:HD13	19:CS:12:LEU:O	2.04	0.57
19:CS:52:ASN:C	19:CS:52:ASN:HD22	2.07	0.57
22:DA:1064:C:H2'	22:DA:1065:U:C6	2.40	0.57
22:DA:2262:U:O2'	22:DA:2263:C:H5'	2.05	0.57
22:DA:2682:A:C2	22:DA:2683:C:C2	2.92	0.57
22:DA:272:A:N3	22:DA:273:G:N7	2.53	0.57
22:DA:405:U:H3'	22:DA:406:G:H5'	1.86	0.57
22:DA:464:U:O4'	22:DA:686:U:H5	1.87	0.57
22:DA:976:G:HO2'	22:DA:977:G:H8	1.52	0.57
22:DA:323:C:H5'	26:DE:163:ASN:OD1	2.04	0.57
28:DG:94:ARG:HG2	28:DG:105:SER:N	2.19	0.57
29:DH:6:LEU:CD1	29:DH:36:ALA:HA	2.20	0.57
35:DN:75:ILE:C	35:DN:75:ILE:HD12	2.24	0.57
45:DX:39:VAL:HG22	45:DX:44:ARG:O	2.05	0.57
1:AA:1256:A:C1'	1:AA:1258:G:C5	2.79	0.57
1:AA:542:G:C2	1:AA:543:U:C4	2.93	0.57
1:AA:875:U:H1'	8:AH:15:ASN:HD21	1.70	0.57
1:AA:972:C:O2'	1:AA:973:G:O5'	2.22	0.57
3:AC:75:VAL:O	3:AC:82:ASP:HB3	2.04	0.57
4:AD:190:LEU:O	4:AD:191:SER:HB3	2.04	0.57
11:AK:60:PHE:O	11:AK:63:GLN:HB3	2.04	0.57
19:AS:57:VAL:HG21	19:AS:74:ALA:HA	1.85	0.57
11:AK:109:ILE:HB	21:AU:5:VAL:HG23	1.86	0.57
22:BA:1153:C:H2'	22:BA:1154:G:O5'	2.04	0.57
22:BA:1249:U:H5'	22:BA:1249:U:C6	2.40	0.57
22:BA:1592:C:O2'	22:BA:1593:A:H5'	2.04	0.57
22:BA:2196:C:O2'	22:BA:2197:U:H5'	2.03	0.57
22:BA:33:C:O2'	22:BA:34:U:H5'	2.04	0.57
25:BD:105:LYS:HD2	25:BD:105:LYS:O	2.05	0.57
25:BD:107:VAL:O	25:BD:174:SER:O	2.22	0.57
28:BG:37:ASN:HB3	28:BG:40:VAL:HG11	1.86	0.57
28:BG:96:ALA:O	28:BG:97:VAL:HB	2.03	0.57
33:BL:110:VAL:HG12	33:BL:131:ALA:CB	2.35	0.57

Continued on next page...

Continued from previous page...

Atom-1	Atom-2	Interatomic distance (Å)	Clash overlap (Å)
36:BO:111:ARG:HD3	36:BO:111:ARG:C	2.24	0.57
39:BR:38:VAL:HG23	39:BR:40:MET:H	1.70	0.57
43:BV:6:ALA:CB	43:BV:42:LEU:HD22	2.34	0.57
22:BA:2352:A:C2	44:BW:30:VAL:CG1	2.87	0.57
1:CA:1050:G:O2'	1:CA:1051:C:H6	1.87	0.57
1:CA:160:A:H2'	1:CA:161:A:O4'	2.05	0.57
1:CA:277:C:O2'	1:CA:278:G:C5'	2.51	0.57
1:CA:415:A:H3'	1:CA:416:G:H8	1.70	0.57
1:CA:516:U:H2'	1:CA:519:C:H42	1.69	0.57
1:CA:756:C:C2'	1:CA:757:U:H5'	2.34	0.57
1:CA:791:G:C2'	1:CA:792:A:H5'	2.35	0.57
2:CB:30:ILE:HD11	2:CB:188:THR:HB	1.86	0.57
4:CD:56:GLU:HA	4:CD:56:GLU:OE1	2.05	0.57
5:CE:14:LEU:HD12	5:CE:15:ILE:N	2.19	0.57
6:CF:54:LEU:HD12	6:CF:56:LYS:O	2.05	0.57
7:CG:72:VAL:CG1	7:CG:144:ALA:HB1	2.34	0.57
9:CI:28:VAL:HA	9:CI:32:ARG:O	2.05	0.57
22:DA:1087:G:N2	22:DA:1103:A:H1'	2.19	0.57
22:DA:1613:G:C2	22:DA:1617:C:C2	2.92	0.57
22:DA:1627:G:N2	22:DA:1628:G:N7	2.52	0.57
22:DA:217:A:O2'	22:DA:218:A:C5'	2.53	0.57
22:DA:2234:G:C6	22:DA:2235:G:C5	2.92	0.57
22:DA:2288:A:H4'	22:DA:2289:G:OP1	2.01	0.57
22:DA:28:A:C6	22:DA:513:A:C8	2.93	0.57
22:DA:602:A:H1'	22:DA:656:G:N2	2.19	0.57
22:DA:982:C:C5'	22:DA:983:A:OP1	2.52	0.57
25:DD:125:TRP:O	25:DD:126:ASN:HB2	2.05	0.57
25:DD:40:LEU:CD1	25:DD:40:LEU:H	2.18	0.57
27:DF:135:ILE:HD12	27:DF:135:ILE:H	1.69	0.57
32:DK:105:ARG:HB2	32:DK:108:ARG:HD2	1.87	0.57
34:DM:57:VAL:O	34:DM:58:LYS:HB2	2.02	0.57
32:DK:77:ILE:HG23	37:DP:71:ARG:HD2	1.87	0.57
47:DZ:7:THR:O	47:DZ:54:VAL:HA	2.05	0.57
1:AA:1091:U:C2	1:AA:1095:U:N3	2.72	0.57
1:AA:1181:G:O2'	1:AA:1182:G:C4	2.58	0.57
1:AA:1218:C:H2'	1:AA:1219:A:C8	2.39	0.57
1:AA:1284:C:H2'	1:AA:1285:A:N7	2.20	0.57
1:AA:198:G:C4	1:AA:199:A:N7	2.72	0.57
1:AA:443:C:C2'	1:AA:444:G:H5'	2.34	0.57
1:AA:528:C:C6	1:AA:528:C:H5''	2.40	0.57
1:AA:941:G:H2'	1:AA:942:G:O5'	2.04	0.57

Continued on next page...

Continued from previous page...

Atom-1	Atom-2	Interatomic distance (Å)	Clash overlap (Å)
1:AA:76:G:N1	1:AA:95:C:N4	2.52	0.57
1:AA:973:G:H5'	10:AJ:57:VAL:HA	1.87	0.57
4:AD:176:LYS:N	4:AD:176:LYS:HD3	2.19	0.57
1:AA:1348:U:H4'	9:AI:121:ARG:CG	2.34	0.57
9:AI:49:GLN:O	9:AI:52:GLU:HG3	2.04	0.57
10:AJ:26:VAL:O	10:AJ:30:LYS:HG2	2.04	0.57
16:AP:16:PHE:HD1	16:AP:16:PHE:O	1.88	0.57
20:AT:33:LYS:HE2	20:AT:33:LYS:H	1.66	0.57
22:BA:1115:G:O2'	22:BA:1116:G:O5'	2.22	0.57
22:BA:1606:C:HO2'	22:BA:1607:C:P	2.27	0.57
22:BA:221:A:H4'	22:BA:222:A:O5'	2.03	0.57
26:BE:1:MET:HB3	26:BE:14:VAL:O	2.05	0.57
27:BF:106:ALA:C	27:BF:108:PRO:HD2	2.25	0.57
36:BO:34:HIS:CD2	36:BO:53:THR:OG1	2.58	0.57
36:BO:79:ALA:HB1	36:BO:113:ALA:HB3	1.86	0.57
38:BQ:29:ARG:HG3	38:BQ:29:ARG:NH1	2.11	0.57
42:BU:35:VAL:HG12	42:BU:38:ILE:CG1	2.32	0.57
43:BV:44:HIS:CE1	43:BV:86:LEU:H	2.22	0.57
22:BA:112:U:H5'	46:BY:58:ASN:HD21	1.70	0.57
1:CA:1167:A:C5	1:CA:1169:A:N6	2.72	0.57
1:CA:289:G:N2	1:CA:290:C:C2	2.73	0.57
1:CA:668:G:O2'	15:CO:45:HIS:CB	2.49	0.57
6:CF:64:VAL:HG23	6:CF:65:GLU:N	2.18	0.57
7:CG:42:VAL:HG12	7:CG:43:TYR:CD2	2.35	0.57
8:CH:37:ASN:O	8:CH:41:GLU:HG2	2.04	0.57
8:CH:97:GLY:O	8:CH:98:LEU:HB2	2.03	0.57
9:CI:45:MET:O	9:CI:49:GLN:HG3	2.04	0.57
12:CL:2:THR:HG22	12:CL:4:ASN:N	2.20	0.57
1:CA:1308:U:OP1	13:CM:95:PRO:HB3	2.04	0.57
19:CS:39:ILE:HG12	19:CS:68:HIS:O	2.05	0.57
22:DA:1650:A:H5'	35:DN:106:ASP:OD2	2.05	0.57
22:DA:1700:A:O2'	22:DA:1701:A:H5'	2.05	0.57
22:DA:2418:A:C6	22:DA:2419:U:N3	2.73	0.57
22:DA:2626:C:C2'	22:DA:2627:G:C5'	2.79	0.57
22:DA:2626:C:H2'	22:DA:2627:G:C5'	2.34	0.57
22:DA:2701:U:H3'	22:DA:2702:G:C5'	2.35	0.57
22:DA:2800:A:N3	22:DA:2801:G:H1'	2.20	0.57
22:DA:2892:G:H5''	22:DA:2894:G:N2	2.20	0.57
22:DA:36:G:H5'	22:DA:451:U:C2	2.40	0.57
22:DA:492:A:O2'	22:DA:493:G:C5'	2.53	0.57
22:DA:942:G:H4'	22:DA:1190:G:H5'	1.86	0.57

Continued on next page...

Continued from previous page...

Atom-1	Atom-2	Interatomic distance (Å)	Clash overlap (Å)
22:DA:975:A:N3	22:DA:976:G:C8	2.72	0.57
24:DC:38:LYS:CE	24:DC:55:GLY:H	2.17	0.57
22:DA:1490:A:H8	24:DC:73:ILE:HD12	1.70	0.57
26:DE:16:GLU:O	26:DE:16:GLU:HG3	2.03	0.57
27:DF:169:LEU:HB3	27:DF:174:PHE:HB2	1.87	0.57
27:DF:103:ILE:HG12	27:DF:175:PRO:HD3	1.86	0.57
27:DF:49:LEU:N	27:DF:49:LEU:HD22	2.17	0.57
29:DH:73:ASN:C	29:DH:75:LEU:H	2.07	0.57
29:DH:96:THR:HG22	29:DH:113:SER:OG	2.03	0.57
30:DI:48:ILE:HG13	30:DI:49:GLU:HG2	1.85	0.57
33:DL:128:THR:HB	33:DL:131:ALA:CB	2.35	0.57
33:DL:29:LYS:O	33:DL:30:THR:HG23	2.04	0.57
33:DL:90:VAL:HG13	33:DL:95:LEU:HD21	1.87	0.57
37:DP:75:THR:CG2	37:DP:76:HIS:CD2	2.88	0.57
22:DA:533:G:OP1	38:DQ:23:TYR:HB3	2.04	0.57
38:DQ:40:LYS:HD2	38:DQ:44:TYR:HE2	1.69	0.57
38:DQ:60:TRP:CZ2	38:DQ:93:ILE:HB	2.39	0.57
40:DS:9:HIS:H	40:DS:102:HIS:CE1	2.23	0.57
41:DT:29:THR:OG1	41:DT:85:VAL:HB	2.05	0.57
1:AA:473:U:H2'	1:AA:474:G:C8	2.37	0.57
1:AA:574:A:H5''	1:AA:575:G:OP2	2.04	0.57
1:AA:57:G:C5	1:AA:58:C:C4	2.93	0.57
1:AA:747:A:H2'	1:AA:748:G:C1'	2.34	0.57
4:AD:16:THR:CG2	4:AD:17:ASP:N	2.67	0.57
5:AE:152:VAL:O	5:AE:154:ALA:N	2.37	0.57
15:AO:74:VAL:HG12	15:AO:75:ALA:N	2.19	0.57
19:AS:64:GLU:H	19:AS:64:GLU:CD	2.08	0.57
21:AU:33:ARG:HE	21:AU:34:ARG:CG	2.14	0.57
22:BA:1205:A:H3'	22:BA:1206:G:H5'	1.87	0.57
22:BA:181:A:C2	22:BA:182:A:C4	2.92	0.57
22:BA:1952:A:C5	32:BK:22:ILE:HG21	2.39	0.57
22:BA:2233:U:H2'	22:BA:2234:G:C8	2.40	0.57
22:BA:2808:G:C2	22:BA:2891:U:C5	2.93	0.57
22:BA:832:U:H2'	22:BA:833:A:C8	2.40	0.57
25:BD:151:THR:HG23	25:BD:152:PRO:N	2.18	0.57
31:BJ:41:LYS:N	38:BQ:66:ALA:HB1	2.20	0.57
32:BK:18:ARG:HB2	32:BK:45:GLU:HG3	1.80	0.57
37:BP:39:LEU:HD12	37:BP:39:LEU:H	1.70	0.57
39:BR:74:ILE:N	39:BR:74:ILE:CD1	2.68	0.57
40:BS:1:MET:CE	40:BS:2:GLU:H	2.18	0.57
22:BA:2332:C:OP1	44:BW:44:PHE:HZ	1.88	0.57

Continued on next page...

Continued from previous page...

Atom-1	Atom-2	Interatomic distance (Å)	Clash overlap (Å)
1:CA:477:C:H3'	1:CA:478:A:C8	2.40	0.57
1:CA:517:G:H5'	1:CA:519:C:N3	2.19	0.57
1:CA:583:A:H3'	1:CA:584:G:H8	1.69	0.57
1:CA:796:C:C2'	1:CA:797:C:H5'	2.35	0.57
1:CA:960:U:O2'	1:CA:1223:C:C4'	2.52	0.57
1:CA:983:A:O2'	1:CA:984:C:C5'	2.52	0.57
1:CA:1190:G:H5'	3:CC:175:HIS:NE2	2.20	0.57
5:CE:71:ILE:HD11	5:CE:144:GLU:OE2	2.05	0.57
13:CM:97:ARG:O	13:CM:97:ARG:HG2	2.05	0.57
1:CA:1317:C:H1'	14:CN:52:ARG:NH1	2.20	0.57
16:CP:48:GLU:HG3	16:CP:51:ARG:HH21	1.69	0.57
1:CA:377:G:H5'	16:CP:5:ARG:HH12	1.69	0.57
52:D4:5:ALA:O	52:D4:38:GLY:HA2	2.04	0.57
22:DA:125:A:H5''	50:D2:19:ARG:CB	2.35	0.57
22:DA:1327:A:O2'	22:DA:1328:A:O4'	2.19	0.57
22:DA:1623:G:C5	22:DA:1624:U:C5	2.92	0.57
22:DA:1714:U:H3'	22:DA:1715:G:C5'	2.35	0.57
22:DA:189:G:H2'	22:DA:190:A:O5'	2.05	0.57
22:DA:2015:A:H2'	22:DA:2016:U:H5'	1.87	0.57
22:DA:2344:U:HO2'	22:DA:2345:G:C5'	2.17	0.57
22:DA:242:G:H5''	51:D3:63:TYR:CE1	2.39	0.57
22:DA:2430:A:H5'	22:DA:2431:U:OP2	2.05	0.57
22:DA:2513:A:C6	22:DA:2514:U:C4	2.93	0.57
22:DA:2014:A:H2	22:DA:2613:U:O2	1.88	0.57
22:DA:2622:U:O2'	22:DA:2825:G:N7	2.38	0.57
22:DA:2657:A:H2'	22:DA:2658:C:H6	1.70	0.57
22:DA:2746:U:H2'	22:DA:2747:G:C5'	2.30	0.57
22:DA:480:A:OP2	42:DU:43:LYS:HD2	2.05	0.57
22:DA:507:A:OP2	22:DA:507:A:H2'	2.05	0.57
22:DA:973:A:OP1	22:DA:973:A:H8	1.87	0.57
28:DG:84:LYS:O	28:DG:85:LYS:CB	2.53	0.57
28:DG:91:VAL:N	28:DG:93:TYR:CD2	2.73	0.57
29:DH:100:ALA:HB2	29:DH:142:VAL:HG21	1.85	0.57
33:DL:19:LEU:HD11	33:DL:31:GLY:CA	2.35	0.57
33:DL:83:ALA:HA	33:DL:118:THR:CG2	2.34	0.57
34:DM:126:ILE:O	34:DM:128:THR:HG23	2.05	0.57
42:DU:7:ASP:O	42:DU:8:ASP:CB	2.52	0.57
43:DV:70:ILE:O	43:DV:71:LYS:HB2	2.03	0.57
1:AA:1303:C:H2'	1:AA:1304:G:H8	1.67	0.56
1:AA:63:C:P	1:AA:384:G:H21	2.28	0.56
1:AA:688:G:H2'	1:AA:689:C:C6	2.40	0.56

Continued on next page...

Continued from previous page...

Atom-1	Atom-2	Interatomic distance (Å)	Clash overlap (Å)
2:AB:70:GLY:HA2	2:AB:163:ILE:HG22	1.87	0.56
8:AH:110:MET:HE2	8:AH:114:ALA:CB	2.35	0.56
8:AH:124:ILE:O	8:AH:124:ILE:HG13	2.05	0.56
9:AI:19:PHE:HD2	9:AI:63:TYR:HD1	1.53	0.56
20:AT:57:VAL:HG13	20:AT:71:ALA:CB	2.35	0.56
49:B1:8:ILE:HG22	49:B1:9:LYS:H	1.69	0.56
52:B4:16:ILE:HD13	52:B4:25:VAL:HG22	1.86	0.56
22:BA:1422:G:C4	22:BA:1423:G:C8	2.92	0.56
22:BA:1876:A:C2'	22:BA:1877:A:H5'	2.34	0.56
22:BA:2228:G:H2'	22:BA:2229:U:C6	2.39	0.56
22:BA:224:U:C2'	22:BA:225:C:O5'	2.50	0.56
22:BA:2276:G:OP2	34:BM:83:GLY:O	2.23	0.56
22:BA:2471:A:H2'	22:BA:2472:G:H5'	1.86	0.56
22:BA:855:G:N3	44:BW:23:LYS:CG	2.68	0.56
22:BA:92:U:H6	22:BA:92:U:C5'	2.09	0.56
25:BD:136:ASN:ND2	25:BD:139:SER:O	2.36	0.56
29:BH:101:ASP:C	29:BH:104:THR:HB	2.25	0.56
32:BK:24:VAL:HG12	32:BK:30:ARG:HD2	1.86	0.56
35:BN:101:GLY:HA3	35:BN:102:PHE:CD2	2.39	0.56
36:BO:116:GLN:OE1	36:BO:116:GLN:CA	2.53	0.56
37:BP:52:ARG:CG	37:BP:52:ARG:NH1	2.42	0.56
37:BP:87:ARG:NH1	37:BP:87:ARG:CG	2.68	0.56
42:BU:78:LYS:HG2	42:BU:79:ALA:N	2.20	0.56
1:CA:1062:U:H2'	1:CA:1063:C:C5	2.40	0.56
1:CA:119:A:C5'	1:CA:120:A:O5'	2.53	0.56
1:CA:1299:A:C2'	1:CA:1299:A:N3	2.64	0.56
1:CA:527:G:C2	1:CA:528:C:C6	2.93	0.56
2:CB:29:PHE:O	2:CB:40:ILE:HG23	2.05	0.56
3:CC:117:ASP:HA	3:CC:120:THR:HB	1.87	0.56
3:CC:168:ARG:CG	3:CC:169:GLU:N	2.68	0.56
7:CG:136:LYS:O	7:CG:140:VAL:HG23	2.04	0.56
1:CA:520:A:OP1	12:CL:48:LEU:HG	2.05	0.56
16:CP:67:ILE:HD11	16:CP:75:ILE:HD11	1.86	0.56
19:CS:35:ARG:CA	19:CS:70:LEU:HB2	2.32	0.56
51:D3:18:LYS:HG3	51:D3:19:GLY:N	2.19	0.56
22:DA:1115:G:O2'	22:DA:1116:G:H8	1.87	0.56
22:DA:1338:G:H2'	22:DA:1339:G:H5'	1.86	0.56
22:DA:1525:A:C6	22:DA:1526:C:C2	2.93	0.56
22:DA:163:C:O2'	22:DA:164:C:H5''	2.05	0.56
22:DA:1930:G:O2'	22:DA:1931:U:P	2.63	0.56
22:DA:333:G:N3	22:DA:334:C:C6	2.72	0.56

Continued on next page...

Continued from previous page...

Atom-1	Atom-2	Interatomic distance (Å)	Clash overlap (Å)
22:DA:605:G:O2'	22:DA:606:U:C5'	2.53	0.56
22:DA:689:A:N3	22:DA:779:U:H1'	2.20	0.56
23:DB:11:C:H3'	23:DB:12:C:C5'	2.35	0.56
25:DD:125:TRP:CG	25:DD:160:LYS:HB3	2.40	0.56
26:DE:175:ILE:O	26:DE:175:ILE:HG23	2.04	0.56
28:DG:122:ALA:HB2	28:DG:132:LEU:HG	1.87	0.56
22:DA:1248:G:OP1	38:DQ:1:ALA:HB3	2.04	0.56
22:DA:2264:C:H41	44:DW:11:ASN:ND2	2.02	0.56
1:AA:1062:U:H2'	1:AA:1063:C:C6	2.41	0.56
1:AA:807:A:C5	1:AA:808:C:C5	2.93	0.56
2:AB:102:ASN:O	2:AB:106:VAL:HG23	2.04	0.56
4:AD:131:ILE:C	4:AD:133:SER:H	2.08	0.56
6:AF:17:GLN:HG2	4:CD:188:SER:HB2	1.87	0.56
11:AK:24:ALA:HB2	11:AK:29:THR:HG23	1.86	0.56
16:AP:42:ILE:O	16:AP:43:ALA:HB3	2.05	0.56
16:AP:59:HIS:HE1	16:AP:63:GLN:NE2	2.02	0.56
22:BA:1465:G:C6	22:BA:1466:U:N3	2.73	0.56
22:BA:2421:G:N7	51:B3:30:HIS:HD2	2.02	0.56
22:BA:2555:U:C5	22:BA:2556:C:C2	2.92	0.56
22:BA:359:G:H3'	22:BA:360:U:H6	1.70	0.56
22:BA:482:A:N6	22:BA:506:G:O2'	2.35	0.56
22:BA:619:G:H5''	22:BA:620:G:OP2	2.05	0.56
22:BA:780:G:H21	22:BA:783:A:H62	1.53	0.56
22:BA:789:A:OP1	22:BA:790:U:C5	2.58	0.56
22:BA:901:C:H2'	22:BA:902:C:H6	1.71	0.56
25:BD:53:GLY:HA3	25:BD:77:ARG:CB	2.35	0.56
26:BE:153:LEU:O	26:BE:153:LEU:HD12	2.05	0.56
28:BG:84:LYS:O	28:BG:85:LYS:HB2	2.05	0.56
29:BH:72:ILE:O	29:BH:72:ILE:HG23	2.05	0.56
22:BA:1080:A:O2'	30:BI:126:ARG:HG3	2.06	0.56
32:BK:95:ILE:HG13	32:BK:96:GLY:N	2.19	0.56
35:BN:24:MET:CE	35:BN:44:LEU:HB2	2.34	0.56
37:BP:33:GLU:HG3	37:BP:34:GLY:N	2.15	0.56
1:CA:1128:C:O2'	1:CA:1129:C:O4'	2.23	0.56
1:CA:961:U:H5	1:CA:1223:C:H1'	1.69	0.56
1:CA:1416:G:H22	1:CA:1485:U:H1'	1.68	0.56
1:CA:182:A:C2	1:CA:194:C:N4	2.71	0.56
1:CA:722:G:O3'	1:CA:723:U:C5	2.58	0.56
2:CB:9:LEU:HG	2:CB:10:LYS:N	2.20	0.56
3:CC:100:ILE:HD12	3:CC:101:ASN:N	2.20	0.56
3:CC:5:HIS:CD2	3:CC:183:TYR:HE2	2.23	0.56

Continued on next page...

Continued from previous page...

Atom-1	Atom-2	Interatomic distance (Å)	Clash overlap (Å)
4:CD:106:PHE:CD1	4:CD:106:PHE:N	2.72	0.56
10:CJ:17:LEU:HD23	10:CJ:96:VAL:HG13	1.87	0.56
11:CK:27:ASN:ND2	11:CK:27:ASN:H	2.02	0.56
16:CP:52:LEU:HD23	16:CP:80:LYS:HZ2	1.69	0.56
22:DA:100:U:H1'	22:DA:101:A:N7	2.20	0.56
22:DA:1307:A:N6	22:DA:1606:C:C6	2.54	0.56
22:DA:1361:G:C2'	22:DA:1362:C:C5'	2.83	0.56
22:DA:1389:G:O2'	22:DA:1390:U:C5'	2.53	0.56
22:DA:1669:A:H2'	22:DA:1670:C:H5'	1.87	0.56
22:DA:1721:G:HO2'	22:DA:1722:A:H8	1.52	0.56
22:DA:178:G:C6	22:DA:179:C:C5	2.94	0.56
22:DA:1819:A:C4'	22:DA:1820:U:H5'	2.34	0.56
22:DA:193:U:O2'	22:DA:194:G:H5'	2.05	0.56
22:DA:2209:G:C5	22:DA:2210:U:C4	2.92	0.56
22:DA:2297:A:N3	22:DA:2298:A:C8	2.73	0.56
22:DA:2413:G:O2'	22:DA:2414:G:H5'	2.04	0.56
22:DA:2487:G:H2'	22:DA:2488:G:C8	2.40	0.56
22:DA:1783:A:C5'	22:DA:2608:G:H4'	2.29	0.56
22:DA:279:A:N6	22:DA:361:G:O2'	2.37	0.56
22:DA:2823:A:C4	22:DA:2824:C:C6	2.93	0.56
22:DA:2850:A:O2'	22:DA:2851:A:H5'	2.06	0.56
22:DA:38:A:H2'	22:DA:39:G:O4'	2.05	0.56
22:DA:70:G:O2'	22:DA:71:A:H5''	2.05	0.56
22:DA:739:A:O2'	22:DA:740:C:H5	1.86	0.56
22:DA:78:U:O2'	22:DA:79:C:OP2	2.23	0.56
25:DD:202:ILE:N	25:DD:202:ILE:HD12	2.19	0.56
29:DH:21:VAL:HG22	29:DH:22:LYS:N	2.19	0.56
29:DH:90:LEU:HB3	29:DH:123:ARG:HD2	1.86	0.56
30:DI:79:LEU:HD13	30:DI:100:ILE:HG13	1.87	0.56
32:DK:111:LYS:N	32:DK:111:LYS:HE3	2.12	0.56
32:DK:59:LYS:HE3	32:DK:89:ASN:OD1	2.05	0.56
41:DT:69:ARG:NE	41:DT:70:HIS:CD2	2.73	0.56
42:DU:92:VAL:HB	42:DU:101:THR:CG2	2.35	0.56
43:DV:30:ILE:HG12	43:DV:91:PHE:HB2	1.87	0.56
45:DX:26:ARG:HD3	45:DX:28:PHE:CE2	2.40	0.56
1:AA:1024:G:H2'	1:AA:1025:U:H6	1.69	0.56
1:AA:1064:G:O2'	1:AA:1190:G:N2	2.38	0.56
1:AA:1103:C:H2'	1:AA:1104:G:O4'	2.05	0.56
1:AA:1167:A:N7	1:AA:1169:A:N6	2.52	0.56
1:AA:977:A:H8	1:AA:1223:C:C2	2.23	0.56
1:AA:400:C:C2'	1:AA:401:C:H5'	2.35	0.56

Continued on next page...

Continued from previous page...

Atom-1	Atom-2	Interatomic distance (Å)	Clash overlap (Å)
1:AA:500:G:H2'	1:AA:501:C:H6	1.66	0.56
1:AA:687:A:C2	1:AA:704:A:C5	2.94	0.56
8:AH:74:ILE:CD1	8:AH:128:VAL:HG22	2.32	0.56
10:AJ:8:ILE:HG23	10:AJ:100:ILE:HG23	1.87	0.56
16:AP:19:VAL:HG13	16:AP:37:GLY:CA	2.34	0.56
16:AP:29:ASN:N	16:AP:29:ASN:ND2	2.53	0.56
17:AQ:16:MET:HE2	17:AQ:20:ILE:HD12	1.86	0.56
1:AA:1319:A:OP1	19:AS:4:LEU:HD11	2.05	0.56
49:B1:16:THR:HG22	49:B1:41:VAL:CG2	2.35	0.56
22:BA:1056:G:H4'	22:BA:1086:A:H8	1.71	0.56
22:BA:819:A:C4	22:BA:1189:A:C2	2.93	0.56
22:BA:1216:G:C5	22:BA:1217:U:C5	2.93	0.56
22:BA:1857:G:O2'	22:BA:1858:A:P	2.64	0.56
22:BA:1997:C:OP1	22:BA:1997:C:C4'	2.52	0.56
22:BA:528:A:H2	22:BA:2043:C:H5'	1.69	0.56
22:BA:2575:C:H5''	22:BA:2576:G:OP2	2.05	0.56
22:BA:276:U:O2	22:BA:276:U:H2'	2.03	0.56
22:BA:277:G:H8	22:BA:361:G:O6	1.87	0.56
22:BA:481:G:C4	22:BA:507:A:C2	2.94	0.56
22:BA:627:A:C6	22:BA:637:A:C8	2.93	0.56
25:BD:169:ARG:C	25:BD:170:VAL:CG1	2.74	0.56
27:BF:46:LYS:HD2	27:BF:46:LYS:N	2.21	0.56
32:BK:43:ILE:CD1	32:BK:52:VAL:CG2	2.83	0.56
34:BM:36:VAL:O	34:BM:36:VAL:HG13	2.04	0.56
1:CA:1239:A:H3'	7:CG:118:ARG:HH22	1.69	0.56
1:CA:1392:G:O2'	1:CA:1393:U:H5'	2.05	0.56
1:CA:1456:A:H2'	1:CA:1457:G:O4'	2.06	0.56
1:CA:413:G:C2	4:CD:32:LYS:HE3	2.40	0.56
1:CA:719:C:H5''	1:CA:720:C:OP2	2.05	0.56
1:CA:802:A:C2'	1:CA:803:G:H5'	2.34	0.56
2:CB:156:LEU:HD23	2:CB:156:LEU:H	1.69	0.56
3:CC:181:ILE:HA	3:CC:201:ILE:O	2.06	0.56
5:CE:18:ASN:OD1	5:CE:33:THR:HG22	2.05	0.56
1:CA:1071:C:H4'	5:CE:53:ARG:HH12	1.70	0.56
48:D0:38:LEU:N	48:D0:41:HIS:HE1	2.03	0.56
50:D2:35:ARG:HG3	50:D2:42:LEU:HD21	1.86	0.56
22:DA:1181:U:H2'	22:DA:1182:G:C8	2.39	0.56
22:DA:1536:C:C2	22:DA:1536:C:OP2	2.58	0.56
22:DA:1597:A:O3'	22:DA:1598:A:C8	2.56	0.56
22:DA:1716:U:O2'	22:DA:1717:A:H5'	2.05	0.56
22:DA:1856:U:H2'	22:DA:1857:G:H5'	1.87	0.56

Continued on next page...

Continued from previous page...

Atom-1	Atom-2	Interatomic distance (Å)	Clash overlap (Å)
22:DA:2052:A:OP1	25:DD:146:ILE:HG23	2.04	0.56
22:DA:2617:U:H5''	22:DA:2618:G:OP2	2.05	0.56
22:DA:2893:A:O4'	22:DA:2894:G:C2	2.58	0.56
22:DA:417:C:O2'	22:DA:418:C:H5'	2.04	0.56
22:DA:560:C:H1'	38:DQ:47:ARG:HH11	1.70	0.56
22:DA:597:G:C2	22:DA:661:A:C2	2.94	0.56
22:DA:856:G:N2	22:DA:922:C:C2	2.73	0.56
22:DA:961:C:H5	22:DA:2456:C:C4'	2.18	0.56
22:DA:98:G:O2'	22:DA:103:A:C8	2.57	0.56
23:DB:43:C:C2	23:DB:45:A:N7	2.74	0.56
23:DB:59:A:O2'	23:DB:60:C:H5'	2.04	0.56
22:DA:1830:C:C5'	24:DC:14:HIS:HE1	2.18	0.56
24:DC:44:ASN:O	24:DC:46:GLY:N	2.38	0.56
27:DF:3:LEU:HG	27:DF:100:GLU:OE2	2.05	0.56
27:DF:36:ASN:O	27:DF:37:MET:CB	2.52	0.56
33:DL:90:VAL:HG12	33:DL:90:VAL:O	2.04	0.56
34:DM:116:ALA:C	34:DM:118:LYS:H	2.08	0.56
43:DV:61:LEU:N	43:DV:61:LEU:HD23	2.07	0.56
43:DV:44:HIS:CD2	43:DV:85:LYS:HB2	2.39	0.56
1:AA:1202:U:H2'	1:AA:1203:C:H6	1.70	0.56
1:AA:642:A:O2'	1:AA:643:C:C5'	2.50	0.56
1:AA:932:C:OP1	7:AG:3:ARG:HB3	2.05	0.56
5:AE:100:GLU:HB3	5:AE:121:ASN:HA	1.86	0.56
8:AH:17:GLN:HE21	8:AH:71:VAL:CG2	2.15	0.56
11:AK:51:PHE:CZ	11:AK:64:VAL:HG11	2.41	0.56
1:AA:751:U:H4'	15:AO:23:SER:HA	1.86	0.56
19:AS:51:HIS:HD2	19:AS:53:GLY:N	2.02	0.56
52:B4:3:VAL:O	52:B4:4:ARG:O	2.24	0.56
22:BA:1505:A:C6	22:BA:1506:U:N3	2.74	0.56
22:BA:1728:C:O2'	22:BA:1729:U:H6	1.87	0.56
22:BA:1735:A:C2	22:BA:1736:U:C2	2.94	0.56
22:BA:1819:A:OP1	24:BC:154:ALA:HA	2.05	0.56
22:BA:1872:A:O2'	22:BA:1873:G:O4'	2.23	0.56
22:BA:2554:U:C4	22:BA:2555:U:O4	2.59	0.56
22:BA:2661:G:O2'	22:BA:2662:A:C5'	2.50	0.56
22:BA:303:G:C4	22:BA:304:U:C5	2.93	0.56
24:BC:18:VAL:O	24:BC:18:VAL:HG22	2.04	0.56
24:BC:203:VAL:CG1	24:BC:204:LEU:N	2.68	0.56
26:BE:141:MET:HB2	26:BE:143:LEU:HG	1.86	0.56
26:BE:145:ASP:HB2	26:BE:184:ASP:OD2	2.05	0.56
22:BA:659:G:H4'	26:BE:95:LYS:HD2	1.86	0.56

Continued on next page...

Continued from previous page...

Atom-1	Atom-2	Interatomic distance (Å)	Clash overlap (Å)
27:BF:40:GLY:C	27:BF:84:ILE:HD11	2.26	0.56
30:BI:3:LYS:CD	30:BI:4:VAL:HG23	2.35	0.56
31:BJ:140:LEU:CD1	31:BJ:140:LEU:C	2.73	0.56
35:BN:32:GLU:CB	35:BN:115:LEU:HD12	2.36	0.56
36:BO:2:ASP:O	36:BO:3:LYS:HG2	2.05	0.56
41:BT:40:LYS:O	41:BT:44:LYS:N	2.38	0.56
41:BT:32:LEU:O	41:BT:83:ALA:HB2	2.06	0.56
1:CA:1134:G:C5	1:CA:1135:U:H1'	2.40	0.56
1:CA:1169:A:HO2'	1:CA:1170:A:H8	1.47	0.56
1:CA:960:U:C4'	1:CA:961:U:H5''	2.34	0.56
3:CC:36:PHE:HE1	14:CN:91:GLU:HB3	1.69	0.56
3:CC:8:GLY:HA2	3:CC:11:LEU:HG	1.86	0.56
22:DA:1062:G:N2	22:DA:1077:A:H2	1.98	0.56
22:DA:1847:A:O2'	22:DA:1848:A:H8	1.88	0.56
22:DA:2561:U:H2'	22:DA:2562:U:O5'	2.04	0.56
22:DA:2582:G:C2'	22:DA:2582:G:N3	2.68	0.56
22:DA:2624:G:H1'	48:D0:18:HIS:HE1	1.69	0.56
22:DA:2751:G:H4'	28:DG:3:VAL:CG1	2.36	0.56
22:DA:617:G:N3	22:DA:618:G:C8	2.73	0.56
23:DB:58:A:O2'	23:DB:59:A:O4'	2.22	0.56
23:DB:67:G:C4	23:DB:68:C:C5	2.93	0.56
24:DC:128:THR:HG22	24:DC:188:ARG:CB	2.32	0.56
24:DC:64:VAL:HG11	24:DC:66:PHE:CE1	2.40	0.56
22:DA:2787:C:H1'	25:DD:63:PRO:HG3	1.87	0.56
26:DE:31:VAL:HG11	26:DE:100:MET:O	2.03	0.56
27:DF:129:MET:O	27:DF:129:MET:HG3	2.04	0.56
27:DF:46:LYS:O	27:DF:50:ASP:HB2	2.04	0.56
28:DG:91:VAL:HG23	28:DG:92:GLY:H	1.68	0.56
29:DH:9:VAL:HG13	29:DH:10:ALA:H	1.69	0.56
29:DH:1:MET:HB3	29:DH:21:VAL:O	2.06	0.56
30:DI:77:VAL:CB	30:DI:80:LYS:HE3	2.35	0.56
32:DK:54:LYS:HG2	32:DK:54:LYS:O	2.05	0.56
22:DA:1152:C:C5'	38:DQ:79:ILE:HD12	2.30	0.56
41:DT:3:ARG:NH1	41:DT:42:GLU:HG2	2.21	0.56
45:DX:1:SER:O	45:DX:3:VAL:HG13	2.05	0.56
1:AA:1152:A:C4	1:AA:1153:G:N7	2.73	0.56
1:AA:579:A:H2'	1:AA:580:C:H6	1.70	0.56
4:AD:198:LEU:O	4:AD:201:GLU:HB3	2.05	0.56
9:AI:117:LEU:HD12	9:AI:120:ALA:O	2.06	0.56
12:AL:43:LYS:HZ2	12:AL:44:PRO:CD	2.19	0.56
13:AM:45:SER:O	13:AM:46:GLU:CB	2.53	0.56

Continued on next page...

Continued from previous page...

Atom-1	Atom-2	Interatomic distance (Å)	Clash overlap (Å)
14:AN:42:ASN:C	14:AN:44:VAL:H	2.09	0.56
49:B1:31:GLU:O	49:B1:31:GLU:HG2	2.04	0.56
49:B1:16:THR:HG22	49:B1:41:VAL:HG21	1.87	0.56
49:B1:50:GLU:OE1	49:B1:50:GLU:HA	2.05	0.56
22:BA:1054:A:H2'	22:BA:1055:G:C8	2.40	0.56
22:BA:1289:C:H2'	22:BA:1290:C:H6	1.71	0.56
22:BA:134:G:H2'	22:BA:135:U:O4'	2.06	0.56
22:BA:2593:U:H2'	22:BA:2594:C:H6	1.69	0.56
22:BA:2862:G:H2'	22:BA:2863:C:H6	1.71	0.56
22:BA:58:G:N2	22:BA:70:G:C4	2.74	0.56
28:BG:59:ASP:CB	28:BG:63:GLN:HG2	2.35	0.56
31:BJ:135:GLN:CA	31:BJ:135:GLN:HE21	2.18	0.56
32:BK:43:ILE:HD12	32:BK:52:VAL:CG2	2.35	0.56
36:BO:2:ASP:O	36:BO:3:LYS:CB	2.52	0.56
37:BP:25:VAL:HG11	37:BP:46:VAL:HG23	1.87	0.56
42:BU:27:VAL:HA	42:BU:33:VAL:HG12	1.87	0.56
22:BA:2080:A:C5'	45:BX:18:SER:CB	2.83	0.56
1:CA:1454:G:O2'	1:CA:1455:G:C5'	2.49	0.56
1:CA:363:A:H2'	1:CA:364:A:O4'	2.04	0.56
1:CA:790:A:N6	1:CA:791:G:C6	2.74	0.56
5:CE:15:ILE:HB	5:CE:35:LEU:HD13	1.88	0.56
6:CF:3:HIS:HD2	6:CF:65:GLU:HG2	1.71	0.56
6:CF:66:ALA:HB1	6:CF:70:VAL:CG2	2.36	0.56
8:CH:9:MET:HG3	8:CH:26:MET:SD	2.45	0.56
9:CI:51:LEU:O	9:CI:53:LEU:N	2.38	0.56
10:CJ:44:THR:OG1	10:CJ:70:HIS:CE1	2.58	0.56
18:CR:25:ILE:O	18:CR:25:ILE:HG13	2.05	0.56
22:DA:1300:G:H5''	22:DA:1301:A:H5'	1.87	0.56
22:DA:1675:C:N3	25:DD:133:THR:HG21	2.20	0.56
22:DA:1683:U:O2'	22:DA:1684:G:H5'	2.06	0.56
22:DA:1798:U:H5	24:DC:270:ARG:NH1	2.04	0.56
22:DA:1808:A:H5''	22:DA:1809:A:N7	2.19	0.56
22:DA:1939:U:H6	22:DA:1939:U:H5'	1.70	0.56
22:DA:2478:A:N7	22:DA:2529:G:C6	2.73	0.56
22:DA:2531:A:H5'	28:DG:156:TYR:CE2	2.41	0.56
22:DA:254:G:N7	51:D3:4:LYS:HE2	2.20	0.56
22:DA:324:A:N6	22:DA:338:G:O2'	2.39	0.56
22:DA:388:G:H2'	22:DA:390:U:OP2	2.06	0.56
22:DA:478:A:C2	22:DA:480:A:C5	2.93	0.56
22:DA:621:A:O2'	22:DA:622:G:O5'	2.24	0.56
23:DB:21:G:N2	23:DB:22:U:H1'	2.20	0.56

Continued on next page...

Continued from previous page...

Atom-1	Atom-2	Interatomic distance (Å)	Clash overlap (Å)
36:DO:79:ALA:HB1	36:DO:114:GLY:HA3	1.87	0.56
22:DA:2718:G:OP1	37:DP:97:TYR:CD1	2.58	0.56
40:DS:50:VAL:O	40:DS:53:SER:N	2.38	0.56
22:DA:1338:G:H4'	41:DT:18:GLU:HG3	1.86	0.56
41:DT:69:ARG:CG	41:DT:70:HIS:HD2	2.19	0.56
41:DT:29:THR:H	41:DT:87:LEU:HB3	1.67	0.56
43:DV:79:ARG:HB3	43:DV:79:ARG:NH1	2.20	0.56
46:DY:49:ASP:O	46:DY:52:ARG:HB2	2.04	0.56
1:AA:414:A:C4	1:AA:415:A:C8	2.94	0.56
1:AA:489:C:H2'	1:AA:490:C:C5'	2.36	0.56
1:AA:55:A:C4	1:AA:56:U:C6	2.93	0.56
1:AA:815:A:H4'	1:AA:817:C:C4	2.41	0.56
3:AC:146:LYS:CB	3:AC:202:PHE:CD2	2.87	0.56
3:AC:79:LYS:HE3	3:AC:79:LYS:H	1.71	0.56
5:AE:113:VAL:HG21	5:AE:140:ILE:HD12	1.87	0.56
10:AJ:28:THR:HG22	10:AJ:28:THR:O	2.03	0.56
1:AA:375:U:H4'	16:AP:17:TYR:CE2	2.41	0.56
17:AQ:20:ILE:CB	17:AQ:47:ASP:OD1	2.51	0.56
17:AQ:54:ILE:O	17:AQ:54:ILE:HD13	2.06	0.56
19:AS:79:TYR:CG	19:AS:80:ARG:N	2.73	0.56
49:B1:9:LYS:NZ	49:B1:50:GLU:OE2	2.33	0.56
22:BA:1179:G:N1	22:BA:1180:U:O2'	2.38	0.56
22:BA:1300:G:C5'	22:BA:1301:A:H5'	2.36	0.56
22:BA:2051:A:H4'	22:BA:2052:A:OP1	2.05	0.56
22:BA:64:A:H2'	22:BA:65:U:C6	2.40	0.56
22:BA:933:A:C2'	22:BA:933:A:N3	2.63	0.56
23:BB:2:G:C2	23:BB:119:A:C2	2.94	0.56
25:BD:151:THR:O	25:BD:152:PRO:C	2.42	0.56
27:BF:169:LEU:HD12	27:BF:169:LEU:H	1.71	0.56
31:BJ:81:ILE:CG2	31:BJ:82:GLY:H	1.95	0.56
31:BJ:99:ARG:O	31:BJ:103:ILE:HG23	2.04	0.56
32:BK:107:LEU:O	32:BK:109:SER:N	2.32	0.56
34:BM:35:ALA:O	34:BM:36:VAL:CB	2.52	0.56
47:BZ:9:THR:CG2	47:BZ:10:ARG:HB2	2.34	0.56
1:CA:1348:U:O2'	1:CA:1349:A:H8	1.88	0.56
1:CA:1450:U:C4'	1:CA:1451:U:C5	2.87	0.56
1:CA:23:C:H5	1:CA:561:U:O4	1.88	0.56
1:CA:253:A:C2	1:CA:254:G:C5	2.93	0.56
1:CA:372:C:HO2'	1:CA:373:A:P	2.28	0.56
1:CA:460:A:H5''	1:CA:461:A:OP1	2.06	0.56
1:CA:473:U:OP1	16:CP:76:LYS:CE	2.54	0.56

Continued on next page...

Continued from previous page...

Atom-1	Atom-2	Interatomic distance (Å)	Clash overlap (Å)
1:CA:704:A:O2'	1:CA:705:G:H8	1.89	0.56
1:CA:945:G:H1'	1:CA:1337:G:H1'	1.87	0.56
1:CA:969:A:O2'	1:CA:970:C:C5'	2.54	0.56
3:CC:126:ARG:HE	3:CC:126:ARG:CA	2.17	0.56
11:CK:74:LYS:O	11:CK:74:LYS:HG2	2.06	0.56
20:CT:34:VAL:CG1	20:CT:78:LEU:HD21	2.36	0.56
21:CU:5:VAL:HG12	21:CU:6:ARG:H	1.71	0.56
49:D1:38:PHE:CD2	49:D1:39:ASP:N	2.74	0.56
22:DA:103:A:O2'	22:DA:104:A:C5'	2.54	0.56
22:DA:103:A:O2'	22:DA:104:A:H5'	2.06	0.56
22:DA:1726:C:O2'	22:DA:1727:C:H5'	2.05	0.56
22:DA:2638:G:HO2'	22:DA:2639:A:H8	1.47	0.56
22:DA:308:G:N1	22:DA:309:A:C2	2.74	0.56
22:DA:36:G:H1	22:DA:445:C:N4	2.02	0.56
22:DA:467:G:H4'	22:DA:796:C:O2'	2.06	0.56
22:DA:510:C:O2'	22:DA:511:U:H5'	2.05	0.56
25:DD:15:PHE:HA	25:DD:20:VAL:O	2.04	0.56
27:DF:129:MET:CE	27:DF:174:PHE:CZ	2.89	0.56
32:DK:11:ALA:CB	32:DK:64:ARG:HH12	2.18	0.56
32:DK:92:GLU:O	32:DK:93:GLN:C	2.44	0.56
33:DL:65:GLY:O	33:DL:66:PHE:CB	2.53	0.56
36:DO:17:LYS:CE	36:DO:21:LEU:HD11	2.21	0.56
1:AA:1278:G:O5'	1:AA:1279:G:H5'	2.06	0.56
1:AA:1319:A:C5	1:AA:1323:G:C4	2.94	0.56
1:AA:1410:A:C2'	1:AA:1411:C:O5'	2.53	0.56
1:AA:188:C:O2	1:AA:188:C:H2'	2.05	0.56
1:AA:339:C:H2'	1:AA:340:U:H6	1.71	0.56
1:AA:503:C:H6	1:AA:503:C:O5'	1.88	0.56
1:AA:900:A:N1	1:AA:901:A:C2	2.74	0.56
2:AB:186:VAL:N	2:AB:199:ILE:O	2.39	0.56
2:AB:20:ARG:O	2:AB:21:TYR:C	2.44	0.56
4:AD:29:THR:O	4:AD:30:LYS:HD3	2.06	0.56
4:AD:69:ARG:HE	4:AD:69:ARG:HA	1.70	0.56
5:AE:14:LEU:C	5:AE:14:LEU:HD13	2.24	0.56
7:AG:130:LYS:N	7:AG:134:VAL:HG21	2.20	0.56
7:AG:25:PHE:O	7:AG:28:ILE:HB	2.06	0.56
7:AG:72:VAL:HG12	7:AG:89:GLU:HA	1.87	0.56
1:AA:667:G:C4'	15:AO:50:HIS:ND1	2.66	0.56
17:AQ:18:LYS:CB	17:AQ:47:ASP:HB2	2.35	0.56
50:B2:12:ARG:HB2	50:B2:12:ARG:HH21	1.69	0.56
22:BA:1334:G:C6	22:BA:1335:C:C4	2.93	0.56

Continued on next page...

Continued from previous page...

Atom-1	Atom-2	Interatomic distance (Å)	Clash overlap (Å)
22:BA:1474:U:C2'	22:BA:1475:G:H5'	2.35	0.56
22:BA:1508:A:O2'	22:BA:1509:A:C5'	2.53	0.56
22:BA:1867:G:HO2'	22:BA:1868:C:H5'	1.68	0.56
22:BA:645:C:N4	22:BA:2350:C:H4'	2.20	0.56
29:BH:27:ARG:HH12	29:BH:38:PRO:HG3	1.70	0.56
31:BJ:53:TYR:CD1	31:BJ:121:LYS:HG2	2.41	0.56
33:BL:92:LEU:HD23	33:BL:125:LEU:HD23	1.87	0.56
35:BN:103:ARG:HD3	35:BN:110:MET:CE	2.29	0.56
36:BO:59:ALA:CA	36:BO:62:LEU:HD13	2.35	0.56
37:BP:5:LYS:O	37:BP:9:GLN:HG2	2.05	0.56
38:BQ:97:ILE:HD13	38:BQ:104:ALA:HB3	1.88	0.56
40:BS:13:SER:O	40:BS:14:ALA:CB	2.53	0.56
42:BU:25:LYS:HB2	42:BU:34:ILE:O	2.05	0.56
1:CA:1046:A:H2'	1:CA:1047:G:H8	1.70	0.56
1:CA:1318:A:O2'	19:CS:36:ARG:HD3	2.05	0.56
1:CA:178:C:C4	1:CA:179:A:N7	2.74	0.56
1:CA:181:A:H2	1:CA:195:A:C2	2.24	0.56
1:CA:345:C:H4'	1:CA:346:G:O5'	2.06	0.56
1:CA:347:G:H2'	1:CA:348:G:H8	1.70	0.56
1:CA:80:A:C6	1:CA:81:A:O2'	2.56	0.56
1:CA:89:U:O2'	1:CA:90:C:O4'	2.23	0.56
2:CB:25:LYS:O	2:CB:26:MET:HE3	2.05	0.56
3:CC:85:LYS:O	3:CC:89:VAL:HG21	2.05	0.56
5:CE:13:LYS:HB2	5:CE:116:VAL:HG11	1.88	0.56
5:CE:95:MET:HE1	5:CE:143:LEU:CD2	2.35	0.56
8:CH:102:VAL:HG22	8:CH:126:CYS:SG	2.45	0.56
11:CK:92:ARG:NH1	11:CK:92:ARG:CG	2.48	0.56
17:CQ:30:HIS:CG	17:CQ:31:PRO:HD2	2.40	0.56
20:CT:61:ALA:HA	20:CT:67:HIS:HA	1.88	0.56
49:D1:29:LYS:HE2	49:D1:31:GLU:OE2	2.06	0.56
50:D2:45:SER:C	50:D2:46:LYS:HD2	2.25	0.56
22:DA:1203:U:C4	22:DA:1204:A:N7	2.73	0.56
22:DA:1256:G:O2'	22:DA:1257:C:H5'	2.05	0.56
22:DA:1263:U:C4'	48:D0:6:LYS:HE3	2.36	0.56
22:DA:191:A:C2	22:DA:192:C:C2	2.94	0.56
22:DA:1997:C:HO2'	22:DA:1998:A:C5'	2.18	0.56
22:DA:2107:G:H2'	22:DA:2108:A:H8	1.68	0.56
22:DA:2135:A:C3'	22:DA:2136:G:C5'	2.78	0.56
22:DA:2200:C:N4	22:DA:2224:G:N2	2.53	0.56
22:DA:2508:G:H2'	22:DA:2509:G:H8	1.70	0.56
22:DA:2636:C:H2'	22:DA:2637:U:C6	2.40	0.56

Continued on next page...

Continued from previous page...

Atom-1	Atom-2	Interatomic distance (Å)	Clash overlap (Å)
22:DA:35:G:C5	22:DA:454:A:C2	2.94	0.56
22:DA:53:A:C2'	22:DA:54:G:H5'	2.36	0.56
22:DA:629:G:OP1	51:D3:16:THR:HB	2.06	0.56
22:DA:936:A:C6	22:DA:937:C:C4	2.94	0.56
22:DA:989:G:C4'	22:DA:990:A:OP1	2.53	0.56
24:DC:184:GLU:O	24:DC:185:ALA:HB3	2.05	0.56
25:DD:149:ASN:ND2	25:DD:150:GLN:HB3	2.20	0.56
25:DD:4:LEU:HD12	25:DD:32:ASN:OD1	2.05	0.56
25:DD:73:VAL:HG22	25:DD:74:GLU:N	2.19	0.56
29:DH:25:TYR:CE1	29:DH:30:LEU:HD21	2.40	0.56
31:DJ:16:TYR:O	31:DJ:54:ILE:HD12	2.06	0.56
32:DK:63:VAL:HG12	32:DK:64:ARG:HD3	1.86	0.56
35:DN:18:GLN:HG2	35:DN:18:GLN:O	2.04	0.56
37:DP:50:ARG:O	37:DP:51:ASN:HB2	2.06	0.56
39:DR:4:VAL:HG22	39:DR:40:MET:HB3	1.86	0.56
22:DA:923:G:H1'	44:DW:23:LYS:HZ1	1.70	0.56
44:DW:37:VAL:CG2	44:DW:38:ARG:NH1	2.64	0.56
1:AA:1231:G:C6	1:AA:1232:U:C4	2.94	0.56
1:AA:192:A:C5	1:AA:193:C:C5	2.93	0.56
1:AA:199:A:H2'	1:AA:200:G:C8	2.41	0.56
1:AA:550:G:C2'	1:AA:551:U:H5'	2.36	0.56
1:AA:652:U:HO2'	1:AA:653:U:P	2.28	0.56
1:AA:723:U:O2'	1:AA:855:U:H4'	2.05	0.56
1:AA:812:G:HO2'	1:AA:813:U:P	2.28	0.56
1:AA:80:A:C2	1:AA:81:A:H1'	2.40	0.56
3:AC:34:SER:O	3:AC:38:VAL:HG13	2.05	0.56
6:AF:86:ARG:HH12	6:AF:88:MET:HE3	1.70	0.56
6:AF:93:LYS:O	6:AF:94:HIS:CB	2.53	0.56
8:AH:54:THR:C	8:AH:56:PRO:HD3	2.26	0.56
12:AL:33:CYS:N	12:AL:54:VAL:HG13	2.21	0.56
13:AM:2:ARG:HG3	13:AM:56:ARG:HH12	1.69	0.56
16:AP:79:ASN:O	16:AP:80:LYS:CB	2.51	0.56
19:AS:19:GLU:HA	19:AS:19:GLU:OE2	2.06	0.56
22:BA:1056:G:H4'	22:BA:1086:A:C8	2.41	0.56
22:BA:1501:G:O2'	22:BA:1502:A:H5'	2.05	0.56
22:BA:1736:U:H2'	22:BA:1737:G:O4'	2.06	0.56
22:BA:2279:G:N7	44:BW:10:ARG:NH2	2.53	0.56
22:BA:2793:C:H2'	22:BA:2794:C:H6	1.70	0.56
22:BA:289:G:H2'	22:BA:290:U:C6	2.40	0.56
28:BG:83:THR:CA	28:BG:84:LYS:HE2	2.35	0.56
30:BI:23:VAL:HG23	30:BI:24:GLY:H	1.71	0.56

Continued on next page...

Continued from previous page...

Atom-1	Atom-2	Interatomic distance (Å)	Clash overlap (Å)
1:CA:18:C:H4'	1:CA:1078:U:O2	2.05	0.56
1:CA:1151:A:H4'	10:CJ:70:HIS:HE1	1.71	0.56
1:CA:1169:A:C2'	1:CA:1170:A:H8	2.18	0.56
1:CA:66:A:C5	1:CA:67:C:C5	2.94	0.56
1:CA:977:A:H1'	1:CA:1223:C:H42	1.70	0.56
3:CC:172:VAL:HG12	3:CC:181:ILE:HD13	1.88	0.56
3:CC:181:ILE:O	3:CC:181:ILE:HG22	2.04	0.56
4:CD:104:MET:SD	4:CD:142:VAL:CG1	2.94	0.56
4:CD:138:PRO:O	4:CD:139:ASN:HB2	2.05	0.56
5:CE:68:ARG:O	5:CE:69:ASN:C	2.44	0.56
5:CE:79:THR:HA	5:CE:121:ASN:OD1	2.06	0.56
7:CG:22:LEU:CA	7:CG:25:PHE:HB3	2.22	0.56
10:CJ:102:LEU:HD13	10:CJ:102:LEU:OXT	2.04	0.56
10:CJ:30:LYS:HE2	10:CJ:36:VAL:CG2	2.36	0.56
11:CK:12:ARG:N	11:CK:12:ARG:CD	2.68	0.56
17:CQ:67:SER:O	17:CQ:69:THR:N	2.39	0.56
11:CK:126:ARG:N	21:CU:33:ARG:HE	2.03	0.56
22:DA:111:A:N1	22:DA:112:U:C2	2.74	0.56
22:DA:140:C:H5'	22:DA:141:G:H21	1.70	0.56
22:DA:1429:G:C2	22:DA:1430:G:C5	2.93	0.56
22:DA:1492:G:C3'	22:DA:1493:C:C5'	2.75	0.56
22:DA:149:A:C2'	22:DA:150:U:H5'	2.36	0.56
22:DA:1519:G:C6	22:DA:1520:U:N3	2.73	0.56
22:DA:1843:C:H6	22:DA:1843:C:O5'	1.89	0.56
22:DA:2051:A:C4'	22:DA:2052:A:OP1	2.33	0.56
22:DA:2093:G:O2'	22:DA:2094:A:P	2.63	0.56
22:DA:1373:A:H5'	22:DA:2212:A:H1'	1.86	0.56
22:DA:2215:C:O2'	22:DA:2216:G:H8	1.89	0.56
22:DA:2259:U:C5	22:DA:2427:C:C4	2.93	0.56
22:DA:2327:A:H2'	22:DA:2328:A:C8	2.41	0.56
22:DA:2345:G:C5	22:DA:2347:C:N4	2.73	0.56
22:DA:354:A:H2'	22:DA:355:U:O4'	2.06	0.56
23:DB:63:C:H2'	23:DB:63:C:O2	2.05	0.56
24:DC:145:MET:HE2	24:DC:181:ARG:NH2	2.17	0.56
24:DC:16:VAL:HG12	24:DC:202:ARG:HA	1.87	0.56
27:DF:127:TYR:O	27:DF:155:ILE:HD11	2.06	0.56
27:DF:57:ALA:HB2	27:DF:64:PRO:HG2	1.88	0.56
28:DG:122:ALA:HB2	28:DG:132:LEU:HA	1.88	0.56
30:DI:52:LEU:O	30:DI:54:ILE:HD12	2.05	0.56
23:DB:50:A:OP1	36:DO:68:LYS:HB2	2.06	0.56
40:DS:68:ASP:N	40:DS:68:ASP:OD1	2.38	0.56

Continued on next page...

Continued from previous page...

Atom-1	Atom-2	Interatomic distance (Å)	Clash overlap (Å)
40:DS:6:LYS:NZ	40:DS:104:THR:HG23	2.20	0.56
43:DV:88:HIS:O	43:DV:89:ILE:HG23	2.04	0.56
43:DV:75:GLN:HB2	43:DV:90:ASP:O	2.05	0.56
45:DX:19:HIS:C	45:DX:21:LEU:H	2.09	0.56
1:AA:1157:A:H1'	1:AA:1181:G:N1	2.20	0.56
1:AA:197:A:O2'	1:AA:198:G:C8	2.58	0.56
1:AA:420:U:C2'	1:AA:421:U:H5''	2.36	0.56
1:AA:433:G:O2'	1:AA:434:U:H5'	2.06	0.56
1:AA:556:C:C3'	1:AA:557:G:H5'	2.35	0.56
1:AA:687:A:N7	1:AA:701:U:H5	2.04	0.56
1:AA:923:A:H2'	1:AA:924:C:H6	1.71	0.56
11:AK:51:PHE:HB2	11:AK:55:ARG:HB3	1.88	0.56
13:AM:22:TYR:CE2	13:AM:69:ARG:HG2	2.41	0.56
14:AN:2:LYS:HD3	14:AN:5:MET:HG2	1.88	0.56
15:AO:45:HIS:C	15:AO:47:LYS:H	2.09	0.56
1:AA:483:C:O2	16:AP:13:LYS:NZ	2.39	0.56
17:AQ:80:LYS:CB	17:AQ:80:LYS:HZ2	2.17	0.56
20:AT:43:LYS:HD3	20:AT:86:ALA:O	2.06	0.56
48:B0:39:ARG:CB	48:B0:39:ARG:HH11	2.05	0.56
22:BA:1052:C:C2'	22:BA:1053:C:H5'	2.36	0.56
22:BA:1266:G:OP1	48:B0:15:ARG:NE	2.38	0.56
22:BA:138:U:H3'	22:BA:139:U:H5'	1.87	0.56
22:BA:2400:G:O2'	22:BA:2401:U:H5'	2.06	0.56
22:BA:2524:G:C2'	22:BA:2525:G:O5'	2.53	0.56
22:BA:301:G:OP2	42:BU:81:ARG:NH1	2.39	0.56
24:BC:106:PRO:CB	24:BC:141:HIS:CE1	2.74	0.56
22:BA:2682:A:C8	25:BD:11:MET:HG2	2.39	0.56
25:BD:158:GLY:O	25:BD:159:LYS:C	2.44	0.56
26:BE:5:LEU:HD22	26:BE:121:VAL:HA	1.87	0.56
28:BG:86:LEU:HB3	28:BG:162:ARG:O	2.05	0.56
29:BH:111:ALA:O	29:BH:112:LYS:CD	2.54	0.56
31:BJ:44:TYR:O	31:BJ:45:THR:CB	2.54	0.56
33:BL:93:ASN:O	33:BL:95:LEU:N	2.38	0.56
34:BM:78:LEU:CD2	34:BM:79:ALA:N	2.69	0.56
39:BR:53:PHE:CD1	39:BR:53:PHE:N	2.73	0.56
1:CA:1195:C:H2'	1:CA:1197:A:O4'	2.05	0.56
1:CA:1206:G:C6	1:CA:1207:G:C5	2.94	0.56
1:CA:1416:G:C2'	1:CA:1417:G:H5'	2.35	0.56
1:CA:1452:C:H5'	1:CA:1453:G:C5	2.40	0.56
1:CA:104:G:H4'	1:CA:174:A:O4'	2.05	0.56
1:CA:229:U:H2'	1:CA:230:G:O4'	2.05	0.56

Continued on next page...

Continued from previous page...

Atom-1	Atom-2	Interatomic distance (Å)	Clash overlap (Å)
1:CA:722:G:N3	1:CA:722:G:H2'	2.20	0.56
1:CA:934:C:C5	1:CA:1344:C:N3	2.74	0.56
2:CB:128:LEU:HD23	2:CB:131:LYS:HD3	1.88	0.56
1:CA:1189:U:O2'	3:CC:175:HIS:HD2	1.87	0.56
4:CD:40:HIS:O	4:CD:43:ARG:HB2	2.06	0.56
6:CF:18:VAL:CB	6:CF:19:PRO:CD	2.83	0.56
7:CG:32:ASP:HB3	7:CG:34:LYS:HD3	1.87	0.56
11:CK:124:LYS:O	21:CU:33:ARG:CZ	2.54	0.56
13:CM:47:LEU:HD23	13:CM:48:SER:N	2.21	0.56
22:DA:116:C:HO2'	22:DA:117:G:H5'	1.71	0.56
22:DA:1323:C:C4	22:DA:1324:G:N7	2.74	0.56
22:DA:1827:U:H2'	22:DA:1828:G:H8	1.70	0.56
22:DA:2143:C:C5'	22:DA:2144:G:OP2	2.52	0.56
22:DA:2432:A:N1	45:DX:20:ALA:HA	2.21	0.56
22:DA:2526:G:C5	22:DA:2527:C:C5	2.94	0.56
22:DA:338:G:C2'	22:DA:339:U:C5'	2.76	0.56
22:DA:674:G:N2	22:DA:2445:G:OP1	2.37	0.56
22:DA:196:A:H2'	22:DA:805:G:O6	2.06	0.56
25:DD:10:GLY:CA	25:DD:26:VAL:HB	2.36	0.56
25:DD:37:VAL:CG2	25:DD:91:THR:HA	2.36	0.56
26:DE:136:GLN:HA	26:DE:139:LYS:HG2	1.88	0.56
28:DG:71:LEU:HD22	28:DG:74:MET:CE	2.35	0.56
30:DI:23:VAL:HG11	30:DI:37:PHE:CZ	2.41	0.56
30:DI:44:LYS:HD3	30:DI:44:LYS:O	2.06	0.56
32:DK:47:ILE:HG22	32:DK:49:ARG:HG3	1.88	0.56
35:DN:35:LYS:NZ	35:DN:112:TYR:CE1	2.74	0.56
38:DQ:35:PHE:HE1	38:DQ:39:ILE:HD11	1.71	0.56
31:DJ:4:PHE:HB3	38:DQ:63:ARG:NH2	2.21	0.56
40:DS:49:LYS:HB3	40:DS:49:LYS:HZ2	1.70	0.56
40:DS:4:ILE:HD12	40:DS:5:ALA:H	1.71	0.56
41:DT:34:VAL:HG21	41:DT:43:ILE:HD12	1.88	0.56
42:DU:20:LYS:HD2	42:DU:38:ILE:HD11	1.86	0.56
44:DW:36:ILE:HG22	44:DW:37:VAL:O	2.05	0.56
1:AA:1157:A:C6	1:AA:1180:A:C5	2.94	0.56
1:AA:1061:G:C6	1:AA:1197:A:C2	2.94	0.56
1:AA:1303:C:C2'	1:AA:1304:G:H8	2.19	0.56
1:AA:1508:A:H2'	1:AA:1509:C:O5'	2.06	0.56
1:AA:495:A:C2	1:AA:496:A:N6	2.74	0.56
1:AA:769:G:H4'	1:AA:1513:A:H4'	1.87	0.56
1:AA:771:G:C4	1:AA:809:G:N2	2.74	0.56
1:AA:841:C:H2'	1:AA:843:U:H5'	1.87	0.56

Continued on next page...

Continued from previous page...

Atom-1	Atom-2	Interatomic distance (Å)	Clash overlap (Å)
12:AL:106:VAL:CG2	12:AL:116:TYR:HB3	2.36	0.56
12:AL:89:LEU:HB3	12:AL:92:VAL:CG2	2.36	0.56
15:AO:5:GLU:O	15:AO:9:LYS:HG3	2.06	0.56
22:BA:1061:U:H6	22:BA:1070:A:C1'	2.19	0.56
22:BA:1734:G:O2'	22:BA:1735:A:C8	2.48	0.56
22:BA:1761:C:H2'	22:BA:1762:A:H5'	1.88	0.56
22:BA:197:A:H62	22:BA:2430:A:H2'	1.67	0.56
22:BA:2750:A:O2'	22:BA:2752:C:N4	2.35	0.56
22:BA:611:C:H2'	22:BA:612:G:O5'	2.05	0.56
22:BA:68:G:N2	22:BA:74:A:OP2	2.36	0.56
24:BC:15:VAL:C	24:BC:203:VAL:HG11	2.26	0.56
24:BC:250:GLN:H	24:BC:250:GLN:CD	2.09	0.56
27:BF:133:GLU:H	27:BF:150:GLY:CA	2.18	0.56
32:BK:1:MET:HE3	32:BK:32:TYR:CG	2.40	0.56
37:BP:50:ARG:HD3	37:BP:56:SER:CA	2.33	0.56
22:BA:1160:G:N2	39:BR:10:LYS:HD2	2.21	0.56
22:BA:2080:A:H5'	45:BX:18:SER:HB3	1.86	0.56
1:CA:1005:A:C8	1:CA:1006:G:H1'	2.41	0.56
1:CA:1050:G:C2	1:CA:1051:C:C5	2.94	0.56
1:CA:120:A:H3'	1:CA:121:U:C5'	2.34	0.56
1:CA:1477:U:H2'	1:CA:1478:U:C6	2.41	0.56
1:CA:577:G:N9	1:CA:816:A:C2	2.74	0.56
1:CA:881:G:H2'	1:CA:882:C:O4'	2.05	0.56
3:CC:137:VAL:HG13	3:CC:148:ILE:HG23	1.88	0.56
3:CC:39:ARG:HG2	3:CC:54:ILE:CD1	2.32	0.56
1:CA:1151:A:C4'	10:CJ:70:HIS:HE1	2.19	0.56
15:CO:69:LEU:HD13	15:CO:77:TYR:HB2	1.88	0.56
49:D1:12:SER:HB2	49:D1:48:TYR:CZ	2.40	0.56
22:DA:1062:G:C8	22:DA:1088:A:C8	2.93	0.56
22:DA:1139:G:N3	22:DA:1143:A:C2	2.71	0.56
22:DA:1278:C:H1'	35:DN:27:SER:OG	2.06	0.56
22:DA:1438:U:C5	22:DA:1552:A:N1	2.73	0.56
22:DA:1313:U:C6	22:DA:1610:A:C8	2.94	0.56
22:DA:1673:G:O2'	22:DA:1674:G:H5'	2.06	0.56
22:DA:1826:G:C5	22:DA:1827:U:C4	2.94	0.56
22:DA:1936:A:H2	22:DA:1943:U:C5	2.23	0.56
22:DA:1954:G:O2'	22:DA:1955:U:P	2.64	0.56
22:DA:2255:G:H2'	22:DA:2256:G:O4'	2.06	0.56
22:DA:2348:U:HO2'	22:DA:2349:G:H8	1.52	0.56
22:DA:2766:A:N3	22:DA:2766:A:H2'	2.20	0.56
22:DA:58:G:N2	22:DA:59:U:C1'	2.68	0.56

Continued on next page...

Continued from previous page...

Atom-1	Atom-2	Interatomic distance (Å)	Clash overlap (Å)
22:DA:624:C:O2'	22:DA:657:U:H5''	2.05	0.56
22:DA:672:C:H6	22:DA:672:C:C5'	2.16	0.56
22:DA:847:U:H5'	22:DA:848:C:OP2	2.06	0.56
22:DA:976:G:C2'	22:DA:977:G:H8	2.17	0.56
23:DB:71:C:H2'	23:DB:72:G:H5'	1.87	0.56
22:DA:1568:G:H21	24:DC:57:HIS:CE1	2.24	0.56
24:DC:61:TYR:HD2	24:DC:85:ASN:ND2	2.04	0.56
26:DE:149:ILE:HG12	26:DE:188:MET:HG3	1.87	0.56
27:DF:103:ILE:H	27:DF:107:VAL:HG13	1.71	0.56
27:DF:136:ILE:CG2	27:DF:142:TYR:CG	2.88	0.56
28:DG:143:VAL:O	28:DG:147:LEU:HG	2.05	0.56
29:DH:21:VAL:HG22	29:DH:22:LYS:H	1.71	0.56
29:DH:62:LEU:HD12	29:DH:63:ALA:N	2.21	0.56
31:DJ:106:LYS:HB2	31:DJ:119:PHE:HE2	1.71	0.56
32:DK:76:VAL:O	37:DP:71:ARG:HG3	2.06	0.56
37:DP:95:LYS:HE3	37:DP:95:LYS:HA	1.88	0.56
39:DR:49:ILE:HG13	39:DR:49:ILE:O	2.04	0.56
22:DA:297:G:H4'	42:DU:84:PHE:O	2.05	0.56
1:AA:109:A:H4'	1:AA:110:C:OP2	2.07	0.56
1:AA:1167:A:N7	1:AA:1169:A:C6	2.73	0.56
1:AA:1355:G:C2'	1:AA:1356:G:H5'	2.36	0.56
1:AA:1358:U:C5	1:AA:1359:C:C4	2.94	0.56
1:AA:1409:C:C2'	1:AA:1410:A:H5'	2.36	0.56
1:AA:238:A:H2'	1:AA:239:U:C5'	2.36	0.56
1:AA:243:A:C2	1:AA:246:A:C8	2.94	0.56
1:AA:545:C:C3'	1:AA:546:A:H5'	2.36	0.56
1:AA:674:G:OP1	6:AF:51:ILE:HG13	2.06	0.56
1:AA:932:C:H2'	1:AA:932:C:O2	2.04	0.56
2:AB:71:THR:HG22	2:AB:72:LYS:H	1.70	0.56
6:AF:32:ALA:O	6:AF:33:GLU:HB2	2.06	0.56
9:AI:51:LEU:HD13	9:AI:56:MET:HG2	1.87	0.56
11:AK:39:ASN:O	11:AK:40:ALA:CB	2.54	0.56
1:AA:552:U:H5'	12:AL:82:ARG:HD2	1.87	0.56
14:AN:78:LEU:HB2	14:AN:83:VAL:HG23	1.87	0.56
22:BA:1020:A:N1	22:BA:1141:U:O2'	2.37	0.56
22:BA:1224:U:H4'	39:BR:88:GLY:O	2.06	0.56
22:BA:226:A:N6	22:BA:227:A:C6	2.74	0.56
22:BA:2430:A:H5'	22:BA:2431:U:OP2	2.06	0.56
22:BA:271:G:O2'	22:BA:272:A:C5'	2.54	0.56
22:BA:2865:U:C4	22:BA:2866:U:C4	2.93	0.56
22:BA:784:G:O2'	22:BA:785:G:H5''	2.06	0.56

Continued on next page...

Continued from previous page...

Atom-1	Atom-2	Interatomic distance (Å)	Clash overlap (Å)
27:BF:35:LEU:CB	27:BF:153:ILE:HG23	2.20	0.56
28:BG:30:GLY:CA	28:BG:78:VAL:HG12	2.36	0.56
31:BJ:40:HIS:C	31:BJ:41:LYS:CG	2.75	0.56
32:BK:113:MET:HA	32:BK:116:ILE:HG13	1.87	0.56
34:BM:5:LYS:HZ2	34:BM:5:LYS:HB3	1.71	0.56
22:BA:141:G:N1	41:BT:2:ILE:HG23	2.21	0.56
1:CA:892:A:O2'	1:CA:1415:G:H4'	2.06	0.56
1:CA:908:A:O2'	1:CA:909:A:H5'	2.06	0.56
1:CA:92:U:O2'	1:CA:93:U:C6	2.50	0.56
1:CA:947:G:OP1	13:CM:106:ARG:HG3	2.05	0.56
3:CC:18:ASN:HD21	3:CC:53:ARG:NH1	2.03	0.56
6:CF:6:ILE:HD12	6:CF:6:ILE:H	1.71	0.56
7:CG:46:LEU:HD11	7:CG:57:GLU:OE2	2.06	0.56
13:CM:82:LEU:HD21	19:CS:60:PHE:HB3	1.88	0.56
15:CO:3:SER:OG	15:CO:6:ALA:HB2	2.05	0.56
16:CP:21:VAL:HG23	16:CP:36:VAL:HG21	1.87	0.56
51:D3:22:LYS:HA	51:D3:47:ALA:O	2.06	0.56
22:DA:1298:C:N4	22:DA:1642:G:H1	2.05	0.56
22:DA:1668:A:H4'	22:DA:1669:A:C5'	2.25	0.56
22:DA:183:C:O2'	22:DA:432:A:H1'	2.04	0.56
22:DA:2092:U:C5	22:DA:2226:C:OP2	2.59	0.56
22:DA:2339:C:O2'	22:DA:2340:A:OP2	2.24	0.56
22:DA:2385:C:C2	22:DA:2386:A:N7	2.73	0.56
22:DA:249:C:C2'	22:DA:249:C:O2	2.53	0.56
22:DA:308:G:C8	22:DA:501:A:H1'	2.40	0.56
22:DA:271:G:C2	22:DA:367:G:C2	2.94	0.56
22:DA:92:U:O2'	22:DA:93:G:C5'	2.54	0.56
23:DB:15:A:C4	23:DB:109:A:C6	2.94	0.56
24:DC:158:GLY:HA2	24:DC:194:VAL:O	2.06	0.56
26:DE:57:LYS:NZ	26:DE:58:LYS:H	2.03	0.56
33:DL:122:VAL:O	33:DL:122:VAL:HG23	2.06	0.56
33:DL:123:ARG:HG2	33:DL:143:GLU:CB	2.35	0.56
34:DM:40:ARG:HB2	34:DM:93:VAL:HG21	1.88	0.56
34:DM:41:LEU:O	34:DM:93:VAL:HG23	2.05	0.56
34:DM:76:LYS:HG2	34:DM:80:VAL:HG11	1.88	0.56
35:DN:31:HIS:C	35:DN:33:ILE:H	2.09	0.56
41:DT:55:VAL:HG22	41:DT:56:GLU:N	2.21	0.56
42:DU:82:VAL:O	42:DU:96:LYS:HG3	2.05	0.56
43:DV:80:HIS:CG	43:DV:81:PRO:HD2	2.40	0.56
1:AA:1046:A:H2'	1:AA:1047:G:O5'	2.05	0.55
1:AA:185:U:H2'	1:AA:186:C:H6	1.70	0.55

Continued on next page...

Continued from previous page...

Atom-1	Atom-2	Interatomic distance (Å)	Clash overlap (Å)
1:AA:191:G:H5''	1:AA:191:G:H8	1.70	0.55
1:AA:313:A:O2'	1:AA:314:C:H5'	2.06	0.55
1:AA:475:C:O2'	1:AA:476:U:H5'	2.06	0.55
1:AA:523:A:C2	1:AA:527:G:O6	2.59	0.55
1:AA:585:G:H21	1:AA:879:C:C4'	2.19	0.55
2:AB:116:LEU:HG	2:AB:140:LEU:HG	1.88	0.55
3:AC:149:LYS:HG3	3:AC:200:TRP:CE3	2.40	0.55
12:AL:6:LEU:HD23	17:AQ:33:TYR:CE2	2.41	0.55
13:AM:86:ARG:O	13:AM:89:ARG:HB2	2.06	0.55
20:AT:61:ALA:CA	20:AT:66:ILE:HG22	2.36	0.55
22:BA:1067:A:H8	22:BA:1067:A:OP2	1.90	0.55
22:BA:1080:A:H4'	30:BI:126:ARG:HG3	1.87	0.55
22:BA:2144:G:N2	22:BA:2148:G:C8	2.75	0.55
22:BA:232:G:H4'	22:BA:233:A:OP1	2.06	0.55
22:BA:2383:G:H2'	22:BA:2384:U:C6	2.40	0.55
22:BA:747:U:C4	22:BA:2613:U:C4	2.94	0.55
22:BA:875:G:C2'	22:BA:876:C:H5'	2.36	0.55
22:BA:996:A:P	38:BQ:91:ARG:HH12	2.28	0.55
23:BB:110:C:O2'	23:BB:111:U:H5'	2.07	0.55
23:BB:5:U:O2'	23:BB:6:G:H5'	2.05	0.55
24:BC:119:VAL:HG12	24:BC:133:ASN:ND2	2.21	0.55
26:BE:120:VAL:HA	26:BE:188:MET:O	2.06	0.55
35:BN:38:LEU:O	35:BN:38:LEU:HD12	2.06	0.55
36:BO:111:ARG:O	36:BO:113:ALA:N	2.39	0.55
43:BV:61:LEU:O	43:BV:71:LYS:HA	2.06	0.55
44:BW:49:ASN:CA	44:BW:61:LYS:HB2	2.36	0.55
1:CA:120:A:O2'	1:CA:121:U:C4'	2.54	0.55
1:CA:1298:U:O2'	1:CA:1299:A:OP2	2.24	0.55
1:CA:1366:C:H2'	1:CA:1367:C:H6	1.70	0.55
1:CA:16:A:H2'	1:CA:17:U:H5'	1.88	0.55
1:CA:185:U:H2'	1:CA:186:C:C6	2.40	0.55
1:CA:195:A:N7	1:CA:196:A:C6	2.74	0.55
1:CA:42:G:C2'	1:CA:43:C:H5'	2.36	0.55
1:CA:526:C:C6	1:CA:526:C:H3'	2.41	0.55
1:CA:728:A:H2'	1:CA:729:A:H8	1.70	0.55
1:CA:990:C:C2'	1:CA:991:U:O4'	2.52	0.55
1:CA:64:G:C8	1:CA:99:C:N4	2.74	0.55
2:CB:122:ASP:HB3	2:CB:124:THR:CG2	2.35	0.55
2:CB:95:TRP:CZ3	2:CB:171:ALA:HA	2.41	0.55
2:CB:26:MET:HE3	2:CB:192:PRO:HG3	1.87	0.55
9:CI:5:TYR:HD1	9:CI:88:GLU:HB2	1.71	0.55

Continued on next page...

Continued from previous page...

Atom-1	Atom-2	Interatomic distance (Å)	Clash overlap (Å)
11:CK:60:PHE:HA	11:CK:63:GLN:HG2	1.88	0.55
10:CJ:53:ILE:HG13	14:CN:84:ARG:HD2	1.89	0.55
21:CU:53:LYS:HB2	21:CU:53:LYS:HZ3	1.69	0.55
22:DA:109:C:H4'	22:DA:348:A:H4'	1.86	0.55
22:DA:144:A:O2'	22:DA:145:C:H5'	2.06	0.55
22:DA:164:C:C2'	22:DA:165:A:H5'	2.35	0.55
22:DA:1787:A:H2	22:DA:1788:C:C2	2.25	0.55
22:DA:2145:C:H3'	22:DA:2147:A:OP2	2.07	0.55
22:DA:2262:U:H1'	22:DA:2328:A:H1'	1.88	0.55
22:DA:2550:G:O6	22:DA:2551:C:N4	2.39	0.55
22:DA:46:G:C2	22:DA:47:C:C5	2.93	0.55
23:DB:42:C:H5	27:DF:65:LEU:HD13	1.72	0.55
24:DC:211:ARG:HD2	24:DC:215:VAL:O	2.07	0.55
24:DC:34:GLU:HG3	24:DC:35:LYS:N	2.19	0.55
28:DG:145:ALA:HA	28:DG:148:ARG:NE	2.22	0.55
29:DH:98:ASP:O	29:DH:99:ILE:HG12	2.07	0.55
33:DL:110:VAL:HG11	33:DL:127:VAL:HG23	1.88	0.55
39:DR:78:ARG:CB	39:DR:83:TYR:CD1	2.88	0.55
40:DS:79:GLY:HA3	40:DS:100:THR:OG1	2.06	0.55
41:DT:69:ARG:HG3	41:DT:70:HIS:CD2	2.41	0.55
1:AA:1095:U:O2'	1:AA:1096:C:O4'	2.20	0.55
1:AA:1305:G:H22	1:AA:1331:G:H2'	1.70	0.55
1:AA:453:G:C6	1:AA:454:G:C5	2.94	0.55
1:AA:487:A:O2'	1:AA:488:C:C5'	2.47	0.55
2:AB:57:ASN:HD22	2:AB:57:ASN:C	2.08	0.55
4:AD:190:LEU:HD12	4:AD:190:LEU:O	2.06	0.55
4:AD:2:ARG:CB	4:AD:4:LEU:HD11	2.37	0.55
8:AH:74:ILE:CD1	8:AH:128:VAL:HG13	2.36	0.55
9:AI:93:LEU:HD12	9:AI:94:ARG:N	2.20	0.55
10:AJ:10:LEU:O	10:AJ:71:LEU:HA	2.06	0.55
11:AK:109:ILE:HG21	21:AU:16:ARG:NE	2.08	0.55
14:AN:62:ARG:HB3	14:AN:67:GLY:O	2.06	0.55
22:BA:1197:G:O2'	22:BA:1198:U:H5'	2.06	0.55
22:BA:1360:G:O6	22:BA:1372:U:C2	2.60	0.55
22:BA:1435:G:H8	22:BA:1435:G:H5''	1.71	0.55
22:BA:31:C:O3'	22:BA:1238:G:C5'	2.54	0.55
22:BA:339:U:C2'	22:BA:340:A:H5'	2.36	0.55
24:BC:170:TYR:CD2	24:BC:184:GLU:HA	2.41	0.55
30:BI:104:GLN:O	30:BI:105:LEU:CB	2.54	0.55
22:BA:1203:U:H1'	33:BL:4:ASN:HB3	1.88	0.55
34:BM:2:LEU:O	34:BM:3:GLN:HB3	2.06	0.55

Continued on next page...

Continued from previous page...

Atom-1	Atom-2	Interatomic distance (Å)	Clash overlap (Å)
35:BN:108:ALA:O	35:BN:110:MET:HG2	2.07	0.55
44:BW:37:VAL:CG1	44:BW:55:ASP:HB2	2.33	0.55
46:BY:9:LYS:HZ2	46:BY:10:SER:N	2.04	0.55
1:CA:1067:A:H1'	1:CA:1068:G:H8	1.62	0.55
1:CA:1200:C:O2'	1:CA:1201:A:P	2.64	0.55
1:CA:1480:A:H2'	1:CA:1481:U:O4'	2.06	0.55
1:CA:1494:G:O2'	1:CA:1495:U:H5'	2.07	0.55
1:CA:160:A:N1	1:CA:343:U:H1'	2.20	0.55
1:CA:517:G:H4'	1:CA:519:C:C4	2.41	0.55
1:CA:57:G:C6	1:CA:356:A:N1	2.74	0.55
1:CA:735:C:O2'	1:CA:736:C:H5'	2.06	0.55
1:CA:995:C:HO2'	1:CA:996:A:H8	1.54	0.55
2:CB:119:GLN:CG	2:CB:124:THR:CG2	2.84	0.55
12:CL:109:ARG:NH2	12:CL:116:TYR:HE2	2.04	0.55
51:D3:6:VAL:HB	51:D3:9:ALA:HB3	1.88	0.55
22:DA:1204:A:N6	22:DA:1241:A:C2	2.74	0.55
22:DA:1267:U:O2'	22:DA:1268:A:H5'	2.06	0.55
22:DA:1461:C:H2'	22:DA:1462:C:C6	2.40	0.55
22:DA:1512:C:O2'	22:DA:1513:U:O4'	2.20	0.55
22:DA:157:C:C4	22:DA:158:U:C5	2.93	0.55
22:DA:2343:U:H2'	22:DA:2344:U:C6	2.42	0.55
22:DA:2449:U:H3'	56:DA:3666:HOH:O	2.06	0.55
22:DA:961:C:C5	22:DA:2456:C:C4'	2.89	0.55
22:DA:644:A:H2'	22:DA:645:C:H5'	1.86	0.55
22:DA:65:U:H6	22:DA:65:U:O5'	1.89	0.55
22:DA:729:G:N7	24:DC:206:LYS:HE3	2.20	0.55
22:DA:740:C:O2'	22:DA:741:U:C5'	2.53	0.55
22:DA:745:G:H5''	22:DA:746:U:OP2	2.05	0.55
23:DB:7:G:O2'	23:DB:8:C:H5'	2.06	0.55
22:DA:1792:G:H5''	24:DC:203:VAL:HG22	1.88	0.55
24:DC:20:ASN:CB	24:DC:23:LEU:HD22	2.33	0.55
24:DC:30:ALA:HB3	24:DC:31:PRO:HD3	1.87	0.55
25:DD:131:ASP:N	25:DD:131:ASP:OD2	2.39	0.55
26:DE:151:GLY:HA3	26:DE:191:ASP:OD1	2.06	0.55
29:DH:84:ALA:CB	29:DH:148:ALA:HA	2.36	0.55
29:DH:94:ILE:HB	29:DH:98:ASP:HB2	1.88	0.55
30:DI:121:ILE:HG22	30:DI:121:ILE:O	2.06	0.55
33:DL:118:THR:HG23	33:DL:120:VAL:HG23	1.87	0.55
34:DM:61:GLY:HA2	34:DM:107:GLY:HA3	1.89	0.55
34:DM:76:LYS:HG2	34:DM:80:VAL:CG1	2.37	0.55
38:DQ:79:ILE:O	38:DQ:82:LEU:HB2	2.07	0.55

Continued on next page...

Continued from previous page...

Atom-1	Atom-2	Interatomic distance (Å)	Clash overlap (Å)
1:AA:1320:C:O2'	1:AA:1321:U:O4'	2.25	0.55
1:AA:1358:U:H5	1:AA:1359:C:C4	2.24	0.55
1:AA:198:G:C6	1:AA:220:G:C2	2.94	0.55
1:AA:322:C:H41	1:AA:328:C:H6	1.55	0.55
1:AA:862:C:C2'	1:AA:863:U:H5'	2.36	0.55
1:AA:949:A:H2'	1:AA:950:U:C5'	2.36	0.55
2:AB:202:ASN:ND2	2:AB:205:ALA:CB	2.69	0.55
10:AJ:15:HIS:HB3	10:AJ:70:HIS:CE1	2.41	0.55
13:AM:106:ARG:HE	13:AM:112:ARG:HB3	1.72	0.55
15:AO:15:GLY:C	15:AO:17:ASP:H	2.09	0.55
16:AP:12:LYS:CG	16:AP:13:LYS:HG2	2.36	0.55
48:B0:37:HIS:HB3	48:B0:43:THR:HG22	1.87	0.55
48:B0:53:VAL:O	48:B0:54:ILE:C	2.44	0.55
22:BA:1056:G:H5''	22:BA:1057:A:C5'	2.30	0.55
22:BA:1259:G:H2'	22:BA:1260:A:C8	2.41	0.55
22:BA:1360:G:C2'	22:BA:1361:G:H5'	2.37	0.55
22:BA:1733:G:O2'	22:BA:1734:G:O5'	2.25	0.55
22:BA:1799:G:N2	22:BA:1818:U:O2'	2.32	0.55
22:BA:2602:A:H4'	22:BA:2603:G:H5'	1.87	0.55
22:BA:287:G:N3	22:BA:354:A:C2	2.75	0.55
22:BA:300:A:N1	22:BA:333:G:O2'	2.34	0.55
22:BA:435:C:O2'	22:BA:436:C:H5'	2.06	0.55
22:BA:734:A:C4	22:BA:735:A:C8	2.94	0.55
22:BA:813:U:H2'	22:BA:814:C:C6	2.42	0.55
22:BA:812:C:O2'	22:BA:813:U:H5'	2.05	0.55
24:BC:64:VAL:HG11	24:BC:66:PHE:CE2	2.41	0.55
25:BD:9:VAL:HG21	25:BD:26:VAL:HG11	1.86	0.55
22:BA:2310:C:C4	27:BF:76:PHE:CZ	2.94	0.55
27:BF:7:TYR:O	27:BF:11:VAL:CG1	2.55	0.55
28:BG:137:LYS:O	28:BG:140:ILE:CD1	2.53	0.55
32:BK:108:ARG:HG2	32:BK:108:ARG:NH1	1.98	0.55
38:BQ:63:ARG:HH11	38:BQ:99:VAL:HG23	1.72	0.55
44:BW:76:ARG:HH21	44:BW:76:ARG:CG	2.02	0.55
1:CA:1169:A:C2'	1:CA:1170:A:C8	2.89	0.55
1:CA:1218:C:C2'	1:CA:1219:A:H8	2.19	0.55
1:CA:971:G:H2'	1:CA:1365:G:HO2'	1.69	0.55
1:CA:249:U:H5'	1:CA:250:A:P	2.46	0.55
2:CB:54:ALA:HA	2:CB:57:ASN:HB3	1.89	0.55
2:CB:84:LEU:O	2:CB:84:LEU:HG	2.06	0.55
4:CD:58:GLN:HG3	4:CD:62:ARG:NH1	2.22	0.55
11:CK:27:ASN:HA	11:CK:57:SER:HB3	1.89	0.55

Continued on next page...

Continued from previous page...

Atom-1	Atom-2	Interatomic distance (Å)	Clash overlap (Å)
13:CM:82:LEU:HB2	19:CS:73:PHE:HE2	1.70	0.55
16:CP:22:ALA:HA	16:CP:33:ILE:CD1	2.36	0.55
17:CQ:11:VAL:HG22	17:CQ:58:VAL:HG13	1.87	0.55
19:CS:50:VAL:HG21	19:CS:74:ALA:HB2	1.89	0.55
49:D1:24:LYS:HE2	49:D1:52:LYS:NZ	2.21	0.55
22:DA:1060:U:H5'	22:DA:1061:U:H2'	1.87	0.55
22:DA:1060:U:O4'	22:DA:1061:U:C2'	2.52	0.55
22:DA:1133:A:C8	22:DA:2026:U:H4'	2.41	0.55
22:DA:1006:C:C2	22:DA:1138:G:N2	2.74	0.55
22:DA:1207:C:C2	22:DA:1208:C:C5	2.95	0.55
22:DA:1255:U:HO2'	22:DA:1256:G:P	2.29	0.55
22:DA:1675:C:H2'	22:DA:1676:A:C8	2.40	0.55
22:DA:1684:G:C2	22:DA:1705:A:C2	2.94	0.55
22:DA:1693:U:H5''	22:DA:1694:C:H5	1.72	0.55
22:DA:2025:C:H2'	22:DA:2026:U:C6	2.41	0.55
22:DA:2137:U:C2'	22:DA:2138:G:OP2	2.53	0.55
22:DA:2148:G:N2	22:DA:2149:U:O4	2.40	0.55
22:DA:2415:G:C4'	33:DL:66:PHE:HB2	2.36	0.55
22:DA:2414:G:C2'	22:DA:2415:G:H5'	2.36	0.55
22:DA:2429:G:OP2	22:DA:2430:A:OP2	2.24	0.55
22:DA:2443:C:H2'	22:DA:2444:G:H8	1.69	0.55
22:DA:2522:U:C2'	22:DA:2523:G:H5'	2.36	0.55
22:DA:579:G:C2	22:DA:1262:A:C5	2.93	0.55
22:DA:622:G:H2'	22:DA:623:C:C5	2.41	0.55
25:DD:109:VAL:O	25:DD:172:VAL:HG23	2.06	0.55
25:DD:127:PHE:HZ	25:DD:160:LYS:HD2	1.72	0.55
27:DF:66:ILE:HG13	27:DF:83:PRO:HB3	1.88	0.55
22:DA:558:U:P	31:DJ:113:PRO:HB2	2.46	0.55
22:DA:17:G:H4'	38:DQ:24:TYR:CE1	2.42	0.55
39:DR:27:ILE:HG13	39:DR:33:VAL:CG1	2.37	0.55
43:DV:64:VAL:HG13	43:DV:68:LYS:O	2.07	0.55
44:DW:54:ARG:C	44:DW:56:HIS:H	2.10	0.55
45:DX:32:LEU:HD13	45:DX:50:VAL:O	2.06	0.55
1:AA:184:G:H4'	1:AA:224:U:O3'	2.06	0.55
1:AA:455:G:C2	1:AA:478:A:C2	2.94	0.55
1:AA:582:C:H2'	1:AA:583:A:H8	1.71	0.55
1:AA:778:G:C2'	1:AA:779:C:H5'	2.37	0.55
1:AA:80:A:C2	1:AA:90:C:N3	2.74	0.55
1:AA:996:A:C2	1:AA:1046:A:C5'	2.88	0.55
3:AC:121:SER:O	3:AC:125:ARG:HB2	2.07	0.55
4:AD:12:ARG:NH1	4:AD:36:ALA:O	2.38	0.55

Continued on next page...

Continued from previous page...

Atom-1	Atom-2	Interatomic distance (Å)	Clash overlap (Å)
5:AE:121:ASN:ND2	5:AE:122:VAL:N	2.54	0.55
11:AK:28:ASN:OD1	11:AK:46:ALA:HB3	2.06	0.55
14:AN:25:GLU:CG	14:AN:26:LEU:HD12	2.37	0.55
16:AP:28:ARG:C	16:AP:29:ASN:HD22	2.09	0.55
16:AP:48:GLU:CD	16:AP:49:GLY:H	2.09	0.55
49:B1:18:HIS:ND1	49:B1:19:PHE:N	2.54	0.55
22:BA:1075:C:C4	22:BA:1076:C:N4	2.75	0.55
22:BA:1300:G:H5''	22:BA:1301:A:C5'	2.35	0.55
22:BA:1340:U:C5	22:BA:1603:A:C8	2.94	0.55
22:BA:2243:U:H2'	22:BA:2244:U:C6	2.42	0.55
23:BB:11:C:O2	23:BB:109:A:N1	2.39	0.55
22:BA:1693:U:O2'	24:BC:13:ARG:NH2	2.40	0.55
22:BA:2784:U:H4'	25:BD:42:ASN:HD21	1.71	0.55
28:BG:70:LEU:O	28:BG:74:MET:HG3	2.06	0.55
29:BH:131:SER:HB2	29:BH:139:PHE:CD2	2.40	0.55
36:BO:75:GLY:HA3	36:BO:106:LEU:HA	1.88	0.55
1:CA:160:A:H1'	1:CA:344:A:C5	2.41	0.55
1:CA:203:G:N2	1:CA:215:C:C2	2.75	0.55
1:CA:274:A:HO2'	1:CA:275:G:H8	1.52	0.55
9:CI:109:GLN:HG2	9:CI:110:VAL:H	1.71	0.55
11:CK:51:PHE:CE2	11:CK:64:VAL:HG21	2.41	0.55
50:D2:22:MET:HG2	50:D2:22:MET:O	2.07	0.55
51:D3:33:THR:HG22	51:D3:34:LYS:N	2.21	0.55
22:DA:1090:A:H3'	22:DA:1091:G:H5''	1.87	0.55
22:DA:1146:C:N4	22:DA:1147:A:H62	2.04	0.55
22:DA:1252:G:N3	22:DA:1253:A:C2	2.75	0.55
22:DA:1261:C:C2'	22:DA:1262:A:H5''	2.37	0.55
22:DA:1312:U:C2	22:DA:1603:A:C6	2.95	0.55
22:DA:1439:A:N7	22:DA:1440:U:C1'	2.70	0.55
22:DA:1867:G:O2'	22:DA:1868:C:H5'	2.07	0.55
22:DA:2221:G:O2'	22:DA:2222:C:H5'	2.06	0.55
22:DA:2458:G:H2'	22:DA:2490:G:H1	1.71	0.55
22:DA:2751:G:H5'	28:DG:2:ARG:HD2	1.88	0.55
22:DA:300:A:H2'	22:DA:301:G:H5'	1.89	0.55
22:DA:528:A:C2	22:DA:2043:C:H4'	2.40	0.55
22:DA:694:U:C2'	22:DA:695:G:O5'	2.55	0.55
22:DA:730:A:C2	22:DA:731:C:C6	2.94	0.55
26:DE:5:LEU:HA	26:DE:120:VAL:HG13	1.88	0.55
35:DN:100:CYS:O	48:D0:41:HIS:HD2	1.89	0.55
37:DP:78:PRO:HG2	37:DP:79:VAL:H	1.71	0.55
39:DR:87:GLN:HG2	39:DR:88:GLY:N	2.21	0.55

Continued on next page...

Continued from previous page...

Atom-1	Atom-2	Interatomic distance (Å)	Clash overlap (Å)
41:DT:24:MET:CE	41:DT:24:MET:HA	2.36	0.55
42:DU:81:ARG:HG2	42:DU:96:LYS:HD2	1.86	0.55
44:DW:20:LEU:HD11	44:DW:35:ILE:HG13	1.87	0.55
46:DY:4:LYS:HB2	46:DY:4:LYS:NZ	2.21	0.55
1:AA:1201:A:H1'	1:AA:1202:U:OP2	2.07	0.55
1:AA:1263:C:O2'	1:AA:1264:U:H5'	2.06	0.55
1:AA:1269:A:H2	1:AA:1312:G:N3	2.05	0.55
1:AA:206:C:C2'	1:AA:207:C:O4'	2.46	0.55
1:AA:486:U:O2'	1:AA:487:A:C5'	2.54	0.55
1:AA:500:G:O2'	1:AA:501:C:H5'	2.05	0.55
1:AA:629:A:H2'	1:AA:630:A:O4'	2.07	0.55
1:AA:725:G:H2'	1:AA:726:C:H6	1.71	0.55
3:AC:39:ARG:HD3	3:AC:54:ILE:CG1	2.37	0.55
4:AD:97:LEU:CD2	4:AD:117:VAL:HG21	2.37	0.55
8:AH:9:MET:HE2	8:AH:32:LYS:CB	2.37	0.55
9:AI:83:THR:HG21	9:AI:102:PHE:HB2	1.86	0.55
10:AJ:87:LEU:HD13	10:AJ:87:LEU:C	2.26	0.55
16:AP:80:LYS:HZ2	16:AP:80:LYS:HB2	1.71	0.55
17:AQ:44:HIS:HD2	17:AQ:69:THR:HG22	1.71	0.55
22:BA:1059:G:C6	22:BA:1080:A:C6	2.94	0.55
22:BA:1071:G:H4'	22:BA:1088:A:O2'	2.06	0.55
22:BA:1612:C:H2'	22:BA:1613:G:O5'	2.07	0.55
22:BA:1641:A:H2'	22:BA:1642:G:O4'	2.06	0.55
22:BA:181:A:H2'	22:BA:182:A:C8	2.42	0.55
22:BA:2068:U:C5'	22:BA:2068:U:H6	2.18	0.55
22:BA:2332:C:H5''	22:BA:2333:A:OP1	2.06	0.55
22:BA:2492:U:H2'	22:BA:2493:U:C6	2.40	0.55
22:BA:2678:C:O2'	22:BA:2679:A:H5'	2.07	0.55
22:BA:2800:A:H5''	22:BA:2800:A:H8	1.71	0.55
24:BC:229:HIS:HD2	24:BC:246:PRO:HA	1.71	0.55
27:BF:39:VAL:CG1	27:BF:84:ILE:HD12	2.35	0.55
28:BG:163:TYR:O	28:BG:164:ALA:HB3	2.06	0.55
29:BH:49:ALA:CB	29:BH:50:ARG:NH2	2.63	0.55
32:BK:10:VAL:HG11	32:BK:16:ALA:HB2	1.89	0.55
35:BN:30:ARG:NH1	35:BN:74:GLU:OE2	2.39	0.55
36:BO:78:VAL:HG23	36:BO:79:ALA:N	2.21	0.55
39:BR:62:GLU:O	39:BR:64:VAL:HG23	2.07	0.55
41:BT:74:ILE:HG23	41:BT:75:GLY:N	2.21	0.55
46:BY:56:LEU:HA	46:BY:59:GLU:CG	2.35	0.55
46:BY:8:GLU:O	46:BY:9:LYS:CB	2.55	0.55
1:CA:1167:A:C2'	1:CA:1168:U:OP1	2.55	0.55

Continued on next page...

Continued from previous page...

Atom-1	Atom-2	Interatomic distance (Å)	Clash overlap (Å)
1:CA:216:U:H4'	1:CA:464:U:H4'	1.87	0.55
1:CA:369:G:C4	1:CA:370:C:C5	2.95	0.55
1:CA:653:U:HO2'	1:CA:654:G:H8	1.54	0.55
1:CA:960:U:C4'	1:CA:961:U:C5'	2.82	0.55
2:CB:101:THR:O	2:CB:102:ASN:HB2	2.06	0.55
8:CH:111:THR:HG22	8:CH:113:ARG:H	1.70	0.55
18:CR:71:ASP:CG	21:CU:3:ILE:HD11	2.26	0.55
1:CA:261:U:OP1	20:CT:70:LYS:HE2	2.05	0.55
21:CU:28:LEU:C	21:CU:28:LEU:CD2	2.75	0.55
48:D0:53:VAL:HG23	48:D0:54:ILE:HG12	1.88	0.55
22:DA:1130:U:O2'	22:DA:1131:G:C8	2.58	0.55
22:DA:1204:A:O4'	22:DA:1206:G:N7	2.40	0.55
22:DA:1208:C:O2'	22:DA:1209:U:H6	1.89	0.55
22:DA:1303:G:O2'	22:DA:1304:A:H5'	2.06	0.55
22:DA:1387:A:C5	22:DA:1388:G:N7	2.75	0.55
22:DA:1492:G:C3'	22:DA:1493:C:H5'	2.34	0.55
22:DA:1710:G:O2'	22:DA:1711:A:H5'	2.06	0.55
22:DA:1794:A:H1'	22:DA:1900:A:C2	2.41	0.55
22:DA:1797:G:N2	22:DA:1803:A:C2	2.74	0.55
22:DA:2209:G:C6	22:DA:2216:G:C6	2.94	0.55
22:DA:2641:G:H5''	31:DJ:78:THR:HB	1.88	0.55
22:DA:271:G:O2'	22:DA:272:A:P	2.65	0.55
22:DA:2882:A:H5''	35:DN:96:ARG:HD3	1.88	0.55
22:DA:299:A:C2	22:DA:319:G:N3	2.75	0.55
22:DA:352:A:H5''	22:DA:353:C:OP2	2.06	0.55
22:DA:438:G:C6	22:DA:439:A:C6	2.95	0.55
22:DA:484:C:N4	22:DA:497:A:C2	2.75	0.55
22:DA:508:A:H62	40:DS:9:HIS:CE1	2.24	0.55
22:DA:607:U:H5	22:DA:619:G:C4	2.25	0.55
22:DA:828:U:H4'	22:DA:831:G:N1	2.21	0.55
22:DA:946:C:O2'	22:DA:947:A:C5'	2.54	0.55
22:DA:956:G:C2	22:DA:962:G:O6	2.60	0.55
23:DB:41:G:H3'	23:DB:42:C:H5''	1.87	0.55
22:DA:1490:A:C8	24:DC:73:ILE:CD1	2.90	0.55
25:DD:181:ASP:C	25:DD:183:GLU:H	2.10	0.55
25:DD:60:VAL:O	25:DD:60:VAL:HG13	2.06	0.55
27:DF:39:VAL:CA	27:DF:49:LEU:HG	2.36	0.55
33:DL:33:ARG:HD3	33:DL:40:SER:HA	1.87	0.55
36:DO:74:VAL:HB	36:DO:106:LEU:CD1	2.37	0.55
38:DQ:9:ALA:O	38:DQ:12:ARG:HG2	2.06	0.55
1:AA:1094:G:HO2'	1:AA:1095:U:P	2.28	0.55

Continued on next page...

Continued from previous page...

Atom-1	Atom-2	Interatomic distance (Å)	Clash overlap (Å)
1:AA:234:C:O2'	1:AA:235:C:H5'	2.07	0.55
1:AA:251:G:N1	1:AA:266:G:C6	2.75	0.55
1:AA:502:A:C2	1:AA:544:G:C2	2.94	0.55
1:AA:626:G:H2'	1:AA:627:G:H8	1.71	0.55
1:AA:723:U:OP1	21:AU:48:LYS:HB2	2.07	0.55
1:AA:844:G:N2	1:AA:845:A:H62	2.05	0.55
2:AB:110:ILE:CD1	2:AB:147:LEU:HD13	2.36	0.55
2:AB:130:LYS:HA	2:AB:130:LYS:HZ3	1.72	0.55
4:AD:117:VAL:HA	4:AD:122:ILE:CG1	2.36	0.55
4:AD:195:ASN:O	4:AD:196:GLU:CG	2.51	0.55
8:AH:50:VAL:O	8:AH:50:VAL:HG22	2.06	0.55
1:AA:1343:G:H1'	9:AI:122:ARG:HH12	1.71	0.55
9:AI:53:LEU:N	9:AI:53:LEU:HD12	2.21	0.55
1:AA:1151:A:H5''	10:AJ:44:THR:OG1	2.07	0.55
14:AN:44:VAL:CG2	14:AN:45:LEU:H	2.08	0.55
22:BA:1060:U:O4'	22:BA:1062:G:C5'	2.55	0.55
22:BA:1579:A:C2'	22:BA:1580:A:H5'	2.36	0.55
22:BA:1935:G:H1'	22:BA:1964:G:H21	1.70	0.55
22:BA:2250:G:O5'	22:BA:2250:G:H8	1.89	0.55
22:BA:2615:U:O2'	22:BA:2616:C:H5'	2.06	0.55
22:BA:36:G:O2'	22:BA:37:C:H5'	2.07	0.55
22:BA:979:A:H2'	22:BA:982:C:H42	1.71	0.55
23:BB:2:G:C2	23:BB:119:A:N3	2.74	0.55
24:BC:78:GLU:OE1	24:BC:100:ARG:NE	2.36	0.55
25:BD:9:VAL:HG22	25:BD:26:VAL:HB	1.89	0.55
29:BH:78:VAL:HG21	29:BH:145:ASN:ND2	2.20	0.55
31:BJ:44:TYR:HD2	38:BQ:63:ARG:CD	2.07	0.55
31:BJ:65:THR:CG2	31:BJ:66:GLY:N	2.69	0.55
34:BM:6:ARG:CZ	34:BM:6:ARG:HB2	2.37	0.55
37:BP:25:VAL:CG1	37:BP:46:VAL:HG23	2.36	0.55
40:BS:45:VAL:HG22	40:BS:46:LEU:N	2.22	0.55
45:BX:40:GLU:HG3	45:BX:43:LYS:HZ3	1.70	0.55
1:CA:1168:U:O2'	1:CA:1169:A:C5'	2.55	0.55
1:CA:1190:G:H3'	3:CC:2:GLN:O	2.07	0.55
1:CA:1256:A:H2'	1:CA:1257:A:OP2	2.07	0.55
1:CA:1350:A:O2'	1:CA:1351:U:H5'	2.06	0.55
1:CA:1470:U:H2'	1:CA:1471:U:O5'	2.07	0.55
1:CA:137:U:C1'	1:CA:227:G:N2	2.60	0.55
1:CA:373:A:O2'	1:CA:374:A:C5'	2.31	0.55
1:CA:716:A:C2'	1:CA:717:U:O5'	2.54	0.55
3:CC:53:ARG:HB2	3:CC:53:ARG:HH11	1.71	0.55

Continued on next page...

Continued from previous page...

Atom-1	Atom-2	Interatomic distance (Å)	Clash overlap (Å)
4:CD:89:LEU:CD2	4:CD:199:ILE:CD1	2.74	0.55
5:CE:17:VAL:HA	5:CE:33:THR:O	2.06	0.55
6:CF:26:THR:HA	6:CF:36:ILE:HD11	1.89	0.55
6:CF:85:ILE:O	6:CF:86:ARG:C	2.45	0.55
6:CF:98:GLU:O	6:CF:99:ALA:HB2	2.07	0.55
7:CG:71:THR:HG23	7:CG:72:VAL:CG2	2.30	0.55
11:CK:74:LYS:HG3	11:CK:78:ILE:CD1	2.37	0.55
13:CM:36:ALA:HB3	13:CM:55:LEU:HD11	1.89	0.55
14:CN:2:LYS:HD3	14:CN:5:MET:HG3	1.86	0.55
1:CA:473:U:OP1	16:CP:76:LYS:HE3	2.07	0.55
18:CR:55:ALA:HA	18:CR:58:ILE:HG13	1.88	0.55
19:CS:52:ASN:HD21	19:CS:55:GLN:N	2.04	0.55
21:CU:33:ARG:HG2	21:CU:34:ARG:N	2.21	0.55
21:CU:52:VAL:O	21:CU:52:VAL:HG22	2.07	0.55
22:DA:55:G:C2	22:DA:116:C:C2	2.94	0.55
22:DA:120:U:C2	22:DA:149:A:C6	2.95	0.55
22:DA:1400:U:O2'	22:DA:1401:G:O4'	2.21	0.55
22:DA:1428:C:C5	22:DA:1569:A:C5'	2.89	0.55
22:DA:1717:A:N6	22:DA:1744:A:C8	2.74	0.55
22:DA:2151:U:C2'	22:DA:2152:G:H8	2.20	0.55
22:DA:2331:G:H2'	22:DA:2332:C:O4'	2.06	0.55
22:DA:2393:U:H2'	22:DA:2394:C:H5'	1.88	0.55
22:DA:30:G:H2'	22:DA:31:C:C6	2.42	0.55
22:DA:413:C:H2'	22:DA:414:C:H6	1.66	0.55
22:DA:465:G:H4'	50:D2:16:HIS:HD2	1.70	0.55
25:DD:121:THR:CG2	25:DD:127:PHE:HB2	2.36	0.55
25:DD:124:ARG:HD3	25:DD:125:TRP:HE1	1.68	0.55
25:DD:34:VAL:HG21	25:DD:90:PHE:O	2.07	0.55
32:DK:60:ALA:HB2	32:DK:86:LEU:HA	1.88	0.55
33:DL:62:PRO:HG2	51:D3:24:LYS:CB	2.36	0.55
34:DM:66:ARG:NH1	34:DM:101:VAL:HG11	2.22	0.55
38:DQ:101:ASP:CB	39:DR:2:TYR:OH	2.53	0.55
40:DS:1:MET:N	40:DS:1:MET:HE3	2.20	0.55
40:DS:24:ILE:HG22	40:DS:32:ALA:CB	2.36	0.55
46:DY:28:LEU:CD2	46:DY:42:LEU:HD13	2.36	0.55
1:AA:1432:G:O2'	1:AA:1433:A:OP2	2.22	0.55
1:AA:1494:G:C2	1:AA:1495:U:C5	2.94	0.55
1:AA:495:A:C2	1:AA:496:A:C6	2.94	0.55
1:AA:529:G:O6	12:AL:45:ASN:HA	2.06	0.55
1:AA:551:U:H2'	1:AA:552:U:O5'	2.07	0.55
1:AA:577:G:H2'	1:AA:578:C:C6	2.41	0.55

Continued on next page...

Continued from previous page...

Atom-1	Atom-2	Interatomic distance (Å)	Clash overlap (Å)
3:AC:72:PRO:HG3	3:AC:104:GLU:HG3	1.89	0.55
7:AG:49:LEU:CD1	7:AG:60:ALA:HB1	2.37	0.55
9:AI:57:VAL:C	9:AI:58:GLU:HG2	2.27	0.55
9:AI:67:LYS:HD3	9:AI:67:LYS:N	2.21	0.55
14:AN:63:CYS:HB3	14:AN:67:GLY:H	1.72	0.55
16:AP:37:GLY:HA2	16:AP:51:ARG:HH11	1.71	0.55
52:B4:13:ASN:H	52:B4:13:ASN:HD22	1.55	0.55
22:BA:1001:A:C2'	22:BA:1002:G:H5'	2.37	0.55
22:BA:1098:A:C6	22:BA:1099:G:N1	2.74	0.55
22:BA:1935:G:N1	22:BA:1962:C:H2'	2.21	0.55
22:BA:2136:G:O2'	22:BA:2137:U:C6	2.58	0.55
22:BA:2319:G:O2'	22:BA:2320:U:H5	1.90	0.55
24:BC:250:GLN:NE2	24:BC:250:GLN:N	2.55	0.55
25:BD:85:ALA:O	25:BD:86:GLU:CB	2.55	0.55
25:BD:85:ALA:O	25:BD:86:GLU:HB2	2.07	0.55
28:BG:25:ILE:HD11	28:BG:71:LEU:HD12	1.88	0.55
29:BH:34:GLY:O	29:BH:35:LYS:HG3	2.06	0.55
29:BH:6:LEU:HD22	29:BH:36:ALA:N	2.21	0.55
32:BK:113:MET:O	32:BK:116:ILE:HG13	2.06	0.55
33:BL:39:LYS:C	33:BL:40:SER:O	2.38	0.55
37:BP:50:ARG:HD2	37:BP:51:ASN:CA	2.25	0.55
37:BP:50:ARG:CG	37:BP:57:ALA:O	2.42	0.55
43:BV:72:VAL:HG23	43:BV:73:LYS:N	2.22	0.55
43:BV:75:GLN:HB2	43:BV:92:VAL:HG23	1.89	0.55
1:CA:1036:A:C2'	1:CA:1037:C:H5'	2.36	0.55
1:CA:1049:U:H4'	1:CA:1050:G:OP2	2.04	0.55
1:CA:1052:U:H3'	1:CA:1053:G:H5''	1.87	0.55
1:CA:1138:G:N2	1:CA:1140:C:C4	2.74	0.55
1:CA:1150:A:H62	1:CA:1151:A:N6	2.05	0.55
1:CA:1268:G:H21	1:CA:1327:C:C1'	2.13	0.55
1:CA:158:G:C4	1:CA:159:G:C8	2.95	0.55
1:CA:250:A:H1'	1:CA:252:U:C4	2.41	0.55
1:CA:676:A:H2'	1:CA:677:U:H6	1.72	0.55
1:CA:764:C:C3'	1:CA:765:G:H5'	2.37	0.55
1:CA:977:A:N3	1:CA:977:A:H5''	2.21	0.55
8:CH:1:SER:C	8:CH:3:GLN:N	2.60	0.55
9:CI:70:GLY:O	9:CI:71:ILE:HD12	2.07	0.55
13:CM:3:ILE:O	13:CM:4:ALA:CB	2.55	0.55
22:DA:1291:C:O2'	22:DA:1292:G:C5'	2.55	0.55
22:DA:1648:U:O2'	22:DA:1649:G:O4'	2.19	0.55
22:DA:1974:C:H2'	22:DA:1975:G:H8	1.72	0.55

Continued on next page...

Continued from previous page...

Atom-1	Atom-2	Interatomic distance (Å)	Clash overlap (Å)
22:DA:2225:A:H4'	22:DA:2226:C:O5'	2.06	0.55
22:DA:2385:C:P	22:DA:2385:C:H3'	2.46	0.55
22:DA:2392:A:N1	33:DL:55:MET:CE	2.70	0.55
22:DA:2069:G:C2	22:DA:2443:C:C2	2.94	0.55
22:DA:2508:G:C2	22:DA:2582:G:O6	2.60	0.55
22:DA:2714:G:H2'	22:DA:2715:C:H6	1.69	0.55
22:DA:301:G:C8	22:DA:334:C:C2	2.95	0.55
22:DA:489:G:H4'	22:DA:490:C:OP1	2.04	0.55
22:DA:533:G:OP1	38:DQ:27:ARG:HD3	2.06	0.55
22:DA:973:A:H1'	22:DA:1188:U:C6	2.42	0.55
23:DB:16:G:C6	23:DB:17:C:N4	2.75	0.55
24:DC:127:ASN:O	24:DC:191:LEU:HD22	2.07	0.55
25:DD:12:THR:HG22	25:DD:13:ARG:N	2.21	0.55
28:DG:91:VAL:HG22	28:DG:93:TYR:CE2	2.39	0.55
31:DJ:51:GLY:O	31:DJ:121:LYS:HE3	2.06	0.55
32:DK:24:VAL:HA	32:DK:39:ILE:HG22	1.88	0.55
33:DL:75:ALA:HB2	33:DL:105:ILE:HG13	1.88	0.55
33:DL:81:ASP:O	33:DL:83:ALA:N	2.39	0.55
34:DM:36:VAL:HG22	43:DV:82:TYR:CB	2.34	0.55
35:DN:35:LYS:NZ	35:DN:112:TYR:HE1	2.04	0.55
37:DP:16:VAL:HG13	37:DP:19:PHE:HE2	1.72	0.55
40:DS:1:MET:H3	40:DS:1:MET:HE3	1.70	0.55
41:DT:69:ARG:HD2	41:DT:70:HIS:H	1.71	0.55
42:DU:60:LYS:HE2	42:DU:60:LYS:HA	1.88	0.55
47:DZ:4:ILE:CG2	47:DZ:56:VAL:CG1	2.84	0.55
1:AA:116:A:H8	1:AA:116:A:O5'	1.89	0.55
1:AA:155:A:H2'	1:AA:156:C:C6	2.42	0.55
1:AA:567:G:H1'	56:AA:1819:HOH:O	2.07	0.55
1:AA:625:U:O2'	1:AA:626:G:H5'	2.07	0.55
5:AE:153:ALA:O	5:AE:156:ARG:O	2.25	0.55
5:AE:15:ILE:HG22	5:AE:16:ALA:N	2.20	0.55
7:AG:68:VAL:HG21	7:AG:103:ILE:CD1	2.37	0.55
11:AK:52:ARG:NH1	11:AK:56:LYS:HZ2	2.05	0.55
16:AP:19:VAL:CG1	16:AP:37:GLY:C	2.75	0.55
21:AU:24:LYS:CG	21:AU:25:ALA:H	2.19	0.55
48:B0:35:GLU:OE1	48:B0:45:ASP:HB2	2.07	0.55
48:B0:54:ILE:HG22	48:B0:54:ILE:O	2.06	0.55
22:BA:1287:A:O2'	22:BA:1288:G:H5'	2.07	0.55
22:BA:1462:C:O2'	22:BA:1463:C:H5''	2.07	0.55
22:BA:1614:A:C2	40:BS:93:ALA:HB2	2.42	0.55
22:BA:1626:A:HO2'	22:BA:1627:G:P	2.29	0.55

Continued on next page...

Continued from previous page...

Atom-1	Atom-2	Interatomic distance (Å)	Clash overlap (Å)
22:BA:163:C:OP1	22:BA:163:C:C6	2.60	0.55
22:BA:1676:A:H2	22:BA:1993:U:H5'	1.68	0.55
22:BA:1821:A:H2'	22:BA:1822:C:C6	2.42	0.55
22:BA:2386:A:H2'	22:BA:2387:U:C6	2.41	0.55
22:BA:2665:A:O2'	22:BA:2666:C:H5'	2.06	0.55
22:BA:2742:G:O2'	22:BA:2743:U:H5'	2.07	0.55
23:BB:78:A:C2	23:BB:99:A:C4	2.94	0.55
24:BC:234:GLY:O	24:BC:236:GLY:N	2.38	0.55
25:BD:182:ALA:C	25:BD:184:ARG:H	2.08	0.55
25:BD:4:LEU:HD23	25:BD:29:VAL:HG11	1.88	0.55
37:BP:50:ARG:HG2	37:BP:56:SER:CA	2.36	0.55
39:BR:66:HIS:ND1	39:BR:94:THR:HB	2.22	0.55
43:BV:68:LYS:HG2	43:BV:68:LYS:O	2.07	0.55
44:BW:30:VAL:H	44:BW:31:LEU:CD2	2.20	0.55
46:BY:16:THR:O	46:BY:20:ASN:N	2.32	0.55
47:BZ:34:THR:HG22	47:BZ:35:VAL:N	2.21	0.55
1:CA:220:G:C2	1:CA:221:C:C6	2.95	0.55
1:CA:631:C:H5''	1:CA:632:U:O4'	2.07	0.55
1:CA:5:U:H4'	1:CA:6:G:C5'	2.37	0.55
1:CA:704:A:O2'	1:CA:705:G:C8	2.60	0.55
1:CA:969:A:O2'	1:CA:970:C:H5'	2.06	0.55
2:CB:185:ILE:O	2:CB:185:ILE:HG13	2.07	0.55
7:CG:32:ASP:CB	7:CG:34:LYS:HD3	2.36	0.55
8:CH:36:ALA:O	8:CH:45:ILE:HD11	2.06	0.55
9:CI:100:ALA:CB	9:CI:102:PHE:CE2	2.90	0.55
51:D3:18:LYS:CD	51:D3:19:GLY:N	2.67	0.55
51:D3:23:HIS:O	51:D3:46:LYS:HE3	2.07	0.55
22:DA:100:U:H3'	22:DA:100:U:OP1	2.07	0.55
22:DA:1263:U:O4'	48:D0:6:LYS:HE3	2.07	0.55
22:DA:1300:G:H5'	22:DA:1301:A:C2	2.42	0.55
22:DA:1327:A:C2	22:DA:1328:A:C4	2.94	0.55
22:DA:1779:U:H5	22:DA:1784:A:N7	2.05	0.55
22:DA:1992:G:C4'	22:DA:1993:U:OP1	2.55	0.55
22:DA:2107:G:C2	22:DA:2183:A:C2	2.95	0.55
22:DA:2214:C:HO2'	22:DA:2215:C:H5'	1.68	0.55
22:DA:2238:G:C5'	22:DA:2239:G:OP1	2.54	0.55
22:DA:2298:A:C5'	22:DA:2322:A:O2'	2.54	0.55
22:DA:2522:U:H6	22:DA:2522:U:H3'	1.71	0.55
22:DA:2677:G:H2'	22:DA:2678:C:C6	2.42	0.55
22:DA:2715:C:C4	22:DA:2716:C:C5	2.94	0.55
22:DA:632:A:H4'	33:DL:68:SER:HA	1.89	0.55

Continued on next page...

Continued from previous page...

Atom-1	Atom-2	Interatomic distance (Å)	Clash overlap (Å)
23:DB:18:G:C2	23:DB:67:G:O6	2.60	0.55
25:DD:53:GLY:HA3	25:DD:77:ARG:CG	2.32	0.55
28:DG:167:VAL:CG2	28:DG:168:VAL:H	2.17	0.55
31:DJ:4:PHE:O	31:DJ:44:TYR:CZ	2.59	0.55
1:AA:1284:C:C6	1:AA:1285:A:N7	2.75	0.55
1:AA:1399:C:O2	1:AA:1401:G:C5	2.60	0.55
1:AA:173:U:C2	1:AA:197:A:C2	2.95	0.55
1:AA:418:C:H2'	1:AA:419:C:H6	1.72	0.55
1:AA:454:G:H2'	1:AA:455:G:H5'	1.89	0.55
1:AA:642:A:C5	8:AH:106:SER:HA	2.42	0.55
1:AA:841:C:H2'	1:AA:841:C:O2	2.06	0.55
2:AB:71:THR:HG22	2:AB:72:LYS:N	2.22	0.55
4:AD:19:PHE:CD1	4:AD:19:PHE:N	2.75	0.55
4:AD:2:ARG:CB	4:AD:4:LEU:CD1	2.84	0.55
5:AE:45:VAL:CG2	5:AE:117:ALA:CB	2.85	0.55
8:AH:63:LYS:CB	8:AH:70:VAL:HG21	2.34	0.55
9:AI:49:GLN:N	9:AI:50:PRO:HD2	2.22	0.55
11:AK:42:GLY:HA3	11:AK:73:VAL:HG12	1.87	0.55
12:AL:29:LYS:O	12:AL:80:LEU:HD12	2.07	0.55
16:AP:23:ASP:O	16:AP:25:ARG:N	2.40	0.55
16:AP:57:ILE:HG21	16:AP:75:ILE:HD11	1.88	0.55
20:AT:78:LEU:O	20:AT:82:ILE:HG23	2.07	0.55
22:BA:1459:G:O2'	22:BA:1460:U:H3'	2.07	0.55
22:BA:1731:G:C5	22:BA:1733:G:N7	2.75	0.55
22:BA:275:C:H3'	22:BA:276:U:H5''	1.88	0.55
23:BB:45:A:HO2'	23:BB:46:A:H5'	1.70	0.55
25:BD:106:LYS:H	25:BD:106:LYS:CD	1.97	0.55
28:BG:54:ARG:C	28:BG:54:ARG:HD3	2.28	0.55
31:BJ:88:THR:CG2	31:BJ:91:GLU:H	2.19	0.55
32:BK:18:ARG:N	32:BK:45:GLU:CB	2.69	0.55
40:BS:18:ARG:HG2	40:BS:76:VAL:HG13	1.89	0.55
42:BU:100:GLU:O	42:BU:101:THR:CB	2.54	0.55
45:BX:16:ASN:HB2	45:BX:24:THR:OG1	2.06	0.55
1:CA:113:G:N2	1:CA:353:A:C8	2.58	0.55
1:CA:1146:A:O2'	1:CA:1147:C:C5'	2.55	0.55
1:CA:1169:A:O2'	1:CA:1170:A:H8	1.89	0.55
1:CA:1448:C:O2'	1:CA:1449:C:C6	2.58	0.55
1:CA:1494:G:H2'	1:CA:1495:U:O5'	2.07	0.55
1:CA:624:C:H2'	1:CA:625:U:O4'	2.07	0.55
1:CA:658:C:H1'	15:CO:21:THR:HG21	1.89	0.55
1:CA:716:A:H2'	1:CA:717:U:O5'	2.06	0.55

Continued on next page...

Continued from previous page...

Atom-1	Atom-2	Interatomic distance (Å)	Clash overlap (Å)
1:CA:982:U:H4'	1:CA:983:A:C5'	2.36	0.55
2:CB:164:ASP:HB3	2:CB:167:HIS:CB	2.33	0.55
7:CG:134:VAL:CB	7:CG:137:ARG:HH21	2.10	0.55
1:CA:933:G:OP2	7:CG:2:ARG:HD2	2.07	0.55
13:CM:23:GLY:O	13:CM:24:VAL:HG13	2.07	0.55
6:CF:59:TYR:HE2	18:CR:66:LEU:CD2	2.19	0.55
1:CA:1320:C:O2'	19:CS:72:GLU:HA	2.07	0.55
22:DA:1300:G:H4'	22:DA:1301:A:O5'	2.06	0.55
22:DA:1420:A:N3	22:DA:2211:A:N7	2.54	0.55
22:DA:1450:G:N2	22:DA:1462:C:C2	2.75	0.55
22:DA:1740:G:C2'	22:DA:1741:C:H5'	2.37	0.55
22:DA:2062:A:C2'	22:DA:2062:A:N3	2.70	0.55
22:DA:2390:U:OP2	51:D3:34:LYS:CE	2.55	0.55
22:DA:2468:A:O2'	22:DA:2469:A:C8	2.55	0.55
22:DA:2900:A:C6	22:DA:2901:C:C4	2.95	0.55
22:DA:575:A:C2	22:DA:576:U:C6	2.94	0.55
28:DG:1:SER:O	28:DG:3:VAL:HG22	2.07	0.55
28:DG:24:THR:C	28:DG:25:ILE:HD12	2.27	0.55
29:DH:78:VAL:HG21	29:DH:144:VAL:CG1	2.36	0.55
22:DA:2676:C:OP1	32:DK:31:ARG:NH2	2.40	0.55
33:DL:110:VAL:CG1	33:DL:127:VAL:HG23	2.37	0.55
34:DM:21:ALA:HA	34:DM:97:GLN:HG2	1.88	0.55
36:DO:31:THR:CG2	36:DO:36:TYR:HE2	2.13	0.55
37:DP:28:LYS:CG	37:DP:39:LEU:HD23	2.36	0.55
41:DT:14:PRO:HG2	41:DT:15:HIS:N	2.21	0.55
43:DV:1:MET:HA	43:DV:1:MET:HE2	1.89	0.55
1:AA:1098:C:H6	1:AA:1098:C:O5'	1.89	0.55
1:AA:1283:U:O2'	1:AA:1284:C:C6	2.55	0.55
1:AA:1293:C:H2'	1:AA:1294:G:C8	2.42	0.55
1:AA:223:A:H2'	1:AA:224:U:C6	2.42	0.55
1:AA:464:U:H2'	1:AA:466:A:OP2	2.07	0.55
1:AA:708:C:O2'	1:AA:709:U:H5'	2.07	0.55
3:AC:141:MET:HA	3:AC:145:ALA:HB3	1.89	0.55
4:AD:36:ALA:CA	4:AD:41:GLY:HA3	2.07	0.55
6:AF:37:HIS:ND1	6:AF:95:ALA:CB	2.70	0.55
10:AJ:11:LYS:HG3	10:AJ:97:ASP:CB	2.37	0.55
11:AK:21:HIS:HD2	11:AK:34:THR:HG22	1.69	0.55
22:BA:1026:G:C8	22:BA:1134:A:C4	2.95	0.55
22:BA:1079:C:N4	22:BA:1088:A:C2	2.74	0.55
22:BA:1321:A:H5''	22:BA:1321:A:H8	1.71	0.55
22:BA:1498:C:HO2'	22:BA:1499:C:H6	0.72	0.55

Continued on next page...

Continued from previous page...

Atom-1	Atom-2	Interatomic distance (Å)	Clash overlap (Å)
22:BA:1539:U:C2	22:BA:1540:G:C8	2.95	0.55
22:BA:156:A:O2'	22:BA:157:C:H5'	2.07	0.55
22:BA:2134:A:C6	22:BA:2135:A:N6	2.75	0.55
22:BA:405:U:C3'	22:BA:406:G:H5'	2.36	0.55
22:BA:80:G:H2'	22:BA:81:G:H5'	1.88	0.55
22:BA:851:C:C2'	22:BA:852:U:O5'	2.55	0.55
22:BA:1654:A:C4'	25:BD:118:PHE:CZ	2.89	0.55
25:BD:97:SER:H	25:BD:99:GLU:CD	2.11	0.55
30:BI:19:PRO:HG2	30:BI:23:VAL:CG2	2.37	0.55
30:BI:58:ILE:O	30:BI:60:VAL:HG23	2.06	0.55
32:BK:47:ILE:HG13	32:BK:48:PRO:HD2	1.87	0.55
38:BQ:48:ASP:HA	38:BQ:51:GLN:HB2	1.89	0.55
41:BT:19:LYS:HA	41:BT:22:THR:OG1	2.07	0.55
47:BZ:4:ILE:HD11	47:BZ:43:ILE:HD11	1.89	0.55
1:CA:109:A:C8	1:CA:327:A:O4'	2.60	0.55
1:CA:1115:U:O2'	1:CA:1116:U:H5'	2.07	0.55
1:CA:1117:A:O2'	9:CI:107:ALA:HB2	2.07	0.55
1:CA:1139:G:H4'	1:CA:1140:C:O5'	2.07	0.55
1:CA:1218:C:C2'	1:CA:1219:A:C8	2.89	0.55
1:CA:287:U:O2'	1:CA:288:A:H5'	2.06	0.55
1:CA:557:G:C6	1:CA:558:G:N1	2.75	0.55
1:CA:687:A:N1	1:CA:704:A:N7	2.55	0.55
1:CA:705:G:O2'	1:CA:706:A:H5'	2.07	0.55
1:CA:86:G:C2	1:CA:87:C:C5	2.95	0.55
1:CA:994:A:O2'	1:CA:995:C:H6	1.89	0.55
2:CB:110:ILE:CD1	2:CB:150:ILE:HG23	2.37	0.55
5:CE:56:PRO:HG2	5:CE:57:ALA:H	1.72	0.55
6:CF:92:THR:O	6:CF:93:LYS:CG	2.49	0.55
1:CA:795:C:C5'	11:CK:127:ARG:HH21	2.18	0.55
13:CM:47:LEU:C	13:CM:47:LEU:HD23	2.27	0.55
18:CR:21:ASP:HB3	18:CR:23:LYS:HG3	1.89	0.55
22:DA:1087:G:H2'	22:DA:1089:A:C8	2.42	0.55
22:DA:1036:G:C6	22:DA:1120:G:C6	2.95	0.55
22:DA:1430:G:H2'	22:DA:1431:A:C8	2.41	0.55
22:DA:1299:G:N2	22:DA:1640:A:H5'	2.20	0.55
22:DA:1907:G:C2	22:DA:1924:C:C2	2.95	0.55
22:DA:2250:G:O5'	22:DA:2250:G:H8	1.88	0.55
22:DA:2284:A:OP1	49:D1:5:ARG:HG3	2.07	0.55
22:DA:227:A:C4'	22:DA:229:C:H41	2.20	0.55
22:DA:2798:U:H5'	22:DA:2800:A:C6	2.42	0.55
22:DA:2842:G:H2'	22:DA:2843:G:O4'	2.07	0.55

Continued on next page...

Continued from previous page...

Atom-1	Atom-2	Interatomic distance (Å)	Clash overlap (Å)
22:DA:571:U:H4'	22:DA:573:U:C5	2.40	0.55
24:DC:170:TYR:HD2	24:DC:183:VAL:O	1.90	0.55
24:DC:33:LEU:O	24:DC:34:GLU:HB3	2.06	0.55
25:DD:12:THR:HG22	25:DD:13:ARG:O	2.07	0.55
26:DE:147:LEU:O	26:DE:148:ILE:CB	2.55	0.55
27:DF:41:GLU:O	27:DF:43:ILE:N	2.40	0.55
27:DF:73:VAL:O	27:DF:73:VAL:HG12	2.07	0.55
28:DG:70:LEU:C	28:DG:70:LEU:HD12	2.27	0.55
29:DH:136:SER:O	29:DH:137:GLU:HG3	2.07	0.55
38:DQ:15:LYS:CE	38:DQ:19:GLN:HE21	2.18	0.55
22:DA:581:C:OP1	38:DQ:32:ARG:HB2	2.07	0.55
40:DS:71:VAL:O	40:DS:71:VAL:HG13	2.07	0.55
1:AA:1032:G:N2	1:AA:1033:G:C8	2.75	0.54
1:AA:1306:A:C6	1:AA:1307:U:C2	2.95	0.54
1:AA:1508:A:H2'	1:AA:1509:C:C6	2.42	0.54
1:AA:449:G:O2'	1:AA:450:G:H5'	2.06	0.54
2:AB:139:GLU:O	2:AB:143:LEU:CD2	2.52	0.54
3:AC:106:ARG:CG	3:AC:106:ARG:O	2.54	0.54
4:AD:160:LEU:HD22	4:AD:161:ALA:H	1.72	0.54
4:AD:36:ALA:HA	4:AD:41:GLY:CA	2.07	0.54
5:AE:37:VAL:HG11	5:AE:113:VAL:HA	1.88	0.54
5:AE:81:GLN:HG2	5:AE:149:PRO:CB	2.36	0.54
8:AH:12:ARG:HH11	8:AH:26:MET:CB	2.20	0.54
11:AK:13:LYS:O	11:AK:14:GLN:CB	2.55	0.54
12:AL:7:VAL:HG22	17:AQ:30:HIS:CD2	2.41	0.54
22:BA:1695:G:H2'	22:BA:1696:G:O4'	2.07	0.54
22:BA:1858:A:O2'	22:BA:1859:U:O5'	2.26	0.54
22:BA:2093:G:H1'	22:BA:2198:A:C2	2.42	0.54
22:BA:2742:G:H2'	22:BA:2743:U:H5'	1.88	0.54
22:BA:2808:G:C2	22:BA:2891:U:C6	2.96	0.54
22:BA:526:A:H5''	22:BA:527:C:OP1	2.06	0.54
22:BA:545:U:C6	22:BA:546:U:H4'	2.43	0.54
22:BA:606:U:H4'	22:BA:658:U:HO2'	1.71	0.54
22:BA:717:C:O2	22:BA:717:C:H2'	2.06	0.54
22:BA:871:U:H2'	22:BA:872:U:C6	2.42	0.54
22:BA:923:G:H21	44:BW:23:LYS:CE	2.21	0.54
22:BA:659:G:H21	26:BE:30:GLN:NE2	2.04	0.54
27:BF:165:GLY:O	27:BF:168:LEU:HB3	2.07	0.54
28:BG:140:ILE:HD12	28:BG:140:ILE:H	1.70	0.54
32:BK:34:GLY:O	32:BK:35:VAL:C	2.45	0.54
33:BL:27:LEU:CD1	33:BL:27:LEU:N	2.69	0.54

Continued on next page...

Continued from previous page...

Atom-1	Atom-2	Interatomic distance (Å)	Clash overlap (Å)
33:BL:4:ASN:N	33:BL:4:ASN:HD22	1.99	0.54
37:BP:64:SER:O	37:BP:65:ASN:C	2.45	0.54
38:BQ:35:PHE:CE1	38:BQ:39:ILE:HD11	2.42	0.54
38:BQ:94:LEU:C	38:BQ:96:ASP:H	2.09	0.54
39:BR:39:LEU:CD2	39:BR:39:LEU:N	2.69	0.54
41:BT:27:SER:O	41:BT:28:ASN:CG	2.46	0.54
44:BW:18:LYS:N	44:BW:36:ILE:CG1	2.70	0.54
45:BX:29:LEU:HB2	45:BX:30:PRO:CD	2.37	0.54
47:BZ:2:LYS:O	47:BZ:3:THR:HG23	2.07	0.54
1:CA:1124:G:O2'	1:CA:1125:U:C5	2.59	0.54
1:CA:1154:G:H2'	1:CA:1155:A:H8	1.72	0.54
1:CA:1369:C:H2'	1:CA:1370:G:O4'	2.07	0.54
1:CA:16:A:O4'	5:CE:21:SER:HB3	2.07	0.54
1:CA:32:A:C2'	1:CA:33:A:C8	2.78	0.54
1:CA:50:A:C2	1:CA:360:G:N3	2.72	0.54
1:CA:452:A:H62	1:CA:480:U:H3	1.55	0.54
1:CA:985:C:HO2'	1:CA:986:U:H6	1.50	0.54
4:CD:123:MET:CE	4:CD:126:GLY:O	2.55	0.54
1:CA:404:G:OP2	4:CD:2:ARG:NH1	2.40	0.54
5:CE:74:ALA:O	5:CE:75:LEU:CB	2.46	0.54
8:CH:46:GLU:H	8:CH:63:LYS:HG3	1.72	0.54
9:CI:90:ASP:HB3	9:CI:93:LEU:HD23	1.89	0.54
11:CK:21:HIS:O	11:CK:22:ILE:HD12	2.07	0.54
12:CL:46:SER:O	12:CL:47:ALA:CB	2.54	0.54
13:CM:94:LEU:HD23	13:CM:101:THR:HG22	1.88	0.54
22:DA:1125:G:C6	22:DA:1126:A:N6	2.75	0.54
22:DA:1204:A:O4'	22:DA:1206:G:C5	2.60	0.54
22:DA:1339:G:H5'	22:DA:1393:A:C2	2.42	0.54
22:DA:1331:G:N2	22:DA:1616:A:N6	2.55	0.54
22:DA:1982:U:C6	22:DA:1982:U:O5'	2.60	0.54
22:DA:1991:U:C5'	22:DA:1991:U:H6	2.20	0.54
22:DA:2303:G:N1	22:DA:2314:A:C5	2.76	0.54
22:DA:38:A:C2	22:DA:442:G:C6	2.96	0.54
22:DA:477:A:O2'	22:DA:478:A:H5'	2.08	0.54
22:DA:503:A:H5''	22:DA:504:A:O5'	2.07	0.54
22:DA:739:A:H8	22:DA:739:A:OP2	1.90	0.54
22:DA:806:C:H2'	22:DA:807:U:H6	1.71	0.54
22:DA:972:A:H3'	22:DA:973:A:H5''	1.89	0.54
26:DE:88:ARG:HB3	26:DE:89:PRO:HD2	1.88	0.54
27:DF:48:LEU:O	27:DF:52:ALA:CB	2.54	0.54
27:DF:4:HIS:CE1	27:DF:96:TRP:CH2	2.95	0.54

Continued on next page...

Continued from previous page...

Atom-1	Atom-2	Interatomic distance (Å)	Clash overlap (Å)
27:DF:59:ILE:CD1	27:DF:137:PHE:HZ	2.19	0.54
33:DL:127:VAL:CG1	33:DL:132:ARG:HB2	2.37	0.54
38:DQ:65:ASN:HA	38:DQ:75:TYR:HB2	1.88	0.54
38:DQ:4:LYS:HE3	38:DQ:7:VAL:H	1.72	0.54
22:DA:1391:U:H4'	41:DT:19:LYS:NZ	2.22	0.54
42:DU:39:ASN:HD21	42:DU:64:ILE:HG22	1.72	0.54
43:DV:3:THR:HA	43:DV:62:THR:O	2.06	0.54
47:DZ:15:ARG:CD	47:DZ:15:ARG:N	2.67	0.54
1:AA:1075:U:H4'	1:AA:1101:A:N6	2.23	0.54
1:AA:1112:C:H1'	3:AC:178:ARG:HH11	1.72	0.54
1:AA:1167:A:C8	1:AA:1169:A:C6	2.96	0.54
1:AA:183:C:O2'	1:AA:184:G:H5'	2.07	0.54
1:AA:267:C:H2'	1:AA:268:U:H6	1.72	0.54
1:AA:657:U:O2	15:AO:21:THR:CG2	2.54	0.54
5:AE:45:VAL:HG21	5:AE:117:ALA:CB	2.38	0.54
6:AF:40:GLU:HB2	6:AF:42:TRP:HE1	1.71	0.54
6:AF:51:ILE:HD13	6:AF:86:ARG:HG3	1.88	0.54
11:AK:109:ILE:CG2	11:AK:110:THR:N	2.70	0.54
11:AK:22:ILE:CD1	11:AK:85:VAL:HG13	2.26	0.54
17:AQ:60:ILE:CG2	17:AQ:72:TRP:CE3	2.90	0.54
22:BA:1394:U:H3'	22:BA:1394:U:C6	2.42	0.54
22:BA:1858:A:O2'	22:BA:1859:U:H5'	2.06	0.54
22:BA:274:C:C5	22:BA:275:C:C5	2.95	0.54
22:BA:78:U:H2'	22:BA:79:C:C6	2.42	0.54
24:BC:29:PHE:CD2	24:BC:31:PRO:HG2	2.42	0.54
26:BE:79:ARG:O	26:BE:80:SER:C	2.46	0.54
30:BI:126:ARG:HA	30:BI:129:GLU:CB	2.36	0.54
30:BI:64:ARG:HG3	30:BI:65:SER:N	2.22	0.54
31:BJ:31:GLU:O	31:BJ:32:LEU:C	2.42	0.54
32:BK:13:ASN:N	32:BK:13:ASN:OD1	2.41	0.54
32:BK:74:GLY:HA3	37:BP:74:GLN:HE21	1.72	0.54
35:BN:117:ASP:O	35:BN:119:SER:N	2.37	0.54
35:BN:8:ARG:HD2	35:BN:43:GLU:CG	2.37	0.54
38:BQ:40:LYS:HG2	38:BQ:44:TYR:CE1	2.42	0.54
1:CA:1066:C:H2'	1:CA:1067:A:C8	2.42	0.54
1:CA:329:A:C8	1:CA:332:G:C6	2.95	0.54
1:CA:461:A:P	1:CA:462:G:OP2	2.65	0.54
1:CA:704:A:O2'	1:CA:705:G:O5'	2.25	0.54
1:CA:845:A:N3	1:CA:845:A:H2'	2.21	0.54
1:CA:995:C:N3	1:CA:1046:A:O2'	2.37	0.54
3:CC:190:THR:CG2	3:CC:191:THR:H	2.15	0.54

Continued on next page...

Continued from previous page...

Atom-1	Atom-2	Interatomic distance (Å)	Clash overlap (Å)
3:CC:25:THR:HG22	3:CC:25:THR:O	2.07	0.54
5:CE:104:ILE:CD1	5:CE:122:VAL:HG21	2.35	0.54
5:CE:131:ASN:HD22	5:CE:132:PRO:HD2	1.72	0.54
7:CG:148:LYS:HZ2	7:CG:148:LYS:HB2	1.72	0.54
14:CN:52:ARG:HH21	14:CN:58:ARG:CD	2.21	0.54
48:D0:42:ILE:CD1	48:D0:48:TYR:CB	2.85	0.54
22:DA:1126:A:H4'	22:DA:1127:A:C5'	2.36	0.54
22:DA:116:C:H2'	22:DA:117:G:O5'	2.07	0.54
22:DA:1206:G:O2'	22:DA:1207:C:C6	2.60	0.54
22:DA:1342:A:C5	22:DA:1345:C:N4	2.75	0.54
22:DA:1390:U:C2'	22:DA:1391:U:H5'	2.37	0.54
22:DA:1771:C:O2'	22:DA:1772:A:H5'	2.07	0.54
22:DA:1786:A:O2'	22:DA:1938:A:N6	2.41	0.54
22:DA:1788:C:H2'	22:DA:1789:A:H5'	1.90	0.54
22:DA:2291:U:H2'	22:DA:2292:U:C5	2.39	0.54
22:DA:2650:U:C2	22:DA:2671:G:N2	2.76	0.54
22:DA:308:G:N1	22:DA:309:A:N1	2.55	0.54
22:DA:362:A:C5	22:DA:363:G:C8	2.95	0.54
22:DA:262:A:C2	22:DA:430:A:H1'	2.41	0.54
22:DA:18:U:O2	22:DA:554:U:H5''	2.07	0.54
22:DA:599:A:C5	22:DA:600:G:N7	2.75	0.54
22:DA:628:G:O2'	22:DA:629:G:C8	2.58	0.54
23:DB:58:A:C2'	23:DB:59:A:H8	2.17	0.54
25:DD:38:LYS:HD2	25:DD:45:TYR:OH	2.07	0.54
25:DD:5:VAL:HG23	25:DD:82:PHE:CZ	2.42	0.54
26:DE:52:VAL:HG12	26:DE:74:LYS:CD	2.36	0.54
26:DE:60:TRP:HZ3	26:DE:62:GLN:CG	2.20	0.54
28:DG:82:PHE:CB	28:DG:140:ILE:HD13	2.37	0.54
22:DA:832:U:P	33:DL:38:GLN:H	2.29	0.54
34:DM:63:ILE:HD11	34:DM:105:MET:HE1	1.90	0.54
36:DO:81:ARG:HA	36:DO:84:GLU:HB2	1.89	0.54
37:DP:24:THR:O	37:DP:25:VAL:O	2.26	0.54
41:DT:32:LEU:HD23	41:DT:32:LEU:N	2.22	0.54
42:DU:14:THR:CG2	42:DU:64:ILE:HD11	2.35	0.54
1:AA:1088:G:H21	1:AA:1167:A:N6	2.02	0.54
1:AA:1253:G:N1	1:AA:1285:A:N6	2.55	0.54
1:AA:1451:U:HO2'	1:AA:1452:C:P	2.31	0.54
1:AA:184:G:O2'	1:AA:185:U:O5'	2.25	0.54
1:AA:204:G:C3'	1:AA:205:A:C5'	2.72	0.54
1:AA:642:A:HO2'	1:AA:643:C:H5'	1.67	0.54
2:AB:113:LEU:O	2:AB:117:GLU:HG3	2.07	0.54

Continued on next page...

Continued from previous page...

Atom-1	Atom-2	Interatomic distance (Å)	Clash overlap (Å)
2:AB:40:ILE:HG21	2:AB:201:GLY:HA2	1.88	0.54
5:AE:106:ALA:CB	5:AE:124:ALA:HB3	2.36	0.54
11:AK:107:THR:HG22	11:AK:108:ASN:HD21	1.73	0.54
13:AM:45:SER:O	13:AM:46:GLU:HB2	2.07	0.54
16:AP:22:ALA:HA	16:AP:33:ILE:HG13	1.88	0.54
17:AQ:15:LYS:HD2	17:AQ:15:LYS:C	2.27	0.54
21:AU:8:ASN:O	21:AU:11:PHE:HE2	1.90	0.54
22:BA:1098:A:C5	22:BA:1099:G:C6	2.95	0.54
22:BA:528:A:H2	22:BA:2043:C:H4'	1.67	0.54
22:BA:2109:U:N3	22:BA:2181:U:C4	2.76	0.54
22:BA:2197:U:OP1	4:CD:150:LYS:NZ	2.40	0.54
22:BA:2555:U:C5	22:BA:2556:C:N1	2.75	0.54
22:BA:2567:G:H2'	22:BA:2568:U:C6	2.43	0.54
22:BA:361:G:OP2	22:BA:361:G:H8	1.91	0.54
22:BA:740:C:H5'	22:BA:1784:A:H3'	1.88	0.54
22:BA:792:A:N3	22:BA:2072:C:O2'	2.30	0.54
25:BD:101:PHE:CE2	25:BD:203:VAL:HG22	2.42	0.54
26:BE:145:ASP:CB	26:BE:184:ASP:OD2	2.56	0.54
26:BE:18:THR:HA	26:BE:106:LYS:HG2	1.88	0.54
31:BJ:16:TYR:HA	31:BJ:138:GLN:O	2.06	0.54
1:CA:1004:A:H2'	1:CA:1005:A:O4'	2.07	0.54
1:CA:1102:A:H5''	1:CA:1102:A:H8	1.71	0.54
1:CA:1175:G:H2'	1:CA:1176:A:H8	1.73	0.54
1:CA:1184:G:HO2'	1:CA:1185:G:C5'	2.20	0.54
1:CA:1127:G:H5'	1:CA:1280:A:O2'	2.07	0.54
1:CA:142:G:N3	1:CA:196:A:H2	2.04	0.54
1:CA:826:C:H2'	1:CA:826:C:O2	2.07	0.54
1:CA:969:A:O2'	1:CA:970:C:O4'	2.22	0.54
2:CB:11:ALA:C	2:CB:13:VAL:H	2.09	0.54
4:CD:94:GLU:HA	4:CD:99:ASN:ND2	2.22	0.54
5:CE:36:THR:HB	5:CE:63:MET:CE	2.37	0.54
6:CF:66:ALA:HB1	6:CF:70:VAL:HG22	1.88	0.54
8:CH:46:GLU:N	8:CH:63:LYS:HD2	2.21	0.54
9:CI:47:VAL:C	9:CI:50:PRO:HD2	2.27	0.54
11:CK:22:ILE:HG22	11:CK:22:ILE:O	2.05	0.54
20:CT:3:ILE:O	20:CT:3:ILE:HG22	2.07	0.54
22:DA:1120:G:C6	22:DA:1121:C:C4	2.96	0.54
22:DA:1244:A:C2'	22:DA:1245:G:H5'	2.38	0.54
22:DA:1510:G:N2	22:DA:1511:G:C5	2.75	0.54
22:DA:1759:A:H2'	22:DA:1760:C:C6	2.42	0.54
22:DA:1803:A:O2'	22:DA:1804:C:C5'	2.55	0.54

Continued on next page...

Continued from previous page...

Atom-1	Atom-2	Interatomic distance (Å)	Clash overlap (Å)
22:DA:2217:G:H2'	22:DA:2218:G:H8	1.72	0.54
22:DA:2226:C:O2'	22:DA:2227:A:O4'	2.20	0.54
22:DA:2263:C:H5	44:DW:11:ASN:OD1	1.90	0.54
22:DA:2533:U:H2'	22:DA:2534:A:O4'	2.07	0.54
22:DA:579:G:H2'	22:DA:580:U:C6	2.41	0.54
24:DC:260:LYS:NZ	24:DC:260:LYS:HB2	2.23	0.54
26:DE:119:ILE:HD11	26:DE:143:LEU:CD2	2.36	0.54
33:DL:96:LYS:HE2	33:DL:102:GLY:O	2.07	0.54
37:DP:24:THR:HA	37:DP:44:GLY:O	2.06	0.54
38:DQ:96:ASP:C	38:DQ:98:ALA:H	2.11	0.54
39:DR:97:LYS:O	39:DR:98:ILE:C	2.45	0.54
40:DS:74:ILE:HG12	40:DS:74:ILE:O	2.07	0.54
22:DA:1393:A:H62	41:DT:19:LYS:HG2	1.72	0.54
44:DW:13:ARG:HG3	44:DW:14:ASP:N	2.15	0.54
45:DX:51:SER:OG	45:DX:54:GLY:HA3	2.07	0.54
45:DX:57:VAL:C	45:DX:59:ASP:H	2.10	0.54
46:DY:28:LEU:HD13	46:DY:28:LEU:C	2.27	0.54
1:AA:414:A:N3	1:AA:415:A:C8	2.75	0.54
1:AA:466:A:H4'	1:AA:467:U:OP2	2.06	0.54
1:AA:672:U:H2'	1:AA:673:A:C8	2.43	0.54
9:AI:10:ARG:HB2	9:AI:14:SER:O	2.08	0.54
15:AO:72:LYS:HA	15:AO:72:LYS:HE2	1.88	0.54
17:AQ:7:LEU:HD22	17:AQ:72:TRP:CZ3	2.42	0.54
50:B2:30:VAL:O	50:B2:34:ARG:HG3	2.07	0.54
22:BA:1104:C:H2'	22:BA:1105:U:H6	1.71	0.54
22:BA:1378:A:H2'	22:BA:1380:G:N7	2.22	0.54
22:BA:1795:C:H2'	22:BA:1796:U:C6	2.42	0.54
22:BA:189:G:H2'	22:BA:205:G:N2	2.21	0.54
22:BA:2199:A:C5'	22:BA:2200:C:H5	2.19	0.54
22:BA:288:U:O2'	22:BA:289:G:H5'	2.08	0.54
27:BF:30:VAL:HG11	27:BF:96:TRP:CH2	2.42	0.54
29:BH:133:GLN:HA	29:BH:133:GLN:OE1	2.08	0.54
30:BI:24:GLY:O	30:BI:27:LEU:HG	2.07	0.54
30:BI:60:VAL:HG22	30:BI:66:PHE:HB2	1.90	0.54
35:BN:103:ARG:CD	35:BN:110:MET:CE	2.85	0.54
35:BN:71:ARG:NH2	35:BN:71:ARG:HG3	2.23	0.54
37:BP:3:ILE:HD13	37:BP:3:ILE:C	2.27	0.54
1:CA:1070:U:H2'	1:CA:1071:C:H6	1.72	0.54
1:CA:1092:A:C2	1:CA:1183:U:N3	2.74	0.54
1:CA:1216:A:C2	1:CA:1217:C:N3	2.76	0.54
1:CA:120:A:O2'	1:CA:121:U:C5'	2.56	0.54

Continued on next page...

Continued from previous page...

Atom-1	Atom-2	Interatomic distance (Å)	Clash overlap (Å)
1:CA:1323:G:H2'	1:CA:1324:A:C8	2.43	0.54
1:CA:975:A:H2	1:CA:1366:C:H1'	1.71	0.54
1:CA:198:G:H1'	1:CA:199:A:H5'	1.89	0.54
1:CA:440:C:H2'	1:CA:441:A:C5'	2.37	0.54
6:CF:91:ARG:O	6:CF:93:LYS:HE3	2.08	0.54
13:CM:77:LYS:C	13:CM:77:LYS:HD3	2.27	0.54
16:CP:62:GLY:O	16:CP:63:GLN:HB2	2.07	0.54
51:D3:21:PHE:H	51:D3:48:MET:HB2	1.72	0.54
52:D4:30:GLU:HB2	52:D4:33:HIS:HD2	1.72	0.54
22:DA:1068:G:C8	22:DA:1069:A:N7	2.76	0.54
22:DA:1227:G:O2'	22:DA:1228:G:H5'	2.08	0.54
22:DA:1854:A:H2'	22:DA:1855:U:H5'	1.88	0.54
22:DA:1963:U:O2'	22:DA:1964:G:C5'	2.56	0.54
22:DA:2136:G:C2	22:DA:2137:U:C5	2.96	0.54
22:DA:2353:G:N3	44:DW:30:VAL:CG1	2.70	0.54
22:DA:2426:A:H3'	22:DA:2427:C:H5'	1.90	0.54
22:DA:247:G:H4'	22:DA:386:G:C4	2.42	0.54
22:DA:428:A:H2'	22:DA:429:A:O4'	2.08	0.54
22:DA:524:G:H2'	22:DA:525:U:C6	2.41	0.54
22:DA:532:A:N1	22:DA:2020:A:H1'	2.22	0.54
22:DA:672:C:C2	22:DA:809:G:N2	2.75	0.54
22:DA:779:U:OP1	24:DC:48:ILE:CG1	2.51	0.54
28:DG:70:LEU:HD12	28:DG:71:LEU:N	2.23	0.54
30:DI:112:LYS:HZ3	30:DI:128:ILE:HD12	1.68	0.54
22:DA:1077:A:OP1	30:DI:94:LYS:HG2	2.08	0.54
31:DJ:73:VAL:HG23	31:DJ:74:TYR:H	1.73	0.54
32:DK:104:THR:C	32:DK:106:GLU:H	2.10	0.54
32:DK:13:ASN:ND2	32:DK:13:ASN:N	2.45	0.54
32:DK:38:ILE:CG1	32:DK:61:VAL:HG12	2.29	0.54
32:DK:92:GLU:OE1	32:DK:92:GLU:HA	2.07	0.54
34:DM:17:ASN:HB3	34:DM:38:ARG:HH22	1.72	0.54
36:DO:29:HIS:O	36:DO:36:TYR:HD2	1.90	0.54
37:DP:19:PHE:CE1	37:DP:58:PHE:CD2	2.96	0.54
42:DU:22:GLY:HA3	42:DU:36:GLU:HB3	1.89	0.54
1:AA:1240:U:H3'	1:AA:1241:G:H5'	1.89	0.54
1:AA:1279:G:C1'	1:AA:1282:C:N4	2.56	0.54
1:AA:1429:A:C2	1:AA:1472:U:C2	2.96	0.54
1:AA:197:A:H4'	1:AA:198:G:O5'	2.07	0.54
1:AA:211:G:C6	1:AA:212:G:H1'	2.43	0.54
1:AA:6:G:H22	5:AE:101:GLY:HA3	1.73	0.54
1:AA:74:A:C6	1:AA:97:G:O6	2.60	0.54

Continued on next page...

Continued from previous page...

Atom-1	Atom-2	Interatomic distance (Å)	Clash overlap (Å)
1:AA:817:C:H4'	1:AA:818:G:OP1	2.07	0.54
1:AA:935:A:O2'	1:AA:936:C:O4'	2.25	0.54
2:AB:118:THR:O	2:AB:119:GLN:HB2	2.08	0.54
4:AD:97:LEU:HD22	4:AD:117:VAL:HG11	1.90	0.54
5:AE:121:ASN:N	5:AE:121:ASN:HD22	2.04	0.54
9:AI:20:ILE:HD12	9:AI:85:ALA:O	2.08	0.54
9:AI:8:THR:HG22	9:AI:9:GLY:N	2.22	0.54
9:AI:116:GLY:HA2	10:AJ:60:ASP:OD2	2.08	0.54
15:AO:81:ILE:O	15:AO:85:GLY:N	2.40	0.54
17:AQ:58:VAL:HG22	17:AQ:59:GLU:N	2.22	0.54
19:AS:22:VAL:HG12	19:AS:23:GLU:N	2.23	0.54
22:BA:1452:G:H3'	56:BA:3415:HOH:O	2.06	0.54
22:BA:1471:G:H2'	22:BA:1472:C:C6	2.43	0.54
22:BA:1794:A:O2'	22:BA:1795:C:H5'	2.07	0.54
22:BA:1871:A:H8	22:BA:1872:A:C5	2.25	0.54
22:BA:528:A:C2	22:BA:2043:C:C5'	2.90	0.54
22:BA:284:U:H2'	22:BA:285:G:C8	2.35	0.54
22:BA:611:C:H2'	22:BA:612:G:H5'	1.90	0.54
23:BB:81:G:C2'	23:BB:82:U:H5'	2.38	0.54
25:BD:124:ARG:HG2	25:BD:125:TRP:NE1	2.23	0.54
25:BD:155:VAL:HG13	25:BD:159:LYS:HG3	1.88	0.54
25:BD:66:GLY:O	25:BD:69:ALA:HB3	2.07	0.54
22:BA:674:G:O2'	26:BE:69:ARG:HD2	2.08	0.54
27:BF:71:LYS:HA	27:BF:80:GLN:HG3	1.89	0.54
29:BH:82:SER:O	29:BH:83:LYS:CB	2.54	0.54
22:BA:1141:U:H6	31:BJ:65:THR:CG2	2.20	0.54
33:BL:68:SER:O	33:BL:69:ARG:CB	2.56	0.54
40:BS:69:LEU:HA	40:BS:108:SER:O	2.08	0.54
42:BU:71:ILE:HD12	42:BU:71:ILE:O	2.08	0.54
44:BW:37:VAL:CG1	44:BW:55:ASP:O	2.56	0.54
46:BY:16:THR:O	46:BY:19:LEU:N	2.41	0.54
1:CA:1070:U:C2	1:CA:1071:C:C5	2.96	0.54
1:CA:1255:G:N1	1:CA:1279:G:N7	2.56	0.54
1:CA:1509:C:H2'	1:CA:1510:C:C6	2.43	0.54
1:CA:15:G:H5'	1:CA:1396:A:O2'	2.07	0.54
1:CA:596:A:C6	1:CA:645:G:C2	2.96	0.54
1:CA:821:G:H4'	56:CA:1740:HOH:O	2.05	0.54
1:CA:994:A:C2	1:CA:995:C:C6	2.95	0.54
2:CB:100:LEU:HB2	2:CB:174:GLU:OE1	2.07	0.54
2:CB:191:ASP:C	2:CB:193:ASP:H	2.11	0.54
3:CC:115:VAL:HG13	3:CC:199:VAL:HG11	1.90	0.54

Continued on next page...

Continued from previous page...

Atom-1	Atom-2	Interatomic distance (Å)	Clash overlap (Å)
8:CH:33:VAL:O	8:CH:35:ILE:N	2.41	0.54
10:CJ:5:ARG:HG2	10:CJ:79:PRO:CG	2.19	0.54
10:CJ:80:THR:C	10:CJ:84:VAL:HG22	2.28	0.54
12:CL:37:TYR:O	12:CL:38:THR:HG22	2.07	0.54
13:CM:82:LEU:HB2	19:CS:73:PHE:CE2	2.43	0.54
15:CO:32:THR:HG23	15:CO:62:ARG:HH11	1.72	0.54
16:CP:7:ALA:O	16:CP:17:TYR:HA	2.06	0.54
19:CS:52:ASN:HD22	19:CS:54:ARG:H	1.54	0.54
48:D0:38:LEU:H	48:D0:41:HIS:CE1	2.24	0.54
22:DA:1021:A:O2'	22:DA:1022:G:C4'	2.42	0.54
22:DA:1269:A:H2'	22:DA:1270:C:H6	1.70	0.54
22:DA:1303:G:O2'	22:DA:1304:A:C5'	2.55	0.54
22:DA:1307:A:H2'	22:DA:1308:A:O5'	2.07	0.54
22:DA:1346:G:O2'	22:DA:1347:A:C5'	2.55	0.54
22:DA:1662:U:C2'	22:DA:1663:G:H5''	2.37	0.54
22:DA:2100:G:C6	22:DA:2101:A:C6	2.96	0.54
22:DA:2738:A:H2	22:DA:2766:A:N6	2.03	0.54
22:DA:677:A:C6	22:DA:678:C:N4	2.75	0.54
22:DA:679:C:H2'	22:DA:680:C:C6	2.39	0.54
22:DA:75:G:HO2'	22:DA:76:C:P	2.31	0.54
22:DA:796:C:H2'	22:DA:797:G:C8	2.42	0.54
22:DA:919:U:C2	22:DA:920:A:C8	2.95	0.54
24:DC:176:ARG:C	24:DC:178:GLY:H	2.10	0.54
25:DD:138:LEU:N	25:DD:138:LEU:HD22	2.23	0.54
25:DD:20:VAL:HG11	25:DD:22:ILE:HG12	1.90	0.54
26:DE:134:LEU:HA	26:DE:137:LYS:HB3	1.88	0.54
31:DJ:57:LEU:HG	31:DJ:128:ASN:N	2.21	0.54
32:DK:34:GLY:O	32:DK:35:VAL:HG23	2.06	0.54
35:DN:7:GLY:HA2	35:DN:46:ARG:CZ	2.37	0.54
42:DU:39:ASN:HB2	42:DU:62:ALA:H	1.71	0.54
45:DX:65:THR:O	45:DX:68:ALA:CB	2.56	0.54
46:DY:47:ARG:O	46:DY:50:VAL:N	2.39	0.54
1:AA:110:C:H2'	1:AA:111:G:C8	2.43	0.54
1:AA:1257:A:H4'	1:AA:1258:G:OP2	2.08	0.54
1:AA:1380:U:C5	7:AG:2:ARG:HA	2.43	0.54
1:AA:1453:G:H2'	1:AA:1454:G:O4'	2.07	0.54
1:AA:558:G:O5'	1:AA:558:G:H8	1.90	0.54
1:AA:665:A:C1'	1:AA:733:G:H1'	2.38	0.54
1:AA:574:A:H1'	1:AA:883:C:O4'	2.08	0.54
1:AA:949:A:O2'	1:AA:950:U:H5'	2.07	0.54
1:AA:94:G:C4'	1:AA:95:C:C5'	2.81	0.54

Continued on next page...

Continued from previous page...

Atom-1	Atom-2	Interatomic distance (Å)	Clash overlap (Å)
3:AC:179:ALA:HB1	3:AC:202:PHE:HE1	1.72	0.54
4:AD:151:GLN:O	4:AD:152:SER:C	2.45	0.54
4:AD:160:LEU:HD22	4:AD:161:ALA:N	2.22	0.54
6:AF:38:ARG:HH12	6:AF:61:LEU:HD21	1.71	0.54
6:AF:42:TRP:CZ2	6:AF:61:LEU:HD22	2.42	0.54
9:AI:18:VAL:HA	9:AI:64:ILE:HG23	1.89	0.54
1:AA:1248:A:H2	9:AI:71:ILE:HD11	1.69	0.54
14:AN:20:PHE:HA	14:AN:24:ALA:HB3	1.88	0.54
17:AQ:13:SER:O	17:AQ:20:ILE:CD1	2.56	0.54
19:AS:6:LYS:CE	19:AS:6:LYS:HA	2.37	0.54
22:BA:137:U:N3	22:BA:142:A:N6	2.55	0.54
22:BA:2585:U:O2'	22:BA:2586:U:C5'	2.36	0.54
22:BA:2564:A:C2	22:BA:2647:U:H4'	2.42	0.54
24:BC:165:ALA:HB3	24:BC:172:THR:CG2	2.35	0.54
25:BD:117:GLY:C	25:BD:118:PHE:CG	2.81	0.54
29:BH:67:ALA:C	29:BH:69:ALA:H	2.11	0.54
31:BJ:43:GLU:O	31:BJ:44:TYR:C	2.46	0.54
32:BK:13:ASN:O	32:BK:15:GLY:N	2.40	0.54
35:BN:70:THR:HG21	35:BN:75:ILE:HD11	1.90	0.54
36:BO:59:ALA:C	36:BO:61:GLN:N	2.60	0.54
1:CA:977:A:H1'	1:CA:1223:C:N4	2.22	0.54
1:CA:1393:U:C6	1:CA:1393:U:C3'	2.91	0.54
1:CA:1399:C:C2	1:CA:1401:G:C5	2.96	0.54
1:CA:163:C:C2'	1:CA:164:G:O5'	2.56	0.54
1:CA:369:G:O2'	1:CA:370:C:C5'	2.48	0.54
1:CA:491:G:HO2'	1:CA:492:C:H5'	1.67	0.54
1:CA:733:G:O2'	1:CA:734:G:H5''	2.08	0.54
1:CA:986:U:N3	1:CA:1220:G:C2	2.76	0.54
3:CC:72:PRO:HG3	3:CC:104:GLU:CD	2.28	0.54
1:CA:932:C:C6	7:CG:2:ARG:NH1	2.75	0.54
9:CI:27:ILE:HD13	9:CI:62:LEU:CB	2.33	0.54
10:CJ:45:ARG:O	10:CJ:46:LYS:C	2.46	0.54
13:CM:111:PRO:HG2	13:CM:113:LYS:HG3	1.89	0.54
15:CO:31:LEU:O	15:CO:35:ILE:HG13	2.07	0.54
21:CU:35:GLU:OE1	21:CU:37:TYR:CD1	2.61	0.54
48:D0:27:LEU:HB3	48:D0:37:HIS:O	2.08	0.54
22:DA:1179:G:C2	22:DA:1180:U:C2	2.96	0.54
22:DA:1179:G:N2	22:DA:1180:U:C2	2.76	0.54
22:DA:1213:A:H2'	22:DA:1214:A:C8	2.42	0.54
22:DA:1237:A:O2'	22:DA:1238:G:O4'	2.26	0.54
22:DA:1479:G:N2	22:DA:1513:U:H1'	2.23	0.54

Continued on next page...

Continued from previous page...

Atom-1	Atom-2	Interatomic distance (Å)	Clash overlap (Å)
22:DA:163:C:O2'	22:DA:164:C:C5'	2.55	0.54
22:DA:1669:A:OP2	56:DA:3706:HOH:O	2.18	0.54
22:DA:1913:A:C4'	22:DA:1914:C:OP1	2.49	0.54
22:DA:2093:G:N3	22:DA:2094:A:C8	2.75	0.54
22:DA:2607:G:H2'	22:DA:2608:G:O4'	2.06	0.54
22:DA:2691:C:O2'	22:DA:2692:G:H5'	2.06	0.54
22:DA:2687:U:H3	22:DA:2722:G:H1	1.56	0.54
22:DA:2817:U:H2'	22:DA:2818:U:O5'	2.07	0.54
22:DA:2879:A:O2'	22:DA:2880:C:P	2.66	0.54
22:DA:945:A:H5'	22:DA:946:C:OP2	2.08	0.54
26:DE:148:ILE:HA	26:DE:187:VAL:CB	2.35	0.54
32:DK:2:ILE:CG2	32:DK:3:GLN:N	2.44	0.54
33:DL:141:LYS:HD2	33:DL:142:ILE:N	2.22	0.54
39:DR:81:LYS:O	39:DR:82:HIS:C	2.44	0.54
43:DV:4:ILE:HD12	43:DV:63:ILE:HG13	1.90	0.54
43:DV:21:ARG:HE	43:DV:87:GLN:HG2	1.73	0.54
1:AA:1159:U:N3	1:AA:1182:G:C5	2.75	0.54
1:AA:1261:A:N1	1:AA:1274:A:C2	2.75	0.54
1:AA:1361:G:H3'	1:AA:1362:A:H5''	1.88	0.54
1:AA:188:C:H2'	1:AA:189:A:O4'	2.08	0.54
1:AA:214:C:C6	1:AA:215:C:H5	2.26	0.54
1:AA:32:A:C2'	1:AA:33:A:H8	2.17	0.54
1:AA:991:U:C4'	1:AA:992:U:OP1	2.56	0.54
2:AB:128:LEU:O	2:AB:129:THR:HG23	2.08	0.54
3:AC:147:GLY:N	3:AC:202:PHE:HB3	2.22	0.54
4:AD:117:VAL:HG22	4:AD:122:ILE:HG13	1.88	0.54
4:AD:19:PHE:HD1	4:AD:19:PHE:N	2.06	0.54
4:AD:31:CYS:O	4:AD:32:LYS:CB	2.46	0.54
9:AI:52:GLU:HB3	9:AI:53:LEU:HD12	1.89	0.54
9:AI:90:ASP:CG	9:AI:92:SER:HB3	2.28	0.54
10:AJ:65:TYR:HB3	14:AN:95:LEU:CD1	2.38	0.54
17:AQ:4:ILE:HD12	17:AQ:4:ILE:N	2.23	0.54
22:BA:1733:G:O2'	22:BA:1734:G:H8	1.91	0.54
22:BA:687:C:O2'	22:BA:1780:A:N1	2.40	0.54
22:BA:1912:A:O2'	22:BA:1913:A:H5''	2.08	0.54
22:BA:2063:C:O2'	22:BA:2064:C:H5'	2.08	0.54
22:BA:2459:A:N3	22:BA:2459:A:H2'	2.23	0.54
22:BA:2772:C:H2'	22:BA:2773:C:C6	2.42	0.54
22:BA:2810:A:H2'	22:BA:2811:G:O4'	2.08	0.54
22:BA:725:G:C6	22:BA:726:G:N1	2.76	0.54
22:BA:852:U:H2'	22:BA:853:C:C6	2.43	0.54

Continued on next page...

Continued from previous page...

Atom-1	Atom-2	Interatomic distance (Å)	Clash overlap (Å)
22:BA:866:A:C4'	22:BA:866:A:C8	2.91	0.54
25:BD:46:ARG:HG2	25:BD:46:ARG:NH1	2.22	0.54
27:BF:40:GLY:N	27:BF:84:ILE:HD11	2.23	0.54
28:BG:26:LYS:HB3	28:BG:32:LEU:HG	1.89	0.54
29:BH:74:ALA:C	29:BH:75:LEU:HD12	2.28	0.54
32:BK:113:MET:HG3	32:BK:116:ILE:HD11	1.89	0.54
33:BL:85:VAL:CG2	33:BL:94:THR:HG23	2.38	0.54
34:BM:54:THR:O	34:BM:56:ALA:N	2.40	0.54
42:BU:13:LEU:HD12	42:BU:69:VAL:CA	2.38	0.54
44:BW:16:GLU:O	44:BW:17:ALA:HB3	2.07	0.54
44:BW:40:ARG:NH1	44:BW:45:HIS:CE1	2.76	0.54
44:BW:44:PHE:O	44:BW:78:PHE:HA	2.08	0.54
44:BW:46:ALA:CB	44:BW:79:ILE:O	2.52	0.54
47:BZ:15:ARG:HH11	47:BZ:15:ARG:CG	2.05	0.54
1:CA:1108:G:OP1	3:CC:175:HIS:ND1	2.34	0.54
1:CA:1117:A:C6	1:CA:1184:G:O6	2.61	0.54
1:CA:1175:G:C2'	1:CA:1176:A:H5'	2.38	0.54
1:CA:1309:G:H1'	13:CM:72:ILE:CD1	2.38	0.54
1:CA:1331:G:O2'	1:CA:1332:A:H8	1.90	0.54
1:CA:1442:G:H2'	1:CA:1443:C:H6	1.73	0.54
1:CA:246:A:N3	1:CA:279:A:N6	2.55	0.54
1:CA:663:A:C2	1:CA:743:A:C2	2.96	0.54
1:CA:834:U:O2'	1:CA:835:U:H5'	2.07	0.54
1:CA:880:C:C2'	1:CA:881:G:H5'	2.37	0.54
1:CA:934:C:H5	1:CA:1344:C:C2	2.26	0.54
4:CD:190:LEU:O	4:CD:191:SER:O	2.26	0.54
4:CD:26:ALA:O	4:CD:28:ASP:O	2.26	0.54
4:CD:29:THR:C	4:CD:30:LYS:CD	2.65	0.54
4:CD:2:ARG:CB	4:CD:2:ARG:NH1	2.67	0.54
6:CF:35:LYS:HB2	6:CF:37:HIS:CE1	2.42	0.54
6:CF:67:PRO:O	6:CF:69:GLU:N	2.41	0.54
7:CG:100:MET:HE2	7:CG:100:MET:H	1.69	0.54
7:CG:128:GLU:HG3	7:CG:130:LYS:H	1.73	0.54
9:CI:56:MET:O	9:CI:58:GLU:HG2	2.08	0.54
11:CK:81:LEU:HD11	11:CK:104:PHE:CG	2.41	0.54
11:CK:35:ASP:C	11:CK:37:GLN:H	2.11	0.54
13:CM:106:ARG:HH21	13:CM:112:ARG:NE	2.05	0.54
49:D1:22:THR:HG23	49:D1:23:THR:N	2.22	0.54
49:D1:42:VAL:HG12	49:D1:42:VAL:O	2.06	0.54
22:DA:1033:U:H4'	22:DA:1034:G:OP1	2.06	0.54
22:DA:1131:G:N7	22:DA:2025:C:H4'	2.22	0.54

Continued on next page...

Continued from previous page...

Atom-1	Atom-2	Interatomic distance (Å)	Clash overlap (Å)
22:DA:1759:A:H2'	22:DA:1760:C:H6	1.72	0.54
22:DA:2024:G:N2	22:DA:2040:G:H1'	2.23	0.54
22:DA:2093:G:N2	22:DA:2094:A:C4	2.76	0.54
22:DA:2096:C:H2'	22:DA:2097:A:H8	1.73	0.54
22:DA:2197:U:C6	22:DA:2224:G:C6	2.96	0.54
22:DA:460:A:C2	22:DA:470:A:C4	2.96	0.54
22:DA:538:A:H5''	31:DJ:7:LYS:HZ2	1.71	0.54
22:DA:639:U:H2'	22:DA:640:C:C6	2.32	0.54
24:DC:231:HIS:O	24:DC:232:GLY:C	2.46	0.54
24:DC:68:ARG:HH12	24:DC:115:ILE:HD12	1.72	0.54
25:DD:97:SER:HB2	25:DD:99:GLU:HG2	1.90	0.54
22:DA:2312:U:H5'	27:DF:70:ARG:NH1	2.23	0.54
28:DG:51:PHE:HE2	28:DG:68:ARG:HA	1.72	0.54
29:DH:68:ARG:CG	29:DH:68:ARG:NH1	2.59	0.54
22:DA:1139:G:O3'	31:DJ:26:GLY:HA3	2.08	0.54
22:DA:2674:G:H4'	32:DK:30:ARG:CG	2.37	0.54
32:DK:40:LYS:NZ	32:DK:89:ASN:HD21	2.05	0.54
38:DQ:4:LYS:HG2	38:DQ:5:ARG:N	2.23	0.54
39:DR:78:ARG:CB	39:DR:83:TYR:HD1	2.20	0.54
42:DU:58:VAL:HG12	42:DU:60:LYS:HG2	1.83	0.54
43:DV:77:VAL:HA	43:DV:89:ILE:HG22	1.89	0.54
46:DY:17:GLU:HG2	46:DY:50:VAL:HG13	1.90	0.54
1:AA:1152:A:C2'	1:AA:1153:G:C8	2.85	0.54
1:AA:1227:A:HO2'	1:AA:1228:C:P	2.31	0.54
1:AA:1285:A:H4'	1:AA:1286:U:C4	2.43	0.54
1:AA:430:A:O2'	1:AA:431:A:C5'	2.29	0.54
1:AA:466:A:C5'	1:AA:467:U:OP2	2.56	0.54
1:AA:694:A:C2'	1:AA:695:A:O5'	2.55	0.54
2:AB:148:GLY:O	2:AB:151:LYS:HG2	2.08	0.54
3:AC:13:ILE:O	3:AC:15:LYS:N	2.40	0.54
4:AD:168:THR:HG22	4:AD:183:ARG:NH2	2.23	0.54
5:AE:87:VAL:HG12	5:AE:92:ARG:HA	1.88	0.54
6:AF:46:GLN:HE22	6:AF:56:LYS:HG3	1.71	0.54
7:AG:112:ASP:O	7:AG:113:LYS:HD3	2.08	0.54
11:AK:71:ASP:OD1	11:AK:72:ALA:N	2.41	0.54
11:AK:22:ILE:CG1	11:AK:85:VAL:HA	2.38	0.54
14:AN:22:LYS:CG	14:AN:23:ARG:H	2.17	0.54
16:AP:59:HIS:CE1	16:AP:63:GLN:NE2	2.76	0.54
22:BA:1073:A:H2'	22:BA:1074:G:C5'	2.23	0.54
22:BA:1090:A:O2'	22:BA:1091:G:H5'	2.08	0.54
22:BA:1092:C:H2'	22:BA:1093:G:O4'	2.08	0.54

Continued on next page...

Continued from previous page...

Atom-1	Atom-2	Interatomic distance (Å)	Clash overlap (Å)
22:BA:1165:A:H2'	22:BA:1166:G:H8	1.73	0.54
22:BA:1179:G:O5'	22:BA:1180:U:O5'	2.25	0.54
22:BA:1439:A:C2	22:BA:1553:A:C5	2.96	0.54
22:BA:1909:C:C2	22:BA:1922:G:N2	2.75	0.54
22:BA:2286:G:O6	49:B1:22:THR:HG21	2.08	0.54
22:BA:1782:U:C6	22:BA:2609:U:C5	2.96	0.54
22:BA:2760:C:C2'	22:BA:2761:A:H5'	2.38	0.54
22:BA:301:G:O2'	22:BA:302:C:P	2.66	0.54
22:BA:618:G:C6	22:BA:619:G:C4	2.95	0.54
22:BA:74:A:H5''	22:BA:74:A:N3	2.22	0.54
24:BC:68:ARG:CD	24:BC:103:ILE:HD11	2.20	0.54
24:BC:93:VAL:HG12	24:BC:94:LEU:H	1.72	0.54
27:BF:169:LEU:N	27:BF:169:LEU:CD1	2.69	0.54
27:BF:53:ALA:O	27:BF:64:PRO:HG2	2.07	0.54
28:BG:37:ASN:O	28:BG:38:ASP:CB	2.56	0.54
30:BI:123:ALA:C	30:BI:125:THR:H	2.10	0.54
31:BJ:110:PRO:O	31:BJ:111:LYS:HD2	2.08	0.54
32:BK:73:ASP:C	32:BK:73:ASP:OD1	2.46	0.54
44:BW:72:GLY:N	44:BW:73:PRO:CD	2.71	0.54
29:BH:27:ARG:HG3	45:BX:59:ASP:OD1	2.08	0.54
45:BX:77:TYR:O	45:BX:77:TYR:CG	2.61	0.54
1:CA:1145:A:O2'	1:CA:1146:A:C5'	2.56	0.54
1:CA:1316:G:H1	19:CS:4:LEU:HD21	1.73	0.54
1:CA:1460:C:H6	1:CA:1460:C:O5'	1.91	0.54
1:CA:502:A:H4'	1:CA:550:G:H4'	1.89	0.54
1:CA:674:G:H4'	18:CR:69:TYR:HD1	1.66	0.54
1:CA:66:A:N6	1:CA:67:C:N4	2.56	0.54
1:CA:908:A:H2'	1:CA:909:A:H8	1.72	0.54
1:CA:97:G:C5	1:CA:98:A:H1'	2.43	0.54
2:CB:162:VAL:CG1	2:CB:184:ALA:HB2	2.38	0.54
9:CI:39:GLY:O	9:CI:40:ARG:HB2	2.07	0.54
13:CM:81:ASP:HB3	13:CM:82:LEU:HD12	1.89	0.54
14:CN:20:PHE:CB	14:CN:24:ALA:HB2	2.38	0.54
14:CN:12:ARG:HB3	14:CN:59:GLN:HG2	1.89	0.54
18:CR:19:GLU:CD	18:CR:20:ILE:N	2.57	0.54
19:CS:50:VAL:CG2	19:CS:74:ALA:HB2	2.38	0.54
22:DA:99:U:H5'	22:DA:100:U:OP1	2.07	0.54
22:DA:1132:U:H3'	22:DA:1133:A:H5''	1.89	0.54
22:DA:1416:G:C4	22:DA:1417:C:C5	2.96	0.54
22:DA:1415:U:O3'	22:DA:1416:G:H4'	2.08	0.54
22:DA:1566:A:C2	24:DC:212:TRP:CD2	2.96	0.54

Continued on next page...

Continued from previous page...

Atom-1	Atom-2	Interatomic distance (Å)	Clash overlap (Å)
22:DA:1619:G:H2'	22:DA:1620:G:H8	1.72	0.54
22:DA:1667:G:C2'	22:DA:1991:U:O4	2.56	0.54
22:DA:1991:U:H5''	22:DA:1991:U:C6	2.43	0.54
22:DA:1649:G:N1	22:DA:2009:A:C6	2.75	0.54
22:DA:2252:G:H2'	22:DA:2253:G:O4'	2.08	0.54
22:DA:2337:G:O2'	22:DA:2338:C:H5'	2.08	0.54
22:DA:2716:C:O2'	22:DA:2717:C:H5'	2.08	0.54
22:DA:2812:G:C2	22:DA:2813:A:C4	2.96	0.54
22:DA:2816:G:O3'	35:DN:99:LYS:HE3	2.08	0.54
23:DB:11:C:H2'	23:DB:15:A:N6	2.23	0.54
23:DB:5:U:H2'	23:DB:6:G:H8	1.72	0.54
24:DC:177:SER:O	24:DC:270:ARG:HG3	2.08	0.54
22:DA:2591:C:OP1	24:DC:237:ARG:HD2	2.07	0.54
24:DC:64:VAL:HG11	24:DC:66:PHE:CE2	2.43	0.54
25:DD:21:SER:O	25:DD:23:PRO:CD	2.55	0.54
27:DF:32:LYS:HB2	27:DF:32:LYS:HZ2	1.72	0.54
27:DF:56:LEU:HD13	27:DF:56:LEU:O	2.08	0.54
28:DG:74:MET:O	28:DG:78:VAL:HG13	2.08	0.54
30:DI:21:PRO:CD	30:DI:22:PRO:HD2	2.38	0.54
30:DI:52:LEU:HD11	30:DI:78:LEU:HD21	1.88	0.54
36:DO:35:ILE:O	36:DO:53:THR:HG23	2.07	0.54
43:DV:69:GLU:HG2	43:DV:70:ILE:N	2.23	0.54
22:DA:2232:C:P	45:DX:26:ARG:NH1	2.81	0.54
47:DZ:16:LEU:HD23	47:DZ:19:HIS:CG	2.43	0.54
1:AA:1473:G:C2'	1:AA:1474:U:H5'	2.38	0.54
1:AA:214:C:C5	1:AA:215:C:H5	2.25	0.54
1:AA:501:C:H1'	1:AA:549:C:O2'	2.08	0.54
1:AA:614:C:C2'	1:AA:615:G:O5'	2.55	0.54
1:AA:668:G:O2'	15:AO:45:HIS:CD2	2.61	0.54
5:AE:148:SER:O	5:AE:152:VAL:CG1	2.56	0.54
7:AG:25:PHE:HA	7:AG:100:MET:HE3	1.89	0.54
11:AK:14:GLN:HA	11:AK:76:TYR:O	2.07	0.54
17:AQ:73:THR:HG22	17:AQ:74:LEU:N	2.22	0.54
22:BA:1371:G:O2'	22:BA:1372:U:H5'	2.07	0.54
22:BA:1441:G:O2'	22:BA:1442:U:H5'	2.08	0.54
22:BA:1678:A:C2'	22:BA:1679:A:H5'	2.37	0.54
22:BA:2314:A:O2'	22:BA:2315:G:H5'	2.07	0.54
22:BA:2318:G:C6	22:BA:2319:G:N1	2.76	0.54
22:BA:2063:C:O2	22:BA:2450:A:N1	2.41	0.54
22:BA:2602:A:H5''	22:BA:2603:G:H5''	1.89	0.54
22:BA:2672:U:C2'	22:BA:2673:G:O5'	2.56	0.54

Continued on next page...

Continued from previous page...

Atom-1	Atom-2	Interatomic distance (Å)	Clash overlap (Å)
22:BA:765:C:H2'	22:BA:766:U:C6	2.43	0.54
23:BB:30:C:H2'	23:BB:31:C:H5'	1.90	0.54
25:BD:62:LYS:N	25:BD:63:PRO:HD3	2.23	0.54
26:BE:124:PHE:C	26:BE:124:PHE:CD1	2.82	0.54
31:BJ:20:ALA:O	31:BJ:21:THR:C	2.46	0.54
22:BA:2485:G:H5''	34:BM:45:GLN:NE2	2.22	0.54
37:BP:98:TYR:CD2	37:BP:99:LEU:HD13	2.43	0.54
38:BQ:85:ALA:O	38:BQ:87:VAL:C	2.46	0.54
1:CA:994:A:N7	1:CA:1216:A:H4'	2.23	0.54
1:CA:1514:G:H2'	1:CA:1515:G:H8	1.72	0.54
1:CA:177:G:H2'	1:CA:178:C:H5'	1.90	0.54
1:CA:342:C:H2'	1:CA:343:U:H5'	1.90	0.54
1:CA:389:A:O2'	1:CA:390:U:H5'	2.08	0.54
1:CA:444:G:O2'	1:CA:445:G:H5'	2.08	0.54
1:CA:62:U:H4'	1:CA:378:G:N2	2.22	0.54
1:CA:667:G:C2	1:CA:740:U:O2	2.60	0.54
1:CA:754:C:C2'	1:CA:754:C:O2	2.56	0.54
1:CA:756:C:H2'	1:CA:757:U:O5'	2.08	0.54
1:CA:764:C:N4	1:CA:812:G:C6	2.75	0.54
1:CA:799:G:C2	1:CA:800:G:H1'	2.43	0.54
9:CI:119:LYS:HG2	9:CI:122:ARG:HB3	1.88	0.54
1:CA:538:G:H5''	12:CL:110:LYS:HB2	1.89	0.54
13:CM:18:LEU:HA	13:CM:21:ILE:CD1	2.38	0.54
22:DA:1050:A:C4	22:DA:2751:G:N2	2.76	0.54
22:DA:1283:G:N2	22:DA:1286:A:C8	2.76	0.54
22:DA:1520:U:O4	22:DA:1521:G:C6	2.61	0.54
22:DA:1734:G:C4	22:DA:1735:A:N7	2.76	0.54
22:DA:1737:G:N7	22:DA:1738:G:C6	2.76	0.54
22:DA:1771:C:C2'	22:DA:1772:A:H5'	2.38	0.54
22:DA:2009:A:C2'	22:DA:2010:G:H5'	2.38	0.54
22:DA:227:A:O2'	22:DA:228:C:O5'	2.23	0.54
22:DA:2404:U:H2'	22:DA:2405:G:O4'	2.08	0.54
22:DA:279:A:H61	22:DA:361:G:C1'	2.16	0.54
22:DA:566:U:C5	22:DA:567:U:C5	2.96	0.54
22:DA:754:U:O2'	22:DA:755:U:H5'	2.07	0.54
22:DA:87:U:O2'	22:DA:88:G:P	2.65	0.54
24:DC:9:SER:O	24:DC:12:ARG:HB2	2.07	0.54
26:DE:147:LEU:HB2	26:DE:186:VAL:HA	1.90	0.54
26:DE:60:TRP:O	26:DE:61:ARG:CB	2.56	0.54
26:DE:40:ARG:CZ	26:DE:92:HIS:CD2	2.91	0.54
31:DJ:38:GLY:O	31:DJ:43:GLU:HB2	2.07	0.54

Continued on next page...

Continued from previous page...

Atom-1	Atom-2	Interatomic distance (Å)	Clash overlap (Å)
35:DN:16:HIS:CE1	35:DN:20:MET:CE	2.91	0.54
39:DR:78:ARG:HB3	39:DR:83:TYR:HD1	1.73	0.54
22:DA:1391:U:H4'	41:DT:19:LYS:HZ1	1.73	0.54
42:DU:64:ILE:HG23	42:DU:64:ILE:O	2.08	0.54
34:DM:36:VAL:HG13	43:DV:82:TYR:CD1	2.43	0.54
22:DA:372:G:P	45:DX:61:LYS:NZ	2.81	0.54
1:AA:198:G:O2'	1:AA:199:A:H5'	2.08	0.54
1:AA:270:A:H2'	1:AA:271:C:O4'	2.08	0.54
1:AA:342:C:H2'	1:AA:343:U:H5'	1.90	0.54
1:AA:620:C:C6	4:AD:131:ILE:HG12	2.43	0.54
1:AA:66:A:O4'	1:AA:173:U:C4	2.61	0.54
1:AA:922:G:H2'	1:AA:923:A:C8	2.43	0.54
2:AB:70:GLY:HA2	2:AB:163:ILE:CG2	2.38	0.54
3:AC:147:GLY:H	3:AC:202:PHE:HB3	1.73	0.54
3:AC:39:ARG:HD3	3:AC:54:ILE:HG13	1.88	0.54
11:AK:86:LYS:C	11:AK:113:THR:HG22	2.27	0.54
15:AO:23:SER:O	15:AO:24:THR:C	2.45	0.54
1:AA:624:C:H4'	16:AP:10:GLY:O	2.07	0.54
17:AQ:14:ASP:O	17:AQ:16:MET:SD	2.66	0.54
17:AQ:79:GLU:C	17:AQ:80:LYS:HD3	2.28	0.54
51:B3:44:ARG:N	51:B3:45:PRO:CD	2.71	0.54
22:BA:1131:G:OP1	31:BJ:82:GLY:HA2	2.08	0.54
22:BA:1360:G:H2'	22:BA:1361:G:H5'	1.89	0.54
22:BA:1392:A:N6	22:BA:1393:A:N6	2.56	0.54
22:BA:1866:A:O2'	22:BA:1867:G:H5'	2.08	0.54
22:BA:2345:G:C5	22:BA:2381:A:C2	2.96	0.54
22:BA:247:G:H4'	22:BA:386:G:C5	2.43	0.54
22:BA:303:G:C4	22:BA:304:U:C6	2.96	0.54
22:BA:983:A:C6	22:BA:984:A:C2	2.96	0.54
24:BC:245:THR:HB	24:BC:247:TRP:HE3	1.69	0.54
25:BD:68:PHE:C	25:BD:73:VAL:HG12	2.28	0.54
28:BG:136:ASP:O	28:BG:140:ILE:HD11	2.08	0.54
31:BJ:111:LYS:HD3	31:BJ:111:LYS:C	2.22	0.54
33:BL:7:SER:HB2	33:BL:8:PRO:HD2	1.90	0.54
37:BP:80:VAL:HG12	37:BP:81:ASP:H	1.73	0.54
38:BQ:40:LYS:HG2	38:BQ:44:TYR:CD1	2.43	0.54
39:BR:64:VAL:O	39:BR:64:VAL:CG1	2.54	0.54
40:BS:84:ARG:O	40:BS:95:ARG:O	2.26	0.54
46:BY:47:ARG:NH2	46:BY:47:ARG:CG	2.66	0.54
1:CA:1084:G:C8	1:CA:1085:U:C5	2.96	0.54
1:CA:1133:G:C6	1:CA:1134:G:N7	2.75	0.54

Continued on next page...

Continued from previous page...

Atom-1	Atom-2	Interatomic distance (Å)	Clash overlap (Å)
1:CA:1190:G:HO2'	1:CA:1191:A:P	2.31	0.54
1:CA:238:A:C3'	1:CA:239:U:C5'	2.83	0.54
1:CA:583:A:H2'	1:CA:584:G:O4'	2.08	0.54
1:CA:880:C:H2'	1:CA:881:G:H5'	1.89	0.54
1:CA:80:A:N6	1:CA:90:C:N3	2.55	0.54
2:CB:128:LEU:CD2	2:CB:131:LYS:HD3	2.38	0.54
3:CC:100:ILE:HD12	3:CC:101:ASN:H	1.73	0.54
3:CC:112:ALA:HB2	3:CC:182:ASP:CB	2.33	0.54
4:CD:127:ARG:HG2	4:CD:127:ARG:NH1	2.21	0.54
5:CE:39:GLY:HA2	5:CE:44:ARG:O	2.08	0.54
1:CA:1249:C:H4'	9:CI:74:GLN:HE22	1.71	0.54
12:CL:82:ARG:CG	12:CL:82:ARG:NH1	2.58	0.54
1:CA:375:U:O3'	16:CP:6:LEU:CD1	2.56	0.54
18:CR:35:SER:HA	18:CR:71:ASP:OD1	2.08	0.54
22:DA:1055:G:C5	22:DA:1056:G:C8	2.96	0.54
22:DA:1071:G:O2'	22:DA:1072:C:C5'	2.54	0.54
22:DA:136:G:H1	22:DA:143:C:H42	1.56	0.54
22:DA:1455:G:O6	22:DA:2705:A:C2	2.61	0.54
22:DA:2047:C:O2'	22:DA:2048:G:H5'	2.07	0.54
22:DA:2143:C:H2'	22:DA:2148:G:N1	2.23	0.54
22:DA:2261:C:C2	22:DA:2280:G:N2	2.76	0.54
22:DA:2305:U:H4'	27:DF:132:ARG:HG2	1.90	0.54
22:DA:2352:A:C2'	22:DA:2353:G:H5'	2.38	0.54
22:DA:2487:G:H2'	22:DA:2488:G:H8	1.73	0.54
22:DA:2517:C:O2'	22:DA:2518:A:C3'	2.45	0.54
22:DA:2550:G:C2	22:DA:2559:C:O2	2.61	0.54
22:DA:2808:G:O2'	22:DA:2809:A:C8	2.61	0.54
22:DA:457:A:C2	22:DA:459:U:O4	2.61	0.54
22:DA:462:C:O2'	22:DA:463:G:H5'	2.08	0.54
22:DA:492:A:N1	40:DS:49:LYS:CE	2.71	0.54
22:DA:538:A:O2'	31:DJ:8:PRO:CG	2.56	0.54
22:DA:627:A:O2'	22:DA:628:G:P	2.66	0.54
22:DA:602:A:C2	22:DA:656:G:C6	2.96	0.54
22:DA:762:U:O2'	22:DA:763:G:C5'	2.56	0.54
22:DA:852:U:H5'	47:DZ:45:GLY:HA3	1.89	0.54
22:DA:972:A:C2	22:DA:973:A:N6	2.76	0.54
24:DC:173:LEU:CD2	24:DC:181:ARG:O	2.55	0.54
22:DA:1820:U:H3	24:DC:197:ALA:HA	1.73	0.54
26:DE:127:GLU:OE2	26:DE:133:LEU:HD21	2.08	0.54
27:DF:131:VAL:C	27:DF:133:GLU:H	2.11	0.54
28:DG:71:LEU:HD22	28:DG:74:MET:HE2	1.90	0.54

Continued on next page...

Continued from previous page...

Atom-1	Atom-2	Interatomic distance (Å)	Clash overlap (Å)
29:DH:58:LEU:O	29:DH:61:VAL:HG12	2.08	0.54
31:DJ:43:GLU:CG	31:DJ:43:GLU:O	2.56	0.54
31:DJ:56:VAL:HG21	31:DJ:101:ILE:HG21	1.90	0.54
32:DK:4:GLU:O	32:DK:5:GLN:HG2	2.07	0.54
35:DN:37:THR:HA	35:DN:110:MET:HE2	1.89	0.54
37:DP:74:GLN:HA	37:DP:74:GLN:OE1	2.06	0.54
39:DR:19:THR:HG23	39:DR:96:VAL:O	2.08	0.54
39:DR:51:VAL:HG23	39:DR:53:PHE:O	2.08	0.54
40:DS:24:ILE:CG2	40:DS:32:ALA:HB1	2.38	0.54
42:DU:41:VAL:O	42:DU:59:GLU:HA	2.08	0.54
42:DU:90:LYS:HB3	42:DU:92:VAL:CG1	2.38	0.54
43:DV:3:THR:HG22	43:DV:62:THR:OG1	2.08	0.54
44:DW:22:VAL:O	44:DW:23:LYS:HG3	2.08	0.54
44:DW:77:LYS:N	44:DW:77:LYS:HZ2	2.06	0.54
45:DX:11:PRO:CB	45:DX:27:ARG:HH21	2.21	0.54
1:AA:1196:A:O2'	1:AA:1197:A:P	2.66	0.53
1:AA:783:C:C2'	1:AA:784:A:H5'	2.38	0.53
2:AB:185:ILE:HG22	2:AB:199:ILE:HG21	1.91	0.53
3:AC:54:ILE:HD12	3:AC:55:VAL:N	2.23	0.53
4:AD:106:PHE:CG	4:AD:144:ILE:HD11	2.43	0.53
4:AD:125:ASN:HA	4:AD:141:VAL:HG23	1.90	0.53
4:AD:35:GLN:O	4:AD:36:ALA:CB	2.55	0.53
11:AK:126:ARG:N	21:AU:33:ARG:NH2	2.51	0.53
14:AN:20:PHE:HA	14:AN:24:ALA:CB	2.38	0.53
15:AO:50:HIS:O	15:AO:53:ARG:HB3	2.08	0.53
49:B1:47:ILE:H	49:B1:47:ILE:HD12	1.73	0.53
22:BA:1154:G:OP2	38:BQ:57:ARG:NH1	2.40	0.53
22:BA:1857:G:N2	22:BA:1884:G:O2'	2.41	0.53
22:BA:1947:C:C2	22:BA:1960:A:C2	2.96	0.53
22:BA:2136:G:O6	22:BA:2156:G:C2	2.62	0.53
22:BA:2725:A:O2'	22:BA:2726:A:H2'	2.07	0.53
22:BA:2765:A:H2'	22:BA:2765:A:N3	2.23	0.53
22:BA:2847:U:O2'	22:BA:2848:G:H5'	2.08	0.53
22:BA:63:A:H5'	22:BA:63:A:C8	2.40	0.53
22:BA:1568:G:H4'	24:BC:58:LYS:HB3	1.90	0.53
25:BD:68:PHE:CE2	25:BD:75:ALA:HA	2.42	0.53
26:BE:115:GLN:OE1	26:BE:115:GLN:HA	2.08	0.53
29:BH:75:LEU:HD23	29:BH:143:ILE:CG2	2.38	0.53
31:BJ:40:HIS:H	31:BJ:40:HIS:CD2	2.25	0.53
34:BM:21:ALA:HB2	34:BM:97:GLN:O	2.08	0.53
36:BO:35:ILE:HG21	36:BO:71:ALA:HA	1.88	0.53

Continued on next page...

Continued from previous page...

Atom-1	Atom-2	Interatomic distance (Å)	Clash overlap (Å)
36:BO:75:GLY:HA2	36:BO:106:LEU:CD1	2.39	0.53
37:BP:25:VAL:HA	37:BP:84:SER:O	2.08	0.53
42:BU:10:VAL:HG23	42:BU:11:ILE:N	2.23	0.53
45:BX:29:LEU:HD23	45:BX:29:LEU:H	1.72	0.53
1:CA:1005:A:N7	1:CA:1006:G:H1'	2.22	0.53
1:CA:1183:U:O2'	1:CA:1184:G:OP1	2.23	0.53
1:CA:312:C:H2'	1:CA:313:A:O4'	2.07	0.53
1:CA:615:G:H2'	1:CA:616:G:H8	1.73	0.53
1:CA:840:C:N3	1:CA:842:U:H4'	2.22	0.53
4:CD:141:VAL:O	4:CD:141:VAL:HG12	2.07	0.53
13:CM:16:ILE:O	13:CM:16:ILE:HG22	2.08	0.53
16:CP:16:PHE:CD2	16:CP:40:ASN:HB2	2.44	0.53
19:CS:35:ARG:NH1	19:CS:76:THR:HG22	2.23	0.53
20:CT:54:GLN:N	20:CT:55:PRO:CD	2.70	0.53
48:D0:38:LEU:HB2	48:D0:41:HIS:NE2	2.24	0.53
22:DA:1431:A:O2'	22:DA:1432:G:H5'	2.08	0.53
22:DA:1531:C:H2'	22:DA:1532:A:O4'	2.08	0.53
22:DA:1652:A:H2'	22:DA:1653:G:O4'	2.09	0.53
22:DA:2395:C:H42	22:DA:2421:G:H1	1.56	0.53
22:DA:2660:A:C2	22:DA:2661:G:N7	2.76	0.53
22:DA:2757:A:OP1	52:D4:20:ASP:HA	2.07	0.53
22:DA:2879:A:HO2'	22:DA:2880:C:P	2.31	0.53
22:DA:390:U:O2'	22:DA:391:A:N7	2.41	0.53
22:DA:588:U:H6	22:DA:588:U:O5'	1.90	0.53
22:DA:663:G:H5''	22:DA:664:G:OP2	2.09	0.53
22:DA:86:G:O2'	22:DA:87:U:C5'	2.57	0.53
22:DA:90:U:C4	22:DA:91:A:C5	2.96	0.53
23:DB:60:C:C2	23:DB:61:G:N7	2.77	0.53
24:DC:124:LYS:NZ	24:DC:124:LYS:HB3	2.22	0.53
24:DC:216:ARG:HH11	24:DC:216:ARG:HG3	1.72	0.53
25:DD:112:THR:CG2	25:DD:113:SER:N	2.66	0.53
25:DD:172:VAL:HG21	25:DD:194:PRO:HD2	1.90	0.53
27:DF:33:ILE:HG13	27:DF:95:MET:CE	2.38	0.53
31:DJ:73:VAL:HG23	31:DJ:74:TYR:N	2.23	0.53
31:DJ:88:THR:CG2	31:DJ:91:GLU:HG3	2.37	0.53
22:DA:580:U:O2'	38:DQ:30:VAL:HG22	2.07	0.53
38:DQ:61:ILE:HD12	38:DQ:61:ILE:N	2.24	0.53
39:DR:39:LEU:CB	39:DR:49:ILE:CD1	2.85	0.53
40:DS:8:ARG:O	40:DS:9:HIS:CB	2.54	0.53
41:DT:16:VAL:O	41:DT:16:VAL:HG12	2.07	0.53
1:AA:1039:G:C2'	1:AA:1040:U:H5'	2.38	0.53

Continued on next page...

Continued from previous page...

Atom-1	Atom-2	Interatomic distance (Å)	Clash overlap (Å)
1:AA:206:C:C2	1:AA:207:C:H1'	2.44	0.53
1:AA:830:G:H2'	1:AA:831:A:H8	1.72	0.53
4:AD:2:ARG:CZ	4:AD:114:ARG:HD3	2.37	0.53
7:AG:20:GLU:O	7:AG:24:LYS:HG3	2.07	0.53
9:AI:33:SER:OG	9:AI:35:GLU:HG2	2.09	0.53
10:AJ:35:GLN:HE21	10:AJ:35:GLN:CA	2.20	0.53
10:AJ:51:VAL:O	10:AJ:62:ARG:HA	2.08	0.53
20:AT:2:ASN:O	20:AT:4:LYS:N	2.41	0.53
11:AK:109:ILE:CB	21:AU:5:VAL:HG23	2.38	0.53
22:BA:1001:A:H2'	22:BA:1002:G:C5'	2.37	0.53
22:BA:1385:A:C2	22:BA:1386:C:C2	2.95	0.53
22:BA:1522:A:O2'	22:BA:1523:U:P	2.66	0.53
22:BA:1669:A:OP2	56:BA:3720:HOH:O	2.18	0.53
22:BA:2083:G:C2'	22:BA:2084:C:H5'	2.38	0.53
22:BA:2109:U:C4	22:BA:2181:U:O4	2.61	0.53
22:BA:2197:U:HO2'	22:BA:2198:A:P	2.32	0.53
22:BA:2310:C:C5	27:BF:76:PHE:HZ	2.26	0.53
22:BA:2365:G:H4'	44:BW:59:PHE:CZ	2.44	0.53
22:BA:271:G:H4'	22:BA:272:A:OP1	2.06	0.53
22:BA:31:C:O3'	22:BA:1238:G:H5''	2.07	0.53
22:BA:409:G:C2'	22:BA:410:G:H5'	2.38	0.53
22:BA:994:C:O3'	22:BA:995:C:H3'	2.07	0.53
24:BC:124:LYS:HB3	24:BC:127:ASN:ND2	2.23	0.53
26:BE:196:VAL:HG13	26:BE:200:LEU:CD2	2.38	0.53
27:BF:175:PRO:O	27:BF:176:PHE:HB2	2.07	0.53
28:BG:162:ARG:CZ	28:BG:168:VAL:HG21	2.38	0.53
29:BH:125:THR:HG23	29:BH:126:GLY:N	2.17	0.53
34:BM:109:PRO:O	34:BM:110:GLU:C	2.47	0.53
34:BM:81:ARG:HG3	34:BM:82:MET:H	1.73	0.53
41:BT:54:GLU:HB3	41:BT:88:LYS:CG	2.38	0.53
42:BU:93:ARG:NH1	42:BU:102:ILE:CD1	2.70	0.53
1:CA:1014:A:H4'	19:CS:13:HIS:CD2	2.43	0.53
1:CA:1072:G:H2'	1:CA:1073:U:O4'	2.09	0.53
1:CA:1352:C:H2'	1:CA:1353:G:O4'	2.08	0.53
1:CA:1394:A:C6	1:CA:1501:C:H5'	2.43	0.53
1:CA:213:G:C2'	1:CA:214:C:H6	2.04	0.53
1:CA:251:G:N2	1:CA:253:A:N6	2.56	0.53
1:CA:276:G:O2'	1:CA:277:C:C6	2.59	0.53
1:CA:392:C:H2'	1:CA:393:A:H8	1.73	0.53
1:CA:411:A:C6	1:CA:429:U:C5	2.96	0.53
1:CA:899:C:OP1	1:CA:899:C:H6	1.91	0.53

Continued on next page...

Continued from previous page...

Atom-1	Atom-2	Interatomic distance (Å)	Clash overlap (Å)
1:CA:974:A:H8	14:CN:70:HIS:CE1	2.25	0.53
1:CA:982:U:C5	1:CA:983:A:N6	2.76	0.53
3:CC:179:ALA:O	3:CC:180:ASP:C	2.46	0.53
1:CA:598:U:H4'	8:CH:85:TYR:CD1	2.43	0.53
10:CJ:8:ILE:HG13	10:CJ:8:ILE:O	2.07	0.53
13:CM:41:ASP:O	13:CM:42:VAL:HB	2.08	0.53
17:CQ:29:LYS:HB2	17:CQ:36:PHE:CZ	2.44	0.53
17:CQ:78:VAL:O	17:CQ:79:GLU:C	2.47	0.53
1:CA:193:C:C1'	20:CT:54:GLN:NE2	2.71	0.53
21:CU:5:VAL:HG12	21:CU:6:ARG:N	2.22	0.53
22:DA:1155:A:H5''	38:DQ:54:ARG:CZ	2.38	0.53
22:DA:1317:G:C2	22:DA:1336:A:C2	2.96	0.53
22:DA:1352:U:C5	22:DA:1377:G:O6	2.61	0.53
22:DA:144:A:O2'	22:DA:145:C:C5'	2.56	0.53
22:DA:1627:G:C2	22:DA:1628:G:C8	2.96	0.53
22:DA:1835:G:C4	22:DA:1836:C:C6	2.96	0.53
22:DA:1840:G:O2'	22:DA:1841:U:H5'	2.08	0.53
22:DA:1915:U:C2'	22:DA:1916:A:C8	2.72	0.53
22:DA:1997:C:O2'	22:DA:1998:A:H5'	2.08	0.53
22:DA:2093:G:C5	22:DA:2225:A:C5	2.97	0.53
22:DA:2394:C:H41	51:D3:30:HIS:CE1	2.26	0.53
22:DA:2645:G:H4'	22:DA:2732:G:H2'	1.89	0.53
22:DA:2893:A:C4'	22:DA:2894:G:O5'	2.52	0.53
22:DA:373:U:C2	22:DA:374:A:C8	2.96	0.53
22:DA:705:A:N6	22:DA:726:G:H1'	2.24	0.53
24:DC:158:GLY:N	24:DC:194:VAL:HG13	2.24	0.53
28:DG:94:ARG:HG2	28:DG:105:SER:H	1.72	0.53
31:DJ:114:LEU:HA	31:DJ:117:ALA:HB3	1.89	0.53
33:DL:3:LEU:O	33:DL:4:ASN:C	2.46	0.53
37:DP:102:ARG:HB3	37:DP:107:ALA:HB2	1.89	0.53
37:DP:25:VAL:HG23	37:DP:25:VAL:O	2.08	0.53
38:DQ:4:LYS:HZ2	38:DQ:6:GLY:CA	2.17	0.53
43:DV:26:PHE:CD2	43:DV:26:PHE:O	2.61	0.53
1:AA:1087:G:O2'	1:AA:1088:G:C5'	2.56	0.53
1:AA:108:G:C2'	1:AA:109:A:OP1	2.50	0.53
1:AA:204:G:H1'	1:AA:465:A:H2	1.71	0.53
1:AA:410:G:OP2	4:AD:21:LYS:HE2	2.08	0.53
4:AD:25:ARG:HD3	4:AD:30:LYS:HE3	1.90	0.53
4:AD:89:LEU:HD12	4:AD:89:LEU:C	2.28	0.53
5:AE:114:LEU:HD21	5:AE:122:VAL:HG21	1.89	0.53
5:AE:153:ALA:O	5:AE:154:ALA:C	2.46	0.53

Continued on next page...

Continued from previous page...

Atom-1	Atom-2	Interatomic distance (Å)	Clash overlap (Å)
5:AE:156:ARG:NH2	8:AH:113:ARG:HH12	2.06	0.53
6:AF:86:ARG:HH12	6:AF:88:MET:CE	2.21	0.53
8:AH:10:LEU:HD22	8:AH:74:ILE:CG1	2.38	0.53
9:AI:56:MET:SD	9:AI:57:VAL:N	2.81	0.53
14:AN:27:LYS:N	14:AN:30:ILE:HB	2.23	0.53
20:AT:57:VAL:HG13	20:AT:71:ALA:HB1	1.90	0.53
20:AT:60:GLN:HE21	20:AT:65:LEU:HD21	1.74	0.53
51:B3:31:ILE:C	51:B3:31:ILE:HD12	2.29	0.53
22:BA:1006:C:C2	22:BA:1138:G:N2	2.77	0.53
22:BA:1178:C:N4	22:BA:1180:U:C4	2.76	0.53
22:BA:1773:A:C2'	22:BA:1774:C:H5'	2.38	0.53
22:BA:2297:A:H8	22:BA:2297:A:H5''	1.73	0.53
22:BA:2804:U:H2'	22:BA:2805:C:H6	1.73	0.53
22:BA:2850:A:H2'	22:BA:2851:A:C8	2.44	0.53
23:BB:35:C:C2'	23:BB:36:C:O5'	2.56	0.53
27:BF:114:ARG:H	27:BF:114:ARG:HD2	1.72	0.53
27:BF:90:LEU:C	27:BF:95:MET:HB2	2.28	0.53
29:BH:101:ASP:O	29:BH:104:THR:HB	2.08	0.53
32:BK:58:LEU:N	32:BK:58:LEU:HD23	2.23	0.53
34:BM:8:LYS:HD2	34:BM:8:LYS:H	1.74	0.53
39:BR:61:ALA:HB1	39:BR:98:ILE:H	1.72	0.53
42:BU:10:VAL:HB	42:BU:70:ALA:O	2.09	0.53
23:BB:74:U:O2	43:BV:29:ILE:CD1	2.55	0.53
44:BW:22:VAL:O	44:BW:23:LYS:O	2.26	0.53
1:CA:1210:C:H2'	1:CA:1211:U:O5'	2.09	0.53
1:CA:1239:A:O2'	1:CA:1241:G:C5	2.51	0.53
1:CA:1253:G:N1	1:CA:1285:A:N6	2.56	0.53
1:CA:276:G:O2'	1:CA:277:C:P	2.67	0.53
1:CA:481:G:C4'	1:CA:482:A:OP1	2.53	0.53
1:CA:932:C:C5	7:CG:2:ARG:NH1	2.77	0.53
3:CC:21:TRP:CZ3	3:CC:28:PHE:CE1	2.97	0.53
6:CF:21:MET:HA	6:CF:24:ARG:CZ	2.38	0.53
7:CG:30:MET:O	7:CG:31:VAL:CB	2.54	0.53
10:CJ:74:VAL:HG12	10:CJ:75:ASP:N	2.22	0.53
12:CL:85:ARG:NH1	12:CL:87:LYS:HA	2.24	0.53
1:CA:1226:C:C4	13:CM:102:LYS:HA	2.43	0.53
14:CN:81:ILE:N	14:CN:81:ILE:HD12	2.24	0.53
16:CP:74:LEU:O	16:CP:78:VAL:CG2	2.54	0.53
19:CS:38:THR:HA	19:CS:69:LYS:HD3	1.90	0.53
48:D0:42:ILE:CD1	48:D0:47:TYR:O	2.55	0.53
22:DA:163:C:O2'	22:DA:164:C:O4'	2.27	0.53

Continued on next page...

Continued from previous page...

Atom-1	Atom-2	Interatomic distance (Å)	Clash overlap (Å)
22:DA:192:C:H5'	22:DA:678:C:H1'	1.89	0.53
22:DA:1970:A:H1'	22:DA:1972:G:C8	2.43	0.53
22:DA:2309:A:C6	22:DA:2310:C:H1'	2.42	0.53
22:DA:284:U:H2'	22:DA:285:G:H8	1.73	0.53
22:DA:445:C:O2'	22:DA:446:G:O4'	2.26	0.53
22:DA:818:G:C2'	22:DA:819:A:H5''	2.38	0.53
22:DA:833:A:H2'	22:DA:834:G:C8	2.43	0.53
22:DA:870:U:C2'	22:DA:871:U:H5'	2.34	0.53
22:DA:993:G:H2'	22:DA:994:C:H5'	1.91	0.53
24:DC:128:THR:HG22	24:DC:188:ARG:CG	2.38	0.53
27:DF:147:ARG:H	27:DF:147:ARG:HD2	1.73	0.53
28:DG:141:GLY:O	28:DG:144:ALA:HB3	2.09	0.53
29:DH:37:VAL:CG2	29:DH:38:PRO:HD2	2.37	0.53
34:DM:19:GLY:O	34:DM:20:LEU:HB2	2.08	0.53
40:DS:36:LEU:C	40:DS:38:TYR:H	2.11	0.53
41:DT:8:LEU:HD22	41:DT:46:ALA:HA	1.89	0.53
45:DX:28:PHE:O	45:DX:29:LEU:HB3	2.08	0.53
46:DY:28:LEU:CG	46:DY:42:LEU:HD22	2.39	0.53
22:DA:75:G:H4'	46:DY:48:ARG:NH2	2.23	0.53
1:AA:1157:A:C2	1:AA:1181:G:C4	2.96	0.53
1:AA:139:A:C2'	1:AA:140:U:H5'	2.39	0.53
1:AA:235:C:O2'	1:AA:236:A:H5'	2.08	0.53
1:AA:275:G:N3	1:AA:276:G:C8	2.76	0.53
1:AA:82:G:N2	1:AA:84:U:C4	2.77	0.53
1:AA:585:G:N3	1:AA:879:C:H4'	2.24	0.53
2:AB:61:SER:HA	2:AB:223:GLY:C	2.28	0.53
2:AB:89:PHE:CD1	2:AB:153:MET:HG3	2.43	0.53
3:AC:5:HIS:HD2	3:AC:7:ASN:H	1.56	0.53
5:AE:155:LYS:HD2	5:AE:155:LYS:N	2.16	0.53
7:AG:144:ALA:C	7:AG:146:ALA:N	2.61	0.53
13:AM:70:ARG:O	13:AM:74:MET:HB2	2.09	0.53
13:AM:86:ARG:O	13:AM:90:HIS:HD2	1.91	0.53
20:AT:43:LYS:HD3	20:AT:86:ALA:CA	2.38	0.53
49:B1:22:THR:HG23	49:B1:23:THR:N	2.22	0.53
22:BA:1059:G:C6	22:BA:1060:U:N3	2.76	0.53
22:BA:1259:G:H2'	22:BA:1260:A:H8	1.74	0.53
22:BA:1275:A:N1	22:BA:1295:C:O2'	2.36	0.53
22:BA:1394:U:H3'	22:BA:1394:U:H6	1.73	0.53
22:BA:163:C:O2'	22:BA:164:C:P	2.67	0.53
22:BA:2152:G:O2'	22:BA:2153:C:O4'	2.25	0.53
22:BA:605:G:H1'	22:BA:657:U:H1'	1.90	0.53

Continued on next page...

Continued from previous page...

Atom-1	Atom-2	Interatomic distance (Å)	Clash overlap (Å)
22:BA:721:A:H2'	22:BA:722:A:C8	2.44	0.53
22:BA:987:C:C2'	22:BA:988:A:H5'	2.39	0.53
24:BC:141:HIS:N	24:BC:190:THR:O	2.29	0.53
24:BC:43:ASN:HB3	24:BC:45:ASN:H	1.74	0.53
24:BC:63:ILE:O	24:BC:64:VAL:HB	2.08	0.53
22:BA:1256:G:O2'	26:BE:77:ILE:HD11	2.07	0.53
29:BH:31:VAL:O	29:BH:32:PRO:C	2.43	0.53
22:BA:826:U:O2'	33:BL:53:GLY:HA3	2.07	0.53
38:BQ:75:TYR:CE2	38:BQ:79:ILE:HG13	2.42	0.53
42:BU:51:LEU:HA	42:BU:53:GLN:OE1	2.08	0.53
45:BX:29:LEU:HD23	45:BX:29:LEU:N	2.24	0.53
1:CA:1125:U:C5	10:CJ:40:ILE:CG1	2.89	0.53
1:CA:115:G:H4'	1:CA:116:A:OP1	2.08	0.53
1:CA:1278:G:C5'	1:CA:1279:G:H5'	2.38	0.53
1:CA:1309:G:H2'	1:CA:1310:G:H8	1.73	0.53
1:CA:1453:G:C2'	1:CA:1453:G:N3	2.69	0.53
1:CA:238:A:H2'	1:CA:239:U:C4'	2.36	0.53
1:CA:716:A:H1'	11:CK:118:ASN:O	2.08	0.53
1:CA:764:C:H42	1:CA:812:G:H1	1.55	0.53
4:CD:116:LEU:HB3	4:CD:122:ILE:HD11	1.90	0.53
5:CE:114:LEU:HD13	5:CE:122:VAL:HG11	1.91	0.53
5:CE:132:PRO:O	5:CE:135:VAL:N	2.42	0.53
7:CG:12:LEU:O	7:CG:12:LEU:HD22	2.09	0.53
7:CG:2:ARG:HG2	7:CG:3:ARG:N	2.23	0.53
13:CM:57:ASP:O	13:CM:61:LYS:HG3	2.08	0.53
16:CP:2:VAL:HG13	16:CP:65:ALA:HA	1.90	0.53
21:CU:38:GLU:C	21:CU:40:PRO:HD2	2.28	0.53
33:DL:62:PRO:CG	51:D3:24:LYS:HB3	2.38	0.53
22:DA:1069:A:O2'	22:DA:1070:A:C5'	2.49	0.53
22:DA:56:A:C2	22:DA:115:C:O2	2.61	0.53
22:DA:1303:G:HO2'	22:DA:1304:A:C5'	2.21	0.53
22:DA:142:A:C2'	22:DA:143:C:H6	2.21	0.53
22:DA:1661:G:C5	22:DA:1662:U:C5	2.96	0.53
22:DA:1681:G:H3'	22:DA:1757:A:N1	2.24	0.53
22:DA:188:G:O2'	22:DA:189:G:H5'	2.08	0.53
22:DA:2331:G:H4'	44:DW:41:GLY:H	1.73	0.53
22:DA:2077:A:C5	22:DA:2435:A:C6	2.97	0.53
22:DA:2892:G:H5''	22:DA:2894:G:H22	1.73	0.53
22:DA:2898:U:H2'	22:DA:2899:A:C8	2.43	0.53
22:DA:333:G:C4	22:DA:334:C:C5	2.96	0.53
22:DA:584:C:P	38:DQ:5:ARG:HD3	2.49	0.53

Continued on next page...

Continued from previous page...

Atom-1	Atom-2	Interatomic distance (Å)	Clash overlap (Å)
22:DA:591:U:H1'	51:D3:1:PRO:HD2	1.90	0.53
22:DA:77:G:O2'	22:DA:78:U:C6	2.51	0.53
23:DB:5:U:H2'	23:DB:6:G:C8	2.44	0.53
22:DA:2618:G:H21	25:DD:155:VAL:HG21	1.72	0.53
27:DF:107:VAL:N	27:DF:108:PRO:HD2	2.23	0.53
28:DG:149:ALA:O	28:DG:151:ARG:N	2.40	0.53
28:DG:162:ARG:HB2	28:DG:166:GLU:CB	2.38	0.53
29:DH:41:LYS:CA	29:DH:44:ILE:HG12	2.36	0.53
30:DI:105:LEU:HD21	30:DI:129:GLU:CD	2.28	0.53
31:DJ:55:ILE:HG13	31:DJ:55:ILE:O	2.07	0.53
43:DV:63:ILE:O	43:DV:63:ILE:HG22	2.08	0.53
44:DW:18:LYS:HZ3	44:DW:18:LYS:HB2	1.74	0.53
44:DW:30:VAL:HG23	44:DW:59:PHE:HD1	1.73	0.53
44:DW:40:ARG:NH1	44:DW:40:ARG:CG	2.50	0.53
44:DW:65:LYS:O	44:DW:81:ILE:HA	2.09	0.53
1:AA:1112:C:O2	3:AC:178:ARG:HG2	2.07	0.53
1:AA:1134:G:O6	1:AA:1141:C:N4	2.41	0.53
1:AA:1136:C:H4'	1:AA:1137:C:OP1	2.08	0.53
1:AA:1161:C:O2'	1:AA:1162:C:H5'	2.08	0.53
1:AA:330:C:H5''	1:AA:330:C:C6	2.42	0.53
1:AA:476:U:O2'	1:AA:477:C:H5'	2.08	0.53
1:AA:71:A:H3'	1:AA:71:A:OP2	2.09	0.53
2:AB:123:GLY:O	2:AB:125:PHE:HD2	1.92	0.53
3:AC:61:LYS:O	3:AC:62:SER:HB2	2.09	0.53
8:AH:63:LYS:HB2	8:AH:70:VAL:CG2	2.36	0.53
11:AK:124:LYS:CE	21:AU:33:ARG:HH21	2.21	0.53
11:AK:43:TRP:CE3	11:AK:44:ALA:HA	2.44	0.53
11:AK:69:CYS:O	11:AK:73:VAL:CG2	2.56	0.53
14:AN:15:LEU:CD1	14:AN:53:ASP:HB2	2.38	0.53
22:BA:1277:G:C4'	35:BN:20:MET:CE	2.86	0.53
22:BA:1675:C:H2'	22:BA:1676:A:C8	2.43	0.53
22:BA:1870:C:H3'	22:BA:1871:A:C2	2.43	0.53
22:BA:1912:A:C2	22:BA:1919:A:C6	2.96	0.53
22:BA:2311:A:O3'	22:BA:2312:U:H6	1.92	0.53
22:BA:2352:A:N1	44:BW:30:VAL:CG1	2.66	0.53
22:BA:1864:U:OP1	22:BA:2411:A:H5'	2.09	0.53
22:BA:2511:U:O4	22:BA:2575:C:N3	2.42	0.53
22:BA:2515:C:O2'	22:BA:2516:A:H5'	2.08	0.53
22:BA:286:U:O2'	22:BA:287:G:H5'	2.09	0.53
22:BA:814:C:O2'	22:BA:815:C:H5'	2.09	0.53
23:BB:2:G:C6	23:BB:119:A:C2	2.96	0.53

Continued on next page...

Continued from previous page...

Atom-1	Atom-2	Interatomic distance (Å)	Clash overlap (Å)
26:BE:79:ARG:CG	26:BE:80:SER:N	2.51	0.53
27:BF:133:GLU:O	27:BF:136:ILE:HD11	2.07	0.53
28:BG:83:THR:C	28:BG:84:LYS:CE	2.76	0.53
31:BJ:16:TYR:O	31:BJ:55:ILE:HG23	2.08	0.53
32:BK:86:LEU:N	32:BK:86:LEU:HD23	2.24	0.53
37:BP:37:LYS:O	37:BP:37:LYS:CG	2.55	0.53
38:BQ:88:GLU:C	38:BQ:88:GLU:OE1	2.47	0.53
38:BQ:91:ARG:NE	39:BR:11:GLN:H	2.06	0.53
41:BT:4:GLU:O	41:BT:8:LEU:HD23	2.08	0.53
44:BW:22:VAL:CG1	44:BW:25:PHE:HE2	2.20	0.53
22:BA:95:A:O2'	46:BY:41:HIS:HD2	1.91	0.53
46:BY:57:LEU:CA	46:BY:60:LYS:HB3	2.24	0.53
1:CA:1151:A:H4'	10:CJ:70:HIS:CE1	2.43	0.53
1:CA:117:G:C2'	1:CA:118:U:H5'	2.38	0.53
1:CA:1281:C:H3'	1:CA:1282:C:H6	1.73	0.53
1:CA:373:A:C2	1:CA:374:A:C8	2.96	0.53
1:CA:501:C:H1'	1:CA:549:C:H1'	1.90	0.53
2:CB:174:GLU:O	2:CB:178:LEU:HB2	2.07	0.53
7:CG:40:SER:O	7:CG:44:SER:HB3	2.07	0.53
9:CI:80:HIS:CD2	9:CI:84:ARG:HG3	2.44	0.53
11:CK:15:VAL:HG12	11:CK:17:ASP:H	1.73	0.53
1:CA:882:C:H41	12:CL:5:GLN:HE21	1.55	0.53
13:CM:85:TYR:CE2	13:CM:96:VAL:HG13	2.43	0.53
14:CN:65:GLN:HA	14:CN:65:GLN:HE21	1.73	0.53
16:CP:71:VAL:CG2	16:CP:72:ALA:N	2.71	0.53
17:CQ:12:VAL:HG22	17:CQ:12:VAL:O	2.07	0.53
19:CS:51:HIS:CD2	19:CS:53:GLY:H	2.26	0.53
20:CT:30:PHE:CD1	20:CT:56:ILE:CD1	2.91	0.53
21:CU:13:VAL:HG21	21:CU:15:LEU:HD23	1.91	0.53
22:DA:1000:A:N6	22:DA:1001:A:C6	2.77	0.53
22:DA:1087:G:C6	22:DA:1089:A:C2	2.96	0.53
22:DA:1034:G:O6	22:DA:1122:G:C6	2.62	0.53
22:DA:118:A:H1'	22:DA:178:G:O4'	2.08	0.53
22:DA:1312:U:O2'	22:DA:1313:U:OP2	2.26	0.53
22:DA:142:A:H2'	22:DA:143:C:C5	2.43	0.53
22:DA:1475:G:N3	22:DA:1475:G:H2'	2.24	0.53
22:DA:1772:A:H2'	22:DA:1773:A:O5'	2.08	0.53
22:DA:2359:C:O2	33:DL:60:ARG:NH2	2.41	0.53
22:DA:2579:C:H2'	22:DA:2579:C:O2	2.08	0.53
22:DA:2695:U:O2	22:DA:2696:U:C5	2.60	0.53
22:DA:447:A:O4'	22:DA:449:A:N6	2.42	0.53

Continued on next page...

Continued from previous page...

Atom-1	Atom-2	Interatomic distance (Å)	Clash overlap (Å)
22:DA:46:G:N1	22:DA:47:C:C4	2.76	0.53
22:DA:953:G:C2'	22:DA:954:G:H5'	2.38	0.53
22:DA:961:C:H5	22:DA:2456:C:H5'	1.74	0.53
24:DC:171:VAL:O	24:DC:171:VAL:HG12	2.07	0.53
24:DC:236:GLY:O	24:DC:238:ASN:N	2.41	0.53
25:DD:109:VAL:HB	25:DD:175:LEU:HD12	1.90	0.53
25:DD:148:GLN:CD	25:DD:148:GLN:H	2.12	0.53
25:DD:110:THR:HG23	25:DD:171:THR:CG2	2.38	0.53
27:DF:28:PRO:HB2	27:DF:168:LEU:CD1	2.38	0.53
29:DH:104:THR:CG2	29:DH:104:THR:O	2.56	0.53
40:DS:51:LEU:HD12	40:DS:54:ALA:HB3	1.90	0.53
43:DV:80:HIS:CD2	43:DV:82:TYR:H	2.26	0.53
45:DX:37:PHE:O	45:DX:45:PHE:HA	2.09	0.53
1:AA:1301:U:H2'	1:AA:1303:C:H5	1.73	0.53
1:AA:87:C:O2'	1:AA:88:U:O4'	2.24	0.53
2:AB:53:LEU:HA	2:AB:56:LEU:HB3	1.89	0.53
5:AE:100:GLU:HB3	5:AE:121:ASN:CB	2.39	0.53
7:AG:29:LEU:HD23	7:AG:29:LEU:O	2.09	0.53
12:AL:34:THR:HG22	12:AL:35:ARG:NH2	2.24	0.53
12:AL:89:LEU:HB3	12:AL:92:VAL:HG21	1.91	0.53
20:AT:42:ASP:HB3	20:AT:45:ALA:HB3	1.90	0.53
50:B2:3:ARG:HH21	50:B2:3:ARG:CG	2.12	0.53
51:B3:33:THR:CG2	51:B3:34:LYS:N	2.71	0.53
22:BA:1001:A:H2'	22:BA:1002:G:H5'	1.89	0.53
22:BA:1508:A:C4'	22:BA:1509:A:H5'	2.37	0.53
22:BA:2776:A:H4'	22:BA:2778:A:OP1	2.08	0.53
22:BA:2804:U:H2'	22:BA:2805:C:C6	2.43	0.53
22:BA:783:A:H8	22:BA:784:G:H4'	1.73	0.53
22:BA:934:U:H2'	22:BA:935:C:C6	2.44	0.53
23:BB:85:G:O2'	23:BB:86:G:H5'	2.08	0.53
29:BH:72:ILE:HD11	29:BH:142:VAL:HG11	1.91	0.53
29:BH:49:ALA:HB3	29:BH:50:ARG:HH22	1.72	0.53
22:BA:1667:G:OP1	32:BK:6:THR:HA	2.08	0.53
32:BK:93:GLN:CA	32:BK:93:GLN:OE1	2.57	0.53
33:BL:109:LYS:HD2	33:BL:126:ARG:HE	1.73	0.53
38:BQ:4:LYS:HZ2	38:BQ:5:ARG:HA	1.72	0.53
38:BQ:97:ILE:HD11	38:BQ:105:PHE:N	2.22	0.53
42:BU:82:VAL:O	42:BU:94:PHE:O	2.27	0.53
45:BX:32:LEU:O	45:BX:33:HIS:CG	2.62	0.53
1:CA:1231:G:C5	1:CA:1232:U:C5	2.97	0.53
1:CA:1332:A:C2'	1:CA:1333:A:H5'	2.38	0.53

Continued on next page...

Continued from previous page...

Atom-1	Atom-2	Interatomic distance (Å)	Clash overlap (Å)
1:CA:273:U:H2'	1:CA:274:A:H5'	1.90	0.53
1:CA:961:U:O2'	1:CA:962:C:C6	2.40	0.53
2:CB:130:LYS:HD3	2:CB:133:ALA:HB3	1.90	0.53
3:CC:110:LEU:C	3:CC:110:LEU:HD23	2.29	0.53
3:CC:137:VAL:O	3:CC:138:GLN:C	2.47	0.53
3:CC:71:ARG:HB3	3:CC:71:ARG:NH1	2.22	0.53
1:CA:935:A:H61	7:CG:2:ARG:NE	2.05	0.53
12:CL:42:LYS:CD	12:CL:43:LYS:HZ3	2.21	0.53
14:CN:8:ARG:HH11	14:CN:12:ARG:NH2	2.07	0.53
49:D1:24:LYS:HE2	49:D1:52:LYS:HZ1	1.74	0.53
22:DA:1004:U:O4'	22:DA:1010:A:C2	2.62	0.53
22:DA:52:A:C5	22:DA:118:A:C2	2.96	0.53
22:DA:1240:U:O2'	22:DA:1241:A:H5'	2.09	0.53
22:DA:128:C:O2'	22:DA:129:C:C6	2.60	0.53
22:DA:1399:C:H2'	22:DA:1400:U:C5	2.43	0.53
22:DA:1787:A:C2	22:DA:1788:C:C2	2.96	0.53
22:DA:1826:G:C2'	22:DA:1827:U:O5'	2.57	0.53
22:DA:1833:C:C5	22:DA:1834:U:C5	2.96	0.53
22:DA:1929:G:H5''	22:DA:1930:G:OP1	2.08	0.53
22:DA:2239:G:OP2	56:DA:3528:HOH:O	2.18	0.53
22:DA:228:C:N3	22:DA:418:C:C4'	2.71	0.53
22:DA:2294:G:C4	22:DA:2295:C:C5	2.97	0.53
22:DA:2473:U:P	22:DA:2473:U:H6	2.32	0.53
22:DA:2738:A:C2	22:DA:2766:A:N6	2.77	0.53
22:DA:379:G:C6	22:DA:380:G:C5	2.96	0.53
22:DA:460:A:C2	22:DA:470:A:C5	2.97	0.53
22:DA:523:C:C2'	22:DA:524:G:H5'	2.37	0.53
22:DA:647:G:O2'	22:DA:648:G:C5'	2.55	0.53
22:DA:655:A:O2'	22:DA:656:G:N7	2.40	0.53
22:DA:782:A:OP1	22:DA:782:A:H8	1.92	0.53
24:DC:229:HIS:ND1	24:DC:230:PRO:HD2	2.23	0.53
24:DC:244:VAL:HG12	24:DC:250:GLN:HA	1.90	0.53
24:DC:30:ALA:N	24:DC:31:PRO:CD	2.71	0.53
22:DA:1993:U:H4'	25:DD:133:THR:CG2	2.39	0.53
27:DF:101:ARG:HH11	27:DF:138:PRO:CG	2.21	0.53
29:DH:26:ALA:O	29:DH:27:ARG:CB	2.55	0.53
32:DK:107:LEU:HD11	32:DK:115:ILE:HG21	1.89	0.53
34:DM:15:GLY:O	34:DM:16:ARG:CB	2.57	0.53
37:DP:20:ARG:CD	37:DP:21:PRO:HD2	2.15	0.53
37:DP:60:VAL:O	37:DP:60:VAL:HG12	2.07	0.53
22:DA:2683:C:O2'	37:DP:74:GLN:NE2	2.41	0.53

Continued on next page...

Continued from previous page...

Atom-1	Atom-2	Interatomic distance (Å)	Clash overlap (Å)
44:DW:43:LYS:CD	44:DW:79:ILE:HD11	2.35	0.53
1:AA:1136:C:H5''	1:AA:1137:C:P	2.49	0.53
1:AA:1203:C:O2'	1:AA:1204:A:C5'	2.56	0.53
1:AA:1258:G:N3	1:AA:1259:C:C5	2.76	0.53
1:AA:1443:C:H2'	1:AA:1444:U:H6	1.74	0.53
1:AA:1531:A:O2'	1:AA:1532:U:H5'	2.09	0.53
1:AA:184:G:O4'	1:AA:224:U:H4'	2.08	0.53
1:AA:345:C:O2	32:BK:117:SER:HA	2.09	0.53
1:AA:594:U:H2'	1:AA:595:A:O4'	2.08	0.53
1:AA:903:G:C4	1:AA:904:U:C5	2.96	0.53
1:AA:991:U:H5''	1:AA:992:U:OP1	2.09	0.53
2:AB:165:ALA:HB3	2:AB:190:SER:HB3	1.91	0.53
3:AC:137:VAL:HA	3:AC:148:ILE:HD13	1.91	0.53
4:AD:170:LEU:N	4:AD:170:LEU:CD1	2.70	0.53
4:AD:75:TYR:HE2	4:AD:200:VAL:HA	1.72	0.53
4:AD:99:ASN:OD1	4:AD:110:ARG:NH1	2.41	0.53
13:AM:113:LYS:N	13:AM:114:PRO:CD	2.66	0.53
16:AP:20:VAL:HG22	16:AP:21:VAL:N	2.23	0.53
20:AT:60:GLN:NE2	20:AT:65:LEU:HD21	2.24	0.53
22:BA:2021:C:OP1	48:B0:8:THR:HG21	2.08	0.53
22:BA:1064:C:H4'	30:BI:90:GLY:H	1.72	0.53
22:BA:1073:A:OP1	22:BA:1073:A:C8	2.62	0.53
22:BA:1728:C:O2'	22:BA:1729:U:C6	2.61	0.53
22:BA:1775:U:C2'	22:BA:1776:G:O5'	2.55	0.53
22:BA:1778:U:H2'	22:BA:1784:A:H62	1.69	0.53
22:BA:1901:A:C4	22:BA:1902:C:C5	2.96	0.53
22:BA:259:G:O2'	22:BA:260:G:H5'	2.09	0.53
22:BA:2679:A:H2'	22:BA:2680:U:O5'	2.08	0.53
22:BA:359:G:C2	22:BA:360:U:H1'	2.43	0.53
22:BA:361:G:HO2'	22:BA:362:A:C5'	2.21	0.53
23:BB:12:C:C4'	23:BB:13:G:OP1	2.56	0.53
24:BC:252:LYS:NZ	24:BC:252:LYS:CA	2.72	0.53
25:BD:121:THR:HG22	25:BD:125:TRP:CD1	2.41	0.53
31:BJ:44:TYR:CG	38:BQ:63:ARG:HG2	2.44	0.53
31:BJ:97:PRO:O	31:BJ:98:GLU:C	2.46	0.53
32:BK:20:MET:C	32:BK:41:ILE:HD11	2.28	0.53
36:BO:89:ASP:H	36:BO:116:GLN:HB2	1.73	0.53
37:BP:20:ARG:HG2	37:BP:20:ARG:O	2.08	0.53
22:BA:495:G:H1'	40:BS:57:ASN:ND2	2.24	0.53
44:BW:30:VAL:N	44:BW:31:LEU:HD23	2.23	0.53
1:CA:106:C:H2'	1:CA:107:G:C5'	2.38	0.53

Continued on next page...

Continued from previous page...

Atom-1	Atom-2	Interatomic distance (Å)	Clash overlap (Å)
1:CA:1186:G:H4'	9:CI:111:GLU:CD	2.29	0.53
1:CA:1296:C:H1'	1:CA:1302:C:C2	2.43	0.53
1:CA:1514:G:O2'	1:CA:1515:G:H5'	2.09	0.53
1:CA:154:U:C2'	1:CA:155:A:C5'	2.84	0.53
1:CA:505:G:H5'	1:CA:534:U:C2	2.44	0.53
1:CA:543:U:H2'	1:CA:544:G:C5'	2.39	0.53
1:CA:736:C:H2'	1:CA:737:C:C6	2.43	0.53
1:CA:765:G:C8	1:CA:812:G:C2	2.97	0.53
1:CA:964:A:H5''	1:CA:1198:G:O3'	2.08	0.53
2:CB:9:LEU:O	2:CB:10:LYS:HB3	2.09	0.53
2:CB:119:GLN:HG3	2:CB:124:THR:CG2	2.33	0.53
3:CC:163:ARG:C	3:CC:164:THR:HG22	2.28	0.53
3:CC:183:TYR:CD1	3:CC:200:TRP:NE1	2.77	0.53
4:CD:187:ARG:NH2	4:CD:191:SER:CA	2.62	0.53
11:CK:115:ILE:O	11:CK:115:ILE:HG23	2.08	0.53
13:CM:100:ARG:HH12	13:CM:102:LYS:HE3	1.74	0.53
14:CN:92:ILE:HD12	14:CN:95:LEU:CD2	2.39	0.53
15:CO:28:VAL:O	15:CO:29:ALA:C	2.47	0.53
16:CP:12:LYS:HG2	16:CP:13:LYS:HG2	1.89	0.53
48:D0:24:VAL:HG11	48:D0:27:LEU:HD11	1.89	0.53
48:D0:50:GLY:O	48:D0:51:ARG:HG3	2.09	0.53
52:D4:15:LYS:HA	52:D4:15:LYS:HE3	1.90	0.53
22:DA:117:G:O4'	22:DA:126:A:H2	1.92	0.53
22:DA:1304:A:O2'	22:DA:1305:C:O5'	2.26	0.53
22:DA:1587:G:N2	22:DA:1588:G:H1'	2.24	0.53
22:DA:2009:A:N6	56:DA:3384:HOH:O	2.41	0.53
22:DA:2056:G:H2'	22:DA:2056:G:N3	2.22	0.53
22:DA:229:C:HO2'	22:DA:230:G:P	2.32	0.53
22:DA:2324:U:O2	22:DA:2385:C:C5	2.62	0.53
22:DA:2578:G:H4'	22:DA:2578:G:OP2	2.09	0.53
22:DA:1998:A:H4'	22:DA:2724:U:O2'	2.09	0.53
22:DA:271:G:C6	22:DA:272:A:N6	2.76	0.53
22:DA:299:A:C6	22:DA:300:A:C2	2.96	0.53
22:DA:508:A:H3'	22:DA:509:C:H5'	1.91	0.53
22:DA:533:G:H5''	22:DA:533:G:H8	1.74	0.53
22:DA:761:A:H8	56:DA:3301:HOH:O	1.91	0.53
22:DA:975:A:C8	22:DA:990:A:N6	2.74	0.53
26:DE:128:ALA:O	26:DE:130:LYS:HG2	2.08	0.53
26:DE:145:ASP:HB3	26:DE:184:ASP:H	1.72	0.53
26:DE:147:LEU:CB	26:DE:186:VAL:HA	2.38	0.53
27:DF:56:LEU:O	27:DF:60:SER:HB3	2.09	0.53

Continued on next page...

Continued from previous page...

Atom-1	Atom-2	Interatomic distance (Å)	Clash overlap (Å)
29:DH:96:THR:O	29:DH:97:ARG:HG3	2.08	0.53
31:DJ:82:GLY:O	31:DJ:84:ILE:HG22	2.08	0.53
33:DL:68:SER:O	33:DL:69:ARG:CB	2.52	0.53
22:DA:85:G:OP2	42:DU:27:VAL:HG11	2.08	0.53
43:DV:29:ILE:HD12	43:DV:29:ILE:O	2.07	0.53
43:DV:87:GLN:O	43:DV:88:HIS:HB2	2.09	0.53
44:DW:37:VAL:O	44:DW:38:ARG:HB2	2.08	0.53
1:AA:1046:A:C2'	1:AA:1047:G:O5'	2.57	0.53
1:AA:1153:G:C2	1:AA:1154:G:C8	2.97	0.53
1:AA:259:G:C4	1:AA:260:G:C8	2.97	0.53
1:AA:439:U:HO2'	1:AA:440:C:H5'	1.71	0.53
1:AA:72:A:H2'	1:AA:73:C:H6	1.73	0.53
1:AA:736:C:H2'	1:AA:737:C:C6	2.44	0.53
1:AA:82:G:N2	1:AA:84:U:N3	2.57	0.53
1:AA:953:G:H2'	1:AA:954:G:O4'	2.09	0.53
3:AC:120:THR:HG22	3:AC:121:SER:N	2.23	0.53
4:AD:149:LYS:O	4:AD:151:GLN:OE1	2.27	0.53
5:AE:105:ILE:O	5:AE:105:ILE:HG13	2.09	0.53
5:AE:76:ASN:HB3	5:AE:81:GLN:HG3	1.89	0.53
8:AH:10:LEU:HD11	8:AH:126:CYS:HB3	1.89	0.53
11:AK:52:ARG:HD2	11:AK:56:LYS:HD3	1.91	0.53
18:AR:24:ASP:HB3	18:AR:27:THR:HB	1.91	0.53
48:B0:33:SER:O	48:B0:34:GLY:O	2.26	0.53
22:BA:1028:A:H61	22:BA:1125:G:H2'	1.73	0.53
22:BA:1833:C:H2'	22:BA:1834:U:H6	1.73	0.53
22:BA:2414:G:C2'	22:BA:2415:G:H5'	2.39	0.53
22:BA:27:G:O2'	22:BA:28:A:P	2.66	0.53
22:BA:514:A:H1'	22:BA:581:C:O2'	2.09	0.53
22:BA:52:A:O2'	22:BA:53:A:H5'	2.09	0.53
22:BA:706:A:H2'	22:BA:707:G:O4'	2.08	0.53
24:BC:70:LYS:HE2	24:BC:73:ILE:HG13	1.91	0.53
22:BA:2682:A:H8	25:BD:11:MET:HG2	1.73	0.53
25:BD:29:VAL:HB	25:BD:98:VAL:HG13	1.91	0.53
25:BD:35:THR:HG1	25:BD:49:GLN:HG2	1.73	0.53
28:BG:165:ASP:N	28:BG:165:ASP:OD1	2.41	0.53
29:BH:43:ASN:HA	29:BH:46:PHE:HB3	1.91	0.53
34:BM:73:ILE:HG21	34:BM:91:TYR:CE2	2.44	0.53
34:BM:96:ILE:C	34:BM:96:ILE:HD12	2.29	0.53
38:BQ:27:ARG:HA	38:BQ:33:VAL:HG12	1.90	0.53
40:BS:74:ILE:HG13	40:BS:105:VAL:HG22	1.91	0.53
44:BW:22:VAL:CG1	44:BW:25:PHE:CE2	2.92	0.53

Continued on next page...

Continued from previous page...

Atom-1	Atom-2	Interatomic distance (Å)	Clash overlap (Å)
44:BW:70:VAL:HG23	44:BW:75:ASN:OD1	2.08	0.53
47:BZ:6:ILE:O	47:BZ:34:THR:HA	2.09	0.53
1:CA:1046:A:O2'	1:CA:1047:G:H5'	2.08	0.53
1:CA:1159:U:C4	1:CA:1182:G:C4	2.97	0.53
1:CA:1157:A:C6	1:CA:1180:A:C5	2.97	0.53
1:CA:1182:G:C5'	1:CA:1183:U:H5'	2.38	0.53
1:CA:1014:A:C2	1:CA:1219:A:H1'	2.44	0.53
1:CA:174:A:HO2'	1:CA:175:C:H5'	1.69	0.53
1:CA:192:A:N3	20:CT:54:GLN:NE2	2.54	0.53
1:CA:301:G:H2'	1:CA:302:G:C8	2.42	0.53
1:CA:524:G:H2'	1:CA:525:C:H6	1.73	0.53
1:CA:643:C:O2'	1:CA:644:U:C5'	2.57	0.53
1:CA:644:U:H2'	1:CA:645:G:C8	2.44	0.53
1:CA:92:U:O2'	1:CA:93:U:C5'	2.56	0.53
2:CB:199:ILE:O	2:CB:199:ILE:HG13	2.09	0.53
6:CF:97:THR:O	6:CF:98:GLU:HG3	2.09	0.53
17:CQ:7:LEU:CD2	17:CQ:7:LEU:N	2.71	0.53
50:D2:30:VAL:HG12	50:D2:30:VAL:O	2.09	0.53
22:DA:1056:G:N2	22:DA:1102:C:C5	2.77	0.53
22:DA:1237:A:O2'	22:DA:1238:G:O5'	2.27	0.53
22:DA:1314:C:OP1	22:DA:1332:G:OP1	2.27	0.53
22:DA:1629:U:H2'	22:DA:1630:A:O4'	2.08	0.53
22:DA:1714:U:H3'	22:DA:1715:G:H5'	1.90	0.53
22:DA:1817:G:O2'	22:DA:1818:U:C5'	2.31	0.53
22:DA:1862:G:C2	22:DA:1881:C:C2	2.96	0.53
22:DA:1914:C:H2'	22:DA:1915:U:C5	2.43	0.53
22:DA:2443:C:C2'	22:DA:2444:G:H5'	2.39	0.53
22:DA:2446:G:H3'	22:DA:2447:G:H5''	1.90	0.53
22:DA:244:A:H2'	22:DA:245:G:O4'	2.09	0.53
22:DA:2544:G:H2'	22:DA:2545:G:C8	2.44	0.53
22:DA:2711:A:N6	22:DA:2714:G:C5	2.76	0.53
22:DA:2791:G:C5	22:DA:2892:G:N2	2.77	0.53
22:DA:415:A:O2'	22:DA:1865:U:H5''	2.08	0.53
22:DA:460:A:N3	22:DA:470:A:C6	2.77	0.53
22:DA:548:G:H5''	22:DA:549:G:H5'	1.91	0.53
22:DA:617:G:O2'	22:DA:618:G:O5'	2.27	0.53
22:DA:782:A:C8	22:DA:782:A:OP1	2.62	0.53
22:DA:672:C:N4	22:DA:808:G:H1	2.07	0.53
24:DC:145:MET:CE	24:DC:181:ARG:NH2	2.72	0.53
24:DC:53:ILE:HD12	24:DC:54:GLY:N	2.24	0.53
22:DA:616:A:H4'	26:DE:101:TYR:CE1	2.43	0.53

Continued on next page...

Continued from previous page...

Atom-1	Atom-2	Interatomic distance (Å)	Clash overlap (Å)
22:DA:674:G:O2'	26:DE:69:ARG:CG	2.56	0.53
28:DG:117:PRO:HG2	28:DG:143:VAL:CG1	2.39	0.53
28:DG:95:ALA:HB3	28:DG:127:GLN:HA	1.91	0.53
30:DI:106:GLN:O	30:DI:106:GLN:HG3	2.09	0.53
31:DJ:101:ILE:O	31:DJ:101:ILE:HG22	2.09	0.53
32:DK:103:VAL:C	32:DK:104:THR:HG22	2.28	0.53
1:AA:1070:U:C2	1:AA:1071:C:C5	2.97	0.53
1:AA:545:C:H2'	1:AA:545:C:O2	2.07	0.53
3:AC:2:GLN:N	3:AC:2:GLN:OE1	2.41	0.53
5:AE:148:SER:O	5:AE:152:VAL:CA	2.57	0.53
7:AG:86:VAL:HG13	7:AG:87:PRO:HD2	1.91	0.53
10:AJ:18:ILE:HG23	10:AJ:19:ASP:N	2.24	0.53
16:AP:56:ARG:NH1	16:AP:59:HIS:HD2	2.06	0.53
17:AQ:60:ILE:HG22	17:AQ:72:TRP:CE3	2.43	0.53
22:BA:1063:G:H5'	30:BI:76:ALA:CB	2.39	0.53
22:BA:1094:U:H2'	22:BA:1096:A:OP2	2.08	0.53
22:BA:1788:C:H2'	22:BA:1789:A:C5'	2.39	0.53
22:BA:2314:A:C2'	22:BA:2315:G:H5'	2.39	0.53
22:BA:2706:A:C2	22:BA:2707:U:C2	2.97	0.53
22:BA:289:G:H2'	22:BA:290:U:H6	1.73	0.53
22:BA:627:A:C5	22:BA:637:A:C8	2.97	0.53
22:BA:684:G:OP1	50:B2:16:HIS:HD2	1.91	0.53
22:BA:860:U:C6	22:BA:860:U:H5'	2.43	0.53
22:BA:946:C:O2'	22:BA:947:A:H5'	2.09	0.53
23:BB:73:A:H4'	23:BB:73:A:OP1	2.08	0.53
31:BJ:111:LYS:CE	31:BJ:115:GLY:H	2.20	0.53
35:BN:71:ARG:NH2	35:BN:71:ARG:CG	2.68	0.53
36:BO:31:THR:CG2	36:BO:34:HIS:N	2.72	0.53
41:BT:86:THR:C	41:BT:87:LEU:HD23	2.28	0.53
44:BW:76:ARG:CG	44:BW:76:ARG:NH2	2.68	0.53
22:BA:112:U:H5'	46:BY:58:ASN:ND2	2.24	0.53
47:BZ:8:GLN:O	47:BZ:9:THR:HG22	2.08	0.53
1:CA:1042:A:H2'	1:CA:1043:G:O4'	2.08	0.53
1:CA:1129:C:C5	1:CA:1139:G:C8	2.96	0.53
1:CA:1365:G:O2'	1:CA:1366:C:H5'	2.09	0.53
1:CA:618:C:H3'	1:CA:619:U:H5''	1.91	0.53
3:CC:96:VAL:HB	3:CC:97:PRO:HD2	1.90	0.53
5:CE:132:PRO:O	5:CE:136:VAL:HG12	2.09	0.53
6:CF:27:ALA:O	6:CF:31:GLY:HA3	2.07	0.53
8:CH:29:SER:O	8:CH:32:LYS:N	2.42	0.53
11:CK:19:VAL:HG22	11:CK:82:GLU:HG2	1.89	0.53

Continued on next page...

Continued from previous page...

Atom-1	Atom-2	Interatomic distance (Å)	Clash overlap (Å)
12:CL:110:LYS:O	12:CL:113:ARG:HD3	2.08	0.53
13:CM:87:GLY:O	13:CM:91:ARG:HD2	2.09	0.53
16:CP:4:ILE:CD1	16:CP:4:ILE:N	2.63	0.53
20:CT:82:ILE:C	20:CT:84:LYS:H	2.12	0.53
22:DA:465:G:C4'	50:D2:16:HIS:HD2	2.22	0.53
52:D4:36:ARG:HG2	52:D4:37:GLN:N	2.24	0.53
22:DA:1070:A:C5	22:DA:1097:U:H4'	2.43	0.53
22:DA:1075:C:HO2'	22:DA:1076:C:H6	1.49	0.53
22:DA:1204:A:C4	22:DA:1206:G:C6	2.97	0.53
22:DA:1343:G:C2	22:DA:1344:U:C4	2.97	0.53
22:DA:14:A:C5	22:DA:526:A:C2	2.96	0.53
22:DA:1765:U:C2'	22:DA:1766:G:C5'	2.86	0.53
22:DA:191:A:C2	22:DA:192:C:N3	2.77	0.53
22:DA:1998:A:H2'	22:DA:1999:C:H6	1.74	0.53
22:DA:2312:U:H2'	22:DA:2313:C:C6	2.44	0.53
22:DA:2324:U:H5'	22:DA:2325:G:H5'	1.89	0.53
22:DA:2520:C:H2'	22:DA:2521:C:C6	2.43	0.53
22:DA:2663:G:H2'	22:DA:2664:G:C8	2.42	0.53
22:DA:303:G:C6	22:DA:315:G:C6	2.96	0.53
22:DA:612:G:N2	22:DA:614:A:O2'	2.42	0.53
22:DA:858:G:N2	22:DA:920:A:C2	2.77	0.53
23:DB:70:C:O2'	23:DB:71:C:H5'	2.09	0.53
24:DC:106:PRO:CB	24:DC:141:HIS:HE1	2.21	0.53
24:DC:245:THR:C	24:DC:247:TRP:H	2.13	0.53
25:DD:24:VAL:HG23	25:DD:190:LYS:HA	1.91	0.53
22:DA:469:G:OP2	26:DE:55:SER:HB3	2.08	0.53
31:DJ:11:VAL:HG21	31:DJ:13:ARG:CZ	2.39	0.53
31:DJ:2:LYS:HB2	31:DJ:2:LYS:NZ	2.24	0.53
33:DL:121:THR:OG1	33:DL:141:LYS:HE3	2.08	0.53
33:DL:77:ILE:HD12	33:DL:125:LEU:HD13	1.91	0.53
41:DT:39:THR:HG23	41:DT:42:GLU:HB2	1.87	0.53
1:AA:1046:A:O2'	1:AA:1047:G:C5'	2.52	0.53
1:AA:1151:A:HO2'	1:AA:1152:A:H5''	1.73	0.53
1:AA:1303:C:HO2'	1:AA:1304:G:H8	1.54	0.53
1:AA:341:C:H2'	1:AA:342:C:H6	1.72	0.53
1:AA:600:A:H2'	1:AA:601:G:H8	1.74	0.53
1:AA:679:C:O2	1:AA:712:A:C2	2.61	0.53
3:AC:139:ASN:C	3:AC:139:ASN:HD22	2.10	0.53
4:AD:164:ARG:O	4:AD:166:LYS:N	2.41	0.53
6:AF:97:THR:O	6:AF:98:GLU:HG2	2.07	0.53
7:AG:145:GLU:CA	7:AG:148:LYS:HB2	2.39	0.53

Continued on next page...

Continued from previous page...

Atom-1	Atom-2	Interatomic distance (Å)	Clash overlap (Å)
8:AH:100:ILE:CD1	8:AH:128:VAL:HB	2.38	0.53
9:AI:107:ALA:O	9:AI:109:GLN:HG2	2.09	0.53
1:AA:1250:A:O3'	9:AI:68:GLY:HA2	2.08	0.53
11:AK:34:THR:OG1	11:AK:40:ALA:N	2.40	0.53
14:AN:15:LEU:N	14:AN:18:LYS:HE2	2.24	0.53
14:AN:79:SER:O	14:AN:81:ILE:N	2.42	0.53
15:AO:3:SER:O	15:AO:6:ALA:N	2.42	0.53
17:AQ:46:HIS:CD2	17:AQ:48:GLU:H	2.27	0.53
18:AR:58:ILE:O	18:AR:62:ARG:HG3	2.08	0.53
49:B1:3:GLY:O	49:B1:4:ILE:HG12	2.10	0.53
22:BA:1637:A:H4'	22:BA:2711:A:O2'	2.09	0.53
22:BA:1761:C:O5'	22:BA:1761:C:H6	1.91	0.53
22:BA:1911:U:O4	22:BA:1918:A:H2'	2.09	0.53
22:BA:2135:A:O2'	22:BA:2136:G:H8	1.91	0.53
22:BA:2331:G:H2'	22:BA:2332:C:C6	2.43	0.53
22:BA:2503:A:O2'	22:BA:2505:G:OP2	2.26	0.53
22:BA:271:G:C6	22:BA:272:A:N6	2.77	0.53
22:BA:2793:C:H2'	22:BA:2794:C:C6	2.44	0.53
22:BA:408:G:O2'	22:BA:409:G:H5'	2.09	0.53
22:BA:658:U:O2'	26:BE:95:LYS:NZ	2.40	0.53
22:BA:833:A:OP2	33:BL:39:LYS:HE3	2.08	0.53
24:BC:216:ARG:HB2	24:BC:217:PRO:HD2	1.91	0.53
25:BD:34:VAL:HG23	25:BD:34:VAL:O	2.09	0.53
25:BD:97:SER:CA	25:BD:99:GLU:HG2	2.39	0.53
26:BE:148:ILE:H	26:BE:187:VAL:H	1.56	0.53
26:BE:21:ARG:HG2	26:BE:22:ASP:O	2.09	0.53
30:BI:126:ARG:HA	30:BI:129:GLU:CG	2.39	0.53
31:BJ:40:HIS:C	31:BJ:41:LYS:HG2	2.29	0.53
34:BM:80:VAL:HG23	34:BM:81:ARG:H	1.74	0.53
36:BO:3:LYS:CG	36:BO:4:LYS:H	2.21	0.53
41:BT:22:THR:O	41:BT:25:GLU:N	2.36	0.53
41:BT:38:ALA:HB1	41:BT:43:ILE:CG2	2.39	0.53
46:BY:56:LEU:HA	46:BY:59:GLU:HG2	1.90	0.53
1:CA:71:A:C6	1:CA:100:G:C5	2.97	0.53
1:CA:1100:C:O2'	1:CA:1101:A:H5'	2.09	0.53
1:CA:257:G:C2	1:CA:270:A:N1	2.77	0.53
1:CA:414:A:C2'	1:CA:415:A:H5''	2.38	0.53
1:CA:982:U:C6	1:CA:983:A:C6	2.97	0.53
2:CB:119:GLN:O	2:CB:119:GLN:HG2	2.08	0.53
3:CC:172:VAL:CG1	3:CC:181:ILE:HD13	2.39	0.53
7:CG:63:VAL:HG11	7:CG:127:ALA:CB	2.34	0.53

Continued on next page...

Continued from previous page...

Atom-1	Atom-2	Interatomic distance (Å)	Clash overlap (Å)
11:CK:86:LYS:HB2	11:CK:113:THR:HA	1.90	0.53
16:CP:2:VAL:HG13	16:CP:65:ALA:CB	2.39	0.53
1:CA:255:G:H5'	17:CQ:17:GLU:O	2.09	0.53
19:CS:28:LYS:HB3	19:CS:29:PRO:CD	2.39	0.53
11:CK:124:LYS:O	21:CU:33:ARG:NE	2.42	0.53
51:D3:44:ARG:N	51:D3:45:PRO:HD2	2.25	0.53
51:D3:57:VAL:HA	51:D3:60:CYS:HB2	1.91	0.53
22:DA:1193:G:N2	22:DA:1194:A:N3	2.57	0.53
22:DA:1206:G:C5	22:DA:1207:C:N4	2.77	0.53
22:DA:1388:G:H2'	22:DA:1389:G:C8	2.44	0.53
22:DA:1338:G:O2'	22:DA:1393:A:N1	2.41	0.53
22:DA:1616:A:OP1	22:DA:1616:A:C8	2.49	0.53
22:DA:1690:A:H2'	22:DA:1691:C:O4'	2.08	0.53
22:DA:1805:A:C2	22:DA:1813:G:N1	2.76	0.53
22:DA:1813:G:H21	24:DC:49:THR:HB	1.73	0.53
22:DA:1885:A:C6	22:DA:1886:U:C2	2.97	0.53
22:DA:223:A:C5	22:DA:422:A:C8	2.97	0.53
22:DA:2330:G:C2'	22:DA:2331:G:H5'	2.39	0.53
22:DA:2426:A:H3'	22:DA:2427:C:C5'	2.37	0.53
22:DA:2523:G:H2'	22:DA:2524:G:H5'	1.91	0.53
22:DA:2571:U:C4	22:DA:2574:G:C8	2.97	0.53
22:DA:2761:A:H1'	28:DG:142:GLN:HE22	1.72	0.53
22:DA:2899:A:O2'	22:DA:2900:A:H5'	2.09	0.53
22:DA:647:G:C8	22:DA:648:G:N7	2.77	0.53
23:DB:109:A:C4	23:DB:110:C:C5	2.96	0.53
23:DB:19:C:H2'	23:DB:20:G:C8	2.43	0.53
24:DC:141:HIS:HB3	24:DC:190:THR:HB	1.90	0.53
22:DA:1842:G:O4'	24:DC:242:HIS:CE1	2.62	0.53
25:DD:159:LYS:HE2	25:DD:160:LYS:H	1.72	0.53
25:DD:9:VAL:O	25:DD:9:VAL:HG22	2.08	0.53
29:DH:80:ILE:HD12	29:DH:81:ALA:H	1.73	0.53
31:DJ:4:PHE:CD1	31:DJ:5:THR:N	2.77	0.53
31:DJ:73:VAL:HB	31:DJ:75:TYR:HE2	1.66	0.53
22:DA:17:G:H4'	38:DQ:24:TYR:HE1	1.74	0.53
40:DS:39:THR:O	40:DS:40:ASN:CB	2.58	0.53
42:DU:26:ASN:OD1	42:DU:34:ILE:HD12	2.07	0.53
42:DU:3:LYS:HD3	42:DU:82:VAL:HG21	1.90	0.53
1:AA:11:G:C5	1:AA:12:U:C5	2.96	0.52
1:AA:1298:U:H1'	1:AA:1299:A:C2	2.44	0.52
1:AA:1299:A:C8	1:AA:1301:U:C1'	2.91	0.52
1:AA:1363:A:N3	1:AA:1363:A:H2'	2.23	0.52

Continued on next page...

Continued from previous page...

Atom-1	Atom-2	Interatomic distance (Å)	Clash overlap (Å)
1:AA:1387:G:H2'	1:AA:1388:C:H6	1.70	0.52
1:AA:213:G:H2'	1:AA:214:C:C5'	2.38	0.52
1:AA:469:C:H2'	1:AA:470:C:C5	2.45	0.52
1:AA:490:C:H2'	1:AA:491:G:H8	1.74	0.52
1:AA:994:A:C5	1:AA:1216:A:H4'	2.45	0.52
2:AB:56:LEU:HD13	2:AB:220:VAL:CG2	2.39	0.52
2:AB:58:LYS:O	2:AB:58:LYS:HD3	2.08	0.52
4:AD:17:ASP:OD1	4:AD:27:ILE:HA	2.08	0.52
7:AG:49:LEU:O	7:AG:49:LEU:HD13	2.09	0.52
13:AM:52:ILE:O	13:AM:55:LEU:HB2	2.09	0.52
14:AN:40:ARG:HH22	14:AN:44:VAL:HG21	1.73	0.52
19:AS:79:TYR:CE2	19:AS:80:ARG:HB2	2.44	0.52
51:B3:40:LYS:HA	51:B3:43:LEU:HD12	1.91	0.52
22:BA:1148:U:C3'	22:BA:1148:U:C6	2.93	0.52
22:BA:1562:U:H2'	22:BA:1563:U:O4'	2.09	0.52
22:BA:1609:A:H5''	56:BA:3644:HOH:O	2.07	0.52
22:BA:2383:G:H2'	22:BA:2384:U:H6	1.73	0.52
22:BA:2663:G:H2'	22:BA:2664:G:C8	2.44	0.52
22:BA:559:G:H1'	38:BQ:55:GLN:NE2	2.25	0.52
22:BA:580:U:C2'	22:BA:581:C:H5'	2.39	0.52
22:BA:784:G:C5'	24:BC:225:ASN:OD1	2.58	0.52
22:BA:1799:G:C2	24:BC:153:LEU:HD23	2.44	0.52
25:BD:118:PHE:HD2	25:BD:119:ALA:N	2.03	0.52
25:BD:34:VAL:CG2	25:BD:94:GLN:H	2.16	0.52
36:BO:2:ASP:C	36:BO:2:ASP:OD1	2.47	0.52
39:BR:97:LYS:O	39:BR:98:ILE:CB	2.58	0.52
40:BS:63:GLY:O	40:BS:64:ALA:CB	2.56	0.52
46:BY:9:LYS:HZ2	46:BY:9:LYS:CA	2.17	0.52
1:CA:1225:A:H3'	13:CM:101:THR:HG21	1.89	0.52
1:CA:1408:A:C2	1:CA:1494:G:C4	2.97	0.52
1:CA:183:C:HO2'	1:CA:184:G:H5'	1.70	0.52
1:CA:216:U:H2'	1:CA:217:C:C6	2.44	0.52
1:CA:279:A:H4'	1:CA:280:C:OP2	2.09	0.52
1:CA:327:A:O2'	1:CA:328:C:OP1	2.23	0.52
1:CA:452:A:H5''	1:CA:452:A:C8	2.44	0.52
3:CC:133:MET:HE3	3:CC:152:VAL:HG13	1.91	0.52
4:CD:171:GLU:HG3	4:CD:171:GLU:O	2.08	0.52
4:CD:176:LYS:HE2	4:CD:178:GLU:OE1	2.09	0.52
6:AF:16:GLU:CB	4:CD:191:SER:HB2	2.35	0.52
7:CG:19:SER:HB3	7:CG:22:LEU:HB3	1.91	0.52
7:CG:11:ILE:HG21	7:CG:24:LYS:NZ	2.23	0.52

Continued on next page...

Continued from previous page...

Atom-1	Atom-2	Interatomic distance (Å)	Clash overlap (Å)
8:CH:125:ILE:HG22	8:CH:126:CYS:SG	2.49	0.52
9:CI:128:LYS:O	9:CI:129:ARG:HB2	2.10	0.52
9:CI:44:ARG:NH1	9:CI:44:ARG:HB3	2.23	0.52
11:CK:92:ARG:NH2	11:CK:111:ASP:OD1	2.42	0.52
19:CS:44:ILE:HA	19:CS:61:VAL:CG1	2.39	0.52
22:DA:1140:C:O4'	22:DA:1143:A:C2	2.62	0.52
22:DA:1240:U:O2'	22:DA:1241:A:C5'	2.57	0.52
22:DA:142:A:C2'	22:DA:143:C:C6	2.92	0.52
22:DA:1494:A:C2	22:DA:1495:A:C4	2.97	0.52
22:DA:172:A:O2'	22:DA:173:A:C5'	2.57	0.52
22:DA:2376:A:H2'	22:DA:2377:A:O4'	2.09	0.52
22:DA:2691:C:N4	22:DA:2719:G:N2	2.58	0.52
22:DA:273:G:O2'	22:DA:274:C:O4'	2.17	0.52
22:DA:310:A:O2'	22:DA:311:A:H5''	2.09	0.52
22:DA:466:A:P	50:D2:34:ARG:HH21	2.31	0.52
22:DA:48:G:N2	22:DA:177:G:N2	2.57	0.52
22:DA:563:A:C4	22:DA:2018:G:C2	2.97	0.52
22:DA:930:G:C2	22:DA:933:A:C2	2.97	0.52
22:DA:938:G:C2	22:DA:939:G:N7	2.77	0.52
23:DB:30:C:H1'	23:DB:58:A:N1	2.24	0.52
24:DC:140:VAL:HG23	24:DC:141:HIS:N	2.24	0.52
22:DA:2729:G:C5'	25:DD:190:LYS:HZ3	2.16	0.52
25:DD:34:VAL:HG12	25:DD:48:ILE:HG13	1.89	0.52
22:DA:323:C:H3'	26:DE:163:ASN:ND2	2.24	0.52
27:DF:33:ILE:HG13	27:DF:95:MET:HE3	1.92	0.52
27:DF:49:LEU:N	27:DF:49:LEU:HD13	2.24	0.52
28:DG:120:ILE:HD13	28:DG:120:ILE:O	2.08	0.52
28:DG:126:THR:CG2	28:DG:127:GLN:H	2.07	0.52
28:DG:146:ASP:O	28:DG:149:ALA:HB3	2.10	0.52
30:DI:105:LEU:HD21	30:DI:129:GLU:CG	2.39	0.52
31:DJ:30:THR:CG2	31:DJ:31:GLU:N	2.72	0.52
32:DK:17:ARG:CG	32:DK:18:ARG:N	2.71	0.52
32:DK:20:MET:O	32:DK:41:ILE:HG13	2.07	0.52
37:DP:3:ILE:O	37:DP:3:ILE:HG13	2.09	0.52
38:DQ:31:TYR:O	38:DQ:33:VAL:N	2.42	0.52
41:DT:45:ALA:C	41:DT:47:VAL:H	2.12	0.52
43:DV:48:MET:CE	43:DV:85:LYS:HA	2.38	0.52
46:DY:1:MET:HE3	46:DY:1:MET:H3	1.73	0.52
1:AA:1087:G:O2'	1:AA:1088:G:C8	2.61	0.52
1:AA:1102:A:O2'	1:AA:1103:C:H5'	2.09	0.52
1:AA:181:A:H3'	1:AA:181:A:OP2	2.09	0.52

Continued on next page...

Continued from previous page...

Atom-1	Atom-2	Interatomic distance (Å)	Clash overlap (Å)
1:AA:790:A:C6	1:AA:791:G:C6	2.97	0.52
2:AB:153:MET:SD	2:AB:157:PRO:HD3	2.49	0.52
4:AD:160:LEU:CD2	4:AD:161:ALA:N	2.73	0.52
4:AD:36:ALA:H	4:AD:37:PRO:HD3	1.74	0.52
7:AG:135:LYS:HE2	7:AG:138:GLU:HB2	1.91	0.52
8:AH:9:MET:HG3	8:AH:26:MET:SD	2.49	0.52
11:AK:86:LYS:HA	11:AK:113:THR:CG2	2.35	0.52
16:AP:52:LEU:O	16:AP:54:LEU:HD12	2.10	0.52
20:AT:16:ALA:O	20:AT:17:ARG:C	2.48	0.52
52:B4:7:VAL:HG23	52:B4:8:LYS:H	1.74	0.52
22:BA:1172:C:N3	22:BA:1173:U:H1'	2.24	0.52
22:BA:142:A:C5	22:BA:143:C:N4	2.76	0.52
22:BA:1568:G:H4'	24:BC:58:LYS:HG2	1.90	0.52
22:BA:1773:A:H2'	22:BA:1774:C:H5'	1.91	0.52
22:BA:2149:U:O2'	22:BA:2150:C:O4'	2.26	0.52
22:BA:2305:U:O2'	22:BA:2306:C:H5'	2.09	0.52
22:BA:2673:G:H2'	22:BA:2674:G:H8	1.75	0.52
22:BA:2885:G:H3'	22:BA:2886:A:H5''	1.90	0.52
22:BA:310:A:O2'	22:BA:311:A:P	2.67	0.52
22:BA:646:U:H5'	22:BA:647:G:H5''	1.91	0.52
22:BA:9:G:C6	22:BA:2629:U:C6	2.98	0.52
27:BF:129:MET:HG2	27:BF:153:ILE:HD12	1.89	0.52
27:BF:134:GLN:O	27:BF:135:ILE:HB	2.08	0.52
28:BG:171:LYS:HD3	28:BG:172:GLU:H	1.72	0.52
31:BJ:101:ILE:O	31:BJ:104:ALA:HB3	2.09	0.52
33:BL:100:ILE:HD12	33:BL:100:ILE:C	2.29	0.52
22:BA:1223:G:OP2	39:BR:68:ARG:NH1	2.42	0.52
22:BA:923:G:N2	44:BW:23:LYS:NZ	2.46	0.52
44:BW:75:ASN:O	44:BW:76:ARG:HB2	2.09	0.52
1:CA:1271:A:H2'	1:CA:1272:G:H8	1.73	0.52
1:CA:1289:A:H3'	1:CA:1290:G:H8	1.73	0.52
1:CA:1361:G:C2'	1:CA:1362:A:C5'	2.87	0.52
1:CA:227:G:H21	16:CP:64:GLY:HA3	1.73	0.52
1:CA:244:U:OP2	1:CA:244:U:H4'	2.09	0.52
1:CA:51:A:H4'	1:CA:52:C:H5'	1.90	0.52
1:CA:729:A:C2'	1:CA:730:G:H8	2.20	0.52
1:CA:767:A:H2'	1:CA:768:A:C8	2.44	0.52
1:CA:86:G:O2'	1:CA:87:C:OP2	2.27	0.52
2:CB:185:ILE:HG22	2:CB:199:ILE:CD1	2.39	0.52
3:CC:63:ILE:CG1	3:CC:65:VAL:HG23	2.39	0.52
4:CD:35:GLN:O	4:CD:36:ALA:HB2	2.09	0.52

Continued on next page...

Continued from previous page...

Atom-1	Atom-2	Interatomic distance (Å)	Clash overlap (Å)
6:CF:61:LEU:CD1	6:CF:62:MET:N	2.70	0.52
1:CA:1372:U:H5'	9:CI:71:ILE:HD11	1.88	0.52
10:CJ:30:LYS:HE2	10:CJ:36:VAL:HG22	1.90	0.52
11:CK:123:PRO:HB2	11:CK:125:LYS:HG3	1.91	0.52
13:CM:13:HIS:HA	13:CM:43:LYS:HG2	1.91	0.52
16:CP:1:MET:HG3	16:CP:1:MET:O	2.09	0.52
22:DA:1161:C:H4'	39:DR:8:GLY:O	2.09	0.52
22:DA:1341:G:O2'	22:DA:1398:C:C5'	2.50	0.52
22:DA:1339:G:C5'	22:DA:1393:A:N1	2.71	0.52
22:DA:1600:C:O2	22:DA:1600:C:H2'	2.09	0.52
22:DA:1857:G:O2'	22:DA:1884:G:N2	2.39	0.52
22:DA:1914:C:C6	22:DA:1915:U:C5	2.97	0.52
22:DA:2360:G:O2'	33:DL:60:ARG:HD2	2.10	0.52
22:DA:2469:A:C2'	22:DA:2470:G:O5'	2.58	0.52
22:DA:28:A:C2	22:DA:29:U:H1'	2.45	0.52
22:DA:352:A:N3	22:DA:353:C:H1'	2.24	0.52
22:DA:503:A:C4	22:DA:506:G:N7	2.77	0.52
22:DA:518:G:C4	22:DA:519:U:C5	2.97	0.52
22:DA:564:C:H2'	22:DA:565:C:H5'	1.91	0.52
22:DA:612:G:C2	22:DA:617:G:O6	2.62	0.52
22:DA:616:A:C2'	22:DA:617:G:H8	2.21	0.52
22:DA:654:A:C2'	22:DA:655:A:O5'	2.57	0.52
22:DA:740:C:HO2'	22:DA:741:U:C5'	2.23	0.52
22:DA:913:U:C4'	22:DA:914:G:OP1	2.56	0.52
23:DB:108:A:HO2'	23:DB:109:A:P	2.32	0.52
24:DC:140:VAL:O	24:DC:141:HIS:HB2	2.08	0.52
27:DF:42:ALA:HB2	27:DF:48:LEU:HD11	1.90	0.52
28:DG:8:VAL:HG22	28:DG:72:ASN:CB	2.39	0.52
29:DH:1:MET:CE	29:DH:23:ALA:HB2	2.36	0.52
31:DJ:114:LEU:HA	31:DJ:117:ALA:CB	2.39	0.52
22:DA:1007:C:OP1	31:DJ:39:LYS:HE3	2.10	0.52
31:DJ:16:TYR:HB2	31:DJ:54:ILE:HD13	1.91	0.52
34:DM:26:VAL:HA	34:DM:66:ARG:NH2	2.23	0.52
35:DN:49:GLU:H	35:DN:50:PRO:HD3	1.74	0.52
35:DN:96:ARG:HH12	35:DN:116:VAL:HG13	1.74	0.52
36:DO:39:VAL:HB	36:DO:49:VAL:H	1.74	0.52
37:DP:9:GLN:HA	37:DP:12:MET:HG3	1.92	0.52
1:AA:1002:G:C2	1:AA:1003:G:H1'	2.45	0.52
1:AA:1084:G:C6	1:AA:1085:U:O4	2.62	0.52
1:AA:1202:U:C1'	14:AN:68:ARG:HD2	2.38	0.52
1:AA:458:U:H3	1:AA:474:G:H1	1.57	0.52

Continued on next page...

Continued from previous page...

Atom-1	Atom-2	Interatomic distance (Å)	Clash overlap (Å)
1:AA:616:G:H2'	1:AA:617:G:H5'	1.91	0.52
1:AA:975:A:H8	1:AA:1357:A:HO2'	1.54	0.52
1:AA:977:A:C2'	1:AA:977:A:N3	2.62	0.52
5:AE:81:GLN:NE2	5:AE:146:MET:SD	2.79	0.52
6:AF:7:VAL:HA	6:AF:60:VAL:O	2.09	0.52
9:AI:40:ARG:HA	9:AI:44:ARG:CB	2.28	0.52
22:BA:242:G:P	51:B3:2:LYS:HE2	2.50	0.52
22:BA:1054:A:C4	22:BA:1055:G:C8	2.96	0.52
22:BA:1056:G:HO2'	22:BA:1086:A:H8	1.54	0.52
22:BA:1301:A:N3	22:BA:1301:A:H2'	2.25	0.52
22:BA:1348:C:H2'	22:BA:1349:C:C5'	2.32	0.52
22:BA:2564:A:OP1	22:BA:2648:G:H4'	2.09	0.52
22:BA:2816:G:H1'	22:BA:2883:A:O2'	2.08	0.52
22:BA:687:C:H2'	22:BA:688:U:H6	1.72	0.52
24:BC:129:LEU:HB2	24:BC:134:ILE:HD11	1.91	0.52
28:BG:131:VAL:CG2	28:BG:131:VAL:O	2.58	0.52
30:BI:86:LYS:HD2	30:BI:86:LYS:H	1.74	0.52
31:BJ:89:PHE:CE1	31:BJ:93:ILE:HG13	2.44	0.52
35:BN:109:PRO:O	35:BN:109:PRO:CG	2.58	0.52
35:BN:25:ALA:HA	35:BN:48:VAL:CG2	2.40	0.52
38:BQ:75:TYR:CD2	38:BQ:75:TYR:C	2.82	0.52
40:BS:25:ARG:HD3	40:BS:73:LYS:HZ2	1.73	0.52
40:BS:8:ARG:O	40:BS:9:HIS:HB2	2.10	0.52
43:BV:26:PHE:HD1	43:BV:27:PRO:O	1.93	0.52
34:BM:36:VAL:HG23	43:BV:82:TYR:CD1	2.45	0.52
44:BW:35:ILE:CG2	44:BW:35:ILE:O	2.51	0.52
1:CA:1217:C:OP1	14:CN:8:ARG:HB2	2.10	0.52
1:CA:1226:C:C5	13:CM:102:LYS:HA	2.45	0.52
1:CA:1439:G:C2	1:CA:1463:U:O2	2.63	0.52
1:CA:18:C:N3	1:CA:19:A:C8	2.77	0.52
1:CA:262:A:O2'	1:CA:263:A:H5'	2.09	0.52
2:CB:176:ASN:C	2:CB:178:LEU:H	2.12	0.52
2:CB:75:ALA:O	2:CB:79:VAL:HB	2.09	0.52
3:CC:106:ARG:C	3:CC:107:LYS:HG3	2.30	0.52
1:CA:1206:G:H4'	3:CC:191:THR:O	2.09	0.52
4:CD:26:ALA:O	4:CD:27:ILE:C	2.48	0.52
6:CF:81:ASN:O	6:CF:83:ALA:N	2.42	0.52
9:CI:29:ILE:CD1	9:CI:38:PHE:HE1	2.23	0.52
9:CI:59:LYS:HE3	9:CI:60:LEU:CD2	2.38	0.52
11:CK:125:LYS:O	11:CK:126:ARG:O	2.27	0.52
12:CL:7:VAL:HG22	17:CQ:33:TYR:CD1	2.43	0.52

Continued on next page...

Continued from previous page...

Atom-1	Atom-2	Interatomic distance (Å)	Clash overlap (Å)
14:CN:8:ARG:HH11	14:CN:12:ARG:HH22	1.57	0.52
14:CN:96:LYS:HD2	14:CN:96:LYS:H	1.74	0.52
16:CP:22:ALA:HA	16:CP:33:ILE:HD12	1.89	0.52
17:CQ:58:VAL:HG11	17:CQ:74:LEU:HD11	1.88	0.52
22:DA:1084:A:C2'	22:DA:1085:A:H5'	2.40	0.52
22:DA:1203:U:H2'	22:DA:1204:A:C2	2.44	0.52
22:DA:1366:A:C4	22:DA:1367:A:C8	2.98	0.52
22:DA:2061:G:C2	22:DA:2063:C:C4	2.97	0.52
22:DA:185:G:N1	22:DA:212:G:C2	2.77	0.52
22:DA:2199:A:C2	22:DA:2200:C:N1	2.78	0.52
22:DA:2209:G:C2	22:DA:2216:G:C2	2.97	0.52
22:DA:226:A:H2'	22:DA:227:A:C8	2.45	0.52
22:DA:2418:A:C6	22:DA:2419:U:C4	2.98	0.52
22:DA:2513:A:C5	22:DA:2514:U:C4	2.97	0.52
22:DA:2627:G:O2'	22:DA:2781:A:N1	2.36	0.52
22:DA:374:A:C6	22:DA:401:A:C8	2.97	0.52
22:DA:575:A:N3	22:DA:576:U:C5	2.77	0.52
22:DA:613:A:OP2	22:DA:614:A:C2	2.62	0.52
22:DA:852:U:O2'	22:DA:853:C:H5'	2.10	0.52
25:DD:179:ARG:HH22	37:DP:11:GLN:HE21	1.57	0.52
28:DG:163:TYR:N	28:DG:163:TYR:HD2	2.05	0.52
33:DL:135:ILE:HG23	33:DL:136:GLU:N	2.25	0.52
22:DA:831:G:H5''	33:DL:37:GLY:HA2	1.90	0.52
35:DN:98:LEU:O	35:DN:112:TYR:HB2	2.10	0.52
35:DN:98:LEU:HD21	48:D0:53:VAL:HG21	1.92	0.52
38:DQ:40:LYS:O	38:DQ:44:TYR:HD2	1.91	0.52
40:DS:66:ILE:H	40:DS:66:ILE:HD13	1.74	0.52
41:DT:64:LYS:HA	41:DT:79:ASP:OD1	2.10	0.52
46:DY:57:LEU:CD1	46:DY:60:LYS:HE3	2.39	0.52
1:AA:1014:A:H5''	19:AS:13:HIS:HB2	1.91	0.52
1:AA:1057:G:O3'	3:AC:196:GLY:HA3	2.09	0.52
1:AA:748:G:C6	1:AA:749:A:C6	2.98	0.52
1:AA:74:A:C2	1:AA:75:G:C4	2.98	0.52
2:AB:15:PHE:HD1	2:AB:16:GLY:H	1.57	0.52
5:AE:76:ASN:O	5:AE:77:ASN:HB3	2.09	0.52
9:AI:113:LYS:HG3	9:AI:119:LYS:HA	1.90	0.52
10:AJ:56:HIS:CD2	10:AJ:57:VAL:HG12	2.37	0.52
11:AK:59:PRO:HG2	11:AK:60:PHE:H	1.73	0.52
17:AQ:40:THR:HG22	17:AQ:41:THR:N	2.25	0.52
18:AR:50:TYR:O	18:AR:54:LEU:N	2.39	0.52
48:B0:39:ARG:O	48:B0:40:HIS:HB2	2.09	0.52

Continued on next page...

Continued from previous page...

Atom-1	Atom-2	Interatomic distance (Å)	Clash overlap (Å)
22:BA:1017:G:O2'	22:BA:1018:U:H5'	2.08	0.52
22:BA:1405:U:N3	22:BA:1406:U:C4	2.77	0.52
22:BA:1505:A:O2'	22:BA:1506:U:H5'	2.09	0.52
22:BA:1537:G:H2'	22:BA:1538:G:O4'	2.08	0.52
22:BA:2418:A:C5	22:BA:2419:U:C5	2.98	0.52
22:BA:2579:C:C3'	22:BA:2580:U:H5'	2.39	0.52
22:BA:860:U:H6	22:BA:860:U:H5'	1.74	0.52
22:BA:981:A:H5''	22:BA:982:C:OP2	2.10	0.52
23:BB:40:U:HO2'	23:BB:43:C:H5	1.54	0.52
28:BG:166:GLU:OE2	28:BG:168:VAL:HG22	2.08	0.52
29:BH:18:GLN:NE2	29:BH:18:GLN:HA	2.24	0.52
30:BI:107:GLU:O	30:BI:111:THR:HG23	2.10	0.52
34:BM:11:LYS:HE2	34:BM:87:GLY:O	2.09	0.52
41:BT:40:LYS:HA	41:BT:43:ILE:HG23	1.90	0.52
46:BY:21:LEU:HA	46:BY:25:GLN:HB3	1.92	0.52
1:CA:117:G:H2'	1:CA:118:U:O4'	2.09	0.52
1:CA:1216:A:C2	1:CA:1217:C:C4	2.97	0.52
1:CA:1240:U:O2'	7:CG:37:THR:HB	2.09	0.52
1:CA:297:G:H2'	1:CA:298:A:H5''	1.92	0.52
1:CA:338:A:N1	1:CA:351:G:N2	2.58	0.52
1:CA:373:A:C2'	1:CA:374:A:H5'	2.34	0.52
1:CA:836:G:C5	1:CA:851:G:C6	2.97	0.52
1:CA:954:G:N1	1:CA:1228:C:N4	2.56	0.52
2:CB:163:ILE:HG23	2:CB:185:ILE:HD11	1.90	0.52
3:CC:63:ILE:HG23	3:CC:98:ALA:HA	1.91	0.52
4:CD:84:ASN:CG	5:CE:101:GLY:HA3	2.29	0.52
1:CA:935:A:H61	7:CG:2:ARG:CZ	2.22	0.52
9:CI:66:VAL:HG21	9:CI:74:GLN:HB3	1.91	0.52
12:CL:50:LYS:N	12:CL:50:LYS:CD	2.73	0.52
13:CM:2:ARG:HD2	13:CM:2:ARG:N	2.25	0.52
14:CN:50:LEU:HB2	14:CN:51:PRO:HD3	1.91	0.52
1:CA:734:G:N2	18:CR:63:TYR:CE2	2.77	0.52
22:DA:1157:G:H2'	22:DA:1158:C:C5	2.44	0.52
22:DA:1208:C:O2	22:DA:1209:U:C6	2.62	0.52
22:DA:1258:U:H2'	22:DA:1259:G:C8	2.44	0.52
22:DA:1343:G:H2'	22:DA:1344:U:C6	2.45	0.52
22:DA:1366:A:C2'	22:DA:1367:A:H5'	2.40	0.52
22:DA:1551:A:C4	22:DA:1552:A:C8	2.97	0.52
22:DA:1801:A:C5	22:DA:2203:U:C5	2.96	0.52
22:DA:2093:G:O2'	22:DA:2094:A:O5'	2.27	0.52
22:DA:2108:A:C8	22:DA:2108:A:OP2	2.62	0.52

Continued on next page...

Continued from previous page...

Atom-1	Atom-2	Interatomic distance (Å)	Clash overlap (Å)
22:DA:2185:U:H2'	22:DA:2186:G:H8	1.74	0.52
22:DA:2283:C:C5'	22:DA:2283:C:H6	2.22	0.52
22:DA:2440:C:C2'	22:DA:2441:U:O5'	2.56	0.52
22:DA:2511:U:C4	22:DA:2512:C:C5	2.98	0.52
22:DA:2755:C:HO2'	22:DA:2756:U:H6	1.56	0.52
22:DA:372:G:N2	22:DA:400:G:H2'	2.23	0.52
22:DA:716:A:H3'	22:DA:717:C:H5''	1.92	0.52
22:DA:779:U:H2'	22:DA:780:G:O4'	2.09	0.52
27:DF:41:GLU:CG	27:DF:42:ALA:H	2.20	0.52
28:DG:167:VAL:CG2	28:DG:168:VAL:N	2.73	0.52
28:DG:1:SER:C	28:DG:3:VAL:H	2.12	0.52
29:DH:58:LEU:HA	29:DH:61:VAL:CG1	2.38	0.52
29:DH:68:ARG:CD	29:DH:68:ARG:O	2.58	0.52
30:DI:27:LEU:HD13	30:DI:32:VAL:HG11	1.90	0.52
30:DI:50:LYS:HA	30:DI:50:LYS:CE	2.37	0.52
31:DJ:69:ARG:NH2	31:DJ:89:PHE:HE1	2.06	0.52
42:DU:40:LEU:O	42:DU:41:VAL:HG13	2.09	0.52
1:AA:1078:U:O4'	5:AE:88:HIS:CE1	2.62	0.52
1:AA:984:C:N3	1:AA:1222:G:C2	2.77	0.52
1:AA:1447:A:H5''	1:AA:1448:C:H5	1.75	0.52
1:AA:421:U:H3'	1:AA:421:U:C6	2.42	0.52
1:AA:429:U:P	4:AD:12:ARG:HH21	2.32	0.52
1:AA:613:C:H2'	1:AA:614:C:C6	2.45	0.52
2:AB:176:ASN:HD21	2:AB:194:GLY:CA	2.22	0.52
3:AC:21:TRP:CB	3:AC:58:ARG:HG2	2.39	0.52
4:AD:25:ARG:O	4:AD:26:ALA:HB3	2.10	0.52
6:AF:98:GLU:HG3	6:AF:99:ALA:N	2.24	0.52
13:AM:5:GLY:HA3	13:AM:65:GLU:HG3	1.90	0.52
16:AP:28:ARG:CG	16:AP:29:ASN:ND2	2.55	0.52
19:AS:23:GLU:HG3	19:AS:23:GLU:O	2.09	0.52
21:AU:14:ALA:O	21:AU:15:LEU:HD12	2.09	0.52
22:BA:2020:A:H5'	48:B0:8:THR:HG22	1.90	0.52
22:BA:1411:U:C2'	22:BA:1412:U:H5'	2.40	0.52
22:BA:1670:C:C5	22:BA:1671:U:C4	2.97	0.52
22:BA:1694:C:H4'	22:BA:1695:G:H5''	1.92	0.52
22:BA:1744:A:H5''	22:BA:1745:A:OP2	2.09	0.52
22:BA:1999:C:O2'	22:BA:2000:C:H5'	2.10	0.52
22:BA:2467:C:C2'	22:BA:2468:A:H5'	2.39	0.52
22:BA:2772:C:H2'	22:BA:2773:C:H6	1.74	0.52
22:BA:2897:U:H2'	22:BA:2898:U:H6	1.75	0.52
22:BA:294:A:C5	22:BA:345:A:C2	2.98	0.52

Continued on next page...

Continued from previous page...

Atom-1	Atom-2	Interatomic distance (Å)	Clash overlap (Å)
22:BA:900:A:C5	22:BA:901:C:C5	2.97	0.52
22:BA:784:G:C5	24:BC:227:VAL:HG11	2.45	0.52
27:BF:134:GLN:CG	27:BF:135:ILE:N	2.65	0.52
28:BG:126:THR:HG22	28:BG:128:THR:N	2.21	0.52
29:BH:18:GLN:HE21	29:BH:18:GLN:CA	2.22	0.52
30:BI:105:LEU:HD23	30:BI:108:ILE:HG21	1.91	0.52
44:BW:18:LYS:HE3	44:BW:19:ARG:CG	2.40	0.52
45:BX:34:SER:CA	45:BX:49:ARG:HA	2.39	0.52
1:CA:1169:A:O2'	1:CA:1170:A:C8	2.61	0.52
1:CA:1269:A:C2	1:CA:1313:U:H1'	2.45	0.52
1:CA:470:C:C2	1:CA:471:U:C5	2.97	0.52
1:CA:703:G:H4'	1:CA:704:A:H5'	1.90	0.52
1:CA:819:A:H4'	1:CA:820:U:OP2	2.10	0.52
1:CA:885:G:H5'	1:CA:885:G:H8	1.73	0.52
4:CD:2:ARG:HE	4:CD:114:ARG:HG2	1.74	0.52
4:CD:25:ARG:O	4:CD:26:ALA:C	2.48	0.52
6:CF:18:VAL:O	6:CF:22:ILE:HG12	2.09	0.52
7:CG:71:THR:HG23	7:CG:72:VAL:N	2.24	0.52
10:CJ:66:GLU:CG	14:CN:100:TRP:HZ3	2.21	0.52
16:CP:21:VAL:HG23	16:CP:36:VAL:CG2	2.39	0.52
16:CP:21:VAL:CG2	16:CP:36:VAL:HG21	2.40	0.52
48:D0:24:VAL:CG1	48:D0:27:LEU:HD11	2.39	0.52
22:DA:1048:A:C6	22:DA:1111:A:C2	2.98	0.52
22:DA:1069:A:O2'	22:DA:1071:G:H5''	2.10	0.52
22:DA:1076:C:C4	22:DA:1077:A:N6	2.78	0.52
22:DA:1206:G:H2'	22:DA:1207:C:C5	2.45	0.52
22:DA:1206:G:O2'	22:DA:1207:C:C5'	2.58	0.52
22:DA:1290:C:O2'	22:DA:1291:C:H6	1.92	0.52
22:DA:1387:A:N6	22:DA:1401:G:O6	2.41	0.52
22:DA:1606:C:H4'	22:DA:1607:C:C5'	2.33	0.52
22:DA:1689:A:H2'	22:DA:1690:A:C8	2.45	0.52
22:DA:1735:A:O2'	22:DA:1736:U:O5'	2.27	0.52
22:DA:1911:U:H2'	22:DA:1918:A:C2	2.44	0.52
22:DA:2013:A:N6	22:DA:2014:A:C2	2.78	0.52
22:DA:2144:G:O2'	22:DA:2145:C:H3'	2.09	0.52
22:DA:2219:U:H2'	22:DA:2220:U:O4'	2.09	0.52
22:DA:2298:A:H2'	22:DA:2299:U:C6	2.44	0.52
22:DA:2620:C:H2'	22:DA:2621:G:O4'	2.08	0.52
22:DA:347:A:O2'	22:DA:348:A:H5'	2.09	0.52
22:DA:616:A:O2'	22:DA:617:G:O5'	2.28	0.52
22:DA:945:A:C8	22:DA:2448:A:C2	2.98	0.52

Continued on next page...

Continued from previous page...

Atom-1	Atom-2	Interatomic distance (Å)	Clash overlap (Å)
25:DD:10:GLY:HA3	25:DD:26:VAL:HB	1.92	0.52
27:DF:11:VAL:HG12	27:DF:12:VAL:H	1.74	0.52
27:DF:35:LEU:O	27:DF:36:ASN:HB2	2.08	0.52
28:DG:58:ALA:O	28:DG:60:GLY:N	2.43	0.52
33:DL:7:SER:HB2	33:DL:8:PRO:HD2	1.90	0.52
34:DM:90:GLU:O	34:DM:91:TYR:HB3	2.08	0.52
35:DN:21:PHE:O	35:DN:25:ALA:HB3	2.09	0.52
37:DP:92:ARG:O	37:DP:93:LYS:HB2	2.09	0.52
39:DR:55:ASP:CG	39:DR:56:GLY:H	2.12	0.52
42:DU:92:VAL:CG2	42:DU:101:THR:HG21	2.40	0.52
43:DV:57:TYR:HD1	43:DV:57:TYR:H	1.57	0.52
1:AA:1508:A:C2'	1:AA:1509:C:O5'	2.57	0.52
1:AA:292:G:C2	1:AA:309:A:C2	2.97	0.52
1:AA:502:A:H2'	1:AA:503:C:O4'	2.09	0.52
2:AB:185:ILE:HA	2:AB:199:ILE:O	2.09	0.52
2:AB:98:GLY:C	2:AB:100:LEU:H	2.13	0.52
8:AH:103:VAL:HG23	8:AH:110:MET:O	2.10	0.52
1:AA:1343:G:H4'	9:AI:123:ARG:HB3	1.91	0.52
9:AI:75:ALA:HA	9:AI:78:ILE:HD12	1.92	0.52
11:AK:51:PHE:O	11:AK:56:LYS:HB3	2.10	0.52
13:AM:89:ARG:HB2	13:AM:96:VAL:HG22	1.91	0.52
15:AO:62:ARG:NH1	15:AO:86:LEU:HD12	2.25	0.52
50:B2:20:ALA:O	50:B2:23:ALA:HB3	2.10	0.52
22:BA:1107:G:C4	22:BA:1108:U:C5	2.97	0.52
22:BA:1115:G:O2'	22:BA:1116:G:C5'	2.57	0.52
22:BA:1240:U:H6	22:BA:1240:U:H5''	1.75	0.52
22:BA:1593:A:H2'	22:BA:1594:U:O4'	2.10	0.52
22:BA:1626:A:O2'	22:BA:1627:G:OP2	2.27	0.52
22:BA:2109:U:O4	22:BA:2110:G:C5	2.63	0.52
22:BA:2140:G:OP2	22:BA:2140:G:C8	2.63	0.52
22:BA:2593:U:H2'	22:BA:2594:C:C6	2.44	0.52
22:BA:2648:G:H2'	22:BA:2649:C:H6	1.73	0.52
22:BA:2889:C:C2'	22:BA:2890:G:O5'	2.58	0.52
22:BA:839:U:H2'	22:BA:840:C:C6	2.45	0.52
24:BC:94:LEU:C	24:BC:94:LEU:HD12	2.28	0.52
26:BE:127:GLU:HG2	26:BE:133:LEU:HD13	1.90	0.52
33:BL:67:THR:CG2	33:BL:68:SER:N	2.72	0.52
35:BN:33:ILE:HD11	35:BN:118:ARG:NH2	2.25	0.52
40:BS:29:VAL:HG12	40:BS:30:SER:N	2.25	0.52
40:BS:73:LYS:HB3	40:BS:106:VAL:HB	1.91	0.52
1:CA:1169:A:O2'	1:CA:1170:A:O4'	2.27	0.52

Continued on next page...

Continued from previous page...

Atom-1	Atom-2	Interatomic distance (Å)	Clash overlap (Å)
1:CA:1178:G:OP2	9:CI:98:ARG:NH2	2.42	0.52
1:CA:142:G:C6	1:CA:143:A:C8	2.97	0.52
1:CA:256:U:H2'	1:CA:257:G:O4'	2.10	0.52
1:CA:246:A:C2	1:CA:279:A:C6	2.98	0.52
1:CA:439:U:H2'	1:CA:440:C:C6	2.44	0.52
1:CA:64:G:H4'	1:CA:65:A:H5''	1.91	0.52
1:CA:76:G:N2	1:CA:95:C:C2	2.77	0.52
5:CE:88:HIS:O	5:CE:89:THR:C	2.47	0.52
7:CG:116:ALA:O	7:CG:120:ALA:HB3	2.10	0.52
1:CA:1226:C:C5'	13:CM:94:LEU:HD21	2.36	0.52
14:CN:76:PHE:HE2	14:CN:92:ILE:HG21	1.75	0.52
16:CP:1:MET:CA	16:CP:1:MET:HE2	2.38	0.52
22:DA:1313:U:C2'	22:DA:1313:U:O2	2.41	0.52
22:DA:1401:G:C5	22:DA:1402:U:C4	2.97	0.52
22:DA:1417:C:HO2'	22:DA:1418:G:C5'	2.23	0.52
22:DA:170:U:C5	22:DA:171:U:H5	2.28	0.52
22:DA:1858:A:C6	22:DA:1885:A:C8	2.98	0.52
22:DA:1936:A:C2	22:DA:1943:U:C5	2.97	0.52
22:DA:2066:C:H2'	22:DA:2067:G:H8	1.75	0.52
22:DA:2409:G:H2'	22:DA:2410:G:O4'	2.09	0.52
22:DA:2648:G:H2'	22:DA:2649:C:O4'	2.09	0.52
22:DA:600:G:H1'	26:DE:100:MET:HG2	1.90	0.52
22:DA:727:A:O2'	22:DA:728:G:C8	2.62	0.52
22:DA:946:C:H5'	22:DA:946:C:H6	1.75	0.52
23:DB:13:G:H5''	23:DB:13:G:C8	2.34	0.52
23:DB:37:C:H2'	23:DB:38:C:H5'	1.91	0.52
25:DD:107:VAL:HG13	25:DD:203:VAL:HG23	1.91	0.52
26:DE:29:HIS:HA	26:DE:32:VAL:HG22	1.92	0.52
26:DE:52:VAL:CG1	26:DE:74:LYS:HG2	2.40	0.52
27:DF:42:ALA:O	27:DF:44:ALA:N	2.42	0.52
27:DF:52:ALA:HB1	27:DF:149:ARG:HE	1.74	0.52
30:DI:82:ALA:HB3	30:DI:100:ILE:CD1	2.40	0.52
37:DP:45:VAL:O	37:DP:60:VAL:HA	2.09	0.52
41:DT:15:HIS:CE1	41:DT:80:TRP:CH2	2.97	0.52
41:DT:9:LYS:CG	41:DT:9:LYS:O	2.57	0.52
42:DU:12:VAL:O	42:DU:12:VAL:HG12	2.08	0.52
22:DA:83:A:OP2	42:DU:91:LYS:HE3	2.09	0.52
43:DV:63:ILE:HD13	43:DV:72:VAL:CG2	2.39	0.52
22:DA:2269:G:O2'	44:DW:18:LYS:HG2	2.10	0.52
45:DX:2:ARG:HD2	45:DX:32:LEU:HD23	1.90	0.52
47:DZ:4:ILE:HG21	47:DZ:56:VAL:CG1	2.38	0.52

Continued on next page...

Continued from previous page...

Atom-1	Atom-2	Interatomic distance (Å)	Clash overlap (Å)
1:AA:1142:G:N3	1:AA:1143:G:H1'	2.25	0.52
1:AA:1488:G:O2'	1:AA:1489:G:H5'	2.09	0.52
1:AA:152:A:N6	1:AA:170:U:C2	2.78	0.52
1:AA:357:G:H2'	1:AA:358:U:H5'	1.92	0.52
1:AA:451:A:C1'	1:AA:452:A:N7	2.72	0.52
1:AA:633:G:H2'	1:AA:634:C:C6	2.43	0.52
1:AA:788:U:H2'	1:AA:789:U:C6	2.44	0.52
1:AA:914:A:C2'	1:AA:915:A:H8	2.23	0.52
5:AE:12:GLU:HB2	5:AE:38:VAL:CG1	2.31	0.52
8:AH:46:GLU:O	8:AH:47:ASP:CB	2.51	0.52
1:AA:44:A:OP2	16:AP:12:LYS:NZ	2.43	0.52
19:AS:33:TRP:NE1	19:AS:51:HIS:ND1	2.58	0.52
49:B1:8:ILE:CG2	49:B1:51:ALA:CA	2.83	0.52
22:BA:1070:A:N1	22:BA:1097:U:H4'	2.24	0.52
22:BA:1179:G:N7	22:BA:1180:U:H1'	2.24	0.52
22:BA:197:A:H2'	22:BA:198:C:H5'	1.90	0.52
22:BA:2199:A:H5'	22:BA:2200:C:C5	2.40	0.52
22:BA:234:U:C2'	22:BA:235:U:H5'	2.40	0.52
22:BA:250:G:OP2	51:B3:12:ARG:NH1	2.42	0.52
22:BA:2663:G:C2'	22:BA:2664:G:H5'	2.39	0.52
22:BA:532:A:N7	22:BA:2021:C:H2'	2.24	0.52
22:BA:545:U:H6	22:BA:546:U:H4'	1.75	0.52
26:BE:126:VAL:HG22	26:BE:127:GLU:N	2.23	0.52
29:BH:35:LYS:O	29:BH:36:ALA:HB2	2.09	0.52
30:BI:75:ALA:HB3	30:BI:131:THR:HG21	1.91	0.52
30:BI:78:LEU:HD23	30:BI:81:LYS:HE3	1.90	0.52
36:BO:82:ALA:O	36:BO:87:ILE:HG12	2.09	0.52
38:BQ:46:TYR:CZ	38:BQ:50:ARG:NH1	2.78	0.52
41:BT:51:PHE:C	41:BT:52:GLU:HG2	2.30	0.52
46:BY:56:LEU:O	46:BY:57:LEU:CB	2.55	0.52
1:CA:122:G:O2'	1:CA:123:U:H5'	2.10	0.52
1:CA:1279:G:H5''	10:CJ:9:ARG:NH2	2.22	0.52
1:CA:949:A:C4'	1:CA:1364:U:O4	2.57	0.52
1:CA:1381:U:O2	1:CA:1381:U:C2'	2.58	0.52
1:CA:181:A:C2	1:CA:195:A:C2	2.98	0.52
1:CA:220:G:O2'	1:CA:221:C:H5'	2.10	0.52
1:CA:369:G:C2	1:CA:370:C:C6	2.97	0.52
1:CA:652:U:O2'	1:CA:653:U:O5'	2.27	0.52
9:CI:45:MET:HA	9:CI:48:ARG:HB2	1.92	0.52
11:CK:26:PHE:CE1	11:CK:88:PRO:HG2	2.43	0.52
12:CL:26:CYS:HB2	12:CL:29:LYS:HE2	1.92	0.52

Continued on next page...

Continued from previous page...

Atom-1	Atom-2	Interatomic distance (Å)	Clash overlap (Å)
12:CL:89:LEU:C	12:CL:92:VAL:HG23	2.29	0.52
17:CQ:14:ASP:HB2	17:CQ:54:ILE:HB	1.92	0.52
19:CS:79:TYR:CE1	19:CS:80:ARG:HD2	2.45	0.52
11:CK:126:ARG:O	21:CU:33:ARG:CZ	2.57	0.52
21:CU:33:ARG:O	21:CU:34:ARG:O	2.27	0.52
22:DA:1140:C:O2'	22:DA:1141:U:H5'	2.10	0.52
22:DA:1156:A:OP1	22:DA:1156:A:H8	1.92	0.52
22:DA:1340:U:C4	22:DA:1603:A:C8	2.98	0.52
22:DA:1373:A:C2	22:DA:1374:G:H1'	2.45	0.52
22:DA:1444:G:N2	22:DA:1445:G:H1'	2.25	0.52
22:DA:1731:G:C2	22:DA:1733:G:N7	2.78	0.52
22:DA:414:C:H4'	22:DA:1879:C:O2	2.10	0.52
22:DA:219:A:N6	22:DA:220:G:N1	2.58	0.52
22:DA:2298:A:N6	22:DA:2321:U:O4	2.42	0.52
22:DA:240:C:C3'	22:DA:241:A:H5''	2.37	0.52
22:DA:242:G:H5'	51:D3:63:TYR:CD1	2.45	0.52
22:DA:2553:G:H3'	22:DA:2554:U:H5''	1.90	0.52
22:DA:2656:U:C5	22:DA:2664:G:N2	2.78	0.52
22:DA:2748:A:N1	22:DA:2757:A:N7	2.58	0.52
22:DA:287:G:C6	22:DA:354:A:N1	2.77	0.52
22:DA:411:G:C4'	22:DA:412:A:OP1	2.57	0.52
22:DA:628:G:C6	22:DA:636:G:C2	2.98	0.52
22:DA:640:C:O2	22:DA:640:C:H2'	2.10	0.52
24:DC:255:LYS:O	24:DC:256:THR:CG2	2.51	0.52
27:DF:111:ARG:H	27:DF:111:ARG:NE	2.08	0.52
35:DN:103:ARG:CD	35:DN:110:MET:SD	2.92	0.52
37:DP:51:ASN:H	37:DP:56:SER:HB3	1.74	0.52
38:DQ:91:ARG:HG3	39:DR:11:GLN:CG	2.40	0.52
43:DV:9:ARG:HG2	43:DV:39:ALA:O	2.10	0.52
1:AA:125:U:H2'	1:AA:126:G:C5'	2.38	0.52
1:AA:1358:U:C6	1:AA:1359:C:C6	2.98	0.52
1:AA:1410:A:H2'	1:AA:1411:C:O5'	2.10	0.52
1:AA:62:U:H4'	1:AA:385:C:O2	2.09	0.52
1:AA:844:G:H5''	1:AA:845:A:OP1	2.10	0.52
1:AA:914:A:O2'	1:AA:915:A:O4'	2.27	0.52
1:AA:949:A:C2'	1:AA:950:U:H5'	2.40	0.52
4:AD:57:LYS:HE2	4:AD:203:TYR:OH	2.09	0.52
7:AG:143:MET:HE3	7:AG:143:MET:HA	1.91	0.52
8:AH:82:LEU:HD11	8:AH:84:ILE:HD11	1.83	0.52
10:AJ:19:ASP:N	10:AJ:19:ASP:OD1	2.41	0.52
11:AK:96:ILE:HD12	11:AK:96:ILE:C	2.30	0.52

Continued on next page...

Continued from previous page...

Atom-1	Atom-2	Interatomic distance (Å)	Clash overlap (Å)
52:B4:7:VAL:HG13	52:B4:38:GLY:HA2	1.92	0.52
22:BA:1052:C:H2'	22:BA:1053:C:H5'	1.91	0.52
22:BA:1055:G:H3'	22:BA:1056:G:H8	1.75	0.52
22:BA:1056:G:N2	22:BA:1102:C:C5	2.78	0.52
22:BA:1189:A:H2'	22:BA:1190:G:O5'	2.10	0.52
22:BA:1499:C:HO2'	22:BA:1500:G:H5'	1.68	0.52
22:BA:1485:U:C2	22:BA:1505:A:C2	2.97	0.52
22:BA:1760:C:H2'	22:BA:1761:C:O4'	2.10	0.52
22:BA:1932:A:H2'	22:BA:1933:G:O4'	2.10	0.52
22:BA:2182:U:H2'	22:BA:2183:A:OP1	2.10	0.52
22:BA:2405:G:H1'	22:BA:2412:A:H61	1.73	0.52
22:BA:469:G:O6	50:B2:37:LYS:CE	2.51	0.52
22:BA:560:C:O2	38:BQ:47:ARG:NH1	2.41	0.52
24:BC:91:ALA:O	24:BC:102:TYR:HA	2.10	0.52
24:BC:199:HIS:O	24:BC:202:ARG:HG3	2.09	0.52
34:BM:13:HIS:O	34:BM:14:LYS:CB	2.56	0.52
37:BP:83:ILE:CD1	37:BP:83:ILE:C	2.78	0.52
1:CA:1048:G:N2	1:CA:1210:C:C2	2.78	0.52
1:CA:1130:A:N7	1:CA:1146:A:N6	2.58	0.52
1:CA:115:G:H5'	1:CA:116:A:OP1	2.10	0.52
1:CA:1181:G:H2'	1:CA:1182:G:N7	2.24	0.52
1:CA:1276:G:O2'	1:CA:1277:C:H5'	2.09	0.52
1:CA:160:A:O2'	1:CA:344:A:N6	2.43	0.52
1:CA:590:U:C2'	1:CA:591:U:H5'	2.39	0.52
1:CA:996:A:C2	1:CA:997:U:N3	2.78	0.52
2:CB:81:ASP:CG	2:CB:82:ALA:H	2.13	0.52
5:CE:24:VAL:HG22	5:CE:27:GLY:H	1.75	0.52
6:CF:21:MET:HG3	6:CF:24:ARG:HH22	1.73	0.52
7:CG:10:LYS:O	7:CG:10:LYS:HD2	2.09	0.52
7:CG:49:LEU:HG	7:CG:123:LEU:HB3	1.92	0.52
1:CA:1279:G:H2'	10:CJ:45:ARG:HH21	1.74	0.52
13:CM:12:LYS:CE	13:CM:16:ILE:HG22	2.40	0.52
13:CM:18:LEU:O	13:CM:24:VAL:HG23	2.09	0.52
13:CM:69:ARG:HD2	13:CM:69:ARG:N	2.24	0.52
14:CN:2:LYS:CD	14:CN:5:MET:HG2	2.39	0.52
49:D1:51:ALA:O	49:D1:52:LYS:CB	2.57	0.52
22:DA:1087:G:C4	22:DA:1089:A:C2	2.98	0.52
22:DA:1206:G:C5	22:DA:1207:C:C4	2.98	0.52
22:DA:1398:C:HO2'	22:DA:1399:C:H6	1.56	0.52
22:DA:1572:A:H2'	22:DA:1573:G:C8	2.45	0.52
22:DA:1817:G:H5''	24:DC:86:ARG:NH1	2.25	0.52

Continued on next page...

Continued from previous page...

Atom-1	Atom-2	Interatomic distance (Å)	Clash overlap (Å)
22:DA:2029:G:H2'	22:DA:2031:A:OP1	2.10	0.52
22:DA:2076:U:H5''	22:DA:2238:G:N2	2.25	0.52
22:DA:2574:G:O2'	25:DD:148:GLN:HB2	2.10	0.52
22:DA:2014:A:H2	22:DA:2613:U:C2	2.28	0.52
22:DA:2674:G:O2'	32:DK:30:ARG:HG3	2.10	0.52
22:DA:333:G:HO2'	22:DA:334:C:H6	1.57	0.52
22:DA:402:A:H2'	22:DA:403:U:O4'	2.10	0.52
22:DA:477:A:H2'	22:DA:478:A:C8	2.44	0.52
22:DA:585:G:H1'	22:DA:1256:G:N2	2.24	0.52
22:DA:65:U:H3'	22:DA:65:U:C6	2.44	0.52
23:DB:52:A:H2	23:DB:54:G:O6	1.93	0.52
24:DC:203:VAL:O	24:DC:204:LEU:HB2	2.10	0.52
26:DE:5:LEU:HD23	26:DE:120:VAL:HG22	1.92	0.52
27:DF:12:VAL:CG1	27:DF:16:MET:HG3	2.37	0.52
28:DG:138:GLN:CG	28:DG:138:GLN:O	2.58	0.52
28:DG:145:ALA:HA	28:DG:148:ARG:CD	2.40	0.52
28:DG:76:ILE:HG22	28:DG:76:ILE:O	2.10	0.52
29:DH:4:ILE:HG23	29:DH:17:ASP:O	2.10	0.52
30:DI:74:PRO:HB2	30:DI:77:VAL:CG2	2.29	0.52
31:DJ:5:THR:HA	31:DJ:44:TYR:CE2	2.42	0.52
33:DL:127:VAL:HG13	33:DL:132:ARG:HB2	1.92	0.52
22:DA:2360:G:H1'	33:DL:60:ARG:HD2	1.92	0.52
37:DP:50:ARG:HA	37:DP:57:ALA:H	1.75	0.52
38:DQ:57:ARG:HH12	38:DQ:92:LYS:HE2	1.68	0.52
41:DT:3:ARG:HH11	41:DT:42:GLU:HG2	1.75	0.52
42:DU:20:LYS:HD2	42:DU:38:ILE:CD1	2.40	0.52
45:DX:29:LEU:HD12	45:DX:29:LEU:C	2.30	0.52
45:DX:58:ILE:CG2	45:DX:58:ILE:O	2.58	0.52
45:DX:67:LEU:HD22	45:DX:77:TYR:CE1	2.45	0.52
22:DA:95:A:O2'	46:DY:41:HIS:HD2	1.93	0.52
47:DZ:40:THR:C	47:DZ:42:ALA:N	2.60	0.52
47:DZ:46:MET:O	47:DZ:49:ALA:HB3	2.09	0.52
1:AA:569:C:C5'	1:AA:570:G:OP1	2.51	0.52
1:AA:931:C:H2'	1:AA:932:C:H6	1.73	0.52
1:AA:934:C:H4'	1:AA:935:A:OP1	2.09	0.52
2:AB:116:LEU:HB3	2:AB:140:LEU:CD2	2.40	0.52
2:AB:65:LYS:HG2	2:AB:153:MET:HG3	1.91	0.52
3:AC:95:GLY:O	3:AC:96:VAL:CG1	2.58	0.52
4:AD:147:LYS:O	4:AD:148:ALA:C	2.49	0.52
9:AI:118:ARG:HB3	9:AI:122:ARG:HG3	1.91	0.52
10:AJ:20:GLN:O	10:AJ:24:GLU:HG3	2.10	0.52

Continued on next page...

Continued from previous page...

Atom-1	Atom-2	Interatomic distance (Å)	Clash overlap (Å)
11:AK:127:ARG:HG2	11:AK:127:ARG:HH11	1.75	0.52
19:AS:46:LEU:H	19:AS:61:VAL:HG22	1.73	0.52
50:B2:12:ARG:NH2	50:B2:12:ARG:HB2	2.25	0.52
22:BA:163:C:O2'	22:BA:164:C:O5'	2.27	0.52
22:BA:1668:A:H4'	22:BA:1669:A:O5'	2.10	0.52
22:BA:1767:G:O2'	22:BA:1768:C:H5'	2.10	0.52
22:BA:2182:U:C2'	22:BA:2183:A:OP1	2.58	0.52
22:BA:460:A:H2'	22:BA:461:C:O4'	2.09	0.52
22:BA:857:G:H2'	22:BA:858:G:O4'	2.09	0.52
24:BC:123:ILE:CG1	24:BC:123:ILE:O	2.58	0.52
33:BL:85:VAL:HG21	33:BL:94:THR:HG23	1.92	0.52
35:BN:65:LEU:C	35:BN:65:LEU:HD12	2.30	0.52
22:BA:1454:C:H41	35:BN:73:ASN:HD21	1.56	0.52
39:BR:61:ALA:HB2	39:BR:98:ILE:HA	1.92	0.52
40:BS:59:GLU:HA	40:BS:64:ALA:HA	1.90	0.52
42:BU:53:GLN:N	42:BU:54:PRO:CD	2.73	0.52
43:BV:2:PHE:HD1	43:BV:50:MET:CE	2.23	0.52
1:CA:1157:A:C5	1:CA:1180:A:C6	2.98	0.52
1:CA:116:A:O2'	1:CA:117:G:H5'	2.10	0.52
1:CA:1064:G:N2	1:CA:1190:G:O2'	2.43	0.52
1:CA:1316:G:N2	1:CA:1318:A:C8	2.78	0.52
1:CA:1393:U:C6	1:CA:1393:U:H3'	2.45	0.52
1:CA:1507:A:H2'	1:CA:1508:A:C8	2.45	0.52
1:CA:1522:U:O2'	1:CA:1523:G:H5'	2.10	0.52
1:CA:130:A:H1'	1:CA:264:C:H5'	1.92	0.52
1:CA:441:A:N6	1:CA:493:A:N6	2.57	0.52
1:CA:406:G:N7	1:CA:495:A:H2'	2.24	0.52
1:CA:652:U:O2'	1:CA:653:U:H6	1.78	0.52
3:CC:135:ARG:O	3:CC:137:VAL:N	2.43	0.52
6:CF:79:ARG:HG2	6:CF:79:ARG:NH1	2.25	0.52
8:CH:28:SER:HA	8:CH:58:LEU:HD12	1.91	0.52
10:CJ:30:LYS:HG3	10:CJ:36:VAL:HG22	1.91	0.52
14:CN:20:PHE:CE1	14:CN:54:SER:HB2	2.45	0.52
17:CQ:29:LYS:CE	17:CQ:36:PHE:CE2	2.92	0.52
22:DA:1050:A:H2'	22:DA:1051:G:H8	1.75	0.52
22:DA:1073:A:OP2	22:DA:1073:A:H4'	2.10	0.52
22:DA:1270:C:H2'	22:DA:1648:U:H5''	1.92	0.52
22:DA:1540:G:O2'	22:DA:1541:C:H6	1.90	0.52
22:DA:1565:C:N4	22:DA:1567:G:C2	2.78	0.52
22:DA:1571:A:H3'	22:DA:1571:A:C8	2.45	0.52
22:DA:1616:A:H4'	22:DA:1617:C:OP2	2.10	0.52

Continued on next page...

Continued from previous page...

Atom-1	Atom-2	Interatomic distance (Å)	Clash overlap (Å)
22:DA:1639:C:C3'	22:DA:1640:A:H5''	2.39	0.52
22:DA:2077:A:C5	22:DA:2435:A:C5	2.98	0.52
22:DA:2458:G:O2'	22:DA:2459:A:N7	2.43	0.52
22:DA:2507:C:H1'	22:DA:2583:G:N2	2.25	0.52
22:DA:2667:C:O2'	22:DA:2668:G:C8	2.57	0.52
22:DA:304:U:O2'	22:DA:305:C:P	2.67	0.52
22:DA:54:G:C6	22:DA:55:G:N7	2.78	0.52
22:DA:564:C:O2'	22:DA:565:C:H5'	2.10	0.52
22:DA:603:A:H4'	22:DA:604:G:C4'	2.40	0.52
22:DA:637:A:O5'	33:DL:112:LEU:HD21	2.09	0.52
22:DA:92:U:C6	22:DA:93:G:C8	2.98	0.52
22:DA:971:G:C6	22:DA:972:A:C4	2.98	0.52
26:DE:98:LYS:O	26:DE:99:LYS:CB	2.55	0.52
27:DF:11:VAL:HG12	27:DF:12:VAL:N	2.24	0.52
27:DF:76:PHE:H	27:DF:76:PHE:HD2	1.58	0.52
22:DA:1154:G:OP1	38:DQ:57:ARG:HD2	2.09	0.52
39:DR:90:ARG:O	39:DR:91:GLN:CB	2.54	0.52
41:DT:39:THR:OG1	41:DT:42:GLU:HG3	2.10	0.52
42:DU:92:VAL:HB	42:DU:101:THR:HG23	1.91	0.52
42:DU:95:PHE:N	42:DU:95:PHE:CD1	2.64	0.52
44:DW:14:ASP:O	44:DW:15:SER:HB2	2.09	0.52
44:DW:49:ASN:HD21	44:DW:80:SER:CA	2.23	0.52
1:AA:1120:C:H42	1:AA:1153:G:H1	1.58	0.52
1:AA:1276:G:C2'	1:AA:1277:C:H5'	2.40	0.52
1:AA:1382:C:O2'	1:AA:1383:C:C5'	2.50	0.52
1:AA:1480:A:C6	1:AA:1481:U:N3	2.78	0.52
1:AA:337:G:O2'	1:AA:338:A:H5'	2.09	0.52
1:AA:438:U:O2'	1:AA:439:U:P	2.68	0.52
1:AA:582:C:C2	1:AA:583:A:C8	2.98	0.52
1:AA:922:G:C6	1:AA:923:A:C6	2.97	0.52
2:AB:81:ASP:OD1	2:AB:83:ALA:N	2.43	0.52
3:AC:122:GLN:HB3	3:AC:127:VAL:HG22	1.92	0.52
4:AD:131:ILE:H	4:AD:131:ILE:CD1	2.10	0.52
4:AD:169:TRP:CD2	4:AD:185:PRO:HB3	2.45	0.52
4:AD:28:ASP:C	4:AD:29:THR:O	2.47	0.52
4:AD:3:TYR:HE2	4:AD:5:GLY:O	1.93	0.52
7:AG:99:ALA:O	7:AG:103:ILE:HG13	2.10	0.52
7:AG:3:ARG:HG3	7:AG:4:ARG:N	2.24	0.52
12:AL:121:PRO:O	12:AL:122:LYS:C	2.48	0.52
16:AP:50:THR:O	16:AP:50:THR:HG22	2.09	0.52
1:AA:263:A:OP1	20:AT:73:ARG:HD3	2.10	0.52

Continued on next page...

Continued from previous page...

Atom-1	Atom-2	Interatomic distance (Å)	Clash overlap (Å)
20:AT:77:ASN:N	20:AT:77:ASN:HD22	2.07	0.52
21:AU:24:LYS:HG2	21:AU:25:ALA:H	1.75	0.52
22:BA:1116:G:O2'	22:BA:1117:C:C5'	2.58	0.52
22:BA:1394:U:C6	22:BA:1394:U:C3'	2.93	0.52
22:BA:1534:U:H2'	22:BA:1534:U:O2	2.10	0.52
22:BA:1872:A:H2'	22:BA:1873:G:O4'	2.10	0.52
22:BA:310:A:HO2'	22:BA:311:A:P	2.33	0.52
22:BA:372:G:C8	45:BX:60:LYS:HE2	2.44	0.52
23:BB:92:C:C2'	23:BB:93:C:O5'	2.58	0.52
22:BA:1801:A:C4	24:BC:261:ARG:NH1	2.76	0.52
26:BE:187:VAL:O	26:BE:188:MET:CB	2.59	0.52
29:BH:100:ALA:O	29:BH:104:THR:HB	2.09	0.52
35:BN:12:ARG:HD3	35:BN:16:HIS:CG	2.45	0.52
38:BQ:91:ARG:CZ	39:BR:11:GLN:H	2.23	0.52
38:BQ:63:ARG:NH2	38:BQ:95:ALA:O	2.43	0.52
41:BT:30:ILE:O	41:BT:30:ILE:HG12	2.09	0.52
43:BV:5:ASN:HD22	43:BV:5:ASN:H	1.54	0.52
44:BW:17:ALA:HA	44:BW:35:ILE:CG2	2.35	0.52
44:BW:42:THR:HG22	44:BW:43:LYS:N	2.25	0.52
47:BZ:29:ARG:C	47:BZ:30:ARG:HG3	2.30	0.52
1:CA:106:C:C2'	1:CA:107:G:C5'	2.85	0.52
1:CA:1198:G:N2	10:CJ:55:PRO:HG2	2.25	0.52
1:CA:1279:G:H2'	1:CA:1279:G:N3	2.23	0.52
1:CA:1393:U:H3'	1:CA:1393:U:H6	1.74	0.52
1:CA:253:A:C2	1:CA:274:A:C2	2.98	0.52
1:CA:998:C:H2'	1:CA:999:C:H6	1.75	0.52
3:CC:39:ARG:HE	3:CC:54:ILE:HG23	1.74	0.52
4:CD:32:LYS:CB	4:CD:35:GLN:OE1	2.52	0.52
5:CE:65:LYS:HZ3	5:CE:68:ARG:HD3	1.74	0.52
13:CM:81:ASP:C	13:CM:82:LEU:HD12	2.30	0.52
22:DA:1056:G:C2	22:DA:1102:C:H5	2.28	0.52
22:DA:1062:G:O2'	22:DA:1063:G:H8	1.92	0.52
22:DA:1239:G:C5	22:DA:1240:U:C6	2.98	0.52
22:DA:1626:A:O2'	22:DA:1627:G:OP2	2.24	0.52
22:DA:176:A:O5'	22:DA:176:A:H8	1.93	0.52
22:DA:1819:A:C3'	22:DA:1820:U:H5'	2.39	0.52
22:DA:1858:A:O2'	22:DA:1859:U:C5'	2.58	0.52
22:DA:1936:A:C2	22:DA:1943:U:H5	2.28	0.52
22:DA:2088:A:H2'	22:DA:2089:C:C6	2.45	0.52
22:DA:2139:U:H3	22:DA:2152:G:H1	1.58	0.52
22:DA:2516:A:C4	22:DA:2569:G:N2	2.77	0.52

Continued on next page...

Continued from previous page...

Atom-1	Atom-2	Interatomic distance (Å)	Clash overlap (Å)
22:DA:274:C:O2'	22:DA:275:C:O4'	2.27	0.52
22:DA:107:G:C5'	22:DA:294:A:OP1	2.58	0.52
22:DA:343:C:O2	22:DA:343:C:H2'	2.08	0.52
22:DA:47:C:N4	22:DA:178:G:H1	2.08	0.52
22:DA:70:G:OP2	22:DA:70:G:C8	2.57	0.52
24:DC:245:THR:HB	24:DC:246:PRO:CD	2.40	0.52
25:DD:37:VAL:HG23	25:DD:91:THR:HA	1.92	0.52
25:DD:79:LEU:CD2	25:DD:79:LEU:N	2.72	0.52
27:DF:113:PHE:O	27:DF:114:ARG:HB2	2.09	0.52
22:DA:2530:A:H3'	28:DG:156:TYR:OH	2.10	0.52
35:DN:36:THR:CG2	35:DN:41:ALA:HB2	2.39	0.52
36:DO:108:ASP:C	36:DO:110:ALA:H	2.14	0.52
38:DQ:6:GLY:C	38:DQ:8:ILE:N	2.64	0.52
1:AA:652:U:O2'	1:AA:653:U:P	2.67	0.51
1:AA:828:U:H2'	1:AA:829:G:O5'	2.09	0.51
2:AB:150:ILE:HA	2:AB:153:MET:HB3	1.92	0.51
3:AC:57:GLU:O	3:AC:59:PRO:HD2	2.10	0.51
4:AD:196:GLU:O	4:AD:198:LEU:N	2.42	0.51
8:AH:8:ASP:O	8:AH:9:MET:C	2.48	0.51
9:AI:23:GLY:HA3	9:AI:61:ASP:HB2	1.91	0.51
9:AI:85:ALA:C	9:AI:87:MET:H	2.13	0.51
11:AK:24:ALA:CB	11:AK:29:THR:HG23	2.40	0.51
13:AM:95:PRO:CG	13:AM:101:THR:CG2	2.88	0.51
14:AN:26:LEU:O	14:AN:27:LYS:HB3	2.11	0.51
19:AS:33:TRP:O	19:AS:35:ARG:HG3	2.10	0.51
19:AS:55:GLN:CD	19:AS:56:HIS:H	2.14	0.51
11:AK:124:LYS:O	21:AU:33:ARG:HG2	2.10	0.51
22:BA:103:A:H2'	22:BA:104:A:C8	2.46	0.51
22:BA:1057:A:N7	22:BA:1086:A:H2'	2.24	0.51
22:BA:1064:C:OP1	30:BI:87:SER:C	2.45	0.51
22:BA:1047:G:N2	22:BA:1110:G:C4	2.77	0.51
22:BA:1277:G:H4'	35:BN:20:MET:CE	2.38	0.51
22:BA:1421:G:C2	22:BA:1422:G:N7	2.77	0.51
22:BA:1585:C:H2'	22:BA:1586:A:C4'	2.40	0.51
22:BA:2221:G:C2'	22:BA:2222:C:H5'	2.40	0.51
22:BA:2400:G:C2'	22:BA:2401:U:H5'	2.40	0.51
22:BA:2630:G:C2'	22:BA:2631:G:H5'	2.39	0.51
22:BA:2757:A:N1	28:BG:66:THR:HG21	2.25	0.51
22:BA:788:A:O2'	22:BA:789:A:OP2	2.22	0.51
24:BC:184:GLU:O	24:BC:185:ALA:HB3	2.09	0.51
24:BC:229:HIS:HD2	24:BC:246:PRO:CA	2.22	0.51

Continued on next page...

Continued from previous page...

Atom-1	Atom-2	Interatomic distance (Å)	Clash overlap (Å)
24:BC:241:LYS:O	24:BC:243:PRO:HD3	2.10	0.51
26:BE:5:LEU:HD13	26:BE:122:GLU:CG	2.40	0.51
29:BH:8:LYS:O	29:BH:13:GLY:CA	2.53	0.51
31:BJ:49:ASP:OD1	31:BJ:121:LYS:NZ	2.43	0.51
31:BJ:81:ILE:HG12	31:BJ:82:GLY:N	2.25	0.51
36:BO:111:ARG:C	36:BO:113:ALA:N	2.64	0.51
44:BW:19:ARG:CZ	44:BW:22:VAL:HB	2.40	0.51
47:BZ:43:ILE:CD1	47:BZ:47:ILE:HD11	2.40	0.51
1:CA:1149:C:H2'	1:CA:1150:A:O4'	2.09	0.51
1:CA:1271:A:H2'	1:CA:1272:G:C8	2.45	0.51
1:CA:1408:A:N1	1:CA:1494:G:C5	2.79	0.51
1:CA:1426:G:H2'	1:CA:1427:C:H6	1.75	0.51
1:CA:564:C:H2'	1:CA:565:U:C6	2.45	0.51
1:CA:693:G:H2'	1:CA:694:A:C8	2.45	0.51
1:CA:704:A:H2'	1:CA:705:G:C8	2.45	0.51
2:CB:27:LYS:N	2:CB:28:PRO:CD	2.72	0.51
3:CC:113:LYS:HE3	3:CC:184:ASN:ND2	2.22	0.51
4:CD:8:LEU:HD22	4:CD:21:LYS:HD2	1.92	0.51
10:CJ:52:LEU:CD2	10:CJ:62:ARG:HG2	2.40	0.51
12:CL:34:THR:HB	12:CL:53:ARG:CG	2.39	0.51
1:CA:260:G:OP1	20:CT:74:HIS:CE1	2.59	0.51
11:CK:124:LYS:HE3	21:CU:34:ARG:NH1	2.26	0.51
21:CU:53:LYS:HB2	21:CU:53:LYS:HZ2	1.71	0.51
52:D4:7:VAL:CG2	52:D4:25:VAL:CG2	2.89	0.51
22:DA:101:A:O2'	22:DA:102:U:OP2	2.28	0.51
22:DA:1107:G:N7	22:DA:1108:U:C5	2.78	0.51
22:DA:1205:A:H5''	22:DA:1206:G:C8	2.45	0.51
22:DA:1421:G:H2'	22:DA:1421:G:N3	2.24	0.51
22:DA:1527:G:C2	22:DA:1546:G:N1	2.78	0.51
22:DA:13:A:O2'	22:DA:15:G:N7	2.44	0.51
22:DA:1682:G:O2'	22:DA:1683:U:C6	2.53	0.51
22:DA:1721:G:H1'	22:DA:1739:A:N6	2.25	0.51
22:DA:2653:U:N3	22:DA:2654:A:N6	2.57	0.51
22:DA:310:A:O2'	22:DA:311:A:C5'	2.57	0.51
22:DA:223:A:C6	22:DA:422:A:N7	2.78	0.51
22:DA:475:C:H2'	22:DA:476:G:C8	2.45	0.51
22:DA:484:C:H2'	22:DA:485:C:H6	1.75	0.51
22:DA:659:G:H2'	22:DA:660:C:H6	1.73	0.51
22:DA:694:U:H2'	22:DA:695:G:O5'	2.10	0.51
22:DA:845:A:C2	22:DA:847:U:N1	2.78	0.51
24:DC:7:PRO:HB3	24:DC:13:ARG:NH2	2.24	0.51

Continued on next page...

Continued from previous page...

Atom-1	Atom-2	Interatomic distance (Å)	Clash overlap (Å)
25:DD:106:LYS:HD3	25:DD:106:LYS:N	2.25	0.51
25:DD:121:THR:HG22	25:DD:127:PHE:HB2	1.92	0.51
31:DJ:37:ARG:NH2	31:DJ:39:LYS:HZ2	2.08	0.51
34:DM:112:LEU:O	34:DM:112:LEU:HD13	2.09	0.51
34:DM:119:LEU:HD23	34:DM:119:LEU:O	2.10	0.51
35:DN:16:HIS:O	35:DN:20:MET:CB	2.59	0.51
37:DP:22:GLY:HA3	37:DP:91:VAL:HG23	1.92	0.51
38:DQ:96:ASP:C	38:DQ:98:ALA:N	2.63	0.51
39:DR:30:GLY:HA2	39:DR:63:VAL:O	2.10	0.51
41:DT:30:ILE:HG22	41:DT:85:VAL:HG21	1.90	0.51
43:DV:72:VAL:HB	43:DV:91:PHE:HB3	1.90	0.51
45:DX:29:LEU:HB2	45:DX:30:PRO:HD2	1.93	0.51
46:DY:28:LEU:CD2	46:DY:42:LEU:HD22	2.40	0.51
1:AA:19:A:C2'	1:AA:20:U:H5'	2.40	0.51
1:AA:247:G:OP1	1:AA:247:G:H4'	2.09	0.51
1:AA:39:G:C4	1:AA:40:C:C5	2.99	0.51
1:AA:616:G:C2'	1:AA:617:G:H5'	2.40	0.51
1:AA:626:G:H2'	1:AA:627:G:C8	2.45	0.51
1:AA:646:G:H2'	1:AA:647:C:C5'	2.38	0.51
1:AA:829:G:C6	1:AA:858:G:C2	2.99	0.51
2:AB:9:LEU:CD2	2:AB:11:ALA:N	2.73	0.51
5:AE:152:VAL:O	5:AE:155:LYS:CD	2.58	0.51
49:B1:15:GLY:O	49:B1:16:THR:O	2.28	0.51
50:B2:27:GLY:O	50:B2:30:VAL:HB	2.10	0.51
22:BA:1013:C:H2'	22:BA:1014:A:H8	1.75	0.51
22:BA:1288:G:C5	22:BA:1327:A:C2	2.98	0.51
22:BA:1377:G:H8	22:BA:1377:G:O5'	1.93	0.51
22:BA:142:A:C5	22:BA:143:C:C4	2.98	0.51
22:BA:1523:U:O2'	22:BA:1524:G:H5'	2.10	0.51
22:BA:1838:C:C5	22:BA:1899:A:C5	2.98	0.51
22:BA:1875:G:H2'	22:BA:1876:A:OP2	2.11	0.51
22:BA:211:C:O2'	22:BA:212:G:H5'	2.10	0.51
22:BA:2210:U:C2	22:BA:2212:A:N7	2.79	0.51
22:BA:2491:U:O5'	22:BA:2491:U:H2'	2.10	0.51
22:BA:2662:A:H2'	22:BA:2663:G:O4'	2.09	0.51
22:BA:439:A:H2'	22:BA:440:C:O5'	2.11	0.51
22:BA:855:G:H1'	44:BW:23:LYS:HZ3	1.74	0.51
22:BA:855:G:H21	44:BW:23:LYS:CB	2.23	0.51
22:BA:980:A:C6	22:BA:981:A:N1	2.78	0.51
24:BC:259:ASN:C	24:BC:261:ARG:H	2.14	0.51
27:BF:168:LEU:HG	27:BF:169:LEU:HD12	1.92	0.51

Continued on next page...

Continued from previous page...

Atom-1	Atom-2	Interatomic distance (Å)	Clash overlap (Å)
22:BA:636:G:N1	33:BL:111:ILE:HD11	2.21	0.51
38:BQ:77:LYS:HE2	38:BQ:116:LEU:CD2	2.40	0.51
44:BW:19:ARG:HH22	44:BW:22:VAL:HG21	1.74	0.51
45:BX:38:TRP:HE3	45:BX:45:PHE:CD2	2.27	0.51
1:CA:1036:A:O2'	1:CA:1037:C:H5'	2.10	0.51
1:CA:1129:C:O2'	1:CA:1130:A:H8	1.90	0.51
1:CA:1320:C:H2'	1:CA:1321:U:H5'	1.91	0.51
1:CA:1346:A:C8	1:CA:1348:U:C2	2.98	0.51
1:CA:1348:U:O2'	1:CA:1349:A:H5'	2.10	0.51
1:CA:1357:A:N7	1:CA:1358:U:C5	2.79	0.51
1:CA:372:C:H4'	1:CA:373:A:OP2	2.11	0.51
1:CA:399:G:C6	1:CA:400:C:C4	2.98	0.51
1:CA:300:A:C2	1:CA:566:G:O6	2.62	0.51
1:CA:777:A:C6	1:CA:778:G:C4	2.98	0.51
1:CA:944:G:H3'	1:CA:945:G:H5'	1.92	0.51
1:CA:9:G:C2	1:CA:10:A:C8	2.98	0.51
2:CB:46:VAL:N	2:CB:47:PRO:HD2	2.25	0.51
2:CB:49:PHE:O	2:CB:53:LEU:HB3	2.10	0.51
6:CF:3:HIS:O	6:CF:92:THR:HA	2.10	0.51
9:CI:12:LYS:O	9:CI:13:SER:HB3	2.10	0.51
9:CI:64:ILE:N	9:CI:64:ILE:HD12	2.25	0.51
10:CJ:11:LYS:HA	10:CJ:71:LEU:HA	1.92	0.51
10:CJ:52:LEU:HA	10:CJ:62:ARG:HG2	1.92	0.51
10:CJ:44:THR:HG23	10:CJ:70:HIS:CD2	2.45	0.51
10:CJ:81:GLU:O	10:CJ:86:ALA:CB	2.58	0.51
16:CP:20:VAL:HG23	16:CP:34:GLU:O	2.10	0.51
18:CR:21:ASP:OD1	18:CR:23:LYS:HE3	2.10	0.51
14:CN:46:LYS:HE3	19:CS:10:ILE:HB	1.92	0.51
19:CS:20:LYS:C	19:CS:20:LYS:HD3	2.30	0.51
11:CK:126:ARG:CB	21:CU:33:ARG:HD2	2.38	0.51
22:DA:210:C:H4'	22:DA:1367:A:H1'	1.92	0.51
22:DA:1506:U:O5'	22:DA:1506:U:H6	1.93	0.51
22:DA:1526:C:N4	22:DA:1527:G:C6	2.78	0.51
22:DA:1536:C:H5''	22:DA:1537:G:O5'	2.09	0.51
22:DA:1819:A:H5''	24:DC:156:SER:HB2	1.92	0.51
22:DA:2283:C:C4	22:DA:2389:G:C4	2.98	0.51
22:DA:2443:C:H2'	22:DA:2444:G:C8	2.45	0.51
22:DA:2697:G:N7	22:DA:2698:U:C5	2.78	0.51
22:DA:2848:G:OP2	37:DP:94:ALA:N	2.33	0.51
22:DA:357:C:C4	22:DA:358:U:C5	2.98	0.51
22:DA:380:G:H1	22:DA:394:C:H42	1.57	0.51

Continued on next page...

Continued from previous page...

Atom-1	Atom-2	Interatomic distance (Å)	Clash overlap (Å)
22:DA:491:G:N3	22:DA:492:A:C8	2.79	0.51
22:DA:776:G:C8	22:DA:793:A:C2	2.98	0.51
22:DA:868:U:HO2'	22:DA:869:G:P	2.34	0.51
22:DA:956:G:C1'	34:DM:82:MET:HE1	2.40	0.51
22:DA:97:C:H2'	22:DA:98:G:O4'	2.10	0.51
29:DH:9:VAL:HG12	29:DH:10:ALA:N	2.25	0.51
30:DI:18:ASN:HB3	30:DI:19:PRO:HD3	1.91	0.51
30:DI:63:ASP:O	30:DI:64:ARG:HB2	2.10	0.51
31:DJ:25:LEU:C	31:DJ:25:LEU:HD22	2.31	0.51
31:DJ:45:THR:C	31:DJ:47:HIS:N	2.63	0.51
36:DO:49:VAL:HG12	36:DO:50:ALA:H	1.75	0.51
42:DU:52:ASN:ND2	42:DU:54:PRO:HD3	2.25	0.51
1:AA:198:G:O2'	1:AA:199:A:O5'	2.27	0.51
1:AA:403:C:C2'	1:AA:404:G:H5'	2.41	0.51
1:AA:665:A:H2'	1:AA:732:C:O2	2.11	0.51
3:AC:129:PHE:CD2	3:AC:156:LEU:HD23	2.45	0.51
4:AD:147:LYS:N	4:AD:147:LYS:CD	2.74	0.51
7:AG:20:GLU:HB3	7:AG:24:LYS:HE2	1.92	0.51
9:AI:117:LEU:HB3	9:AI:122:ARG:O	2.10	0.51
11:AK:85:VAL:CG1	11:AK:92:ARG:HG3	2.40	0.51
12:AL:43:LYS:CB	12:AL:44:PRO:CD	2.81	0.51
20:AT:43:LYS:CE	20:AT:86:ALA:HA	2.40	0.51
22:BA:1106:G:C2	22:BA:1107:G:N9	2.78	0.51
22:BA:118:A:C8	22:BA:119:A:C8	2.98	0.51
22:BA:1669:A:N3	22:BA:1669:A:H2'	2.24	0.51
22:BA:1694:C:H4'	22:BA:1695:G:C5'	2.41	0.51
22:BA:1897:G:C2	22:BA:1898:U:C2	2.98	0.51
22:BA:945:A:C4	22:BA:2448:A:C2	2.98	0.51
22:BA:37:C:H2'	22:BA:38:A:O5'	2.10	0.51
22:BA:412:A:C2'	22:BA:413:C:C5'	2.86	0.51
22:BA:622:G:H2'	22:BA:623:C:H6	1.74	0.51
22:BA:729:G:C2'	22:BA:729:G:N3	2.64	0.51
24:BC:108:GLY:O	24:BC:109:LEU:HD22	2.10	0.51
22:BA:2784:U:H4'	25:BD:42:ASN:ND2	2.25	0.51
28:BG:162:ARG:NH1	28:BG:168:VAL:HG21	2.26	0.51
30:BI:33:ASN:HB3	30:BI:36:GLU:CB	2.38	0.51
22:BA:1070:A:H2	30:BI:9:LYS:HG2	1.65	0.51
32:BK:91:SER:O	32:BK:92:GLU:C	2.48	0.51
32:BK:92:GLU:N	32:BK:92:GLU:OE1	2.43	0.51
37:BP:91:VAL:HG11	37:BP:96:LEU:HD21	1.91	0.51
38:BQ:104:ALA:O	38:BQ:107:ALA:HB3	2.11	0.51

Continued on next page...

Continued from previous page...

Atom-1	Atom-2	Interatomic distance (Å)	Clash overlap (Å)
47:BZ:40:THR:CG2	47:BZ:43:ILE:H	2.23	0.51
1:CA:306:A:H2'	1:CA:307:C:C6	2.44	0.51
1:CA:464:U:O4	1:CA:466:A:C4'	2.58	0.51
1:CA:719:C:O2'	18:CR:37:LYS:HB3	2.11	0.51
2:CB:119:GLN:HG2	2:CB:124:THR:HG23	1.90	0.51
2:CB:176:ASN:O	2:CB:178:LEU:N	2.44	0.51
4:CD:176:LYS:HG2	4:CD:178:GLU:OE2	2.11	0.51
6:CF:3:HIS:CD2	6:CF:65:GLU:HG2	2.46	0.51
11:CK:63:GLN:HB2	11:CK:98:ALA:HB2	1.93	0.51
16:CP:75:ILE:HG22	16:CP:80:LYS:HD2	1.92	0.51
20:CT:42:ASP:O	20:CT:43:LYS:C	2.49	0.51
49:D1:34:GLU:C	49:D1:35:LEU:HD23	2.31	0.51
22:DA:1139:G:C2'	22:DA:1140:C:H5'	2.41	0.51
22:DA:813:U:C2	22:DA:1195:G:N2	2.79	0.51
22:DA:1381:G:C2'	22:DA:1382:G:H5''	2.40	0.51
22:DA:1390:U:O2'	22:DA:1391:U:H5'	2.11	0.51
22:DA:1380:G:O2'	22:DA:1569:A:N6	2.43	0.51
22:DA:1688:U:C4	22:DA:1698:A:C2	2.98	0.51
22:DA:1739:A:O2'	22:DA:1740:G:C5'	2.59	0.51
22:DA:1965:C:H5''	22:DA:1966:A:H2'	1.92	0.51
22:DA:2066:C:H5''	56:DA:3530:HOH:O	2.10	0.51
22:DA:2297:A:N3	22:DA:2298:A:N7	2.59	0.51
22:DA:2303:G:O6	22:DA:2314:A:N6	2.43	0.51
22:DA:2392:A:N1	33:DL:55:MET:HE3	2.26	0.51
22:DA:2453:A:O2'	22:DA:2572:A:H1'	2.11	0.51
22:DA:2556:C:H2'	22:DA:2557:G:O4'	2.11	0.51
22:DA:2732:G:H5''	22:DA:2733:A:O4'	2.10	0.51
22:DA:2834:G:H1'	22:DA:2879:A:N6	2.25	0.51
22:DA:462:C:C2'	22:DA:463:G:H5'	2.40	0.51
22:DA:634:C:H2'	22:DA:635:C:H6	1.74	0.51
22:DA:739:A:C8	22:DA:739:A:OP2	2.64	0.51
22:DA:192:C:O2'	22:DA:802:A:N3	2.43	0.51
22:DA:807:U:C2'	22:DA:807:U:O2	2.59	0.51
23:DB:68:C:O2'	23:DB:69:G:P	2.68	0.51
24:DC:259:ASN:OD1	24:DC:261:ARG:HB3	2.10	0.51
22:DA:321:U:H1'	26:DE:159:LEU:CD1	2.40	0.51
22:DA:321:U:H1'	26:DE:159:LEU:HD11	1.92	0.51
27:DF:35:LEU:HD12	27:DF:153:ILE:HG23	1.92	0.51
27:DF:32:LYS:CB	27:DF:32:LYS:HZ2	2.24	0.51
28:DG:157:LYS:C	28:DG:159:LYS:H	2.12	0.51
28:DG:68:ARG:C	28:DG:68:ARG:HD3	2.30	0.51

Continued on next page...

Continued from previous page...

Atom-1	Atom-2	Interatomic distance (Å)	Clash overlap (Å)
29:DH:140:ALA:C	29:DH:141:LYS:HG3	2.30	0.51
29:DH:5:LEU:HD23	29:DH:36:ALA:HB2	1.92	0.51
33:DL:77:ILE:HG12	33:DL:101:ILE:HD11	1.92	0.51
34:DM:125:PRO:O	34:DM:126:ILE:HG23	2.10	0.51
34:DM:135:VAL:HG12	34:DM:136:MET:N	2.26	0.51
35:DN:28:LEU:C	35:DN:28:LEU:CD2	2.79	0.51
35:DN:92:GLY:N	35:DN:94:TYR:HE1	2.02	0.51
38:DQ:71:ASN:HD21	38:DQ:106:THR:HG23	1.76	0.51
40:DS:1:MET:H1	40:DS:1:MET:CE	2.23	0.51
40:DS:28:LYS:HA	40:DS:70:LYS:HA	1.92	0.51
41:DT:58:VAL:HG22	41:DT:59:ASN:N	2.25	0.51
41:DT:68:LYS:HB2	41:DT:68:LYS:NZ	2.25	0.51
42:DU:35:VAL:CG1	42:DU:36:GLU:H	2.10	0.51
42:DU:42:LYS:CB	42:DU:42:LYS:NZ	2.74	0.51
43:DV:70:ILE:CD1	43:DV:70:ILE:N	2.68	0.51
44:DW:30:VAL:CG2	44:DW:59:PHE:HE1	2.22	0.51
22:DA:381:G:H5''	45:DX:15:ASN:HD22	1.74	0.51
1:AA:1241:G:C2	1:AA:1242:G:C5	2.99	0.51
1:AA:1319:A:C5	1:AA:1323:G:C5	2.98	0.51
1:AA:1504:G:C3'	1:AA:1505:G:H5'	2.40	0.51
1:AA:300:A:H2'	1:AA:301:G:O4'	2.11	0.51
1:AA:466:A:C4'	1:AA:467:U:OP2	2.57	0.51
2:AB:117:GLU:HA	2:AB:120:SER:CB	2.22	0.51
4:AD:193:ASP:N	4:AD:193:ASP:OD1	2.43	0.51
5:AE:110:MET:HA	5:AE:113:VAL:CG1	2.40	0.51
11:AK:122:PRO:HG2	21:AU:33:ARG:O	2.11	0.51
12:AL:87:LYS:O	12:AL:87:LYS:HG3	2.11	0.51
13:AM:82:LEU:N	13:AM:82:LEU:HD23	2.24	0.51
15:AO:57:ARG:HH11	15:AO:57:ARG:HB3	1.75	0.51
19:AS:28:LYS:CB	19:AS:29:PRO:HD2	2.28	0.51
1:AA:322:C:O2'	20:AT:17:ARG:CG	2.58	0.51
22:BA:2340:A:H2'	22:BA:2341:G:C8	2.46	0.51
22:BA:2431:U:C6	22:BA:2431:U:C5'	2.87	0.51
22:BA:2469:A:C6	22:BA:2482:A:C8	2.98	0.51
22:BA:2659:G:N2	22:BA:2661:G:H3'	2.25	0.51
22:BA:859:G:N2	22:BA:916:G:H2'	2.25	0.51
23:BB:90:C:C2'	23:BB:91:C:O5'	2.59	0.51
22:BA:784:G:H5''	24:BC:225:ASN:OD1	2.10	0.51
25:BD:29:VAL:HB	25:BD:98:VAL:CG1	2.40	0.51
26:BE:48:THR:H	26:BE:51:GLU:CG	2.22	0.51
28:BG:117:PRO:O	28:BG:118:ALA:O	2.28	0.51

Continued on next page...

Continued from previous page...

Atom-1	Atom-2	Interatomic distance (Å)	Clash overlap (Å)
29:BH:108:VAL:HG12	29:BH:109:GLU:N	2.25	0.51
29:BH:31:VAL:C	29:BH:33:GLN:N	2.63	0.51
31:BJ:74:TYR:CD2	31:BJ:92:MET:CE	2.93	0.51
36:BO:24:THR:N	36:BO:42:PRO:HG3	2.26	0.51
39:BR:74:ILE:N	39:BR:74:ILE:HD12	2.25	0.51
40:BS:25:ARG:HD3	40:BS:73:LYS:NZ	2.25	0.51
41:BT:34:VAL:HG11	41:BT:43:ILE:HD12	1.92	0.51
44:BW:42:THR:CG2	44:BW:43:LYS:HZ2	2.24	0.51
44:BW:75:ASN:OD1	44:BW:76:ARG:N	2.44	0.51
45:BX:10:ARG:HB2	45:BX:11:PRO:CD	2.40	0.51
1:CA:1071:C:O2	1:CA:1072:G:C8	2.63	0.51
1:CA:1278:G:O2'	1:CA:1279:G:C2	2.62	0.51
1:CA:1477:U:H2'	1:CA:1478:U:H6	1.76	0.51
1:CA:197:A:C6	1:CA:221:C:C4'	2.94	0.51
1:CA:279:A:H4'	1:CA:280:C:O5'	2.09	0.51
1:CA:383:A:H5''	1:CA:384:G:OP2	2.10	0.51
1:CA:526:C:C6	1:CA:526:C:C3'	2.94	0.51
1:CA:532:A:H4'	1:CA:533:A:OP2	2.11	0.51
1:CA:865:A:C2	1:CA:918:A:C4'	2.92	0.51
1:CA:967:C:N3	1:CA:968:A:C6	2.79	0.51
4:CD:47:LEU:HD23	4:CD:52:VAL:HG23	1.93	0.51
4:CD:84:ASN:HD22	4:CD:86:GLY:N	2.09	0.51
6:CF:45:ARG:O	6:CF:56:LYS:HB3	2.10	0.51
6:CF:88:MET:HE1	18:CR:64:LEU:HD11	1.91	0.51
9:CI:5:TYR:CD2	9:CI:5:TYR:N	2.77	0.51
13:CM:12:LYS:CA	13:CM:12:LYS:HE3	2.33	0.51
14:CN:62:ARG:HB3	14:CN:68:ARG:O	2.11	0.51
1:CA:1225:A:H4'	19:CS:77:ARG:HH12	1.76	0.51
20:CT:82:ILE:C	20:CT:84:LYS:N	2.61	0.51
21:CU:35:GLU:CG	21:CU:36:PHE:N	2.49	0.51
22:DA:77:G:C6	22:DA:110:G:C5	2.99	0.51
22:DA:1287:A:HO2'	22:DA:1288:G:C5'	2.23	0.51
22:DA:1347:A:O2'	22:DA:1348:C:C5'	2.58	0.51
22:DA:123:G:O3'	22:DA:1376:C:H4'	2.11	0.51
22:DA:1416:G:C6	22:DA:1417:C:N4	2.78	0.51
22:DA:1611:C:O2'	22:DA:1612:C:H5'	2.11	0.51
22:DA:1760:C:H3'	22:DA:1761:C:C6	2.45	0.51
22:DA:1773:A:C8	22:DA:1829:A:N9	2.79	0.51
22:DA:190:A:H2'	22:DA:191:A:O4'	2.10	0.51
22:DA:1914:C:O2'	22:DA:1915:U:H5''	2.10	0.51
22:DA:1965:C:C5'	22:DA:1965:C:H6	2.22	0.51

Continued on next page...

Continued from previous page...

Atom-1	Atom-2	Interatomic distance (Å)	Clash overlap (Å)
22:DA:2249:U:H1'	22:DA:2275:C:N4	2.25	0.51
22:DA:2294:G:N3	22:DA:2295:C:C6	2.78	0.51
22:DA:2303:G:C6	22:DA:2314:A:N6	2.78	0.51
22:DA:830:G:N3	22:DA:2448:A:C5	2.78	0.51
22:DA:2585:U:O2'	22:DA:2586:U:C5'	2.44	0.51
22:DA:477:A:H2'	22:DA:478:A:H8	1.74	0.51
22:DA:605:G:O2'	22:DA:606:U:H5'	2.10	0.51
22:DA:622:G:H2'	22:DA:623:C:C6	2.44	0.51
22:DA:982:C:H4'	22:DA:983:A:OP1	2.11	0.51
23:DB:21:G:C2	23:DB:22:U:H1'	2.45	0.51
25:DD:78:GLY:C	25:DD:79:LEU:HD22	2.31	0.51
22:DA:37:C:O2'	26:DE:45:ALA:CB	2.59	0.51
27:DF:43:ILE:HG12	27:DF:77:LYS:HG2	1.93	0.51
29:DH:38:PRO:O	29:DH:40:THR:N	2.42	0.51
31:DJ:6:ALA:HB3	31:DJ:45:THR:HB	1.92	0.51
32:DK:2:ILE:N	32:DK:2:ILE:CD1	2.73	0.51
33:DL:94:THR:O	33:DL:98:ALA:N	2.42	0.51
34:DM:32:GLY:HA2	34:DM:104:GLU:HA	1.92	0.51
35:DN:7:GLY:N	35:DN:46:ARG:HH12	2.07	0.51
38:DQ:77:LYS:HE2	38:DQ:116:LEU:CD2	2.18	0.51
40:DS:75:PHE:CZ	40:DS:104:THR:HG21	2.45	0.51
43:DV:75:GLN:HG2	43:DV:92:VAL:HG11	1.93	0.51
22:DA:112:U:H5'	46:DY:58:ASN:HD21	1.73	0.51
1:AA:1468:A:C2'	1:AA:1469:C:H5''	2.41	0.51
1:AA:232:G:H2'	1:AA:233:C:H6	1.76	0.51
1:AA:345:C:H6	1:AA:345:C:H5''	1.75	0.51
1:AA:462:G:H5'	1:AA:463:U:OP2	2.10	0.51
1:AA:468:A:C2	1:AA:469:C:C5	2.98	0.51
1:AA:496:A:N3	1:AA:496:A:C2'	2.71	0.51
1:AA:895:G:C6	1:AA:896:C:C4	2.99	0.51
2:AB:118:THR:O	2:AB:118:THR:HG22	2.11	0.51
3:AC:155:ARG:HG2	3:AC:159:ALA:O	2.10	0.51
4:AD:3:TYR:O	4:AD:4:LEU:HB2	2.09	0.51
4:AD:2:ARG:HB3	4:AD:4:LEU:CD1	2.41	0.51
5:AE:24:VAL:O	5:AE:25:LYS:C	2.49	0.51
6:AF:67:PRO:HG2	6:AF:70:VAL:HG22	1.92	0.51
9:AI:62:LEU:HD23	9:AI:62:LEU:N	2.25	0.51
17:AQ:11:VAL:HG23	17:AQ:56:ASP:O	2.10	0.51
22:BA:1179:G:C6	22:BA:1180:U:O2'	2.64	0.51
22:BA:1784:A:H4'	22:BA:1785:A:H5''	1.89	0.51
22:BA:1838:C:C4	22:BA:1899:A:C4	2.99	0.51

Continued on next page...

Continued from previous page...

Atom-1	Atom-2	Interatomic distance (Å)	Clash overlap (Å)
22:BA:2579:C:O2'	22:BA:2580:U:H5'	2.10	0.51
22:BA:2635:A:H2'	22:BA:2636:C:O5'	2.11	0.51
22:BA:571:U:C4	22:BA:575:A:C5	2.98	0.51
24:BC:108:GLY:O	24:BC:109:LEU:CD2	2.58	0.51
25:BD:104:VAL:HG13	25:BD:106:LYS:HD3	1.92	0.51
26:BE:141:MET:O	26:BE:142:ALA:HB3	2.11	0.51
26:BE:41:GLN:HB2	26:BE:43:THR:CG2	2.40	0.51
28:BG:117:PRO:O	28:BG:118:ALA:C	2.49	0.51
29:BH:78:VAL:HB	29:BH:145:ASN:HB3	1.92	0.51
30:BI:100:ILE:HG22	30:BI:101:SER:N	2.23	0.51
31:BJ:40:HIS:O	31:BJ:41:LYS:HG2	2.10	0.51
32:BK:10:VAL:HB	32:BK:16:ALA:CB	2.36	0.51
32:BK:45:GLU:HA	32:BK:45:GLU:OE2	2.10	0.51
33:BL:57:LEU:HD22	51:B3:53:ASP:HB3	1.92	0.51
36:BO:111:ARG:O	36:BO:114:GLY:N	2.43	0.51
36:BO:59:ALA:O	36:BO:61:GLN:N	2.44	0.51
37:BP:56:SER:O	37:BP:75:THR:HG23	2.11	0.51
38:BQ:40:LYS:HD3	38:BQ:44:TYR:CE1	2.46	0.51
38:BQ:91:ARG:CZ	38:BQ:93:ILE:HG21	2.40	0.51
41:BT:29:THR:N	41:BT:86:THR:HA	2.25	0.51
45:BX:12:VAL:HG23	45:BX:28:PHE:HB2	1.91	0.51
1:CA:108:G:H5'	1:CA:109:A:H5''	1.92	0.51
1:CA:1143:G:C2'	1:CA:1144:G:C8	2.75	0.51
1:CA:1151:A:C6	1:CA:1152:A:N6	2.79	0.51
1:CA:1242:G:H4'	1:CA:1304:G:OP1	2.10	0.51
1:CA:1449:C:O2'	1:CA:1450:U:O4'	2.29	0.51
1:CA:1475:G:H4'	22:DA:1689:A:H4'	1.91	0.51
1:CA:1501:C:C5	1:CA:1504:G:C4	2.99	0.51
1:CA:815:A:C2	1:CA:1529:G:C4	2.98	0.51
1:CA:529:G:O6	12:CL:45:ASN:HA	2.11	0.51
1:CA:68:G:O2'	1:CA:69:G:O5'	2.20	0.51
4:CD:84:ASN:CG	4:CD:87:GLU:HG3	2.30	0.51
5:CE:14:LEU:HD13	5:CE:59:ILE:HD12	1.93	0.51
8:CH:88:LYS:HA	8:CH:120:LEU:O	2.11	0.51
9:CI:29:ILE:HD13	9:CI:38:PHE:CE1	2.46	0.51
9:CI:59:LYS:HE3	9:CI:60:LEU:HD21	1.92	0.51
10:CJ:92:LEU:HD13	10:CJ:92:LEU:N	2.25	0.51
11:CK:14:GLN:HA	11:CK:76:TYR:O	2.10	0.51
12:CL:32:VAL:HG12	12:CL:32:VAL:O	2.10	0.51
13:CM:17:ALA:HB3	13:CM:18:LEU:HD12	1.92	0.51
20:CT:55:PRO:HG2	20:CT:56:ILE:H	1.74	0.51

Continued on next page...

Continued from previous page...

Atom-1	Atom-2	Interatomic distance (Å)	Clash overlap (Å)
22:DA:1000:A:C6	22:DA:1001:A:C6	2.98	0.51
22:DA:1240:U:O2	22:DA:1240:U:H2'	2.09	0.51
22:DA:1299:G:H5'	22:DA:1301:A:O4'	2.10	0.51
22:DA:1503:A:N6	22:DA:1504:A:H62	2.09	0.51
22:DA:1510:G:C2	22:DA:1511:G:C6	2.99	0.51
22:DA:1417:C:H4'	22:DA:1587:G:N2	2.25	0.51
22:DA:1693:U:H5''	22:DA:1694:C:C5	2.45	0.51
22:DA:1736:U:H2'	22:DA:1737:G:O4'	2.10	0.51
22:DA:1926:U:H1'	22:DA:1929:G:C6	2.45	0.51
22:DA:2792:A:C2	22:DA:2805:C:C2	2.99	0.51
22:DA:324:A:O2'	22:DA:325:G:O4'	2.27	0.51
22:DA:38:A:O2'	26:DE:43:THR:HA	2.11	0.51
22:DA:617:G:C2'	22:DA:618:G:H8	2.23	0.51
22:DA:64:A:O2'	41:DT:69:ARG:HG2	2.11	0.51
22:DA:800:A:C2	22:DA:802:A:C8	2.98	0.51
22:DA:919:U:N3	22:DA:920:A:N7	2.58	0.51
23:DB:81:G:C5	23:DB:82:U:C5	2.98	0.51
24:DC:149:LYS:CE	24:DC:152:GLN:NE2	2.72	0.51
24:DC:179:GLU:HA	24:DC:269:ARG:O	2.10	0.51
25:DD:122:VAL:HG22	25:DD:127:PHE:O	2.09	0.51
27:DF:155:ILE:HD12	27:DF:155:ILE:H	1.75	0.51
27:DF:52:ALA:HA	27:DF:55:ASP:HB2	1.93	0.51
28:DG:23:ILE:CG2	28:DG:24:THR:N	2.74	0.51
29:DH:5:LEU:HA	29:DH:36:ALA:CB	2.40	0.51
33:DL:79:LEU:HB3	33:DL:114:GLY:H	1.75	0.51
35:DN:62:ASN:C	35:DN:64:ARG:H	2.13	0.51
37:DP:44:GLY:HA3	37:DP:60:VAL:HG13	1.92	0.51
44:DW:25:PHE:O	44:DW:27:GLY:N	2.41	0.51
1:AA:71:A:C8	1:AA:100:G:C2	2.98	0.51
1:AA:1306:A:H1'	1:AA:1332:A:C6	2.45	0.51
1:AA:1521:C:H2'	1:AA:1522:U:O5'	2.11	0.51
1:AA:270:A:H2'	1:AA:271:C:C6	2.44	0.51
1:AA:335:C:H2'	1:AA:336:A:H8	1.75	0.51
1:AA:771:G:C4	1:AA:772:U:C5	2.99	0.51
1:AA:1101:A:C8	2:AB:170:ILE:CG2	2.94	0.51
3:AC:119:ILE:HG22	3:AC:197:VAL:HG21	1.93	0.51
6:AF:51:ILE:O	6:AF:51:ILE:HG23	2.09	0.51
9:AI:5:TYR:HB2	9:AI:20:ILE:HB	1.91	0.51
1:AA:660:C:P	15:AO:4:THR:HG21	2.51	0.51
16:AP:42:ILE:HG22	16:AP:43:ALA:N	2.26	0.51
19:AS:52:ASN:O	19:AS:76:THR:HG22	2.11	0.51

Continued on next page...

Continued from previous page...

Atom-1	Atom-2	Interatomic distance (Å)	Clash overlap (Å)
22:BA:1253:A:C5	56:BA:3332:HOH:O	2.64	0.51
22:BA:1348:C:C2'	22:BA:1349:C:H5'	2.34	0.51
22:BA:1572:A:C2'	22:BA:1573:G:H5'	2.40	0.51
22:BA:1730:C:H1'	22:BA:1731:G:C2	2.46	0.51
22:BA:207:A:H2'	22:BA:208:C:O4'	2.11	0.51
22:BA:2752:C:H2'	22:BA:2753:A:H8	1.74	0.51
22:BA:339:U:H2'	22:BA:340:A:H5'	1.91	0.51
22:BA:37:C:H1'	26:BE:45:ALA:HB2	1.92	0.51
22:BA:26:G:H1'	22:BA:514:A:H61	1.73	0.51
22:BA:845:A:C6	22:BA:847:U:C6	2.98	0.51
22:BA:923:G:H4'	44:BW:25:PHE:CE1	2.45	0.51
26:BE:4:VAL:HG12	26:BE:4:VAL:O	2.11	0.51
28:BG:2:ARG:HH21	28:BG:2:ARG:HG3	1.76	0.51
28:BG:97:VAL:HA	28:BG:101:VAL:O	2.10	0.51
29:BH:95:GLY:C	29:BH:97:ARG:H	2.13	0.51
30:BI:89:SER:OG	30:BI:135:MET:HA	2.11	0.51
31:BJ:114:LEU:HD22	31:BJ:118:MET:HE2	1.92	0.51
33:BL:125:LEU:N	33:BL:125:LEU:HD23	2.25	0.51
41:BT:39:THR:O	41:BT:41:ALA:N	2.42	0.51
1:CA:1004:A:N3	1:CA:1026:G:C5	2.79	0.51
1:CA:1078:U:H2'	1:CA:1079:G:O4'	2.11	0.51
1:CA:112:G:C2	1:CA:330:C:C4	2.99	0.51
1:CA:1117:A:C2	1:CA:1184:G:C6	2.99	0.51
1:CA:1326:U:H2'	1:CA:1327:C:C6	2.45	0.51
1:CA:1531:A:H8	1:CA:1531:A:O5'	1.93	0.51
1:CA:246:A:C4	1:CA:282:A:N6	2.78	0.51
1:CA:34:C:H2'	1:CA:35:G:H8	1.74	0.51
1:CA:444:G:C2	1:CA:445:G:C8	2.98	0.51
1:CA:544:G:C2'	1:CA:545:C:O5'	2.58	0.51
1:CA:595:A:H4'	1:CA:596:A:OP1	2.09	0.51
2:CB:114:LYS:CE	2:CB:151:LYS:HB2	2.39	0.51
3:CC:149:LYS:CE	3:CC:200:TRP:CE3	2.88	0.51
3:CC:63:ILE:HG22	3:CC:97:PRO:O	2.11	0.51
1:CA:1307:U:H1'	13:CM:107:THR:HG21	1.93	0.51
16:CP:48:GLU:HG3	16:CP:51:ARG:NH2	2.25	0.51
17:CQ:73:THR:O	17:CQ:75:VAL:HG13	2.11	0.51
1:CA:1014:A:C2	19:CS:33:TRP:HB2	2.46	0.51
52:D4:1:MET:HB2	52:D4:34:LYS:O	2.10	0.51
22:DA:1385:A:O2'	22:DA:1386:C:H5''	2.11	0.51
22:DA:1388:G:N1	22:DA:1400:U:N3	2.57	0.51
22:DA:1464:G:C2	22:DA:1465:G:C5	2.99	0.51

Continued on next page...

Continued from previous page...

Atom-1	Atom-2	Interatomic distance (Å)	Clash overlap (Å)
22:DA:1532:A:N1	22:DA:1540:G:O6	2.43	0.51
22:DA:1554:U:H2'	22:DA:1554:U:O2	2.11	0.51
22:DA:1619:G:O2'	22:DA:1620:G:H5'	2.11	0.51
22:DA:1735:A:O2'	22:DA:1736:U:C6	2.44	0.51
22:DA:1815:A:O4'	22:DA:1817:G:C8	2.64	0.51
22:DA:2214:C:C2	22:DA:2215:C:C5	2.98	0.51
22:DA:2458:G:O2'	22:DA:2460:U:H5	1.88	0.51
22:DA:2807:U:H3'	22:DA:2808:G:H5''	1.91	0.51
22:DA:37:C:O2'	22:DA:38:A:H5'	2.11	0.51
22:DA:383:C:H2'	22:DA:384:A:OP1	2.10	0.51
22:DA:428:A:O2'	22:DA:429:A:H5'	2.10	0.51
22:DA:460:A:H5'	41:DT:72:GLN:O	2.10	0.51
22:DA:595:C:O5'	22:DA:595:C:H6	1.93	0.51
22:DA:704:G:O2'	22:DA:726:G:N2	2.44	0.51
23:DB:8:C:H5''	36:DO:15:ARG:NH1	2.24	0.51
26:DE:139:LYS:HB2	26:DE:139:LYS:HZ2	1.75	0.51
22:DA:675:A:P	26:DE:60:TRP:HZ2	2.32	0.51
22:DA:2305:U:H4'	27:DF:132:ARG:CG	2.41	0.51
28:DG:11:PRO:O	28:DG:14:VAL:HG22	2.10	0.51
30:DI:52:LEU:CD1	30:DI:53:PRO:HD2	2.40	0.51
36:DO:48:LEU:HD13	36:DO:87:ILE:CD1	2.38	0.51
1:CA:1442:G:O2'	37:DP:113:LEU:HD13	2.11	0.51
38:DQ:15:LYS:HD2	38:DQ:15:LYS:C	2.30	0.51
40:DS:1:MET:H1	40:DS:1:MET:HE2	1.76	0.51
41:DT:11:LEU:HD23	41:DT:32:LEU:HD12	1.92	0.51
41:DT:74:ILE:HG13	41:DT:75:GLY:H	1.74	0.51
44:DW:30:VAL:HG23	44:DW:59:PHE:CE1	2.45	0.51
44:DW:39:GLN:O	44:DW:56:HIS:HB3	2.11	0.51
46:DY:28:LEU:HG	46:DY:42:LEU:CD2	2.41	0.51
1:AA:1348:U:H2'	1:AA:1349:A:C8	2.44	0.51
1:AA:1354:U:O2'	1:AA:1355:G:H5'	2.11	0.51
1:AA:138:G:C2'	1:AA:139:A:H5'	2.40	0.51
1:AA:683:G:C2'	1:AA:684:U:H5'	2.40	0.51
2:AB:49:PHE:CD1	2:AB:53:LEU:HD23	2.46	0.51
5:AE:152:VAL:HB	5:AE:155:LYS:CE	2.36	0.51
7:AG:62:GLU:O	7:AG:65:LEU:HB3	2.10	0.51
9:AI:112:ARG:HH22	10:AJ:64:GLN:HE22	1.58	0.51
1:AA:1367:C:H5''	10:AJ:62:ARG:HH11	1.75	0.51
21:AU:24:LYS:HG2	21:AU:25:ALA:N	2.26	0.51
22:BA:1022:G:O2'	22:BA:1023:U:OP2	2.28	0.51
22:BA:1027:A:C6	22:BA:1126:A:N3	2.79	0.51

Continued on next page...

Continued from previous page...

Atom-1	Atom-2	Interatomic distance (Å)	Clash overlap (Å)
22:BA:1161:C:H2'	22:BA:1162:G:O5'	2.10	0.51
22:BA:1195:G:N3	22:BA:1226:A:H2	2.08	0.51
22:BA:1936:A:H2	22:BA:1943:U:C4	2.28	0.51
22:BA:2199:A:C4	22:BA:2225:A:C2	2.99	0.51
22:BA:2214:C:H6	22:BA:2214:C:C5'	2.11	0.51
22:BA:2321:U:H6	22:BA:2321:U:H5''	1.76	0.51
22:BA:2733:A:O2'	22:BA:2734:A:H5'	2.10	0.51
22:BA:390:U:O2'	22:BA:391:A:OP2	2.21	0.51
22:BA:554:U:O4	22:BA:555:G:C6	2.64	0.51
22:BA:659:G:C5	22:BA:660:C:C5	2.99	0.51
22:BA:866:A:C5'	22:BA:866:A:C8	2.65	0.51
22:BA:899:A:HO2'	22:BA:900:A:H8	1.57	0.51
22:BA:920:A:C6	22:BA:921:C:C4	2.99	0.51
23:BB:43:C:O2	27:BF:91:ARG:NH2	2.44	0.51
27:BF:39:VAL:CG1	27:BF:40:GLY:N	2.73	0.51
27:BF:60:SER:O	27:BF:61:GLY:C	2.48	0.51
28:BG:168:VAL:HG23	28:BG:168:VAL:O	2.10	0.51
28:BG:30:GLY:O	28:BG:32:LEU:N	2.44	0.51
28:BG:93:TYR:O	28:BG:94:ARG:HB3	2.11	0.51
29:BH:24:GLY:O	29:BH:28:ASN:HB2	2.09	0.51
29:BH:78:VAL:CB	29:BH:145:ASN:HB3	2.40	0.51
35:BN:101:GLY:H	48:B0:41:HIS:CD2	2.29	0.51
36:BO:2:ASP:O	36:BO:3:LYS:CG	2.59	0.51
38:BQ:26:ALA:CB	38:BQ:30:VAL:HG23	2.40	0.51
39:BR:102:SER:O	39:BR:103:ALA:O	2.29	0.51
39:BR:42:ALA:HA	39:BR:46:GLU:CB	2.38	0.51
40:BS:74:ILE:HG23	40:BS:74:ILE:O	2.11	0.51
41:BT:85:VAL:O	41:BT:86:THR:O	2.29	0.51
44:BW:71:LYS:HD3	44:BW:71:LYS:N	2.26	0.51
1:CA:1269:A:H2'	1:CA:1270:G:H5'	1.91	0.51
1:CA:1289:A:H2'	1:CA:1290:G:O4'	2.11	0.51
1:CA:1320:C:C2'	1:CA:1321:U:H5'	2.41	0.51
1:CA:1451:U:C2	1:CA:1453:G:O6	2.64	0.51
1:CA:261:U:P	20:CT:70:LYS:HE2	2.50	0.51
1:CA:585:G:C2'	1:CA:586:C:H5'	2.39	0.51
1:CA:719:C:H3'	1:CA:720:C:H6	1.74	0.51
2:CB:118:THR:O	2:CB:122:ASP:HB2	2.11	0.51
2:CB:84:LEU:O	2:CB:84:LEU:CG	2.59	0.51
6:CF:1:MET:HE3	6:CF:65:GLU:O	2.10	0.51
9:CI:51:LEU:CD1	9:CI:86:LEU:HD22	2.40	0.51
14:CN:80:ARG:NH1	14:CN:80:ARG:HG2	2.24	0.51

Continued on next page...

Continued from previous page...

Atom-1	Atom-2	Interatomic distance (Å)	Clash overlap (Å)
16:CP:18:GLN:HE21	16:CP:35:ARG:NH2	2.09	0.51
49:D1:13:SER:OG	49:D1:46:VAL:HG22	2.10	0.51
22:DA:125:A:O5'	50:D2:19:ARG:HD3	2.10	0.51
51:D3:41:ARG:HH21	51:D3:41:ARG:CB	2.23	0.51
22:DA:1055:G:C4	22:DA:1056:G:C8	2.99	0.51
22:DA:1413:A:C5	22:DA:1414:C:N4	2.79	0.51
22:DA:1809:A:H2	22:DA:1810:A:C4	2.29	0.51
22:DA:1829:A:C8	22:DA:1830:C:C5	2.99	0.51
22:DA:1858:A:H2'	22:DA:1859:U:C6	2.46	0.51
22:DA:2151:U:HO2'	22:DA:2152:G:H8	1.59	0.51
22:DA:2213:U:O2'	22:DA:2214:C:H5'	2.10	0.51
22:DA:2666:C:H2'	22:DA:2667:C:O5'	2.11	0.51
22:DA:2748:A:C2	22:DA:2757:A:C5	2.99	0.51
22:DA:2834:G:H1'	22:DA:2879:A:H61	1.75	0.51
22:DA:2835:A:N6	22:DA:2879:A:C4	2.79	0.51
22:DA:567:U:H5''	56:DA:3259:HOH:O	2.11	0.51
22:DA:571:U:C4	22:DA:575:A:C5	2.99	0.51
22:DA:621:A:C2'	22:DA:622:G:O5'	2.59	0.51
22:DA:627:A:C2	22:DA:637:A:C4	2.99	0.51
25:DD:30:GLU:HG2	25:DD:185:ASN:ND2	2.26	0.51
22:DA:37:C:O2'	26:DE:45:ALA:HB2	2.11	0.51
30:DI:52:LEU:HD12	30:DI:53:PRO:CD	2.41	0.51
33:DL:50:PHE:CE2	33:DL:53:GLY:N	2.79	0.51
33:DL:90:VAL:HB	33:DL:122:VAL:HA	1.91	0.51
34:DM:73:ILE:HG21	34:DM:91:TYR:CE1	2.46	0.51
35:DN:19:ALA:HA	35:DN:22:ARG:HB3	1.93	0.51
35:DN:31:HIS:O	35:DN:33:ILE:N	2.43	0.51
35:DN:73:ASN:C	35:DN:76:VAL:HG22	2.31	0.51
36:DO:27:VAL:O	36:DO:37:ALA:HA	2.10	0.51
42:DU:42:LYS:NZ	42:DU:42:LYS:HB3	2.25	0.51
1:AA:1160:G:O2'	1:AA:1161:C:O5'	2.28	0.51
1:AA:1361:G:C3'	1:AA:1362:A:H5''	2.41	0.51
1:AA:180:U:C6	1:AA:180:U:H3'	2.45	0.51
1:AA:913:A:O2'	1:AA:914:A:OP2	2.25	0.51
2:AB:168:GLU:HB3	2:AB:171:ALA:HB3	1.92	0.51
2:AB:60:ALA:HB3	2:AB:223:GLY:HA3	1.92	0.51
3:AC:41:TYR:HD1	3:AC:42:LEU:CD1	2.24	0.51
7:AG:110:ARG:HG3	7:AG:111:GLY:N	2.25	0.51
7:AG:77:ARG:O	7:AG:78:ARG:HB2	2.10	0.51
8:AH:74:ILE:HD12	8:AH:128:VAL:CG2	2.37	0.51
10:AJ:10:LEU:HD11	10:AJ:98:VAL:HG12	1.91	0.51

Continued on next page...

Continued from previous page...

Atom-1	Atom-2	Interatomic distance (Å)	Clash overlap (Å)
12:AL:106:VAL:HG23	12:AL:116:TYR:HB3	1.93	0.51
13:AM:92:ARG:NH2	13:AM:94:LEU:HD12	2.26	0.51
20:AT:14:GLU:OE1	20:AT:18:LYS:HE2	2.10	0.51
20:AT:33:LYS:HE2	20:AT:33:LYS:CA	2.41	0.51
51:B3:51:LYS:NZ	51:B3:54:LEU:HD23	2.26	0.51
22:BA:1009:A:O5'	22:BA:1009:A:H8	1.94	0.51
22:BA:1064:C:H4'	30:BI:89:SER:N	2.26	0.51
22:BA:1153:C:C2'	22:BA:1154:G:O5'	2.59	0.51
22:BA:1945:G:C4	22:BA:1946:U:C5	2.99	0.51
22:BA:1947:C:N3	22:BA:1960:A:C2	2.79	0.51
22:BA:2225:A:H4'	22:BA:2226:C:O5'	2.11	0.51
22:BA:528:A:C2	22:BA:2043:C:C4'	2.91	0.51
22:BA:601:C:O2	22:BA:605:G:H4'	2.10	0.51
23:BB:35:C:H2'	23:BB:36:C:O5'	2.11	0.51
24:BC:44:ASN:C	24:BC:44:ASN:OD1	2.49	0.51
24:BC:93:VAL:O	24:BC:94:LEU:HB3	2.10	0.51
27:BF:131:VAL:HG21	27:BF:151:LEU:CD1	2.40	0.51
29:BH:1:MET:O	29:BH:20:ASN:ND2	2.44	0.51
22:BA:1058:U:O4'	30:BI:117:THR:HG21	2.11	0.51
30:BI:135:MET:HG2	30:BI:137:LEU:HG	1.92	0.51
22:BA:2898:U:O2	31:BJ:134:ALA:HB1	2.10	0.51
31:BJ:6:ALA:H	31:BJ:45:THR:HG21	1.76	0.51
33:BL:40:SER:O	33:BL:41:ARG:CB	2.58	0.51
42:BU:73:ASN:HD22	42:BU:76:THR:H	1.59	0.51
22:BA:112:U:C5'	46:BY:58:ASN:HD21	2.24	0.51
1:CA:1172:C:H2'	1:CA:1173:U:C6	2.45	0.51
1:CA:119:A:H5'	1:CA:120:A:H5'	1.91	0.51
1:CA:949:A:C2	1:CA:1233:G:C4	2.98	0.51
1:CA:1239:A:H5''	7:CG:118:ARG:NH1	2.20	0.51
1:CA:1370:G:H5''	9:CI:110:VAL:CG2	2.40	0.51
1:CA:1450:U:C4'	1:CA:1451:U:H5	2.22	0.51
1:CA:155:A:H2'	1:CA:156:C:O4'	2.10	0.51
1:CA:255:G:C4	1:CA:256:U:C5	2.99	0.51
1:CA:322:C:C5	1:CA:328:C:C5	2.98	0.51
1:CA:519:C:C2'	1:CA:520:A:H8	2.19	0.51
1:CA:597:G:C2	1:CA:644:U:C2	2.99	0.51
1:CA:805:C:H2'	1:CA:806:C:H6	1.76	0.51
1:CA:920:U:H2'	1:CA:921:U:C5	2.45	0.51
1:CA:963:G:O2'	1:CA:964:A:P	2.68	0.51
1:CA:963:G:O2'	1:CA:964:A:C8	2.63	0.51
2:CB:209:VAL:HG23	2:CB:210:THR:H	1.76	0.51

Continued on next page...

Continued from previous page...

Atom-1	Atom-2	Interatomic distance (Å)	Clash overlap (Å)
3:CC:148:ILE:HD12	3:CC:200:TRP:O	2.11	0.51
6:CF:88:MET:HG2	6:CF:90:MET:SD	2.50	0.51
1:CA:1129:C:P	9:CI:17:ARG:HH22	2.32	0.51
13:CM:15:VAL:O	13:CM:19:THR:HG23	2.11	0.51
16:CP:29:ASN:N	16:CP:29:ASN:OD1	2.41	0.51
16:CP:36:VAL:O	16:CP:36:VAL:CG1	2.59	0.51
17:CQ:30:HIS:CE1	17:CQ:32:ILE:H	2.28	0.51
21:CU:39:LYS:H	21:CU:40:PRO:HD2	1.73	0.51
22:DA:1168:G:C2	22:DA:1182:G:C2	2.99	0.51
22:DA:1312:U:H4'	22:DA:1313:U:O5'	2.10	0.51
22:DA:1352:U:C5	22:DA:1377:G:C6	2.98	0.51
22:DA:1497:U:C5	22:DA:1578:U:O5'	2.63	0.51
22:DA:1836:C:O2	22:DA:1836:C:H2'	2.09	0.51
22:DA:2027:G:H2'	22:DA:2028:U:H6	1.75	0.51
22:DA:2098:U:O5'	22:DA:2098:U:H6	1.93	0.51
22:DA:2259:U:O2'	22:DA:2260:C:C6	2.63	0.51
22:DA:2285:C:O4'	22:DA:2288:A:C2	2.64	0.51
22:DA:2311:A:H1'	27:DF:78:ILE:CD1	2.41	0.51
22:DA:246:C:H4'	22:DA:385:C:O2'	2.10	0.51
22:DA:2677:G:C4	22:DA:2731:G:N2	2.79	0.51
22:DA:311:A:H61	22:DA:330:A:C5'	2.24	0.51
22:DA:739:A:C4'	22:DA:740:C:OP1	2.51	0.51
22:DA:851:C:C2	22:DA:852:U:C5	2.99	0.51
22:DA:878:A:H4'	22:DA:898:C:H42	1.75	0.51
25:DD:124:ARG:NH1	25:DD:125:TRP:HE1	1.89	0.51
26:DE:60:TRP:CZ3	26:DE:62:GLN:CG	2.94	0.51
29:DH:103:VAL:C	29:DH:105:ALA:H	2.14	0.51
37:DP:88:ARG:O	37:DP:111:GLU:HA	2.11	0.51
40:DS:36:LEU:C	40:DS:38:TYR:N	2.64	0.51
45:DX:2:ARG:HB3	45:DX:11:PRO:HD3	1.93	0.51
45:DX:67:LEU:CD2	45:DX:77:TYR:CZ	2.93	0.51
46:DY:19:LEU:HA	46:DY:22:LEU:CB	2.39	0.51
1:AA:1014:A:H4'	19:AS:13:HIS:NE2	2.26	0.51
1:AA:1124:G:OP1	10:AJ:37:ARG:C	2.48	0.51
1:AA:198:G:C2'	1:AA:199:A:C8	2.93	0.51
1:AA:408:A:C2	1:AA:435:A:N3	2.79	0.51
1:AA:421:U:C6	1:AA:421:U:C3'	2.94	0.51
1:AA:204:G:C2	1:AA:465:A:C5	2.99	0.51
1:AA:468:A:N1	1:AA:469:C:N4	2.58	0.51
1:AA:935:A:H2'	1:AA:936:C:C6	2.45	0.51
1:AA:428:G:O3'	4:AD:12:ARG:NH2	2.44	0.51

Continued on next page...

Continued from previous page...

Atom-1	Atom-2	Interatomic distance (Å)	Clash overlap (Å)
4:AD:147:LYS:H	4:AD:147:LYS:CE	2.22	0.51
5:AE:112:ALA:O	5:AE:113:VAL:C	2.49	0.51
5:AE:63:MET:O	5:AE:66:ALA:HB3	2.10	0.51
6:AF:2:ARG:HH21	6:AF:68:GLN:HE21	1.58	0.51
12:AL:72:ASN:OD1	12:AL:104:SER:CB	2.54	0.51
14:AN:20:PHE:O	14:AN:21:ALA:HB3	2.10	0.51
14:AN:62:ARG:NH1	14:AN:69:PRO:HG3	2.26	0.51
14:AN:92:ILE:HG22	14:AN:95:LEU:CB	2.41	0.51
1:AA:736:C:OP1	18:AR:60:ARG:NH1	2.44	0.51
20:AT:8:LYS:HA	20:AT:11:ILE:HG23	1.93	0.51
48:B0:27:LEU:H	48:B0:27:LEU:CD2	2.24	0.51
22:BA:1360:G:H5''	22:BA:1360:G:H8	1.76	0.51
22:BA:1424:G:H2'	22:BA:1425:G:O4'	2.11	0.51
22:BA:1510:G:C8	22:BA:1510:G:H5'	2.45	0.51
22:BA:1627:G:C2	22:BA:1628:G:C8	2.99	0.51
22:BA:1644:C:O2'	22:BA:1645:G:C5'	2.53	0.51
22:BA:1738:G:O2'	22:BA:1739:A:O5'	2.29	0.51
22:BA:1742:U:O2'	22:BA:1743:G:H5'	2.11	0.51
22:BA:2415:G:H2'	22:BA:2416:C:C6	2.43	0.51
22:BA:302:C:O2'	22:BA:303:G:C5'	2.59	0.51
22:BA:324:A:O2'	22:BA:325:G:C5'	2.57	0.51
22:BA:508:A:C4'	22:BA:509:C:OP2	2.45	0.51
22:BA:885:C:H3'	22:BA:885:C:H6	1.75	0.51
24:BC:251:THR:CG2	24:BC:252:LYS:N	2.54	0.51
25:BD:142:VAL:HG23	25:BD:143:PRO:CD	2.41	0.51
34:BM:40:ARG:HB3	34:BM:95:LEU:HD12	1.93	0.51
37:BP:4:ILE:O	37:BP:5:LYS:CB	2.56	0.51
37:BP:4:ILE:CG2	37:BP:5:LYS:N	2.74	0.51
38:BQ:97:ILE:C	38:BQ:97:ILE:HD12	2.30	0.51
39:BR:1:MET:HA	39:BR:42:ALA:O	2.10	0.51
44:BW:37:VAL:CG2	44:BW:55:ASP:O	2.59	0.51
1:CA:1176:A:H2'	1:CA:1177:G:O4'	2.10	0.51
1:CA:1453:G:H5''	1:CA:1453:G:N3	2.26	0.51
1:CA:442:G:C6	1:CA:443:C:N4	2.79	0.51
1:CA:686:U:O2'	1:CA:687:A:O5'	2.28	0.51
1:CA:767:A:H2'	1:CA:768:A:O4'	2.11	0.51
1:CA:962:C:H42	1:CA:974:A:N6	2.09	0.51
2:CB:128:LEU:O	2:CB:129:THR:C	2.48	0.51
10:CJ:48:ARG:NH1	10:CJ:48:ARG:HB2	2.26	0.51
13:CM:86:ARG:NH1	13:CM:90:HIS:HD2	2.09	0.51
14:CN:55:SER:C	14:CN:57:SER:H	2.15	0.51

Continued on next page...

Continued from previous page...

Atom-1	Atom-2	Interatomic distance (Å)	Clash overlap (Å)
17:CQ:46:HIS:NE2	17:CQ:48:GLU:HG2	2.26	0.51
18:CR:32:ILE:CD1	18:CR:36:GLY:HA2	2.41	0.51
50:D2:23:ALA:O	50:D2:24:THR:CB	2.59	0.51
52:D4:7:VAL:CG2	52:D4:25:VAL:HG21	2.41	0.51
22:DA:1014:A:C2'	22:DA:1015:U:H5'	2.41	0.51
22:DA:1017:G:N2	22:DA:1146:C:C2	2.79	0.51
22:DA:1442:U:C2	22:DA:1443:U:C5	2.99	0.51
22:DA:1607:C:C4'	22:DA:1608:A:C8	2.92	0.51
22:DA:165:A:C5	22:DA:166:U:C5	2.99	0.51
22:DA:1673:G:C2'	22:DA:1674:G:C5'	2.84	0.51
22:DA:1709:U:H2'	22:DA:1710:G:C8	2.46	0.51
22:DA:1813:G:N3	24:DC:49:THR:CB	2.70	0.51
22:DA:1773:A:C2	22:DA:1978:A:C2	2.99	0.51
22:DA:2068:U:C5'	22:DA:2068:U:H6	2.21	0.51
22:DA:2227:A:H5''	22:DA:2228:G:OP2	2.11	0.51
22:DA:2077:A:C8	22:DA:2435:A:C4	2.99	0.51
22:DA:2437:G:O4'	22:DA:2598:A:C2	2.64	0.51
22:DA:718:A:C3'	22:DA:719:C:H5'	2.41	0.51
22:DA:773:U:H5''	22:DA:774:G:OP2	2.10	0.51
22:DA:786:C:H4'	22:DA:1780:A:N7	2.26	0.51
27:DF:108:PRO:O	27:DF:110:ILE:HG23	2.11	0.51
27:DF:42:ALA:HA	27:DF:48:LEU:HD11	1.92	0.51
28:DG:83:THR:CA	28:DG:84:LYS:HD3	2.41	0.51
36:DO:28:VAL:O	36:DO:28:VAL:HG13	2.10	0.51
36:DO:7:ARG:O	36:DO:8:ILE:C	2.48	0.51
41:DT:11:LEU:CD1	41:DT:46:ALA:HB1	2.41	0.51
41:DT:11:LEU:HD11	41:DT:46:ALA:CB	2.40	0.51
43:DV:26:PHE:HE2	43:DV:42:LEU:HD12	1.75	0.51
44:DW:31:LEU:C	44:DW:33:GLY:H	2.13	0.51
44:DW:37:VAL:O	44:DW:38:ARG:CB	2.59	0.51
1:AA:1033:G:H2'	1:AA:1034:G:C5'	2.41	0.51
1:AA:1284:C:C6	1:AA:1285:A:C8	2.99	0.51
1:AA:429:U:O4'	1:AA:430:A:H5''	2.11	0.51
1:AA:882:C:O2'	1:AA:883:C:H5'	2.11	0.51
1:AA:945:G:N2	1:AA:1334:G:H4'	2.25	0.51
2:AB:172:ILE:O	2:AB:175:ALA:HB3	2.11	0.51
2:AB:209:VAL:O	2:AB:211:LEU:N	2.44	0.51
5:AE:106:ALA:HB2	5:AE:124:ALA:HB3	1.93	0.51
5:AE:38:VAL:HG22	5:AE:66:ALA:HB1	1.92	0.51
9:AI:24:ASN:HB2	9:AI:26:LYS:HG2	1.93	0.51
1:AA:1367:C:H5''	10:AJ:62:ARG:NH1	2.26	0.51

Continued on next page...

Continued from previous page...

Atom-1	Atom-2	Interatomic distance (Å)	Clash overlap (Å)
11:AK:124:LYS:HE2	11:AK:125:LYS:HA	1.93	0.51
13:AM:39:ALA:HB3	13:AM:42:VAL:HG13	1.92	0.51
13:AM:73:SER:HA	13:AM:76:ILE:HD12	1.92	0.51
1:AA:1014:A:H5''	19:AS:13:HIS:CG	2.46	0.51
19:AS:51:HIS:HA	19:AS:55:GLN:O	2.10	0.51
20:AT:27:MET:HE1	20:AT:57:VAL:CG2	2.41	0.51
49:B1:49:LYS:HG2	49:B1:50:GLU:N	2.26	0.51
49:B1:8:ILE:CG2	49:B1:9:LYS:N	2.74	0.51
22:BA:1430:G:H2'	22:BA:1431:A:H8	1.75	0.51
22:BA:398:C:H2'	22:BA:399:U:O5'	2.11	0.51
22:BA:548:G:H4'	22:BA:549:G:H5'	1.93	0.51
24:BC:142:ASN:HA	24:BC:153:LEU:O	2.11	0.51
24:BC:244:VAL:HG23	24:BC:245:THR:O	2.10	0.51
24:BC:90:ILE:HD12	24:BC:103:ILE:O	2.10	0.51
30:BI:32:VAL:HG13	30:BI:66:PHE:CE2	2.46	0.51
32:BK:21:CYS:N	32:BK:41:ILE:HD11	2.26	0.51
33:BL:96:LYS:HA	33:BL:101:ILE:HG22	1.93	0.51
34:BM:57:VAL:O	34:BM:58:LYS:HB2	2.11	0.51
39:BR:67:GLY:HA3	39:BR:93:PHE:CZ	2.47	0.51
41:BT:31:VAL:CA	41:BT:32:LEU:HD23	2.41	0.51
41:BT:32:LEU:N	41:BT:83:ALA:CB	2.70	0.51
43:BV:68:LYS:O	43:BV:69:GLU:C	2.49	0.51
45:BX:31:ASN:O	45:BX:51:SER:HA	2.11	0.51
1:CA:1150:A:O3'	10:CJ:43:PRO:HA	2.10	0.51
1:CA:1350:A:C2'	1:CA:1351:U:H5'	2.41	0.51
1:CA:1511:G:O2'	1:CA:1512:U:H5'	2.11	0.51
1:CA:153:C:H6	1:CA:153:C:O5'	1.94	0.51
1:CA:62:U:O2'	1:CA:63:C:H5'	2.10	0.51
1:CA:734:G:O2'	1:CA:735:C:C5'	2.57	0.51
4:CD:81:LEU:O	4:CD:83:GLY:N	2.41	0.51
5:CE:13:LYS:CA	5:CE:13:LYS:HE2	2.29	0.51
6:CF:42:TRP:HB2	6:CF:59:TYR:HB3	1.92	0.51
7:CG:116:ALA:HA	7:CG:120:ALA:CB	2.41	0.51
8:CH:86:LYS:O	8:CH:121:GLY:HA2	2.11	0.51
9:CI:45:MET:HE3	9:CI:48:ARG:HG3	1.93	0.51
12:CL:29:LYS:O	12:CL:80:LEU:HD12	2.10	0.51
14:CN:27:LYS:HB2	14:CN:45:LEU:HD22	1.93	0.51
16:CP:75:ILE:HA	16:CP:78:VAL:CG2	2.40	0.51
22:DA:1050:A:H2'	22:DA:1051:G:C8	2.46	0.51
22:DA:1183:U:H2'	22:DA:1184:U:H6	1.76	0.51
22:DA:1381:G:C3'	22:DA:1382:G:H5''	2.41	0.51

Continued on next page...

Continued from previous page...

Atom-1	Atom-2	Interatomic distance (Å)	Clash overlap (Å)
22:DA:1482:G:C6	22:DA:1483:G:N7	2.79	0.51
22:DA:1441:G:C4	22:DA:1551:A:H2	2.29	0.51
22:DA:1601:G:H2'	22:DA:1602:U:O4'	2.10	0.51
22:DA:1825:U:H2'	22:DA:1826:G:O4'	2.11	0.51
22:DA:2102:G:C5	22:DA:2103:C:C5	2.99	0.51
22:DA:217:A:O2'	22:DA:218:A:O5'	2.29	0.51
22:DA:2472:G:H1'	22:DA:2478:A:N6	2.26	0.51
22:DA:2893:A:H5''	22:DA:2894:G:C5'	2.41	0.51
22:DA:480:A:H3'	22:DA:481:G:H5''	1.93	0.51
22:DA:491:G:H2'	22:DA:492:A:N7	2.23	0.51
22:DA:50:U:OP1	22:DA:50:U:H6	1.94	0.51
22:DA:861:A:O2'	22:DA:862:G:O4'	2.24	0.51
22:DA:930:G:N3	22:DA:933:A:C2	2.79	0.51
23:DB:54:G:N2	27:DF:25:MET:HE2	2.25	0.51
23:DB:85:G:N2	23:DB:92:C:C2	2.79	0.51
24:DC:147:PRO:HA	24:DC:187:CYS:HB3	1.93	0.51
25:DD:42:ASN:O	25:DD:43:ASP:CB	2.58	0.51
22:DA:600:G:H5'	26:DE:27:LEU:HD13	1.92	0.51
28:DG:87:GLN:HA	28:DG:129:GLU:HA	1.92	0.51
29:DH:66:ASN:ND2	29:DH:137:GLU:HB3	2.26	0.51
29:DH:89:LYS:HA	29:DH:125:THR:HG23	1.92	0.51
31:DJ:3:THR:HG22	38:DQ:60:TRP:HE1	1.75	0.51
33:DL:17:LYS:HZ1	33:DL:19:LEU:HD22	1.74	0.51
34:DM:4:PRO:HD3	34:DM:68:PHE:CE2	2.43	0.51
41:DT:20:ALA:O	41:DT:31:VAL:HG22	2.10	0.51
41:DT:12:ARG:HB2	41:DT:33:LYS:HG2	1.92	0.51
1:AA:1152:A:C2	1:AA:1153:G:C5	2.99	0.50
1:AA:1324:A:C5	1:AA:1325:C:C5	2.99	0.50
1:AA:1486:G:H2'	1:AA:1487:G:O4'	2.11	0.50
1:AA:1504:G:H3'	1:AA:1505:G:H5'	1.93	0.50
1:AA:1533:C:O5'	1:AA:1533:C:H6	1.93	0.50
3:AC:142:ARG:HB3	3:AC:143:LEU:CD1	2.36	0.50
5:AE:144:GLU:HG2	5:AE:145:ASN:N	2.26	0.50
5:AE:80:LEU:HD22	5:AE:80:LEU:N	2.25	0.50
10:AJ:81:GLU:O	10:AJ:84:VAL:HG12	2.10	0.50
52:B4:7:VAL:HG23	52:B4:8:LYS:N	2.27	0.50
52:B4:9:LYS:O	52:B4:10:LEU:HD23	2.11	0.50
22:BA:1081:U:H2'	22:BA:1081:U:O2	2.11	0.50
22:BA:1157:G:H2'	22:BA:1158:C:H6	1.75	0.50
22:BA:1359:A:H2'	22:BA:1360:G:O5'	2.10	0.50
22:BA:1508:A:O2'	22:BA:1509:A:C8	2.62	0.50

Continued on next page...

Continued from previous page...

Atom-1	Atom-2	Interatomic distance (Å)	Clash overlap (Å)
22:BA:1820:U:OP1	24:BC:176:ARG:HG2	2.11	0.50
22:BA:1838:C:HO2'	22:BA:1898:U:H5	1.57	0.50
22:BA:1906:G:C2'	22:BA:1907:G:O5'	2.59	0.50
22:BA:2006:C:H6	22:BA:2006:C:O5'	1.94	0.50
22:BA:2013:A:H2'	22:BA:2014:A:H5'	1.93	0.50
22:BA:2197:U:O2'	22:BA:2198:A:P	2.69	0.50
22:BA:275:C:N4	22:BA:276:U:C6	2.79	0.50
22:BA:568:U:OP1	33:BL:36:LYS:HE3	2.12	0.50
24:BC:90:ILE:CG2	24:BC:102:TYR:HD1	2.21	0.50
24:BC:238:ASN:O	24:BC:239:PHE:HB2	2.11	0.50
25:BD:146:ILE:HB	25:BD:159:LYS:HD2	1.93	0.50
29:BH:99:ILE:CG2	29:BH:99:ILE:O	2.59	0.50
31:BJ:69:ARG:O	31:BJ:90:GLU:HG2	2.11	0.50
32:BK:20:MET:C	32:BK:41:ILE:CD1	2.79	0.50
40:BS:2:GLU:O	40:BS:3:THR:HG23	2.10	0.50
45:BX:67:LEU:HD22	45:BX:77:TYR:CG	2.46	0.50
1:CA:179:A:C2	1:CA:180:U:C2	2.99	0.50
1:CA:259:G:H2'	1:CA:260:G:O4'	2.11	0.50
1:CA:287:U:C2'	1:CA:288:A:H5'	2.41	0.50
1:CA:457:G:OP2	1:CA:457:G:C8	2.65	0.50
1:CA:563:A:N3	1:CA:563:A:C2'	2.72	0.50
1:CA:892:A:C5	1:CA:893:C:C4	2.99	0.50
2:CB:49:PHE:O	2:CB:53:LEU:CB	2.59	0.50
4:CD:100:VAL:O	4:CD:101:VAL:C	2.48	0.50
8:CH:29:SER:O	8:CH:30:LYS:C	2.49	0.50
1:CA:740:U:O4'	15:CO:41:HIS:HE1	1.94	0.50
16:CP:25:ARG:O	16:CP:26:ASN:ND2	2.44	0.50
17:CQ:62:GLU:HB2	17:CQ:72:TRP:CZ3	2.46	0.50
19:CS:43:MET:O	19:CS:61:VAL:HG11	2.11	0.50
22:DA:1102:C:H2'	22:DA:1103:A:H8	1.74	0.50
22:DA:1048:A:C5	22:DA:1111:A:C2	2.99	0.50
22:DA:1139:G:H2'	22:DA:1140:C:O5'	2.11	0.50
22:DA:1156:A:H5''	22:DA:1157:G:OP2	2.12	0.50
22:DA:1545:A:H2'	22:DA:1546:G:O4'	2.11	0.50
22:DA:1613:G:C2	22:DA:1617:C:N3	2.79	0.50
22:DA:1649:G:H2'	22:DA:1650:A:H8	1.74	0.50
22:DA:1666:G:H4'	32:DK:6:THR:HG23	1.92	0.50
22:DA:1738:G:O2'	22:DA:1739:A:C8	2.54	0.50
22:DA:201:C:H2'	22:DA:202:U:H6	1.76	0.50
22:DA:228:C:H5''	22:DA:229:C:C6	2.46	0.50
22:DA:247:G:C5	22:DA:249:C:HI'	2.46	0.50

Continued on next page...

Continued from previous page...

Atom-1	Atom-2	Interatomic distance (Å)	Clash overlap (Å)
22:DA:2808:G:HO2'	22:DA:2809:A:H8	1.59	0.50
22:DA:298:G:C2	22:DA:339:U:C5	2.99	0.50
22:DA:298:G:O5'	22:DA:298:G:H8	1.93	0.50
22:DA:654:A:H2'	22:DA:655:A:O5'	2.11	0.50
22:DA:806:C:C2	22:DA:807:U:C5	2.98	0.50
22:DA:831:G:O5'	22:DA:831:G:H8	1.93	0.50
22:DA:920:A:C6	22:DA:921:C:C4	2.99	0.50
22:DA:1566:A:C2	24:DC:212:TRP:HB2	2.46	0.50
22:DA:1797:G:H4'	24:DC:254:LYS:O	2.11	0.50
24:DC:52:HIS:HD2	24:DC:217:PRO:O	1.95	0.50
24:DC:76:VAL:O	24:DC:76:VAL:HG23	2.11	0.50
24:DC:89:ASN:O	24:DC:90:ILE:HG13	2.11	0.50
26:DE:149:ILE:HD13	26:DE:188:MET:SD	2.51	0.50
34:DM:71:LYS:HD3	34:DM:95:LEU:CD1	2.41	0.50
35:DN:24:MET:HG2	35:DN:44:LEU:CD1	2.29	0.50
35:DN:34:ILE:O	35:DN:112:TYR:HA	2.11	0.50
37:DP:102:ARG:O	37:DP:103:THR:CB	2.59	0.50
38:DQ:46:TYR:HD1	39:DR:74:ILE:HG23	1.75	0.50
39:DR:52:PRO:O	39:DR:53:PHE:CD2	2.65	0.50
1:AA:999:C:H2'	1:AA:1000:A:H8	1.76	0.50
1:AA:1197:A:H5'	1:AA:1197:A:H8	1.77	0.50
1:AA:1286:U:O2	1:AA:1286:U:H2'	2.10	0.50
1:AA:1314:C:C5	19:AS:5:LYS:HD3	2.47	0.50
1:AA:659:U:OP1	15:AO:4:THR:HG22	2.11	0.50
1:AA:687:A:N1	1:AA:704:A:C5	2.79	0.50
1:AA:767:A:H2'	1:AA:768:A:O4'	2.11	0.50
2:AB:15:PHE:CD1	2:AB:16:GLY:N	2.76	0.50
3:AC:152:VAL:CG2	3:AC:152:VAL:O	2.59	0.50
4:AD:109:THR:HG22	4:AD:112:GLU:HB2	1.92	0.50
4:AD:3:TYR:CE2	4:AD:5:GLY:O	2.65	0.50
5:AE:100:GLU:N	5:AE:121:ASN:HB2	2.26	0.50
11:AK:43:TRP:C	11:AK:43:TRP:CE3	2.85	0.50
15:AO:28:VAL:O	15:AO:31:LEU:HB2	2.12	0.50
16:AP:20:VAL:HG22	16:AP:32:PHE:HB2	1.92	0.50
18:AR:33:THR:CG2	18:AR:37:LYS:HB2	2.40	0.50
22:BA:1081:U:C6	22:BA:1081:U:OP2	2.64	0.50
22:BA:1500:G:O2'	22:BA:1501:G:H5'	2.11	0.50
22:BA:2273:A:H2'	22:BA:2274:A:C8	2.45	0.50
22:BA:301:G:C6	22:BA:317:G:C6	2.98	0.50
22:BA:324:A:N6	22:BA:339:U:O4'	2.44	0.50
22:BA:79:C:O2'	22:BA:346:A:H1'	2.12	0.50

Continued on next page...

Continued from previous page...

Atom-1	Atom-2	Interatomic distance (Å)	Clash overlap (Å)
24:BC:119:VAL:HG12	24:BC:133:ASN:HD21	1.75	0.50
24:BC:246:PRO:HD2	24:BC:247:TRP:CZ3	2.45	0.50
26:BE:119:ILE:HD13	26:BE:119:ILE:H	1.76	0.50
28:BG:33:THR:H	28:BG:34:ARG:NH1	2.08	0.50
29:BH:9:VAL:O	29:BH:13:GLY:HA3	2.12	0.50
30:BI:6:ALA:HB3	30:BI:60:VAL:H	1.77	0.50
32:BK:103:VAL:O	32:BK:122:VAL:HB	2.12	0.50
32:BK:2:ILE:O	32:BK:3:GLN:O	2.30	0.50
35:BN:32:GLU:HB3	35:BN:115:LEU:HD12	1.94	0.50
1:CA:66:A:H61	1:CA:103:U:H3	1.59	0.50
1:CA:1224:U:C5'	1:CA:1225:A:OP2	2.57	0.50
1:CA:1250:A:H2'	1:CA:1251:A:O4'	2.11	0.50
1:CA:1365:G:C2	1:CA:1366:C:C2	2.99	0.50
1:CA:185:U:C4	1:CA:186:C:N4	2.79	0.50
1:CA:193:C:H1'	20:CT:54:GLN:HE21	1.72	0.50
1:CA:31:G:H5'	1:CA:306:A:N1	2.26	0.50
1:CA:696:A:H2'	1:CA:697:U:H6	1.77	0.50
5:CE:103:GLY:HA3	5:CE:120:HIS:O	2.10	0.50
7:CG:91:ARG:CG	7:CG:92:PRO:CD	2.75	0.50
17:CQ:59:GLU:O	17:CQ:75:VAL:HG22	2.10	0.50
21:CU:13:VAL:CG2	21:CU:15:LEU:HB3	2.41	0.50
21:CU:13:VAL:CG2	21:CU:15:LEU:HD23	2.41	0.50
48:D0:27:LEU:N	48:D0:27:LEU:HD22	2.26	0.50
22:DA:2815:C:O2'	48:D0:40:HIS:HB2	2.11	0.50
22:DA:1053:C:N4	22:DA:1054:A:N6	2.59	0.50
22:DA:1178:C:C2	22:DA:1179:G:C8	2.99	0.50
22:DA:1317:G:N2	22:DA:1336:A:C2	2.79	0.50
22:DA:1355:G:C2'	22:DA:1356:G:H5'	2.40	0.50
22:DA:1420:A:C8	22:DA:2211:A:N6	2.72	0.50
22:DA:1529:G:H2'	22:DA:1530:G:H8	1.76	0.50
22:DA:1649:G:C2	22:DA:2009:A:C2	2.99	0.50
22:DA:1767:G:C5	22:DA:1768:C:H5	2.28	0.50
22:DA:1819:A:H1'	22:DA:1821:A:C6	2.46	0.50
22:DA:1914:C:O2'	22:DA:1915:U:C5'	2.58	0.50
22:DA:2209:G:N1	22:DA:2216:G:C6	2.78	0.50
22:DA:2331:G:C2	22:DA:2385:C:N3	2.79	0.50
22:DA:2458:G:C4'	22:DA:2459:A:OP1	2.59	0.50
22:DA:2616:C:O2'	22:DA:2617:U:H6	1.94	0.50
22:DA:2635:A:H8	22:DA:2635:A:O5'	1.94	0.50
22:DA:2767:C:O2'	22:DA:2768:U:H5'	2.11	0.50
22:DA:2817:U:O2	22:DA:2836:U:H1'	2.10	0.50

Continued on next page...

Continued from previous page...

Atom-1	Atom-2	Interatomic distance (Å)	Clash overlap (Å)
22:DA:291:G:C6	22:DA:292:U:C4	2.99	0.50
22:DA:363:G:O2'	22:DA:364:C:H5'	2.11	0.50
22:DA:397:U:O2'	22:DA:398:C:P	2.70	0.50
22:DA:560:C:C2'	22:DA:561:G:H5'	2.41	0.50
22:DA:597:G:H2'	22:DA:598:U:O4'	2.10	0.50
22:DA:615:U:N3	26:DE:35:TYR:CE1	2.79	0.50
22:DA:638:G:O2'	22:DA:639:U:C5'	2.59	0.50
22:DA:858:G:C4	22:DA:2268:A:C2	2.99	0.50
23:DB:64:G:C5	23:DB:65:U:C4	2.99	0.50
25:DD:169:ARG:O	25:DD:170:VAL:CG2	2.59	0.50
26:DE:170:ARG:CZ	26:DE:176:ASP:HB2	2.39	0.50
26:DE:58:LYS:HD3	26:DE:58:LYS:N	2.25	0.50
27:DF:92:GLY:O	27:DF:95:MET:HB3	2.10	0.50
28:DG:152:ARG:CD	28:DG:153:PRO:HD2	2.41	0.50
28:DG:8:VAL:HB	28:DG:49:LEU:HB3	1.93	0.50
29:DH:66:ASN:HD22	29:DH:137:GLU:HB3	1.77	0.50
33:DL:20:GLY:HA2	33:DL:28:GLY:HA2	1.93	0.50
35:DN:84:GLY:N	35:DN:85:PRO:CD	2.73	0.50
36:DO:6:ALA:O	36:DO:10:ARG:HG3	2.10	0.50
37:DP:45:VAL:CG1	37:DP:46:VAL:N	2.75	0.50
22:DA:1338:G:C4'	41:DT:18:GLU:OE2	2.52	0.50
42:DU:24:VAL:HG12	42:DU:24:VAL:O	2.11	0.50
1:AA:1048:G:OP1	14:AN:3:GLN:N	2.43	0.50
1:AA:1155:A:O2'	1:AA:1156:G:H5'	2.11	0.50
1:AA:1427:C:H2'	1:AA:1428:A:H5'	1.94	0.50
1:AA:1469:C:C3'	1:AA:1469:C:H6	2.23	0.50
1:AA:1494:G:C2	1:AA:1495:U:C6	2.99	0.50
1:AA:543:U:O2'	1:AA:544:G:H5'	2.12	0.50
1:AA:577:G:O2'	1:AA:578:C:H5'	2.11	0.50
3:AC:95:GLY:O	3:AC:96:VAL:HG13	2.12	0.50
6:AF:47:LEU:HB3	18:AR:65:SER:OG	2.11	0.50
9:AI:98:ARG:HG3	9:AI:103:VAL:HG11	1.92	0.50
10:AJ:32:THR:HG23	10:AJ:33:GLY:N	2.26	0.50
11:AK:92:ARG:HD3	21:AU:24:LYS:HE2	1.91	0.50
12:AL:74:GLN:O	12:AL:75:GLU:C	2.49	0.50
12:AL:3:VAL:O	12:AL:7:VAL:HG23	2.11	0.50
13:AM:68:LEU:HD11	13:AM:72:ILE:HD11	1.93	0.50
16:AP:48:GLU:OE1	16:AP:49:GLY:N	2.44	0.50
17:AQ:73:THR:HG22	17:AQ:74:LEU:H	1.76	0.50
20:AT:27:MET:HE1	20:AT:57:VAL:HG22	1.94	0.50
22:BA:1157:G:H2'	22:BA:1158:C:C6	2.45	0.50

Continued on next page...

Continued from previous page...

Atom-1	Atom-2	Interatomic distance (Å)	Clash overlap (Å)
22:BA:1644:C:O2	22:BA:1644:C:H2'	2.09	0.50
22:BA:182:A:O2'	22:BA:183:C:H5'	2.12	0.50
22:BA:1857:G:N3	22:BA:1884:G:C2	2.79	0.50
22:BA:2086:U:H2'	22:BA:2087:G:H8	1.74	0.50
22:BA:2720:U:C6	22:BA:2872:A:N6	2.79	0.50
22:BA:548:G:C8	22:BA:548:G:C3'	2.94	0.50
22:BA:570:G:H2'	22:BA:2030:A:N7	2.25	0.50
22:BA:978:G:O2'	22:BA:979:A:H5'	2.12	0.50
26:BE:37:ALA:C	26:BE:39:ALA:H	2.15	0.50
32:BK:21:CYS:CA	32:BK:41:ILE:HD12	2.28	0.50
34:BM:64:TRP:HB2	34:BM:104:GLU:HB2	1.94	0.50
34:BM:114:ARG:HA	34:BM:130:PHE:HE1	1.74	0.50
39:BR:18:GLN:O	39:BR:97:LYS:O	2.29	0.50
39:BR:90:ARG:O	39:BR:91:GLN:HB3	2.10	0.50
43:BV:5:ASN:N	43:BV:5:ASN:ND2	2.52	0.50
22:BA:2080:A:C5'	45:BX:18:SER:HB3	2.41	0.50
45:BX:19:HIS:C	45:BX:21:LEU:H	2.13	0.50
45:BX:70:LEU:HB3	45:BX:75:GLU:HB2	1.94	0.50
1:CA:1007:U:H2'	1:CA:1007:U:O2	2.10	0.50
1:CA:1040:U:C2'	1:CA:1041:G:H5'	2.41	0.50
1:CA:1225:A:H2'	1:CA:1225:A:N3	2.26	0.50
1:CA:1527:U:H2'	1:CA:1528:U:H6	1.76	0.50
1:CA:342:C:C2'	1:CA:343:U:H5'	2.41	0.50
1:CA:656:G:O2'	15:CO:27:GLN:NE2	2.43	0.50
1:CA:811:C:H4'	1:CA:900:A:N6	2.26	0.50
1:CA:846:G:C2'	1:CA:847:G:H5'	2.41	0.50
1:CA:864:A:H2	1:CA:917:G:N3	2.09	0.50
2:CB:90:PHE:CE2	2:CB:149:GLY:HA3	2.46	0.50
1:CA:831:A:OP1	2:CB:20:ARG:HG3	2.11	0.50
2:CB:93:HIS:HB2	2:CB:145:ASN:O	2.10	0.50
4:CD:58:GLN:HG3	4:CD:62:ARG:HH11	1.77	0.50
6:CF:43:GLY:O	6:CF:44:ARG:C	2.49	0.50
7:CG:11:ILE:HD13	7:CG:24:LYS:HB2	1.94	0.50
5:CE:155:LYS:HB3	8:CH:70:VAL:HG23	1.92	0.50
9:CI:6:TYR:HE2	9:CI:17:ARG:HA	1.76	0.50
17:CQ:22:VAL:CG2	17:CQ:58:VAL:HG21	2.41	0.50
18:CR:55:ALA:CA	18:CR:58:ILE:HG13	2.41	0.50
19:CS:54:ARG:HG2	19:CS:55:GLN:N	2.25	0.50
21:CU:23:GLU:O	21:CU:24:LYS:HB3	2.11	0.50
48:D0:42:ILE:CD1	48:D0:48:TYR:CG	2.94	0.50
50:D2:15:SER:O	50:D2:16:HIS:ND1	2.45	0.50

Continued on next page...

Continued from previous page...

Atom-1	Atom-2	Interatomic distance (Å)	Clash overlap (Å)
22:DA:1056:G:H1'	22:DA:1103:A:C6	2.46	0.50
22:DA:1393:A:H62	41:DT:19:LYS:CG	2.24	0.50
22:DA:1465:G:C5	22:DA:1466:U:C5	3.00	0.50
22:DA:1655:A:H5'	25:DD:118:PHE:CE1	2.45	0.50
22:DA:1671:U:O2	22:DA:1673:G:H8	1.92	0.50
22:DA:1798:U:C4	22:DA:1819:A:C2	2.98	0.50
22:DA:2029:G:C2	22:DA:2033:A:N7	2.80	0.50
22:DA:2531:A:C5'	28:DG:156:TYR:CE2	2.93	0.50
22:DA:404:A:H1'	22:DA:406:G:C5	2.47	0.50
22:DA:406:G:O2'	22:DA:407:G:C5'	2.60	0.50
22:DA:410:G:N2	22:DA:418:C:C2	2.80	0.50
22:DA:623:C:O2'	22:DA:624:C:H5'	2.12	0.50
22:DA:934:U:H2'	22:DA:935:C:C6	2.45	0.50
24:DC:103:ILE:HD12	24:DC:104:LEU:N	2.26	0.50
24:DC:32:LEU:HD23	24:DC:63:ILE:HG12	1.94	0.50
24:DC:23:LEU:HD12	24:DC:80:LEU:CB	2.42	0.50
26:DE:122:GLU:O	26:DE:122:GLU:HG2	2.11	0.50
26:DE:88:ARG:CB	26:DE:89:PRO:HD2	2.42	0.50
27:DF:45:ASP:CG	27:DF:47:LYS:HB2	2.32	0.50
28:DG:8:VAL:O	28:DG:9:VAL:HB	2.11	0.50
29:DH:64:ALA:C	29:DH:66:ASN:N	2.63	0.50
38:DQ:26:ALA:HA	38:DQ:29:ARG:HG3	1.92	0.50
38:DQ:47:ARG:O	38:DQ:47:ARG:HG2	2.02	0.50
39:DR:19:THR:HG22	39:DR:20:VAL:H	1.76	0.50
41:DT:64:LYS:N	41:DT:64:LYS:HD2	2.26	0.50
45:DX:58:ILE:CG1	45:DX:66:VAL:HG11	2.42	0.50
46:DY:21:LEU:HD23	46:DY:25:GLN:CD	2.31	0.50
22:DA:112:U:H5'	46:DY:58:ASN:ND2	2.26	0.50
1:AA:1170:A:H2'	1:AA:1171:A:O4'	2.12	0.50
1:AA:121:U:O2'	1:AA:122:G:OP1	2.28	0.50
1:AA:314:C:O2'	1:AA:315:A:H5'	2.11	0.50
1:AA:9:G:C2	1:AA:10:A:C8	2.99	0.50
3:AC:13:ILE:HD13	3:AC:13:ILE:N	2.26	0.50
3:AC:13:ILE:HG12	3:AC:14:VAL:HG22	1.92	0.50
4:AD:116:LEU:HB3	4:AD:122:ILE:HD12	1.93	0.50
6:AF:55:HIS:O	6:AF:56:LYS:CB	2.55	0.50
8:AH:77:VAL:O	8:AH:79:ARG:HG2	2.12	0.50
12:AL:46:SER:O	12:AL:47:ALA:HB2	2.11	0.50
17:AQ:80:LYS:HZ2	17:AQ:80:LYS:N	2.09	0.50
21:AU:33:ARG:CG	21:AU:34:ARG:H	2.24	0.50
22:BA:1240:U:H5''	22:BA:1240:U:C6	2.46	0.50

Continued on next page...

Continued from previous page...

Atom-1	Atom-2	Interatomic distance (Å)	Clash overlap (Å)
22:BA:1385:A:O2'	22:BA:1396:U:O2	2.27	0.50
22:BA:1275:A:O2'	22:BA:1645:G:N3	2.44	0.50
22:BA:1958:C:C2'	22:BA:1959:G:H5'	2.42	0.50
22:BA:2085:U:H2'	22:BA:2086:U:O5'	2.12	0.50
22:BA:2806:C:C2'	22:BA:2807:U:H5'	2.41	0.50
22:BA:28:A:C2	22:BA:513:A:C8	3.00	0.50
22:BA:763:G:O2'	22:BA:765:C:H5'	2.11	0.50
22:BA:830:G:H4'	22:BA:831:G:OP2	2.11	0.50
23:BB:19:C:O2'	23:BB:20:G:H5'	2.12	0.50
26:BE:10:SER:O	26:BE:11:ALA:HB3	2.12	0.50
27:BF:151:LEU:C	27:BF:151:LEU:CD1	2.80	0.50
27:BF:27:VAL:O	27:BF:27:VAL:CG1	2.59	0.50
29:BH:119:ASN:C	29:BH:121:VAL:H	2.14	0.50
30:BI:56:VAL:HG23	30:BI:69:VAL:O	2.10	0.50
32:BK:4:GLU:O	32:BK:5:GLN:HB2	2.11	0.50
36:BO:67:ASN:H	36:BO:70:ALA:HB3	1.76	0.50
37:BP:92:ARG:O	37:BP:92:ARG:HG3	2.11	0.50
38:BQ:86:SER:HB3	39:BR:51:VAL:CG1	2.40	0.50
39:BR:61:ALA:HB2	39:BR:98:ILE:HD13	1.93	0.50
41:BT:39:THR:CG2	41:BT:39:THR:O	2.59	0.50
42:BU:27:VAL:HG22	42:BU:28:LEU:N	2.27	0.50
46:BY:18:LEU:O	46:BY:22:LEU:HB3	2.09	0.50
47:BZ:34:THR:CG2	47:BZ:35:VAL:N	2.75	0.50
1:CA:1278:G:H4'	1:CA:1279:G:H5'	1.88	0.50
1:CA:178:C:O2'	1:CA:179:A:H5'	2.11	0.50
1:CA:115:G:C2	1:CA:289:G:N7	2.79	0.50
1:CA:414:A:O2'	1:CA:415:A:C4'	2.60	0.50
1:CA:444:G:N1	1:CA:445:G:C5	2.80	0.50
1:CA:676:A:H2'	1:CA:677:U:C6	2.46	0.50
1:CA:765:G:O6	1:CA:811:C:C5	2.65	0.50
1:CA:878:A:O2'	1:CA:879:C:H5'	2.12	0.50
4:CD:2:ARG:NH2	4:CD:114:ARG:HH11	2.08	0.50
4:CD:29:THR:CG2	4:CD:30:LYS:CD	2.83	0.50
4:CD:12:ARG:HG3	4:CD:33:ILE:HA	1.94	0.50
4:CD:77:GLU:C	4:CD:81:LEU:HD12	2.31	0.50
5:CE:38:VAL:HG11	5:CE:70:MET:SD	2.51	0.50
8:CH:33:VAL:C	8:CH:35:ILE:H	2.14	0.50
10:CJ:15:HIS:HE1	10:CJ:68:ARG:CD	2.20	0.50
12:CL:115:LYS:O	12:CL:116:TYR:CB	2.59	0.50
12:CL:120:ARG:HG2	12:CL:121:PRO:N	2.26	0.50
12:CL:19:ASN:N	12:CL:19:ASN:HD22	1.86	0.50

Continued on next page...

Continued from previous page...

Atom-1	Atom-2	Interatomic distance (Å)	Clash overlap (Å)
12:CL:74:GLN:NE2	12:CL:74:GLN:HA	2.27	0.50
16:CP:44:SER:HB2	16:CP:46:LYS:HD3	1.92	0.50
19:CS:14:LEU:C	19:CS:14:LEU:HD12	2.31	0.50
20:CT:61:ALA:C	20:CT:63:LYS:H	2.14	0.50
22:DA:1077:A:O2'	22:DA:1078:U:O5'	2.29	0.50
22:DA:1301:A:N7	22:DA:1303:G:C8	2.80	0.50
22:DA:1713:A:H1'	22:DA:1716:U:H5'	1.93	0.50
22:DA:1732:C:H3'	22:DA:1733:G:H5''	1.93	0.50
22:DA:2226:C:H2'	22:DA:2227:A:H8	1.76	0.50
22:DA:2259:U:C5	22:DA:2427:C:N4	2.80	0.50
22:DA:2264:C:C5	22:DA:2265:U:C5	2.99	0.50
22:DA:2798:U:C5'	22:DA:2800:A:H62	2.25	0.50
22:DA:306:U:H3	22:DA:312:G:H1	1.58	0.50
22:DA:319:G:N7	22:DA:320:A:N7	2.59	0.50
22:DA:352:A:C3'	22:DA:353:C:H4'	2.41	0.50
22:DA:404:A:N3	22:DA:406:G:C6	2.79	0.50
22:DA:462:C:H2'	22:DA:463:G:O4'	2.11	0.50
22:DA:527:C:O2'	22:DA:528:A:P	2.70	0.50
22:DA:533:G:O5'	38:DQ:23:TYR:CD2	2.63	0.50
22:DA:562:U:H2'	22:DA:572:A:O4'	2.10	0.50
22:DA:665:U:O2'	22:DA:666:A:H5'	2.12	0.50
22:DA:728:G:N3	22:DA:730:A:C8	2.80	0.50
29:DH:62:LEU:HD12	29:DH:63:ALA:H	1.76	0.50
30:DI:132:ALA:HB1	30:DI:137:LEU:HB2	1.94	0.50
31:DJ:86:GLN:O	31:DJ:87:ALA:HB2	2.11	0.50
33:DL:83:ALA:CB	33:DL:118:THR:HG22	2.41	0.50
33:DL:23:ILE:N	33:DL:23:ILE:CD1	2.74	0.50
34:DM:62:LYS:C	34:DM:63:ILE:HD12	2.31	0.50
36:DO:77:ALA:O	36:DO:81:ARG:HG3	2.11	0.50
41:DT:29:THR:N	41:DT:87:LEU:CB	2.64	0.50
44:DW:35:ILE:HG22	44:DW:36:ILE:N	2.26	0.50
1:AA:1032:G:H2'	1:AA:1033:G:H5'	1.94	0.50
1:AA:1437:A:O5'	1:AA:1437:A:H8	1.95	0.50
1:AA:264:C:H2'	1:AA:265:G:O4'	2.11	0.50
1:AA:284:C:H2'	1:AA:285:C:H6	1.76	0.50
1:AA:747:A:C5'	1:AA:748:G:OP2	2.59	0.50
1:AA:75:G:C5	1:AA:76:G:C8	2.98	0.50
1:AA:781:A:C3'	1:AA:782:A:H5'	2.42	0.50
1:AA:864:A:C3'	1:AA:865:A:C8	2.94	0.50
3:AC:33:ASP:O	3:AC:37:LYS:CB	2.60	0.50
4:AD:36:ALA:C	4:AD:38:GLY:H	2.14	0.50

Continued on next page...

Continued from previous page...

Atom-1	Atom-2	Interatomic distance (Å)	Clash overlap (Å)
13:AM:38:ILE:HG13	13:AM:55:LEU:HD21	1.94	0.50
14:AN:11:LYS:HA	14:AN:14:ALA:HB3	1.92	0.50
16:AP:16:PHE:C	16:AP:16:PHE:CD1	2.84	0.50
17:AQ:56:ASP:OD2	17:AQ:80:LYS:HA	2.12	0.50
20:AT:83:ASN:HA	20:AT:86:ALA:OXT	2.11	0.50
51:B3:31:ILE:HG13	51:B3:31:ILE:O	2.12	0.50
22:BA:1106:G:C4	22:BA:1107:G:C8	3.00	0.50
22:BA:1383:A:H2'	22:BA:1384:A:C8	2.47	0.50
22:BA:1405:U:C2	22:BA:1406:U:C5	3.00	0.50
22:BA:1416:G:O2'	22:BA:1417:C:C5'	2.60	0.50
22:BA:1459:G:C5	22:BA:1461:C:C4	2.99	0.50
22:BA:1565:C:HO2'	22:BA:1566:A:P	2.34	0.50
22:BA:1590:A:H2'	22:BA:1591:A:H8	1.73	0.50
22:BA:570:G:C4	22:BA:2030:A:N7	2.78	0.50
22:BA:2134:A:O2'	22:BA:2135:A:H8	1.94	0.50
22:BA:2280:G:C2	22:BA:2281:A:C8	2.99	0.50
22:BA:395:U:O2'	22:BA:396:G:C8	2.62	0.50
24:BC:90:ILE:HG21	24:BC:102:TYR:CD1	2.47	0.50
25:BD:105:LYS:HE3	25:BD:176:ASP:HB3	1.92	0.50
25:BD:35:THR:CG2	25:BD:51:THR:HG22	2.42	0.50
26:BE:42:GLY:C	26:BE:43:THR:HG23	2.31	0.50
27:BF:153:ILE:HD12	27:BF:153:ILE:O	2.12	0.50
29:BH:89:LYS:CG	29:BH:90:LEU:H	2.00	0.50
32:BK:1:MET:CE	32:BK:32:TYR:CE1	2.95	0.50
33:BL:96:LYS:HD3	33:BL:103:ILE:HA	1.92	0.50
36:BO:116:GLN:O	36:BO:117:PHE:HB3	2.12	0.50
36:BO:55:GLU:O	36:BO:56:LYS:C	2.47	0.50
38:BQ:40:LYS:HB2	38:BQ:40:LYS:HZ3	1.75	0.50
39:BR:47:VAL:CG1	39:BR:54:VAL:HB	2.41	0.50
44:BW:9:THR:O	44:BW:10:ARG:O	2.30	0.50
1:CA:1092:A:C6	1:CA:1183:U:O2	2.64	0.50
1:CA:1231:G:H2'	1:CA:1232:U:H6	1.76	0.50
1:CA:159:G:C2	1:CA:161:A:OP2	2.65	0.50
1:CA:39:G:C4	1:CA:40:C:C5	2.99	0.50
1:CA:734:G:C2	1:CA:735:C:C2	2.99	0.50
1:CA:787:A:C2'	1:CA:788:U:H5'	2.42	0.50
1:CA:805:C:C2	1:CA:806:C:C5	3.00	0.50
1:CA:855:U:H2'	1:CA:856:C:H6	1.76	0.50
4:CD:176:LYS:O	4:CD:176:LYS:HD2	2.11	0.50
4:CD:76:LYS:O	4:CD:79:ALA:HB3	2.11	0.50
9:CI:53:LEU:HG	9:CI:96:GLU:CB	2.41	0.50

Continued on next page...

Continued from previous page...

Atom-1	Atom-2	Interatomic distance (Å)	Clash overlap (Å)
10:CJ:38:GLY:O	10:CJ:40:ILE:CD1	2.60	0.50
7:CG:148:LYS:HD2	11:CK:60:PHE:CD1	2.47	0.50
13:CM:81:ASP:CB	13:CM:82:LEU:HD12	2.42	0.50
15:CO:16:ARG:HB2	15:CO:23:SER:CB	2.42	0.50
16:CP:12:LYS:O	16:CP:13:LYS:HB2	2.11	0.50
19:CS:10:ILE:HG22	19:CS:14:LEU:HD11	1.93	0.50
22:DA:1082:U:H2'	22:DA:1083:U:H5'	1.93	0.50
22:DA:116:C:C2'	22:DA:117:G:H5'	2.42	0.50
22:DA:1280:G:H2'	22:DA:1281:G:H5'	1.92	0.50
22:DA:11:C:H2'	22:DA:12:U:H5'	1.93	0.50
22:DA:2009:A:O2'	22:DA:2010:G:H5'	2.12	0.50
22:DA:2369:A:C2'	22:DA:2370:G:H5'	2.42	0.50
22:DA:2522:U:H2'	22:DA:2523:G:H5'	1.94	0.50
22:DA:2673:G:C2	22:DA:2674:G:C8	3.00	0.50
22:DA:310:A:C4	22:DA:312:G:N7	2.79	0.50
22:DA:527:C:C5	22:DA:2779:U:C6	3.00	0.50
22:DA:54:G:N1	22:DA:117:G:C2	2.79	0.50
22:DA:563:A:N3	38:DQ:36:GLN:NE2	2.59	0.50
22:DA:644:A:C2'	22:DA:645:C:C5'	2.89	0.50
22:DA:701:G:H2'	22:DA:701:G:N3	2.25	0.50
22:DA:777:G:N2	22:DA:778:G:C4	2.80	0.50
22:DA:876:C:H2'	22:DA:877:A:OP1	2.10	0.50
27:DF:65:LEU:CD1	27:DF:67:THR:HG22	2.37	0.50
31:DJ:25:LEU:HB2	31:DJ:62:VAL:CG2	2.39	0.50
32:DK:25:LEU:H	32:DK:25:LEU:HD23	1.76	0.50
38:DQ:31:TYR:C	38:DQ:33:VAL:H	2.15	0.50
38:DQ:46:TYR:CE2	38:DQ:50:ARG:NH1	2.79	0.50
47:DZ:51:SER:HA	47:DZ:54:VAL:HG23	1.93	0.50
1:AA:1091:U:O2	1:AA:1093:A:C8	2.65	0.50
1:AA:1256:A:C4	1:AA:1258:G:C6	3.00	0.50
1:AA:1294:G:C6	1:AA:1295:U:C4	3.00	0.50
1:AA:131:A:H2'	1:AA:132:C:C6	2.46	0.50
1:AA:134:G:H2'	1:AA:135:C:C6	2.47	0.50
1:AA:1453:G:H2'	1:AA:1453:G:N3	2.27	0.50
1:AA:267:C:C5	1:AA:268:U:C5	3.00	0.50
1:AA:417:G:C5	1:AA:418:C:C4	3.00	0.50
1:AA:428:G:H1'	1:AA:430:A:C8	2.46	0.50
1:AA:587:G:N2	1:AA:755:G:C5	2.79	0.50
1:AA:647:C:C2'	1:AA:648:A:H5'	2.42	0.50
1:AA:886:G:H2'	1:AA:887:G:O4'	2.12	0.50
4:AD:18:LEU:HD21	4:AD:59:LYS:HG2	1.92	0.50

Continued on next page...

Continued from previous page...

Atom-1	Atom-2	Interatomic distance (Å)	Clash overlap (Å)
5:AE:104:ILE:CG2	5:AE:104:ILE:O	2.53	0.50
1:AA:642:A:N7	8:AH:106:SER:HA	2.27	0.50
1:AA:1118:U:OP1	9:AI:10:ARG:HD2	2.11	0.50
16:AP:40:ASN:OD1	16:AP:42:ILE:HB	2.10	0.50
20:AT:53:MET:CE	20:AT:57:VAL:CG2	2.90	0.50
52:B4:3:VAL:C	52:B4:4:ARG:HG2	2.30	0.50
22:BA:1327:A:H2'	22:BA:1328:A:O5'	2.11	0.50
22:BA:1437:C:H2'	22:BA:1438:U:C6	2.45	0.50
22:BA:1712:U:N3	22:BA:1713:A:C5	2.79	0.50
22:BA:2840:C:H2'	22:BA:2841:C:H6	1.77	0.50
22:BA:2848:G:O2'	22:BA:2867:G:N2	2.34	0.50
24:BC:247:TRP:C	24:BC:249:VAL:H	2.15	0.50
25:BD:121:THR:HB	25:BD:127:PHE:CD1	2.46	0.50
25:BD:39:ASP:CG	25:BD:40:LEU:N	2.65	0.50
25:BD:38:LYS:O	25:BD:46:ARG:HA	2.12	0.50
29:BH:110:VAL:O	29:BH:111:ALA:HB2	2.11	0.50
30:BI:72:THR:HB	30:BI:112:LYS:NZ	2.26	0.50
31:BJ:44:TYR:C	31:BJ:45:THR:CG2	2.78	0.50
32:BK:52:VAL:HG23	32:BK:53:LYS:N	2.26	0.50
34:BM:5:LYS:NZ	34:BM:5:LYS:HB3	2.26	0.50
22:BA:871:U:OP1	34:BM:5:LYS:HG3	2.10	0.50
35:BN:44:LEU:HD11	35:BN:48:VAL:HG23	1.93	0.50
37:BP:53:GLY:O	37:BP:56:SER:OG	2.23	0.50
38:BQ:93:ILE:CG2	38:BQ:94:LEU:H	2.24	0.50
44:BW:51:GLY:H	44:BW:61:LYS:HZ2	1.58	0.50
22:BA:988:A:OP2	47:BZ:11:SER:HB3	2.11	0.50
1:CA:1133:G:C2	1:CA:1142:G:C5	2.99	0.50
1:CA:738:C:N3	1:CA:739:C:C5	2.79	0.50
1:CA:775:G:O2'	1:CA:776:G:H5'	2.12	0.50
1:CA:982:U:C1'	1:CA:983:A:N7	2.72	0.50
3:CC:110:LEU:HD21	3:CC:203:LYS:CD	2.15	0.50
3:CC:5:HIS:NE2	3:CC:183:TYR:HE2	2.09	0.50
6:CF:35:LYS:HB2	6:CF:37:HIS:HE1	1.77	0.50
7:CG:59:GLU:C	7:CG:61:PHE:H	2.15	0.50
8:CH:81:GLY:O	8:CH:82:LEU:HB2	2.11	0.50
9:CI:51:LEU:C	9:CI:53:LEU:H	2.14	0.50
11:CK:74:LYS:HD2	11:CK:104:PHE:HE1	1.76	0.50
12:CL:2:THR:CB	12:CL:5:GLN:HB2	2.30	0.50
13:CM:94:LEU:N	13:CM:94:LEU:HD12	2.27	0.50
1:CA:667:G:H4'	15:CO:50:HIS:CG	2.46	0.50
17:CQ:3:LYS:NZ	17:CQ:6:THR:CG2	2.60	0.50

Continued on next page...

Continued from previous page...

Atom-1	Atom-2	Interatomic distance (Å)	Clash overlap (Å)
19:CS:15:LEU:HD23	19:CS:15:LEU:C	2.32	0.50
20:CT:59:ARG:C	20:CT:61:ALA:N	2.65	0.50
18:CR:72:ARG:HH21	21:CU:3:ILE:HD13	1.75	0.50
51:D3:28:LEU:HA	51:D3:32:LEU:HD21	1.93	0.50
52:D4:10:LEU:HD12	52:D4:33:HIS:ND1	2.26	0.50
52:D4:36:ARG:O	52:D4:37:GLN:HB3	2.10	0.50
22:DA:1135:C:H5''	22:DA:1135:C:H6	1.76	0.50
22:DA:1156:A:H4'	22:DA:1157:G:OP1	2.08	0.50
22:DA:840:C:H4'	22:DA:1192:G:O2'	2.11	0.50
22:DA:14:A:N6	22:DA:526:A:C4	2.79	0.50
22:DA:1768:C:H2'	22:DA:1768:C:O2	2.11	0.50
22:DA:206:U:H2'	22:DA:207:A:H8	1.76	0.50
22:DA:2298:A:O2'	22:DA:2299:U:C5'	2.60	0.50
22:DA:223:A:O2'	22:DA:408:G:N3	2.42	0.50
22:DA:424:G:C2	22:DA:425:G:C8	3.00	0.50
22:DA:638:G:O2'	22:DA:639:U:H5'	2.12	0.50
22:DA:947:A:H2'	22:DA:948:C:C6	2.47	0.50
23:DB:81:G:H2'	23:DB:82:U:H6	1.77	0.50
22:DA:1799:G:C8	24:DC:179:GLU:OE1	2.60	0.50
26:DE:108:ILE:O	26:DE:112:LEU:HB2	2.11	0.50
22:DA:321:U:N1	26:DE:159:LEU:HD21	2.27	0.50
22:DA:468:G:H5''	26:DE:55:SER:HB2	1.92	0.50
27:DF:103:ILE:H	27:DF:107:VAL:CG1	2.24	0.50
27:DF:43:ILE:HG12	27:DF:77:LYS:HD3	1.94	0.50
27:DF:8:LYS:HB2	27:DF:8:LYS:HZ3	1.74	0.50
29:DH:25:TYR:O	29:DH:29:PHE:HB3	2.11	0.50
31:DJ:45:THR:N	31:DJ:46:PRO:CD	2.69	0.50
32:DK:6:THR:O	32:DK:8:LEU:HD12	2.12	0.50
35:DN:21:PHE:O	35:DN:25:ALA:CB	2.59	0.50
37:DP:10:GLU:HG2	37:DP:10:GLU:O	2.10	0.50
22:DA:1249:U:H4'	38:DQ:3:VAL:HB	1.92	0.50
40:DS:55:ILE:H	40:DS:55:ILE:HD12	1.76	0.50
41:DT:29:THR:HB	41:DT:86:THR:CA	2.42	0.50
42:DU:81:ARG:H	42:DU:81:ARG:CD	2.25	0.50
43:DV:26:PHE:CE1	43:DV:86:LEU:CB	2.93	0.50
43:DV:9:ARG:HD2	43:DV:40:ILE:O	2.11	0.50
44:DW:45:HIS:HB3	44:DW:58:LEU:HD11	1.93	0.50
47:DZ:15:ARG:HD2	47:DZ:15:ARG:H	1.76	0.50
1:AA:99:C:H2'	1:AA:100:G:OP2	2.11	0.50
1:AA:103:U:H2'	1:AA:103:U:O2	2.11	0.50
1:AA:1202:U:N3	14:AN:81:ILE:HG21	2.26	0.50

Continued on next page...

Continued from previous page...

Atom-1	Atom-2	Interatomic distance (Å)	Clash overlap (Å)
1:AA:1346:A:O4'	1:AA:1348:U:C6	2.63	0.50
1:AA:1382:C:HO2'	1:AA:1383:C:H5'	1.74	0.50
1:AA:1387:G:C6	1:AA:1388:C:N4	2.80	0.50
1:AA:290:C:H2'	1:AA:291:U:C5'	2.42	0.50
1:AA:563:A:H1'	1:AA:566:G:O2'	2.12	0.50
1:AA:580:C:H2'	1:AA:581:G:O4'	2.11	0.50
1:AA:636:U:O2'	1:AA:637:C:H5'	2.12	0.50
1:AA:652:U:C4	1:AA:752:G:N3	2.79	0.50
1:AA:794:A:H2'	1:AA:795:C:C6	2.46	0.50
1:AA:857:C:H2'	1:AA:858:G:O4'	2.11	0.50
6:AF:42:TRP:HZ2	6:AF:61:LEU:CD2	2.25	0.50
1:AA:875:U:O2'	8:AH:14:ARG:NH1	2.45	0.50
8:AH:5:PRO:O	8:AH:8:ASP:HB3	2.12	0.50
17:AQ:16:MET:HE3	17:AQ:21:VAL:HG12	1.94	0.50
17:AQ:49:ASN:O	17:AQ:49:ASN:ND2	2.44	0.50
21:AU:36:PHE:HA	21:AU:39:LYS:HE2	1.94	0.50
22:BA:1074:G:H2'	22:BA:1075:C:C6	2.47	0.50
22:BA:1430:G:H2'	22:BA:1431:A:C8	2.47	0.50
22:BA:1497:U:H5''	22:BA:1498:C:OP2	2.11	0.50
22:BA:1604:C:H2'	22:BA:1605:C:C6	2.47	0.50
22:BA:2264:C:H41	44:BW:11:ASN:ND2	2.10	0.50
22:BA:2383:G:O2'	22:BA:2384:U:C5'	2.59	0.50
22:BA:2425:A:H5''	22:BA:2427:C:H5'	1.94	0.50
22:BA:2489:U:H2'	22:BA:2490:G:O5'	2.12	0.50
22:BA:2602:A:H5''	22:BA:2603:G:C5'	2.40	0.50
22:BA:33:C:H4'	22:BA:34:U:OP1	2.12	0.50
22:BA:912:C:H2'	22:BA:913:U:C6	2.47	0.50
23:BB:52:A:H4'	23:BB:53:A:OP1	2.11	0.50
22:BA:1568:G:H4'	24:BC:58:LYS:CG	2.42	0.50
25:BD:53:GLY:CA	25:BD:77:ARG:H	2.24	0.50
26:BE:12:LEU:O	26:BE:13:THR:HB	2.11	0.50
28:BG:137:LYS:O	28:BG:140:ILE:HD13	2.10	0.50
29:BH:143:ILE:HD12	29:BH:143:ILE:C	2.32	0.50
32:BK:51:LYS:HE3	32:BK:51:LYS:C	2.32	0.50
32:BK:120:PRO:HG3	37:BP:65:ASN:HD21	1.77	0.50
38:BQ:4:LYS:NZ	38:BQ:5:ARG:HA	2.26	0.50
39:BR:39:LEU:HB3	39:BR:49:ILE:HD13	1.93	0.50
40:BS:29:VAL:CG1	40:BS:30:SER:N	2.74	0.50
41:BT:2:ILE:HG13	41:BT:3:ARG:CZ	2.42	0.50
44:BW:22:VAL:O	44:BW:25:PHE:HB2	2.12	0.50
1:CA:1449:C:O2'	1:CA:1450:U:H5'	2.11	0.50

Continued on next page...

Continued from previous page...

Atom-1	Atom-2	Interatomic distance (Å)	Clash overlap (Å)
1:CA:62:U:H4'	1:CA:378:G:H22	1.77	0.50
1:CA:511:C:H4'	4:CD:40:HIS:CD2	2.47	0.50
1:CA:623:C:H6	1:CA:623:C:O5'	1.95	0.50
1:CA:68:G:H5'	1:CA:171:A:H1'	1.94	0.50
1:CA:994:A:N6	1:CA:1216:A:C5'	2.75	0.50
2:CB:125:PHE:HD1	2:CB:137:THR:HG22	1.77	0.50
3:CC:26:LYS:HA	3:CC:26:LYS:CE	2.24	0.50
3:CC:84:GLU:C	3:CC:86:LEU:N	2.65	0.50
6:CF:81:ASN:O	6:CF:84:VAL:HG12	2.11	0.50
7:CG:11:ILE:CG2	7:CG:24:LYS:HZ1	2.25	0.50
7:CG:30:MET:HE1	7:CG:33:GLY:HA2	1.93	0.50
9:CI:49:GLN:HA	9:CI:52:GLU:HG3	1.93	0.50
1:CA:716:A:N3	11:CK:118:ASN:O	2.44	0.50
11:CK:22:ILE:CD1	11:CK:31:VAL:HG22	2.41	0.50
14:CN:47:LEU:CD1	14:CN:50:LEU:HD21	2.42	0.50
18:CR:31:TYR:CD2	18:CR:54:LEU:HD21	2.47	0.50
19:CS:38:THR:HB	19:CS:69:LYS:NZ	2.27	0.50
48:D0:32:THR:HG21	48:D0:47:TYR:CE2	2.47	0.50
22:DA:667:U:O2	51:D3:1:PRO:HB3	2.11	0.50
22:DA:118:A:O5'	22:DA:119:A:H5''	2.11	0.50
22:DA:1290:C:O2'	22:DA:1291:C:C6	2.63	0.50
22:DA:1342:A:C3'	22:DA:1343:G:H5''	2.41	0.50
22:DA:1341:G:H2'	22:DA:1397:U:O2	2.12	0.50
22:DA:1635:A:C2'	22:DA:1636:U:H5'	2.41	0.50
22:DA:164:C:H2'	22:DA:165:A:O4'	2.12	0.50
22:DA:1661:G:C4	22:DA:1662:U:C6	3.00	0.50
22:DA:1736:U:C2'	22:DA:1737:G:O5'	2.60	0.50
22:DA:1773:A:C8	22:DA:1829:A:C1'	2.95	0.50
22:DA:1869:G:C2	22:DA:1873:G:N1	2.79	0.50
22:DA:1907:G:N2	22:DA:1924:C:C2	2.79	0.50
22:DA:1975:G:C4	22:DA:1976:U:C6	3.00	0.50
22:DA:2093:G:N2	22:DA:2094:A:C5	2.79	0.50
22:DA:2472:G:H1'	22:DA:2478:A:H61	1.76	0.50
22:DA:2694:G:C4	22:DA:2695:U:C6	2.99	0.50
22:DA:2750:A:O2'	22:DA:2752:C:N4	2.40	0.50
22:DA:2845:U:H2'	22:DA:2846:G:O4'	2.12	0.50
22:DA:36:G:C2'	22:DA:37:C:H5'	2.42	0.50
22:DA:46:G:H2'	22:DA:46:G:N3	2.25	0.50
22:DA:830:G:C4	22:DA:2448:A:C5	2.99	0.50
23:DB:61:G:O2'	23:DB:62:C:H5'	2.12	0.50
25:DD:32:ASN:HA	25:DD:51:THR:O	2.11	0.50

Continued on next page...

Continued from previous page...

Atom-1	Atom-2	Interatomic distance (Å)	Clash overlap (Å)
26:DE:162:ARG:C	26:DE:164:LEU:H	2.15	0.50
27:DF:103:ILE:HG21	27:DF:173:ASP:O	2.12	0.50
27:DF:111:ARG:NH1	27:DF:113:PHE:CE1	2.80	0.50
27:DF:32:LYS:HD2	27:DF:156:THR:HG21	1.93	0.50
27:DF:5:ASP:C	27:DF:7:TYR:N	2.65	0.50
28:DG:28:LYS:H	28:DG:79:THR:HG22	1.77	0.50
29:DH:31:VAL:CB	29:DH:32:PRO:CD	2.86	0.50
22:DA:2642:G:H5'	31:DJ:80:HIS:CE1	2.47	0.50
32:DK:66:LYS:HG2	32:DK:66:LYS:O	2.12	0.50
33:DL:58:TYR:O	51:D3:12:ARG:CZ	2.59	0.50
36:DO:12:THR:CG2	36:DO:16:ARG:HH11	2.24	0.50
37:DP:62:LYS:O	37:DP:63:ILE:CB	2.59	0.50
40:DS:8:ARG:HB3	40:DS:102:HIS:CE1	2.47	0.50
40:DS:7:HIS:CE1	40:DS:10:ALA:HA	2.47	0.50
40:DS:55:ILE:HG23	40:DS:66:ILE:HG21	1.92	0.50
41:DT:69:ARG:NE	41:DT:70:HIS:HD2	2.10	0.50
45:DX:19:HIS:C	45:DX:21:LEU:N	2.65	0.50
1:AA:1191:A:OP1	3:AC:3:LYS:HD3	2.11	0.50
1:AA:122:G:O2'	1:AA:123:U:H5'	2.12	0.50
1:AA:1269:A:C2	1:AA:1312:G:N3	2.80	0.50
1:AA:506:G:C6	1:AA:507:C:C4	3.00	0.50
1:AA:558:G:C4	1:AA:559:A:H2	2.25	0.50
1:AA:715:A:H8	1:AA:715:A:O5'	1.95	0.50
1:AA:953:G:C2'	1:AA:954:G:H5'	2.42	0.50
1:AA:959:A:H5''	1:AA:960:U:OP2	2.11	0.50
3:AC:194:VAL:O	3:AC:194:VAL:HG12	2.11	0.50
6:AF:3:HIS:H	6:AF:92:THR:HG21	1.71	0.50
1:AA:877:G:N3	8:AH:1:SER:N	2.59	0.50
10:AJ:17:LEU:HD21	10:AJ:96:VAL:CG2	2.41	0.50
13:AM:6:ILE:N	13:AM:6:ILE:HD12	2.27	0.50
14:AN:80:ARG:HG3	14:AN:81:ILE:N	2.27	0.50
10:AJ:53:ILE:HD11	14:AN:84:ARG:CZ	2.42	0.50
15:AO:86:LEU:C	15:AO:86:LEU:HD23	2.32	0.50
12:AL:7:VAL:HG22	17:AQ:30:HIS:HD2	1.77	0.50
22:BA:1055:G:N3	22:BA:1055:G:H2'	2.26	0.50
22:BA:1098:A:H3'	22:BA:1099:G:C8	2.47	0.50
22:BA:70:G:H2'	22:BA:113:U:O2'	2.12	0.50
22:BA:142:A:C2	22:BA:143:C:C2	3.00	0.50
22:BA:1656:C:H5''	25:BD:141:ARG:CB	2.41	0.50
22:BA:1936:A:H2'	22:BA:1945:G:O6	2.12	0.50
22:BA:215:G:H4'	22:BA:216:A:OP1	2.11	0.50

Continued on next page...

Continued from previous page...

Atom-1	Atom-2	Interatomic distance (Å)	Clash overlap (Å)
22:BA:2563:U:O2	22:BA:2565:A:H8	1.94	0.50
22:BA:2659:G:P	28:BG:157:LYS:HE3	2.51	0.50
22:BA:2728:U:O2'	22:BA:2729:G:H5''	2.11	0.50
22:BA:272:A:O2'	22:BA:273:G:P	2.69	0.50
22:BA:528:A:H8	22:BA:528:A:C3'	2.24	0.50
24:BC:103:ILE:HG23	24:BC:104:LEU:N	2.25	0.50
24:BC:257:ARG:NE	24:BC:269:ARG:HH22	2.06	0.50
25:BD:12:THR:CG2	25:BD:13:ARG:N	2.67	0.50
28:BG:84:LYS:CB	28:BG:132:LEU:H	2.25	0.50
30:BI:58:ILE:HG22	30:BI:60:VAL:HG23	1.92	0.50
33:BL:93:ASN:ND2	33:BL:94:THR:H	2.03	0.50
34:BM:36:VAL:HG12	34:BM:127:LYS:C	2.32	0.50
22:BA:956:G:H4'	34:BM:82:MET:HE1	1.94	0.50
37:BP:103:THR:HG23	37:BP:103:THR:O	2.11	0.50
38:BQ:40:LYS:HB2	38:BQ:40:LYS:NZ	2.27	0.50
41:BT:26:LYS:O	41:BT:27:SER:CB	2.59	0.50
43:BV:6:ALA:HB1	43:BV:40:ILE:CG2	2.41	0.50
44:BW:16:GLU:OE2	44:BW:16:GLU:CA	2.60	0.50
22:BA:855:G:C2	44:BW:23:LYS:HG2	2.46	0.50
44:BW:73:PRO:HG2	44:BW:76:ARG:HD2	1.91	0.50
41:BT:50:LEU:HD23	46:BY:26:PHE:CE1	2.46	0.50
46:BY:45:GLN:O	46:BY:46:VAL:CB	2.57	0.50
47:BZ:24:LEU:O	47:BZ:24:LEU:HG	2.11	0.50
1:CA:1050:G:O2'	1:CA:1051:C:C6	2.62	0.50
1:CA:1097:C:C2	1:CA:1098:C:C5	2.99	0.50
1:CA:1151:A:C5'	10:CJ:70:HIS:HE1	2.25	0.50
1:CA:1426:G:H2'	1:CA:1427:C:C6	2.47	0.50
1:CA:1471:U:H2'	1:CA:1472:U:H6	1.76	0.50
1:CA:177:G:C3'	1:CA:178:C:H5'	2.42	0.50
1:CA:17:U:H4'	1:CA:1080:A:O4'	2.12	0.50
1:CA:182:A:H2	1:CA:194:C:N4	2.10	0.50
1:CA:140:U:O2	1:CA:183:C:N4	2.45	0.50
1:CA:350:G:C6	1:CA:351:G:C6	3.00	0.50
1:CA:470:C:N3	1:CA:471:U:C5	2.80	0.50
1:CA:525:C:H2'	1:CA:525:C:O2	2.10	0.50
1:CA:642:A:C8	8:CH:106:SER:HA	2.47	0.50
1:CA:671:G:N2	1:CA:736:C:C2	2.80	0.50
1:CA:740:U:H5'	15:CO:41:HIS:ND1	2.27	0.50
1:CA:756:C:C2'	1:CA:757:U:C5'	2.90	0.50
1:CA:821:G:O2'	1:CA:822:U:O4'	2.27	0.50
1:CA:936:C:O2'	1:CA:937:A:C8	2.46	0.50

Continued on next page...

Continued from previous page...

Atom-1	Atom-2	Interatomic distance (Å)	Clash overlap (Å)
1:CA:973:G:C6	1:CA:974:A:C6	3.00	0.50
2:CB:110:ILE:HA	2:CB:113:LEU:HB3	1.94	0.50
3:CC:46:LEU:HD11	3:CC:86:LEU:CD1	2.42	0.50
4:CD:204:SER:OG	5:CE:105:ILE:HD11	2.11	0.50
10:CJ:33:GLY:O	10:CJ:35:GLN:N	2.40	0.50
1:CA:796:C:OP1	11:CK:127:ARG:HB3	2.12	0.50
12:CL:85:ARG:O	12:CL:86:VAL:HG22	2.11	0.50
13:CM:107:THR:O	13:CM:107:THR:HG22	2.11	0.50
14:CN:54:SER:O	14:CN:55:SER:HB2	2.12	0.50
17:CQ:18:LYS:CD	17:CQ:48:GLU:OE2	2.55	0.50
19:CS:79:TYR:CD1	19:CS:80:ARG:N	2.78	0.50
22:DA:117:G:O4'	22:DA:126:A:C2	2.64	0.50
22:DA:1327:A:C2	22:DA:1328:A:H1'	2.47	0.50
22:DA:1408:G:H22	22:DA:1595:C:H1'	1.75	0.50
22:DA:1515:A:H5'	22:DA:1557:C:H5'	1.94	0.50
22:DA:118:A:C2	22:DA:178:G:H1'	2.40	0.50
22:DA:1858:A:H62	22:DA:1884:G:H21	1.60	0.50
22:DA:187:G:C2	22:DA:210:C:O2	2.65	0.50
22:DA:233:A:H2'	22:DA:234:U:C5	2.47	0.50
22:DA:2415:G:H4'	33:DL:66:PHE:CB	2.40	0.50
22:DA:2563:U:H1'	22:DA:2566:A:N6	2.27	0.50
22:DA:2721:A:C2	22:DA:2873:A:C5	2.99	0.50
22:DA:2738:A:H2'	22:DA:2739:U:O5'	2.12	0.50
22:DA:514:A:N3	22:DA:581:C:O2'	2.29	0.50
22:DA:559:G:C5	22:DA:560:C:C5	3.00	0.50
22:DA:5:A:C2	22:DA:2899:A:N3	2.80	0.50
22:DA:61:C:N3	22:DA:94:A:C2	2.80	0.50
22:DA:719:C:H6	22:DA:719:C:O5'	1.93	0.50
22:DA:786:C:O2'	22:DA:787:C:H5'	2.10	0.50
22:DA:936:A:C2	22:DA:937:C:C2	3.00	0.50
22:DA:972:A:N1	22:DA:973:A:N6	2.60	0.50
23:DB:68:C:HO2'	23:DB:69:G:H5''	1.77	0.50
24:DC:68:ARG:HH12	24:DC:115:ILE:CD1	2.25	0.50
25:DD:119:ALA:CB	25:DD:163:GLY:C	2.80	0.50
25:DD:56:LYS:HB3	25:DD:56:LYS:HZ3	1.77	0.50
26:DE:52:VAL:CG1	26:DE:74:LYS:HD3	2.41	0.50
35:DN:28:LEU:CD1	35:DN:48:VAL:HG11	2.41	0.50
37:DP:78:PRO:HG2	37:DP:79:VAL:N	2.26	0.50
38:DQ:79:ILE:HA	38:DQ:82:LEU:CD1	2.34	0.50
39:DR:39:LEU:HB2	39:DR:49:ILE:CD1	2.42	0.50
42:DU:86:PHE:CG	42:DU:87:GLU:N	2.80	0.50

Continued on next page...

Continued from previous page...

Atom-1	Atom-2	Interatomic distance (Å)	Clash overlap (Å)
47:DZ:52:PHE:CD2	47:DZ:53:MET:HG2	2.47	0.50
1:AA:1052:U:C5'	1:AA:1053:G:OP2	2.60	0.50
1:AA:1083:U:C5'	1:AA:1086:U:H5	2.20	0.50
1:AA:1134:G:N1	1:AA:1141:C:C4	2.80	0.50
1:AA:1143:G:N3	1:AA:1144:G:C8	2.80	0.50
1:AA:27:G:C5	1:AA:557:G:C2	3.00	0.50
1:AA:580:C:O2'	1:AA:581:G:H5'	2.12	0.50
1:AA:596:A:C6	1:AA:645:G:C2	3.00	0.50
1:AA:908:A:C2	1:AA:909:A:C4	3.00	0.50
2:AB:79:VAL:O	2:AB:83:ALA:HB3	2.11	0.50
3:AC:156:LEU:N	3:AC:156:LEU:CD1	2.75	0.50
4:AD:52:VAL:HG22	4:AD:53:GLN:N	2.27	0.50
1:AA:1123:U:O3'	10:AJ:38:GLY:HA3	2.12	0.50
19:AS:62:THR:CG2	19:AS:63:ASP:N	2.75	0.50
20:AT:60:GLN:HE21	20:AT:65:LEU:CD2	2.25	0.50
51:B3:28:LEU:HD11	51:B3:40:LYS:HB3	1.93	0.50
22:BA:1206:G:O2'	22:BA:1207:C:H5'	2.11	0.50
22:BA:1247:A:C4	22:BA:1249:U:C5	2.99	0.50
22:BA:1356:G:C2	22:BA:1357:C:C2	3.00	0.50
22:BA:151:C:H2'	22:BA:152:A:C8	2.47	0.50
22:BA:1850:G:C5	22:BA:1851:U:C4	3.00	0.50
22:BA:1856:U:O4	22:BA:1857:G:N1	2.45	0.50
22:BA:2077:A:O2'	22:BA:2078:C:H5'	2.11	0.50
22:BA:2134:A:N6	22:BA:2157:G:C6	2.80	0.50
22:BA:2495:G:O2'	22:BA:2496:C:H5'	2.12	0.50
22:BA:2704:C:O2	22:BA:2704:C:H2'	2.11	0.50
22:BA:273:G:O2'	22:BA:274:C:O5'	2.30	0.50
22:BA:2824:C:H2'	22:BA:2825:G:O5'	2.12	0.50
22:BA:511:U:H5	22:BA:512:G:C5	2.28	0.50
22:BA:571:U:C4	22:BA:2030:A:N1	2.80	0.50
23:BB:92:C:H2'	23:BB:93:C:O5'	2.11	0.50
26:BE:5:LEU:O	26:BE:6:LYS:C	2.50	0.50
26:BE:91:ASP:C	26:BE:91:ASP:OD2	2.49	0.50
28:BG:36:LEU:N	28:BG:36:LEU:CD2	2.74	0.50
30:BI:21:PRO:HB2	30:BI:22:PRO:HD3	1.94	0.50
37:BP:92:ARG:HH11	37:BP:92:ARG:CB	2.25	0.50
39:BR:49:ILE:CD1	39:BR:53:PHE:H	2.24	0.50
41:BT:29:THR:HG22	41:BT:86:THR:CG2	2.20	0.50
43:BV:29:ILE:HG22	43:BV:90:ASP:HA	1.92	0.50
44:BW:49:ASN:O	44:BW:49:ASN:CG	2.50	0.50
1:CA:1157:A:C6	1:CA:1180:A:C6	2.99	0.50

Continued on next page...

Continued from previous page...

Atom-1	Atom-2	Interatomic distance (Å)	Clash overlap (Å)
1:CA:1442:G:H2'	1:CA:1443:C:C6	2.47	0.50
1:CA:378:G:C2	1:CA:386:C:O2	2.65	0.50
1:CA:580:C:H2'	1:CA:581:G:C8	2.47	0.50
1:CA:59:A:H2'	1:CA:59:A:N3	2.26	0.50
1:CA:663:A:N1	1:CA:743:A:C2	2.80	0.50
1:CA:674:G:C4'	18:CR:69:TYR:CE1	2.94	0.50
1:CA:821:G:C4	1:CA:822:U:C5	2.99	0.50
1:CA:944:G:H2'	1:CA:945:G:H5''	1.93	0.50
2:CB:159:ALA:HA	2:CB:180:ILE:CG2	2.40	0.50
2:CB:66:ILE:O	2:CB:88:GLN:HB2	2.11	0.50
3:CC:17:TRP:CZ2	14:CN:94:GLY:O	2.65	0.50
4:CD:128:VAL:O	4:CD:128:VAL:HG22	2.11	0.50
4:CD:191:SER:O	4:CD:192:ALA:HB2	2.08	0.50
7:CG:12:LEU:H	7:CG:12:LEU:CD1	2.25	0.50
8:CH:58:LEU:HD23	8:CH:58:LEU:C	2.32	0.50
12:CL:106:VAL:CG1	12:CL:109:ARG:HG2	2.42	0.50
1:CA:502:A:OP1	12:CL:114:SER:HB2	2.12	0.50
13:CM:100:ARG:NH1	13:CM:102:LYS:HE3	2.27	0.50
13:CM:18:LEU:H	13:CM:18:LEU:CD1	2.25	0.50
13:CM:46:GLU:O	13:CM:47:LEU:HB2	2.12	0.50
13:CM:92:ARG:HD2	19:CS:79:TYR:OH	2.11	0.50
1:CA:1203:C:OP1	14:CN:1:ALA:HB3	2.11	0.50
15:CO:63:ARG:HH22	22:DA:715:A:C5'	2.24	0.50
17:CQ:68:LYS:O	17:CQ:69:THR:CB	2.59	0.50
18:CR:72:ARG:HG3	18:CR:73:HIS:CE1	2.47	0.50
22:DA:1091:G:O2'	22:DA:1092:C:H5'	2.12	0.50
22:DA:1206:G:C6	22:DA:1207:C:C4	3.00	0.50
22:DA:1252:G:H4'	22:DA:1253:A:OP1	2.10	0.50
22:DA:146:A:C2	22:DA:147:C:C2	3.00	0.50
22:DA:167:A:H2'	22:DA:168:G:O4'	2.12	0.50
22:DA:1767:G:C4	22:DA:1768:C:H5	2.30	0.50
22:DA:1993:U:O2'	22:DA:1994:C:H5'	2.12	0.50
22:DA:2136:G:H2'	22:DA:2137:U:C6	2.47	0.50
22:DA:2185:U:H2'	22:DA:2186:G:C8	2.46	0.50
22:DA:2187:U:H6	22:DA:2187:U:O5'	1.94	0.50
22:DA:2190:G:C5'	22:DA:2191:A:OP2	2.53	0.50
22:DA:2311:A:H3'	22:DA:2312:U:C6	2.35	0.50
22:DA:2469:A:C6	22:DA:2482:A:C8	3.00	0.50
22:DA:305:C:H1'	22:DA:313:G:N2	2.26	0.50
22:DA:529:A:C5	22:DA:2023:C:C4	3.00	0.50
22:DA:672:C:C3'	22:DA:672:C:C6	2.95	0.50

Continued on next page...

Continued from previous page...

Atom-1	Atom-2	Interatomic distance (Å)	Clash overlap (Å)
22:DA:833:A:H2'	22:DA:834:G:H8	1.76	0.50
22:DA:92:U:H2'	22:DA:93:G:O4'	2.11	0.50
22:DA:9:G:C5	22:DA:2629:U:C5	2.99	0.50
23:DB:42:C:H41	27:DF:87:LYS:HZ3	1.57	0.50
24:DC:188:ARG:HG2	24:DC:188:ARG:HH21	1.77	0.50
25:DD:111:GLY:HA3	25:DD:194:PRO:HG2	1.94	0.50
29:DH:37:VAL:HG23	29:DH:38:PRO:HD2	1.94	0.50
31:DJ:122:LEU:C	31:DJ:123:LYS:HD2	2.32	0.50
31:DJ:142:ILE:N	31:DJ:142:ILE:HD12	2.26	0.50
22:DA:1665:A:H1'	32:DK:1:MET:CG	2.41	0.50
32:DK:34:GLY:H	32:DK:37:ASP:HB2	1.76	0.50
33:DL:85:VAL:O	33:DL:86:GLU:HB2	2.12	0.50
37:DP:102:ARG:HG3	37:DP:107:ALA:HA	1.93	0.50
37:DP:13:LYS:HD3	37:DP:76:HIS:HA	1.94	0.50
38:DQ:46:TYR:HA	38:DQ:49:ARG:HE	1.77	0.50
39:DR:75:VAL:HG12	39:DR:85:LYS:O	2.11	0.50
42:DU:33:VAL:O	42:DU:34:ILE:CG1	2.57	0.50
43:DV:23:ALA:O	43:DV:24:ASN:HB2	2.12	0.50
1:AA:1314:C:C2'	1:AA:1315:U:H5'	2.41	0.49
1:AA:19:A:N3	1:AA:917:G:C2	2.80	0.49
1:AA:355:C:O4'	1:AA:388:G:O2'	2.30	0.49
1:AA:462:G:C8	1:AA:463:U:C5	2.99	0.49
1:AA:463:U:O2'	1:AA:464:U:H5'	2.10	0.49
1:AA:49:U:H5	1:AA:365:U:O4	1.95	0.49
1:AA:597:G:H2'	1:AA:597:G:N3	2.27	0.49
1:AA:637:C:O2'	1:AA:638:U:H5'	2.11	0.49
1:AA:6:G:O2'	1:AA:7:A:H8	1.94	0.49
1:AA:92:U:H2'	1:AA:93:U:C6	2.47	0.49
3:AC:156:LEU:CD1	3:AC:156:LEU:H	2.26	0.49
3:AC:166:TRP:N	3:AC:166:TRP:HE3	1.98	0.49
3:AC:137:VAL:HG11	3:AC:169:GLU:HB3	1.93	0.49
1:AA:619:U:C2	4:AD:131:ILE:HD12	2.47	0.49
7:AG:27:ASN:OD1	7:AG:35:LYS:NZ	2.44	0.49
7:AG:80:GLY:C	7:AG:82:SER:H	2.14	0.49
9:AI:21:LYS:HD2	9:AI:21:LYS:C	2.32	0.49
9:AI:56:MET:HE2	9:AI:57:VAL:H	1.77	0.49
10:AJ:66:GLU:HB3	14:AN:98:ALA:HB2	1.93	0.49
17:AQ:18:LYS:HB3	17:AQ:47:ASP:HB2	1.93	0.49
17:AQ:54:ILE:C	17:AQ:54:ILE:CD1	2.77	0.49
20:AT:29:THR:HA	20:AT:32:LYS:CG	2.41	0.49
49:B1:8:ILE:CD1	49:B1:24:LYS:HG2	2.33	0.49

Continued on next page...

Continued from previous page...

Atom-1	Atom-2	Interatomic distance (Å)	Clash overlap (Å)
22:BA:1535:A:H4'	22:BA:1536:C:OP2	2.08	0.49
22:BA:1644:C:O2	22:BA:1644:C:C2'	2.60	0.49
22:BA:2435:A:C2'	22:BA:2436:G:O5'	2.60	0.49
22:BA:2680:U:P	25:BD:114:LYS:CE	2.90	0.49
22:BA:357:C:C6	22:BA:358:U:C5	3.00	0.49
22:BA:729:G:H2'	22:BA:1775:U:H1'	1.94	0.49
22:BA:847:U:O2'	22:BA:848:C:H5'	2.12	0.49
22:BA:947:A:O2'	22:BA:984:A:H2	1.95	0.49
23:BB:46:A:C5	23:BB:47:C:C5	3.00	0.49
24:BC:141:HIS:HE2	24:BC:193:GLU:C	2.15	0.49
24:BC:247:TRP:O	24:BC:249:VAL:N	2.44	0.49
24:BC:252:LYS:HZ2	24:BC:252:LYS:HA	1.77	0.49
25:BD:120:GLY:CA	25:BD:162:ALA:HB2	2.34	0.49
26:BE:127:GLU:N	26:BE:127:GLU:OE1	2.44	0.49
27:BF:174:PHE:CD1	27:BF:176:PHE:CE1	3.00	0.49
29:BH:31:VAL:CG1	29:BH:36:ALA:O	2.60	0.49
33:BL:93:ASN:O	33:BL:94:THR:HG22	2.11	0.49
35:BN:12:ARG:HG3	35:BN:12:ARG:NH2	2.16	0.49
36:BO:3:LYS:CG	36:BO:4:LYS:N	2.75	0.49
37:BP:50:ARG:HG2	37:BP:57:ALA:H	0.40	0.49
38:BQ:91:ARG:HD3	39:BR:11:GLN:CG	2.41	0.49
42:BU:80:ASP:O	42:BU:81:ARG:HB2	2.11	0.49
1:CA:865:A:H5'	1:CA:1078:U:O4	2.12	0.49
1:CA:1244:G:C5	1:CA:1245:C:C4	3.00	0.49
1:CA:309:A:H5''	16:CP:29:ASN:O	2.12	0.49
1:CA:370:C:O2'	1:CA:371:A:H5'	2.12	0.49
1:CA:628:G:C2'	1:CA:629:A:H5'	2.42	0.49
1:CA:71:A:N3	1:CA:72:A:C8	2.80	0.49
1:CA:815:A:H4'	1:CA:817:C:C4	2.47	0.49
1:CA:855:U:OP2	1:CA:871:U:N3	2.44	0.49
1:CA:8:A:H62	4:CD:205:LYS:HB2	1.76	0.49
2:CB:117:GLU:OE2	2:CB:151:LYS:HD3	2.12	0.49
3:CC:183:TYR:CD1	3:CC:200:TRP:CE2	3.00	0.49
4:CD:3:TYR:CE2	4:CD:5:GLY:N	2.80	0.49
4:CD:57:LYS:CB	4:CD:199:ILE:HB	2.39	0.49
11:CK:57:SER:O	11:CK:90:PRO:HB3	2.12	0.49
11:CK:74:LYS:CA	11:CK:78:ILE:HD11	2.37	0.49
13:CM:105:ALA:HB1	13:CM:109:LYS:HD3	1.94	0.49
14:CN:94:GLY:O	14:CN:95:LEU:C	2.50	0.49
16:CP:57:ILE:O	16:CP:61:VAL:HG23	2.11	0.49
49:D1:3:GLY:O	49:D1:4:ILE:HB	2.12	0.49

Continued on next page...

Continued from previous page...

Atom-1	Atom-2	Interatomic distance (Å)	Clash overlap (Å)
22:DA:2349:G:OP1	51:D3:44:ARG:NH2	2.45	0.49
22:DA:1021:A:HO2'	22:DA:1022:G:P	2.35	0.49
22:DA:1080:A:C2	22:DA:1081:U:C4	3.00	0.49
22:DA:112:U:C4	22:DA:113:U:C2	3.00	0.49
22:DA:1223:G:N2	22:DA:1225:G:H3'	2.27	0.49
22:DA:504:A:C2	22:DA:1234:U:H4'	2.47	0.49
22:DA:1338:G:C2'	22:DA:1339:G:H5'	2.42	0.49
22:DA:1471:G:N1	22:DA:1521:G:H1'	2.27	0.49
22:DA:1654:A:C2	22:DA:1655:A:C8	2.99	0.49
22:DA:1765:U:H2'	22:DA:1766:G:C5'	2.42	0.49
22:DA:180:G:P	50:D2:35:ARG:HH12	2.35	0.49
22:DA:1863:G:H2'	22:DA:1864:U:O4'	2.12	0.49
22:DA:1884:G:H8	22:DA:1884:G:OP2	1.95	0.49
22:DA:2061:G:C4	22:DA:2063:C:N4	2.80	0.49
22:DA:2092:U:H5	22:DA:2226:C:OP2	1.95	0.49
22:DA:211:C:H2'	22:DA:212:G:O4'	2.12	0.49
22:DA:216:A:C4	22:DA:217:A:N7	2.80	0.49
22:DA:2306:C:C5	22:DA:2307:G:N2	2.80	0.49
22:DA:2371:G:C2	22:DA:2372:U:C5	3.00	0.49
22:DA:2561:U:C2'	22:DA:2562:U:O5'	2.60	0.49
22:DA:2823:A:C5	22:DA:2824:C:C6	3.00	0.49
22:DA:426:C:HO2'	22:DA:427:U:H5'	1.77	0.49
22:DA:532:A:H2'	38:DQ:27:ARG:NH1	2.26	0.49
22:DA:759:G:O5'	22:DA:759:G:H8	1.94	0.49
22:DA:831:G:O3'	33:DL:38:GLN:N	2.38	0.49
23:DB:30:C:O2	23:DB:30:C:H2'	2.11	0.49
31:DJ:120:ARG:O	31:DJ:123:LYS:NZ	2.44	0.49
31:DJ:44:TYR:HB2	38:DQ:63:ARG:NE	2.27	0.49
35:DN:114:GLU:HG3	35:DN:118:ARG:HD3	1.94	0.49
35:DN:86:ARG:HB3	35:DN:117:ASP:OD1	2.12	0.49
22:DA:2722:G:H4'	35:DN:3:HIS:O	2.11	0.49
36:DO:53:THR:HB	36:DO:65:THR:HG22	1.93	0.49
37:DP:31:VAL:HG12	37:DP:38:ARG:HG2	1.94	0.49
38:DQ:40:LYS:CD	38:DQ:44:TYR:CE2	2.90	0.49
1:AA:1079:G:N2	1:AA:1080:A:C2	2.80	0.49
1:AA:1198:G:H2'	1:AA:1199:U:H6	1.77	0.49
1:AA:1202:U:C5	1:AA:1203:C:C5	3.00	0.49
1:AA:1437:A:O2'	1:AA:1438:G:H5'	2.11	0.49
1:AA:224:U:C2'	1:AA:225:C:H5'	2.42	0.49
1:AA:429:U:H3'	4:AD:8:LEU:CD2	2.40	0.49
5:AE:76:ASN:CB	5:AE:81:GLN:HG3	2.42	0.49

Continued on next page...

Continued from previous page...

Atom-1	Atom-2	Interatomic distance (Å)	Clash overlap (Å)
7:AG:146:ALA:C	7:AG:148:LYS:N	2.64	0.49
7:AG:26:VAL:HG23	7:AG:27:ASN:H	1.76	0.49
8:AH:15:ASN:O	8:AH:18:ALA:HB3	2.12	0.49
8:AH:85:TYR:O	8:AH:86:LYS:HD2	2.11	0.49
9:AI:26:LYS:C	9:AI:27:ILE:HD12	2.30	0.49
12:AL:113:ARG:HD2	12:AL:118:VAL:HG11	1.94	0.49
20:AT:33:LYS:CA	20:AT:33:LYS:CE	2.90	0.49
22:BA:1416:G:O2'	22:BA:1417:C:C6	2.59	0.49
22:BA:153:U:C2'	22:BA:154:U:H5'	2.41	0.49
22:BA:1643:G:C2'	22:BA:1644:C:O5'	2.60	0.49
22:BA:1739:A:H5''	22:BA:1739:A:C8	2.47	0.49
22:BA:1754:A:C6	22:BA:1755:A:C6	3.00	0.49
22:BA:1945:G:O2'	22:BA:1946:U:H5'	2.12	0.49
22:BA:1131:G:O2'	22:BA:2026:U:H5'	2.11	0.49
22:BA:2149:U:O2'	22:BA:2150:C:O5'	2.30	0.49
22:BA:238:C:C6	22:BA:238:C:H3'	2.46	0.49
22:BA:2575:C:H2'	22:BA:2578:G:O6	2.12	0.49
22:BA:2756:U:H4'	22:BA:2757:A:O5'	2.12	0.49
22:BA:31:C:H4'	22:BA:1238:G:H4'	1.94	0.49
22:BA:451:U:C2	22:BA:453:A:N7	2.80	0.49
22:BA:864:G:C6	22:BA:865:C:N4	2.80	0.49
22:BA:987:C:H2'	22:BA:988:A:H5'	1.94	0.49
24:BC:182:LYS:C	24:BC:183:VAL:HG23	2.33	0.49
22:BA:616:A:H4'	26:BE:101:TYR:CE2	2.47	0.49
26:BE:98:LYS:HE2	56:BE:301:HOH:O	2.11	0.49
28:BG:94:ARG:HG3	28:BG:127:GLN:OE1	2.12	0.49
32:BK:113:MET:O	32:BK:116:ILE:CD1	2.60	0.49
35:BN:65:LEU:O	35:BN:65:LEU:HD12	2.13	0.49
36:BO:81:ARG:O	36:BO:84:GLU:HB3	2.13	0.49
38:BQ:97:ILE:CD1	38:BQ:105:PHE:HB2	2.42	0.49
38:BQ:91:ARG:HD3	39:BR:11:GLN:HG3	1.94	0.49
39:BR:64:VAL:O	39:BR:65:ALA:HB3	2.12	0.49
44:BW:24:ARG:HD2	44:BW:25:PHE:CA	2.42	0.49
1:CA:1082:A:P	5:CE:22:LYS:HE3	2.52	0.49
1:CA:72:A:C5	1:CA:73:C:C4	3.00	0.49
1:CA:770:C:O2'	1:CA:899:C:N3	2.45	0.49
1:CA:961:U:O4	1:CA:983:A:C6	2.65	0.49
2:CB:159:ALA:C	2:CB:160:LEU:HD12	2.32	0.49
3:CC:122:GLN:O	3:CC:127:VAL:HG13	2.12	0.49
6:CF:9:MET:O	6:CF:85:ILE:HG13	2.11	0.49
7:CG:37:THR:O	7:CG:41:ILE:HG13	2.13	0.49

Continued on next page...

Continued from previous page...

Atom-1	Atom-2	Interatomic distance (Å)	Clash overlap (Å)
8:CH:12:ARG:HD3	8:CH:26:MET:HE2	1.95	0.49
8:CH:78:SER:HB2	8:CH:124:ILE:O	2.12	0.49
8:CH:92:PRO:HG3	8:CH:127:TYR:OH	2.12	0.49
9:CI:94:ARG:HH11	9:CI:94:ARG:HG3	1.77	0.49
12:CL:2:THR:HG22	12:CL:4:ASN:H	1.77	0.49
10:CJ:53:ILE:HD11	14:CN:84:ARG:CZ	2.42	0.49
18:CR:64:LEU:O	18:CR:66:LEU:HD23	2.12	0.49
1:CA:259:G:P	20:CT:35:TYR:HH	2.35	0.49
52:D4:7:VAL:HG21	52:D4:25:VAL:HG23	1.93	0.49
22:DA:1059:G:N3	30:DI:131:THR:HG22	2.27	0.49
22:DA:1062:G:OP1	22:DA:1070:A:C4'	2.60	0.49
22:DA:1343:G:C2'	22:DA:1344:U:C5	2.91	0.49
22:DA:1358:G:N2	22:DA:1374:G:C6	2.80	0.49
22:DA:1485:U:O2'	22:DA:1486:U:H5'	2.11	0.49
22:DA:1490:A:H8	24:DC:73:ILE:CD1	2.26	0.49
22:DA:156:A:C2	22:DA:157:C:C2	3.00	0.49
22:DA:170:U:C2	22:DA:171:U:C5	3.00	0.49
22:DA:1788:C:C2'	22:DA:1789:A:H5'	2.41	0.49
22:DA:1814:G:C6	22:DA:1815:A:C6	3.00	0.49
22:DA:1991:U:C4'	22:DA:1991:U:C6	2.95	0.49
22:DA:2021:C:H4'	22:DA:2022:U:OP2	2.11	0.49
22:DA:2210:U:C4'	22:DA:2211:A:H5'	2.43	0.49
22:DA:2714:G:C8	22:DA:2714:G:O5'	2.63	0.49
22:DA:2682:A:N6	22:DA:2728:U:H1'	2.05	0.49
22:DA:2823:A:C2'	22:DA:2824:C:H5'	2.42	0.49
22:DA:2834:G:C1'	22:DA:2879:A:H61	2.25	0.49
22:DA:288:U:H2'	22:DA:289:G:O4'	2.12	0.49
22:DA:352:A:H3'	22:DA:353:C:C4'	2.42	0.49
22:DA:674:G:O3'	26:DE:60:TRP:CH2	2.64	0.49
22:DA:85:G:HO2'	22:DA:86:G:H5''	1.76	0.49
24:DC:229:HIS:CG	24:DC:230:PRO:HD2	2.47	0.49
24:DC:23:LEU:HD12	24:DC:80:LEU:HB2	1.94	0.49
25:DD:24:VAL:HG23	25:DD:190:LYS:CA	2.42	0.49
26:DE:195:GLN:O	26:DE:199:MET:HB2	2.12	0.49
26:DE:73:ILE:HG13	26:DE:78:TRP:NE1	2.25	0.49
27:DF:12:VAL:O	27:DF:16:MET:HB2	2.12	0.49
22:DA:1139:G:H5'	31:DJ:104:ALA:HB1	1.93	0.49
22:DA:1667:G:P	32:DK:6:THR:HA	2.52	0.49
33:DL:93:ASN:O	33:DL:95:LEU:N	2.44	0.49
40:DS:57:ASN:O	40:DS:61:ASN:HB2	2.11	0.49
47:DZ:28:LEU:CD2	47:DZ:28:LEU:N	2.75	0.49

Continued on next page...

Continued from previous page...

Atom-1	Atom-2	Interatomic distance (Å)	Clash overlap (Å)
22:DA:851:C:H4'	47:DZ:46:MET:HG2	1.93	0.49
1:AA:1240:U:H3'	1:AA:1241:G:C5'	2.41	0.49
1:AA:212:G:C2	1:AA:213:G:C5	3.00	0.49
1:AA:263:A:P	20:AT:73:ARG:NH1	2.85	0.49
1:AA:303:A:H2'	1:AA:304:U:O4'	2.12	0.49
1:AA:528:C:H6	1:AA:528:C:C5'	2.24	0.49
1:AA:5:U:H3'	1:AA:5:U:OP1	2.12	0.49
1:AA:868:C:N4	1:AA:869:G:C2	2.80	0.49
1:AA:87:C:O2'	1:AA:88:U:O5'	2.30	0.49
1:AA:972:C:O5'	10:AJ:59:LYS:HG2	2.11	0.49
1:AA:437:U:H4'	4:AD:153:ARG:HH22	1.78	0.49
4:AD:2:ARG:C	4:AD:4:LEU:HD13	2.33	0.49
1:AA:1343:G:O3'	9:AI:123:ARG:HB3	2.12	0.49
10:AJ:92:LEU:O	10:AJ:93:ALA:HB3	2.11	0.49
11:AK:85:VAL:CG1	11:AK:92:ARG:NH1	2.75	0.49
17:AQ:49:ASN:O	17:AQ:50:ASN:C	2.50	0.49
22:BA:1059:G:C2	22:BA:1080:A:C4	3.00	0.49
22:BA:1856:U:C4	22:BA:1857:G:C6	3.01	0.49
22:BA:250:G:C6	22:BA:251:A:C6	3.00	0.49
22:BA:2861:U:O2'	22:BA:2862:G:H5'	2.12	0.49
25:BD:182:ALA:O	25:BD:183:GLU:C	2.50	0.49
31:BJ:30:THR:HG22	31:BJ:31:GLU:N	2.27	0.49
34:BM:50:ARG:O	34:BM:53:MET:HB3	2.13	0.49
37:BP:103:THR:O	37:BP:104:GLY:O	2.30	0.49
38:BQ:60:TRP:CH2	38:BQ:93:ILE:HB	2.47	0.49
42:BU:12:VAL:HA	42:BU:69:VAL:HG12	1.94	0.49
1:CA:106:C:H2'	1:CA:107:G:O4'	2.13	0.49
1:CA:1081:A:H2'	1:CA:1082:A:O4'	2.12	0.49
1:CA:1175:G:H2'	1:CA:1176:A:C8	2.47	0.49
1:CA:1225:A:N3	1:CA:1225:A:C2'	2.74	0.49
1:CA:1434:A:N6	1:CA:1435:G:C6	2.79	0.49
1:CA:1458:G:H4'	20:CT:22:SER:HB2	1.93	0.49
1:CA:227:G:N2	16:CP:64:GLY:HA3	2.27	0.49
1:CA:274:A:H4'	1:CA:275:G:O5'	2.12	0.49
1:CA:436:C:H2'	1:CA:437:U:C6	2.47	0.49
1:CA:525:C:C2'	1:CA:526:C:H5'	2.41	0.49
1:CA:545:C:C2'	1:CA:546:A:H5'	2.41	0.49
1:CA:704:A:O2'	1:CA:705:G:O4'	2.30	0.49
1:CA:984:C:O2'	1:CA:985:C:C6	2.65	0.49
6:CF:54:LEU:HD12	6:CF:56:LYS:N	2.28	0.49
1:CA:1370:G:C5'	9:CI:110:VAL:HG21	2.42	0.49

Continued on next page...

Continued from previous page...

Atom-1	Atom-2	Interatomic distance (Å)	Clash overlap (Å)
9:CI:59:LYS:CE	9:CI:60:LEU:HG	2.40	0.49
10:CJ:32:THR:HG23	10:CJ:83:THR:OG1	2.12	0.49
17:CQ:11:VAL:HG22	17:CQ:58:VAL:CG1	2.42	0.49
21:CU:28:LEU:C	21:CU:28:LEU:HD23	2.32	0.49
11:CK:123:PRO:O	21:CU:34:ARG:N	2.44	0.49
21:CU:9:GLU:HB3	21:CU:10:PRO:HD3	1.89	0.49
22:DA:2372:U:H1'	49:D1:45:HIS:CE1	2.47	0.49
51:D3:2:LYS:O	51:D3:3:ILE:O	2.30	0.49
22:DA:834:G:H5'	51:D3:56:LEU:HD11	1.94	0.49
22:DA:1064:C:OP1	30:DI:88:GLY:HA3	2.11	0.49
22:DA:1245:G:H4'	26:DE:33:VAL:CG1	2.35	0.49
22:DA:1363:C:N4	22:DA:1368:G:H1	2.10	0.49
22:DA:1560:G:N3	22:DA:1560:G:H2'	2.27	0.49
22:DA:1665:A:O2'	22:DA:1666:G:H5'	2.12	0.49
22:DA:1667:G:O2'	22:DA:1668:A:P	2.70	0.49
22:DA:177:G:OP2	22:DA:177:G:N2	2.30	0.49
22:DA:1809:A:N3	22:DA:1810:A:C8	2.80	0.49
22:DA:1916:A:H2'	22:DA:1917:U:C6	2.47	0.49
22:DA:2061:G:N3	22:DA:2063:C:C4	2.80	0.49
22:DA:2092:U:C5	22:DA:2225:A:O2'	2.63	0.49
22:DA:2135:A:C8	22:DA:2135:A:OP2	2.65	0.49
22:DA:2320:U:H1'	22:DA:2333:A:H62	1.78	0.49
22:DA:2356:U:H4'	44:DW:16:GLU:CG	2.38	0.49
22:DA:2438:U:O2'	22:DA:2440:C:OP1	2.30	0.49
22:DA:302:C:O2'	22:DA:303:G:C5'	2.59	0.49
22:DA:655:A:H4'	22:DA:656:G:O5'	2.12	0.49
22:DA:856:G:C1'	44:DW:23:LYS:HB3	2.43	0.49
24:DC:93:VAL:HG12	24:DC:101:ARG:O	2.12	0.49
27:DF:129:MET:HE1	27:DF:174:PHE:CE1	2.47	0.49
27:DF:11:VAL:C	27:DF:13:LYS:H	2.15	0.49
23:DB:57:A:C6	27:DF:25:MET:CG	2.95	0.49
29:DH:9:VAL:CG1	29:DH:10:ALA:H	2.24	0.49
29:DH:49:ALA:O	29:DH:53:GLU:N	2.46	0.49
22:DA:1667:G:OP1	32:DK:6:THR:HA	2.11	0.49
22:DA:910:A:C2	34:DM:13:HIS:CE1	3.00	0.49
34:DM:17:ASN:CB	34:DM:38:ARG:HH12	2.25	0.49
35:DN:81:ASN:O	35:DN:82:GLU:HB2	2.11	0.49
36:DO:62:LEU:HD11	36:DO:65:THR:CG2	2.41	0.49
1:AA:121:U:H5''	1:AA:121:U:C6	2.43	0.49
1:AA:1391:U:H2'	1:AA:1392:G:C8	2.47	0.49
1:AA:203:G:C2	1:AA:215:C:N3	2.80	0.49

Continued on next page...

Continued from previous page...

Atom-1	Atom-2	Interatomic distance (Å)	Clash overlap (Å)
1:AA:519:C:H2'	1:AA:520:A:C8	2.48	0.49
1:AA:587:G:C2	1:AA:755:G:C6	3.00	0.49
2:AB:69:VAL:CG2	2:AB:160:LEU:HD11	2.43	0.49
2:AB:161:PHE:HA	2:AB:183:PHE:O	2.12	0.49
2:AB:187:ASP:OD1	2:AB:188:THR:N	2.45	0.49
3:AC:82:ASP:O	3:AC:86:LEU:HG	2.12	0.49
9:AI:129:ARG:HA	9:AI:129:ARG:HH11	1.76	0.49
9:AI:8:THR:O	9:AI:81:GLY:CA	2.61	0.49
16:AP:40:ASN:OD1	16:AP:42:ILE:N	2.41	0.49
49:B1:33:LEU:HB3	49:B1:51:ALA:HB3	1.91	0.49
22:BA:103:A:H2'	22:BA:104:A:O4'	2.12	0.49
22:BA:1305:C:O2	22:BA:1305:C:H2'	2.11	0.49
22:BA:1406:U:O2'	22:BA:1407:G:O5'	2.31	0.49
22:BA:1585:C:C3'	22:BA:1586:A:H5'	2.35	0.49
22:BA:2033:A:OP1	56:BA:3480:HOH:O	2.20	0.49
22:BA:2307:G:N2	22:BA:2311:A:C8	2.81	0.49
22:BA:2523:G:O2'	22:BA:2524:G:H5'	2.13	0.49
22:BA:623:C:H2'	22:BA:624:C:H6	1.77	0.49
22:BA:734:A:C5	22:BA:735:A:N7	2.80	0.49
22:BA:839:U:H1'	22:BA:1191:G:H1'	1.93	0.49
22:BA:988:A:H2'	22:BA:989:G:O5'	2.12	0.49
22:BA:996:A:O3'	38:BQ:91:ARG:HG2	2.11	0.49
25:BD:104:VAL:HG13	25:BD:106:LYS:CD	2.41	0.49
26:BE:134:LEU:HD11	26:BE:138:LEU:HD11	1.93	0.49
26:BE:149:ILE:HD12	26:BE:175:ILE:HB	1.95	0.49
30:BI:27:LEU:HD12	30:BI:27:LEU:C	2.33	0.49
32:BK:18:ARG:H	32:BK:45:GLU:CB	2.13	0.49
34:BM:132:THR:CG2	34:BM:133:LYS:H	2.20	0.49
36:BO:2:ASP:O	36:BO:3:LYS:HB3	2.12	0.49
36:BO:30:ARG:HG2	36:BO:31:THR:N	2.27	0.49
36:BO:79:ALA:HA	36:BO:115:LEU:HD22	1.94	0.49
37:BP:80:VAL:CG1	37:BP:81:ASP:N	2.67	0.49
38:BQ:49:ARG:HG3	38:BQ:49:ARG:NH1	2.27	0.49
42:BU:48:VAL:O	42:BU:53:GLN:CB	2.61	0.49
44:BW:40:ARG:HH11	44:BW:45:HIS:CE1	2.30	0.49
44:BW:51:GLY:O	44:BW:52:CYS:O	2.31	0.49
46:BY:18:LEU:HD13	46:BY:22:LEU:HB2	1.94	0.49
1:CA:971:G:C2'	1:CA:1365:G:O2'	2.58	0.49
1:CA:130:A:N6	1:CA:234:C:O4'	2.45	0.49
1:CA:487:A:H2'	1:CA:488:C:O4'	2.12	0.49
1:CA:58:C:H2'	1:CA:59:A:O5'	2.13	0.49

Continued on next page...

Continued from previous page...

Atom-1	Atom-2	Interatomic distance (Å)	Clash overlap (Å)
3:CC:191:THR:HB	3:CC:192:TYR:CE1	2.47	0.49
8:CH:31:LEU:O	8:CH:35:ILE:HG13	2.12	0.49
11:CK:74:LYS:HG3	11:CK:78:ILE:HD11	1.92	0.49
12:CL:85:ARG:HH12	12:CL:87:LYS:HA	1.77	0.49
1:CA:980:C:O2	14:CN:58:ARG:HA	2.13	0.49
14:CN:61:ASN:ND2	14:CN:72:PHE:CE1	2.80	0.49
15:CO:52:ARG:O	15:CO:55:LEU:HB3	2.13	0.49
20:CT:67:HIS:HB3	20:CT:68:LYS:HD2	1.94	0.49
21:CU:31:VAL:O	21:CU:32:ARG:C	2.51	0.49
35:DN:100:CYS:O	48:D0:41:HIS:CD2	2.66	0.49
22:DA:1200:C:C2'	22:DA:1201:U:H5'	2.42	0.49
22:DA:1211:C:H4'	22:DA:1212:G:OP2	2.13	0.49
22:DA:1277:G:N3	35:DN:23:ASN:HB3	2.27	0.49
22:DA:1359:A:N3	22:DA:1359:A:H2'	2.27	0.49
22:DA:1427:A:H4'	22:DA:1428:C:O5'	2.12	0.49
22:DA:1522:A:H1'	22:DA:1524:G:C4	2.48	0.49
22:DA:1654:A:O2'	22:DA:1655:A:O5'	2.29	0.49
22:DA:2285:C:OP2	49:D1:5:ARG:HD3	2.12	0.49
22:DA:2406:A:C2	33:DL:69:ARG:NH2	2.80	0.49
22:DA:2729:G:H5''	25:DD:190:LYS:HZ1	1.76	0.49
22:DA:2741:A:H2'	22:DA:2742:G:O4'	2.11	0.49
22:DA:2788:C:O2'	22:DA:2809:A:N3	2.37	0.49
22:DA:2875:C:O2'	22:DA:2876:G:O5'	2.31	0.49
22:DA:2876:G:O2'	22:DA:2877:G:C5'	2.61	0.49
22:DA:342:A:H2'	22:DA:343:C:O5'	2.12	0.49
22:DA:379:G:C4	22:DA:396:G:N1	2.80	0.49
22:DA:536:G:C2'	22:DA:537:G:H5'	2.42	0.49
22:DA:565:C:H4'	22:DA:1253:A:N6	2.27	0.49
22:DA:74:A:H4'	22:DA:75:G:O5'	2.13	0.49
22:DA:791:C:C4	22:DA:794:A:O4'	2.65	0.49
26:DE:132:LYS:HG2	26:DE:132:LYS:O	2.13	0.49
29:DH:32:PRO:HA	45:DX:38:TRP:HD1	1.77	0.49
31:DJ:45:THR:O	31:DJ:46:PRO:C	2.51	0.49
40:DS:44:ALA:O	40:DS:48:LYS:CB	2.60	0.49
42:DU:3:LYS:HD3	42:DU:82:VAL:CG2	2.42	0.49
1:AA:1055:A:C6	1:AA:1206:G:C5	3.00	0.49
1:AA:1338:G:H2'	1:AA:1339:A:H8	1.72	0.49
1:AA:262:A:C6	1:AA:263:A:C6	3.00	0.49
1:AA:344:A:H4'	1:AA:345:C:OP2	2.11	0.49
1:AA:55:A:C5	1:AA:56:U:C5	2.99	0.49
1:AA:8:A:N6	4:AD:201:GLU:O	2.45	0.49

Continued on next page...

Continued from previous page...

Atom-1	Atom-2	Interatomic distance (Å)	Clash overlap (Å)
1:AA:958:A:C6	1:AA:959:A:N1	2.80	0.49
2:AB:22:TRP:CD1	2:AB:22:TRP:O	2.65	0.49
2:AB:49:PHE:CD1	2:AB:49:PHE:C	2.86	0.49
4:AD:7:LYS:NZ	4:AD:21:LYS:HG3	2.27	0.49
8:AH:88:LYS:HA	8:AH:91:LEU:CG	2.42	0.49
12:AL:49:ARG:HD3	12:AL:49:ARG:N	2.28	0.49
13:AM:106:ARG:NH1	13:AM:109:LYS:HD3	2.25	0.49
14:AN:92:ILE:HG22	14:AN:95:LEU:HB3	1.94	0.49
20:AT:8:LYS:C	20:AT:11:ILE:HG23	2.32	0.49
1:AA:1457:G:O3'	20:AT:26:MET:HB3	2.13	0.49
11:AK:109:ILE:HB	21:AU:5:VAL:CG2	2.42	0.49
22:BA:137:U:C4	22:BA:142:A:N6	2.72	0.49
22:BA:1438:U:H3'	56:BA:3629:HOH:O	2.12	0.49
22:BA:1507:C:C4	22:BA:1508:A:C2	3.00	0.49
22:BA:1678:A:H2'	22:BA:1679:A:H5'	1.94	0.49
22:BA:2373:G:H2'	22:BA:2374:C:H6	1.74	0.49
22:BA:2385:C:O2'	22:BA:2386:A:H5'	2.12	0.49
22:BA:2656:U:C4	22:BA:2664:G:N2	2.79	0.49
22:BA:2681:C:C2	22:BA:2724:U:O4	2.66	0.49
22:BA:928:A:C2'	22:BA:929:U:H5'	2.42	0.49
25:BD:9:VAL:CG2	25:BD:10:GLY:N	2.75	0.49
26:BE:108:ILE:CD1	26:BE:180:LEU:CD1	2.91	0.49
26:BE:75:SER:OG	26:BE:77:ILE:HG23	2.13	0.49
32:BK:51:LYS:O	32:BK:51:LYS:CE	2.61	0.49
1:CA:155:A:C5	1:CA:156:C:C5	3.01	0.49
1:CA:279:A:H5''	1:CA:280:C:C3'	2.32	0.49
1:CA:367:U:OP1	1:CA:395:C:H1'	2.13	0.49
1:CA:431:A:C2	1:CA:432:A:H1'	2.47	0.49
1:CA:61:G:H8	1:CA:61:G:H5''	1.76	0.49
1:CA:683:G:H2'	1:CA:684:U:O4'	2.13	0.49
1:CA:784:A:H2'	1:CA:785:G:C8	2.47	0.49
1:CA:855:U:C5	1:CA:871:U:O4	2.60	0.49
3:CC:42:LEU:CD1	3:CC:86:LEU:HD22	2.42	0.49
5:CE:103:GLY:HA3	5:CE:121:ASN:CA	2.36	0.49
12:CL:41:PRO:HG2	12:CL:45:ASN:O	2.12	0.49
12:CL:85:ARG:O	12:CL:86:VAL:CG2	2.60	0.49
14:CN:63:CYS:HB2	14:CN:79:SER:OG	2.12	0.49
19:CS:32:THR:O	19:CS:32:THR:HG23	2.12	0.49
22:DA:1063:G:C5	22:DA:1064:C:N4	2.80	0.49
22:DA:1346:G:O2'	22:DA:1347:A:O5'	2.30	0.49
22:DA:1361:G:H2'	22:DA:1362:C:H5'	1.86	0.49

Continued on next page...

Continued from previous page...

Atom-1	Atom-2	Interatomic distance (Å)	Clash overlap (Å)
22:DA:1700:A:C2'	22:DA:1701:A:C5'	2.81	0.49
22:DA:1754:A:C6	22:DA:1755:A:C5	3.01	0.49
22:DA:241:A:N1	22:DA:255:A:H5'	2.27	0.49
22:DA:2507:C:H1'	22:DA:2583:G:C2	2.47	0.49
22:DA:340:A:H2'	22:DA:341:C:C5'	2.40	0.49
22:DA:352:A:C3'	22:DA:353:C:C4'	2.90	0.49
22:DA:356:G:C2	22:DA:357:C:C2	3.00	0.49
22:DA:449:A:C5	22:DA:450:G:C8	3.00	0.49
22:DA:453:A:N3	22:DA:457:A:O2'	2.46	0.49
22:DA:627:A:O4'	22:DA:637:A:N6	2.45	0.49
22:DA:638:G:H2'	22:DA:639:U:C5	2.47	0.49
22:DA:644:A:C2'	22:DA:645:C:H5''	2.42	0.49
22:DA:950:G:H2'	22:DA:951:C:O4'	2.13	0.49
24:DC:110:LYS:HB3	24:DC:113:ASP:CG	2.32	0.49
26:DE:162:ARG:O	26:DE:164:LEU:N	2.46	0.49
26:DE:37:ALA:HA	26:DE:40:ARG:HB3	1.92	0.49
26:DE:63:LYS:HA	26:DE:63:LYS:CE	2.42	0.49
27:DF:1:ALA:HA	27:DF:97:GLU:HB2	1.94	0.49
32:DK:59:LYS:HG2	32:DK:89:ASN:HA	1.95	0.49
22:DA:873:C:C4'	34:DM:64:TRP:HE1	2.19	0.49
36:DO:24:THR:O	36:DO:90:VAL:HB	2.12	0.49
40:DS:89:ALA:O	40:DS:90:LYS:HB2	2.12	0.49
45:DX:20:ALA:O	45:DX:21:LEU:CB	2.57	0.49
46:DY:49:ASP:HA	46:DY:52:ARG:CD	2.42	0.49
1:AA:1082:A:O2'	1:AA:1083:U:H5'	2.13	0.49
1:AA:1101:A:N7	2:AB:170:ILE:CG2	2.76	0.49
1:AA:1157:A:C6	1:AA:1180:A:C6	3.00	0.49
1:AA:148:G:N2	1:AA:175:C:O2	2.46	0.49
1:AA:175:C:C2'	1:AA:176:C:H5'	2.43	0.49
1:AA:300:A:H1'	1:AA:565:U:O2	2.12	0.49
1:AA:37:U:O2'	1:AA:38:G:H5'	2.13	0.49
1:AA:562:U:C4	1:AA:884:U:C6	3.01	0.49
1:AA:953:G:C2	1:AA:954:G:H1'	2.47	0.49
1:AA:983:A:C2'	1:AA:983:A:N3	2.75	0.49
2:AB:143:LEU:H	2:AB:143:LEU:HD23	1.77	0.49
4:AD:113:ALA:O	4:AD:116:LEU:HB2	2.13	0.49
7:AG:145:GLU:HA	7:AG:148:LYS:HD2	1.94	0.49
7:AG:22:LEU:HD11	7:AG:46:LEU:HD22	1.94	0.49
7:AG:22:LEU:HD23	7:AG:25:PHE:HD2	1.78	0.49
10:AJ:80:THR:O	10:AJ:82:LYS:N	2.45	0.49
17:AQ:16:MET:CG	17:AQ:20:ILE:HD13	2.42	0.49

Continued on next page...

Continued from previous page...

Atom-1	Atom-2	Interatomic distance (Å)	Clash overlap (Å)
11:AK:126:ARG:H	21:AU:33:ARG:HH22	1.55	0.49
22:BA:1079:C:N4	22:BA:1088:A:H2	2.10	0.49
22:BA:1520:U:H2'	22:BA:1521:G:O5'	2.12	0.49
22:BA:1577:C:H2'	22:BA:1578:U:C1'	2.43	0.49
22:BA:1650:A:H2'	22:BA:1651:G:H5''	1.93	0.49
22:BA:1786:A:C4	22:BA:1938:A:C6	3.00	0.49
22:BA:2846:G:H2'	22:BA:2847:U:O4'	2.12	0.49
22:BA:332:A:C5	22:BA:335:C:C4	3.00	0.49
22:BA:416:U:C4	22:BA:417:C:C4	3.01	0.49
22:BA:528:A:C8	22:BA:528:A:H3'	2.47	0.49
22:BA:536:G:H2'	22:BA:537:G:O5'	2.13	0.49
22:BA:699:A:H1'	22:BA:1634:A:H2'	1.95	0.49
24:BC:229:HIS:CD2	24:BC:230:PRO:HD2	2.47	0.49
26:BE:119:ILE:CD1	26:BE:187:VAL:HG22	2.42	0.49
22:BA:1257:C:C5'	26:BE:78:TRP:CZ3	2.95	0.49
29:BH:41:LYS:CA	29:BH:44:ILE:HG12	2.35	0.49
29:BH:5:LEU:O	29:BH:16:GLY:HA2	2.13	0.49
30:BI:90:GLY:O	30:BI:92:PRO:HD3	2.12	0.49
33:BL:79:LEU:HD13	33:BL:116:VAL:HG12	1.94	0.49
46:BY:9:LYS:HB3	46:BY:12:GLU:HG3	1.95	0.49
1:CA:1084:G:C4	1:CA:1085:U:C5	3.01	0.49
1:CA:1086:U:H6	1:CA:1086:U:C5'	2.26	0.49
1:CA:1138:G:H2'	1:CA:1139:G:OP1	2.13	0.49
1:CA:1356:G:H2'	1:CA:1357:A:C8	2.47	0.49
1:CA:78:A:C6	1:CA:79:G:C6	3.00	0.49
1:CA:861:G:H2'	1:CA:862:C:H6	1.77	0.49
1:CA:908:A:H2'	1:CA:909:A:C8	2.47	0.49
3:CC:152:VAL:HG23	3:CC:156:LEU:CD2	2.39	0.49
5:CE:79:THR:OG1	5:CE:121:ASN:ND2	2.46	0.49
9:CI:10:ARG:O	9:CI:11:ARG:CB	2.61	0.49
13:CM:13:HIS:CD2	13:CM:16:ILE:HD13	2.47	0.49
16:CP:77:GLU:C	16:CP:79:ASN:H	2.16	0.49
18:CR:39:VAL:CG1	18:CR:40:PRO:CD	2.89	0.49
48:D0:3:GLN:NE2	48:D0:7:PRO:HD3	2.27	0.49
50:D2:30:VAL:O	50:D2:30:VAL:CG1	2.61	0.49
22:DA:1006:C:O5'	22:DA:1006:C:H6	1.95	0.49
22:DA:1122:G:N3	22:DA:1122:G:H2'	2.27	0.49
22:DA:1404:C:O2'	22:DA:1405:U:H5'	2.13	0.49
22:DA:1416:G:N1	22:DA:1417:C:C4	2.81	0.49
22:DA:1569:A:C2	22:DA:1570:A:N3	2.81	0.49
22:DA:1611:C:O2'	22:DA:1612:C:C5'	2.60	0.49

Continued on next page...

Continued from previous page...

Atom-1	Atom-2	Interatomic distance (Å)	Clash overlap (Å)
22:DA:1723:G:O2'	22:DA:1724:G:H5'	2.13	0.49
22:DA:1975:G:C2	22:DA:1976:U:C6	3.01	0.49
22:DA:2581:G:C6	22:DA:2610:C:C2	2.99	0.49
22:DA:2616:C:HO2'	22:DA:2617:U:H6	1.59	0.49
22:DA:2651:C:O2'	22:DA:2652:C:H5'	2.12	0.49
22:DA:271:G:C2	22:DA:272:A:C6	3.00	0.49
22:DA:79:C:O2'	22:DA:346:A:H1'	2.12	0.49
22:DA:475:C:C6	22:DA:476:G:N7	2.81	0.49
22:DA:477:A:O2'	22:DA:478:A:O5'	2.30	0.49
22:DA:558:U:OP1	31:DJ:113:PRO:HD2	2.12	0.49
22:DA:71:A:OP2	22:DA:71:A:H3'	2.13	0.49
22:DA:77:G:O2'	22:DA:78:U:O5'	2.30	0.49
24:DC:169:ALA:O	24:DC:185:ALA:HB3	2.12	0.49
24:DC:75:ALA:HB1	24:DC:93:VAL:HG22	1.94	0.49
25:DD:38:LYS:NZ	25:DD:38:LYS:HB3	2.28	0.49
22:DA:320:A:C2'	26:DE:131:THR:OG1	2.51	0.49
26:DE:196:VAL:HG13	26:DE:200:LEU:HD23	1.94	0.49
27:DF:136:ILE:O	27:DF:137:PHE:O	2.30	0.49
29:DH:25:TYR:O	29:DH:30:LEU:HG	2.12	0.49
30:DI:77:VAL:HB	30:DI:80:LYS:CE	2.42	0.49
33:DL:48:ARG:HG3	33:DL:48:ARG:NH1	2.28	0.49
37:DP:9:GLN:C	37:DP:11:GLN:H	2.15	0.49
42:DU:4:ILE:HD13	42:DU:69:VAL:HG12	1.95	0.49
44:DW:24:ARG:O	44:DW:25:PHE:CB	2.61	0.49
46:DY:18:LEU:C	46:DY:19:LEU:HD12	2.33	0.49
46:DY:18:LEU:HD13	46:DY:22:LEU:HD13	1.95	0.49
1:AA:1098:C:C2	1:AA:1099:G:C8	3.00	0.49
1:AA:1241:G:O2'	1:AA:1242:G:C8	2.52	0.49
1:AA:1264:U:O2	1:AA:1272:G:C2	2.65	0.49
1:AA:1416:G:H2'	1:AA:1417:G:H5'	1.94	0.49
1:AA:164:G:H2'	1:AA:165:G:H5'	1.93	0.49
1:AA:290:C:O2'	1:AA:291:U:H5'	2.11	0.49
1:AA:330:C:O5'	1:AA:330:C:H6	1.96	0.49
1:AA:483:C:H2'	1:AA:484:G:C8	2.47	0.49
1:AA:695:A:H61	1:AA:797:C:H1'	1.77	0.49
1:AA:914:A:C2	1:AA:915:A:C8	3.01	0.49
15:AO:63:ARG:CG	15:AO:87:ARG:HH12	2.23	0.49
18:AR:33:THR:HG21	18:AR:37:LYS:HB2	1.95	0.49
18:AR:42:ARG:C	18:AR:43:ILE:HD13	2.33	0.49
19:AS:39:ILE:HD11	19:AS:70:LEU:CD2	2.42	0.49
20:AT:56:ILE:CG2	20:AT:57:VAL:N	2.76	0.49

Continued on next page...

Continued from previous page...

Atom-1	Atom-2	Interatomic distance (Å)	Clash overlap (Å)
11:AK:125:LYS:C	21:AU:33:ARG:NH1	2.66	0.49
11:AK:125:LYS:C	21:AU:33:ARG:NH2	2.66	0.49
22:BA:2015:A:C4	48:B0:2:VAL:HG21	2.48	0.49
22:BA:1074:G:H2'	22:BA:1075:C:C5	2.48	0.49
22:BA:137:U:O2'	22:BA:138:U:P	2.71	0.49
22:BA:1429:G:N3	22:BA:1568:G:C2	2.81	0.49
22:BA:1476:U:O2'	22:BA:1477:A:H5'	2.13	0.49
22:BA:1485:U:N3	22:BA:1505:A:C2	2.80	0.49
22:BA:1869:G:N2	22:BA:1873:G:C6	2.80	0.49
22:BA:1936:A:N3	22:BA:1943:U:H5	2.11	0.49
22:BA:2865:U:C4	22:BA:2866:U:C5	3.00	0.49
22:BA:314:C:O2'	22:BA:315:G:H5'	2.13	0.49
22:BA:611:C:C2'	22:BA:612:G:H5'	2.42	0.49
23:BB:17:C:C2'	23:BB:18:G:H5'	2.43	0.49
25:BD:15:PHE:H	37:BP:11:GLN:HE21	1.59	0.49
25:BD:20:VAL:CG1	25:BD:21:SER:N	2.74	0.49
27:BF:110:ILE:O	27:BF:111:ARG:C	2.51	0.49
32:BK:63:VAL:HG22	32:BK:107:LEU:CD2	2.41	0.49
33:BL:38:GLN:O	33:BL:40:SER:O	2.30	0.49
33:BL:77:ILE:N	33:BL:77:ILE:HD12	2.28	0.49
35:BN:73:ASN:ND2	35:BN:76:VAL:HG11	2.28	0.49
37:BP:62:LYS:HB3	37:BP:69:VAL:HG13	1.94	0.49
37:BP:17:PRO:HG3	37:BP:83:ILE:O	2.12	0.49
41:BT:54:GLU:O	41:BT:55:VAL:CB	2.56	0.49
1:CA:1072:G:C5	1:CA:1073:U:C5	3.01	0.49
1:CA:1108:G:H5''	3:CC:175:HIS:CE1	2.48	0.49
1:CA:1458:G:O2'	20:CT:22:SER:CB	2.59	0.49
1:CA:35:G:H2'	1:CA:36:C:C6	2.48	0.49
1:CA:448:A:C4	1:CA:487:A:C2	3.01	0.49
1:CA:541:G:O2'	1:CA:542:G:H5'	2.12	0.49
1:CA:563:A:H1'	1:CA:566:G:O2'	2.13	0.49
1:CA:980:C:OP2	1:CA:981:U:O4	2.30	0.49
2:CB:151:LYS:HG3	2:CB:152:ASP:OD1	2.13	0.49
2:CB:59:ILE:CG2	2:CB:62:ARG:HD3	2.42	0.49
4:CD:20:LEU:O	4:CD:21:LYS:CB	2.61	0.49
4:CD:90:LEU:HD21	4:CD:196:GLU:HB3	1.94	0.49
5:CE:131:ASN:HD22	5:CE:132:PRO:N	2.10	0.49
6:CF:49:TYR:CE1	18:CR:65:SER:HA	2.48	0.49
7:CG:22:LEU:O	7:CG:26:VAL:HG22	2.12	0.49
7:CG:24:LYS:O	7:CG:28:ILE:CG1	2.60	0.49
7:CG:55:LYS:HE3	7:CG:63:VAL:HG21	1.94	0.49

Continued on next page...

Continued from previous page...

Atom-1	Atom-2	Interatomic distance (Å)	Clash overlap (Å)
1:CA:824:G:H1'	8:CH:1:SER:N	2.27	0.49
9:CI:47:VAL:O	9:CI:50:PRO:HG2	2.12	0.49
9:CI:58:GLU:HG3	9:CI:59:LYS:H	1.78	0.49
12:CL:49:ARG:HH11	12:CL:89:LEU:HD21	1.77	0.49
16:CP:71:VAL:HG23	16:CP:72:ALA:N	2.26	0.49
22:DA:1000:A:N1	22:DA:1001:A:C2	2.80	0.49
22:DA:1048:A:C6	22:DA:1049:C:N4	2.81	0.49
22:DA:1114:C:O2'	22:DA:1115:G:C8	2.66	0.49
22:DA:1345:C:C2	22:DA:1346:G:C8	3.01	0.49
22:DA:1838:C:C2	22:DA:1899:A:C2	3.00	0.49
22:DA:1844:C:C2'	22:DA:1845:G:H5'	2.42	0.49
22:DA:2379:G:C4	22:DA:2380:C:C5	3.01	0.49
22:DA:2563:U:H2'	22:DA:2565:A:OP2	2.12	0.49
22:DA:271:G:N2	22:DA:367:G:C4	2.81	0.49
22:DA:75:G:O2'	22:DA:76:C:O5'	2.27	0.49
22:DA:1820:U:O2'	24:DC:199:HIS:CD2	2.66	0.49
24:DC:30:ALA:C	24:DC:32:LEU:H	2.15	0.49
24:DC:44:ASN:C	24:DC:46:GLY:N	2.65	0.49
25:DD:179:ARG:NH2	37:DP:11:GLN:NE2	2.61	0.49
27:DF:8:LYS:HB2	27:DF:8:LYS:HZ2	1.77	0.49
28:DG:53:PRO:HG3	28:DG:61:TRP:NE1	2.27	0.49
29:DH:32:PRO:HA	45:DX:38:TRP:CD1	2.48	0.49
31:DJ:111:LYS:HB2	31:DJ:115:GLY:HA3	1.91	0.49
31:DJ:38:GLY:C	31:DJ:40:HIS:H	2.16	0.49
32:DK:108:ARG:HA	32:DK:116:ILE:HG21	1.94	0.49
35:DN:120:GLU:OE1	35:DN:120:GLU:HA	2.13	0.49
36:DO:13:ARG:O	36:DO:17:LYS:HB2	2.13	0.49
42:DU:95:PHE:O	42:DU:97:SER:N	2.46	0.49
44:DW:54:ARG:HB3	44:DW:54:ARG:NH1	2.27	0.49
1:AA:1077:G:N1	1:AA:1081:A:C6	2.80	0.49
1:AA:1319:A:C8	1:AA:1323:G:C5	3.00	0.49
1:AA:1328:C:H5''	13:AM:27:THR:CG2	2.29	0.49
1:AA:1372:U:H2'	1:AA:1373:G:O4'	2.12	0.49
1:AA:198:G:N3	1:AA:199:A:C8	2.81	0.49
1:AA:202:G:H21	1:AA:466:A:H61	1.60	0.49
1:AA:208:U:H5	1:AA:210:C:C5	2.31	0.49
1:AA:212:G:H2'	1:AA:213:G:C8	2.48	0.49
1:AA:450:G:H2'	1:AA:451:A:OP1	2.13	0.49
2:AB:56:LEU:HB2	2:AB:183:PHE:CE1	2.48	0.49
2:AB:26:MET:HE3	2:AB:192:PRO:CG	2.29	0.49
3:AC:137:VAL:CG1	3:AC:169:GLU:HB3	2.43	0.49

Continued on next page...

Continued from previous page...

Atom-1	Atom-2	Interatomic distance (Å)	Clash overlap (Å)
3:AC:142:ARG:CB	3:AC:143:LEU:HD13	2.35	0.49
4:AD:172:VAL:O	4:AD:173:ASP:CB	2.60	0.49
8:AH:104:SER:O	8:AH:122:GLY:HA3	2.13	0.49
8:AH:48:PHE:N	8:AH:48:PHE:CD1	2.81	0.49
1:AA:707:U:H4'	11:AK:21:HIS:CD2	2.48	0.49
12:AL:83:GLY:HA2	12:AL:94:TYR:HA	1.94	0.49
13:AM:3:ILE:HA	13:AM:56:ARG:NH1	2.27	0.49
49:B1:16:THR:HG21	49:B1:41:VAL:HG22	1.95	0.49
22:BA:1927:A:H2'	22:BA:1928:A:C8	2.48	0.49
22:BA:1934:C:H4'	22:BA:1974:C:O3'	2.13	0.49
22:BA:2520:C:O2'	22:BA:2521:C:C5'	2.60	0.49
22:BA:2572:A:N7	25:BD:150:GLN:HB3	2.28	0.49
22:BA:499:U:H2'	22:BA:500:G:O4'	2.13	0.49
22:BA:594:U:H2'	22:BA:595:C:C6	2.48	0.49
23:BB:70:C:HO2'	23:BB:71:C:H5'	1.76	0.49
24:BC:93:VAL:HG12	24:BC:94:LEU:N	2.25	0.49
28:BG:89:VAL:O	28:BG:159:LYS:HA	2.12	0.49
29:BH:1:MET:HB3	29:BH:21:VAL:O	2.12	0.49
29:BH:66:ASN:C	29:BH:68:ARG:H	2.15	0.49
30:BI:32:VAL:HG22	30:BI:66:PHE:CG	2.47	0.49
31:BJ:135:GLN:CA	31:BJ:135:GLN:NE2	2.74	0.49
33:BL:95:LEU:HD22	33:BL:100:ILE:HG12	1.95	0.49
46:BY:8:GLU:O	46:BY:9:LYS:HB3	2.13	0.49
1:CA:1288:A:N1	1:CA:1371:G:H1'	2.28	0.49
1:CA:139:A:C2'	1:CA:140:U:H5'	2.43	0.49
1:CA:240:G:H2'	1:CA:241:G:H8	1.77	0.49
1:CA:577:G:C8	1:CA:816:A:C2	3.01	0.49
1:CA:666:G:C5	1:CA:741:G:N1	2.81	0.49
1:CA:807:A:H2'	1:CA:808:C:C6	2.48	0.49
1:CA:810:C:C2'	1:CA:811:C:H5'	2.42	0.49
2:CB:119:GLN:HA	2:CB:122:ASP:HB3	1.93	0.49
2:CB:20:ARG:HA	2:CB:20:ARG:HE	1.77	0.49
3:CC:42:LEU:HD12	3:CC:46:LEU:HD12	1.95	0.49
4:CD:64:TYR:CD2	4:CD:93:LEU:HB3	2.47	0.49
5:CE:13:LYS:CE	5:CE:13:LYS:HA	2.27	0.49
6:CF:41:ASP:CG	6:CF:58:HIS:HE1	2.16	0.49
9:CI:51:LEU:HG	9:CI:86:LEU:HD21	1.88	0.49
12:CL:72:ASN:HD22	12:CL:72:ASN:N	2.08	0.49
14:CN:47:LEU:HD11	14:CN:50:LEU:HD21	1.93	0.49
16:CP:41:PRO:O	16:CP:42:ILE:HD13	2.13	0.49
50:D2:30:VAL:O	50:D2:34:ARG:HG2	2.12	0.49

Continued on next page...

Continued from previous page...

Atom-1	Atom-2	Interatomic distance (Å)	Clash overlap (Å)
22:DA:54:G:C6	22:DA:117:G:N2	2.81	0.49
22:DA:1340:U:O2'	22:DA:1341:G:OP1	2.22	0.49
22:DA:1429:G:O2'	22:DA:1430:G:C8	2.66	0.49
22:DA:1431:A:H2'	22:DA:1432:G:H8	1.78	0.49
22:DA:1471:G:H1	22:DA:1521:G:H1'	1.77	0.49
22:DA:1731:G:C2	22:DA:1733:G:C5	3.01	0.49
22:DA:1864:U:O3'	22:DA:2409:G:N2	2.46	0.49
1:CA:1493:A:C8	22:DA:1913:A:N6	2.72	0.49
22:DA:1965:C:OP1	22:DA:1966:A:H2'	2.12	0.49
22:DA:2440:C:O2'	22:DA:2441:U:H4'	2.13	0.49
22:DA:2056:G:C6	22:DA:2577:A:C8	3.00	0.49
22:DA:2654:A:H4'	22:DA:2655:G:OP1	2.10	0.49
22:DA:2712:C:C2	22:DA:2715:C:OP1	2.66	0.49
22:DA:2747:G:O6	22:DA:2755:C:H5''	2.11	0.49
22:DA:2834:G:C1'	22:DA:2879:A:N6	2.76	0.49
22:DA:301:G:C6	22:DA:302:C:N4	2.80	0.49
22:DA:304:U:C2'	22:DA:305:C:OP2	2.59	0.49
22:DA:311:A:N6	22:DA:330:A:C5'	2.75	0.49
22:DA:419:U:H5''	56:DA:3233:HOH:O	2.12	0.49
22:DA:834:G:C5'	51:D3:56:LEU:HD11	2.43	0.49
22:DA:843:G:H2'	22:DA:844:A:C8	2.48	0.49
22:DA:997:G:O2'	22:DA:998:C:H5'	2.13	0.49
24:DC:124:LYS:HG3	24:DC:125:PRO:O	2.13	0.49
24:DC:212:TRP:C	24:DC:212:TRP:CD1	2.86	0.49
22:DA:1566:A:H2	24:DC:212:TRP:HB2	1.77	0.49
24:DC:41:GLY:HA3	24:DC:53:ILE:HG23	1.94	0.49
25:DD:105:LYS:HA	25:DD:177:VAL:HG22	1.93	0.49
25:DD:34:VAL:CG1	25:DD:48:ILE:HG13	2.42	0.49
27:DF:63:LYS:HD3	27:DF:63:LYS:C	2.33	0.49
28:DG:148:ARG:HD3	28:DG:152:ARG:NH2	2.27	0.49
30:DI:90:GLY:O	30:DI:92:PRO:HD3	2.13	0.49
31:DJ:41:LYS:C	31:DJ:43:GLU:N	2.64	0.49
31:DJ:88:THR:HG23	31:DJ:91:GLU:HG3	1.93	0.49
34:DM:62:LYS:O	34:DM:63:ILE:HD12	2.11	0.49
34:DM:71:LYS:HD3	34:DM:95:LEU:HD11	1.95	0.49
36:DO:25:ARG:HD2	36:DO:93:ASP:OD1	2.12	0.49
25:DD:184:ARG:HH22	37:DP:6:GLN:HE21	1.59	0.49
42:DU:35:VAL:CG1	42:DU:36:GLU:N	2.70	0.49
22:DA:1364:G:OP2	45:DX:1:SER:CA	2.60	0.49
1:AA:11:G:H2'	1:AA:12:U:H6	1.78	0.49
1:AA:1288:A:C6	1:AA:1289:A:C5	3.01	0.49

Continued on next page...

Continued from previous page...

Atom-1	Atom-2	Interatomic distance (Å)	Clash overlap (Å)
1:AA:1323:G:O2'	1:AA:1324:A:C8	2.62	0.49
1:AA:291:U:C2'	1:AA:292:G:H5'	2.41	0.49
1:AA:328:C:O2	1:AA:328:C:C2'	2.51	0.49
1:AA:382:A:O2'	1:AA:383:A:H5'	2.13	0.49
1:AA:487:A:H2'	1:AA:488:C:O4'	2.13	0.49
1:AA:877:G:N2	8:AH:1:SER:H3	2.10	0.49
1:AA:984:C:O2'	1:AA:985:C:C5'	2.61	0.49
2:AB:32:GLY:O	2:AB:33:ALA:HB2	2.13	0.49
3:AC:102:ILE:N	3:AC:102:ILE:HD12	2.26	0.49
3:AC:6:PRO:CG	3:AC:183:TYR:CD2	2.92	0.49
3:AC:184:ASN:HD22	3:AC:185:THR:H	1.61	0.49
4:AD:145:ARG:HH11	4:AD:147:LYS:CE	2.17	0.49
7:AG:83:THR:O	7:AG:84:TYR:C	2.50	0.49
10:AJ:33:GLY:HA2	10:AJ:83:THR:HB	1.95	0.49
12:AL:73:LEU:HD21	12:AL:103:CYS:SG	2.53	0.49
12:AL:49:ARG:CG	12:AL:49:ARG:NH1	2.47	0.49
12:AL:58:ASN:HD21	12:AL:60:PHE:HD1	1.61	0.49
17:AQ:54:ILE:HG12	17:AQ:55:GLY:N	2.28	0.49
11:AK:108:ASN:HD22	21:AU:6:ARG:HA	1.78	0.49
48:B0:50:GLY:O	48:B0:51:ARG:O	2.29	0.49
52:B4:10:LEU:HD23	52:B4:10:LEU:N	2.28	0.49
22:BA:1005:C:H1'	22:BA:1012:U:C4	2.47	0.49
22:BA:1378:A:HO2'	22:BA:1379:U:P	2.36	0.49
22:BA:1627:G:C8	22:BA:1627:G:C5'	2.85	0.49
22:BA:1655:A:H3'	22:BA:1656:C:H6	1.78	0.49
22:BA:171:U:O2'	22:BA:172:A:H5'	2.13	0.49
22:BA:1923:U:H2'	22:BA:1924:C:H6	1.77	0.49
22:BA:2149:U:O2'	22:BA:2150:C:C4'	2.61	0.49
22:BA:2199:A:N3	22:BA:2199:A:H2'	2.26	0.49
22:BA:2489:U:O2	22:BA:2491:U:C4	2.66	0.49
22:BA:2714:G:P	56:BA:3547:HOH:O	2.70	0.49
22:BA:2798:U:OP2	22:BA:2798:U:H3'	2.13	0.49
22:BA:478:A:C6	22:BA:480:A:C6	3.00	0.49
22:BA:61:C:H6	22:BA:61:C:O5'	1.96	0.49
22:BA:876:C:H2'	22:BA:877:A:C8	2.47	0.49
22:BA:908:C:O2'	22:BA:909:A:H5'	2.12	0.49
22:BA:927:A:H2'	22:BA:928:A:C8	2.48	0.49
24:BC:246:PRO:CD	24:BC:247:TRP:CZ3	2.95	0.49
26:BE:127:GLU:N	26:BE:127:GLU:CD	2.64	0.49
32:BK:61:VAL:CG2	32:BK:112:PHE:CE2	2.95	0.49
32:BK:21:CYS:HB2	32:BK:39:ILE:CD1	2.39	0.49

Continued on next page...

Continued from previous page...

Atom-1	Atom-2	Interatomic distance (Å)	Clash overlap (Å)
33:BL:29:LYS:HG2	33:BL:30:THR:HG23	1.95	0.49
38:BQ:4:LYS:HZ2	38:BQ:5:ARG:N	2.10	0.49
39:BR:1:MET:CG	39:BR:1:MET:O	2.61	0.49
39:BR:57:GLY:HA2	39:BR:103:ALA:O	2.13	0.49
41:BT:11:LEU:HG	41:BT:46:ALA:HB1	1.93	0.49
43:BV:2:PHE:HB3	43:BV:61:LEU:HD22	1.94	0.49
44:BW:22:VAL:HG13	44:BW:25:PHE:CD2	2.48	0.49
44:BW:39:GLN:HG3	44:BW:42:THR:CA	2.42	0.49
46:BY:17:GLU:OE2	46:BY:21:LEU:HD11	2.12	0.49
1:CA:1092:A:N6	1:CA:1093:A:N6	2.60	0.49
1:CA:1266:G:H3'	1:CA:1266:G:C8	2.48	0.49
1:CA:174:A:H2'	1:CA:175:C:H6	1.78	0.49
1:CA:243:A:C2	1:CA:246:A:C8	3.01	0.49
1:CA:371:A:N3	1:CA:373:A:N6	2.60	0.49
1:CA:493:A:H2'	1:CA:494:G:O4'	2.12	0.49
1:CA:503:C:C2'	1:CA:504:C:H5'	2.42	0.49
1:CA:772:U:C2'	1:CA:773:G:H5'	2.43	0.49
1:CA:790:A:H2'	1:CA:791:G:O4'	2.12	0.49
1:CA:896:C:H2'	1:CA:897:C:H5'	1.95	0.49
1:CA:21:G:C2'	1:CA:914:A:H61	2.26	0.49
5:CE:135:VAL:O	5:CE:139:THR:HG23	2.12	0.49
5:CE:44:ARG:HH22	5:CE:70:MET:HB2	1.76	0.49
1:CA:642:A:N7	8:CH:106:SER:HA	2.28	0.49
8:CH:111:THR:HG22	8:CH:113:ARG:N	2.28	0.49
8:CH:84:ILE:O	8:CH:123:GLU:HA	2.13	0.49
14:CN:5:MET:O	14:CN:9:GLU:HG3	2.13	0.49
21:CU:10:PRO:O	21:CU:11:PHE:CB	2.60	0.49
50:D2:10:LEU:HD21	50:D2:14:ARG:NH1	2.28	0.49
22:DA:1337:G:H8	22:DA:1337:G:OP2	1.95	0.49
22:DA:187:G:H2'	22:DA:1365:A:H2	1.78	0.49
22:DA:1379:U:C2'	22:DA:1379:U:O2	2.61	0.49
22:DA:1438:U:O4	22:DA:1439:A:H2	1.94	0.49
22:DA:1635:A:H2'	22:DA:1636:U:C6	2.47	0.49
22:DA:1693:U:C4'	22:DA:1694:C:OP2	2.56	0.49
22:DA:2567:G:H2'	22:DA:2568:U:C6	2.47	0.49
22:DA:272:A:C4	22:DA:273:G:N7	2.81	0.49
22:DA:60:G:H1	22:DA:89:A:N6	2.11	0.49
22:DA:861:A:O2'	22:DA:862:G:H5'	2.13	0.49
28:DG:152:ARG:CG	28:DG:153:PRO:HD2	2.42	0.49
28:DG:152:ARG:HD2	28:DG:153:PRO:CD	2.43	0.49
29:DH:54:LEU:HA	29:DH:57:LYS:HG3	1.94	0.49

Continued on next page...

Continued from previous page...

Atom-1	Atom-2	Interatomic distance (Å)	Clash overlap (Å)
30:DI:23:VAL:HG21	30:DI:37:PHE:HE2	1.77	0.49
31:DJ:4:PHE:CG	31:DJ:5:THR:N	2.80	0.49
34:DM:46:ILE:HA	34:DM:103:TYR:OH	2.13	0.49
35:DN:16:HIS:O	35:DN:20:MET:HB2	2.13	0.49
36:DO:7:ARG:NH2	36:DO:29:HIS:HD2	2.11	0.49
38:DQ:39:ILE:O	38:DQ:42:GLY:N	2.44	0.49
41:DT:62:VAL:HG12	41:DT:63:VAL:H	1.78	0.49
1:AA:1202:U:H1'	14:AN:68:ARG:HD2	1.94	0.49
1:AA:1317:C:H2'	1:AA:1318:A:C5'	2.43	0.49
1:AA:141:G:C2	1:AA:142:G:H1'	2.47	0.49
1:AA:339:C:H2'	1:AA:340:U:C6	2.48	0.49
1:AA:424:G:O5'	1:AA:424:G:H8	1.95	0.49
1:AA:57:G:H2'	1:AA:58:C:C6	2.47	0.49
1:AA:849:G:C6	1:AA:850:U:C4	3.00	0.49
2:AB:36:LYS:HA	2:AB:36:LYS:CE	2.36	0.49
3:AC:139:ASN:C	3:AC:139:ASN:ND2	2.66	0.49
3:AC:33:ASP:O	3:AC:37:LYS:HB3	2.13	0.49
3:AC:63:ILE:CG2	3:AC:98:ALA:HB2	2.43	0.49
4:AD:124:VAL:O	4:AD:126:GLY:N	2.38	0.49
5:AE:82:HIS:NE2	8:AH:95:MET:HE1	2.28	0.49
11:AK:26:PHE:CE1	11:AK:88:PRO:HG2	2.48	0.49
12:AL:23:LEU:CB	12:AL:58:ASN:ND2	2.70	0.49
21:AU:52:VAL:CG1	21:AU:53:LYS:N	2.63	0.49
51:B3:61:LEU:CB	51:B3:64:ALA:HB2	2.39	0.49
22:BA:1171:G:C5	22:BA:1172:C:C5	3.01	0.49
22:BA:1731:G:C6	22:BA:1733:G:C5	3.01	0.49
22:BA:2282:G:H5''	22:BA:2283:C:O4'	2.13	0.49
22:BA:2392:A:O3'	51:B3:26:ALA:HB1	2.12	0.49
22:BA:2503:A:OP2	22:BA:2503:A:H3'	2.12	0.49
22:BA:2637:U:OP1	25:BD:83:ARG:NH2	2.45	0.49
22:BA:2755:C:H6	22:BA:2755:C:O5'	1.96	0.49
22:BA:359:G:H5''	22:BA:360:U:OP2	2.12	0.49
26:BE:5:LEU:HD12	26:BE:10:SER:HB3	1.95	0.49
27:BF:129:MET:HG2	27:BF:153:ILE:HD11	1.81	0.49
28:BG:61:TRP:HE3	28:BG:61:TRP:HA	1.76	0.49
28:BG:71:LEU:HD13	28:BG:74:MET:SD	2.52	0.49
29:BH:66:ASN:C	29:BH:68:ARG:N	2.66	0.49
36:BO:7:ARG:HA	36:BO:10:ARG:NH2	2.27	0.49
37:BP:33:GLU:OE1	37:BP:33:GLU:C	2.51	0.49
40:BS:84:ARG:HB2	40:BS:96:ILE:CD1	2.43	0.49
1:CA:1241:G:H2'	1:CA:1242:G:H8	1.78	0.49

Continued on next page...

Continued from previous page...

Atom-1	Atom-2	Interatomic distance (Å)	Clash overlap (Å)
1:CA:1271:A:H5'	1:CA:1314:C:H5''	1.95	0.49
1:CA:1297:G:C8	1:CA:1297:G:OP2	2.66	0.49
1:CA:1342:C:H2'	1:CA:1343:G:C8	2.48	0.49
1:CA:1394:A:N6	1:CA:1501:C:H5'	2.28	0.49
1:CA:1434:A:N6	1:CA:1435:G:N1	2.60	0.49
1:CA:1518:A:H2	1:CA:1519:A:C2	2.31	0.49
1:CA:201:G:H2'	1:CA:202:G:C8	2.48	0.49
1:CA:268:U:C4	1:CA:269:C:N4	2.81	0.49
1:CA:386:C:H3'	1:CA:386:C:H6	1.77	0.49
1:CA:441:A:H2'	1:CA:442:G:H5'	1.93	0.49
1:CA:564:C:O2'	1:CA:565:U:H5'	2.13	0.49
1:CA:666:G:C5	1:CA:741:G:C6	3.01	0.49
1:CA:892:A:C6	1:CA:893:C:C4	3.00	0.49
3:CC:148:ILE:HD13	3:CC:201:ILE:CD1	2.43	0.49
4:CD:151:GLN:O	4:CD:154:VAL:HG12	2.13	0.49
4:CD:187:ARG:NH2	4:CD:191:SER:CB	2.76	0.49
6:CF:21:MET:HA	6:CF:24:ARG:NH1	2.27	0.49
6:CF:3:HIS:ND1	6:CF:95:ALA:N	2.60	0.49
7:CG:61:PHE:O	7:CG:63:VAL:N	2.41	0.49
8:CH:24:VAL:HG22	8:CH:25:THR:N	2.28	0.49
9:CI:20:ILE:HD11	9:CI:61:ASP:O	2.12	0.49
11:CK:124:LYS:O	21:CU:33:ARG:NH2	2.45	0.49
3:CC:33:ASP:HB2	14:CN:64:ARG:HH21	1.78	0.49
16:CP:36:VAL:O	16:CP:36:VAL:HG13	2.13	0.49
21:CU:3:ILE:HG22	21:CU:19:LYS:HZ1	1.78	0.49
51:D3:41:ARG:CB	51:D3:41:ARG:NH2	2.75	0.49
22:DA:1070:A:C5'	22:DA:1071:G:H5''	2.38	0.49
22:DA:132:G:N2	22:DA:148:U:C2	2.81	0.49
22:DA:1360:G:C6	22:DA:1372:U:C2	3.01	0.49
22:DA:1456:G:O2'	22:DA:1457:U:C5'	2.61	0.49
22:DA:1519:G:C6	22:DA:1520:U:C2	3.00	0.49
22:DA:1714:U:H6	22:DA:1714:U:O5'	1.96	0.49
22:DA:1817:G:H4'	24:DC:85:ASN:O	2.12	0.49
22:DA:185:G:C5	22:DA:212:G:N2	2.81	0.49
22:DA:2145:C:H5'	22:DA:2147:A:OP2	2.13	0.49
22:DA:2191:A:H3'	22:DA:2192:U:H6	1.78	0.49
22:DA:2199:A:C2	22:DA:2200:C:C1'	2.96	0.49
22:DA:2266:A:O2'	22:DA:2267:A:OP2	2.27	0.49
22:DA:2805:C:C5	22:DA:2806:C:C5	3.01	0.49
22:DA:300:A:N7	22:DA:334:C:H4'	2.28	0.49
22:DA:479:A:O2'	22:DA:480:A:H5'	2.13	0.49

Continued on next page...

Continued from previous page...

Atom-1	Atom-2	Interatomic distance (Å)	Clash overlap (Å)
22:DA:505:A:O2'	22:DA:506:G:C5'	2.61	0.49
22:DA:513:A:H2'	22:DA:514:A:C8	2.48	0.49
22:DA:713:G:H21	22:DA:718:A:H2	1.61	0.49
22:DA:743:A:O2'	22:DA:744:U:H5'	2.13	0.49
22:DA:90:U:C4	22:DA:91:A:N7	2.81	0.49
22:DA:93:G:O2'	22:DA:94:A:H8	1.96	0.49
23:DB:37:C:C2'	23:DB:38:C:H5'	2.42	0.49
25:DD:10:GLY:O	25:DD:11:MET:CB	2.58	0.49
25:DD:51:THR:HG21	25:DD:76:GLY:HA3	1.86	0.49
26:DE:76:PRO:HA	26:DE:82:GLY:O	2.13	0.49
27:DF:141:ASP:O	27:DF:144:LYS:HG2	2.13	0.49
27:DF:47:LYS:HA	27:DF:50:ASP:HB3	1.94	0.49
27:DF:65:LEU:HD11	27:DF:67:THR:CG2	2.37	0.49
28:DG:94:ARG:CD	28:DG:105:SER:HB2	2.43	0.49
31:DJ:64:VAL:CG1	31:DJ:65:THR:H	2.26	0.49
33:DL:117:THR:CG2	33:DL:118:THR:H	1.99	0.49
35:DN:34:ILE:HD12	35:DN:44:LEU:CD2	2.43	0.49
35:DN:56:LYS:HE2	35:DN:87:PHE:O	2.12	0.49
37:DP:98:TYR:CE2	37:DP:99:LEU:HD21	2.48	0.49
41:DT:61:LEU:C	41:DT:61:LEU:CD1	2.81	0.49
44:DW:30:VAL:O	44:DW:30:VAL:CG2	2.61	0.49
1:AA:1108:G:C5	1:AA:1109:C:C6	3.01	0.48
1:AA:1526:G:OP2	21:AU:38:GLU:HB2	2.12	0.48
1:AA:596:A:N3	1:AA:597:G:C8	2.80	0.48
1:AA:605:U:H2'	1:AA:606:G:C8	2.46	0.48
1:AA:701:U:C2'	1:AA:701:U:O2	2.61	0.48
1:AA:75:G:C2	1:AA:96:U:N3	2.81	0.48
4:AD:21:LYS:HD3	4:AD:21:LYS:O	2.13	0.48
6:AF:10:VAL:HG12	6:AF:11:HIS:N	2.28	0.48
6:AF:7:VAL:O	6:AF:7:VAL:CG2	2.61	0.48
7:AG:110:ARG:HG2	7:AG:118:ARG:HG2	1.94	0.48
7:AG:69:ARG:HD2	7:AG:95:ARG:HG2	1.95	0.48
8:AH:12:ARG:NH1	8:AH:26:MET:HA	2.28	0.48
9:AI:55:ASP:O	9:AI:59:LYS:HE3	2.13	0.48
10:AJ:32:THR:HG23	10:AJ:33:GLY:H	1.78	0.48
11:AK:114:PRO:O	11:AK:115:ILE:HD13	2.12	0.48
11:AK:22:ILE:HG12	11:AK:85:VAL:HA	1.94	0.48
1:AA:1328:C:C5'	13:AM:27:THR:HG21	2.28	0.48
13:AM:2:ARG:O	13:AM:3:ILE:HG23	2.12	0.48
1:AA:263:A:P	20:AT:73:ARG:HH11	2.36	0.48
22:BA:1430:G:H2'	22:BA:1431:A:C5'	2.43	0.48

Continued on next page...

Continued from previous page...

Atom-1	Atom-2	Interatomic distance (Å)	Clash overlap (Å)
22:BA:1469:A:H2'	22:BA:1470:A:C8	2.48	0.48
22:BA:1588:G:C2	22:BA:1589:U:C6	3.01	0.48
22:BA:1983:G:O2'	22:BA:1984:G:H5'	2.12	0.48
22:BA:2210:U:O2	22:BA:2212:A:C8	2.66	0.48
22:BA:2217:G:H2'	22:BA:2218:G:O4'	2.12	0.48
22:BA:2331:G:O2'	44:BW:39:GLN:O	2.31	0.48
22:BA:531:C:H4'	22:BA:532:A:H5''	1.95	0.48
22:BA:71:A:N3	22:BA:71:A:H5''	2.28	0.48
22:BA:777:G:O2'	22:BA:778:G:C5'	2.52	0.48
24:BC:221:GLY:HA3	24:BC:229:HIS:CE1	2.48	0.48
25:BD:86:GLU:OE1	25:BD:86:GLU:HA	2.13	0.48
27:BF:128:SER:OG	27:BF:154:THR:HB	2.12	0.48
27:BF:37:MET:HE3	27:BF:151:LEU:CB	2.43	0.48
30:BI:16:MET:O	30:BI:19:PRO:HD3	2.12	0.48
32:BK:28:SER:O	32:BK:29:HIS:HB2	2.12	0.48
33:BL:28:GLY:O	39:BR:82:HIS:NE2	2.46	0.48
33:BL:29:LYS:HG3	33:BL:30:THR:CG2	2.43	0.48
38:BQ:105:PHE:O	38:BQ:108:LEU:N	2.46	0.48
41:BT:57:VAL:HG22	41:BT:58:VAL:N	2.28	0.48
44:BW:24:ARG:C	44:BW:24:ARG:HD2	2.32	0.48
44:BW:40:ARG:NH1	44:BW:45:HIS:NE2	2.60	0.48
1:CA:1037:C:C6	1:CA:1037:C:OP2	2.66	0.48
1:CA:1466:C:C5	1:CA:1467:C:C5	3.01	0.48
1:CA:157:U:H2'	1:CA:158:G:H5'	1.95	0.48
1:CA:213:G:H5''	1:CA:214:C:H5	1.78	0.48
1:CA:346:G:N3	1:CA:346:G:C2'	2.76	0.48
1:CA:418:C:H1'	1:CA:540:G:O2'	2.13	0.48
1:CA:872:A:C4	1:CA:874:G:N7	2.81	0.48
1:CA:82:G:C5	1:CA:89:U:C5	3.01	0.48
2:CB:83:ALA:O	2:CB:85:SER:N	2.44	0.48
3:CC:148:ILE:HD12	3:CC:149:LYS:H	1.77	0.48
3:CC:21:TRP:CH2	14:CN:93:PRO:HG2	2.48	0.48
4:CD:73:ASN:HA	4:CD:76:LYS:HE3	1.95	0.48
4:CD:94:GLU:CD	4:CD:99:ASN:HD21	2.16	0.48
1:CA:1297:G:H1'	7:CG:113:LYS:NZ	2.26	0.48
9:CI:109:GLN:CG	9:CI:110:VAL:H	2.26	0.48
10:CJ:7:ARG:HG3	10:CJ:75:ASP:CG	2.33	0.48
13:CM:22:TYR:HB2	13:CM:65:GLU:HG2	1.94	0.48
13:CM:8:ILE:N	13:CM:9:PRO:CD	2.76	0.48
16:CP:46:LYS:H	16:CP:46:LYS:HZ2	1.61	0.48
18:CR:25:ILE:HD12	18:CR:67:LEU:HD21	1.95	0.48

Continued on next page...

Continued from previous page...

Atom-1	Atom-2	Interatomic distance (Å)	Clash overlap (Å)
22:DA:118:A:OP2	22:DA:119:A:C3'	2.54	0.48
22:DA:1328:A:C4	22:DA:1330:C:N4	2.81	0.48
22:DA:1388:G:C2	22:DA:1389:G:C8	3.01	0.48
22:DA:1573:G:H2'	22:DA:1574:C:H5'	1.95	0.48
22:DA:1810:A:H2'	22:DA:1811:G:C8	2.48	0.48
22:DA:1767:G:N2	22:DA:1986:C:N1	2.60	0.48
22:DA:2230:G:H2'	22:DA:2231:U:H6	1.78	0.48
22:DA:2264:C:H2'	22:DA:2265:U:O4'	2.12	0.48
22:DA:965:C:H4'	22:DA:2273:A:H1'	1.95	0.48
22:DA:2370:G:C6	22:DA:2371:G:C6	3.01	0.48
22:DA:2415:G:H4'	33:DL:65:GLY:O	2.13	0.48
22:DA:245:G:OP2	33:DL:67:THR:HG21	2.13	0.48
22:DA:2838:G:N2	22:DA:2881:U:C2	2.81	0.48
22:DA:489:G:C8	22:DA:491:G:N7	2.81	0.48
22:DA:526:A:C6	22:DA:2626:C:C4'	2.96	0.48
22:DA:668:A:C4	22:DA:670:A:N7	2.81	0.48
22:DA:862:G:H2'	22:DA:863:A:O4'	2.12	0.48
22:DA:870:U:H2'	22:DA:871:U:C5'	2.37	0.48
22:DA:982:C:C4'	22:DA:983:A:OP1	2.60	0.48
23:DB:57:A:C5	27:DF:25:MET:CB	2.95	0.48
23:DB:67:G:O2'	23:DB:68:C:O5'	2.30	0.48
23:DB:77:U:C2'	23:DB:78:A:H5'	2.42	0.48
22:DA:1819:A:H5''	24:DC:156:SER:CB	2.43	0.48
25:DD:133:THR:O	25:DD:134:HIS:C	2.50	0.48
25:DD:104:VAL:O	25:DD:177:VAL:HG21	2.13	0.48
27:DF:105:ILE:HG22	27:DF:105:ILE:O	2.13	0.48
28:DG:37:ASN:HD22	28:DG:40:VAL:HG21	1.76	0.48
28:DG:92:GLY:O	28:DG:93:TYR:C	2.50	0.48
22:DA:1278:C:HO2'	35:DN:27:SER:HB3	1.76	0.48
37:DP:47:ILE:HD13	37:DP:61:ARG:HB2	1.95	0.48
38:DQ:4:LYS:O	38:DQ:5:ARG:HG3	2.13	0.48
1:AA:1157:A:N7	1:AA:1180:A:C6	2.81	0.48
1:AA:1157:A:N7	1:AA:1180:A:N6	2.61	0.48
1:AA:122:G:O5'	1:AA:122:G:H8	1.97	0.48
1:AA:1421:G:C2	1:AA:1422:G:C8	3.01	0.48
1:AA:1429:A:C2	1:AA:1472:U:N3	2.81	0.48
1:AA:1501:C:N3	1:AA:1504:G:C6	2.81	0.48
1:AA:211:G:H2'	1:AA:212:G:O5'	2.12	0.48
1:AA:243:A:C2	1:AA:245:U:H2'	2.48	0.48
1:AA:304:U:O2'	1:AA:305:G:H5'	2.14	0.48
1:AA:783:C:O2'	1:AA:784:A:H5'	2.12	0.48

Continued on next page...

Continued from previous page...

Atom-1	Atom-2	Interatomic distance (Å)	Clash overlap (Å)
2:AB:25:LYS:HE2	2:AB:191:ASP:OD1	2.14	0.48
3:AC:42:LEU:HG	3:AC:67:ILE:HD11	1.95	0.48
4:AD:7:LYS:HZ3	4:AD:21:LYS:HB2	1.78	0.48
4:AD:36:ALA:C	4:AD:38:GLY:N	2.66	0.48
5:AE:139:THR:O	5:AE:140:ILE:C	2.50	0.48
6:AF:36:ILE:CG2	6:AF:64:VAL:HG22	2.32	0.48
7:AG:138:GLU:HA	7:AG:138:GLU:OE1	2.14	0.48
7:AG:14:ASP:HB3	7:AG:18:GLY:H	1.77	0.48
11:AK:34:THR:OG1	11:AK:39:ASN:N	2.32	0.48
11:AK:63:GLN:HG3	11:AK:98:ALA:HB2	1.96	0.48
1:AA:1308:U:OP2	13:AM:97:ARG:HG3	2.13	0.48
15:AO:78:THR:O	15:AO:81:ILE:HG12	2.14	0.48
22:BA:1559:U:OP1	22:BA:1559:U:H6	1.96	0.48
22:BA:2094:A:C5'	29:BH:25:TYR:CD1	2.93	0.48
22:BA:1050:A:C2	22:BA:2751:G:C5	3.01	0.48
22:BA:845:A:H3'	22:BA:845:A:N3	2.28	0.48
25:BD:118:PHE:O	25:BD:119:ALA:HB3	2.13	0.48
27:BF:105:ILE:O	27:BF:105:ILE:HG13	2.12	0.48
28:BG:115:GLN:OE1	28:BG:115:GLN:N	2.44	0.48
29:BH:61:VAL:CG1	29:BH:61:VAL:O	2.61	0.48
33:BL:132:ARG:HA	33:BL:142:ILE:CD1	2.41	0.48
34:BM:77:PRO:CD	34:BM:80:VAL:HG11	2.42	0.48
36:BO:3:LYS:HG3	36:BO:4:LYS:N	2.27	0.48
36:BO:59:ALA:N	36:BO:62:LEU:CD1	2.76	0.48
38:BQ:65:ASN:O	38:BQ:69:ARG:HB3	2.12	0.48
39:BR:73:LYS:C	39:BR:74:ILE:HD12	2.33	0.48
41:BT:14:PRO:HA	41:BT:32:LEU:HB3	1.94	0.48
41:BT:25:GLU:O	41:BT:27:SER:N	2.42	0.48
44:BW:18:LYS:CG	44:BW:19:ARG:N	2.64	0.48
44:BW:71:LYS:CD	44:BW:71:LYS:N	2.76	0.48
46:BY:21:LEU:O	46:BY:22:LEU:C	2.51	0.48
1:CA:1244:G:O2'	1:CA:1245:C:H5'	2.12	0.48
1:CA:1266:G:C6	1:CA:1270:G:O6	2.66	0.48
1:CA:1366:C:C4	1:CA:1367:C:N4	2.82	0.48
1:CA:1431:A:C6	1:CA:1432:G:N1	2.81	0.48
1:CA:1498:U:H5'	1:CA:1519:A:N1	2.28	0.48
1:CA:69:G:N2	1:CA:71:A:H62	2.11	0.48
1:CA:744:C:O2'	1:CA:745:G:H5'	2.12	0.48
1:CA:821:G:O2'	1:CA:822:U:H5'	2.14	0.48
4:CD:28:ASP:OD1	4:CD:29:THR:N	2.47	0.48
5:CE:11:GLN:CB	5:CE:116:VAL:HB	2.43	0.48

Continued on next page...

Continued from previous page...

Atom-1	Atom-2	Interatomic distance (Å)	Clash overlap (Å)
5:CE:40:ASP:OD1	5:CE:41:GLY:N	2.39	0.48
7:CG:99:ALA:HB3	7:CG:100:MET:HE3	1.93	0.48
1:CA:599:C:C4'	8:CH:121:GLY:HA3	2.40	0.48
11:CK:81:LEU:HD13	11:CK:81:LEU:N	2.29	0.48
15:CO:8:ALA:O	15:CO:11:VAL:HB	2.13	0.48
15:CO:69:LEU:CD1	15:CO:77:TYR:HA	2.43	0.48
16:CP:4:ILE:HG12	16:CP:57:ILE:CD1	2.44	0.48
16:CP:71:VAL:O	16:CP:75:ILE:HG13	2.13	0.48
21:CU:33:ARG:NH2	21:CU:34:ARG:CD	2.76	0.48
50:D2:21:ARG:HG2	50:D2:31:LEU:HD12	1.95	0.48
22:DA:12:U:O2	22:DA:12:U:H2'	2.12	0.48
22:DA:1308:A:N6	22:DA:1309:G:N1	2.62	0.48
22:DA:133:U:H2'	22:DA:134:G:O4'	2.13	0.48
22:DA:1364:G:OP2	45:DX:1:SER:HA	2.13	0.48
22:DA:1520:U:C4	22:DA:1521:G:C5	3.00	0.48
22:DA:2054:A:C2	22:DA:2616:C:N3	2.81	0.48
22:DA:2210:U:H4'	22:DA:2211:A:H5'	1.95	0.48
22:DA:228:C:C2	22:DA:418:C:H4'	2.48	0.48
22:DA:2383:G:H2'	22:DA:2384:U:C6	2.48	0.48
22:DA:2740:A:N6	22:DA:2764:A:C8	2.81	0.48
22:DA:533:G:C2	22:DA:534:U:C2	3.01	0.48
22:DA:603:A:C4'	22:DA:604:G:O5'	2.57	0.48
22:DA:618:G:H2'	22:DA:619:G:C8	2.48	0.48
22:DA:730:A:O2'	22:DA:731:C:H5'	2.13	0.48
22:DA:976:G:H2'	22:DA:977:G:C8	2.42	0.48
24:DC:135:PRO:HG2	24:DC:138:SER:OG	2.13	0.48
24:DC:191:LEU:N	24:DC:191:LEU:HD22	2.28	0.48
24:DC:159:THR:N	24:DC:194:VAL:CG1	2.76	0.48
22:DA:660:C:C5'	26:DE:94:GLN:OE1	2.58	0.48
28:DG:83:THR:HA	28:DG:84:LYS:HD3	1.94	0.48
28:DG:88:LEU:CD1	28:DG:93:TYR:HB3	2.40	0.48
31:DJ:105:VAL:O	31:DJ:105:VAL:HG22	2.13	0.48
31:DJ:1:MET:SD	31:DJ:2:LYS:CE	3.00	0.48
35:DN:58:ASP:O	35:DN:59:SER:HB3	2.13	0.48
35:DN:97:ILE:HD11	35:DN:99:LYS:NZ	2.27	0.48
22:DA:1222:U:OP2	39:DR:90:ARG:NH2	2.46	0.48
39:DR:66:HIS:CD2	39:DR:94:THR:HG22	2.48	0.48
41:DT:62:VAL:CG1	41:DT:63:VAL:N	2.76	0.48
45:DX:24:THR:O	45:DX:25:LYS:C	2.52	0.48
46:DY:21:LEU:HA	46:DY:25:GLN:HB3	1.95	0.48
1:AA:1053:G:H5''	1:AA:1055:A:OP1	2.12	0.48

Continued on next page...

Continued from previous page...

Atom-1	Atom-2	Interatomic distance (Å)	Clash overlap (Å)
1:AA:1161:C:O2'	1:AA:1162:C:C6	2.63	0.48
1:AA:1456:A:H2'	1:AA:1457:G:O4'	2.12	0.48
1:AA:1494:G:N3	1:AA:1495:U:C6	2.82	0.48
1:AA:16:A:H2	1:AA:1080:A:N3	2.11	0.48
1:AA:210:C:C4'	1:AA:211:G:N2	2.76	0.48
1:AA:927:G:O2'	1:AA:928:G:H5'	2.14	0.48
1:AA:929:G:O2'	1:AA:930:C:H5'	2.14	0.48
1:AA:979:C:H5''	1:AA:980:C:OP2	2.13	0.48
3:AC:129:PHE:CE1	3:AC:130:ARG:HD3	2.48	0.48
4:AD:150:LYS:O	4:AD:150:LYS:HG3	2.13	0.48
4:AD:190:LEU:HD12	4:AD:190:LEU:C	2.33	0.48
4:AD:2:ARG:CZ	4:AD:114:ARG:CD	2.91	0.48
5:AE:125:LYS:HG3	5:AE:126:ALA:N	2.28	0.48
12:AL:20:VAL:HG23	12:AL:20:VAL:O	2.13	0.48
15:AO:63:ARG:NH1	15:AO:87:ARG:NH2	2.61	0.48
17:AQ:13:SER:O	17:AQ:16:MET:SD	2.71	0.48
18:AR:22:TYR:CZ	18:AR:23:LYS:HE3	2.47	0.48
1:AA:1458:G:OP1	20:AT:29:THR:HG21	2.13	0.48
21:AU:24:LYS:O	21:AU:28:LEU:HB2	2.13	0.48
48:B0:27:LEU:HD23	48:B0:27:LEU:N	2.26	0.48
22:BA:245:G:O6	51:B3:7:ARG:HG3	2.13	0.48
52:B4:15:LYS:O	52:B4:16:ILE:CB	2.61	0.48
22:BA:1063:G:O2'	22:BA:1064:C:C5'	2.62	0.48
22:BA:1206:G:C5	22:BA:1207:C:C5	3.01	0.48
22:BA:1249:U:H5'	22:BA:1249:U:H6	1.77	0.48
22:BA:1296:G:H2'	22:BA:1297:C:O5'	2.12	0.48
22:BA:1328:A:HO2'	22:BA:1329:U:H6	1.60	0.48
22:BA:1534:U:H5'	22:BA:1535:A:P	2.53	0.48
22:BA:153:U:H2'	22:BA:154:U:O5'	2.13	0.48
22:BA:1570:A:H2'	22:BA:1571:A:C8	2.48	0.48
22:BA:1610:A:H4'	22:BA:1611:C:OP2	2.12	0.48
22:BA:1820:U:H4'	22:BA:1821:A:OP2	2.13	0.48
22:BA:1872:A:C2'	22:BA:1873:G:O4'	2.61	0.48
22:BA:2414:G:H2'	22:BA:2415:G:H5'	1.94	0.48
22:BA:244:A:H2'	22:BA:245:G:O4'	2.13	0.48
22:BA:2722:G:H8	22:BA:2722:G:O5'	1.96	0.48
22:BA:520:G:H2'	22:BA:521:U:H6	1.77	0.48
22:BA:846:U:H2'	22:BA:846:U:O2	2.13	0.48
25:BD:104:VAL:HA	25:BD:106:LYS:HZ2	1.75	0.48
26:BE:115:GLN:O	26:BE:116:ASP:C	2.51	0.48
26:BE:147:LEU:HA	26:BE:147:LEU:HD22	1.53	0.48

Continued on next page...

Continued from previous page...

Atom-1	Atom-2	Interatomic distance (Å)	Clash overlap (Å)
22:BA:321:U:H1'	26:BE:159:LEU:HG	1.95	0.48
22:BA:2444:G:P	26:BE:63:LYS:HE2	2.52	0.48
29:BH:52:ALA:C	29:BH:54:LEU:H	2.17	0.48
31:BJ:54:ILE:HD12	31:BJ:55:ILE:N	2.28	0.48
33:BL:110:VAL:O	33:BL:111:ILE:CB	2.49	0.48
34:BM:73:ILE:HG12	34:BM:93:VAL:HG12	1.95	0.48
39:BR:49:ILE:HG22	39:BR:54:VAL:HG12	1.95	0.48
40:BS:72:THR:HG21	40:BS:108:SER:OG	2.13	0.48
41:BT:14:PRO:HG2	41:BT:14:PRO:O	2.13	0.48
41:BT:20:ALA:O	41:BT:21:SER:C	2.50	0.48
44:BW:8:SER:C	44:BW:9:THR:HG22	2.33	0.48
45:BX:44:ARG:HE	45:BX:46:VAL:HG13	1.76	0.48
45:BX:67:LEU:HD22	45:BX:77:TYR:CD2	2.48	0.48
1:CA:254:G:C2'	1:CA:255:G:H5'	2.42	0.48
1:CA:312:C:N4	1:CA:313:A:N6	2.62	0.48
1:CA:381:C:O2	1:CA:381:C:H2'	2.12	0.48
1:CA:499:A:O2'	1:CA:500:G:C8	2.64	0.48
1:CA:66:A:C6	1:CA:67:C:C4	3.00	0.48
1:CA:688:G:C8	1:CA:688:G:H5''	2.47	0.48
1:CA:892:A:H2'	1:CA:893:C:H6	1.77	0.48
1:CA:961:U:C4	1:CA:983:A:C6	3.01	0.48
1:CA:971:G:OP1	1:CA:972:C:H5''	2.13	0.48
1:CA:97:G:C6	1:CA:98:A:H1'	2.48	0.48
3:CC:72:PRO:HG3	3:CC:104:GLU:OE1	2.13	0.48
4:CD:123:MET:HE2	4:CD:126:GLY:O	2.13	0.48
6:CF:4:TYR:O	6:CF:63:ASN:HA	2.13	0.48
7:CG:75:LYS:HB3	7:CG:86:VAL:O	2.12	0.48
8:CH:94:VAL:O	8:CH:95:MET:HB2	2.14	0.48
9:CI:5:TYR:HD2	9:CI:5:TYR:N	2.12	0.48
12:CL:22:ALA:O	12:CL:58:ASN:ND2	2.45	0.48
12:CL:86:VAL:C	12:CL:88:ASP:H	2.16	0.48
49:D1:52:LYS:HB2	49:D1:52:LYS:NZ	2.28	0.48
22:DA:1075:C:O2'	22:DA:1076:C:H6	1.97	0.48
22:DA:1103:A:H8	22:DA:1103:A:O5'	1.95	0.48
22:DA:973:A:H1'	22:DA:1188:U:C5	2.49	0.48
22:DA:1274:A:C6	22:DA:1302:A:C2	3.01	0.48
22:DA:1429:G:O2'	22:DA:1430:G:P	2.72	0.48
22:DA:1800:C:C2	22:DA:1802:A:C8	3.02	0.48
22:DA:1802:A:O2'	22:DA:1803:A:H5'	2.12	0.48
22:DA:1805:A:N3	22:DA:1813:G:C2	2.81	0.48
22:DA:2196:C:O2'	22:DA:2197:U:H5'	2.13	0.48

Continued on next page...

Continued from previous page...

Atom-1	Atom-2	Interatomic distance (Å)	Clash overlap (Å)
22:DA:2293:G:O2'	22:DA:2294:G:H5'	2.12	0.48
22:DA:2544:G:C5'	22:DA:2645:G:N7	2.74	0.48
22:DA:2581:G:H5''	22:DA:2582:G:OP1	2.13	0.48
22:DA:2705:A:H2'	22:DA:2706:A:H5'	1.95	0.48
22:DA:287:G:C2'	22:DA:288:U:H5'	2.42	0.48
22:DA:411:G:C5'	22:DA:412:A:OP1	2.61	0.48
22:DA:573:U:C4'	22:DA:574:A:OP1	2.41	0.48
22:DA:574:A:OP2	56:DA:3266:HOH:O	2.20	0.48
22:DA:656:G:O2'	22:DA:657:U:O4'	2.28	0.48
22:DA:599:A:C2	22:DA:659:G:C6	3.01	0.48
22:DA:674:G:H4'	26:DE:69:ARG:HB3	1.94	0.48
22:DA:762:U:H4'	22:DA:763:G:C5'	2.43	0.48
22:DA:785:G:O2'	22:DA:1779:U:H5''	2.12	0.48
22:DA:464:U:C6	22:DA:788:A:C2	3.02	0.48
24:DC:120:ASP:CG	24:DC:121:ALA:N	2.66	0.48
24:DC:128:THR:O	24:DC:129:LEU:HB3	2.14	0.48
25:DD:108:ASP:OD1	25:DD:207:VAL:HG23	2.12	0.48
26:DE:144:GLU:O	26:DE:145:ASP:C	2.51	0.48
22:DA:443:A:H2'	26:DE:40:ARG:NE	2.28	0.48
28:DG:1:SER:C	28:DG:3:VAL:N	2.67	0.48
29:DH:84:ALA:N	29:DH:148:ALA:HA	2.29	0.48
31:DJ:110:PRO:CB	31:DJ:111:LYS:HG2	2.31	0.48
34:DM:72:PRO:O	34:DM:91:TYR:O	2.31	0.48
43:DV:3:THR:C	43:DV:4:ILE:HG13	2.33	0.48
1:AA:1210:C:O2'	1:AA:1211:U:H5'	2.14	0.48
1:AA:1260:G:H4'	1:AA:1284:C:H5'	1.96	0.48
1:AA:11:G:C6	1:AA:12:U:C4	3.01	0.48
1:AA:204:G:C8	1:AA:205:A:H5''	2.48	0.48
1:AA:44:A:C2	1:AA:399:G:C2	3.02	0.48
1:AA:452:A:N6	1:AA:480:U:C2	2.81	0.48
1:AA:865:A:O2'	1:AA:866:C:H5'	2.12	0.48
2:AB:90:PHE:O	2:AB:149:GLY:HA3	2.11	0.48
2:AB:40:ILE:CG1	2:AB:41:ASN:H	2.17	0.48
6:AF:49:TYR:HB2	6:AF:50:PRO:CD	2.43	0.48
8:AH:1:SER:O	8:AH:3:GLN:N	2.46	0.48
22:BA:1052:C:C6	22:BA:1052:C:H3'	2.48	0.48
22:BA:1069:A:N1	22:BA:1074:G:N7	2.61	0.48
22:BA:1296:G:C2'	22:BA:1297:C:O5'	2.60	0.48
22:BA:1394:U:H2'	22:BA:1395:A:O5'	2.13	0.48
22:BA:2033:A:H5''	56:BA:3481:HOH:O	2.13	0.48
22:BA:2107:G:O6	22:BA:2183:A:C5	2.66	0.48

Continued on next page...

Continued from previous page...

Atom-1	Atom-2	Interatomic distance (Å)	Clash overlap (Å)
22:BA:2405:G:O2'	22:BA:2406:A:P	2.71	0.48
22:BA:2415:G:H4'	33:BL:66:PHE:CB	2.42	0.48
22:BA:2562:U:C4	22:BA:2563:U:C5	3.01	0.48
22:BA:528:A:H2	22:BA:2043:C:C4'	2.25	0.48
22:BA:946:C:H2'	22:BA:947:A:C8	2.46	0.48
22:BA:996:A:O2'	38:BQ:91:ARG:CG	2.60	0.48
25:BD:25:THR:O	25:BD:25:THR:HG22	2.09	0.48
32:BK:118:LEU:O	32:BK:119:ALA:HB3	2.12	0.48
32:BK:12:ASP:HA	32:BK:98:ARG:O	2.12	0.48
33:BL:18:ARG:O	33:BL:19:LEU:O	2.31	0.48
41:BT:15:HIS:HB3	41:BT:31:VAL:HG22	1.94	0.48
41:BT:29:THR:CA	41:BT:86:THR:H	2.24	0.48
42:BU:33:VAL:O	42:BU:64:ILE:HG22	2.13	0.48
1:CA:101:A:C4	1:CA:102:G:C8	3.01	0.48
1:CA:1283:U:HO2'	1:CA:1284:C:H6	1.59	0.48
1:CA:1387:G:C4	1:CA:1388:C:C5	3.01	0.48
1:CA:142:G:C2	1:CA:143:A:C1'	2.93	0.48
1:CA:206:C:H2'	1:CA:207:C:H4'	1.94	0.48
1:CA:306:A:C4	1:CA:307:C:C6	3.02	0.48
1:CA:38:G:N2	1:CA:397:A:C4	2.82	0.48
1:CA:65:A:H4'	1:CA:66:A:O5'	2.14	0.48
1:CA:714:G:H2'	1:CA:715:A:C8	2.49	0.48
1:CA:716:A:C6	1:CA:717:U:C4	3.02	0.48
1:CA:914:A:O2'	1:CA:915:A:O5'	2.31	0.48
2:CB:110:ILE:HD11	2:CB:150:ILE:CG2	2.40	0.48
2:CB:80:LYS:O	2:CB:81:ASP:C	2.51	0.48
3:CC:49:ALA:O	3:CC:50:SER:HB2	2.13	0.48
6:CF:6:ILE:N	6:CF:6:ILE:CD1	2.71	0.48
7:CG:137:ARG:HD2	7:CG:137:ARG:C	2.33	0.48
11:CK:81:LEU:CD1	11:CK:104:PHE:CD2	2.87	0.48
20:CT:26:MET:HE1	20:CT:27:MET:HA	1.96	0.48
21:CU:33:ARG:HG2	21:CU:34:ARG:H	1.78	0.48
51:D3:15:LYS:HG2	51:D3:16:THR:H	1.79	0.48
22:DA:104:A:H2'	22:DA:105:C:C6	2.48	0.48
22:DA:1256:G:O2'	22:DA:1257:C:C5'	2.61	0.48
22:DA:1363:C:C2	22:DA:1364:G:C8	3.01	0.48
22:DA:1669:A:C2'	22:DA:1670:C:H5'	2.42	0.48
22:DA:1681:G:O2'	22:DA:1762:A:H2'	2.13	0.48
22:DA:1767:G:C4	22:DA:1768:C:C5	3.02	0.48
22:DA:1828:G:O2'	22:DA:1829:A:H5'	2.13	0.48
22:DA:1991:U:C6	22:DA:1991:U:C3'	2.97	0.48

Continued on next page...

Continued from previous page...

Atom-1	Atom-2	Interatomic distance (Å)	Clash overlap (Å)
22:DA:204:A:O4'	22:DA:206:U:C6	2.66	0.48
22:DA:2259:U:O2'	22:DA:2260:C:H6	1.96	0.48
22:DA:2267:A:N7	56:DA:3536:HOH:O	2.35	0.48
22:DA:2623:G:H4'	22:DA:2825:G:H2'	1.95	0.48
22:DA:463:G:N2	22:DA:466:A:OP2	2.42	0.48
22:DA:53:A:N7	22:DA:54:G:C5	2.81	0.48
22:DA:754:U:H2'	22:DA:755:U:H6	1.79	0.48
22:DA:751:A:C2	22:DA:789:A:C4	3.01	0.48
22:DA:807:U:H1'	22:DA:2445:G:H5'	1.95	0.48
22:DA:91:A:O2'	22:DA:92:U:H6	1.96	0.48
22:DA:95:A:O2'	46:DY:41:HIS:CD2	2.66	0.48
22:DA:1695:G:H8	24:DC:7:PRO:HB2	1.75	0.48
25:DD:146:ILE:CG1	25:DD:155:VAL:HG22	2.41	0.48
25:DD:34:VAL:HG22	25:DD:92:VAL:O	2.13	0.48
23:DB:54:G:H21	27:DF:25:MET:CE	2.26	0.48
32:DK:17:ARG:H	32:DK:45:GLU:HG2	1.79	0.48
33:DL:141:LYS:HD2	33:DL:141:LYS:C	2.34	0.48
33:DL:77:ILE:CD1	33:DL:125:LEU:HD13	2.43	0.48
33:DL:99:ASN:O	33:DL:100:ILE:CB	2.61	0.48
34:DM:53:MET:HB2	34:DM:120:ALA:HB2	1.94	0.48
36:DO:94:ARG:CD	36:DO:97:PHE:O	2.61	0.48
37:DP:19:PHE:O	37:DP:20:ARG:CB	2.61	0.48
39:DR:19:THR:HA	39:DR:96:VAL:O	2.14	0.48
41:DT:50:LEU:CD2	41:DT:51:PHE:CD1	2.94	0.48
44:DW:77:LYS:HB2	44:DW:77:LYS:NZ	2.28	0.48
46:DY:45:GLN:C	46:DY:47:ARG:H	2.17	0.48
1:AA:1025:U:H5''	1:AA:1026:G:OP1	2.14	0.48
1:AA:1182:G:H4'	1:AA:1183:U:H5'	1.96	0.48
1:AA:1191:A:C2	1:AA:1192:C:C4	3.01	0.48
1:AA:1258:G:O2'	1:AA:1259:C:C5'	2.62	0.48
1:AA:37:U:C2'	1:AA:38:G:H5'	2.44	0.48
1:AA:978:A:C1'	1:AA:1322:C:H5	2.25	0.48
1:AA:978:A:H1'	1:AA:1322:C:C5	2.47	0.48
4:AD:133:SER:O	4:AD:134:TYR:C	2.49	0.48
7:AG:108:ARG:NH2	7:AG:118:ARG:HH22	2.12	0.48
9:AI:82:ILE:O	9:AI:86:LEU:N	2.39	0.48
10:AJ:80:THR:HB	10:AJ:83:THR:HG22	1.95	0.48
11:AK:64:VAL:O	11:AK:68:ARG:HG3	2.13	0.48
12:AL:38:THR:HA	12:AL:49:ARG:O	2.12	0.48
13:AM:84:CYS:O	13:AM:88:LEU:HD12	2.14	0.48
17:AQ:82:VAL:OXT	17:AQ:82:VAL:HG22	2.13	0.48

Continued on next page...

Continued from previous page...

Atom-1	Atom-2	Interatomic distance (Å)	Clash overlap (Å)
48:B0:42:ILE:CD1	48:B0:48:TYR:HB2	2.43	0.48
22:BA:1716:U:O2'	22:BA:1717:A:C5'	2.50	0.48
22:BA:1820:U:O2	24:BC:200:MET:HG3	2.13	0.48
22:BA:2152:G:O2'	22:BA:2153:C:C4'	2.61	0.48
22:BA:216:A:H2'	22:BA:217:A:C8	2.47	0.48
22:BA:2862:G:H2'	22:BA:2863:C:C6	2.48	0.48
22:BA:580:U:O3'	38:BQ:30:VAL:CG1	2.61	0.48
22:BA:807:U:C2'	22:BA:808:G:H5'	2.43	0.48
23:BB:89:U:H3'	23:BB:90:C:H5''	1.94	0.48
24:BC:106:PRO:CA	24:BC:141:HIS:HE1	2.25	0.48
24:BC:7:PRO:CB	24:BC:13:ARG:HB2	2.43	0.48
25:BD:118:PHE:C	25:BD:120:GLY:H	2.14	0.48
22:BA:659:G:N2	26:BE:30:GLN:HE22	2.09	0.48
27:BF:107:VAL:HG11	27:BF:175:PRO:HG2	1.94	0.48
27:BF:107:VAL:HG13	27:BF:113:PHE:CZ	2.49	0.48
28:BG:96:ALA:O	28:BG:97:VAL:CB	2.61	0.48
29:BH:32:PRO:O	29:BH:33:GLN:HB2	2.13	0.48
29:BH:50:ARG:C	29:BH:52:ALA:H	2.16	0.48
30:BI:19:PRO:HG2	30:BI:23:VAL:HG22	1.96	0.48
30:BI:61:TYR:CD2	30:BI:61:TYR:N	2.81	0.48
32:BK:121:GLU:O	32:BK:122:VAL:C	2.52	0.48
32:BK:63:VAL:CG1	32:BK:103:VAL:HG12	2.43	0.48
35:BN:52:ILE:HG21	35:BN:94:TYR:CG	2.48	0.48
35:BN:87:PHE:HE1	35:BN:116:VAL:CG1	2.26	0.48
37:BP:22:GLY:O	37:BP:109:ILE:HD11	2.13	0.48
37:BP:111:GLU:H	37:BP:111:GLU:CD	2.17	0.48
40:BS:21:ALA:CB	40:BS:74:ILE:HD13	2.43	0.48
42:BU:44:HIS:O	42:BU:45:GLN:C	2.51	0.48
42:BU:5:ARG:CB	42:BU:5:ARG:HH21	2.25	0.48
42:BU:33:VAL:HG23	42:BU:64:ILE:CG2	2.43	0.48
44:BW:9:THR:CG2	44:BW:10:ARG:HD3	2.44	0.48
47:BZ:38:GLU:OE1	47:BZ:38:GLU:N	2.41	0.48
1:CA:106:C:H1'	1:CA:379:C:H5''	1.95	0.48
1:CA:1124:G:N2	1:CA:1127:G:N2	2.62	0.48
1:CA:1158:C:C2	1:CA:1160:G:C8	3.02	0.48
1:CA:1182:G:C3'	1:CA:1183:U:H5'	2.43	0.48
1:CA:769:G:H4'	1:CA:1513:A:H4'	1.96	0.48
1:CA:275:G:O2'	1:CA:276:G:O5'	2.31	0.48
1:CA:644:U:H2'	1:CA:645:G:H8	1.78	0.48
1:CA:740:U:O4'	15:CO:41:HIS:CE1	2.66	0.48
3:CC:171:ARG:O	3:CC:173:PRO:HD2	2.12	0.48

Continued on next page...

Continued from previous page...

Atom-1	Atom-2	Interatomic distance (Å)	Clash overlap (Å)
3:CC:38:VAL:O	3:CC:42:LEU:HD23	2.14	0.48
3:CC:39:ARG:HG2	3:CC:54:ILE:HG21	1.94	0.48
4:CD:150:LYS:N	4:CD:150:LYS:HD3	2.29	0.48
4:CD:2:ARG:HH21	4:CD:114:ARG:CZ	2.27	0.48
4:CD:84:ASN:C	4:CD:84:ASN:ND2	2.53	0.48
5:CE:132:PRO:O	5:CE:134:ASN:N	2.47	0.48
9:CI:38:PHE:HE2	9:CI:71:ILE:HG22	1.78	0.48
13:CM:16:ILE:CD1	13:CM:16:ILE:H	2.26	0.48
21:CU:27:VAL:O	21:CU:31:VAL:HG23	2.14	0.48
50:D2:21:ARG:HG2	50:D2:31:LEU:CD1	2.44	0.48
22:DA:1064:C:H2'	22:DA:1065:U:H6	1.76	0.48
22:DA:1289:C:HO2'	22:DA:1290:C:C5'	2.27	0.48
22:DA:1338:G:O6	41:DT:66:LYS:HE2	2.13	0.48
22:DA:1464:G:C2	22:DA:1465:G:C4	3.02	0.48
22:DA:1489:C:C4'	22:DA:1490:A:OP1	2.57	0.48
22:DA:1572:A:H2'	22:DA:1573:G:H8	1.78	0.48
22:DA:571:U:C4	22:DA:2030:A:C6	3.01	0.48
22:DA:2051:A:C2	22:DA:2052:A:N6	2.81	0.48
22:DA:2239:G:H2'	22:DA:2240:U:H6	1.78	0.48
22:DA:2461:A:H1'	22:DA:2492:U:O2	2.12	0.48
22:DA:2537:U:H2'	22:DA:2538:C:H6	1.79	0.48
22:DA:2668:G:O2'	22:DA:2669:G:P	2.71	0.48
22:DA:676:A:C2	22:DA:2070:A:O4'	2.67	0.48
22:DA:778:G:C6	22:DA:779:U:N3	2.81	0.48
22:DA:799:G:O5'	22:DA:800:A:H3'	2.12	0.48
22:DA:919:U:H6	22:DA:919:U:C5'	2.26	0.48
23:DB:41:G:O6	27:DF:68:LYS:HD3	2.13	0.48
25:DD:133:THR:CG2	25:DD:134:HIS:H	1.99	0.48
28:DG:67:ALA:O	28:DG:71:LEU:HB2	2.13	0.48
31:DJ:23:LYS:NZ	31:DJ:142:ILE:H	2.11	0.48
22:DA:1142:A:H4'	31:DJ:27:ARG:HH22	1.78	0.48
31:DJ:37:ARG:NH2	31:DJ:39:LYS:NZ	2.62	0.48
33:DL:143:GLU:N	33:DL:143:GLU:OE1	2.46	0.48
35:DN:90:ARG:NH2	35:DN:116:VAL:HG12	2.27	0.48
40:DS:70:LYS:N	40:DS:70:LYS:HE3	2.27	0.48
41:DT:67:VAL:HB	41:DT:76:ARG:HG3	1.96	0.48
42:DU:45:GLN:HA	42:DU:45:GLN:NE2	2.24	0.48
44:DW:51:GLY:HA3	44:DW:59:PHE:O	2.12	0.48
45:DX:69:GLU:HA	45:DX:72:ALA:HB3	1.95	0.48
46:DY:59:GLU:C	46:DY:61:ALA:H	2.16	0.48
47:DZ:4:ILE:CG2	47:DZ:56:VAL:HG13	2.44	0.48

Continued on next page...

Continued from previous page...

Atom-1	Atom-2	Interatomic distance (Å)	Clash overlap (Å)
1:AA:1451:U:O5'	1:AA:1452:C:H5	1.96	0.48
1:AA:819:A:N7	1:AA:1529:G:C2	2.81	0.48
1:AA:977:A:O2'	1:AA:978:A:H5''	2.13	0.48
6:AF:8:PHE:CE1	6:AF:21:MET:HE1	2.45	0.48
7:AG:68:VAL:HG12	7:AG:102:TRP:HE3	1.78	0.48
7:AG:74:VAL:HA	7:AG:87:PRO:HA	1.95	0.48
10:AJ:53:ILE:CG1	14:AN:84:ARG:CZ	2.91	0.48
16:AP:23:ASP:O	16:AP:24:SER:C	2.51	0.48
16:AP:81:ALA:O	16:AP:82:ALA:HB2	2.13	0.48
19:AS:43:MET:HA	19:AS:46:LEU:HD12	1.94	0.48
20:AT:82:ILE:CD1	20:AT:83:ASN:N	2.72	0.48
21:AU:49:ALA:O	21:AU:52:VAL:HG12	2.13	0.48
49:B1:50:GLU:OE1	49:B1:50:GLU:CA	2.61	0.48
33:BL:62:PRO:HG3	51:B3:24:LYS:HD3	1.95	0.48
52:B4:16:ILE:HA	52:B4:24:ARG:O	2.13	0.48
22:BA:1210:G:P	22:BA:1212:G:H5'	2.53	0.48
22:BA:1214:A:H4'	22:BA:1239:G:H4'	1.95	0.48
22:BA:1520:U:O2'	22:BA:1521:G:H5'	2.14	0.48
22:BA:2148:G:O2'	22:BA:2149:U:C4'	2.61	0.48
22:BA:2249:U:H4'	22:BA:2250:G:OP2	2.14	0.48
22:BA:9:G:C5	22:BA:2629:U:C5	3.02	0.48
22:BA:320:A:H4'	22:BA:322:A:C8	2.48	0.48
22:BA:626:A:C2	33:BL:78:ARG:HD3	2.48	0.48
22:BA:657:U:H2'	22:BA:658:U:C6	2.49	0.48
22:BA:745:G:H2'	22:BA:746:U:H5'	1.95	0.48
22:BA:807:U:O2'	22:BA:808:G:H5'	2.13	0.48
22:BA:832:U:O2'	22:BA:833:A:H5'	2.14	0.48
22:BA:998:C:OP2	38:BQ:57:ARG:NH2	2.43	0.48
23:BB:14:U:OP2	23:BB:70:C:O2'	2.31	0.48
28:BG:17:LYS:HE3	28:BG:17:LYS:HB2	1.67	0.48
28:BG:38:ASP:H	28:BG:40:VAL:CG1	2.27	0.48
29:BH:6:LEU:N	29:BH:6:LEU:HD13	2.28	0.48
34:BM:31:PHE:CZ	34:BM:110:GLU:HG2	2.48	0.48
35:BN:16:HIS:HD2	35:BN:16:HIS:O	1.97	0.48
37:BP:31:VAL:O	37:BP:37:LYS:HA	2.14	0.48
39:BR:49:ILE:HB	39:BR:53:PHE:N	2.28	0.48
41:BT:61:LEU:HA	56:BT:101:HOH:O	2.12	0.48
43:BV:4:ILE:O	43:BV:63:ILE:HA	2.13	0.48
1:CA:431:A:H2'	1:CA:431:A:N3	2.28	0.48
1:CA:449:G:O2'	1:CA:450:G:H5'	2.14	0.48
1:CA:734:G:H2'	1:CA:735:C:C6	2.49	0.48

Continued on next page...

Continued from previous page...

Atom-1	Atom-2	Interatomic distance (Å)	Clash overlap (Å)
1:CA:765:G:H1'	1:CA:812:G:N2	2.29	0.48
1:CA:919:A:O2'	1:CA:920:U:H5'	2.13	0.48
4:CD:187:ARG:NH1	4:CD:196:GLU:OE2	2.46	0.48
5:CE:155:LYS:NZ	8:CH:72:GLU:HG2	2.29	0.48
13:CM:49:GLU:HA	13:CM:49:GLU:OE1	2.13	0.48
15:CO:55:LEU:O	15:CO:58:MET:N	2.47	0.48
19:CS:36:ARG:O	19:CS:36:ARG:HG2	2.13	0.48
19:CS:40:PHE:CB	19:CS:41:PRO:CD	2.78	0.48
19:CS:44:ILE:HG12	19:CS:45:GLY:N	2.27	0.48
48:D0:42:ILE:HD12	48:D0:47:TYR:O	2.14	0.48
48:D0:50:GLY:C	48:D0:51:ARG:HG3	2.33	0.48
50:D2:24:THR:HG21	50:D2:27:GLY:HA3	1.94	0.48
50:D2:34:ARG:HB3	50:D2:42:LEU:CD1	2.43	0.48
51:D3:12:ARG:HD3	51:D3:12:ARG:N	2.29	0.48
51:D3:49:VAL:HG21	51:D3:54:LEU:HA	1.94	0.48
22:DA:1057:A:N3	22:DA:1082:U:C2	2.81	0.48
22:DA:1252:G:C2	22:DA:1253:A:H2	2.32	0.48
22:DA:1329:U:O2'	22:DA:1330:C:P	2.70	0.48
22:DA:1417:C:H2'	22:DA:1418:G:C8	2.49	0.48
22:DA:1532:A:C2	22:DA:1540:G:N1	2.82	0.48
22:DA:1668:A:O4'	22:DA:1669:A:C2	2.66	0.48
22:DA:1716:U:O2'	22:DA:1717:A:C5'	2.61	0.48
22:DA:1824:G:OP2	22:DA:1824:G:H8	1.95	0.48
22:DA:1832:C:C2'	22:DA:1833:C:O5'	2.60	0.48
22:DA:1667:G:O2'	22:DA:1991:U:O4	2.26	0.48
22:DA:2094:A:O2'	22:DA:2095:A:O4'	2.31	0.48
22:DA:2298:A:C6	22:DA:2321:U:C5	3.01	0.48
22:DA:2396:G:C2	22:DA:2421:G:C2	3.01	0.48
22:DA:2662:A:C2'	22:DA:2663:G:H5'	2.44	0.48
22:DA:2668:G:N3	22:DA:2669:G:C8	2.81	0.48
22:DA:2800:A:N1	22:DA:2801:G:N3	2.62	0.48
22:DA:395:U:O2'	22:DA:396:G:O5'	2.31	0.48
22:DA:426:C:C2'	22:DA:427:U:H5'	2.42	0.48
22:DA:729:G:C8	24:DC:206:LYS:HE3	2.49	0.48
22:DA:749:A:H1'	22:DA:1618:A:OP1	2.13	0.48
22:DA:813:U:C2	22:DA:814:C:C6	3.01	0.48
24:DC:181:ARG:HG3	24:DC:182:LYS:N	2.29	0.48
24:DC:24:HIS:CE1	24:DC:79:ARG:NH1	2.82	0.48
26:DE:29:HIS:ND1	33:DL:6:LEU:CD2	2.74	0.48
32:DK:11:ALA:HB2	32:DK:64:ARG:HH12	1.75	0.48
33:DL:92:LEU:HD22	33:DL:124:GLY:CA	2.35	0.48

Continued on next page...

Continued from previous page...

Atom-1	Atom-2	Interatomic distance (Å)	Clash overlap (Å)
22:DA:2334:U:O3'	36:DO:13:ARG:HB2	2.11	0.48
37:DP:83:ILE:O	37:DP:83:ILE:HG23	2.13	0.48
39:DR:10:LYS:NZ	39:DR:23:GLU:HG3	2.28	0.48
22:DA:508:A:N6	40:DS:9:HIS:NE2	2.49	0.48
42:DU:82:VAL:H	42:DU:96:LYS:HZ2	1.61	0.48
43:DV:56:PHE:C	43:DV:58:SER:N	2.66	0.48
44:DW:49:ASN:OD1	44:DW:80:SER:HA	2.13	0.48
44:DW:30:VAL:CG2	44:DW:59:PHE:CD1	2.96	0.48
45:DX:39:VAL:O	45:DX:41:SER:N	2.46	0.48
47:DZ:41:PRO:HA	47:DZ:44:ARG:HB3	1.95	0.48
1:AA:1150:A:O2'	10:AJ:42:LEU:C	2.51	0.48
1:AA:1151:A:N6	1:AA:1152:A:N6	2.61	0.48
1:AA:1317:C:H6	1:AA:1317:C:H3'	1.78	0.48
1:AA:1365:G:O2'	1:AA:1366:C:H5'	2.14	0.48
1:AA:198:G:N2	1:AA:220:G:H1'	2.29	0.48
1:AA:266:G:OP2	1:AA:267:C:H5	1.97	0.48
1:AA:410:G:OP2	4:AD:21:LYS:CE	2.61	0.48
1:AA:52:C:H2'	1:AA:53:A:C8	2.48	0.48
1:AA:542:G:N3	1:AA:543:U:C5	2.81	0.48
4:AD:138:PRO:HA	4:AD:181:PHE:HD2	1.79	0.48
5:AE:152:VAL:CB	5:AE:155:LYS:NZ	2.41	0.48
7:AG:83:THR:O	7:AG:85:GLN:N	2.46	0.48
8:AH:21:LYS:HE2	8:AH:21:LYS:CA	2.41	0.48
10:AJ:33:GLY:O	10:AJ:34:ALA:CB	2.61	0.48
10:AJ:29:ALA:HB3	10:AJ:36:VAL:HG21	1.96	0.48
11:AK:51:PHE:CE1	11:AK:60:PHE:HE2	2.18	0.48
15:AO:52:ARG:HA	15:AO:55:LEU:HB3	1.94	0.48
15:AO:73:ASP:OD2	15:AO:76:ARG:HG3	2.14	0.48
16:AP:4:ILE:O	16:AP:68:SER:OG	2.29	0.48
20:AT:66:ILE:O	20:AT:67:HIS:O	2.32	0.48
49:B1:9:LYS:CD	49:B1:9:LYS:N	2.77	0.48
22:BA:1105:U:H2'	22:BA:1106:G:C8	2.45	0.48
22:BA:134:G:N2	22:BA:146:A:C4	2.82	0.48
22:BA:2056:G:C2	22:BA:2057:G:C8	3.00	0.48
22:BA:2210:U:OP1	22:BA:2210:U:H6	1.96	0.48
22:BA:28:A:C4	22:BA:29:U:C6	3.02	0.48
22:BA:872:U:H2'	22:BA:873:C:C6	2.48	0.48
22:BA:875:G:H2'	22:BA:876:C:H5'	1.96	0.48
22:BA:95:A:O2'	46:BY:41:HIS:CD2	2.67	0.48
23:BB:37:C:C5	23:BB:38:C:C5	3.01	0.48
24:BC:230:PRO:HG2	24:BC:245:THR:O	2.14	0.48

Continued on next page...

Continued from previous page...

Atom-1	Atom-2	Interatomic distance (Å)	Clash overlap (Å)
24:BC:80:LEU:HD11	24:BC:109:LEU:CB	2.44	0.48
25:BD:119:ALA:HB1	25:BD:123:LYS:HB3	1.95	0.48
26:BE:132:LYS:NZ	26:BE:132:LYS:HB3	2.29	0.48
31:BJ:3:THR:HG21	38:BQ:60:TRP:HE1	1.78	0.48
32:BK:1:MET:HG3	32:BK:67:LYS:HG3	1.96	0.48
34:BM:53:MET:HE2	34:BM:120:ALA:HB2	1.94	0.48
37:BP:24:THR:O	37:BP:25:VAL:O	2.30	0.48
38:BQ:40:LYS:HA	38:BQ:43:GLN:HG2	1.93	0.48
39:BR:91:GLN:OE1	39:BR:91:GLN:HA	2.14	0.48
41:BT:30:ILE:HG12	41:BT:32:LEU:CD2	2.43	0.48
42:BU:97:SER:O	42:BU:98:ASN:CB	2.61	0.48
45:BX:73:ARG:HG3	45:BX:73:ARG:O	2.14	0.48
1:CA:1130:A:N7	1:CA:1146:A:C6	2.82	0.48
1:CA:151:A:H2'	1:CA:152:A:O4'	2.13	0.48
1:CA:169:C:O2'	1:CA:170:U:H5'	2.14	0.48
1:CA:197:A:N6	1:CA:221:C:C5'	2.76	0.48
1:CA:885:G:H1'	1:CA:914:A:C2	2.49	0.48
22:BA:2197:U:OP1	4:CD:150:LYS:CE	2.62	0.48
8:CH:33:VAL:C	8:CH:35:ILE:N	2.66	0.48
9:CI:30:ASN:O	9:CI:31:GLN:CG	2.61	0.48
9:CI:49:GLN:O	9:CI:52:GLU:HG2	2.13	0.48
12:CL:7:VAL:O	12:CL:7:VAL:CG1	2.58	0.48
15:CO:16:ARG:HH12	15:CO:76:ARG:HD2	1.78	0.48
6:CF:86:ARG:CD	18:CR:63:TYR:O	2.57	0.48
21:CU:14:ALA:O	21:CU:15:LEU:C	2.52	0.48
48:D0:29:VAL:HA	48:D0:35:GLU:O	2.13	0.48
50:D2:18:PHE:O	50:D2:21:ARG:N	2.45	0.48
22:DA:125:A:O3'	50:D2:19:ARG:HG3	2.14	0.48
51:D3:11:LYS:C	51:D3:12:ARG:HD3	2.34	0.48
51:D3:2:LYS:HB2	51:D3:2:LYS:HE3	1.68	0.48
22:DA:1034:G:O2'	22:DA:1035:U:O4'	2.20	0.48
22:DA:1068:G:O2'	22:DA:1069:A:H5'	2.13	0.48
22:DA:1131:G:C5	22:DA:2025:C:H4'	2.49	0.48
22:DA:1275:A:C4	35:DN:16:HIS:HD2	2.32	0.48
22:DA:1342:A:C6	22:DA:1397:U:C5	3.01	0.48
22:DA:1388:G:H2'	22:DA:1389:G:H8	1.78	0.48
22:DA:142:A:O2'	22:DA:143:C:C6	2.49	0.48
22:DA:1596:A:C6	22:DA:1597:A:C6	3.01	0.48
22:DA:699:A:N6	22:DA:1633:G:H21	2.11	0.48
22:DA:1665:A:H1'	32:DK:1:MET:HG3	1.95	0.48
22:DA:1736:U:H2'	22:DA:1737:G:O5'	2.14	0.48

Continued on next page...

Continued from previous page...

Atom-1	Atom-2	Interatomic distance (Å)	Clash overlap (Å)
22:DA:1943:U:O4'	22:DA:1943:U:O2	2.32	0.48
22:DA:2452:C:H2'	22:DA:2453:A:C8	2.48	0.48
22:DA:2563:U:H4'	32:DK:28:SER:HA	1.96	0.48
22:DA:2588:G:C2'	22:DA:2589:A:H5'	2.43	0.48
22:DA:2728:U:H2'	22:DA:2729:G:C8	2.48	0.48
22:DA:30:G:C2	22:DA:31:C:C2	3.01	0.48
22:DA:334:C:O2'	22:DA:335:C:OP1	2.28	0.48
22:DA:279:A:C6	22:DA:361:G:O2'	2.67	0.48
22:DA:265:A:C6	22:DA:428:A:O4'	2.66	0.48
22:DA:36:G:H5'	22:DA:451:U:O2	2.13	0.48
23:DB:42:C:O2'	23:DB:43:C:H5'	2.14	0.48
24:DC:144:GLU:CB	24:DC:187:CYS:HB2	2.39	0.48
24:DC:255:LYS:C	24:DC:256:THR:CG2	2.80	0.48
24:DC:259:ASN:OD1	24:DC:262:THR:HG23	2.13	0.48
25:DD:124:ARG:NH1	25:DD:125:TRP:NE1	2.48	0.48
26:DE:135:ALA:C	26:DE:137:LYS:N	2.66	0.48
27:DF:110:ILE:HA	27:DF:111:ARG:HH11	1.79	0.48
31:DJ:25:LEU:C	31:DJ:27:ARG:N	2.67	0.48
36:DO:18:LEU:HD13	36:DO:25:ARG:CG	2.38	0.48
40:DS:25:ARG:HA	40:DS:74:ILE:HG21	1.94	0.48
41:DT:8:LEU:CD2	41:DT:46:ALA:HA	2.43	0.48
45:DX:26:ARG:HG3	45:DX:27:ARG:N	2.27	0.48
45:DX:63:ILE:HD12	45:DX:63:ILE:N	2.29	0.48
47:DZ:23:LEU:CD1	47:DZ:28:LEU:HD21	2.41	0.48
1:AA:1003:G:H21	1:AA:1005:A:H5'	1.74	0.48
1:AA:1227:A:O2'	1:AA:1228:C:O5'	2.22	0.48
1:AA:1258:G:O2'	1:AA:1259:C:H5'	2.14	0.48
1:AA:1317:C:C6	1:AA:1317:C:C3'	2.97	0.48
1:AA:1322:C:O2'	1:AA:1323:G:C5'	2.61	0.48
1:AA:1387:G:C4	1:AA:1388:C:C5	3.02	0.48
1:AA:500:G:C4	1:AA:501:C:C5	3.01	0.48
1:AA:515:G:N1	1:AA:537:G:C6	2.82	0.48
1:AA:555:U:H2'	1:AA:556:C:O5'	2.13	0.48
2:AB:206:ILE:HD13	2:AB:207:ARG:H	1.78	0.48
2:AB:68:PHE:CD2	2:AB:83:ALA:HB1	2.49	0.48
3:AC:106:ARG:O	3:AC:107:LYS:HB2	2.12	0.48
3:AC:137:VAL:HG22	3:AC:148:ILE:HG23	1.94	0.48
7:AG:22:LEU:HD11	7:AG:46:LEU:CD2	2.43	0.48
7:AG:52:ARG:HH21	7:AG:124:SER:CB	2.27	0.48
9:AI:26:LYS:O	9:AI:62:LEU:HD23	2.13	0.48
11:AK:109:ILE:O	11:AK:110:THR:CG2	2.61	0.48

Continued on next page...

Continued from previous page...

Atom-1	Atom-2	Interatomic distance (Å)	Clash overlap (Å)
11:AK:34:THR:HG1	11:AK:39:ASN:H	1.58	0.48
12:AL:113:ARG:HD2	12:AL:118:VAL:CG1	2.43	0.48
12:AL:35:ARG:HB2	12:AL:37:TYR:CE1	2.48	0.48
13:AM:94:LEU:HD22	13:AM:95:PRO:HD2	1.96	0.48
10:AJ:63:ASP:OD2	14:AN:97:LYS:NZ	2.47	0.48
17:AQ:15:LYS:HD2	17:AQ:16:MET:N	2.28	0.48
19:AS:10:ILE:HD11	19:AS:15:LEU:HB2	1.95	0.48
11:AK:125:LYS:O	21:AU:33:ARG:NH1	2.46	0.48
22:BA:686:U:O4	50:B2:12:ARG:NH2	2.47	0.48
22:BA:1028:A:N6	22:BA:1125:G:H2'	2.29	0.48
22:BA:1188:U:O2'	22:BA:1189:A:H5'	2.12	0.48
22:BA:1462:C:O2'	22:BA:1463:C:C5'	2.62	0.48
22:BA:1565:C:O2'	22:BA:1566:A:O5'	2.30	0.48
22:BA:1612:C:C2'	22:BA:1613:G:O5'	2.61	0.48
22:BA:1735:A:O2'	22:BA:1736:U:O4'	2.27	0.48
22:BA:178:G:O2'	22:BA:179:C:H5'	2.14	0.48
22:BA:1842:G:O4'	24:BC:242:HIS:ND1	2.47	0.48
22:BA:1871:A:C8	22:BA:1872:A:C6	3.01	0.48
22:BA:1912:A:N1	22:BA:1919:A:N7	2.62	0.48
22:BA:2148:G:O2'	22:BA:2149:U:O4'	2.31	0.48
22:BA:2250:G:H21	22:BA:2496:C:C5'	2.22	0.48
22:BA:2393:U:H2'	22:BA:2394:C:O4'	2.14	0.48
22:BA:1787:A:O4'	22:BA:2589:A:H4'	2.14	0.48
22:BA:2754:U:O5'	22:BA:2754:U:H6	1.96	0.48
22:BA:2805:C:C4	22:BA:2806:C:C4	3.01	0.48
22:BA:391:A:C6	22:BA:411:G:C2	3.02	0.48
22:BA:60:G:C8	22:BA:62:U:H2'	2.48	0.48
22:BA:566:U:O2'	22:BA:809:G:OP2	2.26	0.48
22:BA:962:G:P	56:BA:3355:HOH:O	2.71	0.48
22:BA:990:A:C5'	22:BA:990:A:C8	2.87	0.48
23:BB:49:C:O3'	36:BO:68:LYS:HE2	2.12	0.48
26:BE:113:VAL:CG1	26:BE:114:ARG:N	2.76	0.48
26:BE:172:ALA:O	26:BE:175:ILE:HG22	2.14	0.48
27:BF:40:GLY:N	27:BF:84:ILE:CD1	2.77	0.48
36:BO:110:ALA:O	36:BO:113:ALA:HB3	2.13	0.48
36:BO:54:VAL:HG22	36:BO:54:VAL:O	2.14	0.48
45:BX:50:VAL:HG12	45:BX:51:SER:O	2.13	0.48
1:CA:1146:A:C6	1:CA:1147:C:C4	3.02	0.48
1:CA:1299:A:H62	1:CA:1302:C:H41	1.61	0.48
1:CA:1490:U:C5'	1:CA:1491:G:OP2	2.62	0.48
1:CA:68:G:N2	1:CA:152:A:C1'	2.75	0.48

Continued on next page...

Continued from previous page...

Atom-1	Atom-2	Interatomic distance (Å)	Clash overlap (Å)
1:CA:158:G:N7	1:CA:164:G:C6	2.82	0.48
1:CA:43:C:H2'	1:CA:44:A:C5'	2.43	0.48
1:CA:511:C:C2	1:CA:512:U:C5	3.01	0.48
1:CA:770:C:O2'	1:CA:771:G:H5'	2.14	0.48
2:CB:74:ALA:CB	2:CB:206:ILE:HD11	2.43	0.48
5:CE:33:THR:OG1	5:CE:49:TYR:CZ	2.65	0.48
6:CF:49:TYR:HE1	18:CR:65:SER:HA	1.78	0.48
7:CG:26:VAL:HG12	7:CG:42:VAL:HG21	1.96	0.48
8:CH:46:GLU:N	8:CH:63:LYS:HG3	2.29	0.48
8:CH:9:MET:HA	8:CH:26:MET:HE2	1.94	0.48
11:CK:15:VAL:O	11:CK:16:SER:CB	2.59	0.48
1:CA:520:A:O2'	12:CL:69:GLU:HG3	2.13	0.48
12:CL:97:VAL:O	12:CL:97:VAL:CG2	2.56	0.48
15:CO:41:HIS:CD2	15:CO:41:HIS:C	2.87	0.48
52:D4:1:MET:HB3	52:D4:34:LYS:HE3	1.95	0.48
22:DA:70:G:O3'	22:DA:113:U:H4'	2.13	0.48
22:DA:1603:A:H2'	22:DA:1604:C:C6	2.49	0.48
22:DA:1833:C:N4	22:DA:1834:U:O4	2.47	0.48
22:DA:1975:G:N3	22:DA:1976:U:C6	2.82	0.48
22:DA:1957:C:O2'	22:DA:1985:C:H1'	2.13	0.48
22:DA:2093:G:C2	22:DA:2094:A:N7	2.81	0.48
22:DA:2104:C:O2	22:DA:2105:U:C5	2.62	0.48
22:DA:2136:G:O6	22:DA:2156:G:C2	2.66	0.48
22:DA:2286:G:N7	49:D1:33:LEU:CD2	2.75	0.48
22:DA:2636:C:P	25:DD:81:GLU:HB2	2.54	0.48
22:DA:2675:A:H2'	22:DA:2676:C:O4'	2.14	0.48
22:DA:2714:G:C2'	22:DA:2715:C:H5'	2.44	0.48
22:DA:2748:A:C2	22:DA:2749:A:C4	3.02	0.48
22:DA:28:A:H2'	22:DA:29:U:O4'	2.13	0.48
22:DA:370:G:H2'	22:DA:424:G:OP1	2.13	0.48
22:DA:533:G:H2'	22:DA:534:U:C6	2.49	0.48
22:DA:931:U:C2'	22:DA:931:U:O2	2.61	0.48
22:DA:947:A:O2'	22:DA:948:C:O4'	2.29	0.48
22:DA:996:A:O2'	38:DQ:91:ARG:HG2	2.13	0.48
24:DC:16:VAL:HB	24:DC:203:VAL:HB	1.94	0.48
24:DC:250:GLN:HG2	24:DC:250:GLN:H	1.51	0.48
24:DC:71:ASP:OD2	24:DC:118:GLY:HA2	2.14	0.48
26:DE:118:LEU:HD11	26:DE:188:MET:HE2	1.95	0.48
26:DE:128:ALA:CB	26:DE:129:PRO:CD	2.83	0.48
26:DE:158:PHE:HA	26:DE:169:VAL:HG11	1.95	0.48
26:DE:148:ILE:CA	26:DE:187:VAL:HB	2.40	0.48

Continued on next page...

Continued from previous page...

Atom-1	Atom-2	Interatomic distance (Å)	Clash overlap (Å)
32:DK:69:VAL:HG11	32:DK:106:GLU:HG2	1.95	0.48
33:DL:99:ASN:O	33:DL:100:ILE:HB	2.14	0.48
34:DM:53:MET:CE	34:DM:117:PHE:CE1	2.96	0.48
36:DO:105:ALA:O	36:DO:109:ALA:CB	2.62	0.48
22:DA:2019:A:C4'	38:DQ:33:VAL:HG21	2.39	0.48
41:DT:48:GLN:HA	41:DT:48:GLN:NE2	2.28	0.48
22:DA:1340:U:H5'	41:DT:61:LEU:CD2	2.44	0.48
44:DW:37:VAL:C	44:DW:39:GLN:H	2.16	0.48
22:DA:2432:A:C6	45:DX:20:ALA:HA	2.47	0.48
47:DZ:40:THR:HG22	47:DZ:42:ALA:H	1.77	0.48
1:AA:1253:G:H2'	1:AA:1254:A:H8	1.79	0.48
1:AA:174:A:HO2'	1:AA:175:C:H5'	1.77	0.48
1:AA:192:A:C6	1:AA:193:C:C4	3.02	0.48
1:AA:344:A:O2'	37:BP:36:LYS:HE2	2.13	0.48
1:AA:363:A:C2'	1:AA:364:A:H5'	2.44	0.48
1:AA:674:G:H4'	18:AR:69:TYR:CE1	2.48	0.48
1:AA:903:G:C4	1:AA:904:U:C6	3.02	0.48
1:AA:92:U:C2'	1:AA:93:U:C6	2.96	0.48
3:AC:154:GLY:O	3:AC:195:ILE:CG1	2.61	0.48
3:AC:185:THR:O	3:AC:186:SER:HB2	2.13	0.48
4:AD:131:ILE:O	4:AD:133:SER:N	2.43	0.48
5:AE:94:PHE:CD1	5:AE:94:PHE:O	2.67	0.48
8:AH:36:ALA:CB	8:AH:60:LEU:HD21	2.43	0.48
8:AH:1:SER:C	8:AH:3:GLN:N	2.66	0.48
8:AH:76:ARG:NE	8:AH:78:SER:O	2.47	0.48
9:AI:3:ASN:O	9:AI:4:GLN:HG2	2.13	0.48
10:AJ:17:LEU:HD23	10:AJ:18:ILE:HA	1.96	0.48
10:AJ:22:THR:HG22	10:AJ:23:ALA:N	2.29	0.48
10:AJ:70:HIS:H	10:AJ:70:HIS:CD2	2.32	0.48
10:AJ:53:ILE:HD11	14:AN:84:ARG:NH1	2.28	0.48
22:BA:1189:A:C2'	22:BA:1190:G:O5'	2.62	0.48
22:BA:1282:U:H2'	22:BA:1283:G:O4'	2.14	0.48
22:BA:1360:G:C6	22:BA:1372:U:C2	3.02	0.48
22:BA:1508:A:O2'	22:BA:1509:A:P	2.72	0.48
22:BA:1513:U:C2'	22:BA:1514:G:H5'	2.43	0.48
22:BA:1967:C:H2'	22:BA:1968:G:C8	2.49	0.48
22:BA:242:G:O5'	51:B3:2:LYS:HE2	2.14	0.48
22:BA:2489:U:C2'	22:BA:2490:G:O5'	2.62	0.48
22:BA:2515:C:O2	22:BA:2570:G:C2	2.67	0.48
22:BA:38:A:O2'	26:BE:43:THR:HA	2.12	0.48
22:BA:696:G:O2'	22:BA:697:G:H5'	2.13	0.48

Continued on next page...

Continued from previous page...

Atom-1	Atom-2	Interatomic distance (Å)	Clash overlap (Å)
22:BA:819:A:OP2	22:BA:1187:G:N2	2.43	0.48
22:BA:861:A:N3	23:BB:79:G:O2'	2.47	0.48
24:BC:182:LYS:O	24:BC:183:VAL:CG2	2.62	0.48
24:BC:83:ASP:OD1	24:BC:84:PRO:CD	2.62	0.48
28:BG:97:VAL:HG22	28:BG:102:ILE:HG12	1.95	0.48
29:BH:80:ILE:O	29:BH:81:ALA:HB2	2.12	0.48
30:BI:12:VAL:HG23	30:BI:13:ALA:H	1.78	0.48
31:BJ:64:VAL:HG11	31:BJ:68:LYS:HB2	1.92	0.48
32:BK:95:ILE:C	32:BK:95:ILE:CD1	2.64	0.48
39:BR:42:ALA:CB	39:BR:46:GLU:HB2	2.43	0.48
41:BT:22:THR:O	41:BT:25:GLU:HB3	2.13	0.48
41:BT:31:VAL:C	41:BT:32:LEU:CD2	2.74	0.48
1:CA:1347:G:H3'	9:CI:109:GLN:O	2.13	0.48
1:CA:549:C:H2'	1:CA:550:G:O4'	2.14	0.48
1:CA:687:A:C2	1:CA:704:A:C6	3.02	0.48
1:CA:67:C:O2	1:CA:68:G:N7	2.47	0.48
3:CC:70:ALA:HB2	3:CC:114:LEU:HD11	1.96	0.48
1:CA:1082:A:OP2	5:CE:22:LYS:HE3	2.13	0.48
7:CG:88:VAL:CG2	7:CG:89:GLU:H	2.14	0.48
9:CI:94:ARG:NH1	9:CI:94:ARG:HG3	2.29	0.48
12:CL:109:ARG:HD2	12:CL:109:ARG:HA	1.69	0.48
14:CN:8:ARG:NH1	14:CN:12:ARG:HH22	2.11	0.48
14:CN:25:GLU:O	14:CN:28:ALA:HB3	2.12	0.48
15:CO:36:ASN:O	15:CO:37:HIS:C	2.51	0.48
17:CQ:80:LYS:O	17:CQ:81:ALA:HB3	2.14	0.48
18:CR:53:GLN:O	18:CR:56:ARG:HB2	2.14	0.48
19:CS:52:ASN:C	19:CS:54:ARG:H	2.17	0.48
18:CR:72:ARG:HA	21:CU:4:LYS:HE3	1.94	0.48
22:DA:242:G:C5	51:D3:4:LYS:HE3	2.49	0.48
22:DA:1007:C:H2'	22:DA:1008:A:C8	2.48	0.48
22:DA:1071:G:O6	22:DA:1089:A:C2	2.66	0.48
22:DA:1431:A:H2'	22:DA:1432:G:C8	2.49	0.48
22:DA:1551:A:C4	22:DA:1552:A:H8	2.31	0.48
22:DA:202:U:H2'	22:DA:202:U:O2	2.13	0.48
22:DA:2348:U:P	51:D3:37:THR:HG21	2.54	0.48
22:DA:2345:G:C5	22:DA:2381:A:C2	3.02	0.48
22:DA:2522:U:O2'	22:DA:2523:G:H5'	2.14	0.48
22:DA:2674:G:C6	22:DA:2675:A:C6	3.02	0.48
22:DA:2748:A:C6	22:DA:2757:A:N7	2.82	0.48
22:DA:2837:A:N6	22:DA:2882:A:N6	2.60	0.48
22:DA:310:A:C8	22:DA:312:G:O6	2.66	0.48

Continued on next page...

Continued from previous page...

Atom-1	Atom-2	Interatomic distance (Å)	Clash overlap (Å)
22:DA:445:C:H2'	22:DA:446:G:N7	2.28	0.48
22:DA:503:A:C5'	22:DA:504:A:O5'	2.62	0.48
22:DA:813:U:C2	22:DA:814:C:C5	3.02	0.48
22:DA:82:U:C3'	22:DA:83:A:H5''	2.43	0.48
22:DA:956:G:H1'	34:DM:82:MET:HE1	1.95	0.48
23:DB:24:G:H4'	23:DB:26:C:H5	1.78	0.48
23:DB:49:C:H2'	23:DB:50:A:H8	1.79	0.48
22:DA:1820:U:O2'	24:DC:199:HIS:HD2	1.97	0.48
25:DD:110:THR:CG2	25:DD:171:THR:HG22	2.43	0.48
25:DD:137:SER:C	25:DD:138:LEU:CD2	2.82	0.48
25:DD:110:THR:HG23	25:DD:171:THR:HG22	1.96	0.48
26:DE:147:LEU:CD2	26:DE:179:SER:HB2	2.43	0.48
26:DE:46:GLN:HB3	26:DE:86:ALA:HB1	1.95	0.48
26:DE:59:PRO:HB2	26:DE:67:ARG:NH2	2.29	0.48
27:DF:12:VAL:HG12	27:DF:12:VAL:O	2.14	0.48
27:DF:93:GLU:C	27:DF:95:MET:H	2.17	0.48
29:DH:24:GLY:O	29:DH:25:TYR:C	2.52	0.48
34:DM:31:PHE:O	34:DM:105:MET:N	2.43	0.48
36:DO:34:HIS:HA	36:DO:65:THR:O	2.14	0.48
36:DO:89:ASP:O	36:DO:90:VAL:HG13	2.14	0.48
37:DP:59:THR:HA	37:DP:72:VAL:HA	1.95	0.48
40:DS:24:ILE:HG22	40:DS:35:ILE:CD1	2.41	0.48
40:DS:18:ARG:CA	40:DS:76:VAL:HG11	2.38	0.48
1:AA:1141:C:O2	1:AA:1142:G:C8	2.67	0.48
1:AA:135:C:H2'	1:AA:136:C:H5'	1.95	0.48
1:AA:687:A:C6	1:AA:704:A:N7	2.82	0.48
1:AA:686:U:O2'	1:AA:687:A:C8	2.59	0.48
1:AA:752:G:O2'	1:AA:753:A:P	2.71	0.48
1:AA:761:G:H2'	1:AA:762:U:C6	2.49	0.48
1:AA:792:A:N3	1:AA:794:A:C5	2.82	0.48
1:AA:845:A:H3'	1:AA:845:A:C8	2.49	0.48
1:AA:868:C:H2'	1:AA:869:G:C5'	2.43	0.48
1:AA:923:A:O2'	1:AA:924:C:H5'	2.14	0.48
2:AB:56:LEU:CD1	2:AB:220:VAL:CG2	2.91	0.48
2:AB:90:PHE:H	2:AB:149:GLY:HA2	1.78	0.48
3:AC:34:SER:OG	3:AC:94:ALA:HA	2.13	0.48
4:AD:94:GLU:HG3	4:AD:99:ASN:ND2	2.29	0.48
5:AE:120:HIS:C	5:AE:121:ASN:HD22	2.17	0.48
6:AF:20:GLY:O	6:AF:24:ARG:HD3	2.13	0.48
1:AA:586:C:O2'	8:AH:3:GLN:NE2	2.46	0.48
8:AH:45:ILE:CD1	8:AH:60:LEU:HD22	2.44	0.48

Continued on next page...

Continued from previous page...

Atom-1	Atom-2	Interatomic distance (Å)	Clash overlap (Å)
9:AI:16:ALA:HB2	9:AI:66:VAL:CG2	2.44	0.48
10:AJ:11:LYS:O	10:AJ:12:ALA:HB2	2.14	0.48
11:AK:54:SER:HA	11:AK:57:SER:OG	2.14	0.48
12:AL:23:LEU:O	12:AL:25:ALA:N	2.46	0.48
13:AM:92:ARG:HB3	13:AM:92:ARG:CZ	2.43	0.48
15:AO:44:GLU:O	15:AO:45:HIS:HB2	2.13	0.48
19:AS:30:LEU:O	19:AS:49:ALA:CB	2.61	0.48
20:AT:18:LYS:O	20:AT:19:HIS:C	2.52	0.48
51:B3:54:LEU:HA	51:B3:54:LEU:HD13	1.76	0.48
22:BA:1088:A:H4'	22:BA:1089:A:H8	1.78	0.48
22:BA:1139:G:C2'	22:BA:1140:C:H5'	2.44	0.48
22:BA:1604:C:H2'	22:BA:1605:C:H6	1.79	0.48
22:BA:1694:C:H4'	22:BA:1695:G:O5'	2.13	0.48
22:BA:1707:G:C5	22:BA:1756:G:C6	3.02	0.48
22:BA:1848:A:O2'	22:BA:1849:G:H5'	2.14	0.48
22:BA:1974:C:H2'	22:BA:1975:G:O5'	2.14	0.48
22:BA:2136:G:O6	22:BA:2156:G:N3	2.47	0.48
22:BA:361:G:OP2	22:BA:361:G:C8	2.67	0.48
22:BA:611:C:C2'	22:BA:612:G:O5'	2.62	0.48
22:BA:930:G:C5'	22:BA:931:U:OP2	2.61	0.48
28:BG:7:PRO:O	28:BG:68:ARG:NH1	2.45	0.48
29:BH:14:SER:O	29:BH:16:GLY:N	2.47	0.48
30:BI:85:ILE:HD13	30:BI:88:GLY:HA2	1.96	0.48
31:BJ:3:THR:HG21	38:BQ:60:TRP:NE1	2.28	0.48
32:BK:113:MET:HA	32:BK:116:ILE:CG1	2.43	0.48
36:BO:115:LEU:HD12	36:BO:116:GLN:H	1.77	0.48
37:BP:28:LYS:O	37:BP:80:VAL:O	2.32	0.48
44:BW:11:ASN:C	44:BW:12:GLY:O	2.50	0.48
44:BW:22:VAL:O	44:BW:25:PHE:CD2	2.66	0.48
45:BX:44:ARG:HG2	45:BX:45:PHE:N	2.27	0.48
1:CA:1272:G:H2'	1:CA:1273:C:C5'	2.43	0.48
1:CA:182:A:C5	1:CA:184:G:C8	3.02	0.48
1:CA:205:A:C4	1:CA:206:C:N4	2.82	0.48
1:CA:255:G:H2'	1:CA:256:U:H6	1.78	0.48
1:CA:269:C:H2'	1:CA:270:A:H8	1.74	0.48
1:CA:595:A:C4'	1:CA:596:A:OP1	2.62	0.48
4:CD:145:ARG:HG3	4:CD:146:GLU:N	2.29	0.48
4:CD:160:LEU:HA	4:CD:160:LEU:HD13	1.73	0.48
10:CJ:35:GLN:NE2	10:CJ:78:GLU:HB2	2.29	0.48
11:CK:33:ILE:O	11:CK:41:LEU:HB2	2.13	0.48
14:CN:61:ASN:C	14:CN:62:ARG:HG3	2.34	0.48

Continued on next page...

Continued from previous page...

Atom-1	Atom-2	Interatomic distance (Å)	Clash overlap (Å)
14:CN:72:PHE:CG	14:CN:73:LEU:N	2.82	0.48
15:CO:16:ARG:HB2	15:CO:23:SER:OG	2.14	0.48
16:CP:38:PHE:O	16:CP:38:PHE:CG	2.67	0.48
20:CT:81:GLN:O	20:CT:82:ILE:HG12	2.14	0.48
51:D3:44:ARG:H	51:D3:45:PRO:HD2	1.79	0.48
22:DA:1064:C:C5	22:DA:1065:U:C5	3.02	0.48
22:DA:1085:A:H4'	22:DA:1105:U:O4'	2.14	0.48
22:DA:1071:G:N2	22:DA:1090:A:OP2	2.46	0.48
22:DA:1170:C:OP2	22:DA:1170:C:H6	1.96	0.48
22:DA:120:U:C2	22:DA:149:A:N6	2.82	0.48
22:DA:122:G:O2'	22:DA:123:G:C5'	2.62	0.48
22:DA:1330:C:O2'	22:DA:1331:G:O5'	2.31	0.48
22:DA:1439:A:N7	22:DA:1440:U:H1'	2.29	0.48
22:DA:1475:G:HO2'	22:DA:1476:U:H6	1.60	0.48
22:DA:1499:C:C4	22:DA:1500:G:N7	2.81	0.48
22:DA:1608:A:N7	22:DA:1611:C:N4	2.61	0.48
22:DA:1678:A:H2'	22:DA:1679:A:O4'	2.13	0.48
22:DA:1789:A:O2'	22:DA:1790:C:H5'	2.13	0.48
22:DA:1919:A:C2'	22:DA:1920:C:H5'	2.44	0.48
22:DA:1991:U:C4'	22:DA:1991:U:H6	2.27	0.48
22:DA:2102:G:C6	22:DA:2103:C:C5	3.02	0.48
22:DA:2508:G:H2'	22:DA:2509:G:C8	2.49	0.48
22:DA:2636:C:OP1	25:DD:81:GLU:HB2	2.14	0.48
22:DA:360:U:H2'	22:DA:361:G:O4'	2.13	0.48
22:DA:503:A:C6	22:DA:506:G:C6	3.01	0.48
22:DA:614:A:OP2	22:DA:614:A:N3	2.47	0.48
22:DA:689:A:N3	22:DA:779:U:C1'	2.77	0.48
22:DA:931:U:H5	22:DA:1182:G:N2	2.12	0.48
22:DA:993:G:O2'	22:DA:994:C:H5'	2.14	0.48
24:DC:245:THR:HB	24:DC:246:PRO:HD2	1.96	0.48
25:DD:208:LYS:O	25:DD:209:ALA:HB2	2.12	0.48
25:DD:37:VAL:HG12	25:DD:37:VAL:O	2.13	0.48
26:DE:37:ALA:HB1	26:DE:92:HIS:O	2.13	0.48
29:DH:109:GLU:OE2	29:DH:109:GLU:HA	2.13	0.48
30:DI:20:SER:H	30:DI:21:PRO:CD	2.26	0.48
31:DJ:92:MET:HE2	31:DJ:95:ARG:HD2	1.96	0.48
37:DP:86:LYS:N	37:DP:86:LYS:NZ	2.62	0.48
38:DQ:61:ILE:H	38:DQ:61:ILE:CD1	2.26	0.48
39:DR:87:GLN:HG2	39:DR:88:GLY:H	1.78	0.48
40:DS:68:ASP:O	40:DS:69:LEU:HD12	2.13	0.48
22:DA:2356:U:C4'	44:DW:16:GLU:HG3	2.37	0.48

Continued on next page...

Continued from previous page...

Atom-1	Atom-2	Interatomic distance (Å)	Clash overlap (Å)
45:DX:67:LEU:CD2	45:DX:77:TYR:CE1	2.96	0.48
46:DY:57:LEU:O	46:DY:60:LYS:HE3	2.14	0.48
46:DY:1:MET:N	46:DY:5:GLU:HG2	2.29	0.48
1:AA:1152:A:O2'	1:AA:1153:G:C5'	2.62	0.47
1:AA:122:G:H2'	1:AA:123:U:H6	1.79	0.47
1:AA:1293:C:H2'	1:AA:1294:G:H8	1.78	0.47
1:AA:1501:C:C4	1:AA:1504:G:C5	3.02	0.47
1:AA:292:G:N2	1:AA:309:A:C4	2.82	0.47
1:AA:338:A:C6	1:AA:351:G:O6	2.66	0.47
1:AA:429:U:C4'	1:AA:430:A:O5'	2.62	0.47
1:AA:520:A:C2	1:AA:536:C:O2	2.67	0.47
1:AA:577:G:O4'	1:AA:816:A:H2'	2.14	0.47
1:AA:577:G:H2'	1:AA:578:C:H6	1.79	0.47
3:AC:147:GLY:O	3:AC:148:ILE:HB	2.14	0.47
4:AD:25:ARG:HD3	4:AD:30:LYS:CE	2.44	0.47
9:AI:112:ARG:HH22	10:AJ:64:GLN:NE2	2.11	0.47
11:AK:22:ILE:HD11	11:AK:85:VAL:CG1	2.27	0.47
14:AN:82:LYS:HE2	14:AN:82:LYS:HA	1.96	0.47
15:AO:24:THR:HG22	15:AO:25:GLU:N	2.27	0.47
20:AT:43:LYS:HE2	20:AT:86:ALA:CB	2.44	0.47
21:AU:23:GLU:HA	21:AU:27:VAL:HG23	1.96	0.47
22:BA:1381:G:C2'	22:BA:1382:G:H5'	2.43	0.47
22:BA:1488:C:H2'	22:BA:1489:C:H6	1.79	0.47
22:BA:1845:G:H2'	22:BA:1846:G:C5'	2.44	0.47
22:BA:1963:U:O2'	22:BA:1964:G:H5''	2.14	0.47
22:BA:2078:C:O2'	22:BA:2079:U:H5'	2.14	0.47
22:BA:2362:C:H2'	22:BA:2363:G:H5'	1.96	0.47
22:BA:2582:G:H2'	22:BA:2582:G:N3	2.28	0.47
22:BA:2617:U:H2'	22:BA:2618:G:O4'	2.14	0.47
22:BA:2788:C:H2'	22:BA:2789:C:C6	2.49	0.47
22:BA:2850:A:H2'	22:BA:2851:A:H8	1.78	0.47
22:BA:27:G:O2'	22:BA:28:A:OP2	2.27	0.47
22:BA:292:U:H2'	22:BA:293:U:O4'	2.13	0.47
22:BA:301:G:HO2'	22:BA:302:C:P	2.37	0.47
22:BA:466:A:H2'	22:BA:467:G:H5'	1.95	0.47
22:BA:580:U:O2'	22:BA:581:C:H5'	2.14	0.47
22:BA:870:U:C2'	22:BA:871:U:H5'	2.44	0.47
23:BB:48:U:O2	23:BB:48:U:H2'	2.14	0.47
24:BC:76:VAL:O	24:BC:77:VAL:O	2.32	0.47
27:BF:39:VAL:CG1	27:BF:49:LEU:CD1	2.89	0.47
34:BM:1:MET:HA	34:BM:1:MET:CE	2.43	0.47

Continued on next page...

Continued from previous page...

Atom-1	Atom-2	Interatomic distance (Å)	Clash overlap (Å)
35:BN:73:ASN:C	35:BN:76:VAL:HG12	2.33	0.47
39:BR:21:ARG:NH2	39:BR:93:PHE:CE2	2.82	0.47
44:BW:50:VAL:CG1	44:BW:51:GLY:N	2.69	0.47
1:CA:1117:A:N1	1:CA:1184:G:O6	2.46	0.47
1:CA:1343:G:C6	1:CA:1344:C:C4	3.02	0.47
1:CA:1494:G:C2'	1:CA:1495:U:O5'	2.62	0.47
1:CA:1509:C:H2'	1:CA:1510:C:H6	1.78	0.47
1:CA:1514:G:H2'	1:CA:1515:G:C8	2.49	0.47
1:CA:246:A:N7	1:CA:281:G:N2	2.61	0.47
1:CA:344:A:O2'	1:CA:345:C:OP1	2.27	0.47
1:CA:76:G:N2	1:CA:95:C:N3	2.61	0.47
2:CB:21:TYR:N	2:CB:21:TYR:CD1	2.82	0.47
3:CC:5:HIS:HA	3:CC:6:PRO:HD2	1.75	0.47
4:CD:10:LEU:O	4:CD:14:GLU:HG2	2.14	0.47
5:CE:114:LEU:O	5:CE:119:VAL:HG23	2.13	0.47
5:CE:125:LYS:HB2	5:CE:125:LYS:HE3	1.69	0.47
7:CG:101:ARG:O	7:CG:104:VAL:HG22	2.13	0.47
7:CG:72:VAL:HG12	7:CG:144:ALA:HB1	1.94	0.47
7:CG:148:LYS:HB2	7:CG:148:LYS:HZ3	1.76	0.47
7:CG:34:LYS:CB	7:CG:34:LYS:NZ	2.77	0.47
7:CG:90:VAL:HG12	7:CG:94:ARG:HD3	1.96	0.47
9:CI:57:VAL:O	9:CI:57:VAL:HG12	2.14	0.47
11:CK:81:LEU:HD11	11:CK:104:PHE:HB3	1.95	0.47
11:CK:121:ARG:NH2	21:CU:35:GLU:HG2	2.29	0.47
11:CK:51:PHE:HE2	11:CK:64:VAL:HG21	1.79	0.47
1:CA:1317:C:OP1	14:CN:56:PRO:HD2	2.14	0.47
10:CJ:52:LEU:O	14:CN:80:ARG:HG3	2.13	0.47
16:CP:2:VAL:HG22	16:CP:3:THR:N	2.28	0.47
16:CP:41:PRO:C	16:CP:42:ILE:HD13	2.34	0.47
16:CP:78:VAL:C	16:CP:80:LYS:N	2.67	0.47
21:CU:16:ARG:CG	21:CU:19:LYS:CG	2.80	0.47
22:DA:1167:C:O2'	22:DA:1168:G:H5'	2.12	0.47
22:DA:1238:G:H2'	22:DA:1239:G:H8	1.78	0.47
22:DA:1286:A:C6	22:DA:1289:C:C2	3.02	0.47
22:DA:1296:G:H1'	22:DA:1645:G:N2	2.29	0.47
22:DA:143:C:C4	22:DA:144:A:N6	2.82	0.47
22:DA:1571:A:H8	22:DA:1571:A:H3'	1.78	0.47
22:DA:1612:C:C2'	22:DA:1613:G:O5'	2.61	0.47
22:DA:1702:G:C6	22:DA:1703:G:C5	3.02	0.47
22:DA:1748:C:O2'	22:DA:1749:A:H5'	2.13	0.47
22:DA:1767:G:N2	22:DA:1986:C:C2	2.82	0.47

Continued on next page...

Continued from previous page...

Atom-1	Atom-2	Interatomic distance (Å)	Clash overlap (Å)
22:DA:1914:C:C6	22:DA:1915:U:C6	3.02	0.47
22:DA:193:U:H2'	22:DA:194:G:H5'	1.96	0.47
22:DA:1663:G:C2	22:DA:1998:A:C5	3.02	0.47
22:DA:2106:U:C4	22:DA:2107:G:N7	2.81	0.47
22:DA:2109:U:H2'	22:DA:2110:G:OP1	2.13	0.47
22:DA:2304:G:N2	22:DA:2312:U:H3	1.94	0.47
22:DA:2454:G:C2	22:DA:2499:C:N3	2.82	0.47
22:DA:2457:U:C4	22:DA:2458:G:C5	3.02	0.47
22:DA:2697:G:C2	22:DA:2711:A:C2	3.02	0.47
22:DA:2752:C:O2'	22:DA:2753:A:H8	1.97	0.47
22:DA:2835:A:N6	22:DA:2879:A:N9	2.62	0.47
22:DA:291:G:O2'	22:DA:292:U:H5'	2.14	0.47
22:DA:31:C:O5'	22:DA:31:C:H6	1.97	0.47
22:DA:67:U:C2'	22:DA:68:G:H8	2.23	0.47
22:DA:727:A:H2'	22:DA:728:G:N7	2.28	0.47
22:DA:808:G:H2'	22:DA:809:G:C8	2.49	0.47
22:DA:830:G:P	22:DA:830:G:H8	2.37	0.47
22:DA:867:C:O2'	22:DA:868:U:O5'	2.31	0.47
22:DA:918:A:H5''	23:DB:97:C:O2'	2.14	0.47
22:DA:664:G:H5'	22:DA:940:G:H4'	1.95	0.47
23:DB:109:A:C6	23:DB:110:C:N4	2.82	0.47
23:DB:46:A:HO2'	23:DB:47:C:H6	1.62	0.47
25:DD:121:THR:HG21	25:DD:127:PHE:CD1	2.49	0.47
26:DE:44:ARG:HH22	26:DE:87:ALA:HB3	1.78	0.47
26:DE:78:TRP:HB3	26:DE:79:ARG:O	2.14	0.47
26:DE:79:ARG:CG	26:DE:80:SER:H	2.12	0.47
31:DJ:45:THR:N	31:DJ:46:PRO:HD2	2.30	0.47
33:DL:121:THR:O	33:DL:121:THR:HG23	2.14	0.47
56:DA:3265:HOH:O	33:DL:35:HIS:HB2	2.14	0.47
34:DM:53:MET:HE1	34:DM:117:PHE:CE1	2.49	0.47
35:DN:64:ARG:NH2	35:DN:64:ARG:HG2	2.29	0.47
36:DO:69:ASP:O	36:DO:70:ALA:C	2.52	0.47
38:DQ:57:ARG:C	38:DQ:59:LEU:H	2.17	0.47
39:DR:46:GLU:OE1	39:DR:48:LYS:HG3	2.13	0.47
41:DT:27:SER:O	41:DT:28:ASN:HB3	2.14	0.47
41:DT:28:ASN:O	41:DT:29:THR:CG2	2.62	0.47
1:AA:374:A:OP1	1:AA:452:A:N1	2.47	0.47
1:AA:390:U:H2'	1:AA:391:G:C8	2.49	0.47
1:AA:403:C:O2'	1:AA:404:G:H5'	2.14	0.47
1:AA:429:U:C1'	1:AA:430:A:C5'	2.91	0.47
1:AA:693:G:HO2'	1:AA:694:A:H5'	1.75	0.47

Continued on next page...

Continued from previous page...

Atom-1	Atom-2	Interatomic distance (Å)	Clash overlap (Å)
2:AB:60:ALA:CB	2:AB:223:GLY:HA3	2.44	0.47
3:AC:129:PHE:CZ	3:AC:130:ARG:HD3	2.49	0.47
4:AD:189:ASP:O	4:AD:190:LEU:HB3	2.14	0.47
7:AG:145:GLU:N	7:AG:148:LYS:HB2	2.29	0.47
9:AI:15:ALA:C	9:AI:66:VAL:HG23	2.34	0.47
9:AI:17:ARG:HE	9:AI:65:THR:HB	1.78	0.47
11:AK:124:LYS:HZ3	11:AK:127:ARG:NE	2.11	0.47
11:AK:28:ASN:OD1	11:AK:29:THR:N	2.47	0.47
14:AN:11:LYS:NZ	14:AN:11:LYS:HB2	2.29	0.47
22:BA:1435:G:C8	22:BA:1435:G:H5''	2.49	0.47
22:BA:1739:A:H2'	22:BA:1740:G:O4'	2.15	0.47
22:BA:1924:C:C2	22:BA:1925:C:C6	3.02	0.47
22:BA:2151:U:C4	22:BA:2152:G:N7	2.82	0.47
22:BA:2094:A:C2	22:BA:2196:C:C2	3.02	0.47
22:BA:2388:A:H5'	22:BA:2389:G:OP2	2.14	0.47
22:BA:1782:U:H1'	22:BA:2609:U:O4'	2.14	0.47
22:BA:2740:A:C6	22:BA:2764:A:C8	3.03	0.47
22:BA:2773:C:H2'	22:BA:2774:C:H6	1.79	0.47
22:BA:2825:G:H2'	22:BA:2826:A:H5'	1.96	0.47
22:BA:520:G:H2'	22:BA:521:U:C6	2.48	0.47
22:BA:626:A:H2'	33:BL:78:ARG:CZ	2.45	0.47
22:BA:859:G:C8	22:BA:859:G:OP2	2.64	0.47
24:BC:184:GLU:O	24:BC:186:ASP:N	2.47	0.47
22:BA:2595:G:H1	24:BC:238:ASN:HD21	1.60	0.47
26:BE:174:GLY:O	26:BE:175:ILE:C	2.53	0.47
27:BF:1:ALA:O	27:BF:2:LYS:HB3	2.12	0.47
30:BI:56:VAL:HG22	30:BI:57:VAL:N	2.29	0.47
32:BK:1:MET:C	32:BK:2:ILE:HD12	2.35	0.47
34:BM:24:THR:HG23	34:BM:24:THR:O	2.13	0.47
38:BQ:81:GLY:CA	38:BQ:116:LEU:HD13	2.44	0.47
39:BR:37:GLU:N	39:BR:37:GLU:CD	2.66	0.47
41:BT:67:VAL:C	41:BT:68:LYS:HD3	2.35	0.47
46:BY:38:GLN:N	46:BY:38:GLN:OE1	2.47	0.47
1:CA:101:A:C5	1:CA:102:G:N7	2.82	0.47
1:CA:1269:A:H2'	1:CA:1270:G:C5'	2.44	0.47
1:CA:1294:G:H2'	1:CA:1295:U:O5'	2.13	0.47
1:CA:1307:U:H1'	13:CM:107:THR:CG2	2.44	0.47
1:CA:1318:A:H8	1:CA:1318:A:O5'	1.97	0.47
1:CA:68:G:C5'	1:CA:171:A:O2'	2.61	0.47
1:CA:254:G:H4'	17:CQ:16:MET:CE	2.42	0.47
1:CA:275:G:C2	1:CA:276:G:C5	3.02	0.47

Continued on next page...

Continued from previous page...

Atom-1	Atom-2	Interatomic distance (Å)	Clash overlap (Å)
1:CA:305:G:C5'	1:CA:306:A:OP1	2.62	0.47
1:CA:306:A:C5	1:CA:307:C:C5	3.02	0.47
1:CA:530:G:N3	1:CA:530:G:H3'	2.29	0.47
1:CA:26:A:H61	1:CA:558:G:C2'	2.27	0.47
1:CA:654:G:H2'	1:CA:655:A:H8	1.79	0.47
1:CA:722:G:N3	1:CA:722:G:C2'	2.77	0.47
8:CH:39:LEU:HB2	8:CH:45:ILE:CD1	2.43	0.47
9:CI:7:GLY:HA3	9:CI:84:ARG:O	2.14	0.47
12:CL:42:LYS:CG	12:CL:43:LYS:N	2.66	0.47
14:CN:1:ALA:HA	14:CN:67:GLY:O	2.14	0.47
14:CN:68:ARG:HG3	14:CN:69:PRO:CD	2.44	0.47
16:CP:44:SER:C	16:CP:46:LYS:HZ2	2.17	0.47
19:CS:52:ASN:OD1	19:CS:57:VAL:HG13	2.13	0.47
22:DA:1062:G:C8	22:DA:1088:A:H8	2.33	0.47
22:DA:1079:C:N3	22:DA:1088:A:H2	2.12	0.47
22:DA:116:C:H2'	22:DA:117:G:C5'	2.44	0.47
22:DA:991:C:N4	22:DA:1185:G:O6	2.47	0.47
22:DA:1206:G:C4	22:DA:1207:C:C5	3.02	0.47
22:DA:1363:C:H42	22:DA:1368:G:H1	1.61	0.47
22:DA:121:G:C1'	22:DA:148:U:N3	2.78	0.47
22:DA:1535:A:H5'	22:DA:1536:C:OP2	2.14	0.47
22:DA:1616:A:OP1	22:DA:1616:A:H2'	2.14	0.47
22:DA:1702:G:C6	22:DA:1703:G:N7	2.83	0.47
22:DA:1816:C:HO2'	24:DC:61:TYR:HH	1.62	0.47
22:DA:1874:C:H2'	22:DA:1875:G:O4'	2.13	0.47
22:DA:677:A:O3'	22:DA:2071:A:H5''	2.13	0.47
22:DA:2269:G:O2'	44:DW:18:LYS:CD	2.62	0.47
22:DA:2889:C:C2'	22:DA:2890:G:H5'	2.43	0.47
22:DA:291:G:N1	22:DA:350:G:N7	2.61	0.47
23:DB:64:G:H5''	23:DB:65:U:OP2	2.14	0.47
24:DC:71:ASP:CA	24:DC:117:SER:O	2.60	0.47
25:DD:183:GLU:H	25:DD:183:GLU:CD	2.18	0.47
28:DG:58:ALA:O	28:DG:59:ASP:C	2.52	0.47
28:DG:85:LYS:O	28:DG:86:LEU:CB	2.61	0.47
28:DG:86:LEU:HA	28:DG:163:TYR:CB	2.43	0.47
29:DH:96:THR:O	29:DH:97:ARG:CG	2.61	0.47
32:DK:8:LEU:HD12	32:DK:8:LEU:N	2.29	0.47
34:DM:19:GLY:N	34:DM:38:ARG:NH2	2.46	0.47
35:DN:87:PHE:HE1	35:DN:90:ARG:HD2	1.77	0.47
35:DN:87:PHE:CE1	35:DN:90:ARG:CD	2.95	0.47
22:DA:995:C:O2'	38:DQ:60:TRP:CH2	2.67	0.47

Continued on next page...

Continued from previous page...

Atom-1	Atom-2	Interatomic distance (Å)	Clash overlap (Å)
38:DQ:96:ASP:C	38:DQ:96:ASP:OD1	2.51	0.47
22:DA:2330:G:N2	44:DW:38:ARG:HA	2.28	0.47
44:DW:43:LYS:HD3	44:DW:43:LYS:HA	1.60	0.47
1:AA:1258:G:C4	1:AA:1259:C:C5	3.02	0.47
1:AA:1277:C:O2'	1:AA:1279:G:C8	2.62	0.47
1:AA:298:A:H2'	1:AA:299:G:O4'	2.14	0.47
1:AA:415:A:O2'	1:AA:416:G:H5'	2.14	0.47
1:AA:468:A:N3	1:AA:469:C:C5	2.83	0.47
1:AA:716:A:C6	1:AA:717:U:N3	2.82	0.47
3:AC:191:THR:O	3:AC:192:TYR:HB3	2.14	0.47
1:AA:877:G:H21	8:AH:1:SER:N	2.12	0.47
9:AI:118:ARG:HB3	9:AI:122:ARG:CG	2.44	0.47
9:AI:65:THR:CG2	9:AI:66:VAL:N	2.76	0.47
10:AJ:18:ILE:CG2	10:AJ:19:ASP:N	2.77	0.47
1:AA:720:C:H5''	18:AR:40:PRO:HB3	1.96	0.47
19:AS:40:PHE:CB	19:AS:42:ASN:HD22	2.27	0.47
20:AT:35:TYR:CG	20:AT:36:ALA:N	2.83	0.47
20:AT:43:LYS:HD3	20:AT:86:ALA:CB	2.44	0.47
21:AU:3:ILE:CA	21:AU:19:LYS:HZ1	2.28	0.47
22:BA:1276:A:H5''	22:BA:1276:A:H8	1.79	0.47
22:BA:1365:A:O5'	45:BX:27:ARG:NH2	2.42	0.47
22:BA:141:G:H5'	22:BA:142:A:N7	2.29	0.47
22:BA:1569:A:C2	22:BA:1570:A:C4	3.02	0.47
22:BA:1577:C:H2'	22:BA:1578:U:O4'	2.14	0.47
22:BA:1985:C:C2'	22:BA:1986:C:O5'	2.62	0.47
22:BA:2552:U:H6	22:BA:2552:U:O5'	1.98	0.47
22:BA:2578:G:N3	22:BA:2578:G:H2'	2.28	0.47
22:BA:2638:G:O2'	22:BA:2775:G:N2	2.45	0.47
22:BA:918:A:H4'	23:BB:97:C:O2	2.15	0.47
24:BC:161:VAL:HG22	24:BC:175:LEU:HA	1.96	0.47
25:BD:106:LYS:O	25:BD:175:LEU:O	2.32	0.47
25:BD:33:ARG:NH2	25:BD:51:THR:HG23	2.28	0.47
30:BI:126:ARG:HA	30:BI:129:GLU:CD	2.35	0.47
30:BI:91:LYS:O	30:BI:97:VAL:HG21	2.14	0.47
31:BJ:56:VAL:O	31:BJ:124:VAL:O	2.32	0.47
32:BK:19:VAL:HG23	32:BK:43:ILE:HA	1.94	0.47
33:BL:19:LEU:HA	33:BL:27:LEU:O	2.13	0.47
37:BP:63:ILE:O	37:BP:63:ILE:HG22	2.14	0.47
39:BR:80:ARG:O	39:BR:81:LYS:HD3	2.13	0.47
44:BW:46:ALA:CB	44:BW:80:SER:HB3	2.44	0.47
45:BX:73:ARG:O	45:BX:73:ARG:CG	2.62	0.47

Continued on next page...

Continued from previous page...

Atom-1	Atom-2	Interatomic distance (Å)	Clash overlap (Å)
46:BY:44:LYS:O	46:BY:47:ARG:HB3	2.14	0.47
1:CA:106:C:H2'	1:CA:107:G:H5'	1.87	0.47
1:CA:1129:C:C4	1:CA:1139:G:C5	3.02	0.47
1:CA:1162:C:H2'	1:CA:1163:A:O4'	2.14	0.47
1:CA:1249:C:H42	1:CA:1287:A:H2'	1.79	0.47
1:CA:1360:A:C2	1:CA:1361:G:H1'	2.49	0.47
1:CA:1380:U:C4'	1:CA:1381:U:OP1	2.59	0.47
1:CA:1396:A:H4'	1:CA:1397:C:O5'	2.15	0.47
1:CA:1464:U:C2'	1:CA:1465:A:H5'	2.44	0.47
1:CA:1480:A:O2'	1:CA:1481:U:H5'	2.13	0.47
1:CA:1493:A:OP1	1:CA:1493:A:C8	2.68	0.47
1:CA:1493:A:H2'	1:CA:1494:G:OP1	2.13	0.47
1:CA:1499:A:C2'	1:CA:1500:A:H5'	2.44	0.47
1:CA:351:G:H4'	1:CA:352:C:OP1	2.13	0.47
1:CA:382:A:C8	1:CA:383:A:C6	3.02	0.47
1:CA:563:A:C8	1:CA:567:G:O4'	2.67	0.47
1:CA:636:U:H2'	1:CA:637:C:C6	2.49	0.47
1:CA:70:U:C4'	1:CA:71:A:OP1	2.59	0.47
1:CA:79:G:N1	1:CA:80:A:N6	2.61	0.47
1:CA:867:G:H2'	1:CA:868:C:H6	1.79	0.47
1:CA:896:C:C2'	1:CA:897:C:H5'	2.45	0.47
1:CA:958:A:O2'	1:CA:959:A:H5'	2.13	0.47
1:CA:963:G:C6	1:CA:973:G:O6	2.67	0.47
3:CC:105:VAL:HG12	3:CC:105:VAL:O	2.13	0.47
4:CD:8:LEU:HD13	4:CD:8:LEU:HA	1.70	0.47
6:CF:41:ASP:OD1	6:CF:58:HIS:HE1	1.97	0.47
17:CQ:16:MET:HE3	17:CQ:19:SER:OG	2.14	0.47
18:CR:33:THR:CG2	18:CR:39:VAL:HG22	2.44	0.47
19:CS:13:HIS:O	19:CS:17:LYS:HG2	2.13	0.47
22:DA:125:A:OP2	50:D2:19:ARG:NH2	2.47	0.47
52:D4:9:LYS:HD3	52:D4:9:LYS:C	2.35	0.47
22:DA:1053:C:N4	22:DA:1054:A:H62	2.12	0.47
22:DA:1173:U:H1'	22:DA:1177:G:N2	2.29	0.47
22:DA:770:G:H1'	22:DA:1379:U:C4	2.49	0.47
22:DA:1389:G:O2'	22:DA:1390:U:O4'	2.30	0.47
22:DA:139:U:H2'	22:DA:139:U:O2	2.13	0.47
22:DA:1426:G:H8	22:DA:1426:G:OP2	1.97	0.47
22:DA:1451:C:H5'	22:DA:1452:G:OP1	2.13	0.47
22:DA:1553:A:N7	22:DA:1555:G:C6	2.83	0.47
22:DA:1649:G:C6	22:DA:2009:A:C6	3.02	0.47
22:DA:1693:U:O2'	24:DC:13:ARG:NH2	2.43	0.47

Continued on next page...

Continued from previous page...

Atom-1	Atom-2	Interatomic distance (Å)	Clash overlap (Å)
22:DA:1773:A:C8	22:DA:1829:A:H1'	2.49	0.47
22:DA:2094:A:O2'	22:DA:2095:A:H8	1.95	0.47
22:DA:2314:A:C2	22:DA:2315:G:C4	3.01	0.47
22:DA:2330:G:C6	22:DA:2386:A:N6	2.82	0.47
22:DA:2590:A:H5''	24:DC:237:ARG:CG	2.27	0.47
22:DA:2695:U:O2	22:DA:2695:U:C2'	2.60	0.47
22:DA:2691:C:C4	22:DA:2719:G:N2	2.82	0.47
22:DA:300:A:H2	22:DA:319:G:H21	1.60	0.47
22:DA:333:G:C2	22:DA:334:C:C6	3.02	0.47
22:DA:656:G:O2'	22:DA:657:U:C5'	2.62	0.47
22:DA:72:U:O2'	22:DA:73:A:H5'	2.14	0.47
25:DD:12:THR:HG23	25:DD:13:ARG:N	2.20	0.47
25:DD:36:GLN:OE1	25:DD:67:HIS:HE1	1.97	0.47
26:DE:131:THR:HG22	26:DE:161:ALA:N	2.29	0.47
26:DE:97:ASN:OD1	26:DE:97:ASN:C	2.53	0.47
32:DK:16:ALA:CB	32:DK:45:GLU:HG3	2.43	0.47
33:DL:57:LEU:HA	33:DL:60:ARG:HG2	1.96	0.47
37:DP:54:LEU:HG	37:DP:54:LEU:O	2.14	0.47
39:DR:51:VAL:HB	39:DR:52:PRO:HD2	1.95	0.47
40:DS:103:ILE:HG22	40:DS:103:ILE:O	2.14	0.47
43:DV:69:GLU:C	43:DV:70:ILE:HD13	2.34	0.47
44:DW:25:PHE:CD1	44:DW:25:PHE:C	2.87	0.47
1:AA:1328:C:C4	1:AA:1329:A:N7	2.83	0.47
1:AA:1306:A:H1'	1:AA:1332:A:N6	2.29	0.47
1:AA:1453:G:O2'	1:AA:1454:G:O5'	2.30	0.47
1:AA:15:G:C4	1:AA:16:A:C8	3.03	0.47
1:AA:179:A:C2'	1:AA:180:U:H5'	2.45	0.47
1:AA:208:U:H3'	1:AA:208:U:H6	1.79	0.47
1:AA:257:G:C2'	1:AA:258:G:O5'	2.62	0.47
1:AA:408:A:P	4:AD:109:THR:HG21	2.54	0.47
1:AA:468:A:HO2'	1:AA:469:C:H5'	1.70	0.47
1:AA:678:U:O2'	1:AA:679:C:H5'	2.15	0.47
1:AA:77:A:N6	1:AA:90:C:C4	2.80	0.47
2:AB:206:ILE:HD13	2:AB:207:ARG:N	2.29	0.47
3:AC:35:ASP:C	3:AC:37:LYS:H	2.17	0.47
3:AC:95:GLY:C	3:AC:96:VAL:HG13	2.34	0.47
6:AF:41:ASP:OD2	6:AF:58:HIS:NE2	2.45	0.47
7:AG:23:ALA:O	7:AG:26:VAL:CG2	2.62	0.47
7:AG:88:VAL:HG22	7:AG:89:GLU:N	2.29	0.47
8:AH:6:ILE:HD11	8:AH:31:LEU:HG	1.96	0.47
9:AI:20:ILE:HD12	9:AI:85:ALA:C	2.34	0.47

Continued on next page...

Continued from previous page...

Atom-1	Atom-2	Interatomic distance (Å)	Clash overlap (Å)
10:AJ:28:THR:CG2	10:AJ:28:THR:O	2.62	0.47
11:AK:43:TRP:HE3	11:AK:44:ALA:CA	2.27	0.47
13:AM:94:LEU:HB3	13:AM:95:PRO:HD2	1.96	0.47
22:BA:1079:C:N3	22:BA:1080:A:N7	2.62	0.47
22:BA:108:G:O2'	22:BA:109:C:H5'	2.13	0.47
22:BA:139:U:C5	41:BT:1:MET:SD	3.07	0.47
22:BA:1465:G:C5	22:BA:1466:U:C4	3.02	0.47
22:BA:1464:G:C2'	22:BA:1465:G:H5'	2.44	0.47
22:BA:2083:G:H2'	22:BA:2084:C:H5'	1.96	0.47
22:BA:2188:U:O2'	22:BA:2189:U:H5'	2.13	0.47
22:BA:2660:A:C2	22:BA:2661:G:C4	3.02	0.47
22:BA:2780:G:H4'	22:BA:2781:A:OP2	2.14	0.47
22:BA:278:A:N3	22:BA:278:A:H2'	2.28	0.47
22:BA:2:G:H2'	22:BA:3:U:C6	2.49	0.47
22:BA:603:A:C4'	22:BA:604:G:O5'	2.50	0.47
27:BF:100:GLU:C	27:BF:102:LEU:N	2.67	0.47
27:BF:134:GLN:C	27:BF:136:ILE:H	2.16	0.47
31:BJ:40:HIS:H	31:BJ:40:HIS:HD2	1.60	0.47
31:BJ:89:PHE:CD1	31:BJ:89:PHE:C	2.88	0.47
32:BK:87:LEU:HD22	32:BK:93:GLN:N	2.29	0.47
35:BN:101:GLY:C	35:BN:102:PHE:CD2	2.87	0.47
35:BN:44:LEU:HD11	35:BN:48:VAL:HG21	1.96	0.47
36:BO:74:VAL:O	36:BO:77:ALA:HB3	2.14	0.47
39:BR:25:LEU:N	39:BR:94:THR:HG21	2.29	0.47
39:BR:25:LEU:N	39:BR:94:THR:CG2	2.77	0.47
42:BU:83:GLY:HA3	42:BU:96:LYS:HE2	1.96	0.47
44:BW:23:LYS:CG	44:BW:24:ARG:O	2.41	0.47
1:CA:1266:G:H3'	1:CA:1266:G:H8	1.79	0.47
1:CA:408:A:C5	1:CA:409:U:C5	3.03	0.47
1:CA:477:C:H3'	1:CA:478:A:H8	1.78	0.47
1:CA:595:A:H5''	1:CA:596:A:OP1	2.14	0.47
1:CA:604:G:H2'	1:CA:605:U:O4'	2.13	0.47
1:CA:756:C:H2'	1:CA:757:U:H5'	1.95	0.47
1:CA:967:C:N3	1:CA:968:A:N6	2.62	0.47
3:CC:20:THR:O	3:CC:20:THR:CG2	2.61	0.47
7:CG:79:VAL:HG23	7:CG:79:VAL:O	2.15	0.47
10:CJ:52:LEU:HD23	10:CJ:62:ARG:CG	2.44	0.47
22:DA:1007:C:H3'	22:DA:1008:A:H8	1.79	0.47
22:DA:1282:U:C2'	22:DA:1283:G:H5'	2.45	0.47
22:DA:1345:C:O2'	22:DA:1346:G:P	2.73	0.47
22:DA:1494:A:H3'	22:DA:1494:A:OP2	2.14	0.47

Continued on next page...

Continued from previous page...

Atom-1	Atom-2	Interatomic distance (Å)	Clash overlap (Å)
22:DA:2060:A:C3'	26:DE:63:LYS:HZ3	2.28	0.47
22:DA:228:C:H4'	22:DA:229:C:H6	1.79	0.47
22:DA:2353:G:H4'	44:DW:28:GLU:HG2	1.96	0.47
22:DA:2804:U:C2'	22:DA:2805:C:H5'	2.43	0.47
22:DA:2808:G:O2'	22:DA:2809:A:H8	1.97	0.47
22:DA:289:G:N2	22:DA:352:A:C4	2.82	0.47
22:DA:484:C:O2'	22:DA:485:C:C5'	2.52	0.47
22:DA:575:A:N3	22:DA:576:U:C6	2.82	0.47
22:DA:625:G:C6	22:DA:626:A:N7	2.82	0.47
22:DA:975:A:H8	22:DA:990:A:H62	1.59	0.47
24:DC:35:LYS:O	24:DC:36:ASN:CB	2.61	0.47
22:DA:779:U:H5''	24:DC:42:ARG:NH2	2.30	0.47
25:DD:34:VAL:HA	25:DD:49:GLN:O	2.15	0.47
26:DE:105:LEU:HB3	26:DE:200:LEU:CD1	2.41	0.47
26:DE:52:VAL:HG12	26:DE:74:LYS:CG	2.44	0.47
27:DF:27:VAL:O	27:DF:27:VAL:HG23	2.14	0.47
28:DG:18:ILE:CD1	28:DG:42:VAL:HG13	2.34	0.47
30:DI:127:SER:C	30:DI:128:ILE:HD13	2.34	0.47
30:DI:21:PRO:HD2	30:DI:22:PRO:HD2	1.97	0.47
31:DJ:48:VAL:HG12	31:DJ:49:ASP:N	2.28	0.47
32:DK:64:ARG:O	32:DK:82:ASN:HA	2.14	0.47
37:DP:91:VAL:HG22	37:DP:109:ILE:HD13	1.96	0.47
22:DA:2849:U:OP1	37:DP:92:ARG:NH1	2.47	0.47
44:DW:77:LYS:HZ3	44:DW:77:LYS:HB2	1.79	0.47
45:DX:37:PHE:HB2	45:DX:46:VAL:O	2.14	0.47
45:DX:76:LYS:HG3	45:DX:77:TYR:N	2.30	0.47
22:DA:61:C:C4'	46:DY:43:LEU:HD23	2.41	0.47
1:AA:1058:G:C5	1:AA:1059:C:C5	3.02	0.47
1:AA:1130:A:C5	1:AA:1146:A:C6	3.03	0.47
1:AA:1152:A:N3	1:AA:1153:G:C8	2.83	0.47
1:AA:287:U:H2'	1:AA:288:A:H8	1.79	0.47
1:AA:372:C:H5'	1:AA:373:A:OP1	2.13	0.47
1:AA:381:C:H2'	1:AA:382:A:C5'	2.44	0.47
1:AA:393:A:O2'	1:AA:394:G:H5'	2.14	0.47
2:AB:9:LEU:HB2	2:AB:42:LEU:CD1	2.44	0.47
3:AC:10:ARG:O	3:AC:13:ILE:O	2.32	0.47
3:AC:22:PHE:C	3:AC:22:PHE:HD2	2.18	0.47
4:AD:194:ILE:O	4:AD:194:ILE:CG1	2.54	0.47
4:AD:1:ALA:O	4:AD:67:LEU:CD1	2.63	0.47
4:AD:99:ASN:O	4:AD:103:ARG:HB2	2.14	0.47
9:AI:15:ALA:O	9:AI:66:VAL:HG23	2.14	0.47

Continued on next page...

Continued from previous page...

Atom-1	Atom-2	Interatomic distance (Å)	Clash overlap (Å)
10:AJ:57:VAL:CG2	10:AJ:58:ASN:N	2.55	0.47
16:AP:11:ALA:O	16:AP:12:LYS:C	2.53	0.47
16:AP:19:VAL:HG13	16:AP:37:GLY:C	2.34	0.47
17:AQ:27:PHE:HA	17:AQ:37:ILE:O	2.15	0.47
50:B2:21:ARG:C	50:B2:23:ALA:H	2.17	0.47
22:BA:1141:U:C4'	22:BA:1142:A:O5'	2.58	0.47
22:BA:1244:A:O5'	33:BL:7:SER:HB3	2.15	0.47
22:BA:132:G:C2'	22:BA:133:U:H5'	2.44	0.47
22:BA:1378:A:HO2'	22:BA:1379:U:H3'	1.76	0.47
22:BA:1818:U:H2'	24:BC:152:GLN:O	2.14	0.47
22:BA:2064:C:H2'	22:BA:2065:C:C6	2.49	0.47
22:BA:2065:C:H2'	22:BA:2066:C:H6	1.79	0.47
22:BA:2661:G:C2'	22:BA:2662:A:O5'	2.62	0.47
22:BA:274:C:C2'	22:BA:275:C:H5'	2.44	0.47
22:BA:324:A:HO2'	22:BA:325:G:H5'	1.78	0.47
22:BA:397:U:C2'	22:BA:398:C:H5'	2.45	0.47
22:BA:27:G:N2	22:BA:512:G:O2'	2.37	0.47
22:BA:574:A:P	56:BA:3267:HOH:O	2.71	0.47
24:BC:23:LEU:HD12	24:BC:82:TYR:N	2.29	0.47
27:BF:142:TYR:HA	27:BF:145:VAL:HG13	1.96	0.47
28:BG:142:GLN:CA	28:BG:142:GLN:NE2	2.74	0.47
29:BH:97:ARG:HG2	29:BH:111:ALA:HB1	1.96	0.47
30:BI:40:ALA:HB3	30:BI:68:PHE:CE1	2.50	0.47
36:BO:31:THR:HG23	36:BO:34:HIS:N	2.23	0.47
41:BT:37:ASP:C	41:BT:38:ALA:O	2.51	0.47
41:BT:44:LYS:O	41:BT:48:GLN:HG2	2.13	0.47
43:BV:1:MET:HG3	43:BV:2:PHE:N	2.29	0.47
43:BV:5:ASN:HB3	43:BV:64:VAL:HB	1.95	0.47
44:BW:19:ARG:HH12	44:BW:22:VAL:HG11	1.78	0.47
1:CA:1250:A:C6	1:CA:1251:A:C6	3.02	0.47
1:CA:1405:G:C8	1:CA:1405:G:H3'	2.50	0.47
1:CA:1454:G:HO2'	1:CA:1455:G:H5''	1.76	0.47
1:CA:1487:G:C2'	1:CA:1488:G:H5'	2.45	0.47
1:CA:170:U:O2'	1:CA:171:A:C5'	2.49	0.47
1:CA:202:G:H21	1:CA:465:A:H61	1.62	0.47
1:CA:382:A:H2'	1:CA:382:A:H8	1.58	0.47
1:CA:495:A:C4'	1:CA:496:A:O5'	2.61	0.47
1:CA:582:C:C2'	1:CA:583:A:H5'	2.44	0.47
1:CA:610:U:O4'	1:CA:610:U:O2	2.32	0.47
1:CA:772:U:O2'	1:CA:773:G:H5'	2.15	0.47
1:CA:86:G:O2'	1:CA:87:C:P	2.72	0.47

Continued on next page...

Continued from previous page...

Atom-1	Atom-2	Interatomic distance (Å)	Clash overlap (Å)
2:CB:105:THR:C	2:CB:108:GLN:HG2	2.34	0.47
4:CD:10:LEU:H	4:CD:10:LEU:CD1	2.27	0.47
4:CD:39:GLN:C	4:CD:41:GLY:N	2.67	0.47
4:CD:68:GLU:O	4:CD:69:ARG:C	2.52	0.47
5:CE:95:MET:CE	5:CE:143:LEU:CD2	2.92	0.47
11:CK:51:PHE:C	11:CK:52:ARG:HD2	2.35	0.47
12:CL:115:LYS:O	12:CL:116:TYR:HB2	2.15	0.47
17:CQ:61:ARG:HD3	17:CQ:75:VAL:HG11	1.97	0.47
17:CQ:73:THR:HG23	17:CQ:75:VAL:HG12	1.95	0.47
21:CU:29:ALA:O	21:CU:32:ARG:CB	2.62	0.47
49:D1:10:LEU:HB2	49:D1:20:TYR:HB2	1.96	0.47
22:DA:1196:C:H1'	22:DA:1226:A:N9	2.30	0.47
22:DA:1300:G:H5'	22:DA:1301:A:N3	2.29	0.47
22:DA:1307:A:H2'	22:DA:1308:A:C5'	2.45	0.47
22:DA:1425:G:H8	22:DA:1425:G:O5'	1.98	0.47
22:DA:1438:U:H2'	22:DA:1439:A:O4'	2.13	0.47
22:DA:1441:G:C2	22:DA:1551:A:C2	3.03	0.47
22:DA:1324:G:C1'	22:DA:1616:A:N6	2.57	0.47
22:DA:1635:A:H5'	22:DA:1635:A:H8	1.79	0.47
22:DA:1760:C:H3'	22:DA:1761:C:H6	1.80	0.47
22:DA:740:C:H5'	22:DA:1784:A:H3'	1.96	0.47
22:DA:1831:G:C6	22:DA:1832:C:N3	2.83	0.47
22:DA:1857:G:N3	22:DA:1884:G:N1	2.62	0.47
22:DA:2024:G:O2'	22:DA:2025:C:O4'	2.32	0.47
22:DA:204:A:O2'	22:DA:205:G:O5'	2.28	0.47
22:DA:2418:A:N6	22:DA:2419:U:C4	2.82	0.47
22:DA:265:A:C5	22:DA:428:A:C8	3.02	0.47
22:DA:2902:C:H2'	22:DA:2903:U:H5'	1.96	0.47
22:DA:418:C:H2'	22:DA:419:U:C6	2.47	0.47
22:DA:536:G:H2'	22:DA:537:G:O4'	2.13	0.47
22:DA:579:G:C8	22:DA:2017:U:O4	2.67	0.47
22:DA:637:A:P	33:DL:128:THR:HG21	2.55	0.47
22:DA:705:A:H2'	22:DA:706:A:C8	2.49	0.47
22:DA:729:G:O6	24:DC:207:ALA:N	2.41	0.47
22:DA:806:C:C2'	22:DA:807:U:H6	2.27	0.47
22:DA:804:A:C2'	22:DA:806:C:C4	2.97	0.47
23:DB:34:A:C5	23:DB:44:G:C8	3.02	0.47
24:DC:63:ILE:O	24:DC:64:VAL:HB	2.15	0.47
27:DF:111:ARG:HH12	27:DF:113:PHE:HE1	1.63	0.47
29:DH:4:ILE:HG22	29:DH:5:LEU:N	2.30	0.47
30:DI:132:ALA:CA	30:DI:137:LEU:HD12	2.44	0.47

Continued on next page...

Continued from previous page...

Atom-1	Atom-2	Interatomic distance (Å)	Clash overlap (Å)
32:DK:40:LYS:HD2	32:DK:59:LYS:HB3	1.96	0.47
33:DL:62:PRO:HG2	51:D3:24:LYS:HB3	1.94	0.47
37:DP:107:ALA:O	37:DP:108:ARG:C	2.53	0.47
37:DP:19:PHE:CE1	37:DP:58:PHE:CE2	3.02	0.47
38:DQ:94:LEU:HD13	39:DR:4:VAL:CG1	2.44	0.47
41:DT:53:VAL:CG2	41:DT:92:ASN:HD22	2.27	0.47
42:DU:85:ARG:CA	42:DU:85:ARG:NE	2.78	0.47
43:DV:1:MET:O	43:DV:2:PHE:HB2	2.15	0.47
44:DW:19:ARG:HA	44:DW:34:SER:HA	1.95	0.47
46:DY:47:ARG:O	46:DY:48:ARG:C	2.53	0.47
47:DZ:5:LYS:CE	47:DZ:57:GLU:OE2	2.62	0.47
1:AA:1152:A:O2'	1:AA:1153:G:H5'	2.14	0.47
1:AA:1053:G:C6	1:AA:1199:U:C2	3.03	0.47
1:AA:1453:G:HO2'	1:AA:1454:G:P	2.37	0.47
1:AA:1430:A:C2	1:AA:1471:U:C2	3.03	0.47
1:AA:197:A:H1'	1:AA:198:G:O4'	2.15	0.47
1:AA:274:A:O2'	1:AA:275:G:O5'	2.32	0.47
1:AA:370:C:C2'	1:AA:371:A:H5'	2.45	0.47
1:AA:579:A:H5'	1:AA:728:A:H1'	1.95	0.47
1:AA:723:U:OP1	21:AU:48:LYS:HD3	2.15	0.47
1:AA:725:G:H2'	1:AA:726:C:C6	2.50	0.47
1:AA:827:U:N3	1:AA:870:U:C2	2.82	0.47
1:AA:982:U:C2	1:AA:983:A:N1	2.82	0.47
2:AB:153:MET:HE2	2:AB:157:PRO:HG3	1.95	0.47
3:AC:133:MET:HE3	3:AC:167:TYR:HB2	1.97	0.47
7:AG:21:LEU:CD2	7:AG:96:ASN:HD22	2.28	0.47
14:AN:40:ARG:NH2	14:AN:44:VAL:HG21	2.30	0.47
1:AA:995:C:H4'	14:AN:7:ALA:HB2	1.95	0.47
19:AS:10:ILE:HG22	19:AS:38:THR:N	2.30	0.47
19:AS:4:LEU:CD1	19:AS:4:LEU:H	2.24	0.47
52:B4:10:LEU:HD12	52:B4:33:HIS:HD2	1.69	0.47
22:BA:1034:G:C5	22:BA:1122:G:C2	3.03	0.47
22:BA:1179:G:O6	22:BA:1180:U:H1'	2.12	0.47
22:BA:1252:G:N3	38:BQ:32:ARG:CG	2.75	0.47
22:BA:146:A:H2'	22:BA:147:C:H6	1.79	0.47
22:BA:1654:A:C4'	25:BD:118:PHE:CE1	2.98	0.47
22:BA:414:C:H4'	22:BA:1879:C:O2	2.15	0.47
22:BA:2672:U:H2'	22:BA:2673:G:O5'	2.13	0.47
22:BA:345:A:O2'	22:BA:347:A:N7	2.44	0.47
22:BA:34:U:H2'	22:BA:34:U:H6	1.50	0.47
22:BA:604:G:H2'	22:BA:605:G:C8	2.49	0.47

Continued on next page...

Continued from previous page...

Atom-1	Atom-2	Interatomic distance (Å)	Clash overlap (Å)
22:BA:65:U:C2	22:BA:66:C:C5	3.02	0.47
22:BA:786:C:O2'	22:BA:787:C:H5'	2.14	0.47
25:BD:142:VAL:HG23	25:BD:144:GLY:H	1.79	0.47
25:BD:191:GLY:O	25:BD:192:ALA:HB3	2.14	0.47
25:BD:46:ARG:HG2	25:BD:46:ARG:HH11	1.78	0.47
28:BG:23:ILE:CD1	28:BG:23:ILE:H	2.25	0.47
35:BN:18:GLN:NE2	35:BN:22:ARG:NH1	2.63	0.47
41:BT:40:LYS:HG2	41:BT:58:VAL:O	2.15	0.47
41:BT:73:ARG:HH21	41:BT:73:ARG:HB3	1.77	0.47
44:BW:23:LYS:HD2	44:BW:24:ARG:HB3	1.95	0.47
44:BW:39:GLN:CG	44:BW:42:THR:H	2.23	0.47
45:BX:38:TRP:CE3	45:BX:45:PHE:CE2	3.01	0.47
1:CA:1130:A:C6	1:CA:1146:A:C5	3.02	0.47
1:CA:1190:G:H4'	1:CA:1191:A:OP2	2.15	0.47
1:CA:1296:C:H1'	1:CA:1302:C:N3	2.29	0.47
1:CA:1461:G:C6	1:CA:1462:C:C4	3.02	0.47
1:CA:177:G:C2'	1:CA:178:C:H5'	2.44	0.47
1:CA:212:G:O2'	1:CA:213:G:O5'	2.29	0.47
1:CA:259:G:C2'	1:CA:260:G:H5'	2.44	0.47
1:CA:253:A:C6	1:CA:274:A:N1	2.82	0.47
1:CA:296:U:N3	1:CA:297:G:C5	2.83	0.47
1:CA:321:A:C8	1:CA:328:C:C2	3.03	0.47
1:CA:465:A:C8	1:CA:467:U:OP1	2.67	0.47
1:CA:49:U:O2	1:CA:362:G:H1'	2.14	0.47
1:CA:619:U:C4	4:CD:131:ILE:HD11	2.49	0.47
4:CD:109:THR:HG22	4:CD:110:ARG:N	2.29	0.47
8:CH:59:GLU:C	8:CH:60:LEU:HD12	2.35	0.47
11:CK:92:ARG:HD2	11:CK:92:ARG:HA	1.70	0.47
12:CL:6:LEU:C	12:CL:8:ARG:N	2.67	0.47
12:CL:88:ASP:HB3	12:CL:89:LEU:HD22	1.96	0.47
14:CN:40:ARG:HH12	19:CS:6:LYS:HB2	1.76	0.47
48:D0:3:GLN:HE22	48:D0:7:PRO:CD	2.28	0.47
51:D3:33:THR:HG22	51:D3:34:LYS:H	1.79	0.47
22:DA:1283:G:N2	22:DA:1286:A:H5'	2.29	0.47
22:DA:1361:G:C4	22:DA:1362:C:C6	3.03	0.47
22:DA:1388:G:C2'	22:DA:1389:G:C8	2.95	0.47
22:DA:1439:A:C2	22:DA:1553:A:N7	2.82	0.47
22:DA:1787:A:C2	22:DA:1788:C:C4	3.02	0.47
22:DA:1905:C:C5	22:DA:1930:G:C6	3.03	0.47
22:DA:2072:C:C2'	22:DA:2073:C:H5'	2.44	0.47
22:DA:2136:G:C2'	22:DA:2137:U:C6	2.98	0.47

Continued on next page...

Continued from previous page...

Atom-1	Atom-2	Interatomic distance (Å)	Clash overlap (Å)
22:DA:2323:G:C6	22:DA:2324:U:C4	3.03	0.47
22:DA:2337:G:C2'	22:DA:2338:C:H5'	2.44	0.47
22:DA:2344:U:O2'	22:DA:2345:G:C5'	2.62	0.47
22:DA:2014:A:C2	22:DA:2613:U:O2	2.67	0.47
22:DA:260:G:C6	22:DA:261:G:C5	3.03	0.47
22:DA:2726:A:O2'	22:DA:2727:A:C5'	2.57	0.47
22:DA:381:G:C5'	45:DX:15:ASN:HD22	2.28	0.47
22:DA:503:A:N3	22:DA:505:A:H2'	2.30	0.47
22:DA:648:G:H2'	22:DA:649:G:H8	1.79	0.47
22:DA:638:G:O6	22:DA:651:G:C5	2.67	0.47
22:DA:712:G:C2	22:DA:720:U:O2	2.67	0.47
15:CO:88:ARG:CD	22:DA:716:A:OP1	2.63	0.47
22:DA:721:A:H8	22:DA:721:A:O5'	1.97	0.47
22:DA:749:A:C4	22:DA:750:A:H8	2.33	0.47
22:DA:822:G:H5''	56:DA:3358:HOH:O	2.15	0.47
22:DA:873:C:C4'	34:DM:64:TRP:CD1	2.97	0.47
22:DA:973:A:H4'	22:DA:974:G:OP2	2.14	0.47
22:DA:96:C:O2'	22:DA:97:C:H5'	2.15	0.47
24:DC:31:PRO:O	24:DC:32:LEU:HG	2.14	0.47
22:DA:2578:G:H21	25:DD:130:GLN:NE2	2.12	0.47
25:DD:17:GLU:N	25:DD:17:GLU:CD	2.66	0.47
25:DD:9:VAL:O	37:DP:4:ILE:CD1	2.62	0.47
28:DG:132:LEU:CD1	28:DG:132:LEU:N	2.77	0.47
28:DG:163:TYR:O	28:DG:164:ALA:C	2.52	0.47
28:DG:51:PHE:CE2	28:DG:68:ARG:HA	2.49	0.47
29:DH:12:LEU:HD12	29:DH:12:LEU:C	2.34	0.47
29:DH:99:ILE:HG21	29:DH:130:VAL:HG21	1.96	0.47
31:DJ:56:VAL:CG2	31:DJ:124:VAL:HG23	2.45	0.47
31:DJ:43:GLU:HG2	31:DJ:45:THR:HG22	1.96	0.47
32:DK:87:LEU:HD23	32:DK:87:LEU:H	1.79	0.47
33:DL:83:ALA:O	33:DL:85:VAL:HG12	2.14	0.47
41:DT:46:ALA:O	41:DT:47:VAL:HG13	2.15	0.47
42:DU:81:ARG:O	42:DU:82:VAL:HG13	2.15	0.47
22:DA:2080:A:H4'	45:DX:22:ASN:HD22	1.79	0.47
46:DY:22:LEU:CG	46:DY:23:ARG:NH1	2.78	0.47
1:AA:1236:A:H2'	1:AA:1237:C:C6	2.49	0.47
1:AA:1504:G:H3'	56:AA:1801:HOH:O	2.14	0.47
1:AA:185:U:C2'	1:AA:186:C:H6	2.27	0.47
1:AA:201:G:N2	1:AA:217:C:O2	2.47	0.47
1:AA:843:U:H2'	1:AA:844:G:H5'	1.95	0.47
3:AC:20:THR:CG2	3:AC:57:GLU:HB3	2.44	0.47

Continued on next page...

Continued from previous page...

Atom-1	Atom-2	Interatomic distance (Å)	Clash overlap (Å)
3:AC:18:ASN:CB	3:AC:39:ARG:HH12	2.28	0.47
5:AE:100:GLU:CB	5:AE:121:ASN:HA	2.44	0.47
4:AD:200:VAL:HG11	5:AE:102:THR:HG23	1.97	0.47
7:AG:45:ALA:C	7:AG:47:GLU:H	2.18	0.47
8:AH:9:MET:CE	8:AH:32:LYS:CA	2.89	0.47
9:AI:49:GLN:O	9:AI:51:LEU:N	2.47	0.47
12:AL:33:CYS:CA	12:AL:53:ARG:O	2.57	0.47
16:AP:20:VAL:HG21	16:AP:32:PHE:HB2	1.94	0.47
17:AQ:51:GLU:O	17:AQ:52:CYS:O	2.32	0.47
20:AT:27:MET:CE	20:AT:57:VAL:CG2	2.93	0.47
20:AT:53:MET:HG3	20:AT:54:GLN:N	2.29	0.47
50:B2:1:MET:CE	50:B2:2:LYS:H	2.27	0.47
49:B1:7:LYS:HE3	51:B3:33:THR:HG21	1.96	0.47
22:BA:1299:G:H2'	22:BA:1639:C:N4	2.29	0.47
1:AA:1494:G:C8	22:BA:1913:A:N3	2.83	0.47
22:BA:2107:G:H2'	22:BA:2152:G:OP1	2.15	0.47
22:BA:2344:U:H4'	22:BA:2345:G:OP1	2.14	0.47
22:BA:412:A:H2'	22:BA:413:C:H6	1.80	0.47
22:BA:792:A:C3'	22:BA:793:A:H5'	2.43	0.47
24:BC:20:ASN:ND2	24:BC:22:GLU:H	2.12	0.47
24:BC:229:HIS:HD2	24:BC:246:PRO:HB3	1.79	0.47
26:BE:60:TRP:CZ2	26:BE:70:SER:HB3	2.50	0.47
28:BG:26:LYS:HB3	28:BG:32:LEU:HA	1.96	0.47
28:BG:35:THR:O	28:BG:36:LEU:HD22	2.14	0.47
30:BI:60:VAL:HG22	30:BI:66:PHE:CB	2.45	0.47
34:BM:96:ILE:HG13	34:BM:96:ILE:O	2.14	0.47
38:BQ:88:GLU:OE1	38:BQ:88:GLU:O	2.33	0.47
38:BQ:94:LEU:O	38:BQ:94:LEU:HD12	2.14	0.47
42:BU:40:LEU:O	42:BU:41:VAL:HG13	2.14	0.47
44:BW:11:ASN:O	44:BW:12:GLY:O	2.33	0.47
44:BW:70:VAL:CG2	44:BW:75:ASN:OD1	2.62	0.47
1:CA:1092:A:C8	1:CA:1093:A:N7	2.83	0.47
1:CA:1151:A:C2'	1:CA:1152:A:O5'	2.62	0.47
1:CA:1408:A:N1	1:CA:1494:G:C6	2.83	0.47
1:CA:1394:A:C6	1:CA:1501:C:H4'	2.50	0.47
1:CA:213:G:C2'	1:CA:214:C:C6	2.75	0.47
1:CA:328:C:C2'	1:CA:328:C:O2	2.62	0.47
1:CA:666:G:O2'	1:CA:667:G:H5'	2.15	0.47
1:CA:723:U:C4'	21:CU:48:LYS:HD2	2.44	0.47
1:CA:907:A:C2'	1:CA:908:A:H5'	2.45	0.47
1:CA:964:A:H2'	1:CA:965:U:C5'	2.44	0.47

Continued on next page...

Continued from previous page...

Atom-1	Atom-2	Interatomic distance (Å)	Clash overlap (Å)
1:CA:985:C:O2'	1:CA:986:U:H6	1.96	0.47
2:CB:115:ASP:O	2:CB:119:GLN:CB	2.63	0.47
2:CB:122:ASP:CG	2:CB:124:THR:HG22	2.34	0.47
2:CB:95:TRP:CH2	2:CB:171:ALA:HA	2.49	0.47
3:CC:161:ILE:HD13	3:CC:161:ILE:N	2.25	0.47
3:CC:91:ALA:CB	3:CC:98:ALA:HB3	2.44	0.47
4:CD:100:VAL:HG11	4:CD:142:VAL:HG11	1.96	0.47
4:CD:29:THR:O	4:CD:30:LYS:HB2	2.14	0.47
5:CE:71:ILE:HG12	5:CE:144:GLU:HG2	1.96	0.47
17:CQ:68:LYS:C	17:CQ:69:THR:HG23	2.35	0.47
19:CS:11:ASP:O	19:CS:14:LEU:HG	2.15	0.47
22:DA:1008:A:C8	22:DA:1008:A:OP1	2.68	0.47
22:DA:1078:U:H4'	22:DA:1079:C:H5''	1.95	0.47
22:DA:187:G:H2'	22:DA:1365:A:C2	2.50	0.47
22:DA:1483:G:H2'	22:DA:1484:U:C5	2.50	0.47
22:DA:1608:A:C5	22:DA:1611:C:N4	2.82	0.47
22:DA:1797:G:N2	22:DA:1803:A:H2	2.13	0.47
22:DA:1826:G:H2'	22:DA:1827:U:O5'	2.14	0.47
22:DA:1867:G:O6	22:DA:1875:G:N2	2.47	0.47
22:DA:1924:C:H2'	22:DA:1925:C:O4'	2.14	0.47
22:DA:1932:A:C2	22:DA:1933:G:H1'	2.49	0.47
22:DA:2135:A:O2'	22:DA:2136:G:O4'	2.22	0.47
22:DA:2201:G:C5	22:DA:2223:G:C2	3.03	0.47
22:DA:2339:C:O2'	22:DA:2340:A:P	2.72	0.47
22:DA:2352:A:H8	22:DA:2352:A:O5'	1.98	0.47
22:DA:2459:A:C2'	22:DA:2459:A:N3	2.77	0.47
22:DA:2602:A:C3'	22:DA:2602:A:OP1	2.63	0.47
22:DA:2794:C:C2	22:DA:2803:G:N2	2.82	0.47
22:DA:319:G:OP2	26:DE:132:LYS:HD2	2.15	0.47
22:DA:322:A:C2	22:DA:340:A:N6	2.83	0.47
22:DA:379:G:N1	22:DA:396:G:C6	2.83	0.47
22:DA:517:C:H2'	22:DA:517:C:O2	2.14	0.47
22:DA:526:A:N6	22:DA:2626:C:C4'	2.68	0.47
22:DA:686:U:H6	22:DA:788:A:C2	2.31	0.47
23:DB:17:C:O2'	23:DB:18:G:C8	2.65	0.47
6:CF:80:PHE:CE2	24:DC:123:ILE:HG21	2.49	0.47
24:DC:156:SER:HB3	24:DC:159:THR:HG23	1.97	0.47
24:DC:16:VAL:HG12	24:DC:16:VAL:O	2.15	0.47
24:DC:264:LYS:HG3	24:DC:265:PHE:CD2	2.50	0.47
25:DD:196:ALA:O	25:DD:197:THR:C	2.53	0.47
26:DE:178:VAL:HG13	26:DE:179:SER:N	2.30	0.47

Continued on next page...

Continued from previous page...

Atom-1	Atom-2	Interatomic distance (Å)	Clash overlap (Å)
27:DF:48:LEU:N	27:DF:48:LEU:HD23	2.24	0.47
27:DF:60:SER:OG	27:DF:88:VAL:HG11	2.15	0.47
30:DI:118:GLY:O	30:DI:119:ALA:CB	2.63	0.47
31:DJ:88:THR:HG22	31:DJ:91:GLU:OE1	2.15	0.47
44:DW:23:LYS:CD	44:DW:24:ARG:HB2	2.44	0.47
1:AA:1028:C:C2	1:AA:1034:G:C4	3.03	0.47
1:AA:1051:C:H2'	1:AA:1052:U:C6	2.49	0.47
1:AA:1077:G:N2	1:AA:1081:A:C4	2.83	0.47
1:AA:1102:A:H8	1:AA:1102:A:H5''	1.80	0.47
1:AA:1371:G:C5	1:AA:1372:U:C4	3.03	0.47
1:AA:1430:A:H2'	1:AA:1430:A:N3	2.29	0.47
1:AA:152:A:C8	1:AA:153:C:C5	3.02	0.47
1:AA:545:C:C2'	1:AA:545:C:O2	2.62	0.47
1:AA:969:A:H2'	1:AA:970:C:H6	1.78	0.47
4:AD:199:ILE:HG12	4:AD:200:VAL:N	2.29	0.47
7:AG:78:ARG:HH22	7:AG:81:GLY:HA2	1.79	0.47
1:AA:640:A:H4'	8:AH:107:LYS:HZ1	1.79	0.47
13:AM:95:PRO:HG2	13:AM:101:THR:CG2	2.44	0.47
16:AP:10:GLY:HA3	16:AP:15:PRO:CA	2.31	0.47
19:AS:31:ARG:HG2	19:AS:56:HIS:CD2	2.50	0.47
21:AU:36:PHE:HD1	21:AU:39:LYS:CB	2.16	0.47
50:B2:35:ARG:HG2	50:B2:42:LEU:HD21	1.97	0.47
22:BA:1069:A:C6	22:BA:1074:G:C5	3.03	0.47
22:BA:1153:C:H2'	22:BA:1154:G:C5'	2.44	0.47
22:BA:1450:G:H2'	22:BA:1451:C:C6	2.50	0.47
22:BA:1748:C:H2'	22:BA:1749:A:H8	1.80	0.47
22:BA:17:G:H2'	22:BA:18:U:C6	2.49	0.47
22:BA:2308:G:H2'	22:BA:2310:C:H5	1.80	0.47
22:BA:2663:G:O2'	22:BA:2664:G:H5'	2.15	0.47
22:BA:2665:A:C2	22:BA:2666:C:C6	3.02	0.47
22:BA:308:G:C2'	22:BA:309:A:H5'	2.44	0.47
22:BA:363:G:H2'	22:BA:364:C:C6	2.49	0.47
22:BA:364:C:O2'	22:BA:365:U:H5'	2.15	0.47
22:BA:503:A:C6	22:BA:506:G:C6	3.03	0.47
22:BA:645:C:H42	22:BA:2350:C:C1'	2.28	0.47
22:BA:80:G:C2	22:BA:107:G:C2	3.02	0.47
22:BA:817:C:H2'	22:BA:818:G:O4'	2.15	0.47
24:BC:123:ILE:HG12	24:BC:123:ILE:O	2.15	0.47
24:BC:245:THR:HB	24:BC:246:PRO:HD2	1.97	0.47
27:BF:141:ASP:HB3	27:BF:144:LYS:HB2	1.97	0.47
28:BG:93:TYR:O	28:BG:105:SER:HB3	2.15	0.47

Continued on next page...

Continued from previous page...

Atom-1	Atom-2	Interatomic distance (Å)	Clash overlap (Å)
32:BK:63:VAL:HG13	32:BK:103:VAL:HG12	1.96	0.47
35:BN:18:GLN:HE21	35:BN:22:ARG:NH1	2.12	0.47
35:BN:24:MET:HE2	35:BN:44:LEU:HB2	1.97	0.47
36:BO:103:VAL:O	36:BO:105:ALA:O	2.32	0.47
37:BP:24:THR:C	37:BP:25:VAL:HG12	2.35	0.47
39:BR:16:GLU:HA	39:BR:98:ILE:CG2	2.40	0.47
1:CA:1129:C:C4	1:CA:1139:G:C4	3.03	0.47
1:CA:1255:G:H21	1:CA:1258:G:H21	1.60	0.47
1:CA:248:C:O2'	1:CA:249:U:O5'	2.32	0.47
1:CA:255:G:C2	1:CA:256:U:C5	3.03	0.47
1:CA:425:G:H2'	1:CA:426:U:O4'	2.14	0.47
1:CA:738:C:C2	1:CA:739:C:C5	3.03	0.47
1:CA:836:G:C6	1:CA:851:G:C5	3.03	0.47
1:CA:986:U:C2	1:CA:1220:G:N2	2.82	0.47
5:CE:131:ASN:C	5:CE:131:ASN:ND2	2.66	0.47
6:CF:41:ASP:OD2	6:CF:58:HIS:CE1	2.65	0.47
8:CH:28:SER:CB	8:CH:57:GLU:O	2.62	0.47
9:CI:49:GLN:HA	9:CI:52:GLU:CG	2.43	0.47
13:CM:23:GLY:HA3	13:CM:64:VAL:HG13	1.95	0.47
14:CN:26:LEU:C	14:CN:26:LEU:HD23	2.35	0.47
50:D2:26:ASN:HD22	50:D2:29:GLN:NE2	2.12	0.47
51:D3:18:LYS:CG	51:D3:19:GLY:H	2.26	0.47
22:DA:1051:G:H2'	22:DA:1052:C:H6	1.77	0.47
22:DA:1064:C:C6	22:DA:1065:U:H5	2.33	0.47
22:DA:1141:U:O2	22:DA:1142:A:C6	2.67	0.47
22:DA:1241:A:H2'	22:DA:1242:U:O5'	2.14	0.47
22:DA:1264:A:C6	22:DA:1265:A:N6	2.82	0.47
22:DA:121:G:N3	22:DA:131:A:N1	2.63	0.47
22:DA:1430:G:O2'	22:DA:1431:A:O4'	2.32	0.47
22:DA:1475:G:O2'	22:DA:1476:U:H6	1.97	0.47
22:DA:1566:A:C2	24:DC:212:TRP:CE3	3.03	0.47
22:DA:1324:G:O2'	22:DA:1616:A:C6	2.63	0.47
22:DA:165:A:C4	22:DA:166:U:C6	3.03	0.47
22:DA:1681:G:O2'	22:DA:1762:A:C2'	2.62	0.47
22:DA:1726:C:H2'	22:DA:1727:C:C6	2.50	0.47
22:DA:1726:C:H2'	22:DA:1727:C:H6	1.78	0.47
22:DA:1737:G:C6	22:DA:1738:G:N1	2.83	0.47
22:DA:2024:G:C2	22:DA:2040:G:N3	2.83	0.47
22:DA:2212:A:C8	22:DA:2214:C:N4	2.82	0.47
22:DA:226:A:C2	22:DA:230:G:C6	3.02	0.47
22:DA:2284:A:P	49:D1:5:ARG:HG3	2.55	0.47

Continued on next page...

Continued from previous page...

Atom-1	Atom-2	Interatomic distance (Å)	Clash overlap (Å)
22:DA:2308:G:N7	22:DA:2310:C:N4	2.62	0.47
22:DA:2331:G:N2	22:DA:2385:C:C2	2.82	0.47
22:DA:252:G:H2'	22:DA:253:C:O5'	2.14	0.47
22:DA:2692:G:H2'	22:DA:2693:G:H8	1.80	0.47
22:DA:2772:C:O2	22:DA:2772:C:H2'	2.15	0.47
22:DA:2806:C:N4	22:DA:2807:U:C4	2.83	0.47
22:DA:82:U:H5''	22:DA:296:U:H5''	1.97	0.47
22:DA:305:C:C2	22:DA:313:G:N1	2.82	0.47
22:DA:36:G:N1	22:DA:445:C:C4	2.83	0.47
22:DA:444:C:O2'	22:DA:445:C:O5'	2.32	0.47
22:DA:45:G:C5'	22:DA:46:G:OP1	2.63	0.47
22:DA:543:G:C2	22:DA:551:G:C6	3.03	0.47
22:DA:668:A:C4	22:DA:670:A:C5	3.03	0.47
22:DA:691:C:O2'	22:DA:692:C:H5'	2.15	0.47
22:DA:836:G:C6	22:DA:837:C:C4	3.03	0.47
22:DA:8:C:C2'	22:DA:9:G:H5'	2.45	0.47
23:DB:42:C:H2'	23:DB:43:C:C6	2.50	0.47
24:DC:129:LEU:HD23	24:DC:129:LEU:N	2.29	0.47
24:DC:239:PHE:CD1	24:DC:240:GLY:N	2.69	0.47
24:DC:35:LYS:O	24:DC:36:ASN:HB2	2.14	0.47
24:DC:80:LEU:CD2	24:DC:109:LEU:HB3	2.44	0.47
25:DD:118:PHE:CG	25:DD:119:ALA:N	2.83	0.47
25:DD:129:THR:HG22	25:DD:130:GLN:O	2.15	0.47
25:DD:180:VAL:HG22	25:DD:187:LEU:HD13	1.96	0.47
28:DG:154:GLU:O	28:DG:156:TYR:N	2.48	0.47
22:DA:2658:C:H5''	28:DG:157:LYS:CD	2.45	0.47
29:DH:50:ARG:HA	29:DH:50:ARG:NH1	2.29	0.47
29:DH:72:ILE:O	29:DH:72:ILE:HG13	2.14	0.47
30:DI:54:ILE:HD12	30:DI:54:ILE:N	2.30	0.47
32:DK:76:VAL:CG1	32:DK:77:ILE:N	2.78	0.47
22:DA:1277:G:O2'	35:DN:24:MET:HB2	2.13	0.47
35:DN:28:LEU:C	35:DN:30:ARG:H	2.18	0.47
38:DQ:79:ILE:HD13	38:DQ:80:ASN:N	2.29	0.47
39:DR:97:LYS:CG	39:DR:97:LYS:O	2.63	0.47
43:DV:21:ARG:C	43:DV:23:ALA:H	2.18	0.47
45:DX:53:LYS:CA	45:DX:56:ARG:CB	2.85	0.47
1:AA:1053:G:O2'	1:AA:1054:C:P	2.73	0.47
1:AA:1068:G:N7	1:AA:1094:G:H2'	2.29	0.47
1:AA:1162:C:O2'	1:AA:1163:A:C5'	2.63	0.47
1:AA:1443:C:H2'	1:AA:1444:U:O4'	2.14	0.47
1:AA:1521:C:C2'	1:AA:1522:U:O5'	2.62	0.47

Continued on next page...

Continued from previous page...

Atom-1	Atom-2	Interatomic distance (Å)	Clash overlap (Å)
1:AA:441:A:C2	1:AA:497:G:C6	3.03	0.47
1:AA:828:U:C6	1:AA:828:U:H3'	2.50	0.47
1:AA:953:G:H2'	1:AA:954:G:H5'	1.97	0.47
3:AC:144:GLY:O	3:AC:145:ALA:CB	2.60	0.47
6:AF:18:VAL:H	6:AF:19:PRO:HD2	1.79	0.47
7:AG:128:GLU:O	7:AG:129:ASN:C	2.53	0.47
8:AH:77:VAL:HG11	8:AH:124:ILE:HD11	1.96	0.47
12:AL:109:ARG:HH21	12:AL:116:TYR:HE2	1.63	0.47
13:AM:18:LEU:HD23	13:AM:33:LEU:HD21	1.97	0.47
21:AU:16:ARG:HG2	21:AU:19:LYS:HG2	1.96	0.47
48:B0:5:ASN:O	48:B0:7:PRO:HD3	2.15	0.47
49:B1:10:LEU:O	49:B1:19:PHE:HB2	2.15	0.47
22:BA:1020:A:C2	22:BA:1141:U:O2'	2.64	0.47
22:BA:1022:G:N2	22:BA:1142:A:N1	2.62	0.47
22:BA:1088:A:H4'	22:BA:1089:A:C8	2.50	0.47
22:BA:1345:C:H2'	22:BA:1345:C:O2	2.15	0.47
22:BA:1524:G:O2'	22:BA:1525:A:H5'	2.15	0.47
22:BA:1849:G:H2'	22:BA:1850:G:H8	1.79	0.47
22:BA:2082:A:H2'	22:BA:2083:G:O4'	2.14	0.47
22:BA:2500:U:H5''	22:BA:2501:C:OP2	2.15	0.47
22:BA:263:G:H2'	22:BA:264:C:O5'	2.15	0.47
22:BA:321:U:O2'	26:BE:162:ARG:NH1	2.48	0.47
22:BA:634:C:H2'	22:BA:635:C:C6	2.50	0.47
22:BA:659:G:C6	22:BA:660:C:C4	3.03	0.47
22:BA:670:A:H4'	22:BA:671:C:H5''	1.97	0.47
22:BA:734:A:C5	22:BA:735:A:C8	3.02	0.47
24:BC:131:MET:HA	24:BC:134:ILE:CD1	2.39	0.47
24:BC:144:GLU:OE2	24:BC:188:ARG:HB2	2.15	0.47
24:BC:29:PHE:CZ	24:BC:31:PRO:CG	2.97	0.47
26:BE:147:LEU:HB2	26:BE:186:VAL:HA	1.97	0.47
27:BF:35:LEU:CB	27:BF:153:ILE:CG2	2.66	0.47
28:BG:136:ASP:OD1	28:BG:136:ASP:C	2.53	0.47
31:BJ:140:LEU:N	31:BJ:140:LEU:HD12	2.29	0.47
34:BM:28:PHE:HD2	34:BM:104:GLU:OE1	1.97	0.47
38:BQ:12:ARG:O	38:BQ:13:HIS:C	2.50	0.47
42:BU:54:PRO:HG2	42:BU:55:GLY:H	1.80	0.47
42:BU:85:ARG:HG3	42:BU:86:PHE:N	2.30	0.47
1:CA:1031:C:H5'	1:CA:1032:G:C5'	2.43	0.47
1:CA:994:A:N7	1:CA:1216:A:C4'	2.78	0.47
1:CA:1244:G:C6	1:CA:1245:C:C4	3.02	0.47
1:CA:1282:C:O2'	1:CA:1283:U:C6	2.68	0.47

Continued on next page...

Continued from previous page...

Atom-1	Atom-2	Interatomic distance (Å)	Clash overlap (Å)
1:CA:1357:A:C8	1:CA:1358:U:C5	3.03	0.47
1:CA:155:A:C2	1:CA:167:A:C4	3.02	0.47
1:CA:223:A:C4	1:CA:224:U:C6	3.02	0.47
1:CA:289:G:N1	1:CA:290:C:C4	2.83	0.47
1:CA:330:C:O2'	1:CA:331:G:H8	1.96	0.47
1:CA:160:A:H4'	1:CA:344:A:N1	2.29	0.47
1:CA:338:A:N6	1:CA:351:G:N1	2.47	0.47
1:CA:652:U:O4	1:CA:752:G:H2'	2.15	0.47
1:CA:846:G:O2'	1:CA:847:G:H5'	2.15	0.47
2:CB:116:LEU:HD13	2:CB:140:LEU:HB2	1.96	0.47
3:CC:53:ARG:HB2	3:CC:53:ARG:NH1	2.29	0.47
4:CD:29:THR:C	4:CD:31:CYS:N	2.68	0.47
5:CE:77:ASN:HB3	5:CE:79:THR:HG22	1.97	0.47
8:CH:54:THR:C	8:CH:56:PRO:HD3	2.34	0.47
10:CJ:7:ARG:NH1	10:CJ:102:LEU:HG	2.28	0.47
16:CP:48:GLU:HA	16:CP:51:ARG:HH21	1.80	0.47
17:CQ:29:LYS:HE2	17:CQ:36:PHE:CD2	2.49	0.47
18:CR:32:ILE:CD1	18:CR:33:THR:O	2.62	0.47
19:CS:35:ARG:HD2	19:CS:71:GLY:HA2	1.97	0.47
51:D3:28:LEU:O	51:D3:29:ARG:HB3	2.14	0.47
22:DA:121:G:N3	22:DA:131:A:C2	2.83	0.47
22:DA:1438:U:N3	22:DA:1555:G:C2	2.83	0.47
22:DA:1494:A:H2'	22:DA:1495:A:H8	1.67	0.47
22:DA:1313:U:C6	22:DA:1610:A:H8	2.32	0.47
22:DA:1608:A:C5	22:DA:1611:C:C4	3.03	0.47
22:DA:1745:A:N3	22:DA:1746:A:C8	2.83	0.47
22:DA:1803:A:HO2'	22:DA:1804:C:C4'	2.24	0.47
22:DA:1875:G:H8	22:DA:1875:G:OP2	1.97	0.47
22:DA:189:G:H3'	22:DA:189:G:C8	2.49	0.47
22:DA:2199:A:N3	22:DA:2199:A:H2'	2.28	0.47
22:DA:2243:U:O2'	22:DA:2244:U:H5'	2.14	0.47
22:DA:389:G:H1'	22:DA:2412:A:O2'	2.15	0.47
22:DA:2480:C:N4	22:DA:2481:G:C6	2.83	0.47
22:DA:586:A:H2	22:DA:809:G:N3	2.13	0.47
22:DA:617:G:O2'	22:DA:618:G:C8	2.38	0.47
22:DA:775:G:O6	22:DA:787:C:H2'	2.15	0.47
22:DA:818:G:H4'	22:DA:838:C:O3'	2.15	0.47
22:DA:934:U:H6	22:DA:934:U:H5''	1.80	0.47
26:DE:2:GLU:HG2	26:DE:13:THR:OG1	2.15	0.47
26:DE:60:TRP:HB3	26:DE:61:ARG:H	1.48	0.47
26:DE:88:ARG:CB	26:DE:89:PRO:CD	2.93	0.47

Continued on next page...

Continued from previous page...

Atom-1	Atom-2	Interatomic distance (Å)	Clash overlap (Å)
27:DF:113:PHE:HE2	27:DF:116:LEU:HB2	1.79	0.47
22:DA:2746:U:C5'	28:DG:137:LYS:HG2	2.42	0.47
29:DH:48:GLU:HA	29:DH:51:ARG:HE	1.79	0.47
29:DH:61:VAL:CG1	29:DH:62:LEU:H	2.22	0.47
29:DH:68:ARG:CG	29:DH:71:LYS:CD	2.92	0.47
22:DA:7:G:H4'	31:DJ:15:TRP:CH2	2.49	0.47
34:DM:43:ALA:HA	34:DM:46:ILE:HD11	1.96	0.47
34:DM:8:LYS:HE3	34:DM:8:LYS:CA	2.37	0.47
34:DM:97:GLN:HB2	34:DM:98:PRO:CD	2.44	0.47
37:DP:13:LYS:H	37:DP:13:LYS:HD2	1.79	0.47
37:DP:59:THR:OG1	37:DP:72:VAL:HG12	2.15	0.47
38:DQ:78:PHE:CE2	38:DQ:109:VAL:HG22	2.49	0.47
22:DA:995:C:O2'	38:DQ:60:TRP:HH2	1.98	0.47
38:DQ:65:ASN:O	38:DQ:69:ARG:HB2	2.15	0.47
39:DR:27:ILE:HG13	39:DR:33:VAL:HG11	1.95	0.47
41:DT:10:VAL:CG2	41:DT:11:LEU:HD12	2.25	0.47
44:DW:49:ASN:ND2	44:DW:80:SER:HA	2.29	0.47
45:DX:16:ASN:O	45:DX:17:ARG:HB2	2.15	0.47
45:DX:70:LEU:O	45:DX:74:GLY:N	2.47	0.47
46:DY:31:GLN:C	46:DY:33:ALA:H	2.18	0.47
1:AA:1161:C:O2'	1:AA:1162:C:C5'	2.63	0.47
1:AA:1454:G:N2	1:AA:1455:G:C4	2.82	0.47
1:AA:191:G:H2'	1:AA:192:A:C8	2.50	0.47
1:AA:210:C:H4'	1:AA:211:G:C2	2.48	0.47
1:AA:209:U:C5'	1:AA:210:C:OP2	2.52	0.47
1:AA:229:U:H2'	1:AA:230:G:O4'	2.14	0.47
1:AA:255:G:C5	1:AA:256:U:C5	3.03	0.47
1:AA:400:C:H2'	1:AA:401:C:H5'	1.97	0.47
1:AA:475:C:C2'	1:AA:476:U:H5'	2.45	0.47
1:AA:596:A:N6	1:AA:645:G:N1	2.62	0.47
1:AA:66:A:C2'	1:AA:66:A:N3	2.76	0.47
1:AA:675:A:OP1	18:AR:70:THR:HG21	2.15	0.47
2:AB:163:ILE:O	2:AB:185:ILE:CG1	2.56	0.47
2:AB:36:LYS:HE3	2:AB:36:LYS:CA	2.35	0.47
2:AB:48:MET:HA	2:AB:48:MET:CE	2.45	0.47
1:AA:1060:U:C5	3:AC:1:GLY:CA	2.93	0.47
1:AA:8:A:C5	4:AD:205:LYS:HB3	2.50	0.47
5:AE:59:ILE:O	5:AE:63:MET:HG2	2.14	0.47
9:AI:32:ARG:HE	9:AI:36:GLN:CD	2.18	0.47
20:AT:27:MET:CE	20:AT:57:VAL:HG22	2.45	0.47
22:BA:1083:U:O2	22:BA:1086:A:N1	2.48	0.47

Continued on next page...

Continued from previous page...

Atom-1	Atom-2	Interatomic distance (Å)	Clash overlap (Å)
22:BA:1106:G:C6	22:BA:1107:G:N7	2.83	0.47
22:BA:1206:G:C6	22:BA:1207:C:C4	3.03	0.47
22:BA:1744:A:H3'	22:BA:1745:A:H8	1.80	0.47
22:BA:2145:C:H3'	22:BA:2146:C:H5''	1.96	0.47
22:BA:2150:C:C2'	22:BA:2151:U:C5	2.96	0.47
22:BA:2531:A:C6	22:BA:2532:G:C5	3.03	0.47
22:BA:2648:G:C2	22:BA:2649:C:C2	3.03	0.47
22:BA:263:G:C2'	22:BA:264:C:O5'	2.63	0.47
22:BA:319:G:C5	22:BA:333:G:C2	3.02	0.47
22:BA:726:G:O2'	22:BA:727:A:O5'	2.32	0.47
24:BC:132:ARG:NH1	24:BC:169:ALA:HA	2.29	0.47
24:BC:230:PRO:HD2	24:BC:246:PRO:HA	1.96	0.47
25:BD:142:VAL:HG23	25:BD:144:GLY:N	2.30	0.47
26:BE:5:LEU:HD23	26:BE:120:VAL:O	2.14	0.47
27:BF:71:LYS:CD	27:BF:80:GLN:HG3	2.31	0.47
28:BG:126:THR:CG2	28:BG:128:THR:H	2.21	0.47
29:BH:41:LYS:C	29:BH:43:ASN:N	2.65	0.47
29:BH:97:ARG:HE	29:BH:97:ARG:HB2	1.49	0.47
35:BN:71:ARG:HH21	35:BN:71:ARG:HG3	1.76	0.47
36:BO:57:ALA:O	36:BO:58:ILE:C	2.54	0.47
39:BR:49:ILE:HG21	39:BR:53:PHE:CA	2.44	0.47
39:BR:61:ALA:CB	39:BR:98:ILE:H	2.28	0.47
45:BX:40:GLU:C	45:BX:42:GLU:N	2.68	0.47
45:BX:70:LEU:O	45:BX:74:GLY:N	2.47	0.47
47:BZ:8:GLN:HB3	47:BZ:31:ILE:HA	1.97	0.47
1:CA:1115:U:C2'	1:CA:1116:U:H5'	2.45	0.47
1:CA:1235:U:H6	1:CA:1235:U:H3'	1.80	0.47
1:CA:1301:U:H2'	1:CA:1303:C:C6	2.49	0.47
1:CA:1348:U:O2'	1:CA:1349:A:C5'	2.63	0.47
1:CA:1452:C:H5'	1:CA:1453:G:C4	2.50	0.47
1:CA:1472:U:C2	1:CA:1473:G:C8	3.02	0.47
1:CA:428:G:H1'	1:CA:430:A:C8	2.50	0.47
1:CA:729:A:H2'	1:CA:730:G:O5'	2.15	0.47
1:CA:762:U:O5'	1:CA:762:U:H6	1.97	0.47
1:CA:974:A:HO2'	1:CA:975:A:P	2.37	0.47
2:CB:17:HIS:O	2:CB:18:GLN:HB2	2.15	0.47
3:CC:172:VAL:O	3:CC:174:LEU:HD22	2.15	0.47
7:CG:4:ARG:HE	7:CG:6:ILE:CA	2.27	0.47
10:CJ:51:VAL:HB	14:CN:80:ARG:CB	2.35	0.47
10:CJ:35:GLN:NE2	10:CJ:78:GLU:H	2.13	0.47
1:CA:1308:U:H5	13:CM:97:ARG:NH1	2.12	0.47

Continued on next page...

Continued from previous page...

Atom-1	Atom-2	Interatomic distance (Å)	Clash overlap (Å)
48:D0:38:LEU:H	48:D0:41:HIS:HE1	1.59	0.47
51:D3:50:SER:O	51:D3:53:ASP:N	2.45	0.47
22:DA:1178:C:H2'	22:DA:1179:G:O4'	2.15	0.47
22:DA:1385:A:O2'	22:DA:1386:C:C6	2.67	0.47
22:DA:1554:U:H5''	22:DA:1555:G:OP2	2.14	0.47
22:DA:1598:A:C2	22:DA:1599:U:C2	3.03	0.47
22:DA:1676:A:C2	22:DA:1993:U:C5'	2.81	0.47
22:DA:160:A:N6	22:DA:167:A:H1'	2.30	0.47
22:DA:1815:A:C1'	22:DA:1817:G:C8	2.98	0.47
22:DA:1827:U:C2'	22:DA:1828:G:O4'	2.62	0.47
22:DA:185:G:C6	22:DA:212:G:N2	2.82	0.47
22:DA:1963:U:O2'	22:DA:1964:G:H5''	2.14	0.47
22:DA:2040:G:C5	22:DA:2041:U:C5	3.03	0.47
22:DA:2077:A:N1	22:DA:2078:C:C4	2.83	0.47
22:DA:2197:U:O2'	22:DA:2198:A:C8	2.63	0.47
22:DA:965:C:H4'	22:DA:2273:A:C1'	2.44	0.47
22:DA:2294:G:C2	22:DA:2295:C:C6	3.02	0.47
22:DA:2324:U:O2'	22:DA:2385:C:H5	1.97	0.47
22:DA:310:A:N7	22:DA:312:G:C6	2.82	0.47
22:DA:405:U:H3'	22:DA:406:G:C5'	2.44	0.47
22:DA:46:G:N2	22:DA:47:C:N1	2.63	0.47
22:DA:65:U:C3'	22:DA:65:U:C6	2.98	0.47
22:DA:819:A:C4	22:DA:820:A:C8	3.03	0.47
25:DD:124:ARG:NH1	25:DD:125:TRP:CE2	2.83	0.47
25:DD:151:THR:O	25:DD:152:PRO:C	2.53	0.47
25:DD:183:GLU:N	25:DD:183:GLU:CD	2.67	0.47
27:DF:87:LYS:O	27:DF:88:VAL:HB	2.15	0.47
28:DG:23:ILE:O	28:DG:24:THR:HG23	2.15	0.47
28:DG:3:VAL:C	28:DG:5:LYS:H	2.18	0.47
22:DA:538:A:C5'	31:DJ:7:LYS:NZ	2.78	0.47
33:DL:65:GLY:O	33:DL:66:PHE:HB2	2.15	0.47
34:DM:66:ARG:NE	34:DM:101:VAL:HG11	2.29	0.47
35:DN:118:ARG:O	35:DN:118:ARG:HG2	2.14	0.47
41:DT:43:ILE:CD1	41:DT:83:ALA:HB1	2.45	0.47
42:DU:42:LYS:HZ3	42:DU:42:LYS:HB3	1.79	0.47
42:DU:73:ASN:HB3	42:DU:95:PHE:CE2	2.49	0.47
42:DU:11:ILE:HG21	42:DU:79:ALA:HB2	1.97	0.47
42:DU:94:PHE:CD2	42:DU:94:PHE:O	2.63	0.47
44:DW:32:ALA:O	44:DW:34:SER:N	2.47	0.47
1:AA:1031:C:HO2'	1:AA:1032:G:H5''	1.80	0.47
1:AA:1126:U:C6	1:AA:1281:C:N3	2.83	0.47

Continued on next page...

Continued from previous page...

Atom-1	Atom-2	Interatomic distance (Å)	Clash overlap (Å)
1:AA:1256:A:H1'	1:AA:1258:G:N7	2.26	0.47
1:AA:1460:C:H2'	1:AA:1461:G:O5'	2.15	0.47
1:AA:224:U:C2	1:AA:225:C:C5	3.03	0.47
1:AA:623:C:C2'	1:AA:624:C:H5'	2.45	0.47
1:AA:672:U:O2'	1:AA:673:A:H5'	2.15	0.47
1:AA:814:A:H5'	56:AA:1760:HOH:O	2.15	0.47
2:AB:162:VAL:HG23	2:AB:184:ALA:CB	2.45	0.47
2:AB:187:ASP:OD2	2:AB:202:ASN:HA	2.14	0.47
2:AB:40:ILE:HG21	2:AB:201:GLY:CA	2.44	0.47
2:AB:67:LEU:O	2:AB:160:LEU:HD12	2.14	0.47
3:AC:16:PRO:HB2	3:AC:17:TRP:H	1.45	0.47
6:AF:99:ALA:O	6:AF:100:SER:HB2	2.15	0.47
7:AG:107:ALA:CA	7:AG:122:GLU:HG3	2.45	0.47
9:AI:89:TYR:O	9:AI:90:ASP:CB	2.63	0.47
13:AM:89:ARG:NH1	13:AM:94:LEU:HB3	2.29	0.47
14:AN:42:ASN:O	14:AN:44:VAL:N	2.48	0.47
14:AN:87:ALA:HB2	14:AN:92:ILE:HD12	1.97	0.47
15:AO:42:PHE:HE1	15:AO:55:LEU:HB2	1.80	0.47
20:AT:68:LYS:HB2	20:AT:68:LYS:HZ2	1.80	0.47
22:BA:686:U:O4	50:B2:12:ARG:HB2	2.16	0.47
51:B3:31:ILE:HD13	51:B3:34:LYS:HD2	1.86	0.47
22:BA:1449:G:H2'	22:BA:1450:G:O5'	2.14	0.47
22:BA:1542:U:H2'	22:BA:1543:G:O4'	2.15	0.47
22:BA:1840:G:C2	22:BA:1841:U:C2	3.03	0.47
22:BA:197:A:C2'	22:BA:198:C:H5'	2.45	0.47
22:BA:2768:U:H2'	22:BA:2769:U:O5'	2.15	0.47
22:BA:411:G:H5''	22:BA:412:A:OP1	2.15	0.47
22:BA:445:C:O2'	22:BA:446:G:H5'	2.14	0.47
22:BA:481:G:O2'	22:BA:482:A:P	2.72	0.47
22:BA:608:A:C2	22:BA:621:A:C2	3.02	0.47
22:BA:670:A:H4'	22:BA:671:C:O5'	2.15	0.47
22:BA:68:G:C2	22:BA:74:A:C4	3.02	0.47
22:BA:912:C:C4	22:BA:913:U:O4	2.68	0.47
25:BD:9:VAL:HG22	25:BD:26:VAL:CG1	2.44	0.47
27:BF:134:GLN:C	27:BF:136:ILE:HG12	2.34	0.47
28:BG:88:LEU:HD11	28:BG:95:ALA:HB2	1.96	0.47
29:BH:30:LEU:O	29:BH:35:LYS:HB2	2.14	0.47
22:BA:1059:G:H4'	30:BI:116:MET:CE	2.45	0.47
32:BK:38:ILE:HD11	32:BK:112:PHE:HZ	1.78	0.47
33:BL:55:MET:HA	33:BL:56:PRO:HD3	1.63	0.47
33:BL:95:LEU:HD22	33:BL:100:ILE:HD11	1.97	0.47

Continued on next page...

Continued from previous page...

Atom-1	Atom-2	Interatomic distance (Å)	Clash overlap (Å)
38:BQ:34:ALA:O	38:BQ:37:ALA:HB3	2.14	0.47
39:BR:39:LEU:HA	39:BR:49:ILE:CG2	2.44	0.47
40:BS:39:THR:HG22	40:BS:44:ALA:HB2	1.95	0.47
40:BS:29:VAL:HG22	40:BS:55:ILE:HD11	1.97	0.47
41:BT:88:LYS:O	41:BT:89:GLU:CB	2.63	0.47
43:BV:21:ARG:HA	43:BV:25:LYS:O	2.15	0.47
44:BW:18:LYS:HG3	44:BW:19:ARG:HG3	1.97	0.47
44:BW:9:THR:CG2	44:BW:10:ARG:N	2.70	0.47
1:CA:1076:U:C2	1:CA:1082:A:C2	3.03	0.47
1:CA:134:G:H2'	1:CA:135:C:H5'	1.94	0.47
1:CA:1509:C:O2'	1:CA:1510:C:H5'	2.14	0.47
1:CA:213:G:C8	1:CA:214:C:C5	3.02	0.47
1:CA:509:A:OP1	4:CD:50:TYR:HD2	1.98	0.47
1:CA:771:G:C2	1:CA:809:G:C2	3.03	0.47
1:CA:785:G:H2'	1:CA:785:G:N3	2.29	0.47
1:CA:585:G:N3	1:CA:879:C:H4'	2.30	0.47
1:CA:917:G:C6	1:CA:918:A:C6	3.03	0.47
2:CB:101:THR:HG23	2:CB:174:GLU:HB3	1.97	0.47
4:CD:200:VAL:CG1	4:CD:201:GLU:N	2.78	0.47
5:CE:24:VAL:HG23	5:CE:25:LYS:N	2.29	0.47
6:CF:80:PHE:HE2	24:DC:123:ILE:HG12	1.81	0.47
7:CG:100:MET:HE3	7:CG:100:MET:N	2.18	0.47
7:CG:64:ALA:HB2	7:CG:126:ALA:CB	2.42	0.47
10:CJ:90:LEU:HD23	10:CJ:92:LEU:HD11	1.97	0.47
1:CA:947:G:OP1	13:CM:106:ARG:CG	2.62	0.47
16:CP:52:LEU:O	16:CP:53:ASP:CB	2.62	0.47
17:CQ:4:ILE:CG2	17:CQ:5:ARG:N	2.62	0.47
19:CS:32:THR:HG21	19:CS:48:ILE:CG2	2.45	0.47
21:CU:36:PHE:HA	21:CU:39:LYS:HE2	1.97	0.47
51:D3:28:LEU:HD23	51:D3:28:LEU:O	2.14	0.47
51:D3:50:SER:O	51:D3:51:LYS:C	2.52	0.47
22:DA:1103:A:H5''	22:DA:1104:C:OP2	2.15	0.47
22:DA:1138:G:H2'	22:DA:1139:G:O4'	2.15	0.47
22:DA:1204:A:N9	22:DA:1206:G:C6	2.83	0.47
22:DA:1223:G:O5'	22:DA:1223:G:H8	1.98	0.47
22:DA:1259:G:H2'	22:DA:1260:A:H8	1.79	0.47
22:DA:1307:A:C2'	22:DA:1308:A:H5'	2.45	0.47
22:DA:1354:A:C8	22:DA:1355:G:C8	3.03	0.47
22:DA:1388:G:C4	22:DA:1389:G:N7	2.83	0.47
22:DA:146:A:C6	22:DA:147:C:C4	3.03	0.47
22:DA:1469:A:C2'	22:DA:1470:A:C8	2.73	0.47

Continued on next page...

Continued from previous page...

Atom-1	Atom-2	Interatomic distance (Å)	Clash overlap (Å)
22:DA:1532:A:C6	22:DA:1540:G:O6	2.68	0.47
22:DA:1441:G:H4'	22:DA:1628:G:OP1	2.15	0.47
22:DA:1845:G:C5	22:DA:1846:G:N7	2.83	0.47
22:DA:1962:C:C4'	22:DA:1963:U:OP1	2.57	0.47
22:DA:227:A:H5'	22:DA:229:C:N4	2.31	0.47
22:DA:2314:A:O2'	22:DA:2315:G:H8	1.97	0.47
22:DA:233:A:O2'	22:DA:234:U:O5'	2.32	0.47
22:DA:2385:C:O2'	22:DA:2386:A:H8	1.92	0.47
22:DA:2666:C:C2'	22:DA:2667:C:O5'	2.63	0.47
22:DA:2748:A:C2	22:DA:2757:A:N7	2.83	0.47
22:DA:379:G:C2	22:DA:396:G:C6	3.03	0.47
22:DA:404:A:C5'	22:DA:405:U:OP1	2.63	0.47
22:DA:40:U:C4	22:DA:41:C:N4	2.83	0.47
22:DA:370:G:C6	22:DA:424:G:N7	2.83	0.47
22:DA:457:A:C2	22:DA:458:G:N2	2.83	0.47
15:CO:63:ARG:HH22	22:DA:715:A:H5''	1.79	0.47
22:DA:734:A:C4	22:DA:735:A:C8	3.03	0.47
22:DA:783:A:H8	22:DA:783:A:H2'	1.53	0.47
22:DA:90:U:C5	22:DA:91:A:N7	2.83	0.47
22:DA:946:C:O2'	22:DA:947:A:H5'	2.15	0.47
23:DB:60:C:H2'	23:DB:61:G:C8	2.50	0.47
24:DC:160:TYR:CD1	24:DC:160:TYR:C	2.88	0.47
24:DC:259:ASN:C	24:DC:261:ARG:H	2.19	0.47
25:DD:114:LYS:CD	25:DD:116:LYS:HZ2	2.18	0.47
25:DD:36:GLN:HE21	25:DD:38:LYS:NZ	2.13	0.47
26:DE:5:LEU:CD2	26:DE:120:VAL:HG22	2.45	0.47
27:DF:19:PHE:O	27:DF:20:ASN:HB3	2.15	0.47
27:DF:46:LYS:HE2	27:DF:83:PRO:HG3	1.97	0.47
30:DI:106:GLN:HA	30:DI:109:ALA:HB3	1.98	0.47
30:DI:103:ALA:O	30:DI:107:GLU:HB2	2.15	0.47
31:DJ:21:THR:HG23	31:DJ:61:LYS:CB	2.44	0.47
32:DK:35:VAL:HG21	32:DK:69:VAL:HG22	1.97	0.47
32:DK:9:ASN:N	32:DK:9:ASN:ND2	2.60	0.47
35:DN:38:LEU:O	35:DN:38:LEU:HD12	2.14	0.47
35:DN:87:PHE:HD1	35:DN:90:ARG:HD2	1.80	0.47
38:DQ:91:ARG:CG	39:DR:11:GLN:HG3	2.45	0.47
40:DS:44:ALA:O	40:DS:48:LYS:HB2	2.15	0.47
41:DT:21:SER:HA	41:DT:25:GLU:HB2	1.96	0.47
42:DU:14:THR:HG21	42:DU:64:ILE:CD1	2.36	0.47
42:DU:81:ARG:HB2	42:DU:96:LYS:HG3	1.96	0.47
43:DV:79:ARG:O	43:DV:87:GLN:HB2	2.15	0.47

Continued on next page...

Continued from previous page...

Atom-1	Atom-2	Interatomic distance (Å)	Clash overlap (Å)
22:DA:855:G:O2'	44:DW:23:LYS:HD3	2.15	0.47
46:DY:54:LYS:O	46:DY:57:LEU:HB3	2.15	0.47
1:AA:1146:A:C2	1:AA:1147:C:H1'	2.51	0.46
1:AA:1159:U:N3	1:AA:1182:G:C4	2.83	0.46
1:AA:1302:C:OP1	13:AM:12:LYS:HE2	2.15	0.46
1:AA:1303:C:H2'	1:AA:1304:G:N7	2.30	0.46
1:AA:1472:U:O2'	1:AA:1473:G:H5'	2.15	0.46
1:AA:1491:G:H5''	1:AA:1492:A:OP1	2.15	0.46
1:AA:166:U:H5''	1:AA:167:A:OP2	2.15	0.46
1:AA:184:G:N3	1:AA:185:U:C5	2.82	0.46
1:AA:221:C:H2'	1:AA:222:C:H5'	1.96	0.46
1:AA:373:A:O2'	1:AA:374:A:C5'	2.62	0.46
1:AA:528:C:O2'	1:AA:535:A:H2'	2.15	0.46
1:AA:550:G:H2'	1:AA:551:U:H5'	1.96	0.46
1:AA:607:A:C6	1:AA:608:A:C6	3.03	0.46
1:AA:693:G:H2'	1:AA:694:A:C5'	2.43	0.46
3:AC:147:GLY:CA	3:AC:171:ARG:H	2.28	0.46
4:AD:129:VAL:HG11	4:AD:134:TYR:CB	2.44	0.46
4:AD:2:ARG:HB2	4:AD:4:LEU:CD1	2.44	0.46
11:AK:43:TRP:HE3	11:AK:44:ALA:HA	1.80	0.46
12:AL:85:ARG:HG3	12:AL:86:VAL:N	2.31	0.46
13:AM:3:ILE:H	13:AM:56:ARG:NH1	2.14	0.46
17:AQ:80:LYS:CD	17:AQ:80:LYS:N	2.78	0.46
22:BA:1378:A:O2'	22:BA:1379:U:P	2.73	0.46
22:BA:141:G:C5'	22:BA:142:A:C8	2.97	0.46
22:BA:142:A:C4	22:BA:143:C:C4	3.03	0.46
22:BA:1962:C:O2'	22:BA:1964:G:OP2	2.32	0.46
22:BA:235:U:H2'	22:BA:236:C:H6	1.80	0.46
22:BA:2850:A:C2	22:BA:2851:A:C4	3.04	0.46
22:BA:441:U:H2'	22:BA:442:G:C8	2.50	0.46
22:BA:565:C:H2'	22:BA:566:U:O4'	2.15	0.46
22:BA:638:G:C5	22:BA:651:G:C2	3.03	0.46
22:BA:826:U:P	56:BA:3696:HOH:O	2.73	0.46
22:BA:923:G:N3	44:BW:23:LYS:CE	2.67	0.46
24:BC:142:ASN:O	24:BC:142:ASN:CG	2.53	0.46
24:BC:257:ARG:CD	24:BC:269:ARG:NH2	2.78	0.46
25:BD:113:SER:O	25:BD:167:ASN:N	2.42	0.46
26:BE:145:ASP:HA	26:BE:166:LYS:O	2.15	0.46
26:BE:47:LYS:HB3	26:BE:51:GLU:HG3	1.96	0.46
27:BF:131:VAL:CG2	27:BF:151:LEU:H	2.27	0.46
27:BF:135:ILE:C	27:BF:137:PHE:N	2.68	0.46

Continued on next page...

Continued from previous page...

Atom-1	Atom-2	Interatomic distance (Å)	Clash overlap (Å)
29:BH:6:LEU:N	29:BH:6:LEU:CD1	2.78	0.46
30:BI:79:LEU:HD11	30:BI:132:ALA:HA	1.96	0.46
31:BJ:136:GLN:N	31:BJ:137:PRO:CD	2.77	0.46
32:BK:71:ARG:CG	32:BK:106:GLU:OE2	2.62	0.46
32:BK:47:ILE:HG13	32:BK:48:PRO:CD	2.45	0.46
34:BM:132:THR:CG2	34:BM:133:LYS:N	2.78	0.46
36:BO:89:ASP:O	36:BO:90:VAL:HG13	2.15	0.46
39:BR:51:VAL:CB	39:BR:52:PRO:CD	2.79	0.46
39:BR:49:ILE:CG2	39:BR:54:VAL:HG12	2.45	0.46
41:BT:48:GLN:HB3	41:BT:49:LYS:HE3	1.97	0.46
47:BZ:11:SER:O	47:BZ:15:ARG:NE	2.47	0.46
1:CA:1120:C:H2'	1:CA:1121:U:C6	2.48	0.46
1:CA:1133:G:C2	1:CA:1142:G:C6	3.02	0.46
1:CA:164:G:H2'	1:CA:165:G:H5'	1.96	0.46
1:CA:218:U:H2'	1:CA:219:U:O4'	2.14	0.46
1:CA:445:G:C4	1:CA:446:G:C8	3.03	0.46
1:CA:441:A:N6	1:CA:493:A:H62	2.13	0.46
1:CA:68:G:C2'	1:CA:69:G:O5'	2.63	0.46
1:CA:666:G:C4	1:CA:741:G:C2	3.03	0.46
1:CA:75:G:C2	1:CA:96:U:C2	3.03	0.46
1:CA:761:G:O2'	1:CA:762:U:H5'	2.15	0.46
2:CB:103:TRP:HZ2	2:CB:155:GLY:HA2	1.79	0.46
2:CB:10:LYS:HE3	2:CB:10:LYS:HA	1.98	0.46
1:CA:408:A:OP1	4:CD:111:ALA:HB3	2.15	0.46
7:CG:118:ARG:O	7:CG:122:GLU:CB	2.63	0.46
9:CI:45:MET:HA	9:CI:48:ARG:CG	2.45	0.46
9:CI:90:ASP:HB3	9:CI:93:LEU:CD2	2.45	0.46
10:CJ:92:LEU:HD22	10:CJ:93:ALA:N	2.29	0.46
14:CN:80:ARG:HG2	14:CN:81:ILE:N	2.30	0.46
16:CP:32:PHE:CD1	16:CP:32:PHE:C	2.88	0.46
16:CP:43:ALA:HB1	16:CP:46:LYS:HZ1	1.80	0.46
17:CQ:25:GLU:CG	17:CQ:40:THR:CG2	2.93	0.46
22:DA:1007:C:H2'	22:DA:1008:A:N7	2.30	0.46
22:DA:1062:G:C8	22:DA:1070:A:OP2	2.66	0.46
22:DA:1077:A:HO2'	22:DA:1078:U:C4'	2.28	0.46
22:DA:1011:G:C4	22:DA:1151:A:C2	3.03	0.46
22:DA:1204:A:N1	22:DA:1241:A:N1	2.63	0.46
22:DA:1261:C:O2	22:DA:1262:A:C8	2.68	0.46
22:DA:1286:A:C2	22:DA:1329:U:C5	3.03	0.46
22:DA:1291:C:O2'	22:DA:1292:G:H5'	2.14	0.46
22:DA:1385:A:O2'	22:DA:1386:C:O5'	2.32	0.46

Continued on next page...

Continued from previous page...

Atom-1	Atom-2	Interatomic distance (Å)	Clash overlap (Å)
22:DA:1746:A:C4	22:DA:1747:U:C5	3.03	0.46
22:DA:1962:C:O2'	22:DA:1964:G:OP2	2.31	0.46
22:DA:196:A:H61	22:DA:831:G:H21	1.62	0.46
22:DA:2040:G:O2'	22:DA:2041:U:H5'	2.15	0.46
22:DA:207:A:H2'	22:DA:208:C:C6	2.50	0.46
22:DA:2213:U:O2'	22:DA:2214:C:C5'	2.63	0.46
22:DA:2289:G:O2'	22:DA:2290:G:C5'	2.62	0.46
22:DA:2331:G:O2'	44:DW:40:ARG:CB	2.62	0.46
22:DA:2638:G:H2'	22:DA:2775:G:H22	1.80	0.46
22:DA:2716:C:H2'	22:DA:2717:C:H6	1.80	0.46
22:DA:425:G:C4	22:DA:426:C:C5	3.03	0.46
22:DA:491:G:O2'	22:DA:492:A:H8	1.97	0.46
22:DA:844:A:H2'	22:DA:845:A:O4'	2.16	0.46
22:DA:983:A:C6	22:DA:984:A:C2	3.03	0.46
23:DB:44:G:H5''	27:DF:91:ARG:NH1	2.30	0.46
26:DE:28:VAL:HG23	26:DE:29:HIS:N	2.29	0.46
27:DF:111:ARG:NH2	27:DF:113:PHE:CE1	2.84	0.46
27:DF:136:ILE:HG23	27:DF:142:TYR:CD1	2.50	0.46
31:DJ:41:LYS:C	31:DJ:43:GLU:H	2.19	0.46
32:DK:107:LEU:HD23	32:DK:108:ARG:N	2.30	0.46
22:DA:627:A:N6	33:DL:112:LEU:HD23	2.30	0.46
33:DL:9:ALA:HB3	33:DL:12:SER:OG	2.15	0.46
35:DN:97:ILE:HD11	35:DN:99:LYS:HZ2	1.80	0.46
36:DO:17:LYS:CE	36:DO:21:LEU:CD1	2.87	0.46
37:DP:28:LYS:HZ3	37:DP:82:SER:HB2	1.80	0.46
37:DP:85:VAL:O	37:DP:85:VAL:HG13	2.15	0.46
38:DQ:88:GLU:HG2	38:DQ:90:ASP:OD2	2.15	0.46
39:DR:79:ARG:O	39:DR:80:ARG:CB	2.63	0.46
22:DA:856:G:O4'	44:DW:23:LYS:HB3	2.15	0.46
44:DW:33:GLY:O	44:DW:34:SER:HB2	2.15	0.46
46:DY:30:MET:SD	46:DY:30:MET:O	2.73	0.46
1:AA:1021:A:C2'	1:AA:1022:A:C5'	2.76	0.46
1:AA:1169:A:C2	1:AA:1170:A:C4	3.03	0.46
1:AA:1429:A:N1	1:AA:1472:U:C4	2.83	0.46
1:AA:1459:G:O2'	1:AA:1460:C:H5'	2.15	0.46
1:AA:325:A:H2'	1:AA:326:G:O4'	2.16	0.46
1:AA:486:U:C5'	1:AA:486:U:C6	2.89	0.46
1:AA:499:A:O2'	1:AA:500:G:C8	2.66	0.46
1:AA:790:A:H2'	1:AA:791:G:C8	2.50	0.46
1:AA:791:G:C6	1:AA:792:A:N7	2.84	0.46
2:AB:127:LYS:HG3	2:AB:128:LEU:N	2.20	0.46

Continued on next page...

Continued from previous page...

Atom-1	Atom-2	Interatomic distance (Å)	Clash overlap (Å)
3:AC:59:PRO:O	3:AC:60:ALA:C	2.54	0.46
5:AE:55:VAL:O	5:AE:59:ILE:HG23	2.15	0.46
7:AG:112:ASP:HB2	7:AG:118:ARG:CG	2.45	0.46
7:AG:15:PRO:HG2	7:AG:43:TYR:OH	2.16	0.46
11:AK:51:PHE:HZ	11:AK:64:VAL:CG1	2.28	0.46
12:AL:88:ASP:O	12:AL:90:PRO:HD3	2.15	0.46
13:AM:19:THR:HA	13:AM:24:VAL:CG2	2.37	0.46
19:AS:10:ILE:HG13	19:AS:10:ILE:O	2.12	0.46
19:AS:10:ILE:HD11	19:AS:15:LEU:HD13	1.97	0.46
20:AT:33:LYS:N	20:AT:33:LYS:CE	2.70	0.46
22:BA:1059:G:C2	22:BA:1080:A:N3	2.83	0.46
22:BA:1499:C:H2'	22:BA:1500:G:C8	2.46	0.46
22:BA:1534:U:H3'	22:BA:1536:C:H5	1.79	0.46
22:BA:1565:C:H3'	24:BC:17:LYS:HZ3	1.80	0.46
22:BA:1300:G:H2'	22:BA:1635:A:OP1	2.16	0.46
22:BA:1901:A:N3	22:BA:1902:C:C6	2.83	0.46
22:BA:2345:G:C4	22:BA:2381:A:C2	3.03	0.46
22:BA:2540:C:O2'	22:BA:2541:A:H5'	2.14	0.46
22:BA:608:A:N3	22:BA:621:A:C2	2.83	0.46
22:BA:923:G:H4'	44:BW:25:PHE:CZ	2.51	0.46
22:BA:974:G:C4	22:BA:1186:G:C2	3.03	0.46
22:BA:2619:C:H5'	25:BD:155:VAL:O	2.15	0.46
26:BE:169:VAL:CG2	26:BE:169:VAL:O	2.62	0.46
30:BI:126:ARG:CA	30:BI:129:GLU:HB2	2.43	0.46
30:BI:18:ASN:ND2	30:BI:38:CYS:HB3	2.29	0.46
31:BJ:31:GLU:HG3	31:BJ:142:ILE:HG21	1.97	0.46
31:BJ:44:TYR:O	31:BJ:45:THR:HB	2.15	0.46
22:BA:2393:U:O3'	33:BL:62:PRO:HA	2.15	0.46
33:BL:64:PHE:CD1	33:BL:64:PHE:C	2.88	0.46
37:BP:102:ARG:C	37:BP:103:THR:HG22	2.34	0.46
37:BP:32:VAL:O	37:BP:33:GLU:O	2.32	0.46
38:BQ:94:LEU:HD23	39:BR:11:GLN:CB	2.45	0.46
44:BW:49:ASN:O	44:BW:50:VAL:HG23	2.14	0.46
44:BW:74:LYS:O	44:BW:75:ASN:C	2.51	0.46
1:CA:1060:U:O2'	1:CA:1061:G:H5'	2.15	0.46
1:CA:1068:G:C2	1:CA:1069:C:C6	3.03	0.46
1:CA:1094:G:C2'	1:CA:1095:U:OP2	2.63	0.46
1:CA:1145:A:H4'	1:CA:1146:A:OP1	2.15	0.46
1:CA:1218:C:H2'	1:CA:1219:A:C8	2.51	0.46
1:CA:1239:A:H5''	7:CG:118:ARG:HH22	1.80	0.46
1:CA:1312:G:H2'	1:CA:1313:U:H6	1.80	0.46

Continued on next page...

Continued from previous page...

Atom-1	Atom-2	Interatomic distance (Å)	Clash overlap (Å)
1:CA:1336:C:H1'	1:CA:1337:G:C2	2.51	0.46
1:CA:198:G:N3	1:CA:199:A:C8	2.83	0.46
1:CA:407:U:H2'	1:CA:408:A:C8	2.50	0.46
1:CA:443:C:H2'	1:CA:444:G:C5'	2.45	0.46
1:CA:202:G:O2'	1:CA:468:A:C8	2.49	0.46
2:CB:30:ILE:HD11	2:CB:188:THR:CB	2.45	0.46
4:CD:196:GLU:N	4:CD:196:GLU:OE1	2.45	0.46
6:CF:39:LEU:HD12	6:CF:39:LEU:C	2.36	0.46
6:CF:54:LEU:HD12	6:CF:55:HIS:N	2.30	0.46
7:CG:9:ARG:C	7:CG:10:LYS:HG3	2.36	0.46
7:CG:14:ASP:CB	7:CG:18:GLY:H	2.16	0.46
1:CA:1350:A:H2	7:CG:33:GLY:HA3	1.80	0.46
7:CG:41:ILE:HG22	7:CG:41:ILE:O	2.14	0.46
8:CH:110:MET:HE1	8:CH:114:ALA:O	2.15	0.46
3:CC:17:TRP:CD1	14:CN:90:GLY:HA2	2.50	0.46
16:CP:20:VAL:CG2	16:CP:21:VAL:N	2.78	0.46
17:CQ:38:LYS:O	17:CQ:39:ARG:HD2	2.14	0.46
18:CR:28:LEU:C	18:CR:30:ASN:H	2.18	0.46
20:CT:9:ARG:HD2	20:CT:9:ARG:HA	1.71	0.46
49:D1:33:LEU:HB2	49:D1:51:ALA:CB	2.45	0.46
22:DA:105:C:C2'	22:DA:106:C:C5	2.97	0.46
22:DA:117:G:C6	22:DA:119:A:N6	2.83	0.46
22:DA:12:U:O4	22:DA:13:A:N6	2.48	0.46
22:DA:1444:G:C4	22:DA:1445:G:C8	3.03	0.46
22:DA:1676:A:H2'	22:DA:1677:A:O4'	2.15	0.46
22:DA:785:G:O2'	22:DA:1779:U:H5'	2.15	0.46
22:DA:1815:A:H1'	22:DA:1817:G:C8	2.50	0.46
22:DA:2047:C:H2'	22:DA:2048:G:H5'	1.98	0.46
22:DA:2065:C:HO2'	22:DA:2449:U:H3	1.63	0.46
22:DA:830:G:C2	22:DA:2448:A:C5	3.03	0.46
22:DA:2675:A:C2	22:DA:2676:C:C2	3.04	0.46
22:DA:2691:C:O2'	22:DA:2692:G:C5'	2.63	0.46
22:DA:513:A:N1	22:DA:514:A:C6	2.83	0.46
22:DA:604:G:C2	22:DA:605:G:C6	3.03	0.46
22:DA:686:U:C6	22:DA:788:A:N1	2.83	0.46
22:DA:730:A:H2'	22:DA:731:C:H6	1.79	0.46
23:DB:91:C:O2'	23:DB:92:C:H5'	2.14	0.46
24:DC:131:MET:CE	24:DC:183:VAL:HG11	2.44	0.46
25:DD:140:HIS:CD2	25:DD:140:HIS:N	2.83	0.46
26:DE:118:LEU:HD12	26:DE:186:VAL:CG1	2.46	0.46
28:DG:117:PRO:CG	28:DG:143:VAL:CG1	2.93	0.46

Continued on next page...

Continued from previous page...

Atom-1	Atom-2	Interatomic distance (Å)	Clash overlap (Å)
37:DP:16:VAL:HA	37:DP:17:PRO:HD3	1.47	0.46
38:DQ:23:TYR:HB2	38:DQ:28:SER:HB3	1.96	0.46
38:DQ:38:VAL:O	38:DQ:42:GLY:N	2.49	0.46
39:DR:13:ARG:HE	39:DR:13:ARG:C	2.18	0.46
40:DS:29:VAL:CG2	40:DS:69:LEU:O	2.60	0.46
42:DU:13:LEU:HD13	42:DU:13:LEU:O	2.16	0.46
42:DU:64:ILE:O	42:DU:65:GLN:O	2.33	0.46
43:DV:43:ASP:HB3	43:DV:46:LYS:HB2	1.97	0.46
46:DY:23:ARG:HB3	46:DY:27:ASN:OD1	2.14	0.46
47:DZ:5:LYS:HE2	47:DZ:57:GLU:OE2	2.14	0.46
1:AA:1016:A:N7	1:AA:1017:U:H1'	2.30	0.46
1:AA:1024:G:C5	1:AA:1025:U:C5	3.04	0.46
1:AA:1302:C:H2'	1:AA:1302:C:H6	1.28	0.46
1:AA:1364:U:C3'	1:AA:1365:G:H5'	2.46	0.46
1:AA:1507:A:C8	1:AA:1507:A:H5''	2.50	0.46
1:AA:62:U:O3'	1:AA:384:G:N2	2.49	0.46
1:AA:500:G:C5'	1:AA:500:G:H8	2.29	0.46
1:AA:520:A:H2	1:AA:536:C:O2	1.99	0.46
1:AA:551:U:C2'	1:AA:552:U:O5'	2.63	0.46
1:AA:551:U:O2'	1:AA:552:U:H5'	2.15	0.46
1:AA:811:C:H4'	1:AA:900:A:N6	2.29	0.46
2:AB:148:GLY:HA2	2:AB:151:LYS:CE	2.46	0.46
2:AB:72:LYS:O	2:AB:74:ALA:N	2.48	0.46
3:AC:79:LYS:HE3	3:AC:79:LYS:N	2.29	0.46
1:AA:1079:G:H5'	5:AE:133:ILE:HG21	1.98	0.46
7:AG:21:LEU:HD21	7:AG:96:ASN:ND2	2.30	0.46
9:AI:42:THR:O	9:AI:43:ALA:HB2	2.15	0.46
9:AI:57:VAL:HG12	9:AI:58:GLU:HG2	1.97	0.46
10:AJ:83:THR:O	10:AJ:86:ALA:HB3	2.16	0.46
11:AK:34:THR:HB	11:AK:40:ALA:HA	1.97	0.46
15:AO:30:LEU:O	15:AO:33:ALA:HB3	2.15	0.46
16:AP:51:ARG:HG2	16:AP:52:LEU:N	2.29	0.46
21:AU:45:LYS:HE3	21:AU:45:LYS:HA	1.96	0.46
50:B2:42:LEU:HA	50:B2:42:LEU:HD13	1.63	0.46
22:BA:1113:U:N3	22:BA:1114:C:C5	2.83	0.46
22:BA:1243:C:H2'	22:BA:1244:A:O4'	2.16	0.46
22:BA:1403:A:O2'	22:BA:1404:C:H5'	2.16	0.46
22:BA:1421:G:C2	22:BA:1422:G:C8	3.04	0.46
22:BA:1980:G:O2'	22:BA:1982:U:H5	1.98	0.46
22:BA:1998:A:H2'	22:BA:1999:C:C6	2.50	0.46
22:BA:2435:A:H2'	22:BA:2436:G:O5'	2.15	0.46

Continued on next page...

Continued from previous page...

Atom-1	Atom-2	Interatomic distance (Å)	Clash overlap (Å)
22:BA:2525:G:C2	22:BA:2539:C:C2	3.03	0.46
22:BA:2032:G:N1	22:BA:2572:A:C8	2.83	0.46
22:BA:2742:G:OP1	52:B4:36:ARG:HD3	2.15	0.46
22:BA:2874:C:H2'	22:BA:2875:C:H6	1.81	0.46
22:BA:39:G:H2'	22:BA:40:U:C6	2.50	0.46
22:BA:545:U:O4'	22:BA:545:U:O2	2.33	0.46
22:BA:780:G:H2'	22:BA:782:A:N7	2.31	0.46
23:BB:15:A:O2'	23:BB:16:G:H5'	2.15	0.46
24:BC:161:VAL:HG22	24:BC:175:LEU:HD12	1.98	0.46
24:BC:75:ALA:HB1	24:BC:94:LEU:O	2.16	0.46
27:BF:23:SER:O	27:BF:26:GLN:HB3	2.15	0.46
27:BF:90:LEU:HB3	27:BF:95:MET:HA	1.97	0.46
30:BI:105:LEU:HA	30:BI:108:ILE:HD12	1.97	0.46
34:BM:45:GLN:O	34:BM:46:ILE:C	2.53	0.46
34:BM:51:ARG:O	34:BM:52:ALA:C	2.53	0.46
34:BM:72:PRO:O	34:BM:73:ILE:O	2.33	0.46
37:BP:7:LEU:O	37:BP:10:GLU:HG2	2.15	0.46
37:BP:13:LYS:NZ	37:BP:80:VAL:CG1	2.78	0.46
39:BR:49:ILE:CG2	39:BR:53:PHE:CA	2.94	0.46
39:BR:24:LYS:CA	39:BR:94:THR:HG23	2.39	0.46
22:BA:2330:G:N2	44:BW:38:ARG:HA	2.23	0.46
44:BW:75:ASN:O	44:BW:76:ARG:CB	2.64	0.46
1:CA:1178:G:H2'	1:CA:1180:A:OP2	2.15	0.46
1:CA:1190:G:O3'	3:CC:2:GLN:HB3	2.14	0.46
1:CA:1360:A:C2	1:CA:1361:G:C1'	2.99	0.46
1:CA:240:G:OP1	1:CA:240:G:H4'	2.16	0.46
1:CA:33:A:C4	1:CA:34:C:C5	3.03	0.46
1:CA:502:A:OP1	12:CL:114:SER:CB	2.64	0.46
1:CA:66:A:C2'	1:CA:66:A:N3	2.75	0.46
1:CA:763:G:N3	1:CA:764:C:C6	2.84	0.46
1:CA:777:A:C6	1:CA:778:G:C5	3.03	0.46
1:CA:765:G:C4	1:CA:812:G:C6	3.03	0.46
3:CC:149:LYS:HD2	3:CC:149:LYS:C	2.35	0.46
3:CC:14:VAL:O	3:CC:15:LYS:HB2	2.15	0.46
3:CC:154:GLY:O	3:CC:156:LEU:N	2.48	0.46
3:CC:183:TYR:CE1	3:CC:200:TRP:CZ2	3.03	0.46
6:CF:41:ASP:O	6:CF:42:TRP:C	2.54	0.46
6:CF:6:ILE:HB	6:CF:62:MET:HB3	1.97	0.46
8:CH:110:MET:CE	8:CH:114:ALA:HB1	2.46	0.46
8:CH:89:ASP:N	8:CH:89:ASP:OD1	2.48	0.46
9:CI:59:LYS:CG	9:CI:60:LEU:HG	2.43	0.46

Continued on next page...

Continued from previous page...

Atom-1	Atom-2	Interatomic distance (Å)	Clash overlap (Å)
9:CI:87:MET:CE	9:CI:88:GLU:HG3	2.45	0.46
10:CJ:53:ILE:CD1	14:CN:84:ARG:CZ	2.94	0.46
12:CL:34:THR:O	12:CL:35:ARG:HD3	2.16	0.46
20:CT:46:ALA:C	20:CT:48:LYS:H	2.17	0.46
48:D0:38:LEU:O	48:D0:41:HIS:ND1	2.47	0.46
22:DA:1080:A:O2'	22:DA:1081:U:C6	2.68	0.46
22:DA:1087:G:H21	22:DA:1103:A:H1'	1.80	0.46
22:DA:1239:G:C6	22:DA:1240:U:C5	3.03	0.46
22:DA:1265:A:H4'	22:DA:1266:G:H4'	1.97	0.46
22:DA:1388:G:C4	22:DA:1389:G:C8	3.03	0.46
22:DA:1497:U:H6	22:DA:1497:U:H3'	1.80	0.46
22:DA:1647:U:C4'	22:DA:1648:U:OP1	2.64	0.46
22:DA:1654:A:H1'	25:DD:118:PHE:HB3	1.96	0.46
22:DA:1829:A:H2'	22:DA:1830:C:H6	1.80	0.46
22:DA:1856:U:H2'	22:DA:1857:G:C5'	2.44	0.46
22:DA:2248:C:H3'	22:DA:2249:U:C6	2.50	0.46
22:DA:2271:G:C2'	22:DA:2272:U:C5'	2.92	0.46
22:DA:2559:C:H2'	22:DA:2560:A:H8	1.80	0.46
22:DA:2641:G:H5''	31:DJ:78:THR:CB	2.46	0.46
22:DA:2700:A:C4	22:DA:2701:U:C5	3.04	0.46
22:DA:373:U:O2	22:DA:374:A:C8	2.69	0.46
22:DA:417:C:C2'	22:DA:418:C:H5'	2.46	0.46
22:DA:478:A:C2	22:DA:480:A:C8	3.03	0.46
22:DA:63:A:C8	22:DA:64:A:N7	2.83	0.46
22:DA:763:G:C4	22:DA:765:C:C6	3.03	0.46
22:DA:771:G:H2'	22:DA:772:C:H5'	1.96	0.46
22:DA:857:G:N3	44:DW:19:ARG:NH1	2.56	0.46
22:DA:930:G:C2	22:DA:933:A:N1	2.84	0.46
23:DB:27:C:C2'	23:DB:28:C:H5'	2.45	0.46
23:DB:81:G:O2'	23:DB:82:U:H5'	2.15	0.46
25:DD:32:ASN:HB2	25:DD:50:VAL:HB	1.97	0.46
25:DD:56:LYS:C	25:DD:58:ASN:H	2.19	0.46
29:DH:2:GLN:O	29:DH:3:VAL:CG2	2.60	0.46
30:DI:19:PRO:HB2	30:DI:21:PRO:HD2	1.97	0.46
32:DK:101:GLY:O	32:DK:120:PRO:HB3	2.14	0.46
32:DK:61:VAL:HG23	32:DK:61:VAL:O	2.15	0.46
33:DL:3:LEU:C	33:DL:3:LEU:CD1	2.82	0.46
38:DQ:16:ILE:HG22	38:DQ:17:LEU:N	2.30	0.46
22:DA:580:U:H4'	38:DQ:30:VAL:HG11	1.98	0.46
38:DQ:46:TYR:HA	38:DQ:49:ARG:HH21	1.79	0.46
40:DS:3:THR:HG23	40:DS:57:ASN:HB3	1.96	0.46

Continued on next page...

Continued from previous page...

Atom-1	Atom-2	Interatomic distance (Å)	Clash overlap (Å)
40:DS:81:SER:HB3	40:DS:97:LEU:HD12	1.97	0.46
46:DY:33:ALA:C	46:DY:35:GLY:H	2.19	0.46
1:AA:978:A:O4'	1:AA:1322:C:C6	2.68	0.46
1:AA:49:U:C4	1:AA:364:A:C6	3.04	0.46
1:AA:555:U:C2'	1:AA:556:C:O5'	2.64	0.46
1:AA:761:G:H2'	1:AA:762:U:H6	1.80	0.46
1:AA:867:G:O2'	1:AA:868:C:H5'	2.14	0.46
4:AD:147:LYS:O	4:AD:149:LYS:N	2.48	0.46
6:AF:37:HIS:ND1	6:AF:95:ALA:HB1	2.31	0.46
6:AF:71:ILE:CG2	6:AF:72:ASP:N	2.78	0.46
7:AG:110:ARG:HG3	7:AG:111:GLY:H	1.81	0.46
7:AG:43:TYR:O	7:AG:47:GLU:HB2	2.15	0.46
12:AL:23:LEU:HB3	12:AL:24:GLU:HG3	1.97	0.46
16:AP:16:PHE:O	16:AP:16:PHE:CD1	2.67	0.46
16:AP:19:VAL:HG12	16:AP:38:PHE:N	2.29	0.46
19:AS:80:ARG:O	19:AS:80:ARG:CG	2.63	0.46
20:AT:73:ARG:O	20:AT:77:ASN:ND2	2.49	0.46
22:BA:1327:A:C2'	22:BA:1328:A:O5'	2.63	0.46
22:BA:160:A:C6	22:BA:161:A:C6	3.04	0.46
22:BA:1655:A:H5'	25:BD:118:PHE:CD2	2.51	0.46
22:BA:1665:A:C2'	22:BA:1666:G:H5'	2.46	0.46
22:BA:2105:U:OP2	22:BA:2105:U:H6	1.99	0.46
22:BA:2508:G:H2'	22:BA:2509:G:O4'	2.16	0.46
22:BA:2540:C:C2'	22:BA:2541:A:C5'	2.86	0.46
22:BA:2557:G:H2'	22:BA:2558:C:C6	2.51	0.46
22:BA:270:A:C2	22:BA:369:U:H4'	2.51	0.46
22:BA:227:A:N6	22:BA:410:G:H1'	2.30	0.46
22:BA:434:U:C4'	22:BA:435:C:OP1	2.57	0.46
22:BA:475:C:C4	22:BA:481:G:C6	3.04	0.46
22:BA:897:C:H5''	22:BA:898:C:OP2	2.15	0.46
23:BB:35:C:H2'	23:BB:36:C:O4'	2.15	0.46
24:BC:12:ARG:CG	24:BC:12:ARG:NH1	2.52	0.46
24:BC:141:HIS:NE2	24:BC:193:GLU:C	2.68	0.46
24:BC:17:LYS:HA	24:BC:17:LYS:HE3	1.97	0.46
25:BD:2:ILE:HG13	25:BD:100:LEU:HD21	1.97	0.46
25:BD:9:VAL:CG2	25:BD:26:VAL:HG12	2.44	0.46
27:BF:134:GLN:NE2	27:BF:148:VAL:O	2.48	0.46
28:BG:15:ASP:O	28:BG:16:VAL:HB	2.14	0.46
22:BA:1080:A:O3'	30:BI:126:ARG:HG3	2.15	0.46
31:BJ:58:ASN:ND2	31:BJ:128:ASN:HB2	2.28	0.46
34:BM:77:PRO:HB2	34:BM:80:VAL:CG1	2.46	0.46

Continued on next page...

Continued from previous page...

Atom-1	Atom-2	Interatomic distance (Å)	Clash overlap (Å)
35:BN:44:LEU:CD1	35:BN:48:VAL:HG23	2.45	0.46
35:BN:75:ILE:C	35:BN:75:ILE:HD12	2.35	0.46
23:BB:49:C:OP1	36:BO:101:GLY:HA3	2.15	0.46
37:BP:3:ILE:CD1	37:BP:3:ILE:C	2.83	0.46
39:BR:60:LYS:N	39:BR:100:GLY:HA3	2.24	0.46
39:BR:67:GLY:C	39:BR:93:PHE:CE2	2.89	0.46
42:BU:78:LYS:CG	42:BU:79:ALA:H	2.27	0.46
44:BW:24:ARG:O	44:BW:25:PHE:CB	2.62	0.46
44:BW:28:GLU:C	44:BW:63:ASP:HB3	2.36	0.46
44:BW:50:VAL:C	44:BW:52:CYS:N	2.67	0.46
1:CA:1106:G:C4	1:CA:1107:C:C5	3.03	0.46
1:CA:1089:G:H1'	1:CA:1167:A:N6	2.30	0.46
1:CA:1235:U:C6	1:CA:1235:U:H3'	2.50	0.46
1:CA:130:A:N7	17:CQ:65:PRO:HD2	2.29	0.46
1:CA:1382:C:HO2'	1:CA:1383:C:H6	1.60	0.46
1:CA:155:A:C6	1:CA:167:A:C6	3.04	0.46
1:CA:18:C:N3	1:CA:19:A:N7	2.64	0.46
1:CA:212:G:N2	1:CA:213:G:C5	2.84	0.46
1:CA:523:A:C2	1:CA:527:G:O6	2.68	0.46
1:CA:586:C:O2'	1:CA:878:A:H4'	2.15	0.46
1:CA:739:C:C2'	1:CA:739:C:O2	2.64	0.46
3:CC:136:ALA:HA	3:CC:139:ASN:ND2	2.31	0.46
1:CA:532:A:H62	3:CC:191:THR:HG21	1.80	0.46
4:CD:36:ALA:HA	4:CD:41:GLY:HA3	1.96	0.46
5:CE:109:ALA:HB3	5:CE:135:VAL:CG1	2.45	0.46
8:CH:41:GLU:C	8:CH:43:GLY:H	2.18	0.46
6:CF:90:MET:HE2	18:CR:60:ARG:HD3	1.97	0.46
19:CS:46:LEU:H	19:CS:46:LEU:CD2	2.26	0.46
51:D3:36:ALA:O	51:D3:40:LYS:HG3	2.16	0.46
51:D3:6:VAL:HB	51:D3:9:ALA:CB	2.45	0.46
22:DA:1000:A:C6	22:DA:1001:A:N1	2.83	0.46
22:DA:1019:U:OP1	22:DA:1035:U:O2'	2.29	0.46
22:DA:1026:G:H2'	22:DA:1027:A:H8	1.79	0.46
22:DA:1063:G:O2'	22:DA:1064:C:H6	1.94	0.46
22:DA:1080:A:O2'	22:DA:1081:U:H6	1.98	0.46
22:DA:1103:A:H3'	22:DA:1104:C:C6	2.50	0.46
22:DA:1188:U:C2'	22:DA:1189:A:H5'	2.45	0.46
22:DA:1299:G:H4'	22:DA:1301:A:C4	2.51	0.46
22:DA:1304:A:C2	22:DA:1305:C:C2	3.02	0.46
22:DA:149:A:N1	22:DA:150:U:C2	2.84	0.46
22:DA:1613:G:C6	22:DA:1619:G:O6	2.68	0.46

Continued on next page...

Continued from previous page...

Atom-1	Atom-2	Interatomic distance (Å)	Clash overlap (Å)
22:DA:1693:U:OP2	22:DA:1694:C:N4	2.39	0.46
22:DA:1838:C:N4	22:DA:1899:A:O4'	2.49	0.46
22:DA:1936:A:H2	22:DA:1943:U:C4	2.33	0.46
22:DA:1965:C:C3'	22:DA:1966:A:C5'	2.82	0.46
22:DA:197:A:C8	22:DA:197:A:H5'	2.51	0.46
22:DA:2100:G:C6	22:DA:2190:G:C5	3.04	0.46
22:DA:2135:A:H8	22:DA:2135:A:OP2	1.98	0.46
22:DA:216:A:N3	22:DA:217:A:C8	2.83	0.46
22:DA:2275:C:HO2'	34:DM:84:LYS:HA	1.79	0.46
22:DA:228:C:O2	22:DA:418:C:H4'	2.16	0.46
22:DA:2303:G:C6	22:DA:2314:A:C6	3.03	0.46
22:DA:2447:G:N7	22:DA:2500:U:H2'	2.31	0.46
22:DA:2514:U:H2'	22:DA:2515:C:C6	2.51	0.46
22:DA:2550:G:C6	22:DA:2551:C:C4	3.04	0.46
22:DA:2654:A:N3	22:DA:2656:U:O4	2.49	0.46
22:DA:1638:C:H4'	22:DA:2710:C:O2	2.16	0.46
22:DA:2849:U:C4	22:DA:2867:G:C8	3.04	0.46
22:DA:2861:U:O2'	22:DA:2862:G:H5'	2.16	0.46
22:DA:2887:A:H1'	48:D0:39:ARG:NH2	2.26	0.46
22:DA:293:U:H5''	22:DA:294:A:OP2	2.15	0.46
22:DA:33:C:O2	22:DA:447:A:N6	2.49	0.46
22:DA:48:G:N2	22:DA:177:G:C2	2.84	0.46
22:DA:538:A:O2'	31:DJ:8:PRO:CD	2.63	0.46
22:DA:58:G:C2'	22:DA:59:U:H5'	2.45	0.46
22:DA:642:U:H3'	22:DA:642:U:C6	2.50	0.46
22:DA:693:A:O2'	22:DA:694:U:H5'	2.16	0.46
22:DA:70:G:O2'	22:DA:71:A:H5'	2.14	0.46
22:DA:796:C:H2'	22:DA:797:G:H8	1.81	0.46
22:DA:849:A:C6	22:DA:850:U:C4	3.04	0.46
22:DA:924:G:O2'	22:DA:925:A:H5'	2.15	0.46
23:DB:44:G:H3'	27:DF:91:ARG:HE	1.80	0.46
23:DB:68:C:O2'	23:DB:69:G:H5''	2.15	0.46
24:DC:259:ASN:O	24:DC:260:LYS:CB	2.63	0.46
25:DD:173:GLN:HA	25:DD:173:GLN:NE2	2.18	0.46
26:DE:9:GLN:O	26:DE:9:GLN:HG3	2.15	0.46
27:DF:101:ARG:HH11	27:DF:138:PRO:HG2	1.79	0.46
32:DK:9:ASN:HD21	32:DK:17:ARG:NH2	2.14	0.46
33:DL:92:LEU:HD23	33:DL:124:GLY:HA3	1.96	0.46
34:DM:34:LYS:HB2	34:DM:131:VAL:HG22	1.93	0.46
42:DU:54:PRO:CG	42:DU:55:GLY:H	2.23	0.46
43:DV:10:LYS:HG3	43:DV:10:LYS:O	2.15	0.46

Continued on next page...

Continued from previous page...

Atom-1	Atom-2	Interatomic distance (Å)	Clash overlap (Å)
43:DV:77:VAL:HG13	43:DV:77:VAL:O	2.15	0.46
45:DX:49:ARG:HB3	45:DX:49:ARG:HE	1.50	0.46
46:DY:55:THR:HG22	46:DY:56:LEU:HD22	1.97	0.46
1:AA:1328:C:C2	1:AA:1329:A:C8	3.04	0.46
1:AA:198:G:O6	1:AA:220:G:C6	2.69	0.46
1:AA:204:G:N3	1:AA:465:A:C2	2.84	0.46
1:AA:957:U:O2	1:AA:959:A:C8	2.69	0.46
2:AB:118:THR:O	2:AB:119:GLN:CB	2.64	0.46
4:AD:168:THR:CG2	4:AD:183:ARG:NH2	2.79	0.46
5:AE:121:ASN:ND2	5:AE:122:VAL:H	2.13	0.46
5:AE:155:LYS:CA	5:AE:158:LYS:NZ	2.55	0.46
6:AF:46:GLN:NE2	6:AF:56:LYS:CG	2.78	0.46
6:AF:91:ARG:HG3	6:AF:92:THR:H	1.80	0.46
7:AG:83:THR:HG22	7:AG:83:THR:O	2.15	0.46
8:AH:75:GLN:O	8:AH:126:CYS:HB2	2.16	0.46
9:AI:60:LEU:CD2	9:AI:60:LEU:H	2.27	0.46
9:AI:28:VAL:CB	9:AI:63:TYR:HD2	2.26	0.46
9:AI:18:VAL:HG21	9:AI:82:ILE:HG13	1.97	0.46
10:AJ:35:GLN:CB	10:AJ:77:VAL:HB	2.45	0.46
12:AL:71:HIS:ND1	12:AL:71:HIS:C	2.68	0.46
17:AQ:65:PRO:C	17:AQ:66:LEU:HD23	2.36	0.46
11:AK:111:ASP:HB3	21:AU:19:LYS:HD2	1.98	0.46
49:B1:13:SER:OG	49:B1:46:VAL:HG13	2.15	0.46
49:B1:3:GLY:C	49:B1:4:ILE:HG12	2.36	0.46
22:BA:108:G:C2'	22:BA:109:C:H5'	2.46	0.46
22:BA:1024:G:N2	22:BA:1142:A:H2	2.12	0.46
22:BA:1301:A:C2	22:BA:1303:G:C6	3.04	0.46
22:BA:1309:G:OP1	50:B2:9:VAL:CG1	2.64	0.46
22:BA:1441:G:H2'	22:BA:1442:U:C6	2.51	0.46
22:BA:1507:C:H2'	22:BA:1508:A:N3	2.30	0.46
22:BA:1733:G:O2'	22:BA:1734:G:P	2.73	0.46
22:BA:2140:G:H2'	22:BA:2141:G:H8	1.79	0.46
22:BA:2304:G:H22	22:BA:2312:U:H3	1.62	0.46
22:BA:2757:A:N3	22:BA:2757:A:H2'	2.30	0.46
22:BA:306:U:C3'	22:BA:307:G:H5'	2.45	0.46
22:BA:31:C:O3'	22:BA:1238:G:H5'	2.16	0.46
22:BA:423:A:H5''	22:BA:424:G:O5'	2.15	0.46
22:BA:430:A:H5''	22:BA:431:U:OP2	2.16	0.46
22:BA:669:G:C6	22:BA:801:G:O6	2.68	0.46
22:BA:2513:A:H2	25:BD:148:GLN:HE21	1.62	0.46
27:BF:131:VAL:C	27:BF:132:ARG:HG3	2.32	0.46

Continued on next page...

Continued from previous page...

Atom-1	Atom-2	Interatomic distance (Å)	Clash overlap (Å)
34:BM:55:ARG:O	34:BM:56:ALA:HB2	2.16	0.46
35:BN:51:LEU:HD12	35:BN:51:LEU:HA	1.63	0.46
36:BO:107:ALA:O	36:BO:110:ALA:HB3	2.16	0.46
37:BP:59:THR:HG23	37:BP:72:VAL:HG12	1.98	0.46
42:BU:10:VAL:HG21	42:BU:69:VAL:HB	1.97	0.46
43:BV:42:LEU:HD23	43:BV:42:LEU:N	2.30	0.46
1:CA:1026:G:N1	1:CA:1036:A:N6	2.43	0.46
1:CA:1113:C:H2'	1:CA:1114:C:H6	1.80	0.46
1:CA:1139:G:H4'	1:CA:1140:C:C5'	2.45	0.46
1:CA:1145:A:HO2'	1:CA:1146:A:C5'	2.29	0.46
1:CA:1172:C:C2'	1:CA:1173:U:H5'	2.46	0.46
1:CA:1417:G:N2	1:CA:1484:C:C4	2.83	0.46
1:CA:174:A:C2	1:CA:175:C:C6	3.03	0.46
1:CA:322:C:O2	1:CA:332:G:N2	2.49	0.46
1:CA:320:A:C2	1:CA:334:C:N3	2.83	0.46
1:CA:445:G:C2	1:CA:446:G:C8	3.03	0.46
1:CA:452:A:H2'	1:CA:453:G:O4'	2.16	0.46
1:CA:607:A:N1	1:CA:608:A:C2	2.84	0.46
1:CA:704:A:O2'	1:CA:705:G:C5'	2.63	0.46
1:CA:803:G:C5	1:CA:804:U:C4	3.03	0.46
1:CA:851:G:C2	1:CA:852:G:C8	3.04	0.46
2:CB:25:LYS:HD2	2:CB:25:LYS:H	1.81	0.46
4:CD:190:LEU:HA	4:CD:190:LEU:HD23	1.57	0.46
4:CD:2:ARG:HH21	4:CD:114:ARG:HH11	1.62	0.46
4:CD:73:ASN:HD22	4:CD:76:LYS:CE	2.28	0.46
8:CH:126:CYS:C	8:CH:127:TYR:HD1	2.18	0.46
9:CI:46:VAL:O	9:CI:79:ARG:HG3	2.14	0.46
10:CJ:44:THR:HG23	10:CJ:70:HIS:CG	2.50	0.46
12:CL:3:VAL:HG23	12:CL:4:ASN:N	2.25	0.46
12:CL:89:LEU:HA	12:CL:90:PRO:HD2	1.47	0.46
13:CM:61:LYS:O	13:CM:62:PHE:HB2	2.15	0.46
21:CU:9:GLU:CB	21:CU:10:PRO:CD	2.86	0.46
21:CU:25:ALA:O	21:CU:26:GLY:C	2.52	0.46
11:CK:125:LYS:C	21:CU:33:ARG:HE	2.19	0.46
51:D3:56:LEU:HD12	51:D3:56:LEU:N	2.31	0.46
52:D4:30:GLU:HB2	52:D4:33:HIS:CD2	2.50	0.46
22:DA:1009:A:C2	22:DA:1010:A:C2	3.04	0.46
22:DA:105:C:C2'	22:DA:106:C:C6	2.98	0.46
22:DA:1171:G:H22	22:DA:1179:G:H1'	1.77	0.46
22:DA:1343:G:C2'	22:DA:1344:U:C6	2.98	0.46
22:DA:1403:A:C2	22:DA:1404:C:C2	3.03	0.46

Continued on next page...

Continued from previous page...

Atom-1	Atom-2	Interatomic distance (Å)	Clash overlap (Å)
22:DA:1429:G:O2'	22:DA:1430:G:H8	1.99	0.46
22:DA:155:A:C2	22:DA:172:A:C6	3.04	0.46
22:DA:1881:C:H2'	22:DA:1882:U:O4'	2.15	0.46
22:DA:1996:C:H5	32:DK:32:TYR:HH	1.62	0.46
22:DA:2061:G:N3	22:DA:2063:C:N4	2.62	0.46
22:DA:214:G:N2	22:DA:215:G:N2	2.63	0.46
22:DA:1372:U:O2'	22:DA:2214:C:C5	2.69	0.46
22:DA:2225:A:O2'	22:DA:2226:C:OP2	2.34	0.46
22:DA:2294:G:C5	22:DA:2295:C:C5	3.04	0.46
22:DA:2305:U:C5	22:DA:2312:U:N3	2.83	0.46
22:DA:231:A:O2'	22:DA:232:G:O5'	2.33	0.46
22:DA:2384:U:H3'	22:DA:2386:A:P	2.54	0.46
22:DA:2557:G:H2'	22:DA:2558:C:C6	2.51	0.46
22:DA:2566:A:O2'	22:DA:2567:G:P	2.74	0.46
22:DA:2619:C:H2'	22:DA:2619:C:O2	2.15	0.46
22:DA:37:C:H2'	22:DA:38:A:O4'	2.15	0.46
22:DA:52:A:C6	22:DA:118:A:C2	3.03	0.46
22:DA:678:C:C4	22:DA:679:C:N4	2.84	0.46
15:CO:88:ARG:HG3	22:DA:716:A:OP1	2.15	0.46
22:DA:938:G:N2	22:DA:939:G:C5	2.84	0.46
23:DB:90:C:O2'	23:DB:91:C:O4'	2.29	0.46
23:DB:95:U:H2'	23:DB:96:G:H8	1.80	0.46
26:DE:132:LYS:HA	26:DE:135:ALA:HB3	1.96	0.46
27:DF:144:LYS:HG3	27:DF:145:VAL:H	1.81	0.46
27:DF:25:MET:C	27:DF:27:VAL:H	2.18	0.46
29:DH:133:GLN:NE2	29:DH:139:PHE:CE2	2.84	0.46
29:DH:84:ALA:H	29:DH:148:ALA:HA	1.80	0.46
30:DI:18:ASN:N	30:DI:19:PRO:CD	2.79	0.46
32:DK:17:ARG:HH11	32:DK:18:ARG:HG2	1.79	0.46
32:DK:63:VAL:CG1	32:DK:64:ARG:HD3	2.45	0.46
22:DA:2710:C:OP1	35:DN:15:SER:HB2	2.15	0.46
42:DU:81:ARG:HB3	42:DU:96:LYS:NZ	2.27	0.46
43:DV:75:GLN:CG	43:DV:92:VAL:CG1	2.93	0.46
45:DX:63:ILE:HD13	45:DX:64:ASP:H	1.81	0.46
46:DY:22:LEU:HD12	46:DY:23:ARG:NH1	2.27	0.46
41:DT:12:ARG:HG3	46:DY:29:ARG:NH1	2.30	0.46
47:DZ:43:ILE:C	47:DZ:43:ILE:HD12	2.36	0.46
1:AA:1091:U:H1'	1:AA:1095:U:O2	2.15	0.46
1:AA:1305:G:N2	1:AA:1331:G:H2'	2.31	0.46
1:AA:14:U:O2	1:AA:17:U:H5	1.97	0.46
1:AA:372:C:C4'	1:AA:373:A:OP1	2.64	0.46

Continued on next page...

Continued from previous page...

Atom-1	Atom-2	Interatomic distance (Å)	Clash overlap (Å)
1:AA:62:U:H5''	1:AA:385:C:H1'	1.97	0.46
1:AA:504:C:H3'	1:AA:504:C:H6	1.81	0.46
1:AA:674:G:H1	1:AA:716:A:H61	1.63	0.46
1:AA:731:G:O2'	1:AA:732:C:H5'	2.16	0.46
1:AA:791:G:C5	1:AA:792:A:N7	2.84	0.46
1:AA:983:A:H2'	1:AA:983:A:N3	2.30	0.46
4:AD:169:TRP:CE3	4:AD:185:PRO:HB3	2.51	0.46
5:AE:136:VAL:O	5:AE:137:ARG:HB2	2.16	0.46
8:AH:4:ASP:HB2	8:AH:80:PRO:HG3	1.98	0.46
10:AJ:11:LYS:HB3	10:AJ:71:LEU:CD2	2.45	0.46
11:AK:124:LYS:NZ	21:AU:33:ARG:NH2	2.51	0.46
21:AU:9:GLU:CB	21:AU:10:PRO:CD	2.92	0.46
22:BA:1000:A:C6	22:BA:1001:A:C6	3.04	0.46
22:BA:1025:G:H4'	22:BA:1026:G:OP2	2.15	0.46
22:BA:1358:G:N2	22:BA:1374:G:C5	2.84	0.46
22:BA:1542:U:O2'	22:BA:1543:G:H5'	2.14	0.46
22:BA:1824:G:H2'	22:BA:1825:U:H6	1.80	0.46
22:BA:2136:G:C6	22:BA:2137:U:O4	2.69	0.46
22:BA:2258:C:C2	22:BA:2426:A:C4'	2.98	0.46
22:BA:2267:A:H5''	22:BA:2268:A:H5'	1.96	0.46
22:BA:2428:G:H5''	22:BA:2429:G:OP1	2.16	0.46
22:BA:2496:C:OP1	34:BM:82:MET:HB2	2.16	0.46
22:BA:252:G:N2	22:BA:253:C:H1'	2.30	0.46
22:BA:28:A:H2'	22:BA:29:U:O4'	2.16	0.46
22:BA:728:G:O2'	22:BA:730:A:H5''	2.15	0.46
22:BA:855:G:N2	44:BW:23:LYS:CG	2.63	0.46
22:BA:2204:G:O5'	24:BC:149:LYS:HE3	2.14	0.46
24:BC:254:LYS:O	24:BC:255:LYS:CB	2.63	0.46
25:BD:118:PHE:CD2	25:BD:119:ALA:N	2.80	0.46
25:BD:16:THR:HG21	25:BD:20:VAL:HB	1.96	0.46
25:BD:39:ASP:CG	25:BD:40:LEU:H	2.19	0.46
25:BD:90:PHE:N	25:BD:90:PHE:CD1	2.83	0.46
27:BF:116:LEU:O	27:BF:176:PHE:HA	2.15	0.46
28:BG:93:TYR:HE2	28:BG:106:LEU:C	2.18	0.46
28:BG:154:GLU:OE1	28:BG:157:LYS:HB2	2.15	0.46
28:BG:8:VAL:O	28:BG:9:VAL:CG1	2.51	0.46
29:BH:134:VAL:HG22	29:BH:139:PHE:HA	1.98	0.46
29:BH:53:GLU:CG	29:BH:53:GLU:O	2.62	0.46
29:BH:83:LYS:HE3	29:BH:98:ASP:CG	2.35	0.46
31:BJ:120:ARG:O	31:BJ:123:LYS:HE2	2.16	0.46
31:BJ:25:LEU:CD2	31:BJ:26:GLY:N	2.70	0.46

Continued on next page...

Continued from previous page...

Atom-1	Atom-2	Interatomic distance (Å)	Clash overlap (Å)
33:BL:21:ARG:HA	33:BL:21:ARG:HD3	1.69	0.46
34:BM:13:HIS:O	34:BM:14:LYS:HB3	2.15	0.46
34:BM:41:LEU:HD22	34:BM:124:LEU:HD22	1.97	0.46
36:BO:37:ALA:HB3	36:BO:78:VAL:HG11	1.96	0.46
38:BQ:85:ALA:O	38:BQ:88:GLU:CB	2.64	0.46
40:BS:18:ARG:CG	40:BS:76:VAL:HG13	2.44	0.46
41:BT:10:VAL:HG23	41:BT:11:LEU:HD23	1.98	0.46
41:BT:17:SER:O	41:BT:18:GLU:CB	2.63	0.46
42:BU:42:LYS:HB3	42:BU:57:ILE:HG23	1.97	0.46
1:CA:1133:G:C6	1:CA:1142:G:O6	2.69	0.46
1:CA:1168:U:O2'	1:CA:1169:A:H5'	2.15	0.46
1:CA:208:U:O2	1:CA:210:C:H4'	2.15	0.46
1:CA:408:A:N3	1:CA:435:A:C2	2.84	0.46
1:CA:496:A:C2'	1:CA:496:A:N3	2.71	0.46
1:CA:587:G:H2'	1:CA:588:G:OP2	2.15	0.46
1:CA:602:A:C2	1:CA:637:C:O2	2.69	0.46
1:CA:85:U:O2	1:CA:85:U:O4'	2.34	0.46
1:CA:9:G:N3	1:CA:10:A:C8	2.83	0.46
2:CB:82:ALA:HB1	2:CB:217:ALA:CB	2.46	0.46
8:CH:77:VAL:HG21	8:CH:127:TYR:CE1	2.50	0.46
9:CI:59:LYS:HE3	9:CI:60:LEU:CD1	2.45	0.46
9:CI:51:LEU:CD1	9:CI:82:ILE:HG22	2.46	0.46
10:CJ:66:GLU:HG2	10:CJ:67:ILE:N	2.30	0.46
11:CK:63:GLN:O	11:CK:66:ALA:HB3	2.14	0.46
13:CM:64:VAL:O	13:CM:65:GLU:C	2.54	0.46
1:CA:1309:G:H1'	13:CM:72:ILE:HD12	1.96	0.46
14:CN:72:PHE:CD1	14:CN:72:PHE:C	2.88	0.46
21:CU:10:PRO:O	21:CU:11:PHE:HB3	2.14	0.46
38:DQ:29:ARG:HD2	48:D0:9:ARG:NH1	2.31	0.46
22:DA:116:C:C2'	22:DA:117:G:O5'	2.63	0.46
22:DA:1437:C:N3	22:DA:1438:U:O4	2.48	0.46
22:DA:1510:G:OP2	22:DA:1510:G:H3'	2.15	0.46
22:DA:16:C:H42	22:DA:524:G:H1	1.62	0.46
22:DA:1649:G:C6	22:DA:2009:A:N1	2.84	0.46
22:DA:2046:G:P	48:D0:11:LYS:NZ	2.89	0.46
22:DA:2313:C:O2'	22:DA:2314:A:H5'	2.15	0.46
22:DA:2428:G:H4'	22:DA:2429:G:C5	2.51	0.46
22:DA:2672:U:H3'	22:DA:2672:U:C6	2.50	0.46
22:DA:2868:A:C2	22:DA:2869:G:C4	3.03	0.46
22:DA:406:G:O2'	22:DA:407:G:C8	2.69	0.46
22:DA:607:U:C5	22:DA:619:G:C4	3.04	0.46

Continued on next page...

Continued from previous page...

Atom-1	Atom-2	Interatomic distance (Å)	Clash overlap (Å)
22:DA:705:A:H2'	22:DA:706:A:H8	1.80	0.46
22:DA:845:A:C2	22:DA:847:U:C6	3.04	0.46
22:DA:910:A:H62	34:DM:12:MET:CA	2.26	0.46
22:DA:929:U:H2'	22:DA:930:G:O4'	2.16	0.46
24:DC:183:VAL:HG13	24:DC:185:ALA:H	1.81	0.46
28:DG:50:THR:HG22	28:DG:51:PHE:N	2.31	0.46
28:DG:7:PRO:O	28:DG:8:VAL:CB	2.61	0.46
29:DH:35:LYS:O	29:DH:36:ALA:HB2	2.15	0.46
30:DI:30:GLN:CG	30:DI:31:GLY:N	2.79	0.46
33:DL:3:LEU:O	33:DL:6:LEU:HB2	2.15	0.46
33:DL:3:LEU:CD1	33:DL:4:ASN:N	2.77	0.46
35:DN:37:THR:OG1	35:DN:40:LYS:HE3	2.16	0.46
40:DS:35:ILE:HG13	40:DS:36:LEU:HD22	1.97	0.46
45:DX:51:SER:O	45:DX:55:MET:N	2.49	0.46
22:DA:75:G:H4'	46:DY:48:ARG:HH21	1.80	0.46
1:AA:1144:G:C8	1:AA:1144:G:OP2	2.69	0.46
1:AA:1124:G:H3'	1:AA:1145:A:H62	1.76	0.46
1:AA:1157:A:N3	1:AA:1181:G:C4	2.83	0.46
1:AA:1260:G:OP1	1:AA:1284:C:H4'	2.15	0.46
1:AA:1317:C:C6	1:AA:1317:C:H3'	2.50	0.46
1:AA:1502:A:N6	1:AA:1504:G:N2	2.64	0.46
1:AA:1533:C:C3'	1:AA:1534:A:C5'	2.85	0.46
1:AA:261:U:OP2	20:AT:73:ARG:NH2	2.44	0.46
1:AA:385:C:H2'	1:AA:386:C:H6	1.81	0.46
1:AA:688:G:H8	1:AA:688:G:H5''	1.80	0.46
1:AA:711:G:O2'	1:AA:712:A:H5'	2.15	0.46
1:AA:75:G:N3	1:AA:76:G:H1'	2.31	0.46
2:AB:166:ASP:OD1	2:AB:167:HIS:N	2.48	0.46
2:AB:72:LYS:C	2:AB:74:ALA:N	2.69	0.46
3:AC:166:TRP:N	3:AC:166:TRP:CE3	2.78	0.46
4:AD:27:ILE:O	4:AD:27:ILE:HG22	2.15	0.46
5:AE:100:GLU:HB3	5:AE:121:ASN:CA	2.45	0.46
7:AG:74:VAL:HB	7:AG:85:GLN:HE21	1.81	0.46
11:AK:111:ASP:HB3	21:AU:19:LYS:CD	2.45	0.46
13:AM:1:ALA:N	13:AM:8:ILE:HG23	2.30	0.46
14:AN:40:ARG:CZ	14:AN:44:VAL:HG21	2.46	0.46
16:AP:10:GLY:O	16:AP:11:ALA:HB2	2.15	0.46
19:AS:64:GLU:N	19:AS:64:GLU:CD	2.65	0.46
22:BA:1340:U:C4'	22:BA:1341:G:OP2	2.52	0.46
22:BA:1535:A:O2'	22:BA:1536:C:OP1	2.28	0.46
22:BA:1733:G:C2	22:BA:1734:G:C5	3.03	0.46

Continued on next page...

Continued from previous page...

Atom-1	Atom-2	Interatomic distance (Å)	Clash overlap (Å)
22:BA:1798:U:C4	22:BA:1819:A:C2	3.04	0.46
22:BA:2134:A:O2'	22:BA:2135:A:C8	2.64	0.46
22:BA:245:G:H2'	22:BA:246:C:H6	1.81	0.46
22:BA:2851:A:H2'	22:BA:2852:G:O4'	2.15	0.46
22:BA:621:A:H2'	22:BA:622:G:O4'	2.16	0.46
22:BA:62:U:C4'	22:BA:63:A:OP1	2.61	0.46
22:BA:960:A:N7	22:BA:962:G:C8	2.84	0.46
22:BA:996:A:P	38:BQ:91:ARG:NH1	2.89	0.46
24:BC:156:SER:O	24:BC:194:VAL:HG11	2.15	0.46
28:BG:95:ALA:HA	28:BG:103:ASN:O	2.16	0.46
30:BI:79:LEU:HD22	30:BI:137:LEU:CD1	2.46	0.46
30:BI:56:VAL:HG11	30:BI:68:PHE:HD2	1.80	0.46
39:BR:39:LEU:O	39:BR:40:MET:HB2	2.16	0.46
42:BU:25:LYS:N	42:BU:34:ILE:O	2.49	0.46
44:BW:25:PHE:HB3	44:BW:66:VAL:HG23	1.98	0.46
1:CA:1079:G:H2'	1:CA:1080:A:C8	2.51	0.46
1:CA:1227:A:O5'	13:CM:109:LYS:HE3	2.16	0.46
1:CA:1377:A:H2'	1:CA:1378:C:OP2	2.16	0.46
1:CA:1440:U:OP2	1:CA:1440:U:H6	1.98	0.46
1:CA:321:A:N6	1:CA:332:G:H1	2.13	0.46
1:CA:377:G:H5'	16:CP:5:ARG:NH1	2.31	0.46
1:CA:577:G:C6	1:CA:812:G:N2	2.83	0.46
1:CA:73:C:O2'	1:CA:74:A:H8	1.99	0.46
2:CB:8:MET:CE	2:CB:9:LEU:CD2	2.94	0.46
3:CC:130:ARG:O	3:CC:133:MET:HG2	2.16	0.46
3:CC:148:ILE:HD12	3:CC:149:LYS:N	2.31	0.46
3:CC:37:LYS:O	3:CC:40:GLN:HB3	2.16	0.46
3:CC:63:ILE:O	3:CC:63:ILE:HG23	2.15	0.46
4:CD:137:SER:CB	4:CD:138:PRO:CD	2.91	0.46
7:CG:72:VAL:HG11	7:CG:144:ALA:HB1	1.97	0.46
5:CE:157:GLY:HA3	8:CH:63:LYS:HZ1	1.81	0.46
9:CI:127:SER:C	9:CI:129:ARG:N	2.68	0.46
10:CJ:35:GLN:HE22	10:CJ:78:GLU:HB2	1.80	0.46
10:CJ:5:ARG:CZ	10:CJ:5:ARG:HA	2.46	0.46
13:CM:5:GLY:C	13:CM:6:ILE:HG13	2.36	0.46
14:CN:52:ARG:CA	14:CN:52:ARG:NE	2.75	0.46
15:CO:20:ASP:OD1	15:CO:23:SER:HB2	2.16	0.46
19:CS:60:PHE:HE2	19:CS:62:THR:HG1	1.61	0.46
49:D1:10:LEU:HD22	49:D1:10:LEU:H	1.81	0.46
22:DA:1080:A:N3	22:DA:1081:U:C5	2.84	0.46
22:DA:1154:G:O5'	22:DA:1154:G:H8	1.99	0.46

Continued on next page...

Continued from previous page...

Atom-1	Atom-2	Interatomic distance (Å)	Clash overlap (Å)
22:DA:512:G:OP2	22:DA:1235:G:H5'	2.16	0.46
22:DA:1482:G:C4	22:DA:1483:G:C8	3.04	0.46
22:DA:1735:A:N3	22:DA:1736:U:C6	2.83	0.46
22:DA:1827:U:H3'	56:DA:3723:HOH:O	2.16	0.46
22:DA:1833:C:C4	22:DA:1834:U:C5	3.04	0.46
22:DA:1887:C:H2'	22:DA:1888:G:H5'	1.98	0.46
22:DA:1900:A:C6	22:DA:1970:A:N7	2.84	0.46
22:DA:1910:G:H1	22:DA:1920:C:H42	1.62	0.46
22:DA:199:A:C8	22:DA:2433:A:C6	3.04	0.46
22:DA:2238:G:C4'	22:DA:2239:G:OP1	2.63	0.46
22:DA:2797:U:O2	22:DA:2797:U:H2'	2.15	0.46
22:DA:401:A:H2'	22:DA:402:A:C8	2.50	0.46
22:DA:406:G:O2'	22:DA:407:G:H5'	2.15	0.46
22:DA:564:C:H2'	22:DA:565:C:C5'	2.46	0.46
22:DA:690:G:H2'	22:DA:691:C:O4'	2.16	0.46
22:DA:708:G:N2	22:DA:724:U:H1'	2.31	0.46
22:DA:874:G:C2	22:DA:904:G:C2	3.03	0.46
22:DA:91:A:O2'	22:DA:92:U:P	2.73	0.46
23:DB:18:G:N2	23:DB:19:C:O2	2.49	0.46
23:DB:42:C:O2'	23:DB:43:C:C5'	2.64	0.46
24:DC:171:VAL:CG1	24:DC:173:LEU:HD13	2.44	0.46
24:DC:181:ARG:HE	24:DC:265:PHE:CB	2.25	0.46
24:DC:82:TYR:O	24:DC:84:PRO:HD3	2.16	0.46
24:DC:99:GLU:O	24:DC:100:ARG:HG2	2.16	0.46
25:DD:73:VAL:CG2	25:DD:74:GLU:N	2.77	0.46
26:DE:105:LEU:HD13	26:DE:105:LEU:O	2.16	0.46
26:DE:28:VAL:O	26:DE:32:VAL:HG13	2.14	0.46
27:DF:76:PHE:CD2	27:DF:76:PHE:N	2.84	0.46
28:DG:120:ILE:HG12	28:DG:134:GLY:HA3	1.97	0.46
28:DG:148:ARG:HB2	28:DG:152:ARG:NH2	2.30	0.46
28:DG:83:THR:O	28:DG:140:ILE:HD12	2.15	0.46
29:DH:66:ASN:O	29:DH:67:ALA:HB3	2.16	0.46
31:DJ:35:ARG:HA	31:DJ:40:HIS:CD2	2.51	0.46
31:DJ:89:PHE:HE2	31:DJ:100:VAL:HG11	1.76	0.46
31:DJ:95:ARG:O	31:DJ:96:ARG:C	2.54	0.46
32:DK:121:GLU:O	32:DK:122:VAL:OXT	2.33	0.46
32:DK:13:ASN:O	32:DK:14:SER:HB3	2.16	0.46
34:DM:96:ILE:O	34:DM:96:ILE:HG13	2.14	0.46
43:DV:30:ILE:HB	43:DV:38:LEU:HB3	1.96	0.46
1:AA:1447:A:H5''	1:AA:1448:C:C5	2.51	0.46
1:AA:1501:C:C4	1:AA:1504:G:C6	3.03	0.46

Continued on next page...

Continued from previous page...

Atom-1	Atom-2	Interatomic distance (Å)	Clash overlap (Å)
1:AA:295:C:H2'	1:AA:296:U:O4'	2.16	0.46
1:AA:39:G:C5	1:AA:40:C:C5	3.03	0.46
1:AA:519:C:O2'	1:AA:520:A:H5'	2.16	0.46
2:AB:162:VAL:CG2	2:AB:184:ALA:CB	2.94	0.46
2:AB:19:THR:HA	2:AB:37:VAL:HG23	1.98	0.46
2:AB:42:LEU:CG	2:AB:43:GLU:HG3	2.29	0.46
4:AD:144:ILE:N	4:AD:144:ILE:HD13	2.29	0.46
5:AE:152:VAL:O	5:AE:155:LYS:HE3	2.16	0.46
5:AE:21:SER:OG	5:AE:28:ARG:HB2	2.16	0.46
6:AF:47:LEU:CD1	6:AF:51:ILE:HG22	2.45	0.46
9:AI:40:ARG:O	9:AI:44:ARG:HD3	2.15	0.46
12:AL:4:ASN:ND2	12:AL:8:ARG:NH1	2.62	0.46
14:AN:64:ARG:CB	14:AN:77:GLY:O	2.64	0.46
18:AR:29:LYS:HA	18:AR:32:ILE:HD11	1.98	0.46
19:AS:4:LEU:N	19:AS:4:LEU:HD12	2.27	0.46
48:B0:36:LYS:O	48:B0:37:HIS:HB3	2.16	0.46
22:BA:1074:G:HO2'	22:BA:1075:C:H6	1.52	0.46
22:BA:1241:A:H2'	22:BA:1242:U:H5'	1.96	0.46
22:BA:1359:A:C2'	22:BA:1360:G:O5'	2.64	0.46
22:BA:1385:A:C2	22:BA:1386:C:N3	2.83	0.46
22:BA:1587:G:C4	22:BA:1588:G:C8	3.04	0.46
22:BA:1934:C:H2'	22:BA:1935:G:O5'	2.15	0.46
22:BA:2300:C:H6	22:BA:2300:C:O5'	1.98	0.46
22:BA:2447:G:C4	22:BA:2500:U:C5	3.04	0.46
24:BC:68:ARG:HH22	24:BC:115:ILE:HG23	1.80	0.46
24:BC:237:ARG:O	24:BC:238:ASN:HB2	2.15	0.46
29:BH:94:ILE:HG23	29:BH:98:ASP:HB3	1.96	0.46
32:BK:10:VAL:CB	32:BK:16:ALA:CB	2.91	0.46
33:BL:82:LEU:HG	33:BL:90:VAL:HG21	1.97	0.46
35:BN:101:GLY:HA2	35:BN:110:MET:H	1.80	0.46
38:BQ:57:ARG:HG2	38:BQ:61:ILE:CD1	2.41	0.46
42:BU:71:ILE:CD1	42:BU:71:ILE:O	2.63	0.46
1:CA:1084:G:H5'	1:CA:1102:A:OP2	2.15	0.46
1:CA:1257:A:O2'	1:CA:1258:G:OP1	2.29	0.46
1:CA:1446:A:C2'	1:CA:1447:A:C5'	2.91	0.46
1:CA:1447:A:O3'	1:CA:1448:C:H6	1.99	0.46
1:CA:1449:C:N3	1:CA:1455:G:C2	2.84	0.46
1:CA:1533:C:C3'	1:CA:1534:A:H5''	2.45	0.46
1:CA:227:G:O2'	16:CP:63:GLN:NE2	2.45	0.46
1:CA:267:C:H2'	1:CA:268:U:C5'	2.45	0.46
1:CA:388:G:O2'	1:CA:389:A:P	2.73	0.46

Continued on next page...

Continued from previous page...

Atom-1	Atom-2	Interatomic distance (Å)	Clash overlap (Å)
1:CA:427:U:C4	1:CA:428:G:C6	3.03	0.46
1:CA:596:A:H2'	1:CA:597:G:C8	2.51	0.46
1:CA:767:A:H2'	1:CA:768:A:H8	1.79	0.46
1:CA:780:A:O2'	1:CA:781:A:H5''	2.16	0.46
2:CB:71:THR:O	2:CB:72:LYS:C	2.54	0.46
4:CD:123:MET:HE3	4:CD:126:GLY:O	2.16	0.46
4:CD:34:GLU:HB3	4:CD:35:GLN:H	1.51	0.46
5:CE:104:ILE:HD13	5:CE:122:VAL:CG2	2.41	0.46
5:CE:110:MET:HG2	5:CE:139:THR:CG2	2.46	0.46
5:CE:131:ASN:C	5:CE:131:ASN:HD22	2.17	0.46
9:CI:4:GLN:HG2	9:CI:4:GLN:H	1.53	0.46
12:CL:22:ALA:HB3	12:CL:94:TYR:OH	2.16	0.46
14:CN:20:PHE:C	14:CN:24:ALA:HB2	2.35	0.46
3:CC:33:ASP:HB2	14:CN:64:ARG:NH2	2.31	0.46
16:CP:44:SER:N	16:CP:46:LYS:NZ	2.62	0.46
16:CP:46:LYS:NZ	16:CP:46:LYS:H	2.13	0.46
16:CP:4:ILE:HA	16:CP:20:VAL:O	2.16	0.46
21:CU:33:ARG:CZ	21:CU:34:ARG:HD3	2.46	0.46
48:D0:3:GLN:NE2	48:D0:7:PRO:CD	2.79	0.46
50:D2:26:ASN:HD22	50:D2:26:ASN:HA	1.57	0.46
22:DA:1335:C:H2'	22:DA:1336:A:O4'	2.15	0.46
22:DA:1343:G:O2'	22:DA:1344:U:H6	1.97	0.46
22:DA:1356:G:C2	22:DA:1376:C:O2	2.68	0.46
22:DA:156:A:H2'	22:DA:157:C:H6	1.81	0.46
22:DA:1754:A:C2	22:DA:1755:A:C4	3.03	0.46
22:DA:2054:A:C2	22:DA:2616:C:C2	3.03	0.46
22:DA:2090:A:H61	22:DA:2229:U:H3	1.64	0.46
22:DA:192:C:OP1	22:DA:2243:U:OP1	2.34	0.46
22:DA:2580:U:H5''	22:DA:2581:G:OP2	2.15	0.46
22:DA:2869:G:H2'	22:DA:2870:C:H6	1.79	0.46
22:DA:345:A:H2'	22:DA:346:A:OP2	2.16	0.46
22:DA:36:G:H2'	22:DA:37:C:H5'	1.98	0.46
22:DA:476:G:O2'	22:DA:477:A:H3'	2.15	0.46
22:DA:535:G:O2'	38:DQ:52:ARG:HB2	2.16	0.46
22:DA:72:U:H5'	46:DY:54:LYS:HE3	1.98	0.46
22:DA:816:C:H2'	22:DA:817:C:H6	1.80	0.46
22:DA:833:A:OP2	33:DL:39:LYS:NZ	2.49	0.46
24:DC:260:LYS:HA	24:DC:263:ASP:OD1	2.16	0.46
25:DD:112:THR:O	25:DD:113:SER:HB3	2.14	0.46
22:DA:659:G:C5'	26:DE:95:LYS:HD3	2.45	0.46
27:DF:136:ILE:HG22	27:DF:137:PHE:N	2.31	0.46

Continued on next page...

Continued from previous page...

Atom-1	Atom-2	Interatomic distance (Å)	Clash overlap (Å)
28:DG:104:LEU:N	28:DG:112:VAL:HG23	2.31	0.46
29:DH:132:PHE:CZ	29:DH:134:VAL:HB	2.51	0.46
29:DH:136:SER:C	29:DH:137:GLU:HG3	2.36	0.46
30:DI:12:VAL:CG1	30:DI:13:ALA:N	2.79	0.46
30:DI:77:VAL:HB	30:DI:80:LYS:HZ2	1.80	0.46
30:DI:8:VAL:C	30:DI:9:LYS:HG2	2.36	0.46
22:DA:7:G:O2'	31:DJ:15:TRP:HZ2	1.97	0.46
31:DJ:17:VAL:HG12	31:DJ:18:VAL:N	2.30	0.46
32:DK:4:GLU:C	32:DK:5:GLN:HG2	2.36	0.46
33:DL:62:PRO:HG2	51:D3:24:LYS:HB2	1.98	0.46
22:DA:910:A:C4	34:DM:13:HIS:ND1	2.84	0.46
34:DM:63:ILE:HD11	34:DM:105:MET:HE2	1.98	0.46
35:DN:108:ALA:O	35:DN:110:MET:HG2	2.16	0.46
35:DN:24:MET:SD	35:DN:44:LEU:HD22	2.56	0.46
35:DN:64:ARG:HH21	35:DN:64:ARG:HG2	1.80	0.46
37:DP:21:PRO:HA	37:DP:46:VAL:CG1	2.43	0.46
38:DQ:46:TYR:CD2	38:DQ:46:TYR:C	2.89	0.46
38:DQ:91:ARG:HG3	39:DR:11:GLN:HG3	1.97	0.46
40:DS:88:ARG:HD2	40:DS:94:ASP:CG	2.36	0.46
43:DV:57:TYR:N	43:DV:57:TYR:CD1	2.80	0.46
45:DX:32:LEU:CD1	45:DX:50:VAL:O	2.64	0.46
46:DY:1:MET:H2	46:DY:5:GLU:CG	2.29	0.46
1:AA:1084:G:H2'	1:AA:1085:U:C5	2.51	0.46
1:AA:1138:G:N2	1:AA:1140:C:N4	2.64	0.46
1:AA:113:G:C4	1:AA:114:U:C5	3.03	0.46
1:AA:1296:C:H5'	13:AM:13:HIS:NE2	2.31	0.46
1:AA:1409:C:HO2'	1:AA:1410:A:H5'	1.76	0.46
1:AA:292:G:N3	1:AA:309:A:C2	2.84	0.46
1:AA:35:G:O2'	12:AL:117:GLY:HA2	2.15	0.46
1:AA:430:A:HO2'	1:AA:431:A:C5'	2.03	0.46
1:AA:517:G:C5'	1:AA:519:C:C2	2.99	0.46
1:AA:546:A:P	4:AD:68:GLU:HB2	2.56	0.46
1:AA:678:U:H1'	1:AA:777:A:O3'	2.15	0.46
1:AA:984:C:HO2'	1:AA:985:C:H6	1.62	0.46
2:AB:185:ILE:CG1	2:AB:185:ILE:O	2.64	0.46
3:AC:151:GLU:HA	3:AC:166:TRP:HA	1.96	0.46
7:AG:68:VAL:CG2	7:AG:103:ILE:HD11	2.42	0.46
7:AG:132:THR:O	7:AG:135:LYS:HB3	2.15	0.46
1:AA:1350:A:H2	7:AG:33:GLY:HA3	1.80	0.46
8:AH:100:ILE:HD11	8:AH:128:VAL:HB	1.98	0.46
9:AI:8:THR:O	9:AI:81:GLY:HA2	2.16	0.46

Continued on next page...

Continued from previous page...

Atom-1	Atom-2	Interatomic distance (Å)	Clash overlap (Å)
13:AM:92:ARG:HH11	13:AM:92:ARG:HG2	1.80	0.46
17:AQ:16:MET:CB	17:AQ:19:SER:HB3	2.23	0.46
21:AU:16:ARG:HD2	21:AU:19:LYS:HG2	1.96	0.46
51:B3:56:LEU:H	51:B3:56:LEU:HD23	1.79	0.46
22:BA:1059:G:C6	22:BA:1080:A:N1	2.84	0.46
22:BA:1303:G:O2'	22:BA:1304:A:H5'	2.16	0.46
22:BA:1313:U:O2	22:BA:1313:U:H2'	2.16	0.46
22:BA:1430:G:C2'	22:BA:1431:A:C5'	2.91	0.46
22:BA:1556:C:H2'	22:BA:1557:C:H5'	1.97	0.46
22:BA:2264:C:H41	44:BW:11:ASN:HD21	1.62	0.46
22:BA:2422:C:H6	22:BA:2422:C:H5''	1.80	0.46
22:BA:544:C:H2'	22:BA:544:C:O2	2.16	0.46
22:BA:748:G:O5'	40:BS:89:ALA:HB2	2.16	0.46
24:BC:106:PRO:CA	24:BC:141:HIS:CE1	2.99	0.46
24:BC:159:THR:OG1	24:BC:194:VAL:HG11	2.16	0.46
24:BC:196:ASN:OD1	24:BC:197:ALA:N	2.49	0.46
25:BD:133:THR:HG23	25:BD:134:HIS:N	2.29	0.46
25:BD:139:SER:HA	25:BD:142:VAL:HG13	1.98	0.46
22:BA:2578:G:C5	25:BD:145:SER:HB2	2.51	0.46
28:BG:148:ARG:HD2	28:BG:163:TYR:HE2	1.77	0.46
28:BG:175:LYS:O	28:BG:176:LYS:C	2.53	0.46
31:BJ:132:HIS:HB3	31:BJ:135:GLN:CG	2.46	0.46
32:BK:105:ARG:NE	32:BK:106:GLU:OE2	2.49	0.46
33:BL:95:LEU:HD22	33:BL:100:ILE:CD1	2.46	0.46
34:BM:114:ARG:CA	34:BM:130:PHE:CE1	2.98	0.46
38:BQ:82:LEU:HD22	38:BQ:88:GLU:OE2	2.16	0.46
39:BR:87:GLN:HG2	39:BR:88:GLY:N	2.30	0.46
42:BU:10:VAL:CG1	42:BU:24:VAL:HG23	2.46	0.46
42:BU:17:ASP:CB	42:BU:20:LYS:HD2	2.46	0.46
42:BU:49:PRO:O	42:BU:51:LEU:N	2.49	0.46
44:BW:26:GLY:O	44:BW:27:GLY:C	2.55	0.46
44:BW:28:GLU:HB2	44:BW:31:LEU:HD11	1.93	0.46
1:CA:1049:U:H2'	1:CA:1049:U:O2	2.15	0.46
1:CA:1054:C:H1'	1:CA:1196:A:C5	2.51	0.46
1:CA:1315:U:H3'	1:CA:1316:G:H8	1.80	0.46
1:CA:1319:A:N6	1:CA:1323:G:N3	2.64	0.46
1:CA:1408:A:C6	1:CA:1494:G:C6	3.04	0.46
1:CA:1517:G:C8	22:DA:1920:C:OP1	2.69	0.46
1:CA:781:A:H4'	1:CA:1523:G:O4'	2.16	0.46
1:CA:112:G:C4	1:CA:330:C:N4	2.84	0.46
1:CA:560:A:C8	1:CA:566:G:C4	3.04	0.46

Continued on next page...

Continued from previous page...

Atom-1	Atom-2	Interatomic distance (Å)	Clash overlap (Å)
1:CA:607:A:C2	1:CA:608:A:C4	3.04	0.46
1:CA:994:A:O2'	1:CA:995:C:H5'	2.16	0.46
2:CB:178:LEU:HD12	2:CB:178:LEU:HA	1.78	0.46
2:CB:72:LYS:O	2:CB:73:ARG:C	2.54	0.46
3:CC:206:ILE:HG12	3:CC:206:ILE:OXT	2.16	0.46
3:CC:53:ARG:HD3	3:CC:55:VAL:HG13	1.97	0.46
4:CD:166:LYS:HA	4:CD:167:PRO:HD2	1.73	0.46
4:CD:80:ARG:HB2	4:CD:81:LEU:H	1.30	0.46
7:CG:119:LEU:HA	7:CG:122:GLU:HB3	1.96	0.46
8:CH:58:LEU:HD23	8:CH:59:GLU:N	2.31	0.46
10:CJ:42:LEU:HD12	10:CJ:42:LEU:N	2.31	0.46
10:CJ:7:ARG:CZ	10:CJ:102:LEU:CD2	2.94	0.46
13:CM:2:ARG:H	13:CM:2:ARG:HD2	1.80	0.46
18:CR:71:ASP:HB3	21:CU:3:ILE:CD1	2.44	0.46
19:CS:12:LEU:HD13	19:CS:12:LEU:C	2.36	0.46
20:CT:61:ALA:O	20:CT:63:LYS:N	2.49	0.46
22:DA:1060:U:H4'	22:DA:1061:U:C3'	2.46	0.46
22:DA:1171:G:C4	22:DA:1179:G:N2	2.84	0.46
22:DA:1195:G:N3	22:DA:1226:A:H2	2.13	0.46
22:DA:512:G:OP2	22:DA:1235:G:H4'	2.15	0.46
22:DA:1381:G:H2'	22:DA:1381:G:N3	2.31	0.46
22:DA:1986:C:O2	22:DA:1986:C:H2'	2.16	0.46
22:DA:2136:G:N3	22:DA:2137:U:C6	2.84	0.46
22:DA:2150:C:O2'	22:DA:2151:U:C6	2.64	0.46
22:DA:2345:G:C4	22:DA:2347:C:H5	2.34	0.46
22:DA:642:U:H5'	22:DA:2349:G:O3'	2.16	0.46
22:DA:2483:C:N3	34:DM:123:LYS:NZ	2.46	0.46
22:DA:9:G:H1	22:DA:2629:U:H2'	1.81	0.46
22:DA:2686:G:C4	22:DA:2687:U:C5	3.04	0.46
22:DA:2752:C:O2'	22:DA:2753:A:C5'	2.64	0.46
22:DA:2756:U:C2'	22:DA:2757:A:H5'	2.45	0.46
22:DA:362:A:C4	22:DA:363:G:C8	3.04	0.46
22:DA:39:G:N2	22:DA:441:U:C2	2.84	0.46
22:DA:223:A:H2	22:DA:407:G:N3	2.14	0.46
22:DA:444:C:H2'	22:DA:444:C:H6	1.57	0.46
22:DA:487:C:H1'	40:DS:53:SER:HA	1.98	0.46
22:DA:621:A:O2'	22:DA:622:G:O4'	2.30	0.46
22:DA:675:A:C6	22:DA:676:A:N6	2.84	0.46
23:DB:116:G:H2'	23:DB:117:G:H8	1.80	0.46
24:DC:51:ARG:O	24:DC:53:ILE:HG22	2.16	0.46
25:DD:137:SER:CB	25:DD:138:LEU:HD22	2.46	0.46

Continued on next page...

Continued from previous page...

Atom-1	Atom-2	Interatomic distance (Å)	Clash overlap (Å)
25:DD:78:GLY:C	25:DD:80:TRP:CZ3	2.89	0.46
26:DE:52:VAL:O	26:DE:74:LYS:HD3	2.15	0.46
27:DF:110:ILE:HB	27:DF:113:PHE:HB2	1.98	0.46
27:DF:42:ALA:CB	27:DF:48:LEU:HD11	2.46	0.46
22:DA:1060:U:O4	30:DI:131:THR:HG22	2.16	0.46
22:DA:1061:U:H3	30:DI:74:PRO:HD3	1.80	0.46
30:DI:77:VAL:HB	30:DI:80:LYS:NZ	2.30	0.46
30:DI:77:VAL:HB	30:DI:80:LYS:HE3	1.96	0.46
31:DJ:20:ALA:HA	31:DJ:23:LYS:HG2	1.97	0.46
31:DJ:80:HIS:O	31:DJ:81:ILE:C	2.54	0.46
32:DK:1:MET:HA	32:DK:33:ALA:O	2.16	0.46
32:DK:35:VAL:HG21	32:DK:69:VAL:CG2	2.46	0.46
33:DL:96:LYS:HD3	33:DL:103:ILE:HA	1.98	0.46
35:DN:67:PHE:CE2	35:DN:73:ASN:ND2	2.84	0.46
37:DP:59:THR:HG23	37:DP:72:VAL:HG12	1.98	0.46
38:DQ:73:ILE:HD11	38:DQ:77:LYS:HD3	1.98	0.46
44:DW:70:VAL:CG2	44:DW:70:VAL:O	2.63	0.46
22:DA:2232:C:OP1	45:DX:26:ARG:NH1	2.48	0.46
47:DZ:37:ARG:O	47:DZ:38:GLU:HB2	2.14	0.46
1:AA:1066:C:H5'	1:AA:1066:C:C6	2.51	0.46
1:AA:1088:G:O2'	1:AA:1089:G:O5'	2.34	0.46
1:AA:1350:A:H2'	1:AA:1351:U:O4'	2.16	0.46
1:AA:212:G:H2'	1:AA:213:G:H8	1.79	0.46
1:AA:21:G:H2'	1:AA:22:G:C8	2.51	0.46
1:AA:293:G:C4	1:AA:294:U:C5	3.04	0.46
1:AA:795:C:C5'	1:AA:796:C:OP2	2.55	0.46
4:AD:54:LEU:HD22	4:AD:55:ARG:N	2.31	0.46
5:AE:153:ALA:C	5:AE:155:LYS:N	2.66	0.46
6:AF:3:HIS:HB2	6:AF:92:THR:CG2	2.45	0.46
5:AE:82:HIS:NE2	8:AH:95:MET:CE	2.79	0.46
11:AK:19:VAL:HB	11:AK:34:THR:O	2.16	0.46
12:AL:23:LEU:HG	12:AL:24:GLU:H	1.81	0.46
16:AP:48:GLU:CG	16:AP:49:GLY:N	2.56	0.46
20:AT:26:MET:CE	20:AT:56:ILE:HD11	2.46	0.46
22:BA:1014:A:H2'	22:BA:1015:U:C6	2.51	0.46
22:BA:81:G:C2	22:BA:106:C:C2	3.04	0.46
22:BA:1253:A:C3'	22:BA:1254:A:C5'	2.89	0.46
22:BA:1507:C:C4	22:BA:1508:A:N1	2.84	0.46
22:BA:2136:G:C2	22:BA:2137:U:O4	2.69	0.46
22:BA:2480:C:H2'	22:BA:2481:G:C5'	2.45	0.46
22:BA:2544:G:O5'	22:BA:2544:G:H8	1.99	0.46

Continued on next page...

Continued from previous page...

Atom-1	Atom-2	Interatomic distance (Å)	Clash overlap (Å)
22:BA:85:G:H5''	22:BA:85:G:H8	1.79	0.46
24:BC:141:HIS:O	24:BC:143:VAL:N	2.49	0.46
24:BC:256:THR:O	24:BC:257:ARG:C	2.54	0.46
25:BD:113:SER:HB2	25:BD:114:LYS:NZ	2.31	0.46
25:BD:12:THR:HG22	25:BD:24:VAL:HG22	1.97	0.46
25:BD:142:VAL:CB	25:BD:143:PRO:CD	2.94	0.46
27:BF:88:VAL:CG1	27:BF:90:LEU:CD1	2.94	0.46
28:BG:136:ASP:O	28:BG:140:ILE:CD1	2.64	0.46
30:BI:123:ALA:HA	30:BI:126:ARG:CZ	2.46	0.46
30:BI:24:GLY:O	30:BI:34:ILE:HD12	2.16	0.46
31:BJ:60:ASP:OD1	31:BJ:61:LYS:HG3	2.15	0.46
33:BL:91:ASP:HB2	33:BL:94:THR:HB	1.95	0.46
34:BM:43:ALA:O	34:BM:46:ILE:HG13	2.16	0.46
35:BN:73:ASN:CA	35:BN:76:VAL:CG1	2.77	0.46
37:BP:21:PRO:HA	37:BP:46:VAL:HG12	1.98	0.46
38:BQ:8:ILE:C	38:BQ:8:ILE:CD1	2.83	0.46
39:BR:21:ARG:HG3	39:BR:95:ASP:OD1	2.14	0.46
39:BR:42:ALA:CB	39:BR:46:GLU:CB	2.94	0.46
41:BT:50:LEU:H	41:BT:50:LEU:CD1	2.03	0.46
1:CA:865:A:H5'	1:CA:1078:U:C4	2.51	0.46
1:CA:1084:G:C6	1:CA:1085:U:O4	2.69	0.46
1:CA:1086:U:O2'	1:CA:1087:G:H5'	2.15	0.46
1:CA:1363:A:C5	1:CA:1365:G:C6	3.04	0.46
1:CA:195:A:N7	1:CA:196:A:N6	2.64	0.46
1:CA:198:G:O2'	1:CA:199:A:P	2.74	0.46
1:CA:240:G:H2'	1:CA:241:G:C8	2.51	0.46
1:CA:502:A:C2	1:CA:503:C:C2	3.03	0.46
1:CA:560:A:H5'	1:CA:566:G:N2	2.31	0.46
1:CA:584:G:H2'	1:CA:585:G:C8	2.51	0.46
1:CA:842:U:O2'	1:CA:846:G:C6	2.69	0.46
1:CA:981:U:P	14:CN:12:ARG:HH12	2.38	0.46
2:CB:89:PHE:CZ	2:CB:153:MET:HA	2.50	0.46
3:CC:53:ARG:CD	3:CC:55:VAL:HG13	2.45	0.46
3:CC:93:ILE:O	3:CC:93:ILE:HG13	2.16	0.46
7:CG:59:GLU:OE2	7:CG:63:VAL:CG2	2.58	0.46
9:CI:118:ARG:O	9:CI:119:LYS:HB3	2.16	0.46
11:CK:121:ARG:HH21	21:CU:35:GLU:CB	2.29	0.46
12:CL:19:ASN:N	12:CL:19:ASN:ND2	2.54	0.46
13:CM:103:THR:CG2	13:CM:104:ASN:N	2.77	0.46
16:CP:48:GLU:HG3	16:CP:51:ARG:CZ	2.46	0.46
1:CA:1319:A:P	19:CS:4:LEU:HD21	2.55	0.46

Continued on next page...

Continued from previous page...

Atom-1	Atom-2	Interatomic distance (Å)	Clash overlap (Å)
22:DA:1014:A:C2	22:DA:1149:G:C2	3.04	0.46
22:DA:1027:A:O2'	22:DA:1028:A:C8	2.68	0.46
22:DA:119:A:C5'	22:DA:120:U:OP1	2.62	0.46
22:DA:1285:A:H2'	22:DA:1286:A:C5'	2.45	0.46
22:DA:1346:G:O2'	22:DA:1347:A:H5'	2.16	0.46
22:DA:1385:A:HO2'	22:DA:1386:C:H6	1.61	0.46
22:DA:1345:C:C5'	22:DA:1396:U:O4	2.63	0.46
22:DA:1402:U:C2'	22:DA:1403:A:O5'	2.63	0.46
22:DA:1490:A:H5'	22:DA:1490:A:N3	2.31	0.46
22:DA:1500:G:C6	22:DA:1501:G:N7	2.84	0.46
22:DA:1534:U:H3'	22:DA:1534:U:O2	2.16	0.46
22:DA:1545:A:H2'	22:DA:1546:G:C5'	2.45	0.46
22:DA:1571:A:C3'	22:DA:1571:A:C8	2.99	0.46
22:DA:1611:C:O2'	22:DA:1612:C:O5'	2.34	0.46
22:DA:1809:A:C2'	22:DA:1810:A:C8	2.99	0.46
22:DA:1815:A:C1'	22:DA:1817:G:N7	2.79	0.46
22:DA:1869:G:C2	22:DA:1873:G:C6	3.04	0.46
22:DA:1997:C:O2'	22:DA:1998:A:C5'	2.63	0.46
22:DA:2059:A:O3'	26:DE:64:GLY:HA2	2.16	0.46
22:DA:228:C:H4'	22:DA:229:C:C6	2.50	0.46
22:DA:2298:A:O2'	22:DA:2299:U:H5'	2.16	0.46
22:DA:2259:U:C6	22:DA:2427:C:C4	3.04	0.46
22:DA:2886:A:C2	22:DA:2887:A:N7	2.84	0.46
22:DA:379:G:C2	22:DA:396:G:C5	3.04	0.46
22:DA:49:A:C6	22:DA:177:G:C6	3.04	0.46
22:DA:502:A:H62	22:DA:505:A:N6	2.13	0.46
22:DA:513:A:C2	22:DA:514:A:C4	3.04	0.46
22:DA:679:C:C2	22:DA:680:C:C5	3.04	0.46
22:DA:975:A:C2	22:DA:976:G:C8	3.04	0.46
23:DB:109:A:C6	23:DB:110:C:C4	3.04	0.46
23:DB:109:A:O2'	23:DB:110:C:O5'	2.34	0.46
23:DB:29:A:H2'	23:DB:30:C:C6	2.51	0.46
23:DB:46:A:C2'	23:DB:47:C:C6	2.90	0.46
22:DA:1790:C:C2'	24:DC:207:ALA:HB2	2.45	0.46
25:DD:148:GLN:CG	25:DD:152:PRO:CG	2.84	0.46
26:DE:45:ALA:O	26:DE:46:GLN:CB	2.64	0.46
26:DE:58:LYS:HA	26:DE:59:PRO:HD3	1.68	0.46
27:DF:103:ILE:N	27:DF:103:ILE:CD1	2.78	0.46
27:DF:31:GLU:HG3	27:DF:32:LYS:N	2.30	0.46
28:DG:168:VAL:O	28:DG:168:VAL:HG12	2.14	0.46
28:DG:91:VAL:CG2	28:DG:92:GLY:H	2.27	0.46

Continued on next page...

Continued from previous page...

Atom-1	Atom-2	Interatomic distance (Å)	Clash overlap (Å)
29:DH:143:ILE:C	29:DH:144:VAL:HG22	2.37	0.46
29:DH:27:ARG:NH1	45:DX:59:ASP:CA	2.75	0.46
30:DI:23:VAL:HG21	30:DI:37:PHE:CE2	2.51	0.46
31:DJ:44:TYR:CD2	31:DJ:44:TYR:C	2.90	0.46
34:DM:40:ARG:HB2	34:DM:93:VAL:CG2	2.45	0.46
34:DM:72:PRO:HA	34:DM:92:TRP:CE3	2.51	0.46
35:DN:46:ARG:HG3	35:DN:46:ARG:H	1.52	0.46
35:DN:54:LEU:HD11	35:DN:66:ALA:CB	2.24	0.46
36:DO:24:THR:H	36:DO:90:VAL:HG12	1.81	0.46
37:DP:102:ARG:CB	37:DP:107:ALA:HB2	2.45	0.46
38:DQ:64:ILE:HG12	38:DQ:64:ILE:H	1.65	0.46
39:DR:78:ARG:HB2	39:DR:83:TYR:CD1	2.51	0.46
43:DV:48:MET:SD	43:DV:85:LYS:HA	2.55	0.46
46:DY:2:LYS:CG	46:DY:4:LYS:HE3	2.45	0.46
1:AA:114:U:H2'	1:AA:115:G:H8	1.80	0.45
1:AA:1162:C:N3	1:AA:1175:G:C2	2.84	0.45
1:AA:1180:A:C5'	1:AA:1181:G:OP2	2.63	0.45
1:AA:390:U:H2'	1:AA:391:G:H8	1.82	0.45
1:AA:66:A:N6	1:AA:104:G:C4	2.84	0.45
1:AA:827:U:C4	1:AA:870:U:C2	3.03	0.45
1:AA:972:C:HO2'	1:AA:973:G:P	2.39	0.45
2:AB:148:GLY:HA2	2:AB:151:LYS:HB3	1.98	0.45
2:AB:161:PHE:HD1	2:AB:183:PHE:CB	2.28	0.45
2:AB:9:LEU:HD21	2:AB:11:ALA:CB	2.28	0.45
4:AD:87:GLU:O	4:AD:90:LEU:HB2	2.16	0.45
5:AE:96:GLN:HE21	5:AE:96:GLN:CA	2.28	0.45
7:AG:110:ARG:CG	7:AG:111:GLY:N	2.79	0.45
9:AI:27:ILE:HG13	9:AI:62:LEU:HD21	1.98	0.45
9:AI:93:LEU:O	9:AI:97:LEU:HB2	2.15	0.45
10:AJ:74:VAL:HG12	10:AJ:75:ASP:N	2.31	0.45
14:AN:22:LYS:O	14:AN:25:GLU:HG2	2.16	0.45
19:AS:4:LEU:CD2	19:AS:9:PHE:N	2.79	0.45
49:B1:16:THR:HB	49:B1:41:VAL:HG21	1.97	0.45
49:B1:8:ILE:HG21	49:B1:51:ALA:CB	2.46	0.45
51:B3:27:ASN:N	51:B3:27:ASN:HD22	2.12	0.45
22:BA:1178:C:H2'	22:BA:1178:C:O2	2.16	0.45
22:BA:1198:U:H2'	22:BA:1199:U:C6	2.51	0.45
22:BA:1289:C:H2'	22:BA:1290:C:C6	2.50	0.45
22:BA:136:G:H2'	22:BA:137:U:C6	2.51	0.45
22:BA:1385:A:C5	22:BA:1403:A:C6	3.03	0.45
22:BA:1476:U:O2'	22:BA:1477:A:C5'	2.63	0.45

Continued on next page...

Continued from previous page...

Atom-1	Atom-2	Interatomic distance (Å)	Clash overlap (Å)
22:BA:149:A:H2'	22:BA:150:U:H6	1.80	0.45
22:BA:1467:U:C4	22:BA:1546:G:C2	3.04	0.45
22:BA:160:A:C4	22:BA:167:A:C2	3.04	0.45
22:BA:1945:G:H2'	22:BA:1946:U:C5	2.51	0.45
22:BA:1774:C:H4'	22:BA:1979:U:O2	2.16	0.45
22:BA:2148:G:HO2'	22:BA:2149:U:P	2.39	0.45
22:BA:2192:U:H2'	22:BA:2193:G:H8	1.80	0.45
22:BA:2287:A:C8	22:BA:2289:G:C8	3.05	0.45
22:BA:2450:A:O2'	22:BA:2451:A:H5'	2.16	0.45
22:BA:2639:A:H4'	31:BJ:96:ARG:NH2	2.31	0.45
22:BA:2714:G:H2'	22:BA:2715:C:C6	2.51	0.45
22:BA:2807:U:O5'	22:BA:2807:U:H6	1.98	0.45
22:BA:2870:C:H2'	22:BA:2871:U:H5'	1.97	0.45
22:BA:2720:U:C2	22:BA:2872:A:C6	3.04	0.45
22:BA:441:U:O2'	26:BE:41:GLN:NE2	2.48	0.45
22:BA:475:C:O5'	22:BA:475:C:H6	1.99	0.45
22:BA:717:C:O2	22:BA:717:C:C2'	2.63	0.45
22:BA:726:G:O2'	22:BA:727:A:H8	1.99	0.45
22:BA:806:C:H2'	22:BA:807:U:H6	1.81	0.45
27:BF:52:ALA:HB2	27:BF:149:ARG:HD3	1.97	0.45
29:BH:100:ALA:O	29:BH:104:THR:CB	2.65	0.45
32:BK:11:ALA:O	32:BK:99:ILE:HA	2.16	0.45
33:BL:68:SER:HB3	33:BL:71:ALA:HB3	1.95	0.45
33:BL:93:ASN:ND2	33:BL:93:ASN:C	2.65	0.45
34:BM:26:VAL:HG13	34:BM:104:GLU:OE2	2.16	0.45
38:BQ:57:ARG:HA	38:BQ:60:TRP:CE3	2.51	0.45
42:BU:25:LYS:CG	42:BU:36:GLU:HB3	2.32	0.45
44:BW:73:PRO:HG2	44:BW:76:ARG:HB2	1.99	0.45
22:BA:2080:A:C5'	45:BX:18:SER:HB2	2.44	0.45
1:CA:1040:U:H6	1:CA:1040:U:O5'	1.98	0.45
1:CA:1084:G:OP1	1:CA:1086:U:C5	2.69	0.45
1:CA:1256:A:C2'	1:CA:1257:A:OP2	2.65	0.45
1:CA:1319:A:C6	1:CA:1323:G:C4	3.04	0.45
1:CA:1408:A:C2	1:CA:1494:G:C5	3.04	0.45
1:CA:371:A:H2'	1:CA:372:C:O4'	2.16	0.45
1:CA:464:U:N3	1:CA:466:A:H4'	2.31	0.45
1:CA:518:C:C5	1:CA:530:G:C6	3.04	0.45
1:CA:708:C:H2'	1:CA:709:U:C6	2.51	0.45
1:CA:753:A:H4'	1:CA:754:C:C5'	2.46	0.45
1:CA:794:A:H2'	1:CA:795:C:C5	2.50	0.45
1:CA:835:U:C2'	1:CA:836:G:O5'	2.64	0.45

Continued on next page...

Continued from previous page...

Atom-1	Atom-2	Interatomic distance (Å)	Clash overlap (Å)
2:CB:13:VAL:HG23	2:CB:211:LEU:HD22	1.98	0.45
2:CB:20:ARG:HA	2:CB:20:ARG:NE	2.31	0.45
2:CB:57:ASN:HB2	2:CB:219:THR:HB	1.98	0.45
1:CA:1189:U:O2'	3:CC:175:HIS:CD2	2.67	0.45
4:CD:130:ASN:C	4:CD:131:ILE:HD13	2.36	0.45
6:CF:90:MET:HE1	18:CR:60:ARG:CD	2.45	0.45
9:CI:70:GLY:C	9:CI:71:ILE:HG13	2.36	0.45
11:CK:58:THR:O	11:CK:61:ALA:HB3	2.16	0.45
11:CK:91:GLY:O	11:CK:92:ARG:C	2.54	0.45
12:CL:20:VAL:O	12:CL:20:VAL:HG23	2.16	0.45
12:CL:2:THR:O	12:CL:6:LEU:CD1	2.64	0.45
12:CL:49:ARG:HH11	12:CL:89:LEU:CD2	2.29	0.45
1:CA:523:A:H61	12:CL:88:ASP:HB2	1.81	0.45
15:CO:55:LEU:C	15:CO:57:ARG:N	2.69	0.45
1:CA:1014:A:H1'	19:CS:34:SER:OG	2.15	0.45
20:CT:61:ALA:O	20:CT:67:HIS:CG	2.69	0.45
49:D1:4:ILE:O	49:D1:4:ILE:HG22	2.15	0.45
22:DA:1040:A:H2'	22:DA:1041:G:O4'	2.16	0.45
22:DA:1190:G:OP1	33:DL:32:GLY:HA2	2.16	0.45
22:DA:1323:C:N4	22:DA:1324:G:N7	2.64	0.45
22:DA:1465:G:H2'	22:DA:1466:U:O4'	2.16	0.45
22:DA:1519:G:N1	22:DA:1520:U:C2	2.84	0.45
22:DA:1581:G:H2'	22:DA:1582:C:H5'	1.98	0.45
22:DA:1627:G:C6	22:DA:1640:A:C5	3.04	0.45
22:DA:1737:G:H5'	22:DA:1738:G:OP2	2.16	0.45
22:DA:1814:G:N1	22:DA:1815:A:N6	2.64	0.45
22:DA:1830:C:C4'	24:DC:14:HIS:HE1	2.29	0.45
22:DA:2046:G:H2'	22:DA:2047:C:C6	2.51	0.45
22:DA:2136:G:C2'	22:DA:2137:U:C5	2.92	0.45
22:DA:2242:G:N7	22:DA:2243:U:H5	2.09	0.45
22:DA:2511:U:C4	22:DA:2512:C:C4	3.04	0.45
22:DA:2631:G:N2	22:DA:2788:C:C2	2.84	0.45
22:DA:2751:G:N3	28:DG:2:ARG:NH2	2.63	0.45
22:DA:397:U:O2'	22:DA:398:C:C5'	2.64	0.45
22:DA:435:C:C6	22:DA:436:C:C6	3.04	0.45
22:DA:586:A:O5'	22:DA:586:A:H8	1.99	0.45
22:DA:749:A:C2	22:DA:750:A:C8	3.04	0.45
22:DA:76:C:HO2'	22:DA:77:G:P	2.40	0.45
23:DB:29:A:OP2	36:DO:32:PRO:HD2	2.16	0.45
23:DB:53:A:H2'	23:DB:53:A:N3	2.31	0.45
22:DA:917:A:H2	23:DB:79:G:H21	1.63	0.45

Continued on next page...

Continued from previous page...

Atom-1	Atom-2	Interatomic distance (Å)	Clash overlap (Å)
25:DD:172:VAL:HG21	25:DD:194:PRO:CD	2.45	0.45
26:DE:196:VAL:HA	26:DE:199:MET:HB3	1.98	0.45
27:DF:4:HIS:CE1	27:DF:96:TRP:CZ2	3.03	0.45
27:DF:60:SER:O	27:DF:62:GLN:N	2.47	0.45
23:DB:42:C:N4	27:DF:87:LYS:NZ	2.62	0.45
29:DH:83:LYS:HE2	29:DH:149:GLU:CB	2.23	0.45
29:DH:94:ILE:CD1	29:DH:98:ASP:OD1	2.64	0.45
30:DI:102:ARG:HD3	30:DI:140:GLU:O	2.16	0.45
30:DI:30:GLN:CG	30:DI:31:GLY:H	2.26	0.45
30:DI:71:LYS:HG3	30:DI:72:THR:N	2.30	0.45
31:DJ:140:LEU:C	31:DJ:140:LEU:HD13	2.36	0.45
34:DM:53:MET:CE	34:DM:117:PHE:HE1	2.29	0.45
34:DM:4:PRO:O	34:DM:5:LYS:C	2.55	0.45
35:DN:33:ILE:HG12	35:DN:118:ARG:CD	2.46	0.45
35:DN:24:MET:HG3	35:DN:44:LEU:HD22	1.98	0.45
39:DR:49:ILE:HB	39:DR:51:VAL:O	2.16	0.45
40:DS:18:ARG:HA	40:DS:76:VAL:CG1	2.41	0.45
40:DS:39:THR:HB	40:DS:40:ASN:H	1.64	0.45
41:DT:19:LYS:O	41:DT:20:ALA:HB2	2.16	0.45
41:DT:55:VAL:CG2	41:DT:56:GLU:N	2.79	0.45
22:DA:1340:U:H5'	41:DT:61:LEU:HD22	1.98	0.45
47:DZ:19:HIS:CD2	47:DZ:52:PHE:HZ	2.35	0.45
1:AA:1014:A:C5'	19:AS:13:HIS:CD2	2.99	0.45
1:AA:1125:U:C5	1:AA:1127:G:C5	3.03	0.45
1:AA:1150:A:O5'	1:AA:1150:A:H8	2.00	0.45
1:AA:1277:C:H1'	1:AA:1282:C:C2	2.51	0.45
1:AA:1336:C:O2'	1:AA:1337:G:OP2	2.28	0.45
1:AA:184:G:O2'	1:AA:185:U:C6	2.36	0.45
1:AA:203:G:N2	1:AA:215:C:C2	2.84	0.45
1:AA:204:G:C1'	1:AA:465:A:H2	2.28	0.45
1:AA:357:G:O2'	1:AA:358:U:H5'	2.16	0.45
1:AA:433:G:H2'	1:AA:434:U:C5'	2.47	0.45
1:AA:468:A:C2	1:AA:469:C:C4	3.03	0.45
1:AA:499:A:H1'	1:AA:500:G:C8	2.51	0.45
1:AA:671:G:N2	1:AA:736:C:C2	2.85	0.45
1:AA:814:A:P	56:AA:1760:HOH:O	2.74	0.45
1:AA:952:U:H5'	1:AA:972:C:H41	1.81	0.45
2:AB:67:LEU:HB3	2:AB:160:LEU:HD12	1.97	0.45
2:AB:49:PHE:HB2	2:AB:52:ALA:HB3	1.97	0.45
4:AD:54:LEU:CD2	4:AD:55:ARG:N	2.79	0.45
5:AE:71:ILE:HD13	5:AE:144:GLU:HB2	1.98	0.45

Continued on next page...

Continued from previous page...

Atom-1	Atom-2	Interatomic distance (Å)	Clash overlap (Å)
8:AH:39:LEU:O	8:AH:44:PHE:HB2	2.16	0.45
12:AL:115:LYS:O	12:AL:116:TYR:CB	2.64	0.45
13:AM:87:GLY:C	13:AM:89:ARG:H	2.19	0.45
19:AS:41:PRO:C	19:AS:43:MET:H	2.20	0.45
22:BA:1125:G:H5'	52:B4:37:GLN:HG3	1.97	0.45
22:BA:1606:C:O2'	22:BA:1607:C:P	2.72	0.45
22:BA:1655:A:H2'	22:BA:1656:C:O4'	2.17	0.45
22:BA:186:G:H2'	22:BA:187:G:H8	1.82	0.45
22:BA:2097:A:O2'	22:BA:2098:U:H5'	2.16	0.45
22:BA:2356:U:C5'	44:BW:16:GLU:HG3	2.47	0.45
22:BA:2356:U:H4'	44:BW:16:GLU:CG	2.31	0.45
22:BA:2385:C:H2'	22:BA:2386:A:C8	2.51	0.45
22:BA:2397:G:H2'	22:BA:2398:U:H6	1.81	0.45
22:BA:2470:G:C2'	22:BA:2471:A:H5'	2.45	0.45
22:BA:274:C:C6	22:BA:275:C:C5	3.03	0.45
22:BA:2838:G:H2'	22:BA:2839:G:O4'	2.17	0.45
22:BA:2840:C:H4'	35:BN:91:ALA:O	2.16	0.45
22:BA:633:A:H2'	22:BA:634:C:H5'	1.98	0.45
22:BA:760:G:H2'	22:BA:761:A:O4'	2.16	0.45
22:BA:995:C:H42	31:BJ:2:LYS:HB2	1.81	0.45
23:BB:19:C:C2'	23:BB:20:G:H5'	2.47	0.45
23:BB:75:G:O2'	43:BV:88:HIS:HE1	1.99	0.45
24:BC:180:MET:CG	24:BC:268:ARG:NH1	2.79	0.45
25:BD:148:GLN:HB2	25:BD:152:PRO:HG2	1.97	0.45
25:BD:97:SER:OG	25:BD:99:GLU:CG	2.63	0.45
26:BE:174:GLY:O	26:BE:175:ILE:O	2.34	0.45
27:BF:151:LEU:C	27:BF:151:LEU:HD12	2.36	0.45
29:BH:37:VAL:HG23	29:BH:38:PRO:HD2	1.97	0.45
33:BL:91:ASP:O	33:BL:93:ASN:O	2.34	0.45
34:BM:4:PRO:CG	34:BM:70:ASP:HA	2.45	0.45
38:BQ:63:ARG:HH12	38:BQ:96:ASP:C	2.14	0.45
40:BS:13:SER:OG	40:BS:16:LYS:HG3	2.16	0.45
42:BU:94:PHE:O	42:BU:94:PHE:CG	2.68	0.45
22:BA:2336:A:N6	44:BW:40:ARG:HD2	2.31	0.45
45:BX:26:ARG:NH1	45:BX:27:ARG:O	2.49	0.45
1:CA:1243:C:N4	1:CA:1244:G:O6	2.50	0.45
1:CA:1421:G:H1	1:CA:1479:C:H42	1.65	0.45
1:CA:1450:U:H4'	1:CA:1451:U:C6	2.51	0.45
1:CA:205:A:C2	1:CA:206:C:N4	2.85	0.45
1:CA:21:G:H1'	1:CA:914:A:N6	2.31	0.45
1:CA:543:U:H2'	1:CA:544:G:O5'	2.16	0.45

Continued on next page...

Continued from previous page...

Atom-1	Atom-2	Interatomic distance (Å)	Clash overlap (Å)
1:CA:577:G:H1	1:CA:764:C:N4	2.12	0.45
1:CA:582:C:O2'	1:CA:583:A:H5'	2.17	0.45
1:CA:69:G:H2'	1:CA:70:U:C6	2.51	0.45
1:CA:784:A:N6	1:CA:799:G:C6	2.84	0.45
1:CA:892:A:C4	1:CA:893:C:C5	3.04	0.45
1:CA:953:G:C6	1:CA:954:G:C5	3.04	0.45
2:CB:185:ILE:HA	2:CB:199:ILE:HG13	1.98	0.45
2:CB:212:TYR:O	2:CB:212:TYR:CD2	2.66	0.45
3:CC:116:ALA:HB2	3:CC:199:VAL:HG21	1.98	0.45
3:CC:49:ALA:HA	3:CC:74:ILE:HG21	1.97	0.45
4:CD:50:TYR:O	4:CD:51:GLY:C	2.52	0.45
6:CF:35:LYS:HE2	6:CF:37:HIS:HE1	1.80	0.45
7:CG:142:ARG:C	7:CG:144:ALA:H	2.18	0.45
10:CJ:30:LYS:HG2	10:CJ:36:VAL:CG2	2.38	0.45
12:CL:42:LYS:CD	12:CL:43:LYS:CG	2.88	0.45
12:CL:84:GLY:H	12:CL:94:TYR:HA	1.81	0.45
15:CO:72:LYS:HA	15:CO:72:LYS:HD3	1.64	0.45
17:CQ:14:ASP:OD2	17:CQ:52:CYS:HB2	2.16	0.45
20:CT:31:ILE:C	20:CT:33:LYS:H	2.20	0.45
22:DA:1109:C:H5''	22:DA:1110:G:OP2	2.17	0.45
22:DA:122:G:C6	22:DA:130:C:N3	2.84	0.45
22:DA:1455:G:N7	35:DN:64:ARG:NH1	2.64	0.45
22:DA:1706:C:HO2'	22:DA:1707:G:P	2.38	0.45
22:DA:1792:G:C2'	22:DA:1793:C:H5'	2.46	0.45
22:DA:2006:C:H2'	22:DA:2007:U:C6	2.52	0.45
22:DA:2071:A:H2'	22:DA:2072:C:H6	1.80	0.45
22:DA:219:A:N6	22:DA:220:G:C6	2.84	0.45
22:DA:2214:C:C2	22:DA:2215:C:C6	3.05	0.45
22:DA:2331:G:H1'	44:DW:40:ARG:CB	2.41	0.45
22:DA:2332:C:H4'	44:DW:40:ARG:CZ	2.47	0.45
22:DA:271:G:N1	22:DA:272:A:N6	2.64	0.45
22:DA:2851:A:H2'	22:DA:2852:G:C8	2.51	0.45
22:DA:301:G:N1	22:DA:302:C:N4	2.65	0.45
22:DA:357:C:H2'	22:DA:358:U:H6	1.81	0.45
22:DA:618:G:O2'	22:DA:619:G:C5'	2.64	0.45
22:DA:730:A:N3	22:DA:731:C:C6	2.84	0.45
22:DA:809:G:C6	22:DA:810:U:N3	2.84	0.45
22:DA:952:G:C4	22:DA:966:G:N2	2.84	0.45
22:DA:1819:A:C5'	24:DC:156:SER:HB2	2.46	0.45
29:DH:66:ASN:HA	29:DH:137:GLU:OE2	2.16	0.45
30:DI:96:LYS:HE2	30:DI:138:VAL:CG1	2.33	0.45

Continued on next page...

Continued from previous page...

Atom-1	Atom-2	Interatomic distance (Å)	Clash overlap (Å)
31:DJ:8:PRO:HG2	31:DJ:9:GLU:N	2.31	0.45
34:DM:66:ARG:CD	34:DM:101:VAL:CG1	2.90	0.45
36:DO:67:ASN:O	36:DO:68:LYS:C	2.54	0.45
38:DQ:31:TYR:C	38:DQ:33:VAL:N	2.70	0.45
39:DR:70:GLU:CD	39:DR:70:GLU:H	2.17	0.45
43:DV:21:ARG:HE	43:DV:87:GLN:CG	2.28	0.45
46:DY:19:LEU:HG	46:DY:22:LEU:CD2	2.44	0.45
46:DY:1:MET:N	46:DY:1:MET:HE3	2.29	0.45
1:AA:1079:G:C2	1:AA:1080:A:C6	3.05	0.45
1:AA:1091:U:H5'	1:AA:1092:A:OP2	2.17	0.45
1:AA:1098:C:H2'	1:AA:1099:G:O4'	2.17	0.45
1:AA:1202:U:O2'	1:AA:1203:C:O5'	2.34	0.45
1:AA:211:G:N1	1:AA:212:G:N3	2.65	0.45
1:AA:451:A:C2	1:AA:480:U:C5	3.04	0.45
1:AA:863:U:O2	1:AA:867:G:C2	2.69	0.45
1:AA:923:A:C6	1:AA:924:C:C4	3.04	0.45
1:AA:942:G:H2'	1:AA:942:G:N3	2.31	0.45
9:AI:29:ILE:O	9:AI:30:ASN:C	2.55	0.45
12:AL:115:LYS:O	12:AL:116:TYR:HB2	2.16	0.45
12:AL:43:LYS:HZ3	12:AL:43:LYS:HB2	1.80	0.45
14:AN:20:PHE:C	14:AN:22:LYS:H	2.20	0.45
15:AO:42:PHE:CE1	15:AO:55:LEU:HD22	2.51	0.45
19:AS:47:THR:O	19:AS:48:ILE:C	2.54	0.45
19:AS:48:ILE:O	19:AS:48:ILE:CD1	2.65	0.45
20:AT:53:MET:HE2	20:AT:53:MET:C	2.37	0.45
49:B1:10:LEU:HD23	49:B1:50:GLU:O	2.17	0.45
22:BA:1061:U:H1'	22:BA:1070:A:O4'	2.16	0.45
22:BA:119:A:H4'	22:BA:120:U:O5'	2.17	0.45
22:BA:1220:G:H2'	22:BA:1221:C:C6	2.51	0.45
22:BA:1233:C:C4	22:BA:1234:U:C5	3.04	0.45
22:BA:1360:G:C8	22:BA:1360:G:H5''	2.51	0.45
22:BA:1374:G:C5	22:BA:1375:U:C5	3.04	0.45
22:BA:1460:U:H3'	22:BA:1461:C:C5'	2.46	0.45
22:BA:1509:A:N3	22:BA:1510:G:C8	2.85	0.45
22:BA:1624:U:C2	22:BA:1625:C:C5	3.04	0.45
22:BA:1673:G:C3'	22:BA:1674:G:H5'	2.46	0.45
22:BA:1717:A:H2'	22:BA:1718:G:O4'	2.15	0.45
22:BA:2302:U:H2'	22:BA:2303:G:H8	1.81	0.45
22:BA:2415:G:C5	22:BA:2416:C:C5	3.03	0.45
22:BA:2532:G:C5	22:BA:2533:U:C5	3.04	0.45
22:BA:2635:A:C2'	22:BA:2636:C:O5'	2.64	0.45

Continued on next page...

Continued from previous page...

Atom-1	Atom-2	Interatomic distance (Å)	Clash overlap (Å)
22:BA:2729:G:C8	22:BA:2729:G:H5''	2.46	0.45
22:BA:2794:C:H2'	22:BA:2795:C:C6	2.51	0.45
22:BA:2834:G:O6	22:BA:2879:A:H2'	2.16	0.45
22:BA:2610:C:H4'	54:BA:3136:ERY:C30	2.46	0.45
22:BA:412:A:H2'	22:BA:413:C:C5'	2.46	0.45
22:BA:933:A:H3'	22:BA:934:U:C5'	2.46	0.45
24:BC:29:PHE:CZ	24:BC:31:PRO:HG3	2.51	0.45
27:BF:16:MET:O	27:BF:20:ASN:N	2.50	0.45
28:BG:139:VAL:O	28:BG:140:ILE:C	2.51	0.45
31:BJ:121:LYS:HE3	31:BJ:121:LYS:HB2	1.72	0.45
34:BM:4:PRO:HG2	34:BM:92:TRP:CZ3	2.52	0.45
35:BN:87:PHE:HE1	35:BN:116:VAL:HG12	1.82	0.45
36:BO:28:VAL:HG23	36:BO:106:LEU:CD2	2.46	0.45
39:BR:52:PRO:O	39:BR:53:PHE:HB2	2.16	0.45
39:BR:68:ARG:HD3	39:BR:92:TRP:CZ2	2.52	0.45
44:BW:46:ALA:HB3	44:BW:80:SER:HB3	1.99	0.45
46:BY:23:ARG:HA	46:BY:23:ARG:NE	2.31	0.45
41:BT:12:ARG:HD2	46:BY:29:ARG:NH2	2.32	0.45
47:BZ:6:ILE:HD11	47:BZ:47:ILE:HD11	1.97	0.45
1:CA:1003:G:H21	1:CA:1005:A:H5''	1.78	0.45
1:CA:1150:A:N6	1:CA:1151:A:N6	2.64	0.45
1:CA:1270:G:O2'	1:CA:1314:C:H5'	2.16	0.45
1:CA:1405:G:H1'	1:CA:1518:A:HO2'	1.81	0.45
1:CA:1423:G:C2	1:CA:1424:U:C2	3.04	0.45
1:CA:1449:C:O2'	1:CA:1450:U:O5'	2.34	0.45
1:CA:276:G:C2	1:CA:277:C:C2	3.04	0.45
1:CA:296:U:N3	1:CA:297:G:N7	2.64	0.45
1:CA:46:G:HO2'	1:CA:365:U:H1'	1.80	0.45
1:CA:411:A:H1'	1:CA:413:G:O4'	2.16	0.45
1:CA:672:U:H2'	1:CA:673:A:H8	1.80	0.45
1:CA:66:A:C5	1:CA:67:C:H5	2.34	0.45
1:CA:694:A:H2'	1:CA:695:A:H5''	1.97	0.45
1:CA:701:U:O2'	1:CA:702:A:P	2.75	0.45
2:CB:99:MET:O	2:CB:103:TRP:CB	2.63	0.45
2:CB:119:GLN:HG2	2:CB:124:THR:CG2	2.46	0.45
2:CB:13:VAL:CG2	2:CB:211:LEU:HD22	2.46	0.45
2:CB:46:VAL:CG1	2:CB:47:PRO:CD	2.88	0.45
2:CB:72:LYS:O	2:CB:74:ALA:N	2.49	0.45
3:CC:32:LEU:CD1	14:CN:76:PHE:HA	2.45	0.45
3:CC:46:LEU:HD22	3:CC:75:VAL:CG2	2.34	0.45
5:CE:151:MET:O	5:CE:154:ALA:HB3	2.16	0.45

Continued on next page...

Continued from previous page...

Atom-1	Atom-2	Interatomic distance (Å)	Clash overlap (Å)
10:CJ:25:ILE:O	10:CJ:25:ILE:CG2	2.61	0.45
13:CM:13:HIS:NE2	13:CM:41:ASP:HA	2.32	0.45
21:CU:24:LYS:CG	21:CU:25:ALA:N	2.51	0.45
50:D2:30:VAL:HG22	50:D2:33:ARG:NH1	2.30	0.45
50:D2:46:LYS:HD2	50:D2:46:LYS:N	2.30	0.45
22:DA:1216:G:C2'	22:DA:1217:U:H5'	2.46	0.45
22:DA:1441:G:C4	22:DA:1442:U:C5	3.04	0.45
22:DA:1537:G:C3'	22:DA:1538:G:H4'	2.44	0.45
22:DA:1615:C:C5	22:DA:1617:C:C4	3.04	0.45
22:DA:1794:A:N3	22:DA:1795:C:C6	2.85	0.45
22:DA:183:C:H2'	22:DA:184:C:C5'	2.37	0.45
22:DA:1914:C:O2'	22:DA:1915:U:O4'	2.34	0.45
22:DA:252:G:C2'	22:DA:253:C:O5'	2.64	0.45
22:DA:2049:G:N2	22:DA:2620:C:C2	2.84	0.45
22:DA:319:G:C6	22:DA:333:G:N1	2.84	0.45
22:DA:352:A:O3'	22:DA:353:C:H4'	2.16	0.45
22:DA:484:C:H2'	22:DA:485:C:C6	2.51	0.45
22:DA:492:A:H2'	22:DA:493:G:C8	2.51	0.45
22:DA:538:A:H5'	31:DJ:7:LYS:HZ3	1.80	0.45
22:DA:946:C:O2'	22:DA:947:A:C8	2.58	0.45
22:DA:953:G:H2'	22:DA:954:G:H5'	1.98	0.45
22:DA:959:A:O2'	22:DA:960:A:O4'	2.34	0.45
22:DA:973:A:C5'	22:DA:974:G:OP2	2.65	0.45
23:DB:83:G:C6	23:DB:94:A:N6	2.85	0.45
24:DC:143:VAL:HB	24:DC:153:LEU:HB3	1.98	0.45
25:DD:106:LYS:HB3	25:DD:206:ALA:H	1.81	0.45
25:DD:151:THR:CB	25:DD:152:PRO:CD	2.95	0.45
25:DD:42:ASN:O	25:DD:43:ASP:HB2	2.16	0.45
28:DG:104:LEU:H	28:DG:112:VAL:HG23	1.81	0.45
29:DH:40:THR:O	29:DH:42:LYS:N	2.47	0.45
30:DI:54:ILE:HG23	30:DI:70:THR:HG21	1.98	0.45
32:DK:34:GLY:C	32:DK:35:VAL:CG2	2.84	0.45
32:DK:35:VAL:HA	32:DK:62:VAL:HG12	1.97	0.45
33:DL:117:THR:CG2	33:DL:118:THR:N	2.67	0.45
35:DN:25:ALA:O	35:DN:29:VAL:HG22	2.16	0.45
38:DQ:78:PHE:CZ	38:DQ:82:LEU:HD11	2.50	0.45
22:DA:2013:A:OP1	40:DS:97:LEU:N	2.49	0.45
41:DT:5:GLU:HA	41:DT:8:LEU:HB2	1.97	0.45
22:DA:2230:G:H4'	45:DX:29:LEU:CD1	2.47	0.45
1:AA:210:C:H5''	1:AA:211:G:OP1	2.16	0.45
1:AA:487:A:H8	1:AA:487:A:H5'	1.81	0.45

Continued on next page...

Continued from previous page...

Atom-1	Atom-2	Interatomic distance (Å)	Clash overlap (Å)
1:AA:511:C:C2	1:AA:512:U:C5	3.04	0.45
1:AA:622:A:C8	1:AA:623:C:C6	3.04	0.45
1:AA:677:U:H2'	1:AA:678:U:C6	2.51	0.45
1:AA:930:C:O2'	1:AA:931:C:H5'	2.17	0.45
1:AA:982:U:O2	1:AA:983:A:N1	2.50	0.45
2:AB:220:VAL:HG12	2:AB:220:VAL:O	2.15	0.45
3:AC:107:LYS:HA	3:AC:108:PRO:HD2	1.76	0.45
4:AD:11:SER:HA	4:AD:18:LEU:CD1	2.38	0.45
4:AD:88:ASN:N	4:AD:88:ASN:OD1	2.49	0.45
5:AE:108:GLY:HA2	5:AE:111:ARG:HB3	1.98	0.45
1:AA:9:G:OP2	5:AE:125:LYS:HE2	2.16	0.45
7:AG:121:ASN:O	7:AG:125:ASP:CB	2.62	0.45
10:AJ:84:VAL:HG12	10:AJ:85:ASP:H	1.81	0.45
11:AK:121:ARG:HG3	21:AU:35:GLU:HG2	1.98	0.45
1:AA:1226:C:H2'	13:AM:101:THR:O	2.17	0.45
13:AM:22:TYR:CD2	13:AM:22:TYR:O	2.70	0.45
15:AO:3:SER:HB3	15:AO:6:ALA:CB	2.46	0.45
20:AT:14:GLU:O	20:AT:15:LYS:C	2.55	0.45
22:BA:2394:C:P	51:B3:29:ARG:HH21	2.40	0.45
52:B4:7:VAL:O	52:B4:8:LYS:HB2	2.16	0.45
22:BA:1057:A:H62	22:BA:1087:G:P	2.40	0.45
22:BA:1107:G:N3	22:BA:1108:U:C6	2.84	0.45
22:BA:1223:G:N2	22:BA:1226:A:OP2	2.41	0.45
22:BA:1416:G:C4	22:BA:1417:C:C5	3.04	0.45
22:BA:154:U:H2'	22:BA:155:A:C8	2.50	0.45
22:BA:1588:G:N3	22:BA:1589:U:C6	2.84	0.45
22:BA:1410:G:C2	22:BA:1593:A:C2	3.04	0.45
22:BA:1606:C:O2'	22:BA:1607:C:O5'	2.34	0.45
22:BA:1655:A:C2	22:BA:1656:C:H1'	2.51	0.45
22:BA:1844:C:C6	22:BA:1844:C:C3'	3.00	0.45
22:BA:1853:A:C5	22:BA:1889:A:C6	3.04	0.45
22:BA:2001:C:C2	22:BA:2002:G:C8	3.04	0.45
22:BA:187:G:C2	22:BA:210:C:O2	2.70	0.45
22:BA:2225:A:H4'	22:BA:2226:C:H6	1.82	0.45
22:BA:356:G:C6	22:BA:357:C:C4	3.04	0.45
22:BA:572:A:OP2	39:BR:80:ARG:NH2	2.46	0.45
22:BA:925:A:H2'	22:BA:926:G:O4'	2.16	0.45
23:BB:34:A:H2'	23:BB:35:C:OP2	2.17	0.45
23:BB:74:U:O2	43:BV:29:ILE:HD12	2.16	0.45
24:BC:103:ILE:O	24:BC:104:LEU:O	2.34	0.45
22:BA:2222:C:H4'	24:BC:184:GLU:OE1	2.16	0.45

Continued on next page...

Continued from previous page...

Atom-1	Atom-2	Interatomic distance (Å)	Clash overlap (Å)
26:BE:32:VAL:CG2	26:BE:33:VAL:N	2.79	0.45
28:BG:1:SER:CA	28:BG:5:LYS:HG3	2.46	0.45
31:BJ:44:TYR:C	31:BJ:44:TYR:CD1	2.70	0.45
31:BJ:44:TYR:HB2	38:BQ:63:ARG:CG	2.47	0.45
34:BM:77:PRO:HB2	34:BM:80:VAL:HG12	1.99	0.45
41:BT:39:THR:HB	41:BT:42:GLU:N	2.25	0.45
42:BU:98:ASN:C	42:BU:98:ASN:OD1	2.55	0.45
22:BA:2356:U:H5''	44:BW:16:GLU:HG3	1.98	0.45
44:BW:18:LYS:HE3	44:BW:19:ARG:HG3	1.97	0.45
44:BW:19:ARG:NH2	44:BW:22:VAL:CG2	2.78	0.45
44:BW:49:ASN:ND2	44:BW:50:VAL:N	2.64	0.45
1:CA:119:A:H4'	1:CA:120:A:C8	2.51	0.45
1:CA:1309:G:C6	1:CA:1329:A:N1	2.85	0.45
1:CA:927:G:N1	1:CA:1391:U:C2	2.84	0.45
1:CA:461:A:O5'	1:CA:462:G:OP2	2.35	0.45
1:CA:587:G:C2	1:CA:755:G:C5	3.04	0.45
1:CA:617:G:C2	1:CA:624:C:C2	3.04	0.45
1:CA:693:G:O2'	1:CA:694:A:H5'	2.16	0.45
1:CA:711:G:C2'	1:CA:712:A:H5'	2.46	0.45
1:CA:780:A:H1'	1:CA:803:G:N2	2.32	0.45
1:CA:91:U:N1	1:CA:92:U:C5	2.85	0.45
2:CB:93:HIS:CE1	2:CB:145:ASN:ND2	2.84	0.45
2:CB:67:LEU:CD1	2:CB:157:PRO:HG3	2.47	0.45
2:CB:9:LEU:O	2:CB:10:LYS:CB	2.64	0.45
3:CC:85:LYS:C	3:CC:89:VAL:HG21	2.36	0.45
4:CD:167:PRO:HG2	4:CD:170:LEU:HD11	1.98	0.45
4:CD:184:LYS:H	4:CD:184:LYS:HG2	1.54	0.45
8:CH:12:ARG:HD3	8:CH:26:MET:CE	2.47	0.45
8:CH:46:GLU:N	8:CH:63:LYS:CG	2.80	0.45
1:CA:1147:C:O2	9:CI:17:ARG:NE	2.49	0.45
12:CL:75:GLU:C	12:CL:77:SER:H	2.19	0.45
3:CC:36:PHE:CZ	14:CN:91:GLU:O	2.66	0.45
19:CS:37:SER:O	19:CS:69:LYS:HA	2.16	0.45
21:CU:37:TYR:O	21:CU:38:GLU:HG3	2.16	0.45
52:D4:7:VAL:O	52:D4:8:LYS:CG	2.65	0.45
22:DA:1063:G:C2	22:DA:1064:C:N3	2.85	0.45
22:DA:1065:U:N3	22:DA:1074:G:C6	2.84	0.45
22:DA:1416:G:N2	22:DA:1417:C:C2	2.85	0.45
22:DA:1510:G:N2	22:DA:1511:G:C2	2.84	0.45
22:DA:155:A:C2'	22:DA:156:A:H5'	2.46	0.45
22:DA:1623:G:C6	22:DA:1624:U:C4	3.05	0.45

Continued on next page...

Continued from previous page...

Atom-1	Atom-2	Interatomic distance (Å)	Clash overlap (Å)
22:DA:1717:A:O2'	22:DA:1718:G:O4'	2.33	0.45
22:DA:1721:G:O2'	22:DA:1722:A:H8	1.99	0.45
22:DA:1723:G:C2'	22:DA:1724:G:H5'	2.47	0.45
22:DA:1737:G:C6	22:DA:1738:G:C2	3.05	0.45
22:DA:1835:G:C4	22:DA:1836:C:C5	3.04	0.45
22:DA:2060:A:H3'	26:DE:63:LYS:NZ	2.31	0.45
22:DA:2209:G:C6	22:DA:2210:U:O4	2.69	0.45
22:DA:2298:A:C6	22:DA:2321:U:C4	3.05	0.45
22:DA:2341:G:C5	22:DA:2342:C:C5	3.04	0.45
22:DA:2340:A:H2'	22:DA:2341:G:C8	2.51	0.45
22:DA:2378:A:C8	22:DA:2379:G:O4'	2.69	0.45
22:DA:2548:U:H2'	22:DA:2549:G:O4'	2.16	0.45
22:DA:2756:U:O4'	22:DA:2757:A:H5''	2.16	0.45
22:DA:296:U:H2'	22:DA:297:G:H8	1.81	0.45
22:DA:300:A:H2'	22:DA:301:G:C5'	2.47	0.45
22:DA:321:U:C2	26:DE:159:LEU:HD11	2.51	0.45
22:DA:397:U:O2'	22:DA:398:C:O5'	2.34	0.45
22:DA:467:G:C6	22:DA:468:G:N7	2.85	0.45
22:DA:479:A:H4'	22:DA:480:A:C5'	2.47	0.45
22:DA:763:G:C5	22:DA:765:C:C5	3.04	0.45
22:DA:91:A:HO2'	22:DA:92:U:H6	1.62	0.45
23:DB:58:A:O2'	23:DB:59:A:H5'	2.16	0.45
24:DC:105:ALA:HA	24:DC:106:PRO:HD3	1.67	0.45
22:DA:1566:A:C2	24:DC:212:TRP:CG	3.04	0.45
25:DD:117:GLY:HA2	25:DD:164:GLN:OE1	2.17	0.45
26:DE:40:ARG:HG2	26:DE:92:HIS:CG	2.51	0.45
27:DF:59:ILE:HG12	27:DF:137:PHE:CE1	2.51	0.45
23:DB:42:C:H42	27:DF:87:LYS:HD2	1.82	0.45
30:DI:32:VAL:HG22	30:DI:58:ILE:HG21	1.98	0.45
23:DB:9:G:OP2	36:DO:15:ARG:HD3	2.16	0.45
36:DO:20:GLU:O	36:DO:20:GLU:HG2	2.16	0.45
23:DB:48:U:H5'	36:DO:30:ARG:NH2	2.31	0.45
38:DQ:75:TYR:OH	38:DQ:92:LYS:HE3	2.17	0.45
45:DX:67:LEU:HD23	45:DX:77:TYR:CE2	2.50	0.45
1:AA:1090:U:H2'	1:AA:1091:U:H6	1.81	0.45
1:AA:1124:G:C3'	1:AA:1145:A:N6	2.77	0.45
1:AA:1181:G:C2	1:AA:1182:G:N2	2.84	0.45
1:AA:1285:A:H5'	1:AA:1286:U:C4	2.52	0.45
1:AA:1496:C:H2'	1:AA:1497:G:O4'	2.16	0.45
1:AA:1508:A:H2'	1:AA:1509:C:O4'	2.16	0.45
1:AA:1511:G:C5	1:AA:1512:U:C5	3.05	0.45

Continued on next page...

Continued from previous page...

Atom-1	Atom-2	Interatomic distance (Å)	Clash overlap (Å)
1:AA:157:U:O2'	1:AA:158:G:H5'	2.17	0.45
1:AA:202:G:N2	1:AA:466:A:H61	2.14	0.45
1:AA:396:C:H3'	1:AA:397:A:H5''	1.98	0.45
1:AA:68:G:C6	1:AA:69:G:H1'	2.52	0.45
1:AA:880:C:H2'	1:AA:881:G:H8	1.81	0.45
1:AA:978:A:C1'	1:AA:1322:C:C5	3.00	0.45
2:AB:115:ASP:O	2:AB:119:GLN:HB3	2.16	0.45
3:AC:129:PHE:O	3:AC:133:MET:HG3	2.16	0.45
3:AC:183:TYR:OH	3:AC:198:LYS:HD3	2.17	0.45
3:AC:63:ILE:HG22	3:AC:98:ALA:HB2	1.99	0.45
3:AC:49:ALA:HB1	3:AC:75:VAL:HG22	1.97	0.45
4:AD:34:GLU:O	4:AD:36:ALA:N	2.44	0.45
4:AD:7:LYS:HG3	4:AD:8:LEU:HD22	1.98	0.45
5:AE:143:LEU:HA	5:AE:143:LEU:HD23	1.79	0.45
6:AF:66:ALA:CB	6:AF:67:PRO:HD2	2.44	0.45
6:AF:90:MET:HB3	6:AF:91:ARG:H	1.48	0.45
7:AG:25:PHE:CE1	7:AG:104:VAL:CG2	3.00	0.45
8:AH:40:LYS:O	8:AH:42:GLU:N	2.50	0.45
11:AK:108:ASN:CG	21:AU:6:ARG:HG2	2.37	0.45
12:AL:53:ARG:HA	12:AL:63:THR:HA	1.99	0.45
14:AN:44:VAL:C	14:AN:46:LYS:H	2.18	0.45
17:AQ:47:ASP:O	17:AQ:48:GLU:C	2.55	0.45
19:AS:40:PHE:HB3	19:AS:42:ASN:HD22	1.82	0.45
19:AS:62:THR:HG22	19:AS:63:ASP:N	2.30	0.45
22:BA:1056:G:O2'	22:BA:1086:A:C8	2.70	0.45
22:BA:1256:G:H21	26:BE:77:ILE:HG13	1.80	0.45
22:BA:1275:A:H4'	22:BA:1276:A:O5'	2.17	0.45
22:BA:1360:G:P	56:BA:3614:HOH:O	2.74	0.45
22:BA:1394:U:C2'	22:BA:1395:A:O5'	2.65	0.45
22:BA:1594:U:H2'	22:BA:1595:C:C6	2.51	0.45
22:BA:1681:G:H4'	22:BA:1763:G:C8	2.51	0.45
22:BA:570:G:H2'	22:BA:2030:A:C8	2.51	0.45
22:BA:2151:U:N3	22:BA:2152:G:C5	2.84	0.45
22:BA:2325:G:C6	22:BA:2326:C:C4	3.04	0.45
22:BA:239:C:O2'	22:BA:240:C:H5'	2.17	0.45
22:BA:2461:A:H1'	22:BA:2492:U:C2	2.52	0.45
22:BA:2573:C:H2'	56:BA:3709:HOH:O	2.17	0.45
22:BA:279:A:H2'	22:BA:280:U:O4'	2.15	0.45
22:BA:573:U:O2'	22:BA:574:A:H3'	2.17	0.45
22:BA:686:U:C4'	22:BA:687:C:OP2	2.59	0.45
22:BA:718:A:H2'	22:BA:719:C:H5'	1.98	0.45

Continued on next page...

Continued from previous page...

Atom-1	Atom-2	Interatomic distance (Å)	Clash overlap (Å)
22:BA:861:A:C2	22:BA:917:A:C4	3.04	0.45
22:BA:923:G:N2	44:BW:23:LYS:HE2	2.31	0.45
25:BD:107:VAL:HG12	25:BD:107:VAL:O	2.15	0.45
25:BD:14:ILE:HA	37:BP:11:GLN:NE2	2.15	0.45
25:BD:106:LYS:CB	25:BD:206:ALA:H	2.30	0.45
26:BE:108:ILE:HD13	26:BE:180:LEU:HD13	1.99	0.45
28:BG:167:VAL:O	28:BG:168:VAL:C	2.53	0.45
29:BH:3:VAL:CA	29:BH:37:VAL:O	2.63	0.45
34:BM:78:LEU:O	34:BM:80:VAL:N	2.49	0.45
36:BO:25:ARG:HG3	36:BO:27:VAL:CG2	2.47	0.45
36:BO:36:TYR:CD2	36:BO:36:TYR:N	2.84	0.45
37:BP:88:ARG:CG	37:BP:112:ARG:NH2	2.80	0.45
39:BR:24:LYS:HA	39:BR:94:THR:CG2	2.37	0.45
44:BW:23:LYS:HG3	44:BW:24:ARG:N	2.28	0.45
44:BW:18:LYS:H	44:BW:36:ILE:HG12	1.79	0.45
45:BX:34:SER:H	45:BX:50:VAL:H	1.65	0.45
46:BY:57:LEU:CA	46:BY:60:LYS:CB	2.91	0.45
47:BZ:16:LEU:HD23	47:BZ:16:LEU:HA	1.17	0.45
1:CA:1256:A:N9	1:CA:1278:G:C6	2.85	0.45
1:CA:1279:G:H2'	10:CJ:45:ARG:NH2	2.31	0.45
1:CA:128:G:N2	1:CA:129:A:N3	2.64	0.45
1:CA:134:G:O2'	1:CA:135:C:H5'	2.15	0.45
1:CA:330:C:H6	1:CA:330:C:H5'	1.81	0.45
1:CA:375:U:C2	1:CA:376:G:C8	3.05	0.45
1:CA:411:A:H4'	1:CA:412:A:OP1	2.16	0.45
1:CA:591:U:H2'	1:CA:592:G:O4'	2.17	0.45
1:CA:6:G:O2'	1:CA:7:A:P	2.75	0.45
1:CA:765:G:C4	1:CA:812:G:N1	2.84	0.45
1:CA:769:G:O2'	1:CA:770:C:H5'	2.17	0.45
1:CA:905:U:H5''	1:CA:906:A:OP2	2.16	0.45
1:CA:929:G:C4	1:CA:930:C:C5	3.05	0.45
1:CA:945:G:H1'	1:CA:1337:G:O2'	2.16	0.45
3:CC:32:LEU:O	3:CC:36:PHE:CD2	2.70	0.45
4:CD:84:ASN:HB3	4:CD:87:GLU:HG3	1.98	0.45
6:CF:52:ASN:C	6:CF:54:LEU:H	2.19	0.45
7:CG:69:ARG:HH11	7:CG:95:ARG:NH1	2.14	0.45
9:CI:96:GLU:O	9:CI:99:LYS:HG2	2.17	0.45
12:CL:108:ASP:O	12:CL:110:LYS:HD3	2.17	0.45
16:CP:30:GLY:O	16:CP:32:PHE:N	2.50	0.45
20:CT:30:PHE:CD1	20:CT:56:ILE:HD12	2.50	0.45
21:CU:33:ARG:NH2	21:CU:34:ARG:HD3	2.32	0.45

Continued on next page...

Continued from previous page...

Atom-1	Atom-2	Interatomic distance (Å)	Clash overlap (Å)
21:CU:37:TYR:O	21:CU:38:GLU:CG	2.65	0.45
22:DA:684:G:OP1	50:D2:16:HIS:CD2	2.69	0.45
52:D4:27:CYS:SG	52:D4:30:GLU:O	2.74	0.45
22:DA:76:C:N3	22:DA:111:A:C2	2.84	0.45
22:DA:1255:U:O2'	22:DA:1256:G:P	2.74	0.45
22:DA:1289:C:C5'	22:DA:1289:C:H6	2.29	0.45
22:DA:1326:U:O2'	22:DA:1327:A:O5'	2.33	0.45
22:DA:1327:A:C2'	22:DA:1328:A:C8	2.91	0.45
22:DA:1340:U:C4'	22:DA:1340:U:OP1	2.60	0.45
22:DA:1354:A:H2'	22:DA:1355:G:O4'	2.15	0.45
22:DA:1574:C:H2'	22:DA:1575:C:O4'	2.16	0.45
22:DA:1717:A:C6	22:DA:1744:A:C5	3.04	0.45
22:DA:2083:G:H2'	22:DA:2084:C:H5'	1.98	0.45
22:DA:2206:C:N3	22:DA:2207:C:C5	2.85	0.45
22:DA:2260:C:H2'	22:DA:2261:C:C6	2.50	0.45
22:DA:2279:G:N2	22:DA:2327:A:C2	2.85	0.45
22:DA:2345:G:C6	22:DA:2347:C:N4	2.77	0.45
22:DA:2408:U:O2'	22:DA:2409:G:C8	2.70	0.45
22:DA:961:C:C5	22:DA:2456:C:H5'	2.51	0.45
22:DA:2550:G:N2	22:DA:2559:C:O2	2.50	0.45
22:DA:1050:A:C2	22:DA:2751:G:C2	3.05	0.45
22:DA:2854:G:C2	22:DA:2864:G:C2	3.05	0.45
22:DA:298:G:O3'	22:DA:299:A:H8	2.00	0.45
22:DA:301:G:C4	22:DA:302:C:N4	2.85	0.45
22:DA:406:G:H2'	22:DA:407:G:C8	2.52	0.45
22:DA:560:C:O2'	22:DA:561:G:H5'	2.15	0.45
22:DA:604:G:C6	22:DA:625:G:C6	3.05	0.45
22:DA:653:U:H2'	22:DA:653:U:O2	2.17	0.45
22:DA:688:U:O2'	22:DA:689:A:H5'	2.16	0.45
22:DA:749:A:C6	22:DA:1618:A:C2	3.03	0.45
22:DA:78:U:HO2'	22:DA:79:C:H6	1.62	0.45
23:DB:114:C:N4	23:DB:115:A:N6	2.65	0.45
25:DD:107:VAL:CG1	25:DD:109:VAL:CG2	2.92	0.45
26:DE:175:ILE:O	26:DE:175:ILE:CG2	2.65	0.45
27:DF:105:ILE:C	27:DF:108:PRO:HD2	2.37	0.45
22:DA:2761:A:H1'	28:DG:142:GLN:NE2	2.30	0.45
28:DG:152:ARG:HD2	28:DG:153:PRO:HD3	1.97	0.45
32:DK:2:ILE:N	32:DK:2:ILE:HD13	2.31	0.45
32:DK:76:VAL:HG12	32:DK:77:ILE:N	2.32	0.45
33:DL:100:ILE:N	56:DL:204:HOH:O	2.49	0.45
33:DL:111:ILE:O	33:DL:131:ALA:CB	2.63	0.45

Continued on next page...

Continued from previous page...

Atom-1	Atom-2	Interatomic distance (Å)	Clash overlap (Å)
33:DL:96:LYS:C	33:DL:98:ALA:H	2.20	0.45
36:DO:76:LYS:O	36:DO:76:LYS:HG3	2.16	0.45
22:DA:1223:G:OP2	39:DR:90:ARG:NH1	2.50	0.45
43:DV:16:ALA:CB	43:DV:19:ARG:NH2	2.79	0.45
43:DV:75:GLN:HG3	43:DV:92:VAL:CG1	2.46	0.45
46:DY:58:ASN:C	46:DY:60:LYS:N	2.69	0.45
47:DZ:18:LYS:O	47:DZ:21:ALA:HB3	2.16	0.45
1:AA:1215:G:HO2'	1:AA:1216:A:H5'	1.80	0.45
1:AA:1324:A:H5'	1:AA:1362:A:O2'	2.16	0.45
1:AA:215:C:H2'	1:AA:216:U:C6	2.51	0.45
1:AA:489:C:H2'	1:AA:490:C:O5'	2.16	0.45
1:AA:528:C:H5'	1:AA:529:G:OP2	2.16	0.45
2:AB:186:VAL:O	2:AB:186:VAL:HG23	2.16	0.45
4:AD:11:SER:CA	4:AD:18:LEU:HD12	2.40	0.45
10:AJ:26:VAL:O	10:AJ:29:ALA:HB3	2.16	0.45
10:AJ:91:ASP:OD1	10:AJ:91:ASP:N	2.49	0.45
12:AL:33:CYS:H	12:AL:54:VAL:CG1	2.27	0.45
12:AL:35:ARG:CB	12:AL:37:TYR:CE1	2.99	0.45
14:AN:19:TYR:HB2	14:AN:54:SER:OG	2.17	0.45
18:AR:22:TYR:CA	18:AR:57:ALA:HB1	2.47	0.45
19:AS:80:ARG:O	19:AS:80:ARG:HG3	2.16	0.45
20:AT:38:ILE:HG12	20:AT:38:ILE:H	1.42	0.45
22:BA:1826:G:C5	22:BA:1827:U:C5	3.04	0.45
22:BA:1858:A:OP2	22:BA:1858:A:H8	2.00	0.45
22:BA:1859:U:H2'	22:BA:1860:G:H8	1.82	0.45
22:BA:2139:U:O2	22:BA:2152:G:N2	2.50	0.45
22:BA:2243:U:O2	22:BA:2434:A:C2	2.70	0.45
22:BA:2466:C:C5'	52:B4:5:ALA:HB3	2.46	0.45
22:BA:2808:G:O2'	22:BA:2809:A:OP2	2.34	0.45
22:BA:312:G:H2'	22:BA:313:G:H8	1.82	0.45
22:BA:360:U:H5''	22:BA:361:G:OP1	2.16	0.45
22:BA:478:A:N6	22:BA:480:A:C6	2.84	0.45
22:BA:528:A:C2	22:BA:2042:A:H2'	2.51	0.45
22:BA:544:C:H3'	22:BA:545:U:O2	2.16	0.45
22:BA:567:U:C2'	22:BA:568:U:O5'	2.65	0.45
22:BA:735:A:H3'	22:BA:736:C:C6	2.51	0.45
22:BA:777:G:H2'	22:BA:778:G:H8	1.82	0.45
22:BA:825:A:C2'	22:BA:826:U:H5'	2.47	0.45
23:BB:33:G:C2'	23:BB:34:A:H5'	2.47	0.45
24:BC:12:ARG:HD2	24:BC:12:ARG:HA	1.82	0.45
24:BC:252:LYS:HZ2	24:BC:252:LYS:CA	2.28	0.45

Continued on next page...

Continued from previous page...

Atom-1	Atom-2	Interatomic distance (Å)	Clash overlap (Å)
24:BC:76:VAL:HG22	24:BC:76:VAL:O	2.14	0.45
24:BC:94:LEU:HD12	24:BC:95:TYR:H	1.81	0.45
25:BD:148:GLN:N	25:BD:148:GLN:OE1	2.50	0.45
26:BE:112:LEU:CD1	26:BE:186:VAL:HG11	2.34	0.45
26:BE:7:ASP:CG	26:BE:8:ALA:N	2.69	0.45
28:BG:166:GLU:OE2	28:BG:167:VAL:N	2.49	0.45
28:BG:27:GLY:O	28:BG:28:LYS:C	2.54	0.45
28:BG:85:LYS:HA	28:BG:130:ILE:O	2.16	0.45
29:BH:68:ARG:HH12	29:BH:140:ALA:HB1	1.82	0.45
32:BK:40:LYS:HG3	32:BK:41:ILE:N	2.32	0.45
33:BL:29:LYS:C	33:BL:30:THR:HG23	2.37	0.45
34:BM:6:ARG:O	34:BM:7:THR:HG23	2.16	0.45
36:BO:14:ALA:O	36:BO:15:ARG:C	2.54	0.45
39:BR:41:ILE:HG22	39:BR:42:ALA:N	2.32	0.45
44:BW:18:LYS:H	44:BW:36:ILE:CG1	2.30	0.45
45:BX:30:PRO:CB	45:BX:32:LEU:CD1	2.58	0.45
1:CA:110:C:H2'	1:CA:111:G:H8	1.75	0.45
1:CA:129:A:O2'	1:CA:130:A:H8	1.95	0.45
1:CA:934:C:H5	1:CA:1344:C:N3	2.15	0.45
1:CA:239:U:C6	1:CA:239:U:C4'	2.99	0.45
1:CA:483:C:H2'	1:CA:484:G:C8	2.51	0.45
1:CA:669:G:N2	1:CA:738:C:C2	2.84	0.45
1:CA:763:G:C4	1:CA:764:C:C6	3.04	0.45
1:CA:765:G:C6	1:CA:812:G:C5	3.04	0.45
1:CA:84:U:C2'	1:CA:85:U:H5'	2.46	0.45
2:CB:96:LEU:H	2:CB:99:MET:HE3	1.81	0.45
2:CB:9:LEU:N	2:CB:9:LEU:HD23	2.30	0.45
5:CE:109:ALA:HB3	5:CE:135:VAL:HG11	1.99	0.45
6:CF:62:MET:O	6:CF:63:ASN:HB2	2.16	0.45
1:CA:940:C:C5'	7:CG:101:ARG:NH2	2.76	0.45
8:CH:28:SER:N	8:CH:57:GLU:O	2.48	0.45
11:CK:64:VAL:CG2	11:CK:65:ALA:N	2.79	0.45
13:CM:95:PRO:CD	13:CM:108:ARG:HG2	2.33	0.45
19:CS:79:TYR:CD1	19:CS:80:ARG:HD2	2.51	0.45
22:DA:1263:U:H4'	48:D0:6:LYS:HE3	1.98	0.45
22:DA:1011:G:O2'	22:DA:1012:U:OP1	2.31	0.45
22:DA:1043:C:N4	22:DA:1044:C:C5	2.85	0.45
22:DA:1193:G:N2	22:DA:1194:A:C4	2.84	0.45
22:DA:1452:G:C4	22:DA:2702:G:C6	3.05	0.45
22:DA:1603:A:C2	22:DA:1604:C:H1'	2.52	0.45
22:DA:1789:A:H2'	22:DA:1790:C:O4'	2.17	0.45

Continued on next page...

Continued from previous page...

Atom-1	Atom-2	Interatomic distance (Å)	Clash overlap (Å)
22:DA:193:U:O3'	22:DA:803:U:H4'	2.16	0.45
22:DA:1954:G:O2'	22:DA:1955:U:OP2	2.35	0.45
22:DA:1982:U:H6	22:DA:1982:U:C5'	2.29	0.45
22:DA:197:A:O2'	22:DA:2244:U:OP1	2.34	0.45
22:DA:2443:C:C2'	22:DA:2444:G:O4'	2.64	0.45
22:DA:2622:U:O2'	22:DA:2824:C:N4	2.50	0.45
22:DA:2818:U:OP1	22:DA:2837:A:H1'	2.17	0.45
22:DA:292:U:H2'	22:DA:293:U:C6	2.51	0.45
22:DA:416:U:N3	22:DA:417:C:C4	2.85	0.45
22:DA:476:G:O2'	22:DA:477:A:O5'	2.32	0.45
22:DA:582:A:C6	22:DA:583:G:C6	3.04	0.45
22:DA:686:U:OP2	56:DA:3703:HOH:O	2.21	0.45
22:DA:754:U:H2'	22:DA:755:U:C6	2.52	0.45
22:DA:971:G:H2'	22:DA:972:A:C5'	2.45	0.45
23:DB:109:A:O2'	23:DB:110:C:C6	2.54	0.45
23:DB:38:C:C4'	36:DO:100:HIS:NE2	2.78	0.45
24:DC:176:ARG:C	24:DC:178:GLY:N	2.69	0.45
24:DC:2:VAL:O	24:DC:3:VAL:CB	2.64	0.45
24:DC:32:LEU:HD23	24:DC:63:ILE:HG13	1.99	0.45
24:DC:75:ALA:HA	24:DC:95:TYR:HA	1.97	0.45
27:DF:39:VAL:HG13	27:DF:49:LEU:HD21	1.95	0.45
28:DG:1:SER:HB2	28:DG:61:TRP:HB3	1.98	0.45
30:DI:49:GLU:HG3	30:DI:54:ILE:HD11	1.97	0.45
22:DA:1070:A:H61	30:DI:8:VAL:HG12	1.78	0.45
32:DK:104:THR:C	32:DK:106:GLU:N	2.69	0.45
32:DK:87:LEU:O	32:DK:89:ASN:N	2.50	0.45
33:DL:116:VAL:CG1	33:DL:117:THR:H	2.30	0.45
33:DL:124:GLY:H	33:DL:143:GLU:CG	2.29	0.45
36:DO:75:GLY:HA3	36:DO:109:ALA:O	2.17	0.45
36:DO:30:ARG:HG3	36:DO:35:ILE:HD11	1.98	0.45
22:DA:2296:U:C5	36:DO:9:ARG:NH2	2.81	0.45
39:DR:66:HIS:CD2	39:DR:94:THR:CG2	3.00	0.45
39:DR:89:HIS:O	39:DR:89:HIS:CD2	2.70	0.45
41:DT:11:LEU:CD1	41:DT:11:LEU:H	2.24	0.45
41:DT:28:ASN:C	41:DT:29:THR:HG22	2.37	0.45
42:DU:100:GLU:O	42:DU:101:THR:C	2.55	0.45
42:DU:38:ILE:HG21	42:DU:64:ILE:HD13	1.98	0.45
45:DX:17:ARG:NH1	45:DX:23:ALA:HB2	2.32	0.45
45:DX:40:GLU:O	45:DX:43:LYS:N	2.50	0.45
1:AA:1064:G:O4'	1:AA:1066:C:C6	2.69	0.45
1:AA:1202:U:C6	1:AA:1203:C:C5	3.04	0.45

Continued on next page...

Continued from previous page...

Atom-1	Atom-2	Interatomic distance (Å)	Clash overlap (Å)
1:AA:1269:A:C8	1:AA:1270:G:H1'	2.52	0.45
1:AA:1270:G:O3'	1:AA:1314:C:H5'	2.17	0.45
1:AA:1405:G:H1'	1:AA:1519:A:O4'	2.17	0.45
1:AA:173:U:C2	1:AA:197:A:N1	2.84	0.45
1:AA:32:A:C2	1:AA:33:A:C5	3.04	0.45
1:AA:396:C:C3'	1:AA:397:A:H5''	2.46	0.45
1:AA:533:A:C3'	1:AA:534:U:H5''	2.47	0.45
1:AA:665:A:N9	1:AA:733:G:H1'	2.32	0.45
2:AB:221:ARG:HG2	2:AB:221:ARG:O	2.16	0.45
3:AC:71:ARG:N	3:AC:72:PRO:CD	2.80	0.45
6:AF:38:ARG:HB3	6:AF:63:ASN:CB	2.26	0.45
7:AG:107:ALA:HA	7:AG:122:GLU:HG3	1.98	0.45
7:AG:90:VAL:HG22	7:AG:91:ARG:N	2.32	0.45
8:AH:4:ASP:OD2	8:AH:76:ARG:NH1	2.50	0.45
10:AJ:17:LEU:HD21	10:AJ:96:VAL:HG22	1.98	0.45
14:AN:64:ARG:HB2	14:AN:77:GLY:O	2.17	0.45
17:AQ:67:SER:O	17:AQ:68:LYS:C	2.55	0.45
48:B0:33:SER:O	48:B0:34:GLY:C	2.54	0.45
22:BA:103:A:H2'	22:BA:104:A:H8	1.81	0.45
22:BA:1379:U:H5'	22:BA:1379:U:H6	1.81	0.45
22:BA:1450:G:C4	22:BA:1451:C:C5	3.05	0.45
22:BA:1486:U:C2'	22:BA:1487:U:H5'	2.47	0.45
22:BA:1595:C:H6	22:BA:1595:C:O5'	1.99	0.45
22:BA:1682:G:H2'	22:BA:1683:U:H6	1.78	0.45
22:BA:1687:G:H2'	22:BA:1688:U:C6	2.52	0.45
22:BA:1822:C:H6	22:BA:1822:C:O5'	2.00	0.45
22:BA:1866:A:O2'	22:BA:1867:G:C5'	2.64	0.45
22:BA:1950:G:H5''	22:BA:1951:U:OP2	2.17	0.45
22:BA:1997:C:H6	22:BA:1997:C:C5'	2.30	0.45
22:BA:2063:C:C2'	22:BA:2064:C:H5'	2.47	0.45
22:BA:2081:U:H2'	22:BA:2082:A:C8	2.52	0.45
22:BA:2340:A:H2'	22:BA:2341:G:H8	1.80	0.45
22:BA:2645:G:C3'	22:BA:2646:C:H5'	2.45	0.45
22:BA:26:G:C6	22:BA:27:G:N1	2.85	0.45
22:BA:2865:U:C2	22:BA:2866:U:C5	3.05	0.45
22:BA:341:C:H2'	22:BA:342:A:O4'	2.17	0.45
23:BB:53:A:O2'	23:BB:54:G:C5'	2.57	0.45
23:BB:5:U:H2'	23:BB:6:G:C8	2.52	0.45
24:BC:257:ARG:CD	24:BC:269:ARG:HH22	2.29	0.45
28:BG:131:VAL:HG23	28:BG:131:VAL:O	2.16	0.45
22:BA:1064:C:H4'	30:BI:89:SER:HB2	1.98	0.45

Continued on next page...

Continued from previous page...

Atom-1	Atom-2	Interatomic distance (Å)	Clash overlap (Å)
31:BJ:13:ARG:O	31:BJ:14:ASP:CB	2.60	0.45
35:BN:103:ARG:NE	35:BN:110:MET:CE	2.80	0.45
44:BW:28:GLU:HB3	44:BW:31:LEU:CG	2.46	0.45
1:CA:1128:C:H1'	1:CA:1148:U:O4	2.15	0.45
1:CA:1297:G:O2'	7:CG:113:LYS:HE3	2.16	0.45
1:CA:1322:C:O2	1:CA:1322:C:C2'	2.61	0.45
1:CA:1304:G:C2'	1:CA:1333:A:H61	2.30	0.45
1:CA:1431:A:C6	1:CA:1432:G:C6	3.04	0.45
1:CA:206:C:O5'	1:CA:207:C:OP2	2.35	0.45
1:CA:21:G:H1'	1:CA:915:A:N6	2.32	0.45
1:CA:277:C:C2'	1:CA:278:G:H8	2.20	0.45
1:CA:340:U:C2	1:CA:350:G:N2	2.85	0.45
1:CA:47:C:O2'	1:CA:48:C:C5'	2.59	0.45
1:CA:524:G:C4	1:CA:525:C:C5	3.05	0.45
1:CA:560:A:C5	5:CE:127:TYR:CE2	3.05	0.45
1:CA:608:A:H2'	1:CA:609:A:O4'	2.16	0.45
1:CA:587:G:C2	1:CA:755:G:C6	3.05	0.45
1:CA:835:U:C2	1:CA:852:G:C6	3.05	0.45
1:CA:996:A:C2	1:CA:997:U:C4	3.05	0.45
2:CB:162:VAL:HG11	2:CB:172:ILE:HD11	1.97	0.45
5:CE:25:LYS:HZ3	5:CE:25:LYS:HB2	1.80	0.45
5:CE:98:ALA:O	5:CE:121:ASN:HB2	2.17	0.45
6:CF:45:ARG:O	6:CF:56:LYS:HA	2.17	0.45
8:CH:65:PHE:CE2	8:CH:66:GLN:HG2	2.50	0.45
9:CI:98:ARG:HG2	9:CI:103:VAL:HG21	1.98	0.45
12:CL:89:LEU:CB	12:CL:92:VAL:CG2	2.79	0.45
15:CO:22:GLY:O	15:CO:23:SER:C	2.53	0.45
16:CP:48:GLU:CD	16:CP:51:ARG:HB2	2.37	0.45
18:CR:39:VAL:HG13	18:CR:40:PRO:CD	2.39	0.45
19:CS:5:LYS:HB2	19:CS:6:LYS:H	1.59	0.45
20:CT:2:ASN:O	20:CT:3:ILE:C	2.54	0.45
51:D3:30:HIS:HB3	51:D3:31:ILE:H	1.39	0.45
22:DA:1042:G:C5	22:DA:1043:C:C4	3.04	0.45
22:DA:1238:G:C2'	22:DA:1239:G:H5'	2.47	0.45
22:DA:1359:A:C2	22:DA:1360:G:O4'	2.70	0.45
22:DA:156:A:H3'	22:DA:156:A:OP2	2.16	0.45
22:DA:1587:G:N2	22:DA:1588:G:C1'	2.80	0.45
22:DA:1823:G:C5'	56:DC:410:HOH:O	2.62	0.45
22:DA:2217:G:O2'	22:DA:2218:G:O5'	2.35	0.45
22:DA:2394:C:H41	51:D3:30:HIS:HE1	1.62	0.45
22:DA:2467:C:N4	22:DA:2468:A:N1	2.65	0.45

Continued on next page...

Continued from previous page...

Atom-1	Atom-2	Interatomic distance (Å)	Clash overlap (Å)
22:DA:2478:A:H2'	22:DA:2479:U:O4'	2.17	0.45
22:DA:2816:G:H1'	48:D0:40:HIS:CD2	2.52	0.45
22:DA:2843:G:H2'	22:DA:2844:G:C8	2.51	0.45
22:DA:2902:C:O2'	22:DA:2903:U:H5'	2.15	0.45
22:DA:478:A:C6	22:DA:480:A:C6	3.05	0.45
22:DA:558:U:H4'	31:DJ:111:LYS:NZ	2.31	0.45
22:DA:621:A:C2	22:DA:622:G:H1'	2.52	0.45
22:DA:734:A:C5	22:DA:735:A:C8	3.05	0.45
22:DA:812:C:H42	22:DA:1195:G:H1	1.63	0.45
22:DA:935:C:O2'	22:DA:936:A:H5'	2.17	0.45
23:DB:87:U:O2'	23:DB:88:C:OP1	2.31	0.45
25:DD:110:THR:HG23	25:DD:171:THR:CA	2.47	0.45
25:DD:50:VAL:HG21	25:DD:82:PHE:CD2	2.51	0.45
26:DE:139:LYS:HZ3	26:DE:139:LYS:HB2	1.78	0.45
27:DF:58:ALA:HB1	27:DF:139:GLU:HG2	1.99	0.45
27:DF:39:VAL:CB	27:DF:49:LEU:HG	2.47	0.45
28:DG:10:VAL:HG23	28:DG:10:VAL:O	2.17	0.45
28:DG:124:CYS:CB	28:DG:130:ILE:HA	2.38	0.45
28:DG:161:VAL:HG12	28:DG:161:VAL:O	2.16	0.45
29:DH:94:ILE:CB	29:DH:98:ASP:HB2	2.46	0.45
32:DK:60:ALA:CB	32:DK:86:LEU:HA	2.47	0.45
33:DL:47:ARG:H	33:DL:47:ARG:HG3	1.56	0.45
34:DM:36:VAL:O	34:DM:127:LYS:O	2.35	0.45
34:DM:69:PRO:O	34:DM:70:ASP:CB	2.62	0.45
35:DN:10:LEU:HA	35:DN:10:LEU:HD13	1.72	0.45
37:DP:4:ILE:O	37:DP:4:ILE:HG22	2.16	0.45
1:AA:1091:U:C2	1:AA:1095:U:C4	3.05	0.45
1:AA:1197:A:OP2	56:AA:1782:HOH:O	2.21	0.45
1:AA:945:G:H21	1:AA:1334:G:H4'	1.81	0.45
1:AA:1532:U:O2	1:AA:1534:A:H8	1.99	0.45
1:AA:267:C:HO2'	1:AA:268:U:H6	1.64	0.45
1:AA:215:C:O2	1:AA:465:A:N6	2.50	0.45
1:AA:468:A:H2'	1:AA:469:C:C6	2.52	0.45
1:AA:596:A:C5'	1:AA:596:A:C8	2.99	0.45
1:AA:82:G:N2	1:AA:84:U:H3	2.15	0.45
2:AB:46:VAL:CB	2:AB:47:PRO:HD3	2.18	0.45
6:AF:34:GLY:C	6:AF:35:LYS:HG2	2.37	0.45
8:AH:14:ARG:HB2	8:AH:74:ILE:HG22	1.98	0.45
10:AJ:35:GLN:HG2	10:AJ:77:VAL:CG1	2.46	0.45
10:AJ:71:LEU:O	10:AJ:72:ARG:HD3	2.17	0.45
10:AJ:77:VAL:O	10:AJ:79:PRO:HD2	2.16	0.45

Continued on next page...

Continued from previous page...

Atom-1	Atom-2	Interatomic distance (Å)	Clash overlap (Å)
12:AL:24:GLU:OE1	12:AL:29:LYS:NZ	2.50	0.45
14:AN:15:LEU:HD23	14:AN:18:LYS:CD	2.29	0.45
17:AQ:13:SER:HB3	17:AQ:16:MET:HE1	1.98	0.45
17:AQ:45:VAL:HA	17:AQ:72:TRP:O	2.17	0.45
18:AR:53:GLN:O	18:AR:56:ARG:HB3	2.17	0.45
20:AT:47:GLN:HE21	20:AT:82:ILE:HD13	1.80	0.45
21:AU:24:LYS:O	21:AU:26:GLY:N	2.50	0.45
52:B4:26:ILE:HD13	52:B4:26:ILE:N	2.31	0.45
52:B4:1:MET:CE	52:B4:34:LYS:HG2	2.46	0.45
22:BA:1060:U:C5'	22:BA:1061:U:OP1	2.62	0.45
22:BA:1319:C:O2'	22:BA:1320:C:H5'	2.17	0.45
22:BA:1326:U:C2'	22:BA:1327:A:H5'	2.46	0.45
22:BA:1343:G:H2'	22:BA:1344:U:C6	2.52	0.45
22:BA:1644:C:HO2'	22:BA:1645:G:H5'	1.76	0.45
22:BA:1850:G:C5	22:BA:1851:U:C5	3.04	0.45
22:BA:2417:C:H2'	22:BA:2418:A:O5'	2.17	0.45
22:BA:2531:A:OP1	28:BG:174:LYS:CG	2.65	0.45
22:BA:2547:A:C2	22:BA:2562:U:C2	3.04	0.45
22:BA:544:C:N4	22:BA:548:G:OP1	2.50	0.45
22:BA:645:C:N4	22:BA:2350:C:C4'	2.80	0.45
22:BA:659:G:C5	22:BA:660:C:C4	3.05	0.45
22:BA:847:U:O2	22:BA:934:U:H1'	2.17	0.45
23:BB:57:A:H2'	23:BB:58:A:C8	2.52	0.45
24:BC:116:GLN:N	24:BC:127:ASN:OD1	2.44	0.45
24:BC:141:HIS:CD2	24:BC:194:VAL:N	2.85	0.45
24:BC:170:TYR:HD2	24:BC:183:VAL:C	2.21	0.45
24:BC:229:HIS:O	24:BC:231:HIS:O	2.35	0.45
25:BD:77:ARG:HD3	25:BD:200:ASP:OD1	2.16	0.45
26:BE:8:ALA:O	26:BE:9:GLN:C	2.54	0.45
30:BI:52:LEU:HD12	30:BI:52:LEU:N	2.32	0.45
31:BJ:40:HIS:N	31:BJ:40:HIS:CD2	2.85	0.45
32:BK:47:ILE:HD12	32:BK:47:ILE:HA	1.78	0.45
34:BM:21:ALA:HB3	34:BM:100:LYS:N	2.32	0.45
35:BN:67:PHE:HE2	35:BN:71:ARG:NH1	2.14	0.45
37:BP:31:VAL:HG22	37:BP:32:VAL:N	2.31	0.45
39:BR:24:LYS:HE2	39:BR:24:LYS:HB3	1.64	0.45
22:BA:1223:G:P	39:BR:68:ARG:HH12	2.40	0.45
41:BT:2:ILE:HG13	41:BT:3:ARG:NH2	2.32	0.45
41:BT:37:ASP:OD2	41:BT:37:ASP:N	2.49	0.45
42:BU:10:VAL:CG2	42:BU:69:VAL:HB	2.47	0.45
43:BV:2:PHE:HD1	43:BV:50:MET:HE2	1.81	0.45

Continued on next page...

Continued from previous page...

Atom-1	Atom-2	Interatomic distance (Å)	Clash overlap (Å)
43:BV:6:ALA:HB1	43:BV:41:GLU:O	2.16	0.45
44:BW:36:ILE:O	44:BW:39:GLN:HB3	2.16	0.45
45:BX:77:TYR:C	45:BX:77:TYR:CD1	2.90	0.45
1:CA:1158:C:N3	1:CA:1160:G:C8	2.85	0.45
1:CA:1210:C:C2'	1:CA:1211:U:O5'	2.65	0.45
1:CA:1250:A:C5	1:CA:1287:A:N7	2.85	0.45
1:CA:1361:G:C2'	1:CA:1362:A:H5'	2.39	0.45
1:CA:1508:A:H2'	1:CA:1509:C:O4'	2.16	0.45
1:CA:1499:A:H1'	1:CA:1520:C:H5'	1.99	0.45
1:CA:186:C:O2'	1:CA:187:G:H5'	2.17	0.45
1:CA:247:G:C2	1:CA:248:C:C4	3.05	0.45
1:CA:588:G:N2	1:CA:589:U:H1'	2.31	0.45
1:CA:6:G:O6	5:CE:99:SER:HB2	2.17	0.45
1:CA:764:C:O2	1:CA:764:C:C2'	2.54	0.45
2:CB:162:VAL:HG11	2:CB:172:ILE:CD1	2.47	0.45
3:CC:74:ILE:O	3:CC:74:ILE:HG12	2.17	0.45
7:CG:48:THR:HG22	7:CG:121:ASN:OD1	2.17	0.45
8:CH:82:LEU:HD12	12:CL:3:VAL:HG11	1.99	0.45
9:CI:29:ILE:CD1	9:CI:38:PHE:CE1	2.99	0.45
10:CJ:81:GLU:C	10:CJ:83:THR:H	2.19	0.45
11:CK:123:PRO:HB2	11:CK:125:LYS:CG	2.47	0.45
11:CK:34:THR:HG1	11:CK:35:ASP:H	1.65	0.45
12:CL:43:LYS:HB3	12:CL:44:PRO:CD	2.29	0.45
12:CL:5:GLN:HG3	12:CL:9:LYS:HZ2	1.81	0.45
14:CN:31:SER:OG	14:CN:45:LEU:HD13	2.17	0.45
14:CN:52:ARG:HH21	14:CN:58:ARG:NE	2.15	0.45
17:CQ:58:VAL:HB	17:CQ:74:LEU:HD12	1.96	0.45
19:CS:5:LYS:HE3	19:CS:6:LYS:N	2.32	0.45
20:CT:60:GLN:CD	20:CT:65:LEU:HD12	2.37	0.45
1:CA:261:U:H5	20:CT:73:ARG:NE	2.12	0.45
21:CU:33:ARG:CZ	21:CU:34:ARG:HB2	2.47	0.45
48:D0:42:ILE:HD11	48:D0:48:TYR:CB	2.37	0.45
22:DA:1056:G:O5'	22:DA:1085:A:C2	2.70	0.45
22:DA:120:U:C1'	22:DA:149:A:C8	2.97	0.45
22:DA:1373:A:H4'	22:DA:2212:A:H1'	1.99	0.45
22:DA:121:G:H1'	22:DA:148:U:C2	2.52	0.45
22:DA:1536:C:H5''	22:DA:1537:G:C5'	2.47	0.45
22:DA:1549:A:C6	22:DA:1550:C:N3	2.85	0.45
22:DA:1654:A:O2'	22:DA:1655:A:P	2.74	0.45
22:DA:1713:A:H4'	22:DA:1714:U:OP1	2.15	0.45
22:DA:1838:C:C4	22:DA:1899:A:C4	3.05	0.45

Continued on next page...

Continued from previous page...

Atom-1	Atom-2	Interatomic distance (Å)	Clash overlap (Å)
22:DA:1876:A:H2'	22:DA:1876:A:N3	2.31	0.45
22:DA:2077:A:C8	22:DA:2435:A:N3	2.85	0.45
22:DA:2142:A:H3'	22:DA:2143:C:H4'	1.98	0.45
22:DA:2191:A:C4	22:DA:2192:U:C5	3.04	0.45
22:DA:2204:G:N3	22:DA:2205:A:C8	2.85	0.45
22:DA:2197:U:C5	22:DA:2224:G:C5	3.05	0.45
22:DA:2314:A:O2'	22:DA:2315:G:C8	2.70	0.45
22:DA:2363:G:O2'	22:DA:2364:C:H5'	2.16	0.45
22:DA:2401:U:H3'	22:DA:2402:U:H5''	1.98	0.45
22:DA:2407:A:C2	22:DA:2408:U:N3	2.84	0.45
22:DA:2680:U:OP2	25:DD:114:LYS:CD	2.65	0.45
22:DA:2821:A:H2'	22:DA:2822:G:O4'	2.17	0.45
22:DA:283:G:H3'	22:DA:284:U:H6	1.80	0.45
22:DA:323:C:OP1	22:DA:324:A:C8	2.70	0.45
22:DA:327:G:H21	42:DU:67:SER:HB2	1.82	0.45
22:DA:538:A:C5'	31:DJ:7:LYS:HZ3	2.29	0.45
22:DA:674:G:C4'	26:DE:69:ARG:HG2	2.47	0.45
22:DA:958:U:H6	22:DA:958:U:H2'	1.46	0.45
24:DC:129:LEU:O	24:DC:130:PRO:C	2.55	0.45
22:DA:1825:U:OP1	24:DC:246:PRO:HG3	2.17	0.45
24:DC:24:HIS:CG	24:DC:25:LYS:N	2.84	0.45
22:DA:675:A:P	26:DE:60:TRP:CZ2	3.10	0.45
27:DF:137:PHE:HB2	27:DF:138:PRO:CD	2.39	0.45
32:DK:107:LEU:C	32:DK:109:SER:N	2.69	0.45
33:DL:71:ALA:HA	33:DL:74:THR:HB	1.99	0.45
34:DM:49:ALA:O	34:DM:120:ALA:HB1	2.17	0.45
34:DM:68:PHE:O	34:DM:70:ASP:HB2	2.16	0.45
35:DN:33:ILE:HG23	35:DN:114:GLU:HB2	1.98	0.45
35:DN:95:THR:HG23	35:DN:95:THR:O	2.17	0.45
37:DP:31:VAL:O	37:DP:32:VAL:CG1	2.64	0.45
38:DQ:9:ALA:C	38:DQ:11:ALA:H	2.19	0.45
22:DA:481:G:OP2	42:DU:43:LYS:HA	2.17	0.45
42:DU:90:LYS:CB	42:DU:92:VAL:HG13	2.46	0.45
44:DW:18:LYS:HA	44:DW:18:LYS:HZ2	1.80	0.45
45:DX:31:ASN:ND2	45:DX:31:ASN:N	2.48	0.45
1:AA:1049:U:H4'	1:AA:1050:G:OP2	2.16	0.45
1:AA:1098:C:O2'	1:AA:1099:G:H5'	2.17	0.45
1:AA:1131:G:O2'	1:AA:1132:C:O5'	2.34	0.45
1:AA:1154:G:N3	1:AA:1155:A:C8	2.84	0.45
1:AA:122:G:H2'	1:AA:123:U:C6	2.52	0.45
1:AA:1324:A:H2'	1:AA:1325:C:O4'	2.17	0.45

Continued on next page...

Continued from previous page...

Atom-1	Atom-2	Interatomic distance (Å)	Clash overlap (Å)
1:AA:1331:G:C2'	1:AA:1332:A:OP2	2.64	0.45
1:AA:1489:G:C2'	1:AA:1490:U:H5'	2.47	0.45
1:AA:1508:A:O2'	1:AA:1509:C:C5'	2.63	0.45
1:AA:162:A:C5	1:AA:163:C:H1'	2.52	0.45
1:AA:453:G:N1	1:AA:454:G:C4	2.85	0.45
1:AA:480:U:C5'	1:AA:481:G:OP2	2.62	0.45
1:AA:677:U:H2'	1:AA:678:U:H6	1.82	0.45
1:AA:691:G:O6	11:AK:56:LYS:HE2	2.17	0.45
1:AA:727:G:N1	1:AA:731:G:C6	2.84	0.45
1:AA:583:A:C6	1:AA:759:A:N7	2.84	0.45
2:AB:27:LYS:N	2:AB:28:PRO:CD	2.79	0.45
4:AD:125:ASN:HA	4:AD:141:VAL:CG2	2.47	0.45
4:AD:28:ASP:O	4:AD:29:THR:O	2.35	0.45
6:AF:38:ARG:O	6:AF:39:LEU:HB2	2.17	0.45
11:AK:51:PHE:HE1	11:AK:60:PHE:CE2	2.18	0.45
14:AN:27:LYS:HA	14:AN:30:ILE:HG22	1.99	0.45
14:AN:27:LYS:O	14:AN:31:SER:HB2	2.17	0.45
15:AO:45:HIS:O	15:AO:47:LYS:N	2.44	0.45
16:AP:19:VAL:CG1	16:AP:37:GLY:CA	2.94	0.45
17:AQ:10:ARG:O	17:AQ:22:VAL:CG1	2.65	0.45
17:AQ:48:GLU:OE1	17:AQ:49:ASN:N	2.41	0.45
33:BL:62:PRO:HG3	51:B3:24:LYS:CD	2.47	0.45
51:B3:28:LEU:HD12	51:B3:28:LEU:HA	1.73	0.45
22:BA:1081:U:N3	22:BA:1082:U:C5	2.85	0.45
22:BA:1398:C:H2'	22:BA:1399:C:C6	2.51	0.45
22:BA:1654:A:H2'	22:BA:1655:A:C8	2.47	0.45
22:BA:1865:U:O2'	22:BA:1866:A:H5''	2.16	0.45
22:BA:2151:U:H6	22:BA:2151:U:H2'	1.30	0.45
22:BA:226:A:C6	22:BA:227:A:C6	3.04	0.45
22:BA:2536:G:C5	22:BA:2537:U:C4	3.05	0.45
22:BA:2615:U:H2'	22:BA:2616:C:H6	1.82	0.45
22:BA:2647:U:O2'	22:BA:2648:G:H5'	2.17	0.45
22:BA:2693:G:O2'	22:BA:2694:G:H5'	2.16	0.45
22:BA:2748:A:N6	22:BA:2749:A:C6	2.85	0.45
22:BA:2756:U:H1'	22:BA:2757:A:H5''	1.99	0.45
22:BA:2804:U:O2'	22:BA:2805:C:H5'	2.16	0.45
22:BA:536:G:H2'	22:BA:537:G:C5'	2.47	0.45
22:BA:900:A:C5	22:BA:901:C:C6	3.05	0.45
22:BA:930:G:H5''	22:BA:931:U:OP2	2.16	0.45
26:BE:175:ILE:HD11	26:BE:180:LEU:HD11	1.99	0.45
26:BE:68:ALA:O	26:BE:69:ARG:C	2.54	0.45

Continued on next page...

Continued from previous page...

Atom-1	Atom-2	Interatomic distance (Å)	Clash overlap (Å)
27:BF:13:LYS:HG3	27:BF:14:LYS:N	2.31	0.45
28:BG:94:ARG:HA	28:BG:127:GLN:O	2.17	0.45
29:BH:130:VAL:HG23	29:BH:131:SER:H	1.82	0.45
29:BH:5:LEU:HD23	29:BH:36:ALA:HB2	1.97	0.45
29:BH:89:LYS:C	29:BH:90:LEU:HD12	2.36	0.45
22:BA:1063:G:H5'	30:BI:76:ALA:HB3	1.98	0.45
31:BJ:84:ILE:HG23	31:BJ:84:ILE:O	2.17	0.45
32:BK:43:ILE:HD13	32:BK:52:VAL:HG21	1.96	0.45
33:BL:110:VAL:HG12	33:BL:131:ALA:HB2	1.99	0.45
33:BL:29:LYS:O	33:BL:30:THR:HG23	2.17	0.45
34:BM:25:ASP:OD2	34:BM:25:ASP:N	2.50	0.45
34:BM:69:PRO:O	34:BM:70:ASP:CG	2.55	0.45
35:BN:96:ARG:NH1	35:BN:116:VAL:HG23	2.32	0.45
36:BO:51:ALA:HB3	36:BO:78:VAL:HG13	1.98	0.45
36:BO:59:ALA:CA	36:BO:62:LEU:CD1	2.95	0.45
40:BS:37:THR:HB	40:BS:38:TYR:CE1	2.52	0.45
41:BT:33:LYS:HG3	41:BT:80:TRP:HE3	1.79	0.45
1:CA:1167:A:O2'	1:CA:1168:U:OP1	2.35	0.45
1:CA:1436:U:H2'	1:CA:1437:A:C8	2.52	0.45
1:CA:1480:A:C5	1:CA:1481:U:C6	3.04	0.45
1:CA:1500:A:H2'	1:CA:1501:C:O5'	2.16	0.45
1:CA:183:C:O2	1:CA:183:C:C2'	2.65	0.45
1:CA:207:C:O2	1:CA:207:C:H2'	2.16	0.45
1:CA:654:G:O2'	1:CA:655:A:C5'	2.64	0.45
1:CA:756:C:C2	1:CA:757:U:C6	3.05	0.45
1:CA:878:A:H2'	1:CA:879:C:H6	1.81	0.45
2:CB:111:LYS:O	2:CB:111:LYS:HD3	2.16	0.45
3:CC:106:ARG:HG2	3:CC:107:LYS:HG3	1.98	0.45
3:CC:179:ALA:HB1	3:CC:202:PHE:HE1	1.82	0.45
4:CD:29:THR:O	4:CD:31:CYS:N	2.44	0.45
6:CF:75:GLU:O	6:CF:79:ARG:HG3	2.17	0.45
6:CF:81:ASN:C	6:CF:81:ASN:ND2	2.70	0.45
8:CH:57:GLU:HG3	8:CH:58:LEU:H	1.81	0.45
11:CK:107:THR:HG22	11:CK:108:ASN:N	2.32	0.45
13:CM:21:ILE:CG2	13:CM:22:TYR:N	2.80	0.45
13:CM:2:ARG:O	13:CM:3:ILE:HB	2.17	0.45
16:CP:2:VAL:HG11	16:CP:65:ALA:HB2	1.97	0.45
17:CQ:67:SER:OG	17:CQ:70:LYS:HD3	2.17	0.45
49:D1:28:THR:C	49:D1:29:LYS:HG2	2.37	0.45
22:DA:1071:G:O4'	22:DA:1088:A:O2'	2.34	0.45
22:DA:1184:U:OP1	47:DZ:29:ARG:CD	2.65	0.45

Continued on next page...

Continued from previous page...

Atom-1	Atom-2	Interatomic distance (Å)	Clash overlap (Å)
22:DA:1206:G:O2'	22:DA:1207:C:H5'	2.17	0.45
22:DA:1686:C:C2	22:DA:1703:G:C2	3.04	0.45
22:DA:1805:A:N3	24:DC:49:THR:HG22	2.32	0.45
22:DA:1833:C:H2'	22:DA:1834:U:C6	2.52	0.45
22:DA:1958:C:P	56:DA:3716:HOH:O	2.74	0.45
22:DA:1659:G:C2	22:DA:2002:G:N3	2.85	0.45
22:DA:2024:G:C5	22:DA:2040:G:C2	3.05	0.45
22:DA:2056:G:C2	22:DA:2057:G:N7	2.85	0.45
22:DA:2298:A:O2'	22:DA:2299:U:O4'	2.34	0.45
22:DA:2362:C:P	51:D3:43:LEU:HD21	2.57	0.45
22:DA:961:C:C5	22:DA:2456:C:H4'	2.51	0.45
22:DA:263:G:H4'	22:DA:430:A:O4'	2.17	0.45
22:DA:2666:C:O2	22:DA:2666:C:O4'	2.33	0.45
22:DA:2752:C:O2'	22:DA:2753:A:C8	2.70	0.45
22:DA:310:A:C5	22:DA:312:G:C5	3.05	0.45
22:DA:425:G:C6	22:DA:426:C:N4	2.85	0.45
22:DA:483:A:C8	22:DA:484:C:C5	3.05	0.45
22:DA:502:A:C5	22:DA:505:A:N7	2.85	0.45
22:DA:677:A:O2'	22:DA:2071:A:H5'	2.17	0.45
22:DA:765:C:C2	22:DA:766:U:C6	3.05	0.45
22:DA:777:G:O2'	22:DA:778:G:O5'	2.31	0.45
22:DA:569:U:OP1	22:DA:945:A:H2'	2.17	0.45
23:DB:11:C:C5	23:DB:12:C:C5	3.04	0.45
23:DB:52:A:O2'	23:DB:53:A:C8	2.62	0.45
23:DB:67:G:HO2'	23:DB:68:C:P	2.39	0.45
29:DH:59:ALA:HA	29:DH:63:ALA:CB	2.45	0.45
29:DH:75:LEU:N	29:DH:75:LEU:HD12	2.32	0.45
41:DT:25:GLU:HA	41:DT:29:THR:O	2.17	0.45
46:DY:56:LEU:HD22	46:DY:56:LEU:N	2.32	0.45
1:AA:1141:C:O2'	1:AA:1142:G:H8	1.99	0.45
1:AA:164:G:C2'	1:AA:165:G:H5'	2.47	0.45
1:AA:204:G:N3	1:AA:465:A:C4	2.85	0.45
1:AA:255:G:O2'	1:AA:256:U:H5'	2.17	0.45
1:AA:737:C:C2	1:AA:738:C:C5	3.04	0.45
1:AA:858:G:O2'	1:AA:859:G:C5'	2.65	0.45
1:AA:877:G:N2	8:AH:1:SER:N	2.64	0.45
1:AA:953:G:H2'	1:AA:954:G:C5'	2.47	0.45
1:AA:961:U:O2	1:AA:983:A:C4	2.70	0.45
1:AA:965:U:O2	1:AA:969:A:C2	2.70	0.45
3:AC:76:ILE:HD11	3:AC:102:ILE:HG12	1.97	0.45
4:AD:149:LYS:HZ2	4:AD:177:MET:HG3	1.82	0.45

Continued on next page...

Continued from previous page...

Atom-1	Atom-2	Interatomic distance (Å)	Clash overlap (Å)
5:AE:152:VAL:O	5:AE:155:LYS:CE	2.65	0.45
6:AF:4:TYR:O	6:AF:63:ASN:HA	2.16	0.45
7:AG:53:SER:C	7:AG:55:LYS:N	2.70	0.45
8:AH:30:LYS:HA	8:AH:30:LYS:CE	2.46	0.45
8:AH:31:LEU:HD12	8:AH:31:LEU:O	2.17	0.45
13:AM:76:ILE:O	13:AM:79:LEU:HB2	2.17	0.45
15:AO:44:GLU:HG3	15:AO:45:HIS:N	2.32	0.45
15:AO:69:LEU:HD22	15:AO:77:TYR:HB2	1.98	0.45
16:AP:42:ILE:HD13	16:AP:42:ILE:N	2.32	0.45
18:AR:33:THR:HG22	18:AR:37:LYS:O	2.17	0.45
19:AS:51:HIS:HE2	19:AS:53:GLY:C	2.20	0.45
21:AU:23:GLU:HB3	21:AU:24:LYS:H	1.44	0.45
51:B3:32:LEU:O	51:B3:33:THR:C	2.53	0.45
22:BA:1135:C:H6	22:BA:1135:C:H5''	1.81	0.45
22:BA:142:A:C2	22:BA:143:C:N3	2.84	0.45
22:BA:146:A:H2'	22:BA:147:C:C6	2.52	0.45
22:BA:1510:G:C4	22:BA:1511:G:C8	3.05	0.45
22:BA:1522:A:O2'	22:BA:1523:U:OP2	2.32	0.45
22:BA:1791:A:N6	22:BA:1828:G:O2'	2.45	0.45
22:BA:1857:G:H1'	22:BA:1884:G:H22	1.81	0.45
22:BA:2185:U:C5	22:BA:2186:G:N7	2.85	0.45
22:BA:2470:G:N2	22:BA:2471:A:C4	2.85	0.45
22:BA:1783:A:H5'	22:BA:2608:G:H4'	1.99	0.45
22:BA:2682:A:C8	25:BD:11:MET:CG	3.00	0.45
22:BA:447:A:N1	22:BA:454:A:H2'	2.31	0.45
22:BA:636:G:H3'	33:BL:128:THR:HG21	1.98	0.45
24:BC:70:LYS:HG3	24:BC:101:ARG:CZ	2.47	0.45
25:BD:49:GLN:HE22	25:BD:67:HIS:CE1	2.34	0.45
26:BE:149:ILE:O	26:BE:188:MET:HA	2.16	0.45
27:BF:109:ARG:C	27:BF:136:ILE:HG22	2.38	0.45
29:BH:31:VAL:CB	29:BH:32:PRO:HD2	2.42	0.45
32:BK:40:LYS:HE3	32:BK:57:VAL:HG13	1.98	0.45
35:BN:12:ARG:CG	35:BN:12:ARG:NH2	2.75	0.45
36:BO:3:LYS:HG3	36:BO:4:LYS:H	1.81	0.45
37:BP:87:ARG:HG3	37:BP:88:ARG:H	1.82	0.45
44:BW:49:ASN:HA	44:BW:61:LYS:H	1.82	0.45
1:CA:1231:G:H2'	1:CA:1232:U:C6	2.52	0.45
1:CA:1285:A:C4'	1:CA:1286:U:OP1	2.58	0.45
1:CA:1346:A:H5''	9:CI:121:ARG:HH22	1.81	0.45
1:CA:1470:U:C2'	1:CA:1471:U:O5'	2.65	0.45
1:CA:207:C:O2	1:CA:213:G:C6	2.70	0.45

Continued on next page...

Continued from previous page...

Atom-1	Atom-2	Interatomic distance (Å)	Clash overlap (Å)
1:CA:214:C:H2'	1:CA:215:C:C5	2.51	0.45
1:CA:337:G:C2	1:CA:338:A:C5	3.05	0.45
1:CA:346:G:N3	1:CA:346:G:H5''	2.32	0.45
1:CA:429:U:H4'	1:CA:430:A:O5'	2.17	0.45
1:CA:441:A:C2	1:CA:497:G:C5	3.05	0.45
1:CA:642:A:O2'	1:CA:643:C:O5'	2.34	0.45
1:CA:757:U:H2'	1:CA:758:C:O4'	2.17	0.45
1:CA:996:A:N6	1:CA:1046:A:O4'	2.49	0.45
2:CB:160:LEU:HD13	2:CB:180:ILE:CG2	2.46	0.45
2:CB:84:LEU:HD12	2:CB:84:LEU:C	2.38	0.45
3:CC:140:ALA:O	3:CC:145:ALA:CB	2.55	0.45
1:CA:718:A:H5'	11:CK:118:ASN:CG	2.36	0.45
11:CK:31:VAL:O	11:CK:43:TRP:HA	2.17	0.45
11:CK:91:GLY:O	11:CK:94:SER:N	2.49	0.45
1:CA:35:G:H21	12:CL:114:SER:HB3	1.81	0.45
13:CM:84:CYS:SG	13:CM:85:TYR:N	2.90	0.45
18:CR:28:LEU:C	18:CR:30:ASN:N	2.69	0.45
51:D3:42:HIS:O	51:D3:45:PRO:HG2	2.17	0.45
22:DA:116:C:C2'	22:DA:117:G:C5'	2.95	0.45
22:DA:1208:C:N4	22:DA:1239:G:C6	2.85	0.45
22:DA:1289:C:H1'	22:DA:1330:C:H5'	1.98	0.45
22:DA:1389:G:N2	22:DA:1390:U:O2	2.50	0.45
22:DA:1426:G:C5'	22:DA:1427:A:OP2	2.65	0.45
22:DA:1440:U:H2'	22:DA:1441:G:H8	1.80	0.45
22:DA:1468:U:O2	22:DA:1525:A:C2	2.69	0.45
22:DA:1529:G:O6	22:DA:1543:G:C2	2.70	0.45
22:DA:155:A:N1	22:DA:172:A:C6	2.85	0.45
22:DA:1563:U:H2'	22:DA:1564:C:O4'	2.17	0.45
22:DA:164:C:HO2'	22:DA:165:A:H5'	1.79	0.45
22:DA:1731:G:HO2'	22:DA:1732:C:H5''	1.76	0.45
22:DA:1731:G:C4'	22:DA:1732:C:OP1	2.46	0.45
22:DA:2015:A:C2'	22:DA:2016:U:H5'	2.47	0.45
22:DA:2045:C:H2'	22:DA:2046:G:O5'	2.17	0.45
22:DA:2141:G:N2	22:DA:2151:U:O2	2.50	0.45
22:DA:225:C:H2'	22:DA:225:C:O2	2.17	0.45
22:DA:2271:G:HO2'	22:DA:2272:U:H5'	1.78	0.45
22:DA:230:G:O2'	22:DA:231:A:H8	2.00	0.45
22:DA:2367:G:C2'	22:DA:2368:C:H5'	2.45	0.45
22:DA:2369:A:C4	22:DA:2370:G:C8	3.04	0.45
22:DA:2417:C:H2'	22:DA:2418:A:O4'	2.16	0.45
22:DA:2628:C:HO2'	22:DA:2781:A:H2'	1.81	0.45

Continued on next page...

Continued from previous page...

Atom-1	Atom-2	Interatomic distance (Å)	Clash overlap (Å)
22:DA:306:U:C5	22:DA:307:G:C5	3.06	0.45
22:DA:323:C:OP1	22:DA:324:A:H8	2.00	0.45
22:DA:351:C:N4	22:DA:352:A:H62	2.14	0.45
22:DA:265:A:N6	22:DA:428:A:O4'	2.49	0.45
22:DA:37:C:O2	22:DA:444:C:N3	2.50	0.45
22:DA:75:G:O2'	22:DA:76:C:H6	2.00	0.45
22:DA:898:C:C5	22:DA:899:A:C5	3.05	0.45
22:DA:981:A:H3'	22:DA:982:C:O2	2.17	0.45
23:DB:100:G:H2'	23:DB:101:A:C8	2.52	0.45
23:DB:60:C:H2'	23:DB:61:G:H8	1.81	0.45
23:DB:59:A:C2'	23:DB:60:C:H5'	2.47	0.45
24:DC:2:VAL:O	24:DC:3:VAL:CG2	2.65	0.45
24:DC:74:PRO:HG2	24:DC:96:LYS:HB2	1.98	0.45
31:DJ:57:LEU:HD21	31:DJ:128:ASN:HA	1.98	0.45
33:DL:99:ASN:C	33:DL:100:ILE:HG22	2.37	0.45
34:DM:69:PRO:O	34:DM:70:ASP:HB3	2.17	0.45
36:DO:88:LYS:O	36:DO:89:ASP:HB3	2.15	0.45
38:DQ:111:LYS:O	38:DQ:114:ALA:HB3	2.17	0.45
40:DS:33:LEU:N	40:DS:36:LEU:CD2	2.80	0.45
40:DS:51:LEU:O	40:DS:54:ALA:HB3	2.16	0.45
41:DT:14:PRO:CG	41:DT:15:HIS:N	2.80	0.45
41:DT:34:VAL:O	41:DT:35:ALA:HB3	2.17	0.45
43:DV:41:GLU:HG2	43:DV:42:LEU:N	2.32	0.45
46:DY:57:LEU:HD13	46:DY:60:LYS:CE	2.45	0.45
1:AA:1004:A:C2	1:AA:1005:A:H1'	2.52	0.44
1:AA:1053:G:O6	1:AA:1199:U:H2'	2.17	0.44
1:AA:1162:C:C2'	1:AA:1163:A:C8	2.96	0.44
1:AA:1171:A:O2'	1:AA:1172:C:H5'	2.17	0.44
1:AA:1277:C:O2'	1:AA:1279:G:H8	2.00	0.44
1:AA:1303:C:O2'	1:AA:1304:G:C8	2.69	0.44
1:AA:138:G:O2'	1:AA:139:A:H5'	2.18	0.44
1:AA:1438:G:O2'	1:AA:1439:G:H5'	2.17	0.44
1:AA:1507:A:C6	1:AA:1530:G:C6	3.05	0.44
1:AA:466:A:C6	1:AA:468:A:N6	2.86	0.44
1:AA:521:G:OP2	12:AL:50:LYS:NZ	2.50	0.44
1:AA:70:U:O2'	1:AA:71:A:C8	2.70	0.44
1:AA:785:G:C2'	1:AA:786:G:H5'	2.47	0.44
7:AG:69:ARG:HG3	7:AG:95:ARG:HG2	1.98	0.44
8:AH:48:PHE:H	8:AH:48:PHE:HD1	1.64	0.44
11:AK:20:ALA:HA	11:AK:33:ILE:CD1	2.47	0.44
12:AL:45:ASN:N	12:AL:45:ASN:ND2	2.65	0.44

Continued on next page...

Continued from previous page...

Atom-1	Atom-2	Interatomic distance (Å)	Clash overlap (Å)
13:AM:44:ILE:N	13:AM:44:ILE:HD12	2.33	0.44
15:AO:34:GLN:O	15:AO:38:LEU:HD22	2.17	0.44
17:AQ:18:LYS:CA	17:AQ:47:ASP:CB	2.74	0.44
17:AQ:4:ILE:C	17:AQ:5:ARG:HG3	2.37	0.44
19:AS:55:GLN:CA	19:AS:55:GLN:NE2	2.80	0.44
20:AT:3:ILE:HA	20:AT:7:LYS:NZ	2.32	0.44
11:AK:108:ASN:ND2	21:AU:6:ARG:HA	2.32	0.44
51:B3:60:CYS:O	51:B3:61:LEU:HD23	2.17	0.44
22:BA:1276:A:C8	22:BA:1276:A:H5''	2.52	0.44
22:BA:1820:U:C2	24:BC:200:MET:HG2	2.50	0.44
22:BA:2079:U:O2'	45:BX:22:ASN:ND2	2.49	0.44
22:BA:2353:G:H2'	22:BA:2354:C:O5'	2.17	0.44
22:BA:2415:G:C6	22:BA:2416:C:C4	3.05	0.44
22:BA:2492:U:C2	22:BA:2493:U:C5	3.05	0.44
22:BA:2819:G:H5''	56:BA:3802:HOH:O	2.17	0.44
22:BA:28:A:H2'	22:BA:29:U:H6	1.81	0.44
22:BA:289:G:C8	22:BA:290:U:C5	3.05	0.44
22:BA:37:C:C2'	22:BA:38:A:O5'	2.65	0.44
22:BA:479:A:N3	22:BA:481:G:H5''	2.31	0.44
22:BA:602:A:C2	22:BA:656:G:C6	3.05	0.44
22:BA:655:A:H4'	22:BA:656:G:OP1	2.17	0.44
22:BA:995:C:OP2	38:BQ:52:ARG:NH1	2.50	0.44
23:BB:44:G:O2'	23:BB:45:A:OP2	2.32	0.44
24:BC:159:THR:N	24:BC:194:VAL:CG1	2.79	0.44
24:BC:30:ALA:N	24:BC:31:PRO:HD2	2.32	0.44
25:BD:32:ASN:O	25:BD:95:SER:HA	2.17	0.44
25:BD:9:VAL:CG2	25:BD:26:VAL:HB	2.47	0.44
26:BE:5:LEU:CD2	26:BE:121:VAL:HA	2.48	0.44
27:BF:162:ASP:O	27:BF:163:GLU:C	2.55	0.44
27:BF:82:TYR:O	27:BF:84:ILE:HG22	2.17	0.44
27:BF:98:PHE:C	27:BF:98:PHE:CD2	2.90	0.44
28:BG:116:LEU:HD21	28:BG:122:ALA:HB3	2.00	0.44
28:BG:156:TYR:O	28:BG:157:LYS:HG3	2.17	0.44
31:BJ:89:PHE:CE1	31:BJ:93:ILE:CG1	3.00	0.44
32:BK:41:ILE:HA	32:BK:41:ILE:HD12	1.72	0.44
22:BA:2820:A:OP1	35:BN:2:ARG:NH2	2.50	0.44
35:BN:71:ARG:HH21	35:BN:71:ARG:HG2	1.82	0.44
36:BO:79:ALA:HB1	36:BO:113:ALA:CB	2.47	0.44
40:BS:24:ILE:HA	40:BS:24:ILE:HD12	1.49	0.44
40:BS:43:ALA:O	40:BS:46:LEU:HB2	2.16	0.44
42:BU:60:LYS:HA	42:BU:60:LYS:HD2	1.61	0.44

Continued on next page...

Continued from previous page...

Atom-1	Atom-2	Interatomic distance (Å)	Clash overlap (Å)
43:BV:93:ARG:O	43:BV:94:ALA:CB	2.65	0.44
1:CA:1004:A:N3	1:CA:1026:G:C6	2.85	0.44
1:CA:1219:A:C4	1:CA:1220:G:C8	3.04	0.44
1:CA:1438:G:O2'	1:CA:1439:G:H5'	2.17	0.44
1:CA:267:C:H2'	1:CA:268:U:O5'	2.16	0.44
1:CA:686:U:O2	1:CA:687:A:C5	2.70	0.44
1:CA:72:A:C6	1:CA:73:C:N4	2.85	0.44
1:CA:821:G:C2'	1:CA:822:U:C6	2.94	0.44
1:CA:94:G:C4'	1:CA:95:C:OP1	2.53	0.44
2:CB:118:THR:HG22	2:CB:118:THR:O	2.16	0.44
2:CB:206:ILE:CG2	2:CB:210:THR:OG1	2.65	0.44
7:CG:12:LEU:HD22	7:CG:12:LEU:C	2.38	0.44
9:CI:117:LEU:HD22	9:CI:123:ARG:HD3	1.97	0.44
1:CA:947:G:P	13:CM:106:ARG:HG3	2.57	0.44
13:CM:62:PHE:O	13:CM:64:VAL:HG23	2.16	0.44
14:CN:9:GLU:OE1	14:CN:62:ARG:HD2	2.18	0.44
18:CR:44:THR:HG1	18:CR:46:THR:HG22	1.81	0.44
20:CT:17:ARG:HD2	20:CT:17:ARG:O	2.16	0.44
22:DA:54:G:O2'	50:D2:35:ARG:HD3	2.17	0.44
52:D4:27:CYS:SG	52:D4:33:HIS:HB2	2.56	0.44
22:DA:1078:U:H4'	22:DA:1079:C:C5'	2.47	0.44
22:DA:1087:G:C4	22:DA:1089:A:N3	2.85	0.44
22:DA:123:G:C2	22:DA:129:C:N3	2.85	0.44
22:DA:1455:G:O2'	22:DA:1456:G:O5'	2.34	0.44
22:DA:1495:A:H2'	22:DA:1496:A:C8	2.52	0.44
22:DA:149:A:C6	22:DA:150:U:N3	2.86	0.44
22:DA:1558:C:H6	22:DA:1558:C:OP1	2.00	0.44
22:DA:1550:C:H5''	22:DA:1720:U:O2'	2.16	0.44
22:DA:177:G:H5''	22:DA:178:G:OP2	2.16	0.44
22:DA:1933:G:H2'	22:DA:1934:C:O4'	2.18	0.44
22:DA:2067:G:H5''	22:DA:2068:U:OP2	2.16	0.44
22:DA:2103:C:C2'	22:DA:2104:C:H5'	2.48	0.44
22:DA:2192:U:O2	22:DA:2192:U:C2'	2.64	0.44
22:DA:2245:U:H5''	22:DA:2246:G:H5'	1.98	0.44
22:DA:2264:C:C6	22:DA:2265:U:C5	3.05	0.44
22:DA:2377:A:C6	22:DA:2378:A:C6	3.04	0.44
22:DA:2460:U:H2'	22:DA:2461:A:O4'	2.16	0.44
22:DA:2474:U:O4'	22:DA:2474:U:O2	2.34	0.44
22:DA:2533:U:C4	22:DA:2534:A:C4	3.06	0.44
22:DA:2771:C:H5''	25:DD:207:VAL:HG11	1.98	0.44
22:DA:2889:C:N4	22:DA:2890:G:C6	2.86	0.44

Continued on next page...

Continued from previous page...

Atom-1	Atom-2	Interatomic distance (Å)	Clash overlap (Å)
22:DA:301:G:O2'	22:DA:302:C:O5'	2.34	0.44
22:DA:425:G:H2'	22:DA:426:C:H6	1.81	0.44
22:DA:449:A:C2'	22:DA:450:G:C5'	2.95	0.44
22:DA:455:C:N4	22:DA:473:G:OP2	2.50	0.44
22:DA:474:G:H4'	22:DA:475:C:OP1	2.15	0.44
22:DA:485:C:H2'	22:DA:486:C:C6	2.53	0.44
22:DA:615:U:O4	26:DE:39:ALA:HB2	2.18	0.44
22:DA:630:G:H4'	22:DA:640:C:O2'	2.17	0.44
22:DA:704:G:O2'	22:DA:705:A:C8	2.71	0.44
22:DA:82:U:H2'	22:DA:83:A:C4'	2.47	0.44
23:DB:42:C:C4	23:DB:43:C:N4	2.85	0.44
24:DC:221:GLY:O	24:DC:224:MET:HG2	2.17	0.44
22:DA:1994:C:P	25:DD:132:ALA:HB3	2.56	0.44
26:DE:141:MET:O	26:DE:142:ALA:HB3	2.17	0.44
27:DF:131:VAL:O	27:DF:132:ARG:HB2	2.16	0.44
29:DH:134:VAL:HG22	29:DH:134:VAL:O	2.17	0.44
22:DA:810:U:O2'	33:DL:20:GLY:O	2.34	0.44
34:DM:36:VAL:HG13	43:DV:82:TYR:HD1	1.81	0.44
23:DB:8:C:O2'	36:DO:40:ILE:HD13	2.16	0.44
37:DP:13:LYS:HE3	37:DP:76:HIS:O	2.18	0.44
39:DR:90:ARG:HD2	39:DR:90:ARG:HA	1.82	0.44
40:DS:75:PHE:CE2	40:DS:104:THR:CG2	2.99	0.44
42:DU:80:ASP:N	42:DU:80:ASP:OD1	2.49	0.44
42:DU:82:VAL:O	42:DU:96:LYS:CG	2.65	0.44
43:DV:30:ILE:HD12	43:DV:38:LEU:HD23	1.98	0.44
43:DV:44:HIS:CE1	43:DV:86:LEU:O	2.70	0.44
1:AA:197:A:O2'	1:AA:198:G:O4'	2.34	0.44
1:AA:701:U:O2'	1:AA:702:A:P	2.75	0.44
1:AA:937:A:H2'	1:AA:938:A:C5'	2.47	0.44
2:AB:221:ARG:HG2	2:AB:221:ARG:HH11	1.82	0.44
2:AB:66:ILE:HD13	2:AB:66:ILE:HA	1.83	0.44
3:AC:39:ARG:O	3:AC:43:THR:HG23	2.17	0.44
5:AE:96:GLN:CB	5:AE:123:LEU:HD13	2.46	0.44
5:AE:75:LEU:HD23	5:AE:79:THR:O	2.16	0.44
8:AH:20:ASN:ND2	8:AH:64:TYR:HE2	2.14	0.44
8:AH:36:ALA:HA	8:AH:39:LEU:HD12	1.98	0.44
10:AJ:71:LEU:O	10:AJ:72:ARG:CD	2.66	0.44
12:AL:24:GLU:HB2	12:AL:26:CYS:HG	1.78	0.44
12:AL:33:CYS:N	12:AL:54:VAL:HA	2.32	0.44
15:AO:65:LEU:HA	15:AO:65:LEU:HD22	1.82	0.44
17:AQ:16:MET:HB2	17:AQ:19:SER:CB	2.23	0.44

Continued on next page...

Continued from previous page...

Atom-1	Atom-2	Interatomic distance (Å)	Clash overlap (Å)
19:AS:62:THR:HG22	19:AS:64:GLU:H	1.82	0.44
48:B0:47:TYR:CZ	48:B0:52:LYS:HB2	2.49	0.44
22:BA:592:A:O2'	51:B3:2:LYS:HA	2.17	0.44
22:BA:1071:G:C4	22:BA:1089:A:C6	3.06	0.44
22:BA:1725:U:H2'	22:BA:1726:C:O4'	2.17	0.44
1:AA:702:A:N3	22:BA:1847:A:H2	2.15	0.44
22:BA:1917:U:C4	22:BA:1918:A:C5	3.05	0.44
22:BA:1959:G:H2'	22:BA:1960:A:O5'	2.17	0.44
22:BA:1992:G:N2	22:BA:1996:C:O2'	2.46	0.44
22:BA:2745:C:C4	22:BA:2746:U:C4	3.06	0.44
22:BA:374:A:H2'	22:BA:375:G:C5'	2.47	0.44
22:BA:511:U:C5	22:BA:512:G:C4	3.06	0.44
22:BA:68:G:N2	22:BA:74:A:C4	2.86	0.44
22:BA:83:A:N6	22:BA:101:A:C4	2.86	0.44
22:BA:977:G:O6	56:BA:3585:HOH:O	2.21	0.44
23:BB:13:G:O2'	23:BB:15:A:OP2	2.36	0.44
23:BB:71:C:H2'	23:BB:72:G:H5'	1.99	0.44
24:BC:105:ALA:HA	24:BC:106:PRO:HD2	1.62	0.44
24:BC:203:VAL:HG12	24:BC:204:LEU:N	2.31	0.44
24:BC:246:PRO:HG2	24:BC:247:TRP:CZ2	2.51	0.44
25:BD:114:LYS:CE	25:BD:114:LYS:CA	2.92	0.44
25:BD:105:LYS:CE	25:BD:176:ASP:HB3	2.47	0.44
26:BE:197:GLU:O	26:BE:198:GLU:C	2.56	0.44
26:BE:82:GLY:O	26:BE:83:VAL:HB	2.17	0.44
27:BF:91:ARG:N	27:BF:95:MET:HB2	2.32	0.44
28:BG:112:VAL:HG23	28:BG:113:ASP:H	1.82	0.44
28:BG:66:THR:OG1	28:BG:67:ALA:N	2.51	0.44
29:BH:133:GLN:CA	29:BH:133:GLN:OE1	2.63	0.44
1:AA:346:G:P	37:BP:33:GLU:OE1	2.75	0.44
40:BS:2:GLU:C	40:BS:3:THR:HG22	2.38	0.44
41:BT:38:ALA:HB1	41:BT:43:ILE:HG21	1.99	0.44
42:BU:24:VAL:HA	42:BU:35:VAL:HG22	1.99	0.44
1:CA:1032:G:H2'	1:CA:1033:G:O4'	2.17	0.44
1:CA:1040:U:O2'	1:CA:1041:G:H5'	2.17	0.44
1:CA:1130:A:C5	1:CA:1146:A:C5	3.04	0.44
1:CA:113:G:C1'	1:CA:354:G:H5'	2.46	0.44
1:CA:1213:A:C8	1:CA:1215:G:C5	3.05	0.44
1:CA:1242:G:N2	1:CA:1243:C:H1'	2.31	0.44
1:CA:1473:G:O2'	22:DA:1702:G:H4'	2.16	0.44
1:CA:275:G:O2'	1:CA:276:G:C8	2.67	0.44
1:CA:502:A:C2'	1:CA:503:C:H5'	2.47	0.44

Continued on next page...

Continued from previous page...

Atom-1	Atom-2	Interatomic distance (Å)	Clash overlap (Å)
1:CA:543:U:C2'	1:CA:544:G:C5'	2.95	0.44
1:CA:755:G:C2	1:CA:756:C:C5	3.06	0.44
1:CA:821:G:C2'	1:CA:822:U:H6	2.25	0.44
1:CA:862:C:N3	1:CA:863:U:C4	2.85	0.44
3:CC:26:LYS:HE3	3:CC:26:LYS:CA	2.25	0.44
1:CA:619:U:N3	4:CD:130:ASN:OD1	2.49	0.44
8:CH:78:SER:OG	8:CH:123:GLU:HG3	2.16	0.44
9:CI:27:ILE:O	9:CI:33:SER:HA	2.17	0.44
11:CK:35:ASP:OD1	11:CK:37:GLN:HG3	2.17	0.44
12:CL:33:CYS:HA	12:CL:54:VAL:HG13	1.99	0.44
1:CA:520:A:HO2'	12:CL:69:GLU:HG3	1.83	0.44
12:CL:81:ILE:HD11	12:CL:94:TYR:HB2	1.99	0.44
14:CN:60:ARG:CG	14:CN:61:ASN:N	2.80	0.44
16:CP:44:SER:HB2	16:CP:46:LYS:CG	2.48	0.44
17:CQ:43:LEU:O	17:CQ:45:VAL:HG23	2.17	0.44
19:CS:30:LEU:N	19:CS:30:LEU:HD12	2.32	0.44
19:CS:42:ASN:N	19:CS:42:ASN:OD1	2.51	0.44
22:DA:1065:U:C2	22:DA:1074:G:N1	2.85	0.44
22:DA:1123:C:H2'	22:DA:1124:G:C8	2.52	0.44
22:DA:1206:G:O2'	22:DA:1207:C:O5'	2.36	0.44
22:DA:1495:A:H2'	22:DA:1496:A:O4'	2.17	0.44
22:DA:1498:C:O2'	22:DA:1499:C:C5'	2.65	0.44
22:DA:1500:G:N1	22:DA:1501:G:C5	2.84	0.44
22:DA:1740:G:C2'	22:DA:1741:C:C5'	2.95	0.44
22:DA:1837:C:O2	22:DA:1904:G:C2	2.71	0.44
22:DA:2082:A:H2'	22:DA:2083:G:O5'	2.17	0.44
22:DA:2257:U:O2'	22:DA:2258:C:H5'	2.17	0.44
22:DA:2372:U:H2'	22:DA:2372:U:O2	2.17	0.44
22:DA:2674:G:C6	22:DA:2675:A:C5	3.05	0.44
22:DA:280:U:C5	22:DA:281:C:C4	3.05	0.44
22:DA:329:G:C4'	22:DA:330:A:OP1	2.64	0.44
22:DA:345:A:O2'	22:DA:346:A:C2	2.61	0.44
22:DA:54:G:H2'	22:DA:55:G:O5'	2.18	0.44
22:DA:627:A:O2'	22:DA:628:G:H8	1.98	0.44
22:DA:686:U:P	56:DA:3703:HOH:O	2.75	0.44
22:DA:693:A:C2'	22:DA:694:U:H5'	2.47	0.44
22:DA:732:C:C4	22:DA:733:G:C8	3.04	0.44
22:DA:83:A:P	42:DU:91:LYS:HZ2	2.39	0.44
22:DA:922:C:C4	22:DA:923:G:N7	2.85	0.44
25:DD:110:THR:CB	25:DD:171:THR:HG22	2.47	0.44
22:DA:1205:A:N7	26:DE:165:HIS:CE1	2.85	0.44

Continued on next page...

Continued from previous page...

Atom-1	Atom-2	Interatomic distance (Å)	Clash overlap (Å)
26:DE:28:VAL:CG2	26:DE:29:HIS:N	2.80	0.44
28:DG:154:GLU:C	28:DG:156:TYR:H	2.20	0.44
32:DK:47:ILE:CG2	32:DK:49:ARG:HG3	2.46	0.44
32:DK:92:GLU:O	32:DK:93:GLN:O	2.36	0.44
34:DM:54:THR:HG22	34:DM:54:THR:O	2.17	0.44
35:DN:104:ALA:O	35:DN:105:GLY:C	2.54	0.44
35:DN:36:THR:HG23	35:DN:41:ALA:HB2	1.98	0.44
35:DN:62:ASN:N	35:DN:62:ASN:OD1	2.50	0.44
35:DN:75:ILE:O	35:DN:79:LEU:HB2	2.16	0.44
38:DQ:4:LYS:O	38:DQ:5:ARG:CB	2.65	0.44
38:DQ:94:LEU:HD13	39:DR:4:VAL:HG12	1.98	0.44
41:DT:68:LYS:O	41:DT:69:ARG:HB3	2.16	0.44
42:DU:17:ASP:CB	42:DU:38:ILE:HA	2.45	0.44
43:DV:21:ARG:NE	43:DV:87:GLN:HG2	2.31	0.44
44:DW:67:LYS:HB3	44:DW:80:SER:HB2	1.99	0.44
45:DX:1:SER:O	45:DX:2:ARG:C	2.55	0.44
46:DY:31:GLN:C	46:DY:33:ALA:N	2.70	0.44
1:AA:1103:C:H3'	1:AA:1103:C:H6	1.83	0.44
1:AA:1160:G:HO2'	1:AA:1161:C:H6	1.66	0.44
1:AA:1171:A:H2'	1:AA:1172:C:H6	1.79	0.44
1:AA:1162:C:C2	1:AA:1175:G:N2	2.85	0.44
1:AA:1263:C:C2'	1:AA:1264:U:H5'	2.46	0.44
1:AA:1424:U:H2'	1:AA:1425:U:O5'	2.17	0.44
1:AA:1499:A:O2'	1:AA:1500:A:H5'	2.18	0.44
1:AA:178:C:O2'	1:AA:179:A:H5'	2.18	0.44
1:AA:251:G:N1	1:AA:266:G:O6	2.50	0.44
1:AA:408:A:C6	1:AA:409:U:N3	2.85	0.44
1:AA:466:A:N6	1:AA:468:A:H62	2.15	0.44
1:AA:785:G:N2	1:AA:798:U:C2	2.86	0.44
1:AA:832:G:N3	1:AA:832:G:H2'	2.32	0.44
1:AA:845:A:H8	1:AA:845:A:H3'	1.82	0.44
5:AE:149:PRO:HG2	5:AE:150:GLU:HG2	1.98	0.44
8:AH:66:GLN:HB3	8:AH:67:GLY:H	1.51	0.44
12:AL:113:ARG:O	12:AL:115:LYS:O	2.36	0.44
14:AN:40:ARG:NH1	14:AN:44:VAL:CG1	2.73	0.44
17:AQ:14:ASP:HB2	17:AQ:54:ILE:HG22	1.99	0.44
19:AS:10:ILE:HG22	19:AS:38:THR:H	1.82	0.44
20:AT:53:MET:HE2	20:AT:54:GLN:HA	1.99	0.44
21:AU:13:VAL:O	21:AU:15:LEU:HD12	2.17	0.44
48:B0:10:SER:O	48:B0:14:MET:HG3	2.16	0.44
22:BA:1341:G:C4	41:BT:84:TYR:CD1	3.06	0.44

Continued on next page...

Continued from previous page...

Atom-1	Atom-2	Interatomic distance (Å)	Clash overlap (Å)
22:BA:1398:C:H2'	22:BA:1399:C:H6	1.83	0.44
22:BA:1487:U:N3	22:BA:1503:A:C2	2.85	0.44
22:BA:1721:G:H22	22:BA:1738:G:H2'	1.83	0.44
22:BA:1946:U:C2	22:BA:1947:C:C5	3.05	0.44
22:BA:2023:C:H5''	22:BA:2023:C:C6	2.52	0.44
22:BA:2563:U:H1'	22:BA:2566:A:N6	2.32	0.44
22:BA:2643:G:H2'	22:BA:2644:G:O4'	2.17	0.44
22:BA:2715:C:C4	22:BA:2716:C:C5	3.06	0.44
22:BA:2771:C:H2'	22:BA:2772:C:C6	2.53	0.44
22:BA:2043:C:N3	22:BA:2777:G:C2	2.85	0.44
22:BA:2888:C:O2	22:BA:2888:C:H2'	2.17	0.44
22:BA:304:U:O2'	22:BA:305:C:H5'	2.18	0.44
22:BA:345:A:O2'	22:BA:346:A:N7	2.51	0.44
22:BA:278:A:H2	22:BA:362:A:C8	2.31	0.44
22:BA:369:U:O2'	22:BA:370:G:P	2.75	0.44
22:BA:480:A:H3'	22:BA:481:G:C5'	2.47	0.44
22:BA:497:A:H2'	22:BA:498:G:O4'	2.17	0.44
22:BA:547:A:N1	22:BA:549:G:N2	2.65	0.44
22:BA:597:G:C2	22:BA:661:A:C2	3.05	0.44
22:BA:869:G:H2'	22:BA:870:U:O4'	2.17	0.44
23:BB:70:C:C2'	23:BB:71:C:H5'	2.46	0.44
24:BC:104:LEU:HB3	24:BC:105:ALA:H	1.72	0.44
22:BA:2571:U:HO2'	25:BD:151:THR:CG2	2.30	0.44
22:BA:2571:U:HO2'	25:BD:151:THR:HG21	1.78	0.44
26:BE:24:ASN:C	26:BE:24:ASN:ND2	2.70	0.44
27:BF:106:ALA:C	27:BF:108:PRO:CD	2.85	0.44
31:BJ:70:THR:HA	31:BJ:90:GLU:HG2	1.99	0.44
22:BA:2494:G:O2'	34:BM:79:ALA:HA	2.17	0.44
34:BM:95:LEU:HA	34:BM:95:LEU:HD12	1.60	0.44
37:BP:14:GLN:O	37:BP:15:ASP:HB3	2.17	0.44
38:BQ:15:LYS:O	38:BQ:19:GLN:HG3	2.17	0.44
38:BQ:27:ARG:NH1	38:BQ:27:ARG:HG3	2.31	0.44
38:BQ:59:LEU:HA	38:BQ:59:LEU:HD23	1.65	0.44
39:BR:58:VAL:HG22	39:BR:59:ILE:N	2.31	0.44
39:BR:66:HIS:CE1	39:BR:94:THR:HB	2.52	0.44
45:BX:76:LYS:H	45:BX:76:LYS:HG2	1.65	0.44
1:CA:1071:C:C5'	5:CE:53:ARG:NH1	2.81	0.44
1:CA:1154:G:H2'	1:CA:1155:A:C8	2.50	0.44
1:CA:115:G:C4'	1:CA:116:A:OP1	2.64	0.44
1:CA:1202:U:HO2'	1:CA:1203:C:C4'	2.28	0.44
1:CA:1408:A:C8	1:CA:1409:C:C5	3.05	0.44

Continued on next page...

Continued from previous page...

Atom-1	Atom-2	Interatomic distance (Å)	Clash overlap (Å)
1:CA:511:C:O2'	1:CA:512:U:H6	2.01	0.44
1:CA:563:A:C4	1:CA:567:G:C8	3.05	0.44
1:CA:728:A:C8	15:CO:53:ARG:NH2	2.85	0.44
1:CA:754:C:H5''	1:CA:754:C:O2	2.17	0.44
1:CA:74:A:C6	1:CA:97:G:C6	3.05	0.44
4:CD:26:ALA:C	4:CD:31:CYS:SG	2.96	0.44
4:CD:29:THR:CB	4:CD:30:LYS:HE3	2.45	0.44
5:CE:75:LEU:HD13	5:CE:79:THR:O	2.16	0.44
8:CH:76:ARG:HD3	8:CH:76:ARG:C	2.37	0.44
11:CK:35:ASP:C	11:CK:37:GLN:N	2.71	0.44
12:CL:20:VAL:N	12:CL:21:PRO:CD	2.80	0.44
12:CL:51:VAL:HG12	12:CL:52:CYS:N	2.31	0.44
13:CM:75:SER:C	13:CM:77:LYS:H	2.21	0.44
16:CP:78:VAL:O	16:CP:80:LYS:N	2.50	0.44
18:CR:54:LEU:O	18:CR:55:ALA:C	2.55	0.44
22:DA:1076:C:O2'	22:DA:1077:A:C8	2.71	0.44
22:DA:1201:U:H2'	22:DA:1202:G:H8	1.82	0.44
22:DA:1207:C:N4	22:DA:1208:C:H41	2.15	0.44
22:DA:1395:A:H4'	22:DA:1397:U:C5	2.51	0.44
22:DA:1442:U:N3	22:DA:1443:U:C5	2.86	0.44
22:DA:155:A:C2	22:DA:172:A:C2	3.05	0.44
22:DA:1570:A:C2	22:DA:1571:A:C2	3.06	0.44
22:DA:1596:A:N1	22:DA:1597:A:N1	2.66	0.44
22:DA:1597:A:H3'	22:DA:1597:A:C8	2.53	0.44
22:DA:1683:U:C2'	22:DA:1684:G:H5'	2.47	0.44
22:DA:1998:A:H2'	22:DA:1999:C:O4'	2.17	0.44
22:DA:199:A:H2	22:DA:2078:C:HO2'	1.61	0.44
22:DA:1264:A:N3	22:DA:2015:A:N6	2.64	0.44
22:DA:2023:C:O2'	22:DA:2024:G:H5'	2.18	0.44
22:DA:2040:G:C6	22:DA:2041:U:C4	3.05	0.44
22:DA:233:A:C2	22:DA:234:U:C2	3.06	0.44
22:DA:2879:A:O2'	22:DA:2880:C:O5'	2.34	0.44
22:DA:2893:A:H5''	22:DA:2894:G:H5'	1.99	0.44
22:DA:301:G:C4	22:DA:302:C:C4	3.06	0.44
22:DA:323:C:N4	22:DA:333:G:N7	2.66	0.44
22:DA:33:C:H2'	22:DA:446:G:H22	1.78	0.44
22:DA:571:U:C6	22:DA:575:A:N6	2.85	0.44
22:DA:685:A:H5'	22:DA:686:U:OP1	2.17	0.44
22:DA:838:C:H2'	22:DA:839:U:C5'	2.47	0.44
22:DA:95:A:C2'	22:DA:96:C:C5'	2.86	0.44
22:DA:973:A:C4'	22:DA:974:G:OP2	2.65	0.44

Continued on next page...

Continued from previous page...

Atom-1	Atom-2	Interatomic distance (Å)	Clash overlap (Å)
22:DA:995:C:H1'	38:DQ:60:TRP:HZ2	1.82	0.44
23:DB:16:G:C6	23:DB:69:G:C4	3.05	0.44
24:DC:93:VAL:HG13	24:DC:94:LEU:N	2.32	0.44
25:DD:107:VAL:H	25:DD:206:ALA:N	2.13	0.44
25:DD:179:ARG:HB2	25:DD:188:LEU:HD12	1.99	0.44
26:DE:57:LYS:NZ	26:DE:58:LYS:N	2.65	0.44
26:DE:5:LEU:HD12	26:DE:10:SER:HB2	1.99	0.44
26:DE:73:ILE:O	26:DE:73:ILE:CG1	2.64	0.44
28:DG:122:ALA:CB	28:DG:131:VAL:O	2.61	0.44
28:DG:154:GLU:HA	28:DG:154:GLU:OE1	2.17	0.44
28:DG:25:ILE:HG22	28:DG:78:VAL:HG21	1.99	0.44
29:DH:24:GLY:C	29:DH:26:ALA:N	2.70	0.44
30:DI:139:VAL:O	30:DI:140:GLU:HB2	2.18	0.44
32:DK:10:VAL:HG13	32:DK:12:ASP:OD1	2.17	0.44
32:DK:79:PHE:N	32:DK:79:PHE:CD1	2.85	0.44
34:DM:35:ALA:HB2	34:DM:100:LYS:N	2.33	0.44
35:DN:22:ARG:O	35:DN:22:ARG:CG	2.65	0.44
35:DN:67:PHE:HE2	35:DN:73:ASN:ND2	2.16	0.44
22:DA:563:A:H2	38:DQ:36:GLN:OE1	2.00	0.44
39:DR:81:LYS:HA	39:DR:81:LYS:HD3	1.82	0.44
40:DS:49:LYS:HZ3	40:DS:49:LYS:HB3	1.80	0.44
41:DT:20:ALA:HB1	41:DT:31:VAL:HG11	1.99	0.44
42:DU:4:ILE:HG23	42:DU:71:ILE:CG2	2.46	0.44
44:DW:24:ARG:O	44:DW:25:PHE:HB2	2.18	0.44
47:DZ:39:ASP:HA	47:DZ:43:ILE:HD11	1.99	0.44
47:DZ:40:THR:C	47:DZ:42:ALA:H	2.19	0.44
1:AA:1279:G:N3	1:AA:1279:G:C2'	2.68	0.44
1:AA:1282:C:O2'	1:AA:1283:U:C5'	2.65	0.44
1:AA:1478:U:H2'	1:AA:1479:C:H6	1.82	0.44
1:AA:183:C:O2'	1:AA:184:G:C5'	2.65	0.44
1:AA:27:G:H2'	1:AA:28:A:C8	2.52	0.44
1:AA:376:G:H2'	1:AA:377:G:H8	1.83	0.44
1:AA:500:G:C6	1:AA:546:A:C2	3.05	0.44
1:AA:627:G:C2	1:AA:628:G:C4	3.05	0.44
1:AA:650:G:N2	1:AA:651:C:H1'	2.33	0.44
1:AA:860:A:N6	1:AA:861:G:C2	2.85	0.44
1:AA:908:A:C2	1:AA:909:A:C5	3.05	0.44
1:AA:92:U:O2'	1:AA:93:U:H6	1.96	0.44
2:AB:148:GLY:HA2	2:AB:151:LYS:HE3	1.99	0.44
3:AC:108:PRO:C	3:AC:110:LEU:H	2.20	0.44
3:AC:153:SER:HB3	3:AC:164:THR:CG2	2.39	0.44

Continued on next page...

Continued from previous page...

Atom-1	Atom-2	Interatomic distance (Å)	Clash overlap (Å)
4:AD:109:THR:HG23	4:AD:112:GLU:CB	2.47	0.44
5:AE:81:GLN:HE22	5:AE:146:MET:CE	2.30	0.44
7:AG:78:ARG:HH12	7:AG:81:GLY:C	2.20	0.44
8:AH:20:ASN:HD22	8:AH:64:TYR:HE2	1.65	0.44
9:AI:103:VAL:CG2	9:AI:104:THR:N	2.81	0.44
9:AI:27:ILE:N	9:AI:27:ILE:CD1	2.77	0.44
10:AJ:33:GLY:CA	10:AJ:83:THR:CB	2.96	0.44
11:AK:63:GLN:HG3	11:AK:98:ALA:CB	2.47	0.44
11:AK:87:GLY:O	11:AK:92:ARG:HD2	2.18	0.44
18:AR:28:LEU:C	18:AR:30:ASN:N	2.70	0.44
18:AR:62:ARG:HD3	18:AR:69:TYR:HD2	1.81	0.44
19:AS:50:VAL:HG12	19:AS:74:ALA:CB	2.48	0.44
20:AT:30:PHE:O	20:AT:33:LYS:HB2	2.18	0.44
22:BA:1070:A:C2	22:BA:1097:U:H4'	2.53	0.44
22:BA:117:G:C6	22:BA:119:A:N6	2.86	0.44
22:BA:579:G:C2	22:BA:1262:A:C5	3.06	0.44
22:BA:1304:A:C2	22:BA:1305:C:C6	3.06	0.44
22:BA:1462:C:C2'	22:BA:1463:C:C5'	2.91	0.44
22:BA:1607:C:H4'	22:BA:1608:A:O5'	2.17	0.44
22:BA:1845:G:H2'	22:BA:1846:G:H5'	1.98	0.44
22:BA:2103:C:H2'	22:BA:2104:C:C5'	2.38	0.44
22:BA:2149:U:HO2'	22:BA:2150:C:C4'	2.30	0.44
22:BA:225:C:H2'	22:BA:226:A:O4'	2.18	0.44
22:BA:2463:C:O5'	22:BA:2463:C:H6	2.00	0.44
22:BA:2551:C:H2'	22:BA:2552:U:C6	2.52	0.44
22:BA:483:A:O2'	42:BU:56:GLY:CA	2.57	0.44
22:BA:90:U:H2'	22:BA:91:A:H8	1.82	0.44
23:BB:110:C:H2'	23:BB:111:U:C5'	2.47	0.44
23:BB:78:A:H2'	23:BB:79:G:O4'	2.17	0.44
24:BC:254:LYS:HE3	24:BC:254:LYS:HB3	1.72	0.44
25:BD:125:TRP:O	25:BD:126:ASN:CB	2.65	0.44
26:BE:12:LEU:HD22	26:BE:12:LEU:HA	1.85	0.44
26:BE:85:PHE:O	26:BE:86:ALA:C	2.54	0.44
27:BF:61:GLY:HA3	27:BF:94:ARG:HD2	1.98	0.44
30:BI:107:GLU:HA	30:BI:110:GLN:HB3	1.98	0.44
31:BJ:54:ILE:HD11	31:BJ:56:VAL:CG2	2.48	0.44
32:BK:18:ARG:HB2	32:BK:45:GLU:CB	2.43	0.44
32:BK:2:ILE:HG21	32:BK:39:ILE:HD12	2.00	0.44
37:BP:92:ARG:O	37:BP:93:LYS:CB	2.54	0.44
46:BY:30:MET:O	46:BY:34:SER:HB3	2.18	0.44
1:CA:1192:C:H2'	1:CA:1193:G:O5'	2.18	0.44

Continued on next page...

Continued from previous page...

Atom-1	Atom-2	Interatomic distance (Å)	Clash overlap (Å)
1:CA:1221:G:C2	1:CA:1222:G:C1'	3.01	0.44
1:CA:1228:C:HO2'	1:CA:1229:A:P	2.40	0.44
1:CA:1349:A:OP1	9:CI:121:ARG:HB2	2.17	0.44
1:CA:21:G:P	56:CA:1817:HOH:O	2.75	0.44
1:CA:405:U:H1'	1:CA:498:A:H2'	1.99	0.44
1:CA:57:G:H2'	1:CA:58:C:C6	2.53	0.44
1:CA:604:G:C5	1:CA:605:U:C5	3.05	0.44
2:CB:191:ASP:HA	2:CB:192:PRO:HD2	1.92	0.44
2:CB:15:PHE:O	2:CB:39:ILE:HD11	2.18	0.44
2:CB:9:LEU:HG	2:CB:10:LYS:H	1.81	0.44
3:CC:8:GLY:HA3	14:CN:88:MET:SD	2.57	0.44
5:CE:36:THR:CG2	5:CE:63:MET:HE2	2.46	0.44
8:CH:29:SER:OG	8:CH:32:LYS:CB	2.65	0.44
10:CJ:44:THR:CG2	10:CJ:45:ARG:H	2.27	0.44
10:CJ:65:TYR:HD2	14:CN:96:LYS:O	2.01	0.44
11:CK:90:PRO:O	11:CK:91:GLY:C	2.56	0.44
13:CM:14:ALA:HB1	13:CM:33:LEU:CD1	2.47	0.44
16:CP:40:ASN:HA	16:CP:41:PRO:HD3	1.81	0.44
19:CS:79:TYR:CG	19:CS:80:ARG:N	2.86	0.44
50:D2:10:LEU:O	50:D2:10:LEU:HD23	2.17	0.44
22:DA:976:G:N2	22:DA:1155:A:C2	2.86	0.44
22:DA:120:U:N3	22:DA:149:A:N6	2.66	0.44
22:DA:1343:G:N3	22:DA:1344:U:C5	2.85	0.44
22:DA:1481:U:H3	22:DA:1510:G:H1	1.66	0.44
22:DA:165:A:N3	22:DA:166:U:C6	2.86	0.44
22:DA:1712:U:C5	22:DA:1713:A:C5	3.05	0.44
22:DA:1782:U:H1'	22:DA:2609:U:O4'	2.17	0.44
22:DA:1895:C:C4	22:DA:1896:G:N7	2.86	0.44
22:DA:1920:C:H2'	22:DA:1921:G:O4'	2.17	0.44
22:DA:1957:C:H5'	22:DA:1984:G:O2'	2.18	0.44
22:DA:2024:G:C6	22:DA:2040:G:C2	3.05	0.44
22:DA:2027:G:C5	22:DA:2028:U:C5	3.06	0.44
22:DA:2077:A:N7	22:DA:2435:A:C2	2.85	0.44
22:DA:2093:G:N7	22:DA:2225:A:C4	2.85	0.44
22:DA:965:C:C4'	22:DA:2273:A:H1'	2.46	0.44
22:DA:2337:G:C2	22:DA:2338:C:C2	3.06	0.44
22:DA:235:U:O2'	22:DA:236:C:H5'	2.18	0.44
22:DA:2413:G:C2'	22:DA:2414:G:H5'	2.47	0.44
22:DA:2544:G:H2'	22:DA:2545:G:H8	1.80	0.44
22:DA:2672:U:C6	22:DA:2672:U:C3'	3.01	0.44
22:DA:345:A:C2'	22:DA:346:A:OP2	2.64	0.44

Continued on next page...

Continued from previous page...

Atom-1	Atom-2	Interatomic distance (Å)	Clash overlap (Å)
22:DA:46:G:C2	22:DA:47:C:C4	3.05	0.44
22:DA:560:C:H2'	22:DA:561:G:H5'	1.99	0.44
22:DA:602:A:H5'	22:DA:605:G:OP1	2.17	0.44
22:DA:796:C:O5'	22:DA:796:C:H6	1.98	0.44
22:DA:84:A:OP2	22:DA:84:A:C8	2.65	0.44
22:DA:909:A:C6	22:DA:912:C:C2	3.06	0.44
22:DA:90:U:C5	22:DA:91:A:C5	3.05	0.44
23:DB:115:A:H2'	23:DB:116:G:H8	1.79	0.44
25:DD:125:TRP:CD1	25:DD:160:LYS:HB3	2.53	0.44
25:DD:186:LEU:HD21	37:DP:3:ILE:CD1	2.27	0.44
27:DF:134:GLN:HG3	27:DF:149:ARG:O	2.16	0.44
27:DF:41:GLU:HG2	27:DF:42:ALA:N	2.29	0.44
28:DG:1:SER:CB	28:DG:61:TRP:HE3	2.25	0.44
28:DG:91:VAL:CG2	28:DG:93:TYR:HE2	2.29	0.44
31:DJ:98:GLU:HG2	31:DJ:98:GLU:H	1.60	0.44
37:DP:72:VAL:O	37:DP:72:VAL:HG23	2.18	0.44
22:DA:572:A:OP2	39:DR:80:ARG:NH1	2.48	0.44
45:DX:61:LYS:O	45:DX:65:THR:HB	2.17	0.44
1:AA:1181:G:O2'	1:AA:1182:G:N9	2.51	0.44
1:AA:946:A:C2	1:AA:1236:A:N3	2.85	0.44
1:AA:1242:G:C6	1:AA:1243:C:C5	3.05	0.44
1:AA:1273:C:H2'	1:AA:1274:A:O4'	2.18	0.44
1:AA:1293:C:C5	1:AA:1294:G:N7	2.86	0.44
1:AA:1319:A:N7	1:AA:1323:G:C5	2.85	0.44
1:AA:1448:C:O2'	1:AA:1449:C:H5'	2.17	0.44
1:AA:180:U:C6	1:AA:180:U:C3'	3.01	0.44
1:AA:222:C:O2'	1:AA:223:A:H5'	2.18	0.44
1:AA:274:A:HO2'	1:AA:275:G:C1'	2.31	0.44
1:AA:316:C:C2	1:AA:317:U:C5	3.05	0.44
1:AA:358:U:H2'	1:AA:359:G:O5'	2.17	0.44
1:AA:63:C:P	1:AA:384:G:N2	2.90	0.44
1:AA:409:U:H2'	1:AA:410:G:C8	2.52	0.44
1:AA:487:A:H2'	1:AA:488:C:C6	2.52	0.44
1:AA:617:G:C2	1:AA:618:C:C5	3.05	0.44
1:AA:901:A:C5	1:AA:902:G:H1'	2.52	0.44
1:AA:901:A:N7	1:AA:902:G:H1'	2.33	0.44
2:AB:130:LYS:HZ2	2:AB:130:LYS:HA	1.78	0.44
4:AD:149:LYS:O	4:AD:150:LYS:HG3	2.17	0.44
4:AD:98:ASP:OD2	4:AD:99:ASN:N	2.50	0.44
6:AF:3:HIS:CD2	6:AF:94:HIS:HA	2.52	0.44
7:AG:73:GLU:HA	7:AG:140:VAL:CG1	2.48	0.44

Continued on next page...

Continued from previous page...

Atom-1	Atom-2	Interatomic distance (Å)	Clash overlap (Å)
8:AH:10:LEU:HD22	8:AH:74:ILE:HG13	1.99	0.44
9:AI:49:GLN:C	9:AI:51:LEU:N	2.70	0.44
9:AI:64:ILE:HG21	9:AI:78:ILE:HG23	1.99	0.44
9:AI:86:LEU:HD23	9:AI:93:LEU:CD2	2.48	0.44
10:AJ:17:LEU:HD23	10:AJ:18:ILE:CA	2.48	0.44
11:AK:85:VAL:O	11:AK:112:VAL:HG22	2.17	0.44
12:AL:86:VAL:CG1	12:AL:89:LEU:HD23	2.44	0.44
14:AN:50:LEU:HB3	14:AN:51:PRO:HD2	1.98	0.44
16:AP:74:LEU:HD23	16:AP:74:LEU:N	2.32	0.44
19:AS:40:PHE:HB2	19:AS:42:ASN:ND2	2.33	0.44
20:AT:27:MET:HG3	20:AT:28:ARG:N	2.32	0.44
49:B1:13:SER:OG	49:B1:46:VAL:CG1	2.65	0.44
52:B4:13:ASN:ND2	52:B4:13:ASN:N	2.62	0.44
22:BA:1148:U:H3'	22:BA:1148:U:H6	1.82	0.44
22:BA:1178:C:C4	22:BA:1180:U:C4	3.06	0.44
22:BA:1374:G:C2'	22:BA:1375:U:H5'	2.47	0.44
22:BA:2013:A:N3	40:BS:88:ARG:NH1	2.66	0.44
22:BA:2015:A:C5	48:B0:2:VAL:CG2	3.01	0.44
22:BA:21:A:C2'	22:BA:22:C:H5'	2.47	0.44
22:BA:2415:G:C4	22:BA:2416:C:C6	3.05	0.44
22:BA:197:A:H62	22:BA:2430:A:C2'	2.30	0.44
22:BA:2671:G:H2'	22:BA:2672:U:H5'	1.97	0.44
22:BA:1999:C:H4'	22:BA:2723:C:O2	2.18	0.44
22:BA:2847:U:H2'	22:BA:2848:G:C5'	2.47	0.44
22:BA:417:C:H6	22:BA:417:C:O5'	2.01	0.44
22:BA:460:A:C2	22:BA:470:A:C4	3.06	0.44
23:BB:55:U:H2'	23:BB:56:G:O4'	2.18	0.44
23:BB:5:U:H2'	23:BB:6:G:H8	1.83	0.44
22:BA:1819:A:H5''	24:BC:159:THR:HG21	2.00	0.44
24:BC:269:ARG:HA	24:BC:269:ARG:HD3	1.71	0.44
26:BE:65:THR:O	26:BE:65:THR:HG23	2.17	0.44
28:BG:112:VAL:HG23	28:BG:113:ASP:N	2.32	0.44
28:BG:54:ARG:HG3	28:BG:57:TYR:CD1	2.53	0.44
29:BH:78:VAL:HG23	29:BH:78:VAL:O	2.18	0.44
30:BI:30:GLN:NE2	30:BI:32:VAL:HB	2.33	0.44
31:BJ:18:VAL:CG2	31:BJ:140:LEU:CD1	2.95	0.44
35:BN:24:MET:HE3	35:BN:44:LEU:HB2	2.00	0.44
36:BO:67:ASN:O	36:BO:68:LYS:C	2.55	0.44
36:BO:70:ALA:O	36:BO:71:ALA:C	2.54	0.44
37:BP:86:LYS:HD3	37:BP:86:LYS:HA	1.72	0.44
37:BP:88:ARG:HD3	37:BP:112:ARG:NH2	2.33	0.44

Continued on next page...

Continued from previous page...

Atom-1	Atom-2	Interatomic distance (Å)	Clash overlap (Å)
38:BQ:61:ILE:HG23	38:BQ:75:TYR:CE1	2.53	0.44
38:BQ:4:LYS:CD	38:BQ:7:VAL:HG13	2.46	0.44
39:BR:4:VAL:HG22	39:BR:40:MET:HB3	2.00	0.44
45:BX:6:VAL:HG23	45:BX:66:VAL:HG13	2.00	0.44
1:CA:1084:G:C8	1:CA:1085:U:C6	3.05	0.44
1:CA:1091:U:C2	1:CA:1093:A:OP2	2.71	0.44
1:CA:1138:G:H5''	1:CA:1138:G:N3	2.33	0.44
1:CA:112:G:O2'	1:CA:113:G:H5'	2.17	0.44
1:CA:1133:G:N1	1:CA:1142:G:C6	2.86	0.44
1:CA:1215:G:O2'	1:CA:1216:A:C5'	2.65	0.44
1:CA:1414:U:H2'	1:CA:1415:G:H8	1.83	0.44
1:CA:16:A:C3'	1:CA:17:U:H5'	2.44	0.44
1:CA:325:A:N6	1:CA:326:G:C6	2.86	0.44
1:CA:410:G:OP1	4:CD:25:ARG:NE	2.49	0.44
1:CA:595:A:C5'	1:CA:596:A:OP1	2.66	0.44
1:CA:73:C:HO2'	1:CA:74:A:H8	1.63	0.44
1:CA:973:G:O6	1:CA:974:A:C6	2.70	0.44
2:CB:131:LYS:C	2:CB:131:LYS:HE3	2.37	0.44
3:CC:113:LYS:O	3:CC:116:ALA:HB3	2.17	0.44
3:CC:129:PHE:CE2	3:CC:130:ARG:HG3	2.52	0.44
3:CC:39:ARG:HG2	3:CC:54:ILE:CG2	2.48	0.44
8:CH:29:SER:OG	8:CH:32:LYS:HB2	2.17	0.44
9:CI:51:LEU:HD23	9:CI:60:LEU:HD11	2.00	0.44
11:CK:27:ASN:O	11:CK:56:LYS:HD3	2.17	0.44
13:CM:10:ASP:C	13:CM:44:ILE:HD12	2.38	0.44
1:CA:1309:G:C1'	13:CM:72:ILE:HD11	2.47	0.44
14:CN:61:ASN:ND2	14:CN:72:PHE:CZ	2.85	0.44
20:CT:69:ASN:C	20:CT:69:ASN:ND2	2.70	0.44
22:DA:16:C:O3'	48:D0:10:SER:CB	2.66	0.44
50:D2:5:PHE:HD2	50:D2:6:GLN:N	2.14	0.44
22:DA:2418:A:OP1	51:D3:44:ARG:HD3	2.17	0.44
22:DA:103:A:O2'	22:DA:104:A:O4'	2.31	0.44
22:DA:1120:G:C6	22:DA:1121:C:N4	2.85	0.44
22:DA:1351:C:O2'	22:DA:1571:A:C1'	2.62	0.44
22:DA:1383:A:N3	22:DA:1383:A:H2'	2.31	0.44
22:DA:1667:G:OP1	32:DK:7:MET:N	2.44	0.44
22:DA:1812:U:O2	24:DC:43:ASN:ND2	2.42	0.44
22:DA:1885:A:H2'	22:DA:1886:U:O4'	2.17	0.44
22:DA:2072:C:H2'	22:DA:2073:C:H5'	2.00	0.44
22:DA:2308:G:C8	22:DA:2310:C:N4	2.86	0.44
22:DA:2348:U:C2'	22:DA:2349:G:H8	2.31	0.44

Continued on next page...

Continued from previous page...

Atom-1	Atom-2	Interatomic distance (Å)	Clash overlap (Å)
22:DA:265:A:O2'	22:DA:266:G:H1'	2.18	0.44
22:DA:2695:U:O2	22:DA:2696:U:C6	2.70	0.44
22:DA:2750:A:HO2'	22:DA:2752:C:H41	1.59	0.44
22:DA:2765:A:C3'	22:DA:2766:A:H5'	2.48	0.44
22:DA:2817:U:C2'	22:DA:2818:U:O5'	2.65	0.44
22:DA:287:G:C2	22:DA:354:A:C2	3.05	0.44
22:DA:452:G:N2	22:DA:457:A:H1'	2.33	0.44
22:DA:547:A:C8	22:DA:549:G:N2	2.86	0.44
22:DA:620:G:H8	22:DA:622:G:O6	2.00	0.44
22:DA:668:A:C2'	22:DA:670:A:H62	2.22	0.44
22:DA:673:C:C4'	26:DE:77:ILE:HD11	2.47	0.44
22:DA:67:U:C2	22:DA:68:G:C8	3.06	0.44
22:DA:70:G:H4'	22:DA:71:A:OP1	2.16	0.44
22:DA:924:G:C2'	22:DA:925:A:H5'	2.48	0.44
22:DA:782:A:O2'	24:DC:223:ALA:O	2.35	0.44
25:DD:121:THR:O	25:DD:122:VAL:HB	2.17	0.44
27:DF:23:SER:HB3	27:DF:26:GLN:HB2	1.98	0.44
27:DF:52:ALA:HB1	27:DF:149:ARG:NE	2.31	0.44
28:DG:25:ILE:HG22	28:DG:25:ILE:O	2.16	0.44
33:DL:99:ASN:O	33:DL:100:ILE:HG22	2.17	0.44
33:DL:120:VAL:CG1	33:DL:121:THR:H	2.26	0.44
26:DE:29:HIS:CB	33:DL:6:LEU:HD21	2.41	0.44
34:DM:102:LEU:HD22	34:DM:102:LEU:H	1.83	0.44
37:DP:3:ILE:O	37:DP:3:ILE:CG1	2.64	0.44
44:DW:57:THR:HG22	44:DW:57:THR:O	2.16	0.44
1:AA:1069:C:C3'	1:AA:1070:U:H5''	2.47	0.44
1:AA:1142:G:O2'	1:AA:1143:G:O4'	2.35	0.44
1:AA:1231:G:C5	1:AA:1232:U:C4	3.05	0.44
1:AA:1399:C:O2	1:AA:1401:G:C6	2.71	0.44
1:AA:1526:G:P	21:AU:38:GLU:HB2	2.58	0.44
1:AA:487:A:C2'	1:AA:488:C:H5'	2.45	0.44
1:AA:53:A:C2'	1:AA:54:C:O5'	2.65	0.44
1:AA:661:G:C2	1:AA:745:G:C2	3.05	0.44
1:AA:858:G:O2'	1:AA:859:G:H5''	2.16	0.44
1:AA:912:C:O2'	1:AA:913:A:H5'	2.18	0.44
1:AA:936:C:H2'	1:AA:936:C:O2	2.17	0.44
2:AB:119:GLN:HA	2:AB:122:ASP:HB2	1.98	0.44
2:AB:71:THR:C	2:AB:72:LYS:HG2	2.38	0.44
3:AC:152:VAL:HG12	3:AC:197:VAL:HG13	1.99	0.44
3:AC:49:ALA:HB1	3:AC:75:VAL:CG2	2.48	0.44
5:AE:82:HIS:CE1	8:AH:95:MET:CE	3.01	0.44

Continued on next page...

Continued from previous page...

Atom-1	Atom-2	Interatomic distance (Å)	Clash overlap (Å)
7:AG:68:VAL:HG21	7:AG:103:ILE:CG1	2.47	0.44
10:AJ:73:LEU:HA	10:AJ:73:LEU:HD22	1.65	0.44
1:AA:579:A:O2'	15:AO:53:ARG:NH1	2.51	0.44
17:AQ:55:GLY:CA	17:AQ:82:VAL:HG11	2.46	0.44
20:AT:72:ALA:O	20:AT:73:ARG:C	2.56	0.44
22:BA:1052:C:C6	22:BA:1052:C:C3'	3.00	0.44
22:BA:1132:U:H5'	31:BJ:84:ILE:CD1	2.48	0.44
22:BA:1178:C:O2	22:BA:1178:C:C2'	2.65	0.44
22:BA:1337:G:O2'	22:BA:1338:G:H5'	2.18	0.44
22:BA:1912:A:N1	22:BA:1919:A:C5	2.86	0.44
22:BA:1956:U:C2'	22:BA:1957:C:H5'	2.47	0.44
22:BA:2142:A:H2'	22:BA:2143:C:OP2	2.18	0.44
22:BA:2149:U:O2'	22:BA:2150:C:P	2.76	0.44
22:BA:2297:A:C8	22:BA:2297:A:C5'	2.99	0.44
22:BA:2302:U:H3	22:BA:2314:A:H61	1.65	0.44
22:BA:2352:A:O5'	22:BA:2352:A:H8	2.00	0.44
22:BA:2495:G:H2'	22:BA:2496:C:H5'	2.00	0.44
22:BA:2641:G:H5''	31:BJ:78:THR:HB	1.98	0.44
22:BA:286:U:H2'	22:BA:287:G:H8	1.83	0.44
22:BA:287:G:N2	22:BA:353:C:N3	2.61	0.44
22:BA:438:G:H2'	22:BA:439:A:H5'	2.00	0.44
22:BA:867:C:C4	22:BA:868:U:C5	3.05	0.44
23:BB:110:C:C2'	23:BB:111:U:H5'	2.48	0.44
22:BA:1820:U:H3	24:BC:197:ALA:HA	1.82	0.44
25:BD:105:LYS:N	25:BD:106:LYS:HD2	2.32	0.44
25:BD:68:PHE:CB	25:BD:73:VAL:HG12	2.48	0.44
25:BD:69:ALA:CA	25:BD:73:VAL:CG1	2.94	0.44
26:BE:37:ALA:O	26:BE:39:ALA:N	2.51	0.44
28:BG:162:ARG:NH2	28:BG:168:VAL:HG21	2.32	0.44
28:BG:18:ILE:HD12	28:BG:42:VAL:CG1	2.44	0.44
28:BG:61:TRP:O	28:BG:65:GLY:N	2.31	0.44
28:BG:83:THR:C	28:BG:84:LYS:HD3	2.38	0.44
29:BH:9:VAL:HG12	29:BH:13:GLY:H	1.82	0.44
34:BM:103:TYR:N	34:BM:103:TYR:CD1	2.86	0.44
34:BM:46:ILE:CD1	34:BM:46:ILE:C	2.80	0.44
40:BS:28:LYS:O	40:BS:29:VAL:C	2.56	0.44
44:BW:41:GLY:HA2	44:BW:44:PHE:CZ	2.53	0.44
1:CA:1151:A:C2'	1:CA:1152:A:H8	2.29	0.44
1:CA:1282:C:O2'	1:CA:1283:U:O5'	2.36	0.44
1:CA:1296:C:N3	1:CA:1297:G:N2	2.65	0.44
1:CA:161:A:H2'	1:CA:162:A:C8	2.53	0.44

Continued on next page...

Continued from previous page...

Atom-1	Atom-2	Interatomic distance (Å)	Clash overlap (Å)
1:CA:206:C:C6	1:CA:206:C:H3'	2.52	0.44
1:CA:245:U:HO2'	1:CA:246:A:H5'	1.78	0.44
1:CA:652:U:O2'	1:CA:653:U:P	2.76	0.44
1:CA:708:C:C4'	11:CK:38:GLY:HA3	2.48	0.44
1:CA:763:G:H2'	1:CA:764:C:C6	2.48	0.44
1:CA:962:C:C2	1:CA:963:G:N7	2.85	0.44
2:CB:105:THR:HG23	2:CB:108:GLN:OE1	2.18	0.44
3:CC:11:LEU:O	3:CC:13:ILE:N	2.50	0.44
5:CE:55:VAL:N	5:CE:56:PRO:CD	2.79	0.44
6:CF:2:ARG:CG	6:CF:4:TYR:CZ	2.95	0.44
9:CI:87:MET:SD	9:CI:87:MET:N	2.90	0.44
10:CJ:44:THR:HG22	10:CJ:45:ARG:N	2.30	0.44
12:CL:33:CYS:CB	12:CL:77:SER:O	2.66	0.44
14:CN:20:PHE:HB3	14:CN:24:ALA:HB2	1.99	0.44
16:CP:51:ARG:HD3	16:CP:51:ARG:HA	1.62	0.44
16:CP:54:LEU:H	16:CP:54:LEU:CD2	2.27	0.44
1:CA:376:G:H5''	16:CP:5:ARG:HB2	2.00	0.44
18:CR:19:GLU:HG2	18:CR:20:ILE:N	2.33	0.44
18:CR:33:THR:C	18:CR:35:SER:H	2.21	0.44
18:CR:67:LEU:N	18:CR:67:LEU:HD23	2.33	0.44
22:DA:1210:G:H4'	22:DA:1211:C:O5'	2.17	0.44
22:DA:1519:G:N3	22:DA:1519:G:H2'	2.33	0.44
22:DA:1566:A:H5''	24:DC:213:ARG:NH1	2.33	0.44
22:DA:156:A:C2'	22:DA:157:C:O4'	2.64	0.44
22:DA:1914:C:C2'	22:DA:1915:U:C6	3.00	0.44
22:DA:1973:G:O6	22:DA:1974:C:N4	2.51	0.44
22:DA:2103:C:H2'	22:DA:2104:C:C4'	2.48	0.44
22:DA:215:G:O2'	22:DA:216:A:O5'	2.31	0.44
22:DA:2259:U:O4'	22:DA:2427:C:C2'	2.64	0.44
22:DA:2304:G:H2'	22:DA:2305:U:C5'	2.47	0.44
22:DA:2516:A:O2'	22:DA:2517:C:H5'	2.18	0.44
22:DA:2526:G:C2'	52:D4:1:MET:H1	2.31	0.44
22:DA:2572:A:C8	25:DD:150:GLN:HB3	2.52	0.44
22:DA:2668:G:O2'	22:DA:2669:G:O5'	2.35	0.44
22:DA:2784:U:H4'	25:DD:42:ASN:HB3	1.99	0.44
22:DA:2869:G:C8	22:DA:2870:C:C5	3.06	0.44
22:DA:295:G:N2	22:DA:296:U:C6	2.86	0.44
22:DA:319:G:C5	22:DA:320:A:C5	3.06	0.44
22:DA:355:U:H2'	22:DA:356:G:H8	1.83	0.44
22:DA:425:G:C2	22:DA:426:C:C5	3.05	0.44
22:DA:644:A:O2'	22:DA:645:C:C5'	2.64	0.44

Continued on next page...

Continued from previous page...

Atom-1	Atom-2	Interatomic distance (Å)	Clash overlap (Å)
22:DA:674:G:O3'	26:DE:60:TRP:CZ2	2.71	0.44
22:DA:753:A:O2'	22:DA:754:U:H5'	2.17	0.44
22:DA:762:U:OP1	56:DA:3675:HOH:O	2.21	0.44
22:DA:87:U:HO2'	22:DA:88:G:P	2.41	0.44
22:DA:950:G:C2'	22:DA:951:C:H5'	2.47	0.44
22:DA:961:C:H5	22:DA:2456:C:C5'	2.30	0.44
22:DA:976:G:O2'	22:DA:977:G:C5'	2.66	0.44
23:DB:66:A:N3	23:DB:108:A:N1	2.66	0.44
24:DC:144:GLU:CA	24:DC:151:GLY:HA2	2.38	0.44
25:DD:151:THR:CB	25:DD:152:PRO:HD3	2.48	0.44
26:DE:57:LYS:HZ1	26:DE:58:LYS:N	2.16	0.44
28:DG:103:ASN:HA	28:DG:112:VAL:HB	1.99	0.44
28:DG:162:ARG:HG3	28:DG:166:GLU:HG3	1.98	0.44
29:DH:45:GLU:C	29:DH:47:PHE:H	2.21	0.44
34:DM:23:GLY:O	34:DM:101:VAL:HG12	2.18	0.44
35:DN:38:LEU:N	35:DN:39:PRO:CD	2.81	0.44
36:DO:69:ASP:O	36:DO:72:ALA:HB3	2.18	0.44
37:DP:9:GLN:C	37:DP:11:GLN:N	2.70	0.44
38:DQ:61:ILE:CD1	38:DQ:61:ILE:N	2.81	0.44
40:DS:9:HIS:O	40:DS:10:ALA:C	2.54	0.44
40:DS:40:ASN:OD1	40:DS:41:LYS:N	2.50	0.44
41:DT:10:VAL:O	41:DT:11:LEU:C	2.56	0.44
42:DU:8:ASP:OD1	42:DU:9:GLU:N	2.51	0.44
44:DW:25:PHE:O	44:DW:65:LYS:HA	2.18	0.44
45:DX:2:ARG:CB	45:DX:11:PRO:HD3	2.48	0.44
1:AA:1133:G:N1	1:AA:1142:G:C6	2.85	0.44
1:AA:1293:C:H2'	1:AA:1294:G:O4'	2.18	0.44
1:AA:1331:G:HO2'	1:AA:1332:A:P	2.41	0.44
1:AA:1380:U:C4	7:AG:2:ARG:HA	2.53	0.44
1:AA:149:A:N3	1:AA:149:A:H2'	2.33	0.44
1:AA:471:U:H2'	1:AA:472:U:O4'	2.17	0.44
1:AA:512:U:H2'	1:AA:513:C:C6	2.53	0.44
1:AA:544:G:C5	1:AA:545:C:C5	3.06	0.44
1:AA:669:G:O2'	1:AA:670:G:H5'	2.18	0.44
1:AA:725:G:O2'	1:AA:726:C:H5'	2.18	0.44
1:AA:72:A:H2'	1:AA:73:C:C6	2.52	0.44
1:AA:912:C:H6	1:AA:912:C:O5'	2.01	0.44
1:AA:74:A:C6	1:AA:97:G:C6	3.06	0.44
2:AB:105:THR:O	2:AB:105:THR:HG22	2.18	0.44
3:AC:10:ARG:O	3:AC:11:LEU:C	2.56	0.44
5:AE:103:GLY:HA2	5:AE:121:ASN:CA	2.36	0.44

Continued on next page...

Continued from previous page...

Atom-1	Atom-2	Interatomic distance (Å)	Clash overlap (Å)
5:AE:148:SER:O	5:AE:152:VAL:HA	2.17	0.44
5:AE:96:GLN:HE21	5:AE:96:GLN:HA	1.83	0.44
10:AJ:80:THR:H	10:AJ:83:THR:CG2	2.31	0.44
11:AK:127:ARG:NH1	11:AK:127:ARG:HG2	2.32	0.44
12:AL:120:ARG:HA	12:AL:121:PRO:HD2	1.81	0.44
12:AL:34:THR:HG22	12:AL:35:ARG:HH21	1.83	0.44
13:AM:3:ILE:CG1	13:AM:3:ILE:O	2.65	0.44
13:AM:86:ARG:HA	13:AM:96:VAL:HG13	1.98	0.44
14:AN:5:MET:SD	14:AN:8:ARG:NH1	2.91	0.44
16:AP:41:PRO:C	16:AP:42:ILE:HD13	2.37	0.44
18:AR:34:GLU:OE2	21:AU:18:PHE:HE1	2.01	0.44
20:AT:82:ILE:HD12	20:AT:83:ASN:CB	2.48	0.44
22:BA:1021:A:C6	22:BA:1023:U:C5	3.05	0.44
22:BA:1716:U:H2'	22:BA:1717:A:H8	1.78	0.44
22:BA:2244:U:H2'	22:BA:2245:U:O4'	2.18	0.44
22:BA:2697:G:C5	22:BA:2698:U:C5	3.06	0.44
22:BA:2726:A:O2'	22:BA:2727:A:C5'	2.65	0.44
22:BA:553:G:H2'	22:BA:554:U:O4'	2.18	0.44
22:BA:611:C:C2'	22:BA:612:G:C5'	2.94	0.44
22:BA:802:A:H2'	22:BA:803:U:C6	2.53	0.44
22:BA:831:G:C6	22:BA:832:U:C4	3.06	0.44
22:BA:883:G:H2'	22:BA:884:U:O4'	2.18	0.44
25:BD:13:ARG:HD2	37:BP:55:HIS:ND1	2.32	0.44
25:BD:69:ALA:N	25:BD:73:VAL:CG1	2.81	0.44
26:BE:5:LEU:HD13	26:BE:122:GLU:HG3	2.00	0.44
27:BF:174:PHE:HD1	27:BF:176:PHE:CE1	2.35	0.44
29:BH:72:ILE:HD11	29:BH:142:VAL:CG1	2.47	0.44
22:BA:1058:U:H4'	30:BI:117:THR:CG2	2.47	0.44
34:BM:21:ALA:HA	34:BM:97:GLN:HG2	2.00	0.44
35:BN:103:ARG:CZ	35:BN:110:MET:HE1	2.48	0.44
35:BN:78:LYS:O	35:BN:79:LEU:C	2.53	0.44
36:BO:17:LYS:HD3	36:BO:17:LYS:O	2.18	0.44
36:BO:83:LEU:HA	36:BO:83:LEU:HD12	1.56	0.44
37:BP:88:ARG:HD3	37:BP:112:ARG:HH21	1.82	0.44
37:BP:98:TYR:CE2	37:BP:99:LEU:CD1	3.00	0.44
39:BR:15:SER:H	39:BR:18:GLN:NE2	2.16	0.44
41:BT:20:ALA:C	41:BT:22:THR:N	2.70	0.44
41:BT:37:ASP:O	41:BT:38:ALA:O	2.36	0.44
41:BT:8:LEU:HD12	41:BT:46:ALA:CA	2.43	0.44
43:BV:55:GLU:HG3	43:BV:55:GLU:H	1.47	0.44
46:BY:37:LEU:O	46:BY:37:LEU:HD13	2.18	0.44

Continued on next page...

Continued from previous page...

Atom-1	Atom-2	Interatomic distance (Å)	Clash overlap (Å)
1:CA:1014:A:H2	1:CA:1219:A:H1'	1.82	0.44
1:CA:1080:A:OP1	5:CE:51:LYS:NZ	2.49	0.44
1:CA:1106:G:H2'	1:CA:1107:C:H6	1.83	0.44
1:CA:1215:G:O2'	1:CA:1216:A:H5'	2.18	0.44
1:CA:1430:A:C2'	1:CA:1431:A:H5'	2.48	0.44
1:CA:1533:C:O5'	1:CA:1533:C:H6	1.98	0.44
1:CA:155:A:H2'	1:CA:156:C:C6	2.53	0.44
1:CA:243:A:H4'	1:CA:244:U:H5'	2.00	0.44
1:CA:506:G:C6	1:CA:507:C:C4	3.05	0.44
1:CA:599:C:O3'	8:CH:121:GLY:HA3	2.17	0.44
1:CA:885:G:O2'	1:CA:886:G:C5'	2.66	0.44
1:CA:889:A:H1'	1:CA:891:U:C6	2.52	0.44
1:CA:942:G:N2	1:CA:1342:C:C1'	2.78	0.44
1:CA:963:G:O6	1:CA:973:G:O6	2.36	0.44
3:CC:15:LYS:HG3	3:CC:16:PRO:HD2	1.98	0.44
3:CC:38:VAL:HG23	3:CC:39:ARG:N	2.33	0.44
4:CD:137:SER:HB2	4:CD:138:PRO:CD	2.43	0.44
6:CF:38:ARG:O	6:CF:62:MET:O	2.36	0.44
7:CG:41:ILE:O	7:CG:45:ALA:HB3	2.18	0.44
7:CG:78:ARG:HG3	7:CG:82:SER:O	2.18	0.44
7:CG:91:ARG:NE	7:CG:92:PRO:HD2	2.33	0.44
8:CH:100:ILE:O	8:CH:100:ILE:HD12	2.17	0.44
8:CH:28:SER:O	8:CH:29:SER:HB3	2.17	0.44
9:CI:14:SER:HB2	9:CI:77:ALA:HB2	1.99	0.44
13:CM:12:LYS:HE2	13:CM:16:ILE:CG2	2.46	0.44
13:CM:47:LEU:HD23	13:CM:48:SER:C	2.38	0.44
14:CN:92:ILE:HD12	14:CN:95:LEU:HD23	2.00	0.44
16:CP:20:VAL:HG23	16:CP:34:GLU:C	2.38	0.44
19:CS:16:LYS:O	19:CS:17:LYS:HD3	2.18	0.44
19:CS:38:THR:N	19:CS:69:LYS:CD	2.78	0.44
21:CU:32:ARG:HB3	21:CU:33:ARG:H	1.67	0.44
21:CU:44:ARG:HG3	21:CU:44:ARG:O	2.17	0.44
51:D3:46:LYS:HD3	51:D3:46:LYS:O	2.18	0.44
22:DA:1146:C:N4	22:DA:1147:A:N6	2.65	0.44
22:DA:1162:G:N2	39:DR:91:GLN:NE2	2.66	0.44
22:DA:1358:G:C5	56:DA:3415:HOH:O	2.70	0.44
22:DA:210:C:H4'	22:DA:1367:A:C1'	2.48	0.44
22:DA:1387:A:O2'	22:DA:1388:G:OP2	2.29	0.44
22:DA:1441:G:C6	22:DA:1442:U:C4	3.05	0.44
22:DA:1529:G:H2'	22:DA:1530:G:O4'	2.18	0.44
22:DA:53:A:H2	22:DA:179:C:H4'	1.78	0.44

Continued on next page...

Continued from previous page...

Atom-1	Atom-2	Interatomic distance (Å)	Clash overlap (Å)
22:DA:1817:G:H5''	24:DC:86:ARG:HH12	1.82	0.44
22:DA:1914:C:O4'	22:DA:1914:C:O2	2.36	0.44
22:DA:1999:C:H2'	22:DA:2000:C:O4'	2.17	0.44
22:DA:2331:G:N1	22:DA:2385:C:N4	2.66	0.44
22:DA:24:G:C6	22:DA:25:U:C4	3.06	0.44
22:DA:2796:U:C5	22:DA:2798:U:O4	2.70	0.44
22:DA:280:U:H5	22:DA:281:C:C4	2.34	0.44
22:DA:388:G:C5	22:DA:390:U:H2'	2.52	0.44
22:DA:45:G:H5'	22:DA:46:G:OP1	2.18	0.44
22:DA:608:A:N7	22:DA:621:A:N7	2.66	0.44
22:DA:607:U:C5	22:DA:619:G:C5	2.87	0.44
22:DA:804:A:H2'	22:DA:806:C:N4	2.33	0.44
22:DA:959:A:C2'	22:DA:960:A:C8	2.98	0.44
24:DC:20:ASN:HA	24:DC:21:PRO:HD3	1.81	0.44
24:DC:229:HIS:CE1	24:DC:230:PRO:HD2	2.53	0.44
24:DC:242:HIS:HA	24:DC:243:PRO:HD3	1.84	0.44
24:DC:2:VAL:HB	24:DC:3:VAL:H	1.34	0.44
25:DD:119:ALA:HB3	25:DD:163:GLY:N	2.32	0.44
26:DE:26:ALA:HB1	33:DL:9:ALA:HB2	1.98	0.44
26:DE:70:SER:O	26:DE:71:GLY:C	2.56	0.44
26:DE:79:ARG:O	26:DE:80:SER:C	2.56	0.44
27:DF:135:ILE:O	27:DF:137:PHE:N	2.51	0.44
29:DH:99:ILE:CG2	29:DH:100:ALA:N	2.73	0.44
29:DH:132:PHE:CD1	29:DH:133:GLN:N	2.85	0.44
29:DH:28:ASN:HA	29:DH:28:ASN:HD22	1.57	0.44
30:DI:37:PHE:CE1	30:DI:56:VAL:CG2	2.99	0.44
30:DI:64:ARG:HB2	30:DI:64:ARG:NH1	2.31	0.44
33:DL:116:VAL:CG1	33:DL:117:THR:N	2.80	0.44
34:DM:63:ILE:CD1	34:DM:105:MET:CE	2.96	0.44
37:DP:85:VAL:C	37:DP:86:LYS:HZ3	2.20	0.44
42:DU:59:GLU:O	42:DU:60:LYS:HD2	2.16	0.44
45:DX:58:ILE:HA	45:DX:66:VAL:HG21	1.99	0.44
1:AA:1072:G:C5	1:AA:1073:U:C4	3.06	0.44
1:AA:137:U:O2	1:AA:137:U:C2'	2.60	0.44
1:AA:198:G:C6	1:AA:220:G:C4	3.05	0.44
1:AA:478:A:H2'	1:AA:479:U:O4'	2.18	0.44
1:AA:487:A:H2'	1:AA:488:C:H6	1.83	0.44
1:AA:966:G:H2'	1:AA:967:C:C6	2.53	0.44
1:AA:993:G:N3	1:AA:993:G:H2'	2.33	0.44
2:AB:14:HIS:O	2:AB:14:HIS:CG	2.71	0.44
3:AC:138:GLN:C	3:AC:140:ALA:H	2.21	0.44

Continued on next page...

Continued from previous page...

Atom-1	Atom-2	Interatomic distance (Å)	Clash overlap (Å)
3:AC:41:TYR:HD1	3:AC:42:LEU:HD13	1.81	0.44
4:AD:28:ASP:HB2	4:AD:33:ILE:HB	1.98	0.44
8:AH:45:ILE:HD12	8:AH:60:LEU:HD22	1.99	0.44
11:AK:121:ARG:CZ	21:AU:35:GLU:HG3	2.48	0.44
16:AP:46:LYS:NZ	16:AP:48:GLU:H	2.15	0.44
17:AQ:78:VAL:HG12	17:AQ:79:GLU:HG3	2.00	0.44
19:AS:4:LEU:O	19:AS:5:LYS:HB2	2.17	0.44
20:AT:69:ASN:O	20:AT:72:ALA:HB3	2.18	0.44
21:AU:33:ARG:HG2	21:AU:34:ARG:H	1.81	0.44
22:BA:1201:U:H2'	22:BA:1202:G:O4'	2.18	0.44
22:BA:1277:G:H5'	35:BN:20:MET:HE3	1.92	0.44
22:BA:1692:U:H2'	22:BA:1694:C:C4	2.53	0.44
22:BA:1711:A:H2'	22:BA:1712:U:H6	1.83	0.44
22:BA:2365:G:C2'	22:BA:2366:A:C8	3.01	0.44
22:BA:2437:G:O2'	22:BA:2438:U:H5'	2.18	0.44
22:BA:2485:G:OP1	34:BM:45:GLN:NE2	2.50	0.44
22:BA:323:C:C4	22:BA:333:G:C8	3.05	0.44
22:BA:540:C:O2'	22:BA:541:A:H5'	2.17	0.44
22:BA:554:U:C4	22:BA:555:G:C6	3.06	0.44
22:BA:601:C:O2'	22:BA:605:G:OP1	2.32	0.44
22:BA:670:A:H4'	22:BA:671:C:C5'	2.47	0.44
22:BA:752:A:O2'	22:BA:753:A:P	2.75	0.44
22:BA:763:G:O2'	22:BA:764:A:H3'	2.18	0.44
22:BA:869:G:C6	22:BA:870:U:C4	3.06	0.44
22:BA:1654:A:C1'	25:BD:118:PHE:CD1	2.95	0.44
25:BD:9:VAL:CG1	25:BD:28:GLU:HB2	2.48	0.44
25:BD:49:GLN:NE2	25:BD:67:HIS:CE1	2.85	0.44
26:BE:108:ILE:CD1	26:BE:180:LEU:HD13	2.47	0.44
27:BF:109:ARG:HB2	27:BF:136:ILE:HG22	1.96	0.44
28:BG:33:THR:CA	28:BG:34:ARG:NH1	2.76	0.44
28:BG:83:THR:C	28:BG:84:LYS:CD	2.86	0.44
29:BH:134:VAL:HG21	29:BH:139:PHE:C	2.37	0.44
31:BJ:128:ASN:O	31:BJ:128:ASN:CG	2.56	0.44
44:BW:28:GLU:OE2	44:BW:29:SER:N	2.51	0.44
1:CA:1084:G:OP1	1:CA:1086:U:C6	2.71	0.44
1:CA:1102:A:H5''	1:CA:1102:A:C8	2.50	0.44
1:CA:954:G:C2	1:CA:1228:C:N3	2.86	0.44
1:CA:1255:G:O2'	1:CA:1258:G:H1'	2.18	0.44
1:CA:1278:G:OP2	1:CA:1278:G:H8	1.99	0.44
1:CA:1319:A:C2'	1:CA:1320:C:OP2	2.66	0.44
1:CA:139:A:H2'	1:CA:140:U:H5'	2.00	0.44

Continued on next page...

Continued from previous page...

Atom-1	Atom-2	Interatomic distance (Å)	Clash overlap (Å)
1:CA:146:G:C2	1:CA:147:G:C8	3.06	0.44
1:CA:29:U:H5'	1:CA:296:U:OP1	2.17	0.44
1:CA:671:G:N1	1:CA:672:U:C2	2.85	0.44
1:CA:743:A:C6	1:CA:744:C:C4	3.05	0.44
1:CA:844:G:C2	1:CA:846:G:O2'	2.62	0.44
1:CA:844:G:C2'	1:CA:845:A:H5''	2.48	0.44
1:CA:872:A:C5	1:CA:874:G:C8	3.06	0.44
1:CA:998:C:C5	1:CA:999:C:H5	2.35	0.44
2:CB:144:GLU:HG3	2:CB:148:GLY:HA2	1.99	0.44
6:CF:8:PHE:CE2	6:CF:60:VAL:HB	2.53	0.44
6:CF:81:ASN:HD21	6:CF:83:ALA:HB3	1.83	0.44
7:CG:9:ARG:HG3	7:CG:10:LYS:N	2.33	0.44
7:CG:128:GLU:O	7:CG:129:ASN:HB2	2.18	0.44
1:CA:1240:U:O2'	7:CG:37:THR:CG2	2.65	0.44
8:CH:1:SER:O	8:CH:3:GLN:N	2.51	0.44
9:CI:126:PHE:O	9:CI:126:PHE:CG	2.71	0.44
10:CJ:52:LEU:HG	10:CJ:62:ARG:HG2	2.00	0.44
11:CK:126:ARG:O	11:CK:127:ARG:HB2	2.17	0.44
12:CL:5:GLN:HG3	12:CL:9:LYS:HZ3	1.81	0.44
12:CL:6:LEU:H	12:CL:6:LEU:HD12	1.83	0.44
13:CM:57:ASP:C	13:CM:59:VAL:H	2.22	0.44
18:CR:70:THR:OG1	18:CR:71:ASP:N	2.51	0.44
20:CT:50:PHE:O	20:CT:53:MET:HG3	2.18	0.44
21:CU:33:ARG:NH2	21:CU:34:ARG:HD2	2.33	0.44
49:D1:47:ILE:H	49:D1:47:ILE:CD1	2.20	0.44
22:DA:1060:U:H4'	22:DA:1061:U:C2'	2.47	0.44
22:DA:112:U:C5	22:DA:113:U:C4	3.05	0.44
22:DA:1153:C:H2'	22:DA:1154:G:H8	1.78	0.44
22:DA:120:U:H5''	56:DA:3222:HOH:O	2.18	0.44
22:DA:1333:G:O2'	22:DA:1334:G:H5'	2.18	0.44
22:DA:1317:G:N2	22:DA:1336:A:N3	2.66	0.44
22:DA:136:G:H2'	22:DA:137:U:C6	2.53	0.44
22:DA:1416:G:C2	22:DA:1417:C:C5	3.06	0.44
22:DA:1416:G:N3	22:DA:1417:C:C5	2.86	0.44
22:DA:142:A:O2'	22:DA:143:C:O4'	2.36	0.44
22:DA:1464:G:N1	22:DA:1465:G:C5	2.86	0.44
22:DA:1510:G:N2	22:DA:1511:G:C6	2.86	0.44
22:DA:1555:G:H2'	22:DA:1556:C:C6	2.53	0.44
22:DA:1766:G:O6	22:DA:1987:A:C6	2.70	0.44
22:DA:1835:G:N3	22:DA:1836:C:C6	2.86	0.44
22:DA:1868:C:N4	22:DA:1869:G:O6	2.51	0.44

Continued on next page...

Continued from previous page...

Atom-1	Atom-2	Interatomic distance (Å)	Clash overlap (Å)
22:DA:2071:A:H2'	22:DA:2072:C:C6	2.53	0.44
22:DA:2149:U:C6	22:DA:2150:C:H5	2.35	0.44
22:DA:2348:U:O2'	22:DA:2349:G:H8	2.01	0.44
22:DA:2519:U:H1'	22:DA:2520:C:C5	2.47	0.44
22:DA:2657:A:C5	22:DA:2665:A:C5	3.06	0.44
22:DA:310:A:C2	22:DA:330:A:C4	3.06	0.44
22:DA:333:G:O2'	22:DA:334:C:H6	2.01	0.44
22:DA:35:G:O2'	22:DA:36:G:H8	2.01	0.44
22:DA:471:A:O5'	22:DA:471:A:H8	2.00	0.44
22:DA:589:U:H2'	22:DA:590:A:H5'	1.96	0.44
22:DA:916:G:HO2'	22:DA:917:A:P	2.41	0.44
22:DA:991:C:O2'	22:DA:992:C:C5'	2.66	0.44
23:DB:10:G:C8	23:DB:11:C:C5	3.06	0.44
23:DB:16:G:N1	23:DB:17:C:C4	2.86	0.44
23:DB:58:A:O2'	23:DB:59:A:O5'	2.36	0.44
24:DC:230:PRO:HG2	24:DC:245:THR:O	2.17	0.44
25:DD:88:GLU:O	25:DD:89:GLU:HG3	2.18	0.44
22:DA:321:U:HO2'	26:DE:162:ARG:HH11	1.65	0.44
28:DG:145:ALA:HA	28:DG:148:ARG:HG2	1.98	0.44
28:DG:19:ASN:ND2	28:DG:19:ASN:N	2.62	0.44
29:DH:12:LEU:HD13	29:DH:19:VAL:HG21	2.00	0.44
29:DH:38:PRO:O	29:DH:40:THR:HG23	2.18	0.44
30:DI:64:ARG:HB2	30:DI:64:ARG:CZ	2.48	0.44
22:DA:1952:A:OP1	32:DK:42:THR:CG2	2.66	0.44
34:DM:133:LYS:O	34:DM:134:THR:HB	2.18	0.44
36:DO:11:ALA:HB2	36:DO:96:GLY:CA	2.48	0.44
32:DK:76:VAL:HB	37:DP:72:VAL:HG22	1.99	0.44
39:DR:15:SER:OG	39:DR:16:GLU:N	2.49	0.44
40:DS:51:LEU:HD12	40:DS:51:LEU:O	2.18	0.44
44:DW:18:LYS:H	44:DW:36:ILE:HG13	1.77	0.44
1:AA:102:G:C4	1:AA:103:U:C5	3.06	0.44
1:AA:1272:G:C2'	1:AA:1273:C:H5'	2.48	0.44
1:AA:1317:C:OP1	14:AN:20:PHE:HE2	2.01	0.44
1:AA:1444:U:H2'	1:AA:1445:U:C6	2.53	0.44
1:AA:1452:C:O4'	1:AA:1453:G:C2	2.71	0.44
1:AA:1454:G:H2'	1:AA:1455:G:H8	1.81	0.44
1:AA:182:A:O2'	1:AA:184:G:N7	2.46	0.44
1:AA:233:C:H2'	1:AA:234:C:H6	1.82	0.44
1:AA:9:G:C6	1:AA:26:A:N6	2.86	0.44
1:AA:385:C:O2'	1:AA:386:C:H5'	2.18	0.44
1:AA:426:U:HO2'	1:AA:427:U:H5'	1.78	0.44

Continued on next page...

Continued from previous page...

Atom-1	Atom-2	Interatomic distance (Å)	Clash overlap (Å)
1:AA:486:U:C2'	1:AA:487:A:C5'	2.88	0.44
1:AA:849:G:C6	1:AA:850:U:N3	2.85	0.44
2:AB:110:ILE:HD11	2:AB:150:ILE:HD13	2.00	0.44
4:AD:53:GLN:NE2	4:AD:201:GLU:HG2	2.33	0.44
6:AF:86:ARG:NH1	6:AF:88:MET:HE3	2.33	0.44
11:AK:73:VAL:C	11:AK:75:GLU:H	2.20	0.44
13:AM:15:VAL:HG12	13:AM:33:LEU:HD12	1.99	0.44
15:AO:23:SER:O	15:AO:25:GLU:N	2.51	0.44
15:AO:31:LEU:HA	15:AO:31:LEU:HD23	1.74	0.44
17:AQ:29:LYS:HG3	17:AQ:36:PHE:CZ	2.52	0.44
17:AQ:32:ILE:N	17:AQ:32:ILE:HD12	2.33	0.44
17:AQ:62:GLU:HB2	17:AQ:72:TRP:CE2	2.53	0.44
19:AS:79:TYR:CZ	19:AS:80:ARG:HB2	2.53	0.44
21:AU:27:VAL:O	21:AU:30:GLU:HB3	2.18	0.44
49:B1:49:LYS:O	49:B1:50:GLU:CB	2.56	0.44
22:BA:2755:C:C4	52:B4:19:ARG:NH1	2.85	0.44
22:BA:1376:C:O2'	22:BA:1377:G:H5'	2.17	0.44
22:BA:1471:G:O2'	22:BA:1472:C:H5'	2.18	0.44
22:BA:1494:A:H2'	22:BA:1495:A:C8	2.53	0.44
22:BA:1496:A:H2'	22:BA:1498:C:N4	2.33	0.44
22:BA:1585:C:C2'	22:BA:1586:A:C5'	2.81	0.44
22:BA:1854:A:H2	22:BA:2087:G:N3	2.16	0.44
22:BA:2093:G:OP1	29:BH:24:GLY:N	2.41	0.44
22:BA:2783:U:H2'	22:BA:2784:U:C6	2.53	0.44
22:BA:301:G:O2'	22:BA:302:C:O5'	2.36	0.44
22:BA:396:G:H2'	22:BA:397:U:C6	2.52	0.44
22:BA:704:G:O2'	22:BA:726:G:C2	2.71	0.44
22:BA:900:A:C4	22:BA:901:C:C6	3.06	0.44
27:BF:173:ASP:O	27:BF:174:PHE:O	2.36	0.44
22:BA:1080:A:C3'	30:BI:126:ARG:HG3	2.48	0.44
33:BL:48:ARG:HH21	51:B3:3:ILE:CG2	2.31	0.44
33:BL:75:ALA:HB2	33:BL:105:ILE:CD1	2.48	0.44
37:BP:47:ILE:HA	37:BP:96:LEU:HB2	1.99	0.44
40:BS:59:GLU:HA	40:BS:64:ALA:HB1	1.96	0.44
42:BU:39:ASN:HB3	42:BU:62:ALA:O	2.18	0.44
44:BW:21:GLY:C	44:BW:22:VAL:HG12	2.38	0.44
44:BW:49:ASN:O	44:BW:50:VAL:CG2	2.66	0.44
45:BX:38:TRP:HA	45:BX:45:PHE:CD2	2.53	0.44
45:BX:46:VAL:HG11	45:BX:77:TYR:CD1	2.52	0.44
47:BZ:4:ILE:HG12	47:BZ:37:ARG:O	2.18	0.44
47:BZ:9:THR:HG23	47:BZ:9:THR:O	2.14	0.44

Continued on next page...

Continued from previous page...

Atom-1	Atom-2	Interatomic distance (Å)	Clash overlap (Å)
1:CA:994:A:C6	1:CA:1216:A:C5'	3.01	0.44
1:CA:127:G:N2	1:CA:235:C:C2	2.86	0.44
1:CA:1308:U:H5	13:CM:97:ARG:CZ	2.29	0.44
1:CA:1452:C:H4'	1:CA:1453:G:C5'	2.45	0.44
1:CA:1453:G:N2	1:CA:1454:G:C5	2.86	0.44
1:CA:199:A:O2'	1:CA:200:G:P	2.76	0.44
1:CA:390:U:H2'	1:CA:391:G:O4'	2.17	0.44
1:CA:671:G:C6	1:CA:672:U:N3	2.85	0.44
1:CA:771:G:C2	1:CA:809:G:N3	2.86	0.44
1:CA:86:G:C2	1:CA:87:C:C4	3.06	0.44
2:CB:124:THR:HG23	2:CB:125:PHE:H	1.82	0.44
2:CB:164:ASP:HB2	2:CB:167:HIS:HB3	1.96	0.44
2:CB:95:TRP:HZ2	2:CB:100:LEU:CD1	2.25	0.44
3:CC:5:HIS:NE2	3:CC:183:TYR:CE2	2.86	0.44
3:CC:89:VAL:O	3:CC:93:ILE:HG22	2.17	0.44
5:CE:73:VAL:CG1	5:CE:143:LEU:HB3	2.48	0.44
9:CI:127:SER:O	9:CI:128:LYS:HB3	2.18	0.44
9:CI:27:ILE:HB	9:CI:34:LEU:CA	2.48	0.44
9:CI:27:ILE:HB	9:CI:34:LEU:HB2	1.99	0.44
11:CK:75:GLU:OE2	11:CK:75:GLU:HA	2.18	0.44
18:CR:46:THR:HG23	18:CR:51:GLN:HB2	1.99	0.44
18:CR:59:LYS:O	18:CR:63:TYR:CD1	2.71	0.44
19:CS:32:THR:C	19:CS:34:SER:H	2.20	0.44
21:CU:35:GLU:O	21:CU:36:PHE:HD2	1.93	0.44
22:DA:1146:C:H42	22:DA:1147:A:N6	2.16	0.44
22:DA:56:A:C2	22:DA:115:C:C2	3.06	0.44
22:DA:128:C:H6	22:DA:128:C:C5'	2.28	0.44
22:DA:1313:U:HO2'	22:DA:1314:C:H5'	1.82	0.44
22:DA:1355:G:C6	22:DA:1377:G:C2	3.06	0.44
22:DA:137:U:H2'	22:DA:138:U:O4'	2.18	0.44
22:DA:1510:G:O2'	22:DA:1511:G:C8	2.66	0.44
22:DA:1558:C:H1'	22:DA:1560:G:C5	2.53	0.44
22:DA:1565:C:O2'	22:DA:1566:A:O5'	2.32	0.44
22:DA:1722:A:C5	22:DA:1739:A:C5	3.06	0.44
22:DA:1716:U:C4	22:DA:1745:A:N6	2.86	0.44
22:DA:2060:A:C2'	26:DE:63:LYS:HZ3	2.27	0.44
22:DA:189:G:N2	22:DA:208:C:N4	2.66	0.44
22:DA:2297:A:C2	22:DA:2298:A:C8	3.06	0.44
22:DA:2618:G:C5	22:DA:2619:C:C5	3.06	0.44
22:DA:2741:A:H2'	22:DA:2742:G:C5'	2.46	0.44
22:DA:2843:G:N2	22:DA:2875:C:C2	2.86	0.44

Continued on next page...

Continued from previous page...

Atom-1	Atom-2	Interatomic distance (Å)	Clash overlap (Å)
22:DA:302:C:O2'	22:DA:303:G:H5'	2.18	0.44
22:DA:308:G:C2	22:DA:309:A:C2	3.06	0.44
22:DA:3:U:C4	22:DA:4:U:C4	3.06	0.44
22:DA:446:G:O4'	22:DA:449:A:C2	2.71	0.44
22:DA:457:A:H2	22:DA:458:G:N2	2.16	0.44
22:DA:523:C:O2'	22:DA:524:G:H5'	2.17	0.44
22:DA:581:C:C2	22:DA:582:A:N7	2.86	0.44
22:DA:679:C:C2'	22:DA:680:C:O5'	2.66	0.44
23:DB:104:A:H2'	23:DB:105:G:H5'	2.00	0.44
23:DB:42:C:N4	27:DF:87:LYS:CD	2.81	0.44
23:DB:81:G:C4	23:DB:82:U:C5	3.06	0.44
24:DC:196:ASN:O	24:DC:197:ALA:CB	2.64	0.44
24:DC:90:ILE:CG2	24:DC:91:ALA:N	2.81	0.44
26:DE:153:LEU:HD21	26:DE:157:LEU:HG	1.99	0.44
27:DF:99:PHE:C	27:DF:101:ARG:H	2.20	0.44
28:DG:35:THR:C	28:DG:36:LEU:HD12	2.39	0.44
29:DH:9:VAL:HG11	29:DH:12:LEU:CD1	2.48	0.44
30:DI:117:THR:HG22	30:DI:117:THR:O	2.16	0.44
31:DJ:99:ARG:CG	31:DJ:102:GLU:OE2	2.66	0.44
31:DJ:43:GLU:O	31:DJ:44:TYR:C	2.53	0.44
31:DJ:55:ILE:CG1	31:DJ:55:ILE:O	2.65	0.44
31:DJ:67:ASN:O	31:DJ:71:ASP:HB2	2.18	0.44
33:DL:132:ARG:O	33:DL:135:ILE:HG22	2.17	0.44
33:DL:29:LYS:O	33:DL:30:THR:OG1	2.34	0.44
34:DM:33:LEU:HD22	34:DM:128:THR:HB	2.00	0.44
34:DM:66:ARG:HD2	34:DM:101:VAL:HG11	1.98	0.44
37:DP:88:ARG:NH1	37:DP:112:ARG:NH2	2.53	0.44
37:DP:50:ARG:H	37:DP:50:ARG:HG3	1.43	0.44
38:DQ:43:GLN:NE2	39:DR:77:PHE:HB3	2.32	0.44
40:DS:27:LYS:O	40:DS:28:LYS:O	2.35	0.44
43:DV:4:ILE:HD12	43:DV:63:ILE:HD11	2.00	0.44
43:DV:89:ILE:CD1	43:DV:91:PHE:CZ	2.95	0.44
1:AA:1131:G:H2'	1:AA:1132:C:O5'	2.16	0.43
1:AA:1168:U:OP1	1:AA:1168:U:H3'	2.18	0.43
1:AA:1299:A:C5	1:AA:1301:U:C2	3.06	0.43
1:AA:1449:C:C2'	1:AA:1450:U:C5'	2.81	0.43
1:AA:1441:A:N6	1:AA:1461:G:H21	1.91	0.43
1:AA:275:G:C4	1:AA:276:G:C8	3.06	0.43
1:AA:497:G:N2	1:AA:498:A:C6	2.86	0.43
1:AA:528:C:C6	1:AA:528:C:C4'	3.01	0.43
1:AA:709:U:H2'	1:AA:710:G:C8	2.53	0.43

Continued on next page...

Continued from previous page...

Atom-1	Atom-2	Interatomic distance (Å)	Clash overlap (Å)
1:AA:920:U:H2'	1:AA:921:U:C6	2.53	0.43
1:AA:91:U:C2'	1:AA:92:U:O4'	2.65	0.43
2:AB:150:ILE:O	2:AB:151:LYS:C	2.56	0.43
3:AC:136:ALA:O	3:AC:140:ALA:HB2	2.17	0.43
3:AC:6:PRO:O	3:AC:10:ARG:HG2	2.18	0.43
4:AD:53:GLN:HE21	4:AD:202:LEU:N	2.16	0.43
4:AD:4:LEU:N	4:AD:4:LEU:HD12	2.34	0.43
4:AD:56:GLU:OE2	4:AD:195:ASN:N	2.48	0.43
7:AG:14:ASP:OD1	7:AG:17:PHE:CD1	2.71	0.43
7:AG:88:VAL:CG2	7:AG:89:GLU:N	2.81	0.43
9:AI:40:ARG:C	9:AI:44:ARG:HB3	2.39	0.43
10:AJ:16:ARG:O	10:AJ:20:GLN:HG2	2.18	0.43
10:AJ:49:PHE:CZ	14:AN:76:PHE:CZ	3.06	0.43
13:AM:10:ASP:OD2	13:AM:44:ILE:HB	2.18	0.43
1:AA:1216:A:OP1	14:AN:4:SER:HB3	2.18	0.43
15:AO:87:ARG:O	15:AO:87:ARG:HG3	2.18	0.43
21:AU:10:PRO:C	21:AU:11:PHE:HD2	2.20	0.43
48:B0:50:GLY:O	48:B0:51:ARG:C	2.56	0.43
49:B1:8:ILE:CG2	49:B1:9:LYS:H	2.28	0.43
22:BA:1074:G:N3	22:BA:1075:C:C5	2.86	0.43
22:BA:1085:A:H3'	22:BA:1086:A:C2	2.53	0.43
22:BA:749:A:H4'	22:BA:1271:G:N3	2.34	0.43
22:BA:1315:C:C2'	22:BA:1316:U:H5'	2.48	0.43
22:BA:138:U:H3'	22:BA:139:U:C5'	2.47	0.43
22:BA:1566:A:O2'	22:BA:1567:G:H5'	2.18	0.43
22:BA:1662:U:H2'	22:BA:1663:G:O4'	2.18	0.43
22:BA:1735:A:N3	22:BA:1736:U:C6	2.86	0.43
22:BA:1857:G:C1'	22:BA:1884:G:N2	2.80	0.43
22:BA:1918:A:O2'	22:BA:1919:A:N7	2.51	0.43
22:BA:2029:G:H2'	22:BA:2031:A:OP1	2.18	0.43
22:BA:2637:U:O2'	22:BA:2638:G:H5'	2.17	0.43
22:BA:30:G:H2'	22:BA:31:C:C6	2.53	0.43
22:BA:50:U:H4'	22:BA:51:G:OP2	2.18	0.43
22:BA:571:U:C5	22:BA:575:A:C5	3.06	0.43
22:BA:668:A:H2'	22:BA:670:A:N6	2.25	0.43
22:BA:669:G:C5	22:BA:801:G:C6	3.06	0.43
22:BA:855:G:N2	44:BW:23:LYS:HB3	2.33	0.43
22:BA:912:C:H2'	22:BA:913:U:H6	1.83	0.43
24:BC:121:ALA:HB3	24:BC:129:LEU:CD2	2.47	0.43
24:BC:131:MET:O	24:BC:132:ARG:C	2.55	0.43
24:BC:257:ARG:HG3	24:BC:269:ARG:HH12	1.83	0.43

Continued on next page...

Continued from previous page...

Atom-1	Atom-2	Interatomic distance (Å)	Clash overlap (Å)
24:BC:80:LEU:HA	24:BC:80:LEU:HD23	1.46	0.43
25:BD:149:ASN:O	25:BD:152:PRO:HD2	2.17	0.43
25:BD:53:GLY:O	25:BD:54:ALA:HB2	2.18	0.43
26:BE:196:VAL:HG13	26:BE:200:LEU:HD22	1.99	0.43
27:BF:46:LYS:HE3	27:BF:46:LYS:H	1.82	0.43
31:BJ:49:ASP:C	31:BJ:49:ASP:OD2	2.56	0.43
33:BL:51:GLU:OE2	33:BL:60:ARG:NH1	2.51	0.43
33:BL:62:PRO:HG2	51:B3:24:LYS:HB3	2.00	0.43
35:BN:24:MET:CG	35:BN:44:LEU:HD22	2.33	0.43
36:BO:117:PHE:CD1	36:BO:117:PHE:O	2.70	0.43
37:BP:25:VAL:HG11	37:BP:46:VAL:CG2	2.48	0.43
37:BP:44:GLY:HA3	37:BP:61:ARG:O	2.18	0.43
43:BV:29:ILE:O	43:BV:91:PHE:N	2.50	0.43
44:BW:24:ARG:HD3	44:BW:65:LYS:CD	2.48	0.43
44:BW:24:ARG:NE	44:BW:65:LYS:HE2	2.32	0.43
45:BX:60:LYS:O	45:BX:61:LYS:C	2.57	0.43
1:CA:1322:C:O2'	1:CA:1323:G:C5'	2.58	0.43
1:CA:224:U:O2	1:CA:224:U:H2'	2.18	0.43
1:CA:683:G:H21	11:CK:39:ASN:HD22	1.66	0.43
1:CA:702:A:H5'	1:CA:703:G:C8	2.53	0.43
1:CA:794:A:H8	1:CA:794:A:H5''	1.83	0.43
1:CA:821:G:H2'	1:CA:822:U:C5	2.52	0.43
1:CA:854:U:H2'	1:CA:855:U:C6	2.54	0.43
1:CA:867:G:C5	1:CA:868:C:C5	3.04	0.43
2:CB:103:TRP:HA	2:CB:106:VAL:H	1.83	0.43
4:CD:137:SER:C	4:CD:181:PHE:HD2	2.20	0.43
4:CD:11:SER:HA	4:CD:18:LEU:HG	2.00	0.43
4:CD:72:ARG:O	4:CD:75:TYR:HB3	2.18	0.43
4:CD:84:ASN:HD22	4:CD:85:THR:N	2.13	0.43
5:CE:79:THR:CA	5:CE:121:ASN:ND2	2.79	0.43
1:CA:9:G:OP2	5:CE:125:LYS:HG3	2.17	0.43
7:CG:30:MET:HE3	7:CG:33:GLY:HA2	2.00	0.43
5:CE:157:GLY:HA3	8:CH:63:LYS:NZ	2.33	0.43
10:CJ:92:LEU:H	10:CJ:92:LEU:HD13	1.82	0.43
17:CQ:52:CYS:HB2	17:CQ:53:GLY:H	1.66	0.43
18:CR:72:ARG:HE	18:CR:72:ARG:N	1.99	0.43
21:CU:25:ALA:O	21:CU:28:LEU:N	2.47	0.43
22:DA:126:A:OP2	50:D2:19:ARG:HB2	2.18	0.43
22:DA:1049:C:C5	22:DA:1050:A:N7	2.85	0.43
22:DA:931:U:H5	22:DA:1182:G:H21	1.65	0.43
22:DA:1280:G:C6	22:DA:1281:G:N7	2.86	0.43

Continued on next page...

Continued from previous page...

Atom-1	Atom-2	Interatomic distance (Å)	Clash overlap (Å)
22:DA:1427:A:H4'	22:DA:1428:C:O4'	2.18	0.43
22:DA:1452:G:C5	22:DA:2702:G:N1	2.86	0.43
22:DA:162:U:C5'	22:DA:163:C:OP1	2.60	0.43
22:DA:165:A:H2'	22:DA:166:U:C6	2.44	0.43
22:DA:1970:A:H5'	22:DA:1971:U:OP1	2.17	0.43
22:DA:2152:G:N3	22:DA:2152:G:H2'	2.33	0.43
22:DA:161:A:H2	22:DA:2217:G:H1'	1.82	0.43
22:DA:2373:G:C6	22:DA:2374:C:C4	3.06	0.43
22:DA:2439:A:C8	22:DA:2586:U:H4'	2.52	0.43
22:DA:2579:C:H2'	22:DA:2580:U:O4'	2.17	0.43
22:DA:295:G:C2	22:DA:296:U:C6	3.06	0.43
22:DA:397:U:OP1	45:DX:30:PRO:CA	2.65	0.43
22:DA:538:A:N6	22:DA:555:G:O2'	2.51	0.43
22:DA:618:G:C2	22:DA:619:G:C1'	3.01	0.43
22:DA:668:A:C5	22:DA:670:A:N7	2.85	0.43
22:DA:734:A:H2'	22:DA:735:A:O4'	2.18	0.43
22:DA:749:A:H2'	22:DA:750:A:H8	1.82	0.43
22:DA:749:A:C5	22:DA:750:A:N7	2.86	0.43
22:DA:819:A:H2	22:DA:943:A:O4'	2.01	0.43
22:DA:869:G:C6	22:DA:909:A:N6	2.86	0.43
22:DA:856:G:C2	22:DA:922:C:N3	2.86	0.43
22:DA:927:A:N1	22:DA:928:A:C2	2.86	0.43
22:DA:929:U:H5''	47:DZ:37:ARG:CZ	2.47	0.43
22:DA:971:G:O6	22:DA:972:A:C2	2.71	0.43
23:DB:26:C:H1'	23:DB:117:G:H1'	1.99	0.43
25:DD:1:MET:SD	25:DD:100:LEU:HD11	2.58	0.43
26:DE:20:GLY:H	26:DE:110:SER:CB	2.30	0.43
26:DE:124:PHE:CZ	26:DE:141:MET:CE	3.00	0.43
27:DF:23:SER:HB3	27:DF:26:GLN:CB	2.48	0.43
27:DF:36:ASN:HB3	27:DF:152:ASP:OD2	2.17	0.43
27:DF:65:LEU:CD2	27:DF:65:LEU:H	2.29	0.43
28:DG:25:ILE:HG22	28:DG:78:VAL:HG11	1.99	0.43
30:DI:76:ALA:HB2	30:DI:131:THR:HB	1.99	0.43
31:DJ:36:LEU:HA	31:DJ:36:LEU:HD13	1.88	0.43
31:DJ:45:THR:OG1	31:DJ:48:VAL:CB	2.62	0.43
34:DM:76:LYS:NZ	34:DM:84:LYS:N	2.55	0.43
22:DA:2275:C:O2'	34:DM:84:LYS:HA	2.17	0.43
35:DN:54:LEU:CD1	35:DN:66:ALA:HB2	2.25	0.43
36:DO:12:THR:HG23	36:DO:16:ARG:NH1	2.29	0.43
36:DO:51:ALA:HB3	36:DO:78:VAL:HG22	1.99	0.43
39:DR:72:VAL:HG23	39:DR:72:VAL:O	2.18	0.43

Continued on next page...

Continued from previous page...

Atom-1	Atom-2	Interatomic distance (Å)	Clash overlap (Å)
39:DR:88:GLY:O	39:DR:89:HIS:CB	2.65	0.43
39:DR:68:ARG:HE	39:DR:90:ARG:HG2	1.83	0.43
41:DT:3:ARG:O	41:DT:4:GLU:C	2.57	0.43
42:DU:73:ASN:HB3	42:DU:95:PHE:HE2	1.82	0.43
43:DV:40:ILE:HB	43:DV:41:GLU:H	1.58	0.43
45:DX:70:LEU:HB3	45:DX:77:TYR:HE2	1.83	0.43
1:AA:1028:C:C4	1:AA:1034:G:C6	3.06	0.43
1:AA:1160:G:C2	1:AA:1161:C:C5	3.06	0.43
1:AA:1118:U:O2	1:AA:1179:A:C6	2.71	0.43
1:AA:1348:U:H4'	9:AI:121:ARG:HG2	2.00	0.43
1:AA:198:G:H2'	1:AA:199:A:C8	2.53	0.43
1:AA:283:U:C4	1:AA:284:C:C4	3.06	0.43
1:AA:450:G:C2'	1:AA:451:A:OP1	2.66	0.43
1:AA:570:G:C4	1:AA:571:U:C5	3.06	0.43
1:AA:620:C:H2'	1:AA:621:A:O4'	2.18	0.43
1:AA:632:U:H2'	1:AA:633:G:OP1	2.18	0.43
1:AA:688:G:C5	1:AA:700:G:C2	3.07	0.43
1:AA:767:A:H2'	1:AA:768:A:C8	2.53	0.43
1:AA:773:G:C6	1:AA:774:G:N7	2.86	0.43
1:AA:89:U:C2	1:AA:90:C:C5	3.06	0.43
1:AA:984:C:O2'	1:AA:985:C:O5'	2.36	0.43
2:AB:113:LEU:HD11	2:AB:144:GLU:CD	2.38	0.43
2:AB:21:TYR:O	2:AB:22:TRP:CD1	2.71	0.43
3:AC:5:HIS:HA	3:AC:6:PRO:HD2	1.77	0.43
5:AE:80:LEU:HD23	5:AE:122:VAL:HG12	1.98	0.43
6:AF:41:ASP:C	6:AF:43:GLY:H	2.22	0.43
7:AG:144:ALA:O	7:AG:146:ALA:N	2.48	0.43
13:AM:15:VAL:HG23	13:AM:16:ILE:HG13	2.00	0.43
14:AN:82:LYS:CE	14:AN:85:GLU:HG3	2.47	0.43
1:AA:668:G:O2'	15:AO:45:HIS:HB3	2.18	0.43
20:AT:8:LYS:CA	20:AT:11:ILE:HG23	2.48	0.43
50:B2:19:ARG:O	50:B2:23:ALA:HB2	2.18	0.43
52:B4:2:LYS:HB2	52:B4:4:ARG:HD3	2.00	0.43
22:BA:1403:A:H2'	22:BA:1404:C:C6	2.53	0.43
22:BA:141:G:H2'	22:BA:142:A:O4'	2.18	0.43
22:BA:1789:A:OP2	24:BC:220:ARG:NH1	2.51	0.43
22:BA:1821:A:H8	22:BA:1821:A:O5'	2.01	0.43
22:BA:1869:G:OP2	22:BA:1869:G:H8	2.01	0.43
22:BA:2144:G:N3	22:BA:2144:G:H3'	2.33	0.43
22:BA:2230:G:O3'	45:BX:29:LEU:HD23	2.19	0.43
22:BA:2684:U:H2'	22:BA:2685:G:O5'	2.18	0.43

Continued on next page...

Continued from previous page...

Atom-1	Atom-2	Interatomic distance (Å)	Clash overlap (Å)
22:BA:275:C:C4	22:BA:276:U:H6	2.36	0.43
22:BA:2824:C:C2'	22:BA:2825:G:O5'	2.66	0.43
22:BA:2855:C:O5'	22:BA:2855:C:H6	2.00	0.43
22:BA:28:A:C5	22:BA:29:U:C5	3.06	0.43
22:BA:350:G:O2'	22:BA:351:C:H5'	2.18	0.43
22:BA:571:U:C5	22:BA:575:A:C6	3.06	0.43
22:BA:615:U:H4'	22:BA:616:A:OP2	2.18	0.43
22:BA:768:G:C5	22:BA:769:U:C5	3.06	0.43
22:BA:797:G:H2'	22:BA:798:G:O4'	2.19	0.43
25:BD:89:GLU:HG3	25:BD:94:GLN:OE1	2.18	0.43
26:BE:37:ALA:C	26:BE:39:ALA:N	2.71	0.43
27:BF:3:LEU:HD23	27:BF:100:GLU:CG	2.41	0.43
29:BH:67:ALA:C	29:BH:69:ALA:N	2.71	0.43
31:BJ:42:ALA:O	31:BJ:45:THR:HG22	2.18	0.43
32:BK:35:VAL:HG12	32:BK:36:GLY:H	1.78	0.43
33:BL:113:ALA:O	33:BL:114:GLY:O	2.35	0.43
34:BM:100:LYS:HD3	34:BM:100:LYS:HA	1.76	0.43
34:BM:102:LEU:N	34:BM:102:LEU:CD1	2.81	0.43
35:BN:87:PHE:CE1	35:BN:116:VAL:HG12	2.52	0.43
35:BN:96:ARG:HG3	35:BN:96:ARG:O	2.15	0.43
39:BR:49:ILE:CB	39:BR:53:PHE:N	2.81	0.43
42:BU:28:LEU:O	42:BU:30:SER:N	2.51	0.43
45:BX:12:VAL:CG2	45:BX:28:PHE:HB2	2.48	0.43
1:CA:1122:U:C5	1:CA:1123:U:C5	3.06	0.43
1:CA:112:G:H2'	1:CA:113:G:C5'	2.47	0.43
1:CA:1221:G:O3'	19:CS:76:THR:HB	2.18	0.43
1:CA:1244:G:C5	1:CA:1245:C:N4	2.87	0.43
1:CA:1261:A:N7	1:CA:1274:A:H2	2.15	0.43
1:CA:1303:C:H2'	1:CA:1303:C:O2	2.18	0.43
1:CA:1418:A:C2	1:CA:1483:A:C2	3.06	0.43
1:CA:194:C:C2'	1:CA:195:A:H5'	2.47	0.43
1:CA:292:G:C5	1:CA:293:G:H1'	2.52	0.43
1:CA:413:G:C6	4:CD:32:LYS:CE	2.97	0.43
1:CA:571:U:C5'	1:CA:572:A:OP2	2.57	0.43
1:CA:729:A:C2'	1:CA:730:G:O5'	2.65	0.43
1:CA:765:G:C5	1:CA:812:G:C5	3.06	0.43
1:CA:946:A:H2'	1:CA:947:G:C8	2.54	0.43
1:CA:963:G:C6	1:CA:973:G:C6	3.06	0.43
1:CA:997:U:HO2'	1:CA:998:C:C5'	2.31	0.43
2:CB:114:LYS:C	2:CB:117:GLU:HG2	2.38	0.43
2:CB:160:LEU:HB2	2:CB:182:VAL:CG1	2.48	0.43

Continued on next page...

Continued from previous page...

Atom-1	Atom-2	Interatomic distance (Å)	Clash overlap (Å)
3:CC:120:THR:CG2	3:CC:187:GLU:O	2.62	0.43
5:CE:57:ALA:O	5:CE:61:LYS:HG3	2.19	0.43
5:CE:80:LEU:HD23	5:CE:119:VAL:HG11	2.00	0.43
6:CF:3:HIS:CB	6:CF:92:THR:HG23	2.48	0.43
10:CJ:29:ALA:HB2	10:CJ:87:LEU:HG	2.00	0.43
13:CM:106:ARG:HH21	13:CM:112:ARG:CZ	2.32	0.43
14:CN:92:ILE:HA	14:CN:93:PRO:HD3	1.87	0.43
48:D0:32:THR:HG21	48:D0:47:TYR:HE2	1.82	0.43
22:DA:1263:U:C1'	48:D0:6:LYS:HE3	2.47	0.43
22:DA:1080:A:H5'	30:DI:133:ARG:NH2	2.32	0.43
22:DA:1171:G:C2	22:DA:1179:G:C2	3.07	0.43
22:DA:1223:G:N2	22:DA:1226:A:OP2	2.46	0.43
22:DA:1267:U:OP2	22:DA:2012:G:N1	2.36	0.43
22:DA:56:A:H1'	22:DA:127:A:C4	2.53	0.43
22:DA:1799:G:N1	22:DA:1819:A:OP2	2.49	0.43
22:DA:1998:A:H2'	22:DA:1999:C:C6	2.51	0.43
22:DA:204:A:C4	22:DA:206:U:O4	2.71	0.43
22:DA:2217:G:C4	22:DA:2218:G:C8	3.06	0.43
22:DA:2223:G:C3'	22:DA:2224:G:H5'	2.48	0.43
22:DA:2232:C:O5'	22:DA:2232:C:H6	2.00	0.43
22:DA:2306:C:H5	22:DA:2307:G:N2	2.16	0.43
22:DA:2341:G:H2'	22:DA:2342:C:C5'	2.48	0.43
22:DA:2680:U:H6	22:DA:2680:U:O5'	2.00	0.43
22:DA:329:G:H1	42:DU:16:LYS:HG2	1.83	0.43
22:DA:379:G:C5	22:DA:396:G:C6	3.06	0.43
22:DA:519:U:H4'	40:DS:25:ARG:NH2	2.33	0.43
22:DA:584:C:C5	22:DA:585:G:N7	2.87	0.43
22:DA:617:G:C4	22:DA:618:G:C8	3.05	0.43
22:DA:622:G:O2'	22:DA:623:C:C5'	2.66	0.43
22:DA:641:U:C5'	22:DA:642:U:OP2	2.62	0.43
22:DA:739:A:O2'	22:DA:740:C:C6	2.68	0.43
22:DA:79:C:N3	22:DA:107:G:N2	2.55	0.43
23:DB:64:G:C5'	23:DB:65:U:OP2	2.66	0.43
23:DB:6:G:C6	23:DB:115:A:C2	3.06	0.43
22:DA:2060:A:C3'	26:DE:63:LYS:NZ	2.81	0.43
27:DF:35:LEU:HA	27:DF:152:ASP:O	2.18	0.43
27:DF:43:ILE:CG2	27:DF:44:ALA:H	2.23	0.43
28:DG:117:PRO:CD	28:DG:143:VAL:HG11	2.47	0.43
35:DN:47:VAL:CG1	35:DN:47:VAL:O	2.66	0.43
35:DN:58:ASP:HB3	35:DN:59:SER:H	1.61	0.43
36:DO:31:THR:CG2	36:DO:36:TYR:CE2	2.96	0.43

Continued on next page...

Continued from previous page...

Atom-1	Atom-2	Interatomic distance (Å)	Clash overlap (Å)
37:DP:105:LYS:HD3	37:DP:108:ARG:CZ	2.48	0.43
37:DP:77:SER:OG	37:DP:79:VAL:HG22	2.18	0.43
38:DQ:31:TYR:O	38:DQ:34:ALA:N	2.51	0.43
39:DR:22:LEU:N	39:DR:22:LEU:HD23	2.33	0.43
22:DA:815:C:P	39:DR:85:LYS:HE2	2.58	0.43
39:DR:89:HIS:CE1	39:DR:91:GLN:HB2	2.52	0.43
44:DW:14:ASP:C	44:DW:16:GLU:H	2.21	0.43
1:AA:105:G:H2'	1:AA:106:C:H6	1.79	0.43
1:AA:1088:G:HO2'	1:AA:1089:G:P	2.40	0.43
1:AA:1108:G:C5	1:AA:1109:C:C5	3.06	0.43
1:AA:1150:A:N6	1:AA:1151:A:N6	2.66	0.43
1:AA:1162:C:C2	1:AA:1175:G:C2	3.07	0.43
1:AA:1216:A:OP1	14:AN:4:SER:CB	2.66	0.43
1:AA:1442:G:H2'	1:AA:1443:C:C6	2.54	0.43
1:AA:184:G:O2'	1:AA:185:U:P	2.77	0.43
1:AA:246:A:C4	1:AA:282:A:N6	2.86	0.43
1:AA:258:G:C2	1:AA:259:G:C1'	3.01	0.43
1:AA:513:C:N3	1:AA:539:A:C2	2.86	0.43
1:AA:592:G:C6	1:AA:648:A:C6	3.07	0.43
1:AA:689:C:OP1	11:AK:45:THR:OG1	2.35	0.43
1:AA:775:G:C2	1:AA:776:G:C4	3.06	0.43
1:AA:913:A:HO2'	1:AA:914:A:P	2.41	0.43
1:AA:932:C:O2	1:AA:932:C:C2'	2.67	0.43
2:AB:15:PHE:HB2	2:AB:39:ILE:HG23	2.00	0.43
7:AG:61:PHE:C	7:AG:61:PHE:CD1	2.92	0.43
7:AG:92:PRO:C	7:AG:93:VAL:HG22	2.37	0.43
7:AG:96:ASN:N	7:AG:96:ASN:OD1	2.48	0.43
9:AI:6:TYR:CE2	9:AI:17:ARG:HB2	2.51	0.43
14:AN:52:ARG:HG3	14:AN:58:ARG:NH1	2.33	0.43
16:AP:75:ILE:C	16:AP:77:GLU:N	2.71	0.43
17:AQ:49:ASN:HD22	17:AQ:49:ASN:C	2.20	0.43
19:AS:66:VAL:C	19:AS:68:HIS:H	2.22	0.43
20:AT:77:ASN:HD22	20:AT:77:ASN:H	1.65	0.43
20:AT:77:ASN:O	20:AT:81:GLN:HG3	2.17	0.43
20:AT:82:ILE:HD12	20:AT:83:ASN:HB3	2.01	0.43
21:AU:24:LYS:CG	21:AU:25:ALA:N	2.81	0.43
11:AK:125:LYS:C	21:AU:33:ARG:HH12	2.21	0.43
51:B3:54:LEU:O	51:B3:58:ILE:HG13	2.18	0.43
22:BA:1026:G:H2'	22:BA:1027:A:C8	2.53	0.43
22:BA:1206:G:H2'	22:BA:1207:C:H6	1.83	0.43
22:BA:1269:A:H2'	22:BA:1270:C:C6	2.54	0.43

Continued on next page...

Continued from previous page...

Atom-1	Atom-2	Interatomic distance (Å)	Clash overlap (Å)
22:BA:1857:G:O2'	22:BA:1858:A:OP2	2.34	0.43
22:BA:1972:G:H2'	22:BA:1973:G:H8	1.83	0.43
22:BA:2107:G:C2'	22:BA:2152:G:OP1	2.66	0.43
22:BA:253:C:OP2	51:B3:4:LYS:NZ	2.47	0.43
22:BA:2671:G:C3'	22:BA:2672:U:H5'	2.48	0.43
22:BA:2704:C:C2'	22:BA:2704:C:O2	2.66	0.43
22:BA:613:A:O2'	22:BA:614:A:OP1	2.33	0.43
22:BA:782:A:N1	24:BC:224:MET:HE1	2.33	0.43
24:BC:250:GLN:CD	24:BC:250:GLN:N	2.71	0.43
25:BD:122:VAL:O	25:BD:126:ASN:HA	2.17	0.43
25:BD:163:GLY:O	25:BD:164:GLN:C	2.56	0.43
25:BD:177:VAL:CG2	25:BD:177:VAL:O	2.65	0.43
26:BE:133:LEU:O	26:BE:136:GLN:HB2	2.17	0.43
26:BE:170:ARG:NH1	26:BE:176:ASP:OD2	2.52	0.43
26:BE:149:ILE:CD1	26:BE:172:ALA:HA	2.38	0.43
27:BF:45:ASP:CB	27:BF:48:LEU:HB2	2.41	0.43
28:BG:54:ARG:O	28:BG:57:TYR:HB2	2.19	0.43
30:BI:3:LYS:HD2	30:BI:4:VAL:H	1.82	0.43
32:BK:10:VAL:HG11	32:BK:16:ALA:CB	2.48	0.43
34:BM:97:GLN:HB2	34:BM:98:PRO:CD	2.48	0.43
36:BO:79:ALA:HB2	36:BO:110:ALA:HA	2.00	0.43
38:BQ:26:ALA:CB	38:BQ:30:VAL:CG2	2.92	0.43
40:BS:42:LYS:HE2	40:BS:42:LYS:HB2	1.47	0.43
41:BT:28:ASN:HB2	41:BT:29:THR:H	1.37	0.43
44:BW:9:THR:HG23	44:BW:10:ARG:CG	2.48	0.43
46:BY:40:SER:C	46:BY:42:LEU:N	2.72	0.43
47:BZ:15:ARG:HD3	47:BZ:53:MET:SD	2.57	0.43
1:CA:110:C:H2'	1:CA:111:G:O4'	2.17	0.43
1:CA:1159:U:H5	1:CA:1182:G:O2'	1.99	0.43
1:CA:1462:C:O2'	1:CA:1463:U:H5'	2.18	0.43
1:CA:184:G:C2	1:CA:185:U:N3	2.86	0.43
1:CA:267:C:H2'	1:CA:268:U:H5'	2.00	0.43
1:CA:249:U:N3	1:CA:276:G:C6	2.86	0.43
1:CA:443:C:H6	1:CA:443:C:O5'	2.01	0.43
1:CA:517:G:H4'	1:CA:519:C:C5	2.53	0.43
1:CA:536:C:H2'	1:CA:537:G:H8	1.83	0.43
1:CA:728:A:C6	1:CA:729:A:C6	3.06	0.43
1:CA:775:G:H2'	1:CA:776:G:H5'	1.98	0.43
1:CA:867:G:C6	1:CA:868:C:N4	2.86	0.43
2:CB:195:VAL:HG12	2:CB:197:PHE:C	2.38	0.43
4:CD:75:TYR:CE2	4:CD:203:TYR:HB2	2.53	0.43

Continued on next page...

Continued from previous page...

Atom-1	Atom-2	Interatomic distance (Å)	Clash overlap (Å)
5:CE:148:SER:O	5:CE:151:MET:N	2.47	0.43
5:CE:45:VAL:CG2	5:CE:46:GLY:N	2.81	0.43
7:CG:136:LYS:HD2	7:CG:136:LYS:HA	1.71	0.43
7:CG:6:ILE:HG13	7:CG:7:GLY:N	2.31	0.43
13:CM:19:THR:HA	13:CM:25:GLY:O	2.17	0.43
13:CM:21:ILE:HD12	13:CM:24:VAL:CG2	2.47	0.43
13:CM:19:THR:HG22	13:CM:26:LYS:HA	1.99	0.43
13:CM:1:ALA:HB3	13:CM:8:ILE:HG23	2.00	0.43
16:CP:56:ARG:HE	16:CP:59:HIS:CD2	2.36	0.43
18:CR:66:LEU:HD23	18:CR:66:LEU:N	2.32	0.43
20:CT:30:PHE:CD2	20:CT:33:LYS:HD2	2.53	0.43
51:D3:3:ILE:CG2	51:D3:4:LYS:N	2.57	0.43
51:D3:22:LYS:N	51:D3:48:MET:HB3	2.29	0.43
51:D3:51:LYS:O	51:D3:54:LEU:HB3	2.19	0.43
22:DA:1551:A:C5	22:DA:1552:A:C8	3.06	0.43
22:DA:170:U:C4	22:DA:171:U:C5	3.06	0.43
22:DA:1737:G:C5	22:DA:1738:G:N1	2.86	0.43
22:DA:1716:U:N3	22:DA:1745:A:N6	2.66	0.43
22:DA:1767:G:C2	22:DA:1768:C:C5	3.06	0.43
22:DA:1831:G:C6	22:DA:1832:C:C4	3.07	0.43
22:DA:187:G:C2'	22:DA:1365:A:H2	2.31	0.43
22:DA:1978:A:H2'	22:DA:1979:U:O4'	2.19	0.43
22:DA:2212:A:C8	22:DA:2214:C:C5	3.06	0.43
22:DA:1128:G:O6	22:DA:2491:U:C5	2.71	0.43
22:DA:2765:A:H3'	22:DA:2766:A:H5'	2.00	0.43
22:DA:279:A:N6	22:DA:361:G:C1'	2.75	0.43
22:DA:2:G:C5	22:DA:3:U:C5	3.06	0.43
22:DA:35:G:HO2'	22:DA:36:G:H8	1.61	0.43
22:DA:600:G:O4'	26:DE:100:MET:HE3	2.18	0.43
22:DA:642:U:H3'	22:DA:642:U:H6	1.83	0.43
22:DA:727:A:C6	22:DA:728:G:C6	3.06	0.43
22:DA:841:G:H2'	22:DA:842:U:O4'	2.18	0.43
22:DA:89:A:O2'	22:DA:90:U:H5'	2.18	0.43
22:DA:956:G:C4'	34:DM:82:MET:HE3	2.49	0.43
26:DE:60:TRP:HE3	26:DE:62:GLN:HB2	1.79	0.43
27:DF:102:LEU:C	27:DF:103:ILE:HD12	2.38	0.43
27:DF:111:ARG:CZ	27:DF:113:PHE:CE1	3.01	0.43
27:DF:103:ILE:CG1	27:DF:175:PRO:HD3	2.48	0.43
28:DG:10:VAL:HB	28:DG:14:VAL:HG11	2.00	0.43
32:DK:60:ALA:HB1	32:DK:85:VAL:O	2.18	0.43
33:DL:56:PRO:CB	33:DL:58:TYR:CE2	3.01	0.43

Continued on next page...

Continued from previous page...

Atom-1	Atom-2	Interatomic distance (Å)	Clash overlap (Å)
35:DN:35:LYS:HG2	35:DN:112:TYR:CZ	2.54	0.43
35:DN:62:ASN:O	35:DN:63:ARG:HB3	2.18	0.43
36:DO:14:ALA:O	36:DO:18:LEU:N	2.38	0.43
37:DP:98:TYR:CE2	37:DP:99:LEU:CD2	3.01	0.43
39:DR:49:ILE:CG1	39:DR:49:ILE:O	2.66	0.43
42:DU:16:LYS:HB3	42:DU:17:ASP:H	1.54	0.43
42:DU:20:LYS:HD3	42:DU:21:ARG:O	2.19	0.43
22:DA:855:G:N2	44:DW:23:LYS:HG2	2.33	0.43
22:DA:2352:A:N1	44:DW:30:VAL:HG11	2.33	0.43
45:DX:71:ARG:C	45:DX:73:ARG:H	2.21	0.43
1:AA:1154:G:C2	1:AA:1155:A:C5	3.07	0.43
1:AA:119:A:H5''	1:AA:120:A:O5'	2.19	0.43
1:AA:1491:G:C5'	1:AA:1492:A:OP1	2.66	0.43
1:AA:158:G:O2'	1:AA:159:G:H5''	2.18	0.43
1:AA:25:C:C2'	1:AA:26:A:O5'	2.66	0.43
1:AA:430:A:N3	1:AA:431:A:C8	2.86	0.43
1:AA:495:A:N3	1:AA:496:A:C6	2.87	0.43
1:AA:565:U:C4	1:AA:566:G:C5	3.05	0.43
1:AA:675:A:H2'	1:AA:676:A:O4'	2.18	0.43
1:AA:798:U:H2'	1:AA:799:G:O5'	2.18	0.43
1:AA:585:G:N2	1:AA:879:C:C4'	2.81	0.43
1:AA:70:U:N3	1:AA:94:G:C5	2.86	0.43
3:AC:85:LYS:O	3:AC:89:VAL:HG22	2.18	0.43
5:AE:79:THR:HB	5:AE:121:ASN:CG	2.38	0.43
8:AH:48:PHE:HD1	8:AH:48:PHE:N	2.16	0.43
9:AI:46:VAL:CG2	9:AI:75:ALA:HB1	2.47	0.43
11:AK:26:PHE:CE1	11:AK:88:PRO:CG	3.01	0.43
12:AL:55:ARG:NH1	12:AL:61:GLU:OE1	2.50	0.43
15:AO:42:PHE:CD1	15:AO:55:LEU:HD22	2.52	0.43
17:AQ:16:MET:CE	17:AQ:21:VAL:HG12	2.48	0.43
21:AU:7:GLU:HB2	21:AU:11:PHE:CZ	2.52	0.43
22:BA:1050:A:C2	22:BA:2751:G:C4	3.06	0.43
22:BA:1178:C:H2'	22:BA:1179:G:C8	2.53	0.43
22:BA:1185:G:H5''	22:BA:1186:G:P	2.58	0.43
22:BA:1462:C:H2'	22:BA:1463:C:C6	2.53	0.43
22:BA:1733:G:O2'	22:BA:1734:G:C5'	2.66	0.43
22:BA:1759:A:H2'	22:BA:1760:C:C6	2.53	0.43
22:BA:1844:C:H3'	22:BA:1844:C:C6	2.54	0.43
22:BA:2151:U:HO2'	22:BA:2152:G:H8	1.63	0.43
22:BA:2299:U:H6	22:BA:2299:U:O5'	2.01	0.43
22:BA:2663:G:C4	22:BA:2664:G:C8	3.06	0.43

Continued on next page...

Continued from previous page...

Atom-1	Atom-2	Interatomic distance (Å)	Clash overlap (Å)
22:BA:2856:A:C2'	22:BA:2857:G:H5'	2.47	0.43
22:BA:2865:U:C2	22:BA:2866:U:H5	2.36	0.43
22:BA:708:G:N2	22:BA:724:U:H1'	2.34	0.43
22:BA:7:G:H2'	22:BA:8:C:C6	2.54	0.43
23:BB:17:C:H2'	23:BB:18:G:C5'	2.48	0.43
23:BB:71:C:H2'	23:BB:72:G:C5'	2.49	0.43
23:BB:6:G:O2'	23:BB:7:G:H5'	2.17	0.43
23:BB:89:U:H3'	23:BB:90:C:C5'	2.49	0.43
24:BC:61:TYR:HA	24:BC:85:ASN:HD21	1.84	0.43
25:BD:121:THR:O	25:BD:122:VAL:CB	2.66	0.43
27:BF:88:VAL:HG13	27:BF:90:LEU:CD1	2.49	0.43
28:BG:68:ARG:O	28:BG:68:ARG:HD2	2.18	0.43
28:BG:72:ASN:O	28:BG:76:ILE:CG2	2.47	0.43
29:BH:134:VAL:HG11	29:BH:140:ALA:HB2	2.00	0.43
31:BJ:37:ARG:HG2	31:BJ:37:ARG:O	2.19	0.43
33:BL:77:ILE:O	33:BL:110:VAL:O	2.37	0.43
33:BL:57:LEU:HD11	33:BL:61:LEU:HD21	2.00	0.43
35:BN:69:ARG:HG2	35:BN:69:ARG:H	1.10	0.43
37:BP:9:GLN:C	37:BP:11:GLN:H	2.22	0.43
22:BA:1266:G:N7	40:BS:16:LYS:HE2	2.33	0.43
40:BS:57:ASN:HA	40:BS:57:ASN:HD22	1.61	0.43
40:BS:86:MET:HG3	40:BS:88:ARG:HD3	1.99	0.43
41:BT:15:HIS:O	41:BT:17:SER:N	2.51	0.43
41:BT:7:LEU:O	41:BT:7:LEU:HG	2.18	0.43
41:BT:29:THR:CB	41:BT:86:THR:HG22	2.47	0.43
44:BW:39:GLN:CG	44:BW:42:THR:N	2.66	0.43
45:BX:19:HIS:C	45:BX:21:LEU:N	2.71	0.43
1:CA:1046:A:H2'	1:CA:1047:G:O4'	2.18	0.43
1:CA:1179:A:N6	1:CA:1180:A:C6	2.86	0.43
1:CA:1231:G:C4	1:CA:1232:U:C5	3.06	0.43
1:CA:1235:U:C3'	1:CA:1235:U:C6	3.02	0.43
1:CA:1269:A:C2'	1:CA:1270:G:H5'	2.49	0.43
1:CA:1268:G:C6	1:CA:1269:A:N6	2.86	0.43
1:CA:126:G:C2'	1:CA:127:G:O5'	2.67	0.43
1:CA:1279:G:C8	1:CA:1282:C:N4	2.86	0.43
1:CA:141:G:H2'	1:CA:142:G:H8	1.83	0.43
1:CA:1527:U:C2	1:CA:1528:U:C5	3.07	0.43
1:CA:182:A:C2	1:CA:184:G:C5	3.06	0.43
1:CA:38:G:N1	1:CA:397:A:OP1	2.47	0.43
1:CA:439:U:H2'	1:CA:440:C:H6	1.81	0.43
1:CA:468:A:C4	1:CA:469:C:C5	3.06	0.43

Continued on next page...

Continued from previous page...

Atom-1	Atom-2	Interatomic distance (Å)	Clash overlap (Å)
1:CA:518:C:H4'	1:CA:519:C:O5'	2.19	0.43
1:CA:92:U:H2'	1:CA:93:U:C5	2.53	0.43
2:CB:162:VAL:CG2	2:CB:163:ILE:N	2.81	0.43
3:CC:153:SER:HB3	3:CC:164:THR:HB	2.00	0.43
3:CC:191:THR:HB	3:CC:192:TYR:CD1	2.54	0.43
3:CC:42:LEU:HD13	3:CC:86:LEU:HD22	2.00	0.43
6:CF:92:THR:C	6:CF:93:LYS:HG2	2.32	0.43
7:CG:20:GLU:O	7:CG:23:ALA:HB3	2.17	0.43
7:CG:78:ARG:CA	7:CG:84:TYR:HB2	2.36	0.43
9:CI:35:GLU:HA	9:CI:39:GLY:N	2.33	0.43
11:CK:92:ARG:HB3	11:CK:93:GLU:H	1.63	0.43
21:CU:34:ARG:O	21:CU:35:GLU:O	2.36	0.43
48:D0:30:ASP:OD2	48:D0:49:ARG:HA	2.19	0.43
51:D3:53:ASP:O	51:D3:54:LEU:C	2.56	0.43
22:DA:1188:U:H2'	22:DA:1189:A:H8	1.83	0.43
22:DA:1249:U:O2'	22:DA:1250:G:OP2	2.27	0.43
22:DA:1286:A:C5	22:DA:1289:C:N3	2.86	0.43
22:DA:1296:G:N2	22:DA:1645:G:C4	2.86	0.43
22:DA:1357:C:N4	22:DA:1358:G:C2	2.86	0.43
22:DA:137:U:O5'	22:DA:137:U:H6	2.02	0.43
22:DA:1341:G:P	22:DA:1397:U:H3	2.41	0.43
22:DA:1575:C:C2	22:DA:1576:U:C6	3.07	0.43
22:DA:2274:A:C5	22:DA:2276:G:C8	3.07	0.43
22:DA:2276:G:O2'	22:DA:2277:G:H5'	2.18	0.43
22:DA:2341:G:C2'	22:DA:2342:C:C5'	2.96	0.43
22:DA:2342:C:N3	22:DA:2343:U:C2	2.86	0.43
22:DA:2395:C:N4	22:DA:2421:G:H1	2.16	0.43
22:DA:2898:U:H2'	22:DA:2899:A:H8	1.83	0.43
22:DA:333:G:O2'	22:DA:334:C:O5'	2.36	0.43
22:DA:394:C:H2'	22:DA:395:U:H5'	1.99	0.43
22:DA:590:A:C6	22:DA:668:A:C2	3.07	0.43
22:DA:685:A:C2	22:DA:689:A:C6	3.06	0.43
22:DA:741:U:O2'	22:DA:742:A:H5'	2.18	0.43
22:DA:68:G:N2	22:DA:74:A:OP2	2.51	0.43
22:DA:858:G:C5	22:DA:2268:A:N1	2.87	0.43
22:DA:91:A:H1'	22:DA:92:U:C6	2.53	0.43
22:DA:992:C:H4'	39:DR:74:ILE:HD13	1.98	0.43
24:DC:20:ASN:HB2	24:DC:23:LEU:CD2	2.43	0.43
24:DC:24:HIS:ND1	24:DC:25:LYS:N	2.63	0.43
24:DC:250:GLN:HG3	24:DC:254:LYS:CG	2.48	0.43
25:DD:106:LYS:CG	25:DD:206:ALA:HB3	2.48	0.43

Continued on next page...

Continued from previous page...

Atom-1	Atom-2	Interatomic distance (Å)	Clash overlap (Å)
25:DD:149:ASN:HD21	25:DD:150:GLN:HB3	1.83	0.43
26:DE:33:VAL:HG12	26:DE:33:VAL:O	2.18	0.43
26:DE:53:THR:OG1	26:DE:54:GLY:N	2.49	0.43
26:DE:60:TRP:CE3	26:DE:62:GLN:CB	2.99	0.43
28:DG:15:ASP:HB3	28:DG:26:LYS:H	1.83	0.43
28:DG:26:LYS:HD3	28:DG:27:GLY:N	2.32	0.43
29:DH:68:ARG:HG2	29:DH:71:LYS:CD	2.48	0.43
31:DJ:1:MET:CE	31:DJ:2:LYS:HZ2	2.32	0.43
31:DJ:88:THR:O	31:DJ:92:MET:N	2.49	0.43
32:DK:69:VAL:HG12	32:DK:70:ARG:N	2.34	0.43
33:DL:29:LYS:O	33:DL:30:THR:CB	2.66	0.43
35:DN:9:GLN:C	35:DN:10:LEU:O	2.54	0.43
36:DO:49:VAL:HG12	36:DO:50:ALA:N	2.33	0.43
40:DS:14:ALA:O	40:DS:18:ARG:HB2	2.18	0.43
22:DA:372:G:P	45:DX:61:LYS:HZ3	2.40	0.43
47:DZ:11:SER:C	47:DZ:13:ILE:H	2.22	0.43
1:AA:1072:G:N1	1:AA:1104:G:C2	2.86	0.43
1:AA:1086:U:O2'	1:AA:1087:G:H5'	2.19	0.43
1:AA:1151:A:N6	1:AA:1152:A:H62	2.15	0.43
1:AA:1162:C:C2'	1:AA:1163:A:H8	2.29	0.43
1:AA:1310:G:O2'	1:AA:1311:A:H5'	2.17	0.43
1:AA:418:C:O5'	1:AA:418:C:H6	2.00	0.43
1:AA:637:C:H2'	1:AA:638:U:C5'	2.48	0.43
2:AB:113:LEU:HD11	2:AB:144:GLU:OE1	2.18	0.43
2:AB:138:ARG:HG3	2:AB:139:GLU:N	2.32	0.43
3:AC:147:GLY:CA	3:AC:202:PHE:HB3	2.49	0.43
3:AC:18:ASN:HB3	3:AC:39:ARG:HH12	1.83	0.43
4:AD:109:THR:CG2	4:AD:112:GLU:CB	2.97	0.43
4:AD:68:GLU:O	4:AD:72:ARG:HG2	2.18	0.43
9:AI:78:ILE:O	9:AI:81:GLY:N	2.51	0.43
10:AJ:80:THR:O	10:AJ:81:GLU:C	2.56	0.43
10:AJ:84:VAL:HG13	10:AJ:85:ASP:N	2.32	0.43
13:AM:106:ARG:NE	13:AM:112:ARG:HB3	2.34	0.43
13:AM:21:ILE:N	13:AM:21:ILE:HD12	2.33	0.43
13:AM:21:ILE:O	13:AM:24:VAL:HG22	2.18	0.43
16:AP:13:LYS:O	16:AP:15:PRO:HD2	2.19	0.43
17:AQ:48:GLU:OE1	17:AQ:48:GLU:CA	2.64	0.43
19:AS:62:THR:O	19:AS:63:ASP:C	2.56	0.43
21:AU:33:ARG:O	21:AU:34:ARG:C	2.57	0.43
51:B3:30:HIS:ND1	51:B3:31:ILE:CG2	2.82	0.43
52:B4:9:LYS:HG3	52:B4:16:ILE:HG13	2.00	0.43

Continued on next page...

Continued from previous page...

Atom-1	Atom-2	Interatomic distance (Å)	Clash overlap (Å)
22:BA:1059:G:H4'	30:BI:116:MET:HE1	2.01	0.43
22:BA:1264:A:P	48:B0:15:ARG:HH12	2.42	0.43
22:BA:1281:G:H2'	22:BA:1282:U:C6	2.54	0.43
22:BA:1416:G:O2'	22:BA:1417:C:P	2.76	0.43
22:BA:1567:G:H2'	24:BC:84:PRO:HG3	1.99	0.43
22:BA:1842:G:H2'	22:BA:1843:C:O4'	2.18	0.43
22:BA:1946:U:H2'	22:BA:1947:C:C6	2.53	0.43
22:BA:217:A:P	56:BA:3226:HOH:O	2.76	0.43
22:BA:20:C:O2'	22:BA:21:A:H5'	2.18	0.43
22:BA:2492:U:HO2'	22:BA:2493:U:H5'	1.82	0.43
22:BA:2570:G:C2'	22:BA:2571:U:H5'	2.48	0.43
22:BA:2752:C:O5'	22:BA:2752:C:H6	2.01	0.43
22:BA:527:C:N3	22:BA:2779:U:H2'	2.32	0.43
22:BA:2870:C:C2'	22:BA:2871:U:H5'	2.48	0.43
22:BA:384:A:C2'	22:BA:385:C:H5'	2.44	0.43
22:BA:63:A:HO2'	22:BA:64:A:H5'	1.82	0.43
23:BB:90:C:OP1	34:BM:16:ARG:HB3	2.18	0.43
24:BC:131:MET:CA	24:BC:134:ILE:HD12	2.39	0.43
24:BC:76:VAL:O	24:BC:77:VAL:C	2.56	0.43
25:BD:13:ARG:NE	25:BD:15:PHE:CZ	2.86	0.43
25:BD:72:GLY:O	25:BD:73:VAL:O	2.36	0.43
25:BD:98:VAL:O	25:BD:101:PHE:N	2.47	0.43
26:BE:48:THR:N	26:BE:51:GLU:HG3	2.34	0.43
27:BF:40:GLY:H	27:BF:84:ILE:CD1	2.32	0.43
31:BJ:37:ARG:CG	31:BJ:37:ARG:O	2.66	0.43
31:BJ:44:TYR:HB2	38:BQ:63:ARG:HG2	2.00	0.43
32:BK:107:LEU:HD12	32:BK:107:LEU:HA	1.74	0.43
33:BL:61:LEU:HD23	51:B3:13:PHE:CE1	2.54	0.43
34:BM:47:GLU:O	34:BM:48:ALA:C	2.57	0.43
1:AA:346:G:OP1	37:BP:33:GLU:OE1	2.36	0.43
37:BP:48:ALA:O	37:BP:49:ILE:HG12	2.19	0.43
22:BA:1600:C:OP1	41:BT:81:LYS:NZ	2.52	0.43
42:BU:27:VAL:CG2	42:BU:28:LEU:N	2.82	0.43
43:BV:65:VAL:O	43:BV:66:ASP:OD1	2.37	0.43
43:BV:77:VAL:HG13	43:BV:77:VAL:O	2.17	0.43
47:BZ:8:GLN:O	47:BZ:10:ARG:N	2.52	0.43
1:CA:1381:U:H2'	1:CA:1381:U:O2	2.17	0.43
1:CA:1416:G:H2'	1:CA:1417:G:H5'	2.00	0.43
1:CA:205:A:H2'	1:CA:206:C:C5	2.53	0.43
1:CA:295:C:C4	1:CA:296:U:C5	3.06	0.43
1:CA:645:G:C2	1:CA:646:G:C8	3.06	0.43

Continued on next page...

Continued from previous page...

Atom-1	Atom-2	Interatomic distance (Å)	Clash overlap (Å)
1:CA:676:A:C2	1:CA:677:U:C4	3.07	0.43
1:CA:67:C:OP1	1:CA:199:A:H5''	2.18	0.43
1:CA:735:C:H2'	1:CA:736:C:H6	1.82	0.43
1:CA:777:A:C2	1:CA:778:G:H1'	2.53	0.43
1:CA:86:G:N1	1:CA:87:C:C5	2.87	0.43
1:CA:881:G:C4	1:CA:882:C:C6	3.06	0.43
2:CB:64:GLY:HA2	2:CB:158:ASP:OD2	2.18	0.43
1:CA:1056:U:H5'	3:CC:162:ALA:HB3	1.99	0.43
4:CD:36:ALA:HA	4:CD:41:GLY:C	2.39	0.43
7:CG:27:ASN:O	7:CG:30:MET:HB2	2.18	0.43
9:CI:27:ILE:HA	9:CI:62:LEU:CB	2.48	0.43
9:CI:87:MET:HG3	9:CI:94:ARG:HE	1.83	0.43
12:CL:9:LYS:HB2	12:CL:9:LYS:HE2	1.69	0.43
18:CR:71:ASP:CB	18:CR:72:ARG:HH21	2.31	0.43
20:CT:12:GLN:CG	20:CT:12:GLN:O	2.59	0.43
21:CU:33:ARG:HH22	21:CU:34:ARG:CD	2.31	0.43
50:D2:11:LYS:NZ	56:D2:101:HOH:O	2.51	0.43
51:D3:57:VAL:HG12	51:D3:61:LEU:HD11	2.01	0.43
22:DA:1000:A:C6	22:DA:1001:A:C2	3.06	0.43
22:DA:987:C:O2'	22:DA:1000:A:N3	2.43	0.43
22:DA:1019:U:O2'	22:DA:1021:A:N1	2.35	0.43
22:DA:1024:G:O2'	22:DA:1025:G:OP1	2.30	0.43
22:DA:1042:G:C6	22:DA:1043:C:C4	3.06	0.43
22:DA:1028:A:N6	22:DA:1125:G:H2'	2.34	0.43
22:DA:1259:G:H2'	22:DA:1260:A:O4'	2.18	0.43
22:DA:126:A:O5'	50:D2:19:ARG:HG3	2.18	0.43
22:DA:1364:G:H1'	22:DA:1368:G:N2	2.34	0.43
22:DA:1380:G:C2	22:DA:1381:G:C8	3.07	0.43
22:DA:1571:A:H2'	22:DA:1572:A:C8	2.53	0.43
22:DA:1667:G:O2'	22:DA:1668:A:OP2	2.35	0.43
22:DA:2142:A:C5	22:DA:2143:C:O2'	2.70	0.43
22:DA:2153:C:C6	22:DA:2153:C:OP2	2.72	0.43
22:DA:2345:G:H4'	22:DA:2346:A:C5'	2.49	0.43
22:DA:2348:U:O2'	22:DA:2349:G:O5'	2.37	0.43
22:DA:2436:G:C2'	22:DA:2437:G:H5'	2.48	0.43
22:DA:2654:A:C4	22:DA:2656:U:C4	3.07	0.43
22:DA:298:G:OP1	42:DU:83:GLY:HA2	2.18	0.43
22:DA:323:C:H3'	26:DE:163:ASN:HD21	1.83	0.43
22:DA:497:A:H2'	22:DA:498:G:C1'	2.49	0.43
22:DA:516:C:O2'	22:DA:517:C:H5'	2.18	0.43
22:DA:531:C:N3	22:DA:563:A:C8	2.87	0.43

Continued on next page...

Continued from previous page...

Atom-1	Atom-2	Interatomic distance (Å)	Clash overlap (Å)
22:DA:590:A:N6	22:DA:668:A:N1	2.66	0.43
22:DA:605:G:H2'	22:DA:606:U:C6	2.53	0.43
22:DA:679:C:H6	22:DA:679:C:O5'	2.01	0.43
22:DA:732:C:C4	22:DA:733:G:N7	2.87	0.43
22:DA:992:C:O3'	39:DR:74:ILE:HD13	2.18	0.43
24:DC:166:ARG:O	24:DC:167:ASP:C	2.55	0.43
25:DD:179:ARG:NH2	37:DP:11:GLN:HE21	2.16	0.43
25:DD:27:ILE:HD12	25:DD:189:VAL:CG2	2.48	0.43
26:DE:124:PHE:HZ	26:DE:141:MET:CE	2.32	0.43
28:DG:117:PRO:O	28:DG:118:ALA:C	2.56	0.43
29:DH:68:ARG:CB	29:DH:68:ARG:NH1	2.82	0.43
31:DJ:34:ARG:HE	31:DJ:34:ARG:HB3	1.68	0.43
33:DL:93:ASN:CG	33:DL:94:THR:H	2.22	0.43
38:DQ:4:LYS:HE3	38:DQ:7:VAL:HG22	2.00	0.43
38:DQ:87:VAL:CG1	38:DQ:88:GLU:H	2.07	0.43
38:DQ:61:ILE:CG1	38:DQ:92:LYS:HD3	2.49	0.43
39:DR:9:GLY:C	39:DR:10:LYS:HD2	2.39	0.43
40:DS:17:VAL:HG11	40:DS:103:ILE:CD1	2.44	0.43
40:DS:47:VAL:HG23	40:DS:47:VAL:O	2.18	0.43
40:DS:66:ILE:HA	40:DS:69:LEU:HD22	2.01	0.43
41:DT:14:PRO:CG	41:DT:15:HIS:H	2.28	0.43
42:DU:73:ASN:C	42:DU:75:ALA:H	2.22	0.43
47:DZ:17:PRO:O	47:DZ:21:ALA:HB2	2.18	0.43
1:AA:99:C:C2'	1:AA:100:G:OP2	2.65	0.43
1:AA:1138:G:C2	1:AA:1140:C:C4	3.07	0.43
1:AA:1282:C:O2'	1:AA:1283:U:H5'	2.19	0.43
1:AA:1358:U:H5	1:AA:1359:C:N3	2.15	0.43
1:AA:928:G:O2'	1:AA:1533:C:OP1	2.37	0.43
1:AA:374:A:C6	1:AA:375:U:C4	3.07	0.43
1:AA:461:A:C3'	1:AA:461:A:N3	2.76	0.43
1:AA:607:A:H2'	1:AA:608:A:C8	2.54	0.43
1:AA:913:A:H4'	1:AA:914:A:O5'	2.17	0.43
1:AA:949:A:O4'	1:AA:1364:U:C5	2.71	0.43
1:AA:991:U:C5'	1:AA:992:U:OP1	2.66	0.43
3:AC:113:LYS:HD3	3:AC:184:ASN:CG	2.39	0.43
3:AC:13:ILE:H	3:AC:13:ILE:HD13	1.84	0.43
3:AC:63:ILE:O	3:AC:98:ALA:HA	2.18	0.43
5:AE:94:PHE:CD1	5:AE:94:PHE:C	2.92	0.43
7:AG:69:ARG:HG3	7:AG:95:ARG:CG	2.49	0.43
9:AI:8:THR:HG21	9:AI:10:ARG:HH21	1.83	0.43
10:AJ:33:GLY:CA	10:AJ:83:THR:HB	2.48	0.43

Continued on next page...

Continued from previous page...

Atom-1	Atom-2	Interatomic distance (Å)	Clash overlap (Å)
12:AL:75:GLU:OE1	12:AL:75:GLU:HA	2.19	0.43
15:AO:1:SER:O	15:AO:2:LEU:HB2	2.19	0.43
1:AA:230:G:H5''	16:AP:31:ARG:NH2	2.33	0.43
17:AQ:20:ILE:CA	17:AQ:47:ASP:OD1	2.66	0.43
19:AS:79:TYR:C	19:AS:79:TYR:CD2	2.88	0.43
22:BA:1023:U:H5'	22:BA:1023:U:H6	1.79	0.43
22:BA:1680:U:C2'	22:BA:1681:G:H5'	2.49	0.43
22:BA:1689:A:O2'	22:BA:1690:A:H5'	2.19	0.43
22:BA:1889:A:H2'	22:BA:1890:A:O4'	2.18	0.43
22:BA:191:A:H2'	22:BA:192:C:C6	2.54	0.43
22:BA:2151:U:O4	22:BA:2152:G:O6	2.37	0.43
22:BA:2289:G:O2'	22:BA:2290:G:H5'	2.18	0.43
22:BA:2548:U:C2'	22:BA:2549:G:O5'	2.66	0.43
22:BA:2816:G:H2'	22:BA:2817:U:O5'	2.18	0.43
22:BA:2830:C:O3'	25:BD:56:LYS:NZ	2.52	0.43
54:BA:3136:ERY:H321	54:BA:3136:ERY:H8	1.58	0.43
22:BA:464:U:O2'	50:B2:16:HIS:CE1	2.72	0.43
22:BA:659:G:H4'	26:BE:95:LYS:CD	2.48	0.43
22:BA:695:G:C2	22:BA:696:G:C8	3.07	0.43
22:BA:968:C:O2'	22:BA:969:G:H5'	2.18	0.43
23:BB:45:A:C4	23:BB:46:A:C8	3.07	0.43
23:BB:69:G:C2'	23:BB:70:C:H5'	2.49	0.43
24:BC:175:LEU:HD12	24:BC:175:LEU:HA	1.72	0.43
25:BD:25:THR:HG22	25:BD:27:ILE:HG13	2.00	0.43
26:BE:5:LEU:HD21	26:BE:120:VAL:HG22	2.00	0.43
27:BF:102:LEU:HD13	27:BF:102:LEU:C	2.38	0.43
27:BF:103:ILE:HG12	27:BF:103:ILE:H	1.56	0.43
28:BG:84:LYS:HG2	28:BG:85:LYS:N	2.34	0.43
30:BI:79:LEU:HD21	30:BI:132:ALA:HB1	2.00	0.43
31:BJ:101:ILE:O	31:BJ:105:VAL:HG13	2.19	0.43
31:BJ:142:ILE:HG22	31:BJ:142:ILE:OXT	2.19	0.43
22:BA:1007:C:H5''	31:BJ:37:ARG:HH21	1.83	0.43
33:BL:62:PRO:O	51:B3:12:ARG:HG2	2.19	0.43
34:BM:1:MET:CE	34:BM:1:MET:CA	2.97	0.43
40:BS:25:ARG:HE	40:BS:73:LYS:HZ1	1.67	0.43
44:BW:23:LYS:CD	44:BW:24:ARG:HG3	2.44	0.43
1:CA:1293:C:C2	1:CA:1294:G:N7	2.86	0.43
1:CA:1319:A:H5''	19:CS:4:LEU:HD13	1.99	0.43
1:CA:133:U:H2'	1:CA:134:G:OP2	2.18	0.43
1:CA:275:G:O2'	1:CA:276:G:H8	2.02	0.43
1:CA:552:U:O2'	1:CA:553:A:H5'	2.18	0.43

Continued on next page...

Continued from previous page...

Atom-1	Atom-2	Interatomic distance (Å)	Clash overlap (Å)
1:CA:691:G:H2'	1:CA:692:U:C6	2.54	0.43
1:CA:718:A:C5'	11:CK:118:ASN:OD1	2.67	0.43
1:CA:948:C:H5''	13:CM:104:ASN:CB	2.40	0.43
2:CB:130:LYS:HD3	2:CB:133:ALA:CB	2.47	0.43
2:CB:163:ILE:CG2	2:CB:203:ASP:HA	2.49	0.43
3:CC:20:THR:HG22	3:CC:57:GLU:HG2	2.00	0.43
7:CG:42:VAL:C	7:CG:44:SER:H	2.22	0.43
1:CA:1368:A:C8	9:CI:113:LYS:HD3	2.54	0.43
10:CJ:74:VAL:O	10:CJ:75:ASP:CB	2.65	0.43
12:CL:106:VAL:HG12	12:CL:109:ARG:HG2	2.00	0.43
13:CM:19:THR:HG22	13:CM:25:GLY:O	2.19	0.43
15:CO:24:THR:O	15:CO:25:GLU:C	2.56	0.43
16:CP:20:VAL:HA	16:CP:36:VAL:HB	2.00	0.43
21:CU:19:LYS:C	21:CU:21:SER:N	2.72	0.43
48:D0:43:THR:OG1	48:D0:47:TYR:HB2	2.19	0.43
22:DA:1059:G:C6	22:DA:1080:A:N1	2.86	0.43
22:DA:1142:A:C4	22:DA:1144:A:N7	2.86	0.43
22:DA:1208:C:C4	22:DA:1239:G:N1	2.86	0.43
22:DA:1358:G:N7	22:DA:1371:G:C6	2.87	0.43
22:DA:1476:U:O2'	22:DA:1477:A:O5'	2.37	0.43
22:DA:1532:A:C6	22:DA:1533:C:C4	3.06	0.43
22:DA:1544:A:C6	22:DA:1545:A:N1	2.86	0.43
22:DA:184:C:N3	22:DA:213:A:H2	2.16	0.43
22:DA:1931:U:HO2'	22:DA:1932:A:H8	1.65	0.43
22:DA:2826:A:C2	22:DA:2827:C:C2	3.07	0.43
22:DA:2850:A:N7	22:DA:2868:A:O2'	2.49	0.43
22:DA:515:A:H2	22:DA:1260:A:N3	2.17	0.43
22:DA:543:G:C2	22:DA:551:G:C5	3.06	0.43
22:DA:841:G:O2'	22:DA:842:U:H5'	2.18	0.43
22:DA:969:G:N2	22:DA:985:C:OP1	2.52	0.43
23:DB:24:G:C8	23:DB:56:G:C5	3.07	0.43
23:DB:34:A:C2'	23:DB:35:C:OP2	2.67	0.43
24:DC:76:VAL:O	24:DC:93:VAL:O	2.36	0.43
22:DA:1657:U:O2'	25:DD:138:LEU:HD12	2.19	0.43
26:DE:101:TYR:C	26:DE:101:TYR:CD2	2.92	0.43
26:DE:130:LYS:H	26:DE:160:ALA:HB2	1.84	0.43
27:DF:107:VAL:H	27:DF:108:PRO:CD	2.32	0.43
27:DF:119:LYS:HD3	27:DF:119:LYS:O	2.18	0.43
27:DF:101:ARG:HH11	27:DF:138:PRO:CB	2.31	0.43
27:DF:11:VAL:HG13	27:DF:171:ALA:HB2	2.01	0.43
27:DF:129:MET:CE	27:DF:174:PHE:CE1	3.01	0.43

Continued on next page...

Continued from previous page...

Atom-1	Atom-2	Interatomic distance (Å)	Clash overlap (Å)
27:DF:91:ARG:CA	27:DF:95:MET:SD	2.98	0.43
28:DG:93:TYR:N	28:DG:105:SER:O	2.51	0.43
29:DH:68:ARG:HB3	29:DH:68:ARG:CZ	2.47	0.43
30:DI:32:VAL:HG13	30:DI:58:ILE:HD12	2.00	0.43
35:DN:60:VAL:O	35:DN:64:ARG:HD2	2.18	0.43
37:DP:19:PHE:HE1	37:DP:58:PHE:CZ	2.36	0.43
37:DP:48:ALA:HB3	37:DP:59:THR:HB	2.00	0.43
39:DR:4:VAL:HA	39:DR:12:HIS:O	2.18	0.43
39:DR:22:LEU:HD12	39:DR:25:LEU:HD21	2.01	0.43
39:DR:68:ARG:NE	39:DR:90:ARG:HG2	2.34	0.43
39:DR:9:GLY:C	39:DR:10:LYS:CG	2.87	0.43
22:DA:519:U:H4'	40:DS:25:ARG:HH21	1.82	0.43
22:DA:58:G:OP1	41:DT:78:SER:HB2	2.18	0.43
42:DU:48:VAL:HA	42:DU:49:PRO:HD3	1.82	0.43
42:DU:81:ARG:H	42:DU:81:ARG:HD2	1.81	0.43
43:DV:28:ALA:HB1	43:DV:89:ILE:HG13	2.00	0.43
44:DW:51:GLY:CA	44:DW:59:PHE:O	2.67	0.43
46:DY:52:ARG:HA	46:DY:55:THR:HB	2.00	0.43
1:AA:1016:A:H2'	1:AA:1017:U:O4'	2.19	0.43
1:AA:1283:U:O2'	1:AA:1284:C:C5'	2.67	0.43
1:AA:1246:A:C6	1:AA:1292:G:C6	3.07	0.43
1:AA:976:G:N1	1:AA:1363:A:C2	2.87	0.43
1:AA:1451:U:C5'	1:AA:1452:C:H5	2.31	0.43
1:AA:1533:C:C2'	1:AA:1534:A:H5''	2.48	0.43
1:AA:230:G:H5''	16:AP:31:ARG:HH21	1.84	0.43
1:AA:257:G:H2'	1:AA:258:G:O5'	2.19	0.43
1:AA:2:A:C6	1:AA:3:A:N1	2.86	0.43
1:AA:411:A:N6	1:AA:413:G:H21	2.14	0.43
1:AA:748:G:O6	1:AA:749:A:N6	2.51	0.43
2:AB:95:TRP:CZ2	2:AB:100:LEU:HB2	2.54	0.43
2:AB:161:PHE:HD1	2:AB:183:PHE:HB2	1.84	0.43
2:AB:79:VAL:HA	2:AB:213:LEU:HD21	1.99	0.43
3:AC:38:VAL:CG2	3:AC:56:ILE:HD11	2.49	0.43
3:AC:5:HIS:CG	14:AN:88:MET:HB3	2.54	0.43
3:AC:57:GLU:CG	3:AC:64:ARG:HB3	2.49	0.43
4:AD:160:LEU:CD2	4:AD:160:LEU:N	2.80	0.43
6:AF:98:GLU:O	6:AF:99:ALA:HB3	2.18	0.43
10:AJ:88:MET:HB3	10:AJ:89:ARG:NH1	2.33	0.43
11:AK:58:THR:CB	11:AK:59:PRO:HD2	2.46	0.43
12:AL:111:GLN:O	12:AL:112:ALA:HB3	2.19	0.43
13:AM:10:ASP:O	13:AM:11:HIS:HB2	2.18	0.43

Continued on next page...

Continued from previous page...

Atom-1	Atom-2	Interatomic distance (Å)	Clash overlap (Å)
13:AM:25:GLY:O	13:AM:27:THR:N	2.52	0.43
13:AM:84:CYS:O	13:AM:88:LEU:CD1	2.66	0.43
15:AO:15:GLY:O	15:AO:17:ASP:N	2.43	0.43
17:AQ:12:VAL:CG1	17:AQ:13:SER:N	2.52	0.43
17:AQ:20:ILE:HD12	17:AQ:20:ILE:HA	1.63	0.43
17:AQ:18:LYS:O	17:AQ:47:ASP:OD2	2.36	0.43
17:AQ:73:THR:HG22	17:AQ:74:LEU:HD12	2.01	0.43
18:AR:42:ARG:HG3	18:AR:43:ILE:CD1	2.49	0.43
19:AS:14:LEU:HB2	19:AS:32:THR:HG21	2.01	0.43
51:B3:15:LYS:HE2	51:B3:19:GLY:HA2	2.01	0.43
22:BA:1084:A:C6	22:BA:1085:A:N6	2.87	0.43
22:BA:1330:C:O2'	22:BA:1331:G:H5'	2.18	0.43
22:BA:729:G:C2'	22:BA:1775:U:H1'	2.48	0.43
22:BA:2049:G:N2	22:BA:2620:C:C2	2.87	0.43
22:BA:2076:U:O2	22:BA:2076:U:O4'	2.36	0.43
22:BA:2109:U:O4	22:BA:2110:G:C4	2.71	0.43
22:BA:2222:C:H2'	22:BA:2223:G:O5'	2.18	0.43
22:BA:2256:G:O2'	22:BA:2257:U:H5'	2.18	0.43
22:BA:2350:C:C2'	22:BA:2351:G:H5'	2.48	0.43
22:BA:2364:C:C2'	22:BA:2365:G:H5'	2.48	0.43
22:BA:2366:A:C2	22:BA:2367:G:H1'	2.54	0.43
22:BA:2459:A:C8	22:BA:2459:A:O5'	2.72	0.43
22:BA:747:U:H2'	22:BA:2613:U:O4	2.18	0.43
22:BA:2665:A:H2	22:BA:2666:C:C2	2.35	0.43
22:BA:277:G:H4'	22:BA:278:A:C8	2.52	0.43
22:BA:2611:C:H5'	54:BA:3136:ERY:H301	2.01	0.43
22:BA:414:C:O2'	22:BA:415:A:H5'	2.17	0.43
22:BA:553:G:N7	22:BA:554:U:C5	2.87	0.43
22:BA:640:C:C2'	22:BA:641:U:O5'	2.67	0.43
22:BA:666:A:H4'	33:BL:48:ARG:NE	2.31	0.43
22:BA:64:A:N1	22:BA:91:A:N6	2.67	0.43
24:BC:137:GLY:N	24:BC:163:ILE:O	2.51	0.43
24:BC:255:LYS:O	24:BC:256:THR:CB	2.67	0.43
24:BC:33:LEU:HD21	24:BC:62:ARG:CD	2.39	0.43
25:BD:117:GLY:O	25:BD:118:PHE:CD1	2.71	0.43
26:BE:176:ASP:C	26:BE:176:ASP:OD1	2.57	0.43
26:BE:108:ILE:CD1	26:BE:180:LEU:CB	2.88	0.43
27:BF:131:VAL:O	27:BF:132:ARG:C	2.57	0.43
27:BF:46:LYS:CD	27:BF:46:LYS:N	2.81	0.43
28:BG:59:ASP:O	28:BG:60:GLY:O	2.36	0.43
29:BH:68:ARG:NH2	29:BH:69:ALA:HA	2.33	0.43

Continued on next page...

Continued from previous page...

Atom-1	Atom-2	Interatomic distance (Å)	Clash overlap (Å)
30:BI:59:THR:HG22	30:BI:61:TYR:CE2	2.53	0.43
30:BI:56:VAL:CG2	30:BI:68:PHE:HB2	2.49	0.43
33:BL:55:MET:HE2	33:BL:56:PRO:HD2	2.00	0.43
35:BN:4:ARG:HD2	35:BN:4:ARG:HA	1.90	0.43
37:BP:50:ARG:O	37:BP:51:ASN:HB2	2.17	0.43
22:BA:1753:G:OP1	37:BP:92:ARG:HD3	2.18	0.43
38:BQ:35:PHE:C	38:BQ:37:ALA:N	2.72	0.43
38:BQ:89:ILE:O	38:BQ:90:ASP:CB	2.63	0.43
39:BR:47:VAL:HG12	39:BR:54:VAL:HG11	2.01	0.43
40:BS:19:LEU:O	48:B0:21:LEU:HD12	2.18	0.43
41:BT:29:THR:CG2	41:BT:86:THR:CG2	2.87	0.43
41:BT:67:VAL:HG23	41:BT:68:LYS:N	2.33	0.43
42:BU:4:ILE:O	42:BU:4:ILE:HG22	2.15	0.43
45:BX:44:ARG:HH21	45:BX:46:VAL:CG1	2.32	0.43
1:CA:1003:G:N2	1:CA:1005:A:C5'	2.80	0.43
1:CA:1077:G:C6	1:CA:1081:A:N1	2.87	0.43
1:CA:1140:C:O2'	1:CA:1141:C:C6	2.66	0.43
1:CA:121:U:P	1:CA:121:U:H3'	2.58	0.43
1:CA:1336:C:O2'	1:CA:1337:G:C5	2.71	0.43
1:CA:182:A:C2	1:CA:184:G:C6	3.06	0.43
1:CA:265:G:O2'	1:CA:266:G:H5'	2.19	0.43
1:CA:496:A:O2'	1:CA:497:G:C8	2.67	0.43
1:CA:645:G:O2'	1:CA:646:G:H5'	2.18	0.43
1:CA:723:U:H6	1:CA:723:U:H3'	1.83	0.43
1:CA:728:A:C6	1:CA:729:A:N6	2.86	0.43
1:CA:935:A:O2'	1:CA:936:C:H6	2.00	0.43
2:CB:151:LYS:HG3	2:CB:152:ASP:H	1.82	0.43
3:CC:142:ARG:HG2	3:CC:143:LEU:HD12	2.00	0.43
4:CD:115:GLN:HG3	4:CD:119:HIS:CE1	2.54	0.43
9:CI:30:ASN:OD1	9:CI:65:THR:HG23	2.19	0.43
1:CA:708:C:H4'	11:CK:38:GLY:HA3	2.01	0.43
14:CN:87:ALA:HB2	14:CN:95:LEU:HD23	2.00	0.43
15:CO:10:ILE:HA	15:CO:13:GLU:HB2	2.00	0.43
1:CA:258:G:O3'	20:CT:35:TYR:OH	2.36	0.43
49:D1:10:LEU:HD13	49:D1:10:LEU:N	2.34	0.43
22:DA:1219:U:O2'	22:DA:1220:G:H5'	2.18	0.43
22:DA:1275:A:C8	35:DN:16:HIS:CD2	3.07	0.43
22:DA:1307:A:C2'	22:DA:1308:A:O5'	2.66	0.43
22:DA:1320:C:HO2'	22:DA:1321:A:H8	1.67	0.43
22:DA:1441:G:N3	22:DA:1551:A:C2	2.86	0.43
22:DA:154:U:H2'	22:DA:155:A:O4'	2.18	0.43

Continued on next page...

Continued from previous page...

Atom-1	Atom-2	Interatomic distance (Å)	Clash overlap (Å)
22:DA:1655:A:O2'	22:DA:1656:C:C5'	2.67	0.43
22:DA:2064:C:O3'	22:DA:2251:G:N2	2.52	0.43
22:DA:2331:G:O2'	44:DW:40:ARG:HG2	2.18	0.43
22:DA:2385:C:O2'	22:DA:2386:A:O5'	2.36	0.43
22:DA:2748:A:C6	22:DA:2749:A:C6	3.07	0.43
22:DA:274:C:O2'	22:DA:275:C:C5'	2.65	0.43
22:DA:2864:G:H2'	22:DA:2865:U:O4'	2.18	0.43
22:DA:300:A:C2'	22:DA:301:G:C5'	2.97	0.43
22:DA:300:A:C5	22:DA:334:C:C4'	3.01	0.43
22:DA:283:G:N2	22:DA:358:U:C2	2.87	0.43
22:DA:545:U:C6	22:DA:547:A:H5'	2.54	0.43
22:DA:791:C:N4	22:DA:794:A:H1'	2.33	0.43
22:DA:843:G:C6	22:DA:844:A:N6	2.87	0.43
23:DB:64:G:C5	23:DB:65:U:C5	3.07	0.43
25:DD:137:SER:CB	25:DD:138:LEU:CD2	2.95	0.43
26:DE:133:LEU:C	26:DE:133:LEU:CD2	2.87	0.43
27:DF:111:ARG:NH1	27:DF:113:PHE:HE1	2.15	0.43
33:DL:73:ILE:O	33:DL:105:ILE:HD12	2.18	0.43
34:DM:101:VAL:HG13	34:DM:101:VAL:O	2.19	0.43
34:DM:21:ALA:HB2	34:DM:98:PRO:O	2.18	0.43
34:DM:46:ILE:HG12	34:DM:46:ILE:H	1.44	0.43
35:DN:33:ILE:CD1	35:DN:118:ARG:NH2	2.82	0.43
37:DP:9:GLN:HB3	37:DP:12:MET:CE	2.48	0.43
37:DP:22:GLY:HA3	37:DP:91:VAL:HG21	1.99	0.43
37:DP:22:GLY:O	37:DP:89:GLY:HA3	2.19	0.43
1:AA:102:G:H2'	1:AA:103:U:H6	1.82	0.43
1:AA:1321:U:O3'	19:AS:77:ARG:NH2	2.51	0.43
1:AA:1442:G:C6	1:AA:1443:C:C4	3.06	0.43
1:AA:815:A:C2	1:AA:1529:G:C4	3.06	0.43
1:AA:184:G:N3	1:AA:185:U:C6	2.87	0.43
1:AA:184:G:O2'	1:AA:185:U:C5'	2.67	0.43
1:AA:373:A:N3	1:AA:374:A:C8	2.86	0.43
1:AA:585:G:N2	1:AA:879:C:O4'	2.52	0.43
1:AA:617:G:H2'	1:AA:618:C:O5'	2.19	0.43
1:AA:70:U:O2'	1:AA:71:A:N7	2.51	0.43
1:AA:737:C:H2'	1:AA:738:C:C6	2.54	0.43
1:AA:831:A:OP1	2:AB:20:ARG:HG3	2.19	0.43
2:AB:9:LEU:CD2	2:AB:11:ALA:CB	2.92	0.43
4:AD:97:LEU:HD23	4:AD:117:VAL:HG21	1.99	0.43
4:AD:151:GLN:H	4:AD:154:VAL:HG12	1.82	0.43
4:AD:188:SER:O	4:AD:190:LEU:N	2.43	0.43

Continued on next page...

Continued from previous page...

Atom-1	Atom-2	Interatomic distance (Å)	Clash overlap (Å)
4:AD:84:ASN:C	4:AD:84:ASN:ND2	2.72	0.43
6:AF:50:PRO:HD3	18:AR:73:HIS:HB3	2.01	0.43
8:AH:75:GLN:OE1	8:AH:75:GLN:CA	2.64	0.43
9:AI:8:THR:O	9:AI:81:GLY:HA3	2.19	0.43
10:AJ:47:GLU:OE2	14:AN:75:LYS:NZ	2.44	0.43
10:AJ:80:THR:HG22	10:AJ:82:LYS:H	1.83	0.43
11:AK:125:LYS:O	11:AK:126:ARG:CB	2.66	0.43
13:AM:65:GLU:OE1	13:AM:65:GLU:HA	2.18	0.43
14:AN:46:LYS:C	14:AN:48:GLN:H	2.21	0.43
14:AN:60:ARG:O	14:AN:61:ASN:CB	2.54	0.43
15:AO:24:THR:O	15:AO:25:GLU:C	2.57	0.43
18:AR:39:VAL:HG12	18:AR:44:THR:HG23	2.00	0.43
20:AT:61:ALA:HB2	20:AT:66:ILE:CG2	2.49	0.43
20:AT:4:LYS:O	20:AT:6:ALA:N	2.52	0.43
52:B4:9:LYS:HE2	52:B4:9:LYS:CA	2.49	0.43
22:BA:1265:A:O4'	22:BA:1267:U:C6	2.72	0.43
22:BA:1406:U:HO2'	22:BA:1407:G:H8	1.66	0.43
22:BA:1520:U:H6	22:BA:1520:U:O5'	2.01	0.43
22:BA:153:U:C2'	22:BA:154:U:C5'	2.95	0.43
22:BA:1733:G:N3	22:BA:1734:G:C8	2.86	0.43
22:BA:1802:A:N1	22:BA:1822:C:H1'	2.34	0.43
22:BA:2187:U:C2	22:BA:2188:U:C5	3.07	0.43
22:BA:2641:G:OP1	31:BJ:76:HIS:CE1	2.69	0.43
22:BA:2:G:O2'	22:BA:3:U:H5'	2.18	0.43
22:BA:637:A:H4'	22:BA:638:G:O5'	2.18	0.43
22:BA:65:U:N3	22:BA:66:C:C5	2.87	0.43
22:BA:860:U:C2'	22:BA:861:A:O5'	2.67	0.43
22:BA:998:C:H2'	22:BA:999:U:O5'	2.19	0.43
22:BA:1829:A:N3	24:BC:14:HIS:HE1	2.16	0.43
22:BA:2822:G:P	25:BD:115:GLY:HA3	2.59	0.43
25:BD:124:ARG:HG2	25:BD:125:TRP:CD1	2.54	0.43
25:BD:16:THR:HG1	25:BD:18:ASP:CG	2.22	0.43
25:BD:71:ALA:O	25:BD:73:VAL:N	2.52	0.43
27:BF:59:ILE:HD13	27:BF:137:PHE:CE2	2.54	0.43
27:BF:35:LEU:CD2	27:BF:153:ILE:CG2	2.97	0.43
29:BH:67:ALA:O	29:BH:69:ALA:N	2.41	0.43
29:BH:74:ALA:O	29:BH:75:LEU:HD12	2.18	0.43
31:BJ:140:LEU:HD13	31:BJ:141:ASP:N	2.33	0.43
36:BO:75:GLY:CA	36:BO:106:LEU:HD13	2.43	0.43
39:BR:68:ARG:HH11	39:BR:90:ARG:HH11	1.65	0.43
42:BU:17:ASP:O	42:BU:18:LYS:C	2.56	0.43

Continued on next page...

Continued from previous page...

Atom-1	Atom-2	Interatomic distance (Å)	Clash overlap (Å)
46:BY:23:ARG:O	46:BY:24:GLU:C	2.57	0.43
1:CA:1214:C:H3'	1:CA:1215:G:C5'	2.49	0.43
1:CA:1314:C:H2'	1:CA:1315:U:O4'	2.17	0.43
1:CA:159:G:C5'	1:CA:160:A:OP2	2.66	0.43
1:CA:317:U:H2'	1:CA:318:G:H8	1.83	0.43
1:CA:377:G:O2'	1:CA:378:G:H5'	2.19	0.43
1:CA:443:C:C6	1:CA:443:C:H3'	2.54	0.43
1:CA:444:G:C2	1:CA:445:G:C4	3.06	0.43
1:CA:634:C:N4	1:CA:635:A:N6	2.66	0.43
1:CA:647:C:C2	1:CA:648:A:C8	3.07	0.43
3:CC:179:ALA:HB1	3:CC:202:PHE:CD1	2.53	0.43
7:CG:12:LEU:HD13	7:CG:12:LEU:N	2.34	0.43
8:CH:37:ASN:HA	8:CH:48:PHE:CE1	2.45	0.43
11:CK:81:LEU:HD11	11:CK:104:PHE:HD2	1.70	0.43
13:CM:47:LEU:HD21	13:CM:52:ILE:HG22	2.01	0.43
16:CP:1:MET:C	16:CP:1:MET:HE2	2.39	0.43
18:CR:63:TYR:CD2	18:CR:69:TYR:OH	2.72	0.43
20:CT:32:LYS:O	20:CT:36:ALA:HB3	2.19	0.43
22:DA:1002:G:H2'	22:DA:1003:G:O4'	2.19	0.43
22:DA:1121:C:H2'	22:DA:1122:G:O4'	2.19	0.43
22:DA:1130:U:O2'	22:DA:1131:G:N7	2.49	0.43
22:DA:1270:C:N3	22:DA:1648:U:C5	2.87	0.43
22:DA:1389:G:O2'	22:DA:1390:U:H5'	2.17	0.43
22:DA:1565:C:H5''	24:DC:17:LYS:HE2	2.01	0.43
22:DA:1681:G:O2'	22:DA:1762:A:O2'	2.26	0.43
22:DA:1731:G:N3	22:DA:1733:G:N7	2.67	0.43
22:DA:1753:G:H2'	22:DA:1754:A:O5'	2.19	0.43
22:DA:1910:G:H1	22:DA:1920:C:N4	2.17	0.43
22:DA:191:A:HO2'	22:DA:192:C:H5'	1.83	0.43
22:DA:1959:G:H2'	22:DA:1960:A:O4'	2.18	0.43
22:DA:1998:A:C4	22:DA:1999:C:C6	3.06	0.43
22:DA:2011:U:H2'	22:DA:2012:G:O4'	2.19	0.43
22:DA:2092:U:H4'	22:DA:2093:G:C5'	2.45	0.43
22:DA:2234:G:C4	22:DA:2235:G:C8	3.07	0.43
22:DA:2077:A:OP1	22:DA:2238:G:N1	2.52	0.43
22:DA:2551:C:C4	22:DA:2552:U:C4	3.07	0.43
22:DA:2552:U:O2	22:DA:2554:U:C5'	2.59	0.43
22:DA:480:A:H2'	22:DA:480:A:N3	2.34	0.43
22:DA:560:C:H2'	22:DA:561:G:C5'	2.49	0.43
22:DA:622:G:O2'	22:DA:623:C:H5'	2.18	0.43
22:DA:900:A:H2'	22:DA:901:C:C6	2.53	0.43

Continued on next page...

Continued from previous page...

Atom-1	Atom-2	Interatomic distance (Å)	Clash overlap (Å)
22:DA:916:G:O2'	22:DA:917:A:O5'	2.34	0.43
22:DA:92:U:O2'	22:DA:93:G:O4'	2.36	0.43
22:DA:943:A:H2'	22:DA:944:C:O5'	2.18	0.43
24:DC:184:GLU:C	24:DC:186:ASP:H	2.20	0.43
26:DE:146:VAL:O	26:DE:167:VAL:HA	2.18	0.43
27:DF:122:ASP:CB	27:DF:126:ASN:ND2	2.82	0.43
27:DF:8:LYS:HG3	27:DF:12:VAL:HG21	2.00	0.43
28:DG:82:PHE:HB3	28:DG:140:ILE:HD11	2.00	0.43
29:DH:5:LEU:HA	29:DH:36:ALA:HB2	2.00	0.43
30:DI:132:ALA:HA	30:DI:137:LEU:HD12	2.01	0.43
31:DJ:1:MET:SD	31:DJ:2:LYS:NZ	2.92	0.43
33:DL:4:ASN:HD22	33:DL:4:ASN:HA	1.53	0.43
22:DA:871:U:OP1	34:DM:4:PRO:HA	2.19	0.43
36:DO:22:GLY:O	36:DO:23:ALA:HB3	2.19	0.43
22:DA:1252:G:C2	38:DQ:32:ARG:HG2	2.53	0.43
38:DQ:43:GLN:O	38:DQ:44:TYR:C	2.57	0.43
44:DW:72:GLY:HA3	44:DW:78:PHE:HE2	1.83	0.43
47:DZ:19:HIS:HD2	47:DZ:52:PHE:HZ	1.67	0.43
1:AA:139:A:N7	1:AA:140:U:H5	2.16	0.43
1:AA:1442:G:H2'	1:AA:1443:C:H6	1.82	0.43
1:AA:205:A:N7	1:AA:206:C:C4	2.87	0.43
1:AA:27:G:H2'	1:AA:28:A:H8	1.84	0.43
1:AA:358:U:C2'	1:AA:359:G:O5'	2.66	0.43
1:AA:414:A:C4	1:AA:415:A:N7	2.87	0.43
1:AA:540:G:H2'	1:AA:541:G:H8	1.84	0.43
1:AA:753:A:H4'	1:AA:754:C:O5'	2.19	0.43
1:AA:865:A:C4	1:AA:866:C:C5	3.07	0.43
1:AA:868:C:H2'	1:AA:869:G:H5'	2.01	0.43
1:AA:79:G:N2	1:AA:91:U:O4	2.52	0.43
2:AB:116:LEU:HB3	2:AB:140:LEU:HD21	2.00	0.43
2:AB:153:MET:O	2:AB:155:GLY:N	2.49	0.43
5:AE:100:GLU:HB2	5:AE:103:GLY:N	2.33	0.43
10:AJ:20:GLN:NE2	10:AJ:20:GLN:CA	2.79	0.43
17:AQ:55:GLY:HA3	17:AQ:82:VAL:CG1	2.47	0.43
1:AA:1458:G:H5''	20:AT:25:SER:HB3	2.00	0.43
21:AU:40:PRO:HA	21:AU:43:GLU:HB2	2.00	0.43
49:B1:6:GLU:O	49:B1:23:THR:HA	2.19	0.43
22:BA:10:A:C5	22:BA:2800:A:C6	3.06	0.43
22:BA:1216:G:H2'	22:BA:1217:U:H6	1.83	0.43
22:BA:141:G:H5'	22:BA:142:A:C8	2.54	0.43
22:BA:1588:G:C2	22:BA:1589:U:C5	3.07	0.43

Continued on next page...

Continued from previous page...

Atom-1	Atom-2	Interatomic distance (Å)	Clash overlap (Å)
22:BA:1691:C:H2'	22:BA:1692:U:O5'	2.19	0.43
22:BA:729:G:C4	22:BA:1775:U:C2	3.07	0.43
22:BA:1799:G:C2	24:BC:153:LEU:CD2	3.02	0.43
22:BA:1848:A:O2'	22:BA:1849:G:C5'	2.67	0.43
22:BA:2019:A:H4'	38:BQ:33:VAL:CG2	2.48	0.43
22:BA:2079:U:C2	22:BA:2080:A:C8	3.07	0.43
22:BA:216:A:C4	22:BA:217:A:C8	3.07	0.43
22:BA:2107:G:O6	22:BA:2183:A:C6	2.72	0.43
22:BA:2364:C:O2'	22:BA:2365:G:H5'	2.19	0.43
22:BA:2443:C:O2'	22:BA:2444:G:H5'	2.18	0.43
22:BA:2672:U:H2'	22:BA:2673:G:C5'	2.49	0.43
22:BA:2813:A:C2	22:BA:2887:A:N6	2.73	0.43
22:BA:302:C:O2'	22:BA:303:G:H5'	2.18	0.43
22:BA:616:A:H4'	26:BE:101:TYR:CZ	2.54	0.43
25:BD:139:SER:HA	25:BD:142:VAL:CG1	2.49	0.43
25:BD:13:ARG:HD2	37:BP:55:HIS:CE1	2.54	0.43
28:BG:123:GLU:CD	28:BG:124:CYS:N	2.72	0.43
29:BH:90:LEU:HD22	29:BH:123:ARG:CA	2.45	0.43
22:BA:1007:C:H5''	31:BJ:37:ARG:NH2	2.33	0.43
32:BK:51:LYS:O	32:BK:51:LYS:NZ	2.52	0.43
33:BL:79:LEU:HD13	33:BL:116:VAL:CG1	2.49	0.43
35:BN:93:GLY:C	35:BN:95:THR:H	2.21	0.43
38:BQ:25:GLY:O	38:BQ:29:ARG:HG3	2.19	0.43
22:BA:1161:C:C1'	39:BR:8:GLY:O	2.63	0.43
22:BA:480:A:OP2	42:BU:43:LYS:HD2	2.18	0.43
45:BX:51:SER:O	45:BX:54:GLY:N	2.52	0.43
1:CA:994:A:H62	1:CA:1216:A:H5'	1.81	0.43
1:CA:1527:U:H2'	1:CA:1528:U:C6	2.52	0.43
1:CA:181:A:O2'	1:CA:182:A:O5'	2.35	0.43
1:CA:204:G:H2'	1:CA:205:A:H8	1.83	0.43
1:CA:21:G:H1'	1:CA:914:A:H61	1.84	0.43
1:CA:273:U:O2'	1:CA:274:A:H5'	2.19	0.43
1:CA:289:G:C2	1:CA:290:C:C4	3.06	0.43
1:CA:398:U:H2'	1:CA:398:U:O2	2.19	0.43
1:CA:597:G:N7	1:CA:598:U:C5	2.87	0.43
1:CA:867:G:N3	1:CA:868:C:C6	2.87	0.43
1:CA:99:C:HO2'	1:CA:100:G:H8	1.66	0.43
2:CB:73:ARG:HG3	2:CB:74:ALA:H	1.82	0.43
3:CC:129:PHE:CD2	3:CC:130:ARG:N	2.87	0.43
3:CC:131:ARG:O	3:CC:135:ARG:HB2	2.18	0.43
3:CC:161:ILE:HD13	3:CC:161:ILE:O	2.18	0.43

Continued on next page...

Continued from previous page...

Atom-1	Atom-2	Interatomic distance (Å)	Clash overlap (Å)
4:CD:163:GLN:CA	4:CD:163:GLN:HE21	2.31	0.43
4:CD:29:THR:CG2	4:CD:30:LYS:HD3	2.44	0.43
7:CG:35:LYS:HB3	7:CG:35:LYS:HZ3	1.82	0.43
7:CG:77:ARG:HD3	7:CG:77:ARG:HA	1.87	0.43
7:CG:91:ARG:CZ	7:CG:92:PRO:HD2	2.49	0.43
8:CH:30:LYS:O	8:CH:33:VAL:N	2.51	0.43
8:CH:78:SER:HG	8:CH:123:GLU:HG3	1.83	0.43
9:CI:59:LYS:HE2	9:CI:59:LYS:HB3	1.68	0.43
13:CM:85:TYR:HE2	13:CM:96:VAL:HG11	1.80	0.43
17:CQ:47:ASP:HB3	17:CQ:74:LEU:HB3	2.00	0.43
19:CS:14:LEU:HD22	19:CS:37:SER:OG	2.19	0.43
19:CS:39:ILE:HG13	19:CS:39:ILE:O	2.19	0.43
1:CA:1319:A:OP1	19:CS:4:LEU:HD22	2.18	0.43
1:CA:1458:G:O3'	20:CT:22:SER:HA	2.19	0.43
20:CT:64:GLY:O	20:CT:67:HIS:HB2	2.19	0.43
50:D2:10:LEU:HD21	50:D2:14:ARG:HH11	1.84	0.43
22:DA:109:C:H2'	22:DA:110:G:O5'	2.18	0.43
22:DA:10:A:O2'	22:DA:11:C:H5'	2.19	0.43
22:DA:118:A:P	22:DA:119:A:H5''	2.59	0.43
22:DA:1203:U:C2	22:DA:1204:A:C6	3.06	0.43
22:DA:141:G:HO2'	22:DA:142:A:P	2.41	0.43
22:DA:1528:A:H2'	22:DA:1529:G:O4'	2.19	0.43
22:DA:1593:A:C2	22:DA:1594:U:C2	3.06	0.43
22:DA:1662:U:H2'	22:DA:1662:U:O2	2.18	0.43
22:DA:1819:A:O4'	22:DA:1821:A:C5	2.71	0.43
22:DA:1870:C:C5'	22:DA:1871:A:H2	1.98	0.43
22:DA:2195:U:C5	22:DA:2196:C:H5	2.36	0.43
22:DA:2199:A:N7	22:DA:2225:A:C6	2.86	0.43
22:DA:2335:A:C4	22:DA:2337:G:N7	2.86	0.43
22:DA:2414:G:H2'	22:DA:2415:G:C5'	2.48	0.43
22:DA:250:G:N1	22:DA:251:A:C2	2.87	0.43
22:DA:2513:A:H2	25:DD:148:GLN:HE21	1.65	0.43
22:DA:2674:G:H4'	32:DK:30:ARG:HD2	2.01	0.43
22:DA:2839:G:C2	22:DA:2880:C:C4	3.06	0.43
22:DA:435:C:C5	22:DA:436:C:C5	3.07	0.43
22:DA:487:C:H2'	22:DA:488:G:O4'	2.19	0.43
22:DA:506:G:H4'	22:DA:507:A:C5'	2.46	0.43
22:DA:548:G:C5'	22:DA:549:G:H5'	2.48	0.43
22:DA:95:A:C2'	22:DA:96:C:H5''	2.39	0.43
23:DB:20:G:N2	23:DB:64:G:H1'	2.34	0.43
23:DB:34:A:N6	23:DB:44:G:C1'	2.81	0.43

Continued on next page...

Continued from previous page...

Atom-1	Atom-2	Interatomic distance (Å)	Clash overlap (Å)
24:DC:144:GLU:HG3	24:DC:151:GLY:CA	2.49	0.43
24:DC:77:VAL:CG2	24:DC:113:ASP:H	2.31	0.43
24:DC:86:ARG:HD2	24:DC:90:ILE:CD1	2.46	0.43
25:DD:124:ARG:NH1	25:DD:125:TRP:HZ2	2.15	0.43
25:DD:33:ARG:NH2	25:DD:51:THR:HG22	2.33	0.43
27:DF:160:LYS:HD3	27:DF:161:SER:N	2.33	0.43
28:DG:137:LYS:C	28:DG:139:VAL:H	2.22	0.43
30:DI:13:ALA:C	30:DI:15:GLY:H	2.22	0.43
30:DI:89:SER:HB2	30:DI:97:VAL:HG21	2.00	0.43
30:DI:98:GLY:O	30:DI:99:LYS:HD2	2.19	0.43
33:DL:124:GLY:N	33:DL:143:GLU:OE2	2.52	0.43
34:DM:107:GLY:O	34:DM:108:VAL:HB	2.18	0.43
35:DN:37:THR:HA	35:DN:110:MET:CE	2.49	0.43
22:DA:2335:A:OP1	36:DO:13:ARG:HD2	2.17	0.43
37:DP:23:ASP:O	37:DP:24:THR:CG2	2.67	0.43
37:DP:91:VAL:HG11	37:DP:96:LEU:HD21	2.00	0.43
41:DT:60:THR:O	41:DT:61:LEU:HB3	2.18	0.43
42:DU:102:ILE:OXT	42:DU:102:ILE:HG23	2.17	0.43
43:DV:29:ILE:C	43:DV:29:ILE:CD1	2.87	0.43
44:DW:9:THR:HG23	44:DW:10:ARG:H	1.79	0.43
47:DZ:53:MET:O	47:DZ:54:VAL:CG1	2.57	0.43
1:AA:1323:G:H2'	1:AA:1324:A:C8	2.54	0.43
1:AA:949:A:O4'	1:AA:1364:U:H5	2.01	0.43
1:AA:514:C:C2'	1:AA:515:G:H5'	2.49	0.43
1:AA:600:A:H2'	1:AA:601:G:C8	2.54	0.43
1:AA:826:C:H5'	8:AH:12:ARG:NH2	2.31	0.43
1:AA:975:A:C4'	1:AA:976:G:H5''	2.33	0.43
3:AC:149:LYS:HG3	3:AC:200:TRP:HE3	1.84	0.43
4:AD:7:LYS:NZ	4:AD:21:LYS:CG	2.81	0.43
4:AD:26:ALA:O	4:AD:27:ILE:C	2.56	0.43
5:AE:82:HIS:HB2	5:AE:83:PRO:HD2	2.01	0.43
9:AI:5:TYR:CE1	9:AI:88:GLU:OE2	2.72	0.43
9:AI:60:LEU:CD2	9:AI:60:LEU:N	2.82	0.43
1:AA:1124:G:O2'	10:AJ:40:ILE:CD1	2.67	0.43
10:AJ:51:VAL:HB	14:AN:80:ARG:CB	2.31	0.43
10:AJ:63:ASP:HB3	10:AJ:65:TYR:CE2	2.54	0.43
11:AK:21:HIS:O	11:AK:31:VAL:HA	2.18	0.43
15:AO:73:ASP:CB	15:AO:76:ARG:HG3	2.49	0.43
16:AP:73:ALA:O	16:AP:77:GLU:CB	2.52	0.43
48:B0:48:TYR:O	48:B0:49:ARG:HB2	2.18	0.43
22:BA:1062:G:N1	22:BA:1077:A:C6	2.87	0.43

Continued on next page...

Continued from previous page...

Atom-1	Atom-2	Interatomic distance (Å)	Clash overlap (Å)
22:BA:1079:C:C4	22:BA:1080:A:N7	2.87	0.43
22:BA:1488:C:H2'	22:BA:1489:C:C6	2.54	0.43
22:BA:1570:A:C6	22:BA:1571:A:C6	3.06	0.43
22:BA:1834:U:H2'	22:BA:1834:U:O2	2.19	0.43
22:BA:1849:G:H2'	22:BA:1850:G:C8	2.53	0.43
22:BA:2414:G:N2	33:BL:66:PHE:CE2	2.86	0.43
22:BA:2620:C:H2'	22:BA:2621:G:O4'	2.19	0.43
22:BA:273:G:O2'	22:BA:274:C:H5'	2.19	0.43
22:BA:2840:C:H2'	22:BA:2841:C:C6	2.53	0.43
22:BA:528:A:N1	22:BA:2042:A:H2'	2.34	0.43
22:BA:917:A:C2'	22:BA:918:A:H5'	2.49	0.43
24:BC:257:ARG:CG	24:BC:269:ARG:NH2	2.73	0.43
26:BE:153:LEU:HB3	26:BE:171:ASP:HB2	2.00	0.43
26:BE:3:LEU:O	26:BE:11:ALA:HA	2.18	0.43
27:BF:132:ARG:O	27:BF:133:GLU:CB	2.53	0.43
27:BF:134:GLN:HE21	27:BF:134:GLN:CA	2.32	0.43
27:BF:3:LEU:HD13	27:BF:3:LEU:HA	1.68	0.43
27:BF:52:ALA:CB	27:BF:149:ARG:HD3	2.49	0.43
27:BF:98:PHE:HA	27:BF:101:ARG:HG3	2.00	0.43
29:BH:22:LYS:O	29:BH:23:ALA:C	2.57	0.43
31:BJ:97:PRO:O	31:BJ:99:ARG:N	2.52	0.43
32:BK:24:VAL:CG1	32:BK:30:ARG:HD2	2.47	0.43
34:BM:15:GLY:O	34:BM:16:ARG:HD3	2.19	0.43
34:BM:6:ARG:HD2	34:BM:8:LYS:NZ	2.34	0.43
36:BO:48:LEU:N	36:BO:48:LEU:HD23	2.34	0.43
23:BB:116:G:H4'	36:BO:54:VAL:O	2.18	0.43
37:BP:9:GLN:C	37:BP:11:GLN:N	2.72	0.43
42:BU:38:ILE:HG22	42:BU:39:ASN:H	1.79	0.43
43:BV:65:VAL:O	43:BV:65:VAL:HG22	2.19	0.43
44:BW:16:GLU:HA	44:BW:16:GLU:OE2	2.18	0.43
44:BW:39:GLN:HE21	44:BW:42:THR:HB	1.84	0.43
44:BW:42:THR:HG23	44:BW:43:LYS:HZ2	1.84	0.43
22:BA:372:G:H5''	45:BX:60:LYS:HE3	2.00	0.43
47:BZ:2:LYS:C	47:BZ:3:THR:CG2	2.87	0.43
1:CA:102:G:C2	1:CA:103:U:C2	3.07	0.43
1:CA:1249:C:H2'	1:CA:1250:A:C5'	2.35	0.43
1:CA:1413:A:H2'	1:CA:1414:U:C6	2.53	0.43
1:CA:560:A:N7	1:CA:566:G:C4	2.87	0.43
1:CA:58:C:C2'	1:CA:59:A:O5'	2.66	0.43
1:CA:672:U:H2'	1:CA:673:A:C8	2.54	0.43
1:CA:685:G:O2'	1:CA:686:U:H5'	2.19	0.43

Continued on next page...

Continued from previous page...

Atom-1	Atom-2	Interatomic distance (Å)	Clash overlap (Å)
1:CA:711:G:HO2'	1:CA:712:A:H5'	1.82	0.43
1:CA:927:G:C2	1:CA:1391:U:O2	2.72	0.43
1:CA:927:G:N2	1:CA:1391:U:H1'	2.34	0.43
1:CA:929:G:C6	1:CA:930:C:C4	3.07	0.43
1:CA:935:A:C6	1:CA:936:C:N4	2.87	0.43
2:CB:128:LEU:HD22	2:CB:132:GLU:CG	2.48	0.43
2:CB:146:SER:HB2	2:CB:147:LEU:CD1	2.40	0.43
4:CD:170:LEU:HD12	4:CD:170:LEU:O	2.18	0.43
6:CF:54:LEU:HD11	6:CF:56:LYS:O	2.16	0.43
7:CG:71:THR:CG2	7:CG:72:VAL:N	2.82	0.43
9:CI:117:LEU:CD2	9:CI:123:ARG:CD	2.97	0.43
11:CK:28:ASN:CG	11:CK:56:LYS:HE2	2.40	0.43
12:CL:101:LEU:HB3	12:CL:102:ASP:H	1.72	0.43
12:CL:72:ASN:ND2	12:CL:72:ASN:H	2.10	0.43
12:CL:97:VAL:O	12:CL:98:ARG:C	2.57	0.43
13:CM:113:LYS:HD3	13:CM:113:LYS:C	2.39	0.43
14:CN:8:ARG:HD2	14:CN:12:ARG:NH2	2.33	0.43
15:CO:23:SER:HB3	15:CO:26:VAL:CG2	2.49	0.43
17:CQ:7:LEU:N	17:CQ:7:LEU:HD22	2.34	0.43
18:CR:59:LYS:HA	18:CR:62:ARG:HD2	2.00	0.43
48:D0:27:LEU:HD12	48:D0:38:LEU:HD23	2.00	0.43
22:DA:1045:C:H4'	22:DA:1047:G:C4	2.54	0.43
22:DA:1439:A:H1'	22:DA:1553:A:H61	1.84	0.43
22:DA:2056:G:N2	22:DA:2057:G:N9	2.66	0.43
22:DA:2080:A:C2	22:DA:2241:A:C2	3.07	0.43
22:DA:219:A:C5	22:DA:220:G:C5	3.07	0.43
22:DA:2201:G:C6	22:DA:2223:G:C2	3.07	0.43
22:DA:2200:C:N4	22:DA:2224:G:H21	2.14	0.43
22:DA:2307:G:N7	22:DA:2312:U:C5	2.87	0.43
22:DA:2468:A:O2'	22:DA:2469:A:O5'	2.37	0.43
22:DA:2638:G:H2'	22:DA:2775:G:N2	2.34	0.43
22:DA:2683:C:H42	22:DA:2727:A:H1'	1.84	0.43
22:DA:2757:A:C2	22:DA:2758:A:C8	3.07	0.43
22:DA:2824:C:OP2	22:DA:2825:G:N2	2.52	0.43
22:DA:301:G:O3'	42:DU:81:ARG:NH1	2.48	0.43
22:DA:430:A:OP2	22:DA:431:U:H5	2.02	0.43
22:DA:455:C:H42	22:DA:473:G:C5'	2.31	0.43
22:DA:545:U:C3'	22:DA:545:U:C6	3.01	0.43
22:DA:581:C:H6	22:DA:581:C:O5'	2.02	0.43
22:DA:732:C:N4	22:DA:733:G:C5	2.87	0.43
22:DA:82:U:C2	22:DA:83:A:C8	3.07	0.43

Continued on next page...

Continued from previous page...

Atom-1	Atom-2	Interatomic distance (Å)	Clash overlap (Å)
23:DB:21:G:C2'	23:DB:22:U:H5'	2.48	0.43
25:DD:113:SER:HB3	25:DD:168:GLU:H	1.83	0.43
25:DD:172:VAL:CG2	25:DD:194:PRO:CD	2.97	0.43
26:DE:134:LEU:CA	26:DE:137:LYS:HB2	2.49	0.43
22:DA:2060:A:H3'	26:DE:63:LYS:HZ3	1.83	0.43
27:DF:72:SER:HA	27:DF:79:ARG:HA	2.00	0.43
28:DG:85:LYS:HD3	28:DG:164:ALA:O	2.18	0.43
29:DH:62:LEU:C	29:DH:64:ALA:H	2.22	0.43
31:DJ:45:THR:HG23	31:DJ:48:VAL:O	2.19	0.43
31:DJ:51:GLY:CA	31:DJ:121:LYS:HE3	2.48	0.43
32:DK:17:ARG:O	32:DK:45:GLU:HB3	2.19	0.43
33:DL:57:LEU:HA	33:DL:60:ARG:CG	2.49	0.43
22:DA:245:G:OP2	33:DL:67:THR:CG2	2.67	0.43
34:DM:66:ARG:NH2	34:DM:104:GLU:OE2	2.46	0.43
34:DM:29:GLY:CA	34:DM:64:TRP:HZ3	2.32	0.43
35:DN:83:LEU:CD1	35:DN:86:ARG:HH21	2.32	0.43
36:DO:58:ILE:N	36:DO:58:ILE:HD12	2.33	0.43
38:DQ:115:ALA:O	38:DQ:116:LEU:C	2.58	0.43
42:DU:14:THR:CG2	42:DU:15:GLY:N	2.64	0.43
42:DU:9:GLU:OE2	42:DU:23:LYS:HG2	2.18	0.43
45:DX:27:ARG:HG2	45:DX:27:ARG:O	2.19	0.43
1:AA:1004:A:C6	1:AA:1005:A:C4	3.07	0.42
1:AA:1112:C:C4	3:AC:177:LEU:HD22	2.54	0.42
1:AA:1260:G:O5'	1:AA:1284:C:H4'	2.19	0.42
1:AA:1234:C:H5'	1:AA:1365:G:OP1	2.19	0.42
1:AA:927:G:N2	1:AA:1391:U:H1'	2.34	0.42
1:AA:1530:G:O2'	1:AA:1531:A:H5'	2.18	0.42
1:AA:420:U:C2'	1:AA:421:U:C5'	2.96	0.42
1:AA:599:C:H5''	8:AH:87:ARG:HA	2.00	0.42
1:AA:657:U:O2	15:AO:21:THR:HG23	2.18	0.42
1:AA:79:G:C6	1:AA:80:A:C5	3.06	0.42
1:AA:842:U:C3'	1:AA:843:U:C5'	2.80	0.42
1:AA:859:G:OP2	1:AA:869:G:N1	2.51	0.42
1:AA:874:G:C6	1:AA:875:U:C4	3.07	0.42
1:AA:895:G:C5	1:AA:896:C:C5	3.07	0.42
1:AA:94:G:C4'	1:AA:95:C:H5''	2.49	0.42
2:AB:162:VAL:HG22	2:AB:184:ALA:HB2	2.00	0.42
3:AC:156:LEU:HA	3:AC:195:ILE:HD11	2.01	0.42
3:AC:79:LYS:HE3	3:AC:79:LYS:CA	2.49	0.42
4:AD:129:VAL:HG11	4:AD:134:TYR:HB3	2.00	0.42
4:AD:22:SER:O	4:AD:23:GLY:C	2.57	0.42

Continued on next page...

Continued from previous page...

Atom-1	Atom-2	Interatomic distance (Å)	Clash overlap (Å)
1:AA:1080:A:OP1	5:AE:51:LYS:CE	2.64	0.42
6:AF:22:ILE:O	6:AF:26:THR:HG23	2.19	0.42
7:AG:106:ALA:HB1	7:AG:132:THR:HB	2.01	0.42
8:AH:85:TYR:CD2	8:AH:123:GLU:HB2	2.54	0.42
17:AQ:80:LYS:CB	17:AQ:80:LYS:NZ	2.77	0.42
21:AU:36:PHE:O	21:AU:37:TYR:CB	2.66	0.42
50:B2:43:THR:O	50:B2:44:VAL:HG22	2.19	0.42
22:BA:1041:G:O2'	22:BA:1042:G:H5'	2.19	0.42
22:BA:1060:U:C1'	22:BA:1062:G:H5'	2.49	0.42
22:BA:1056:G:C4'	22:BA:1086:A:H8	2.32	0.42
22:BA:1190:G:OP1	33:BL:32:GLY:HA2	2.18	0.42
22:BA:31:C:O2'	22:BA:1238:G:H5'	2.19	0.42
22:BA:1242:U:H2'	22:BA:1243:C:C6	2.54	0.42
22:BA:1246:A:H2'	22:BA:1247:A:O5'	2.19	0.42
22:BA:1324:G:C4	22:BA:1328:A:N6	2.87	0.42
22:BA:1817:G:OP1	24:BC:86:ARG:NH2	2.52	0.42
22:BA:1824:G:C6	22:BA:1825:U:C4	3.07	0.42
22:BA:1952:A:C6	22:BA:1953:A:N1	2.87	0.42
22:BA:209:C:C2'	22:BA:210:C:H5'	2.49	0.42
22:BA:2205:A:C6	22:BA:2206:C:C4	3.07	0.42
22:BA:2328:A:C2'	22:BA:2329:U:H6	2.16	0.42
22:BA:2330:G:H8	22:BA:2330:G:OP2	2.02	0.42
22:BA:2418:A:N7	56:BA:3664:HOH:O	2.37	0.42
22:BA:2661:G:H2'	22:BA:2662:A:O5'	2.19	0.42
22:BA:2890:G:O5'	22:BA:2890:G:H8	2.02	0.42
22:BA:302:C:H2'	22:BA:303:G:H8	1.84	0.42
22:BA:625:G:H2'	22:BA:626:A:O5'	2.19	0.42
22:BA:640:C:H2'	22:BA:641:U:C6	2.54	0.42
22:BA:729:G:H4'	22:BA:763:G:H5'	2.01	0.42
22:BA:910:A:C6	22:BA:911:A:C6	3.06	0.42
23:BB:32:U:O2'	23:BB:33:G:H5'	2.18	0.42
24:BC:29:PHE:CE2	24:BC:31:PRO:CG	3.00	0.42
25:BD:9:VAL:HG22	25:BD:26:VAL:CB	2.48	0.42
26:BE:48:THR:C	26:BE:50:ALA:N	2.72	0.42
29:BH:110:VAL:HG23	29:BH:111:ALA:N	2.33	0.42
29:BH:3:VAL:HB	29:BH:37:VAL:O	2.19	0.42
29:BH:42:LYS:O	29:BH:46:PHE:HB2	2.19	0.42
30:BI:19:PRO:HB2	30:BI:22:PRO:HD2	2.01	0.42
32:BK:57:VAL:C	32:BK:58:LEU:HD23	2.40	0.42
33:BL:80:SER:C	33:BL:81:ASP:O	2.56	0.42
34:BM:80:VAL:HG22	34:BM:81:ARG:O	2.19	0.42

Continued on next page...

Continued from previous page...

Atom-1	Atom-2	Interatomic distance (Å)	Clash overlap (Å)
34:BM:80:VAL:HG22	34:BM:81:ARG:N	2.32	0.42
35:BN:85:PRO:HA	35:BN:88:ALA:HB2	2.00	0.42
36:BO:65:THR:O	36:BO:66:GLY:C	2.57	0.42
38:BQ:35:PHE:CE1	38:BQ:39:ILE:CD1	3.02	0.42
40:BS:59:GLU:CA	40:BS:64:ALA:HB2	2.44	0.42
22:BA:1340:U:H3'	41:BT:61:LEU:HD22	1.99	0.42
42:BU:86:PHE:CE1	42:BU:101:THR:HG21	2.54	0.42
45:BX:1:SER:O	45:BX:3:VAL:N	2.52	0.42
46:BY:20:ASN:HB3	46:BY:50:VAL:HG23	2.01	0.42
1:CA:1073:U:N3	1:CA:1074:G:N7	2.67	0.42
1:CA:1133:G:N2	1:CA:1142:G:C5	2.87	0.42
1:CA:1138:G:C2'	1:CA:1139:G:OP1	2.66	0.42
1:CA:1228:C:O2'	1:CA:1229:A:H8	2.02	0.42
1:CA:1393:U:C3'	1:CA:1393:U:H6	2.29	0.42
1:CA:1475:G:O2'	1:CA:1476:A:H5'	2.19	0.42
1:CA:178:C:C2	1:CA:179:A:C8	3.07	0.42
1:CA:322:C:C2	1:CA:332:G:N2	2.87	0.42
1:CA:376:G:O3'	16:CP:5:ARG:NH1	2.49	0.42
1:CA:599:C:H4'	8:CH:121:GLY:C	2.40	0.42
1:CA:786:G:N2	1:CA:787:A:H1'	2.34	0.42
1:CA:826:C:C2'	1:CA:826:C:O2	2.67	0.42
1:CA:847:G:C2	1:CA:848:C:C2	3.06	0.42
1:CA:1074:G:H4'	2:CB:102:ASN:HB2	2.00	0.42
3:CC:11:LEU:C	3:CC:13:ILE:N	2.73	0.42
4:CD:167:PRO:CG	4:CD:170:LEU:HD11	2.49	0.42
4:CD:27:ILE:O	4:CD:28:ASP:HB3	2.19	0.42
7:CG:59:GLU:HB2	7:CG:62:GLU:HB2	2.01	0.42
9:CI:90:ASP:OD1	9:CI:92:SER:N	2.52	0.42
10:CJ:90:LEU:CD2	10:CJ:90:LEU:O	2.67	0.42
16:CP:75:ILE:CA	16:CP:78:VAL:HG23	2.49	0.42
20:CT:64:GLY:O	20:CT:65:LEU:C	2.57	0.42
50:D2:11:LYS:HB3	50:D2:11:LYS:HE2	1.81	0.42
22:DA:1055:G:C2'	22:DA:1056:G:H5'	2.48	0.42
22:DA:1142:A:N9	22:DA:1144:A:N7	2.66	0.42
22:DA:121:G:H2'	22:DA:121:G:N3	2.34	0.42
22:DA:1249:U:P	22:DA:1249:U:H3'	2.59	0.42
22:DA:1498:C:H2'	22:DA:1499:C:C6	2.53	0.42
22:DA:1526:C:C4	22:DA:1527:G:C6	3.07	0.42
22:DA:1568:G:O2'	22:DA:1569:A:OP2	2.29	0.42
22:DA:1593:A:C6	22:DA:1594:U:N3	2.87	0.42
22:DA:179:C:H2'	22:DA:180:G:O4'	2.19	0.42

Continued on next page...

Continued from previous page...

Atom-1	Atom-2	Interatomic distance (Å)	Clash overlap (Å)
22:DA:1819:A:C1'	22:DA:1821:A:C6	3.01	0.42
22:DA:1766:G:C6	22:DA:1987:A:N1	2.87	0.42
22:DA:2023:C:O2'	22:DA:2024:G:P	2.76	0.42
22:DA:2235:G:C4	22:DA:2236:U:C5	3.07	0.42
22:DA:2337:G:N3	22:DA:2337:G:C2'	2.82	0.42
22:DA:2370:G:C6	22:DA:2371:G:C5	3.07	0.42
22:DA:2390:U:OP2	51:D3:34:LYS:HE2	2.18	0.42
22:DA:2541:A:C2	22:DA:2765:A:N6	2.84	0.42
22:DA:2550:G:N2	22:DA:2559:C:C2	2.87	0.42
22:DA:2563:U:C1'	22:DA:2566:A:N6	2.82	0.42
22:DA:2654:A:N6	22:DA:2667:C:N4	2.66	0.42
22:DA:265:A:C6	22:DA:428:A:C8	3.06	0.42
22:DA:2694:G:H2'	22:DA:2695:U:H6	1.84	0.42
22:DA:2698:U:C2	22:DA:2699:C:C5	3.07	0.42
22:DA:2748:A:N9	22:DA:2757:A:N6	2.67	0.42
22:DA:1751:U:O4'	22:DA:2860:A:C2	2.72	0.42
22:DA:323:C:O2	22:DA:323:C:O4'	2.36	0.42
22:DA:347:A:N6	22:DA:348:A:N6	2.67	0.42
22:DA:395:U:HO2'	22:DA:396:G:P	2.41	0.42
22:DA:446:G:H4'	22:DA:447:A:OP1	2.19	0.42
22:DA:609:A:H2'	22:DA:610:C:O4'	2.19	0.42
22:DA:627:A:H8	33:DL:78:ARG:NH1	2.17	0.42
22:DA:675:A:N6	22:DA:676:A:N6	2.67	0.42
23:DB:30:C:C2	23:DB:31:C:O4'	2.72	0.42
23:DB:55:U:H1'	27:DF:25:MET:CE	2.49	0.42
23:DB:93:C:O2'	23:DB:94:A:H5'	2.19	0.42
24:DC:35:LYS:CB	24:DC:35:LYS:NZ	2.75	0.42
25:DD:109:VAL:O	25:DD:109:VAL:HG12	2.18	0.42
25:DD:53:GLY:O	25:DD:76:GLY:HA2	2.18	0.42
26:DE:128:ALA:HA	26:DE:156:ASN:ND2	2.34	0.42
26:DE:146:VAL:HG12	26:DE:167:VAL:CG2	2.46	0.42
27:DF:122:ASP:HB3	27:DF:123:GLY:H	1.61	0.42
27:DF:60:SER:C	27:DF:62:GLN:N	2.68	0.42
30:DI:101:SER:C	30:DI:103:ALA:H	2.22	0.42
30:DI:20:SER:N	30:DI:21:PRO:HD2	2.34	0.42
31:DJ:5:THR:HG23	31:DJ:7:LYS:HE2	2.00	0.42
22:DA:2674:G:H4'	32:DK:30:ARG:HG2	2.01	0.42
32:DK:17:ARG:N	32:DK:45:GLU:HG2	2.33	0.42
33:DL:28:GLY:O	33:DL:29:LYS:HB3	2.18	0.42
34:DM:114:ARG:HA	34:DM:130:PHE:HE1	1.78	0.42
34:DM:2:LEU:O	34:DM:3:GLN:HB3	2.19	0.42

Continued on next page...

Continued from previous page...

Atom-1	Atom-2	Interatomic distance (Å)	Clash overlap (Å)
34:DM:72:PRO:O	34:DM:73:ILE:HB	2.19	0.42
37:DP:49:ILE:HG22	37:DP:95:LYS:HZ1	1.82	0.42
37:DP:7:LEU:O	37:DP:7:LEU:HD12	2.18	0.42
38:DQ:61:ILE:H	38:DQ:61:ILE:HD12	1.84	0.42
41:DT:20:ALA:CB	41:DT:31:VAL:HG21	2.44	0.42
41:DT:40:LYS:HE2	41:DT:58:VAL:O	2.19	0.42
42:DU:58:VAL:HG12	42:DU:59:GLU:N	2.34	0.42
23:DB:75:G:H1'	43:DV:29:ILE:HG12	2.00	0.42
43:DV:27:PRO:O	43:DV:88:HIS:HA	2.17	0.42
44:DW:18:LYS:O	44:DW:20:LEU:HD11	2.19	0.42
47:DZ:8:GLN:O	47:DZ:9:THR:HG23	2.19	0.42
1:AA:1129:C:H5''	9:AI:17:ARG:CZ	2.44	0.42
1:AA:1256:A:C1'	1:AA:1258:G:C6	2.99	0.42
1:AA:1433:A:N7	1:AA:1468:A:C6	2.87	0.42
1:AA:13:U:O2'	1:AA:14:U:H5'	2.19	0.42
1:AA:334:C:H6	1:AA:334:C:O5'	2.02	0.42
1:AA:341:C:H2'	1:AA:342:C:C6	2.52	0.42
1:AA:462:G:N7	1:AA:463:U:C5	2.87	0.42
1:AA:53:A:H2'	1:AA:54:C:O5'	2.19	0.42
1:AA:556:C:H2'	1:AA:557:G:O4'	2.19	0.42
1:AA:578:C:C5'	56:AA:1741:HOH:O	2.67	0.42
1:AA:657:U:C2'	1:AA:658:C:H5'	2.49	0.42
1:AA:754:C:H3'	1:AA:755:G:C5'	2.49	0.42
1:AA:766:A:C2	1:AA:814:A:C2	3.07	0.42
1:AA:842:U:C6	1:AA:843:U:H4'	2.54	0.42
1:AA:949:A:H2'	1:AA:950:U:H5'	2.00	0.42
1:AA:973:G:H2'	1:AA:974:A:OP1	2.19	0.42
4:AD:18:LEU:HD22	4:AD:63:ILE:HB	2.00	0.42
6:AF:51:ILE:CG2	6:AF:51:ILE:O	2.67	0.42
11:AK:69:CYS:O	11:AK:73:VAL:HG21	2.19	0.42
12:AL:42:LYS:O	12:AL:43:LYS:C	2.57	0.42
14:AN:27:LYS:CA	14:AN:30:ILE:HB	2.50	0.42
14:AN:68:ARG:HA	14:AN:69:PRO:HD3	1.74	0.42
20:AT:5:SER:OG	20:AT:6:ALA:N	2.50	0.42
21:AU:8:ASN:HD22	21:AU:8:ASN:N	2.17	0.42
52:B4:1:MET:HE2	52:B4:34:LYS:HG2	2.00	0.42
52:B4:16:ILE:CD1	52:B4:25:VAL:HG22	2.48	0.42
22:BA:1054:A:H3'	22:BA:1055:G:H8	1.84	0.42
22:BA:1075:C:H2'	22:BA:1076:C:C6	2.53	0.42
22:BA:1101:U:C4	22:BA:1102:C:C5	3.07	0.42
22:BA:1115:G:O2'	22:BA:1116:G:H5''	2.19	0.42

Continued on next page...

Continued from previous page...

Atom-1	Atom-2	Interatomic distance (Å)	Clash overlap (Å)
22:BA:1486:U:H2'	22:BA:1487:U:C6	2.54	0.42
22:BA:1506:U:H6	22:BA:1506:U:H3'	1.83	0.42
22:BA:1652:A:OP1	35:BN:8:ARG:NH2	2.53	0.42
22:BA:1654:A:H4'	25:BD:118:PHE:HZ	1.80	0.42
22:BA:1731:G:C6	22:BA:1733:G:C6	3.06	0.42
22:BA:1737:G:H5''	22:BA:1738:G:OP2	2.19	0.42
22:BA:1738:G:O2'	22:BA:1739:A:P	2.76	0.42
22:BA:1782:U:O4'	22:BA:2609:U:C2	2.72	0.42
22:BA:1848:A:H2'	22:BA:1849:G:H8	1.84	0.42
22:BA:2645:G:H4'	22:BA:2646:C:OP2	2.18	0.42
22:BA:2733:A:O5'	22:BA:2733:A:H8	2.02	0.42
22:BA:2795:C:O2'	22:BA:2796:U:H5'	2.19	0.42
22:BA:319:G:C8	22:BA:333:G:N2	2.87	0.42
22:BA:356:G:O2'	22:BA:357:C:H5'	2.19	0.42
22:BA:418:C:H2'	22:BA:419:U:O4'	2.18	0.42
22:BA:547:A:C8	22:BA:548:G:N3	2.87	0.42
22:BA:608:A:C6	22:BA:609:A:C6	3.07	0.42
22:BA:753:A:H2'	22:BA:754:U:C6	2.54	0.42
22:BA:820:A:H2'	22:BA:821:A:O4'	2.18	0.42
22:BA:855:G:H21	44:BW:23:LYS:HB3	1.83	0.42
26:BE:76:PRO:HA	26:BE:82:GLY:HA3	2.01	0.42
26:BE:88:ARG:HB3	26:BE:89:PRO:HD2	2.01	0.42
27:BF:131:VAL:HG11	27:BF:151:LEU:HD11	2.01	0.42
28:BG:71:LEU:HA	28:BG:71:LEU:HD13	1.83	0.42
32:BK:113:MET:O	32:BK:114:LYS:C	2.57	0.42
33:BL:28:GLY:O	33:BL:29:LYS:O	2.37	0.42
22:BA:2485:G:C5'	34:BM:45:GLN:NE2	2.82	0.42
34:BM:78:LEU:HD23	34:BM:79:ALA:CA	2.49	0.42
35:BN:16:HIS:O	35:BN:16:HIS:CD2	2.71	0.42
35:BN:38:LEU:C	35:BN:38:LEU:HD12	2.37	0.42
39:BR:58:VAL:HG12	39:BR:102:SER:CB	2.45	0.42
40:BS:50:VAL:HG12	40:BS:105:VAL:HB	2.01	0.42
40:BS:5:ALA:CB	40:BS:54:ALA:HB2	2.45	0.42
42:BU:25:LYS:HD2	42:BU:25:LYS:HA	1.85	0.42
42:BU:97:SER:O	42:BU:98:ASN:CG	2.57	0.42
44:BW:22:VAL:CG2	44:BW:23:LYS:N	2.82	0.42
22:BA:2231:U:OP1	45:BX:29:LEU:HD23	2.19	0.42
46:BY:36:GLN:O	46:BY:37:LEU:HB3	2.20	0.42
1:CA:996:A:C6	1:CA:1046:A:H4'	2.54	0.42
1:CA:1215:G:N3	1:CA:1216:A:C8	2.87	0.42
1:CA:1243:C:C2	1:CA:1244:G:N7	2.87	0.42

Continued on next page...

Continued from previous page...

Atom-1	Atom-2	Interatomic distance (Å)	Clash overlap (Å)
1:CA:1281:C:C5'	1:CA:1282:C:C5	2.99	0.42
1:CA:1336:C:O2'	1:CA:1337:G:C4	2.69	0.42
1:CA:1452:C:C4'	1:CA:1453:G:O5'	2.50	0.42
1:CA:184:G:O2'	1:CA:185:U:C6	2.63	0.42
1:CA:197:A:O2'	1:CA:198:G:C8	2.72	0.42
1:CA:489:C:O2'	1:CA:490:C:H5'	2.18	0.42
1:CA:490:C:OP1	4:CD:145:ARG:NH2	2.52	0.42
1:CA:495:A:N1	1:CA:496:A:N6	2.67	0.42
1:CA:603:U:H2'	1:CA:604:G:H8	1.84	0.42
1:CA:704:A:C2'	1:CA:705:G:C8	3.02	0.42
1:CA:934:C:C4'	1:CA:935:A:OP1	2.62	0.42
1:CA:77:A:C2	1:CA:93:U:N3	2.87	0.42
2:CB:35:ASN:O	2:CB:37:VAL:HG12	2.19	0.42
2:CB:59:ILE:HA	2:CB:62:ARG:CD	2.42	0.42
3:CC:88:LYS:HA	3:CC:91:ALA:HB3	2.00	0.42
4:CD:137:SER:O	4:CD:140:ASP:HB2	2.19	0.42
4:CD:187:ARG:C	4:CD:189:ASP:N	2.72	0.42
4:CD:1:ALA:O	4:CD:2:ARG:C	2.56	0.42
5:CE:11:GLN:HB3	5:CE:116:VAL:HB	2.00	0.42
5:CE:14:LEU:HD12	5:CE:15:ILE:H	1.83	0.42
5:CE:81:GLN:HB3	5:CE:82:HIS:H	1.63	0.42
9:CI:51:LEU:HD11	9:CI:82:ILE:HG22	2.00	0.42
11:CK:115:ILE:HA	11:CK:116:PRO:HD2	1.86	0.42
11:CK:125:LYS:HB3	11:CK:126:ARG:H	1.47	0.42
11:CK:13:LYS:O	11:CK:14:GLN:O	2.36	0.42
11:CK:35:ASP:O	11:CK:37:GLN:N	2.53	0.42
13:CM:105:ALA:CB	13:CM:109:LYS:HD3	2.49	0.42
13:CM:5:GLY:O	13:CM:6:ILE:HD12	2.19	0.42
1:CA:1308:U:OP2	13:CM:97:ARG:HD3	2.18	0.42
14:CN:20:PHE:HE1	14:CN:54:SER:HB2	1.84	0.42
15:CO:42:PHE:HZ	15:CO:51:SER:HB2	1.85	0.42
6:CF:90:MET:CE	18:CR:60:ARG:NH1	2.82	0.42
19:CS:62:THR:CG2	19:CS:63:ASP:N	2.82	0.42
20:CT:3:ILE:HD12	20:CT:3:ILE:H	1.84	0.42
21:CU:9:GLU:HB3	21:CU:10:PRO:HD2	1.98	0.42
22:DA:2887:A:O2'	48:D0:26:SER:HB3	2.19	0.42
48:D0:42:ILE:CD1	48:D0:48:TYR:CD2	3.02	0.42
22:DA:1043:C:C4	22:DA:1044:C:C5	3.07	0.42
22:DA:1142:A:C4	22:DA:1144:A:C8	3.07	0.42
22:DA:1162:G:H21	39:DR:91:GLN:NE2	2.17	0.42
22:DA:1164:C:C6	22:DA:1164:C:H3'	2.54	0.42

Continued on next page...

Continued from previous page...

Atom-1	Atom-2	Interatomic distance (Å)	Clash overlap (Å)
22:DA:1285:A:C2'	22:DA:1286:A:H5''	2.45	0.42
22:DA:1297:C:C6	22:DA:1297:C:H3'	2.54	0.42
22:DA:1304:A:O2'	22:DA:1305:C:P	2.76	0.42
22:DA:1342:A:H3'	22:DA:1343:G:H5''	1.99	0.42
22:DA:187:G:O2'	22:DA:1365:A:C2	2.71	0.42
22:DA:1525:A:C6	22:DA:1526:C:N3	2.87	0.42
22:DA:1435:G:N1	22:DA:1558:C:N4	2.63	0.42
22:DA:1754:A:C8	37:DP:93:LYS:NZ	2.79	0.42
22:DA:1967:C:C6	22:DA:1967:C:C4'	3.02	0.42
22:DA:1973:G:C5	22:DA:1974:C:C4	3.07	0.42
22:DA:2056:G:N2	48:D0:1:ALA:H1	2.13	0.42
22:DA:2211:A:C4'	22:DA:2211:A:OP2	2.61	0.42
22:DA:2216:G:C4	22:DA:2217:G:C8	3.07	0.42
22:DA:2305:U:H5	22:DA:2312:U:C4	2.37	0.42
22:DA:2314:A:N3	22:DA:2315:G:C8	2.87	0.42
22:DA:2464:G:C2	22:DA:2465:C:H1'	2.54	0.42
22:DA:2810:A:H2'	22:DA:2811:G:O4'	2.19	0.42
22:DA:303:G:O2'	22:DA:304:U:O5'	2.37	0.42
22:DA:455:C:C5	22:DA:472:A:N3	2.88	0.42
22:DA:602:A:C4'	22:DA:604:G:O3'	2.63	0.42
22:DA:622:G:HO2'	22:DA:623:C:H6	1.59	0.42
22:DA:76:C:O3'	46:DY:52:ARG:HG2	2.18	0.42
22:DA:806:C:H2'	22:DA:807:U:C6	2.54	0.42
22:DA:822:G:C5'	56:DA:3358:HOH:O	2.66	0.42
22:DA:838:C:C2'	22:DA:839:U:C5'	2.97	0.42
23:DB:62:C:H2'	23:DB:63:C:O4'	2.18	0.42
22:DA:1788:C:H5'	24:DC:223:ALA:HB1	1.99	0.42
25:DD:116:LYS:HD3	35:DN:1:MET:CE	2.49	0.42
25:DD:106:LYS:CB	25:DD:206:ALA:H	2.31	0.42
26:DE:126:VAL:HG13	26:DE:127:GLU:N	2.34	0.42
26:DE:127:GLU:H	26:DE:127:GLU:CD	2.23	0.42
26:DE:162:ARG:C	26:DE:164:LEU:N	2.71	0.42
27:DF:43:ILE:HG12	27:DF:77:LYS:CG	2.49	0.42
28:DG:105:SER:C	28:DG:106:LEU:HD23	2.40	0.42
31:DJ:25:LEU:CD2	31:DJ:26:GLY:N	2.75	0.42
32:DK:16:ALA:HB3	32:DK:46:ALA:H	1.81	0.42
34:DM:45:GLN:OE1	34:DM:125:PRO:HG3	2.19	0.42
22:DA:2839:G:H21	35:DN:92:GLY:HA3	1.83	0.42
39:DR:5:PHE:O	39:DR:11:GLN:HA	2.19	0.42
40:DS:32:ALA:O	40:DS:33:LEU:CB	2.58	0.42
46:DY:2:LYS:HB2	46:DY:4:LYS:HD3	2.01	0.42

Continued on next page...

Continued from previous page...

Atom-1	Atom-2	Interatomic distance (Å)	Clash overlap (Å)
1:AA:1113:C:H2'	1:AA:1114:C:H6	1.83	0.42
1:AA:1124:G:C2'	1:AA:1145:A:N6	2.81	0.42
1:AA:1173:U:H2'	1:AA:1174:G:C8	2.55	0.42
1:AA:1176:A:H2'	1:AA:1177:G:C8	2.54	0.42
1:AA:1468:A:C3'	1:AA:1469:C:C5'	2.97	0.42
1:AA:191:G:H2'	1:AA:192:A:H8	1.84	0.42
1:AA:203:G:C2	1:AA:215:C:C4	3.07	0.42
1:AA:224:U:H2'	1:AA:225:C:H6	1.83	0.42
1:AA:35:G:H2'	1:AA:36:C:C6	2.53	0.42
1:AA:393:A:H2'	1:AA:394:G:H8	1.85	0.42
1:AA:712:A:H2'	1:AA:713:G:O4'	2.19	0.42
1:AA:771:G:C5	1:AA:772:U:C5	3.08	0.42
1:AA:783:C:O5'	1:AA:783:C:H6	2.02	0.42
1:AA:800:G:O5'	1:AA:800:G:H8	2.03	0.42
1:AA:926:G:C6	1:AA:1505:G:C6	3.08	0.42
4:AD:151:GLN:O	4:AD:153:ARG:N	2.52	0.42
7:AG:14:ASP:OD1	7:AG:17:PHE:HB2	2.19	0.42
7:AG:51:GLN:C	7:AG:53:SER:H	2.23	0.42
8:AH:100:ILE:HD12	8:AH:128:VAL:HB	2.02	0.42
8:AH:48:PHE:HA	8:AH:60:LEU:HD23	2.01	0.42
10:AJ:88:MET:CE	10:AJ:89:ARG:NH1	2.82	0.42
11:AK:60:PHE:CD2	11:AK:60:PHE:C	2.92	0.42
1:AA:880:C:P	12:AL:4:ASN:HD22	2.42	0.42
15:AO:15:GLY:C	15:AO:17:ASP:N	2.72	0.42
15:AO:41:HIS:HD2	15:AO:42:PHE:CE2	2.37	0.42
16:AP:76:LYS:HE2	16:AP:76:LYS:HA	2.01	0.42
18:AR:33:THR:OG1	18:AR:34:GLU:N	2.52	0.42
21:AU:25:ALA:O	21:AU:29:ALA:HB3	2.19	0.42
22:BA:1013:C:H2'	22:BA:1014:A:C8	2.53	0.42
22:BA:1045:C:H3'	22:BA:1046:A:H5'	1.99	0.42
22:BA:1059:G:C5	22:BA:1060:U:C4	3.08	0.42
22:BA:1114:C:H2'	22:BA:1114:C:O2	2.18	0.42
22:BA:1229:C:C2	22:BA:1230:A:C8	3.07	0.42
22:BA:1586:A:C8	22:BA:1587:G:C8	3.07	0.42
22:BA:1916:A:H2'	22:BA:1917:U:O4'	2.19	0.42
22:BA:2013:A:C2	40:BS:88:ARG:NH1	2.86	0.42
22:BA:2015:A:C4	48:B0:2:VAL:CG2	3.03	0.42
22:BA:2085:U:C2'	22:BA:2086:U:H5'	2.50	0.42
22:BA:2087:G:H2'	22:BA:2088:A:H8	1.84	0.42
22:BA:2286:G:H5''	22:BA:2287:A:O4'	2.19	0.42
22:BA:229:C:H2'	22:BA:230:G:O4'	2.19	0.42

Continued on next page...

Continued from previous page...

Atom-1	Atom-2	Interatomic distance (Å)	Clash overlap (Å)
22:BA:2536:G:C6	22:BA:2537:U:C4	3.07	0.42
22:BA:283:G:C5	22:BA:284:U:C5	3.07	0.42
22:BA:289:G:C5	22:BA:290:U:C4	3.07	0.42
22:BA:183:C:O2	22:BA:432:A:H2	2.02	0.42
22:BA:447:A:C2	22:BA:454:A:H2'	2.55	0.42
22:BA:588:U:H1'	26:BE:85:PHE:CG	2.54	0.42
22:BA:2591:C:P	24:BC:237:ARG:HG3	2.59	0.42
24:BC:29:PHE:O	24:BC:30:ALA:C	2.57	0.42
24:BC:33:LEU:HA	24:BC:33:LEU:HD23	1.63	0.42
25:BD:101:PHE:O	25:BD:102:ALA:C	2.57	0.42
25:BD:103:ASP:CG	25:BD:104:VAL:H	2.22	0.42
26:BE:175:ILE:O	26:BE:175:ILE:CG2	2.65	0.42
27:BF:88:VAL:CG1	27:BF:90:LEU:HD13	2.50	0.42
30:BI:53:PRO:HB2	30:BI:74:PRO:CG	2.49	0.42
31:BJ:53:TYR:CE1	31:BJ:121:LYS:HG2	2.53	0.42
31:BJ:20:ALA:O	31:BJ:21:THR:O	2.37	0.42
32:BK:27:GLY:O	32:BK:28:SER:C	2.56	0.42
32:BK:98:ARG:C	32:BK:99:ILE:HD13	2.39	0.42
33:BL:55:MET:HE2	33:BL:56:PRO:CD	2.49	0.42
34:BM:46:ILE:CD1	34:BM:47:GLU:N	2.80	0.42
35:BN:101:GLY:H	48:B0:41:HIS:HD2	1.67	0.42
35:BN:72:ASP:OD1	35:BN:75:ILE:HG23	2.18	0.42
36:BO:85:LYS:HB2	36:BO:87:ILE:HD11	2.02	0.42
38:BQ:51:GLN:HE21	38:BQ:51:GLN:HB3	1.69	0.42
38:BQ:94:LEU:HA	38:BQ:94:LEU:HD13	1.29	0.42
44:BW:19:ARG:NH1	44:BW:22:VAL:CG1	2.79	0.42
46:BY:17:GLU:HB2	46:BY:53:VAL:HG11	2.01	0.42
1:CA:1115:U:C6	1:CA:1115:U:H3'	2.54	0.42
1:CA:1302:C:C2'	1:CA:1303:C:O5'	2.68	0.42
1:CA:1449:C:H2'	1:CA:1450:U:C6	2.54	0.42
1:CA:252:U:H6	1:CA:252:U:C5'	2.29	0.42
1:CA:276:G:O2'	1:CA:277:C:O5'	2.36	0.42
1:CA:316:C:H42	1:CA:337:G:H1	1.66	0.42
1:CA:495:A:C2	1:CA:496:A:N6	2.88	0.42
1:CA:525:C:O2'	1:CA:526:C:H5'	2.20	0.42
1:CA:694:A:H2'	1:CA:695:A:C5'	2.49	0.42
1:CA:728:A:C2'	1:CA:729:A:H5'	2.49	0.42
1:CA:867:G:N3	1:CA:868:C:C5	2.87	0.42
1:CA:91:U:C2	1:CA:92:U:C5	3.07	0.42
2:CB:122:ASP:OD1	2:CB:124:THR:HG22	2.19	0.42
3:CC:60:ALA:O	3:CC:61:LYS:HB2	2.18	0.42

Continued on next page...

Continued from previous page...

Atom-1	Atom-2	Interatomic distance (Å)	Clash overlap (Å)
4:CD:16:THR:HG22	4:CD:17:ASP:N	2.34	0.42
4:CD:59:LYS:O	4:CD:63:ILE:HG13	2.18	0.42
10:CJ:15:HIS:CE1	10:CJ:68:ARG:CD	2.92	0.42
14:CN:55:SER:HB3	14:CN:58:ARG:HG2	2.01	0.42
15:CO:3:SER:OG	15:CO:6:ALA:CB	2.68	0.42
19:CS:46:LEU:N	19:CS:46:LEU:HD23	2.27	0.42
20:CT:26:MET:O	20:CT:26:MET:HE2	2.20	0.42
20:CT:42:ASP:O	20:CT:44:ALA:N	2.52	0.42
20:CT:61:ALA:CA	20:CT:67:HIS:HA	2.49	0.42
22:DA:2046:G:OP1	48:D0:11:LYS:HE3	2.20	0.42
22:DA:1300:G:H5''	22:DA:1301:A:C5'	2.48	0.42
22:DA:1343:G:C4	22:DA:1344:U:C5	3.07	0.42
22:DA:1363:C:O2	22:DA:1363:C:H2'	2.20	0.42
22:DA:1423:G:O2'	22:DA:1499:C:H1'	2.19	0.42
22:DA:1512:C:HO2'	22:DA:1513:U:C4'	2.31	0.42
22:DA:1438:U:O4	22:DA:1552:A:C2	2.72	0.42
22:DA:729:G:C4	22:DA:1775:U:C2	3.07	0.42
22:DA:1790:C:O2'	24:DC:207:ALA:CB	2.54	0.42
22:DA:1836:C:C2'	22:DA:1836:C:O2	2.66	0.42
22:DA:1857:G:H1'	22:DA:1884:G:H22	1.83	0.42
22:DA:1912:A:N7	22:DA:1917:U:O4	2.52	0.42
22:DA:2083:G:H2'	22:DA:2084:C:C5'	2.49	0.42
22:DA:2286:G:H5''	22:DA:2287:A:H1'	2.01	0.42
22:DA:2348:U:H2'	22:DA:2349:G:H8	1.84	0.42
22:DA:2364:C:C2'	22:DA:2365:G:H5'	2.49	0.42
22:DA:2368:C:O2'	22:DA:2369:A:H5'	2.19	0.42
22:DA:2551:C:H2'	22:DA:2552:U:C6	2.55	0.42
22:DA:2571:U:N3	22:DA:2574:G:C8	2.87	0.42
22:DA:2614:A:C4'	22:DA:2615:U:OP1	2.65	0.42
22:DA:2721:A:H2'	22:DA:2722:G:O4'	2.20	0.42
22:DA:2812:G:N1	22:DA:2813:A:C4	2.87	0.42
22:DA:2901:C:H2'	22:DA:2901:C:O2	2.19	0.42
22:DA:291:G:C5	22:DA:292:U:C4	3.08	0.42
22:DA:291:G:N1	22:DA:350:G:C5	2.88	0.42
22:DA:333:G:C2	22:DA:334:C:C5	3.07	0.42
22:DA:604:G:O6	22:DA:625:G:C6	2.72	0.42
22:DA:674:G:C4'	26:DE:69:ARG:CG	2.95	0.42
22:DA:677:A:C6	22:DA:678:C:C4	3.07	0.42
22:DA:465:G:N2	22:DA:684:G:H1'	2.34	0.42
22:DA:703:U:H2'	22:DA:704:G:O4'	2.19	0.42
22:DA:732:C:H2'	22:DA:733:G:O4'	2.19	0.42

Continued on next page...

Continued from previous page...

Atom-1	Atom-2	Interatomic distance (Å)	Clash overlap (Å)
22:DA:860:U:O2'	22:DA:861:A:C5'	2.67	0.42
22:DA:953:G:H2'	22:DA:954:G:C5'	2.48	0.42
22:DA:674:G:O4'	26:DE:69:ARG:HG2	2.19	0.42
27:DF:25:MET:C	27:DF:27:VAL:N	2.72	0.42
27:DF:82:TYR:HA	27:DF:83:PRO:HD2	1.84	0.42
28:DG:166:GLU:N	28:DG:166:GLU:OE1	2.53	0.42
29:DH:147:VAL:O	29:DH:148:ALA:CB	2.67	0.42
31:DJ:1:MET:HE3	31:DJ:2:LYS:O	2.19	0.42
22:DA:2448:A:H61	33:DL:36:LYS:NZ	2.17	0.42
34:DM:1:MET:O	34:DM:43:ALA:HB1	2.18	0.42
35:DN:7:GLY:HA2	35:DN:46:ARG:NH1	2.34	0.42
37:DP:19:PHE:HE1	37:DP:58:PHE:CE2	2.37	0.42
38:DQ:63:ARG:HG2	38:DQ:63:ARG:H	1.57	0.42
40:DS:66:ILE:N	40:DS:66:ILE:HD13	2.34	0.42
22:DA:2333:A:P	44:DW:76:ARG:HH12	2.42	0.42
45:DX:47:THR:O	45:DX:48:LEU:HD23	2.20	0.42
1:AA:102:G:C2	1:AA:103:U:C5	3.06	0.42
1:AA:1045:C:OP2	1:AA:1045:C:C6	2.72	0.42
1:AA:1046:A:C2'	1:AA:1047:G:C5'	2.98	0.42
1:AA:1136:C:C3'	1:AA:1136:C:O2	2.67	0.42
1:AA:1299:A:HO2'	1:AA:1301:U:H6	1.60	0.42
1:AA:1421:G:C6	1:AA:1422:G:N7	2.88	0.42
1:AA:1478:U:H2'	1:AA:1479:C:C6	2.54	0.42
1:AA:155:A:H2'	1:AA:156:C:H6	1.84	0.42
1:AA:208:U:H3	1:AA:212:G:H21	1.64	0.42
1:AA:198:G:C6	1:AA:220:G:N3	2.87	0.42
1:AA:251:G:C6	1:AA:266:G:O6	2.71	0.42
1:AA:39:G:N3	1:AA:40:C:C6	2.88	0.42
1:AA:428:G:N9	1:AA:430:A:N7	2.67	0.42
1:AA:473:U:C2	1:AA:474:G:N7	2.87	0.42
1:AA:69:G:H2'	1:AA:69:G:N3	2.35	0.42
1:AA:688:G:C4	1:AA:700:G:N2	2.88	0.42
1:AA:665:A:C2	1:AA:732:C:C4	3.07	0.42
1:AA:766:A:N3	1:AA:814:A:C2	2.87	0.42
1:AA:864:A:C2'	1:AA:865:A:C8	3.03	0.42
6:AF:8:PHE:CA	6:AF:87:SER:HB2	2.49	0.42
7:AG:119:LEU:O	7:AG:122:GLU:N	2.50	0.42
5:AE:82:HIS:CE1	8:AH:95:MET:HE2	2.53	0.42
9:AI:34:LEU:HD11	9:AI:47:VAL:HG21	2.01	0.42
11:AK:85:VAL:HG11	11:AK:92:ARG:NH1	2.34	0.42
12:AL:24:GLU:O	12:AL:25:ALA:C	2.55	0.42

Continued on next page...

Continued from previous page...

Atom-1	Atom-2	Interatomic distance (Å)	Clash overlap (Å)
13:AM:9:PRO:O	13:AM:10:ASP:HB2	2.19	0.42
15:AO:68:TYR:CE2	15:AO:72:LYS:HG3	2.54	0.42
22:BA:1074:G:C2'	22:BA:1075:C:H6	2.32	0.42
22:BA:1317:G:C2	22:BA:1336:A:C2	3.08	0.42
22:BA:164:C:H2'	22:BA:165:A:O4'	2.19	0.42
22:BA:1693:U:O5'	22:BA:1694:C:H5	2.01	0.42
22:BA:1848:A:H2'	22:BA:1849:G:C8	2.55	0.42
22:BA:2136:G:N3	22:BA:2137:U:C4	2.87	0.42
22:BA:2454:G:C5	22:BA:2455:G:C8	3.07	0.42
22:BA:2531:A:H5'	28:BG:156:TYR:CZ	2.54	0.42
22:BA:2770:G:H5''	22:BA:2771:C:OP2	2.20	0.42
22:BA:2777:G:C8	22:BA:2777:G:O5'	2.73	0.42
22:BA:295:G:C2	22:BA:296:U:C6	3.08	0.42
22:BA:736:C:N3	22:BA:737:C:C5	2.88	0.42
22:BA:792:A:H3'	22:BA:793:A:H5'	2.01	0.42
22:BA:915:C:H6	22:BA:915:C:C5'	2.24	0.42
22:BA:569:U:H1'	22:BA:947:A:O4'	2.20	0.42
23:BB:57:A:O2'	23:BB:58:A:H5'	2.19	0.42
25:BD:178:VAL:O	25:BD:178:VAL:CG1	2.68	0.42
26:BE:137:LYS:O	26:BE:141:MET:HG3	2.19	0.42
30:BI:49:GLU:HG2	30:BI:50:LYS:H	1.83	0.42
31:BJ:49:ASP:OD2	31:BJ:49:ASP:O	2.37	0.42
22:BA:2275:C:O2'	34:BM:84:LYS:HA	2.19	0.42
35:BN:10:LEU:HA	35:BN:10:LEU:HD12	1.75	0.42
38:BQ:77:LYS:HE2	38:BQ:116:LEU:HD23	2.02	0.42
39:BR:3:ALA:HB3	39:BR:59:ILE:HD11	2.01	0.42
41:BT:54:GLU:CB	41:BT:88:LYS:HB2	2.49	0.42
44:BW:18:LYS:HD2	44:BW:36:ILE:HD11	2.01	0.42
1:CA:1236:A:H2'	1:CA:1237:C:C6	2.55	0.42
1:CA:1432:G:H2'	1:CA:1467:C:H42	1.84	0.42
1:CA:1483:A:O5'	1:CA:1483:A:H8	2.02	0.42
1:CA:14:U:O2'	1:CA:15:G:H3'	2.19	0.42
1:CA:164:G:C2'	1:CA:165:G:H5'	2.50	0.42
1:CA:197:A:N6	1:CA:221:C:C4'	2.81	0.42
1:CA:212:G:N2	1:CA:213:G:C8	2.88	0.42
1:CA:223:A:C6	1:CA:224:U:C4	3.06	0.42
1:CA:251:G:C2	1:CA:266:G:C6	3.08	0.42
1:CA:355:C:H4'	1:CA:388:G:O2'	2.20	0.42
1:CA:43:C:H3'	1:CA:43:C:C6	2.55	0.42
1:CA:518:C:C6	1:CA:530:G:C5	3.08	0.42
1:CA:537:G:H2'	1:CA:538:G:C8	2.54	0.42

Continued on next page...

Continued from previous page...

Atom-1	Atom-2	Interatomic distance (Å)	Clash overlap (Å)
1:CA:570:G:H2'	1:CA:571:U:C6	2.55	0.42
1:CA:645:G:C4	1:CA:646:G:C8	3.08	0.42
1:CA:696:A:H8	1:CA:696:A:O5'	2.02	0.42
1:CA:69:G:N2	1:CA:71:A:N6	2.68	0.42
1:CA:900:A:H2'	1:CA:901:A:C8	2.55	0.42
1:CA:922:G:H2'	1:CA:923:A:H8	1.79	0.42
1:CA:953:G:C6	1:CA:954:G:C6	3.06	0.42
1:CA:962:C:O2'	1:CA:963:G:O5'	2.36	0.42
1:CA:982:U:C1'	1:CA:983:A:C8	2.98	0.42
3:CC:11:LEU:C	3:CC:13:ILE:H	2.23	0.42
3:CC:183:TYR:CE1	3:CC:200:TRP:CE2	3.07	0.42
3:CC:87:ARG:HG2	3:CC:100:ILE:HG21	2.01	0.42
4:CD:146:GLU:N	4:CD:146:GLU:CD	2.72	0.42
4:CD:27:ILE:O	4:CD:28:ASP:CB	2.67	0.42
4:CD:77:GLU:HG3	4:CD:81:LEU:HD12	1.90	0.42
4:CD:94:GLU:OE1	4:CD:103:ARG:NE	2.51	0.42
5:CE:80:LEU:HD21	5:CE:143:LEU:CD2	2.50	0.42
6:CF:11:HIS:CE1	6:CF:13:ASP:HB2	2.55	0.42
7:CG:77:ARG:O	7:CG:84:TYR:HB3	2.19	0.42
19:CS:62:THR:CG2	19:CS:64:GLU:HG3	2.49	0.42
22:DA:1060:U:H4'	22:DA:1061:U:H2'	1.91	0.42
22:DA:1074:G:P	22:DA:1074:G:H8	2.42	0.42
22:DA:1324:G:N2	22:DA:1328:A:N1	2.67	0.42
22:DA:1362:C:N3	22:DA:1363:C:C5	2.88	0.42
22:DA:170:U:C5	22:DA:171:U:C5	3.07	0.42
22:DA:1740:G:H2'	22:DA:1741:C:O4'	2.18	0.42
22:DA:1809:A:C2	22:DA:1810:A:C6	3.06	0.42
22:DA:1867:G:C2	22:DA:1868:C:C2	3.07	0.42
22:DA:2093:G:N3	22:DA:2094:A:N7	2.68	0.42
22:DA:415:A:C2	22:DA:2409:G:C5	3.07	0.42
22:DA:2453:A:H8	22:DA:2453:A:O5'	2.02	0.42
22:DA:2462:C:H2'	22:DA:2463:C:C6	2.54	0.42
22:DA:2511:U:O5'	22:DA:2511:U:H6	2.02	0.42
22:DA:2513:A:C4	22:DA:2514:U:C5	3.07	0.42
22:DA:2513:A:C5	22:DA:2514:U:C5	3.07	0.42
22:DA:2636:C:H4'	25:DD:81:GLU:CD	2.38	0.42
22:DA:2837:A:O2'	22:DA:2838:G:O4'	2.29	0.42
22:DA:2790:U:H4'	22:DA:2892:G:O2'	2.19	0.42
22:DA:301:G:C5	22:DA:302:C:N4	2.87	0.42
22:DA:478:A:N1	22:DA:480:A:C5	2.88	0.42
22:DA:56:A:C6	22:DA:57:C:N3	2.88	0.42

Continued on next page...

Continued from previous page...

Atom-1	Atom-2	Interatomic distance (Å)	Clash overlap (Å)
22:DA:845:A:C2	22:DA:847:U:C2	3.07	0.42
22:DA:85:G:C8	42:DU:6:ARG:NH1	2.85	0.42
22:DA:903:C:H2'	22:DA:904:G:C8	2.54	0.42
23:DB:20:G:C4	23:DB:64:G:N2	2.88	0.42
23:DB:37:C:H2'	23:DB:38:C:C5'	2.49	0.42
24:DC:19:VAL:HG12	24:DC:19:VAL:O	2.19	0.42
24:DC:250:GLN:HG3	24:DC:254:LYS:HG3	2.00	0.42
25:DD:130:GLN:O	25:DD:131:ASP:C	2.57	0.42
25:DD:94:GLN:O	25:DD:95:SER:C	2.57	0.42
26:DE:199:MET:CE	26:DE:200:LEU:CD2	2.97	0.42
27:DF:160:LYS:H	27:DF:160:LYS:HG3	1.69	0.42
27:DF:57:ALA:HA	27:DF:60:SER:HB3	2.01	0.42
28:DG:157:LYS:C	28:DG:159:LYS:N	2.73	0.42
31:DJ:77:HIS:CD2	31:DJ:77:HIS:O	2.73	0.42
32:DK:22:ILE:HG13	32:DK:40:LYS:O	2.19	0.42
32:DK:34:GLY:O	32:DK:35:VAL:CG2	2.67	0.42
32:DK:61:VAL:HG11	32:DK:112:PHE:CE2	2.54	0.42
32:DK:62:VAL:HG12	32:DK:63:VAL:N	2.34	0.42
33:DL:76:GLU:O	33:DL:76:GLU:CG	2.67	0.42
33:DL:81:ASP:C	33:DL:82:LEU:HD12	2.40	0.42
34:DM:17:ASN:C	34:DM:18:ARG:HG2	2.39	0.42
35:DN:28:LEU:CD2	35:DN:115:LEU:HD21	2.14	0.42
23:DB:7:G:H5'	36:DO:29:HIS:CE1	2.54	0.42
36:DO:49:VAL:O	36:DO:50:ALA:HB2	2.19	0.42
37:DP:113:LEU:CD2	37:DP:113:LEU:C	2.85	0.42
37:DP:91:VAL:CG2	37:DP:109:ILE:HD13	2.50	0.42
39:DR:9:GLY:C	39:DR:10:LYS:HG3	2.38	0.42
41:DT:18:GLU:O	41:DT:22:THR:HG23	2.20	0.42
42:DU:102:ILE:HD12	42:DU:102:ILE:HA	1.92	0.42
22:DA:855:G:C2	44:DW:23:LYS:HG2	2.55	0.42
1:AA:1049:U:O4	14:AN:1:ALA:HB1	2.19	0.42
1:AA:1103:C:H2'	1:AA:1104:G:O5'	2.18	0.42
1:AA:1110:C:O2'	1:AA:111:G:C5'	2.68	0.42
1:AA:1129:C:H2'	1:AA:1139:G:N7	2.35	0.42
1:AA:1154:G:C2	1:AA:1155:A:C8	3.07	0.42
1:AA:1492:A:C2'	1:AA:1493:A:O5'	2.67	0.42
1:AA:435:A:H2'	1:AA:436:C:H5'	2.01	0.42
1:AA:640:A:O2'	8:AH:106:SER:HB2	2.20	0.42
1:AA:702:A:C4	22:BA:1847:A:C2	3.06	0.42
1:AA:748:G:C6	1:AA:749:A:C5	3.07	0.42
1:AA:993:G:N2	1:AA:996:A:N6	2.67	0.42

Continued on next page...

Continued from previous page...

Atom-1	Atom-2	Interatomic distance (Å)	Clash overlap (Å)
2:AB:172:ILE:O	2:AB:175:ALA:N	2.53	0.42
2:AB:20:ARG:O	2:AB:22:TRP:N	2.52	0.42
2:AB:60:ALA:HB2	2:AB:220:VAL:HG12	2.01	0.42
5:AE:95:MET:CE	5:AE:114:LEU:HD13	2.50	0.42
5:AE:139:THR:O	5:AE:142:GLY:N	2.52	0.42
9:AI:62:LEU:N	9:AI:62:LEU:CD2	2.83	0.42
11:AK:124:LYS:HE2	11:AK:125:LYS:N	2.34	0.42
11:AK:61:ALA:O	11:AK:64:VAL:HG13	2.19	0.42
12:AL:80:LEU:HB2	12:AL:101:LEU:HD22	2.01	0.42
12:AL:42:LYS:HE2	12:AL:43:LYS:HE3	2.02	0.42
12:AL:72:ASN:O	12:AL:73:LEU:O	2.38	0.42
12:AL:73:LEU:HD11	12:AL:79:ILE:CG2	2.49	0.42
13:AM:19:THR:CA	13:AM:24:VAL:HG23	2.39	0.42
14:AN:1:ALA:O	14:AN:2:LYS:CB	2.67	0.42
14:AN:80:ARG:NH1	14:AN:81:ILE:HG12	2.35	0.42
15:AO:20:ASP:CG	15:AO:23:SER:HB2	2.40	0.42
15:AO:44:GLU:OE2	15:AO:45:HIS:CE1	2.72	0.42
15:AO:57:ARG:HH11	15:AO:57:ARG:CB	2.32	0.42
22:BA:1402:U:C6	22:BA:1402:U:H3'	2.55	0.42
22:BA:1610:A:H5'	22:BA:1610:A:H8	1.84	0.42
22:BA:1744:A:H2'	22:BA:1744:A:N3	2.34	0.42
22:BA:1996:C:OP1	32:BK:31:ARG:NH2	2.51	0.42
22:BA:2087:G:H2'	22:BA:2088:A:C8	2.54	0.42
22:BA:828:U:O4	22:BA:2247:A:H1'	2.19	0.42
22:BA:2262:U:H5'	22:BA:2387:U:O2	2.19	0.42
22:BA:2430:A:C3'	22:BA:2431:U:C5'	2.97	0.42
22:BA:271:G:C4	22:BA:272:A:N7	2.88	0.42
22:BA:423:A:H5''	22:BA:424:G:C5'	2.50	0.42
15:AO:55:LEU:HD21	22:BA:715:A:C2	2.54	0.42
22:BA:920:A:OP1	47:BZ:18:LYS:HE3	2.19	0.42
24:BC:28:PRO:HB2	24:BC:29:PHE:H	1.56	0.42
25:BD:150:GLN:HG3	25:BD:151:THR:N	2.22	0.42
25:BD:9:VAL:HG22	25:BD:26:VAL:HG12	2.01	0.42
25:BD:62:LYS:CB	25:BD:63:PRO:HD3	2.45	0.42
26:BE:12:LEU:O	26:BE:13:THR:CB	2.65	0.42
26:BE:134:LEU:HD12	26:BE:138:LEU:HG	2.02	0.42
27:BF:72:SER:N	27:BF:80:GLN:HB2	2.32	0.42
28:BG:73:SER:HA	28:BG:76:ILE:HG23	2.00	0.42
29:BH:2:GLN:O	29:BH:3:VAL:CG2	2.54	0.42
29:BH:4:ILE:HG12	29:BH:18:GLN:HE22	1.82	0.42
22:BA:1097:U:O2	30:BI:8:VAL:HG12	2.19	0.42

Continued on next page...

Continued from previous page...

Atom-1	Atom-2	Interatomic distance (Å)	Clash overlap (Å)
31:BJ:7:LYS:HA	31:BJ:8:PRO:HD3	1.86	0.42
32:BK:43:ILE:HD12	32:BK:52:VAL:HG23	2.01	0.42
36:BO:43:ASN:ND2	36:BO:46:GLU:HG2	2.27	0.42
36:BO:88:LYS:HE3	36:BO:116:GLN:NE2	2.34	0.42
37:BP:95:LYS:CG	37:BP:97:TYR:CZ	2.96	0.42
38:BQ:27:ARG:CG	38:BQ:27:ARG:NH1	2.83	0.42
43:BV:35:GLU:HG3	43:BV:93:ARG:HD3	2.00	0.42
44:BW:39:GLN:HE21	44:BW:42:THR:CG2	2.31	0.42
47:BZ:29:ARG:O	47:BZ:30:ARG:HG3	2.19	0.42
1:CA:1072:G:C6	1:CA:1073:U:C4	3.07	0.42
1:CA:1250:A:N6	1:CA:1251:A:C6	2.87	0.42
1:CA:1352:C:O2	1:CA:1371:G:C2	2.72	0.42
1:CA:1461:G:C5	1:CA:1462:C:C4	3.07	0.42
1:CA:414:A:HO2'	1:CA:415:A:C4'	2.32	0.42
1:CA:635:A:H2'	1:CA:636:U:C6	2.54	0.42
1:CA:657:U:H6	1:CA:657:U:O5'	2.03	0.42
1:CA:82:G:C2'	1:CA:83:C:H4'	2.44	0.42
1:CA:854:U:H2'	1:CA:855:U:H6	1.85	0.42
1:CA:983:A:HO2'	1:CA:984:C:H5'	1.82	0.42
3:CC:137:VAL:HG13	3:CC:148:ILE:HG21	2.01	0.42
3:CC:4:VAL:HG11	3:CC:9:ILE:HD13	2.02	0.42
4:CD:3:TYR:CZ	4:CD:5:GLY:HA3	2.55	0.42
4:CD:69:ARG:HG3	4:CD:69:ARG:NH1	2.13	0.42
4:CD:90:LEU:HD22	4:CD:90:LEU:N	2.34	0.42
7:CG:4:ARG:CD	7:CG:5:VAL:N	2.79	0.42
7:CG:72:VAL:HG12	7:CG:144:ALA:CB	2.50	0.42
8:CH:34:ALA:O	8:CH:38:VAL:HG23	2.19	0.42
8:CH:75:GLN:O	8:CH:126:CYS:HB2	2.19	0.42
9:CI:59:LYS:HE3	9:CI:60:LEU:HD11	2.01	0.42
11:CK:74:LYS:HD2	11:CK:104:PHE:CE1	2.55	0.42
12:CL:120:ARG:HG2	12:CL:121:PRO:O	2.19	0.42
13:CM:53:ASP:HA	13:CM:56:ARG:CZ	2.49	0.42
14:CN:30:ILE:O	14:CN:30:ILE:HG22	2.19	0.42
19:CS:35:ARG:HB3	19:CS:50:VAL:HB	2.01	0.42
19:CS:52:ASN:O	19:CS:54:ARG:HD3	2.19	0.42
20:CT:57:VAL:CG1	20:CT:71:ALA:HB2	2.47	0.42
48:D0:11:LYS:HD2	48:D0:14:MET:HB2	2.01	0.42
48:D0:54:ILE:HB	48:D0:55:ALA:H	1.61	0.42
51:D3:18:LYS:CE	51:D3:19:GLY:H	2.32	0.42
22:DA:1077:A:C2'	22:DA:1078:U:O5'	2.66	0.42
22:DA:1157:G:H2'	22:DA:1158:C:H6	1.79	0.42

Continued on next page...

Continued from previous page...

Atom-1	Atom-2	Interatomic distance (Å)	Clash overlap (Å)
22:DA:1340:U:O2'	22:DA:1341:G:P	2.78	0.42
22:DA:1460:U:OP2	22:DA:1460:U:C6	2.72	0.42
22:DA:1346:G:H1	22:DA:1600:C:H42	1.66	0.42
22:DA:1615:C:C6	22:DA:1617:C:C5	3.08	0.42
22:DA:1653:G:O6	35:DN:10:LEU:O	2.38	0.42
22:DA:1753:G:C2	22:DA:1756:G:C2	3.08	0.42
22:DA:52:A:C2	22:DA:179:C:O4'	2.65	0.42
22:DA:1889:A:C2	22:DA:1890:A:C4	3.07	0.42
22:DA:1895:C:C2	22:DA:1896:G:C8	3.06	0.42
22:DA:1950:G:H1	22:DA:1954:G:H2'	1.84	0.42
22:DA:529:A:C8	22:DA:2042:A:N1	2.88	0.42
22:DA:2143:C:H5''	22:DA:2144:G:N7	2.34	0.42
22:DA:2149:U:C5	22:DA:2150:C:H5	2.38	0.42
22:DA:227:A:O2'	22:DA:228:C:C5'	2.68	0.42
22:DA:2410:G:C2	22:DA:2411:A:H1'	2.54	0.42
22:DA:2503:A:C4'	22:DA:2504:U:OP1	2.60	0.42
22:DA:2526:G:O2'	52:D4:34:LYS:HE3	2.19	0.42
22:DA:285:G:C6	22:DA:286:U:C4	3.06	0.42
22:DA:2889:C:C4	22:DA:2890:G:C6	3.07	0.42
22:DA:387:U:C4'	22:DA:388:G:H5''	2.50	0.42
22:DA:540:C:H2'	22:DA:541:A:C8	2.55	0.42
22:DA:601:C:H6	22:DA:601:C:O5'	2.03	0.42
22:DA:728:G:O2'	22:DA:730:A:H8	2.03	0.42
22:DA:931:U:H4'	22:DA:932:U:OP1	2.17	0.42
22:DA:960:A:H2'	22:DA:962:G:C5'	2.32	0.42
23:DB:85:G:O2'	23:DB:86:G:H5'	2.18	0.42
24:DC:38:LYS:HE3	24:DC:38:LYS:HB3	1.82	0.42
26:DE:180:LEU:HD23	26:DE:180:LEU:N	2.34	0.42
29:DH:37:VAL:CG2	29:DH:38:PRO:CD	2.96	0.42
30:DI:51:GLY:O	30:DI:52:LEU:HB2	2.19	0.42
31:DJ:80:HIS:N	31:DJ:80:HIS:ND1	2.67	0.42
35:DN:65:LEU:H	35:DN:65:LEU:CD1	2.30	0.42
35:DN:83:LEU:HG	35:DN:86:ARG:HH21	1.84	0.42
35:DN:99:LYS:HG2	35:DN:99:LYS:H	1.65	0.42
36:DO:82:ALA:HB3	36:DO:115:LEU:HD12	2.01	0.42
36:DO:54:VAL:HG22	36:DO:54:VAL:O	2.19	0.42
43:DV:21:ARG:HD3	43:DV:87:GLN:HG2	2.00	0.42
44:DW:18:LYS:NZ	44:DW:18:LYS:HA	2.35	0.42
44:DW:20:LEU:CD1	44:DW:20:LEU:N	2.76	0.42
45:DX:58:ILE:HG12	45:DX:66:VAL:CG2	2.46	0.42
1:AA:1052:U:H5''	1:AA:1053:G:OP2	2.19	0.42

Continued on next page...

Continued from previous page...

Atom-1	Atom-2	Interatomic distance (Å)	Clash overlap (Å)
1:AA:1119:C:OP1	9:AI:84:ARG:NH2	2.53	0.42
1:AA:1054:C:H5''	1:AA:1196:A:O2'	2.19	0.42
1:AA:120:A:C6	1:AA:122:G:C6	3.07	0.42
1:AA:1416:G:C2	1:AA:1485:U:O2	2.73	0.42
1:AA:279:A:H5''	1:AA:281:G:C4'	2.50	0.42
1:AA:397:A:C6	1:AA:548:G:N7	2.88	0.42
1:AA:595:A:C6	1:AA:641:U:C5	3.08	0.42
1:AA:846:G:O2'	1:AA:847:G:H5'	2.20	0.42
1:AA:958:A:N1	19:AS:53:GLY:HA3	2.35	0.42
5:AE:114:LEU:HD21	5:AE:122:VAL:HG23	1.96	0.42
1:AA:1080:A:O3'	5:AE:20:VAL:HG21	2.20	0.42
5:AE:93:VAL:HG13	5:AE:94:PHE:N	2.35	0.42
6:AF:8:PHE:HD2	6:AF:8:PHE:H	1.66	0.42
7:AG:25:PHE:HD1	7:AG:100:MET:HB3	1.85	0.42
10:AJ:28:THR:O	10:AJ:32:THR:HG22	2.20	0.42
10:AJ:33:GLY:HA3	10:AJ:83:THR:OG1	2.18	0.42
10:AJ:35:GLN:HA	10:AJ:35:GLN:NE2	2.31	0.42
11:AK:91:GLY:O	11:AK:95:THR:HB	2.19	0.42
11:AK:98:ALA:O	11:AK:102:ALA:HB2	2.20	0.42
12:AL:24:GLU:CB	12:AL:26:CYS:SG	2.90	0.42
12:AL:49:ARG:CG	12:AL:89:LEU:HD21	2.49	0.42
13:AM:90:HIS:HA	13:AM:108:ARG:NH2	2.34	0.42
22:BA:1074:G:O2'	22:BA:1075:C:H5'	2.19	0.42
22:BA:1091:G:O2'	22:BA:1092:C:C5'	2.68	0.42
22:BA:1141:U:H5'	22:BA:1142:A:O4'	2.19	0.42
22:BA:1373:A:O5'	22:BA:1373:A:H8	2.03	0.42
22:BA:1374:G:O2'	22:BA:1375:U:H5'	2.19	0.42
22:BA:1431:A:C2'	22:BA:1432:G:O5'	2.67	0.42
22:BA:1507:C:C5	22:BA:1508:A:H2	2.38	0.42
22:BA:1539:U:H2'	22:BA:1540:G:C8	2.47	0.42
22:BA:1753:G:H5''	37:BP:92:ARG:HE	1.84	0.42
22:BA:1827:U:O2'	22:BA:1828:G:H5'	2.20	0.42
22:BA:1868:C:H2'	22:BA:1869:G:O4'	2.19	0.42
22:BA:1922:G:H2'	22:BA:1923:U:O4'	2.19	0.42
22:BA:571:U:C4	22:BA:2030:A:C6	3.07	0.42
22:BA:2032:G:N7	56:BA:3536:HOH:O	2.37	0.42
22:BA:2103:C:C2'	22:BA:2104:C:C5'	2.96	0.42
22:BA:2212:A:H4'	22:BA:2213:U:OP1	2.20	0.42
22:BA:2415:G:C4	22:BA:2416:C:C5	3.08	0.42
22:BA:2471:A:C2'	22:BA:2472:G:H5'	2.48	0.42
22:BA:2821:A:H2'	22:BA:2822:G:H8	1.84	0.42

Continued on next page...

Continued from previous page...

Atom-1	Atom-2	Interatomic distance (Å)	Clash overlap (Å)
22:BA:2832:U:O2'	22:BA:2833:U:P	2.77	0.42
22:BA:916:G:H8	22:BA:916:G:O5'	2.02	0.42
24:BC:216:ARG:CB	24:BC:217:PRO:HD2	2.49	0.42
27:BF:136:ILE:HG12	27:BF:136:ILE:H	1.34	0.42
28:BG:93:TYR:O	28:BG:105:SER:O	2.37	0.42
28:BG:171:LYS:CD	28:BG:172:GLU:H	2.32	0.42
28:BG:54:ARG:HG3	28:BG:57:TYR:HD1	1.85	0.42
22:BA:568:U:P	33:BL:36:LYS:HE3	2.60	0.42
34:BM:124:LEU:HD23	34:BM:124:LEU:HA	1.82	0.42
25:BD:15:PHE:N	37:BP:11:GLN:NE2	2.62	0.42
42:BU:73:ASN:ND2	42:BU:75:ALA:HB3	2.34	0.42
47:BZ:2:LYS:O	47:BZ:3:THR:CG2	2.67	0.42
1:CA:1084:G:C6	1:CA:1085:U:C4	3.07	0.42
1:CA:1151:A:H2'	1:CA:1152:A:C8	2.50	0.42
1:CA:1201:A:H4'	1:CA:1203:C:OP2	2.19	0.42
1:CA:1255:G:H21	1:CA:1258:G:H22	1.67	0.42
1:CA:326:G:H5'	1:CA:327:A:OP2	2.20	0.42
1:CA:552:U:H2'	1:CA:553:A:C8	2.52	0.42
1:CA:671:G:C2	1:CA:672:U:C2	3.08	0.42
1:CA:72:A:N6	1:CA:73:C:N4	2.68	0.42
1:CA:952:U:C5	13:CM:102:LYS:NZ	2.87	0.42
1:CA:959:A:H2'	1:CA:960:U:O5'	2.19	0.42
4:CD:118:SER:O	4:CD:130:ASN:HB2	2.20	0.42
4:CD:141:VAL:HG22	4:CD:180:THR:OG1	2.19	0.42
4:CD:176:LYS:CD	4:CD:176:LYS:O	2.68	0.42
5:CE:133:ILE:HG13	5:CE:134:ASN:N	2.30	0.42
6:CF:81:ASN:O	6:CF:82:ASP:C	2.58	0.42
8:CH:100:ILE:CD1	8:CH:100:ILE:C	2.76	0.42
8:CH:124:ILE:CG2	8:CH:127:TYR:HE1	2.31	0.42
8:CH:127:TYR:N	8:CH:127:TYR:CD1	2.87	0.42
7:CG:16:LYS:HG2	9:CI:45:MET:SD	2.59	0.42
13:CM:84:CYS:HB2	19:CS:73:PHE:CE1	2.55	0.42
15:CO:35:ILE:HG23	15:CO:55:LEU:HD11	2.01	0.42
16:CP:8:ARG:HB3	16:CP:28:ARG:NH1	2.34	0.42
20:CT:16:ALA:O	20:CT:20:ASN:ND2	2.53	0.42
22:DA:1025:G:H1'	22:DA:1135:C:O4'	2.19	0.42
22:DA:1411:U:H2'	22:DA:1412:U:C6	2.54	0.42
22:DA:1423:G:H8	22:DA:1423:G:O5'	2.01	0.42
22:DA:1442:U:C4	22:DA:1443:U:C4	3.07	0.42
22:DA:136:G:N2	22:DA:144:A:C2	2.88	0.42
22:DA:1540:G:O2'	22:DA:1541:C:O5'	2.37	0.42

Continued on next page...

Continued from previous page...

Atom-1	Atom-2	Interatomic distance (Å)	Clash overlap (Å)
22:DA:1661:G:C6	22:DA:1662:U:C5	3.07	0.42
22:DA:1738:G:O2'	22:DA:1739:A:P	2.77	0.42
22:DA:1809:A:N3	22:DA:1810:A:N7	2.68	0.42
22:DA:1974:C:H2'	22:DA:1975:G:C8	2.52	0.42
22:DA:202:U:H3'	22:DA:203:A:C8	2.54	0.42
22:DA:2048:G:C6	22:DA:2049:G:C5	3.08	0.42
22:DA:204:A:H4'	22:DA:205:G:O5'	2.19	0.42
22:DA:2157:G:OP2	22:DA:2157:G:N2	2.52	0.42
22:DA:2187:U:N3	22:DA:2188:U:C5	2.88	0.42
22:DA:2285:C:H2'	22:DA:2286:G:H5''	2.01	0.42
22:DA:2291:U:C2	22:DA:2292:U:C5	3.08	0.42
22:DA:2308:G:H2'	22:DA:2309:A:OP1	2.19	0.42
22:DA:2376:A:N3	36:DO:99:TYR:CE2	2.88	0.42
22:DA:2282:G:H1'	22:DA:2390:U:C5	2.55	0.42
22:DA:2653:U:C4	22:DA:2654:A:N6	2.87	0.42
22:DA:2745:C:H41	22:DA:2755:C:H4'	1.85	0.42
22:DA:2828:G:O2'	22:DA:2829:A:H5'	2.19	0.42
22:DA:296:U:H2'	22:DA:297:G:C8	2.55	0.42
22:DA:479:A:H1'	22:DA:480:A:H5''	2.02	0.42
22:DA:618:G:C2	22:DA:619:G:C4	3.08	0.42
22:DA:61:C:H5'	46:DY:43:LEU:HB2	2.01	0.42
22:DA:64:A:H2'	22:DA:65:U:O4'	2.19	0.42
22:DA:674:G:H2'	22:DA:804:A:H61	1.85	0.42
22:DA:755:U:O2'	22:DA:756:A:H5'	2.20	0.42
22:DA:800:A:C4'	22:DA:801:G:O5'	2.64	0.42
22:DA:962:G:O2'	22:DA:963:U:C5'	2.68	0.42
23:DB:109:A:O2'	23:DB:110:C:C5'	2.68	0.42
23:DB:11:C:C4	23:DB:12:C:C5	3.07	0.42
23:DB:17:C:O2'	23:DB:18:G:H8	2.00	0.42
24:DC:124:LYS:HZ3	24:DC:124:LYS:HB3	1.85	0.42
22:DA:1800:C:H5''	24:DC:145:MET:CE	2.49	0.42
24:DC:250:GLN:HB2	24:DC:254:LYS:CG	2.50	0.42
22:DA:1824:G:OP1	24:DC:52:HIS:CE1	2.73	0.42
26:DE:127:GLU:OE2	26:DE:133:LEU:CD2	2.67	0.42
26:DE:5:LEU:CD1	26:DE:10:SER:HB2	2.50	0.42
26:DE:47:LYS:O	26:DE:86:ALA:HB2	2.19	0.42
27:DF:111:ARG:HE	27:DF:111:ARG:N	2.18	0.42
27:DF:47:LYS:N	27:DF:47:LYS:HD2	2.34	0.42
28:DG:157:LYS:HB2	28:DG:157:LYS:HE2	1.90	0.42
29:DH:68:ARG:HD3	29:DH:71:LYS:CB	2.49	0.42
31:DJ:129:GLU:OE1	31:DJ:129:GLU:N	2.53	0.42

Continued on next page...

Continued from previous page...

Atom-1	Atom-2	Interatomic distance (Å)	Clash overlap (Å)
31:DJ:30:THR:HG23	31:DJ:31:GLU:N	2.33	0.42
31:DJ:41:LYS:HE3	31:DJ:50:THR:O	2.19	0.42
32:DK:71:ARG:O	32:DK:72:PRO:C	2.57	0.42
37:DP:20:ARG:HG2	37:DP:112:ARG:HH12	1.84	0.42
38:DQ:6:GLY:N	38:DQ:9:ALA:HB3	2.33	0.42
38:DQ:42:GLY:HA3	39:DR:75:VAL:HG21	2.01	0.42
43:DV:56:PHE:CD1	43:DV:56:PHE:C	2.93	0.42
44:DW:9:THR:CG2	44:DW:10:ARG:HG3	2.40	0.42
22:DA:372:G:P	45:DX:61:LYS:HZ1	2.42	0.42
47:DZ:6:ILE:HG22	47:DZ:7:THR:N	2.34	0.42
1:AA:1002:G:N3	1:AA:1003:G:H1'	2.34	0.42
1:AA:1141:C:C2	1:AA:1142:G:N7	2.88	0.42
1:AA:1477:U:H2'	1:AA:1478:U:C6	2.55	0.42
1:AA:366:A:H4'	1:AA:367:U:OP1	2.18	0.42
1:AA:419:C:C2'	1:AA:420:U:H5'	2.49	0.42
1:AA:523:A:C2	1:AA:527:G:C6	3.07	0.42
1:AA:577:G:C4'	1:AA:816:A:H2'	2.49	0.42
1:AA:626:G:H2'	1:AA:627:G:O4'	2.20	0.42
1:AA:828:U:C6	1:AA:828:U:C3'	3.03	0.42
1:AA:832:G:N2	1:AA:833:G:H1'	2.35	0.42
3:AC:125:ARG:O	3:AC:126:ARG:HB2	2.20	0.42
4:AD:89:LEU:CD2	4:AD:199:ILE:CD1	2.92	0.42
6:AF:85:ILE:O	6:AF:86:ARG:C	2.58	0.42
8:AH:65:PHE:O	8:AH:66:GLN:O	2.37	0.42
56:AA:1813:HOH:O	11:AK:125:LYS:HE2	2.20	0.42
11:AK:92:ARG:O	11:AK:92:ARG:HG2	2.20	0.42
12:AL:98:ARG:HD2	12:AL:103:CYS:SG	2.59	0.42
48:B0:42:ILE:HD12	48:B0:48:TYR:HB2	2.00	0.42
49:B1:16:THR:CB	49:B1:41:VAL:HG21	2.49	0.42
22:BA:1170:C:N4	22:BA:1180:U:C2	2.87	0.42
22:BA:1327:A:C8	22:BA:1327:A:H3'	2.55	0.42
22:BA:141:G:H5''	22:BA:142:A:C8	2.55	0.42
22:BA:1747:U:HO2'	22:BA:1748:C:H5'	1.80	0.42
22:BA:1824:G:C5	22:BA:1825:U:C5	3.08	0.42
22:BA:1858:A:C2'	22:BA:1859:U:C6	3.02	0.42
22:BA:2569:G:C2	22:BA:2570:G:C8	3.08	0.42
22:BA:2599:G:H2'	22:BA:2600:A:H5'	2.00	0.42
22:BA:259:G:C2'	22:BA:260:G:H5'	2.49	0.42
22:BA:2716:C:O2'	22:BA:2717:C:H5'	2.20	0.42
22:BA:319:G:N9	22:BA:333:G:N2	2.67	0.42
22:BA:372:G:N2	22:BA:400:G:H2'	2.35	0.42

Continued on next page...

Continued from previous page...

Atom-1	Atom-2	Interatomic distance (Å)	Clash overlap (Å)
22:BA:532:A:C8	22:BA:2021:C:C6	3.07	0.42
22:BA:691:C:H2'	22:BA:692:C:H6	1.85	0.42
22:BA:851:C:H2'	22:BA:852:U:O5'	2.19	0.42
22:BA:90:U:C4	22:BA:91:A:C5	3.07	0.42
24:BC:116:GLN:O	24:BC:127:ASN:HB3	2.19	0.42
24:BC:133:ASN:C	24:BC:134:ILE:HG13	2.40	0.42
22:BA:782:A:N1	24:BC:224:MET:CE	2.83	0.42
25:BD:85:ALA:O	25:BD:86:GLU:HG2	2.19	0.42
27:BF:4:HIS:CD2	27:BF:96:TRP:NE1	2.88	0.42
28:BG:123:GLU:CD	28:BG:124:CYS:H	2.22	0.42
29:BH:132:PHE:CD2	29:BH:133:GLN:N	2.87	0.42
29:BH:32:PRO:HB3	45:BX:38:TRP:CG	2.55	0.42
31:BJ:110:PRO:C	31:BJ:111:LYS:HD2	2.40	0.42
31:BJ:17:VAL:HG13	31:BJ:55:ILE:CG1	2.50	0.42
34:BM:96:ILE:HD11	34:BM:126:ILE:CD1	2.49	0.42
35:BN:28:LEU:O	35:BN:32:GLU:N	2.47	0.42
37:BP:57:ALA:HA	37:BP:75:THR:CG2	2.50	0.42
46:BY:17:GLU:HG3	46:BY:18:LEU:H	1.78	0.42
46:BY:2:LYS:HE3	46:BY:52:ARG:CZ	2.49	0.42
1:CA:1104:G:C4	1:CA:1105:A:C8	3.07	0.42
1:CA:1203:C:O2	1:CA:1203:C:H2'	2.20	0.42
1:CA:1287:A:C2	1:CA:1288:A:C2	3.07	0.42
1:CA:1393:U:O2'	1:CA:1394:A:H3'	2.19	0.42
1:CA:1426:G:H2'	1:CA:1427:C:O4'	2.19	0.42
1:CA:1478:U:H2'	1:CA:1479:C:C6	2.55	0.42
1:CA:292:G:N2	1:CA:308:C:O2	2.38	0.42
1:CA:444:G:N2	1:CA:445:G:C4	2.88	0.42
1:CA:554:A:H2'	1:CA:555:U:C6	2.54	0.42
1:CA:688:G:C6	1:CA:700:G:C6	3.07	0.42
1:CA:805:C:H2'	1:CA:806:C:C6	2.54	0.42
1:CA:833:G:C6	1:CA:834:U:C4	3.08	0.42
1:CA:866:C:C5	1:CA:867:G:H1'	2.54	0.42
1:CA:951:G:H1'	1:CA:970:C:O2'	2.19	0.42
1:CA:994:A:O2'	1:CA:995:C:C5'	2.68	0.42
2:CB:187:ASP:C	2:CB:189:ASN:H	2.22	0.42
4:CD:156:ALA:O	4:CD:159:GLU:OE2	2.37	0.42
4:CD:2:ARG:NE	4:CD:114:ARG:HG2	2.34	0.42
6:CF:56:LYS:O	6:CF:57:ALA:HB2	2.19	0.42
8:CH:6:ILE:HG21	8:CH:76:ARG:CZ	2.49	0.42
9:CI:25:GLY:C	9:CI:62:LEU:HD23	2.39	0.42
1:CA:562:U:H1'	12:CL:11:ARG:HD2	2.01	0.42

Continued on next page...

Continued from previous page...

Atom-1	Atom-2	Interatomic distance (Å)	Clash overlap (Å)
15:CO:83:ARG:CG	15:CO:83:ARG:O	2.66	0.42
16:CP:60:TRP:O	16:CP:61:VAL:C	2.56	0.42
22:DA:1020:A:H5'	22:DA:1021:A:OP1	2.19	0.42
22:DA:1080:A:C2	22:DA:1081:U:N3	2.88	0.42
22:DA:1117:C:O5'	22:DA:1117:C:H6	2.03	0.42
22:DA:1139:G:C2'	22:DA:1140:C:C5'	2.98	0.42
22:DA:1290:C:C2	22:DA:1291:C:C6	3.08	0.42
22:DA:1351:C:H2'	22:DA:1352:U:O4'	2.19	0.42
22:DA:1361:G:H2'	22:DA:1362:C:O5'	2.19	0.42
22:DA:1386:C:HO2'	22:DA:1387:A:H8	1.64	0.42
22:DA:1438:U:N3	22:DA:1555:G:N1	2.68	0.42
22:DA:1511:G:O2'	22:DA:1512:C:P	2.78	0.42
22:DA:1535:A:C5'	22:DA:1536:C:OP2	2.68	0.42
22:DA:1312:U:N3	22:DA:1603:A:C5	2.87	0.42
22:DA:1654:A:O2'	22:DA:1655:A:C8	2.48	0.42
22:DA:1734:G:C2'	22:DA:1735:A:C8	2.98	0.42
22:DA:1768:C:C2	22:DA:1769:U:C6	3.07	0.42
22:DA:1833:C:N4	22:DA:1834:U:C4	2.87	0.42
22:DA:1860:G:H2'	22:DA:1861:G:O4'	2.20	0.42
1:CA:1517:G:H1'	22:DA:1919:A:O3'	2.20	0.42
22:DA:2039:U:H2'	22:DA:2040:G:C8	2.54	0.42
22:DA:2065:C:O2'	22:DA:2449:U:N3	2.52	0.42
22:DA:2264:C:C2	22:DA:2277:G:N2	2.88	0.42
22:DA:2307:G:C8	22:DA:2312:U:C5	3.08	0.42
22:DA:2330:G:H2'	22:DA:2331:G:C5'	2.49	0.42
22:DA:2504:U:C6	22:DA:2504:U:C3'	3.02	0.42
22:DA:2564:A:OP1	22:DA:2648:G:H4'	2.19	0.42
22:DA:2589:A:C2	22:DA:2590:A:C5	3.08	0.42
22:DA:2692:G:H2'	22:DA:2693:G:C8	2.55	0.42
22:DA:2805:C:H2'	22:DA:2806:C:C6	2.51	0.42
22:DA:301:G:N3	22:DA:302:C:C4	2.87	0.42
22:DA:33:C:H4'	22:DA:34:U:OP1	2.19	0.42
22:DA:370:G:H8	22:DA:370:G:O5'	2.03	0.42
22:DA:478:A:C2	22:DA:480:A:N9	2.88	0.42
22:DA:668:A:N7	22:DA:670:A:C8	2.87	0.42
22:DA:704:G:C2'	22:DA:726:G:N2	2.73	0.42
15:CO:52:ARG:HH11	22:DA:715:A:H61	1.68	0.42
22:DA:793:A:H8	22:DA:793:A:OP2	2.02	0.42
22:DA:998:C:OP2	38:DQ:57:ARG:NH2	2.52	0.42
23:DB:45:A:HO2'	23:DB:46:A:H8	1.59	0.42
23:DB:81:G:C6	23:DB:82:U:C4	3.08	0.42

Continued on next page...

Continued from previous page...

Atom-1	Atom-2	Interatomic distance (Å)	Clash overlap (Å)
24:DC:183:VAL:CG1	24:DC:185:ALA:H	2.32	0.42
24:DC:6:LYS:HA	24:DC:7:PRO:HD3	1.89	0.42
26:DE:119:ILE:CG1	26:DE:119:ILE:O	2.67	0.42
26:DE:146:VAL:CG1	26:DE:167:VAL:HG23	2.45	0.42
26:DE:55:SER:OG	26:DE:56:GLY:N	2.53	0.42
26:DE:52:VAL:O	26:DE:74:LYS:CE	2.68	0.42
27:DF:110:ILE:CD1	27:DF:110:ILE:H	2.29	0.42
27:DF:42:ALA:HA	27:DF:48:LEU:HD21	2.01	0.42
28:DG:104:LEU:HB3	28:DG:106:LEU:CD2	2.42	0.42
30:DI:27:LEU:HD13	30:DI:32:VAL:HG21	2.00	0.42
32:DK:87:LEU:HA	32:DK:95:ILE:H	1.85	0.42
33:DL:14:LYS:HB3	33:DL:14:LYS:NZ	2.35	0.42
22:DA:2392:A:H2	33:DL:55:MET:HG2	1.78	0.42
33:DL:96:LYS:C	33:DL:98:ALA:N	2.73	0.42
33:DL:96:LYS:O	33:DL:98:ALA:N	2.53	0.42
37:DP:97:TYR:O	37:DP:100:ARG:HG3	2.20	0.42
22:DA:2849:U:OP2	37:DP:92:ARG:HG3	2.18	0.42
39:DR:19:THR:CG2	39:DR:20:VAL:N	2.79	0.42
39:DR:51:VAL:HB	39:DR:52:PRO:CD	2.50	0.42
43:DV:50:MET:HB3	43:DV:50:MET:HE3	1.85	0.42
46:DY:28:LEU:HD23	46:DY:42:LEU:CD1	2.49	0.42
1:AA:1016:A:C8	1:AA:1017:U:C1'	2.97	0.42
1:AA:1142:G:H2'	1:AA:1143:G:C8	2.54	0.42
1:AA:1202:U:C5	1:AA:1203:C:C4	3.07	0.42
1:AA:1216:A:C2	1:AA:1217:C:C4	3.07	0.42
1:AA:1303:C:O2'	1:AA:1304:G:H8	2.01	0.42
1:AA:1317:C:O2'	14:AN:48:GLN:HG2	2.19	0.42
1:AA:191:G:C4	1:AA:192:A:C8	3.08	0.42
1:AA:204:G:N2	1:AA:465:A:C8	2.88	0.42
1:AA:441:A:C5'	1:AA:442:G:OP2	2.66	0.42
1:AA:5:U:H3'	1:AA:5:U:P	2.60	0.42
1:AA:693:G:H2'	1:AA:694:A:H8	1.84	0.42
1:AA:845:A:C8	1:AA:845:A:C3'	3.03	0.42
1:AA:972:C:O2'	1:AA:973:G:P	2.77	0.42
2:AB:44:LYS:O	2:AB:48:MET:HB2	2.18	0.42
3:AC:7:ASN:OD1	3:AC:15:LYS:HG2	2.19	0.42
5:AE:113:VAL:HG13	5:AE:114:LEU:H	1.85	0.42
11:AK:109:ILE:CG2	21:AU:16:ARG:NE	2.75	0.42
11:AK:116:PRO:C	11:AK:118:ASN:H	2.22	0.42
12:AL:41:PRO:HA	12:AL:88:ASP:O	2.19	0.42
13:AM:44:ILE:HA	13:AM:47:LEU:HB2	2.02	0.42

Continued on next page...

Continued from previous page...

Atom-1	Atom-2	Interatomic distance (Å)	Clash overlap (Å)
17:AQ:46:HIS:HB3	17:AQ:73:THR:HA	2.02	0.42
18:AR:50:TYR:O	18:AR:51:GLN:C	2.58	0.42
18:AR:71:ASP:OD1	21:AU:3:ILE:HG21	2.18	0.42
20:AT:29:THR:O	20:AT:33:LYS:HE2	2.19	0.42
21:AU:13:VAL:CG1	21:AU:15:LEU:CG	2.91	0.42
51:B3:21:PHE:HB2	51:B3:49:VAL:HG13	2.01	0.42
22:BA:1074:G:N3	22:BA:1075:C:C6	2.88	0.42
22:BA:1637:A:H2'	22:BA:1638:C:O4'	2.20	0.42
22:BA:182:A:H2'	22:BA:183:C:C6	2.55	0.42
22:BA:1875:G:C2'	22:BA:1876:A:OP2	2.68	0.42
22:BA:1885:A:H2'	22:BA:1886:U:O4'	2.18	0.42
22:BA:227:A:C6	22:BA:2407:A:C8	3.08	0.42
22:BA:2729:G:HO2'	22:BA:2730:C:H5'	1.84	0.42
22:BA:332:A:C2	22:BA:335:C:C5	3.08	0.42
22:BA:336:C:O2'	22:BA:337:C:H5'	2.20	0.42
22:BA:381:G:OP1	45:BX:17:ARG:NH2	2.44	0.42
22:BA:587:C:C6	22:BA:671:C:H1'	2.54	0.42
22:BA:681:G:C2'	22:BA:682:G:O5'	2.67	0.42
22:BA:877:A:N6	22:BA:899:A:N6	2.67	0.42
22:BA:947:A:H2'	22:BA:948:C:C6	2.55	0.42
26:BE:123:LYS:HA	26:BE:123:LYS:HD3	1.94	0.42
28:BG:66:THR:O	28:BG:69:ALA:N	2.53	0.42
33:BL:127:VAL:HG22	33:BL:128:THR:O	2.20	0.42
35:BN:18:GLN:NE2	35:BN:22:ARG:HH12	2.17	0.42
35:BN:76:VAL:O	35:BN:79:LEU:O	2.38	0.42
36:BO:94:ARG:HG3	36:BO:94:ARG:H	1.43	0.42
37:BP:53:GLY:C	37:BP:55:HIS:N	2.71	0.42
37:BP:59:THR:HG23	37:BP:72:VAL:CG1	2.49	0.42
38:BQ:4:LYS:O	38:BQ:5:ARG:HB3	2.20	0.42
38:BQ:52:ARG:HH11	38:BQ:52:ARG:HD2	1.62	0.42
39:BR:46:GLU:O	39:BR:46:GLU:OE1	2.38	0.42
41:BT:54:GLU:HB2	41:BT:88:LYS:HB2	2.02	0.42
44:BW:22:VAL:O	44:BW:23:LYS:C	2.57	0.42
45:BX:40:GLU:HG3	45:BX:43:LYS:HZ2	1.83	0.42
1:CA:1084:G:C5	1:CA:1085:U:C5	3.07	0.42
1:CA:1134:G:C2	1:CA:1141:C:N3	2.88	0.42
1:CA:131:A:C2	1:CA:132:C:N3	2.87	0.42
1:CA:1342:C:H2'	1:CA:1343:G:H8	1.84	0.42
1:CA:239:U:C6	1:CA:239:U:C5'	2.92	0.42
1:CA:291:U:H2'	1:CA:292:G:O5'	2.20	0.42
1:CA:404:G:P	4:CD:2:ARG:NH1	2.93	0.42

Continued on next page...

Continued from previous page...

Atom-1	Atom-2	Interatomic distance (Å)	Clash overlap (Å)
1:CA:443:C:C2'	1:CA:444:G:H5'	2.50	0.42
1:CA:551:U:C6	1:CA:551:U:H3'	2.54	0.42
1:CA:577:G:C8	1:CA:816:A:N1	2.88	0.42
1:CA:777:A:C2	1:CA:778:G:C1'	3.03	0.42
1:CA:959:A:N6	1:CA:1222:G:H4'	2.34	0.42
2:CB:116:LEU:CB	2:CB:140:LEU:HD13	2.50	0.42
2:CB:185:ILE:CG2	2:CB:199:ILE:CD1	2.98	0.42
4:CD:176:LYS:HG3	4:CD:178:GLU:HB3	1.98	0.42
5:CE:28:ARG:CG	5:CE:29:ILE:N	2.70	0.42
7:CG:77:ARG:O	7:CG:84:TYR:CB	2.67	0.42
10:CJ:53:ILE:HG22	10:CJ:62:ARG:H	1.85	0.42
12:CL:98:ARG:NH2	12:CL:106:VAL:HG22	2.34	0.42
12:CL:42:LYS:CG	12:CL:43:LYS:H	2.16	0.42
12:CL:41:PRO:HD3	12:CL:49:ARG:HD3	2.02	0.42
13:CM:11:HIS:NE2	13:CM:43:LYS:HD2	2.35	0.42
14:CN:87:ALA:CB	14:CN:95:LEU:HD23	2.50	0.42
15:CO:23:SER:HB3	15:CO:26:VAL:HG23	2.01	0.42
15:CO:75:ALA:O	15:CO:79:GLN:HB2	2.19	0.42
16:CP:5:ARG:O	16:CP:19:VAL:HA	2.20	0.42
19:CS:10:ILE:CG2	19:CS:14:LEU:HD11	2.50	0.42
20:CT:26:MET:CE	20:CT:26:MET:C	2.87	0.42
20:CT:84:LYS:HB2	20:CT:84:LYS:NZ	2.34	0.42
21:CU:36:PHE:CB	21:CU:40:PRO:HD3	2.47	0.42
48:D0:22:THR:OG1	48:D0:23:ALA:N	2.52	0.42
49:D1:39:ASP:HA	49:D1:40:PRO:HD3	1.77	0.42
22:DA:1064:C:C6	22:DA:1065:U:C5	3.08	0.42
22:DA:1210:G:H5''	22:DA:1211:C:C3'	2.40	0.42
22:DA:1474:U:H3'	22:DA:1474:U:C6	2.55	0.42
22:DA:1474:U:C3'	22:DA:1475:G:H5'	2.50	0.42
22:DA:1534:U:H1'	22:DA:1538:G:N2	2.34	0.42
22:DA:1557:C:H2'	22:DA:1558:C:C5	2.55	0.42
22:DA:1605:C:H5'	22:DA:1610:A:N6	2.35	0.42
22:DA:155:A:C2	22:DA:172:A:N1	2.88	0.42
22:DA:1807:G:C4	22:DA:1809:A:OP2	2.72	0.42
22:DA:1976:U:O2	22:DA:1976:U:H2'	2.20	0.42
22:DA:2145:C:H2'	22:DA:2146:C:H3'	2.02	0.42
22:DA:1801:A:C8	22:DA:2203:U:C6	3.08	0.42
22:DA:2265:U:C4	22:DA:2266:A:C6	3.08	0.42
22:DA:2313:C:O2'	22:DA:2314:A:C5'	2.68	0.42
22:DA:2350:C:H2'	22:DA:2351:G:C5'	2.50	0.42
22:DA:2377:A:N6	22:DA:2378:A:N6	2.68	0.42

Continued on next page...

Continued from previous page...

Atom-1	Atom-2	Interatomic distance (Å)	Clash overlap (Å)
22:DA:2345:G:C8	22:DA:2381:A:C2	3.08	0.42
22:DA:2520:C:C2'	22:DA:2521:C:H6	2.32	0.42
22:DA:2574:G:C5	22:DA:2575:C:C5	3.08	0.42
22:DA:2643:G:C2'	22:DA:2644:G:H5'	2.49	0.42
22:DA:2657:A:C2	22:DA:2658:C:H1'	2.55	0.42
22:DA:282:A:N1	22:DA:283:G:C6	2.88	0.42
22:DA:291:G:C2	22:DA:350:G:C5	3.07	0.42
22:DA:76:C:P	46:DY:48:ARG:HG2	2.60	0.42
22:DA:82:U:C2'	22:DA:83:A:C5'	2.87	0.42
22:DA:838:C:H2'	22:DA:839:U:H5'	1.99	0.42
22:DA:856:G:C2	22:DA:922:C:C2	3.08	0.42
24:DC:156:SER:O	24:DC:194:VAL:HG11	2.20	0.42
25:DD:127:PHE:CE2	25:DD:160:LYS:HD2	2.55	0.42
29:DH:117:LEU:HD22	29:DH:122:LEU:HD12	2.01	0.42
29:DH:1:MET:HE3	29:DH:1:MET:HB2	1.91	0.42
29:DH:1:MET:CE	29:DH:23:ALA:CB	2.98	0.42
29:DH:73:ASN:C	29:DH:75:LEU:N	2.73	0.42
22:DA:1098:A:O2'	30:DI:6:ALA:HB1	2.20	0.42
31:DJ:25:LEU:O	31:DJ:27:ARG:N	2.48	0.42
34:DM:53:MET:HB2	34:DM:120:ALA:CB	2.50	0.42
35:DN:9:GLN:HG2	35:DN:10:LEU:O	2.20	0.42
35:DN:1:MET:CE	35:DN:3:HIS:CE1	3.02	0.42
25:DD:15:PHE:CE2	37:DP:77:SER:HA	2.54	0.42
39:DR:43:ASN:HD22	39:DR:44:GLY:H	1.62	0.42
22:DA:1162:G:N2	39:DR:89:HIS:HE1	2.17	0.42
41:DT:22:THR:O	41:DT:23:ALA:C	2.58	0.42
45:DX:10:ARG:HB3	45:DX:11:PRO:CD	2.47	0.42
45:DX:32:LEU:N	45:DX:32:LEU:CD2	2.81	0.42
45:DX:57:VAL:C	45:DX:59:ASP:N	2.73	0.42
47:DZ:23:LEU:HD12	47:DZ:28:LEU:CD2	2.46	0.42
1:AA:1031:C:C2'	1:AA:1032:G:OP2	2.68	0.42
1:AA:1084:G:C6	1:AA:1085:U:C4	3.08	0.42
1:AA:1381:U:O2'	1:AA:1382:C:C6	2.61	0.42
1:AA:28:A:C2	1:AA:29:U:C2	3.08	0.42
1:AA:626:G:C4	1:AA:627:G:C8	3.08	0.42
1:AA:782:A:H2'	1:AA:783:C:C5'	2.50	0.42
2:AB:71:THR:O	2:AB:72:LYS:O	2.36	0.42
1:AA:1112:C:N4	3:AC:177:LEU:HD22	2.34	0.42
3:AC:23:ALA:HB1	3:AC:27:GLU:HG2	2.01	0.42
4:AD:25:ARG:H	4:AD:25:ARG:HG3	1.56	0.42
4:AD:60:VAL:CA	4:AD:63:ILE:CG2	2.97	0.42

Continued on next page...

Continued from previous page...

Atom-1	Atom-2	Interatomic distance (Å)	Clash overlap (Å)
4:AD:68:GLU:O	4:AD:69:ARG:C	2.58	0.42
5:AE:134:ASN:O	5:AE:137:ARG:HB3	2.18	0.42
5:AE:158:LYS:HE2	8:AH:63:LYS:HZ3	1.83	0.42
8:AH:10:LEU:HA	8:AH:10:LEU:HD23	1.64	0.42
9:AI:32:ARG:HG2	9:AI:36:GLN:CG	2.45	0.42
9:AI:62:LEU:HD23	9:AI:62:LEU:H	1.85	0.42
9:AI:65:THR:O	9:AI:66:VAL:HB	2.19	0.42
14:AN:15:LEU:O	14:AN:17:ASP:N	2.53	0.42
14:AN:9:GLU:OE2	14:AN:60:ARG:HB3	2.20	0.42
15:AO:3:SER:O	15:AO:7:THR:HG23	2.20	0.42
18:AR:36:GLY:O	18:AR:62:ARG:NH2	2.52	0.42
19:AS:54:ARG:HG3	19:AS:54:ARG:H	1.66	0.42
20:AT:71:ALA:O	20:AT:75:LYS:HG2	2.20	0.42
50:B2:18:PHE:CE1	50:B2:22:MET:HG2	2.55	0.42
51:B3:31:ILE:O	51:B3:31:ILE:CG1	2.67	0.42
22:BA:242:G:C8	51:B3:4:LYS:HG2	2.55	0.42
22:BA:1506:U:C6	22:BA:1506:U:H3'	2.55	0.42
22:BA:153:U:C2'	22:BA:154:U:O5'	2.67	0.42
22:BA:1381:G:O2'	22:BA:1572:A:N1	2.47	0.42
22:BA:157:C:C3'	22:BA:157:C:C6	3.02	0.42
22:BA:1654:A:O3'	25:BD:118:PHE:CE2	2.72	0.42
22:BA:1878:G:C6	22:BA:1879:C:N3	2.88	0.42
22:BA:1943:U:O2	22:BA:1943:U:O4'	2.38	0.42
22:BA:2109:U:C2'	22:BA:2110:G:H5'	2.49	0.42
22:BA:2318:G:C5	22:BA:2319:G:C6	3.08	0.42
22:BA:2607:G:H2'	22:BA:2608:G:O4'	2.19	0.42
22:BA:2627:G:H2'	22:BA:2628:C:C6	2.54	0.42
22:BA:262:A:H5'	22:BA:610:C:O2'	2.19	0.42
22:BA:2887:A:C5	22:BA:2888:C:C5	3.08	0.42
22:BA:640:C:H2'	22:BA:641:U:O5'	2.19	0.42
22:BA:94:A:H2'	22:BA:95:A:O4'	2.20	0.42
22:BA:974:G:N3	22:BA:1186:G:N2	2.67	0.42
23:BB:71:C:C2'	23:BB:72:G:H5'	2.49	0.42
24:BC:181:ARG:HG2	24:BC:182:LYS:O	2.20	0.42
22:BA:321:U:OP1	26:BE:130:LYS:HE3	2.19	0.42
27:BF:151:LEU:H	27:BF:151:LEU:HD12	1.85	0.42
29:BH:96:THR:O	29:BH:97:ARG:CG	2.45	0.42
31:BJ:36:LEU:HD12	31:BJ:36:LEU:HA	1.51	0.42
31:BJ:72:LYS:HB3	31:BJ:89:PHE:HB2	2.02	0.42
32:BK:23:LYS:HE3	32:BK:23:LYS:HB2	1.96	0.42
36:BO:31:THR:O	36:BO:32:PRO:C	2.57	0.42

Continued on next page...

Continued from previous page...

Atom-1	Atom-2	Interatomic distance (Å)	Clash overlap (Å)
38:BQ:69:ARG:CZ	38:BQ:69:ARG:HB2	2.44	0.42
38:BQ:91:ARG:NH1	39:BR:10:LYS:HB3	2.35	0.42
39:BR:36:ALA:N	39:BR:37:GLU:OE2	2.53	0.42
39:BR:61:ALA:HA	39:BR:99:THR:HG23	2.02	0.42
43:BV:80:HIS:CD2	43:BV:83:LYS:HB2	2.55	0.42
22:BA:923:G:N2	44:BW:23:LYS:CE	2.83	0.42
1:CA:1184:G:O2'	1:CA:1185:G:C5'	2.68	0.42
1:CA:1249:C:C2'	1:CA:1250:A:H5''	2.37	0.42
1:CA:1250:A:C8	1:CA:1287:A:N7	2.88	0.42
1:CA:1309:G:H1'	13:CM:72:ILE:HD11	2.01	0.42
1:CA:1315:U:C4	1:CA:1316:G:C6	3.08	0.42
1:CA:978:A:C6	1:CA:1318:A:C6	3.08	0.42
1:CA:1505:G:H2'	1:CA:1505:G:H8	1.68	0.42
1:CA:1515:G:H2'	1:CA:1516:G:H8	1.84	0.42
1:CA:162:A:H3'	1:CA:163:C:H6	1.84	0.42
1:CA:149:A:N6	1:CA:174:A:N6	2.68	0.42
1:CA:198:G:O2'	1:CA:199:A:O5'	2.32	0.42
1:CA:239:U:H6	1:CA:239:U:C4'	2.33	0.42
1:CA:123:U:OP1	1:CA:311:C:O2'	2.37	0.42
1:CA:384:G:H2'	1:CA:385:C:C6	2.54	0.42
1:CA:42:G:O2'	1:CA:43:C:H5'	2.20	0.42
1:CA:443:C:H2'	1:CA:444:G:H5'	2.01	0.42
1:CA:667:G:N1	1:CA:740:U:C2	2.88	0.42
1:CA:748:G:N1	1:CA:749:A:C5	2.88	0.42
1:CA:914:A:O2'	1:CA:915:A:O4'	2.38	0.42
1:CA:922:G:C2	1:CA:923:A:C4	3.08	0.42
1:CA:929:G:C4	1:CA:930:C:C6	3.07	0.42
3:CC:134:LYS:HD3	3:CC:138:GLN:OE1	2.19	0.42
3:CC:93:ILE:O	3:CC:93:ILE:CG1	2.68	0.42
4:CD:148:ALA:CB	4:CD:151:GLN:NE2	2.83	0.42
4:CD:195:ASN:O	4:CD:197:HIS:N	2.53	0.42
7:CG:102:TRP:C	7:CG:104:VAL:H	2.22	0.42
1:CA:1350:A:C2	7:CG:33:GLY:HA3	2.55	0.42
7:CG:55:LYS:N	7:CG:55:LYS:HD2	2.34	0.42
8:CH:10:LEU:HD23	8:CH:10:LEU:N	2.35	0.42
9:CI:37:TYR:CD2	9:CI:37:TYR:N	2.87	0.42
9:CI:58:GLU:HG3	9:CI:59:LYS:N	2.34	0.42
15:CO:2:LEU:HD12	15:CO:2:LEU:HA	1.92	0.42
15:CO:44:GLU:O	15:CO:45:HIS:C	2.57	0.42
16:CP:2:VAL:CG1	16:CP:65:ALA:CB	2.98	0.42
18:CR:39:VAL:HA	18:CR:40:PRO:HD3	1.84	0.42

Continued on next page...

Continued from previous page...

Atom-1	Atom-2	Interatomic distance (Å)	Clash overlap (Å)
19:CS:57:VAL:HA	19:CS:58:PRO:HD2	1.82	0.42
1:CA:1318:A:H4'	19:CS:9:PHE:CE1	2.54	0.42
21:CU:20:ARG:N	21:CU:20:ARG:HD3	2.32	0.42
22:DA:1055:G:C4	22:DA:1056:G:H8	2.37	0.42
22:DA:1125:G:O5'	22:DA:1125:G:H8	2.03	0.42
22:DA:1141:U:O2	22:DA:1142:A:N6	2.52	0.42
22:DA:1206:G:C2	22:DA:1207:C:C2	3.07	0.42
22:DA:1206:G:H2'	22:DA:1207:C:C6	2.54	0.42
22:DA:1220:G:H1	22:DA:1229:C:H42	1.66	0.42
22:DA:1283:G:H22	22:DA:1286:A:H5'	1.84	0.42
22:DA:1307:A:C2'	22:DA:1308:A:C5'	2.98	0.42
22:DA:1345:C:H6	22:DA:1345:C:H2'	1.69	0.42
22:DA:1366:A:H2'	22:DA:1367:A:O4'	2.20	0.42
22:DA:1446:C:N4	22:DA:1447:C:N4	2.68	0.42
22:DA:1506:U:H2'	22:DA:1507:C:O4'	2.19	0.42
22:DA:1525:A:N7	22:DA:1526:C:C5	2.88	0.42
22:DA:1534:U:C2'	22:DA:1536:C:O2	2.63	0.42
22:DA:1754:A:N1	22:DA:1755:A:C2	2.88	0.42
22:DA:1835:G:C6	22:DA:1836:C:C5	3.07	0.42
22:DA:1850:G:C2	22:DA:1893:C:O2	2.73	0.42
22:DA:2185:U:O5'	22:DA:2185:U:H6	2.03	0.42
22:DA:2214:C:H2'	22:DA:2215:C:C5	2.54	0.42
22:DA:224:U:C4	22:DA:225:C:C5	3.08	0.42
22:DA:2305:U:H5	22:DA:2312:U:N3	2.18	0.42
22:DA:2440:C:O2'	22:DA:2441:U:P	2.76	0.42
22:DA:2446:G:C3'	22:DA:2447:G:H5''	2.49	0.42
22:DA:2516:A:C2	22:DA:2569:G:N3	2.88	0.42
22:DA:2519:U:N1	22:DA:2542:A:N6	2.67	0.42
22:DA:2690:U:O4	35:DN:5:LYS:HE2	2.20	0.42
22:DA:305:C:C1'	22:DA:313:G:N2	2.82	0.42
22:DA:315:G:H2'	22:DA:316:C:O4'	2.20	0.42
22:DA:352:A:C6	22:DA:353:C:C2	3.08	0.42
22:DA:439:A:H2'	22:DA:440:C:O4'	2.20	0.42
22:DA:443:A:H61	26:DE:36:ALA:CB	2.30	0.42
22:DA:537:G:C2	22:DA:555:G:C2	3.08	0.42
22:DA:57:C:HO2'	41:DT:36:LYS:HE2	1.81	0.42
24:DC:132:ARG:O	24:DC:132:ARG:HG3	2.18	0.42
22:DA:1566:A:C5'	24:DC:213:ARG:NH1	2.82	0.42
22:DA:2051:A:C4'	25:DD:146:ILE:HG23	2.50	0.42
22:DA:2820:A:C6	25:DD:197:THR:HB	2.55	0.42
25:DD:39:ASP:CG	25:DD:40:LEU:H	2.23	0.42

Continued on next page...

Continued from previous page...

Atom-1	Atom-2	Interatomic distance (Å)	Clash overlap (Å)
26:DE:153:LEU:HD23	26:DE:154:ASP:O	2.20	0.42
27:DF:24:VAL:HG12	27:DF:24:VAL:O	2.19	0.42
28:DG:60:GLY:O	28:DG:61:TRP:HB2	2.18	0.42
29:DH:132:PHE:CE1	29:DH:133:GLN:O	2.73	0.42
32:DK:78:ARG:HH22	37:DP:72:VAL:HG11	1.85	0.42
22:DA:2428:G:C2	33:DL:54:GLN:NE2	2.88	0.42
35:DN:110:MET:HE2	35:DN:110:MET:HA	2.02	0.42
35:DN:72:ASP:OD1	35:DN:75:ILE:CG2	2.65	0.42
36:DO:15:ARG:HG2	36:DO:93:ASP:OD1	2.19	0.42
37:DP:31:VAL:CG1	37:DP:38:ARG:HG2	2.49	0.42
38:DQ:15:LYS:CD	38:DQ:19:GLN:HE21	2.32	0.42
22:DA:1152:C:HO2'	38:DQ:75:TYR:HE2	1.68	0.42
38:DQ:91:ARG:CZ	39:DR:11:GLN:H	2.33	0.42
39:DR:62:GLU:CD	39:DR:97:LYS:HD2	2.40	0.42
39:DR:68:ARG:HD2	39:DR:92:TRP:CH2	2.55	0.42
41:DT:11:LEU:HD23	41:DT:32:LEU:CD1	2.49	0.42
45:DX:52:ALA:O	45:DX:53:LYS:CB	2.65	0.42
1:AA:1129:C:O2'	1:AA:1130:A:N7	2.49	0.42
1:AA:1144:G:H2'	1:AA:1145:A:O4'	2.20	0.42
1:AA:1191:A:H2'	1:AA:1192:C:C6	2.55	0.42
1:AA:1228:C:O2'	1:AA:1229:A:O4'	2.36	0.42
1:AA:977:A:C3'	1:AA:1362:A:N6	2.76	0.42
1:AA:1511:G:C6	1:AA:1512:U:C4	3.08	0.42
1:AA:198:G:C4	1:AA:199:A:C8	3.07	0.42
1:AA:267:C:C6	1:AA:268:U:H5	2.37	0.42
1:AA:487:A:C2'	1:AA:488:C:C5'	2.98	0.42
1:AA:617:G:N1	1:AA:618:C:C5	2.88	0.42
1:AA:770:C:O2'	1:AA:771:G:H5'	2.20	0.42
1:AA:809:G:C2'	1:AA:810:C:H5'	2.50	0.42
1:AA:97:G:O2'	1:AA:98:A:C5'	2.68	0.42
1:AA:982:U:C2	1:AA:983:A:C6	3.07	0.42
2:AB:86:CYS:HB2	2:AB:88:GLN:HG3	2.02	0.42
5:AE:80:LEU:HD12	5:AE:146:MET:HE3	1.99	0.42
1:AA:1377:A:O2'	7:AG:1:PRO:HB3	2.19	0.42
1:AA:935:A:N6	7:AG:2:ARG:HD2	2.35	0.42
7:AG:74:VAL:CB	7:AG:85:GLN:HE21	2.33	0.42
8:AH:87:ARG:O	8:AH:88:LYS:CB	2.66	0.42
9:AI:23:GLY:N	9:AI:60:LEU:HA	2.24	0.42
13:AM:52:ILE:HG23	13:AM:53:ASP:N	2.34	0.42
15:AO:3:SER:HB3	15:AO:6:ALA:HB2	2.02	0.42
16:AP:39:PHE:CG	16:AP:74:LEU:HD11	2.55	0.42

Continued on next page...

Continued from previous page...

Atom-1	Atom-2	Interatomic distance (Å)	Clash overlap (Å)
17:AQ:47:ASP:C	17:AQ:51:GLU:OE2	2.59	0.42
19:AS:40:PHE:CB	19:AS:42:ASN:ND2	2.83	0.42
11:AK:109:ILE:C	21:AU:5:VAL:HG23	2.41	0.42
52:B4:9:LYS:O	52:B4:9:LYS:HE2	2.19	0.42
22:BA:1074:G:C2	22:BA:1075:C:C5	3.07	0.42
22:BA:1411:U:H2'	22:BA:1412:U:O4'	2.20	0.42
22:BA:1459:G:C6	22:BA:1461:C:C4	3.08	0.42
22:BA:1759:A:C2	22:BA:1760:C:C2	3.07	0.42
22:BA:1934:C:C2'	22:BA:1935:G:O5'	2.68	0.42
22:BA:1974:C:C2'	22:BA:1975:G:O5'	2.67	0.42
22:BA:2343:U:H2'	22:BA:2344:U:C6	2.54	0.42
22:BA:2454:G:C4	22:BA:2455:G:C8	3.08	0.42
22:BA:247:G:H4'	22:BA:386:G:C6	2.54	0.42
22:BA:2531:A:C5	22:BA:2532:G:N7	2.88	0.42
22:BA:2765:A:C2'	22:BA:2765:A:N3	2.83	0.42
22:BA:470:A:H61	41:BT:72:GLN:HE22	1.68	0.42
22:BA:51:G:H4'	22:BA:52:A:H5'	2.02	0.42
22:BA:84:A:N1	22:BA:98:G:O2'	2.29	0.42
22:BA:966:G:C5	22:BA:967:U:C4	3.08	0.42
22:BA:915:C:O2	23:BB:100:G:H4'	2.20	0.42
24:BC:146:LYS:O	24:BC:147:PRO:C	2.57	0.42
22:BA:1820:U:N3	24:BC:197:ALA:HA	2.35	0.42
24:BC:229:HIS:HE1	24:BC:231:HIS:ND1	2.16	0.42
25:BD:106:LYS:O	25:BD:107:VAL:HB	2.20	0.42
26:BE:178:VAL:O	26:BE:181:ILE:N	2.47	0.42
26:BE:23:PHE:CZ	26:BE:28:VAL:HG11	2.54	0.42
26:BE:72:SER:C	26:BE:74:LYS:N	2.71	0.42
27:BF:134:GLN:C	27:BF:136:ILE:N	2.72	0.42
27:BF:8:LYS:HA	27:BF:12:VAL:CG1	2.49	0.42
28:BG:124:CYS:HA	28:BG:129:GLU:O	2.20	0.42
28:BG:155:PRO:O	28:BG:171:LYS:N	2.52	0.42
28:BG:93:TYR:HA	28:BG:93:TYR:HD2	1.67	0.42
29:BH:65:ALA:O	29:BH:68:ARG:N	2.45	0.42
29:BH:68:ARG:NH1	29:BH:140:ALA:CB	2.83	0.42
30:BI:56:VAL:CG2	30:BI:57:VAL:N	2.83	0.42
32:BK:80:ASP:OD2	37:BP:61:ARG:NH1	2.53	0.42
33:BL:92:LEU:HA	33:BL:125:LEU:CD2	2.48	0.42
22:BA:958:U:H5''	34:BM:14:LYS:HZ2	1.85	0.42
34:BM:42:THR:HG23	34:BM:45:GLN:OE1	2.20	0.42
34:BM:8:LYS:CE	34:BM:8:LYS:HA	2.39	0.42
37:BP:19:PHE:CD2	37:BP:19:PHE:N	2.86	0.42

Continued on next page...

Continued from previous page...

Atom-1	Atom-2	Interatomic distance (Å)	Clash overlap (Å)
37:BP:96:LEU:HD12	37:BP:96:LEU:HA	1.62	0.42
39:BR:60:LYS:HB2	39:BR:100:GLY:CA	2.50	0.42
39:BR:36:ALA:HA	39:BR:58:VAL:HG23	2.01	0.42
43:BV:26:PHE:HB2	43:BV:27:PRO:HD3	2.01	0.42
43:BV:46:LYS:O	43:BV:50:MET:HG3	2.20	0.42
46:BY:28:LEU:HD23	46:BY:28:LEU:HA	1.64	0.42
1:CA:1018:G:H2'	1:CA:1019:A:O5'	2.19	0.42
1:CA:994:A:C6	1:CA:1216:A:H5''	2.54	0.42
1:CA:1268:G:C5	1:CA:1269:A:N6	2.88	0.42
1:CA:1284:C:O5'	1:CA:1285:A:H5''	2.19	0.42
1:CA:1310:G:C6	1:CA:1311:A:C6	3.08	0.42
1:CA:1364:U:O2	1:CA:1364:U:O4'	2.38	0.42
1:CA:1367:C:O2'	1:CA:1368:A:O4'	2.38	0.42
1:CA:1515:G:H2'	1:CA:1516:G:C8	2.55	0.42
1:CA:182:A:C4	1:CA:184:G:C8	3.07	0.42
1:CA:251:G:C2	1:CA:266:G:O6	2.73	0.42
1:CA:275:G:O2'	1:CA:276:G:C5'	2.68	0.42
1:CA:317:U:N3	1:CA:337:G:C2	2.88	0.42
1:CA:505:G:C5	1:CA:535:A:C2	3.08	0.42
1:CA:545:C:H2'	1:CA:546:A:H5'	2.01	0.42
1:CA:558:G:H2'	1:CA:559:A:H2	1.85	0.42
1:CA:659:U:C6	1:CA:660:C:H5	2.38	0.42
1:CA:701:U:O2'	1:CA:702:A:OP2	2.29	0.42
1:CA:865:A:H2'	1:CA:866:C:O4'	2.20	0.42
1:CA:827:U:H2'	1:CA:870:U:O4	2.20	0.42
1:CA:82:G:N7	1:CA:89:U:C4	2.87	0.42
1:CA:95:C:O2	1:CA:95:C:H2'	2.19	0.42
1:CA:967:C:O5'	1:CA:967:C:H6	2.03	0.42
2:CB:162:VAL:HG22	2:CB:163:ILE:N	2.35	0.42
2:CB:59:ILE:HD12	2:CB:60:ALA:N	2.35	0.42
2:CB:8:MET:CE	2:CB:9:LEU:HD23	2.50	0.42
3:CC:84:GLU:HA	3:CC:87:ARG:HB2	2.02	0.42
4:CD:107:GLY:HA2	4:CD:112:GLU:OE2	2.20	0.42
1:CA:1071:C:C4'	5:CE:53:ARG:NH1	2.79	0.42
5:CE:80:LEU:HD13	5:CE:80:LEU:O	2.20	0.42
7:CG:16:LYS:HB3	7:CG:16:LYS:NZ	2.35	0.42
7:CG:34:LYS:HZ2	7:CG:34:LYS:HB2	1.85	0.42
7:CG:4:ARG:CG	7:CG:5:VAL:N	2.82	0.42
8:CH:28:SER:HB3	8:CH:56:PRO:HB2	2.02	0.42
12:CL:71:HIS:ND1	12:CL:73:LEU:N	2.59	0.42
18:CR:21:ASP:CG	18:CR:23:LYS:HE3	2.40	0.42

Continued on next page...

Continued from previous page...

Atom-1	Atom-2	Interatomic distance (Å)	Clash overlap (Å)
18:CR:64:LEU:HB2	18:CR:66:LEU:HG	2.01	0.42
49:D1:33:LEU:N	49:D1:51:ALA:HB3	2.30	0.42
22:DA:1004:U:H4'	22:DA:1010:A:C6	2.54	0.42
22:DA:1127:A:N7	22:DA:2488:G:O2'	2.47	0.42
22:DA:1168:G:C2	22:DA:1182:G:N3	2.88	0.42
22:DA:1179:G:C6	22:DA:1180:U:C4	3.08	0.42
22:DA:1193:G:C2	22:DA:1194:A:C4	3.08	0.42
22:DA:1197:G:H2'	22:DA:1198:U:C6	2.55	0.42
22:DA:1195:G:O2'	22:DA:1226:A:N1	2.37	0.42
22:DA:1307:A:HO2'	22:DA:1308:A:H5'	1.83	0.42
22:DA:1314:C:OP1	22:DA:1332:G:H5''	2.20	0.42
22:DA:1362:C:N3	22:DA:1363:C:C6	2.88	0.42
22:DA:136:G:H1	22:DA:143:C:N4	2.16	0.42
22:DA:1372:U:C2'	22:DA:1373:A:C8	2.97	0.42
22:DA:1378:A:O2'	22:DA:1379:U:O5'	2.38	0.42
22:DA:1421:G:C8	22:DA:1421:G:OP2	2.66	0.42
22:DA:1451:C:H4'	22:DA:1452:G:O5'	2.20	0.42
22:DA:1465:G:C6	22:DA:1466:U:C4	3.07	0.42
22:DA:1686:C:H2'	22:DA:1687:G:O4'	2.20	0.42
22:DA:1774:C:O2	24:DC:10:PRO:HB2	2.20	0.42
22:DA:1803:A:O2'	22:DA:1804:C:C4'	2.67	0.42
22:DA:1808:A:N7	45:DX:27:ARG:NH1	2.67	0.42
22:DA:1936:A:H2	22:DA:1943:U:O4	2.02	0.42
22:DA:1998:A:O2'	22:DA:1999:C:H5'	2.20	0.42
22:DA:2040:G:C2'	22:DA:2041:U:H5'	2.50	0.42
22:DA:2234:G:C6	22:DA:2235:G:C8	3.08	0.42
22:DA:2238:G:H5'	22:DA:2239:G:OP1	2.18	0.42
22:DA:2306:C:OP2	22:DA:2307:G:H5'	2.20	0.42
22:DA:2341:G:H2'	22:DA:2342:C:O4'	2.20	0.42
22:DA:2482:A:H2'	22:DA:2483:C:C6	2.54	0.42
22:DA:2688:G:H1'	22:DA:2721:A:H61	1.82	0.42
22:DA:2705:A:C2'	22:DA:2706:A:H5'	2.50	0.42
22:DA:271:G:C2	22:DA:367:G:C4	3.08	0.42
22:DA:2735:G:C4	22:DA:2736:A:C8	3.07	0.42
22:DA:2805:C:C4	22:DA:2806:C:C5	3.08	0.42
22:DA:2823:A:C6	22:DA:2824:C:C4	3.08	0.42
22:DA:279:A:N1	22:DA:361:G:O2'	2.52	0.42
22:DA:418:C:H2'	22:DA:419:U:O4'	2.20	0.42
22:DA:553:G:C6	22:DA:554:U:N3	2.88	0.42
22:DA:64:A:C2	22:DA:65:U:C2	3.08	0.42
22:DA:963:U:H2'	22:DA:964:C:C6	2.55	0.42

Continued on next page...

Continued from previous page...

Atom-1	Atom-2	Interatomic distance (Å)	Clash overlap (Å)
23:DB:95:U:H2'	23:DB:96:G:C8	2.55	0.42
25:DD:208:LYS:O	25:DD:209:ALA:HB3	2.20	0.42
25:DD:36:GLN:NE2	25:DD:38:LYS:NZ	2.66	0.42
27:DF:127:TYR:CD2	27:DF:176:PHE:HE2	2.38	0.42
29:DH:120:GLY:O	29:DH:121:VAL:CB	2.67	0.42
29:DH:68:ARG:CD	29:DH:71:LYS:CD	2.93	0.42
29:DH:89:LYS:HB2	29:DH:90:LEU:H	1.68	0.42
32:DK:16:ALA:HB1	32:DK:45:GLU:HG2	2.01	0.42
34:DM:100:LYS:HD3	34:DM:100:LYS:HA	1.87	0.42
35:DN:100:CYS:SG	35:DN:101:GLY:N	2.93	0.42
36:DO:41:ALA:O	36:DO:43:ASN:N	2.46	0.42
40:DS:3:THR:HG21	40:DS:57:ASN:C	2.40	0.42
40:DS:82:MET:CE	40:DS:84:ARG:HH12	2.33	0.42
40:DS:95:ARG:O	40:DS:96:ILE:CG2	2.58	0.42
45:DX:57:VAL:HG13	45:DX:58:ILE:N	2.35	0.42
45:DX:58:ILE:CG1	45:DX:66:VAL:HG21	2.46	0.42
46:DY:21:LEU:CD2	46:DY:25:GLN:NE2	2.83	0.42
1:AA:1135:U:OP2	1:AA:1135:U:H6	2.02	0.41
1:AA:1381:U:O2'	1:AA:1382:C:O5'	2.38	0.41
1:AA:143:A:H2	1:AA:220:G:H1	1.68	0.41
1:AA:1532:U:O5'	1:AA:1532:U:H6	2.03	0.41
1:AA:373:A:C2	1:AA:374:A:C8	3.08	0.41
1:AA:404:G:H2'	1:AA:405:U:O4'	2.19	0.41
1:AA:457:G:C6	1:AA:458:U:C4	3.08	0.41
1:AA:711:G:H2'	1:AA:712:A:H5'	2.00	0.41
1:AA:741:G:H2'	1:AA:742:G:O4'	2.20	0.41
1:AA:756:C:H2'	1:AA:757:U:O4'	2.20	0.41
2:AB:209:VAL:CG2	2:AB:210:THR:H	2.02	0.41
2:AB:9:LEU:HB2	2:AB:42:LEU:HD13	2.02	0.41
3:AC:133:MET:CE	3:AC:167:TYR:HB2	2.48	0.41
1:AA:1111:A:C2	3:AC:176:THR:HG23	2.55	0.41
3:AC:57:GLU:O	3:AC:59:PRO:CD	2.68	0.41
4:AD:14:GLU:HB3	4:AD:59:LYS:HG3	2.02	0.41
4:AD:67:LEU:HD23	4:AD:67:LEU:HA	1.82	0.41
8:AH:2:MET:H	8:AH:2:MET:HG3	1.58	0.41
9:AI:112:ARG:NH2	10:AJ:64:GLN:HE22	2.16	0.41
11:AK:126:ARG:N	21:AU:33:ARG:NH1	2.67	0.41
14:AN:80:ARG:HH11	14:AN:80:ARG:HG3	1.85	0.41
14:AN:96:LYS:HD2	14:AN:97:LYS:O	2.19	0.41
11:AK:126:ARG:CB	21:AU:33:ARG:NH1	2.52	0.41
52:B4:14:CYS:HA	52:B4:26:ILE:O	2.19	0.41

Continued on next page...

Continued from previous page...

Atom-1	Atom-2	Interatomic distance (Å)	Clash overlap (Å)
22:BA:1314:C:H2'	22:BA:1314:C:O2	2.20	0.41
22:BA:1430:G:H2'	22:BA:1431:A:H5'	1.99	0.41
22:BA:1491:G:C6	22:BA:1500:G:C2	3.08	0.41
22:BA:149:A:C5	22:BA:150:U:C5	3.08	0.41
22:BA:1520:U:C2'	22:BA:1521:G:O5'	2.67	0.41
22:BA:1615:C:C5	22:BA:1617:C:C4	3.07	0.41
22:BA:1885:A:O2'	22:BA:1886:U:C5'	2.68	0.41
22:BA:2065:C:H2'	22:BA:2066:C:C6	2.55	0.41
22:BA:2555:U:C6	22:BA:2556:C:C6	3.08	0.41
22:BA:2800:A:C3'	22:BA:2801:G:H5'	2.50	0.41
22:BA:323:C:N4	22:BA:333:G:N7	2.68	0.41
22:BA:398:C:C3'	22:BA:398:C:C6	3.02	0.41
22:BA:479:A:C2	22:BA:480:A:C4	3.08	0.41
22:BA:54:G:C5	22:BA:55:G:C8	3.07	0.41
22:BA:912:C:C6	22:BA:913:U:H5	2.37	0.41
24:BC:57:HIS:ND1	24:BC:58:LYS:N	2.65	0.41
26:BE:176:ASP:CG	26:BE:179:SER:HG	2.23	0.41
26:BE:48:THR:H	26:BE:51:GLU:HG3	1.84	0.41
28:BG:10:VAL:HB	28:BG:14:VAL:CG2	2.50	0.41
32:BK:4:GLU:O	32:BK:5:GLN:CB	2.68	0.41
23:BB:91:C:OP2	34:BM:18:ARG:HG2	2.20	0.41
35:BN:31:HIS:O	35:BN:33:ILE:N	2.49	0.41
38:BQ:94:LEU:O	38:BQ:96:ASP:N	2.51	0.41
38:BQ:111:LYS:HE3	39:BR:50:GLY:HA2	1.95	0.41
38:BQ:111:LYS:NZ	39:BR:50:GLY:HA2	2.35	0.41
42:BU:64:ILE:HG23	42:BU:64:ILE:O	2.19	0.41
42:BU:82:VAL:HG12	42:BU:83:GLY:N	2.34	0.41
43:BV:14:LYS:HD2	56:BV:101:HOH:O	2.20	0.41
45:BX:27:ARG:HH11	45:BX:27:ARG:HD3	1.73	0.41
45:BX:29:LEU:HD22	45:BX:29:LEU:N	2.35	0.41
1:CA:1169:A:O2'	1:CA:1170:A:C5'	2.68	0.41
1:CA:1215:G:C2	1:CA:1216:A:N7	2.87	0.41
1:CA:1278:G:OP2	1:CA:1278:G:C8	2.73	0.41
1:CA:1150:A:H1'	1:CA:1280:A:N6	2.35	0.41
1:CA:132:C:HO2'	1:CA:133:U:C5'	2.33	0.41
1:CA:1499:A:HO2'	1:CA:1500:A:H5'	1.81	0.41
1:CA:16:A:O2'	1:CA:17:U:H5'	2.20	0.41
1:CA:184:G:O2'	1:CA:185:U:O5'	2.38	0.41
1:CA:253:A:N1	1:CA:254:G:C5	2.88	0.41
1:CA:448:A:C8	1:CA:487:A:C6	3.08	0.41
1:CA:603:U:H2'	1:CA:604:G:C8	2.55	0.41

Continued on next page...

Continued from previous page...

Atom-1	Atom-2	Interatomic distance (Å)	Clash overlap (Å)
1:CA:702:A:C8	1:CA:702:A:OP1	2.70	0.41
1:CA:905:U:C5	1:CA:906:A:N7	2.88	0.41
1:CA:864:A:C2	1:CA:917:G:N3	2.88	0.41
2:CB:112:ARG:O	2:CB:112:ARG:CG	2.65	0.41
4:CD:176:LYS:O	4:CD:176:LYS:CG	2.68	0.41
4:CD:43:ARG:C	4:CD:45:PRO:HD3	2.40	0.41
4:CD:79:ALA:O	4:CD:80:ARG:O	2.38	0.41
5:CE:28:ARG:CZ	5:CE:29:ILE:O	2.68	0.41
1:CA:587:G:H4'	8:CH:3:GLN:HA	2.01	0.41
10:CJ:38:GLY:HA2	10:CJ:39:PRO:HD2	1.85	0.41
10:CJ:52:LEU:CG	10:CJ:62:ARG:HG2	2.50	0.41
1:CA:1279:G:C5'	10:CJ:9:ARG:HH22	2.26	0.41
12:CL:6:LEU:HA	12:CL:9:LYS:O	2.20	0.41
13:CM:75:SER:HB2	13:CM:79:LEU:CD1	2.49	0.41
14:CN:55:SER:HB3	14:CN:58:ARG:HD2	2.02	0.41
48:D0:42:ILE:HD13	48:D0:48:TYR:CG	2.54	0.41
22:DA:650:C:C1'	51:D3:22:LYS:HZ1	2.33	0.41
22:DA:1085:A:H2'	22:DA:1086:A:N3	2.35	0.41
22:DA:1262:A:C6	22:DA:1263:U:C2	3.08	0.41
22:DA:1345:C:HO2'	22:DA:1346:G:P	2.42	0.41
22:DA:1355:G:C6	22:DA:1377:G:N2	2.88	0.41
22:DA:1480:C:C2	22:DA:1481:U:C6	3.07	0.41
22:DA:1512:C:O2'	22:DA:1513:U:C4'	2.68	0.41
22:DA:1530:G:H8	22:DA:1530:G:OP2	2.03	0.41
22:DA:160:A:C6	22:DA:161:A:C6	3.07	0.41
22:DA:1833:C:C4	22:DA:1834:U:O4	2.73	0.41
22:DA:1968:G:H5'	56:DA:3481:HOH:O	2.20	0.41
22:DA:200:U:H2'	22:DA:201:C:C6	2.55	0.41
22:DA:204:A:OP1	22:DA:206:U:H1'	2.20	0.41
22:DA:218:A:O2'	22:DA:219:A:C5'	2.68	0.41
22:DA:2376:A:H2	36:DO:92:PHE:CD2	2.38	0.41
22:DA:2516:A:H2'	22:DA:2517:C:O4'	2.20	0.41
22:DA:241:A:N6	22:DA:256:A:C8	2.88	0.41
22:DA:2601:C:H4'	22:DA:2602:A:OP2	2.18	0.41
22:DA:2687:U:C2'	22:DA:2687:U:O2	2.68	0.41
22:DA:28:A:H8	22:DA:28:A:O5'	2.03	0.41
22:DA:2:G:C6	22:DA:3:U:O4	2.73	0.41
22:DA:310:A:C8	22:DA:312:G:C6	3.08	0.41
22:DA:491:G:O2'	22:DA:492:A:C5'	2.68	0.41
22:DA:603:A:H4'	22:DA:604:G:C5'	2.48	0.41
22:DA:61:C:C2	22:DA:94:A:C2	3.08	0.41

Continued on next page...

Continued from previous page...

Atom-1	Atom-2	Interatomic distance (Å)	Clash overlap (Å)
22:DA:633:A:H8	22:DA:633:A:O5'	2.02	0.41
22:DA:776:G:H4'	22:DA:777:G:O5'	2.20	0.41
22:DA:818:G:H5'	22:DA:839:U:OP1	2.20	0.41
22:DA:856:G:H1	22:DA:921:C:N4	2.15	0.41
22:DA:84:A:H2	22:DA:98:G:N3	2.18	0.41
23:DB:109:A:C5	23:DB:110:C:C4	3.08	0.41
23:DB:11:C:H3'	23:DB:12:C:H5'	2.01	0.41
23:DB:25:U:H2'	23:DB:26:C:H5'	2.01	0.41
23:DB:38:C:C2'	23:DB:39:A:H5'	2.50	0.41
24:DC:109:LEU:O	24:DC:110:LYS:C	2.58	0.41
26:DE:57:LYS:HZ2	26:DE:58:LYS:H	1.68	0.41
27:DF:1:ALA:HA	27:DF:97:GLU:CB	2.50	0.41
30:DI:27:LEU:HD12	30:DI:27:LEU:C	2.40	0.41
30:DI:92:PRO:O	30:DI:93:ASN:CB	2.68	0.41
31:DJ:51:GLY:HA3	31:DJ:121:LYS:HE3	2.02	0.41
34:DM:116:ALA:C	34:DM:118:LYS:N	2.73	0.41
34:DM:73:ILE:HG21	34:DM:91:TYR:CZ	2.55	0.41
35:DN:97:ILE:O	35:DN:112:TYR:O	2.38	0.41
22:DA:2882:A:O2'	35:DN:97:ILE:HD11	2.20	0.41
39:DR:101:ILE:O	39:DR:102:SER:C	2.58	0.41
40:DS:4:ILE:HD12	40:DS:5:ALA:CA	2.49	0.41
43:DV:48:MET:O	43:DV:51:GLN:HG3	2.20	0.41
43:DV:2:PHE:CD1	43:DV:50:MET:HE3	2.55	0.41
44:DW:67:LYS:HZ3	44:DW:67:LYS:HB3	1.85	0.41
44:DW:77:LYS:O	44:DW:78:PHE:CD2	2.73	0.41
46:DY:28:LEU:HD22	46:DY:28:LEU:O	2.19	0.41
1:AA:1077:G:C6	1:AA:1081:A:C6	3.08	0.41
1:AA:1126:U:O2	1:AA:1280:A:H5'	2.19	0.41
1:AA:1386:G:N3	1:AA:1387:G:C8	2.88	0.41
1:AA:1401:G:C2	1:AA:1402:C:H1'	2.55	0.41
1:AA:1461:G:H2'	1:AA:1462:C:H6	1.84	0.41
1:AA:233:C:C2	1:AA:234:C:C5	3.08	0.41
1:AA:486:U:H2'	1:AA:487:A:H8	1.84	0.41
1:AA:55:A:C5	1:AA:56:U:C6	3.08	0.41
1:AA:624:C:C4	1:AA:625:U:C4	3.07	0.41
1:AA:872:A:C8	1:AA:874:G:C8	3.08	0.41
1:AA:918:A:O2'	1:AA:919:A:H5'	2.20	0.41
4:AD:172:VAL:CG1	4:AD:173:ASP:H	2.24	0.41
5:AE:32:PHE:O	5:AE:51:LYS:HB2	2.20	0.41
6:AF:92:THR:HB	6:AF:93:LYS:H	1.61	0.41
7:AG:145:GLU:HA	7:AG:148:LYS:HB2	2.01	0.41

Continued on next page...

Continued from previous page...

Atom-1	Atom-2	Interatomic distance (Å)	Clash overlap (Å)
7:AG:23:ALA:O	7:AG:26:VAL:HG23	2.19	0.41
7:AG:79:VAL:CG1	7:AG:80:GLY:N	2.74	0.41
7:AG:74:VAL:HG21	7:AG:85:GLN:HE21	1.84	0.41
8:AH:85:TYR:HE2	8:AH:123:GLU:OE2	2.03	0.41
9:AI:129:ARG:HA	9:AI:129:ARG:CZ	2.50	0.41
9:AI:93:LEU:HD12	9:AI:94:ARG:H	1.85	0.41
1:AA:564:C:P	12:AL:11:ARG:HE	2.43	0.41
14:AN:63:CYS:HB2	14:AN:79:SER:OG	2.21	0.41
17:AQ:74:LEU:HD13	17:AQ:74:LEU:C	2.40	0.41
48:B0:51:ARG:HB2	48:B0:51:ARG:HE	1.61	0.41
22:BA:1402:U:C6	22:BA:1402:U:C3'	3.03	0.41
22:BA:1445:G:H2'	22:BA:1446:C:C6	2.55	0.41
22:BA:1522:A:HO2'	22:BA:1523:U:P	2.39	0.41
22:BA:1410:G:C2	22:BA:1593:A:N3	2.88	0.41
22:BA:174:U:H2'	22:BA:175:G:O4'	2.20	0.41
22:BA:1795:C:C2	22:BA:1796:U:C6	3.07	0.41
22:BA:1839:G:H2'	22:BA:1840:G:H8	1.84	0.41
22:BA:1965:C:H5''	22:BA:1965:C:H6	1.85	0.41
22:BA:2507:C:C2	22:BA:2508:G:C8	3.09	0.41
22:BA:2663:G:C2'	22:BA:2664:G:H8	2.33	0.41
22:BA:2766:A:C2	22:BA:2767:C:C6	3.08	0.41
22:BA:2794:C:C2	22:BA:2795:C:C5	3.08	0.41
22:BA:2824:C:O5'	22:BA:2824:C:H6	2.03	0.41
22:BA:323:C:N4	22:BA:333:G:C5	2.88	0.41
22:BA:439:A:C8	22:BA:439:A:H3'	2.55	0.41
22:BA:480:A:H3'	22:BA:481:G:H5''	2.02	0.41
22:BA:612:G:H2'	22:BA:614:A:C8	2.55	0.41
22:BA:995:C:P	38:BQ:52:ARG:NH1	2.93	0.41
25:BD:12:THR:HG22	25:BD:24:VAL:CG2	2.50	0.41
13:AM:70:ARG:HD3	27:BF:142:TYR:CE1	2.56	0.41
27:BF:121:PHE:CB	27:BF:162:ASP:OD2	2.67	0.41
28:BG:4:ALA:HB2	28:BG:65:GLY:CA	2.50	0.41
29:BH:78:VAL:HG11	29:BH:145:ASN:HB2	2.00	0.41
29:BH:79:THR:HG22	29:BH:80:ILE:HG12	2.02	0.41
30:BI:123:ALA:C	30:BI:125:THR:N	2.72	0.41
30:BI:58:ILE:HG22	30:BI:60:VAL:CG2	2.50	0.41
31:BJ:42:ALA:O	31:BJ:43:GLU:C	2.58	0.41
31:BJ:76:HIS:CD2	31:BJ:85:LYS:HB2	2.55	0.41
33:BL:73:ILE:C	33:BL:105:ILE:HD13	2.41	0.41
34:BM:6:ARG:CZ	34:BM:6:ARG:CB	2.98	0.41
41:BT:43:ILE:CG1	41:BT:43:ILE:O	2.69	0.41

Continued on next page...

Continued from previous page...

Atom-1	Atom-2	Interatomic distance (Å)	Clash overlap (Å)
44:BW:39:GLN:O	44:BW:41:GLY:CA	2.68	0.41
1:CA:1067:A:O3'	1:CA:1094:G:H5'	2.20	0.41
1:CA:1100:C:OP2	2:CB:94:ARG:HD2	2.21	0.41
1:CA:1111:A:H3'	1:CA:1111:A:C8	2.55	0.41
1:CA:1171:A:C2	1:CA:1172:C:C2	3.08	0.41
1:CA:1277:C:H3'	1:CA:1277:C:H6	1.85	0.41
1:CA:1384:C:H2'	1:CA:1385:G:C8	2.55	0.41
1:CA:1449:C:C5	1:CA:1450:U:C4	3.08	0.41
1:CA:1452:C:HO2'	1:CA:1453:G:P	2.43	0.41
1:CA:158:G:C6	1:CA:164:G:C5	3.08	0.41
1:CA:17:U:O2	1:CA:18:C:C6	2.72	0.41
1:CA:206:C:C6	1:CA:206:C:C3'	3.03	0.41
1:CA:247:G:C6	1:CA:278:G:C2	3.08	0.41
1:CA:279:A:H5'	1:CA:280:C:H3'	1.94	0.41
1:CA:305:G:H8	1:CA:305:G:OP2	2.03	0.41
1:CA:356:A:C2	1:CA:368:U:O2	2.73	0.41
1:CA:376:G:H5''	16:CP:5:ARG:HD2	2.01	0.41
1:CA:367:U:C6	1:CA:394:G:N2	2.88	0.41
1:CA:544:G:H2'	1:CA:545:C:O5'	2.20	0.41
1:CA:82:G:C6	1:CA:89:U:C5	3.08	0.41
1:CA:992:U:H1'	1:CA:993:G:C2	2.55	0.41
2:CB:191:ASP:C	2:CB:193:ASP:N	2.73	0.41
4:CD:116:LEU:HD13	4:CD:116:LEU:HA	1.82	0.41
4:CD:127:ARG:CG	4:CD:127:ARG:NH1	2.81	0.41
5:CE:96:GLN:N	5:CE:123:LEU:O	2.42	0.41
5:CE:157:GLY:CA	8:CH:63:LYS:HZ1	2.33	0.41
5:CE:35:LEU:HD11	5:CE:136:VAL:CG1	2.33	0.41
6:CF:47:LEU:CD1	6:CF:51:ILE:HD12	2.50	0.41
7:CG:116:ALA:HA	7:CG:120:ALA:HB2	2.01	0.41
7:CG:12:LEU:N	7:CG:12:LEU:CD1	2.84	0.41
10:CJ:102:LEU:HD13	10:CJ:102:LEU:C	2.41	0.41
10:CJ:5:ARG:NH1	10:CJ:7:ARG:HH12	2.18	0.41
13:CM:12:LYS:HB3	13:CM:17:ALA:CB	2.47	0.41
14:CN:89:ARG:HG3	14:CN:91:GLU:HG2	1.94	0.41
15:CO:38:LEU:O	15:CO:38:LEU:HD12	2.20	0.41
17:CQ:62:GLU:N	17:CQ:72:TRP:CE3	2.88	0.41
18:CR:31:TYR:C	18:CR:32:ILE:CG2	2.88	0.41
19:CS:4:LEU:HB3	19:CS:5:LYS:H	1.54	0.41
20:CT:11:ILE:C	20:CT:13:SER:N	2.73	0.41
21:CU:3:ILE:CG2	21:CU:18:PHE:CD1	3.00	0.41
48:D0:27:LEU:H	48:D0:27:LEU:HD22	1.85	0.41

Continued on next page...

Continued from previous page...

Atom-1	Atom-2	Interatomic distance (Å)	Clash overlap (Å)
49:D1:6:GLU:OE1	49:D1:52:LYS:HD3	2.19	0.41
22:DA:1102:C:OP2	22:DA:1102:C:H6	2.03	0.41
22:DA:1429:G:C2	22:DA:1430:G:N7	2.87	0.41
22:DA:149:A:H2'	22:DA:150:U:H5'	2.01	0.41
22:DA:1809:A:H2'	22:DA:1810:A:C8	2.55	0.41
22:DA:192:C:O5'	22:DA:192:C:H6	2.03	0.41
22:DA:1956:U:HO2'	22:DA:1957:C:H5'	1.81	0.41
22:DA:2037:A:H2'	22:DA:2038:G:C8	2.55	0.41
22:DA:45:G:H2'	22:DA:215:G:C5	2.54	0.41
22:DA:237:C:H2'	22:DA:238:C:O5'	2.20	0.41
22:DA:2482:A:H2'	22:DA:2483:C:H6	1.85	0.41
22:DA:2486:C:H2'	22:DA:2487:G:O5'	2.20	0.41
22:DA:1783:A:C2	22:DA:2588:G:O4'	2.73	0.41
22:DA:2595:G:C6	22:DA:2599:G:C6	3.07	0.41
22:DA:269:C:C2	22:DA:270:A:C8	3.08	0.41
22:DA:2776:A:C6	22:DA:2782:G:H1'	2.56	0.41
22:DA:287:G:N1	22:DA:354:A:C6	2.88	0.41
22:DA:310:A:N1	22:DA:330:A:C5	2.88	0.41
22:DA:37:C:C6	22:DA:37:C:C3'	3.03	0.41
22:DA:396:G:C2'	22:DA:397:U:H5'	2.45	0.41
22:DA:425:G:C2	22:DA:426:C:C4	3.08	0.41
22:DA:444:C:O2'	22:DA:445:C:P	2.77	0.41
22:DA:54:G:C5	22:DA:55:G:C8	3.08	0.41
22:DA:590:A:C5	22:DA:591:U:C5	3.07	0.41
22:DA:642:U:C6	22:DA:642:U:C3'	3.03	0.41
22:DA:802:A:O2'	22:DA:803:U:C5'	2.52	0.41
22:DA:870:U:O2'	34:DM:4:PRO:HB3	2.21	0.41
24:DC:196:ASN:OD1	24:DC:199:HIS:HB2	2.20	0.41
26:DE:114:ARG:C	26:DE:116:ASP:H	2.23	0.41
28:DG:18:ILE:CD1	28:DG:42:VAL:CG1	2.95	0.41
31:DJ:12:LYS:HB2	31:DJ:13:ARG:H	1.72	0.41
32:DK:11:ALA:HB1	32:DK:64:ARG:NH1	2.33	0.41
33:DL:110:VAL:HG23	33:DL:126:ARG:O	2.19	0.41
35:DN:38:LEU:CB	35:DN:39:PRO:HD3	2.35	0.41
35:DN:9:GLN:O	35:DN:17:ARG:HD3	2.20	0.41
37:DP:31:VAL:C	37:DP:32:VAL:HG12	2.40	0.41
47:DZ:38:GLU:CD	47:DZ:39:ASP:H	2.23	0.41
1:AA:1058:G:H2'	1:AA:1059:C:H6	1.85	0.41
1:AA:109:A:C6	1:AA:326:G:C6	3.08	0.41
1:AA:1336:C:O2'	1:AA:1337:G:P	2.78	0.41
1:AA:1451:U:O5'	1:AA:1452:C:C5	2.74	0.41

Continued on next page...

Continued from previous page...

Atom-1	Atom-2	Interatomic distance (Å)	Clash overlap (Å)
1:AA:207:C:H2'	1:AA:207:C:O2	2.19	0.41
1:AA:267:C:C6	1:AA:268:U:C5	3.09	0.41
1:AA:414:A:C2'	1:AA:415:A:C8	2.87	0.41
1:AA:550:G:C6	1:AA:551:U:C4	3.07	0.41
1:AA:739:C:H2'	1:AA:740:U:O4'	2.20	0.41
1:AA:862:C:O2'	1:AA:863:U:H5'	2.19	0.41
1:AA:957:U:C2	1:AA:959:A:OP2	2.74	0.41
2:AB:101:THR:HG22	2:AB:174:GLU:CD	2.38	0.41
5:AE:155:LYS:NZ	5:AE:156:ARG:HG3	2.35	0.41
5:AE:17:VAL:HG22	5:AE:18:ASN:N	2.35	0.41
6:AF:97:THR:CG2	6:AF:98:GLU:N	2.83	0.41
6:AF:99:ALA:O	6:AF:100:SER:CB	2.66	0.41
9:AI:41:GLU:HB3	9:AI:42:THR:H	1.59	0.41
13:AM:30:LYS:O	13:AM:34:ALA:HB3	2.20	0.41
13:AM:15:VAL:CA	13:AM:33:LEU:CD1	2.94	0.41
15:AO:20:ASP:OD2	15:AO:23:SER:HB2	2.20	0.41
16:AP:36:VAL:HG13	16:AP:36:VAL:O	2.20	0.41
16:AP:40:ASN:HA	16:AP:41:PRO:HD2	1.77	0.41
17:AQ:11:VAL:O	17:AQ:12:VAL:HB	2.20	0.41
17:AQ:60:ILE:HG22	17:AQ:72:TRP:HE3	1.80	0.41
18:AR:19:GLU:CD	18:AR:50:TYR:HD1	2.23	0.41
11:AK:125:LYS:C	21:AU:33:ARG:HH22	2.22	0.41
48:B0:39:ARG:HG2	48:B0:40:HIS:CE1	2.52	0.41
49:B1:46:VAL:CG1	49:B1:47:ILE:N	2.81	0.41
22:BA:1313:U:H4'	22:BA:1332:G:H4'	2.02	0.41
22:BA:1460:U:H3'	22:BA:1461:C:H5'	2.02	0.41
22:BA:1324:G:H1'	22:BA:1616:A:N6	2.35	0.41
22:BA:1638:C:N4	22:BA:1639:C:C4	2.88	0.41
22:BA:171:U:H2'	22:BA:172:A:C8	2.55	0.41
22:BA:2007:U:H2'	22:BA:2008:C:C6	2.54	0.41
22:BA:2075:U:H2'	22:BA:2238:G:H22	1.82	0.41
22:BA:2284:A:C2'	22:BA:2285:C:H5'	2.50	0.41
22:BA:2307:G:C2	22:BA:2311:A:N7	2.88	0.41
22:BA:648:G:O2'	22:BA:2351:G:OP1	2.16	0.41
22:BA:2611:C:H6	22:BA:2611:C:C5'	2.34	0.41
22:BA:2698:U:H2'	22:BA:2699:C:C6	2.55	0.41
22:BA:2700:A:N1	22:BA:2708:G:C6	2.89	0.41
22:BA:2800:A:H3'	22:BA:2801:G:H5'	2.01	0.41
22:BA:2842:G:C4	22:BA:2876:G:N2	2.89	0.41
22:BA:2854:G:H2'	22:BA:2855:C:C6	2.56	0.41
22:BA:287:G:C2	22:BA:354:A:C2	3.07	0.41

Continued on next page...

Continued from previous page...

Atom-1	Atom-2	Interatomic distance (Å)	Clash overlap (Å)
22:BA:350:G:C2'	22:BA:351:C:H5'	2.50	0.41
22:BA:901:C:H2'	22:BA:902:C:C6	2.50	0.41
24:BC:172:THR:HA	24:BC:182:LYS:HA	2.02	0.41
24:BC:236:GLY:O	24:BC:237:ARG:HB2	2.20	0.41
24:BC:7:PRO:HB3	24:BC:13:ARG:HB2	2.01	0.41
25:BD:73:VAL:CG2	25:BD:74:GLU:H	2.29	0.41
27:BF:106:ALA:CA	27:BF:108:PRO:HD2	2.50	0.41
27:BF:47:LYS:NZ	27:BF:47:LYS:CB	2.83	0.41
28:BG:115:GLN:CD	28:BG:115:GLN:N	2.68	0.41
29:BH:131:SER:O	29:BH:132:PHE:HB3	2.21	0.41
30:BI:115:ASP:OD1	30:BI:115:ASP:C	2.59	0.41
30:BI:93:ASN:OD1	30:BI:136:GLY:HA2	2.21	0.41
37:BP:21:PRO:HA	37:BP:46:VAL:CG1	2.50	0.41
39:BR:37:GLU:O	39:BR:37:GLU:OE1	2.38	0.41
39:BR:66:HIS:ND1	39:BR:94:THR:CG2	2.83	0.41
39:BR:81:LYS:O	39:BR:82:HIS:C	2.58	0.41
41:BT:2:ILE:HB	41:BT:3:ARG:CZ	2.50	0.41
41:BT:5:GLU:OE1	46:BY:22:LEU:HD22	2.20	0.41
42:BU:11:ILE:HG13	42:BU:21:ARG:HG3	2.02	0.41
42:BU:5:ARG:O	42:BU:6:ARG:C	2.58	0.41
45:BX:21:LEU:HD23	45:BX:21:LEU:HA	1.70	0.41
45:BX:44:ARG:HG3	45:BX:45:PHE:N	2.35	0.41
41:BT:50:LEU:HD23	46:BY:26:PHE:CD1	2.56	0.41
1:CA:71:A:C6	1:CA:100:G:N7	2.88	0.41
1:CA:1004:A:C4	1:CA:1026:G:N7	2.89	0.41
1:CA:101:A:C5	1:CA:102:G:C8	3.08	0.41
1:CA:1217:C:H6	1:CA:1217:C:H2'	1.62	0.41
1:CA:1250:A:C6	1:CA:1251:A:C5	3.07	0.41
1:CA:1497:G:H2'	1:CA:1498:U:O5'	2.21	0.41
1:CA:276:G:O2'	1:CA:277:C:C5'	2.68	0.41
1:CA:470:C:O5'	1:CA:470:C:H6	2.04	0.41
1:CA:64:G:N7	1:CA:99:C:C4	2.87	0.41
1:CA:835:U:H3'	1:CA:835:U:C6	2.55	0.41
1:CA:885:G:O2'	1:CA:886:G:H5'	2.20	0.41
2:CB:128:LEU:HB3	2:CB:131:LYS:CB	2.38	0.41
4:CD:32:LYS:O	4:CD:33:ILE:CG2	2.55	0.41
5:CE:45:VAL:O	5:CE:71:ILE:HG22	2.19	0.41
6:CF:21:MET:HA	6:CF:24:ARG:NH2	2.35	0.41
6:CF:33:GLU:N	6:CF:33:GLU:CD	2.74	0.41
11:CK:85:VAL:HG12	11:CK:86:LYS:N	2.36	0.41
13:CM:69:ARG:HA	13:CM:72:ILE:CG2	2.50	0.41

Continued on next page...

Continued from previous page...

Atom-1	Atom-2	Interatomic distance (Å)	Clash overlap (Å)
16:CP:9:HIS:HB3	16:CP:10:GLY:H	1.66	0.41
18:CR:46:THR:HG23	18:CR:46:THR:O	2.20	0.41
20:CT:63:LYS:O	20:CT:63:LYS:HG3	2.20	0.41
21:CU:36:PHE:HB3	21:CU:40:PRO:CD	2.50	0.41
22:DA:1399:C:O2'	22:DA:1400:U:C5'	2.63	0.41
22:DA:1691:C:N4	22:DA:1692:U:C4	2.88	0.41
22:DA:1784:A:P	56:DA:3678:HOH:O	2.78	0.41
22:DA:1905:C:H2'	22:DA:1930:G:C8	2.54	0.41
22:DA:1936:A:H5''	22:DA:1937:A:C5'	2.50	0.41
22:DA:2064:C:H1'	22:DA:2450:A:C6	2.56	0.41
22:DA:2202:U:C5'	22:DA:2203:U:OP1	2.67	0.41
22:DA:2296:U:H4'	22:DA:2297:A:OP1	2.19	0.41
22:DA:2312:U:C5'	27:DF:70:ARG:NH1	2.83	0.41
22:DA:2579:C:C2'	22:DA:2579:C:O2	2.68	0.41
22:DA:2630:G:C8	22:DA:2894:G:C8	3.07	0.41
22:DA:2677:G:H2'	22:DA:2678:C:H6	1.84	0.41
22:DA:270:A:C2	22:DA:369:U:H4'	2.54	0.41
22:DA:271:G:C2	22:DA:367:G:N3	2.88	0.41
22:DA:415:A:O2'	22:DA:1865:U:C5'	2.68	0.41
22:DA:430:A:H2'	22:DA:431:U:H5'	2.01	0.41
22:DA:599:A:N3	22:DA:659:G:C2	2.88	0.41
22:DA:688:U:H1'	22:DA:786:C:O2'	2.20	0.41
22:DA:716:A:H2'	22:DA:717:C:C5'	2.46	0.41
22:DA:686:U:C6	22:DA:788:A:C2	3.08	0.41
22:DA:988:A:H2	22:DA:989:G:C2	2.35	0.41
22:DA:990:A:O2'	22:DA:991:C:H5''	2.19	0.41
23:DB:28:C:H2'	23:DB:29:A:O4'	2.19	0.41
23:DB:64:G:C6	23:DB:65:U:C4	3.07	0.41
25:DD:16:THR:OG1	25:DD:17:GLU:N	2.53	0.41
25:DD:36:GLN:NE2	25:DD:38:LYS:HZ1	2.17	0.41
26:DE:115:GLN:O	26:DE:117:ARG:N	2.53	0.41
26:DE:124:PHE:HZ	26:DE:141:MET:HE1	1.85	0.41
26:DE:25:GLU:O	26:DE:28:VAL:HG22	2.20	0.41
26:DE:6:LYS:HG2	26:DE:7:ASP:OD1	2.21	0.41
27:DF:102:LEU:O	27:DF:103:ILE:HB	2.19	0.41
27:DF:65:LEU:CG	27:DF:67:THR:CG2	2.99	0.41
29:DH:103:VAL:C	29:DH:105:ALA:N	2.73	0.41
29:DH:40:THR:O	29:DH:41:LYS:HB2	2.20	0.41
30:DI:20:SER:H	30:DI:21:PRO:HD3	1.86	0.41
32:DK:27:GLY:O	32:DK:29:HIS:N	2.53	0.41
32:DK:16:ALA:CB	32:DK:45:GLU:CG	2.96	0.41

Continued on next page...

Continued from previous page...

Atom-1	Atom-2	Interatomic distance (Å)	Clash overlap (Å)
33:DL:112:LEU:HD23	33:DL:112:LEU:H	1.85	0.41
35:DN:60:VAL:O	35:DN:64:ARG:CD	2.68	0.41
35:DN:67:PHE:CD1	35:DN:67:PHE:C	2.94	0.41
37:DP:16:VAL:CG1	37:DP:19:PHE:HE2	2.32	0.41
38:DQ:20:ALA:O	38:DQ:23:TYR:CD1	2.73	0.41
38:DQ:31:TYR:C	38:DQ:31:TYR:CD2	2.93	0.41
40:DS:41:LYS:C	40:DS:43:ALA:N	2.70	0.41
42:DU:96:LYS:O	42:DU:97:SER:CB	2.61	0.41
47:DZ:16:LEU:O	47:DZ:20:LYS:HG3	2.20	0.41
1:AA:1118:U:O2'	1:AA:1119:C:H5'	2.20	0.41
1:AA:1171:A:C2	1:AA:1172:C:C2	3.09	0.41
1:AA:1061:G:C5	1:AA:1197:A:C2	3.09	0.41
1:AA:11:G:H2'	1:AA:12:U:C6	2.54	0.41
1:AA:123:U:H2'	1:AA:124:C:C6	2.55	0.41
1:AA:1258:G:O2'	1:AA:1259:C:P	2.77	0.41
1:AA:1267:C:H2'	1:AA:1268:G:H5'	2.02	0.41
1:AA:922:G:N2	1:AA:1396:A:C5	2.88	0.41
1:AA:1483:A:H2'	1:AA:1484:C:O4'	2.20	0.41
1:AA:1399:C:C4	1:AA:1502:A:C2	3.08	0.41
1:AA:199:A:C2	1:AA:200:G:C4	3.08	0.41
1:AA:211:G:C5	1:AA:212:G:H1'	2.55	0.41
1:AA:243:A:C6	1:AA:246:A:N7	2.89	0.41
1:AA:307:C:O5'	1:AA:307:C:H6	2.03	0.41
1:AA:467:U:H2'	1:AA:467:U:H6	1.68	0.41
1:AA:709:U:H2'	1:AA:710:G:H8	1.86	0.41
1:AA:778:G:H2'	1:AA:779:C:H5'	2.02	0.41
1:AA:868:C:H2'	1:AA:869:G:O4'	2.21	0.41
2:AB:103:TRP:CZ2	2:AB:154:GLY:HA2	2.55	0.41
2:AB:71:THR:CG2	2:AB:72:LYS:N	2.83	0.41
2:AB:94:ARG:HD3	2:AB:94:ARG:HA	1.81	0.41
3:AC:32:LEU:HD13	3:AC:32:LEU:HA	1.91	0.41
4:AD:114:ARG:O	4:AD:115:GLN:C	2.59	0.41
4:AD:124:VAL:HG23	4:AD:125:ASN:N	2.34	0.41
6:AF:6:ILE:HB	6:AF:62:MET:HB3	2.01	0.41
8:AH:112:ASP:O	8:AH:113:ARG:C	2.58	0.41
11:AK:22:ILE:HG22	11:AK:31:VAL:HG13	2.02	0.41
11:AK:70:ALA:O	11:AK:73:VAL:HG22	2.20	0.41
11:AK:96:ILE:O	11:AK:97:ARG:C	2.59	0.41
12:AL:2:THR:HB	12:AL:5:GLN:H	1.85	0.41
14:AN:10:VAL:O	14:AN:14:ALA:HB2	2.21	0.41
17:AQ:78:VAL:C	17:AQ:79:GLU:HG3	2.41	0.41

Continued on next page...

Continued from previous page...

Atom-1	Atom-2	Interatomic distance (Å)	Clash overlap (Å)
22:BA:1082:U:C4	22:BA:1083:U:N3	2.87	0.41
22:BA:1274:A:N3	22:BA:1297:C:H1'	2.35	0.41
22:BA:1378:A:H4'	22:BA:1379:U:OP1	2.20	0.41
22:BA:153:U:H2'	22:BA:154:U:C5'	2.50	0.41
22:BA:1845:G:C2'	22:BA:1846:G:C5'	2.98	0.41
22:BA:1905:C:H4'	22:BA:1929:G:H8	1.85	0.41
22:BA:2013:A:OP1	40:BS:96:ILE:HA	2.20	0.41
22:BA:2052:A:H2'	22:BA:2053:G:H8	1.86	0.41
22:BA:2209:G:C6	22:BA:2210:U:C4	3.09	0.41
22:BA:2665:A:C2	22:BA:2666:C:C2	3.08	0.41
22:BA:2811:G:H2'	22:BA:2812:G:O4'	2.21	0.41
22:BA:2874:C:H2'	22:BA:2875:C:C6	2.54	0.41
22:BA:288:U:C2'	22:BA:289:G:H5'	2.50	0.41
22:BA:287:G:C4	22:BA:354:A:C2	3.08	0.41
22:BA:407:G:C2'	22:BA:408:G:H5'	2.50	0.41
22:BA:602:A:C2	22:BA:656:G:C5	3.09	0.41
22:BA:797:G:N7	56:BA:3320:HOH:O	2.37	0.41
22:BA:872:U:H2'	22:BA:873:C:H6	1.85	0.41
23:BB:16:G:C5	23:BB:69:G:C2	3.08	0.41
23:BB:49:C:H6	23:BB:49:C:O5'	2.03	0.41
24:BC:32:LEU:HA	24:BC:32:LEU:HD23	1.76	0.41
25:BD:16:THR:OG1	25:BD:18:ASP:OD1	2.32	0.41
26:BE:111:GLU:HG2	26:BE:114:ARG:NH1	2.35	0.41
28:BG:39:ALA:HB1	28:BG:57:TYR:HB3	2.02	0.41
29:BH:27:ARG:HD3	29:BH:27:ARG:HA	1.85	0.41
22:BA:1070:A:N3	30:BI:9:LYS:CG	2.83	0.41
32:BK:13:ASN:C	32:BK:15:GLY:H	2.23	0.41
32:BK:20:MET:O	32:BK:41:ILE:HD12	2.20	0.41
32:BK:71:ARG:HB2	32:BK:72:PRO:CD	2.22	0.41
35:BN:55:ALA:HA	35:BN:80:PHE:CE1	2.55	0.41
35:BN:67:PHE:CE2	35:BN:71:ARG:NH1	2.89	0.41
36:BO:78:VAL:CG2	36:BO:79:ALA:N	2.83	0.41
37:BP:33:GLU:OE2	37:BP:38:ARG:NH1	2.54	0.41
37:BP:53:GLY:O	37:BP:54:LEU:C	2.59	0.41
37:BP:91:VAL:O	37:BP:92:ARG:HG2	2.21	0.41
42:BU:36:GLU:HG3	42:BU:36:GLU:O	2.20	0.41
46:BY:39:GLN:O	46:BY:42:LEU:HB2	2.20	0.41
1:CA:1093:A:H2'	1:CA:1095:U:C6	2.56	0.41
1:CA:1157:A:C2	1:CA:1181:G:C8	3.09	0.41
1:CA:1348:U:OP1	9:CI:111:GLU:N	2.51	0.41
1:CA:237:G:C2'	1:CA:238:A:H5'	2.51	0.41

Continued on next page...

Continued from previous page...

Atom-1	Atom-2	Interatomic distance (Å)	Clash overlap (Å)
1:CA:247:G:C6	1:CA:278:G:N1	2.88	0.41
1:CA:370:C:C3'	1:CA:371:A:H5'	2.48	0.41
1:CA:62:U:C4'	1:CA:378:G:N2	2.83	0.41
1:CA:659:U:C6	1:CA:660:C:C5	3.09	0.41
1:CA:680:C:H2'	1:CA:681:A:H8	1.85	0.41
1:CA:683:G:C2	1:CA:684:U:C2	3.08	0.41
1:CA:787:A:O2'	1:CA:788:U:H5'	2.21	0.41
1:CA:825:A:C5	1:CA:826:C:C5	3.09	0.41
1:CA:985:C:O2'	1:CA:986:U:C6	2.67	0.41
7:CG:4:ARG:HE	7:CG:6:ILE:HA	1.84	0.41
7:CG:7:GLY:O	7:CG:8:GLN:CB	2.68	0.41
9:CI:79:ARG:O	9:CI:83:THR:HG22	2.20	0.41
11:CK:22:ILE:HD11	11:CK:31:VAL:HG22	2.02	0.41
12:CL:29:LYS:HB2	12:CL:81:ILE:HG22	2.01	0.41
13:CM:16:ILE:CD1	13:CM:16:ILE:N	2.81	0.41
18:CR:62:ARG:HD3	18:CR:69:TYR:CE2	2.55	0.41
19:CS:54:ARG:CG	19:CS:55:GLN:N	2.82	0.41
22:DA:1004:U:C4'	22:DA:1010:A:C6	3.03	0.41
22:DA:1179:G:C2	22:DA:1180:U:N1	2.88	0.41
22:DA:1298:C:C5	22:DA:1643:G:N2	2.88	0.41
22:DA:139:U:C4	41:DT:1:MET:N	2.85	0.41
22:DA:1539:U:O2'	22:DA:1540:G:P	2.78	0.41
22:DA:1555:G:HO2'	22:DA:1556:C:H5'	1.82	0.41
22:DA:1655:A:C5'	25:DD:118:PHE:CE1	3.03	0.41
22:DA:1810:A:C2'	22:DA:1811:G:O4'	2.65	0.41
22:DA:2157:G:C2	22:DA:2157:G:OP2	2.73	0.41
22:DA:2209:G:C6	22:DA:2210:U:C4	3.07	0.41
22:DA:1373:A:C4'	22:DA:2212:A:H1'	2.50	0.41
22:DA:2307:G:O2'	22:DA:2308:G:C8	2.69	0.41
22:DA:2392:A:O3'	51:D3:26:ALA:HB1	2.19	0.41
22:DA:2753:A:O2'	22:DA:2754:U:C5'	2.68	0.41
22:DA:2868:A:O2'	22:DA:2869:G:H5'	2.21	0.41
22:DA:2874:C:O2'	22:DA:2875:C:C5'	2.69	0.41
22:DA:287:G:C6	22:DA:354:A:C6	3.09	0.41
22:DA:289:G:N3	22:DA:352:A:C2	2.89	0.41
22:DA:297:G:C2	22:DA:342:A:C2	3.09	0.41
22:DA:301:G:O2'	22:DA:302:C:P	2.78	0.41
22:DA:352:A:C4	22:DA:353:C:C1'	3.02	0.41
22:DA:469:G:OP2	26:DE:54:GLY:O	2.39	0.41
22:DA:511:U:H5'	22:DA:1236:G:OP1	2.21	0.41
22:DA:583:G:C6	22:DA:584:C:C4	3.08	0.41

Continued on next page...

Continued from previous page...

Atom-1	Atom-2	Interatomic distance (Å)	Clash overlap (Å)
22:DA:663:G:O6	22:DA:664:G:O6	2.39	0.41
22:DA:728:G:C4	22:DA:730:A:C8	3.08	0.41
22:DA:736:C:C4	22:DA:737:C:C5	3.09	0.41
22:DA:814:C:C2	22:DA:1194:A:C2	3.08	0.41
22:DA:976:G:O2'	22:DA:977:G:H5'	2.20	0.41
25:DD:146:ILE:HG13	25:DD:155:VAL:CG2	2.40	0.41
25:DD:202:ILE:HD12	25:DD:202:ILE:H	1.85	0.41
26:DE:136:GLN:OE1	26:DE:136:GLN:HA	2.19	0.41
26:DE:24:ASN:HB3	26:DE:27:LEU:HB3	2.03	0.41
27:DF:67:THR:HG23	27:DF:86:CYS:HA	2.00	0.41
28:DG:122:ALA:CB	28:DG:132:LEU:HA	2.49	0.41
22:DA:2751:G:H5'	28:DG:2:ARG:HH21	1.85	0.41
29:DH:61:VAL:CG1	29:DH:62:LEU:N	2.77	0.41
30:DI:52:LEU:HD11	30:DI:78:LEU:CD2	2.50	0.41
30:DI:78:LEU:C	30:DI:80:LYS:H	2.23	0.41
33:DL:100:ILE:O	33:DL:100:ILE:HG23	2.20	0.41
33:DL:100:ILE:O	33:DL:101:ILE:HG12	2.21	0.41
35:DN:31:HIS:C	35:DN:33:ILE:N	2.74	0.41
37:DP:65:ASN:HD22	37:DP:65:ASN:N	2.18	0.41
38:DQ:44:TYR:O	38:DQ:45:ALA:C	2.59	0.41
41:DT:7:LEU:C	41:DT:9:LYS:H	2.24	0.41
42:DU:60:LYS:CE	42:DU:60:LYS:HA	2.50	0.41
43:DV:69:GLU:HG2	43:DV:70:ILE:H	1.84	0.41
22:DA:2356:U:C5'	44:DW:16:GLU:HG3	2.51	0.41
1:AA:1087:G:C2	1:AA:1088:G:C5	3.09	0.41
1:AA:1117:A:N1	1:AA:1184:G:C6	2.88	0.41
1:AA:1258:G:O2'	1:AA:1259:C:O5'	2.38	0.41
1:AA:1312:G:N2	1:AA:1313:U:C2	2.88	0.41
1:AA:1418:A:C2	1:AA:1483:A:C2	3.09	0.41
1:AA:20:U:C2'	1:AA:21:G:H5'	2.49	0.41
1:AA:625:U:O2'	1:AA:626:G:C5'	2.68	0.41
1:AA:653:U:H2'	1:AA:653:U:H6	1.65	0.41
1:AA:87:C:HO2'	1:AA:88:U:C4'	2.33	0.41
2:AB:123:GLY:O	2:AB:125:PHE:CD2	2.72	0.41
2:AB:49:PHE:C	2:AB:52:ALA:H	2.23	0.41
3:AC:125:ARG:O	3:AC:126:ARG:HB3	2.20	0.41
4:AD:134:TYR:C	4:AD:134:TYR:CD2	2.93	0.41
4:AD:159:GLU:C	4:AD:161:ALA:N	2.73	0.41
4:AD:94:GLU:HG3	4:AD:99:ASN:HD21	1.83	0.41
5:AE:121:ASN:HD22	5:AE:122:VAL:H	1.69	0.41
6:AF:8:PHE:CE2	6:AF:60:VAL:CG1	3.03	0.41

Continued on next page...

Continued from previous page...

Atom-1	Atom-2	Interatomic distance (Å)	Clash overlap (Å)
7:AG:7:GLY:O	7:AG:8:GLN:CB	2.68	0.41
9:AI:21:LYS:O	9:AI:61:ASP:N	2.47	0.41
10:AJ:41:PRO:HG2	10:AJ:42:LEU:H	1.86	0.41
10:AJ:41:PRO:O	10:AJ:42:LEU:CB	2.65	0.41
10:AJ:56:HIS:HD2	10:AJ:57:VAL:CG1	2.28	0.41
12:AL:24:GLU:CD	12:AL:29:LYS:NZ	2.74	0.41
20:AT:82:ILE:HD12	20:AT:82:ILE:C	2.41	0.41
21:AU:3:ILE:N	21:AU:19:LYS:HZ1	2.18	0.41
22:BA:1126:A:H4'	22:BA:1127:A:H5''	2.03	0.41
22:BA:1359:A:N7	22:BA:1373:A:C2	2.89	0.41
22:BA:1386:C:H5''	22:BA:1396:U:O2	2.21	0.41
22:BA:1508:A:O2'	22:BA:1509:A:H8	2.02	0.41
22:BA:1733:G:C2	22:BA:1734:G:C8	3.09	0.41
22:BA:182:A:C6	22:BA:183:C:C4	3.08	0.41
22:BA:1858:A:H62	22:BA:1884:G:H1'	1.86	0.41
22:BA:1918:A:C3'	22:BA:1920:C:H41	2.33	0.41
22:BA:2151:U:C5	22:BA:2152:G:N7	2.88	0.41
22:BA:2259:U:C6	22:BA:2427:C:C4	3.09	0.41
22:BA:2527:C:C2'	22:BA:2528:U:H5'	2.51	0.41
22:BA:2701:U:H2'	22:BA:2702:G:OP1	2.20	0.41
22:BA:2808:G:O2'	22:BA:2809:A:P	2.78	0.41
22:BA:310:A:O2'	22:BA:311:A:O5'	2.36	0.41
22:BA:764:A:H3'	22:BA:765:C:H5'	2.02	0.41
22:BA:785:G:C6	22:BA:786:C:C4	3.08	0.41
22:BA:83:A:N6	22:BA:101:A:C5	2.89	0.41
22:BA:866:A:C3'	22:BA:866:A:C8	3.03	0.41
22:BA:93:G:O2'	22:BA:94:A:C5'	2.67	0.41
26:BE:40:ARG:HD2	26:BE:92:HIS:ND1	2.35	0.41
27:BF:16:MET:O	27:BF:20:ASN:CA	2.65	0.41
27:BF:98:PHE:O	27:BF:98:PHE:CD2	2.74	0.41
28:BG:159:LYS:HE2	28:BG:159:LYS:HB3	1.86	0.41
33:BL:3:LEU:HD23	33:BL:3:LEU:HA	1.49	0.41
22:BA:869:G:C4'	34:BM:8:LYS:HD3	2.49	0.41
35:BN:74:GLU:O	35:BN:77:ALA:HB3	2.20	0.41
36:BO:49:VAL:CG1	36:BO:50:ALA:N	2.82	0.41
37:BP:111:GLU:O	37:BP:113:LEU:HD22	2.20	0.41
37:BP:37:LYS:HD3	37:BP:37:LYS:H	1.85	0.41
37:BP:50:ARG:HG2	37:BP:56:SER:HA	2.01	0.41
39:BR:5:PHE:HA	39:BR:39:LEU:CD2	2.50	0.41
22:BA:1187:G:H5''	39:BR:83:TYR:CE2	2.56	0.41
1:CA:1004:A:C2	1:CA:1026:G:C5	3.09	0.41

Continued on next page...

Continued from previous page...

Atom-1	Atom-2	Interatomic distance (Å)	Clash overlap (Å)
1:CA:1211:U:O2'	1:CA:1213:A:C2	2.71	0.41
1:CA:1219:A:C5	1:CA:1220:G:C8	3.08	0.41
1:CA:145:G:C2	1:CA:146:G:C8	3.08	0.41
1:CA:1494:G:C6	1:CA:1495:U:C4	3.08	0.41
1:CA:247:G:N2	1:CA:248:C:C2	2.88	0.41
1:CA:274:A:O2'	1:CA:275:G:H8	2.04	0.41
1:CA:311:C:C3'	1:CA:311:C:C6	3.02	0.41
1:CA:315:A:H5''	1:CA:317:U:OP2	2.20	0.41
1:CA:593:U:C4	1:CA:594:U:C4	3.09	0.41
1:CA:618:C:H3'	1:CA:619:U:C5'	2.50	0.41
1:CA:644:U:O2'	1:CA:645:G:H5'	2.20	0.41
1:CA:715:A:C2'	1:CA:716:A:H5'	2.50	0.41
1:CA:73:C:O2'	1:CA:74:A:C8	2.72	0.41
1:CA:756:C:C2'	1:CA:757:U:O5'	2.67	0.41
1:CA:877:G:O2'	1:CA:878:A:H5'	2.20	0.41
2:CB:30:ILE:HD11	2:CB:188:THR:HG22	2.01	0.41
3:CC:136:ALA:CA	3:CC:139:ASN:HD21	2.33	0.41
3:CC:46:LEU:HD11	3:CC:86:LEU:HD13	2.01	0.41
4:CD:169:TRP:O	4:CD:182:LYS:HB3	2.21	0.41
1:CA:509:A:OP1	4:CD:50:TYR:CD2	2.73	0.41
9:CI:29:ILE:HA	9:CI:64:ILE:O	2.20	0.41
9:CI:27:ILE:HD13	9:CI:62:LEU:CG	2.51	0.41
1:CA:675:A:H1'	11:CK:117:HIS:ND1	2.36	0.41
11:CK:33:ILE:HG13	11:CK:69:CYS:SG	2.60	0.41
14:CN:41:TRP:HB3	14:CN:44:VAL:CG2	2.51	0.41
15:CO:18:ALA:O	15:CO:19:ASN:HB3	2.19	0.41
15:CO:23:SER:O	15:CO:26:VAL:HB	2.21	0.41
18:CR:28:LEU:O	18:CR:30:ASN:N	2.54	0.41
21:CU:29:ALA:C	21:CU:32:ARG:HB2	2.41	0.41
21:CU:41:THR:O	21:CU:45:LYS:HB3	2.20	0.41
49:D1:19:PHE:N	49:D1:19:PHE:CD1	2.88	0.41
22:DA:686:U:N3	50:D2:12:ARG:HB2	2.17	0.41
22:DA:1139:G:C2'	22:DA:1140:C:O5'	2.68	0.41
22:DA:1196:C:C1'	22:DA:1226:A:C4	3.02	0.41
22:DA:1234:U:H2'	22:DA:1235:G:O4'	2.20	0.41
22:DA:1324:G:H1'	22:DA:1616:A:H62	1.72	0.41
22:DA:1413:A:H2'	22:DA:1414:C:C5	2.52	0.41
22:DA:1553:A:N7	22:DA:1555:G:C5	2.88	0.41
22:DA:1598:A:N1	22:DA:1599:U:C2	2.88	0.41
22:DA:1803:A:H2'	22:DA:1804:C:C6	2.55	0.41
22:DA:1824:G:OP2	22:DA:1824:G:C8	2.73	0.41

Continued on next page...

Continued from previous page...

Atom-1	Atom-2	Interatomic distance (Å)	Clash overlap (Å)
22:DA:1833:C:C6	22:DA:1834:U:C5	3.08	0.41
22:DA:1846:G:H5''	22:DA:1847:A:OP2	2.20	0.41
22:DA:2023:C:O2'	22:DA:2024:G:C5'	2.68	0.41
22:DA:2151:U:C2	22:DA:2152:G:N7	2.88	0.41
22:DA:2217:G:C2'	22:DA:2218:G:H8	2.32	0.41
22:DA:234:U:C4'	22:DA:234:U:C6	3.04	0.41
22:DA:2366:A:C2	22:DA:2367:G:H1'	2.56	0.41
22:DA:2336:A:H1'	22:DA:2385:C:H5''	2.02	0.41
22:DA:2388:A:H5'	22:DA:2389:G:OP2	2.20	0.41
22:DA:2468:A:O2'	22:DA:2469:A:P	2.79	0.41
22:DA:2469:A:H2'	22:DA:2470:G:O5'	2.19	0.41
22:DA:2469:A:C2	22:DA:2482:A:H1'	2.54	0.41
22:DA:2776:A:N1	22:DA:2782:G:H1'	2.36	0.41
22:DA:2825:G:H3'	22:DA:2826:A:C8	2.52	0.41
22:DA:2865:U:C5	22:DA:2866:U:C2	3.08	0.41
22:DA:302:C:O2'	22:DA:303:G:O5'	2.38	0.41
22:DA:406:G:O2'	22:DA:407:G:H8	2.04	0.41
22:DA:308:G:C6	22:DA:501:A:C4	3.08	0.41
22:DA:729:G:C2'	22:DA:729:G:N3	2.83	0.41
22:DA:867:C:O2'	22:DA:868:U:C5'	2.68	0.41
23:DB:15:A:OP1	23:DB:108:A:H5'	2.20	0.41
24:DC:44:ASN:C	24:DC:46:GLY:H	2.24	0.41
26:DE:109:LEU:O	26:DE:112:LEU:CB	2.68	0.41
27:DF:102:LEU:HD22	27:DF:102:LEU:N	2.36	0.41
27:DF:71:LYS:HG3	27:DF:73:VAL:H	1.86	0.41
28:DG:53:PRO:HG3	28:DG:61:TRP:CE2	2.56	0.41
29:DH:4:ILE:O	29:DH:36:ALA:HB1	2.20	0.41
30:DI:112:LYS:HZ1	30:DI:128:ILE:HD12	1.84	0.41
30:DI:23:VAL:O	30:DI:25:PRO:HD2	2.20	0.41
33:DL:120:VAL:CG1	33:DL:121:THR:N	2.83	0.41
33:DL:21:ARG:CZ	33:DL:21:ARG:HB3	2.49	0.41
33:DL:56:PRO:HD2	33:DL:59:ARG:HD3	2.01	0.41
38:DQ:46:TYR:HB2	38:DQ:49:ARG:HH21	1.85	0.41
38:DQ:91:ARG:CZ	38:DQ:93:ILE:HG21	2.51	0.41
39:DR:1:MET:CE	39:DR:1:MET:HA	2.51	0.41
22:DA:492:A:C2	40:DS:49:LYS:HE2	2.55	0.41
42:DU:6:ARG:O	42:DU:24:VAL:HG11	2.21	0.41
44:DW:39:GLN:CG	44:DW:42:THR:HB	2.45	0.41
44:DW:43:LYS:HD2	44:DW:79:ILE:CD1	2.39	0.41
44:DW:54:ARG:O	44:DW:56:HIS:N	2.53	0.41
45:DX:8:GLY:O	45:DX:10:ARG:HG3	2.20	0.41

Continued on next page...

Continued from previous page...

Atom-1	Atom-2	Interatomic distance (Å)	Clash overlap (Å)
1:AA:1012:A:C6	1:AA:1013:G:C6	3.08	0.41
1:AA:1021:A:H2'	1:AA:1022:A:H5'	1.95	0.41
1:AA:1160:G:C2	1:AA:1161:C:C6	3.08	0.41
1:AA:1210:C:C2'	1:AA:1211:U:C5'	2.84	0.41
1:AA:1219:A:C6	1:AA:1220:G:C6	3.08	0.41
1:AA:178:C:H2'	1:AA:179:A:O4'	2.20	0.41
1:AA:371:A:C2	1:AA:372:C:C5	3.09	0.41
1:AA:39:G:C4	1:AA:40:C:C6	3.08	0.41
1:AA:418:C:H2'	1:AA:419:C:C6	2.55	0.41
1:AA:439:U:H2'	1:AA:440:C:H6	1.85	0.41
1:AA:511:C:H2'	1:AA:534:U:O2	2.20	0.41
1:AA:520:A:N7	1:AA:521:G:C8	2.88	0.41
1:AA:74:A:C2	1:AA:75:G:C5	3.09	0.41
1:AA:858:G:N7	1:AA:869:G:N7	2.69	0.41
1:AA:865:A:H2	1:AA:918:A:H4'	1.85	0.41
1:AA:935:A:N3	1:AA:936:C:C6	2.88	0.41
1:AA:941:G:C2	1:AA:942:G:H1'	2.55	0.41
1:AA:978:A:C2	1:AA:1318:A:C4	3.08	0.41
2:AB:132:GLU:O	2:AB:136:ARG:CB	2.56	0.41
2:AB:49:PHE:O	2:AB:52:ALA:N	2.53	0.41
1:AA:439:U:O4'	4:AD:118:SER:O	2.39	0.41
4:AD:12:ARG:HG2	4:AD:33:ILE:HD12	2.02	0.41
9:AI:90:ASP:OD2	9:AI:92:SER:HB3	2.21	0.41
10:AJ:40:ILE:O	10:AJ:72:ARG:HA	2.20	0.41
13:AM:18:LEU:HA	13:AM:18:LEU:HD13	1.91	0.41
13:AM:21:ILE:H	13:AM:21:ILE:HD12	1.85	0.41
13:AM:94:LEU:CB	13:AM:95:PRO:HD2	2.49	0.41
14:AN:27:LYS:HA	14:AN:30:ILE:CG2	2.50	0.41
15:AO:42:PHE:CE1	15:AO:55:LEU:HB2	2.55	0.41
15:AO:87:ARG:O	15:AO:88:ARG:C	2.59	0.41
22:BA:977:G:N3	22:BA:1001:A:H2	2.18	0.41
22:BA:1078:U:H5''	22:BA:1079:C:O5'	2.20	0.41
22:BA:1344:U:H2'	22:BA:1345:C:OP1	2.21	0.41
22:BA:1459:G:H8	22:BA:1459:G:H2'	1.71	0.41
22:BA:1585:C:O5'	22:BA:1585:C:H6	2.03	0.41
22:BA:1720:U:H5''	22:BA:1721:G:OP2	2.20	0.41
22:BA:1824:G:H2'	22:BA:1825:U:C6	2.55	0.41
22:BA:1996:C:OP1	32:BK:31:ARG:NE	2.51	0.41
22:BA:2095:A:H2'	22:BA:2096:C:C6	2.55	0.41
22:BA:2255:G:C2'	22:BA:2256:G:H5'	2.51	0.41
22:BA:2599:G:O2'	22:BA:2600:A:H5'	2.20	0.41

Continued on next page...

Continued from previous page...

Atom-1	Atom-2	Interatomic distance (Å)	Clash overlap (Å)
22:BA:278:A:C2	22:BA:362:A:N7	2.89	0.41
22:BA:404:A:C8	22:BA:406:G:C6	3.08	0.41
22:BA:60:G:O2'	22:BA:61:C:P	2.78	0.41
22:BA:740:C:H2'	22:BA:740:C:O2	2.19	0.41
23:BB:46:A:C4	23:BB:47:C:C6	3.09	0.41
23:BB:88:C:H6	23:BB:88:C:C5'	2.24	0.41
23:BB:90:C:C4'	23:BB:90:C:C6	3.03	0.41
22:BA:782:A:C6	24:BC:224:MET:HE1	2.56	0.41
26:BE:177:PRO:O	26:BE:180:LEU:HB2	2.19	0.41
27:BF:6:TYR:O	27:BF:10:GLU:O	2.39	0.41
27:BF:19:PHE:O	27:BF:20:ASN:C	2.58	0.41
30:BI:111:THR:O	30:BI:113:ALA:N	2.47	0.41
30:BI:41:PHE:CE2	30:BI:45:THR:HG21	2.56	0.41
30:BI:49:GLU:HG2	30:BI:50:LYS:N	2.35	0.41
30:BI:57:VAL:HG12	30:BI:58:ILE:N	2.35	0.41
30:BI:78:LEU:HD13	30:BI:108:ILE:CG2	2.46	0.41
31:BJ:17:VAL:HG13	31:BJ:55:ILE:HG12	2.03	0.41
31:BJ:65:THR:HG23	31:BJ:66:GLY:N	2.36	0.41
32:BK:99:ILE:HG22	32:BK:100:PHE:N	2.36	0.41
33:BL:112:LEU:HD12	33:BL:130:GLY:CA	2.36	0.41
34:BM:46:ILE:HD12	34:BM:47:GLU:CA	2.51	0.41
36:BO:40:ILE:CG1	36:BO:47:VAL:HG12	2.41	0.41
38:BQ:51:GLN:O	38:BQ:52:ARG:C	2.58	0.41
38:BQ:65:ASN:HD22	38:BQ:69:ARG:HH22	1.52	0.41
43:BV:26:PHE:HB2	43:BV:27:PRO:HD2	2.02	0.41
22:BA:2432:A:N1	45:BX:20:ALA:HA	2.36	0.41
47:BZ:33:HIS:O	47:BZ:34:THR:HB	2.20	0.41
1:CA:968:A:C4	1:CA:1062:U:H4'	2.53	0.41
1:CA:1134:G:N1	1:CA:1141:C:N4	2.68	0.41
1:CA:1315:U:C6	1:CA:1316:G:N7	2.89	0.41
1:CA:1375:A:O2'	7:CG:101:ARG:NH2	2.53	0.41
1:CA:1428:A:H2'	1:CA:1429:A:O4'	2.20	0.41
1:CA:204:G:C4	1:CA:205:A:C8	3.09	0.41
1:CA:322:C:H41	1:CA:328:C:H6	1.61	0.41
1:CA:392:C:H2'	1:CA:393:A:C8	2.53	0.41
1:CA:445:G:N3	1:CA:446:G:C8	2.89	0.41
1:CA:557:G:C5	1:CA:558:G:C6	3.09	0.41
1:CA:60:A:HO2'	1:CA:61:G:P	2.44	0.41
1:CA:728:A:N6	1:CA:729:A:N6	2.68	0.41
1:CA:913:A:H4'	1:CA:914:A:C4'	2.50	0.41
1:CA:93:U:HO2'	1:CA:95:C:H5	1.64	0.41

Continued on next page...

Continued from previous page...

Atom-1	Atom-2	Interatomic distance (Å)	Clash overlap (Å)
1:CA:70:U:C2	1:CA:94:G:C5	3.09	0.41
1:CA:966:G:O2'	1:CA:967:C:H5'	2.20	0.41
1:CA:983:A:HO2'	1:CA:984:C:C5'	2.32	0.41
2:CB:147:LEU:N	2:CB:147:LEU:CD1	2.84	0.41
3:CC:135:ARG:C	3:CC:137:VAL:N	2.74	0.41
1:CA:619:U:H3	4:CD:131:ILE:HD11	1.85	0.41
5:CE:38:VAL:HG23	5:CE:66:ALA:HB1	2.02	0.41
7:CG:74:VAL:H	7:CG:140:VAL:CG1	2.34	0.41
1:CA:643:C:C5'	8:CH:31:LEU:HD13	2.49	0.41
9:CI:27:ILE:HG21	9:CI:34:LEU:HA	2.03	0.41
10:CJ:10:LEU:HB2	10:CJ:72:ARG:HB2	2.02	0.41
10:CJ:84:VAL:CG2	10:CJ:85:ASP:N	2.60	0.41
12:CL:17:LYS:HD3	12:CL:17:LYS:N	2.33	0.41
14:CN:13:VAL:HA	14:CN:59:GLN:NE2	2.36	0.41
14:CN:65:GLN:HA	14:CN:65:GLN:NE2	2.36	0.41
17:CQ:59:GLU:HG3	17:CQ:75:VAL:HG22	2.03	0.41
18:CR:51:GLN:HA	18:CR:51:GLN:OE1	2.20	0.41
21:CU:41:THR:O	21:CU:45:LYS:CB	2.68	0.41
48:D0:42:ILE:HD12	48:D0:48:TYR:CD2	2.56	0.41
22:DA:1090:A:C2	22:DA:1091:G:C1'	3.03	0.41
22:DA:109:C:O2	22:DA:109:C:H2'	2.21	0.41
22:DA:974:G:OP1	22:DA:1187:G:H4'	2.20	0.41
22:DA:1197:G:O2'	22:DA:1198:U:H5'	2.19	0.41
22:DA:136:G:O5'	22:DA:136:G:H8	2.03	0.41
22:DA:1500:G:C2	22:DA:1501:G:C8	3.09	0.41
22:DA:1607:C:H1'	22:DA:1621:U:C4	2.55	0.41
22:DA:1623:G:C6	22:DA:1624:U:C5	3.08	0.41
22:DA:1627:G:C6	22:DA:1640:A:N7	2.88	0.41
22:DA:1707:G:C5	22:DA:1756:G:C6	3.09	0.41
22:DA:1712:U:C5	22:DA:1713:A:C4	3.09	0.41
22:DA:1784:A:H4'	22:DA:1785:A:C5'	2.44	0.41
22:DA:1821:A:O5'	22:DA:1821:A:H8	2.04	0.41
22:DA:1662:U:H3	22:DA:1998:A:H61	1.67	0.41
22:DA:2050:C:O2'	25:DD:146:ILE:HG21	2.21	0.41
22:DA:2107:G:C2	22:DA:2108:A:C5	3.09	0.41
22:DA:2148:G:O2'	22:DA:2149:U:C5	2.74	0.41
22:DA:2206:C:C2	22:DA:2207:C:C6	3.09	0.41
22:DA:2210:U:HO2'	22:DA:2211:A:P	2.44	0.41
22:DA:2662:A:H2'	22:DA:2663:G:C5'	2.51	0.41
22:DA:2756:U:H1'	22:DA:2757:A:H5'	2.01	0.41
22:DA:46:G:N2	22:DA:47:C:C6	2.88	0.41

Continued on next page...

Continued from previous page...

Atom-1	Atom-2	Interatomic distance (Å)	Clash overlap (Å)
22:DA:587:C:C5	22:DA:671:C:O2	2.73	0.41
22:DA:678:C:H2'	22:DA:679:C:H6	1.69	0.41
22:DA:728:G:C2	22:DA:730:A:C5	3.09	0.41
22:DA:843:G:H2'	22:DA:844:A:H8	1.85	0.41
22:DA:915:C:O2'	22:DA:916:G:C5'	2.56	0.41
22:DA:975:A:C2	22:DA:976:G:N9	2.88	0.41
23:DB:45:A:C5'	27:DF:91:ARG:HD2	2.51	0.41
22:DA:1821:A:H5'	24:DC:156:SER:OG	2.20	0.41
24:DC:181:ARG:HH11	24:DC:265:PHE:HD1	1.64	0.41
24:DC:184:GLU:C	24:DC:186:ASP:N	2.74	0.41
25:DD:4:LEU:HB3	25:DD:32:ASN:HD21	1.86	0.41
26:DE:72:SER:C	26:DE:74:LYS:H	2.24	0.41
27:DF:13:LYS:N	27:DF:13:LYS:HD2	2.35	0.41
28:DG:11:PRO:HD2	28:DG:14:VAL:HG11	2.02	0.41
28:DG:8:VAL:HG11	28:DG:49:LEU:HD23	2.01	0.41
28:DG:85:LYS:O	28:DG:86:LEU:HB2	2.21	0.41
29:DH:49:ALA:O	29:DH:53:GLU:HB2	2.21	0.41
30:DI:116:MET:HB3	30:DI:117:THR:H	1.58	0.41
31:DJ:40:HIS:HE1	31:DJ:52:ASP:OD1	2.04	0.41
31:DJ:86:GLN:O	31:DJ:87:ALA:HB3	2.17	0.41
32:DK:107:LEU:O	32:DK:112:PHE:HB2	2.21	0.41
32:DK:10:VAL:O	32:DK:10:VAL:HG12	2.20	0.41
32:DK:119:ALA:O	32:DK:120:PRO:C	2.59	0.41
34:DM:63:ILE:CD1	34:DM:105:MET:HE2	2.50	0.41
34:DM:74:THR:HG22	34:DM:88:ASN:C	2.41	0.41
25:DD:116:LYS:HD3	35:DN:1:MET:HE2	2.03	0.41
38:DQ:57:ARG:C	38:DQ:59:LEU:N	2.73	0.41
39:DR:38:VAL:O	39:DR:53:PHE:HA	2.21	0.41
42:DU:39:ASN:ND2	42:DU:63:ALA:C	2.74	0.41
44:DW:80:SER:O	44:DW:81:ILE:HG22	2.21	0.41
22:DA:1808:A:N6	45:DX:27:ARG:CD	2.84	0.41
1:AA:1078:U:H3'	1:AA:1078:U:C6	2.55	0.41
1:AA:1165:U:C5	1:AA:1166:G:N7	2.88	0.41
1:AA:131:A:O2'	1:AA:132:C:O4'	2.31	0.41
1:AA:224:U:N3	1:AA:225:C:C5	2.89	0.41
1:AA:552:U:H2'	1:AA:553:A:C8	2.56	0.41
1:AA:567:G:O2'	1:AA:568:G:O5'	2.31	0.41
1:AA:579:A:C4	1:AA:580:C:C5	3.09	0.41
1:AA:718:A:C8	11:AK:117:HIS:HB3	2.56	0.41
1:AA:587:G:C2	1:AA:755:G:C5	3.08	0.41
1:AA:570:G:H1'	1:AA:820:U:C4	2.55	0.41

Continued on next page...

Continued from previous page...

Atom-1	Atom-2	Interatomic distance (Å)	Clash overlap (Å)
1:AA:858:G:C2'	1:AA:859:G:H5'	2.50	0.41
1:AA:880:C:H2'	1:AA:881:G:C8	2.56	0.41
1:AA:950:U:H4'	1:AA:971:G:C2	2.55	0.41
1:AA:75:G:N1	1:AA:96:U:C4	2.88	0.41
2:AB:13:VAL:CG2	2:AB:207:ARG:NH2	2.81	0.41
4:AD:83:GLY:O	4:AD:84:ASN:C	2.58	0.41
4:AD:90:LEU:HD21	4:AD:194:ILE:HD12	2.02	0.41
5:AE:108:GLY:O	5:AE:109:ALA:HB3	2.20	0.41
7:AG:98:LEU:HD22	7:AG:102:TRP:CZ2	2.55	0.41
13:AM:106:ARG:HH11	13:AM:106:ARG:HA	1.85	0.41
15:AO:84:LEU:HA	15:AO:84:LEU:HD12	1.80	0.41
17:AQ:30:HIS:ND1	17:AQ:31:PRO:HD2	2.34	0.41
22:BA:1083:U:H3'	22:BA:1083:U:H6	1.85	0.41
22:BA:1225:G:C6	22:BA:1226:A:N6	2.87	0.41
22:BA:137:U:OP2	22:BA:137:U:C5	2.74	0.41
22:BA:1387:A:C2	22:BA:1401:G:C2	3.09	0.41
22:BA:1444:G:H2'	22:BA:1445:G:O4'	2.21	0.41
22:BA:1792:G:C2'	22:BA:1793:C:H5'	2.51	0.41
22:BA:1876:A:O2'	22:BA:1877:A:H5'	2.21	0.41
22:BA:2031:A:C6	22:BA:2498:C:H1'	2.56	0.41
22:BA:2152:G:HO2'	22:BA:2153:C:C4'	2.30	0.41
22:BA:264:C:O2'	22:BA:265:A:H3'	2.20	0.41
22:BA:276:U:C2'	22:BA:277:G:O5'	2.69	0.41
22:BA:2771:C:H2'	22:BA:2772:C:H6	1.85	0.41
22:BA:2720:U:C4	22:BA:2872:A:N1	2.88	0.41
54:BA:3136:ERY:O13	54:BA:3136:ERY:H343	2.21	0.41
22:BA:548:G:C4'	22:BA:549:G:H5'	2.50	0.41
22:BA:604:G:H2'	22:BA:605:G:H8	1.85	0.41
22:BA:983:A:N6	22:BA:984:A:C2	2.88	0.41
23:BB:66:A:HO2'	23:BB:67:G:P	2.43	0.41
24:BC:33:LEU:HA	24:BC:61:TYR:O	2.21	0.41
25:BD:8:LYS:HB2	25:BD:201:LEU:HD22	2.00	0.41
27:BF:105:ILE:O	27:BF:109:ARG:HD3	2.20	0.41
27:BF:21:TYR:CD1	27:BF:26:GLN:HG2	2.56	0.41
32:BK:61:VAL:HG22	32:BK:112:PHE:CZ	2.56	0.41
35:BN:38:LEU:HB3	35:BN:39:PRO:CD	2.46	0.41
1:AA:345:C:OP1	37:BP:36:LYS:HE2	2.21	0.41
37:BP:85:VAL:HG12	37:BP:86:LYS:H	1.86	0.41
22:BA:995:C:P	38:BQ:52:ARG:HH11	2.43	0.41
41:BT:38:ALA:HB3	41:BT:81:LYS:HE2	2.03	0.41
44:BW:46:ALA:HB3	44:BW:79:ILE:C	2.40	0.41

Continued on next page...

Continued from previous page...

Atom-1	Atom-2	Interatomic distance (Å)	Clash overlap (Å)
45:BX:30:PRO:C	45:BX:32:LEU:HD13	2.40	0.41
45:BX:67:LEU:O	45:BX:69:GLU:O	2.38	0.41
1:CA:1219:A:OP1	14:CN:52:ARG:CG	2.57	0.41
1:CA:1409:C:H5'	22:DA:1916:A:N1	2.36	0.41
1:CA:369:G:OP2	1:CA:388:G:C2	2.74	0.41
1:CA:443:C:C3'	1:CA:443:C:C6	3.03	0.41
1:CA:663:A:C2'	1:CA:664:G:C5'	2.96	0.41
2:CB:184:ALA:C	2:CB:199:ILE:HG12	2.37	0.41
3:CC:125:ARG:O	3:CC:126:ARG:HB2	2.20	0.41
4:CD:167:PRO:HB3	4:CD:169:TRP:CH2	2.55	0.41
4:CD:198:LEU:HD23	4:CD:198:LEU:HA	1.60	0.41
6:CF:47:LEU:HD13	6:CF:51:ILE:HD12	2.02	0.41
7:CG:71:THR:CG2	7:CG:72:VAL:HG23	2.32	0.41
1:CA:587:G:OP1	8:CH:80:PRO:HB3	2.21	0.41
12:CL:56:LEU:HB2	12:CL:58:ASN:OD1	2.20	0.41
13:CM:36:ALA:HB2	13:CM:55:LEU:HD21	2.02	0.41
14:CN:27:LYS:O	14:CN:45:LEU:HD21	2.21	0.41
14:CN:50:LEU:N	14:CN:51:PRO:CD	2.83	0.41
14:CN:65:GLN:CA	14:CN:65:GLN:HE21	2.32	0.41
15:CO:30:LEU:HA	15:CO:30:LEU:HD23	1.78	0.41
15:CO:68:TYR:C	15:CO:70:LYS:N	2.74	0.41
16:CP:4:ILE:CG2	16:CP:57:ILE:HD11	2.31	0.41
17:CQ:16:MET:HB2	17:CQ:19:SER:O	2.21	0.41
22:DA:1079:C:N4	22:DA:1088:A:C2	2.88	0.41
22:DA:1084:A:H2'	22:DA:1085:A:C5'	2.47	0.41
22:DA:1099:G:C6	22:DA:1100:C:C2	3.08	0.41
22:DA:1206:G:O2'	22:DA:1207:C:H6	2.03	0.41
22:DA:1207:C:O2'	22:DA:1208:C:C6	2.56	0.41
22:DA:1255:U:H6	26:DE:68:ALA:HB2	1.85	0.41
22:DA:1292:G:H2'	22:DA:1293:C:C6	2.55	0.41
22:DA:1299:G:C5'	22:DA:1301:A:O4'	2.69	0.41
22:DA:1357:C:C2'	22:DA:1358:G:H5'	2.51	0.41
22:DA:1507:C:C5'	22:DA:1508:A:OP2	2.66	0.41
22:DA:1776:G:C2	22:DA:1789:A:N3	2.89	0.41
22:DA:2235:G:C5	22:DA:2236:U:C5	3.09	0.41
22:DA:2291:U:H6	22:DA:2291:U:O5'	2.04	0.41
22:DA:2338:C:H2'	22:DA:2338:C:H6	1.56	0.41
22:DA:2559:C:H2'	22:DA:2560:A:C8	2.56	0.41
22:DA:2602:A:OP1	22:DA:2602:A:H2'	2.21	0.41
22:DA:2627:G:H2'	22:DA:2628:C:C6	2.56	0.41
22:DA:2753:A:O2'	22:DA:2754:U:O4'	2.37	0.41

Continued on next page...

Continued from previous page...

Atom-1	Atom-2	Interatomic distance (Å)	Clash overlap (Å)
22:DA:279:A:N6	22:DA:280:U:H3	2.19	0.41
22:DA:2876:G:O2'	22:DA:2877:G:O4'	2.33	0.41
22:DA:2900:A:N6	22:DA:2901:C:N4	2.68	0.41
22:DA:301:G:C8	22:DA:334:C:O2	2.74	0.41
22:DA:308:G:O6	22:DA:309:A:N6	2.53	0.41
22:DA:342:A:C2'	22:DA:343:C:O5'	2.69	0.41
22:DA:396:G:O2'	22:DA:397:U:H6	2.02	0.41
22:DA:404:A:H4'	22:DA:405:U:C5'	2.47	0.41
22:DA:406:G:H1	22:DA:421:C:H42	1.68	0.41
22:DA:36:G:C2	22:DA:445:C:C4	3.08	0.41
22:DA:533:G:O2'	22:DA:534:U:H5'	2.20	0.41
22:DA:595:C:O2	22:DA:663:G:C2	2.73	0.41
22:DA:605:G:N3	22:DA:657:U:O2'	2.51	0.41
22:DA:600:G:N2	22:DA:605:G:O3'	2.53	0.41
22:DA:635:C:OP2	33:DL:126:ARG:NH1	2.50	0.41
22:DA:672:C:C4'	22:DA:672:C:C6	3.03	0.41
22:DA:689:A:C2	22:DA:779:U:O4'	2.74	0.41
22:DA:788:A:H5''	22:DA:789:A:OP1	2.20	0.41
22:DA:999:U:H2'	22:DA:1000:A:C5'	2.47	0.41
23:DB:66:A:C2	23:DB:108:A:C2	3.09	0.41
24:DC:221:GLY:C	24:DC:223:ALA:N	2.74	0.41
24:DC:30:ALA:O	24:DC:32:LEU:N	2.54	0.41
22:DA:743:A:OP1	25:DD:135:GLY:HA2	2.20	0.41
25:DD:161:MET:O	25:DD:162:ALA:O	2.39	0.41
25:DD:110:THR:HG23	25:DD:171:THR:N	2.36	0.41
25:DD:34:VAL:CG2	25:DD:92:VAL:O	2.68	0.41
26:DE:69:ARG:O	26:DE:70:SER:CB	2.65	0.41
28:DG:115:GLN:HG2	28:DG:116:LEU:H	1.82	0.41
30:DI:105:LEU:HD11	30:DI:129:GLU:HG2	2.02	0.41
30:DI:54:ILE:HA	30:DI:55:PRO:HD2	1.89	0.41
32:DK:121:GLU:O	32:DK:122:VAL:C	2.58	0.41
22:DA:627:A:H3'	33:DL:78:ARG:HH12	1.86	0.41
33:DL:91:ASP:O	33:DL:92:LEU:C	2.58	0.41
34:DM:17:ASN:HB2	34:DM:38:ARG:HH12	1.86	0.41
34:DM:71:LYS:HA	34:DM:72:PRO:HD3	1.62	0.41
37:DP:92:ARG:O	37:DP:93:LYS:CB	2.67	0.41
38:DQ:88:GLU:CD	38:DQ:88:GLU:O	2.59	0.41
39:DR:33:VAL:O	39:DR:61:ALA:HB3	2.20	0.41
40:DS:36:LEU:O	40:DS:39:THR:OG1	2.39	0.41
41:DT:10:VAL:CG2	41:DT:11:LEU:H	2.23	0.41
41:DT:34:VAL:CG1	41:DT:34:VAL:O	2.61	0.41

Continued on next page...

Continued from previous page...

Atom-1	Atom-2	Interatomic distance (Å)	Clash overlap (Å)
45:DX:19:HIS:O	45:DX:21:LEU:N	2.44	0.41
46:DY:57:LEU:CD1	46:DY:60:LYS:CE	2.98	0.41
1:AA:1160:G:N2	1:AA:1161:C:N1	2.69	0.41
1:AA:1284:C:C5	1:AA:1285:A:N7	2.89	0.41
1:AA:1316:G:C5'	1:AA:1317:C:OP2	2.68	0.41
1:AA:1355:G:HO2'	1:AA:1356:G:H5'	1.83	0.41
1:AA:1399:C:C2	1:AA:1401:G:C5	3.09	0.41
1:AA:1425:U:O2	1:AA:1476:A:C2	2.74	0.41
1:AA:16:A:H4'	5:AE:21:SER:H	1.86	0.41
1:AA:519:C:O2'	1:AA:520:A:C5'	2.69	0.41
1:AA:529:G:H4'	1:AA:533:A:C2	2.55	0.41
1:AA:596:A:C2	1:AA:597:G:C8	3.09	0.41
1:AA:914:A:C4	1:AA:915:A:N7	2.89	0.41
2:AB:53:LEU:HD12	2:AB:219:THR:HG21	2.02	0.41
3:AC:86:LEU:O	3:AC:89:VAL:HG23	2.20	0.41
5:AE:109:ALA:HB1	5:AE:136:VAL:HG12	2.03	0.41
6:AF:40:GLU:HB2	6:AF:42:TRP:NE1	2.36	0.41
6:AF:50:PRO:O	6:AF:51:ILE:C	2.59	0.41
7:AG:69:ARG:CG	7:AG:95:ARG:HG2	2.50	0.41
8:AH:87:ARG:O	8:AH:121:GLY:CA	2.67	0.41
13:AM:1:ALA:O	13:AM:9:PRO:HD2	2.21	0.41
17:AQ:64:ARG:HD3	17:AQ:64:ARG:H	1.85	0.41
21:AU:16:ARG:CG	21:AU:19:LYS:HG2	2.51	0.41
48:B0:24:VAL:O	48:B0:25:THR:HG23	2.21	0.41
33:BL:63:LYS:HA	51:B3:12:ARG:HG3	2.02	0.41
51:B3:21:PHE:N	51:B3:48:MET:HE1	2.35	0.41
22:BA:117:G:C6	22:BA:119:A:C6	3.09	0.41
22:BA:1247:A:C2	22:BA:1249:U:C6	3.08	0.41
22:BA:157:C:C2'	22:BA:158:U:O5'	2.68	0.41
22:BA:157:C:H3'	22:BA:157:C:C6	2.55	0.41
22:BA:1692:U:H2'	22:BA:1694:C:C5	2.56	0.41
22:BA:1731:G:C4	22:BA:1733:G:C8	3.09	0.41
22:BA:1999:C:O2	22:BA:2687:U:O2'	2.37	0.41
22:BA:2105:U:H2'	22:BA:2106:U:C6	2.55	0.41
22:BA:2370:G:H2'	22:BA:2371:G:O4'	2.21	0.41
22:BA:2684:U:C2'	22:BA:2685:G:O5'	2.68	0.41
22:BA:1759:A:H8	22:BA:2696:U:H1'	1.84	0.41
22:BA:2838:G:C6	22:BA:2839:G:C5	3.09	0.41
22:BA:286:U:H2'	22:BA:287:G:C8	2.55	0.41
22:BA:314:C:C2'	22:BA:315:G:H5'	2.50	0.41
22:BA:369:U:O2'	22:BA:370:G:OP2	2.38	0.41

Continued on next page...

Continued from previous page...

Atom-1	Atom-2	Interatomic distance (Å)	Clash overlap (Å)
22:BA:627:A:C4	22:BA:637:A:N7	2.88	0.41
24:BC:77:VAL:CG2	24:BC:111:ALA:HA	2.47	0.41
24:BC:181:ARG:HH21	24:BC:181:ARG:HG2	1.86	0.41
24:BC:29:PHE:CZ	24:BC:31:PRO:HG2	2.53	0.41
25:BD:117:GLY:C	25:BD:118:PHE:CD1	2.94	0.41
33:BL:49:GLY:O	33:BL:50:PHE:C	2.59	0.41
34:BM:134:THR:HG23	34:BM:136:MET:H	1.86	0.41
36:BO:105:ALA:O	36:BO:107:ALA:N	2.51	0.41
39:BR:26:ASP:O	39:BR:27:ILE:C	2.59	0.41
39:BR:52:PRO:O	39:BR:53:PHE:CB	2.69	0.41
41:BT:1:MET:HB2	41:BT:1:MET:HE2	1.86	0.41
41:BT:30:ILE:HG12	41:BT:32:LEU:HD21	2.02	0.41
43:BV:51:GLN:NE2	43:BV:51:GLN:O	2.54	0.41
44:BW:25:PHE:C	44:BW:27:GLY:H	2.24	0.41
1:CA:1012:A:C5	1:CA:1013:G:N7	2.88	0.41
1:CA:1094:G:O2'	1:CA:1095:U:OP2	2.31	0.41
1:CA:1208:C:H2'	1:CA:1209:C:O4'	2.20	0.41
1:CA:1226:C:H5	13:CM:101:THR:C	2.24	0.41
1:CA:1251:A:H2'	1:CA:1369:C:O2'	2.21	0.41
1:CA:1382:C:O2'	1:CA:1383:C:H6	2.03	0.41
1:CA:1409:C:H6	1:CA:1409:C:O5'	2.03	0.41
1:CA:193:C:O2'	1:CA:194:C:H5'	2.20	0.41
1:CA:408:A:C6	1:CA:409:U:C4	3.09	0.41
1:CA:552:U:C2	1:CA:553:A:C8	3.09	0.41
1:CA:776:G:H2'	1:CA:777:A:OP2	2.21	0.41
1:CA:773:G:N2	1:CA:806:C:O2	2.42	0.41
1:CA:913:A:HO2'	1:CA:914:A:P	2.44	0.41
1:CA:945:G:C6	1:CA:946:A:N7	2.89	0.41
1:CA:976:G:O2'	1:CA:1362:A:N6	2.54	0.41
1:CA:978:A:O2'	1:CA:979:C:C5'	2.64	0.41
1:CA:996:A:O2'	1:CA:997:U:H6	1.96	0.41
2:CB:95:TRP:CZ3	2:CB:170:ILE:HG22	2.55	0.41
4:CD:36:ALA:CA	4:CD:41:GLY:HA3	2.51	0.41
6:CF:90:MET:HE3	18:CR:60:ARG:NH1	2.36	0.41
9:CI:51:LEU:C	9:CI:53:LEU:N	2.73	0.41
11:CK:19:VAL:CG1	11:CK:20:ALA:N	2.84	0.41
3:CC:17:TRP:HZ2	14:CN:94:GLY:O	2.03	0.41
17:CQ:51:GLU:HG2	17:CQ:51:GLU:H	1.59	0.41
48:D0:11:LYS:HD2	48:D0:11:LYS:HA	1.64	0.41
22:DA:2887:A:C1'	48:D0:39:ARG:HH22	2.25	0.41
49:D1:12:SER:HA	49:D1:48:TYR:CE1	2.55	0.41

Continued on next page...

Continued from previous page...

Atom-1	Atom-2	Interatomic distance (Å)	Clash overlap (Å)
22:DA:2359:C:H4'	51:D3:53:ASP:OD1	2.20	0.41
22:DA:117:G:C2	22:DA:119:A:N6	2.89	0.41
22:DA:1308:A:N6	22:DA:1309:G:C6	2.89	0.41
22:DA:121:G:C2	22:DA:131:A:C6	3.09	0.41
22:DA:1342:A:OP1	41:DT:59:ASN:HB3	2.21	0.41
22:DA:1417:C:O2'	22:DA:1418:G:C8	2.72	0.41
22:DA:1455:G:N3	22:DA:1456:G:C8	2.89	0.41
22:DA:1476:U:H3	22:DA:1515:A:H62	1.68	0.41
22:DA:1524:G:C2	22:DA:1525:A:C4	3.09	0.41
22:DA:729:G:HO2'	22:DA:1775:U:H1'	1.86	0.41
22:DA:183:C:N4	22:DA:184:C:C4	2.89	0.41
22:DA:1878:G:H2'	22:DA:1879:C:O4'	2.20	0.41
22:DA:193:U:H4'	22:DA:802:A:O2'	2.20	0.41
22:DA:2235:G:C4	22:DA:2236:U:C6	3.09	0.41
22:DA:2442:C:O2'	22:DA:2443:C:H5''	2.20	0.41
22:DA:2477:U:O4	52:D4:10:LEU:HD22	2.21	0.41
22:DA:2030:A:N3	22:DA:2499:C:H5''	2.34	0.41
22:DA:289:G:N1	22:DA:352:A:C6	2.89	0.41
22:DA:604:G:O2'	22:DA:605:G:C8	2.46	0.41
22:DA:607:U:H5	22:DA:619:G:C6	2.36	0.41
22:DA:749:A:N3	22:DA:750:A:C8	2.89	0.41
22:DA:943:A:C2'	22:DA:944:C:O5'	2.69	0.41
23:DB:11:C:C3'	23:DB:12:C:H5''	2.51	0.41
24:DC:221:GLY:HA2	24:DC:224:MET:CE	2.50	0.41
24:DC:80:LEU:CD1	24:DC:80:LEU:N	2.83	0.41
25:DD:61:THR:HB	25:DD:63:PRO:HD2	2.01	0.41
26:DE:187:VAL:HG12	26:DE:188:MET:N	2.36	0.41
27:DF:94:ARG:HA	27:DF:94:ARG:HD3	1.83	0.41
28:DG:83:THR:HB	28:DG:84:LYS:H	1.75	0.41
29:DH:41:LYS:C	29:DH:44:ILE:HG12	2.41	0.41
29:DH:8:LYS:HB3	29:DH:15:LEU:CD1	2.50	0.41
30:DI:97:VAL:HG12	30:DI:97:VAL:O	2.21	0.41
36:DO:63:LYS:HD3	36:DO:63:LYS:C	2.41	0.41
37:DP:46:VAL:HG12	37:DP:46:VAL:O	2.20	0.41
38:DQ:46:TYR:HA	38:DQ:49:ARG:NE	2.36	0.41
39:DR:33:VAL:CG2	39:DR:61:ALA:HB3	2.51	0.41
41:DT:24:MET:HA	41:DT:24:MET:HE3	2.01	0.41
44:DW:45:HIS:O	44:DW:46:ALA:CB	2.65	0.41
44:DW:82:GLU:O	44:DW:83:ALA:C	2.59	0.41
45:DX:29:LEU:CB	45:DX:30:PRO:CD	2.95	0.41
46:DY:39:GLN:O	46:DY:42:LEU:HB2	2.20	0.41

Continued on next page...

Continued from previous page...

Atom-1	Atom-2	Interatomic distance (Å)	Clash overlap (Å)
46:DY:52:ARG:C	46:DY:54:LYS:N	2.74	0.41
1:AA:1155:A:C2'	1:AA:1156:G:H5'	2.51	0.41
1:AA:1197:A:C5'	1:AA:1197:A:H8	2.33	0.41
1:AA:1055:A:C5	1:AA:1206:G:C2	3.08	0.41
1:AA:1255:G:N1	1:AA:1279:G:C8	2.89	0.41
1:AA:1319:A:C6	1:AA:1323:G:C4	3.08	0.41
1:AA:1368:A:C2'	1:AA:1369:C:H5'	2.50	0.41
1:AA:352:C:C6	1:AA:352:C:C5'	3.02	0.41
1:AA:359:G:H2'	1:AA:360:G:O5'	2.21	0.41
1:AA:384:G:C5	1:AA:385:C:C4	3.09	0.41
1:AA:481:G:H3'	1:AA:481:G:H8	1.85	0.41
1:AA:544:G:C6	1:AA:545:C:C4	3.09	0.41
1:AA:57:G:C6	1:AA:58:C:N3	2.89	0.41
1:AA:66:A:H5''	1:AA:67:C:OP2	2.21	0.41
1:AA:868:C:C2'	1:AA:869:G:H5'	2.50	0.41
1:AA:891:U:H3'	56:AA:1764:HOH:O	2.20	0.41
1:AA:941:G:C2'	1:AA:942:G:O5'	2.68	0.41
1:AA:949:A:C2'	1:AA:950:U:C5'	2.98	0.41
2:AB:184:ALA:HB3	2:AB:195:VAL:HG11	2.03	0.41
3:AC:53:ARG:O	3:AC:68:HIS:HB2	2.21	0.41
3:AC:59:PRO:O	3:AC:60:ALA:O	2.38	0.41
4:AD:57:LYS:C	4:AD:57:LYS:HD2	2.41	0.41
5:AE:94:PHE:CE1	5:AE:96:GLN:HG2	2.56	0.41
7:AG:80:GLY:C	7:AG:82:SER:N	2.74	0.41
8:AH:1:SER:C	8:AH:3:GLN:H	2.24	0.41
11:AK:109:ILE:O	21:AU:5:VAL:HG23	2.20	0.41
14:AN:79:SER:O	14:AN:80:ARG:C	2.59	0.41
16:AP:20:VAL:CG2	16:AP:21:VAL:N	2.83	0.41
1:AA:132:C:H5''	20:AT:68:LYS:HD2	2.01	0.41
49:B1:7:LYS:CA	49:B1:23:THR:HG22	2.41	0.41
51:B3:25:HIS:HB3	51:B3:43:LEU:CD2	2.51	0.41
22:BA:1057:A:C2	22:BA:1082:U:N3	2.88	0.41
22:BA:1260:A:C6	22:BA:1261:C:C4	3.08	0.41
22:BA:1384:A:H1'	22:BA:1405:U:O4'	2.20	0.41
22:BA:1413:A:H2'	22:BA:1414:C:O4'	2.20	0.41
22:BA:1460:U:C3'	22:BA:1461:C:C5'	2.99	0.41
22:BA:1509:A:O2'	22:BA:1510:G:H5'	2.21	0.41
22:BA:1565:C:O2'	22:BA:1566:A:P	2.79	0.41
22:BA:2068:U:C4'	22:BA:2068:U:C6	3.04	0.41
22:BA:2138:G:C5	22:BA:2154:A:C6	3.08	0.41
22:BA:2263:C:H2'	22:BA:2264:C:C6	2.55	0.41

Continued on next page...

Continued from previous page...

Atom-1	Atom-2	Interatomic distance (Å)	Clash overlap (Å)
22:BA:2397:G:C2	22:BA:2420:C:C2	3.09	0.41
22:BA:9:G:H2'	22:BA:2629:U:O4	2.20	0.41
22:BA:2808:G:N1	22:BA:2891:U:C5	2.88	0.41
22:BA:522:A:C6	22:BA:523:C:C4	3.09	0.41
22:BA:976:G:C2	22:BA:977:G:C8	3.08	0.41
23:BB:46:A:C4	23:BB:47:C:C5	3.08	0.41
24:BC:104:LEU:HD13	24:BC:104:LEU:HA	1.76	0.41
22:BA:1792:G:OP1	24:BC:203:VAL:O	2.39	0.41
22:BA:784:G:H5'	24:BC:225:ASN:OD1	2.21	0.41
25:BD:12:THR:HG23	25:BD:13:ARG:H	1.79	0.41
25:BD:149:ASN:CG	25:BD:150:GLN:N	2.71	0.41
27:BF:100:GLU:HG2	27:BF:104:THR:HG1	1.79	0.41
28:BG:96:ALA:HB3	28:BG:103:ASN:HB2	2.02	0.41
28:BG:142:GLN:O	28:BG:145:ALA:HB3	2.21	0.41
28:BG:29:ASN:O	28:BG:78:VAL:HG12	2.21	0.41
29:BH:9:VAL:O	29:BH:10:ALA:O	2.39	0.41
31:BJ:13:ARG:HD3	31:BJ:13:ARG:HA	1.93	0.41
36:BO:15:ARG:CG	36:BO:15:ARG:HH11	2.20	0.41
37:BP:17:PRO:HD2	37:BP:83:ILE:HG23	2.02	0.41
37:BP:67:GLU:CG	37:BP:68:GLY:H	2.24	0.41
38:BQ:4:LYS:CE	38:BQ:8:ILE:HG23	2.51	0.41
42:BU:64:ILE:CG2	42:BU:64:ILE:O	2.69	0.41
1:CA:113:G:H1'	1:CA:353:A:O2'	2.21	0.41
1:CA:1239:A:H1'	1:CA:1241:G:C5	2.55	0.41
1:CA:1284:C:OP2	1:CA:1285:A:H3'	2.20	0.41
1:CA:1335:U:H5''	1:CA:1336:C:H5'	2.03	0.41
1:CA:1368:A:N7	9:CI:113:LYS:HD3	2.36	0.41
1:CA:155:A:C6	1:CA:156:C:C4	3.09	0.41
1:CA:27:G:C5	1:CA:557:G:C2	3.09	0.41
1:CA:317:U:H2'	1:CA:318:G:C8	2.56	0.41
1:CA:321:A:N7	1:CA:328:C:C2	2.89	0.41
1:CA:368:U:H6	1:CA:368:U:H2'	1.63	0.41
1:CA:371:A:O2'	1:CA:372:C:C5'	2.49	0.41
1:CA:393:A:H2'	1:CA:394:G:O4'	2.20	0.41
1:CA:861:G:C5	1:CA:862:C:C5	3.09	0.41
2:CB:151:LYS:CG	2:CB:152:ASP:N	2.83	0.41
2:CB:169:HIS:O	2:CB:173:LYS:HE3	2.21	0.41
2:CB:202:ASN:HB3	2:CB:203:ASP:H	1.66	0.41
2:CB:206:ILE:C	2:CB:208:ALA:H	2.24	0.41
3:CC:124:GLU:CD	3:CC:124:GLU:N	2.74	0.41
4:CD:145:ARG:HG3	4:CD:146:GLU:H	1.86	0.41

Continued on next page...

Continued from previous page...

Atom-1	Atom-2	Interatomic distance (Å)	Clash overlap (Å)
7:CG:4:ARG:CZ	7:CG:6:ILE:CG2	2.99	0.41
8:CH:57:GLU:CG	8:CH:58:LEU:H	2.33	0.41
11:CK:69:CYS:O	11:CK:73:VAL:HG21	2.21	0.41
13:CM:16:ILE:O	13:CM:16:ILE:CG2	2.68	0.41
17:CQ:45:VAL:HG12	17:CQ:74:LEU:N	2.36	0.41
19:CS:38:THR:HB	19:CS:69:LYS:CE	2.51	0.41
21:CU:14:ALA:O	21:CU:15:LEU:O	2.38	0.41
22:DA:100:U:O2'	22:DA:101:A:C4	2.71	0.41
22:DA:1055:G:H2'	22:DA:1056:G:H5'	2.01	0.41
22:DA:1216:G:H2'	22:DA:1217:U:H5'	2.03	0.41
22:DA:511:U:C5'	22:DA:1235:G:H4'	2.49	0.41
22:DA:1273:U:H4'	22:DA:1275:A:P	2.61	0.41
22:DA:1292:G:C6	22:DA:1293:C:N4	2.89	0.41
22:DA:1286:A:C6	22:DA:1329:U:C2	3.09	0.41
22:DA:1342:A:C5	22:DA:1397:U:C6	3.09	0.41
22:DA:1429:G:N3	22:DA:1430:G:C8	2.88	0.41
22:DA:158:U:O2	22:DA:158:U:H2'	2.20	0.41
22:DA:1613:G:H3'	22:DA:1614:A:C5'	2.51	0.41
22:DA:1663:G:O2'	22:DA:1664:A:H8	1.95	0.41
22:DA:1665:A:H2'	22:DA:1666:G:C5'	2.51	0.41
22:DA:1739:A:O2'	22:DA:1740:G:O5'	2.39	0.41
22:DA:1856:U:O4	22:DA:1857:G:C2	2.73	0.41
22:DA:1867:G:H2'	22:DA:1868:C:C6	2.56	0.41
22:DA:188:G:C2'	22:DA:189:G:C5'	2.95	0.41
22:DA:1993:U:H4'	25:DD:133:THR:HG21	2.02	0.41
22:DA:2103:C:O2'	22:DA:2104:C:H5'	2.20	0.41
22:DA:2151:U:C2	22:DA:2152:G:C8	3.09	0.41
22:DA:21:A:H2'	22:DA:22:C:C6	2.56	0.41
22:DA:197:A:N7	22:DA:2430:A:C4	2.88	0.41
22:DA:2454:G:C2	22:DA:2499:C:C2	3.09	0.41
22:DA:2508:G:H3'	22:DA:2508:G:C8	2.55	0.41
22:DA:2731:G:H5''	22:DA:2732:G:OP2	2.21	0.41
22:DA:527:C:C4	22:DA:2779:U:C6	3.09	0.41
22:DA:277:G:O2'	22:DA:278:A:C4	2.74	0.41
22:DA:28:A:C6	22:DA:29:U:C2	3.09	0.41
22:DA:438:G:H2'	22:DA:439:A:O4'	2.21	0.41
22:DA:442:G:C6	22:DA:444:C:N4	2.88	0.41
22:DA:475:C:C5	22:DA:476:G:C6	3.09	0.41
22:DA:584:C:H2'	22:DA:585:G:H8	1.85	0.41
22:DA:77:G:OP1	46:DY:52:ARG:CD	2.69	0.41
22:DA:818:G:H2'	22:DA:819:A:H5''	2.02	0.41

Continued on next page...

Continued from previous page...

Atom-1	Atom-2	Interatomic distance (Å)	Clash overlap (Å)
22:DA:901:C:H2'	22:DA:902:C:H6	1.86	0.41
22:DA:92:U:C2'	22:DA:93:G:O4'	2.69	0.41
22:DA:952:G:H1	22:DA:965:C:H42	1.68	0.41
23:DB:24:G:C8	23:DB:24:G:OP2	2.74	0.41
25:DD:125:TRP:CE3	25:DD:160:LYS:HD3	2.56	0.41
26:DE:129:PRO:HG3	26:DE:159:LEU:HD23	2.03	0.41
26:DE:117:ARG:HG2	26:DE:184:ASP:O	2.21	0.41
27:DF:45:ASP:C	27:DF:47:LYS:N	2.73	0.41
27:DF:59:ILE:HG23	27:DF:137:PHE:CE1	2.51	0.41
28:DG:162:ARG:NH1	28:DG:168:VAL:HG11	2.36	0.41
28:DG:22:VAL:HG13	28:DG:36:LEU:HD12	2.03	0.41
22:DA:1080:A:C5'	30:DI:133:ARG:HH21	2.30	0.41
31:DJ:25:LEU:CB	31:DJ:62:VAL:CG2	2.99	0.41
35:DN:14:SER:O	35:DN:17:ARG:N	2.54	0.41
36:DO:80:GLU:O	36:DO:84:GLU:N	2.54	0.41
39:DR:49:ILE:HD13	39:DR:53:PHE:H	1.86	0.41
41:DT:27:SER:O	41:DT:28:ASN:CB	2.69	0.41
42:DU:16:LYS:HA	42:DU:16:LYS:HD3	1.78	0.41
22:DA:855:G:N3	44:DW:23:LYS:HG2	2.36	0.41
1:AA:1103:C:C6	1:AA:1103:C:C3'	3.04	0.41
1:AA:1157:A:H4'	1:AA:1158:C:H5''	2.03	0.41
1:AA:1227:A:N3	1:AA:1227:A:C2'	2.70	0.41
1:AA:1308:U:OP1	13:AM:95:PRO:HA	2.20	0.41
1:AA:179:A:H2'	1:AA:180:U:H5'	2.03	0.41
1:AA:205:A:C8	1:AA:206:C:C5	3.09	0.41
1:AA:263:A:H2'	1:AA:264:C:H5	1.74	0.41
1:AA:368:U:O2'	1:AA:369:G:P	2.78	0.41
1:AA:369:G:C5	1:AA:393:A:C2	3.09	0.41
1:AA:432:A:H2'	1:AA:433:G:H5'	2.01	0.41
1:AA:453:G:C6	1:AA:454:G:C6	3.09	0.41
1:AA:551:U:C6	1:AA:551:U:C3'	3.03	0.41
1:AA:849:G:N1	1:AA:850:U:C2	2.89	0.41
2:AB:81:ASP:OD1	2:AB:82:ALA:N	2.53	0.41
2:AB:86:CYS:HB2	2:AB:88:GLN:CD	2.41	0.41
3:AC:55:VAL:HG12	3:AC:56:ILE:N	2.36	0.41
1:AA:620:C:C5	4:AD:131:ILE:HG12	2.56	0.41
6:AF:40:GLU:CB	6:AF:42:TRP:HE1	2.32	0.41
6:AF:55:HIS:ND1	6:AF:55:HIS:N	2.69	0.41
5:AE:156:ARG:HH22	8:AH:113:ARG:HH12	1.68	0.41
9:AI:90:ASP:C	9:AI:92:SER:H	2.23	0.41
9:AI:90:ASP:OD1	9:AI:92:SER:HB3	2.20	0.41

Continued on next page...

Continued from previous page...

Atom-1	Atom-2	Interatomic distance (Å)	Clash overlap (Å)
10:AJ:35:GLN:HB3	10:AJ:36:VAL:H	1.62	0.41
13:AM:10:ASP:O	13:AM:11:HIS:CB	2.68	0.41
14:AN:81:ILE:O	14:AN:85:GLU:HG2	2.20	0.41
14:AN:86:ALA:O	14:AN:91:GLU:CB	2.63	0.41
15:AO:26:VAL:HG12	15:AO:30:LEU:HD11	1.94	0.41
17:AQ:74:LEU:CD1	17:AQ:74:LEU:C	2.89	0.41
19:AS:4:LEU:O	19:AS:5:LYS:CB	2.69	0.41
19:AS:55:GLN:NE2	19:AS:56:HIS:N	2.69	0.41
49:B1:24:LYS:HE3	49:B1:26:LYS:HA	2.03	0.41
52:B4:15:LYS:HE3	52:B4:15:LYS:HB3	1.90	0.41
22:BA:1011:G:H5''	38:BQ:76:SER:HG	1.86	0.41
22:BA:1063:G:P	30:BI:76:ALA:CB	2.96	0.41
22:BA:1090:A:C2	22:BA:1091:G:C8	3.09	0.41
22:BA:1125:G:O5'	22:BA:1125:G:H8	2.04	0.41
22:BA:1179:G:C6	22:BA:1180:U:C1'	2.81	0.41
22:BA:1417:C:O2'	22:BA:1418:G:C5'	2.60	0.41
22:BA:1711:A:H2'	22:BA:1712:U:C6	2.55	0.41
22:BA:1858:A:N6	22:BA:1884:G:H1'	2.36	0.41
22:BA:1909:C:C2'	22:BA:1910:G:H5'	2.51	0.41
22:BA:1839:G:C6	22:BA:1927:A:C5	3.08	0.41
22:BA:2027:G:H2'	22:BA:2028:U:H6	1.86	0.41
22:BA:2063:C:O2	22:BA:2451:A:C2	2.74	0.41
22:BA:2293:G:H2'	22:BA:2294:G:O4'	2.21	0.41
22:BA:2296:U:H4'	22:BA:2297:A:OP1	2.21	0.41
22:BA:2332:C:H5''	22:BA:2333:A:P	2.61	0.41
22:BA:2471:A:C6	22:BA:2472:G:C4	3.08	0.41
22:BA:2735:G:C6	22:BA:2736:A:C5	3.08	0.41
22:BA:2797:U:O2'	22:BA:2798:U:P	2.79	0.41
22:BA:372:G:O4'	45:BX:60:LYS:CE	2.60	0.41
22:BA:563:A:C4	22:BA:2018:G:C2	3.09	0.41
26:BE:43:THR:O	26:BE:43:THR:OG1	2.39	0.41
22:BA:37:C:O2'	26:BE:45:ALA:CB	2.69	0.41
28:BG:84:LYS:HE2	28:BG:84:LYS:H	1.81	0.41
28:BG:96:ALA:HB3	28:BG:103:ASN:CB	2.51	0.41
30:BI:130:GLY:HA2	30:BI:133:ARG:HB3	2.01	0.41
30:BI:50:LYS:HE2	30:BI:50:LYS:HB2	1.88	0.41
22:BA:2639:A:O3'	31:BJ:96:ARG:NH1	2.54	0.41
32:BK:40:LYS:NZ	32:BK:89:ASN:HD21	2.19	0.41
22:BA:1287:A:C5'	35:BN:103:ARG:HD2	2.37	0.41
35:BN:70:THR:O	35:BN:71:ARG:C	2.58	0.41
39:BR:20:VAL:HG21	39:BR:22:LEU:HD21	2.03	0.41

Continued on next page...

Continued from previous page...

Atom-1	Atom-2	Interatomic distance (Å)	Clash overlap (Å)
39:BR:27:ILE:HG12	39:BR:27:ILE:H	1.73	0.41
41:BT:54:GLU:HB3	41:BT:88:LYS:HG3	2.02	0.41
45:BX:40:GLU:C	45:BX:43:LYS:H	2.23	0.41
1:CA:1115:U:C3'	1:CA:1115:U:C6	3.04	0.41
1:CA:1527:U:N3	1:CA:1528:U:C5	2.89	0.41
1:CA:182:A:O2'	1:CA:183:C:C2'	2.68	0.41
1:CA:246:A:N6	1:CA:281:G:N3	2.57	0.41
1:CA:332:G:O2'	1:CA:333:U:H5'	2.21	0.41
1:CA:373:A:N3	1:CA:482:A:C6	2.89	0.41
1:CA:374:A:OP1	1:CA:452:A:N1	2.54	0.41
1:CA:455:G:O6	1:CA:456:A:N6	2.54	0.41
1:CA:580:C:H2'	1:CA:581:G:O4'	2.21	0.41
1:CA:597:G:N2	1:CA:644:U:C2	2.89	0.41
1:CA:611:C:C5	1:CA:612:C:C5	3.09	0.41
1:CA:733:G:O2'	1:CA:734:G:C5'	2.68	0.41
1:CA:86:G:N2	1:CA:87:C:C4	2.89	0.41
1:CA:940:C:H3'	1:CA:940:C:C6	2.56	0.41
1:CA:981:U:O4	1:CA:1222:G:O6	2.39	0.41
1:CA:1206:G:O2'	3:CC:192:TYR:HA	2.21	0.41
4:CD:125:ASN:HA	4:CD:125:ASN:HD22	1.55	0.41
4:CD:195:ASN:O	4:CD:198:LEU:N	2.54	0.41
9:CI:112:ARG:O	9:CI:114:LYS:HG3	2.21	0.41
1:CA:1348:U:O3'	9:CI:121:ARG:HB2	2.21	0.41
9:CI:14:SER:HA	9:CI:68:GLY:O	2.21	0.41
9:CI:51:LEU:CD1	9:CI:82:ILE:CG2	2.99	0.41
9:CI:52:GLU:OE2	9:CI:52:GLU:HA	2.20	0.41
9:CI:85:ALA:HA	9:CI:88:GLU:OE1	2.20	0.41
14:CN:100:TRP:CD1	14:CN:100:TRP:C	2.93	0.41
14:CN:31:SER:OG	14:CN:45:LEU:CD1	2.69	0.41
16:CP:2:VAL:CG1	16:CP:65:ALA:HB2	2.51	0.41
18:CR:63:TYR:CE2	18:CR:69:TYR:OH	2.73	0.41
49:D1:12:SER:CA	49:D1:48:TYR:CE1	3.03	0.41
51:D3:38:LYS:O	51:D3:41:ARG:N	2.54	0.41
22:DA:1006:C:C2	22:DA:1138:G:C2	3.08	0.41
22:DA:1129:A:C4	22:DA:2570:G:H1'	2.56	0.41
22:DA:1297:C:C3'	22:DA:1297:C:C6	3.04	0.41
22:DA:1362:C:N4	22:DA:1363:C:C5	2.89	0.41
22:DA:1465:G:C5	22:DA:1466:U:C4	3.08	0.41
22:DA:1467:U:C2'	22:DA:1468:U:H5'	2.45	0.41
22:DA:1606:C:O2'	22:DA:1607:C:P	2.79	0.41
22:DA:1666:G:O3'	32:DK:6:THR:HA	2.21	0.41

Continued on next page...

Continued from previous page...

Atom-1	Atom-2	Interatomic distance (Å)	Clash overlap (Å)
22:DA:1680:U:O2'	22:DA:1763:G:N7	2.42	0.41
22:DA:1967:C:C6	22:DA:1967:C:C5'	2.92	0.41
22:DA:1999:C:OP1	22:DA:2724:U:H5'	2.20	0.41
22:DA:2041:U:H2'	22:DA:2042:A:C8	2.55	0.41
22:DA:2338:C:O2'	22:DA:2339:C:P	2.79	0.41
22:DA:2290:G:N1	22:DA:2343:U:O2	2.53	0.41
22:DA:2373:G:C6	22:DA:2381:A:N1	2.89	0.41
22:DA:2492:U:C2'	22:DA:2493:U:H6	2.26	0.41
22:DA:2741:A:C8	22:DA:2742:G:C8	3.09	0.41
22:DA:2756:U:C4'	22:DA:2757:A:O5'	2.65	0.41
22:DA:351:C:N4	22:DA:352:A:N6	2.69	0.41
22:DA:383:C:C2'	22:DA:384:A:OP1	2.69	0.41
22:DA:447:A:C2	22:DA:454:A:C8	3.09	0.41
22:DA:16:C:N4	22:DA:524:G:H1	2.19	0.41
22:DA:559:G:H8	22:DA:559:G:O5'	2.03	0.41
22:DA:771:G:H2'	22:DA:772:C:C5'	2.51	0.41
22:DA:669:G:C2	22:DA:801:G:C6	3.09	0.41
23:DB:18:G:C4	23:DB:67:G:N1	2.89	0.41
24:DC:124:LYS:NZ	24:DC:124:LYS:CB	2.84	0.41
22:DA:1799:G:OP1	24:DC:257:ARG:NH1	2.54	0.41
26:DE:199:MET:HE2	26:DE:200:LEU:CD2	2.51	0.41
26:DE:88:ARG:HB3	26:DE:89:PRO:CD	2.50	0.41
28:DG:130:ILE:CG2	28:DG:132:LEU:HD11	2.46	0.41
28:DG:143:VAL:HA	28:DG:146:ASP:OD2	2.21	0.41
22:DA:558:U:OP1	31:DJ:113:PRO:HB2	2.21	0.41
31:DJ:17:VAL:CG1	31:DJ:18:VAL:N	2.83	0.41
33:DL:93:ASN:O	33:DL:94:THR:HB	2.21	0.41
35:DN:82:GLU:O	35:DN:86:ARG:HG3	2.21	0.41
36:DO:62:LEU:C	36:DO:62:LEU:HD13	2.41	0.41
22:DA:995:C:O2'	38:DQ:93:ILE:HD12	2.21	0.41
39:DR:39:LEU:C	39:DR:49:ILE:HG23	2.41	0.41
40:DS:95:ARG:HG3	40:DS:97:LEU:HD22	2.02	0.41
41:DT:28:ASN:O	41:DT:29:THR:HG23	2.20	0.41
43:DV:44:HIS:CE1	43:DV:85:LYS:HD3	2.56	0.41
43:DV:73:LYS:HB3	43:DV:92:VAL:CG2	2.51	0.41
47:DZ:6:ILE:HD11	47:DZ:47:ILE:HD11	1.97	0.41
1:AA:1078:U:C3'	1:AA:1078:U:C6	3.04	0.41
1:AA:1078:U:C5	1:AA:1079:G:N7	2.89	0.41
1:AA:1203:C:O2'	1:AA:1204:A:O4'	2.33	0.41
1:AA:1256:A:N9	1:AA:1258:G:C6	2.89	0.41
1:AA:1299:A:O2'	1:AA:1300:G:H4'	2.20	0.41

Continued on next page...

Continued from previous page...

Atom-1	Atom-2	Interatomic distance (Å)	Clash overlap (Å)
1:AA:1322:C:O2'	1:AA:1323:G:P	2.79	0.41
1:AA:1343:G:C5	1:AA:1344:C:C4	3.09	0.41
1:AA:1460:C:C2'	1:AA:1461:G:O5'	2.69	0.41
1:AA:1473:G:C2'	1:AA:1474:U:C5'	2.99	0.41
1:AA:256:U:O2'	1:AA:257:G:H5'	2.21	0.41
1:AA:284:C:H2'	1:AA:285:C:C6	2.56	0.41
1:AA:327:A:HO2'	1:AA:329:A:H5''	1.83	0.41
1:AA:369:G:OP2	1:AA:388:G:N1	2.41	0.41
1:AA:430:A:C4	1:AA:431:A:H8	2.37	0.41
1:AA:506:G:C5	1:AA:507:C:C4	3.09	0.41
1:AA:829:G:O2'	1:AA:830:G:H5'	2.20	0.41
1:AA:879:C:C6	1:AA:879:C:C3'	3.04	0.41
1:AA:890:G:O2'	1:AA:906:A:N6	2.54	0.41
4:AD:31:CYS:SG	4:AD:32:LYS:N	2.94	0.41
5:AE:148:SER:HA	5:AE:149:PRO:HD2	1.78	0.41
8:AH:125:ILE:HG22	8:AH:126:CYS:N	2.36	0.41
8:AH:20:ASN:HA	8:AH:64:TYR:CE2	2.56	0.41
8:AH:85:TYR:C	8:AH:86:LYS:HD2	2.42	0.41
10:AJ:14:ASP:CB	10:AJ:17:LEU:CB	2.84	0.41
1:AA:538:G:OP2	12:AL:111:GLN:HB2	2.21	0.41
12:AL:1:ALA:HB3	12:AL:5:GLN:OE1	2.21	0.41
14:AN:15:LEU:HA	14:AN:18:LYS:CD	2.51	0.41
15:AO:41:HIS:HD2	15:AO:42:PHE:CD2	2.38	0.41
17:AQ:22:VAL:CG2	17:AQ:45:VAL:HG21	2.51	0.41
18:AR:35:SER:HA	18:AR:71:ASP:CB	2.37	0.41
18:AR:42:ARG:O	18:AR:43:ILE:HD13	2.20	0.41
20:AT:43:LYS:HE2	20:AT:86:ALA:HB2	2.03	0.41
20:AT:84:LYS:HD2	20:AT:84:LYS:O	2.21	0.41
21:AU:44:ARG:HD2	21:AU:44:ARG:N	2.35	0.41
33:BL:57:LEU:CD2	51:B3:53:ASP:HB3	2.51	0.41
22:BA:1056:G:O2'	22:BA:1086:A:H8	2.03	0.41
22:BA:1241:A:O2'	22:BA:1242:U:H5'	2.21	0.41
22:BA:142:A:H2'	22:BA:143:C:C6	2.56	0.41
22:BA:1438:U:HO2'	22:BA:1439:A:H5'	1.85	0.41
22:BA:1507:C:N3	22:BA:1508:A:C2	2.89	0.41
22:BA:1609:A:O2'	22:BA:1610:A:C5'	2.66	0.41
22:BA:1624:U:H2'	22:BA:1625:C:C6	2.46	0.41
22:BA:1647:U:OP2	22:BA:1647:U:H3'	2.20	0.41
22:BA:1840:G:C6	22:BA:1841:U:C4	3.09	0.41
22:BA:1930:G:N2	22:BA:1968:G:H2'	2.36	0.41
22:BA:2140:G:C5	22:BA:2152:G:N2	2.89	0.41

Continued on next page...

Continued from previous page...

Atom-1	Atom-2	Interatomic distance (Å)	Clash overlap (Å)
22:BA:221:A:C8	22:BA:266:G:O6	2.73	0.41
22:BA:238:C:C6	22:BA:238:C:C3'	3.03	0.41
22:BA:2489:U:C4	22:BA:2490:G:C6	3.09	0.41
22:BA:2728:U:C2'	22:BA:2729:G:H5''	2.51	0.41
22:BA:302:C:HO2'	22:BA:303:G:H8	1.68	0.41
22:BA:306:U:H5''	22:BA:307:G:OP2	2.21	0.41
22:BA:346:A:C2	22:BA:347:A:C1'	3.02	0.41
22:BA:388:G:N7	22:BA:390:U:H2'	2.35	0.41
22:BA:543:G:C2	22:BA:544:C:H1'	2.55	0.41
22:BA:58:G:N2	22:BA:70:G:C5	2.89	0.41
22:BA:870:U:C4	22:BA:871:U:C5	3.09	0.41
23:BB:20:G:C4	23:BB:64:G:N2	2.89	0.41
24:BC:66:PHE:O	24:BC:150:GLY:O	2.39	0.41
26:BE:60:TRP:HD1	26:BE:61:ARG:O	2.04	0.41
26:BE:6:LYS:HG2	26:BE:7:ASP:H	1.84	0.41
27:BF:43:ILE:CG2	27:BF:82:TYR:HE1	2.27	0.41
22:BA:1080:A:C4'	30:BI:126:ARG:HG3	2.51	0.41
31:BJ:130:HIS:HD2	31:BJ:132:HIS:N	2.14	0.41
31:BJ:15:TRP:HA	31:BJ:53:TYR:O	2.21	0.41
31:BJ:38:GLY:C	31:BJ:40:HIS:H	2.24	0.41
32:BK:60:ALA:HB1	32:BK:84:CYS:HB2	2.03	0.41
34:BM:42:THR:OG1	34:BM:45:GLN:CG	2.66	0.41
37:BP:24:THR:HB	37:BP:87:ARG:HB3	2.03	0.41
37:BP:50:ARG:CG	37:BP:56:SER:HA	2.51	0.41
41:BT:22:THR:C	41:BT:25:GLU:H	2.21	0.41
44:BW:37:VAL:CG1	44:BW:38:ARG:H	2.30	0.41
45:BX:63:ILE:HG13	45:BX:63:ILE:H	1.49	0.41
46:BY:7:ARG:H	46:BY:60:LYS:NZ	2.19	0.41
1:CA:1161:C:HO2'	1:CA:1162:C:C5'	2.34	0.41
1:CA:1157:A:H1'	1:CA:1181:G:C2	2.56	0.41
1:CA:124:C:H2'	1:CA:125:U:O5'	2.21	0.41
1:CA:1266:G:C3'	1:CA:1266:G:C8	3.05	0.41
1:CA:1309:G:H2'	1:CA:1310:G:C8	2.55	0.41
1:CA:1513:A:O2'	1:CA:1514:G:H5'	2.20	0.41
1:CA:224:U:O2	1:CA:224:U:C2'	2.69	0.41
1:CA:249:U:O2	1:CA:249:U:H2'	2.21	0.41
1:CA:355:C:H2'	1:CA:356:A:O4'	2.21	0.41
1:CA:391:G:C6	1:CA:392:C:N3	2.89	0.41
1:CA:704:A:C2	1:CA:705:G:C4	3.09	0.41
1:CA:814:A:C8	1:CA:816:A:C8	3.09	0.41
1:CA:821:G:O2'	1:CA:822:U:C5'	2.69	0.41

Continued on next page...

Continued from previous page...

Atom-1	Atom-2	Interatomic distance (Å)	Clash overlap (Å)
1:CA:951:G:O2'	1:CA:952:U:C5'	2.65	0.41
2:CB:10:LYS:C	2:CB:12:GLY:H	2.25	0.41
4:CD:48:SER:O	4:CD:49:ASP:C	2.58	0.41
4:CD:57:LYS:HE3	4:CD:61:ARG:HD3	2.02	0.41
4:CD:89:LEU:HD21	4:CD:199:ILE:CD1	2.48	0.41
5:CE:19:ARG:HG3	5:CE:32:PHE:CD1	2.56	0.41
6:CF:72:ASP:O	6:CF:75:GLU:N	2.53	0.41
10:CJ:17:LEU:HD23	10:CJ:96:VAL:CG1	2.49	0.41
11:CK:86:LYS:HA	11:CK:113:THR:OG1	2.21	0.41
14:CN:80:ARG:HG2	14:CN:81:ILE:H	1.86	0.41
17:CQ:29:LYS:N	17:CQ:36:PHE:CE1	2.89	0.41
17:CQ:66:LEU:O	17:CQ:67:SER:HB3	2.21	0.41
17:CQ:73:THR:HG23	17:CQ:73:THR:O	2.21	0.41
6:CF:59:TYR:CE2	18:CR:66:LEU:CD2	3.02	0.41
20:CT:11:ILE:H	20:CT:11:ILE:HG13	1.48	0.41
21:CU:11:PHE:O	21:CU:11:PHE:HD1	2.04	0.41
22:DA:682:G:H5'	50:D2:26:ASN:OD1	2.21	0.41
52:D4:3:VAL:HG23	52:D4:4:ARG:N	2.36	0.41
22:DA:1244:A:O2'	26:DE:29:HIS:HE1	2.04	0.41
22:DA:1361:G:C6	22:DA:1362:C:C4	3.09	0.41
22:DA:1338:G:O2'	22:DA:1392:A:N6	2.54	0.41
22:DA:1474:U:H3'	22:DA:1474:U:H6	1.86	0.41
22:DA:1435:G:C2	22:DA:1558:C:N4	2.88	0.41
22:DA:1587:G:H21	22:DA:1588:G:H1'	1.86	0.41
22:DA:1324:G:O2'	22:DA:1616:A:N1	2.54	0.41
22:DA:170:U:C6	22:DA:171:U:C5	3.03	0.41
22:DA:170:U:O5'	22:DA:170:U:H6	2.04	0.41
22:DA:1733:G:C2	22:DA:1734:G:C8	3.09	0.41
22:DA:1785:A:N3	22:DA:1787:A:C8	2.89	0.41
22:DA:1941:C:H2'	22:DA:1942:C:C6	2.56	0.41
22:DA:1943:U:H4'	22:DA:1944:U:O5'	2.21	0.41
22:DA:2048:G:H2'	22:DA:2049:G:O5'	2.21	0.41
22:DA:2232:C:P	45:DX:26:ARG:HH12	2.43	0.41
22:DA:2321:U:H3'	22:DA:2321:U:O2	2.20	0.41
22:DA:2345:G:C4	22:DA:2381:A:C2	3.09	0.41
22:DA:2392:A:OP1	51:D3:30:HIS:HB2	2.21	0.41
22:DA:2397:G:C2	22:DA:2420:C:C2	3.09	0.41
22:DA:1051:G:H5'	22:DA:2752:C:H1'	2.03	0.41
22:DA:324:A:C2	22:DA:325:G:C1'	2.96	0.41
22:DA:324:A:N3	22:DA:325:G:C1'	2.82	0.41
22:DA:404:A:N1	22:DA:421:C:N3	2.69	0.41

Continued on next page...

Continued from previous page...

Atom-1	Atom-2	Interatomic distance (Å)	Clash overlap (Å)
22:DA:510:C:O2'	22:DA:511:U:C5'	2.68	0.41
22:DA:543:G:N2	22:DA:551:G:C5	2.89	0.41
22:DA:704:G:H1'	22:DA:727:A:H61	1.85	0.41
22:DA:704:G:N3	22:DA:726:G:C2	2.89	0.41
22:DA:718:A:H3'	22:DA:719:C:C5'	2.51	0.41
22:DA:808:G:O2'	22:DA:1254:A:H4'	2.21	0.41
22:DA:569:U:C5'	22:DA:821:A:C2	3.04	0.41
22:DA:88:G:C6	22:DA:89:A:N7	2.89	0.41
22:DA:971:G:OP1	22:DA:989:G:N1	2.53	0.41
22:DA:986:C:C4	22:DA:987:C:C5	3.09	0.41
23:DB:66:A:OP2	23:DB:108:A:N6	2.54	0.41
24:DC:212:TRP:HD1	24:DC:212:TRP:C	2.24	0.41
26:DE:147:LEU:C	26:DE:147:LEU:HD13	2.41	0.41
27:DF:122:ASP:CB	27:DF:126:ASN:CB	2.94	0.41
28:DG:162:ARG:NH1	28:DG:168:VAL:HG21	2.35	0.41
30:DI:82:ALA:HB3	30:DI:100:ILE:HD12	2.02	0.41
32:DK:27:GLY:N	32:DK:30:ARG:HD3	2.36	0.41
32:DK:8:LEU:C	32:DK:9:ASN:HD22	2.24	0.41
22:DA:637:A:P	33:DL:112:LEU:HD22	2.60	0.41
36:DO:24:THR:H	36:DO:90:VAL:CG1	2.34	0.41
38:DQ:42:GLY:O	39:DR:75:VAL:HG23	2.21	0.41
40:DS:6:LYS:HZ3	40:DS:104:THR:HG23	1.85	0.41
41:DT:43:ILE:O	41:DT:47:VAL:HG22	2.21	0.41
46:DY:27:ASN:HD22	46:DY:27:ASN:HA	1.75	0.41
47:DZ:15:ARG:CD	47:DZ:15:ARG:H	2.32	0.41
1:AA:1049:U:O2'	1:AA:1050:G:P	2.79	0.40
1:AA:1079:G:N1	1:AA:1080:A:C6	2.89	0.40
1:AA:1126:U:O2'	1:AA:1127:G:H5'	2.21	0.40
1:AA:1049:U:C1'	1:AA:1201:A:N7	2.83	0.40
1:AA:1283:U:O2'	1:AA:1284:C:O5'	2.39	0.40
1:AA:11:G:O2'	1:AA:12:U:H5'	2.21	0.40
1:AA:1312:G:C2	1:AA:1313:U:C2	3.08	0.40
1:AA:1356:G:H2'	1:AA:1357:A:C8	2.56	0.40
1:AA:250:A:O4'	1:AA:252:U:C6	2.75	0.40
1:AA:697:U:H2'	1:AA:698:G:H5'	2.03	0.40
1:AA:764:C:O2'	1:AA:765:G:H5'	2.21	0.40
1:AA:774:G:C4	1:AA:775:G:C8	3.10	0.40
1:AA:943:U:C2'	1:AA:944:G:H5'	2.49	0.40
2:AB:168:GLU:O	2:AB:169:HIS:C	2.59	0.40
2:AB:101:THR:HB	2:AB:174:GLU:HG3	2.03	0.40
2:AB:48:MET:HA	2:AB:48:MET:HE3	2.03	0.40

Continued on next page...

Continued from previous page...

Atom-1	Atom-2	Interatomic distance (Å)	Clash overlap (Å)
2:AB:52:ALA:O	2:AB:56:LEU:CB	2.69	0.40
2:AB:89:PHE:CE1	2:AB:153:MET:CG	3.03	0.40
3:AC:134:LYS:HG2	3:AC:138:GLN:NE2	2.37	0.40
4:AD:102:TYR:CD2	4:AD:102:TYR:C	2.95	0.40
4:AD:146:GLU:HB3	4:AD:147:LYS:NZ	2.36	0.40
4:AD:59:LYS:O	4:AD:62:ARG:N	2.54	0.40
5:AE:96:GLN:HE21	5:AE:97:PRO:CD	2.31	0.40
6:AF:29:ILE:HG22	6:AF:30:THR:N	2.34	0.40
6:AF:49:TYR:C	6:AF:49:TYR:CD2	2.94	0.40
8:AH:40:LYS:C	8:AH:42:GLU:H	2.24	0.40
8:AH:78:SER:CB	8:AH:84:ILE:H	2.34	0.40
1:AA:1124:G:O2'	10:AJ:40:ILE:HD13	2.20	0.40
11:AK:113:THR:HA	11:AK:114:PRO:HD3	1.81	0.40
12:AL:33:CYS:H	12:AL:54:VAL:HA	1.86	0.40
13:AM:89:ARG:HH11	13:AM:94:LEU:CB	2.34	0.40
15:AO:81:ILE:O	15:AO:82:GLU:C	2.58	0.40
17:AQ:16:MET:O	17:AQ:17:GLU:C	2.59	0.40
17:AQ:27:PHE:C	17:AQ:28:VAL:CG1	2.89	0.40
1:AA:254:G:OP1	17:AQ:68:LYS:O	2.38	0.40
50:B2:1:MET:HE3	50:B2:2:LYS:H	1.85	0.40
22:BA:1176:U:H2'	22:BA:1177:G:C4	2.56	0.40
22:BA:1719:G:C5	22:BA:1720:U:C5	3.09	0.40
22:BA:1894:C:O5'	22:BA:1894:C:H6	2.04	0.40
22:BA:2299:U:O2'	22:BA:2300:C:H5'	2.21	0.40
22:BA:2799:A:C6	22:BA:2801:G:C5	3.09	0.40
22:BA:322:A:C4	22:BA:340:A:C2	3.09	0.40
22:BA:496:G:C5	22:BA:497:A:C8	3.09	0.40
22:BA:760:G:C2'	22:BA:761:A:H5'	2.51	0.40
22:BA:847:U:C6	22:BA:847:U:H5''	2.55	0.40
22:BA:960:A:H2'	22:BA:962:G:H5'	2.02	0.40
23:BB:10:G:C2'	23:BB:11:C:H5'	2.51	0.40
23:BB:81:G:H2'	23:BB:82:U:H5'	2.04	0.40
24:BC:115:ILE:HD12	24:BC:115:ILE:HA	1.89	0.40
24:BC:161:VAL:CG2	24:BC:175:LEU:HD12	2.51	0.40
24:BC:193:GLU:O	24:BC:194:VAL:C	2.60	0.40
25:BD:186:LEU:HD11	37:BP:3:ILE:CD1	2.51	0.40
25:BD:193:VAL:HB	25:BD:194:PRO:HD2	2.03	0.40
26:BE:119:ILE:HD11	26:BE:187:VAL:HG23	1.97	0.40
26:BE:119:ILE:O	26:BE:119:ILE:HG12	2.22	0.40
26:BE:74:LYS:O	26:BE:75:SER:C	2.59	0.40
22:BA:1058:U:C1'	30:BI:117:THR:HG21	2.51	0.40

Continued on next page...

Continued from previous page...

Atom-1	Atom-2	Interatomic distance (Å)	Clash overlap (Å)
31:BJ:119:PHE:CD1	31:BJ:119:PHE:C	2.95	0.40
33:BL:100:ILE:CD1	33:BL:101:ILE:HD13	2.48	0.40
33:BL:95:LEU:HD22	33:BL:100:ILE:CG1	2.51	0.40
34:BM:33:LEU:CD2	34:BM:128:THR:HB	2.51	0.40
35:BN:36:THR:HG23	35:BN:37:THR:N	2.35	0.40
36:BO:31:THR:HG22	36:BO:34:HIS:C	2.38	0.40
40:BS:45:VAL:CG2	40:BS:46:LEU:N	2.82	0.40
41:BT:38:ALA:HB1	41:BT:43:ILE:HG22	2.04	0.40
41:BT:67:VAL:C	41:BT:68:LYS:CD	2.90	0.40
41:BT:67:VAL:CG2	41:BT:68:LYS:N	2.83	0.40
42:BU:85:ARG:HE	42:BU:85:ARG:HB2	1.62	0.40
46:BY:57:LEU:H	46:BY:60:LYS:HB2	1.86	0.40
47:BZ:39:ASP:OD1	47:BZ:44:ARG:NE	2.41	0.40
1:CA:1046:A:H2'	1:CA:1047:G:C8	2.52	0.40
1:CA:1281:C:H5''	1:CA:1282:C:C5	2.36	0.40
1:CA:1348:U:OP1	9:CI:110:VAL:HA	2.21	0.40
1:CA:1434:A:H2'	1:CA:1435:G:O4'	2.21	0.40
1:CA:1436:U:H2'	1:CA:1437:A:H8	1.85	0.40
1:CA:320:A:C2	1:CA:334:C:C2	3.08	0.40
1:CA:531:U:H5''	1:CA:532:A:P	2.61	0.40
1:CA:567:G:C2'	1:CA:568:G:O5'	2.69	0.40
1:CA:73:C:C2	1:CA:74:A:N7	2.89	0.40
1:CA:905:U:H5''	1:CA:906:A:P	2.60	0.40
1:CA:918:A:H2'	1:CA:919:A:C8	2.56	0.40
1:CA:929:G:H2'	1:CA:930:C:C6	2.53	0.40
1:CA:940:C:H3'	1:CA:940:C:H6	1.86	0.40
2:CB:100:LEU:O	2:CB:103:TRP:HE3	2.03	0.40
2:CB:127:LYS:HE3	2:CB:132:GLU:CG	2.42	0.40
2:CB:221:ARG:HG3	2:CB:222:GLU:H	1.86	0.40
3:CC:77:GLY:O	3:CC:79:LYS:N	2.54	0.40
4:CD:3:TYR:CD2	4:CD:4:LEU:N	2.90	0.40
5:CE:96:GLN:CD	5:CE:97:PRO:HD2	2.41	0.40
6:CF:9:MET:HE2	6:CF:59:TYR:CE2	2.56	0.40
7:CG:98:LEU:HB3	7:CG:102:TRP:CZ2	2.56	0.40
7:CG:22:LEU:C	7:CG:22:LEU:CD2	2.89	0.40
7:CG:85:GLN:HE21	7:CG:85:GLN:HB3	1.59	0.40
8:CH:103:VAL:O	8:CH:109:VAL:HA	2.21	0.40
9:CI:37:TYR:HD2	9:CI:37:TYR:N	2.19	0.40
10:CJ:52:LEU:CD2	10:CJ:59:LYS:HA	2.48	0.40
11:CK:69:CYS:SG	11:CK:69:CYS:O	2.79	0.40
16:CP:72:ALA:HA	16:CP:75:ILE:HD12	2.02	0.40

Continued on next page...

Continued from previous page...

Atom-1	Atom-2	Interatomic distance (Å)	Clash overlap (Å)
19:CS:35:ARG:NH2	19:CS:51:HIS:CD2	2.83	0.40
50:D2:18:PHE:O	50:D2:19:ARG:C	2.58	0.40
52:D4:7:VAL:CG2	52:D4:25:VAL:HG23	2.50	0.40
22:DA:1070:A:H61	30:DI:8:VAL:HB	1.85	0.40
22:DA:1209:U:O3'	22:DA:1212:G:H5'	2.21	0.40
22:DA:1225:G:C2	22:DA:1226:A:N1	2.89	0.40
22:DA:1249:U:H3'	22:DA:1249:U:OP1	2.21	0.40
22:DA:1335:C:H2'	22:DA:1336:A:H1'	2.01	0.40
22:DA:1505:A:H8	22:DA:1505:A:O5'	2.04	0.40
22:DA:1812:U:H2'	22:DA:1813:G:C8	2.56	0.40
22:DA:1829:A:N6	22:DA:1977:A:N6	2.69	0.40
22:DA:206:U:O2'	22:DA:207:A:C5'	2.62	0.40
22:DA:2077:A:C2	22:DA:2078:C:C2	3.09	0.40
22:DA:2191:A:C5'	22:DA:2192:U:P	3.08	0.40
22:DA:2075:U:C4	22:DA:2238:G:C5	3.09	0.40
22:DA:2319:G:O2'	22:DA:2320:U:O5'	2.38	0.40
22:DA:2323:G:N2	22:DA:2335:A:H2	2.17	0.40
22:DA:2335:A:O2'	22:DA:2336:A:O5'	2.38	0.40
22:DA:2369:A:C2	22:DA:2370:G:C4	3.09	0.40
22:DA:2407:A:O2'	22:DA:2408:U:C5'	2.66	0.40
22:DA:241:A:C1'	22:DA:243:U:C5	3.00	0.40
22:DA:2576:G:H5''	22:DA:2578:G:N7	2.35	0.40
22:DA:2875:C:O2'	22:DA:2876:G:C5'	2.69	0.40
22:DA:2817:U:O2'	22:DA:2882:A:H2	2.04	0.40
22:DA:406:G:H1	22:DA:421:C:N4	2.19	0.40
22:DA:477:A:N3	22:DA:478:A:C8	2.89	0.40
22:DA:734:A:C8	22:DA:735:A:C8	3.08	0.40
22:DA:78:U:O2'	22:DA:79:C:H6	2.03	0.40
22:DA:83:A:C2	22:DA:84:A:N6	2.89	0.40
22:DA:919:U:C4	22:DA:920:A:N7	2.89	0.40
22:DA:954:G:C5	22:DA:955:U:C5	3.09	0.40
23:DB:18:G:H2'	23:DB:19:C:C6	2.55	0.40
29:DH:65:ALA:O	29:DH:66:ASN:C	2.59	0.40
30:DI:76:ALA:O	30:DI:135:MET:CE	2.69	0.40
33:DL:144:GLU:HG3	33:DL:144:GLU:O	2.21	0.40
34:DM:42:THR:CG2	34:DM:43:ALA:N	2.83	0.40
34:DM:99:GLY:O	34:DM:100:LYS:C	2.60	0.40
39:DR:52:PRO:O	39:DR:53:PHE:CB	2.68	0.40
41:DT:85:VAL:C	41:DT:86:THR:HG23	2.41	0.40
41:DT:87:LEU:HD23	41:DT:87:LEU:C	2.39	0.40
42:DU:91:LYS:O	42:DU:92:VAL:CG2	2.63	0.40

Continued on next page...

Continued from previous page...

Atom-1	Atom-2	Interatomic distance (Å)	Clash overlap (Å)
43:DV:82:TYR:CD2	43:DV:82:TYR:N	2.89	0.40
43:DV:9:ARG:HG2	43:DV:39:ALA:C	2.41	0.40
1:AA:1032:G:C2	1:AA:1033:G:C1'	3.04	0.40
1:AA:1084:G:C4	1:AA:1085:U:C4	3.09	0.40
1:AA:1256:A:N3	1:AA:1258:G:O6	2.54	0.40
1:AA:923:A:H1'	1:AA:1398:A:N3	2.36	0.40
1:AA:148:G:C2'	1:AA:149:A:O5'	2.69	0.40
1:AA:1513:A:H2'	1:AA:1514:G:C8	2.56	0.40
1:AA:158:G:C2'	1:AA:159:G:H5''	2.50	0.40
1:AA:188:C:O2	1:AA:188:C:C2'	2.70	0.40
1:AA:217:C:C2'	1:AA:218:U:H5'	2.50	0.40
1:AA:257:G:C2	1:AA:258:G:C5	3.09	0.40
1:AA:428:G:C4	1:AA:430:A:N7	2.89	0.40
1:AA:468:A:C2'	1:AA:469:C:C5'	2.98	0.40
1:AA:203:G:H5'	1:AA:468:A:H8	1.85	0.40
1:AA:768:A:H2'	1:AA:769:G:O4'	2.20	0.40
1:AA:838:G:H2'	1:AA:839:C:H6	1.87	0.40
1:AA:878:A:H4'	8:AH:3:GLN:NE2	2.36	0.40
1:AA:77:A:N6	1:AA:90:C:C5	2.87	0.40
1:AA:929:G:C6	1:AA:930:C:C4	3.09	0.40
1:AA:937:A:C2	1:AA:1379:G:O6	2.75	0.40
2:AB:130:LYS:HA	2:AB:130:LYS:CE	2.51	0.40
2:AB:86:CYS:H	2:AB:88:GLN:NE2	2.19	0.40
3:AC:37:LYS:HE3	3:AC:37:LYS:HB2	1.88	0.40
5:AE:96:GLN:O	5:AE:122:VAL:HA	2.21	0.40
7:AG:74:VAL:HG21	7:AG:143:MET:HG2	2.02	0.40
8:AH:33:VAL:HG12	8:AH:34:ALA:N	2.35	0.40
8:AH:79:ARG:CB	8:AH:80:PRO:HD2	2.48	0.40
13:AM:103:THR:HG22	13:AM:104:ASN:H	1.86	0.40
14:AN:42:ASN:ND2	14:AN:46:LYS:NZ	2.65	0.40
15:AO:73:ASP:O	15:AO:74:VAL:C	2.60	0.40
15:AO:74:VAL:O	15:AO:75:ALA:C	2.59	0.40
16:AP:75:ILE:O	16:AP:77:GLU:N	2.54	0.40
16:AP:77:GLU:C	16:AP:79:ASN:N	2.73	0.40
17:AQ:12:VAL:HG12	17:AQ:21:VAL:O	2.20	0.40
22:BA:77:G:N2	22:BA:110:G:H1'	2.36	0.40
22:BA:1359:A:OP1	56:BA:3615:HOH:O	2.22	0.40
22:BA:1429:G:O2'	22:BA:1430:G:C5'	2.57	0.40
22:BA:1442:U:O5'	22:BA:1442:U:H6	2.04	0.40
22:BA:1444:G:N2	22:BA:1548:A:C4	2.90	0.40
22:BA:149:A:H2'	22:BA:150:U:C6	2.56	0.40

Continued on next page...

Continued from previous page...

Atom-1	Atom-2	Interatomic distance (Å)	Clash overlap (Å)
22:BA:2140:G:H2'	22:BA:2141:G:C8	2.55	0.40
22:BA:2150:C:O2'	22:BA:2151:U:O5'	2.39	0.40
22:BA:2190:G:H2'	22:BA:2191:A:H8	1.86	0.40
22:BA:858:G:C5	22:BA:2268:A:C2	3.08	0.40
22:BA:2315:G:C4	22:BA:2316:G:C8	3.09	0.40
22:BA:2331:G:C5	22:BA:2332:C:C4	3.10	0.40
22:BA:2454:G:C5	22:BA:2455:G:N7	2.89	0.40
22:BA:2518:A:H2'	22:BA:2518:A:N3	2.36	0.40
22:BA:409:G:C2'	22:BA:410:G:C5'	3.00	0.40
22:BA:457:A:O4'	22:BA:459:U:C6	2.74	0.40
22:BA:49:A:N6	22:BA:177:G:C4	2.88	0.40
22:BA:832:U:H2'	22:BA:833:A:H8	1.85	0.40
23:BB:25:U:H2'	23:BB:26:C:C6	2.56	0.40
24:BC:159:THR:HG1	24:BC:194:VAL:HG11	1.86	0.40
25:BD:9:VAL:HG22	25:BD:10:GLY:H	1.86	0.40
25:BD:150:GLN:HE21	25:BD:150:GLN:HB2	1.72	0.40
25:BD:3:GLY:C	25:BD:4:LEU:HD12	2.41	0.40
26:BE:46:GLN:HE21	26:BE:87:ALA:H	1.69	0.40
28:BG:15:ASP:O	28:BG:16:VAL:CB	2.69	0.40
29:BH:81:ALA:CB	29:BH:145:ASN:O	2.69	0.40
29:BH:82:SER:O	29:BH:83:LYS:HD3	2.20	0.40
30:BI:41:PHE:N	30:BI:68:PHE:HZ	2.19	0.40
22:BA:2496:C:H5''	34:BM:82:MET:HG3	2.03	0.40
35:BN:42:LYS:O	35:BN:45:ARG:HG3	2.21	0.40
37:BP:50:ARG:HG3	37:BP:50:ARG:H	1.50	0.40
38:BQ:88:GLU:CD	38:BQ:88:GLU:O	2.59	0.40
38:BQ:91:ARG:NE	38:BQ:93:ILE:HG21	2.35	0.40
39:BR:25:LEU:HD12	39:BR:25:LEU:HA	1.86	0.40
40:BS:96:ILE:HD12	40:BS:97:LEU:N	2.34	0.40
42:BU:3:LYS:O	42:BU:82:VAL:HG21	2.22	0.40
42:BU:86:PHE:HB2	42:BU:92:VAL:HB	2.02	0.40
22:BA:396:G:H1'	45:BX:28:PHE:HB3	2.02	0.40
47:BZ:9:THR:HG21	47:BZ:53:MET:C	2.41	0.40
1:CA:1134:G:C6	1:CA:1141:C:N4	2.90	0.40
1:CA:1191:A:OP1	3:CC:2:GLN:NE2	2.54	0.40
1:CA:1266:G:N1	1:CA:1270:G:C6	2.89	0.40
1:CA:1272:G:C2'	1:CA:1273:C:H5'	2.51	0.40
1:CA:1405:G:C8	1:CA:1405:G:C3'	3.05	0.40
1:CA:142:G:C5	1:CA:143:A:C8	3.09	0.40
1:CA:1460:C:H2'	1:CA:1461:G:O4'	2.21	0.40
1:CA:149:A:N1	1:CA:150:U:C2	2.89	0.40

Continued on next page...

Continued from previous page...

Atom-1	Atom-2	Interatomic distance (Å)	Clash overlap (Å)
1:CA:283:U:C2'	1:CA:284:C:H5'	2.52	0.40
1:CA:399:G:C6	1:CA:400:C:N4	2.90	0.40
1:CA:502:A:C4'	1:CA:550:G:H4'	2.50	0.40
1:CA:594:U:H2'	1:CA:595:A:O4'	2.21	0.40
1:CA:764:C:C2'	1:CA:765:G:C5'	2.81	0.40
1:CA:970:C:C5'	1:CA:971:G:OP1	2.64	0.40
1:CA:1190:G:OP1	3:CC:3:LYS:HA	2.21	0.40
3:CC:86:LEU:O	3:CC:90:VAL:HG13	2.21	0.40
3:CC:88:LYS:O	3:CC:92:ASP:HB2	2.21	0.40
5:CE:98:ALA:HB2	5:CE:123:LEU:HG	2.03	0.40
6:CF:41:ASP:C	6:CF:41:ASP:OD2	2.59	0.40
7:CG:114:SER:O	7:CG:118:ARG:HG3	2.21	0.40
1:CA:600:A:P	8:CH:87:ARG:HG2	2.62	0.40
11:CK:15:VAL:HG12	11:CK:17:ASP:N	2.35	0.40
12:CL:11:ARG:HD3	12:CL:11:ARG:HA	1.89	0.40
14:CN:41:TRP:HB3	14:CN:44:VAL:HG23	2.03	0.40
15:CO:55:LEU:C	15:CO:57:ARG:H	2.24	0.40
15:CO:69:LEU:CD1	15:CO:77:TYR:HB2	2.51	0.40
16:CP:12:LYS:O	16:CP:13:LYS:CB	2.68	0.40
17:CQ:61:ARG:C	17:CQ:72:TRP:CE3	2.94	0.40
22:DA:2615:U:N3	48:D0:3:GLN:HA	2.35	0.40
49:D1:10:LEU:HD22	49:D1:20:TYR:HB3	2.01	0.40
49:D1:12:SER:HA	49:D1:48:TYR:CD1	2.56	0.40
50:D2:45:SER:O	50:D2:46:LYS:HD2	2.21	0.40
22:DA:1112:G:H2'	22:DA:1113:U:C6	2.55	0.40
22:DA:734:A:O2'	22:DA:1635:A:H4'	2.21	0.40
22:DA:1707:G:H2'	22:DA:1707:G:N3	2.36	0.40
22:DA:1791:A:C2'	22:DA:1792:G:H5'	2.51	0.40
22:DA:1800:C:C2	22:DA:1802:A:N7	2.90	0.40
22:DA:1816:C:HO2'	22:DA:1817:G:P	2.44	0.40
22:DA:1862:G:O2'	22:DA:1863:G:H5'	2.21	0.40
22:DA:2029:G:N2	22:DA:2033:A:C5	2.90	0.40
22:DA:2069:G:C2'	22:DA:2070:A:H5'	2.52	0.40
22:DA:2308:G:C2'	22:DA:2309:A:OP1	2.70	0.40
22:DA:2386:A:O2'	22:DA:2387:U:C6	2.71	0.40
22:DA:2522:U:C3'	22:DA:2522:U:C6	3.05	0.40
22:DA:2663:G:H2'	22:DA:2664:G:O5'	2.20	0.40
22:DA:2757:A:OP1	52:D4:20:ASP:CA	2.69	0.40
22:DA:2838:G:O2'	35:DN:45:ARG:NH1	2.55	0.40
22:DA:2869:G:C5	22:DA:2870:C:C4	3.09	0.40
22:DA:299:A:H2	22:DA:319:G:N3	2.20	0.40

Continued on next page...

Continued from previous page...

Atom-1	Atom-2	Interatomic distance (Å)	Clash overlap (Å)
22:DA:335:C:O2'	22:DA:336:C:O5'	2.39	0.40
22:DA:357:C:N3	22:DA:358:U:C5	2.89	0.40
22:DA:377:G:O6	22:DA:378:C:N4	2.54	0.40
22:DA:388:G:H8	22:DA:388:G:H2'	1.74	0.40
22:DA:415:A:H8	22:DA:415:A:O5'	2.04	0.40
22:DA:669:G:N3	22:DA:669:G:H2'	2.37	0.40
22:DA:764:A:H3'	22:DA:765:C:H5'	2.03	0.40
22:DA:867:C:O2'	22:DA:868:U:C6	2.40	0.40
22:DA:89:A:C2	22:DA:90:U:N3	2.89	0.40
22:DA:929:U:H1'	47:DZ:25:GLY:O	2.21	0.40
22:DA:940:G:O5'	22:DA:940:G:H8	2.04	0.40
22:DA:93:G:HO2'	22:DA:94:A:H8	1.69	0.40
22:DA:978:G:C6	22:DA:979:A:C5	3.09	0.40
23:DB:68:C:O2'	23:DB:69:G:C5'	2.69	0.40
25:DD:61:THR:O	25:DD:64:GLU:N	2.54	0.40
26:DE:59:PRO:HB2	26:DE:67:ARG:HH22	1.85	0.40
27:DF:123:GLY:H	27:DF:126:ASN:HD22	1.68	0.40
27:DF:147:ARG:C	27:DF:148:VAL:HG13	2.41	0.40
27:DF:52:ALA:CB	27:DF:149:ARG:HE	2.34	0.40
27:DF:65:LEU:HD21	27:DF:87:LYS:N	2.36	0.40
28:DG:120:ILE:CD1	28:DG:132:LEU:HB3	2.51	0.40
28:DG:38:ASP:O	28:DG:39:ALA:CB	2.69	0.40
29:DH:24:GLY:O	29:DH:26:ALA:N	2.54	0.40
29:DH:62:LEU:C	29:DH:64:ALA:N	2.75	0.40
29:DH:94:ILE:HD12	29:DH:98:ASP:OD1	2.21	0.40
22:DA:529:A:OP2	31:DJ:113:PRO:HG3	2.21	0.40
32:DK:59:LYS:HE3	32:DK:89:ASN:CG	2.41	0.40
33:DL:128:THR:CG2	33:DL:129:LYS:N	2.84	0.40
33:DL:135:ILE:HG23	33:DL:136:GLU:H	1.86	0.40
33:DL:14:LYS:O	33:DL:15:ALA:O	2.40	0.40
34:DM:38:ARG:CZ	34:DM:38:ARG:HB3	2.51	0.40
34:DM:73:ILE:CG2	34:DM:91:TYR:CE1	3.03	0.40
35:DN:16:HIS:HE1	35:DN:20:MET:HE2	1.86	0.40
35:DN:99:LYS:O	48:D0:41:HIS:HB2	2.21	0.40
36:DO:2:ASP:O	36:DO:4:LYS:N	2.55	0.40
37:DP:109:ILE:HB	37:DP:110:LYS:H	1.74	0.40
37:DP:24:THR:CA	37:DP:44:GLY:O	2.69	0.40
38:DQ:41:ALA:O	38:DQ:45:ALA:HB2	2.21	0.40
38:DQ:82:LEU:O	38:DQ:85:ALA:HB3	2.21	0.40
39:DR:49:ILE:CD1	39:DR:53:PHE:H	2.35	0.40
39:DR:68:ARG:CZ	39:DR:90:ARG:HG2	2.50	0.40

Continued on next page...

Continued from previous page...

Atom-1	Atom-2	Interatomic distance (Å)	Clash overlap (Å)
1:AA:1069:C:C4	1:AA:1070:U:C5	3.10	0.40
1:AA:1115:U:C2	1:AA:1116:U:C5	3.09	0.40
1:AA:1309:G:C2'	1:AA:1310:G:H5'	2.51	0.40
1:AA:1316:G:C5	1:AA:1318:A:OP2	2.74	0.40
1:AA:1331:G:O2'	1:AA:1332:A:P	2.79	0.40
1:AA:1409:C:H2'	1:AA:1410:A:H8	1.85	0.40
1:AA:1422:G:C2	1:AA:1423:G:C8	3.09	0.40
1:AA:1441:A:N7	1:AA:1442:G:N7	2.69	0.40
1:AA:21:G:N2	1:AA:22:G:C6	2.89	0.40
1:AA:232:G:C2'	1:AA:233:C:C5'	2.97	0.40
1:AA:375:U:OP1	16:AP:70:ARG:HD3	2.21	0.40
1:AA:402:G:C5	1:AA:403:C:C5	3.10	0.40
1:AA:483:C:H2'	1:AA:484:G:N7	2.36	0.40
1:AA:600:A:C2	1:AA:639:G:C4	3.09	0.40
1:AA:766:A:C4	1:AA:814:A:C2	3.09	0.40
2:AB:13:VAL:HG23	2:AB:207:ARG:HH22	1.84	0.40
3:AC:49:ALA:O	3:AC:50:SER:C	2.59	0.40
4:AD:165:GLU:H	4:AD:165:GLU:HG3	1.59	0.40
5:AE:112:ALA:O	5:AE:115:GLU:N	2.54	0.40
5:AE:139:THR:HG23	5:AE:140:ILE:H	1.86	0.40
5:AE:76:ASN:ND2	5:AE:76:ASN:C	2.74	0.40
6:AF:51:ILE:O	6:AF:52:ASN:CB	2.70	0.40
7:AG:28:ILE:CG2	7:AG:104:VAL:HG21	2.52	0.40
7:AG:12:LEU:CD2	7:AG:12:LEU:N	2.66	0.40
8:AH:17:GLN:O	8:AH:18:ALA:C	2.59	0.40
8:AH:66:GLN:C	8:AH:68:LYS:H	2.25	0.40
8:AH:17:GLN:CD	8:AH:69:ALA:HB1	2.41	0.40
9:AI:19:PHE:HD2	9:AI:63:TYR:CD1	2.36	0.40
14:AN:40:ARG:HH12	14:AN:44:VAL:CB	2.34	0.40
1:AA:660:C:OP2	15:AO:4:THR:HG21	2.21	0.40
18:AR:22:TYR:HA	18:AR:57:ALA:HB1	2.02	0.40
20:AT:23:ARG:N	20:AT:23:ARG:HD2	2.36	0.40
11:AK:124:LYS:NZ	21:AU:34:ARG:HD2	2.36	0.40
51:B3:51:LYS:HZ1	51:B3:54:LEU:HD23	1.86	0.40
22:BA:1179:G:N7	22:BA:1180:U:C1'	2.85	0.40
22:BA:1606:C:C2'	22:BA:1607:C:OP2	2.68	0.40
22:BA:729:G:O2'	22:BA:1775:U:H1'	2.20	0.40
22:BA:1866:A:C6	22:BA:1876:A:N7	2.90	0.40
22:BA:221:A:N1	22:BA:265:A:O2'	2.45	0.40
22:BA:2531:A:H4'	28:BG:156:TYR:CE1	2.57	0.40
22:BA:2887:A:C2'	22:BA:2887:A:N3	2.75	0.40

Continued on next page...

Continued from previous page...

Atom-1	Atom-2	Interatomic distance (Å)	Clash overlap (Å)
22:BA:2902:C:O2'	22:BA:2903:U:H5'	2.21	0.40
22:BA:342:A:C2	22:BA:343:C:H1'	2.57	0.40
22:BA:346:A:C2'	22:BA:347:A:O5'	2.70	0.40
22:BA:55:G:C2	22:BA:56:A:C8	3.09	0.40
22:BA:813:U:H2'	22:BA:814:C:H6	1.86	0.40
22:BA:866:A:O2'	22:BA:867:C:H5'	2.21	0.40
23:BB:10:G:H2'	23:BB:11:C:H5'	2.03	0.40
24:BC:83:ASP:HA	24:BC:84:PRO:HD3	1.72	0.40
26:BE:124:PHE:C	26:BE:124:PHE:HD1	2.24	0.40
27:BF:104:THR:HG22	27:BF:105:ILE:HG22	2.04	0.40
27:BF:173:ASP:O	27:BF:174:PHE:C	2.60	0.40
29:BH:82:SER:OG	29:BH:144:VAL:HG11	2.21	0.40
29:BH:2:GLN:HA	29:BH:20:ASN:HA	2.03	0.40
29:BH:16:GLY:C	29:BH:51:ARG:HH21	2.25	0.40
30:BI:52:LEU:HD11	30:BI:81:LYS:HE2	2.03	0.40
31:BJ:88:THR:HG23	31:BJ:90:GLU:HG3	2.03	0.40
34:BM:54:THR:HG22	34:BM:55:ARG:N	2.36	0.40
35:BN:83:LEU:HA	35:BN:83:LEU:HD12	1.72	0.40
36:BO:33:ARG:HG2	36:BO:34:HIS:CE1	2.57	0.40
36:BO:15:ARG:NE	36:BO:93:ASP:OD1	2.49	0.40
22:BA:1011:G:P	38:BQ:76:SER:HG	2.43	0.40
40:BS:50:VAL:O	40:BS:51:LEU:C	2.59	0.40
45:BX:51:SER:O	45:BX:52:ALA:C	2.57	0.40
46:BY:22:LEU:O	46:BY:23:ARG:O	2.40	0.40
47:BZ:20:LYS:O	47:BZ:21:ALA:C	2.60	0.40
1:CA:1130:A:C6	1:CA:1131:G:N7	2.90	0.40
1:CA:1213:A:N7	1:CA:1215:G:C5	2.90	0.40
1:CA:1217:C:O2'	1:CA:1218:C:C6	2.38	0.40
1:CA:1245:C:HO2'	1:CA:1246:A:H8	0.72	0.40
1:CA:141:G:O2'	1:CA:142:G:H5'	2.21	0.40
1:CA:1483:A:C8	1:CA:1484:C:C6	3.09	0.40
1:CA:159:G:N2	1:CA:161:A:H3'	2.36	0.40
1:CA:174:A:H2'	1:CA:174:A:N3	2.35	0.40
1:CA:302:G:N3	1:CA:556:C:H4'	2.36	0.40
1:CA:408:A:N6	1:CA:409:U:C4	2.89	0.40
1:CA:579:A:H2'	1:CA:580:C:C6	2.56	0.40
1:CA:748:G:C2	1:CA:749:A:C5	3.10	0.40
1:CA:790:A:C6	1:CA:791:G:C5	3.09	0.40
1:CA:74:A:N6	1:CA:97:G:O6	2.54	0.40
3:CC:176:THR:HG21	3:CC:178:ARG:HE	1.86	0.40
3:CC:58:ARG:HA	3:CC:59:PRO:HD2	1.84	0.40

Continued on next page...

Continued from previous page...

Atom-1	Atom-2	Interatomic distance (Å)	Clash overlap (Å)
4:CD:150:LYS:CD	4:CD:150:LYS:N	2.82	0.40
1:CA:405:U:O4	4:CD:1:ALA:HB1	2.19	0.40
5:CE:80:LEU:HD22	5:CE:80:LEU:HA	1.89	0.40
7:CG:98:LEU:HB3	7:CG:102:TRP:CH2	2.56	0.40
7:CG:32:ASP:HB2	7:CG:34:LYS:HD3	2.03	0.40
9:CI:30:ASN:C	9:CI:32:ARG:H	2.24	0.40
10:CJ:66:GLU:CG	14:CN:100:TRP:CZ3	3.02	0.40
12:CL:85:ARG:HH12	12:CL:87:LYS:CB	2.35	0.40
18:CR:34:GLU:HA	18:CR:34:GLU:OE1	2.21	0.40
19:CS:77:ARG:O	19:CS:77:ARG:HG3	2.20	0.40
11:CK:111:ASP:H	21:CU:3:ILE:N	2.20	0.40
50:D2:31:LEU:O	50:D2:34:ARG:HB2	2.20	0.40
50:D2:43:THR:C	50:D2:44:VAL:HG22	2.41	0.40
51:D3:41:ARG:HD2	51:D3:41:ARG:C	2.41	0.40
22:DA:100:U:OP1	22:DA:100:U:N1	2.54	0.40
22:DA:1011:G:O2'	22:DA:1012:U:P	2.80	0.40
22:DA:55:G:N2	22:DA:116:C:C2	2.89	0.40
22:DA:1199:U:O2'	22:DA:1200:C:H5'	2.22	0.40
22:DA:1208:C:N3	22:DA:1209:U:C5	2.89	0.40
22:DA:1331:G:C4	22:DA:1333:G:C8	3.09	0.40
22:DA:1386:C:O2'	22:DA:1387:A:O5'	2.39	0.40
22:DA:1793:C:N4	56:DA:3764:HOH:O	2.54	0.40
22:DA:1813:G:N2	24:DC:50:THR:CG2	2.84	0.40
22:DA:1804:C:H42	22:DA:1814:G:N2	2.16	0.40
22:DA:1857:G:C4	22:DA:1884:G:N1	2.90	0.40
22:DA:188:G:C6	22:DA:189:G:C4	3.10	0.40
22:DA:1896:G:H2'	22:DA:1896:G:N3	2.36	0.40
22:DA:2015:A:C2	48:D0:2:VAL:CG1	3.05	0.40
22:DA:2023:C:O2'	22:DA:2024:G:O5'	2.39	0.40
22:DA:2191:A:C5'	22:DA:2192:U:OP2	2.57	0.40
22:DA:2205:A:N3	22:DA:2206:C:C6	2.89	0.40
22:DA:227:A:H4'	22:DA:228:C:OP1	2.22	0.40
22:DA:2298:A:C2	22:DA:2299:U:C2	3.09	0.40
22:DA:229:C:O2'	22:DA:230:G:O5'	2.33	0.40
22:DA:2333:A:N1	22:DA:2335:A:N6	2.69	0.40
22:DA:2364:C:O2'	22:DA:2365:G:H5'	2.21	0.40
22:DA:2331:G:C6	22:DA:2385:C:N4	2.89	0.40
22:DA:2061:G:C8	22:DA:2501:C:H4'	2.56	0.40
22:DA:2646:C:H6	22:DA:2646:C:H5'	1.85	0.40
22:DA:2656:U:O2'	22:DA:2657:A:H5'	2.21	0.40
22:DA:2753:A:O2'	22:DA:2754:U:H5'	2.22	0.40

Continued on next page...

Continued from previous page...

Atom-1	Atom-2	Interatomic distance (Å)	Clash overlap (Å)
22:DA:2815:C:C2'	22:DA:2816:G:O4'	2.65	0.40
22:DA:2853:C:H2'	22:DA:2854:G:C8	2.56	0.40
22:DA:410:G:N2	22:DA:418:C:O2	2.55	0.40
22:DA:425:G:N1	22:DA:426:C:C4	2.90	0.40
22:DA:35:G:N2	22:DA:450:G:H1'	2.36	0.40
22:DA:460:A:OP2	50:D2:41:ARG:NH1	2.48	0.40
22:DA:477:A:C5	22:DA:478:A:N7	2.90	0.40
22:DA:674:G:H4'	26:DE:69:ARG:CB	2.50	0.40
22:DA:826:U:O2'	33:DL:53:GLY:HA3	2.22	0.40
23:DB:54:G:H21	27:DF:25:MET:HE2	1.84	0.40
24:DC:132:ARG:HA	24:DC:166:ARG:HH22	1.86	0.40
24:DC:172:THR:HA	24:DC:182:LYS:HA	2.04	0.40
22:DA:1654:A:H1'	25:DD:118:PHE:CB	2.52	0.40
25:DD:94:GLN:O	25:DD:94:GLN:CG	2.69	0.40
25:DD:9:VAL:CG1	25:DD:26:VAL:HG12	2.51	0.40
25:DD:9:VAL:O	25:DD:9:VAL:CG2	2.69	0.40
27:DF:45:ASP:O	27:DF:47:LYS:HD3	2.21	0.40
28:DG:162:ARG:C	28:DG:163:TYR:CD2	2.91	0.40
30:DI:57:VAL:CG1	30:DI:58:ILE:N	2.83	0.40
35:DN:33:ILE:HD11	35:DN:118:ARG:HH21	1.87	0.40
35:DN:63:ARG:HD2	35:DN:80:PHE:CD2	2.56	0.40
37:DP:103:THR:O	37:DP:106:ALA:HB3	2.22	0.40
37:DP:32:VAL:HG13	37:DP:32:VAL:O	2.21	0.40
39:DR:39:LEU:N	39:DR:39:LEU:CD2	2.83	0.40
41:DT:60:THR:HB	41:DT:61:LEU:H	1.74	0.40
43:DV:79:ARG:CB	43:DV:79:ARG:NH1	2.84	0.40
43:DV:83:LYS:HA	43:DV:84:PRO:HD3	1.85	0.40
44:DW:23:LYS:CG	44:DW:24:ARG:N	2.79	0.40
44:DW:67:LYS:CB	44:DW:80:SER:HB2	2.52	0.40
45:DX:76:LYS:O	45:DX:77:TYR:CG	2.75	0.40
46:DY:17:GLU:HG3	46:DY:53:VAL:CG1	2.41	0.40
1:AA:1118:U:O4'	1:AA:1179:A:H1'	2.20	0.40
1:AA:1221:G:H2'	1:AA:1222:G:H8	1.86	0.40
1:AA:131:A:C2	1:AA:132:C:C4	3.09	0.40
1:AA:1461:G:C5	1:AA:1462:C:C5	3.10	0.40
1:AA:244:U:H4'	1:AA:245:U:C5'	2.51	0.40
1:AA:251:G:C2	1:AA:266:G:C5	3.08	0.40
1:AA:417:G:C6	1:AA:418:C:N4	2.90	0.40
1:AA:445:G:N3	1:AA:445:G:H2'	2.36	0.40
1:AA:438:U:C6	1:AA:494:G:O6	2.75	0.40
1:AA:582:C:C4	1:AA:583:A:N7	2.90	0.40

Continued on next page...

Continued from previous page...

Atom-1	Atom-2	Interatomic distance (Å)	Clash overlap (Å)
1:AA:596:A:H5'	1:AA:596:A:H8	1.83	0.40
1:AA:640:A:O2'	8:AH:107:LYS:NZ	2.54	0.40
1:AA:819:A:C4'	1:AA:820:U:OP2	2.67	0.40
1:AA:585:G:N2	1:AA:878:A:O2'	2.55	0.40
1:AA:978:A:OP1	1:AA:980:C:N4	2.54	0.40
2:AB:140:LEU:O	2:AB:142:LYS:N	2.54	0.40
3:AC:190:THR:C	3:AC:192:TYR:H	2.25	0.40
3:AC:21:TRP:CD1	3:AC:58:ARG:HG2	2.57	0.40
4:AD:88:ASN:HA	4:AD:91:ALA:CB	2.48	0.40
5:AE:89:THR:HG21	5:AE:134:ASN:ND2	2.35	0.40
5:AE:48:GLY:HA3	5:AE:65:LYS:HB2	2.02	0.40
8:AH:45:ILE:HA	8:AH:63:LYS:CG	2.49	0.40
10:AJ:73:LEU:O	10:AJ:74:VAL:CB	2.69	0.40
11:AK:85:VAL:HG11	11:AK:92:ARG:HG3	2.03	0.40
20:AT:77:ASN:H	20:AT:77:ASN:ND2	2.19	0.40
20:AT:9:ARG:NH1	20:AT:12:GLN:NE2	2.70	0.40
51:B3:49:VAL:HG23	51:B3:50:SER:O	2.21	0.40
22:BA:1436:G:H2'	22:BA:1437:C:O5'	2.22	0.40
22:BA:1872:A:HO2'	22:BA:1873:G:C4'	2.34	0.40
22:BA:571:U:N3	22:BA:2030:A:C2	2.89	0.40
22:BA:2096:C:O2	22:BA:2096:C:H2'	2.20	0.40
22:BA:233:A:O2'	22:BA:234:U:H5'	2.21	0.40
22:BA:240:C:H2'	22:BA:241:A:C8	2.56	0.40
22:BA:260:G:H2'	22:BA:261:G:O5'	2.22	0.40
22:BA:308:G:C4	22:BA:501:A:C8	3.09	0.40
22:BA:291:G:H1'	22:BA:350:G:N2	2.37	0.40
22:BA:503:A:C2	22:BA:505:A:C4	3.10	0.40
22:BA:535:G:C2	22:BA:559:G:C5	3.10	0.40
22:BA:563:A:C6	22:BA:564:C:C4	3.09	0.40
22:BA:611:C:O2'	22:BA:612:G:H5'	2.21	0.40
22:BA:603:A:C8	22:BA:655:A:C6	3.09	0.40
22:BA:679:C:H2'	22:BA:680:C:C6	2.56	0.40
24:BC:229:HIS:HD2	24:BC:246:PRO:CB	2.34	0.40
24:BC:87:SER:HB2	24:BC:199:HIS:CD2	2.56	0.40
25:BD:90:PHE:C	25:BD:92:VAL:N	2.73	0.40
26:BE:172:ALA:O	26:BE:175:ILE:CG2	2.69	0.40
28:BG:139:VAL:HG12	28:BG:140:ILE:N	2.35	0.40
28:BG:84:LYS:CE	28:BG:84:LYS:N	2.74	0.40
28:BG:90:GLY:O	28:BG:91:VAL:C	2.59	0.40
29:BH:33:GLN:HE21	29:BH:33:GLN:HB2	1.70	0.40
29:BH:40:THR:O	29:BH:41:LYS:HB2	2.22	0.40

Continued on next page...

Continued from previous page...

Atom-1	Atom-2	Interatomic distance (Å)	Clash overlap (Å)
30:BI:56:VAL:HG22	30:BI:68:PHE:HB2	2.03	0.40
22:BA:1009:A:P	31:BJ:39:LYS:HZ1	2.44	0.40
22:BA:1131:G:C4	31:BJ:77:HIS:ND1	2.89	0.40
33:BL:79:LEU:HD23	33:BL:79:LEU:HA	1.70	0.40
35:BN:23:ASN:H	35:BN:23:ASN:ND2	2.19	0.40
35:BN:97:ILE:HG22	35:BN:98:LEU:N	2.36	0.40
36:BO:30:ARG:HG3	36:BO:102:ARG:NH1	2.37	0.40
36:BO:4:LYS:HD3	36:BO:7:ARG:NH2	2.37	0.40
43:BV:65:VAL:O	43:BV:65:VAL:HG23	2.19	0.40
22:BA:855:G:N2	44:BW:23:LYS:CB	2.84	0.40
44:BW:37:VAL:CG1	44:BW:38:ARG:N	2.84	0.40
44:BW:24:ARG:HD3	44:BW:65:LYS:HD3	2.04	0.40
45:BX:60:LYS:O	45:BX:62:GLY:N	2.55	0.40
45:BX:65:THR:O	45:BX:68:ALA:CB	2.63	0.40
46:BY:56:LEU:HA	46:BY:59:GLU:HG3	2.02	0.40
1:CA:865:A:H5'	1:CA:1078:U:C5	2.56	0.40
1:CA:1076:U:N3	1:CA:1082:A:C2	2.90	0.40
1:CA:1161:C:O2'	1:CA:1162:C:C5'	2.69	0.40
1:CA:1200:C:O2'	1:CA:1201:A:OP2	2.32	0.40
1:CA:1477:U:C2	1:CA:1478:U:C5	3.09	0.40
1:CA:277:C:C5	1:CA:278:G:N7	2.90	0.40
1:CA:322:C:O2'	20:CT:17:ARG:HG3	2.22	0.40
1:CA:36:C:H5''	12:CL:119:LYS:HA	2.04	0.40
1:CA:373:A:C2	1:CA:374:A:N7	2.90	0.40
1:CA:461:A:N3	1:CA:461:A:C2'	2.80	0.40
1:CA:567:G:H1'	56:CA:1819:HOH:O	2.22	0.40
1:CA:729:A:C5	1:CA:730:G:N7	2.89	0.40
1:CA:80:A:C5	1:CA:81:A:H1'	2.57	0.40
1:CA:864:A:C5	1:CA:865:A:C6	3.09	0.40
1:CA:90:C:H2'	1:CA:91:U:C5	2.56	0.40
1:CA:948:C:C5	13:CM:104:ASN:OD1	2.75	0.40
1:CA:975:A:C2	1:CA:1365:G:N2	2.89	0.40
2:CB:103:TRP:O	2:CB:103:TRP:CD1	2.74	0.40
5:CE:95:MET:HA	5:CE:123:LEU:O	2.22	0.40
5:CE:14:LEU:HA	5:CE:36:THR:HG22	2.03	0.40
5:CE:94:PHE:O	5:CE:124:ALA:HA	2.22	0.40
6:CF:93:LYS:O	6:CF:94:HIS:HB3	2.22	0.40
8:CH:100:ILE:HD12	8:CH:101:ALA:N	2.35	0.40
8:CH:111:THR:HG22	8:CH:112:ASP:N	2.36	0.40
10:CJ:68:ARG:H	10:CJ:68:ARG:HG2	1.68	0.40
13:CM:3:ILE:HG23	13:CM:56:ARG:CD	2.50	0.40

Continued on next page...

Continued from previous page...

Atom-1	Atom-2	Interatomic distance (Å)	Clash overlap (Å)
15:CO:69:LEU:HD12	15:CO:77:TYR:HA	2.02	0.40
15:CO:87:ARG:HD2	15:CO:87:ARG:HA	1.76	0.40
18:CR:54:LEU:HG	18:CR:58:ILE:HD11	2.02	0.40
6:CF:88:MET:CE	18:CR:64:LEU:HD11	2.50	0.40
20:CT:9:ARG:CD	20:CT:12:GLN:NE2	2.84	0.40
20:CT:4:LYS:HB3	20:CT:4:LYS:HE3	1.57	0.40
21:CU:28:LEU:O	21:CU:29:ALA:C	2.59	0.40
49:D1:20:TYR:HE2	49:D1:37:LYS:NZ	2.17	0.40
49:D1:10:LEU:HD12	49:D1:50:GLU:O	2.22	0.40
22:DA:102:U:H3	46:DY:2:LYS:HB3	1.86	0.40
22:DA:1059:G:O2'	30:DI:131:THR:HG21	2.22	0.40
22:DA:108:G:C4	22:DA:109:C:C5	3.10	0.40
22:DA:1107:G:C5	22:DA:1108:U:C5	3.09	0.40
22:DA:1203:U:N3	22:DA:1204:A:N6	2.68	0.40
22:DA:1209:U:O2'	22:DA:1237:A:N6	2.47	0.40
22:DA:1252:G:C4	22:DA:1253:A:C2	3.09	0.40
22:DA:1465:G:C4	22:DA:1466:U:C6	3.10	0.40
22:DA:1475:G:O2'	22:DA:1476:U:P	2.80	0.40
22:DA:1529:G:O6	22:DA:1543:G:N2	2.54	0.40
22:DA:1574:C:O5'	22:DA:1574:C:C6	2.58	0.40
22:DA:1649:G:H2'	22:DA:1650:A:C8	2.56	0.40
22:DA:1656:C:H2'	22:DA:1657:U:C5'	2.50	0.40
22:DA:1665:A:H2'	22:DA:1666:G:H5'	2.02	0.40
22:DA:1709:U:H2'	22:DA:1710:G:H8	1.85	0.40
22:DA:1712:U:H2'	22:DA:1713:A:N7	2.36	0.40
22:DA:1816:C:O2'	22:DA:1817:G:P	2.79	0.40
22:DA:413:C:O3'	22:DA:1880:U:H4'	2.21	0.40
22:DA:1941:C:C6	22:DA:1965:C:C4	3.09	0.40
22:DA:45:G:H3'	22:DA:215:G:C8	2.57	0.40
22:DA:2238:G:H4'	22:DA:2239:G:OP1	2.22	0.40
22:DA:2267:A:H8	22:DA:2267:A:H2'	1.49	0.40
22:DA:2308:G:O6	22:DA:2311:A:N7	2.55	0.40
22:DA:2501:C:P	56:DA:3557:HOH:O	2.79	0.40
22:DA:2586:U:O2'	22:DA:2587:A:C5'	2.68	0.40
22:DA:2590:A:O3'	24:DC:237:ARG:CD	2.65	0.40
22:DA:2646:C:C5'	22:DA:2646:C:H6	2.34	0.40
22:DA:2652:C:H2'	22:DA:2653:U:O4'	2.21	0.40
22:DA:225:C:N4	22:DA:419:U:O2'	2.37	0.40
22:DA:602:A:N3	22:DA:656:G:C2	2.90	0.40
22:DA:690:G:H1'	22:DA:779:U:O3'	2.20	0.40
22:DA:825:A:C6	22:DA:826:U:N3	2.89	0.40

Continued on next page...

Continued from previous page...

Atom-1	Atom-2	Interatomic distance (Å)	Clash overlap (Å)
22:DA:910:A:N6	34:DM:11:LYS:O	2.54	0.40
23:DB:66:A:N6	23:DB:107:G:C8	2.89	0.40
24:DC:74:PRO:HA	24:DC:116:GLN:HG3	2.02	0.40
24:DC:30:ALA:N	24:DC:31:PRO:HD2	2.34	0.40
24:DC:95:TYR:C	24:DC:97:ASP:N	2.74	0.40
25:DD:146:ILE:HD11	25:DD:155:VAL:CG2	2.52	0.40
26:DE:105:LEU:O	26:DE:109:LEU:HB2	2.22	0.40
26:DE:134:LEU:CA	26:DE:137:LYS:CB	2.97	0.40
27:DF:136:ILE:CG2	27:DF:142:TYR:CD1	3.05	0.40
31:DJ:24:THR:HG22	31:DJ:24:THR:O	2.21	0.40
33:DL:3:LEU:HD12	33:DL:4:ASN:CA	2.51	0.40
35:DN:57:THR:O	35:DN:80:PHE:CD1	2.74	0.40
22:DA:2873:A:C4'	35:DN:6:SER:HB2	2.51	0.40
36:DO:80:GLU:O	36:DO:84:GLU:HB2	2.22	0.40
37:DP:48:ALA:O	37:DP:58:PHE:HA	2.22	0.40
38:DQ:46:TYR:HA	38:DQ:49:ARG:NH2	2.36	0.40
38:DQ:9:ALA:C	38:DQ:11:ALA:N	2.73	0.40
40:DS:4:ILE:CD1	40:DS:5:ALA:N	2.73	0.40
40:DS:84:ARG:O	40:DS:95:ARG:O	2.39	0.40
43:DV:50:MET:O	43:DV:53:LYS:N	2.50	0.40
45:DX:10:ARG:CB	45:DX:11:PRO:HD2	2.43	0.40
46:DY:20:ASN:HD22	46:DY:50:VAL:CG2	2.01	0.40
1:AA:1014:A:H5''	19:AS:13:HIS:CB	2.51	0.40
1:AA:1141:C:C2	1:AA:1142:G:C8	3.10	0.40
1:AA:1169:A:O2'	1:AA:1170:A:O4'	2.40	0.40
1:AA:1234:C:C2'	1:AA:1235:U:C5'	2.90	0.40
1:AA:1241:G:N2	1:AA:1242:G:C5	2.90	0.40
1:AA:1256:A:C6	1:AA:1278:G:C2	3.09	0.40
1:AA:1442:G:C4	1:AA:1443:C:C5	3.08	0.40
1:AA:157:U:O2	1:AA:165:G:C2	2.74	0.40
1:AA:198:G:N1	1:AA:220:G:C4	2.89	0.40
1:AA:214:C:C6	1:AA:215:C:C5	3.09	0.40
1:AA:243:A:H5''	1:AA:244:U:OP1	2.21	0.40
1:AA:242:G:C2	1:AA:245:U:C4	3.09	0.40
1:AA:384:G:C6	1:AA:385:C:N3	2.89	0.40
1:AA:464:U:C6	1:AA:466:A:OP2	2.74	0.40
1:AA:202:G:O2'	1:AA:468:A:C8	2.70	0.40
1:AA:698:G:H2'	1:AA:699:C:O4'	2.22	0.40
1:AA:76:G:C2'	1:AA:76:G:N3	2.82	0.40
1:AA:832:G:C2	1:AA:833:G:C8	3.10	0.40
1:AA:909:A:H2'	1:AA:910:C:O5'	2.21	0.40

Continued on next page...

Continued from previous page...

Atom-1	Atom-2	Interatomic distance (Å)	Clash overlap (Å)
2:AB:36:LYS:O	2:AB:37:VAL:HB	2.21	0.40
2:AB:71:THR:HG21	2:AB:94:ARG:HA	2.04	0.40
3:AC:55:VAL:O	3:AC:56:ILE:HG13	2.21	0.40
4:AD:175:GLY:C	4:AD:176:LYS:HD3	2.42	0.40
1:AA:509:A:H5'	4:AD:50:TYR:CE2	2.57	0.40
4:AD:56:GLU:O	4:AD:60:VAL:HG23	2.22	0.40
6:AF:38:ARG:HH11	6:AF:61:LEU:HD21	1.83	0.40
6:AF:9:MET:HE2	6:AF:59:TYR:CD2	2.57	0.40
7:AG:28:ILE:HG22	7:AG:104:VAL:HG21	2.03	0.40
1:AA:1117:A:O3'	9:AI:105:ARG:NE	2.55	0.40
9:AI:25:GLY:N	9:AI:58:GLU:HA	2.36	0.40
10:AJ:82:LYS:O	10:AJ:86:ALA:N	2.54	0.40
11:AK:109:ILE:HG22	11:AK:110:THR:N	2.37	0.40
1:AA:36:C:H4'	12:AL:118:VAL:O	2.21	0.40
12:AL:56:LEU:C	12:AL:58:ASN:N	2.73	0.40
15:AO:85:GLY:O	15:AO:86:LEU:HB3	2.21	0.40
19:AS:45:GLY:N	19:AS:61:VAL:CG2	2.72	0.40
1:AA:957:U:H4'	19:AS:78:THR:OG1	2.21	0.40
21:AU:33:ARG:CD	21:AU:34:ARG:HG3	2.50	0.40
21:AU:34:ARG:C	21:AU:36:PHE:H	2.24	0.40
51:B3:21:PHE:N	51:B3:48:MET:CE	2.81	0.40
22:BA:1091:G:O2'	22:BA:1092:C:H5'	2.22	0.40
22:BA:1316:U:H2'	22:BA:1317:G:C8	2.56	0.40
22:BA:1439:A:C2	22:BA:1553:A:C4	3.09	0.40
22:BA:1498:C:C2'	22:BA:1499:C:H6	2.30	0.40
22:BA:1627:G:C2	22:BA:1628:G:N7	2.90	0.40
22:BA:1797:G:C5	22:BA:1798:U:C5	3.10	0.40
22:BA:2098:U:C4	22:BA:2099:U:C4	3.09	0.40
22:BA:2307:G:H1'	22:BA:2308:G:C5	2.57	0.40
22:BA:2506:U:O2'	22:BA:2507:C:H5'	2.21	0.40
22:BA:2436:G:N3	22:BA:2598:A:H2	2.18	0.40
22:BA:274:C:H2'	22:BA:275:C:O4'	2.22	0.40
22:BA:2821:A:H2'	22:BA:2822:G:C8	2.57	0.40
22:BA:2839:G:OP1	35:BN:46:ARG:HD2	2.22	0.40
22:BA:2845:U:O3'	37:BP:52:ARG:NH1	2.54	0.40
22:BA:294:A:C6	22:BA:345:A:N3	2.90	0.40
22:BA:379:G:N1	22:BA:396:G:C6	2.90	0.40
22:BA:846:U:C2'	22:BA:847:U:OP2	2.69	0.40
23:BB:42:C:C5	27:BF:65:LEU:HD22	2.56	0.40
25:BD:142:VAL:HG23	25:BD:143:PRO:HD2	2.03	0.40
25:BD:92:VAL:O	25:BD:94:GLN:N	2.55	0.40

Continued on next page...

Continued from previous page...

Atom-1	Atom-2	Interatomic distance (Å)	Clash overlap (Å)
26:BE:106:LYS:HD2	26:BE:200:LEU:HB3	2.04	0.40
26:BE:3:LEU:HD12	26:BE:14:VAL:HG11	2.03	0.40
27:BF:107:VAL:N	27:BF:108:PRO:HD2	2.34	0.40
27:BF:162:ASP:OD1	27:BF:162:ASP:N	2.54	0.40
27:BF:5:ASP:O	27:BF:8:LYS:HG2	2.21	0.40
28:BG:140:ILE:HD12	28:BG:141:GLY:H	1.87	0.40
29:BH:12:LEU:HB2	29:BH:19:VAL:HG11	2.03	0.40
29:BH:50:ARG:C	29:BH:52:ALA:N	2.75	0.40
31:BJ:114:LEU:C	31:BJ:114:LEU:HD23	2.41	0.40
31:BJ:31:GLU:CG	31:BJ:142:ILE:HD12	2.50	0.40
31:BJ:54:ILE:C	31:BJ:54:ILE:CD1	2.86	0.40
32:BK:88:ASN:HB3	32:BK:92:GLU:O	2.20	0.40
35:BN:12:ARG:HD3	35:BN:16:HIS:CD2	2.57	0.40
37:BP:33:GLU:OE1	37:BP:34:GLY:N	2.55	0.40
37:BP:91:VAL:O	37:BP:92:ARG:C	2.60	0.40
41:BT:34:VAL:O	41:BT:35:ALA:O	2.39	0.40
43:BV:6:ALA:CB	43:BV:40:ILE:CG2	3.00	0.40
44:BW:67:LYS:O	44:BW:68:PHE:CB	2.59	0.40
46:BY:16:THR:O	46:BY:19:LEU:HB2	2.21	0.40
1:CA:103:U:H2'	1:CA:104:G:H8	1.87	0.40
1:CA:1097:C:C2	1:CA:1098:C:C6	3.10	0.40
1:CA:110:C:O2'	1:CA:111:G:C5'	2.69	0.40
1:CA:1245:C:O2'	1:CA:1246:A:O5'	2.39	0.40
1:CA:126:G:H5''	1:CA:634:C:O2	2.21	0.40
1:CA:1357:A:C5	1:CA:1358:U:C4	3.10	0.40
1:CA:1363:A:C6	1:CA:1365:G:C6	3.09	0.40
1:CA:1494:G:C2	1:CA:1495:U:C6	3.09	0.40
1:CA:486:U:O2	1:CA:486:U:C2'	2.69	0.40
1:CA:71:A:C2	1:CA:72:A:N7	2.89	0.40
1:CA:963:G:O2'	1:CA:964:A:O5'	2.40	0.40
3:CC:163:ARG:O	3:CC:164:THR:CB	2.69	0.40
1:CA:1189:U:H5''	3:CC:4:VAL:HG11	2.03	0.40
4:CD:146:GLU:N	4:CD:146:GLU:OE1	2.55	0.40
7:CG:8:GLN:CD	7:CG:9:ARG:H	2.24	0.40
8:CH:68:LYS:CD	8:CH:69:ALA:N	2.71	0.40
5:CE:155:LYS:NZ	8:CH:72:GLU:CG	2.84	0.40
9:CI:118:ARG:HG3	9:CI:124:PRO:HG3	2.04	0.40
1:CA:1367:C:H5'	10:CJ:62:ARG:NH1	2.36	0.40
12:CL:35:ARG:HA	12:CL:35:ARG:HD3	1.85	0.40
16:CP:2:VAL:HG13	16:CP:65:ALA:CA	2.51	0.40
16:CP:60:TRP:O	16:CP:63:GLN:N	2.55	0.40

Continued on next page...

Continued from previous page...

Atom-1	Atom-2	Interatomic distance (Å)	Clash overlap (Å)
16:CP:6:LEU:HB2	16:CP:17:TYR:CB	2.49	0.40
17:CQ:30:HIS:CG	17:CQ:31:PRO:CD	3.05	0.40
17:CQ:46:HIS:HB3	17:CQ:66:LEU:HD13	2.03	0.40
18:CR:27:THR:O	18:CR:30:ASN:HB3	2.21	0.40
48:D0:29:VAL:CG2	48:D0:34:GLY:HA2	2.52	0.40
22:DA:1054:A:C2	22:DA:1106:G:C2	3.09	0.40
22:DA:1070:A:H61	30:DI:8:VAL:CB	2.34	0.40
22:DA:1080:A:N3	22:DA:1081:U:C6	2.89	0.40
22:DA:1225:G:C6	22:DA:1226:A:N6	2.89	0.40
22:DA:138:U:H2'	22:DA:140:C:C1'	2.49	0.40
22:DA:1442:U:N3	22:DA:1443:U:C4	2.90	0.40
22:DA:1706:C:O2'	22:DA:1707:G:OP1	2.35	0.40
22:DA:1724:G:H3'	22:DA:1725:U:C6	2.57	0.40
22:DA:1931:U:O2'	22:DA:1932:A:H5'	2.20	0.40
22:DA:204:A:C4	22:DA:206:U:C4	3.09	0.40
22:DA:217:A:O2'	22:DA:218:A:H5'	2.21	0.40
22:DA:2204:G:OP2	24:DC:149:LYS:CD	2.61	0.40
22:DA:228:C:N3	22:DA:418:C:O4'	2.54	0.40
22:DA:2573:C:OP1	22:DA:2575:C:OP2	2.40	0.40
22:DA:2581:G:C5'	22:DA:2582:G:OP1	2.69	0.40
22:DA:2616:C:O2'	22:DA:2617:U:O5'	2.26	0.40
22:DA:2681:C:H4'	22:DA:2682:A:O5'	2.22	0.40
22:DA:2750:A:HO2'	22:DA:2751:G:P	2.44	0.40
22:DA:278:A:N1	22:DA:362:A:C8	2.90	0.40
22:DA:2852:G:H2'	22:DA:2853:C:C6	2.57	0.40
22:DA:301:G:C6	22:DA:317:G:C6	3.10	0.40
22:DA:415:A:C5	22:DA:416:U:C4	3.09	0.40
22:DA:476:G:N2	22:DA:478:A:H2'	2.36	0.40
22:DA:48:G:N3	22:DA:48:G:H2'	2.36	0.40
22:DA:497:A:H3'	22:DA:498:G:H8	1.87	0.40
22:DA:540:C:H2'	22:DA:541:A:H8	1.86	0.40
22:DA:54:G:O5'	22:DA:54:G:H8	2.05	0.40
22:DA:661:A:H2'	22:DA:662:G:O4'	2.22	0.40
22:DA:69:C:H2'	22:DA:70:G:C8	2.56	0.40
22:DA:740:C:H5'	22:DA:1784:A:C3'	2.51	0.40
22:DA:756:A:H2'	22:DA:757:G:O5'	2.21	0.40
22:DA:958:U:H3	34:DM:16:ARG:HB2	1.86	0.40
23:DB:34:A:H2'	23:DB:35:C:OP2	2.22	0.40
24:DC:71:ASP:O	24:DC:73:ILE:HG12	2.21	0.40
25:DD:149:ASN:OD1	25:DD:150:GLN:N	2.50	0.40
25:DD:40:LEU:HA	25:DD:44:GLY:CA	2.46	0.40

Continued on next page...

Continued from previous page...

Atom-1	Atom-2	Interatomic distance (Å)	Clash overlap (Å)
26:DE:20:GLY:H	26:DE:110:SER:HB3	1.87	0.40
27:DF:160:LYS:HB2	27:DF:160:LYS:HE2	1.93	0.40
27:DF:3:LEU:HG	27:DF:100:GLU:CD	2.40	0.40
29:DH:37:VAL:HG22	29:DH:38:PRO:HD2	2.04	0.40
30:DI:4:VAL:HG22	30:DI:5:GLN:N	2.36	0.40
31:DJ:16:TYR:HB2	31:DJ:54:ILE:CD1	2.52	0.40
22:DA:2818:U:OP2	35:DN:42:LYS:NZ	2.54	0.40
37:DP:105:LYS:HD3	37:DP:105:LYS:HA	1.90	0.40
40:DS:20:VAL:CG1	40:DS:43:ALA:CB	2.86	0.40
42:DU:90:LYS:CB	42:DU:92:VAL:CG1	3.00	0.40
43:DV:65:VAL:HG22	43:DV:65:VAL:O	2.21	0.40

All (1) symmetry-related close contacts are listed below. The label for Atom-2 includes the symmetry operator and encoded unit-cell translations to be applied.

Atom-1	Atom-2	Interatomic distance (Å)	Clash overlap (Å)
22:BA:138:U:O4	22:DA:305:C:OP1[3_545]	2.02	0.18

5.3 Torsion angles ⓘ

5.3.1 Protein backbone ⓘ

In the following table, the Percentiles column shows the percent Ramachandran outliers of the chain as a percentile score with respect to all X-ray entries followed by that with respect to entries of similar resolution.

The Analysed column shows the number of residues for which the backbone conformation was analysed, and the total number of residues.

Mol	Chain	Analysed	Favoured	Allowed	Outliers	Percentiles	
2	AB	216/218 (99%)	133 (62%)	51 (24%)	32 (15%)	0	1
2	CB	216/218 (99%)	158 (73%)	38 (18%)	20 (9%)	1	4
3	AC	204/206 (99%)	144 (71%)	36 (18%)	24 (12%)	0	2
3	CC	204/206 (99%)	138 (68%)	47 (23%)	19 (9%)	1	4
4	AD	203/205 (99%)	127 (63%)	43 (21%)	33 (16%)	0	0
4	CD	203/205 (99%)	138 (68%)	40 (20%)	25 (12%)	0	1
5	AE	148/150 (99%)	97 (66%)	28 (19%)	23 (16%)	0	0

Continued on next page...

Continued from previous page...

Mol	Chain	Analysed	Favoured	Allowed	Outliers	Percentiles	
5	CE	148/150 (99%)	111 (75%)	21 (14%)	16 (11%)	0	3
6	AF	98/100 (98%)	71 (72%)	15 (15%)	12 (12%)	0	2
6	CF	98/100 (98%)	66 (67%)	19 (19%)	13 (13%)	0	1
7	AG	149/151 (99%)	100 (67%)	37 (25%)	12 (8%)	1	6
7	CG	148/151 (98%)	96 (65%)	38 (26%)	14 (10%)	1	4
8	AH	127/129 (98%)	101 (80%)	15 (12%)	11 (9%)	1	5
8	CH	127/129 (98%)	96 (76%)	23 (18%)	8 (6%)	1	10
9	AI	125/127 (98%)	81 (65%)	28 (22%)	16 (13%)	0	1
9	CI	125/127 (98%)	84 (67%)	32 (26%)	9 (7%)	1	7
10	AJ	96/98 (98%)	69 (72%)	10 (10%)	17 (18%)	0	0
10	CJ	96/98 (98%)	61 (64%)	21 (22%)	14 (15%)	0	1
11	AK	115/117 (98%)	80 (70%)	20 (17%)	15 (13%)	0	1
11	CK	115/117 (98%)	87 (76%)	16 (14%)	12 (10%)	0	3
12	AL	121/123 (98%)	88 (73%)	21 (17%)	12 (10%)	1	4
12	CL	121/123 (98%)	84 (69%)	24 (20%)	13 (11%)	0	3
13	AM	112/114 (98%)	83 (74%)	19 (17%)	10 (9%)	1	5
13	CM	112/114 (98%)	62 (55%)	37 (33%)	13 (12%)	0	2
14	AN	92/100 (92%)	60 (65%)	18 (20%)	14 (15%)	0	0
14	CN	91/100 (91%)	57 (63%)	26 (29%)	8 (9%)	1	5
15	AO	86/88 (98%)	59 (69%)	19 (22%)	8 (9%)	1	4
15	CO	86/88 (98%)	53 (62%)	30 (35%)	3 (4%)	4	23
16	AP	80/82 (98%)	59 (74%)	12 (15%)	9 (11%)	0	2
16	CP	79/82 (96%)	48 (61%)	23 (29%)	8 (10%)	1	4
17	AQ	78/80 (98%)	48 (62%)	24 (31%)	6 (8%)	1	6
17	CQ	78/80 (98%)	59 (76%)	11 (14%)	8 (10%)	0	3
18	AR	53/55 (96%)	40 (76%)	10 (19%)	3 (6%)	2	12
18	CR	53/55 (96%)	33 (62%)	17 (32%)	3 (6%)	2	12
19	AS	77/79 (98%)	51 (66%)	15 (20%)	11 (14%)	0	1
19	CS	77/79 (98%)	46 (60%)	24 (31%)	7 (9%)	1	4
20	AT	83/85 (98%)	57 (69%)	21 (25%)	5 (6%)	2	11
20	CT	83/85 (98%)	52 (63%)	21 (25%)	10 (12%)	0	2

Continued on next page...

Continued from previous page...

Mol	Chain	Analysed	Favoured	Allowed	Outliers	Percentiles	
21	AU	49/51 (96%)	25 (51%)	12 (24%)	12 (24%)	0	0
21	CU	49/51 (96%)	20 (41%)	13 (26%)	16 (33%)	0	0
24	BC	269/271 (99%)	197 (73%)	46 (17%)	26 (10%)	1	4
24	DC	269/271 (99%)	174 (65%)	64 (24%)	31 (12%)	0	2
25	BD	207/209 (99%)	141 (68%)	32 (16%)	34 (16%)	0	0
25	DD	207/209 (99%)	131 (63%)	41 (20%)	35 (17%)	0	0
26	BE	199/201 (99%)	144 (72%)	35 (18%)	20 (10%)	1	4
26	DE	199/201 (99%)	115 (58%)	54 (27%)	30 (15%)	0	0
27	BF	176/178 (99%)	124 (70%)	36 (20%)	16 (9%)	1	4
27	DF	176/178 (99%)	87 (49%)	58 (33%)	31 (18%)	0	0
28	BG	174/176 (99%)	111 (64%)	38 (22%)	25 (14%)	0	1
28	DG	174/176 (99%)	99 (57%)	40 (23%)	35 (20%)	0	0
29	BH	147/149 (99%)	62 (42%)	50 (34%)	35 (24%)	0	0
29	DH	147/149 (99%)	70 (48%)	54 (37%)	23 (16%)	0	0
30	BI	139/141 (99%)	84 (60%)	41 (30%)	14 (10%)	1	4
30	DI	139/141 (99%)	75 (54%)	48 (34%)	16 (12%)	0	2
31	BJ	140/142 (99%)	104 (74%)	24 (17%)	12 (9%)	1	5
31	DJ	140/142 (99%)	92 (66%)	28 (20%)	20 (14%)	0	1
32	BK	120/122 (98%)	89 (74%)	17 (14%)	14 (12%)	0	2
32	DK	120/122 (98%)	76 (63%)	17 (14%)	27 (22%)	0	0
33	BL	141/143 (99%)	100 (71%)	30 (21%)	11 (8%)	1	6
33	DL	141/143 (99%)	77 (55%)	44 (31%)	20 (14%)	0	1
34	BM	134/136 (98%)	96 (72%)	18 (13%)	20 (15%)	0	1
34	DM	134/136 (98%)	90 (67%)	26 (19%)	18 (13%)	0	1
35	BN	118/120 (98%)	91 (77%)	16 (14%)	11 (9%)	1	4
35	DN	118/120 (98%)	74 (63%)	25 (21%)	19 (16%)	0	0
36	BO	114/116 (98%)	85 (75%)	18 (16%)	11 (10%)	1	4
36	DO	114/116 (98%)	74 (65%)	30 (26%)	10 (9%)	1	5
37	BP	112/114 (98%)	78 (70%)	20 (18%)	14 (12%)	0	1
37	DP	112/114 (98%)	60 (54%)	31 (28%)	21 (19%)	0	0
38	BQ	115/117 (98%)	100 (87%)	7 (6%)	8 (7%)	1	8

Continued on next page...

Continued from previous page...

Mol	Chain	Analysed	Favoured	Allowed	Outliers	Percentiles	
38	DQ	115/117 (98%)	75 (65%)	27 (24%)	13 (11%)	0	2
39	BR	101/103 (98%)	76 (75%)	14 (14%)	11 (11%)	0	3
39	DR	101/103 (98%)	64 (63%)	24 (24%)	13 (13%)	0	1
40	BS	108/110 (98%)	89 (82%)	14 (13%)	5 (5%)	3	17
40	DS	108/110 (98%)	72 (67%)	25 (23%)	11 (10%)	1	4
41	BT	91/93 (98%)	49 (54%)	26 (29%)	16 (18%)	0	0
41	DT	91/93 (98%)	41 (45%)	26 (29%)	24 (26%)	0	0
42	BU	100/102 (98%)	66 (66%)	16 (16%)	18 (18%)	0	0
42	DU	100/102 (98%)	52 (52%)	22 (22%)	26 (26%)	0	0
43	BV	92/94 (98%)	75 (82%)	15 (16%)	2 (2%)	8	35
43	DV	92/94 (98%)	60 (65%)	24 (26%)	8 (9%)	1	5
44	BW	77/79 (98%)	31 (40%)	22 (29%)	24 (31%)	0	0
44	DW	77/79 (98%)	30 (39%)	25 (32%)	22 (29%)	0	0
45	BX	75/77 (97%)	58 (77%)	10 (13%)	7 (9%)	1	4
45	DX	75/77 (97%)	44 (59%)	20 (27%)	11 (15%)	0	1
46	BY	61/63 (97%)	38 (62%)	15 (25%)	8 (13%)	0	1
46	DY	61/63 (97%)	40 (66%)	16 (26%)	5 (8%)	1	6
47	BZ	56/58 (97%)	47 (84%)	5 (9%)	4 (7%)	1	8
47	DZ	56/58 (97%)	31 (55%)	20 (36%)	5 (9%)	1	5
48	B0	54/56 (96%)	41 (76%)	9 (17%)	4 (7%)	1	7
48	D0	54/56 (96%)	33 (61%)	16 (30%)	5 (9%)	1	4
49	B1	48/50 (96%)	37 (77%)	6 (12%)	5 (10%)	0	3
49	D1	48/50 (96%)	35 (73%)	8 (17%)	5 (10%)	0	3
50	B2	44/46 (96%)	37 (84%)	7 (16%)	0	100	100
50	D2	44/46 (96%)	29 (66%)	10 (23%)	5 (11%)	0	2
51	B3	62/64 (97%)	53 (86%)	5 (8%)	4 (6%)	1	9
51	D3	62/64 (97%)	42 (68%)	12 (19%)	8 (13%)	0	1
52	B4	36/38 (95%)	24 (67%)	9 (25%)	3 (8%)	1	6
52	D4	36/38 (95%)	21 (58%)	9 (25%)	6 (17%)	0	0
All	All	11241/11452 (98%)	7412 (66%)	2420 (22%)	1409 (12%)	0	1

All (1409) Ramachandran outliers are listed below:

Mol	Chain	Res	Type
2	AB	21	TYR
2	AB	33	ALA
2	AB	37	VAL
2	AB	72	LYS
2	AB	75	ALA
2	AB	119	GLN
2	AB	150	ILE
3	AC	16	PRO
3	AC	17	TRP
3	AC	60	ALA
3	AC	126	ARG
3	AC	165	GLU
3	AC	192	TYR
3	AC	205	GLU
4	AD	24	VAL
4	AD	25	ARG
4	AD	26	ALA
4	AD	28	ASP
4	AD	29	THR
4	AD	32	LYS
4	AD	33	ILE
4	AD	34	GLU
4	AD	36	ALA
4	AD	147	LYS
4	AD	152	SER
4	AD	159	GLU
4	AD	172	VAL
4	AD	173	ASP
4	AD	191	SER
4	AD	192	ALA
5	AE	97	PRO
5	AE	110	MET
5	AE	137	ARG
5	AE	153	ALA
6	AF	91	ARG
7	AG	93	VAL
8	AH	48	PHE
8	AH	49	LYS
8	AH	66	GLN
8	AH	88	LYS
9	AI	8	THR
9	AI	40	ARG
9	AI	43	ALA

Continued on next page...

Continued from previous page...

Mol	Chain	Res	Type
9	AI	71	ILE
9	AI	119	LYS
9	AI	128	LYS
10	AJ	57	VAL
10	AJ	101	SER
11	AK	46	ALA
11	AK	126	ARG
12	AL	23	LEU
12	AL	43	LYS
12	AL	73	LEU
12	AL	75	GLU
12	AL	88	ASP
13	AM	2	ARG
13	AM	46	GLU
14	AN	27	LYS
14	AN	33	VAL
14	AN	51	PRO
14	AN	52	ARG
15	AO	17	ASP
15	AO	24	THR
15	AO	72	LYS
16	AP	11	ALA
16	AP	80	LYS
17	AQ	12	VAL
17	AQ	50	ASN
17	AQ	52	CYS
17	AQ	75	VAL
18	AR	47	ARG
19	AS	27	LYS
20	AT	3	ILE
20	AT	67	HIS
21	AU	11	PHE
21	AU	12	ASP
21	AU	23	GLU
24	BC	77	VAL
24	BC	104	LEU
24	BC	105	ALA
24	BC	142	ASN
24	BC	239	PHE
25	BD	43	ASP
25	BD	73	VAL
25	BD	92	VAL

Continued on next page...

Continued from previous page...

Mol	Chain	Res	Type
25	BD	99	GLU
25	BD	103	ASP
25	BD	122	VAL
26	BE	6	LYS
26	BE	8	ALA
26	BE	62	GLN
26	BE	69	ARG
26	BE	79	ARG
26	BE	175	ILE
27	BF	11	VAL
27	BF	61	GLY
27	BF	134	GLN
27	BF	174	PHE
27	BF	175	PRO
28	BG	8	VAL
28	BG	28	LYS
28	BG	31	GLU
28	BG	38	ASP
28	BG	44	HIS
28	BG	45	ALA
28	BG	61	TRP
28	BG	84	LYS
28	BG	118	ALA
28	BG	170	THR
29	BH	10	ALA
29	BH	11	ASN
29	BH	14	SER
29	BH	15	LEU
29	BH	23	ALA
29	BH	28	ASN
29	BH	32	PRO
29	BH	33	GLN
29	BH	81	ALA
29	BH	83	LYS
30	BI	65	SER
30	BI	92	PRO
31	BJ	13	ARG
31	BJ	21	THR
31	BJ	41	LYS
31	BJ	45	THR
31	BJ	73	VAL
31	BJ	81	ILE

Continued on next page...

Continued from previous page...

Mol	Chain	Res	Type
32	BK	49	ARG
32	BK	71	ARG
32	BK	108	ARG
33	BL	66	PHE
33	BL	88	GLY
34	BM	35	ALA
34	BM	36	VAL
34	BM	56	ALA
34	BM	69	PRO
35	BN	11	ASN
35	BN	80	PHE
35	BN	102	PHE
36	BO	3	LYS
36	BO	57	ALA
36	BO	58	ILE
37	BP	15	ASP
37	BP	20	ARG
37	BP	25	VAL
37	BP	33	GLU
37	BP	93	LYS
37	BP	105	LYS
38	BQ	90	ASP
38	BQ	91	ARG
39	BR	27	ILE
39	BR	55	ASP
39	BR	91	GLN
40	BS	14	ALA
41	BT	27	SER
41	BT	29	THR
41	BT	35	ALA
41	BT	36	LYS
41	BT	69	ARG
41	BT	86	THR
41	BT	89	GLU
42	BU	6	ARG
42	BU	16	LYS
42	BU	18	LYS
42	BU	29	SER
42	BU	51	LEU
42	BU	88	ASP
43	BV	69	GLU
44	BW	9	THR

Continued on next page...

Continued from previous page...

Mol	Chain	Res	Type
44	BW	10	ARG
44	BW	18	LYS
44	BW	23	LYS
44	BW	30	VAL
44	BW	40	ARG
44	BW	47	GLY
44	BW	50	VAL
44	BW	51	GLY
45	BX	53	LYS
46	BY	22	LEU
46	BY	23	ARG
46	BY	24	GLU
48	B0	51	ARG
48	B0	54	ILE
49	B1	16	THR
52	B4	4	ARG
2	CB	81	ASP
2	CB	102	ASN
2	CB	129	THR
3	CC	59	PRO
3	CC	164	THR
3	CC	180	ASP
3	CC	205	GLU
4	CD	24	VAL
4	CD	26	ALA
4	CD	35	GLN
4	CD	39	GLN
4	CD	80	ARG
4	CD	191	SER
4	CD	192	ALA
5	CE	31	SER
5	CE	69	ASN
5	CE	75	LEU
6	CF	82	ASP
6	CF	98	GLU
6	CF	99	ALA
7	CG	8	GLN
7	CG	29	LEU
7	CG	30	MET
7	CG	31	VAL
7	CG	52	ARG
8	CH	29	SER

Continued on next page...

Continued from previous page...

Mol	Chain	Res	Type
8	CH	30	LYS
8	CH	58	LEU
8	CH	82	LEU
9	CI	11	ARG
9	CI	54	VAL
9	CI	71	ILE
10	CJ	44	THR
10	CJ	46	LYS
10	CJ	87	LEU
11	CK	14	GLN
11	CK	88	PRO
11	CK	90	PRO
11	CK	118	ASN
11	CK	126	ARG
11	CK	127	ARG
12	CL	25	ALA
12	CL	43	LYS
12	CL	47	ALA
13	CM	4	ALA
14	CN	21	ALA
14	CN	95	LEU
16	CP	31	ARG
16	CP	63	GLN
17	CQ	52	CYS
17	CQ	68	LYS
20	CT	3	ILE
20	CT	43	LYS
20	CT	61	ALA
20	CT	65	LEU
20	CT	82	ILE
21	CU	4	LYS
21	CU	9	GLU
21	CU	15	LEU
21	CU	23	GLU
21	CU	32	ARG
21	CU	34	ARG
21	CU	35	GLU
21	CU	36	PHE
21	CU	38	GLU
21	CU	43	GLU
24	DC	9	SER
24	DC	28	PRO

Continued on next page...

Continued from previous page...

Mol	Chain	Res	Type
24	DC	43	ASN
24	DC	45	ASN
24	DC	94	LEU
24	DC	141	HIS
24	DC	237	ARG
24	DC	269	ARG
25	DD	14	ILE
25	DD	43	ASP
25	DD	74	GLU
25	DD	95	SER
25	DD	102	ALA
25	DD	118	PHE
25	DD	119	ALA
25	DD	150	GLN
25	DD	162	ALA
25	DD	174	SER
25	DD	194	PRO
26	DE	24	ASN
26	DE	41	GLN
26	DE	62	GLN
26	DE	71	GLY
26	DE	99	LYS
26	DE	116	ASP
26	DE	127	GLU
27	DF	10	GLU
27	DF	12	VAL
27	DF	32	LYS
27	DF	36	ASN
27	DF	41	GLU
27	DF	76	PHE
27	DF	112	ASP
27	DF	113	PHE
27	DF	116	LEU
27	DF	137	PHE
28	DG	39	ALA
28	DG	49	LEU
28	DG	59	ASP
28	DG	83	THR
28	DG	86	LEU
28	DG	93	TYR
28	DG	118	ALA
28	DG	165	ASP

Continued on next page...

Continued from previous page...

Mol	Chain	Res	Type
29	DH	9	VAL
29	DH	10	ALA
29	DH	61	VAL
29	DH	66	ASN
29	DH	72	ILE
29	DH	76	GLU
29	DH	97	ARG
29	DH	98	ASP
29	DH	102	ALA
30	DI	9	LYS
30	DI	22	PRO
30	DI	69	VAL
30	DI	140	GLU
31	DJ	45	THR
31	DJ	81	ILE
31	DJ	83	GLY
31	DJ	87	ALA
31	DJ	95	ARG
32	DK	2	ILE
32	DK	3	GLN
32	DK	16	ALA
32	DK	18	ARG
32	DK	29	HIS
32	DK	49	ARG
32	DK	71	ARG
32	DK	93	GLN
32	DK	110	GLU
32	DK	119	ALA
32	DK	120	PRO
33	DL	4	ASN
33	DL	66	PHE
33	DL	85	VAL
33	DL	89	VAL
33	DL	100	ILE
33	DL	101	ILE
34	DM	2	LEU
34	DM	14	LYS
34	DM	69	PRO
34	DM	77	PRO
34	DM	135	VAL
35	DN	2	ARG
35	DN	104	ALA

Continued on next page...

Continued from previous page...

Mol	Chain	Res	Type
36	DO	8	ILE
36	DO	90	VAL
37	DP	25	VAL
37	DP	50	ARG
37	DP	51	ASN
37	DP	83	ILE
37	DP	94	ALA
37	DP	108	ARG
37	DP	112	ARG
38	DQ	4	LYS
38	DQ	5	ARG
39	DR	3	ALA
39	DR	98	ILE
40	DS	28	LYS
40	DS	40	ASN
41	DT	14	PRO
41	DT	15	HIS
41	DT	20	ALA
41	DT	29	THR
41	DT	39	THR
42	DU	8	ASP
42	DU	41	VAL
42	DU	65	GLN
42	DU	92	VAL
42	DU	96	LYS
42	DU	97	SER
43	DV	56	PHE
44	DW	9	THR
44	DW	25	PHE
44	DW	30	VAL
44	DW	33	GLY
44	DW	34	SER
44	DW	35	ILE
44	DW	46	ALA
45	DX	21	LEU
45	DX	34	SER
46	DY	22	LEU
46	DY	46	VAL
47	DZ	4	ILE
47	DZ	13	ILE
48	D0	32	THR
49	D1	4	ILE

Continued on next page...

Continued from previous page...

Mol	Chain	Res	Type
50	D2	24	THR
50	D2	40	ALA
51	D3	3	ILE
51	D3	29	ARG
51	D3	51	LYS
52	D4	20	ASP
2	AB	17	HIS
2	AB	18	GLN
2	AB	20	ARG
2	AB	40	ILE
2	AB	44	LYS
2	AB	63	LYS
2	AB	96	LEU
2	AB	125	PHE
2	AB	133	ALA
2	AB	169	HIS
2	AB	209	VAL
2	AB	210	THR
2	AB	219	THR
3	AC	148	ILE
4	AD	23	GLY
4	AD	35	GLN
4	AD	124	VAL
4	AD	132	ALA
4	AD	167	PRO
4	AD	174	ALA
4	AD	195	ASN
4	AD	196	GLU
4	AD	197	HIS
5	AE	11	GLN
5	AE	50	GLY
5	AE	75	LEU
5	AE	103	GLY
5	AE	108	GLY
5	AE	112	ALA
5	AE	113	VAL
5	AE	121	ASN
5	AE	157	GLY
6	AF	54	LEU
6	AF	69	GLU
6	AF	86	ARG
7	AG	8	GLN

Continued on next page...

Continued from previous page...

Mol	Chain	Res	Type
7	AG	79	VAL
7	AG	84	TYR
8	AH	2	MET
8	AH	74	ILE
9	AI	30	ASN
10	AJ	34	ALA
10	AJ	61	ALA
10	AJ	74	VAL
10	AJ	92	LEU
11	AK	88	PRO
11	AK	102	ALA
12	AL	33	CYS
12	AL	117	GLY
12	AL	122	LYS
13	AM	6	ILE
13	AM	104	ASN
13	AM	113	LYS
14	AN	22	LYS
14	AN	41	TRP
14	AN	43	ALA
14	AN	80	ARG
15	AO	74	VAL
15	AO	85	GLY
16	AP	24	SER
17	AQ	67	SER
19	AS	79	TYR
20	AT	5	SER
21	AU	8	ASN
21	AU	35	GLU
21	AU	37	TYR
24	BC	110	LYS
24	BC	120	ASP
24	BC	121	ALA
24	BC	140	VAL
24	BC	196	ASN
24	BC	243	PRO
24	BC	255	LYS
25	BD	54	ALA
25	BD	71	ALA
25	BD	72	GLY
25	BD	93	GLY
25	BD	104	VAL

Continued on next page...

Continued from previous page...

Mol	Chain	Res	Type
25	BD	106	LYS
25	BD	118	PHE
25	BD	144	GLY
25	BD	145	SER
25	BD	183	GLU
25	BD	184	ARG
25	BD	191	GLY
26	BE	46	GLN
26	BE	153	LEU
27	BF	111	ARG
27	BF	128	SER
28	BG	9	VAL
28	BG	30	GLY
28	BG	60	GLY
28	BG	164	ALA
28	BG	168	VAL
29	BH	3	VAL
29	BH	13	GLY
29	BH	29	PHE
29	BH	34	GLY
29	BH	35	LYS
29	BH	89	LYS
29	BH	97	ARG
29	BH	107	GLY
29	BH	111	ALA
29	BH	121	VAL
29	BH	131	SER
29	BH	138	VAL
30	BI	30	GLN
30	BI	105	LEU
32	BK	3	GLN
32	BK	13	ASN
32	BK	35	VAL
32	BK	48	PRO
32	BK	72	PRO
33	BL	15	ALA
33	BL	29	LYS
33	BL	69	ARG
33	BL	82	LEU
33	BL	111	ILE
33	BL	114	GLY
34	BM	2	LEU

Continued on next page...

Continued from previous page...

Mol	Chain	Res	Type
34	BM	14	LYS
34	BM	54	THR
34	BM	55	ARG
34	BM	73	ILE
34	BM	110	GLU
35	BN	2	ARG
35	BN	118	ARG
35	BN	119	SER
36	BO	22	GLY
36	BO	59	ALA
36	BO	100	HIS
36	BO	112	GLU
37	BP	54	LEU
37	BP	92	ARG
37	BP	103	THR
37	BP	104	GLY
37	BP	113	LEU
38	BQ	5	ARG
38	BQ	86	SER
38	BQ	88	GLU
39	BR	29	THR
39	BR	64	VAL
40	BS	3	THR
41	BT	16	VAL
42	BU	38	ILE
42	BU	50	ALA
42	BU	92	VAL
42	BU	97	SER
44	BW	12	GLY
44	BW	48	ALA
44	BW	52	CYS
44	BW	70	VAL
44	BW	77	LYS
45	BX	2	ARG
46	BY	36	GLN
47	BZ	3	THR
48	B0	34	GLY
49	B1	4	ILE
51	B3	27	ASN
2	CB	26	MET
2	CB	73	ARG
2	CB	84	LEU

Continued on next page...

Continued from previous page...

Mol	Chain	Res	Type
2	CB	148	GLY
2	CB	177	ASN
2	CB	203	ASP
2	CB	218	ALA
3	CC	24	ASN
3	CC	63	ILE
3	CC	87	ARG
3	CC	130	ARG
3	CC	136	ALA
3	CC	140	ALA
3	CC	178	ARG
4	CD	2	ARG
4	CD	79	ALA
4	CD	107	GLY
4	CD	187	ARG
5	CE	68	ARG
5	CE	74	ALA
5	CE	77	ASN
5	CE	89	THR
5	CE	104	ILE
5	CE	108	GLY
5	CE	144	GLU
6	CF	44	ARG
6	CF	68	GLN
6	CF	92	THR
7	CG	36	SER
7	CG	62	GLU
7	CG	113	LYS
8	CH	2	MET
8	CH	57	GLU
8	CH	119	GLY
9	CI	44	ARG
9	CI	52	GLU
9	CI	58	GLU
9	CI	119	LYS
10	CJ	34	ALA
10	CJ	57	VAL
10	CJ	74	VAL
10	CJ	93	ALA
11	CK	70	ALA
11	CK	91	GLY
12	CL	7	VAL

Continued on next page...

Continued from previous page...

Mol	Chain	Res	Type
12	CL	16	ALA
12	CL	33	CYS
12	CL	85	ARG
12	CL	98	ARG
13	CM	11	HIS
13	CM	65	GLU
14	CN	53	ASP
14	CN	60	ARG
14	CN	99	SER
15	CO	6	ALA
16	CP	46	LYS
17	CQ	69	THR
18	CR	72	ARG
19	CS	4	LEU
19	CS	46	LEU
20	CT	12	GLN
21	CU	7	GLU
21	CU	8	ASN
21	CU	11	PHE
21	CU	26	GLY
24	DC	3	VAL
24	DC	36	ASN
24	DC	121	ALA
24	DC	123	ILE
24	DC	140	VAL
24	DC	195	GLY
24	DC	217	PRO
24	DC	232	GLY
24	DC	238	ASN
25	DD	31	ALA
25	DD	93	GLY
25	DD	113	SER
25	DD	143	PRO
25	DD	164	GLN
25	DD	170	VAL
25	DD	175	LEU
26	DE	7	ASP
26	DE	45	ALA
26	DE	55	SER
26	DE	61	ARG
26	DE	98	LYS
26	DE	126	VAL

Continued on next page...

Continued from previous page...

Mol	Chain	Res	Type
26	DE	148	ILE
26	DE	153	LEU
26	DE	163	ASN
26	DE	187	VAL
26	DE	188	MET
27	DF	8	LYS
27	DF	37	MET
27	DF	42	ALA
27	DF	43	ILE
27	DF	67	THR
27	DF	86	CYS
27	DF	114	ARG
27	DF	122	ASP
27	DF	133	GLU
27	DF	136	ILE
27	DF	138	PRO
27	DF	141	ASP
27	DF	145	VAL
27	DF	148	VAL
28	DG	9	VAL
28	DG	85	LYS
28	DG	91	VAL
28	DG	95	ALA
28	DG	125	PRO
28	DG	149	ALA
28	DG	164	ALA
29	DH	3	VAL
29	DH	39	ALA
29	DH	86	ASP
29	DH	99	ILE
29	DH	143	ILE
29	DH	144	VAL
30	DI	23	VAL
30	DI	62	ALA
30	DI	119	ALA
31	DJ	72	LYS
31	DJ	84	ILE
32	DK	35	VAL
32	DK	46	ALA
32	DK	88	ASN
32	DK	98	ARG
32	DK	104	THR

Continued on next page...

Continued from previous page...

Mol	Chain	Res	Type
33	DL	15	ALA
33	DL	42	SER
33	DL	82	LEU
33	DL	96	LYS
33	DL	99	ASN
33	DL	111	ILE
34	DM	16	ARG
34	DM	35	ALA
34	DM	111	GLU
34	DM	132	THR
35	DN	10	LEU
35	DN	15	SER
35	DN	29	VAL
35	DN	61	ALA
35	DN	71	ARG
35	DN	82	GLU
35	DN	102	PHE
35	DN	105	GLY
36	DO	3	LYS
36	DO	72	ALA
37	DP	63	ILE
37	DP	93	LYS
37	DP	104	GLY
38	DQ	23	TYR
38	DQ	32	ARG
38	DQ	86	SER
38	DQ	87	VAL
39	DR	40	MET
39	DR	57	GLY
39	DR	89	HIS
40	DS	33	LEU
40	DS	72	THR
41	DT	47	VAL
41	DT	53	VAL
41	DT	68	LYS
41	DT	74	ILE
41	DT	88	LYS
42	DU	6	ARG
42	DU	34	ILE
42	DU	40	LEU
42	DU	54	PRO
42	DU	82	VAL

Continued on next page...

Continued from previous page...

Mol	Chain	Res	Type
42	DU	87	GLU
42	DU	88	ASP
42	DU	89	GLY
42	DU	99	SER
43	DV	79	ARG
44	DW	10	ARG
44	DW	26	GLY
44	DW	39	GLN
44	DW	44	PHE
44	DW	49	ASN
44	DW	57	THR
44	DW	71	LYS
44	DW	78	PHE
45	DX	2	ARG
45	DX	63	ILE
48	D0	54	ILE
49	D1	35	LEU
49	D1	36	LYS
51	D3	22	LYS
51	D3	39	ARG
52	D4	3	VAL
2	AB	22	TRP
2	AB	41	ASN
2	AB	71	THR
2	AB	73	ARG
2	AB	148	GLY
3	AC	11	LEU
3	AC	50	SER
3	AC	62	SER
3	AC	145	ALA
4	AD	22	SER
4	AD	31	CYS
4	AD	148	ALA
4	AD	165	GLU
4	AD	189	ASP
5	AE	23	THR
5	AE	25	LYS
5	AE	44	ARG
5	AE	98	ALA
5	AE	156	ARG
6	AF	53	LYS
6	AF	92	THR

Continued on next page...

Continued from previous page...

Mol	Chain	Res	Type
6	AF	94	HIS
7	AG	129	ASN
7	AG	130	LYS
7	AG	147	ASN
9	AI	38	PHE
9	AI	56	MET
9	AI	88	GLU
9	AI	90	ASP
9	AI	120	ALA
10	AJ	81	GLU
11	AK	40	ALA
11	AK	51	PHE
13	AM	3	ILE
13	AM	4	ALA
14	AN	14	ALA
14	AN	16	ALA
14	AN	61	ASN
14	AN	91	GLU
15	AO	2	LEU
15	AO	16	ARG
16	AP	76	LYS
18	AR	33	THR
19	AS	4	LEU
19	AS	5	LYS
19	AS	26	ASP
19	AS	42	ASN
21	AU	25	ALA
24	BC	28	PRO
24	BC	64	VAL
24	BC	256	THR
25	BD	11	MET
25	BD	91	THR
25	BD	169	ARG
25	BD	173	GLN
25	BD	175	LEU
25	BD	192	ALA
26	BE	71	GLY
26	BE	83	VAL
26	BE	86	ALA
26	BE	197	GLU
27	BF	20	ASN
27	BF	113	PHE

Continued on next page...

Continued from previous page...

Mol	Chain	Res	Type
27	BF	127	TYR
27	BF	132	ARG
27	BF	149	ARG
28	BG	7	PRO
28	BG	53	PRO
29	BH	12	LEU
29	BH	125	THR
29	BH	135	HIS
30	BI	59	THR
31	BJ	44	TYR
31	BJ	98	GLU
31	BJ	125	TYR
32	BK	16	ALA
33	BL	41	ARG
34	BM	78	LEU
34	BM	84	LYS
34	BM	111	GLU
35	BN	32	GLU
35	BN	117	ASP
36	BO	60	GLU
36	BO	77	ALA
38	BQ	85	ALA
38	BQ	101	ASP
39	BR	98	ILE
40	BS	64	ALA
40	BS	95	ARG
40	BS	96	ILE
41	BT	38	ALA
41	BT	49	LYS
41	BT	55	VAL
41	BT	68	LYS
41	BT	70	HIS
41	BT	84	TYR
42	BU	45	GLN
42	BU	87	GLU
44	BW	14	ASP
44	BW	25	PHE
44	BW	39	GLN
44	BW	41	GLY
45	BX	34	SER
45	BX	61	LYS
45	BX	69	GLU

Continued on next page...

Continued from previous page...

Mol	Chain	Res	Type
45	BX	76	LYS
46	BY	9	LYS
46	BY	17	GLU
46	BY	37	LEU
48	B0	35	GLU
49	B1	50	GLU
49	B1	51	ALA
51	B3	31	ILE
52	B4	16	ILE
2	CB	86	CYS
2	CB	128	LEU
2	CB	150	ILE
2	CB	176	ASN
2	CB	205	ALA
3	CC	78	LYS
4	CD	29	THR
4	CD	33	ILE
4	CD	40	HIS
4	CD	119	HIS
4	CD	188	SER
5	CE	38	VAL
6	CF	86	ARG
7	CG	10	LYS
7	CG	59	GLU
8	CH	34	ALA
10	CJ	35	GLN
10	CJ	82	LYS
11	CK	16	SER
11	CK	92	ARG
13	CM	14	ALA
13	CM	45	SER
13	CM	49	GLU
13	CM	76	ILE
13	CM	93	GLY
14	CN	69	PRO
16	CP	47	GLU
16	CP	78	VAL
17	CQ	79	GLU
19	CS	7	GLY
20	CT	62	ALA
24	DC	13	ARG
24	DC	59	GLN

Continued on next page...

Continued from previous page...

Mol	Chain	Res	Type
24	DC	196	ASN
24	DC	239	PHE
24	DC	256	THR
25	DD	11	MET
25	DD	44	GLY
25	DD	99	GLU
25	DD	107	VAL
25	DD	112	THR
25	DD	114	LYS
25	DD	136	ASN
25	DD	169	ARG
25	DD	182	ALA
26	DE	165	HIS
26	DE	166	LYS
26	DE	172	ALA
26	DE	174	GLY
27	DF	31	GLU
27	DF	120	SER
28	DG	11	PRO
28	DG	45	ALA
28	DG	80	GLU
28	DG	159	LYS
28	DG	169	ARG
29	DH	25	TYR
29	DH	53	GLU
29	DH	121	VAL
30	DI	19	PRO
30	DI	51	GLY
30	DI	87	SER
30	DI	116	MET
31	DJ	25	LEU
31	DJ	43	GLU
31	DJ	56	VAL
31	DJ	74	TYR
31	DJ	113	PRO
31	DJ	125	TYR
32	DK	5	GLN
32	DK	14	SER
32	DK	92	GLU
32	DK	103	VAL
33	DL	28	GLY
33	DL	93	ASN

Continued on next page...

Continued from previous page...

Mol	Chain	Res	Type
34	DM	72	PRO
34	DM	95	LEU
34	DM	127	LYS
35	DN	13	ASN
35	DN	32	GLU
35	DN	85	PRO
35	DN	91	ALA
36	DO	60	GLU
36	DO	65	THR
36	DO	107	ALA
37	DP	23	ASP
37	DP	56	SER
38	DQ	45	ALA
38	DQ	58	GLN
38	DQ	88	GLU
39	DR	55	ASP
39	DR	91	GLN
40	DS	3	THR
40	DS	50	VAL
40	DS	61	ASN
41	DT	19	LYS
41	DT	66	LYS
41	DT	86	THR
42	DU	35	VAL
42	DU	95	PHE
42	DU	101	THR
43	DV	55	GLU
43	DV	57	TYR
44	DW	53	GLY
44	DW	55	ASP
44	DW	83	ALA
45	DX	25	LYS
46	DY	2	LYS
46	DY	9	LYS
46	DY	37	LEU
47	DZ	38	GLU
48	D0	26	SER
48	D0	55	ALA
49	D1	51	ALA
50	D2	8	SER
51	D3	38	LYS
2	AB	141	GLU

Continued on next page...

Continued from previous page...

Mol	Chain	Res	Type
3	AC	65	VAL
3	AC	106	ARG
3	AC	139	ASN
4	AD	6	PRO
4	AD	166	LYS
5	AE	74	ALA
5	AE	77	ASN
6	AF	39	LEU
6	AF	51	ILE
6	AF	56	LYS
6	AF	63	ASN
7	AG	112	ASP
8	AH	47	ASP
8	AH	77	VAL
9	AI	12	LYS
10	AJ	35	GLN
10	AJ	36	VAL
10	AJ	41	PRO
10	AJ	62	ARG
10	AJ	75	ASP
11	AK	13	LYS
11	AK	16	SER
11	AK	97	ARG
11	AK	124	LYS
12	AL	57	THR
13	AM	26	LYS
13	AM	84	CYS
14	AN	2	LYS
16	AP	42	ILE
19	AS	3	SER
19	AS	48	ILE
19	AS	63	ASP
20	AT	17	ARG
20	AT	72	ALA
21	AU	36	PHE
24	BC	109	LEU
24	BC	157	ALA
24	BC	230	PRO
24	BC	235	GLU
24	BC	248	GLY
25	BD	53	GLY
25	BD	86	GLU

Continued on next page...

Continued from previous page...

Mol	Chain	Res	Type
25	BD	107	VAL
25	BD	170	VAL
25	BD	182	ALA
26	BE	9	GLN
26	BE	67	ARG
26	BE	70	SER
27	BF	133	GLU
29	BH	8	LYS
29	BH	9	VAL
29	BH	25	TYR
30	BI	6	ALA
30	BI	83	ALA
30	BI	89	SER
32	BK	14	SER
32	BK	93	GLN
32	BK	119	ALA
34	BM	51	ARG
34	BM	53	MET
34	BM	58	LYS
34	BM	60	GLN
34	BM	77	PRO
34	BM	134	THR
37	BP	65	ASN
37	BP	86	LYS
38	BQ	87	VAL
39	BR	65	ALA
41	BT	20	ALA
41	BT	21	SER
42	BU	26	ASN
42	BU	83	GLY
42	BU	85	ARG
42	BU	101	THR
44	BW	22	VAL
44	BW	33	GLY
44	BW	74	LYS
44	BW	76	ARG
47	BZ	34	THR
49	B1	15	GLY
52	B4	8	LYS
2	CB	179	GLY
2	CB	188	THR
3	CC	128	MET

Continued on next page...

Continued from previous page...

Mol	Chain	Res	Type
3	CC	173	PRO
4	CD	4	LEU
4	CD	9	LYS
4	CD	32	LYS
4	CD	47	LEU
6	CF	18	VAL
6	CF	63	ASN
7	CG	99	ALA
9	CI	55	ASP
11	CK	36	ARG
12	CL	5	GLN
12	CL	97	VAL
13	CM	42	VAL
13	CM	77	LYS
15	CO	13	GLU
15	CO	45	HIS
16	CP	64	GLY
17	CQ	12	VAL
18	CR	56	ARG
18	CR	70	THR
19	CS	3	SER
20	CT	24	ARG
20	CT	67	HIS
21	CU	30	GLU
24	DC	34	GLU
24	DC	37	SER
24	DC	69	ASN
24	DC	98	GLY
25	DD	134	HIS
25	DD	197	THR
26	DE	69	ARG
26	DE	73	ILE
26	DE	96	VAL
26	DE	132	LYS
27	DF	70	ARG
27	DF	94	ARG
28	DG	123	GLU
28	DG	136	ASP
28	DG	166	GLU
28	DG	174	LYS
29	DH	134	VAL
30	DI	14	ALA

Continued on next page...

Continued from previous page...

Mol	Chain	Res	Type
30	DI	30	GLN
30	DI	83	ALA
31	DJ	13	ARG
31	DJ	44	TYR
31	DJ	112	GLY
32	DK	17	ARG
32	DK	89	ASN
32	DK	108	ARG
34	DM	117	PHE
35	DN	80	PHE
35	DN	90	ARG
37	DP	32	VAL
37	DP	33	GLU
37	DP	42	PHE
37	DP	113	LEU
38	DQ	91	ARG
39	DR	43	ASN
39	DR	90	ARG
41	DT	4	GLU
41	DT	8	LEU
41	DT	11	LEU
41	DT	50	LEU
41	DT	84	TYR
42	DU	17	ASP
42	DU	33	VAL
42	DU	44	HIS
42	DU	52	ASN
42	DU	67	SER
44	DW	16	GLU
44	DW	18	LYS
44	DW	36	ILE
45	DX	40	GLU
45	DX	76	LYS
48	D0	40	HIS
50	D2	9	VAL
52	D4	8	LYS
2	AB	42	LEU
2	AB	154	GLY
2	AB	157	PRO
3	AC	14	VAL
3	AC	21	TRP
3	AC	35	ASP

Continued on next page...

Continued from previous page...

Mol	Chain	Res	Type
3	AC	36	PHE
3	AC	107	LYS
3	AC	186	SER
6	AF	99	ALA
8	AH	41	GLU
8	AH	95	MET
9	AI	31	GLN
9	AI	32	ARG
10	AJ	42	LEU
11	AK	14	GLN
12	AL	24	GLU
12	AL	77	SER
13	AM	9	PRO
15	AO	45	HIS
16	AP	79	ASN
19	AS	8	PRO
21	AU	24	LYS
21	AU	26	GLY
24	BC	40	GLY
24	BC	135	PRO
24	BC	204	LEU
26	BE	96	VAL
26	BE	116	ASP
26	BE	188	MET
27	BF	2	LYS
28	BG	16	VAL
28	BG	33	THR
28	BG	94	ARG
28	BG	97	VAL
29	BH	31	VAL
29	BH	40	THR
29	BH	53	GLU
29	BH	91	PHE
29	BH	124	THR
29	BH	137	GLU
30	BI	3	LYS
30	BI	20	SER
31	BJ	14	ASP
32	BK	73	ASP
33	BL	19	LEU
35	BN	41	ALA
35	BN	42	LYS

Continued on next page...

Continued from previous page...

Mol	Chain	Res	Type
36	BO	89	ASP
37	BP	51	ASN
39	BR	40	MET
42	BU	53	GLN
45	BX	17	ARG
47	BZ	39	ASP
51	B3	22	LYS
2	CB	72	LYS
2	CB	208	ALA
3	CC	155	ARG
4	CD	27	ILE
4	CD	34	GLU
4	CD	37	PRO
5	CE	119	VAL
6	CF	22	ILE
9	CI	50	PRO
10	CJ	36	VAL
10	CJ	41	PRO
10	CJ	75	ASP
12	CL	34	THR
12	CL	76	HIS
13	CM	46	GLU
16	CP	49	GLY
16	CP	79	ASN
17	CQ	67	SER
17	CQ	76	ARG
19	CS	49	ALA
19	CS	79	TYR
20	CT	72	ALA
21	CU	10	PRO
24	DC	2	VAL
24	DC	31	PRO
24	DC	64	VAL
24	DC	96	LYS
25	DD	109	VAL
25	DD	156	PHE
26	DE	46	GLN
27	DF	40	GLY
28	DG	46	ASP
28	DG	150	TYR
28	DG	155	PRO
28	DG	170	THR

Continued on next page...

Continued from previous page...

Mol	Chain	Res	Type
29	DH	15	LEU
30	DI	64	ARG
31	DJ	12	LYS
31	DJ	42	ALA
32	DK	48	PRO
32	DK	72	PRO
33	DL	19	LEU
33	DL	41	ARG
33	DL	97	ALA
34	DM	70	ASP
34	DM	73	ILE
35	DN	3	HIS
35	DN	59	SER
35	DN	72	ASP
37	DP	20	ARG
37	DP	24	THR
37	DP	66	GLY
37	DP	92	ARG
39	DR	2	TYR
40	DS	10	ALA
41	DT	33	LYS
41	DT	56	GLU
41	DT	61	LEU
43	DV	84	PRO
45	DX	27	ARG
45	DX	69	GLU
50	D2	39	ARG
51	D3	6	VAL
51	D3	54	LEU
52	D4	16	ILE
52	D4	37	GLN
2	AB	211	LEU
3	AC	191	THR
5	AE	148	SER
7	AG	52	ARG
8	AH	26	MET
9	AI	66	VAL
10	AJ	93	ALA
11	AK	77	GLY
16	AP	9	HIS
16	AP	13	LYS
18	AR	54	LEU

Continued on next page...

Continued from previous page...

Mol	Chain	Res	Type
21	AU	9	GLU
24	BC	30	ALA
24	BC	37	SER
24	BC	69	ASN
25	BD	95	SER
25	BD	109	VAL
25	BD	159	LYS
27	BF	83	PRO
30	BI	7	TYR
31	BJ	65	THR
32	BK	46	ALA
36	BO	66	GLY
39	BR	53	PHE
44	BW	68	PHE
44	BW	78	PHE
2	CB	163	ILE
3	CC	65	VAL
4	CD	166	LYS
5	CE	81	GLN
5	CE	111	ARG
10	CJ	62	ARG
14	CN	55	SER
19	CS	54	ARG
25	DD	2	ILE
25	DD	9	VAL
25	DD	151	THR
26	DE	13	THR
26	DE	136	GLN
27	DF	88	VAL
28	DG	3	VAL
28	DG	8	VAL
28	DG	152	ARG
29	DH	148	ALA
31	DJ	79	GLY
33	DL	5	THR
37	DP	109	ILE
39	DR	56	GLY
40	DS	74	ILE
41	DT	28	ASN
41	DT	38	ALA
42	DU	12	VAL
42	DU	14	THR

Continued on next page...

Continued from previous page...

Mol	Chain	Res	Type
43	DV	22	ALA
43	DV	46	LYS
44	DW	24	ARG
45	DX	58	ILE
47	DZ	27	GLY
2	AB	70	GLY
10	AJ	33	GLY
16	AP	78	VAL
17	AQ	11	VAL
29	BH	103	VAL
30	BI	97	VAL
31	BJ	124	VAL
33	BL	87	GLY
34	BM	26	VAL
39	BR	49	ILE
42	BU	54	PRO
3	CC	100	ILE
5	CE	29	ILE
6	CF	51	ILE
7	CG	68	VAL
13	CM	111	PRO
27	DF	82	TYR
28	DG	92	GLY
28	DG	117	PRO
29	DH	126	GLY
29	DH	147	VAL
32	DK	50	GLY
32	DK	63	VAL
34	DM	36	VAL
38	DQ	7	VAL
49	D1	30	PRO
52	D4	23	ILE
2	AB	200	PRO
3	AC	93	ILE
4	AD	44	LYS
5	AE	104	ILE
5	AE	149	PRO
7	AG	6	ILE
10	AJ	39	PRO
11	AK	73	VAL
19	AS	44	ILE
26	BE	177	PRO

Continued on next page...

Continued from previous page...

Mol	Chain	Res	Type
27	BF	150	GLY
28	BG	167	VAL
46	BY	46	VAL
47	BZ	35	VAL
51	B3	6	VAL
3	CC	12	GLY
3	CC	54	ILE
5	CE	43	GLY
6	CF	64	VAL
7	CG	13	PRO
13	CM	50	GLY
14	CN	56	PRO
24	DC	150	GLY
26	DE	129	PRO
28	DG	97	VAL
30	DI	8	VAL
36	DO	87	ILE
40	DS	29	VAL
40	DS	96	ILE
45	DX	50	VAL
47	DZ	54	VAL
7	AG	5	VAL
7	AG	7	GLY
12	AL	41	PRO
25	BD	151	THR
28	BG	78	VAL
28	BG	153	PRO
30	BI	23	VAL
43	BV	67	GLY
6	CF	85	ILE
11	CK	73	VAL
12	CL	86	VAL
17	CQ	31	PRO
28	DG	16	VAL
33	DL	114	GLY
34	DM	87	GLY
34	DM	125	PRO
38	DQ	6	GLY
42	DU	64	ILE
43	DV	40	ILE
10	AJ	100	ILE
11	AK	38	GLY

Continued on next page...

Continued from previous page...

Mol	Chain	Res	Type
11	AK	89	GLY
14	AN	44	VAL
25	BD	63	PRO
26	BE	73	ILE
30	BI	31	GLY
35	BN	101	GLY
39	BR	100	GLY
4	CD	101	VAL
7	CG	134	VAL
10	CJ	38	GLY
25	DD	22	ILE
33	DL	88	GLY
36	DO	42	PRO
38	DQ	39	ILE
39	DR	27	ILE
41	DT	71	GLY
3	AC	59	PRO
21	AU	52	VAL
28	BG	91	VAL
31	DJ	46	PRO
36	DO	27	VAL
39	DR	52	PRO

5.3.2 Protein sidechains ⓘ

In the following table, the Percentiles column shows the percent sidechain outliers of the chain as a percentile score with respect to all X-ray entries followed by that with respect to entries of similar resolution.

The Analysed column shows the number of residues for which the sidechain conformation was analysed, and the total number of residues.

Mol	Chain	Analysed	Rotameric	Outliers	Percentiles	
2	AB	180/180 (100%)	142 (79%)	38 (21%)	1	5
2	CB	180/180 (100%)	154 (86%)	26 (14%)	4	16
3	AC	170/170 (100%)	136 (80%)	34 (20%)	1	6
3	CC	170/170 (100%)	153 (90%)	17 (10%)	9	33
4	AD	172/172 (100%)	138 (80%)	34 (20%)	1	6
4	CD	172/172 (100%)	131 (76%)	41 (24%)	1	3
5	AE	113/113 (100%)	77 (68%)	36 (32%)	0	1

Continued on next page...

Continued from previous page...

Mol	Chain	Analysed	Rotameric	Outliers	Percentiles	
5	CE	113/113 (100%)	89 (79%)	24 (21%)	1	5
6	AF	87/87 (100%)	71 (82%)	16 (18%)	2	9
6	CF	87/87 (100%)	73 (84%)	14 (16%)	3	12
7	AG	124/124 (100%)	111 (90%)	13 (10%)	8	31
7	CG	123/124 (99%)	101 (82%)	22 (18%)	2	9
8	AH	104/104 (100%)	83 (80%)	21 (20%)	1	6
8	CH	104/104 (100%)	91 (88%)	13 (12%)	5	22
9	AI	105/105 (100%)	82 (78%)	23 (22%)	1	5
9	CI	105/105 (100%)	89 (85%)	16 (15%)	3	14
10	AJ	86/86 (100%)	70 (81%)	16 (19%)	2	8
10	CJ	86/86 (100%)	73 (85%)	13 (15%)	3	15
11	AK	90/90 (100%)	73 (81%)	17 (19%)	2	7
11	CK	90/90 (100%)	79 (88%)	11 (12%)	6	23
12	AL	103/103 (100%)	76 (74%)	27 (26%)	0	1
12	CL	103/103 (100%)	78 (76%)	25 (24%)	1	3
13	AM	92/92 (100%)	84 (91%)	8 (9%)	12	43
13	CM	91/92 (99%)	81 (89%)	10 (11%)	7	30
14	AN	79/83 (95%)	71 (90%)	8 (10%)	9	33
14	CN	79/83 (95%)	69 (87%)	10 (13%)	5	21
15	AO	76/76 (100%)	59 (78%)	17 (22%)	1	4
15	CO	76/76 (100%)	69 (91%)	7 (9%)	11	39
16	AP	65/65 (100%)	54 (83%)	11 (17%)	2	11
16	CP	65/65 (100%)	50 (77%)	15 (23%)	1	4
17	AQ	74/74 (100%)	60 (81%)	14 (19%)	2	7
17	CQ	74/74 (100%)	62 (84%)	12 (16%)	3	12
18	AR	48/48 (100%)	44 (92%)	4 (8%)	13	45
18	CR	48/48 (100%)	40 (83%)	8 (17%)	2	11
19	AS	70/70 (100%)	63 (90%)	7 (10%)	9	33
19	CS	70/70 (100%)	64 (91%)	6 (9%)	12	44
20	AT	65/65 (100%)	48 (74%)	17 (26%)	0	1
20	CT	65/65 (100%)	52 (80%)	13 (20%)	1	6

Continued on next page...

Continued from previous page...

Mol	Chain	Analysed	Rotameric	Outliers	Percentiles	
21	AU	44/44 (100%)	36 (82%)	8 (18%)	2	9
21	CU	44/44 (100%)	29 (66%)	15 (34%)	0	0
24	BC	216/216 (100%)	170 (79%)	46 (21%)	1	5
24	DC	216/216 (100%)	178 (82%)	38 (18%)	2	10
25	BD	164/164 (100%)	133 (81%)	31 (19%)	2	7
25	DD	164/164 (100%)	131 (80%)	33 (20%)	1	6
26	BE	165/165 (100%)	111 (67%)	54 (33%)	0	0
26	DE	165/165 (100%)	143 (87%)	22 (13%)	4	20
27	BF	148/149 (99%)	116 (78%)	32 (22%)	1	5
27	DF	149/149 (100%)	124 (83%)	25 (17%)	2	11
28	BG	137/137 (100%)	106 (77%)	31 (23%)	1	4
28	DG	137/137 (100%)	117 (85%)	20 (15%)	3	16
29	BH	114/114 (100%)	96 (84%)	18 (16%)	3	13
29	DH	114/114 (100%)	90 (79%)	24 (21%)	1	5
30	BI	109/109 (100%)	91 (84%)	18 (16%)	2	12
30	DI	109/109 (100%)	103 (94%)	6 (6%)	25	61
31	BJ	116/116 (100%)	92 (79%)	24 (21%)	1	6
31	DJ	116/116 (100%)	101 (87%)	15 (13%)	5	21
32	BK	103/103 (100%)	77 (75%)	26 (25%)	0	2
32	DK	103/103 (100%)	84 (82%)	19 (18%)	2	9
33	BL	102/102 (100%)	82 (80%)	20 (20%)	1	7
33	DL	102/102 (100%)	89 (87%)	13 (13%)	5	21
34	BM	109/109 (100%)	81 (74%)	28 (26%)	0	2
34	DM	109/109 (100%)	98 (90%)	11 (10%)	9	33
35	BN	100/100 (100%)	82 (82%)	18 (18%)	2	9
35	DN	100/100 (100%)	85 (85%)	15 (15%)	3	15
36	BO	86/86 (100%)	67 (78%)	19 (22%)	1	4
36	DO	86/86 (100%)	79 (92%)	7 (8%)	14	45
37	BP	99/99 (100%)	66 (67%)	33 (33%)	0	0
37	DP	99/99 (100%)	88 (89%)	11 (11%)	7	29
38	BQ	89/89 (100%)	68 (76%)	21 (24%)	1	3

Continued on next page...

Continued from previous page...

Mol	Chain	Analysed	Rotameric	Outliers	Percentiles	
38	DQ	89/89 (100%)	69 (78%)	20 (22%)	1	4
39	BR	84/84 (100%)	66 (79%)	18 (21%)	1	5
39	DR	84/84 (100%)	69 (82%)	15 (18%)	2	9
40	BS	93/93 (100%)	72 (77%)	21 (23%)	1	4
40	DS	93/93 (100%)	72 (77%)	21 (23%)	1	4
41	BT	80/80 (100%)	53 (66%)	27 (34%)	0	0
41	DT	80/80 (100%)	75 (94%)	5 (6%)	21	56
42	BU	83/83 (100%)	66 (80%)	17 (20%)	1	6
42	DU	83/83 (100%)	72 (87%)	11 (13%)	4	20
43	BV	78/78 (100%)	62 (80%)	16 (20%)	1	6
43	DV	78/78 (100%)	66 (85%)	12 (15%)	3	14
44	BW	59/59 (100%)	38 (64%)	21 (36%)	0	0
44	DW	59/59 (100%)	45 (76%)	14 (24%)	1	3
45	BX	67/67 (100%)	51 (76%)	16 (24%)	1	3
45	DX	67/67 (100%)	55 (82%)	12 (18%)	2	9
46	BY	55/55 (100%)	42 (76%)	13 (24%)	1	3
46	DY	55/55 (100%)	51 (93%)	4 (7%)	16	50
47	BZ	48/48 (100%)	35 (73%)	13 (27%)	0	1
47	DZ	48/48 (100%)	38 (79%)	10 (21%)	1	6
48	B0	47/47 (100%)	39 (83%)	8 (17%)	2	11
48	D0	47/47 (100%)	38 (81%)	9 (19%)	2	7
49	B1	45/45 (100%)	37 (82%)	8 (18%)	2	9
49	D1	45/45 (100%)	38 (84%)	7 (16%)	3	13
50	B2	38/38 (100%)	27 (71%)	11 (29%)	0	1
50	D2	38/38 (100%)	33 (87%)	5 (13%)	5	20
51	B3	51/51 (100%)	42 (82%)	9 (18%)	2	10
51	D3	51/51 (100%)	37 (72%)	14 (28%)	0	1
52	B4	34/34 (100%)	28 (82%)	6 (18%)	2	10
52	D4	34/34 (100%)	30 (88%)	4 (12%)	6	25
All	All	9331/9342 (100%)	7599 (81%)	1732 (19%)	2	8

All (1732) residues with a non-rotameric sidechain are listed below:

Mol	Chain	Res	Type
2	AB	10	LYS
2	AB	13	VAL
2	AB	15	PHE
2	AB	19	THR
2	AB	20	ARG
2	AB	22	TRP
2	AB	26	MET
2	AB	36	LYS
2	AB	38	HIS
2	AB	48	MET
2	AB	57	ASN
2	AB	67	LEU
2	AB	73	ARG
2	AB	81	ASP
2	AB	87	ASP
2	AB	88	GLN
2	AB	90	PHE
2	AB	94	ARG
2	AB	100	LEU
2	AB	102	ASN
2	AB	108	GLN
2	AB	112	ARG
2	AB	119	GLN
2	AB	122	ASP
2	AB	124	THR
2	AB	128	LEU
2	AB	130	LYS
2	AB	136	ARG
2	AB	138	ARG
2	AB	143	LEU
2	AB	156	LEU
2	AB	158	ASP
2	AB	170	ILE
2	AB	193	ASP
2	AB	206	ILE
2	AB	211	LEU
2	AB	219	THR
2	AB	221	ARG
3	AC	2	GLN
3	AC	13	ILE
3	AC	15	LYS
3	AC	17	TRP
3	AC	22	PHE

Continued on next page...

Continued from previous page...

Mol	Chain	Res	Type
3	AC	24	ASN
3	AC	25	THR
3	AC	26	LYS
3	AC	27	GLU
3	AC	32	LEU
3	AC	35	ASP
3	AC	36	PHE
3	AC	42	LEU
3	AC	50	SER
3	AC	54	ILE
3	AC	58	ARG
3	AC	69	THR
3	AC	79	LYS
3	AC	89	VAL
3	AC	99	GLN
3	AC	102	ILE
3	AC	106	ARG
3	AC	133	MET
3	AC	139	ASN
3	AC	143	LEU
3	AC	148	ILE
3	AC	150	VAL
3	AC	165	GLU
3	AC	166	TRP
3	AC	177	LEU
3	AC	184	ASN
3	AC	186	SER
3	AC	189	HIS
3	AC	199	VAL
4	AD	19	PHE
4	AD	21	LYS
4	AD	25	ARG
4	AD	30	LYS
4	AD	31	CYS
4	AD	47	LEU
4	AD	52	VAL
4	AD	54	LEU
4	AD	55	ARG
4	AD	57	LYS
4	AD	63	ILE
4	AD	69	ARG
4	AD	84	ASN

Continued on next page...

Continued from previous page...

Mol	Chain	Res	Type
4	AD	88	ASN
4	AD	89	LEU
4	AD	92	LEU
4	AD	101	VAL
4	AD	102	TYR
4	AD	115	GLN
4	AD	122	ILE
4	AD	127	ARG
4	AD	131	ILE
4	AD	145	ARG
4	AD	147	LYS
4	AD	153	ARG
4	AD	160	LEU
4	AD	162	GLU
4	AD	163	GLN
4	AD	165	GLU
4	AD	166	LYS
4	AD	170	LEU
4	AD	193	ASP
4	AD	199	ILE
4	AD	205	LYS
5	AE	9	GLU
5	AE	10	LEU
5	AE	11	GLN
5	AE	14	LEU
5	AE	18	ASN
5	AE	24	VAL
5	AE	25	LYS
5	AE	29	ILE
5	AE	31	SER
5	AE	37	VAL
5	AE	42	ASN
5	AE	47	PHE
5	AE	53	ARG
5	AE	59	ILE
5	AE	68	ARG
5	AE	75	LEU
5	AE	76	ASN
5	AE	79	THR
5	AE	81	GLN
5	AE	92	ARG
5	AE	93	VAL

Continued on next page...

Continued from previous page...

Mol	Chain	Res	Type
5	AE	95	MET
5	AE	96	GLN
5	AE	113	VAL
5	AE	116	VAL
5	AE	119	VAL
5	AE	121	ASN
5	AE	123	LEU
5	AE	135	VAL
5	AE	136	VAL
5	AE	139	THR
5	AE	140	ILE
5	AE	141	ASP
5	AE	152	VAL
5	AE	155	LYS
5	AE	156	ARG
6	AF	7	VAL
6	AF	14	GLN
6	AF	15	SER
6	AF	17	GLN
6	AF	24	ARG
6	AF	36	ILE
6	AF	54	LEU
6	AF	55	HIS
6	AF	64	VAL
6	AF	68	GLN
6	AF	69	GLU
6	AF	77	THR
6	AF	84	VAL
6	AF	86	ARG
6	AF	89	VAL
6	AF	93	LYS
7	AG	3	ARG
7	AG	4	ARG
7	AG	8	GLN
7	AG	12	LEU
7	AG	22	LEU
7	AG	26	VAL
7	AG	37	THR
7	AG	47	GLU
7	AG	72	VAL
7	AG	93	VAL
7	AG	121	ASN

Continued on next page...

Continued from previous page...

Mol	Chain	Res	Type
7	AG	123	LEU
7	AG	143	MET
8	AH	12	ARG
8	AH	21	LYS
8	AH	24	VAL
8	AH	41	GLU
8	AH	48	PHE
8	AH	50	VAL
8	AH	54	THR
8	AH	58	LEU
8	AH	66	GLN
8	AH	72	GLU
8	AH	76	ARG
8	AH	82	LEU
8	AH	86	LYS
8	AH	89	ASP
8	AH	90	GLU
8	AH	98	LEU
8	AH	103	VAL
8	AH	106	SER
8	AH	110	MET
8	AH	120	LEU
8	AH	124	ILE
9	AI	13	SER
9	AI	21	LYS
9	AI	27	ILE
9	AI	29	ILE
9	AI	37	TYR
9	AI	44	ARG
9	AI	47	VAL
9	AI	48	ARG
9	AI	56	MET
9	AI	60	LEU
9	AI	62	LEU
9	AI	64	ILE
9	AI	67	LYS
9	AI	84	ARG
9	AI	86	LEU
9	AI	87	MET
9	AI	93	LEU
9	AI	105	ARG
9	AI	106	ASP

Continued on next page...

Continued from previous page...

Mol	Chain	Res	Type
9	AI	110	VAL
9	AI	115	VAL
9	AI	126	PHE
9	AI	128	LYS
10	AJ	6	ILE
10	AJ	7	ARG
10	AJ	8	ILE
10	AJ	17	LEU
10	AJ	19	ASP
10	AJ	22	THR
10	AJ	35	GLN
10	AJ	48	ARG
10	AJ	59	LYS
10	AJ	63	ASP
10	AJ	70	HIS
10	AJ	73	LEU
10	AJ	84	VAL
10	AJ	87	LEU
10	AJ	89	ARG
10	AJ	98	VAL
11	AK	15	VAL
11	AK	17	ASP
11	AK	30	ILE
11	AK	45	THR
11	AK	51	PHE
11	AK	55	ARG
11	AK	57	SER
11	AK	64	VAL
11	AK	78	ILE
11	AK	82	GLU
11	AK	96	ILE
11	AK	100	ASN
11	AK	106	ILE
11	AK	124	LYS
11	AK	125	LYS
11	AK	127	ARG
11	AK	128	VAL
12	AL	6	LEU
12	AL	9	LYS
12	AL	13	ARG
12	AL	17	LYS
12	AL	18	SER

Continued on next page...

Continued from previous page...

Mol	Chain	Res	Type
12	AL	26	CYS
12	AL	32	VAL
12	AL	33	CYS
12	AL	35	ARG
12	AL	40	THR
12	AL	43	LYS
12	AL	45	ASN
12	AL	49	ARG
12	AL	51	VAL
12	AL	57	THR
12	AL	63	THR
12	AL	64	SER
12	AL	66	ILE
12	AL	72	ASN
12	AL	73	LEU
12	AL	82	ARG
12	AL	87	LYS
12	AL	88	ASP
12	AL	89	LEU
12	AL	96	THR
12	AL	101	LEU
12	AL	109	ARG
13	AM	3	ILE
13	AM	6	ILE
13	AM	7	ASN
13	AM	18	LEU
13	AM	47	LEU
13	AM	71	GLU
13	AM	100	ARG
13	AM	103	THR
14	AN	17	ASP
14	AN	27	LYS
14	AN	58	ARG
14	AN	59	GLN
14	AN	83	VAL
14	AN	84	ARG
14	AN	88	MET
14	AN	96	LYS
15	AO	5	GLU
15	AO	7	THR
15	AO	10	ILE
15	AO	16	ARG

Continued on next page...

Continued from previous page...

Mol	Chain	Res	Type
15	AO	21	THR
15	AO	30	LEU
15	AO	38	LEU
15	AO	39	GLN
15	AO	47	LYS
15	AO	56	LEU
15	AO	57	ARG
15	AO	60	SER
15	AO	63	ARG
15	AO	65	LEU
15	AO	78	THR
15	AO	82	GLU
15	AO	86	LEU
16	AP	1	MET
16	AP	3	THR
16	AP	6	LEU
16	AP	19	VAL
16	AP	28	ARG
16	AP	29	ASN
16	AP	46	LYS
16	AP	55	ASP
16	AP	63	GLN
16	AP	68	SER
16	AP	77	GLU
17	AQ	3	LYS
17	AQ	8	GLN
17	AQ	16	MET
17	AQ	20	ILE
17	AQ	21	VAL
17	AQ	37	ILE
17	AQ	48	GLU
17	AQ	49	ASN
17	AQ	51	GLU
17	AQ	54	ILE
17	AQ	64	ARG
17	AQ	74	LEU
17	AQ	75	VAL
17	AQ	80	LYS
18	AR	28	LEU
18	AR	33	THR
18	AR	60	ARG
18	AR	70	THR

Continued on next page...

Continued from previous page...

Mol	Chain	Res	Type
19	AS	20	LYS
19	AS	42	ASN
19	AS	54	ARG
19	AS	55	GLN
19	AS	60	PHE
19	AS	64	GLU
19	AS	79	TYR
20	AT	2	ASN
20	AT	4	LYS
20	AT	7	LYS
20	AT	11	ILE
20	AT	17	ARG
20	AT	26	MET
20	AT	27	MET
20	AT	33	LYS
20	AT	35	TYR
20	AT	38	ILE
20	AT	42	ASP
20	AT	48	LYS
20	AT	53	MET
20	AT	65	LEU
20	AT	75	LYS
20	AT	77	ASN
20	AT	84	LYS
21	AU	4	LYS
21	AU	5	VAL
21	AU	15	LEU
21	AU	18	PHE
21	AU	27	VAL
21	AU	31	VAL
21	AU	39	LYS
21	AU	42	THR
24	BC	2	VAL
24	BC	3	VAL
24	BC	8	THR
24	BC	12	ARG
24	BC	17	LYS
24	BC	18	VAL
24	BC	20	ASN
24	BC	35	LYS
24	BC	38	LYS
24	BC	43	ASN

Continued on next page...

Continued from previous page...

Mol	Chain	Res	Type
24	BC	49	THR
24	BC	69	ASN
24	BC	70	LYS
24	BC	73	ILE
24	BC	76	VAL
24	BC	77	VAL
24	BC	79	ARG
24	BC	85	ASN
24	BC	90	ILE
24	BC	93	VAL
24	BC	103	ILE
24	BC	104	LEU
24	BC	109	LEU
24	BC	114	GLN
24	BC	115	ILE
24	BC	119	VAL
24	BC	120	ASP
24	BC	123	ILE
24	BC	142	ASN
24	BC	152	GLN
24	BC	155	ARG
24	BC	172	THR
24	BC	173	LEU
24	BC	175	LEU
24	BC	176	ARG
24	BC	193	GLU
24	BC	202	ARG
24	BC	203	VAL
24	BC	212	TRP
24	BC	216	ARG
24	BC	227	VAL
24	BC	243	PRO
24	BC	250	GLN
24	BC	252	LYS
24	BC	254	LYS
24	BC	257	ARG
25	BD	9	VAL
25	BD	12	THR
25	BD	13	ARG
25	BD	16	THR
25	BD	25	THR
25	BD	43	ASP

Continued on next page...

Continued from previous page...

Mol	Chain	Res	Type
25	BD	46	ARG
25	BD	64	GLU
25	BD	70	LYS
25	BD	73	VAL
25	BD	89	GLU
25	BD	90	PHE
25	BD	91	THR
25	BD	98	VAL
25	BD	105	LYS
25	BD	106	LYS
25	BD	114	LYS
25	BD	118	PHE
25	BD	124	ARG
25	BD	142	VAL
25	BD	150	GLN
25	BD	151	THR
25	BD	159	LYS
25	BD	170	VAL
25	BD	176	ASP
25	BD	183	GLU
25	BD	186	LEU
25	BD	197	THR
25	BD	201	LEU
25	BD	203	VAL
25	BD	207	VAL
26	BE	12	LEU
26	BE	18	THR
26	BE	24	ASN
26	BE	32	VAL
26	BE	41	GLN
26	BE	43	THR
26	BE	44	ARG
26	BE	46	GLN
26	BE	51	GLU
26	BE	55	SER
26	BE	61	ARG
26	BE	62	GLN
26	BE	63	LYS
26	BE	65	THR
26	BE	69	ARG
26	BE	70	SER
26	BE	77	ILE

Continued on next page...

Continued from previous page...

Mol	Chain	Res	Type
26	BE	78	TRP
26	BE	80	SER
26	BE	88	ARG
26	BE	90	GLN
26	BE	91	ASP
26	BE	107	SER
26	BE	108	ILE
26	BE	109	LEU
26	BE	110	SER
26	BE	113	VAL
26	BE	116	ASP
26	BE	118	LEU
26	BE	119	ILE
26	BE	121	VAL
26	BE	123	LYS
26	BE	124	PHE
26	BE	125	SER
26	BE	127	GLU
26	BE	132	LYS
26	BE	136	GLN
26	BE	145	ASP
26	BE	146	VAL
26	BE	147	LEU
26	BE	148	ILE
26	BE	149	ILE
26	BE	153	LEU
26	BE	159	LEU
26	BE	163	ASN
26	BE	167	VAL
26	BE	169	VAL
26	BE	170	ARG
26	BE	171	ASP
26	BE	175	ILE
26	BE	178	VAL
26	BE	186	VAL
26	BE	198	GLU
26	BE	200	LEU
27	BF	3	LEU
27	BF	8	LYS
27	BF	9	ASP
27	BF	12	VAL
27	BF	17	THR

Continued on next page...

Continued from previous page...

Mol	Chain	Res	Type
27	BF	18	GLU
27	BF	24	VAL
27	BF	27	VAL
27	BF	34	THR
27	BF	35	LEU
27	BF	36	ASN
27	BF	37	MET
27	BF	46	LYS
27	BF	56	LEU
27	BF	65	LEU
27	BF	80	GLN
27	BF	88	VAL
27	BF	90	LEU
27	BF	103	ILE
27	BF	105	ILE
27	BF	107	VAL
27	BF	109	ARG
27	BF	111	ARG
27	BF	114	ARG
27	BF	132	ARG
27	BF	134	GLN
27	BF	136	ILE
27	BF	151	LEU
27	BF	153	ILE
27	BF	154	THR
27	BF	162	ASP
27	BF	166	ARG
28	BG	3	VAL
28	BG	7	PRO
28	BG	8	VAL
28	BG	18	ILE
28	BG	34	ARG
28	BG	35	THR
28	BG	40	VAL
28	BG	50	THR
28	BG	55	ASP
28	BG	59	ASP
28	BG	68	ARG
28	BG	76	ILE
28	BG	78	VAL
28	BG	80	GLU
28	BG	84	LYS

Continued on next page...

Continued from previous page...

Mol	Chain	Res	Type
28	BG	86	LEU
28	BG	93	TYR
28	BG	101	VAL
28	BG	103	ASN
28	BG	105	SER
28	BG	116	LEU
28	BG	120	ILE
28	BG	123	GLU
28	BG	132	LEU
28	BG	138	GLN
28	BG	140	ILE
28	BG	142	GLN
28	BG	159	LYS
28	BG	165	ASP
28	BG	170	THR
28	BG	174	LYS
29	BH	2	GLN
29	BH	6	LEU
29	BH	12	LEU
29	BH	14	SER
29	BH	18	GLN
29	BH	28	ASN
29	BH	31	VAL
29	BH	43	ASN
29	BH	50	ARG
29	BH	54	LEU
29	BH	62	LEU
29	BH	68	ARG
29	BH	75	LEU
29	BH	83	LYS
29	BH	96	THR
29	BH	104	THR
29	BH	130	VAL
29	BH	135	HIS
30	BI	2	LYS
30	BI	10	LEU
30	BI	11	GLN
30	BI	12	VAL
30	BI	23	VAL
30	BI	30	GLN
30	BI	37	PHE
30	BI	39	LYS

Continued on next page...

Continued from previous page...

Mol	Chain	Res	Type
30	BI	49	GLU
30	BI	61	TYR
30	BI	71	LYS
30	BI	81	LYS
30	BI	86	LYS
30	BI	95	ASP
30	BI	107	GLU
30	BI	124	MET
30	BI	126	ARG
30	BI	135	MET
31	BJ	1	MET
31	BJ	2	LYS
31	BJ	3	THR
31	BJ	17	VAL
31	BJ	24	THR
31	BJ	25	LEU
31	BJ	30	THR
31	BJ	36	LEU
31	BJ	40	HIS
31	BJ	41	LYS
31	BJ	44	TYR
31	BJ	54	ILE
31	BJ	55	ILE
31	BJ	57	LEU
31	BJ	64	VAL
31	BJ	72	LYS
31	BJ	78	THR
31	BJ	85	LYS
31	BJ	90	GLU
31	BJ	103	ILE
31	BJ	111	LYS
31	BJ	129	GLU
31	BJ	135	GLN
31	BJ	140	LEU
32	BK	8	LEU
32	BK	13	ASN
32	BK	18	ARG
32	BK	21	CYS
32	BK	23	LYS
32	BK	30	ARG
32	BK	39	ILE
32	BK	45	GLU

Continued on next page...

Continued from previous page...

Mol	Chain	Res	Type
32	BK	47	ILE
32	BK	51	LYS
32	BK	52	VAL
32	BK	54	LYS
32	BK	57	VAL
32	BK	58	LEU
32	BK	63	VAL
32	BK	67	LYS
32	BK	73	ASP
32	BK	77	ILE
32	BK	92	GLU
32	BK	93	GLN
32	BK	95	ILE
32	BK	105	ARG
32	BK	108	ARG
32	BK	111	LYS
32	BK	114	LYS
32	BK	118	LEU
33	BL	3	LEU
33	BL	4	ASN
33	BL	6	LEU
33	BL	19	LEU
33	BL	27	LEU
33	BL	30	THR
33	BL	39	LYS
33	BL	48	ARG
33	BL	55	MET
33	BL	61	LEU
33	BL	66	PHE
33	BL	74	THR
33	BL	85	VAL
33	BL	93	ASN
33	BL	94	THR
33	BL	101	ILE
33	BL	110	VAL
33	BL	111	ILE
33	BL	118	THR
33	BL	127	VAL
34	BM	2	LEU
34	BM	3	GLN
34	BM	5	LYS
34	BM	8	LYS

Continued on next page...

Continued from previous page...

Mol	Chain	Res	Type
34	BM	10	ARG
34	BM	13	HIS
34	BM	14	LYS
34	BM	24	THR
34	BM	27	SER
34	BM	33	LEU
34	BM	36	VAL
34	BM	51	ARG
34	BM	57	VAL
34	BM	60	GLN
34	BM	70	ASP
34	BM	72	PRO
34	BM	75	GLU
34	BM	80	VAL
34	BM	90	GLU
34	BM	95	LEU
34	BM	96	ILE
34	BM	97	GLN
34	BM	100	LYS
34	BM	110	GLU
34	BM	115	GLU
34	BM	129	THR
34	BM	131	VAL
34	BM	134	THR
35	BN	10	LEU
35	BN	14	SER
35	BN	18	GLN
35	BN	31	HIS
35	BN	33	ILE
35	BN	35	LYS
35	BN	38	LEU
35	BN	51	LEU
35	BN	65	LEU
35	BN	69	ARG
35	BN	71	ARG
35	BN	75	ILE
35	BN	83	LEU
35	BN	86	ARG
35	BN	95	THR
35	BN	109	PRO
35	BN	117	ASP
35	BN	118	ARG

Continued on next page...

Continued from previous page...

Mol	Chain	Res	Type
36	BO	2	ASP
36	BO	4	LYS
36	BO	9	ARG
36	BO	16	ARG
36	BO	17	LYS
36	BO	18	LEU
36	BO	58	ILE
36	BO	80	GLU
36	BO	81	ARG
36	BO	83	LEU
36	BO	84	GLU
36	BO	89	ASP
36	BO	94	ARG
36	BO	100	HIS
36	BO	103	VAL
36	BO	106	LEU
36	BO	111	ARG
36	BO	115	LEU
36	BO	116	GLN
37	BP	3	ILE
37	BP	6	GLN
37	BP	7	LEU
37	BP	9	GLN
37	BP	14	GLN
37	BP	16	VAL
37	BP	18	SER
37	BP	19	PHE
37	BP	20	ARG
37	BP	24	THR
37	BP	28	LYS
37	BP	35	SER
37	BP	36	LYS
37	BP	37	LYS
37	BP	38	ARG
37	BP	39	LEU
37	BP	40	GLN
37	BP	52	ARG
37	BP	56	SER
37	BP	61	ARG
37	BP	64	SER
37	BP	69	VAL
37	BP	75	THR

Continued on next page...

Continued from previous page...

Mol	Chain	Res	Type
37	BP	80	VAL
37	BP	83	ILE
37	BP	85	VAL
37	BP	87	ARG
37	BP	91	VAL
37	BP	92	ARG
37	BP	95	LYS
37	BP	96	LEU
37	BP	99	LEU
37	BP	109	ILE
38	BQ	2	ARG
38	BQ	8	ILE
38	BQ	10	ARG
38	BQ	17	LEU
38	BQ	29	ARG
38	BQ	40	LYS
38	BQ	43	GLN
38	BQ	50	ARG
38	BQ	58	GLN
38	BQ	59	LEU
38	BQ	63	ARG
38	BQ	65	ASN
38	BQ	69	ARG
38	BQ	73	ILE
38	BQ	87	VAL
38	BQ	88	GLU
38	BQ	89	ILE
38	BQ	94	LEU
38	BQ	96	ASP
38	BQ	97	ILE
38	BQ	106	THR
39	BR	1	MET
39	BR	10	LYS
39	BR	18	GLN
39	BR	37	GLU
39	BR	39	LEU
39	BR	45	GLU
39	BR	46	GLU
39	BR	47	VAL
39	BR	48	LYS
39	BR	51	VAL
39	BR	54	VAL

Continued on next page...

Continued from previous page...

Mol	Chain	Res	Type
39	BR	55	ASP
39	BR	72	VAL
39	BR	74	ILE
39	BR	94	THR
39	BR	97	LYS
39	BR	99	THR
39	BR	102	SER
40	BS	1	MET
40	BS	4	ILE
40	BS	7	HIS
40	BS	24	ILE
40	BS	29	VAL
40	BS	30	SER
40	BS	33	LEU
40	BS	37	THR
40	BS	41	LYS
40	BS	42	LYS
40	BS	45	VAL
40	BS	47	VAL
40	BS	48	LYS
40	BS	66	ILE
40	BS	69	LEU
40	BS	73	LYS
40	BS	74	ILE
40	BS	76	VAL
40	BS	88	ARG
40	BS	96	ILE
40	BS	101	SER
41	BT	2	ILE
41	BT	3	ARG
41	BT	4	GLU
41	BT	17	SER
41	BT	18	GLU
41	BT	28	ASN
41	BT	29	THR
41	BT	30	ILE
41	BT	32	LEU
41	BT	36	LYS
41	BT	37	ASP
41	BT	43	ILE
41	BT	48	GLN
41	BT	50	LEU

Continued on next page...

Continued from previous page...

Mol	Chain	Res	Type
41	BT	54	GLU
41	BT	58	VAL
41	BT	61	LEU
41	BT	64	LYS
41	BT	67	VAL
41	BT	68	LYS
41	BT	69	ARG
41	BT	73	ARG
41	BT	74	ILE
41	BT	77	ARG
41	BT	82	LYS
41	BT	89	GLU
41	BT	93	LEU
42	BU	4	ILE
42	BU	5	ARG
42	BU	8	ASP
42	BU	10	VAL
42	BU	14	THR
42	BU	18	LYS
42	BU	29	SER
42	BU	30	SER
42	BU	33	VAL
42	BU	42	LYS
42	BU	43	LYS
42	BU	52	ASN
42	BU	61	GLU
42	BU	67	SER
42	BU	71	ILE
42	BU	86	PHE
42	BU	102	ILE
43	BV	1	MET
43	BV	3	THR
43	BV	5	ASN
43	BV	10	LYS
43	BV	12	GLN
43	BV	20	LEU
43	BV	29	ILE
43	BV	35	GLU
43	BV	41	GLU
43	BV	42	LEU
43	BV	46	LYS
43	BV	51	GLN

Continued on next page...

Continued from previous page...

Mol	Chain	Res	Type
43	BV	55	GLU
43	BV	60	VAL
43	BV	65	VAL
43	BV	84	PRO
44	BW	13	ARG
44	BW	14	ASP
44	BW	15	SER
44	BW	16	GLU
44	BW	19	ARG
44	BW	22	VAL
44	BW	23	LYS
44	BW	24	ARG
44	BW	25	PHE
44	BW	28	GLU
44	BW	31	LEU
44	BW	38	ARG
44	BW	40	ARG
44	BW	42	THR
44	BW	45	HIS
44	BW	49	ASN
44	BW	54	ARG
44	BW	58	LEU
44	BW	67	LYS
44	BW	76	ARG
44	BW	77	LYS
45	BX	10	ARG
45	BX	17	ARG
45	BX	19	HIS
45	BX	24	THR
45	BX	26	ARG
45	BX	27	ARG
45	BX	29	LEU
45	BX	34	SER
45	BX	39	VAL
45	BX	46	VAL
45	BX	47	THR
45	BX	58	ILE
45	BX	65	THR
45	BX	70	LEU
45	BX	73	ARG
45	BX	77	TYR
46	BY	14	LEU

Continued on next page...

Continued from previous page...

Mol	Chain	Res	Type
46	BY	16	THR
46	BY	19	LEU
46	BY	21	LEU
46	BY	22	LEU
46	BY	29	ARG
46	BY	39	GLN
46	BY	42	LEU
46	BY	47	ARG
46	BY	55	THR
46	BY	56	LEU
46	BY	57	LEU
46	BY	59	GLU
47	BZ	2	LYS
47	BZ	3	THR
47	BZ	8	GLN
47	BZ	9	THR
47	BZ	15	ARG
47	BZ	23	LEU
47	BZ	24	LEU
47	BZ	31	ILE
47	BZ	37	ARG
47	BZ	43	ILE
47	BZ	44	ARG
47	BZ	54	VAL
47	BZ	56	VAL
48	B0	2	VAL
48	B0	5	ASN
48	B0	9	ARG
48	B0	17	SER
48	B0	25	THR
48	B0	26	SER
48	B0	28	SER
48	B0	39	ARG
49	B1	9	LYS
49	B1	21	THR
49	B1	29	LYS
49	B1	33	LEU
49	B1	35	LEU
49	B1	41	VAL
49	B1	42	VAL
49	B1	45	HIS
50	B2	1	MET

Continued on next page...

Continued from previous page...

Mol	Chain	Res	Type
50	B2	3	ARG
50	B2	9	VAL
50	B2	12	ARG
50	B2	21	ARG
50	B2	22	MET
50	B2	26	ASN
50	B2	39	ARG
50	B2	42	LEU
50	B2	43	THR
50	B2	44	VAL
51	B3	5	THR
51	B3	7	ARG
51	B3	29	ARG
51	B3	30	HIS
51	B3	31	ILE
51	B3	49	VAL
51	B3	51	LYS
51	B3	54	LEU
51	B3	56	LEU
52	B4	4	ARG
52	B4	9	LYS
52	B4	13	ASN
52	B4	14	CYS
52	B4	20	ASP
52	B4	27	CYS
2	CB	8	MET
2	CB	14	HIS
2	CB	21	TYR
2	CB	22	TRP
2	CB	26	MET
2	CB	31	PHE
2	CB	34	ARG
2	CB	36	LYS
2	CB	39	ILE
2	CB	46	VAL
2	CB	69	VAL
2	CB	84	LEU
2	CB	88	GLN
2	CB	103	TRP
2	CB	124	THR
2	CB	125	PHE
2	CB	131	LYS

Continued on next page...

Continued from previous page...

Mol	Chain	Res	Type
2	CB	147	LEU
2	CB	164	ASP
2	CB	166	ASP
2	CB	177	ASN
2	CB	182	VAL
2	CB	191	ASP
2	CB	196	ASP
2	CB	204	ASP
2	CB	212	TYR
3	CC	26	LYS
3	CC	30	ASP
3	CC	35	ASP
3	CC	41	TYR
3	CC	53	ARG
3	CC	58	ARG
3	CC	106	ARG
3	CC	123	LEU
3	CC	126	ARG
3	CC	134	LYS
3	CC	139	ASN
3	CC	152	VAL
3	CC	161	ILE
3	CC	164	THR
3	CC	166	TRP
3	CC	178	ARG
3	CC	185	THR
4	CD	2	ARG
4	CD	8	LEU
4	CD	12	ARG
4	CD	20	LEU
4	CD	21	LYS
4	CD	24	VAL
4	CD	25	ARG
4	CD	30	LYS
4	CD	34	GLU
4	CD	55	ARG
4	CD	57	LYS
4	CD	62	ARG
4	CD	69	ARG
4	CD	80	ARG
4	CD	84	ASN
4	CD	96	ARG

Continued on next page...

Continued from previous page...

Mol	Chain	Res	Type
4	CD	106	PHE
4	CD	116	LEU
4	CD	119	HIS
4	CD	125	ASN
4	CD	127	ARG
4	CD	128	VAL
4	CD	137	SER
4	CD	142	VAL
4	CD	144	ILE
4	CD	146	GLU
4	CD	147	LYS
4	CD	151	GLN
4	CD	152	SER
4	CD	153	ARG
4	CD	160	LEU
4	CD	163	GLN
4	CD	170	LEU
4	CD	172	VAL
4	CD	183	ARG
4	CD	184	LYS
4	CD	190	LEU
4	CD	195	ASN
4	CD	199	ILE
4	CD	200	VAL
4	CD	204	SER
5	CE	11	GLN
5	CE	13	LYS
5	CE	18	ASN
5	CE	25	LYS
5	CE	33	THR
5	CE	35	LEU
5	CE	45	VAL
5	CE	59	ILE
5	CE	73	VAL
5	CE	75	LEU
5	CE	76	ASN
5	CE	80	LEU
5	CE	84	VAL
5	CE	87	VAL
5	CE	95	MET
5	CE	100	GLU
5	CE	104	ILE

Continued on next page...

Continued from previous page...

Mol	Chain	Res	Type
5	CE	119	VAL
5	CE	131	ASN
5	CE	133	ILE
5	CE	136	VAL
5	CE	137	ARG
5	CE	140	ILE
5	CE	144	GLU
6	CF	7	VAL
6	CF	10	VAL
6	CF	33	GLU
6	CF	38	ARG
6	CF	44	ARG
6	CF	54	LEU
6	CF	56	LYS
6	CF	61	LEU
6	CF	72	ASP
6	CF	81	ASN
6	CF	85	ILE
6	CF	86	ARG
6	CF	89	VAL
6	CF	98	GLU
7	CG	3	ARG
7	CG	5	VAL
7	CG	6	ILE
7	CG	10	LYS
7	CG	12	LEU
7	CG	16	LYS
7	CG	49	LEU
7	CG	51	GLN
7	CG	55	LYS
7	CG	56	SER
7	CG	57	GLU
7	CG	58	LEU
7	CG	65	LEU
7	CG	66	GLU
7	CG	75	LYS
7	CG	78	ARG
7	CG	100	MET
7	CG	119	LEU
7	CG	123	LEU
7	CG	137	ARG
7	CG	139	ASP

Continued on next page...

Continued from previous page...

Mol	Chain	Res	Type
7	CG	148	LYS
8	CH	12	ARG
8	CH	25	THR
8	CH	37	ASN
8	CH	42	GLU
8	CH	50	VAL
8	CH	59	GLU
8	CH	76	ARG
8	CH	82	LEU
8	CH	84	ILE
8	CH	89	ASP
8	CH	93	LYS
8	CH	110	MET
8	CH	128	VAL
9	CI	3	ASN
9	CI	4	GLN
9	CI	5	TYR
9	CI	37	TYR
9	CI	45	MET
9	CI	46	VAL
9	CI	53	LEU
9	CI	54	VAL
9	CI	60	LEU
9	CI	63	TYR
9	CI	83	THR
9	CI	87	MET
9	CI	93	LEU
9	CI	105	ARG
9	CI	125	GLN
9	CI	129	ARG
10	CJ	5	ARG
10	CJ	11	LYS
10	CJ	15	HIS
10	CJ	32	THR
10	CJ	48	ARG
10	CJ	50	THR
10	CJ	59	LYS
10	CJ	67	ILE
10	CJ	69	THR
10	CJ	75	ASP
10	CJ	82	LYS
10	CJ	87	LEU

Continued on next page...

Continued from previous page...

Mol	Chain	Res	Type
10	CJ	92	LEU
11	CK	12	ARG
11	CK	22	ILE
11	CK	27	ASN
11	CK	39	ASN
11	CK	73	VAL
11	CK	78	ILE
11	CK	81	LEU
11	CK	92	ARG
11	CK	95	THR
11	CK	105	ARG
11	CK	117	HIS
12	CL	3	VAL
12	CL	5	GLN
12	CL	6	LEU
12	CL	9	LYS
12	CL	14	LYS
12	CL	17	LYS
12	CL	18	SER
12	CL	19	ASN
12	CL	28	GLN
12	CL	38	THR
12	CL	39	THR
12	CL	40	THR
12	CL	48	LEU
12	CL	49	ARG
12	CL	57	THR
12	CL	72	ASN
12	CL	77	SER
12	CL	81	ILE
12	CL	82	ARG
12	CL	88	ASP
12	CL	96	THR
12	CL	102	ASP
12	CL	107	LYS
12	CL	113	ARG
12	CL	120	ARG
13	CM	12	LYS
13	CM	24	VAL
13	CM	28	ARG
13	CM	32	ILE
13	CM	53	ASP

Continued on next page...

Continued from previous page...

Mol	Chain	Res	Type
13	CM	77	LYS
13	CM	91	ARG
13	CM	92	ARG
13	CM	100	ARG
13	CM	113	LYS
14	CN	3	GLN
14	CN	27	LYS
14	CN	41	TRP
14	CN	52	ARG
14	CN	53	ASP
14	CN	61	ASN
14	CN	65	GLN
14	CN	72	PHE
14	CN	81	ILE
14	CN	96	LYS
15	CO	16	ARG
15	CO	34	GLN
15	CO	38	LEU
15	CO	39	GLN
15	CO	45	HIS
15	CO	79	GLN
15	CO	80	LEU
16	CP	1	MET
16	CP	4	ILE
16	CP	6	LEU
16	CP	17	TYR
16	CP	19	VAL
16	CP	25	ARG
16	CP	29	ASN
16	CP	32	PHE
16	CP	35	ARG
16	CP	36	VAL
16	CP	46	LYS
16	CP	54	LEU
16	CP	55	ASP
16	CP	56	ARG
16	CP	57	ILE
17	CQ	3	LYS
17	CQ	6	THR
17	CQ	7	LEU
17	CQ	20	ILE
17	CQ	27	PHE

Continued on next page...

Continued from previous page...

Mol	Chain	Res	Type
17	CQ	32	ILE
17	CQ	37	ILE
17	CQ	39	ARG
17	CQ	42	LYS
17	CQ	43	LEU
17	CQ	51	GLU
17	CQ	80	LYS
18	CR	25	ILE
18	CR	30	ASN
18	CR	32	ILE
18	CR	47	ARG
18	CR	49	LYS
18	CR	58	ILE
18	CR	67	LEU
18	CR	72	ARG
19	CS	5	LYS
19	CS	10	ILE
19	CS	11	ASP
19	CS	42	ASN
19	CS	52	ASN
19	CS	54	ARG
20	CT	11	ILE
20	CT	12	GLN
20	CT	26	MET
20	CT	30	PHE
20	CT	35	TYR
20	CT	47	GLN
20	CT	53	MET
20	CT	68	LYS
20	CT	69	ASN
20	CT	73	ARG
20	CT	74	HIS
20	CT	78	LEU
20	CT	82	ILE
21	CU	4	LYS
21	CU	11	PHE
21	CU	13	VAL
21	CU	16	ARG
21	CU	17	ARG
21	CU	18	PHE
21	CU	27	VAL
21	CU	28	LEU

Continued on next page...

Continued from previous page...

Mol	Chain	Res	Type
21	CU	32	ARG
21	CU	36	PHE
21	CU	37	TYR
21	CU	39	LYS
21	CU	43	GLU
21	CU	50	SER
21	CU	53	LYS
24	DC	2	VAL
24	DC	18	VAL
24	DC	23	LEU
24	DC	35	LYS
24	DC	43	ASN
24	DC	44	ASN
24	DC	49	THR
24	DC	51	ARG
24	DC	53	ILE
24	DC	57	HIS
24	DC	62	ARG
24	DC	63	ILE
24	DC	77	VAL
24	DC	97	ASP
24	DC	102	TYR
24	DC	117	SER
24	DC	124	LYS
24	DC	136	VAL
24	DC	152	GLN
24	DC	156	SER
24	DC	171	VAL
24	DC	172	THR
24	DC	173	LEU
24	DC	174	ARG
24	DC	183	VAL
24	DC	186	ASP
24	DC	187	CYS
24	DC	188	ARG
24	DC	190	THR
24	DC	196	ASN
24	DC	203	VAL
24	DC	212	TRP
24	DC	220	ARG
24	DC	228	ASP
24	DC	235	GLU

Continued on next page...

Continued from previous page...

Mol	Chain	Res	Type
24	DC	256	THR
24	DC	260	LYS
24	DC	269	ARG
25	DD	12	THR
25	DD	16	THR
25	DD	24	VAL
25	DD	32	ASN
25	DD	33	ARG
25	DD	38	LYS
25	DD	48	ILE
25	DD	55	LYS
25	DD	56	LYS
25	DD	58	ASN
25	DD	62	LYS
25	DD	79	LEU
25	DD	81	GLU
25	DD	96	ILE
25	DD	98	VAL
25	DD	106	LYS
25	DD	110	THR
25	DD	113	SER
25	DD	121	THR
25	DD	129	THR
25	DD	131	ASP
25	DD	138	LEU
25	DD	139	SER
25	DD	140	HIS
25	DD	141	ARG
25	DD	148	GLN
25	DD	150	GLN
25	DD	159	LYS
25	DD	168	GLU
25	DD	173	GLN
25	DD	189	VAL
25	DD	193	VAL
25	DD	203	VAL
26	DE	44	ARG
26	DE	53	THR
26	DE	57	LYS
26	DE	61	ARG
26	DE	63	LYS
26	DE	67	ARG

Continued on next page...

Continued from previous page...

Mol	Chain	Res	Type
26	DE	69	ARG
26	DE	77	ILE
26	DE	78	TRP
26	DE	84	THR
26	DE	88	ARG
26	DE	92	HIS
26	DE	101	TYR
26	DE	108	ILE
26	DE	117	ARG
26	DE	126	VAL
26	DE	139	LYS
26	DE	149	ILE
26	DE	157	LEU
26	DE	163	ASN
26	DE	164	LEU
26	DE	166	LYS
27	DF	9	ASP
27	DF	33	ILE
27	DF	47	LYS
27	DF	48	LEU
27	DF	49	LEU
27	DF	71	LYS
27	DF	77	LYS
27	DF	94	ARG
27	DF	97	GLU
27	DF	110	ILE
27	DF	111	ARG
27	DF	113	PHE
27	DF	119	LYS
27	DF	134	GLN
27	DF	135	ILE
27	DF	139	GLU
27	DF	142	TYR
27	DF	147	ARG
27	DF	148	VAL
27	DF	151	LEU
27	DF	160	LYS
27	DF	166	ARG
27	DF	169	LEU
27	DF	172	PHE
27	DF	177	ARG
28	DG	2	ARG

Continued on next page...

Continued from previous page...

Mol	Chain	Res	Type
28	DG	18	ILE
28	DG	19	ASN
28	DG	21	GLN
28	DG	34	ARG
28	DG	35	THR
28	DG	41	GLU
28	DG	51	PHE
28	DG	71	LEU
28	DG	72	ASN
28	DG	84	LYS
28	DG	86	LEU
28	DG	93	TYR
28	DG	109	SER
28	DG	120	ILE
28	DG	132	LEU
28	DG	162	ARG
28	DG	163	TYR
28	DG	166	GLU
28	DG	176	LYS
29	DH	8	LYS
29	DH	15	LEU
29	DH	22	LYS
29	DH	25	TYR
29	DH	27	ARG
29	DH	28	ASN
29	DH	50	ARG
29	DH	54	LEU
29	DH	57	LYS
29	DH	58	LEU
29	DH	62	LEU
29	DH	66	ASN
29	DH	68	ARG
29	DH	71	LYS
29	DH	76	GLU
29	DH	86	ASP
29	DH	90	LEU
29	DH	91	PHE
29	DH	98	ASP
29	DH	103	VAL
29	DH	109	GLU
29	DH	119	ASN
29	DH	132	PHE

Continued on next page...

Continued from previous page...

Mol	Chain	Res	Type
29	DH	144	VAL
30	DI	16	MET
30	DI	30	GLN
30	DI	58	ILE
30	DI	68	PHE
30	DI	72	THR
30	DI	93	ASN
31	DJ	2	LYS
31	DJ	3	THR
31	DJ	25	LEU
31	DJ	36	LEU
31	DJ	43	GLU
31	DJ	47	HIS
31	DJ	57	LEU
31	DJ	70	THR
31	DJ	72	LYS
31	DJ	80	HIS
31	DJ	95	ARG
31	DJ	106	LYS
31	DJ	129	GLU
31	DJ	138	GLN
31	DJ	139	VAL
32	DK	2	ILE
32	DK	7	MET
32	DK	13	ASN
32	DK	25	LEU
32	DK	35	VAL
32	DK	39	ILE
32	DK	49	ARG
32	DK	52	VAL
32	DK	54	LYS
32	DK	65	THR
32	DK	71	ARG
32	DK	73	ASP
32	DK	77	ILE
32	DK	79	PHE
32	DK	103	VAL
32	DK	104	THR
32	DK	105	ARG
32	DK	107	LEU
32	DK	111	LYS
33	DL	3	LEU

Continued on next page...

Continued from previous page...

Mol	Chain	Res	Type
33	DL	4	ASN
33	DL	18	ARG
33	DL	47	ARG
33	DL	48	ARG
33	DL	68	SER
33	DL	69	ARG
33	DL	79	LEU
33	DL	99	ASN
33	DL	103	ILE
33	DL	111	ILE
33	DL	112	LEU
33	DL	141	LYS
34	DM	8	LYS
34	DM	38	ARG
34	DM	46	ILE
34	DM	47	GLU
34	DM	78	LEU
34	DM	89	VAL
34	DM	95	LEU
34	DM	96	ILE
34	DM	105	MET
34	DM	115	GLU
34	DM	119	LEU
35	DN	10	LEU
35	DN	14	SER
35	DN	18	GLN
35	DN	29	VAL
35	DN	33	ILE
35	DN	34	ILE
35	DN	54	LEU
35	DN	62	ASN
35	DN	63	ARG
35	DN	69	ARG
35	DN	71	ARG
35	DN	75	ILE
35	DN	90	ARG
35	DN	94	TYR
35	DN	114	GLU
36	DO	17	LYS
36	DO	31	THR
36	DO	68	LYS
36	DO	90	VAL

Continued on next page...

Continued from previous page...

Mol	Chain	Res	Type
36	DO	108	ASP
36	DO	115	LEU
36	DO	117	PHE
37	DP	3	ILE
37	DP	6	GLN
37	DP	13	LYS
37	DP	31	VAL
37	DP	52	ARG
37	DP	67	GLU
37	DP	83	ILE
37	DP	86	LYS
37	DP	95	LYS
37	DP	96	LEU
37	DP	101	GLU
38	DQ	3	VAL
38	DQ	8	ILE
38	DQ	10	ARG
38	DQ	12	ARG
38	DQ	13	HIS
38	DQ	15	LYS
38	DQ	16	ILE
38	DQ	35	PHE
38	DQ	43	GLN
38	DQ	46	TYR
38	DQ	47	ARG
38	DQ	49	ARG
38	DQ	54	ARG
38	DQ	57	ARG
38	DQ	63	ARG
38	DQ	69	ARG
38	DQ	79	ILE
38	DQ	90	ASP
38	DQ	93	ILE
38	DQ	96	ASP
39	DR	10	LYS
39	DR	13	ARG
39	DR	22	LEU
39	DR	37	GLU
39	DR	39	LEU
39	DR	48	LYS
39	DR	66	HIS
39	DR	70	GLU

Continued on next page...

Continued from previous page...

Mol	Chain	Res	Type
39	DR	75	VAL
39	DR	80	ARG
39	DR	81	LYS
39	DR	86	GLN
39	DR	89	HIS
39	DR	90	ARG
39	DR	93	PHE
40	DS	4	ILE
40	DS	6	LYS
40	DS	23	LEU
40	DS	31	GLN
40	DS	33	LEU
40	DS	35	ILE
40	DS	39	THR
40	DS	46	LEU
40	DS	47	VAL
40	DS	65	ASP
40	DS	66	ILE
40	DS	68	ASP
40	DS	70	LYS
40	DS	72	THR
40	DS	76	VAL
40	DS	77	ASP
40	DS	84	ARG
40	DS	85	ILE
40	DS	86	MET
40	DS	88	ARG
40	DS	108	SER
41	DT	9	LYS
41	DT	12	ARG
41	DT	18	GLU
41	DT	39	THR
41	DT	54	GLU
42	DU	13	LEU
42	DU	20	LYS
42	DU	21	ARG
42	DU	40	LEU
42	DU	41	VAL
42	DU	42	LYS
42	DU	45	GLN
42	DU	71	ILE
42	DU	85	ARG

Continued on next page...

Continued from previous page...

Mol	Chain	Res	Type
42	DU	94	PHE
42	DU	95	PHE
43	DV	26	PHE
43	DV	40	ILE
43	DV	41	GLU
43	DV	45	ASP
43	DV	51	GLN
43	DV	57	TYR
43	DV	61	LEU
43	DV	65	VAL
43	DV	70	ILE
43	DV	73	LYS
43	DV	76	ASP
43	DV	90	ASP
44	DW	18	LYS
44	DW	20	LEU
44	DW	22	VAL
44	DW	23	LYS
44	DW	30	VAL
44	DW	40	ARG
44	DW	44	PHE
44	DW	58	LEU
44	DW	67	LYS
44	DW	68	PHE
44	DW	76	ARG
44	DW	77	LYS
44	DW	80	SER
44	DW	81	ILE
45	DX	5	GLN
45	DX	6	VAL
45	DX	26	ARG
45	DX	29	LEU
45	DX	31	ASN
45	DX	44	ARG
45	DX	47	THR
45	DX	53	LYS
45	DX	57	VAL
45	DX	63	ILE
45	DX	73	ARG
45	DX	77	TYR
46	DY	1	MET
46	DY	4	LYS

Continued on next page...

Continued from previous page...

Mol	Chain	Res	Type
46	DY	28	LEU
46	DY	43	LEU
47	DZ	15	ARG
47	DZ	16	LEU
47	DZ	19	HIS
47	DZ	24	LEU
47	DZ	28	LEU
47	DZ	29	ARG
47	DZ	30	ARG
47	DZ	34	THR
47	DZ	53	MET
47	DZ	54	VAL
48	D0	5	ASN
48	D0	9	ARG
48	D0	22	THR
48	D0	27	LEU
48	D0	35	GLU
48	D0	41	HIS
48	D0	45	ASP
48	D0	48	TYR
48	D0	49	ARG
49	D1	10	LEU
49	D1	20	TYR
49	D1	35	LEU
49	D1	44	GLN
49	D1	45	HIS
49	D1	47	ILE
49	D1	50	GLU
50	D2	5	PHE
50	D2	8	SER
50	D2	26	ASN
50	D2	33	ARG
50	D2	46	LYS
51	D3	12	ARG
51	D3	14	LYS
51	D3	27	ASN
51	D3	29	ARG
51	D3	30	HIS
51	D3	33	THR
51	D3	34	LYS
51	D3	41	ARG
51	D3	46	LYS

Continued on next page...

Continued from previous page...

Mol	Chain	Res	Type
51	D3	48	MET
51	D3	49	VAL
51	D3	51	LYS
51	D3	56	LEU
51	D3	61	LEU
52	D4	2	LYS
52	D4	9	LYS
52	D4	15	LYS
52	D4	17	VAL

Some sidechains can be flipped to improve hydrogen bonding and reduce clashes. All (360) such sidechains are listed below:

Mol	Chain	Res	Type
2	AB	57	ASN
2	AB	102	ASN
2	AB	108	GLN
2	AB	119	GLN
2	AB	169	HIS
2	AB	176	ASN
3	AC	5	HIS
3	AC	24	ASN
3	AC	68	HIS
3	AC	138	GLN
3	AC	139	ASN
3	AC	184	ASN
4	AD	53	GLN
4	AD	58	GLN
4	AD	73	ASN
4	AD	84	ASN
4	AD	163	GLN
5	AE	11	GLN
5	AE	42	ASN
5	AE	72	ASN
5	AE	76	ASN
5	AE	77	ASN
5	AE	81	GLN
5	AE	88	HIS
5	AE	96	GLN
5	AE	121	ASN
6	AF	11	HIS
6	AF	46	GLN
6	AF	68	GLN

Continued on next page...

Continued from previous page...

Mol	Chain	Res	Type
7	AG	85	GLN
7	AG	121	ASN
8	AH	3	GLN
8	AH	15	ASN
8	AH	17	GLN
8	AH	20	ASN
8	AH	117	GLN
9	AI	4	GLN
9	AI	74	GLN
9	AI	80	HIS
9	AI	125	GLN
10	AJ	20	GLN
10	AJ	35	GLN
10	AJ	56	HIS
10	AJ	99	GLN
11	AK	21	HIS
11	AK	108	ASN
11	AK	118	ASN
12	AL	4	ASN
12	AL	45	ASN
12	AL	58	ASN
13	AM	7	ASN
13	AM	90	HIS
14	AN	34	ASN
14	AN	42	ASN
14	AN	61	ASN
15	AO	19	ASN
15	AO	36	ASN
15	AO	45	HIS
15	AO	61	GLN
16	AP	9	HIS
16	AP	18	GLN
16	AP	26	ASN
16	AP	29	ASN
16	AP	59	HIS
16	AP	63	GLN
17	AQ	8	GLN
17	AQ	44	HIS
17	AQ	46	HIS
17	AQ	49	ASN
18	AR	53	GLN
19	AS	13	HIS

Continued on next page...

Continued from previous page...

Mol	Chain	Res	Type
19	AS	42	ASN
19	AS	55	GLN
20	AT	47	GLN
20	AT	54	GLN
20	AT	60	GLN
20	AT	74	HIS
20	AT	77	ASN
21	AU	8	ASN
24	BC	14	HIS
24	BC	20	ASN
24	BC	59	GLN
24	BC	89	ASN
24	BC	114	GLN
24	BC	141	HIS
24	BC	142	ASN
24	BC	152	GLN
24	BC	199	HIS
24	BC	229	HIS
24	BC	238	ASN
24	BC	242	HIS
24	BC	250	GLN
25	BD	32	ASN
25	BD	42	ASN
25	BD	49	GLN
25	BD	126	ASN
25	BD	130	GLN
25	BD	150	GLN
26	BE	24	ASN
26	BE	29	HIS
26	BE	30	GLN
26	BE	41	GLN
26	BE	46	GLN
26	BE	62	GLN
26	BE	97	ASN
26	BE	136	GLN
27	BF	4	HIS
27	BF	22	ASN
27	BF	26	GLN
27	BF	134	GLN
28	BG	72	ASN
28	BG	100	ASN
28	BG	103	ASN

Continued on next page...

Continued from previous page...

Mol	Chain	Res	Type
29	BH	18	GLN
29	BH	20	ASN
29	BH	33	GLN
29	BH	43	ASN
29	BH	145	ASN
30	BI	5	GLN
30	BI	30	GLN
30	BI	110	GLN
31	BJ	40	HIS
31	BJ	58	ASN
31	BJ	76	HIS
31	BJ	77	HIS
31	BJ	130	HIS
32	BK	3	GLN
32	BK	5	GLN
32	BK	88	ASN
32	BK	89	ASN
33	BL	4	ASN
33	BL	54	GLN
33	BL	93	ASN
33	BL	104	GLN
34	BM	3	GLN
34	BM	88	ASN
35	BN	9	GLN
35	BN	11	ASN
35	BN	18	GLN
35	BN	62	ASN
35	BN	73	ASN
35	BN	107	ASN
36	BO	19	GLN
36	BO	34	HIS
36	BO	38	GLN
36	BO	98	GLN
36	BO	116	GLN
37	BP	9	GLN
37	BP	11	GLN
37	BP	40	GLN
37	BP	65	ASN
37	BP	74	GLN
38	BQ	43	GLN
38	BQ	51	GLN
38	BQ	55	GLN

Continued on next page...

Continued from previous page...

Mol	Chain	Res	Type
38	BQ	65	ASN
39	BR	18	GLN
39	BR	43	ASN
40	BS	15	GLN
40	BS	40	ASN
40	BS	57	ASN
40	BS	61	ASN
41	BT	48	GLN
41	BT	72	GLN
41	BT	91	GLN
42	BU	52	ASN
42	BU	65	GLN
42	BU	73	ASN
43	BV	5	ASN
43	BV	44	HIS
43	BV	80	HIS
43	BV	88	HIS
44	BW	39	GLN
45	BX	5	GLN
45	BX	22	ASN
46	BY	15	ASN
46	BY	20	ASN
46	BY	27	ASN
46	BY	41	HIS
46	BY	58	ASN
48	B0	3	GLN
48	B0	4	GLN
48	B0	41	HIS
50	B2	6	GLN
50	B2	13	ASN
50	B2	16	HIS
51	B3	27	ASN
51	B3	30	HIS
52	B4	13	ASN
52	B4	35	GLN
52	B4	37	GLN
2	CB	18	GLN
2	CB	38	HIS
2	CB	119	GLN
2	CB	145	ASN
2	CB	167	HIS
2	CB	176	ASN

Continued on next page...

Continued from previous page...

Mol	Chain	Res	Type
2	CB	177	ASN
3	CC	2	GLN
3	CC	18	ASN
3	CC	31	ASN
3	CC	139	ASN
3	CC	184	ASN
4	CD	40	HIS
4	CD	70	GLN
4	CD	73	ASN
4	CD	84	ASN
4	CD	115	GLN
4	CD	119	HIS
4	CD	125	ASN
4	CD	163	GLN
5	CE	11	GLN
5	CE	60	GLN
5	CE	76	ASN
5	CE	77	ASN
5	CE	121	ASN
5	CE	131	ASN
6	CF	11	HIS
6	CF	14	GLN
6	CF	17	GLN
6	CF	37	HIS
6	CF	58	HIS
6	CF	81	ASN
7	CG	67	ASN
7	CG	85	GLN
8	CH	17	GLN
8	CH	37	ASN
9	CI	3	ASN
9	CI	4	GLN
9	CI	49	GLN
9	CI	74	GLN
9	CI	109	GLN
9	CI	125	GLN
10	CJ	15	HIS
10	CJ	35	GLN
10	CJ	70	HIS
11	CK	21	HIS
11	CK	27	ASN
11	CK	39	ASN

Continued on next page...

Continued from previous page...

Mol	Chain	Res	Type
12	CL	5	GLN
12	CL	19	ASN
12	CL	72	ASN
12	CL	74	GLN
12	CL	111	GLN
13	CM	90	HIS
13	CM	104	ASN
14	CN	65	GLN
15	CO	27	GLN
16	CP	18	GLN
16	CP	26	ASN
16	CP	59	HIS
16	CP	63	GLN
17	CQ	49	ASN
18	CR	30	ASN
19	CS	13	HIS
19	CS	51	HIS
19	CS	52	ASN
19	CS	56	HIS
20	CT	12	GLN
20	CT	51	ASN
20	CT	60	GLN
20	CT	69	ASN
20	CT	74	HIS
24	DC	14	HIS
24	DC	20	ASN
24	DC	57	HIS
24	DC	85	ASN
24	DC	116	GLN
24	DC	141	HIS
24	DC	152	GLN
24	DC	196	ASN
25	DD	36	GLN
25	DD	49	GLN
25	DD	67	HIS
25	DD	136	ASN
25	DD	140	HIS
25	DD	150	GLN
25	DD	173	GLN
26	DE	29	HIS
26	DE	30	GLN
27	DF	126	ASN

Continued on next page...

Continued from previous page...

Mol	Chain	Res	Type
28	DG	19	ASN
28	DG	37	ASN
28	DG	138	GLN
28	DG	142	GLN
29	DH	2	GLN
29	DH	66	ASN
30	DI	93	ASN
30	DI	106	GLN
31	DJ	40	HIS
31	DJ	77	HIS
31	DJ	136	GLN
31	DJ	138	GLN
32	DK	3	GLN
32	DK	9	ASN
32	DK	13	ASN
32	DK	89	ASN
33	DL	4	ASN
33	DL	54	GLN
34	DM	13	HIS
35	DN	3	HIS
35	DN	11	ASN
35	DN	16	HIS
35	DN	23	ASN
35	DN	73	ASN
36	DO	29	HIS
36	DO	34	HIS
36	DO	38	GLN
37	DP	2	ASN
37	DP	6	GLN
37	DP	9	GLN
37	DP	11	GLN
37	DP	65	ASN
37	DP	74	GLN
38	DQ	19	GLN
38	DQ	43	GLN
38	DQ	70	GLN
38	DQ	71	ASN
38	DQ	80	ASN
39	DR	6	GLN
39	DR	43	ASN
39	DR	82	HIS
39	DR	86	GLN

Continued on next page...

Continued from previous page...

Mol	Chain	Res	Type
39	DR	87	GLN
39	DR	91	GLN
40	DS	31	GLN
40	DS	57	ASN
41	DT	15	HIS
41	DT	48	GLN
41	DT	70	HIS
41	DT	91	GLN
41	DT	92	ASN
42	DU	39	ASN
42	DU	45	GLN
42	DU	52	ASN
42	DU	53	GLN
42	DU	68	ASN
43	DV	24	ASN
43	DV	51	GLN
43	DV	80	HIS
43	DV	88	HIS
44	DW	56	HIS
45	DX	15	ASN
45	DX	22	ASN
45	DX	31	ASN
45	DX	35	HIS
46	DY	15	ASN
46	DY	20	ASN
46	DY	41	HIS
47	DZ	19	HIS
48	D0	3	GLN
48	D0	5	ASN
48	D0	41	HIS
49	D1	44	GLN
50	D2	6	GLN
50	D2	26	ASN
50	D2	29	GLN
51	D3	30	HIS
51	D3	42	HIS
52	D4	37	GLN

5.3.3 RNA ⓘ

Continued on next page...

Continued from previous page...

Mol	Chain	Analysed	Backbone Outliers	Pucker Outliers
1	AA	1532/1533 (99%)	518 (33%)	0
1	CA	1529/1533 (99%)	572 (37%)	0
22	BA	2850/2904 (98%)	913 (32%)	0
22	DA	2837/2904 (97%)	1105 (38%)	0
23	BB	117/118 (99%)	34 (29%)	0
23	DB	116/118 (98%)	44 (37%)	0
All	All	8981/9110 (98%)	3186 (35%)	0

All (3186) RNA backbone outliers are listed below:

Mol	Chain	Res	Type
1	AA	5	U
1	AA	6	G
1	AA	7	A
1	AA	8	A
1	AA	9	G
1	AA	13	U
1	AA	14	U
1	AA	22	G
1	AA	31	G
1	AA	32	A
1	AA	33	A
1	AA	39	G
1	AA	47	C
1	AA	48	C
1	AA	50	A
1	AA	51	A
1	AA	55	A
1	AA	61	G
1	AA	63	C
1	AA	65	A
1	AA	66	A
1	AA	67	C
1	AA	70	U
1	AA	71	A
1	AA	72	A
1	AA	73	C
1	AA	74	A
1	AA	75	G
1	AA	76	G
1	AA	77	A

Continued on next page...

Continued from previous page...

Mol	Chain	Res	Type
1	AA	79	G
1	AA	82	G
1	AA	83	C
1	AA	85	U
1	AA	86	G
1	AA	87	C
1	AA	88	U
1	AA	89	U
1	AA	90	C
1	AA	91	U
1	AA	92	U
1	AA	93	U
1	AA	94	G
1	AA	95	C
1	AA	97	G
1	AA	98	A
1	AA	109	A
1	AA	110	C
1	AA	111	G
1	AA	116	A
1	AA	117	G
1	AA	120	A
1	AA	121	U
1	AA	122	G
1	AA	127	G
1	AA	129	A
1	AA	130	A
1	AA	131	A
1	AA	132	C
1	AA	140	U
1	AA	141	G
1	AA	142	G
1	AA	143	A
1	AA	151	A
1	AA	159	G
1	AA	163	C
1	AA	164	G
1	AA	166	U
1	AA	174	A
1	AA	175	C
1	AA	181	A
1	AA	182	A

Continued on next page...

Continued from previous page...

Mol	Chain	Res	Type
1	AA	183	C
1	AA	185	U
1	AA	186	C
1	AA	197	A
1	AA	198	G
1	AA	199	A
1	AA	200	G
1	AA	202	G
1	AA	205	A
1	AA	208	U
1	AA	209	U
1	AA	210	C
1	AA	211	G
1	AA	212	G
1	AA	214	C
1	AA	243	A
1	AA	244	U
1	AA	245	U
1	AA	247	G
1	AA	250	A
1	AA	251	G
1	AA	252	U
1	AA	253	A
1	AA	258	G
1	AA	266	G
1	AA	267	C
1	AA	268	U
1	AA	274	A
1	AA	275	G
1	AA	276	G
1	AA	279	A
1	AA	280	C
1	AA	285	C
1	AA	289	G
1	AA	305	G
1	AA	306	A
1	AA	307	C
1	AA	315	A
1	AA	316	C
1	AA	328	C
1	AA	329	A
1	AA	330	C

Continued on next page...

Continued from previous page...

Mol	Chain	Res	Type
1	AA	331	G
1	AA	332	G
1	AA	344	A
1	AA	345	C
1	AA	346	G
1	AA	347	G
1	AA	352	C
1	AA	353	A
1	AA	354	G
1	AA	365	U
1	AA	366	A
1	AA	367	U
1	AA	368	U
1	AA	369	G
1	AA	373	A
1	AA	374	A
1	AA	382	A
1	AA	384	G
1	AA	385	C
1	AA	388	G
1	AA	389	A
1	AA	390	U
1	AA	392	C
1	AA	398	U
1	AA	401	C
1	AA	406	G
1	AA	411	A
1	AA	412	A
1	AA	413	G
1	AA	414	A
1	AA	415	A
1	AA	421	U
1	AA	422	C
1	AA	423	G
1	AA	424	G
1	AA	428	G
1	AA	429	U
1	AA	430	A
1	AA	431	A
1	AA	439	U
1	AA	440	C
1	AA	451	A

Continued on next page...

Continued from previous page...

Mol	Chain	Res	Type
1	AA	452	A
1	AA	453	G
1	AA	456	A
1	AA	458	U
1	AA	459	A
1	AA	461	A
1	AA	462	G
1	AA	463	U
1	AA	464	U
1	AA	466	A
1	AA	467	U
1	AA	468	A
1	AA	469	C
1	AA	470	C
1	AA	476	U
1	AA	478	A
1	AA	481	G
1	AA	482	A
1	AA	484	G
1	AA	485	U
1	AA	486	U
1	AA	487	A
1	AA	488	C
1	AA	489	C
1	AA	490	C
1	AA	496	A
1	AA	497	G
1	AA	498	A
1	AA	499	A
1	AA	500	G
1	AA	501	C
1	AA	508	U
1	AA	509	A
1	AA	510	A
1	AA	511	C
1	AA	512	U
1	AA	513	C
1	AA	514	C
1	AA	517	G
1	AA	518	C
1	AA	519	C
1	AA	520	A

Continued on next page...

Continued from previous page...

Mol	Chain	Res	Type
1	AA	522	C
1	AA	527	G
1	AA	532	A
1	AA	534	U
1	AA	535	A
1	AA	536	C
1	AA	537	G
1	AA	546	A
1	AA	548	G
1	AA	549	C
1	AA	550	G
1	AA	552	U
1	AA	556	C
1	AA	557	G
1	AA	559	A
1	AA	560	A
1	AA	562	U
1	AA	563	A
1	AA	564	C
1	AA	566	G
1	AA	567	G
1	AA	570	G
1	AA	572	A
1	AA	573	A
1	AA	575	G
1	AA	576	C
1	AA	577	G
1	AA	588	G
1	AA	595	A
1	AA	596	A
1	AA	597	G
1	AA	615	G
1	AA	620	C
1	AA	642	A
1	AA	643	C
1	AA	652	U
1	AA	653	U
1	AA	654	G
1	AA	655	A
1	AA	663	A
1	AA	665	A
1	AA	682	G

Continued on next page...

Continued from previous page...

Mol	Chain	Res	Type
1	AA	688	G
1	AA	689	C
1	AA	695	A
1	AA	701	U
1	AA	702	A
1	AA	703	G
1	AA	704	A
1	AA	705	G
1	AA	717	U
1	AA	718	A
1	AA	719	C
1	AA	721	G
1	AA	722	G
1	AA	723	U
1	AA	731	G
1	AA	748	G
1	AA	752	G
1	AA	753	A
1	AA	754	C
1	AA	755	G
1	AA	777	A
1	AA	782	A
1	AA	792	A
1	AA	793	U
1	AA	794	A
1	AA	795	C
1	AA	809	G
1	AA	813	U
1	AA	814	A
1	AA	815	A
1	AA	816	A
1	AA	817	C
1	AA	818	G
1	AA	828	U
1	AA	829	G
1	AA	832	G
1	AA	841	C
1	AA	843	U
1	AA	845	A
1	AA	846	G
1	AA	849	G
1	AA	859	G

Continued on next page...

Continued from previous page...

Mol	Chain	Res	Type
1	AA	871	U
1	AA	874	G
1	AA	875	U
1	AA	885	G
1	AA	889	A
1	AA	890	G
1	AA	910	C
1	AA	913	A
1	AA	914	A
1	AA	915	A
1	AA	920	U
1	AA	926	G
1	AA	927	G
1	AA	932	C
1	AA	934	C
1	AA	935	A
1	AA	936	C
1	AA	942	G
1	AA	960	U
1	AA	961	U
1	AA	962	C
1	AA	966	G
1	AA	968	A
1	AA	969	A
1	AA	971	G
1	AA	972	C
1	AA	973	G
1	AA	974	A
1	AA	975	A
1	AA	976	G
1	AA	977	A
1	AA	978	A
1	AA	979	C
1	AA	982	U
1	AA	983	A
1	AA	984	C
1	AA	985	C
1	AA	989	U
1	AA	992	U
1	AA	993	G
1	AA	994	A
1	AA	995	C

Continued on next page...

Continued from previous page...

Mol	Chain	Res	Type
1	AA	1003	G
1	AA	1004	A
1	AA	1008	U
1	AA	1018	G
1	AA	1022	A
1	AA	1026	G
1	AA	1028	C
1	AA	1030	U
1	AA	1031	C
1	AA	1032	G
1	AA	1033	G
1	AA	1034	G
1	AA	1037	C
1	AA	1050	G
1	AA	1051	C
1	AA	1053	G
1	AA	1054	C
1	AA	1055	A
1	AA	1064	G
1	AA	1065	U
1	AA	1066	C
1	AA	1068	G
1	AA	1069	C
1	AA	1070	U
1	AA	1078	U
1	AA	1079	G
1	AA	1085	U
1	AA	1086	U
1	AA	1088	G
1	AA	1089	G
1	AA	1090	U
1	AA	1091	U
1	AA	1092	A
1	AA	1094	G
1	AA	1095	U
1	AA	1096	C
1	AA	1101	A
1	AA	1102	A
1	AA	1103	C
1	AA	1104	G
1	AA	1113	C
1	AA	1124	G

Continued on next page...

Continued from previous page...

Mol	Chain	Res	Type
1	AA	1125	U
1	AA	1126	U
1	AA	1127	G
1	AA	1128	C
1	AA	1129	C
1	AA	1130	A
1	AA	1131	G
1	AA	1133	G
1	AA	1135	U
1	AA	1137	C
1	AA	1138	G
1	AA	1140	C
1	AA	1141	C
1	AA	1142	G
1	AA	1143	G
1	AA	1144	G
1	AA	1145	A
1	AA	1151	A
1	AA	1152	A
1	AA	1153	G
1	AA	1154	G
1	AA	1158	C
1	AA	1159	U
1	AA	1160	G
1	AA	1161	C
1	AA	1162	C
1	AA	1163	A
1	AA	1167	A
1	AA	1168	U
1	AA	1169	A
1	AA	1170	A
1	AA	1178	G
1	AA	1181	G
1	AA	1182	G
1	AA	1183	U
1	AA	1184	G
1	AA	1185	G
1	AA	1190	G
1	AA	1191	A
1	AA	1192	C
1	AA	1196	A
1	AA	1197	A

Continued on next page...

Continued from previous page...

Mol	Chain	Res	Type
1	AA	1198	G
1	AA	1200	C
1	AA	1201	A
1	AA	1202	U
1	AA	1203	C
1	AA	1212	U
1	AA	1213	A
1	AA	1215	G
1	AA	1216	A
1	AA	1224	U
1	AA	1225	A
1	AA	1226	C
1	AA	1227	A
1	AA	1228	C
1	AA	1229	A
1	AA	1238	A
1	AA	1239	A
1	AA	1240	U
1	AA	1241	G
1	AA	1242	G
1	AA	1256	A
1	AA	1259	C
1	AA	1260	G
1	AA	1275	A
1	AA	1278	G
1	AA	1279	G
1	AA	1280	A
1	AA	1282	C
1	AA	1283	U
1	AA	1284	C
1	AA	1285	A
1	AA	1286	U
1	AA	1287	A
1	AA	1293	C
1	AA	1299	A
1	AA	1301	U
1	AA	1303	C
1	AA	1304	G
1	AA	1305	G
1	AA	1315	U
1	AA	1316	G
1	AA	1317	C

Continued on next page...

Continued from previous page...

Mol	Chain	Res	Type
1	AA	1318	A
1	AA	1319	A
1	AA	1320	C
1	AA	1321	U
1	AA	1322	C
1	AA	1323	G
1	AA	1324	A
1	AA	1325	C
1	AA	1332	A
1	AA	1333	A
1	AA	1337	G
1	AA	1338	G
1	AA	1346	A
1	AA	1348	U
1	AA	1349	A
1	AA	1353	G
1	AA	1362	A
1	AA	1364	U
1	AA	1365	G
1	AA	1370	G
1	AA	1379	G
1	AA	1380	U
1	AA	1381	U
1	AA	1382	C
1	AA	1394	A
1	AA	1395	C
1	AA	1396	A
1	AA	1397	C
1	AA	1398	A
1	AA	1399	C
1	AA	1400	C
1	AA	1402	C
1	AA	1411	C
1	AA	1414	U
1	AA	1432	G
1	AA	1433	A
1	AA	1441	A
1	AA	1446	A
1	AA	1448	C
1	AA	1449	C
1	AA	1451	U
1	AA	1452	C

Continued on next page...

Continued from previous page...

Mol	Chain	Res	Type
1	AA	1453	G
1	AA	1454	G
1	AA	1455	G
1	AA	1469	C
1	AA	1470	U
1	AA	1491	G
1	AA	1492	A
1	AA	1494	G
1	AA	1497	G
1	AA	1498	U
1	AA	1499	A
1	AA	1502	A
1	AA	1503	A
1	AA	1505	G
1	AA	1506	U
1	AA	1507	A
1	AA	1508	A
1	AA	1509	C
1	AA	1517	G
1	AA	1522	U
1	AA	1526	G
1	AA	1528	U
1	AA	1529	G
1	AA	1530	G
1	AA	1531	A
1	AA	1532	U
22	BA	10	A
22	BA	13	A
22	BA	14	A
22	BA	15	G
22	BA	23	G
22	BA	27	G
22	BA	28	A
22	BA	31	C
22	BA	34	U
22	BA	35	G
22	BA	36	G
22	BA	39	G
22	BA	42	A
22	BA	43	G
22	BA	45	G
22	BA	46	G

Continued on next page...

Continued from previous page...

Mol	Chain	Res	Type
22	BA	49	A
22	BA	50	U
22	BA	52	A
22	BA	53	A
22	BA	58	G
22	BA	61	C
22	BA	63	A
22	BA	64	A
22	BA	70	G
22	BA	71	A
22	BA	74	A
22	BA	75	G
22	BA	76	C
22	BA	78	U
22	BA	82	U
22	BA	84	A
22	BA	85	G
22	BA	86	G
22	BA	92	U
22	BA	93	G
22	BA	101	A
22	BA	118	A
22	BA	119	A
22	BA	120	U
22	BA	121	G
22	BA	126	A
22	BA	127	A
22	BA	128	C
22	BA	131	A
22	BA	134	G
22	BA	137	U
22	BA	138	U
22	BA	139	U
22	BA	140	C
22	BA	141	G
22	BA	142	A
22	BA	143	C
22	BA	144	A
22	BA	145	C
22	BA	147	C
22	BA	162	U
22	BA	163	C

Continued on next page...

Continued from previous page...

Mol	Chain	Res	Type
22	BA	164	C
22	BA	165	A
22	BA	166	U
22	BA	196	A
22	BA	197	A
22	BA	198	C
22	BA	199	A
22	BA	200	U
22	BA	204	A
22	BA	205	G
22	BA	206	U
22	BA	207	A
22	BA	214	G
22	BA	216	A
22	BA	221	A
22	BA	222	A
22	BA	223	A
22	BA	224	U
22	BA	225	C
22	BA	226	A
22	BA	227	A
22	BA	228	C
22	BA	230	G
22	BA	231	A
22	BA	232	G
22	BA	233	A
22	BA	239	C
22	BA	241	A
22	BA	242	G
22	BA	243	U
22	BA	244	A
22	BA	248	G
22	BA	249	C
22	BA	250	G
22	BA	255	A
22	BA	265	A
22	BA	266	G
22	BA	267	C
22	BA	268	C
22	BA	271	G
22	BA	272	A
22	BA	273	G

Continued on next page...

Continued from previous page...

Mol	Chain	Res	Type
22	BA	274	C
22	BA	276	U
22	BA	279	A
22	BA	281	C
22	BA	285	G
22	BA	291	G
22	BA	299	A
22	BA	301	G
22	BA	302	C
22	BA	303	G
22	BA	306	U
22	BA	310	A
22	BA	312	G
22	BA	313	G
22	BA	322	A
22	BA	329	G
22	BA	330	A
22	BA	331	C
22	BA	341	C
22	BA	346	A
22	BA	347	A
22	BA	349	U
22	BA	353	C
22	BA	359	G
22	BA	361	G
22	BA	369	U
22	BA	370	G
22	BA	371	A
22	BA	372	G
22	BA	373	U
22	BA	375	G
22	BA	383	C
22	BA	386	G
22	BA	387	U
22	BA	388	G
22	BA	389	G
22	BA	391	A
22	BA	396	G
22	BA	399	U
22	BA	404	A
22	BA	405	U
22	BA	406	G

Continued on next page...

Continued from previous page...

Mol	Chain	Res	Type
22	BA	411	G
22	BA	412	A
22	BA	413	C
22	BA	422	A
22	BA	423	A
22	BA	424	G
22	BA	425	G
22	BA	435	C
22	BA	439	A
22	BA	440	C
22	BA	443	A
22	BA	446	G
22	BA	447	A
22	BA	452	G
22	BA	454	A
22	BA	455	C
22	BA	457	A
22	BA	459	U
22	BA	460	A
22	BA	474	G
22	BA	475	C
22	BA	476	G
22	BA	479	A
22	BA	480	A
22	BA	481	G
22	BA	482	A
22	BA	489	G
22	BA	490	C
22	BA	491	G
22	BA	492	A
22	BA	504	A
22	BA	505	A
22	BA	507	A
22	BA	508	A
22	BA	509	C
22	BA	510	C
22	BA	512	G
22	BA	513	A
22	BA	514	A
22	BA	522	A
22	BA	528	A
22	BA	529	A

Continued on next page...

Continued from previous page...

Mol	Chain	Res	Type
22	BA	530	G
22	BA	531	C
22	BA	532	A
22	BA	533	G
22	BA	538	A
22	BA	544	C
22	BA	546	U
22	BA	547	A
22	BA	548	G
22	BA	549	G
22	BA	550	C
22	BA	555	G
22	BA	556	A
22	BA	563	A
22	BA	571	U
22	BA	572	A
22	BA	573	U
22	BA	574	A
22	BA	575	A
22	BA	581	C
22	BA	582	A
22	BA	586	A
22	BA	587	C
22	BA	588	U
22	BA	604	G
22	BA	605	G
22	BA	613	A
22	BA	614	A
22	BA	615	U
22	BA	621	A
22	BA	626	A
22	BA	627	A
22	BA	628	G
22	BA	631	A
22	BA	637	A
22	BA	638	G
22	BA	641	U
22	BA	645	C
22	BA	646	U
22	BA	647	G
22	BA	648	G
22	BA	651	G

Continued on next page...

Continued from previous page...

Mol	Chain	Res	Type
22	BA	653	U
22	BA	654	A
22	BA	655	A
22	BA	656	G
22	BA	664	G
22	BA	685	A
22	BA	686	U
22	BA	698	C
22	BA	705	A
22	BA	727	A
22	BA	728	G
22	BA	729	G
22	BA	730	A
22	BA	738	G
22	BA	740	C
22	BA	747	U
22	BA	748	G
22	BA	755	U
22	BA	762	U
22	BA	763	G
22	BA	764	A
22	BA	765	C
22	BA	774	G
22	BA	775	G
22	BA	776	G
22	BA	782	A
22	BA	784	G
22	BA	785	G
22	BA	788	A
22	BA	789	A
22	BA	791	C
22	BA	792	A
22	BA	801	G
22	BA	803	U
22	BA	805	G
22	BA	806	C
22	BA	812	C
22	BA	819	A
22	BA	822	G
22	BA	827	U
22	BA	828	U
22	BA	829	A

Continued on next page...

Continued from previous page...

Mol	Chain	Res	Type
22	BA	830	G
22	BA	836	G
22	BA	845	A
22	BA	846	U
22	BA	847	U
22	BA	848	C
22	BA	852	U
22	BA	858	G
22	BA	859	G
22	BA	860	U
22	BA	861	A
22	BA	865	C
22	BA	866	A
22	BA	867	C
22	BA	876	C
22	BA	877	A
22	BA	878	A
22	BA	879	G
22	BA	885	C
22	BA	896	A
22	BA	897	C
22	BA	910	A
22	BA	914	G
22	BA	915	C
22	BA	916	G
22	BA	932	U
22	BA	933	A
22	BA	934	U
22	BA	941	A
22	BA	945	A
22	BA	946	C
22	BA	955	U
22	BA	956	G
22	BA	958	U
22	BA	959	A
22	BA	961	C
22	BA	962	G
22	BA	974	G
22	BA	977	G
22	BA	983	A
22	BA	985	C
22	BA	989	G

Continued on next page...

Continued from previous page...

Mol	Chain	Res	Type
22	BA	990	A
22	BA	991	C
22	BA	995	C
22	BA	996	A
22	BA	997	G
22	BA	1009	A
22	BA	1011	G
22	BA	1012	U
22	BA	1013	C
22	BA	1020	A
22	BA	1021	A
22	BA	1022	G
22	BA	1023	U
22	BA	1024	G
22	BA	1025	G
22	BA	1026	G
22	BA	1027	A
22	BA	1033	U
22	BA	1034	G
22	BA	1040	A
22	BA	1044	C
22	BA	1045	C
22	BA	1046	A
22	BA	1047	G
22	BA	1057	A
22	BA	1060	U
22	BA	1061	U
22	BA	1062	G
22	BA	1063	G
22	BA	1064	C
22	BA	1065	U
22	BA	1066	U
22	BA	1070	A
22	BA	1071	G
22	BA	1073	A
22	BA	1074	G
22	BA	1075	C
22	BA	1078	U
22	BA	1080	A
22	BA	1081	U
22	BA	1083	U
22	BA	1084	A

Continued on next page...

Continued from previous page...

Mol	Chain	Res	Type
22	BA	1088	A
22	BA	1098	A
22	BA	1111	A
22	BA	1112	G
22	BA	1115	G
22	BA	1120	G
22	BA	1128	G
22	BA	1129	A
22	BA	1130	U
22	BA	1132	U
22	BA	1133	A
22	BA	1135	C
22	BA	1136	G
22	BA	1139	G
22	BA	1142	A
22	BA	1144	A
22	BA	1145	C
22	BA	1151	A
22	BA	1154	G
22	BA	1156	A
22	BA	1157	G
22	BA	1158	C
22	BA	1162	G
22	BA	1172	C
22	BA	1175	A
22	BA	1176	U
22	BA	1180	U
22	BA	1181	U
22	BA	1185	G
22	BA	1186	G
22	BA	1189	A
22	BA	1190	G
22	BA	1204	A
22	BA	1205	A
22	BA	1206	G
22	BA	1210	G
22	BA	1213	A
22	BA	1238	G
22	BA	1247	A
22	BA	1248	G
22	BA	1249	U
22	BA	1250	G

Continued on next page...

Continued from previous page...

Mol	Chain	Res	Type
22	BA	1251	C
22	BA	1253	A
22	BA	1254	A
22	BA	1255	U
22	BA	1256	G
22	BA	1262	A
22	BA	1266	G
22	BA	1271	G
22	BA	1272	A
22	BA	1273	U
22	BA	1276	A
22	BA	1284	A
22	BA	1287	A
22	BA	1288	G
22	BA	1289	C
22	BA	1290	C
22	BA	1297	C
22	BA	1300	G
22	BA	1301	A
22	BA	1303	G
22	BA	1319	C
22	BA	1320	C
22	BA	1321	A
22	BA	1324	G
22	BA	1325	U
22	BA	1327	A
22	BA	1328	A
22	BA	1329	U
22	BA	1330	C
22	BA	1336	A
22	BA	1340	U
22	BA	1341	G
22	BA	1343	G
22	BA	1344	U
22	BA	1345	C
22	BA	1349	C
22	BA	1350	C
22	BA	1352	U
22	BA	1356	G
22	BA	1360	G
22	BA	1365	A
22	BA	1368	G

Continued on next page...

Continued from previous page...

Mol	Chain	Res	Type
22	BA	1377	G
22	BA	1378	A
22	BA	1379	U
22	BA	1380	G
22	BA	1383	A
22	BA	1386	C
22	BA	1395	A
22	BA	1397	U
22	BA	1398	C
22	BA	1399	C
22	BA	1403	A
22	BA	1407	G
22	BA	1415	U
22	BA	1416	G
22	BA	1417	C
22	BA	1418	G
22	BA	1419	A
22	BA	1420	A
22	BA	1421	G
22	BA	1422	G
22	BA	1425	G
22	BA	1427	A
22	BA	1428	C
22	BA	1429	G
22	BA	1434	A
22	BA	1435	G
22	BA	1436	G
22	BA	1440	U
22	BA	1452	G
22	BA	1453	A
22	BA	1455	G
22	BA	1459	G
22	BA	1460	U
22	BA	1461	C
22	BA	1462	C
22	BA	1463	C
22	BA	1475	G
22	BA	1476	U
22	BA	1477	A
22	BA	1482	G
22	BA	1490	A
22	BA	1491	G

Continued on next page...

Continued from previous page...

Mol	Chain	Res	Type
22	BA	1492	G
22	BA	1494	A
22	BA	1495	A
22	BA	1497	U
22	BA	1498	C
22	BA	1499	C
22	BA	1504	A
22	BA	1507	C
22	BA	1509	A
22	BA	1510	G
22	BA	1511	G
22	BA	1512	C
22	BA	1515	A
22	BA	1522	A
22	BA	1523	U
22	BA	1527	G
22	BA	1528	A
22	BA	1533	C
22	BA	1534	U
22	BA	1535	A
22	BA	1536	C
22	BA	1537	G
22	BA	1538	G
22	BA	1540	G
22	BA	1554	U
22	BA	1555	G
22	BA	1558	C
22	BA	1559	U
22	BA	1564	C
22	BA	1566	A
22	BA	1569	A
22	BA	1574	C
22	BA	1578	U
22	BA	1581	G
22	BA	1583	A
22	BA	1584	U
22	BA	1585	C
22	BA	1588	G
22	BA	1603	A
22	BA	1606	C
22	BA	1607	C
22	BA	1608	A

Continued on next page...

Continued from previous page...

Mol	Chain	Res	Type
22	BA	1609	A
22	BA	1610	A
22	BA	1613	G
22	BA	1615	C
22	BA	1616	A
22	BA	1627	G
22	BA	1628	G
22	BA	1634	A
22	BA	1635	A
22	BA	1639	C
22	BA	1647	U
22	BA	1648	U
22	BA	1649	G
22	BA	1651	G
22	BA	1652	A
22	BA	1654	A
22	BA	1674	G
22	BA	1675	C
22	BA	1695	G
22	BA	1696	G
22	BA	1698	A
22	BA	1699	G
22	BA	1700	A
22	BA	1701	A
22	BA	1707	G
22	BA	1708	C
22	BA	1713	A
22	BA	1714	U
22	BA	1715	G
22	BA	1716	U
22	BA	1717	A
22	BA	1720	U
22	BA	1729	U
22	BA	1730	C
22	BA	1732	C
22	BA	1733	G
22	BA	1734	G
22	BA	1735	A
22	BA	1736	U
22	BA	1737	G
22	BA	1738	G
22	BA	1739	A

Continued on next page...

Continued from previous page...

Mol	Chain	Res	Type
22	BA	1740	G
22	BA	1744	A
22	BA	1754	A
22	BA	1755	A
22	BA	1758	U
22	BA	1759	A
22	BA	1760	C
22	BA	1764	C
22	BA	1769	U
22	BA	1773	A
22	BA	1776	G
22	BA	1782	U
22	BA	1783	A
22	BA	1785	A
22	BA	1786	A
22	BA	1787	A
22	BA	1788	C
22	BA	1791	A
22	BA	1798	U
22	BA	1799	G
22	BA	1800	C
22	BA	1801	A
22	BA	1802	A
22	BA	1807	G
22	BA	1808	A
22	BA	1815	A
22	BA	1816	C
22	BA	1817	G
22	BA	1819	A
22	BA	1821	A
22	BA	1829	A
22	BA	1838	C
22	BA	1839	G
22	BA	1848	A
22	BA	1849	G
22	BA	1857	G
22	BA	1858	A
22	BA	1859	U
22	BA	1866	A
22	BA	1867	G
22	BA	1871	A
22	BA	1872	A

Continued on next page...

Continued from previous page...

Mol	Chain	Res	Type
22	BA	1873	G
22	BA	1885	A
22	BA	1886	U
22	BA	1900	A
22	BA	1906	G
22	BA	1907	G
22	BA	1913	A
22	BA	1914	C
22	BA	1918	A
22	BA	1919	A
22	BA	1920	C
22	BA	1926	U
22	BA	1927	A
22	BA	1929	G
22	BA	1930	G
22	BA	1931	U
22	BA	1932	A
22	BA	1935	G
22	BA	1936	A
22	BA	1937	A
22	BA	1938	A
22	BA	1941	C
22	BA	1943	U
22	BA	1944	U
22	BA	1945	G
22	BA	1946	U
22	BA	1955	U
22	BA	1960	A
22	BA	1962	C
22	BA	1963	U
22	BA	1964	G
22	BA	1966	A
22	BA	1967	C
22	BA	1968	G
22	BA	1970	A
22	BA	1971	U
22	BA	1972	G
22	BA	1975	G
22	BA	1979	U
22	BA	1980	G
22	BA	1981	A
22	BA	1986	C

Continued on next page...

Continued from previous page...

Mol	Chain	Res	Type
22	BA	1991	U
22	BA	1993	U
22	BA	1996	C
22	BA	1997	C
22	BA	2011	U
22	BA	2022	U
22	BA	2023	C
22	BA	2030	A
22	BA	2031	A
22	BA	2032	G
22	BA	2033	A
22	BA	2036	C
22	BA	2043	C
22	BA	2049	G
22	BA	2051	A
22	BA	2052	A
22	BA	2055	C
22	BA	2056	G
22	BA	2060	A
22	BA	2061	G
22	BA	2062	A
22	BA	2063	C
22	BA	2064	C
22	BA	2068	U
22	BA	2069	G
22	BA	2072	C
22	BA	2086	U
22	BA	2092	U
22	BA	2093	G
22	BA	2104	C
22	BA	2106	U
22	BA	2107	G
22	BA	2109	U
22	BA	2110	G
22	BA	2134	A
22	BA	2135	A
22	BA	2136	G
22	BA	2137	U
22	BA	2138	G
22	BA	2140	G
22	BA	2143	C
22	BA	2144	G

Continued on next page...

Continued from previous page...

Mol	Chain	Res	Type
22	BA	2145	C
22	BA	2147	A
22	BA	2148	G
22	BA	2149	U
22	BA	2150	C
22	BA	2155	U
22	BA	2156	G
22	BA	2180	U
22	BA	2181	U
22	BA	2183	A
22	BA	2184	A
22	BA	2190	G
22	BA	2197	U
22	BA	2198	A
22	BA	2199	A
22	BA	2200	C
22	BA	2203	U
22	BA	2204	G
22	BA	2210	U
22	BA	2211	A
22	BA	2212	A
22	BA	2214	C
22	BA	2215	C
22	BA	2225	A
22	BA	2226	C
22	BA	2230	G
22	BA	2238	G
22	BA	2239	G
22	BA	2243	U
22	BA	2248	C
22	BA	2250	G
22	BA	2258	C
22	BA	2259	U
22	BA	2262	U
22	BA	2267	A
22	BA	2268	A
22	BA	2269	G
22	BA	2273	A
22	BA	2275	C
22	BA	2276	G
22	BA	2278	A
22	BA	2283	C

Continued on next page...

Continued from previous page...

Mol	Chain	Res	Type
22	BA	2284	A
22	BA	2286	G
22	BA	2287	A
22	BA	2296	U
22	BA	2297	A
22	BA	2305	U
22	BA	2307	G
22	BA	2308	G
22	BA	2309	A
22	BA	2310	C
22	BA	2312	U
22	BA	2320	U
22	BA	2321	U
22	BA	2322	A
22	BA	2325	G
22	BA	2326	C
22	BA	2327	A
22	BA	2330	G
22	BA	2333	A
22	BA	2334	U
22	BA	2335	A
22	BA	2336	A
22	BA	2337	G
22	BA	2338	C
22	BA	2344	U
22	BA	2345	G
22	BA	2347	C
22	BA	2353	G
22	BA	2358	A
22	BA	2361	G
22	BA	2383	G
22	BA	2385	C
22	BA	2389	G
22	BA	2392	A
22	BA	2402	U
22	BA	2403	C
22	BA	2406	A
22	BA	2407	A
22	BA	2408	U
22	BA	2418	A
22	BA	2423	U
22	BA	2424	C

Continued on next page...

Continued from previous page...

Mol	Chain	Res	Type
22	BA	2425	A
22	BA	2426	A
22	BA	2427	C
22	BA	2428	G
22	BA	2429	G
22	BA	2430	A
22	BA	2431	U
22	BA	2432	A
22	BA	2435	A
22	BA	2439	A
22	BA	2440	C
22	BA	2441	U
22	BA	2447	G
22	BA	2448	A
22	BA	2459	A
22	BA	2460	U
22	BA	2468	A
22	BA	2469	A
22	BA	2476	A
22	BA	2477	U
22	BA	2482	A
22	BA	2490	G
22	BA	2491	U
22	BA	2497	A
22	BA	2501	C
22	BA	2502	G
22	BA	2503	A
22	BA	2504	U
22	BA	2505	G
22	BA	2507	C
22	BA	2508	G
22	BA	2515	C
22	BA	2518	A
22	BA	2520	C
22	BA	2525	G
22	BA	2529	G
22	BA	2542	A
22	BA	2547	A
22	BA	2550	G
22	BA	2554	U
22	BA	2566	A
22	BA	2567	G

Continued on next page...

Continued from previous page...

Mol	Chain	Res	Type
22	BA	2572	A
22	BA	2573	C
22	BA	2574	G
22	BA	2576	G
22	BA	2580	U
22	BA	2582	G
22	BA	2585	U
22	BA	2586	U
22	BA	2603	G
22	BA	2604	U
22	BA	2609	U
22	BA	2610	C
22	BA	2611	C
22	BA	2613	U
22	BA	2615	U
22	BA	2616	C
22	BA	2621	G
22	BA	2622	U
22	BA	2623	G
22	BA	2629	U
22	BA	2630	G
22	BA	2632	A
22	BA	2638	G
22	BA	2639	A
22	BA	2646	C
22	BA	2652	C
22	BA	2654	A
22	BA	2655	G
22	BA	2656	U
22	BA	2657	A
22	BA	2660	A
22	BA	2662	A
22	BA	2663	G
22	BA	2669	G
22	BA	2672	U
22	BA	2673	G
22	BA	2674	G
22	BA	2680	U
22	BA	2681	C
22	BA	2682	A
22	BA	2689	U
22	BA	2690	U

Continued on next page...

Continued from previous page...

Mol	Chain	Res	Type
22	BA	2712	C
22	BA	2713	U
22	BA	2714	G
22	BA	2716	C
22	BA	2724	U
22	BA	2726	A
22	BA	2727	A
22	BA	2729	G
22	BA	2730	C
22	BA	2731	G
22	BA	2732	G
22	BA	2733	A
22	BA	2743	U
22	BA	2748	A
22	BA	2750	A
22	BA	2751	G
22	BA	2756	U
22	BA	2757	A
22	BA	2758	A
22	BA	2765	A
22	BA	2771	C
22	BA	2777	G
22	BA	2778	A
22	BA	2779	U
22	BA	2781	A
22	BA	2791	G
22	BA	2798	U
22	BA	2799	A
22	BA	2800	A
22	BA	2801	G
22	BA	2806	C
22	BA	2808	G
22	BA	2809	A
22	BA	2820	A
22	BA	2821	A
22	BA	2825	G
22	BA	2832	U
22	BA	2833	U
22	BA	2835	A
22	BA	2836	U
22	BA	2848	G
22	BA	2849	U

Continued on next page...

Continued from previous page...

Mol	Chain	Res	Type
22	BA	2861	U
22	BA	2862	G
22	BA	2866	U
22	BA	2867	G
22	BA	2873	A
22	BA	2874	C
22	BA	2879	A
22	BA	2880	C
22	BA	2883	A
22	BA	2884	U
22	BA	2886	A
22	BA	2890	G
22	BA	2893	A
22	BA	2894	G
22	BA	2895	G
23	BB	9	G
23	BB	12	C
23	BB	13	G
23	BB	15	A
23	BB	16	G
23	BB	24	G
23	BB	25	U
23	BB	26	C
23	BB	35	C
23	BB	37	C
23	BB	40	U
23	BB	41	G
23	BB	42	C
23	BB	43	C
23	BB	44	G
23	BB	45	A
23	BB	46	A
23	BB	52	A
23	BB	53	A
23	BB	56	G
23	BB	57	A
23	BB	58	A
23	BB	66	A
23	BB	67	G
23	BB	74	U
23	BB	84	G
23	BB	87	U

Continued on next page...

Continued from previous page...

Mol	Chain	Res	Type
23	BB	88	C
23	BB	89	U
23	BB	90	C
23	BB	91	C
23	BB	93	C
23	BB	99	A
23	BB	109	A
1	CA	6	G
1	CA	7	A
1	CA	9	G
1	CA	13	U
1	CA	14	U
1	CA	15	G
1	CA	16	A
1	CA	17	U
1	CA	31	G
1	CA	32	A
1	CA	33	A
1	CA	39	G
1	CA	40	C
1	CA	45	G
1	CA	47	C
1	CA	48	C
1	CA	51	A
1	CA	52	C
1	CA	53	A
1	CA	61	G
1	CA	65	A
1	CA	66	A
1	CA	67	C
1	CA	68	G
1	CA	70	U
1	CA	71	A
1	CA	72	A
1	CA	73	C
1	CA	74	A
1	CA	75	G
1	CA	76	G
1	CA	77	A
1	CA	80	A
1	CA	81	A
1	CA	82	G

Continued on next page...

Continued from previous page...

Mol	Chain	Res	Type
1	CA	83	C
1	CA	85	U
1	CA	86	G
1	CA	87	C
1	CA	88	U
1	CA	89	U
1	CA	90	C
1	CA	92	U
1	CA	93	U
1	CA	94	G
1	CA	95	C
1	CA	96	U
1	CA	98	A
1	CA	110	C
1	CA	115	G
1	CA	116	A
1	CA	119	A
1	CA	120	A
1	CA	121	U
1	CA	122	G
1	CA	130	A
1	CA	131	A
1	CA	132	C
1	CA	141	G
1	CA	143	A
1	CA	144	G
1	CA	155	A
1	CA	160	A
1	CA	164	G
1	CA	173	U
1	CA	174	A
1	CA	175	C
1	CA	178	C
1	CA	181	A
1	CA	182	A
1	CA	184	G
1	CA	185	U
1	CA	198	G
1	CA	199	A
1	CA	200	G
1	CA	201	G
1	CA	206	C

Continued on next page...

Continued from previous page...

Mol	Chain	Res	Type
1	CA	207	C
1	CA	208	U
1	CA	209	U
1	CA	210	C
1	CA	211	G
1	CA	212	G
1	CA	213	G
1	CA	214	C
1	CA	239	U
1	CA	240	G
1	CA	241	G
1	CA	243	A
1	CA	244	U
1	CA	245	U
1	CA	246	A
1	CA	247	G
1	CA	248	C
1	CA	249	U
1	CA	250	A
1	CA	251	G
1	CA	252	U
1	CA	253	A
1	CA	266	G
1	CA	267	C
1	CA	268	U
1	CA	275	G
1	CA	276	G
1	CA	277	C
1	CA	278	G
1	CA	280	C
1	CA	282	A
1	CA	283	U
1	CA	289	G
1	CA	294	U
1	CA	298	A
1	CA	300	A
1	CA	301	G
1	CA	305	G
1	CA	306	A
1	CA	307	C
1	CA	315	A
1	CA	316	C

Continued on next page...

Continued from previous page...

Mol	Chain	Res	Type
1	CA	317	U
1	CA	321	A
1	CA	327	A
1	CA	328	C
1	CA	329	A
1	CA	330	C
1	CA	331	G
1	CA	332	G
1	CA	338	A
1	CA	344	A
1	CA	345	C
1	CA	346	G
1	CA	347	G
1	CA	348	G
1	CA	349	A
1	CA	351	G
1	CA	352	C
1	CA	353	A
1	CA	354	G
1	CA	367	U
1	CA	369	G
1	CA	371	A
1	CA	372	C
1	CA	373	A
1	CA	374	A
1	CA	375	U
1	CA	381	C
1	CA	382	A
1	CA	383	A
1	CA	384	G
1	CA	389	A
1	CA	390	U
1	CA	396	C
1	CA	397	A
1	CA	398	U
1	CA	406	G
1	CA	411	A
1	CA	412	A
1	CA	413	G
1	CA	414	A
1	CA	415	A
1	CA	421	U

Continued on next page...

Continued from previous page...

Mol	Chain	Res	Type
1	CA	422	C
1	CA	423	G
1	CA	424	G
1	CA	425	G
1	CA	428	G
1	CA	429	U
1	CA	430	A
1	CA	435	A
1	CA	438	U
1	CA	439	U
1	CA	440	C
1	CA	448	A
1	CA	452	A
1	CA	453	G
1	CA	454	G
1	CA	456	A
1	CA	457	G
1	CA	458	U
1	CA	459	A
1	CA	461	A
1	CA	462	G
1	CA	463	U
1	CA	464	U
1	CA	466	A
1	CA	467	U
1	CA	468	A
1	CA	469	C
1	CA	474	G
1	CA	476	U
1	CA	478	A
1	CA	479	U
1	CA	481	G
1	CA	482	A
1	CA	483	C
1	CA	484	G
1	CA	485	U
1	CA	486	U
1	CA	487	A
1	CA	496	A
1	CA	497	G
1	CA	499	A
1	CA	500	G

Continued on next page...

Continued from previous page...

Mol	Chain	Res	Type
1	CA	501	C
1	CA	505	G
1	CA	508	U
1	CA	509	A
1	CA	511	C
1	CA	512	U
1	CA	513	C
1	CA	514	C
1	CA	516	U
1	CA	517	G
1	CA	518	C
1	CA	519	C
1	CA	520	A
1	CA	521	G
1	CA	527	G
1	CA	530	G
1	CA	531	U
1	CA	532	A
1	CA	533	A
1	CA	534	U
1	CA	535	A
1	CA	536	C
1	CA	537	G
1	CA	545	C
1	CA	548	G
1	CA	559	A
1	CA	560	A
1	CA	562	U
1	CA	563	A
1	CA	564	C
1	CA	565	U
1	CA	566	G
1	CA	567	G
1	CA	568	G
1	CA	572	A
1	CA	573	A
1	CA	575	G
1	CA	576	C
1	CA	577	G
1	CA	578	C
1	CA	596	A
1	CA	597	G

Continued on next page...

Continued from previous page...

Mol	Chain	Res	Type
1	CA	617	G
1	CA	642	A
1	CA	643	C
1	CA	644	U
1	CA	653	U
1	CA	654	G
1	CA	655	A
1	CA	665	A
1	CA	688	G
1	CA	689	C
1	CA	695	A
1	CA	700	G
1	CA	701	U
1	CA	702	A
1	CA	703	G
1	CA	704	A
1	CA	717	U
1	CA	719	C
1	CA	721	G
1	CA	722	G
1	CA	723	U
1	CA	728	A
1	CA	730	G
1	CA	731	G
1	CA	733	G
1	CA	734	G
1	CA	735	C
1	CA	748	G
1	CA	753	A
1	CA	754	C
1	CA	755	G
1	CA	756	C
1	CA	757	U
1	CA	765	G
1	CA	776	G
1	CA	777	A
1	CA	781	A
1	CA	782	A
1	CA	784	A
1	CA	785	G
1	CA	792	A
1	CA	793	U

Continued on next page...

Continued from previous page...

Mol	Chain	Res	Type
1	CA	794	A
1	CA	795	C
1	CA	803	G
1	CA	812	G
1	CA	813	U
1	CA	815	A
1	CA	816	A
1	CA	817	C
1	CA	818	G
1	CA	821	G
1	CA	828	U
1	CA	829	G
1	CA	841	C
1	CA	842	U
1	CA	843	U
1	CA	844	G
1	CA	845	A
1	CA	846	G
1	CA	847	G
1	CA	849	G
1	CA	870	U
1	CA	871	U
1	CA	874	G
1	CA	875	U
1	CA	885	G
1	CA	886	G
1	CA	889	A
1	CA	890	G
1	CA	891	U
1	CA	892	A
1	CA	899	C
1	CA	906	A
1	CA	914	A
1	CA	915	A
1	CA	922	G
1	CA	926	G
1	CA	927	G
1	CA	934	C
1	CA	935	A
1	CA	936	C
1	CA	937	A
1	CA	938	A

Continued on next page...

Continued from previous page...

Mol	Chain	Res	Type
1	CA	942	G
1	CA	945	G
1	CA	960	U
1	CA	961	U
1	CA	962	C
1	CA	963	G
1	CA	964	A
1	CA	966	G
1	CA	968	A
1	CA	969	A
1	CA	970	C
1	CA	971	G
1	CA	972	C
1	CA	974	A
1	CA	975	A
1	CA	976	G
1	CA	978	A
1	CA	980	C
1	CA	981	U
1	CA	982	U
1	CA	983	A
1	CA	985	C
1	CA	986	U
1	CA	987	G
1	CA	990	C
1	CA	991	U
1	CA	992	U
1	CA	993	G
1	CA	995	C
1	CA	996	A
1	CA	997	U
1	CA	998	C
1	CA	1000	A
1	CA	1004	A
1	CA	1006	G
1	CA	1016	A
1	CA	1019	A
1	CA	1020	G
1	CA	1022	A
1	CA	1026	G
1	CA	1029	U
1	CA	1031	C

Continued on next page...

Continued from previous page...

Mol	Chain	Res	Type
1	CA	1032	G
1	CA	1036	A
1	CA	1037	C
1	CA	1049	U
1	CA	1050	G
1	CA	1051	C
1	CA	1052	U
1	CA	1053	G
1	CA	1054	C
1	CA	1055	A
1	CA	1064	G
1	CA	1065	U
1	CA	1066	C
1	CA	1067	A
1	CA	1068	G
1	CA	1085	U
1	CA	1086	U
1	CA	1087	G
1	CA	1088	G
1	CA	1089	G
1	CA	1094	G
1	CA	1095	U
1	CA	1101	A
1	CA	1102	A
1	CA	1103	C
1	CA	1113	C
1	CA	1124	G
1	CA	1125	U
1	CA	1127	G
1	CA	1128	C
1	CA	1129	C
1	CA	1130	A
1	CA	1131	G
1	CA	1136	C
1	CA	1137	C
1	CA	1138	G
1	CA	1139	G
1	CA	1140	C
1	CA	1141	C
1	CA	1142	G
1	CA	1143	G
1	CA	1144	G

Continued on next page...

Continued from previous page...

Mol	Chain	Res	Type
1	CA	1145	A
1	CA	1146	A
1	CA	1147	C
1	CA	1148	U
1	CA	1149	C
1	CA	1151	A
1	CA	1152	A
1	CA	1153	G
1	CA	1158	C
1	CA	1159	U
1	CA	1160	G
1	CA	1161	C
1	CA	1162	C
1	CA	1167	A
1	CA	1168	U
1	CA	1169	A
1	CA	1170	A
1	CA	1176	A
1	CA	1178	G
1	CA	1181	G
1	CA	1183	U
1	CA	1184	G
1	CA	1185	G
1	CA	1190	G
1	CA	1191	A
1	CA	1192	C
1	CA	1193	G
1	CA	1196	A
1	CA	1197	A
1	CA	1198	G
1	CA	1200	C
1	CA	1201	A
1	CA	1202	U
1	CA	1203	C
1	CA	1211	U
1	CA	1212	U
1	CA	1213	A
1	CA	1214	C
1	CA	1215	G
1	CA	1216	A
1	CA	1217	C
1	CA	1218	C

Continued on next page...

Continued from previous page...

Mol	Chain	Res	Type
1	CA	1219	A
1	CA	1222	G
1	CA	1224	U
1	CA	1225	A
1	CA	1226	C
1	CA	1227	A
1	CA	1228	C
1	CA	1229	A
1	CA	1230	C
1	CA	1231	G
1	CA	1232	U
1	CA	1238	A
1	CA	1240	U
1	CA	1241	G
1	CA	1243	C
1	CA	1246	A
1	CA	1250	A
1	CA	1251	A
1	CA	1256	A
1	CA	1257	A
1	CA	1258	G
1	CA	1260	G
1	CA	1266	G
1	CA	1273	C
1	CA	1278	G
1	CA	1279	G
1	CA	1280	A
1	CA	1281	C
1	CA	1282	C
1	CA	1283	U
1	CA	1284	C
1	CA	1285	A
1	CA	1286	U
1	CA	1287	A
1	CA	1288	A
1	CA	1289	A
1	CA	1290	G
1	CA	1294	G
1	CA	1295	U
1	CA	1297	G
1	CA	1299	A
1	CA	1300	G

Continued on next page...

Continued from previous page...

Mol	Chain	Res	Type
1	CA	1301	U
1	CA	1302	C
1	CA	1303	C
1	CA	1305	G
1	CA	1312	G
1	CA	1316	G
1	CA	1317	C
1	CA	1320	C
1	CA	1322	C
1	CA	1323	G
1	CA	1324	A
1	CA	1332	A
1	CA	1333	A
1	CA	1338	G
1	CA	1346	A
1	CA	1349	A
1	CA	1350	A
1	CA	1359	C
1	CA	1362	A
1	CA	1364	U
1	CA	1365	G
1	CA	1368	A
1	CA	1370	G
1	CA	1378	C
1	CA	1379	G
1	CA	1381	U
1	CA	1382	C
1	CA	1383	C
1	CA	1384	C
1	CA	1395	C
1	CA	1396	A
1	CA	1397	C
1	CA	1398	A
1	CA	1400	C
1	CA	1406	U
1	CA	1411	C
1	CA	1419	G
1	CA	1429	A
1	CA	1431	A
1	CA	1432	G
1	CA	1441	A
1	CA	1442	G

Continued on next page...

Continued from previous page...

Mol	Chain	Res	Type
1	CA	1446	A
1	CA	1447	A
1	CA	1448	C
1	CA	1449	C
1	CA	1450	U
1	CA	1451	U
1	CA	1452	C
1	CA	1453	G
1	CA	1454	G
1	CA	1455	G
1	CA	1456	A
1	CA	1491	G
1	CA	1493	A
1	CA	1494	G
1	CA	1495	U
1	CA	1497	G
1	CA	1498	U
1	CA	1499	A
1	CA	1500	A
1	CA	1501	C
1	CA	1502	A
1	CA	1503	A
1	CA	1505	G
1	CA	1507	A
1	CA	1517	G
1	CA	1519	A
1	CA	1520	C
1	CA	1528	U
1	CA	1529	G
1	CA	1530	G
1	CA	1531	A
1	CA	1532	U
1	CA	1534	A
22	DA	13	A
22	DA	14	A
22	DA	15	G
22	DA	16	C
22	DA	26	G
22	DA	27	G
22	DA	29	U
22	DA	30	G
22	DA	34	U

Continued on next page...

Continued from previous page...

Mol	Chain	Res	Type
22	DA	35	G
22	DA	36	G
22	DA	37	C
22	DA	39	G
22	DA	46	G
22	DA	49	A
22	DA	50	U
22	DA	52	A
22	DA	53	A
22	DA	61	C
22	DA	62	U
22	DA	64	A
22	DA	70	G
22	DA	71	A
22	DA	74	A
22	DA	75	G
22	DA	76	C
22	DA	77	G
22	DA	78	U
22	DA	79	C
22	DA	83	A
22	DA	84	A
22	DA	85	G
22	DA	86	G
22	DA	87	U
22	DA	88	G
22	DA	91	A
22	DA	92	U
22	DA	93	G
22	DA	94	A
22	DA	96	C
22	DA	100	U
22	DA	101	A
22	DA	102	U
22	DA	104	A
22	DA	105	C
22	DA	110	G
22	DA	118	A
22	DA	119	A
22	DA	120	U
22	DA	121	G
22	DA	122	G

Continued on next page...

Continued from previous page...

Mol	Chain	Res	Type
22	DA	123	G
22	DA	126	A
22	DA	128	C
22	DA	129	C
22	DA	130	C
22	DA	134	G
22	DA	139	U
22	DA	140	C
22	DA	141	G
22	DA	142	A
22	DA	144	A
22	DA	145	C
22	DA	155	A
22	DA	156	A
22	DA	160	A
22	DA	162	U
22	DA	163	C
22	DA	164	C
22	DA	165	A
22	DA	166	U
22	DA	177	G
22	DA	180	G
22	DA	181	A
22	DA	196	A
22	DA	197	A
22	DA	198	C
22	DA	199	A
22	DA	200	U
22	DA	201	C
22	DA	204	A
22	DA	205	G
22	DA	206	U
22	DA	207	A
22	DA	208	C
22	DA	216	A
22	DA	217	A
22	DA	218	A
22	DA	222	A
22	DA	223	A
22	DA	224	U
22	DA	227	A
22	DA	228	C

Continued on next page...

Continued from previous page...

Mol	Chain	Res	Type
22	DA	229	C
22	DA	230	G
22	DA	231	A
22	DA	232	G
22	DA	233	A
22	DA	234	U
22	DA	235	U
22	DA	241	A
22	DA	242	G
22	DA	243	U
22	DA	244	A
22	DA	245	G
22	DA	248	G
22	DA	249	C
22	DA	250	G
22	DA	251	A
22	DA	255	A
22	DA	256	A
22	DA	264	C
22	DA	265	A
22	DA	266	G
22	DA	271	G
22	DA	272	A
22	DA	273	G
22	DA	274	C
22	DA	275	C
22	DA	277	G
22	DA	278	A
22	DA	281	C
22	DA	284	U
22	DA	285	G
22	DA	294	A
22	DA	295	G
22	DA	299	A
22	DA	301	G
22	DA	302	C
22	DA	303	G
22	DA	304	U
22	DA	305	C
22	DA	311	A
22	DA	312	G
22	DA	313	G

Continued on next page...

Continued from previous page...

Mol	Chain	Res	Type
22	DA	314	C
22	DA	322	A
22	DA	323	C
22	DA	324	A
22	DA	325	G
22	DA	329	G
22	DA	330	A
22	DA	334	C
22	DA	335	C
22	DA	336	C
22	DA	337	C
22	DA	343	C
22	DA	349	U
22	DA	351	C
22	DA	353	C
22	DA	354	A
22	DA	362	A
22	DA	367	G
22	DA	371	A
22	DA	372	G
22	DA	374	A
22	DA	375	G
22	DA	376	G
22	DA	383	C
22	DA	385	C
22	DA	386	G
22	DA	387	U
22	DA	388	G
22	DA	391	A
22	DA	392	U
22	DA	393	C
22	DA	395	U
22	DA	396	G
22	DA	397	U
22	DA	398	C
22	DA	399	U
22	DA	401	A
22	DA	404	A
22	DA	405	U
22	DA	406	G
22	DA	407	G
22	DA	411	G

Continued on next page...

Continued from previous page...

Mol	Chain	Res	Type
22	DA	412	A
22	DA	413	C
22	DA	421	C
22	DA	424	G
22	DA	430	A
22	DA	436	C
22	DA	443	A
22	DA	444	C
22	DA	445	C
22	DA	446	G
22	DA	447	A
22	DA	450	G
22	DA	451	U
22	DA	455	C
22	DA	456	C
22	DA	457	A
22	DA	459	U
22	DA	460	A
22	DA	461	C
22	DA	462	C
22	DA	475	C
22	DA	476	G
22	DA	477	A
22	DA	478	A
22	DA	479	A
22	DA	480	A
22	DA	481	G
22	DA	485	C
22	DA	488	G
22	DA	490	C
22	DA	491	G
22	DA	492	A
22	DA	493	G
22	DA	498	G
22	DA	502	A
22	DA	504	A
22	DA	505	A
22	DA	507	A
22	DA	509	C
22	DA	510	C
22	DA	511	U
22	DA	512	G

Continued on next page...

Continued from previous page...

Mol	Chain	Res	Type
22	DA	528	A
22	DA	529	A
22	DA	530	G
22	DA	531	C
22	DA	532	A
22	DA	533	G
22	DA	534	U
22	DA	535	G
22	DA	544	C
22	DA	545	U
22	DA	546	U
22	DA	547	A
22	DA	548	G
22	DA	549	G
22	DA	554	U
22	DA	562	U
22	DA	563	A
22	DA	567	U
22	DA	571	U
22	DA	572	A
22	DA	573	U
22	DA	574	A
22	DA	575	A
22	DA	576	U
22	DA	586	A
22	DA	588	U
22	DA	589	U
22	DA	590	A
22	DA	603	A
22	DA	604	G
22	DA	605	G
22	DA	606	U
22	DA	608	A
22	DA	610	C
22	DA	613	A
22	DA	614	A
22	DA	615	U
22	DA	616	A
22	DA	617	G
22	DA	618	G
22	DA	619	G
22	DA	621	A

Continued on next page...

Continued from previous page...

Mol	Chain	Res	Type
22	DA	622	G
22	DA	623	C
22	DA	627	A
22	DA	628	G
22	DA	629	G
22	DA	637	A
22	DA	638	G
22	DA	639	U
22	DA	645	C
22	DA	646	U
22	DA	653	U
22	DA	654	A
22	DA	655	A
22	DA	656	G
22	DA	657	U
22	DA	663	G
22	DA	668	A
22	DA	669	G
22	DA	671	C
22	DA	672	C
22	DA	686	U
22	DA	687	C
22	DA	688	U
22	DA	699	A
22	DA	705	A
22	DA	717	C
22	DA	726	G
22	DA	727	A
22	DA	728	G
22	DA	729	G
22	DA	730	A
22	DA	739	A
22	DA	740	C
22	DA	741	U
22	DA	747	U
22	DA	749	A
22	DA	751	A
22	DA	753	A
22	DA	763	G
22	DA	764	A
22	DA	765	C
22	DA	766	U

Continued on next page...

Continued from previous page...

Mol	Chain	Res	Type
22	DA	775	G
22	DA	776	G
22	DA	777	G
22	DA	778	G
22	DA	779	U
22	DA	781	A
22	DA	782	A
22	DA	783	A
22	DA	784	G
22	DA	785	G
22	DA	789	A
22	DA	790	U
22	DA	791	C
22	DA	792	A
22	DA	793	A
22	DA	794	A
22	DA	798	G
22	DA	800	A
22	DA	801	G
22	DA	802	A
22	DA	803	U
22	DA	805	G
22	DA	806	C
22	DA	807	U
22	DA	812	C
22	DA	819	A
22	DA	827	U
22	DA	828	U
22	DA	829	A
22	DA	830	G
22	DA	831	G
22	DA	832	U
22	DA	846	U
22	DA	847	U
22	DA	857	G
22	DA	858	G
22	DA	859	G
22	DA	860	U
22	DA	861	A
22	DA	862	G
22	DA	866	A
22	DA	867	C

Continued on next page...

Continued from previous page...

Mol	Chain	Res	Type
22	DA	868	U
22	DA	869	G
22	DA	875	G
22	DA	877	A
22	DA	878	A
22	DA	902	C
22	DA	903	C
22	DA	910	A
22	DA	912	C
22	DA	914	G
22	DA	915	C
22	DA	916	G
22	DA	917	A
22	DA	918	A
22	DA	922	C
22	DA	932	U
22	DA	933	A
22	DA	934	U
22	DA	935	C
22	DA	941	A
22	DA	944	C
22	DA	946	C
22	DA	947	A
22	DA	958	U
22	DA	959	A
22	DA	960	A
22	DA	961	C
22	DA	962	G
22	DA	963	U
22	DA	973	A
22	DA	974	G
22	DA	975	A
22	DA	976	G
22	DA	977	G
22	DA	982	C
22	DA	983	A
22	DA	984	A
22	DA	985	C
22	DA	989	G
22	DA	990	A
22	DA	991	C
22	DA	992	C

Continued on next page...

Continued from previous page...

Mol	Chain	Res	Type
22	DA	995	C
22	DA	996	A
22	DA	1008	A
22	DA	1009	A
22	DA	1010	A
22	DA	1011	G
22	DA	1012	U
22	DA	1013	C
22	DA	1020	A
22	DA	1021	A
22	DA	1022	G
22	DA	1023	U
22	DA	1024	G
22	DA	1025	G
22	DA	1026	G
22	DA	1027	A
22	DA	1028	A
22	DA	1033	U
22	DA	1034	G
22	DA	1035	U
22	DA	1044	C
22	DA	1045	C
22	DA	1046	A
22	DA	1051	G
22	DA	1052	C
22	DA	1055	G
22	DA	1056	G
22	DA	1057	A
22	DA	1060	U
22	DA	1061	U
22	DA	1063	G
22	DA	1064	C
22	DA	1065	U
22	DA	1066	U
22	DA	1068	G
22	DA	1070	A
22	DA	1071	G
22	DA	1072	C
22	DA	1073	A
22	DA	1074	G
22	DA	1075	C
22	DA	1076	C

Continued on next page...

Continued from previous page...

Mol	Chain	Res	Type
22	DA	1077	A
22	DA	1078	U
22	DA	1079	C
22	DA	1080	A
22	DA	1081	U
22	DA	1082	U
22	DA	1083	U
22	DA	1088	A
22	DA	1089	A
22	DA	1091	G
22	DA	1097	U
22	DA	1100	C
22	DA	1103	A
22	DA	1111	A
22	DA	1112	G
22	DA	1113	U
22	DA	1114	C
22	DA	1115	G
22	DA	1116	G
22	DA	1126	A
22	DA	1127	A
22	DA	1128	G
22	DA	1129	A
22	DA	1130	U
22	DA	1131	G
22	DA	1132	U
22	DA	1133	A
22	DA	1134	A
22	DA	1135	C
22	DA	1136	G
22	DA	1139	G
22	DA	1142	A
22	DA	1144	A
22	DA	1156	A
22	DA	1157	G
22	DA	1158	C
22	DA	1163	G
22	DA	1169	A
22	DA	1172	C
22	DA	1174	U
22	DA	1176	U
22	DA	1193	G

Continued on next page...

Continued from previous page...

Mol	Chain	Res	Type
22	DA	1204	A
22	DA	1205	A
22	DA	1206	G
22	DA	1207	C
22	DA	1208	C
22	DA	1209	U
22	DA	1211	C
22	DA	1213	A
22	DA	1214	A
22	DA	1227	G
22	DA	1231	U
22	DA	1235	G
22	DA	1236	G
22	DA	1237	A
22	DA	1238	G
22	DA	1241	A
22	DA	1242	U
22	DA	1246	A
22	DA	1247	A
22	DA	1248	G
22	DA	1249	U
22	DA	1250	G
22	DA	1253	A
22	DA	1255	U
22	DA	1256	G
22	DA	1257	C
22	DA	1258	U
22	DA	1262	A
22	DA	1265	A
22	DA	1266	G
22	DA	1267	U
22	DA	1268	A
22	DA	1271	G
22	DA	1272	A
22	DA	1273	U
22	DA	1274	A
22	DA	1275	A
22	DA	1276	A
22	DA	1277	G
22	DA	1286	A
22	DA	1287	A
22	DA	1288	G

Continued on next page...

Continued from previous page...

Mol	Chain	Res	Type
22	DA	1290	C
22	DA	1291	C
22	DA	1292	G
22	DA	1300	G
22	DA	1301	A
22	DA	1304	A
22	DA	1305	C
22	DA	1306	C
22	DA	1311	G
22	DA	1313	U
22	DA	1317	G
22	DA	1318	U
22	DA	1321	A
22	DA	1324	G
22	DA	1325	U
22	DA	1326	U
22	DA	1327	A
22	DA	1328	A
22	DA	1329	U
22	DA	1330	C
22	DA	1331	G
22	DA	1332	G
22	DA	1333	G
22	DA	1334	G
22	DA	1336	A
22	DA	1337	G
22	DA	1340	U
22	DA	1341	G
22	DA	1342	A
22	DA	1343	G
22	DA	1345	C
22	DA	1346	G
22	DA	1347	A
22	DA	1349	C
22	DA	1352	U
22	DA	1359	A
22	DA	1365	A
22	DA	1368	G
22	DA	1374	G
22	DA	1379	U
22	DA	1380	G
22	DA	1382	G

Continued on next page...

Continued from previous page...

Mol	Chain	Res	Type
22	DA	1383	A
22	DA	1385	A
22	DA	1386	C
22	DA	1387	A
22	DA	1388	G
22	DA	1389	G
22	DA	1390	U
22	DA	1391	U
22	DA	1397	U
22	DA	1398	C
22	DA	1399	C
22	DA	1400	U
22	DA	1401	G
22	DA	1402	U
22	DA	1403	A
22	DA	1404	C
22	DA	1416	G
22	DA	1417	C
22	DA	1418	G
22	DA	1419	A
22	DA	1421	G
22	DA	1427	A
22	DA	1428	C
22	DA	1430	G
22	DA	1431	A
22	DA	1435	G
22	DA	1438	U
22	DA	1444	G
22	DA	1452	G
22	DA	1453	A
22	DA	1455	G
22	DA	1456	G
22	DA	1457	U
22	DA	1459	G
22	DA	1460	U
22	DA	1461	C
22	DA	1462	C
22	DA	1476	U
22	DA	1477	A
22	DA	1478	G
22	DA	1482	G
22	DA	1483	G

Continued on next page...

Continued from previous page...

Mol	Chain	Res	Type
22	DA	1484	U
22	DA	1490	A
22	DA	1491	G
22	DA	1492	G
22	DA	1493	C
22	DA	1494	A
22	DA	1497	U
22	DA	1498	C
22	DA	1499	C
22	DA	1503	A
22	DA	1504	A
22	DA	1507	C
22	DA	1508	A
22	DA	1509	A
22	DA	1510	G
22	DA	1511	G
22	DA	1512	C
22	DA	1513	U
22	DA	1520	U
22	DA	1522	A
22	DA	1524	G
22	DA	1526	C
22	DA	1530	G
22	DA	1531	C
22	DA	1532	A
22	DA	1534	U
22	DA	1535	A
22	DA	1536	C
22	DA	1537	G
22	DA	1538	G
22	DA	1539	U
22	DA	1540	G
22	DA	1541	C
22	DA	1542	U
22	DA	1554	U
22	DA	1555	G
22	DA	1556	C
22	DA	1558	C
22	DA	1559	U
22	DA	1560	G
22	DA	1561	C
22	DA	1564	C

Continued on next page...

Continued from previous page...

Mol	Chain	Res	Type
22	DA	1565	C
22	DA	1567	G
22	DA	1568	G
22	DA	1569	A
22	DA	1570	A
22	DA	1583	A
22	DA	1584	U
22	DA	1585	C
22	DA	1586	A
22	DA	1587	G
22	DA	1600	C
22	DA	1603	A
22	DA	1604	C
22	DA	1607	C
22	DA	1608	A
22	DA	1610	A
22	DA	1611	C
22	DA	1612	C
22	DA	1613	G
22	DA	1615	C
22	DA	1616	A
22	DA	1618	A
22	DA	1627	G
22	DA	1628	G
22	DA	1633	G
22	DA	1635	A
22	DA	1636	U
22	DA	1640	A
22	DA	1641	A
22	DA	1646	C
22	DA	1647	U
22	DA	1648	U
22	DA	1649	G
22	DA	1653	G
22	DA	1654	A
22	DA	1655	A
22	DA	1656	C
22	DA	1663	G
22	DA	1664	A
22	DA	1665	A
22	DA	1667	G
22	DA	1668	A

Continued on next page...

Continued from previous page...

Mol	Chain	Res	Type
22	DA	1669	A
22	DA	1670	C
22	DA	1671	U
22	DA	1673	G
22	DA	1674	G
22	DA	1675	C
22	DA	1676	A
22	DA	1682	G
22	DA	1683	U
22	DA	1694	C
22	DA	1695	G
22	DA	1696	G
22	DA	1698	A
22	DA	1699	G
22	DA	1700	A
22	DA	1701	A
22	DA	1707	G
22	DA	1713	A
22	DA	1714	U
22	DA	1715	G
22	DA	1717	A
22	DA	1718	G
22	DA	1722	A
22	DA	1723	G
22	DA	1728	C
22	DA	1729	U
22	DA	1730	C
22	DA	1731	G
22	DA	1732	C
22	DA	1733	G
22	DA	1734	G
22	DA	1735	A
22	DA	1736	U
22	DA	1739	A
22	DA	1740	G
22	DA	1744	A
22	DA	1750	G
22	DA	1758	U
22	DA	1759	A
22	DA	1760	C
22	DA	1764	C
22	DA	1772	A

Continued on next page...

Continued from previous page...

Mol	Chain	Res	Type
22	DA	1773	A
22	DA	1776	G
22	DA	1780	A
22	DA	1781	U
22	DA	1782	U
22	DA	1783	A
22	DA	1785	A
22	DA	1786	A
22	DA	1787	A
22	DA	1788	C
22	DA	1794	A
22	DA	1800	C
22	DA	1802	A
22	DA	1803	A
22	DA	1804	C
22	DA	1808	A
22	DA	1809	A
22	DA	1810	A
22	DA	1811	G
22	DA	1815	A
22	DA	1816	C
22	DA	1817	G
22	DA	1818	U
22	DA	1820	U
22	DA	1821	A
22	DA	1822	C
22	DA	1824	G
22	DA	1827	U
22	DA	1829	A
22	DA	1832	C
22	DA	1838	C
22	DA	1839	G
22	DA	1840	G
22	DA	1847	A
22	DA	1848	A
22	DA	1857	G
22	DA	1858	A
22	DA	1859	U
22	DA	1870	C
22	DA	1875	G
22	DA	1877	A
22	DA	1884	G

Continued on next page...

Continued from previous page...

Mol	Chain	Res	Type
22	DA	1889	A
22	DA	1901	A
22	DA	1902	C
22	DA	1903	G
22	DA	1906	G
22	DA	1913	A
22	DA	1914	C
22	DA	1915	U
22	DA	1919	A
22	DA	1920	C
22	DA	1927	A
22	DA	1930	G
22	DA	1931	U
22	DA	1932	A
22	DA	1937	A
22	DA	1938	A
22	DA	1939	U
22	DA	1941	C
22	DA	1942	C
22	DA	1943	U
22	DA	1944	U
22	DA	1945	G
22	DA	1946	U
22	DA	1955	U
22	DA	1956	U
22	DA	1963	U
22	DA	1964	G
22	DA	1966	A
22	DA	1967	C
22	DA	1968	G
22	DA	1970	A
22	DA	1971	U
22	DA	1972	G
22	DA	1973	G
22	DA	1975	G
22	DA	1981	A
22	DA	1982	U
22	DA	1989	G
22	DA	1991	U
22	DA	1993	U
22	DA	1994	C
22	DA	1996	C

Continued on next page...

Continued from previous page...

Mol	Chain	Res	Type
22	DA	1997	C
22	DA	1998	A
22	DA	2002	G
22	DA	2020	A
22	DA	2021	C
22	DA	2022	U
22	DA	2023	C
22	DA	2024	G
22	DA	2030	A
22	DA	2031	A
22	DA	2032	G
22	DA	2033	A
22	DA	2035	G
22	DA	2036	C
22	DA	2037	A
22	DA	2043	C
22	DA	2049	G
22	DA	2052	A
22	DA	2055	C
22	DA	2056	G
22	DA	2060	A
22	DA	2061	G
22	DA	2062	A
22	DA	2063	C
22	DA	2064	C
22	DA	2068	U
22	DA	2069	G
22	DA	2079	U
22	DA	2080	A
22	DA	2083	G
22	DA	2092	U
22	DA	2093	G
22	DA	2094	A
22	DA	2095	A
22	DA	2096	C
22	DA	2104	C
22	DA	2108	A
22	DA	2109	U
22	DA	2110	G
22	DA	2134	A
22	DA	2135	A
22	DA	2136	G

Continued on next page...

Continued from previous page...

Mol	Chain	Res	Type
22	DA	2137	U
22	DA	2138	G
22	DA	2139	U
22	DA	2143	C
22	DA	2144	G
22	DA	2145	C
22	DA	2147	A
22	DA	2150	C
22	DA	2151	U
22	DA	2152	G
22	DA	2153	C
22	DA	2154	A
22	DA	2156	G
22	DA	2157	G
22	DA	2180	U
22	DA	2181	U
22	DA	2183	A
22	DA	2191	A
22	DA	2192	U
22	DA	2194	U
22	DA	2199	A
22	DA	2203	U
22	DA	2204	G
22	DA	2210	U
22	DA	2211	A
22	DA	2212	A
22	DA	2213	U
22	DA	2214	C
22	DA	2215	C
22	DA	2216	G
22	DA	2217	G
22	DA	2218	G
22	DA	2225	A
22	DA	2226	C
22	DA	2227	A
22	DA	2231	U
22	DA	2238	G
22	DA	2239	G
22	DA	2243	U
22	DA	2249	U
22	DA	2250	G
22	DA	2259	U

Continued on next page...

Continued from previous page...

Mol	Chain	Res	Type
22	DA	2260	C
22	DA	2266	A
22	DA	2267	A
22	DA	2268	A
22	DA	2273	A
22	DA	2275	C
22	DA	2276	G
22	DA	2277	G
22	DA	2279	G
22	DA	2283	C
22	DA	2284	A
22	DA	2286	G
22	DA	2289	G
22	DA	2297	A
22	DA	2298	A
22	DA	2299	U
22	DA	2300	C
22	DA	2301	C
22	DA	2305	U
22	DA	2306	C
22	DA	2307	G
22	DA	2308	G
22	DA	2309	A
22	DA	2310	C
22	DA	2311	A
22	DA	2312	U
22	DA	2313	C
22	DA	2314	A
22	DA	2315	G
22	DA	2320	U
22	DA	2321	U
22	DA	2324	U
22	DA	2325	G
22	DA	2326	C
22	DA	2334	U
22	DA	2335	A
22	DA	2336	A
22	DA	2337	G
22	DA	2338	C
22	DA	2339	C
22	DA	2340	A
22	DA	2345	G

Continued on next page...

Continued from previous page...

Mol	Chain	Res	Type
22	DA	2347	C
22	DA	2348	U
22	DA	2349	G
22	DA	2350	C
22	DA	2358	A
22	DA	2361	G
22	DA	2379	G
22	DA	2382	G
22	DA	2383	G
22	DA	2384	U
22	DA	2385	C
22	DA	2386	A
22	DA	2387	U
22	DA	2388	A
22	DA	2390	U
22	DA	2392	A
22	DA	2402	U
22	DA	2405	G
22	DA	2406	A
22	DA	2407	A
22	DA	2409	G
22	DA	2410	G
22	DA	2424	C
22	DA	2425	A
22	DA	2426	A
22	DA	2427	C
22	DA	2428	G
22	DA	2429	G
22	DA	2430	A
22	DA	2431	U
22	DA	2435	A
22	DA	2439	A
22	DA	2440	C
22	DA	2441	U
22	DA	2447	G
22	DA	2448	A
22	DA	2452	C
22	DA	2459	A
22	DA	2460	U
22	DA	2469	A
22	DA	2475	C
22	DA	2476	A

Continued on next page...

Continued from previous page...

Mol	Chain	Res	Type
22	DA	2484	G
22	DA	2490	G
22	DA	2491	U
22	DA	2492	U
22	DA	2493	U
22	DA	2494	G
22	DA	2497	A
22	DA	2498	C
22	DA	2499	C
22	DA	2502	G
22	DA	2503	A
22	DA	2504	U
22	DA	2505	G
22	DA	2518	A
22	DA	2520	C
22	DA	2521	C
22	DA	2529	G
22	DA	2534	A
22	DA	2542	A
22	DA	2543	G
22	DA	2544	G
22	DA	2547	A
22	DA	2554	U
22	DA	2567	G
22	DA	2569	G
22	DA	2573	C
22	DA	2574	G
22	DA	2577	A
22	DA	2578	G
22	DA	2579	C
22	DA	2581	G
22	DA	2582	G
22	DA	2583	G
22	DA	2585	U
22	DA	2586	U
22	DA	2589	A
22	DA	2602	A
22	DA	2603	G
22	DA	2610	C
22	DA	2611	C
22	DA	2612	C
22	DA	2613	U

Continued on next page...

Continued from previous page...

Mol	Chain	Res	Type
22	DA	2614	A
22	DA	2615	U
22	DA	2616	C
22	DA	2617	U
22	DA	2629	U
22	DA	2630	G
22	DA	2632	A
22	DA	2639	A
22	DA	2640	G
22	DA	2646	C
22	DA	2654	A
22	DA	2655	G
22	DA	2656	U
22	DA	2657	A
22	DA	2658	C
22	DA	2664	G
22	DA	2667	C
22	DA	2668	G
22	DA	2669	G
22	DA	2670	A
22	DA	2682	A
22	DA	2683	C
22	DA	2690	U
22	DA	2691	C
22	DA	2692	G
22	DA	2713	U
22	DA	2714	G
22	DA	2715	C
22	DA	2718	G
22	DA	2725	A
22	DA	2726	A
22	DA	2727	A
22	DA	2728	U
22	DA	2731	G
22	DA	2732	G
22	DA	2736	A
22	DA	2748	A
22	DA	2750	A
22	DA	2751	G
22	DA	2753	A
22	DA	2754	U
22	DA	2756	U

Continued on next page...

Continued from previous page...

Mol	Chain	Res	Type
22	DA	2757	A
22	DA	2758	A
22	DA	2765	A
22	DA	2766	A
22	DA	2777	G
22	DA	2778	A
22	DA	2779	U
22	DA	2791	G
22	DA	2796	U
22	DA	2799	A
22	DA	2800	A
22	DA	2801	G
22	DA	2803	G
22	DA	2808	G
22	DA	2820	A
22	DA	2822	G
22	DA	2826	A
22	DA	2833	U
22	DA	2834	G
22	DA	2835	A
22	DA	2836	U
22	DA	2837	A
22	DA	2838	G
22	DA	2848	G
22	DA	2850	A
22	DA	2851	A
22	DA	2861	U
22	DA	2866	U
22	DA	2867	G
22	DA	2868	A
22	DA	2869	G
22	DA	2872	A
22	DA	2873	A
22	DA	2874	C
22	DA	2875	C
22	DA	2876	G
22	DA	2877	G
22	DA	2878	U
22	DA	2879	A
22	DA	2880	C
22	DA	2881	U
22	DA	2883	A

Continued on next page...

Continued from previous page...

Mol	Chain	Res	Type
22	DA	2894	G
22	DA	2895	G
22	DA	2896	C
22	DA	2903	U
23	DB	12	C
23	DB	13	G
23	DB	14	U
23	DB	15	A
23	DB	16	G
23	DB	17	C
23	DB	18	G
23	DB	23	G
23	DB	24	G
23	DB	25	U
23	DB	30	C
23	DB	31	C
23	DB	35	C
23	DB	36	C
23	DB	40	U
23	DB	41	G
23	DB	42	C
23	DB	43	C
23	DB	44	G
23	DB	45	A
23	DB	46	A
23	DB	47	C
23	DB	48	U
23	DB	57	A
23	DB	58	A
23	DB	59	A
23	DB	63	C
23	DB	64	G
23	DB	65	U
23	DB	66	A
23	DB	67	G
23	DB	68	C
23	DB	69	G
23	DB	70	C
23	DB	87	U
23	DB	88	C
23	DB	89	U
23	DB	90	C

Continued on next page...

Continued from previous page...

Mol	Chain	Res	Type
23	DB	91	C
23	DB	99	A
23	DB	109	A
23	DB	110	C
23	DB	111	U
23	DB	112	G

There are no RNA pucker outliers to report.

5.4 Non-standard residues in protein, DNA, RNA chains [i](#)

There are no non-standard protein/DNA/RNA residues in this entry.

5.5 Carbohydrates [i](#)

There are no carbohydrates in this entry.

5.6 Ligand geometry [i](#)

Of 364 ligands modelled in this entry, 363 are monoatomic - leaving 1 for Mogul analysis.

In the following table, the Counts columns list the number of bonds (or angles) for which Mogul statistics could be retrieved, the number of bonds (or angles) that are observed in the model and the number of bonds (or angles) that are defined in the chemical component dictionary. The Link column lists molecule types, if any, to which the group is linked. The Z score for a bond length (or angle) is the number of standard deviations the observed value is removed from the expected value. A bond length (or angle) with $|Z| > 2$ is considered an outlier worth inspection. RMSZ is the root-mean-square of all Z scores of the bond lengths (or angles).

Mol	Type	Chain	Res	Link	Bond lengths			Bond angles		
					Counts	RMSZ	$\# Z > 2$	Counts	RMSZ	$\# Z > 2$
54	ERY	BA	3136	-	53,53,53	0.76	1 (1%)	82,82,82	1.63	17 (20%)

In the following table, the Chirals column lists the number of chiral outliers, the number of chiral centers analysed, the number of these observed in the model and the number defined in the chemical component dictionary. Similar counts are reported in the Torsion and Rings columns. '-' means no outliers of that kind were identified.

Mol	Type	Chain	Res	Link	Chirals	Torsions	Rings
54	ERY	BA	3136	-	-	0/72/107/107	0/3/3/3

All (1) bond length outliers are listed below:

Mol	Chain	Res	Type	Atoms	Z	Observed(Å)	Ideal(Å)
54	BA	3136	ERY	C6-C5	2.14	1.59	1.55

All (17) bond angle outliers are listed below:

Mol	Chain	Res	Type	Atoms	Z	Observed(°)	Ideal(°)
54	BA	3136	ERY	C25-C24-C23	-5.16	102.77	110.07
54	BA	3136	ERY	O7-C5-C6	-4.54	100.45	106.33
54	BA	3136	ERY	C3-C2-C1	-3.46	102.98	110.07
54	BA	3136	ERY	O2-C1-O1	-3.38	117.27	123.90
54	BA	3136	ERY	C27-C26-C25	-3.03	108.53	113.39
54	BA	3136	ERY	C32-C6-C7	-2.74	106.24	111.07
54	BA	3136	ERY	O6-C17-C18	-2.59	104.83	109.41
54	BA	3136	ERY	O3-C14-C15	-2.57	104.40	108.94
54	BA	3136	ERY	O3-C3-C4	-2.53	105.13	108.16
54	BA	3136	ERY	O3-C3-C2	-2.34	106.88	111.12
54	BA	3136	ERY	O2-C13-C12	-2.20	103.58	107.32
54	BA	3136	ERY	O11-C9-C8	-2.15	116.95	121.15
54	BA	3136	ERY	C16-C17-C18	-2.08	107.81	111.15
54	BA	3136	ERY	C6-C7-C8	-2.04	110.70	115.19
54	BA	3136	ERY	C8-C9-C10	2.02	122.79	119.12
54	BA	3136	ERY	C32-C6-C5	2.16	114.14	110.17
54	BA	3136	ERY	C19-C16-C17	2.37	116.17	111.12

There are no chirality outliers.

There are no torsion outliers.

There are no ring outliers.

1 monomer is involved in 4 short contacts:

Mol	Chain	Res	Type	Clashes	Symm-Clashes
54	BA	3136	ERY	4	0

5.7 Other polymers [i](#)

There are no such residues in this entry.

5.8 Polymer linkage issues [i](#)

There are no chain breaks in this entry.

6 Fit of model and data ⓘ

6.1 Protein, DNA and RNA chains ⓘ

In the following table, the column labelled ‘#RSRZ > 2’ contains the number (and percentage) of RSRZ outliers, followed by percent RSRZ outliers for the chain as percentile scores relative to all X-ray entries and entries of similar resolution. The OWAB column contains the minimum, median, 95th percentile and maximum values of the occupancy-weighted average B-factor per residue. The column labelled ‘Q < 0.9’ lists the number of (and percentage) of residues with an average occupancy less than 0.9.

Mol	Chain	Analysed	<RSRZ>	#RSRZ > 2	OWAB(Å ²)	Q < 0.9
1	AA	1533/1533 (100%)	-0.57	15 (0%) 82 67	21, 74, 188, 404	0
1	CA	1530/1533 (99%)	0.03	42 (2%) 55 30	38, 102, 287, 422	0
2	AB	218/218 (100%)	1.57	71 (32%) 0 0	72, 142, 202, 237	0
2	CB	218/218 (100%)	1.56	67 (30%) 0 0	98, 165, 222, 272	0
3	AC	206/206 (100%)	0.65	24 (11%) 5 2	54, 101, 149, 187	0
3	CC	206/206 (100%)	1.14	47 (22%) 1 0	80, 139, 210, 243	0
4	AD	205/205 (100%)	-0.07	8 (3%) 40 19	38, 80, 182, 310	0
4	CD	205/205 (100%)	-0.27	1 (0%) 90 80	29, 54, 103, 236	0
5	AE	150/150 (100%)	-0.11	3 (2%) 65 44	37, 70, 136, 207	0
5	CE	150/150 (100%)	0.33	2 (1%) 77 59	38, 87, 150, 253	0
6	AF	100/100 (100%)	-0.18	0 100 100	43, 85, 149, 174	0
6	CF	100/100 (100%)	0.03	4 (4%) 39 19	58, 109, 180, 202	0
7	AG	151/151 (100%)	0.23	9 (5%) 23 9	82, 155, 235, 286	0
7	CG	150/151 (99%)	2.31	69 (46%) 0 0	112, 196, 246, 272	0
8	AH	129/129 (100%)	-0.04	3 (2%) 61 39	41, 69, 120, 203	0
8	CH	129/129 (100%)	0.63	11 (8%) 11 4	52, 107, 161, 197	0
9	AI	127/127 (100%)	0.87	17 (13%) 4 1	68, 153, 256, 288	0
9	CI	127/127 (100%)	1.83	47 (37%) 0 0	102, 200, 285, 325	0
10	AJ	98/98 (100%)	0.61	16 (16%) 2 1	60, 119, 200, 251	0
10	CJ	98/98 (100%)	2.80	53 (54%) 0 0	102, 192, 267, 283	0
11	AK	117/117 (100%)	0.64	11 (9%) 9 3	38, 104, 176, 222	0
11	CK	117/117 (100%)	0.27	4 (3%) 46 23	53, 102, 161, 200	0
12	AL	123/123 (100%)	-0.35	2 (1%) 72 51	16, 49, 111, 187	0
12	CL	123/123 (100%)	0.19	2 (1%) 72 51	41, 81, 128, 173	0

Continued on next page...

Continued from previous page...

Mol	Chain	Analysed	<RSRZ>	#RSRZ>2	OWAB(Å ²)	Q<0.9
13	AM	114/114 (100%)	0.45	11 (9%) 9 3	69, 139, 213, 258	0
13	CM	114/114 (100%)	2.28	59 (51%) 0 0	190, 427, 522, 545	0
14	AN	96/100 (96%)	0.37	6 (6%) 21 8	68, 111, 199, 266	0
14	CN	95/100 (95%)	2.08	42 (44%) 0 0	112, 209, 319, 350	0
15	AO	88/88 (100%)	-0.41	0 100 100	34, 70, 111, 172	0
15	CO	88/88 (100%)	-0.14	1 (1%) 80 65	68, 112, 187, 286	0
16	AP	82/82 (100%)	0.69	9 (10%) 6 2	45, 68, 174, 288	0
16	CP	81/82 (98%)	0.71	10 (12%) 5 2	46, 97, 157, 229	0
17	AQ	80/80 (100%)	0.39	6 (7%) 15 5	35, 71, 134, 209	0
17	CQ	80/80 (100%)	0.81	12 (15%) 3 1	47, 103, 151, 188	0
18	AR	55/55 (100%)	0.10	3 (5%) 26 11	50, 80, 154, 211	0
18	CR	55/55 (100%)	-0.07	2 (3%) 43 21	51, 87, 157, 235	0
19	AS	79/79 (100%)	1.51	28 (35%) 0 0	81, 150, 212, 259	0
19	CS	79/79 (100%)	2.84	45 (56%) 0 0	217, 411, 508, 531	0
20	AT	85/85 (100%)	-0.33	0 100 100	35, 69, 129, 176	0
20	CT	85/85 (100%)	0.81	11 (12%) 4 2	66, 130, 204, 226	0
21	AU	51/51 (100%)	1.68	19 (37%) 0 0	90, 146, 226, 252	0
21	CU	51/51 (100%)	0.55	7 (13%) 3 1	54, 109, 189, 269	0
22	BA	2854/2904 (98%)	-0.49	36 (1%) 77 59	6, 25, 148, 390	0
22	DA	2841/2904 (97%)	0.22	89 (3%) 49 26	55, 116, 270, 526	0
23	BB	118/118 (100%)	-0.64	0 100 100	12, 40, 73, 109	0
23	DB	117/118 (99%)	-0.13	2 (1%) 70 49	88, 164, 221, 243	0
24	BC	271/271 (100%)	-0.36	6 (2%) 62 41	8, 35, 82, 192	0
24	DC	271/271 (100%)	0.52	22 (8%) 13 5	42, 95, 151, 215	0
25	BD	209/209 (100%)	-0.45	0 100 100	6, 21, 69, 179	0
25	DD	209/209 (100%)	0.73	24 (11%) 5 2	55, 115, 199, 284	0
26	BE	201/201 (100%)	-0.45	0 100 100	7, 36, 86, 151	0
26	DE	201/201 (100%)	1.56	63 (31%) 0 0	61, 235, 398, 470	0
27	BF	178/178 (100%)	-0.05	3 (1%) 70 49	21, 63, 136, 167	0
27	DF	178/178 (100%)	2.17	86 (48%) 0 0	142, 219, 259, 301	0
28	BG	176/176 (100%)	-0.04	2 (1%) 80 65	20, 61, 131, 192	0

Continued on next page...

Continued from previous page...

Mol	Chain	Analysed	<RSRZ>	#RSRZ>2	OWAB(Å ²)	Q<0.9
28	DG	176/176 (100%)	1.48	53 (30%) 1 0	88, 239, 337, 389	0
29	BH	149/149 (100%)	3.00	63 (42%) 0 0	40, 171, 260, 304	0
29	DH	149/149 (100%)	2.57	62 (41%) 0 0	68, 188, 268, 298	0
30	BI	141/141 (100%)	2.37	59 (41%) 0 0	170, 245, 289, 301	0
30	DI	141/141 (100%)	3.15	94 (66%) 0 0	178, 312, 349, 370	0
31	BJ	142/142 (100%)	-0.57	1 (0%) 87 75	7, 16, 60, 137	0
31	DJ	142/142 (100%)	0.43	6 (4%) 37 18	50, 106, 169, 198	0
32	BK	122/122 (100%)	-0.41	1 (0%) 86 71	11, 24, 69, 242	0
32	DK	122/122 (100%)	0.58	13 (10%) 7 2	59, 97, 147, 210	0
33	BL	143/143 (100%)	-0.49	0 100 100	6, 30, 71, 123	0
33	DL	143/143 (100%)	1.32	28 (19%) 1 0	59, 164, 279, 354	0
34	BM	136/136 (100%)	-0.55	0 100 100	7, 22, 59, 147	0
34	DM	136/136 (100%)	0.78	16 (11%) 5 2	37, 112, 192, 250	0
35	BN	120/120 (100%)	-0.55	0 100 100	8, 17, 40, 149	0
35	DN	120/120 (100%)	1.36	31 (25%) 1 0	63, 131, 211, 305	0
36	BO	116/116 (100%)	-0.36	0 100 100	21, 41, 72, 113	0
36	DO	116/116 (100%)	1.44	32 (27%) 1 0	106, 172, 240, 273	0
37	BP	114/114 (100%)	-0.44	1 (0%) 84 69	12, 32, 87, 176	0
37	DP	114/114 (100%)	0.82	16 (14%) 3 1	50, 110, 175, 196	0
38	BQ	117/117 (100%)	-0.63	1 (0%) 84 69	6, 15, 39, 225	0
38	DQ	117/117 (100%)	0.90	18 (15%) 2 1	65, 113, 193, 331	0
39	BR	103/103 (100%)	-0.54	1 (0%) 82 67	6, 26, 67, 184	0
39	DR	103/103 (100%)	1.92	45 (43%) 0 0	73, 144, 238, 305	0
40	BS	110/110 (100%)	-0.57	0 100 100	7, 15, 48, 172	0
40	DS	110/110 (100%)	1.46	36 (32%) 0 0	71, 132, 214, 254	0
41	BT	93/93 (100%)	-0.03	3 (3%) 48 25	13, 43, 123, 233	0
41	DT	93/93 (100%)	2.35	46 (49%) 0 0	124, 265, 379, 423	0
42	BU	102/102 (100%)	-0.21	1 (0%) 82 67	21, 45, 131, 240	0
42	DU	102/102 (100%)	3.10	61 (59%) 0 0	148, 305, 420, 554	0
43	BV	94/94 (100%)	-0.31	0 100 100	14, 38, 78, 135	0
43	DV	94/94 (100%)	0.97	18 (19%) 1 0	88, 136, 193, 236	0

Continued on next page...

Continued from previous page...

Mol	Chain	Analysed	<RSRZ>	#RSRZ>2	OWAB(Å ²)	Q<0.9
44	BW	79/79 (100%)	-0.15	2 (2%) 58 35	13, 29, 98, 213	0
44	DW	79/79 (100%)	2.08	34 (43%) 0 0	73, 169, 279, 323	0
45	BX	77/77 (100%)	-0.58	0 100 100	13, 37, 77, 108	0
45	DX	77/77 (100%)	0.76	11 (14%) 3 1	62, 118, 215, 280	0
46	BY	63/63 (100%)	-0.14	1 (1%) 72 51	27, 59, 126, 209	0
46	DY	63/63 (100%)	1.59	18 (28%) 1 0	152, 379, 492, 508	0
47	BZ	58/58 (100%)	-0.61	0 100 100	9, 16, 47, 61	0
47	DZ	58/58 (100%)	0.45	5 (8%) 11 4	68, 143, 251, 271	0
48	B0	56/56 (100%)	-0.69	0 100 100	6, 18, 71, 138	0
48	D0	56/56 (100%)	1.41	17 (30%) 0 0	63, 144, 246, 262	0
49	B1	50/50 (100%)	0.12	3 (6%) 23 9	27, 47, 93, 115	0
49	D1	50/50 (100%)	1.55	14 (28%) 1 0	97, 154, 208, 231	0
50	B2	46/46 (100%)	-0.55	0 100 100	10, 19, 43, 195	0
50	D2	46/46 (100%)	1.24	8 (17%) 2 1	59, 119, 184, 211	0
51	B3	64/64 (100%)	-0.54	0 100 100	8, 22, 38, 65	0
51	D3	64/64 (100%)	1.10	12 (18%) 1 1	64, 122, 197, 255	0
52	B4	38/38 (100%)	0.27	2 (5%) 27 12	25, 49, 94, 97	0
52	D4	38/38 (100%)	3.07	26 (68%) 0 0	87, 173, 235, 241	0
All	All	20434/20562 (99%)	0.30	1991 (9%) 8 3	6, 93, 274, 554	0

All (1991) RSRZ outliers are listed below:

Mol	Chain	Res	Type	RSRZ
29	DH	92	GLY	21.0
29	DH	124	THR	18.1
29	DH	91	PHE	16.2
29	BH	122	LEU	15.7
29	BH	118	PRO	15.7
16	AP	81	ALA	15.5
29	BH	93	SER	14.5
46	DY	63	ALA	14.0
29	BH	123	ARG	13.8
29	BH	84	ALA	13.1
19	CS	28	LYS	13.1
29	DH	93	SER	12.6
41	DT	15	HIS	12.4

Continued on next page...

Continued from previous page...

Mol	Chain	Res	Type	RSRZ
27	DF	129	MET	12.3
22	BA	138	U	12.2
14	CN	33	VAL	12.0
30	BI	67	THR	11.9
42	DU	35	VAL	11.8
30	BI	13	ALA	11.7
29	BH	85	GLY	11.5
29	BH	125	THR	11.4
29	BH	90	LEU	10.7
29	DH	87	GLU	10.7
1	CA	209	U	10.7
42	DU	76	THR	10.7
33	DL	144	GLU	10.6
29	BH	117	LEU	10.6
9	CI	127	SER	10.6
29	DH	105	ALA	10.4
17	AQ	82	VAL	10.3
29	BH	119	ASN	10.3
7	CG	65	LEU	10.3
10	CJ	76	ILE	10.3
46	DY	62	GLY	10.1
10	CJ	74	VAL	10.1
29	DH	86	ASP	10.0
29	DH	131	SER	10.0
28	DG	8	VAL	9.8
29	DH	123	ARG	9.7
27	DF	10	GLU	9.7
29	BH	80	ILE	9.7
30	BI	2	LYS	9.5
22	BA	2147	A	9.5
30	DI	58	ILE	9.4
29	BH	92	GLY	9.4
29	DH	88	GLY	9.4
42	DU	77	GLY	9.4
29	BH	88	GLY	9.2
52	D4	33	HIS	9.2
30	DI	120	ASP	9.1
19	CS	29	PRO	9.1
22	BA	2154	A	9.0
27	DF	105	ILE	9.0
29	BH	124	THR	9.0
30	DI	51	GLY	9.0

Continued on next page...

Continued from previous page...

Mol	Chain	Res	Type	RSRZ
7	CG	87	PRO	9.0
10	CJ	71	LEU	9.0
29	DH	127	GLU	8.8
29	BH	128	HIS	8.8
49	D1	35	LEU	8.7
29	BH	79	THR	8.7
29	BH	145	ASN	8.6
10	CJ	72	ARG	8.6
29	BH	143	ILE	8.6
29	BH	91	PHE	8.6
10	CJ	8	ILE	8.5
29	DH	125	THR	8.5
10	CJ	75	ASP	8.3
29	DH	85	GLY	8.2
42	DU	86	PHE	8.2
10	CJ	99	GLN	8.2
30	BI	46	ASP	8.2
30	DI	93	ASN	8.2
29	BH	98	ASP	8.2
7	CG	64	ALA	8.1
41	DT	2	ILE	8.1
42	DU	50	ALA	8.1
29	DH	126	GLY	8.0
16	AP	82	ALA	8.0
29	BH	73	ASN	8.0
52	D4	1	MET	8.0
29	BH	105	ALA	8.0
13	CM	94	LEU	7.9
29	DH	119	ASN	7.9
42	DU	87	GLU	7.9
29	DH	145	ASN	7.9
29	BH	86	ASP	7.8
22	BA	2179	C	7.8
10	CJ	7	ARG	7.8
41	DT	34	VAL	7.8
22	DA	2146	C	7.8
42	DU	12	VAL	7.7
41	DT	55	VAL	7.7
27	DF	9	ASP	7.7
9	CI	42	THR	7.7
29	BH	74	ALA	7.6
52	D4	10	LEU	7.6

Continued on next page...

Continued from previous page...

Mol	Chain	Res	Type	RSRZ
28	DG	7	PRO	7.6
29	BH	120	GLY	7.6
1	CA	461	A	7.6
10	CJ	10	LEU	7.5
29	BH	148	ALA	7.5
30	BI	132	ALA	7.5
30	BI	52	LEU	7.5
29	DH	89	LYS	7.5
30	DI	15	GLY	7.4
22	BA	2143	C	7.4
9	CI	66	VAL	7.3
29	BH	121	VAL	7.3
29	BH	147	VAL	7.3
29	DH	106	ALA	7.3
30	DI	43	ALA	7.3
9	AI	89	TYR	7.3
26	DE	144	GLU	7.3
29	DH	143	ILE	7.3
25	DD	186	LEU	7.2
16	CP	47	GLU	7.2
7	CG	71	THR	7.2
26	DE	122	GLU	7.2
22	DA	2799	A	7.2
26	DE	119	ILE	7.2
30	BI	21	PRO	7.2
41	DT	3	ARG	7.1
30	DI	119	ALA	7.1
1	CA	210	C	7.0
30	DI	57	VAL	7.0
10	CJ	91	ASP	7.0
42	DU	37	GLY	7.0
30	BI	16	MET	7.0
7	CG	150	PHE	6.9
44	DW	21	GLY	6.9
9	AI	42	THR	6.9
7	CG	69	ARG	6.9
39	DR	96	VAL	6.8
22	BA	2146	C	6.8
7	CG	132	THR	6.8
13	CM	93	GLY	6.8
30	BI	77	VAL	6.8
29	BH	149	GLU	6.7

Continued on next page...

Continued from previous page...

Mol	Chain	Res	Type	RSRZ
19	AS	38	THR	6.7
29	BH	131	SER	6.7
42	DU	2	ALA	6.7
14	CN	32	ASP	6.7
29	BH	89	LYS	6.7
30	DI	5	GLN	6.7
19	CS	23	GLU	6.7
7	CG	58	LEU	6.7
19	CS	73	PHE	6.7
29	DH	90	LEU	6.7
7	CG	151	ALA	6.7
30	DI	66	PHE	6.7
7	CG	72	VAL	6.6
22	DA	139	U	6.6
29	DH	146	VAL	6.6
37	DP	109	ILE	6.6
7	CG	7	GLY	6.6
22	BA	2138	G	6.6
46	DY	21	LEU	6.6
29	DH	133	GLN	6.6
19	CS	36	ARG	6.6
30	BI	12	VAL	6.5
14	CN	52	ARG	6.5
30	BI	68	PHE	6.5
42	DU	97	SER	6.5
52	D4	9	LYS	6.5
14	CN	34	ASN	6.4
22	DA	613	A	6.4
29	BH	113	SER	6.4
29	BH	126	GLY	6.4
29	DH	120	GLY	6.4
30	BI	3	LYS	6.4
2	AB	26	MET	6.4
46	DY	36	GLN	6.4
30	DI	125	THR	6.4
9	CI	16	ALA	6.3
39	DR	52	PRO	6.3
30	BI	66	PHE	6.3
30	BI	86	LYS	6.3
30	DI	122	GLU	6.3
8	CH	129	ALA	6.3
10	CJ	101	SER	6.3

Continued on next page...

Continued from previous page...

Mol	Chain	Res	Type	RSRZ
42	DU	75	ALA	6.3
27	DF	94	ARG	6.3
22	DA	1536	C	6.3
42	DU	80	ASP	6.3
19	CS	38	THR	6.2
29	BH	116	ARG	6.2
33	DL	92	LEU	6.2
13	CM	54	THR	6.2
19	CS	65	MET	6.2
19	CS	24	SER	6.2
29	BH	134	VAL	6.1
30	DI	97	VAL	6.1
30	DI	50	LYS	6.1
42	DU	36	GLU	6.1
44	DW	51	GLY	6.0
27	DF	141	ASP	6.0
22	DA	1172	C	6.0
29	DH	128	HIS	6.0
30	DI	4	VAL	6.0
19	CS	12	LEU	6.0
7	CG	75	LYS	6.0
16	AP	80	LYS	6.0
36	DO	61	GLN	6.0
42	DU	30	SER	6.0
2	AB	28	PRO	5.9
9	CI	15	ALA	5.9
30	DI	121	ILE	5.9
7	CG	38	ALA	5.9
10	CJ	11	LYS	5.9
30	DI	68	PHE	5.9
30	DI	95	ASP	5.9
39	DR	103	ALA	5.9
35	DN	29	VAL	5.9
48	D0	56	LYS	5.8
49	D1	52	LYS	5.8
4	AD	27	ILE	5.8
22	BA	2180	U	5.8
9	CI	57	VAL	5.8
14	CN	53	ASP	5.8
42	DU	19	GLY	5.8
41	DT	83	ALA	5.7
13	CM	111	PRO	5.7

Continued on next page...

Continued from previous page...

Mol	Chain	Res	Type	RSRZ
7	CG	70	PRO	5.7
29	DH	112	LYS	5.7
13	CM	105	ALA	5.7
19	CS	30	LEU	5.7
3	AC	98	ALA	5.7
27	DF	117	SER	5.7
9	CI	67	LYS	5.7
1	CA	1534	A	5.7
14	CN	48	GLN	5.7
7	CG	143	MET	5.7
19	CS	47	THR	5.6
46	DY	24	GLU	5.6
22	BA	2155	U	5.6
10	CJ	73	LEU	5.6
13	CM	31	ALA	5.6
2	AB	27	LYS	5.6
29	DH	121	VAL	5.6
10	CJ	6	ILE	5.6
22	BA	2144	G	5.6
39	DR	22	LEU	5.6
10	AJ	102	LEU	5.6
14	CN	49	THR	5.6
1	CA	1224	U	5.6
44	DW	42	THR	5.6
2	CB	129	THR	5.5
2	CB	106	VAL	5.5
21	CU	8	ASN	5.5
22	DA	1535	A	5.5
9	AI	38	PHE	5.5
33	DL	88	GLY	5.5
36	DO	64	TYR	5.5
22	DA	1537	G	5.5
1	AA	1030	U	5.5
28	DG	32	LEU	5.5
39	DR	50	GLY	5.5
42	DU	27	VAL	5.5
19	CS	66	VAL	5.4
7	CG	102	TRP	5.4
27	DF	127	TYR	5.4
35	DN	113	ILE	5.4
27	DF	155	ILE	5.4
13	CM	80	MET	5.4

Continued on next page...

Continued from previous page...

Mol	Chain	Res	Type	RSRZ
51	D3	20	GLY	5.4
13	CM	114	PRO	5.4
2	CB	147	LEU	5.4
30	DI	21	PRO	5.4
27	DF	31	GLU	5.4
30	DI	65	SER	5.4
22	BA	139	U	5.4
29	BH	87	GLU	5.4
28	DG	85	LYS	5.3
29	DH	129	GLU	5.3
29	DH	118	PRO	5.3
19	CS	79	TYR	5.3
7	CG	53	SER	5.3
30	DI	46	ASP	5.3
19	CS	60	PHE	5.3
1	CA	1271	A	5.3
2	AB	29	PHE	5.3
7	CG	106	ALA	5.3
28	DG	33	THR	5.3
30	DI	83	ALA	5.3
26	DE	148	ILE	5.3
42	DU	85	ARG	5.3
1	CA	211	G	5.3
42	DU	51	LEU	5.2
30	DI	22	PRO	5.2
30	DI	123	ALA	5.2
29	BH	71	LYS	5.2
30	DI	67	THR	5.2
35	DN	63	ARG	5.2
36	DO	63	LYS	5.2
3	CC	143	LEU	5.2
42	DU	79	ALA	5.2
41	DT	36	LYS	5.2
30	BI	139	VAL	5.2
42	DU	13	LEU	5.2
30	BI	60	VAL	5.2
30	DI	140	GLU	5.2
22	DA	1075	C	5.1
39	DR	63	VAL	5.1
9	CI	3	ASN	5.1
13	CM	97	ARG	5.1
9	CI	56	MET	5.1

Continued on next page...

Continued from previous page...

Mol	Chain	Res	Type	RSRZ
26	DE	175	ILE	5.1
26	DE	127	GLU	5.1
22	DA	137	U	5.1
40	DS	48	LYS	5.1
2	AB	220	VAL	5.1
28	DG	51	PHE	5.1
33	DL	101	ILE	5.1
38	DQ	36	GLN	5.1
13	CM	38	ILE	5.1
3	AC	64	ARG	5.0
41	DT	32	LEU	5.0
36	DO	51	ALA	5.0
16	AP	47	GLU	5.0
10	AJ	101	SER	5.0
19	CS	26	ASP	5.0
28	DG	61	TRP	5.0
22	BA	1175	A	5.0
1	AA	86	G	5.0
52	D4	35	GLN	5.0
39	DR	87	GLN	5.0
2	CB	146	SER	5.0
33	DL	82	LEU	5.0
52	D4	15	LYS	5.0
30	DI	2	LYS	5.0
27	DF	130	GLY	5.0
41	DT	35	ALA	5.0
42	DU	78	LYS	5.0
47	DZ	33	HIS	5.0
11	AK	18	GLY	5.0
19	CS	25	GLY	5.0
33	DL	108	ALA	4.9
14	AN	30	ILE	4.9
42	DU	4	ILE	4.9
40	DS	40	ASN	4.9
30	BI	78	LEU	4.9
2	AB	66	ILE	4.9
26	DE	12	LEU	4.9
41	DT	72	GLN	4.9
7	CG	136	LYS	4.9
30	DI	138	VAL	4.9
43	DV	42	LEU	4.9
9	AI	129	ARG	4.9

Continued on next page...

Continued from previous page...

Mol	Chain	Res	Type	RSRZ
30	DI	47	SER	4.9
26	DE	121	VAL	4.9
29	DH	142	VAL	4.9
27	DF	110	ILE	4.9
48	D0	26	SER	4.9
19	CS	64	GLU	4.9
42	DU	42	LYS	4.9
19	AS	14	LEU	4.9
42	DU	38	ILE	4.9
44	DW	62	ALA	4.9
34	DM	17	ASN	4.9
32	DK	69	VAL	4.9
2	CB	39	ILE	4.9
18	AR	19	GLU	4.9
29	BH	146	VAL	4.9
39	DR	20	VAL	4.9
42	DU	11	ILE	4.9
29	DH	82	SER	4.9
10	CJ	80	THR	4.8
27	DF	11	VAL	4.8
7	CG	149	ALA	4.8
30	DI	12	VAL	4.8
7	CG	86	VAL	4.8
10	CJ	26	VAL	4.8
26	DE	128	ALA	4.8
36	DO	52	SER	4.8
30	BI	42	ASN	4.8
30	BI	47	SER	4.8
30	BI	22	PRO	4.8
39	DR	26	ASP	4.8
30	BI	33	ASN	4.7
30	DI	17	ALA	4.7
30	DI	56	VAL	4.7
35	DN	24	MET	4.7
27	DF	115	GLY	4.7
2	AB	38	HIS	4.7
2	AB	186	VAL	4.7
7	CG	90	VAL	4.7
28	DG	83	THR	4.7
28	DG	102	ILE	4.7
22	BA	2139	U	4.7
22	BA	2110	G	4.7

Continued on next page...

Continued from previous page...

Mol	Chain	Res	Type	RSRZ
7	CG	13	PRO	4.7
41	DT	33	LYS	4.7
19	CS	13	HIS	4.7
27	DF	114	ARG	4.7
36	DO	56	LYS	4.7
29	BH	81	ALA	4.7
27	DF	152	ASP	4.7
19	CS	58	PRO	4.7
26	DE	147	LEU	4.7
46	DY	37	LEU	4.7
19	CS	59	VAL	4.7
22	BA	2150	C	4.7
35	DN	46	ARG	4.7
30	DI	55	PRO	4.7
26	DE	104	ALA	4.7
14	CN	62	ARG	4.6
22	DA	2107	G	4.6
7	CG	85	GLN	4.6
29	DH	74	ALA	4.6
22	BA	2142	A	4.6
30	BI	98	GLY	4.6
28	DG	104	LEU	4.6
13	CM	62	PHE	4.6
2	AB	67	LEU	4.6
2	CB	148	GLY	4.6
29	DH	73	ASN	4.6
26	DE	164	LEU	4.6
10	CJ	40	ILE	4.6
27	DF	153	ILE	4.6
22	DA	1077	A	4.6
41	DT	58	VAL	4.6
29	BH	94	ILE	4.6
13	CM	67	ASP	4.6
26	DE	180	LEU	4.6
2	AB	135	MET	4.6
3	AC	63	ILE	4.6
29	BH	78	VAL	4.6
41	BT	16	VAL	4.6
42	DU	5	ARG	4.6
29	DH	84	ALA	4.5
28	DG	81	GLY	4.5
44	DW	29	SER	4.5

Continued on next page...

Continued from previous page...

Mol	Chain	Res	Type	RSRZ
14	AN	20	PHE	4.5
10	CJ	39	PRO	4.5
30	BI	58	ILE	4.5
39	DR	88	GLY	4.5
10	CJ	63	ASP	4.5
25	DD	26	VAL	4.5
7	CG	88	VAL	4.5
13	CM	74	MET	4.5
33	DL	5	THR	4.5
19	CS	37	SER	4.5
2	CB	163	ILE	4.5
30	BI	51	GLY	4.5
29	BH	76	GLU	4.5
42	DU	24	VAL	4.5
7	CG	19	SER	4.5
12	AL	123	ALA	4.5
44	DW	50	VAL	4.5
27	DF	112	ASP	4.5
14	CN	59	GLN	4.5
7	CG	74	VAL	4.5
10	CJ	41	PRO	4.5
4	CD	27	ILE	4.5
30	DI	61	TYR	4.5
32	DK	75	SER	4.5
27	DF	51	ASN	4.5
22	BA	2145	C	4.5
22	BA	546	U	4.4
30	BI	11	GLN	4.4
7	CG	16	LYS	4.4
10	CJ	100	ILE	4.4
33	DL	142	ILE	4.4
44	DW	52	CYS	4.4
44	DW	41	GLY	4.4
41	DT	16	VAL	4.4
13	CM	73	SER	4.4
7	CG	61	PHE	4.4
29	BH	77	THR	4.4
10	CJ	98	VAL	4.4
13	CM	63	VAL	4.4
30	DI	41	PHE	4.4
22	DA	2157	G	4.4
30	DI	82	ALA	4.4

Continued on next page...

Continued from previous page...

Mol	Chain	Res	Type	RSRZ
36	DO	40	ILE	4.4
22	DA	846	U	4.4
4	AD	26	ALA	4.4
27	DF	93	GLU	4.4
2	AB	68	PHE	4.4
3	CC	194	VAL	4.4
9	CI	37	TYR	4.4
19	CS	70	LEU	4.4
32	DK	68	GLY	4.4
13	CM	108	ARG	4.4
7	CG	73	GLU	4.4
30	DI	44	LYS	4.4
27	DF	30	VAL	4.3
27	DF	128	SER	4.3
29	BH	130	VAL	4.3
36	DO	60	GLU	4.3
26	DE	198	GLU	4.3
7	CG	95	ARG	4.3
22	DA	2147	A	4.3
52	D4	26	ILE	4.3
32	DK	89	ASN	4.3
17	AQ	19	SER	4.3
26	DE	190	ALA	4.3
41	DT	76	ARG	4.3
13	CM	79	LEU	4.3
7	CG	54	GLY	4.3
19	AS	2	ARG	4.3
42	DU	41	VAL	4.3
30	DI	33	ASN	4.3
26	DE	48	THR	4.2
9	CI	107	ALA	4.2
12	CL	123	ALA	4.2
3	CC	41	TYR	4.2
25	DD	91	THR	4.2
29	BH	75	LEU	4.2
28	DG	101	VAL	4.2
22	DA	2145	C	4.2
19	CS	62	THR	4.2
29	DH	95	GLY	4.2
26	DE	197	GLU	4.2
52	D4	24	ARG	4.2
29	DH	15	LEU	4.2

Continued on next page...

Continued from previous page...

Mol	Chain	Res	Type	RSRZ
42	DU	88	ASP	4.2
19	AS	48	ILE	4.2
36	DO	62	LEU	4.2
9	AI	40	ARG	4.2
14	CN	26	LEU	4.2
22	DA	1078	U	4.2
35	DN	76	VAL	4.2
52	D4	8	LYS	4.2
29	BH	70	GLU	4.2
19	CS	31	ARG	4.2
10	CJ	34	ALA	4.2
30	DI	109	ALA	4.2
28	DG	57	TYR	4.2
29	BH	144	VAL	4.2
30	DI	59	THR	4.2
22	DA	1066	U	4.1
10	CJ	102	LEU	4.1
26	DE	143	LEU	4.1
29	DH	144	VAL	4.1
30	DI	98	GLY	4.1
11	AK	125	LYS	4.1
9	AI	62	LEU	4.1
34	DM	136	MET	4.1
22	DA	1175	A	4.1
13	CM	98	GLY	4.1
42	DU	74	ALA	4.1
26	DE	24	ASN	4.1
26	DE	172	ALA	4.1
30	DI	23	VAL	4.1
13	CM	46	GLU	4.1
13	CM	82	LEU	4.1
13	CM	30	LYS	4.1
19	CS	27	LYS	4.1
39	DR	33	VAL	4.1
7	CG	8	GLN	4.1
13	CM	89	ARG	4.1
16	CP	39	PHE	4.1
33	DL	26	GLY	4.1
30	DI	48	ILE	4.1
41	DT	60	THR	4.1
28	DG	55	ASP	4.1
18	AR	73	HIS	4.1

Continued on next page...

Continued from previous page...

Mol	Chain	Res	Type	RSRZ
22	BA	2149	U	4.1
44	DW	58	LEU	4.1
30	BI	38	CYS	4.1
3	CC	28	PHE	4.1
30	DI	84	GLY	4.1
40	DS	47	VAL	4.1
35	DN	25	ALA	4.1
29	DH	122	LEU	4.1
2	CB	109	SER	4.0
8	CH	1	SER	4.0
49	D1	46	VAL	4.0
2	CB	17	HIS	4.0
2	CB	40	ILE	4.0
2	AB	73	ARG	4.0
9	CI	38	PHE	4.0
9	CI	65	THR	4.0
49	D1	23	THR	4.0
13	CM	29	SER	4.0
41	DT	43	ILE	4.0
30	BI	35	MET	4.0
39	DR	62	GLU	4.0
14	CN	1	ALA	4.0
30	DI	118	GLY	4.0
20	CT	66	ILE	4.0
39	DR	32	THR	4.0
13	CM	100	ARG	4.0
44	DW	45	HIS	4.0
2	CB	160	LEU	4.0
43	DV	94	ALA	4.0
30	BI	18	ASN	4.0
30	DI	42	ASN	4.0
27	DF	104	THR	4.0
33	DL	28	GLY	4.0
14	AN	29	ILE	4.0
13	CM	109	LYS	4.0
13	CM	113	LYS	4.0
48	D0	32	THR	4.0
36	DO	46	GLU	4.0
42	DU	26	ASN	4.0
2	AB	8	MET	4.0
19	CS	11	ASP	4.0
2	AB	188	THR	4.0

Continued on next page...

Continued from previous page...

Mol	Chain	Res	Type	RSRZ
51	D3	21	PHE	4.0
7	CG	59	GLU	3.9
24	DC	232	GLY	3.9
25	DD	43	ASP	3.9
42	DU	59	GLU	3.9
3	CC	38	VAL	3.9
13	CM	28	ARG	3.9
33	DL	4	ASN	3.9
52	D4	36	ARG	3.9
29	BH	100	ALA	3.9
36	DO	50	ALA	3.9
28	DG	128	THR	3.9
3	CC	42	LEU	3.9
40	DS	19	LEU	3.9
52	D4	14	CYS	3.9
10	CJ	51	VAL	3.9
27	DF	34	THR	3.9
47	DZ	32	GLY	3.9
22	DA	1171	G	3.9
14	CN	19	TYR	3.9
32	BK	71	ARG	3.9
38	DQ	22	GLY	3.9
27	DF	140	ILE	3.9
21	AU	22	CYS	3.9
22	BA	2136	G	3.9
29	DH	116	ARG	3.9
31	DJ	44	TYR	3.9
2	CB	15	PHE	3.9
30	BI	37	PHE	3.9
35	DN	111	ALA	3.9
19	AS	70	LEU	3.9
46	DY	14	LEU	3.9
40	DS	31	GLN	3.9
13	AM	4	ALA	3.9
30	DI	14	ALA	3.9
30	DI	24	GLY	3.9
48	D0	33	SER	3.9
7	CG	128	GLU	3.9
27	DF	135	ILE	3.9
30	DI	94	LYS	3.9
27	DF	116	LEU	3.8
3	CC	160	GLU	3.8

Continued on next page...

Continued from previous page...

Mol	Chain	Res	Type	RSRZ
27	DF	171	ALA	3.8
9	CI	89	TYR	3.8
34	DM	24	THR	3.8
30	DI	129	GLU	3.8
41	DT	14	PRO	3.8
30	DI	88	GLY	3.8
7	CG	55	LYS	3.8
41	DT	81	LYS	3.8
28	DG	147	LEU	3.8
41	DT	70	HIS	3.8
7	AG	80	GLY	3.8
42	DU	31	GLY	3.8
3	CC	108	PRO	3.8
9	CI	4	GLN	3.8
19	AS	43	MET	3.8
26	DE	188	MET	3.8
50	D2	43	THR	3.8
1	AA	1534	A	3.8
10	CJ	37	ARG	3.8
46	DY	35	GLY	3.8
14	CN	78	LEU	3.8
35	DN	119	SER	3.8
44	DW	35	ILE	3.8
30	DI	124	MET	3.8
2	AB	45	THR	3.8
26	DE	42	GLY	3.8
29	BH	102	ALA	3.8
48	D0	22	THR	3.8
13	AM	94	LEU	3.8
19	CS	15	LEU	3.8
7	CG	17	PHE	3.8
22	DA	318	C	3.8
26	DE	55	SER	3.8
22	BA	2141	G	3.8
30	DI	18	ASN	3.8
33	DL	89	VAL	3.8
44	DW	37	VAL	3.8
2	CB	181	PRO	3.8
3	AC	103	ALA	3.7
22	DA	2181	U	3.7
24	DC	26	GLY	3.7
30	BI	141	ASP	3.7

Continued on next page...

Continued from previous page...

Mol	Chain	Res	Type	RSRZ
48	D0	45	ASP	3.7
7	CG	84	TYR	3.7
16	CP	52	LEU	3.7
1	CA	954	G	3.7
33	DL	122	VAL	3.7
44	DW	59	PHE	3.7
43	DV	54	ALA	3.7
7	CG	67	ASN	3.7
30	DI	86	LYS	3.7
14	CN	72	PHE	3.7
2	AB	48	MET	3.7
9	CI	68	GLY	3.7
2	CB	158	ASP	3.7
22	DA	1044	C	3.7
36	DO	112	GLU	3.7
7	AG	4	ARG	3.7
22	DA	1173	U	3.7
25	DD	25	THR	3.7
7	CG	15	PRO	3.7
30	DI	85	ILE	3.7
2	CB	186	VAL	3.7
28	DG	140	ILE	3.7
48	D0	25	THR	3.7
10	CJ	38	GLY	3.7
37	DP	111	GLU	3.7
21	AU	34	ARG	3.7
30	BI	17	ALA	3.7
28	DG	110	HIS	3.7
42	DU	73	ASN	3.7
40	DS	70	LYS	3.7
46	DY	13	GLU	3.7
13	CM	104	ASN	3.7
10	CJ	77	VAL	3.7
21	AU	37	TYR	3.7
2	AB	87	ASP	3.7
7	CG	140	VAL	3.7
27	DF	150	GLY	3.7
1	CA	1317	C	3.7
41	DT	31	VAL	3.7
1	CA	212	G	3.6
3	CC	32	LEU	3.6
9	CI	128	LYS	3.6

Continued on next page...

Continued from previous page...

Mol	Chain	Res	Type	RSRZ
30	BI	10	LEU	3.6
1	AA	87	C	3.6
41	DT	10	VAL	3.6
46	DY	29	ARG	3.6
20	CT	67	HIS	3.6
41	DT	54	GLU	3.6
27	DF	154	THR	3.6
27	DF	156	THR	3.6
30	DI	53	PRO	3.6
2	CB	30	ILE	3.6
51	D3	60	CYS	3.6
52	D4	38	GLY	3.6
4	AD	24	VAL	3.6
30	BI	39	LYS	3.6
20	CT	8	LYS	3.6
29	BH	106	ALA	3.6
30	BI	65	SER	3.6
30	BI	40	ALA	3.6
31	DJ	128	ASN	3.6
22	DA	1083	U	3.6
50	D2	33	ARG	3.6
37	DP	73	PHE	3.6
39	DR	75	VAL	3.6
1	AA	1031	C	3.6
1	CA	1314	C	3.6
4	AD	28	ASP	3.6
29	BH	127	GLU	3.6
39	DR	37	GLU	3.6
44	DW	22	VAL	3.6
2	CB	27	LYS	3.6
17	CQ	7	LEU	3.6
30	DI	141	ASP	3.6
1	CA	208	U	3.6
27	DF	39	VAL	3.6
29	DH	140	ALA	3.6
49	D1	34	GLU	3.6
19	AS	39	ILE	3.6
41	DT	42	GLU	3.6
22	DA	138	U	3.6
35	DN	38	LEU	3.6
44	DW	73	PRO	3.6
4	AD	35	GLN	3.6

Continued on next page...

Continued from previous page...

Mol	Chain	Res	Type	RSRZ
11	CK	125	LYS	3.6
30	BI	87	SER	3.6
25	DD	38	LYS	3.6
42	DU	70	ALA	3.6
42	DU	25	LYS	3.5
39	DR	27	ILE	3.5
48	D0	36	LYS	3.5
16	AP	19	VAL	3.5
22	DA	1076	C	3.5
22	DA	1067	A	3.5
40	DS	110	ARG	3.5
24	DC	29	PHE	3.5
27	DF	172	PHE	3.5
22	DA	2110	G	3.5
27	DF	168	LEU	3.5
30	DI	103	ALA	3.5
51	D3	19	GLY	3.5
33	DL	77	ILE	3.5
28	DG	45	ALA	3.5
3	CC	195	ILE	3.5
10	CJ	9	ARG	3.5
35	DN	116	VAL	3.5
1	AA	461	A	3.5
13	CM	110	GLY	3.5
10	AJ	89	ARG	3.5
28	DG	84	LYS	3.5
7	CG	68	VAL	3.5
14	CN	73	LEU	3.5
27	DF	38	GLY	3.5
3	CC	36	PHE	3.5
43	DV	35	GLU	3.5
26	DE	135	ALA	3.5
52	D4	12	ARG	3.5
33	DL	106	GLU	3.5
24	DC	46	GLY	3.5
19	CS	74	ALA	3.5
2	AB	95	TRP	3.5
36	DO	20	GLU	3.5
13	CM	96	VAL	3.5
39	DR	8	GLY	3.5
13	CM	75	SER	3.5
13	CM	37	GLY	3.5

Continued on next page...

Continued from previous page...

Mol	Chain	Res	Type	RSRZ
7	CG	66	GLU	3.4
28	DG	165	ASP	3.4
2	AB	84	LEU	3.4
7	CG	48	THR	3.4
26	DE	103	GLY	3.4
27	DF	1	ALA	3.4
37	DP	11	GLN	3.4
52	D4	19	ARG	3.4
39	DR	7	SER	3.4
2	CB	33	ALA	3.4
14	CN	60	ARG	3.4
37	DP	37	LYS	3.4
44	DW	19	ARG	3.4
39	DR	55	ASP	3.4
19	CS	40	PHE	3.4
7	CG	144	ALA	3.4
10	CJ	21	ALA	3.4
22	DA	345	A	3.4
2	CB	24	PRO	3.4
44	DW	34	SER	3.4
13	CM	4	ALA	3.4
40	DS	44	ALA	3.4
26	DE	120	VAL	3.4
27	DF	24	VAL	3.4
7	CG	18	GLY	3.4
27	DF	126	ASN	3.4
3	AC	167	TYR	3.4
17	CQ	77	VAL	3.4
2	AB	89	PHE	3.4
19	CS	20	LYS	3.4
2	CB	70	GLY	3.4
2	AB	200	PRO	3.4
36	DO	57	ALA	3.4
7	CG	76	SER	3.4
21	AU	41	THR	3.4
36	DO	65	THR	3.4
22	DA	1074	G	3.4
13	AM	42	VAL	3.4
14	CN	50	LEU	3.4
20	CT	2	ASN	3.4
21	AU	8	ASN	3.4
41	DT	12	ARG	3.4

Continued on next page...

Continued from previous page...

Mol	Chain	Res	Type	RSRZ
39	DR	29	THR	3.4
14	CN	77	GLY	3.4
33	DL	143	GLU	3.4
35	DN	36	THR	3.4
22	DA	2106	U	3.4
41	DT	1	MET	3.4
51	D3	27	ASN	3.4
2	CB	38	HIS	3.4
2	AB	51	GLU	3.3
2	AB	71	THR	3.3
37	DP	84	SER	3.3
1	CA	203	G	3.3
33	DL	121	THR	3.3
2	AB	30	ILE	3.3
13	CM	70	ARG	3.3
19	AS	45	GLY	3.3
21	AU	30	GLU	3.3
25	DD	10	GLY	3.3
52	D4	25	VAL	3.3
13	CM	112	ARG	3.3
14	CN	40	ARG	3.3
49	D1	22	THR	3.3
11	AK	41	LEU	3.3
30	DI	60	VAL	3.3
27	DF	174	PHE	3.3
10	CJ	78	GLU	3.3
17	CQ	6	THR	3.3
25	DD	97	SER	3.3
3	CC	166	TRP	3.3
14	CN	100	TRP	3.3
27	DF	55	ASP	3.3
42	DU	94	PHE	3.3
49	D1	15	GLY	3.3
46	DY	31	GLN	3.3
30	DI	75	ALA	3.3
36	DO	27	VAL	3.3
42	DU	72	PHE	3.3
9	CI	13	SER	3.3
10	CJ	97	ASP	3.3
9	CI	6	TYR	3.3
26	DE	56	GLY	3.3
38	DQ	1	ALA	3.3

Continued on next page...

Continued from previous page...

Mol	Chain	Res	Type	RSRZ
39	DR	61	ALA	3.3
9	AI	18	VAL	3.3
22	DA	228	C	3.3
28	DG	48	THR	3.3
29	BH	129	GLU	3.3
9	AI	61	ASP	3.3
52	D4	16	ILE	3.3
1	CA	86	G	3.3
30	DI	126	ARG	3.3
32	DK	104	THR	3.3
2	CB	82	ALA	3.3
13	AM	32	ILE	3.3
30	BI	1	ALA	3.3
41	DT	20	ALA	3.3
44	DW	7	GLY	3.3
40	DS	69	LEU	3.3
29	BH	99	ILE	3.2
2	CB	87	ASP	3.2
10	CJ	96	VAL	3.2
29	DH	141	LYS	3.2
44	DW	18	LYS	3.2
1	AA	1492	A	3.2
10	CJ	33	GLY	3.2
52	D4	23	ILE	3.2
1	CA	1270	G	3.2
20	CT	62	ALA	3.2
17	AQ	6	THR	3.2
19	CS	63	ASP	3.2
9	CI	126	PHE	3.2
24	DC	244	VAL	3.2
22	DA	1090	A	3.2
33	DL	31	GLY	3.2
7	AG	82	SER	3.2
27	DF	125	GLY	3.2
21	AU	4	LYS	3.2
39	DR	43	ASN	3.2
7	CG	9	ARG	3.2
10	CJ	5	ARG	3.2
41	DT	39	THR	3.2
1	CA	1138	G	3.2
40	DS	49	LYS	3.2
21	CU	23	GLU	3.2

Continued on next page...

Continued from previous page...

Mol	Chain	Res	Type	RSRZ
10	AJ	75	ASP	3.2
30	DI	69	VAL	3.2
26	DE	40	ARG	3.2
1	CA	1031	C	3.2
10	AJ	35	GLN	3.2
10	AJ	91	ASP	3.2
16	CP	81	ALA	3.2
19	AS	60	PHE	3.2
40	DS	5	ALA	3.2
44	DW	56	HIS	3.2
1	AA	85	U	3.2
2	AB	24	PRO	3.2
21	AU	23	GLU	3.2
2	CB	32	GLY	3.2
30	BI	41	PHE	3.2
51	D3	13	PHE	3.2
2	CB	115	ASP	3.2
33	DL	90	VAL	3.2
13	CM	26	LYS	3.2
14	CN	76	PHE	3.2
2	CB	165	ALA	3.2
29	BH	72	ILE	3.1
29	DH	94	ILE	3.1
36	DO	87	ILE	3.1
13	AM	91	ARG	3.1
24	DC	238	ASN	3.1
29	DH	18	GLN	3.1
40	DS	20	VAL	3.1
41	DT	67	VAL	3.1
2	AB	25	LYS	3.1
49	D1	49	LYS	3.1
3	CC	86	LEU	3.1
42	DU	34	ILE	3.1
44	DW	36	ILE	3.1
13	CM	61	LYS	3.1
30	BI	20	SER	3.1
2	CB	128	LEU	3.1
30	BI	48	ILE	3.1
49	D1	30	PRO	3.1
22	BA	1172	C	3.1
2	CB	225	SER	3.1
17	CQ	60	ILE	3.1

Continued on next page...

Continued from previous page...

Mol	Chain	Res	Type	RSRZ
2	CB	13	VAL	3.1
3	CC	205	GLU	3.1
24	BC	235	GLU	3.1
27	DF	54	ALA	3.1
41	DT	69	ARG	3.1
17	CQ	43	LEU	3.1
22	DA	344	A	3.1
22	BA	277	G	3.1
26	DE	131	THR	3.1
39	DR	38	VAL	3.1
13	CM	60	ALA	3.1
22	BA	2181	U	3.1
28	DG	82	PHE	3.1
3	CC	172	VAL	3.1
5	AE	102	THR	3.1
17	CQ	37	ILE	3.1
14	CN	61	ASN	3.1
22	DA	12	U	3.1
28	DG	42	VAL	3.1
28	DG	100	ASN	3.1
1	AA	78	A	3.1
22	DA	2307	G	3.1
14	CN	98	ALA	3.1
28	DG	6	ALA	3.1
14	CN	64	ARG	3.1
22	DA	549	G	3.1
30	DI	25	PRO	3.1
35	DN	100	CYS	3.1
10	CJ	22	THR	3.1
9	CI	64	ILE	3.1
11	AK	42	GLY	3.1
21	AU	20	ARG	3.1
40	DS	84	ARG	3.1
2	CB	79	VAL	3.1
9	AI	128	LYS	3.1
22	DA	645	C	3.1
22	DA	1084	A	3.1
30	DI	40	ALA	3.1
1	CA	204	G	3.1
2	CB	66	ILE	3.1
3	AC	99	GLN	3.1
37	DP	96	LEU	3.1

Continued on next page...

Continued from previous page...

Mol	Chain	Res	Type	RSRZ
40	DS	32	ALA	3.1
14	CN	71	GLY	3.0
29	BH	139	PHE	3.0
36	DO	58	ILE	3.0
38	DQ	28	SER	3.0
48	D0	34	GLY	3.0
27	DF	164	GLU	3.0
34	DM	135	VAL	3.0
13	AM	83	GLY	3.0
16	CP	57	ILE	3.0
27	DF	120	SER	3.0
1	CA	950	U	3.0
10	CJ	12	ALA	3.0
29	DH	13	GLY	3.0
39	DR	34	GLU	3.0
22	DA	2306	C	3.0
25	DD	185	ASN	3.0
35	DN	118	ARG	3.0
10	CJ	50	THR	3.0
35	DN	28	LEU	3.0
13	CM	84	CYS	3.0
19	CS	71	GLY	3.0
2	CB	28	PRO	3.0
34	DM	80	VAL	3.0
2	CB	190	SER	3.0
9	CI	14	SER	3.0
14	CN	75	LYS	3.0
9	CI	5	TYR	3.0
26	DE	87	ALA	3.0
10	CJ	89	ARG	3.0
14	CN	16	ALA	3.0
1	CA	202	G	3.0
19	CS	22	VAL	3.0
33	DL	81	ASP	3.0
2	AB	150	ILE	3.0
30	DI	130	GLY	3.0
35	DN	75	ILE	3.0
39	DR	19	THR	3.0
41	DT	75	GLY	3.0
22	BA	2108	A	3.0
28	DG	21	GLN	3.0
24	DC	47	ARG	3.0

Continued on next page...

Continued from previous page...

Mol	Chain	Res	Type	RSRZ
3	CC	92	ASP	3.0
30	DI	20	SER	3.0
27	DF	157	THR	3.0
2	CB	67	LEU	3.0
1	AA	88	U	3.0
1	CA	1235	U	3.0
2	CB	103	TRP	3.0
19	CS	43	MET	3.0
42	DU	20	LYS	3.0
3	AC	169	GLU	3.0
25	DD	103	ASP	3.0
21	AU	31	VAL	3.0
21	AU	36	PHE	3.0
1	CA	955	U	3.0
7	CG	89	GLU	3.0
10	CJ	66	GLU	3.0
28	DG	166	GLU	3.0
43	DV	63	ILE	3.0
2	AB	17	HIS	3.0
30	BI	5	GLN	3.0
28	DG	52	GLY	3.0
10	AJ	63	ASP	3.0
25	DD	187	LEU	3.0
26	DE	118	LEU	3.0
52	D4	20	ASP	3.0
39	DR	24	LYS	3.0
2	CB	214	GLY	2.9
14	CN	56	PRO	3.0
21	AU	40	PRO	3.0
42	DU	89	GLY	2.9
34	DM	36	VAL	2.9
37	DP	30	TRP	2.9
2	AB	160	LEU	2.9
2	CB	114	LYS	2.9
19	AS	15	LEU	2.9
24	DC	241	LYS	2.9
9	CI	31	GLN	2.9
36	DO	25	ARG	2.9
44	DW	39	GLN	2.9
2	AB	180	ILE	2.9
14	CN	69	PRO	2.9
42	DU	49	PRO	2.9

Continued on next page...

Continued from previous page...

Mol	Chain	Res	Type	RSRZ
45	DX	17	ARG	2.9
9	CI	51	LEU	2.9
17	CQ	22	VAL	2.9
24	DC	102	TYR	2.9
39	DR	53	PHE	2.9
2	CB	99	MET	2.9
9	CI	129	ARG	2.9
39	DR	31	GLU	2.9
21	AU	3	ILE	2.9
22	DA	1870	C	2.9
50	D2	36	ALA	2.9
27	DF	96	TRP	2.9
3	CC	171	ARG	2.9
2	AB	201	GLY	2.9
17	AQ	13	SER	2.9
22	BA	2148	G	2.9
43	DV	68	LYS	2.9
27	DF	44	ALA	2.9
29	DH	148	ALA	2.9
21	AU	35	GLU	2.9
29	BH	112	LYS	2.9
44	DW	14	ASP	2.9
52	D4	32	LYS	2.9
1	CA	1313	U	2.9
2	AB	56	LEU	2.9
34	DM	72	PRO	2.9
8	CH	124	ILE	2.9
9	AI	27	ILE	2.9
9	CI	10	ARG	2.9
22	DA	931	U	2.9
27	DF	175	PRO	2.9
33	DL	80	SER	2.9
9	CI	8	THR	2.9
19	CS	16	LYS	2.9
41	DT	68	LYS	2.9
3	AC	65	VAL	2.9
14	CN	97	LYS	2.9
2	CB	41	ASN	2.9
3	CC	43	THR	2.9
2	CB	150	ILE	2.9
10	AJ	10	LEU	2.9
34	DM	33	LEU	2.9

Continued on next page...

Continued from previous page...

Mol	Chain	Res	Type	RSRZ
37	DP	7	LEU	2.9
39	DR	25	LEU	2.9
42	DU	98	ASN	2.9
26	DE	43	THR	2.9
26	DE	186	VAL	2.9
35	DN	20	MET	2.9
2	AB	166	ASP	2.9
2	CB	144	GLU	2.9
3	CC	27	GLU	2.9
2	AB	44	LYS	2.9
24	BC	236	GLY	2.9
42	DU	39	ASN	2.9
34	DM	31	PHE	2.9
13	CM	92	ARG	2.9
30	DI	3	LYS	2.9
44	DW	71	LYS	2.9
11	AK	95	THR	2.9
22	DA	546	U	2.9
29	DH	147	VAL	2.9
41	DT	30	ILE	2.9
7	CG	43	TYR	2.9
2	CB	113	LEU	2.9
19	AS	8	PRO	2.9
24	DC	240	GLY	2.9
28	DG	53	PRO	2.9
38	DQ	81	GLY	2.9
28	DG	130	ILE	2.8
2	AB	50	ASN	2.8
6	CF	8	PHE	2.8
26	DE	183	PHE	2.8
2	AB	151	LYS	2.8
43	DV	69	GLU	2.8
1	CA	1312	G	2.8
13	AM	114	PRO	2.8
13	CM	95	PRO	2.8
22	DA	1459	G	2.8
29	DH	19	VAL	2.8
36	DO	103	VAL	2.8
38	DQ	87	VAL	2.8
3	CC	52	SER	2.8
38	DQ	105	PHE	2.8
39	DR	35	PHE	2.8

Continued on next page...

Continued from previous page...

Mol	Chain	Res	Type	RSRZ
2	AB	41	ASN	2.8
30	DI	39	LYS	2.8
29	DH	40	THR	2.8
36	DO	24	THR	2.8
36	DO	113	ALA	2.8
39	DR	28	ALA	2.8
2	CB	110	ILE	2.8
13	CM	24	VAL	2.8
37	DP	42	PHE	2.8
39	DR	59	ILE	2.8
28	DG	96	ALA	2.8
19	AS	47	THR	2.8
30	BI	59	THR	2.8
27	DF	77	LYS	2.8
42	DU	17	ASP	2.8
7	AG	81	GLY	2.8
3	CC	90	VAL	2.8
2	AB	192	PRO	2.8
30	DI	62	ALA	2.8
19	AS	31	ARG	2.8
39	DR	6	GLN	2.8
7	AG	79	VAL	2.8
22	DA	2602	A	2.8
51	D3	22	LYS	2.8
27	DF	131	VAL	2.8
43	DV	60	VAL	2.8
28	DG	41	GLU	2.8
19	CS	39	ILE	2.8
4	AD	36	ALA	2.8
36	DO	26	LEU	2.8
19	AS	42	ASN	2.8
2	AB	157	PRO	2.8
30	DI	137	LEU	2.8
40	DS	68	ASP	2.8
2	CB	95	TRP	2.8
14	CN	29	ILE	2.8
13	AM	113	LYS	2.8
30	DI	91	LYS	2.8
26	DE	89	PRO	2.8
2	AB	59	ILE	2.8
9	CI	102	PHE	2.8
10	CJ	49	PHE	2.8

Continued on next page...

Continued from previous page...

Mol	Chain	Res	Type	RSRZ
22	DA	62	U	2.8
22	DA	1174	U	2.8
28	DG	120	ILE	2.8
49	D1	36	LYS	2.8
30	DI	127	SER	2.8
1	CA	1255	G	2.8
25	DD	23	PRO	2.8
31	DJ	142	ILE	2.8
41	DT	74	ILE	2.8
22	DA	1089	A	2.8
43	DV	48	MET	2.8
40	DS	43	ALA	2.8
30	DI	45	THR	2.8
42	DU	32	LYS	2.8
49	B1	52	LYS	2.8
9	CI	41	GLU	2.7
9	CI	58	GLU	2.7
14	CN	25	GLU	2.7
1	CA	1441	A	2.7
3	CC	77	GLY	2.7
38	BQ	86	SER	2.7
25	DD	24	VAL	2.7
26	DE	32	VAL	2.7
33	DL	107	PHE	2.7
7	CG	37	THR	2.7
10	CJ	27	GLU	2.7
2	CB	153	MET	2.7
27	DF	169	LEU	2.7
2	AB	195	VAL	2.7
30	DI	87	SER	2.7
1	CA	1236	A	2.7
30	DI	19	PRO	2.7
2	AB	99	MET	2.7
27	DF	118	ALA	2.7
44	DW	53	GLY	2.7
38	DQ	31	TYR	2.7
2	CB	185	ILE	2.7
3	AC	97	PRO	2.7
35	DN	114	GLU	2.7
52	D4	34	LYS	2.7
40	DS	97	LEU	2.7
3	CC	60	ALA	2.7

Continued on next page...

Continued from previous page...

Mol	Chain	Res	Type	RSRZ
11	CK	18	GLY	2.7
11	CK	20	ALA	2.7
24	DC	236	GLY	2.7
25	DD	6	GLY	2.7
22	DA	2104	C	2.7
35	DN	112	TYR	2.7
7	AG	3	ARG	2.7
9	AI	92	SER	2.7
14	CN	57	SER	2.7
25	DD	96	ILE	2.7
29	DH	113	SER	2.7
35	DN	98	LEU	2.7
8	CH	102	VAL	2.7
52	B4	29	ALA	2.7
15	CO	88	ARG	2.7
30	DI	81	LYS	2.7
3	CC	170	GLY	2.7
7	CG	34	LYS	2.7
26	DE	169	VAL	2.7
8	AH	1	SER	2.7
42	DU	40	LEU	2.7
22	DA	1118	C	2.7
9	CI	106	ASP	2.7
40	DS	16	LYS	2.7
2	AB	64	GLY	2.7
3	CC	61	LYS	2.7
12	CL	22	ALA	2.7
29	BH	64	ALA	2.7
2	AB	72	LYS	2.7
2	CB	200	PRO	2.7
19	AS	9	PHE	2.7
26	DE	41	GLN	2.7
44	DW	77	LYS	2.7
19	CS	41	PRO	2.7
19	CS	67	GLY	2.7
24	DC	243	PRO	2.7
1	CA	958	A	2.7
30	BI	114	ALA	2.7
9	CI	61	ASP	2.7
30	DI	63	ASP	2.7
30	DI	128	ILE	2.7
22	DA	1079	C	2.7

Continued on next page...

Continued from previous page...

Mol	Chain	Res	Type	RSRZ
2	AB	168	GLU	2.7
9	AI	120	ALA	2.7
7	CG	14	ASP	2.7
3	CC	106	ARG	2.7
22	DA	1043	C	2.7
1	CA	1242	G	2.7
5	AE	101	GLY	2.7
22	DA	329	G	2.7
7	CG	44	SER	2.6
20	CT	3	ILE	2.7
10	CJ	92	LEU	2.6
19	AS	30	LEU	2.6
30	BI	134	SER	2.6
2	AB	164	ASP	2.6
7	CG	147	ASN	2.6
36	DO	66	GLY	2.6
48	D0	35	GLU	2.6
22	DA	343	C	2.6
27	DF	83	PRO	2.6
25	DD	4	LEU	2.6
27	DF	111	ARG	2.6
29	DH	51	ARG	2.6
29	DH	139	PHE	2.6
26	DE	193	VAL	2.6
3	CC	154	GLY	2.6
30	DI	16	MET	2.6
41	DT	65	GLY	2.6
45	DX	16	ASN	2.6
39	DR	101	ILE	2.6
28	DG	44	HIS	2.6
42	DU	46	LYS	2.6
7	AG	77	ARG	2.6
40	DS	4	ILE	2.6
40	DS	33	LEU	2.6
30	DI	38	CYS	2.6
2	AB	138	ARG	2.6
26	DE	179	SER	2.6
19	AS	46	LEU	2.6
27	DF	41	GLU	2.6
14	AN	54	SER	2.6
11	AK	33	ILE	2.6
25	DD	14	ILE	2.6

Continued on next page...

Continued from previous page...

Mol	Chain	Res	Type	RSRZ
21	AU	10	PRO	2.6
21	CU	7	GLU	2.6
38	DQ	38	VAL	2.6
39	DR	60	LYS	2.6
1	AA	79	G	2.6
17	CQ	45	VAL	2.6
24	DC	249	VAL	2.6
49	D1	31	GLU	2.6
30	BI	44	LYS	2.6
13	CM	88	LEU	2.6
7	CG	52	ARG	2.6
30	DI	54	ILE	2.6
16	CP	17	TYR	2.6
35	DN	77	ALA	2.6
7	CG	129	ASN	2.6
43	DV	84	PRO	2.6
51	D3	23	HIS	2.6
41	DT	84	TYR	2.6
2	CB	81	ASP	2.6
28	DG	137	LYS	2.6
48	D0	24	VAL	2.6
11	CK	99	LEU	2.6
33	DL	19	LEU	2.6
41	DT	24	MET	2.6
1	CA	1032	G	2.6
9	AI	31	GLN	2.6
22	DA	2062	A	2.6
26	DE	90	GLN	2.6
27	DF	76	PHE	2.6
36	DO	117	PHE	2.6
47	DZ	55	LYS	2.6
40	DS	34	ASP	2.6
30	DI	117	THR	2.6
16	CP	60	TRP	2.5
51	D3	9	ALA	2.5
28	DG	168	VAL	2.5
44	DW	38	ARG	2.5
2	AB	199	ILE	2.5
10	AJ	8	ILE	2.5
16	AP	4	ILE	2.5
26	DE	60	TRP	2.5
45	DX	20	ALA	2.5

Continued on next page...

Continued from previous page...

Mol	Chain	Res	Type	RSRZ
2	CB	155	GLY	2.5
16	CP	20	VAL	2.5
45	DX	12	VAL	2.5
24	BC	239	PHE	2.5
25	DD	8	LYS	2.5
2	CB	159	ALA	2.5
5	CE	79	THR	2.5
7	CG	142	ARG	2.5
14	CN	3	GLN	2.5
28	DG	50	THR	2.5
30	BI	75	ALA	2.5
9	CI	117	LEU	2.5
27	DF	151	LEU	2.5
22	BA	1072	C	2.5
19	CS	21	ALA	2.5
29	BH	55	GLU	2.5
29	DH	2	GLN	2.5
42	DU	61	GLU	2.5
25	DD	29	VAL	2.5
13	CM	77	LYS	2.5
25	DD	27	ILE	2.5
26	DE	88	ARG	2.5
2	CB	192	PRO	2.5
30	BI	138	VAL	2.5
2	CB	134	LEU	2.5
34	DM	1	MET	2.5
27	DF	173	ASP	2.5
30	BI	53	PRO	2.5
10	AJ	74	VAL	2.5
27	DF	106	ALA	2.5
28	DG	87	GLN	2.5
30	BI	4	VAL	2.5
51	D3	14	LYS	2.5
28	DG	19	ASN	2.5
10	AJ	100	ILE	2.5
13	CM	76	ILE	2.5
29	DH	83	LYS	2.5
39	DR	23	GLU	2.5
1	CA	94	G	2.5
22	DA	1116	G	2.5
26	DE	126	VAL	2.5
38	DQ	43	GLN	2.5

Continued on next page...

Continued from previous page...

Mol	Chain	Res	Type	RSRZ
26	DE	150	THR	2.5
31	BJ	142	ILE	2.5
16	AP	45	GLU	2.5
2	CB	20	ARG	2.5
24	BC	237	ARG	2.5
47	DZ	1	ALA	2.5
52	D4	28	SER	2.5
22	DA	2402	U	2.5
22	DA	1538	G	2.5
3	CC	144	GLY	2.5
1	CA	207	C	2.5
19	CS	49	ALA	2.5
36	DO	41	ALA	2.5
43	DV	6	ALA	2.5
22	BA	613	A	2.5
22	DA	101	A	2.5
35	DN	23	ASN	2.5
30	BI	97	VAL	2.5
36	DO	28	VAL	2.5
2	CB	25	LYS	2.5
2	CB	31	PHE	2.5
13	CM	57	ASP	2.5
38	DQ	90	ASP	2.5
1	CA	1036	A	2.5
50	D2	12	ARG	2.5
2	AB	23	ASN	2.5
13	CM	23	GLY	2.5
3	CC	91	ALA	2.5
7	CG	146	ALA	2.5
11	AK	20	ALA	2.5
27	DF	32	LYS	2.5
37	DP	40	GLN	2.5
2	AB	224	ARG	2.5
14	CN	31	SER	2.5
45	DX	2	ARG	2.5
41	BT	24	MET	2.4
3	CC	139	ASN	2.4
42	DU	3	LYS	2.4
2	AB	52	ALA	2.4
7	CG	83	THR	2.4
35	DN	70	THR	2.4
40	DS	21	ALA	2.4

Continued on next page...

Continued from previous page...

Mol	Chain	Res	Type	RSRZ
46	DY	32	ALA	2.4
9	AI	19	PHE	2.4
14	CN	23	ARG	2.4
2	AB	167	HIS	2.4
29	DH	14	SER	2.4
3	AC	90	VAL	2.4
17	CQ	58	VAL	2.4
26	DE	5	LEU	2.4
42	DU	58	VAL	2.4
45	DX	32	LEU	2.4
52	D4	7	VAL	2.4
22	BA	1065	U	2.4
22	DA	1205	A	2.4
40	DS	37	THR	2.4
10	CJ	25	ILE	2.4
24	DC	99	GLU	2.4
41	DT	91	GLN	2.4
14	CN	22	LYS	2.4
20	CT	7	LYS	2.4
2	AB	213	LEU	2.4
28	DG	132	LEU	2.4
30	DI	31	GLY	2.4
19	AS	73	PHE	2.4
2	CB	117	GLU	2.4
22	DA	1450	G	2.4
26	DE	173	THR	2.4
49	D1	21	THR	2.4
22	DA	2180	U	2.4
26	DE	98	LYS	2.4
27	DF	138	PRO	2.4
2	CB	26	MET	2.4
41	BT	1	MET	2.4
27	DF	98	PHE	2.4
28	DG	1	SER	2.4
2	AB	170	ILE	2.4
9	CI	20	ILE	2.4
27	DF	33	ILE	2.4
30	BI	99	LYS	2.4
44	DW	61	LYS	2.4
13	CM	51	GLN	2.4
29	DH	77	THR	2.4
29	DH	27	ARG	2.4

Continued on next page...

Continued from previous page...

Mol	Chain	Res	Type	RSRZ
1	AA	1032	G	2.4
31	DJ	119	PHE	2.4
40	DS	101	SER	2.4
46	DY	33	ALA	2.4
38	DQ	16	ILE	2.4
19	AS	55	GLN	2.4
3	CC	202	PHE	2.4
26	DE	171	ASP	2.4
1	CA	81	A	2.4
6	CF	6	ILE	2.4
19	AS	37	SER	2.4
30	DI	100	ILE	2.4
42	DU	71	ILE	2.4
46	DY	34	SER	2.4
6	CF	74	LEU	2.4
30	BI	137	LEU	2.4
28	DG	56	GLY	2.4
9	CI	90	ASP	2.4
13	AM	31	ALA	2.4
32	DK	110	GLU	2.4
48	D0	55	ALA	2.4
3	AC	148	ILE	2.4
28	DG	105	SER	2.4
35	DN	9	GLN	2.4
9	CI	9	GLY	2.4
52	D4	2	LYS	2.4
19	AS	32	THR	2.4
13	CM	81	ASP	2.4
32	DK	33	ALA	2.4
37	DP	33	GLU	2.4
19	AS	10	ILE	2.4
26	DE	200	LEU	2.4
7	CG	51	GLN	2.4
9	CI	125	GLN	2.4
30	DI	139	VAL	2.4
50	D2	17	GLY	2.4
3	CC	31	ASN	2.4
27	DF	17	THR	2.4
41	DT	59	ASN	2.4
8	CH	85	TYR	2.4
44	BW	40	ARG	2.4
43	DV	44	HIS	2.4

Continued on next page...

Continued from previous page...

Mol	Chain	Res	Type	RSRZ
7	AG	78	ARG	2.4
22	DA	1064	C	2.4
14	CN	51	PRO	2.4
1	AA	412	A	2.4
18	CR	63	TYR	2.4
27	DF	6	TYR	2.4
36	DO	59	ALA	2.4
41	DT	13	ALA	2.4
7	CG	139	ASP	2.4
45	DX	48	LEU	2.4
22	BA	2885	G	2.4
22	DA	653	U	2.4
23	DB	18	G	2.4
46	BY	23	ARG	2.4
1	CA	1027	C	2.4
10	AJ	90	LEU	2.4
13	CM	27	THR	2.4
32	DK	77	ILE	2.4
3	AC	80	GLY	2.3
10	AJ	14	ASP	2.3
17	AQ	15	LYS	2.3
17	CQ	38	LYS	2.3
27	DF	178	LYS	2.3
9	CI	43	ALA	2.3
21	CU	37	TYR	2.3
22	DA	467	G	2.3
28	BG	25	ILE	2.3
30	BI	19	PRO	2.3
5	AE	114	LEU	2.3
34	DM	41	LEU	2.3
11	AK	83	VAL	2.3
42	DU	48	VAL	2.3
3	CC	129	PHE	2.3
26	DE	47	LYS	2.3
3	AC	188	ALA	2.3
16	AP	22	ALA	2.3
27	DF	84	ILE	2.3
38	DQ	94	LEU	2.3
52	D4	31	PRO	2.3
26	DE	4	VAL	2.3
27	DF	61	GLY	2.3
37	BP	65	ASN	2.3

Continued on next page...

Continued from previous page...

Mol	Chain	Res	Type	RSRZ
3	AC	100	ILE	2.3
10	CJ	52	LEU	2.3
27	DF	53	ALA	2.3
2	AB	16	GLY	2.3
38	DQ	7	VAL	2.3
39	DR	12	HIS	2.3
3	AC	81	GLU	2.3
3	CC	104	GLU	2.3
39	DR	92	TRP	2.3
52	D4	13	ASN	2.3
19	AS	63	ASP	2.3
26	DE	191	ASP	2.3
3	AC	168	ARG	2.3
3	CC	94	ALA	2.3
8	CH	60	LEU	2.3
9	CI	63	TYR	2.3
10	CJ	65	TYR	2.3
13	CM	18	LEU	2.3
18	AR	50	TYR	2.3
22	DA	1117	C	2.3
30	DI	78	LEU	2.3
31	DJ	63	ALA	2.3
29	DH	115	VAL	2.3
40	DS	98	LYS	2.3
50	D2	30	VAL	2.3
22	DA	790	U	2.3
33	DL	114	GLY	2.3
24	BC	238	ASN	2.3
27	DF	113	PHE	2.3
22	BA	2182	U	2.3
20	CT	84	LYS	2.3
30	DI	104	GLN	2.3
30	DI	52	LEU	2.3
33	DL	91	ASP	2.3
39	DR	36	ALA	2.3
41	DT	46	ALA	2.3
48	D0	23	ALA	2.3
2	AB	216	VAL	2.3
7	AG	150	PHE	2.3
13	CM	59	VAL	2.3
29	BH	83	LYS	2.3
2	AB	156	LEU	2.3

Continued on next page...

Continued from previous page...

Mol	Chain	Res	Type	RSRZ
38	DQ	41	ALA	2.3
39	DR	98	ILE	2.3
50	D2	42	LEU	2.3
13	CM	22	TYR	2.3
21	AU	12	ASP	2.3
40	DS	67	ASP	2.3
17	CQ	5	ARG	2.3
45	DX	18	SER	2.3
49	D1	29	LYS	2.3
46	DY	28	LEU	2.3
10	AJ	76	ILE	2.3
19	AS	44	ILE	2.3
9	AI	16	ALA	2.3
37	DP	29	VAL	2.3
5	CE	157	GLY	2.3
40	DS	3	THR	2.3
39	DR	45	GLU	2.3
44	DW	67	LYS	2.3
24	DC	201	LEU	2.3
29	DH	117	LEU	2.3
52	D4	11	CYS	2.3
28	DG	68	ARG	2.3
42	DU	1	ALA	2.3
22	DA	1170	C	2.3
22	DA	2313	C	2.3
7	CG	138	GLU	2.3
1	CA	466	A	2.3
9	CI	86	LEU	2.3
22	DA	93	G	2.3
28	BG	116	LEU	2.3
28	DG	106	LEU	2.3
2	CB	21	TYR	2.3
2	CB	151	LYS	2.3
10	AJ	98	VAL	2.3
10	CJ	35	GLN	2.3
33	DL	68	SER	2.3
28	DG	9	VAL	2.3
50	D2	18	PHE	2.3
3	AC	205	GLU	2.3
21	CU	9	GLU	2.3
26	DE	54	GLY	2.3
27	DF	139	GLU	2.3

Continued on next page...

Continued from previous page...

Mol	Chain	Res	Type	RSRZ
22	DA	1065	U	2.3
30	BI	120	ASP	2.3
20	CT	23	ARG	2.3
35	DN	21	PHE	2.3
13	CM	39	ALA	2.3
1	CA	1013	G	2.2
2	AB	19	THR	2.2
2	AB	124	THR	2.2
2	AB	191	ASP	2.2
9	CI	62	LEU	2.2
19	AS	62	THR	2.2
37	DP	114	ASN	2.2
45	DX	29	LEU	2.2
35	DN	42	LYS	2.2
2	AB	43	GLU	2.2
39	DR	66	HIS	2.2
22	BA	654	A	2.2
27	DF	109	ARG	2.2
2	AB	152	ASP	2.2
4	AD	21	LYS	2.2
22	DA	805	G	2.2
22	DA	1168	G	2.2
36	DO	88	LYS	2.2
44	DW	74	LYS	2.2
13	CM	44	ILE	2.2
14	CN	20	PHE	2.2
19	CS	61	VAL	2.2
19	CS	75	PRO	2.2
1	CA	1209	C	2.2
46	DY	40	SER	2.2
22	DA	1046	A	2.2
17	AQ	52	CYS	2.2
29	DH	138	VAL	2.2
22	DA	1202	G	2.2
27	BF	74	ALA	2.2
27	BF	77	LYS	2.2
7	CG	40	SER	2.2
46	DY	10	SER	2.2
27	DF	99	PHE	2.2
25	DD	104	VAL	2.2
2	CB	45	THR	2.2
13	CM	91	ARG	2.2

Continued on next page...

Continued from previous page...

Mol	Chain	Res	Type	RSRZ
30	BI	24	GLY	2.2
40	DS	39	THR	2.2
26	DE	9	GLN	2.2
43	DV	22	ALA	2.2
44	BW	51	GLY	2.2
44	DW	6	GLY	2.2
22	DA	1094	U	2.2
22	DA	1176	U	2.2
41	DT	7	LEU	2.2
2	AB	190	SER	2.2
30	DI	89	SER	2.2
13	AM	2	ARG	2.2
21	CU	34	ARG	2.2
48	D0	29	VAL	2.2
26	DE	155	GLU	2.2
2	CB	157	PRO	2.2
28	DG	72	ASN	2.2
30	DI	13	ALA	2.2
43	DV	23	ALA	2.2
49	D1	33	LEU	2.2
8	CH	44	PHE	2.2
25	DD	114	LYS	2.2
27	DF	124	ARG	2.2
37	DP	110	LYS	2.2
21	AU	9	GLU	2.2
27	DF	40	GLY	2.2
14	CN	43	ALA	2.2
38	DQ	34	ALA	2.2
3	CC	123	LEU	2.2
27	DF	35	LEU	2.2
42	DU	52	ASN	2.2
26	DE	57	LYS	2.2
44	DW	43	LYS	2.2
7	CG	56	SER	2.2
13	CM	66	GLY	2.2
9	CI	118	ARG	2.2
22	DA	33	C	2.2
22	DA	1045	C	2.2
22	DA	1278	C	2.2
26	DE	134	LEU	2.2
41	DT	37	ASP	2.2
51	D3	56	LEU	2.2

Continued on next page...

Continued from previous page...

Mol	Chain	Res	Type	RSRZ
2	CB	180	ILE	2.2
34	DM	110	GLU	2.2
36	DO	78	VAL	2.2
22	BA	2151	U	2.2
24	BC	234	GLY	2.2
29	DH	16	GLY	2.2
2	CB	88	GLN	2.2
11	AK	81	LEU	2.2
26	DE	201	ALA	2.2
26	DE	44	ARG	2.2
35	DN	45	ARG	2.2
48	D0	38	LEU	2.2
29	DH	8	LYS	2.2
43	DV	45	ASP	2.2
43	DV	5	ASN	2.2
13	CM	42	VAL	2.2
16	CP	48	GLU	2.2
31	DJ	92	MET	2.2
42	DU	82	VAL	2.2
3	CC	73	GLY	2.2
3	CC	204	GLY	2.2
22	DA	1530	G	2.2
2	AB	33	ALA	2.2
7	CG	101	ARG	2.2
40	DS	54	ALA	2.2
42	DU	21	ARG	2.2
8	CH	126	CYS	2.2
1	AA	1441	A	2.2
14	AN	42	ASN	2.2
26	DE	149	ILE	2.2
32	DK	103	VAL	2.2
42	BU	87	GLU	2.2
42	DU	14	THR	2.2
24	DC	231	HIS	2.2
3	AC	85	LYS	2.2
21	AU	6	ARG	2.2
21	CU	44	ARG	2.2
40	DS	36	LEU	2.2
41	DT	64	LYS	2.2
3	AC	179	ALA	2.2
7	CG	60	ALA	2.2
30	DI	132	ALA	2.2

Continued on next page...

Continued from previous page...

Mol	Chain	Res	Type	RSRZ
43	DV	82	TYR	2.2
45	DX	21	LEU	2.2
3	AC	82	ASP	2.2
3	AC	201	ILE	2.2
22	DA	1420	A	2.2
24	DC	248	GLY	2.2
26	DE	189	THR	2.2
2	CB	42	LEU	2.1
28	DG	164	ALA	2.1
27	DF	66	ILE	2.1
7	CG	50	ALA	2.1
22	DA	1103	A	2.1
19	CS	5	LYS	2.1
19	CS	48	ILE	2.1
21	AU	27	VAL	2.1
27	DF	108	PRO	2.1
41	DT	56	GLU	2.1
48	D0	54	ILE	2.1
8	AH	53	ASP	2.1
17	CQ	44	HIS	2.1
27	DF	7	TYR	2.1
47	DZ	7	THR	2.1
48	D0	1	ALA	2.1
9	AI	91	GLU	2.1
10	CJ	47	GLU	2.1
27	DF	148	VAL	2.1
29	BH	18	GLN	2.1
39	DR	18	GLN	2.1
8	CH	92	PRO	2.1
40	DS	26	GLY	2.1
25	DD	188	LEU	2.1
2	AB	133	ALA	2.1
2	CB	22	TRP	2.1
29	BH	51	ARG	2.1
42	DU	23	LYS	2.1
3	AC	102	ILE	2.1
24	DC	103	ILE	2.1
3	CC	126	ARG	2.1
11	AK	52	ARG	2.1
34	DM	16	ARG	2.1
9	CI	111	GLU	2.1
19	CS	76	THR	2.1

Continued on next page...

Continued from previous page...

Mol	Chain	Res	Type	RSRZ
30	BI	49	GLU	2.1
14	CN	65	GLN	2.1
27	DF	59	ILE	2.1
29	BH	4	ILE	2.1
40	DS	105	VAL	2.1
14	CN	47	LEU	2.1
33	DL	20	GLY	2.1
28	DG	94	ARG	2.1
34	DM	40	ARG	2.1
35	DN	96	ARG	2.1
38	DQ	14	LYS	2.1
2	CB	68	PHE	2.1
9	AI	88	GLU	2.1
27	DF	163	GLU	2.1
10	CJ	67	ILE	2.1
41	DT	71	GLY	2.1
33	DL	70	LYS	2.1
52	B4	12	ARG	2.1
18	CR	19	GLU	2.1
27	DF	27	VAL	2.1
32	DK	39	ILE	2.1
39	DR	54	VAL	2.1
3	AC	79	LYS	2.1
22	DA	932	U	2.1
3	CC	142	ARG	2.1
10	CJ	20	GLN	2.1
24	DC	109	LEU	2.1
44	DW	20	LEU	2.1
49	B1	3	GLY	2.1
43	DV	37	PRO	2.1
19	AS	23	GLU	2.1
30	BI	43	ALA	2.1
49	B1	51	ALA	2.1
3	CC	180	ASP	2.1
14	AN	32	ASP	2.1
41	DT	40	LYS	2.1
3	CC	196	GLY	2.1
10	CJ	64	GLN	2.1
28	DG	127	GLN	2.1
39	DR	86	GLN	2.1
46	DY	45	GLN	2.1
29	DH	11	ASN	2.1

Continued on next page...

Continued from previous page...

Mol	Chain	Res	Type	RSRZ
16	CP	45	GLU	2.1
32	DK	16	ALA	2.1
36	DO	55	GLU	2.1
3	CC	44	LYS	2.1
36	DO	77	ALA	2.1
28	DG	49	LEU	2.1
39	BR	50	GLY	2.1
40	DS	15	GLN	2.1
32	DK	112	PHE	2.1
35	DN	102	PHE	2.1
1	AA	1362	A	2.1
3	CC	145	ALA	2.1
16	AP	48	GLU	2.1
38	DQ	111	LYS	2.1
26	DE	33	VAL	2.1
42	DU	69	VAL	2.1
9	CI	82	ILE	2.1
30	BI	54	ILE	2.1
10	AJ	87	LEU	2.1
35	DN	115	LEU	2.1
6	CF	62	MET	2.1
24	DC	45	ASN	2.1
3	CC	55	VAL	2.1
8	AH	23	ALA	2.1
20	CT	40	ALA	2.1
27	DF	82	TYR	2.1
29	DH	10	ALA	2.1
51	D3	5	THR	2.1
25	DD	5	VAL	2.1
35	DN	39	PRO	2.1
8	CH	35	ILE	2.1
13	CM	87	GLY	2.1
24	DC	233	GLY	2.1
22	DA	2667	C	2.1
23	DB	118	C	2.1
27	DF	62	GLN	2.0
11	AK	36	ARG	2.0
12	AL	24	GLU	2.0
22	BA	1171	G	2.0
22	DA	1715	G	2.0
20	CT	56	ILE	2.0
44	DW	64	GLY	2.0

Continued on next page...

Continued from previous page...

Mol	Chain	Res	Type	RSRZ
1	CA	532	A	2.0
1	CA	1360	A	2.0
2	CB	152	ASP	2.0
9	CI	109	GLN	2.0
40	DS	2	GLU	2.0
3	CC	70	ALA	2.0
10	CJ	42	LEU	2.0
30	DI	131	THR	2.0
34	DM	132	THR	2.0
2	AB	63	LYS	2.0
22	BA	2106	U	2.0
40	DS	73	LYS	2.0
37	DP	71	ARG	2.0
7	CG	62	GLU	2.0
19	AS	18	VAL	2.0
2	AB	101	THR	2.0
9	CI	73	GLY	2.0
27	DF	2	LYS	2.0
32	DK	78	ARG	2.0
40	DS	95	ARG	2.0
45	DX	13	THR	2.0
22	DA	92	U	2.0
22	BA	2107	G	2.0
22	DA	317	G	2.0
30	DI	107	GLU	2.0
30	BI	95	ASP	2.0
42	DU	99	SER	2.0
3	AC	143	LEU	2.0
3	CC	181	ILE	2.0
10	CJ	90	LEU	2.0
1	CA	1257	A	2.0
13	AM	92	ARG	2.0
1	CA	87	C	2.0
2	AB	14	HIS	2.0
19	AS	61	VAL	2.0
2	AB	128	LEU	2.0
2	AB	193	ASP	2.0
8	CH	82	LEU	2.0
24	DC	258	SER	2.0
28	DG	131	VAL	2.0
27	BF	116	LEU	2.0
34	DM	23	GLY	2.0

Continued on next page...

Continued from previous page...

Mol	Chain	Res	Type	RSRZ
30	DI	96	LYS	2.0
2	AB	113	LEU	2.0
4	AD	20	LEU	2.0
29	BH	15	LEU	2.0

6.2 Non-standard residues in protein, DNA, RNA chains [i](#)

There are no non-standard protein/DNA/RNA residues in this entry.

6.3 Carbohydrates [i](#)

There are no carbohydrates in this entry.

6.4 Ligands [i](#)

In the following table, the Atoms column lists the number of modelled atoms in the group and the number defined in the chemical component dictionary. LLDF column lists the quality of electron density of the group with respect to its neighbouring residues in protein, DNA or RNA chains. The B-factors column lists the minimum, median, 95th percentile and maximum values of B factors of atoms in the group. The column labelled 'Q< 0.9' lists the number of atoms with occupancy less than 0.9.

Mol	Type	Chain	Res	Atoms	RSCC	RSR	LLDF	B-factors(Å ²)	Q<0.9
53	MG	BA	3130	1/1	0.70	0.47	25.95	205,205,205,205	0
53	MG	CA	1628	1/1	0.57	1.57	23.17	236,236,236,236	0
53	MG	DA	3033	1/1	0.59	0.53	21.53	149,149,149,149	0
53	MG	DA	3079	1/1	0.81	0.63	20.91	150,150,150,150	0
53	MG	BA	3057	1/1	0.76	0.24	19.36	161,161,161,161	0
53	MG	BA	3036	1/1	0.94	0.38	17.15	169,169,169,169	0
53	MG	BA	3040	1/1	0.96	0.21	14.97	8,8,8,8	0
53	MG	BA	3070	1/1	0.95	0.24	14.48	134,134,134,134	0
53	MG	DA	3013	1/1	0.60	0.88	12.81	185,185,185,185	0
53	MG	DA	3082	1/1	0.51	0.36	11.85	189,189,189,189	0
53	MG	BA	3135	1/1	0.96	0.43	8.59	196,196,196,196	0
53	MG	BA	3100	1/1	0.95	0.21	8.54	24,24,24,24	0
53	MG	DA	3075	1/1	0.83	0.41	6.42	140,140,140,140	0
53	MG	BA	3123	1/1	0.92	0.44	6.04	118,118,118,118	0
53	MG	BA	3082	1/1	0.86	0.19	5.95	85,85,85,85	0
53	MG	CA	1625	1/1	0.89	0.30	5.66	91,91,91,91	0
53	MG	BA	3103	1/1	0.94	0.20	5.25	7,7,7,7	0

Continued on next page...

Continued from previous page...

Mol	Type	Chain	Res	Atoms	RSCC	RSR	LLDF	B-factors(\AA^2)	Q<0.9
53	MG	DA	3108	1/1	0.81	0.41	4.89	172,172,172,172	0
53	MG	DA	3076	1/1	0.89	0.28	4.79	158,158,158,158	0
53	MG	DA	3002	1/1	0.67	0.32	4.53	160,160,160,160	0
53	MG	DA	3133	1/1	0.18	0.46	4.50	239,239,239,239	0
53	MG	BA	3063	1/1	0.99	0.18	3.91	13,13,13,13	0
53	MG	CA	1607	1/1	0.71	0.26	3.39	154,154,154,154	0
53	MG	DA	3129	1/1	0.90	0.74	3.28	203,203,203,203	0
53	MG	AA	1620	1/1	0.97	0.18	3.25	28,28,28,28	0
53	MG	BA	3104	1/1	0.95	0.19	3.04	12,12,12,12	0
53	MG	BA	3108	1/1	0.95	0.18	2.98	8,8,8,8	0
53	MG	CA	1618	1/1	0.80	0.30	2.97	139,139,139,139	0
53	MG	BA	3027	1/1	0.97	0.19	2.96	109,109,109,109	0
53	MG	BA	3047	1/1	0.56	0.16	2.78	152,152,152,152	0
53	MG	AA	1639	1/1	0.90	0.16	1.67	126,126,126,126	0
53	MG	DA	3115	1/1	0.83	0.24	1.60	139,139,139,139	0
53	MG	BA	3128	1/1	0.96	0.17	1.53	7,7,7,7	0
53	MG	CA	1621	1/1	0.94	0.21	1.44	55,55,55,55	0
53	MG	BA	3133	1/1	0.96	0.18	1.44	10,10,10,10	0
53	MG	BA	3111	1/1	0.96	0.16	1.33	74,74,74,74	0
53	MG	BA	3107	1/1	0.98	0.17	1.26	8,8,8,8	0
54	ERY	BA	3136	51/51	0.96	0.23	1.24	5,11,15,16	0
53	MG	DA	3051	1/1	0.78	0.21	0.94	124,124,124,124	0
53	MG	AA	1621	1/1	0.95	0.14	0.81	91,91,91,91	0
53	MG	BA	3013	1/1	0.99	0.17	0.78	9,9,9,9	0
53	MG	BA	3049	1/1	0.96	0.16	0.57	11,11,11,11	0
53	MG	AA	1616	1/1	0.88	0.16	0.52	78,78,78,78	0
53	MG	DA	3043	1/1	0.43	0.44	0.43	213,213,213,213	0
53	MG	DA	3120	1/1	0.83	0.23	0.41	76,76,76,76	0
53	MG	BA	3115	1/1	0.91	0.15	0.37	10,10,10,10	0
53	MG	CA	1631	1/1	0.86	0.22	0.01	88,88,88,88	0
53	MG	CA	1629	1/1	0.74	0.19	-0.09	217,217,217,217	0
53	MG	DA	3128	1/1	0.93	0.24	-0.10	123,123,123,123	0
53	MG	AA	1631	1/1	0.97	0.13	-0.15	69,69,69,69	0
53	MG	BA	3008	1/1	0.97	0.14	-0.18	13,13,13,13	0
53	MG	DA	3065	1/1	0.92	0.22	-0.20	83,83,83,83	0
53	MG	CA	1616	1/1	0.87	0.35	-0.22	232,232,232,232	0
53	MG	BA	3106	1/1	0.96	0.15	-0.33	25,25,25,25	0
53	MG	DA	3084	1/1	0.62	0.18	-0.35	182,182,182,182	0
53	MG	DA	3048	1/1	0.92	0.18	-0.36	132,132,132,132	0
53	MG	AN	202	1/1	0.93	0.15	-0.43	169,169,169,169	0
53	MG	DA	3083	1/1	0.55	0.20	-0.48	224,224,224,224	0
53	MG	DA	3095	1/1	0.74	0.21	-0.48	116,116,116,116	0

Continued on next page...

Continued from previous page...

Mol	Type	Chain	Res	Atoms	RSCC	RSR	LLDF	B-factors(\AA^2)	Q<0.9
53	MG	AA	1622	1/1	0.90	0.13	-0.51	97,97,97,97	0
53	MG	BA	3062	1/1	0.92	0.15	-0.60	15,15,15,15	0
53	MG	DA	3037	1/1	0.91	0.14	-0.62	81,81,81,81	0
53	MG	DA	3069	1/1	0.87	0.19	-0.65	202,202,202,202	0
53	MG	DA	3104	1/1	0.86	0.17	-0.69	34,34,34,34	0
53	MG	BA	3131	1/1	0.92	0.11	-0.74	140,140,140,140	0
53	MG	CA	1609	1/1	0.92	0.20	-0.84	80,80,80,80	0
53	MG	AA	1606	1/1	0.91	0.11	-0.90	58,58,58,58	0
53	MG	CA	1617	1/1	0.74	0.16	-0.93	280,280,280,280	0
53	MG	DA	3103	1/1	0.91	0.16	-0.96	98,98,98,98	0
53	MG	DA	3101	1/1	0.84	0.21	-0.96	104,104,104,104	0
53	MG	AA	1607	1/1	0.81	0.15	-0.97	119,119,119,119	0
53	MG	BA	3071	1/1	0.96	0.15	-1.03	112,112,112,112	0
53	MG	DB	201	1/1	0.80	0.09	-1.19	114,114,114,114	0
53	MG	DA	3100	1/1	0.92	0.19	-1.21	93,93,93,93	0
53	MG	AA	1633	1/1	0.90	0.08	-1.31	75,75,75,75	0
53	MG	BA	3037	1/1	0.98	0.13	-1.31	17,17,17,17	0
53	MG	DA	3044	1/1	0.92	0.17	-1.31	83,83,83,83	0
53	MG	DA	3112	1/1	0.91	0.14	-1.33	66,66,66,66	0
55	ZN	D4	101	1/1	0.93	0.09	-1.38	151,151,151,151	0
53	MG	BA	3012	1/1	0.97	0.15	-1.42	6,6,6,6	0
53	MG	CA	1641	1/1	0.91	0.14	-1.63	80,80,80,80	0
53	MG	BA	3017	1/1	0.97	0.09	-1.64	30,30,30,30	0
53	MG	BA	3016	1/1	0.96	0.13	-1.73	7,7,7,7	0
55	ZN	B4	101	1/1	0.99	0.10	-1.74	84,84,84,84	0
53	MG	DA	3131	1/1	0.86	0.15	-1.88	70,70,70,70	0
53	MG	CA	1606	1/1	0.93	0.14	-1.89	63,63,63,63	0
53	MG	AA	1632	1/1	0.99	0.11	-1.91	31,31,31,31	0
53	MG	DA	3061	1/1	0.84	0.11	-1.92	134,134,134,134	0
53	MG	DA	3105	1/1	0.94	0.14	-2.11	51,51,51,51	0
53	MG	DA	3040	1/1	0.91	0.17	-2.18	52,52,52,52	0
53	MG	CA	1604	1/1	0.96	0.07	-2.21	60,60,60,60	0
53	MG	DA	3068	1/1	0.89	0.11	-2.28	78,78,78,78	0
53	MG	BA	3022	1/1	0.97	0.14	-2.32	9,9,9,9	0
53	MG	BA	3113	1/1	0.96	0.09	-2.33	21,21,21,21	0
53	MG	DA	3038	1/1	0.63	0.12	-2.33	204,204,204,204	0
53	MG	DA	3024	1/1	0.88	0.15	-2.42	106,106,106,106	0
53	MG	AA	1641	1/1	0.97	0.11	-2.49	39,39,39,39	0
53	MG	DA	3106	1/1	0.64	0.15	-2.50	205,205,205,205	0
53	MG	BA	3078	1/1	0.91	0.08	-2.55	41,41,41,41	0
53	MG	CA	1642	1/1	0.97	0.05	-2.59	58,58,58,58	0
53	MG	DA	3025	1/1	0.88	0.12	-2.62	110,110,110,110	0

Continued on next page...

Continued from previous page...

Mol	Type	Chain	Res	Atoms	RSCC	RSR	LLDF	B-factors(\AA^2)	Q<0.9
53	MG	DA	3052	1/1	0.93	0.10	-2.76	49,49,49,49	0
53	MG	AA	1613	1/1	0.95	0.08	-2.91	57,57,57,57	0
53	MG	DA	3050	1/1	0.74	0.13	-2.95	125,125,125,125	0
53	MG	DA	3027	1/1	0.73	0.10	-3.04	144,144,144,144	0
53	MG	BA	3005	1/1	0.95	0.10	-3.09	93,93,93,93	0
53	MG	AA	1629	1/1	0.93	0.07	-3.14	183,183,183,183	0
53	MG	BA	3002	1/1	0.86	0.11	-3.15	77,77,77,77	0
53	MG	CA	1639	1/1	0.84	0.10	-3.30	226,226,226,226	0
53	MG	DA	3012	1/1	0.93	0.09	-3.40	51,51,51,51	0
53	MG	AN	201	1/1	0.96	0.07	-3.45	105,105,105,105	0
53	MG	AA	1623	1/1	0.92	0.09	-3.57	72,72,72,72	0
53	MG	DA	3017	1/1	0.84	0.13	-3.58	68,68,68,68	0
53	MG	DA	3055	1/1	0.95	0.10	-3.84	84,84,84,84	0
53	MG	DA	3023	1/1	0.82	0.13	-3.92	78,78,78,78	0
53	MG	BA	3096	1/1	0.96	0.11	-3.94	45,45,45,45	0
53	MG	BA	3129	1/1	0.97	0.12	-4.13	14,14,14,14	0
53	MG	BA	3021	1/1	0.96	0.08	-4.29	43,43,43,43	0
53	MG	BA	3053	1/1	0.99	0.09	-4.41	9,9,9,9	0
53	MG	DA	3124	1/1	0.96	0.12	-4.42	48,48,48,48	0
53	MG	AA	1627	1/1	0.95	0.06	-4.63	78,78,78,78	0
53	MG	BA	3119	1/1	0.88	0.11	-4.72	12,12,12,12	0
53	MG	DA	3066	1/1	0.97	0.08	-4.79	48,48,48,48	0
53	MG	BB	202	1/1	0.93	0.07	-5.27	43,43,43,43	0
53	MG	BA	3068	1/1	0.99	0.10	-5.37	20,20,20,20	0
53	MG	BA	3092	1/1	0.89	0.07	-5.40	38,38,38,38	0
53	MG	BA	3024	1/1	0.98	0.11	-5.49	17,17,17,17	0
53	MG	BA	3095	1/1	0.98	0.10	-5.59	22,22,22,22	0
53	MG	BA	3065	1/1	0.97	0.09	-5.89	7,7,7,7	0
53	MG	AA	1609	1/1	0.94	0.06	-6.40	28,28,28,28	0
53	MG	BA	3117	1/1	0.94	0.08	-6.94	83,83,83,83	0
53	MG	BA	3023	1/1	0.96	0.10	-7.45	7,7,7,7	0
53	MG	BA	3109	1/1	0.98	0.06	-8.11	57,57,57,57	0
53	MG	BA	3058	1/1	0.97	0.07	-13.22	35,35,35,35	0
53	MG	CA	1613	1/1	0.84	0.11	-13.26	114,114,114,114	0
53	MG	BA	3038	1/1	0.97	0.13	-	7,7,7,7	0
53	MG	AA	1615	1/1	0.94	0.05	-	128,128,128,128	0
53	MG	BA	3033	1/1	0.88	0.16	-	10,10,10,10	0
53	MG	BA	3118	1/1	0.95	0.38	-	168,168,168,168	0
53	MG	BA	3073	1/1	0.89	0.18	-	135,135,135,135	0
53	MG	DA	3110	1/1	0.32	0.17	-	183,183,183,183	0
53	MG	BA	3120	1/1	0.95	0.10	-	53,53,53,53	0
53	MG	CA	1636	1/1	0.28	0.18	-	155,155,155,155	0

Continued on next page...

Continued from previous page...

Mol	Type	Chain	Res	Atoms	RSCC	RSR	LLDF	B-factors(\AA^2)	Q<0.9
53	MG	DA	3036	1/1	0.79	0.16	-	211,211,211,211	0
53	MG	DA	3026	1/1	0.71	0.97	-	244,244,244,244	0
53	MG	DA	3046	1/1	0.90	0.10	-	76,76,76,76	0
53	MG	BA	3064	1/1	0.97	0.10	-	6,6,6,6	0
53	MG	DA	3003	1/1	0.08	1.80	-	268,268,268,268	0
53	MG	DA	3073	1/1	0.78	0.11	-	162,162,162,162	0
53	MG	BA	3094	1/1	0.98	0.09	-	24,24,24,24	0
53	MG	DA	3072	1/1	0.87	0.13	-	132,132,132,132	0
53	MG	CA	1624	1/1	0.91	0.69	-	179,179,179,179	0
53	MG	DA	3019	1/1	0.94	0.21	-	224,224,224,224	0
53	MG	AA	1614	1/1	0.91	0.15	-	197,197,197,197	0
53	MG	DA	3094	1/1	0.83	0.09	-	96,96,96,96	0
53	MG	CA	1626	1/1	0.92	0.26	-	29,29,29,29	0
53	MG	BA	3112	1/1	0.84	0.28	-	89,89,89,89	0
53	MG	CA	1640	1/1	0.67	0.21	-	149,149,149,149	0
53	MG	BA	3132	1/1	0.76	0.23	-	165,165,165,165	0
53	MG	DA	3107	1/1	0.93	0.18	-	121,121,121,121	0
53	MG	CA	1638	1/1	0.88	0.15	-	139,139,139,139	0
53	MG	DA	3016	1/1	-0.03	0.67	-	231,231,231,231	0
53	MG	BA	3059	1/1	0.87	0.22	-	109,109,109,109	0
53	MG	BA	3042	1/1	0.93	0.14	-	18,18,18,18	0
53	MG	BA	3025	1/1	0.92	0.46	-	119,119,119,119	0
53	MG	DA	3032	1/1	0.74	0.14	-	100,100,100,100	0
53	MG	BA	3101	1/1	0.95	0.12	-	64,64,64,64	0
53	MG	DA	3041	1/1	0.94	0.13	-	122,122,122,122	0
53	MG	AA	1625	1/1	0.95	0.31	-	121,121,121,121	0
53	MG	DA	3029	1/1	0.86	0.47	-	151,151,151,151	0
53	MG	DA	3099	1/1	0.00	0.23	-	180,180,180,180	0
53	MG	BB	204	1/1	0.97	0.09	-	20,20,20,20	0
53	MG	BA	3072	1/1	0.97	0.12	-	10,10,10,10	0
53	MG	DA	3006	1/1	0.67	0.21	-	267,267,267,267	0
53	MG	DA	3005	1/1	0.88	1.08	-	309,309,309,309	0
53	MG	BA	3050	1/1	0.95	0.12	-	37,37,37,37	0
53	MG	BA	3034	1/1	0.93	0.30	-	154,154,154,154	0
53	MG	DA	3030	1/1	0.92	0.17	-	111,111,111,111	0
53	MG	AA	1637	1/1	0.95	0.09	-	104,104,104,104	0
53	MG	DA	3132	1/1	0.68	0.10	-	175,175,175,175	0
53	MG	CA	1603	1/1	0.80	0.32	-	165,165,165,165	0
53	MG	DA	3121	1/1	0.93	0.23	-	119,119,119,119	0
53	MG	DA	3062	1/1	0.30	1.12	-	193,193,193,193	0
53	MG	DA	3031	1/1	0.90	0.10	-	79,79,79,79	0
53	MG	DA	3047	1/1	0.62	0.19	-	136,136,136,136	0

Continued on next page...

Continued from previous page...

Mol	Type	Chain	Res	Atoms	RSCC	RSR	LLDF	B-factors(\AA^2)	Q<0.9
53	MG	BA	3088	1/1	0.98	0.05	-	11,11,11,11	0
53	MG	BA	3121	1/1	0.96	0.18	-	10,10,10,10	0
53	MG	BA	3116	1/1	0.97	0.07	-	17,17,17,17	0
53	MG	DA	3008	1/1	0.81	0.14	-	142,142,142,142	0
53	MG	BA	3084	1/1	0.86	0.20	-	50,50,50,50	0
53	MG	CA	1623	1/1	0.88	0.13	-	120,120,120,120	0
53	MG	DA	3039	1/1	0.62	0.13	-	99,99,99,99	0
53	MG	BA	3004	1/1	0.86	0.24	-	147,147,147,147	0
53	MG	CA	1608	1/1	0.89	0.15	-	51,51,51,51	0
53	MG	CA	1622	1/1	0.21	0.08	-	208,208,208,208	0
53	MG	AA	1608	1/1	0.96	0.15	-	32,32,32,32	0
53	MG	BA	3007	1/1	0.87	0.10	-	69,69,69,69	0
53	MG	AA	1636	1/1	0.92	0.08	-	25,25,25,25	0
53	MG	DA	3028	1/1	0.04	1.00	-	262,262,262,262	0
53	MG	BA	3087	1/1	0.89	0.18	-	125,125,125,125	0
53	MG	BA	3006	1/1	0.98	0.06	-	31,31,31,31	0
53	MG	BA	3056	1/1	0.97	0.24	-	233,233,233,233	0
53	MG	DA	3125	1/1	0.72	0.31	-	163,163,163,163	0
53	MG	DA	3089	1/1	0.86	0.24	-	69,69,69,69	0
53	MG	AA	1624	1/1	0.97	0.24	-	31,31,31,31	0
53	MG	DA	3123	1/1	0.86	0.20	-	165,165,165,165	0
53	MG	DA	3021	1/1	0.96	0.19	-	41,41,41,41	0
53	MG	AA	1626	1/1	0.89	0.18	-	106,106,106,106	0
53	MG	AA	1619	1/1	0.80	0.15	-	125,125,125,125	0
53	MG	BA	3003	1/1	0.94	0.12	-	42,42,42,42	0
53	MG	BA	3066	1/1	0.96	0.15	-	11,11,11,11	0
53	MG	BA	3098	1/1	0.87	0.16	-	51,51,51,51	0
53	MG	BA	3110	1/1	0.94	0.20	-	102,102,102,102	0
53	MG	DA	3022	1/1	0.82	0.27	-	162,162,162,162	0
53	MG	DA	3090	1/1	0.90	0.10	-	91,91,91,91	0
53	MG	DA	3060	1/1	0.89	0.50	-	161,161,161,161	0
53	MG	DA	3093	1/1	0.91	0.16	-	228,228,228,228	0
53	MG	CA	1610	1/1	0.74	0.09	-	175,175,175,175	0
53	MG	DA	3011	1/1	0.87	0.17	-	152,152,152,152	0
53	MG	BA	3075	1/1	0.89	0.19	-	69,69,69,69	0
53	MG	BA	3086	1/1	0.88	0.18	-	88,88,88,88	0
53	MG	CA	1615	1/1	0.90	0.09	-	124,124,124,124	0
53	MG	BA	3020	1/1	0.98	0.15	-	35,35,35,35	0
53	MG	AA	1612	1/1	0.91	0.21	-	104,104,104,104	0
53	MG	BA	3055	1/1	0.89	0.32	-	191,191,191,191	0
53	MG	BA	3060	1/1	0.90	0.48	-	174,174,174,174	0
53	MG	DA	3078	1/1	0.38	1.02	-	210,210,210,210	0

Continued on next page...

Continued from previous page...

Mol	Type	Chain	Res	Atoms	RSCC	RSR	LLDF	B-factors(\AA^2)	Q<0.9
53	MG	DA	3119	1/1	0.91	0.14	-	88,88,88,88	0
53	MG	BA	3054	1/1	0.98	0.10	-	25,25,25,25	0
53	MG	BA	3074	1/1	0.98	0.15	-	18,18,18,18	0
53	MG	BA	3134	1/1	0.93	0.22	-	143,143,143,143	0
53	MG	CA	1627	1/1	0.68	0.21	-	198,198,198,198	0
53	MG	DA	3057	1/1	0.80	0.51	-	212,212,212,212	0
53	MG	DA	3007	1/1	0.73	0.44	-	253,253,253,253	0
53	MG	DA	3085	1/1	0.90	0.28	-	148,148,148,148	0
53	MG	BA	3093	1/1	0.96	0.07	-	45,45,45,45	0
53	MG	AA	1603	1/1	0.91	0.17	-	121,121,121,121	0
53	MG	BB	203	1/1	0.93	0.12	-	17,17,17,17	0
53	MG	BA	3044	1/1	0.99	0.22	-	14,14,14,14	0
53	MG	DA	3091	1/1	0.91	0.38	-	200,200,200,200	0
53	MG	DA	3102	1/1	0.95	0.06	-	62,62,62,62	0
53	MG	BA	3124	1/1	0.98	0.16	-	16,16,16,16	0
53	MG	AA	1617	1/1	0.83	0.69	-	203,203,203,203	0
53	MG	DC	301	1/1	0.88	0.12	-	124,124,124,124	0
53	MG	DA	3004	1/1	0.88	0.12	-	80,80,80,80	0
53	MG	BA	3011	1/1	0.84	0.30	-	131,131,131,131	0
53	MG	CA	1605	1/1	0.95	0.21	-	40,40,40,40	0
53	MG	CA	1630	1/1	0.84	0.09	-	123,123,123,123	0
53	MG	BA	3051	1/1	0.99	0.12	-	10,10,10,10	0
53	MG	CA	1633	1/1	0.83	0.10	-	77,77,77,77	0
53	MG	BA	3026	1/1	0.98	0.07	-	19,19,19,19	0
53	MG	DA	3067	1/1	0.97	0.10	-	38,38,38,38	0
53	MG	DA	3070	1/1	0.81	0.11	-	56,56,56,56	0
53	MG	BA	3081	1/1	0.98	0.08	-	39,39,39,39	0
53	MG	AA	1610	1/1	0.87	0.12	-	210,210,210,210	0
53	MG	DA	3118	1/1	0.89	0.12	-	70,70,70,70	0
53	MG	BA	3089	1/1	0.89	0.09	-	30,30,30,30	0
53	MG	DA	3045	1/1	0.60	0.49	-	233,233,233,233	0
53	MG	AA	1634	1/1	0.72	0.15	-	199,199,199,199	0
53	MG	AA	1630	1/1	0.89	0.14	-	87,87,87,87	0
53	MG	DA	3035	1/1	0.86	0.17	-	84,84,84,84	0
53	MG	DA	3097	1/1	0.66	0.25	-	116,116,116,116	0
53	MG	CA	1620	1/1	0.66	0.10	-	170,170,170,170	0
53	MG	DA	3010	1/1	0.60	0.51	-	171,171,171,171	0
53	MG	DA	3086	1/1	0.88	0.16	-	94,94,94,94	0
53	MG	BA	3014	1/1	0.94	0.21	-	42,42,42,42	0
53	MG	DA	3114	1/1	0.81	0.16	-	123,123,123,123	0
53	MG	AA	1618	1/1	0.74	0.09	-	164,164,164,164	0
53	MG	DA	3127	1/1	0.58	0.57	-	199,199,199,199	0

Continued on next page...

Continued from previous page...

Mol	Type	Chain	Res	Atoms	RSCC	RSR	LLDF	B-factors(\AA^2)	Q<0.9
53	MG	DA	3111	1/1	0.22	0.41	-	127,127,127,127	0
53	MG	BA	3009	1/1	0.95	0.13	-	13,13,13,13	0
53	MG	BA	3031	1/1	0.95	0.09	-	34,34,34,34	0
53	MG	AA	1611	1/1	0.96	0.06	-	54,54,54,54	0
53	MG	DA	3018	1/1	0.63	0.25	-	232,232,232,232	0
53	MG	DA	3058	1/1	0.57	0.49	-	235,235,235,235	0
53	MG	BA	3076	1/1	0.95	0.06	-	32,32,32,32	0
53	MG	CA	1637	1/1	0.72	0.13	-	63,63,63,63	0
53	MG	DA	3096	1/1	0.89	0.09	-	92,92,92,92	0
53	MG	BA	3019	1/1	0.96	0.31	-	10,10,10,10	0
53	MG	BA	3083	1/1	0.80	0.20	-	113,113,113,113	0
53	MG	AA	1605	1/1	0.96	0.16	-	35,35,35,35	0
53	MG	BA	3043	1/1	0.97	0.12	-	29,29,29,29	0
53	MG	AA	1604	1/1	0.82	0.14	-	120,120,120,120	0
53	MG	AA	1628	1/1	0.84	0.18	-	183,183,183,183	0
53	MG	CA	1614	1/1	0.51	1.07	-	231,231,231,231	0
53	MG	DA	3113	1/1	0.94	0.07	-	96,96,96,96	0
53	MG	BA	3127	1/1	0.97	0.15	-	15,15,15,15	0
53	MG	DA	3122	1/1	0.77	0.11	-	72,72,72,72	0
53	MG	BA	3114	1/1	0.91	0.16	-	144,144,144,144	0
53	MG	DA	3098	1/1	0.82	0.15	-	118,118,118,118	0
53	MG	DA	3117	1/1	0.94	0.17	-	71,71,71,71	0
53	MG	BA	3010	1/1	0.95	0.08	-	19,19,19,19	0
53	MG	BA	3028	1/1	0.91	0.11	-	32,32,32,32	0
53	MG	DA	3081	1/1	0.97	0.10	-	92,92,92,92	0
53	MG	CA	1634	1/1	0.93	0.12	-	153,153,153,153	0
53	MG	BA	3105	1/1	0.98	0.14	-	9,9,9,9	0
53	MG	BA	3122	1/1	0.93	0.10	-	21,21,21,21	0
53	MG	DA	3109	1/1	0.10	0.71	-	176,176,176,176	0
53	MG	BA	3041	1/1	0.98	0.19	-	13,13,13,13	0
53	MG	DA	3080	1/1	0.91	0.15	-	137,137,137,137	0
53	MG	DA	3015	1/1	0.62	0.41	-	145,145,145,145	0
53	MG	BA	3090	1/1	0.85	0.07	-	73,73,73,73	0
53	MG	DA	3074	1/1	0.60	1.19	-	240,240,240,240	0
53	MG	BA	3035	1/1	0.97	0.12	-	11,11,11,11	0
53	MG	DA	3042	1/1	0.83	0.17	-	94,94,94,94	0
53	MG	BA	3001	1/1	0.92	0.14	-	110,110,110,110	0
53	MG	DA	3092	1/1	0.70	0.12	-	121,121,121,121	0
53	MG	BA	3125	1/1	0.89	0.18	-	41,41,41,41	0
53	MG	DJ	201	1/1	-0.32	3.06	-	284,284,284,284	0
53	MG	DC	302	1/1	0.88	0.27	-	121,121,121,121	0
53	MG	BA	3067	1/1	0.96	0.12	-	10,10,10,10	0

Continued on next page...

Continued from previous page...

Mol	Type	Chain	Res	Atoms	RSCC	RSR	LLDF	B-factors(\AA^2)	Q<0.9
53	MG	BA	3029	1/1	0.98	0.09	-	66,66,66,66	0
53	MG	BA	3018	1/1	0.95	0.16	-	40,40,40,40	0
53	MG	BA	3079	1/1	0.93	0.18	-	30,30,30,30	0
53	MG	AA	1635	1/1	0.90	0.10	-	88,88,88,88	0
53	MG	BA	3077	1/1	0.97	0.15	-	121,121,121,121	0
53	MG	DA	3126	1/1	0.86	0.10	-	76,76,76,76	0
53	MG	BA	3039	1/1	0.99	0.17	-	20,20,20,20	0
53	MG	BA	3080	1/1	0.96	0.13	-	11,11,11,11	0
53	MG	DA	3053	1/1	0.86	0.12	-	80,80,80,80	0
53	MG	DA	3130	1/1	0.12	2.60	-	279,279,279,279	0
53	MG	DA	3001	1/1	0.76	0.12	-	130,130,130,130	0
53	MG	CA	1601	1/1	0.71	0.12	-	179,179,179,179	0
53	MG	DA	3054	1/1	0.88	0.08	-	71,71,71,71	0
53	MG	BA	3102	1/1	0.95	0.13	-	23,23,23,23	0
53	MG	AA	1640	1/1	0.98	0.18	-	17,17,17,17	0
53	MG	CA	1632	1/1	0.82	0.16	-	163,163,163,163	0
53	MG	BA	3126	1/1	0.99	0.11	-	18,18,18,18	0
53	MG	DA	3087	1/1	0.53	0.17	-	164,164,164,164	0
53	MG	DA	3064	1/1	0.31	1.25	-	230,230,230,230	0
53	MG	DA	3071	1/1	0.89	0.19	-	52,52,52,52	0
53	MG	BA	3030	1/1	0.98	0.22	-	15,15,15,15	0
53	MG	DA	3009	1/1	0.76	0.17	-	101,101,101,101	0
53	MG	BA	3046	1/1	0.96	0.15	-	16,16,16,16	0
53	MG	BA	3099	1/1	0.93	0.10	-	18,18,18,18	0
53	MG	CA	1602	1/1	0.58	0.20	-	175,175,175,175	0
53	MG	DA	3116	1/1	0.80	0.18	-	66,66,66,66	0
53	MG	BA	3048	1/1	0.76	0.18	-	104,104,104,104	0
53	MG	BA	3032	1/1	0.98	0.13	-	16,16,16,16	0
53	MG	DA	3049	1/1	0.78	0.32	-	235,235,235,235	0
53	MG	BA	3085	1/1	0.98	0.13	-	6,6,6,6	0
53	MG	AA	1638	1/1	0.79	0.11	-	102,102,102,102	0
53	MG	BB	201	1/1	0.71	0.32	-	236,236,236,236	0
53	MG	DA	3059	1/1	0.59	0.22	-	183,183,183,183	0
53	MG	CA	1611	1/1	0.88	0.20	-	122,122,122,122	0
53	MG	CA	1635	1/1	0.97	0.08	-	85,85,85,85	0
53	MG	DA	3056	1/1	0.94	0.13	-	112,112,112,112	0
53	MG	BA	3097	1/1	0.95	0.14	-	80,80,80,80	0
53	MG	CA	1612	1/1	0.86	0.39	-	120,120,120,120	0
53	MG	BA	3045	1/1	0.99	0.13	-	17,17,17,17	0
53	MG	BA	3052	1/1	0.94	0.12	-	25,25,25,25	0
53	MG	DA	3014	1/1	0.56	0.29	-	128,128,128,128	0
53	MG	CA	1619	1/1	0.89	0.16	-	201,201,201,201	0

Continued on next page...

Continued from previous page...

Mol	Type	Chain	Res	Atoms	RSCC	RSR	LLDF	B-factors(\AA^2)	Q<0.9
53	MG	DA	3077	1/1	0.95	0.27	-	114,114,114,114	0
53	MG	DA	3034	1/1	0.91	0.09	-	89,89,89,89	0
53	MG	DA	3063	1/1	0.73	2.08	-	192,192,192,192	0
53	MG	BA	3015	1/1	0.94	0.13	-	38,38,38,38	0
53	MG	DA	3088	1/1	0.86	0.14	-	141,141,141,141	0
53	MG	AA	1602	1/1	0.89	0.12	-	119,119,119,119	0
53	MG	BA	3069	1/1	0.91	0.10	-	176,176,176,176	0
53	MG	DA	3020	1/1	0.67	0.52	-	218,218,218,218	0
53	MG	BA	3091	1/1	0.82	0.26	-	113,113,113,113	0
53	MG	AA	1601	1/1	0.96	0.13	-	78,78,78,78	0
53	MG	BA	3061	1/1	0.85	0.28	-	223,223,223,223	0

6.5 Other polymers [i](#)

There are no such residues in this entry.