



wwPDB X-ray Structure Validation Summary Report ⓘ

Feb 15, 2017 – 09:22 am GMT

PDB ID : 4V8I
Title : Crystal structure of YfiA bound to the 70S ribosome.
Authors : Polikanov, Y.S.; Blaha, G.M.; Steitz, T.A.
Deposited on : 2011-12-12
Resolution : 2.70 Å(reported)

This is a wwPDB X-ray Structure Validation Summary Report for a publicly released PDB entry.

We welcome your comments at validation@mail.wwpdb.org

A user guide is available at

<http://wwpdb.org/validation/2016/XrayValidationReportHelp>

with specific help available everywhere you see the ⓘ symbol.

The following versions of software and data (see [references ⓘ](#)) were used in the production of this report:

MolProbity	:	4.02b-467
Xtriage (Phenix)	:	1.9-1692
EDS	:	trunk28620
Percentile statistics	:	20161228.v01 (using entries in the PDB archive December 28th 2016)
Refmac	:	5.8.0135
CCP4	:	6.5.0
Ideal geometry (proteins)	:	Engh & Huber (2001)
Ideal geometry (DNA, RNA)	:	Parkinson et al. (1996)
Validation Pipeline (wwPDB-VP)	:	recalc28972

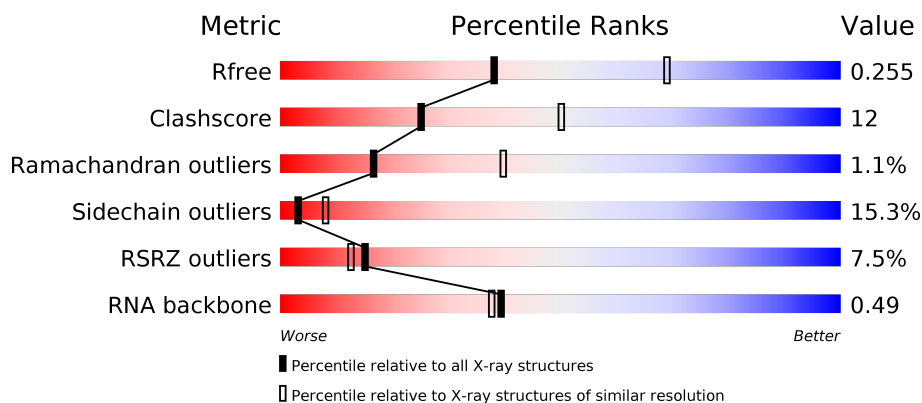
1 Overall quality at a glance

The following experimental techniques were used to determine the structure:

X-RAY DIFFRACTION

The reported resolution of this entry is 2.70 Å.

Percentile scores (ranging between 0-100) for global validation metrics of the entry are shown in the following graphic. The table shows the number of entries on which the scores are based.



Metric	Whole archive (#Entries)	Similar resolution (#Entries, resolution range(Å))
R_{free}	100719	2259 (2.70-2.70)
Clashscore	112137	2590 (2.70-2.70)
Ramachandran outliers	110173	2550 (2.70-2.70)
Sidechain outliers	110143	2550 (2.70-2.70)
RSRZ outliers	101464	2275 (2.70-2.70)
RNA backbone	2435	1011 (3.06-2.34)

The table below summarises the geometric issues observed across the polymeric chains and their fit to the electron density. The red, orange, yellow and green segments on the lower bar indicate the fraction of residues that contain outliers for ≥ 3 , 2, 1 and 0 types of geometric quality criteria. A grey segment represents the fraction of residues that are not modelled. The numeric value for each fraction is indicated below the corresponding segment, with a dot representing fractions $\leq 5\%$. The upper red bar (where present) indicates the fraction of residues that have poor fit to the electron density. The numeric value is given above the bar.

Mol	Chain	Length	Quality of chain
1	AA	1522	<div> <div>5%</div> <div>40%</div> <div>39%</div> <div>15%</div> <div>5%</div> </div>
1	CA	1522	<div> <div>7%</div> <div>35%</div> <div>41%</div> <div>18%</div> <div>• •</div> </div>
2	AB	256	<div> <div>11%</div> <div>47%</div> <div>36%</div> <div>6%</div> <div>11%</div> </div>
2	CB	256	<div> <div>30%</div> <div>50%</div> <div>36%</div> <div>6%</div> <div>8%</div> </div>

Continued on next page...

Continued from previous page...

Mol	Chain	Length	Quality of chain
3	AC	239	
3	CC	239	
4	AD	209	
4	CD	209	
5	AE	162	
5	CE	162	
6	AF	101	
6	CF	101	
7	AG	156	
7	CG	156	
8	AH	138	
8	CH	138	
9	AI	128	
9	CI	128	
10	AJ	105	
10	CJ	105	
11	AK	129	
11	CK	129	
12	AL	132	
12	CL	132	
13	AM	126	
13	CM	126	
14	AN	61	
14	CN	61	
15	AO	89	

Continued on next page...

Continued from previous page...

Mol	Chain	Length	Quality of chain
15	CO	89	
16	AP	88	
16	CP	88	
17	AQ	105	
17	CQ	105	
18	AR	88	
18	CR	88	
19	AS	93	
19	CS	93	
20	AT	106	
20	CT	106	
21	AU	27	
21	CU	27	
22	AY	119	
22	CY	119	
23	BA	2915	
23	DA	2915	
24	BB	122	
24	DB	122	
25	BD	276	
25	DD	276	
26	BE	206	
26	DE	206	
27	BF	210	
27	DF	210	

Continued on next page...

Continued from previous page...

Mol	Chain	Length	Quality of chain
28	BG	182	
28	DG	182	
29	BH	180	
29	DH	180	
30	BI	148	
30	DI	148	
31	BN	140	
31	DN	140	
32	BO	122	
32	DO	122	
33	BP	150	
33	DP	150	
34	BQ	141	
34	DQ	141	
35	BR	118	
35	DR	118	
36	BS	112	
36	DS	112	
37	BT	146	
37	DT	146	
38	BU	118	
38	DU	118	
39	BV	101	
39	DV	101	
40	BW	113	



Continued on next page...

Continued from previous page...

Mol	Chain	Length	Quality of chain
40	DW	113	
41	BX	96	
41	DX	96	
42	BY	110	
42	DY	110	
43	BZ	206	
43	DZ	206	
44	B0	85	
44	D0	85	
45	B1	98	
45	D1	98	
46	B2	72	
46	D2	72	
47	B3	60	
47	D3	60	
48	B4	71	
48	D4	71	
49	B5	60	
49	D5	60	
50	B6	54	
50	D6	54	
51	B7	49	
51	D7	49	
52	B8	65	
52	D8	65	

Continued on next page...

Continued from previous page...

Mol	Chain	Length	Quality of chain
53	B9	37	
53	D9	37	

The following table lists non-polymeric compounds, carbohydrate monomers and non-standard residues in protein, DNA, RNA chains that are outliers for geometric or electron-density-fit criteria:

Mol	Type	Chain	Res	Chirality	Geometry	Clashes	Electron density
54	MG	AA	1619	-	-	-	X
54	MG	AA	1620	-	-	-	X
54	MG	AA	1626	-	-	-	X
54	MG	AA	1630	-	-	-	X
54	MG	AA	1634	-	-	-	X
54	MG	AA	1644	-	-	-	X
54	MG	AA	1649	-	-	-	X
54	MG	AA	1650	-	-	-	X
54	MG	AA	1651	-	-	-	X
54	MG	AA	1666	-	-	-	X
54	MG	AA	1679	-	-	-	X
54	MG	AA	1682	-	-	-	X
54	MG	AA	1691	-	-	-	X
54	MG	AA	1751	-	-	-	X
54	MG	AA	1752	-	-	-	X
54	MG	AA	1763	-	-	-	X
54	MG	AA	1765	-	-	-	X
54	MG	AA	1776	-	-	-	X
54	MG	AA	1784	-	-	-	X
54	MG	AA	1787	-	-	-	X
54	MG	AM	201	-	-	-	X
54	MG	B0	101	-	-	-	X
54	MG	B3	103	-	-	-	X
54	MG	B9	102	-	-	-	X
54	MG	BA	3008	-	-	-	X
54	MG	BA	3015	-	-	-	X
54	MG	BA	3018	-	-	-	X
54	MG	BA	3032	-	-	-	X
54	MG	BA	3033	-	-	-	X
54	MG	BA	3053	-	-	-	X
54	MG	BA	3057	-	-	-	X
54	MG	BA	3058	-	-	-	X
54	MG	BA	3060	-	-	-	X

Continued on next page...

Continued from previous page...

Mol	Type	Chain	Res	Chirality	Geometry	Clashes	Electron density
54	MG	BA	3074	-	-	-	X
54	MG	BA	3080	-	-	-	X
54	MG	BA	3085	-	-	-	X
54	MG	BA	3086	-	-	-	X
54	MG	BA	3102	-	-	-	X
54	MG	BA	3103	-	-	-	X
54	MG	BA	3104	-	-	-	X
54	MG	BA	3148	-	-	-	X
54	MG	BA	3159	-	-	-	X
54	MG	BA	3162	-	-	-	X
54	MG	BA	3178	-	-	-	X
54	MG	BA	3179	-	-	-	X
54	MG	BA	3190	-	-	-	X
54	MG	BA	3191	-	-	-	X
54	MG	BA	3209	-	-	-	X
54	MG	BA	3230	-	-	-	X
54	MG	BA	3243	-	-	-	X
54	MG	BA	3248	-	-	-	X
54	MG	BA	3249	-	-	-	X
54	MG	BA	3279	-	-	-	X
54	MG	BA	3296	-	-	-	X
54	MG	BA	3335	-	-	-	X
54	MG	BA	3345	-	-	-	X
54	MG	BA	3358	-	-	-	X
54	MG	BA	3359	-	-	-	X
54	MG	BA	3360	-	-	-	X
54	MG	BA	3365	-	-	-	X
54	MG	BA	3371	-	-	-	X
54	MG	BA	3372	-	-	-	X
54	MG	BA	3377	-	-	-	X
54	MG	BA	3382	-	-	-	X
54	MG	BA	3386	-	-	-	X
54	MG	BA	3387	-	-	-	X
54	MG	BA	3388	-	-	-	X
54	MG	BA	3393	-	-	-	X
54	MG	BA	3398	-	-	-	X
54	MG	BA	3406	-	-	-	X
54	MG	BA	3415	-	-	-	X
54	MG	BA	3418	-	-	-	X
54	MG	BA	3421	-	-	-	X
54	MG	BA	3428	-	-	-	X
54	MG	BA	3430	-	-	-	X

Continued on next page...

Continued from previous page...

Mol	Type	Chain	Res	Chirality	Geometry	Clashes	Electron density
54	MG	BA	3431	-	-	-	X
54	MG	BA	3433	-	-	-	X
54	MG	BA	3462	-	-	-	X
54	MG	BA	3481	-	-	-	X
54	MG	BA	3518	-	-	-	X
54	MG	BA	3520	-	-	-	X
54	MG	BA	3528	-	-	-	X
54	MG	BA	3533	-	-	-	X
54	MG	BA	3537	-	-	-	X
54	MG	BA	3543	-	-	-	X
54	MG	BA	3553	-	-	-	X
54	MG	BA	3568	-	-	-	X
54	MG	BA	3619	-	-	-	X
54	MG	BA	3620	-	-	-	X
54	MG	BA	3621	-	-	-	X
54	MG	BA	3624	-	-	-	X
54	MG	BA	3633	-	-	-	X
54	MG	BA	3643	-	-	-	X
54	MG	BA	3649	-	-	-	X
54	MG	BA	3654	-	-	-	X
54	MG	BE	301	-	-	-	X
54	MG	BE	302	-	-	-	X
54	MG	BE	303	-	-	-	X
54	MG	BE	304	-	-	-	X
54	MG	BF	302	-	-	-	X
54	MG	BF	305	-	-	-	X
54	MG	BR	203	-	-	-	X
54	MG	BU	201	-	-	-	X
54	MG	BU	203	-	-	-	X
54	MG	BV	201	-	-	-	X
54	MG	CA	1603	-	-	-	X
54	MG	CA	1615	-	-	-	X
54	MG	CA	1619	-	-	-	X
54	MG	CA	1620	-	-	-	X
54	MG	CA	1639	-	-	-	X
54	MG	CA	1645	-	-	-	X
54	MG	CA	1710	-	-	-	X
54	MG	CA	1739	-	-	-	X
54	MG	CA	1753	-	-	-	X
54	MG	CA	1760	-	-	-	X
54	MG	CA	1768	-	-	-	X
54	MG	D7	101	-	-	-	X

Continued on next page...

Continued from previous page...

Mol	Type	Chain	Res	Chirality	Geometry	Clashes	Electron density
54	MG	DA	3003	-	-	-	X
54	MG	DA	3008	-	-	-	X
54	MG	DA	3010	-	-	-	X
54	MG	DA	3012	-	-	-	X
54	MG	DA	3013	-	-	-	X
54	MG	DA	3019	-	-	-	X
54	MG	DA	3021	-	-	-	X
54	MG	DA	3025	-	-	-	X
54	MG	DA	3026	-	-	-	X
54	MG	DA	3034	-	-	-	X
54	MG	DA	3035	-	-	-	X
54	MG	DA	3042	-	-	-	X
54	MG	DA	3053	-	-	-	X
54	MG	DA	3054	-	-	-	X
54	MG	DA	3055	-	-	-	X
54	MG	DA	3062	-	-	-	X
54	MG	DA	3064	-	-	-	X
54	MG	DA	3072	-	-	-	X
54	MG	DA	3073	-	-	-	X
54	MG	DA	3086	-	-	-	X
54	MG	DA	3098	-	-	-	X
54	MG	DA	3100	-	-	-	X
54	MG	DA	3107	-	-	-	X
54	MG	DA	3115	-	-	-	X
54	MG	DA	3116	-	-	-	X
54	MG	DA	3129	-	-	-	X
54	MG	DA	3130	-	-	-	X
54	MG	DA	3131	-	-	-	X
54	MG	DA	3137	-	-	-	X
54	MG	DA	3150	-	-	-	X
54	MG	DA	3156	-	-	-	X
54	MG	DA	3162	-	-	-	X
54	MG	DA	3170	-	-	-	X
54	MG	DA	3175	-	-	-	X
54	MG	DA	3176	-	-	-	X
54	MG	DA	3179	-	-	-	X
54	MG	DA	3195	-	-	-	X
54	MG	DA	3199	-	-	-	X
54	MG	DA	3200	-	-	-	X
54	MG	DA	3207	-	-	-	X
54	MG	DA	3210	-	-	-	X
54	MG	DA	3219	-	-	-	X

Continued on next page...

Continued from previous page...

Mol	Type	Chain	Res	Chirality	Geometry	Clashes	Electron density
54	MG	DA	3221	-	-	-	X
54	MG	DA	3222	-	-	-	X
54	MG	DA	3245	-	-	-	X
54	MG	DA	3250	-	-	-	X
54	MG	DA	3257	-	-	-	X
54	MG	DA	3258	-	-	-	X
54	MG	DA	3259	-	-	-	X
54	MG	DA	3291	-	-	-	X
54	MG	DA	3295	-	-	-	X
54	MG	DA	3300	-	-	-	X
54	MG	DA	3307	-	-	-	X
54	MG	DA	3318	-	-	-	X
54	MG	DA	3366	-	-	-	X
54	MG	DA	3395	-	-	-	X
54	MG	DA	3398	-	-	-	X
54	MG	DA	3427	-	-	-	X
54	MG	DA	3428	-	-	-	X
54	MG	DA	3429	-	-	-	X
54	MG	DA	3430	-	-	-	X
54	MG	DA	3441	-	-	-	X
54	MG	DA	3455	-	-	-	X
54	MG	DA	3472	-	-	-	X
54	MG	DA	3484	-	-	-	X
54	MG	DA	3493	-	-	-	X
54	MG	DA	3496	-	-	-	X
54	MG	DA	3500	-	-	-	X
54	MG	DA	3513	-	-	-	X
54	MG	DA	3528	-	-	-	X
54	MG	DA	3549	-	-	-	X
54	MG	DA	3554	-	-	-	X
54	MG	DA	3569	-	-	-	X
54	MG	DA	3576	-	-	-	X
54	MG	DA	3577	-	-	-	X
54	MG	DA	3583	-	-	-	X
54	MG	DA	3587	-	-	-	X
54	MG	DD	304	-	-	-	X

2 Entry composition [i](#)

There are 56 unique types of molecules in this entry. The entry contains 287173 atoms, of which 0 are hydrogens and 0 are deuteriums.

In the tables below, the ZeroOcc column contains the number of atoms modelled with zero occupancy, the AltConf column contains the number of residues with at least one atom in alternate conformation and the Trace column contains the number of residues modelled with at most 2 atoms.

- Molecule 1 is a RNA chain called 16S Ribosomal RNA.

Mol	Chain	Residues	Atoms					ZeroOcc	AltConf	Trace
1	AA	1493	Total	C	N	O	P	0	0	0
			32102	14287	5955	10367	1493			
1	CA	1491	Total	C	N	O	P	0	0	0
			32056	14267	5945	10353	1491			

- Molecule 2 is a protein called 30S Ribosomal Protein S2.

Mol	Chain	Residues	Atoms					ZeroOcc	AltConf	Trace
2	AB	229	Total	C	N	O	S	0	0	0
			1777	1134	318	320	5			
2	CB	235	Total	C	N	O	S	0	0	1
			1817	1160	325	327	5			

- Molecule 3 is a protein called 30S Ribosomal Protein S3.

Mol	Chain	Residues	Atoms					ZeroOcc	AltConf	Trace
3	AC	206	Total	C	N	O	S	0	0	0
			1450	906	279	264	1			
3	CC	206	Total	C	N	O	S	0	0	0
			1453	908	280	264	1			

- Molecule 4 is a protein called 30S Ribosomal Protein S4.

Mol	Chain	Residues	Atoms					ZeroOcc	AltConf	Trace
4	AD	208	Total	C	N	O	S	0	0	0
			1520	960	283	272	5			
4	CD	208	Total	C	N	O	S	0	0	0
			1537	968	287	276	6			

- Molecule 5 is a protein called 30S Ribosomal Protein S5.

Mol	Chain	Residues	Atoms					ZeroOcc	AltConf	Trace
5	AE	148	Total	C	N	O	S	0	0	0
			1105	699	204	198	4			
5	CE	148	Total	C	N	O	S	0	0	0
			1106	700	204	198	4			

- Molecule 6 is a protein called 30S Ribosomal Protein S6.

Mol	Chain	Residues	Atoms					ZeroOcc	AltConf	Trace
6	AF	100	Total	C	N	O	S	0	0	0
			781	495	137	146	3			
6	CF	99	Total	C	N	O	S	0	0	0
			776	492	135	146	3			

- Molecule 7 is a protein called 30S Ribosomal Protein S7.

Mol	Chain	Residues	Atoms					ZeroOcc	AltConf	Trace
7	AG	155	Total	C	N	O	S	0	0	0
			1167	727	224	210	6			
7	CG	155	Total	C	N	O	S	0	0	0
			1164	726	224	208	6			

- Molecule 8 is a protein called 30S Ribosomal Protein S8.

Mol	Chain	Residues	Atoms					ZeroOcc	AltConf	Trace
8	AH	138	Total	C	N	O	S	0	0	0
			1045	665	188	190	2			
8	CH	138	Total	C	N	O	S	0	0	0
			1049	667	188	192	2			

- Molecule 9 is a protein called 30S Ribosomal Protein S9.

Mol	Chain	Residues	Atoms					ZeroOcc	AltConf	Trace
9	AI	125	Total	C	N	O		0	0	0
			852	533	163	156				
9	CI	125	Total	C	N	O		0	0	0
			849	531	161	157				

- Molecule 10 is a protein called 30S Ribosomal Protein S10.

Mol	Chain	Residues	Atoms					ZeroOcc	AltConf	Trace
10	AJ	96	Total	C	N	O		0	0	0
			659	408	131	120				

Continued on next page...

Continued from previous page...

Mol	Chain	Residues	Atoms				ZeroOcc	AltConf	Trace
10	CJ	96	Total	C	N	O	0	0	0
			657	407	129	121			

- Molecule 11 is a protein called 30S Ribosomal Protein S11.

Mol	Chain	Residues	Atoms				ZeroOcc	AltConf	Trace
11	AK	114	Total	C	N	O	0	0	0
			828	516	155	154			
11	CK	114	Total	C	N	O	0	0	0
			828	516	155	154			

- Molecule 12 is a protein called 30S Ribosomal Protein S12.

Mol	Chain	Residues	Atoms				ZeroOcc	AltConf	Trace
12	AL	122	Total	C	N	O	0	0	0
			909	570	179	159			
12	CL	122	Total	C	N	O	0	0	0
			905	567	178	159			

- Molecule 13 is a protein called 30S Ribosomal Protein S13.

Mol	Chain	Residues	Atoms				ZeroOcc	AltConf	Trace
13	AM	114	Total	C	N	O	0	0	0
			801	494	164	142			
13	CM	112	Total	C	N	O	0	0	0
			784	486	159	138			

- Molecule 14 is a protein called 30S Ribosomal Protein S14.

Mol	Chain	Residues	Atoms				ZeroOcc	AltConf	Trace
14	AN	60	Total	C	N	O	0	0	0
			478	303	99	72			
14	CN	60	Total	C	N	O	0	0	0
			474	300	98	72			

- Molecule 15 is a protein called 30S Ribosomal Protein S15.

Mol	Chain	Residues	Atoms				ZeroOcc	AltConf	Trace
15	AO	88	Total	C	N	O	0	0	0
			724	453	143	126			
15	CO	88	Total	C	N	O	0	0	0
			724	453	143	126			

- Molecule 16 is a protein called 30S Ribosomal Protein S16.

Mol	Chain	Residues	Atoms					ZeroOcc	AltConf	Trace
16	AP	82	Total	C	N	O	S	0	0	0
			651	416	123	111	1			
16	CP	82	Total	C	N	O	S	0	0	0
			661	421	126	113	1			

- Molecule 17 is a protein called 30S Ribosomal Protein S17.

Mol	Chain	Residues	Atoms					ZeroOcc	AltConf	Trace
17	AQ	99	Total	C	N	O	S	0	0	0
			823	528	151	142	2			
17	CQ	99	Total	C	N	O	S	0	0	0
			819	525	150	142	2			

- Molecule 18 is a protein called 30S Ribosomal Protein S18.

Mol	Chain	Residues	Atoms				ZeroOcc	AltConf	Trace
18	AR	68	Total	C	N	O	0	0	0
			514	329	98	87			
18	CR	68	Total	C	N	O	0	0	0
			514	329	98	87			

- Molecule 19 is a protein called 30S Ribosomal Protein S19.

Mol	Chain	Residues	Atoms					ZeroOcc	AltConf	Trace
19	AS	81	Total	C	N	O	S	0	0	0
			560	351	108	99	2			
19	CS	78	Total	C	N	O	S	0	0	0
			549	345	106	96	2			

- Molecule 20 is a protein called 30S Ribosomal Protein S20.

Mol	Chain	Residues	Atoms					ZeroOcc	AltConf	Trace
20	AT	96	Total	C	N	O	S	0	0	0
			699	430	150	117	2			
20	CT	104	Total	C	N	O	S	0	0	0
			773	476	162	133	2			

- Molecule 21 is a protein called 30S Ribosomal Protein THX.

Mol	Chain	Residues	Atoms				ZeroOcc	AltConf	Trace
21	AU	23	Total	C	N	O	0	0	0
			199	122	48	29			
21	CU	23	Total	C	N	O	0	0	0
			180	112	41	27			

- Molecule 22 is a protein called Ribosome-associated inhibitor A.

Mol	Chain	Residues	Atoms					ZeroOcc	AltConf	Trace
22	AY	95	Total	C	N	O	S	0	0	0
			754	472	142	137	3			
22	CY	94	Total	C	N	O	S	0	0	0
			739	461	138	137	3			

There are 12 discrepancies between the modelled and reference sequences:

Chain	Residue	Modelled	Actual	Comment	Reference
AY	114	HIS	-	EXPRESSION TAG	UNP P0AD49
AY	115	HIS	-	EXPRESSION TAG	UNP P0AD49
AY	116	HIS	-	EXPRESSION TAG	UNP P0AD49
AY	117	HIS	-	EXPRESSION TAG	UNP P0AD49
AY	118	HIS	-	EXPRESSION TAG	UNP P0AD49
AY	119	HIS	-	EXPRESSION TAG	UNP P0AD49
CY	114	HIS	-	EXPRESSION TAG	UNP P0AD49
CY	115	HIS	-	EXPRESSION TAG	UNP P0AD49
CY	116	HIS	-	EXPRESSION TAG	UNP P0AD49
CY	117	HIS	-	EXPRESSION TAG	UNP P0AD49
CY	118	HIS	-	EXPRESSION TAG	UNP P0AD49
CY	119	HIS	-	EXPRESSION TAG	UNP P0AD49

- Molecule 23 is a RNA chain called 23S Ribosomal RNA.

Mol	Chain	Residues	Atoms					ZeroOcc	AltConf	Trace
23	BA	2827	Total	C	N	O	P	0	0	0
			60898	27101	11400	19571	2826			
23	DA	2798	Total	C	N	O	P	0	0	0
			60264	26820	11274	19374	2796			

- Molecule 24 is a RNA chain called 5S Ribosomal RNA.

Mol	Chain	Residues	Atoms					ZeroOcc	AltConf	Trace
24	BB	120	Total	C	N	O	P	0	0	0
			2573	1146	476	832	119			

Continued on next page...

Continued from previous page...

Mol	Chain	Residues	Atoms					ZeroOcc	AltConf	Trace
24	DB	120	Total	C	N	O	P	0	0	0
			2573	1146	476	832	119			

- Molecule 25 is a protein called 50S Ribosomal Protein L2.

Mol	Chain	Residues	Atoms					ZeroOcc	AltConf	Trace
25	BD	275	Total	C	N	O	S	0	0	0
			2136	1349	423	361	3			
25	DD	275	Total	C	N	O	S	0	0	0
			2136	1349	423	361	3			

- Molecule 26 is a protein called 50S Ribosomal Protein L3.

Mol	Chain	Residues	Atoms					ZeroOcc	AltConf	Trace
26	BE	204	Total	C	N	O	S	0	0	0
			1555	982	297	270	6			
26	DE	204	Total	C	N	O	S	0	0	0
			1555	982	297	270	6			

- Molecule 27 is a protein called 50S Ribosomal Protein L4.

Mol	Chain	Residues	Atoms					ZeroOcc	AltConf	Trace
27	BF	203	Total	C	N	O	S	0	0	1
			1577	1004	298	273	2			
27	DF	203	Total	C	N	O	S	0	0	1
			1572	1003	298	269	2			

- Molecule 28 is a protein called 50S Ribosomal Protein L5.

Mol	Chain	Residues	Atoms					ZeroOcc	AltConf	Trace
28	BG	181	Total	C	N	O	S	0	0	0
			1368	879	242	244	3			
28	DG	181	Total	C	N	O	S	0	0	0
			1368	879	242	244	3			

- Molecule 29 is a protein called 50S Ribosomal Protein L6.

Mol	Chain	Residues	Atoms					ZeroOcc	AltConf	Trace
29	BH	174	Total	C	N	O	S	0	0	0
			1317	837	243	236	1			
29	DH	174	Total	C	N	O	S	0	0	0
			1317	837	243	236	1			

- Molecule 30 is a protein called 50S Ribosomal Protein L9.

Mol	Chain	Residues	Atoms					ZeroOcc	AltConf	Trace
30	BI	146	Total	C	N	O	S	0	0	0
			1043	672	180	190	1			
30	DI	146	Total	C	N	O	S	0	0	0
			1043	672	180	190	1			

- Molecule 31 is a protein called 50S Ribosomal Protein L13.

Mol	Chain	Residues	Atoms					ZeroOcc	AltConf	Trace
31	BN	140	Total	C	N	O	S	0	0	0
			1112	717	207	184	4			
31	DN	140	Total	C	N	O	S	0	0	0
			1112	717	207	184	4			

- Molecule 32 is a protein called 50S Ribosomal Protein L14.

Mol	Chain	Residues	Atoms					ZeroOcc	AltConf	Trace
32	BO	122	Total	C	N	O	S	0	0	0
			923	583	168	168	4			
32	DO	122	Total	C	N	O	S	0	0	0
			923	583	168	168	4			

- Molecule 33 is a protein called 50S Ribosomal Protein L15.

Mol	Chain	Residues	Atoms					ZeroOcc	AltConf	Trace
33	BP	149	Total	C	N	O	S	0	0	0
			1131	703	229	196	3			
33	DP	149	Total	C	N	O	S	0	0	0
			1131	703	229	196	3			

- Molecule 34 is a protein called 50S Ribosomal Protein L16.

Mol	Chain	Residues	Atoms					ZeroOcc	AltConf	Trace
34	BQ	141	Total	C	N	O	S	0	0	0
			1122	715	212	188	7			
34	DQ	141	Total	C	N	O	S	0	0	0
			1122	715	212	188	7			

- Molecule 35 is a protein called 50S Ribosomal Protein L17.

Mol	Chain	Residues	Atoms					ZeroOcc	AltConf	Trace
35	BR	118	Total	C	N	O	S	0	0	0
			968	604	203	160	1			
35	DR	118	Total	C	N	O	S	0	0	0
			968	604	203	160	1			

- Molecule 36 is a protein called 50S Ribosomal Protein L18.

Mol	Chain	Residues	Atoms					ZeroOcc	AltConf	Trace
36	BS	110	Total	C	N	O	S	0	0	0
			865	544	172	149				
36	DS	110	Total	C	N	O	S	0	0	0
			873	550	174	149				

- Molecule 37 is a protein called 50S Ribosomal Protein L19.

Mol	Chain	Residues	Atoms					ZeroOcc	AltConf	Trace
37	BT	131	Total	C	N	O	S	0	0	0
			1063	666	213	183	1			
37	DT	130	Total	C	N	O	S	0	0	0
			1058	663	212	182	1			

- Molecule 38 is a protein called 50S Ribosomal Protein L20.

Mol	Chain	Residues	Atoms					ZeroOcc	AltConf	Trace
38	BU	116	Total	C	N	O	S	0	0	0
			959	608	201	149	1			
38	DU	116	Total	C	N	O	S	0	0	0
			959	608	201	149	1			

- Molecule 39 is a protein called 50S Ribosomal Protein L21.

Mol	Chain	Residues	Atoms					ZeroOcc	AltConf	Trace
39	BV	101	Total	C	N	O	S	0	0	0
			771	495	140	135	1			
39	DV	101	Total	C	N	O	S	0	0	0
			775	498	141	135	1			

- Molecule 40 is a protein called 50S Ribosomal Protein L22.

Mol	Chain	Residues	Atoms					ZeroOcc	AltConf	Trace
40	BW	112	Total	C	N	O	S	0	0	0
			881	554	172	153	2			

Continued on next page...

Continued from previous page...

Mol	Chain	Residues	Atoms					ZeroOcc	AltConf	Trace
40	DW	111	Total	C	N	O	S	0	0	0
			877	552	171	152	2			

- Molecule 41 is a protein called 50S Ribosomal Protein L23.

Mol	Chain	Residues	Atoms					ZeroOcc	AltConf	Trace
41	BX	95	Total	C	N	O	S	0	0	0
			742	483	134	124	1			
41	DX	95	Total	C	N	O	S	0	0	0
			732	477	130	124	1			

- Molecule 42 is a protein called 50S Ribosomal Protein L24.

Mol	Chain	Residues	Atoms					ZeroOcc	AltConf	Trace
42	BY	107	Total	C	N	O	S	0	0	0
			785	503	145	131	6			
42	DY	107	Total	C	N	O	S	0	0	0
			781	502	145	128	6			

- Molecule 43 is a protein called 50S Ribosomal Protein L25.

Mol	Chain	Residues	Atoms					ZeroOcc	AltConf	Trace
43	BZ	198	Total	C	N	O	S	0	0	0
			1522	972	269	279	2			
43	DZ	203	Total	C	N	O	S	0	0	0
			1528	973	268	284	3			

- Molecule 44 is a protein called 50S Ribosomal Protein L27.

Mol	Chain	Residues	Atoms					ZeroOcc	AltConf	Trace
44	B0	76	Total	C	N	O	S	0	0	0
			594	368	125	100	1			
44	D0	77	Total	C	N	O	S	0	0	0
			607	376	126	104	1			

- Molecule 45 is a protein called 50S Ribosomal Protein L28.

Mol	Chain	Residues	Atoms					ZeroOcc	AltConf	Trace
45	B1	97	Total	C	N	O	S	0	0	0
			745	469	144	131	1			
45	D1	97	Total	C	N	O	S	0	0	0
			745	469	144	131	1			

- Molecule 46 is a protein called 50S Ribosomal Protein L29.

Mol	Chain	Residues	Atoms					ZeroOcc	AltConf	Trace
46	B2	70	Total	C	N	O	S	0	0	0
			588	365	118	103	2			
46	D2	71	Total	C	N	O	S	0	0	0
			584	361	118	103	2			

- Molecule 47 is a protein called 50S Ribosomal Protein L30.

Mol	Chain	Residues	Atoms				ZeroOcc	AltConf	Trace
47	B3	59	Total	C	N	O	0	0	0
			458	293	87	78			
47	D3	59	Total	C	N	O	0	0	0
			463	295	87	81			

- Molecule 48 is a protein called 50S Ribosomal Protein L31.

Mol	Chain	Residues	Atoms					ZeroOcc	AltConf	Trace
48	B4	46	Total	C	N	O	S	0	0	0
			349	223	57	64	5			
48	D4	46	Total	C	N	O	S	0	0	0
			349	223	57	64	5			

- Molecule 49 is a protein called 50S Ribosomal Protein L32.

Mol	Chain	Residues	Atoms					ZeroOcc	AltConf	Trace
49	B5	59	Total	C	N	O	S	0	0	0
			455	286	90	74	5			
49	D5	59	Total	C	N	O	S	0	0	0
			451	283	89	74	5			

- Molecule 50 is a protein called 50S Ribosomal Protein L33.

Mol	Chain	Residues	Atoms					ZeroOcc	AltConf	Trace
50	B6	53	Total	C	N	O	S	0	0	0
			449	278	90	77	4			
50	D6	53	Total	C	N	O	S	0	0	0
			437	272	84	77	4			

- Molecule 51 is a protein called 50S Ribosomal Protein L34.

Mol	Chain	Residues	Atoms					ZeroOcc	AltConf	Trace
51	B7	48	Total	C	N	O	S	0	0	0
			418	257	104	55	2			
51	D7	48	Total	C	N	O	S	0	0	0
			402	248	97	55	2			

- Molecule 52 is a protein called 50S Ribosomal Protein L35.

Mol	Chain	Residues	Atoms					ZeroOcc	AltConf	Trace
52	B8	64	Total	C	N	O	S	0	0	0
			509	326	99	82	2			
52	D8	64	Total	C	N	O	S	0	0	0
			509	326	99	82	2			

- Molecule 53 is a protein called 50S ribosomal protein L36.

Mol	Chain	Residues	Atoms					ZeroOcc	AltConf	Trace
53	B9	36	Total	C	N	O	S	0	0	0
			297	182	66	46	3			
53	D9	36	Total	C	N	O	S	0	0	0
			297	182	66	46	3			

- Molecule 54 is MAGNESIUM ION (three-letter code: MG) (formula: Mg).

Mol	Chain	Residues	Atoms		ZeroOcc	AltConf
54	AP	1	Total	Mg	0	0
			1	1		
54	BA	729	Total	Mg	0	0
			729	729		
54	CA	203	Total	Mg	0	0
			203	203		
54	DQ	4	Total	Mg	0	0
			4	4		
54	DF	5	Total	Mg	0	0
			5	5		
54	B8	1	Total	Mg	0	0
			1	1		
54	BE	6	Total	Mg	0	0
			6	6		
54	B1	1	Total	Mg	0	0
			1	1		
54	BP	2	Total	Mg	0	0
			2	2		

Continued on next page...

Continued from previous page...

Mol	Chain	Residues	Atoms		ZeroOcc	AltConf
54	DD	5	Total 5	Mg 5	0	0
54	B5	1	Total 1	Mg 1	0	0
54	BB	19	Total 19	Mg 19	0	0
54	BT	3	Total 3	Mg 3	0	0
54	D8	2	Total 2	Mg 2	0	0
54	AE	1	Total 1	Mg 1	0	0
54	B9	3	Total 3	Mg 3	0	0
54	BF	6	Total 6	Mg 6	0	0
54	DR	2	Total 2	Mg 2	0	0
54	B2	2	Total 2	Mg 2	0	0
54	AA	217	Total 217	Mg 217	0	0
54	BQ	5	Total 5	Mg 5	0	0
54	CQ	1	Total 1	Mg 1	0	0
54	D7	2	Total 2	Mg 2	0	0
54	B6	1	Total 1	Mg 1	0	0
54	AM	2	Total 2	Mg 2	0	0
54	BU	3	Total 3	Mg 3	0	0
54	AD	2	Total 2	Mg 2	0	0
54	BN	2	Total 2	Mg 2	0	0
54	D0	1	Total 1	Mg 1	0	0
54	BG	1	Total 1	Mg 1	0	0

Continued on next page...

Continued from previous page...

Mol	Chain	Residues	Atoms		ZeroOcc	AltConf
54	AI	1	Total 1	Mg 1	0	0
54	BY	1	Total 1	Mg 1	0	0
54	DE	3	Total 3	Mg 3	0	0
54	B3	3	Total 3	Mg 3	0	0
54	BR	5	Total 5	Mg 5	0	0
54	D9	1	Total 1	Mg 1	0	0
54	DA	637	Total 637	Mg 637	0	0
54	DP	3	Total 3	Mg 3	0	0
54	DW	1	Total 1	Mg 1	0	0
54	B7	1	Total 1	Mg 1	0	0
54	AL	1	Total 1	Mg 1	0	0
54	BV	4	Total 4	Mg 4	0	0
54	DO	3	Total 3	Mg 3	0	0
54	BO	1	Total 1	Mg 1	0	0
54	D1	1	Total 1	Mg 1	0	0
54	BZ	2	Total 2	Mg 2	0	0
54	BS	1	Total 1	Mg 1	0	0
54	D5	2	Total 2	Mg 2	0	0
54	BD	7	Total 7	Mg 7	0	0
54	DT	2	Total 2	Mg 2	0	0
54	B0	4	Total 4	Mg 4	0	0

Continued on next page...

Continued from previous page...

Mol	Chain	Residues	Atoms		ZeroOcc	AltConf
54	CE	1	Total 1	Mg 1	0	0
54	BW	1	Total 1	Mg 1	0	0
54	DB	10	Total 10	Mg 10	0	0
54	AF	1	Total 1	Mg 1	0	0
54	BH	1	Total 1	Mg 1	0	0

- Molecule 55 is ZINC ION (three-letter code: ZN) (formula: Zn).

Mol	Chain	Residues	Atoms		ZeroOcc	AltConf
55	B5	1	Total 1	Zn 1	0	0
55	B4	1	Total 1	Zn 1	0	0
55	AD	1	Total 1	Zn 1	0	0
55	CD	1	Total 1	Zn 1	0	0
55	B9	1	Total 1	Zn 1	0	0
55	BY	1	Total 1	Zn 1	0	0
55	DY	1	Total 1	Zn 1	0	0
55	D5	1	Total 1	Zn 1	0	0
55	D4	1	Total 1	Zn 1	0	0
55	AN	1	Total 1	Zn 1	0	0
55	CN	1	Total 1	Zn 1	0	0
55	D6	1	Total 1	Zn 1	0	0
55	D9	1	Total 1	Zn 1	0	0
55	B6	1	Total 1	Zn 1	0	0

- Molecule 56 is water.

Mol	Chain	Residues	Atoms		ZeroOcc	AltConf
56	AA	443	Total 443	O 443	0	0
56	AD	3	Total 3	O 3	0	0
56	AE	2	Total 2	O 2	0	0
56	AF	2	Total 2	O 2	0	0
56	AG	2	Total 2	O 2	0	0
56	AJ	1	Total 1	O 1	0	0
56	AK	1	Total 1	O 1	0	0
56	AL	3	Total 3	O 3	0	0
56	AM	1	Total 1	O 1	0	0
56	AO	1	Total 1	O 1	0	0
56	AP	1	Total 1	O 1	0	0
56	AQ	3	Total 3	O 3	0	0
56	AY	1	Total 1	O 1	0	0
56	BA	1988	Total 1988	O 1988	0	0
56	BB	43	Total 43	O 43	0	0
56	BD	21	Total 21	O 21	0	0
56	BE	18	Total 18	O 18	0	0
56	BF	18	Total 18	O 18	0	0
56	BG	2	Total 2	O 2	0	0
56	BH	2	Total 2	O 2	0	0
56	BN	7	Total 7	O 7	0	0

Continued on next page...

Continued from previous page...

Mol	Chain	Residues	Atoms		ZeroOcc	AltConf
56	BO	3	Total 3	O 3	0	0
56	BP	20	Total 20	O 20	0	0
56	BQ	9	Total 9	O 9	0	0
56	BR	8	Total 8	O 8	0	0
56	BS	2	Total 2	O 2	0	0
56	BT	5	Total 5	O 5	0	0
56	BU	9	Total 9	O 9	0	0
56	BV	13	Total 13	O 13	0	0
56	BW	6	Total 6	O 6	0	0
56	BX	2	Total 2	O 2	0	0
56	BY	2	Total 2	O 2	0	0
56	BZ	2	Total 2	O 2	0	0
56	B0	4	Total 4	O 4	0	0
56	B1	5	Total 5	O 5	0	0
56	B3	4	Total 4	O 4	0	0
56	B5	5	Total 5	O 5	0	0
56	B6	2	Total 2	O 2	0	0
56	B7	5	Total 5	O 5	0	0
56	B8	11	Total 11	O 11	0	0
56	B9	1	Total 1	O 1	0	0
56	CA	400	Total 400	O 400	0	0

Continued on next page...

Continued from previous page...

Mol	Chain	Residues	Atoms		ZeroOcc	AltConf
56	CD	2	Total	O	0	0
			2	2		
56	CE	4	Total	O	0	0
			4	4		
56	CF	1	Total	O	0	0
			1	1		
56	CK	1	Total	O	0	0
			1	1		
56	CL	2	Total	O	0	0
			2	2		
56	CP	3	Total	O	0	0
			3	3		
56	CQ	3	Total	O	0	0
			3	3		
56	CR	1	Total	O	0	0
			1	1		
56	CT	2	Total	O	0	0
			2	2		
56	CU	1	Total	O	0	0
			1	1		
56	DA	1496	Total	O	0	0
			1496	1496		
56	DB	33	Total	O	0	0
			33	33		
56	DD	17	Total	O	0	0
			17	17		
56	DE	12	Total	O	0	0
			12	12		
56	DF	10	Total	O	0	0
			10	10		
56	DN	2	Total	O	0	0
			2	2		
56	DO	7	Total	O	0	0
			7	7		
56	DP	11	Total	O	0	0
			11	11		
56	DQ	2	Total	O	0	0
			2	2		
56	DR	5	Total	O	0	0
			5	5		
56	DT	3	Total	O	0	0
			3	3		

Continued on next page...

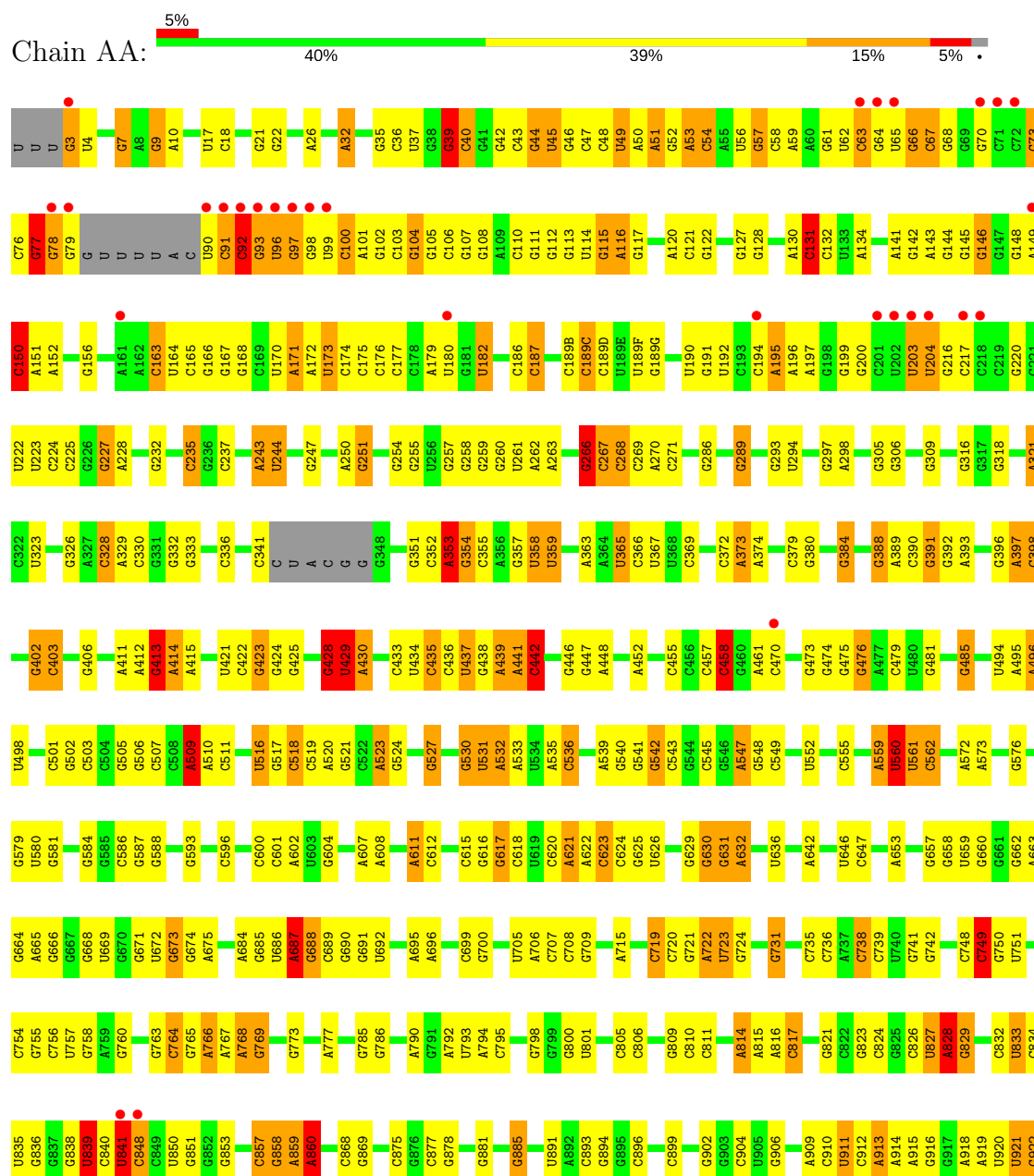
Continued from previous page...

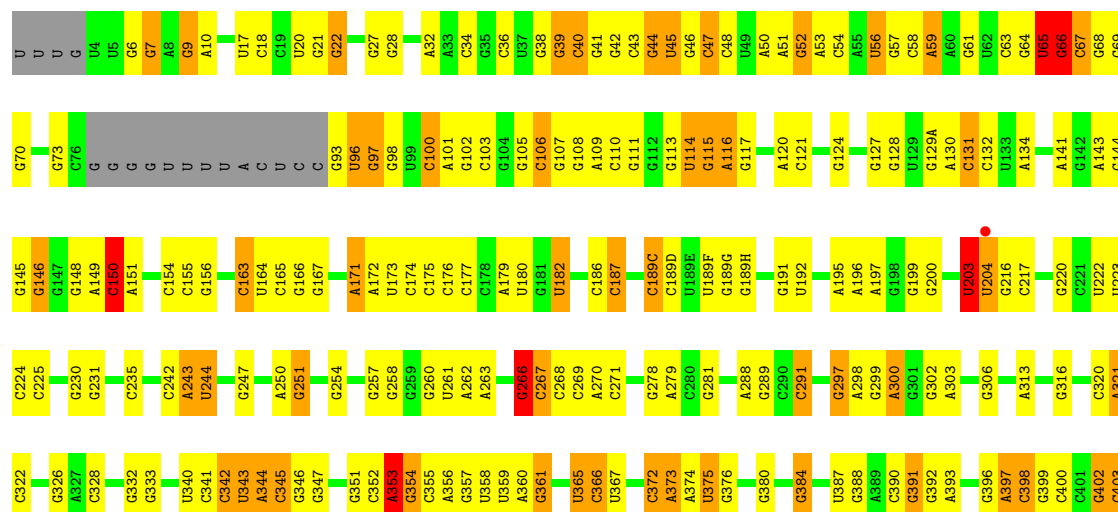
Mol	Chain	Residues	Atoms		ZeroOcc	AltConf
56	DU	1	Total	O	0	0
			1	1		
56	DV	1	Total	O	0	0
			1	1		
56	DW	4	Total	O	0	0
			4	4		
56	DX	2	Total	O	0	0
			2	2		
56	DY	2	Total	O	0	0
			2	2		
56	D0	2	Total	O	0	0
			2	2		
56	D1	3	Total	O	0	0
			3	3		
56	D2	1	Total	O	0	0
			1	1		
56	D3	1	Total	O	0	0
			1	1		
56	D5	3	Total	O	0	0
			3	3		
56	D6	3	Total	O	0	0
			3	3		
56	D7	3	Total	O	0	0
			3	3		
56	D8	6	Total	O	0	0
			6	6		
56	D9	1	Total	O	0	0
			1	1		

3 Residue-property plots

These plots are drawn for all protein, RNA and DNA chains in the entry. The first graphic for a chain summarises the proportions of the various outlier classes displayed in the second graphic. The second graphic shows the sequence view annotated by issues in geometry and electron density. Residues are color-coded according to the number of geometric quality criteria for which they contain at least one outlier: green = 0, yellow = 1, orange = 2 and red = 3 or more. A red dot above a residue indicates a poor fit to the electron density ($RSRZ > 2$). Stretches of 2 or more consecutive residues without any outlier are shown as a green connector. Residues present in the sample, but not in the model, are shown in grey.

• Molecule 1: 16S Ribosomal RNA

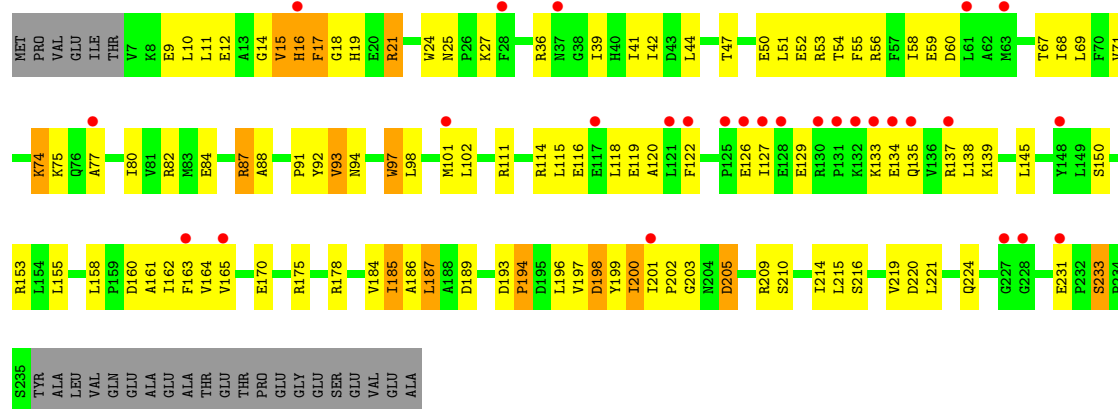




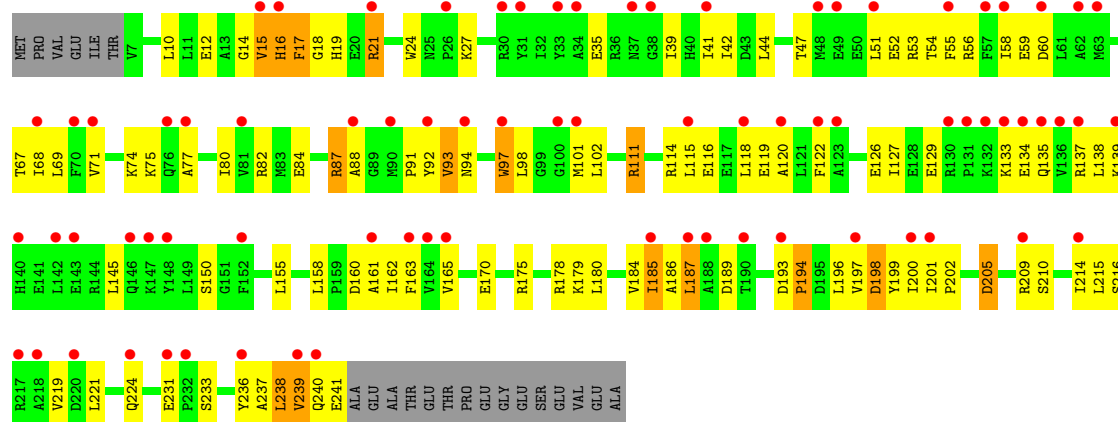




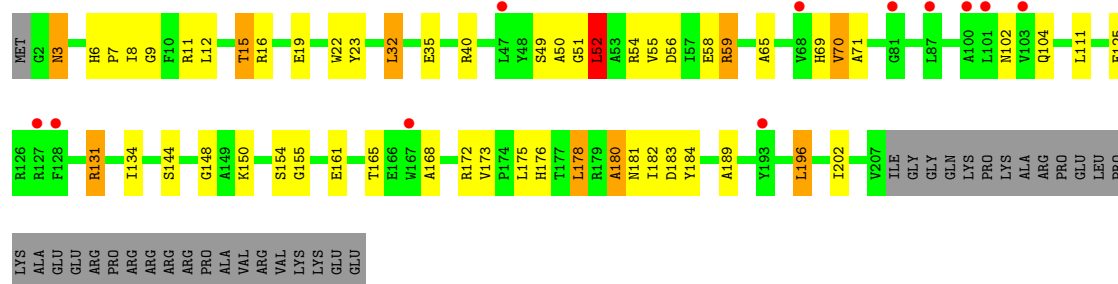
• Molecule 2: 30S Ribosomal Protein S2



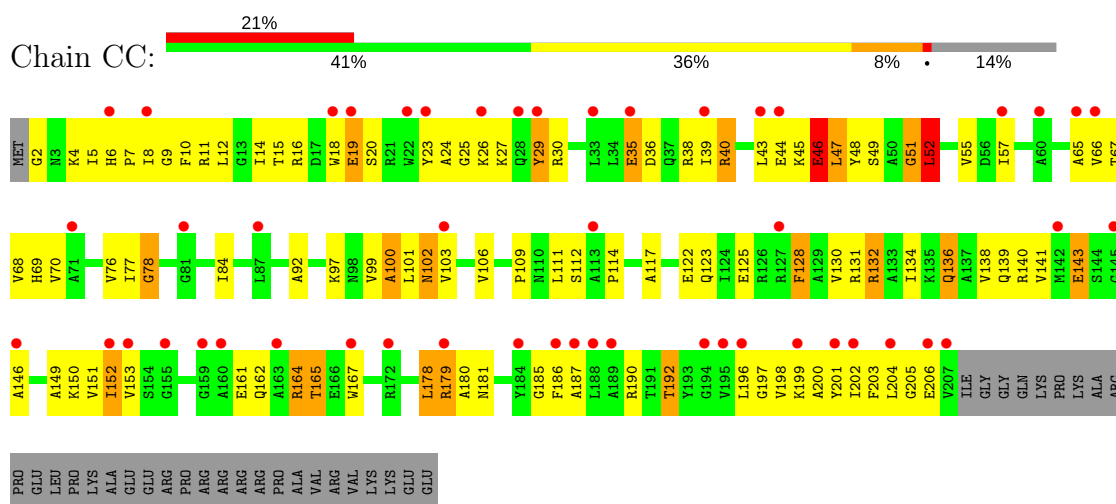
• Molecule 2: 30S Ribosomal Protein S2



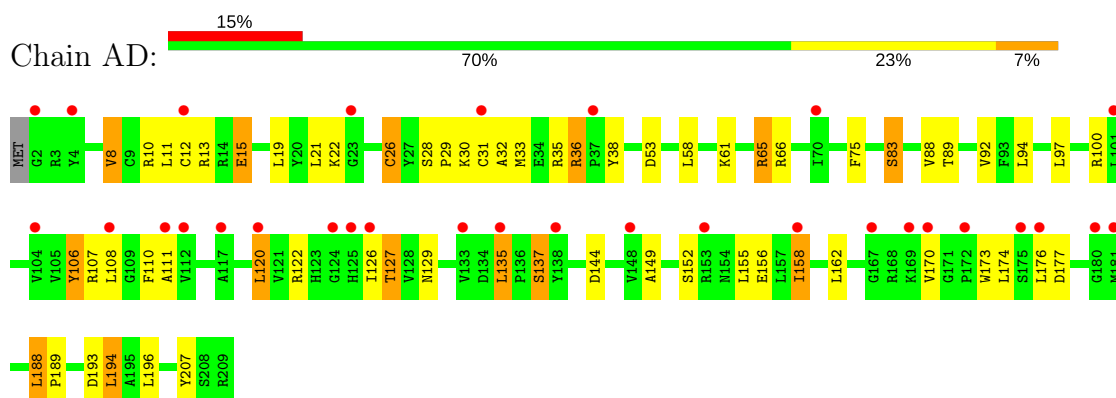
• Molecule 3: 30S Ribosomal Protein S3



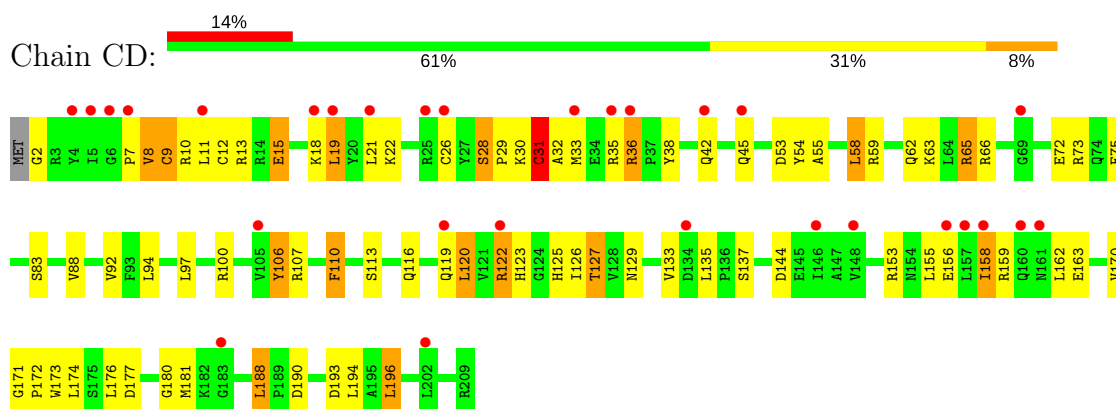
• Molecule 3: 30S Ribosomal Protein S3




• Molecule 4: 30S Ribosomal Protein S4



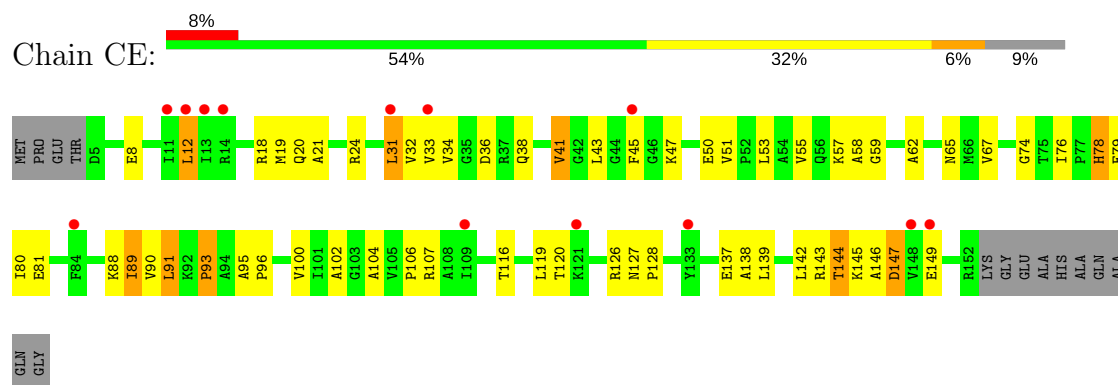
• Molecule 4: 30S Ribosomal Protein S4



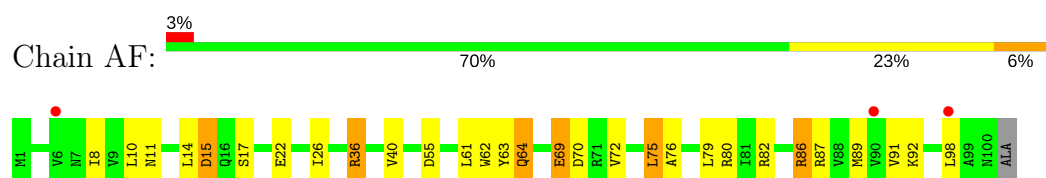
• Molecule 5: 30S Ribosomal Protein S5



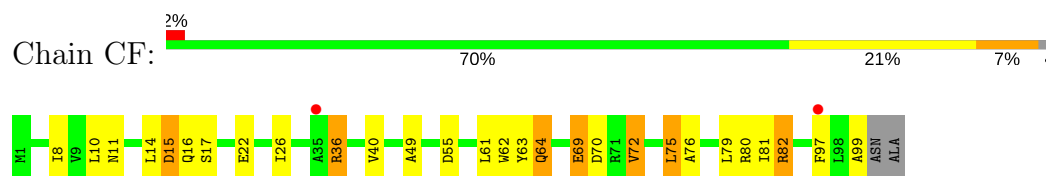
- Molecule 5: 30S Ribosomal Protein S5



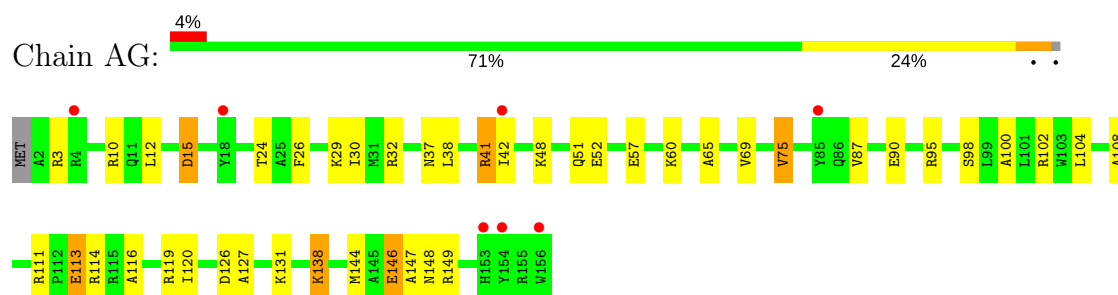
- Molecule 6: 30S Ribosomal Protein S6



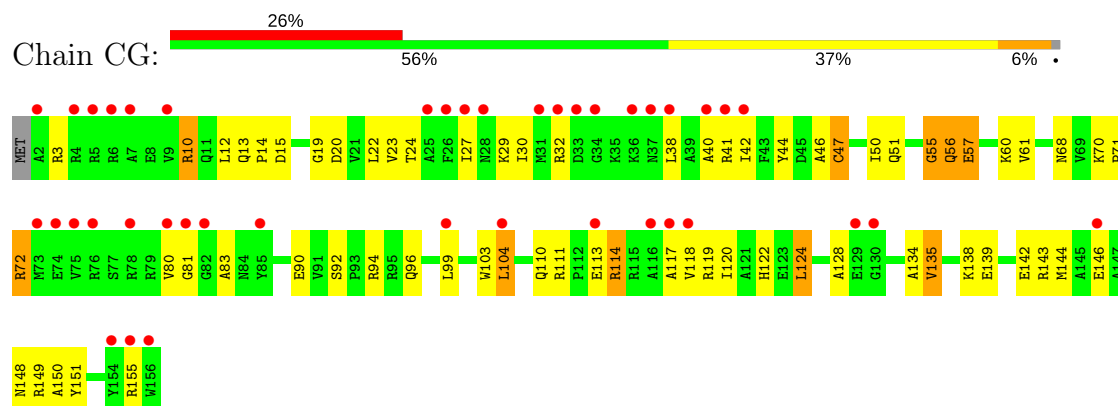
- Molecule 6: 30S Ribosomal Protein S6



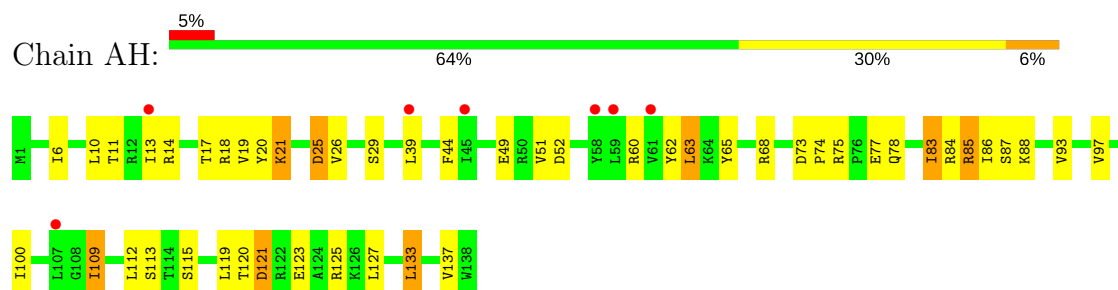
- Molecule 7: 30S Ribosomal Protein S7



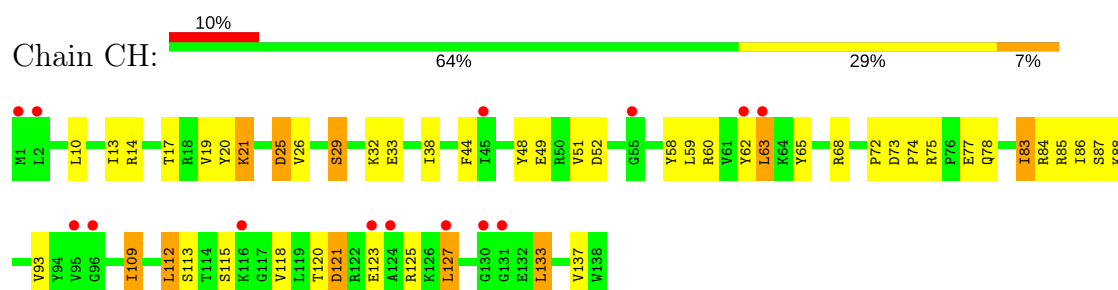
- Molecule 7: 30S Ribosomal Protein S7



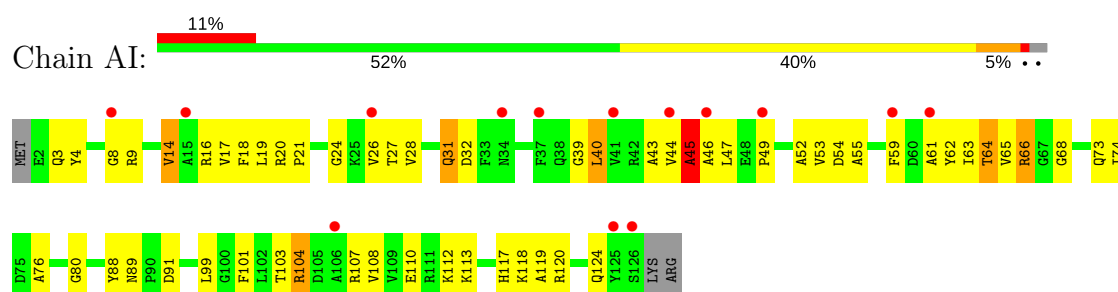
- Molecule 8: 30S Ribosomal Protein S8



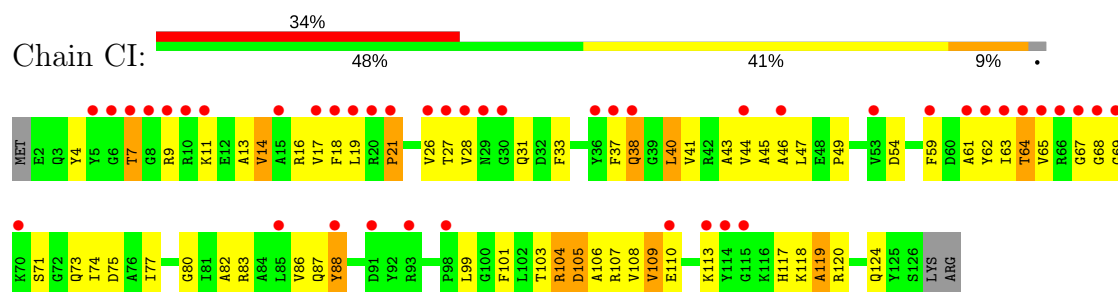
- Molecule 8: 30S Ribosomal Protein S8



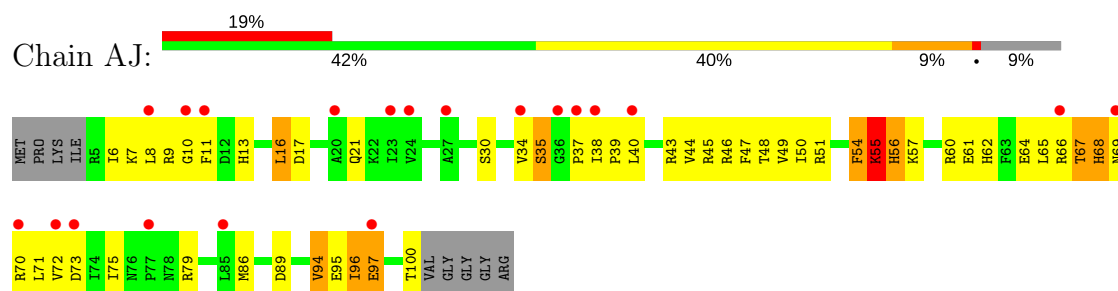
- Molecule 9: 30S Ribosomal Protein S9



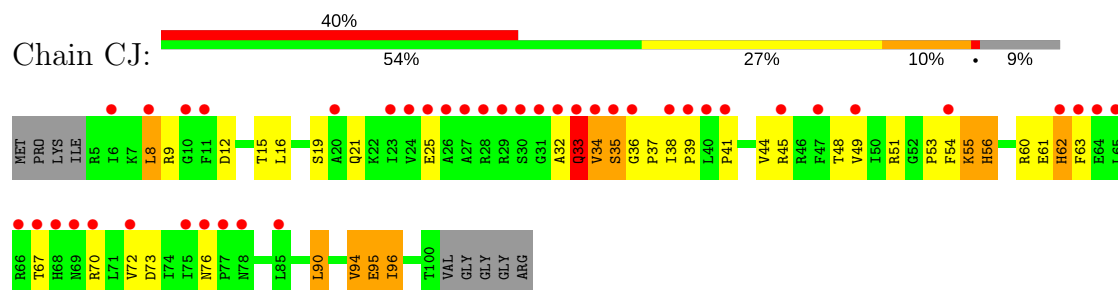
- Molecule 9: 30S Ribosomal Protein S9



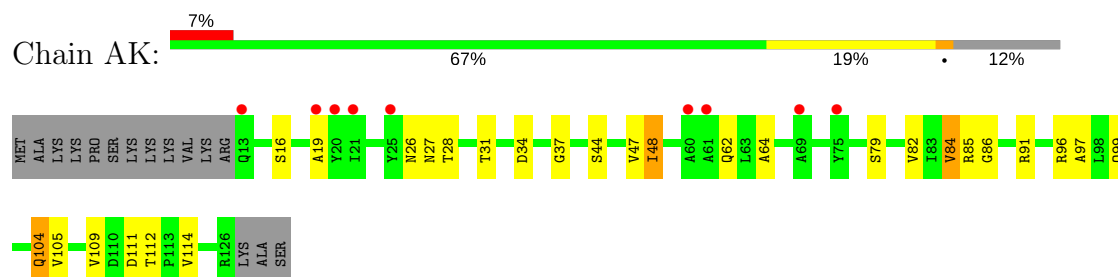
- Molecule 10: 30S Ribosomal Protein S10



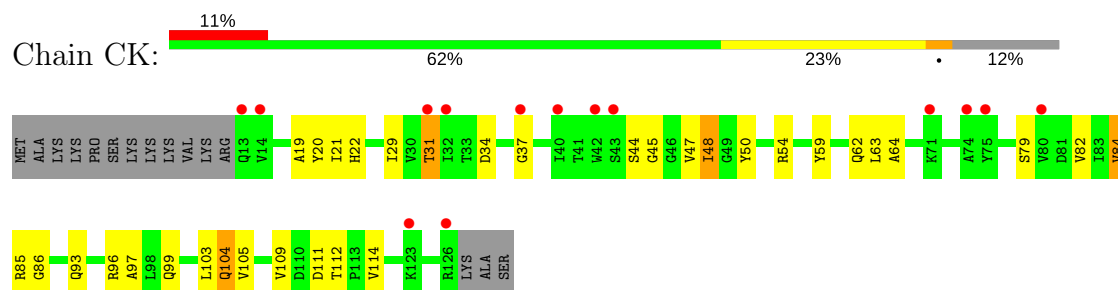
- Molecule 10: 30S Ribosomal Protein S10



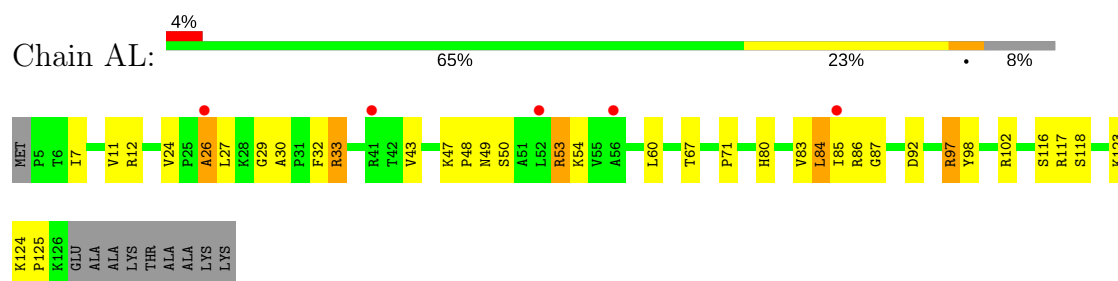
- Molecule 11: 30S Ribosomal Protein S11



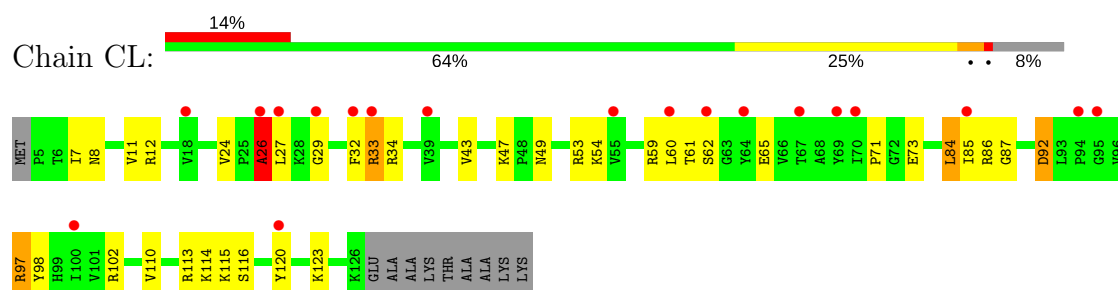
- Molecule 11: 30S Ribosomal Protein S11



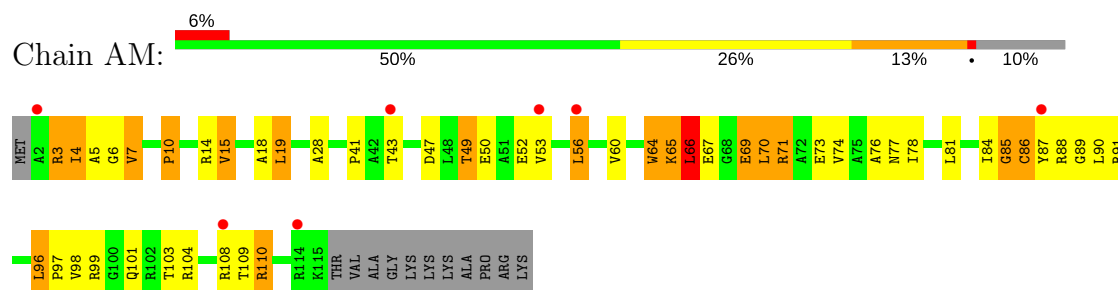
- Molecule 12: 30S Ribosomal Protein S12



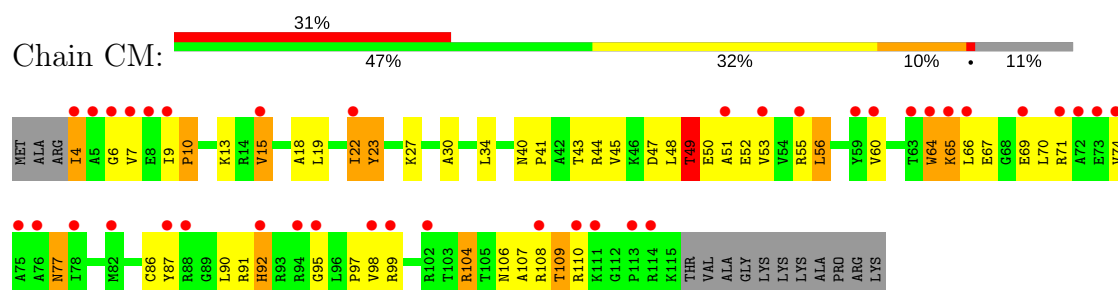
- Molecule 12: 30S Ribosomal Protein S12



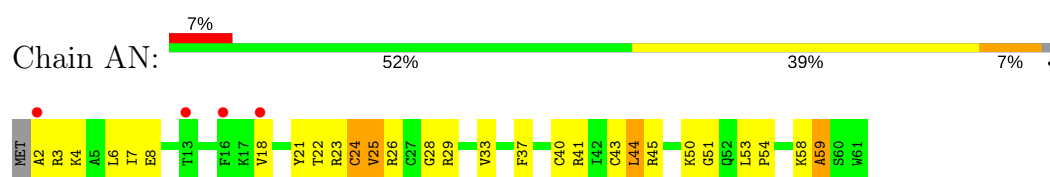
- Molecule 13: 30S Ribosomal Protein S13



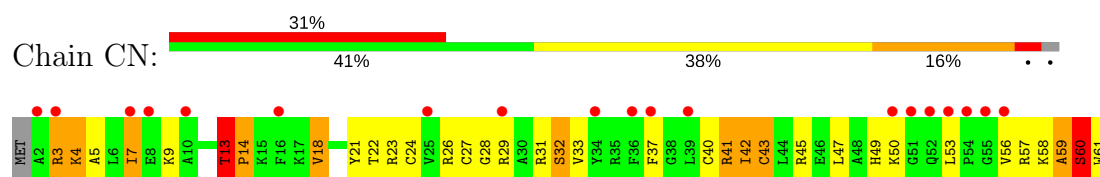
- Molecule 13: 30S Ribosomal Protein S13



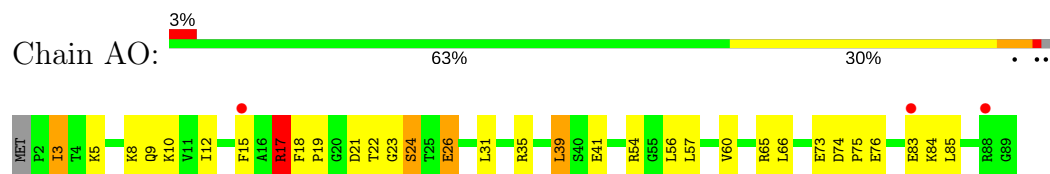
- Molecule 14: 30S Ribosomal Protein S14



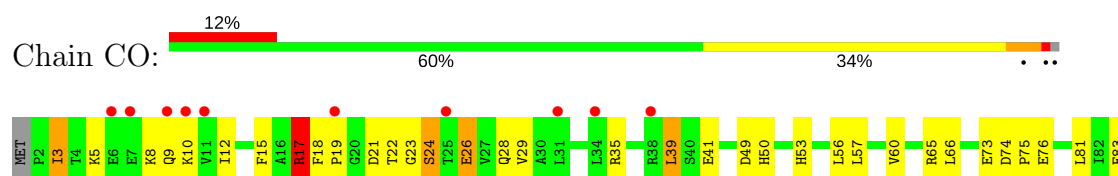
- Molecule 14: 30S Ribosomal Protein S14



- Molecule 15: 30S Ribosomal Protein S15



- Molecule 15: 30S Ribosomal Protein S15

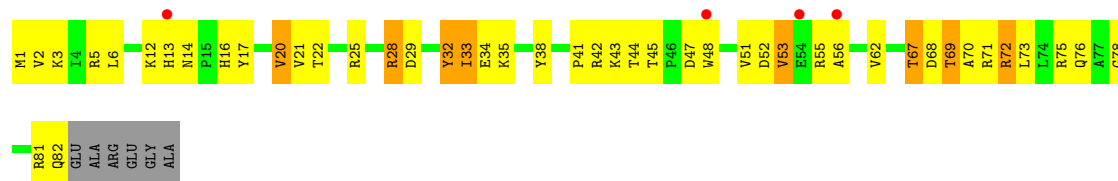
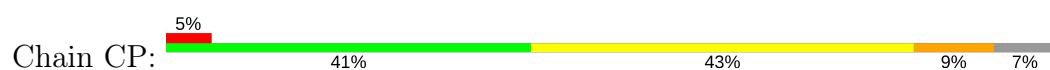




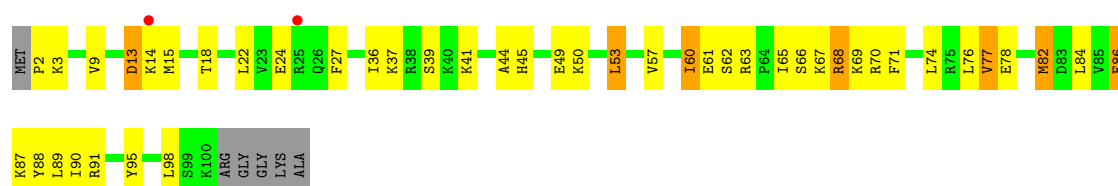
• Molecule 16: 30S Ribosomal Protein S16



• Molecule 16: 30S Ribosomal Protein S16



• Molecule 17: 30S Ribosomal Protein S17



• Molecule 17: 30S Ribosomal Protein S17

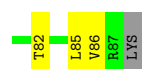


• Molecule 18: 30S Ribosomal Protein S18


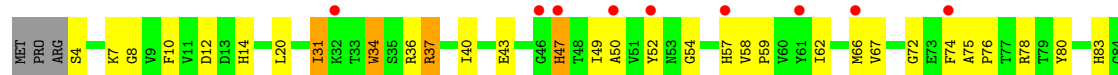




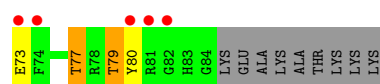
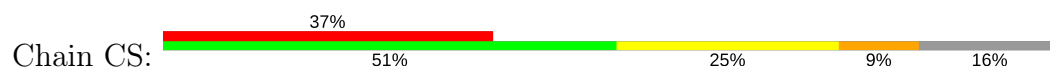
• Molecule 18: 30S Ribosomal Protein S18



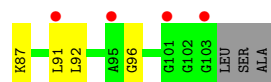
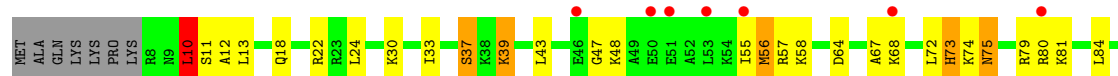
• Molecule 19: 30S Ribosomal Protein S19



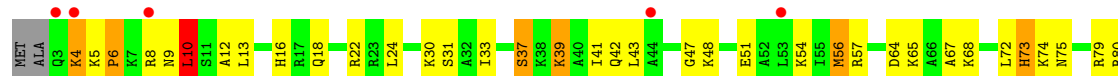
• Molecule 19: 30S Ribosomal Protein S19



• Molecule 20: 30S Ribosomal Protein S20

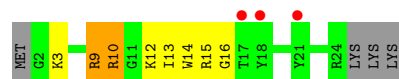


• Molecule 20: 30S Ribosomal Protein S20






• Molecule 21: 30S Ribosomal Protein THX



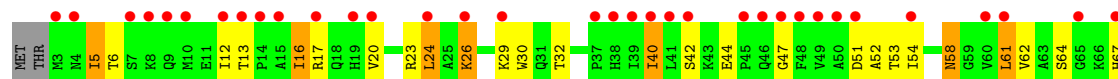
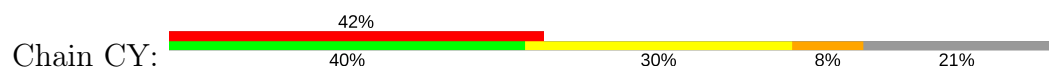
• Molecule 21: 30S Ribosomal Protein THX



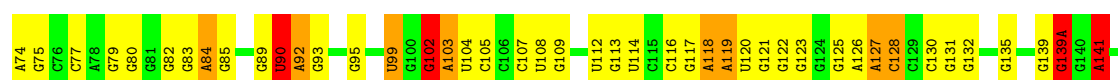
• Molecule 22: Ribosome-associated inhibitor A



• Molecule 22: Ribosome-associated inhibitor A




• Molecule 23: 23S Ribosomal RNA

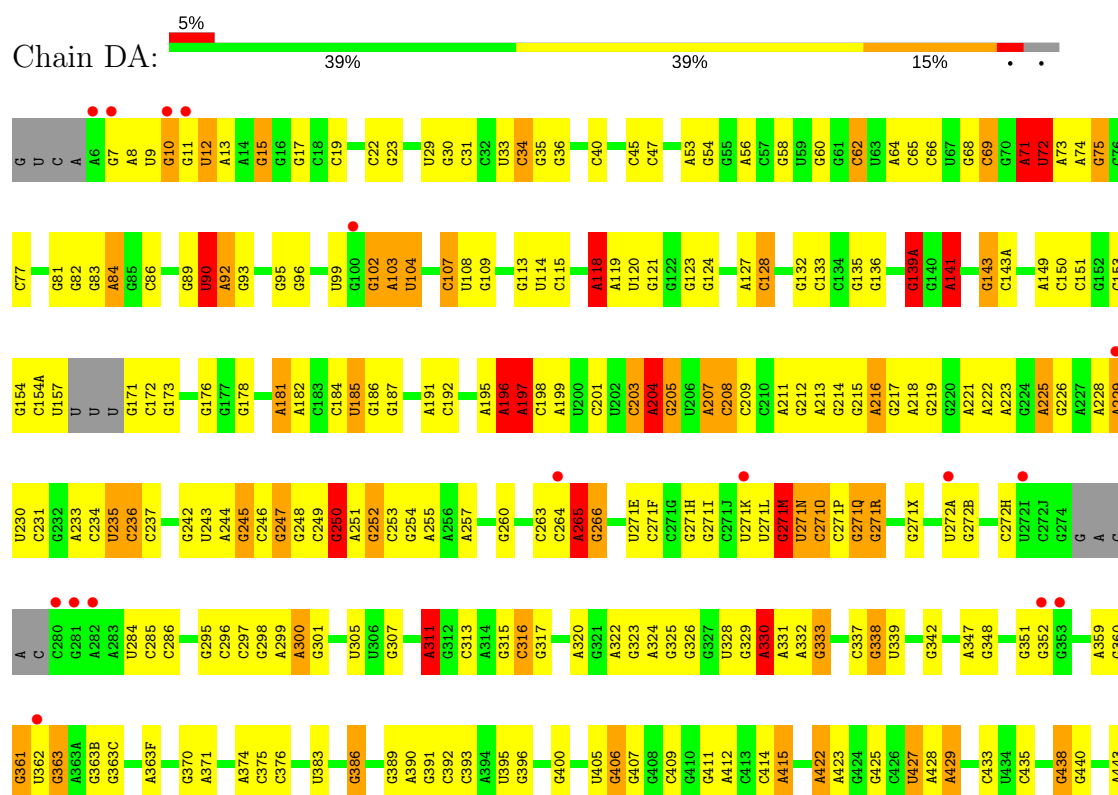




G2324	G2325	G2326	A2327	A2328	G2329	G2330	G2331	G2332	A2333	A2334	A2335	A2336	G2337		U2344	G2345	A2346	G2347	U2348	G2349	G2350	G2351	A2352	G2353	G2354	G2355	A2356	G2357	G2358	G2359	A2360	G2363	G2364	G2365		G2371	G2375	A2376	A2377	A2378		G2381	G2382	G2383	G2384	G2385	G2386	U2387	A2388	G2389	U2390	G2391	G2392	A2393	A2394		G2397							
U2249	G2250	G2251	G2256	G2259	G2260	G2261	A2268	A2269	G2270	G2271	U2272	A2273	G2274	G2275	G2276	G2277		G2283	G2284	A2285	A2286	A2287	A2288	G2289	G2290	U2291	G2292	G2293	G2294	G2295	U2296	G2297	A2298	G2299	G2300	G2301	G2302	G2303	G2304	A2305		G2308	G2309	A2310	A2311	U2312		G2315	G2316	G2317	G2318	G2319	A2320	A2321	A2322	G2323								
C2175	A2176	C2177	C2178	C2179	G2182	C2183	G2184	G2185	G2186	G2187	C2188	U2189	G2190	G2191	G2192	G2193	G2194	G2195	G2196	U2197	A2198	A2199	C2200	G2201	G2202	G2203	U2204	G2205	G2206	G2207	A2208	U2218	G2219	G2220		G2224	A2225	G2226	A2227	G2228	G2229	G2230	G2231	U2232	U2233	G2234	G2235	G2236	G2237	G2238	G2239	A2240	A2241	G2242	U2243	U2244	U2245	G2246						
G2115	G2116	A2117	U2118	A2119	G2120	G2121	G2122	G2123	G2124	G2125	G2126	G2127	G2128	G2129	U2130	G2131	G2132	G2133	A2134	A2135	G2136	G2137	G2138	G2139	G2140	G2141	G2142	G2143	G2144	G2145	G2146	G2147	G2148	G2149	U2150	G2151	G2152	G2153	G2154	G2155	G2156	G2157	G2158	G2159	G2160	G2161	G2162	G2163	G2164	G2165	G2166	U2167	G2168	A2169	G2170	A2171	U2172	U2173	G2174					
C2044	C2045		C2050	A2051	G2052	G2053	A2054	G2055	G2056	A2057	A2058	G2059	A2060	G2061	G2062	G2063	G2064	G2065	G2066	G2067	G2068	G2069	A2070	G2071	G2072	C2073	U2074	U2075	U2076	A2077	G2078	U2079	G2080	C2084	G2087		G2090	G2093	U2096		G2100	G2101	G2102	G2103	G2104	G2105	G2106	G2107	G2108	U2109	G2110	G2111	G2112	A2114										
A1981	G1982		G1985	A1986	G1987	G1988	G1989	G1990	U1991	G1992	U1993	C1994		G1997	G1998	G1999	A1999	G2000	A2001	G2002	G2003		C2006	G2007	G2008	G2009	G2010	U2011	G2012	A2013	A2014	A2015	U2016	U2017	G2018	A1952	A1953	G1954	U1955	U1956	G2023	C1957	G1958	G1959	C1960	C1961	G1962	U1963	A1964	G1965	C1966	A1967	G1968	A1969	A1970	G1971	A1972	G2038	G2039	G2040	U2041	A2042	G2043	
G1897	U1898	G1899	A1900	A1901	G1902	G1903	G1906		A1913	G1914	U1915		U1926	A1927	G1928	A1929	G1930	U1931	A1932	G1933	G1934	G1935	A1936	A1937	A1938		C1942	U1943	U1944		U1951	A1952	G1953	U1954	U1955	U1956	G2023	C1957	G1958	A1959	G1960	C1961	G1962	U1963	A1964	G1965	C1966	A1967	G1968	A1969	A1970	G1971	A1972	G2038	G2039	G2040	U2041	A2042	G2043					
G1806	G1807	U1808	A1809	A1810	G1811	G1812	G1813	G1814	A1815	G1816	G1817	U1818	A1819	U1820	A1821	G1822	G1823	G1824	A1825	G1826	G1827	G1828	A1829	A1830		G1835	G1839	G1840	U1841	G1842	C1843		A1847	G1858		G1861	G1865	G1866	A1867	A1868	A1869	G1878	C1879	A1880	C1881	G1882	G1883	A1884	A1885	C1886		A1889	A1890	G1894	G1895									
G1740	A1741	G1742	C1743	A1744	C1745	C1745A	G1746		G1748		G1752	G1753	C1754	A1755	U1757		C1761	A1762	G1764		U1768	G1769	G1770	C1771	G1772	C1773	A1774	U1775	G1776	U1777	U1778	U1779	A1780	G1781	G1782	A1783	A1784	A1785	A1786	A1787	C1788	A1789	C1790	A1791	G1792	G1793	G1794	C1795	U1796	C1797	U1798	G1799	G1800	G1801	A1802	A1803								
A1637	C1638	U1639	C1640	A1641		G1647	C1648	G1649	G1650	G1651	A1652	G1653	A1654		C1658		G1661	A1662	C1663		A1668	A1669	G1670	C1672	G1673	G1674	A1675	A1676	G1677	G1678	U1679	U1680	G1681	G1682	G1683	C1684	C1685	G1686	G1687	U1688	A1689		U1693	C1694	G1695	G1696	G1697	A1698	G1699	A1700	U1701	G1702		C1710		G1721	A1722	U1739						
C1564	C1565	A1566	A1567	G1568	A1569	A1570		G1573	C1574	G1575	U1576	C1577	U1578	A1579	A1580	G1581	G1582	A1583	C1584	A1586	A1587	C1588	C1589		G1593	G1594	G1595	A1596	A1597	G1598	G1599	C1600	U1601	U1602	A1603	C1604		C1607	A1608	A1609	A1610	C1611	C1612		C1617	A1618	G1619		G1625	G1626	G1627	G1628	U1629	G1630	C1631		G1633		C1636					
U1482	G1484	G1485	A1486	G1487	G1488	U1489	A1490		C1493	A1494	A1495	U1497	C1498		U1503	A1504	C1505	C1506	A1507	A1508	C1509	A1509A		G1510	C1511		G1524	G1525	G1526	G1527		G1529	C1530	C1531	C1532	C	U	A	C		G1537	G1538	G1539	U1540	G1541	A1542	U1543		A1544	A1545	C1546		C1551		G1557	A1558	G1559	U1560	G1561					
C1398		G1401	C1402	C1403	C1404	U1405	U1406	C1407	C1408	C1409		G1414	U1415	C1416	C1417	A1418	A1419	U1420	G1421		A1427	C1428	G1429	C1430	U1431	C1432	U1433	A1434	G1435	G1436	C1437	U1438	A1439	G1440	G1441	G1442	G1443	G1444	A1445		G1448	A1449	G1450	C1450A	A1451	A1452	U1453		A1457	C1458	G1459		C1467		A1471	A1472		G1475						
U1329	C1330	A1331	U1332	C1332	C1333	G1334	U1335		G1338	G1339	U1340	U1341	A1342	G1343	C1345	G1346	G1347	G1348		U1352	A1353	A1354	C1355		G1358	A1359	C1360	G1361	C1362	G1363	C1364	C1365	A1366	A1367	G1368	G1369	C1370	G1371	U1372	A1373		G1377	A1378	G1379	G1380	U1381	G1382	C1383	A1384	C1385	C1386		U1391	A1392	A1393	U1394	A1395	U1396	U1397					
G1260	C1261	U1262	U1263	G1264	A1265	G1266	U1267	A1268	A1269	C1270	G1271	A1272	U1273	A1274						A1284		U1287	A1288	C1289	C1290	C1291	U1292	U1293	U1294	C1295	G1296	C1297	C1298	G1299	U1300	A1301	A1302	G1303	C1304	C1305	A1307	A1308	G1309	G1310	G1311	U1312	U1313	C1314	C1315		C1320	A1321	A1322	U1323	G1324	G1325	U1326	C1327	G1328					

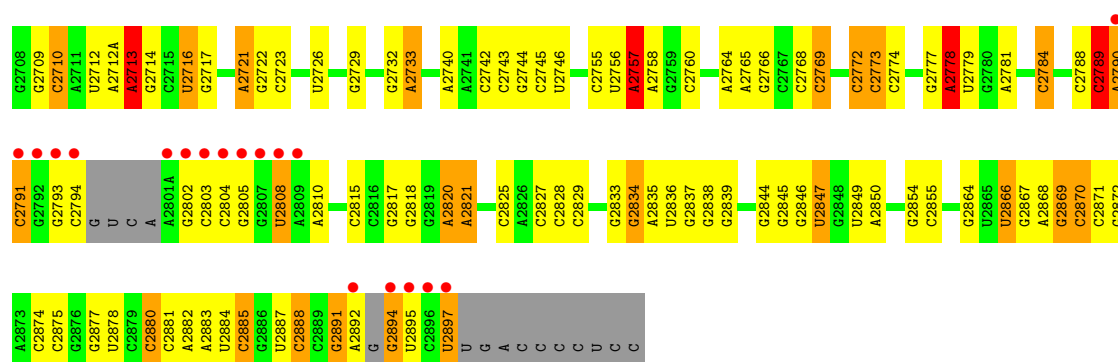


• Molecule 23: 23S Ribosomal RNA

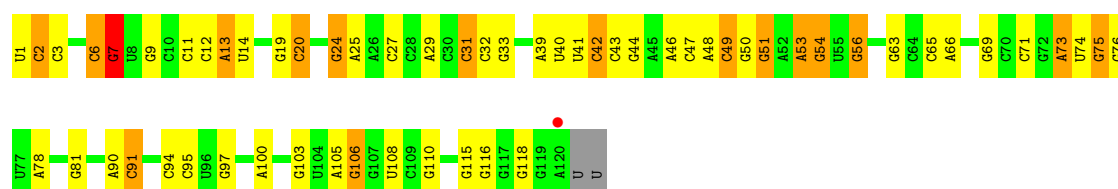




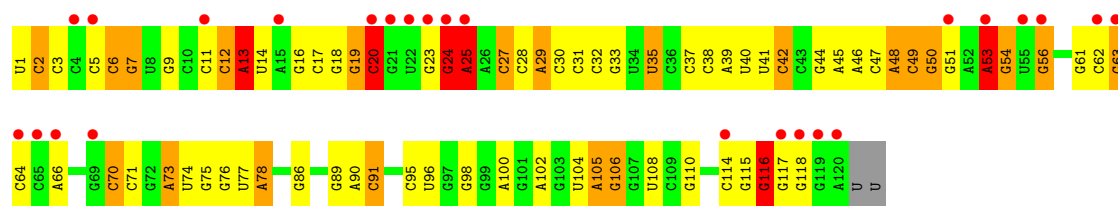
C2622	C2623	C2624	C2625	C2626	C2627	C2628	A2629	G2630	G2631	A2632	G2638	G2644	G2645	G2646	U2647	G2648	U2649	A2660	A2661	A2662	G2663	G2669	A2670	A2671	G2672	G2673	G2674	A2675	A2679	U2682	C2683	G2686	U2687	U2688	U2689	A2693	G2697	A2698	G2699	C2700	C2701	U2702	C2703	C2704	A2705	G2706	G2707																																																																																																																																																																																																																																																																																																																																																															
G2543	G2549	G2550	U2554	G2555	G2556	G2557	U2558	U2563	A2564	A2565	A2566	G2567	U2570	G2571	G2572	C2573	G2576	A2577	G2578	C2579	U2580	G2581	G2582	U2583	A2584	U2585	A2589	A2590	G2591	G2592	U2593	G2597	A2598	G2599	A2600	G2601	A2602	G2603	U2604	U2605	G2606	G2608	U2609	G2610	G2611	G2612	A1614	C1617	A1618	G1619	G1620	U1621	G1622	G1623	G1624	C1625	G1628	C1631	G1633	A1634	G1635	C1638	U1639	C1640	A1641	G1642																																																																																																																																																																																																																																																																																																																																												
G2470	G2473	U2474	C2475	A2476	G2477	A2478	C2483	G2486	G2487	A2488	G2489	U2492	U2493	G2494	G2495	C2496	A2497	C2498	A2499	U2500	G2501	G2502	A2503	U2504	G2505	U2506	G2509	U2514	G2515	G2516	G2517	A2518	U2519	G2524	G2525	G2526	G2529	A2533	A2534	G2535	U2536	U2537	G2538	C2539	G2540	A2541	A2542	G2543	U2547	G2549	G2550	U2554	G2555	G2556	G2557	U2558	U2563	A2564	A2565	A2566	G2567	U2570	G2571	G2572	C2573	G2576	A2577	G2578	C2579	U2580	G2581	G2582	U2583	A2584	U2585	A2589	A2590	G2591	G2592	U2593	G2597	A2598	G2599	A2600	G2601	A2602	G2603	U2604	U2605	G2606	G2608	U2609	G2610	G2611	G2612	A1614	C1617	A1618	G1619	G1620	U1621	G1622	G1623	G1624	C1625	G1628	C1631	G1633	A1634	G1635	C1638	U1639	C1640	A1641	G1642																																																																																																																																																																																																																																																																																											
G2319	A2320	A2321	A2322	C2323	C2324	G2325	G2326	A2327	A2328	A2329	G2330	G2331	U2332	A2333	G2334	A2335	A2336	U2344	G2345	A2346	U2347	U2348	U2349	U2350	G2351	G2352	A2353	A2354	G2355	A2356	G2357	A2358	A2359	A2360	A2361	G2362	G2363	G2364	G2365	G2370	G2371	G2372	G2373	C2374	G2375	A2376	A2377	A2378	G2379	C2380	C2381	G2382	A2383	A2384	C2385	C2386	C2387	U2388	A2389	A2390	G2391	G2392	C2393	A2394	C2395	C2396	C2397	G2398	A2399	A2400	A2401	A2402	A2403	A2404	A2405	G2406	G2407	U2408	G2409	G2410	G2411	G2412	G2413	G2414	G2415	G2416	C2420	G2421	G2422	U2423	U2424	G2425	G2426	G2427	G2428	G2429	G2430	U2431	A2432	A2433	A2434	A2435	G2436	U2437	U2438	A2439	A2440	A2441	G2442	G2443	G2444	A2445	A2446	A2447	A2448	A2449	A2450	A2451	A2452	A2453	G2454	G2455	G2456	G2457	G2458	G2459	G2460	G2461	G2462	G2463	G2464	G2465	G2466	G2467	G2468	A2469																																																																																																																																																																																																																																																																						
U2249	G2250	G2251	G2252	G2253	G2254	G2255	G2256	G2257	G2258	G2259	G2260	G2261	U2262	G2263	G2264	G2265	G2266	G2267	G2268	G2269	G2270	G2271	G2272	G2273	G2274	G2275	G2276	G2277	G2278	G2279	G2280	G2281	G2282	G2283	G2284	G2285	G2286	G2287	G2288	G2289	G2290	G2291	G2292	G2293	G2294	G2295	G2296	G2297	A2298	A2299	A2300	A2301	G2302	G2303	G2304	A2305	G2306	G2307	G2308	G2309	A2310	A2311	G2312	G2313	G2314	G2315	G2316	G2317	G2318	G2319	G2320	G2321	G2322	G2323	G2324	G2325	G2326	G2327	G2328	G2329	G2330	G2331	G2332	G2333	G2334	G2335	G2336	G2337	G2338	G2339	G2340	G2341	G2342	G2343	G2344	G2345	G2346	G2347	G2348	G2349	G2350	G2351	G2352	G2353	G2354	G2355	G2356	G2357	G2358	G2359	G2360	G2361	G2362	G2363	G2364	G2365	G2366	G2367	G2368	G2369	G2370	G2371	G2372	G2373	C2374	G2375	A2376	A2377	A2378	G2379	C2380	C2381	G2382	A2383	A2384	C2385	C2386	C2387	U2388	A2389	A2390	G2391	G2392	C2393	A2394	C2395	C2396	C2397	G2398	A2399	A2400	A2401	A2402	A2403	A2404	A2405	G2406	G2407	U2408	G2409	G2410	G2411	G2412	G2413	G2414	G2415	G2416	C2420	G2421	G2422	U2423	U2424	G2425	G2426	G2427	G2428	G2429	G2430	U2431	A2432	A2433	A2434	A2435	G2436	U2437	U2438	A2439	A2440	A2441	G2442	G2443	G2444	A2445	A2446	A2447	A2448	A2449	A2450	A2451	A2452	A2453	G2454	G2455	G2456	G2457	G2458	G2459	G2460	G2461	G2462	G2463	G2464	G2465	G2466	G2467	G2468	A2469																																																																																																																																																																																					
U2113	A2114	G2115	G2116	A2117	U2118	A2119	G2120	G2121	G2122	G2123	G2124	G2125	G2126	A2127	G2128	G2129	U2130	G2131	G2132	A2133	G2134	G2135	G2136	G2137	G2138	G2139	G2140	G2141	G2142	G2143	G2144	G2145	G2146	G2147	G2148	G2149	U2150	G2151	G2152	G2153	G2154	G2155	G2156	G2157	A2158	G2159	G2160	G2161	G2162	G2163	G2164	G2165	G2166	G2167	G2168	A2169	G2170	A2171	U2172	G2173	C2174	A2175	G2176	G2177	C2178	C2179	U2180	G2181	G2182	G2183	G2184	G2185	G2186	G2187	G2188	G2189	U2190	G2191	G2192	G2193	G2194	G2195	G2196	U2197	A2198	G2199	G2200	U2201	G2202	G2203	G2204	G2205	G2206	G2207	A2208	U2209	G2210	G2211	G2212	G2213	G2214	G2215	G2216	G2217	G2218	G2219	G2220	G2221	G2222	G2223	G2224	A2225	G2226	A2227	G2228	G2229	G2230	G2231	G2232	G2233	G2234	G2235	G2236	G2237	G2238	G2239	G2240	A2241	G2242	U2243	U2244	G2245	G2246	G2247	G2248	G2249	G2250	G2251	G2252	G2253	G2254	G2255	G2256	G2257	G2258	G2259	G2260	G2261	G2262	G2263	G2264	G2265	G2266	G2267	G2268	G2269	G2270	G2271	G2272	G2273	G2274	G2275	G2276	G2277	G2278	G2279	G2280	G2281	G2282	G2283	G2284	G2285	G2286	G2287	G2288	G2289	G2290	G2291	G2292	G2293	G2294	G2295	G2296	G2297	A2298	A2299	A2300	A2301	G2302	G2303	G2304	A2305	G2306	G2307	G2308	G2309	A2310	A2311	G2312	G2313	G2314	G2315	G2316	G2317	G2318	G2319	G2320	G2321	G2322	G2323	G2324	G2325	G2326	G2327	G2328	G2329	G2330	G2331	G2332	G2333	G2334	G2335	G2336	G2337	G2338	G2339	G2340	G2341	G2342	G2343	G2344	G2345	G2346	G2347	G2348	G2349	G2350	G2351	G2352	G2353	G2354	G2355	G2356	G2357	G2358	G2359	G2360	G2361	G2362	G2363	G2364	G2365	G2366	G2367	G2368	G2369	G2370	G2371	G2372	G2373	C2374	G2375	A2376	A2377	A2378	G2379	C2380	C2381	G2382	A2383	A2384	C2385	C2386	C2387	U2388	A2389	A2390	G2391	G2392	C2393	A2394	C2395	C2396	C2397	G2398	A2399	A2400	A2401	A2402	A2403	A2404	A2405	G2406	G2407	U2408	G2409	G2410	G2411	G2412	G2413	G2414	G2415	G2416	C2420	G2421	G2422	U2423	U2424	G2425	G2426	G2427	G2428	G2429	G2430	U2431	A2432	A2433	A2434	A2435	G2436	U2437	U2438	A2439	A2440	A2441	G2442	G2443	G2444	A2445	A2446	A2447	A2448	A2449	A2450	A2451	A2452	A2453	G2454	G2455	G2456	G2457	G2458	G2459	G2460	G2461	G2462	G2463	G2464	G2465	G2466	G2467	G2468	A2469																																													
U1898	G1899	A1900	A1901	G1902	G1903	G1904	G1905	G1906	A1913	G1914	U1915	G1925	G1926	G1929	G1930	U1931	A1932	G1933	G1934	G1935	A1936	A1937	A1938	U1939	U1940	G1941	G1942	U1943	U1944	G1945	G1946	G1947	G1948	G1949	U1950	U1951	A1952	A1953	G1954	U1955	U1956	U1957	G1958	G1959	A1960	U1963	G1964	C1967	G1968	A1969	A1970	A1971	A1972	G1973	C1974	U1898	G1899	A1900	A1901	G1902	G1903	G1904	G1905	G1906	A1913	G1914	U1915	G1925	G1926	G1929	G1930	U1931	A1932	G1933	G1934	G1935	A1936	A1937	A1938	U1939	U1940	G1941	G1942	U1943	U1944	G1945	G1946	G1947	G1948	G1949	U1950	U1951	A1952	A1953	G1954	U1955	U1956	U1957	G1958	G1959	A1960	U1963	G1964	C1967	G1968	A1969	A1970	A1971	A1972	G1973	C1974	U1898	G1899	A1900	A1901	G1902	G1903	G1904	G1905	G1906	A1913	G1914	U1915	G1925	G1926	G1929	G1930	U1931	A1932	G1933	G1934	G1935	A1936	A1937	A1938	U1939	U1940	G1941	G1942	U1943	U1944	G1945	G1946	G1947	G1948	G1949	U1950	U1951	A1952	A1953	G1954	U1955	U1956	U1957	G1958	G1959	A1960	U1963	G1964	C1967	G1968	A1969	A1970	A1971	A1972	G1973	C1974	U1898	G1899	A1900	A1901	G1902	G1903	G1904	G1905	G1906	A1913	G1914	U1915	G1925	G1926	G1929	G1930	U1931	A1932	G1933	G1934	G1935	A1936	A1937	A1938	U1939	U1940	G1941	G1942	U1943	U1944	G1945	G1946	G1947	G1948	G1949	U1950	U1951	A1952	A1953	G1954	U1955	U1956	U1957	G1958	G1959	A1960	U1963	G1964	C1967	G1968	A1969	A1970	A1971	A1972	G1973	C1974	U1898	G1899	A1900	A1901	G1902	G1903	G1904	G1905	G1906	A1913	G1914	U1915	G1925	G1926	G1929	G1930	U1931	A1932	G1933	G1934	G1935	A1936	A1937	A1938	U1939	U1940	G1941	G1942	U1943	U1944	G1945	G1946	G1947	G1948	G1949	U1950	U1951	A1952	A1953	G1954	U1955	U1956	U1957	G1958	G1959	A1960	U1963	G1964	C1967	G1968	A1969	A1970	A1971	A1972	G1973	C1974	U1898	G1899	A1900	A1901	G1902	G1903	G1904	G1905	G1906	A1913	G1914	U1915	G1925	G1926	G1929	G1930	U1931	A1932	G1933	G1934	G1935	A1936	A1937	A1938	U1939	U1940	G1941	G1942	U1943	U1944	G1945	G1946	G1947	G1948	G1949	U1950	U1951	A1952	A1953	G1954	U1955	U1956	U1957	G1958	G1959	A1960	U1963	G1964	C1967	G1968	A1969	A1970	A1971	A1972	G1973	C1974	U1898	G1899	A1900	A1901	G1902	G1903	G1904	G1905	G1906	A1913	G1914	U1915	G1925	G1926	G1929	G1930	U1931	A1932	G1933	G1934	G1935	A1936	A1937	A1938	U1939	U1940	G1941	G1942	U1943	U1944	G1945	G1946	G1947	G1948	G1949	U1950	U1951	A1952	A1953	G1954	U1955	U1956	U1957	G1958	G1959	A1960	U1963	G1964	C1967	G1968	A1969	A1970	A1971	A1972	G1973	C1974	U1898	G1899	A1900	A1901	G1902	G1903	G1904



• Molecule 24: 5S Ribosomal RNA



• Molecule 24: 5S Ribosomal RNA

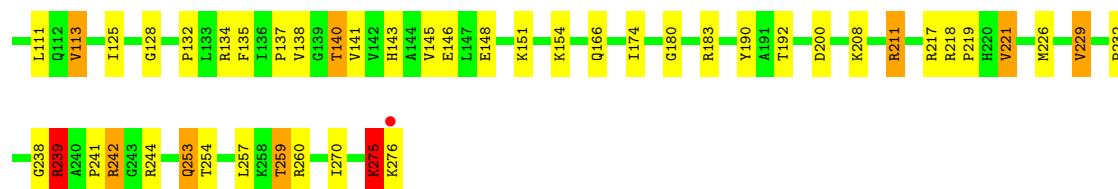


• Molecule 25: 50S Ribosomal Protein L2



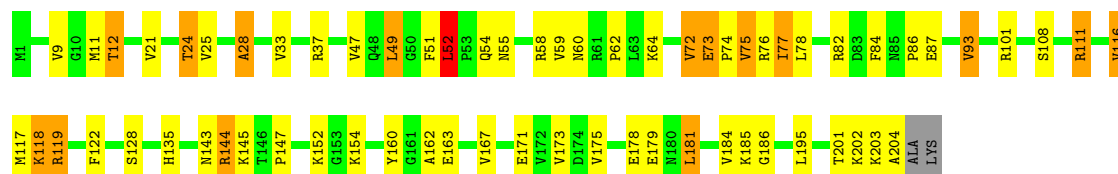
• Molecule 25: 50S Ribosomal Protein L2





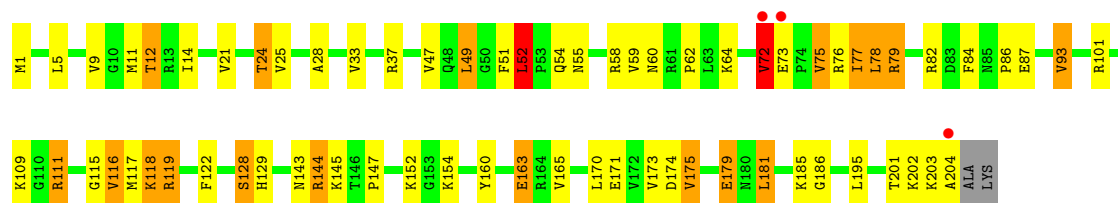
• Molecule 26: 50S Ribosomal Protein L3

Chain BE:



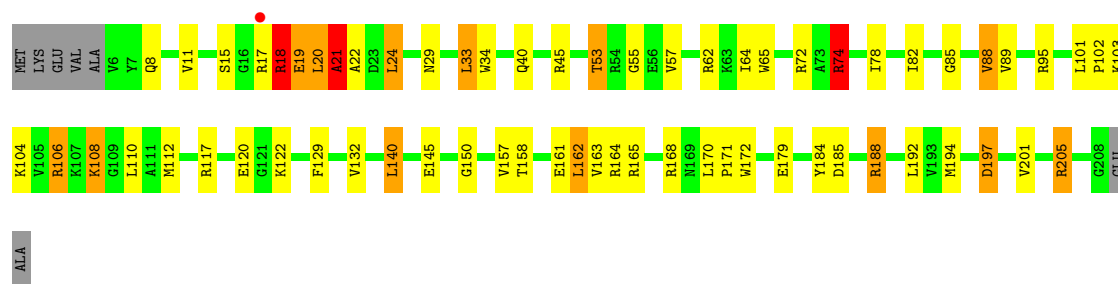
• Molecule 26: 50S Ribosomal Protein L3

Chain DE:



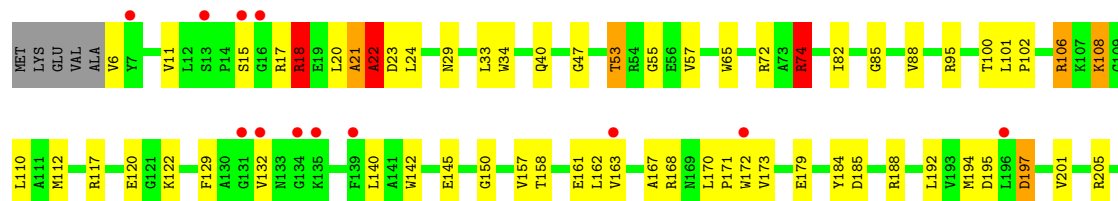
• Molecule 27: 50S Ribosomal Protein L4

Chain BF:



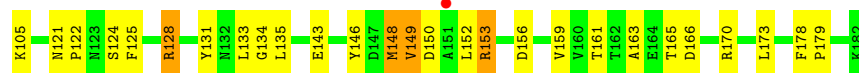
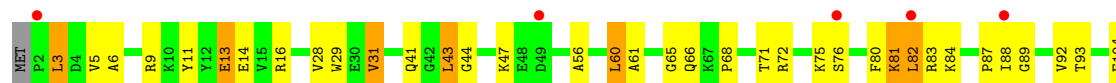
• Molecule 27: 50S Ribosomal Protein L4

Chain DF:

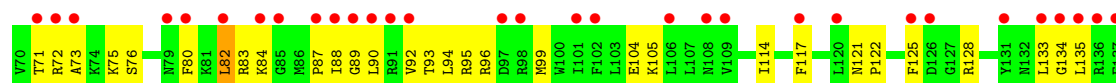
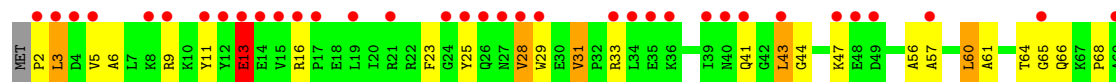




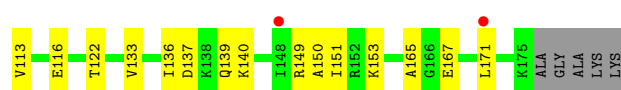
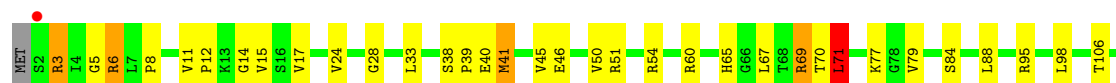
• Molecule 28: 50S Ribosomal Protein L5



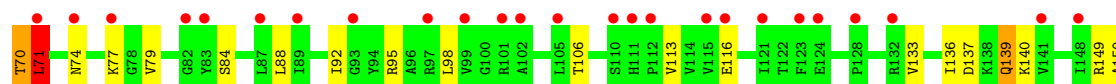
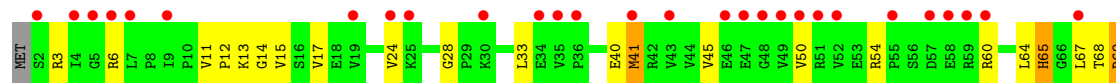
• Molecule 28: 50S Ribosomal Protein L5



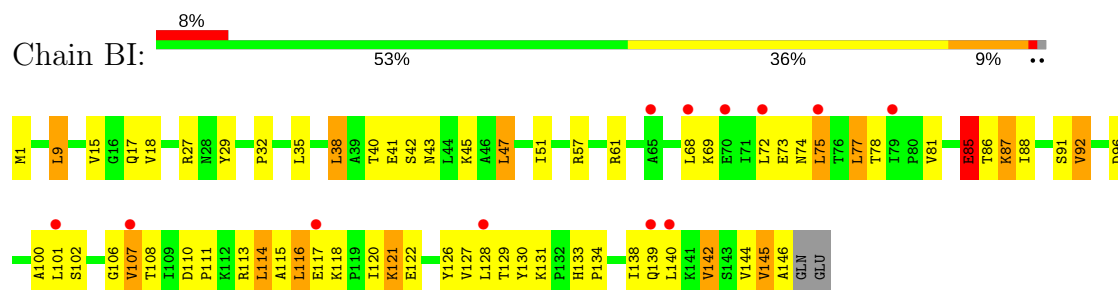
• Molecule 29: 50S Ribosomal Protein L6



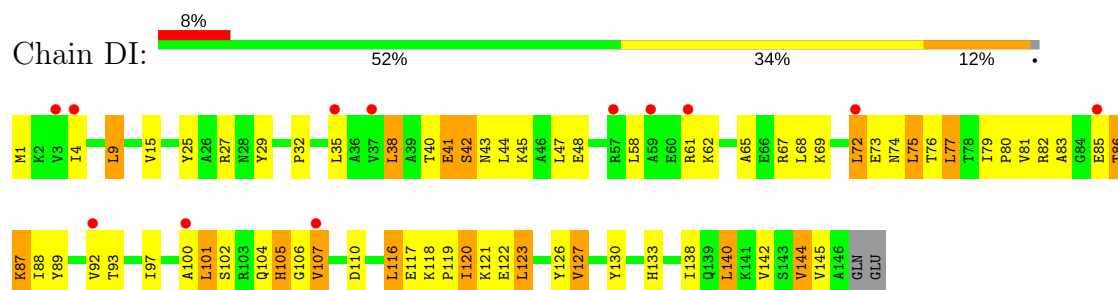
• Molecule 29: 50S Ribosomal Protein L6



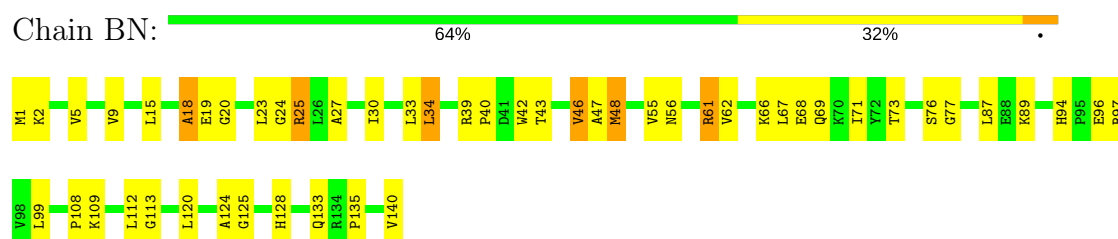
- Molecule 30: 50S Ribosomal Protein L9



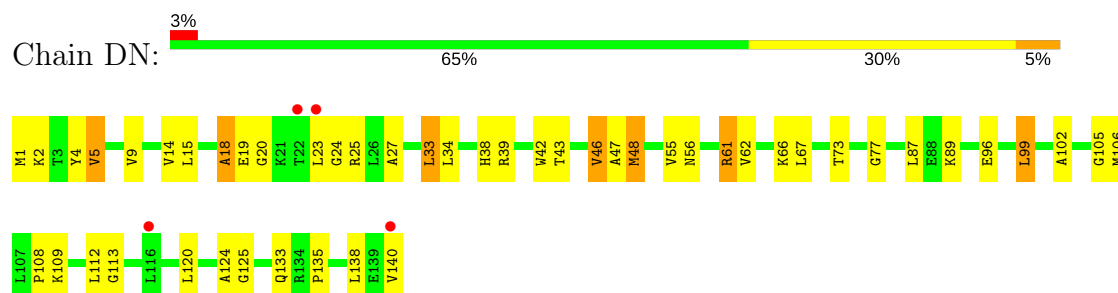
- Molecule 30: 50S Ribosomal Protein L9



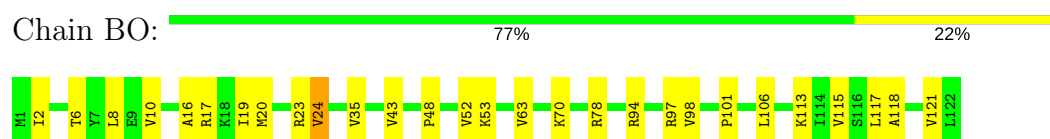
- Molecule 31: 50S Ribosomal Protein L13



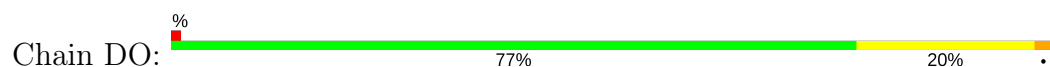
- Molecule 31: 50S Ribosomal Protein L13



- Molecule 32: 50S Ribosomal Protein L14



- Molecule 32: 50S Ribosomal Protein L14

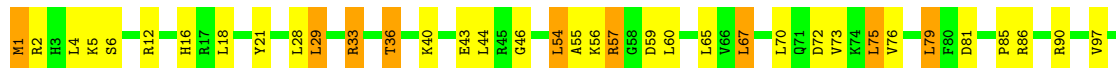






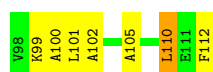
• Molecule 35: 50S Ribosomal Protein L17

Chain DR: 64% 27% 8%



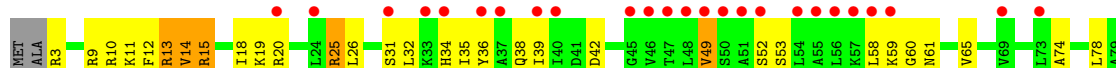
• Molecule 36: 50S Ribosomal Protein L18

Chain BS: 56% 34% 7%




• Molecule 36: 50S Ribosomal Protein L18

Chain DS: 24% 54% 35% 8%



• Molecule 37: 50S Ribosomal Protein L19

Chain BT: % 58% 26% 5% 10%



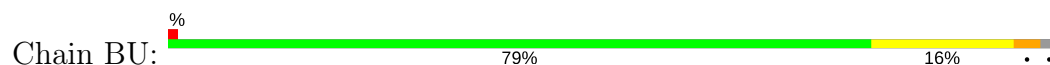
• Molecule 37: 50S Ribosomal Protein L19

Chain DT: % 59% 24% 5% 11%

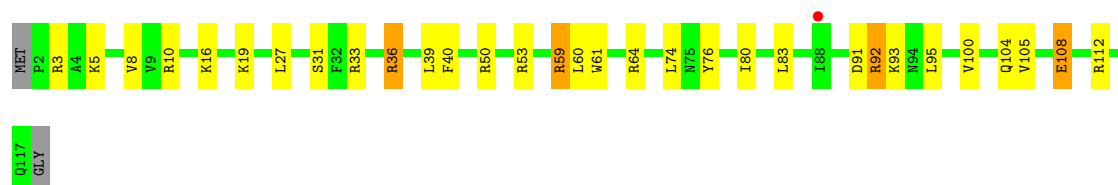




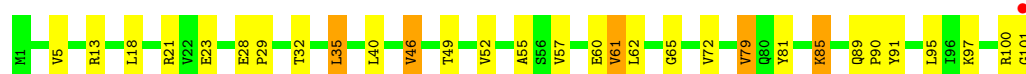
• Molecule 38: 50S Ribosomal Protein L20



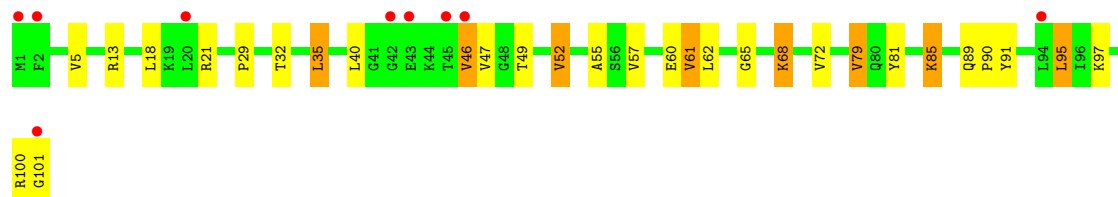
• Molecule 38: 50S Ribosomal Protein L20



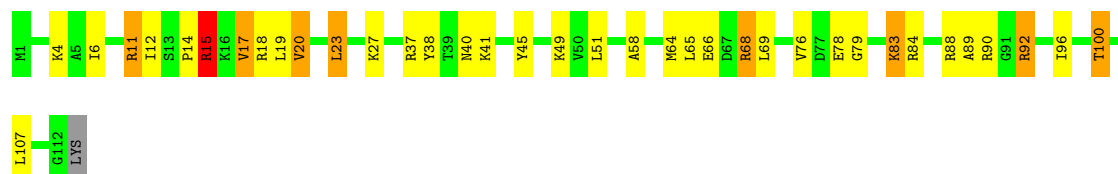
• Molecule 39: 50S Ribosomal Protein L21



• Molecule 39: 50S Ribosomal Protein L21

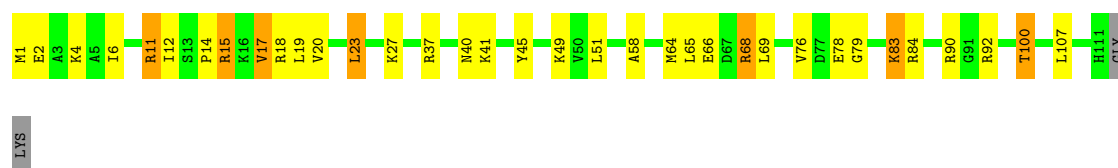


• Molecule 40: 50S Ribosomal Protein L22



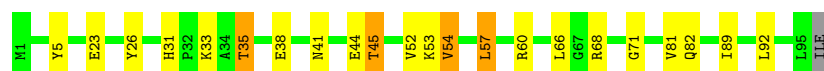
• Molecule 40: 50S Ribosomal Protein L22





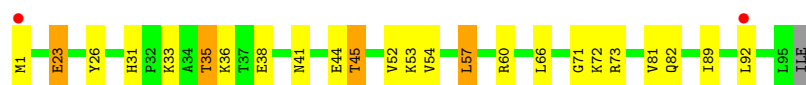
• Molecule 41: 50S Ribosomal Protein L23

Chain BX: 76% 19% . .



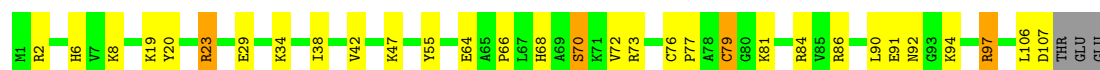
• Molecule 41: 50S Ribosomal Protein L23

Chain DX: 74% 21% . .



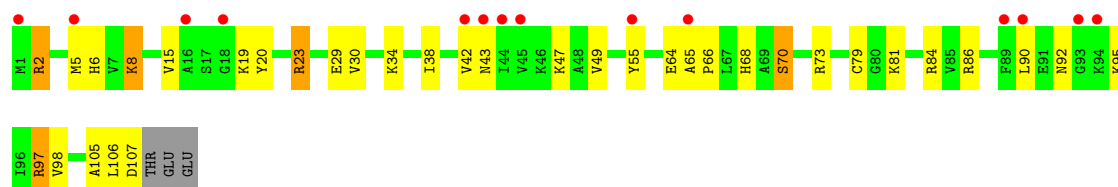
• Molecule 42: 50S Ribosomal Protein L24

Chain BY: 69% 25% . .



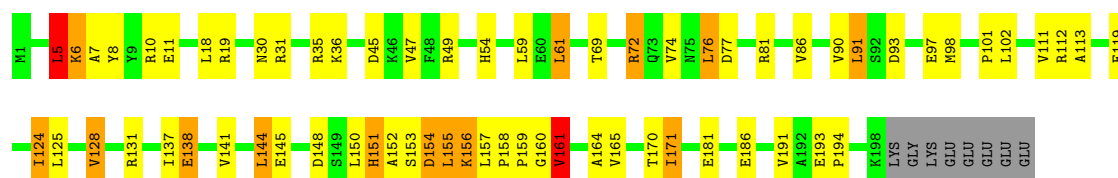
• Molecule 42: 50S Ribosomal Protein L24

Chain DY: 13% 65% 27% 5% .



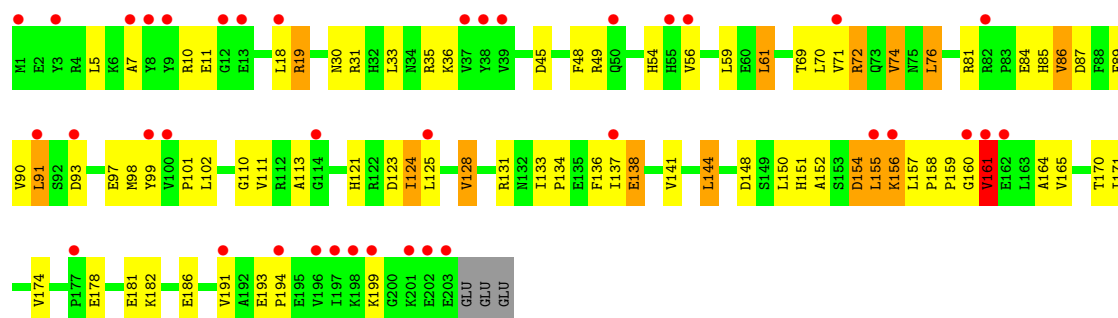
• Molecule 43: 50S Ribosomal Protein L25

Chain BZ: 64% 25% 7% . .



• Molecule 43: 50S Ribosomal Protein L25

Chain DZ: 18% 60% 31% 7% .



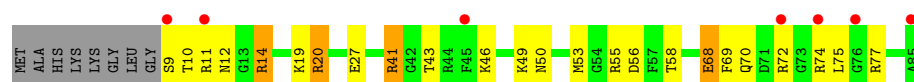
• Molecule 44: 50S Ribosomal Protein L27

Chain B0: 67% 20% 11%



• Molecule 44: 50S Ribosomal Protein L27

Chain D0: 8% 62% 24% 5% 9%



• Molecule 45: 50S Ribosomal Protein L28

Chain B1: 2% 68% 24%



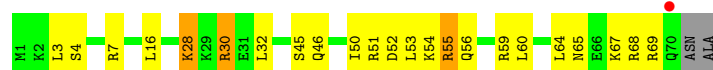
• Molecule 45: 50S Ribosomal Protein L28

Chain D1: 3% 67% 24% 5%



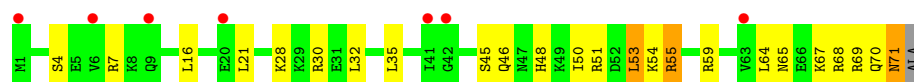
• Molecule 46: 50S Ribosomal Protein L29

Chain B2: % 65% 28%

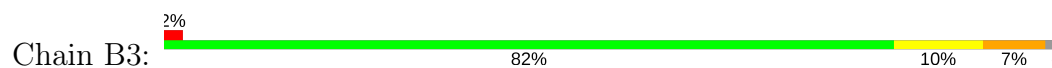


• Molecule 46: 50S Ribosomal Protein L29

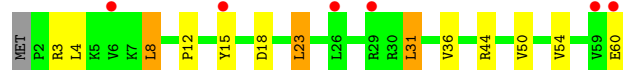
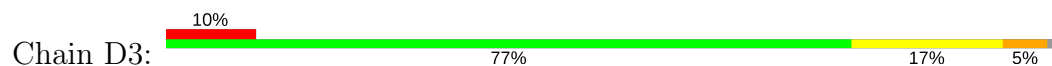
Chain D2: 10% 65% 29%



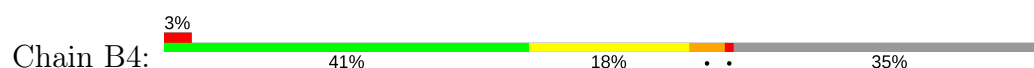
- Molecule 47: 50S Ribosomal Protein L30



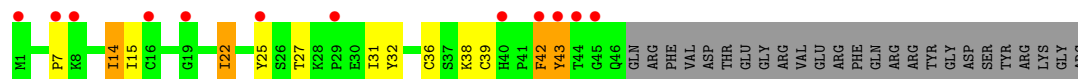
- Molecule 47: 50S Ribosomal Protein L30



- Molecule 48: 50S Ribosomal Protein L31



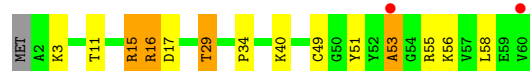
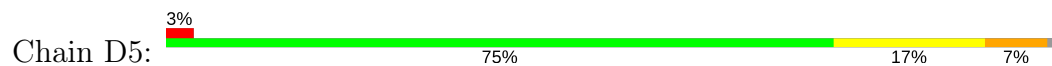
- Molecule 48: 50S Ribosomal Protein L31




- Molecule 49: 50S Ribosomal Protein L32



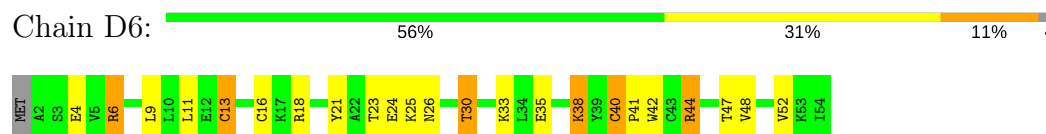
- Molecule 49: 50S Ribosomal Protein L32



- Molecule 50: 50S Ribosomal Protein L33



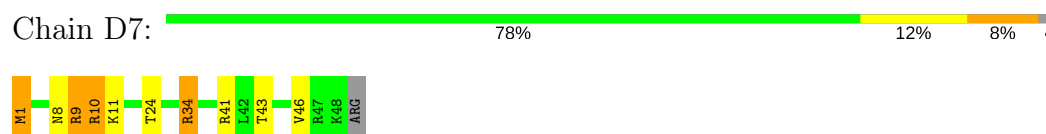
- Molecule 50: 50S Ribosomal Protein L33



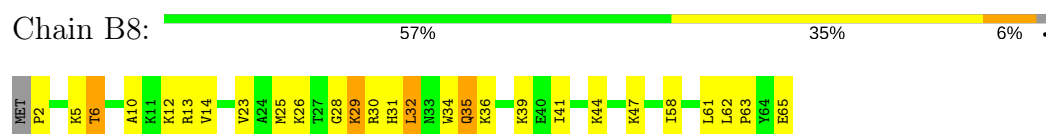
- Molecule 51: 50S Ribosomal Protein L34



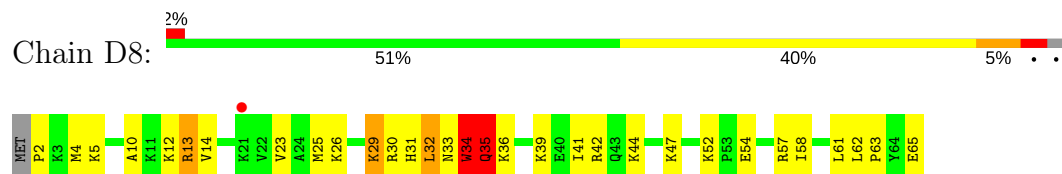
- Molecule 51: 50S Ribosomal Protein L34



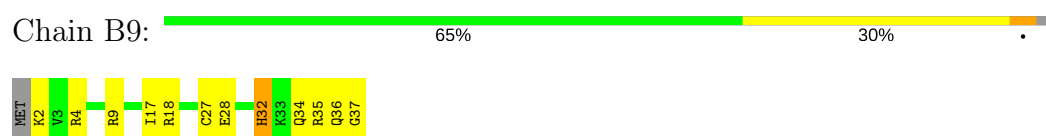
- Molecule 52: 50S Ribosomal Protein L35



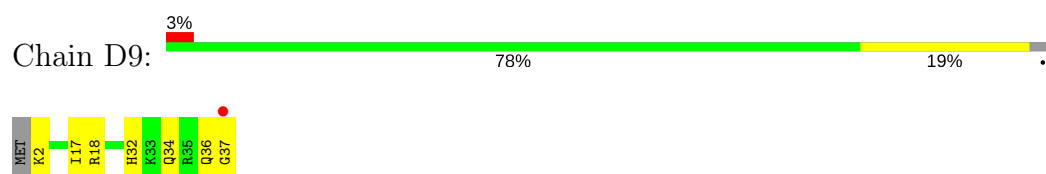
- Molecule 52: 50S Ribosomal Protein L35



- Molecule 53: 50S ribosomal protein L36



- Molecule 53: 50S ribosomal protein L36



4 Data and refinement statistics

Property	Value	Source
Space group	P 21 21 21	Depositor
Cell constants a, b, c, α , β , γ	209.63Å 449.30Å 620.90Å 90.00° 90.00° 90.00°	Depositor
Resolution (Å)	49.71 – 2.70 49.71 – 2.70	Depositor EDS
% Data completeness (in resolution range)	98.4 (49.71-2.70) 98.4 (49.71-2.70)	Depositor EDS
R_{merge}	0.17	Depositor
R_{sym}	(Not available)	Depositor
$\langle I/\sigma(I) \rangle$ ¹	1.20 (at 2.69Å)	Xtriage
Refinement program	PHENIX (phenix.refine: 1.7.2_869)	Depositor
R, R_{free}	0.217 , 0.254 0.217 , 0.255	Depositor DCC
R_{free} test set	78243 reflections (5.29%)	DCC
Wilson B-factor (Å ²)	55.6	Xtriage
Anisotropy	0.155	Xtriage
Bulk solvent k_{sol} (e/Å ³), B_{sol} (Å ²)	0.28 , 46.3	EDS
L-test for twinning ²	$\langle L \rangle = 0.45$, $\langle L^2 \rangle = 0.27$	Xtriage
Estimated twinning fraction	No twinning to report.	Xtriage
F_o, F_c correlation	0.93	EDS
Total number of atoms	287173	wwPDB-VP
Average B, all atoms (Å ²)	64.0	wwPDB-VP

Xtriage's analysis on translational NCS is as follows: *The largest off-origin peak in the Patterson function is 1.42% of the height of the origin peak. No significant pseudotranslation is detected.*

¹Intensities estimated from amplitudes.

²Theoretical values of $\langle |L| \rangle$, $\langle L^2 \rangle$ for acentric reflections are 0.5, 0.333 respectively for untwinned datasets, and 0.375, 0.2 for perfectly twinned datasets.

5 Model quality ⓘ

5.1 Standard geometry ⓘ

Bond lengths and bond angles in the following residue types are not validated in this section: ZN, MG

The Z score for a bond length (or angle) is the number of standard deviations the observed value is removed from the expected value. A bond length (or angle) with $|Z| > 5$ is considered an outlier worth inspection. RMSZ is the root-mean-square of all Z scores of the bond lengths (or angles).

Mol	Chain	Bond lengths		Bond angles	
		RMSZ	$\# Z > 5$	RMSZ	$\# Z > 5$
1	AA	1.00	41/35935 (0.1%)	1.48	589/56084 (1.1%)
1	CA	0.97	39/35884 (0.1%)	1.44	557/56006 (1.0%)
2	AB	0.57	0/1811	0.74	0/2452
2	CB	0.62	0/1852	0.75	0/2510
3	AC	0.63	1/1474 (0.1%)	0.84	1/2003 (0.0%)
3	CC	0.67	0/1477	0.90	4/2006 (0.2%)
4	AD	0.73	2/1550 (0.1%)	0.87	1/2106 (0.0%)
4	CD	0.68	3/1567 (0.2%)	0.85	1/2125 (0.0%)
5	AE	0.60	0/1121	0.78	0/1517
5	CE	0.64	0/1122	0.81	0/1518
6	AF	0.61	0/794	0.79	0/1082
6	CF	0.58	0/789	0.78	0/1074
7	AG	0.59	0/1186	0.74	0/1603
7	CG	0.63	0/1183	0.74	0/1599
8	AH	0.52	0/1065	0.71	0/1445
8	CH	0.53	0/1069	0.69	0/1450
9	AI	0.60	0/867	0.85	0/1180
9	CI	0.70	0/864	0.84	0/1177
10	AJ	0.65	0/672	0.83	0/919
10	CJ	0.73	0/670	0.86	0/917
11	AK	0.59	0/843	0.74	0/1144
11	CK	0.60	0/843	0.75	0/1144
12	AL	0.67	0/925	0.83	0/1251
12	CL	0.65	0/921	0.87	2/1247 (0.2%)
13	AM	0.66	0/811	0.91	0/1103
13	CM	0.72	0/794	0.92	0/1081
14	AN	0.62	0/487	0.83	0/649
14	CN	0.68	0/483	0.91	1/645 (0.2%)
15	AO	0.59	0/735	0.84	2/981 (0.2%)
15	CO	0.57	0/735	0.79	1/981 (0.1%)
16	AP	0.60	0/667	0.83	0/905
16	CP	0.57	0/677	0.83	0/917

Mol	Chain	Bond lengths		Bond angles	
		RMSZ	# Z >5	RMSZ	# Z >5
17	AQ	0.59	0/836	0.76	0/1117
17	CQ	0.62	0/832	0.77	0/1113
18	AR	0.51	0/519	0.82	1/699 (0.1%)
18	CR	0.52	0/519	0.81	0/699
19	AS	0.58	0/574	0.85	1/781 (0.1%)
19	CS	0.64	0/563	0.82	0/766
20	AT	0.59	0/701	0.86	2/930 (0.2%)
20	CT	0.60	0/776	0.83	2/1026 (0.2%)
21	AU	0.57	0/203	0.73	0/266
21	CU	0.71	0/184	0.85	0/244
22	AY	0.67	0/766	0.87	0/1034
22	CY	0.67	0/751	0.76	0/1017
23	BA	1.46	435/68200 (0.6%)	1.72	2119/106454 (2.0%)
23	DA	1.17	125/67486 (0.2%)	1.62	1697/105338 (1.6%)
24	BB	1.09	2/2878 (0.1%)	1.48	44/4490 (1.0%)
24	DB	1.27	9/2878 (0.3%)	1.51	51/4490 (1.1%)
25	BD	0.90	1/2186 (0.0%)	1.02	8/2944 (0.3%)
25	DD	0.79	0/2186	0.96	2/2944 (0.1%)
26	BE	0.89	0/1588	0.98	2/2145 (0.1%)
26	DE	0.79	1/1588 (0.1%)	0.96	1/2145 (0.0%)
27	BF	0.84	1/1612 (0.1%)	0.94	5/2184 (0.2%)
27	DF	0.71	0/1607	0.91	4/2178 (0.2%)
28	BG	0.55	0/1393	0.78	0/1892
28	DG	0.69	0/1393	0.80	0/1892
29	BH	0.68	0/1343	0.80	0/1820
29	DH	0.63	0/1343	0.75	0/1820
30	BI	0.63	0/1058	0.84	0/1449
30	DI	0.64	0/1058	0.90	1/1449 (0.1%)
31	BN	0.84	0/1139	0.96	4/1538 (0.3%)
31	DN	0.71	0/1139	0.89	1/1538 (0.1%)
32	BO	0.86	0/933	0.92	2/1257 (0.2%)
32	DO	0.77	0/933	0.91	1/1257 (0.1%)
33	BP	0.85	0/1148	1.02	7/1529 (0.5%)
33	DP	0.72	0/1148	0.97	5/1529 (0.3%)
34	BQ	0.85	0/1143	0.89	2/1527 (0.1%)
34	DQ	0.76	0/1143	0.90	2/1527 (0.1%)
35	BR	0.85	0/982	0.98	2/1312 (0.2%)
35	DR	0.71	0/982	0.92	1/1312 (0.1%)
36	BS	0.71	0/875	0.91	1/1168 (0.1%)
36	DS	0.78	0/883	0.89	1/1176 (0.1%)
37	BT	0.79	0/1077	0.98	2/1444 (0.1%)
37	DT	0.73	0/1072	0.97	4/1437 (0.3%)
38	BU	0.89	0/977	0.95	4/1301 (0.3%)

Mol	Chain	Bond lengths		Bond angles	
		RMSZ	# Z >5	RMSZ	# Z >5
38	DU	0.78	0/977	0.83	0/1301
39	BV	0.85	0/782	0.92	0/1049
39	DV	0.77	0/786	0.89	0/1053
40	BW	0.97	2/891 (0.2%)	0.97	3/1197 (0.3%)
40	DW	0.85	0/887	0.91	1/1192 (0.1%)
41	BX	0.88	0/756	0.90	1/1016 (0.1%)
41	DX	0.78	0/746	0.88	1/1005 (0.1%)
42	BY	0.76	1/798 (0.1%)	1.04	4/1073 (0.4%)
42	DY	0.73	0/794	1.03	3/1067 (0.3%)
43	BZ	0.67	0/1555	0.85	4/2118 (0.2%)
43	DZ	0.71	0/1561	0.84	3/2131 (0.1%)
44	B0	0.78	0/602	0.94	3/804 (0.4%)
44	D0	0.76	0/615	0.90	0/820
45	B1	0.85	0/752	0.91	2/1003 (0.2%)
45	D1	0.76	0/752	0.92	2/1003 (0.2%)
46	B2	0.77	0/590	0.80	0/781
46	D2	0.73	0/586	0.78	0/779
47	B3	0.76	0/463	0.77	0/623
47	D3	0.74	0/468	0.75	0/628
48	B4	0.65	1/358 (0.3%)	0.82	1/487 (0.2%)
48	D4	0.73	0/358	0.80	0/487
49	B5	0.93	0/469	1.07	2/634 (0.3%)
49	D5	0.85	1/465 (0.2%)	0.99	1/630 (0.2%)
50	B6	0.89	1/456 (0.2%)	0.90	0/609
50	D6	0.81	0/444	0.86	0/595
51	B7	1.02	0/426	1.17	5/561 (0.9%)
51	D7	0.81	0/410	0.99	1/543 (0.2%)
52	B8	0.92	0/516	0.98	1/679 (0.1%)
52	D8	0.82	0/516	1.06	5/679 (0.7%)
53	B9	0.98	0/300	1.11	3/395 (0.8%)
53	D9	0.77	0/300	1.02	0/395
All	All	1.09	666/304847 (0.2%)	1.44	5184/456336 (1.1%)

Chiral center outliers are detected by calculating the chiral volume of a chiral center and verifying if the center is modelled as a planar moiety or with the opposite hand. A planarity outlier is detected by checking planarity of atoms in a peptide group, atoms in a mainchain group or atoms of a sidechain that are expected to be planar.

Mol	Chain	#Chirality outliers	#Planarity outliers
2	AB	0	1
2	CB	0	2
3	AC	0	2

Continued on next page...

Continued from previous page...

Mol	Chain	#Chirality outliers	#Planarity outliers
3	CC	0	3
4	AD	0	1
4	CD	0	1
9	AI	0	3
9	CI	0	1
10	AJ	0	3
10	CJ	0	2
12	CL	0	2
13	AM	0	2
13	CM	0	1
14	CN	0	2
18	AR	0	1
18	CR	0	1
23	BA	0	4
23	DA	0	1
25	BD	0	1
25	DD	0	1
26	BE	0	1
26	DE	0	1
27	BF	0	3
27	DF	0	2
28	BG	0	1
28	DG	0	1
29	BH	0	1
29	DH	0	1
30	BI	0	1
31	BN	0	1
31	DN	0	1
33	BP	0	2
33	DP	0	2
36	BS	0	1
36	DS	0	1
37	BT	0	1
37	DT	0	1
41	BX	0	1
41	DX	0	1
43	BZ	0	1
43	DZ	0	1
45	B1	0	1
45	D1	0	1
48	B4	0	1
48	D4	0	1

Continued on next page...

Continued from previous page...

Mol	Chain	#Chirality outliers	#Planarity outliers
49	B5	0	1
49	D5	0	1
52	D8	0	1
All	All	0	68

The worst 5 of 666 bond length outliers are listed below:

Mol	Chain	Res	Type	Atoms	Z	Observed(Å)	Ideal(Å)
1	AA	1459	C	N1-C2	18.78	1.58	1.40
1	CA	1459	C	N1-C2	17.97	1.58	1.40
1	CA	1442(A)	G	N9-C4	15.13	1.50	1.38
23	BA	1021	A	N9-C4	-14.91	1.28	1.37
23	BA	2287	A	N9-C4	-14.79	1.28	1.37

The worst 5 of 5184 bond angle outliers are listed below:

Mol	Chain	Res	Type	Atoms	Z	Observed(°)	Ideal(°)
1	AA	1459	C	C6-N1-C2	-31.41	107.74	120.30
1	CA	1459	C	C6-N1-C2	-31.40	107.74	120.30
1	CA	1459	C	N3-C2-O2	-28.90	101.67	121.90
1	AA	1459	C	N3-C2-O2	-28.10	102.23	121.90
1	CA	1442(A)	G	N3-C4-C5	-25.05	116.07	128.60

There are no chirality outliers.

5 of 68 planarity outliers are listed below:

Mol	Chain	Res	Type	Group
2	AB	14	GLY	Peptide
3	AC	180	ALA	Peptide
3	AC	50	ALA	Peptide
4	AD	29	PRO	Peptide
9	AI	39	GLY	Peptide

5.2 Too-close contacts

In the following table, the Non-H and H(model) columns list the number of non-hydrogen atoms and hydrogen atoms in the chain respectively. The H(added) column lists the number of hydrogen atoms added and optimized by MolProbity. The Clashes column lists the number of clashes within the asymmetric unit, whereas Symm-Clashes lists symmetry related clashes.

Mol	Chain	Non-H	H(model)	H(added)	Clashes	Symm-Clashes
1	AA	32102	0	16201	703	0
1	CA	32056	0	16179	905	0
2	AB	1777	0	1747	75	0
2	CB	1817	0	1785	78	0
3	AC	1450	0	1314	42	0
3	CC	1453	0	1320	78	0
4	AD	1520	0	1406	44	0
4	CD	1537	0	1430	89	0
5	AE	1105	0	1130	37	0
5	CE	1106	0	1132	39	0
6	AF	781	0	741	17	0
6	CF	776	0	733	20	0
7	AG	1167	0	1108	34	0
7	CG	1164	0	1106	47	0
8	AH	1045	0	1033	31	0
8	CH	1049	0	1037	33	0
9	AI	852	0	742	47	0
9	CI	849	0	735	56	0
10	AJ	659	0	552	40	0
10	CJ	657	0	547	38	0
11	AK	828	0	822	15	0
11	CK	828	0	822	23	0
12	AL	909	0	927	29	0
12	CL	905	0	916	29	0
13	AM	801	0	743	42	0
13	CM	784	0	730	40	0
14	AN	478	0	496	25	0
14	CN	474	0	485	35	0
15	AO	724	0	749	23	0
15	CO	724	0	749	28	0
16	AP	651	0	638	34	0
16	CP	661	0	653	47	0
17	AQ	823	0	891	29	0
17	CQ	819	0	880	27	0
18	AR	514	0	530	13	0
18	CR	514	0	530	18	0
19	AS	560	0	466	31	0
19	CS	549	0	468	25	0
20	AT	699	0	746	24	0
20	CT	773	0	836	32	0
21	AU	199	0	208	6	0
21	CU	180	0	173	9	0
22	AY	754	0	776	24	0

Continued on next page...

Continued from previous page...

Mol	Chain	Non-H	H(model)	H(added)	Clashes	Symm-Clashes
22	CY	739	0	740	38	0
23	BA	60898	0	30697	759	0
23	DA	60264	0	30391	909	0
24	BB	2573	0	1306	27	0
24	DB	2573	0	1306	51	0
25	BD	2136	0	2218	55	0
25	DD	2136	0	2218	62	0
26	BE	1555	0	1607	41	0
26	DE	1555	0	1607	46	0
27	BF	1577	0	1612	44	0
27	DF	1572	0	1613	43	0
28	BG	1368	0	1324	37	0
28	DG	1368	0	1324	49	0
29	BH	1317	0	1376	23	0
29	DH	1317	0	1376	24	0
30	BI	1043	0	1054	39	0
30	DI	1043	0	1054	51	0
31	BN	1112	0	1180	25	0
31	DN	1112	0	1180	28	0
32	BO	923	0	981	12	0
32	DO	923	0	981	16	0
33	BP	1131	0	1201	39	0
33	DP	1131	0	1201	45	0
34	BQ	1122	0	1179	26	0
34	DQ	1122	0	1179	30	0
35	BR	968	0	1033	24	0
35	DR	968	0	1033	30	0
36	BS	865	0	905	38	0
36	DS	873	0	927	49	0
37	BT	1063	0	1103	29	0
37	DT	1058	0	1098	31	0
38	BU	959	0	1019	12	0
38	DU	959	0	1019	23	0
39	BV	771	0	830	14	1
39	DV	775	0	841	16	0
40	BW	881	0	935	22	0
40	DW	877	0	932	18	0
41	BX	742	0	799	14	0
41	DX	732	0	777	16	0
42	BY	785	0	828	16	0
42	DY	781	0	829	22	0
43	BZ	1522	0	1511	54	0

Continued on next page...

Continued from previous page...

Mol	Chain	Non-H	H(model)	H(added)	Clashes	Symm-Clashes
43	DZ	1528	0	1476	59	0
44	B0	594	0	604	7	0
44	D0	607	0	622	18	0
45	B1	745	0	804	20	0
45	D1	745	0	804	22	0
46	B2	588	0	643	13	0
46	D2	584	0	623	16	0
47	B3	458	0	503	6	0
47	D3	463	0	507	8	0
48	B4	349	0	336	11	0
48	D4	349	0	336	12	0
49	B5	455	0	472	10	0
49	D5	451	0	461	11	0
50	B6	449	0	462	15	0
50	D6	437	0	440	16	0
51	B7	418	0	467	10	0
51	D7	402	0	434	5	0
52	B8	509	0	565	19	0
52	D8	509	0	565	26	0
53	B9	297	0	316	6	0
53	D9	297	0	316	6	0
54	AA	217	0	0	0	0
54	AD	2	0	0	0	0
54	AE	1	0	0	0	0
54	AF	1	0	0	0	0
54	AI	1	0	0	0	0
54	AL	1	0	0	0	0
54	AM	2	0	0	0	0
54	AP	1	0	0	0	0
54	B0	4	0	0	0	0
54	B1	1	0	0	0	0
54	B2	2	0	0	0	0
54	B3	3	0	0	0	0
54	B5	1	0	0	0	0
54	B6	1	0	0	0	0
54	B7	1	0	0	0	0
54	B8	1	0	0	0	0
54	B9	3	0	0	0	0
54	BA	729	0	0	0	0
54	BB	19	0	0	0	0
54	BD	7	0	0	0	0
54	BE	6	0	0	0	0

Continued on next page...

Continued from previous page...

Mol	Chain	Non-H	H(model)	H(added)	Clashes	Symm-Clashes
54	BF	6	0	0	0	0
54	BG	1	0	0	0	0
54	BH	1	0	0	0	0
54	BN	2	0	0	0	0
54	BO	1	0	0	0	0
54	BP	2	0	0	0	0
54	BQ	5	0	0	0	0
54	BR	5	0	0	0	0
54	BS	1	0	0	0	0
54	BT	3	0	0	0	0
54	BU	3	0	0	0	0
54	BV	4	0	0	0	0
54	BW	1	0	0	0	0
54	BY	1	0	0	0	0
54	BZ	2	0	0	0	0
54	CA	203	0	0	0	0
54	CE	1	0	0	0	0
54	CQ	1	0	0	0	0
54	D0	1	0	0	0	0
54	D1	1	0	0	0	0
54	D5	2	0	0	0	0
54	D7	2	0	0	0	0
54	D8	2	0	0	0	0
54	D9	1	0	0	0	0
54	DA	637	0	0	0	0
54	DB	10	0	0	0	0
54	DD	5	0	0	0	0
54	DE	3	0	0	0	0
54	DF	5	0	0	0	0
54	DO	3	0	0	0	0
54	DP	3	0	0	0	0
54	DQ	4	0	0	0	0
54	DR	2	0	0	0	0
54	DT	2	0	0	0	0
54	DW	1	0	0	0	0
55	AD	1	0	0	0	0
55	AN	1	0	0	0	0
55	B4	1	0	0	0	0
55	B5	1	0	0	0	0
55	B6	1	0	0	0	0
55	B9	1	0	0	0	0
55	BY	1	0	0	0	0

Continued on next page...

Continued from previous page...

Mol	Chain	Non-H	H(model)	H(added)	Clashes	Symm-Clashes
55	CD	1	0	0	0	0
55	CN	1	0	0	0	0
55	D4	1	0	0	0	0
55	D5	1	0	0	0	0
55	D6	1	0	0	0	0
55	D9	1	0	0	0	0
55	DY	1	0	0	0	0
56	AA	443	0	0	25	0
56	AD	3	0	0	2	0
56	AE	2	0	0	0	0
56	AF	2	0	0	0	0
56	AG	2	0	0	0	0
56	AJ	1	0	0	0	0
56	AK	1	0	0	0	0
56	AL	3	0	0	0	0
56	AM	1	0	0	0	0
56	AO	1	0	0	0	0
56	AP	1	0	0	0	0
56	AQ	3	0	0	0	0
56	AY	1	0	0	0	0
56	B0	4	0	0	0	0
56	B1	5	0	0	0	0
56	B3	4	0	0	0	0
56	B5	5	0	0	0	0
56	B6	2	0	0	0	0
56	B7	5	0	0	2	0
56	B8	11	0	0	0	0
56	B9	1	0	0	0	0
56	BA	1988	0	0	66	1
56	BB	43	0	0	1	0
56	BD	21	0	0	2	0
56	BE	18	0	0	1	0
56	BF	18	0	0	0	0
56	BG	2	0	0	0	0
56	BH	2	0	0	0	0
56	BN	7	0	0	0	0
56	BO	3	0	0	0	0
56	BP	20	0	0	0	0
56	BQ	9	0	0	0	0
56	BR	8	0	0	0	1
56	BS	2	0	0	0	0
56	BT	5	0	0	0	0

Continued on next page...

Continued from previous page...

Mol	Chain	Non-H	H(model)	H(added)	Clashes	Symm-Clashes
56	BU	9	0	0	0	0
56	BV	13	0	0	1	1
56	BW	6	0	0	0	0
56	BX	2	0	0	0	0
56	BY	2	0	0	0	0
56	BZ	2	0	0	0	0
56	CA	400	0	0	32	0
56	CD	2	0	0	1	0
56	CE	4	0	0	0	0
56	CF	1	0	0	0	0
56	CK	1	0	0	0	0
56	CL	2	0	0	0	0
56	CP	3	0	0	0	0
56	CQ	3	0	0	0	0
56	CR	1	0	0	1	0
56	CT	2	0	0	0	0
56	CU	1	0	0	1	0
56	D0	2	0	0	0	0
56	D1	3	0	0	0	0
56	D2	1	0	0	0	0
56	D3	1	0	0	1	0
56	D5	3	0	0	0	0
56	D6	3	0	0	0	0
56	D7	3	0	0	0	0
56	D8	6	0	0	0	0
56	D9	1	0	0	0	0
56	DA	1496	0	0	107	0
56	DB	33	0	0	6	0
56	DD	17	0	0	2	0
56	DE	12	0	0	0	0
56	DF	10	0	0	0	0
56	DN	2	0	0	0	0
56	DO	7	0	0	0	0
56	DP	11	0	0	0	0
56	DQ	2	0	0	1	0
56	DR	5	0	0	0	0
56	DT	3	0	0	0	0
56	DU	1	0	0	0	0
56	DV	1	0	0	0	0
56	DW	4	0	0	0	0
56	DX	2	0	0	0	0
56	DY	2	0	0	0	0

Continued on next page...

Continued from previous page...

Mol	Chain	Non-H	H(model)	H(added)	Clashes	Symm-Clashes
All	All	287173	0	187292	5583	2

The all-atom clashscore is defined as the number of clashes found per 1000 atoms (including hydrogen atoms). The all-atom clashscore for this structure is 12.

The worst 5 of 5583 close contacts within the same asymmetric unit are listed below, sorted by their clash magnitude.

Atom-1	Atom-2	Interatomic distance (Å)	Clash overlap (Å)
23:BA:2296:U:O4	23:BA:2335:A:N6	1.59	1.34
23:DA:2296:U:O4	23:DA:2335:A:N6	1.59	1.33
1:CA:1164:G:H1	1:CA:1172:C:N4	1.45	1.15
23:BA:885:C:N4	23:BA:890:A:N6	1.97	1.13
1:AA:40:C:N4	1:AA:402:G:H1	1.47	1.12

All (2) symmetry-related close contacts are listed below. The label for Atom-2 includes the symmetry operator and encoded unit-cell translations to be applied.

Atom-1	Atom-2	Interatomic distance (Å)	Clash overlap (Å)
56:BR:308:HOH:O	56:BV:310:HOH:O[4_445]	2.03	0.17
39:BV:101:GLY:O	56:BA:5729:HOH:O[4_545]	2.17	0.03

5.3 Torsion angles [i](#)

5.3.1 Protein backbone [i](#)

In the following table, the Percentiles column shows the percent Ramachandran outliers of the chain as a percentile score with respect to all X-ray entries followed by that with respect to entries of similar resolution.

The Analysed column shows the number of residues for which the backbone conformation was analysed, and the total number of residues.

Mol	Chain	Analysed	Favoured	Allowed	Outliers	Percentiles	
2	AB	227/256 (89%)	185 (82%)	40 (18%)	2 (1%)	20	46
2	CB	233/256 (91%)	187 (80%)	43 (18%)	3 (1%)	14	35
3	AC	204/239 (85%)	176 (86%)	28 (14%)	0	100	100
3	CC	204/239 (85%)	169 (83%)	31 (15%)	4 (2%)	9	22
4	AD	206/209 (99%)	186 (90%)	20 (10%)	0	100	100

Continued on next page...

Continued from previous page...

Mol	Chain	Analysed	Favoured	Allowed	Outliers	Percentiles	
4	CD	206/209 (99%)	182 (88%)	23 (11%)	1 (0%)	32	60
5	AE	146/162 (90%)	128 (88%)	17 (12%)	1 (1%)	25	53
5	CE	146/162 (90%)	130 (89%)	15 (10%)	1 (1%)	25	53
6	AF	98/101 (97%)	96 (98%)	2 (2%)	0	100	100
6	CF	97/101 (96%)	95 (98%)	2 (2%)	0	100	100
7	AG	153/156 (98%)	132 (86%)	20 (13%)	1 (1%)	25	53
7	CG	153/156 (98%)	130 (85%)	22 (14%)	1 (1%)	25	53
8	AH	136/138 (99%)	129 (95%)	7 (5%)	0	100	100
8	CH	136/138 (99%)	128 (94%)	8 (6%)	0	100	100
9	AI	123/128 (96%)	108 (88%)	13 (11%)	2 (2%)	11	28
9	CI	123/128 (96%)	104 (85%)	14 (11%)	5 (4%)	3	7
10	AJ	94/105 (90%)	72 (77%)	15 (16%)	7 (7%)	1	1
10	CJ	94/105 (90%)	72 (77%)	18 (19%)	4 (4%)	3	6
11	AK	112/129 (87%)	103 (92%)	9 (8%)	0	100	100
11	CK	112/129 (87%)	104 (93%)	8 (7%)	0	100	100
12	AL	120/132 (91%)	109 (91%)	10 (8%)	1 (1%)	22	49
12	CL	120/132 (91%)	109 (91%)	10 (8%)	1 (1%)	22	49
13	AM	112/126 (89%)	86 (77%)	22 (20%)	4 (4%)	4	9
13	CM	110/126 (87%)	86 (78%)	18 (16%)	6 (6%)	2	3
14	AN	58/61 (95%)	50 (86%)	7 (12%)	1 (2%)	11	27
14	CN	58/61 (95%)	49 (84%)	5 (9%)	4 (7%)	1	2
15	AO	86/89 (97%)	81 (94%)	5 (6%)	0	100	100
15	CO	86/89 (97%)	79 (92%)	7 (8%)	0	100	100
16	AP	80/88 (91%)	74 (92%)	5 (6%)	1 (1%)	14	35
16	CP	80/88 (91%)	74 (92%)	5 (6%)	1 (1%)	14	35
17	AQ	97/105 (92%)	88 (91%)	8 (8%)	1 (1%)	18	43
17	CQ	97/105 (92%)	89 (92%)	8 (8%)	0	100	100
18	AR	66/88 (75%)	55 (83%)	11 (17%)	0	100	100
18	CR	66/88 (75%)	56 (85%)	10 (15%)	0	100	100
19	AS	79/93 (85%)	67 (85%)	11 (14%)	1 (1%)	14	35
19	CS	76/93 (82%)	57 (75%)	18 (24%)	1 (1%)	14	35

Continued on next page...

Continued from previous page...

Mol	Chain	Analysed	Favoured	Allowed	Outliers	Percentiles	
20	AT	94/106 (89%)	77 (82%)	17 (18%)	0	100	100
20	CT	102/106 (96%)	79 (78%)	20 (20%)	3 (3%)	5	13
21	AU	21/27 (78%)	20 (95%)	1 (5%)	0	100	100
21	CU	21/27 (78%)	16 (76%)	5 (24%)	0	100	100
22	AY	93/119 (78%)	85 (91%)	7 (8%)	1 (1%)	17	40
22	CY	92/119 (77%)	87 (95%)	5 (5%)	0	100	100
25	BD	273/276 (99%)	262 (96%)	8 (3%)	3 (1%)	17	40
25	DD	273/276 (99%)	262 (96%)	8 (3%)	3 (1%)	17	40
26	BE	202/206 (98%)	191 (95%)	8 (4%)	3 (2%)	12	30
26	DE	202/206 (98%)	187 (93%)	12 (6%)	3 (2%)	12	30
27	BF	201/210 (96%)	189 (94%)	10 (5%)	2 (1%)	18	43
27	DF	201/210 (96%)	191 (95%)	8 (4%)	2 (1%)	18	43
28	BG	179/182 (98%)	149 (83%)	26 (14%)	4 (2%)	8	20
28	DG	179/182 (98%)	148 (83%)	29 (16%)	2 (1%)	17	40
29	BH	172/180 (96%)	161 (94%)	10 (6%)	1 (1%)	28	56
29	DH	172/180 (96%)	160 (93%)	9 (5%)	3 (2%)	11	27
30	BI	144/148 (97%)	116 (81%)	24 (17%)	4 (3%)	6	14
30	DI	144/148 (97%)	119 (83%)	22 (15%)	3 (2%)	8	21
31	BN	138/140 (99%)	125 (91%)	11 (8%)	2 (1%)	13	33
31	DN	138/140 (99%)	125 (91%)	11 (8%)	2 (1%)	13	33
32	BO	120/122 (98%)	118 (98%)	2 (2%)	0	100	100
32	DO	120/122 (98%)	118 (98%)	2 (2%)	0	100	100
33	BP	147/150 (98%)	132 (90%)	13 (9%)	2 (1%)	13	33
33	DP	147/150 (98%)	130 (88%)	15 (10%)	2 (1%)	13	33
34	BQ	139/141 (99%)	132 (95%)	6 (4%)	1 (1%)	25	53
34	DQ	139/141 (99%)	131 (94%)	6 (4%)	2 (1%)	13	33
35	BR	116/118 (98%)	114 (98%)	2 (2%)	0	100	100
35	DR	116/118 (98%)	115 (99%)	1 (1%)	0	100	100
36	BS	108/112 (96%)	99 (92%)	8 (7%)	1 (1%)	20	46
36	DS	108/112 (96%)	98 (91%)	9 (8%)	1 (1%)	20	46
37	BT	129/146 (88%)	125 (97%)	4 (3%)	0	100	100

Continued on next page...

Continued from previous page...

Mol	Chain	Analysed	Favoured	Allowed	Outliers	Percentiles	
37	DT	128/146 (88%)	124 (97%)	3 (2%)	1 (1%)	22	49
38	BU	114/118 (97%)	114 (100%)	0	0	100	100
38	DU	114/118 (97%)	114 (100%)	0	0	100	100
39	BV	99/101 (98%)	93 (94%)	6 (6%)	0	100	100
39	DV	99/101 (98%)	93 (94%)	6 (6%)	0	100	100
40	BW	110/113 (97%)	109 (99%)	1 (1%)	0	100	100
40	DW	109/113 (96%)	108 (99%)	1 (1%)	0	100	100
41	BX	93/96 (97%)	85 (91%)	8 (9%)	0	100	100
41	DX	93/96 (97%)	88 (95%)	4 (4%)	1 (1%)	17	40
42	BY	105/110 (96%)	93 (89%)	12 (11%)	0	100	100
42	DY	105/110 (96%)	97 (92%)	8 (8%)	0	100	100
43	BZ	196/206 (95%)	178 (91%)	14 (7%)	4 (2%)	9	22
43	DZ	201/206 (98%)	181 (90%)	15 (8%)	5 (2%)	6	17
44	B0	74/85 (87%)	72 (97%)	2 (3%)	0	100	100
44	D0	75/85 (88%)	71 (95%)	4 (5%)	0	100	100
45	B1	95/98 (97%)	92 (97%)	1 (1%)	2 (2%)	8	21
45	D1	95/98 (97%)	92 (97%)	1 (1%)	2 (2%)	8	21
46	B2	68/72 (94%)	64 (94%)	4 (6%)	0	100	100
46	D2	69/72 (96%)	65 (94%)	4 (6%)	0	100	100
47	B3	57/60 (95%)	56 (98%)	1 (2%)	0	100	100
47	D3	57/60 (95%)	55 (96%)	2 (4%)	0	100	100
48	B4	44/71 (62%)	35 (80%)	8 (18%)	1 (2%)	7	19
48	D4	44/71 (62%)	34 (77%)	10 (23%)	0	100	100
49	B5	57/60 (95%)	53 (93%)	4 (7%)	0	100	100
49	D5	57/60 (95%)	53 (93%)	4 (7%)	0	100	100
50	B6	51/54 (94%)	49 (96%)	2 (4%)	0	100	100
50	D6	51/54 (94%)	49 (96%)	2 (4%)	0	100	100
51	B7	46/49 (94%)	44 (96%)	1 (2%)	1 (2%)	8	20
51	D7	46/49 (94%)	44 (96%)	1 (2%)	1 (2%)	8	20
52	B8	62/65 (95%)	60 (97%)	1 (2%)	1 (2%)	11	28
52	D8	62/65 (95%)	59 (95%)	1 (2%)	2 (3%)	5	11

Continued on next page...

Continued from previous page...

Mol	Chain	Analysed	Favoured	Allowed	Outliers	Percentiles	
53	B9	34/37 (92%)	34 (100%)	0	0	100	100
53	D9	34/37 (92%)	34 (100%)	0	0	100	100
All	All	11568/12366 (94%)	10478 (91%)	965 (8%)	125 (1%)	17	40

5 of 125 Ramachandran outliers are listed below:

Mol	Chain	Res	Type
10	AJ	56	HIS
13	AM	84	ILE
27	BF	21	ALA
28	BG	82	LEU
30	BI	107	VAL

5.3.2 Protein sidechains ⓘ

In the following table, the Percentiles column shows the percent sidechain outliers of the chain as a percentile score with respect to all X-ray entries followed by that with respect to entries of similar resolution.

The Analysed column shows the number of residues for which the sidechain conformation was analysed, and the total number of residues.

Mol	Chain	Analysed	Rotameric	Outliers	Percentiles	
2	AB	177/220 (80%)	148 (84%)	29 (16%)	2	7
2	CB	181/220 (82%)	151 (83%)	30 (17%)	2	6
3	AC	114/188 (61%)	97 (85%)	17 (15%)	3	9
3	CC	114/188 (61%)	86 (75%)	28 (25%)	1	2
4	AD	139/181 (77%)	119 (86%)	20 (14%)	4	9
4	CD	142/181 (78%)	120 (84%)	22 (16%)	3	8
5	AE	108/123 (88%)	95 (88%)	13 (12%)	6	14
5	CE	108/123 (88%)	94 (87%)	14 (13%)	5	11
6	AF	77/90 (86%)	66 (86%)	11 (14%)	4	9
6	CF	75/90 (83%)	65 (87%)	10 (13%)	4	11
7	AG	104/127 (82%)	91 (88%)	13 (12%)	5	12
7	CG	103/127 (81%)	83 (81%)	20 (19%)	1	4
8	AH	103/119 (87%)	87 (84%)	16 (16%)	3	8
8	CH	104/119 (87%)	88 (85%)	16 (15%)	3	8

Continued on next page...

Continued from previous page...

Mol	Chain	Analysed	Rotameric	Outliers	Percentiles	
9	AI	62/99 (63%)	53 (86%)	9 (14%)	4	9
9	CI	62/99 (63%)	53 (86%)	9 (14%)	4	9
10	AJ	52/92 (56%)	41 (79%)	11 (21%)	1	3
10	CJ	52/92 (56%)	40 (77%)	12 (23%)	1	2
11	AK	81/99 (82%)	73 (90%)	8 (10%)	9	21
11	CK	81/99 (82%)	73 (90%)	8 (10%)	9	21
12	AL	92/109 (84%)	83 (90%)	9 (10%)	9	21
12	CL	91/109 (84%)	85 (93%)	6 (7%)	19	43
13	AM	63/101 (62%)	46 (73%)	17 (27%)	0	1
13	CM	62/101 (61%)	45 (73%)	17 (27%)	0	1
14	AN	46/50 (92%)	38 (83%)	8 (17%)	2	5
14	CN	45/50 (90%)	33 (73%)	12 (27%)	0	1
15	AO	77/80 (96%)	64 (83%)	13 (17%)	2	6
15	CO	77/80 (96%)	64 (83%)	13 (17%)	2	6
16	AP	63/74 (85%)	50 (79%)	13 (21%)	1	3
16	CP	65/74 (88%)	51 (78%)	14 (22%)	1	3
17	AQ	94/97 (97%)	82 (87%)	12 (13%)	5	12
17	CQ	93/97 (96%)	81 (87%)	12 (13%)	5	12
18	AR	49/77 (64%)	40 (82%)	9 (18%)	2	5
18	CR	49/77 (64%)	40 (82%)	9 (18%)	2	5
19	AS	43/80 (54%)	37 (86%)	6 (14%)	4	10
19	CS	44/80 (55%)	32 (73%)	12 (27%)	0	1
20	AT	62/82 (76%)	53 (86%)	9 (14%)	4	9
20	CT	72/82 (88%)	61 (85%)	11 (15%)	3	8
21	AU	18/22 (82%)	15 (83%)	3 (17%)	2	6
21	CU	14/22 (64%)	11 (79%)	3 (21%)	1	3
22	AY	82/104 (79%)	70 (85%)	12 (15%)	3	9
22	CY	79/104 (76%)	63 (80%)	16 (20%)	1	4
25	BD	215/218 (99%)	191 (89%)	24 (11%)	7	16
25	DD	215/218 (99%)	190 (88%)	25 (12%)	6	15
26	BE	163/166 (98%)	140 (86%)	23 (14%)	4	9

Continued on next page...

Continued from previous page...

Mol	Chain	Analysed	Rotameric	Outliers	Percentiles	
26	DE	163/166 (98%)	139 (85%)	24 (15%)	3	9
27	BF	158/166 (95%)	134 (85%)	24 (15%)	3	8
27	DF	157/166 (95%)	135 (86%)	22 (14%)	4	10
28	BG	128/156 (82%)	107 (84%)	21 (16%)	2	7
28	DG	128/156 (82%)	107 (84%)	21 (16%)	2	7
29	BH	141/148 (95%)	125 (89%)	16 (11%)	7	16
29	DH	141/148 (95%)	128 (91%)	13 (9%)	11	24
30	BI	100/124 (81%)	73 (73%)	27 (27%)	0	1
30	DI	100/124 (81%)	75 (75%)	25 (25%)	1	2
31	BN	117/119 (98%)	99 (85%)	18 (15%)	3	8
31	DN	117/119 (98%)	99 (85%)	18 (15%)	3	8
32	BO	98/100 (98%)	89 (91%)	9 (9%)	11	24
32	DO	98/100 (98%)	91 (93%)	7 (7%)	17	39
33	BP	114/116 (98%)	94 (82%)	20 (18%)	2	5
33	DP	114/116 (98%)	95 (83%)	19 (17%)	2	6
34	BQ	111/111 (100%)	94 (85%)	17 (15%)	3	8
34	DQ	111/111 (100%)	95 (86%)	16 (14%)	4	9
35	BR	101/101 (100%)	81 (80%)	20 (20%)	1	4
35	DR	101/101 (100%)	81 (80%)	20 (20%)	1	4
36	BS	84/88 (96%)	70 (83%)	14 (17%)	2	6
36	DS	86/88 (98%)	70 (81%)	16 (19%)	2	5
37	BT	110/127 (87%)	90 (82%)	20 (18%)	2	5
37	DT	110/127 (87%)	93 (84%)	17 (16%)	3	8
38	BU	93/94 (99%)	80 (86%)	13 (14%)	4	10
38	DU	93/94 (99%)	81 (87%)	12 (13%)	5	12
39	BV	80/82 (98%)	65 (81%)	15 (19%)	2	5
39	DV	81/82 (99%)	65 (80%)	16 (20%)	1	4
40	BW	89/92 (97%)	77 (86%)	12 (14%)	4	10
40	DW	89/92 (97%)	78 (88%)	11 (12%)	5	13
41	BX	75/78 (96%)	66 (88%)	9 (12%)	6	14
41	DX	73/78 (94%)	66 (90%)	7 (10%)	10	22

Continued on next page...

Continued from previous page...

Mol	Chain	Analysed	Rotameric	Outliers	Percentiles	
42	BY	80/91 (88%)	66 (82%)	14 (18%)	2	5
42	DY	79/91 (87%)	64 (81%)	15 (19%)	2	4
43	BZ	159/179 (89%)	137 (86%)	22 (14%)	4	10
43	DZ	155/179 (87%)	136 (88%)	19 (12%)	5	13
44	B0	59/67 (88%)	52 (88%)	7 (12%)	6	14
44	D0	61/67 (91%)	51 (84%)	10 (16%)	2	7
45	B1	78/83 (94%)	65 (83%)	13 (17%)	2	6
45	D1	78/83 (94%)	66 (85%)	12 (15%)	3	8
46	B2	65/67 (97%)	57 (88%)	8 (12%)	5	13
46	D2	63/67 (94%)	55 (87%)	8 (13%)	5	12
47	B3	49/52 (94%)	44 (90%)	5 (10%)	8	20
47	D3	50/52 (96%)	44 (88%)	6 (12%)	6	14
48	B4	39/63 (62%)	34 (87%)	5 (13%)	5	12
48	D4	39/63 (62%)	35 (90%)	4 (10%)	8	19
49	B5	50/52 (96%)	43 (86%)	7 (14%)	4	10
49	D5	49/52 (94%)	44 (90%)	5 (10%)	8	20
50	B6	50/52 (96%)	40 (80%)	10 (20%)	1	4
50	D6	48/52 (92%)	37 (77%)	11 (23%)	1	3
51	B7	41/42 (98%)	35 (85%)	6 (15%)	3	9
51	D7	38/42 (90%)	32 (84%)	6 (16%)	3	7
52	B8	52/55 (94%)	45 (86%)	7 (14%)	4	10
52	D8	52/55 (94%)	45 (86%)	7 (14%)	4	10
53	B9	32/34 (94%)	30 (94%)	2 (6%)	21	46
53	D9	32/34 (94%)	31 (97%)	1 (3%)	45	75
All	All	8871/10274 (86%)	7518 (85%)	1353 (15%)	3	8

5 of 1353 residues with a non-rotameric sidechain are listed below:

Mol	Chain	Res	Type
45	B1	59	THR
5	CE	137	GLU
42	DY	6	HIS
48	B4	22	ILE
2	CB	187	LEU

Some sidechains can be flipped to improve hydrogen bonding and reduce clashes. 5 of 69 such sidechains are listed below:

Mol	Chain	Res	Type
4	CD	42	GLN
9	CI	3	GLN
33	DP	38	GLN
4	CD	45	GLN
7	CG	56	GLN

5.3.3 RNA ⓘ

Mol	Chain	Analysed	Backbone Outliers	Pucker Outliers
1	AA	1490/1522 (97%)	306 (20%)	0
1	CA	1489/1522 (97%)	328 (22%)	0
23	BA	2817/2915 (96%)	514 (18%)	0
23	DA	2788/2915 (95%)	485 (17%)	0
24	BB	119/122 (97%)	19 (15%)	0
24	DB	119/122 (97%)	21 (17%)	0
All	All	8822/9118 (96%)	1673 (18%)	0

5 of 1673 RNA backbone outliers are listed below:

Mol	Chain	Res	Type
1	AA	4	U
1	AA	7	G
1	AA	9	G
1	AA	32	A
1	AA	39	G

There are no RNA pucker outliers to report.

5.4 Non-standard residues in protein, DNA, RNA chains ⓘ

There are no non-standard protein/DNA/RNA residues in this entry.

5.5 Carbohydrates ⓘ

There are no carbohydrates in this entry.

5.6 Ligand geometry

Of 1945 ligands modelled in this entry, 1945 are monoatomic - leaving 0 for Mogul analysis.

There are no bond length outliers.

There are no bond angle outliers.

There are no chirality outliers.

There are no torsion outliers.

There are no ring outliers.

No monomer is involved in short contacts.

5.7 Other polymers

There are no such residues in this entry.

5.8 Polymer linkage issues

There are no chain breaks in this entry.

6 Fit of model and data ⓘ

6.1 Protein, DNA and RNA chains ⓘ

In the following table, the column labelled ‘#RSRZ > 2’ contains the number (and percentage) of RSRZ outliers, followed by percent RSRZ outliers for the chain as percentile scores relative to all X-ray entries and entries of similar resolution. The OWAB column contains the minimum, median, 95th percentile and maximum values of the occupancy-weighted average B-factor per residue. The column labelled ‘Q < 0.9’ lists the number of (and percentage) of residues with an average occupancy less than 0.9.

Mol	Chain	Analysed	<RSRZ>	#RSRZ>2	OWAB(Å ²)	Q<0.9
1	AA	1493/1522 (98%)	0.01	76 (5%) 29 27	37, 73, 129, 165	0
1	CA	1491/1522 (97%)	0.16	100 (6%) 19 16	40, 84, 135, 175	0
2	AB	229/256 (89%)	0.66	28 (12%) 5 4	76, 103, 123, 135	0
2	CB	235/256 (91%)	1.48	77 (32%) 0 0	80, 108, 127, 135	0
3	AC	206/239 (86%)	0.23	11 (5%) 27 25	62, 81, 98, 105	0
3	CC	206/239 (86%)	1.19	50 (24%) 1 1	85, 109, 122, 130	0
4	AD	208/209 (99%)	0.91	31 (14%) 3 2	64, 85, 105, 113	0
4	CD	208/209 (99%)	0.71	29 (13%) 3 2	68, 85, 103, 111	0
5	AE	148/162 (91%)	0.03	0 100 100	59, 73, 86, 101	0
5	CE	148/162 (91%)	0.52	13 (8%) 11 8	62, 77, 91, 105	0
6	AF	100/101 (99%)	0.01	3 (3%) 51 50	61, 72, 85, 100	0
6	CF	99/101 (98%)	0.16	2 (2%) 65 66	62, 74, 86, 95	0
7	AG	155/156 (99%)	-0.05	7 (4%) 34 32	64, 76, 91, 100	0
7	CG	155/156 (99%)	1.17	41 (26%) 1 0	86, 102, 111, 118	0
8	AH	138/138 (100%)	0.44	7 (5%) 29 27	61, 75, 83, 94	0
8	CH	138/138 (100%)	0.56	14 (10%) 8 6	64, 79, 87, 95	0
9	AI	125/128 (97%)	0.56	14 (11%) 6 4	64, 93, 106, 114	0
9	CI	125/128 (97%)	1.97	44 (35%) 0 0	89, 118, 126, 133	0
10	AJ	96/105 (91%)	1.22	20 (20%) 1 1	63, 96, 120, 124	0
10	CJ	96/105 (91%)	2.18	42 (43%) 0 0	95, 118, 135, 144	0
11	AK	114/129 (88%)	0.43	9 (7%) 13 11	50, 72, 91, 107	0
11	CK	114/129 (88%)	0.75	14 (12%) 5 4	54, 77, 95, 109	0
12	AL	122/132 (92%)	0.57	5 (4%) 38 36	54, 68, 82, 95	0
12	CL	122/132 (92%)	0.89	19 (15%) 2 2	55, 72, 85, 99	0

Continued on next page...

Continued from previous page...

Mol	Chain	Analysed	<RSRZ>	#RSRZ>2	OWAB(Å ²)	Q<0.9
13	AM	114/126 (90%)	0.11	7 (6%) 22 20	68, 82, 97, 102	0
13	CM	112/126 (88%)	1.59	39 (34%) 0 0	94, 117, 126, 134	0
14	AN	60/61 (98%)	0.46	4 (6%) 19 16	68, 79, 92, 102	0
14	CN	60/61 (98%)	1.54	19 (31%) 0 0	99, 110, 121, 128	0
15	AO	88/89 (98%)	0.34	3 (3%) 46 45	52, 73, 90, 94	0
15	CO	88/89 (98%)	0.63	11 (12%) 4 3	58, 77, 91, 96	0
16	AP	82/88 (93%)	1.03	13 (15%) 2 1	68, 82, 100, 110	0
16	CP	82/88 (93%)	0.46	4 (4%) 30 29	66, 79, 94, 103	0
17	AQ	99/105 (94%)	0.38	2 (2%) 65 66	57, 74, 87, 92	0
17	CQ	99/105 (94%)	0.62	9 (9%) 10 7	60, 75, 85, 94	0
18	AR	68/88 (77%)	0.08	3 (4%) 35 33	62, 73, 92, 96	0
18	CR	68/88 (77%)	0.58	9 (13%) 4 3	65, 76, 92, 96	0
19	AS	81/93 (87%)	0.63	9 (11%) 6 5	74, 89, 105, 128	0
19	CS	78/93 (83%)	2.18	34 (43%) 0 0	100, 118, 130, 133	0
20	AT	96/106 (90%)	0.85	11 (11%) 5 4	66, 82, 100, 106	0
20	CT	104/106 (98%)	0.81	13 (12%) 4 3	64, 83, 103, 119	0
21	AU	23/27 (85%)	0.72	3 (13%) 4 3	71, 80, 83, 90	0
21	CU	23/27 (85%)	1.83	9 (39%) 0 0	97, 106, 115, 119	0
22	AY	95/119 (79%)	0.05	2 (2%) 64 65	51, 64, 81, 92	0
22	CY	94/119 (78%)	2.31	50 (53%) 0 0	76, 95, 113, 120	0
23	BA	2827/2915 (96%)	-0.05	107 (3%) 41 39	24, 40, 120, 169	0
23	DA	2798/2915 (95%)	-0.28	147 (5%) 27 25	27, 46, 118, 170	0
24	BB	120/122 (98%)	-0.23	1 (0%) 86 86	39, 65, 76, 119	0
24	DB	120/122 (98%)	0.80	25 (20%) 1 1	50, 81, 97, 130	0
25	BD	275/276 (99%)	-0.13	0 100 100	24, 39, 51, 79	0
25	DD	275/276 (99%)	-0.26	1 (0%) 92 93	26, 43, 55, 84	0
26	BE	204/206 (99%)	-0.15	0 100 100	24, 44, 64, 81	0
26	DE	204/206 (99%)	-0.12	3 (1%) 74 75	27, 48, 69, 84	0
27	BF	203/210 (96%)	0.08	1 (0%) 90 92	25, 49, 82, 113	0
27	DF	203/210 (96%)	0.19	13 (6%) 20 18	28, 58, 84, 115	0
28	BG	181/182 (99%)	0.18	6 (3%) 47 46	64, 83, 108, 138	0

Continued on next page...

Continued from previous page...

Mol	Chain	Analysed	<RSRZ>	#RSRZ>2	OWAB(Å ²)	Q<0.9
28	DG	181/182 (99%)	2.11	84 (46%) 0 0	78, 96, 116, 140	0
29	BH	174/180 (96%)	0.18	3 (1%) 70 72	49, 64, 80, 92	0
29	DH	174/180 (96%)	1.61	55 (31%) 0 0	61, 78, 92, 101	0
30	BI	146/148 (98%)	0.41	12 (8%) 12 10	46, 75, 91, 98	0
30	DI	146/148 (98%)	0.56	12 (8%) 12 10	49, 81, 99, 107	0
31	BN	140/140 (100%)	0.04	0 100 100	30, 44, 66, 83	0
31	DN	140/140 (100%)	-0.05	4 (2%) 52 52	35, 52, 73, 86	0
32	BO	122/122 (100%)	-0.17	0 100 100	34, 43, 62, 65	0
32	DO	122/122 (100%)	-0.35	1 (0%) 86 86	37, 47, 65, 68	0
33	BP	149/150 (99%)	0.16	1 (0%) 87 88	25, 51, 77, 96	0
33	DP	149/150 (99%)	0.46	17 (11%) 6 4	30, 60, 87, 99	0
34	BQ	141/141 (100%)	0.08	0 100 100	31, 47, 59, 74	0
34	DQ	141/141 (100%)	0.12	6 (4%) 36 34	39, 55, 69, 79	0
35	BR	118/118 (100%)	-0.01	0 100 100	30, 39, 51, 62	0
35	DR	118/118 (100%)	-0.27	0 100 100	33, 42, 55, 67	0
36	BS	110/112 (98%)	0.14	0 100 100	48, 62, 77, 85	0
36	DS	110/112 (98%)	1.46	27 (24%) 1 1	59, 74, 87, 93	0
37	BT	131/146 (89%)	-0.19	1 (0%) 86 86	38, 46, 76, 103	0
37	DT	130/146 (89%)	-0.25	2 (1%) 74 75	41, 50, 73, 105	0
38	BU	116/118 (98%)	0.08	1 (0%) 84 85	28, 38, 53, 70	0
38	DU	116/118 (98%)	-0.15	1 (0%) 84 85	33, 45, 61, 70	0
39	BV	101/101 (100%)	0.01	1 (0%) 82 82	27, 48, 67, 83	0
39	DV	101/101 (100%)	0.59	9 (8%) 10 8	32, 59, 76, 85	0
40	BW	112/113 (99%)	-0.19	0 100 100	28, 35, 52, 92	0
40	DW	111/113 (98%)	-0.37	0 100 100	32, 40, 58, 85	0
41	BX	95/96 (98%)	-0.05	0 100 100	33, 43, 65, 84	0
41	DX	95/96 (98%)	-0.04	2 (2%) 64 65	39, 50, 68, 89	0
42	BY	107/110 (97%)	-0.08	0 100 100	44, 55, 77, 88	0
42	DY	107/110 (97%)	0.70	14 (13%) 4 3	53, 63, 82, 91	0
43	BZ	198/206 (96%)	-0.07	0 100 100	48, 68, 91, 103	0
43	DZ	203/206 (98%)	0.96	38 (18%) 1 1	57, 78, 100, 126	0

Continued on next page...

Continued from previous page...

Mol	Chain	Analysed	<RSRZ>	#RSRZ>2	OWAB(Å ²)	Q<0.9
44	B0	76/85 (89%)	-0.01	0 100 100	37, 44, 57, 75	0
44	D0	77/85 (90%)	0.41	7 (9%) 10 7	44, 52, 67, 101	0
45	B1	97/98 (98%)	0.10	2 (2%) 64 65	31, 44, 74, 82	0
45	D1	97/98 (98%)	-0.10	3 (3%) 49 49	33, 48, 78, 85	0
46	B2	70/72 (97%)	0.16	1 (1%) 75 76	42, 56, 67, 93	0
46	D2	71/72 (98%)	0.48	7 (9%) 8 6	51, 65, 76, 94	0
47	B3	59/60 (98%)	0.07	1 (1%) 70 72	33, 42, 66, 84	0
47	D3	59/60 (98%)	0.62	6 (10%) 7 5	39, 50, 76, 96	0
48	B4	46/71 (64%)	0.14	2 (4%) 36 34	73, 96, 111, 116	0
48	D4	46/71 (64%)	1.28	12 (26%) 1 0	89, 107, 118, 124	0
49	B5	59/60 (98%)	-0.12	0 100 100	23, 38, 56, 68	0
49	D5	59/60 (98%)	-0.14	2 (3%) 46 45	27, 43, 61, 73	0
50	B6	53/54 (98%)	-0.23	0 100 100	40, 46, 59, 66	0
50	D6	53/54 (98%)	-0.06	0 100 100	47, 52, 60, 70	0
51	B7	48/49 (97%)	-0.03	0 100 100	26, 30, 51, 71	0
51	D7	48/49 (97%)	-0.20	0 100 100	28, 33, 54, 82	0
52	B8	64/65 (98%)	0.07	0 100 100	34, 38, 45, 57	0
52	D8	64/65 (98%)	0.06	1 (1%) 72 73	38, 44, 50, 60	0
53	B9	36/37 (97%)	0.12	0 100 100	38, 46, 57, 69	0
53	D9	36/37 (97%)	0.09	1 (2%) 53 54	45, 55, 66, 76	0
All	All	20617/21484 (95%)	0.22	1550 (7%) 15 12	23, 63, 117, 175	0

The worst 5 of 1550 RSRZ outliers are listed below:

Mol	Chain	Res	Type	RSRZ
1	CA	1036	G	16.0
1	CA	1030(B)	C	12.9
23	DA	2139	C	12.5
9	CI	30	GLY	11.6
23	DA	2154	G	11.2

6.2 Non-standard residues in protein, DNA, RNA chains ⓘ

There are no non-standard protein/DNA/RNA residues in this entry.

6.3 Carbohydrates ⓘ

There are no carbohydrates in this entry.

6.4 Ligands ⓘ

In the following table, the Atoms column lists the number of modelled atoms in the group and the number defined in the chemical component dictionary. LLDF column lists the quality of electron density of the group with respect to its neighbouring residues in protein, DNA or RNA chains. The B-factors column lists the minimum, median, 95th percentile and maximum values of B factors of atoms in the group. The column labelled 'Q< 0.9' lists the number of atoms with occupancy less than 0.9.

Mol	Type	Chain	Res	Atoms	RSCC	RSR	LLDF	B-factors(Å ²)	Q<0.9
54	MG	CA	1639	1/1	0.81	0.84	61.23	57,57,57,57	0
54	MG	BA	3620	1/1	0.96	0.42	42.77	40,40,40,40	0
54	MG	AA	1619	1/1	0.88	0.58	40.79	45,45,45,45	0
54	MG	DA	3053	1/1	0.91	0.28	40.33	28,28,28,28	0
54	MG	BA	3462	1/1	0.83	0.45	38.94	36,36,36,36	0
54	MG	DA	3129	1/1	0.95	0.46	37.87	38,38,38,38	0
54	MG	DA	3055	1/1	0.95	0.37	24.14	25,25,25,25	0
54	MG	DA	3583	1/1	0.87	0.47	23.96	35,35,35,35	0
54	MG	DA	3098	1/1	0.95	0.47	23.59	52,52,52,52	0
54	MG	BA	3633	1/1	0.91	0.24	22.87	25,25,25,25	0
54	MG	CA	1753	1/1	0.90	0.36	22.58	74,74,74,74	0
54	MG	DA	3175	1/1	0.78	0.35	21.86	31,31,31,31	0
54	MG	BA	3386	1/1	0.85	0.38	21.75	32,32,32,32	0
54	MG	DA	3307	1/1	0.92	0.49	21.11	79,79,79,79	0
54	MG	BA	3179	1/1	0.98	0.34	20.31	31,31,31,31	0
54	MG	BA	3191	1/1	0.97	0.28	17.93	43,43,43,43	0
54	MG	BA	3359	1/1	0.96	0.32	17.21	19,19,19,19	0
54	MG	DA	3086	1/1	0.77	0.29	17.01	54,54,54,54	0
54	MG	DA	3130	1/1	0.76	0.65	16.94	49,49,49,49	0
54	MG	DA	3026	1/1	0.90	0.30	16.50	47,47,47,47	0
54	MG	BA	3057	1/1	0.97	0.31	16.12	29,29,29,29	0
54	MG	DA	3150	1/1	0.99	0.32	16.01	29,29,29,29	0
54	MG	BA	3058	1/1	0.94	0.41	15.81	57,57,57,57	0
54	MG	DA	3577	1/1	0.78	0.34	15.54	57,57,57,57	0
54	MG	DA	3003	1/1	0.92	0.28	15.34	34,34,34,34	0
54	MG	DA	3013	1/1	0.80	0.26	14.65	60,60,60,60	0
54	MG	D7	101	1/1	0.89	0.66	14.64	41,41,41,41	0
54	MG	BF	302	1/1	0.98	0.47	13.64	31,31,31,31	0
54	MG	BE	301	1/1	0.89	0.46	13.41	43,43,43,43	0

Continued on next page...

Continued from previous page...

Mol	Type	Chain	Res	Atoms	RSCC	RSR	LLDF	B-factors(\AA^2)	Q<0.9
54	MG	DA	3116	1/1	0.97	0.32	12.97	26,26,26,26	0
54	MG	DA	3257	1/1	0.94	0.28	12.87	40,40,40,40	0
54	MG	DA	3025	1/1	0.95	0.34	12.75	35,35,35,35	0
54	MG	DA	3250	1/1	0.96	0.35	12.34	38,38,38,38	0
54	MG	BA	3085	1/1	0.95	0.22	12.32	23,23,23,23	0
54	MG	BV	201	1/1	0.95	0.33	12.18	30,30,30,30	0
54	MG	CA	1603	1/1	0.92	0.77	12.12	83,83,83,83	0
54	MG	DA	3179	1/1	0.84	0.24	11.74	43,43,43,43	0
54	MG	BA	3398	1/1	0.94	0.27	11.72	30,30,30,30	0
54	MG	BF	305	1/1	0.94	0.45	11.53	29,29,29,29	0
54	MG	DA	3222	1/1	0.89	0.28	11.43	37,37,37,37	0
54	MG	DA	3176	1/1	0.90	0.29	11.07	37,37,37,37	0
54	MG	AA	1763	1/1	0.95	0.25	11.01	73,73,73,73	0
54	MG	BA	3345	1/1	0.81	0.29	10.98	54,54,54,54	0
54	MG	BA	3102	1/1	0.86	0.24	10.83	33,33,33,33	0
54	MG	AA	1784	1/1	0.90	0.30	10.63	63,63,63,63	0
54	MG	DA	3395	1/1	0.77	0.31	10.41	75,75,75,75	0
54	MG	DA	3137	1/1	0.86	0.25	10.34	45,45,45,45	0
54	MG	BA	3428	1/1	0.97	0.26	10.34	23,23,23,23	0
54	MG	DA	3576	1/1	0.95	0.26	10.10	36,36,36,36	0
54	MG	BA	3074	1/1	0.75	0.32	10.09	32,32,32,32	0
54	MG	DA	3064	1/1	0.94	0.29	10.06	36,36,36,36	0
54	MG	BA	3018	1/1	0.89	0.28	10.03	52,52,52,52	0
54	MG	DA	3472	1/1	0.89	0.20	9.93	73,73,73,73	0
54	MG	BA	3643	1/1	0.91	0.34	9.90	28,28,28,28	0
54	MG	DA	3010	1/1	0.91	0.21	9.79	48,48,48,48	0
54	MG	DA	3170	1/1	0.95	0.27	9.61	31,31,31,31	0
54	MG	BA	3358	1/1	0.97	0.32	8.94	22,22,22,22	0
54	MG	DA	3496	1/1	0.91	0.24	8.87	38,38,38,38	0
54	MG	DA	3318	1/1	0.72	0.25	8.76	75,75,75,75	0
54	MG	BA	3528	1/1	0.99	0.25	8.68	27,27,27,27	0
54	MG	DA	3131	1/1	0.97	0.31	8.63	25,25,25,25	0
54	MG	DA	3398	1/1	0.93	0.23	8.57	53,53,53,53	0
54	MG	BA	3103	1/1	0.92	0.40	8.40	33,33,33,33	0
54	MG	AA	1620	1/1	0.94	0.37	8.23	61,61,61,61	0
54	MG	BA	3654	1/1	0.95	0.28	8.20	27,27,27,27	0
54	MG	DA	3035	1/1	0.98	0.18	8.14	43,43,43,43	0
54	MG	CA	1620	1/1	0.84	0.39	8.14	74,74,74,74	0
54	MG	DA	3107	1/1	0.98	0.23	8.06	38,38,38,38	0
54	MG	DA	3366	1/1	0.97	0.22	8.03	41,41,41,41	0
54	MG	DA	3034	1/1	0.95	0.25	7.93	34,34,34,34	0

Continued on next page...

Continued from previous page...

Mol	Type	Chain	Res	Atoms	RSCC	RSR	LLDF	B-factors(\AA^2)	Q<0.9
54	MG	DA	3199	1/1	0.97	0.26	7.84	29,29,29,29	0
54	MG	BA	3190	1/1	0.98	0.22	7.80	36,36,36,36	0
54	MG	BA	3033	1/1	0.94	0.24	7.78	31,31,31,31	0
54	MG	BA	3279	1/1	0.92	0.22	7.64	38,38,38,38	0
54	MG	BA	3433	1/1	0.93	0.29	7.64	31,31,31,31	0
54	MG	B0	101	1/1	0.94	0.30	7.49	40,40,40,40	0
54	MG	BA	3520	1/1	0.96	0.22	7.43	29,29,29,29	0
54	MG	AA	1650	1/1	0.90	0.27	7.32	74,74,74,74	0
54	MG	BA	3371	1/1	0.95	0.25	7.30	26,26,26,26	0
54	MG	BA	3619	1/1	0.86	0.35	7.26	75,75,75,75	0
54	MG	DA	3100	1/1	0.87	0.26	7.21	56,56,56,56	0
54	MG	BA	3248	1/1	0.83	0.26	7.17	30,30,30,30	0
54	MG	DA	3115	1/1	0.97	0.28	7.11	33,33,33,33	0
54	MG	DA	3021	1/1	0.97	0.20	7.08	32,32,32,32	0
54	MG	DA	3569	1/1	0.85	0.34	7.05	60,60,60,60	0
54	MG	DA	3554	1/1	0.60	0.20	6.99	70,70,70,70	0
54	MG	BA	3624	1/1	0.93	0.27	6.93	36,36,36,36	0
54	MG	AA	1679	1/1	0.88	0.29	6.91	58,58,58,58	0
54	MG	DA	3258	1/1	0.94	0.23	6.91	35,35,35,35	0
54	MG	AA	1649	1/1	0.93	0.26	6.81	71,71,71,71	0
54	MG	AA	1751	1/1	0.99	0.26	6.74	54,54,54,54	0
54	MG	BA	3178	1/1	0.96	0.27	6.67	23,23,23,23	0
54	MG	BA	3008	1/1	0.98	0.24	6.60	20,20,20,20	0
54	MG	DA	3500	1/1	0.88	0.21	6.60	56,56,56,56	0
54	MG	DA	3549	1/1	0.92	0.22	6.40	39,39,39,39	0
54	MG	DA	3156	1/1	0.95	0.22	6.26	34,34,34,34	0
54	MG	BA	3537	1/1	0.78	0.25	6.24	66,66,66,66	0
54	MG	BA	3148	1/1	0.96	0.23	6.22	21,21,21,21	0
54	MG	DA	3428	1/1	0.92	0.19	6.20	36,36,36,36	0
54	MG	BA	3621	1/1	0.86	0.21	6.10	35,35,35,35	0
54	MG	B3	103	1/1	0.97	0.27	6.07	38,38,38,38	0
54	MG	DA	3200	1/1	0.96	0.17	6.03	34,34,34,34	0
54	MG	BA	3209	1/1	0.97	0.24	6.03	19,19,19,19	0
54	MG	CA	1619	1/1	0.97	0.43	6.01	56,56,56,56	0
54	MG	BA	3060	1/1	0.98	0.24	5.94	49,49,49,49	0
54	MG	DA	3042	1/1	0.91	0.26	5.84	50,50,50,50	0
54	MG	DA	3429	1/1	0.96	0.23	5.82	26,26,26,26	0
54	MG	BA	3406	1/1	0.98	0.21	5.78	25,25,25,25	0
54	MG	BA	3104	1/1	0.92	0.26	5.76	27,27,27,27	0
54	MG	DA	3295	1/1	0.80	0.19	5.63	58,58,58,58	0
54	MG	DA	3219	1/1	0.92	0.22	5.61	32,32,32,32	0

Continued on next page...

Continued from previous page...

Mol	Type	Chain	Res	Atoms	RSCC	RSR	LLDF	B-factors(\AA^2)	Q<0.9
54	MG	AA	1626	1/1	0.95	0.23	5.52	32,32,32,32	0
54	MG	BA	3387	1/1	0.98	0.25	5.50	27,27,27,27	0
54	MG	CA	1645	1/1	0.77	0.38	5.45	69,69,69,69	0
54	MG	BA	3543	1/1	0.98	0.21	5.32	29,29,29,29	0
54	MG	BU	203	1/1	0.95	0.33	5.32	31,31,31,31	0
54	MG	CA	1710	1/1	0.93	0.21	5.28	55,55,55,55	0
54	MG	DD	304	1/1	0.87	0.23	5.25	39,39,39,39	0
54	MG	DA	3073	1/1	0.93	0.18	5.13	41,41,41,41	0
54	MG	DA	3528	1/1	0.98	0.21	4.94	36,36,36,36	0
54	MG	DA	3430	1/1	0.95	0.23	4.80	28,28,28,28	0
54	MG	AM	201	1/1	0.95	0.27	4.80	78,78,78,78	0
54	MG	AA	1776	1/1	0.93	0.24	4.73	68,68,68,68	0
54	MG	AA	1630	1/1	0.85	0.29	4.69	76,76,76,76	0
54	MG	CA	1739	1/1	0.84	0.27	4.66	76,76,76,76	0
54	MG	DA	3441	1/1	0.96	0.21	4.64	63,63,63,63	0
54	MG	BA	3243	1/1	0.98	0.24	4.58	31,31,31,31	0
54	MG	BA	3388	1/1	0.98	0.25	4.58	20,20,20,20	0
54	MG	DA	3019	1/1	0.92	0.19	4.45	46,46,46,46	0
54	MG	BA	3553	1/1	0.94	0.23	4.36	27,27,27,27	0
54	MG	AA	1634	1/1	0.94	0.28	4.28	58,58,58,58	0
54	MG	CA	1760	1/1	0.92	0.32	4.20	93,93,93,93	0
54	MG	BE	302	1/1	0.96	0.25	4.20	29,29,29,29	0
54	MG	BA	3481	1/1	0.94	0.21	4.19	22,22,22,22	0
54	MG	DA	3291	1/1	0.95	0.18	4.15	64,64,64,64	0
54	MG	BA	3415	1/1	0.97	0.23	4.08	26,26,26,26	0
54	MG	CA	1615	1/1	0.94	0.21	4.04	42,42,42,42	0
54	MG	BA	3162	1/1	0.97	0.24	4.03	22,22,22,22	0
54	MG	BA	3230	1/1	0.95	0.23	3.97	29,29,29,29	0
54	MG	DA	3587	1/1	0.98	0.18	3.96	49,49,49,49	0
54	MG	BA	3335	1/1	0.96	0.24	3.94	43,43,43,43	0
54	MG	DA	3427	1/1	0.98	0.21	3.94	24,24,24,24	0
54	MG	BA	3080	1/1	0.95	0.22	3.91	42,42,42,42	0
54	MG	DA	3008	1/1	0.97	0.22	3.83	44,44,44,44	0
54	MG	BA	3382	1/1	0.83	0.22	3.82	39,39,39,39	0
54	MG	DA	3210	1/1	0.97	0.18	3.80	47,47,47,47	0
54	MG	BA	3430	1/1	0.97	0.22	3.79	27,27,27,27	0
54	MG	BA	3360	1/1	0.80	0.22	3.78	41,41,41,41	0
54	MG	DA	3513	1/1	0.92	0.19	3.76	52,52,52,52	0
54	MG	BA	3649	1/1	0.98	0.21	3.70	30,30,30,30	0
54	MG	AA	1752	1/1	0.96	0.24	3.67	102,102,102,102	0
54	MG	BA	3518	1/1	0.98	0.28	3.64	28,28,28,28	0

Continued on next page...

Continued from previous page...

Mol	Type	Chain	Res	Atoms	RSCC	RSR	LLDF	B-factors(\AA^2)	Q<0.9
54	MG	DA	3162	1/1	0.92	0.17	3.55	33,33,33,33	0
54	MG	BA	3431	1/1	0.92	0.21	3.54	28,28,28,28	0
54	MG	DA	3221	1/1	0.93	0.21	3.47	27,27,27,27	0
54	MG	BU	201	1/1	0.95	0.24	3.43	30,30,30,30	0
54	MG	DA	3012	1/1	0.99	0.18	3.43	34,34,34,34	0
54	MG	DA	3484	1/1	0.85	0.26	3.40	34,34,34,34	0
54	MG	BA	3372	1/1	0.93	0.24	3.38	32,32,32,32	0
54	MG	AA	1666	1/1	0.94	0.28	3.35	71,71,71,71	0
54	MG	BE	304	1/1	0.94	0.27	3.23	53,53,53,53	0
54	MG	CA	1768	1/1	0.88	0.33	3.14	95,95,95,95	0
54	MG	BA	3249	1/1	0.98	0.24	3.05	20,20,20,20	0
54	MG	AA	1682	1/1	0.98	0.23	3.00	48,48,48,48	0
54	MG	BA	3015	1/1	0.93	0.20	2.96	32,32,32,32	0
54	MG	BA	3159	1/1	0.97	0.20	2.93	44,44,44,44	0
54	MG	AA	1644	1/1	0.86	0.16	2.87	58,58,58,58	0
54	MG	BA	3365	1/1	0.97	0.20	2.86	33,33,33,33	0
54	MG	BA	3418	1/1	0.95	0.23	2.85	28,28,28,28	0
54	MG	DA	3300	1/1	0.91	0.19	2.80	29,29,29,29	0
54	MG	BA	3086	1/1	0.97	0.23	2.78	21,21,21,21	0
54	MG	B9	102	1/1	0.96	0.28	2.74	29,29,29,29	0
54	MG	BR	203	1/1	0.95	0.25	2.71	33,33,33,33	0
54	MG	DA	3072	1/1	0.89	0.30	2.70	60,60,60,60	0
54	MG	DA	3207	1/1	0.88	0.15	2.63	27,27,27,27	0
54	MG	BA	3533	1/1	0.89	0.19	2.58	24,24,24,24	0
54	MG	AA	1765	1/1	0.83	0.21	2.57	57,57,57,57	0
54	MG	BA	3296	1/1	0.88	0.19	2.53	40,40,40,40	0
54	MG	BA	3377	1/1	0.81	0.19	2.53	44,44,44,44	0
54	MG	DA	3493	1/1	0.93	0.20	2.51	33,33,33,33	0
54	MG	AA	1691	1/1	0.89	0.22	2.50	57,57,57,57	0
54	MG	DA	3259	1/1	0.98	0.16	2.50	39,39,39,39	0
54	MG	DA	3062	1/1	0.95	0.25	2.49	43,43,43,43	0
54	MG	BA	3421	1/1	0.97	0.20	2.46	34,34,34,34	0
54	MG	BA	3568	1/1	0.92	0.19	2.42	35,35,35,35	0
54	MG	AA	1787	1/1	0.79	0.20	2.33	54,54,54,54	0
54	MG	BE	303	1/1	0.94	0.27	2.31	47,47,47,47	0
54	MG	BA	3032	1/1	0.94	0.18	2.27	25,25,25,25	0
54	MG	DA	3245	1/1	0.91	0.20	2.26	37,37,37,37	0
54	MG	BA	3393	1/1	0.97	0.20	2.23	29,29,29,29	0
54	MG	DA	3455	1/1	0.95	0.21	2.22	34,34,34,34	0
54	MG	DA	3054	1/1	0.92	0.20	2.22	46,46,46,46	0
54	MG	AA	1651	1/1	0.88	0.23	2.12	62,62,62,62	0

Continued on next page...

Continued from previous page...

Mol	Type	Chain	Res	Atoms	RSCC	RSR	LLDF	B-factors(\AA^2)	Q<0.9
54	MG	DA	3195	1/1	0.97	0.17	2.07	33,33,33,33	0
54	MG	BA	3053	1/1	0.88	0.20	2.00	33,33,33,33	0
54	MG	BA	3315	1/1	0.92	0.19	1.95	63,63,63,63	0
54	MG	AA	1696	1/1	0.93	0.22	1.93	66,66,66,66	0
54	MG	BA	3403	1/1	0.97	0.19	1.90	35,35,35,35	0
54	MG	DA	3373	1/1	0.95	0.15	1.88	58,58,58,58	0
54	MG	BA	3636	1/1	0.93	0.19	1.87	25,25,25,25	0
54	MG	BA	3389	1/1	0.96	0.22	1.86	30,30,30,30	0
54	MG	BB	206	1/1	0.95	0.19	1.84	34,34,34,34	0
54	MG	AI	201	1/1	0.90	0.28	1.84	67,67,67,67	0
54	MG	BA	3037	1/1	0.92	0.17	1.83	33,33,33,33	0
54	MG	CA	1611	1/1	0.94	0.18	1.78	56,56,56,56	0
54	MG	B3	102	1/1	0.82	0.20	1.78	52,52,52,52	0
54	MG	BA	3035	1/1	0.94	0.21	1.72	23,23,23,23	0
54	MG	DA	3565	1/1	0.87	0.19	1.68	62,62,62,62	0
54	MG	BA	3391	1/1	0.97	0.21	1.67	24,24,24,24	0
54	MG	CA	1716	1/1	0.96	0.20	1.67	49,49,49,49	0
54	MG	DA	3473	1/1	0.99	0.22	1.61	34,34,34,34	0
54	MG	BA	3267	1/1	0.86	0.18	1.59	56,56,56,56	0
54	MG	BH	201	1/1	0.90	0.19	1.53	60,60,60,60	0
54	MG	BR	202	1/1	0.97	0.21	1.53	35,35,35,35	0
54	MG	BA	3370	1/1	0.95	0.21	1.45	23,23,23,23	0
54	MG	AA	1762	1/1	0.85	0.30	1.44	78,78,78,78	0
54	MG	BD	302	1/1	0.96	0.26	1.39	37,37,37,37	0
54	MG	CA	1627	1/1	0.93	0.19	1.37	72,72,72,72	0
54	MG	DA	3348	1/1	0.81	0.14	1.36	87,87,87,87	0
54	MG	BA	3357	1/1	0.98	0.18	1.32	40,40,40,40	0
54	MG	CA	1621	1/1	0.95	0.23	1.31	87,87,87,87	0
54	MG	BA	3385	1/1	0.98	0.18	1.31	31,31,31,31	0
54	MG	DA	3393	1/1	0.75	0.19	1.31	52,52,52,52	0
54	MG	DA	3246	1/1	0.95	0.17	1.28	41,41,41,41	0
54	MG	DA	3495	1/1	0.89	0.17	1.18	34,34,34,34	0
54	MG	DA	3402	1/1	0.77	0.17	1.17	53,53,53,53	0
54	MG	DA	3097	1/1	0.94	0.18	1.16	30,30,30,30	0
54	MG	CA	1711	1/1	0.92	0.21	1.16	55,55,55,55	0
54	MG	BA	3412	1/1	0.98	0.18	1.14	19,19,19,19	0
54	MG	BA	3052	1/1	0.92	0.18	1.14	38,38,38,38	0
54	MG	DA	3178	1/1	0.92	0.15	1.12	42,42,42,42	0
54	MG	CA	1713	1/1	0.76	0.32	1.08	95,95,95,95	0
54	MG	CA	1661	1/1	0.91	0.16	1.08	55,55,55,55	0
54	MG	AA	1657	1/1	0.97	0.23	1.07	51,51,51,51	0
54	MG	AA	1631	1/1	0.94	0.17	1.07	64,64,64,64	0

Continued on next page...

Continued from previous page...

Mol	Type	Chain	Res	Atoms	RSCC	RSR	LLDF	B-factors(\AA^2)	Q<0.9
54	MG	DA	3447	1/1	0.91	0.19	1.06	58,58,58,58	0
54	MG	BA	3151	1/1	0.85	0.21	1.05	34,34,34,34	0
54	MG	DA	3214	1/1	0.96	0.16	1.05	32,32,32,32	0
54	MG	AA	1616	1/1	0.90	0.17	1.03	55,55,55,55	0
54	MG	DA	3166	1/1	0.86	0.16	1.03	56,56,56,56	0
54	MG	DA	3551	1/1	0.80	0.16	1.01	69,69,69,69	0
54	MG	DA	3201	1/1	0.95	0.16	0.96	29,29,29,29	0
54	MG	BA	3339	1/1	0.96	0.16	0.86	34,34,34,34	0
54	MG	DA	3360	1/1	0.96	0.18	0.85	36,36,36,36	0
54	MG	BA	3227	1/1	0.92	0.24	0.85	55,55,55,55	0
54	MG	BA	3404	1/1	0.96	0.20	0.82	27,27,27,27	0
54	MG	DA	3068	1/1	0.94	0.16	0.81	38,38,38,38	0
54	MG	CA	1686	1/1	0.97	0.26	0.76	67,67,67,67	0
54	MG	BA	3698	1/1	0.99	0.22	0.76	24,24,24,24	0
54	MG	CA	1783	1/1	0.89	0.26	0.76	73,73,73,73	0
54	MG	DA	3406	1/1	0.96	0.14	0.75	54,54,54,54	0
54	MG	AA	1605	1/1	0.61	0.24	0.74	62,62,62,62	0
54	MG	BA	3069	1/1	0.97	0.16	0.73	42,42,42,42	0
54	MG	DA	3421	1/1	0.97	0.15	0.72	44,44,44,44	0
54	MG	BA	3505	1/1	0.90	0.17	0.72	38,38,38,38	0
54	MG	BA	3017	1/1	0.98	0.17	0.68	27,27,27,27	0
54	MG	DA	3458	1/1	0.93	0.15	0.60	58,58,58,58	0
54	MG	DA	3184	1/1	0.92	0.14	0.58	33,33,33,33	0
54	MG	DA	3349	1/1	0.93	0.16	0.57	55,55,55,55	0
54	MG	BA	3541	1/1	0.94	0.19	0.53	21,21,21,21	0
54	MG	DA	3354	1/1	0.98	0.15	0.53	39,39,39,39	0
54	MG	CA	1691	1/1	0.95	0.17	0.49	74,74,74,74	0
54	MG	CA	1779	1/1	0.82	0.18	0.49	116,116,116,116	0
54	MG	BA	3632	1/1	0.97	0.19	0.48	29,29,29,29	0
54	MG	DA	3048	1/1	0.96	0.14	0.47	50,50,50,50	0
54	MG	DA	3018	1/1	0.96	0.15	0.45	54,54,54,54	0
54	MG	DA	3292	1/1	0.69	0.18	0.44	59,59,59,59	0
54	MG	BA	3384	1/1	0.98	0.18	0.43	29,29,29,29	0
54	MG	BA	3258	1/1	0.97	0.21	0.43	18,18,18,18	0
54	MG	AA	1773	1/1	0.97	0.19	0.42	52,52,52,52	0
54	MG	DA	3233	1/1	0.92	0.14	0.41	42,42,42,42	0
54	MG	BA	3628	1/1	0.97	0.16	0.37	46,46,46,46	0
54	MG	CA	1649	1/1	0.96	0.20	0.37	67,67,67,67	0
54	MG	BA	3311	1/1	0.97	0.18	0.33	34,34,34,34	0
54	MG	DA	3059	1/1	0.89	0.15	0.33	43,43,43,43	0
54	MG	BA	3137	1/1	0.93	0.18	0.32	45,45,45,45	0
54	MG	BA	3364	1/1	0.96	0.18	0.30	24,24,24,24	0

Continued on next page...

Continued from previous page...

Mol	Type	Chain	Res	Atoms	RSCC	RSR	LLDF	B-factors(\AA^2)	Q<0.9
54	MG	CA	1743	1/1	0.96	0.15	0.29	65,65,65,65	0
54	MG	DA	3532	1/1	0.96	0.13	0.29	58,58,58,58	0
55	ZN	AD	301	1/1	0.96	0.27	0.29	76,76,76,76	0
54	MG	DA	3390	1/1	0.87	0.19	0.24	73,73,73,73	0
54	MG	BE	305	1/1	0.91	0.20	0.19	35,35,35,35	0
54	MG	CA	1703	1/1	0.88	0.17	0.16	46,46,46,46	0
54	MG	DA	3578	1/1	0.94	0.14	0.16	45,45,45,45	0
54	MG	BA	3487	1/1	0.81	0.18	0.15	49,49,49,49	0
54	MG	DA	3401	1/1	0.95	0.15	0.13	56,56,56,56	0
54	MG	DA	3491	1/1	0.96	0.16	0.12	42,42,42,42	0
54	MG	BA	3095	1/1	0.97	0.18	0.11	39,39,39,39	0
54	MG	DA	3571	1/1	0.82	0.16	0.10	53,53,53,53	0
54	MG	DA	3041	1/1	0.96	0.14	0.06	34,34,34,34	0
54	MG	CA	1655	1/1	0.94	0.17	0.01	66,66,66,66	0
55	ZN	CD	301	1/1	0.76	0.30	-0.02	93,93,93,93	0
54	MG	DA	3561	1/1	0.95	0.12	-0.04	65,65,65,65	0
54	MG	CA	1688	1/1	0.74	0.23	-0.07	110,110,110,110	0
54	MG	DA	3301	1/1	0.94	0.13	-0.12	31,31,31,31	0
54	MG	D9	102	1/1	0.95	0.17	-0.12	51,51,51,51	0
54	MG	DA	3412	1/1	0.91	0.13	-0.12	75,75,75,75	0
54	MG	BA	3443	1/1	0.96	0.17	-0.25	31,31,31,31	0
54	MG	DA	3302	1/1	0.89	0.14	-0.25	51,51,51,51	0
54	MG	BA	3411	1/1	0.97	0.18	-0.27	24,24,24,24	0
54	MG	DA	3319	1/1	0.91	0.13	-0.28	53,53,53,53	0
54	MG	BA	3063	1/1	0.97	0.17	-0.30	31,31,31,31	0
54	MG	CA	1618	1/1	0.82	0.14	-0.31	61,61,61,61	0
54	MG	AA	1717	1/1	0.93	0.18	-0.34	79,79,79,79	0
54	MG	DA	3114	1/1	0.95	0.13	-0.36	36,36,36,36	0
54	MG	BA	3029	1/1	0.89	0.18	-0.36	38,38,38,38	0
54	MG	BD	304	1/1	0.95	0.17	-0.37	19,19,19,19	0
54	MG	DA	3261	1/1	0.95	0.13	-0.38	37,37,37,37	0
54	MG	CA	1616	1/1	0.71	0.15	-0.38	71,71,71,71	0
54	MG	AA	1714	1/1	0.62	0.17	-0.38	58,58,58,58	0
55	ZN	B6	101	1/1	0.99	0.13	-0.39	42,42,42,42	0
54	MG	CA	1718	1/1	0.84	0.14	-0.45	76,76,76,76	0
54	MG	DQ	203	1/1	0.92	0.12	-0.46	62,62,62,62	0
54	MG	DA	3172	1/1	0.93	0.15	-0.46	30,30,30,30	0
54	MG	BB	202	1/1	0.92	0.17	-0.46	45,45,45,45	0
54	MG	CA	1738	1/1	0.94	0.18	-0.47	52,52,52,52	0
54	MG	CA	1679	1/1	0.99	0.15	-0.51	53,53,53,53	0
54	MG	DA	3290	1/1	0.97	0.12	-0.51	47,47,47,47	0
54	MG	BA	3157	1/1	0.96	0.15	-0.51	36,36,36,36	0

Continued on next page...

Continued from previous page...

Mol	Type	Chain	Res	Atoms	RSCC	RSR	LLDF	B-factors(\AA^2)	Q<0.9
54	MG	DA	3183	1/1	0.97	0.14	-0.51	36,36,36,36	0
54	MG	DA	3011	1/1	0.93	0.16	-0.51	45,45,45,45	0
54	MG	CA	1664	1/1	0.12	0.15	-0.52	62,62,62,62	0
54	MG	DO	201	1/1	0.72	0.13	-0.52	67,67,67,67	0
54	MG	AA	1774	1/1	0.94	0.14	-0.52	78,78,78,78	0
54	MG	BA	3604	1/1	0.99	0.19	-0.52	43,43,43,43	0
54	MG	DA	3572	1/1	0.86	0.13	-0.52	45,45,45,45	0
54	MG	DD	302	1/1	0.92	0.14	-0.53	32,32,32,32	0
54	MG	BA	3476	1/1	0.95	0.14	-0.53	55,55,55,55	0
54	MG	BA	3261	1/1	0.92	0.17	-0.54	21,21,21,21	0
54	MG	B6	102	1/1	0.78	0.17	-0.59	69,69,69,69	0
54	MG	BA	3275	1/1	0.97	0.15	-0.60	31,31,31,31	0
54	MG	DA	3420	1/1	0.93	0.12	-0.61	52,52,52,52	0
54	MG	D8	102	1/1	0.94	0.15	-0.61	66,66,66,66	0
54	MG	DA	3432	1/1	0.80	0.12	-0.63	67,67,67,67	0
55	ZN	D6	101	1/1	0.98	0.13	-0.64	66,66,66,66	0
54	MG	DA	3017	1/1	0.97	0.11	-0.70	48,48,48,48	0
54	MG	BA	3027	1/1	0.90	0.16	-0.72	32,32,32,32	0
54	MG	BB	205	1/1	0.87	0.13	-0.73	48,48,48,48	0
54	MG	DF	303	1/1	0.91	0.17	-0.74	56,56,56,56	0
54	MG	BA	3231	1/1	0.96	0.19	-0.76	35,35,35,35	0
54	MG	DA	3289	1/1	0.86	0.13	-0.76	44,44,44,44	0
54	MG	DA	3186	1/1	0.95	0.13	-0.77	27,27,27,27	0
54	MG	BA	3046	1/1	0.94	0.15	-0.77	35,35,35,35	0
54	MG	BA	3084	1/1	0.91	0.17	-0.77	43,43,43,43	0
55	ZN	B5	102	1/1	0.99	0.14	-0.79	42,42,42,42	0
54	MG	BA	3405	1/1	0.98	0.16	-0.80	22,22,22,22	0
54	MG	DA	3603	1/1	0.95	0.14	-0.80	44,44,44,44	0
54	MG	DA	3057	1/1	0.96	0.14	-0.81	53,53,53,53	0
54	MG	DA	3071	1/1	0.95	0.13	-0.82	39,39,39,39	0
54	MG	DA	3051	1/1	0.91	0.14	-0.84	73,73,73,73	0
54	MG	CA	1751	1/1	0.91	0.10	-0.85	89,89,89,89	0
54	MG	CA	1665	1/1	0.92	0.16	-0.85	60,60,60,60	0
55	ZN	BY	201	1/1	0.99	0.12	-0.86	54,54,54,54	0
54	MG	DA	3058	1/1	0.97	0.12	-0.86	38,38,38,38	0
54	MG	BA	3424	1/1	0.95	0.14	-0.87	25,25,25,25	0
54	MG	DA	3403	1/1	0.87	0.12	-0.87	56,56,56,56	0
54	MG	BT	201	1/1	0.96	0.14	-0.89	49,49,49,49	0
54	MG	BA	3043	1/1	0.89	0.17	-0.90	30,30,30,30	0
54	MG	BA	3186	1/1	0.95	0.17	-0.92	30,30,30,30	0
54	MG	DA	3328	1/1	0.84	0.13	-0.92	52,52,52,52	0
54	MG	BA	3106	1/1	0.95	0.12	-0.94	48,48,48,48	0

Continued on next page...

Continued from previous page...

Mol	Type	Chain	Res	Atoms	RSCC	RSR	LLDF	B-factors(\AA^2)	Q<0.9
54	MG	BG	201	1/1	0.89	0.13	-0.94	56,56,56,56	0
54	MG	DA	3204	1/1	0.96	0.13	-0.96	32,32,32,32	0
55	ZN	D4	101	1/1	0.73	0.09	-0.97	173,173,173,173	0
55	ZN	D5	101	1/1	0.97	0.10	-0.97	53,53,53,53	0
54	MG	DA	3335	1/1	0.82	0.13	-0.98	68,68,68,68	0
54	MG	DA	3052	1/1	0.96	0.13	-0.98	35,35,35,35	0
54	MG	DA	3082	1/1	0.97	0.12	-1.00	34,34,34,34	0
54	MG	DA	3075	1/1	0.90	0.13	-1.00	48,48,48,48	0
54	MG	AA	1743	1/1	0.95	0.15	-1.01	58,58,58,58	0
54	MG	DA	3275	1/1	0.84	0.13	-1.01	69,69,69,69	0
54	MG	BA	3454	1/1	0.92	0.12	-1.05	55,55,55,55	0
54	MG	BA	3408	1/1	0.90	0.16	-1.06	24,24,24,24	0
55	ZN	D9	101	1/1	0.98	0.09	-1.10	68,68,68,68	0
55	ZN	B4	101	1/1	0.86	0.07	-1.11	117,117,117,117	0
54	MG	CA	1741	1/1	0.27	0.12	-1.12	117,117,117,117	0
54	MG	BO	201	1/1	0.94	0.15	-1.14	53,53,53,53	0
54	MG	BA	3313	1/1	0.98	0.15	-1.15	23,23,23,23	0
54	MG	CA	1747	1/1	0.94	0.15	-1.16	63,63,63,63	0
54	MG	AA	1712	1/1	0.98	0.15	-1.16	43,43,43,43	0
54	MG	AA	1606	1/1	0.89	0.12	-1.16	63,63,63,63	0
54	MG	AD	303	1/1	0.92	0.13	-1.17	84,84,84,84	0
54	MG	CA	1722	1/1	0.98	0.13	-1.24	58,58,58,58	0
54	MG	BB	210	1/1	0.89	0.15	-1.25	62,62,62,62	0
54	MG	AA	1789	1/1	0.88	0.11	-1.35	78,78,78,78	0
55	ZN	CN	101	1/1	0.96	0.08	-1.36	108,108,108,108	0
54	MG	DB	201	1/1	0.91	0.12	-1.37	67,67,67,67	0
54	MG	BA	3662	1/1	0.92	0.14	-1.37	26,26,26,26	0
54	MG	DA	3357	1/1	0.93	0.13	-1.39	45,45,45,45	0
54	MG	DA	3151	1/1	0.94	0.13	-1.40	31,31,31,31	0
54	MG	DA	3344	1/1	0.94	0.10	-1.43	56,56,56,56	0
54	MG	DA	3228	1/1	0.98	0.13	-1.47	60,60,60,60	0
54	MG	BA	3082	1/1	0.98	0.15	-1.47	26,26,26,26	0
54	MG	DA	3336	1/1	0.97	0.13	-1.49	53,53,53,53	0
54	MG	D1	101	1/1	0.84	0.09	-1.51	59,59,59,59	0
54	MG	BA	3263	1/1	0.90	0.11	-1.53	63,63,63,63	0
54	MG	BA	3301	1/1	0.90	0.11	-1.59	61,61,61,61	0
54	MG	BA	3564	1/1	0.68	0.12	-1.60	67,67,67,67	0
54	MG	DA	3443	1/1	0.91	0.07	-1.66	51,51,51,51	0
54	MG	DA	3343	1/1	0.95	0.11	-1.66	54,54,54,54	0
55	ZN	DY	201	1/1	0.97	0.05	-1.67	77,77,77,77	0
54	MG	DA	3440	1/1	0.98	0.12	-1.71	65,65,65,65	0
54	MG	DA	3415	1/1	0.89	0.12	-1.74	53,53,53,53	0

Continued on next page...

Continued from previous page...

Mol	Type	Chain	Res	Atoms	RSCC	RSR	LLDF	B-factors(\AA^2)	Q<0.9
54	MG	DA	3252	1/1	0.93	0.13	-1.80	45,45,45,45	0
54	MG	CA	1643	1/1	0.67	0.12	-1.87	76,76,76,76	0
54	MG	BA	3048	1/1	0.94	0.13	-1.90	35,35,35,35	0
54	MG	DA	3212	1/1	0.94	0.09	-1.93	32,32,32,32	0
54	MG	BA	3409	1/1	0.97	0.14	-1.93	26,26,26,26	0
54	MG	DA	3471	1/1	0.92	0.14	-1.98	41,41,41,41	0
54	MG	DA	3304	1/1	0.95	0.10	-1.99	39,39,39,39	0
54	MG	BA	3416	1/1	0.97	0.16	-2.02	22,22,22,22	0
54	MG	BA	3283	1/1	0.95	0.16	-2.02	36,36,36,36	0
54	MG	AA	1708	1/1	0.96	0.13	-2.03	61,61,61,61	0
54	MG	DA	3005	1/1	0.96	0.12	-2.04	53,53,53,53	0
54	MG	BA	3549	1/1	0.94	0.15	-2.05	22,22,22,22	0
54	MG	BA	3224	1/1	0.94	0.17	-2.06	28,28,28,28	0
54	MG	BA	3450	1/1	0.98	0.13	-2.07	24,24,24,24	0
54	MG	DE	302	1/1	0.96	0.14	-2.10	37,37,37,37	0
54	MG	BA	3244	1/1	0.87	0.13	-2.13	49,49,49,49	0
54	MG	DA	3266	1/1	0.90	0.12	-2.16	40,40,40,40	0
54	MG	BA	3608	1/1	0.93	0.13	-2.17	21,21,21,21	0
54	MG	BQ	203	1/1	0.96	0.14	-2.21	38,38,38,38	0
54	MG	BA	3464	1/1	0.97	0.14	-2.22	28,28,28,28	0
54	MG	AA	1632	1/1	0.90	0.11	-2.23	64,64,64,64	0
55	ZN	B9	101	1/1	0.99	0.10	-2.24	49,49,49,49	0
54	MG	DA	3056	1/1	0.93	0.11	-2.24	31,31,31,31	0
54	MG	DA	3240	1/1	0.76	0.11	-2.24	56,56,56,56	0
54	MG	BA	3650	1/1	0.94	0.13	-2.29	53,53,53,53	0
54	MG	CA	1755	1/1	0.88	0.13	-2.30	79,79,79,79	0
54	MG	CA	1744	1/1	0.94	0.08	-2.32	69,69,69,69	0
54	MG	DA	3248	1/1	0.97	0.10	-2.32	59,59,59,59	0
54	MG	BF	303	1/1	0.96	0.12	-2.32	43,43,43,43	0
54	MG	DA	3433	1/1	0.97	0.11	-2.36	34,34,34,34	0
54	MG	BA	3010	1/1	0.99	0.14	-2.38	27,27,27,27	0
54	MG	DA	3313	1/1	0.97	0.12	-2.43	34,34,34,34	0
54	MG	BA	3627	1/1	0.91	0.12	-2.43	40,40,40,40	0
54	MG	AA	1745	1/1	0.92	0.10	-2.49	63,63,63,63	0
54	MG	CA	1662	1/1	0.96	0.09	-2.50	54,54,54,54	0
54	MG	BA	3455	1/1	0.95	0.09	-2.55	41,41,41,41	0
54	MG	BA	3354	1/1	0.98	0.13	-2.55	24,24,24,24	0
54	MG	BA	3020	1/1	0.79	0.09	-2.60	69,69,69,69	0
54	MG	BA	3041	1/1	0.99	0.13	-2.61	29,29,29,29	0
54	MG	CA	1712	1/1	0.94	0.08	-2.62	55,55,55,55	0
54	MG	BA	3254	1/1	0.96	0.11	-2.63	36,36,36,36	0
54	MG	DA	3350	1/1	0.94	0.08	-2.63	40,40,40,40	0

Continued on next page...

Continued from previous page...

Mol	Type	Chain	Res	Atoms	RSCC	RSR	LLDF	B-factors(\AA^2)	Q<0.9
54	MG	BA	3216	1/1	0.95	0.12	-2.63	64,64,64,64	0
54	MG	DA	3434	1/1	0.95	0.08	-2.67	60,60,60,60	0
54	MG	DA	3380	1/1	0.93	0.09	-2.68	47,47,47,47	0
55	ZN	AN	101	1/1	0.99	0.11	-2.73	118,118,118,118	0
54	MG	BA	3036	1/1	0.97	0.12	-2.74	41,41,41,41	0
54	MG	BA	3177	1/1	0.96	0.13	-2.77	41,41,41,41	0
54	MG	BA	3045	1/1	0.97	0.18	-2.78	35,35,35,35	0
54	MG	DA	3288	1/1	0.94	0.12	-2.79	51,51,51,51	0
54	MG	AA	1728	1/1	0.98	0.07	-2.80	68,68,68,68	0
54	MG	DA	3269	1/1	0.95	0.10	-2.85	36,36,36,36	0
54	MG	DE	301	1/1	0.96	0.10	-2.86	29,29,29,29	0
54	MG	BA	3381	1/1	0.95	0.12	-2.86	41,41,41,41	0
54	MG	BA	3602	1/1	0.97	0.06	-2.90	43,43,43,43	0
54	MG	CA	1663	1/1	0.90	0.14	-2.95	75,75,75,75	0
54	MG	AA	1808	1/1	0.93	0.12	-2.98	43,43,43,43	0
54	MG	BA	3508	1/1	0.99	0.10	-3.06	33,33,33,33	0
54	MG	BA	3232	1/1	0.99	0.16	-3.06	24,24,24,24	0
54	MG	DA	3180	1/1	0.96	0.11	-3.07	29,29,29,29	0
54	MG	BA	3466	1/1	0.94	0.07	-3.10	78,78,78,78	0
54	MG	BA	3328	1/1	0.81	0.13	-3.15	49,49,49,49	0
54	MG	DA	3588	1/1	0.94	0.11	-3.16	38,38,38,38	0
54	MG	BD	303	1/1	0.95	0.12	-3.17	33,33,33,33	0
54	MG	BA	3310	1/1	0.96	0.13	-3.17	19,19,19,19	0
54	MG	AA	1742	1/1	0.92	0.12	-3.19	78,78,78,78	0
54	MG	BA	3098	1/1	0.93	0.13	-3.22	39,39,39,39	0
54	MG	BA	3379	1/1	0.91	0.12	-3.28	30,30,30,30	0
54	MG	BA	3395	1/1	0.85	0.11	-3.31	37,37,37,37	0
54	MG	AA	1739	1/1	0.94	0.11	-3.31	72,72,72,72	0
54	MG	BA	3557	1/1	0.80	0.14	-3.34	25,25,25,25	0
54	MG	DB	207	1/1	0.81	0.08	-3.37	82,82,82,82	0
54	MG	DA	3405	1/1	0.85	0.13	-3.40	56,56,56,56	0
54	MG	DA	3069	1/1	0.95	0.10	-3.44	67,67,67,67	0
54	MG	DA	3255	1/1	0.81	0.08	-3.50	51,51,51,51	0
54	MG	BD	305	1/1	0.98	0.07	-3.56	46,46,46,46	0
54	MG	DA	3274	1/1	0.86	0.09	-3.57	51,51,51,51	0
54	MG	BA	3185	1/1	0.89	0.10	-3.57	44,44,44,44	0
54	MG	DA	3022	1/1	0.93	0.09	-3.60	37,37,37,37	0
54	MG	BA	3349	1/1	0.98	0.15	-3.60	30,30,30,30	0
54	MG	BA	3329	1/1	0.89	0.14	-3.61	30,30,30,30	0
54	MG	BA	3396	1/1	0.98	0.15	-3.61	39,39,39,39	0
54	MG	DA	3060	1/1	0.90	0.09	-3.66	57,57,57,57	0
54	MG	BA	3056	1/1	0.91	0.13	-3.66	32,32,32,32	0

Continued on next page...

Continued from previous page...

Mol	Type	Chain	Res	Atoms	RSCC	RSR	LLDF	B-factors(\AA^2)	Q<0.9
54	MG	DA	3394	1/1	0.89	0.11	-3.68	59,59,59,59	0
54	MG	CA	1656	1/1	0.98	0.08	-3.71	66,66,66,66	0
54	MG	DA	3016	1/1	0.94	0.09	-3.76	64,64,64,64	0
54	MG	BA	3127	1/1	0.97	0.11	-3.77	30,30,30,30	0
54	MG	CA	1608	1/1	0.94	0.12	-3.77	54,54,54,54	0
54	MG	DA	3174	1/1	0.96	0.11	-3.81	24,24,24,24	0
54	MG	AA	1788	1/1	0.74	0.11	-3.87	76,76,76,76	0
54	MG	AA	1720	1/1	0.96	0.10	-3.89	74,74,74,74	0
54	MG	DA	3609	1/1	0.97	0.10	-3.90	42,42,42,42	0
54	MG	BA	3380	1/1	0.96	0.11	-3.90	37,37,37,37	0
54	MG	DA	3600	1/1	0.95	0.07	-3.91	33,33,33,33	0
54	MG	DA	3334	1/1	0.94	0.10	-3.92	45,45,45,45	0
54	MG	BA	3667	1/1	0.97	0.12	-3.92	22,22,22,22	0
54	MG	BB	204	1/1	0.94	0.10	-3.95	47,47,47,47	0
54	MG	DA	3279	1/1	0.92	0.07	-4.01	66,66,66,66	0
54	MG	DA	3243	1/1	0.97	0.11	-4.04	32,32,32,32	0
54	MG	AA	1754	1/1	0.90	0.09	-4.08	49,49,49,49	0
54	MG	DA	3339	1/1	0.96	0.08	-4.08	53,53,53,53	0
54	MG	BA	3245	1/1	0.97	0.10	-4.23	29,29,29,29	0
54	MG	BA	3402	1/1	0.99	0.14	-4.25	31,31,31,31	0
54	MG	BA	3083	1/1	0.94	0.10	-4.28	32,32,32,32	0
54	MG	DA	3604	1/1	0.93	0.06	-4.33	72,72,72,72	0
54	MG	DA	3315	1/1	0.83	0.07	-4.39	49,49,49,49	0
54	MG	DA	3512	1/1	0.93	0.08	-4.49	43,43,43,43	0
54	MG	BA	3562	1/1	0.89	0.08	-4.57	34,34,34,34	0
54	MG	DA	3268	1/1	0.81	0.09	-4.63	54,54,54,54	0
54	MG	BA	3674	1/1	0.92	0.10	-4.70	62,62,62,62	0
54	MG	DA	3330	1/1	0.85	0.11	-4.74	56,56,56,56	0
54	MG	BA	3644	1/1	0.95	0.16	-4.79	35,35,35,35	0
54	MG	BA	3182	1/1	0.96	0.10	-4.87	30,30,30,30	0
54	MG	BA	3181	1/1	0.97	0.07	-4.90	41,41,41,41	0
54	MG	BA	3312	1/1	0.98	0.12	-5.17	32,32,32,32	0
54	MG	DA	3217	1/1	0.92	0.07	-5.19	54,54,54,54	0
54	MG	BR	205	1/1	0.94	0.11	-5.20	45,45,45,45	0
54	MG	DA	3181	1/1	0.95	0.09	-5.27	50,50,50,50	0
54	MG	BA	3356	1/1	0.95	0.09	-5.28	55,55,55,55	0
54	MG	BA	3116	1/1	0.91	0.10	-5.32	50,50,50,50	0
54	MG	BA	3149	1/1	0.95	0.12	-5.36	24,24,24,24	0
54	MG	BA	3293	1/1	0.96	0.11	-5.42	36,36,36,36	0
54	MG	BA	3132	1/1	0.95	0.11	-5.44	45,45,45,45	0
54	MG	DA	3160	1/1	0.95	0.04	-5.46	42,42,42,42	0
54	MG	BA	3506	1/1	0.96	0.07	-5.46	33,33,33,33	0

Continued on next page...

Continued from previous page...

Mol	Type	Chain	Res	Atoms	RSCC	RSR	LLDF	B-factors(\AA^2)	Q<0.9
54	MG	DA	3267	1/1	0.92	0.07	-5.58	34,34,34,34	0
54	MG	BA	3166	1/1	0.98	0.09	-5.64	53,53,53,53	0
54	MG	DA	3080	1/1	0.97	0.09	-5.74	48,48,48,48	0
54	MG	CA	1698	1/1	0.96	0.10	-5.74	62,62,62,62	0
54	MG	AA	1737	1/1	0.97	0.12	-5.78	41,41,41,41	0
54	MG	CA	1693	1/1	0.98	0.07	-6.11	73,73,73,73	0
54	MG	DA	3155	1/1	0.89	0.10	-6.28	53,53,53,53	0
54	MG	BA	3407	1/1	0.99	0.13	-6.29	24,24,24,24	0
54	MG	BA	3700	1/1	0.98	0.08	-6.51	41,41,41,41	0
54	MG	BA	3180	1/1	0.97	0.09	-6.74	42,42,42,42	0
54	MG	BA	3337	1/1	0.95	0.07	-6.79	27,27,27,27	0
54	MG	DA	3271	1/1	0.95	0.05	-6.80	42,42,42,42	0
54	MG	DA	3213	1/1	0.94	0.10	-6.86	33,33,33,33	0
54	MG	AA	1722	1/1	0.97	0.05	-6.92	48,48,48,48	0
54	MG	BA	3155	1/1	0.91	0.13	-6.97	37,37,37,37	0
54	MG	BA	3175	1/1	0.95	0.07	-7.02	31,31,31,31	0
54	MG	BA	3426	1/1	0.96	0.08	-7.09	28,28,28,28	0
54	MG	BA	3023	1/1	0.94	0.11	-7.48	43,43,43,43	0
54	MG	BA	3573	1/1	0.95	0.10	-7.53	54,54,54,54	0
54	MG	CA	1697	1/1	0.83	0.06	-7.57	95,95,95,95	0
54	MG	BA	3212	1/1	0.97	0.07	-7.61	52,52,52,52	0
54	MG	BA	3214	1/1	0.94	0.07	-7.64	39,39,39,39	0
54	MG	BA	3062	1/1	0.97	0.10	-7.81	32,32,32,32	0
54	MG	DA	3215	1/1	0.95	0.09	-7.82	30,30,30,30	0
54	MG	AA	1705	1/1	0.95	0.08	-8.17	46,46,46,46	0
54	MG	DA	3590	1/1	0.97	0.07	-8.37	59,59,59,59	0
54	MG	BA	3242	1/1	0.88	0.08	-9.08	45,45,45,45	0
54	MG	BA	3493	1/1	0.96	0.11	-9.49	65,65,65,65	0
54	MG	BA	3170	1/1	0.95	0.10	-9.56	38,38,38,38	0
54	MG	BA	3486	1/1	0.92	0.14	-9.73	25,25,25,25	0
54	MG	DA	3203	1/1	0.98	0.06	-9.91	36,36,36,36	0
54	MG	DA	3202	1/1	0.96	0.05	-10.12	29,29,29,29	0
54	MG	BA	3542	1/1	0.94	0.07	-11.05	33,33,33,33	0
54	MG	BA	3237	1/1	0.93	0.06	-11.21	41,41,41,41	0
54	MG	BA	3238	1/1	0.87	0.09	-11.51	39,39,39,39	0
54	MG	BA	3115	1/1	0.98	0.08	-13.48	35,35,35,35	0
54	MG	BA	3259	1/1	0.96	0.12	-21.64	20,20,20,20	0
54	MG	BA	3326	1/1	0.90	0.07	-22.08	46,46,46,46	0
54	MG	BA	3176	1/1	0.99	0.10	-25.27	27,27,27,27	0
54	MG	BB	213	1/1	0.86	0.11	-	46,46,46,46	0
54	MG	AA	1613	1/1	0.85	0.33	-	77,77,77,77	0
54	MG	DR	201	1/1	0.95	0.30	-	40,40,40,40	0

Continued on next page...

Continued from previous page...

Mol	Type	Chain	Res	Atoms	RSCC	RSR	LLDF	B-factors(\AA^2)	Q<0.9
54	MG	DA	3007	1/1	0.96	0.24	-	59,59,59,59	0
54	MG	DA	3102	1/1	0.96	0.22	-	48,48,48,48	0
54	MG	CA	1749	1/1	0.95	0.16	-	69,69,69,69	0
54	MG	AA	1719	1/1	0.94	0.15	-	66,66,66,66	0
54	MG	DA	3459	1/1	0.95	0.09	-	90,90,90,90	0
54	MG	DA	3593	1/1	0.92	0.15	-	58,58,58,58	0
54	MG	BA	3228	1/1	0.94	0.25	-	44,44,44,44	0
54	MG	AA	1735	1/1	0.98	0.44	-	62,62,62,62	0
54	MG	DA	3352	1/1	0.84	0.15	-	82,82,82,82	0
54	MG	DP	201	1/1	0.81	0.20	-	78,78,78,78	0
54	MG	BZ	302	1/1	0.96	0.13	-	45,45,45,45	0
54	MG	CA	1617	1/1	0.91	0.29	-	63,63,63,63	0
54	MG	BA	3435	1/1	0.96	0.05	-	40,40,40,40	0
54	MG	BA	3504	1/1	0.93	0.16	-	53,53,53,53	0
54	MG	DA	3384	1/1	0.86	0.35	-	49,49,49,49	0
54	MG	BA	3483	1/1	0.94	0.22	-	31,31,31,31	0
54	MG	BA	3563	1/1	0.94	0.12	-	59,59,59,59	0
54	MG	DA	3099	1/1	0.95	0.26	-	54,54,54,54	0
54	MG	BA	3429	1/1	0.94	0.13	-	59,59,59,59	0
54	MG	BA	3287	1/1	0.85	0.27	-	44,44,44,44	0
54	MG	DA	3573	1/1	0.82	0.54	-	68,68,68,68	0
54	MG	DA	3276	1/1	0.93	0.16	-	76,76,76,76	0
54	MG	BA	3658	1/1	0.90	0.09	-	61,61,61,61	0
54	MG	BB	201	1/1	0.77	0.21	-	67,67,67,67	0
54	MG	DA	3153	1/1	0.97	0.10	-	32,32,32,32	0
54	MG	BT	203	1/1	0.98	0.06	-	51,51,51,51	0
54	MG	BA	3704	1/1	0.83	0.18	-	70,70,70,70	0
54	MG	DA	3312	1/1	0.84	0.12	-	52,52,52,52	0
54	MG	BA	3206	1/1	0.91	0.14	-	67,67,67,67	0
54	MG	BA	3246	1/1	0.95	0.15	-	46,46,46,46	0
54	MG	DA	3422	1/1	0.95	0.07	-	71,71,71,71	0
54	MG	BA	3663	1/1	0.97	0.06	-	53,53,53,53	0
54	MG	CA	1658	1/1	0.97	0.10	-	64,64,64,64	0
54	MG	BA	3716	1/1	0.80	0.16	-	54,54,54,54	0
54	MG	BA	3436	1/1	0.78	0.17	-	41,41,41,41	0
54	MG	CA	1758	1/1	0.53	0.24	-	64,64,64,64	0
54	MG	DA	3135	1/1	0.89	0.17	-	59,59,59,59	0
54	MG	AA	1677	1/1	0.96	0.05	-	50,50,50,50	0
54	MG	DA	3236	1/1	0.84	0.09	-	40,40,40,40	0
54	MG	BA	3109	1/1	0.95	0.12	-	37,37,37,37	0
54	MG	BA	3480	1/1	0.94	0.10	-	58,58,58,58	0
54	MG	AA	1807	1/1	0.88	0.11	-	73,73,73,73	0

Continued on next page...

Continued from previous page...

Mol	Type	Chain	Res	Atoms	RSCC	RSR	LLDF	B-factors(\AA^2)	Q<0.9
54	MG	DA	3294	1/1	0.91	0.10	-	67,67,67,67	0
54	MG	BA	3088	1/1	0.92	0.15	-	42,42,42,42	0
54	MG	BA	3200	1/1	0.97	0.16	-	24,24,24,24	0
54	MG	DA	3136	1/1	0.81	0.70	-	62,62,62,62	0
54	MG	DA	3141	1/1	0.62	0.37	-	70,70,70,70	0
54	MG	AA	1723	1/1	0.95	0.11	-	82,82,82,82	0
54	MG	BB	219	1/1	0.93	0.17	-	54,54,54,54	0
54	MG	BA	3390	1/1	0.93	0.24	-	33,33,33,33	0
54	MG	DA	3410	1/1	0.70	0.20	-	80,80,80,80	0
54	MG	B9	104	1/1	0.94	0.10	-	52,52,52,52	0
54	MG	CA	1782	1/1	0.87	0.21	-	63,63,63,63	0
54	MG	BA	3123	1/1	0.97	0.21	-	48,48,48,48	0
54	MG	DA	3103	1/1	0.95	0.32	-	48,48,48,48	0
54	MG	BA	3666	1/1	0.94	0.14	-	78,78,78,78	0
54	MG	DB	204	1/1	0.97	0.17	-	65,65,65,65	0
54	MG	BA	3211	1/1	0.97	0.15	-	49,49,49,49	0
54	MG	DA	3539	1/1	0.93	0.16	-	54,54,54,54	0
54	MG	DA	3502	1/1	0.83	0.08	-	78,78,78,78	0
54	MG	CA	1794	1/1	0.93	0.12	-	57,57,57,57	0
54	MG	DA	3594	1/1	0.89	0.09	-	62,62,62,62	0
54	MG	BA	3229	1/1	0.94	0.14	-	61,61,61,61	0
54	MG	BA	3047	1/1	0.94	0.13	-	30,30,30,30	0
54	MG	DA	3359	1/1	0.87	0.38	-	69,69,69,69	0
54	MG	BA	3350	1/1	0.97	0.14	-	28,28,28,28	0
54	MG	DA	3253	1/1	0.91	0.12	-	58,58,58,58	0
54	MG	CA	1776	1/1	0.82	0.23	-	76,76,76,76	0
54	MG	BA	3635	1/1	0.95	0.07	-	72,72,72,72	0
54	MG	AA	1790	1/1	0.96	0.19	-	63,63,63,63	0
54	MG	AA	1792	1/1	0.96	0.09	-	51,51,51,51	0
54	MG	BA	3589	1/1	0.93	0.15	-	41,41,41,41	0
54	MG	CA	1742	1/1	0.84	0.12	-	99,99,99,99	0
54	MG	DA	3522	1/1	0.95	0.13	-	59,59,59,59	0
54	MG	AA	1601	1/1	0.96	0.40	-	52,52,52,52	0
54	MG	AA	1716	1/1	0.87	0.07	-	62,62,62,62	0
54	MG	BA	3465	1/1	0.90	0.15	-	24,24,24,24	0
54	MG	BA	3026	1/1	0.88	0.20	-	50,50,50,50	0
54	MG	DA	3570	1/1	0.92	0.14	-	63,63,63,63	0
54	MG	DW	201	1/1	0.95	0.06	-	63,63,63,63	0
54	MG	DA	3413	1/1	0.96	0.06	-	78,78,78,78	0
54	MG	DA	3117	1/1	0.89	0.17	-	69,69,69,69	0
54	MG	DA	3575	1/1	0.90	0.21	-	98,98,98,98	0
54	MG	BA	3576	1/1	0.89	0.10	-	55,55,55,55	0

Continued on next page...

Continued from previous page...

Mol	Type	Chain	Res	Atoms	RSCC	RSR	LLDF	B-factors(\AA^2)	Q<0.9
54	MG	BA	3668	1/1	0.96	0.08	-	60,60,60,60	0
54	MG	CA	1674	1/1	0.80	0.12	-	80,80,80,80	0
54	MG	DA	3439	1/1	0.94	0.33	-	57,57,57,57	0
54	MG	DA	3283	1/1	0.84	0.14	-	51,51,51,51	0
54	MG	BA	3468	1/1	0.95	0.15	-	63,63,63,63	0
54	MG	BA	3699	1/1	0.94	0.12	-	43,43,43,43	0
54	MG	BA	3011	1/1	0.92	0.30	-	47,47,47,47	0
54	MG	BA	3348	1/1	0.95	0.09	-	44,44,44,44	0
54	MG	BA	3130	1/1	0.82	0.13	-	79,79,79,79	0
54	MG	AA	1733	1/1	0.94	0.12	-	59,59,59,59	0
54	MG	BA	3005	1/1	0.93	0.12	-	56,56,56,56	0
54	MG	DA	3314	1/1	0.91	0.16	-	31,31,31,31	0
54	MG	BA	3447	1/1	0.79	0.09	-	53,53,53,53	0
54	MG	BA	3199	1/1	0.98	0.05	-	46,46,46,46	0
54	MG	DA	3090	1/1	0.89	0.13	-	45,45,45,45	0
54	MG	AA	1704	1/1	0.94	0.07	-	75,75,75,75	0
54	MG	CA	1651	1/1	0.94	0.10	-	55,55,55,55	0
54	MG	DA	3519	1/1	0.90	0.17	-	61,61,61,61	0
54	MG	BA	3590	1/1	0.68	0.35	-	77,77,77,77	0
54	MG	DF	304	1/1	0.97	0.07	-	41,41,41,41	0
54	MG	BT	202	1/1	0.91	0.27	-	52,52,52,52	0
54	MG	DA	3534	1/1	0.94	0.25	-	53,53,53,53	0
54	MG	DA	3251	1/1	0.95	0.20	-	41,41,41,41	0
54	MG	BA	3366	1/1	0.97	0.20	-	36,36,36,36	0
54	MG	BA	3491	1/1	0.80	0.11	-	72,72,72,72	0
54	MG	CA	1706	1/1	0.92	0.21	-	76,76,76,76	0
54	MG	BA	3323	1/1	0.97	0.11	-	57,57,57,57	0
54	MG	DA	3001	1/1	0.93	0.12	-	38,38,38,38	0
54	MG	BQ	201	1/1	0.69	0.37	-	61,61,61,61	0
54	MG	BA	3314	1/1	0.85	0.16	-	39,39,39,39	0
54	MG	AA	1636	1/1	0.92	0.10	-	49,49,49,49	0
54	MG	BA	3292	1/1	0.96	0.09	-	36,36,36,36	0
54	MG	BA	3437	1/1	0.98	0.16	-	28,28,28,28	0
54	MG	AA	1686	1/1	0.60	0.32	-	68,68,68,68	0
54	MG	DA	3520	1/1	0.89	0.13	-	74,74,74,74	0
54	MG	BA	3555	1/1	0.98	0.13	-	23,23,23,23	0
54	MG	BA	3501	1/1	0.78	0.15	-	51,51,51,51	0
54	MG	DA	3436	1/1	0.87	0.13	-	77,77,77,77	0
54	MG	BA	3055	1/1	0.93	0.26	-	44,44,44,44	0
54	MG	DA	3542	1/1	0.93	0.22	-	65,65,65,65	0
54	MG	BA	3580	1/1	0.94	0.17	-	49,49,49,49	0
54	MG	CA	1677	1/1	0.75	0.20	-	86,86,86,86	0

Continued on next page...

Continued from previous page...

Mol	Type	Chain	Res	Atoms	RSCC	RSR	LLDF	B-factors(\AA^2)	Q<0.9
54	MG	AA	1747	1/1	0.98	0.07	-	60,60,60,60	0
54	MG	DA	3396	1/1	0.98	0.14	-	48,48,48,48	0
54	MG	AA	1628	1/1	0.93	0.35	-	81,81,81,81	0
54	MG	AA	1635	1/1	0.64	0.10	-	77,77,77,77	0
54	MG	DA	3544	1/1	0.96	0.15	-	67,67,67,67	0
54	MG	BA	3714	1/1	0.87	0.14	-	47,47,47,47	0
54	MG	CA	1659	1/1	0.87	0.13	-	89,89,89,89	0
54	MG	DA	3244	1/1	0.85	0.19	-	32,32,32,32	0
54	MG	CA	1759	1/1	0.79	0.09	-	95,95,95,95	0
54	MG	BA	3691	1/1	0.95	0.11	-	57,57,57,57	0
54	MG	BA	3256	1/1	0.92	0.14	-	38,38,38,38	0
54	MG	BA	3319	1/1	0.98	0.16	-	26,26,26,26	0
54	MG	DA	3168	1/1	0.87	0.17	-	41,41,41,41	0
54	MG	DA	3431	1/1	0.99	0.15	-	27,27,27,27	0
54	MG	CA	1740	1/1	0.98	0.34	-	72,72,72,72	0
54	MG	CA	1791	1/1	0.71	0.15	-	72,72,72,72	0
54	MG	CA	1680	1/1	0.90	0.04	-	92,92,92,92	0
54	MG	BA	3597	1/1	0.95	0.14	-	36,36,36,36	0
54	MG	BA	3107	1/1	0.93	0.22	-	47,47,47,47	0
54	MG	DA	3297	1/1	0.89	0.12	-	49,49,49,49	0
54	MG	DA	3310	1/1	0.94	0.30	-	47,47,47,47	0
54	MG	BA	3324	1/1	0.93	0.13	-	48,48,48,48	0
54	MG	DE	303	1/1	0.97	0.30	-	31,31,31,31	0
54	MG	DA	3375	1/1	0.85	0.05	-	60,60,60,60	0
54	MG	AA	1668	1/1	0.93	0.07	-	52,52,52,52	0
54	MG	BA	3492	1/1	0.94	0.11	-	57,57,57,57	0
54	MG	DA	3190	1/1	0.91	0.14	-	43,43,43,43	0
54	MG	DA	3438	1/1	0.95	0.09	-	54,54,54,54	0
54	MG	BA	3234	1/1	0.92	0.09	-	61,61,61,61	0
54	MG	CA	1775	1/1	0.91	0.10	-	78,78,78,78	0
54	MG	BB	212	1/1	0.97	0.08	-	49,49,49,49	0
54	MG	DA	3424	1/1	0.91	0.19	-	49,49,49,49	0
54	MG	CA	1788	1/1	0.94	0.11	-	51,51,51,51	0
54	MG	BA	3442	1/1	0.98	0.25	-	24,24,24,24	0
54	MG	BA	3195	1/1	0.96	0.10	-	46,46,46,46	0
54	MG	BA	3527	1/1	0.93	0.15	-	51,51,51,51	0
54	MG	AA	1665	1/1	0.92	0.20	-	66,66,66,66	0
54	MG	DA	3636	1/1	0.84	0.19	-	66,66,66,66	0
54	MG	BA	3108	1/1	0.94	0.13	-	51,51,51,51	0
54	MG	CA	1778	1/1	0.76	0.10	-	83,83,83,83	0
54	MG	BA	3152	1/1	0.81	0.17	-	48,48,48,48	0
54	MG	DA	3567	1/1	0.94	0.14	-	57,57,57,57	0

Continued on next page...

Continued from previous page...

Mol	Type	Chain	Res	Atoms	RSCC	RSR	LLDF	B-factors(\AA^2)	Q<0.9
54	MG	BD	307	1/1	0.83	0.22	-	65,65,65,65	0
54	MG	BA	3456	1/1	0.97	0.12	-	37,37,37,37	0
54	MG	BQ	205	1/1	0.90	0.15	-	42,42,42,42	0
54	MG	CA	1767	1/1	0.89	0.10	-	86,86,86,86	0
54	MG	CA	1670	1/1	0.93	0.22	-	80,80,80,80	0
54	MG	BA	3220	1/1	0.90	0.32	-	62,62,62,62	0
54	MG	DA	3091	1/1	0.95	0.99	-	38,38,38,38	0
54	MG	BA	3299	1/1	0.94	0.17	-	44,44,44,44	0
54	MG	BA	3252	1/1	0.88	0.13	-	52,52,52,52	0
54	MG	DA	3385	1/1	0.97	0.15	-	59,59,59,59	0
54	MG	AA	1730	1/1	0.85	0.18	-	70,70,70,70	0
54	MG	DA	3198	1/1	0.87	0.39	-	52,52,52,52	0
54	MG	BA	3327	1/1	0.89	0.07	-	69,69,69,69	0
54	MG	BA	3425	1/1	0.95	0.16	-	38,38,38,38	0
54	MG	CA	1785	1/1	0.75	0.17	-	84,84,84,84	0
54	MG	BS	201	1/1	0.97	0.13	-	63,63,63,63	0
54	MG	BD	306	1/1	0.93	0.19	-	30,30,30,30	0
54	MG	B7	101	1/1	0.87	0.08	-	45,45,45,45	0
54	MG	AA	1815	1/1	0.95	0.09	-	72,72,72,72	0
54	MG	DA	3376	1/1	0.94	0.13	-	73,73,73,73	0
54	MG	DA	3414	1/1	0.80	0.10	-	66,66,66,66	0
54	MG	BA	3222	1/1	0.88	0.08	-	34,34,34,34	0
54	MG	DA	3388	1/1	0.93	0.35	-	73,73,73,73	0
54	MG	BA	3140	1/1	0.94	0.17	-	44,44,44,44	0
54	MG	DA	3536	1/1	0.89	0.06	-	76,76,76,76	0
54	MG	DA	3543	1/1	0.80	0.13	-	54,54,54,54	0
54	MG	DA	3325	1/1	0.92	0.11	-	72,72,72,72	0
54	MG	DA	3614	1/1	0.62	0.88	-	92,92,92,92	0
54	MG	BA	3394	1/1	0.98	0.10	-	27,27,27,27	0
54	MG	BA	3660	1/1	0.97	0.05	-	39,39,39,39	0
54	MG	CA	1704	1/1	0.97	0.13	-	71,71,71,71	0
54	MG	AA	1803	1/1	0.95	0.08	-	81,81,81,81	0
54	MG	BA	3131	1/1	0.98	0.14	-	28,28,28,28	0
54	MG	DA	3535	1/1	0.90	0.38	-	67,67,67,67	0
54	MG	BA	3392	1/1	0.97	0.29	-	29,29,29,29	0
54	MG	AA	1647	1/1	0.95	0.30	-	73,73,73,73	0
54	MG	CA	1756	1/1	0.88	0.09	-	77,77,77,77	0
54	MG	BA	3236	1/1	0.95	0.15	-	27,27,27,27	0
54	MG	AA	1801	1/1	0.85	0.08	-	87,87,87,87	0
54	MG	BA	3050	1/1	0.98	0.26	-	54,54,54,54	0
54	MG	CA	1632	1/1	0.85	0.31	-	57,57,57,57	0
54	MG	BA	3670	1/1	0.86	0.16	-	65,65,65,65	0

Continued on next page...

Continued from previous page...

Mol	Type	Chain	Res	Atoms	RSCC	RSR	LLDF	B-factors(\AA^2)	Q<0.9
54	MG	BA	3087	1/1	0.95	0.23	-	36,36,36,36	0
54	MG	BA	3548	1/1	0.98	0.13	-	32,32,32,32	0
54	MG	DA	3630	1/1	0.96	0.05	-	76,76,76,76	0
54	MG	BA	3135	1/1	0.94	0.10	-	50,50,50,50	0
54	MG	AA	1758	1/1	0.94	0.13	-	48,48,48,48	0
54	MG	CA	1708	1/1	0.99	0.06	-	73,73,73,73	0
54	MG	BA	3438	1/1	0.98	0.14	-	31,31,31,31	0
54	MG	BA	3298	1/1	0.95	0.23	-	43,43,43,43	0
54	MG	BQ	204	1/1	0.93	0.12	-	46,46,46,46	0
54	MG	DA	3036	1/1	0.85	0.24	-	62,62,62,62	0
54	MG	BA	3579	1/1	0.70	0.26	-	57,57,57,57	0
54	MG	DA	3161	1/1	0.96	0.15	-	47,47,47,47	0
54	MG	BA	3007	1/1	0.87	0.15	-	41,41,41,41	0
54	MG	CA	1745	1/1	0.98	0.27	-	52,52,52,52	0
54	MG	CA	1702	1/1	0.90	0.12	-	55,55,55,55	0
54	MG	B8	101	1/1	0.94	0.29	-	45,45,45,45	0
54	MG	DA	3462	1/1	0.85	0.15	-	63,63,63,63	0
54	MG	AA	1798	1/1	0.91	0.11	-	67,67,67,67	0
54	MG	BA	3603	1/1	0.91	0.27	-	39,39,39,39	0
54	MG	DA	3031	1/1	0.91	0.35	-	46,46,46,46	0
54	MG	CA	1765	1/1	0.92	0.10	-	87,87,87,87	0
54	MG	BA	3068	1/1	0.91	0.08	-	40,40,40,40	0
54	MG	DA	3270	1/1	0.96	0.17	-	24,24,24,24	0
54	MG	DA	3382	1/1	0.93	0.07	-	57,57,57,57	0
54	MG	BQ	202	1/1	0.97	0.22	-	47,47,47,47	0
54	MG	DA	3182	1/1	0.79	0.16	-	45,45,45,45	0
54	MG	CA	1629	1/1	0.78	0.32	-	81,81,81,81	0
54	MG	BA	3250	1/1	0.98	0.12	-	39,39,39,39	0
54	MG	DA	3490	1/1	0.94	0.09	-	60,60,60,60	0
54	MG	DA	3468	1/1	0.98	0.06	-	66,66,66,66	0
54	MG	DA	3238	1/1	0.97	0.08	-	44,44,44,44	0
54	MG	DA	3545	1/1	0.92	0.06	-	53,53,53,53	0
54	MG	AA	1678	1/1	0.92	0.43	-	75,75,75,75	0
54	MG	BA	3606	1/1	0.87	0.10	-	63,63,63,63	0
54	MG	BA	3496	1/1	0.88	0.30	-	56,56,56,56	0
54	MG	AA	1767	1/1	0.56	0.18	-	70,70,70,70	0
54	MG	BA	3586	1/1	0.96	0.18	-	39,39,39,39	0
54	MG	DA	3232	1/1	0.95	0.09	-	45,45,45,45	0
54	MG	BA	3126	1/1	0.97	0.17	-	30,30,30,30	0
54	MG	AA	1661	1/1	0.97	0.18	-	62,62,62,62	0
54	MG	DA	3306	1/1	0.94	0.11	-	68,68,68,68	0
54	MG	AA	1757	1/1	0.82	0.22	-	91,91,91,91	0

Continued on next page...

Continued from previous page...

Mol	Type	Chain	Res	Atoms	RSCC	RSR	LLDF	B-factors(\AA^2)	Q<0.9
54	MG	AA	1741	1/1	0.94	0.18	-	58,58,58,58	0
54	MG	BA	3561	1/1	0.85	0.16	-	46,46,46,46	0
54	MG	DA	3127	1/1	0.97	0.25	-	24,24,24,24	0
54	MG	AA	1689	1/1	0.94	0.17	-	56,56,56,56	0
54	MG	DA	3038	1/1	0.80	0.21	-	85,85,85,85	0
54	MG	BA	3479	1/1	0.93	0.10	-	77,77,77,77	0
54	MG	BA	3724	1/1	0.92	0.11	-	97,97,97,97	0
54	MG	DA	3595	1/1	0.93	0.18	-	90,90,90,90	0
54	MG	BA	3306	1/1	0.94	0.13	-	61,61,61,61	0
54	MG	DB	209	1/1	0.96	0.13	-	67,67,67,67	0
54	MG	AA	1641	1/1	0.93	0.18	-	62,62,62,62	0
54	MG	BN	201	1/1	0.90	0.12	-	57,57,57,57	0
54	MG	BA	3547	1/1	0.92	0.20	-	33,33,33,33	0
54	MG	BA	3558	1/1	0.98	0.13	-	60,60,60,60	0
54	MG	BA	3536	1/1	0.85	0.20	-	54,54,54,54	0
54	MG	AA	1643	1/1	0.95	0.15	-	56,56,56,56	0
54	MG	DA	3308	1/1	0.95	0.17	-	70,70,70,70	0
54	MG	CA	1769	1/1	0.96	0.10	-	58,58,58,58	0
54	MG	DA	3351	1/1	0.88	0.14	-	68,68,68,68	0
54	MG	AA	1759	1/1	0.92	0.20	-	74,74,74,74	0
54	MG	AA	1629	1/1	0.95	0.50	-	59,59,59,59	0
54	MG	DA	3149	1/1	0.83	0.42	-	46,46,46,46	0
54	MG	BA	3171	1/1	0.93	0.12	-	49,49,49,49	0
54	MG	DA	3399	1/1	0.87	0.18	-	80,80,80,80	0
54	MG	BA	3578	1/1	0.94	0.10	-	49,49,49,49	0
54	MG	BA	3551	1/1	0.96	0.10	-	60,60,60,60	0
54	MG	BA	3721	1/1	0.92	0.41	-	53,53,53,53	0
54	MG	BA	3110	1/1	0.95	0.14	-	60,60,60,60	0
54	MG	DA	3020	1/1	0.86	0.08	-	66,66,66,66	0
54	MG	CA	1604	1/1	0.67	0.49	-	70,70,70,70	0
54	MG	DA	3029	1/1	0.99	0.14	-	37,37,37,37	0
54	MG	CA	1799	1/1	0.93	0.10	-	99,99,99,99	0
54	MG	CA	1650	1/1	0.81	0.32	-	65,65,65,65	0
54	MG	BA	3449	1/1	0.85	0.14	-	40,40,40,40	0
54	MG	AA	1618	1/1	0.92	0.56	-	57,57,57,57	0
54	MG	BA	3203	1/1	0.96	0.23	-	39,39,39,39	0
54	MG	AA	1778	1/1	0.97	0.11	-	74,74,74,74	0
54	MG	AA	1615	1/1	0.88	0.16	-	76,76,76,76	0
54	MG	BA	3695	1/1	0.95	0.12	-	52,52,52,52	0
54	MG	DA	3541	1/1	0.90	0.13	-	46,46,46,46	0
54	MG	BA	3523	1/1	0.96	0.14	-	43,43,43,43	0
54	MG	CA	1642	1/1	0.91	0.60	-	64,64,64,64	0

Continued on next page...

Continued from previous page...

Mol	Type	Chain	Res	Atoms	RSCC	RSR	LLDF	B-factors(\AA^2)	Q<0.9
54	MG	DA	3224	1/1	0.93	0.11	-	60,60,60,60	0
54	MG	DA	3529	1/1	0.95	0.14	-	65,65,65,65	0
54	MG	DA	3311	1/1	0.94	0.13	-	31,31,31,31	0
54	MG	BA	3690	1/1	0.82	0.09	-	42,42,42,42	0
54	MG	DA	3110	1/1	0.88	0.19	-	56,56,56,56	0
54	MG	BA	3318	1/1	0.94	0.08	-	64,64,64,64	0
54	MG	AA	1608	1/1	0.77	0.21	-	66,66,66,66	0
54	MG	BA	3194	1/1	0.97	0.19	-	52,52,52,52	0
54	MG	BA	3560	1/1	0.77	0.28	-	93,93,93,93	0
54	MG	AA	1674	1/1	0.58	0.12	-	75,75,75,75	0
54	MG	BA	3587	1/1	0.87	0.07	-	60,60,60,60	0
54	MG	CA	1622	1/1	0.87	0.14	-	65,65,65,65	0
54	MG	BA	3270	1/1	0.92	0.11	-	51,51,51,51	0
54	MG	AA	1756	1/1	0.80	0.10	-	107,107,107,107	0
54	MG	BA	3678	1/1	0.98	0.29	-	47,47,47,47	0
54	MG	BA	3685	1/1	0.81	0.30	-	69,69,69,69	0
54	MG	CA	1671	1/1	0.68	0.07	-	78,78,78,78	0
54	MG	CA	1644	1/1	0.89	0.11	-	63,63,63,63	0
54	MG	DA	3448	1/1	0.96	0.28	-	53,53,53,53	0
54	MG	BA	3516	1/1	0.96	0.07	-	54,54,54,54	0
54	MG	AA	1755	1/1	0.85	0.38	-	76,76,76,76	0
54	MG	DA	3327	1/1	0.92	0.08	-	66,66,66,66	0
54	MG	CA	1660	1/1	0.71	0.23	-	65,65,65,65	0
54	MG	CA	1638	1/1	0.96	0.59	-	65,65,65,65	0
54	MG	BA	3705	1/1	0.91	0.10	-	57,57,57,57	0
54	MG	DA	3467	1/1	0.82	0.11	-	85,85,85,85	0
54	MG	BA	3611	1/1	0.96	0.06	-	32,32,32,32	0
54	MG	BA	3613	1/1	0.99	0.10	-	50,50,50,50	0
54	MG	CA	1792	1/1	0.93	0.14	-	65,65,65,65	0
54	MG	DA	3140	1/1	0.83	0.41	-	60,60,60,60	0
54	MG	DA	3627	1/1	0.93	0.12	-	58,58,58,58	0
54	MG	AA	1797	1/1	0.88	0.10	-	106,106,106,106	0
54	MG	DA	3065	1/1	0.83	0.25	-	74,74,74,74	0
54	MG	AA	1725	1/1	0.94	0.13	-	62,62,62,62	0
54	MG	BA	3490	1/1	0.92	0.24	-	74,74,74,74	0
54	MG	DA	3225	1/1	0.98	0.11	-	53,53,53,53	0
54	MG	BA	3024	1/1	0.94	0.25	-	44,44,44,44	0
54	MG	CA	1772	1/1	0.97	0.09	-	61,61,61,61	0
54	MG	BA	3346	1/1	0.98	0.09	-	43,43,43,43	0
54	MG	DA	3345	1/1	0.96	0.15	-	56,56,56,56	0
54	MG	CA	1696	1/1	0.93	0.07	-	71,71,71,71	0
54	MG	DA	3465	1/1	0.90	0.07	-	63,63,63,63	0

Continued on next page...

Continued from previous page...

Mol	Type	Chain	Res	Atoms	RSCC	RSR	LLDF	B-factors(\AA^2)	Q<0.9
54	MG	CA	1800	1/1	0.88	0.05	-	76,76,76,76	0
54	MG	CA	1725	1/1	0.95	0.20	-	91,91,91,91	0
54	MG	BA	3274	1/1	0.96	0.13	-	48,48,48,48	0
54	MG	BA	3638	1/1	0.82	0.15	-	82,82,82,82	0
54	MG	DA	3634	1/1	0.92	0.20	-	75,75,75,75	0
54	MG	BA	3172	1/1	0.80	0.13	-	65,65,65,65	0
54	MG	BA	3696	1/1	0.96	0.06	-	38,38,38,38	0
54	MG	DA	3474	1/1	0.89	0.18	-	41,41,41,41	0
54	MG	BA	3189	1/1	0.97	0.06	-	71,71,71,71	0
54	MG	BA	3679	1/1	0.75	0.09	-	80,80,80,80	0
54	MG	DA	3305	1/1	0.93	0.15	-	66,66,66,66	0
54	MG	DA	3049	1/1	0.93	0.10	-	49,49,49,49	0
54	MG	BA	3484	1/1	0.98	0.07	-	41,41,41,41	0
54	MG	BA	3044	1/1	0.92	0.25	-	53,53,53,53	0
54	MG	DA	3404	1/1	0.87	0.29	-	62,62,62,62	0
54	MG	DA	3625	1/1	0.92	0.12	-	76,76,76,76	0
54	MG	DB	205	1/1	0.75	0.24	-	92,92,92,92	0
54	MG	B2	102	1/1	0.87	0.19	-	60,60,60,60	0
54	MG	DA	3241	1/1	0.95	0.19	-	47,47,47,47	0
54	MG	BA	3325	1/1	0.97	0.23	-	28,28,28,28	0
54	MG	DA	3197	1/1	0.94	0.09	-	28,28,28,28	0
54	MG	CA	1601	1/1	0.92	0.18	-	55,55,55,55	0
54	MG	B9	103	1/1	0.89	0.18	-	52,52,52,52	0
54	MG	BA	3073	1/1	0.85	0.10	-	74,74,74,74	0
54	MG	DA	3558	1/1	0.64	0.25	-	70,70,70,70	0
54	MG	DA	3514	1/1	0.94	0.29	-	92,92,92,92	0
54	MG	DA	3227	1/1	0.93	0.07	-	39,39,39,39	0
54	MG	DA	3517	1/1	0.94	0.15	-	52,52,52,52	0
54	MG	DA	3249	1/1	0.86	0.14	-	47,47,47,47	0
54	MG	DA	3165	1/1	0.96	0.14	-	36,36,36,36	0
54	MG	BA	3160	1/1	0.91	0.12	-	32,32,32,32	0
54	MG	AA	1731	1/1	0.92	0.16	-	72,72,72,72	0
54	MG	DQ	201	1/1	0.96	0.12	-	52,52,52,52	0
54	MG	BA	3128	1/1	0.79	0.23	-	63,63,63,63	0
54	MG	BA	3013	1/1	0.91	0.28	-	24,24,24,24	0
54	MG	DA	3355	1/1	0.93	0.10	-	67,67,67,67	0
54	MG	AA	1693	1/1	0.88	0.17	-	72,72,72,72	0
54	MG	CA	1633	1/1	0.97	0.18	-	50,50,50,50	0
54	MG	BA	3291	1/1	0.92	0.07	-	68,68,68,68	0
54	MG	BA	3665	1/1	0.95	0.06	-	72,72,72,72	0
54	MG	BA	3522	1/1	0.92	0.23	-	53,53,53,53	0
54	MG	AA	1799	1/1	0.95	0.15	-	44,44,44,44	0

Continued on next page...

Continued from previous page...

Mol	Type	Chain	Res	Atoms	RSCC	RSR	LLDF	B-factors(\AA^2)	Q<0.9
54	MG	BA	3331	1/1	0.91	0.11	-	47,47,47,47	0
54	MG	BF	304	1/1	0.88	0.09	-	47,47,47,47	0
54	MG	DA	3146	1/1	0.97	0.25	-	55,55,55,55	0
54	MG	BA	3347	1/1	0.94	0.22	-	44,44,44,44	0
54	MG	DA	3085	1/1	0.93	0.08	-	60,60,60,60	0
54	MG	BA	3105	1/1	0.89	0.29	-	44,44,44,44	0
54	MG	BA	3021	1/1	0.95	0.22	-	67,67,67,67	0
54	MG	DA	3605	1/1	0.87	0.17	-	49,49,49,49	0
54	MG	DA	3451	1/1	0.85	0.10	-	60,60,60,60	0
54	MG	BA	3478	1/1	0.91	0.14	-	50,50,50,50	0
54	MG	DA	3619	1/1	0.81	0.15	-	57,57,57,57	0
54	MG	AA	1683	1/1	0.95	0.21	-	69,69,69,69	0
54	MG	DA	3128	1/1	0.95	0.32	-	47,47,47,47	0
54	MG	BA	3028	1/1	0.96	0.15	-	34,34,34,34	0
54	MG	AA	1687	1/1	0.94	0.22	-	79,79,79,79	0
54	MG	CA	1684	1/1	0.95	0.27	-	82,82,82,82	0
54	MG	DA	3101	1/1	0.85	0.14	-	60,60,60,60	0
54	MG	CA	1602	1/1	0.93	0.23	-	70,70,70,70	0
54	MG	BA	3014	1/1	0.90	0.18	-	61,61,61,61	0
54	MG	DA	3139	1/1	0.91	0.32	-	53,53,53,53	0
54	MG	DA	3142	1/1	0.96	0.11	-	48,48,48,48	0
54	MG	BA	3729	1/1	0.97	0.24	-	42,42,42,42	0
54	MG	DA	3187	1/1	0.98	0.14	-	44,44,44,44	0
54	MG	DA	3613	1/1	0.96	0.15	-	45,45,45,45	0
54	MG	BA	3139	1/1	0.98	0.17	-	55,55,55,55	0
54	MG	DA	3145	1/1	0.79	0.13	-	60,60,60,60	0
54	MG	CQ	201	1/1	0.86	0.11	-	76,76,76,76	0
54	MG	BA	3351	1/1	0.95	0.11	-	49,49,49,49	0
54	MG	CA	1730	1/1	0.83	0.17	-	65,65,65,65	0
54	MG	BA	3378	1/1	0.99	0.12	-	24,24,24,24	0
54	MG	BA	3368	1/1	0.99	0.08	-	27,27,27,27	0
54	MG	DA	3504	1/1	0.97	0.12	-	52,52,52,52	0
54	MG	BA	3281	1/1	0.86	0.12	-	43,43,43,43	0
54	MG	BA	3655	1/1	0.61	0.35	-	68,68,68,68	0
54	MG	BA	3353	1/1	0.94	0.11	-	51,51,51,51	0
54	MG	AA	1806	1/1	0.94	0.15	-	60,60,60,60	0
54	MG	DA	3626	1/1	0.88	0.10	-	75,75,75,75	0
54	MG	BA	3120	1/1	0.84	0.10	-	54,54,54,54	0
54	MG	DA	3523	1/1	0.87	0.16	-	73,73,73,73	0
54	MG	AA	1607	1/1	0.94	0.11	-	57,57,57,57	0
54	MG	CA	1673	1/1	0.94	0.20	-	73,73,73,73	0
54	MG	DA	3477	1/1	0.75	0.09	-	63,63,63,63	0

Continued on next page...

Continued from previous page...

Mol	Type	Chain	Res	Atoms	RSCC	RSR	LLDF	B-factors(\AA^2)	Q<0.9
54	MG	CA	1737	1/1	0.91	0.23	-	75,75,75,75	0
54	MG	DA	3125	1/1	0.97	0.23	-	59,59,59,59	0
54	MG	AD	302	1/1	0.90	0.42	-	73,73,73,73	0
54	MG	BA	3530	1/1	0.91	0.06	-	95,95,95,95	0
54	MG	CA	1676	1/1	0.98	0.06	-	64,64,64,64	0
54	MG	BA	3071	1/1	0.87	0.22	-	46,46,46,46	0
54	MG	DA	3516	1/1	0.95	0.08	-	56,56,56,56	0
54	MG	BA	3475	1/1	0.95	0.07	-	45,45,45,45	0
54	MG	DA	3444	1/1	0.95	0.12	-	73,73,73,73	0
54	MG	DA	3030	1/1	0.93	0.43	-	63,63,63,63	0
54	MG	CA	1735	1/1	0.86	0.12	-	85,85,85,85	0
54	MG	BA	3469	1/1	0.92	0.15	-	65,65,65,65	0
54	MG	DA	3498	1/1	0.94	0.24	-	39,39,39,39	0
54	MG	DA	3046	1/1	0.94	0.27	-	58,58,58,58	0
54	MG	DA	3589	1/1	0.95	0.07	-	42,42,42,42	0
54	MG	BA	3514	1/1	0.90	0.10	-	29,29,29,29	0
54	MG	BA	3072	1/1	0.76	0.21	-	48,48,48,48	0
54	MG	CA	1675	1/1	0.87	0.18	-	75,75,75,75	0
54	MG	BA	3489	1/1	0.98	0.05	-	57,57,57,57	0
54	MG	DA	3579	1/1	0.80	0.18	-	52,52,52,52	0
54	MG	DA	3374	1/1	0.87	0.09	-	73,73,73,73	0
54	MG	AA	1697	1/1	0.96	0.16	-	50,50,50,50	0
54	MG	CA	1750	1/1	0.73	0.13	-	88,88,88,88	0
54	MG	BA	3271	1/1	0.94	0.09	-	66,66,66,66	0
54	MG	BB	209	1/1	0.97	0.15	-	45,45,45,45	0
54	MG	BA	3122	1/1	0.96	0.12	-	46,46,46,46	0
54	MG	BA	3001	1/1	0.94	0.13	-	45,45,45,45	0
54	MG	DA	3157	1/1	0.90	0.17	-	33,33,33,33	0
54	MG	DA	3568	1/1	0.95	0.15	-	62,62,62,62	0
54	MG	DO	202	1/1	0.85	0.08	-	60,60,60,60	0
54	MG	AA	1652	1/1	0.84	0.19	-	63,63,63,63	0
54	MG	BA	3079	1/1	0.97	0.18	-	45,45,45,45	0
54	MG	AA	1715	1/1	0.93	0.16	-	61,61,61,61	0
54	MG	BA	3715	1/1	0.89	0.16	-	88,88,88,88	0
54	MG	AL	201	1/1	0.95	0.07	-	65,65,65,65	0
54	MG	BA	3401	1/1	0.97	0.28	-	34,34,34,34	0
54	MG	DA	3239	1/1	0.98	0.12	-	46,46,46,46	0
54	MG	CA	1641	1/1	0.92	0.21	-	62,62,62,62	0
54	MG	DA	3446	1/1	0.87	0.10	-	68,68,68,68	0
54	MG	BA	3600	1/1	0.71	0.24	-	58,58,58,58	0
54	MG	DA	3470	1/1	0.94	0.12	-	50,50,50,50	0
54	MG	BA	3334	1/1	0.72	0.17	-	39,39,39,39	0

Continued on next page...

Continued from previous page...

Mol	Type	Chain	Res	Atoms	RSCC	RSR	LLDF	B-factors(\AA^2)	Q<0.9
54	MG	BA	3119	1/1	0.97	0.08	-	57,57,57,57	0
54	MG	AA	1814	1/1	0.98	0.13	-	66,66,66,66	0
54	MG	DA	3509	1/1	0.87	0.16	-	70,70,70,70	0
54	MG	BA	3168	1/1	0.88	0.14	-	68,68,68,68	0
54	MG	BD	301	1/1	0.95	0.18	-	51,51,51,51	0
54	MG	AA	1667	1/1	0.86	0.17	-	84,84,84,84	0
54	MG	BA	3198	1/1	0.99	0.20	-	35,35,35,35	0
54	MG	BA	3512	1/1	0.75	0.21	-	71,71,71,71	0
54	MG	BA	3657	1/1	0.93	0.20	-	91,91,91,91	0
54	MG	DA	3096	1/1	0.66	0.21	-	61,61,61,61	0
54	MG	DA	3494	1/1	0.76	0.26	-	64,64,64,64	0
54	MG	BA	3290	1/1	0.92	0.13	-	27,27,27,27	0
54	MG	DA	3381	1/1	0.95	0.09	-	55,55,55,55	0
54	MG	BA	3269	1/1	0.95	0.11	-	51,51,51,51	0
54	MG	AP	101	1/1	0.96	0.10	-	81,81,81,81	0
54	MG	DA	3423	1/1	0.95	0.08	-	37,37,37,37	0
54	MG	DA	3231	1/1	0.94	0.10	-	51,51,51,51	0
54	MG	BA	3459	1/1	0.95	0.24	-	57,57,57,57	0
54	MG	BA	3002	1/1	0.93	0.10	-	60,60,60,60	0
54	MG	CA	1715	1/1	0.77	0.20	-	85,85,85,85	0
54	MG	AA	1700	1/1	0.92	0.29	-	69,69,69,69	0
54	MG	AA	1771	1/1	0.96	0.06	-	67,67,67,67	0
54	MG	DA	3466	1/1	0.74	0.17	-	65,65,65,65	0
54	MG	BA	3217	1/1	0.92	0.08	-	60,60,60,60	0
54	MG	BA	3463	1/1	0.93	0.14	-	38,38,38,38	0
54	MG	DA	3566	1/1	0.90	0.19	-	70,70,70,70	0
54	MG	BA	3147	1/1	0.94	0.23	-	33,33,33,33	0
54	MG	BA	3233	1/1	0.95	0.07	-	53,53,53,53	0
54	MG	DA	3557	1/1	0.97	0.38	-	55,55,55,55	0
54	MG	BA	3022	1/1	0.95	0.24	-	38,38,38,38	0
54	MG	BA	3701	1/1	0.86	0.15	-	34,34,34,34	0
54	MG	BA	3223	1/1	0.96	0.15	-	24,24,24,24	0
54	MG	DA	3104	1/1	0.96	0.45	-	51,51,51,51	0
54	MG	DA	3418	1/1	0.87	0.09	-	48,48,48,48	0
54	MG	BA	3114	1/1	0.97	0.08	-	39,39,39,39	0
54	MG	BA	3262	1/1	0.97	0.04	-	51,51,51,51	0
54	MG	BA	3467	1/1	0.86	0.13	-	63,63,63,63	0
54	MG	CA	1801	1/1	0.89	0.09	-	88,88,88,88	0
54	MG	BA	3006	1/1	0.86	0.12	-	67,67,67,67	0
54	MG	CA	1762	1/1	0.95	0.12	-	86,86,86,86	0
54	MG	BA	3717	1/1	0.85	0.14	-	45,45,45,45	0
54	MG	BA	3445	1/1	0.95	0.06	-	60,60,60,60	0

Continued on next page...

Continued from previous page...

Mol	Type	Chain	Res	Atoms	RSCC	RSR	LLDF	B-factors(\AA^2)	Q<0.9
54	MG	DA	3063	1/1	0.87	0.24	-	47,47,47,47	0
54	MG	DA	3596	1/1	0.87	0.38	-	60,60,60,60	0
54	MG	AA	1800	1/1	0.95	0.18	-	70,70,70,70	0
54	MG	DA	3265	1/1	0.98	0.16	-	34,34,34,34	0
54	MG	DA	3014	1/1	0.54	0.49	-	73,73,73,73	0
54	MG	BA	3584	1/1	0.94	0.15	-	48,48,48,48	0
54	MG	BA	3340	1/1	0.93	0.09	-	38,38,38,38	0
54	MG	BA	3235	1/1	0.93	0.15	-	45,45,45,45	0
54	MG	BA	3383	1/1	0.95	0.13	-	26,26,26,26	0
54	MG	CA	1723	1/1	0.95	0.14	-	66,66,66,66	0
54	MG	CA	1687	1/1	0.97	0.18	-	68,68,68,68	0
54	MG	BA	3637	1/1	0.90	0.15	-	81,81,81,81	0
54	MG	DA	3602	1/1	0.85	0.09	-	53,53,53,53	0
54	MG	DA	3622	1/1	0.78	0.10	-	80,80,80,80	0
54	MG	DA	3435	1/1	0.72	0.09	-	77,77,77,77	0
54	MG	AA	1718	1/1	0.93	0.11	-	59,59,59,59	0
54	MG	BA	3219	1/1	0.91	0.17	-	67,67,67,67	0
54	MG	DA	3515	1/1	0.95	0.12	-	54,54,54,54	0
54	MG	BA	3075	1/1	0.91	0.19	-	36,36,36,36	0
54	MG	AA	1795	1/1	0.95	0.08	-	87,87,87,87	0
54	MG	AA	1669	1/1	0.87	0.12	-	80,80,80,80	0
54	MG	BA	3712	1/1	0.94	0.14	-	49,49,49,49	0
54	MG	BA	3521	1/1	0.96	0.17	-	35,35,35,35	0
54	MG	BA	3681	1/1	0.97	0.22	-	31,31,31,31	0
54	MG	AA	1612	1/1	0.97	0.15	-	61,61,61,61	0
54	MG	DA	3040	1/1	0.77	0.14	-	58,58,58,58	0
54	MG	DA	3548	1/1	0.97	0.11	-	54,54,54,54	0
54	MG	BY	202	1/1	0.95	0.15	-	49,49,49,49	0
54	MG	AA	1642	1/1	0.97	0.14	-	53,53,53,53	0
54	MG	DA	3612	1/1	0.98	0.36	-	49,49,49,49	0
54	MG	BA	3040	1/1	0.91	0.14	-	52,52,52,52	0
54	MG	BA	3722	1/1	0.92	0.12	-	71,71,71,71	0
54	MG	DA	3032	1/1	0.84	0.33	-	59,59,59,59	0
54	MG	BA	3515	1/1	0.98	0.10	-	35,35,35,35	0
54	MG	BA	3146	1/1	0.94	0.23	-	34,34,34,34	0
54	MG	DA	3591	1/1	0.92	0.24	-	39,39,39,39	0
54	MG	BA	3446	1/1	0.96	0.14	-	42,42,42,42	0
54	MG	BA	3472	1/1	0.98	0.07	-	34,34,34,34	0
54	MG	DA	3309	1/1	0.89	0.21	-	45,45,45,45	0
54	MG	BA	3012	1/1	0.97	0.17	-	37,37,37,37	0
54	MG	DA	3487	1/1	0.98	0.27	-	65,65,65,65	0
54	MG	AA	1699	1/1	0.89	0.16	-	65,65,65,65	0

Continued on next page...

Continued from previous page...

Mol	Type	Chain	Res	Atoms	RSCC	RSR	LLDF	B-factors(\AA^2)	Q<0.9
54	MG	BB	203	1/1	0.93	0.23	-	48,48,48,48	0
54	MG	DA	3083	1/1	0.89	0.11	-	50,50,50,50	0
54	MG	CA	1763	1/1	0.79	0.08	-	66,66,66,66	0
54	MG	DA	3285	1/1	0.93	0.22	-	68,68,68,68	0
54	MG	DA	3171	1/1	0.95	0.10	-	28,28,28,28	0
54	MG	BA	3651	1/1	0.94	0.29	-	34,34,34,34	0
54	MG	CA	1736	1/1	0.84	0.19	-	94,94,94,94	0
54	MG	BA	3289	1/1	0.92	0.23	-	58,58,58,58	0
54	MG	DA	3601	1/1	0.98	0.15	-	32,32,32,32	0
54	MG	CA	1728	1/1	0.94	0.05	-	79,79,79,79	0
54	MG	BA	3591	1/1	0.90	0.24	-	104,104,104,104	0
54	MG	DA	3262	1/1	0.91	0.19	-	55,55,55,55	0
54	MG	DA	3216	1/1	0.90	0.10	-	43,43,43,43	0
54	MG	CA	1699	1/1	0.94	0.29	-	73,73,73,73	0
54	MG	BA	3307	1/1	0.91	0.14	-	46,46,46,46	0
54	MG	DA	3321	1/1	0.84	0.20	-	74,74,74,74	0
54	MG	BA	3585	1/1	0.94	0.09	-	65,65,65,65	0
54	MG	BA	3183	1/1	0.94	0.12	-	37,37,37,37	0
54	MG	DA	3537	1/1	0.94	0.18	-	49,49,49,49	0
54	MG	DA	3237	1/1	0.88	0.10	-	51,51,51,51	0
54	MG	DA	3111	1/1	0.95	0.18	-	44,44,44,44	0
54	MG	BA	3534	1/1	0.91	0.09	-	69,69,69,69	0
54	MG	BA	3164	1/1	0.97	0.17	-	39,39,39,39	0
54	MG	BA	3025	1/1	0.92	0.19	-	34,34,34,34	0
54	MG	BA	3647	1/1	0.94	0.13	-	59,59,59,59	0
54	MG	BA	3112	1/1	0.92	0.19	-	52,52,52,52	0
54	MG	BB	214	1/1	0.98	0.14	-	38,38,38,38	0
54	MG	BA	3051	1/1	0.98	0.13	-	33,33,33,33	0
54	MG	CA	1795	1/1	0.93	0.06	-	66,66,66,66	0
54	MG	AA	1724	1/1	0.89	0.12	-	93,93,93,93	0
54	MG	DA	3617	1/1	0.83	0.08	-	74,74,74,74	0
54	MG	BA	3138	1/1	0.97	0.06	-	64,64,64,64	0
54	MG	AA	1673	1/1	0.96	0.05	-	76,76,76,76	0
54	MG	BA	3038	1/1	0.93	0.19	-	34,34,34,34	0
54	MG	BA	3009	1/1	0.97	0.22	-	23,23,23,23	0
54	MG	DA	3479	1/1	0.77	0.16	-	66,66,66,66	0
54	MG	CA	1771	1/1	0.89	0.21	-	71,71,71,71	0
54	MG	CA	1701	1/1	0.94	0.05	-	74,74,74,74	0
54	MG	CA	1606	1/1	0.77	0.36	-	83,83,83,83	0
54	MG	DA	3061	1/1	0.94	0.08	-	45,45,45,45	0
54	MG	DA	3124	1/1	0.69	0.21	-	69,69,69,69	0
54	MG	DD	301	1/1	0.92	0.07	-	61,61,61,61	0

Continued on next page...

Continued from previous page...

Mol	Type	Chain	Res	Atoms	RSCC	RSR	LLDF	B-factors(\AA^2)	Q<0.9
54	MG	DA	3303	1/1	0.96	0.14	-	46,46,46,46	0
54	MG	DD	305	1/1	0.93	0.16	-	56,56,56,56	0
54	MG	BA	3432	1/1	0.85	0.20	-	68,68,68,68	0
54	MG	DA	3378	1/1	0.97	0.11	-	65,65,65,65	0
54	MG	AA	1746	1/1	0.97	0.14	-	63,63,63,63	0
54	MG	DA	3284	1/1	0.83	0.19	-	70,70,70,70	0
54	MG	AA	1698	1/1	0.85	0.20	-	78,78,78,78	0
54	MG	CA	1789	1/1	0.90	0.12	-	66,66,66,66	0
54	MG	DA	3606	1/1	0.70	0.32	-	82,82,82,82	0
54	MG	DA	3377	1/1	0.97	0.07	-	74,74,74,74	0
54	MG	DA	3416	1/1	0.82	0.17	-	64,64,64,64	0
54	MG	BA	3367	1/1	0.97	0.22	-	34,34,34,34	0
54	MG	BA	3295	1/1	0.96	0.20	-	52,52,52,52	0
54	MG	BA	3545	1/1	0.72	0.10	-	63,63,63,63	0
54	MG	BA	3067	1/1	0.85	0.55	-	55,55,55,55	0
54	MG	DA	3211	1/1	0.86	0.08	-	38,38,38,38	0
54	MG	AA	1794	1/1	0.57	0.20	-	111,111,111,111	0
54	MG	BA	3042	1/1	0.88	0.18	-	27,27,27,27	0
54	MG	BA	3559	1/1	0.88	0.27	-	56,56,56,56	0
54	MG	AA	1817	1/1	0.93	0.32	-	78,78,78,78	0
54	MG	DA	3371	1/1	0.86	0.28	-	76,76,76,76	0
54	MG	BA	3693	1/1	0.95	0.09	-	36,36,36,36	0
54	MG	AA	1753	1/1	0.94	0.11	-	71,71,71,71	0
54	MG	D5	103	1/1	0.72	0.17	-	61,61,61,61	0
54	MG	CA	1719	1/1	0.79	0.11	-	90,90,90,90	0
54	MG	BA	3117	1/1	0.80	0.21	-	67,67,67,67	0
54	MG	DA	3356	1/1	0.92	0.34	-	44,44,44,44	0
54	MG	AA	1653	1/1	0.97	0.19	-	64,64,64,64	0
54	MG	DA	3453	1/1	0.86	0.09	-	49,49,49,49	0
54	MG	BA	3550	1/1	0.94	0.12	-	50,50,50,50	0
54	MG	BA	3451	1/1	0.94	0.07	-	49,49,49,49	0
54	MG	AA	1655	1/1	0.98	0.07	-	64,64,64,64	0
54	MG	AA	1614	1/1	0.93	0.20	-	42,42,42,42	0
54	MG	DA	3169	1/1	0.98	0.14	-	32,32,32,32	0
54	MG	AA	1681	1/1	0.92	0.08	-	44,44,44,44	0
54	MG	DA	3286	1/1	0.84	0.13	-	69,69,69,69	0
54	MG	BA	3684	1/1	0.95	0.16	-	64,64,64,64	0
54	MG	BA	3061	1/1	0.90	0.16	-	44,44,44,44	0
54	MG	BA	3221	1/1	0.97	0.17	-	51,51,51,51	0
54	MG	BA	3582	1/1	0.90	0.27	-	66,66,66,66	0
54	MG	BA	3575	1/1	0.98	0.17	-	59,59,59,59	0
54	MG	DA	3043	1/1	0.96	0.06	-	64,64,64,64	0

Continued on next page...

Continued from previous page...

Mol	Type	Chain	Res	Atoms	RSCC	RSR	LLDF	B-factors(\AA^2)	Q<0.9
54	MG	BA	3153	1/1	0.95	0.14	-	36,36,36,36	0
54	MG	DA	3152	1/1	0.90	0.20	-	52,52,52,52	0
54	MG	BA	3470	1/1	0.95	0.11	-	33,33,33,33	0
54	MG	CA	1777	1/1	0.81	0.12	-	130,130,130,130	0
54	MG	CA	1714	1/1	0.96	0.19	-	67,67,67,67	0
54	MG	BA	3305	1/1	0.90	0.09	-	67,67,67,67	0
54	MG	BA	3273	1/1	0.95	0.15	-	60,60,60,60	0
54	MG	BA	3526	1/1	0.90	0.22	-	55,55,55,55	0
54	MG	BF	306	1/1	0.93	0.12	-	61,61,61,61	0
54	MG	AA	1732	1/1	0.96	0.38	-	68,68,68,68	0
54	MG	B3	101	1/1	0.78	0.19	-	54,54,54,54	0
54	MG	DA	3452	1/1	0.93	0.21	-	45,45,45,45	0
54	MG	BA	3065	1/1	0.96	0.17	-	36,36,36,36	0
54	MG	BA	3689	1/1	0.88	0.17	-	55,55,55,55	0
54	MG	AA	1645	1/1	0.94	0.09	-	54,54,54,54	0
54	MG	CA	1682	1/1	0.93	0.20	-	60,60,60,60	0
54	MG	DA	3581	1/1	0.88	0.15	-	46,46,46,46	0
54	MG	DA	3367	1/1	0.92	0.06	-	67,67,67,67	0
54	MG	BA	3414	1/1	0.97	0.19	-	23,23,23,23	0
54	MG	DA	3028	1/1	0.87	0.12	-	62,62,62,62	0
54	MG	AA	1659	1/1	0.95	0.21	-	75,75,75,75	0
54	MG	CA	1729	1/1	0.49	0.23	-	84,84,84,84	0
54	MG	BA	3297	1/1	0.92	0.12	-	52,52,52,52	0
54	MG	DA	3273	1/1	0.96	0.05	-	93,93,93,93	0
54	MG	AA	1796	1/1	0.93	0.31	-	100,100,100,100	0
54	MG	BA	3513	1/1	0.91	0.12	-	46,46,46,46	0
54	MG	BA	3510	1/1	0.87	0.07	-	77,77,77,77	0
54	MG	DA	3189	1/1	0.99	0.13	-	36,36,36,36	0
54	MG	BA	3163	1/1	0.90	0.32	-	30,30,30,30	0
54	MG	DA	3555	1/1	0.95	0.44	-	63,63,63,63	0
54	MG	D7	102	1/1	0.87	0.18	-	65,65,65,65	0
54	MG	BA	3614	1/1	0.95	0.34	-	47,47,47,47	0
54	MG	BA	3629	1/1	0.93	0.24	-	34,34,34,34	0
54	MG	BA	3165	1/1	0.73	0.33	-	41,41,41,41	0
54	MG	BA	3355	1/1	0.96	0.10	-	51,51,51,51	0
54	MG	BA	3460	1/1	0.95	0.10	-	51,51,51,51	0
54	MG	DA	3317	1/1	0.91	0.20	-	55,55,55,55	0
54	MG	BA	3457	1/1	0.85	0.08	-	53,53,53,53	0
54	MG	DA	3531	1/1	0.95	0.04	-	51,51,51,51	0
54	MG	CA	1681	1/1	0.68	0.21	-	83,83,83,83	0
54	MG	DA	3147	1/1	0.94	0.11	-	52,52,52,52	0
54	MG	CA	1652	1/1	0.92	0.17	-	88,88,88,88	0

Continued on next page...

Continued from previous page...

Mol	Type	Chain	Res	Atoms	RSCC	RSR	LLDF	B-factors(\AA^2)	Q<0.9
54	MG	BA	3497	1/1	0.99	0.16	-	29,29,29,29	0
54	MG	BA	3134	1/1	0.87	0.08	-	50,50,50,50	0
54	MG	BA	3554	1/1	0.92	0.13	-	41,41,41,41	0
54	MG	DA	3084	1/1	0.78	0.23	-	45,45,45,45	0
54	MG	BA	3677	1/1	0.94	0.11	-	72,72,72,72	0
54	MG	DA	3133	1/1	0.95	0.39	-	50,50,50,50	0
54	MG	BA	3552	1/1	0.98	0.13	-	26,26,26,26	0
54	MG	BA	3639	1/1	0.90	0.13	-	56,56,56,56	0
54	MG	BA	3502	1/1	0.96	0.17	-	34,34,34,34	0
54	MG	CA	1803	1/1	0.85	0.17	-	55,55,55,55	0
54	MG	AA	1664	1/1	0.93	0.12	-	74,74,74,74	0
54	MG	DA	3368	1/1	0.96	0.07	-	56,56,56,56	0
54	MG	AA	1779	1/1	0.81	0.17	-	68,68,68,68	0
54	MG	BA	3440	1/1	0.95	0.07	-	50,50,50,50	0
54	MG	BA	3169	1/1	0.83	0.16	-	60,60,60,60	0
54	MG	CA	1761	1/1	0.71	0.13	-	92,92,92,92	0
54	MG	BA	3363	1/1	0.94	0.22	-	48,48,48,48	0
54	MG	DA	3489	1/1	0.94	0.16	-	48,48,48,48	0
54	MG	DA	3506	1/1	0.96	0.15	-	57,57,57,57	0
54	MG	DA	3009	1/1	0.98	0.17	-	27,27,27,27	0
54	MG	AA	1662	1/1	0.97	0.08	-	64,64,64,64	0
54	MG	DP	203	1/1	0.94	0.12	-	61,61,61,61	0
54	MG	CA	1717	1/1	0.94	0.08	-	85,85,85,85	0
54	MG	BA	3003	1/1	0.86	0.39	-	68,68,68,68	0
54	MG	AA	1617	1/1	0.95	0.35	-	58,58,58,58	0
54	MG	BA	3535	1/1	0.80	0.10	-	58,58,58,58	0
54	MG	DA	3629	1/1	0.87	0.10	-	80,80,80,80	0
54	MG	BA	3100	1/1	0.96	0.20	-	41,41,41,41	0
54	MG	AA	1764	1/1	0.76	0.27	-	70,70,70,70	0
54	MG	DA	3411	1/1	0.82	0.14	-	89,89,89,89	0
54	MG	AA	1721	1/1	0.86	0.12	-	77,77,77,77	0
54	MG	AE	201	1/1	0.95	0.24	-	62,62,62,62	0
54	MG	DA	3437	1/1	0.97	0.18	-	54,54,54,54	0
54	MG	CA	1648	1/1	0.97	0.09	-	72,72,72,72	0
54	MG	DA	3346	1/1	0.78	0.12	-	57,57,57,57	0
54	MG	BA	3300	1/1	0.92	0.14	-	54,54,54,54	0
54	MG	CA	1752	1/1	0.92	0.11	-	91,91,91,91	0
54	MG	DB	202	1/1	0.98	0.20	-	67,67,67,67	0
54	MG	DR	202	1/1	0.98	0.16	-	45,45,45,45	0
54	MG	BA	3727	1/1	0.96	0.17	-	94,94,94,94	0
54	MG	BA	3336	1/1	0.85	0.16	-	71,71,71,71	0
54	MG	BA	3499	1/1	0.86	0.19	-	35,35,35,35	0

Continued on next page...

Continued from previous page...

Mol	Type	Chain	Res	Atoms	RSCC	RSR	LLDF	B-factors(Å ²)	Q<0.9
54	MG	DB	206	1/1	0.23	1.96	-	115,115,115,115	0
54	MG	AA	1702	1/1	0.97	0.06	-	67,67,67,67	0
54	MG	AA	1793	1/1	0.81	0.23	-	78,78,78,78	0
54	MG	BA	3441	1/1	0.97	0.14	-	58,58,58,58	0
54	MG	BB	207	1/1	0.96	0.17	-	49,49,49,49	0
54	MG	DA	3081	1/1	0.93	0.13	-	60,60,60,60	0
54	MG	DA	3078	1/1	0.98	0.31	-	41,41,41,41	0
54	MG	BA	3204	1/1	0.97	0.20	-	47,47,47,47	0
54	MG	DA	3134	1/1	0.85	0.22	-	71,71,71,71	0
54	MG	DA	3369	1/1	0.86	0.11	-	85,85,85,85	0
54	MG	BA	3659	1/1	0.85	0.07	-	61,61,61,61	0
54	MG	BA	3709	1/1	0.88	0.12	-	47,47,47,47	0
54	MG	DA	3167	1/1	0.93	0.11	-	30,30,30,30	0
54	MG	DA	3050	1/1	0.83	0.16	-	52,52,52,52	0
54	MG	CA	1787	1/1	0.86	0.20	-	84,84,84,84	0
54	MG	DT	202	1/1	0.93	0.06	-	62,62,62,62	0
54	MG	BA	3277	1/1	0.87	0.21	-	32,32,32,32	0
54	MG	AA	1786	1/1	0.85	0.13	-	89,89,89,89	0
54	MG	CA	1636	1/1	0.95	0.19	-	58,58,58,58	0
54	MG	BA	3495	1/1	0.92	0.12	-	57,57,57,57	0
54	MG	DA	3592	1/1	0.72	0.12	-	72,72,72,72	0
54	MG	BA	3111	1/1	0.77	0.72	-	67,67,67,67	0
54	MG	DA	3138	1/1	0.96	0.36	-	49,49,49,49	0
54	MG	CA	1612	1/1	0.77	0.75	-	84,84,84,84	0
54	MG	DA	3616	1/1	0.89	0.09	-	63,63,63,63	0
54	MG	BA	3427	1/1	0.94	0.13	-	28,28,28,28	0
54	MG	BA	3419	1/1	0.94	0.15	-	29,29,29,29	0
54	MG	BA	3034	1/1	0.85	0.20	-	40,40,40,40	0
54	MG	BR	204	1/1	0.56	0.20	-	49,49,49,49	0
54	MG	DA	3511	1/1	0.98	0.07	-	44,44,44,44	0
54	MG	AA	1769	1/1	0.82	0.11	-	69,69,69,69	0
54	MG	CA	1631	1/1	0.83	0.10	-	87,87,87,87	0
54	MG	CA	1672	1/1	0.94	0.09	-	74,74,74,74	0
54	MG	DA	3469	1/1	0.93	0.16	-	56,56,56,56	0
54	MG	BA	3710	1/1	0.91	0.08	-	63,63,63,63	0
54	MG	BA	3174	1/1	0.91	0.24	-	73,73,73,73	0
54	MG	DA	3177	1/1	0.99	0.19	-	32,32,32,32	0
54	MG	DA	3158	1/1	0.97	0.20	-	49,49,49,49	0
54	MG	CA	1657	1/1	0.55	0.15	-	85,85,85,85	0
54	MG	BA	3434	1/1	0.96	0.10	-	56,56,56,56	0
54	MG	DA	3525	1/1	0.92	0.22	-	57,57,57,57	0
54	MG	DA	3478	1/1	0.69	0.29	-	64,64,64,64	0

Continued on next page...

Continued from previous page...

Mol	Type	Chain	Res	Atoms	RSCC	RSR	LLDF	B-factors(\AA^2)	Q<0.9
54	MG	CA	1780	1/1	0.95	0.11	-	74,74,74,74	0
54	MG	BA	3646	1/1	0.87	0.17	-	38,38,38,38	0
54	MG	BA	3593	1/1	0.96	0.30	-	34,34,34,34	0
54	MG	DA	3044	1/1	0.94	0.39	-	55,55,55,55	0
54	MG	BA	3049	1/1	0.98	0.21	-	26,26,26,26	0
54	MG	CA	1754	1/1	0.96	0.12	-	77,77,77,77	0
54	MG	DA	3242	1/1	0.98	0.12	-	36,36,36,36	0
54	MG	BA	3240	1/1	0.91	0.14	-	66,66,66,66	0
54	MG	DA	3108	1/1	0.73	0.38	-	70,70,70,70	0
54	MG	BA	3077	1/1	0.89	0.21	-	43,43,43,43	0
54	MG	AA	1713	1/1	0.95	0.18	-	61,61,61,61	0
54	MG	D0	101	1/1	0.68	0.16	-	78,78,78,78	0
54	MG	AA	1791	1/1	0.87	0.16	-	68,68,68,68	0
54	MG	DA	3461	1/1	0.94	0.08	-	76,76,76,76	0
54	MG	BR	201	1/1	0.95	0.42	-	39,39,39,39	0
54	MG	BA	3320	1/1	0.97	0.15	-	42,42,42,42	0
54	MG	AA	1770	1/1	0.92	0.08	-	80,80,80,80	0
54	MG	BA	3196	1/1	0.92	0.19	-	52,52,52,52	0
54	MG	BA	3251	1/1	0.85	0.13	-	24,24,24,24	0
54	MG	DA	3492	1/1	0.96	0.17	-	59,59,59,59	0
54	MG	BA	3362	1/1	0.94	0.13	-	30,30,30,30	0
54	MG	DA	3599	1/1	0.97	0.07	-	45,45,45,45	0
54	MG	BA	3294	1/1	0.96	0.08	-	32,32,32,32	0
54	MG	BA	3569	1/1	0.83	0.12	-	67,67,67,67	0
54	MG	BA	3121	1/1	0.97	0.34	-	26,26,26,26	0
54	MG	BA	3452	1/1	0.95	0.11	-	54,54,54,54	0
54	MG	DA	3633	1/1	0.98	0.19	-	49,49,49,49	0
54	MG	BA	3247	1/1	0.97	0.12	-	45,45,45,45	0
54	MG	BA	3601	1/1	0.98	0.17	-	43,43,43,43	0
54	MG	BA	3097	1/1	0.91	0.14	-	40,40,40,40	0
54	MG	BA	3532	1/1	0.89	0.19	-	31,31,31,31	0
54	MG	DA	3159	1/1	0.62	0.15	-	66,66,66,66	0
54	MG	DA	3481	1/1	0.94	0.16	-	51,51,51,51	0
54	MG	AA	1685	1/1	0.91	0.37	-	57,57,57,57	0
54	MG	BA	3598	1/1	0.97	0.17	-	34,34,34,34	0
54	MG	BA	3054	1/1	0.97	0.13	-	31,31,31,31	0
54	MG	DA	3121	1/1	0.91	0.19	-	62,62,62,62	0
54	MG	AA	1610	1/1	0.91	0.09	-	64,64,64,64	0
54	MG	DA	3632	1/1	0.67	0.14	-	72,72,72,72	0
54	MG	DA	3087	1/1	0.92	0.35	-	52,52,52,52	0
54	MG	BA	3352	1/1	0.93	0.09	-	37,37,37,37	0
54	MG	BA	3016	1/1	0.89	0.15	-	44,44,44,44	0

Continued on next page...

Continued from previous page...

Mol	Type	Chain	Res	Atoms	RSCC	RSR	LLDF	B-factors(\AA^2)	Q<0.9
54	MG	DA	3324	1/1	0.87	0.24	-	86,86,86,86	0
54	MG	DA	3370	1/1	0.87	0.19	-	87,87,87,87	0
54	MG	DA	3417	1/1	0.95	0.10	-	59,59,59,59	0
54	MG	DA	3419	1/1	0.91	0.10	-	51,51,51,51	0
54	MG	DA	3299	1/1	0.95	0.08	-	33,33,33,33	0
54	MG	BA	3031	1/1	0.84	0.14	-	66,66,66,66	0
54	MG	DA	3223	1/1	0.94	0.08	-	39,39,39,39	0
54	MG	DA	3045	1/1	0.94	0.18	-	48,48,48,48	0
54	MG	BA	3066	1/1	0.92	0.11	-	41,41,41,41	0
54	MG	BA	3333	1/1	0.91	0.05	-	54,54,54,54	0
54	MG	DA	3112	1/1	0.94	0.19	-	48,48,48,48	0
54	MG	AA	1711	1/1	0.98	0.11	-	35,35,35,35	0
54	MG	BA	3509	1/1	0.82	0.14	-	77,77,77,77	0
54	MG	DQ	202	1/1	0.98	0.30	-	39,39,39,39	0
54	MG	AA	1633	1/1	0.75	0.21	-	69,69,69,69	0
54	MG	AA	1772	1/1	0.81	0.13	-	71,71,71,71	0
54	MG	DA	3234	1/1	0.96	0.19	-	52,52,52,52	0
54	MG	BA	3477	1/1	0.61	0.18	-	101,101,101,101	0
54	MG	BA	3725	1/1	0.87	0.14	-	57,57,57,57	0
54	MG	B1	101	1/1	0.95	0.21	-	40,40,40,40	0
54	MG	BA	3278	1/1	0.95	0.20	-	39,39,39,39	0
54	MG	DA	3533	1/1	0.89	0.07	-	79,79,79,79	0
54	MG	DA	3256	1/1	0.96	0.23	-	57,57,57,57	0
54	MG	DA	3326	1/1	0.84	0.17	-	69,69,69,69	0
54	MG	DA	3093	1/1	0.85	0.24	-	55,55,55,55	0
54	MG	DA	3552	1/1	0.98	0.08	-	56,56,56,56	0
54	MG	BA	3090	1/1	0.95	0.32	-	30,30,30,30	0
54	MG	DA	3480	1/1	0.89	0.06	-	57,57,57,57	0
54	MG	DA	3298	1/1	0.85	0.11	-	51,51,51,51	0
54	MG	BA	3265	1/1	0.90	0.05	-	69,69,69,69	0
54	MG	AA	1603	1/1	0.78	0.11	-	62,62,62,62	0
54	MG	BA	3167	1/1	0.91	0.12	-	45,45,45,45	0
54	MG	BA	3625	1/1	0.92	0.21	-	52,52,52,52	0
54	MG	DA	3123	1/1	0.96	0.12	-	48,48,48,48	0
54	MG	CA	1625	1/1	0.92	0.21	-	69,69,69,69	0
54	MG	BA	3205	1/1	0.82	0.12	-	67,67,67,67	0
54	MG	CA	1683	1/1	0.96	0.06	-	71,71,71,71	0
54	MG	BA	3400	1/1	0.96	0.07	-	39,39,39,39	0
54	MG	BA	3458	1/1	0.89	0.11	-	45,45,45,45	0
54	MG	BA	3610	1/1	0.94	0.13	-	36,36,36,36	0
54	MG	CA	1757	1/1	0.89	0.16	-	75,75,75,75	0
54	MG	DA	3148	1/1	0.90	0.11	-	55,55,55,55	0

Continued on next page...

Continued from previous page...

Mol	Type	Chain	Res	Atoms	RSCC	RSR	LLDF	B-factors(\AA^2)	Q<0.9
54	MG	CA	1720	1/1	0.92	0.17	-	84,84,84,84	0
54	MG	DA	3620	1/1	0.90	0.06	-	65,65,65,65	0
54	MG	BA	3192	1/1	0.88	0.21	-	62,62,62,62	0
54	MG	BA	3634	1/1	0.95	0.05	-	63,63,63,63	0
54	MG	DA	3333	1/1	0.92	0.13	-	54,54,54,54	0
54	MG	BA	3707	1/1	0.94	0.09	-	49,49,49,49	0
54	MG	DA	3316	1/1	0.75	0.12	-	87,87,87,87	0
54	MG	BA	3142	1/1	0.90	0.29	-	36,36,36,36	0
54	MG	BA	3498	1/1	0.99	0.13	-	45,45,45,45	0
54	MG	BV	203	1/1	0.96	0.10	-	56,56,56,56	0
54	MG	BA	3488	1/1	0.98	0.11	-	20,20,20,20	0
54	MG	CA	1689	1/1	0.89	0.05	-	90,90,90,90	0
54	MG	BA	3531	1/1	0.94	0.20	-	25,25,25,25	0
54	MG	CA	1694	1/1	0.88	0.09	-	69,69,69,69	0
54	MG	BA	3133	1/1	0.95	0.20	-	30,30,30,30	0
54	MG	DA	3407	1/1	0.97	0.15	-	51,51,51,51	0
54	MG	BA	3266	1/1	0.93	0.18	-	66,66,66,66	0
54	MG	BZ	301	1/1	0.91	0.28	-	61,61,61,61	0
54	MG	BA	3113	1/1	0.87	0.24	-	48,48,48,48	0
54	MG	AA	1775	1/1	0.98	0.11	-	63,63,63,63	0
54	MG	DA	3386	1/1	0.96	0.18	-	64,64,64,64	0
54	MG	BA	3076	1/1	0.83	0.39	-	58,58,58,58	0
54	MG	BA	3188	1/1	0.93	0.15	-	47,47,47,47	0
54	MG	AA	1805	1/1	0.95	0.11	-	82,82,82,82	0
54	MG	DA	3004	1/1	0.85	0.24	-	64,64,64,64	0
54	MG	DA	3293	1/1	0.92	0.11	-	85,85,85,85	0
54	MG	BA	3546	1/1	0.92	0.12	-	46,46,46,46	0
54	MG	DA	3486	1/1	0.77	0.28	-	44,44,44,44	0
54	MG	DA	3547	1/1	0.53	0.44	-	89,89,89,89	0
54	MG	DA	3550	1/1	0.90	0.19	-	51,51,51,51	0
54	MG	BA	3239	1/1	0.91	0.08	-	63,63,63,63	0
54	MG	DT	201	1/1	0.93	0.07	-	52,52,52,52	0
54	MG	BA	3059	1/1	0.73	0.20	-	54,54,54,54	0
54	MG	CA	1773	1/1	0.88	0.14	-	89,89,89,89	0
54	MG	AA	1703	1/1	0.89	0.28	-	64,64,64,64	0
54	MG	AA	1637	1/1	0.96	0.34	-	64,64,64,64	0
54	MG	AA	1670	1/1	0.95	0.18	-	56,56,56,56	0
54	MG	DA	3120	1/1	0.97	0.16	-	47,47,47,47	0
54	MG	CA	1798	1/1	0.93	0.27	-	67,67,67,67	0
54	MG	DA	3597	1/1	0.93	0.17	-	73,73,73,73	0
54	MG	AA	1812	1/1	0.94	0.25	-	82,82,82,82	0
54	MG	B5	101	1/1	0.91	0.16	-	49,49,49,49	0

Continued on next page...

Continued from previous page...

Mol	Type	Chain	Res	Atoms	RSCC	RSR	LLDF	B-factors(\AA^2)	Q<0.9
54	MG	DA	3426	1/1	0.98	0.13	-	55,55,55,55	0
54	MG	DA	3372	1/1	0.94	0.13	-	79,79,79,79	0
54	MG	BA	3241	1/1	0.98	0.17	-	56,56,56,56	0
54	MG	DA	3024	1/1	0.88	0.23	-	64,64,64,64	0
54	MG	BA	3574	1/1	0.92	0.18	-	41,41,41,41	0
54	MG	BA	3344	1/1	0.94	0.15	-	41,41,41,41	0
54	MG	AA	1709	1/1	0.94	0.14	-	57,57,57,57	0
54	MG	BA	3207	1/1	0.94	0.08	-	57,57,57,57	0
54	MG	BA	3461	1/1	0.94	0.09	-	62,62,62,62	0
54	MG	DA	3077	1/1	0.88	0.19	-	42,42,42,42	0
54	MG	BA	3675	1/1	0.94	0.09	-	48,48,48,48	0
54	MG	AA	1611	1/1	0.78	0.15	-	75,75,75,75	0
54	MG	AA	1804	1/1	0.91	0.19	-	64,64,64,64	0
54	MG	D8	101	1/1	0.90	0.25	-	52,52,52,52	0
54	MG	BA	3260	1/1	0.83	0.33	-	31,31,31,31	0
54	MG	BA	3572	1/1	0.95	0.08	-	44,44,44,44	0
54	MG	BB	208	1/1	0.96	0.14	-	33,33,33,33	0
54	MG	AA	1625	1/1	0.97	0.31	-	42,42,42,42	0
54	MG	DA	3296	1/1	0.93	0.27	-	61,61,61,61	0
54	MG	BA	3669	1/1	0.76	0.14	-	44,44,44,44	0
54	MG	D5	102	1/1	0.97	0.11	-	44,44,44,44	0
54	MG	BA	3309	1/1	0.83	0.14	-	69,69,69,69	0
54	MG	DA	3226	1/1	0.83	0.16	-	41,41,41,41	0
54	MG	AA	1783	1/1	0.92	0.20	-	71,71,71,71	0
54	MG	BA	3583	1/1	0.81	0.10	-	63,63,63,63	0
54	MG	DA	3527	1/1	0.98	0.15	-	38,38,38,38	0
54	MG	AA	1777	1/1	0.83	0.13	-	100,100,100,100	0
54	MG	AA	1734	1/1	0.90	0.10	-	50,50,50,50	0
54	MG	BA	3369	1/1	0.94	0.11	-	27,27,27,27	0
54	MG	AA	1785	1/1	0.90	0.16	-	61,61,61,61	0
54	MG	BA	3645	1/1	0.96	0.18	-	59,59,59,59	0
54	MG	BA	3517	1/1	0.58	0.17	-	91,91,91,91	0
54	MG	BA	3529	1/1	0.88	0.26	-	52,52,52,52	0
54	MG	CA	1607	1/1	0.55	0.98	-	96,96,96,96	0
54	MG	BA	3630	1/1	0.96	0.12	-	57,57,57,57	0
54	MG	BA	3129	1/1	0.86	0.07	-	69,69,69,69	0
54	MG	DA	3126	1/1	0.88	0.17	-	56,56,56,56	0
54	MG	DA	3501	1/1	0.92	0.13	-	85,85,85,85	0
54	MG	DA	3584	1/1	0.97	0.08	-	37,37,37,37	0
54	MG	BA	3652	1/1	0.94	0.13	-	51,51,51,51	0
54	MG	BA	3268	1/1	0.96	0.07	-	52,52,52,52	0
54	MG	BA	3595	1/1	0.92	0.09	-	78,78,78,78	0

Continued on next page...

Continued from previous page...

Mol	Type	Chain	Res	Atoms	RSCC	RSR	LLDF	B-factors(\AA^2)	Q<0.9
54	MG	DA	3322	1/1	0.91	0.20	-	61,61,61,61	0
54	MG	DA	3559	1/1	0.82	0.42	-	76,76,76,76	0
54	MG	CA	1700	1/1	0.92	0.12	-	56,56,56,56	0
54	MG	AA	1744	1/1	0.96	0.14	-	74,74,74,74	0
54	MG	BA	3125	1/1	0.97	0.16	-	39,39,39,39	0
54	MG	DA	3118	1/1	0.83	0.14	-	75,75,75,75	0
54	MG	AM	202	1/1	0.90	0.14	-	59,59,59,59	0
54	MG	DA	3278	1/1	0.92	0.06	-	71,71,71,71	0
54	MG	DA	3188	1/1	0.91	0.14	-	51,51,51,51	0
54	MG	DA	3206	1/1	0.91	0.12	-	34,34,34,34	0
54	MG	DA	3067	1/1	0.92	0.26	-	58,58,58,58	0
54	MG	BA	3648	1/1	0.92	0.20	-	42,42,42,42	0
54	MG	DA	3192	1/1	0.95	0.09	-	37,37,37,37	0
54	MG	BA	3673	1/1	0.88	0.27	-	69,69,69,69	0
54	MG	CA	1774	1/1	0.93	0.22	-	73,73,73,73	0
54	MG	DA	3524	1/1	0.92	0.09	-	61,61,61,61	0
54	MG	DA	3538	1/1	0.93	0.15	-	60,60,60,60	0
54	MG	BA	3631	1/1	0.96	0.25	-	35,35,35,35	0
54	MG	BA	3687	1/1	0.95	0.09	-	53,53,53,53	0
54	MG	BA	3664	1/1	0.89	0.08	-	56,56,56,56	0
54	MG	BA	3150	1/1	0.91	0.10	-	70,70,70,70	0
54	MG	BA	3143	1/1	0.93	0.17	-	23,23,23,23	0
54	MG	DA	3586	1/1	0.77	0.21	-	142,142,142,142	0
54	MG	BA	3417	1/1	0.95	0.13	-	25,25,25,25	0
54	MG	DA	3383	1/1	0.92	0.14	-	59,59,59,59	0
54	MG	BA	3343	1/1	0.83	0.17	-	48,48,48,48	0
54	MG	DA	3340	1/1	0.84	0.16	-	72,72,72,72	0
54	MG	DA	3610	1/1	0.96	0.10	-	79,79,79,79	0
54	MG	BA	3096	1/1	0.97	0.21	-	36,36,36,36	0
54	MG	DA	3260	1/1	0.96	0.12	-	57,57,57,57	0
54	MG	DA	3122	1/1	0.72	0.25	-	58,58,58,58	0
54	MG	BA	3374	1/1	0.97	0.20	-	27,27,27,27	0
54	MG	BA	3202	1/1	0.92	0.13	-	67,67,67,67	0
54	MG	DA	3562	1/1	0.92	0.17	-	65,65,65,65	0
54	MG	CA	1748	1/1	0.97	0.18	-	57,57,57,57	0
54	MG	DA	3132	1/1	0.93	0.11	-	54,54,54,54	0
54	MG	AA	1658	1/1	0.75	0.25	-	73,73,73,73	0
54	MG	CA	1705	1/1	0.81	0.16	-	72,72,72,72	0
54	MG	AA	1688	1/1	0.92	0.20	-	62,62,62,62	0
54	MG	AA	1646	1/1	0.77	0.25	-	87,87,87,87	0
54	MG	DA	3106	1/1	0.91	0.26	-	55,55,55,55	0
54	MG	BA	3565	1/1	0.95	0.20	-	57,57,57,57	0

Continued on next page...

Continued from previous page...

Mol	Type	Chain	Res	Atoms	RSCC	RSR	LLDF	B-factors(\AA^2)	Q<0.9
54	MG	CA	1734	1/1	0.94	0.15	-	79,79,79,79	0
54	MG	CA	1793	1/1	0.74	0.20	-	89,89,89,89	0
54	MG	DA	3488	1/1	0.97	0.16	-	46,46,46,46	0
54	MG	BA	3124	1/1	0.97	0.17	-	24,24,24,24	0
54	MG	DA	3457	1/1	0.96	0.14	-	59,59,59,59	0
54	MG	DA	3194	1/1	0.93	0.20	-	22,22,22,22	0
54	MG	DA	3037	1/1	0.92	0.17	-	52,52,52,52	0
54	MG	BA	3692	1/1	0.89	0.13	-	38,38,38,38	0
54	MG	DA	3163	1/1	0.84	0.14	-	39,39,39,39	0
54	MG	DA	3445	1/1	0.92	0.13	-	45,45,45,45	0
54	MG	CA	1646	1/1	0.74	0.11	-	71,71,71,71	0
54	MG	DA	3229	1/1	0.94	0.16	-	76,76,76,76	0
54	MG	BW	201	1/1	0.93	0.15	-	44,44,44,44	0
54	MG	BA	3423	1/1	0.87	0.09	-	46,46,46,46	0
54	MG	DA	3482	1/1	0.92	0.13	-	69,69,69,69	0
54	MG	DA	3218	1/1	0.92	0.09	-	57,57,57,57	0
54	MG	DA	3499	1/1	0.98	0.07	-	55,55,55,55	0
54	MG	BA	3208	1/1	0.93	0.26	-	57,57,57,57	0
54	MG	BN	202	1/1	0.91	0.12	-	57,57,57,57	0
54	MG	CA	1605	1/1	0.90	0.14	-	63,63,63,63	0
54	MG	BA	3511	1/1	0.76	0.09	-	72,72,72,72	0
54	MG	DA	3503	1/1	0.80	0.12	-	59,59,59,59	0
54	MG	DA	3089	1/1	0.86	0.29	-	50,50,50,50	0
54	MG	B0	104	1/1	0.95	0.06	-	49,49,49,49	0
54	MG	CA	1623	1/1	0.94	0.12	-	60,60,60,60	0
54	MG	DA	3510	1/1	0.95	0.15	-	46,46,46,46	0
54	MG	BA	3706	1/1	0.95	0.10	-	44,44,44,44	0
54	MG	BA	3609	1/1	0.96	0.04	-	37,37,37,37	0
54	MG	DA	3392	1/1	0.92	0.09	-	43,43,43,43	0
54	MG	DA	3553	1/1	0.92	0.11	-	64,64,64,64	0
54	MG	DA	3191	1/1	0.90	0.17	-	56,56,56,56	0
54	MG	BA	3688	1/1	0.82	0.12	-	72,72,72,72	0
54	MG	AA	1695	1/1	0.84	0.14	-	57,57,57,57	0
54	MG	DA	3070	1/1	0.95	0.25	-	51,51,51,51	0
54	MG	DA	3164	1/1	0.73	0.16	-	64,64,64,64	0
54	MG	BA	3728	1/1	0.98	0.07	-	47,47,47,47	0
54	MG	DA	3144	1/1	0.87	0.23	-	54,54,54,54	0
54	MG	AA	1740	1/1	0.91	0.26	-	70,70,70,70	0
54	MG	DA	3580	1/1	0.96	0.18	-	39,39,39,39	0
54	MG	BA	3703	1/1	0.96	0.06	-	26,26,26,26	0
54	MG	AA	1726	1/1	0.97	0.22	-	75,75,75,75	0
54	MG	DA	3076	1/1	0.89	0.36	-	54,54,54,54	0

Continued on next page...

Continued from previous page...

Mol	Type	Chain	Res	Atoms	RSCC	RSR	LLDF	B-factors(\AA^2)	Q<0.9
54	MG	DA	3105	1/1	0.94	0.20	-	54,54,54,54	0
54	MG	BA	3713	1/1	0.96	0.10	-	35,35,35,35	0
54	MG	BA	3671	1/1	0.92	0.31	-	50,50,50,50	0
54	MG	BA	3264	1/1	0.49	0.10	-	86,86,86,86	0
54	MG	DQ	204	1/1	0.91	0.14	-	67,67,67,67	0
54	MG	DA	3281	1/1	0.89	0.25	-	85,85,85,85	0
54	MG	CA	1668	1/1	0.91	0.26	-	65,65,65,65	0
54	MG	BV	202	1/1	0.91	0.33	-	83,83,83,83	0
54	MG	BA	3494	1/1	0.95	0.14	-	52,52,52,52	0
54	MG	DA	3628	1/1	0.87	0.10	-	59,59,59,59	0
54	MG	AA	1760	1/1	0.92	0.27	-	74,74,74,74	0
54	MG	CA	1666	1/1	0.88	0.12	-	71,71,71,71	0
54	MG	BA	3285	1/1	0.79	0.29	-	96,96,96,96	0
54	MG	BA	3556	1/1	0.98	0.20	-	52,52,52,52	0
54	MG	AA	1738	1/1	0.95	0.04	-	62,62,62,62	0
54	MG	BA	3193	1/1	0.97	0.14	-	46,46,46,46	0
54	MG	BA	3594	1/1	0.85	0.16	-	56,56,56,56	0
54	MG	AA	1672	1/1	0.95	0.13	-	50,50,50,50	0
54	MG	BA	3607	1/1	0.96	0.07	-	76,76,76,76	0
54	MG	DA	3585	1/1	0.95	0.29	-	36,36,36,36	0
54	MG	BA	3030	1/1	0.90	0.26	-	44,44,44,44	0
54	MG	CA	1802	1/1	0.98	0.08	-	60,60,60,60	0
54	MG	DA	3143	1/1	0.85	0.25	-	62,62,62,62	0
54	MG	CA	1764	1/1	0.84	0.13	-	90,90,90,90	0
54	MG	BA	3210	1/1	0.85	0.16	-	58,58,58,58	0
54	MG	DA	3006	1/1	0.94	0.18	-	42,42,42,42	0
54	MG	DA	3563	1/1	0.94	0.40	-	57,57,57,57	0
54	MG	AA	1648	1/1	0.98	0.19	-	73,73,73,73	0
54	MG	DA	3220	1/1	0.90	0.10	-	48,48,48,48	0
54	MG	DA	3364	1/1	0.90	0.10	-	54,54,54,54	0
54	MG	DA	3193	1/1	0.94	0.08	-	66,66,66,66	0
54	MG	DA	3033	1/1	0.93	0.19	-	48,48,48,48	0
54	MG	BP	202	1/1	0.88	0.29	-	54,54,54,54	0
54	MG	BA	3694	1/1	0.94	0.19	-	21,21,21,21	0
54	MG	BA	3004	1/1	0.98	0.21	-	53,53,53,53	0
54	MG	BA	3723	1/1	0.73	0.12	-	70,70,70,70	0
54	MG	BA	3303	1/1	0.96	0.15	-	40,40,40,40	0
54	MG	BA	3099	1/1	0.90	0.27	-	47,47,47,47	0
54	MG	BA	3622	1/1	0.97	0.09	-	31,31,31,31	0
54	MG	BA	3039	1/1	0.96	0.13	-	58,58,58,58	0
54	MG	BA	3540	1/1	0.92	0.07	-	64,64,64,64	0
54	MG	BA	3616	1/1	0.96	0.18	-	26,26,26,26	0

Continued on next page...

Continued from previous page...

Mol	Type	Chain	Res	Atoms	RSCC	RSR	LLDF	B-factors(\AA^2)	Q<0.9
54	MG	AA	1802	1/1	0.95	0.37	-	64,64,64,64	0
54	MG	CA	1614	1/1	0.92	0.16	-	70,70,70,70	0
54	MG	DA	3408	1/1	0.92	0.08	-	54,54,54,54	0
54	MG	DA	3023	1/1	0.94	0.29	-	68,68,68,68	0
54	MG	DA	3391	1/1	0.91	0.10	-	62,62,62,62	0
54	MG	DF	302	1/1	0.90	0.17	-	63,63,63,63	0
54	MG	DA	3323	1/1	0.95	0.13	-	69,69,69,69	0
54	MG	CA	1695	1/1	0.92	0.33	-	76,76,76,76	0
54	MG	DA	3442	1/1	0.93	0.19	-	59,59,59,59	0
54	MG	BA	3282	1/1	0.98	0.18	-	29,29,29,29	0
54	MG	BA	3686	1/1	0.92	0.07	-	43,43,43,43	0
54	MG	AA	1663	1/1	0.96	0.09	-	62,62,62,62	0
54	MG	DA	3230	1/1	0.99	0.09	-	31,31,31,31	0
54	MG	BA	3697	1/1	0.98	0.18	-	27,27,27,27	0
54	MG	BA	3145	1/1	0.91	0.17	-	33,33,33,33	0
54	MG	BA	3070	1/1	0.93	0.33	-	39,39,39,39	0
54	MG	AA	1748	1/1	0.98	0.14	-	57,57,57,57	0
54	MG	DA	3608	1/1	0.92	0.10	-	74,74,74,74	0
54	MG	CA	1790	1/1	0.93	0.13	-	48,48,48,48	0
54	MG	CA	1733	1/1	0.91	0.11	-	89,89,89,89	0
54	MG	AA	1810	1/1	0.95	0.15	-	67,67,67,67	0
54	MG	DA	3263	1/1	0.91	0.10	-	54,54,54,54	0
54	MG	BA	3642	1/1	0.90	0.14	-	46,46,46,46	0
54	MG	BA	3064	1/1	0.89	0.30	-	54,54,54,54	0
54	MG	BA	3507	1/1	0.90	0.14	-	67,67,67,67	0
54	MG	DA	3353	1/1	0.92	0.06	-	79,79,79,79	0
54	MG	DA	3400	1/1	0.95	0.17	-	41,41,41,41	0
54	MG	DA	3095	1/1	0.93	0.18	-	65,65,65,65	0
54	MG	BA	3284	1/1	0.92	0.21	-	37,37,37,37	0
54	MG	DA	3623	1/1	0.92	0.16	-	42,42,42,42	0
54	MG	DA	3341	1/1	0.69	0.14	-	60,60,60,60	0
54	MG	CA	1678	1/1	0.97	0.09	-	55,55,55,55	0
54	MG	BA	3682	1/1	0.91	0.17	-	55,55,55,55	0
54	MG	BA	3448	1/1	0.94	0.20	-	46,46,46,46	0
54	MG	BA	3615	1/1	0.92	0.38	-	60,60,60,60	0
54	MG	DA	3387	1/1	0.86	0.08	-	72,72,72,72	0
54	MG	BA	3081	1/1	0.98	0.13	-	38,38,38,38	0
54	MG	DA	3450	1/1	0.89	0.12	-	70,70,70,70	0
54	MG	CA	1727	1/1	0.98	0.25	-	63,63,63,63	0
54	MG	DA	3618	1/1	0.64	0.37	-	93,93,93,93	0
54	MG	BA	3184	1/1	0.89	0.22	-	37,37,37,37	0
54	MG	AA	1604	1/1	0.90	0.55	-	66,66,66,66	0

Continued on next page...

Continued from previous page...

Mol	Type	Chain	Res	Atoms	RSCC	RSR	LLDF	B-factors(\AA^2)	Q<0.9
54	MG	DA	3611	1/1	0.94	0.17	-	57,57,57,57	0
54	MG	CA	1766	1/1	0.86	0.16	-	65,65,65,65	0
54	MG	BA	3413	1/1	0.99	0.14	-	24,24,24,24	0
54	MG	DA	3631	1/1	0.99	0.06	-	54,54,54,54	0
54	MG	CA	1797	1/1	0.80	0.21	-	68,68,68,68	0
54	MG	DA	3088	1/1	0.87	0.20	-	39,39,39,39	0
54	MG	BA	3525	1/1	0.96	0.13	-	47,47,47,47	0
54	MG	DA	3337	1/1	0.68	0.24	-	65,65,65,65	0
54	MG	DA	3363	1/1	0.91	0.13	-	51,51,51,51	0
54	MG	BA	3322	1/1	0.75	0.28	-	54,54,54,54	0
54	MG	DA	3526	1/1	0.94	0.13	-	42,42,42,42	0
54	MG	AA	1761	1/1	0.92	0.06	-	65,65,65,65	0
54	MG	BA	3361	1/1	0.88	0.21	-	30,30,30,30	0
54	MG	AF	201	1/1	0.92	0.16	-	53,53,53,53	0
54	MG	BA	3288	1/1	0.97	0.16	-	44,44,44,44	0
54	MG	BA	3439	1/1	0.98	0.08	-	30,30,30,30	0
54	MG	BA	3444	1/1	0.92	0.14	-	50,50,50,50	0
54	MG	DA	3338	1/1	0.84	0.23	-	67,67,67,67	0
54	MG	BA	3156	1/1	0.95	0.15	-	28,28,28,28	0
54	MG	DA	3556	1/1	0.88	0.05	-	87,87,87,87	0
54	MG	BA	3672	1/1	0.75	0.31	-	69,69,69,69	0
54	MG	CA	1784	1/1	0.93	0.12	-	53,53,53,53	0
54	MG	BA	3154	1/1	0.95	0.12	-	47,47,47,47	0
54	MG	AA	1729	1/1	0.91	0.10	-	55,55,55,55	0
54	MG	CA	1690	1/1	0.84	0.14	-	75,75,75,75	0
54	MG	DA	3379	1/1	0.96	0.11	-	69,69,69,69	0
54	MG	BA	3161	1/1	0.96	0.18	-	20,20,20,20	0
54	MG	BA	3317	1/1	0.87	0.16	-	69,69,69,69	0
54	MG	AA	1602	1/1	0.95	0.19	-	70,70,70,70	0
54	MG	DA	3331	1/1	0.94	0.12	-	48,48,48,48	0
54	MG	B0	102	1/1	0.96	0.15	-	50,50,50,50	0
54	MG	DA	3475	1/1	0.96	0.16	-	60,60,60,60	0
54	MG	BA	3473	1/1	0.95	0.14	-	54,54,54,54	0
54	MG	DA	3546	1/1	0.94	0.07	-	64,64,64,64	0
54	MG	BA	3726	1/1	0.61	0.16	-	73,73,73,73	0
54	MG	BA	3719	1/1	0.92	0.10	-	83,83,83,83	0
54	MG	DA	3397	1/1	0.96	0.15	-	59,59,59,59	0
54	MG	BF	301	1/1	0.92	0.14	-	40,40,40,40	0
54	MG	BA	3376	1/1	0.93	0.18	-	37,37,37,37	0
54	MG	DA	3358	1/1	0.94	0.07	-	59,59,59,59	0
54	MG	BB	215	1/1	0.97	0.11	-	57,57,57,57	0
54	MG	BA	3567	1/1	0.91	0.16	-	66,66,66,66	0

Continued on next page...

Continued from previous page...

Mol	Type	Chain	Res	Atoms	RSCC	RSR	LLDF	B-factors(\AA^2)	Q<0.9
54	MG	BA	3612	1/1	0.90	0.26	-	58,58,58,58	0
54	MG	BA	3397	1/1	0.94	0.14	-	36,36,36,36	0
54	MG	DA	3521	1/1	0.93	0.13	-	43,43,43,43	0
54	MG	AA	1627	1/1	0.94	0.19	-	58,58,58,58	0
54	MG	CA	1669	1/1	0.85	0.20	-	71,71,71,71	0
54	MG	DA	3409	1/1	0.89	0.10	-	53,53,53,53	0
54	MG	BA	3623	1/1	0.88	0.18	-	85,85,85,85	0
54	MG	AA	1766	1/1	0.95	0.12	-	57,57,57,57	0
54	MG	AA	1684	1/1	0.93	0.10	-	43,43,43,43	0
54	MG	BA	3656	1/1	0.84	0.21	-	50,50,50,50	0
54	MG	CA	1732	1/1	0.95	0.23	-	63,63,63,63	0
54	MG	CA	1653	1/1	0.85	0.15	-	85,85,85,85	0
54	MG	DA	3264	1/1	0.90	0.12	-	91,91,91,91	0
54	MG	BA	3605	1/1	-0.00	0.57	-	89,89,89,89	0
54	MG	BA	3618	1/1	0.91	0.09	-	67,67,67,67	0
54	MG	CA	1721	1/1	0.96	0.10	-	53,53,53,53	0
54	MG	BA	3308	1/1	0.93	0.06	-	51,51,51,51	0
54	MG	DA	3635	1/1	0.83	0.20	-	54,54,54,54	0
54	MG	AA	1639	1/1	0.89	0.36	-	64,64,64,64	0
54	MG	DA	3463	1/1	0.86	0.15	-	67,67,67,67	0
54	MG	BA	3136	1/1	0.89	0.17	-	24,24,24,24	0
54	MG	CA	1709	1/1	0.89	0.18	-	76,76,76,76	0
54	MG	AA	1782	1/1	0.94	0.14	-	59,59,59,59	0
54	MG	DA	3254	1/1	0.97	0.24	-	39,39,39,39	0
54	MG	DA	3365	1/1	0.89	0.20	-	51,51,51,51	0
54	MG	DA	3361	1/1	0.97	0.24	-	40,40,40,40	0
54	MG	DA	3329	1/1	0.92	0.19	-	34,34,34,34	0
54	MG	BB	218	1/1	0.96	0.09	-	69,69,69,69	0
54	MG	DA	3483	1/1	0.96	0.07	-	63,63,63,63	0
54	MG	BA	3093	1/1	0.98	0.13	-	28,28,28,28	0
54	MG	AA	1680	1/1	0.91	0.33	-	54,54,54,54	0
54	MG	DA	3027	1/1	0.86	0.19	-	47,47,47,47	0
54	MG	BA	3280	1/1	0.89	0.12	-	57,57,57,57	0
54	MG	BA	3503	1/1	0.96	0.23	-	23,23,23,23	0
54	MG	BA	3592	1/1	0.91	0.14	-	62,62,62,62	0
54	MG	DA	3074	1/1	0.95	0.17	-	46,46,46,46	0
54	MG	DA	3208	1/1	0.95	0.12	-	31,31,31,31	0
54	MG	BA	3092	1/1	0.93	0.17	-	40,40,40,40	0
54	MG	AA	1624	1/1	0.91	0.15	-	49,49,49,49	0
54	MG	DA	3564	1/1	0.97	0.11	-	61,61,61,61	0
54	MG	BA	3019	1/1	0.98	0.13	-	23,23,23,23	0
54	MG	BA	3524	1/1	0.97	0.08	-	35,35,35,35	0

Continued on next page...

Continued from previous page...

Mol	Type	Chain	Res	Atoms	RSCC	RSR	LLDF	B-factors(\AA^2)	Q<0.9
54	MG	AA	1692	1/1	0.92	0.41	-	66,66,66,66	0
54	MG	DB	203	1/1	0.92	0.11	-	61,61,61,61	0
54	MG	AA	1701	1/1	0.94	0.06	-	68,68,68,68	0
54	MG	DA	3574	1/1	0.88	0.18	-	77,77,77,77	0
54	MG	DA	3425	1/1	0.93	0.25	-	42,42,42,42	0
54	MG	DA	3624	1/1	0.92	0.24	-	56,56,56,56	0
54	MG	BA	3676	1/1	0.96	0.20	-	46,46,46,46	0
54	MG	BA	3213	1/1	0.91	0.18	-	28,28,28,28	0
54	MG	AA	1813	1/1	0.73	0.17	-	86,86,86,86	0
54	MG	DA	3092	1/1	0.76	0.17	-	54,54,54,54	0
54	MG	BA	3321	1/1	0.94	0.10	-	77,77,77,77	0
54	MG	DA	3621	1/1	0.98	0.12	-	41,41,41,41	0
54	MG	BA	3286	1/1	0.85	0.18	-	42,42,42,42	0
54	MG	DA	3280	1/1	0.92	0.19	-	52,52,52,52	0
54	MG	AA	1809	1/1	0.94	0.36	-	79,79,79,79	0
54	MG	BA	3255	1/1	0.96	0.10	-	25,25,25,25	0
54	MG	CA	1647	1/1	0.79	0.10	-	103,103,103,103	0
54	MG	DA	3185	1/1	0.84	0.21	-	47,47,47,47	0
54	MG	DD	303	1/1	0.81	0.14	-	53,53,53,53	0
54	MG	CA	1628	1/1	0.93	0.23	-	71,71,71,71	0
54	MG	B0	103	1/1	0.85	0.15	-	71,71,71,71	0
54	MG	CA	1610	1/1	0.90	0.27	-	67,67,67,67	0
54	MG	BA	3187	1/1	0.92	0.27	-	69,69,69,69	0
54	MG	BA	3588	1/1	0.93	0.10	-	55,55,55,55	0
54	MG	DA	3507	1/1	0.87	0.15	-	90,90,90,90	0
54	MG	DA	3113	1/1	0.94	0.17	-	56,56,56,56	0
54	MG	DA	3530	1/1	0.86	0.10	-	66,66,66,66	0
54	MG	BA	3641	1/1	0.92	0.15	-	47,47,47,47	0
54	MG	BA	3158	1/1	0.95	0.23	-	22,22,22,22	0
54	MG	CA	1637	1/1	0.86	0.14	-	98,98,98,98	0
54	MG	DA	3505	1/1	0.88	0.17	-	66,66,66,66	0
54	MG	BA	3091	1/1	0.92	0.24	-	34,34,34,34	0
54	MG	BA	3617	1/1	0.80	0.24	-	44,44,44,44	0
54	MG	BA	3276	1/1	0.87	0.11	-	47,47,47,47	0
54	MG	DA	3282	1/1	0.95	0.07	-	64,64,64,64	0
54	MG	AA	1727	1/1	0.94	0.18	-	82,82,82,82	0
54	MG	DA	3456	1/1	0.90	0.12	-	45,45,45,45	0
54	MG	BA	3570	1/1	0.92	0.12	-	50,50,50,50	0
54	MG	BA	3482	1/1	0.98	0.20	-	21,21,21,21	0
54	MG	BA	3626	1/1	0.88	0.15	-	68,68,68,68	0
54	MG	DA	3464	1/1	0.89	0.09	-	35,35,35,35	0
54	MG	DA	3047	1/1	0.96	0.19	-	52,52,52,52	0

Continued on next page...

Continued from previous page...

Mol	Type	Chain	Res	Atoms	RSCC	RSR	LLDF	B-factors(\AA^2)	Q<0.9
54	MG	BA	3226	1/1	0.87	0.14	-	49,49,49,49	0
54	MG	CA	1724	1/1	0.91	0.15	-	60,60,60,60	0
54	MG	DA	3272	1/1	0.82	0.10	-	69,69,69,69	0
54	MG	BA	3197	1/1	0.92	0.15	-	58,58,58,58	0
54	MG	DA	3476	1/1	0.73	0.09	-	95,95,95,95	0
54	MG	BA	3257	1/1	0.95	0.19	-	21,21,21,21	0
54	MG	CA	1685	1/1	0.98	0.26	-	62,62,62,62	0
54	MG	AA	1622	1/1	0.88	0.16	-	60,60,60,60	0
54	MG	CA	1640	1/1	0.85	0.20	-	63,63,63,63	0
54	MG	AA	1811	1/1	0.95	0.08	-	65,65,65,65	0
54	MG	AA	1690	1/1	0.90	0.10	-	60,60,60,60	0
54	MG	BA	3661	1/1	0.86	0.16	-	40,40,40,40	0
54	MG	CA	1796	1/1	0.80	0.14	-	85,85,85,85	0
54	MG	DA	3615	1/1	0.99	0.07	-	67,67,67,67	0
54	MG	BA	3078	1/1	0.96	0.22	-	45,45,45,45	0
54	MG	AA	1816	1/1	0.83	0.18	-	75,75,75,75	0
54	MG	DA	3247	1/1	0.75	0.26	-	73,73,73,73	0
54	MG	BA	3341	1/1	0.94	0.16	-	44,44,44,44	0
54	MG	BA	3471	1/1	0.95	0.10	-	50,50,50,50	0
54	MG	BA	3474	1/1	0.95	0.17	-	63,63,63,63	0
54	MG	DA	3002	1/1	0.97	0.11	-	45,45,45,45	0
54	MG	BA	3316	1/1	0.96	0.06	-	43,43,43,43	0
54	MG	DA	3485	1/1	0.95	0.14	-	33,33,33,33	0
54	MG	DA	3389	1/1	0.92	0.08	-	82,82,82,82	0
54	MG	BA	3253	1/1	0.90	0.12	-	39,39,39,39	0
54	MG	DA	3332	1/1	0.98	0.15	-	28,28,28,28	0
54	MG	DA	3607	1/1	0.97	0.09	-	65,65,65,65	0
54	MG	DA	3347	1/1	0.69	0.23	-	87,87,87,87	0
54	MG	BA	3173	1/1	0.94	0.15	-	63,63,63,63	0
54	MG	AA	1623	1/1	0.77	0.18	-	85,85,85,85	0
54	MG	DA	3362	1/1	0.91	0.22	-	53,53,53,53	0
54	MG	BA	3338	1/1	0.98	0.07	-	49,49,49,49	0
54	MG	DF	305	1/1	0.97	0.14	-	74,74,74,74	0
54	MG	AA	1621	1/1	0.92	0.63	-	63,63,63,63	0
54	MG	BA	3653	1/1	0.82	0.12	-	58,58,58,58	0
54	MG	BU	202	1/1	0.95	0.25	-	34,34,34,34	0
54	MG	CA	1634	1/1	0.92	0.10	-	40,40,40,40	0
54	MG	CA	1626	1/1	0.89	0.69	-	86,86,86,86	0
54	MG	BA	3399	1/1	0.97	0.13	-	42,42,42,42	0
54	MG	BA	3144	1/1	0.86	0.23	-	51,51,51,51	0
54	MG	AA	1781	1/1	0.95	0.10	-	71,71,71,71	0
54	MG	DA	3277	1/1	0.85	0.10	-	60,60,60,60	0

Continued on next page...

Continued from previous page...

Mol	Type	Chain	Res	Atoms	RSCC	RSR	LLDF	B-factors(\AA^2)	Q<0.9
54	MG	BV	204	1/1	0.91	0.09	-	67,67,67,67	0
54	MG	AA	1654	1/1	0.87	0.09	-	77,77,77,77	0
54	MG	BB	216	1/1	0.94	0.31	-	59,59,59,59	0
54	MG	DA	3497	1/1	0.80	0.21	-	40,40,40,40	0
54	MG	DA	3235	1/1	0.93	0.16	-	58,58,58,58	0
54	MG	BA	3702	1/1	0.86	0.09	-	66,66,66,66	0
54	MG	CA	1726	1/1	0.96	0.10	-	77,77,77,77	0
54	MG	BP	201	1/1	0.96	0.16	-	44,44,44,44	0
54	MG	BA	3711	1/1	0.89	0.13	-	52,52,52,52	0
54	MG	AA	1780	1/1	0.88	0.17	-	72,72,72,72	0
54	MG	BA	3218	1/1	0.94	0.12	-	56,56,56,56	0
54	MG	BA	3330	1/1	0.95	0.20	-	45,45,45,45	0
54	MG	BA	3500	1/1	0.93	0.18	-	68,68,68,68	0
54	MG	AA	1609	1/1	0.95	0.15	-	66,66,66,66	0
54	MG	BA	3272	1/1	0.89	0.08	-	40,40,40,40	0
54	MG	AA	1710	1/1	0.97	0.22	-	52,52,52,52	0
54	MG	BA	3094	1/1	0.96	0.29	-	33,33,33,33	0
54	MG	DA	3173	1/1	0.92	0.12	-	34,34,34,34	0
54	MG	DB	210	1/1	0.69	0.18	-	82,82,82,82	0
54	MG	CA	1692	1/1	0.94	0.10	-	64,64,64,64	0
54	MG	BA	3519	1/1	0.94	0.12	-	26,26,26,26	0
54	MG	CA	1786	1/1	0.86	0.30	-	83,83,83,83	0
54	MG	BA	3539	1/1	0.94	0.05	-	58,58,58,58	0
54	MG	CA	1731	1/1	0.90	0.22	-	62,62,62,62	0
54	MG	AA	1656	1/1	0.95	0.14	-	69,69,69,69	0
54	MG	BA	3544	1/1	0.96	0.13	-	60,60,60,60	0
54	MG	DA	3508	1/1	0.86	0.24	-	73,73,73,73	0
54	MG	BA	3201	1/1	0.90	0.16	-	57,57,57,57	0
54	MG	BA	3718	1/1	0.93	0.11	-	49,49,49,49	0
54	MG	BA	3342	1/1	0.94	0.04	-	43,43,43,43	0
54	MG	CA	1654	1/1	0.82	0.21	-	63,63,63,63	0
54	MG	B2	101	1/1	0.95	0.19	-	46,46,46,46	0
54	MG	BA	3118	1/1	0.88	0.16	-	59,59,59,59	0
54	MG	CA	1613	1/1	0.81	0.26	-	68,68,68,68	0
54	MG	DA	3582	1/1	0.90	0.06	-	83,83,83,83	0
54	MG	AA	1660	1/1	0.94	0.30	-	62,62,62,62	0
54	MG	BA	3485	1/1	0.92	0.26	-	31,31,31,31	0
54	MG	BA	3304	1/1	0.99	0.15	-	33,33,33,33	0
54	MG	BA	3453	1/1	0.75	0.14	-	65,65,65,65	0
54	MG	DA	3109	1/1	0.92	0.45	-	57,57,57,57	0
54	MG	AA	1750	1/1	0.96	0.17	-	55,55,55,55	0
54	MG	BA	3089	1/1	0.96	0.13	-	32,32,32,32	0

Continued on next page...

Continued from previous page...

Mol	Type	Chain	Res	Atoms	RSCC	RSR	LLDF	B-factors(\AA^2)	Q<0.9
54	MG	BA	3577	1/1	0.71	0.11	-	59,59,59,59	0
54	MG	BA	3302	1/1	0.93	0.22	-	47,47,47,47	0
54	MG	AA	1749	1/1	0.90	0.15	-	58,58,58,58	0
54	MG	AA	1671	1/1	0.98	0.09	-	64,64,64,64	0
54	MG	CA	1609	1/1	0.91	0.55	-	77,77,77,77	0
54	MG	BA	3683	1/1	0.92	0.23	-	95,95,95,95	0
54	MG	CA	1770	1/1	0.93	0.09	-	71,71,71,71	0
54	MG	AA	1675	1/1	0.42	0.16	-	106,106,106,106	0
54	MG	BA	3599	1/1	0.94	0.17	-	63,63,63,63	0
54	MG	BA	3720	1/1	0.92	0.09	-	64,64,64,64	0
54	MG	DB	208	1/1	0.56	0.19	-	96,96,96,96	0
54	MG	DA	3154	1/1	0.97	0.15	-	47,47,47,47	0
54	MG	BA	3566	1/1	0.95	0.20	-	48,48,48,48	0
54	MG	AA	1694	1/1	0.96	0.09	-	76,76,76,76	0
54	MG	BA	3215	1/1	0.95	0.12	-	41,41,41,41	0
54	MG	BA	3375	1/1	0.80	0.14	-	61,61,61,61	0
54	MG	DA	3066	1/1	0.93	0.21	-	51,51,51,51	0
54	MG	BA	3680	1/1	0.95	0.12	-	37,37,37,37	0
54	MG	BA	3373	1/1	0.98	0.19	-	46,46,46,46	0
54	MG	DA	3287	1/1	0.96	0.15	-	52,52,52,52	0
54	MG	CA	1667	1/1	0.97	0.34	-	66,66,66,66	0
54	MG	DA	3320	1/1	0.93	0.06	-	54,54,54,54	0
54	MG	BA	3596	1/1	0.87	0.23	-	59,59,59,59	0
54	MG	DA	3119	1/1	0.92	0.17	-	38,38,38,38	0
54	MG	AA	1706	1/1	0.88	0.15	-	59,59,59,59	0
54	MG	BA	3581	1/1	0.95	0.12	-	42,42,42,42	0
54	MG	BB	217	1/1	0.98	0.09	-	66,66,66,66	0
54	MG	DA	3209	1/1	0.91	0.13	-	45,45,45,45	0
54	MG	CA	1630	1/1	0.53	0.44	-	78,78,78,78	0
54	MG	BE	306	1/1	0.96	0.23	-	24,24,24,24	0
54	MG	BB	211	1/1	0.77	0.10	-	61,61,61,61	0
54	MG	CE	201	1/1	0.94	0.09	-	78,78,78,78	0
54	MG	AA	1676	1/1	0.88	0.18	-	86,86,86,86	0
54	MG	DA	3094	1/1	0.72	0.33	-	54,54,54,54	0
54	MG	DA	3637	1/1	0.97	0.12	-	63,63,63,63	0
54	MG	DO	203	1/1	0.97	0.12	-	75,75,75,75	0
54	MG	BA	3225	1/1	0.97	0.19	-	19,19,19,19	0
54	MG	DA	3454	1/1	0.90	0.19	-	42,42,42,42	0
54	MG	DA	3560	1/1	0.99	0.12	-	57,57,57,57	0
54	MG	AA	1638	1/1	0.96	0.19	-	64,64,64,64	0
54	MG	CA	1624	1/1	0.75	0.18	-	65,65,65,65	0
54	MG	AA	1640	1/1	0.97	0.13	-	70,70,70,70	0

Continued on next page...

Continued from previous page...

Mol	Type	Chain	Res	Atoms	RSCC	RSR	LLDF	B-factors(\AA^2)	Q<0.9
54	MG	DA	3039	1/1	0.88	0.21	-	57,57,57,57	0
54	MG	DA	3015	1/1	0.90	0.12	-	56,56,56,56	0
54	MG	CA	1781	1/1	0.78	0.15	-	100,100,100,100	0
54	MG	DA	3079	1/1	0.89	0.25	-	54,54,54,54	0
54	MG	DA	3598	1/1	0.86	0.16	-	64,64,64,64	0
54	MG	DA	3460	1/1	0.95	0.16	-	32,32,32,32	0
54	MG	BA	3708	1/1	0.96	0.17	-	49,49,49,49	0
54	MG	DA	3342	1/1	0.93	0.14	-	40,40,40,40	0
54	MG	BA	3420	1/1	0.95	0.15	-	23,23,23,23	0
54	MG	CA	1635	1/1	0.83	0.43	-	63,63,63,63	0
54	MG	AA	1736	1/1	0.96	0.29	-	67,67,67,67	0
54	MG	AA	1707	1/1	0.92	0.20	-	79,79,79,79	0
54	MG	BA	3332	1/1	0.95	0.13	-	37,37,37,37	0
54	MG	CA	1707	1/1	0.86	0.40	-	73,73,73,73	0
54	MG	CA	1746	1/1	0.65	0.23	-	113,113,113,113	0
54	MG	BA	3538	1/1	0.94	0.10	-	55,55,55,55	0
54	MG	DF	301	1/1	0.90	0.20	-	51,51,51,51	0
54	MG	BA	3101	1/1	0.94	0.21	-	37,37,37,37	0
54	MG	DA	3196	1/1	0.85	0.31	-	37,37,37,37	0
54	MG	BA	3410	1/1	0.98	0.27	-	56,56,56,56	0
54	MG	DA	3518	1/1	0.96	0.17	-	53,53,53,53	0
54	MG	DA	3540	1/1	0.93	0.10	-	48,48,48,48	0
54	MG	DA	3449	1/1	0.91	0.09	-	57,57,57,57	0
54	MG	BA	3571	1/1	0.97	0.15	-	74,74,74,74	0
54	MG	BA	3422	1/1	0.96	0.11	-	33,33,33,33	0
54	MG	AA	1768	1/1	0.95	0.32	-	79,79,79,79	0
54	MG	BA	3640	1/1	0.82	0.17	-	55,55,55,55	0
54	MG	BA	3141	1/1	0.90	0.12	-	67,67,67,67	0
54	MG	DP	202	1/1	0.90	0.10	-	53,53,53,53	0
54	MG	DA	3205	1/1	0.79	0.12	-	44,44,44,44	0

6.5 Other polymers ⓘ

There are no such residues in this entry.