



Full wwPDB X-ray Structure Validation Report ⓘ

May 30, 2017 – 05:18 PM EDT

PDB ID : 4V8K
Title : Crystal structure of the LH1-RC complex from *Thermochromatium tepidum* in P21 form
Authors : Niwa, S.; Takeda, K.; Wang-Otomo, Z.-Y.; Miki, K.
Deposited on : 2013-11-22
Resolution : 3.01 Å(reported)

This is a Full wwPDB X-ray Structure Validation Report for a publicly released PDB entry.

We welcome your comments at validation@mail.wwpdb.org

A user guide is available at

<http://wwpdb.org/validation/2016/XrayValidationReportHelp>

with specific help available everywhere you see the ⓘ symbol.

The following versions of software and data (see [references ⓘ](#)) were used in the production of this report:

MolProbity : 4.02b-467
Mogul : 1.7.2 (RC1), CSD as538be (2017)
Xtriage (Phenix) : 1.9-1692
EDS : rb-20029077
Percentile statistics : 20161228.v01 (using entries in the PDB archive December 28th 2016)
Refmac : 5.8.0135
CCP4 : 6.5.0
Ideal geometry (proteins) : Engh & Huber (2001)
Ideal geometry (DNA, RNA) : Parkinson et al. (1996)
Validation Pipeline (wwPDB-VP) : rb-20029077

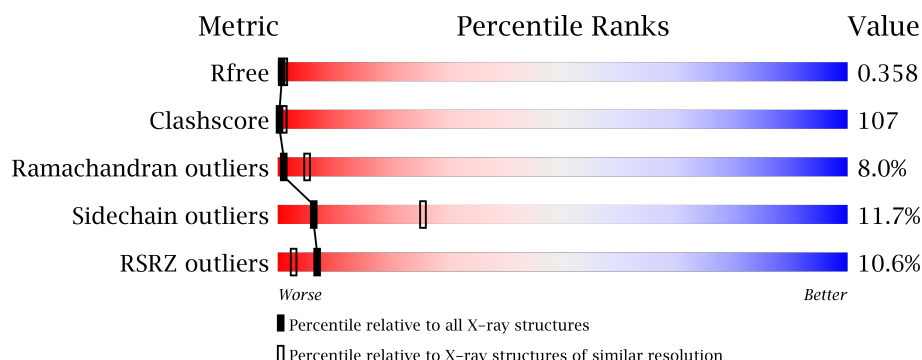
1 Overall quality at a glance

The following experimental techniques were used to determine the structure:

X-RAY DIFFRACTION

The reported resolution of this entry is 3.01 Å.

Percentile scores (ranging between 0-100) for global validation metrics of the entry are shown in the following graphic. The table shows the number of entries on which the scores are based.



Metric	Whole archive (#Entries)	Similar resolution (#Entries, resolution range(Å))
R_{free}	100719	1692 (3.00-3.00)
Clashscore	112137	2037 (3.00-3.00)
Ramachandran outliers	110173	1973 (3.00-3.00)
Sidechain outliers	110143	1976 (3.00-3.00)
RSRZ outliers	101464	1716 (3.00-3.00)

The table below summarises the geometric issues observed across the polymeric chains and their fit to the electron density. The red, orange, yellow and green segments on the lower bar indicate the fraction of residues that contain outliers for ≥ 3 , 2, 1 and 0 types of geometric quality criteria. A grey segment represents the fraction of residues that are not modelled. The numeric value for each fraction is indicated below the corresponding segment, with a dot representing fractions $\leq 5\%$. The upper red bar (where present) indicates the fraction of residues that have poor fit to the electron density. The numeric value is given above the bar.

Mol	Chain	Length	Quality of chain
1	AC	404	<div> <div>5%</div> <div>14%</div> <div>50%</div> <div>13%</div> <div>22%</div> </div>
1	BC	404	<div> <div>6%</div> <div>14%</div> <div>52%</div> <div>11%</div> <div>22%</div> </div>
2	AL	281	<div> <div>3%</div> <div>9%</div> <div>69%</div> <div>21%</div> </div>
2	BL	281	<div> <div>6%</div> <div>10%</div> <div>75%</div> <div>14%</div> </div>
3	AM	325	<div> <div>3%</div> <div>9%</div> <div>65%</div> <div>20%</div> </div>

Continued on next page...

Continued from previous page...

Mol	Chain	Length	Quality of chain
3	BM	325	
4	AH	259	
4	BH	259	
5	A1	61	
5	A3	61	
5	A5	61	
5	A7	61	
5	A9	61	
5	AA	61	
5	AD	61	
5	AF	61	
5	AI	61	
5	AK	61	
5	AO	61	
5	AQ	61	
5	AS	61	
5	AU	61	
5	AW	61	
5	AY	61	
5	B1	61	
5	B3	61	
5	B5	61	
5	B7	61	
5	B9	61	
5	BA	61	

Continued on next page...

Continued from previous page...

Mol	Chain	Length	Quality of chain
5	BD	61	
5	BF	61	
5	BI	61	
5	BK	61	
5	BO	61	
5	BQ	61	
5	BS	61	
5	BU	61	
5	BW	61	
5	BY	61	
6	A0	47	
6	A2	47	
6	A4	47	
6	A6	47	
6	A8	47	
6	AB	47	
6	AE	47	
6	AG	47	
6	AJ	47	
6	AN	47	
6	AP	47	
6	AR	47	
6	AT	47	
6	AV	47	
6	AX	47	

Continued on next page...

Continued from previous page...

Mol	Chain	Length	Quality of chain
6	AZ	47	
6	B0	47	
6	B2	47	
6	B4	47	
6	B6	47	
6	B8	47	
6	BB	47	
6	BE	47	
6	BG	47	
6	BJ	47	
6	BN	47	
6	BP	47	
6	BR	47	
6	BT	47	
6	BV	47	
6	BX	47	
6	BZ	47	

The following table lists non-polymeric compounds, carbohydrate monomers and non-standard residues in protein, DNA, RNA chains that are outliers for geometric or electron-density-fit criteria:

Mol	Type	Chain	Res	Chirality	Geometry	Clashes	Electron density
11	UQ8	BL	304	-	-	-	X
13	MQ8	AM	405	-	-	-	X
13	MQ8	BM	405	-	-	-	X
14	CRT	A0	101	-	-	X	X
14	CRT	A1	103	-	-	X	X
14	CRT	A2	102	-	-	X	X
14	CRT	A5	103	-	-	X	X
14	CRT	A7	102	-	-	X	X

Continued on next page...

Continued from previous page...

Mol	Type	Chain	Res	Chirality	Geometry	Clashes	Electron density
14	CRT	AA	102	-	-	X	X
14	CRT	AB	102	-	-	X	X
14	CRT	AG	102	-	-	-	X
14	CRT	AJ	102	-	-	X	X
14	CRT	AN	102	-	-	-	X
14	CRT	AP	102	-	-	X	X
14	CRT	AR	102	-	-	-	X
14	CRT	AS	104	-	-	X	X
14	CRT	AT	102	-	-	-	X
14	CRT	AW	102	-	-	X	X
14	CRT	AX	102	-	-	X	X
14	CRT	B0	101	-	-	X	X
14	CRT	B1	103	-	-	X	X
14	CRT	B2	102	-	-	X	X
14	CRT	B5	103	-	-	X	X
14	CRT	B7	102	-	-	X	X
14	CRT	BA	102	-	-	X	X
14	CRT	BB	102	-	-	X	X
14	CRT	BF	103	-	-	-	X
14	CRT	BG	102	-	-	-	X
14	CRT	BM	406	-	-	-	X
14	CRT	BN	102	-	-	-	X
14	CRT	BO	103	-	-	-	X
14	CRT	BP	102	-	-	X	X
14	CRT	BS	103	-	-	-	X
14	CRT	BU	103	-	-	X	X
14	CRT	BV	102	-	-	X	X
14	CRT	BW	103	-	-	X	X
15	PEF	AM	407	-	-	-	X
15	PEF	AM	409	-	-	-	X
15	PEF	AS	101	-	-	X	X
15	PEF	BM	407	-	-	-	X
15	PEF	BQ	101	-	-	-	X
8	CA	AO	101	-	-	-	X
9	BCL	A0	102	-	-	X	-
9	BCL	A1	102	-	-	X	X
9	BCL	A2	101	-	-	X	X
9	BCL	A3	103	-	-	X	X
9	BCL	A3	104	-	-	X	-
9	BCL	A5	102	-	-	X	X
9	BCL	A6	101	-	-	X	-
9	BCL	A7	103	-	-	X	-

Continued on next page...

Continued from previous page...

Mol	Type	Chain	Res	Chirality	Geometry	Clashes	Electron density
9	BCL	A8	101	-	-	X	-
9	BCL	A9	102	-	-	X	X
9	BCL	AA	101	-	-	X	X
9	BCL	AB	101	-	-	X	-
9	BCL	AD	102	-	-	X	X
9	BCL	AE	101	-	-	X	-
9	BCL	AF	102	-	-	X	-
9	BCL	AG	101	-	-	X	-
9	BCL	AI	102	-	-	X	X
9	BCL	AJ	101	-	-	X	X
9	BCL	AK	102	-	-	X	-
9	BCL	AL	301	-	-	X	-
9	BCL	AL	303	-	-	X	-
9	BCL	AM	402	-	-	X	-
9	BCL	AN	101	-	-	X	-
9	BCL	AO	102	-	-	X	X
9	BCL	AP	101	-	-	X	-
9	BCL	AQ	102	-	-	X	X
9	BCL	AR	101	-	-	X	-
9	BCL	AS	103	-	-	X	X
9	BCL	AT	101	-	-	X	-
9	BCL	AU	102	-	-	X	X
9	BCL	AV	102	-	-	X	-
9	BCL	AW	101	-	-	X	X
9	BCL	AX	101	-	-	X	X
9	BCL	AY	102	-	-	X	X
9	BCL	AZ	101	-	-	X	-
9	BCL	B0	102	-	-	X	X
9	BCL	B1	102	-	-	X	-
9	BCL	B2	101	-	-	X	X
9	BCL	B3	102	-	-	X	-
9	BCL	B4	101	-	-	X	X
9	BCL	B5	102	-	-	X	-
9	BCL	B6	101	-	-	X	-
9	BCL	B7	103	-	-	X	X
9	BCL	B8	101	-	-	X	-
9	BCL	B9	102	-	-	X	X
9	BCL	BA	101	-	-	X	X
9	BCL	BB	101	-	-	X	X
9	BCL	BD	102	-	-	X	X
9	BCL	BE	101	-	-	X	-
9	BCL	BF	102	-	-	X	X

Continued on next page...

Continued from previous page...

Mol	Type	Chain	Res	Chirality	Geometry	Clashes	Electron density
9	BCL	BG	101	-	-	X	-
9	BCL	BI	102	-	-	X	-
9	BCL	BJ	101	-	-	X	X
9	BCL	BK	102	-	-	X	X
9	BCL	BL	301	-	-	X	-
9	BCL	BM	402	-	-	X	X
9	BCL	BN	101	-	-	X	X
9	BCL	BO	102	-	-	X	-
9	BCL	BP	101	-	-	X	X
9	BCL	BQ	103	-	-	X	X
9	BCL	BQ	104	-	-	X	-
9	BCL	BS	102	-	-	X	-
9	BCL	BT	101	-	-	-	X
9	BCL	BU	102	-	-	X	-
9	BCL	BV	101	-	-	X	X
9	BCL	BW	102	-	-	X	-
9	BCL	BX	101	-	-	X	-
9	BCL	BY	102	-	-	X	-
9	BCL	BZ	101	-	-	X	-

2 Entry composition

There are 17 unique types of molecules in this entry. The entry contains 50862 atoms, of which 0 are hydrogens and 0 are deuteriums.

In the tables below, the ZeroOcc column contains the number of atoms modelled with zero occupancy, the AltConf column contains the number of residues with at least one atom in alternate conformation and the Trace column contains the number of residues modelled with at most 2 atoms.

- Molecule 1 is a protein called Photosynthetic reaction center cytochrome c subunit.

Mol	Chain	Residues	Atoms					ZeroOcc	AltConf	Trace
1	AC	317	Total	C	N	O	S	0	0	0
			2458	1551	430	460	17			
1	BC	317	Total	C	N	O	S	0	0	0
			2458	1551	430	460	17			

- Molecule 2 is a protein called Photosynthetic reaction center L subunit.

Mol	Chain	Residues	Atoms					ZeroOcc	AltConf	Trace
2	AL	280	Total	C	N	O	S	0	0	0
			2231	1501	359	361	10			
2	BL	280	Total	C	N	O	S	0	0	0
			2231	1501	359	361	10			

- Molecule 3 is a protein called Photosynthetic reaction center M subunit.

Mol	Chain	Residues	Atoms					ZeroOcc	AltConf	Trace
3	AM	319	Total	C	N	O	S	0	0	0
			2551	1713	417	410	11			
3	BM	319	Total	C	N	O	S	0	0	0
			2551	1713	417	410	11			

- Molecule 4 is a protein called Photosynthetic reaction center H subunit.

Mol	Chain	Residues	Atoms					ZeroOcc	AltConf	Trace
4	AH	258	Total	C	N	O	S	0	0	0
			1982	1275	339	363	5			
4	BH	258	Total	C	N	O	S	0	0	0
			1982	1275	339	363	5			

- Molecule 5 is a protein called LH1 alpha polypeptide.

Mol	Chain	Residues	Atoms					ZeroOcc	AltConf	Trace
5	AA	48	Total	C	N	O	S	0	0	0
			392	265	62	64	1			
5	AD	57	Total	C	N	O	S	0	0	0
			447	295	74	77	1			
5	AF	59	Total	C	N	O	S	0	0	0
			462	304	76	80	2			
5	AI	59	Total	C	N	O	S	0	0	0
			462	304	76	80	2			
5	AK	58	Total	C	N	O	S	0	0	0
			455	300	75	78	2			
5	AO	59	Total	C	N	O	S	0	0	0
			462	304	76	80	2			
5	AQ	57	Total	C	N	O	S	0	0	0
			447	295	74	77	1			
5	AS	59	Total	C	N	O	S	0	0	0
			462	304	76	80	2			
5	AU	60	Total	C	N	O	S	0	0	0
			473	313	77	81	2			
5	AW	60	Total	C	N	O	S	0	0	0
			473	313	77	81	2			
5	AY	60	Total	C	N	O	S	0	0	0
			473	313	77	81	2			
5	A1	58	Total	C	N	O	S	0	0	0
			455	300	75	78	2			
5	A3	57	Total	C	N	O	S	0	0	0
			447	295	74	77	1			
5	A5	56	Total	C	N	O	S	0	0	0
			444	294	73	75	2			
5	A7	51	Total	C	N	O	S	0	0	0
			417	279	67	69	2			
5	A9	60	Total	C	N	O	S	0	0	0
			473	313	77	81	2			
5	BA	55	Total	C	N	O	S	0	0	0
			448	299	72	75	2			
5	BD	45	Total	C	N	O	S	0	0	0
			370	250	59	60	1			
5	BF	56	Total	C	N	O	S	0	0	0
			444	294	73	75	2			
5	BI	50	Total	C	N	O	S	0	0	0
			409	274	66	68	1			
5	BK	60	Total	C	N	O	S	0	0	0
			473	313	77	81	2			
5	BO	59	Total	C	N	O	S	0	0	0
			462	304	76	80	2			

Continued on next page...

Continued from previous page...

Mol	Chain	Residues	Atoms					ZeroOcc	AltConf	Trace
5	BQ	59	Total	C	N	O	S	0	0	0
			467	310	76	79	2			
5	BS	59	Total	C	N	O	S	0	0	0
			462	304	76	80	2			
5	BU	58	Total	C	N	O	S	0	0	0
			462	307	75	78	2			
5	BW	58	Total	C	N	O	S	0	0	0
			455	300	75	78	2			
5	BY	54	Total	C	N	O	S	0	0	0
			426	284	69	72	1			
5	B1	54	Total	C	N	O	S	0	0	0
			426	284	69	72	1			
5	B3	60	Total	C	N	O	S	0	0	0
			473	313	77	81	2			
5	B5	51	Total	C	N	O	S	0	0	0
			417	279	67	69	2			
5	B7	54	Total	C	N	O	S	0	0	0
			426	284	69	72	1			
5	B9	51	Total	C	N	O	S	0	0	0
			417	279	67	69	2			

- Molecule 6 is a protein called LH1 beta polypeptide.

Mol	Chain	Residues	Atoms					ZeroOcc	AltConf	Trace
6	AB	40	Total	C	N	O	S	0	0	0
			337	228	52	55	2			
6	AE	40	Total	C	N	O	S	0	0	0
			337	228	52	55	2			
6	AG	40	Total	C	N	O	S	0	0	0
			337	228	52	55	2			
6	AJ	40	Total	C	N	O	S	0	0	0
			337	228	52	55	2			
6	AN	40	Total	C	N	O	S	0	0	0
			337	228	52	55	2			
6	AP	40	Total	C	N	O	S	0	0	0
			337	228	52	55	2			
6	AR	40	Total	C	N	O	S	0	0	0
			337	228	52	55	2			
6	AT	40	Total	C	N	O	S	0	0	0
			337	228	52	55	2			
6	AV	40	Total	C	N	O	S	0	0	0
			337	228	52	55	2			

Continued on next page...

Continued from previous page...

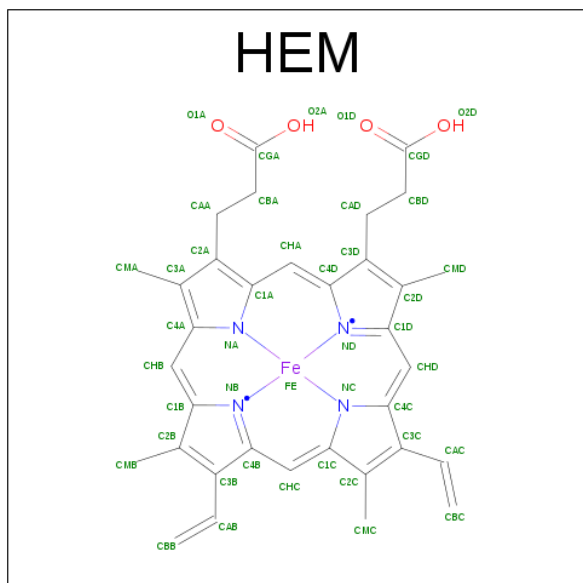
Mol	Chain	Residues	Atoms					ZeroOcc	AltConf	Trace
6	AX	40	Total	C	N	O	S	0	0	0
			337	228	52	55	2			
6	AZ	40	Total	C	N	O	S	0	0	0
			337	228	52	55	2			
6	A2	40	Total	C	N	O	S	0	0	0
			337	228	52	55	2			
6	A4	40	Total	C	N	O	S	0	0	0
			337	228	52	55	2			
6	A6	40	Total	C	N	O	S	0	0	0
			337	228	52	55	2			
6	A8	40	Total	C	N	O	S	0	0	0
			337	228	52	55	2			
6	A0	40	Total	C	N	O	S	0	0	0
			337	228	52	55	2			
6	BB	40	Total	C	N	O	S	0	0	0
			337	228	52	55	2			
6	BE	40	Total	C	N	O	S	0	0	0
			337	228	52	55	2			
6	BG	40	Total	C	N	O	S	0	0	0
			337	228	52	55	2			
6	BJ	40	Total	C	N	O	S	0	0	0
			337	228	52	55	2			
6	BN	40	Total	C	N	O	S	0	0	0
			337	228	52	55	2			
6	BP	40	Total	C	N	O	S	0	0	0
			337	228	52	55	2			
6	BR	40	Total	C	N	O	S	0	0	0
			337	228	52	55	2			
6	BT	40	Total	C	N	O	S	0	0	0
			337	228	52	55	2			
6	BV	40	Total	C	N	O	S	0	0	0
			337	228	52	55	2			
6	BX	40	Total	C	N	O	S	0	0	0
			337	228	52	55	2			
6	BZ	40	Total	C	N	O	S	0	0	0
			337	228	52	55	2			
6	B2	40	Total	C	N	O	S	0	0	0
			337	228	52	55	2			
6	B4	40	Total	C	N	O	S	0	0	0
			337	228	52	55	2			
6	B6	40	Total	C	N	O	S	0	0	0
			337	228	52	55	2			

Continued on next page...

Continued from previous page...

Mol	Chain	Residues	Atoms					ZeroOcc	AltConf	Trace
6	B8	40	Total	C	N	O	S	0	0	0
			337	228	52	55	2			
6	B0	40	Total	C	N	O	S	0	0	0
			337	228	52	55	2			

- Molecule 7 is PROTOPORPHYRIN IX CONTAINING FE (three-letter code: HEM) (formula: $C_{34}H_{32}FeN_4O_4$).



Mol	Chain	Residues	Atoms					ZeroOcc	AltConf
7	AC	1	Total	C	Fe	N	O	0	0
			43	34	1	4	4		
7	AC	1	Total	C	Fe	N	O	0	0
			43	34	1	4	4		
7	AC	1	Total	C	Fe	N	O	0	0
			43	34	1	4	4		
7	AC	1	Total	C	Fe	N	O	0	0
			43	34	1	4	4		
7	BC	1	Total	C	Fe	N	O	0	0
			43	34	1	4	4		
7	BC	1	Total	C	Fe	N	O	0	0
			43	34	1	4	4		
7	BC	1	Total	C	Fe	N	O	0	0
			43	34	1	4	4		

- Molecule 8 is CALCIUM ION (three-letter code: CA) (formula: Ca).

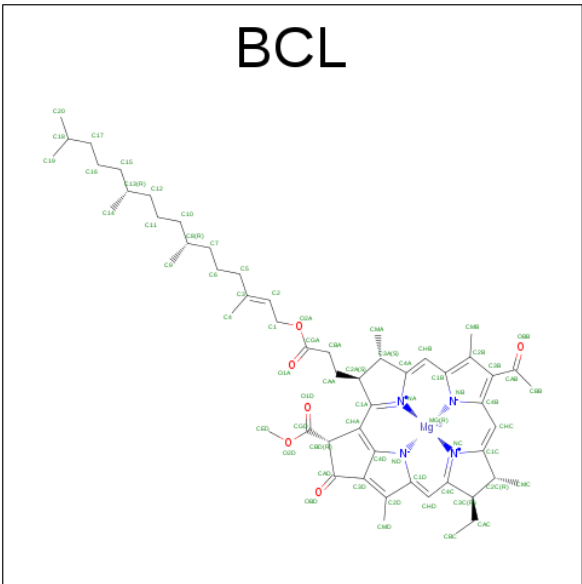
Mol	Chain	Residues	Atoms	ZeroOcc	AltConf
8	BA	1	Total Ca 1 1	0	0
8	AK	1	Total Ca 1 1	0	0
8	B1	1	Total Ca 1 1	0	0
8	BI	1	Total Ca 1 1	0	0
8	AS	1	Total Ca 1 1	0	0
8	B5	1	Total Ca 1 1	0	0
8	B9	1	Total Ca 1 1	0	0
8	BF	1	Total Ca 1 1	0	0
8	AV	1	Total Ca 1 1	0	0
8	AA	1	Total Ca 1 1	0	0
8	BQ	1	Total Ca 1 1	0	0
8	A5	1	Total Ca 1 1	0	0
8	BC	1	Total Ca 1 1	0	0
8	BU	1	Total Ca 1 1	0	0
8	A1	1	Total Ca 1 1	0	0
8	AD	1	Total Ca 1 1	0	0
8	AI	1	Total Ca 1 1	0	0
8	BY	1	Total Ca 1 1	0	0
8	B3	1	Total Ca 1 1	0	0
8	BK	1	Total Ca 1 1	0	0
8	AU	1	Total Ca 1 1	0	0
8	B7	1	Total Ca 1 1	0	0

Continued on next page...

Continued from previous page...

Mol	Chain	Residues	Atoms		ZeroOcc	AltConf
8	A9	1	Total	Ca	0	0
			1	1		
8	BO	1	Total	Ca	0	0
			1	1		
8	AQ	1	Total	Ca	0	0
			1	1		
8	AC	1	Total	Ca	0	0
			1	1		
8	BS	1	Total	Ca	0	0
			1	1		
8	A7	1	Total	Ca	0	0
			1	1		
8	BD	1	Total	Ca	0	0
			1	1		
8	AO	1	Total	Ca	0	0
			1	1		
8	BW	1	Total	Ca	0	0
			1	1		
8	AY	1	Total	Ca	0	0
			1	1		
8	A3	1	Total	Ca	0	0
			1	1		
8	AF	1	Total	Ca	0	0
			1	1		

- Molecule 9 is BACTERIOCHLOROPHYLL A (three-letter code: BCL) (formula: C₅₅H₇₄MgN₄O₆).



Mol	Chain	Residues	Atoms					ZeroOcc	AltConf
9	AL	1	Total 66	C 55	Mg 1	N 4	O 6	0	0
9	AL	1	Total 66	C 55	Mg 1	N 4	O 6	0	0
9	AM	1	Total 66	C 55	Mg 1	N 4	O 6	0	0
9	AM	1	Total 66	C 55	Mg 1	N 4	O 6	0	0
9	AA	1	Total 66	C 55	Mg 1	N 4	O 6	0	0
9	AB	1	Total 66	C 55	Mg 1	N 4	O 6	0	0
9	AD	1	Total 66	C 55	Mg 1	N 4	O 6	0	0
9	AE	1	Total 66	C 55	Mg 1	N 4	O 6	0	0
9	AF	1	Total 66	C 55	Mg 1	N 4	O 6	0	0
9	AG	1	Total 66	C 55	Mg 1	N 4	O 6	0	0
9	AI	1	Total 66	C 55	Mg 1	N 4	O 6	0	0
9	AJ	1	Total 66	C 55	Mg 1	N 4	O 6	0	0
9	AK	1	Total 66	C 55	Mg 1	N 4	O 6	0	0
9	AN	1	Total 66	C 55	Mg 1	N 4	O 6	0	0
9	AO	1	Total 66	C 55	Mg 1	N 4	O 6	0	0
9	AP	1	Total 66	C 55	Mg 1	N 4	O 6	0	0
9	AQ	1	Total 66	C 55	Mg 1	N 4	O 6	0	0
9	AR	1	Total 66	C 55	Mg 1	N 4	O 6	0	0
9	AS	1	Total 66	C 55	Mg 1	N 4	O 6	0	0
9	AT	1	Total 66	C 55	Mg 1	N 4	O 6	0	0
9	AU	1	Total 66	C 55	Mg 1	N 4	O 6	0	0
9	AV	1	Total 66	C 55	Mg 1	N 4	O 6	0	0

Continued on next page...

Continued from previous page...

Mol	Chain	Residues	Atoms					ZeroOcc	AltConf
9	AW	1	Total 66	C 55	Mg 1	N 4	O 6	0	0
9	AX	1	Total 66	C 55	Mg 1	N 4	O 6	0	0
9	AY	1	Total 66	C 55	Mg 1	N 4	O 6	0	0
9	AZ	1	Total 66	C 55	Mg 1	N 4	O 6	0	0
9	A1	1	Total 66	C 55	Mg 1	N 4	O 6	0	0
9	A2	1	Total 66	C 55	Mg 1	N 4	O 6	0	0
9	A3	1	Total 66	C 55	Mg 1	N 4	O 6	0	0
9	A3	1	Total 66	C 55	Mg 1	N 4	O 6	0	0
9	A5	1	Total 66	C 55	Mg 1	N 4	O 6	0	0
9	A6	1	Total 66	C 55	Mg 1	N 4	O 6	0	0
9	A7	1	Total 66	C 55	Mg 1	N 4	O 6	0	0
9	A8	1	Total 66	C 55	Mg 1	N 4	O 6	0	0
9	A9	1	Total 66	C 55	Mg 1	N 4	O 6	0	0
9	A0	1	Total 66	C 55	Mg 1	N 4	O 6	0	0
9	BL	1	Total 66	C 55	Mg 1	N 4	O 6	0	0
9	BL	1	Total 66	C 55	Mg 1	N 4	O 6	0	0
9	BM	1	Total 66	C 55	Mg 1	N 4	O 6	0	0
9	BM	1	Total 66	C 55	Mg 1	N 4	O 6	0	0
9	BA	1	Total 66	C 55	Mg 1	N 4	O 6	0	0
9	BB	1	Total 66	C 55	Mg 1	N 4	O 6	0	0
9	BD	1	Total 66	C 55	Mg 1	N 4	O 6	0	0

Continued on next page...

Continued from previous page...

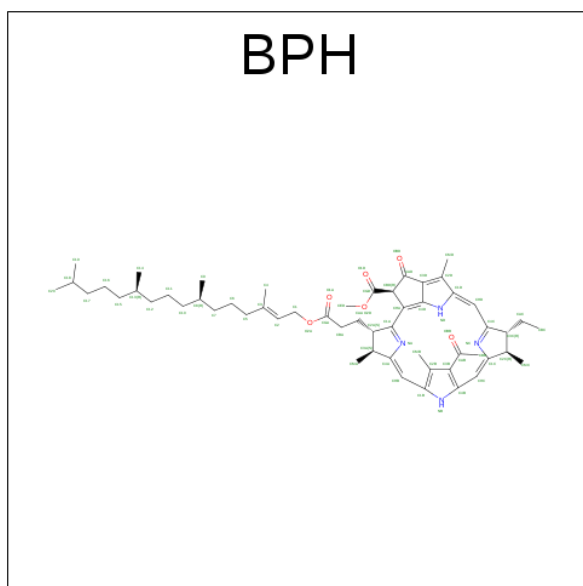
Mol	Chain	Residues	Atoms					ZeroOcc	AltConf
9	BE	1	Total 66	C 55	Mg 1	N 4	O 6	0	0
9	BF	1	Total 66	C 55	Mg 1	N 4	O 6	0	0
9	BG	1	Total 66	C 55	Mg 1	N 4	O 6	0	0
9	BI	1	Total 66	C 55	Mg 1	N 4	O 6	0	0
9	BJ	1	Total 66	C 55	Mg 1	N 4	O 6	0	0
9	BK	1	Total 66	C 55	Mg 1	N 4	O 6	0	0
9	BN	1	Total 66	C 55	Mg 1	N 4	O 6	0	0
9	BO	1	Total 66	C 55	Mg 1	N 4	O 6	0	0
9	BP	1	Total 66	C 55	Mg 1	N 4	O 6	0	0
9	BQ	1	Total 66	C 55	Mg 1	N 4	O 6	0	0
9	BQ	1	Total 66	C 55	Mg 1	N 4	O 6	0	0
9	BS	1	Total 66	C 55	Mg 1	N 4	O 6	0	0
9	BT	1	Total 66	C 55	Mg 1	N 4	O 6	0	0
9	BU	1	Total 66	C 55	Mg 1	N 4	O 6	0	0
9	BV	1	Total 66	C 55	Mg 1	N 4	O 6	0	0
9	BW	1	Total 66	C 55	Mg 1	N 4	O 6	0	0
9	BX	1	Total 66	C 55	Mg 1	N 4	O 6	0	0
9	BY	1	Total 66	C 55	Mg 1	N 4	O 6	0	0
9	BZ	1	Total 66	C 55	Mg 1	N 4	O 6	0	0
9	B1	1	Total 66	C 55	Mg 1	N 4	O 6	0	0
9	B2	1	Total 66	C 55	Mg 1	N 4	O 6	0	0

Continued on next page...

Continued from previous page...

Mol	Chain	Residues	Atoms					ZeroOcc	AltConf
9	B3	1	Total	C	Mg	N	O	0	0
			66	55	1	4	6		
9	B4	1	Total	C	Mg	N	O	0	0
			66	55	1	4	6		
9	B5	1	Total	C	Mg	N	O	0	0
			66	55	1	4	6		
9	B6	1	Total	C	Mg	N	O	0	0
			66	55	1	4	6		
9	B7	1	Total	C	Mg	N	O	0	0
			66	55	1	4	6		
9	B8	1	Total	C	Mg	N	O	0	0
			66	55	1	4	6		
9	B9	1	Total	C	Mg	N	O	0	0
			66	55	1	4	6		
9	B0	1	Total	C	Mg	N	O	0	0
			66	55	1	4	6		

- Molecule 10 is BACTERIOPHEOPHYTIN A (three-letter code: BPH) (formula: C₅₅H₇₆N₄O₆).



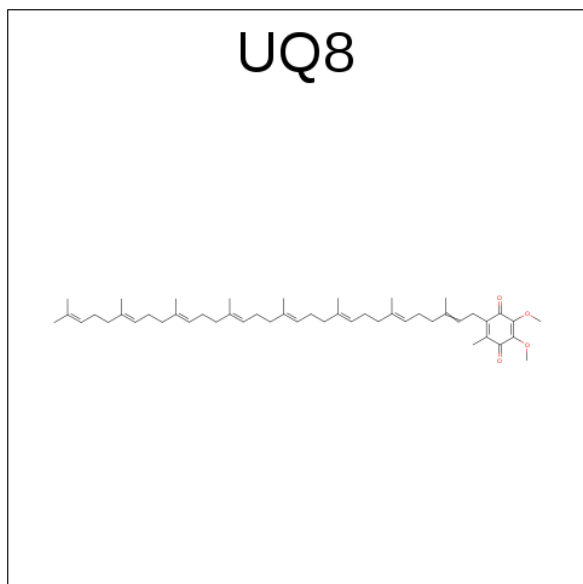
Mol	Chain	Residues	Atoms				ZeroOcc	AltConf
10	AL	1	Total	C	N	O	0	0
			65	55	4	6		
10	AM	1	Total	C	N	O	0	0
			65	55	4	6		
10	BL	1	Total	C	N	O	0	0
			65	55	4	6		

Continued on next page...

Continued from previous page...

Mol	Chain	Residues	Atoms				ZeroOcc	AltConf
10	BM	1	Total	C	N	O	0	0
			65	55	4	6		

- Molecule 11 is Ubiquinone-8 (three-letter code: UQ8) (formula: $C_{49}H_{74}O_4$).

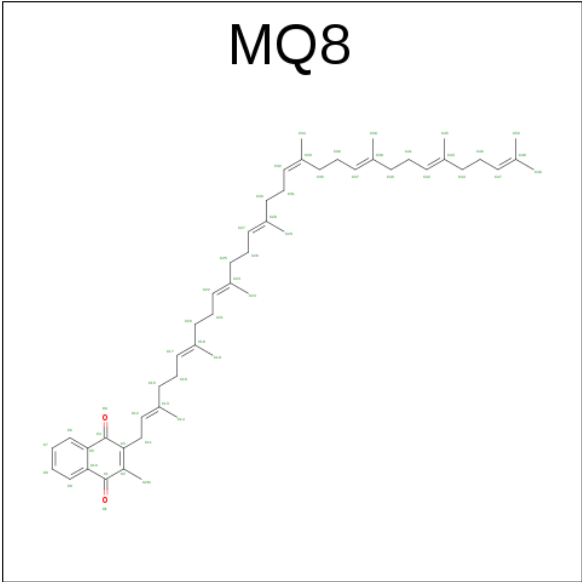


Mol	Chain	Residues	Atoms			ZeroOcc	AltConf
11	AL	1	Total	C	O	0	0
			53	49	4		
11	BL	1	Total	C	O	0	0
			53	49	4		

- Molecule 12 is FE (III) ION (three-letter code: FE) (formula: Fe).

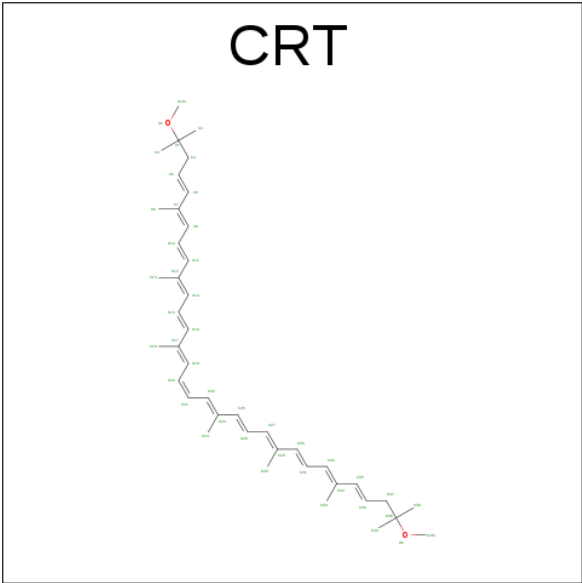
Mol	Chain	Residues	Atoms		ZeroOcc	AltConf
12	BM	1	Total	Fe	0	0
			1	1		
12	AM	1	Total	Fe	0	0
			1	1		

- Molecule 13 is MENAQUINONE 8 (three-letter code: MQ8) (formula: $C_{51}H_{72}O_2$).



Mol	Chain	Residues	Atoms			ZeroOcc	AltConf
13	AM	1	Total	C	O	0	0
			53	51	2		
13	BM	1	Total	C	O	0	0
			53	51	2		

- Molecule 14 is SPIRILLOXANTHIN (three-letter code: CRT) (formula: C₄₂H₆₀O₂).



Mol	Chain	Residues	Atoms			ZeroOcc	AltConf
14	AM	1	Total	C	O	0	0
			44	42	2		
14	AA	1	Total	C	O	0	0
			44	42	2		

Continued on next page...

Continued from previous page...

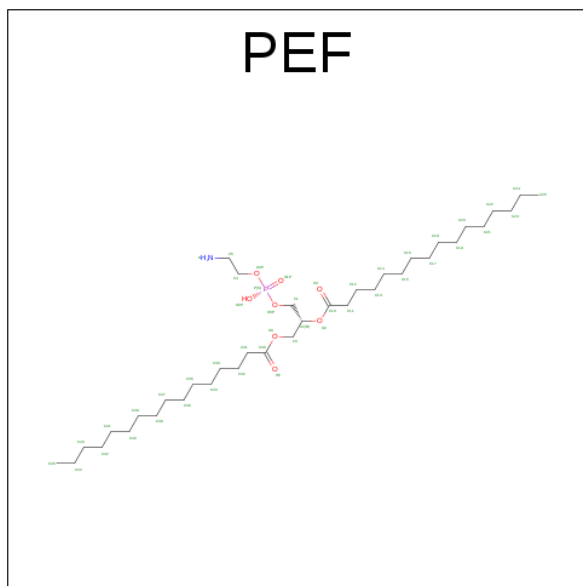
Mol	Chain	Residues	Atoms			ZeroOcc	AltConf
14	AB	1	Total	C	O	0	0
			44	42	2		
14	AG	1	Total	C	O	0	0
			44	42	2		
14	AJ	1	Total	C	O	0	0
			44	42	2		
14	AN	1	Total	C	O	0	0
			44	42	2		
14	AP	1	Total	C	O	0	0
			44	42	2		
14	AR	1	Total	C	O	0	0
			44	42	2		
14	AS	1	Total	C	O	0	0
			44	42	2		
14	AT	1	Total	C	O	0	0
			44	42	2		
14	AW	1	Total	C	O	0	0
			44	42	2		
14	AX	1	Total	C	O	0	0
			44	42	2		
14	A1	1	Total	C	O	0	0
			44	42	2		
14	A2	1	Total	C	O	0	0
			44	42	2		
14	A5	1	Total	C	O	0	0
			44	42	2		
14	A7	1	Total	C	O	0	0
			44	42	2		
14	A0	1	Total	C	O	0	0
			44	42	2		
14	BM	1	Total	C	O	0	0
			44	42	2		
14	BA	1	Total	C	O	0	0
			44	42	2		
14	BB	1	Total	C	O	0	0
			44	42	2		
14	BF	1	Total	C	O	0	0
			44	42	2		
14	BG	1	Total	C	O	0	0
			44	42	2		
14	BN	1	Total	C	O	0	0
			44	42	2		

Continued on next page...

Continued from previous page...

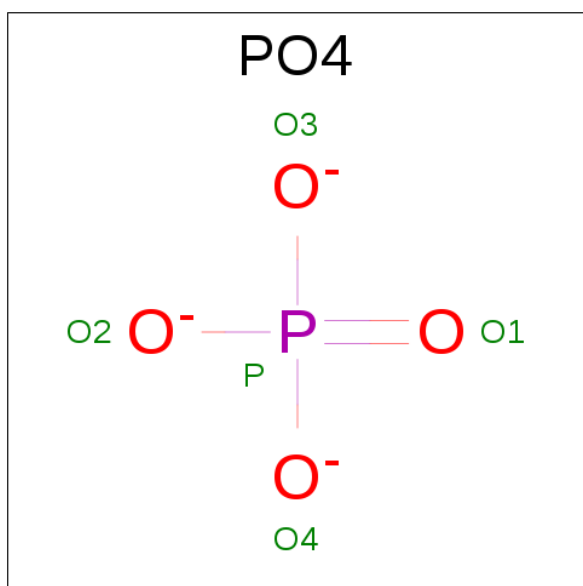
Mol	Chain	Residues	Atoms			ZeroOcc	AltConf
14	BO	1	Total	C	O	0	0
			44	42	2		
14	BP	1	Total	C	O	0	0
			44	42	2		
14	BS	1	Total	C	O	0	0
			44	42	2		
14	BU	1	Total	C	O	0	0
			44	42	2		
14	BV	1	Total	C	O	0	0
			44	42	2		
14	BW	1	Total	C	O	0	0
			44	42	2		
14	B1	1	Total	C	O	0	0
			44	42	2		
14	B2	1	Total	C	O	0	0
			44	42	2		
14	B5	1	Total	C	O	0	0
			44	42	2		
14	B7	1	Total	C	O	0	0
			44	42	2		
14	B0	1	Total	C	O	0	0
			44	42	2		

- Molecule 15 is DI-PALMITOYL-3-SN-PHOSPHATIDYLETHANOLAMINE (three-letter code: PEF) (formula: $C_{37}H_{74}NO_8P$).



Mol	Chain	Residues	Atoms					ZeroOcc	AltConf
15	AM	1	Total	C	N	O	P	0	0
			19	9	1	8	1		
15	AM	1	Total	C	N	O	P	0	0
			14	6	1	6	1		
15	AM	1	Total	C	N	O	P	0	0
			47	37	1	8	1		
15	AH	1	Total	C	N	O	P	0	0
			19	9	1	8	1		
15	AS	1	Total	C	N	O	P	0	0
			47	37	1	8	1		
15	BM	1	Total	C	N	O	P	0	0
			19	9	1	8	1		
15	BQ	1	Total	C	N	O	P	0	0
			47	37	1	8	1		

- Molecule 16 is PHOSPHATE ION (three-letter code: PO4) (formula: O₄P).



Mol	Chain	Residues	Atoms			ZeroOcc	AltConf
16	AM	1	Total	O	P	0	0
			5	4	1		
16	AH	1	Total	O	P	0	0
			5	4	1		
16	A3	1	Total	O	P	0	0
			5	4	1		
16	BH	1	Total	O	P	0	0
			5	4	1		

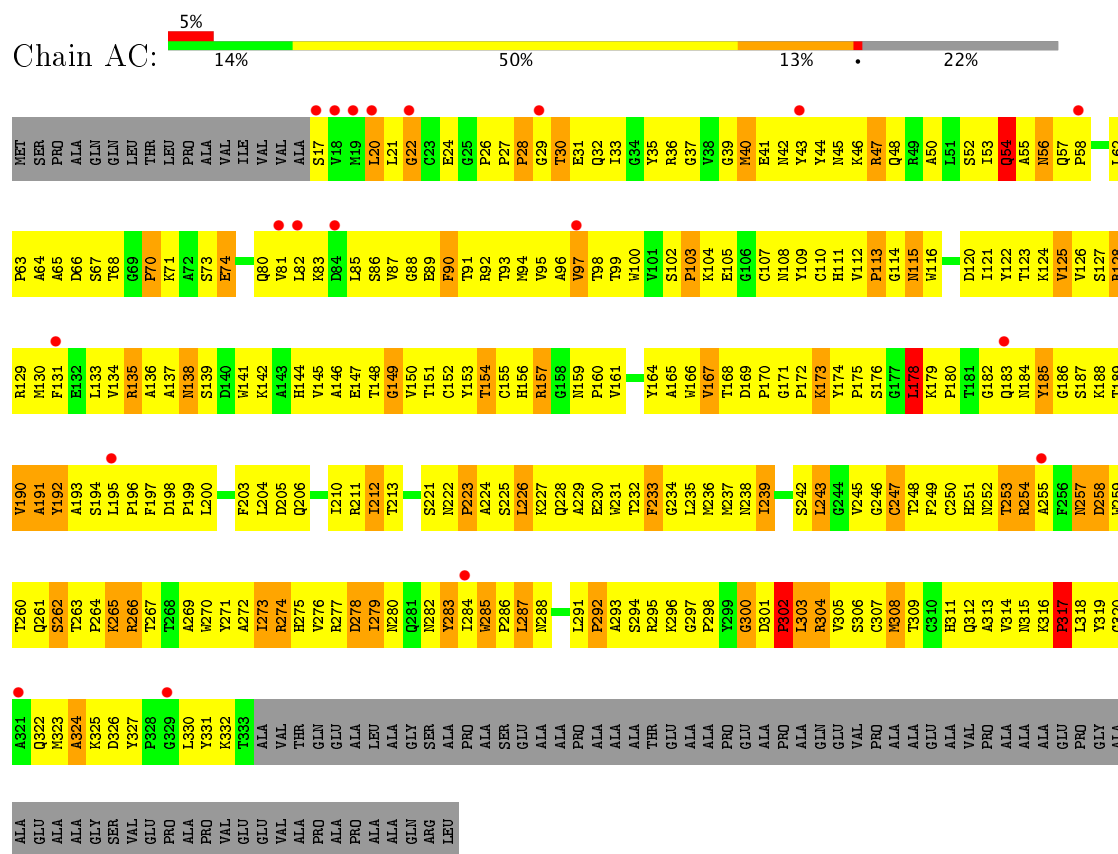
- Molecule 17 is water.

Mol	Chain	Residues	Atoms		ZeroOcc	AltConf
17	AC	1	Total 1	O 1	0	0
17	AL	3	Total 3	O 3	0	0
17	AM	3	Total 3	O 3	0	0
17	AH	2	Total 2	O 2	0	0
17	AA	1	Total 1	O 1	0	0
17	AI	1	Total 1	O 1	0	0
17	AW	1	Total 1	O 1	0	0
17	BC	1	Total 1	O 1	0	0
17	BL	3	Total 3	O 3	0	0
17	BM	3	Total 3	O 3	0	0
17	BH	1	Total 1	O 1	0	0
17	B1	1	Total 1	O 1	0	0

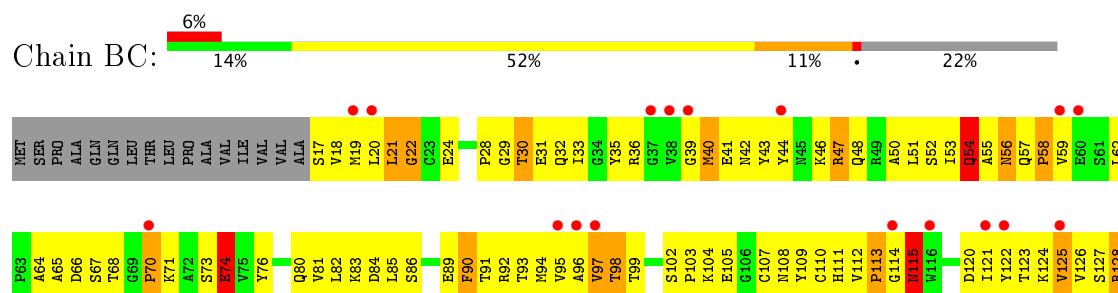
3 Residue-property plots

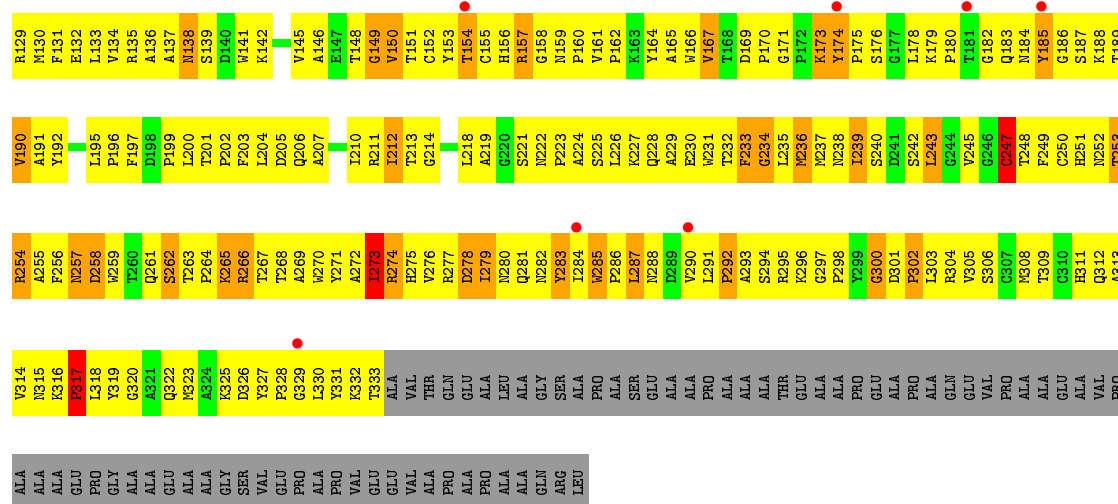
These plots are drawn for all protein, RNA and DNA chains in the entry. The first graphic for a chain summarises the proportions of the various outlier classes displayed in the second graphic. The second graphic shows the sequence view annotated by issues in geometry and electron density. Residues are color-coded according to the number of geometric quality criteria for which they contain at least one outlier: green = 0, yellow = 1, orange = 2 and red = 3 or more. A red dot above a residue indicates a poor fit to the electron density ($RSRZ > 2$). Stretches of 2 or more consecutive residues without any outlier are shown as a green connector. Residues present in the sample, but not in the model, are shown in grey.

- Molecule 1: Photosynthetic reaction center cytochrome c subunit

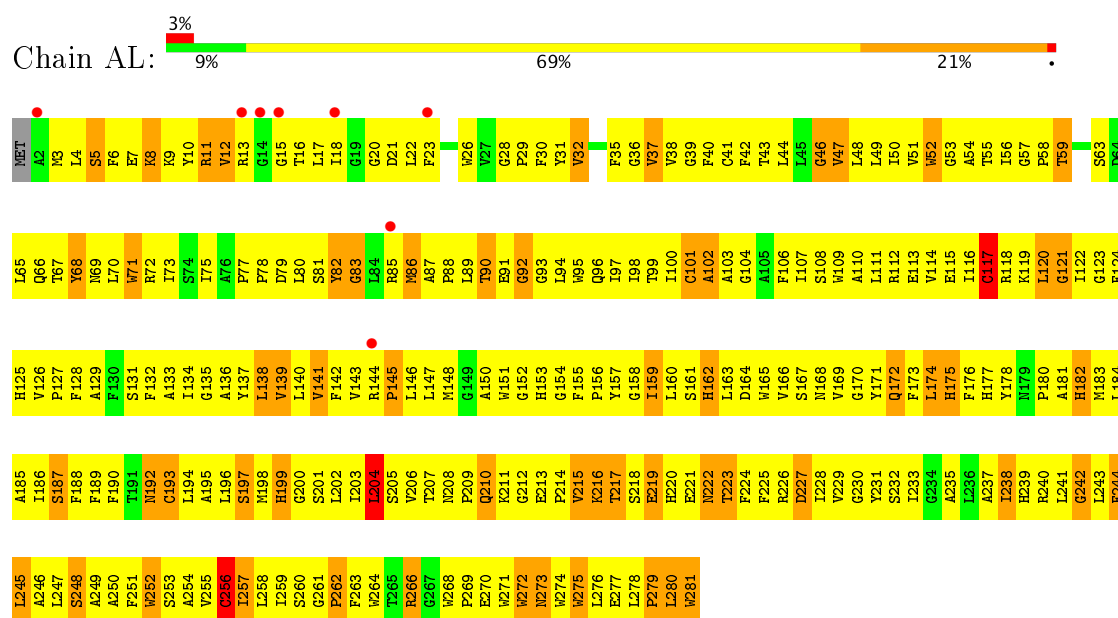


- Molecule 1: Photosynthetic reaction center cytochrome c subunit

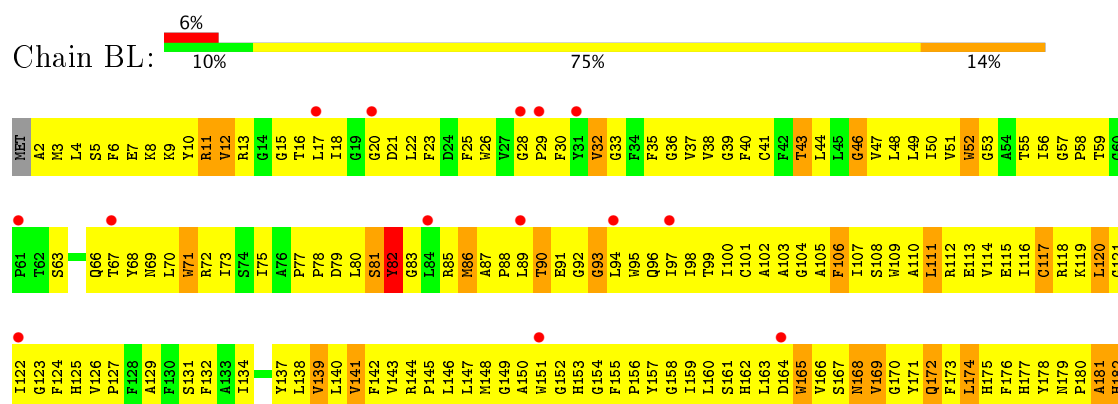


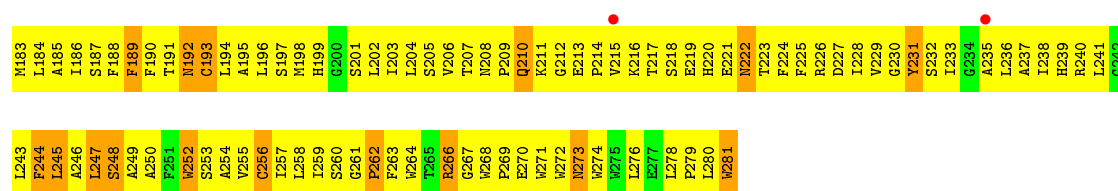


• Molecule 2: Photosynthetic reaction center L subunit


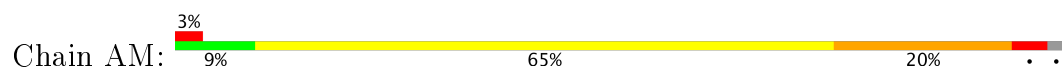


• Molecule 2: Photosynthetic reaction center L subunit


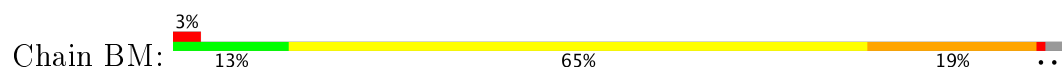




• Molecule 3: Photosynthetic reaction center M subunit

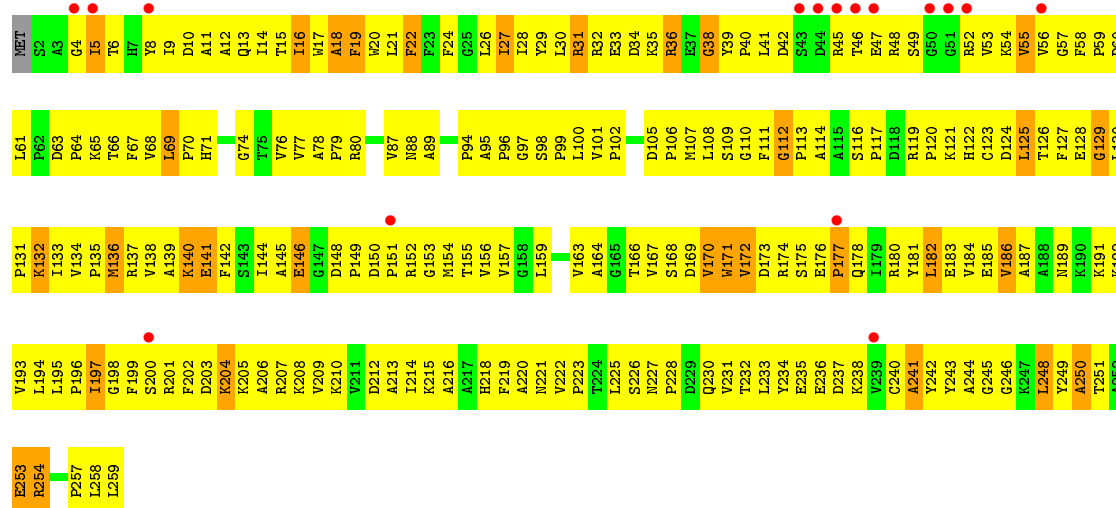


• Molecule 3: Photosynthetic reaction center M subunit

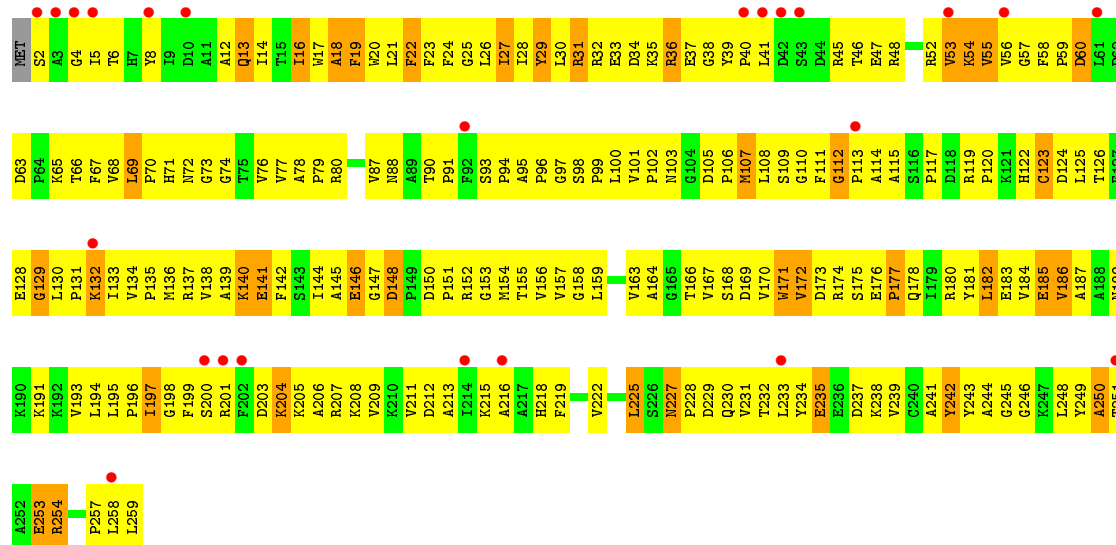




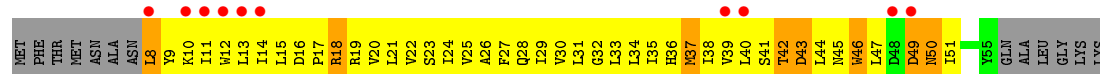
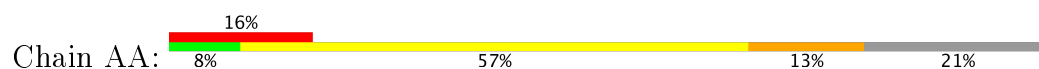
• Molecule 4: Photosynthetic reaction center H subunit



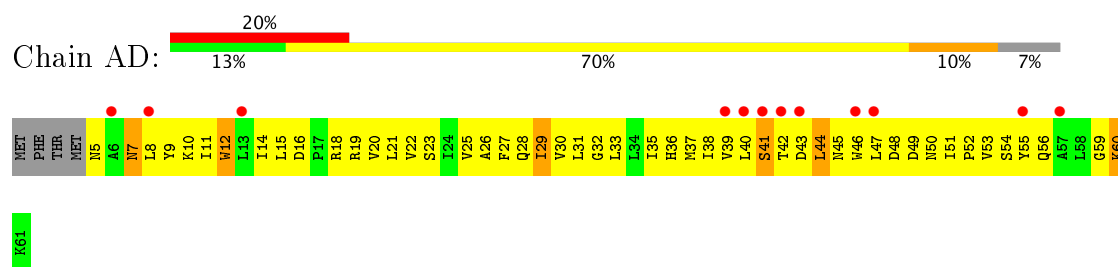
• Molecule 4: Photosynthetic reaction center H subunit



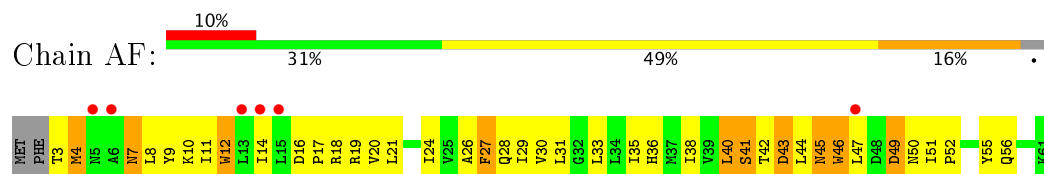
• Molecule 5: LH1 alpha polypeptide




- Molecule 5: LH1 alpha polypeptide



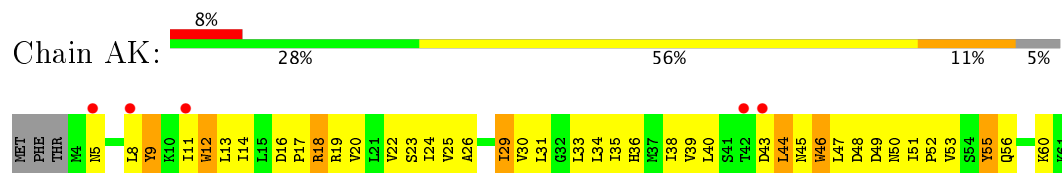
- Molecule 5: LH1 alpha polypeptide



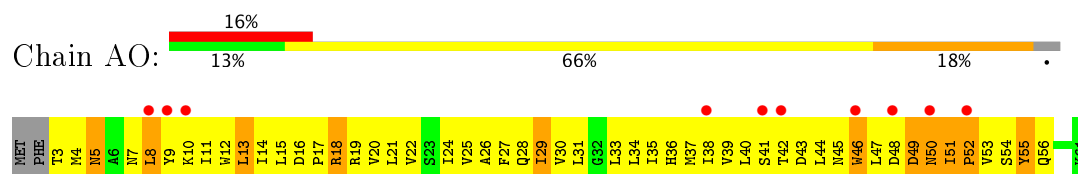
- Molecule 5: LH1 alpha polypeptide



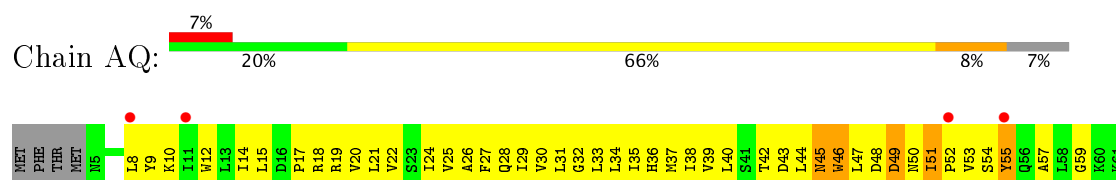
- Molecule 5: LH1 alpha polypeptide



- Molecule 5: LH1 alpha polypeptide



- Molecule 5: LH1 alpha polypeptide

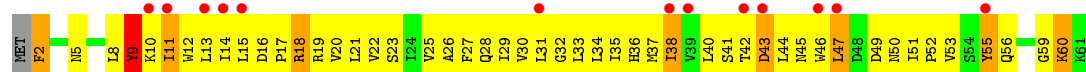


- Molecule 5: LH1 alpha polypeptide

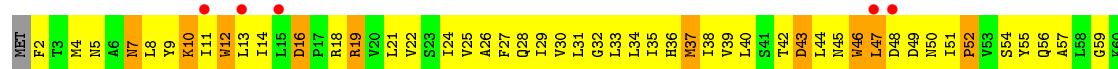




- Molecule 5: LH1 alpha polypeptide



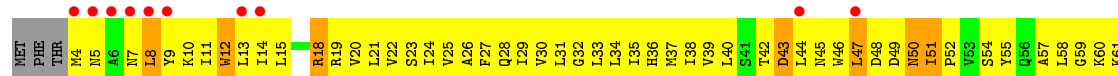
- Molecule 5: LH1 alpha polypeptide



- Molecule 5: LH1 alpha polypeptide



- Molecule 5: LH1 alpha polypeptide



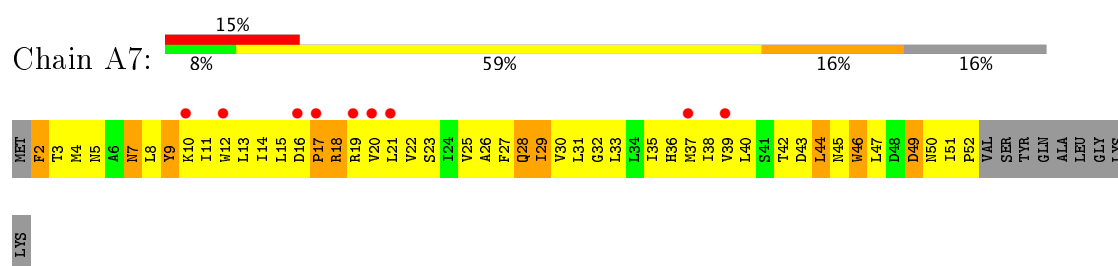
- Molecule 5: LH1 alpha polypeptide




- Molecule 5: LH1 alpha polypeptide



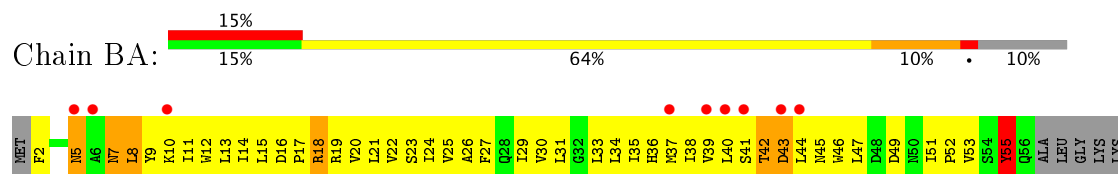
- Molecule 5: LH1 alpha polypeptide



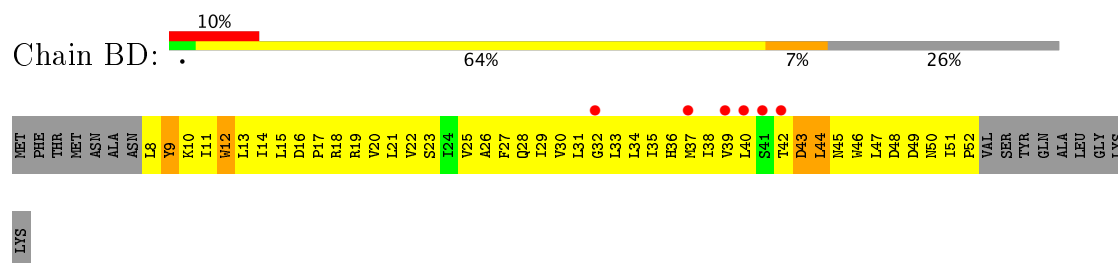
- Molecule 5: LH1 alpha polypeptide



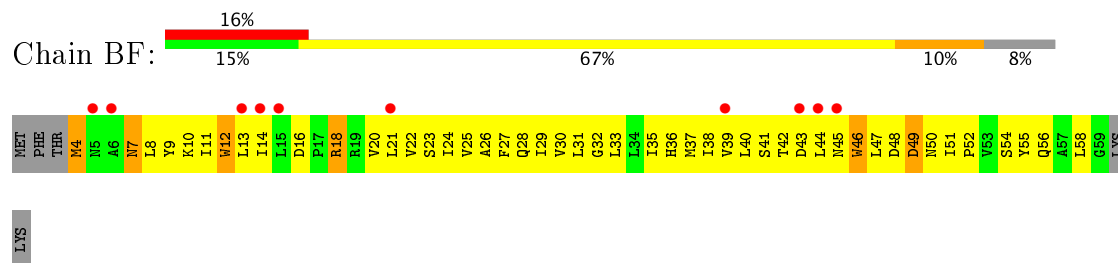
- Molecule 5: LH1 alpha polypeptide



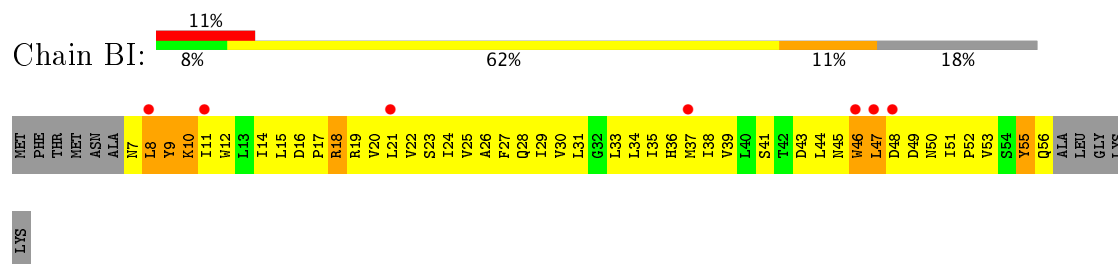
- Molecule 5: LH1 alpha polypeptide



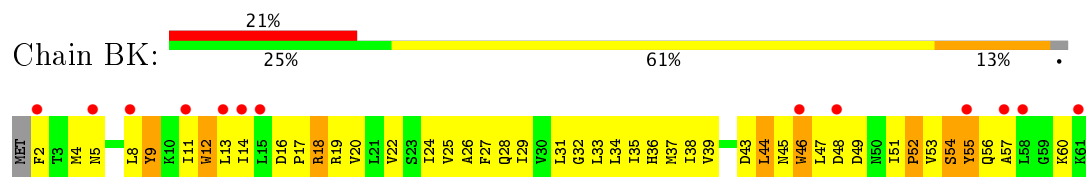
- Molecule 5: LH1 alpha polypeptide




- Molecule 5: LH1 alpha polypeptide



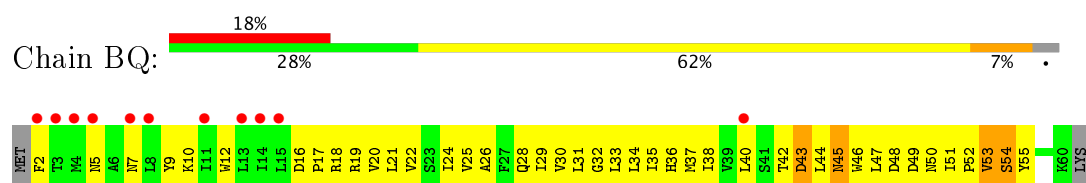
- Molecule 5: LH1 alpha polypeptide




- Molecule 5: LH1 alpha polypeptide



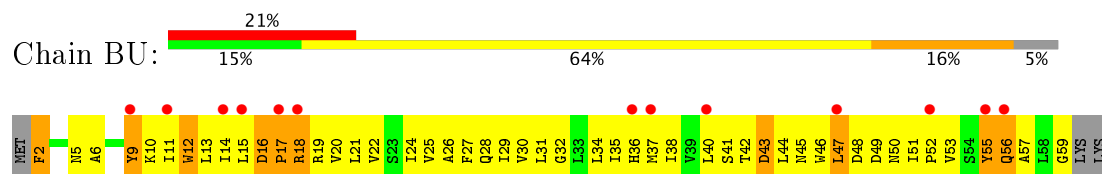
- Molecule 5: LH1 alpha polypeptide



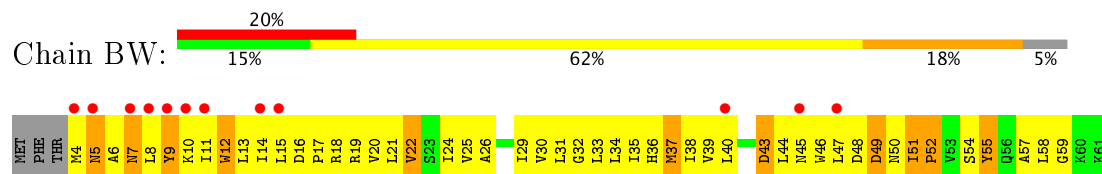
- Molecule 5: LH1 alpha polypeptide



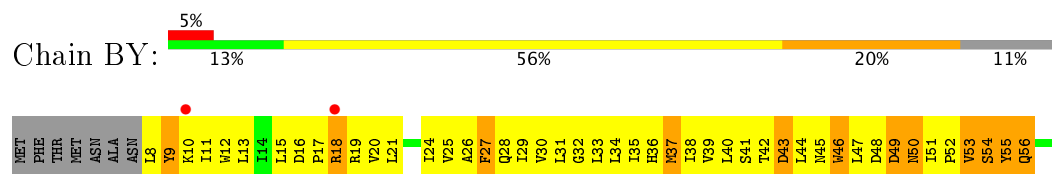
- Molecule 5: LH1 alpha polypeptide



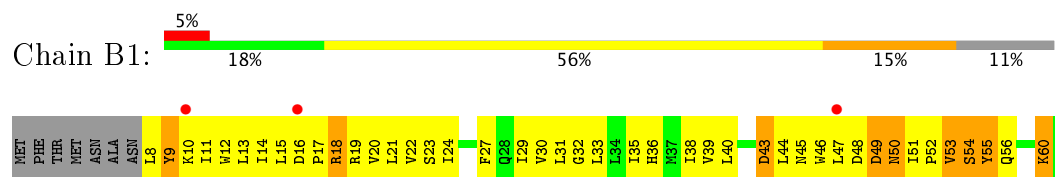
- Molecule 5: LH1 alpha polypeptide



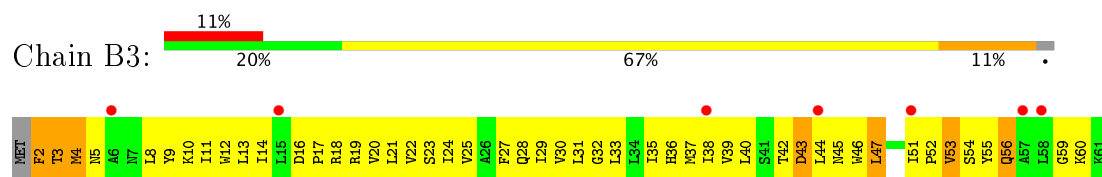
- Molecule 5: LH1 alpha polypeptide



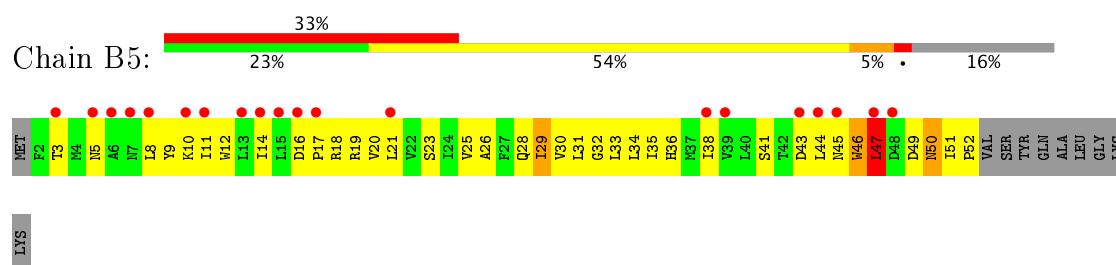
- Molecule 5: LH1 alpha polypeptide



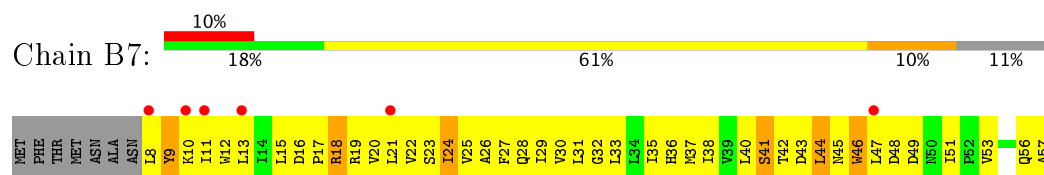
- Molecule 5: LH1 alpha polypeptide



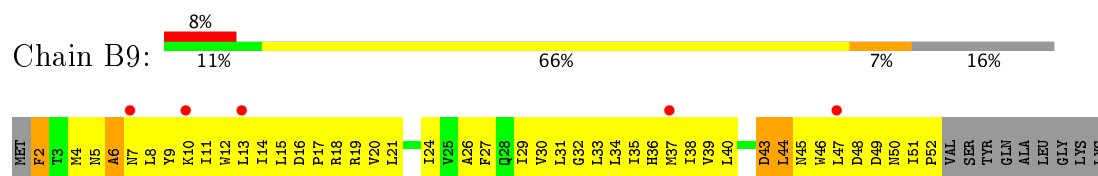
- Molecule 5: LH1 alpha polypeptide



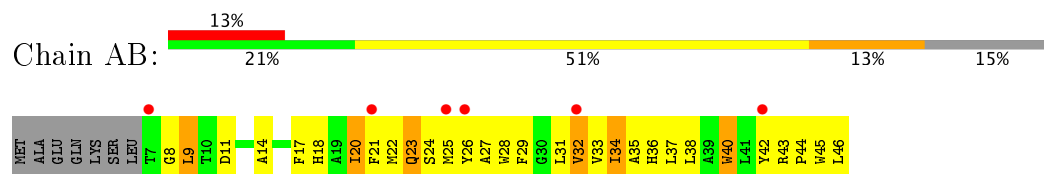
- Molecule 5: LH1 alpha polypeptide



- Molecule 5: LH1 alpha polypeptide

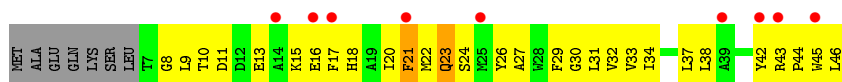


- Molecule 6: LH1 beta polypeptide


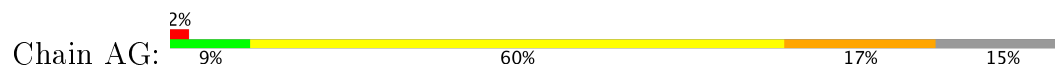


- Molecule 6: LH1 beta polypeptide





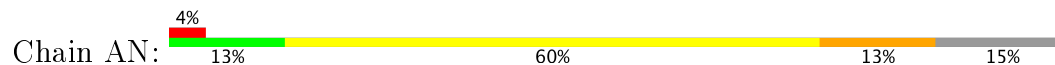
- Molecule 6: LH1 beta polypeptide



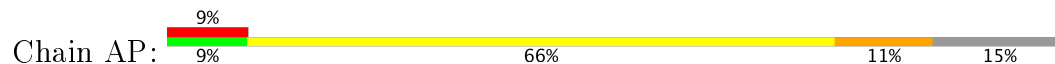
- Molecule 6: LH1 beta polypeptide




- Molecule 6: LH1 beta polypeptide



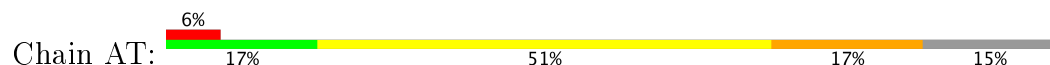
- Molecule 6: LH1 beta polypeptide



- Molecule 6: LH1 beta polypeptide



- Molecule 6: LH1 beta polypeptide



- Molecule 6: LH1 beta polypeptide


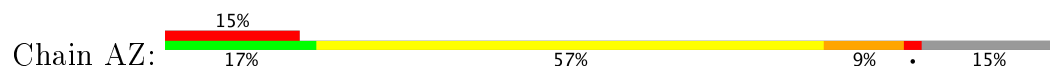




- Molecule 6: LH1 beta polypeptide




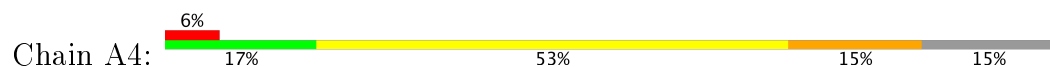
- Molecule 6: LH1 beta polypeptide



- Molecule 6: LH1 beta polypeptide



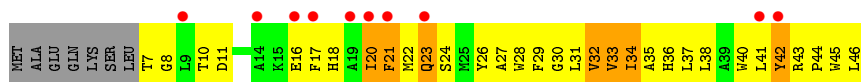
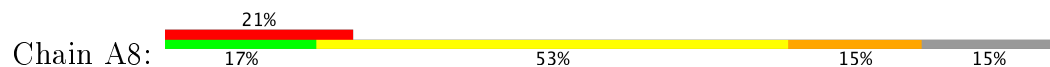
- Molecule 6: LH1 beta polypeptide



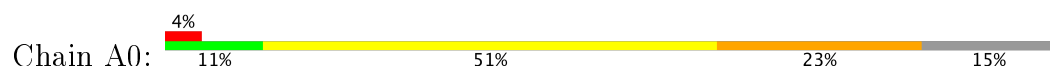
- Molecule 6: LH1 beta polypeptide



- Molecule 6: LH1 beta polypeptide



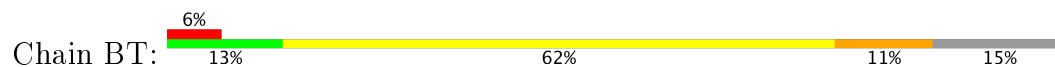
- Molecule 6: LH1 beta polypeptide







- Molecule 6: LH1 beta polypeptide



- Molecule 6: LH1 beta polypeptide



- Molecule 6: LH1 beta polypeptide



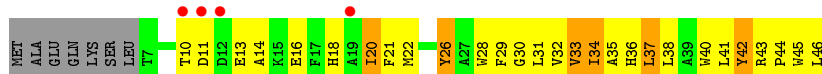
- Molecule 6: LH1 beta polypeptide



- Molecule 6: LH1 beta polypeptide



- Molecule 6: LH1 beta polypeptide

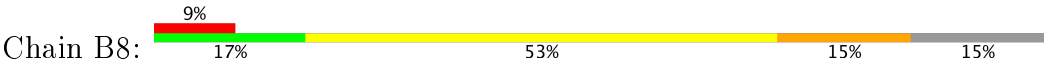


- Molecule 6: LH1 beta polypeptide

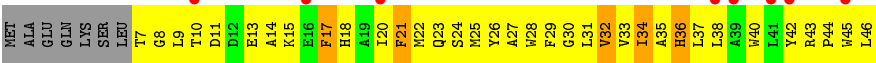
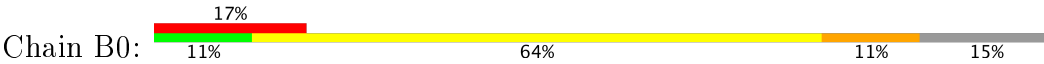




● Molecule 6: LH1 beta polypeptide



● Molecule 6: LH1 beta polypeptide



4 Data and refinement statistics

Property	Value	Source
Space group	P 1 21 1	Depositor
Cell constants a, b, c, α , β , γ	167.16Å 145.43Å 210.53Å 90.00° 108.50° 90.00°	Depositor
Resolution (Å)	43.79 – 3.01 43.79 – 3.01	Depositor EDS
% Data completeness (in resolution range)	(Not available) (43.79-3.01) 69.3 (43.79-3.01)	Depositor EDS
R_{merge}	(Not available)	Depositor
R_{sym}	0.09	Depositor
$\langle I/\sigma(I) \rangle$ ¹	1.67 (at 3.01Å)	Xtriage
Refinement program	PHENIX (phenix.refine: 1.8.1_1168)	Depositor
R, R_{free}	0.335 , 0.356 0.357 , 0.358	Depositor DCC
R_{free} test set	8242 reflections (4.92%)	DCC
Wilson B-factor (Å ²)	55.8	Xtriage
Anisotropy	0.472	Xtriage
Bulk solvent k_{sol} (e/Å ³), B_{sol} (Å ²)	0.17 , -34.9	EDS
L-test for twinning ²	$\langle L \rangle = 0.35$, $\langle L^2 \rangle = 0.18$	Xtriage
Estimated twinning fraction	No twinning to report.	Xtriage
F_o, F_c correlation	0.82	EDS
Total number of atoms	50862	wwPDB-VP
Average B, all atoms (Å ²)	134.0	wwPDB-VP

Xtriage's analysis on translational NCS is as follows: *The largest off-origin peak in the Patterson function is 7.99% of the height of the origin peak. No significant pseudotranslation is detected.*

¹Intensities estimated from amplitudes.

²Theoretical values of $\langle |L| \rangle$, $\langle L^2 \rangle$ for acentric reflections are 0.5, 0.333 respectively for untwinned datasets, and 0.375, 0.2 for perfectly twinned datasets.

5 Model quality ⓘ

5.1 Standard geometry ⓘ

Bond lengths and bond angles in the following residue types are not validated in this section: BCL, CRT, BPH, CA, UQ8, FE, MQ8, HEM, PEF, PO4

The Z score for a bond length (or angle) is the number of standard deviations the observed value is removed from the expected value. A bond length (or angle) with $|Z| > 5$ is considered an outlier worth inspection. RMSZ is the root-mean-square of all Z scores of the bond lengths (or angles).

Mol	Chain	Bond lengths		Bond angles	
		RMSZ	# Z >5	RMSZ	# Z >5
1	AC	0.61	0/2528	0.81	2/3451 (0.1%)
1	BC	0.59	1/2528 (0.0%)	0.79	1/3451 (0.0%)
2	AL	0.39	0/2318	0.63	0/3167
2	BL	0.36	0/2318	0.60	0/3167
3	AM	0.37	0/2651	0.63	0/3628
3	BM	0.36	0/2651	0.61	0/3628
4	AH	0.34	0/2037	0.57	0/2776
4	BH	0.33	0/2037	0.58	0/2776
5	A1	0.38	0/464	0.70	0/634
5	A3	0.30	0/456	0.64	0/624
5	A5	0.34	0/453	0.66	0/620
5	A7	0.30	0/426	0.61	0/583
5	A9	0.33	0/483	0.67	0/660
5	AA	0.31	0/401	0.57	0/550
5	AD	0.30	0/456	0.58	0/624
5	AF	0.30	0/471	0.62	0/644
5	AI	0.39	0/471	0.67	0/644
5	AK	0.28	0/464	0.57	0/634
5	AO	0.45	0/471	0.80	0/644
5	AQ	0.30	0/456	0.62	0/624
5	AS	0.32	0/471	0.65	0/644
5	AU	0.34	0/483	0.64	0/660
5	AW	0.34	0/483	0.61	0/660
5	AY	0.34	0/483	0.70	0/660
5	B1	0.32	0/435	0.58	0/595
5	B3	0.33	0/483	0.60	0/660
5	B5	0.32	0/426	0.68	0/583
5	B7	0.31	0/435	0.57	0/595
5	B9	0.35	0/426	0.65	0/583
5	BA	0.31	0/458	0.61	0/627
5	BD	0.41	0/378	0.67	0/518
5	BF	0.37	0/453	0.64	0/620

Mol	Chain	Bond lengths		Bond angles	
		RMSZ	# Z >5	RMSZ	# Z >5
5	BI	0.33	0/418	0.61	0/573
5	BK	0.29	0/483	0.56	0/660
5	BO	0.37	0/471	0.71	0/644
5	BQ	0.29	0/477	0.58	0/653
5	BS	0.29	0/471	0.58	0/644
5	BU	0.42	1/472 (0.2%)	0.62	1/646 (0.2%)
5	BW	0.34	0/464	0.60	0/634
5	BY	0.31	0/435	0.58	0/595
6	A0	0.46	0/350	0.58	0/476
6	A2	0.33	0/350	0.52	0/476
6	A4	0.43	0/350	0.61	0/476
6	A6	0.34	0/350	0.57	0/476
6	A8	0.47	0/350	0.61	0/476
6	AB	0.40	0/350	0.53	0/476
6	AE	0.40	0/350	0.51	0/476
6	AG	0.46	0/350	0.59	0/476
6	AJ	0.45	0/350	0.57	0/476
6	AN	0.43	0/350	0.54	0/476
6	AP	0.41	0/350	0.56	0/476
6	AR	0.37	0/350	0.53	0/476
6	AT	0.35	0/350	0.52	0/476
6	AV	0.40	0/350	0.65	0/476
6	AX	0.39	0/350	0.56	0/476
6	AZ	0.52	1/350 (0.3%)	0.68	1/476 (0.2%)
6	B0	0.44	0/350	0.62	0/476
6	B2	0.40	0/350	0.59	0/476
6	B4	0.42	0/350	0.64	0/476
6	B6	0.33	0/350	0.55	0/476
6	B8	0.47	0/350	0.61	0/476
6	BB	0.43	0/350	0.59	0/476
6	BE	0.37	0/350	0.56	0/476
6	BG	0.49	0/350	0.76	1/476 (0.2%)
6	BJ	0.42	0/350	0.57	0/476
6	BN	0.45	0/350	0.60	0/476
6	BP	0.42	0/350	0.57	0/476
6	BR	0.38	0/350	0.57	0/476
6	BT	0.42	0/350	0.63	0/476
6	BV	0.37	0/350	0.71	0/476
6	BX	0.36	0/350	0.60	0/476
6	BZ	0.40	0/350	0.53	0/476
All	All	0.40	3/44845 (0.0%)	0.64	6/61215 (0.0%)

All (3) bond length outliers are listed below:

Mol	Chain	Res	Type	Atoms	Z	Observed(Å)	Ideal(Å)
5	BU	17	PRO	N-CD	5.25	1.55	1.47
6	AZ	44	PRO	N-CD	5.16	1.55	1.47
1	BC	247	CYS	CB-SG	-5.11	1.73	1.81

All (6) bond angle outliers are listed below:

Mol	Chain	Res	Type	Atoms	Z	Observed(°)	Ideal(°)
6	AZ	43	ARG	C-N-CD	5.83	140.64	128.40
1	AC	178	LEU	N-CA-C	5.77	126.58	111.00
5	BU	16	ASP	C-N-CD	5.61	140.17	128.40
6	BG	21	PHE	CB-CG-CD2	-5.49	116.95	120.80
1	BC	186	GLY	N-CA-C	-5.10	100.35	113.10
1	AC	226	LEU	CA-CB-CG	5.02	126.84	115.30

There are no chirality outliers.

There are no planarity outliers.

5.2 Too-close contacts ⓘ

In the following table, the Non-H and H(model) columns list the number of non-hydrogen atoms and hydrogen atoms in the chain respectively. The H(added) column lists the number of hydrogen atoms added and optimized by MolProbity. The Clashes column lists the number of clashes within the asymmetric unit, whereas Symm-Clashes lists symmetry related clashes.

Mol	Chain	Non-H	H(model)	H(added)	Clashes	Symm-Clashes
1	AC	2458	0	2377	475	0
1	BC	2458	0	2377	488	0
2	AL	2231	0	2192	644	0
2	BL	2231	0	2192	563	0
3	AM	2551	0	2526	741	0
3	BM	2551	0	2526	662	0
4	AH	1982	0	1981	399	0
4	BH	1982	0	1981	373	0
5	A1	455	0	460	165	0
5	A3	447	0	451	135	0
5	A5	444	0	456	138	0
5	A7	417	0	441	159	0
5	A9	473	0	476	126	0
5	AA	392	0	412	138	0
5	AD	447	0	451	124	0
5	AF	462	0	467	153	0
5	AI	462	0	467	147	0

Continued on next page...

Continued from previous page...

Mol	Chain	Non-H	H(model)	H(added)	Clashes	Symm-Clashes
5	AK	455	0	460	91	0
5	AO	462	0	467	153	0
5	AQ	447	0	451	118	0
5	AS	462	0	467	187	0
5	AU	473	0	476	150	0
5	AW	473	0	476	184	0
5	AY	473	0	476	165	0
5	B1	426	0	434	137	0
5	B3	473	0	476	134	0
5	B5	417	0	441	92	0
5	B7	426	0	434	133	0
5	B9	417	0	441	137	0
5	BA	448	0	462	154	0
5	BD	370	0	399	134	0
5	BF	444	0	456	146	0
5	BI	409	0	426	108	0
5	BK	473	0	476	102	0
5	BO	462	0	467	145	0
5	BQ	467	0	474	121	0
5	BS	462	0	467	111	0
5	BU	462	0	472	174	0
5	BW	455	0	460	159	0
5	BY	426	0	434	149	0
6	A0	337	0	323	111	0
6	A2	337	0	323	106	0
6	A4	337	0	323	82	0
6	A6	337	0	323	57	0
6	A8	337	0	323	105	0
6	AB	337	0	321	89	0
6	AE	337	0	323	69	0
6	AG	337	0	323	89	0
6	AJ	337	0	323	94	0
6	AN	337	0	323	86	0
6	AP	337	0	323	105	0
6	AR	337	0	323	73	0
6	AT	337	0	323	79	0
6	AV	337	0	323	98	0
6	AX	337	0	323	82	0
6	AZ	337	0	323	99	0
6	B0	337	0	323	123	0
6	B2	337	0	323	132	0
6	B4	337	0	323	70	0

Continued on next page...

Continued from previous page...

Mol	Chain	Non-H	H(model)	H(added)	Clashes	Symm-Clashes
6	B6	337	0	323	51	0
6	B8	337	0	323	71	0
6	BB	337	0	323	97	0
6	BE	337	0	323	72	0
6	BG	337	0	323	78	0
6	BJ	337	0	323	91	0
6	BN	337	0	323	66	0
6	BP	337	0	323	91	0
6	BR	337	0	323	68	0
6	BT	337	0	323	64	0
6	BV	337	0	323	107	0
6	BX	337	0	323	71	0
6	BZ	337	0	323	80	0
7	AC	172	0	120	35	0
7	BC	172	0	120	33	0
8	A1	1	0	0	0	0
8	A3	1	0	0	0	0
8	A5	1	0	0	0	0
8	A7	1	0	0	0	0
8	A9	1	0	0	0	0
8	AA	1	0	0	0	0
8	AC	1	0	0	0	0
8	AD	1	0	0	0	0
8	AF	1	0	0	0	0
8	AI	1	0	0	0	0
8	AK	1	0	0	0	0
8	AO	1	0	0	0	0
8	AQ	1	0	0	0	0
8	AS	1	0	0	0	0
8	AU	1	0	0	0	0
8	AV	1	0	0	0	0
8	AY	1	0	0	0	0
8	B1	1	0	0	0	0
8	B3	1	0	0	0	0
8	B5	1	0	0	0	0
8	B7	1	0	0	0	0
8	B9	1	0	0	0	0
8	BA	1	0	0	0	0
8	BC	1	0	0	0	0
8	BD	1	0	0	0	0
8	BF	1	0	0	0	0
8	BI	1	0	0	0	0

Continued on next page...

Continued from previous page...

Mol	Chain	Non-H	H(model)	H(added)	Clashes	Symm-Clashes
8	BK	1	0	0	0	0
8	BO	1	0	0	0	0
8	BQ	1	0	0	0	0
8	BS	1	0	0	0	0
8	BU	1	0	0	0	0
8	BW	1	0	0	0	0
8	BY	1	0	0	0	0
9	A0	66	0	72	71	0
9	A1	66	0	74	55	0
9	A2	66	0	74	31	0
9	A3	132	0	148	69	0
9	A5	66	0	74	40	0
9	A6	66	0	74	31	0
9	A7	66	0	74	51	0
9	A8	66	0	74	46	0
9	A9	66	0	74	35	0
9	AA	66	0	74	41	0
9	AB	66	0	74	33	0
9	AD	66	0	74	29	0
9	AE	66	0	74	32	0
9	AF	66	0	74	38	0
9	AG	66	0	74	37	0
9	AI	66	0	74	41	0
9	AJ	66	0	74	44	0
9	AK	66	0	74	67	0
9	AL	132	0	148	62	0
9	AM	132	0	148	48	0
9	AN	66	0	74	57	0
9	AO	66	0	74	50	0
9	AP	66	0	74	41	0
9	AQ	66	0	74	26	0
9	AR	66	0	74	34	0
9	AS	66	0	74	32	0
9	AT	66	0	74	25	0
9	AU	66	0	73	46	0
9	AV	66	0	74	28	0
9	AW	66	0	72	40	0
9	AX	66	0	74	36	0
9	AY	66	0	74	47	0
9	AZ	66	0	72	41	0
9	B0	66	0	74	54	0
9	B1	66	0	74	40	0

Continued on next page...

Continued from previous page...

Mol	Chain	Non-H	H(model)	H(added)	Clashes	Symm-Clashes
9	B2	66	0	74	45	0
9	B3	66	0	74	51	0
9	B4	66	0	74	24	0
9	B5	66	0	74	25	0
9	B6	66	0	74	26	0
9	B7	66	0	74	41	0
9	B8	66	0	74	37	0
9	B9	66	0	74	35	0
9	BA	66	0	74	37	0
9	BB	66	0	74	51	0
9	BD	66	0	74	38	0
9	BE	66	0	74	48	0
9	BF	66	0	74	41	0
9	BG	66	0	74	44	0
9	BI	66	0	74	50	0
9	BJ	66	0	74	30	0
9	BK	66	0	74	32	0
9	BL	132	0	148	48	0
9	BM	132	0	148	50	0
9	BN	66	0	74	31	0
9	BO	66	0	74	50	0
9	BP	66	0	74	40	0
9	BQ	132	0	148	53	0
9	BS	66	0	74	25	0
9	BT	66	0	74	19	0
9	BU	66	0	74	41	0
9	BV	66	0	74	25	0
9	BW	66	0	74	44	0
9	BX	66	0	74	37	0
9	BY	66	0	74	37	0
9	BZ	66	0	74	30	0
10	AL	65	0	76	17	0
10	AM	65	0	76	14	0
10	BL	65	0	76	11	0
10	BM	65	0	76	9	0
11	AL	53	0	74	8	0
11	BL	53	0	74	12	0
12	AM	1	0	0	0	0
12	BM	1	0	0	0	0
13	AM	53	0	72	9	0
13	BM	53	0	72	9	0
14	A0	44	0	60	27	0

Continued on next page...

Continued from previous page...

Mol	Chain	Non-H	H(model)	H(added)	Clashes	Symm-Clashes
14	A1	44	0	60	29	0
14	A2	44	0	60	51	0
14	A5	44	0	60	29	0
14	A7	44	0	60	45	0
14	AA	44	0	60	24	0
14	AB	44	0	60	45	0
14	AG	44	0	60	11	0
14	AJ	44	0	60	21	0
14	AM	44	0	60	13	0
14	AN	44	0	60	14	0
14	AP	44	0	60	24	0
14	AR	44	0	60	20	0
14	AS	44	0	60	77	0
14	AT	44	0	60	17	0
14	AW	44	0	60	32	0
14	AX	44	0	60	46	0
14	B0	44	0	60	42	0
14	B1	44	0	60	40	0
14	B2	44	0	60	75	0
14	B5	44	0	60	21	0
14	B7	44	0	60	39	0
14	BA	44	0	60	26	0
14	BB	44	0	60	27	0
14	BF	44	0	60	19	0
14	BG	44	0	60	14	0
14	BM	44	0	60	8	0
14	BN	44	0	60	15	0
14	BO	44	0	60	14	0
14	BP	44	0	60	28	0
14	BS	44	0	60	11	0
14	BU	44	0	60	61	0
14	BV	44	0	60	59	0
14	BW	44	0	60	21	0
15	AH	19	0	11	8	0
15	AM	80	0	92	23	0
15	AS	47	0	73	37	0
15	BM	19	0	11	2	0
15	BQ	47	0	73	12	0
16	A3	5	0	0	0	0
16	AH	5	0	0	1	0
16	AM	5	0	0	0	0
16	BH	5	0	0	1	0

Continued on next page...

Continued from previous page...

Mol	Chain	Non-H	H(model)	H(added)	Clashes	Symm-Clashes
17	AA	1	0	0	0	0
17	AC	1	0	0	0	0
17	AH	2	0	0	0	0
17	AI	1	0	0	0	0
17	AL	3	0	0	2	0
17	AM	3	0	0	2	0
17	AW	1	0	0	1	0
17	B1	1	0	0	0	0
17	BC	1	0	0	0	0
17	BH	1	0	0	0	0
17	BL	3	0	0	3	0
17	BM	3	0	0	0	0
All	All	50862	0	51516	10984	0

The all-atom clashscore is defined as the number of clashes found per 1000 atoms (including hydrogen atoms). The all-atom clashscore for this structure is 107.

All (10984) close contacts within the same asymmetric unit are listed below, sorted by their clash magnitude.

Atom-1	Atom-2	Interatomic distance (Å)	Clash overlap (Å)
14:A7:102:CRT:C22	14:A7:102:CRT:C21	1.82	1.56
14:AS:104:CRT:C9	6:AV:20:ILE:HD12	1.38	1.54
5:AS:30:VAL:HG22	15:AS:101:PEF:C41	1.47	1.44
5:AS:30:VAL:CG2	15:AS:101:PEF:H412	1.46	1.43
9:AW:101:BCL:O2A	9:AW:101:BCL:C1	1.65	1.42
5:BU:11:ILE:HG23	14:BU:103:CRT:C8	1.47	1.41
14:BV:102:CRT:H393	5:BW:36:HIS:CB	1.52	1.39
5:B1:13:LEU:HD12	14:B1:103:CRT:C2	1.53	1.38
14:AB:102:CRT:C2	5:A9:13:LEU:HD12	1.51	1.37
14:AB:102:CRT:C3	5:A9:10:LYS:HB3	1.55	1.34
5:BU:11:ILE:CG2	14:BU:103:CRT:H83	1.57	1.34
9:A7:103:BCL:C1	9:A7:103:BCL:O2A	1.75	1.33
5:A5:25:VAL:HG11	9:A5:102:BCL:C19	1.60	1.32
9:A0:102:BCL:C1	9:A0:102:BCL:O2A	1.76	1.31
5:BU:14:ILE:CG1	14:BU:103:CRT:H33	1.59	1.30
6:B2:21:PHE:CE1	14:B2:102:CRT:H16	1.66	1.30
5:BU:10:LYS:O	14:BU:103:CRT:H23	1.28	1.30
9:AX:101:BCL:C1	9:AX:101:BCL:O2A	1.77	1.29
9:A6:101:BCL:C1	9:A6:101:BCL:O2A	1.79	1.29
6:AP:38:LEU:O	6:AP:41:LEU:HD23	1.32	1.29
5:BU:14:ILE:HG13	14:BU:103:CRT:C3	1.63	1.28

Continued on next page...

Continued from previous page...

Atom-1	Atom-2	Interatomic distance (Å)	Clash overlap (Å)
5:B1:13:LEU:CD1	14:B1:103:CRT:H23	1.63	1.26
5:BQ:36:HIS:CE1	9:BQ:104:BCL:HMD1	1.68	1.26
14:AB:102:CRT:H33	5:A9:10:LYS:CB	1.68	1.24
14:BV:102:CRT:C39	5:BW:36:HIS:HB3	1.65	1.24
14:A2:102:CRT:C2M	5:A3:40:LEU:HD11	1.64	1.24
6:BZ:46:LEU:HD22	6:B2:42:TYR:OH	1.34	1.24
5:BA:36:HIS:CB	14:B0:101:CRT:H391	1.66	1.23
6:B8:27:ALA:O	6:B8:31:LEU:HG	1.35	1.23
6:BV:21:PHE:CD1	14:BV:102:CRT:H14	1.74	1.23
5:BO:43:ASP:HA	5:BQ:48:ASP:CB	1.67	1.22
5:AS:30:VAL:HG21	15:AS:101:PEF:C39	1.68	1.22
5:B1:11:ILE:HA	14:B1:103:CRT:C8	1.69	1.22
14:BU:103:CRT:H2M1	5:BY:37:MET:N	1.53	1.21
6:A8:27:ALA:O	6:A8:31:LEU:HG	1.35	1.20
5:A7:36:HIS:CB	14:A7:102:CRT:H2M3	1.71	1.20
9:AK:102:BCL:C1D	9:AN:101:BCL:HMD2	1.70	1.20
9:A1:102:BCL:O2A	9:A1:102:BCL:C1	1.89	1.19
6:AV:27:ALA:O	6:AV:31:LEU:HG	1.42	1.19
5:AF:28:GLN:HB3	9:AF:102:BCL:C1	1.74	1.18
6:B2:21:PHE:CD1	14:B2:102:CRT:H14	1.78	1.18
6:A0:45:TRP:HE1	9:A0:102:BCL:C19	1.56	1.17
6:B2:17:PHE:HB2	14:B2:102:CRT:H41	1.24	1.17
9:A0:102:BCL:HBB2	9:A0:102:BCL:H162	1.25	1.17
5:A1:8:LEU:HD23	5:A1:9:TYR:H	1.08	1.16
9:B8:101:BCL:HMA1	9:B9:102:BCL:HMA1	1.24	1.16
5:A5:25:VAL:HG11	9:A5:102:BCL:H191	1.17	1.16
6:B2:29:PHE:CE1	9:B2:101:BCL:H11	1.79	1.16
6:A2:17:PHE:CD1	14:A2:102:CRT:H6	1.81	1.15
5:B3:43:ASP:HB2	5:B5:47:LEU:HD13	1.19	1.15
14:AS:104:CRT:C18	9:AU:102:BCL:H92	1.76	1.15
14:B7:102:CRT:C34	9:B7:103:BCL:HBA1	1.75	1.15
14:BP:102:CRT:H342	9:BQ:103:BCL:HBA1	1.17	1.15
2:AL:89:LEU:HA	2:AL:94:LEU:H	1.09	1.15
9:BW:102:BCL:C1D	9:BX:101:BCL:HMD2	1.75	1.15
6:AZ:46:LEU:CB	5:A1:52:PRO:HD3	1.76	1.15
2:AL:266:ARG:HB2	2:AL:266:ARG:HH11	1.09	1.15
6:AG:32:VAL:HG11	9:AG:101:BCL:HBA2	1.24	1.15
6:B0:17:PHE:HB2	14:B0:101:CRT:H6	1.26	1.14
14:BV:102:CRT:H393	5:BW:36:HIS:HB2	1.25	1.14
5:AI:19:ARG:O	5:AI:23:SER:HB3	1.47	1.14
3:AM:241:ARG:O	4:AH:119:ARG:HD3	1.46	1.14

Continued on next page...

Continued from previous page...

Atom-1	Atom-2	Interatomic distance (Å)	Clash overlap (Å)
14:AP:102:CRT:H342	9:AQ:102:BCL:HBA1	1.20	1.14
6:AP:32:VAL:HG11	9:AP:101:BCL:HBA2	1.15	1.14
5:A3:10:LYS:HB3	14:A7:102:CRT:H22A	1.29	1.14
14:AJ:102:CRT:H342	9:AK:102:BCL:HBA1	1.26	1.14
6:B2:21:PHE:HD1	14:B2:102:CRT:C14	1.59	1.14
9:B8:101:BCL:HMC3	9:B9:102:BCL:HBB1	1.25	1.14
6:B6:32:VAL:HG21	9:B6:101:BCL:HBA2	1.15	1.14
5:A7:37:MET:H	14:A7:102:CRT:H2M1	1.13	1.13
6:AV:7:THR:HG22	14:AX:102:CRT:H1M1	1.28	1.13
14:A5:103:CRT:H293	9:A9:102:BCL:H42	1.25	1.13
5:BU:43:ASP:HA	5:BW:47:LEU:O	1.49	1.13
5:BA:36:HIS:HB2	14:B0:101:CRT:C39	1.79	1.13
6:AR:46:LEU:HB3	6:AT:42:TYR:CZ	1.84	1.12
9:BD:102:BCL:C1D	9:BE:101:BCL:HMD2	1.77	1.12
9:A1:102:BCL:C1D	9:A2:101:BCL:HMD2	1.78	1.12
5:AO:8:LEU:O	5:AO:11:ILE:HG13	1.48	1.12
6:A0:17:PHE:HD1	6:A0:18:HIS:N	1.47	1.12
6:AT:27:ALA:O	6:AT:31:LEU:HG	1.50	1.12
6:B2:13:GLU:O	14:B2:102:CRT:H32A	1.48	1.12
4:BH:6:THR:HB	5:BF:41:SER:HB3	1.25	1.12
5:AS:30:VAL:HG21	15:AS:101:PEF:H391	1.28	1.11
5:AW:9:TYR:HA	6:AX:18:HIS:ND1	1.63	1.11
14:A2:102:CRT:H2M1	5:A3:40:LEU:HD11	1.22	1.11
5:BS:36:HIS:CE1	9:BT:101:BCL:HMD1	1.85	1.11
5:A5:4:MET:HG2	6:A8:24:SER:HA	1.18	1.11
6:AG:21:PHE:HD1	6:AG:22:MET:N	1.47	1.11
5:BA:36:HIS:CB	14:B0:101:CRT:C39	2.27	1.11
6:AZ:46:LEU:HB2	5:A1:52:PRO:HD3	1.22	1.11
5:A9:2:PHE:N	5:A9:5:ASN:HD22	1.46	1.11
14:BG:102:CRT:H342	9:BI:102:BCL:HBA1	1.29	1.11
5:AF:44:LEU:HB2	6:AG:43:ARG:HH11	1.16	1.11
14:AS:104:CRT:C9	6:AV:20:ILE:CD1	2.28	1.11
6:B0:17:PHE:CD1	14:B0:101:CRT:H9	1.85	1.10
5:BF:4:MET:HG2	6:BJ:23:GLN:HG3	1.11	1.10
4:BH:5:ILE:HG23	4:BH:6:THR:H	1.05	1.10
6:A6:44:PRO:HG2	5:A7:52:PRO:HG2	1.26	1.10
5:B3:11:ILE:HG12	14:B7:102:CRT:H81	1.26	1.10
4:AH:136:MET:HA	4:AH:139:ALA:HB3	1.31	1.10
5:AI:9:TYR:HA	6:AJ:18:HIS:CE1	1.86	1.10
6:B2:20:ILE:HG21	14:B2:102:CRT:C7	1.80	1.10
14:B2:102:CRT:H2M1	5:B3:36:HIS:HB3	1.31	1.10

Continued on next page...

Continued from previous page...

Atom-1	Atom-2	Interatomic distance (Å)	Clash overlap (Å)
6:B2:13:GLU:HB3	14:B2:102:CRT:H33	1.32	1.10
5:BW:26:ALA:O	5:BW:29:ILE:HG22	1.50	1.10
9:AR:101:BCL:HMA1	9:AS:103:BCL:HMA1	1.24	1.10
14:B2:102:CRT:C2M	5:B3:36:HIS:HB3	1.82	1.10
5:BO:43:ASP:CA	5:BQ:48:ASP:HB3	1.82	1.10
5:A3:13:LEU:HB2	14:A7:102:CRT:H1M1	1.31	1.09
5:AU:12:TRP:HE1	6:AV:18:HIS:HA	1.13	1.09
14:AB:102:CRT:H23	5:A9:13:LEU:CD1	1.82	1.09
5:AW:36:HIS:CE1	9:AX:101:BCL:HMD1	1.86	1.09
1:AC:165:ALA:HB1	1:AC:303:LEU:HB3	1.30	1.09
5:AO:12:TRP:NE1	6:AP:18:HIS:HA	1.67	1.09
5:AS:50:ASN:HA	5:AU:60:LYS:HA	1.29	1.09
3:BM:79:VAL:HG21	3:BM:85:GLN:HB3	1.33	1.09
2:AL:203:ILE:HG21	3:AM:266:HIS:HD1	0.96	1.09
6:BV:21:PHE:HD1	14:BV:102:CRT:H14	1.01	1.09
5:AF:19:ARG:NH2	5:AI:18:ARG:HH21	1.50	1.09
5:AO:12:TRP:HE1	6:AP:18:HIS:HA	0.97	1.09
5:AS:10:LYS:O	14:AS:104:CRT:H33	1.50	1.09
6:BZ:46:LEU:HD22	6:B2:42:TYR:CZ	1.87	1.08
9:AO:102:BCL:C1D	9:AP:101:BCL:HMD2	1.82	1.08
14:BS:103:CRT:H342	9:BU:102:BCL:HBA1	1.15	1.08
4:BH:227:ASN:HD22	4:BH:228:PRO:HD2	1.13	1.08
9:BV:101:BCL:HMA1	9:BW:102:BCL:HMA1	1.32	1.08
5:B7:29:ILE:HA	9:B7:103:BCL:H11	1.33	1.08
14:B7:102:CRT:H342	9:B7:103:BCL:HBA1	1.10	1.08
5:BA:27:PHE:CZ	5:BD:29:ILE:HD11	1.86	1.08
5:BD:36:HIS:CE1	9:BE:101:BCL:HMD1	1.88	1.08
6:BV:17:PHE:CD1	14:BV:102:CRT:H6	1.89	1.08
9:A8:101:BCL:HMA1	9:A9:102:BCL:HMA1	1.31	1.08
5:B5:5:ASN:HA	5:B5:8:LEU:HG	1.35	1.08
5:A1:5:ASN:HA	5:A1:8:LEU:HB3	1.34	1.07
5:AF:4:MET:HB2	6:AJ:23:GLN:HG3	1.33	1.07
5:B7:43:ASP:HB2	5:B9:47:LEU:HD12	1.34	1.07
14:BW:103:CRT:H342	9:B1:102:BCL:HBA1	1.35	1.07
5:A1:9:TYR:HA	6:A2:18:HIS:ND1	1.69	1.07
9:BQ:104:BCL:HMA1	9:BS:102:BCL:HMA1	1.35	1.07
5:BF:13:LEU:HD12	14:BF:103:CRT:H1M1	1.33	1.07
5:BW:16:ASP:HB2	5:BW:19:ARG:NE	1.70	1.07
5:A3:19:ARG:O	5:A3:23:SER:HB2	1.53	1.06
6:BE:33:VAL:HG23	9:BE:101:BCL:H141	1.31	1.06
9:BQ:103:BCL:CHD	9:BQ:104:BCL:HMD2	1.85	1.06

Continued on next page...

Continued from previous page...

Atom-1	Atom-2	Interatomic distance (Å)	Clash overlap (Å)
5:BU:12:TRP:HE1	6:BV:18:HIS:HA	0.93	1.06
4:BH:125:LEU:HA	4:BH:131:PRO:HA	1.35	1.06
5:BK:36:HIS:CE1	9:BN:101:BCL:HMD1	1.90	1.06
5:BF:45:ASN:HB3	5:BF:49:ASP:HB3	1.36	1.06
6:A6:32:VAL:CG2	9:A6:101:BCL:HBA2	1.85	1.06
6:BX:32:VAL:HG11	9:BX:101:BCL:HBA2	1.35	1.06
5:A7:29:ILE:HB	9:A7:103:BCL:H43	1.32	1.06
14:AW:102:CRT:H183	9:AY:102:BCL:C9	1.84	1.06
5:B7:46:TRP:CH2	9:B7:103:BCL:HBC3	1.91	1.06
5:BU:21:LEU:O	5:BU:25:VAL:HG23	1.53	1.06
5:A3:11:ILE:HG12	14:A7:102:CRT:H81	1.34	1.06
3:BM:179:ILE:H	3:BM:179:ILE:HD13	1.14	1.06
5:AW:49:ASP:HB2	5:AY:56:GLN:HB2	1.36	1.05
9:BO:102:BCL:C1D	9:BP:101:BCL:HMD2	1.85	1.05
6:B2:20:ILE:HG21	14:B2:102:CRT:C8	1.86	1.05
6:A6:32:VAL:HG21	9:A6:101:BCL:CBA	1.84	1.05
6:AR:27:ALA:O	6:AR:31:LEU:HG	1.56	1.05
5:B1:11:ILE:CA	14:B1:103:CRT:C8	2.34	1.05
5:AD:36:HIS:CE1	9:AE:101:BCL:HMD1	1.90	1.05
5:AY:36:HIS:CE1	9:AZ:101:BCL:HMD1	1.90	1.05
14:B5:103:CRT:H342	9:B9:102:BCL:HBA1	1.32	1.05
5:B1:11:ILE:HA	14:B1:103:CRT:H82	1.32	1.05
5:AW:2:PHE:HA	5:AW:5:ASN:HD22	1.13	1.05
5:BW:16:ASP:HB2	5:BW:19:ARG:HE	1.19	1.05
5:AO:8:LEU:HA	6:AR:20:ILE:HD11	1.32	1.05
5:A3:43:ASP:HB2	5:A5:47:LEU:HD13	1.06	1.05
6:B2:21:PHE:HD1	14:B2:102:CRT:H14	0.94	1.05
6:AP:46:LEU:HB2	5:AQ:51:ILE:HG21	1.34	1.04
9:BW:102:BCL:CHD	9:BX:101:BCL:HMD2	1.87	1.04
1:AC:183:GLN:HE22	1:AC:230:GLU:HG2	1.20	1.04
5:B5:36:HIS:CE1	9:B6:101:BCL:HMD1	1.92	1.04
1:BC:20:LEU:HD22	1:BC:21:LEU:H	1.21	1.04
3:BM:63:PHE:HB3	3:BM:125:SER:HB2	1.39	1.04
14:BB:102:CRT:H2M3	5:BD:36:HIS:CB	1.87	1.04
6:BG:32:VAL:HG11	9:BG:101:BCL:HBA2	1.40	1.04
9:AQ:102:BCL:C1D	9:AR:101:BCL:HMD2	1.86	1.03
6:BV:21:PHE:HE1	14:BV:102:CRT:H16	1.19	1.03
5:AA:43:ASP:HA	5:AD:48:ASP:HB3	1.38	1.03
1:AC:280:ASN:OD1	1:AC:304:ARG:HB3	1.57	1.03
3:AM:79:VAL:HG21	3:AM:85:GLN:HB3	1.35	1.03
5:BK:27:PHE:CE2	5:BO:29:ILE:HD11	1.92	1.03

Continued on next page...

Continued from previous page...

Atom-1	Atom-2	Interatomic distance (Å)	Clash overlap (Å)
5:BS:28:GLN:O	9:BS:102:BCL:H11	1.56	1.03
5:A1:12:TRP:HZ2	6:A2:21:PHE:CD2	1.77	1.03
9:A8:101:BCL:HMC3	9:A9:102:BCL:HBB1	1.37	1.03
2:AL:203:ILE:HG21	3:AM:266:HIS:ND1	1.74	1.03
6:BZ:46:LEU:HD21	6:B2:42:TYR:CE2	1.94	1.03
5:AW:51:ILE:HB	5:AW:52:PRO:HA	1.40	1.03
4:AH:31:ARG:HE	4:AH:31:ARG:HA	1.23	1.03
1:BC:135:ARG:HH12	1:BC:332:LYS:HA	1.21	1.03
6:A0:32:VAL:HG21	9:A0:102:BCL:HBA2	1.41	1.02
3:AM:105:ARG:HA	5:AO:42:THR:HG22	1.38	1.02
5:BA:36:HIS:CG	14:B0:101:CRT:H392	1.93	1.02
2:BL:239:HIS:CD2	3:BM:223:ILE:HG13	1.94	1.02
4:AH:125:LEU:HA	4:AH:131:PRO:HA	1.37	1.02
14:B1:103:CRT:H342	9:B5:102:BCL:HBA1	1.39	1.02
2:BL:120:LEU:HD21	3:BM:250:LEU:HD23	1.40	1.02
9:BK:102:BCL:C1D	9:BN:101:BCL:HMD2	1.89	1.02
5:A7:36:HIS:HB3	14:A7:102:CRT:H2M3	1.39	1.02
6:AB:32:VAL:HG21	9:AB:101:BCL:HBA2	1.38	1.02
5:AS:51:ILE:HB	5:AS:52:PRO:HA	1.40	1.02
5:AF:42:THR:O	5:AI:48:ASP:HB3	1.59	1.02
5:AY:8:LEU:HB3	6:AZ:18:HIS:CE1	1.94	1.02
6:AB:29:PHE:HE1	9:AB:101:BCL:H11	1.21	1.02
9:BI:102:BCL:C1D	9:BJ:101:BCL:HMD2	1.88	1.02
14:BP:102:CRT:C34	9:BQ:103:BCL:HBA1	1.88	1.02
5:A1:7:ASN:HB3	5:A1:10:LYS:HE3	1.39	1.02
5:A1:44:LEU:HD13	6:A2:43:ARG:HD2	1.38	1.02
5:A7:37:MET:N	14:A7:102:CRT:H2M1	1.74	1.02
5:BY:8:LEU:HA	6:B2:20:ILE:HD11	1.41	1.02
3:BM:104:LEU:HD11	3:BM:169:GLY:HA2	1.39	1.02
5:A5:4:MET:HG3	6:A8:27:ALA:CB	1.89	1.01
6:AG:28:TRP:NE1	6:AG:32:VAL:HG21	1.74	1.01
6:AN:30:GLY:O	6:AN:34:ILE:HG22	1.59	1.01
3:BM:187:ALA:HA	9:BM:402:BCL:HBC1	1.42	1.01
6:B2:20:ILE:HG21	14:B2:102:CRT:H83	1.42	1.01
6:B2:21:PHE:HB2	14:B2:102:CRT:H11	1.42	1.01
9:BQ:103:BCL:C1D	9:BQ:104:BCL:HMD2	1.90	1.01
14:AS:104:CRT:C18	9:AU:102:BCL:C9	2.37	1.01
1:AC:45:ASN:HD22	1:AC:48:GLN:HB2	1.25	1.01
4:AH:227:ASN:HD22	4:AH:228:PRO:HD2	1.20	1.01
6:A8:33:VAL:HG23	9:A8:101:BCL:H142	1.43	1.01
5:AO:8:LEU:HD12	6:AP:18:HIS:HE1	1.20	1.01

Continued on next page...

Continued from previous page...

Atom-1	Atom-2	Interatomic distance (Å)	Clash overlap (Å)
5:B7:36:HIS:CE1	9:B8:101:BCL:HMD1	1.94	1.01
3:BM:140:LEU:HD23	3:BM:142:MET:HG3	1.42	1.01
9:BQ:103:BCL:HBC1	9:BQ:104:BCL:HBC3	1.37	1.01
6:AB:20:ILE:HD12	14:AB:102:CRT:H10	1.41	1.01
14:BA:102:CRT:H342	9:BF:102:BCL:HBA1	1.41	1.01
6:BZ:46:LEU:HB2	5:B1:52:PRO:HD3	1.42	1.01
4:BH:31:ARG:HA	4:BH:31:ARG:HE	1.25	1.01
5:BK:27:PHE:HE2	5:BO:29:ILE:HD11	1.22	1.01
6:BV:17:PHE:HD1	14:BV:102:CRT:H6	1.21	1.00
14:BB:102:CRT:C2M	5:BD:36:HIS:HB2	1.90	1.00
5:BO:29:ILE:HA	9:BO:102:BCL:H11	1.39	1.00
10:BM:403:BPH:HMA1	15:BQ:101:PEF:H411	1.41	1.00
2:AL:22:LEU:HB2	5:A7:19:ARG:CB	1.90	1.00
9:B1:102:BCL:C1D	9:B2:101:BCL:HMD2	1.91	1.00
5:B1:11:ILE:N	14:B1:103:CRT:C8	2.25	1.00
5:BU:12:TRP:NE1	6:BV:18:HIS:HA	1.74	1.00
5:BA:27:PHE:CE1	5:BD:29:ILE:HD11	1.95	1.00
6:BT:9:LEU:HD22	6:BT:13:GLU:HG3	1.43	1.00
5:BU:14:ILE:CG1	14:BU:103:CRT:C3	2.26	1.00
5:BU:18:ARG:O	5:BU:22:VAL:HG12	1.61	1.00
5:B1:13:LEU:HB3	14:B1:103:CRT:H1M3	1.38	1.00
6:B2:21:PHE:CD1	14:B2:102:CRT:H16	1.95	1.00
2:BL:177:HIS:HB3	3:BM:183:LEU:HD22	1.43	1.00
4:AH:159:LEU:HD22	4:AH:254:ARG:NH2	1.77	1.00
5:AY:28:GLN:HB3	9:AY:102:BCL:C2	1.92	1.00
1:BC:165:ALA:HB1	1:BC:303:LEU:HB3	1.42	1.00
5:BO:4:MET:HB2	6:BR:23:GLN:HB3	1.42	1.00
5:AF:28:GLN:HB3	9:AF:102:BCL:H12	1.36	1.00
5:B9:36:HIS:CE1	9:B0:102:BCL:HMD1	1.96	1.00
2:AL:160:LEU:HD11	3:AM:305:PRO:HD3	1.43	0.99
6:B0:21:PHE:HB2	14:B0:101:CRT:C12	1.91	0.99
9:BE:101:BCL:C1B	9:BF:102:BCL:HMB3	1.92	0.99
1:AC:280:ASN:HB3	1:AC:304:ARG:HD2	1.40	0.99
14:B2:102:CRT:H342	9:B3:102:BCL:HBA1	1.42	0.99
1:BC:280:ASN:OD1	1:BC:304:ARG:HB3	1.60	0.99
4:BH:5:ILE:CG2	5:BD:42:THR:HG21	1.93	0.99
5:B7:44:LEU:CD2	5:B7:46:TRP:HE3	1.75	0.99
5:BQ:51:ILE:HG13	5:BQ:52:PRO:HA	1.44	0.99
5:BU:14:ILE:CD1	14:BU:103:CRT:C3	2.41	0.99
5:A5:4:MET:HG2	6:A8:24:SER:CA	1.92	0.99
6:AG:46:LEU:HB3	6:AJ:42:TYR:CZ	1.97	0.99

Continued on next page...

Continued from previous page...

Atom-1	Atom-2	Interatomic distance (Å)	Clash overlap (Å)
6:AP:21:PHE:HE1	6:AP:25:MET:HB2	1.22	0.99
6:B0:21:PHE:HB2	14:B0:101:CRT:C14	1.91	0.99
6:B2:20:ILE:CG2	14:B2:102:CRT:C7	2.39	0.99
1:BC:39:GLY:HA3	2:BL:168:ASN:ND2	1.77	0.99
5:BO:4:MET:HB2	6:BR:23:GLN:CB	1.92	0.99
14:AW:102:CRT:H183	9:AY:102:BCL:H91	1.43	0.99
1:BC:267:THR:HG21	3:BM:314:VAL:HB	1.41	0.99
5:A3:43:ASP:HB2	5:A5:47:LEU:CD1	1.92	0.99
5:A9:36:HIS:CE1	9:A0:102:BCL:HMD1	1.97	0.99
14:AW:102:CRT:C18	9:AY:102:BCL:C9	2.39	0.99
6:B2:17:PHE:CD1	14:B2:102:CRT:H9	1.97	0.99
5:BA:46:TRP:CB	6:BB:43:ARG:HH22	1.75	0.99
14:AB:102:CRT:H31A	5:A9:10:LYS:O	1.63	0.98
3:BM:250:LEU:HG	3:BM:254:TRP:HE1	1.24	0.98
6:A0:17:PHE:C	6:A0:17:PHE:CD1	2.35	0.98
14:BN:102:CRT:H342	9:BO:102:BCL:HBA1	1.43	0.98
4:BH:136:MET:HA	4:BH:139:ALA:HB3	1.42	0.98
14:A7:102:CRT:C22	14:A7:102:CRT:C20	2.42	0.98
9:AP:101:BCL:HMA1	9:AQ:102:BCL:HMA1	1.45	0.98
4:BH:159:LEU:HD22	4:BH:254:ARG:NH2	1.77	0.98
5:BI:36:HIS:CE1	9:BJ:101:BCL:HMD1	1.98	0.98
14:BU:103:CRT:C2M	5:BY:37:MET:N	2.26	0.98
6:AN:41:LEU:HD23	6:AN:42:TYR:N	1.77	0.98
9:AD:102:BCL:C1D	9:AE:101:BCL:HMD2	1.93	0.98
14:BV:102:CRT:C39	5:BW:36:HIS:CB	2.30	0.98
5:AA:18:ARG:HG3	5:A9:14:ILE:HG23	1.46	0.98
5:B3:44:LEU:HD21	9:B4:101:BCL:HBC3	1.45	0.98
5:A1:8:LEU:HD23	5:A1:9:TYR:N	1.77	0.98
1:AC:236:MET:SD	7:AC:503:HEM:NB	2.35	0.98
2:AL:175:HIS:HA	17:AL:402:HOH:O	1.64	0.98
5:A7:43:ASP:HB2	5:A9:47:LEU:HD12	1.44	0.98
4:AH:55:VAL:HG13	4:AH:56:VAL:H	1.26	0.98
9:AW:101:BCL:C1	9:AW:101:BCL:CGA	2.42	0.98
5:AW:5:ASN:HA	5:AW:8:LEU:HD12	1.46	0.98
5:AF:8:LEU:HD21	6:AJ:24:SER:OG	1.62	0.98
5:BW:9:TYR:HA	6:BX:18:HIS:CG	1.98	0.98
5:BD:46:TRP:CH2	9:BD:102:BCL:HBC3	1.99	0.97
6:AP:32:VAL:HG11	9:AP:101:BCL:CBA	1.94	0.97
6:AZ:45:TRP:CE3	9:AZ:101:BCL:HAC2	2.00	0.97
4:BH:55:VAL:HG13	4:BH:56:VAL:H	1.28	0.97
5:BW:24:ILE:HD11	9:BY:102:BCL:H18	1.45	0.97

Continued on next page...

Continued from previous page...

Atom-1	Atom-2	Interatomic distance (Å)	Clash overlap (Å)
9:AO:102:BCL:ND	9:AP:101:BCL:HMD2	1.78	0.97
5:BA:36:HIS:NE2	9:BB:101:BCL:HMD1	1.80	0.97
14:A5:103:CRT:C29	9:A9:102:BCL:H42	1.93	0.97
9:AA:101:BCL:C1D	9:AB:101:BCL:HMD2	1.94	0.97
6:AG:45:TRP:HA	5:AI:52:PRO:HD2	1.44	0.97
2:AL:273:ASN:HA	2:AL:276:LEU:HD23	1.45	0.97
5:AS:9:TYR:HB2	6:AT:15:LYS:HA	1.46	0.97
6:BV:21:PHE:CE1	14:BV:102:CRT:H16	1.98	0.97
9:AI:102:BCL:C1D	9:AJ:101:BCL:HMD2	1.94	0.97
5:BA:43:ASP:HA	5:BD:48:ASP:HB3	1.45	0.97
14:BB:102:CRT:H2M3	5:BD:36:HIS:HB2	0.98	0.97
3:BM:25:LYS:HD2	6:BP:8:GLY:HA3	1.45	0.97
14:A1:103:CRT:H342	9:A5:102:BCL:H3A	1.46	0.97
9:BG:101:BCL:HMB3	9:BI:102:BCL:CHB	1.95	0.97
6:AR:46:LEU:HB3	6:AT:42:TYR:CE2	2.00	0.97
6:BE:45:TRP:O	6:BE:46:LEU:HG	1.65	0.97
14:AB:102:CRT:H2M3	5:AD:36:HIS:HB2	1.47	0.97
5:BF:9:TYR:CE1	5:BF:10:LYS:HD3	2.00	0.97
5:BU:43:ASP:HA	5:BW:47:LEU:C	1.84	0.97
6:AB:23:GLN:HG3	5:A9:4:MET:HE1	1.45	0.97
5:AI:42:THR:HB	5:AK:48:ASP:OD1	1.64	0.97
5:BA:36:HIS:HB2	14:B0:101:CRT:H391	0.98	0.97
14:BV:102:CRT:H393	5:BW:36:HIS:HB3	1.23	0.96
5:A7:36:HIS:HB2	14:A7:102:CRT:C2M	1.94	0.96
14:AB:102:CRT:H23	5:A9:13:LEU:HD12	0.99	0.96
5:AO:12:TRP:HE1	6:AP:18:HIS:CA	1.77	0.96
5:AS:46:TRP:CZ3	9:AS:103:BCL:HBC3	1.99	0.96
5:AY:11:ILE:HD13	9:A1:102:BCL:H151	1.46	0.96
5:B3:36:HIS:CE1	9:B4:101:BCL:HMD1	1.99	0.96
1:BC:165:ALA:CB	1:BC:303:LEU:HB3	1.94	0.96
9:BU:102:BCL:C1D	9:BV:101:BCL:HMD2	1.95	0.96
2:AL:78:PRO:HB3	2:AL:92:GLY:HA3	1.47	0.96
14:AP:102:CRT:C34	9:AQ:102:BCL:HBA1	1.95	0.96
14:AS:104:CRT:C10	6:AV:20:ILE:CD1	2.43	0.96
5:B5:10:LYS:HB3	14:B5:103:CRT:H5	1.46	0.96
4:AH:231:VAL:HG23	4:AH:235:GLU:HG3	1.47	0.96
5:AS:37:MET:HG2	15:AS:101:PEF:H452	1.47	0.96
14:AS:104:CRT:H36	5:AW:33:LEU:HA	1.47	0.96
14:AS:104:CRT:C10	6:AV:20:ILE:HD12	1.95	0.96
5:BY:36:HIS:CE1	9:BZ:101:BCL:HMD1	2.01	0.96
6:BN:10:THR:HG22	6:BN:11:ASP:H	1.27	0.96

Continued on next page...

Continued from previous page...

Atom-1	Atom-2	Interatomic distance (Å)	Clash overlap (Å)
5:BY:12:TRP:HE1	6:BZ:18:HIS:HA	1.31	0.96
5:BF:11:ILE:HB	14:BF:103:CRT:H82	1.44	0.96
4:BH:130:LEU:HG	4:BH:131:PRO:HD2	1.44	0.96
2:BL:188:PHE:HB3	2:BL:249:ALA:HB2	1.45	0.96
6:A0:20:ILE:HD12	14:A0:101:CRT:H133	1.47	0.96
2:AL:126:VAL:HB	2:AL:127:PRO:HD3	1.47	0.96
5:B3:28:GLN:HG3	9:B3:102:BCL:H12	1.47	0.96
4:BH:5:ILE:HG23	4:BH:6:THR:N	1.81	0.96
1:AC:175:PRO:HD2	1:AC:179:LYS:HB2	1.46	0.96
5:BF:29:ILE:HA	9:BF:102:BCL:H11	1.46	0.96
14:BU:103:CRT:H14	6:BX:24:SER:HB3	1.46	0.96
5:BA:46:TRP:HB2	6:BB:43:ARG:HH22	1.24	0.95
6:AB:29:PHE:CE1	9:AB:101:BCL:H11	2.00	0.95
14:AS:104:CRT:C7	6:AV:20:ILE:HD12	1.94	0.95
6:BB:32:VAL:HG21	9:BB:101:BCL:HBA2	1.48	0.95
5:A7:37:MET:N	14:A7:102:CRT:C2M	2.28	0.95
5:AI:9:TYR:HA	6:AJ:18:HIS:ND1	1.79	0.95
6:B0:32:VAL:HG21	9:B0:102:BCL:HBA2	1.47	0.95
5:B7:33:LEU:O	14:B7:102:CRT:H2M1	1.66	0.95
5:AS:11:ILE:HA	14:AS:104:CRT:H82	1.47	0.95
6:B2:17:PHE:CD1	14:B2:102:CRT:H6	2.01	0.95
9:BF:102:BCL:C1D	9:BG:101:BCL:HMD2	1.95	0.95
6:AB:40:TRP:HZ3	6:AB:45:TRP:H	1.05	0.95
4:AH:195:LEU:HD12	4:AH:196:PRO:HD2	1.49	0.95
5:BA:55:TYR:HE1	5:B9:44:LEU:HB3	1.28	0.95
9:AF:102:BCL:C1D	9:AG:101:BCL:HMD2	1.97	0.95
4:AH:123:CYS:HA	4:AH:232:THR:HA	1.48	0.95
9:AJ:101:BCL:C1B	9:AK:102:BCL:HMB3	1.97	0.95
6:AG:46:LEU:HB3	6:AJ:42:TYR:CE2	2.02	0.95
5:AQ:51:ILE:HG13	5:AQ:52:PRO:HA	1.45	0.95
5:B3:11:ILE:N	14:B7:102:CRT:H82	1.81	0.95
14:A5:103:CRT:H342	9:A9:102:BCL:HBA1	1.46	0.95
5:AI:36:HIS:CE1	9:AJ:101:BCL:HMD1	2.01	0.95
6:AP:30:GLY:O	6:AP:34:ILE:HG22	1.67	0.95
5:AO:13:LEU:O	6:AP:7:THR:HA	1.66	0.95
6:B2:17:PHE:HB2	14:B2:102:CRT:C4	1.96	0.95
2:BL:183:MET:HA	17:BL:401:HOH:O	1.63	0.95
9:A3:104:BCL:H61	6:A4:29:PHE:CE1	2.01	0.95
5:A5:16:ASP:HB2	5:A5:19:ARG:HG2	1.47	0.94
5:AF:27:PHE:CE1	5:AI:29:ILE:HD11	2.02	0.94
9:BA:101:BCL:HBA1	14:B0:101:CRT:H342	1.45	0.94

Continued on next page...

Continued from previous page...

Atom-1	Atom-2	Interatomic distance (Å)	Clash overlap (Å)
14:BF:103:CRT:H342	9:BK:102:BCL:HBA1	1.46	0.94
2:BL:230:GLY:HA2	3:BM:51:ILE:HB	1.49	0.94
6:BZ:46:LEU:CB	5:B1:52:PRO:HD3	1.96	0.94
10:AM:403:BPH:H9C3	15:AM:409:PEF:H222	1.48	0.94
5:BU:12:TRP:HE1	6:BV:18:HIS:CA	1.80	0.94
9:AL:301:BCL:HBA2	9:AL:303:BCL:HBC1	1.47	0.94
6:AV:7:THR:HG22	14:AX:102:CRT:C1M	1.97	0.94
4:BH:227:ASN:ND2	4:BH:228:PRO:HD2	1.80	0.94
3:BM:275:LEU:HA	3:BM:278:ILE:HD12	1.48	0.94
5:AF:19:ARG:HH22	5:AI:18:ARG:NH2	1.65	0.94
6:AG:21:PHE:CD1	6:AG:22:MET:N	2.35	0.94
6:B2:29:PHE:HE1	9:B2:101:BCL:H11	1.26	0.94
5:BF:50:ASN:CG	6:BG:43:ARG:HH22	1.71	0.94
4:BH:176:GLU:HG3	4:BH:178:GLN:HG2	1.50	0.94
5:BF:4:MET:CG	6:BJ:23:GLN:HG3	1.96	0.94
5:A5:25:VAL:HG11	9:A5:102:BCL:H192	1.50	0.94
5:A5:43:ASP:HB2	5:A7:47:LEU:HB3	1.45	0.94
1:AC:165:ALA:CB	1:AC:303:LEU:HB3	1.98	0.94
5:AS:13:LEU:HB2	14:AS:104:CRT:C3	1.96	0.94
6:B0:40:TRP:HH2	6:B0:46:LEU:HG	1.32	0.94
6:B4:13:GLU:HA	6:B4:16:GLU:HG2	1.48	0.94
5:BO:43:ASP:HA	5:BQ:48:ASP:HB3	0.96	0.94
5:A5:51:ILE:HB	5:A5:52:PRO:HA	1.50	0.94
6:AZ:10:THR:HG22	6:AZ:11:ASP:H	1.30	0.94
5:AW:10:LYS:HD2	6:AZ:20:ILE:HD12	1.48	0.94
1:AC:291:LEU:HD23	1:AC:292:PRO:HD2	1.48	0.94
6:BG:27:ALA:O	6:BG:31:LEU:HG	1.68	0.94
4:BH:5:ILE:CG2	4:BH:6:THR:H	1.80	0.94
9:BQ:103:BCL:OBD	6:BR:32:VAL:HG13	1.65	0.94
6:B2:21:PHE:CE1	14:B2:102:CRT:C16	2.50	0.94
9:BW:102:BCL:C1D	9:BX:101:BCL:CMD	2.45	0.94
1:AC:39:GLY:HA3	2:AL:168:ASN:ND2	1.83	0.93
9:AL:301:BCL:H2C	9:AM:402:BCL:H2C	1.49	0.93
14:AW:102:CRT:H182	9:AY:102:BCL:H8	1.49	0.93
5:BO:4:MET:HB2	6:BR:23:GLN:CG	1.99	0.93
9:AA:101:BCL:HMB3	9:A0:102:BCL:C1B	1.98	0.93
5:A1:12:TRP:HE1	6:A2:18:HIS:HA	1.32	0.93
2:AL:196:LEU:HD23	3:AM:216:PHE:HB2	1.47	0.93
6:AR:46:LEU:HB3	6:AT:42:TYR:OH	1.69	0.93
6:A6:29:PHE:CE1	9:A6:101:BCL:H11	2.02	0.93
4:AH:55:VAL:HA	5:AA:19:ARG:HH12	1.31	0.93

Continued on next page...

Continued from previous page...

Atom-1	Atom-2	Interatomic distance (Å)	Clash overlap (Å)
14:AS:104:CRT:H183	9:AU:102:BCL:C9	1.97	0.93
6:BP:10:THR:HG22	6:BP:11:ASP:H	1.31	0.93
4:BH:6:THR:CB	5:BF:41:SER:HB3	1.99	0.93
5:BU:12:TRP:CE2	6:BV:17:PHE:CE2	2.55	0.93
5:AU:12:TRP:NE1	6:AV:18:HIS:HA	1.82	0.93
5:B9:51:ILE:HB	5:B9:52:PRO:HA	1.47	0.93
1:BC:203:PHE:CE1	1:BC:210:ILE:HG12	2.01	0.93
5:BS:45:ASN:HB3	5:BS:49:ASP:HB3	1.48	0.93
2:AL:158:GLY:HA3	2:AL:161:SER:HB3	1.49	0.93
5:BU:16:ASP:HB3	5:BU:18:ARG:HH11	1.34	0.93
5:A7:36:HIS:HB2	14:A7:102:CRT:H2M3	1.45	0.93
5:AK:36:HIS:CE1	9:AN:101:BCL:HMD1	2.04	0.93
5:AS:30:VAL:CG2	15:AS:101:PEF:C39	2.46	0.93
6:BX:46:LEU:HB2	5:BY:52:PRO:HD3	1.48	0.93
6:A2:17:PHE:HE1	14:A2:102:CRT:H9	1.33	0.93
5:BA:47:LEU:HD12	5:B9:43:ASP:HB2	1.49	0.93
9:BP:101:BCL:HMA1	9:BQ:103:BCL:HMA1	1.48	0.93
4:AH:5:ILE:HG23	4:AH:6:THR:H	1.33	0.93
5:B7:43:ASP:CA	5:B9:48:ASP:HB3	1.99	0.93
4:AH:234:TYR:O	4:AH:238:LYS:HG2	1.69	0.92
14:AS:104:CRT:H183	9:AU:102:BCL:H92	1.51	0.92
5:AY:12:TRP:HE1	6:AZ:18:HIS:HA	1.34	0.92
6:B4:30:GLY:O	6:B4:33:VAL:HG12	1.70	0.92
6:B8:32:VAL:HG11	9:B8:101:BCL:HBA2	1.50	0.92
3:BM:105:ARG:HA	5:BO:42:THR:HG22	1.51	0.92
9:A1:102:BCL:H92	14:A2:102:CRT:C18	1.98	0.92
5:A1:15:LEU:HA	5:A3:18:ARG:HH12	1.34	0.92
5:A5:4:MET:SD	6:A8:27:ALA:HB3	2.10	0.92
5:AF:9:TYR:CE1	5:AF:10:LYS:HD3	2.03	0.92
3:AM:200:PRO:HA	3:AM:203:MET:HG2	1.51	0.92
14:AS:104:CRT:H342	9:AW:101:BCL:HBA1	1.51	0.92
9:AN:101:BCL:HMB3	9:AO:102:BCL:CHB	1.99	0.92
5:BA:46:TRP:HB2	6:B0:46:LEU:OXT	1.69	0.92
5:B1:11:ILE:N	14:B1:103:CRT:H83	1.82	0.92
4:AH:227:ASN:ND2	4:AH:228:PRO:HD2	1.83	0.92
2:AL:87:ALA:H	2:AL:96:GLN:HE22	0.93	0.92
9:B1:102:BCL:CBC	9:B2:101:BCL:HBC3	2.00	0.92
5:B1:36:HIS:CE1	9:B2:101:BCL:HMD1	2.04	0.92
5:B3:11:ILE:CA	14:B7:102:CRT:H82	1.99	0.92
1:BC:97:VAL:HG21	1:BC:131:PHE:HZ	1.31	0.92
2:BL:196:LEU:HD11	3:BM:269:ALA:HB1	1.48	0.92

Continued on next page...

Continued from previous page...

Atom-1	Atom-2	Interatomic distance (Å)	Clash overlap (Å)
5:BU:13:LEU:O	6:BV:7:THR:HA	1.69	0.92
5:AF:28:GLN:HA	9:AG:101:BCL:HED1	1.51	0.92
6:AV:46:LEU:HB3	6:AX:42:TYR:OH	1.68	0.92
5:B3:11:ILE:HG12	14:B7:102:CRT:C8	2.00	0.92
1:BC:280:ASN:HB3	1:BC:304:ARG:HD2	1.52	0.92
3:BM:299:VAL:HB	3:BM:304:ALA:HB3	1.51	0.92
5:BU:26:ALA:O	5:BU:29:ILE:HG22	1.69	0.92
14:A2:102:CRT:H2M2	5:A3:40:LEU:HD11	1.47	0.92
5:A9:36:HIS:NE2	9:A0:102:BCL:HMD1	1.83	0.92
9:AE:101:BCL:C1B	9:AF:102:BCL:HMB3	2.00	0.92
3:AM:104:LEU:HD11	3:AM:169:GLY:HA2	1.51	0.92
9:AQ:102:BCL:CHD	9:AR:101:BCL:HMD2	2.00	0.92
5:AU:26:ALA:O	5:AU:29:ILE:HG22	1.69	0.92
5:AS:11:ILE:HG12	14:AS:104:CRT:H81	1.49	0.92
5:BY:10:LYS:HB2	14:B2:102:CRT:H82	1.52	0.92
6:B2:21:PHE:HE1	14:B2:102:CRT:H16	1.15	0.92
5:BK:11:ILE:HG12	14:BP:102:CRT:H81	1.49	0.92
14:BV:102:CRT:H342	9:BW:102:BCL:HBA1	1.49	0.92
6:A4:30:GLY:O	6:A4:33:VAL:HG12	1.70	0.92
1:AC:32:GLN:HB2	2:AL:80:LEU:HD12	1.49	0.92
5:BF:44:LEU:HB2	6:BG:43:ARG:HH11	1.30	0.92
5:AD:39:VAL:O	5:AD:43:ASP:HB3	1.70	0.92
6:AP:27:ALA:O	6:AP:31:LEU:HG	1.70	0.92
6:BV:46:LEU:HB3	6:BX:42:TYR:OH	1.71	0.91
9:A0:102:BCL:HBB2	9:A0:102:BCL:C16	2.00	0.91
5:A1:52:PRO:HD2	5:A1:55:TYR:OH	1.70	0.91
6:BV:17:PHE:HD1	14:BV:102:CRT:C6	1.83	0.91
5:A7:4:MET:SD	6:A0:24:SER:OG	2.28	0.91
5:AF:11:ILE:N	14:AJ:102:CRT:H82	1.83	0.91
1:BC:175:PRO:HD2	1:BC:179:LYS:HB2	1.52	0.91
2:BL:89:LEU:HA	2:BL:94:LEU:H	1.33	0.91
3:BM:175:VAL:HA	3:BM:185:TRP:CD1	2.05	0.91
14:AB:102:CRT:C2	5:A9:13:LEU:CD1	2.45	0.91
5:B7:43:ASP:HA	5:B9:48:ASP:HB3	1.49	0.91
1:BC:39:GLY:HA3	2:BL:168:ASN:HD22	1.33	0.91
4:BH:5:ILE:HG22	5:BD:42:THR:HG21	1.50	0.91
5:BF:27:PHE:CE1	5:BI:29:ILE:HD11	2.06	0.91
2:BL:196:LEU:HD13	3:BM:216:PHE:HB2	1.51	0.91
6:A0:17:PHE:CD1	6:A0:18:HIS:N	2.37	0.91
5:AS:8:LEU:HD22	5:AS:11:ILE:HD11	1.53	0.91
1:BC:135:ARG:NH1	1:BC:332:LYS:HA	1.84	0.91

Continued on next page...

Continued from previous page...

Atom-1	Atom-2	Interatomic distance (Å)	Clash overlap (Å)
6:BV:20:ILE:HG21	14:BV:102:CRT:C7	2.01	0.91
5:A7:29:ILE:HA	9:A7:103:BCL:H11	1.51	0.91
3:AM:136:ARG:HA	3:AM:136:ARG:NH1	1.86	0.91
5:B1:11:ILE:HA	14:B1:103:CRT:H81	1.49	0.91
5:BD:15:LEU:HB3	5:BD:20:VAL:HG21	1.50	0.91
5:BO:50:ASN:CG	6:BP:43:ARG:HH22	1.73	0.91
6:BN:29:PHE:O	6:BN:33:VAL:HB	1.71	0.91
3:AM:235:ILE:HD12	3:AM:235:ILE:H	1.35	0.91
5:AO:8:LEU:HD12	6:AP:18:HIS:CE1	2.05	0.91
9:BA:101:BCL:HMB3	9:B0:102:BCL:C1B	2.01	0.91
1:BC:81:VAL:HG11	1:BC:131:PHE:HB3	1.52	0.91
5:BK:46:TRP:HA	5:BK:49:ASP:OD1	1.69	0.91
5:BO:13:LEU:O	6:BP:7:THR:HA	1.70	0.91
6:AG:21:PHE:C	6:AG:21:PHE:CD1	2.45	0.91
9:AO:102:BCL:ND	9:AP:101:BCL:CMD	2.32	0.91
6:BZ:46:LEU:CD2	6:B2:42:TYR:CE2	2.54	0.91
5:A1:36:HIS:CE1	9:A2:101:BCL:HMD1	2.05	0.90
14:AB:102:CRT:H21A	5:A9:13:LEU:HD12	1.51	0.90
6:A0:16:GLU:OE2	14:A0:101:CRT:H21A	1.70	0.90
9:A8:101:BCL:H203	9:A8:101:BCL:H152	1.49	0.90
1:AC:39:GLY:HA3	2:AL:168:ASN:HD22	1.33	0.90
9:AU:102:BCL:C1D	9:AV:102:BCL:HMD2	2.01	0.90
5:B3:5:ASN:HA	5:B3:8:LEU:HD12	1.53	0.90
5:BQ:35:ILE:HA	5:BQ:38:ILE:HG22	1.52	0.90
2:AL:59:THR:HB	2:AL:63:SER:HB3	1.53	0.90
3:AM:279:THR:HA	3:AM:282:ILE:HD12	1.53	0.90
6:AP:32:VAL:CG1	9:AP:101:BCL:HBA2	2.00	0.90
3:AM:63:PHE:HZ	5:AQ:33:LEU:HD23	1.34	0.90
5:BA:36:HIS:CG	14:B0:101:CRT:C39	2.55	0.90
5:AF:4:MET:CB	6:AJ:23:GLN:HG3	2.00	0.90
2:BL:4:LEU:HD12	3:BM:250:LEU:HD12	1.54	0.90
5:BO:36:HIS:CE1	9:BP:101:BCL:HMD1	2.07	0.90
6:BV:21:PHE:HD1	14:BV:102:CRT:C14	1.84	0.90
9:A9:102:BCL:C1D	9:A0:102:BCL:HMD2	2.00	0.90
6:A8:33:VAL:HG23	9:A8:101:BCL:C14	2.01	0.90
9:BW:102:BCL:HBC1	9:BX:101:BCL:HBC3	1.51	0.90
5:AF:19:ARG:HH12	5:AI:18:ARG:NH2	1.70	0.90
3:AM:278:ILE:O	3:AM:282:ILE:HG13	1.71	0.90
5:AO:43:ASP:HA	5:AQ:48:ASP:HB3	1.53	0.90
6:BT:10:THR:HG22	6:BT:11:ASP:H	1.36	0.90
6:A0:17:PHE:C	6:A0:17:PHE:HD1	1.74	0.90

Continued on next page...

Continued from previous page...

Atom-1	Atom-2	Interatomic distance (Å)	Clash overlap (Å)
1:AC:267:THR:HG21	3:AM:314:VAL:HB	1.53	0.90
5:BI:26:ALA:O	5:BI:29:ILE:HG22	1.70	0.90
14:BO:103:CRT:H342	9:BS:102:BCL:HBA1	1.53	0.90
9:BQ:104:BCL:HBA2	6:BR:32:VAL:HG11	1.54	0.90
2:AL:276:LEU:HD22	2:AL:276:LEU:H	1.37	0.90
9:A3:103:BCL:C1D	9:A3:104:BCL:HMD2	2.02	0.90
5:A5:4:MET:CG	6:A8:27:ALA:HB3	2.02	0.90
6:B2:17:PHE:CB	14:B2:102:CRT:H41	2.01	0.90
4:BH:45:ARG:HD3	4:BH:97:GLY:H	1.36	0.90
1:AC:153:TYR:HB3	1:AC:323:MET:HE3	1.54	0.90
5:B1:32:GLY:HA3	9:B1:102:BCL:O1A	1.72	0.90
6:B2:32:VAL:HG11	9:B2:101:BCL:HBA2	1.53	0.90
6:AE:29:PHE:CE1	9:AE:101:BCL:H11	2.07	0.89
6:AP:21:PHE:CE1	6:AP:25:MET:HB2	2.07	0.89
9:AW:101:BCL:C1D	9:AX:101:BCL:HMD2	2.01	0.89
2:BL:197:SER:HB3	3:BM:273:ALA:HB1	1.54	0.89
5:BU:36:HIS:CE1	9:BV:101:BCL:HMD1	2.05	0.89
6:A6:32:VAL:HG21	9:A6:101:BCL:HBA2	0.92	0.89
6:B0:40:TRP:CH2	6:B0:46:LEU:HG	2.07	0.89
5:BD:26:ALA:O	5:BD:29:ILE:HG22	1.72	0.89
1:AC:183:GLN:NE2	1:AC:230:GLU:HG2	1.86	0.89
6:AP:46:LEU:HB2	5:AQ:51:ILE:CG2	2.00	0.89
6:BV:29:PHE:CE1	9:BV:101:BCL:H11	2.07	0.89
14:AA:102:CRT:H342	9:AF:102:BCL:HBA1	1.52	0.89
4:AH:35:LYS:HZ3	4:AH:57:GLY:HA3	1.34	0.89
2:AL:89:LEU:HA	2:AL:94:LEU:N	1.87	0.89
6:AT:10:THR:HG22	6:AT:11:ASP:H	1.38	0.89
5:AY:13:LEU:HD21	6:AZ:14:ALA:CB	2.01	0.89
6:B2:17:PHE:CE1	14:B2:102:CRT:H9	2.08	0.89
6:B6:29:PHE:CE1	9:B6:101:BCL:H11	2.07	0.89
2:BL:186:ILE:HD13	9:BM:401:BCL:HMD1	1.52	0.89
1:BC:17:SER:HB3	3:BM:91:PHE:HZ	1.36	0.89
14:BU:103:CRT:C34	9:BY:102:BCL:HBA1	2.01	0.89
1:AC:285:TRP:CZ3	1:AC:302:PRO:HD3	2.06	0.89
6:AZ:46:LEU:HB2	5:A1:52:PRO:CD	2.02	0.89
6:B6:32:VAL:HG21	9:B6:101:BCL:CBA	2.01	0.89
1:BC:22:GLY:HA3	2:BL:263:PHE:HB3	1.55	0.89
14:A2:102:CRT:H2M1	5:A3:40:LEU:CD1	2.03	0.89
5:A7:2:PHE:N	5:A7:5:ASN:HB3	1.87	0.89
5:AQ:36:HIS:CE1	9:AR:101:BCL:HMD1	2.07	0.89
6:AZ:45:TRP:CE3	9:AZ:101:BCL:H2C	2.07	0.89

Continued on next page...

Continued from previous page...

Atom-1	Atom-2	Interatomic distance (Å)	Clash overlap (Å)
5:BA:36:HIS:CE1	9:BB:101:BCL:HMD1	2.06	0.89
6:BG:31:LEU:O	6:BG:34:ILE:HG13	1.73	0.89
2:BL:217:THR:H	2:BL:220:HIS:CE1	1.90	0.89
9:BM:402:BCL:H143	15:BQ:101:PEF:H442	1.54	0.89
5:BQ:50:ASN:HD22	5:BS:56:GLN:HA	1.37	0.89
1:AC:280:ASN:O	1:AC:285:TRP:HB2	1.73	0.89
9:AY:102:BCL:HMD1	6:AZ:36:HIS:CD2	2.08	0.89
6:B0:17:PHE:CE1	14:B0:101:CRT:H11	2.07	0.89
9:BL:301:BCL:HBA2	9:BL:303:BCL:HBC1	1.54	0.89
5:AF:19:ARG:HH22	5:AI:18:ARG:HH21	0.94	0.89
1:AC:148:THR:HG23	1:AC:322:GLN:HA	1.55	0.89
2:AL:89:LEU:HG	2:AL:97:ILE:HD11	1.53	0.89
6:AT:17:PHE:HD1	14:AT:102:CRT:H6	1.36	0.89
6:BB:42:TYR:OH	6:B0:46:LEU:HB3	1.72	0.89
6:A2:17:PHE:CE1	14:A2:102:CRT:H6	2.08	0.89
9:A6:101:BCL:HMC3	9:A7:103:BCL:HBB1	1.55	0.89
2:AL:87:ALA:H	2:AL:96:GLN:NE2	1.71	0.89
5:AS:30:VAL:HG21	15:AS:101:PEF:H392	1.52	0.89
4:BH:234:TYR:O	4:BH:238:LYS:HG2	1.72	0.89
2:BL:97:ILE:HA	2:BL:100:ILE:HD12	1.54	0.89
5:A5:25:VAL:CG1	9:A5:102:BCL:H191	2.03	0.88
2:AL:22:LEU:HB2	5:A7:19:ARG:HB3	1.53	0.88
5:AA:47:LEU:HD12	5:A9:43:ASP:HB2	1.55	0.88
6:AJ:32:VAL:HG11	9:AJ:101:BCL:HBA2	1.54	0.88
3:AM:206:ILE:HA	9:AM:402:BCL:HMA1	1.54	0.88
3:AM:109:LEU:HB2	5:AQ:42:THR:HB	1.54	0.88
5:AS:36:HIS:CE1	9:AT:101:BCL:HMD1	2.08	0.88
5:B1:11:ILE:CA	14:B1:103:CRT:H82	2.00	0.88
2:AL:52:TRP:NE1	5:A9:38:ILE:HA	1.87	0.88
5:AF:28:GLN:HB3	9:AF:102:BCL:H11	1.52	0.88
9:AF:102:BCL:HBA2	9:AG:101:BCL:OBD	1.73	0.88
3:AM:175:VAL:HA	3:AM:185:TRP:CD1	2.08	0.88
5:AS:46:TRP:HZ3	9:AS:103:BCL:HBC3	1.37	0.88
3:BM:156:PHE:HZ	9:BM:402:BCL:HBD	1.37	0.88
6:BV:43:ARG:NH1	5:BW:55:TYR:HB3	1.87	0.88
9:AQ:102:BCL:OBD	6:AR:32:VAL:HG13	1.73	0.88
9:AU:102:BCL:H2A	9:AU:102:BCL:O1D	1.73	0.88
5:B1:44:LEU:HD13	6:B2:43:ARG:HD2	1.54	0.88
6:BJ:10:THR:HG22	6:BJ:11:ASP:H	1.38	0.88
6:BZ:10:THR:HG22	6:BZ:11:ASP:H	1.38	0.88
14:AA:102:CRT:H83	6:AE:20:ILE:HD13	1.54	0.88

Continued on next page...

Continued from previous page...

Atom-1	Atom-2	Interatomic distance (Å)	Clash overlap (Å)
9:BY:102:BCL:C1D	9:BZ:101:BCL:HMD2	2.03	0.88
6:A8:44:PRO:O	5:A9:52:PRO:HD2	1.72	0.88
4:AH:176:GLU:HG3	4:AH:178:GLN:HG2	1.55	0.88
5:AO:13:LEU:HD23	5:AO:14:ILE:H	1.36	0.88
5:AS:10:LYS:HB3	14:AS:104:CRT:C1M	2.03	0.88
9:AV:102:BCL:HMA1	9:AW:101:BCL:HMA1	1.54	0.88
5:AW:21:LEU:O	5:AW:25:VAL:HG23	1.74	0.88
6:A0:40:TRP:HH2	6:A0:46:LEU:HG	1.37	0.88
5:AD:40:LEU:HD11	5:AD:47:LEU:HD23	1.53	0.88
5:A1:11:ILE:HG22	14:A1:103:CRT:H10	1.54	0.88
14:AG:102:CRT:H342	9:AI:102:BCL:HBA1	1.54	0.88
9:AZ:101:BCL:H203	6:A2:38:LEU:HD21	1.54	0.88
6:B4:13:GLU:HA	6:B4:16:GLU:CG	2.03	0.88
5:BU:12:TRP:CD1	6:BV:17:PHE:HD2	1.92	0.88
9:AF:102:BCL:CED	6:AG:31:LEU:HD22	2.04	0.88
2:AL:150:ALA:HB3	2:AL:153:HIS:HB2	1.53	0.88
2:AL:87:ALA:N	2:AL:96:GLN:HE22	1.72	0.88
5:A1:8:LEU:HG	6:A2:18:HIS:NE2	1.89	0.88
5:AA:36:HIS:CE1	9:AB:101:BCL:HMD1	2.08	0.88
9:AK:102:BCL:HMD2	9:AN:101:BCL:CHD	2.04	0.88
5:AS:34:LEU:HA	15:AS:101:PEF:C45	2.03	0.88
5:B1:13:LEU:HD12	14:B1:103:CRT:H23	0.88	0.88
6:AZ:46:LEU:HD22	6:A2:42:TYR:OH	1.73	0.87
5:A5:4:MET:CE	6:A8:24:SER:HB3	2.04	0.87
6:AT:29:PHE:CD1	9:AT:101:BCL:H11	2.08	0.87
14:AX:102:CRT:H342	9:AY:102:BCL:H3A	1.55	0.87
5:AY:51:ILE:HB	5:AY:52:PRO:HA	1.56	0.87
5:BF:8:LEU:HD21	6:BJ:24:SER:OG	1.74	0.87
5:BO:50:ASN:ND2	6:BP:43:ARG:HH22	1.71	0.87
14:BU:103:CRT:H343	9:BY:102:BCL:HBA1	1.54	0.87
5:A1:8:LEU:HG	6:A2:18:HIS:CE1	2.08	0.87
1:AC:153:TYR:CD1	1:AC:157:ARG:HA	2.10	0.87
9:B8:101:BCL:HMC3	9:B9:102:BCL:CBB	2.03	0.87
5:BS:4:MET:SD	6:BV:24:SER:HB3	2.14	0.87
5:A3:50:ASN:HB2	5:A5:59:GLY:O	1.73	0.87
5:A7:2:PHE:N	5:A7:5:ASN:CB	2.37	0.87
2:AL:68:TYR:HA	2:AL:73:ILE:HD11	1.56	0.87
6:AT:18:HIS:O	6:AT:22:MET:HG2	1.73	0.87
4:BH:35:LYS:NZ	4:BH:57:GLY:HA3	1.88	0.87
2:AL:182:HIS:N	2:AL:256:CYS:SG	2.47	0.87
3:BM:59:LEU:HD11	5:BQ:29:ILE:HG21	1.57	0.87

Continued on next page...

Continued from previous page...

Atom-1	Atom-2	Interatomic distance (Å)	Clash overlap (Å)
14:BU:103:CRT:C14	6:BX:24:SER:HB3	2.04	0.87
5:BW:36:HIS:CE1	9:BX:101:BCL:HMD1	2.10	0.87
5:BY:55:TYR:HD1	5:BY:56:GLN:H	1.20	0.87
2:AL:177:HIS:HB3	3:AM:183:LEU:HD22	1.56	0.87
5:BQ:43:ASP:OD1	5:BQ:44:LEU:HG	1.73	0.87
4:AH:35:LYS:NZ	4:AH:57:GLY:HA3	1.89	0.87
14:AN:102:CRT:H342	9:AO:102:BCL:HBA1	1.57	0.87
6:BZ:46:LEU:CD2	6:B2:42:TYR:CZ	2.57	0.87
2:AL:120:LEU:HD21	3:AM:250:LEU:HD23	1.54	0.87
5:AS:50:ASN:CA	5:AU:60:LYS:HA	2.05	0.87
6:AT:17:PHE:CD1	14:AT:102:CRT:H6	2.10	0.87
1:BC:291:LEU:O	1:BC:296:LYS:HE3	1.74	0.87
9:BD:102:BCL:CHD	9:BE:101:BCL:HMD2	2.04	0.87
5:A5:21:LEU:HD11	9:A5:102:BCL:C14	2.05	0.87
9:A6:101:BCL:C1	9:A6:101:BCL:CGA	2.53	0.87
5:AO:13:LEU:O	6:AP:7:THR:CA	2.22	0.87
5:AW:12:TRP:HZ2	6:AX:21:PHE:CG	1.93	0.87
5:B1:13:LEU:CB	14:B1:103:CRT:H1M3	2.04	0.87
4:BH:94:PRO:HG2	6:B0:8:GLY:HA3	1.54	0.87
5:A7:36:HIS:CB	14:A7:102:CRT:C2M	2.53	0.87
5:A5:4:MET:CG	6:A8:24:SER:HA	2.04	0.87
14:AR:102:CRT:H342	9:AS:103:BCL:HBA1	1.57	0.87
4:BH:113:PRO:HG2	4:BH:248:LEU:HD22	1.57	0.87
9:A9:102:BCL:CHD	9:A0:102:BCL:HMD2	2.04	0.86
5:B9:36:HIS:NE2	9:B0:102:BCL:HMD1	1.90	0.86
5:B7:12:TRP:HZ3	5:B7:17:PRO:HB3	1.40	0.86
5:BI:35:ILE:HA	5:BI:38:ILE:HG22	1.57	0.86
6:BP:32:VAL:HG11	9:BP:101:BCL:HBA2	1.57	0.86
5:A7:44:LEU:CD2	5:A7:46:TRP:HE3	1.87	0.86
5:A7:46:TRP:CH2	9:A7:103:BCL:HBC3	2.10	0.86
2:BL:202:LEU:HD21	2:BL:221:GLU:HB3	1.54	0.86
3:BM:41:GLY:HA3	3:BM:46:ALA:HB2	1.57	0.86
6:BT:18:HIS:O	6:BT:22:MET:HG2	1.74	0.86
6:BZ:46:LEU:CD2	6:B2:42:TYR:OH	2.20	0.86
9:AK:102:BCL:ND	9:AN:101:BCL:HMD2	1.89	0.86
4:BH:54:LYS:HE3	4:BH:54:LYS:HA	1.56	0.86
4:AH:124:ASP:HB2	4:AH:233:LEU:HD21	1.55	0.86
3:AM:70:ILE:HG21	3:AM:118:ALA:HB2	1.58	0.86
6:AZ:45:TRP:CZ3	9:AZ:101:BCL:HAC2	2.10	0.86
6:B2:20:ILE:HG12	14:B2:102:CRT:H81	1.56	0.86
1:BC:167:VAL:HG21	1:BC:298:PRO:HD2	1.57	0.86

Continued on next page...

Continued from previous page...

Atom-1	Atom-2	Interatomic distance (Å)	Clash overlap (Å)
9:A0:102:BCL:C14	9:A0:102:BCL:HMB2	2.05	0.86
6:A0:45:TRP:NE1	9:A0:102:BCL:C19	2.37	0.86
5:AA:18:ARG:H	5:AA:18:ARG:HD2	1.41	0.86
6:AB:20:ILE:HD12	14:AB:102:CRT:C10	2.05	0.86
3:AM:63:PHE:CE2	3:AM:124:LEU:HD12	2.11	0.86
6:AN:41:LEU:HD23	6:AN:41:LEU:C	1.95	0.86
5:AW:26:ALA:O	5:AW:29:ILE:HG22	1.74	0.86
5:AW:9:TYR:HA	6:AX:18:HIS:CE1	2.11	0.86
1:BC:275:HIS:O	1:BC:279:ILE:HG13	1.75	0.86
6:BE:33:VAL:HG23	9:BE:101:BCL:C14	2.05	0.86
14:BS:103:CRT:C34	9:BU:102:BCL:HBA1	2.05	0.86
6:A0:45:TRP:HE1	9:A0:102:BCL:H191	1.38	0.86
5:A1:12:TRP:CZ2	6:A2:21:PHE:CD2	2.64	0.86
2:AL:177:HIS:NE2	9:AL:301:BCL:HMC2	1.91	0.86
4:BH:123:CYS:HA	4:BH:232:THR:HA	1.55	0.86
4:BH:35:LYS:HZ3	4:BH:57:GLY:HA3	1.39	0.86
5:A5:43:ASP:CB	5:A7:47:LEU:HB3	2.04	0.86
1:AC:135:ARG:HH12	1:AC:332:LYS:HA	1.39	0.86
5:AF:44:LEU:HB2	6:AG:43:ARG:NH1	1.89	0.86
5:AF:44:LEU:HD22	6:AG:43:ARG:HD2	1.57	0.86
5:AI:7:ASN:HD22	6:AN:20:ILE:HG13	1.40	0.86
9:B2:101:BCL:CHB	9:B3:102:BCL:HMB3	2.05	0.86
5:BA:15:LEU:HD21	5:BD:21:LEU:HD23	1.56	0.86
9:BE:101:BCL:HMA1	9:BF:102:BCL:HMA1	1.58	0.86
2:BL:150:ALA:HB3	2:BL:153:HIS:HB2	1.58	0.86
3:BM:235:ILE:H	3:BM:235:ILE:HD12	1.37	0.86
5:BU:12:TRP:CD2	6:BV:17:PHE:CE2	2.64	0.86
6:A0:10:THR:HG22	6:A0:11:ASP:H	1.40	0.85
6:A4:13:GLU:HA	6:A4:16:GLU:HG2	1.56	0.85
2:AL:97:ILE:HA	2:AL:100:ILE:HD12	1.58	0.85
5:AQ:35:ILE:HA	5:AQ:38:ILE:HG22	1.56	0.85
5:AU:18:ARG:O	5:AU:22:VAL:HG12	1.75	0.85
5:BY:43:ASP:HA	5:B1:48:ASP:HB3	1.58	0.85
5:B1:50:ASN:HB3	5:B3:60:LYS:HA	1.57	0.85
5:B7:36:HIS:CB	14:B7:102:CRT:H2M3	2.06	0.85
2:BL:10:TYR:HA	4:BH:112:GLY:HA2	1.56	0.85
4:BH:151:PRO:HA	4:BH:154:MET:SD	2.16	0.85
9:AA:101:BCL:CHD	9:AB:101:BCL:HMD2	2.06	0.85
1:AC:166:TRP:HE1	1:AC:305:VAL:C	1.79	0.85
1:AC:167:VAL:HG23	1:AC:301:ASP:OD2	1.77	0.85
5:AF:36:HIS:CE1	9:AG:101:BCL:HMD1	2.11	0.85

Continued on next page...

Continued from previous page...

Atom-1	Atom-2	Interatomic distance (Å)	Clash overlap (Å)
5:AI:27:PHE:HE2	5:AK:29:ILE:HD11	1.40	0.85
5:B5:30:VAL:HG13	5:B5:31:LEU:H	1.40	0.85
1:BC:285:TRP:CZ3	1:BC:302:PRO:HD3	2.11	0.85
1:BC:97:VAL:HG21	1:BC:131:PHE:CZ	2.11	0.85
3:BM:60:SER:HA	3:BM:128:LEU:HD23	1.56	0.85
6:AP:10:THR:HG22	6:AP:11:ASP:H	1.41	0.85
5:AS:34:LEU:HA	15:AS:101:PEF:H453	1.56	0.85
5:AW:7:ASN:H	5:AW:7:ASN:HD22	1.25	0.85
1:BC:167:VAL:HG23	1:BC:301:ASP:OD2	1.76	0.85
9:BV:101:BCL:CMA	9:BW:102:BCL:HMA1	2.07	0.85
14:A2:102:CRT:C2M	5:A3:40:LEU:CD1	2.52	0.85
6:A4:31:LEU:O	6:A4:34:ILE:HG22	1.77	0.85
1:AC:311:HIS:HA	1:AC:317:PRO:HG3	1.59	0.85
3:AM:241:ARG:HG2	3:AM:242:GLY:H	1.42	0.85
6:B0:10:THR:HG22	6:B0:11:ASP:H	1.40	0.85
9:BN:101:BCL:C1B	9:BO:102:BCL:HMB3	2.05	0.85
6:BP:13:GLU:HA	6:BP:16:GLU:CD	1.97	0.85
5:A5:16:ASP:HB2	5:A5:19:ARG:CG	2.07	0.85
5:AF:50:ASN:ND2	5:AF:51:ILE:HG12	1.90	0.85
4:AH:114:ALA:HB2	4:AH:245:GLY:HA3	1.58	0.85
1:BC:153:TYR:HB3	1:BC:323:MET:HE3	1.57	0.85
4:AH:151:PRO:HA	4:AH:154:MET:SD	2.17	0.85
2:AL:239:HIS:CD2	3:AM:223:ILE:HG13	2.12	0.85
2:AL:29:PRO:O	3:AM:254:TRP:HA	1.76	0.85
6:B2:13:GLU:HB3	14:B2:102:CRT:C3	2.07	0.85
2:BL:52:TRP:NE1	5:B9:38:ILE:HA	1.91	0.85
2:AL:253:SER:HB2	9:AL:301:BCL:H2A	1.59	0.85
5:AO:29:ILE:HA	9:AO:102:BCL:H12	1.58	0.85
14:AT:102:CRT:H342	9:AU:102:BCL:CBA	2.07	0.85
4:BH:168:SER:HB3	4:BH:183:GLU:HB3	1.59	0.85
2:BL:59:THR:HB	2:BL:63:SER:HB3	1.57	0.85
5:A3:53:VAL:HA	5:A3:55:TYR:CE2	2.12	0.85
9:BZ:101:BCL:HBB1	9:B1:102:BCL:HMC3	1.59	0.85
9:BA:101:BCL:C1D	9:BB:101:BCL:HMD2	2.06	0.85
9:BA:101:BCL:CHD	9:BB:101:BCL:HMD2	2.06	0.85
1:BC:153:TYR:CD1	1:BC:157:ARG:HA	2.11	0.85
4:BH:171:TRP:HB2	4:BH:181:TYR:HB2	1.59	0.85
5:A1:50:ASN:ND2	5:A1:51:ILE:HG23	1.92	0.84
6:AB:17:PHE:HE1	14:AB:102:CRT:H9	1.42	0.84
1:AC:53:ILE:HG12	1:AC:319:TYR:CE1	2.12	0.84
4:AH:77:VAL:O	4:AH:80:ARG:HD3	1.76	0.84

Continued on next page...

Continued from previous page...

Atom-1	Atom-2	Interatomic distance (Å)	Clash overlap (Å)
6:AP:38:LEU:O	6:AP:41:LEU:CD2	2.22	0.84
5:AS:10:LYS:HB3	14:AS:104:CRT:O1	1.77	0.84
5:B7:27:PHE:CE1	5:B9:29:ILE:HD11	2.12	0.84
1:BC:280:ASN:O	1:BC:285:TRP:HB2	1.76	0.84
3:BM:253:ARG:HA	3:BM:257:GLY:O	1.77	0.84
9:A5:102:BCL:H143	14:A7:102:CRT:H132	1.58	0.84
2:AL:206:VAL:O	2:AL:209:PRO:HD3	1.77	0.84
2:AL:140:LEU:HD12	2:AL:257:ILE:HG21	1.59	0.84
5:BU:51:ILE:HB	5:BU:52:PRO:HA	1.59	0.84
6:A2:17:PHE:CD1	14:A2:102:CRT:C6	2.60	0.84
6:A2:41:LEU:HD23	6:A2:42:TYR:N	1.91	0.84
1:AC:164:TYR:HB3	1:AC:309:THR:HA	1.57	0.84
9:AN:101:BCL:C1B	9:AO:102:BCL:HMB3	2.06	0.84
6:B0:33:VAL:HG12	6:B0:37:LEU:CD1	2.07	0.84
6:BB:40:TRP:HZ3	6:BB:45:TRP:H	1.24	0.84
9:BO:102:BCL:ND	9:BP:101:BCL:HMD2	1.90	0.84
5:AY:18:ARG:O	5:AY:22:VAL:HG12	1.76	0.84
5:B1:13:LEU:HB3	14:B1:103:CRT:C1M	2.07	0.84
6:BZ:44:PRO:HG2	5:B1:55:TYR:OH	1.78	0.84
3:BM:136:ARG:NH1	3:BM:136:ARG:HA	1.92	0.84
5:BO:38:ILE:HG13	5:BO:39:VAL:N	1.93	0.84
5:A1:12:TRP:NE1	6:A2:18:HIS:HA	1.93	0.84
5:B7:36:HIS:HB2	14:B7:102:CRT:H2M3	1.59	0.84
1:BC:263:THR:HG22	3:BM:311:VAL:HB	1.60	0.84
5:A7:12:TRP:CZ3	5:A7:17:PRO:HB3	2.11	0.84
2:AL:29:PRO:HB2	3:AM:253:ARG:HD2	1.60	0.84
5:B3:36:HIS:NE2	9:B4:101:BCL:HMD1	1.91	0.84
5:B3:43:ASP:CB	5:B5:47:LEU:HD13	2.06	0.84
9:BN:101:BCL:CHC	9:BO:102:BCL:HBB3	2.08	0.84
9:BO:102:BCL:HBC2	9:BP:101:BCL:HHB	1.59	0.84
14:BP:102:CRT:H2M3	5:BQ:36:HIS:HB2	1.58	0.84
1:AC:20:LEU:HD22	1:AC:21:LEU:H	1.42	0.84
5:AD:15:LEU:HB3	5:AD:20:VAL:HG21	1.58	0.84
5:B1:40:LEU:HD12	5:B1:45:ASN:HA	1.57	0.84
9:B6:101:BCL:HMC3	9:B7:103:BCL:HBB1	1.58	0.84
1:BC:20:LEU:HD22	1:BC:21:LEU:N	1.92	0.84
5:BO:43:ASP:HB2	5:BQ:47:LEU:HB3	1.60	0.84
5:A1:11:ILE:HG22	14:A1:103:CRT:H81	1.60	0.84
1:AC:73:SER:HB3	1:AC:83:LYS:HB2	1.60	0.84
5:AF:52:PRO:HB2	5:AF:55:TYR:HE1	1.41	0.84
9:AF:102:BCL:ND	9:AG:101:BCL:HMD2	1.91	0.84

Continued on next page...

Continued from previous page...

Atom-1	Atom-2	Interatomic distance (Å)	Clash overlap (Å)
4:AH:31:ARG:HB3	4:AH:59:PRO:HG3	1.60	0.84
2:AL:148:MET:HB3	2:AL:153:HIS:ND1	1.91	0.84
3:AM:215:LEU:HD21	13:AM:405:MQ8:H193	1.59	0.84
9:AS:103:BCL:C1D	9:AT:101:BCL:HMD2	2.07	0.84
6:B4:31:LEU:O	6:B4:34:ILE:HG22	1.76	0.84
2:BL:22:LEU:HB2	5:B7:19:ARG:CB	2.08	0.84
5:B7:44:LEU:HD22	5:B7:46:TRP:HE3	1.43	0.84
14:BF:103:CRT:H132	9:BI:102:BCL:H143	1.59	0.84
6:BJ:32:VAL:HG11	9:BJ:101:BCL:HBA2	1.59	0.84
4:AH:171:TRP:HB2	4:AH:181:TYR:HB2	1.60	0.84
5:BD:46:TRP:CZ3	9:BD:102:BCL:HBC3	2.13	0.84
2:BL:279:PRO:HG3	5:BY:41:SER:HB2	1.59	0.84
5:BS:40:LEU:HD11	5:BS:47:LEU:HD23	1.60	0.84
6:AJ:10:THR:HB	6:AJ:13:GLU:OE2	1.76	0.84
5:AY:13:LEU:HD23	5:AY:13:LEU:N	1.93	0.84
5:BO:7:ASN:HB3	6:BR:20:ILE:HD12	1.57	0.84
5:A5:14:ILE:HG21	5:A7:18:ARG:HG2	1.61	0.83
3:AM:63:PHE:HE2	3:AM:124:LEU:HD12	1.43	0.83
14:AW:102:CRT:C18	9:AY:102:BCL:H8	2.08	0.83
5:BY:20:VAL:HB	9:B1:102:BCL:H201	1.60	0.83
6:BB:22:MET:O	6:BB:26:TYR:CE1	2.31	0.83
2:BL:178:TYR:HD2	2:BL:269:PRO:HG3	1.43	0.83
2:BL:177:HIS:HB3	3:BM:183:LEU:CD2	2.08	0.83
2:AL:230:GLY:HA2	3:AM:51:ILE:HB	1.60	0.83
3:AM:202:HIS:O	3:AM:206:ILE:HG13	1.78	0.83
3:AM:63:PHE:CZ	5:AQ:33:LEU:HD23	2.13	0.83
6:B0:17:PHE:HB2	14:B0:101:CRT:C6	2.08	0.83
5:B1:52:PRO:HD2	5:B1:55:TYR:HE2	1.43	0.83
5:B3:19:ARG:O	5:B3:23:SER:HB2	1.76	0.83
9:AA:101:BCL:CHB	9:A0:102:BCL:HMB3	2.08	0.83
5:A7:43:ASP:HA	5:A9:48:ASP:HB3	1.58	0.83
1:AC:142:LYS:HA	1:AC:145:VAL:HG23	1.58	0.83
5:AY:28:GLN:HB3	9:AY:102:BCL:H2	1.60	0.83
9:AY:102:BCL:C1D	9:AZ:101:BCL:HMD2	2.08	0.83
6:BX:45:TRP:O	6:BX:46:LEU:HG	1.77	0.83
5:A1:10:LYS:HB2	14:A1:103:CRT:H83	1.58	0.83
3:AM:159:VAL:HA	3:AM:163:ILE:HG22	1.61	0.83
5:AY:36:HIS:NE2	9:AZ:101:BCL:HMD1	1.93	0.83
9:BD:102:BCL:C1D	9:BE:101:BCL:CMD	2.56	0.83
14:BG:102:CRT:H2M3	5:BI:36:HIS:HB3	1.60	0.83
9:BS:102:BCL:C1D	9:BT:101:BCL:HMD2	2.07	0.83

Continued on next page...

Continued from previous page...

Atom-1	Atom-2	Interatomic distance (Å)	Clash overlap (Å)
5:A3:13:LEU:HD12	14:A7:102:CRT:H1M3	1.58	0.83
3:BM:187:ALA:HA	9:BM:402:BCL:CBC	2.08	0.83
6:BP:21:PHE:CE1	14:BP:102:CRT:H16	2.13	0.83
5:BQ:42:THR:HG23	5:BQ:43:ASP:H	1.40	0.83
5:A3:11:ILE:HG12	14:A7:102:CRT:C8	2.07	0.83
3:AM:202:HIS:CE1	3:AM:206:ILE:HD11	2.14	0.83
3:AM:265:ILE:HG22	3:AM:266:HIS:H	1.43	0.83
5:AS:34:LEU:CB	15:AS:101:PEF:H442	2.08	0.83
4:BH:204:LYS:H	4:BH:204:LYS:HD2	1.40	0.83
3:BM:204:LEU:HD12	3:BM:279:THR:HG21	1.59	0.83
9:A3:103:BCL:O1D	9:A3:103:BCL:H2A	1.78	0.83
3:BM:202:HIS:O	3:BM:206:ILE:HG13	1.78	0.83
6:BN:20:ILE:HD12	6:BN:20:ILE:H	1.44	0.83
9:BQ:103:BCL:C1D	9:BQ:104:BCL:CMD	2.56	0.83
9:A8:101:BCL:C1C	9:A9:102:BCL:HBB3	2.09	0.83
5:AW:46:TRP:CH2	9:AW:101:BCL:H2C	2.13	0.83
6:B4:13:GLU:CA	6:B4:16:GLU:HG2	2.09	0.83
14:A2:102:CRT:H31	9:A3:103:BCL:HBA1	1.60	0.83
5:AF:8:LEU:HA	6:AJ:20:ILE:HD11	1.61	0.83
3:AM:66:VAL:HG11	3:AM:121:PHE:HD2	1.42	0.83
5:AS:10:LYS:HD3	14:AS:104:CRT:H1M1	1.59	0.83
6:B2:10:THR:HG22	6:B2:13:GLU:OE1	1.79	0.83
3:BM:160:LEU:HD23	3:BM:284:ILE:HG21	1.61	0.83
5:BO:29:ILE:HB	9:BO:102:BCL:H43	1.59	0.83
9:A1:102:BCL:C9	14:A2:102:CRT:H183	2.08	0.83
5:A1:50:ASN:CG	5:A1:51:ILE:H	1.81	0.83
5:A1:15:LEU:HD23	5:A3:18:ARG:NH1	1.92	0.83
9:AG:101:BCL:C1B	9:AI:102:BCL:HMB3	2.09	0.83
2:AL:188:PHE:CE2	2:AL:248:SER:HB3	2.14	0.83
2:AL:275:TRP:O	2:AL:278:LEU:HG	1.78	0.83
3:AM:179:ILE:HG12	3:AM:180:PHE:H	1.41	0.83
9:AV:102:BCL:HMB2	9:AV:102:BCL:H8	1.61	0.83
6:AX:32:VAL:HG11	9:AX:101:BCL:HBA2	1.58	0.83
6:B0:33:VAL:HG22	9:B0:102:BCL:H143	1.59	0.83
9:A7:103:BCL:C1	9:A7:103:BCL:CGA	2.57	0.82
5:AI:44:LEU:HD13	6:AJ:43:ARG:HD3	1.61	0.82
6:BB:20:ILE:HD11	5:B9:8:LEU:HD23	1.61	0.82
9:BG:101:BCL:HMB3	9:BI:102:BCL:C1B	2.09	0.82
6:BJ:37:LEU:HD21	9:BJ:101:BCL:H151	1.61	0.82
5:BY:50:ASN:HD21	6:BZ:43:ARG:NH1	1.77	0.82
1:AC:81:VAL:HG11	1:AC:131:PHE:HB3	1.58	0.82

Continued on next page...

Continued from previous page...

Atom-1	Atom-2	Interatomic distance (Å)	Clash overlap (Å)
6:AE:21:PHE:CD1	6:AE:22:MET:N	2.47	0.82
6:BB:18:HIS:CE1	6:BB:22:MET:HB2	2.15	0.82
3:BM:186:THR:HA	9:BM:402:BCL:HMD2	1.59	0.82
5:BU:14:ILE:HD12	14:BU:103:CRT:C3	2.06	0.82
6:A2:17:PHE:HD1	14:A2:102:CRT:C6	1.93	0.82
9:A1:102:BCL:H92	14:A2:102:CRT:H183	1.59	0.82
9:AF:102:BCL:H2	6:AG:28:TRP:CH2	2.14	0.82
5:AS:40:LEU:HD11	5:AS:47:LEU:HD23	1.59	0.82
5:AU:36:HIS:CE1	9:AV:102:BCL:HMD1	2.14	0.82
5:B9:13:LEU:O	6:B0:7:THR:HB	1.80	0.82
14:BB:102:CRT:H342	9:BD:102:BCL:HBA1	1.60	0.82
3:BM:84:PHE:CZ	5:BW:37:MET:HG2	2.14	0.82
9:B3:102:BCL:HMD1	6:B4:36:HIS:CE1	2.15	0.82
5:BI:9:TYR:HB2	6:BJ:15:LYS:HA	1.58	0.82
5:BQ:43:ASP:HA	5:BS:47:LEU:O	1.78	0.82
5:B7:44:LEU:HD21	5:B7:46:TRP:HE3	1.43	0.82
1:BC:17:SER:HB3	3:BM:91:PHE:CZ	2.13	0.82
5:BS:4:MET:SD	5:BS:8:LEU:HD21	2.20	0.82
6:A2:46:LEU:HD22	6:A4:42:TYR:HE2	1.41	0.82
6:A8:43:ARG:NH2	5:A9:55:TYR:HB2	1.94	0.82
1:AC:135:ARG:HG2	1:AC:330:LEU:HA	1.61	0.82
6:AG:33:VAL:O	6:AG:37:LEU:HB2	1.79	0.82
6:AG:45:TRP:O	6:AG:46:LEU:HB2	1.78	0.82
5:AI:39:VAL:HG11	9:AI:102:BCL:HBC1	1.59	0.82
5:AU:18:ARG:HD2	5:AU:18:ARG:H	1.44	0.82
4:BH:195:LEU:HD12	4:BH:196:PRO:HD2	1.60	0.82
2:BL:17:LEU:HD11	2:BL:114:VAL:HB	1.60	0.82
9:A1:102:BCL:C9	14:A2:102:CRT:C18	2.57	0.82
5:AF:11:ILE:HD12	5:AF:14:ILE:HD11	1.61	0.82
2:BL:158:GLY:HA3	2:BL:161:SER:HB3	1.60	0.82
3:AM:136:ARG:HA	3:AM:136:ARG:HH11	1.41	0.82
3:AM:140:LEU:HD23	3:AM:142:MET:HG3	1.59	0.82
5:AK:12:TRP:NE1	6:AN:17:PHE:HD2	1.78	0.82
6:BZ:46:LEU:HD21	6:B2:42:TYR:HE2	1.43	0.82
9:B8:101:BCL:HMA1	9:B9:102:BCL:CMA	2.08	0.82
6:BB:22:MET:HG3	6:BB:26:TYR:CE1	2.14	0.82
6:BR:10:THR:HG22	6:BR:11:ASP:H	1.45	0.82
5:BU:10:LYS:O	14:BU:103:CRT:C2	2.20	0.82
5:BW:49:ASP:CG	5:BW:50:ASN:H	1.83	0.82
5:A1:9:TYR:HA	6:A2:18:HIS:HD1	1.44	0.82
15:AH:301:PEF:H12	15:AH:301:PEF:H41	1.61	0.82

Continued on next page...

Continued from previous page...

Atom-1	Atom-2	Interatomic distance (Å)	Clash overlap (Å)
5:BA:17:PRO:O	5:BA:21:LEU:HB2	1.79	0.82
3:BM:7:ILE:HB	15:BM:407:PEF:N	1.93	0.82
9:BO:102:BCL:ND	9:BP:101:BCL:CMD	2.43	0.82
14:BP:102:CRT:H2M3	5:BQ:36:HIS:CB	2.09	0.82
14:A5:103:CRT:H14	5:A7:21:LEU:HD22	1.62	0.82
6:AB:17:PHE:CE1	14:AB:102:CRT:H9	2.15	0.82
1:AC:200:LEU:HD11	1:AC:238:ASN:ND2	1.94	0.82
4:AH:130:LEU:HG	4:AH:131:PRO:HD2	1.61	0.82
5:AF:19:ARG:CZ	5:AI:18:ARG:HH21	1.92	0.82
9:AJ:101:BCL:CHC	9:AK:102:BCL:HBB3	2.10	0.82
14:AW:102:CRT:C18	9:AY:102:BCL:H92	2.08	0.82
6:B2:21:PHE:CZ	9:B3:102:BCL:H203	2.14	0.82
6:BE:44:PRO:HG2	5:BF:55:TYR:OH	1.79	0.82
5:BO:7:ASN:HD22	6:BR:20:ILE:HD12	1.45	0.82
9:AZ:101:BCL:C20	6:A2:38:LEU:HD21	2.10	0.81
5:B9:12:TRP:HE1	6:B0:18:HIS:CB	1.92	0.81
3:BM:28:LEU:HB3	3:BM:29:PRO:HD2	1.60	0.81
5:BU:12:TRP:CD2	6:BV:17:PHE:HE2	1.98	0.81
5:A5:21:LEU:HD11	9:A5:102:BCL:H141	1.60	0.81
5:AK:16:ASP:HB2	5:AK:19:ARG:HG2	1.60	0.81
5:BY:50:ASN:HB3	5:B1:60:LYS:HA	1.62	0.81
5:B3:46:TRP:CZ3	9:B3:102:BCL:HBC3	2.14	0.81
1:BC:98:THR:O	1:BC:103:PRO:HD3	1.80	0.81
3:BM:208:PHE:CZ	3:BM:275:LEU:HD13	2.15	0.81
5:BW:16:ASP:H	5:BW:19:ARG:HE	1.28	0.81
6:AG:28:TRP:NE1	6:AG:32:VAL:CG2	2.43	0.81
6:AT:45:TRP:CE3	9:AT:101:BCL:H2C	2.15	0.81
5:B1:10:LYS:HD2	6:B4:20:ILE:HG13	1.62	0.81
6:B6:40:TRP:CZ3	6:B6:44:PRO:HA	2.15	0.81
14:B7:102:CRT:H342	9:B7:103:BCL:CBA	2.04	0.81
4:AH:47:GLU:HG3	5:AA:19:ARG:HA	1.61	0.81
9:AO:102:BCL:HBC2	9:AP:101:BCL:HHH	1.60	0.81
5:AW:2:PHE:HA	5:AW:5:ASN:ND2	1.94	0.81
6:BG:23:GLN:O	6:BG:26:TYR:HB2	1.80	0.81
5:BO:20:VAL:O	5:BO:24:ILE:HG12	1.80	0.81
3:AM:300:LYS:HE2	3:AM:300:LYS:HA	1.63	0.81
9:AK:102:BCL:HAC2	9:AN:101:BCL:HBC3	1.59	0.81
9:AX:101:BCL:CGA	9:AX:101:BCL:C1	2.58	0.81
5:A5:4:MET:HE2	6:A8:24:SER:HB3	1.60	0.81
6:AE:21:PHE:HD1	6:AE:22:MET:N	1.78	0.81
2:BL:207:THR:HG21	3:BM:238:ILE:HG13	1.60	0.81

Continued on next page...

Continued from previous page...

Atom-1	Atom-2	Interatomic distance (Å)	Clash overlap (Å)
5:AA:46:TRP:HB2	6:A0:46:LEU:OXT	1.80	0.81
9:AV:102:BCL:H191	9:AW:101:BCL:HMC3	1.63	0.81
6:B0:21:PHE:HB2	14:B0:101:CRT:C11	2.11	0.81
5:B3:11:ILE:HA	14:B7:102:CRT:H82	1.61	0.81
5:B9:32:GLY:HA3	9:B9:102:BCL:O1A	1.80	0.81
6:BB:22:MET:O	6:BB:26:TYR:CD1	2.33	0.81
5:BD:9:TYR:CE1	6:BE:11:ASP:HB3	2.16	0.81
3:BM:159:VAL:HG11	3:BM:281:GLY:O	1.80	0.81
2:AL:207:THR:HG21	3:AM:238:ILE:HG13	1.60	0.81
2:AL:203:ILE:CG2	3:AM:266:HIS:HD1	1.88	0.81
3:AM:301:HIS:ND1	4:AH:8:TYR:HB3	1.96	0.81
5:BF:4:MET:HG2	6:BJ:23:GLN:CG	2.03	0.81
4:AH:159:LEU:HD22	4:AH:254:ARG:HH22	1.41	0.81
3:AM:299:VAL:HB	3:AM:304:ALA:HB3	1.62	0.81
5:B9:35:ILE:HG21	9:B0:102:BCL:C4D	2.10	0.81
9:B9:102:BCL:C1D	9:B0:102:BCL:HMD2	2.10	0.81
4:BH:124:ASP:HB2	4:BH:233:LEU:HD21	1.62	0.81
3:BM:260:VAL:HG12	4:BH:34:ASP:HB3	1.62	0.81
9:BG:101:BCL:C1B	9:BI:102:BCL:HMB3	2.11	0.81
5:BU:14:ILE:H	14:BU:103:CRT:H22A	1.44	0.81
5:A5:12:TRP:HZ3	5:A5:17:PRO:HA	1.45	0.81
5:AF:44:LEU:HD12	5:AF:44:LEU:O	1.81	0.81
5:AQ:44:LEU:HD12	5:AQ:46:TRP:HE3	1.46	0.81
1:BC:270:TRP:O	1:BC:273:ILE:HD12	1.80	0.81
3:BM:161:GLY:O	3:BM:165:PRO:HD2	1.81	0.81
5:AD:16:ASP:OD2	5:AD:18:ARG:HG2	1.81	0.81
9:AE:101:BCL:CHB	9:AF:102:BCL:HMB3	2.10	0.81
3:AM:60:SER:HA	3:AM:128:LEU:HD23	1.63	0.81
5:AO:50:ASN:CG	6:AP:43:ARG:HH22	1.84	0.81
6:B2:12:ASP:HA	6:B2:15:LYS:HE2	1.61	0.81
9:B8:101:BCL:C1C	9:B9:102:BCL:HBB3	2.11	0.81
4:BH:69:LEU:HB3	4:BH:70:PRO:HD2	1.62	0.81
5:BI:18:ARG:NH1	5:BI:18:ARG:HB3	1.95	0.81
3:BM:178:GLY:O	3:BM:182:HIS:HB3	1.81	0.81
5:BO:13:LEU:HD23	5:BO:13:LEU:O	1.79	0.81
6:BV:20:ILE:HG21	14:BV:102:CRT:C6	2.11	0.81
5:BY:16:ASP:HB3	5:BY:18:ARG:HE	1.44	0.81
5:A1:15:LEU:HD23	5:A3:18:ARG:HH12	1.45	0.80
5:A7:44:LEU:HD21	5:A7:46:TRP:HE3	1.45	0.80
3:AM:260:VAL:HG12	4:AH:34:ASP:HB3	1.61	0.80
5:B3:8:LEU:HD23	6:B6:20:ILE:HD11	1.62	0.80

Continued on next page...

Continued from previous page...

Atom-1	Atom-2	Interatomic distance (Å)	Clash overlap (Å)
6:BV:20:ILE:CG2	14:BV:102:CRT:C7	2.58	0.80
1:AC:242:SER:O	1:AC:313:ALA:HA	1.80	0.80
2:AL:203:ILE:HG13	3:AM:266:HIS:CE1	2.16	0.80
6:AN:29:PHE:O	6:AN:33:VAL:HB	1.79	0.80
9:AO:102:BCL:C1D	9:AP:101:BCL:CMD	2.59	0.80
5:AS:34:LEU:CD1	15:AS:101:PEF:H442	2.12	0.80
5:AA:32:GLY:N	9:AB:101:BCL:HED2	1.95	0.80
5:AO:31:LEU:O	5:AO:35:ILE:HG12	1.81	0.80
14:B2:102:CRT:C2M	5:B3:40:LEU:HD11	2.12	0.80
6:B4:32:VAL:HG11	9:B4:101:BCL:HBA2	1.61	0.80
5:A1:21:LEU:HD11	9:A1:102:BCL:C14	2.12	0.80
2:AL:227:ASP:O	3:AM:51:ILE:HG13	1.81	0.80
9:AQ:102:BCL:C1D	9:AR:101:BCL:CMD	2.59	0.80
6:AR:10:THR:HG22	6:AR:11:ASP:H	1.46	0.80
5:AS:37:MET:HG2	15:AS:101:PEF:C45	2.11	0.80
9:B7:103:BCL:C1D	9:B8:101:BCL:HMD2	2.11	0.80
6:A2:17:PHE:HD1	14:A2:102:CRT:H6	1.41	0.80
5:A5:11:ILE:N	14:A5:103:CRT:H82	1.96	0.80
3:AM:175:VAL:HG13	3:AM:176:PRO:HD2	1.64	0.80
5:AO:50:ASN:CG	5:AO:51:ILE:H	1.82	0.80
5:BF:28:GLN:O	9:BG:101:BCL:HED1	1.80	0.80
14:BV:102:CRT:C2M	5:BW:37:MET:HB2	2.11	0.80
6:BX:45:TRP:CE3	9:BX:101:BCL:HAC2	2.17	0.80
2:AL:94:LEU:HA	2:AL:97:ILE:HD12	1.63	0.80
5:B1:19:ARG:HH22	5:B3:18:ARG:NH1	1.80	0.80
4:BH:54:LYS:HE2	5:BD:23:SER:HA	1.63	0.80
6:AE:23:GLN:HG3	6:AE:24:SER:H	1.46	0.80
2:AL:266:ARG:CB	2:AL:266:ARG:HH11	1.92	0.80
5:AW:10:LYS:HB2	14:AW:102:CRT:H83	1.64	0.80
5:B1:18:ARG:HD2	5:B1:19:ARG:H	1.46	0.80
6:BB:22:MET:HG3	6:BB:26:TYR:OH	1.82	0.80
5:BF:29:ILE:HB	9:BF:102:BCL:H43	1.62	0.80
5:A1:7:ASN:O	5:A1:10:LYS:HG3	1.81	0.80
5:A7:36:HIS:CE1	9:A8:101:BCL:HMD1	2.16	0.80
5:AS:34:LEU:HD13	15:AS:101:PEF:H442	1.63	0.80
5:BA:33:LEU:HA	14:B0:101:CRT:H2M3	1.64	0.80
2:BL:57:GLY:HA3	2:BL:66:GLN:HG2	1.64	0.80
3:BM:164:ARG:HB3	3:BM:165:PRO:HD3	1.63	0.80
14:BU:103:CRT:H2M1	5:BY:37:MET:CA	2.12	0.80
6:A4:10:THR:HG22	6:A4:11:ASP:H	1.47	0.80
6:A4:13:GLU:HA	6:A4:16:GLU:CG	2.12	0.80

Continued on next page...

Continued from previous page...

Atom-1	Atom-2	Interatomic distance (Å)	Clash overlap (Å)
9:A8:101:BCL:NC	9:A9:102:BCL:HBB3	1.97	0.80
3:AM:107:PRO:HG2	3:AM:113:GLY:HA2	1.63	0.80
3:AM:215:LEU:HD12	3:AM:218:MET:SD	2.22	0.80
5:AO:7:ASN:HB2	6:AR:20:ILE:HG12	1.62	0.80
5:AO:8:LEU:CD1	6:AP:18:HIS:HE1	1.94	0.80
5:AS:42:THR:HG21	5:AU:47:LEU:HB3	1.63	0.80
5:AW:34:LEU:HD21	14:AX:102:CRT:H403	1.62	0.80
1:BC:73:SER:HB3	1:BC:83:LYS:HB2	1.62	0.80
3:BM:11:VAL:HG13	4:BH:148:ASP:HB3	1.64	0.80
6:BR:27:ALA:O	6:BR:31:LEU:HG	1.82	0.80
6:BR:46:LEU:HB3	6:BT:42:TYR:CE2	2.16	0.80
5:BY:45:ASN:HB3	5:BY:48:ASP:O	1.82	0.80
6:A0:40:TRP:CH2	6:A0:46:LEU:HG	2.17	0.80
14:A2:102:CRT:C2M	5:A3:36:HIS:HB3	2.11	0.80
2:AL:140:LEU:HD23	2:AL:140:LEU:O	1.80	0.80
5:AO:14:ILE:HG23	5:AO:15:LEU:HG	1.64	0.80
5:AS:10:LYS:CD	14:AS:104:CRT:H1M1	2.12	0.80
5:BA:35:ILE:HD11	14:BB:102:CRT:H372	1.64	0.80
1:BC:203:PHE:HE1	1:BC:210:ILE:HG12	1.43	0.80
9:BK:102:BCL:HED1	6:BN:31:LEU:HB3	1.64	0.80
2:BL:87:ALA:H	2:BL:96:GLN:HE22	1.30	0.80
5:BO:18:ARG:HB2	5:BO:18:ARG:NH1	1.94	0.80
5:BW:29:ILE:HA	9:BW:102:BCL:H11	1.64	0.80
9:A3:104:BCL:H61	6:A4:29:PHE:HE1	1.43	0.79
5:A7:44:LEU:HD23	6:A8:43:ARG:HH11	1.47	0.79
1:AC:164:TYR:CB	1:AC:309:THR:HA	2.12	0.79
3:AM:159:VAL:HA	3:AM:163:ILE:CG2	2.11	0.79
5:AQ:43:ASP:HB2	5:AS:47:LEU:HD12	1.63	0.79
6:AT:32:VAL:HG21	9:AT:101:BCL:HBA2	1.63	0.79
6:B2:21:PHE:HE1	14:B2:102:CRT:C16	1.88	0.79
5:B3:13:LEU:HB2	14:B7:102:CRT:C2	2.12	0.79
6:B4:10:THR:HG22	6:B4:11:ASP:H	1.46	0.79
5:B5:19:ARG:O	5:B5:23:SER:HB2	1.83	0.79
5:B7:12:TRP:CZ3	5:B7:17:PRO:HB3	2.17	0.79
5:B7:46:TRP:CD1	5:B7:47:LEU:HD22	2.16	0.79
6:A6:40:TRP:CZ3	6:A6:44:PRO:HA	2.17	0.79
6:AE:30:GLY:O	6:AE:33:VAL:HG12	1.81	0.79
5:AS:34:LEU:HB2	15:AS:101:PEF:H442	1.64	0.79
6:AE:10:THR:HG22	6:AE:11:ASP:H	1.47	0.79
4:AH:121:LYS:HE3	4:BH:72:ASN:O	1.81	0.79
6:AJ:27:ALA:O	6:AJ:31:LEU:HG	1.82	0.79

Continued on next page...

Continued from previous page...

Atom-1	Atom-2	Interatomic distance (Å)	Clash overlap (Å)
2:AL:223:THR:HA	2:AL:226:ARG:HB3	1.65	0.79
9:AW:101:BCL:CHD	9:AX:101:BCL:HMD2	2.12	0.79
9:BA:101:BCL:HBB3	9:B0:102:BCL:CHC	2.13	0.79
6:B2:20:ILE:CG2	14:B2:102:CRT:C8	2.60	0.79
5:BA:44:LEU:HD13	6:BB:43:ARG:NH1	1.97	0.79
1:BC:311:HIS:HA	1:BC:317:PRO:HG3	1.61	0.79
2:BL:113:GLU:HB3	2:BL:127:PRO:HG3	1.62	0.79
6:BP:20:ILE:HD13	14:BP:102:CRT:C5	2.12	0.79
5:BQ:26:ALA:O	5:BQ:29:ILE:HG22	1.82	0.79
5:AI:26:ALA:O	5:AI:29:ILE:HG22	1.82	0.79
5:AQ:14:ILE:O	5:AS:18:ARG:CZ	2.31	0.79
5:B7:36:HIS:HB3	14:B7:102:CRT:H391	1.62	0.79
6:B2:20:ILE:HG23	14:B2:102:CRT:C9	2.12	0.79
9:BG:101:BCL:HBB3	9:BI:102:BCL:C4B	2.12	0.79
9:A3:103:BCL:CHD	9:A3:104:BCL:HMD2	2.13	0.79
1:AC:42:ASN:HA	2:AL:172:GLN:OE1	1.83	0.79
3:AM:240:HIS:HE1	4:AH:69:LEU:HD11	1.48	0.79
5:AU:19:ARG:NE	5:AW:18:ARG:NH2	2.31	0.79
9:BA:101:BCL:HBC1	9:BB:101:BCL:HBC3	1.62	0.79
6:BE:10:THR:HG22	6:BE:11:ASP:H	1.45	0.79
14:BP:102:CRT:H342	9:BQ:103:BCL:CBA	2.06	0.79
5:BQ:44:LEU:HD12	5:BQ:46:TRP:HE3	1.46	0.79
5:BY:13:LEU:HD21	6:BZ:10:THR:O	1.82	0.79
9:A6:101:BCL:C1B	9:A7:103:BCL:HMB3	2.11	0.79
4:AH:5:ILE:HD11	5:AF:40:LEU:CD1	2.13	0.79
9:AL:303:BCL:OBD	3:AM:206:ILE:HD12	1.83	0.79
6:AT:29:PHE:CE1	9:AT:101:BCL:H11	2.17	0.79
5:B3:51:ILE:HA	5:B3:53:VAL:H	1.47	0.79
9:BE:101:BCL:CBB	9:BE:101:BCL:HMB1	2.11	0.79
5:BA:8:LEU:HB3	6:BE:20:ILE:CG2	2.13	0.79
5:BF:44:LEU:HD12	5:BF:44:LEU:O	1.83	0.79
5:A3:13:LEU:HD21	6:A4:10:THR:O	1.83	0.79
1:AC:122:TYR:HA	1:AC:125:VAL:HG23	1.65	0.79
1:AC:24:GLU:O	2:AL:263:PHE:HA	1.82	0.79
5:B1:43:ASP:HB2	5:B3:47:LEU:HD12	1.65	0.79
3:BM:63:PHE:HZ	5:BQ:33:LEU:HD23	1.45	0.79
6:A0:32:VAL:HG21	9:A0:102:BCL:CBA	2.12	0.79
5:A5:43:ASP:OD2	5:A7:47:LEU:HA	1.82	0.79
10:AM:403:BPH:C9	15:AM:409:PEF:H222	2.13	0.79
5:AO:51:ILE:HG12	5:AO:52:PRO:HD2	1.63	0.79
5:AS:51:ILE:HB	5:AS:52:PRO:CA	2.12	0.79

Continued on next page...

Continued from previous page...

Atom-1	Atom-2	Interatomic distance (Å)	Clash overlap (Å)
5:AU:46:TRP:HA	5:AU:49:ASP:OD1	1.83	0.79
5:B7:47:LEU:HD22	5:B7:47:LEU:H	1.48	0.79
1:BC:152:CYS:O	1:BC:156:HIS:HB2	1.83	0.79
3:BM:293:ASN:CG	3:BM:296:LEU:HG	2.03	0.79
1:AC:274:ARG:HA	1:AC:277:ARG:HG2	1.65	0.79
6:AP:34:ILE:HD13	6:AP:35:ALA:N	1.98	0.79
5:AW:36:HIS:NE2	9:AX:101:BCL:HMD1	1.98	0.79
5:B9:12:TRP:HE1	6:B0:18:HIS:HB2	1.47	0.79
5:BW:16:ASP:CB	5:BW:19:ARG:HE	1.93	0.79
1:AC:263:THR:HB	1:AC:264:PRO:HD2	1.65	0.78
6:AE:13:GLU:N	6:AE:13:GLU:OE1	2.17	0.78
6:AR:32:VAL:HG11	9:AR:101:BCL:HBA2	1.66	0.78
5:AS:13:LEU:CD1	14:AS:104:CRT:H32A	2.12	0.78
5:AW:9:TYR:HA	6:AX:18:HIS:CG	2.17	0.78
5:AY:16:ASP:HB2	5:AY:19:ARG:NH2	1.98	0.78
6:B2:45:TRP:O	6:B2:46:LEU:HG	1.83	0.78
5:B9:35:ILE:HG13	9:B0:102:BCL:O1D	1.83	0.78
6:BN:17:PHE:CD1	14:BN:102:CRT:H6	2.18	0.78
5:BO:4:MET:HB2	6:BR:23:GLN:HG3	1.62	0.78
5:BS:24:ILE:HD11	9:BU:102:BCL:H162	1.66	0.78
3:AM:84:PHE:CZ	5:AW:37:MET:HG2	2.18	0.78
6:BP:21:PHE:HE1	14:BP:102:CRT:H19	1.48	0.78
5:A1:5:ASN:CA	5:A1:8:LEU:HB3	2.13	0.78
9:A6:101:BCL:CHC	9:A7:103:BCL:HBB3	2.13	0.78
14:A5:103:CRT:H342	9:A9:102:BCL:CBA	2.13	0.78
1:AC:40:MET:SD	1:AC:252:ASN:HA	2.23	0.78
6:AE:45:TRP:O	6:AE:46:LEU:HG	1.84	0.78
6:AG:29:PHE:O	6:AG:33:VAL:HG23	1.83	0.78
3:AM:161:GLY:O	3:AM:165:PRO:HD2	1.82	0.78
3:AM:159:VAL:HG11	3:AM:281:GLY:O	1.83	0.78
5:BY:10:LYS:HB2	14:B2:102:CRT:C8	2.13	0.78
9:BU:102:BCL:C2D	9:BV:101:BCL:HMD2	2.13	0.78
14:BU:103:CRT:H2M1	5:BY:37:MET:H	1.41	0.78
5:AD:10:LYS:HB3	14:AG:102:CRT:H5	1.64	0.78
2:AL:12:VAL:HG22	2:AL:13:ARG:N	1.98	0.78
5:AS:46:TRP:CZ3	9:AS:103:BCL:H2C	2.18	0.78
9:BQ:103:BCL:CBB	9:BQ:103:BCL:HMB1	2.14	0.78
5:BY:9:TYR:HA	6:BZ:18:HIS:CG	2.18	0.78
1:AC:315:ASN:OD1	1:AC:316:LYS:HG3	1.83	0.78
2:AL:190:PHE:HE1	3:AM:209:LEU:HD21	1.48	0.78
6:AR:21:PHE:HB2	14:AR:102:CRT:H14	1.66	0.78

Continued on next page...

Continued from previous page...

Atom-1	Atom-2	Interatomic distance (Å)	Clash overlap (Å)
5:B5:14:ILE:HG21	5:B7:18:ARG:HG2	1.65	0.78
1:BC:270:TRP:HA	1:BC:273:ILE:HD12	1.64	0.78
2:BL:8:LYS:HE2	4:BH:87:VAL:HG21	1.64	0.78
5:BI:50:ASN:CG	5:BI:51:ILE:H	1.85	0.78
9:BI:102:BCL:CHD	9:BJ:101:BCL:HMD2	2.13	0.78
9:A0:102:BCL:CBB	9:A0:102:BCL:H162	2.12	0.78
5:A1:27:PHE:HE2	5:A3:29:ILE:HD11	1.48	0.78
14:AB:102:CRT:H82	5:A9:10:LYS:HB2	1.65	0.78
1:AC:191:ALA:O	1:AC:192:TYR:HB2	1.83	0.78
4:AH:172:VAL:HG23	4:AH:173:ASP:N	1.98	0.78
2:AL:266:ARG:HB2	2:AL:266:ARG:NH1	1.94	0.78
2:AL:4:LEU:HD12	3:AM:250:LEU:HD12	1.66	0.78
3:AM:40:LEU:HD13	3:AM:48:ILE:HD11	1.63	0.78
6:AX:45:TRP:O	6:AX:46:LEU:HG	1.83	0.78
6:B4:22:MET:O	6:B4:26:TYR:HB2	1.84	0.78
1:BC:249:PHE:HD1	1:BC:250:CYS:SG	2.06	0.78
2:BL:38:VAL:HG23	2:BL:39:GLY:H	1.48	0.78
5:A3:12:TRP:NE1	6:A4:18:HIS:HB2	1.99	0.78
6:A6:44:PRO:CG	5:A7:52:PRO:HG2	2.11	0.78
5:AI:30:VAL:O	5:AI:33:LEU:HG	1.84	0.78
5:B5:11:ILE:N	14:B5:103:CRT:H82	1.99	0.78
5:B9:50:ASN:HD22	5:B9:51:ILE:HG12	1.47	0.78
1:BC:41:GLU:OE1	2:BL:153:HIS:CD2	2.37	0.78
5:BI:52:PRO:HG2	5:BI:55:TYR:HE2	1.48	0.78
2:BL:148:MET:HB3	2:BL:153:HIS:ND1	1.98	0.78
5:BW:24:ILE:HD11	9:BY:102:BCL:C18	2.13	0.78
2:AL:210:GLN:HB2	2:AL:213:GLU:HG3	1.65	0.78
3:AM:59:LEU:HD11	5:AQ:29:ILE:HD13	1.64	0.78
5:B5:16:ASP:HB2	5:B5:19:ARG:HG2	1.65	0.78
9:BE:101:BCL:NB	9:BF:102:BCL:HMB3	1.99	0.78
6:BE:30:GLY:O	6:BE:33:VAL:HG12	1.84	0.78
9:BI:102:BCL:HBC2	9:BJ:101:BCL:HHD	1.63	0.78
5:BS:24:ILE:HD13	9:BU:102:BCL:H202	1.64	0.78
5:A3:13:LEU:HB2	14:A7:102:CRT:C1M	2.13	0.78
5:AF:43:ASP:OD1	5:AF:44:LEU:HD23	1.84	0.78
9:AK:102:BCL:HAC2	9:AN:101:BCL:CBC	2.14	0.78
2:AL:12:VAL:HG22	2:AL:13:ARG:H	1.47	0.78
3:AM:250:LEU:HG	3:AM:254:TRP:HE1	1.48	0.78
14:AS:104:CRT:H181	9:AU:102:BCL:H92	1.63	0.78
6:B0:17:PHE:HE1	14:B0:101:CRT:H11	1.44	0.78
6:B6:40:TRP:HZ3	6:B6:44:PRO:HA	1.48	0.78

Continued on next page...

Continued from previous page...

Atom-1	Atom-2	Interatomic distance (Å)	Clash overlap (Å)
5:BU:21:LEU:HD11	6:BV:17:PHE:HE1	1.48	0.78
1:AC:274:ARG:HA	1:AC:277:ARG:CG	2.15	0.78
9:AI:102:BCL:CHD	9:AJ:101:BCL:HMD2	2.13	0.78
9:AK:102:BCL:HED1	6:AN:31:LEU:HB3	1.66	0.78
3:AM:70:ILE:CG2	3:AM:118:ALA:HB2	2.14	0.78
5:AS:10:LYS:O	14:AS:104:CRT:C3	2.32	0.78
5:AS:31:LEU:HD11	14:AT:102:CRT:H35	1.63	0.78
6:BE:32:VAL:HG21	9:BE:101:BCL:HBA2	1.66	0.78
2:BL:206:VAL:HG12	3:BM:142:MET:HE1	1.64	0.78
5:BO:9:TYR:HA	6:BP:18:HIS:CG	2.19	0.78
5:BO:4:MET:CB	6:BR:23:GLN:HB3	2.14	0.78
5:A5:36:HIS:CE1	9:A6:101:BCL:HMD1	2.19	0.77
1:AC:237:MET:SD	2:AL:174:LEU:HD23	2.23	0.77
5:AY:38:ILE:HD12	5:AY:39:VAL:N	1.99	0.77
5:BU:12:TRP:HZ2	6:BV:21:PHE:HD2	1.28	0.77
5:A3:33:LEU:HD12	5:A3:34:LEU:N	1.98	0.77
1:AC:203:PHE:CE1	1:AC:210:ILE:HG12	2.19	0.77
1:AC:296:LYS:HA	1:AC:301:ASP:O	1.83	0.77
6:AG:45:TRP:CD1	6:AG:46:LEU:N	2.52	0.77
6:B2:46:LEU:HD22	6:B4:42:TYR:HE2	1.48	0.77
1:BC:122:TYR:HA	1:BC:125:VAL:HG23	1.66	0.77
14:BO:103:CRT:H14	6:BR:21:PHE:HB2	1.67	0.77
5:BY:43:ASP:OD1	5:BY:44:LEU:HD23	1.83	0.77
3:AM:276:THR:HG22	3:AM:277:VAL:N	1.98	0.77
9:AZ:101:BCL:CHB	9:A1:102:BCL:HMB3	2.12	0.77
1:BC:234:GLY:O	1:BC:237:MET:HB2	1.83	0.77
2:BL:17:LEU:HG	2:BL:115:GLU:HG2	1.67	0.77
3:BM:179:ILE:N	3:BM:179:ILE:HD13	1.98	0.77
9:BL:301:BCL:HBB3	9:BM:401:BCL:HMD2	1.66	0.77
5:BO:49:ASP:OD1	5:BO:50:ASN:N	2.16	0.77
9:BQ:103:BCL:CBC	9:BQ:104:BCL:HBC3	2.12	0.77
5:BU:11:ILE:HG23	14:BU:103:CRT:H83	0.79	0.77
5:BU:18:ARG:HD2	5:BU:18:ARG:H	1.49	0.77
6:A4:22:MET:O	6:A4:26:TYR:HB2	1.84	0.77
2:AL:178:TYR:HD2	2:AL:269:PRO:HG3	1.47	0.77
3:AM:159:VAL:HG13	3:AM:285:LEU:HD13	1.66	0.77
6:AZ:24:SER:O	6:AZ:27:ALA:HB3	1.85	0.77
5:BF:26:ALA:O	5:BF:29:ILE:HG22	1.83	0.77
4:BH:128:GLU:H	4:BH:128:GLU:CD	1.88	0.77
2:BL:177:HIS:CD2	9:BL:301:BCL:HMC2	2.19	0.77
9:BM:401:BCL:HBC1	9:BM:402:BCL:HBD	1.64	0.77

Continued on next page...

Continued from previous page...

Atom-1	Atom-2	Interatomic distance (Å)	Clash overlap (Å)
5:BU:11:ILE:CB	14:BU:103:CRT:H83	2.13	0.77
5:AO:12:TRP:NE1	6:AP:18:HIS:CA	2.41	0.77
14:AS:104:CRT:H391	5:AW:36:HIS:HB3	1.66	0.77
5:B5:5:ASN:HA	5:B5:8:LEU:CG	2.13	0.77
5:B7:51:ILE:HD12	5:B7:51:ILE:O	1.84	0.77
5:BF:51:ILE:HG23	5:BF:52:PRO:HA	1.66	0.77
2:BL:199:HIS:HB2	2:BL:238:ILE:HG12	1.67	0.77
5:BO:4:MET:HE2	6:BR:23:GLN:HB2	1.65	0.77
5:BU:46:TRP:CZ3	9:BU:102:BCL:HAC1	2.19	0.77
2:AL:160:LEU:O	2:AL:163:LEU:HB2	1.85	0.77
3:AM:264:SER:O	3:AM:267:ARG:HB2	1.84	0.77
9:AW:101:BCL:O1A	9:AW:101:BCL:C1	2.33	0.77
6:BB:17:PHE:HE1	14:BB:102:CRT:H9	1.50	0.77
14:BA:102:CRT:H23	6:BE:16:GLU:HG3	1.64	0.77
4:BH:231:VAL:HG23	4:BH:235:GLU:HG3	1.66	0.77
2:BL:276:LEU:H	2:BL:276:LEU:HD22	1.49	0.77
2:BL:37:VAL:HG23	2:BL:38:VAL:H	1.50	0.77
2:AL:217:THR:H	2:AL:220:HIS:CE1	2.02	0.77
5:AY:9:TYR:HB2	6:AZ:15:LYS:HA	1.65	0.77
1:BC:221:SER:O	1:BC:223:PRO:HD3	1.84	0.77
3:BM:200:PRO:O	3:BM:203:MET:HG2	1.83	0.77
5:BW:49:ASP:CG	5:BW:50:ASN:N	2.37	0.77
6:A4:13:GLU:CA	6:A4:16:GLU:HG2	2.14	0.77
9:AD:102:BCL:CHD	9:AE:101:BCL:HMD2	2.14	0.77
5:AI:35:ILE:O	5:AI:39:VAL:HG23	1.83	0.77
9:AN:101:BCL:HMB3	9:AO:102:BCL:C1B	2.13	0.77
6:AR:18:HIS:O	6:AR:22:MET:HB2	1.84	0.77
5:AS:30:VAL:CG2	15:AS:101:PEF:H391	2.09	0.77
5:AW:49:ASP:HB2	5:AY:56:GLN:CB	2.14	0.77
5:AY:44:LEU:HD22	6:AZ:43:ARG:HD2	1.67	0.77
5:B3:2:PHE:HE1	5:B3:5:ASN:ND2	1.82	0.77
1:BC:94:MET:SD	7:BC:501:HEM:ND	2.57	0.77
6:BJ:17:PHE:O	6:BJ:20:ILE:HG22	1.85	0.77
3:BM:170:SER:C	3:BM:172:ALA:H	1.88	0.77
2:AL:96:GLN:O	2:AL:100:ILE:HG13	1.85	0.77
6:AZ:38:LEU:O	6:AZ:38:LEU:HD23	1.85	0.77
5:B7:15:LEU:HB3	5:B7:20:VAL:HG11	1.67	0.77
2:BL:177:HIS:NE2	9:BL:301:BCL:HMC2	2.00	0.77
9:BL:303:BCL:OBD	3:BM:206:ILE:HD12	1.85	0.77
5:BW:10:LYS:HB2	14:BW:103:CRT:H83	1.65	0.77
5:A1:10:LYS:HD3	14:A1:103:CRT:H22A	1.65	0.77

Continued on next page...

Continued from previous page...

Atom-1	Atom-2	Interatomic distance (Å)	Clash overlap (Å)
5:A1:21:LEU:HD11	9:A1:102:BCL:H141	1.67	0.77
6:A2:20:ILE:HD12	14:A2:102:CRT:C8	2.14	0.77
5:A7:7:ASN:HB2	5:A7:10:LYS:NZ	1.98	0.77
1:AC:175:PRO:CD	1:AC:179:LYS:HB2	2.14	0.77
9:AF:102:BCL:HED1	6:AG:31:LEU:HD22	1.67	0.77
9:BA:101:BCL:HMD1	6:BB:36:HIS:ND1	1.99	0.77
4:BH:168:SER:HB3	4:BH:183:GLU:CB	2.15	0.77
1:BC:267:THR:HG21	3:BM:314:VAL:CB	2.15	0.77
9:BN:101:BCL:HMB3	9:BO:102:BCL:CHB	2.15	0.77
5:BO:26:ALA:O	5:BO:29:ILE:HG22	1.85	0.77
14:BO:103:CRT:H2M3	5:BS:36:HIS:HB2	1.66	0.77
5:AF:11:ILE:H	14:AJ:102:CRT:H82	1.50	0.76
6:AG:38:LEU:HA	6:AG:41:LEU:HD12	1.67	0.76
5:AQ:26:ALA:O	5:AQ:29:ILE:HG22	1.85	0.76
6:B6:32:VAL:CG2	9:B6:101:BCL:HBA2	2.07	0.76
5:BA:36:HIS:CB	14:B0:101:CRT:H392	2.12	0.76
4:AH:31:ARG:NE	4:AH:31:ARG:HA	1.96	0.76
5:BF:44:LEU:HB2	6:BG:43:ARG:NH1	2.00	0.76
9:A1:102:BCL:CGA	9:A1:102:BCL:C1	2.63	0.76
9:A1:102:BCL:CHD	9:A2:101:BCL:HMD2	2.15	0.76
5:A3:44:LEU:O	5:A3:44:LEU:HD12	1.85	0.76
1:AC:141:TRP:O	1:AC:145:VAL:HG22	1.84	0.76
1:AC:225:SER:H	1:AC:228:GLN:NE2	1.84	0.76
3:AM:59:LEU:CD1	5:AQ:29:ILE:HG21	2.15	0.76
5:AQ:15:LEU:HD23	5:AS:18:ARG:HD3	1.66	0.76
5:BA:18:ARG:HD2	5:BA:18:ARG:H	1.49	0.76
5:BF:44:LEU:HB3	5:BI:55:TYR:OH	1.85	0.76
3:BM:222:THR:HG21	3:BM:252:TRP:HE1	1.50	0.76
6:BP:21:PHE:CD1	14:BP:102:CRT:H16	2.20	0.76
4:AH:186:VAL:HG12	4:AH:187:ALA:H	1.50	0.76
5:AK:30:VAL:O	5:AK:33:LEU:HG	1.86	0.76
6:B2:16:GLU:OE2	14:B2:102:CRT:H1M1	1.85	0.76
6:BR:24:SER:O	6:BR:27:ALA:HB3	1.86	0.76
5:BU:18:ARG:CD	5:BU:18:ARG:H	1.96	0.76
14:AA:102:CRT:H403	5:AD:35:ILE:HD13	1.67	0.76
5:AK:9:TYR:OH	6:AN:11:ASP:HB3	1.85	0.76
6:AP:17:PHE:O	6:AP:20:ILE:HG22	1.86	0.76
6:AP:31:LEU:O	6:AP:34:ILE:HG23	1.86	0.76
9:BG:101:BCL:HBB3	9:BI:102:BCL:CHC	2.16	0.76
3:BM:253:ARG:HH11	3:BM:258:PHE:HA	1.51	0.76
6:BZ:38:LEU:O	6:BZ:38:LEU:HD23	1.86	0.76

Continued on next page...

Continued from previous page...

Atom-1	Atom-2	Interatomic distance (Å)	Clash overlap (Å)
9:A3:103:BCL:HMD1	6:A4:36:HIS:CE1	2.21	0.76
1:AC:169:ASP:OD1	1:AC:170:PRO:HD2	1.86	0.76
6:AZ:45:TRP:CD2	9:AZ:101:BCL:H2C	2.20	0.76
5:B7:46:TRP:CZ3	9:B7:103:BCL:HBC3	2.20	0.76
5:BK:45:ASN:C	5:BK:49:ASP:HB3	2.05	0.76
5:BS:7:ASN:HB3	5:BS:10:LYS:HE3	1.68	0.76
5:BU:12:TRP:CD1	6:BV:17:PHE:CD2	2.74	0.76
9:A1:102:BCL:C1D	9:A2:101:BCL:CMD	2.63	0.76
1:AC:280:ASN:HB3	1:AC:304:ARG:CD	2.16	0.76
3:AM:41:GLY:HA3	3:AM:46:ALA:HB2	1.68	0.76
5:AO:20:VAL:O	5:AO:24:ILE:HG12	1.85	0.76
5:BD:49:ASP:HB2	5:BF:56:GLN:HG3	1.66	0.76
5:BI:11:ILE:HA	14:BN:102:CRT:H82	1.67	0.76
9:A2:101:BCL:CHB	9:A3:103:BCL:HMB3	2.15	0.76
6:AB:20:ILE:CG1	5:A9:7:ASN:HB2	2.16	0.76
1:AC:94:MET:SD	7:AC:501:HEM:ND	2.59	0.76
4:AH:168:SER:HB3	4:AH:183:GLU:HB3	1.68	0.76
2:AL:129:ALA:HA	2:AL:247:LEU:HD11	1.66	0.76
3:AM:265:ILE:CG2	3:AM:266:HIS:N	2.47	0.76
9:AN:101:BCL:HBB3	9:AO:102:BCL:C4B	2.15	0.76
14:AR:102:CRT:H2M3	5:AS:36:HIS:HB2	1.66	0.76
5:B1:52:PRO:HD2	5:B1:55:TYR:CE2	2.21	0.76
5:BD:27:PHE:CZ	5:BF:29:ILE:HD11	2.20	0.76
2:BL:53:GLY:HA3	2:BL:75:ILE:HD11	1.66	0.76
6:A2:21:PHE:HE1	14:A2:102:CRT:H16	1.51	0.76
5:A1:19:ARG:HH21	5:A3:18:ARG:NH2	1.84	0.76
4:AH:114:ALA:HB2	4:AH:245:GLY:CA	2.16	0.76
3:AM:160:LEU:HD23	3:AM:284:ILE:HG21	1.67	0.76
6:AV:7:THR:CG2	14:AX:102:CRT:H1M1	2.14	0.76
6:B2:21:PHE:CD1	14:B2:102:CRT:C16	2.66	0.76
6:B2:29:PHE:HE1	9:B2:101:BCL:C1	1.99	0.76
5:B3:44:LEU:HD21	9:B4:101:BCL:CBC	2.16	0.76
3:BM:301:HIS:CE1	4:BH:8:TYR:HB3	2.21	0.76
3:BM:224:LEU:HA	3:BM:227:SER:HB2	1.68	0.76
9:BO:102:BCL:CHD	9:BP:101:BCL:HMD2	2.16	0.76
6:BZ:24:SER:O	6:BZ:27:ALA:HB3	1.86	0.76
6:A4:13:GLU:HA	6:A4:16:GLU:CD	2.07	0.76
5:A7:2:PHE:HD1	5:A7:3:THR:N	1.84	0.76
5:AD:21:LEU:O	5:AD:25:VAL:HG23	1.86	0.76
2:AL:17:LEU:HD11	2:AL:114:VAL:HB	1.68	0.76
2:AL:192:ASN:HD22	2:AL:193:CYS:N	1.83	0.76

Continued on next page...

Continued from previous page...

Atom-1	Atom-2	Interatomic distance (Å)	Clash overlap (Å)
2:AL:186:ILE:HD13	9:AM:401:BCL:HMD1	1.66	0.76
6:AP:30:GLY:O	6:AP:33:VAL:HG12	1.85	0.76
6:AR:30:GLY:O	6:AR:33:VAL:HG12	1.86	0.76
5:AU:9:TYR:HA	6:AV:18:HIS:CG	2.21	0.76
1:BC:295:ARG:HD2	7:BC:502:HEM:O1D	1.86	0.76
2:BL:126:VAL:HB	2:BL:127:PRO:HD3	1.66	0.76
3:BM:175:VAL:HG13	3:BM:176:PRO:HD2	1.66	0.76
14:BV:102:CRT:C2M	5:BW:37:MET:CB	2.64	0.76
9:A1:102:BCL:H8	14:A2:102:CRT:H182	1.69	0.75
5:A3:36:HIS:CE1	9:A3:104:BCL:HMD1	2.22	0.75
14:AB:102:CRT:C3	5:A9:10:LYS:CB	2.42	0.75
1:AC:285:TRP:CE3	1:AC:302:PRO:HG3	2.21	0.75
1:AC:205:ASP:HB2	1:AC:304:ARG:HE	1.51	0.75
1:AC:97:VAL:HG13	7:AC:502:HEM:HMB2	1.68	0.75
3:AM:79:VAL:CG2	3:AM:85:GLN:HB3	2.16	0.75
5:AQ:10:LYS:HB2	14:AT:102:CRT:H83	1.67	0.75
5:B3:8:LEU:O	5:B3:11:ILE:HG13	1.86	0.75
6:BE:9:LEU:HD22	6:BE:13:GLU:HG3	1.68	0.75
5:BU:49:ASP:CG	5:BU:50:ASN:H	1.90	0.75
14:A0:101:CRT:H35	9:A0:102:BCL:CMA	2.16	0.75
5:A3:14:ILE:HD13	6:A6:17:PHE:HE2	1.49	0.75
1:AC:249:PHE:HD1	1:AC:250:CYS:SG	2.09	0.75
5:AI:11:ILE:HG12	9:AK:102:BCL:H141	1.68	0.75
1:AC:36:ARG:HB3	2:AL:79:ASP:OD1	1.86	0.75
2:AL:177:HIS:HB3	3:AM:183:LEU:CD2	2.16	0.75
6:B2:20:ILE:HG12	14:B2:102:CRT:C8	2.17	0.75
1:BC:33:ILE:HD12	1:BC:33:ILE:H	1.52	0.75
5:BD:39:VAL:O	5:BD:43:ASP:HB3	1.87	0.75
4:BH:159:LEU:HD22	4:BH:254:ARG:HH22	1.51	0.75
4:BH:31:ARG:NE	4:BH:31:ARG:HA	2.01	0.75
5:BI:52:PRO:HG2	5:BI:55:TYR:CE2	2.22	0.75
2:BL:3:MET:SD	2:BL:8:LYS:HA	2.26	0.75
5:BO:7:ASN:HD22	6:BR:20:ILE:CD1	1.99	0.75
5:A5:52:PRO:O	5:A5:55:TYR:CE2	2.39	0.75
5:AF:27:PHE:HA	5:AF:30:VAL:HG12	1.68	0.75
6:B2:13:GLU:C	14:B2:102:CRT:H32A	2.06	0.75
6:BJ:10:THR:HB	6:BJ:13:GLU:OE2	1.84	0.75
5:BU:12:TRP:CG	6:BV:17:PHE:HD2	2.04	0.75
9:A6:101:BCL:CMC	9:A7:103:BCL:HBB1	2.16	0.75
5:A7:37:MET:H	14:A7:102:CRT:C2M	1.92	0.75
5:AF:4:MET:HB2	6:AJ:23:GLN:CG	2.13	0.75

Continued on next page...

Continued from previous page...

Atom-1	Atom-2	Interatomic distance (Å)	Clash overlap (Å)
3:AM:200:PRO:HA	3:AM:203:MET:CG	2.16	0.75
5:AS:4:MET:O	5:AS:8:LEU:HG	1.86	0.75
6:BE:23:GLN:HG3	6:BE:24:SER:H	1.49	0.75
2:BL:96:GLN:O	2:BL:100:ILE:HG13	1.85	0.75
6:BR:18:HIS:O	6:BR:22:MET:HB2	1.86	0.75
6:AJ:17:PHE:O	6:AJ:20:ILE:HG22	1.86	0.75
2:AL:46:GLY:HA3	10:AL:302:BPH:H9C3	1.68	0.75
5:AO:8:LEU:CD1	6:AP:18:HIS:CE1	2.70	0.75
5:AS:10:LYS:CG	14:AS:104:CRT:H1M1	2.17	0.75
9:BB:101:BCL:CHC	9:BD:102:BCL:HBB3	2.16	0.75
1:BC:20:LEU:HG	2:BL:271:TRP:NE1	2.01	0.75
1:BC:242:SER:O	1:BC:313:ALA:HA	1.87	0.75
5:A9:2:PHE:N	5:A9:5:ASN:ND2	2.30	0.75
5:AD:28:GLN:O	5:AD:32:GLY:N	2.20	0.75
5:AF:9:TYR:HA	6:AG:18:HIS:CE1	2.22	0.75
5:AI:11:ILE:N	14:AN:102:CRT:H82	2.01	0.75
5:AW:11:ILE:HG21	9:AY:102:BCL:H162	1.67	0.75
6:BJ:33:VAL:HG23	9:BJ:101:BCL:H143	1.69	0.75
6:A2:16:GLU:HB2	14:A2:102:CRT:H1M3	1.68	0.75
3:AM:253:ARG:HA	3:AM:257:GLY:O	1.87	0.75
3:AM:273:ALA:O	3:AM:276:THR:HB	1.87	0.75
6:AN:22:MET:HG3	6:AN:26:TYR:HE2	1.49	0.75
5:AO:36:HIS:O	5:AO:40:LEU:HB2	1.86	0.75
6:AR:24:SER:O	6:AR:27:ALA:HB3	1.87	0.75
5:BD:9:TYR:HB2	6:BE:15:LYS:HA	1.67	0.75
6:BR:46:LEU:HB3	6:BT:42:TYR:CZ	2.21	0.75
6:BV:33:VAL:O	6:BV:37:LEU:HD23	1.86	0.75
6:A2:17:PHE:CE1	14:A2:102:CRT:H9	2.19	0.75
9:A7:103:BCL:C1D	9:A8:101:BCL:HMD2	2.16	0.75
5:AA:29:ILE:HD11	14:A0:101:CRT:H343	1.69	0.75
1:AC:243:LEU:H	1:AC:243:LEU:HD12	1.52	0.75
4:BH:45:ARG:HA	4:BH:96:PRO:HB3	1.68	0.75
6:BV:17:PHE:HA	14:BV:102:CRT:H41	1.69	0.75
9:BZ:101:BCL:HBB1	9:B1:102:BCL:CMC	2.17	0.75
6:A6:40:TRP:HZ3	6:A6:45:TRP:H	1.32	0.75
2:AL:196:LEU:CD2	3:AM:216:PHE:HB2	2.16	0.75
3:AM:208:PHE:HB3	3:AM:276:THR:OG1	1.87	0.75
5:AO:18:ARG:O	5:AO:22:VAL:HG12	1.87	0.75
5:AS:46:TRP:CE3	9:AS:103:BCL:H2C	2.21	0.75
5:BA:18:ARG:HG3	5:B9:14:ILE:HG23	1.68	0.75
1:BC:122:TYR:HA	1:BC:125:VAL:CG2	2.16	0.75

Continued on next page...

Continued from previous page...

Atom-1	Atom-2	Interatomic distance (Å)	Clash overlap (Å)
3:BM:56:THR:HG21	3:BM:131:VAL:HG11	1.68	0.75
5:A7:43:ASP:CA	5:A9:48:ASP:HB3	2.16	0.74
5:AW:8:LEU:HD22	5:AW:11:ILE:HD11	1.68	0.74
5:AY:4:MET:HB3	5:AY:8:LEU:HG	1.68	0.74
9:B1:102:BCL:HBC1	9:B2:101:BCL:HBC3	1.68	0.74
6:BP:17:PHE:O	6:BP:20:ILE:HG22	1.86	0.74
14:BU:103:CRT:H11	6:BX:21:PHE:HA	1.69	0.74
5:A5:24:ILE:HG13	9:A7:103:BCL:H201	1.69	0.74
14:AB:102:CRT:H5	5:A9:10:LYS:HB3	1.69	0.74
9:AJ:101:BCL:HMB3	9:AK:102:BCL:CHB	2.16	0.74
3:AM:179:ILE:HD13	3:AM:179:ILE:N	2.03	0.74
3:AM:243:THR:HG22	4:AH:237:ASP:OD1	1.86	0.74
9:AO:102:BCL:CHD	9:AP:101:BCL:HMD2	2.17	0.74
14:B2:102:CRT:H342	9:B3:102:BCL:CBA	2.16	0.74
5:BK:9:TYR:OH	6:BN:11:ASP:HB3	1.87	0.74
2:BL:129:ALA:HB1	2:BL:247:LEU:HD21	1.68	0.74
5:BO:10:LYS:HB2	14:BO:103:CRT:H5	1.69	0.74
14:BU:103:CRT:H343	9:BY:102:BCL:CBA	2.17	0.74
5:BY:36:HIS:NE2	9:BZ:101:BCL:HMD1	2.01	0.74
1:AC:122:TYR:HA	1:AC:125:VAL:CG2	2.17	0.74
1:AC:235:LEU:HG	1:AC:239:ILE:HD11	1.69	0.74
6:AJ:29:PHE:O	6:AJ:33:VAL:HB	1.88	0.74
5:BD:49:ASP:HB2	5:BF:56:GLN:CG	2.18	0.74
2:BL:279:PRO:HG2	5:BY:37:MET:SD	2.27	0.74
3:BM:158:LEU:O	3:BM:163:ILE:HG22	1.88	0.74
9:BO:102:BCL:C1D	9:BP:101:BCL:CMD	2.63	0.74
5:BO:8:LEU:HG	6:BP:18:HIS:CE1	2.23	0.74
5:A1:13:LEU:O	6:A2:7:THR:HA	1.86	0.74
5:A5:4:MET:CG	6:A8:27:ALA:CB	2.59	0.74
4:AH:133:ILE:HD11	4:AH:171:TRP:HB3	1.67	0.74
4:AH:5:ILE:CD1	5:AF:47:LEU:HD12	2.17	0.74
5:AF:27:PHE:CZ	5:AI:29:ILE:HD11	2.23	0.74
3:AM:253:ARG:HB2	3:AM:259:ASN:OD1	1.87	0.74
14:AW:102:CRT:C18	9:AY:102:BCL:C8	2.66	0.74
1:BC:32:GLN:HB2	2:BL:80:LEU:HD12	1.69	0.74
4:BH:55:VAL:HG13	4:BH:56:VAL:N	2.02	0.74
2:BL:273:ASN:HA	2:BL:276:LEU:HD23	1.68	0.74
5:BQ:19:ARG:NH1	15:BQ:101:PEF:H51	2.02	0.74
9:A8:101:BCL:H2A	9:A8:101:BCL:O1D	1.87	0.74
6:AG:46:LEU:HB3	6:AJ:42:TYR:OH	1.86	0.74
5:BA:19:ARG:NH1	5:BD:22:VAL:HG11	2.02	0.74

Continued on next page...

Continued from previous page...

Atom-1	Atom-2	Interatomic distance (Å)	Clash overlap (Å)
5:BA:27:PHE:HA	5:BA:30:VAL:HG12	1.68	0.74
5:BD:44:LEU:HD12	5:BD:44:LEU:O	1.86	0.74
6:BG:30:GLY:O	6:BG:33:VAL:HG12	1.87	0.74
3:BM:250:LEU:HG	3:BM:254:TRP:NE1	2.02	0.74
5:BK:12:TRP:NE1	6:BN:17:PHE:HD2	1.84	0.74
5:BQ:44:LEU:HD22	6:BR:43:ARG:HD2	1.69	0.74
5:BS:20:VAL:O	5:BS:24:ILE:HG12	1.88	0.74
14:A2:102:CRT:H2M1	5:A3:36:HIS:HB3	1.69	0.74
5:A3:43:ASP:CB	5:A5:47:LEU:HD13	2.02	0.74
9:AL:301:BCL:HBC3	9:AL:301:BCL:HH1	1.68	0.74
3:AM:171:TRP:HA	3:AM:171:TRP:CE3	2.22	0.74
6:AN:20:ILE:HD12	6:AN:20:ILE:H	1.53	0.74
5:AW:12:TRP:CZ2	6:AX:21:PHE:CG	2.76	0.74
14:AX:102:CRT:H343	9:AY:102:BCL:HBA1	1.69	0.74
9:BA:101:BCL:HMB3	9:B0:102:BCL:CHB	2.18	0.74
5:B9:32:GLY:N	9:B0:102:BCL:HED2	2.01	0.74
5:BA:34:LEU:O	5:BA:38:ILE:HG23	1.86	0.74
5:BY:50:ASN:HD21	6:BZ:43:ARG:HH12	1.32	0.74
5:A7:50:ASN:CG	5:A7:51:ILE:H	1.89	0.74
6:A8:33:VAL:CG2	9:A8:101:BCL:C14	2.66	0.74
2:AL:103:ALA:O	2:AL:107:ILE:HG13	1.87	0.74
5:AQ:31:LEU:HG	9:AR:101:BCL:HED3	1.67	0.74
5:AS:20:VAL:HB	9:AU:102:BCL:C20	2.18	0.74
5:B1:43:ASP:HB2	5:B3:47:LEU:CD1	2.18	0.74
9:B6:101:BCL:C1B	9:B7:103:BCL:HMB3	2.18	0.74
1:BC:212:ILE:N	1:BC:212:ILE:HD13	2.02	0.74
6:BJ:29:PHE:O	6:BJ:33:VAL:HB	1.88	0.74
5:BS:12:TRP:HE1	6:BT:18:HIS:HD1	1.34	0.74
14:BW:103:CRT:H342	9:B1:102:BCL:CBA	2.15	0.74
6:BV:43:ARG:HH11	5:BW:55:TYR:HB3	1.52	0.74
5:A9:4:MET:O	5:A9:8:LEU:HG	1.86	0.74
1:AC:280:ASN:CB	1:AC:304:ARG:HD2	2.17	0.74
5:AF:49:ASP:CG	5:AF:50:ASN:H	1.90	0.74
15:AM:407:PEF:H32	4:AH:29:TYR:CE2	2.23	0.74
5:AO:21:LEU:O	5:AO:25:VAL:HG23	1.88	0.74
9:AR:101:BCL:CMA	9:AS:103:BCL:HMA1	2.13	0.74
9:AW:101:BCL:O1D	9:AW:101:BCL:H2A	1.87	0.74
6:AZ:32:VAL:HG11	9:AZ:101:BCL:HBA2	1.70	0.74
5:B1:19:ARG:NH2	5:B3:18:ARG:NH1	2.36	0.74
6:B2:21:PHE:CD1	14:B2:102:CRT:C14	2.52	0.74
5:B7:37:MET:N	14:B7:102:CRT:C2M	2.50	0.74

Continued on next page...

Continued from previous page...

Atom-1	Atom-2	Interatomic distance (Å)	Clash overlap (Å)
6:BB:22:MET:HG3	6:BB:26:TYR:CZ	2.23	0.74
1:BC:167:VAL:HG21	1:BC:297:GLY:HA3	1.68	0.74
5:BD:33:LEU:O	5:BD:37:MET:HG3	1.88	0.74
3:BM:79:VAL:CG2	3:BM:85:GLN:HB3	2.15	0.74
5:A5:28:GLN:O	5:A5:32:GLY:N	2.21	0.74
2:AL:188:PHE:HB3	2:AL:249:ALA:HB2	1.68	0.74
5:B1:12:TRP:HZ3	5:B1:20:VAL:HG21	1.53	0.74
9:BX:101:BCL:HMC1	5:BY:47:LEU:HD21	1.68	0.74
4:AH:136:MET:SD	4:AH:170:VAL:HG23	2.28	0.74
5:AI:27:PHE:CE2	5:AK:29:ILE:HD11	2.22	0.74
14:AR:102:CRT:C34	9:AS:103:BCL:HBA1	2.17	0.74
6:BB:29:PHE:O	6:BB:32:VAL:HG12	1.87	0.74
1:BC:296:LYS:HA	1:BC:301:ASP:O	1.88	0.74
2:BL:194:LEU:O	2:BL:198:MET:HG3	1.87	0.74
3:BM:301:HIS:ND1	4:BH:8:TYR:HB3	2.03	0.74
3:BM:34:PRO:HG3	3:BM:50:PRO:N	2.03	0.74
6:BT:42:TYR:CD2	6:BT:43:ARG:HG2	2.22	0.74
5:BU:16:ASP:HB3	5:BU:18:ARG:NH1	2.02	0.74
6:A8:46:LEU:HD22	6:A0:42:TYR:CE2	2.22	0.73
5:A3:27:PHE:HE2	5:A5:29:ILE:HG13	1.52	0.73
14:A7:102:CRT:H31	9:A7:103:BCL:HBA1	1.70	0.73
1:AC:45:ASN:ND2	1:AC:48:GLN:HB2	2.01	0.73
3:AM:178:GLY:O	3:AM:182:HIS:HB3	1.88	0.73
3:AM:59:LEU:HG	3:AM:128:LEU:HD21	1.70	0.73
6:B0:33:VAL:O	6:B0:37:LEU:HG	1.88	0.73
2:BL:86:MET:HG3	5:B7:37:MET:HG3	1.68	0.73
1:BC:41:GLU:OE1	2:BL:153:HIS:NE2	2.21	0.73
4:BH:114:ALA:HB2	4:BH:245:GLY:HA3	1.68	0.73
3:BM:279:THR:HA	3:BM:282:ILE:HD12	1.70	0.73
5:AF:19:ARG:NH1	5:AI:18:ARG:NH2	2.36	0.73
3:AM:25:LYS:HD2	6:AP:8:GLY:HA3	1.69	0.73
5:BA:52:PRO:HG2	6:B0:44:PRO:HG2	1.70	0.73
5:B3:44:LEU:HD12	5:B3:44:LEU:O	1.87	0.73
5:BF:36:HIS:CE1	9:BG:101:BCL:HMD1	2.23	0.73
2:BL:52:TRP:O	2:BL:56:ILE:HG12	1.86	0.73
3:BM:202:HIS:CE1	3:BM:206:ILE:HD11	2.23	0.73
5:BS:46:TRP:CD1	5:BS:47:LEU:HD22	2.23	0.73
5:A7:36:HIS:HB3	14:A7:102:CRT:H391	1.69	0.73
6:A8:32:VAL:HG11	9:A8:101:BCL:HBA2	1.69	0.73
5:AF:44:LEU:CB	6:AG:43:ARG:HH11	1.98	0.73
5:AQ:52:PRO:HG3	5:AQ:55:TYR:OH	1.87	0.73

Continued on next page...

Continued from previous page...

Atom-1	Atom-2	Interatomic distance (Å)	Clash overlap (Å)
10:AM:403:BPH:H101	15:AS:101:PEF:H182	1.70	0.73
5:AU:25:VAL:HG13	9:AU:102:BCL:H52	1.70	0.73
5:AU:43:ASP:HA	5:AW:47:LEU:C	2.08	0.73
5:AY:13:LEU:CD2	6:AZ:14:ALA:CB	2.67	0.73
5:B1:19:ARG:HH22	5:B3:18:ARG:CZ	2.02	0.73
1:BC:263:THR:HB	1:BC:264:PRO:HD2	1.71	0.73
1:BC:281:GLN:OE1	1:BC:285:TRP:CD1	2.41	0.73
5:BI:8:LEU:HD12	6:BJ:18:HIS:HE1	1.53	0.73
5:BS:31:LEU:HD11	14:BS:103:CRT:H35	1.69	0.73
5:BU:14:ILE:HD12	14:BU:103:CRT:H31A	1.69	0.73
5:BW:9:TYR:HA	6:BX:18:HIS:CD2	2.23	0.73
6:A2:21:PHE:CD1	14:A2:102:CRT:H14	2.23	0.73
4:AH:227:ASN:HD22	4:AH:228:PRO:CD	2.00	0.73
6:B0:33:VAL:CG1	6:B0:37:LEU:HD11	2.19	0.73
5:BY:43:ASP:CA	5:B1:48:ASP:HB3	2.17	0.73
5:B3:14:ILE:HD11	14:B7:102:CRT:H42	1.70	0.73
5:B7:16:ASP:O	5:B7:20:VAL:HG22	1.89	0.73
6:BB:29:PHE:CE1	9:BB:101:BCL:H11	2.23	0.73
14:BG:102:CRT:H2M2	5:BI:37:MET:CE	2.18	0.73
9:BL:303:BCL:HMA1	9:BL:303:BCL:H121	1.69	0.73
3:BM:34:PRO:HD3	3:BM:50:PRO:HB3	1.68	0.73
6:BP:10:THR:HG22	6:BP:11:ASP:N	2.04	0.73
6:A4:13:GLU:O	6:A4:16:GLU:HG2	1.88	0.73
4:AH:5:ILE:HD11	5:AF:40:LEU:HD12	1.70	0.73
15:AM:408:PEF:H52	4:AH:204:LYS:HE2	1.68	0.73
3:AM:249:ALA:HB2	13:AM:405:MQ8:H61	1.71	0.73
5:AO:7:ASN:H	5:AO:7:ASN:ND2	1.86	0.73
5:AW:51:ILE:HB	5:AW:52:PRO:CA	2.15	0.73
5:BF:27:PHE:CZ	5:BI:29:ILE:HD11	2.23	0.73
3:BM:55:LEU:HD23	5:BQ:22:VAL:HG23	1.70	0.73
14:BV:102:CRT:H2M1	5:BW:37:MET:HB2	1.69	0.73
9:A5:102:BCL:O1D	9:A5:102:BCL:H2A	1.89	0.73
5:AK:44:LEU:CD2	5:AK:46:TRP:HB3	2.18	0.73
6:B2:17:PHE:HD1	14:B2:102:CRT:H9	1.53	0.73
5:B7:44:LEU:HD22	5:B7:46:TRP:CE3	2.23	0.73
5:BI:44:LEU:HD12	5:BI:44:LEU:O	1.89	0.73
9:BJ:101:BCL:HMB3	9:BK:102:BCL:CHB	2.19	0.73
2:BL:186:ILE:CD1	9:BM:401:BCL:HMD1	2.18	0.73
5:BU:31:LEU:HD23	9:BV:101:BCL:HED3	1.69	0.73
1:AC:316:LYS:HG2	7:AC:504:HEM:HAD2	1.68	0.73
5:AK:29:ILE:HB	9:AK:102:BCL:H43	1.70	0.73

Continued on next page...

Continued from previous page...

Atom-1	Atom-2	Interatomic distance (Å)	Clash overlap (Å)
2:AL:120:LEU:O	2:AL:122:ILE:HG23	1.87	0.73
3:AM:144:GLN:HB3	3:AM:147:SER:OG	1.88	0.73
5:AO:29:ILE:HD12	9:AO:102:BCL:H11	1.69	0.73
6:B2:11:ASP:O	6:B2:15:LYS:HG2	1.88	0.73
5:B9:31:LEU:O	5:B9:35:ILE:HG12	1.88	0.73
1:BC:164:TYR:CE2	1:BC:312:GLN:HG2	2.24	0.73
6:BJ:17:PHE:HE1	6:BJ:21:PHE:HB2	1.54	0.73
2:BL:216:LYS:HD2	2:BL:220:HIS:CD2	2.24	0.73
5:A7:12:TRP:HZ3	5:A7:17:PRO:HB3	1.51	0.73
1:AC:22:GLY:HA3	2:AL:263:PHE:HB3	1.70	0.73
1:AC:291:LEU:O	1:AC:296:LYS:HE3	1.89	0.73
2:AL:4:LEU:HD21	3:AM:253:ARG:HH21	1.53	0.73
5:AS:10:LYS:CG	14:AS:104:CRT:C1M	2.67	0.73
5:B1:18:ARG:HG2	5:B1:18:ARG:HH11	1.53	0.73
14:B1:103:CRT:C34	9:B5:102:BCL:HBA1	2.17	0.73
3:BM:290:VAL:HG12	3:BM:291:VAL:H	1.54	0.73
10:BM:403:BPH:HMA1	15:BQ:101:PEF:C41	2.16	0.73
10:BM:403:BPH:H3A	15:BQ:101:PEF:H431	1.71	0.73
5:A3:52:PRO:O	5:A3:55:TYR:CZ	2.41	0.73
6:AB:20:ILE:HG12	5:A9:7:ASN:HB2	1.68	0.73
5:B1:14:ILE:HD12	5:B1:15:LEU:N	2.04	0.73
5:B7:42:THR:HB	5:B9:48:ASP:CG	2.08	0.73
6:BE:33:VAL:O	6:BE:37:LEU:HD23	1.89	0.73
6:BP:45:TRP:O	6:BP:46:LEU:HG	1.87	0.73
6:BV:17:PHE:CA	14:BV:102:CRT:H41	2.19	0.73
5:BW:16:ASP:O	5:BW:19:ARG:HG2	1.88	0.73
5:A1:10:LYS:HB3	14:A1:103:CRT:H5	1.70	0.73
5:A5:25:VAL:CG1	9:A5:102:BCL:C19	2.54	0.73
2:AL:148:MET:HE1	2:AL:262:PRO:HD3	1.71	0.73
3:AM:166:VAL:HG22	3:AM:171:TRP:CZ3	2.23	0.73
5:BD:32:GLY:N	9:BE:101:BCL:HED2	2.04	0.73
9:BI:102:BCL:OBD	6:BJ:32:VAL:HG13	1.88	0.73
9:BX:101:BCL:CMC	5:BY:47:LEU:HD21	2.19	0.73
14:A5:103:CRT:H293	9:A9:102:BCL:C4	2.14	0.72
5:A5:43:ASP:HB2	5:A7:47:LEU:CB	2.18	0.72
14:AA:102:CRT:H9	6:AE:17:PHE:CD1	2.23	0.72
6:AG:23:GLN:O	6:AG:26:TYR:HB2	1.88	0.72
4:AH:168:SER:HB3	4:AH:183:GLU:CB	2.19	0.72
5:AK:52:PRO:HB2	5:AK:55:TYR:CD1	2.23	0.72
2:AL:235:ALA:HA	11:AL:304:UQ8:H3MB	1.69	0.72
5:AQ:43:ASP:HA	5:AS:47:LEU:C	2.09	0.72

Continued on next page...

Continued from previous page...

Atom-1	Atom-2	Interatomic distance (Å)	Clash overlap (Å)
14:AT:102:CRT:H342	9:AU:102:BCL:HBA2	1.69	0.72
3:BM:57:GLY:O	3:BM:61:ILE:HG13	1.89	0.72
6:AZ:46:LEU:HB3	5:A1:52:PRO:HD3	1.71	0.72
5:A3:36:HIS:NE2	9:A3:104:BCL:HMD1	2.04	0.72
5:A3:12:TRP:HE1	6:A4:18:HIS:HB2	1.54	0.72
6:A4:40:TRP:CZ3	6:A4:44:PRO:HA	2.24	0.72
6:AG:29:PHE:O	6:AG:33:VAL:CG2	2.37	0.72
9:AJ:101:BCL:CHB	9:AK:102:BCL:HMB3	2.19	0.72
5:AS:47:LEU:H	5:AS:47:LEU:HD22	1.54	0.72
14:AT:102:CRT:H342	9:AU:102:BCL:HBA1	1.71	0.72
5:AY:33:LEU:HD12	5:AY:34:LEU:N	2.04	0.72
6:AZ:22:MET:HG3	6:AZ:26:TYR:HE1	1.53	0.72
5:B1:18:ARG:O	5:B1:22:VAL:HG12	1.89	0.72
6:B6:27:ALA:O	6:B6:31:LEU:HG	1.89	0.72
5:B9:31:LEU:HD11	5:B9:35:ILE:HD11	1.71	0.72
2:BL:190:PHE:HE1	3:BM:209:LEU:HD21	1.53	0.72
3:BM:222:THR:CG2	3:BM:252:TRP:HE1	2.02	0.72
5:A7:25:VAL:HG13	9:A7:103:BCL:H52	1.72	0.72
5:AI:18:ARG:CZ	5:AI:18:ARG:HB3	2.19	0.72
2:AL:144:ARG:HB3	2:AL:145:PRO:HD3	1.71	0.72
2:AL:10:TYR:OH	3:AM:246:GLU:HG2	1.89	0.72
5:AO:49:ASP:CG	5:AO:50:ASN:H	1.90	0.72
6:AX:17:PHE:CE1	14:AX:102:CRT:H6	2.24	0.72
9:B9:102:BCL:HMD1	6:B0:36:HIS:HD2	1.54	0.72
6:B0:40:TRP:HH2	6:B0:46:LEU:CG	2.00	0.72
6:B4:29:PHE:HZ	9:B4:101:BCL:H101	1.52	0.72
9:BO:102:BCL:HBD	9:BP:101:BCL:OBD	1.90	0.72
6:AE:9:LEU:HD22	6:AE:13:GLU:HG3	1.71	0.72
2:AL:48:LEU:HA	2:AL:51:VAL:HG23	1.71	0.72
3:AM:279:THR:HA	3:AM:282:ILE:CD1	2.19	0.72
5:AS:13:LEU:HD12	14:AS:104:CRT:H32A	1.68	0.72
9:B2:101:BCL:HMB3	9:B3:102:BCL:C1B	2.19	0.72
5:B3:21:LEU:O	5:B3:25:VAL:HG23	1.89	0.72
5:B3:5:ASN:HA	5:B3:8:LEU:CD1	2.18	0.72
6:B4:13:GLU:HA	6:B4:16:GLU:CD	2.09	0.72
5:B7:37:MET:H	14:B7:102:CRT:H2M1	1.54	0.72
5:BK:44:LEU:CD2	5:BK:46:TRP:HB3	2.19	0.72
3:BM:164:ARG:HA	3:BM:167:MET:HB3	1.71	0.72
6:AE:29:PHE:CZ	9:AE:101:BCL:H42	2.24	0.72
3:AM:293:ASN:CG	3:AM:296:LEU:HG	2.09	0.72
5:AW:54:SER:HA	17:AW:201:HOH:O	1.88	0.72

Continued on next page...

Continued from previous page...

Atom-1	Atom-2	Interatomic distance (Å)	Clash overlap (Å)
5:B7:43:ASP:HB2	5:B9:47:LEU:CD1	2.16	0.72
14:BB:102:CRT:H2M2	5:BD:37:MET:CE	2.19	0.72
2:BL:206:VAL:O	2:BL:209:PRO:HD3	1.88	0.72
2:BL:4:LEU:H	2:BL:7:GLU:HB3	1.54	0.72
5:BU:12:TRP:CE2	6:BV:17:PHE:CD2	2.76	0.72
6:A0:32:VAL:CG2	9:A0:102:BCL:HBA2	2.18	0.72
6:A0:24:SER:O	6:A0:27:ALA:HB3	1.90	0.72
5:A5:12:TRP:CZ3	5:A5:17:PRO:HA	2.25	0.72
14:AA:102:CRT:H11	6:AE:17:PHE:HE1	1.53	0.72
1:AC:301:ASP:HB2	1:AC:302:PRO:HD2	1.72	0.72
3:AM:171:TRP:HA	3:AM:171:TRP:HE3	1.55	0.72
3:AM:214:LEU:O	3:AM:217:ALA:HB3	1.88	0.72
5:AO:13:LEU:HD23	5:AO:14:ILE:N	2.05	0.72
9:B1:102:BCL:HAC2	9:B2:101:BCL:HBC1	1.70	0.72
9:B6:101:BCL:CHC	9:B7:103:BCL:HBB3	2.20	0.72
5:BI:39:VAL:HG11	9:BI:102:BCL:HBC1	1.71	0.72
3:BM:40:LEU:HD13	3:BM:48:ILE:HD11	1.70	0.72
1:AC:154:THR:HG22	1:AC:155:CYS:N	2.04	0.72
6:AG:21:PHE:C	6:AG:21:PHE:HD1	1.87	0.72
3:AM:58:THR:O	3:AM:61:ILE:HG22	1.88	0.72
5:AW:12:TRP:HA	5:AW:12:TRP:CE3	2.23	0.72
14:AW:102:CRT:H35	5:AY:31:LEU:HD11	1.71	0.72
6:BG:21:PHE:C	6:BG:21:PHE:CD1	2.61	0.72
2:BL:148:MET:SD	2:BL:262:PRO:HG3	2.29	0.72
3:BM:179:ILE:O	3:BM:183:LEU:HB2	1.90	0.72
9:BT:101:BCL:HMA1	9:BU:102:BCL:HMA1	1.70	0.72
6:A0:21:PHE:HB2	14:A0:101:CRT:C14	2.19	0.72
5:A3:52:PRO:O	5:A3:55:TYR:CE1	2.42	0.72
6:A8:29:PHE:HZ	9:A8:101:BCL:C7	2.03	0.72
1:AC:121:ILE:HG23	1:AC:123:THR:HG23	1.72	0.72
2:AL:17:LEU:HG	2:AL:115:GLU:HG2	1.71	0.72
2:AL:177:HIS:CD2	9:AL:301:BCL:HMC2	2.24	0.72
3:AM:215:LEU:O	3:AM:218:MET:N	2.22	0.72
5:AS:11:ILE:HG12	14:AS:104:CRT:C8	2.19	0.72
5:AW:14:ILE:HG21	5:AY:21:LEU:HD12	1.71	0.72
9:AZ:101:BCL:HMB3	9:A1:102:BCL:C1B	2.19	0.72
5:B7:36:HIS:CG	14:B7:102:CRT:H393	2.25	0.72
1:BC:157:ARG:HH12	1:BC:318:LEU:CG	2.02	0.72
9:BG:101:BCL:HMB3	9:BI:102:BCL:C4A	2.20	0.72
3:BM:200:PRO:HA	3:BM:203:MET:SD	2.30	0.72
6:BN:44:PRO:HD2	5:BO:55:TYR:OH	1.90	0.72

Continued on next page...

Continued from previous page...

Atom-1	Atom-2	Interatomic distance (Å)	Clash overlap (Å)
9:BW:102:BCL:CBC	9:BX:101:BCL:HBC3	2.20	0.72
5:BY:10:LYS:HG3	6:B2:20:ILE:HD13	1.71	0.72
6:A6:27:ALA:O	6:A6:31:LEU:HG	1.89	0.72
5:A7:29:ILE:HG23	5:A7:30:VAL:N	2.04	0.72
5:AA:10:LYS:O	5:AA:13:LEU:HD13	1.90	0.72
5:AS:31:LEU:O	5:AS:35:ILE:HG12	1.90	0.72
5:BO:29:ILE:CA	9:BO:102:BCL:H11	2.18	0.72
5:AA:28:GLN:HB3	9:AA:101:BCL:H2	1.71	0.72
6:AG:16:GLU:O	6:AG:20:ILE:HG22	1.89	0.72
6:AG:31:LEU:O	6:AG:34:ILE:HG23	1.89	0.72
4:AH:65:LYS:N	4:AH:78:ALA:O	2.23	0.72
2:AL:29:PRO:CB	3:AM:253:ARG:HD2	2.20	0.72
14:AS:104:CRT:H2M1	5:AW:37:MET:HB2	1.70	0.72
14:BA:102:CRT:H403	5:BD:35:ILE:HD13	1.72	0.72
9:BO:102:BCL:HAC2	9:BP:101:BCL:HAC1	1.71	0.72
5:BW:46:TRP:CH2	9:BW:102:BCL:H2C	2.24	0.72
9:A8:101:BCL:HMC3	9:A9:102:BCL:CBB	2.18	0.71
1:AC:20:LEU:HD22	1:AC:21:LEU:N	2.05	0.71
3:AM:73:PHE:HZ	5:AS:38:ILE:HA	1.53	0.71
5:AS:37:MET:CG	15:AS:101:PEF:H452	2.19	0.71
6:B0:29:PHE:HD1	9:B0:102:BCL:H11	1.54	0.71
5:B5:30:VAL:HG13	5:B5:31:LEU:N	2.05	0.71
5:B7:42:THR:HB	5:B9:48:ASP:OD2	1.90	0.71
5:BD:33:LEU:O	5:BD:37:MET:CG	2.38	0.71
9:BJ:101:BCL:HMB1	9:BJ:101:BCL:CBB	2.20	0.71
3:BM:63:PHE:CE2	3:BM:124:LEU:HB2	2.25	0.71
1:BC:254:ARG:HH21	3:BM:295:TYR:HE1	1.36	0.71
5:BU:46:TRP:CH2	9:BU:102:BCL:H2C	2.24	0.71
5:A7:46:TRP:CD1	5:A7:47:LEU:HD22	2.24	0.71
5:AI:27:PHE:O	5:AI:30:VAL:HG12	1.89	0.71
3:AM:199:ASN:HD21	3:AM:283:GLY:HA3	1.55	0.71
6:BZ:46:LEU:HB2	5:B1:52:PRO:CD	2.19	0.71
5:B7:17:PRO:O	5:B7:21:LEU:HG	1.89	0.71
4:BH:31:ARG:HB3	4:BH:59:PRO:HG3	1.71	0.71
4:BH:45:ARG:HD3	4:BH:97:GLY:N	2.03	0.71
2:BL:188:PHE:C	2:BL:190:PHE:H	1.92	0.71
3:BM:124:LEU:O	3:BM:128:LEU:N	2.23	0.71
6:A2:20:ILE:HD12	14:A2:102:CRT:H81	1.71	0.71
5:A9:44:LEU:HD22	5:A9:44:LEU:O	1.91	0.71
3:AM:208:PHE:CZ	3:AM:275:LEU:HD13	2.26	0.71
3:AM:73:PHE:CZ	5:AS:38:ILE:HA	2.25	0.71

Continued on next page...

Continued from previous page...

Atom-1	Atom-2	Interatomic distance (Å)	Clash overlap (Å)
5:AU:44:LEU:HD22	6:AV:43:ARG:HD3	1.71	0.71
5:BI:17:PRO:O	5:BI:21:LEU:HB3	1.90	0.71
2:BL:196:LEU:HB2	3:BM:216:PHE:CD2	2.25	0.71
3:BM:228:ARG:HD2	3:BM:228:ARG:H	1.55	0.71
6:BP:44:PRO:O	5:BQ:52:PRO:HG2	1.91	0.71
5:BY:31:LEU:O	5:BY:35:ILE:HG12	1.89	0.71
4:AH:225:LEU:O	4:AH:225:LEU:HD12	1.90	0.71
5:AI:31:LEU:HB3	9:AJ:101:BCL:HED3	1.73	0.71
6:B4:29:PHE:HE1	9:B4:101:BCL:H72	1.55	0.71
5:BQ:43:ASP:HB2	5:BS:47:LEU:HA	1.71	0.71
9:A9:102:BCL:C1D	9:A0:102:BCL:CMD	2.69	0.71
5:A7:44:LEU:O	5:A7:44:LEU:HD22	1.90	0.71
5:AI:36:HIS:NE2	9:AJ:101:BCL:HMD1	2.05	0.71
5:AO:11:ILE:N	14:AR:102:CRT:H82	2.06	0.71
5:AU:12:TRP:CE3	5:AU:12:TRP:HA	2.23	0.71
6:B0:24:SER:O	6:B0:27:ALA:HB3	1.90	0.71
9:B1:102:BCL:CBB	9:B1:102:BCL:HMB1	2.21	0.71
5:BA:14:ILE:HG13	5:BA:15:LEU:CD2	2.20	0.71
2:BL:2:ALA:N	4:BH:45:ARG:HB2	2.04	0.71
5:BS:36:HIS:CE1	9:BT:101:BCL:CMD	2.70	0.71
4:AH:189:ASN:HB3	4:AH:191:LYS:HG3	1.71	0.71
2:AL:43:THR:HA	10:AL:302:BPH:H7C1	1.72	0.71
3:AM:260:VAL:HB	3:AM:264:SER:OG	1.91	0.71
5:B9:12:TRP:NE1	6:B0:18:HIS:HB2	2.04	0.71
5:B3:2:PHE:CE1	5:B3:5:ASN:ND2	2.58	0.71
5:BW:16:ASP:H	5:BW:19:ARG:NE	1.88	0.71
5:A1:19:ARG:O	5:A1:23:SER:HB3	1.91	0.71
6:AG:28:TRP:CE2	6:AG:32:VAL:CG2	2.74	0.71
4:AH:52:ARG:HB2	4:AH:54:LYS:NZ	2.05	0.71
2:AL:148:MET:SD	2:AL:262:PRO:HG3	2.30	0.71
3:AM:84:PHE:HA	5:AW:37:MET:HE1	1.72	0.71
5:B7:18:ARG:O	5:B7:22:VAL:HG12	1.91	0.71
2:BL:12:VAL:HG22	2:BL:13:ARG:N	2.04	0.71
5:BU:19:ARG:NE	5:BW:18:ARG:NH2	2.38	0.71
9:BV:101:BCL:HMA1	9:BW:102:BCL:CMA	2.17	0.71
6:AB:23:GLN:HG3	5:A9:4:MET:CE	2.18	0.71
14:AA:102:CRT:C2	6:AE:16:GLU:HG3	2.20	0.71
3:AM:126:ILE:HG12	9:AM:402:BCL:H142	1.72	0.71
6:AP:21:PHE:CD1	6:AP:21:PHE:C	2.63	0.71
6:AX:25:MET:HG3	14:AX:102:CRT:H21	1.71	0.71
6:B0:33:VAL:HG12	6:B0:37:LEU:HD11	1.71	0.71

Continued on next page...

Continued from previous page...

Atom-1	Atom-2	Interatomic distance (Å)	Clash overlap (Å)
6:B2:21:PHE:HA	14:B2:102:CRT:C11	2.21	0.71
5:B5:45:ASN:C	5:B5:49:ASP:HB3	2.11	0.71
6:B8:45:TRP:O	6:B8:46:LEU:HG	1.91	0.71
5:BA:55:TYR:CE1	5:B9:44:LEU:HB3	2.18	0.71
1:BC:270:TRP:HE3	1:BC:271:TYR:CD1	2.08	0.71
4:AH:69:LEU:HB3	4:AH:70:PRO:HD2	1.72	0.71
13:AM:405:MQ8:C12	13:AM:405:MQ8:H2M1	2.21	0.71
6:AP:13:GLU:HA	6:AP:16:GLU:CD	2.10	0.71
5:AY:13:LEU:HD21	6:AZ:14:ALA:HB1	1.71	0.71
5:AY:50:ASN:CG	5:AY:51:ILE:H	1.94	0.71
9:B2:101:BCL:C1B	9:B3:102:BCL:HMB3	2.21	0.71
5:B9:17:PRO:O	5:B9:21:LEU:HB2	1.91	0.71
3:BM:60:SER:CA	3:BM:128:LEU:HD23	2.21	0.71
6:BP:38:LEU:HD23	6:BP:38:LEU:O	1.90	0.71
6:BP:46:LEU:HB3	6:BR:42:TYR:OH	1.91	0.71
5:BY:30:VAL:HA	5:BY:33:LEU:HG	1.72	0.71
5:AA:11:ILE:N	14:AA:102:CRT:H82	2.06	0.71
5:AA:27:PHE:HA	5:AA:30:VAL:HG12	1.73	0.71
5:AO:38:ILE:HD13	14:AP:102:CRT:H403	1.73	0.71
5:AS:17:PRO:O	5:AS:21:LEU:HG	1.91	0.71
9:AV:102:BCL:O1D	9:AV:102:BCL:H2A	1.89	0.71
5:B7:44:LEU:HD23	6:B8:43:ARG:HH11	1.56	0.71
5:B9:40:LEU:HD13	5:B9:47:LEU:HD23	1.71	0.71
1:BC:276:VAL:HG13	1:BC:277:ARG:N	2.03	0.71
1:BC:62:LEU:HG	1:BC:327:TYR:OH	1.90	0.71
2:BL:243:LEU:HD23	11:BL:304:UQ8:H46B	1.73	0.71
6:BV:27:ALA:O	6:BV:31:LEU:HG	1.91	0.71
5:BY:48:ASP:O	5:BY:49:ASP:HB3	1.89	0.71
6:A0:36:HIS:HE1	9:A0:102:BCL:C1B	2.04	0.70
3:AM:156:PHE:CD2	9:AM:402:BCL:H52	2.26	0.70
3:AM:71:ILE:HD13	3:AM:177:PHE:CE1	2.26	0.70
3:AM:28:LEU:HB3	3:AM:29:PRO:HD2	1.72	0.70
2:AL:71:TRP:HD1	3:AM:303:MET:HG2	1.54	0.70
6:B8:20:ILE:O	6:B8:23:GLN:HG3	1.90	0.70
9:BB:101:BCL:C1B	9:BD:102:BCL:HMB3	2.21	0.70
9:BF:102:BCL:ND	9:BG:101:BCL:HMD2	2.06	0.70
2:BL:206:VAL:HG11	2:BL:221:GLU:HG2	1.73	0.70
14:BV:102:CRT:H342	9:BW:102:BCL:CBA	2.20	0.70
5:BU:43:ASP:CA	5:BW:47:LEU:O	2.36	0.70
6:AB:40:TRP:HZ3	6:AB:45:TRP:N	1.85	0.70
1:AC:167:VAL:HG21	1:AC:297:GLY:HA3	1.71	0.70

Continued on next page...

Continued from previous page...

Atom-1	Atom-2	Interatomic distance (Å)	Clash overlap (Å)
1:AC:157:ARG:NH1	1:AC:318:LEU:HD21	2.05	0.70
14:AB:102:CRT:H342	9:AD:102:BCL:HBA1	1.73	0.70
5:AY:38:ILE:HD12	5:AY:39:VAL:H	1.54	0.70
5:BA:33:LEU:HA	14:B0:101:CRT:C2M	2.22	0.70
6:B0:32:VAL:CG2	9:B0:102:BCL:HBA2	2.19	0.70
14:BW:103:CRT:H2M1	5:B1:36:HIS:HB3	1.74	0.70
2:BL:140:LEU:O	2:BL:140:LEU:HD23	1.91	0.70
2:BL:144:ARG:HB3	2:BL:145:PRO:HD3	1.73	0.70
3:BM:253:ARG:HB2	3:BM:259:ASN:OD1	1.90	0.70
3:BM:208:PHE:HZ	3:BM:275:LEU:HD13	1.53	0.70
5:BQ:51:ILE:CG1	5:BQ:52:PRO:HA	2.20	0.70
5:BU:11:ILE:HA	14:BU:103:CRT:H5	1.73	0.70
5:A1:51:ILE:HB	5:A1:52:PRO:HA	1.74	0.70
5:A3:11:ILE:HA	14:A7:102:CRT:H82	1.73	0.70
6:A4:13:GLU:C	6:A4:16:GLU:HG2	2.11	0.70
6:A8:20:ILE:O	6:A8:23:GLN:HG3	1.91	0.70
9:AL:303:BCL:H2A	9:AL:303:BCL:O1D	1.91	0.70
6:AN:33:VAL:O	6:AN:37:LEU:HD23	1.90	0.70
5:AO:11:ILE:O	5:AO:14:ILE:HG22	1.90	0.70
5:AW:7:ASN:N	5:AW:7:ASN:HD22	1.86	0.70
5:B9:44:LEU:HD22	5:B9:44:LEU:O	1.90	0.70
4:BH:77:VAL:HG23	4:BH:80:ARG:HB3	1.71	0.70
14:BV:102:CRT:C2M	5:BW:33:LEU:O	2.37	0.70
5:BU:21:LEU:HD11	6:BV:17:PHE:CE1	2.27	0.70
6:BZ:22:MET:O	6:BZ:25:MET:HB3	1.91	0.70
5:AA:36:HIS:NE2	9:AB:101:BCL:HMD1	2.05	0.70
5:AA:43:ASP:CA	5:AD:48:ASP:HB3	2.19	0.70
6:AJ:17:PHE:HA	6:AJ:20:ILE:HG22	1.73	0.70
3:AM:63:PHE:HB3	3:AM:125:SER:HB2	1.72	0.70
5:AO:36:HIS:CE1	9:AP:101:BCL:HMD1	2.27	0.70
5:B5:16:ASP:HB2	5:B5:19:ARG:CG	2.21	0.70
9:B6:101:BCL:CMC	9:B7:103:BCL:HBB1	2.21	0.70
5:B7:31:LEU:O	5:B7:35:ILE:HG13	1.90	0.70
5:BA:14:ILE:HG13	5:BA:15:LEU:HD22	1.73	0.70
1:BC:280:ASN:HB3	1:BC:304:ARG:CD	2.22	0.70
2:BL:10:TYR:HA	4:BH:112:GLY:CA	2.22	0.70
3:BM:34:PRO:CG	3:BM:50:PRO:HD3	2.22	0.70
9:BK:102:BCL:HMD1	6:BN:36:HIS:CD2	2.26	0.70
5:BO:43:ASP:HA	5:BQ:48:ASP:CG	2.10	0.70
14:AS:104:CRT:C39	5:AW:36:HIS:CB	2.70	0.70
5:AY:44:LEU:HD13	6:AZ:43:ARG:HD2	1.73	0.70

Continued on next page...

Continued from previous page...

Atom-1	Atom-2	Interatomic distance (Å)	Clash overlap (Å)
6:AZ:27:ALA:O	6:AZ:31:LEU:HG	1.91	0.70
5:B3:13:LEU:HD12	14:B7:102:CRT:H22A	1.71	0.70
5:B3:14:ILE:HD13	6:B6:17:PHE:HE2	1.57	0.70
14:BB:102:CRT:H2M1	5:BD:37:MET:HG2	1.74	0.70
4:BH:176:GLU:O	4:BH:178:GLN:N	2.23	0.70
5:BK:11:ILE:HA	14:BP:102:CRT:H82	1.74	0.70
6:BR:30:GLY:O	6:BR:33:VAL:HG12	1.91	0.70
5:BS:5:ASN:HA	5:BS:8:LEU:HG	1.73	0.70
5:BU:12:TRP:HZ2	6:BV:21:PHE:CD2	2.09	0.70
6:A0:45:TRP:O	6:A0:46:LEU:HB2	1.89	0.70
6:AE:32:VAL:HG21	9:AE:101:BCL:HBA2	1.74	0.70
5:AF:4:MET:CG	6:AJ:23:GLN:HG3	2.21	0.70
5:AK:46:TRP:HA	5:AK:49:ASP:OD1	1.92	0.70
6:AV:42:TYR:CD2	6:AV:43:ARG:HG3	2.27	0.70
6:AX:17:PHE:CE1	14:AX:102:CRT:H42	2.27	0.70
5:AY:31:LEU:O	5:AY:35:ILE:HG12	1.91	0.70
5:B7:36:HIS:HB2	14:B7:102:CRT:C2M	2.21	0.70
1:BC:270:TRP:HA	1:BC:273:ILE:CD1	2.22	0.70
4:BH:13:GLN:O	4:BH:16:ILE:HG22	1.91	0.70
14:BF:103:CRT:H342	9:BK:102:BCL:CBA	2.21	0.70
3:BM:274:VAL:O	3:BM:278:ILE:HG13	1.92	0.70
1:AC:121:ILE:CG2	1:AC:123:THR:HG23	2.22	0.70
1:AC:254:ARG:HH12	3:AM:307:TYR:HE1	1.38	0.70
5:AF:35:ILE:HD13	14:AG:102:CRT:H403	1.74	0.70
2:AL:237:ALA:HA	2:AL:240:ARG:HG3	1.72	0.70
2:AL:204:LEU:HD11	3:AM:267:ARG:HD2	1.73	0.70
1:BC:292:PRO:O	1:BC:296:LYS:HG3	1.91	0.70
6:BJ:31:LEU:O	6:BJ:34:ILE:HG23	1.92	0.70
9:AA:101:BCL:C1D	9:AB:101:BCL:CMD	2.70	0.70
1:AC:234:GLY:O	1:AC:237:MET:HB2	1.92	0.70
4:AH:235:GLU:HA	4:AH:238:LYS:HB2	1.73	0.70
4:AH:32:ARG:HH21	4:AH:60:ASP:HB2	1.55	0.70
2:AL:204:LEU:HD21	3:AM:267:ARG:HD2	1.73	0.70
3:AM:83:VAL:HG23	3:AM:84:PHE:HD1	1.57	0.70
1:BC:266:ARG:HG3	7:BC:503:HEM:HMD1	1.74	0.70
1:BC:95:VAL:O	1:BC:98:THR:HB	1.91	0.70
6:BG:21:PHE:HD1	6:BG:21:PHE:C	1.95	0.70
4:BH:65:LYS:N	4:BH:78:ALA:O	2.25	0.70
9:BK:102:BCL:HMD2	9:BN:101:BCL:CHD	2.22	0.70
3:BM:215:LEU:O	3:BM:218:MET:HG3	1.91	0.70
3:BM:84:PHE:HA	5:BW:37:MET:HE1	1.73	0.70

Continued on next page...

Continued from previous page...

Atom-1	Atom-2	Interatomic distance (Å)	Clash overlap (Å)
5:A7:35:ILE:HD12	9:A8:101:BCL:O1D	1.90	0.70
1:AC:130:MET:SD	7:AC:502:HEM:ND	2.65	0.70
4:AH:39:TYR:HE1	4:AH:48:ARG:HH12	1.38	0.70
6:AX:22:MET:HG3	6:AX:26:TYR:HE2	1.57	0.70
1:BC:191:ALA:O	1:BC:192:TYR:HB2	1.91	0.70
6:BJ:30:GLY:O	6:BJ:34:ILE:HG22	1.90	0.70
2:BL:253:SER:C	9:BL:301:BCL:HED3	2.12	0.70
5:BQ:36:HIS:CE1	9:BQ:104:BCL:CMD	2.63	0.70
6:BR:29:PHE:H	6:BR:29:PHE:HD1	1.38	0.70
6:BT:29:PHE:CD1	9:BT:101:BCL:H11	2.26	0.70
6:A0:20:ILE:CD1	14:A0:101:CRT:H133	2.21	0.70
6:A2:45:TRP:CE2	9:A2:101:BCL:H2C	2.26	0.70
5:A3:21:LEU:O	5:A3:25:VAL:HG23	1.92	0.70
9:A3:103:BCL:H71	6:A4:28:TRP:CE3	2.27	0.70
6:AB:42:TYR:OH	6:A0:46:LEU:HB3	1.92	0.70
5:AI:31:LEU:HB3	9:AJ:101:BCL:CED	2.21	0.70
9:AY:102:BCL:HBC2	9:AZ:101:BCL:HHD	1.72	0.70
5:B3:4:MET:O	5:B3:8:LEU:HG	1.92	0.70
5:BD:28:GLN:HB3	9:BD:102:BCL:C1	2.22	0.70
3:BM:300:LYS:HE2	3:BM:300:LYS:HA	1.73	0.70
6:BN:46:LEU:O	5:BO:51:ILE:HG13	1.90	0.70
6:BN:43:ARG:HB3	5:BO:55:TYR:CE2	2.27	0.70
5:BQ:31:LEU:CG	9:BQ:104:BCL:HED3	2.22	0.70
10:AL:302:BPH:H102	9:AL:303:BCL:H193	1.73	0.69
3:AM:114:TRP:HA	3:AM:114:TRP:CE3	2.27	0.69
3:AM:286:LEU:HD13	4:AH:12:ALA:HB1	1.73	0.69
5:B3:28:GLN:HG3	9:B3:102:BCL:C1	2.21	0.69
5:B9:35:ILE:HG21	9:B0:102:BCL:ND	2.07	0.69
5:BQ:31:LEU:HG	9:BQ:104:BCL:HED3	1.73	0.69
14:BP:102:CRT:H2M1	5:BQ:33:LEU:O	1.92	0.69
6:BX:27:ALA:O	6:BX:31:LEU:HG	1.91	0.69
14:A2:102:CRT:H2M2	5:A3:40:LEU:CD1	2.20	0.69
6:A2:46:LEU:HD22	6:A4:42:TYR:CE2	2.27	0.69
14:A7:102:CRT:C21	14:A7:102:CRT:C23	2.68	0.69
6:A8:45:TRP:O	6:A8:46:LEU:HG	1.91	0.69
1:AC:148:THR:HA	1:AC:322:GLN:HB3	1.74	0.69
1:AC:193:ALA:HB3	1:AC:195:LEU:HD12	1.73	0.69
1:AC:97:VAL:O	1:AC:97:VAL:HG12	1.90	0.69
9:AK:102:BCL:ND	9:AN:101:BCL:CMD	2.56	0.69
3:AM:27:ASN:HD21	5:AO:19:ARG:NH1	1.90	0.69
6:AT:21:PHE:CD2	14:AT:102:CRT:H14	2.27	0.69

Continued on next page...

Continued from previous page...

Atom-1	Atom-2	Interatomic distance (Å)	Clash overlap (Å)
5:AW:46:TRP:CZ3	9:AW:101:BCL:H2C	2.28	0.69
9:BI:102:BCL:C1D	9:BJ:101:BCL:CMD	2.68	0.69
3:BM:197:TYR:CE1	9:BM:402:BCL:HMC2	2.27	0.69
5:BO:25:VAL:CG1	9:BO:102:BCL:H52	2.21	0.69
5:BO:25:VAL:HG13	9:BO:102:BCL:H52	1.72	0.69
5:BW:51:ILE:HB	5:BW:52:PRO:CA	2.22	0.69
5:AA:11:ILE:CD1	5:AA:14:ILE:HD11	2.22	0.69
5:AA:8:LEU:HD22	6:AE:20:ILE:HG23	1.75	0.69
1:AC:99:THR:HA	1:AC:103:PRO:HB3	1.74	0.69
6:AB:44:PRO:C	5:AD:52:PRO:HG3	2.12	0.69
2:AL:82:TYR:HA	2:AL:85:ARG:HE	1.56	0.69
14:AS:104:CRT:H183	9:AU:102:BCL:H91	1.74	0.69
5:AS:36:HIS:O	5:AS:40:LEU:N	2.21	0.69
5:AU:16:ASP:OD2	5:AU:19:ARG:HD3	1.92	0.69
6:AX:32:VAL:O	6:AX:36:HIS:HB2	1.92	0.69
6:B2:20:ILE:CG2	14:B2:102:CRT:H83	2.20	0.69
6:BN:33:VAL:O	6:BN:37:LEU:HD23	1.92	0.69
9:BO:102:BCL:HAC2	9:BP:101:BCL:CBC	2.22	0.69
5:BQ:43:ASP:HB2	5:BS:47:LEU:CA	2.21	0.69
5:BU:11:ILE:HA	14:BU:103:CRT:C5	2.21	0.69
5:BY:12:TRP:NE1	6:BZ:18:HIS:HA	2.06	0.69
5:A3:11:ILE:CA	14:A7:102:CRT:H82	2.23	0.69
5:A7:15:LEU:HB3	5:A7:20:VAL:HG11	1.73	0.69
1:AC:156:HIS:CE1	1:AC:160:PRO:O	2.45	0.69
1:AC:221:SER:O	1:AC:223:PRO:HD3	1.93	0.69
3:AM:164:ARG:HB3	3:AM:165:PRO:HD3	1.73	0.69
5:AY:32:GLY:HA2	9:AZ:101:BCL:O1D	1.91	0.69
2:BL:110:ALA:O	2:BL:113:GLU:HB2	1.93	0.69
2:BL:230:GLY:O	3:BM:49:GLY:HA2	1.90	0.69
3:BM:89:HIS:O	3:BM:93:LEU:HG	1.92	0.69
14:BO:103:CRT:C34	9:BS:102:BCL:HBA1	2.22	0.69
14:BS:103:CRT:H342	9:BU:102:BCL:CBA	2.09	0.69
5:BU:16:ASP:OD2	5:BU:19:ARG:HD3	1.92	0.69
5:BW:46:TRP:HH2	9:BW:102:BCL:HBC3	1.56	0.69
14:BV:102:CRT:C2M	5:BW:37:MET:CG	2.70	0.69
1:AC:96:ALA:C	1:AC:98:THR:H	1.94	0.69
6:AG:45:TRP:HA	5:AI:52:PRO:CD	2.21	0.69
2:AL:185:ALA:HB2	2:AL:252:TRP:HB3	1.74	0.69
2:AL:3:MET:SD	2:AL:8:LYS:HA	2.32	0.69
3:AM:98:PRO:HB3	3:AM:107:PRO:HB3	1.74	0.69
5:AU:16:ASP:HB3	5:AU:18:ARG:HH11	1.57	0.69

Continued on next page...

Continued from previous page...

Atom-1	Atom-2	Interatomic distance (Å)	Clash overlap (Å)
5:B3:12:TRP:NE1	6:B4:18:HIS:HB2	2.07	0.69
2:BL:140:LEU:HD12	2:BL:257:ILE:HG21	1.73	0.69
3:BM:166:VAL:HG22	3:BM:171:TRP:CZ3	2.27	0.69
14:A1:103:CRT:H342	9:A5:102:BCL:C3A	2.22	0.69
14:A2:102:CRT:O2	5:A3:36:HIS:HB3	1.92	0.69
14:AA:102:CRT:H9	6:AE:17:PHE:HD1	1.58	0.69
4:AH:14:ILE:O	4:AH:17:TRP:HB2	1.93	0.69
4:AH:215:LYS:HE3	4:AH:250:ALA:O	1.93	0.69
5:AI:10:LYS:C	14:AN:102:CRT:H82	2.13	0.69
5:AI:55:TYR:HD1	5:AI:56:GLN:N	1.91	0.69
5:AO:46:TRP:HD1	5:AO:47:LEU:HD13	1.58	0.69
5:AS:34:LEU:HB2	15:AS:101:PEF:C43	2.22	0.69
5:AU:30:VAL:HG13	5:AU:31:LEU:H	1.57	0.69
5:AY:28:GLN:CB	9:AY:102:BCL:C2	2.68	0.69
9:BA:101:BCL:C1D	9:BB:101:BCL:CMD	2.71	0.69
1:BC:157:ARG:NH1	1:BC:318:LEU:HD21	2.07	0.69
4:BH:197:ILE:HA	4:BH:200:SER:OG	1.92	0.69
4:BH:52:ARG:NH1	4:BH:52:ARG:HB3	2.06	0.69
3:BM:27:ASN:N	3:BM:27:ASN:HD22	1.90	0.69
5:BQ:19:ARG:HH12	15:BQ:101:PEF:H51	1.57	0.69
5:BU:32:GLY:HA3	9:BU:102:BCL:O1A	1.93	0.69
5:BU:11:ILE:CG2	14:BU:103:CRT:C8	2.37	0.69
9:BY:102:BCL:HMD1	6:BZ:36:HIS:CD2	2.27	0.69
6:BZ:32:VAL:HG11	9:BZ:101:BCL:HBA2	1.74	0.69
5:A3:56:GLN:NE2	5:A3:56:GLN:H	1.89	0.69
1:AC:195:LEU:HB3	1:AC:196:PRO:CD	2.22	0.69
1:AC:96:ALA:O	1:AC:98:THR:N	2.25	0.69
2:AL:102:ALA:HB2	10:AL:302:BPH:H112	1.74	0.69
2:AL:237:ALA:O	2:AL:240:ARG:N	2.25	0.69
3:AM:60:SER:CA	3:AM:128:LEU:HD23	2.23	0.69
6:AX:43:ARG:NH1	5:AY:55:TYR:HB3	2.07	0.69
5:B5:46:TRP:HA	5:B5:49:ASP:CG	2.12	0.69
5:BF:11:ILE:CB	14:BF:103:CRT:H82	2.23	0.69
2:BL:120:LEU:O	2:BL:122:ILE:HG23	1.92	0.69
2:BL:13:ARG:HD2	4:BH:101:VAL:HG22	1.72	0.69
2:BL:3:MET:HG2	2:BL:11:ARG:CZ	2.23	0.69
5:BY:16:ASP:HB3	5:BY:18:ARG:NE	2.07	0.69
5:AF:8:LEU:CA	6:AJ:20:ILE:HD11	2.22	0.69
6:AP:38:LEU:C	6:AP:41:LEU:HD23	2.11	0.69
5:B3:46:TRP:CH2	9:B3:102:BCL:HBC3	2.27	0.69
5:B7:8:LEU:HD13	5:B7:8:LEU:O	1.92	0.69

Continued on next page...

Continued from previous page...

Atom-1	Atom-2	Interatomic distance (Å)	Clash overlap (Å)
4:BH:135:PRO:HB3	4:BH:171:TRP:NE1	2.07	0.69
4:BH:231:VAL:CG2	4:BH:235:GLU:HG3	2.22	0.69
3:BM:171:TRP:HA	3:BM:171:TRP:CE3	2.27	0.69
5:A1:52:PRO:CD	5:A1:55:TYR:OH	2.41	0.69
5:A1:7:ASN:HB3	5:A1:10:LYS:CE	2.21	0.69
6:A2:45:TRP:CD2	9:A2:101:BCL:H2C	2.28	0.69
6:AE:29:PHE:HZ	9:AE:101:BCL:H42	1.57	0.69
9:AK:102:BCL:C1D	9:AN:101:BCL:CMD	2.62	0.69
3:AM:179:ILE:HG12	3:AM:180:PHE:N	2.06	0.69
9:B1:102:BCL:CBC	9:B2:101:BCL:CBC	2.71	0.69
5:B1:11:ILE:CA	14:B1:103:CRT:H81	2.16	0.69
6:B2:20:ILE:HG23	14:B2:102:CRT:C7	2.22	0.69
5:B1:17:PRO:HB3	6:B2:17:PHE:CE2	2.28	0.69
1:BC:243:LEU:HD12	1:BC:243:LEU:H	1.57	0.69
1:BC:249:PHE:CD1	1:BC:250:CYS:SG	2.85	0.69
1:BC:291:LEU:HD23	1:BC:292:PRO:HD2	1.73	0.69
5:BI:8:LEU:O	5:BI:11:ILE:HG22	1.91	0.69
2:BL:223:THR:HA	2:BL:226:ARG:HB3	1.74	0.69
3:BM:175:VAL:HG22	3:BM:185:TRP:CD2	2.27	0.69
5:A1:44:LEU:CD1	6:A2:43:ARG:HD2	2.21	0.69
5:AF:42:THR:HB	5:AI:47:LEU:HD23	1.75	0.69
4:AH:55:VAL:HG13	4:AH:56:VAL:N	2.05	0.69
2:AL:42:PHE:HB3	2:AL:101:CYS:HB3	1.75	0.69
2:AL:216:LYS:HD2	2:AL:220:HIS:CD2	2.27	0.69
5:AY:8:LEU:HD22	5:AY:11:ILE:HD11	1.74	0.69
6:B2:32:VAL:HG11	9:B2:101:BCL:CBA	2.23	0.69
5:B3:2:PHE:HE1	5:B3:5:ASN:CG	1.96	0.69
5:B3:46:TRP:CZ3	9:B3:102:BCL:CBC	2.76	0.69
9:B9:102:BCL:HMD1	6:B0:36:HIS:CD2	2.28	0.69
5:BF:12:TRP:NE1	6:BG:17:PHE:HD1	1.91	0.69
4:BH:227:ASN:HD22	4:BH:228:PRO:CD	1.98	0.69
2:BL:97:ILE:HA	2:BL:100:ILE:CD1	2.23	0.69
3:BM:199:ASN:HD21	3:BM:283:GLY:HA3	1.58	0.69
6:BP:27:ALA:O	6:BP:31:LEU:HG	1.93	0.69
5:BU:2:PHE:HA	5:BU:5:ASN:HD22	1.57	0.69
5:BW:16:ASP:N	5:BW:19:ARG:HE	1.91	0.69
5:A1:12:TRP:HA	5:A1:12:TRP:CE3	2.28	0.69
5:A3:12:TRP:HE1	6:A4:18:HIS:CB	2.06	0.69
1:AC:157:ARG:HE	1:AC:312:GLN:CD	1.96	0.69
6:AB:46:LEU:OXT	6:AE:43:ARG:NH2	2.26	0.69
1:BC:121:ILE:CG2	1:BC:123:THR:HG23	2.22	0.69

Continued on next page...

Continued from previous page...

Atom-1	Atom-2	Interatomic distance (Å)	Clash overlap (Å)
1:BC:164:TYR:HB3	1:BC:309:THR:HA	1.75	0.69
5:BF:11:ILE:HD12	5:BF:14:ILE:HD11	1.72	0.69
5:BF:31:LEU:O	5:BF:35:ILE:HG12	1.92	0.69
5:BY:49:ASP:HB2	5:B1:56:GLN:OE1	1.93	0.69
5:AQ:48:ASP:O	5:AQ:49:ASP:HB3	1.93	0.68
5:AO:11:ILE:HG12	14:AR:102:CRT:H81	1.75	0.68
9:B9:102:BCL:CHD	9:B0:102:BCL:HMD2	2.23	0.68
5:BA:46:TRP:HB2	6:BB:43:ARG:NH2	2.04	0.68
1:BC:195:LEU:HB3	1:BC:196:PRO:CD	2.23	0.68
5:BU:12:TRP:HA	5:BU:12:TRP:CE3	2.28	0.68
5:BW:19:ARG:HG3	5:BW:20:VAL:N	2.08	0.68
9:A9:102:BCL:HMD1	6:A0:36:HIS:HD2	1.58	0.68
5:A1:11:ILE:HA	14:A1:103:CRT:H82	1.75	0.68
6:A2:16:GLU:HB2	14:A2:102:CRT:C1M	2.23	0.68
1:AC:153:TYR:HB3	1:AC:323:MET:CE	2.23	0.68
2:AL:219:GLU:HG3	4:AH:127:PHE:HB2	1.75	0.68
3:AM:228:ARG:HD3	4:AH:199:PHE:CE1	2.28	0.68
5:AO:5:ASN:HD22	5:AO:8:LEU:HD21	1.59	0.68
5:AQ:44:LEU:HD12	5:AQ:44:LEU:O	1.93	0.68
5:B7:36:HIS:NE2	9:B8:101:BCL:HMD1	2.09	0.68
6:B8:46:LEU:HD22	6:B0:42:TYR:CE2	2.28	0.68
2:BL:170:GLY:HA2	2:BL:176:PHE:CD2	2.29	0.68
2:BL:252:TRP:HA	2:BL:252:TRP:CE3	2.28	0.68
2:BL:253:SER:HB3	9:BL:301:BCL:HED3	1.73	0.68
6:BP:21:PHE:CE1	14:BP:102:CRT:H19	2.28	0.68
9:BW:102:BCL:CMD	6:BX:36:HIS:HD2	2.07	0.68
5:BY:26:ALA:O	5:BY:29:ILE:HG22	1.92	0.68
5:A5:24:ILE:HG21	14:A7:102:CRT:C21	2.23	0.68
1:AC:242:SER:HA	1:AC:308:MET:SD	2.32	0.68
2:AL:71:TRP:N	2:AL:71:TRP:HE3	1.91	0.68
2:AL:4:LEU:HB2	2:AL:7:GLU:HB2	1.75	0.68
3:AM:197:TYR:CE1	9:AM:402:BCL:HMC2	2.29	0.68
6:AR:21:PHE:HB2	14:AR:102:CRT:C14	2.23	0.68
6:AT:21:PHE:CE2	14:AT:102:CRT:H16	2.28	0.68
9:AU:102:BCL:HBC2	9:AU:102:BCL:CHD	2.24	0.68
5:AY:28:GLN:C	9:AY:102:BCL:H12	2.14	0.68
6:B0:36:HIS:HE1	9:B0:102:BCL:C1B	2.06	0.68
5:B3:19:ARG:O	5:B3:23:SER:CB	2.40	0.68
6:BE:38:LEU:HD23	6:BE:38:LEU:O	1.94	0.68
6:BG:46:LEU:HB3	6:BJ:42:TYR:CE2	2.28	0.68
9:BO:102:BCL:H2A	9:BO:102:BCL:O1D	1.92	0.68

Continued on next page...

Continued from previous page...

Atom-1	Atom-2	Interatomic distance (Å)	Clash overlap (Å)
6:A8:33:VAL:CG2	9:A8:101:BCL:H142	2.22	0.68
5:A9:26:ALA:O	5:A9:29:ILE:HG22	1.93	0.68
1:AC:274:ARG:HH11	1:AC:274:ARG:HG2	1.59	0.68
5:AF:19:ARG:NH2	5:AI:18:ARG:NH2	2.32	0.68
2:AL:4:LEU:CD2	3:AM:253:ARG:HH21	2.06	0.68
3:AM:34:PRO:HG3	3:AM:50:PRO:N	2.08	0.68
5:AS:13:LEU:CB	14:AS:104:CRT:C3	2.71	0.68
6:BB:36:HIS:HB3	9:BB:101:BCL:H192	1.74	0.68
1:BC:199:PRO:O	1:BC:203:PHE:HB2	1.94	0.68
5:BF:33:LEU:HD12	5:BF:33:LEU:H	1.58	0.68
6:BE:43:ARG:NH1	5:BF:55:TYR:HD2	1.90	0.68
3:BM:159:VAL:HA	3:BM:163:ILE:CG2	2.23	0.68
5:BO:25:VAL:HG12	9:BO:102:BCL:H41	1.75	0.68
5:A7:7:ASN:HB2	5:A7:10:LYS:HZ3	1.59	0.68
9:AB:101:BCL:C1B	9:AD:102:BCL:HMB3	2.23	0.68
2:AL:139:VAL:HG23	2:AL:143:VAL:HB	1.75	0.68
2:AL:178:TYR:HB3	2:AL:272:TRP:HD1	1.58	0.68
3:AM:260:VAL:HG22	13:AM:405:MQ8:H112	1.74	0.68
6:AN:17:PHE:O	6:AN:21:PHE:HB3	1.94	0.68
6:AZ:10:THR:HG22	6:AZ:11:ASP:N	2.07	0.68
5:AY:12:TRP:NE1	6:AZ:18:HIS:HA	2.06	0.68
6:B2:13:GLU:O	14:B2:102:CRT:C3	2.34	0.68
5:B3:18:ARG:O	5:B3:22:VAL:HG12	1.94	0.68
4:BH:258:LEU:O	5:B5:19:ARG:HD3	1.93	0.68
4:BH:16:ILE:O	4:BH:16:ILE:HD13	1.93	0.68
4:BH:249:TYR:O	4:BH:251:THR:N	2.27	0.68
2:BL:71:TRP:CD1	3:BM:303:MET:HG2	2.29	0.68
3:BM:215:LEU:C	3:BM:217:ALA:H	1.97	0.68
3:BM:215:LEU:HA	3:BM:218:MET:SD	2.34	0.68
9:AA:101:BCL:HBB3	9:A0:102:BCL:CHC	2.24	0.68
6:A0:17:PHE:HD1	6:A0:18:HIS:CA	2.07	0.68
5:A3:27:PHE:CE2	5:A5:29:ILE:HG13	2.28	0.68
5:A7:2:PHE:N	5:A7:5:ASN:HB2	2.07	0.68
5:AA:32:GLY:CA	9:AB:101:BCL:HED2	2.24	0.68
5:AF:16:ASP:HB2	5:AF:19:ARG:HB2	1.74	0.68
6:AG:21:PHE:HD1	6:AG:22:MET:CA	2.06	0.68
9:AK:102:BCL:C3D	9:AN:101:BCL:C2D	2.72	0.68
5:AY:28:GLN:O	9:AY:102:BCL:H12	1.93	0.68
6:B8:32:VAL:HG11	9:B8:101:BCL:CBA	2.23	0.68
5:BA:9:TYR:HB2	6:BB:18:HIS:HD2	1.59	0.68
1:BC:166:TRP:HE1	1:BC:305:VAL:C	1.96	0.68

Continued on next page...

Continued from previous page...

Atom-1	Atom-2	Interatomic distance (Å)	Clash overlap (Å)
1:BC:66:ASP:OD1	1:BC:67:SER:N	2.26	0.68
4:BH:126:THR:HG23	4:BH:130:LEU:O	1.93	0.68
9:BI:102:BCL:CBB	9:BI:102:BCL:HMB1	2.23	0.68
5:BI:11:ILE:CA	14:BN:102:CRT:H82	2.22	0.68
5:BO:9:TYR:CD1	6:BP:15:LYS:HB2	2.29	0.68
3:AM:175:VAL:CG1	3:AM:176:PRO:HD2	2.24	0.68
3:AM:215:LEU:C	3:AM:217:ALA:H	1.95	0.68
5:AS:25:VAL:O	5:AS:29:ILE:HG22	1.92	0.68
5:AS:30:VAL:CG2	15:AS:101:PEF:C41	2.32	0.68
5:AU:43:ASP:HB2	5:AW:47:LEU:HB3	1.76	0.68
14:BB:102:CRT:H2M2	5:BD:37:MET:HE2	1.74	0.68
1:BC:270:TRP:CA	1:BC:273:ILE:HD12	2.22	0.68
1:BC:274:ARG:HA	1:BC:277:ARG:CG	2.23	0.68
1:BC:135:ARG:HG2	1:BC:330:LEU:C	2.14	0.68
5:BA:43:ASP:CA	5:BD:48:ASP:HB3	2.24	0.68
9:BE:101:BCL:CHC	9:BF:102:BCL:HBB3	2.23	0.68
5:BF:13:LEU:HD12	14:BF:103:CRT:C1M	2.19	0.68
6:BV:10:THR:HG22	6:BV:11:ASP:H	1.59	0.68
5:BW:16:ASP:CB	5:BW:19:ARG:HG2	2.23	0.68
5:A7:47:LEU:HD22	5:A7:47:LEU:H	1.59	0.68
2:AL:196:LEU:CD1	3:AM:273:ALA:HB2	2.23	0.68
3:AM:114:TRP:HA	3:AM:114:TRP:HE3	1.59	0.68
3:AM:260:VAL:CG2	3:AM:264:SER:OG	2.41	0.68
3:AM:98:PRO:HD2	3:AM:171:TRP:HB3	1.76	0.68
6:BR:44:PRO:O	5:BS:52:PRO:HG3	1.93	0.68
5:BU:45:ASN:OD1	5:BU:47:LEU:HB2	1.94	0.68
14:BU:103:CRT:H31	9:BY:102:BCL:HBA1	1.74	0.68
5:A1:40:LEU:HD12	5:A1:45:ASN:HA	1.76	0.68
5:A7:8:LEU:O	5:A7:8:LEU:HD13	1.94	0.68
5:AA:31:LEU:O	5:AA:35:ILE:HG12	1.93	0.68
14:AA:102:CRT:H23	6:AE:16:GLU:HG3	1.74	0.68
6:AJ:30:GLY:O	6:AJ:34:ILE:HG22	1.92	0.68
6:AP:30:GLY:O	6:AP:34:ILE:CG2	2.42	0.68
5:AY:35:ILE:HG23	5:AY:38:ILE:HD11	1.76	0.68
9:BK:102:BCL:ND	9:BN:101:BCL:HMD2	2.09	0.68
5:BQ:10:LYS:HB2	14:BS:103:CRT:H83	1.76	0.68
6:A0:45:TRP:HE1	9:A0:102:BCL:H192	1.56	0.68
5:A7:25:VAL:HG13	9:A7:103:BCL:C5	2.24	0.68
4:AH:133:ILE:CD1	4:AH:171:TRP:HB3	2.23	0.68
5:AI:18:ARG:HG3	5:AI:18:ARG:HH11	1.58	0.68
3:AM:12:GLN:HB2	4:AH:145:ALA:HB2	1.76	0.68

Continued on next page...

Continued from previous page...

Atom-1	Atom-2	Interatomic distance (Å)	Clash overlap (Å)
5:AO:28:GLN:NE2	14:AP:102:CRT:H25	2.09	0.68
5:AY:30:VAL:HA	5:AY:33:LEU:HG	1.76	0.68
6:B0:32:VAL:HG21	9:B0:102:BCL:CBA	2.21	0.68
5:B1:9:TYR:HA	6:B2:18:HIS:CG	2.29	0.68
6:B4:40:TRP:CZ3	6:B4:44:PRO:HA	2.28	0.68
5:BD:10:LYS:HB3	14:BG:102:CRT:H5	1.76	0.68
3:BM:195:ASN:ND2	3:BM:197:TYR:HB2	2.09	0.68
9:BY:102:BCL:CHD	9:BZ:101:BCL:HMD2	2.23	0.68
5:A1:31:LEU:O	5:A1:35:ILE:HG12	1.95	0.67
5:A3:11:ILE:N	14:A7:102:CRT:H82	2.10	0.67
5:AD:50:ASN:CG	5:AD:51:ILE:H	1.96	0.67
4:AH:176:GLU:O	4:AH:178:GLN:N	2.27	0.67
4:AH:221:ASN:HB2	4:AH:242:TYR:OH	1.94	0.67
5:AQ:44:LEU:CD1	5:AQ:46:TRP:HE3	2.06	0.67
6:AR:33:VAL:O	6:AR:37:LEU:HD23	1.94	0.67
1:BC:210:ILE:O	1:BC:210:ILE:HG22	1.93	0.67
5:BK:12:TRP:HB2	6:BN:14:ALA:HB1	1.74	0.67
5:BW:46:TRP:HA	5:BW:49:ASP:OD1	1.94	0.67
14:A0:101:CRT:H32	9:A0:102:BCL:HMA2	1.73	0.67
6:AB:27:ALA:O	6:AB:31:LEU:HG	1.95	0.67
1:AC:95:VAL:O	1:AC:98:THR:HB	1.95	0.67
5:AF:35:ILE:O	5:AF:38:ILE:HG22	1.93	0.67
2:AL:89:LEU:H	2:AL:89:LEU:HD12	1.58	0.67
6:AN:10:THR:HG22	6:AN:11:ASP:H	1.59	0.67
3:AM:106:ILE:HG12	5:AO:42:THR:HG21	1.75	0.67
9:AU:102:BCL:HMB1	9:AU:102:BCL:CBB	2.23	0.67
4:BH:213:ALA:O	4:BH:246:GLY:HA3	1.95	0.67
5:BI:29:ILE:HA	9:BI:102:BCL:H11	1.76	0.67
3:BM:114:TRP:HA	3:BM:114:TRP:CE3	2.27	0.67
3:BM:175:VAL:CG1	3:BM:176:PRO:HD2	2.24	0.67
3:BM:179:ILE:HG12	3:BM:180:PHE:H	1.59	0.67
5:BO:31:LEU:O	5:BO:35:ILE:HG12	1.93	0.67
14:BU:103:CRT:C2M	5:BY:37:MET:CA	2.71	0.67
6:BV:20:ILE:HG23	14:BV:102:CRT:C9	2.24	0.67
5:A5:10:LYS:CB	14:A5:103:CRT:H5	2.25	0.67
5:A7:2:PHE:CD1	5:A7:3:THR:N	2.62	0.67
1:AC:53:ILE:HG12	1:AC:319:TYR:CZ	2.29	0.67
4:AH:128:GLU:H	4:AH:128:GLU:CD	1.97	0.67
3:AM:5:GLN:O	3:AM:7:ILE:HG12	1.94	0.67
6:AN:17:PHE:CE1	14:AN:102:CRT:H9	2.29	0.67
5:AI:7:ASN:HD22	6:AN:20:ILE:CG1	2.08	0.67

Continued on next page...

Continued from previous page...

Atom-1	Atom-2	Interatomic distance (Å)	Clash overlap (Å)
5:AO:36:HIS:NE2	9:AP:101:BCL:HMD1	2.09	0.67
5:AO:38:ILE:HD13	14:AP:102:CRT:C40	2.24	0.67
5:AY:43:ASP:OD1	5:AY:44:LEU:HD23	1.93	0.67
5:BA:46:TRP:CB	6:BB:43:ARG:NH2	2.54	0.67
1:BC:85:LEU:HD22	1:BC:89:GLU:HG2	1.75	0.67
4:BH:6:THR:HB	5:BF:41:SER:CB	2.14	0.67
3:BM:159:VAL:HG12	3:BM:284:ILE:HG22	1.74	0.67
5:BW:51:ILE:HB	5:BW:52:PRO:HA	1.76	0.67
5:BY:43:ASP:HB2	5:B1:47:LEU:HG	1.76	0.67
5:A1:28:GLN:HB3	9:A1:102:BCL:C2	2.25	0.67
5:A3:28:GLN:HG3	9:A3:103:BCL:H12	1.77	0.67
6:A4:37:LEU:HD23	6:A4:38:LEU:N	2.10	0.67
2:AL:97:ILE:O	2:AL:100:ILE:HB	1.95	0.67
5:AS:10:LYS:CB	14:AS:104:CRT:C1M	2.71	0.67
6:AV:7:THR:CG2	14:AX:102:CRT:C1M	2.72	0.67
6:B2:13:GLU:CB	14:B2:102:CRT:H33	2.18	0.67
1:BC:280:ASN:CB	1:BC:304:ARG:HD2	2.24	0.67
4:BH:65:LYS:O	4:BH:77:VAL:HA	1.94	0.67
2:BL:178:TYR:CD2	2:BL:269:PRO:HG3	2.27	0.67
2:BL:46:GLY:HA3	10:BL:302:BPH:H9C3	1.77	0.67
5:BW:8:LEU:O	5:BW:11:ILE:HG13	1.95	0.67
9:A2:101:BCL:HMA1	9:A3:103:BCL:HMA1	1.76	0.67
1:AC:156:HIS:O	1:AC:159:ASN:N	2.28	0.67
1:AC:94:MET:SD	7:AC:501:HEM:NC	2.68	0.67
1:AC:97:VAL:HG13	7:AC:502:HEM:CMB	2.25	0.67
5:AF:49:ASP:HB2	5:AI:56:GLN:HB2	1.77	0.67
9:AG:101:BCL:HMA1	9:AI:102:BCL:HMA1	1.77	0.67
5:AF:19:ARG:NH1	5:AI:18:ARG:HH21	1.90	0.67
2:AL:185:ALA:N	2:AL:252:TRP:HD1	1.92	0.67
2:AL:184:LEU:CD2	2:AL:252:TRP:HE1	2.07	0.67
2:AL:37:VAL:HG23	2:AL:38:VAL:H	1.58	0.67
2:AL:93:GLY:O	2:AL:97:ILE:HG13	1.93	0.67
5:AU:12:TRP:HE1	6:AV:18:HIS:CA	2.00	0.67
14:AW:102:CRT:H181	9:AY:102:BCL:H92	1.77	0.67
5:B1:13:LEU:HD12	14:B1:103:CRT:H22A	1.70	0.67
5:B9:34:LEU:O	5:B9:38:ILE:HG12	1.95	0.67
4:BH:119:ARG:HG3	4:BH:237:ASP:OD2	1.95	0.67
3:BM:136:ARG:HA	3:BM:136:ARG:HH11	1.59	0.67
5:BO:18:ARG:HB2	5:BO:18:ARG:HH11	1.57	0.67
5:BO:46:TRP:HD1	5:BO:47:LEU:HD13	1.58	0.67
6:BR:29:PHE:O	6:BR:33:VAL:HB	1.95	0.67

Continued on next page...

Continued from previous page...

Atom-1	Atom-2	Interatomic distance (Å)	Clash overlap (Å)
5:BW:5:ASN:HA	5:BW:8:LEU:HD12	1.77	0.67
1:AC:325:LYS:HA	1:AC:331:TYR:OH	1.94	0.67
4:AH:235:GLU:HA	4:AH:238:LYS:CG	2.25	0.67
5:AI:30:VAL:HA	5:AI:33:LEU:HD23	1.76	0.67
3:AM:138:GLU:C	3:AM:140:LEU:H	1.97	0.67
3:AM:148:TRP:HA	3:AM:148:TRP:CE3	2.30	0.67
3:AM:170:SER:C	3:AM:172:ALA:H	1.98	0.67
5:B5:31:LEU:O	5:B5:35:ILE:HG12	1.94	0.67
5:BA:2:PHE:HA	5:BA:5:ASN:HD21	1.60	0.67
5:BA:19:ARG:HH12	5:BD:22:VAL:HG11	1.60	0.67
4:BH:186:VAL:HG12	4:BH:187:ALA:H	1.58	0.67
2:BL:145:PRO:HG3	17:BL:403:HOH:O	1.94	0.67
2:BL:68:TYR:HA	2:BL:73:ILE:HD11	1.77	0.67
3:BM:12:GLN:HB2	4:BH:145:ALA:HB2	1.75	0.67
3:BM:253:ARG:NH1	3:BM:258:PHE:HA	2.09	0.67
6:BN:37:LEU:O	6:BN:41:LEU:HG	1.94	0.67
5:BQ:44:LEU:HD22	6:BR:43:ARG:CD	2.24	0.67
5:BY:40:LEU:HD12	5:BY:45:ASN:HA	1.76	0.67
2:BL:279:PRO:CG	5:BY:41:SER:HB2	2.25	0.67
6:A0:32:VAL:CG1	6:A0:33:VAL:N	2.57	0.67
3:AM:265:ILE:CG2	3:AM:266:HIS:H	2.08	0.67
9:AN:101:BCL:CHC	9:AO:102:BCL:HBB3	2.24	0.67
6:AR:46:LEU:CB	6:AT:42:TYR:OH	2.43	0.67
5:AY:8:LEU:HB3	6:AZ:18:HIS:NE2	2.09	0.67
9:B7:103:BCL:HMD1	6:B8:36:HIS:CD2	2.29	0.67
5:BA:47:LEU:CD1	5:B9:43:ASP:HB2	2.24	0.67
1:BC:36:ARG:O	1:BC:36:ARG:HG3	1.94	0.67
2:BL:16:THR:OG1	4:BH:257:PRO:HB3	1.95	0.67
2:BL:137:TYR:O	2:BL:141:VAL:HG12	1.95	0.67
6:BN:21:PHE:CD2	14:BN:102:CRT:H14	2.29	0.67
6:BX:46:LEU:HD22	6:BZ:42:TYR:CZ	2.30	0.67
6:A0:9:LEU:HB3	6:A0:13:GLU:HG3	1.77	0.67
5:A3:56:GLN:NE2	5:A3:56:GLN:N	2.42	0.67
1:AC:105:GLU:N	1:AC:105:GLU:OE2	2.28	0.67
2:AL:164:ASP:HA	2:AL:167:SER:OG	1.94	0.67
2:AL:188:PHE:C	2:AL:190:PHE:H	1.97	0.67
9:AL:301:BCL:CBA	9:AL:303:BCL:HBC1	2.23	0.67
5:AY:10:LYS:O	5:AY:13:LEU:HG	1.93	0.67
9:B8:101:BCL:H2A	9:B8:101:BCL:O1D	1.95	0.67
9:B8:101:BCL:CMC	9:B9:102:BCL:HBB1	2.15	0.67
5:BA:46:TRP:HA	6:BB:43:ARG:HH12	1.60	0.67

Continued on next page...

Continued from previous page...

Atom-1	Atom-2	Interatomic distance (Å)	Clash overlap (Å)
5:BF:49:ASP:OD2	5:BI:56:GLN:HG2	1.95	0.67
2:BL:190:PHE:CE1	3:BM:209:LEU:HD21	2.30	0.67
9:BL:301:BCL:H2C	9:BM:402:BCL:H2C	1.75	0.67
9:AA:101:BCL:HED3	9:A0:102:BCL:H92	1.77	0.67
9:A3:104:BCL:HMB3	9:A5:102:BCL:CHB	2.24	0.67
6:A8:27:ALA:O	6:A8:31:LEU:CG	2.29	0.67
1:AC:203:PHE:HE1	1:AC:210:ILE:HG12	1.59	0.67
5:AD:7:ASN:O	5:AD:10:LYS:HD3	1.94	0.67
9:AF:102:BCL:OBD	6:AG:32:VAL:HG13	1.94	0.67
6:AJ:45:TRP:O	6:AJ:46:LEU:HB2	1.93	0.67
2:AL:163:LEU:HD23	3:AM:197:TYR:HB3	1.77	0.67
2:AL:182:HIS:CA	2:AL:256:CYS:SG	2.83	0.67
6:AN:32:VAL:HG12	9:AN:101:BCL:H141	1.77	0.67
9:AN:101:BCL:C4B	9:A0:102:BCL:HBB3	2.25	0.67
6:AP:38:LEU:HD23	6:AP:39:ALA:N	2.09	0.67
6:AP:45:TRP:O	6:AP:46:LEU:HG	1.95	0.67
14:AS:104:CRT:C7	6:AV:20:ILE:CD1	2.65	0.67
5:AU:9:TYR:HB2	6:AV:15:LYS:CD	2.25	0.67
5:BD:29:ILE:O	5:BD:33:LEU:HB2	1.95	0.67
2:BL:89:LEU:HA	2:BL:94:LEU:N	2.09	0.67
14:A0:101:CRT:H35	9:A0:102:BCL:HMA1	1.75	0.67
9:A1:102:BCL:C1	9:A1:102:BCL:O1A	2.43	0.67
5:A5:4:MET:HG2	6:A8:24:SER:CB	2.24	0.67
5:A3:13:LEU:CB	14:A7:102:CRT:H1M1	2.19	0.67
1:AC:213:THR:OG1	1:AC:257:ASN:HB2	1.94	0.67
3:AM:176:PRO:HD3	3:AM:185:TRP:CD1	2.30	0.67
2:AL:186:ILE:CD1	9:AM:401:BCL:HMD1	2.24	0.67
5:AS:46:TRP:HZ3	9:AS:103:BCL:CBC	2.07	0.67
14:AS:104:CRT:H391	5:AW:36:HIS:CB	2.25	0.67
9:AY:102:BCL:O1D	9:AY:102:BCL:H2A	1.95	0.67
6:B4:13:GLU:C	6:B4:16:GLU:HG2	2.15	0.67
6:BE:10:THR:HG22	6:BE:11:ASP:N	2.10	0.67
4:BH:153:GLY:H	4:BH:167:VAL:CG2	2.08	0.67
4:BH:241:ALA:O	4:BH:244:ALA:HB3	1.94	0.67
2:BL:150:ALA:CB	2:BL:153:HIS:HB2	2.25	0.67
3:BM:278:ILE:O	3:BM:282:ILE:HG13	1.93	0.67
2:BL:71:TRP:HD1	3:BM:303:MET:HG2	1.59	0.67
5:BI:10:LYS:HB3	14:BN:102:CRT:H5	1.76	0.67
6:A2:16:GLU:CB	14:A2:102:CRT:C1M	2.73	0.66
1:AC:94:MET:SD	7:AC:501:HEM:FE	1.87	0.66
5:AI:43:ASP:OD2	5:AK:47:LEU:HD12	1.95	0.66

Continued on next page...

Continued from previous page...

Atom-1	Atom-2	Interatomic distance (Å)	Clash overlap (Å)
2:AL:106:PHE:O	2:AL:110:ALA:HB2	1.95	0.66
2:AL:8:LYS:HD2	4:AH:42:ASP:OD2	1.95	0.66
5:B1:16:ASP:HB3	5:B1:18:ARG:HE	1.59	0.66
5:B3:13:LEU:HD21	6:B4:10:THR:O	1.95	0.66
5:B7:44:LEU:HD21	5:B7:46:TRP:CE3	2.29	0.66
6:BB:40:TRP:HA	6:BB:40:TRP:CE3	2.29	0.66
1:BC:157:ARG:HH12	1:BC:318:LEU:HG	1.59	0.66
6:BG:32:VAL:HG11	9:BG:101:BCL:CBA	2.21	0.66
6:BN:38:LEU:HD23	6:BN:38:LEU:O	1.94	0.66
5:BW:18:ARG:O	5:BW:22:VAL:CG2	2.42	0.66
6:BX:17:PHE:O	6:BX:20:ILE:HG22	1.95	0.66
5:BY:32:GLY:N	9:BZ:101:BCL:HED2	2.10	0.66
9:A2:101:BCL:CBB	9:A2:101:BCL:HMB1	2.25	0.66
1:AC:157:ARG:HE	1:AC:312:GLN:NE2	1.93	0.66
4:AH:69:LEU:HD23	4:AH:70:PRO:HD2	1.77	0.66
2:AL:150:ALA:CB	2:AL:153:HIS:HB2	2.25	0.66
5:B7:43:ASP:OD1	5:B7:44:LEU:HD12	1.95	0.66
4:BH:235:GLU:HA	4:BH:238:LYS:CG	2.25	0.66
3:BM:104:LEU:CD1	3:BM:169:GLY:HA2	2.22	0.66
3:BM:70:ILE:HG21	3:BM:118:ALA:HB2	1.77	0.66
5:BU:14:ILE:CG1	14:BU:103:CRT:H31A	2.25	0.66
5:BU:12:TRP:CE3	6:BV:17:PHE:HE2	2.13	0.66
5:A1:11:ILE:CG2	14:A1:103:CRT:H81	2.24	0.66
5:A5:8:LEU:HD21	14:A5:103:CRT:H133	1.77	0.66
5:A9:35:ILE:O	5:A9:39:VAL:HG23	1.96	0.66
9:AF:102:BCL:HAC2	9:AG:101:BCL:CBC	2.25	0.66
4:AH:123:CYS:H	4:AH:232:THR:HG22	1.60	0.66
6:AJ:10:THR:HG22	6:AJ:11:ASP:H	1.61	0.66
2:AL:155:PHE:HB2	2:AL:156:PRO:HD2	1.75	0.66
2:AL:188:PHE:O	2:AL:190:PHE:N	2.27	0.66
2:AL:38:VAL:HG23	2:AL:39:GLY:H	1.59	0.66
2:AL:43:THR:O	2:AL:47:VAL:HG23	1.94	0.66
6:AX:46:LEU:HD13	6:AZ:42:TYR:OH	1.96	0.66
5:AY:35:ILE:O	5:AY:38:ILE:HG13	1.96	0.66
6:B0:31:LEU:O	6:B0:34:ILE:HG23	1.95	0.66
5:B7:44:LEU:CD2	5:B7:46:TRP:CE3	2.67	0.66
3:BM:286:LEU:HD13	4:BH:12:ALA:HB1	1.77	0.66
2:BL:103:ALA:O	2:BL:107:ILE:HG13	1.95	0.66
6:BN:10:THR:HB	6:BN:13:GLU:OE2	1.94	0.66
6:BP:20:ILE:HD13	14:BP:102:CRT:C6	2.25	0.66
5:BK:11:ILE:CG1	14:BP:102:CRT:H81	2.25	0.66

Continued on next page...

Continued from previous page...

Atom-1	Atom-2	Interatomic distance (Å)	Clash overlap (Å)
6:BR:33:VAL:O	6:BR:37:LEU:HD23	1.96	0.66
6:BT:33:VAL:O	6:BT:37:LEU:HG	1.95	0.66
6:A4:40:TRP:HZ3	6:A4:45:TRP:N	1.93	0.66
9:A7:103:BCL:CHD	9:A8:101:BCL:HMD2	2.25	0.66
5:A7:43:ASP:OD1	5:A7:44:LEU:HD12	1.94	0.66
4:AH:55:VAL:CA	5:AA:19:ARG:HH12	2.05	0.66
5:AA:50:ASN:CG	6:AB:43:ARG:NH2	2.49	0.66
5:AD:36:HIS:O	5:AD:40:LEU:HB2	1.95	0.66
4:AH:197:ILE:HA	4:AH:200:SER:OG	1.94	0.66
4:AH:231:VAL:CG2	4:AH:235:GLU:HG3	2.22	0.66
6:AT:9:LEU:HD22	6:AT:13:GLU:HG3	1.77	0.66
5:BA:51:ILE:HB	5:BA:52:PRO:HA	1.78	0.66
4:BH:196:PRO:HG2	4:BH:199:PHE:HB2	1.76	0.66
2:BL:44:LEU:C	2:BL:46:GLY:H	1.99	0.66
5:A3:46:TRP:CE3	9:A3:103:BCL:H2C	2.30	0.66
9:A5:102:BCL:HBC2	9:A6:101:BCL:HMD2	1.77	0.66
9:A6:101:BCL:C1C	9:A7:103:BCL:HBB3	2.25	0.66
6:A8:29:PHE:CZ	9:A8:101:BCL:H61	2.30	0.66
5:A9:40:LEU:HD12	5:A9:45:ASN:HA	1.78	0.66
1:AC:227:LYS:O	1:AC:230:GLU:HB3	1.96	0.66
1:AC:249:PHE:CZ	1:AC:265:LYS:HG2	2.29	0.66
6:AG:34:ILE:HD13	6:AG:35:ALA:N	2.11	0.66
5:AI:18:ARG:O	5:AI:22:VAL:HG12	1.95	0.66
2:AL:126:VAL:HB	2:AL:127:PRO:CD	2.23	0.66
2:AL:113:GLU:HB3	2:AL:127:PRO:HG3	1.78	0.66
5:AQ:43:ASP:N	5:AS:47:LEU:HB3	2.11	0.66
14:AS:104:CRT:H393	5:AW:36:HIS:HB2	1.77	0.66
6:AT:34:ILE:HD13	6:AT:34:ILE:O	1.95	0.66
6:AX:33:VAL:HG22	6:AX:37:LEU:HD23	1.78	0.66
9:B9:102:BCL:CMD	6:B0:36:HIS:HD2	2.08	0.66
6:B0:45:TRP:O	6:B0:46:LEU:HB2	1.94	0.66
5:BY:49:ASP:HB2	5:B1:56:GLN:HE22	1.61	0.66
6:B8:27:ALA:O	6:B8:31:LEU:CG	2.29	0.66
6:BB:17:PHE:HB2	14:BB:102:CRT:H21A	1.77	0.66
5:BD:36:HIS:NE2	9:BE:101:BCL:HMD1	2.09	0.66
5:BI:50:ASN:OD1	6:BJ:43:ARG:NH2	2.29	0.66
2:BL:10:TYR:OH	3:BM:246:GLU:HG2	1.95	0.66
3:BM:179:ILE:CD1	3:BM:179:ILE:H	1.92	0.66
5:BO:50:ASN:CG	5:BO:51:ILE:H	1.98	0.66
5:A1:12:TRP:HE3	5:A1:12:TRP:HA	1.61	0.66
5:A7:29:ILE:HG23	5:A7:30:VAL:H	1.60	0.66

Continued on next page...

Continued from previous page...

Atom-1	Atom-2	Interatomic distance (Å)	Clash overlap (Å)
3:AM:134:TYR:HA	3:AM:144:GLN:NE2	2.10	0.66
3:AM:164:ARG:HA	3:AM:167:MET:HB3	1.76	0.66
6:AN:36:HIS:ND1	9:AN:101:BCL:H162	2.09	0.66
5:AQ:27:PHE:HE2	5:AS:29:ILE:CD1	2.08	0.66
14:AS:104:CRT:H2M1	5:AW:37:MET:CB	2.26	0.66
6:AV:32:VAL:HG11	9:AV:102:BCL:HBA2	1.78	0.66
9:AW:101:BCL:C1D	9:AX:101:BCL:CMD	2.74	0.66
6:B2:21:PHE:HB2	14:B2:102:CRT:C11	2.21	0.66
5:B3:14:ILE:CD1	6:B6:17:PHE:HE2	2.09	0.66
6:B8:33:VAL:HG23	9:B8:101:BCL:H143	1.77	0.66
1:BC:57:GLN:NE2	1:BC:58:PRO:HD2	2.10	0.66
2:BL:188:PHE:O	2:BL:190:PHE:N	2.29	0.66
5:BQ:43:ASP:OD1	5:BQ:44:LEU:CG	2.42	0.66
6:BV:20:ILE:CG2	14:BV:102:CRT:C6	2.74	0.66
6:A0:40:TRP:HZ3	6:A0:45:TRP:N	1.94	0.66
5:A1:5:ASN:OD1	5:A1:8:LEU:HD12	1.94	0.66
5:AA:43:ASP:HA	5:AD:48:ASP:CB	2.21	0.66
4:AH:65:LYS:O	4:AH:77:VAL:HA	1.95	0.66
1:AC:192:TYR:O	2:AL:269:PRO:HB3	1.95	0.66
3:AM:291:VAL:HG11	3:AM:297:TRP:HB2	1.77	0.66
6:AN:20:ILE:HD12	6:AN:20:ILE:N	2.09	0.66
5:AS:46:TRP:CZ3	9:AS:103:BCL:CBC	2.78	0.66
6:B0:36:HIS:CE1	9:B0:102:BCL:C1B	2.79	0.66
6:B2:46:LEU:HB2	5:B3:52:PRO:HD2	1.77	0.66
5:B5:32:GLY:CA	9:B5:102:BCL:O1A	2.43	0.66
5:BA:17:PRO:O	5:BA:21:LEU:CB	2.43	0.66
6:BB:40:TRP:HA	6:BB:40:TRP:HE3	1.60	0.66
3:BM:290:VAL:HG11	4:BH:12:ALA:HB2	1.77	0.66
6:BJ:38:LEU:O	6:BJ:38:LEU:HD23	1.96	0.66
5:BK:16:ASP:HB2	5:BK:19:ARG:HG2	1.77	0.66
5:BK:33:LEU:HD12	5:BK:34:LEU:N	2.11	0.66
2:BL:148:MET:HE1	2:BL:262:PRO:HD3	1.77	0.66
2:BL:206:VAL:HG12	3:BM:142:MET:CE	2.26	0.66
2:BL:243:LEU:O	2:BL:247:LEU:HB2	1.96	0.66
2:BL:259:ILE:HA	2:BL:263:PHE:HB2	1.78	0.66
3:BM:268:TRP:CD2	4:BH:30:LEU:HD13	2.30	0.66
6:AB:44:PRO:HG2	5:AD:52:PRO:CB	2.26	0.66
5:AI:39:VAL:HG11	9:AI:102:BCL:CBC	2.26	0.66
5:AF:8:LEU:HD23	6:AJ:20:ILE:HD11	1.77	0.66
6:AJ:31:LEU:O	6:AJ:34:ILE:HG23	1.96	0.66
2:AL:89:LEU:H	2:AL:89:LEU:CD1	2.09	0.66

Continued on next page...

Continued from previous page...

Atom-1	Atom-2	Interatomic distance (Å)	Clash overlap (Å)
6:B2:41:LEU:C	6:B2:41:LEU:HD12	2.15	0.66
6:B4:37:LEU:HD23	6:B4:38:LEU:N	2.11	0.66
5:B5:32:GLY:HA3	9:B5:102:BCL:O1A	1.96	0.66
5:B5:43:ASP:CG	5:B7:47:LEU:O	2.33	0.66
6:B4:46:LEU:HB2	5:B5:52:PRO:HD3	1.76	0.66
1:BC:187:SER:O	1:BC:189:THR:N	2.28	0.66
1:BC:263:THR:HG22	3:BM:311:VAL:CB	2.26	0.66
1:BC:99:THR:HA	1:BC:103:PRO:HB3	1.76	0.66
6:BG:46:LEU:HB3	6:BJ:42:TYR:CZ	2.31	0.66
4:BH:47:GLU:HG3	5:BA:19:ARG:CB	2.26	0.66
3:BM:114:TRP:HA	3:BM:114:TRP:HE3	1.59	0.66
3:BM:63:PHE:CD2	3:BM:124:LEU:HB2	2.31	0.66
5:BW:19:ARG:HG3	5:BW:20:VAL:H	1.60	0.66
9:A0:102:BCL:H192	9:A0:102:BCL:OBB	1.96	0.66
5:A1:15:LEU:HA	5:A3:18:ARG:NH1	2.07	0.66
6:A6:29:PHE:CE1	9:A6:101:BCL:C1	2.79	0.66
6:A6:29:PHE:O	6:A6:33:VAL:HG23	1.96	0.66
2:AL:273:ASN:HD22	2:AL:276:LEU:HD23	1.60	0.66
14:B2:102:CRT:H2M3	5:B3:40:LEU:HD11	1.78	0.66
5:BD:35:ILE:HG13	9:BE:101:BCL:O1D	1.96	0.66
5:BF:7:ASN:CG	6:BJ:20:ILE:HD13	2.16	0.66
4:BH:106:PRO:HA	4:BH:109:SER:OG	1.96	0.66
6:A0:38:LEU:HD23	6:A0:38:LEU:O	1.96	0.66
5:A7:9:TYR:HA	6:A8:18:HIS:ND1	2.10	0.66
5:A9:46:TRP:CH2	9:A9:102:BCL:HBC3	2.31	0.66
2:AL:82:TYR:CB	2:AL:85:ARG:HE	2.09	0.66
5:AS:8:LEU:HB2	6:AT:18:HIS:NE2	2.11	0.66
5:AU:30:VAL:HG13	5:AU:31:LEU:N	2.11	0.66
9:AZ:101:BCL:C1B	9:A1:102:BCL:HMB3	2.26	0.66
9:B1:102:BCL:HBC1	9:B2:101:BCL:CBC	2.25	0.66
5:B3:27:PHE:HE1	5:B3:31:LEU:HD22	1.61	0.66
5:B3:10:LYS:HB3	14:B7:102:CRT:H5	1.76	0.66
9:B7:103:BCL:CHD	9:B8:101:BCL:HMD2	2.26	0.66
4:BH:69:LEU:CB	4:BH:70:PRO:HD2	2.25	0.66
9:BG:101:BCL:CMB	9:BI:102:BCL:C1B	2.74	0.66
5:BK:32:GLY:HA3	9:BK:102:BCL:O1A	1.96	0.66
2:BL:70:LEU:HB3	2:BL:159:ILE:HG12	1.78	0.66
5:BU:49:ASP:CG	5:BU:50:ASN:N	2.50	0.66
6:A0:31:LEU:O	6:A0:34:ILE:HG23	1.95	0.65
6:A6:20:ILE:HD13	6:A6:20:ILE:O	1.96	0.65
6:AB:45:TRP:O	6:AB:46:LEU:HB2	1.96	0.65

Continued on next page...

Continued from previous page...

Atom-1	Atom-2	Interatomic distance (Å)	Clash overlap (Å)
1:AC:182:GLY:O	1:AC:196:PRO:HA	1.96	0.65
1:AC:253:THR:HG21	2:AL:168:ASN:HA	1.78	0.65
1:AC:325:LYS:HA	1:AC:331:TYR:HH	1.58	0.65
5:AD:44:LEU:O	5:AD:44:LEU:HD12	1.95	0.65
5:AF:27:PHE:HE1	5:AI:29:ILE:HD11	1.55	0.65
2:AL:190:PHE:CE1	3:AM:209:LEU:HD21	2.31	0.65
2:AL:167:SER:HA	9:AL:301:BCL:HBC1	1.78	0.65
3:AM:104:LEU:HD21	3:AM:169:GLY:CA	2.26	0.65
3:AM:152:ALA:CB	3:AM:274:VAL:HG13	2.26	0.65
14:B0:101:CRT:H32	9:B0:102:BCL:CMA	2.27	0.65
14:B5:103:CRT:H342	9:B9:102:BCL:CBA	2.18	0.65
5:BA:47:LEU:HD12	5:B9:43:ASP:CB	2.24	0.65
1:BC:104:LYS:HB3	1:BC:105:GLU:OE2	1.97	0.65
9:BD:102:BCL:ND	9:BE:101:BCL:HMD2	2.11	0.65
2:BL:253:SER:OG	9:BL:301:BCL:HAA2	1.96	0.65
3:BM:148:TRP:CE3	3:BM:148:TRP:HA	2.32	0.65
3:BM:165:PRO:HB3	3:BM:174:ALA:HB2	1.78	0.65
3:BM:215:LEU:HD12	3:BM:218:MET:SD	2.37	0.65
3:BM:27:ASN:HD21	5:BO:19:ARG:HH11	1.44	0.65
9:BU:102:BCL:HBC2	9:BU:102:BCL:CHD	2.26	0.65
5:BU:14:ILE:HG13	14:BU:103:CRT:H33	0.74	0.65
5:A3:31:LEU:O	5:A3:35:ILE:HG12	1.96	0.65
5:AA:50:ASN:ND2	5:AA:51:ILE:HG12	2.10	0.65
4:AH:119:ARG:HG3	4:AH:237:ASP:OD2	1.96	0.65
3:AM:268:TRP:CD2	4:AH:30:LEU:HD13	2.30	0.65
2:AL:140:LEU:HD21	9:AL:303:BCL:HMC1	1.78	0.65
3:AM:186:THR:HA	9:AM:402:BCL:HMD2	1.76	0.65
5:AY:26:ALA:O	5:AY:29:ILE:HG22	1.96	0.65
6:AZ:33:VAL:HG22	6:AZ:37:LEU:HD12	1.77	0.65
5:B1:10:LYS:C	14:B1:103:CRT:H83	2.17	0.65
6:BZ:46:LEU:HB3	5:B1:52:PRO:HD3	1.76	0.65
5:B1:10:LYS:HD2	6:B4:20:ILE:CB	2.26	0.65
1:BC:179:LYS:N	1:BC:180:PRO:HD3	2.11	0.65
6:BE:45:TRP:HA	5:BF:52:PRO:HG2	1.78	0.65
4:BH:52:ARG:O	4:BH:54:LYS:HG2	1.95	0.65
1:BC:36:ARG:HB3	2:BL:79:ASP:OD1	1.97	0.65
3:BM:159:VAL:HG13	3:BM:285:LEU:HD13	1.79	0.65
5:AF:44:LEU:HB3	5:AI:55:TYR:OH	1.96	0.65
5:AI:44:LEU:HD23	5:AK:55:TYR:HE2	1.61	0.65
2:AL:211:LYS:HD3	2:AL:212:GLY:N	2.11	0.65
6:AV:33:VAL:O	6:AV:37:LEU:HD23	1.96	0.65

Continued on next page...

Continued from previous page...

Atom-1	Atom-2	Interatomic distance (Å)	Clash overlap (Å)
9:B2:101:BCL:C4A	9:B3:102:BCL:HMB3	2.25	0.65
6:B6:29:PHE:O	6:B6:33:VAL:HG23	1.97	0.65
5:B7:37:MET:N	14:B7:102:CRT:H2M1	2.10	0.65
1:BC:85:LEU:HD11	1:BC:329:GLY:HA3	1.77	0.65
3:BM:171:TRP:HE3	3:BM:171:TRP:HA	1.60	0.65
9:BN:101:BCL:H172	6:BP:38:LEU:HD22	1.78	0.65
6:A2:21:PHE:HD1	14:A2:102:CRT:C14	2.09	0.65
6:A6:20:ILE:HG21	14:A7:102:CRT:C6	2.27	0.65
5:A7:18:ARG:O	5:A7:22:VAL:HG12	1.97	0.65
5:A7:31:LEU:O	5:A7:35:ILE:HG13	1.96	0.65
9:A8:101:BCL:C1C	9:A9:102:BCL:CBB	2.74	0.65
14:AA:102:CRT:H35	5:AD:31:LEU:HD11	1.76	0.65
6:AB:20:ILE:CD1	14:AB:102:CRT:H10	2.21	0.65
1:AC:41:GLU:OE1	2:AL:153:HIS:CD2	2.50	0.65
6:AJ:34:ILE:HD13	6:AJ:35:ALA:N	2.12	0.65
3:AM:300:LYS:O	4:AH:8:TYR:HB2	1.97	0.65
6:AR:42:TYR:CD2	6:AR:43:ARG:HG3	2.32	0.65
5:AS:34:LEU:HB2	15:AS:101:PEF:C44	2.26	0.65
5:AW:27:PHE:CE2	5:AY:29:ILE:HG12	2.32	0.65
5:AW:4:MET:HG3	6:AZ:24:SER:HA	1.77	0.65
6:AX:43:ARG:HH12	5:AY:55:TYR:HB3	1.61	0.65
6:B0:38:LEU:O	6:B0:38:LEU:HD23	1.96	0.65
6:B4:40:TRP:HZ3	6:B4:45:TRP:N	1.93	0.65
9:B8:101:BCL:NC	9:B9:102:BCL:HBB3	2.11	0.65
5:BI:36:HIS:NE2	9:BJ:101:BCL:HMD1	2.10	0.65
2:BL:237:ALA:HA	2:BL:240:ARG:HD2	1.79	0.65
9:BM:401:BCL:HMB1	9:BM:401:BCL:CBB	2.27	0.65
9:BM:401:BCL:HBC1	9:BM:402:BCL:CBD	2.26	0.65
5:BO:38:ILE:HG13	5:BO:39:VAL:H	1.62	0.65
6:BZ:33:VAL:HG22	6:BZ:37:LEU:HD12	1.78	0.65
5:A9:16:ASP:HB3	5:A9:19:ARG:HB2	1.77	0.65
5:AA:37:MET:O	5:AA:41:SER:HB2	1.96	0.65
1:AC:153:TYR:CE1	1:AC:157:ARG:HA	2.32	0.65
1:AC:210:ILE:HB	7:AC:503:HEM:O2D	1.96	0.65
1:AC:90:PHE:C	1:AC:90:PHE:CD1	2.70	0.65
2:AL:182:HIS:CE1	2:AL:186:ILE:HD11	2.32	0.65
2:AL:194:LEU:O	2:AL:198:MET:HG3	1.97	0.65
5:AK:5:ASN:HD21	6:AN:22:MET:HE2	1.62	0.65
5:AO:10:LYS:O	5:AO:13:LEU:HD22	1.95	0.65
9:AZ:101:BCL:HMB3	9:A1:102:BCL:CHB	2.25	0.65
14:B2:102:CRT:C34	9:B3:102:BCL:HBA1	2.23	0.65

Continued on next page...

Continued from previous page...

Atom-1	Atom-2	Interatomic distance (Å)	Clash overlap (Å)
5:B7:36:HIS:CB	14:B7:102:CRT:C39	2.74	0.65
2:BL:22:LEU:HB2	5:B7:19:ARG:HB2	1.77	0.65
4:BH:171:TRP:HE1	4:BH:183:GLU:HG3	1.61	0.65
2:BL:160:LEU:O	2:BL:163:LEU:HB2	1.96	0.65
2:BL:192:ASN:HD22	2:BL:193:CYS:N	1.94	0.65
2:BL:211:LYS:HD3	2:BL:212:GLY:H	1.62	0.65
3:BM:314:VAL:HG12	3:BM:315:ASN:H	1.62	0.65
6:A0:40:TRP:HZ3	6:A0:45:TRP:H	1.44	0.65
5:AA:27:PHE:HE1	5:AD:29:ILE:CD1	2.10	0.65
1:AC:66:ASP:OD1	1:AC:67:SER:N	2.29	0.65
1:AC:91:THR:O	1:AC:95:VAL:HG23	1.96	0.65
5:AI:44:LEU:HD12	5:AI:44:LEU:O	1.96	0.65
2:AL:270:GLU:O	2:AL:273:ASN:N	2.29	0.65
3:AM:131:VAL:C	3:AM:133:THR:H	1.99	0.65
9:AO:102:BCL:HAC2	9:AP:101:BCL:CB	2.26	0.65
6:AZ:22:MET:O	6:AZ:25:MET:HB3	1.97	0.65
1:BC:269:ALA:O	1:BC:273:ILE:HG13	1.95	0.65
5:BD:22:VAL:HA	5:BD:25:VAL:HG23	1.76	0.65
6:BV:10:THR:HG22	6:BV:11:ASP:N	2.11	0.65
5:BW:24:ILE:CD1	9:BY:102:BCL:H18	2.23	0.65
9:AA:101:BCL:HMB3	9:A0:102:BCL:CHB	2.26	0.65
1:AC:142:LYS:O	1:AC:146:ALA:HA	1.96	0.65
6:AE:22:MET:HG3	6:AE:26:TYR:HE1	1.62	0.65
5:AK:5:ASN:HA	5:AK:8:LEU:HD12	1.79	0.65
2:AL:137:TYR:HD1	2:AL:138:LEU:HD12	1.60	0.65
3:AM:159:VAL:HG21	3:AM:281:GLY:HA3	1.76	0.65
5:B7:35:ILE:HD12	9:B8:101:BCL:O1D	1.96	0.65
1:BC:169:ASP:OD1	1:BC:170:PRO:HD2	1.97	0.65
5:BF:45:ASN:CB	5:BF:49:ASP:HB3	2.20	0.65
5:BI:33:LEU:HD12	5:BI:34:LEU:N	2.11	0.65
2:BL:140:LEU:O	2:BL:141:VAL:HB	1.96	0.65
3:BM:159:VAL:HG21	3:BM:281:GLY:HA3	1.78	0.65
3:BM:164:ARG:HD2	3:BM:284:ILE:O	1.97	0.65
5:BO:50:ASN:ND2	6:BP:43:ARG:NH2	2.44	0.65
5:BO:50:ASN:OD1	6:BP:43:ARG:NH2	2.29	0.65
5:BW:21:LEU:O	5:BW:25:VAL:HG23	1.97	0.65
4:AH:78:ALA:HA	4:AH:79:PRO:C	2.16	0.65
2:AL:202:LEU:HD13	2:AL:224:PHE:CD2	2.31	0.65
3:AM:297:TRP:HZ3	3:AM:303:MET:SD	2.20	0.65
6:AN:45:TRP:CD1	6:AN:46:LEU:HG	2.32	0.65
6:AR:45:TRP:CZ3	9:AR:101:BCL:HAC2	2.32	0.65

Continued on next page...

Continued from previous page...

Atom-1	Atom-2	Interatomic distance (Å)	Clash overlap (Å)
6:B0:17:PHE:CB	14:B0:101:CRT:H6	2.18	0.65
1:BC:53:ILE:HA	1:BC:319:TYR:CE1	2.31	0.65
5:BU:12:TRP:CZ2	6:BV:21:PHE:CD2	2.85	0.65
5:BU:19:ARG:NE	5:BW:18:ARG:HH22	1.95	0.65
6:BX:40:TRP:O	6:BX:44:PRO:HG3	1.96	0.65
9:A2:101:BCL:C4A	9:A3:103:BCL:HMB3	2.27	0.65
9:A3:103:BCL:C1D	9:A3:104:BCL:CMD	2.75	0.65
4:AH:47:GLU:HG3	5:AA:19:ARG:CA	2.27	0.65
1:AC:167:VAL:HG21	1:AC:298:PRO:HD2	1.78	0.65
6:AG:30:GLY:O	6:AG:34:ILE:HG22	1.97	0.65
4:AH:135:PRO:HB3	4:AH:171:TRP:NE1	2.12	0.65
5:AK:5:ASN:ND2	6:AN:22:MET:CE	2.60	0.65
2:AL:204:LEU:HD11	3:AM:267:ARG:CD	2.27	0.65
3:AM:264:SER:O	3:AM:267:ARG:CB	2.45	0.65
3:AM:75:MET:O	3:AM:78:SER:HB3	1.96	0.65
9:AY:102:BCL:CHD	9:AZ:101:BCL:HMD2	2.26	0.65
5:AY:38:ILE:HD12	5:AY:39:VAL:HG23	1.79	0.65
2:BL:43:THR:O	2:BL:47:VAL:HG23	1.96	0.65
3:BM:83:VAL:O	3:BM:87:LEU:HD23	1.97	0.65
14:BP:102:CRT:O2	5:BQ:33:LEU:HD12	1.96	0.65
6:BP:20:ILE:HG21	14:BP:102:CRT:H6	1.79	0.65
5:BU:28:GLN:HB3	9:BU:102:BCL:C2	2.27	0.65
5:BU:12:TRP:CG	6:BV:17:PHE:CD2	2.85	0.65
9:BV:101:BCL:HMA1	9:BW:102:BCL:HHB	1.79	0.65
9:A1:102:BCL:H71	6:A2:28:TRP:CE3	2.32	0.65
5:A1:7:ASN:CB	5:A1:10:LYS:HE3	2.24	0.65
5:A1:12:TRP:CE2	6:A2:17:PHE:CE2	2.85	0.65
1:AC:173:LYS:HE3	5:AU:42:THR:HG22	1.78	0.65
1:AC:255:ALA:HB1	1:AC:258:ASP:HB3	1.79	0.65
1:AC:283:TYR:O	1:AC:286:PRO:HD2	1.97	0.65
6:AE:33:VAL:O	6:AE:37:LEU:HD23	1.96	0.65
4:AH:153:GLY:H	4:AH:167:VAL:CG2	2.10	0.65
9:AJ:101:BCL:HMC3	9:AK:102:BCL:HBB1	1.78	0.65
5:AO:26:ALA:O	5:AO:29:ILE:HG22	1.97	0.65
5:AS:10:LYS:O	5:AS:13:LEU:HB2	1.96	0.65
5:AY:8:LEU:HD12	6:AZ:22:MET:HE3	1.79	0.65
6:B0:9:LEU:HB3	6:B0:13:GLU:HG3	1.77	0.65
5:B1:10:LYS:HD2	6:B4:20:ILE:CG1	2.27	0.65
5:B9:26:ALA:O	5:B9:29:ILE:HG22	1.95	0.65
14:BG:102:CRT:H2M3	5:BI:36:HIS:CB	2.27	0.65
3:BM:290:VAL:HG12	3:BM:291:VAL:N	2.12	0.65

Continued on next page...

Continued from previous page...

Atom-1	Atom-2	Interatomic distance (Å)	Clash overlap (Å)
2:BL:186:ILE:HD13	9:BM:401:BCL:CMD	2.25	0.65
6:BT:30:GLY:O	6:BT:34:ILE:HG23	1.97	0.65
5:A1:10:LYS:HD2	6:A4:20:ILE:HG13	1.78	0.64
1:AC:282:ASN:C	1:AC:283:TYR:HD1	2.01	0.64
6:AG:45:TRP:HD1	6:AG:46:LEU:N	1.95	0.64
2:AL:133:ALA:HB2	10:AL:302:BPH:HAC2	1.79	0.64
9:AM:401:BCL:CBB	9:AM:401:BCL:HMB1	2.28	0.64
5:AY:51:ILE:HB	5:AY:52:PRO:CA	2.26	0.64
5:B5:16:ASP:HB2	5:B5:19:ARG:HH21	1.63	0.64
9:BE:101:BCL:HBB2	9:BE:101:BCL:HMB1	1.77	0.64
5:BF:35:ILE:O	5:BF:38:ILE:HG22	1.96	0.64
4:BH:106:PRO:HA	4:BH:109:SER:CB	2.28	0.64
9:BK:102:BCL:HMD1	6:BN:36:HIS:HD2	1.62	0.64
2:BL:29:PRO:HG2	3:BM:257:GLY:HA2	1.79	0.64
14:BV:102:CRT:H2M3	5:BW:37:MET:CB	2.27	0.64
5:BU:43:ASP:HB2	5:BW:47:LEU:HB3	1.80	0.64
5:BY:46:TRP:CZ3	9:BY:102:BCL:HBC3	2.32	0.64
5:BY:51:ILE:HB	5:BY:52:PRO:HA	1.79	0.64
9:A1:102:BCL:HMB1	9:A1:102:BCL:CBB	2.27	0.64
9:A1:102:BCL:ND	9:A2:101:BCL:HMD2	2.12	0.64
6:AE:10:THR:HG22	6:AE:11:ASP:N	2.11	0.64
6:AG:28:TRP:HE1	6:AG:32:VAL:HG21	1.59	0.64
9:AI:102:BCL:HBC2	9:AJ:101:BCL:HHB	1.79	0.64
2:AL:70:LEU:HB3	2:AL:159:ILE:HG12	1.79	0.64
2:AL:143:VAL:HG12	2:AL:258:LEU:HD11	1.77	0.64
3:AM:103:GLY:O	3:AM:104:LEU:HD13	1.96	0.64
5:AO:9:TYR:CE1	6:AP:15:LYS:HD2	2.32	0.64
6:AR:29:PHE:O	6:AR:33:VAL:HB	1.97	0.64
5:AY:5:ASN:CG	6:AZ:18:HIS:HD2	2.01	0.64
6:B0:40:TRP:HB2	9:B0:102:BCL:H191	1.79	0.64
6:B0:32:VAL:CG1	6:B0:33:VAL:N	2.59	0.64
5:BF:12:TRP:HE1	6:BG:17:PHE:HD1	1.43	0.64
4:BH:182:LEU:HD13	4:BH:195:LEU:HD23	1.79	0.64
2:BL:241:LEU:O	2:BL:244:PHE:HB3	1.97	0.64
1:BC:192:TYR:O	2:BL:269:PRO:HB3	1.97	0.64
3:BM:229:PHE:CD1	3:BM:229:PHE:N	2.64	0.64
6:BN:10:THR:HG22	6:BN:11:ASP:N	2.07	0.64
5:BO:9:TYR:CE1	6:BP:15:LYS:HB2	2.32	0.64
6:BP:17:PHE:HA	6:BP:20:ILE:HG22	1.78	0.64
5:BY:11:ILE:HD13	9:B1:102:BCL:H151	1.79	0.64
6:A0:36:HIS:CE1	9:A0:102:BCL:C1B	2.80	0.64

Continued on next page...

Continued from previous page...

Atom-1	Atom-2	Interatomic distance (Å)	Clash overlap (Å)
6:A8:33:VAL:CG2	9:A8:101:BCL:H143	2.27	0.64
1:AC:112:VAL:HG12	1:AC:113:PRO:HD2	1.79	0.64
1:AC:100:TRP:HB3	1:AC:152:CYS:HB2	1.80	0.64
1:AC:98:THR:O	1:AC:103:PRO:HD3	1.98	0.64
3:AM:104:LEU:HD21	3:AM:169:GLY:HA2	1.78	0.64
5:AY:13:LEU:CD2	6:AZ:14:ALA:HB2	2.27	0.64
6:B6:20:ILE:HD13	6:B6:20:ILE:O	1.96	0.64
5:BD:46:TRP:CH2	9:BD:102:BCL:CBC	2.79	0.64
9:BE:101:BCL:HMB3	9:BF:102:BCL:CHB	2.26	0.64
2:BL:182:HIS:CE1	2:BL:186:ILE:HD11	2.32	0.64
3:BM:200:PRO:HA	3:BM:203:MET:HG2	1.79	0.64
3:BM:240:HIS:NE2	4:BH:69:LEU:HD21	2.12	0.64
5:A1:44:LEU:O	5:A1:44:LEU:HG	1.97	0.64
1:AC:298:PRO:C	1:AC:300:GLY:H	1.99	0.64
1:AC:130:MET:SD	7:AC:502:HEM:NC	2.70	0.64
4:AH:48:ARG:HD3	15:AH:301:PEF:H42	1.78	0.64
4:AH:88:ASN:ND2	4:AH:109:SER:HB2	2.12	0.64
5:AU:38:ILE:HD11	5:AW:40:LEU:CD2	2.28	0.64
6:B0:17:PHE:HD1	14:B0:101:CRT:H9	1.53	0.64
5:B1:12:TRP:CH2	5:B1:20:VAL:HG11	2.32	0.64
5:B5:31:LEU:HA	5:B5:34:LEU:HB3	1.79	0.64
6:BB:20:ILE:HG21	14:BB:102:CRT:H83	1.78	0.64
1:BC:182:GLY:O	1:BC:196:PRO:HA	1.96	0.64
9:BF:102:BCL:HBA2	9:BG:101:BCL:OBD	1.98	0.64
5:BO:4:MET:CE	6:BR:23:GLN:HB2	2.27	0.64
6:A0:18:HIS:O	6:A0:22:MET:HB2	1.98	0.64
6:A8:43:ARG:HH21	5:A9:55:TYR:HB2	1.62	0.64
1:AC:157:ARG:HH12	1:AC:318:LEU:CG	2.11	0.64
5:AD:5:ASN:HD22	6:AE:22:MET:HG2	1.62	0.64
3:AM:34:PRO:HA	3:AM:48:ILE:O	1.98	0.64
5:AS:10:LYS:HG2	14:AS:104:CRT:H1M1	1.79	0.64
5:AS:30:VAL:HG22	15:AS:101:PEF:C40	2.25	0.64
6:B0:11:ASP:O	6:B0:15:LYS:HG3	1.98	0.64
6:B0:34:ILE:HD13	6:B0:35:ALA:N	2.13	0.64
5:B5:20:VAL:HA	5:B5:23:SER:HB3	1.79	0.64
5:B5:31:LEU:HD12	5:B5:34:LEU:HD23	1.78	0.64
9:B5:102:BCL:C1D	9:B6:101:BCL:HMD2	2.28	0.64
6:B8:34:ILE:HG12	6:B8:37:LEU:HD23	1.77	0.64
5:BA:36:HIS:CD2	9:BB:101:BCL:HMD1	2.33	0.64
1:BC:90:PHE:CD1	1:BC:90:PHE:C	2.69	0.64
5:BD:31:LEU:O	5:BD:35:ILE:HG12	1.98	0.64

Continued on next page...

Continued from previous page...

Atom-1	Atom-2	Interatomic distance (Å)	Clash overlap (Å)
9:BI:102:BCL:ND	9:BJ:101:BCL:HMD2	2.12	0.64
3:BM:199:ASN:HA	3:BM:294:TRP:CE3	2.32	0.64
3:BM:34:PRO:HG2	3:BM:50:PRO:HD3	1.80	0.64
3:BM:76:LEU:HD23	5:BU:37:MET:HE3	1.80	0.64
5:BW:45:ASN:O	5:BW:49:ASP:HB3	1.98	0.64
6:A8:34:ILE:HG12	6:A8:37:LEU:HD23	1.77	0.64
1:AC:264:PRO:HG2	1:AC:265:LYS:HD2	1.77	0.64
5:AD:35:ILE:HG13	9:AE:101:BCL:O1D	1.98	0.64
6:AG:12:ASP:O	6:AG:16:GLU:HG3	1.97	0.64
2:AL:211:LYS:HD3	2:AL:212:GLY:H	1.62	0.64
5:AW:5:ASN:CA	5:AW:8:LEU:HD12	2.26	0.64
5:B7:10:LYS:HD3	6:B0:20:ILE:HD12	1.79	0.64
9:B6:101:BCL:C1C	9:B7:103:BCL:HBB3	2.27	0.64
9:B7:103:BCL:HMD2	9:B8:101:BCL:C1D	2.28	0.64
1:BC:20:LEU:HG	2:BL:271:TRP:HE1	1.62	0.64
4:BH:47:GLU:HG3	5:BA:19:ARG:HG3	1.78	0.64
3:BM:40:LEU:CD1	3:BM:48:ILE:HD11	2.27	0.64
6:BN:30:GLY:O	6:BN:34:ILE:HG22	1.98	0.64
5:BQ:35:ILE:HA	5:BQ:38:ILE:CG2	2.28	0.64
5:BU:43:ASP:HB2	5:BW:47:LEU:HD22	1.78	0.64
5:BY:9:TYR:CD1	6:BZ:15:LYS:HG2	2.33	0.64
6:A0:11:ASP:O	6:A0:15:LYS:HG3	1.98	0.64
6:A2:25:MET:CE	9:A3:103:BCL:H171	2.27	0.64
5:A5:43:ASP:CA	5:A7:47:LEU:HB3	2.27	0.64
5:A5:5:ASN:HA	5:A5:8:LEU:HD12	1.80	0.64
5:A5:31:LEU:HD21	14:A7:102:CRT:H32	1.79	0.64
5:A9:31:LEU:HD21	9:A0:102:BCL:HMA2	1.78	0.64
5:AA:8:LEU:HB3	6:AE:20:ILE:CG2	2.27	0.64
1:AC:137:ALA:HA	1:AC:141:TRP:HD1	1.62	0.64
1:AC:301:ASP:HB2	1:AC:302:PRO:CD	2.28	0.64
5:AD:9:TYR:HB2	6:AE:15:LYS:HA	1.79	0.64
2:AL:178:TYR:HB3	2:AL:272:TRP:CD1	2.33	0.64
2:AL:196:LEU:HD12	3:AM:273:ALA:HB2	1.78	0.64
2:AL:82:TYR:HB3	2:AL:85:ARG:HE	1.63	0.64
2:AL:112:ARG:NH2	3:AM:255:THR:HA	2.12	0.64
9:AK:102:BCL:HBD	9:AN:101:BCL:OBD	1.98	0.64
5:AK:12:TRP:HB2	6:AN:14:ALA:HB1	1.80	0.64
6:AR:38:LEU:O	6:AR:38:LEU:HD12	1.98	0.64
5:AS:20:VAL:HB	9:AU:102:BCL:H203	1.78	0.64
5:AW:18:ARG:HG2	5:AW:18:ARG:HH11	1.62	0.64
5:AW:19:ARG:HH12	5:AY:22:VAL:CG2	2.10	0.64

Continued on next page...

Continued from previous page...

Atom-1	Atom-2	Interatomic distance (Å)	Clash overlap (Å)
5:B1:16:ASP:HB2	5:B1:19:ARG:HD3	1.79	0.64
4:BH:18:ALA:O	4:BH:21:LEU:HB3	1.97	0.64
2:BL:188:PHE:CB	2:BL:249:ALA:HB2	2.22	0.64
3:BM:208:PHE:HB3	3:BM:276:THR:OG1	1.97	0.64
3:BM:7:ILE:HG22	3:BM:8:PHE:N	2.12	0.64
6:BR:10:THR:HG22	6:BR:11:ASP:N	2.12	0.64
6:BX:45:TRP:CZ3	9:BX:101:BCL:HAC2	2.33	0.64
6:A2:16:GLU:CB	14:A2:102:CRT:H1M1	2.28	0.64
4:AH:5:ILE:HG23	4:AH:6:THR:N	2.10	0.64
5:AK:44:LEU:HD22	5:AK:44:LEU:O	1.97	0.64
2:AL:252:TRP:CE3	2:AL:252:TRP:HA	2.33	0.64
3:AM:133:THR:HG22	3:AM:134:TYR:N	2.12	0.64
3:AM:97:PRO:HB2	3:AM:171:TRP:O	1.97	0.64
3:AM:35:ILE:CD1	15:AM:409:PEF:H321	2.28	0.64
5:AO:44:LEU:HD12	5:AO:46:TRP:H	1.63	0.64
6:AP:44:PRO:HG2	5:AQ:52:PRO:CB	2.28	0.64
5:AU:14:ILE:HD12	14:AX:102:CRT:H82	1.79	0.64
5:AW:21:LEU:HD22	14:AX:102:CRT:H132	1.78	0.64
5:B1:11:ILE:HG23	5:B1:15:LEU:HD12	1.80	0.64
5:BY:50:ASN:HA	5:B1:60:LYS:O	1.98	0.64
14:B5:103:CRT:C32	5:B7:31:LEU:HD21	2.28	0.64
1:BC:96:ALA:C	1:BC:98:THR:H	2.01	0.64
1:BC:97:VAL:HG12	1:BC:97:VAL:O	1.98	0.64
14:BG:102:CRT:H2M2	5:BI:37:MET:HE2	1.77	0.64
5:BK:47:LEU:HD22	5:BK:47:LEU:H	1.61	0.64
3:BM:265:ILE:CG2	3:BM:266:HIS:N	2.60	0.64
5:BO:21:LEU:O	5:BO:25:VAL:HG23	1.98	0.64
6:A8:29:PHE:CE1	9:A8:101:BCL:C2	2.81	0.64
9:A8:101:BCL:HMA1	9:A9:102:BCL:CMA	2.17	0.64
1:AC:110:CYS:HA	1:AC:123:THR:OG1	1.97	0.64
1:AC:187:SER:O	1:AC:189:THR:N	2.30	0.64
5:AD:49:ASP:HB2	5:AF:56:GLN:CB	2.28	0.64
2:AL:12:VAL:CG2	2:AL:13:ARG:H	2.10	0.64
3:AM:229:PHE:HB3	3:AM:243:THR:HG23	1.80	0.64
5:AO:11:ILE:HG12	14:AR:102:CRT:H10	1.78	0.64
14:AS:104:CRT:C2M	5:AW:37:MET:N	2.61	0.64
5:AS:31:LEU:HD21	14:AT:102:CRT:H32	1.79	0.64
5:AU:22:VAL:HG13	5:AU:23:SER:N	2.12	0.64
5:AW:2:PHE:CA	5:AW:5:ASN:HD22	2.01	0.64
6:B0:32:VAL:HG12	6:B0:33:VAL:H	1.63	0.64
5:BF:44:LEU:HD22	6:BG:43:ARG:HD2	1.79	0.64

Continued on next page...

Continued from previous page...

Atom-1	Atom-2	Interatomic distance (Å)	Clash overlap (Å)
2:BL:35:PHE:CZ	2:BL:111:LEU:HD12	2.33	0.64
2:BL:38:VAL:HG23	2:BL:39:GLY:N	2.12	0.64
3:BM:159:VAL:HA	3:BM:163:ILE:HG22	1.80	0.64
3:BM:247:ARG:NH2	4:BH:244:ALA:HB1	2.13	0.64
6:BP:21:PHE:HB2	14:BP:102:CRT:H11	1.80	0.64
5:BQ:36:HIS:NE2	9:BQ:104:BCL:HMD1	2.10	0.64
5:BS:9:TYR:HA	6:BT:18:HIS:CG	2.33	0.64
6:BX:17:PHE:HA	6:BX:20:ILE:HG22	1.79	0.64
5:A3:29:ILE:O	5:A3:33:LEU:HG	1.96	0.64
5:A1:10:LYS:HD2	6:A4:20:ILE:CB	2.27	0.64
5:A5:46:TRP:CZ2	9:A5:102:BCL:HH2	2.33	0.64
14:AB:102:CRT:C8	5:A9:10:LYS:HB2	2.28	0.64
1:AC:272:ALA:O	1:AC:276:VAL:HG12	1.98	0.64
5:AO:7:ASN:H	5:AO:7:ASN:HD22	1.43	0.64
6:AP:36:HIS:CE1	9:AP:101:BCL:NA	2.65	0.64
5:AU:44:LEU:HD22	6:AV:43:ARG:CD	2.28	0.64
6:AZ:12:ASP:HA	6:AZ:15:LYS:HD2	1.80	0.64
5:B7:29:ILE:HB	9:B7:103:BCL:H43	1.80	0.64
5:BF:50:ASN:ND2	6:BG:43:ARG:HH22	1.95	0.64
6:BG:25:MET:CE	9:BI:102:BCL:H203	2.28	0.64
4:BH:77:VAL:O	4:BH:80:ARG:HD3	1.98	0.64
2:BL:112:ARG:NH2	3:BM:255:THR:HA	2.13	0.64
2:BL:230:GLY:CA	3:BM:51:ILE:HB	2.26	0.64
9:BS:102:BCL:HBC1	9:BT:101:BCL:HBC3	1.79	0.64
14:BW:103:CRT:H9	6:BZ:17:PHE:HE1	1.61	0.64
6:A0:34:ILE:HD13	6:A0:35:ALA:N	2.13	0.63
6:A8:34:ILE:HD13	6:A8:34:ILE:O	1.98	0.63
5:AF:11:ILE:O	5:AF:14:ILE:HG12	1.98	0.63
4:AH:57:GLY:HA2	15:AH:301:PEF:O1P	1.98	0.63
2:AL:120:LEU:CD2	3:AM:250:LEU:HD23	2.27	0.63
2:AL:177:HIS:CB	3:AM:183:LEU:HD22	2.26	0.63
3:AM:137:ALA:O	3:AM:142:MET:HB2	1.97	0.63
3:AM:208:PHE:CE1	3:AM:275:LEU:HB3	2.33	0.63
3:AM:254:TRP:N	3:AM:254:TRP:CD1	2.64	0.63
3:AM:160:LEU:CD2	3:AM:284:ILE:HG21	2.28	0.63
9:AU:102:BCL:C2D	9:AV:102:BCL:HMD2	2.27	0.63
5:B9:12:TRP:HE1	6:B0:18:HIS:CA	2.11	0.63
5:B1:12:TRP:HH2	9:B3:102:BCL:H202	1.62	0.63
5:B1:12:TRP:HH2	5:B1:20:VAL:HG11	1.62	0.63
6:B2:32:VAL:CG1	9:B2:101:BCL:HBA2	2.27	0.63
5:B9:5:ASN:HA	5:B9:8:LEU:HD12	1.79	0.63

Continued on next page...

Continued from previous page...

Atom-1	Atom-2	Interatomic distance (Å)	Clash overlap (Å)
9:BA:101:BCL:HMD1	6:BB:36:HIS:CE1	2.33	0.63
1:BC:164:TYR:CB	1:BC:309:THR:HA	2.28	0.63
9:BD:102:BCL:HMD2	9:BE:101:BCL:C1D	2.28	0.63
4:BH:78:ALA:HA	4:BH:79:PRO:C	2.18	0.63
3:BM:109:LEU:CD2	5:BS:45:ASN:HD21	2.10	0.63
3:BM:2:PRO:HB3	4:BH:201:ARG:HH12	1.63	0.63
3:BM:34:PRO:HG3	3:BM:50:PRO:CD	2.28	0.63
3:BM:56:THR:HG21	3:BM:131:VAL:CG1	2.28	0.63
5:BS:29:ILE:HG23	5:BS:30:VAL:N	2.12	0.63
5:BU:12:TRP:CD2	6:BV:17:PHE:CD2	2.85	0.63
14:BV:102:CRT:C34	9:BW:102:BCL:HBA1	2.23	0.63
5:A3:32:GLY:N	9:A3:104:BCL:HED2	2.13	0.63
5:AA:14:ILE:HG13	5:AA:15:LEU:CD2	2.29	0.63
1:AC:123:THR:O	1:AC:126:VAL:HG22	1.97	0.63
1:AC:243:LEU:N	1:AC:243:LEU:HD12	2.12	0.63
5:AK:48:ASP:HB3	5:AK:56:GLN:NE2	2.12	0.63
5:AK:9:TYR:HB2	6:AN:15:LYS:HA	1.80	0.63
3:AM:98:PRO:HG3	3:AM:107:PRO:HG3	1.80	0.63
14:AS:104:CRT:H182	9:AU:102:BCL:C9	2.27	0.63
5:AW:7:ASN:H	5:AW:7:ASN:ND2	1.95	0.63
9:AY:102:BCL:CMD	6:AZ:36:HIS:CD2	2.80	0.63
9:B1:102:BCL:HBC2	9:B2:101:BCL:HBC3	1.79	0.63
6:B2:46:LEU:HB2	5:B3:52:PRO:CD	2.27	0.63
5:B3:9:TYR:CE1	5:B3:10:LYS:HD2	2.33	0.63
9:BA:101:BCL:H202	5:B9:24:ILE:HD13	1.79	0.63
1:BC:270:TRP:O	1:BC:274:ARG:HD2	1.98	0.63
4:BH:48:ARG:O	4:BH:53:VAL:HG23	1.98	0.63
5:BW:16:ASP:O	5:BW:19:ARG:CG	2.46	0.63
6:BZ:11:ASP:O	6:BZ:15:LYS:HG3	1.98	0.63
6:A2:21:PHE:CE1	14:A2:102:CRT:H16	2.32	0.63
6:A4:45:TRP:O	6:A4:46:LEU:HG	1.99	0.63
5:A5:4:MET:O	5:A5:8:LEU:HG	1.99	0.63
5:A9:16:ASP:O	5:A9:20:VAL:HG22	1.98	0.63
1:AC:291:LEU:CD2	1:AC:292:PRO:HD2	2.23	0.63
4:AH:164:ALA:HB2	4:AH:216:ALA:HB1	1.80	0.63
2:AL:112:ARG:HH21	3:AM:255:THR:HA	1.64	0.63
2:AL:53:GLY:HA3	2:AL:75:ILE:HD11	1.79	0.63
1:AC:17:SER:HB3	3:AM:91:PHE:CZ	2.33	0.63
5:AQ:51:ILE:HG23	5:AQ:52:PRO:CA	2.28	0.63
9:AR:101:BCL:HMB3	9:AS:103:BCL:C4A	2.28	0.63
9:AS:103:BCL:HMB1	9:AS:103:BCL:CBB	2.28	0.63

Continued on next page...

Continued from previous page...

Atom-1	Atom-2	Interatomic distance (Å)	Clash overlap (Å)
5:AU:19:ARG:NE	5:AW:18:ARG:HH22	1.97	0.63
9:AY:102:BCL:HBC1	9:AZ:101:BCL:HBC3	1.80	0.63
5:B1:16:ASP:CB	5:B1:18:ARG:HE	2.11	0.63
5:B9:40:LEU:CD1	5:B9:47:LEU:HD23	2.29	0.63
5:BD:11:ILE:HG23	5:BD:12:TRP:CE3	2.33	0.63
4:BH:54:LYS:HE2	5:BD:23:SER:CA	2.28	0.63
3:BM:260:VAL:HG23	3:BM:261:THR:H	1.61	0.63
3:BM:279:THR:HA	3:BM:282:ILE:CD1	2.27	0.63
3:BM:59:LEU:HG	3:BM:128:LEU:HD21	1.81	0.63
5:BS:42:THR:HG22	5:BS:43:ASP:N	2.13	0.63
14:BV:102:CRT:H2M1	5:BW:33:LEU:O	1.98	0.63
5:AA:50:ASN:HA	5:AD:59:GLY:C	2.18	0.63
1:AC:24:GLU:OE1	1:AC:45:ASN:HB2	1.98	0.63
5:AD:48:ASP:HB2	5:AD:56:GLN:OE1	1.97	0.63
4:AH:251:THR:HG22	4:AH:253:GLU:H	1.62	0.63
2:AL:241:LEU:O	2:AL:244:PHE:HB3	1.99	0.63
5:AS:34:LEU:HA	15:AS:101:PEF:C44	2.29	0.63
14:AS:104:CRT:H2M1	5:AW:33:LEU:O	1.99	0.63
5:AS:10:LYS:HG2	14:AS:104:CRT:C1M	2.29	0.63
5:AS:46:TRP:CD1	5:AS:47:LEU:HD22	2.34	0.63
6:AV:10:THR:HG22	6:AV:11:ASP:H	1.62	0.63
5:B7:47:LEU:HD22	5:B7:47:LEU:N	2.14	0.63
1:BC:40:MET:HA	1:BC:248:THR:HG22	1.80	0.63
9:BG:101:BCL:CBB	9:BI:102:BCL:CHC	2.76	0.63
14:BF:103:CRT:H41	6:BJ:17:PHE:CD2	2.34	0.63
9:BT:101:BCL:C4A	9:BU:102:BCL:HMB3	2.28	0.63
6:BV:21:PHE:HB2	14:BV:102:CRT:H11	1.80	0.63
6:A0:7:THR:HG23	6:A0:8:GLY:N	2.13	0.63
5:A1:5:ASN:HA	5:A1:8:LEU:CB	2.20	0.63
5:A5:44:LEU:HD12	5:A5:44:LEU:O	1.98	0.63
5:AA:11:ILE:HD13	14:AA:102:CRT:C10	2.28	0.63
5:AD:14:ILE:HD12	5:AD:14:ILE:N	2.13	0.63
2:AL:203:ILE:C	2:AL:205:SER:H	2.00	0.63
6:AV:10:THR:HG22	6:AV:11:ASP:N	2.13	0.63
9:AW:101:BCL:HBC1	9:AX:101:BCL:HBC3	1.80	0.63
9:BA:101:BCL:C15	5:B9:24:ILE:HD11	2.29	0.63
1:BC:94:MET:SD	7:BC:501:HEM:FE	1.89	0.63
5:BF:14:ILE:HD12	5:BI:21:LEU:HD22	1.79	0.63
4:BH:251:THR:HG22	4:BH:253:GLU:H	1.61	0.63
2:BL:185:ALA:N	2:BL:252:TRP:HD1	1.97	0.63
9:BL:301:BCL:CBB	9:BL:301:BCL:HMB1	2.28	0.63

Continued on next page...

Continued from previous page...

Atom-1	Atom-2	Interatomic distance (Å)	Clash overlap (Å)
9:BS:102:BCL:OBB	9:BS:102:BCL:HHC	1.98	0.63
5:BU:46:TRP:CZ2	9:BU:102:BCL:H2C	2.34	0.63
5:A1:14:ILE:HD12	5:A1:15:LEU:N	2.13	0.63
2:AL:22:LEU:O	5:A9:18:ARG:NH1	2.31	0.63
14:AB:102:CRT:H5	5:A9:10:LYS:CB	2.29	0.63
1:AC:170:PRO:HG2	1:AC:171:GLY:H	1.62	0.63
6:AJ:14:ALA:O	6:AJ:18:HIS:HB2	1.98	0.63
5:AK:5:ASN:HD21	6:AN:22:MET:CE	2.11	0.63
9:AL:301:BCL:H71	9:AL:301:BCL:H41	1.81	0.63
3:AM:148:TRP:HA	3:AM:148:TRP:HE3	1.62	0.63
5:AO:34:LEU:HA	5:AO:37:MET:HB2	1.80	0.63
5:AS:10:LYS:HA	5:AS:13:LEU:HD12	1.80	0.63
5:B1:16:ASP:HB3	5:B1:18:ARG:NE	2.13	0.63
5:B1:18:ARG:HD2	5:B1:19:ARG:N	2.13	0.63
5:BI:18:ARG:CZ	5:BI:18:ARG:HB3	2.28	0.63
6:BP:10:THR:HB	6:BP:13:GLU:OE1	1.97	0.63
5:BU:42:THR:HB	5:BW:48:ASP:HB3	1.80	0.63
5:AA:35:ILE:HG13	9:AB:101:BCL:O1D	1.97	0.63
4:AH:22:PHE:C	4:AH:22:PHE:CD1	2.72	0.63
4:AH:41:LEU:HD13	4:AH:48:ARG:NH1	2.14	0.63
5:AI:32:GLY:N	9:AJ:101:BCL:HED2	2.14	0.63
9:AK:102:BCL:C4D	9:AN:101:BCL:CMD	2.77	0.63
5:AO:3:THR:HB	5:AO:4:MET:SD	2.39	0.63
14:AP:102:CRT:H2M1	5:AQ:37:MET:HG2	1.80	0.63
6:AT:42:TYR:CD2	6:AT:43:ARG:HG2	2.34	0.63
6:AX:42:TYR:CE2	6:AX:43:ARG:HD2	2.33	0.63
5:AY:8:LEU:HD22	5:AY:11:ILE:CD1	2.29	0.63
6:B0:18:HIS:O	6:B0:22:MET:HB2	1.98	0.63
5:B1:10:LYS:HB2	14:B1:103:CRT:H83	1.81	0.63
6:B8:34:ILE:O	6:B8:34:ILE:HD13	1.99	0.63
5:BD:9:TYR:CZ	6:BE:11:ASP:HB3	2.33	0.63
2:BL:189:PHE:HE2	2:BL:253:SER:HG	1.45	0.63
3:BM:186:THR:HG23	3:BM:187:ALA:H	1.63	0.63
6:BT:45:TRP:CE3	9:BT:101:BCL:H2C	2.33	0.63
5:BS:42:THR:HG21	5:BU:47:LEU:HB3	1.80	0.63
5:BY:43:ASP:N	5:B1:48:ASP:HB3	2.13	0.63
9:A9:102:BCL:HMD1	6:A0:36:HIS:CD2	2.33	0.63
5:A3:46:TRP:CZ3	9:A3:103:BCL:H2C	2.33	0.63
6:A8:44:PRO:O	5:A9:52:PRO:CD	2.46	0.63
1:AC:135:ARG:HG2	1:AC:330:LEU:CA	2.28	0.63
1:AC:266:ARG:O	1:AC:269:ALA:N	2.24	0.63

Continued on next page...

Continued from previous page...

Atom-1	Atom-2	Interatomic distance (Å)	Clash overlap (Å)
9:AD:102:BCL:C1D	9:AE:101:BCL:CMD	2.74	0.63
5:AD:12:TRP:CE3	5:AD:12:TRP:HA	2.34	0.63
5:AD:49:ASP:HB2	5:AF:56:GLN:CG	2.29	0.63
2:AL:110:ALA:O	2:AL:113:GLU:HB2	1.98	0.63
2:AL:38:VAL:HG23	2:AL:39:GLY:N	2.13	0.63
3:AM:47:GLN:NE2	3:AM:49:GLY:O	2.31	0.63
6:AN:30:GLY:O	6:AN:33:VAL:HG12	1.97	0.63
5:AQ:15:LEU:CD2	5:AS:18:ARG:HD3	2.27	0.63
6:B0:36:HIS:HE1	9:B0:102:BCL:CHB	2.11	0.63
5:B5:12:TRP:HZ3	5:B5:17:PRO:HA	1.64	0.63
5:BA:21:LEU:HD23	5:B9:14:ILE:HG21	1.81	0.63
1:BC:175:PRO:CD	1:BC:179:LYS:HB2	2.26	0.63
5:BU:13:LEU:HB2	14:BU:103:CRT:H1M2	1.80	0.63
6:BV:20:ILE:HD13	6:BV:20:ILE:O	1.99	0.63
9:BZ:101:BCL:HBB3	9:B1:102:BCL:CHC	2.28	0.63
6:A0:36:HIS:HE1	9:A0:102:BCL:CHB	2.12	0.63
1:AC:269:ALA:O	1:AC:273:ILE:HG13	1.98	0.63
5:AA:50:ASN:HA	5:AD:60:LYS:N	2.14	0.63
3:AM:201:PHE:CZ	4:AH:16:ILE:HA	2.34	0.63
2:AL:44:LEU:C	2:AL:46:GLY:H	2.02	0.63
3:AM:237:GLN:OE1	3:AM:244:ALA:HB3	1.99	0.63
3:AM:314:VAL:HG12	3:AM:315:ASN:H	1.64	0.63
5:AQ:31:LEU:CG	9:AR:101:BCL:HED3	2.29	0.63
5:B1:50:ASN:HB3	5:B3:60:LYS:CA	2.27	0.63
5:B3:36:HIS:CD2	9:B4:101:BCL:HMD1	2.33	0.63
1:BC:94:MET:SD	7:BC:501:HEM:NA	2.72	0.63
4:BH:23:PHE:C	4:BH:25:GLY:H	2.02	0.63
4:BH:55:VAL:CG1	4:BH:56:VAL:H	2.09	0.63
4:BH:69:LEU:HD23	4:BH:70:PRO:HD2	1.81	0.63
2:BL:168:ASN:O	2:BL:171:TYR:N	2.32	0.63
6:BN:31:LEU:HA	6:BN:34:ILE:HG22	1.79	0.63
4:AH:258:LEU:O	5:A5:19:ARG:HD3	2.00	0.62
5:AF:14:ILE:HD12	5:AI:21:LEU:CD2	2.28	0.62
3:AM:290:VAL:HG11	4:AH:12:ALA:HB2	1.79	0.62
3:AM:81:TRP:O	5:AU:41:SER:HB3	1.99	0.62
6:AR:44:PRO:HG2	5:AS:52:PRO:HG3	1.81	0.62
5:AW:21:LEU:HD12	5:AW:21:LEU:O	1.99	0.62
6:B4:45:TRP:O	6:B4:46:LEU:HG	1.99	0.62
5:BA:27:PHE:CE1	5:BD:29:ILE:CD1	2.80	0.62
1:BC:52:SER:O	1:BC:56:ASN:HB2	1.99	0.62
6:BR:34:ILE:HD12	6:BR:34:ILE:C	2.20	0.62

Continued on next page...

Continued from previous page...

Atom-1	Atom-2	Interatomic distance (Å)	Clash overlap (Å)
5:BS:29:ILE:O	5:BS:33:LEU:HD13	1.99	0.62
5:BW:40:LEU:HD12	5:BW:45:ASN:HA	1.80	0.62
6:A0:32:VAL:HG12	6:A0:33:VAL:H	1.63	0.62
6:A6:40:TRP:HZ3	6:A6:44:PRO:HA	1.64	0.62
5:A9:12:TRP:HE3	5:A9:12:TRP:HA	1.64	0.62
1:AC:20:LEU:HG	2:AL:271:TRP:HE1	1.64	0.62
5:AD:31:LEU:HG	9:AE:101:BCL:HED3	1.80	0.62
4:AH:213:ALA:O	4:AH:246:GLY:HA3	1.99	0.62
1:AC:20:LEU:HG	2:AL:271:TRP:NE1	2.14	0.62
3:AM:197:TYR:CZ	9:AM:402:BCL:HMC2	2.34	0.62
6:AN:31:LEU:HA	6:AN:34:ILE:CG2	2.29	0.62
5:AK:43:ASP:OD1	5:AO:47:LEU:HB3	1.99	0.62
5:AO:13:LEU:HA	6:AP:9:LEU:HB2	1.80	0.62
5:AO:43:ASP:CA	5:AQ:48:ASP:HB3	2.29	0.62
5:AU:9:TYR:HB2	6:AV:15:LYS:HD3	1.81	0.62
6:B0:17:PHE:CD1	14:B0:101:CRT:C9	2.74	0.62
5:B5:18:ARG:HH11	5:B5:18:ARG:HG3	1.64	0.62
5:B7:46:TRP:CD1	5:B7:47:LEU:CD2	2.82	0.62
6:BX:13:GLU:O	6:BX:16:GLU:HB3	1.98	0.62
14:A1:103:CRT:H9	6:A4:17:PHE:HE1	1.64	0.62
1:AC:128:ARG:O	1:AC:131:PHE:HB2	1.99	0.62
1:AC:148:THR:HG23	1:AC:322:GLN:CA	2.29	0.62
9:AE:101:BCL:CHC	9:AF:102:BCL:HBB3	2.29	0.62
3:AM:275:LEU:HD21	4:AH:19:PHE:HE2	1.63	0.62
4:AH:52:ARG:NH1	4:AH:52:ARG:HB3	2.14	0.62
9:AM:401:BCL:HBC1	9:AM:402:BCL:CBF	2.29	0.62
9:BA:101:BCL:HBB3	9:B0:102:BCL:C4B	2.28	0.62
6:B0:10:THR:HB	6:B0:13:GLU:OE2	2.00	0.62
5:BA:36:HIS:CD2	9:BB:101:BCL:CMD	2.83	0.62
6:BB:29:PHE:HE1	9:BB:101:BCL:H11	1.64	0.62
1:BC:284:ILE:HG21	1:BC:304:ARG:HA	1.80	0.62
14:BA:102:CRT:H9	6:BE:17:PHE:CD1	2.34	0.62
4:BH:166:THR:O	4:BH:184:VAL:HG13	2.00	0.62
4:BH:88:ASN:ND2	4:BH:109:SER:HB2	2.14	0.62
3:BM:250:LEU:O	3:BM:254:TRP:CD1	2.52	0.62
9:BO:102:BCL:HAC2	9:BP:101:BCL:CAC	2.29	0.62
5:BU:13:LEU:HD22	6:BV:9:LEU:HB2	1.79	0.62
14:BW:103:CRT:H35	5:BY:31:LEU:HD11	1.81	0.62
5:BW:14:ILE:HG21	5:BY:21:LEU:HD12	1.80	0.62
5:AY:43:ASP:N	5:A1:48:ASP:HB3	2.13	0.62
1:AC:166:TRP:O	1:AC:166:TRP:CE3	2.53	0.62

Continued on next page...

Continued from previous page...

Atom-1	Atom-2	Interatomic distance (Å)	Clash overlap (Å)
1:AC:190:VAL:C	1:AC:192:TYR:H	2.02	0.62
1:AC:236:MET:SD	7:AC:503:HEM:NC	2.72	0.62
1:AC:36:ARG:HG3	1:AC:36:ARG:O	1.99	0.62
4:AH:125:LEU:HB2	4:AH:129:GLY:O	1.99	0.62
5:AI:16:ASP:O	5:AI:20:VAL:HG22	1.99	0.62
9:AK:102:BCL:C2D	9:AN:101:BCL:HMD2	2.29	0.62
5:AO:8:LEU:CA	6:AR:20:ILE:HD11	2.20	0.62
6:AV:44:PRO:HG2	5:AW:52:PRO:HG2	1.80	0.62
5:BA:36:HIS:HB3	14:B0:101:CRT:C39	2.27	0.62
9:BB:101:BCL:HMB1	9:BB:101:BCL:CBB	2.29	0.62
5:BS:55:TYR:HD1	5:BS:56:GLN:N	1.97	0.62
5:BW:26:ALA:C	5:BW:29:ILE:HG22	2.17	0.62
6:A0:40:TRP:HH2	6:A0:46:LEU:CG	2.09	0.62
5:A1:43:ASP:HB2	5:A3:47:LEU:CD1	2.29	0.62
5:A5:33:LEU:HD12	5:A5:34:LEU:N	2.13	0.62
1:AC:259:TRP:O	1:AC:261:GLN:N	2.32	0.62
4:AH:164:ALA:HB2	4:AH:216:ALA:CB	2.30	0.62
2:AL:231:TYR:OH	2:AL:233:ILE:HA	1.99	0.62
5:AQ:44:LEU:HD22	6:AR:43:ARG:HD3	1.82	0.62
5:AS:10:LYS:HB3	14:AS:104:CRT:H1M2	1.79	0.62
5:AY:15:LEU:HG	5:A1:21:LEU:HD21	1.79	0.62
5:BF:29:ILE:HA	9:BF:102:BCL:C1	2.25	0.62
5:BF:43:ASP:OD2	5:BI:47:LEU:O	2.18	0.62
5:BI:50:ASN:CG	6:BJ:43:ARG:NH2	2.52	0.62
2:BL:264:TRP:CH2	2:BL:271:TRP:HA	2.35	0.62
5:BU:11:ILE:HG12	14:BU:103:CRT:C7	2.29	0.62
5:BY:25:VAL:O	5:BY:29:ILE:HB	1.99	0.62
9:A0:102:BCL:H142	9:A0:102:BCL:HMB2	1.79	0.62
6:A0:10:THR:HB	6:A0:13:GLU:OE2	2.00	0.62
5:A1:11:ILE:N	14:A1:103:CRT:H82	2.15	0.62
6:A4:41:LEU:O	6:A4:41:LEU:HD23	1.99	0.62
1:AC:154:THR:O	1:AC:157:ARG:HG3	1.98	0.62
2:AL:26:TRP:HE3	4:AH:97:GLY:O	1.81	0.62
2:AL:71:TRP:N	2:AL:71:TRP:CE3	2.68	0.62
3:AM:102:TYR:HD1	3:AM:102:TYR:H	1.47	0.62
3:AM:261:THR:HG23	4:AH:34:ASP:O	1.99	0.62
3:AM:35:ILE:HG22	3:AM:36:PHE:H	1.64	0.62
9:AO:102:BCL:H111	9:AO:102:BCL:H192	1.82	0.62
5:AO:50:ASN:CG	5:AO:51:ILE:N	2.52	0.62
6:AP:10:THR:HG22	6:AP:11:ASP:N	2.14	0.62
5:AS:13:LEU:HB2	14:AS:104:CRT:H31A	1.81	0.62

Continued on next page...

Continued from previous page...

Atom-1	Atom-2	Interatomic distance (Å)	Clash overlap (Å)
5:AU:12:TRP:HE3	5:AU:12:TRP:HA	1.64	0.62
5:AU:52:PRO:HB3	5:AU:55:TYR:HE1	1.64	0.62
5:AY:50:ASN:HD22	5:A1:58:LEU:CB	2.12	0.62
6:B2:45:TRP:O	6:B2:46:LEU:CG	2.47	0.62
9:B6:101:BCL:HMA1	9:B7:103:BCL:HMA1	1.81	0.62
1:BC:196:PRO:HG3	1:BC:231:TRP:CD1	2.34	0.62
1:BC:249:PHE:CZ	1:BC:265:LYS:HG2	2.34	0.62
1:BC:80:GLN:HG3	1:BC:128:ARG:NH2	2.15	0.62
9:BD:102:BCL:HAC2	9:BE:101:BCL:HAC1	1.81	0.62
9:BL:303:BCL:O1D	9:BL:303:BCL:H2A	2.00	0.62
3:BM:215:LEU:O	3:BM:217:ALA:N	2.32	0.62
3:BM:35:ILE:HG22	3:BM:36:PHE:H	1.64	0.62
3:BM:98:PRO:HB2	3:BM:171:TRP:HB3	1.81	0.62
6:BT:32:VAL:HG21	9:BT:101:BCL:HBA2	1.81	0.62
5:BU:56:GLN:NE2	5:BU:57:ALA:N	2.48	0.62
5:BU:9:TYR:HA	6:BV:18:HIS:CG	2.34	0.62
14:BV:102:CRT:H2M3	5:BW:37:MET:N	2.15	0.62
9:BW:102:BCL:HMD1	6:BX:36:HIS:CD2	2.34	0.62
6:AZ:46:LEU:C	5:A1:51:ILE:O	2.38	0.62
6:A8:45:TRP:O	6:A8:46:LEU:CG	2.48	0.62
5:A9:8:LEU:HD22	5:A9:11:ILE:HD11	1.80	0.62
1:AC:259:TRP:C	1:AC:261:GLN:N	2.52	0.62
4:AH:31:ARG:O	4:AH:34:ASP:HB2	2.00	0.62
5:AO:46:TRP:HA	5:AO:49:ASP:OD2	2.00	0.62
5:AO:51:ILE:CG1	5:AO:52:PRO:HD2	2.29	0.62
14:AS:104:CRT:C14	6:AV:24:SER:OG	2.48	0.62
6:AT:10:THR:HG22	6:AT:11:ASP:N	2.13	0.62
5:B5:18:ARG:HB2	5:B5:19:ARG:NH2	2.15	0.62
6:B6:45:TRP:HD1	6:B6:46:LEU:H	1.47	0.62
5:B7:44:LEU:O	5:B7:44:LEU:HD22	1.99	0.62
6:B8:45:TRP:O	6:B8:46:LEU:CG	2.48	0.62
6:BB:24:SER:O	6:BB:27:ALA:HB3	1.99	0.62
1:BC:134:VAL:HG13	1:BC:150:VAL:HG22	1.80	0.62
5:BI:27:PHE:HE2	5:BK:29:ILE:HD11	1.65	0.62
2:BL:257:ILE:HG22	9:BL:301:BCL:HED2	1.80	0.62
5:BW:22:VAL:O	5:BW:25:VAL:HB	2.00	0.62
5:A9:12:TRP:CE3	5:A9:12:TRP:HA	2.33	0.62
9:AB:101:BCL:HMB3	9:AD:102:BCL:C1B	2.30	0.62
9:AA:101:BCL:H71	6:AB:28:TRP:CZ3	2.34	0.62
3:AM:207:ALA:O	3:AM:210:TYR:HB2	1.99	0.62
9:AO:102:BCL:HBD	9:AP:101:BCL:OBD	1.99	0.62

Continued on next page...

Continued from previous page...

Atom-1	Atom-2	Interatomic distance (Å)	Clash overlap (Å)
5:AO:9:TYR:HA	6:AP:18:HIS:ND1	2.14	0.62
5:AW:12:TRP:HA	5:AW:12:TRP:HE3	1.63	0.62
14:AS:104:CRT:C39	5:AW:36:HIS:HB2	2.28	0.62
14:B2:102:CRT:H2M2	5:B3:36:HIS:HB3	1.81	0.62
6:B4:41:LEU:O	6:B4:41:LEU:HD23	1.99	0.62
5:B7:27:PHE:CZ	5:B9:29:ILE:HD11	2.35	0.62
6:BE:45:TRP:HA	5:BF:52:PRO:CD	2.29	0.62
5:BF:35:ILE:HA	5:BF:38:ILE:HG22	1.80	0.62
4:BH:14:ILE:O	4:BH:17:TRP:HB2	2.00	0.62
2:BL:160:LEU:HA	2:BL:163:LEU:HD13	1.81	0.62
2:BL:189:PHE:HE2	2:BL:253:SER:OG	1.82	0.62
2:BL:87:ALA:N	2:BL:96:GLN:HE22	1.98	0.62
3:BM:98:PRO:HG3	3:BM:107:PRO:HG3	1.80	0.62
5:BQ:20:VAL:O	5:BQ:24:ILE:HD13	1.99	0.62
5:BU:35:ILE:O	5:BU:38:ILE:HG22	1.99	0.62
14:BU:103:CRT:C34	9:BY:102:BCL:CBA	2.76	0.62
9:AA:101:BCL:HED1	6:AB:31:LEU:HB3	1.82	0.62
5:AF:19:ARG:HH12	5:AI:18:ARG:HH22	1.47	0.62
4:AH:171:TRP:CE2	4:AH:194:LEU:HD21	2.35	0.62
9:AJ:101:BCL:C1B	9:AK:102:BCL:CMB	2.75	0.62
3:AM:89:HIS:O	3:AM:93:LEU:HG	1.99	0.62
5:AU:13:LEU:HD21	6:AV:14:ALA:HB2	1.82	0.62
5:AW:26:ALA:O	5:AW:30:VAL:HG12	1.99	0.62
5:AW:31:LEU:HD13	14:AX:102:CRT:H35	1.80	0.62
6:B8:31:LEU:O	6:B8:34:ILE:HG22	2.00	0.62
5:BA:2:PHE:HB2	5:BA:5:ASN:OD1	2.00	0.62
9:BF:102:BCL:HMD2	9:BG:101:BCL:CHD	2.30	0.62
2:BL:117:CYS:SG	2:BL:124:PHE:HA	2.39	0.62
3:BM:287:SER:CB	3:BM:294:TRP:HE1	2.12	0.62
14:BU:103:CRT:H342	9:BY:102:BCL:HBA1	1.80	0.62
5:A1:12:TRP:CD1	6:A2:17:PHE:CD2	2.88	0.62
5:AD:36:HIS:CE1	9:AE:101:BCL:CMD	2.77	0.62
4:AH:32:ARG:HG3	4:AH:59:PRO:HB2	1.82	0.62
4:AH:63:ASP:O	4:AH:79:PRO:HD2	1.99	0.62
5:AK:16:ASP:O	5:AK:20:VAL:HG22	1.99	0.62
2:AL:131:SER:O	2:AL:134:ILE:HB	2.00	0.62
3:AM:152:ALA:HB2	3:AM:274:VAL:HG13	1.82	0.62
3:AM:17:ALA:O	3:AM:19:PRO:HD3	2.00	0.62
3:AM:274:VAL:HG12	3:AM:278:ILE:HD11	1.82	0.62
6:AN:38:LEU:HD23	6:AN:38:LEU:O	2.00	0.62
6:AP:12:ASP:O	6:AP:16:GLU:HG3	2.00	0.62

Continued on next page...

Continued from previous page...

Atom-1	Atom-2	Interatomic distance (Å)	Clash overlap (Å)
5:AQ:40:LEU:HD12	5:AQ:45:ASN:HA	1.82	0.62
6:AV:28:TRP:HA	6:AV:31:LEU:HD12	1.81	0.62
5:AW:26:ALA:HA	5:AW:29:ILE:HG22	1.82	0.62
3:AM:84:PHE:HA	5:AW:37:MET:CE	2.29	0.62
5:B9:4:MET:O	5:B9:8:LEU:HG	2.00	0.62
6:BE:40:TRP:HZ3	6:BE:45:TRP:H	1.47	0.62
5:BF:11:ILE:HB	14:BF:103:CRT:C8	2.24	0.62
4:BH:48:ARG:HG2	4:BH:57:GLY:H	1.65	0.62
9:BK:102:BCL:HMB1	9:BK:102:BCL:CBB	2.29	0.62
5:BK:44:LEU:O	5:BK:44:LEU:HD22	1.99	0.62
3:BM:276:THR:HG22	3:BM:277:VAL:N	2.15	0.62
5:BQ:50:ASN:HB3	5:BS:56:GLN:HA	1.82	0.62
9:BS:102:BCL:CHD	9:BS:102:BCL:HBC2	2.28	0.62
5:BU:42:THR:HB	5:BW:48:ASP:CG	2.21	0.62
14:BV:102:CRT:H2M3	5:BW:37:MET:CA	2.30	0.62
9:A0:102:BCL:H141	9:A0:102:BCL:C2B	2.30	0.61
9:A8:101:BCL:C20	9:A8:101:BCL:H152	2.25	0.61
5:AA:45:ASN:OD1	5:AA:47:LEU:HB2	1.99	0.61
6:AB:20:ILE:HD12	14:AB:102:CRT:H81	1.82	0.61
5:AD:7:ASN:H	5:AD:7:ASN:HD22	1.46	0.61
6:AJ:33:VAL:O	6:AJ:37:LEU:HD23	2.00	0.61
2:AL:188:PHE:CD2	2:AL:248:SER:HB3	2.35	0.61
2:AL:94:LEU:HA	2:AL:97:ILE:CD1	2.29	0.61
10:AM:403:BPH:H9C3	15:AM:409:PEF:C22	2.27	0.61
9:AK:102:BCL:HMD2	9:AN:101:BCL:HAC1	1.81	0.61
5:AU:9:TYR:HA	6:AV:18:HIS:ND1	2.15	0.61
5:B3:43:ASP:HB2	5:B5:47:LEU:CD1	2.13	0.61
5:BK:14:ILE:HG23	5:BO:18:ARG:HG2	1.82	0.61
2:BL:206:VAL:CG1	3:BM:142:MET:HE1	2.30	0.61
2:BL:206:VAL:HG12	3:BM:142:MET:SD	2.39	0.61
5:BU:36:HIS:CE1	9:BU:102:BCL:NA	2.68	0.61
6:BV:46:LEU:HD13	6:BX:42:TYR:CE1	2.35	0.61
5:A7:44:LEU:HD23	6:A8:43:ARG:NH1	2.15	0.61
5:A7:44:LEU:HD22	5:A7:46:TRP:HE3	1.62	0.61
5:AD:15:LEU:HB3	5:AD:20:VAL:CG2	2.30	0.61
9:AE:101:BCL:C1B	9:AF:102:BCL:CMB	2.77	0.61
5:AK:47:LEU:H	5:AK:47:LEU:HD22	1.65	0.61
2:AL:196:LEU:HB2	3:AM:216:PHE:CG	2.35	0.61
3:AM:42:LYS:HE3	15:AM:408:PEF:H42	1.81	0.61
9:AN:101:BCL:CMB	9:AO:102:BCL:C1B	2.79	0.61
5:AO:26:ALA:HA	5:AO:29:ILE:HG22	1.81	0.61

Continued on next page...

Continued from previous page...

Atom-1	Atom-2	Interatomic distance (Å)	Clash overlap (Å)
5:AO:9:TYR:HA	6:AP:18:HIS:CE1	2.34	0.61
6:AP:44:PRO:HG2	5:AQ:52:PRO:HB3	1.81	0.61
6:BB:45:TRP:O	6:BB:46:LEU:HB2	2.00	0.61
9:BF:102:BCL:H62	6:BG:28:TRP:CH2	2.35	0.61
2:BL:13:ARG:O	2:BL:13:ARG:HG3	1.99	0.61
9:BW:102:BCL:ND	9:BX:101:BCL:CMD	2.62	0.61
5:BY:49:ASP:HB2	5:B1:56:GLN:NE2	2.16	0.61
5:A3:31:LEU:HD21	9:A3:104:BCL:HMA2	1.82	0.61
5:AD:31:LEU:O	5:AD:35:ILE:HG12	2.00	0.61
4:AH:159:LEU:C	4:AH:159:LEU:HD12	2.21	0.61
9:AO:102:BCL:H2A	9:AO:102:BCL:O1D	2.01	0.61
5:AO:9:TYR:CE1	5:AO:10:LYS:HD3	2.34	0.61
6:AR:45:TRP:HD1	6:AR:46:LEU:H	1.48	0.61
9:B7:103:BCL:CMD	6:B8:36:HIS:CD2	2.83	0.61
2:BL:181:ALA:O	2:BL:183:MET:N	2.34	0.61
5:BO:44:LEU:HD11	5:BO:46:TRP:HE3	1.64	0.61
9:BQ:103:BCL:HBB2	9:BQ:103:BCL:HMB1	1.82	0.61
9:BX:101:BCL:HMC3	9:BY:102:BCL:HBB1	1.82	0.61
6:BX:34:ILE:C	6:BX:34:ILE:HD13	2.21	0.61
6:BZ:45:TRP:CG	9:BZ:101:BCL:H2C	2.35	0.61
6:A2:29:PHE:HD1	6:A2:29:PHE:N	1.99	0.61
5:A3:46:TRP:CZ3	9:A3:103:BCL:HBC3	2.36	0.61
1:AC:126:VAL:HG23	1:AC:127:SER:N	2.15	0.61
1:AC:307:CYS:O	1:AC:311:HIS:HB2	2.00	0.61
5:AD:19:ARG:O	5:AD:23:SER:HB3	2.01	0.61
2:AL:10:TYR:HA	4:AH:112:GLY:HA2	1.81	0.61
4:AH:123:CYS:N	4:AH:232:THR:HG22	2.16	0.61
2:AL:16:THR:OG1	4:AH:257:PRO:HB3	2.00	0.61
2:AL:214:PRO:HA	4:AH:68:VAL:O	2.01	0.61
6:AJ:30:GLY:O	6:AJ:33:VAL:HG12	2.00	0.61
3:AM:134:TYR:HA	3:AM:144:GLN:HE22	1.64	0.61
5:AI:4:MET:SD	6:AN:23:GLN:HB3	2.40	0.61
5:AO:14:ILE:CG2	5:AO:15:LEU:HG	2.30	0.61
5:AO:4:MET:O	5:AO:7:ASN:ND2	2.32	0.61
5:AS:13:LEU:HB2	14:AS:104:CRT:H32A	1.81	0.61
14:AW:102:CRT:H6	6:AZ:17:PHE:HD1	1.65	0.61
6:B0:32:VAL:HG12	6:B0:33:VAL:N	2.14	0.61
14:BA:102:CRT:H342	9:BF:102:BCL:CBA	2.25	0.61
6:BB:27:ALA:O	6:BB:31:LEU:HG	2.01	0.61
9:BD:102:BCL:ND	9:BE:101:BCL:CMD	2.63	0.61
6:BE:23:GLN:HG3	6:BE:24:SER:N	2.16	0.61

Continued on next page...

Continued from previous page...

Atom-1	Atom-2	Interatomic distance (Å)	Clash overlap (Å)
4:BH:235:GLU:HA	4:BH:238:LYS:HG2	1.82	0.61
5:BK:16:ASP:HB3	5:BK:18:ARG:HE	1.66	0.61
2:BL:181:ALA:HB3	2:BL:256:CYS:HA	1.82	0.61
2:BL:195:ALA:HB3	3:BM:216:PHE:HE2	1.64	0.61
3:BM:137:ALA:O	3:BM:142:MET:HB2	2.00	0.61
3:BM:35:ILE:HG22	3:BM:36:PHE:N	2.15	0.61
6:BN:20:ILE:HD12	6:BN:20:ILE:N	2.16	0.61
6:BP:30:GLY:O	6:BP:33:VAL:HG12	2.01	0.61
6:BP:31:LEU:O	6:BP:34:ILE:HG13	2.00	0.61
5:BO:12:TRP:O	6:BP:9:LEU:HD12	1.99	0.61
14:A1:103:CRT:H9	6:A4:17:PHE:CE1	2.36	0.61
5:A1:5:ASN:O	5:A1:8:LEU:HD22	2.01	0.61
5:AA:22:VAL:HA	5:AA:25:VAL:HG23	1.82	0.61
14:AB:102:CRT:H31A	5:A9:10:LYS:C	2.20	0.61
6:AB:24:SER:O	6:AB:27:ALA:HB3	2.00	0.61
5:AD:40:LEU:CD1	5:AD:47:LEU:HD23	2.28	0.61
6:AE:23:GLN:HG3	6:AE:24:SER:N	2.14	0.61
4:AH:123:CYS:CA	4:AH:232:THR:HA	2.29	0.61
4:AH:5:ILE:HG12	4:AH:6:THR:N	2.15	0.61
9:AJ:101:BCL:C4B	9:AK:102:BCL:HBB3	2.30	0.61
2:AL:164:ASP:O	2:AL:167:SER:N	2.33	0.61
3:AM:150:PHE:N	10:AM:403:BPH:HMD3	2.16	0.61
5:AS:30:VAL:CG2	15:AS:101:PEF:H392	2.25	0.61
5:AW:2:PHE:HB2	5:AW:5:ASN:HB2	1.81	0.61
5:AY:19:ARG:O	5:AY:23:SER:HB3	2.00	0.61
5:B7:43:ASP:CB	5:B9:47:LEU:HD12	2.21	0.61
6:BB:29:PHE:HZ	9:BB:101:BCL:H42	1.66	0.61
4:BH:197:ILE:O	4:BH:197:ILE:HD13	2.01	0.61
9:BM:401:BCL:HMB1	9:BM:402:BCL:H152	1.80	0.61
3:BM:7:ILE:HB	15:BM:407:PEF:HN1	1.64	0.61
5:BU:53:VAL:HA	5:BU:55:TYR:CZ	2.36	0.61
6:A2:16:GLU:HB3	14:A2:102:CRT:H1M1	1.82	0.61
14:A1:103:CRT:C34	9:A5:102:BCL:HBA1	2.31	0.61
6:A8:22:MET:SD	6:A8:26:TYR:HE2	2.23	0.61
1:AC:285:TRP:HB3	1:AC:286:PRO:HD3	1.81	0.61
4:AH:54:LYS:HE3	5:AD:23:SER:CB	2.30	0.61
2:AL:171:TYR:C	2:AL:173:PHE:H	2.03	0.61
2:AL:231:TYR:CD2	3:AM:48:ILE:HD13	2.35	0.61
1:AC:36:ARG:HB3	2:AL:79:ASP:CG	2.20	0.61
5:AO:7:ASN:ND2	6:AR:23:GLN:OE1	2.34	0.61
6:AP:34:ILE:O	6:AP:38:LEU:HB3	2.00	0.61

Continued on next page...

Continued from previous page...

Atom-1	Atom-2	Interatomic distance (Å)	Clash overlap (Å)
5:AO:50:ASN:OD1	6:AP:43:ARG:NH2	2.34	0.61
14:AR:102:CRT:H342	9:AS:103:BCL:CBA	2.28	0.61
5:AW:9:TYR:CE1	6:AX:15:LYS:HB2	2.34	0.61
5:AY:11:ILE:HD13	9:A1:102:BCL:C15	2.28	0.61
5:AW:14:ILE:HD13	5:AY:17:PRO:HB2	1.83	0.61
5:B3:20:VAL:O	5:B3:24:ILE:HG12	2.00	0.61
14:BB:102:CRT:C2M	5:BD:37:MET:HE3	2.30	0.61
4:BH:164:ALA:HB2	4:BH:216:ALA:HB1	1.81	0.61
2:BL:139:VAL:HG23	2:BL:143:VAL:HB	1.81	0.61
2:BL:40:PHE:O	2:BL:43:THR:HB	2.00	0.61
9:BM:401:BCL:CMB	9:BM:402:BCL:H152	2.30	0.61
9:BM:402:BCL:CBB	9:BM:402:BCL:HMB1	2.30	0.61
5:BU:44:LEU:HB3	5:BW:55:TYR:CD1	2.35	0.61
9:A1:102:BCL:H143	14:A2:102:CRT:H132	1.80	0.61
1:AC:264:PRO:HG2	1:AC:265:LYS:H	1.65	0.61
1:AC:292:PRO:O	1:AC:296:LYS:HG3	2.01	0.61
5:AD:49:ASP:HB2	5:AF:56:GLN:HB3	1.83	0.61
4:AH:19:PHE:CD1	4:AH:20:TRP:N	2.68	0.61
3:AM:59:LEU:CG	3:AM:128:LEU:HD21	2.31	0.61
5:AS:10:LYS:HD3	14:AS:104:CRT:C1M	2.29	0.61
5:AY:31:LEU:HD23	9:AZ:101:BCL:HED3	1.81	0.61
9:BA:101:BCL:CBA	14:B0:101:CRT:H342	2.25	0.61
6:B8:22:MET:SD	6:B8:26:TYR:HE2	2.23	0.61
5:BA:29:ILE:HG12	5:B9:27:PHE:CE2	2.36	0.61
6:BB:37:LEU:HD22	9:BB:101:BCL:H193	1.83	0.61
1:BC:276:VAL:HG13	1:BC:277:ARG:H	1.65	0.61
1:BC:33:ILE:HD12	1:BC:33:ILE:N	2.15	0.61
3:BM:12:GLN:HB2	4:BH:145:ALA:CB	2.29	0.61
4:BH:215:LYS:N	4:BH:218:HIS:HD2	1.99	0.61
2:BL:159:ILE:H	2:BL:159:ILE:HD12	1.65	0.61
2:BL:15:GLY:O	2:BL:118:ARG:HD3	1.99	0.61
5:BO:9:TYR:CD1	5:BO:9:TYR:C	2.74	0.61
14:BW:103:CRT:H83	6:BZ:20:ILE:HD13	1.81	0.61
9:A7:103:BCL:C1	9:A7:103:BCL:O1A	2.49	0.61
5:AD:12:TRP:HA	5:AD:12:TRP:HE3	1.64	0.61
14:AB:102:CRT:O2	5:AD:33:LEU:HD12	2.00	0.61
5:AF:10:LYS:HB2	14:AJ:102:CRT:H5	1.81	0.61
4:AH:69:LEU:CD2	4:AH:70:PRO:HD2	2.30	0.61
2:AL:97:ILE:HA	2:AL:100:ILE:CD1	2.28	0.61
2:AL:184:LEU:CB	2:AL:252:TRP:HE1	2.13	0.61
2:AL:170:GLY:HA3	9:AL:301:BCL:CB	2.30	0.61

Continued on next page...

Continued from previous page...

Atom-1	Atom-2	Interatomic distance (Å)	Clash overlap (Å)
3:AM:156:PHE:HA	3:AM:159:VAL:HG23	1.82	0.61
3:AM:180:PHE:O	3:AM:183:LEU:N	2.34	0.61
3:AM:215:LEU:C	3:AM:217:ALA:N	2.53	0.61
6:AN:37:LEU:HD22	9:AN:101:BCL:H193	1.82	0.61
5:AS:9:TYR:HA	6:AT:18:HIS:HB2	1.82	0.61
6:B2:40:TRP:CE3	6:B2:44:PRO:HA	2.36	0.61
5:B3:31:LEU:O	5:B3:35:ILE:HG12	2.01	0.61
4:BH:151:PRO:O	4:BH:154:MET:HG3	2.00	0.61
5:BK:44:LEU:HD22	5:BK:46:TRP:H	1.66	0.61
2:BL:188:PHE:CE2	2:BL:248:SER:HB3	2.35	0.61
9:BL:301:BCL:CBB	9:BM:401:BCL:HMD2	2.31	0.61
9:BN:101:BCL:H172	6:BP:38:LEU:CD2	2.30	0.61
6:A8:17:PHE:CD1	6:A8:20:ILE:HG21	2.36	0.61
5:AA:29:ILE:HG12	5:A9:27:PHE:CE2	2.36	0.61
1:AC:130:MET:O	1:AC:133:LEU:HB3	2.00	0.61
1:AC:270:TRP:O	1:AC:274:ARG:HD2	1.99	0.61
1:AC:28:PRO:CD	2:AL:262:PRO:HA	2.30	0.61
2:AL:52:TRP:CE3	2:AL:52:TRP:HA	2.36	0.61
6:AN:45:TRP:O	6:AN:46:LEU:HB2	2.00	0.61
5:AS:17:PRO:O	5:AS:20:VAL:HG22	2.00	0.61
5:AS:16:ASP:HB2	5:AS:19:ARG:HD3	1.82	0.61
5:AW:21:LEU:HD22	14:AX:102:CRT:C13	2.30	0.61
5:AY:9:TYR:CZ	5:AY:10:LYS:HE3	2.36	0.61
5:AY:16:ASP:HB3	5:AY:18:ARG:HD2	1.82	0.61
5:AY:7:ASN:O	6:A2:20:ILE:CG1	2.49	0.61
5:B1:10:LYS:C	14:B1:103:CRT:C8	2.69	0.61
5:B3:56:GLN:N	5:B3:56:GLN:NE2	2.49	0.61
4:BH:48:ARG:HE	4:BH:57:GLY:HA2	1.64	0.61
4:BH:96:PRO:O	5:B9:19:ARG:HD3	2.01	0.61
9:BI:102:BCL:H192	9:BI:102:BCL:H13	1.83	0.61
6:BJ:45:TRP:O	6:BJ:46:LEU:HB2	2.01	0.61
5:BU:12:TRP:NE1	6:BV:17:PHE:CD2	2.69	0.61
5:BU:35:ILE:HG22	5:BU:36:HIS:N	2.14	0.61
5:BU:46:TRP:CD1	5:BU:47:LEU:HD13	2.36	0.61
6:A0:21:PHE:C	6:A0:21:PHE:CD1	2.75	0.61
6:A8:46:LEU:HB3	6:A0:42:TYR:OH	1.99	0.61
9:A1:102:BCL:HMD1	6:A2:36:HIS:CE1	2.36	0.61
4:AH:259:LEU:HD21	5:A5:19:ARG:C	2.21	0.61
9:A7:103:BCL:HAC2	9:A8:101:BCL:HAC1	1.82	0.61
9:AA:101:BCL:CHB	14:A0:101:CRT:H372	2.31	0.61
5:AA:40:LEU:HB2	5:AA:46:TRP:CH2	2.36	0.61

Continued on next page...

Continued from previous page...

Atom-1	Atom-2	Interatomic distance (Å)	Clash overlap (Å)
5:AA:47:LEU:HB3	5:A9:43:ASP:HB2	1.83	0.61
1:AC:126:VAL:O	1:AC:127:SER:C	2.39	0.61
1:AC:190:VAL:HG12	1:AC:237:MET:HB2	1.82	0.61
5:AD:46:TRP:CH2	9:AD:102:BCL:HBC3	2.36	0.61
6:AE:38:LEU:O	6:AE:38:LEU:HD23	1.99	0.61
5:AF:9:TYR:CD1	6:AG:15:LYS:HG3	2.36	0.61
3:AM:2:PRO:HB3	4:AH:201:ARG:HH12	1.65	0.61
4:AH:241:ALA:O	4:AH:244:ALA:HB3	2.01	0.61
2:AL:22:LEU:HB2	5:A7:19:ARG:HB2	1.80	0.61
2:AL:253:SER:C	9:AL:301:BCL:HED3	2.21	0.61
3:AM:179:ILE:H	3:AM:179:ILE:HD13	1.65	0.61
5:AS:9:TYR:CB	6:AT:15:LYS:HA	2.26	0.61
14:B5:103:CRT:C40	5:B7:38:ILE:HG21	2.30	0.61
5:BA:26:ALA:O	5:BA:29:ILE:HG22	2.01	0.61
1:BC:80:GLN:HG3	1:BC:128:ARG:HH22	1.65	0.61
1:BC:270:TRP:CE3	1:BC:271:TYR:CD1	2.88	0.61
1:BC:42:ASN:HA	2:BL:172:GLN:OE1	2.01	0.61
5:BD:8:LEU:O	5:BD:10:LYS:N	2.33	0.61
5:BF:10:LYS:HB3	14:BF:103:CRT:O1	2.01	0.61
5:BF:11:ILE:O	5:BF:14:ILE:HG12	2.01	0.61
2:BL:280:LEU:HD21	5:BY:37:MET:CE	2.31	0.61
6:BN:17:PHE:HD1	14:BN:102:CRT:H6	1.62	0.61
14:BS:103:CRT:H6	6:BT:17:PHE:CD2	2.36	0.61
5:BW:26:ALA:HA	5:BW:29:ILE:CG2	2.31	0.61
9:AA:101:BCL:C4A	9:A0:102:BCL:HMB3	2.31	0.60
1:AC:97:VAL:HG21	1:AC:131:PHE:CZ	2.37	0.60
6:AG:45:TRP:CH2	9:AG:101:BCL:H2C	2.36	0.60
4:AH:45:ARG:HD3	4:AH:97:GLY:H	1.66	0.60
5:AI:31:LEU:HD21	14:AJ:102:CRT:H32	1.82	0.60
2:AL:174:LEU:HD12	2:AL:174:LEU:N	2.15	0.60
2:AL:253:SER:HA	2:AL:256:CYS:HB2	1.82	0.60
2:AL:257:ILE:HG22	9:AL:301:BCL:HED2	1.82	0.60
3:AM:128:LEU:O	3:AM:131:VAL:HB	2.01	0.60
3:AM:163:ILE:O	3:AM:167:MET:HB2	2.01	0.60
3:AM:204:LEU:HD21	4:AH:19:PHE:CE1	2.36	0.60
9:AM:401:BCL:HMA1	9:AM:401:BCL:H141	1.83	0.60
3:AM:4:TYR:O	3:AM:4:TYR:HD1	1.83	0.60
5:AQ:44:LEU:HD22	6:AR:43:ARG:CD	2.31	0.60
5:AS:32:GLY:HA3	9:AS:103:BCL:O1A	2.00	0.60
5:AW:24:ILE:HG21	14:AX:102:CRT:H22	1.83	0.60
6:B8:17:PHE:CD1	6:B8:20:ILE:HG21	2.36	0.60

Continued on next page...

Continued from previous page...

Atom-1	Atom-2	Interatomic distance (Å)	Clash overlap (Å)
2:BL:10:TYR:HD1	4:BH:112:GLY:HA2	1.65	0.60
6:BJ:14:ALA:O	6:BJ:18:HIS:HB2	2.01	0.60
9:BK:102:BCL:O1D	9:BK:102:BCL:H2A	2.01	0.60
2:BL:235:ALA:HA	11:BL:304:UQ8:H3MB	1.83	0.60
3:BM:63:PHE:CE2	3:BM:124:LEU:HD12	2.36	0.60
3:BM:97:PRO:HB2	3:BM:171:TRP:O	2.01	0.60
6:BP:34:ILE:C	6:BP:34:ILE:HD12	2.22	0.60
9:BU:102:BCL:H2A	9:BU:102:BCL:O1D	2.01	0.60
9:BW:102:BCL:HMD1	6:BX:36:HIS:HD2	1.66	0.60
14:BW:103:CRT:H9	6:BZ:17:PHE:CE1	2.36	0.60
5:BW:46:TRP:CH2	9:BW:102:BCL:HBC3	2.36	0.60
5:AA:36:HIS:ND1	14:A0:101:CRT:H392	2.16	0.60
5:AA:14:ILE:HG13	5:AA:15:LEU:HD22	1.83	0.60
5:AA:36:HIS:O	5:AA:40:LEU:HB3	2.01	0.60
5:AA:46:TRP:HA	6:AB:43:ARG:NH1	2.15	0.60
6:AE:29:PHE:HE1	9:AE:101:BCL:H11	1.64	0.60
5:AF:43:ASP:OD1	5:AF:44:LEU:CD2	2.50	0.60
4:AH:182:LEU:N	4:AH:182:LEU:HD12	2.16	0.60
9:AI:102:BCL:C1D	9:AJ:101:BCL:CMD	2.76	0.60
2:AL:82:TYR:HB3	2:AL:85:ARG:HG3	1.83	0.60
9:AK:102:BCL:C2D	9:AN:101:BCL:C2D	2.80	0.60
5:AQ:51:ILE:CG1	5:AQ:52:PRO:HA	2.25	0.60
5:B3:18:ARG:HA	5:B3:21:LEU:HB3	1.83	0.60
6:B4:21:PHE:HZ	9:B5:102:BCL:H203	1.66	0.60
5:B5:28:GLN:NE2	9:B6:101:BCL:HED1	2.16	0.60
5:B9:5:ASN:HA	5:B9:8:LEU:CD1	2.31	0.60
1:BC:126:VAL:HG12	1:BC:287:LEU:HD22	1.84	0.60
4:BH:106:PRO:HA	4:BH:109:SER:HB3	1.84	0.60
3:BM:240:HIS:CE1	4:BH:69:LEU:HD21	2.36	0.60
2:BL:48:LEU:HA	2:BL:51:VAL:HG23	1.82	0.60
5:BS:30:VAL:HG13	5:BS:31:LEU:N	2.16	0.60
5:BS:50:ASN:CG	5:BS:51:ILE:H	2.05	0.60
6:A0:10:THR:H	6:A0:13:GLU:CG	2.15	0.60
6:A2:32:VAL:HG11	9:A2:101:BCL:HBA2	1.84	0.60
6:A2:20:ILE:O	6:A2:20:ILE:HD13	2.00	0.60
5:A7:43:ASP:HB2	5:A9:47:LEU:CD1	2.25	0.60
5:A7:44:LEU:CD2	5:A7:46:TRP:CE3	2.78	0.60
4:AH:182:LEU:HD13	4:AH:195:LEU:CG	2.31	0.60
2:AL:12:VAL:CG2	2:AL:13:ARG:N	2.64	0.60
2:AL:196:LEU:HD23	3:AM:216:PHE:CB	2.27	0.60
9:AL:301:BCL:HMB1	9:AL:301:BCL:CBB	2.32	0.60

Continued on next page...

Continued from previous page...

Atom-1	Atom-2	Interatomic distance (Å)	Clash overlap (Å)
2:AL:40:PHE:O	2:AL:43:THR:HB	2.00	0.60
5:AS:30:VAL:CG2	15:AS:101:PEF:C40	2.79	0.60
5:B1:14:ILE:CD1	5:B1:15:LEU:HG	2.31	0.60
14:B1:103:CRT:C2M	5:B5:36:HIS:HB3	2.32	0.60
1:BC:148:THR:HG23	1:BC:322:GLN:HA	1.82	0.60
5:BK:26:ALA:O	5:BK:29:ILE:HG22	2.01	0.60
2:BL:82:TYR:HB3	2:BL:85:ARG:HG3	1.83	0.60
3:BM:59:LEU:CG	3:BM:128:LEU:HD21	2.31	0.60
5:BO:24:ILE:O	5:BO:27:PHE:HB3	2.00	0.60
5:BO:36:HIS:CE1	9:BP:101:BCL:CMD	2.83	0.60
5:BU:51:ILE:HB	5:BU:52:PRO:CA	2.29	0.60
5:BW:12:TRP:HZ2	6:BX:21:PHE:CG	2.18	0.60
5:BY:38:ILE:HD12	5:BY:39:VAL:N	2.16	0.60
5:A1:50:ASN:CG	5:A1:51:ILE:N	2.55	0.60
14:A5:103:CRT:H11	5:A7:21:LEU:HD13	1.83	0.60
6:AE:42:TYR:CD2	6:AE:43:ARG:HG3	2.36	0.60
4:AH:159:LEU:HB3	4:AH:212:ASP:HA	1.83	0.60
5:AI:44:LEU:HA	5:AK:56:GLN:CB	2.31	0.60
3:AM:56:THR:HG21	3:AM:131:VAL:HG11	1.84	0.60
6:AV:20:ILE:O	6:AV:20:ILE:HD13	2.01	0.60
5:AY:21:LEU:O	5:AY:25:VAL:HG23	2.02	0.60
9:AX:101:BCL:CMC	5:AY:47:LEU:HD21	2.32	0.60
5:AY:8:LEU:HD12	6:AZ:22:MET:CE	2.31	0.60
5:B3:5:ASN:HA	5:B3:8:LEU:CG	2.31	0.60
9:B3:102:BCL:C1D	9:B4:101:BCL:HMD2	2.31	0.60
5:BA:33:LEU:H	5:BA:33:LEU:HD12	1.65	0.60
2:BL:231:TYR:OH	2:BL:233:ILE:HA	2.01	0.60
3:BM:148:TRP:HE3	3:BM:148:TRP:HA	1.65	0.60
3:BM:244:ALA:C	3:BM:246:GLU:H	2.03	0.60
5:BQ:44:LEU:O	5:BQ:44:LEU:HD12	2.01	0.60
6:BT:10:THR:HG22	6:BT:11:ASP:N	2.12	0.60
5:A1:40:LEU:HB2	5:A1:46:TRP:CH2	2.35	0.60
5:A7:10:LYS:O	14:A0:101:CRT:H82	2.02	0.60
5:A7:7:ASN:H	5:A7:7:ASN:HD22	1.49	0.60
14:AA:102:CRT:H11	6:AE:17:PHE:CE1	2.36	0.60
5:AA:47:LEU:HD12	5:A9:43:ASP:CB	2.31	0.60
6:AB:20:ILE:O	6:AB:20:ILE:HD13	2.02	0.60
1:AC:185:TYR:O	3:AM:89:HIS:ND1	2.21	0.60
1:AC:212:ILE:O	1:AC:222:ASN:ND2	2.34	0.60
1:AC:276:VAL:HG13	1:AC:277:ARG:N	2.17	0.60
5:AF:40:LEU:CD2	5:AF:45:ASN:HA	2.31	0.60

Continued on next page...

Continued from previous page...

Atom-1	Atom-2	Interatomic distance (Å)	Clash overlap (Å)
5:AI:18:ARG:CG	5:AI:18:ARG:HH11	2.14	0.60
3:AM:200:PRO:O	3:AM:203:MET:HG2	2.01	0.60
3:AM:229:PHE:O	3:AM:244:ALA:HB2	2.00	0.60
5:AU:5:ASN:HA	5:AU:8:LEU:HG	1.82	0.60
14:AS:104:CRT:H393	5:AW:36:HIS:CB	2.31	0.60
5:B1:10:LYS:HB3	14:B1:103:CRT:C5	2.30	0.60
5:B7:32:GLY:HA3	9:B7:103:BCL:O1A	2.02	0.60
9:B9:102:BCL:HBA2	9:B0:102:BCL:OBD	2.01	0.60
1:BC:266:ARG:O	1:BC:269:ALA:N	2.29	0.60
14:BA:102:CRT:H392	9:BF:102:BCL:HMB2	1.83	0.60
9:BG:101:BCL:HMA1	9:BI:102:BCL:HMA1	1.83	0.60
5:BI:55:TYR:CD1	5:BI:56:GLN:HG3	2.37	0.60
2:BL:82:TYR:HA	2:BL:85:ARG:HE	1.64	0.60
9:BN:101:BCL:C4B	9:BO:102:BCL:HBB3	2.32	0.60
5:BQ:43:ASP:HA	5:BS:47:LEU:C	2.21	0.60
14:BV:102:CRT:H2M3	5:BW:37:MET:HB2	1.84	0.60
5:BU:27:PHE:CE2	5:BW:29:ILE:HD11	2.36	0.60
9:BY:102:BCL:CBB	9:BY:102:BCL:HMB1	2.31	0.60
6:A0:17:PHE:CE1	6:A0:21:PHE:CD2	2.90	0.60
5:A1:27:PHE:CE2	5:A3:29:ILE:HD11	2.34	0.60
6:A8:29:PHE:CZ	9:A8:101:BCL:H101	2.36	0.60
6:A8:31:LEU:O	6:A8:34:ILE:HG22	2.00	0.60
5:A9:43:ASP:OD1	5:A9:44:LEU:HD12	2.02	0.60
5:AD:36:HIS:NE2	9:AE:101:BCL:HMD1	2.16	0.60
5:AF:35:ILE:HA	5:AF:38:ILE:HG22	1.84	0.60
3:AM:201:PHE:CZ	4:AH:15:THR:HG22	2.36	0.60
2:AL:257:ILE:O	2:AL:257:ILE:HG13	2.00	0.60
5:AS:11:ILE:CA	14:AS:104:CRT:H82	2.27	0.60
9:AT:101:BCL:CBB	9:AT:101:BCL:HMB1	2.31	0.60
5:AU:13:LEU:HD22	6:AV:9:LEU:HB2	1.83	0.60
5:AU:42:THR:HB	5:AW:48:ASP:CG	2.22	0.60
5:AY:44:LEU:HD22	6:AZ:43:ARG:CD	2.30	0.60
5:BA:36:HIS:HB3	14:B0:101:CRT:H391	1.78	0.60
6:B2:17:PHE:HD1	14:B2:102:CRT:H6	1.62	0.60
14:BA:102:CRT:C2	6:BE:16:GLU:HG3	2.32	0.60
1:BC:225:SER:H	1:BC:228:GLN:NE2	2.00	0.60
4:BH:5:ILE:HG13	5:BF:40:LEU:HD21	1.81	0.60
4:BH:215:LYS:H	4:BH:218:HIS:HD2	1.47	0.60
2:BL:172:GLN:HA	2:BL:172:GLN:HE21	1.67	0.60
2:BL:211:LYS:HD3	2:BL:212:GLY:N	2.15	0.60
2:BL:196:LEU:CD1	3:BM:216:PHE:HB2	2.30	0.60

Continued on next page...

Continued from previous page...

Atom-1	Atom-2	Interatomic distance (Å)	Clash overlap (Å)
3:BM:242:GLY:O	3:BM:246:GLU:HB2	2.01	0.60
3:BM:4:TYR:HE2	3:BM:10:ALA:HB2	1.66	0.60
9:BO:102:BCL:CB	9:BP:101:BCL:HAC1	2.31	0.60
6:AB:33:VAL:O	6:AB:37:LEU:HB2	2.02	0.60
1:AC:265:LYS:H	1:AC:265:LYS:HD2	1.66	0.60
4:AH:45:ARG:O	4:AH:96:PRO:HB3	2.01	0.60
3:AM:103:GLY:C	3:AM:104:LEU:HD22	2.22	0.60
3:AM:179:ILE:O	3:AM:183:LEU:HB2	2.01	0.60
2:AL:230:GLY:CA	3:AM:51:ILE:HB	2.30	0.60
6:AR:30:GLY:O	6:AR:34:ILE:HG22	2.02	0.60
14:AW:102:CRT:H291	9:A1:102:BCL:O2A	2.02	0.60
6:BB:22:MET:CG	6:BB:26:TYR:OH	2.50	0.60
1:BC:148:THR:OG1	1:BC:322:GLN:HG2	2.02	0.60
14:BG:102:CRT:H2M1	5:BI:33:LEU:O	2.02	0.60
5:BI:55:TYR:HD1	5:BI:56:GLN:H	1.48	0.60
3:BM:59:LEU:HD23	3:BM:128:LEU:HD21	1.84	0.60
5:BO:44:LEU:HD12	5:BO:46:TRP:N	2.16	0.60
6:BT:42:TYR:CE2	6:BT:43:ARG:HG2	2.36	0.60
9:BW:102:BCL:C2D	9:BX:101:BCL:C2D	2.80	0.60
5:BY:44:LEU:HD22	6:BZ:43:ARG:HD2	1.84	0.60
14:BW:103:CRT:H14	6:BZ:21:PHE:CD2	2.36	0.60
6:A0:30:GLY:O	6:A0:34:ILE:HG22	2.02	0.60
14:A1:103:CRT:H2M3	5:A5:36:HIS:HB3	1.84	0.60
5:A1:30:VAL:HA	5:A1:33:LEU:HG	1.83	0.60
9:AB:101:BCL:CHB	9:AD:102:BCL:HMB3	2.32	0.60
1:AC:80:GLN:HG3	1:AC:128:ARG:HH22	1.66	0.60
1:AC:52:SER:O	1:AC:56:ASN:HB2	2.01	0.60
4:AH:5:ILE:HD11	5:AF:47:LEU:HD12	1.84	0.60
4:AH:113:PRO:HB2	4:AH:249:TYR:CE2	2.36	0.60
3:AM:12:GLN:HB2	4:AH:145:ALA:CB	2.32	0.60
5:AF:14:ILE:HD12	5:AI:21:LEU:HD22	1.84	0.60
2:AL:117:CYS:HA	2:AL:122:ILE:HD11	1.84	0.60
3:AM:104:LEU:HD22	3:AM:104:LEU:N	2.17	0.60
3:AM:275:LEU:HD21	4:AH:19:PHE:CE2	2.37	0.60
3:AM:32:GLY:O	3:AM:34:PRO:HD3	2.01	0.60
6:AP:22:MET:HG3	6:AP:26:TYR:HE2	1.67	0.60
9:AQ:102:BCL:C3D	6:AR:35:ALA:HB1	2.32	0.60
14:AW:102:CRT:H2M1	5:A1:36:HIS:HB3	1.84	0.60
5:AW:26:ALA:HA	5:AW:29:ILE:CG2	2.32	0.60
5:AW:27:PHE:HE1	14:AX:102:CRT:H30	1.65	0.60
9:AX:101:BCL:CHC	9:AY:102:BCL:HBB3	2.31	0.60

Continued on next page...

Continued from previous page...

Atom-1	Atom-2	Interatomic distance (Å)	Clash overlap (Å)
5:AY:4:MET:O	5:AY:8:LEU:N	2.35	0.60
6:B6:40:TRP:HZ3	6:B6:45:TRP:H	1.50	0.60
1:BC:170:PRO:HG2	1:BC:171:GLY:H	1.67	0.60
1:BC:71:LYS:HD2	1:BC:71:LYS:N	2.16	0.60
5:BD:51:ILE:CG2	5:BD:52:PRO:HA	2.32	0.60
4:BH:172:VAL:HG23	4:BH:173:ASP:N	2.16	0.60
5:BK:26:ALA:HA	5:BK:29:ILE:HG22	1.83	0.60
2:BL:185:ALA:HB2	2:BL:252:TRP:HB3	1.82	0.60
3:BM:163:ILE:O	3:BM:167:MET:HB2	2.02	0.60
3:BM:229:PHE:HD1	3:BM:229:PHE:H	1.49	0.60
3:BM:73:PHE:HA	14:BM:406:CRT:H1M1	1.84	0.60
3:BM:98:PRO:HD2	3:BM:171:TRP:HB3	1.83	0.60
5:BS:31:LEU:HD21	14:BS:103:CRT:H32	1.82	0.60
9:BZ:101:BCL:CHB	9:B1:102:BCL:HMB3	2.32	0.60
6:A0:10:THR:HG22	6:A0:11:ASP:N	2.14	0.60
5:A3:14:ILE:O	5:A5:18:ARG:HD3	2.02	0.60
1:AC:304:ARG:HG3	1:AC:304:ARG:HH11	1.65	0.60
5:AF:40:LEU:HD22	5:AF:45:ASN:HA	1.82	0.60
4:AH:69:LEU:HD11	4:AH:76:VAL:HG23	1.83	0.60
2:AL:186:ILE:HD13	9:AM:401:BCL:CMD	2.31	0.60
2:AL:276:LEU:H	2:AL:276:LEU:CD2	2.13	0.60
2:AL:75:ILE:HD12	2:AL:94:LEU:HD22	1.81	0.60
3:AM:34:PRO:HG2	3:AM:50:PRO:HD3	1.82	0.60
14:AP:102:CRT:O2	5:AQ:33:LEU:HD12	2.01	0.60
6:AT:33:VAL:O	6:AT:37:LEU:HG	2.01	0.60
9:AW:101:BCL:HMB1	9:AW:101:BCL:CBB	2.31	0.60
9:AW:101:BCL:O1A	6:AX:28:TRP:CH2	2.54	0.60
6:B0:10:THR:H	6:B0:13:GLU:CG	2.14	0.60
6:B0:40:TRP:HZ3	6:B0:45:TRP:N	1.99	0.60
9:B1:102:BCL:HAC2	9:B2:101:BCL:CBC	2.32	0.60
9:B3:102:BCL:OBD	6:B4:32:VAL:HG13	2.02	0.60
5:BD:43:ASP:HB2	5:BF:47:LEU:HD22	1.84	0.60
5:BD:46:TRP:CZ3	9:BD:102:BCL:CBC	2.84	0.60
4:AH:121:LYS:NZ	4:BH:73:GLY:HA2	2.16	0.60
5:BI:7:ASN:O	5:BI:10:LYS:HD3	2.02	0.60
1:BC:237:MET:SD	2:BL:174:LEU:HD23	2.42	0.60
3:BM:200:PRO:HA	3:BM:203:MET:CG	2.32	0.60
5:BO:45:ASN:HB3	5:BO:48:ASP:OD1	2.01	0.60
5:BQ:50:ASN:ND2	5:BS:56:GLN:HA	2.10	0.60
5:BU:12:TRP:HA	5:BU:12:TRP:HE3	1.63	0.60
6:A0:45:TRP:HD1	6:A0:46:LEU:H	1.49	0.60

Continued on next page...

Continued from previous page...

Atom-1	Atom-2	Interatomic distance (Å)	Clash overlap (Å)
4:AH:113:PRO:HG2	4:AH:248:LEU:HD22	1.84	0.60
5:AI:36:HIS:O	5:AI:40:LEU:HD13	2.02	0.60
5:AI:46:TRP:HA	5:AI:49:ASP:OD2	2.02	0.60
2:AL:44:LEU:HB2	5:A9:30:VAL:HG11	1.83	0.60
3:AM:34:PRO:CG	3:AM:50:PRO:HD3	2.31	0.60
9:AN:101:BCL:H2	9:AN:101:BCL:H72	1.84	0.60
5:AO:31:LEU:HD21	14:AP:102:CRT:H32	1.83	0.60
9:AQ:102:BCL:HMB1	9:AQ:102:BCL:CBB	2.32	0.60
6:AR:45:TRP:CD1	6:AR:46:LEU:N	2.69	0.60
5:AW:50:ASN:ND2	5:AW:51:ILE:HG12	2.17	0.60
9:AX:101:BCL:CHB	9:AY:102:BCL:HMB3	2.32	0.60
5:AY:8:LEU:HD23	6:A2:20:ILE:HD11	1.84	0.60
5:BY:50:ASN:HB3	5:B1:60:LYS:CA	2.32	0.60
5:B5:28:GLN:HB3	9:B5:102:BCL:C2	2.32	0.60
5:BF:32:GLY:N	9:BG:101:BCL:HED2	2.17	0.60
2:BL:230:GLY:HA2	3:BM:51:ILE:CB	2.26	0.60
3:BM:299:VAL:CB	3:BM:304:ALA:HB3	2.29	0.60
9:BQ:103:BCL:HMB1	9:BQ:103:BCL:HBB3	1.83	0.60
5:BW:4:MET:C	5:BW:6:ALA:H	2.05	0.60
6:BX:45:TRP:CD2	9:BX:101:BCL:H2C	2.37	0.60
5:A7:44:LEU:HD22	5:A7:46:TRP:CE3	2.37	0.59
5:A7:7:ASN:CB	5:A7:10:LYS:NZ	2.65	0.59
6:AB:23:GLN:O	5:A9:4:MET:SD	2.61	0.59
1:AC:170:PRO:HG2	1:AC:171:GLY:N	2.17	0.59
1:AC:33:ILE:N	1:AC:33:ILE:HD12	2.17	0.59
9:AB:101:BCL:HMA1	9:AD:102:BCL:HMA1	1.82	0.59
4:AH:13:GLN:O	4:AH:16:ILE:HG22	2.02	0.59
6:AJ:17:PHE:CD2	14:AJ:102:CRT:H41	2.37	0.59
9:AK:102:BCL:CBB	9:AK:102:BCL:HMB1	2.32	0.59
3:AM:102:TYR:CD1	3:AM:102:TYR:N	2.69	0.59
6:AP:20:ILE:CG2	6:AP:21:PHE:N	2.65	0.59
14:AS:104:CRT:C6	6:AV:20:ILE:HG21	2.32	0.59
6:AX:30:GLY:HA2	6:AX:33:VAL:HG12	1.84	0.59
5:B3:36:HIS:O	5:B3:40:LEU:HG	2.02	0.59
5:B3:12:TRP:HE1	6:B4:18:HIS:HB2	1.66	0.59
5:BF:49:ASP:HB2	5:BI:56:GLN:OE1	2.02	0.59
5:BI:17:PRO:O	5:BI:21:LEU:CB	2.50	0.59
9:BL:303:BCL:CBB	9:BL:303:BCL:HMB1	2.32	0.59
3:BM:131:VAL:O	3:BM:133:THR:N	2.35	0.59
3:BM:226:VAL:HG13	3:BM:226:VAL:O	2.02	0.59
9:BP:101:BCL:HMB3	9:BQ:103:BCL:C1B	2.32	0.59

Continued on next page...

Continued from previous page...

Atom-1	Atom-2	Interatomic distance (Å)	Clash overlap (Å)
5:BU:27:PHE:CD2	5:BW:29:ILE:HD11	2.37	0.59
5:A7:25:VAL:HA	9:A7:103:BCL:H52	1.83	0.59
14:AB:102:CRT:H33	5:A9:10:LYS:HB3	0.71	0.59
1:AC:226:LEU:HD12	3:AM:192:ARG:HB2	1.84	0.59
4:AH:249:TYR:O	4:AH:251:THR:N	2.35	0.59
2:AL:196:LEU:C	2:AL:196:LEU:HD13	2.22	0.59
2:AL:216:LYS:HD2	2:AL:220:HIS:NE2	2.18	0.59
2:AL:279:PRO:O	2:AL:280:LEU:HD23	2.03	0.59
1:AC:32:GLN:CB	2:AL:80:LEU:HD12	2.28	0.59
3:AM:14:ARG:HG3	3:AM:14:ARG:HH11	1.66	0.59
2:AL:242:GLY:HA2	3:AM:216:PHE:CE2	2.37	0.59
5:AS:36:HIS:CE1	9:AT:101:BCL:CMD	2.84	0.59
5:AW:50:ASN:CG	5:AW:51:ILE:H	2.05	0.59
9:AW:101:BCL:HBC2	9:AX:101:BCL:HHD	1.84	0.59
5:B5:16:ASP:HB3	5:B5:17:PRO:HD2	1.83	0.59
5:B7:37:MET:HB2	14:B7:102:CRT:H2M1	1.83	0.59
5:BA:37:MET:O	5:BA:41:SER:HB2	2.01	0.59
5:BD:40:LEU:CD1	5:BD:47:LEU:HD23	2.32	0.59
9:BD:102:BCL:HBA2	9:BE:101:BCL:OBD	2.01	0.59
2:BL:252:TRP:O	2:BL:253:SER:C	2.41	0.59
5:BQ:31:LEU:CD2	9:BQ:104:BCL:HED3	2.32	0.59
5:BY:50:ASN:ND2	6:BZ:43:ARG:HH12	1.99	0.59
6:A4:13:GLU:CD	6:A4:13:GLU:H	2.06	0.59
6:AB:29:PHE:HE1	9:AB:101:BCL:C1	2.07	0.59
1:AC:243:LEU:H	1:AC:243:LEU:CD1	2.16	0.59
1:AC:71:LYS:HD3	1:AC:74:GLU:OE1	2.02	0.59
6:AG:17:PHE:CD1	6:AG:17:PHE:C	2.75	0.59
9:AL:303:BCL:CBB	9:AL:303:BCL:HMB1	2.32	0.59
2:AL:46:GLY:O	2:AL:50:ILE:HG22	2.02	0.59
15:AM:409:PEF:H52	15:AM:409:PEF:O1P	2.03	0.59
9:AO:102:BCL:CBB	9:AO:102:BCL:HMB1	2.32	0.59
5:B3:46:TRP:CZ3	9:B3:102:BCL:H2C	2.36	0.59
9:BE:101:BCL:HBB3	9:BE:101:BCL:HMB1	1.83	0.59
6:BJ:34:ILE:HD13	6:BJ:35:ALA:N	2.16	0.59
9:BW:102:BCL:CBB	9:BW:102:BCL:HMB1	2.32	0.59
5:BW:51:ILE:HB	5:BW:52:PRO:C	2.23	0.59
6:BZ:29:PHE:CD1	6:BZ:29:PHE:N	2.70	0.59
6:A2:21:PHE:CD1	14:A2:102:CRT:C14	2.85	0.59
5:AF:40:LEU:HD11	5:AF:47:LEU:HD12	1.85	0.59
2:AL:170:GLY:HA3	9:AL:301:BCL:HBC2	1.84	0.59
3:AM:236:ASP:OD1	3:AM:237:GLN:N	2.35	0.59

Continued on next page...

Continued from previous page...

Atom-1	Atom-2	Interatomic distance (Å)	Clash overlap (Å)
6:B0:21:PHE:CD1	6:B0:21:PHE:C	2.75	0.59
6:B4:13:GLU:H	6:B4:13:GLU:CD	2.06	0.59
6:B4:20:ILE:O	6:B4:20:ILE:HD13	2.02	0.59
6:B2:46:LEU:HD22	6:B4:42:TYR:CE2	2.32	0.59
5:BA:11:ILE:N	14:BA:102:CRT:H82	2.17	0.59
1:BC:211:ARG:C	1:BC:212:ILE:HD13	2.22	0.59
9:BE:101:BCL:CHB	9:BF:102:BCL:HMB3	2.32	0.59
5:BF:21:LEU:O	5:BF:25:VAL:HG23	2.03	0.59
6:BG:30:GLY:O	6:BG:34:ILE:HG23	2.02	0.59
3:BM:131:VAL:C	3:BM:133:THR:H	2.05	0.59
5:BU:12:TRP:CZ2	6:BV:17:PHE:CE2	2.91	0.59
3:BM:84:PHE:CZ	5:BU:38:ILE:HD12	2.38	0.59
14:BV:102:CRT:H392	5:BW:36:HIS:HB3	1.75	0.59
6:A6:45:TRP:HD1	6:A6:46:LEU:H	1.45	0.59
1:AC:236:MET:HA	1:AC:239:ILE:HD12	1.84	0.59
4:AH:135:PRO:HB3	4:AH:171:TRP:CE2	2.37	0.59
5:AK:5:ASN:ND2	6:AN:22:MET:HE3	2.18	0.59
2:AL:137:TYR:O	2:AL:141:VAL:HG12	2.02	0.59
2:AL:160:LEU:HD12	2:AL:160:LEU:C	2.23	0.59
6:AN:20:ILE:CD1	6:AN:20:ILE:H	2.14	0.59
6:AR:46:LEU:HD22	6:AT:42:TYR:CE2	2.37	0.59
5:AU:18:ARG:CD	5:AU:18:ARG:H	2.07	0.59
6:AV:42:TYR:CE2	6:AV:43:ARG:HG3	2.37	0.59
9:AY:102:BCL:CHD	9:AY:102:BCL:HBC2	2.32	0.59
5:AY:40:LEU:HD13	5:AY:46:TRP:CE2	2.37	0.59
6:AZ:36:HIS:CE1	9:AZ:101:BCL:NA	2.70	0.59
9:B2:101:BCL:CBB	9:B2:101:BCL:HMB1	2.33	0.59
6:B2:21:PHE:HA	14:B2:102:CRT:C12	2.32	0.59
5:B3:33:LEU:O	5:B3:37:MET:HG2	2.03	0.59
9:B4:101:BCL:C1B	9:B5:102:BCL:HMB3	2.32	0.59
5:B7:33:LEU:H	5:B7:33:LEU:HD12	1.67	0.59
9:B7:103:BCL:C3D	9:B8:101:BCL:C3D	2.80	0.59
1:BC:130:MET:HE1	1:BC:284:ILE:HD11	1.84	0.59
9:BF:102:BCL:HBC2	9:BG:101:BCL:HHD	1.85	0.59
4:BH:170:VAL:HA	4:BH:182:LEU:HA	1.84	0.59
4:BH:69:LEU:CD1	4:BH:76:VAL:HG23	2.32	0.59
6:BJ:46:LEU:HB3	6:BN:42:TYR:CZ	2.38	0.59
5:BI:27:PHE:CE2	5:BK:29:ILE:HD11	2.37	0.59
2:BL:154:GLY:HA2	17:BL:403:HOH:O	2.00	0.59
2:BL:223:THR:HG21	3:BM:20:GLY:HA2	1.85	0.59
3:BM:156:PHE:CZ	9:BM:402:BCL:HBD	2.27	0.59

Continued on next page...

Continued from previous page...

Atom-1	Atom-2	Interatomic distance (Å)	Clash overlap (Å)
3:BM:98:PRO:HB3	3:BM:107:PRO:HB3	1.83	0.59
6:BR:31:LEU:O	6:BR:34:ILE:HG13	2.03	0.59
14:A2:102:CRT:C31	9:A3:103:BCL:H3A	2.32	0.59
4:AH:55:VAL:CG1	5:AD:19:ARG:HD3	2.32	0.59
5:AI:43:ASP:OD2	9:AJ:101:BCL:HMC1	2.02	0.59
2:AL:71:TRP:CD1	3:AM:303:MET:HG2	2.36	0.59
3:AM:35:ILE:HG22	3:AM:36:PHE:N	2.18	0.59
6:B0:33:VAL:CG2	9:B0:102:BCL:H143	2.31	0.59
6:B2:42:TYR:CD1	6:B2:43:ARG:HG3	2.38	0.59
6:B4:29:PHE:CZ	9:B4:101:BCL:H101	2.36	0.59
5:B7:36:HIS:HB3	14:B7:102:CRT:C39	2.31	0.59
9:B7:103:BCL:C1D	9:B8:101:BCL:CMD	2.80	0.59
5:BA:47:LEU:HB3	5:B9:43:ASP:CA	2.32	0.59
4:BH:185:GLU:HA	4:BH:191:LYS:O	2.01	0.59
9:BI:102:BCL:HBA2	9:BJ:101:BCL:OBD	2.03	0.59
5:BI:19:ARG:O	5:BI:23:SER:HB3	2.03	0.59
5:BI:8:LEU:HB3	6:BJ:18:HIS:CE1	2.38	0.59
6:BJ:10:THR:HB	6:BJ:13:GLU:CD	2.23	0.59
3:BM:260:VAL:HG23	3:BM:261:THR:N	2.16	0.59
6:BN:30:GLY:O	6:BN:33:VAL:HG12	2.02	0.59
5:BS:36:HIS:O	5:BS:40:LEU:N	2.31	0.59
6:BV:17:PHE:CD1	14:BV:102:CRT:C6	2.68	0.59
6:BX:34:ILE:O	6:BX:34:ILE:HD13	2.02	0.59
6:BX:46:LEU:HD22	6:BZ:42:TYR:OH	2.02	0.59
5:A1:44:LEU:H	5:A1:44:LEU:HD23	1.65	0.59
6:A4:10:THR:HG22	6:A4:11:ASP:N	2.17	0.59
14:AA:102:CRT:H32	5:AD:31:LEU:HD21	1.84	0.59
5:AF:9:TYR:CZ	5:AF:10:LYS:HD3	2.38	0.59
9:AI:102:BCL:ND	9:AJ:101:BCL:HMD2	2.17	0.59
9:AJ:101:BCL:CHC	9:AK:102:BCL:CBB	2.80	0.59
5:AK:36:HIS:O	5:AK:40:LEU:HB2	2.02	0.59
3:AM:286:LEU:HD23	3:AM:290:VAL:HG21	1.84	0.59
5:AO:38:ILE:HG13	5:AO:39:VAL:N	2.16	0.59
5:AS:4:MET:HB2	5:AS:8:LEU:HD11	1.84	0.59
5:AY:44:LEU:HD13	6:AZ:43:ARG:CD	2.32	0.59
6:B2:46:LEU:HB3	6:B4:42:TYR:OH	2.03	0.59
5:BA:29:ILE:HD12	9:BA:101:BCL:H11	1.83	0.59
9:BD:102:BCL:C2D	9:BE:101:BCL:C2D	2.81	0.59
5:BF:4:MET:O	5:BF:8:LEU:HG	2.02	0.59
4:BH:95:ALA:HB2	5:B9:16:ASP:OD2	2.02	0.59
3:BM:287:SER:OG	3:BM:294:TRP:NE1	2.36	0.59

Continued on next page...

Continued from previous page...

Atom-1	Atom-2	Interatomic distance (Å)	Clash overlap (Å)
6:BN:17:PHE:O	6:BN:21:PHE:HB3	2.03	0.59
5:BQ:31:LEU:HD23	9:BQ:104:BCL:HED3	1.85	0.59
5:BS:34:LEU:O	5:BS:38:ILE:HG22	2.02	0.59
5:A5:24:ILE:CG1	9:A7:103:BCL:H201	2.32	0.59
1:AC:111:HIS:HE1	1:AC:124:LYS:HE2	1.68	0.59
9:AE:101:BCL:HMB3	9:AF:102:BCL:CHB	2.32	0.59
4:AH:151:PRO:O	4:AH:154:MET:HG3	2.01	0.59
4:AH:35:LYS:O	4:AH:36:ARG:C	2.41	0.59
5:AI:52:PRO:HG2	5:AI:55:TYR:HE2	1.68	0.59
9:AJ:101:BCL:HMB3	9:AK:102:BCL:C1B	2.32	0.59
2:AL:145:PRO:HB3	2:AL:150:ALA:O	2.02	0.59
5:AO:27:PHE:HE2	5:AQ:29:ILE:CD1	2.16	0.59
5:AU:20:VAL:HG11	9:AW:101:BCL:H202	1.84	0.59
5:AW:8:LEU:O	5:AW:11:ILE:HG13	2.02	0.59
6:B0:10:THR:HG22	6:B0:11:ASP:N	2.15	0.59
6:B6:29:PHE:CD1	9:B6:101:BCL:H11	2.38	0.59
5:B7:35:ILE:O	5:B7:38:ILE:HG22	2.02	0.59
1:BC:107:CYS:O	1:BC:109:TYR:N	2.36	0.59
1:BC:96:ALA:O	1:BC:98:THR:N	2.31	0.59
4:BH:159:LEU:C	4:BH:159:LEU:HD12	2.23	0.59
4:BH:259:LEU:HD21	5:B5:19:ARG:C	2.23	0.59
5:BU:30:VAL:HG13	5:BU:31:LEU:N	2.18	0.59
3:BM:80:HIS:O	5:BU:41:SER:HB2	2.02	0.59
9:A1:102:BCL:HMD2	9:A2:101:BCL:CHD	2.33	0.59
5:A5:35:ILE:HA	5:A5:38:ILE:HG22	1.85	0.59
6:A8:45:TRP:HA	5:A9:52:PRO:HD3	1.85	0.59
9:A9:102:BCL:CMD	6:A0:36:HIS:HD2	2.15	0.59
5:A9:46:TRP:NE1	5:A9:47:LEU:HD22	2.18	0.59
5:AA:22:VAL:HA	5:AA:25:VAL:CG2	2.32	0.59
1:AC:259:TRP:C	1:AC:261:GLN:H	2.05	0.59
4:AH:235:GLU:HA	4:AH:238:LYS:CB	2.31	0.59
2:AL:70:LEU:O	2:AL:159:ILE:HB	2.03	0.59
2:AL:199:HIS:O	2:AL:201:SER:N	2.35	0.59
3:AM:176:PRO:HD3	3:AM:185:TRP:HD1	1.66	0.59
3:AM:211:GLY:O	3:AM:214:LEU:HB3	2.02	0.59
3:AM:25:LYS:HG2	5:AO:16:ASP:OD1	2.02	0.59
6:AN:13:GLU:HA	6:AN:16:GLU:OE1	2.03	0.59
6:AP:32:VAL:HG12	6:AP:36:HIS:HD1	1.66	0.59
5:AO:43:ASP:HB2	5:AQ:47:LEU:HB3	1.85	0.59
6:AT:17:PHE:CE1	14:AT:102:CRT:H9	2.38	0.59
5:AY:35:ILE:HA	5:AY:38:ILE:HG13	1.85	0.59

Continued on next page...

Continued from previous page...

Atom-1	Atom-2	Interatomic distance (Å)	Clash overlap (Å)
5:B9:31:LEU:HD23	9:B0:102:BCL:HED3	1.84	0.59
6:BB:25:MET:HG2	6:BB:29:PHE:CE2	2.37	0.59
6:BB:40:TRP:HZ3	6:BB:45:TRP:N	2.00	0.59
5:BA:11:ILE:HD11	5:BD:21:LEU:HD21	1.85	0.59
14:BA:102:CRT:H32	5:BD:31:LEU:HD21	1.84	0.59
5:BA:42:THR:HG22	5:BD:48:ASP:OD2	2.02	0.59
5:BI:9:TYR:HA	6:BJ:18:HIS:ND1	2.17	0.59
5:BK:19:ARG:HG3	5:BK:20:VAL:H	1.68	0.59
3:BM:241:ARG:O	4:BH:119:ARG:HD3	2.03	0.59
3:BM:83:VAL:HG23	3:BM:84:PHE:HD1	1.68	0.59
6:BT:29:PHE:CE1	9:BT:101:BCL:H11	2.38	0.59
5:BU:11:ILE:HG12	14:BU:103:CRT:C8	2.32	0.59
6:BX:46:LEU:HB2	5:BY:52:PRO:CD	2.26	0.59
9:BY:102:BCL:CMD	6:BZ:36:HIS:HD2	2.15	0.59
5:BY:45:ASN:O	5:BY:48:ASP:N	2.36	0.59
6:A0:17:PHE:CE1	6:A0:21:PHE:HD2	2.20	0.59
6:A0:32:VAL:HG12	6:A0:33:VAL:N	2.18	0.59
5:A1:57:ALA:C	5:A1:59:GLY:H	2.06	0.59
5:A1:5:ASN:HB3	5:A1:8:LEU:HD13	1.83	0.59
5:A3:14:ILE:CD1	6:A6:17:PHE:HE2	2.15	0.59
6:A6:40:TRP:HZ3	6:A6:45:TRP:N	2.00	0.59
5:A7:33:LEU:O	14:A7:102:CRT:H2M1	2.02	0.59
5:AA:17:PRO:HG2	5:AA:18:ARG:HD2	1.84	0.59
6:AB:44:PRO:HD2	5:AD:55:TYR:HE2	1.67	0.59
1:AC:275:HIS:O	1:AC:279:ILE:HG13	2.03	0.59
9:AF:102:BCL:ND	9:AG:101:BCL:CMD	2.64	0.59
9:AG:101:BCL:HMB3	9:AI:102:BCL:CHB	2.33	0.59
2:AL:270:GLU:O	2:AL:271:TRP:C	2.41	0.59
3:AM:156:PHE:CE2	3:AM:280:ALA:HB1	2.38	0.59
5:AO:46:TRP:CD1	5:AO:47:LEU:HD13	2.38	0.59
5:AQ:42:THR:O	5:AS:48:ASP:HB3	2.02	0.59
6:AV:29:PHE:CD1	9:AV:102:BCL:H11	2.38	0.59
5:B1:19:ARG:O	5:B1:23:SER:HB3	2.02	0.59
5:B3:12:TRP:HE1	6:B4:18:HIS:CB	2.16	0.59
9:B7:103:BCL:CAD	9:B8:101:BCL:CAD	2.80	0.59
5:B9:46:TRP:CH2	9:B9:102:BCL:HBC3	2.38	0.59
5:BD:14:ILE:HD12	5:BD:14:ILE:N	2.18	0.59
6:BE:21:PHE:HZ	9:BF:102:BCL:H203	1.67	0.59
5:BI:55:TYR:HD1	5:BI:56:GLN:N	2.01	0.59
3:BM:53:LEU:HG	3:BM:58:THR:HG23	1.85	0.59
3:BM:7:ILE:HG22	3:BM:8:PHE:CG	2.38	0.59

Continued on next page...

Continued from previous page...

Atom-1	Atom-2	Interatomic distance (Å)	Clash overlap (Å)
5:BO:29:ILE:HB	9:BO:102:BCL:C4	2.32	0.59
9:BX:101:BCL:CHB	9:BY:102:BCL:HMB3	2.32	0.59
6:A2:17:PHE:O	6:A2:20:ILE:HG22	2.03	0.58
5:A7:35:ILE:CD1	9:A8:101:BCL:O1D	2.50	0.58
1:AC:53:ILE:HA	1:AC:319:TYR:CE1	2.37	0.58
5:AI:22:VAL:HA	5:AI:25:VAL:HG23	1.85	0.58
9:AJ:101:BCL:C1C	9:AK:102:BCL:HBB3	2.32	0.58
2:AL:184:LEU:HD22	2:AL:252:TRP:HE1	1.66	0.58
2:AL:89:LEU:HG	2:AL:97:ILE:CD1	2.30	0.58
5:AI:7:ASN:ND2	6:AN:20:ILE:HG13	2.16	0.58
9:AT:101:BCL:HMA1	9:AU:102:BCL:HMA1	1.85	0.58
14:AW:102:CRT:H183	9:AY:102:BCL:H92	1.73	0.58
6:B0:30:GLY:O	6:B0:34:ILE:HG22	2.02	0.58
9:BZ:101:BCL:HMB3	9:B1:102:BCL:C1B	2.33	0.58
5:B7:26:ALA:O	5:B7:29:ILE:HG22	2.03	0.58
5:B7:40:LEU:HD11	5:B7:47:LEU:HD23	1.85	0.58
5:BD:36:HIS:CE1	9:BE:101:BCL:CMD	2.77	0.58
5:BI:11:ILE:N	14:BN:102:CRT:H82	2.18	0.58
9:BJ:101:BCL:C1B	9:BK:102:BCL:HMB3	2.33	0.58
2:BL:253:SER:OG	9:BL:301:BCL:HMA2	2.02	0.58
2:BL:4:LEU:HD12	3:BM:250:LEU:CD1	2.31	0.58
3:BM:138:GLU:C	3:BM:140:LEU:H	2.05	0.58
3:BM:265:ILE:HG23	3:BM:266:HIS:N	2.18	0.58
3:BM:274:VAL:HG12	3:BM:278:ILE:HD11	1.84	0.58
14:BN:102:CRT:H2M3	5:BO:36:HIS:HB3	1.85	0.58
6:BN:31:LEU:HA	6:BN:34:ILE:CG2	2.33	0.58
5:BO:14:ILE:HG23	5:BO:15:LEU:HG	1.83	0.58
5:BO:50:ASN:HD21	6:BP:43:ARG:NH2	2.02	0.58
14:BV:102:CRT:H31	9:BW:102:BCL:HBA1	1.85	0.58
9:AZ:101:BCL:H203	6:A2:38:LEU:HD11	1.83	0.58
6:A4:20:ILE:HD13	6:A4:20:ILE:O	2.03	0.58
5:A5:37:MET:HG2	5:A5:38:ILE:N	2.17	0.58
6:AB:20:ILE:HG21	14:AB:102:CRT:H83	1.85	0.58
1:AC:31:GLU:HB2	1:AC:42:ASN:HB3	1.84	0.58
5:AD:51:ILE:HA	5:AD:53:VAL:H	1.68	0.58
9:AG:101:BCL:CHC	9:AI:102:BCL:HBB3	2.33	0.58
4:AH:67:PHE:N	4:AH:76:VAL:O	2.31	0.58
2:AL:148:MET:HB3	2:AL:153:HIS:CE1	2.38	0.58
3:AM:222:THR:HG1	3:AM:252:TRP:HZ2	1.51	0.58
6:AN:41:LEU:HD23	6:AN:42:TYR:CA	2.33	0.58
6:AJ:46:LEU:HB3	6:AN:42:TYR:CZ	2.38	0.58

Continued on next page...

Continued from previous page...

Atom-1	Atom-2	Interatomic distance (Å)	Clash overlap (Å)
5:AQ:43:ASP:HA	5:AS:47:LEU:O	2.03	0.58
5:AU:45:ASN:O	5:AU:49:ASP:N	2.35	0.58
6:AX:21:PHE:HA	14:AX:102:CRT:H14	1.85	0.58
6:B4:10:THR:HG22	6:B4:11:ASP:N	2.17	0.58
1:BC:251:HIS:CE1	1:BC:256:PHE:O	2.55	0.58
1:BC:266:ARG:HG3	7:BC:503:HEM:CMD	2.33	0.58
9:BD:102:BCL:HMB1	9:BD:102:BCL:CBB	2.33	0.58
5:BI:44:LEU:HD12	5:BI:46:TRP:HE3	1.68	0.58
5:BI:49:ASP:OD1	5:BI:50:ASN:N	2.30	0.58
2:BL:116:ILE:HG22	2:BL:117:CYS:N	2.16	0.58
2:BL:196:LEU:HD11	3:BM:269:ALA:CB	2.29	0.58
3:BM:14:ARG:HG3	3:BM:14:ARG:HH11	1.67	0.58
3:BM:259:ASN:HD22	3:BM:259:ASN:N	2.01	0.58
3:BM:5:GLN:O	3:BM:7:ILE:N	2.36	0.58
5:BU:14:ILE:CD1	14:BU:103:CRT:H32A	2.33	0.58
3:BM:84:PHE:HA	5:BW:37:MET:CE	2.32	0.58
6:A0:32:VAL:HG21	9:A0:102:BCL:CGA	2.32	0.58
1:AC:47:ARG:HD3	5:A1:42:THR:HG22	1.85	0.58
6:AZ:46:LEU:OXT	5:A1:51:ILE:HG13	2.03	0.58
1:AC:142:LYS:HA	1:AC:145:VAL:CG2	2.31	0.58
1:AC:316:LYS:HD2	7:AC:504:HEM:O2D	2.02	0.58
1:AC:62:LEU:HD11	1:AC:95:VAL:HB	1.85	0.58
2:AL:240:ARG:HH21	3:AM:6:ASN:C	2.05	0.58
9:AM:401:BCL:HBC1	9:AM:402:BCL:HBD	1.84	0.58
5:AQ:15:LEU:HA	5:AS:18:ARG:NH1	2.19	0.58
14:AS:104:CRT:H2M1	5:AW:37:MET:N	2.18	0.58
1:AC:176:SER:OG	5:AS:42:THR:HA	2.02	0.58
5:AU:38:ILE:HD11	5:AW:40:LEU:HD21	1.85	0.58
5:AU:43:ASP:OD2	5:AW:47:LEU:HA	2.03	0.58
6:B0:21:PHE:CB	14:B0:101:CRT:C11	2.79	0.58
9:B3:102:BCL:HMD1	6:B4:36:HIS:ND1	2.18	0.58
6:B4:13:GLU:O	6:B4:16:GLU:HG2	2.04	0.58
9:B8:101:BCL:CMC	9:B9:102:BCL:CBB	2.80	0.58
1:BC:301:ASP:HB2	1:BC:302:PRO:HD2	1.85	0.58
1:BC:135:ARG:HA	1:BC:330:LEU:O	2.03	0.58
3:BM:201:PHE:CZ	4:BH:16:ILE:HA	2.39	0.58
5:BI:18:ARG:NH1	5:BI:18:ARG:CB	2.64	0.58
5:BI:15:LEU:HB3	5:BI:20:VAL:HG21	1.84	0.58
5:BF:42:THR:O	5:BI:48:ASP:HB3	2.03	0.58
2:BL:10:TYR:CD1	4:BH:112:GLY:HA2	2.38	0.58
2:BL:138:LEU:C	2:BL:140:LEU:H	2.04	0.58

Continued on next page...

Continued from previous page...

Atom-1	Atom-2	Interatomic distance (Å)	Clash overlap (Å)
2:BL:150:ALA:O	2:BL:153:HIS:HB3	2.03	0.58
2:BL:72:ARG:HA	3:BM:305:PRO:HB3	1.86	0.58
3:BM:66:VAL:HG11	3:BM:121:PHE:HD2	1.68	0.58
3:BM:151:ALA:O	3:BM:155:PHE:N	2.36	0.58
5:BO:55:TYR:N	5:BO:55:TYR:HD1	2.02	0.58
9:BT:101:BCL:CBB	9:BT:101:BCL:HMB1	2.33	0.58
5:BU:38:ILE:HD11	5:BW:40:LEU:CD2	2.33	0.58
6:A6:19:ALA:O	6:A6:23:GLN:HG2	2.03	0.58
1:AC:134:VAL:O	1:AC:137:ALA:HB3	2.02	0.58
1:AC:267:THR:HG21	3:AM:314:VAL:CB	2.29	0.58
9:AG:101:BCL:HMC3	9:AI:102:BCL:HBB1	1.84	0.58
6:AJ:21:PHE:C	6:AJ:21:PHE:CD1	2.73	0.58
2:AL:168:ASN:O	2:AL:170:GLY:N	2.36	0.58
2:AL:188:PHE:C	2:AL:190:PHE:N	2.57	0.58
6:AN:22:MET:HG3	6:AN:26:TYR:CE2	2.35	0.58
5:AQ:43:ASP:CA	5:AS:47:LEU:HB3	2.33	0.58
5:AU:8:LEU:O	5:AU:11:ILE:HG13	2.02	0.58
5:AY:28:GLN:HG3	9:AY:102:BCL:H62	1.85	0.58
14:B5:103:CRT:C9	6:B8:17:PHE:HZ	2.16	0.58
1:BC:325:LYS:HA	1:BC:331:TYR:OH	2.04	0.58
1:BC:53:ILE:HG12	1:BC:319:TYR:CE1	2.38	0.58
1:BC:70:PRO:HG2	1:BC:71:LYS:H	1.68	0.58
9:BG:101:BCL:CHB	9:BI:102:BCL:HMB3	2.34	0.58
4:BH:32:ARG:HG3	4:BH:59:PRO:HB2	1.85	0.58
2:BL:244:PHE:O	2:BL:245:LEU:C	2.41	0.58
3:BM:246:GLU:O	3:BM:250:LEU:HB2	2.02	0.58
3:BM:70:ILE:CG2	3:BM:118:ALA:HB2	2.32	0.58
5:BO:26:ALA:HA	5:BO:29:ILE:HG22	1.85	0.58
14:BU:103:CRT:C2M	5:BY:37:MET:HG2	2.34	0.58
6:BV:42:TYR:CD2	6:BV:43:ARG:HG3	2.39	0.58
14:BU:103:CRT:H2M3	5:BY:36:HIS:C	2.23	0.58
6:A6:28:TRP:O	6:A6:31:LEU:N	2.36	0.58
4:AH:16:ILE:O	4:AH:16:ILE:HD13	2.03	0.58
3:AM:13:VAL:O	4:AH:177:PRO:HB2	2.03	0.58
2:AL:83:GLY:O	2:AL:150:ALA:HA	2.04	0.58
2:AL:223:THR:HA	2:AL:226:ARG:CB	2.31	0.58
2:AL:59:THR:HB	2:AL:63:SER:CB	2.31	0.58
3:AM:235:ILE:CD1	3:AM:235:ILE:H	2.12	0.58
6:AN:41:LEU:CD2	6:AN:42:TYR:N	2.60	0.58
5:AQ:54:SER:CB	5:AQ:57:ALA:HB3	2.33	0.58
9:AU:102:BCL:O1D	9:AU:102:BCL:C2A	2.49	0.58

Continued on next page...

Continued from previous page...

Atom-1	Atom-2	Interatomic distance (Å)	Clash overlap (Å)
9:B3:102:BCL:HHC	9:B3:102:BCL:OBB	2.03	0.58
14:B7:102:CRT:H343	9:B7:103:BCL:HBA1	1.80	0.58
5:B7:37:MET:N	14:B7:102:CRT:H2M3	2.18	0.58
6:BB:45:TRP:O	6:BB:46:LEU:CB	2.50	0.58
1:BC:85:LEU:HD11	1:BC:329:GLY:CA	2.34	0.58
14:BF:103:CRT:H25	5:BI:28:GLN:NE2	2.18	0.58
4:BH:137:ARG:HG2	4:BH:137:ARG:HH11	1.68	0.58
3:BM:267:ARG:HB3	4:BH:30:LEU:HD21	1.86	0.58
2:BL:10:TYR:O	2:BL:12:VAL:N	2.36	0.58
2:BL:129:ALA:HA	2:BL:247:LEU:HD11	1.83	0.58
3:BM:207:ALA:O	3:BM:210:TYR:HB2	2.03	0.58
3:BM:28:LEU:H	3:BM:28:LEU:HD12	1.67	0.58
3:BM:61:ILE:HG12	3:BM:129:TRP:HZ3	1.67	0.58
6:BP:34:ILE:HD12	6:BP:35:ALA:N	2.19	0.58
5:BQ:50:ASN:HA	5:BS:60:LYS:CB	2.33	0.58
6:A2:29:PHE:CD1	6:A2:29:PHE:N	2.69	0.58
6:A2:33:VAL:O	6:A2:37:LEU:HD23	2.03	0.58
6:A2:46:LEU:HB3	6:A4:42:TYR:OH	2.04	0.58
5:A7:16:ASP:O	5:A7:20:VAL:HG22	2.04	0.58
9:A7:103:BCL:HMD2	9:A8:101:BCL:C1D	2.33	0.58
1:AC:33:ILE:H	1:AC:33:ILE:HD12	1.69	0.58
9:AF:102:BCL:HMB1	9:AF:102:BCL:CBB	2.34	0.58
5:AK:5:ASN:HA	5:AK:8:LEU:CD1	2.34	0.58
2:AL:35:PHE:CZ	2:AL:111:LEU:HD12	2.39	0.58
2:AL:172:GLN:HA	2:AL:172:GLN:HE21	1.68	0.58
3:AM:261:THR:C	3:AM:263:GLU:N	2.57	0.58
5:AO:50:ASN:HB3	5:AQ:55:TYR:HB2	1.85	0.58
9:B1:102:BCL:HED2	6:B2:31:LEU:O	2.03	0.58
5:B3:56:GLN:H	5:B3:56:GLN:NE2	2.00	0.58
5:B5:36:HIS:NE2	9:B6:101:BCL:HMD1	2.18	0.58
5:BA:27:PHE:CA	5:BA:30:VAL:HG12	2.34	0.58
1:BC:166:TRP:O	1:BC:166:TRP:CE3	2.56	0.58
9:BE:101:BCL:C1B	9:BF:102:BCL:CMB	2.76	0.58
6:BG:10:THR:HG22	6:BG:11:ASP:N	2.19	0.58
2:BL:36:GLY:HA2	2:BL:112:ARG:HD3	1.86	0.58
3:BM:32:GLY:O	3:BM:34:PRO:HD3	2.04	0.58
6:BV:17:PHE:HA	14:BV:102:CRT:H6	1.84	0.58
5:BW:20:VAL:O	5:BW:24:ILE:HG12	2.04	0.58
5:A1:10:LYS:NZ	6:A4:20:ILE:HB	2.19	0.58
5:AY:43:ASP:HB2	5:A1:47:LEU:HG	1.86	0.58
5:A3:12:TRP:CD1	6:A4:18:HIS:HB2	2.37	0.58

Continued on next page...

Continued from previous page...

Atom-1	Atom-2	Interatomic distance (Å)	Clash overlap (Å)
5:A5:10:LYS:HB3	14:A5:103:CRT:O1	2.03	0.58
14:A7:102:CRT:H342	9:A7:103:BCL:HBA1	1.84	0.58
5:A7:11:ILE:CD1	5:A7:15:LEU:HD11	2.34	0.58
5:A7:36:HIS:NE2	9:A8:101:BCL:HMD1	2.19	0.58
6:AB:40:TRP:HA	6:AB:40:TRP:CE3	2.37	0.58
1:AC:122:TYR:CA	1:AC:125:VAL:HG23	2.33	0.58
1:AC:90:PHE:O	1:AC:93:THR:HB	2.02	0.58
14:AB:102:CRT:H342	9:AD:102:BCL:CBA	2.34	0.58
9:AD:102:BCL:HMB1	9:AD:102:BCL:CBB	2.33	0.58
3:AM:271:TRP:CD2	4:AH:26:LEU:HD21	2.38	0.58
5:AI:22:VAL:HA	5:AI:25:VAL:CG2	2.34	0.58
2:AL:148:MET:CB	2:AL:153:HIS:ND1	2.65	0.58
2:AL:82:TYR:CA	2:AL:85:ARG:HE	2.16	0.58
9:AM:402:BCL:HMB1	9:AM:402:BCL:CBB	2.33	0.58
14:AS:104:CRT:H6	6:AV:20:ILE:HG21	1.85	0.58
5:AS:33:LEU:O	5:AS:37:MET:HB2	2.04	0.58
5:AS:44:LEU:HD23	5:AS:44:LEU:H	1.68	0.58
14:AT:102:CRT:H291	9:AU:102:BCL:O2A	2.03	0.58
5:B9:12:TRP:HZ2	6:B0:21:PHE:HE2	1.52	0.58
6:B6:28:TRP:O	6:B6:31:LEU:N	2.36	0.58
6:B6:40:TRP:HE3	6:B6:40:TRP:HA	1.69	0.58
6:B8:22:MET:O	6:B8:26:TYR:HD2	1.87	0.58
1:BC:24:GLU:CD	2:BL:266:ARG:HH22	2.06	0.58
1:BC:255:ALA:HB1	1:BC:258:ASP:HB3	1.86	0.58
5:BI:55:TYR:HD1	5:BI:56:GLN:HG3	1.68	0.58
10:BL:302:BPH:H162	9:BL:303:BCL:HMB3	1.84	0.58
3:BM:215:LEU:HA	3:BM:218:MET:HG3	1.84	0.58
5:BO:44:LEU:HD12	5:BO:46:TRP:H	1.69	0.58
5:BO:55:TYR:N	5:BO:55:TYR:CD1	2.71	0.58
9:BO:102:BCL:CAC	9:BP:101:BCL:HAC1	2.34	0.58
9:BO:102:BCL:CBD	9:BP:101:BCL:OBD	2.52	0.58
5:BY:42:THR:HB	5:B1:48:ASP:CG	2.24	0.58
9:BZ:101:BCL:HHC	9:BZ:101:BCL:OBB	2.03	0.58
2:AL:52:TRP:NE1	5:A9:41:SER:OG	2.34	0.58
9:AI:102:BCL:CBB	9:AI:102:BCL:HMB1	2.33	0.58
5:AI:55:TYR:HD1	5:AI:56:GLN:H	1.51	0.58
9:AL:303:BCL:HMA1	9:AL:303:BCL:H121	1.86	0.58
3:AM:120:LEU:HB2	14:AM:406:CRT:H35	1.84	0.58
3:AM:40:LEU:CD1	3:AM:48:ILE:HD11	2.31	0.58
9:AT:101:BCL:C4A	9:AU:102:BCL:HMB3	2.34	0.58
5:AU:20:VAL:CG1	9:AW:101:BCL:C20	2.81	0.58

Continued on next page...

Continued from previous page...

Atom-1	Atom-2	Interatomic distance (Å)	Clash overlap (Å)
6:AV:20:ILE:C	6:AV:20:ILE:HD13	2.24	0.58
14:B1:103:CRT:H2M3	5:B5:36:HIS:HB3	1.84	0.58
5:B3:46:TRP:CE3	9:B3:102:BCL:H2C	2.39	0.58
6:B6:19:ALA:O	6:B6:23:GLN:HG2	2.03	0.58
5:B9:32:GLY:CA	9:B0:102:BCL:HED2	2.33	0.58
4:BH:100:LEU:HB2	4:BH:111:PHE:CZ	2.39	0.58
4:BH:189:ASN:HB3	4:BH:191:LYS:HG3	1.84	0.58
5:BK:35:ILE:O	5:BK:38:ILE:HG22	2.04	0.58
2:BL:155:PHE:HB2	2:BL:156:PRO:HD2	1.86	0.58
2:BL:279:PRO:O	2:BL:280:LEU:HD23	2.03	0.58
2:BL:77:PRO:HB2	2:BL:152:GLY:HA2	1.85	0.58
3:BM:167:MET:HG2	3:BM:289:THR:HG21	1.85	0.58
3:BM:178:GLY:HA3	3:BM:181:PRO:HG2	1.85	0.58
3:BM:291:VAL:HG11	3:BM:297:TRP:HB2	1.85	0.58
3:BM:27:ASN:ND2	5:BO:19:ARG:HH11	2.00	0.58
5:AY:7:ASN:O	6:A2:20:ILE:HG13	2.03	0.58
5:A9:29:ILE:O	5:A9:33:LEU:HD13	2.04	0.58
1:AC:190:VAL:C	1:AC:192:TYR:N	2.56	0.58
1:AC:275:HIS:O	1:AC:278:ASP:HB3	2.04	0.58
1:AC:151:THR:HG21	1:AC:323:MET:HB2	1.86	0.58
14:AJ:102:CRT:H342	9:AK:102:BCL:CBA	2.18	0.58
2:AL:253:SER:HB3	9:AL:301:BCL:HMA2	1.85	0.58
3:AM:166:VAL:HG22	3:AM:171:TRP:CH2	2.38	0.58
9:AK:102:BCL:CAD	9:AN:101:BCL:C3D	2.82	0.58
6:AN:13:GLU:CD	6:AN:13:GLU:H	2.07	0.58
3:AM:117:MET:SD	5:AQ:37:MET:HB3	2.43	0.58
9:AV:102:BCL:H192	9:AV:102:BCL:HBB1	1.84	0.58
5:B5:46:TRP:CZ3	9:B5:102:BCL:HBC3	2.39	0.58
6:B8:23:GLN:HG3	6:B8:24:SER:H	1.69	0.58
6:BB:22:MET:C	6:BB:26:TYR:HE1	2.06	0.58
1:BC:134:VAL:O	1:BC:137:ALA:HB3	2.03	0.58
1:BC:280:ASN:OD1	1:BC:304:ARG:CB	2.46	0.58
6:BG:38:LEU:HA	6:BG:41:LEU:HD12	1.86	0.58
5:BK:28:GLN:HB2	9:BK:102:BCL:H43	1.85	0.58
3:BM:300:LYS:O	4:BH:8:TYR:HB2	2.04	0.58
6:BX:38:LEU:HD23	6:BX:38:LEU:C	2.24	0.58
5:BY:40:LEU:HD13	5:BY:46:TRP:CE2	2.39	0.58
5:AA:44:LEU:HD12	5:AA:46:TRP:H	1.69	0.58
5:AF:42:THR:HG22	5:AI:47:LEU:HB3	1.85	0.58
4:AH:202:PHE:HB3	4:AH:204:LYS:NZ	2.19	0.58
4:AH:69:LEU:CD1	4:AH:76:VAL:HG23	2.34	0.58

Continued on next page...

Continued from previous page...

Atom-1	Atom-2	Interatomic distance (Å)	Clash overlap (Å)
2:AL:178:TYR:CD2	2:AL:269:PRO:HG3	2.34	0.58
3:AM:274:VAL:HG12	3:AM:278:ILE:CD1	2.34	0.58
14:AN:102:CRT:H2M3	5:AO:36:HIS:HB2	1.86	0.58
5:AQ:22:VAL:O	5:AQ:25:VAL:HG12	2.04	0.58
5:AQ:36:HIS:NE2	9:AR:101:BCL:HMD1	2.18	0.58
6:AP:46:LEU:CB	5:AQ:51:ILE:HG21	2.22	0.58
9:AZ:101:BCL:H203	6:A2:38:LEU:CD2	2.32	0.58
5:B1:11:ILE:HD13	9:B3:102:BCL:C15	2.34	0.58
5:B3:12:TRP:HE1	6:B4:18:HIS:HA	1.68	0.58
5:B3:13:LEU:HB2	14:B7:102:CRT:H21A	1.85	0.58
5:BA:47:LEU:HB3	5:B9:43:ASP:HB2	1.86	0.58
6:B8:46:LEU:O	5:B9:51:ILE:O	2.21	0.58
5:BA:18:ARG:CG	5:B9:14:ILE:HG23	2.33	0.58
6:BB:17:PHE:O	6:BB:20:ILE:HG22	2.03	0.58
5:BF:49:ASP:O	5:BI:56:GLN:HB3	2.03	0.58
2:BL:184:LEU:CB	2:BL:252:TRP:HE1	2.17	0.58
3:BM:14:ARG:HG3	3:BM:14:ARG:NH1	2.19	0.58
2:BL:196:LEU:HD22	3:BM:216:PHE:HB2	1.84	0.58
3:BM:261:THR:O	3:BM:263:GLU:N	2.36	0.58
5:BO:12:TRP:NE1	6:BP:18:HIS:HA	2.18	0.58
5:BO:7:ASN:O	6:BR:20:ILE:HD11	2.04	0.58
14:BP:102:CRT:H2M2	5:BQ:37:MET:HG2	1.86	0.58
5:BY:46:TRP:CH2	9:BY:102:BCL:HBC3	2.38	0.58
5:A1:11:ILE:CA	14:A1:103:CRT:H82	2.34	0.57
5:A3:12:TRP:HE1	6:A4:18:HIS:CA	2.15	0.57
5:AA:16:ASP:HB2	5:AA:18:ARG:HH11	1.69	0.57
3:AM:157:TYR:CE1	3:AM:158:LEU:HD23	2.39	0.57
3:AM:200:PRO:HA	3:AM:203:MET:SD	2.44	0.57
3:AM:280:ALA:O	3:AM:282:ILE:N	2.37	0.57
9:AO:102:BCL:C3D	9:AP:101:BCL:C3D	2.82	0.57
14:AS:104:CRT:H182	9:AU:102:BCL:C8	2.34	0.57
6:AV:30:GLY:O	6:AV:33:VAL:HG12	2.04	0.57
5:AU:45:ASN:H	5:AW:56:GLN:HE21	1.52	0.57
6:AZ:45:TRP:O	6:AZ:46:LEU:HG	2.04	0.57
5:B1:51:ILE:HA	5:B1:52:PRO:O	2.03	0.57
9:B3:102:BCL:H2	6:B4:28:TRP:CH2	2.39	0.57
1:BC:110:CYS:HA	1:BC:123:THR:OG1	2.04	0.57
4:BH:130:LEU:HG	4:BH:131:PRO:CD	2.29	0.57
4:BH:164:ALA:HB2	4:BH:216:ALA:CB	2.33	0.57
2:BL:164:ASP:O	2:BL:167:SER:N	2.37	0.57
3:BM:34:PRO:HG3	3:BM:50:PRO:HD3	1.86	0.57

Continued on next page...

Continued from previous page...

Atom-1	Atom-2	Interatomic distance (Å)	Clash overlap (Å)
3:BM:83:VAL:HA	3:BM:86:PHE:HB3	1.86	0.57
9:BO:102:BCL:HMB1	9:BO:102:BCL:CBB	2.33	0.57
6:BR:38:LEU:C	6:BR:38:LEU:HD12	2.24	0.57
5:BQ:50:ASN:CB	5:BS:56:GLN:HA	2.34	0.57
5:BW:26:ALA:HA	5:BW:29:ILE:HG22	1.86	0.57
14:A1:103:CRT:H183	9:A3:103:BCL:H8	1.86	0.57
5:AD:11:ILE:HG23	5:AD:12:TRP:CE3	2.38	0.57
2:AL:48:LEU:HA	2:AL:51:VAL:CG2	2.34	0.57
2:AL:88:PRO:O	2:AL:91:GLU:N	2.36	0.57
3:AM:287:SER:OG	3:AM:294:TRP:NE1	2.37	0.57
5:AS:35:ILE:O	5:AS:36:HIS:C	2.42	0.57
6:B2:17:PHE:CA	14:B2:102:CRT:H41	2.32	0.57
9:B2:101:BCL:HMA1	9:B3:102:BCL:HMA1	1.86	0.57
5:B7:28:GLN:O	9:B8:101:BCL:HED1	2.04	0.57
6:B8:31:LEU:O	6:B8:34:ILE:CG2	2.52	0.57
5:B9:29:ILE:HB	9:B9:102:BCL:H43	1.86	0.57
5:BA:11:ILE:HD11	5:BD:21:LEU:CD2	2.33	0.57
2:BL:174:LEU:N	2:BL:174:LEU:HD12	2.19	0.57
9:BP:101:BCL:HMB3	9:BQ:103:BCL:CHB	2.34	0.57
6:A0:29:PHE:O	6:A0:32:VAL:HG12	2.03	0.57
9:A3:103:BCL:HMD1	6:A4:36:HIS:ND1	2.19	0.57
5:A7:4:MET:O	5:A7:8:LEU:HB2	2.04	0.57
5:AD:36:HIS:O	5:AD:40:LEU:CB	2.52	0.57
5:AF:43:ASP:HB3	5:AI:47:LEU:HG	1.86	0.57
4:AH:178:GLN:O	4:AH:178:GLN:HG3	2.04	0.57
4:AH:36:ARG:HE	4:AH:65:LYS:HD2	1.68	0.57
5:AI:14:ILE:HG23	5:AK:18:ARG:HB3	1.87	0.57
2:AL:89:LEU:CA	2:AL:94:LEU:H	2.00	0.57
2:AL:75:ILE:HG22	2:AL:95:TRP:HD1	1.69	0.57
3:AM:158:LEU:O	3:AM:163:ILE:HG22	2.03	0.57
3:AM:248:ALA:O	3:AM:251:PHE:N	2.35	0.57
5:B9:12:TRP:HD1	6:B0:14:ALA:O	1.88	0.57
5:BD:46:TRP:CD1	5:BD:47:LEU:HD22	2.39	0.57
5:BD:50:ASN:ND2	5:BD:51:ILE:H	2.03	0.57
4:BH:215:LYS:HB2	4:BH:218:HIS:CD2	2.40	0.57
4:BH:36:ARG:HE	4:BH:65:LYS:HD2	1.68	0.57
2:BL:163:LEU:HD23	3:BM:197:TYR:O	2.04	0.57
6:BZ:29:PHE:HD1	6:BZ:29:PHE:N	2.01	0.57
5:A3:26:ALA:O	5:A3:29:ILE:HG22	2.05	0.57
5:A5:10:LYS:HB2	14:A5:103:CRT:H5	1.86	0.57
6:A6:40:TRP:HA	6:A6:40:TRP:HE3	1.69	0.57

Continued on next page...

Continued from previous page...

Atom-1	Atom-2	Interatomic distance (Å)	Clash overlap (Å)
1:AC:271:TYR:O	1:AC:274:ARG:N	2.36	0.57
5:AD:8:LEU:O	5:AD:11:ILE:HG22	2.04	0.57
2:AL:138:LEU:C	2:AL:140:LEU:H	2.07	0.57
9:AK:102:BCL:CAC	9:AN:101:BCL:HBC3	2.33	0.57
9:AO:102:BCL:CBD	9:AP:101:BCL:CAD	2.82	0.57
9:AW:101:BCL:O1A	6:AX:28:TRP:HH2	1.87	0.57
14:BA:102:CRT:C14	6:BE:21:PHE:HA	2.35	0.57
6:BG:12:ASP:O	6:BG:16:GLU:HG3	2.04	0.57
6:BG:42:TYR:OH	6:BG:43:ARG:NH2	2.38	0.57
4:BH:204:LYS:H	4:BH:204:LYS:CD	2.14	0.57
5:BI:36:HIS:CE1	9:BI:102:BCL:NA	2.73	0.57
5:BK:20:VAL:O	5:BK:24:ILE:HG13	2.03	0.57
2:BL:119:LYS:C	2:BL:121:GLY:H	2.07	0.57
2:BL:50:ILE:HA	2:BL:98:ILE:HD11	1.85	0.57
3:BM:260:VAL:HB	3:BM:264:SER:OG	2.03	0.57
9:BM:401:BCL:OBB	14:BM:406:CRT:H243	2.05	0.57
5:BO:9:TYR:HA	6:BP:18:HIS:ND1	2.18	0.57
6:BP:17:PHE:HA	6:BP:20:ILE:CG2	2.35	0.57
5:BQ:46:TRP:CZ2	9:BQ:103:BCL:H2C	2.39	0.57
14:BS:103:CRT:H14	6:BT:21:PHE:CD2	2.38	0.57
9:BV:101:BCL:C4A	9:BW:102:BCL:HMB3	2.35	0.57
6:BZ:45:TRP:CE3	9:BZ:101:BCL:HAC2	2.40	0.57
9:A2:101:BCL:C1B	9:A3:103:BCL:HMB3	2.34	0.57
6:A2:25:MET:HE2	9:A3:103:BCL:H171	1.87	0.57
5:A3:40:LEU:HD21	5:A3:46:TRP:CH2	2.40	0.57
5:A7:26:ALA:O	5:A7:29:ILE:HG22	2.05	0.57
14:AB:102:CRT:C3	5:A9:10:LYS:CA	2.82	0.57
6:AB:40:TRP:HA	6:AB:40:TRP:HE3	1.69	0.57
1:AC:28:PRO:HD3	2:AL:262:PRO:HA	1.85	0.57
4:AH:189:ASN:OD1	4:AH:220:ALA:HA	2.04	0.57
4:AH:182:LEU:HD13	4:AH:195:LEU:HG	1.87	0.57
4:AH:54:LYS:HE3	5:AD:23:SER:HB2	1.84	0.57
2:AL:219:GLU:CG	4:AH:127:PHE:HB2	2.34	0.57
2:AL:235:ALA:HA	11:AL:304:UQ8:C3M	2.34	0.57
5:AO:49:ASP:OD2	6:AP:43:ARG:NH2	2.37	0.57
5:BA:37:MET:SD	14:B0:101:CRT:H2M2	2.45	0.57
5:B3:4:MET:SD	6:B6:23:GLN:NE2	2.77	0.57
5:BA:44:LEU:HD11	5:BA:46:TRP:HE3	1.69	0.57
6:BB:18:HIS:O	6:BB:18:HIS:ND1	2.35	0.57
1:BC:285:TRP:CE3	1:BC:302:PRO:HG3	2.40	0.57
5:BD:8:LEU:C	5:BD:10:LYS:H	2.08	0.57

Continued on next page...

Continued from previous page...

Atom-1	Atom-2	Interatomic distance (Å)	Clash overlap (Å)
4:BH:105:ASP:OD1	4:BH:107:MET:HB3	2.05	0.57
9:BI:102:BCL:HMD1	6:BJ:36:HIS:CD2	2.39	0.57
3:BM:154:ILE:O	3:BM:154:ILE:HG22	2.03	0.57
3:BM:159:VAL:HG21	3:BM:281:GLY:CA	2.33	0.57
6:BV:43:ARG:HB3	5:BW:55:TYR:CE2	2.40	0.57
9:BW:102:BCL:HED1	6:BX:31:LEU:O	2.05	0.57
5:A3:13:LEU:HD12	14:A7:102:CRT:C1M	2.33	0.57
5:A7:29:ILE:CG2	5:A7:30:VAL:H	2.18	0.57
6:A8:29:PHE:CZ	9:A8:101:BCL:C6	2.88	0.57
5:A7:49:ASP:O	5:A9:59:GLY:HA3	2.03	0.57
9:AA:101:BCL:CBB	9:AA:101:BCL:HMB1	2.35	0.57
2:AL:154:GLY:O	2:AL:165:TRP:NE1	2.38	0.57
2:AL:204:LEU:CD1	3:AM:267:ARG:HD2	2.35	0.57
2:AL:52:TRP:O	2:AL:55:THR:HB	2.04	0.57
3:AM:234:GLU:O	3:AM:235:ILE:C	2.43	0.57
5:AQ:51:ILE:HG23	5:AQ:52:PRO:N	2.18	0.57
6:AV:30:GLY:O	6:AV:34:ILE:HG13	2.04	0.57
5:B3:12:TRP:HE1	6:B4:18:HIS:CA	2.17	0.57
14:B5:103:CRT:H32	5:B7:31:LEU:HD21	1.85	0.57
6:B6:40:TRP:CE3	6:B6:40:TRP:HA	2.38	0.57
6:B8:26:TYR:HA	6:B8:29:PHE:HB3	1.87	0.57
9:BA:101:BCL:HBC1	9:BB:101:BCL:CBC	2.33	0.57
5:BA:43:ASP:HA	5:BD:48:ASP:CB	2.27	0.57
1:BC:283:TYR:O	1:BC:286:PRO:HD2	2.05	0.57
1:BC:325:LYS:O	1:BC:325:LYS:HD3	2.05	0.57
5:BQ:40:LEU:HD12	5:BQ:45:ASN:HA	1.86	0.57
6:BV:17:PHE:HA	14:BV:102:CRT:C6	2.34	0.57
14:BU:103:CRT:C2M	5:BY:36:HIS:C	2.72	0.57
9:A3:103:BCL:HMB1	9:A3:103:BCL:CBB	2.35	0.57
6:A8:22:MET:O	6:A8:26:TYR:HD2	1.87	0.57
5:A9:17:PRO:O	5:A9:21:LEU:HB2	2.05	0.57
1:AC:126:VAL:O	1:AC:129:ARG:N	2.38	0.57
4:AH:186:VAL:HG12	4:AH:187:ALA:N	2.19	0.57
2:AL:10:TYR:CD1	4:AH:112:GLY:HA2	2.40	0.57
9:AL:301:BCL:HBB3	9:AM:401:BCL:HMD2	1.87	0.57
6:AN:34:ILE:C	6:AN:34:ILE:HD13	2.25	0.57
9:AN:101:BCL:CHB	9:AO:102:BCL:HMB3	2.34	0.57
6:AR:10:THR:HG22	6:AR:11:ASP:N	2.16	0.57
5:AS:34:LEU:CA	15:AS:101:PEF:H442	2.34	0.57
9:AU:102:BCL:HHH	9:AU:102:BCL:HBC2	1.87	0.57
6:B0:45:TRP:HD1	6:B0:46:LEU:H	1.52	0.57

Continued on next page...

Continued from previous page...

Atom-1	Atom-2	Interatomic distance (Å)	Clash overlap (Å)
5:B3:27:PHE:HE2	5:B5:29:ILE:HD12	1.70	0.57
1:BC:268:THR:CG2	7:BC:504:HEM:HAA1	2.34	0.57
2:BL:124:PHE:O	2:BL:127:PRO:HD2	2.03	0.57
3:BM:208:PHE:CE1	3:BM:275:LEU:HB3	2.40	0.57
5:BS:39:VAL:O	5:BS:42:THR:HB	2.03	0.57
6:BT:36:HIS:CE1	9:BT:101:BCL:NA	2.72	0.57
5:A1:12:TRP:CD1	6:A2:18:HIS:HA	2.40	0.57
2:AL:22:LEU:HD22	5:A7:19:ARG:HB2	1.86	0.57
9:A8:101:BCL:CMC	9:A9:102:BCL:HBB1	2.23	0.57
2:AL:52:TRP:HE1	5:A9:38:ILE:HA	1.69	0.57
1:AC:233:PHE:O	1:AC:236:MET:HB2	2.04	0.57
14:AA:102:CRT:C14	6:AE:21:PHE:HA	2.34	0.57
9:AE:101:BCL:HMB3	9:AF:102:BCL:C1B	2.35	0.57
5:AF:9:TYR:CE1	6:AG:15:LYS:HG3	2.40	0.57
6:AG:38:LEU:HD23	6:AG:39:ALA:N	2.20	0.57
9:AJ:101:BCL:CBB	9:AJ:101:BCL:HMB1	2.35	0.57
2:AL:252:TRP:O	2:AL:253:SER:C	2.43	0.57
2:AL:252:TRP:O	2:AL:255:VAL:N	2.38	0.57
9:AL:301:BCL:CHC	9:AM:402:BCL:CHC	2.83	0.57
3:AM:215:LEU:O	3:AM:217:ALA:N	2.38	0.57
5:AO:9:TYR:CD1	6:AP:15:LYS:HD2	2.40	0.57
5:AU:43:ASP:HB2	5:AW:47:LEU:HD22	1.85	0.57
5:AW:10:LYS:NZ	14:AW:102:CRT:H1M2	2.19	0.57
14:AX:102:CRT:C2M	5:AY:36:HIS:HB2	2.35	0.57
6:B8:10:THR:HG22	6:B8:11:ASP:N	2.20	0.57
1:BC:155:CYS:O	1:BC:162:PRO:HB3	2.05	0.57
1:BC:164:TYR:CD2	1:BC:312:GLN:HG2	2.40	0.57
1:BC:53:ILE:O	1:BC:55:ALA:N	2.37	0.57
5:BD:31:LEU:HB3	9:BE:101:BCL:HED3	1.86	0.57
5:BD:9:TYR:HB2	6:BE:15:LYS:CA	2.35	0.57
5:BF:40:LEU:HD11	5:BF:47:LEU:HD12	1.86	0.57
5:BI:18:ARG:HH11	5:BI:18:ARG:CB	2.17	0.57
2:BL:171:TYR:C	2:BL:173:PHE:H	2.08	0.57
9:BL:301:BCL:H41	9:BL:301:BCL:H71	1.87	0.57
10:BL:302:BPH:H162	9:BL:303:BCL:CMB	2.34	0.57
5:BU:19:ARG:CZ	5:BW:18:ARG:NH2	2.67	0.57
6:BX:45:TRP:CE2	9:BX:101:BCL:H2C	2.39	0.57
9:A0:102:BCL:H18	9:A0:102:BCL:HBB1	1.87	0.57
14:A1:103:CRT:H401	5:A3:38:ILE:HD12	1.87	0.57
5:A1:8:LEU:CD2	5:A1:9:TYR:N	2.60	0.57
6:AZ:46:LEU:HD22	6:A2:42:TYR:CZ	2.39	0.57

Continued on next page...

Continued from previous page...

Atom-1	Atom-2	Interatomic distance (Å)	Clash overlap (Å)
5:A3:32:GLY:CA	9:A3:104:BCL:HED2	2.34	0.57
1:AC:167:VAL:HG23	1:AC:301:ASP:CG	2.25	0.57
5:AI:22:VAL:O	5:AI:25:VAL:HB	2.05	0.57
2:AL:129:ALA:HA	2:AL:247:LEU:CD1	2.33	0.57
3:AM:240:HIS:CE1	4:AH:69:LEU:HD21	2.40	0.57
3:AM:5:GLN:O	3:AM:7:ILE:N	2.38	0.57
14:BW:103:CRT:C39	9:B1:102:BCL:HMB2	2.35	0.57
14:B1:103:CRT:H372	5:B3:35:ILE:HD11	1.87	0.57
5:B1:18:ARG:NH1	5:B1:18:ARG:HG2	2.19	0.57
6:B2:38:LEU:O	6:B2:41:LEU:HG	2.05	0.57
5:B3:20:VAL:HA	5:B3:23:SER:HB3	1.86	0.57
5:B7:43:ASP:HA	5:B9:48:ASP:CB	2.29	0.57
5:B7:43:ASP:N	5:B9:48:ASP:HB3	2.19	0.57
9:B8:101:BCL:C1C	9:B9:102:BCL:CBB	2.81	0.57
4:BH:47:GLU:HG3	5:BA:19:ARG:CG	2.35	0.57
5:BA:52:PRO:HD3	6:B0:45:TRP:O	2.05	0.57
1:BC:298:PRO:C	1:BC:300:GLY:H	2.07	0.57
1:BC:29:GLY:O	1:BC:30:THR:HG23	2.05	0.57
6:BE:45:TRP:HA	5:BF:52:PRO:CG	2.34	0.57
14:BG:102:CRT:H2M2	5:BI:37:MET:HE1	1.87	0.57
4:BH:134:VAL:HG21	4:BH:174:ARG:HH21	1.70	0.57
4:BH:194:LEU:HG	4:BH:225:LEU:HD23	1.87	0.57
5:BI:50:ASN:CG	5:BI:51:ILE:N	2.57	0.57
2:BL:12:VAL:HG22	2:BL:13:ARG:H	1.67	0.57
3:BM:14:ARG:HD2	4:BH:146:GLU:OE1	2.04	0.57
3:BM:77:ALA:O	3:BM:78:SER:C	2.41	0.57
6:BP:20:ILE:HG21	14:BP:102:CRT:C6	2.34	0.57
5:BS:29:ILE:HG23	5:BS:30:VAL:H	1.70	0.57
5:BU:13:LEU:C	6:BV:7:THR:HA	2.25	0.57
5:BW:4:MET:O	5:BW:6:ALA:N	2.38	0.57
9:BY:102:BCL:CMD	6:BZ:36:HIS:CD2	2.88	0.57
9:A0:102:BCL:HMB1	9:A0:102:BCL:CBB	2.35	0.57
5:AA:21:LEU:O	5:AA:25:VAL:HG23	2.05	0.57
5:AA:50:ASN:CG	5:AA:51:ILE:N	2.58	0.57
1:AC:196:PRO:HG3	1:AC:231:TRP:CD1	2.40	0.57
1:AC:284:ILE:HD12	7:AC:502:HEM:HMD3	1.87	0.57
6:AG:10:THR:HG22	6:AG:11:ASP:N	2.20	0.57
3:AM:275:LEU:CD2	4:AH:19:PHE:HE2	2.17	0.57
2:AL:109:TRP:HZ2	10:AL:302:BPH:HED3	1.70	0.57
2:AL:177:HIS:CD2	9:AL:301:BCL:CMC	2.88	0.57
5:AS:18:ARG:O	5:AS:22:VAL:HG23	2.05	0.57

Continued on next page...

Continued from previous page...

Atom-1	Atom-2	Interatomic distance (Å)	Clash overlap (Å)
5:AS:46:TRP:CZ2	9:AS:103:BCL:CHC	2.87	0.57
5:AU:19:ARG:CZ	5:AW:18:ARG:NH2	2.68	0.57
6:AX:29:PHE:CZ	14:AX:102:CRT:H242	2.40	0.57
6:B2:20:ILE:HG21	14:B2:102:CRT:C6	2.32	0.57
1:BC:142:LYS:O	1:BC:146:ALA:HA	2.05	0.57
9:BB:101:BCL:C4B	9:BD:102:BCL:HBB3	2.34	0.57
4:BH:113:PRO:HB2	4:BH:249:TYR:CE2	2.40	0.57
5:BK:44:LEU:O	5:BK:44:LEU:HD13	2.04	0.57
3:BM:59:LEU:CD2	3:BM:128:LEU:HD21	2.34	0.57
3:BM:132:ARG:HD3	3:BM:132:ARG:O	2.05	0.57
3:BM:160:LEU:CD2	3:BM:284:ILE:HG21	2.34	0.57
3:BM:170:SER:C	3:BM:172:ALA:N	2.58	0.57
6:BP:38:LEU:HD23	6:BP:38:LEU:C	2.25	0.57
5:BO:4:MET:CB	6:BR:23:GLN:HG3	2.32	0.57
6:BT:24:SER:O	6:BT:27:ALA:HB3	2.05	0.57
5:BU:31:LEU:HD12	5:BU:34:LEU:HD23	1.86	0.57
5:BU:38:ILE:HD11	5:BW:40:LEU:HD23	1.87	0.57
6:BZ:30:GLY:O	6:BZ:34:ILE:HG12	2.04	0.57
6:BZ:42:TYR:CD1	6:BZ:43:ARG:HG3	2.40	0.57
14:A5:103:CRT:C9	6:A8:17:PHE:HZ	2.17	0.56
6:A8:23:GLN:HG3	6:A8:24:SER:H	1.69	0.56
5:A9:2:PHE:HE1	6:A0:26:TYR:OH	1.88	0.56
6:AB:29:PHE:O	6:AB:32:VAL:HG12	2.03	0.56
1:AC:265:LYS:N	1:AC:265:LYS:HD2	2.19	0.56
9:AG:101:BCL:HMB1	9:AG:101:BCL:CBB	2.35	0.56
2:AL:52:TRP:O	2:AL:56:ILE:HG12	2.05	0.56
3:AM:157:TYR:CD1	3:AM:157:TYR:C	2.79	0.56
3:AM:241:ARG:HG2	3:AM:242:GLY:N	2.16	0.56
3:AM:31:ILE:O	3:AM:50:PRO:HB2	2.05	0.56
1:AC:173:LYS:HB3	3:AM:80:HIS:HB2	1.86	0.56
6:AT:36:HIS:CE1	9:AT:101:BCL:NA	2.73	0.56
5:AU:14:ILE:HB	14:AX:102:CRT:C8	2.35	0.56
5:AW:4:MET:O	5:AW:8:LEU:HG	2.05	0.56
9:B7:103:BCL:HBA2	9:B8:101:BCL:OBD	2.04	0.56
6:B8:17:PHE:O	6:B8:20:ILE:HG22	2.05	0.56
5:BA:27:PHE:HA	5:BA:30:VAL:CG1	2.35	0.56
1:BC:224:ALA:HB1	1:BC:228:GLN:OE1	2.05	0.56
5:BD:8:LEU:O	5:BD:11:ILE:HG22	2.04	0.56
5:BK:16:ASP:O	5:BK:20:VAL:HG22	2.05	0.56
2:BL:12:VAL:CG2	2:BL:13:ARG:N	2.68	0.56
2:BL:151:TRP:C	2:BL:153:HIS:H	2.08	0.56

Continued on next page...

Continued from previous page...

Atom-1	Atom-2	Interatomic distance (Å)	Clash overlap (Å)
2:BL:195:ALA:HA	2:BL:198:MET:CE	2.34	0.56
3:BM:216:PHE:O	3:BM:216:PHE:CD1	2.58	0.56
3:BM:236:ASP:OD1	3:BM:237:GLN:N	2.38	0.56
3:BM:307:TYR:CD1	3:BM:307:TYR:N	2.72	0.56
6:BP:21:PHE:CD1	14:BP:102:CRT:H14	2.40	0.56
6:BR:45:TRP:O	6:BR:46:LEU:HB2	2.05	0.56
5:BU:14:ILE:H	14:BU:103:CRT:C2	2.17	0.56
3:BM:84:PHE:CZ	5:BU:38:ILE:CD1	2.88	0.56
5:A3:20:VAL:HG13	9:A5:102:BCL:H203	1.86	0.56
9:A7:103:BCL:HMB1	9:A7:103:BCL:CBB	2.35	0.56
6:A8:31:LEU:O	6:A8:34:ILE:CG2	2.52	0.56
5:A9:51:ILE:CB	5:A9:52:PRO:HA	2.34	0.56
1:AC:276:VAL:HG13	1:AC:277:ARG:H	1.70	0.56
6:AE:9:LEU:HB3	6:AE:13:GLU:OE2	2.05	0.56
6:AE:46:LEU:HD22	6:AG:42:TYR:CZ	2.40	0.56
4:AH:69:LEU:CB	4:AH:70:PRO:HD2	2.36	0.56
5:AI:9:TYR:HA	6:AJ:18:HIS:CG	2.40	0.56
5:AK:18:ARG:O	5:AK:22:VAL:HG12	2.05	0.56
3:AM:200:PRO:CA	3:AM:203:MET:HG2	2.31	0.56
3:AM:156:PHE:HD2	9:AM:402:BCL:H52	1.68	0.56
9:AK:102:BCL:HBD	9:AN:101:BCL:CAD	2.34	0.56
5:AY:45:ASN:HB3	5:AY:49:ASP:HB3	1.86	0.56
5:B1:44:LEU:CD1	6:B2:43:ARG:HD2	2.31	0.56
6:BB:33:VAL:O	6:BB:37:LEU:HB2	2.06	0.56
1:BC:205:ASP:HB2	1:BC:304:ARG:HE	1.69	0.56
1:BC:271:TYR:O	1:BC:274:ARG:N	2.38	0.56
6:BE:29:PHE:CD1	9:BE:101:BCL:H2	2.40	0.56
5:BF:12:TRP:NE1	6:BG:17:PHE:CD1	2.73	0.56
6:BG:17:PHE:CE1	6:BG:21:PHE:HD2	2.23	0.56
4:BH:125:LEU:HB2	4:BH:129:GLY:O	2.04	0.56
4:BH:203:ASP:O	4:BH:205:LYS:N	2.39	0.56
2:BL:182:HIS:HB2	2:BL:256:CYS:SG	2.45	0.56
2:BL:71:TRP:N	2:BL:71:TRP:HE3	2.03	0.56
5:BO:34:LEU:HA	5:BO:37:MET:HB2	1.87	0.56
5:BS:8:LEU:HD22	5:BS:11:ILE:HD11	1.87	0.56
1:AC:242:SER:O	1:AC:313:ALA:CA	2.52	0.56
9:AE:101:BCL:CBB	9:AE:101:BCL:HMB1	2.35	0.56
4:AH:35:LYS:HG2	4:AH:39:TYR:CE2	2.41	0.56
5:AK:12:TRP:CD1	6:AN:17:PHE:HB3	2.40	0.56
2:AL:144:ARG:CB	2:AL:145:PRO:HD3	2.35	0.56
2:AL:139:VAL:HG11	2:AL:254:ALA:HB1	1.88	0.56

Continued on next page...

Continued from previous page...

Atom-1	Atom-2	Interatomic distance (Å)	Clash overlap (Å)
2:AL:52:TRP:HA	2:AL:52:TRP:HE3	1.69	0.56
3:AM:168:MET:HG2	3:AM:289:THR:HG22	1.86	0.56
3:AM:208:PHE:C	3:AM:210:TYR:N	2.57	0.56
3:AM:316:PRO:HG2	3:AM:317:TYR:CD1	2.40	0.56
5:AQ:43:ASP:HB2	5:AS:47:LEU:HB3	1.88	0.56
6:AX:17:PHE:CZ	14:AX:102:CRT:H42	2.40	0.56
5:AY:52:PRO:HD2	5:AY:55:TYR:OH	2.05	0.56
5:B3:28:GLN:HA	5:B3:28:GLN:NE2	2.21	0.56
5:BA:9:TYR:CB	6:BB:18:HIS:HD2	2.19	0.56
5:BD:28:GLN:HB3	9:BD:102:BCL:H12	1.88	0.56
3:BM:91:PHE:O	3:BM:180:PHE:HB2	2.04	0.56
14:BW:103:CRT:H35	5:BY:31:LEU:CD1	2.36	0.56
5:A1:26:ALA:O	5:A1:29:ILE:HG22	2.05	0.56
5:A1:44:LEU:N	5:A1:44:LEU:HD23	2.21	0.56
9:A1:102:BCL:H71	6:A2:28:TRP:CD2	2.40	0.56
5:AA:47:LEU:HB3	5:A9:43:ASP:CA	2.35	0.56
1:AC:68:THR:O	1:AC:86:SER:HB2	2.06	0.56
5:AD:9:TYR:CE1	6:AE:11:ASP:HB3	2.40	0.56
4:AH:173:ASP:OD1	4:AH:174:ARG:N	2.38	0.56
4:AH:166:THR:O	4:AH:184:VAL:HG13	2.06	0.56
5:AI:44:LEU:HD12	5:AI:46:TRP:HE3	1.70	0.56
6:AJ:40:TRP:HZ3	6:AJ:46:LEU:HG	1.70	0.56
1:AC:17:SER:HB3	3:AM:91:PHE:HZ	1.70	0.56
5:AU:17:PRO:O	5:AU:21:LEU:HG	2.04	0.56
9:AW:101:BCL:CMD	6:AX:36:HIS:HA	2.36	0.56
14:AS:104:CRT:H2M1	5:AW:37:MET:CA	2.35	0.56
5:B3:8:LEU:HD22	5:B3:11:ILE:HD11	1.86	0.56
5:B9:46:TRP:CZ2	9:B9:102:BCL:H2C	2.40	0.56
6:BB:23:GLN:O	5:B9:4:MET:HE1	2.04	0.56
5:BA:10:LYS:HD2	14:BA:102:CRT:H1M1	1.88	0.56
6:BB:17:PHE:CD1	14:BB:102:CRT:H6	2.40	0.56
6:BB:20:ILE:HD13	6:BB:20:ILE:O	2.04	0.56
6:BB:36:HIS:CB	9:BB:101:BCL:H192	2.36	0.56
1:BC:264:PRO:HG2	1:BC:265:LYS:H	1.68	0.56
5:BD:31:LEU:HB3	9:BE:101:BCL:CED	2.35	0.56
9:BE:101:BCL:NB	9:BF:102:BCL:CMB	2.67	0.56
3:BM:13:VAL:HG12	4:BH:144:ILE:HA	1.86	0.56
5:BK:54:SER:CB	5:BK:56:GLN:HE22	2.18	0.56
3:BM:76:LEU:HD23	5:BU:37:MET:CE	2.35	0.56
5:BO:43:ASP:HB2	5:BQ:47:LEU:CB	2.34	0.56
9:BY:102:BCL:C1D	9:BZ:101:BCL:CMD	2.79	0.56

Continued on next page...

Continued from previous page...

Atom-1	Atom-2	Interatomic distance (Å)	Clash overlap (Å)
5:A7:29:ILE:HD12	9:A7:103:BCL:H42	1.88	0.56
6:A8:10:THR:HG22	6:A8:11:ASP:N	2.20	0.56
6:A8:26:TYR:HA	6:A8:29:PHE:HB3	1.87	0.56
6:AB:21:PHE:HD1	14:AB:102:CRT:H14	1.70	0.56
1:AC:263:THR:HG22	3:AM:311:VAL:HB	1.86	0.56
1:AC:304:ARG:HG3	1:AC:304:ARG:NH1	2.21	0.56
5:AD:18:ARG:O	5:AD:22:VAL:HG12	2.05	0.56
3:AM:2:PRO:HB3	4:AH:201:ARG:NH1	2.19	0.56
5:AQ:29:ILE:HG23	5:AQ:30:VAL:N	2.20	0.56
5:AU:45:ASN:O	5:AU:49:ASP:HB3	2.06	0.56
5:B5:12:TRP:CZ3	5:B5:17:PRO:HA	2.40	0.56
9:B7:103:BCL:C2D	9:B8:101:BCL:C2D	2.83	0.56
5:B9:12:TRP:HA	5:B9:12:TRP:HE3	1.70	0.56
5:BA:47:LEU:HB3	5:B9:43:ASP:CB	2.36	0.56
4:BH:102:PRO:CG	4:BH:106:PRO:HB3	2.35	0.56
5:BI:8:LEU:HB3	6:BJ:18:HIS:NE2	2.20	0.56
5:BK:53:VAL:O	5:BK:55:TYR:N	2.39	0.56
2:BL:270:GLU:O	2:BL:271:TRP:C	2.42	0.56
2:BL:88:PRO:O	2:BL:91:GLU:N	2.38	0.56
6:BN:29:PHE:CZ	9:BN:101:BCL:H2	2.40	0.56
6:BT:45:TRP:O	5:BU:52:PRO:HD2	2.05	0.56
9:BV:101:BCL:CMA	9:BW:102:BCL:HHB	2.36	0.56
9:BV:101:BCL:OBB	9:BV:101:BCL:HHC	2.06	0.56
5:BU:44:LEU:HD22	6:BV:43:ARG:HD3	1.88	0.56
5:BY:55:TYR:HD1	5:BY:56:GLN:N	1.96	0.56
6:A2:45:TRP:NE1	9:A2:101:BCL:HHC	2.21	0.56
5:A3:31:LEU:HD21	9:A3:104:BCL:CMA	2.35	0.56
6:A6:40:TRP:HA	6:A6:40:TRP:CE3	2.39	0.56
5:AA:47:LEU:HB3	5:A9:43:ASP:CB	2.34	0.56
1:AC:326:ASP:O	1:AC:327:TYR:CD1	2.59	0.56
5:AF:9:TYR:HA	6:AG:18:HIS:ND1	2.20	0.56
9:AG:101:BCL:CHB	9:AI:102:BCL:HMB3	2.35	0.56
2:AL:264:TRP:CH2	2:AL:271:TRP:HA	2.41	0.56
2:AL:278:LEU:O	2:AL:280:LEU:N	2.38	0.56
2:AL:28:GLY:H	4:AH:46:THR:HG21	1.70	0.56
3:AM:126:ILE:HD12	3:AM:157:TYR:CE2	2.41	0.56
3:AM:197:TYR:CE1	9:AM:402:BCL:CMC	2.88	0.56
3:AM:83:VAL:O	3:AM:87:LEU:HD23	2.06	0.56
6:AN:45:TRP:HD1	6:AN:46:LEU:HG	1.69	0.56
6:AP:45:TRP:O	6:AP:46:LEU:CG	2.54	0.56
5:AS:46:TRP:CD1	5:AS:47:LEU:HD13	2.40	0.56

Continued on next page...

Continued from previous page...

Atom-1	Atom-2	Interatomic distance (Å)	Clash overlap (Å)
9:AV:102:BCL:C19	9:AW:101:BCL:HMC3	2.35	0.56
6:AX:13:GLU:O	6:AX:16:GLU:HB3	2.05	0.56
6:AX:27:ALA:O	6:AX:31:LEU:HG	2.05	0.56
5:B1:44:LEU:H	5:B1:44:LEU:HD23	1.71	0.56
5:BY:39:VAL:HG22	5:B1:47:LEU:HD11	1.87	0.56
5:B9:32:GLY:CA	9:B9:102:BCL:O1A	2.51	0.56
1:BC:176:SER:OG	5:BU:48:ASP:HB3	2.05	0.56
2:BL:88:PRO:HB2	2:BL:91:GLU:HB2	1.86	0.56
5:BQ:38:ILE:O	5:BQ:42:THR:HG22	2.05	0.56
14:BO:103:CRT:C14	6:BR:21:PHE:HB2	2.35	0.56
6:BR:42:TYR:CD2	6:BR:43:ARG:HG3	2.40	0.56
5:BS:44:LEU:HD23	5:BS:44:LEU:H	1.69	0.56
9:BT:101:BCL:OBB	9:BT:101:BCL:HHC	2.05	0.56
6:BR:46:LEU:HB3	6:BT:42:TYR:OH	2.06	0.56
5:BU:30:VAL:HG13	5:BU:31:LEU:H	1.70	0.56
6:BV:21:PHE:CE1	14:BV:102:CRT:H14	2.36	0.56
9:BW:102:BCL:ND	9:BX:101:BCL:HMD1	2.20	0.56
6:AZ:44:PRO:O	5:A1:55:TYR:CZ	2.59	0.56
6:A4:34:ILE:O	6:A4:34:ILE:HD13	2.05	0.56
6:A6:10:THR:HG22	6:A6:11:ASP:N	2.21	0.56
5:A7:36:HIS:CG	14:A7:102:CRT:H393	2.40	0.56
5:A7:46:TRP:CZ3	9:A7:103:BCL:HBC3	2.40	0.56
5:AA:44:LEU:HD11	5:AA:46:TRP:HE3	1.70	0.56
7:AC:503:HEM:HBB1	2:AL:174:LEU:HG	1.87	0.56
4:AH:108:LEU:C	4:AH:110:GLY:H	2.08	0.56
5:AI:44:LEU:HA	5:AK:56:GLN:HB2	1.87	0.56
2:AL:125:HIS:NE2	3:AM:5:GLN:HG3	2.20	0.56
2:AL:233:ILE:HG12	2:AL:237:ALA:HB1	1.88	0.56
3:AM:280:ALA:HA	9:AM:402:BCL:O1D	2.05	0.56
5:AQ:17:PRO:O	5:AQ:21:LEU:HG	2.05	0.56
5:AS:13:LEU:HD12	14:AS:104:CRT:H1M2	1.86	0.56
5:AU:26:ALA:HA	5:AU:29:ILE:HG22	1.88	0.56
9:B1:102:BCL:ND	9:B2:101:BCL:HMD2	2.19	0.56
6:B4:34:ILE:HD13	6:B4:34:ILE:O	2.05	0.56
5:B7:46:TRP:NE1	5:B7:47:LEU:HD21	2.21	0.56
5:BA:45:ASN:OD1	5:BA:47:LEU:HB2	2.06	0.56
6:BB:33:VAL:O	6:BB:37:LEU:HD23	2.05	0.56
1:BC:291:LEU:CD2	1:BC:292:PRO:HD2	2.36	0.56
2:BL:184:LEU:CD2	2:BL:252:TRP:HE1	2.18	0.56
3:BM:63:PHE:HB3	3:BM:125:SER:CB	2.26	0.56
3:BM:83:VAL:O	3:BM:86:PHE:HB3	2.06	0.56

Continued on next page...

Continued from previous page...

Atom-1	Atom-2	Interatomic distance (Å)	Clash overlap (Å)
5:BS:28:GLN:HB2	9:BS:102:BCL:H43	1.87	0.56
5:BU:35:ILE:HA	5:BU:38:ILE:HG22	1.86	0.56
5:A3:12:TRP:HE1	6:A4:18:HIS:HA	1.71	0.56
5:A9:13:LEU:O	6:A0:7:THR:HB	2.06	0.56
1:AC:190:VAL:O	1:AC:192:TYR:N	2.38	0.56
1:AC:200:LEU:HG	1:AC:204:LEU:HD12	1.86	0.56
1:AC:94:MET:SD	7:AC:501:HEM:NA	2.78	0.56
4:AH:105:ASP:OD1	4:AH:107:MET:HB3	2.05	0.56
9:AK:102:BCL:HMD1	6:AN:36:HIS:CD2	2.40	0.56
3:AM:233:ARG:O	3:AM:235:ILE:N	2.39	0.56
3:AM:187:ALA:HA	9:AM:402:BCL:HBC1	1.88	0.56
3:AM:27:ASN:HD21	5:AO:19:ARG:HH11	1.52	0.56
5:AQ:20:VAL:O	5:AQ:24:ILE:HD13	2.06	0.56
5:AS:13:LEU:CB	14:AS:104:CRT:H32A	2.35	0.56
9:AX:101:BCL:C4B	9:AY:102:BCL:HBB3	2.35	0.56
6:B0:36:HIS:HD1	9:B0:102:BCL:H141	1.70	0.56
6:B2:24:SER:O	6:B2:27:ALA:HB3	2.06	0.56
1:BC:251:HIS:ND1	1:BC:256:PHE:HA	2.21	0.56
5:BD:9:TYR:CB	6:BE:15:LYS:HA	2.34	0.56
4:BH:5:ILE:CG1	5:BF:40:LEU:HD21	2.36	0.56
6:BG:29:PHE:O	6:BG:33:VAL:HB	2.06	0.56
4:BH:232:THR:O	4:BH:235:GLU:HG2	2.06	0.56
5:BK:12:TRP:CD1	6:BN:14:ALA:O	2.59	0.56
5:BO:46:TRP:CD1	5:BO:47:LEU:HD13	2.39	0.56
9:BO:102:BCL:OBD	6:BP:32:VAL:HG13	2.05	0.56
5:BQ:43:ASP:N	5:BS:47:LEU:HB3	2.21	0.56
9:BU:102:BCL:CBB	9:BU:102:BCL:HMB1	2.36	0.56
6:BV:30:GLY:O	6:BV:33:VAL:HG12	2.06	0.56
5:BW:10:LYS:HD2	6:BZ:20:ILE:HD12	1.87	0.56
6:A0:24:SER:CB	14:A0:101:CRT:H183	2.35	0.56
5:A1:4:MET:SD	6:A4:24:SER:HA	2.45	0.56
1:AC:199:PRO:O	1:AC:203:PHE:HB2	2.06	0.56
1:AC:283:TYR:CD1	1:AC:283:TYR:N	2.74	0.56
1:AC:164:TYR:HB2	1:AC:309:THR:HA	1.88	0.56
1:AC:212:ILE:HD11	7:AC:503:HEM:HAA1	1.88	0.56
5:AD:52:PRO:C	5:AD:54:SER:H	2.09	0.56
5:AI:39:VAL:HG21	9:AI:102:BCL:HBC1	1.88	0.56
2:AL:131:SER:HA	2:AL:134:ILE:HD12	1.86	0.56
2:AL:268:TRP:O	2:AL:269:PRO:C	2.44	0.56
3:AM:165:PRO:HB3	3:AM:174:ALA:HB2	1.87	0.56
5:AU:20:VAL:CG1	9:AW:101:BCL:H202	2.35	0.56

Continued on next page...

Continued from previous page...

Atom-1	Atom-2	Interatomic distance (Å)	Clash overlap (Å)
9:B3:102:BCL:CHD	9:B4:101:BCL:HMD2	2.35	0.56
5:B3:55:TYR:O	5:B3:59:GLY:HA3	2.06	0.56
5:B7:47:LEU:CD2	5:B7:47:LEU:H	2.18	0.56
1:BC:226:LEU:HD12	3:BM:192:ARG:HB2	1.87	0.56
1:BC:274:ARG:HA	1:BC:277:ARG:HG2	1.87	0.56
1:BC:316:LYS:O	1:BC:317:PRO:C	2.43	0.56
1:BC:94:MET:SD	7:BC:501:HEM:NC	2.79	0.56
6:BE:29:PHE:CE1	9:BE:101:BCL:C2	2.89	0.56
14:BA:102:CRT:H11	6:BE:17:PHE:HE1	1.71	0.56
5:BF:30:VAL:HG13	5:BF:31:LEU:N	2.20	0.56
4:BH:135:PRO:HB3	4:BH:171:TRP:CE2	2.40	0.56
9:BI:102:BCL:HMB1	9:BI:102:BCL:HBB3	1.88	0.56
9:BI:102:BCL:ND	9:BJ:101:BCL:CMD	2.69	0.56
6:BJ:40:TRP:HZ3	6:BJ:46:LEU:HG	1.71	0.56
2:BL:194:LEU:C	2:BL:194:LEU:HD23	2.26	0.56
2:BL:197:SER:HB3	3:BM:273:ALA:CB	2.32	0.56
2:BL:195:ALA:O	2:BL:198:MET:HB2	2.06	0.56
2:BL:170:GLY:HA3	9:BL:301:BCL:HBC3	1.86	0.56
9:BL:301:BCL:HHD	9:BL:301:BCL:HBC3	1.87	0.56
2:BL:106:PHE:HD1	10:BL:302:BPH:H1C1	1.70	0.56
2:BL:71:TRP:N	2:BL:71:TRP:CE3	2.74	0.56
3:BM:131:VAL:C	3:BM:133:THR:N	2.58	0.56
3:BM:208:PHE:C	3:BM:210:TYR:N	2.59	0.56
3:BM:197:TYR:CE1	9:BM:402:BCL:CMC	2.88	0.56
13:BM:405:MQ8:H2M1	13:BM:405:MQ8:C12	2.36	0.56
6:BN:45:TRP:O	6:BN:46:LEU:HB2	2.05	0.56
5:BO:49:ASP:CG	5:BO:50:ASN:H	2.09	0.56
5:BQ:50:ASN:HD22	5:BS:56:GLN:CA	2.12	0.56
3:BM:81:TRP:O	5:BU:41:SER:HB3	2.05	0.56
5:BY:16:ASP:HB2	5:BY:19:ARG:NH2	2.21	0.56
5:A1:12:TRP:CD1	6:A2:18:HIS:CA	2.89	0.56
5:A3:51:ILE:HG22	5:A3:54:SER:CB	2.36	0.56
9:A5:102:BCL:CBB	9:A5:102:BCL:HMB1	2.36	0.56
9:A5:102:BCL:CHD	9:A6:101:BCL:HMD2	2.36	0.56
5:A7:19:ARG:O	5:A7:23:SER:HB2	2.06	0.56
6:A8:20:ILE:HG23	6:A8:21:PHE:N	2.20	0.56
1:AC:148:THR:HA	1:AC:322:GLN:CB	2.36	0.56
1:AC:43:TYR:HE1	2:AL:153:HIS:HE2	1.54	0.56
6:AE:13:GLU:H	6:AE:13:GLU:CD	2.09	0.56
4:AH:235:GLU:HA	4:AH:238:LYS:HG2	1.87	0.56
2:AL:10:TYR:O	2:AL:12:VAL:N	2.37	0.56

Continued on next page...

Continued from previous page...

Atom-1	Atom-2	Interatomic distance (Å)	Clash overlap (Å)
3:AM:261:THR:O	3:AM:263:GLU:N	2.39	0.56
3:AM:265:ILE:HG22	3:AM:266:HIS:N	2.10	0.56
3:AM:265:ILE:O	3:AM:267:ARG:N	2.38	0.56
5:AQ:30:VAL:HG13	5:AQ:31:LEU:N	2.21	0.56
5:AS:34:LEU:HA	15:AS:101:PEF:H442	1.88	0.56
6:AV:27:ALA:C	6:AV:31:LEU:HG	2.24	0.56
1:BC:112:VAL:HG12	1:BC:113:PRO:HD2	1.88	0.56
1:BC:153:TYR:CE1	1:BC:157:ARG:HA	2.40	0.56
5:BD:15:LEU:HB3	5:BD:20:VAL:CG2	2.31	0.56
4:BH:35:LYS:O	4:BH:36:ARG:C	2.43	0.56
4:BH:55:VAL:HG11	5:BD:19:ARG:HD3	1.87	0.56
5:BK:8:LEU:O	5:BK:11:ILE:HG13	2.06	0.56
5:BK:18:ARG:HH11	5:BK:18:ARG:HG2	1.70	0.56
3:BM:208:PHE:C	3:BM:210:TYR:H	2.08	0.56
9:BQ:104:BCL:H2C	6:BR:45:TRP:CE3	2.41	0.56
6:BR:34:ILE:HD12	6:BR:35:ALA:N	2.20	0.56
5:BU:2:PHE:HA	5:BU:5:ASN:HB2	1.88	0.56
5:BU:42:THR:HB	5:BW:48:ASP:CB	2.35	0.56
9:AA:101:BCL:CMB	9:A0:102:BCL:C1B	2.81	0.56
6:A0:21:PHE:HB2	14:A0:101:CRT:C15	2.35	0.56
5:A7:49:ASP:OD2	6:A8:43:ARG:NH2	2.38	0.56
6:AB:22:MET:HG3	6:AB:26:TYR:HE1	1.71	0.56
1:AC:97:VAL:HG21	1:AC:131:PHE:HZ	1.70	0.56
5:AD:7:ASN:H	5:AD:7:ASN:ND2	2.04	0.56
6:AG:21:PHE:HB2	14:AG:102:CRT:H11	1.88	0.56
9:AJ:101:BCL:CMC	9:AK:102:BCL:HBB1	2.35	0.56
1:AC:253:THR:HG22	2:AL:171:TYR:CD2	2.41	0.56
2:AL:221:GLU:C	2:AL:223:THR:H	2.09	0.56
2:AL:188:PHE:HE2	2:AL:248:SER:HB3	1.69	0.56
3:AM:132:ARG:O	3:AM:132:ARG:HD3	2.05	0.56
3:AM:168:MET:HG2	3:AM:289:THR:CG2	2.36	0.56
3:AM:66:VAL:HG11	3:AM:121:PHE:CD2	2.31	0.56
6:AT:24:SER:O	6:AT:27:ALA:HB3	2.05	0.56
14:AW:102:CRT:H83	6:AZ:20:ILE:HD13	1.88	0.56
9:AY:102:BCL:C1D	9:AZ:101:BCL:CMD	2.82	0.56
5:AW:8:LEU:HD21	6:AZ:24:SER:OG	2.06	0.56
6:B6:10:THR:HG22	6:B6:11:ASP:N	2.21	0.56
5:BD:27:PHE:O	5:BD:30:VAL:HG12	2.06	0.56
5:BI:35:ILE:HA	5:BI:38:ILE:CG2	2.32	0.56
2:BL:178:TYR:CD1	3:BM:183:LEU:HD13	2.41	0.56
1:BC:24:GLU:O	2:BL:263:PHE:HA	2.06	0.56

Continued on next page...

Continued from previous page...

Atom-1	Atom-2	Interatomic distance (Å)	Clash overlap (Å)
1:BC:20:LEU:HG	2:BL:271:TRP:CE2	2.40	0.56
2:BL:280:LEU:HD21	5:BY:37:MET:HE2	1.88	0.56
9:BK:102:BCL:CMD	6:BN:36:HIS:HD2	2.18	0.56
5:BO:8:LEU:O	5:BO:11:ILE:HG13	2.06	0.56
5:BO:46:TRP:CD1	5:BO:47:LEU:HD22	2.41	0.56
5:BO:36:HIS:NE2	9:BP:101:BCL:HMD1	2.20	0.56
14:BP:102:CRT:H2M3	5:BQ:36:HIS:HB3	1.86	0.56
6:BT:29:PHE:N	6:BT:29:PHE:CD1	2.72	0.56
5:BW:18:ARG:O	5:BW:22:VAL:HG22	2.05	0.56
5:BW:18:ARG:O	5:BW:22:VAL:HG23	2.04	0.56
5:BW:49:ASP:OD1	5:BW:50:ASN:N	2.24	0.56
6:A0:7:THR:HG23	6:A0:8:GLY:H	1.71	0.55
6:A8:17:PHE:O	6:A8:20:ILE:HG22	2.05	0.55
9:A9:102:BCL:CBB	9:A9:102:BCL:HMB1	2.36	0.55
5:AA:11:ILE:CA	14:AA:102:CRT:H82	2.36	0.55
1:AC:283:TYR:N	1:AC:283:TYR:HD1	2.03	0.55
1:AC:71:LYS:N	1:AC:71:LYS:HD2	2.21	0.55
5:AF:27:PHE:HA	5:AF:30:VAL:CG1	2.34	0.55
4:AH:69:LEU:HB2	4:AH:74:GLY:O	2.05	0.55
2:AL:255:VAL:HG12	2:AL:256:CYS:N	2.21	0.55
9:AR:101:BCL:CBB	9:AR:101:BCL:HMB1	2.36	0.55
5:AU:14:ILE:HG13	14:AX:102:CRT:H5	1.87	0.55
14:AW:102:CRT:H35	5:AY:31:LEU:CD1	2.35	0.55
5:B9:16:ASP:O	5:B9:20:VAL:HG22	2.06	0.55
5:BA:2:PHE:HA	5:BA:5:ASN:ND2	2.20	0.55
1:BC:259:TRP:C	1:BC:261:GLN:N	2.59	0.55
1:BC:283:TYR:CD1	1:BC:283:TYR:N	2.73	0.55
3:BM:132:ARG:HH11	3:BM:132:ARG:HG2	1.71	0.55
14:BU:103:CRT:H2M3	5:BY:36:HIS:CB	2.36	0.55
5:A3:28:GLN:CG	9:A3:103:BCL:H12	2.36	0.55
9:A6:101:BCL:NB	9:A7:103:BCL:HMB3	2.20	0.55
1:AC:212:ILE:HD13	1:AC:212:ILE:N	2.21	0.55
2:AL:139:VAL:HA	2:AL:143:VAL:HB	1.87	0.55
2:AL:196:LEU:C	2:AL:198:MET:H	2.10	0.55
3:AM:133:THR:O	3:AM:137:ALA:N	2.39	0.55
9:AO:102:BCL:HHC	9:AO:102:BCL:OBB	2.07	0.55
6:AR:45:TRP:CE3	9:AR:101:BCL:HBC2	2.41	0.55
5:AS:34:LEU:CA	15:AS:101:PEF:H453	2.31	0.55
6:AT:22:MET:O	6:AT:26:TYR:HD1	1.89	0.55
6:B6:40:TRP:HZ3	6:B6:44:PRO:CA	2.17	0.55
5:B9:16:ASP:OD2	5:B9:17:PRO:HD2	2.05	0.55

Continued on next page...

Continued from previous page...

Atom-1	Atom-2	Interatomic distance (Å)	Clash overlap (Å)
5:BI:22:VAL:HA	5:BI:25:VAL:CG2	2.36	0.55
2:BL:210:GLN:HB2	2:BL:213:GLU:HG3	1.86	0.55
2:BL:78:PRO:HB3	2:BL:92:GLY:HA3	1.89	0.55
3:BM:243:THR:O	3:BM:247:ARG:HG3	2.06	0.55
3:BM:284:ILE:HG13	9:BM:402:BCL:OBD	2.06	0.55
5:BO:37:MET:O	5:BO:41:SER:HB2	2.07	0.55
6:BX:18:HIS:CE1	6:BX:22:MET:HE1	2.41	0.55
5:BW:5:ASN:OD1	6:BX:22:MET:HE3	2.06	0.55
6:A0:38:LEU:HD23	6:A0:38:LEU:C	2.27	0.55
9:AZ:101:BCL:C4A	9:A1:102:BCL:HMB3	2.35	0.55
6:A6:44:PRO:O	5:A7:52:PRO:HD2	2.05	0.55
5:A7:29:ILE:CA	9:A7:103:BCL:H11	2.30	0.55
5:A7:29:ILE:CG2	5:A7:30:VAL:N	2.69	0.55
5:AA:45:ASN:O	5:AA:49:ASP:HB3	2.06	0.55
6:AB:17:PHE:O	6:AB:20:ILE:HG22	2.06	0.55
6:AB:45:TRP:O	6:AB:46:LEU:CB	2.53	0.55
1:AC:35:TYR:CD2	3:AM:308:PRO:HD2	2.41	0.55
14:AB:102:CRT:H2M2	5:AD:37:MET:CE	2.35	0.55
6:AE:21:PHE:C	6:AE:21:PHE:CD1	2.80	0.55
6:AB:46:LEU:HD13	6:AE:42:TYR:CZ	2.41	0.55
5:AF:20:VAL:HB	9:AI:102:BCL:C20	2.37	0.55
4:AH:159:LEU:CB	4:AH:212:ASP:HA	2.36	0.55
4:AH:55:VAL:HG11	5:AD:19:ARG:HD3	1.87	0.55
4:AH:55:VAL:CG1	4:AH:56:VAL:H	2.09	0.55
4:AH:66:THR:HA	4:AH:77:VAL:HG12	1.89	0.55
5:AK:36:HIS:CE1	9:AK:102:BCL:NA	2.74	0.55
2:AL:160:LEU:HA	2:AL:163:LEU:HD13	1.88	0.55
3:AM:193:TYR:O	3:AM:194:GLY:C	2.44	0.55
3:AM:268:TRP:H	3:AM:268:TRP:HD1	1.53	0.55
5:AU:49:ASP:CG	5:AU:50:ASN:N	2.59	0.55
5:AW:21:LEU:HD13	14:AX:102:CRT:H131	1.87	0.55
6:AZ:10:THR:CG2	6:AZ:11:ASP:H	2.13	0.55
6:B0:33:VAL:CG1	6:B0:37:LEU:CD1	2.77	0.55
5:B5:10:LYS:CB	14:B5:103:CRT:H5	2.30	0.55
5:B5:45:ASN:O	5:B5:49:ASP:HB3	2.06	0.55
9:B9:102:BCL:HHC	9:B9:102:BCL:OBB	2.05	0.55
1:BC:141:TRP:CE3	1:BC:275:HIS:HB2	2.40	0.55
1:BC:183:GLN:O	1:BC:195:LEU:O	2.25	0.55
1:BC:200:LEU:HD11	1:BC:238:ASN:ND2	2.21	0.55
1:BC:242:SER:O	1:BC:313:ALA:CA	2.53	0.55
4:BH:225:LEU:HD12	4:BH:225:LEU:O	2.05	0.55

Continued on next page...

Continued from previous page...

Atom-1	Atom-2	Interatomic distance (Å)	Clash overlap (Å)
9:BI:102:BCL:HMD2	9:BJ:101:BCL:CHD	2.36	0.55
5:BI:26:ALA:O	5:BI:29:ILE:N	2.39	0.55
3:BM:176:PRO:HD2	3:BM:185:TRP:HB2	1.87	0.55
3:BM:271:TRP:CD2	4:BH:26:LEU:HD21	2.41	0.55
5:BO:9:TYR:CD2	6:BP:15:LYS:HD2	2.41	0.55
9:BQ:104:BCL:HAC2	6:BR:45:TRP:CZ3	2.41	0.55
5:A3:32:GLY:HA2	9:A3:104:BCL:O1D	2.05	0.55
6:A6:17:PHE:O	6:A6:20:ILE:HG22	2.06	0.55
5:A7:50:ASN:CG	5:A7:51:ILE:N	2.60	0.55
9:AE:101:BCL:C4B	9:AF:102:BCL:HBB3	2.37	0.55
5:AF:45:ASN:HB3	5:AF:49:ASP:HB3	1.88	0.55
4:AH:130:LEU:HD13	4:AH:174:ARG:HH12	1.72	0.55
5:AI:9:TYR:CD1	5:AI:9:TYR:C	2.80	0.55
2:AL:248:SER:O	2:AL:249:ALA:C	2.45	0.55
9:AU:102:BCL:CBC	9:AU:102:BCL:CHD	2.84	0.55
9:B4:101:BCL:CBB	9:B4:101:BCL:HMB1	2.37	0.55
6:B6:17:PHE:O	6:B6:20:ILE:HG22	2.07	0.55
5:B9:43:ASP:OD1	5:B9:44:LEU:HD12	2.06	0.55
14:BA:102:CRT:H9	6:BE:17:PHE:HD1	1.70	0.55
1:BC:327:TYR:HB2	1:BC:330:LEU:HD12	1.87	0.55
4:BH:22:PHE:C	4:BH:22:PHE:CD1	2.79	0.55
9:BJ:101:BCL:HMB1	9:BJ:101:BCL:HBB3	1.87	0.55
3:BM:155:PHE:O	3:BM:159:VAL:HG23	2.06	0.55
3:BM:229:PHE:O	3:BM:244:ALA:HB2	2.06	0.55
6:BX:36:HIS:HE1	9:BX:101:BCL:C1B	2.19	0.55
14:BU:103:CRT:H2M2	5:BY:37:MET:HG2	1.88	0.55
5:A1:12:TRP:CD2	6:A2:17:PHE:CE2	2.95	0.55
9:A7:103:BCL:CMD	6:A8:36:HIS:CD2	2.90	0.55
9:A9:102:BCL:OBB	9:A9:102:BCL:HHC	2.06	0.55
5:AA:47:LEU:CD1	5:A9:43:ASP:HB2	2.31	0.55
5:AA:9:TYR:CZ	5:AA:10:LYS:HD3	2.42	0.55
9:AB:101:BCL:HMB3	9:AD:102:BCL:CHB	2.37	0.55
4:AH:35:LYS:HZ2	4:AH:59:PRO:HG2	1.72	0.55
2:AL:218:SER:C	2:AL:220:HIS:H	2.09	0.55
5:AQ:43:ASP:OD1	5:AQ:44:LEU:HD23	2.06	0.55
14:AS:104:CRT:H14	6:AV:21:PHE:CD1	2.41	0.55
5:AW:12:TRP:CA	5:AW:12:TRP:CE3	2.89	0.55
9:AY:102:BCL:CMD	6:AZ:36:HIS:HD2	2.20	0.55
5:B7:37:MET:H	14:B7:102:CRT:C2M	2.14	0.55
6:B8:20:ILE:HG23	6:B8:21:PHE:N	2.21	0.55
6:B8:46:LEU:HB3	6:B0:42:TYR:OH	2.06	0.55

Continued on next page...

Continued from previous page...

Atom-1	Atom-2	Interatomic distance (Å)	Clash overlap (Å)
1:BC:153:TYR:CB	1:BC:323:MET:HE3	2.31	0.55
5:BD:8:LEU:C	5:BD:10:LYS:N	2.56	0.55
5:BF:10:LYS:HB3	14:BF:103:CRT:C1M	2.36	0.55
5:BK:45:ASN:CA	5:BK:49:ASP:HB3	2.36	0.55
3:BM:104:LEU:N	3:BM:104:LEU:HD22	2.22	0.55
6:BN:20:ILE:H	6:BN:20:ILE:CD1	2.18	0.55
6:BT:29:PHE:HD1	6:BT:29:PHE:N	2.05	0.55
9:BU:102:BCL:HBC2	9:BU:102:BCL:HHD	1.88	0.55
9:BU:102:BCL:HMD2	9:BV:101:BCL:CHD	2.35	0.55
5:BU:12:TRP:NE1	6:BV:18:HIS:CA	2.53	0.55
5:BW:32:GLY:N	9:BX:101:BCL:HED2	2.21	0.55
6:BX:10:THR:HG22	6:BX:11:ASP:N	2.22	0.55
6:BX:30:GLY:HA2	6:BX:33:VAL:HG12	1.88	0.55
6:A2:40:TRP:CE3	6:A2:44:PRO:HA	2.42	0.55
9:A3:103:BCL:HED1	6:A4:32:VAL:HA	1.87	0.55
5:A5:51:ILE:HB	5:A5:52:PRO:CA	2.31	0.55
5:AA:26:ALA:O	5:AA:29:ILE:HG22	2.06	0.55
1:AC:97:VAL:CG1	7:AC:501:HEM:HBC2	2.37	0.55
4:AH:108:LEU:C	4:AH:110:GLY:N	2.59	0.55
3:AM:132:ARG:HH11	3:AM:132:ARG:HG2	1.72	0.55
5:AQ:45:ASN:O	5:AQ:47:LEU:N	2.39	0.55
5:AO:10:LYS:HB2	14:AR:102:CRT:H5	1.87	0.55
9:AV:102:BCL:HMB1	9:AV:102:BCL:CBB	2.36	0.55
6:AV:9:LEU:HB3	6:AV:13:GLU:OE1	2.06	0.55
6:B0:38:LEU:C	6:B0:38:LEU:HD23	2.26	0.55
5:B7:36:HIS:CB	14:B7:102:CRT:H391	2.32	0.55
5:B7:33:LEU:O	14:B7:102:CRT:C2M	2.48	0.55
9:BA:101:BCL:HBC2	9:BB:101:BCL:HHD	1.88	0.55
9:BA:101:BCL:HMB1	9:BA:101:BCL:CBB	2.37	0.55
6:BB:22:MET:HG3	6:BB:26:TYR:HE1	1.68	0.55
1:BC:207:ALA:CB	1:BC:277:ARG:HE	2.19	0.55
4:BH:35:LYS:HG2	4:BH:39:TYR:CE2	2.42	0.55
6:BG:25:MET:HE3	9:BI:102:BCL:H203	1.87	0.55
2:BL:146:LEU:C	2:BL:148:MET:H	2.10	0.55
2:BL:233:ILE:HG12	2:BL:237:ALA:CB	2.36	0.55
2:BL:87:ALA:O	2:BL:93:GLY:HA3	2.07	0.55
3:BM:102:TYR:CE2	3:BM:108:PRO:HD3	2.41	0.55
3:BM:281:GLY:O	3:BM:285:LEU:HB2	2.06	0.55
5:BW:35:ILE:HA	5:BW:38:ILE:CG2	2.37	0.55
5:BY:51:ILE:HA	5:BY:52:PRO:C	2.27	0.55
5:A9:8:LEU:O	6:A0:18:HIS:CE1	2.60	0.55

Continued on next page...

Continued from previous page...

Atom-1	Atom-2	Interatomic distance (Å)	Clash overlap (Å)
5:A1:10:LYS:CB	14:A1:103:CRT:H5	2.36	0.55
5:A5:26:ALA:O	5:A5:29:ILE:HG22	2.07	0.55
1:AC:80:GLN:H	1:AC:128:ARG:NH2	2.04	0.55
1:AC:254:ARG:HD3	1:AC:255:ALA:N	2.21	0.55
5:AF:33:LEU:N	5:AF:33:LEU:HD12	2.22	0.55
6:AG:40:TRP:HH2	6:AG:46:LEU:CD1	2.19	0.55
2:AL:237:ALA:O	2:AL:240:ARG:HG3	2.06	0.55
3:AM:242:GLY:O	3:AM:246:GLU:HB2	2.07	0.55
6:AN:45:TRP:CZ3	9:AN:101:BCL:HAC2	2.42	0.55
6:AR:34:ILE:HD13	6:AR:34:ILE:C	2.27	0.55
5:AS:34:LEU:HB2	15:AS:101:PEF:H431	1.87	0.55
5:AU:27:PHE:CD2	5:AW:29:ILE:HD11	2.42	0.55
5:AY:2:PHE:O	5:AY:5:ASN:HB2	2.06	0.55
6:AZ:34:ILE:C	6:AZ:34:ILE:HD13	2.26	0.55
1:BC:121:ILE:HG22	1:BC:123:THR:HG23	1.87	0.55
9:BF:102:BCL:H143	14:BG:102:CRT:H132	1.88	0.55
9:BI:102:BCL:OBB	9:BI:102:BCL:HHC	2.06	0.55
2:BL:87:ALA:H	2:BL:96:GLN:NE2	2.00	0.55
3:BM:248:ALA:O	3:BM:251:PHE:N	2.40	0.55
5:BO:43:ASP:CB	5:BQ:47:LEU:HB3	2.34	0.55
5:BU:17:PRO:HG2	5:BU:18:ARG:HD2	1.89	0.55
6:BZ:10:THR:HG22	6:BZ:11:ASP:N	2.15	0.55
6:A2:24:SER:O	6:A2:27:ALA:HB3	2.06	0.55
5:A9:51:ILE:HB	5:A9:52:PRO:HA	1.89	0.55
5:AA:50:ASN:OD1	5:AA:51:ILE:N	2.40	0.55
5:AF:10:LYS:HB3	14:AJ:102:CRT:O1	2.07	0.55
5:AK:47:LEU:N	5:AK:47:LEU:HD22	2.22	0.55
2:AL:22:LEU:HB2	5:A7:19:ARG:CG	2.36	0.55
3:AM:107:PRO:CG	3:AM:113:GLY:HA2	2.36	0.55
3:AM:104:LEU:CD1	3:AM:169:GLY:HA2	2.29	0.55
3:AM:248:ALA:O	3:AM:250:LEU:N	2.39	0.55
3:AM:260:VAL:CB	3:AM:264:SER:OG	2.54	0.55
3:AM:194:GLY:N	3:AM:293:ASN:HA	2.21	0.55
14:AS:104:CRT:C10	6:AV:20:ILE:HD11	2.33	0.55
5:AU:25:VAL:HG13	9:AU:102:BCL:C5	2.34	0.55
6:AV:34:ILE:HG22	6:AV:38:LEU:HD21	1.88	0.55
9:AW:101:BCL:HED1	6:AX:31:LEU:O	2.07	0.55
5:AY:35:ILE:HA	5:AY:38:ILE:CG1	2.37	0.55
6:B0:40:TRP:HZ3	6:B0:45:TRP:H	1.55	0.55
6:B2:40:TRP:CZ3	6:B2:44:PRO:HA	2.42	0.55
9:B5:102:BCL:H71	6:B6:28:TRP:CZ3	2.41	0.55

Continued on next page...

Continued from previous page...

Atom-1	Atom-2	Interatomic distance (Å)	Clash overlap (Å)
14:B5:103:CRT:H2M3	5:B9:36:HIS:HB2	1.89	0.55
1:BC:281:GLN:OE1	1:BC:285:TRP:HD1	1.88	0.55
1:BC:151:THR:HG21	1:BC:323:MET:HB2	1.87	0.55
9:BD:102:BCL:HMD2	9:BE:101:BCL:CHD	2.36	0.55
4:BH:29:TYR:C	4:BH:29:TYR:CD1	2.79	0.55
2:BL:28:GLY:HA2	4:BH:46:THR:HB	1.89	0.55
2:BL:192:ASN:HA	2:BL:245:LEU:CD1	2.37	0.55
2:BL:132:PHE:HD2	2:BL:247:LEU:HD22	1.71	0.55
2:BL:57:GLY:HA3	2:BL:66:GLN:CG	2.36	0.55
6:BT:9:LEU:HB3	6:BT:13:GLU:CG	2.37	0.55
6:BT:32:VAL:O	6:BT:35:ALA:HB3	2.07	0.55
6:BX:45:TRP:O	6:BX:46:LEU:CG	2.53	0.55
9:A3:103:BCL:C2A	9:A3:103:BCL:O1D	2.52	0.55
4:AH:31:ARG:HA	4:AH:34:ASP:OD2	2.06	0.55
5:AI:35:ILE:HA	5:AI:38:ILE:HG22	1.88	0.55
2:AL:228:ILE:HG21	10:AM:403:BPH:HED1	1.87	0.55
3:AM:102:TYR:CE2	3:AM:108:PRO:HD3	2.41	0.55
2:AL:206:VAL:HG12	3:AM:142:MET:SD	2.46	0.55
3:AM:175:VAL:HG22	3:AM:185:TRP:CD2	2.41	0.55
3:AM:196:LEU:C	3:AM:198:TYR:H	2.10	0.55
9:AO:102:BCL:HBD	9:AP:101:BCL:CAD	2.37	0.55
5:AU:45:ASN:C	5:AU:49:ASP:HB3	2.26	0.55
9:B1:102:BCL:HBB3	9:B1:102:BCL:HMB1	1.88	0.55
1:BC:148:THR:HA	1:BC:322:GLN:CG	2.37	0.55
1:BC:275:HIS:O	1:BC:278:ASP:HB3	2.06	0.55
1:BC:40:MET:HA	1:BC:248:THR:CG2	2.37	0.55
5:BD:22:VAL:HA	5:BD:25:VAL:CG2	2.37	0.55
5:BF:13:LEU:HD11	6:BG:11:ASP:OD2	2.06	0.55
4:BH:123:CYS:N	4:BH:232:THR:HG22	2.21	0.55
2:BL:119:LYS:O	2:BL:121:GLY:N	2.40	0.55
3:BM:222:THR:O	3:BM:225:SER:OG	2.20	0.55
3:BM:248:ALA:O	3:BM:250:LEU:N	2.40	0.55
9:BQ:103:BCL:HBC2	9:BQ:104:BCL:HHB	1.88	0.55
9:BQ:104:BCL:CMA	9:BS:102:BCL:HMA1	2.24	0.55
9:BU:102:BCL:HED1	6:BV:32:VAL:HA	1.89	0.55
5:BU:40:LEU:HD11	5:BU:47:LEU:HD23	1.89	0.55
6:BX:17:PHE:CA	6:BX:20:ILE:HG22	2.37	0.55
5:AA:34:LEU:O	5:AA:38:ILE:HG23	2.07	0.55
1:AC:100:TRP:HE3	1:AC:152:CYS:SG	2.30	0.55
1:AC:311:HIS:ND1	1:AC:317:PRO:HD3	2.21	0.55
1:AC:135:ARG:NH1	1:AC:332:LYS:HA	2.15	0.55

Continued on next page...

Continued from previous page...

Atom-1	Atom-2	Interatomic distance (Å)	Clash overlap (Å)
3:AM:98:PRO:HB2	3:AM:171:TRP:HB3	1.88	0.55
6:AN:10:THR:HB	6:AN:13:GLU:OE2	2.07	0.55
6:AT:9:LEU:HB3	6:AT:13:GLU:CG	2.37	0.55
5:AU:40:LEU:HD11	5:AU:47:LEU:HD23	1.89	0.55
5:AW:45:ASN:O	5:AW:49:ASP:HB3	2.07	0.55
6:AX:34:ILE:O	6:AX:34:ILE:HD13	2.07	0.55
9:AW:101:BCL:HMD1	6:AX:36:HIS:HA	1.88	0.55
5:B5:45:ASN:O	5:B5:47:LEU:N	2.39	0.55
6:B6:30:GLY:O	6:B6:34:ILE:HG22	2.07	0.55
14:BA:102:CRT:H401	5:BD:38:ILE:HD13	1.89	0.55
6:BJ:10:THR:HG22	6:BJ:11:ASP:N	2.16	0.55
2:BL:142:PHE:CD1	2:BL:143:VAL:N	2.74	0.55
2:BL:188:PHE:C	2:BL:190:PHE:N	2.60	0.55
2:BL:18:ILE:HG23	4:BH:259:LEU:HB2	1.89	0.55
3:BM:228:ARG:HD2	3:BM:228:ARG:N	2.22	0.55
3:BM:237:GLN:OE1	3:BM:244:ALA:HB3	2.06	0.55
5:BO:44:LEU:HD11	5:BO:46:TRP:CE3	2.42	0.55
5:BQ:19:ARG:NH1	15:BQ:101:PEF:C5	2.70	0.55
6:BR:30:GLY:O	6:BR:34:ILE:HG23	2.07	0.55
1:BC:176:SER:HA	5:BU:48:ASP:CG	2.28	0.55
5:BW:10:LYS:HB3	14:BW:103:CRT:H5	1.87	0.55
5:BW:12:TRP:HZ2	6:BX:21:PHE:CD2	2.25	0.55
6:BX:28:TRP:HA	6:BX:31:LEU:HD12	1.89	0.55
5:A1:12:TRP:CZ2	6:A2:21:PHE:CE2	2.95	0.54
2:AL:49:LEU:HD21	5:A9:37:MET:HG2	1.89	0.54
5:AA:11:ILE:HD12	5:AA:14:ILE:HD11	1.88	0.54
9:AG:101:BCL:NB	9:AI:102:BCL:HMB3	2.21	0.54
3:AM:151:ALA:O	3:AM:155:PHE:N	2.37	0.54
3:AM:179:ILE:N	3:AM:179:ILE:CD1	2.70	0.54
3:AM:240:HIS:O	3:AM:241:ARG:O	2.25	0.54
2:AL:204:LEU:CD2	3:AM:267:ARG:HD2	2.36	0.54
3:AM:301:HIS:CE1	4:AH:8:TYR:HD2	2.25	0.54
3:AM:35:ILE:O	3:AM:48:ILE:N	2.39	0.54
3:AM:83:VAL:HA	3:AM:86:PHE:HB3	1.90	0.54
9:AO:102:BCL:H62	6:AP:28:TRP:CZ3	2.42	0.54
9:AO:102:BCL:CBD	9:AP:101:BCL:OBD	2.54	0.54
10:AM:403:BPH:H112	15:AS:101:PEF:H162	1.90	0.54
5:AU:8:LEU:HB2	6:AV:18:HIS:CE1	2.43	0.54
6:B0:28:TRP:O	6:B0:31:LEU:HB2	2.07	0.54
6:BB:20:ILE:HG13	5:B9:7:ASN:O	2.06	0.54
6:BB:44:PRO:HG2	5:BD:52:PRO:HB2	1.89	0.54

Continued on next page...

Continued from previous page...

Atom-1	Atom-2	Interatomic distance (Å)	Clash overlap (Å)
1:BC:47:ARG:O	1:BC:47:ARG:HG2	2.07	0.54
1:BC:71:LYS:HD3	1:BC:74:GLU:HG2	1.87	0.54
6:BG:30:GLY:HA2	6:BG:33:VAL:HG12	1.89	0.54
5:BY:42:THR:O	5:BY:43:ASP:C	2.46	0.54
5:A5:32:GLY:HA3	9:A5:102:BCL:O1A	2.08	0.54
1:AC:245:VAL:HG21	1:AC:249:PHE:CG	2.43	0.54
4:AH:181:TYR:CD1	4:AH:196:PRO:HA	2.42	0.54
3:AM:208:PHE:C	3:AM:210:TYR:H	2.09	0.54
3:AM:78:SER:O	3:AM:80:HIS:N	2.36	0.54
5:AO:36:HIS:NE2	9:AP:101:BCL:CMD	2.70	0.54
5:AO:44:LEU:HD12	5:AO:46:TRP:N	2.21	0.54
6:AT:40:TRP:CZ3	6:AT:44:PRO:HA	2.42	0.54
5:AU:12:TRP:NE1	6:AV:18:HIS:CA	2.62	0.54
5:AU:46:TRP:CZ3	9:AU:102:BCL:HAC1	2.42	0.54
5:AU:12:TRP:CZ2	6:AV:21:PHE:HD2	2.25	0.54
4:BH:94:PRO:CG	6:B0:8:GLY:HA3	2.31	0.54
6:B4:18:HIS:C	6:B4:18:HIS:CD2	2.81	0.54
6:B4:46:LEU:HB2	5:B5:52:PRO:CD	2.36	0.54
5:B9:26:ALA:O	5:B9:29:ILE:CG2	2.55	0.54
4:BH:154:MET:O	4:BH:167:VAL:HG13	2.08	0.54
5:BK:34:LEU:O	5:BK:37:MET:HB2	2.07	0.54
2:BL:248:SER:O	2:BL:249:ALA:C	2.45	0.54
3:BM:177:PHE:CZ	14:BM:406:CRT:H25	2.42	0.54
2:BL:228:ILE:O	3:BM:51:ILE:HD11	2.05	0.54
14:BP:102:CRT:C2M	5:BQ:36:HIS:HB2	2.34	0.54
5:BQ:46:TRP:CZ2	9:BQ:103:BCL:HHC	2.42	0.54
5:A1:14:ILE:O	5:A3:18:ARG:NH1	2.40	0.54
1:AC:236:MET:SD	7:AC:503:HEM:NA	2.80	0.54
5:AD:46:TRP:CD1	5:AD:47:LEU:HD22	2.42	0.54
6:AJ:17:PHE:CE1	14:AJ:102:CRT:H9	2.43	0.54
3:AM:172:ALA:C	3:AM:174:ALA:H	2.09	0.54
3:AM:71:ILE:HD13	3:AM:177:PHE:CD1	2.42	0.54
3:AM:316:PRO:HG2	3:AM:317:TYR:HD1	1.71	0.54
5:AS:21:LEU:O	5:AS:25:VAL:HG23	2.06	0.54
5:AS:40:LEU:CD1	5:AS:47:LEU:HD23	2.35	0.54
5:AS:27:PHE:CZ	5:AU:29:ILE:HG13	2.41	0.54
5:B1:14:ILE:HD12	5:B1:15:LEU:HG	1.89	0.54
6:B2:46:LEU:OXT	6:B4:43:ARG:NH2	2.39	0.54
9:B4:101:BCL:CHC	9:B5:102:BCL:HBB3	2.38	0.54
6:B8:36:HIS:HD1	9:B8:101:BCL:H141	1.71	0.54
5:B9:16:ASP:CG	5:B9:17:PRO:HD2	2.27	0.54

Continued on next page...

Continued from previous page...

Atom-1	Atom-2	Interatomic distance (Å)	Clash overlap (Å)
5:BA:36:HIS:O	5:BA:40:LEU:HB3	2.07	0.54
5:BA:40:LEU:HB2	5:BA:46:TRP:CH2	2.42	0.54
1:BC:251:HIS:HE1	1:BC:256:PHE:O	1.90	0.54
1:BC:205:ASP:OD1	1:BC:304:ARG:NE	2.41	0.54
1:BC:54:GLN:HA	1:BC:54:GLN:HE21	1.73	0.54
5:BD:33:LEU:O	5:BD:37:MET:HG2	2.08	0.54
9:BJ:101:BCL:HBB2	9:BJ:101:BCL:HMB1	1.89	0.54
2:BL:104:GLY:HA2	2:BL:107:ILE:HB	1.88	0.54
2:BL:117:CYS:HB3	2:BL:124:PHE:CE2	2.42	0.54
2:BL:87:ALA:HB3	2:BL:96:GLN:NE2	2.23	0.54
3:BM:234:GLU:O	3:BM:235:ILE:C	2.45	0.54
5:BQ:42:THR:OG1	5:BS:48:ASP:OD1	2.25	0.54
9:BS:102:BCL:OBD	6:BT:32:VAL:HG23	2.07	0.54
6:A4:43:ARG:O	6:A4:45:TRP:N	2.40	0.54
5:A5:18:ARG:HB2	5:A5:19:ARG:NH1	2.22	0.54
6:A6:30:GLY:O	6:A6:34:ILE:HG22	2.06	0.54
5:AA:11:ILE:HD11	5:AA:14:ILE:HD11	1.89	0.54
5:AA:18:ARG:O	5:AA:22:VAL:HG12	2.07	0.54
5:AA:45:ASN:HB3	5:AA:49:ASP:HB3	1.90	0.54
1:AC:253:THR:HG22	2:AL:171:TYR:HD2	1.71	0.54
1:AC:128:ARG:HE	7:AC:501:HEM:HAD1	1.73	0.54
5:AF:4:MET:SD	6:AJ:23:GLN:HG3	2.48	0.54
4:AH:66:THR:O	4:AH:66:THR:HG23	2.07	0.54
5:AI:29:ILE:HA	9:AI:102:BCL:H11	1.89	0.54
2:AL:48:LEU:HD13	5:AA:33:LEU:HD23	1.89	0.54
3:AM:182:HIS:HD1	3:AM:183:LEU:N	2.05	0.54
10:AM:403:BPH:C9	15:AM:409:PEF:C22	2.85	0.54
3:AM:84:PHE:CE1	5:AW:37:MET:HG2	2.42	0.54
5:AO:31:LEU:CD2	14:AP:102:CRT:H32	2.38	0.54
5:AO:46:TRP:CZ3	9:AO:102:BCL:HBC3	2.41	0.54
14:AS:104:CRT:H342	9:AW:101:BCL:CBA	2.32	0.54
5:AU:45:ASN:OD1	5:AU:47:LEU:HB2	2.07	0.54
5:B1:20:VAL:O	5:B1:24:ILE:HG12	2.07	0.54
9:B2:101:BCL:C1B	9:B3:102:BCL:CMB	2.84	0.54
6:B4:18:HIS:CD2	6:B4:22:MET:HB2	2.43	0.54
5:BD:9:TYR:CE1	6:BE:11:ASP:CB	2.88	0.54
6:BE:21:PHE:CZ	9:BF:102:BCL:H203	2.42	0.54
5:BF:16:ASP:O	5:BF:20:VAL:HG22	2.06	0.54
6:BJ:17:PHE:CE1	6:BJ:21:PHE:HB2	2.38	0.54
5:BK:16:ASP:CB	5:BK:18:ARG:HE	2.21	0.54
2:BL:246:ALA:CB	3:BM:217:ALA:HB2	2.37	0.54

Continued on next page...

Continued from previous page...

Atom-1	Atom-2	Interatomic distance (Å)	Clash overlap (Å)
3:BM:223:ILE:HG22	3:BM:224:LEU:N	2.22	0.54
5:BQ:53:VAL:O	5:BQ:54:SER:C	2.45	0.54
6:BT:30:GLY:O	6:BT:34:ILE:HG12	2.08	0.54
5:BW:35:ILE:HG22	5:BW:36:HIS:N	2.23	0.54
5:A1:10:LYS:HD2	6:A4:20:ILE:CG1	2.38	0.54
9:A7:103:BCL:H12	9:A7:103:BCL:O1A	2.08	0.54
6:A8:34:ILE:HD13	6:A8:34:ILE:C	2.27	0.54
9:AB:101:BCL:HMB1	9:AB:101:BCL:CBB	2.37	0.54
1:AC:249:PHE:CD1	1:AC:250:CYS:SG	2.98	0.54
1:AC:265:LYS:HE2	7:AC:504:HEM:O2A	2.06	0.54
6:AJ:45:TRP:CZ3	9:AJ:101:BCL:HAC2	2.43	0.54
5:AK:16:ASP:O	5:AK:19:ARG:HG2	2.08	0.54
2:AL:171:TYR:C	2:AL:173:PHE:N	2.60	0.54
3:AM:83:VAL:HG23	3:AM:84:PHE:N	2.22	0.54
3:AM:90:PHE:HA	3:AM:93:LEU:HD12	1.90	0.54
5:AW:25:VAL:O	5:AW:29:ILE:HB	2.08	0.54
5:AW:31:LEU:CD1	14:AX:102:CRT:H35	2.38	0.54
14:AX:102:CRT:H2M1	5:AY:36:HIS:HB2	1.89	0.54
9:BA:101:BCL:CMB	9:B0:102:BCL:C1B	2.81	0.54
6:B0:21:PHE:CD1	14:B0:101:CRT:C16	2.91	0.54
9:B1:102:BCL:HMB1	9:B1:102:BCL:HBB2	1.89	0.54
5:B7:44:LEU:O	5:B7:44:LEU:HD13	2.07	0.54
6:B8:40:TRP:HH2	6:B8:46:LEU:HD12	1.73	0.54
5:B9:12:TRP:HA	5:B9:12:TRP:CE3	2.41	0.54
9:BA:101:BCL:CBB	9:B0:102:BCL:CHC	2.85	0.54
1:BC:90:PHE:O	1:BC:93:THR:HB	2.08	0.54
5:BF:36:HIS:O	5:BF:40:LEU:N	2.40	0.54
4:BH:133:ILE:HD11	4:BH:171:TRP:HB3	1.89	0.54
5:BI:9:TYR:CB	6:BJ:15:LYS:HA	2.32	0.54
3:BM:235:ILE:HD12	3:BM:235:ILE:N	2.14	0.54
5:BQ:43:ASP:H	5:BS:47:LEU:HB3	1.73	0.54
9:BQ:104:BCL:HAC2	6:BR:45:TRP:CE3	2.43	0.54
5:BY:16:ASP:CB	5:BY:18:ARG:HE	2.18	0.54
9:A9:102:BCL:HBC2	9:A0:102:BCL:CMD	2.38	0.54
6:A0:28:TRP:O	6:A0:31:LEU:HB2	2.07	0.54
6:A4:10:THR:HB	6:A4:13:GLU:OE2	2.08	0.54
9:A5:102:BCL:HBC2	9:A6:101:BCL:CMD	2.36	0.54
6:A8:40:TRP:HH2	6:A8:46:LEU:HD12	1.73	0.54
6:AB:34:ILE:O	6:AB:34:ILE:HD13	2.07	0.54
1:AC:203:PHE:CD1	1:AC:235:LEU:HD22	2.42	0.54
5:AF:36:HIS:NE2	9:AG:101:BCL:HMD1	2.22	0.54

Continued on next page...

Continued from previous page...

Atom-1	Atom-2	Interatomic distance (Å)	Clash overlap (Å)
4:AH:27:ILE:HG23	4:AH:28:ILE:N	2.23	0.54
5:AI:49:ASP:OD2	6:AJ:43:ARG:NH2	2.41	0.54
5:AK:26:ALA:O	5:AK:29:ILE:HG22	2.07	0.54
2:AL:75:ILE:HG22	2:AL:95:TRP:CD1	2.42	0.54
3:AM:14:ARG:NH1	3:AM:14:ARG:HG3	2.22	0.54
3:AM:261:THR:C	3:AM:263:GLU:H	2.10	0.54
3:AM:260:VAL:HG13	13:AM:405:MQ8:H142	1.89	0.54
5:AO:12:TRP:CD2	6:AP:17:PHE:HD2	2.25	0.54
5:AQ:8:LEU:HD23	6:AR:22:MET:CE	2.38	0.54
6:AT:32:VAL:O	6:AT:35:ALA:HB3	2.07	0.54
14:AS:104:CRT:H16	6:AV:21:PHE:CE1	2.43	0.54
5:AW:35:ILE:HA	5:AW:38:ILE:HG22	1.90	0.54
6:B2:17:PHE:HA	14:B2:102:CRT:C6	2.38	0.54
5:BA:40:LEU:HD11	5:BA:47:LEU:HD23	1.90	0.54
1:BC:270:TRP:C	1:BC:273:ILE:HD12	2.27	0.54
5:BF:9:TYR:HA	6:BG:18:HIS:CE1	2.43	0.54
2:BL:228:ILE:HG23	3:BM:132:ARG:HD2	1.90	0.54
3:BM:204:LEU:C	3:BM:206:ILE:N	2.60	0.54
2:BL:29:PRO:O	3:BM:254:TRP:HA	2.08	0.54
6:A8:44:PRO:HG2	5:A9:52:PRO:HB2	1.90	0.54
5:AD:12:TRP:HE1	6:AE:18:HIS:HA	1.71	0.54
4:AH:52:ARG:HB2	4:AH:54:LYS:HZ3	1.70	0.54
5:AF:7:ASN:CB	6:AJ:20:ILE:HD13	2.38	0.54
2:AL:44:LEU:HD21	13:AM:405:MQ8:H391	1.90	0.54
2:AL:196:LEU:CG	3:AM:216:PHE:HB2	2.37	0.54
3:AM:250:LEU:O	3:AM:253:ARG:HB3	2.07	0.54
5:AO:49:ASP:CG	5:AO:50:ASN:N	2.61	0.54
6:AT:45:TRP:O	6:AT:46:LEU:HB2	2.08	0.54
14:AS:104:CRT:H14	6:AV:21:PHE:HD1	1.73	0.54
9:AX:101:BCL:C1B	9:AY:102:BCL:HMB3	2.38	0.54
6:AX:22:MET:HG3	6:AX:26:TYR:CE2	2.39	0.54
6:AX:38:LEU:C	6:AX:38:LEU:HD23	2.28	0.54
6:B2:21:PHE:HE1	14:B2:102:CRT:H19	1.70	0.54
5:B3:12:TRP:CD1	6:B4:18:HIS:HB2	2.43	0.54
5:B7:32:GLY:N	9:B8:101:BCL:HED2	2.23	0.54
1:BC:153:TYR:HD2	1:BC:323:MET:HE1	1.72	0.54
5:BK:45:ASN:O	5:BK:49:ASP:HB3	2.08	0.54
1:BC:36:ARG:HB3	2:BL:79:ASP:CG	2.28	0.54
3:BM:98:PRO:CG	3:BM:107:PRO:HG3	2.37	0.54
3:BM:170:SER:O	3:BM:172:ALA:N	2.39	0.54
3:BM:8:PHE:HB3	3:BM:42:LYS:HG2	1.89	0.54

Continued on next page...

Continued from previous page...

Atom-1	Atom-2	Interatomic distance (Å)	Clash overlap (Å)
14:BU:103:CRT:H291	9:BY:102:BCL:HAA2	1.90	0.54
5:BW:16:ASP:HB2	5:BW:19:ARG:HG2	1.89	0.54
9:A3:104:BCL:HMB1	9:A3:104:BCL:CBB	2.38	0.54
5:AA:50:ASN:CG	5:AA:51:ILE:HG12	2.28	0.54
1:AC:249:PHE:CE1	1:AC:265:LYS:HG2	2.42	0.54
5:AI:49:ASP:OD1	5:AI:49:ASP:N	2.40	0.54
5:AF:11:ILE:CA	14:AJ:102:CRT:H82	2.37	0.54
2:AL:15:GLY:O	2:AL:118:ARG:HD3	2.08	0.54
2:AL:192:ASN:C	2:AL:192:ASN:ND2	2.61	0.54
2:AL:196:LEU:HD21	3:AM:269:ALA:HB1	1.88	0.54
5:AO:4:MET:SD	5:AO:4:MET:N	2.81	0.54
9:AP:101:BCL:OBB	9:AP:101:BCL:HHC	2.08	0.54
14:AS:104:CRT:H2M3	5:AW:37:MET:N	2.23	0.54
9:AU:102:BCL:HMB1	9:AU:102:BCL:HBB2	1.90	0.54
5:AU:9:TYR:HB2	6:AV:15:LYS:HD2	1.89	0.54
14:B2:102:CRT:C2M	5:B3:36:HIS:CB	2.71	0.54
5:B5:10:LYS:HB3	14:B5:103:CRT:C5	2.31	0.54
1:BC:195:LEU:HB3	1:BC:196:PRO:HD2	1.88	0.54
5:BD:17:PRO:O	5:BD:21:LEU:HB2	2.08	0.54
2:BL:180:PRO:O	2:BL:183:MET:HB2	2.08	0.54
2:BL:192:ASN:N	2:BL:245:LEU:HD13	2.23	0.54
2:BL:37:VAL:HG23	2:BL:38:VAL:N	2.23	0.54
3:BM:150:PHE:N	10:BM:403:BPH:HMD3	2.22	0.54
3:BM:215:LEU:HA	3:BM:218:MET:CG	2.37	0.54
5:BO:10:LYS:CB	14:BO:103:CRT:H5	2.37	0.54
5:BO:12:TRP:HE1	6:BP:18:HIS:HD1	1.55	0.54
5:BW:9:TYR:CD1	6:BX:15:LYS:HB2	2.43	0.54
9:BX:101:BCL:C1B	9:BY:102:BCL:HMB3	2.38	0.54
6:BX:46:LEU:HD13	6:BZ:42:TYR:OH	2.07	0.54
14:A5:103:CRT:C40	5:A7:38:ILE:HG21	2.37	0.54
5:A7:33:LEU:HD12	5:A7:33:LEU:H	1.73	0.54
5:AA:50:ASN:HD21	5:AA:51:ILE:HG12	1.71	0.54
1:AC:137:ALA:O	1:AC:139:SER:N	2.40	0.54
1:AC:70:PRO:HG2	1:AC:71:LYS:H	1.72	0.54
5:AD:46:TRP:NE1	9:AD:102:BCL:HHC	2.23	0.54
4:AH:119:ARG:NE	4:AH:237:ASP:OD2	2.41	0.54
4:AH:18:ALA:O	4:AH:21:LEU:HB3	2.08	0.54
5:AK:9:TYR:CD2	6:AN:15:LYS:HG3	2.43	0.54
2:AL:129:ALA:HB1	2:AL:247:LEU:HD21	1.90	0.54
2:AL:203:ILE:O	2:AL:205:SER:N	2.40	0.54
3:AM:138:GLU:HA	3:AM:142:MET:O	2.08	0.54

Continued on next page...

Continued from previous page...

Atom-1	Atom-2	Interatomic distance (Å)	Clash overlap (Å)
2:AL:183:MET:HA	9:AM:401:BCL:OBD	2.07	0.54
3:AM:206:ILE:CA	9:AM:402:BCL:HMA1	2.33	0.54
3:AM:4:TYR:HE2	3:AM:10:ALA:HB2	1.73	0.54
3:AM:53:LEU:HG	3:AM:58:THR:HG23	1.90	0.54
5:AU:35:ILE:HA	5:AU:38:ILE:HG22	1.90	0.54
6:AX:30:GLY:O	6:AX:34:ILE:HG22	2.08	0.54
9:B0:102:BCL:CBB	9:B0:102:BCL:HMB1	2.38	0.54
6:B8:34:ILE:C	6:B8:34:ILE:HD13	2.28	0.54
6:BB:46:LEU:O	5:BD:51:ILE:O	2.26	0.54
6:BE:45:TRP:CZ3	9:BE:101:BCL:HAC2	2.42	0.54
4:BH:123:CYS:H	4:BH:232:THR:HG22	1.73	0.54
4:BH:80:ARG:HH11	4:BH:80:ARG:HG3	1.72	0.54
6:BJ:20:ILE:HG23	6:BJ:21:PHE:N	2.23	0.54
5:BK:36:HIS:CE1	9:BK:102:BCL:NA	2.75	0.54
3:BM:103:GLY:O	3:BM:104:LEU:HD13	2.07	0.54
3:BM:190:SER:HA	3:BM:196:LEU:HG	1.90	0.54
3:BM:204:LEU:O	3:BM:206:ILE:N	2.41	0.54
3:BM:242:GLY:C	4:BH:117:PRO:HG3	2.27	0.54
14:BN:102:CRT:H2M3	5:BO:36:HIS:CB	2.38	0.54
6:BN:46:LEU:HB3	6:BP:42:TYR:OH	2.08	0.54
9:BQ:104:BCL:HBB1	9:BS:102:BCL:HMC3	1.90	0.54
5:BS:26:ALA:O	5:BS:30:VAL:HG12	2.08	0.54
5:A1:12:TRP:HD1	6:A2:18:HIS:HB2	1.73	0.54
5:AY:43:ASP:HA	5:A1:48:ASP:HB3	1.90	0.54
9:A1:102:BCL:H91	14:A2:102:CRT:H183	1.89	0.54
5:A7:46:TRP:HH2	9:A7:103:BCL:HBC3	1.69	0.54
5:AF:43:ASP:O	5:AF:44:LEU:HG	2.08	0.54
4:AH:219:PHE:HA	4:AH:222:VAL:HG23	1.89	0.54
2:AL:6:PHE:CD2	3:AM:246:GLU:HG3	2.43	0.54
3:AM:199:ASN:HB2	3:AM:294:TRP:CG	2.43	0.54
6:AN:10:THR:C	6:AN:13:GLU:OE2	2.46	0.54
6:AN:31:LEU:HA	6:AN:34:ILE:HG22	1.89	0.54
2:AL:280:LEU:HD21	5:AY:37:MET:SD	2.48	0.54
9:AZ:101:BCL:HMB1	9:AZ:101:BCL:CBB	2.37	0.54
5:B7:10:LYS:H	5:B7:10:LYS:HD2	1.73	0.54
9:B9:102:BCL:C1D	9:B0:102:BCL:CMD	2.85	0.54
5:BA:22:VAL:HA	5:BA:25:VAL:HG23	1.90	0.54
5:BA:33:LEU:CD1	5:BA:33:LEU:H	2.21	0.54
4:BH:5:ILE:HD11	5:BF:40:LEU:HD11	1.88	0.54
4:BH:182:LEU:HD12	4:BH:195:LEU:O	2.08	0.54
2:BL:167:SER:HA	9:BL:301:BCL:HBC1	1.90	0.54

Continued on next page...

Continued from previous page...

Atom-1	Atom-2	Interatomic distance (Å)	Clash overlap (Å)
2:BL:177:HIS:CE1	9:BM:402:BCL:HAC2	2.43	0.54
3:BM:189:PHE:HB3	9:BM:402:BCL:HMD3	1.89	0.54
3:BM:200:PRO:HD2	3:BM:294:TRP:CZ3	2.43	0.54
3:BM:126:ILE:HD13	9:BM:402:BCL:H91	1.90	0.54
9:BV:101:BCL:CBB	9:BV:101:BCL:HMB1	2.38	0.54
6:BV:13:GLU:CD	6:BV:13:GLU:H	2.10	0.54
5:BU:12:TRP:CZ2	6:BV:21:PHE:HD2	2.16	0.54
6:BV:7:THR:OG1	6:BV:8:GLY:N	2.40	0.54
9:A9:102:BCL:HBC2	9:A0:102:BCL:HMD2	1.90	0.53
5:A3:19:ARG:O	5:A3:23:SER:CB	2.42	0.53
5:A7:36:HIS:HB3	14:A7:102:CRT:C39	2.38	0.53
6:A8:43:ARG:NH2	5:A9:55:TYR:CB	2.69	0.53
1:AC:225:SER:HB3	1:AC:228:GLN:HE21	1.73	0.53
1:AC:248:THR:O	1:AC:251:HIS:O	2.26	0.53
4:AH:215:LYS:H	4:AH:218:HIS:HD2	1.56	0.53
4:AH:24:PHE:C	4:AH:27:ILE:HG22	2.29	0.53
5:AI:15:LEU:HD22	5:AI:15:LEU:N	2.23	0.53
2:AL:193:CYS:O	10:AM:403:BPH:H3C	2.07	0.53
2:AL:87:ALA:HB3	2:AL:96:GLN:NE2	2.23	0.53
1:AC:226:LEU:H	3:AM:173:LYS:HE3	1.74	0.53
3:AM:35:ILE:HD11	15:AM:409:PEF:C32	2.37	0.53
3:AM:79:VAL:O	3:AM:79:VAL:HG13	2.08	0.53
3:AM:55:LEU:HD23	5:AQ:22:VAL:HG23	1.89	0.53
5:AS:9:TYR:HA	6:AT:18:HIS:CG	2.43	0.53
6:AV:33:VAL:HG13	6:AV:34:ILE:N	2.23	0.53
5:AU:14:ILE:HB	14:AX:102:CRT:H82	1.89	0.53
5:AY:10:LYS:NZ	14:A2:102:CRT:H1M2	2.23	0.53
5:AY:12:TRP:HE1	6:AZ:18:HIS:CA	2.15	0.53
5:B9:44:LEU:HD22	5:B9:46:TRP:HB3	1.90	0.53
1:BC:243:LEU:CD1	1:BC:243:LEU:H	2.20	0.53
1:BC:122:TYR:HB2	1:BC:290:VAL:HB	1.89	0.53
6:BG:20:ILE:O	6:BG:24:SER:OG	2.26	0.53
3:BM:268:TRP:CD1	4:BH:30:LEU:HD22	2.42	0.53
9:BG:101:BCL:C2B	9:BI:102:BCL:C2B	2.86	0.53
9:BI:102:BCL:HBC2	9:BI:102:BCL:CHD	2.38	0.53
5:BK:16:ASP:HB3	5:BK:18:ARG:NE	2.23	0.53
2:BL:166:VAL:HG13	9:BL:301:BCL:CHD	2.38	0.53
3:BM:244:ALA:O	3:BM:246:GLU:N	2.41	0.53
3:BM:261:THR:N	3:BM:264:SER:OG	2.37	0.53
3:BM:41:GLY:HA2	3:BM:44:GLY:O	2.08	0.53
6:BN:38:LEU:HA	6:BN:41:LEU:HD12	1.89	0.53

Continued on next page...

Continued from previous page...

Atom-1	Atom-2	Interatomic distance (Å)	Clash overlap (Å)
5:BK:43:ASP:OD1	5:BO:47:LEU:HB3	2.08	0.53
6:BP:45:TRP:CE2	9:BP:101:BCL:H2C	2.43	0.53
3:BM:59:LEU:CD1	5:BQ:29:ILE:HG21	2.34	0.53
5:BY:27:PHE:HE1	5:BY:31:LEU:HD22	1.73	0.53
9:A1:102:BCL:ND	9:A2:101:BCL:CMD	2.70	0.53
5:A1:43:ASP:HB2	5:A3:47:LEU:HD12	1.90	0.53
5:A1:46:TRP:O	5:A1:49:ASP:OD1	2.26	0.53
5:A5:29:ILE:O	5:A5:29:ILE:HD13	2.07	0.53
1:AC:157:ARG:NE	1:AC:312:GLN:HE22	2.06	0.53
6:AJ:21:PHE:CE1	14:AJ:102:CRT:H16	2.43	0.53
6:AJ:17:PHE:HE1	6:AJ:21:PHE:HB2	1.73	0.53
2:AL:166:VAL:HG13	9:AL:301:BCL:HMD2	1.89	0.53
3:AM:91:PHE:O	3:AM:180:PHE:HB2	2.09	0.53
3:AM:191:ILE:O	3:AM:193:TYR:N	2.41	0.53
3:AM:156:PHE:CD1	3:AM:281:GLY:N	2.76	0.53
5:AQ:31:LEU:O	5:AQ:34:LEU:HB3	2.08	0.53
5:AS:39:VAL:O	5:AS:42:THR:HB	2.08	0.53
6:AV:43:ARG:NH1	5:AW:55:TYR:HB3	2.23	0.53
6:AX:28:TRP:HE3	6:AX:31:LEU:HD12	1.73	0.53
5:B7:36:HIS:CB	14:B7:102:CRT:H393	2.37	0.53
9:BG:101:BCL:HMB1	9:BG:101:BCL:CBB	2.38	0.53
2:BL:10:TYR:CE1	4:BH:115:ALA:HB3	2.43	0.53
4:BH:37:GLU:C	4:BH:39:TYR:H	2.12	0.53
6:BJ:42:TYR:CE2	6:BJ:43:ARG:HG3	2.43	0.53
2:BL:255:VAL:O	2:BL:257:ILE:N	2.42	0.53
2:BL:276:LEU:CD2	2:BL:276:LEU:H	2.18	0.53
3:BM:271:TRP:NE1	4:BH:26:LEU:HD11	2.23	0.53
1:BC:176:SER:OG	5:BS:42:THR:HA	2.08	0.53
5:BQ:43:ASP:HB2	5:BS:47:LEU:CB	2.38	0.53
5:BU:29:ILE:N	9:BU:102:BCL:H43	2.23	0.53
6:BV:28:TRP:HA	6:BV:31:LEU:HB2	1.90	0.53
9:A3:104:BCL:C6	6:A4:29:PHE:HE1	2.20	0.53
5:A5:44:LEU:C	5:A5:46:TRP:H	2.11	0.53
9:A5:102:BCL:C1D	9:A6:101:BCL:HMD2	2.38	0.53
5:AA:38:ILE:O	5:AA:41:SER:HB3	2.08	0.53
1:AC:285:TRP:CB	1:AC:286:PRO:HD3	2.39	0.53
4:AH:171:TRP:CZ3	4:AH:231:VAL:HG12	2.43	0.53
4:AH:18:ALA:O	4:AH:19:PHE:C	2.45	0.53
5:AK:44:LEU:O	5:AK:44:LEU:HD13	2.08	0.53
2:AL:142:PHE:CD1	2:AL:143:VAL:N	2.76	0.53
2:AL:21:ASP:HB3	5:A7:19:ARG:NE	2.23	0.53

Continued on next page...

Continued from previous page...

Atom-1	Atom-2	Interatomic distance (Å)	Clash overlap (Å)
3:AM:56:THR:HG21	3:AM:131:VAL:CG1	2.39	0.53
3:AM:153:ALA:HA	3:AM:277:VAL:HG11	1.91	0.53
3:AM:240:HIS:CD2	4:AH:120:PRO:HG2	2.43	0.53
3:AM:63:PHE:HZ	5:AQ:33:LEU:CD2	2.12	0.53
3:AM:73:PHE:HA	14:AM:406:CRT:H1M1	1.90	0.53
9:AN:101:BCL:H2A	9:AN:101:BCL:CGD	2.37	0.53
5:AO:36:HIS:O	5:AO:40:LEU:CB	2.54	0.53
5:AO:46:TRP:CD1	5:AO:47:LEU:HD22	2.43	0.53
5:AO:12:TRP:CH2	6:AP:17:PHE:HE2	2.26	0.53
5:AW:19:ARG:HH12	5:AY:22:VAL:HG23	1.71	0.53
6:B0:9:LEU:HB3	6:B0:13:GLU:CG	2.38	0.53
6:B2:17:PHE:O	6:B2:20:ILE:HG22	2.08	0.53
6:B4:42:TYR:C	6:B4:42:TYR:HD1	2.12	0.53
1:BC:204:LEU:HD22	7:BC:504:HEM:HBB1	1.91	0.53
4:BH:53:VAL:O	4:BH:53:VAL:HG13	2.08	0.53
4:BH:54:LYS:CE	4:BH:54:LYS:HA	2.34	0.53
5:BI:35:ILE:CA	5:BI:38:ILE:HG22	2.35	0.53
2:BL:186:ILE:HG12	9:BL:301:BCL:HMB3	1.90	0.53
2:BL:49:LEU:HD12	2:BL:98:ILE:HG13	1.91	0.53
3:BM:316:PRO:HG2	3:BM:317:TYR:CD1	2.44	0.53
5:BO:7:ASN:ND2	6:BR:20:ILE:HD12	2.18	0.53
14:BS:103:CRT:H2M1	5:BU:37:MET:HG2	1.90	0.53
5:BW:8:LEU:HD21	6:BZ:24:SER:OG	2.08	0.53
5:A1:46:TRP:CD1	5:A1:47:LEU:N	2.77	0.53
5:AY:43:ASP:HA	5:A1:48:ASP:HA	1.91	0.53
9:A2:101:BCL:HBB3	9:A2:101:BCL:HMB1	1.90	0.53
5:A5:17:PRO:O	5:A5:21:LEU:HB2	2.08	0.53
5:A9:12:TRP:NE1	6:A0:18:HIS:ND1	2.56	0.53
5:AA:40:LEU:HD11	5:AA:47:LEU:HD23	1.90	0.53
6:AE:10:THR:N	6:AE:13:GLU:OE2	2.41	0.53
6:AE:27:ALA:O	6:AE:31:LEU:HG	2.09	0.53
4:AH:126:THR:HG23	4:AH:130:LEU:O	2.08	0.53
4:AH:24:PHE:O	4:AH:27:ILE:HG22	2.08	0.53
5:AI:40:LEU:HD11	5:AI:46:TRP:CH2	2.42	0.53
2:AL:48:LEU:O	2:AL:51:VAL:HB	2.09	0.53
3:AM:214:LEU:HD22	3:AM:215:LEU:CD1	2.38	0.53
5:AO:45:ASN:O	5:AO:47:LEU:N	2.40	0.53
6:AP:46:LEU:HD22	6:AR:42:TYR:OH	2.08	0.53
5:AS:47:LEU:HD22	5:AS:47:LEU:N	2.21	0.53
14:AW:102:CRT:H14	6:AZ:21:PHE:CD2	2.43	0.53
5:AW:27:PHE:HE2	5:AY:29:ILE:HG12	1.72	0.53

Continued on next page...

Continued from previous page...

Atom-1	Atom-2	Interatomic distance (Å)	Clash overlap (Å)
6:AZ:44:PRO:O	5:A1:55:TYR:OH	2.26	0.53
6:B2:20:ILE:CG1	14:B2:102:CRT:C8	2.85	0.53
9:B3:102:BCL:HBA2	9:B4:101:BCL:OBD	2.09	0.53
5:B3:9:TYR:HA	6:B4:18:HIS:ND1	2.24	0.53
5:B9:46:TRP:CE2	9:B9:102:BCL:H2C	2.43	0.53
1:BC:170:PRO:HG2	1:BC:171:GLY:N	2.22	0.53
1:BC:18:VAL:HG22	1:BC:19:MET:N	2.24	0.53
5:BD:20:VAL:HA	5:BD:23:SER:OG	2.08	0.53
3:BM:199:ASN:HD21	3:BM:283:GLY:CA	2.22	0.53
3:BM:31:ILE:HD11	15:BQ:101:PEF:O2P	2.09	0.53
3:BM:4:TYR:O	3:BM:4:TYR:HD1	1.92	0.53
9:BQ:104:BCL:OBB	9:BQ:104:BCL:HHC	2.08	0.53
5:BS:24:ILE:CD1	9:BU:102:BCL:H202	2.38	0.53
5:A3:12:TRP:HA	5:A3:12:TRP:HE3	1.74	0.53
1:AC:316:LYS:O	1:AC:317:PRO:C	2.47	0.53
5:AF:12:TRP:HE1	6:AG:17:PHE:HD1	1.56	0.53
4:AH:168:SER:HB3	4:AH:183:GLU:HB2	1.91	0.53
3:AM:98:PRO:HD2	3:AM:171:TRP:O	2.08	0.53
3:AM:35:ILE:HD11	15:AM:409:PEF:H321	1.90	0.53
3:AM:76:LEU:HA	3:AM:86:PHE:CD1	2.43	0.53
9:AQ:102:BCL:CHD	9:AQ:102:BCL:HBC2	2.37	0.53
9:AY:102:BCL:C9	6:AZ:28:TRP:HB2	2.39	0.53
6:AZ:29:PHE:CD1	6:AZ:29:PHE:N	2.77	0.53
5:B1:53:VAL:O	5:B1:55:TYR:N	2.42	0.53
5:B7:56:GLN:H	5:B7:56:GLN:CD	2.11	0.53
1:BC:276:VAL:CG1	1:BC:277:ARG:N	2.71	0.53
5:BF:11:ILE:CD1	5:BF:14:ILE:HD11	2.39	0.53
6:BG:45:TRP:O	6:BG:46:LEU:HB2	2.08	0.53
3:BM:13:VAL:HG12	4:BH:144:ILE:HD13	1.91	0.53
5:BF:14:ILE:HD13	6:BJ:17:PHE:CE2	2.44	0.53
2:BL:139:VAL:HA	2:BL:143:VAL:HB	1.91	0.53
2:BL:207:THR:HA	2:BL:215:VAL:HG13	1.90	0.53
3:BM:17:ALA:O	3:BM:19:PRO:HD3	2.09	0.53
2:BL:177:HIS:CB	3:BM:183:LEU:HD22	2.27	0.53
3:BM:75:MET:HE1	3:BM:90:PHE:HE1	1.73	0.53
5:BQ:28:GLN:O	9:BQ:103:BCL:H11	2.08	0.53
5:BO:4:MET:CB	6:BR:23:GLN:CB	2.77	0.53
6:BV:17:PHE:HA	14:BV:102:CRT:C4	2.38	0.53
5:A1:9:TYR:HA	6:A2:18:HIS:CE1	2.38	0.53
9:A2:101:BCL:HMB3	9:A3:103:BCL:C1B	2.38	0.53
5:A3:32:GLY:HA3	9:A3:103:BCL:O1A	2.09	0.53

Continued on next page...

Continued from previous page...

Atom-1	Atom-2	Interatomic distance (Å)	Clash overlap (Å)
6:A4:18:HIS:C	6:A4:18:HIS:CD2	2.81	0.53
5:A7:21:LEU:O	5:A7:25:VAL:HG23	2.07	0.53
1:AC:29:GLY:O	1:AC:30:THR:HG23	2.08	0.53
1:AC:302:PRO:O	1:AC:302:PRO:HG2	2.08	0.53
9:AE:101:BCL:HHC	9:AE:101:BCL:OBB	2.09	0.53
6:AG:24:SER:O	6:AG:27:ALA:HB3	2.09	0.53
4:AH:234:TYR:CZ	4:AH:238:LYS:HE3	2.44	0.53
5:AK:16:ASP:HB2	5:AK:19:ARG:CG	2.35	0.53
2:AL:99:THR:HG23	2:AL:157:TYR:OH	2.08	0.53
3:AM:59:LEU:HG	3:AM:128:LEU:CD2	2.38	0.53
5:AK:13:LEU:HD21	6:AN:10:THR:O	2.08	0.53
9:B1:102:BCL:C1D	9:B2:101:BCL:CMD	2.77	0.53
5:B3:44:LEU:HD13	5:B3:46:TRP:HE3	1.73	0.53
9:B6:101:BCL:CHB	9:B7:103:BCL:HMB3	2.39	0.53
5:BA:10:LYS:HB2	14:BA:102:CRT:H5	1.91	0.53
1:BC:128:ARG:O	1:BC:131:PHE:HB2	2.08	0.53
1:BC:245:VAL:HG23	1:BC:245:VAL:O	2.07	0.53
1:BC:272:ALA:O	1:BC:276:VAL:HG12	2.09	0.53
5:BD:40:LEU:HD13	5:BD:47:LEU:HD23	1.90	0.53
5:BD:45:ASN:HB3	5:BD:49:ASP:HB3	1.89	0.53
6:BE:29:PHE:CD1	9:BE:101:BCL:C2	2.91	0.53
6:BE:45:TRP:O	6:BE:46:LEU:CG	2.48	0.53
4:BH:69:LEU:HB2	4:BH:74:GLY:O	2.09	0.53
2:BL:237:ALA:O	2:BL:240:ARG:N	2.42	0.53
2:BL:97:ILE:O	2:BL:100:ILE:HB	2.09	0.53
2:BL:112:ARG:HH21	3:BM:255:THR:HA	1.72	0.53
3:BM:291:VAL:HG21	3:BM:297:TRP:CD1	2.44	0.53
6:BN:19:ALA:O	6:BN:23:GLN:HG2	2.09	0.53
5:BS:13:LEU:HD21	6:BT:10:THR:O	2.09	0.53
6:A4:18:HIS:CD2	6:A4:22:MET:HB2	2.43	0.53
5:A5:4:MET:HE2	6:A8:24:SER:CB	2.37	0.53
6:A8:29:PHE:HZ	9:A8:101:BCL:C6	2.21	0.53
6:A8:23:GLN:HG3	6:A8:24:SER:N	2.24	0.53
6:AB:17:PHE:CE1	14:AB:102:CRT:C9	2.91	0.53
1:AC:270:TRP:HA	1:AC:273:ILE:HD12	1.90	0.53
2:AL:5:SER:HB3	4:AH:38:GLY:O	2.09	0.53
2:AL:237:ALA:O	2:AL:238:ILE:C	2.47	0.53
2:AL:148:MET:CE	2:AL:262:PRO:HD3	2.38	0.53
2:AL:29:PRO:HB2	3:AM:253:ARG:CD	2.37	0.53
3:AM:177:PHE:CD1	14:AM:406:CRT:H16	2.43	0.53
3:AM:290:VAL:HG12	3:AM:291:VAL:N	2.23	0.53

Continued on next page...

Continued from previous page...

Atom-1	Atom-2	Interatomic distance (Å)	Clash overlap (Å)
9:AN:101:BCL:CBB	9:AN:101:BCL:HMB1	2.38	0.53
5:AQ:35:ILE:HA	5:AQ:38:ILE:CG2	2.32	0.53
6:AX:45:TRP:O	6:AX:46:LEU:CG	2.56	0.53
9:AX:101:BCL:HMC3	9:AY:102:BCL:HBB1	1.90	0.53
6:B2:30:GLY:O	6:B2:33:VAL:HG12	2.09	0.53
5:B1:11:ILE:HD13	9:B3:102:BCL:H151	1.90	0.53
6:B4:10:THR:HB	6:B4:13:GLU:OE2	2.08	0.53
9:B7:103:BCL:HMB1	9:B7:103:BCL:CBB	2.38	0.53
5:B7:10:LYS:HD3	6:B0:20:ILE:CD1	2.38	0.53
5:B7:36:HIS:HB3	14:B7:102:CRT:H2M3	1.87	0.53
9:BA:101:BCL:H151	5:B9:24:ILE:HD11	1.90	0.53
9:BA:101:BCL:HBB1	9:B0:102:BCL:HMC3	1.90	0.53
4:BH:133:ILE:CD1	4:BH:171:TRP:HB3	2.39	0.53
4:BH:235:GLU:HA	4:BH:238:LYS:HB2	1.91	0.53
2:BL:212:GLY:O	2:BL:213:GLU:HG2	2.09	0.53
2:BL:148:MET:CE	2:BL:262:PRO:HD3	2.38	0.53
3:BM:102:TYR:H	3:BM:102:TYR:HD1	1.56	0.53
3:BM:71:ILE:HD13	3:BM:177:PHE:CD1	2.43	0.53
3:BM:77:ALA:O	3:BM:80:HIS:N	2.42	0.53
3:BM:79:VAL:HG22	3:BM:79:VAL:O	2.08	0.53
9:BQ:103:BCL:HBA2	9:BQ:104:BCL:OBD	2.09	0.53
5:BW:7:ASN:N	5:BW:7:ASN:HD22	2.07	0.53
5:BW:14:ILE:HG21	5:BY:21:LEU:CD1	2.38	0.53
5:BY:33:LEU:HD12	5:BY:34:LEU:N	2.23	0.53
9:A1:102:BCL:H92	6:A2:28:TRP:HB2	1.89	0.53
5:A3:36:HIS:CD2	9:A3:104:BCL:HMD1	2.43	0.53
5:A5:46:TRP:CZ2	9:A5:102:BCL:CHC	2.92	0.53
9:A8:101:BCL:CBB	9:A8:101:BCL:HMB1	2.39	0.53
6:A8:7:THR:HG23	6:A8:8:GLY:N	2.24	0.53
5:AA:27:PHE:HA	5:AA:30:VAL:CG1	2.38	0.53
6:AB:28:TRP:HA	6:AB:31:LEU:HG	1.90	0.53
6:AG:45:TRP:O	6:AG:46:LEU:CB	2.53	0.53
4:AH:185:GLU:HA	4:AH:191:LYS:O	2.09	0.53
4:AH:197:ILE:HD13	4:AH:197:ILE:O	2.08	0.53
9:AI:102:BCL:C3D	6:AJ:35:ALA:HB1	2.38	0.53
2:AL:278:LEU:HD12	2:AL:281:TRP:CZ2	2.44	0.53
2:AL:51:VAL:CG1	5:AA:37:MET:HG2	2.39	0.53
3:AM:136:ARG:CA	3:AM:136:ARG:NH1	2.68	0.53
3:AM:34:PRO:HG3	3:AM:50:PRO:CD	2.38	0.53
14:AS:104:CRT:H16	6:AV:21:PHE:HE1	1.73	0.53
9:AV:102:BCL:H172	6:AX:39:ALA:HA	1.90	0.53

Continued on next page...

Continued from previous page...

Atom-1	Atom-2	Interatomic distance (Å)	Clash overlap (Å)
5:AY:40:LEU:HD13	5:AY:46:TRP:CZ2	2.43	0.53
5:B1:19:ARG:O	5:B1:23:SER:CB	2.57	0.53
5:B1:27:PHE:O	5:B1:30:VAL:HG12	2.08	0.53
5:B1:38:ILE:HG23	5:B1:39:VAL:H	1.73	0.53
5:B3:14:ILE:CG2	5:B5:17:PRO:HB2	2.39	0.53
9:B5:102:BCL:HMB1	9:B5:102:BCL:CBB	2.38	0.53
5:B9:46:TRP:NE1	5:B9:47:LEU:HD22	2.23	0.53
1:BC:259:TRP:C	1:BC:261:GLN:H	2.10	0.53
5:BD:16:ASP:OD2	5:BD:18:ARG:HG2	2.07	0.53
4:BH:27:ILE:HD13	4:BH:27:ILE:O	2.07	0.53
3:BM:25:LYS:HG2	5:BO:16:ASP:OD1	2.09	0.53
3:BM:316:PRO:HG2	3:BM:317:TYR:HD1	1.73	0.53
5:BQ:35:ILE:CA	5:BQ:38:ILE:HG22	2.30	0.53
5:BQ:43:ASP:CB	5:BS:47:LEU:HB3	2.39	0.53
5:BU:55:TYR:O	5:BU:59:GLY:HA3	2.09	0.53
5:BW:35:ILE:HA	5:BW:38:ILE:HG22	1.90	0.53
5:A9:2:PHE:HE1	6:A0:26:TYR:HH	1.56	0.53
6:AB:20:ILE:HG13	5:A9:7:ASN:HB2	1.88	0.53
1:AC:130:MET:SD	7:AC:502:HEM:NA	2.82	0.53
1:AC:157:ARG:HH12	1:AC:318:LEU:HG	1.73	0.53
6:AE:20:ILE:O	6:AE:23:GLN:HG3	2.08	0.53
4:AH:196:PRO:HG2	4:AH:199:PHE:HB2	1.91	0.53
5:AI:39:VAL:O	5:AI:43:ASP:HB3	2.08	0.53
2:AL:242:GLY:HA2	3:AM:216:PHE:HE2	1.74	0.53
2:AL:228:ILE:HG23	3:AM:132:ARG:HD2	1.90	0.53
3:AM:214:LEU:O	3:AM:218:MET:HG3	2.09	0.53
3:AM:233:ARG:O	3:AM:234:GLU:C	2.47	0.53
9:AO:102:BCL:C2D	9:AP:101:BCL:C2D	2.86	0.53
9:AR:101:BCL:HMC3	9:AS:103:BCL:HBB1	1.91	0.53
5:AQ:14:ILE:O	5:AS:18:ARG:NH2	2.41	0.53
6:AT:42:TYR:CE2	6:AT:43:ARG:HG2	2.44	0.53
5:AY:36:HIS:CE1	9:AY:102:BCL:NA	2.77	0.53
5:AY:9:TYR:HA	6:AZ:18:HIS:CG	2.44	0.53
6:B0:17:PHE:HD1	14:B0:101:CRT:C9	2.19	0.53
5:B1:44:LEU:HG	5:B1:44:LEU:O	2.08	0.53
6:B2:26:TYR:HA	6:B2:29:PHE:HD2	1.74	0.53
5:B9:35:ILE:O	5:B9:39:VAL:HG23	2.09	0.53
5:B9:50:ASN:ND2	5:B9:51:ILE:HG12	2.21	0.53
6:BB:17:PHE:HD1	14:BB:102:CRT:C6	2.21	0.53
5:BD:12:TRP:HE3	5:BD:12:TRP:HA	1.74	0.53
5:BD:39:VAL:HG12	5:BD:46:TRP:HZ3	1.73	0.53

Continued on next page...

Continued from previous page...

Atom-1	Atom-2	Interatomic distance (Å)	Clash overlap (Å)
4:BH:5:ILE:HD11	5:BF:47:LEU:HD12	1.91	0.53
4:BH:36:ARG:HD2	4:BH:78:ALA:CB	2.39	0.53
2:BL:182:HIS:CE1	9:BL:301:BCL:NB	2.76	0.53
3:BM:103:GLY:C	3:BM:104:LEU:HD22	2.28	0.53
3:BM:157:TYR:CD1	3:BM:158:LEU:HD23	2.44	0.53
9:A3:103:BCL:OBD	6:A4:32:VAL:HG13	2.09	0.53
6:A6:10:THR:HG22	6:A6:11:ASP:H	1.74	0.53
5:A7:40:LEU:HD13	5:A7:46:TRP:CE2	2.44	0.53
1:AC:284:ILE:O	1:AC:284:ILE:HG22	2.08	0.53
5:AF:49:ASP:CG	5:AF:50:ASN:N	2.58	0.53
5:AF:7:ASN:HB3	6:AJ:20:ILE:HD13	1.90	0.53
4:AH:219:PHE:HA	4:AH:222:VAL:CG2	2.39	0.53
5:AI:55:TYR:CD1	5:AI:56:GLN:N	2.75	0.53
3:AM:132:ARG:CD	3:AM:132:ARG:O	2.57	0.53
3:AM:85:GLN:HG3	3:AM:89:HIS:HD2	1.73	0.53
6:AP:13:GLU:HA	6:AP:16:GLU:CG	2.38	0.53
5:AQ:42:THR:HG23	5:AQ:43:ASP:H	1.74	0.53
5:AU:42:THR:C	5:AW:48:ASP:HB3	2.29	0.53
5:AY:44:LEU:O	5:AY:44:LEU:HD12	2.09	0.53
6:AZ:30:GLY:O	6:AZ:34:ILE:HG22	2.08	0.53
5:B1:51:ILE:HA	5:B1:52:PRO:C	2.29	0.53
9:B8:101:BCL:HMB1	9:B8:101:BCL:CBB	2.38	0.53
5:B9:5:ASN:HA	5:B9:8:LEU:CG	2.39	0.53
6:BB:20:ILE:HD12	14:BB:102:CRT:H81	1.89	0.53
1:BC:276:VAL:HG22	1:BC:280:ASN:ND2	2.23	0.53
5:BD:31:LEU:HD12	5:BD:34:LEU:HD23	1.91	0.53
2:BL:111:LEU:HA	2:BL:114:VAL:HG23	1.91	0.53
6:BN:22:MET:HG3	6:BN:26:TYR:HE2	1.74	0.53
9:BO:102:BCL:O1D	9:BO:102:BCL:C2A	2.57	0.53
5:BS:55:TYR:CD1	5:BS:56:GLN:N	2.76	0.53
6:A0:20:ILE:HG23	6:A0:21:PHE:N	2.25	0.52
5:A3:56:GLN:HE21	5:A3:56:GLN:N	2.05	0.52
1:AC:104:LYS:HB3	1:AC:105:GLU:OE2	2.09	0.52
1:AC:183:GLN:O	1:AC:195:LEU:O	2.27	0.52
3:AM:102:TYR:O	3:AM:104:LEU:N	2.42	0.52
3:AM:204:LEU:O	3:AM:206:ILE:N	2.42	0.52
3:AM:317:TYR:H	3:AM:317:TYR:HD1	1.55	0.52
9:AK:102:BCL:H2	6:AN:28:TRP:CH2	2.44	0.52
9:AR:101:BCL:OBB	9:AR:101:BCL:HHC	2.09	0.52
5:AU:25:VAL:HG21	9:AU:102:BCL:H142	1.90	0.52
5:AU:2:PHE:CD1	5:AU:2:PHE:O	2.62	0.52

Continued on next page...

Continued from previous page...

Atom-1	Atom-2	Interatomic distance (Å)	Clash overlap (Å)
14:AW:102:CRT:H1M3	6:AZ:16:GLU:HB3	1.91	0.52
5:B1:18:ARG:HD2	5:B1:19:ARG:HG3	1.91	0.52
9:B2:101:BCL:HMB3	9:B3:102:BCL:CHB	2.39	0.52
5:B5:29:ILE:HB	9:B5:102:BCL:H43	1.91	0.52
5:B7:19:ARG:O	5:B7:23:SER:HB2	2.09	0.52
2:BL:202:LEU:HD21	2:BL:221:GLU:CB	2.35	0.52
2:BL:221:GLU:C	2:BL:223:THR:H	2.12	0.52
2:BL:93:GLY:HA2	2:BL:96:GLN:NE2	2.24	0.52
3:BM:222:THR:HG21	3:BM:252:TRP:NE1	2.22	0.52
3:BM:85:GLN:HG3	3:BM:89:HIS:HD2	1.72	0.52
5:BK:38:ILE:HD13	14:BN:102:CRT:H401	1.91	0.52
5:BO:11:ILE:N	14:BO:103:CRT:H82	2.24	0.52
5:BQ:46:TRP:NE1	5:BQ:47:LEU:HG	2.24	0.52
5:BW:26:ALA:CA	5:BW:29:ILE:HG22	2.39	0.52
5:BY:20:VAL:O	5:BY:24:ILE:HG12	2.09	0.52
6:A2:20:ILE:C	6:A2:20:ILE:HD13	2.30	0.52
9:A6:101:BCL:HMB1	9:A6:101:BCL:CBB	2.39	0.52
5:AA:18:ARG:HD2	5:AA:18:ARG:N	2.18	0.52
1:AC:81:VAL:HG11	1:AC:131:PHE:CB	2.34	0.52
6:AJ:17:PHE:CA	6:AJ:20:ILE:HG22	2.39	0.52
5:AK:31:LEU:O	5:AK:35:ILE:HG12	2.09	0.52
2:AL:146:LEU:C	2:AL:148:MET:H	2.12	0.52
2:AL:156:PRO:O	2:AL:157:TYR:CD1	2.62	0.52
2:AL:38:VAL:HA	2:AL:41:CYS:SG	2.49	0.52
2:AL:78:PRO:CB	2:AL:92:GLY:HA3	2.31	0.52
3:AM:179:ILE:H	3:AM:179:ILE:CD1	2.22	0.52
3:AM:271:TRP:O	3:AM:272:CYS:C	2.47	0.52
3:AM:64:GLY:HA3	10:AM:403:BPH:H5C1	1.91	0.52
3:AM:56:THR:HA	3:AM:59:LEU:HB3	1.91	0.52
3:AM:63:PHE:HE1	5:AQ:30:VAL:HA	1.75	0.52
5:AQ:44:LEU:HD12	5:AQ:46:TRP:CE3	2.37	0.52
6:AR:20:ILE:HD13	6:AR:20:ILE:O	2.09	0.52
5:AW:54:SER:CB	5:AW:57:ALA:HB3	2.39	0.52
6:AX:40:TRP:O	6:AX:44:PRO:HG3	2.09	0.52
5:AY:30:VAL:O	5:AY:33:LEU:HG	2.08	0.52
14:AW:102:CRT:C7	6:AZ:20:ILE:HD13	2.40	0.52
6:B2:21:PHE:CA	14:B2:102:CRT:C11	2.85	0.52
5:B3:14:ILE:HG21	5:B5:17:PRO:HB2	1.91	0.52
4:BH:5:ILE:HG21	5:BD:42:THR:HG21	1.88	0.52
4:BH:234:TYR:CE1	4:BH:238:LYS:HE3	2.45	0.52
4:BH:37:GLU:O	4:BH:39:TYR:N	2.42	0.52

Continued on next page...

Continued from previous page...

Atom-1	Atom-2	Interatomic distance (Å)	Clash overlap (Å)
2:BL:276:LEU:HD22	2:BL:276:LEU:N	2.21	0.52
3:BM:190:SER:O	3:BM:194:GLY:O	2.27	0.52
3:BM:215:LEU:C	3:BM:217:ALA:N	2.60	0.52
6:BP:10:THR:CB	6:BP:13:GLU:OE1	2.58	0.52
5:BU:15:LEU:HD11	9:BW:102:BCL:H141	1.91	0.52
6:A0:9:LEU:HB3	6:A0:13:GLU:CG	2.38	0.52
6:A2:40:TRP:CZ3	6:A2:44:PRO:HA	2.44	0.52
5:A5:8:LEU:CD2	14:A5:103:CRT:H133	2.40	0.52
14:A5:103:CRT:H402	5:A7:38:ILE:HG21	1.92	0.52
5:AA:9:TYR:HB2	6:AB:18:HIS:CD2	2.45	0.52
1:AC:270:TRP:HE3	1:AC:271:TYR:CD1	2.27	0.52
4:AH:45:ARG:HH22	4:AH:100:LEU:HD21	1.74	0.52
2:AL:177:HIS:CG	3:AM:183:LEU:HD22	2.44	0.52
2:AL:181:ALA:O	2:AL:183:MET:N	2.42	0.52
2:AL:230:GLY:N	3:AM:51:ILE:HD12	2.25	0.52
3:AM:156:PHE:HA	3:AM:159:VAL:CG2	2.39	0.52
3:AM:221:ALA:HA	3:AM:224:LEU:HD12	1.91	0.52
3:AM:290:VAL:HG12	3:AM:291:VAL:H	1.75	0.52
9:AM:401:BCL:HMA1	9:AM:401:BCL:C14	2.39	0.52
5:AO:46:TRP:CE3	9:AO:102:BCL:H2C	2.44	0.52
6:AP:21:PHE:CD1	6:AP:21:PHE:O	2.62	0.52
5:AS:10:LYS:C	14:AS:104:CRT:H33	2.26	0.52
6:AV:13:GLU:H	6:AV:13:GLU:CD	2.11	0.52
5:AW:12:TRP:HZ2	6:AX:21:PHE:CB	2.21	0.52
5:AW:18:ARG:NH1	5:AW:18:ARG:HG2	2.24	0.52
5:AW:36:HIS:O	5:AW:40:LEU:HB3	2.09	0.52
5:AW:4:MET:HE2	6:AZ:23:GLN:CB	2.40	0.52
9:B6:101:BCL:CBB	9:B6:101:BCL:HMB1	2.39	0.52
6:BB:17:PHE:CE1	14:BB:102:CRT:H9	2.37	0.52
1:BC:148:THR:CB	1:BC:322:GLN:HG2	2.39	0.52
5:BK:45:ASN:HB3	5:BK:49:ASP:HB3	1.92	0.52
5:BK:47:LEU:HD22	5:BK:47:LEU:N	2.24	0.52
3:BM:102:TYR:N	3:BM:102:TYR:CD1	2.77	0.52
3:BM:204:LEU:C	3:BM:206:ILE:H	2.12	0.52
3:BM:249:ALA:HB2	13:BM:405:MQ8:H61	1.92	0.52
2:BL:125:HIS:CE1	3:BM:5:GLN:HG3	2.44	0.52
5:BO:44:LEU:HD12	5:BO:45:ASN:N	2.24	0.52
14:A1:103:CRT:H342	9:A5:102:BCL:HBA1	1.91	0.52
5:A1:12:TRP:CD1	6:A2:18:HIS:HB2	2.44	0.52
6:A4:42:TYR:HD1	6:A4:42:TYR:C	2.12	0.52
14:A5:103:CRT:H22A	6:A8:17:PHE:CE1	2.44	0.52

Continued on next page...

Continued from previous page...

Atom-1	Atom-2	Interatomic distance (Å)	Clash overlap (Å)
1:AC:276:VAL:O	1:AC:277:ARG:C	2.46	0.52
5:AF:8:LEU:HD21	6:AJ:24:SER:HG	1.73	0.52
6:AG:43:ARG:HD3	5:AI:55:TYR:OH	2.09	0.52
4:AH:106:PRO:HA	4:AH:109:SER:OG	2.09	0.52
6:AJ:10:THR:HB	6:AJ:13:GLU:CD	2.29	0.52
2:AL:238:ILE:HG22	2:AL:239:HIS:N	2.25	0.52
3:AM:134:TYR:O	3:AM:144:GLN:NE2	2.40	0.52
3:AM:214:LEU:CD2	3:AM:214:LEU:C	2.78	0.52
5:AK:11:ILE:HG12	14:AP:102:CRT:H81	1.91	0.52
5:AQ:52:PRO:HG2	5:AQ:53:VAL:H	1.74	0.52
5:AS:10:LYS:CB	14:AS:104:CRT:H1M2	2.39	0.52
9:BZ:101:BCL:HBB3	9:B1:102:BCL:C1C	2.39	0.52
5:B1:11:ILE:CG2	5:B1:15:LEU:HD12	2.39	0.52
5:B5:21:LEU:O	5:B5:25:VAL:HG23	2.10	0.52
6:B6:10:THR:HG22	6:B6:11:ASP:H	1.74	0.52
5:B7:36:HIS:CE1	9:B7:103:BCL:NA	2.76	0.52
6:B8:34:ILE:O	6:B8:37:LEU:HB3	2.09	0.52
5:BD:50:ASN:CG	5:BD:51:ILE:H	2.11	0.52
4:BH:114:ALA:HB2	4:BH:245:GLY:CA	2.37	0.52
2:BL:26:TRP:HE3	4:BH:97:GLY:O	1.92	0.52
2:BL:206:VAL:HG23	2:BL:207:THR:N	2.25	0.52
3:BM:122:LEU:O	3:BM:157:TYR:OH	2.27	0.52
3:BM:177:PHE:CD1	14:BM:406:CRT:H19	2.44	0.52
6:BX:21:PHE:HD1	6:BX:22:MET:N	2.07	0.52
9:BZ:101:BCL:CBB	9:BZ:101:BCL:HMB1	2.39	0.52
9:A0:102:BCL:H141	9:A0:102:BCL:CMB	2.40	0.52
9:AA:101:BCL:HBB1	9:A0:102:BCL:HMC3	1.92	0.52
6:A0:40:TRP:HA	6:A0:40:TRP:CE3	2.45	0.52
5:A3:8:LEU:HD21	6:A6:24:SER:OG	2.10	0.52
9:A8:101:BCL:OBB	9:A8:101:BCL:HHC	2.10	0.52
9:AA:101:BCL:HMD1	6:AB:36:HIS:ND1	2.24	0.52
4:AH:77:VAL:HG23	4:AH:80:ARG:HB3	1.90	0.52
6:AG:46:LEU:CB	6:AJ:42:TYR:OH	2.56	0.52
2:AL:124:PHE:O	2:AL:127:PRO:HD2	2.10	0.52
3:AM:124:LEU:O	3:AM:127:LEU:N	2.43	0.52
3:AM:214:LEU:HD22	3:AM:215:LEU:HD12	1.91	0.52
3:AM:244:ALA:C	3:AM:246:GLU:H	2.13	0.52
6:AP:36:HIS:HE1	9:AP:101:BCL:C1A	2.23	0.52
5:AQ:48:ASP:O	5:AQ:49:ASP:CB	2.55	0.52
6:AR:13:GLU:CD	6:AR:13:GLU:H	2.13	0.52
5:AS:42:THR:CG2	5:AU:47:LEU:HB3	2.35	0.52

Continued on next page...

Continued from previous page...

Atom-1	Atom-2	Interatomic distance (Å)	Clash overlap (Å)
5:AU:36:HIS:O	5:AU:40:LEU:CB	2.57	0.52
5:AW:14:ILE:HG21	5:AY:21:LEU:CD1	2.39	0.52
1:BC:135:ARG:O	1:BC:136:ALA:C	2.47	0.52
1:BC:245:VAL:HG21	1:BC:249:PHE:CG	2.45	0.52
5:BD:12:TRP:CE3	5:BD:12:TRP:HA	2.45	0.52
5:BF:33:LEU:O	5:BF:37:MET:HG2	2.10	0.52
5:BF:43:ASP:O	5:BF:44:LEU:HG	2.10	0.52
5:BF:43:ASP:OD1	5:BF:44:LEU:HD23	2.09	0.52
9:BL:301:BCL:CHC	9:BM:402:BCL:CHC	2.88	0.52
3:BM:120:LEU:HB2	14:BM:406:CRT:H35	1.91	0.52
3:BM:241:ARG:HG2	3:BM:242:GLY:N	2.25	0.52
2:BL:240:ARG:CZ	3:BM:7:ILE:O	2.57	0.52
5:BS:9:TYR:HB2	6:BT:15:LYS:HA	1.91	0.52
9:BW:102:BCL:CAD	9:BX:101:BCL:CAD	2.87	0.52
5:BY:18:ARG:HH11	5:BY:18:ARG:HG2	1.75	0.52
5:A7:4:MET:HA	6:A0:23:GLN:OE1	2.10	0.52
6:A8:28:TRP:HA	6:A8:31:LEU:HB2	1.92	0.52
6:A8:38:LEU:HD23	6:A8:38:LEU:O	2.10	0.52
5:A9:44:LEU:O	5:A9:46:TRP:N	2.39	0.52
6:AB:32:VAL:HG21	9:AB:101:BCL:CBA	2.27	0.52
1:AC:270:TRP:O	1:AC:274:ARG:CD	2.57	0.52
1:AC:164:TYR:O	1:AC:309:THR:HG23	2.10	0.52
1:AC:94:MET:SD	7:AC:501:HEM:NB	2.82	0.52
4:AH:106:PRO:HA	4:AH:109:SER:CB	2.39	0.52
4:AH:136:MET:HG2	4:AH:172:VAL:HG13	1.90	0.52
5:AF:14:ILE:HD13	6:AJ:17:PHE:CE2	2.45	0.52
3:AM:61:ILE:HD12	15:AM:409:PEF:H191	1.92	0.52
5:AO:11:ILE:CD1	14:AR:102:CRT:H132	2.39	0.52
6:AR:34:ILE:HD13	6:AR:34:ILE:O	2.10	0.52
5:AS:27:PHE:O	5:AS:31:LEU:HB3	2.10	0.52
5:AS:53:VAL:O	5:AS:55:TYR:N	2.41	0.52
5:AW:9:TYR:C	5:AW:11:ILE:H	2.13	0.52
9:B1:102:BCL:CHD	9:B2:101:BCL:HMD2	2.38	0.52
6:B2:38:LEU:HD23	6:B2:38:LEU:C	2.29	0.52
5:B5:30:VAL:CG1	5:B5:31:LEU:H	2.16	0.52
5:B5:44:LEU:HD23	5:B5:44:LEU:H	1.75	0.52
5:B3:11:ILE:CG1	14:B7:102:CRT:C8	2.81	0.52
9:B8:101:BCL:CMA	9:B9:102:BCL:HMA1	2.17	0.52
5:BA:46:TRP:O	6:B0:46:LEU:OXT	2.26	0.52
1:BC:110:CYS:O	1:BC:111:HIS:ND1	2.43	0.52
1:BC:157:ARG:NH1	1:BC:318:LEU:CD2	2.73	0.52

Continued on next page...

Continued from previous page...

Atom-1	Atom-2	Interatomic distance (Å)	Clash overlap (Å)
14:BB:102:CRT:C2M	5:BD:37:MET:CE	2.86	0.52
4:BH:5:ILE:CD1	5:BF:47:LEU:HD12	2.40	0.52
6:BG:21:PHE:CZ	9:BI:102:BCL:H202	2.45	0.52
2:BL:12:VAL:CG2	2:BL:13:ARG:H	2.22	0.52
2:BL:221:GLU:O	2:BL:223:THR:N	2.42	0.52
2:BL:237:ALA:HA	2:BL:240:ARG:CD	2.40	0.52
2:BL:267:GLY:O	2:BL:270:GLU:HB2	2.09	0.52
3:BM:121:PHE:CD1	3:BM:121:PHE:N	2.77	0.52
3:BM:165:PRO:CB	3:BM:174:ALA:HB2	2.39	0.52
3:BM:228:ARG:HB2	3:BM:229:PHE:CD1	2.45	0.52
5:BU:42:THR:C	5:BW:48:ASP:HB3	2.30	0.52
5:BW:16:ASP:HB2	5:BW:19:ARG:CD	2.39	0.52
9:BX:101:BCL:HMB1	9:BX:101:BCL:CBB	2.40	0.52
5:BY:25:VAL:HG11	9:BY:102:BCL:H202	1.91	0.52
6:BZ:42:TYR:CE1	6:BZ:43:ARG:HG3	2.45	0.52
1:AC:102:SER:C	1:AC:104:LYS:H	2.12	0.52
5:AF:27:PHE:CA	5:AF:30:VAL:HG12	2.37	0.52
3:AM:268:TRP:CD1	4:AH:30:LEU:HD22	2.45	0.52
2:AL:10:TYR:CE2	3:AM:246:GLU:HG2	2.45	0.52
2:AL:171:TYR:O	2:AL:173:PHE:N	2.41	0.52
2:AL:243:LEU:HD13	3:AM:221:ALA:HB2	1.92	0.52
3:AM:204:LEU:C	3:AM:206:ILE:H	2.12	0.52
3:AM:301:HIS:NE2	4:AH:10:ASP:OD2	2.43	0.52
9:AN:101:BCL:C2B	9:AO:102:BCL:C2B	2.88	0.52
5:AO:12:TRP:CD1	6:AP:18:HIS:HB2	2.45	0.52
5:AO:22:VAL:O	5:AO:25:VAL:HB	2.10	0.52
6:AX:29:PHE:HZ	14:AX:102:CRT:H242	1.73	0.52
9:AY:102:BCL:CBB	9:AY:102:BCL:HMB1	2.40	0.52
9:B2:101:BCL:CHC	9:B3:102:BCL:HBB3	2.40	0.52
5:B5:36:HIS:CE1	9:B5:102:BCL:NA	2.77	0.52
6:B8:7:THR:HG23	6:B8:8:GLY:N	2.24	0.52
1:BC:24:GLU:OE2	2:BL:266:ARG:NH2	2.43	0.52
1:BC:97:VAL:HG13	7:BC:502:HEM:HMB2	1.91	0.52
6:BG:24:SER:O	6:BG:27:ALA:HB3	2.10	0.52
4:BH:123:CYS:SG	4:BH:231:VAL:O	2.67	0.52
4:BH:35:LYS:HZ1	4:BH:57:GLY:HA3	1.74	0.52
2:BL:188:PHE:HD2	2:BL:249:ALA:N	2.08	0.52
2:BL:218:SER:C	2:BL:220:HIS:H	2.12	0.52
2:BL:246:ALA:HB1	10:BL:302:BPH:HBC3	1.91	0.52
2:BL:52:TRP:CE3	2:BL:52:TRP:HA	2.45	0.52
3:BM:161:GLY:O	3:BM:163:ILE:N	2.43	0.52

Continued on next page...

Continued from previous page...

Atom-1	Atom-2	Interatomic distance (Å)	Clash overlap (Å)
3:BM:254:TRP:N	3:BM:254:TRP:CD1	2.76	0.52
3:BM:34:PRO:HA	3:BM:48:ILE:O	2.09	0.52
3:BM:59:LEU:HD11	5:BQ:29:ILE:CG2	2.36	0.52
5:BO:34:LEU:O	5:BO:38:ILE:HG23	2.08	0.52
5:BU:44:LEU:HD22	6:BV:43:ARG:CD	2.40	0.52
5:BY:45:ASN:O	5:BY:48:ASP:O	2.26	0.52
5:A9:44:LEU:H	5:A9:44:LEU:CD1	2.22	0.52
5:A9:44:LEU:HD22	5:A9:46:TRP:HB3	1.91	0.52
4:AH:102:PRO:CG	4:AH:106:PRO:HB3	2.40	0.52
5:AI:17:PRO:O	5:AI:21:LEU:HB3	2.10	0.52
2:AL:279:PRO:HG3	5:AY:41:SER:HB2	1.91	0.52
9:AL:303:BCL:HMD2	9:AM:402:BCL:HBB3	1.91	0.52
3:AM:250:LEU:O	3:AM:254:TRP:CD1	2.62	0.52
6:AP:28:TRP:HA	6:AP:31:LEU:HD12	1.91	0.52
5:AQ:32:GLY:HA2	9:AR:101:BCL:O1D	2.10	0.52
5:AS:9:TYR:HA	6:AT:18:HIS:CB	2.38	0.52
5:AW:42:THR:HB	5:AY:48:ASP:CB	2.40	0.52
6:B2:38:LEU:HD23	6:B2:38:LEU:O	2.10	0.52
9:B3:102:BCL:HBC2	9:B4:101:BCL:HMD2	1.92	0.52
6:B8:23:GLN:HG3	6:B8:24:SER:N	2.24	0.52
5:BA:10:LYS:O	5:BA:13:LEU:HD13	2.10	0.52
5:BA:55:TYR:HE1	5:B9:44:LEU:CB	2.12	0.52
6:BE:21:PHE:C	6:BE:21:PHE:CD1	2.83	0.52
6:BE:17:PHE:CE1	6:BE:21:PHE:HB2	2.44	0.52
4:BH:123:CYS:SG	4:BH:230:GLN:HB2	2.50	0.52
6:BG:43:ARG:HD3	5:BI:55:TYR:CZ	2.44	0.52
3:BM:214:LEU:HD22	3:BM:215:LEU:HD12	1.92	0.52
9:BP:101:BCL:HHC	9:BP:101:BCL:OBB	2.10	0.52
6:A0:24:SER:HB2	14:A0:101:CRT:H183	1.91	0.52
5:A1:10:LYS:HD2	6:A4:20:ILE:HB	1.91	0.52
6:A4:20:ILE:C	6:A4:20:ILE:HD13	2.30	0.52
5:A7:44:LEU:O	5:A7:44:LEU:HD13	2.09	0.52
5:AA:27:PHE:HE1	5:AD:29:ILE:HD12	1.72	0.52
6:AE:9:LEU:HD13	6:AE:13:GLU:HG2	1.91	0.52
5:AF:11:ILE:CD1	5:AF:14:ILE:HD11	2.37	0.52
9:AJ:101:BCL:C2B	9:AK:102:BCL:C2B	2.88	0.52
2:AL:202:LEU:O	2:AL:205:SER:HB2	2.10	0.52
9:AK:102:BCL:HMD1	6:AN:36:HIS:HD2	1.74	0.52
6:AT:13:GLU:CD	6:AT:13:GLU:H	2.12	0.52
6:AT:45:TRP:CD1	6:AT:46:LEU:N	2.78	0.52
5:AU:13:LEU:HD13	6:AV:9:LEU:O	2.10	0.52

Continued on next page...

Continued from previous page...

Atom-1	Atom-2	Interatomic distance (Å)	Clash overlap (Å)
9:AX:101:BCL:HHC	9:AX:101:BCL:OBB	2.09	0.52
6:AX:17:PHE:CD1	14:AX:102:CRT:H6	2.44	0.52
5:AY:30:VAL:O	5:AY:31:LEU:C	2.47	0.52
5:AY:43:ASP:HA	5:A1:48:ASP:CA	2.40	0.52
6:B0:40:TRP:HA	6:B0:40:TRP:CE3	2.44	0.52
5:B1:32:GLY:N	9:B2:101:BCL:HED2	2.25	0.52
6:B2:13:GLU:HA	14:B2:102:CRT:H1M3	1.91	0.52
6:B2:17:PHE:CG	14:B2:102:CRT:H6	2.45	0.52
6:B2:21:PHE:HD1	14:B2:102:CRT:C15	2.21	0.52
5:B5:18:ARG:HB2	5:B5:19:ARG:HH22	1.74	0.52
1:BC:265:LYS:O	1:BC:268:THR:HB	2.10	0.52
14:BA:102:CRT:H372	5:BD:35:ILE:HD11	1.92	0.52
14:BF:103:CRT:H6	6:BJ:17:PHE:CZ	2.44	0.52
5:BK:9:TYR:C	5:BK:9:TYR:CD1	2.83	0.52
2:BL:195:ALA:HA	2:BL:198:MET:HE3	1.91	0.52
2:BL:48:LEU:O	2:BL:51:VAL:HB	2.10	0.52
9:BN:101:BCL:HBB3	9:BO:102:BCL:C4B	2.39	0.52
6:BN:45:TRP:CD1	6:BN:46:LEU:HG	2.45	0.52
14:BS:103:CRT:H6	6:BT:17:PHE:HD2	1.75	0.52
5:BS:26:ALA:O	5:BS:29:ILE:HG22	2.10	0.52
5:BS:51:ILE:HA	5:BS:52:PRO:C	2.30	0.52
1:BC:176:SER:HA	5:BU:48:ASP:OD2	2.09	0.52
5:A9:36:HIS:HE1	9:A0:102:BCL:OBD	1.92	0.52
6:A0:29:PHE:N	6:A0:29:PHE:HD1	2.08	0.52
6:A2:28:TRP:O	6:A2:32:VAL:HG23	2.10	0.52
6:A4:42:TYR:CD1	6:A4:42:TYR:C	2.83	0.52
5:A5:39:VAL:C	5:A5:41:SER:H	2.12	0.52
5:A7:35:ILE:O	5:A7:38:ILE:HG22	2.10	0.52
5:AD:16:ASP:OD2	5:AD:18:ARG:CG	2.55	0.52
5:AF:44:LEU:O	5:AF:46:TRP:N	2.37	0.52
4:AH:189:ASN:HB3	4:AH:191:LYS:CG	2.40	0.52
4:AH:63:ASP:C	4:AH:79:PRO:HD2	2.30	0.52
5:AI:17:PRO:O	5:AI:21:LEU:CB	2.58	0.52
5:AI:31:LEU:HD12	5:AI:34:LEU:HD23	1.91	0.52
5:AF:50:ASN:HB3	5:AI:56:GLN:HA	1.91	0.52
2:AL:131:SER:O	2:AL:132:PHE:C	2.47	0.52
2:AL:240:ARG:NH2	3:AM:6:ASN:C	2.63	0.52
2:AL:273:ASN:O	2:AL:275:TRP:N	2.43	0.52
2:AL:186:ILE:HG12	9:AL:301:BCL:HMB3	1.92	0.52
2:AL:47:VAL:HA	9:AL:303:BCL:H191	1.90	0.52
3:AM:130:TRP:HA	3:AM:150:PHE:CD2	2.45	0.52

Continued on next page...

Continued from previous page...

Atom-1	Atom-2	Interatomic distance (Å)	Clash overlap (Å)
3:AM:234:GLU:O	3:AM:238:ILE:HG12	2.10	0.52
3:AM:177:PHE:HD1	14:AM:406:CRT:H16	1.74	0.52
5:AS:33:LEU:O	5:AS:37:MET:CB	2.58	0.52
5:AS:34:LEU:HD13	15:AS:101:PEF:C44	2.36	0.52
6:AT:38:LEU:C	6:AT:38:LEU:HD23	2.30	0.52
5:AW:36:HIS:CE1	9:AW:101:BCL:NA	2.77	0.52
5:AW:19:ARG:NH1	5:AY:22:VAL:HG21	2.24	0.52
14:AX:102:CRT:H2M1	5:AY:37:MET:N	2.25	0.52
6:BB:22:MET:C	6:BB:26:TYR:CE1	2.82	0.52
1:BC:153:TYR:HB3	1:BC:323:MET:CE	2.34	0.52
1:BC:243:LEU:HD12	1:BC:243:LEU:N	2.23	0.52
1:BC:272:ALA:C	1:BC:274:ARG:H	2.13	0.52
1:BC:326:ASP:O	1:BC:327:TYR:CD1	2.62	0.52
9:BF:102:BCL:OBB	9:BF:102:BCL:HHC	2.08	0.52
4:BH:119:ARG:NE	4:BH:237:ASP:OD2	2.43	0.52
9:BG:101:BCL:CHC	9:BI:102:BCL:HBB3	2.40	0.52
6:BJ:33:VAL:O	6:BJ:37:LEU:HD23	2.10	0.52
3:BM:267:ARG:NH1	4:BH:33:GLU:OE1	2.43	0.52
3:BM:215:LEU:HD21	13:BM:405:MQ8:H193	1.91	0.52
6:BP:7:THR:HG23	6:BP:8:GLY:N	2.24	0.52
9:A0:102:BCL:C14	9:A0:102:BCL:CMB	2.84	0.51
9:AA:101:BCL:C1B	9:A0:102:BCL:HMB3	2.39	0.51
5:A7:35:ILE:HA	5:A7:38:ILE:HG22	1.91	0.51
1:AC:135:ARG:O	1:AC:136:ALA:C	2.49	0.51
5:AA:11:ILE:HD11	5:AD:21:LEU:CD2	2.40	0.51
2:AL:107:ILE:O	2:AL:111:LEU:HG	2.09	0.51
2:AL:233:ILE:HG12	2:AL:237:ALA:CB	2.40	0.51
3:AM:196:LEU:C	3:AM:198:TYR:N	2.62	0.51
3:AM:59:LEU:HD11	5:AQ:29:ILE:HG21	1.91	0.51
6:AV:34:ILE:O	6:AV:37:LEU:HB2	2.09	0.51
5:AW:33:LEU:O	5:AW:37:MET:HB2	2.11	0.51
3:AM:84:PHE:CE2	5:AW:37:MET:HG2	2.44	0.51
6:B8:38:LEU:O	6:B8:38:LEU:HD23	2.10	0.51
5:BA:12:TRP:O	6:BB:9:LEU:HD22	2.09	0.51
1:BC:233:PHE:O	1:BC:234:GLY:C	2.48	0.51
1:BC:253:THR:HA	1:BC:256:PHE:CE1	2.45	0.51
4:BH:120:PRO:O	4:BH:234:TYR:N	2.40	0.51
2:BL:199:HIS:CE1	2:BL:239:HIS:CE1	2.98	0.51
2:BL:89:LEU:H	2:BL:89:LEU:CD1	2.23	0.51
3:BM:178:GLY:CA	3:BM:181:PRO:HG2	2.41	0.51
3:BM:25:LYS:O	5:BO:18:ARG:NH2	2.43	0.51

Continued on next page...

Continued from previous page...

Atom-1	Atom-2	Interatomic distance (Å)	Clash overlap (Å)
5:BQ:32:GLY:HA2	9:BQ:104:BCL:O1D	2.10	0.51
5:BQ:50:ASN:CG	5:BQ:51:ILE:H	2.12	0.51
3:BM:114:TRP:CZ2	5:BS:37:MET:SD	3.03	0.51
6:BT:22:MET:O	6:BT:26:TYR:HD1	1.93	0.51
6:BT:44:PRO:O	5:BU:55:TYR:OH	2.28	0.51
9:BU:102:BCL:CHD	9:BU:102:BCL:CBC	2.88	0.51
5:A7:10:LYS:HB3	14:A0:101:CRT:C8	2.40	0.51
5:A5:14:ILE:CD1	14:A5:103:CRT:H41	2.41	0.51
5:A5:10:LYS:HB2	14:A5:103:CRT:H83	1.90	0.51
2:AL:86:MET:HG3	5:A7:37:MET:HG3	1.92	0.51
9:A7:103:BCL:C1D	9:A8:101:BCL:CMD	2.87	0.51
6:A8:34:ILE:O	6:A8:37:LEU:HB3	2.09	0.51
5:AA:29:ILE:O	5:AA:33:LEU:HD13	2.10	0.51
1:AC:102:SER:O	1:AC:104:LYS:N	2.44	0.51
1:AC:138:ASN:HB3	1:AC:331:TYR:CE1	2.45	0.51
1:AC:100:TRP:CB	1:AC:152:CYS:HB2	2.39	0.51
1:AC:35:TYR:CZ	3:AM:308:PRO:HG2	2.46	0.51
1:AC:85:LEU:HD22	1:AC:89:GLU:CG	2.40	0.51
5:AA:27:PHE:CE1	5:AD:29:ILE:HD12	2.44	0.51
4:AH:100:LEU:HB2	4:AH:111:PHE:CZ	2.45	0.51
4:AH:259:LEU:HD21	5:A5:19:ARG:HB3	1.93	0.51
5:AI:20:VAL:O	5:AI:24:ILE:HG12	2.09	0.51
6:AJ:21:PHE:C	6:AJ:21:PHE:HD1	2.13	0.51
5:AK:33:LEU:HD12	5:AK:33:LEU:C	2.30	0.51
2:AL:166:VAL:HG13	9:AL:301:BCL:CHD	2.41	0.51
2:AL:259:ILE:HA	2:AL:263:PHE:HB2	1.92	0.51
2:AL:273:ASN:C	2:AL:275:TRP:N	2.63	0.51
3:AM:115:TRP:CD1	3:AM:177:PHE:HD2	2.27	0.51
5:AS:34:LEU:CA	15:AS:101:PEF:C44	2.89	0.51
5:AU:42:THR:HB	5:AW:48:ASP:HB3	1.92	0.51
5:AY:13:LEU:CD2	6:AZ:14:ALA:HB1	2.37	0.51
5:B3:37:MET:HA	5:B3:40:LEU:HD12	1.91	0.51
5:B5:18:ARG:NH1	5:B5:18:ARG:HG3	2.23	0.51
5:B5:17:PRO:O	5:B5:21:LEU:HB2	2.09	0.51
14:B5:103:CRT:H22A	6:B8:17:PHE:CE1	2.46	0.51
5:B7:13:LEU:O	6:B8:7:THR:HB	2.10	0.51
1:BC:265:LYS:H	1:BC:265:LYS:HD2	1.75	0.51
2:BL:126:VAL:HB	2:BL:127:PRO:CD	2.40	0.51
3:BM:102:TYR:O	3:BM:104:LEU:N	2.44	0.51
3:BM:121:PHE:HD1	3:BM:121:PHE:N	2.07	0.51
3:BM:228:ARG:CD	3:BM:228:ARG:H	2.23	0.51

Continued on next page...

Continued from previous page...

Atom-1	Atom-2	Interatomic distance (Å)	Clash overlap (Å)
3:BM:276:THR:C	3:BM:278:ILE:H	2.13	0.51
6:BN:34:ILE:HD13	6:BN:34:ILE:C	2.29	0.51
6:BV:45:TRP:O	6:BV:46:LEU:HB2	2.10	0.51
5:BY:36:HIS:O	5:BY:40:LEU:HB3	2.11	0.51
9:A1:102:BCL:C8	14:A2:102:CRT:H182	2.39	0.51
5:A3:12:TRP:HA	5:A3:12:TRP:CE3	2.45	0.51
14:AA:102:CRT:H401	5:AD:38:ILE:HD13	1.91	0.51
5:AA:13:LEU:HA	6:AB:9:LEU:HD22	1.92	0.51
5:AA:50:ASN:OD1	5:AA:51:ILE:HG12	2.10	0.51
1:AC:199:PRO:HG2	1:AC:200:LEU:HD12	1.92	0.51
9:AD:102:BCL:HAC2	9:AE:101:BCL:HAC1	1.93	0.51
5:AD:50:ASN:HB3	5:AF:56:GLN:HA	1.92	0.51
4:AH:171:TRP:HE1	4:AH:183:GLU:HG3	1.76	0.51
4:AH:106:PRO:HB2	4:AH:249:TYR:CE1	2.44	0.51
2:AL:150:ALA:O	2:AL:153:HIS:HB3	2.09	0.51
2:AL:237:ALA:CA	2:AL:240:ARG:HG3	2.38	0.51
3:AM:166:VAL:HG22	3:AM:171:TRP:HZ3	1.75	0.51
3:AM:208:PHE:HZ	3:AM:275:LEU:HD13	1.72	0.51
3:AM:80:HIS:O	3:AM:82:ASP:N	2.44	0.51
5:AS:12:TRP:HE1	6:AT:18:HIS:CB	2.23	0.51
5:B1:48:ASP:O	5:B1:49:ASP:HB3	2.10	0.51
5:B5:43:ASP:OD1	5:B7:47:LEU:O	2.28	0.51
2:BL:177:HIS:CD2	9:BL:301:BCL:CMC	2.90	0.51
3:BM:170:SER:HB3	3:BM:173:LYS:HB2	1.92	0.51
3:BM:84:PHE:CG	5:BW:37:MET:SD	3.04	0.51
3:BM:83:VAL:HA	3:BM:86:PHE:CB	2.40	0.51
14:BN:102:CRT:H342	9:BO:102:BCL:CBA	2.29	0.51
5:BQ:17:PRO:O	5:BQ:21:LEU:HG	2.10	0.51
6:BX:34:ILE:HG23	6:BX:35:ALA:N	2.26	0.51
5:BY:18:ARG:HD2	5:BY:19:ARG:N	2.25	0.51
5:BW:44:LEU:CD1	5:BY:56:GLN:HB3	2.39	0.51
5:AY:7:ASN:O	6:A2:20:ILE:HG12	2.10	0.51
14:A7:102:CRT:H342	9:A7:103:BCL:CBA	2.40	0.51
5:A9:44:LEU:CD2	5:A9:46:TRP:HB3	2.41	0.51
6:AB:38:LEU:C	6:AB:38:LEU:HD23	2.31	0.51
5:AA:13:LEU:O	6:AB:9:LEU:CD1	2.58	0.51
5:AI:14:ILE:CG2	5:AK:18:ARG:HB3	2.40	0.51
2:AL:134:ILE:O	2:AL:137:TYR:HB3	2.10	0.51
2:AL:140:LEU:HD11	9:AL:301:BCL:OBD	2.10	0.51
9:AL:303:BCL:O2D	3:AM:203:MET:HB2	2.09	0.51
2:AL:178:TYR:CE1	3:AM:180:PHE:CD2	2.98	0.51

Continued on next page...

Continued from previous page...

Atom-1	Atom-2	Interatomic distance (Å)	Clash overlap (Å)
3:AM:199:ASN:HB2	3:AM:294:TRP:CD2	2.46	0.51
1:AC:173:LYS:CB	3:AM:80:HIS:HB2	2.40	0.51
5:AU:22:VAL:HG13	5:AU:23:SER:H	1.74	0.51
9:AX:101:BCL:CHC	9:AY:102:BCL:CBB	2.88	0.51
5:AY:42:THR:O	5:AY:43:ASP:C	2.48	0.51
5:AY:9:TYR:CD1	6:AZ:15:LYS:HG3	2.45	0.51
5:AY:9:TYR:OH	5:AY:10:LYS:HE3	2.10	0.51
5:B1:18:ARG:CD	5:B1:19:ARG:HG3	2.41	0.51
5:B3:36:HIS:CD2	9:B4:101:BCL:CMD	2.93	0.51
5:B1:10:LYS:HD2	6:B4:20:ILE:HB	1.93	0.51
5:B9:44:LEU:CD2	5:B9:46:TRP:HB3	2.40	0.51
1:BC:167:VAL:CG2	1:BC:297:GLY:HA3	2.40	0.51
4:BH:19:PHE:C	4:BH:21:LEU:H	2.14	0.51
3:BM:104:LEU:HD21	3:BM:169:GLY:CA	2.41	0.51
2:BL:196:LEU:CD1	3:BM:269:ALA:HB1	2.31	0.51
3:BM:260:VAL:HG13	13:BM:405:MQ8:H142	1.91	0.51
1:BC:184:ASN:HD21	3:BM:96:GLU:HG2	1.75	0.51
5:BS:53:VAL:O	5:BS:55:TYR:N	2.38	0.51
5:BU:11:ILE:HG12	14:BU:103:CRT:H83	1.89	0.51
5:BU:20:VAL:O	5:BU:24:ILE:HG12	2.10	0.51
5:BU:2:PHE:CA	5:BU:5:ASN:HD22	2.23	0.51
5:BW:16:ASP:CA	5:BW:19:ARG:HE	2.24	0.51
6:BX:10:THR:H	6:BX:13:GLU:CD	2.13	0.51
5:A9:12:TRP:NE1	6:A0:17:PHE:CE1	2.78	0.51
6:A2:44:PRO:HG2	5:A3:52:PRO:HB2	1.93	0.51
9:A7:103:BCL:HHC	9:A7:103:BCL:OBB	2.10	0.51
5:A7:7:ASN:HB2	5:A7:10:LYS:HZ2	1.73	0.51
5:AA:27:PHE:CA	5:AA:30:VAL:HG12	2.39	0.51
4:AH:202:PHE:HB3	4:AH:204:LYS:HZ2	1.75	0.51
3:AM:114:TRP:HZ3	3:AM:117:MET:HE2	1.76	0.51
3:AM:159:VAL:CG1	3:AM:285:LEU:HD13	2.38	0.51
9:AP:101:BCL:H2A	9:AP:101:BCL:O1D	2.11	0.51
5:AU:31:LEU:O	5:AU:35:ILE:HG12	2.11	0.51
5:AY:36:HIS:O	5:AY:40:LEU:HB3	2.11	0.51
5:AY:38:ILE:CD1	5:AY:39:VAL:HG23	2.40	0.51
5:AY:45:ASN:O	5:AY:47:LEU:N	2.44	0.51
6:B4:20:ILE:C	6:B4:20:ILE:HD13	2.30	0.51
2:BL:22:LEU:HB2	5:B7:19:ARG:CG	2.41	0.51
9:B9:102:BCL:CBB	9:B9:102:BCL:HMB1	2.40	0.51
2:BL:13:ARG:HA	4:BH:99:PRO:HB2	1.91	0.51
6:BJ:37:LEU:HD13	9:BJ:101:BCL:H193	1.91	0.51

Continued on next page...

Continued from previous page...

Atom-1	Atom-2	Interatomic distance (Å)	Clash overlap (Å)
2:BL:184:LEU:HB2	2:BL:252:TRP:HE1	1.76	0.51
3:BM:12:GLN:C	4:BH:145:ALA:HB2	2.30	0.51
5:BO:50:ASN:HD21	6:BP:43:ARG:HH22	1.51	0.51
9:BQ:103:BCL:C3D	6:BR:35:ALA:HB1	2.41	0.51
5:BY:9:TYR:C	5:BY:9:TYR:CD1	2.84	0.51
5:A7:19:ARG:O	5:A7:23:SER:CB	2.58	0.51
1:AC:157:ARG:NE	1:AC:312:GLN:NE2	2.58	0.51
5:AD:35:ILE:HA	5:AD:38:ILE:HG22	1.93	0.51
9:AF:102:BCL:HAC2	9:AG:101:BCL:HBC1	1.92	0.51
4:AH:193:VAL:HG23	4:AH:193:VAL:O	2.11	0.51
5:AI:43:ASP:O	5:AI:44:LEU:HB3	2.11	0.51
5:AK:9:TYR:HA	6:AN:18:HIS:CG	2.45	0.51
2:AL:116:ILE:O	2:AL:118:ARG:N	2.44	0.51
2:AL:6:PHE:CE2	3:AM:246:GLU:HA	2.45	0.51
6:AP:36:HIS:CE1	9:AP:101:BCL:C1A	2.93	0.51
6:AP:20:ILE:HG23	6:AP:21:PHE:N	2.24	0.51
6:AP:24:SER:O	6:AP:27:ALA:HB3	2.11	0.51
6:AT:12:ASP:O	6:AT:15:LYS:HD2	2.10	0.51
5:AW:32:GLY:O	5:AW:35:ILE:HG22	2.10	0.51
6:AX:34:ILE:C	6:AX:34:ILE:HD13	2.31	0.51
4:BH:258:LEU:HG	5:B5:19:ARG:HE	1.76	0.51
5:B5:43:ASP:CB	5:B7:47:LEU:HB3	2.40	0.51
4:BH:58:PHE:N	4:BH:59:PRO:HD2	2.25	0.51
3:BM:115:TRP:CD1	3:BM:177:PHE:HD2	2.28	0.51
5:BS:49:ASP:CG	5:BS:50:ASN:N	2.64	0.51
6:BV:34:ILE:O	6:BV:37:LEU:HB2	2.11	0.51
6:BX:36:HIS:CE1	9:BX:101:BCL:C1B	2.93	0.51
5:BY:52:PRO:HD2	5:BY:55:TYR:HE2	1.75	0.51
6:BX:46:LEU:HD22	6:BZ:42:TYR:CE2	2.46	0.51
5:A3:35:ILE:HA	5:A3:38:ILE:HG22	1.91	0.51
6:A6:46:LEU:O	5:A7:46:TRP:HB2	2.11	0.51
5:AA:14:ILE:C	5:AA:15:LEU:HD22	2.31	0.51
5:AA:49:ASP:HB2	5:AD:56:GLN:O	2.10	0.51
9:AA:101:BCL:HBC2	9:AB:101:BCL:HHD	1.93	0.51
1:AC:225:SER:OG	1:AC:227:LYS:HB3	2.10	0.51
1:AC:54:GLN:HA	1:AC:54:GLN:HE21	1.76	0.51
4:AH:137:ARG:HG2	4:AH:137:ARG:HH11	1.75	0.51
4:AH:195:LEU:HD12	4:AH:196:PRO:CD	2.31	0.51
5:AI:40:LEU:HD12	5:AI:40:LEU:N	2.26	0.51
2:AL:111:LEU:O	2:AL:114:VAL:N	2.43	0.51
2:AL:115:GLU:O	2:AL:118:ARG:HB2	2.11	0.51

Continued on next page...

Continued from previous page...

Atom-1	Atom-2	Interatomic distance (Å)	Clash overlap (Å)
2:AL:116:ILE:HD11	3:AM:254:TRP:O	2.10	0.51
2:AL:225:PHE:O	2:AL:229:VAL:HG22	2.10	0.51
9:AL:301:BCL:H203	9:AL:301:BCL:H13	1.92	0.51
2:AL:94:LEU:C	2:AL:94:LEU:HD23	2.30	0.51
3:AM:34:PRO:HD3	3:AM:50:PRO:HB3	1.92	0.51
9:AK:102:BCL:CED	6:AN:31:LEU:HB3	2.40	0.51
6:AN:41:LEU:CD2	6:AN:41:LEU:C	2.69	0.51
5:AO:12:TRP:CZ3	6:AP:17:PHE:HE2	2.29	0.51
6:AP:44:PRO:HG2	5:AQ:52:PRO:HG3	1.92	0.51
5:AQ:27:PHE:HD1	5:AQ:28:GLN:HE21	1.59	0.51
6:AR:46:LEU:HB3	6:AT:42:TYR:HH	1.72	0.51
5:AU:50:ASN:CB	5:AW:59:GLY:HA3	2.41	0.51
9:B5:102:BCL:OBD	6:B6:32:VAL:HG23	2.10	0.51
5:B7:44:LEU:HD23	6:B8:43:ARG:NH1	2.25	0.51
9:B8:101:BCL:OBB	9:B8:101:BCL:HHC	2.11	0.51
5:B9:33:LEU:HD12	5:B9:33:LEU:N	2.26	0.51
5:B9:5:ASN:HA	5:B9:8:LEU:HG	1.92	0.51
5:B9:9:TYR:HA	6:B0:18:HIS:CG	2.46	0.51
1:BC:65:ALA:HB1	1:BC:89:GLU:OE1	2.11	0.51
5:BF:44:LEU:CB	6:BG:43:ARG:HH11	2.14	0.51
6:BG:8:GLY:O	6:BG:9:LEU:HD23	2.11	0.51
6:BJ:23:GLN:CD	6:BJ:24:SER:N	2.64	0.51
2:BL:184:LEU:HB2	2:BL:252:TRP:NE1	2.25	0.51
2:BL:238:ILE:CG2	2:BL:239:HIS:N	2.73	0.51
3:BM:106:ILE:HG12	5:BO:42:THR:HG21	1.92	0.51
3:BM:176:PRO:CD	3:BM:185:TRP:HB2	2.41	0.51
3:BM:176:PRO:HD3	3:BM:185:TRP:CD1	2.45	0.51
2:BL:26:TRP:HZ2	3:BM:254:TRP:CZ3	2.28	0.51
3:BM:260:VAL:HG12	4:BH:34:ASP:CB	2.37	0.51
3:BM:277:VAL:HG22	10:BM:403:BPH:HBC1	1.92	0.51
9:BN:101:BCL:HMB1	9:BN:101:BCL:CBB	2.41	0.51
5:BK:9:TYR:CE1	6:BN:15:LYS:HB2	2.45	0.51
6:BR:43:ARG:NH1	5:BS:55:TYR:CE1	2.79	0.51
9:BS:102:BCL:H192	9:BS:102:BCL:H111	1.93	0.51
5:BU:19:ARG:HB2	5:BU:19:ARG:NH2	2.26	0.51
6:BZ:36:HIS:O	6:BZ:45:TRP:HH2	1.93	0.51
6:A0:20:ILE:C	6:A0:20:ILE:HD13	2.31	0.51
1:AC:126:VAL:CG2	1:AC:127:SER:N	2.74	0.51
1:AC:276:VAL:CG2	1:AC:280:ASN:ND2	2.74	0.51
1:AC:127:SER:OG	7:AC:502:HEM:HMA3	2.11	0.51
3:AM:267:ARG:NE	4:AH:29:TYR:OH	2.38	0.51

Continued on next page...

Continued from previous page...

Atom-1	Atom-2	Interatomic distance (Å)	Clash overlap (Å)
2:AL:226:ARG:O	3:AM:50:PRO:O	2.29	0.51
3:AM:4:TYR:O	3:AM:4:TYR:CD1	2.64	0.51
9:AP:101:BCL:HMB3	9:AQ:102:BCL:C1B	2.41	0.51
5:AS:10:LYS:HB3	14:AS:104:CRT:C3	2.41	0.51
6:AT:29:PHE:CE1	9:AT:101:BCL:C1	2.92	0.51
5:AS:27:PHE:CG	5:AU:29:ILE:HD11	2.45	0.51
5:AW:34:LEU:O	5:AW:38:ILE:HG22	2.11	0.51
9:AY:102:BCL:ND	9:AZ:101:BCL:HMD2	2.26	0.51
5:AY:15:LEU:HG	5:A1:21:LEU:CD2	2.41	0.51
5:AY:44:LEU:CD2	6:AZ:43:ARG:HD2	2.39	0.51
6:B2:17:PHE:HD1	14:B2:102:CRT:C9	2.20	0.51
5:B3:17:PRO:O	5:B3:21:LEU:HB2	2.11	0.51
6:B4:42:TYR:CD1	6:B4:42:TYR:C	2.83	0.51
5:B5:29:ILE:HG23	5:B5:30:VAL:N	2.26	0.51
6:B8:21:PHE:CG	6:B8:22:MET:N	2.78	0.51
5:BA:33:LEU:CA	14:B0:101:CRT:H2M3	2.37	0.51
1:BC:305:VAL:HG11	7:BC:502:HEM:HBC1	1.92	0.51
4:BH:47:GLU:HG3	5:BA:19:ARG:HA	1.91	0.51
4:BH:5:ILE:O	4:BH:6:THR:HG23	2.11	0.51
6:BG:25:MET:HE2	9:BI:102:BCL:H203	1.93	0.51
6:BJ:15:LYS:O	6:BJ:18:HIS:HB3	2.10	0.51
5:BK:49:ASP:OD2	6:BN:43:ARG:NH1	2.40	0.51
2:BL:236:LEU:HD13	3:BM:232:ASP:HB3	1.92	0.51
3:BM:259:ASN:N	3:BM:259:ASN:ND2	2.58	0.51
6:BP:24:SER:O	6:BP:27:ALA:HB3	2.11	0.51
5:BS:46:TRP:CZ3	9:BS:102:BCL:HAC1	2.46	0.51
5:BU:5:ASN:HB3	6:BV:22:MET:CE	2.40	0.51
5:BW:7:ASN:ND2	5:BW:7:ASN:H	2.09	0.51
5:A3:14:ILE:HD13	6:A6:17:PHE:CE2	2.38	0.51
5:A7:17:PRO:O	5:A7:21:LEU:HG	2.11	0.51
6:AB:18:HIS:HE1	6:AB:22:MET:HE1	1.76	0.51
1:AC:135:ARG:HH11	1:AC:135:ARG:CB	2.23	0.51
1:AC:235:LEU:HG	1:AC:239:ILE:CD1	2.40	0.51
1:AC:313:ALA:O	1:AC:314:VAL:HG22	2.11	0.51
1:AC:85:LEU:HD22	1:AC:89:GLU:HG2	1.93	0.51
1:AC:97:VAL:O	1:AC:97:VAL:CG1	2.57	0.51
4:AH:53:VAL:HG13	4:AH:53:VAL:O	2.10	0.51
4:AH:56:VAL:O	4:AH:56:VAL:HG23	2.10	0.51
3:AM:301:HIS:HA	4:AH:8:TYR:HB2	1.93	0.51
5:AI:50:ASN:CG	5:AI:51:ILE:H	2.15	0.51
3:AM:222:THR:HG21	3:AM:252:TRP:HE1	1.76	0.51

Continued on next page...

Continued from previous page...

Atom-1	Atom-2	Interatomic distance (Å)	Clash overlap (Å)
3:AM:224:LEU:HA	3:AM:227:SER:HB2	1.92	0.51
3:AM:259:ASN:C	3:AM:259:ASN:HD22	2.14	0.51
5:AS:50:ASN:CB	5:AU:60:LYS:HA	2.41	0.51
6:AX:46:LEU:HD13	6:AZ:42:TYR:CZ	2.45	0.51
9:AY:102:BCL:CB	9:AZ:101:BCL:HH	2.41	0.51
6:B0:21:PHE:CB	14:B0:101:CRT:C14	2.78	0.51
5:B1:14:ILE:HD12	5:B1:15:LEU:H	1.74	0.51
5:B3:40:LEU:HD21	5:B3:46:TRP:CZ2	2.45	0.51
5:B3:44:LEU:CD1	5:B3:46:TRP:CE3	2.94	0.51
6:B8:20:ILE:O	6:B8:23:GLN:CG	2.59	0.51
5:B9:17:PRO:O	5:B9:21:LEU:CB	2.58	0.51
5:B9:31:LEU:CD1	5:B9:35:ILE:HD11	2.41	0.51
5:B9:44:LEU:O	5:B9:46:TRP:N	2.41	0.51
1:BC:199:PRO:C	1:BC:202:PRO:HD2	2.32	0.51
4:BH:126:THR:HG22	4:BH:132:LYS:HA	1.93	0.51
4:BH:19:PHE:CD1	4:BH:20:TRP:N	2.79	0.51
4:BH:36:ARG:HD2	4:BH:78:ALA:HB3	1.93	0.51
9:BG:101:BCL:H203	6:BJ:38:LEU:HD21	1.93	0.51
2:BL:48:LEU:HD13	5:BA:33:LEU:CD2	2.41	0.51
2:BL:47:VAL:O	2:BL:50:ILE:HG22	2.11	0.51
3:BM:279:THR:HA	3:BM:282:ILE:CG1	2.41	0.51
3:BM:199:ASN:HB2	3:BM:294:TRP:CD2	2.45	0.51
6:BN:10:THR:C	6:BN:13:GLU:OE2	2.49	0.51
5:BQ:31:LEU:O	5:BQ:34:LEU:HB3	2.10	0.51
5:BQ:7:ASN:HB3	6:BT:20:ILE:HG22	1.93	0.51
5:BQ:7:ASN:HB3	6:BT:20:ILE:CG2	2.40	0.51
6:BT:40:TRP:CZ3	6:BT:44:PRO:HA	2.45	0.51
5:BY:9:TYR:CG	6:BZ:15:LYS:HG2	2.45	0.51
9:A1:102:BCL:O1D	9:A1:102:BCL:H2A	2.11	0.51
6:A2:38:LEU:C	6:A2:38:LEU:HD23	2.31	0.51
5:A3:8:LEU:HD23	6:A6:20:ILE:HD11	1.93	0.51
6:A8:45:TRP:CE2	9:A8:101:BCL:H2C	2.46	0.51
1:AC:130:MET:SD	7:AC:502:HEM:NB	2.84	0.51
4:AH:135:PRO:C	4:AH:137:ARG:H	2.14	0.51
4:AH:54:LYS:HG3	4:AH:58:PHE:HD1	1.76	0.51
5:AF:49:ASP:HB2	5:AI:56:GLN:CD	2.32	0.51
6:AJ:38:LEU:HD23	6:AJ:38:LEU:O	2.10	0.51
2:AL:101:CYS:O	2:AL:103:ALA:N	2.44	0.51
2:AL:68:TYR:CA	2:AL:73:ILE:HD11	2.35	0.51
3:AM:4:TYR:HE1	3:AM:6:ASN:HA	1.75	0.51
3:AM:58:THR:HB	3:AM:62:PHE:CE2	2.46	0.51

Continued on next page...

Continued from previous page...

Atom-1	Atom-2	Interatomic distance (Å)	Clash overlap (Å)
9:AO:102:BCL:H111	9:AO:102:BCL:C19	2.41	0.51
6:AP:21:PHE:O	6:AP:22:MET:C	2.49	0.51
9:AQ:102:BCL:HBC2	9:AR:101:BCL:HMD2	1.92	0.51
5:AS:42:THR:HG22	5:AS:43:ASP:N	2.26	0.51
5:AW:27:PHE:CE1	14:AX:102:CRT:H30	2.45	0.51
5:B5:28:GLN:HE22	9:B6:101:BCL:HED1	1.74	0.51
5:B7:46:TRP:CZ3	9:B7:103:BCL:CBC	2.94	0.51
6:B8:20:ILE:HD13	6:B8:20:ILE:O	2.11	0.51
9:BA:101:BCL:OBB	9:BA:101:BCL:HHC	2.11	0.51
1:BC:275:HIS:HD2	1:BC:275:HIS:O	1.93	0.51
5:BF:12:TRP:CE3	5:BF:12:TRP:HA	2.46	0.51
4:BH:52:ARG:HB2	4:BH:54:LYS:NZ	2.26	0.51
4:BH:69:LEU:CB	4:BH:70:PRO:CD	2.89	0.51
9:BI:102:BCL:CBC	9:BJ:101:BCL:HAC1	2.41	0.51
5:BK:51:ILE:HA	5:BK:52:PRO:C	2.31	0.51
2:BL:203:ILE:C	2:BL:205:SER:H	2.13	0.51
2:BL:224:PHE:HE1	3:BM:137:ALA:HA	1.76	0.51
3:BM:220:GLY:O	3:BM:224:LEU:HG	2.11	0.51
6:BN:45:TRP:CZ3	9:BN:101:BCL:HAC2	2.46	0.51
9:BO:102:BCL:HAC2	9:BP:101:BCL:HBC1	1.92	0.51
5:BU:35:ILE:HG21	9:BV:101:BCL:C2D	2.40	0.51
6:BV:20:ILE:CG2	14:BV:102:CRT:C9	2.87	0.51
6:A2:25:MET:HE1	9:A3:103:BCL:H171	1.92	0.50
9:A3:104:BCL:C2	6:A4:29:PHE:HD1	2.24	0.50
6:AB:20:ILE:C	6:AB:20:ILE:HD13	2.31	0.50
1:AC:212:ILE:CD1	7:AC:503:HEM:HAA1	2.41	0.50
5:AF:52:PRO:HB2	5:AF:55:TYR:CE1	2.32	0.50
4:AH:153:GLY:H	4:AH:167:VAL:HG23	1.76	0.50
9:AK:102:BCL:CBD	9:AN:101:BCL:CAD	2.89	0.50
2:AL:119:LYS:C	2:AL:121:GLY:H	2.14	0.50
2:AL:156:PRO:CG	2:AL:162:HIS:HA	2.41	0.50
2:AL:203:ILE:O	2:AL:206:VAL:HG22	2.12	0.50
2:AL:217:THR:H	2:AL:220:HIS:HD1	1.58	0.50
2:AL:20:GLY:C	2:AL:22:LEU:H	2.15	0.50
3:AM:264:SER:O	3:AM:267:ARG:N	2.37	0.50
9:AM:401:BCL:HHC	9:AM:401:BCL:OBB	2.11	0.50
3:AM:150:PHE:CA	10:AM:403:BPH:HMD3	2.42	0.50
3:AM:63:PHE:CD2	3:AM:124:LEU:HB2	2.46	0.50
9:AK:102:BCL:CAD	9:AN:101:BCL:CAD	2.89	0.50
9:AO:102:BCL:HAC2	9:AP:101:BCL:HBC1	1.92	0.50
6:AX:32:VAL:O	6:AX:36:HIS:N	2.41	0.50

Continued on next page...

Continued from previous page...

Atom-1	Atom-2	Interatomic distance (Å)	Clash overlap (Å)
5:BY:49:ASP:HB2	5:B1:56:GLN:CD	2.31	0.50
6:B2:16:GLU:CD	14:B2:102:CRT:H1M1	2.30	0.50
9:B2:101:BCL:C4B	9:B3:102:BCL:HBB3	2.41	0.50
5:B7:29:ILE:HG23	5:B7:30:VAL:N	2.26	0.50
5:BA:31:LEU:HD12	5:BA:34:LEU:HD23	1.92	0.50
5:BF:23:SER:O	5:BF:26:ALA:HB3	2.11	0.50
4:BH:66:THR:HG23	4:BH:66:THR:O	2.11	0.50
5:BK:4:MET:SD	6:BP:27:ALA:HB2	2.51	0.50
9:BL:301:BCL:H191	9:BL:303:BCL:H8	1.93	0.50
3:BM:52:TYR:CE2	3:BM:136:ARG:NE	2.79	0.50
6:BP:40:TRP:CZ3	6:BP:44:PRO:HA	2.45	0.50
6:BX:21:PHE:CD1	6:BX:22:MET:N	2.79	0.50
14:A1:103:CRT:H343	9:A5:102:BCL:HBA1	1.92	0.50
5:A1:19:ARG:HH21	5:A3:18:ARG:HH21	1.58	0.50
5:A1:51:ILE:HA	5:A1:52:PRO:C	2.32	0.50
5:A3:51:ILE:HA	5:A3:54:SER:H	1.75	0.50
14:A7:102:CRT:C34	9:A7:103:BCL:HBA1	2.41	0.50
6:AB:20:ILE:HG21	14:AB:102:CRT:C8	2.41	0.50
5:AA:50:ASN:CG	6:AB:43:ARG:HH21	2.14	0.50
1:AC:153:TYR:O	1:AC:157:ARG:N	2.44	0.50
1:AC:200:LEU:O	1:AC:204:LEU:N	2.44	0.50
1:AC:302:PRO:O	1:AC:304:ARG:N	2.42	0.50
1:AC:66:ASP:O	1:AC:67:SER:HB3	2.12	0.50
6:AE:42:TYR:CE2	6:AE:43:ARG:HG3	2.45	0.50
6:AG:30:GLY:O	6:AG:34:ILE:CG2	2.60	0.50
6:AG:38:LEU:HA	6:AG:41:LEU:CD1	2.39	0.50
2:AL:155:PHE:HA	2:AL:165:TRP:CD1	2.46	0.50
2:AL:185:ALA:CB	2:AL:252:TRP:HB3	2.41	0.50
2:AL:187:SER:O	2:AL:190:PHE:HB2	2.11	0.50
2:AL:4:LEU:HD12	3:AM:250:LEU:CD1	2.39	0.50
5:AO:29:ILE:HA	9:AO:102:BCL:C1	2.37	0.50
6:AR:10:THR:HB	6:AR:13:GLU:OE2	2.11	0.50
6:AR:29:PHE:CD1	6:AR:29:PHE:N	2.79	0.50
5:AY:11:ILE:CG2	5:AY:15:LEU:HD12	2.41	0.50
9:B3:102:BCL:CBB	9:B3:102:BCL:HMB1	2.40	0.50
5:B7:24:ILE:O	5:B7:28:GLN:HB2	2.11	0.50
14:BA:102:CRT:C32	5:BD:31:LEU:HD21	2.41	0.50
6:BB:34:ILE:HD13	6:BB:34:ILE:O	2.10	0.50
1:BC:92:ARG:O	1:BC:95:VAL:HB	2.11	0.50
4:BH:178:GLN:HG3	4:BH:178:GLN:O	2.09	0.50
4:BH:206:ALA:C	4:BH:208:LYS:H	2.14	0.50

Continued on next page...

Continued from previous page...

Atom-1	Atom-2	Interatomic distance (Å)	Clash overlap (Å)
4:BH:94:PRO:HG2	6:B0:8:GLY:CA	2.35	0.50
2:BL:110:ALA:HB2	2:BL:134:ILE:HD11	1.93	0.50
2:BL:48:LEU:HD23	2:BL:51:VAL:HG21	1.94	0.50
2:BL:4:LEU:HB2	2:BL:7:GLU:HB2	1.93	0.50
3:BM:166:VAL:HG22	3:BM:171:TRP:HZ3	1.75	0.50
3:BM:287:SER:HG	3:BM:294:TRP:HE1	1.58	0.50
5:BK:9:TYR:HA	6:BN:18:HIS:CG	2.46	0.50
9:BO:102:BCL:H71	6:BP:28:TRP:CE3	2.46	0.50
6:BP:45:TRP:O	6:BP:46:LEU:CG	2.59	0.50
5:BQ:46:TRP:CZ2	9:BQ:103:BCL:CHC	2.94	0.50
5:BS:4:MET:HG3	5:BS:5:ASN:N	2.26	0.50
5:BY:28:GLN:O	9:BY:102:BCL:H11	2.11	0.50
6:A0:29:PHE:CD1	6:A0:29:PHE:N	2.78	0.50
9:A1:102:BCL:HMB1	9:A1:102:BCL:HBB2	1.94	0.50
6:A8:20:ILE:HD13	6:A8:20:ILE:O	2.11	0.50
5:AA:17:PRO:HB2	5:A9:14:ILE:HD13	1.93	0.50
1:AC:147:GLU:HB2	1:AC:322:GLN:HE22	1.77	0.50
1:AC:236:MET:CE	7:AC:503:HEM:ND	2.74	0.50
4:AH:5:ILE:HG21	5:AD:42:THR:OG1	2.11	0.50
5:AF:10:LYS:CB	14:AJ:102:CRT:H5	2.41	0.50
5:AF:44:LEU:HD22	6:AG:43:ARG:CD	2.36	0.50
4:AH:123:CYS:SG	4:AH:230:GLN:HB2	2.51	0.50
4:AH:13:GLN:HE21	16:AH:302:PO4:P	2.33	0.50
4:AH:159:LEU:HD23	4:AH:214:ILE:N	2.27	0.50
5:AI:18:ARG:CG	5:AI:18:ARG:NH1	2.73	0.50
5:AK:18:ARG:HH11	5:AK:18:ARG:HG2	1.76	0.50
2:AL:140:LEU:O	2:AL:141:VAL:HB	2.10	0.50
2:AL:260:SER:HG	2:AL:268:TRP:HZ2	1.58	0.50
3:AM:204:LEU:C	3:AM:206:ILE:N	2.63	0.50
3:AM:229:PHE:CD1	3:AM:229:PHE:N	2.78	0.50
2:AL:26:TRP:HZ2	3:AM:254:TRP:CZ3	2.29	0.50
9:AO:102:BCL:C4D	9:AP:101:BCL:CMD	2.89	0.50
6:AR:29:PHE:HD1	6:AR:29:PHE:H	1.58	0.50
6:AR:29:PHE:HD1	6:AR:29:PHE:N	2.08	0.50
9:AX:101:BCL:CBB	9:AX:101:BCL:HMB1	2.41	0.50
6:AV:46:LEU:HD13	6:AX:42:TYR:CE1	2.46	0.50
14:B2:102:CRT:H2M1	5:B3:36:HIS:CB	2.21	0.50
5:B7:35:ILE:CD1	9:B8:101:BCL:O1D	2.59	0.50
5:BA:7:ASN:C	5:BA:8:LEU:HD23	2.31	0.50
1:BC:96:ALA:C	1:BC:98:THR:N	2.65	0.50
5:BF:12:TRP:HE3	5:BF:12:TRP:HA	1.76	0.50

Continued on next page...

Continued from previous page...

Atom-1	Atom-2	Interatomic distance (Å)	Clash overlap (Å)
6:BJ:45:TRP:CD1	6:BJ:46:LEU:N	2.80	0.50
2:BL:113:GLU:CB	2:BL:127:PRO:HG3	2.36	0.50
3:BM:28:LEU:HB3	3:BM:29:PRO:CD	2.37	0.50
5:BO:33:LEU:O	5:BO:37:MET:HG2	2.11	0.50
9:BP:101:BCL:CMC	5:BQ:47:LEU:CD2	2.89	0.50
5:BO:7:ASN:CB	6:BR:20:ILE:HD12	2.35	0.50
5:A1:14:ILE:CD1	5:A1:15:LEU:HG	2.41	0.50
6:A2:42:TYR:CD1	6:A2:43:ARG:HG3	2.45	0.50
9:A6:101:BCL:OBB	9:A6:101:BCL:HHC	2.11	0.50
6:A6:28:TRP:C	6:A6:30:GLY:N	2.62	0.50
5:A7:35:ILE:O	5:A7:36:HIS:C	2.49	0.50
5:A7:40:LEU:HD13	5:A7:46:TRP:CZ2	2.47	0.50
5:A7:7:ASN:CB	5:A7:10:LYS:HZ2	2.24	0.50
1:AC:70:PRO:C	1:AC:71:LYS:HD2	2.32	0.50
5:AD:26:ALA:O	5:AD:29:ILE:HG22	2.11	0.50
5:AF:19:ARG:HH22	5:AI:18:ARG:CZ	2.21	0.50
4:AH:106:PRO:HA	4:AH:109:SER:HB3	1.92	0.50
4:AH:126:THR:HG22	4:AH:132:LYS:HA	1.94	0.50
2:AL:213:GLU:OE2	2:AL:214:PRO:HD2	2.11	0.50
3:AM:98:PRO:CD	3:AM:171:TRP:HB3	2.41	0.50
5:AQ:18:ARG:HA	5:AQ:21:LEU:HD12	1.92	0.50
6:AR:45:TRP:HD1	6:AR:46:LEU:N	2.09	0.50
5:AU:15:LEU:HB3	5:AU:20:VAL:HG21	1.93	0.50
9:AV:102:BCL:HHC	9:AV:102:BCL:OBB	2.12	0.50
5:BY:43:ASP:HB2	5:B1:47:LEU:CD1	2.41	0.50
5:B1:31:LEU:HD23	9:B2:101:BCL:HED3	1.94	0.50
5:B5:32:GLY:HA2	9:B6:101:BCL:HED2	1.93	0.50
5:B5:43:ASP:HB2	5:B7:47:LEU:HB3	1.94	0.50
5:B9:44:LEU:H	5:B9:44:LEU:CD1	2.25	0.50
9:BA:101:BCL:HBC2	9:BB:101:BCL:HMD2	1.92	0.50
1:BC:204:LEU:CD2	7:BC:504:HEM:HBB1	2.41	0.50
9:BB:101:BCL:HBB3	9:BD:102:BCL:C4B	2.40	0.50
14:BA:102:CRT:H35	5:BD:31:LEU:HD21	1.93	0.50
6:BJ:22:MET:O	6:BJ:26:TYR:HD1	1.94	0.50
5:BY:35:ILE:O	5:BY:38:ILE:HG13	2.11	0.50
5:BY:40:LEU:HB2	5:BY:46:TRP:CH2	2.47	0.50
6:A0:33:VAL:O	6:A0:37:LEU:HB2	2.11	0.50
9:A3:103:BCL:HBC2	9:A3:104:BCL:HMD2	1.93	0.50
5:A5:36:HIS:NE2	9:A6:101:BCL:HMD1	2.27	0.50
5:A7:42:THR:O	5:A7:43:ASP:C	2.50	0.50
6:A8:45:TRP:HA	5:A9:52:PRO:CD	2.41	0.50

Continued on next page...

Continued from previous page...

Atom-1	Atom-2	Interatomic distance (Å)	Clash overlap (Å)
5:AA:38:ILE:C	5:AA:38:ILE:HD12	2.32	0.50
9:AA:101:BCL:HED1	6:AB:31:LEU:CB	2.41	0.50
1:AC:191:ALA:HB3	1:AC:237:MET:HE3	1.92	0.50
1:AC:285:TRP:CZ3	1:AC:302:PRO:CD	2.89	0.50
1:AC:135:ARG:HG2	1:AC:330:LEU:C	2.32	0.50
1:AC:96:ALA:C	1:AC:98:THR:N	2.62	0.50
6:AE:23:GLN:CG	6:AE:24:SER:N	2.75	0.50
9:AF:102:BCL:H172	9:AF:102:BCL:H111	1.94	0.50
9:AF:102:BCL:HBC2	9:AG:101:BCL:HHH	1.94	0.50
6:AG:28:TRP:CE2	6:AG:32:VAL:HG23	2.44	0.50
2:AL:11:ARG:HB3	2:AL:26:TRP:CH2	2.45	0.50
2:AL:57:GLY:HA3	2:AL:66:GLN:HG2	1.93	0.50
2:AL:87:ALA:HB3	2:AL:96:GLN:HE21	1.76	0.50
3:AM:134:TYR:CA	3:AM:144:GLN:HE22	2.23	0.50
6:AR:20:ILE:HD12	14:AR:102:CRT:C10	2.41	0.50
5:AS:24:ILE:HD11	9:AU:102:BCL:H191	1.93	0.50
5:AY:43:ASP:CA	5:A1:48:ASP:HB3	2.41	0.50
6:B2:21:PHE:CB	14:B2:102:CRT:H11	2.27	0.50
5:B3:46:TRP:HZ3	9:B3:102:BCL:CBC	2.21	0.50
6:B6:28:TRP:C	6:B6:30:GLY:N	2.63	0.50
6:B8:28:TRP:HA	6:B8:31:LEU:HB2	1.92	0.50
1:BC:236:MET:HG3	7:BC:503:HEM:C4A	2.47	0.50
1:BC:270:TRP:CE3	1:BC:271:TYR:HD1	2.29	0.50
1:BC:270:TRP:CZ2	1:BC:274:ARG:NH1	2.78	0.50
1:BC:43:TYR:HE1	2:BL:153:HIS:HE2	1.57	0.50
5:BA:43:ASP:HB2	5:BD:47:LEU:HD12	1.93	0.50
9:BG:101:BCL:C2B	9:BI:102:BCL:C1B	2.89	0.50
6:BG:45:TRP:O	6:BG:46:LEU:CB	2.60	0.50
3:BM:253:ARG:NH2	4:BH:41:LEU:HD11	2.27	0.50
14:BF:103:CRT:H14	6:BJ:21:PHE:CD2	2.47	0.50
2:BL:199:HIS:HA	11:BL:304:UQ8:O2	2.12	0.50
2:BL:202:LEU:HD13	2:BL:224:PHE:CD2	2.47	0.50
2:BL:192:ASN:HA	2:BL:245:LEU:HD12	1.92	0.50
3:BM:259:ASN:HD22	3:BM:259:ASN:H	1.58	0.50
3:BM:74:ASN:CG	3:BM:95:LEU:HD13	2.32	0.50
3:BM:71:ILE:O	3:BM:75:MET:HB2	2.11	0.50
5:BU:11:ILE:CG1	14:BU:103:CRT:H83	2.40	0.50
5:BY:29:ILE:HG13	9:BY:102:BCL:H43	1.91	0.50
6:BZ:36:HIS:O	6:BZ:45:TRP:CH2	2.65	0.50
5:A3:9:TYR:HA	6:A4:18:HIS:ND1	2.27	0.50
5:AA:40:LEU:HD12	5:AA:40:LEU:O	2.12	0.50

Continued on next page...

Continued from previous page...

Atom-1	Atom-2	Interatomic distance (Å)	Clash overlap (Å)
6:AB:43:ARG:HB3	5:AD:55:TYR:CZ	2.46	0.50
5:AI:16:ASP:HB2	5:AI:19:ARG:HG2	1.94	0.50
2:AL:168:ASN:C	2:AL:170:GLY:N	2.65	0.50
3:AM:63:PHE:HD2	3:AM:124:LEU:HB2	1.76	0.50
3:AM:131:VAL:C	3:AM:133:THR:N	2.65	0.50
3:AM:242:GLY:C	4:AH:117:PRO:HG3	2.32	0.50
3:AM:265:ILE:HG23	3:AM:266:HIS:N	2.25	0.50
9:AK:102:BCL:CMD	9:AN:101:BCL:CHD	2.86	0.50
5:AK:12:TRP:CD1	6:AN:14:ALA:O	2.65	0.50
5:AW:21:LEU:HD11	9:AW:101:BCL:C14	2.41	0.50
6:AX:45:TRP:CE3	9:AX:101:BCL:HAC2	2.46	0.50
5:AY:4:MET:HB3	5:AY:8:LEU:CG	2.39	0.50
5:B3:32:GLY:N	9:B4:101:BCL:HED2	2.26	0.50
5:BA:47:LEU:HB3	5:B9:43:ASP:HA	1.93	0.50
1:BC:142:LYS:HA	1:BC:145:VAL:HG23	1.92	0.50
1:BC:265:LYS:HD2	1:BC:265:LYS:N	2.26	0.50
1:BC:285:TRP:CZ3	1:BC:302:PRO:CD	2.91	0.50
1:BC:301:ASP:HB2	1:BC:302:PRO:CD	2.42	0.50
9:BF:102:BCL:ND	9:BG:101:BCL:CMD	2.73	0.50
5:BF:51:ILE:CG2	5:BF:52:PRO:HA	2.38	0.50
5:BK:12:TRP:CD1	6:BN:17:PHE:HB3	2.47	0.50
5:BK:46:TRP:CA	5:BK:49:ASP:OD1	2.52	0.50
3:BM:284:ILE:HD11	9:BM:402:BCL:OBD	2.11	0.50
14:BW:103:CRT:H392	5:BY:35:ILE:CD1	2.42	0.50
6:A2:30:GLY:O	6:A2:33:VAL:HG12	2.11	0.50
6:A8:33:VAL:HG22	9:A8:101:BCL:H143	1.93	0.50
5:AA:9:TYR:CE1	5:AA:10:LYS:HD3	2.47	0.50
1:AC:114:GLY:O	1:AC:116:TRP:CD1	2.65	0.50
1:AC:156:HIS:ND1	1:AC:160:PRO:O	2.44	0.50
1:AC:20:LEU:HD13	1:AC:20:LEU:C	2.32	0.50
1:AC:233:PHE:O	1:AC:234:GLY:C	2.50	0.50
1:AC:258:ASP:O	1:AC:261:GLN:HB2	2.12	0.50
1:AC:312:GLN:O	1:AC:313:ALA:HB3	2.11	0.50
1:AC:314:VAL:HG12	1:AC:315:ASN:N	2.27	0.50
5:AF:49:ASP:OD2	5:AI:56:GLN:HB3	2.12	0.50
4:AH:71:HIS:HE1	4:AH:125:LEU:HD22	1.77	0.50
4:AH:29:TYR:CZ	4:AH:33:GLU:HG3	2.46	0.50
5:AK:44:LEU:HD23	6:AN:43:ARG:NH2	2.27	0.50
2:AL:117:CYS:HB3	2:AL:124:PHE:CD2	2.47	0.50
2:AL:162:HIS:CD2	10:AL:302:BPH:H191	2.46	0.50
1:AC:178:LEU:HD21	3:AM:110:SER:HB2	1.93	0.50

Continued on next page...

Continued from previous page...

Atom-1	Atom-2	Interatomic distance (Å)	Clash overlap (Å)
3:AM:130:TRP:HA	3:AM:150:PHE:CE2	2.46	0.50
3:AM:254:TRP:HD1	3:AM:254:TRP:N	2.08	0.50
1:AC:254:ARG:HH21	3:AM:295:TYR:HE1	1.59	0.50
3:AM:297:TRP:CZ3	3:AM:303:MET:SD	3.05	0.50
5:AO:9:TYR:CB	6:AP:18:HIS:CD2	2.94	0.50
6:AR:36:HIS:O	6:AR:39:ALA:N	2.45	0.50
5:AQ:50:ASN:HD21	6:AR:43:ARG:HH22	1.59	0.50
14:B5:103:CRT:H14	5:B7:21:LEU:HD22	1.93	0.50
5:B9:33:LEU:O	5:B9:37:MET:HB2	2.11	0.50
5:BA:38:ILE:C	5:BA:38:ILE:HD12	2.31	0.50
5:BA:9:TYR:HB2	6:BB:18:HIS:CD2	2.42	0.50
9:BB:101:BCL:H12	14:BB:102:CRT:C25	2.41	0.50
6:BB:17:PHE:CD1	14:BB:102:CRT:C6	2.95	0.50
6:BB:32:VAL:HG21	9:BB:101:BCL:CBA	2.31	0.50
1:BC:90:PHE:HD1	1:BC:91:THR:N	2.10	0.50
6:BE:8:GLY:O	6:BE:9:LEU:HG	2.12	0.50
5:BF:22:VAL:O	5:BF:25:VAL:HB	2.11	0.50
4:BH:136:MET:CA	4:BH:139:ALA:HB3	2.30	0.50
4:BH:39:TYR:HD1	4:BH:40:PRO:HA	1.76	0.50
2:BL:187:SER:O	2:BL:190:PHE:HB2	2.12	0.50
9:BL:301:BCL:CBA	9:BL:303:BCL:HBC1	2.34	0.50
6:BN:32:VAL:HG21	9:BN:101:BCL:HBA2	1.94	0.50
6:BP:21:PHE:O	6:BP:22:MET:C	2.50	0.50
5:BS:26:ALA:C	5:BS:29:ILE:HG22	2.32	0.50
5:A9:31:LEU:HD21	9:A0:102:BCL:CMA	2.41	0.50
6:A0:34:ILE:HD13	6:A0:34:ILE:C	2.32	0.50
5:A1:43:ASP:HB3	5:A1:44:LEU:HD23	1.94	0.50
5:A1:28:GLN:NE2	6:A2:28:TRP:NE1	2.60	0.50
1:AC:316:LYS:O	1:AC:320:GLY:N	2.40	0.50
1:AC:48:GLN:C	1:AC:50:ALA:N	2.64	0.50
14:AB:102:CRT:C34	9:AD:102:BCL:HBA1	2.41	0.50
5:AD:7:ASN:HD22	5:AD:7:ASN:N	2.05	0.50
5:AF:19:ARG:CZ	5:AI:18:ARG:NH2	2.69	0.50
6:AG:36:HIS:HE1	9:AG:101:BCL:C4A	2.25	0.50
4:AH:71:HIS:HE1	4:AH:125:LEU:CD2	2.25	0.50
4:AH:19:PHE:CD1	4:AH:19:PHE:C	2.85	0.50
2:AL:5:SER:HB3	4:AH:38:GLY:HA2	1.92	0.50
3:AM:121:PHE:N	3:AM:121:PHE:HD1	2.09	0.50
3:AM:201:PHE:HZ	4:AH:15:THR:HG22	1.77	0.50
3:AM:53:LEU:CG	3:AM:58:THR:HG23	2.42	0.50
6:AN:45:TRP:CE3	9:AN:101:BCL:H2C	2.46	0.50

Continued on next page...

Continued from previous page...

Atom-1	Atom-2	Interatomic distance (Å)	Clash overlap (Å)
9:AO:102:BCL:ND	9:AP:101:BCL:HMD1	2.22	0.50
14:AP:102:CRT:C2M	5:AQ:37:MET:HG2	2.40	0.50
14:AS:104:CRT:C2M	5:AW:33:LEU:O	2.58	0.50
5:AY:5:ASN:CG	6:AZ:18:HIS:CD2	2.83	0.50
6:AZ:46:LEU:O	5:A1:51:ILE:O	2.30	0.50
6:B4:40:TRP:CZ3	6:B4:45:TRP:N	2.77	0.50
6:BB:42:TYR:HE2	6:BB:43:ARG:HH21	1.60	0.50
1:BC:226:LEU:H	3:BM:173:LYS:HE3	1.77	0.50
2:BL:52:TRP:O	2:BL:55:THR:HB	2.11	0.50
3:BM:133:THR:HG22	3:BM:147:SER:OG	2.12	0.50
3:BM:129:TRP:O	3:BM:150:PHE:HE2	1.95	0.50
3:BM:276:THR:O	3:BM:278:ILE:N	2.45	0.50
3:BM:4:TYR:CD1	3:BM:4:TYR:O	2.65	0.50
3:BM:84:PHE:CD2	5:BW:37:MET:SD	3.05	0.50
3:BM:90:PHE:O	3:BM:92:TRP:N	2.45	0.50
5:BW:30:VAL:O	5:BW:33:LEU:HG	2.11	0.50
5:BY:43:ASP:HB2	5:B1:47:LEU:CG	2.42	0.50
6:A0:21:PHE:HE1	6:A0:25:MET:HB2	1.77	0.50
14:AW:102:CRT:C2M	5:A1:36:HIS:HB3	2.42	0.50
6:A6:45:TRP:CD1	6:A6:46:LEU:N	2.66	0.50
5:A5:24:ILE:HD11	9:A7:103:BCL:H191	1.94	0.50
5:A5:14:ILE:CG2	5:A7:18:ARG:HG2	2.39	0.50
5:A7:49:ASP:OD2	6:A8:43:ARG:NH1	2.45	0.50
1:AC:73:SER:HB3	1:AC:83:LYS:CB	2.38	0.50
4:AH:182:LEU:HD12	4:AH:195:LEU:O	2.12	0.50
4:AH:182:LEU:HD13	4:AH:195:LEU:HD23	1.93	0.50
4:AH:28:ILE:O	4:AH:29:TYR:C	2.49	0.50
5:AI:43:ASP:OD2	9:AJ:101:BCL:CMC	2.59	0.50
6:AJ:33:VAL:HG22	6:AJ:37:LEU:HD23	1.94	0.50
2:AL:117:CYS:SG	2:AL:124:PHE:HA	2.50	0.50
2:AL:139:VAL:O	2:AL:139:VAL:HG13	2.11	0.50
2:AL:239:HIS:CG	3:AM:223:ILE:HG21	2.46	0.50
2:AL:244:PHE:HA	11:AL:304:UQ8:H45A	1.94	0.50
2:AL:82:TYR:HA	2:AL:85:ARG:NE	2.26	0.50
2:AL:98:ILE:HG22	2:AL:99:THR:N	2.26	0.50
5:AS:30:VAL:HG13	5:AS:31:LEU:N	2.26	0.50
5:AU:27:PHE:CE2	5:AW:29:ILE:HD11	2.46	0.50
9:AW:101:BCL:HBC2	9:AW:101:BCL:CHD	2.41	0.50
14:AW:102:CRT:H342	9:A1:102:BCL:CBA	2.42	0.50
6:B0:29:PHE:HE1	9:B0:102:BCL:H72	1.77	0.50
6:B0:21:PHE:HE1	6:B0:25:MET:HB2	1.77	0.50

Continued on next page...

Continued from previous page...

Atom-1	Atom-2	Interatomic distance (Å)	Clash overlap (Å)
5:B5:44:LEU:C	5:B5:46:TRP:H	2.16	0.50
1:BC:250:CYS:HA	1:BC:263:THR:OG1	2.11	0.50
1:BC:259:TRP:O	1:BC:261:GLN:N	2.45	0.50
1:BC:274:ARG:O	1:BC:277:ARG:HB2	2.11	0.50
5:BF:46:TRP:NE1	9:BF:102:BCL:OBB	2.45	0.50
4:BH:31:ARG:O	4:BH:34:ASP:HB2	2.11	0.50
4:BH:47:GLU:CG	5:BA:19:ARG:HG3	2.42	0.50
6:BJ:28:TRP:NE1	6:BJ:32:VAL:HG21	2.27	0.50
2:BL:111:LEU:O	2:BL:114:VAL:HB	2.11	0.50
2:BL:231:TYR:CG	2:BL:232:SER:N	2.79	0.50
2:BL:44:LEU:C	2:BL:46:GLY:N	2.66	0.50
3:BM:251:PHE:O	3:BM:255:THR:OG1	2.25	0.50
3:BM:98:PRO:HB2	3:BM:171:TRP:CB	2.40	0.50
5:BO:29:ILE:HG23	5:BO:30:VAL:N	2.27	0.50
6:BR:20:ILE:HG23	6:BR:21:PHE:N	2.26	0.50
5:BS:43:ASP:HA	5:BU:56:GLN:HG3	1.92	0.50
6:BT:38:LEU:O	6:BT:38:LEU:HD23	2.12	0.50
6:BV:45:TRP:O	6:BV:46:LEU:CB	2.60	0.50
5:BW:15:LEU:O	5:BW:17:PRO:HD3	2.11	0.50
2:BL:279:PRO:CG	5:BY:37:MET:SD	2.99	0.50
5:A9:36:HIS:CD2	9:A0:102:BCL:HMD1	2.47	0.49
5:A1:57:ALA:C	5:A1:59:GLY:N	2.64	0.49
6:A2:40:TRP:HH2	6:A2:46:LEU:HG	1.77	0.49
6:A6:8:GLY:O	6:A6:9:LEU:HD23	2.12	0.49
6:A8:33:VAL:CG1	6:A8:34:ILE:N	2.75	0.49
5:AA:10:LYS:HB2	14:AA:102:CRT:H5	1.94	0.49
6:AB:36:HIS:CE1	9:AB:101:BCL:ND	2.80	0.49
1:AC:111:HIS:HE1	1:AC:124:LYS:CE	2.25	0.49
1:AC:156:HIS:O	1:AC:157:ARG:C	2.50	0.49
1:AC:225:SER:O	1:AC:228:GLN:HB2	2.12	0.49
9:AI:102:BCL:HED1	6:AJ:31:LEU:HB3	1.92	0.49
5:AI:12:TRP:CH2	6:AJ:17:PHE:CZ	3.01	0.49
5:AK:20:VAL:O	5:AK:24:ILE:HG13	2.12	0.49
5:AI:44:LEU:HA	5:AK:56:GLN:HB3	1.94	0.49
3:AM:83:VAL:HG23	3:AM:84:PHE:CD1	2.42	0.49
5:AK:5:ASN:ND2	6:AN:22:MET:HE2	2.24	0.49
6:AP:41:LEU:HG	6:AP:42:TYR:N	2.27	0.49
6:AR:20:ILE:HG23	6:AR:21:PHE:N	2.26	0.49
5:AU:13:LEU:HD22	6:AV:9:LEU:CB	2.41	0.49
5:AS:27:PHE:CD1	5:AU:29:ILE:HD11	2.47	0.49
5:AU:46:TRP:CD1	5:AU:47:LEU:HD13	2.46	0.49

Continued on next page...

Continued from previous page...

Atom-1	Atom-2	Interatomic distance (Å)	Clash overlap (Å)
6:B0:34:ILE:C	6:B0:34:ILE:HD13	2.32	0.49
14:BW:103:CRT:C2M	5:B1:36:HIS:HB3	2.41	0.49
6:B6:38:LEU:C	6:B6:38:LEU:HD23	2.32	0.49
5:B7:9:TYR:HA	6:B8:18:HIS:ND1	2.27	0.49
1:BC:138:ASN:ND2	1:BC:149:GLY:HA3	2.27	0.49
1:BC:173:LYS:NZ	5:BU:42:THR:HG22	2.26	0.49
3:BM:264:SER:HB2	4:BH:34:ASP:OD1	2.12	0.49
2:BL:257:ILE:CG2	9:BL:301:BCL:HED2	2.42	0.49
2:BL:170:GLY:HA3	9:BL:301:BCL:CBC	2.41	0.49
2:BL:7:GLU:HB2	3:BM:250:LEU:HD11	1.93	0.49
3:BM:234:GLU:O	3:BM:238:ILE:HG12	2.11	0.49
5:BK:35:ILE:HG13	9:BN:101:BCL:O1D	2.12	0.49
14:BP:102:CRT:H391	5:BQ:36:HIS:HB3	1.94	0.49
6:A0:17:PHE:CD1	6:A0:18:HIS:CA	2.92	0.49
6:A2:17:PHE:CD1	14:A2:102:CRT:H41	2.47	0.49
9:A3:104:BCL:HHC	9:A3:104:BCL:OBB	2.12	0.49
9:A3:104:BCL:HAC2	6:A4:45:TRP:CE3	2.48	0.49
5:A5:17:PRO:O	5:A5:21:LEU:CB	2.60	0.49
5:AA:16:ASP:OD1	5:AA:19:ARG:HB2	2.13	0.49
5:AA:46:TRP:CD1	5:AA:47:LEU:HD22	2.47	0.49
6:AB:20:ILE:CD1	14:AB:102:CRT:H133	2.43	0.49
14:AB:102:CRT:H2M2	5:AD:37:MET:HE3	1.93	0.49
6:AB:38:LEU:O	6:AB:38:LEU:HD23	2.11	0.49
1:AC:293:ALA:C	1:AC:295:ARG:H	2.15	0.49
1:AC:326:ASP:C	1:AC:327:TYR:CD1	2.86	0.49
9:AF:102:BCL:H2	6:AG:28:TRP:HH2	1.71	0.49
5:AF:11:ILE:HD12	5:AF:14:ILE:CD1	2.35	0.49
5:AI:10:LYS:HB3	14:AN:102:CRT:H5	1.94	0.49
5:AK:44:LEU:HD22	5:AK:46:TRP:H	1.77	0.49
2:AL:233:ILE:H	11:AL:304:UQ8:H10A	1.76	0.49
2:AL:224:PHE:HE1	3:AM:137:ALA:HA	1.77	0.49
3:AM:170:SER:C	3:AM:172:ALA:N	2.66	0.49
5:AO:10:LYS:O	5:AO:13:LEU:CD2	2.59	0.49
5:AQ:40:LEU:HD21	5:AQ:47:LEU:HD12	1.94	0.49
6:AR:33:VAL:HG23	9:AR:101:BCL:H143	1.94	0.49
5:AW:26:ALA:CA	5:AW:29:ILE:HG22	2.42	0.49
14:AX:102:CRT:H2M2	5:AY:37:MET:HG2	1.93	0.49
5:AY:5:ASN:OD1	6:AZ:18:HIS:HD2	1.94	0.49
5:B3:42:THR:O	5:B3:43:ASP:C	2.51	0.49
6:B6:16:GLU:OE1	14:B7:102:CRT:H1M1	2.11	0.49
5:BA:22:VAL:HA	5:BA:25:VAL:CG2	2.41	0.49

Continued on next page...

Continued from previous page...

Atom-1	Atom-2	Interatomic distance (Å)	Clash overlap (Å)
5:BA:38:ILE:O	5:BA:41:SER:HB3	2.12	0.49
9:BB:101:BCL:HBB2	9:BB:101:BCL:HMB1	1.94	0.49
1:BC:123:THR:O	1:BC:127:SER:OG	2.22	0.49
1:BC:153:TYR:O	1:BC:157:ARG:N	2.44	0.49
6:BE:9:LEU:HB3	6:BE:13:GLU:HG2	1.94	0.49
9:BE:101:BCL:HMB3	9:BF:102:BCL:C1B	2.42	0.49
6:BE:43:ARG:HH11	5:BF:55:TYR:HD2	1.59	0.49
3:BM:12:GLN:CB	4:BH:145:ALA:HB2	2.40	0.49
4:BH:173:ASP:OD2	4:BH:175:SER:HB2	2.12	0.49
9:BI:102:BCL:HBB2	9:BI:102:BCL:HMB1	1.93	0.49
6:BJ:30:GLY:O	6:BJ:33:VAL:HG12	2.13	0.49
5:BK:18:ARG:NH1	5:BK:18:ARG:HG2	2.27	0.49
2:BL:250:ALA:HB2	10:BL:302:BPH:HBC2	1.93	0.49
3:BM:195:ASN:HD21	3:BM:197:TYR:HB2	1.77	0.49
9:BL:301:BCL:HAC1	3:BM:197:TYR:OH	2.12	0.49
2:BL:116:ILE:CD1	3:BM:254:TRP:HB2	2.42	0.49
3:BM:27:ASN:N	3:BM:27:ASN:ND2	2.56	0.49
9:BM:401:BCL:HBB2	9:BM:401:BCL:HMB1	1.93	0.49
3:BM:64:GLY:C	3:BM:66:VAL:H	2.15	0.49
3:BM:75:MET:HG3	3:BM:94:GLY:N	2.28	0.49
5:BY:31:LEU:HD23	9:BZ:101:BCL:HED3	1.94	0.49
14:A2:102:CRT:C24	9:A3:103:BCL:H18	2.43	0.49
9:A3:103:BCL:HHC	9:A3:103:BCL:OBB	2.12	0.49
5:A5:43:ASP:HB2	5:A7:47:LEU:HD12	1.95	0.49
6:A8:21:PHE:CG	6:A8:22:MET:N	2.78	0.49
9:A7:103:BCL:HMD1	6:A8:36:HIS:CD2	2.48	0.49
5:AA:16:ASP:OD2	5:AA:19:ARG:HB2	2.12	0.49
1:AC:91:THR:O	1:AC:92:ARG:C	2.51	0.49
4:AH:30:LEU:O	4:AH:31:ARG:C	2.49	0.49
3:AM:209:LEU:HD22	9:AM:402:BCL:H3A	1.94	0.49
3:AM:239:THR:OG1	3:AM:240:HIS:N	2.42	0.49
9:AN:101:BCL:HBB3	9:AO:102:BCL:CHC	2.43	0.49
14:AM:406:CRT:H402	5:AO:38:ILE:HG22	1.93	0.49
9:AU:102:BCL:HMB1	9:AU:102:BCL:HBB3	1.93	0.49
5:B5:16:ASP:CB	5:B5:19:ARG:HH21	2.25	0.49
9:B7:103:BCL:HMD2	9:B8:101:BCL:CHD	2.42	0.49
5:BA:46:TRP:CD1	5:BA:47:LEU:HD22	2.46	0.49
1:BC:102:SER:C	1:BC:104:LYS:H	2.15	0.49
1:BC:111:HIS:HE1	1:BC:124:LYS:HE2	1.78	0.49
1:BC:263:THR:HG22	3:BM:311:VAL:CG2	2.42	0.49
1:BC:53:ILE:C	1:BC:55:ALA:N	2.63	0.49

Continued on next page...

Continued from previous page...

Atom-1	Atom-2	Interatomic distance (Å)	Clash overlap (Å)
9:BE:101:BCL:HMB3	9:BF:102:BCL:C4A	2.43	0.49
9:BF:102:BCL:CHD	9:BG:101:BCL:HMD2	2.39	0.49
4:BH:168:SER:HB3	4:BH:183:GLU:HB2	1.93	0.49
4:BH:52:ARG:O	4:BH:54:LYS:N	2.45	0.49
6:BJ:17:PHE:HA	6:BJ:20:ILE:HG22	1.93	0.49
2:BL:144:ARG:CB	2:BL:145:PRO:HD3	2.41	0.49
5:BQ:35:ILE:HD12	9:BS:102:BCL:HMB1	1.94	0.49
5:BS:30:VAL:HG13	5:BS:31:LEU:H	1.76	0.49
14:BW:103:CRT:H36	5:B1:33:LEU:HA	1.94	0.49
5:BW:33:LEU:HD12	5:BW:34:LEU:N	2.27	0.49
5:A1:20:VAL:O	5:A1:24:ILE:HG12	2.12	0.49
5:A1:27:PHE:CD1	5:A1:27:PHE:C	2.85	0.49
1:AC:236:MET:CA	1:AC:239:ILE:HD12	2.42	0.49
1:AC:293:ALA:O	1:AC:295:ARG:N	2.45	0.49
4:AH:16:ILE:HD13	4:AH:16:ILE:C	2.32	0.49
4:AH:157:VAL:HG23	4:AH:210:LYS:HA	1.93	0.49
6:AJ:20:ILE:HG12	14:AJ:102:CRT:H83	1.93	0.49
2:AL:137:TYR:CE2	9:AL:303:BCL:HBB1	2.47	0.49
3:AM:176:PRO:CD	3:AM:185:TRP:HB2	2.42	0.49
3:AM:202:HIS:C	3:AM:204:LEU:N	2.65	0.49
5:AO:34:LEU:O	5:AO:34:LEU:HG	2.13	0.49
9:AO:102:BCL:CAD	9:AP:101:BCL:CAD	2.90	0.49
6:AP:17:PHE:HD1	14:AP:102:CRT:H6	1.78	0.49
5:AQ:10:LYS:HB2	14:AT:102:CRT:C8	2.39	0.49
5:AQ:31:LEU:CD2	9:AR:101:BCL:HED3	2.43	0.49
6:AT:20:ILE:HD13	6:AT:20:ILE:C	2.32	0.49
14:AT:102:CRT:H31	9:AU:102:BCL:HBA1	1.92	0.49
5:AU:44:LEU:HD13	6:AV:43:ARG:CD	2.42	0.49
5:AW:42:THR:HB	5:AY:48:ASP:HB2	1.95	0.49
6:B0:20:ILE:HG23	6:B0:21:PHE:N	2.27	0.49
9:BZ:101:BCL:C4A	9:B1:102:BCL:HMB3	2.43	0.49
6:B6:8:GLY:O	6:B6:9:LEU:HD23	2.12	0.49
6:B8:33:VAL:CG1	6:B8:34:ILE:N	2.75	0.49
1:BC:126:VAL:HG23	1:BC:127:SER:N	2.27	0.49
4:BH:189:ASN:O	4:BH:191:LYS:HG3	2.11	0.49
4:BH:154:MET:HB3	4:BH:207:ARG:O	2.12	0.49
4:BH:113:PRO:HD2	4:BH:249:TYR:OH	2.13	0.49
2:BL:131:SER:O	2:BL:134:ILE:HB	2.11	0.49
3:BM:60:SER:N	3:BM:128:LEU:HD23	2.27	0.49
3:BM:84:PHE:N	3:BM:84:PHE:CD1	2.80	0.49
5:BY:12:TRP:HE1	6:BZ:18:HIS:CA	2.12	0.49

Continued on next page...

Continued from previous page...

Atom-1	Atom-2	Interatomic distance (Å)	Clash overlap (Å)
5:A7:37:MET:N	14:A7:102:CRT:H2M3	2.25	0.49
1:AC:210:ILE:O	1:AC:210:ILE:HG22	2.12	0.49
1:AC:265:LYS:O	1:AC:266:ARG:C	2.50	0.49
1:AC:270:TRP:CZ2	1:AC:274:ARG:NH1	2.80	0.49
4:AH:27:ILE:HD13	4:AH:27:ILE:O	2.12	0.49
2:AL:13:ARG:HA	4:AH:99:PRO:HB2	1.94	0.49
2:AL:168:ASN:O	2:AL:171:TYR:N	2.44	0.49
2:AL:237:ALA:HA	2:AL:240:ARG:CG	2.42	0.49
3:AM:202:HIS:C	3:AM:204:LEU:H	2.15	0.49
2:AL:204:LEU:HD21	3:AM:267:ARG:NH1	2.28	0.49
9:AM:401:BCL:HBB2	9:AM:401:BCL:HMB1	1.94	0.49
9:AM:401:BCL:OBB	14:AM:406:CRT:H243	2.12	0.49
5:AO:13:LEU:O	6:AP:7:THR:N	2.45	0.49
9:AS:103:BCL:C2D	9:AT:101:BCL:HMD2	2.42	0.49
6:AV:46:LEU:HB3	6:AX:42:TYR:CZ	2.47	0.49
6:AX:10:THR:H	6:AX:13:GLU:CD	2.16	0.49
5:AY:50:ASN:CG	5:AY:51:ILE:N	2.65	0.49
6:B0:21:PHE:CE1	6:B0:25:MET:HB2	2.48	0.49
6:B0:33:VAL:O	6:B0:37:LEU:CG	2.58	0.49
5:B1:29:ILE:O	5:B1:33:LEU:HG	2.12	0.49
5:B3:8:LEU:HD21	6:B6:24:SER:OG	2.13	0.49
9:B4:101:BCL:HHC	9:B4:101:BCL:OBB	2.12	0.49
5:B5:26:ALA:O	5:B5:29:ILE:HG22	2.12	0.49
5:B5:46:TRP:HA	5:B5:49:ASP:OD1	2.12	0.49
5:B9:36:HIS:NE2	9:B0:102:BCL:CMD	2.70	0.49
5:BA:11:ILE:CD1	5:BA:14:ILE:HD11	2.42	0.49
1:BC:121:ILE:HG22	1:BC:123:THR:H	1.78	0.49
1:BC:190:VAL:C	1:BC:192:TYR:N	2.65	0.49
1:BC:242:SER:O	1:BC:313:ALA:N	2.46	0.49
1:BC:276:VAL:HG22	1:BC:280:ASN:HD22	1.77	0.49
5:BD:36:HIS:NE2	9:BE:101:BCL:CMD	2.76	0.49
4:BH:186:VAL:HG12	4:BH:187:ALA:N	2.24	0.49
9:BK:102:BCL:ND	9:BN:101:BCL:CMD	2.76	0.49
5:BK:56:GLN:NE2	5:BK:57:ALA:H	2.09	0.49
2:BL:138:LEU:C	2:BL:140:LEU:N	2.66	0.49
2:BL:106:PHE:CE1	9:BL:301:BCL:H121	2.48	0.49
3:BM:226:VAL:HG22	3:BM:229:PHE:HB2	1.94	0.49
3:BM:168:MET:HG2	3:BM:289:THR:CG2	2.41	0.49
6:BP:17:PHE:CA	6:BP:20:ILE:HG22	2.42	0.49
6:BP:29:PHE:CZ	9:BP:101:BCL:H42	2.48	0.49
5:BS:28:GLN:C	9:BS:102:BCL:H11	2.30	0.49

Continued on next page...

Continued from previous page...

Atom-1	Atom-2	Interatomic distance (Å)	Clash overlap (Å)
6:BX:36:HIS:HE1	9:BX:101:BCL:CHB	2.25	0.49
5:BY:27:PHE:C	5:BY:27:PHE:CD1	2.86	0.49
9:BY:102:BCL:HBC1	9:BZ:101:BCL:HBC3	1.95	0.49
5:A1:14:ILE:HD12	5:A1:15:LEU:HG	1.94	0.49
5:A1:46:TRP:CZ3	9:A1:102:BCL:H2C	2.48	0.49
5:A3:27:PHE:CD1	5:A3:27:PHE:C	2.85	0.49
5:A3:39:VAL:HA	5:A5:47:LEU:HD11	1.93	0.49
6:A6:38:LEU:C	6:A6:38:LEU:HD23	2.32	0.49
6:AB:18:HIS:HE1	6:AB:22:MET:CE	2.25	0.49
4:AH:232:THR:O	4:AH:235:GLU:HG2	2.12	0.49
2:AL:214:PRO:O	2:AL:216:LYS:N	2.46	0.49
2:AL:268:TRP:O	2:AL:270:GLU:N	2.46	0.49
1:AC:186:GLY:O	3:AM:89:HIS:HE1	1.95	0.49
6:AP:23:GLN:O	6:AP:24:SER:C	2.51	0.49
9:AS:103:BCL:HMB1	9:AS:103:BCL:HBB3	1.93	0.49
5:AW:31:LEU:HD22	14:AX:102:CRT:H32	1.95	0.49
9:AY:102:BCL:ND	9:AZ:101:BCL:CMD	2.76	0.49
6:B0:21:PHE:O	6:B0:24:SER:N	2.45	0.49
5:B1:38:ILE:HG23	5:B1:39:VAL:N	2.26	0.49
5:B3:51:ILE:HB	5:B3:52:PRO:HA	1.95	0.49
5:B7:33:LEU:N	5:B7:33:LEU:HD12	2.28	0.49
1:BC:138:ASN:HD21	1:BC:150:VAL:H	1.60	0.49
1:BC:138:ASN:ND2	1:BC:150:VAL:H	2.11	0.49
9:BD:102:BCL:CMD	6:BE:36:HIS:CD2	2.96	0.49
6:BE:29:PHE:CD1	9:BE:101:BCL:C1	2.95	0.49
2:BL:268:TRP:O	2:BL:270:GLU:N	2.45	0.49
3:BM:163:ILE:HG23	3:BM:285:LEU:HD11	1.94	0.49
3:BM:185:TRP:CH2	3:BM:189:PHE:CD1	3.00	0.49
3:BM:244:ALA:C	3:BM:246:GLU:N	2.66	0.49
3:BM:253:ARG:HB3	3:BM:254:TRP:HD1	1.77	0.49
3:BM:265:ILE:CD1	13:BM:405:MQ8:H143	2.42	0.49
3:BM:90:PHE:HA	3:BM:93:LEU:HD12	1.93	0.49
6:BR:45:TRP:CD1	6:BR:46:LEU:N	2.81	0.49
5:BS:9:TYR:CE1	6:BT:15:LYS:HG2	2.48	0.49
5:BY:30:VAL:O	5:BY:33:LEU:HG	2.13	0.49
6:BZ:29:PHE:O	6:BZ:33:VAL:HG12	2.13	0.49
6:A0:21:PHE:CE1	6:A0:25:MET:HB2	2.48	0.49
5:A1:10:LYS:HB3	14:A1:103:CRT:O1	2.13	0.49
6:A2:43:ARG:HD3	5:A3:55:TYR:CD2	2.48	0.49
5:A7:40:LEU:HD11	5:A7:47:LEU:HD23	1.93	0.49
5:A7:51:ILE:HB	5:A7:52:PRO:HA	1.94	0.49

Continued on next page...

Continued from previous page...

Atom-1	Atom-2	Interatomic distance (Å)	Clash overlap (Å)
6:A8:20:ILE:O	6:A8:23:GLN:CG	2.59	0.49
9:A9:102:BCL:CHA	9:A0:102:BCL:OBD	2.61	0.49
4:AH:119:ARG:O	4:AH:234:TYR:HB2	2.11	0.49
5:AI:30:VAL:HA	5:AI:33:LEU:CD2	2.43	0.49
5:AK:9:TYR:CD1	5:AK:9:TYR:C	2.86	0.49
2:AL:155:PHE:HA	2:AL:165:TRP:NE1	2.27	0.49
2:AL:188:PHE:HD2	2:AL:249:ALA:N	2.11	0.49
2:AL:276:LEU:O	3:AM:88:LYS:HE3	2.13	0.49
2:AL:120:LEU:HD21	3:AM:254:TRP:CZ2	2.47	0.49
9:AM:402:BCL:HHC	9:AM:402:BCL:OBB	2.13	0.49
3:AM:70:ILE:C	3:AM:72:GLY:N	2.65	0.49
15:AS:101:PEF:O1P	5:AU:22:VAL:HG21	2.13	0.49
5:B1:10:LYS:HB3	14:B1:103:CRT:H5	1.94	0.49
5:BY:49:ASP:CA	5:B1:56:GLN:HE22	2.26	0.49
5:BA:44:LEU:C	5:BA:44:LEU:HD12	2.31	0.49
14:BB:102:CRT:H2M2	5:BD:37:MET:HE3	1.90	0.49
6:BB:29:PHE:HE1	9:BB:101:BCL:C1	2.25	0.49
6:BB:38:LEU:O	6:BB:38:LEU:HD23	2.12	0.49
1:BC:270:TRP:O	1:BC:274:ARG:CD	2.61	0.49
1:BC:205:ASP:OD1	1:BC:304:ARG:CZ	2.60	0.49
6:BE:42:TYR:CE2	6:BE:43:ARG:HG3	2.48	0.49
6:BG:11:ASP:O	6:BG:15:LYS:HG3	2.12	0.49
3:BM:11:VAL:HG11	4:BH:151:PRO:HD3	1.94	0.49
6:BJ:45:TRP:CZ3	9:BJ:101:BCL:HAC2	2.47	0.49
9:BJ:101:BCL:HMB3	9:BK:102:BCL:C1B	2.42	0.49
5:BK:18:ARG:O	5:BK:22:VAL:HG12	2.13	0.49
2:BL:159:ILE:CD1	2:BL:159:ILE:H	2.24	0.49
6:BX:38:LEU:O	6:BX:38:LEU:HD23	2.12	0.49
5:BY:48:ASP:O	5:BY:49:ASP:CB	2.57	0.49
5:AY:11:ILE:CD1	9:A1:102:BCL:H151	2.30	0.49
6:A2:16:GLU:HB3	14:A2:102:CRT:C1M	2.41	0.49
6:A4:40:TRP:CZ3	6:A4:45:TRP:N	2.77	0.49
5:A7:14:ILE:HG22	5:A7:14:ILE:O	2.12	0.49
5:A9:24:ILE:HG21	14:A0:101:CRT:H243	1.95	0.49
1:AC:231:TRP:O	1:AC:232:THR:C	2.50	0.49
1:AC:259:TRP:O	1:AC:262:SER:N	2.45	0.49
1:AC:236:MET:HG3	7:AC:503:HEM:C4A	2.47	0.49
1:AC:66:ASP:C	1:AC:68:THR:H	2.16	0.49
9:AG:101:BCL:OBB	9:AG:101:BCL:HHC	2.13	0.49
2:AL:13:ARG:HD2	4:AH:101:VAL:HG22	1.93	0.49
4:AH:185:GLU:HB2	4:AH:192:LYS:NZ	2.27	0.49

Continued on next page...

Continued from previous page...

Atom-1	Atom-2	Interatomic distance (Å)	Clash overlap (Å)
6:AG:46:LEU:HD13	6:AJ:42:TYR:CZ	2.48	0.49
6:AJ:46:LEU:HD13	6:AN:42:TYR:CE1	2.48	0.49
5:AK:49:ASP:OD2	6:AN:43:ARG:NH1	2.44	0.49
2:AL:230:GLY:HA2	3:AM:51:ILE:CB	2.37	0.49
2:AL:238:ILE:CG2	2:AL:239:HIS:N	2.74	0.49
3:AM:131:VAL:O	3:AM:135:LYS:HB2	2.13	0.49
3:AM:264:SER:O	3:AM:265:ILE:C	2.50	0.49
2:AL:204:LEU:HD21	3:AM:267:ARG:CZ	2.43	0.49
1:AC:184:ASN:HD21	3:AM:96:GLU:HG2	1.77	0.49
9:AN:101:BCL:HHC	9:AN:101:BCL:OBB	2.12	0.49
6:AP:23:GLN:O	6:AP:26:TYR:N	2.46	0.49
6:AP:45:TRP:O	6:AP:46:LEU:HD23	2.13	0.49
6:AR:13:GLU:OE2	6:AR:13:GLU:N	2.46	0.49
14:AS:104:CRT:H2M3	5:AW:36:HIS:C	2.33	0.49
5:BA:33:LEU:HD12	5:BA:33:LEU:N	2.27	0.49
9:BB:101:BCL:CHB	9:BD:102:BCL:HMB3	2.42	0.49
1:BC:122:TYR:CA	1:BC:125:VAL:HG23	2.38	0.49
1:BC:138:ASN:HB3	1:BC:331:TYR:CE1	2.48	0.49
1:BC:190:VAL:C	1:BC:192:TYR:H	2.16	0.49
1:BC:41:GLU:OE1	1:BC:43:TYR:OH	2.21	0.49
5:BD:50:ASN:CG	5:BD:51:ILE:N	2.66	0.49
5:BF:38:ILE:HG23	5:BF:39:VAL:HG23	1.95	0.49
6:BG:20:ILE:HG23	6:BG:21:PHE:N	2.28	0.49
4:BH:108:LEU:HD23	4:BH:108:LEU:N	2.28	0.49
4:BH:27:ILE:HG23	4:BH:28:ILE:N	2.28	0.49
2:BL:129:ALA:CB	2:BL:247:LEU:HD11	2.42	0.49
2:BL:78:PRO:O	2:BL:152:GLY:HA3	2.13	0.49
3:BM:218:MET:O	3:BM:221:ALA:N	2.46	0.49
3:BM:41:GLY:HA3	3:BM:46:ALA:CB	2.38	0.49
6:BP:23:GLN:O	6:BP:26:TYR:N	2.46	0.49
14:BW:103:CRT:H6	6:BZ:17:PHE:HD1	1.77	0.49
5:BY:51:ILE:HB	5:BY:52:PRO:CA	2.42	0.49
6:A0:40:TRP:HE3	6:A0:40:TRP:HA	1.78	0.49
5:A9:17:PRO:O	5:A9:21:LEU:CB	2.61	0.49
5:AA:32:GLY:HA2	9:AB:101:BCL:HED2	1.95	0.49
1:AC:166:TRP:O	1:AC:166:TRP:CD2	2.66	0.49
1:AC:298:PRO:C	1:AC:300:GLY:N	2.66	0.49
5:AD:32:GLY:HA3	9:AD:102:BCL:O1A	2.13	0.49
6:AE:45:TRP:O	6:AE:46:LEU:CG	2.58	0.49
6:AE:46:LEU:O	5:AF:46:TRP:O	2.30	0.49
5:AI:34:LEU:O	5:AI:37:MET:HB2	2.12	0.49

Continued on next page...

Continued from previous page...

Atom-1	Atom-2	Interatomic distance (Å)	Clash overlap (Å)
5:AI:50:ASN:HA	5:AK:60:LYS:HA	1.94	0.49
2:AL:3:MET:HG2	2:AL:11:ARG:CZ	2.42	0.49
2:AL:13:ARG:HA	4:AH:99:PRO:CB	2.42	0.49
2:AL:71:TRP:O	2:AL:160:LEU:HG	2.13	0.49
2:AL:244:PHE:O	2:AL:245:LEU:C	2.50	0.49
3:AM:221:ALA:O	3:AM:222:THR:C	2.51	0.49
3:AM:275:LEU:HA	3:AM:278:ILE:HD12	1.93	0.49
9:AO:102:BCL:C1D	9:AP:101:BCL:C2D	2.90	0.49
5:AS:12:TRP:HE1	6:AT:18:HIS:HD1	1.59	0.49
9:AW:101:BCL:HHC	9:AW:101:BCL:OBB	2.12	0.49
5:AY:36:HIS:NE2	9:AZ:101:BCL:CMD	2.72	0.49
5:B9:35:ILE:CG1	9:B0:102:BCL:O1D	2.58	0.49
5:BY:49:ASP:CB	5:B1:56:GLN:HE22	2.24	0.49
5:B7:42:THR:O	5:B7:43:ASP:C	2.50	0.49
5:B9:33:LEU:HD12	5:B9:33:LEU:H	1.78	0.49
5:B7:43:ASP:OD2	5:B9:47:LEU:HD13	2.12	0.49
1:BC:196:PRO:HG3	1:BC:231:TRP:NE1	2.28	0.49
5:BI:15:LEU:N	5:BI:15:LEU:HD22	2.28	0.49
5:BI:39:VAL:HG12	5:BI:46:TRP:HZ3	1.78	0.49
3:BM:199:ASN:HB2	3:BM:294:TRP:CG	2.48	0.49
3:BM:74:ASN:ND2	3:BM:95:LEU:HD13	2.28	0.49
6:BX:10:THR:N	6:BX:13:GLU:OE1	2.37	0.49
5:BW:10:LYS:HD2	6:BZ:20:ILE:CD1	2.42	0.49
5:A5:40:LEU:HD11	5:A5:47:LEU:HB2	1.95	0.49
5:A5:5:ASN:HA	5:A5:8:LEU:CD1	2.42	0.49
5:AA:47:LEU:N	5:AA:47:LEU:HD22	2.27	0.49
1:AC:236:MET:HG3	7:AC:503:HEM:CHB	2.43	0.49
6:AB:44:PRO:HG2	5:AD:52:PRO:HB3	1.93	0.49
5:AF:38:ILE:HD13	14:AG:102:CRT:H401	1.93	0.49
4:AH:46:THR:HG22	4:AH:47:GLU:N	2.28	0.49
2:AL:175:HIS:CD2	2:AL:178:TYR:CE2	3.01	0.49
2:AL:253:SER:HB2	9:AL:301:BCL:C2A	2.37	0.49
2:AL:273:ASN:O	2:AL:274:TRP:C	2.51	0.49
2:AL:89:LEU:N	2:AL:89:LEU:HD12	2.26	0.49
2:AL:89:LEU:HB3	2:AL:94:LEU:HB2	1.95	0.49
3:AM:157:TYR:CD1	3:AM:158:LEU:HD23	2.47	0.49
3:AM:286:LEU:O	3:AM:290:VAL:HB	2.12	0.49
5:AO:51:ILE:HG12	5:AO:52:PRO:CD	2.40	0.49
9:AP:101:BCL:HMB1	9:AP:101:BCL:CBB	2.43	0.49
5:AS:47:LEU:H	5:AS:47:LEU:CD2	2.24	0.49
6:AV:45:TRP:O	6:AV:46:LEU:CB	2.60	0.49

Continued on next page...

Continued from previous page...

Atom-1	Atom-2	Interatomic distance (Å)	Clash overlap (Å)
5:AW:10:LYS:HZ3	14:AW:102:CRT:H1M2	1.77	0.49
5:AY:26:ALA:O	5:AY:30:VAL:HG23	2.13	0.49
6:B2:29:PHE:HE1	9:B2:101:BCL:C2	2.25	0.49
9:B2:101:BCL:OBB	9:B2:101:BCL:HHC	2.12	0.49
5:B3:39:VAL:CG1	5:B3:44:LEU:HG	2.43	0.49
5:B3:56:GLN:N	5:B3:56:GLN:HE21	2.10	0.49
9:B5:102:BCL:HHC	9:B5:102:BCL:OBB	2.13	0.49
5:B7:29:ILE:O	5:B7:33:LEU:CD1	2.61	0.49
6:B8:28:TRP:HA	6:B8:31:LEU:HD12	1.94	0.49
9:BA:101:BCL:HBB1	9:B0:102:BCL:CMC	2.42	0.49
1:BC:165:ALA:HB1	1:BC:303:LEU:CB	2.30	0.49
1:BC:212:ILE:H	7:BC:503:HEM:CGA	2.26	0.49
5:BD:30:VAL:O	5:BD:34:LEU:N	2.42	0.49
6:BB:44:PRO:HB2	5:BD:52:PRO:HG3	1.95	0.49
9:BF:102:BCL:C1D	9:BG:101:BCL:CMD	2.81	0.49
4:BH:242:TYR:O	4:BH:243:TYR:C	2.50	0.49
2:BL:30:PHE:CD2	3:BM:255:THR:O	2.66	0.49
3:BM:150:PHE:CE1	3:BM:154:ILE:HD11	2.48	0.49
6:BT:45:TRP:CD1	6:BT:46:LEU:N	2.81	0.49
3:BM:84:PHE:CD1	5:BW:37:MET:HE2	2.48	0.49
14:BV:102:CRT:H2M2	5:BW:37:MET:HG2	1.94	0.49
5:BW:44:LEU:HD13	5:BY:56:GLN:HB3	1.95	0.49
5:AY:39:VAL:HG22	5:A1:47:LEU:HD11	1.95	0.48
5:A5:5:ASN:HA	5:A5:8:LEU:CG	2.42	0.48
6:A6:17:PHE:CD1	6:A6:17:PHE:C	2.87	0.48
5:A9:31:LEU:HD11	5:A9:35:ILE:HD11	1.95	0.48
5:A7:43:ASP:CB	5:A9:47:LEU:HD12	2.31	0.48
14:AA:102:CRT:H81	6:AE:20:ILE:HG21	1.94	0.48
9:AA:101:BCL:CED	6:AB:31:LEU:HB3	2.43	0.48
1:AC:151:THR:HG21	1:AC:323:MET:CB	2.43	0.48
5:AI:28:GLN:O	9:AJ:101:BCL:HED1	2.12	0.48
5:AK:35:ILE:HA	5:AK:38:ILE:HG22	1.95	0.48
2:AL:203:ILE:C	2:AL:205:SER:N	2.66	0.48
2:AL:204:LEU:HD21	3:AM:267:ARG:CD	2.41	0.48
2:AL:220:HIS:O	2:AL:223:THR:HG23	2.13	0.48
3:AM:194:GLY:H	3:AM:293:ASN:HA	1.78	0.48
3:AM:196:LEU:O	3:AM:198:TYR:N	2.46	0.48
2:AL:10:TYR:CZ	3:AM:246:GLU:HG2	2.48	0.48
3:AM:248:ALA:O	3:AM:249:ALA:C	2.51	0.48
6:AN:32:VAL:HG11	9:AN:101:BCL:HBA2	1.94	0.48
6:AN:43:ARG:HD2	5:AO:55:TYR:CE2	2.48	0.48

Continued on next page...

Continued from previous page...

Atom-1	Atom-2	Interatomic distance (Å)	Clash overlap (Å)
5:AO:11:ILE:HG22	5:AO:15:LEU:CD1	2.42	0.48
6:AP:46:LEU:HD13	6:AR:42:TYR:OH	2.12	0.48
5:AY:51:ILE:HA	5:AY:52:PRO:C	2.33	0.48
6:BZ:44:PRO:O	5:B1:55:TYR:CZ	2.66	0.48
6:B2:21:PHE:CB	14:B2:102:CRT:C11	2.90	0.48
5:B3:19:ARG:O	5:B3:23:SER:N	2.44	0.48
5:B5:14:ILE:HG22	5:B5:14:ILE:O	2.11	0.48
9:B7:103:BCL:HHC	9:B7:103:BCL:OBB	2.13	0.48
2:BL:41:CYS:HA	5:B9:30:VAL:CG2	2.42	0.48
6:BB:24:SER:HA	5:B9:4:MET:HE2	1.95	0.48
1:BC:167:VAL:CG2	1:BC:298:PRO:HD2	2.38	0.48
1:BC:94:MET:SD	7:BC:501:HEM:NB	2.86	0.48
5:BD:31:LEU:O	5:BD:35:ILE:N	2.39	0.48
5:BF:33:LEU:H	5:BF:33:LEU:CD1	2.24	0.48
4:BH:138:VAL:HA	4:BH:140:LYS:HZ2	1.77	0.48
9:BI:102:BCL:HMD2	9:BJ:101:BCL:C1D	2.43	0.48
2:BL:137:TYR:HD1	2:BL:138:LEU:HD12	1.78	0.48
2:BL:253:SER:O	2:BL:256:CYS:HB3	2.13	0.48
3:BM:173:LYS:O	3:BM:185:TRP:HZ2	1.96	0.48
3:BM:202:HIS:C	3:BM:204:LEU:N	2.66	0.48
2:BL:243:LEU:HD12	3:BM:217:ALA:O	2.13	0.48
5:BS:45:ASN:O	5:BS:49:ASP:CG	2.51	0.48
6:BT:27:ALA:O	6:BT:31:LEU:HG	2.13	0.48
9:BW:102:BCL:CHA	9:BX:101:BCL:OBD	2.60	0.48
6:BZ:40:TRP:HB2	6:BZ:45:TRP:CH2	2.47	0.48
9:A9:102:BCL:ND	9:A0:102:BCL:CMD	2.76	0.48
5:A1:40:LEU:O	5:A1:40:LEU:HG	2.12	0.48
9:A3:104:BCL:C1B	9:A5:102:BCL:HMB3	2.43	0.48
14:A5:103:CRT:C7	6:A8:17:PHE:HZ	2.26	0.48
5:A5:25:VAL:HG13	9:A5:102:BCL:H51	1.96	0.48
14:A5:103:CRT:C32	5:A7:31:LEU:HD21	2.43	0.48
5:A7:36:HIS:CB	14:A7:102:CRT:C39	2.90	0.48
6:A8:28:TRP:HA	6:A8:31:LEU:HD12	1.94	0.48
1:AC:274:ARG:HH11	1:AC:274:ARG:CG	2.24	0.48
1:AC:47:ARG:HG2	1:AC:47:ARG:O	2.12	0.48
5:AD:30:VAL:HG13	5:AD:31:LEU:N	2.28	0.48
5:AA:8:LEU:CD2	6:AE:20:ILE:HG23	2.41	0.48
5:AF:28:GLN:CB	9:AF:102:BCL:H12	2.27	0.48
6:AJ:17:PHE:CZ	14:AJ:102:CRT:H6	2.48	0.48
2:AL:110:ALA:HB2	2:AL:134:ILE:HD11	1.95	0.48
2:AL:182:HIS:HA	2:AL:256:CYS:SG	2.54	0.48

Continued on next page...

Continued from previous page...

Atom-1	Atom-2	Interatomic distance (Å)	Clash overlap (Å)
3:AM:210:TYR:O	3:AM:214:LEU:N	2.46	0.48
9:AM:401:BCL:HBC1	9:AM:402:BCL:CAD	2.43	0.48
3:AM:98:PRO:CG	3:AM:107:PRO:HG3	2.44	0.48
6:AR:20:ILE:HD13	6:AR:20:ILE:C	2.33	0.48
6:AT:45:TRP:CD2	9:AT:101:BCL:H2C	2.48	0.48
5:AU:8:LEU:O	5:AU:10:LYS:N	2.46	0.48
5:AU:28:GLN:OE1	6:AV:28:TRP:CZ2	2.66	0.48
5:AW:36:HIS:CE1	9:AX:101:BCL:CMD	2.79	0.48
6:B0:40:TRP:CH2	6:B0:46:LEU:CG	2.83	0.48
5:B1:56:GLN:O	5:B1:60:LYS:N	2.39	0.48
5:B3:12:TRP:HA	5:B3:12:TRP:HE3	1.78	0.48
6:B6:17:PHE:CD1	6:B6:17:PHE:C	2.87	0.48
6:B6:45:TRP:O	6:B6:46:LEU:C	2.51	0.48
6:BB:24:SER:HA	5:B9:4:MET:CE	2.42	0.48
1:BC:137:ALA:O	1:BC:139:SER:N	2.46	0.48
1:BC:183:GLN:NE2	1:BC:230:GLU:HG2	2.28	0.48
1:BC:200:LEU:O	1:BC:204:LEU:N	2.45	0.48
1:BC:213:THR:HG22	1:BC:214:GLY:O	2.13	0.48
1:BC:203:PHE:CG	1:BC:235:LEU:HD22	2.48	0.48
4:BH:76:VAL:HG12	4:BH:77:VAL:N	2.27	0.48
5:BI:17:PRO:HG3	6:BJ:9:LEU:HD11	1.94	0.48
2:BL:115:GLU:O	2:BL:118:ARG:HB2	2.13	0.48
2:BL:195:ALA:O	2:BL:198:MET:N	2.47	0.48
2:BL:52:TRP:HA	2:BL:52:TRP:HE3	1.76	0.48
6:BN:44:PRO:HD2	5:BO:55:TYR:HH	1.78	0.48
6:BR:28:TRP:CE3	6:BR:28:TRP:HA	2.46	0.48
5:BS:35:ILE:O	5:BS:39:VAL:HG23	2.13	0.48
5:BU:38:ILE:HD12	14:BV:102:CRT:H401	1.94	0.48
5:BW:54:SER:CB	5:BW:57:ALA:HB3	2.43	0.48
5:A7:10:LYS:HB3	14:A0:101:CRT:H83	1.94	0.48
9:A5:102:BCL:HHC	9:A5:102:BCL:OBB	2.12	0.48
5:A9:2:PHE:CE1	6:A0:26:TYR:OH	2.66	0.48
1:AC:124:LYS:O	1:AC:125:VAL:C	2.51	0.48
1:AC:148:THR:HA	1:AC:322:GLN:CG	2.43	0.48
9:AD:102:BCL:OBD	6:AE:32:VAL:HG23	2.14	0.48
5:AF:43:ASP:CB	5:AI:47:LEU:HG	2.42	0.48
4:AH:156:VAL:HG12	4:AH:157:VAL:N	2.27	0.48
3:AM:264:SER:HB3	4:AH:34:ASP:HA	1.94	0.48
2:AL:142:PHE:HD1	2:AL:143:VAL:N	2.11	0.48
9:AL:301:BCL:H202	10:AL:302:BPH:HMA3	1.94	0.48
2:AL:6:PHE:O	2:AL:9:LYS:HG2	2.12	0.48

Continued on next page...

Continued from previous page...

Atom-1	Atom-2	Interatomic distance (Å)	Clash overlap (Å)
3:AM:103:GLY:O	3:AM:171:TRP:N	2.47	0.48
2:AL:196:LEU:HD23	3:AM:216:PHE:CD1	2.48	0.48
3:AM:221:ALA:O	3:AM:224:LEU:N	2.46	0.48
3:AM:27:ASN:HD22	3:AM:27:ASN:N	2.11	0.48
5:AO:44:LEU:HD12	5:AO:44:LEU:C	2.34	0.48
6:AP:31:LEU:C	6:AP:34:ILE:HG23	2.33	0.48
5:AS:33:LEU:O	15:AS:101:PEF:H453	2.12	0.48
9:AT:101:BCL:H151	9:AT:101:BCL:HBB2	1.95	0.48
9:AS:103:BCL:OBD	6:AT:32:VAL:HG23	2.13	0.48
9:AV:102:BCL:H191	9:AW:101:BCL:CMC	2.39	0.48
6:AX:36:HIS:HE1	9:AX:101:BCL:NB	2.06	0.48
5:B3:9:TYR:OH	5:B3:10:LYS:HE3	2.13	0.48
5:B7:19:ARG:O	5:B7:23:SER:CB	2.60	0.48
9:B7:103:BCL:HAC2	9:B8:101:BCL:HAC1	1.95	0.48
5:B9:29:ILE:HA	9:B9:102:BCL:H11	1.96	0.48
6:B8:44:PRO:HG2	5:B9:52:PRO:HB2	1.96	0.48
1:BC:53:ILE:HG12	1:BC:319:TYR:CZ	2.48	0.48
1:BC:66:ASP:C	1:BC:68:THR:H	2.17	0.48
9:BE:101:BCL:HMA1	9:BF:102:BCL:CMA	2.37	0.48
4:BH:151:PRO:O	4:BH:167:VAL:HG21	2.13	0.48
4:BH:52:ARG:CZ	4:BH:52:ARG:HB3	2.43	0.48
5:BF:38:ILE:CD1	5:BI:37:MET:HE3	2.43	0.48
5:BI:9:TYR:HA	6:BJ:18:HIS:CG	2.48	0.48
5:BK:26:ALA:HA	5:BK:29:ILE:CG2	2.44	0.48
1:BC:253:THR:CG2	2:BL:171:TYR:HD2	2.26	0.48
2:BL:196:LEU:C	2:BL:198:MET:H	2.16	0.48
3:BM:297:TRP:CZ2	4:BH:13:GLN:HB2	2.49	0.48
5:BQ:36:HIS:CD2	9:BQ:103:BCL:NB	2.81	0.48
6:BR:29:PHE:N	6:BR:29:PHE:HD1	2.06	0.48
5:BS:47:LEU:HD22	5:BS:47:LEU:H	1.78	0.48
6:BT:28:TRP:HA	6:BT:28:TRP:CE3	2.47	0.48
5:BW:12:TRP:HA	5:BW:12:TRP:CE3	2.48	0.48
5:A1:54:SER:CB	5:A1:57:ALA:HB2	2.44	0.48
2:AL:22:LEU:CB	5:A7:19:ARG:HB3	2.34	0.48
1:AC:306:SER:OG	1:AC:307:CYS:N	2.46	0.48
1:AC:138:ASN:HB3	1:AC:331:TYR:CD1	2.48	0.48
1:AC:66:ASP:OD2	1:AC:88:GLY:HA3	2.13	0.48
4:AH:178:GLN:NE2	4:AH:180:ARG:CZ	2.77	0.48
3:AM:264:SER:HB2	4:AH:34:ASP:OD1	2.13	0.48
4:AH:5:ILE:CD1	5:AF:47:LEU:CD1	2.89	0.48
9:AI:102:BCL:CBC	9:AJ:101:BCL:HHD	2.43	0.48

Continued on next page...

Continued from previous page...

Atom-1	Atom-2	Interatomic distance (Å)	Clash overlap (Å)
2:AL:207:THR:HA	2:AL:215:VAL:HG13	1.94	0.48
3:AM:98:PRO:HA	3:AM:112:GLY:HA3	1.95	0.48
6:AN:22:MET:O	6:AN:25:MET:HB3	2.13	0.48
6:AN:36:HIS:HD1	9:AN:101:BCL:H162	1.77	0.48
6:AN:7:THR:OG1	6:AN:8:GLY:N	2.45	0.48
6:AT:45:TRP:CZ3	9:AT:101:BCL:HAC2	2.49	0.48
5:AY:28:GLN:HB3	9:AY:102:BCL:C1	2.43	0.48
5:B9:40:LEU:HD12	5:B9:45:ASN:HA	1.94	0.48
1:BC:124:LYS:O	1:BC:125:VAL:C	2.51	0.48
1:BC:98:THR:O	1:BC:103:PRO:CD	2.58	0.48
6:BE:46:LEU:N	5:BF:52:PRO:HD3	2.28	0.48
4:BH:150:ASP:OD1	4:BH:152:ARG:HB2	2.13	0.48
9:BG:101:BCL:CBB	9:BI:102:BCL:C4B	2.88	0.48
5:BK:16:ASP:HB2	5:BK:19:ARG:CD	2.44	0.48
2:BL:164:ASP:O	2:BL:166:VAL:N	2.46	0.48
3:BM:133:THR:O	3:BM:137:ALA:N	2.40	0.48
3:BM:179:ILE:O	3:BM:183:LEU:N	2.43	0.48
5:BS:42:THR:CG2	5:BS:43:ASP:N	2.76	0.48
6:BV:45:TRP:CZ3	9:BV:101:BCL:HAC2	2.48	0.48
3:BM:84:PHE:CE1	5:BW:37:MET:HG2	2.47	0.48
5:A9:12:TRP:CD1	6:A0:18:HIS:HB2	2.47	0.48
6:A0:21:PHE:O	6:A0:24:SER:N	2.45	0.48
5:A9:13:LEU:O	6:A0:7:THR:CB	2.61	0.48
5:A1:10:LYS:HB2	14:A1:103:CRT:C8	2.37	0.48
5:A1:49:ASP:O	5:A1:50:ASN:HB3	2.13	0.48
5:A3:35:ILE:O	5:A3:36:HIS:C	2.52	0.48
5:A3:50:ASN:O	5:A3:54:SER:N	2.45	0.48
9:A7:103:BCL:OBD	6:A8:32:VAL:HG22	2.12	0.48
1:AC:314:VAL:HG12	1:AC:315:ASN:H	1.79	0.48
5:AF:16:ASP:HB2	5:AF:19:ARG:CB	2.44	0.48
4:AH:154:MET:HB3	4:AH:207:ARG:O	2.13	0.48
4:AH:48:ARG:HD3	15:AH:301:PEF:C4	2.41	0.48
4:AH:6:THR:HB	5:AF:41:SER:OG	2.13	0.48
4:AH:9:ILE:O	4:AH:9:ILE:HG23	2.14	0.48
6:AJ:34:ILE:C	6:AJ:34:ILE:HD13	2.34	0.48
2:AL:199:HIS:CE1	2:AL:239:HIS:CE1	3.01	0.48
2:AL:231:TYR:CZ	2:AL:233:ILE:HA	2.49	0.48
2:AL:243:LEU:O	2:AL:247:LEU:HB2	2.14	0.48
3:AM:182:HIS:ND1	3:AM:183:LEU:N	2.61	0.48
3:AM:204:LEU:HD23	3:AM:279:THR:CG2	2.43	0.48
3:AM:83:VAL:O	3:AM:86:PHE:HB3	2.14	0.48

Continued on next page...

Continued from previous page...

Atom-1	Atom-2	Interatomic distance (Å)	Clash overlap (Å)
6:AP:7:THR:OG1	6:AP:8:GLY:N	2.45	0.48
5:AU:26:ALA:C	5:AU:29:ILE:HG22	2.32	0.48
5:AU:35:ILE:HA	5:AU:38:ILE:CG2	2.44	0.48
5:AW:10:LYS:HB3	14:AW:102:CRT:H5	1.95	0.48
5:AY:18:ARG:HG2	5:AY:18:ARG:NH1	2.27	0.48
5:AY:4:MET:C	5:AY:8:LEU:HB2	2.33	0.48
5:B1:13:LEU:CD1	14:B1:103:CRT:H1M3	2.43	0.48
5:B1:11:ILE:N	14:B1:103:CRT:H82	2.16	0.48
6:B2:28:TRP:O	6:B2:32:VAL:HG23	2.13	0.48
5:B7:49:ASP:OD2	6:B8:43:ARG:NH1	2.45	0.48
9:B9:102:BCL:H12	9:B0:102:BCL:HED1	1.94	0.48
9:BA:101:BCL:HBB3	9:B0:102:BCL:C1C	2.43	0.48
6:BB:28:TRP:O	6:BB:31:LEU:N	2.46	0.48
1:BC:107:CYS:C	1:BC:109:TYR:H	2.17	0.48
1:BC:232:THR:O	1:BC:233:PHE:C	2.52	0.48
1:BC:53:ILE:C	1:BC:55:ALA:H	2.17	0.48
5:BD:12:TRP:HE1	6:BE:18:HIS:HA	1.78	0.48
6:BE:21:PHE:HD1	6:BE:22:MET:N	2.12	0.48
14:BF:103:CRT:H401	5:BI:38:ILE:CD1	2.44	0.48
9:BG:101:BCL:HHC	9:BG:101:BCL:OBB	2.14	0.48
6:BG:21:PHE:HZ	9:BI:102:BCL:H202	1.79	0.48
4:BH:108:LEU:C	4:BH:110:GLY:N	2.65	0.48
9:BG:101:BCL:C3B	9:BI:102:BCL:C3B	2.90	0.48
5:BF:7:ASN:CB	6:BJ:20:ILE:HD13	2.42	0.48
2:BL:229:VAL:C	3:BM:51:ILE:HD12	2.34	0.48
9:BM:401:BCL:HBB2	9:BM:402:BCL:H111	1.95	0.48
5:BO:40:LEU:HD23	5:BO:40:LEU:O	2.13	0.48
5:BS:46:TRP:NE1	9:BS:102:BCL:OBB	2.47	0.48
5:BS:21:LEU:O	5:BS:25:VAL:HG23	2.13	0.48
5:BU:12:TRP:CE2	6:BV:17:PHE:HE2	2.14	0.48
5:BY:53:VAL:C	5:BY:55:TYR:H	2.17	0.48
9:A1:102:BCL:C2D	9:A2:101:BCL:C2D	2.91	0.48
5:AF:17:PRO:HG2	5:AF:18:ARG:H	1.79	0.48
3:AM:14:ARG:HH12	4:AH:145:ALA:CB	2.27	0.48
5:AK:51:ILE:O	5:AK:51:ILE:HG13	2.13	0.48
2:AL:129:ALA:CA	2:AL:247:LEU:HD11	2.38	0.48
1:AC:37:GLY:HA3	2:AL:77:PRO:HG2	1.95	0.48
2:AL:80:LEU:HD21	2:AL:153:HIS:CD2	2.47	0.48
3:AM:156:PHE:HZ	9:AM:402:BCL:HBD	1.78	0.48
3:AM:161:GLY:HA3	14:AM:406:CRT:C29	2.43	0.48
3:AM:7:ILE:HG22	3:AM:8:PHE:CG	2.48	0.48

Continued on next page...

Continued from previous page...

Atom-1	Atom-2	Interatomic distance (Å)	Clash overlap (Å)
6:AR:42:TYR:CE2	6:AR:43:ARG:HG3	2.48	0.48
9:AU:102:BCL:HBC1	9:AV:102:BCL:HBC3	1.94	0.48
6:AV:21:PHE:O	6:AV:21:PHE:CD1	2.67	0.48
6:AV:19:ALA:O	6:AV:23:GLN:HG3	2.13	0.48
9:AV:102:BCL:H203	6:AX:39:ALA:HB1	1.96	0.48
6:B0:45:TRP:CD1	6:B0:46:LEU:N	2.80	0.48
6:B2:33:VAL:O	6:B2:37:LEU:HD23	2.13	0.48
1:BC:120:ASP:O	1:BC:120:ASP:CG	2.52	0.48
6:BB:44:PRO:HG2	5:BD:52:PRO:CB	2.44	0.48
9:BI:102:BCL:CMD	6:BJ:36:HIS:CD2	2.96	0.48
5:BF:4:MET:CG	6:BJ:23:GLN:CG	2.76	0.48
2:BL:102:ALA:HB2	10:BL:302:BPH:H112	1.95	0.48
2:BL:139:VAL:HG23	2:BL:143:VAL:CB	2.43	0.48
2:BL:231:TYR:CZ	2:BL:233:ILE:HA	2.49	0.48
2:BL:253:SER:CB	9:BL:301:BCL:HED3	2.42	0.48
3:BM:122:LEU:HD13	9:BM:402:BCL:H203	1.96	0.48
3:BM:61:ILE:HG12	3:BM:129:TRP:CZ3	2.47	0.48
9:BN:101:BCL:OBB	9:BN:101:BCL:HHC	2.13	0.48
6:BT:29:PHE:HD1	6:BT:29:PHE:H	1.58	0.48
14:BV:102:CRT:H2M2	5:BW:37:MET:CG	2.44	0.48
9:BX:101:BCL:HHC	9:BX:101:BCL:OBB	2.13	0.48
5:BY:32:GLY:HA2	9:BZ:101:BCL:O1D	2.13	0.48
5:A1:21:LEU:CD1	9:A1:102:BCL:C14	2.88	0.48
5:AY:27:PHE:HE2	5:A1:29:ILE:CD1	2.27	0.48
5:A3:19:ARG:HH21	5:A3:20:VAL:HG23	1.79	0.48
1:AC:120:ASP:CG	1:AC:120:ASP:O	2.52	0.48
1:AC:152:CYS:O	1:AC:156:HIS:HB2	2.13	0.48
6:AG:34:ILE:O	6:AG:38:LEU:HB3	2.13	0.48
4:AH:108:LEU:O	4:AH:110:GLY:N	2.46	0.48
4:AH:259:LEU:CD2	5:A5:19:ARG:HB3	2.42	0.48
4:AH:5:ILE:HG12	4:AH:6:THR:HG23	1.94	0.48
5:AI:28:GLN:NE2	14:AJ:102:CRT:H25	2.29	0.48
14:AG:102:CRT:H2M1	5:AI:36:HIS:HB3	1.95	0.48
9:AI:102:BCL:OBD	6:AJ:32:VAL:HG13	2.14	0.48
5:AK:12:TRP:NE1	6:AN:17:PHE:CD2	2.69	0.48
5:AK:46:TRP:CH2	9:AK:102:BCL:HBC3	2.49	0.48
2:AL:207:THR:CB	3:AM:238:ILE:HG21	2.44	0.48
2:AL:221:GLU:O	2:AL:223:THR:N	2.46	0.48
2:AL:242:GLY:O	2:AL:243:LEU:C	2.51	0.48
3:AM:10:ALA:HA	15:AM:408:PEF:C4	2.44	0.48
3:AM:121:PHE:N	3:AM:121:PHE:CD1	2.79	0.48

Continued on next page...

Continued from previous page...

Atom-1	Atom-2	Interatomic distance (Å)	Clash overlap (Å)
3:AM:137:ALA:O	3:AM:140:LEU:HB3	2.12	0.48
3:AM:284:ILE:HG13	9:AM:402:BCL:OBD	2.14	0.48
3:AM:35:ILE:HG13	15:AM:409:PEF:H321	1.96	0.48
3:AM:4:TYR:CE1	3:AM:6:ASN:HA	2.47	0.48
5:AW:46:TRP:HA	5:AW:49:ASP:OD1	2.14	0.48
9:AX:101:BCL:HBA1	9:AX:101:BCL:H3A	1.53	0.48
5:B3:12:TRP:HA	5:B3:12:TRP:CE3	2.49	0.48
6:B4:18:HIS:O	6:B4:18:HIS:CD2	2.67	0.48
6:B4:21:PHE:CZ	9:B5:102:BCL:H203	2.48	0.48
1:BC:33:ILE:CD1	1:BC:33:ILE:H	2.24	0.48
1:BC:66:ASP:O	1:BC:67:SER:HB3	2.14	0.48
6:BE:24:SER:O	6:BE:27:ALA:HB3	2.14	0.48
6:BG:28:TRP:C	6:BG:30:GLY:N	2.66	0.48
4:BH:2:SER:HA	16:BH:301:PO4:O3	2.14	0.48
5:BK:16:ASP:HB2	5:BK:19:ARG:CG	2.44	0.48
2:BL:132:PHE:CD2	2:BL:247:LEU:HD13	2.49	0.48
2:BL:151:TRP:C	2:BL:153:HIS:N	2.67	0.48
2:BL:154:GLY:O	2:BL:165:TRP:NE1	2.46	0.48
2:BL:207:THR:CB	3:BM:238:ILE:HG21	2.43	0.48
2:BL:105:ALA:HB1	10:BL:302:BPH:H2	1.94	0.48
3:BM:170:SER:OG	3:BM:173:LYS:HD3	2.14	0.48
6:BT:21:PHE:C	6:BT:21:PHE:CD1	2.87	0.48
14:BU:103:CRT:C2M	5:BY:36:HIS:HB2	2.43	0.48
5:BU:45:ASN:O	5:BU:49:ASP:HB3	2.13	0.48
5:A1:39:VAL:HG11	9:A1:102:BCL:HBC1	1.95	0.48
6:A6:28:TRP:C	6:A6:30:GLY:H	2.17	0.48
6:AE:24:SER:O	6:AE:27:ALA:HB3	2.14	0.48
4:AH:227:ASN:ND2	4:AH:228:PRO:CD	2.64	0.48
4:AH:77:VAL:O	4:AH:80:ARG:CD	2.56	0.48
9:AI:102:BCL:ND	9:AJ:101:BCL:CMD	2.76	0.48
5:AI:20:VAL:HA	5:AI:23:SER:OG	2.14	0.48
2:AL:261:GLY:O	2:AL:263:PHE:N	2.47	0.48
2:AL:50:ILE:HA	2:AL:98:ILE:HD11	1.96	0.48
3:AM:229:PHE:CE2	3:AM:247:ARG:NE	2.81	0.48
3:AM:55:LEU:O	3:AM:59:LEU:N	2.43	0.48
3:AM:75:MET:HG3	3:AM:94:GLY:H	1.79	0.48
9:AN:101:BCL:H3A	9:AN:101:BCL:HBA1	1.46	0.48
5:AQ:35:ILE:CA	5:AQ:38:ILE:HG22	2.36	0.48
5:AU:36:HIS:O	5:AU:40:LEU:HB2	2.13	0.48
5:B1:29:ILE:HG23	5:B1:30:VAL:N	2.28	0.48
9:B7:103:BCL:H12	9:B8:101:BCL:HED1	1.96	0.48

Continued on next page...

Continued from previous page...

Atom-1	Atom-2	Interatomic distance (Å)	Clash overlap (Å)
1:BC:235:LEU:C	1:BC:237:MET:N	2.67	0.48
1:BC:274:ARG:HH11	1:BC:274:ARG:HG2	1.77	0.48
1:BC:48:GLN:C	1:BC:50:ALA:N	2.66	0.48
3:BM:14:ARG:HH12	4:BH:145:ALA:CB	2.26	0.48
4:BH:54:LYS:O	4:BH:55:VAL:C	2.52	0.48
5:BK:26:ALA:CA	5:BK:29:ILE:HG22	2.43	0.48
5:BK:46:TRP:CZ3	9:BK:102:BCL:HBC3	2.48	0.48
2:BL:171:TYR:C	2:BL:173:PHE:N	2.66	0.48
2:BL:239:HIS:O	3:BM:224:LEU:HD11	2.13	0.48
3:BM:180:PHE:O	3:BM:184:ASP:OD1	2.31	0.48
3:BM:79:VAL:HG13	3:BM:79:VAL:O	2.14	0.48
5:BO:36:HIS:NE2	9:BP:101:BCL:CMD	2.77	0.48
6:BP:33:VAL:O	6:BP:37:LEU:HG	2.13	0.48
5:BQ:46:TRP:CH2	9:BQ:103:BCL:H2C	2.49	0.48
5:BQ:30:VAL:HG13	5:BQ:31:LEU:N	2.28	0.48
6:BV:10:THR:HB	6:BV:13:GLU:OE2	2.14	0.48
5:BW:33:LEU:HD12	5:BW:33:LEU:C	2.34	0.48
9:A0:102:BCL:C1	9:A0:102:BCL:CGA	2.87	0.48
6:A8:20:ILE:CG2	6:A8:21:PHE:N	2.77	0.48
6:A8:38:LEU:HA	6:A8:41:LEU:HD12	1.96	0.48
6:AB:17:PHE:HE1	14:AB:102:CRT:C9	2.20	0.48
6:AB:43:ARG:HB3	5:AD:55:TYR:OH	2.14	0.48
1:AC:327:TYR:HB2	1:AC:330:LEU:HD12	1.95	0.48
5:AF:12:TRP:HB2	6:AG:14:ALA:HB1	1.94	0.48
3:AM:260:VAL:HG11	4:AH:34:ASP:OD1	2.14	0.48
4:AH:63:ASP:HB3	4:AH:64:PRO:CD	2.44	0.48
2:AL:172:GLN:HA	2:AL:172:GLN:NE2	2.28	0.48
2:AL:167:SER:CA	9:AL:301:BCL:HBC1	2.44	0.48
2:AL:35:PHE:CE1	2:AL:111:LEU:HD12	2.49	0.48
3:AM:152:ALA:O	3:AM:155:PHE:HB3	2.13	0.48
3:AM:23:LEU:HD22	3:AM:139:ALA:O	2.13	0.48
3:AM:247:ARG:HH11	3:AM:247:ARG:CG	2.27	0.48
3:AM:269:ALA:O	3:AM:271:TRP:N	2.47	0.48
3:AM:4:TYR:C	3:AM:4:TYR:CD1	2.87	0.48
14:AP:102:CRT:H342	9:AQ:102:BCL:CBA	2.15	0.48
6:BB:42:TYR:HH	6:B0:46:LEU:HB3	1.77	0.48
9:B2:101:BCL:C1B	9:B3:102:BCL:C2B	2.92	0.48
9:B4:101:BCL:HMB3	9:B5:102:BCL:CHB	2.44	0.48
1:BC:263:THR:O	1:BC:264:PRO:C	2.52	0.48
4:BH:156:VAL:HG12	4:BH:157:VAL:N	2.29	0.48
9:BL:301:BCL:HBB2	9:BL:301:BCL:HMB1	1.96	0.48

Continued on next page...

Continued from previous page...

Atom-1	Atom-2	Interatomic distance (Å)	Clash overlap (Å)
9:BL:301:BCL:HBB3	9:BL:301:BCL:HMB1	1.95	0.48
6:BR:29:PHE:CD1	6:BR:29:PHE:N	2.76	0.48
5:BS:43:ASP:CA	5:BU:56:GLN:HG3	2.43	0.48
5:BU:29:ILE:CA	9:BU:102:BCL:H43	2.44	0.48
9:A0:102:BCL:HHC	9:A0:102:BCL:OBB	2.13	0.48
9:A0:102:BCL:C13	9:A0:102:BCL:HMB2	2.44	0.48
6:A0:17:PHE:CD1	6:A0:18:HIS:HA	2.48	0.48
5:A1:5:ASN:CB	5:A1:8:LEU:HD13	2.44	0.48
6:A6:29:PHE:HA	6:A6:32:VAL:HG12	1.96	0.48
9:A6:101:BCL:H43	14:A7:102:CRT:C26	2.44	0.48
6:AB:20:ILE:CD1	14:AB:102:CRT:H81	2.44	0.48
1:AC:315:ASN:OD1	1:AC:316:LYS:HE2	2.14	0.48
4:AH:215:LYS:N	4:AH:218:HIS:HD2	2.10	0.48
9:AG:101:BCL:HMB3	9:AI:102:BCL:C4A	2.44	0.48
2:AL:29:PRO:HG2	3:AM:257:GLY:HA2	1.94	0.48
3:AM:146:LEU:O	3:AM:147:SER:C	2.51	0.48
3:AM:156:PHE:CZ	3:AM:280:ALA:HB1	2.49	0.48
3:AM:214:LEU:HD23	3:AM:214:LEU:C	2.34	0.48
3:AM:206:ILE:HG23	9:AM:402:BCL:HMB3	1.95	0.48
9:AO:102:BCL:C3D	9:AP:101:BCL:C2D	2.92	0.48
5:AS:38:ILE:HD12	5:AU:37:MET:HE1	1.95	0.48
5:AW:10:LYS:HD2	6:AZ:20:ILE:CD1	2.34	0.48
9:BA:101:BCL:CHB	9:B0:102:BCL:HMB3	2.43	0.48
6:B8:46:LEU:HD22	6:B0:42:TYR:HE2	1.79	0.48
4:BH:47:GLU:HG3	5:BA:19:ARG:CA	2.44	0.48
5:BA:33:LEU:O	5:BA:37:MET:HB2	2.13	0.48
1:BC:137:ALA:HA	1:BC:141:TRP:HD1	1.78	0.48
1:BC:213:THR:OG1	1:BC:257:ASN:HB2	2.13	0.48
1:BC:325:LYS:C	1:BC:325:LYS:HD3	2.34	0.48
1:BC:70:PRO:C	1:BC:71:LYS:HD2	2.34	0.48
1:BC:91:THR:O	1:BC:92:ARG:C	2.51	0.48
5:BD:45:ASN:O	5:BD:49:ASP:CG	2.53	0.48
5:BF:9:TYR:CE1	6:BG:15:LYS:CG	2.97	0.48
14:BG:102:CRT:C34	9:BI:102:BCL:HBA1	2.20	0.48
6:BJ:23:GLN:CD	6:BJ:23:GLN:C	2.72	0.48
2:BL:226:ARG:O	3:BM:51:ILE:HA	2.14	0.48
2:BL:72:ARG:CG	3:BM:305:PRO:HA	2.44	0.48
5:BK:12:TRP:HD1	6:BN:14:ALA:O	1.97	0.48
9:BQ:104:BCL:HBA1	9:BQ:104:BCL:H3A	1.36	0.48
5:A1:34:LEU:O	5:A1:38:ILE:HG22	2.14	0.47
1:AC:225:SER:HB3	1:AC:228:GLN:HG3	1.95	0.47

Continued on next page...

Continued from previous page...

Atom-1	Atom-2	Interatomic distance (Å)	Clash overlap (Å)
5:AD:12:TRP:CE3	5:AD:12:TRP:CA	2.97	0.47
5:AD:45:ASN:HB3	5:AD:49:ASP:HB3	1.97	0.47
6:AB:46:LEU:O	5:AD:52:PRO:HD2	2.14	0.47
9:AF:102:BCL:HHC	9:AF:102:BCL:OBB	2.13	0.47
5:AI:26:ALA:O	5:AI:29:ILE:CG2	2.60	0.47
5:AF:49:ASP:HB2	5:AI:56:GLN:CB	2.43	0.47
2:AL:120:LEU:O	2:AL:121:GLY:C	2.51	0.47
2:AL:151:TRP:C	2:AL:153:HIS:H	2.18	0.47
2:AL:7:GLU:CD	2:AL:11:ARG:HH21	2.17	0.47
3:AM:161:GLY:O	3:AM:162:PHE:C	2.52	0.47
3:AM:205:SER:O	9:AM:402:BCL:HMA2	2.13	0.47
3:AM:52:TYR:CE2	3:AM:136:ARG:NE	2.82	0.47
3:AM:62:PHE:C	3:AM:64:GLY:H	2.18	0.47
6:AP:20:ILE:HG21	14:AP:102:CRT:C6	2.44	0.47
14:AS:104:CRT:H36	5:AW:33:LEU:CA	2.33	0.47
5:AU:46:TRP:CE2	5:AU:47:LEU:HD22	2.49	0.47
5:AU:9:TYR:CE1	6:AV:14:ALA:HB3	2.49	0.47
5:AW:40:LEU:HD12	5:AW:45:ASN:HA	1.95	0.47
5:B5:10:LYS:HG2	14:B5:103:CRT:C1M	2.44	0.47
5:B7:42:THR:C	5:B9:48:ASP:HB3	2.34	0.47
5:B7:46:TRP:NE1	5:B7:47:LEU:CD2	2.77	0.47
5:B9:9:TYR:HA	6:B0:18:HIS:CD2	2.49	0.47
2:BL:48:LEU:HD13	5:BA:33:LEU:HD23	1.96	0.47
6:BB:18:HIS:ND1	6:BB:22:MET:HB2	2.27	0.47
6:BB:18:HIS:HE1	6:BB:22:MET:SD	2.37	0.47
1:BC:205:ASP:HB2	1:BC:304:ARG:NE	2.29	0.47
1:BC:268:THR:HG22	7:BC:504:HEM:HAA1	1.95	0.47
6:BE:45:TRP:C	5:BF:52:PRO:HD3	2.34	0.47
6:BG:36:HIS:HE1	9:BG:101:BCL:C4A	2.26	0.47
4:BH:94:PRO:CG	6:B0:8:GLY:CA	2.92	0.47
5:BI:14:ILE:CG2	5:BK:18:ARG:HB3	2.44	0.47
2:BL:194:LEU:HD22	2:BL:198:MET:HE2	1.95	0.47
3:BM:261:THR:C	3:BM:263:GLU:N	2.65	0.47
3:BM:276:THR:C	3:BM:278:ILE:N	2.68	0.47
3:BM:317:TYR:H	3:BM:317:TYR:HD1	1.59	0.47
3:BM:77:ALA:HA	3:BM:81:TRP:CD1	2.49	0.47
5:BK:13:LEU:HD21	6:BN:10:THR:O	2.14	0.47
6:BP:23:GLN:O	6:BP:24:SER:C	2.51	0.47
5:BW:4:MET:C	5:BW:6:ALA:N	2.67	0.47
9:A5:102:BCL:HED1	6:A6:31:LEU:HB3	1.95	0.47
6:AB:34:ILE:C	6:AB:34:ILE:HD13	2.35	0.47

Continued on next page...

Continued from previous page...

Atom-1	Atom-2	Interatomic distance (Å)	Clash overlap (Å)
1:AC:172:PRO:O	1:AC:173:LYS:O	2.33	0.47
1:AC:273:ILE:HG22	1:AC:273:ILE:O	2.14	0.47
1:AC:272:ALA:C	1:AC:274:ARG:H	2.16	0.47
9:AF:102:BCL:HBC2	9:AF:102:BCL:CHD	2.44	0.47
14:AA:102:CRT:H392	9:AF:102:BCL:HMB2	1.96	0.47
5:AF:29:ILE:O	5:AF:33:LEU:HD13	2.13	0.47
4:AH:167:VAL:HA	4:AH:183:GLU:O	2.14	0.47
4:AH:124:ASP:CB	4:AH:233:LEU:HD21	2.37	0.47
9:AI:102:BCL:H2	6:AJ:28:TRP:CZ2	2.49	0.47
9:AK:102:BCL:C2D	9:AN:101:BCL:CMD	2.92	0.47
5:AK:8:LEU:O	5:AK:11:ILE:HG13	2.14	0.47
5:AK:49:ASP:HB2	5:AO:56:GLN:HG2	1.96	0.47
2:AL:144:ARG:HB3	2:AL:145:PRO:CD	2.42	0.47
2:AL:82:TYR:HB3	2:AL:85:ARG:NE	2.28	0.47
2:AL:87:ALA:O	2:AL:93:GLY:HA3	2.14	0.47
3:AM:151:ALA:O	3:AM:152:ALA:C	2.52	0.47
3:AM:115:TRP:NE1	3:AM:177:PHE:HD2	2.12	0.47
3:AM:218:MET:O	3:AM:221:ALA:N	2.47	0.47
9:AS:103:BCL:HHC	9:AS:103:BCL:OBB	2.13	0.47
5:AS:46:TRP:CZ2	9:AS:103:BCL:HHC	2.49	0.47
6:AT:10:THR:HB	6:AT:13:GLU:OE2	2.14	0.47
6:AT:29:PHE:HA	6:AT:32:VAL:HG12	1.96	0.47
9:AV:102:BCL:H203	6:AX:39:ALA:CB	2.44	0.47
6:B2:43:ARG:HD3	5:B3:55:TYR:CG	2.49	0.47
6:B6:28:TRP:C	6:B6:30:GLY:H	2.18	0.47
5:B9:31:LEU:HD21	9:B0:102:BCL:HMA2	1.95	0.47
1:BC:105:GLU:OE2	1:BC:105:GLU:N	2.47	0.47
1:BC:212:ILE:HG21	1:BC:229:ALA:HB2	1.96	0.47
1:BC:269:ALA:HB2	7:BC:504:HEM:HMA2	1.96	0.47
4:BH:65:LYS:O	4:BH:77:VAL:CA	2.63	0.47
5:BI:20:VAL:HA	5:BI:23:SER:OG	2.15	0.47
5:BF:14:ILE:HD13	6:BJ:17:PHE:HE2	1.79	0.47
2:BL:192:ASN:C	2:BL:194:LEU:H	2.17	0.47
3:BM:114:TRP:HZ3	3:BM:117:MET:HE2	1.79	0.47
3:BM:120:LEU:HB2	14:BM:406:CRT:H372	1.95	0.47
3:BM:166:VAL:HG22	3:BM:171:TRP:CH2	2.49	0.47
3:BM:176:PRO:HD3	3:BM:185:TRP:HD1	1.78	0.47
3:BM:203:MET:HA	3:BM:206:ILE:HD12	1.96	0.47
3:BM:286:LEU:O	3:BM:290:VAL:HB	2.15	0.47
6:BN:21:PHE:HA	14:BN:102:CRT:C11	2.44	0.47
6:BP:45:TRP:O	6:BP:45:TRP:CD1	2.67	0.47

Continued on next page...

Continued from previous page...

Atom-1	Atom-2	Interatomic distance (Å)	Clash overlap (Å)
5:BQ:2:PHE:N	6:BR:26:TYR:HH	2.12	0.47
5:BU:46:TRP:CE2	5:BU:47:LEU:HD22	2.49	0.47
9:BW:102:BCL:HMD2	9:BX:101:BCL:C1D	2.44	0.47
5:A1:10:LYS:HD2	6:A4:20:ILE:HG21	1.97	0.47
5:A7:26:ALA:O	5:A7:30:VAL:HG12	2.14	0.47
6:A8:45:TRP:O	6:A8:46:LEU:CB	2.62	0.47
1:AC:133:LEU:HD13	1:AC:283:TYR:CD2	2.49	0.47
1:AC:157:ARG:NH1	1:AC:318:LEU:CD2	2.75	0.47
1:AC:245:VAL:O	1:AC:245:VAL:HG23	2.14	0.47
1:AC:41:GLU:OE1	2:AL:153:HIS:NE2	2.48	0.47
5:AF:12:TRP:HA	5:AF:12:TRP:CE3	2.50	0.47
4:AH:215:LYS:HB2	4:AH:218:HIS:CD2	2.49	0.47
4:AH:87:VAL:O	4:AH:89:ALA:N	2.46	0.47
3:AM:301:HIS:CE1	4:AH:8:TYR:HB3	2.48	0.47
5:AI:23:SER:OG	5:AI:24:ILE:N	2.47	0.47
5:AK:48:ASP:CB	5:AK:56:GLN:NE2	2.77	0.47
2:AL:184:LEU:O	2:AL:187:SER:N	2.47	0.47
2:AL:69:ASN:O	2:AL:70:LEU:C	2.52	0.47
3:AM:156:PHE:CA	3:AM:159:VAL:HG23	2.44	0.47
2:AL:207:THR:HB	3:AM:238:ILE:HG21	1.95	0.47
9:AK:102:BCL:C3D	9:AN:101:BCL:C3D	2.92	0.47
9:AP:101:BCL:H2A	9:AP:101:BCL:CGD	2.44	0.47
14:AP:102:CRT:H342	9:AQ:102:BCL:H3A	1.97	0.47
5:AO:9:TYR:HB3	6:AP:18:HIS:CD2	2.48	0.47
5:AQ:43:ASP:HB2	5:AS:47:LEU:CD1	2.38	0.47
9:AS:103:BCL:HBD	9:AT:101:BCL:OBD	2.13	0.47
5:AW:4:MET:HE2	6:AZ:23:GLN:HB2	1.96	0.47
6:B2:20:ILE:CG1	14:B2:102:CRT:H83	2.45	0.47
6:B2:42:TYR:HD1	6:B2:43:ARG:HG3	1.79	0.47
5:B3:2:PHE:O	5:B3:3:THR:O	2.32	0.47
6:BB:36:HIS:CE1	9:BB:101:BCL:ND	2.81	0.47
1:BC:254:ARG:HD3	1:BC:255:ALA:N	2.29	0.47
1:BC:270:TRP:HD1	7:BC:503:HEM:HBD2	1.79	0.47
5:BF:36:HIS:NE2	9:BG:101:BCL:HMD1	2.28	0.47
6:BG:30:GLY:CA	6:BG:33:VAL:HG12	2.44	0.47
6:BG:34:ILE:HD12	6:BG:34:ILE:C	2.34	0.47
9:BI:102:BCL:CBC	9:BJ:101:BCL:HHD	2.39	0.47
6:BJ:18:HIS:NE2	6:BJ:22:MET:CE	2.77	0.47
2:BL:13:ARG:HA	4:BH:99:PRO:CB	2.44	0.47
2:BL:148:MET:CB	2:BL:153:HIS:ND1	2.74	0.47
6:BN:13:GLU:CD	6:BN:13:GLU:H	2.17	0.47

Continued on next page...

Continued from previous page...

Atom-1	Atom-2	Interatomic distance (Å)	Clash overlap (Å)
5:BO:50:ASN:CG	5:BO:51:ILE:N	2.67	0.47
6:BT:9:LEU:CD2	6:BT:13:GLU:HG3	2.30	0.47
6:BT:38:LEU:C	6:BT:38:LEU:HD23	2.35	0.47
5:BW:17:PRO:HA	5:BW:20:VAL:HG22	1.96	0.47
14:BW:103:CRT:H6	6:BZ:17:PHE:CD1	2.48	0.47
6:BZ:22:MET:HG3	6:BZ:26:TYR:HE1	1.78	0.47
6:BZ:27:ALA:O	6:BZ:31:LEU:HG	2.15	0.47
6:A0:29:PHE:H	6:A0:29:PHE:HD1	1.61	0.47
5:A5:45:ASN:HD21	5:A5:48:ASP:CG	2.17	0.47
5:AA:33:LEU:O	5:AA:37:MET:HB2	2.14	0.47
5:AA:42:THR:HG22	5:AD:48:ASP:OD2	2.14	0.47
6:AB:44:PRO:HD2	5:AD:55:TYR:CE2	2.49	0.47
1:AC:213:THR:HB	1:AC:257:ASN:OD1	2.15	0.47
6:AG:28:TRP:C	6:AG:30:GLY:N	2.66	0.47
4:AH:136:MET:HG3	4:AH:170:VAL:O	2.14	0.47
4:AH:123:CYS:SG	4:AH:231:VAL:O	2.66	0.47
4:AH:35:LYS:NZ	4:AH:57:GLY:CA	2.72	0.47
4:AH:58:PHE:N	4:AH:59:PRO:HD2	2.29	0.47
2:AL:88:PRO:O	2:AL:89:LEU:C	2.53	0.47
3:AM:221:ALA:O	3:AM:224:LEU:HB2	2.15	0.47
3:AM:98:PRO:HB2	3:AM:171:TRP:CB	2.44	0.47
9:AN:101:BCL:C1B	9:AO:102:BCL:CMB	2.88	0.47
9:AQ:102:BCL:C2D	9:AR:101:BCL:C2D	2.93	0.47
9:AT:101:BCL:OBB	9:AT:101:BCL:HHC	2.13	0.47
5:AU:9:TYR:CB	6:AV:15:LYS:HD3	2.45	0.47
5:AW:21:LEU:HD11	9:AW:101:BCL:H141	1.96	0.47
5:AW:30:VAL:HA	5:AW:33:LEU:HG	1.96	0.47
6:AX:34:ILE:HG23	6:AX:35:ALA:N	2.29	0.47
5:BY:8:LEU:CA	6:B2:20:ILE:HD11	2.28	0.47
6:B2:42:TYR:CE1	6:B2:43:ARG:HG3	2.50	0.47
5:B5:10:LYS:HG2	14:B5:103:CRT:H1M1	1.96	0.47
5:B5:18:ARG:HB3	5:B5:19:ARG:NH1	2.30	0.47
5:B9:33:LEU:H	5:B9:33:LEU:CD1	2.28	0.47
1:BC:139:SER:O	1:BC:142:LYS:HG3	2.14	0.47
1:BC:273:ILE:HG22	1:BC:273:ILE:O	2.14	0.47
1:BC:285:TRP:HB3	1:BC:286:PRO:HD3	1.95	0.47
5:BD:27:PHE:CE2	5:BF:29:ILE:HD11	2.48	0.47
2:BL:9:LYS:HA	4:BH:111:PHE:HE1	1.79	0.47
4:BH:145:ALA:O	4:BH:147:GLY:N	2.48	0.47
4:BH:136:MET:SD	4:BH:170:VAL:HG23	2.54	0.47
5:BI:27:PHE:HA	5:BI:30:VAL:HG12	1.96	0.47

Continued on next page...

Continued from previous page...

Atom-1	Atom-2	Interatomic distance (Å)	Clash overlap (Å)
6:BJ:34:ILE:O	6:BJ:38:LEU:HB2	2.13	0.47
2:BL:18:ILE:HG23	4:BH:259:LEU:CB	2.45	0.47
3:BM:154:ILE:CG2	3:BM:154:ILE:O	2.62	0.47
3:BM:279:THR:HG22	3:BM:282:ILE:HD12	1.96	0.47
3:BM:51:ILE:HG12	3:BM:52:TYR:N	2.29	0.47
3:BM:84:PHE:N	3:BM:84:PHE:HD1	2.12	0.47
14:BP:102:CRT:C2M	5:BQ:37:MET:HG2	2.43	0.47
6:BP:21:PHE:C	6:BP:21:PHE:CD1	2.88	0.47
10:BM:403:BPH:HBA2	15:BQ:101:PEF:H431	1.97	0.47
5:BU:44:LEU:O	5:BU:44:LEU:HD12	2.13	0.47
14:AW:102:CRT:H342	9:A1:102:BCL:HBA2	1.96	0.47
5:A3:46:TRP:CD1	5:A3:47:LEU:N	2.83	0.47
9:A5:102:BCL:H162	9:A5:102:BCL:H111	1.95	0.47
5:AA:17:PRO:HD2	5:AA:18:ARG:NH1	2.28	0.47
1:AC:194:SER:C	1:AC:195:LEU:HG	2.33	0.47
1:AC:195:LEU:HB3	1:AC:196:PRO:HD2	1.95	0.47
1:AC:196:PRO:O	1:AC:197:PHE:CG	2.68	0.47
1:AC:317:PRO:HD2	7:AC:504:HEM:C2D	2.48	0.47
5:AD:43:ASP:OD2	5:AD:44:LEU:HG	2.14	0.47
9:AG:101:BCL:C1C	9:AI:102:BCL:HBB3	2.45	0.47
5:AF:12:TRP:NE1	6:AG:17:PHE:CD1	2.82	0.47
6:AG:19:ALA:O	6:AG:23:GLN:HG3	2.13	0.47
4:AH:170:VAL:HA	4:AH:182:LEU:HA	1.96	0.47
4:AH:65:LYS:O	4:AH:77:VAL:CA	2.61	0.47
2:AL:230:GLY:O	3:AM:49:GLY:HA2	2.14	0.47
3:AM:184:ASP:O	3:AM:187:ALA:HB3	2.14	0.47
3:AM:26:GLY:HA2	5:AO:16:ASP:OD2	2.14	0.47
5:AO:17:PRO:O	5:AO:21:LEU:N	2.44	0.47
5:AS:43:ASP:C	5:AS:45:ASN:H	2.17	0.47
6:AT:40:TRP:CE3	6:AT:44:PRO:HA	2.50	0.47
3:AM:84:PHE:CZ	5:AU:38:ILE:HD12	2.50	0.47
5:AW:9:TYR:C	5:AW:11:ILE:N	2.68	0.47
6:AV:44:PRO:CG	5:AW:52:PRO:HG2	2.45	0.47
5:B1:10:LYS:CB	14:B1:103:CRT:H83	2.43	0.47
6:B2:17:PHE:CD1	14:B2:102:CRT:C6	2.87	0.47
9:B5:102:BCL:CHD	9:B6:101:BCL:HMD2	2.45	0.47
5:BA:22:VAL:C	5:BA:24:ILE:H	2.17	0.47
1:BC:167:VAL:HG23	1:BC:301:ASP:CG	2.34	0.47
1:BC:275:HIS:O	1:BC:275:HIS:CD2	2.68	0.47
1:BC:313:ALA:O	1:BC:314:VAL:HG22	2.14	0.47
5:BF:29:ILE:HG23	5:BF:30:VAL:N	2.28	0.47

Continued on next page...

Continued from previous page...

Atom-1	Atom-2	Interatomic distance (Å)	Clash overlap (Å)
5:BK:2:PHE:O	5:BK:5:ASN:HB3	2.14	0.47
2:BL:116:ILE:HD13	3:BM:254:TRP:HB2	1.97	0.47
2:BL:190:PHE:O	2:BL:191:THR:C	2.53	0.47
3:BM:262:MET:O	3:BM:262:MET:HG3	2.14	0.47
3:BM:204:LEU:CD1	3:BM:279:THR:HG21	2.38	0.47
3:BM:76:LEU:CD2	5:BU:37:MET:HE3	2.43	0.47
6:BT:29:PHE:HA	6:BT:32:VAL:HG12	1.97	0.47
9:BW:102:BCL:O1D	9:BW:102:BCL:H2A	2.14	0.47
9:BY:102:BCL:HBB3	9:BY:102:BCL:HMB1	1.97	0.47
5:A1:18:ARG:O	5:A1:22:VAL:HG12	2.15	0.47
5:A1:19:ARG:O	5:A1:23:SER:CB	2.62	0.47
5:A3:13:LEU:HD21	6:A4:10:THR:C	2.34	0.47
5:A3:18:ARG:O	5:A3:22:VAL:HG12	2.14	0.47
6:A8:17:PHE:CE1	6:A8:20:ILE:HG21	2.50	0.47
9:A9:102:BCL:H92	6:A0:28:TRP:HB2	1.97	0.47
5:AA:33:LEU:N	5:AA:33:LEU:HD12	2.30	0.47
9:AB:101:BCL:OBB	9:AB:101:BCL:HHC	2.14	0.47
1:AC:144:HIS:CE1	7:AC:504:HEM:NC	2.83	0.47
9:AD:102:BCL:ND	9:AE:101:BCL:HMD2	2.28	0.47
5:AF:36:HIS:NE2	9:AG:101:BCL:CMD	2.78	0.47
4:AH:171:TRP:N	4:AH:181:TYR:O	2.47	0.47
2:AL:38:VAL:HG23	2:AL:108:SER:OG	2.15	0.47
2:AL:180:PRO:HA	2:AL:183:MET:SD	2.54	0.47
2:AL:67:THR:OG1	2:AL:68:TYR:N	2.48	0.47
2:AL:6:PHE:HE2	3:AM:246:GLU:HA	1.79	0.47
3:AM:208:PHE:O	3:AM:210:TYR:N	2.47	0.47
3:AM:226:VAL:HG21	3:AM:244:ALA:HA	1.97	0.47
3:AM:276:THR:HG22	3:AM:277:VAL:H	1.74	0.47
3:AM:92:TRP:O	3:AM:93:LEU:O	2.33	0.47
5:AO:33:LEU:O	5:AO:37:MET:HG2	2.15	0.47
6:AP:13:GLU:HA	6:AP:16:GLU:OE1	2.14	0.47
6:AP:13:GLU:HA	6:AP:16:GLU:HG3	1.96	0.47
6:AP:45:TRP:O	6:AP:46:LEU:CD2	2.63	0.47
5:AU:17:PRO:HG2	5:AU:18:ARG:HD2	1.96	0.47
5:AW:19:ARG:NH1	5:AY:22:VAL:CG2	2.77	0.47
5:AW:7:ASN:N	5:AW:7:ASN:ND2	2.57	0.47
5:B5:20:VAL:HA	5:B5:23:SER:CB	2.43	0.47
5:B5:49:ASP:CG	5:B5:50:ASN:N	2.68	0.47
6:B6:40:TRP:HZ3	6:B6:45:TRP:N	2.11	0.47
5:B7:30:VAL:HG13	5:B7:31:LEU:N	2.30	0.47
1:BC:53:ILE:CG1	1:BC:319:TYR:CZ	2.97	0.47

Continued on next page...

Continued from previous page...

Atom-1	Atom-2	Interatomic distance (Å)	Clash overlap (Å)
4:BH:112:GLY:N	4:BH:115:ALA:HB2	2.29	0.47
4:BH:23:PHE:O	4:BH:25:GLY:N	2.48	0.47
4:BH:54:LYS:HG3	4:BH:58:PHE:HA	1.96	0.47
2:BL:13:ARG:HH11	2:BL:13:ARG:HG3	1.79	0.47
2:BL:168:ASN:O	2:BL:170:GLY:N	2.48	0.47
2:BL:184:LEU:HB2	2:BL:252:TRP:CD1	2.49	0.47
1:BC:36:ARG:NH2	2:BL:90:THR:O	2.47	0.47
3:BM:310:VAL:HG12	3:BM:310:VAL:O	2.15	0.47
3:BM:90:PHE:C	3:BM:92:TRP:H	2.17	0.47
6:BN:7:THR:OG1	6:BN:8:GLY:N	2.46	0.47
9:BO:102:BCL:CBC	9:BP:101:BCL:HHD	2.39	0.47
9:BP:101:BCL:CHB	9:BQ:103:BCL:HMB3	2.44	0.47
9:BQ:103:BCL:C4C	9:BQ:104:BCL:HMD2	2.40	0.47
14:BU:103:CRT:O2	5:BY:33:LEU:O	2.32	0.47
5:BW:35:ILE:O	5:BW:36:HIS:C	2.52	0.47
5:BY:26:ALA:O	5:BY:30:VAL:HG23	2.14	0.47
5:A5:12:TRP:CH2	5:A5:20:VAL:HG23	2.49	0.47
1:AC:280:ASN:OD1	1:AC:305:VAL:N	2.45	0.47
1:AC:291:LEU:HD22	1:AC:295:ARG:HB2	1.96	0.47
3:AM:240:HIS:CE1	4:AH:69:LEU:HD11	2.38	0.47
4:AH:5:ILE:CG2	4:AH:6:THR:H	2.10	0.47
5:AI:15:LEU:HD12	5:AI:20:VAL:HG11	1.95	0.47
6:AJ:17:PHE:O	6:AJ:18:HIS:C	2.53	0.47
5:AF:8:LEU:N	6:AJ:20:ILE:HD11	2.29	0.47
2:AL:44:LEU:C	2:AL:46:GLY:N	2.68	0.47
3:AM:284:ILE:HD11	9:AM:402:BCL:OBD	2.15	0.47
14:AN:102:CRT:H342	9:AO:102:BCL:CBA	2.36	0.47
9:AR:101:BCL:HMB3	9:AS:103:BCL:CHB	2.45	0.47
6:AR:16:GLU:CB	14:AR:102:CRT:H23	2.45	0.47
5:AS:26:ALA:O	5:AS:30:VAL:HG12	2.14	0.47
6:AT:38:LEU:O	6:AT:38:LEU:HD23	2.14	0.47
6:AV:14:ALA:O	6:AV:18:HIS:HB2	2.14	0.47
5:AU:19:ARG:HE	5:AW:18:ARG:HH22	1.63	0.47
5:AY:44:LEU:CD1	6:AZ:43:ARG:HD2	2.43	0.47
6:B0:40:TRP:HA	6:B0:40:TRP:HE3	1.78	0.47
5:B1:44:LEU:N	5:B1:44:LEU:HD23	2.29	0.47
9:B3:102:BCL:H2	6:B4:28:TRP:CZ2	2.50	0.47
6:B6:21:PHE:CD2	14:B7:102:CRT:H14	2.49	0.47
6:B8:17:PHE:CE1	6:B8:20:ILE:HG21	2.50	0.47
9:B9:102:BCL:HAC2	9:B0:102:BCL:CBC	2.45	0.47
1:BC:40:MET:HB3	1:BC:248:THR:HB	1.97	0.47

Continued on next page...

Continued from previous page...

Atom-1	Atom-2	Interatomic distance (Å)	Clash overlap (Å)
5:BD:44:LEU:HD22	5:BF:55:TYR:CZ	2.50	0.47
3:BM:271:TRP:CE2	4:BH:26:LEU:HD11	2.50	0.47
2:BL:246:ALA:C	2:BL:248:SER:H	2.16	0.47
11:BL:304:UQ8:H45	11:BL:304:UQ8:H42	1.68	0.47
2:BL:178:TYR:CE1	3:BM:180:PHE:CD2	3.03	0.47
3:BM:222:THR:O	3:BM:226:VAL:HG12	2.13	0.47
5:BQ:12:TRP:HA	5:BQ:12:TRP:HE3	1.80	0.47
5:BQ:51:ILE:HA	5:BQ:52:PRO:C	2.33	0.47
6:BV:33:VAL:CG1	6:BV:34:ILE:N	2.77	0.47
6:BX:30:GLY:O	6:BX:34:ILE:HG22	2.14	0.47
6:A6:38:LEU:O	6:A6:38:LEU:HD23	2.15	0.47
9:A6:101:BCL:HMA1	9:A7:103:BCL:HMA1	1.97	0.47
14:AA:102:CRT:H372	5:AD:35:ILE:HD11	1.97	0.47
5:AA:44:LEU:C	5:AA:44:LEU:HD12	2.35	0.47
9:AA:101:BCL:HAC2	9:AB:101:BCL:CBC	2.45	0.47
5:AD:43:ASP:CG	5:AD:44:LEU:N	2.68	0.47
4:AH:151:PRO:O	4:AH:167:VAL:HG21	2.15	0.47
4:AH:218:HIS:O	4:AH:222:VAL:HG23	2.15	0.47
2:AL:139:VAL:HG22	2:AL:258:LEU:HB2	1.97	0.47
3:AM:101:GLN:C	3:AM:103:GLY:H	2.17	0.47
3:AM:195:ASN:O	3:AM:197:TYR:N	2.48	0.47
3:AM:246:GLU:O	3:AM:250:LEU:HB2	2.14	0.47
2:AL:164:ASP:OD2	3:AM:307:TYR:OH	2.33	0.47
2:AL:226:ARG:NH2	3:AM:47:GLN:HB3	2.30	0.47
3:AM:51:ILE:HG12	3:AM:52:TYR:O	2.15	0.47
6:AP:28:TRP:O	6:AP:31:LEU:N	2.48	0.47
9:AU:102:BCL:OBD	6:AV:32:VAL:HG22	2.14	0.47
5:AU:50:ASN:HB2	5:AW:59:GLY:HA3	1.97	0.47
6:AX:33:VAL:CG2	6:AX:37:LEU:HD23	2.42	0.47
6:AX:45:TRP:CZ3	9:AX:101:BCL:HAC2	2.49	0.47
6:AZ:36:HIS:HE1	9:AZ:101:BCL:C4A	2.27	0.47
6:B0:29:PHE:O	6:B0:32:VAL:HG12	2.14	0.47
6:B0:40:TRP:CE3	6:B0:44:PRO:HA	2.50	0.47
9:B5:102:BCL:H13	9:B5:102:BCL:H192	1.97	0.47
9:BA:101:BCL:HBA1	14:B0:101:CRT:C34	2.31	0.47
1:BC:196:PRO:O	1:BC:197:PHE:CG	2.67	0.47
1:BC:282:ASN:HB3	1:BC:283:TYR:CD1	2.50	0.47
1:BC:283:TYR:HD1	1:BC:283:TYR:N	2.13	0.47
1:BC:285:TRP:HZ3	1:BC:302:PRO:HD3	1.74	0.47
1:BC:29:GLY:N	1:BC:44:TYR:O	2.47	0.47
5:BF:26:ALA:HA	5:BF:29:ILE:HG22	1.95	0.47

Continued on next page...

Continued from previous page...

Atom-1	Atom-2	Interatomic distance (Å)	Clash overlap (Å)
2:BL:129:ALA:CB	2:BL:247:LEU:HD21	2.42	0.47
6:BN:29:PHE:CE2	9:BN:101:BCL:H2	2.50	0.47
9:BU:102:BCL:C2D	9:BV:101:BCL:CMD	2.90	0.47
5:BW:16:ASP:HB3	5:BW:19:ARG:HG2	1.96	0.47
6:A0:40:TRP:CE3	6:A0:44:PRO:HA	2.50	0.47
9:A1:102:BCL:HMD2	9:A2:101:BCL:C1D	2.45	0.47
5:A3:56:GLN:HG2	5:A3:57:ALA:N	2.30	0.47
5:A5:27:PHE:CZ	5:A7:29:ILE:HD11	2.50	0.47
1:AC:157:ARG:NE	1:AC:312:GLN:OE1	2.47	0.47
5:AF:11:ILE:HG23	5:AF:12:TRP:CE3	2.50	0.47
4:AH:180:ARG:HG2	4:AH:180:ARG:HH11	1.80	0.47
6:AJ:33:VAL:HG22	6:AJ:37:LEU:CD2	2.45	0.47
6:AJ:45:TRP:CD1	6:AJ:46:LEU:N	2.83	0.47
5:AK:48:ASP:CB	5:AK:56:GLN:HE22	2.28	0.47
2:AL:195:ALA:O	2:AL:198:MET:HB2	2.14	0.47
3:AM:138:GLU:C	3:AM:140:LEU:N	2.64	0.47
3:AM:164:ARG:HA	3:AM:167:MET:CB	2.45	0.47
3:AM:76:LEU:HA	3:AM:86:PHE:CE1	2.50	0.47
6:AZ:29:PHE:HD1	6:AZ:29:PHE:N	2.12	0.47
1:BC:141:TRP:O	1:BC:145:VAL:HG22	2.14	0.47
1:BC:184:ASN:O	1:BC:185:TYR:HB2	2.15	0.47
1:BC:261:GLN:O	1:BC:262:SER:O	2.33	0.47
1:BC:35:TYR:CD2	3:BM:308:PRO:HD2	2.50	0.47
5:BF:29:ILE:CB	9:BF:102:BCL:H43	2.39	0.47
5:BF:10:LYS:O	5:BF:13:LEU:HG	2.15	0.47
5:BF:35:ILE:CA	5:BF:38:ILE:HG22	2.45	0.47
6:BG:30:GLY:C	6:BG:33:VAL:HG12	2.34	0.47
4:BH:132:LYS:NZ	4:BH:173:ASP:OD2	2.46	0.47
5:BI:11:ILE:HG23	5:BI:12:TRP:CD1	2.50	0.47
2:BL:160:LEU:HD12	2:BL:160:LEU:C	2.36	0.47
2:BL:216:LYS:HD2	2:BL:220:HIS:NE2	2.30	0.47
5:BO:46:TRP:CE3	9:BO:102:BCL:H2C	2.50	0.47
9:BO:102:BCL:ND	9:BP:101:BCL:HMD1	2.26	0.47
5:BQ:12:TRP:CE3	5:BQ:12:TRP:HA	2.50	0.47
5:BW:10:LYS:HB3	14:BW:103:CRT:H23	1.96	0.47
5:BY:9:TYR:CZ	5:BY:10:LYS:HE3	2.49	0.47
9:A3:103:BCL:HMD2	9:A3:104:BCL:CHD	2.45	0.47
6:A4:13:GLU:O	6:A4:16:GLU:CG	2.60	0.47
6:A4:18:HIS:O	6:A4:18:HIS:CD2	2.67	0.47
6:A4:40:TRP:CZ3	6:A4:44:PRO:CA	2.96	0.47
6:A6:31:LEU:HA	6:A6:34:ILE:HG22	1.97	0.47

Continued on next page...

Continued from previous page...

Atom-1	Atom-2	Interatomic distance (Å)	Clash overlap (Å)
5:A7:40:LEU:HD12	5:A7:45:ASN:HA	1.97	0.47
5:A7:46:TRP:CZ3	9:A7:103:BCL:H2C	2.49	0.47
5:A9:33:LEU:N	5:A9:33:LEU:HD12	2.30	0.47
5:AA:20:VAL:HG12	5:AA:20:VAL:O	2.15	0.47
13:AM:405:MQ8:H493	5:AA:34:LEU:HD13	1.97	0.47
5:AD:40:LEU:HD13	5:AD:46:TRP:CZ2	2.50	0.47
4:AH:27:ILE:CG2	4:AH:28:ILE:N	2.78	0.47
3:AM:274:VAL:C	3:AM:276:THR:H	2.17	0.47
5:AO:7:ASN:ND2	5:AO:7:ASN:N	2.60	0.47
6:AP:44:PRO:HD2	5:AQ:55:TYR:OH	2.14	0.47
9:AR:101:BCL:HMB3	9:AS:103:BCL:NA	2.30	0.47
5:AS:29:ILE:HG23	5:AS:30:VAL:N	2.30	0.47
14:AS:104:CRT:C2M	5:AW:37:MET:CA	2.93	0.47
9:AX:101:BCL:CGA	9:AX:101:BCL:H12	2.41	0.47
14:AW:102:CRT:C6	6:AZ:20:ILE:HG21	2.45	0.47
5:B1:21:LEU:HD11	9:B1:102:BCL:H142	1.96	0.47
9:B1:102:BCL:CAC	9:B2:101:BCL:CBC	2.92	0.47
5:B3:20:VAL:HG23	5:B3:21:LEU:N	2.30	0.47
6:B8:45:TRP:O	6:B8:46:LEU:CB	2.62	0.47
6:B8:45:TRP:HA	5:B9:52:PRO:HD2	1.97	0.47
9:BA:101:BCL:HBA2	9:BB:101:BCL:OBD	2.14	0.47
5:BA:51:ILE:HD11	6:BB:42:TYR:OH	2.14	0.47
1:BC:286:PRO:O	1:BC:288:ASN:N	2.46	0.47
6:BE:29:PHE:CD1	9:BE:101:BCL:H11	2.50	0.47
4:BH:138:VAL:O	4:BH:140:LYS:HD3	2.15	0.47
4:BH:36:ARG:HE	4:BH:65:LYS:HB2	1.80	0.47
4:BH:36:ARG:NE	4:BH:65:LYS:HB2	2.29	0.47
4:BH:71:HIS:HE1	4:BH:125:LEU:HD22	1.80	0.47
2:BL:21:ASP:HB3	5:B7:19:ARG:NE	2.30	0.47
2:BL:188:PHE:CZ	11:BL:304:UQ8:H26A	2.49	0.47
3:BM:114:TRP:CE3	3:BM:117:MET:HG3	2.50	0.47
3:BM:151:ALA:O	3:BM:154:ILE:N	2.48	0.47
3:BM:156:PHE:HA	3:BM:159:VAL:HG23	1.96	0.47
3:BM:241:ARG:O	4:BH:119:ARG:CD	2.63	0.47
6:BP:45:TRP:CE3	9:BP:101:BCL:HBC2	2.50	0.47
5:BO:7:ASN:C	6:BR:20:ILE:HD11	2.34	0.47
1:BC:173:LYS:HZ3	5:BU:42:THR:HG22	1.80	0.47
9:BW:102:BCL:C3D	9:BX:101:BCL:C3D	2.93	0.47
5:BY:21:LEU:O	5:BY:25:VAL:HG23	2.14	0.47
5:A7:10:LYS:CB	14:A0:101:CRT:C8	2.93	0.47
1:AC:47:ARG:HD3	5:A1:42:THR:CG2	2.46	0.47

Continued on next page...

Continued from previous page...

Atom-1	Atom-2	Interatomic distance (Å)	Clash overlap (Å)
5:A3:19:ARG:CG	5:A3:20:VAL:N	2.78	0.47
5:A5:50:ASN:CG	5:A5:51:ILE:H	2.17	0.47
6:A8:20:ILE:HD13	6:A8:20:ILE:C	2.36	0.47
6:AB:33:VAL:O	6:AB:37:LEU:HD23	2.15	0.47
5:AF:31:LEU:HD11	14:AG:102:CRT:H372	1.97	0.47
5:AK:33:LEU:HD12	5:AK:34:LEU:N	2.30	0.47
2:AL:218:SER:C	2:AL:220:HIS:N	2.68	0.47
3:AM:109:LEU:HD22	5:AQ:42:THR:HG21	1.96	0.47
3:AM:244:ALA:O	3:AM:246:GLU:N	2.48	0.47
5:AK:12:TRP:CD1	6:AN:17:PHE:HD2	2.32	0.47
5:AO:30:VAL:HG13	5:AO:31:LEU:N	2.30	0.47
6:AR:46:LEU:HD22	6:AT:42:TYR:CD2	2.50	0.47
5:AS:36:HIS:HD2	5:AS:46:TRP:HH2	1.63	0.47
6:AT:9:LEU:HB3	6:AT:13:GLU:HG3	1.96	0.47
6:AV:33:VAL:CG1	6:AV:34:ILE:N	2.78	0.47
6:AV:45:TRP:O	6:AV:46:LEU:HB2	2.14	0.47
5:AW:26:ALA:C	5:AW:29:ILE:HG22	2.34	0.47
9:B1:102:BCL:HMD1	6:B2:36:HIS:ND1	2.30	0.47
5:B1:53:VAL:O	5:B1:54:SER:C	2.54	0.47
6:B4:10:THR:O	6:B4:14:ALA:HB2	2.14	0.47
5:B3:27:PHE:CE2	5:B5:29:ILE:HD12	2.50	0.47
5:B7:11:ILE:CD1	5:B7:15:LEU:HD11	2.45	0.47
5:B7:9:TYR:CD1	5:B7:9:TYR:C	2.88	0.47
5:B9:12:TRP:HE1	6:B0:18:HIS:HA	1.80	0.47
6:BB:32:VAL:CG2	9:BB:101:BCL:HBA2	2.32	0.47
6:BB:34:ILE:HD13	6:BB:34:ILE:C	2.36	0.47
1:BC:211:ARG:HB3	7:BC:503:HEM:O2A	2.15	0.47
4:BH:189:ASN:HB3	4:BH:191:LYS:CG	2.45	0.47
4:BH:229:ASP:O	4:BH:230:GLN:HB3	2.15	0.47
9:BI:102:BCL:C2D	9:BJ:101:BCL:C2D	2.93	0.47
14:BF:103:CRT:C34	9:BK:102:BCL:HBA1	2.32	0.47
2:BL:207:THR:HB	3:BM:238:ILE:HG21	1.96	0.47
5:BQ:43:ASP:HB2	5:BS:47:LEU:HB3	1.97	0.47
9:BV:101:BCL:CHB	9:BW:102:BCL:HMB3	2.45	0.47
5:A1:31:LEU:HD23	9:A2:101:BCL:HED3	1.96	0.46
5:A3:44:LEU:HD21	9:A3:104:BCL:CBC	2.45	0.46
14:A1:103:CRT:H32	5:A3:31:LEU:HD21	1.96	0.46
5:A3:46:TRP:HZ3	9:A3:103:BCL:HBC3	1.79	0.46
6:A4:38:LEU:O	6:A4:38:LEU:HD23	2.15	0.46
5:AA:17:PRO:HG2	5:AA:18:ARG:CD	2.45	0.46
1:AC:102:SER:HB2	1:AC:105:GLU:OE2	2.15	0.46

Continued on next page...

Continued from previous page...

Atom-1	Atom-2	Interatomic distance (Å)	Clash overlap (Å)
9:AF:102:BCL:HAC2	9:AG:101:BCL:HBC3	1.94	0.46
4:AH:35:LYS:O	4:AH:36:ARG:O	2.33	0.46
4:AH:45:ARG:O	4:AH:96:PRO:CB	2.62	0.46
14:AJ:102:CRT:C2M	5:AK:36:HIS:HB3	2.45	0.46
2:AL:159:ILE:H	2:AL:159:ILE:CD1	2.28	0.46
9:AL:301:BCL:H191	9:AL:303:BCL:H8	1.97	0.46
10:AL:302:BPH:HED1	3:AM:255:THR:CG2	2.45	0.46
3:AM:115:TRP:CZ3	3:AM:116:LEU:HD12	2.49	0.46
3:AM:204:LEU:HD23	3:AM:279:THR:HG22	1.97	0.46
3:AM:286:LEU:HA	3:AM:290:VAL:HG21	1.96	0.46
3:AM:8:PHE:HB3	3:AM:42:LYS:HG2	1.96	0.46
3:AM:98:PRO:HG3	3:AM:112:GLY:O	2.14	0.46
5:AQ:28:GLN:O	9:AQ:102:BCL:H12	2.15	0.46
6:AR:44:PRO:O	5:AS:52:PRO:HG3	2.15	0.46
9:AV:102:BCL:H18	9:AW:101:BCL:H3C	1.97	0.46
9:AY:102:BCL:H92	6:AZ:28:TRP:HB2	1.96	0.46
5:B1:12:TRP:CH2	9:B3:102:BCL:H202	2.46	0.46
9:B1:102:BCL:ND	9:B2:101:BCL:CMD	2.77	0.46
6:B6:31:LEU:HA	6:B6:34:ILE:HG22	1.97	0.46
6:BB:9:LEU:N	6:BB:9:LEU:HD12	2.30	0.46
1:BC:273:ILE:HG22	1:BC:277:ARG:NH1	2.30	0.46
1:BC:46:LYS:C	1:BC:48:GLN:H	2.19	0.46
4:BH:235:GLU:O	4:BH:239:VAL:HG23	2.15	0.46
3:BM:268:TRP:HZ2	4:BH:34:ASP:OD2	1.98	0.46
4:BH:54:LYS:HG3	4:BH:58:PHE:HD1	1.80	0.46
3:BM:206:ILE:HG22	3:BM:210:TYR:CE2	2.50	0.46
3:BM:64:GLY:O	3:BM:66:VAL:N	2.46	0.46
6:BP:17:PHE:CD1	14:BP:102:CRT:H6	2.50	0.46
6:BP:42:TYR:CD2	6:BP:43:ARG:HG3	2.50	0.46
6:A0:45:TRP:CD1	6:A0:46:LEU:N	2.77	0.46
6:AB:24:SER:OG	5:A9:4:MET:CE	2.63	0.46
1:AC:232:THR:O	1:AC:233:PHE:C	2.54	0.46
5:AF:35:ILE:CD1	14:AG:102:CRT:H403	2.44	0.46
4:AH:184:VAL:HB	4:AH:193:VAL:HG23	1.96	0.46
9:AJ:101:BCL:HHC	9:AJ:101:BCL:OBB	2.14	0.46
5:AF:10:LYS:HD2	14:AJ:102:CRT:H1M1	1.97	0.46
3:AM:164:ARG:HB2	3:AM:285:LEU:HD12	1.96	0.46
3:AM:260:VAL:HG12	4:AH:31:ARG:NH2	2.30	0.46
3:AM:84:PHE:N	3:AM:84:PHE:CD1	2.83	0.46
6:AP:17:PHE:CD1	14:AP:102:CRT:H6	2.50	0.46
6:AR:40:TRP:HH2	6:AR:46:LEU:CD1	2.29	0.46

Continued on next page...

Continued from previous page...

Atom-1	Atom-2	Interatomic distance (Å)	Clash overlap (Å)
5:AS:11:ILE:CG1	14:AS:104:CRT:C8	2.92	0.46
6:AR:46:LEU:CB	6:AT:42:TYR:CZ	2.77	0.46
6:AV:21:PHE:CD1	6:AV:21:PHE:C	2.89	0.46
6:B0:32:VAL:HG21	9:B0:102:BCL:CGA	2.44	0.46
6:B6:29:PHE:HA	6:B6:32:VAL:HG12	1.96	0.46
5:BA:39:VAL:C	5:BA:41:SER:N	2.69	0.46
5:BA:2:PHE:CA	5:BA:5:ASN:HD21	2.26	0.46
1:BC:148:THR:HG23	1:BC:322:GLN:HG2	1.96	0.46
1:BC:199:PRO:HG2	1:BC:200:LEU:HD12	1.97	0.46
1:BC:52:SER:C	1:BC:319:TYR:OH	2.53	0.46
9:BD:102:BCL:HBC1	9:BE:101:BCL:HBC3	1.97	0.46
5:BD:16:ASP:OD1	5:BD:17:PRO:HD2	2.14	0.46
4:BH:130:LEU:HD23	4:BH:131:PRO:O	2.16	0.46
4:BH:56:VAL:HG23	4:BH:56:VAL:O	2.15	0.46
9:BK:102:BCL:H143	14:BN:102:CRT:H132	1.97	0.46
2:BL:160:LEU:HD12	2:BL:160:LEU:O	2.14	0.46
2:BL:182:HIS:O	2:BL:186:ILE:HG13	2.15	0.46
2:BL:218:SER:C	2:BL:220:HIS:N	2.69	0.46
2:BL:35:PHE:HA	2:BL:38:VAL:HG22	1.97	0.46
3:BM:71:ILE:HD13	3:BM:177:PHE:CE1	2.49	0.46
3:BM:193:TYR:O	3:BM:194:GLY:C	2.52	0.46
3:BM:265:ILE:HD12	3:BM:265:ILE:HA	1.78	0.46
2:BL:204:LEU:CD1	3:BM:267:ARG:HG3	2.45	0.46
3:BM:273:ALA:O	3:BM:276:THR:HB	2.15	0.46
6:BN:44:PRO:CD	5:BO:55:TYR:OH	2.62	0.46
5:BQ:44:LEU:HD12	5:BQ:46:TRP:CE3	2.37	0.46
5:BS:42:THR:HG22	5:BS:43:ASP:H	1.80	0.46
9:BW:102:BCL:HBB3	9:BW:102:BCL:HMB1	1.97	0.46
9:BW:102:BCL:HHC	9:BW:102:BCL:OBB	2.14	0.46
14:BU:103:CRT:H9	6:BX:20:ILE:HG23	1.97	0.46
9:BY:102:BCL:HED1	6:BZ:31:LEU:HB3	1.96	0.46
6:A0:24:SER:HB3	14:A0:101:CRT:H183	1.97	0.46
9:AA:101:BCL:CED	9:A0:102:BCL:H92	2.44	0.46
5:A9:32:GLY:CA	9:A0:102:BCL:HED2	2.46	0.46
9:A3:104:BCL:C2	6:A4:29:PHE:CD1	2.98	0.46
6:A6:31:LEU:HA	6:A6:34:ILE:CG2	2.44	0.46
6:A8:29:PHE:HZ	9:A8:101:BCL:H72	1.80	0.46
2:AL:48:LEU:HD13	5:AA:33:LEU:CD2	2.45	0.46
9:AA:101:BCL:ND	9:AB:101:BCL:CMD	2.78	0.46
9:AA:101:BCL:CMD	6:AB:35:ALA:HB1	2.44	0.46
1:AC:29:GLY:N	1:AC:44:TYR:O	2.48	0.46

Continued on next page...

Continued from previous page...

Atom-1	Atom-2	Interatomic distance (Å)	Clash overlap (Å)
5:AF:30:VAL:HG13	5:AF:31:LEU:N	2.30	0.46
5:AF:31:LEU:HB3	9:AG:101:BCL:CED	2.45	0.46
6:AG:45:TRP:CZ2	9:AG:101:BCL:H2C	2.50	0.46
4:AH:168:SER:N	4:AH:183:GLU:O	2.48	0.46
4:AH:234:TYR:CE1	4:AH:238:LYS:HE3	2.50	0.46
2:AL:184:LEU:HB2	2:AL:252:TRP:HE1	1.79	0.46
3:AM:215:LEU:HA	3:AM:218:MET:HG3	1.97	0.46
9:AM:401:BCL:CBC	9:AM:402:BCL:CAD	2.93	0.46
3:AM:83:VAL:O	3:AM:86:PHE:N	2.47	0.46
3:AM:91:PHE:N	3:AM:91:PHE:CD1	2.82	0.46
5:AO:27:PHE:HE2	5:AQ:29:ILE:HD11	1.79	0.46
9:AX:101:BCL:H43	14:AX:102:CRT:H26	1.96	0.46
14:AX:102:CRT:H131	14:AX:102:CRT:H15	1.71	0.46
6:AX:24:SER:O	6:AX:27:ALA:HB3	2.15	0.46
6:AX:33:VAL:O	6:AX:37:LEU:HB2	2.15	0.46
6:B2:36:HIS:CE1	9:B2:101:BCL:C4D	2.98	0.46
5:B3:38:ILE:HG23	5:B3:39:VAL:N	2.31	0.46
9:B4:101:BCL:HMC3	9:B5:102:BCL:HBB1	1.97	0.46
9:B6:101:BCL:CHC	9:B7:103:BCL:CBB	2.92	0.46
9:B7:103:BCL:H62	6:B8:28:TRP:CZ3	2.51	0.46
6:B8:20:ILE:CG2	6:B8:21:PHE:N	2.77	0.46
5:BA:44:LEU:HD12	5:BA:46:TRP:H	1.80	0.46
9:BA:101:BCL:ND	9:BB:101:BCL:CMD	2.79	0.46
9:BE:101:BCL:HHB	9:BF:102:BCL:HMA1	1.96	0.46
5:BF:33:LEU:N	5:BF:33:LEU:HD12	2.28	0.46
4:BH:169:ASP:H	4:BH:183:GLU:HB2	1.81	0.46
6:BJ:17:PHE:O	6:BJ:18:HIS:C	2.53	0.46
5:BK:25:VAL:O	5:BK:29:ILE:HG22	2.15	0.46
2:BL:142:PHE:HD1	2:BL:143:VAL:N	2.13	0.46
3:BM:138:GLU:HA	3:BM:142:MET:O	2.16	0.46
2:BL:175:HIS:NE2	3:BM:184:ASP:OD2	2.47	0.46
6:BN:31:LEU:CA	6:BN:34:ILE:HG22	2.44	0.46
9:BU:102:BCL:HMD2	9:BV:101:BCL:HAC1	1.96	0.46
6:BX:21:PHE:C	6:BX:21:PHE:CD1	2.88	0.46
5:A1:29:ILE:O	5:A1:33:LEU:HG	2.15	0.46
5:A3:47:LEU:HB3	5:A3:48:ASP:H	1.52	0.46
5:A7:9:TYR:CE2	5:A7:10:LYS:HE3	2.50	0.46
6:AB:20:ILE:HD11	5:A9:8:LEU:HD23	1.97	0.46
5:AA:13:LEU:O	6:AB:9:LEU:HD13	2.15	0.46
1:AC:110:CYS:HA	1:AC:123:THR:HG1	1.79	0.46
6:AE:44:PRO:HG2	5:AF:52:PRO:HG2	1.98	0.46

Continued on next page...

Continued from previous page...

Atom-1	Atom-2	Interatomic distance (Å)	Clash overlap (Å)
3:AM:13:VAL:HG12	4:AH:144:ILE:HA	1.98	0.46
9:AI:102:BCL:HHC	9:AI:102:BCL:OBB	2.14	0.46
5:AI:35:ILE:O	5:AI:36:HIS:C	2.51	0.46
5:AF:7:ASN:C	6:AJ:20:ILE:HD13	2.35	0.46
2:AL:192:ASN:C	2:AL:192:ASN:HD22	2.19	0.46
2:AL:199:HIS:C	2:AL:201:SER:N	2.69	0.46
2:AL:218:SER:O	2:AL:220:HIS:N	2.49	0.46
9:AL:301:BCL:OBB	9:AL:301:BCL:HHC	2.14	0.46
2:AL:35:PHE:HA	2:AL:38:VAL:HG22	1.98	0.46
3:AM:176:PRO:HD2	3:AM:185:TRP:HB2	1.97	0.46
5:AO:51:ILE:O	5:AO:52:PRO:C	2.53	0.46
5:AQ:25:VAL:HG13	5:AQ:26:ALA:N	2.31	0.46
5:AU:19:ARG:HH21	5:AU:19:ARG:HB2	1.79	0.46
5:AW:10:LYS:HA	5:AW:13:LEU:HD12	1.98	0.46
6:B0:17:PHE:C	6:B0:17:PHE:CD1	2.88	0.46
5:B3:55:TYR:HB2	5:B3:56:GLN:NE2	2.30	0.46
5:B5:18:ARG:CB	5:B5:19:ARG:NH1	2.78	0.46
6:B6:38:LEU:HD23	6:B6:38:LEU:O	2.15	0.46
1:BC:148:THR:HA	1:BC:322:GLN:HG2	1.96	0.46
6:BE:33:VAL:HG22	6:BE:37:LEU:HD23	1.95	0.46
4:BH:215:LYS:HE3	4:BH:250:ALA:O	2.15	0.46
4:BH:67:PHE:N	4:BH:76:VAL:O	2.39	0.46
2:BL:159:ILE:N	2:BL:159:ILE:HD12	2.29	0.46
2:BL:17:LEU:HD21	2:BL:114:VAL:HG12	1.97	0.46
2:BL:218:SER:O	2:BL:220:HIS:N	2.48	0.46
2:BL:191:THR:CG2	11:BL:304:UQ8:H16	2.45	0.46
2:BL:75:ILE:HG22	2:BL:95:TRP:HB2	1.96	0.46
2:BL:98:ILE:HG22	2:BL:99:THR:N	2.29	0.46
3:BM:178:GLY:O	3:BM:182:HIS:CB	2.61	0.46
3:BM:196:LEU:HD12	9:BM:402:BCL:CHD	2.45	0.46
9:BM:402:BCL:HBB3	9:BM:402:BCL:HMB1	1.98	0.46
5:BO:50:ASN:OD1	5:BO:51:ILE:N	2.49	0.46
5:BQ:19:ARG:O	5:BQ:22:VAL:HG12	2.16	0.46
5:BS:7:ASN:HB3	5:BS:10:LYS:CE	2.42	0.46
5:A3:15:LEU:CD1	9:A5:102:BCL:H151	2.46	0.46
5:A7:25:VAL:HG13	9:A7:103:BCL:H51	1.97	0.46
1:AC:170:PRO:CG	1:AC:171:GLY:N	2.78	0.46
4:AH:15:THR:O	4:AH:18:ALA:HB3	2.16	0.46
4:AH:197:ILE:CG2	4:AH:198:GLY:N	2.79	0.46
4:AH:253:GLU:O	4:AH:254:ARG:C	2.53	0.46
6:AJ:22:MET:O	6:AJ:26:TYR:HD1	1.99	0.46

Continued on next page...

Continued from previous page...

Atom-1	Atom-2	Interatomic distance (Å)	Clash overlap (Å)
2:AL:231:TYR:CG	2:AL:232:SER:N	2.83	0.46
3:AM:181:PRO:HA	3:AM:184:ASP:OD1	2.16	0.46
3:AM:77:ALA:O	3:AM:78:SER:C	2.54	0.46
3:AM:85:GLN:O	3:AM:89:HIS:N	2.47	0.46
6:AN:19:ALA:HB3	6:AN:20:ILE:HD12	1.98	0.46
5:AO:43:ASP:OD2	5:AQ:47:LEU:HB3	2.15	0.46
6:AP:44:PRO:HG2	5:AQ:52:PRO:CG	2.45	0.46
6:AT:15:LYS:HG2	6:AT:16:GLU:N	2.30	0.46
6:AT:16:GLU:HG2	6:AT:17:PHE:N	2.30	0.46
5:AW:30:VAL:HG13	5:AW:31:LEU:N	2.30	0.46
14:AW:102:CRT:C8	6:AZ:20:ILE:HD13	2.46	0.46
6:B0:37:LEU:HA	9:B0:102:BCL:H193	1.96	0.46
5:B1:40:LEU:HB2	5:B1:46:TRP:CH2	2.51	0.46
9:B2:101:BCL:HBB3	9:B3:102:BCL:CHC	2.45	0.46
5:B3:51:ILE:HA	5:B3:53:VAL:N	2.22	0.46
6:B4:38:LEU:HD23	6:B4:38:LEU:O	2.16	0.46
5:B5:46:TRP:O	5:B5:49:ASP:OD1	2.33	0.46
5:B7:48:ASP:HA	5:B7:53:VAL:CB	2.46	0.46
5:BD:35:ILE:O	5:BD:39:VAL:HG23	2.16	0.46
6:BE:44:PRO:CG	5:BF:55:TYR:OH	2.58	0.46
9:BJ:101:BCL:CHB	9:BK:102:BCL:HMB3	2.45	0.46
9:BJ:101:BCL:HHC	9:BJ:101:BCL:OBB	2.14	0.46
2:BL:164:ASP:C	2:BL:166:VAL:N	2.68	0.46
2:BL:257:ILE:HG13	2:BL:257:ILE:O	2.16	0.46
2:BL:271:TRP:CZ2	2:BL:274:TRP:NE1	2.80	0.46
3:BM:250:LEU:O	3:BM:253:ARG:HB3	2.16	0.46
9:BM:402:BCL:HHC	9:BM:402:BCL:OBB	2.16	0.46
5:BK:36:HIS:NE2	9:BN:101:BCL:HMD1	2.28	0.46
5:BO:10:LYS:C	14:BO:103:CRT:H82	2.36	0.46
6:BP:39:ALA:O	6:BP:42:TYR:N	2.49	0.46
5:BU:53:VAL:HA	5:BU:55:TYR:CE1	2.50	0.46
6:BX:33:VAL:O	6:BX:37:LEU:HB2	2.15	0.46
6:BX:42:TYR:CE2	6:BX:43:ARG:HD2	2.50	0.46
5:A1:5:ASN:C	5:A1:8:LEU:HB3	2.36	0.46
5:A5:10:LYS:HB3	14:A5:103:CRT:H5	1.97	0.46
1:AC:20:LEU:HD13	1:AC:21:LEU:N	2.30	0.46
1:AC:254:ARG:HD3	1:AC:254:ARG:C	2.36	0.46
1:AC:82:LEU:HD13	1:AC:93:THR:HG21	1.97	0.46
9:AJ:101:BCL:C3B	9:AK:102:BCL:C3B	2.93	0.46
6:AJ:17:PHE:CE1	6:AJ:21:PHE:HB2	2.51	0.46
2:AL:160:LEU:HD12	2:AL:161:SER:N	2.30	0.46

Continued on next page...

Continued from previous page...

Atom-1	Atom-2	Interatomic distance (Å)	Clash overlap (Å)
3:AM:137:ALA:HB3	3:AM:144:GLN:HE22	1.81	0.46
5:AQ:12:TRP:CE3	5:AQ:12:TRP:HA	2.51	0.46
5:AS:34:LEU:CB	15:AS:101:PEF:C44	2.86	0.46
9:AU:102:BCL:O2D	6:AV:32:VAL:HG23	2.16	0.46
5:AU:26:ALA:CA	5:AU:29:ILE:HG22	2.45	0.46
6:AX:21:PHE:O	6:AX:22:MET:C	2.54	0.46
6:B2:25:MET:HG2	6:B2:29:PHE:HE2	1.80	0.46
9:B3:102:BCL:O2D	6:B4:32:VAL:HG22	2.15	0.46
6:B4:29:PHE:CE1	9:B4:101:BCL:H72	2.42	0.46
5:B9:2:PHE:HA	5:B9:5:ASN:HD22	1.80	0.46
4:BH:171:TRP:N	4:BH:181:TYR:O	2.49	0.46
4:BH:168:SER:N	4:BH:183:GLU:O	2.49	0.46
4:BH:184:VAL:HB	4:BH:193:VAL:HG23	1.97	0.46
5:BI:20:VAL:O	5:BI:24:ILE:HG12	2.15	0.46
2:BL:22:LEU:HB2	5:B7:19:ARG:HG3	1.97	0.46
2:BL:147:LEU:HB3	2:BL:262:PRO:HB3	1.97	0.46
3:BM:153:ALA:HA	3:BM:277:VAL:HG11	1.98	0.46
3:BM:175:VAL:HG22	3:BM:185:TRP:CE3	2.51	0.46
3:BM:238:ILE:HD13	3:BM:262:MET:HG3	1.98	0.46
1:BC:175:PRO:HG3	3:BM:80:HIS:HA	1.98	0.46
5:BO:44:LEU:CD1	5:BO:46:TRP:N	2.79	0.46
5:BS:17:PRO:HA	5:BS:20:VAL:HG22	1.98	0.46
6:BT:7:THR:OG1	6:BT:8:GLY:N	2.47	0.46
5:BS:43:ASP:CB	5:BU:56:GLN:HG3	2.45	0.46
5:BU:43:ASP:HB2	5:BW:47:LEU:CB	2.45	0.46
6:BX:24:SER:O	6:BX:27:ALA:HB3	2.16	0.46
6:BX:29:PHE:N	6:BX:29:PHE:CD1	2.83	0.46
5:BY:30:VAL:O	5:BY:31:LEU:C	2.53	0.46
6:A4:10:THR:O	6:A4:14:ALA:HB2	2.14	0.46
5:A5:29:ILE:HG23	5:A5:30:VAL:N	2.31	0.46
5:A5:35:ILE:HA	5:A5:38:ILE:CG2	2.45	0.46
5:A7:32:GLY:N	9:A8:101:BCL:HED2	2.31	0.46
5:A5:43:ASP:HB2	5:A7:47:LEU:CG	2.45	0.46
9:A8:101:BCL:CHC	9:A9:102:BCL:CAB	2.93	0.46
9:AA:101:BCL:C2D	6:AB:35:ALA:HB1	2.46	0.46
1:AC:247:CYS:O	1:AC:251:HIS:HB2	2.16	0.46
1:AC:264:PRO:HG2	1:AC:265:LYS:CD	2.43	0.46
5:AD:36:HIS:NE2	9:AE:101:BCL:CMD	2.79	0.46
5:AF:28:GLN:HB2	9:AF:102:BCL:H43	1.97	0.46
5:AF:9:TYR:C	5:AF:9:TYR:CD1	2.89	0.46
6:AG:17:PHE:HD1	6:AG:17:PHE:C	2.18	0.46

Continued on next page...

Continued from previous page...

Atom-1	Atom-2	Interatomic distance (Å)	Clash overlap (Å)
4:AH:30:LEU:O	4:AH:34:ASP:N	2.48	0.46
9:AI:102:BCL:H143	14:AJ:102:CRT:H132	1.98	0.46
2:AL:46:GLY:HA2	2:AL:49:LEU:HB3	1.98	0.46
3:AM:115:TRP:HZ3	3:AM:116:LEU:HD12	1.81	0.46
3:AM:277:VAL:HG22	10:AM:403:BPH:HBC1	1.98	0.46
3:AM:307:TYR:N	3:AM:307:TYR:CD1	2.84	0.46
10:AM:403:BPH:H112	15:AS:101:PEF:C16	2.46	0.46
9:AR:101:BCL:C4	9:AS:103:BCL:HMA2	2.46	0.46
5:AS:13:LEU:CB	14:AS:104:CRT:H31A	2.42	0.46
14:AT:102:CRT:H2M1	5:AU:37:MET:HG2	1.96	0.46
6:AT:33:VAL:HG13	6:AT:34:ILE:N	2.30	0.46
5:AU:42:THR:HB	5:AW:48:ASP:CB	2.45	0.46
6:AV:45:TRP:CE3	9:AV:102:BCL:HAC2	2.51	0.46
5:AY:30:VAL:CA	5:AY:33:LEU:HG	2.45	0.46
9:B0:102:BCL:OBB	9:B0:102:BCL:HHC	2.15	0.46
5:B1:46:TRP:CZ3	9:B1:102:BCL:HBC3	2.51	0.46
6:B2:21:PHE:HE1	14:B2:102:CRT:C19	2.28	0.46
6:B4:13:GLU:O	6:B4:16:GLU:CG	2.63	0.46
6:B6:31:LEU:HA	6:B6:34:ILE:CG2	2.45	0.46
6:B8:22:MET:HG3	6:B8:26:TYR:HE2	1.80	0.46
5:BA:31:LEU:HD21	14:BB:102:CRT:H32	1.98	0.46
6:BB:29:PHE:HE1	9:BB:101:BCL:C2	2.28	0.46
1:BC:133:LEU:HA	1:BC:283:TYR:CE2	2.51	0.46
1:BC:201:THR:N	1:BC:202:PRO:HD2	2.31	0.46
1:BC:210:ILE:O	1:BC:210:ILE:CG2	2.60	0.46
1:BC:164:TYR:O	1:BC:309:THR:HG23	2.15	0.46
1:BC:316:LYS:O	1:BC:320:GLY:N	2.44	0.46
1:BC:52:SER:CB	1:BC:319:TYR:OH	2.64	0.46
5:BD:46:TRP:NE1	9:BD:102:BCL:HHC	2.31	0.46
6:BE:23:GLN:CG	6:BE:24:SER:N	2.78	0.46
5:BF:12:TRP:CZ2	6:BG:21:PHE:CE2	3.04	0.46
5:BF:9:TYR:HA	6:BG:18:HIS:ND1	2.31	0.46
4:BH:182:LEU:HD12	4:BH:182:LEU:N	2.30	0.46
2:BL:214:PRO:HA	4:BH:68:VAL:O	2.16	0.46
4:BH:80:ARG:HG3	4:BH:80:ARG:NH1	2.31	0.46
2:BL:192:ASN:ND2	2:BL:193:CYS:N	2.63	0.46
2:BL:94:LEU:HD23	2:BL:95:TRP:N	2.31	0.46
3:BM:248:ALA:O	3:BM:249:ALA:C	2.54	0.46
2:BL:30:PHE:HD2	3:BM:255:THR:O	1.99	0.46
2:BL:193:CYS:O	10:BM:403:BPH:H3C	2.15	0.46
6:BN:19:ALA:HB3	6:BN:20:ILE:HD12	1.98	0.46

Continued on next page...

Continued from previous page...

Atom-1	Atom-2	Interatomic distance (Å)	Clash overlap (Å)
6:BP:10:THR:CG2	6:BP:11:ASP:N	2.73	0.46
9:BQ:103:BCL:C2D	9:BQ:104:BCL:C2D	2.93	0.46
5:BO:43:ASP:OD2	5:BQ:47:LEU:O	2.33	0.46
6:BV:17:PHE:HB2	14:BV:102:CRT:H42	1.97	0.46
6:BV:10:THR:CG2	6:BV:11:ASP:N	2.79	0.46
5:BY:32:GLY:HA3	9:BY:102:BCL:O1A	2.15	0.46
9:BY:102:BCL:ND	9:BZ:101:BCL:CMD	2.79	0.46
5:A1:21:LEU:HD11	9:A1:102:BCL:H142	1.97	0.46
5:A1:36:HIS:CE1	9:A1:102:BCL:NA	2.83	0.46
5:A5:44:LEU:CD1	5:A5:46:TRP:HB3	2.45	0.46
5:A7:10:LYS:CB	14:A0:101:CRT:H83	2.45	0.46
5:A7:33:LEU:O	5:A7:37:MET:HB2	2.15	0.46
5:A5:4:MET:SD	6:A8:24:SER:O	2.74	0.46
5:AA:47:LEU:HB3	5:A9:43:ASP:HA	1.98	0.46
1:AC:129:ARG:HG2	1:AC:287:LEU:HD11	1.98	0.46
1:AC:167:VAL:CG2	1:AC:297:GLY:HA3	2.41	0.46
4:AH:152:ARG:HG2	4:AH:168:SER:O	2.16	0.46
4:AH:180:ARG:NH1	4:AH:180:ARG:HG2	2.31	0.46
5:AI:36:HIS:NE2	9:AJ:101:BCL:CMD	2.78	0.46
2:AL:238:ILE:HD12	2:AL:238:ILE:HA	1.84	0.46
2:AL:268:TRP:O	2:AL:271:TRP:N	2.49	0.46
11:AL:304:UQ8:H7	11:AL:304:UQ8:H10	1.76	0.46
2:AL:46:GLY:O	2:AL:48:LEU:N	2.49	0.46
3:AM:244:ALA:C	3:AM:246:GLU:N	2.69	0.46
5:AO:43:ASP:CB	5:AQ:47:LEU:HB3	2.46	0.46
5:AY:4:MET:HB2	5:AY:8:LEU:HD12	1.98	0.46
6:B2:13:GLU:C	14:B2:102:CRT:C3	2.80	0.46
5:B1:13:LEU:O	6:B2:7:THR:HA	2.15	0.46
5:B5:44:LEU:N	5:B5:44:LEU:HD23	2.31	0.46
5:B7:40:LEU:HD12	5:B7:45:ASN:HA	1.97	0.46
6:BB:33:VAL:HG13	6:BB:34:ILE:N	2.31	0.46
5:BD:40:LEU:HD11	5:BD:47:LEU:HD23	1.98	0.46
5:BF:12:TRP:HB2	6:BG:14:ALA:HB1	1.96	0.46
4:BH:138:VAL:C	4:BH:140:LYS:HD3	2.36	0.46
9:BK:102:BCL:C1D	9:BN:101:BCL:CMD	2.79	0.46
9:BK:102:BCL:HBB2	9:BK:102:BCL:HMB1	1.97	0.46
2:BL:213:GLU:HA	2:BL:213:GLU:OE2	2.16	0.46
3:BM:200:PRO:HG2	3:BM:201:PHE:H	1.81	0.46
3:BM:261:THR:C	3:BM:263:GLU:H	2.19	0.46
2:BL:226:ARG:O	3:BM:50:PRO:O	2.33	0.46
3:BM:98:PRO:HA	3:BM:99:PRO:HD3	1.83	0.46

Continued on next page...

Continued from previous page...

Atom-1	Atom-2	Interatomic distance (Å)	Clash overlap (Å)
5:BO:26:ALA:HA	5:BO:29:ILE:CG2	2.45	0.46
6:BT:45:TRP:O	6:BT:46:LEU:HB2	2.16	0.46
5:BW:54:SER:O	5:BW:58:LEU:N	2.43	0.46
6:BZ:18:HIS:NE2	6:BZ:22:MET:HE2	2.30	0.46
6:A0:21:PHE:CG	6:A0:22:MET:N	2.84	0.46
6:A0:45:TRP:O	6:A0:46:LEU:CB	2.60	0.46
5:A3:8:LEU:O	5:A3:11:ILE:HG13	2.16	0.46
5:A5:8:LEU:O	5:A5:11:ILE:HG13	2.16	0.46
5:A5:19:ARG:HG2	5:A5:19:ARG:HH21	1.81	0.46
5:A7:7:ASN:O	5:A7:10:LYS:HD3	2.16	0.46
9:A8:101:BCL:C15	9:A8:101:BCL:C20	2.94	0.46
9:AA:101:BCL:OBB	9:AA:101:BCL:HHC	2.15	0.46
1:AC:187:SER:C	1:AC:189:THR:N	2.68	0.46
1:AC:26:PRO:HB2	1:AC:27:PRO:HA	1.98	0.46
4:AH:182:LEU:HD13	4:AH:195:LEU:CD2	2.46	0.46
4:AH:35:LYS:HZ1	4:AH:59:PRO:HD2	1.80	0.46
1:AC:20:LEU:HG	2:AL:271:TRP:CE2	2.50	0.46
2:AL:50:ILE:HG23	2:AL:51:VAL:N	2.30	0.46
10:AL:302:BPH:HED1	3:AM:255:THR:HG21	1.98	0.46
3:AM:199:ASN:HA	3:AM:294:TRP:CE3	2.50	0.46
15:AM:407:PEF:H32	4:AH:29:TYR:CZ	2.51	0.46
5:AO:11:ILE:CG1	14:AR:102:CRT:H81	2.45	0.46
5:AS:52:PRO:O	5:AS:53:VAL:C	2.53	0.46
5:AU:2:PHE:CD1	5:AU:2:PHE:C	2.90	0.46
5:AU:30:VAL:CG1	5:AU:31:LEU:H	2.28	0.46
5:AW:35:ILE:HG23	5:AW:36:HIS:N	2.30	0.46
6:B0:25:MET:HG3	14:B0:101:CRT:C20	2.46	0.46
14:B1:103:CRT:H81	14:B1:103:CRT:H10	1.79	0.46
9:B6:101:BCL:OBB	9:B6:101:BCL:HHC	2.14	0.46
9:B8:101:BCL:CMC	9:B9:102:BCL:OBB	2.64	0.46
5:BA:18:ARG:CD	5:BA:18:ARG:H	2.19	0.46
5:BA:47:LEU:N	5:BA:47:LEU:HD22	2.31	0.46
1:BC:166:TRP:O	1:BC:166:TRP:CD2	2.69	0.46
6:BE:20:ILE:O	6:BE:23:GLN:HG3	2.15	0.46
6:BG:33:VAL:O	6:BG:37:LEU:HB2	2.15	0.46
4:BH:141:GLU:OE1	4:BH:141:GLU:N	2.46	0.46
5:BK:46:TRP:HA	5:BK:49:ASP:CG	2.35	0.46
2:BL:179:ASN:HB3	2:BL:182:HIS:HB3	1.96	0.46
2:BL:50:ILE:CA	2:BL:98:ILE:HD11	2.46	0.46
3:BM:211:GLY:O	3:BM:214:LEU:N	2.42	0.46
2:BL:207:THR:CG2	3:BM:238:ILE:HG13	2.41	0.46

Continued on next page...

Continued from previous page...

Atom-1	Atom-2	Interatomic distance (Å)	Clash overlap (Å)
5:BO:27:PHE:CD1	5:BO:27:PHE:C	2.89	0.46
5:BO:9:TYR:HA	6:BP:18:HIS:CE1	2.51	0.46
5:BQ:18:ARG:HA	5:BQ:21:LEU:HD12	1.98	0.46
5:BQ:22:VAL:HA	5:BQ:25:VAL:HG12	1.98	0.46
6:A2:21:PHE:HE1	14:A2:102:CRT:C16	2.24	0.46
5:A3:19:ARG:HG2	5:A3:20:VAL:N	2.31	0.46
5:A5:32:GLY:HA2	9:A6:101:BCL:HED2	1.98	0.46
5:A7:7:ASN:CA	5:A7:10:LYS:HZ2	2.29	0.46
5:AD:29:ILE:HB	9:AD:102:BCL:C4	2.46	0.46
4:AH:130:LEU:HD11	4:AH:174:ARG:HH22	1.81	0.46
4:AH:27:ILE:C	4:AH:27:ILE:HD13	2.37	0.46
4:AH:49:SER:O	15:AH:301:PEF:H32	2.15	0.46
4:AH:48:ARG:HH21	15:AH:301:PEF:P	2.38	0.46
4:AH:95:ALA:HB3	4:AH:98:SER:OG	2.15	0.46
5:AI:51:ILE:HA	5:AI:52:PRO:HA	1.69	0.46
6:AJ:16:GLU:OE2	14:AJ:102:CRT:H23	2.16	0.46
9:AK:102:BCL:HAC2	9:AN:101:BCL:HBC1	1.96	0.46
9:AJ:101:BCL:NB	9:AK:102:BCL:HMB3	2.28	0.46
2:AL:106:PHE:CD2	9:AL:301:BCL:H91	2.50	0.46
2:AL:138:LEU:O	2:AL:142:PHE:N	2.49	0.46
2:AL:51:VAL:HG11	5:AA:37:MET:HG2	1.98	0.46
2:AL:78:PRO:O	2:AL:152:GLY:HA3	2.16	0.46
3:AM:66:VAL:CG1	3:AM:121:PHE:HD2	2.20	0.46
3:AM:156:PHE:CD1	3:AM:281:GLY:CA	2.99	0.46
6:AZ:38:LEU:C	6:AZ:38:LEU:HD23	2.36	0.46
5:BA:33:LEU:CA	14:B0:101:CRT:C2M	2.94	0.46
6:B2:10:THR:HG23	6:B2:12:ASP:H	1.81	0.46
6:B2:21:PHE:CG	6:B2:22:MET:N	2.84	0.46
6:B4:40:TRP:CZ3	6:B4:44:PRO:CA	2.96	0.46
5:BA:47:LEU:CB	5:B9:43:ASP:HB2	2.46	0.46
5:BA:29:ILE:O	5:BA:33:LEU:HD13	2.16	0.46
1:BC:232:THR:O	1:BC:235:LEU:HB3	2.15	0.46
4:BH:170:VAL:HG12	4:BH:182:LEU:HB3	1.98	0.46
2:BL:17:LEU:HD11	2:BL:114:VAL:CB	2.39	0.46
3:BM:152:ALA:CB	3:BM:274:VAL:HG13	2.46	0.46
5:BK:12:TRP:CD1	6:BN:17:PHE:HD2	2.34	0.46
5:BO:8:LEU:HG	6:BP:18:HIS:NE2	2.31	0.46
6:BP:30:GLY:HA2	6:BP:33:VAL:HG12	1.98	0.46
9:BU:102:BCL:OBB	9:BU:102:BCL:HHC	2.15	0.46
9:BU:102:BCL:OBD	6:BV:32:VAL:HG23	2.16	0.46
5:BU:13:LEU:HD21	6:BV:14:ALA:HB2	1.98	0.46

Continued on next page...

Continued from previous page...

Atom-1	Atom-2	Interatomic distance (Å)	Clash overlap (Å)
6:BV:33:VAL:HG13	6:BV:34:ILE:N	2.31	0.46
6:BX:9:LEU:HD22	6:BX:13:GLU:HG3	1.98	0.46
6:A0:26:TYR:O	6:A0:29:PHE:HB2	2.16	0.45
5:A1:21:LEU:O	5:A1:25:VAL:HG23	2.15	0.45
9:A3:103:BCL:C2D	9:A3:104:BCL:C2D	2.94	0.45
5:A5:25:VAL:HG13	9:A5:102:BCL:C5	2.46	0.45
5:A7:7:ASN:HD22	5:A7:7:ASN:N	2.09	0.45
9:A8:101:BCL:C15	9:A8:101:BCL:H203	2.32	0.45
5:A9:53:VAL:O	5:A9:54:SER:C	2.55	0.45
1:AC:121:ILE:O	1:AC:124:LYS:N	2.48	0.45
6:AE:31:LEU:HA	6:AE:34:ILE:HG22	1.97	0.45
15:AM:408:PEF:C5	4:AH:204:LYS:HE2	2.41	0.45
4:AH:246:GLY:O	4:AH:254:ARG:NH1	2.49	0.45
5:AF:8:LEU:HD22	14:AJ:102:CRT:H133	1.96	0.45
5:AK:22:VAL:O	5:AK:25:VAL:HB	2.15	0.45
2:AL:171:TYR:OH	3:AM:191:ILE:HD11	2.16	0.45
2:AL:242:GLY:CA	3:AM:216:PHE:CE2	2.99	0.45
10:AL:302:BPH:H6C1	9:AL:303:BCL:H202	1.98	0.45
10:AL:302:BPH:H162	9:AL:303:BCL:CMB	2.46	0.45
9:AM:401:BCL:HMB1	9:AM:401:BCL:HBB3	1.97	0.45
3:AM:79:VAL:HG22	3:AM:79:VAL:O	2.16	0.45
3:AM:74:ASN:ND2	3:AM:95:LEU:HD13	2.32	0.45
6:AR:17:PHE:O	6:AR:20:ILE:HG22	2.16	0.45
6:AT:22:MET:HB3	6:AT:26:TYR:HE1	1.80	0.45
5:AU:19:ARG:NH2	5:AU:19:ARG:HB2	2.31	0.45
9:AU:102:BCL:O2D	6:AV:32:VAL:CG2	2.64	0.45
6:AZ:40:TRP:O	6:AZ:40:TRP:CD1	2.69	0.45
5:B1:13:LEU:CB	14:B1:103:CRT:C1M	2.78	0.45
6:B2:17:PHE:HD1	14:B2:102:CRT:C6	2.27	0.45
5:B7:35:ILE:O	5:B7:36:HIS:C	2.54	0.45
6:B8:20:ILE:HD13	6:B8:20:ILE:C	2.36	0.45
6:B8:22:MET:HG3	6:B8:26:TYR:CE2	2.51	0.45
1:BC:135:ARG:HG2	1:BC:330:LEU:HA	1.98	0.45
1:BC:212:ILE:O	1:BC:222:ASN:ND2	2.49	0.45
9:BF:102:BCL:HAC2	9:BG:101:BCL:CBC	2.46	0.45
4:BH:173:ASP:OD1	4:BH:174:ARG:N	2.49	0.45
4:BH:235:GLU:HA	4:BH:238:LYS:CB	2.45	0.45
4:BH:246:GLY:O	4:BH:254:ARG:NH1	2.47	0.45
5:BK:5:ASN:ND2	6:BN:22:MET:HG2	2.31	0.45
2:BL:194:LEU:CD2	2:BL:198:MET:HE2	2.46	0.45
2:BL:237:ALA:O	2:BL:238:ILE:C	2.54	0.45

Continued on next page...

Continued from previous page...

Atom-1	Atom-2	Interatomic distance (Å)	Clash overlap (Å)
2:BL:184:LEU:CB	2:BL:252:TRP:NE1	2.79	0.45
3:BM:191:ILE:O	3:BM:193:TYR:N	2.49	0.45
3:BM:202:HIS:C	3:BM:204:LEU:H	2.18	0.45
9:BM:401:BCL:HMB1	9:BM:401:BCL:HBB3	1.96	0.45
5:BQ:17:PRO:O	5:BQ:20:VAL:HG22	2.15	0.45
5:BW:8:LEU:HD22	5:BW:11:ILE:HD11	1.98	0.45
9:A2:101:BCL:HBB2	9:A2:101:BCL:HMB1	1.97	0.45
5:A3:42:THR:O	5:A3:43:ASP:C	2.54	0.45
5:A3:46:TRP:NE1	5:A3:47:LEU:HD22	2.32	0.45
5:A5:4:MET:HG3	6:A8:27:ALA:HB1	1.89	0.45
6:A6:44:PRO:O	5:A7:52:PRO:CD	2.63	0.45
9:A9:102:BCL:HBB3	9:A9:102:BCL:HMB1	1.98	0.45
9:AA:101:BCL:HBC1	9:AB:101:BCL:HBC3	1.99	0.45
14:AA:102:CRT:H32	5:AD:31:LEU:CD2	2.46	0.45
5:AD:29:ILE:HG23	5:AD:30:VAL:N	2.31	0.45
6:AE:10:THR:CG2	6:AE:11:ASP:H	2.23	0.45
5:AF:26:ALA:O	5:AF:29:ILE:N	2.49	0.45
4:AH:122:HIS:N	4:AH:232:THR:HB	2.32	0.45
2:AL:32:VAL:HG12	2:AL:37:VAL:HG13	1.98	0.45
3:AM:222:THR:O	3:AM:223:ILE:C	2.55	0.45
2:AL:30:PHE:CZ	3:AM:257:GLY:HA3	2.51	0.45
3:AM:291:VAL:HG21	3:AM:297:TRP:CD1	2.52	0.45
3:AM:34:PRO:HG3	3:AM:50:PRO:HD3	1.98	0.45
6:AN:17:PHE:HD1	14:AN:102:CRT:H6	1.80	0.45
6:AP:33:VAL:HG22	6:AP:37:LEU:HD23	1.97	0.45
5:AS:34:LEU:HG	5:AS:34:LEU:O	2.17	0.45
5:AQ:43:ASP:HB2	5:AS:47:LEU:CB	2.46	0.45
6:AT:45:TRP:O	5:AU:52:PRO:HD2	2.15	0.45
9:AW:101:BCL:H71	6:AX:28:TRP:CE3	2.51	0.45
5:AW:22:VAL:O	5:AW:25:VAL:HB	2.15	0.45
5:AW:33:LEU:HD12	5:AW:34:LEU:N	2.31	0.45
9:AW:101:BCL:CB	9:AX:101:BCL:HH	2.44	0.45
5:AY:9:TYR:CG	6:AZ:15:LYS:HG2	2.52	0.45
6:AZ:45:TRP:HE3	9:AZ:101:BCL:HAC2	1.72	0.45
2:BL:89:LEU:HD11	5:B7:38:ILE:HD11	1.98	0.45
5:B9:5:ASN:O	5:B9:6:ALA:C	2.54	0.45
1:BC:187:SER:C	1:BC:189:THR:N	2.68	0.45
1:BC:76:TYR:HB3	7:BC:501:HEM:O2A	2.16	0.45
1:BC:268:THR:HG21	7:BC:504:HEM:HAA1	1.97	0.45
1:BC:68:THR:O	1:BC:86:SER:HB2	2.17	0.45
4:BH:90:THR:HG23	4:BH:103:ASN:OD1	2.16	0.45

Continued on next page...

Continued from previous page...

Atom-1	Atom-2	Interatomic distance (Å)	Clash overlap (Å)
5:BF:38:ILE:HD11	5:BI:37:MET:CE	2.46	0.45
5:BK:39:VAL:O	5:BK:39:VAL:HG12	2.15	0.45
2:BL:184:LEU:O	2:BL:185:ALA:C	2.54	0.45
2:BL:22:LEU:HB2	5:B7:19:ARG:HB3	1.95	0.45
2:BL:246:ALA:C	2:BL:248:SER:N	2.69	0.45
2:BL:106:PHE:CD1	10:BL:302:BPH:H1C1	2.51	0.45
3:BM:138:GLU:C	3:BM:140:LEU:N	2.67	0.45
3:BM:284:ILE:CD1	9:BM:402:BCL:OBD	2.64	0.45
3:BM:284:ILE:CG1	9:BM:402:BCL:OBD	2.64	0.45
5:BO:44:LEU:CD1	5:BO:46:TRP:H	2.30	0.45
5:BU:38:ILE:HD12	14:BV:102:CRT:C40	2.46	0.45
6:BV:18:HIS:NE2	6:BV:22:MET:CE	2.79	0.45
5:A1:32:GLY:N	9:A2:101:BCL:HED2	2.32	0.45
1:AC:161:VAL:HG22	7:AC:502:HEM:O1D	2.17	0.45
5:AD:40:LEU:O	5:AD:41:SER:O	2.34	0.45
4:AH:169:ASP:N	4:AH:183:GLU:HB2	2.31	0.45
5:AF:49:ASP:CB	5:AI:56:GLN:HB2	2.46	0.45
5:AK:5:ASN:O	5:AK:8:LEU:HB2	2.16	0.45
2:AL:108:SER:O	2:AL:111:LEU:N	2.50	0.45
2:AL:144:ARG:CB	2:AL:145:PRO:CD	2.95	0.45
2:AL:30:PHE:HA	3:AM:254:TRP:HA	1.98	0.45
2:AL:31:TYR:CD1	2:AL:32:VAL:N	2.84	0.45
3:AM:134:TYR:CA	3:AM:144:GLN:NE2	2.78	0.45
3:AM:170:SER:O	3:AM:172:ALA:N	2.48	0.45
2:AL:30:PHE:HD2	3:AM:255:THR:O	2.00	0.45
3:AM:267:ARG:NH2	15:AM:407:PEF:O2P	2.50	0.45
3:AM:286:LEU:HD22	3:AM:290:VAL:HG11	1.99	0.45
5:AO:12:TRP:CH2	6:AP:17:PHE:CE2	3.04	0.45
5:AW:45:ASN:O	5:AW:47:LEU:N	2.50	0.45
5:AW:2:PHE:CB	5:AW:5:ASN:HB2	2.46	0.45
9:AZ:101:BCL:H2A	9:AZ:101:BCL:CGD	2.46	0.45
9:B2:101:BCL:HMA1	9:B3:102:BCL:HHB	1.98	0.45
14:B5:103:CRT:H11	5:B7:21:LEU:HD13	1.98	0.45
5:B5:28:GLN:O	5:B5:32:GLY:N	2.49	0.45
1:BC:226:LEU:HD12	3:BM:192:ARG:CB	2.46	0.45
1:BC:233:PHE:O	1:BC:236:MET:N	2.50	0.45
1:BC:251:HIS:CG	1:BC:256:PHE:HD1	2.34	0.45
1:BC:84:ASP:OD2	1:BC:333:THR:HG21	2.16	0.45
1:BC:82:LEU:CD1	1:BC:93:THR:HG21	2.47	0.45
5:BF:11:ILE:HG23	5:BF:12:TRP:CE3	2.51	0.45
9:BG:101:BCL:HBB3	9:BI:102:BCL:C1C	2.46	0.45

Continued on next page...

Continued from previous page...

Atom-1	Atom-2	Interatomic distance (Å)	Clash overlap (Å)
4:BH:193:VAL:HG23	4:BH:193:VAL:O	2.16	0.45
3:BM:243:THR:HG22	4:BH:237:ASP:OD1	2.16	0.45
5:BI:16:ASP:HB2	5:BI:19:ARG:CB	2.46	0.45
5:BI:45:ASN:C	5:BI:49:ASP:HB3	2.37	0.45
6:BJ:22:MET:O	6:BJ:25:MET:HB3	2.17	0.45
5:BI:49:ASP:OD2	6:BJ:43:ARG:NH2	2.49	0.45
2:BL:38:VAL:O	2:BL:41:CYS:N	2.50	0.45
3:BM:116:LEU:HD11	3:BM:171:TRP:CZ2	2.52	0.45
3:BM:234:GLU:O	3:BM:237:GLN:N	2.50	0.45
3:BM:236:ASP:O	3:BM:240:HIS:N	2.49	0.45
9:BK:102:BCL:CHD	9:BN:101:BCL:HMD2	2.44	0.45
5:BQ:50:ASN:OD1	5:BQ:51:ILE:N	2.48	0.45
6:BT:10:THR:H	6:BT:13:GLU:CD	2.20	0.45
6:BX:21:PHE:O	6:BX:22:MET:C	2.54	0.45
9:BY:102:BCL:ND	9:BZ:101:BCL:HMD2	2.32	0.45
5:A5:10:LYS:C	14:A5:103:CRT:H5	2.36	0.45
6:A6:32:VAL:O	6:A6:35:ALA:HB3	2.16	0.45
5:AA:9:TYR:C	5:AA:11:ILE:H	2.20	0.45
5:AA:22:VAL:C	5:AA:24:ILE:H	2.19	0.45
5:AA:35:ILE:HG21	9:AB:101:BCL:C4D	2.46	0.45
1:AC:135:ARG:CG	1:AC:330:LEU:HA	2.38	0.45
14:AB:102:CRT:H391	5:AD:36:HIS:CG	2.51	0.45
3:AM:268:TRP:CE2	4:AH:30:LEU:HD13	2.51	0.45
2:AL:135:GLY:O	2:AL:138:LEU:N	2.44	0.45
1:AC:41:GLU:O	2:AL:172:GLN:NE2	2.50	0.45
2:AL:96:GLN:O	2:AL:100:ILE:N	2.45	0.45
3:AM:99:PRO:O	3:AM:101:GLN:N	2.50	0.45
9:AL:301:BCL:HAC1	3:AM:197:TYR:OH	2.16	0.45
3:AM:62:PHE:C	3:AM:64:GLY:N	2.69	0.45
3:AM:27:ASN:ND2	5:AO:19:ARG:NH1	2.61	0.45
5:AO:52:PRO:C	5:AO:54:SER:H	2.19	0.45
6:AR:45:TRP:O	6:AR:46:LEU:HB2	2.17	0.45
5:AS:49:ASP:OD2	5:AS:50:ASN:ND2	2.48	0.45
5:AW:34:LEU:HD21	14:AX:102:CRT:C40	2.41	0.45
5:AW:43:ASP:OD1	5:AW:44:LEU:N	2.50	0.45
5:AY:5:ASN:HA	6:AZ:18:HIS:NE2	2.31	0.45
5:B5:46:TRP:CD1	5:B5:47:LEU:N	2.85	0.45
6:B6:32:VAL:O	6:B6:35:ALA:HB3	2.15	0.45
5:B7:8:LEU:O	5:B7:11:ILE:HG22	2.16	0.45
5:B7:11:ILE:HG12	5:B7:15:LEU:HG	1.99	0.45
1:BC:286:PRO:C	1:BC:288:ASN:H	2.20	0.45

Continued on next page...

Continued from previous page...

Atom-1	Atom-2	Interatomic distance (Å)	Clash overlap (Å)
4:BH:182:LEU:HD13	4:BH:195:LEU:CG	2.46	0.45
4:BH:197:ILE:HG23	4:BH:198:GLY:N	2.31	0.45
4:BH:28:ILE:O	4:BH:29:TYR:C	2.55	0.45
4:BH:54:LYS:HE2	5:BD:23:SER:CB	2.45	0.45
2:BL:129:ALA:HA	2:BL:247:LEU:CD1	2.46	0.45
2:BL:182:HIS:CB	2:BL:256:CYS:SG	3.04	0.45
2:BL:181:ALA:O	2:BL:182:HIS:C	2.55	0.45
2:BL:224:PHE:O	2:BL:228:ILE:HG13	2.17	0.45
2:BL:69:ASN:O	2:BL:70:LEU:C	2.54	0.45
2:BL:82:TYR:CB	2:BL:85:ARG:HE	2.28	0.45
3:BM:249:ALA:O	3:BM:259:ASN:OD1	2.34	0.45
5:BK:32:GLY:N	9:BN:101:BCL:HED2	2.31	0.45
5:BS:27:PHE:CG	5:BU:29:ILE:HD11	2.52	0.45
5:BU:6:ALA:HA	6:BV:15:LYS:NZ	2.30	0.45
5:BW:30:VAL:HG13	5:BW:31:LEU:N	2.30	0.45
5:BY:52:PRO:HD2	5:BY:55:TYR:CE2	2.51	0.45
9:A1:102:BCL:HMB1	9:A1:102:BCL:HBB3	1.97	0.45
5:AY:43:ASP:HB2	5:A1:47:LEU:CD1	2.47	0.45
14:A5:103:CRT:H31	9:A9:102:BCL:O2A	2.16	0.45
5:A5:43:ASP:OD2	5:A7:47:LEU:CA	2.58	0.45
9:A6:101:BCL:CHC	9:A7:103:BCL:CBB	2.91	0.45
5:A7:28:GLN:O	5:A7:31:LEU:HB3	2.16	0.45
5:AA:21:LEU:HD23	5:A9:14:ILE:HG21	1.98	0.45
5:AD:46:TRP:HE1	9:AD:102:BCL:HHC	1.81	0.45
4:AH:139:ALA:HA	4:AH:141:GLU:OE1	2.15	0.45
5:AI:43:ASP:O	5:AI:44:LEU:CB	2.65	0.45
5:AI:52:PRO:HB2	5:AI:55:TYR:CE2	2.52	0.45
6:AJ:20:ILE:HG23	6:AJ:21:PHE:N	2.32	0.45
9:AK:102:BCL:HHC	9:AK:102:BCL:OBB	2.16	0.45
2:AL:10:TYR:HA	4:AH:112:GLY:CA	2.46	0.45
2:AL:10:TYR:HD1	4:AH:112:GLY:HA2	1.81	0.45
2:AL:231:TYR:CE1	2:AL:233:ILE:HA	2.52	0.45
2:AL:192:ASN:HA	2:AL:245:LEU:HD12	1.99	0.45
9:AL:303:BCL:HBB2	9:AL:303:BCL:HMB1	1.97	0.45
3:AM:155:PHE:O	3:AM:159:VAL:HG23	2.15	0.45
3:AM:226:VAL:CG2	3:AM:244:ALA:HA	2.46	0.45
3:AM:286:LEU:CD2	3:AM:290:VAL:HG21	2.46	0.45
3:AM:61:ILE:HG23	3:AM:62:PHE:N	2.31	0.45
6:AR:40:TRP:HH2	6:AR:46:LEU:HD11	1.81	0.45
6:AR:46:LEU:CB	6:AT:42:TYR:CE2	2.88	0.45
5:AU:43:ASP:OD1	5:AU:44:LEU:HD23	2.17	0.45

Continued on next page...

Continued from previous page...

Atom-1	Atom-2	Interatomic distance (Å)	Clash overlap (Å)
5:AW:32:GLY:N	9:AX:101:BCL:HED2	2.32	0.45
5:AU:43:ASP:CB	5:AW:47:LEU:HB3	2.46	0.45
6:AX:29:PHE:CD1	6:AX:29:PHE:N	2.84	0.45
6:AX:28:TRP:O	6:AX:31:LEU:N	2.50	0.45
5:AY:20:VAL:HA	5:AY:23:SER:OG	2.16	0.45
9:AZ:101:BCL:HHC	9:AZ:101:BCL:OBB	2.16	0.45
9:B2:101:BCL:C2B	9:B3:102:BCL:C2B	2.94	0.45
9:BA:101:BCL:HED1	6:BB:31:LEU:HB3	1.99	0.45
5:BA:46:TRP:CA	6:BB:43:ARG:HH12	2.27	0.45
1:BC:21:LEU:O	1:BC:21:LEU:HD23	2.16	0.45
1:BC:276:VAL:CG1	1:BC:277:ARG:H	2.27	0.45
1:BC:314:VAL:HG12	1:BC:315:ASN:N	2.31	0.45
9:BG:101:BCL:C1B	9:BI:102:BCL:CMB	2.89	0.45
4:BH:132:LYS:HG3	4:BH:173:ASP:OD1	2.16	0.45
4:BH:39:TYR:CD1	4:BH:40:PRO:HA	2.50	0.45
2:BL:126:VAL:O	2:BL:127:PRO:C	2.54	0.45
2:BL:168:ASN:O	2:BL:169:VAL:C	2.54	0.45
2:BL:129:ALA:CA	2:BL:247:LEU:HD11	2.46	0.45
3:BM:8:PHE:O	3:BM:10:ALA:N	2.49	0.45
6:BN:43:ARG:HB3	5:BO:55:TYR:HE2	1.78	0.45
5:BO:26:ALA:CA	5:BO:29:ILE:HG22	2.46	0.45
6:BP:20:ILE:HG23	6:BP:21:PHE:N	2.32	0.45
6:BR:21:PHE:CD1	6:BR:22:MET:N	2.85	0.45
14:BU:103:CRT:H342	9:BY:102:BCL:H3A	1.99	0.45
6:A0:45:TRP:NE1	9:A0:102:BCL:H193	2.28	0.45
5:A1:24:ILE:C	5:A1:26:ALA:N	2.69	0.45
5:A1:12:TRP:CD2	6:A2:17:PHE:HE2	2.34	0.45
6:A2:20:ILE:HD12	14:A2:102:CRT:H83	1.98	0.45
5:A5:11:ILE:CA	14:A5:103:CRT:H82	2.45	0.45
6:A8:43:ARG:HH21	5:A9:55:TYR:CB	2.26	0.45
4:AH:47:GLU:HG3	5:AA:19:ARG:CB	2.46	0.45
3:AM:149:ALA:O	3:AM:150:PHE:C	2.54	0.45
3:AM:276:THR:CG2	3:AM:277:VAL:N	2.70	0.45
3:AM:70:ILE:HG22	3:AM:71:ILE:N	2.31	0.45
3:AM:8:PHE:HB3	3:AM:42:LYS:O	2.16	0.45
5:AO:21:LEU:HD11	14:AP:102:CRT:H14	1.99	0.45
5:AQ:8:LEU:HD23	6:AR:22:MET:HE1	1.98	0.45
6:AR:45:TRP:CD2	9:AR:101:BCL:H2C	2.51	0.45
5:AW:50:ASN:HA	5:AY:60:LYS:HA	1.99	0.45
1:BC:252:ASN:O	1:BC:254:ARG:N	2.49	0.45
1:BC:291:LEU:HD22	1:BC:295:ARG:HB2	1.98	0.45

Continued on next page...

Continued from previous page...

Atom-1	Atom-2	Interatomic distance (Å)	Clash overlap (Å)
1:BC:157:ARG:HH12	1:BC:318:LEU:CD2	2.30	0.45
1:BC:273:ILE:HA	7:BC:504:HEM:HBB2	1.99	0.45
5:BF:43:ASP:C	5:BF:43:ASP:OD1	2.55	0.45
5:BF:49:ASP:OD1	5:BF:50:ASN:N	2.50	0.45
3:BM:267:ARG:HB3	4:BH:30:LEU:CD2	2.45	0.45
5:BI:46:TRP:CD1	5:BI:47:LEU:HD12	2.52	0.45
2:BL:216:LYS:HB3	2:BL:220:HIS:CD2	2.51	0.45
3:BM:107:PRO:HG2	3:BM:113:GLY:HA2	1.99	0.45
3:BM:265:ILE:HD13	13:BM:405:MQ8:H143	1.99	0.45
3:BM:85:GLN:HG3	3:BM:89:HIS:CD2	2.51	0.45
5:BQ:16:ASP:O	5:BQ:19:ARG:HB3	2.17	0.45
5:BQ:35:ILE:O	5:BQ:38:ILE:HG22	2.16	0.45
5:BQ:42:THR:HG23	5:BQ:43:ASP:N	2.19	0.45
6:BT:33:VAL:HG13	6:BT:34:ILE:N	2.32	0.45
5:BW:9:TYR:CD1	5:BW:9:TYR:C	2.90	0.45
5:BY:45:ASN:O	5:BY:47:LEU:N	2.49	0.45
9:AA:101:BCL:HBB3	9:A0:102:BCL:C4B	2.47	0.45
9:A1:102:BCL:C9	6:A2:28:TRP:HB2	2.47	0.45
9:A2:101:BCL:H3A	9:A2:101:BCL:HBA1	1.53	0.45
5:A7:49:ASP:CG	5:A7:50:ASN:N	2.70	0.45
5:A9:46:TRP:CE2	9:A9:102:BCL:H2C	2.52	0.45
5:AD:27:PHE:CZ	5:AF:29:ILE:HD12	2.51	0.45
6:AE:9:LEU:HD22	6:AE:13:GLU:CG	2.45	0.45
6:AG:21:PHE:CD1	6:AG:22:MET:HA	2.52	0.45
3:AM:12:GLN:CB	4:AH:145:ALA:HB2	2.45	0.45
5:AK:39:VAL:HG12	5:AK:39:VAL:O	2.17	0.45
2:AL:109:TRP:O	2:AL:113:GLU:HG3	2.17	0.45
2:AL:156:PRO:HD3	2:AL:165:TRP:CD1	2.52	0.45
2:AL:184:LEU:O	2:AL:185:ALA:C	2.54	0.45
2:AL:196:LEU:CD2	3:AM:269:ALA:HB1	2.47	0.45
3:AM:122:LEU:O	3:AM:157:TYR:OH	2.29	0.45
9:AL:303:BCL:O1A	3:AM:207:ALA:HB1	2.17	0.45
3:AM:274:VAL:O	3:AM:278:ILE:HG13	2.17	0.45
14:AM:406:CRT:H36	14:AM:406:CRT:H341	1.86	0.45
3:AM:58:THR:HA	3:AM:61:ILE:HG22	1.98	0.45
5:AK:36:HIS:NE2	9:AN:101:BCL:HMD1	2.30	0.45
9:AS:103:BCL:HED1	6:AT:31:LEU:O	2.17	0.45
5:AS:20:VAL:HG12	9:AU:102:BCL:H202	1.97	0.45
9:AT:101:BCL:CHB	9:AU:102:BCL:HMB3	2.47	0.45
5:AU:12:TRP:CZ2	6:AV:21:PHE:CD2	3.05	0.45
5:AU:2:PHE:HD1	5:AU:2:PHE:C	2.20	0.45

Continued on next page...

Continued from previous page...

Atom-1	Atom-2	Interatomic distance (Å)	Clash overlap (Å)
6:B0:40:TRP:CZ3	6:B0:44:PRO:HA	2.51	0.45
9:B1:102:BCL:HMD1	6:B2:36:HIS:CE1	2.52	0.45
5:BA:18:ARG:O	5:BA:22:VAL:HG12	2.16	0.45
5:BA:36:HIS:NE2	9:BB:101:BCL:CMD	2.65	0.45
1:BC:313:ALA:O	1:BC:314:VAL:CG2	2.64	0.45
1:BC:51:LEU:O	1:BC:55:ALA:N	2.50	0.45
4:BH:55:VAL:CG1	5:BD:19:ARG:HD3	2.46	0.45
5:BD:21:LEU:O	5:BD:25:VAL:HG23	2.16	0.45
5:BD:9:TYR:CG	6:BE:15:LYS:HB2	2.52	0.45
5:BF:27:PHE:CE1	5:BI:29:ILE:CD1	2.91	0.45
6:BG:8:GLY:C	6:BG:9:LEU:HG	2.36	0.45
2:BL:18:ILE:O	2:BL:18:ILE:HG22	2.16	0.45
2:BL:240:ARG:NH2	3:BM:6:ASN:O	2.50	0.45
3:BM:138:GLU:O	3:BM:141:GLY:N	2.46	0.45
9:BM:401:BCL:HHC	9:BM:401:BCL:OBB	2.15	0.45
14:BP:102:CRT:O2	5:BQ:33:LEU:HA	2.16	0.45
6:BP:18:HIS:O	6:BP:22:MET:HB2	2.17	0.45
5:BS:12:TRP:HZ3	5:BS:20:VAL:HG11	1.82	0.45
5:BY:30:VAL:CA	5:BY:33:LEU:HG	2.44	0.45
5:BY:38:ILE:CD1	5:BY:39:VAL:HG23	2.47	0.45
6:A0:21:PHE:HB2	14:A0:101:CRT:C16	2.47	0.45
6:A2:29:PHE:CE1	9:A2:101:BCL:H11	2.52	0.45
6:A2:16:GLU:C	14:A2:102:CRT:H1M1	2.37	0.45
5:A3:28:GLN:OE1	9:A3:104:BCL:O1A	2.33	0.45
5:A3:19:ARG:HG2	5:A3:20:VAL:H	1.81	0.45
5:A5:21:LEU:CD1	9:A5:102:BCL:C14	2.88	0.45
5:A7:44:LEU:HD21	5:A7:46:TRP:CE3	2.35	0.45
6:A8:22:MET:HG3	6:A8:26:TYR:CE2	2.51	0.45
6:A8:30:GLY:O	6:A8:33:VAL:N	2.50	0.45
1:AC:122:TYR:HA	1:AC:125:VAL:HG21	1.95	0.45
1:AC:263:THR:HB	1:AC:264:PRO:CD	2.43	0.45
1:AC:313:ALA:O	1:AC:314:VAL:CG2	2.65	0.45
1:AC:53:ILE:C	1:AC:55:ALA:H	2.20	0.45
14:AG:102:CRT:C2M	5:AI:36:HIS:HB3	2.47	0.45
2:AL:12:VAL:HA	4:AH:111:PHE:HE2	1.82	0.45
4:AH:125:LEU:CA	4:AH:131:PRO:HA	2.28	0.45
4:AH:169:ASP:H	4:AH:183:GLU:HB2	1.81	0.45
4:AH:69:LEU:HB3	4:AH:70:PRO:CD	2.43	0.45
9:AI:102:BCL:HAC2	9:AJ:101:BCL:CBC	2.47	0.45
2:AL:119:LYS:O	2:AL:121:GLY:N	2.50	0.45
3:AM:146:LEU:O	3:AM:148:TRP:N	2.50	0.45

Continued on next page...

Continued from previous page...

Atom-1	Atom-2	Interatomic distance (Å)	Clash overlap (Å)
9:AO:102:BCL:CHA	9:AP:101:BCL:OBD	2.65	0.45
9:AQ:102:BCL:HMB1	9:AQ:102:BCL:HBB3	1.99	0.45
9:AX:101:BCL:CMC	9:AY:102:BCL:HBB1	2.47	0.45
5:AY:30:VAL:HA	5:AY:33:LEU:CG	2.46	0.45
14:B0:101:CRT:H393	14:B0:101:CRT:H36	1.68	0.45
5:B7:9:TYR:CE2	5:B7:10:LYS:HE3	2.52	0.45
1:BC:137:ALA:C	1:BC:139:SER:N	2.70	0.45
1:BC:201:THR:N	1:BC:202:PRO:CD	2.80	0.45
5:BF:9:TYR:CD1	5:BF:10:LYS:N	2.85	0.45
9:BG:101:BCL:HBA1	9:BG:101:BCL:H3A	1.48	0.45
4:BH:91:PRO:HA	4:BH:100:LEU:HD23	1.99	0.45
4:BH:135:PRO:HA	4:BH:171:TRP:HA	1.99	0.45
4:BH:169:ASP:N	4:BH:183:GLU:HB2	2.32	0.45
4:BH:197:ILE:CG2	4:BH:198:GLY:N	2.80	0.45
4:BH:69:LEU:HB3	4:BH:70:PRO:CD	2.33	0.45
5:BK:45:ASN:O	5:BK:47:LEU:N	2.50	0.45
2:BL:125:HIS:CD2	3:BM:224:LEU:HB3	2.52	0.45
2:BL:134:ILE:O	2:BL:138:LEU:HD13	2.17	0.45
2:BL:196:LEU:HD22	3:BM:216:PHE:CB	2.47	0.45
11:BL:304:UQ8:H15	11:BL:304:UQ8:H12A	1.81	0.45
11:BL:304:UQ8:H40	11:BL:304:UQ8:H37A	1.78	0.45
3:BM:170:SER:CB	3:BM:173:LYS:HD3	2.46	0.45
3:BM:8:PHE:HB3	3:BM:42:LYS:O	2.17	0.45
6:BR:22:MET:SD	6:BR:26:TYR:HE1	2.39	0.45
14:BU:103:CRT:C2M	5:BY:37:MET:HA	2.47	0.45
6:BV:28:TRP:O	6:BV:32:VAL:HG12	2.16	0.45
5:BW:18:ARG:HG2	5:BW:18:ARG:HH11	1.82	0.45
5:BW:55:TYR:O	5:BW:59:GLY:HA3	2.17	0.45
5:BW:7:ASN:HD22	5:BW:8:LEU:N	2.15	0.45
5:BY:47:LEU:HD23	5:BY:47:LEU:HA	1.87	0.45
6:A0:40:TRP:CZ3	6:A0:44:PRO:HA	2.51	0.45
5:A3:14:ILE:CD1	6:A6:17:PHE:CE2	2.98	0.45
2:AL:22:LEU:HB2	5:A7:19:ARG:HG3	1.99	0.45
5:AA:11:ILE:HD11	5:AD:21:LEU:HD21	1.99	0.45
6:AB:25:MET:HG2	6:AB:29:PHE:CE2	2.52	0.45
1:AC:179:LYS:N	1:AC:180:PRO:HD3	2.32	0.45
1:AC:286:PRO:C	1:AC:288:ASN:H	2.19	0.45
4:AH:5:ILE:HD12	5:AF:47:LEU:CD1	2.46	0.45
6:AG:28:TRP:CD1	6:AG:32:VAL:CG2	3.00	0.45
4:AH:154:MET:O	4:AH:167:VAL:HG13	2.17	0.45
3:AM:233:ARG:NH1	4:AH:236:GLU:HG2	2.32	0.45

Continued on next page...

Continued from previous page...

Atom-1	Atom-2	Interatomic distance (Å)	Clash overlap (Å)
4:AH:242:TYR:O	4:AH:243:TYR:C	2.55	0.45
4:AH:31:ARG:HH21	4:AH:34:ASP:CB	2.30	0.45
4:AH:46:THR:HG22	4:AH:47:GLU:H	1.82	0.45
4:AH:54:LYS:O	4:AH:55:VAL:C	2.55	0.45
6:AJ:22:MET:HG3	6:AJ:26:TYR:HE1	1.82	0.45
2:AL:276:LEU:O	2:AL:278:LEU:N	2.48	0.45
2:AL:93:GLY:O	2:AL:96:GLN:HB2	2.17	0.45
3:AM:257:GLY:O	3:AM:258:PHE:O	2.34	0.45
6:AN:16:GLU:HB3	14:AN:102:CRT:H23	1.99	0.45
6:AP:21:PHE:HD1	6:AP:21:PHE:O	1.99	0.45
9:AP:101:BCL:HBB3	9:AQ:102:BCL:CHC	2.46	0.45
5:AS:40:LEU:O	5:AS:45:ASN:ND2	2.50	0.45
5:AY:44:LEU:HD13	6:AZ:43:ARG:NE	2.32	0.45
6:B6:29:PHE:CE1	9:B6:101:BCL:C1	2.90	0.45
5:B9:12:TRP:CA	5:B9:12:TRP:CE3	3.00	0.45
6:BB:20:ILE:HG12	5:B9:7:ASN:CB	2.47	0.45
6:BB:36:HIS:CE1	9:BB:101:BCL:C4D	3.00	0.45
5:BA:13:LEU:O	6:BB:9:LEU:HD13	2.17	0.45
1:BC:21:LEU:C	1:BC:21:LEU:HD23	2.36	0.45
1:BC:235:LEU:O	1:BC:237:MET:N	2.50	0.45
1:BC:269:ALA:O	1:BC:273:ILE:CD1	2.65	0.45
1:BC:276:VAL:O	1:BC:277:ARG:C	2.56	0.45
1:BC:282:ASN:HB3	1:BC:283:TYR:CE1	2.52	0.45
9:BD:102:BCL:CAC	9:BE:101:BCL:CBC	2.95	0.45
6:BE:22:MET:O	6:BE:26:TYR:HD1	2.00	0.45
4:BH:23:PHE:C	4:BH:25:GLY:N	2.68	0.45
4:BH:80:ARG:HG3	4:BH:80:ARG:O	2.17	0.45
5:BI:46:TRP:HE1	5:BI:47:LEU:CD1	2.29	0.45
6:BJ:34:ILE:HD13	6:BJ:34:ILE:C	2.37	0.45
2:BL:92:GLY:O	2:BL:93:GLY:C	2.54	0.45
3:BM:130:TRP:HA	3:BM:150:PHE:CE2	2.52	0.45
9:BP:101:BCL:H3A	9:BP:101:BCL:HBA1	1.66	0.45
5:BO:14:ILE:HA	6:BP:7:THR:N	2.31	0.45
9:BU:102:BCL:HBD	9:BV:101:BCL:OBD	2.15	0.45
6:BV:21:PHE:CB	14:BV:102:CRT:H11	2.47	0.45
9:AA:101:BCL:HHB	14:A0:101:CRT:H372	1.99	0.45
9:A0:102:BCL:H3A	9:A0:102:BCL:HBA1	1.73	0.45
9:A1:102:BCL:HMD1	6:A2:36:HIS:ND1	2.32	0.45
9:A3:103:BCL:H71	6:A4:28:TRP:CD2	2.51	0.45
9:AA:101:BCL:C3D	6:AB:35:ALA:HB1	2.47	0.45
1:AC:53:ILE:HA	1:AC:319:TYR:HE1	1.82	0.45

Continued on next page...

Continued from previous page...

Atom-1	Atom-2	Interatomic distance (Å)	Clash overlap (Å)
5:AF:12:TRP:HA	5:AF:12:TRP:HE3	1.82	0.45
4:AH:146:GLU:CD	4:AH:146:GLU:H	2.19	0.45
4:AH:235:GLU:H	4:AH:235:GLU:HG2	1.52	0.45
5:AI:35:ILE:C	5:AI:37:MET:N	2.70	0.45
2:AL:116:ILE:O	2:AL:117:CYS:C	2.55	0.45
2:AL:231:TYR:CE1	2:AL:233:ILE:N	2.85	0.45
2:AL:184:LEU:CB	2:AL:252:TRP:NE1	2.78	0.45
10:AL:302:BPH:H162	9:AL:303:BCL:HMB3	1.97	0.45
9:AO:102:BCL:HBC2	9:AO:102:BCL:CHD	2.46	0.45
6:AT:40:TRP:HZ3	6:AT:44:PRO:CA	2.30	0.45
5:AU:13:LEU:HD22	6:AV:9:LEU:C	2.37	0.45
5:AU:36:HIS:CE1	9:AU:102:BCL:NA	2.85	0.45
5:AW:16:ASP:N	5:AW:16:ASP:OD1	2.50	0.45
5:AY:27:PHE:HE1	5:AY:31:LEU:HD22	1.82	0.45
14:AW:102:CRT:H83	6:AZ:20:ILE:CD1	2.47	0.45
6:B0:37:LEU:HD23	9:B0:102:BCL:H202	1.99	0.45
5:B1:10:LYS:NZ	6:B4:20:ILE:HB	2.31	0.45
5:B5:51:ILE:HA	5:B5:52:PRO:C	2.36	0.45
2:BL:52:TRP:HE1	5:B9:38:ILE:HA	1.75	0.45
1:BC:46:LYS:C	1:BC:48:GLN:N	2.70	0.45
9:BB:101:BCL:HMB3	9:BD:102:BCL:CHB	2.47	0.45
9:BD:102:BCL:OBD	6:BE:32:VAL:HG23	2.17	0.45
9:BF:102:BCL:H62	6:BG:28:TRP:CZ2	2.52	0.45
5:BF:36:HIS:O	5:BF:40:LEU:HB2	2.17	0.45
5:BF:51:ILE:HA	5:BF:52:PRO:C	2.37	0.45
4:BH:145:ALA:HB3	4:BH:148:ASP:HB2	1.99	0.45
4:BH:259:LEU:HD11	5:B5:19:ARG:O	2.17	0.45
4:BH:27:ILE:HD13	4:BH:27:ILE:C	2.37	0.45
4:BH:31:ARG:HA	4:BH:34:ASP:OD2	2.17	0.45
5:BI:22:VAL:HA	5:BI:25:VAL:HG23	1.99	0.45
5:BF:38:ILE:CD1	5:BI:37:MET:CE	2.95	0.45
6:BJ:23:GLN:OE1	6:BJ:24:SER:N	2.50	0.45
5:BK:18:ARG:HD2	5:BK:19:ARG:N	2.31	0.45
2:BL:86:MET:HE2	2:BL:96:GLN:CD	2.37	0.45
3:BM:214:LEU:O	3:BM:218:MET:HG2	2.17	0.45
2:BL:125:HIS:CB	3:BM:221:ALA:HB1	2.47	0.45
3:BM:34:PRO:CG	3:BM:50:PRO:CD	2.90	0.45
3:BM:98:PRO:HA	3:BM:112:GLY:HA3	2.00	0.45
6:BN:21:PHE:C	6:BN:21:PHE:CD1	2.91	0.45
5:BO:31:LEU:HD11	5:BO:35:ILE:HD11	1.98	0.45
5:BS:28:GLN:CB	9:BS:102:BCL:H43	2.47	0.45

Continued on next page...

Continued from previous page...

Atom-1	Atom-2	Interatomic distance (Å)	Clash overlap (Å)
6:BV:17:PHE:HB2	14:BV:102:CRT:C4	2.47	0.45
5:BW:32:GLY:CA	9:BX:101:BCL:HED2	2.47	0.45
9:A6:101:BCL:HBA1	9:A6:101:BCL:H3A	1.79	0.44
6:A6:24:SER:O	6:A6:27:ALA:HB3	2.18	0.44
6:A8:22:MET:HG3	6:A8:26:TYR:HE2	1.81	0.44
5:AA:36:HIS:NE2	9:AB:101:BCL:CMD	2.78	0.44
14:AB:102:CRT:H33	14:AB:102:CRT:H5	1.63	0.44
1:AC:148:THR:OG1	1:AC:322:GLN:HG2	2.16	0.44
1:AC:236:MET:N	1:AC:239:ILE:HD12	2.32	0.44
1:AC:166:TRP:NE1	1:AC:305:VAL:C	2.59	0.44
1:AC:325:LYS:O	1:AC:325:LYS:HD3	2.18	0.44
1:AC:65:ALA:HB2	1:AC:89:GLU:OE1	2.17	0.44
5:AD:50:ASN:CG	5:AD:51:ILE:N	2.68	0.44
5:AD:31:LEU:CG	9:AE:101:BCL:HED3	2.47	0.44
3:AM:242:GLY:CA	4:AH:117:PRO:HG3	2.48	0.44
5:AF:8:LEU:HD23	6:AJ:20:ILE:CD1	2.44	0.44
2:AL:139:VAL:CG2	2:AL:258:LEU:HD13	2.47	0.44
2:AL:238:ILE:C	2:AL:240:ARG:H	2.19	0.44
2:AL:260:SER:HG	2:AL:268:TRP:HE1	1.65	0.44
2:AL:38:VAL:O	2:AL:39:GLY:C	2.56	0.44
3:AM:68:ILE:HG12	10:AM:403:BPH:H141	1.98	0.44
6:AP:24:SER:O	6:AP:27:ALA:CB	2.65	0.44
9:AQ:102:BCL:HMB1	9:AQ:102:BCL:HBB2	1.99	0.44
5:AQ:17:PRO:O	5:AQ:20:VAL:HG22	2.16	0.44
5:B3:39:VAL:HA	5:B5:47:LEU:HD11	1.99	0.44
5:B7:17:PRO:O	5:B7:21:LEU:CG	2.62	0.44
5:BA:39:VAL:C	5:BA:41:SER:H	2.20	0.44
5:BA:46:TRP:HB3	6:BB:43:ARG:NH2	2.32	0.44
1:BC:122:TYR:HA	1:BC:125:VAL:HG21	1.95	0.44
1:BC:35:TYR:CE1	1:BC:36:ARG:HG2	2.51	0.44
14:BA:102:CRT:C35	5:BD:31:LEU:HD21	2.47	0.44
6:BG:21:PHE:O	6:BG:24:SER:OG	2.34	0.44
6:BG:8:GLY:O	6:BG:9:LEU:HG	2.17	0.44
4:BH:184:VAL:CG2	4:BH:195:LEU:HB2	2.47	0.44
5:BK:12:TRP:HA	5:BK:12:TRP:CE3	2.52	0.44
1:BC:253:THR:HG21	2:BL:168:ASN:HA	1.98	0.44
2:BL:243:LEU:O	2:BL:247:LEU:N	2.43	0.44
9:BL:301:BCL:OBB	9:BL:301:BCL:HHC	2.16	0.44
3:BM:163:ILE:HG23	3:BM:285:LEU:CD1	2.47	0.44
6:BN:32:VAL:HG21	9:BN:101:BCL:CGA	2.47	0.44
6:BP:20:ILE:CG2	6:BP:21:PHE:N	2.80	0.44

Continued on next page...

Continued from previous page...

Atom-1	Atom-2	Interatomic distance (Å)	Clash overlap (Å)
9:BQ:103:BCL:HBC2	9:BQ:104:BCL:HMD2	1.98	0.44
6:BR:42:TYR:CE2	6:BR:43:ARG:HG3	2.52	0.44
5:BS:31:LEU:O	5:BS:35:ILE:HG12	2.17	0.44
14:BU:103:CRT:H2M1	5:BY:37:MET:CB	2.47	0.44
5:BU:44:LEU:C	5:BU:44:LEU:HD12	2.37	0.44
5:BU:13:LEU:CD2	6:BV:9:LEU:HB2	2.46	0.44
5:BW:4:MET:SD	6:BZ:27:ALA:HB2	2.57	0.44
5:A1:46:TRP:CH2	9:A1:102:BCL:H2C	2.52	0.44
5:A3:36:HIS:O	5:A3:40:LEU:HD12	2.16	0.44
14:A5:103:CRT:H2M3	5:A9:36:HIS:CB	2.47	0.44
6:A6:37:LEU:HD23	6:A6:37:LEU:O	2.17	0.44
5:A7:30:VAL:HG13	5:A7:31:LEU:N	2.31	0.44
14:AB:102:CRT:H132	5:A9:11:ILE:HD11	1.98	0.44
5:A9:31:LEU:HD23	9:A0:102:BCL:HED3	1.99	0.44
5:AA:39:VAL:C	5:AA:41:SER:N	2.70	0.44
1:AC:112:VAL:HG12	1:AC:113:PRO:CD	2.47	0.44
1:AC:170:PRO:CG	1:AC:171:GLY:H	2.28	0.44
5:AD:47:LEU:HD11	9:AD:102:BCL:HBB1	1.98	0.44
5:AF:28:GLN:CB	9:AF:102:BCL:H11	2.36	0.44
4:AH:172:VAL:HG23	4:AH:173:ASP:H	1.78	0.44
5:AI:39:VAL:CG1	5:AI:46:TRP:HZ3	2.29	0.44
9:AJ:101:BCL:CMB	9:AK:102:BCL:C1B	2.96	0.44
3:AM:179:ILE:CG1	3:AM:180:PHE:H	2.22	0.44
3:AM:176:PRO:CD	3:AM:185:TRP:CD1	3.00	0.44
3:AM:242:GLY:HA2	4:AH:117:PRO:HG3	2.00	0.44
3:AM:276:THR:O	3:AM:278:ILE:N	2.50	0.44
9:AK:102:BCL:C4D	9:AN:101:BCL:HMD2	2.44	0.44
9:AK:102:BCL:CBD	9:AN:101:BCL:OBD	2.65	0.44
9:AT:101:BCL:HBB3	9:AT:101:BCL:HMB1	1.98	0.44
5:AU:43:ASP:HB2	5:AW:47:LEU:CB	2.45	0.44
5:AW:2:PHE:N	5:AW:2:PHE:CD1	2.85	0.44
5:AW:49:ASP:O	5:AY:60:LYS:CB	2.65	0.44
5:AW:4:MET:O	5:AW:7:ASN:ND2	2.50	0.44
6:AX:7:THR:OG1	6:AX:8:GLY:N	2.48	0.44
1:BC:70:PRO:HG2	1:BC:71:LYS:N	2.33	0.44
6:BE:32:VAL:HG21	9:BE:101:BCL:CBA	2.42	0.44
5:BF:30:VAL:HG13	5:BF:31:LEU:H	1.81	0.44
5:BF:12:TRP:HZ2	6:BG:21:PHE:CD2	2.36	0.44
4:BH:182:LEU:HD13	4:BH:195:LEU:CD2	2.44	0.44
3:BM:253:ARG:HH21	4:BH:41:LEU:HD11	1.82	0.44
6:BJ:8:GLY:O	6:BJ:9:LEU:HD23	2.18	0.44

Continued on next page...

Continued from previous page...

Atom-1	Atom-2	Interatomic distance (Å)	Clash overlap (Å)
2:BL:122:ILE:HG13	2:BL:123:GLY:O	2.17	0.44
2:BL:138:LEU:N	2:BL:138:LEU:CD1	2.81	0.44
2:BL:23:PHE:HA	2:BL:25:PHE:CE2	2.52	0.44
2:BL:93:GLY:O	2:BL:94:LEU:C	2.55	0.44
3:BM:200:PRO:C	3:BM:203:MET:HG2	2.37	0.44
9:BM:401:BCL:HBA1	9:BM:401:BCL:H3A	1.73	0.44
5:BO:18:ARG:HH11	5:BO:18:ARG:CB	2.29	0.44
9:BP:101:BCL:HMA1	9:BQ:103:BCL:CMA	2.34	0.44
5:BS:8:LEU:O	5:BS:11:ILE:HG13	2.17	0.44
6:A2:29:PHE:HD1	6:A2:29:PHE:H	1.58	0.44
14:A2:102:CRT:H243	9:A3:103:BCL:H18	2.00	0.44
5:A3:28:GLN:NE2	5:A3:28:GLN:HA	2.32	0.44
5:A5:33:LEU:HD12	5:A5:33:LEU:C	2.37	0.44
5:A5:44:LEU:HD12	5:A5:46:TRP:HE3	1.82	0.44
9:A7:103:BCL:C2D	9:A8:101:BCL:C2D	2.95	0.44
9:A7:103:BCL:HMB1	9:A7:103:BCL:HBB3	1.98	0.44
5:A9:12:TRP:CE3	5:A9:12:TRP:CA	3.00	0.44
5:AA:27:PHE:O	5:AA:30:VAL:HG12	2.17	0.44
5:AA:8:LEU:HB3	6:AE:20:ILE:HG23	1.98	0.44
1:AC:243:LEU:N	1:AC:243:LEU:CD1	2.80	0.44
1:AC:286:PRO:O	1:AC:288:ASN:N	2.50	0.44
1:AC:36:ARG:NH1	2:AL:91:GLU:O	2.50	0.44
9:AF:102:BCL:HBB3	9:AF:102:BCL:HMB1	1.99	0.44
4:AH:141:GLU:CD	4:AH:141:GLU:H	2.19	0.44
9:AI:102:BCL:HBB3	9:AI:102:BCL:HMB1	1.99	0.44
2:AL:184:LEU:HB2	2:AL:252:TRP:NE1	2.33	0.44
2:AL:206:VAL:HG23	2:AL:207:THR:N	2.31	0.44
2:AL:206:VAL:C	2:AL:209:PRO:HD3	2.37	0.44
2:AL:47:VAL:HG23	10:AL:302:BPH:H7C2	1.98	0.44
3:AM:236:ASP:O	3:AM:239:THR:N	2.50	0.44
5:AQ:12:TRP:HA	5:AQ:12:TRP:HE3	1.83	0.44
5:AS:33:LEU:C	15:AS:101:PEF:H453	2.37	0.44
6:AT:29:PHE:CD1	6:AT:29:PHE:N	2.80	0.44
6:AV:46:LEU:HD13	6:AX:42:TYR:CZ	2.53	0.44
5:AW:38:ILE:HG23	5:AW:39:VAL:N	2.32	0.44
5:AU:45:ASN:H	5:AW:56:GLN:NE2	2.13	0.44
6:AX:10:THR:HG22	6:AX:11:ASP:N	2.32	0.44
5:AY:8:LEU:CD1	6:AZ:22:MET:CE	2.94	0.44
6:B0:21:PHE:CG	6:B0:22:MET:N	2.84	0.44
5:B1:12:TRP:CZ3	5:B1:20:VAL:HG21	2.42	0.44
5:B3:11:ILE:HA	14:B7:102:CRT:C8	2.41	0.44

Continued on next page...

Continued from previous page...

Atom-1	Atom-2	Interatomic distance (Å)	Clash overlap (Å)
6:B6:24:SER:O	6:B6:27:ALA:HB3	2.18	0.44
6:B6:37:LEU:O	6:B6:37:LEU:HD23	2.17	0.44
5:B9:48:ASP:CG	5:B9:48:ASP:O	2.56	0.44
5:BA:17:PRO:HG2	5:BA:18:ARG:HD2	1.99	0.44
5:BA:39:VAL:HG11	9:BB:101:BCL:H3C	1.98	0.44
9:BB:101:BCL:CHC	9:BD:102:BCL:CBB	2.91	0.44
6:BB:30:GLY:O	6:BB:34:ILE:HG22	2.17	0.44
1:BC:176:SER:OG	5:BS:42:THR:HG23	2.18	0.44
1:BC:276:VAL:CG2	1:BC:280:ASN:ND2	2.80	0.44
1:BC:29:GLY:HA3	1:BC:44:TYR:CD2	2.53	0.44
1:BC:46:LYS:O	1:BC:48:GLN:N	2.50	0.44
9:BE:101:BCL:C2B	9:BF:102:BCL:C2B	2.95	0.44
6:BG:46:LEU:O	5:BI:51:ILE:O	2.35	0.44
4:BH:108:LEU:C	4:BH:110:GLY:H	2.20	0.44
4:BH:200:SER:HA	4:BH:211:VAL:HG22	1.98	0.44
4:BH:227:ASN:ND2	4:BH:228:PRO:CD	2.66	0.44
2:BL:261:GLY:O	2:BL:263:PHE:N	2.50	0.44
2:BL:240:ARG:NH2	3:BM:7:ILE:O	2.49	0.44
9:BN:101:BCL:HMB3	9:BO:102:BCL:C1B	2.47	0.44
5:BS:49:ASP:CG	5:BS:50:ASN:OD1	2.55	0.44
6:BT:13:GLU:H	6:BT:13:GLU:CD	2.20	0.44
5:BS:12:TRP:HE1	6:BT:18:HIS:CB	2.29	0.44
5:BU:18:ARG:O	5:BU:22:VAL:CG1	2.50	0.44
5:BW:36:HIS:NE2	9:BX:101:BCL:HMD1	2.32	0.44
5:BY:50:ASN:HD21	6:BZ:43:ARG:CZ	2.29	0.44
6:A2:42:TYR:CE1	6:A2:43:ARG:HG3	2.52	0.44
6:A4:34:ILE:CG2	6:A4:35:ALA:N	2.80	0.44
5:A5:16:ASP:HB2	5:A5:19:ARG:HG3	1.95	0.44
5:A5:27:PHE:HA	5:A5:30:VAL:HG12	1.99	0.44
5:A5:53:VAL:HA	5:A5:56:GLN:HE21	1.82	0.44
9:A7:103:BCL:O2D	9:A7:103:BCL:HAA1	2.17	0.44
5:AA:11:ILE:HD13	14:AA:102:CRT:C9	2.47	0.44
6:AB:33:VAL:HG13	6:AB:34:ILE:N	2.31	0.44
1:AC:252:ASN:O	1:AC:254:ARG:N	2.50	0.44
4:AH:55:VAL:HG12	5:AD:19:ARG:HD3	2.00	0.44
14:AB:102:CRT:H2M1	5:AD:33:LEU:O	2.18	0.44
5:AI:35:ILE:HA	5:AI:38:ILE:CG2	2.47	0.44
6:AJ:17:PHE:CE1	14:AJ:102:CRT:H6	2.52	0.44
2:AL:131:SER:O	2:AL:134:ILE:N	2.51	0.44
2:AL:139:VAL:HG23	2:AL:143:VAL:CB	2.44	0.44
3:AM:281:GLY:O	3:AM:285:LEU:HB2	2.16	0.44

Continued on next page...

Continued from previous page...

Atom-1	Atom-2	Interatomic distance (Å)	Clash overlap (Å)
3:AM:284:ILE:HD11	9:AM:402:BCL:CAD	2.48	0.44
5:AU:49:ASP:OD2	6:AV:43:ARG:NH2	2.50	0.44
5:AU:51:ILE:HA	5:AU:53:VAL:N	2.31	0.44
14:AW:102:CRT:H392	5:AY:35:ILE:CD1	2.48	0.44
9:AX:101:BCL:H43	14:AX:102:CRT:H292	1.99	0.44
5:AY:9:TYR:CD1	5:AY:10:LYS:N	2.85	0.44
6:B4:21:PHE:CD1	6:B4:22:MET:N	2.86	0.44
6:B4:34:ILE:CG2	6:B4:35:ALA:N	2.80	0.44
14:BB:102:CRT:C8	5:B9:11:ILE:HG12	2.48	0.44
6:BB:11:ASP:HA	6:BB:14:ALA:HB3	1.98	0.44
1:BC:132:GLU:O	1:BC:136:ALA:CB	2.66	0.44
5:BD:29:ILE:HG23	5:BD:30:VAL:N	2.33	0.44
9:BF:102:BCL:HMB1	9:BF:102:BCL:CBB	2.47	0.44
4:BH:139:ALA:HA	4:BH:141:GLU:OE1	2.17	0.44
3:BM:2:PRO:HB3	4:BH:201:ARG:NH1	2.29	0.44
4:BH:107:MET:HG3	4:BH:242:TYR:HE1	1.82	0.44
5:BK:12:TRP:HA	5:BK:12:TRP:HE3	1.82	0.44
2:BL:148:MET:O	2:BL:150:ALA:N	2.50	0.44
2:BL:160:LEU:CA	2:BL:163:LEU:HD13	2.46	0.44
2:BL:180:PRO:HA	2:BL:183:MET:SD	2.58	0.44
2:BL:195:ALA:HB3	3:BM:216:PHE:CE2	2.49	0.44
9:BL:303:BCL:HBB2	9:BL:303:BCL:HMB1	1.99	0.44
5:BO:29:ILE:CG2	5:BO:30:VAL:N	2.80	0.44
5:BQ:43:ASP:OD1	5:BQ:44:LEU:N	2.50	0.44
5:BQ:49:ASP:OD1	5:BQ:50:ASN:N	2.43	0.44
5:BQ:17:PRO:HB3	6:BR:17:PHE:CE2	2.53	0.44
6:BX:28:TRP:O	6:BX:31:LEU:N	2.50	0.44
9:AA:101:BCL:HBB3	9:A0:102:BCL:C1C	2.47	0.44
9:A3:103:BCL:H2	6:A4:28:TRP:CZ2	2.52	0.44
9:A3:103:BCL:HBC2	9:A3:104:BCL:CMD	2.48	0.44
5:A3:56:GLN:H	5:A3:56:GLN:CD	2.20	0.44
6:A4:21:PHE:CD1	6:A4:22:MET:N	2.86	0.44
6:A6:17:PHE:CD2	14:A7:102:CRT:H42	2.53	0.44
5:A7:46:TRP:CH2	9:A7:103:BCL:H2C	2.52	0.44
5:A7:13:LEU:O	6:A8:7:THR:HB	2.17	0.44
14:AA:102:CRT:H83	6:AE:20:ILE:CD1	2.34	0.44
6:AB:28:TRP:O	6:AB:31:LEU:N	2.46	0.44
6:AB:43:ARG:HD3	5:AD:55:TYR:CE1	2.53	0.44
1:AC:211:ARG:HD3	3:AM:317:TYR:CZ	2.51	0.44
1:AC:70:PRO:HB2	1:AC:71:LYS:HD2	2.00	0.44
6:AG:40:TRP:CZ3	6:AG:46:LEU:HG	2.52	0.44

Continued on next page...

Continued from previous page...

Atom-1	Atom-2	Interatomic distance (Å)	Clash overlap (Å)
9:AI:102:BCL:HAC2	9:AJ:101:BCL:HAC1	1.99	0.44
6:AJ:15:LYS:O	6:AJ:18:HIS:HB3	2.18	0.44
9:AJ:101:BCL:HMB3	9:AK:102:BCL:C4A	2.46	0.44
3:AM:149:ALA:O	3:AM:152:ALA:N	2.51	0.44
3:AM:151:ALA:O	3:AM:154:ILE:N	2.50	0.44
3:AM:210:TYR:O	3:AM:213:ALA:N	2.50	0.44
2:AL:4:LEU:CD1	3:AM:250:LEU:HD12	2.40	0.44
3:AM:256:MET:SD	13:AM:405:MQ8:H151	2.57	0.44
3:AM:265:ILE:C	3:AM:267:ARG:N	2.71	0.44
3:AM:314:VAL:HG12	3:AM:315:ASN:N	2.33	0.44
6:AR:28:TRP:CE3	6:AR:28:TRP:HA	2.53	0.44
6:AT:22:MET:O	6:AT:25:MET:N	2.49	0.44
6:AT:45:TRP:HD1	6:AT:46:LEU:N	2.15	0.44
5:AU:20:VAL:HG11	9:AW:101:BCL:C20	2.48	0.44
14:B0:101:CRT:H241	14:B0:101:CRT:H26	1.81	0.44
6:B2:17:PHE:CD1	14:B2:102:CRT:C9	2.84	0.44
5:B3:24:ILE:O	5:B3:27:PHE:N	2.50	0.44
6:B4:41:LEU:HD23	6:B4:41:LEU:C	2.38	0.44
5:B5:49:ASP:OD1	5:B5:50:ASN:N	2.48	0.44
5:B5:36:HIS:ND1	9:B6:101:BCL:HMD1	2.29	0.44
1:BC:135:ARG:HB3	1:BC:332:LYS:N	2.32	0.44
1:BC:271:TYR:O	1:BC:274:ARG:HB2	2.17	0.44
1:BC:126:VAL:HG12	1:BC:287:LEU:HB3	1.99	0.44
5:BD:17:PRO:O	5:BD:21:LEU:CB	2.66	0.44
5:BD:30:VAL:HG13	5:BD:31:LEU:N	2.32	0.44
6:BJ:41:LEU:C	6:BJ:41:LEU:HD23	2.38	0.44
5:BK:51:ILE:HA	5:BK:52:PRO:O	2.17	0.44
2:BL:165:TRP:HE3	2:BL:166:VAL:HG23	1.83	0.44
2:BL:268:TRP:O	2:BL:269:PRO:C	2.56	0.44
2:BL:166:VAL:HG13	9:BL:301:BCL:HMD2	1.98	0.44
1:BC:36:ARG:NH1	2:BL:91:GLU:C	2.71	0.44
3:BM:176:PRO:HG2	3:BM:182:HIS:HA	1.99	0.44
3:BM:215:LEU:O	3:BM:218:MET:N	2.41	0.44
5:BO:38:ILE:HG13	5:BO:39:VAL:HG23	2.00	0.44
9:BP:101:BCL:H2A	9:BP:101:BCL:O1D	2.17	0.44
5:BQ:44:LEU:CD1	5:BQ:46:TRP:HE3	2.23	0.44
5:BQ:2:PHE:O	5:BQ:5:ASN:HB3	2.16	0.44
9:BT:101:BCL:HMA1	9:BU:102:BCL:HHB	1.99	0.44
5:BW:45:ASN:O	5:BW:49:ASP:CB	2.65	0.44
6:BX:29:PHE:HD1	6:BX:29:PHE:N	2.15	0.44
5:A1:12:TRP:CA	5:A1:12:TRP:CE3	3.01	0.44

Continued on next page...

Continued from previous page...

Atom-1	Atom-2	Interatomic distance (Å)	Clash overlap (Å)
5:A1:51:ILE:HB	5:A1:52:PRO:CA	2.46	0.44
5:A5:25:VAL:CG1	9:A5:102:BCL:H192	2.36	0.44
5:AA:16:ASP:CG	5:AA:19:ARG:HB2	2.37	0.44
1:AC:297:GLY:H	1:AC:301:ASP:H	1.66	0.44
9:AD:102:BCL:HMB1	9:AD:102:BCL:HBB3	1.98	0.44
9:AD:102:BCL:HAC2	9:AE:101:BCL:CBC	2.48	0.44
4:AH:11:ALA:O	4:AH:14:ILE:HG13	2.18	0.44
5:AI:31:LEU:HB3	9:AJ:101:BCL:HED2	1.99	0.44
2:AL:192:ASN:N	2:AL:245:LEU:HD13	2.33	0.44
2:AL:252:TRP:O	2:AL:254:ALA:N	2.50	0.44
9:AL:301:BCL:HMB1	9:AL:301:BCL:HBB3	1.98	0.44
3:AM:222:THR:OG1	3:AM:252:TRP:HZ2	1.99	0.44
3:AM:63:PHE:CE1	5:AQ:30:VAL:HA	2.52	0.44
5:AO:31:LEU:HD11	14:AP:102:CRT:H35	1.99	0.44
5:AO:43:ASP:HA	5:AQ:48:ASP:CB	2.35	0.44
5:AO:43:ASP:OD2	5:AQ:47:LEU:HD22	2.17	0.44
9:AO:102:BCL:CBC	9:AP:101:BCL:HHD	2.41	0.44
5:AO:11:ILE:HD13	14:AR:102:CRT:H132	1.98	0.44
5:AQ:35:ILE:HD11	14:AR:102:CRT:H372	2.00	0.44
5:AU:14:ILE:HD11	14:AX:102:CRT:H23	2.00	0.44
6:AZ:20:ILE:HG23	6:AZ:21:PHE:N	2.32	0.44
6:B0:29:PHE:CE1	9:B0:102:BCL:H72	2.53	0.44
5:B1:11:ILE:HG12	14:B1:103:CRT:H81	1.98	0.44
6:B2:10:THR:HG23	6:B2:11:ASP:N	2.32	0.44
5:B3:29:ILE:HB	9:B3:102:BCL:H42	2.00	0.44
14:B5:103:CRT:C7	6:B8:17:PHE:HZ	2.30	0.44
6:B8:30:GLY:O	6:B8:33:VAL:N	2.50	0.44
1:BC:141:TRP:CH2	1:BC:275:HIS:HA	2.52	0.44
1:BC:226:LEU:HD11	3:BM:189:PHE:HA	2.00	0.44
1:BC:227:LYS:O	1:BC:230:GLU:HB3	2.17	0.44
1:BC:258:ASP:O	1:BC:261:GLN:HB2	2.17	0.44
5:BF:8:LEU:HD21	6:BJ:24:SER:HG	1.76	0.44
5:BF:9:TYR:CD1	6:BG:15:LYS:HG2	2.52	0.44
4:BH:69:LEU:HD13	4:BH:76:VAL:HG23	1.99	0.44
2:BL:16:THR:HG21	2:BL:20:GLY:C	2.38	0.44
1:BC:21:LEU:HD21	2:BL:263:PHE:CE1	2.53	0.44
2:BL:48:LEU:HA	2:BL:51:VAL:CG2	2.46	0.44
2:BL:56:ILE:O	2:BL:66:GLN:HG3	2.17	0.44
2:BL:6:PHE:CD1	3:BM:246:GLU:HG3	2.53	0.44
3:BM:200:PRO:CA	3:BM:203:MET:HG2	2.45	0.44
3:BM:261:THR:H	3:BM:264:SER:HG	1.65	0.44

Continued on next page...

Continued from previous page...

Atom-1	Atom-2	Interatomic distance (Å)	Clash overlap (Å)
3:BM:68:ILE:HG21	10:BM:403:BPH:H141	1.99	0.44
9:BK:102:BCL:H92	14:BN:102:CRT:C18	2.47	0.44
6:BP:24:SER:O	6:BP:27:ALA:CB	2.66	0.44
5:BQ:19:ARG:NH1	15:BQ:101:PEF:N	2.66	0.44
14:BO:103:CRT:H27	5:BQ:28:GLN:NE2	2.32	0.44
6:BX:32:VAL:O	6:BX:36:HIS:HB2	2.18	0.44
5:BY:13:LEU:HA	5:BY:13:LEU:HD23	1.85	0.44
9:BZ:101:BCL:C4	9:B1:102:BCL:HMA2	2.48	0.44
9:AA:101:BCL:C2B	9:A0:102:BCL:C2B	2.95	0.44
5:AY:15:LEU:CG	5:A1:21:LEU:HD21	2.46	0.44
9:A2:101:BCL:C1B	9:A3:103:BCL:CMB	2.96	0.44
5:A5:30:VAL:HG13	5:A5:31:LEU:N	2.32	0.44
5:A7:7:ASN:HA	5:A7:10:LYS:HZ2	1.81	0.44
5:A9:49:ASP:OD2	5:A9:50:ASN:OD1	2.35	0.44
1:AC:293:ALA:O	1:AC:296:LYS:N	2.32	0.44
4:AH:144:ILE:HG13	4:AH:150:ASP:OD2	2.16	0.44
5:AI:44:LEU:CD1	5:AI:46:TRP:HE3	2.31	0.44
6:AJ:40:TRP:HA	6:AJ:44:PRO:HA	2.00	0.44
9:AK:102:BCL:H193	9:AK:102:BCL:H111	1.99	0.44
2:AL:16:THR:HG21	2:AL:20:GLY:C	2.38	0.44
2:AL:23:PHE:CE1	5:A9:22:VAL:HG21	2.53	0.44
2:AL:264:TRP:CZ3	2:AL:271:TRP:HD1	2.35	0.44
5:AU:32:GLY:HA3	9:AU:102:BCL:O1A	2.18	0.44
6:AV:45:TRP:CZ3	9:AV:102:BCL:HAC2	2.52	0.44
6:AV:10:THR:CG2	6:AV:11:ASP:N	2.80	0.44
5:AW:35:ILE:HA	5:AW:38:ILE:CG2	2.47	0.44
14:AX:102:CRT:H20	14:AX:102:CRT:H181	1.80	0.44
6:AZ:45:TRP:CE3	9:AZ:101:BCL:CAC	2.88	0.44
6:B0:45:TRP:O	6:B0:46:LEU:CB	2.62	0.44
5:B5:18:ARG:HB2	5:B5:19:ARG:CZ	2.48	0.44
5:B7:42:THR:CB	5:B9:48:ASP:CG	2.84	0.44
5:BA:21:LEU:O	5:BA:25:VAL:HG23	2.18	0.44
5:BA:31:LEU:HD11	14:BB:102:CRT:H35	2.00	0.44
5:BA:12:TRP:CD2	6:BB:17:PHE:HE2	2.36	0.44
1:BC:112:VAL:CG1	1:BC:113:PRO:HD2	2.46	0.44
1:BC:123:THR:OG1	1:BC:124:LYS:N	2.50	0.44
1:BC:226:LEU:H	3:BM:173:LYS:CE	2.31	0.44
5:BD:9:TYR:HE1	6:BE:11:ASP:CB	2.30	0.44
4:BH:259:LEU:CD2	5:B5:19:ARG:HB3	2.48	0.44
5:BI:30:VAL:HG13	5:BI:31:LEU:N	2.31	0.44
9:BJ:101:BCL:HBA1	9:BJ:101:BCL:H3A	1.60	0.44

Continued on next page...

Continued from previous page...

Atom-1	Atom-2	Interatomic distance (Å)	Clash overlap (Å)
6:BJ:28:TRP:NE1	6:BJ:32:VAL:CG2	2.80	0.44
2:BL:196:LEU:HD13	3:BM:216:PHE:CB	2.36	0.44
3:BM:229:PHE:CE2	3:BM:247:ARG:NE	2.86	0.44
2:BL:204:LEU:HD13	3:BM:267:ARG:HG3	1.99	0.44
3:BM:279:THR:HA	3:BM:282:ILE:HG13	2.00	0.44
3:BM:53:LEU:HD11	3:BM:58:THR:HA	2.00	0.44
3:BM:73:PHE:O	3:BM:76:LEU:N	2.47	0.44
3:BM:84:PHE:HD1	3:BM:84:PHE:H	1.66	0.44
5:BO:9:TYR:HA	6:BP:18:HIS:CD2	2.51	0.44
6:BP:40:TRP:HZ3	6:BP:45:TRP:H	1.65	0.44
6:BT:31:LEU:HA	6:BT:34:ILE:CD1	2.48	0.44
6:BV:10:THR:CG2	6:BV:11:ASP:H	2.27	0.44
9:BW:102:BCL:CB	9:BX:101:BCL:OB	2.66	0.44
5:A1:26:ALA:O	5:A1:29:ILE:CG2	2.66	0.44
5:A3:40:LEU:HD21	5:A3:46:TRP:CZ2	2.52	0.44
14:A7:102:CRT:C24	14:A7:102:CRT:C21	2.95	0.44
1:AC:212:ILE:HG21	1:AC:229:ALA:HB2	2.00	0.44
5:AD:14:ILE:CD1	5:AD:14:ILE:N	2.81	0.44
5:AF:31:LEU:HD21	14:AG:102:CRT:H32	1.99	0.44
4:AH:189:ASN:O	4:AH:191:LYS:HG3	2.18	0.44
3:AM:271:TRP:NE1	4:AH:26:LEU:HD11	2.33	0.44
5:AI:27:PHE:CE1	5:AI:31:LEU:HD22	2.53	0.44
5:AI:4:MET:SD	6:AN:23:GLN:OE1	2.76	0.44
2:AL:156:PRO:HG2	2:AL:162:HIS:HA	2.00	0.44
2:AL:186:ILE:HD12	17:AL:403:HOH:O	2.17	0.44
2:AL:22:LEU:HD23	2:AL:23:PHE:CZ	2.53	0.44
2:AL:44:LEU:O	2:AL:48:LEU:HB2	2.18	0.44
2:AL:95:TRP:HE3	2:AL:96:GLN:N	2.16	0.44
2:AL:93:GLY:O	2:AL:96:GLN:N	2.50	0.44
3:AM:131:VAL:O	3:AM:133:THR:N	2.50	0.44
3:AM:232:ASP:OD2	4:AH:180:ARG:NH2	2.50	0.44
3:AM:243:THR:HA	3:AM:246:GLU:HB2	2.00	0.44
2:AL:281:TRP:CG	3:AM:88:LYS:HB2	2.53	0.44
5:AO:34:LEU:O	5:AO:38:ILE:HG23	2.18	0.44
5:AO:4:MET:HG3	6:AR:23:GLN:HB3	2.00	0.44
9:AQ:102:BCL:ND	9:AR:101:BCL:CMD	2.80	0.44
5:AU:44:LEU:HD12	5:AU:44:LEU:C	2.38	0.44
9:AW:101:BCL:HBB3	9:AW:101:BCL:HMB1	1.98	0.44
5:AY:27:PHE:C	5:AY:27:PHE:CD1	2.91	0.44
6:AX:46:LEU:HB3	6:AZ:42:TYR:OH	2.17	0.44
9:BZ:101:BCL:H41	9:B1:102:BCL:HMA2	1.99	0.44

Continued on next page...

Continued from previous page...

Atom-1	Atom-2	Interatomic distance (Å)	Clash overlap (Å)
5:B3:29:ILE:HG23	5:B3:30:VAL:N	2.33	0.44
5:B5:38:ILE:O	5:B5:41:SER:HB3	2.18	0.44
1:BC:316:LYS:HB3	1:BC:320:GLY:H	1.82	0.44
1:BC:40:MET:HG2	1:BC:251:HIS:O	2.18	0.44
5:BF:44:LEU:HD12	5:BF:46:TRP:HE3	1.82	0.44
2:BL:3:MET:O	4:BH:41:LEU:HG	2.17	0.44
5:BI:45:ASN:OD1	5:BI:48:ASP:OD1	2.35	0.44
2:BL:117:CYS:SG	2:BL:122:ILE:HD11	2.58	0.44
2:BL:193:CYS:SG	2:BL:193:CYS:O	2.76	0.44
3:BM:132:ARG:CG	3:BM:132:ARG:HH11	2.30	0.44
3:BM:241:ARG:HB2	4:BH:37:GLU:OE1	2.18	0.44
2:BL:281:TRP:CG	3:BM:88:LYS:HB2	2.53	0.44
5:BO:25:VAL:HG12	9:BO:102:BCL:C4	2.45	0.44
6:BP:32:VAL:O	6:BP:35:ALA:HB3	2.18	0.44
9:BQ:104:BCL:H2C	6:BR:45:TRP:CD2	2.53	0.44
5:BS:5:ASN:HA	5:BS:8:LEU:CG	2.46	0.44
14:BU:103:CRT:H181	14:BU:103:CRT:H20	1.80	0.44
5:BU:19:ARG:HB2	5:BU:19:ARG:HH21	1.82	0.44
9:BX:101:BCL:HMA1	9:BY:102:BCL:HMA1	2.00	0.44
6:A0:27:ALA:O	6:A0:31:LEU:HG	2.18	0.44
5:A1:54:SER:O	5:A1:57:ALA:HB3	2.18	0.44
9:A3:104:BCL:HBA1	9:A3:104:BCL:H3A	1.64	0.44
6:A8:42:TYR:CG	6:A8:43:ARG:N	2.85	0.44
9:AA:101:BCL:CBC	9:AB:101:BCL:HHD	2.48	0.44
1:AC:225:SER:O	1:AC:226:LEU:C	2.55	0.44
1:AC:302:PRO:CG	1:AC:302:PRO:O	2.65	0.44
1:AC:53:ILE:O	1:AC:55:ALA:N	2.51	0.44
5:AD:51:ILE:HA	5:AD:53:VAL:N	2.33	0.44
6:AE:10:THR:CG2	6:AE:11:ASP:N	2.81	0.44
6:AG:22:MET:HG3	6:AG:26:TYR:CZ	2.53	0.44
9:AI:102:BCL:H62	6:AJ:28:TRP:CH2	2.52	0.44
9:AI:102:BCL:H62	6:AJ:28:TRP:CZ3	2.53	0.44
6:AJ:34:ILE:O	6:AJ:38:LEU:HB2	2.17	0.44
2:AL:119:LYS:HD3	3:AM:254:TRP:HZ3	1.83	0.44
2:AL:196:LEU:HD13	2:AL:197:SER:N	2.33	0.44
2:AL:253:SER:HB2	9:AL:301:BCL:CAA	2.48	0.44
3:AM:132:ARG:HH11	3:AM:132:ARG:CG	2.31	0.44
3:AM:163:ILE:HG23	3:AM:285:LEU:CD1	2.48	0.44
5:AO:50:ASN:O	5:AO:51:ILE:C	2.56	0.44
6:AP:39:ALA:O	6:AP:42:TYR:N	2.49	0.44
9:AR:101:BCL:HBB3	9:AR:101:BCL:HMB1	1.99	0.44

Continued on next page...

Continued from previous page...

Atom-1	Atom-2	Interatomic distance (Å)	Clash overlap (Å)
14:AS:104:CRT:H10	14:AS:104:CRT:H81	1.81	0.44
5:AS:34:LEU:O	5:AS:38:ILE:HG22	2.17	0.44
5:AU:59:GLY:O	5:AU:60:LYS:O	2.35	0.44
6:AV:30:GLY:O	6:AV:34:ILE:CG1	2.66	0.44
9:AW:101:BCL:HBC2	9:AX:101:BCL:HMD2	2.00	0.44
9:AW:101:BCL:HBB2	9:AW:101:BCL:HMB1	2.00	0.44
6:AX:22:MET:O	6:AX:26:TYR:CD2	2.71	0.44
6:AZ:33:VAL:HG13	6:AZ:34:ILE:N	2.33	0.44
5:B9:12:TRP:CD1	6:B0:18:HIS:HB2	2.53	0.44
14:B1:103:CRT:H32	5:B3:31:LEU:HD21	1.99	0.44
5:B1:11:ILE:HG12	14:B1:103:CRT:H10	2.00	0.44
6:B2:17:PHE:HE1	14:B2:102:CRT:H9	1.75	0.44
5:B3:43:ASP:OD1	5:B3:44:LEU:N	2.51	0.44
5:B9:15:LEU:HB3	5:B9:20:VAL:HG21	1.99	0.44
14:BA:102:CRT:H32	5:BD:31:LEU:CD2	2.48	0.44
1:BC:153:TYR:O	1:BC:157:ARG:HG2	2.18	0.44
1:BC:316:LYS:CB	1:BC:320:GLY:H	2.31	0.44
3:BM:204:LEU:HD11	4:BH:19:PHE:CZ	2.52	0.44
5:BI:9:TYR:C	5:BI:9:TYR:CD1	2.91	0.44
2:BL:252:TRP:HA	2:BL:252:TRP:HE3	1.81	0.44
2:BL:95:TRP:CE3	2:BL:96:GLN:HA	2.53	0.44
2:BL:86:MET:HE1	2:BL:96:GLN:HB2	2.00	0.44
14:BV:102:CRT:C39	5:BW:36:HIS:HB2	2.15	0.44
9:A0:102:BCL:H18	9:A0:102:BCL:CBB	2.47	0.43
5:A1:39:VAL:HG13	5:A1:40:LEU:N	2.33	0.43
6:A2:45:TRP:HE1	9:A2:101:BCL:HHC	1.82	0.43
6:A4:41:LEU:C	6:A4:41:LEU:HD23	2.38	0.43
5:A5:14:ILE:O	5:A5:14:ILE:HG22	2.18	0.43
5:A5:16:ASP:HB2	5:A5:19:ARG:HH21	1.82	0.43
6:AB:11:ASP:HA	6:AB:14:ALA:HB3	1.99	0.43
1:AC:121:ILE:CG2	1:AC:123:THR:CG2	2.96	0.43
1:AC:82:LEU:CD1	1:AC:93:THR:HG21	2.48	0.43
5:AD:46:TRP:NE1	5:AD:47:LEU:HD22	2.33	0.43
4:AH:107:MET:HG3	4:AH:242:TYR:CE1	2.53	0.43
3:AM:286:LEU:HD22	4:AH:12:ALA:HB2	2.00	0.43
4:AH:171:TRP:NE1	4:AH:194:LEU:HD21	2.33	0.43
4:AH:203:ASP:O	4:AH:205:LYS:N	2.51	0.43
6:AG:46:LEU:CB	6:AJ:42:TYR:CZ	2.86	0.43
9:AK:102:BCL:HBB3	9:AK:102:BCL:HMB1	1.99	0.43
2:AL:116:ILE:C	2:AL:118:ARG:N	2.71	0.43
2:AL:137:TYR:HB2	9:AL:301:BCL:H52	2.00	0.43

Continued on next page...

Continued from previous page...

Atom-1	Atom-2	Interatomic distance (Å)	Clash overlap (Å)
2:AL:139:VAL:CG2	2:AL:258:LEU:HD22	2.48	0.43
2:AL:164:ASP:O	2:AL:166:VAL:N	2.51	0.43
3:AM:133:THR:O	3:AM:134:TYR:C	2.56	0.43
3:AM:164:ARG:O	3:AM:167:MET:N	2.50	0.43
3:AM:180:PHE:O	3:AM:184:ASP:OD1	2.36	0.43
5:AQ:43:ASP:CB	5:AS:47:LEU:HB3	2.47	0.43
5:AU:9:TYR:HE1	6:AV:14:ALA:HB3	1.82	0.43
5:AW:9:TYR:O	5:AW:11:ILE:N	2.51	0.43
6:AZ:22:MET:HG3	6:AZ:26:TYR:CE1	2.41	0.43
9:BZ:101:BCL:CBB	9:B1:102:BCL:CHC	2.95	0.43
5:B1:30:VAL:HG13	5:B1:31:LEU:N	2.33	0.43
5:B5:14:ILE:CD1	14:B5:103:CRT:H41	2.48	0.43
6:B8:26:TYR:O	6:B8:30:GLY:N	2.50	0.43
5:B7:44:LEU:HB2	6:B8:43:ARG:NH1	2.32	0.43
5:BA:27:PHE:O	5:BA:30:VAL:HG12	2.18	0.43
5:BA:55:TYR:CE1	5:B9:44:LEU:CB	2.94	0.43
5:BD:43:ASP:O	5:BD:45:ASN:N	2.50	0.43
6:BE:38:LEU:C	6:BE:38:LEU:HD23	2.38	0.43
6:BG:24:SER:O	6:BG:27:ALA:N	2.50	0.43
4:BH:184:VAL:O	4:BH:193:VAL:HG22	2.18	0.43
6:BJ:45:TRP:HD1	6:BJ:46:LEU:HD23	1.83	0.43
2:BL:195:ALA:HA	2:BL:198:MET:HE2	1.99	0.43
9:BL:303:BCL:HBB3	9:BL:303:BCL:HMB1	2.00	0.43
3:BM:79:VAL:O	3:BM:80:HIS:C	2.55	0.43
6:BN:18:HIS:O	6:BN:22:MET:CB	2.66	0.43
5:BO:11:ILE:HG22	5:BO:11:ILE:O	2.17	0.43
6:BP:46:LEU:O	5:BQ:51:ILE:O	2.35	0.43
5:BS:29:ILE:CG2	5:BS:30:VAL:N	2.79	0.43
3:BM:84:PHE:HZ	14:BV:102:CRT:H401	1.83	0.43
9:BU:102:BCL:HED2	6:BV:35:ALA:HB2	2.00	0.43
5:BW:12:TRP:CA	5:BW:12:TRP:CE3	3.01	0.43
5:BY:27:PHE:HD1	5:BY:27:PHE:C	2.21	0.43
5:BY:40:LEU:HD13	5:BY:46:TRP:CD2	2.53	0.43
6:A0:36:HIS:CE1	9:A0:102:BCL:CHB	2.98	0.43
6:A2:22:MET:O	6:A2:26:TYR:HD1	2.01	0.43
9:A6:101:BCL:CHB	9:A7:103:BCL:HMB3	2.48	0.43
5:A7:39:VAL:HG11	9:A7:103:BCL:HBC1	2.00	0.43
14:AA:102:CRT:H23	6:AE:16:GLU:CG	2.45	0.43
1:AC:167:VAL:O	1:AC:168:THR:C	2.56	0.43
5:AD:49:ASP:HB2	5:AF:56:GLN:HG2	1.98	0.43
3:AM:11:VAL:HG11	4:AH:151:PRO:HD3	1.99	0.43

Continued on next page...

Continued from previous page...

Atom-1	Atom-2	Interatomic distance (Å)	Clash overlap (Å)
5:AI:10:LYS:CB	14:AN:102:CRT:H5	2.49	0.43
6:AJ:17:PHE:O	6:AJ:17:PHE:HD1	2.02	0.43
5:AK:19:ARG:O	5:AK:23:SER:HB3	2.17	0.43
2:AL:229:VAL:C	3:AM:51:ILE:HD12	2.38	0.43
2:AL:40:PHE:O	2:AL:41:CYS:C	2.56	0.43
3:AM:27:ASN:ND2	5:AO:19:ARG:HH11	2.13	0.43
6:AN:40:TRP:CE2	6:AN:44:PRO:HB3	2.53	0.43
6:AN:40:TRP:NE1	6:AN:44:PRO:HB3	2.33	0.43
9:AR:101:BCL:HBB3	9:AS:103:BCL:NC	2.33	0.43
5:AS:20:VAL:O	5:AS:24:ILE:HG12	2.17	0.43
9:AU:102:BCL:HBD	9:AV:102:BCL:OBD	2.17	0.43
5:AW:52:PRO:HD2	5:AW:55:TYR:OH	2.18	0.43
6:AX:45:TRP:CE2	9:AX:101:BCL:H2C	2.53	0.43
5:B1:9:TYR:HA	6:B2:18:HIS:ND1	2.33	0.43
6:B2:46:LEU:HB2	5:B3:52:PRO:HD3	1.97	0.43
6:B8:42:TYR:CG	6:B8:43:ARG:N	2.85	0.43
5:B9:35:ILE:CG2	9:B0:102:BCL:C1D	2.96	0.43
9:BB:101:BCL:HBB3	9:BB:101:BCL:HMB1	2.00	0.43
1:BC:247:CYS:O	1:BC:248:THR:C	2.54	0.43
1:BC:129:ARG:HG2	1:BC:287:LEU:HD11	2.00	0.43
5:BD:51:ILE:HG22	5:BD:52:PRO:HA	2.00	0.43
6:BE:10:THR:CG2	6:BE:11:ASP:N	2.80	0.43
6:BG:17:PHE:CD2	14:BG:102:CRT:H6	2.53	0.43
5:BF:9:TYR:HA	6:BG:18:HIS:CG	2.53	0.43
4:BH:222:VAL:HA	4:BH:242:TYR:CD2	2.53	0.43
4:AH:121:LYS:HZ1	4:BH:73:GLY:HA2	1.82	0.43
5:BI:35:ILE:C	5:BI:37:MET:N	2.71	0.43
2:BL:101:CYS:O	2:BL:102:ALA:C	2.56	0.43
2:BL:77:PRO:HB3	2:BL:95:TRP:CE2	2.53	0.43
3:BM:75:MET:HG2	3:BM:93:LEU:HB3	1.99	0.43
6:BN:10:THR:CG2	6:BN:11:ASP:H	2.08	0.43
9:BS:102:BCL:O1A	6:BT:28:TRP:HZ2	2.01	0.43
14:BU:103:CRT:H131	14:BU:103:CRT:H15	1.72	0.43
5:BU:14:ILE:CD1	14:BU:103:CRT:H31A	2.28	0.43
5:BY:46:TRP:CZ3	9:BY:102:BCL:CBC	3.00	0.43
9:A3:103:BCL:HMB1	9:A3:103:BCL:HBB3	2.00	0.43
6:A4:40:TRP:CE3	6:A4:44:PRO:HA	2.54	0.43
1:AC:275:HIS:CD2	1:AC:275:HIS:O	2.71	0.43
1:AC:282:ASN:C	1:AC:283:TYR:CD1	2.88	0.43
5:AD:50:ASN:O	5:AD:53:VAL:CB	2.66	0.43
5:AF:33:LEU:H	5:AF:33:LEU:HD12	1.81	0.43

Continued on next page...

Continued from previous page...

Atom-1	Atom-2	Interatomic distance (Å)	Clash overlap (Å)
9:AG:101:BCL:H3A	9:AG:101:BCL:HBA1	1.58	0.43
6:AG:24:SER:O	6:AG:27:ALA:N	2.50	0.43
5:AI:10:LYS:HB2	14:AN:102:CRT:H83	1.99	0.43
5:AI:27:PHE:CE2	5:AK:29:ILE:CD1	2.98	0.43
9:AK:102:BCL:HBB2	9:AK:102:BCL:HMB1	2.00	0.43
2:AL:127:PRO:O	2:AL:128:PHE:C	2.56	0.43
2:AL:136:ALA:HA	2:AL:139:VAL:HG12	2.00	0.43
3:AM:67:ALA:O	3:AM:71:ILE:N	2.51	0.43
1:AC:175:PRO:HG3	3:AM:77:ALA:O	2.17	0.43
9:AQ:102:BCL:OBB	9:AQ:102:BCL:HHC	2.18	0.43
5:AU:34:LEU:O	5:AU:38:ILE:HG22	2.18	0.43
6:AX:21:PHE:CD2	14:AX:102:CRT:C16	3.01	0.43
5:AY:16:ASP:O	5:AY:20:VAL:HG22	2.18	0.43
9:B1:102:BCL:OBB	9:B1:102:BCL:HHC	2.18	0.43
5:B1:12:TRP:HD1	6:B2:18:HIS:HB2	1.83	0.43
5:B1:39:VAL:HG13	5:B1:40:LEU:N	2.33	0.43
9:B2:101:BCL:CMB	9:B3:102:BCL:C1B	2.95	0.43
6:BB:46:LEU:OXT	6:BE:43:ARG:NH2	2.48	0.43
1:BC:129:ARG:HA	1:BC:132:GLU:HG3	1.99	0.43
1:BC:156:HIS:CE1	1:BC:160:PRO:O	2.71	0.43
1:BC:174:TYR:O	1:BC:174:TYR:HD1	2.01	0.43
1:BC:203:PHE:CD1	1:BC:210:ILE:HG12	2.50	0.43
1:BC:238:ASN:O	1:BC:239:ILE:C	2.57	0.43
1:BC:303:LEU:O	7:BC:502:HEM:HMD2	2.18	0.43
1:BC:65:ALA:CB	1:BC:89:GLU:OE1	2.67	0.43
1:BC:90:PHE:HZ	7:BC:501:HEM:C2A	2.37	0.43
6:BE:10:THR:CG2	6:BE:11:ASP:H	2.22	0.43
5:BI:44:LEU:CD1	5:BI:46:TRP:HE3	2.30	0.43
2:BL:116:ILE:O	2:BL:117:CYS:C	2.56	0.43
2:BL:150:ALA:O	2:BL:153:HIS:CB	2.67	0.43
9:BL:301:BCL:H203	9:BL:301:BCL:H13	2.00	0.43
2:BL:53:GLY:C	2:BL:55:THR:N	2.68	0.43
3:BM:101:GLN:C	3:BM:103:GLY:H	2.22	0.43
3:BM:297:TRP:HZ3	3:BM:303:MET:SD	2.41	0.43
9:BO:102:BCL:HHC	9:BO:102:BCL:OBB	2.18	0.43
9:BP:101:BCL:HMC2	5:BQ:47:LEU:CD2	2.48	0.43
5:BQ:50:ASN:HB3	5:BS:56:GLN:CA	2.46	0.43
6:BV:21:PHE:CD1	14:BV:102:CRT:C14	2.68	0.43
9:BX:101:BCL:HBA1	9:BX:101:BCL:H3A	1.35	0.43
9:AZ:101:BCL:H201	6:A2:38:LEU:HD21	1.94	0.43
5:A5:18:ARG:HB2	5:A5:19:ARG:HH12	1.82	0.43

Continued on next page...

Continued from previous page...

Atom-1	Atom-2	Interatomic distance (Å)	Clash overlap (Å)
5:A5:40:LEU:HD13	5:A5:46:TRP:CE3	2.53	0.43
5:A5:50:ASN:OD1	5:A5:51:ILE:N	2.52	0.43
5:A9:4:MET:HA	5:A9:4:MET:CE	2.47	0.43
5:AA:33:LEU:HA	14:A0:101:CRT:H391	2.00	0.43
1:AC:111:HIS:CE1	1:AC:124:LYS:CE	3.01	0.43
1:AC:20:LEU:HG	2:AL:271:TRP:CZ2	2.53	0.43
1:AC:57:GLN:NE2	1:AC:58:PRO:HD2	2.33	0.43
1:AC:62:LEU:O	1:AC:92:ARG:NH2	2.51	0.43
9:AG:101:BCL:C1B	9:AI:102:BCL:CMB	2.90	0.43
6:AG:46:LEU:HD13	6:AJ:42:TYR:CE1	2.52	0.43
4:AH:134:VAL:HG21	4:AH:174:ARG:HH21	1.83	0.43
4:AH:4:GLY:O	4:AH:5:ILE:HB	2.18	0.43
5:AI:8:LEU:O	5:AI:11:ILE:HG22	2.18	0.43
2:AL:198:MET:O	2:AL:201:SER:HB3	2.18	0.43
2:AL:230:GLY:CA	3:AM:51:ILE:HD12	2.49	0.43
2:AL:241:LEU:O	2:AL:245:LEU:HG	2.17	0.43
3:AM:226:VAL:O	3:AM:226:VAL:HG22	2.19	0.43
3:AM:193:TYR:HA	3:AM:292:ASP:O	2.19	0.43
3:AM:83:VAL:HG23	3:AM:84:PHE:H	1.83	0.43
3:AM:84:PHE:N	3:AM:84:PHE:HD1	2.16	0.43
6:AN:36:HIS:CG	9:AN:101:BCL:H162	2.54	0.43
6:AP:18:HIS:O	6:AP:22:MET:HB2	2.18	0.43
5:AS:24:ILE:HG21	14:AT:102:CRT:C20	2.48	0.43
5:AS:4:MET:HB2	5:AS:8:LEU:CD1	2.47	0.43
9:AY:102:BCL:HAC2	9:AZ:101:BCL:CBC	2.48	0.43
14:B2:102:CRT:H291	9:B3:102:BCL:O2A	2.18	0.43
5:B3:10:LYS:C	14:B7:102:CRT:H82	2.37	0.43
5:BD:35:ILE:HA	5:BD:38:ILE:HG22	1.99	0.43
6:BE:43:ARG:NH1	5:BF:55:TYR:CD2	2.78	0.43
5:BF:39:VAL:HG12	5:BF:39:VAL:O	2.18	0.43
5:BF:9:TYR:C	5:BF:9:TYR:CD1	2.91	0.43
6:BG:21:PHE:HB2	14:BG:102:CRT:H11	1.99	0.43
2:BL:3:MET:HG2	2:BL:11:ARG:NH2	2.32	0.43
2:BL:209:PRO:O	2:BL:210:GLN:O	2.36	0.43
2:BL:216:LYS:HB3	2:BL:220:HIS:CG	2.54	0.43
2:BL:89:LEU:H	2:BL:89:LEU:HD12	1.83	0.43
3:BM:206:ILE:O	3:BM:207:ALA:C	2.57	0.43
14:BO:103:CRT:H10	14:BO:103:CRT:H81	1.80	0.43
5:BO:5:ASN:O	5:BO:8:LEU:HD22	2.19	0.43
6:BP:40:TRP:HZ3	6:BP:45:TRP:N	2.17	0.43
5:BS:9:TYR:CD1	5:BS:9:TYR:C	2.91	0.43

Continued on next page...

Continued from previous page...

Atom-1	Atom-2	Interatomic distance (Å)	Clash overlap (Å)
9:BU:102:BCL:HMB1	9:BU:102:BCL:HBB2	2.00	0.43
5:BS:42:THR:CG2	5:BU:47:LEU:HB3	2.47	0.43
5:BW:9:TYR:HA	6:BX:18:HIS:ND1	2.28	0.43
5:BY:9:TYR:CE1	6:BZ:15:LYS:HG2	2.53	0.43
9:A0:102:BCL:H141	9:A0:102:BCL:HMB2	1.89	0.43
9:AZ:101:BCL:C1B	9:A1:102:BCL:CMB	2.96	0.43
5:A1:10:LYS:C	14:A1:103:CRT:H82	2.38	0.43
5:A3:46:TRP:CZ2	9:A3:103:BCL:CHC	3.02	0.43
6:A6:29:PHE:HE1	9:A6:101:BCL:H11	1.70	0.43
5:A5:4:MET:HE3	6:A8:24:SER:HB3	1.95	0.43
1:AC:200:LEU:HD11	1:AC:238:ASN:HD22	1.78	0.43
5:AD:5:ASN:HD22	6:AE:22:MET:CG	2.30	0.43
9:AD:102:BCL:CAC	9:AE:101:BCL:CBC	2.96	0.43
5:AF:17:PRO:O	5:AF:21:LEU:HB2	2.19	0.43
6:AG:36:HIS:CE1	9:AG:101:BCL:C4A	3.01	0.43
5:AK:22:VAL:HG13	5:AK:23:SER:N	2.34	0.43
2:AL:271:TRP:C	2:AL:273:ASN:H	2.21	0.43
2:AL:278:LEU:HD12	2:AL:281:TRP:HZ2	1.83	0.43
2:AL:72:ARG:O	2:AL:73:ILE:C	2.57	0.43
3:AM:211:GLY:O	3:AM:215:LEU:N	2.44	0.43
3:AM:156:PHE:CZ	9:AM:402:BCL:HBD	2.52	0.43
3:AM:56:THR:O	3:AM:60:SER:N	2.38	0.43
5:AO:18:ARG:H	5:AO:18:ARG:HG2	1.42	0.43
3:AM:106:ILE:H	5:AO:42:THR:HG21	1.83	0.43
6:AP:21:PHE:CE1	14:AP:102:CRT:H16	2.53	0.43
6:AT:11:ASP:O	6:AT:15:LYS:HD2	2.18	0.43
9:AU:102:BCL:C1D	9:AV:102:BCL:CMD	2.85	0.43
5:AU:26:ALA:HA	5:AU:29:ILE:CG2	2.48	0.43
5:AU:30:VAL:CG1	5:AU:31:LEU:N	2.80	0.43
9:AV:102:BCL:H3A	9:AV:102:BCL:HBA1	1.76	0.43
6:AV:44:PRO:O	5:AW:52:PRO:HD2	2.19	0.43
5:AW:9:TYR:CD1	6:AX:15:LYS:HB2	2.54	0.43
5:AY:35:ILE:O	5:AY:36:HIS:C	2.54	0.43
9:AZ:101:BCL:HBA1	9:AZ:101:BCL:H3A	1.31	0.43
6:B2:16:GLU:HB2	14:B2:102:CRT:C1M	2.47	0.43
9:B3:102:BCL:H193	9:B3:102:BCL:H13	2.00	0.43
5:B3:46:TRP:CZ3	9:B3:102:BCL:HAC1	2.53	0.43
5:B7:46:TRP:HH2	9:B7:103:BCL:HBC3	1.66	0.43
1:BC:36:ARG:HD2	2:BL:77:PRO:O	2.18	0.43
5:BD:38:ILE:HD11	5:BF:40:LEU:CD2	2.48	0.43
5:BF:45:ASN:O	5:BF:47:LEU:N	2.52	0.43

Continued on next page...

Continued from previous page...

Atom-1	Atom-2	Interatomic distance (Å)	Clash overlap (Å)
4:BH:176:GLU:HG3	4:BH:178:GLN:CG	2.33	0.43
5:BI:35:ILE:C	5:BI:37:MET:H	2.21	0.43
6:BJ:37:LEU:HD13	6:BJ:37:LEU:HA	1.92	0.43
2:BL:17:LEU:CD2	2:BL:118:ARG:HD2	2.48	0.43
10:BL:302:BPH:H161	9:BL:303:BCL:H171	2.00	0.43
2:BL:38:VAL:O	2:BL:39:GLY:C	2.57	0.43
2:BL:6:PHE:O	2:BL:9:LYS:HG2	2.18	0.43
2:BL:68:TYR:CA	2:BL:73:ILE:HD11	2.47	0.43
3:BM:130:TRP:HA	3:BM:150:PHE:CD2	2.53	0.43
3:BM:144:GLN:HA	3:BM:144:GLN:OE1	2.19	0.43
3:BM:180:PHE:O	3:BM:183:LEU:N	2.52	0.43
3:BM:243:THR:HA	3:BM:246:GLU:HB2	2.01	0.43
5:BQ:17:PRO:HB3	6:BR:17:PHE:CZ	2.54	0.43
5:BS:12:TRP:HE1	6:BT:18:HIS:CG	2.37	0.43
5:BS:38:ILE:HG23	5:BS:39:VAL:N	2.33	0.43
14:BV:102:CRT:C2M	5:BW:37:MET:HG2	2.46	0.43
5:BW:29:ILE:CG2	5:BW:30:VAL:N	2.82	0.43
5:BW:51:ILE:HB	5:BW:52:PRO:O	2.18	0.43
6:BX:46:LEU:CD2	6:BZ:42:TYR:CE2	3.02	0.43
5:BY:13:LEU:O	6:BZ:7:THR:HA	2.19	0.43
5:AY:12:TRP:HH2	9:A1:102:BCL:H203	1.84	0.43
9:A1:102:BCL:H92	14:A2:102:CRT:H181	1.95	0.43
5:A1:7:ASN:O	5:A1:10:LYS:HE3	2.19	0.43
9:A2:101:BCL:CHC	9:A3:103:BCL:HBB3	2.49	0.43
9:A5:102:BCL:O1D	9:A5:102:BCL:C2A	2.63	0.43
5:A7:40:LEU:HD11	5:A7:47:LEU:CD2	2.49	0.43
6:A8:28:TRP:C	6:A8:30:GLY:N	2.70	0.43
5:AA:29:ILE:HG12	5:A9:27:PHE:HE2	1.82	0.43
1:AC:282:ASN:HB3	1:AC:283:TYR:CD1	2.53	0.43
9:AD:102:BCL:ND	9:AE:101:BCL:CMD	2.81	0.43
6:AG:21:PHE:CD2	14:AG:102:CRT:H14	2.54	0.43
6:AG:28:TRP:CD1	6:AG:32:VAL:HG21	2.49	0.43
5:AI:39:VAL:CG1	9:AI:102:BCL:HBC1	2.40	0.43
5:AI:40:LEU:CD1	5:AI:40:LEU:N	2.81	0.43
6:AJ:17:PHE:HA	6:AJ:20:ILE:CG2	2.43	0.43
2:AL:138:LEU:CD1	2:AL:138:LEU:N	2.81	0.43
2:AL:140:LEU:CD1	9:AL:301:BCL:O2D	2.67	0.43
11:AL:304:UQ8:H32	11:AL:304:UQ8:H35	1.58	0.43
2:AL:30:PHE:CD2	3:AM:255:THR:O	2.72	0.43
2:AL:93:GLY:O	2:AL:94:LEU:C	2.57	0.43
3:AM:165:PRO:CB	3:AM:174:ALA:HB2	2.48	0.43

Continued on next page...

Continued from previous page...

Atom-1	Atom-2	Interatomic distance (Å)	Clash overlap (Å)
3:AM:172:ALA:O	3:AM:174:ALA:N	2.51	0.43
3:AM:180:PHE:O	3:AM:181:PRO:C	2.57	0.43
3:AM:223:ILE:HD11	3:AM:234:GLU:OE2	2.19	0.43
15:AM:409:PEF:H121	15:AM:409:PEF:H21	2.00	0.43
9:AK:102:BCL:CHD	9:AN:101:BCL:HMD2	2.36	0.43
5:AO:52:PRO:C	5:AO:54:SER:N	2.72	0.43
5:AO:9:TYR:HA	6:AP:18:HIS:CG	2.54	0.43
5:AO:21:LEU:HD13	6:AP:17:PHE:HZ	1.83	0.43
5:AO:14:ILE:O	6:AP:7:THR:N	2.51	0.43
5:AS:28:GLN:HB2	9:AS:103:BCL:H43	2.01	0.43
6:AV:10:THR:HB	6:AV:13:GLU:OE2	2.19	0.43
5:AW:4:MET:HE2	6:AZ:23:GLN:HB3	2.00	0.43
9:AW:101:BCL:ND	9:AX:101:BCL:CMD	2.82	0.43
6:AX:21:PHE:CD1	6:AX:22:MET:N	2.87	0.43
6:AX:46:LEU:HA	6:AX:46:LEU:HD23	1.86	0.43
9:B4:101:BCL:CHB	9:B5:102:BCL:HMB3	2.49	0.43
5:B5:33:LEU:HD12	5:B5:33:LEU:C	2.39	0.43
14:B5:103:CRT:C34	9:B9:102:BCL:HBA1	2.24	0.43
5:B9:2:PHE:N	5:B9:2:PHE:CD1	2.85	0.43
6:BB:21:PHE:HD1	14:BB:102:CRT:H14	1.83	0.43
6:BB:26:TYR:HA	6:BB:29:PHE:HD2	1.84	0.43
1:BC:161:VAL:HG13	7:BC:502:HEM:O1D	2.17	0.43
1:BC:267:THR:C	1:BC:269:ALA:N	2.72	0.43
5:BF:38:ILE:O	5:BF:38:ILE:HG12	2.18	0.43
5:BI:15:LEU:HB3	5:BI:20:VAL:CG2	2.47	0.43
9:BK:102:BCL:HBB3	9:BK:102:BCL:HMB1	1.98	0.43
5:BK:8:LEU:HD22	5:BK:11:ILE:HD11	2.00	0.43
2:BL:119:LYS:C	2:BL:121:GLY:N	2.71	0.43
3:BM:174:ALA:O	3:BM:175:VAL:O	2.36	0.43
3:BM:216:PHE:CG	3:BM:216:PHE:O	2.72	0.43
2:BL:246:ALA:HB3	3:BM:217:ALA:HB2	2.00	0.43
9:BQ:103:BCL:HBC2	9:BQ:104:BCL:CMD	2.49	0.43
6:BT:10:THR:CG2	6:BT:11:ASP:H	2.19	0.43
14:BV:102:CRT:H2M1	5:BW:37:MET:CB	2.39	0.43
14:BV:102:CRT:H2M1	5:BW:37:MET:CG	2.49	0.43
5:BY:46:TRP:CD1	5:BY:47:LEU:N	2.86	0.43
5:BY:54:SER:O	5:BY:55:TYR:C	2.56	0.43
14:A0:101:CRT:H32	9:A0:102:BCL:CMA	2.46	0.43
6:A0:10:THR:H	6:A0:13:GLU:HG2	1.84	0.43
6:A0:42:TYR:CE2	6:A0:43:ARG:HD2	2.54	0.43
6:A6:25:MET:SD	6:A6:29:PHE:CE2	3.12	0.43

Continued on next page...

Continued from previous page...

Atom-1	Atom-2	Interatomic distance (Å)	Clash overlap (Å)
5:A9:46:TRP:CZ3	9:A9:102:BCL:HBC3	2.53	0.43
5:A9:26:ALA:O	5:A9:30:VAL:HG23	2.19	0.43
1:AC:259:TRP:CH2	1:AC:266:ARG:NH2	2.86	0.43
9:AD:102:BCL:H193	9:AD:102:BCL:H13	2.01	0.43
5:AF:35:ILE:CA	5:AF:38:ILE:HG22	2.47	0.43
4:AH:125:LEU:CB	4:AH:129:GLY:O	2.65	0.43
4:AH:176:GLU:HA	4:AH:177:PRO:HD2	1.86	0.43
4:AH:226:SER:OG	4:AH:227:ASN:N	2.52	0.43
9:AK:102:BCL:CMD	9:AN:101:BCL:C1D	2.97	0.43
5:AK:49:ASP:OD1	5:AK:50:ASN:N	2.51	0.43
9:AL:301:BCL:CGA	9:AL:303:BCL:HBC1	2.48	0.43
10:AL:302:BPH:H141	9:AL:303:BCL:HBB3	2.00	0.43
9:AL:303:BCL:HHC	9:AL:303:BCL:OBB	2.18	0.43
2:AL:43:THR:O	2:AL:47:VAL:N	2.45	0.43
2:AL:95:TRP:CE3	2:AL:96:GLN:HA	2.53	0.43
3:AM:172:ALA:C	3:AM:174:ALA:N	2.72	0.43
3:AM:91:PHE:O	3:AM:180:PHE:CG	2.71	0.43
3:AM:235:ILE:O	3:AM:238:ILE:HB	2.18	0.43
9:AO:102:BCL:H3A	9:AO:102:BCL:HBA1	1.81	0.43
9:AO:102:BCL:HMB1	9:AO:102:BCL:HBB2	2.00	0.43
5:AK:14:ILE:HG23	5:AO:18:ARG:HD3	2.00	0.43
14:AP:102:CRT:H2M3	5:AQ:36:HIS:HB3	2.00	0.43
6:AX:28:TRP:HA	6:AX:31:LEU:HG	2.01	0.43
14:B5:103:CRT:H2M3	5:B9:36:HIS:CB	2.48	0.43
6:B6:25:MET:SD	6:B6:29:PHE:CE2	3.12	0.43
9:BA:101:BCL:CBD	9:BB:101:BCL:OBD	2.67	0.43
5:BA:36:HIS:CD2	9:BB:101:BCL:HMD3	2.53	0.43
6:BB:22:MET:O	6:BB:26:TYR:HD1	1.97	0.43
1:BC:137:ALA:C	1:BC:139:SER:H	2.22	0.43
1:BC:218:LEU:HA	3:BM:291:VAL:HA	2.00	0.43
1:BC:203:PHE:CD1	1:BC:235:LEU:HD22	2.53	0.43
6:BE:42:TYR:CD2	6:BE:43:ARG:HG3	2.53	0.43
5:BD:13:LEU:O	6:BE:7:THR:HB	2.18	0.43
5:BF:18:ARG:HB2	5:BF:18:ARG:CZ	2.48	0.43
4:BH:30:LEU:O	4:BH:31:ARG:C	2.57	0.43
5:BI:9:TYR:CD2	6:BJ:15:LYS:HG2	2.53	0.43
2:BL:221:GLU:C	2:BL:223:THR:N	2.72	0.43
2:BL:239:HIS:CG	3:BM:223:ILE:HG21	2.54	0.43
2:BL:250:ALA:HB2	10:BL:302:BPH:CBC	2.49	0.43
3:BM:189:PHE:HB3	9:BM:402:BCL:CMD	2.48	0.43
9:BM:402:BCL:HBB2	9:BM:402:BCL:HMB1	1.98	0.43

Continued on next page...

Continued from previous page...

Atom-1	Atom-2	Interatomic distance (Å)	Clash overlap (Å)
9:BN:101:BCL:H3A	9:BN:101:BCL:HBA1	1.75	0.43
5:BO:40:LEU:C	5:BO:40:LEU:HD23	2.39	0.43
5:BO:44:LEU:C	5:BO:44:LEU:HD12	2.39	0.43
9:BP:101:BCL:C1B	9:BQ:103:BCL:HMB3	2.49	0.43
9:BS:102:BCL:HMB1	9:BS:102:BCL:CBB	2.48	0.43
5:BS:46:TRP:CE3	9:BS:102:BCL:H2C	2.54	0.43
5:BS:46:TRP:CZ3	9:BS:102:BCL:HBC3	2.54	0.43
5:BU:9:TYR:CE2	5:BU:10:LYS:HG2	2.54	0.43
6:BV:30:GLY:O	6:BV:34:ILE:HG13	2.19	0.43
5:BY:32:GLY:CA	9:BZ:101:BCL:HED2	2.49	0.43
6:BZ:46:LEU:HD22	6:B2:42:TYR:HH	1.67	0.43
5:A9:36:HIS:CE1	9:A0:102:BCL:OBD	2.71	0.43
5:A1:11:ILE:HG22	14:A1:103:CRT:C8	2.42	0.43
5:A5:46:TRP:CZ3	9:A5:102:BCL:HBC3	2.54	0.43
5:AA:10:LYS:C	5:AA:13:LEU:HD13	2.39	0.43
1:AC:224:ALA:O	3:AM:192:ARG:NE	2.29	0.43
1:AC:232:THR:O	1:AC:235:LEU:HB3	2.18	0.43
1:AC:266:ARG:O	1:AC:267:THR:C	2.57	0.43
1:AC:316:LYS:O	1:AC:317:PRO:O	2.37	0.43
1:AC:53:ILE:C	1:AC:55:ALA:N	2.71	0.43
5:AF:43:ASP:OD1	5:AF:44:LEU:CG	2.66	0.43
9:AG:101:BCL:CMC	9:AI:102:BCL:HBB1	2.49	0.43
2:AL:276:LEU:C	2:AL:278:LEU:H	2.22	0.43
3:AM:205:SER:C	9:AM:402:BCL:HMA2	2.39	0.43
3:AM:241:ARG:CG	3:AM:242:GLY:H	2.14	0.43
3:AM:32:GLY:C	3:AM:34:PRO:HD3	2.38	0.43
3:AM:79:VAL:O	3:AM:80:HIS:C	2.58	0.43
6:AP:27:ALA:O	6:AP:31:LEU:CG	2.56	0.43
5:AQ:29:ILE:CG2	5:AQ:30:VAL:N	2.82	0.43
6:AT:45:TRP:HD1	6:AT:46:LEU:H	1.66	0.43
9:AU:102:BCL:C2D	9:AV:102:BCL:CMD	2.94	0.43
2:AL:280:LEU:HA	5:AW:38:ILE:HG13	1.99	0.43
5:AY:34:LEU:O	5:AY:37:MET:HB2	2.19	0.43
6:B0:33:VAL:HG12	6:B0:37:LEU:HD12	1.94	0.43
6:B2:33:VAL:HG13	6:B2:34:ILE:N	2.33	0.43
6:B2:40:TRP:CZ3	6:B2:44:PRO:CA	3.01	0.43
5:BA:47:LEU:CG	5:B9:43:ASP:HB2	2.48	0.43
5:B9:49:ASP:CG	5:B9:50:ASN:OD1	2.56	0.43
5:BF:54:SER:O	5:BF:58:LEU:CB	2.66	0.43
6:BJ:17:PHE:CD1	6:BJ:17:PHE:C	2.92	0.43
5:BK:22:VAL:HA	5:BK:25:VAL:HG23	2.01	0.43

Continued on next page...

Continued from previous page...

Atom-1	Atom-2	Interatomic distance (Å)	Clash overlap (Å)
5:BK:46:TRP:CD2	9:BK:102:BCL:H2C	2.54	0.43
2:BL:50:ILE:HG21	9:BL:303:BCL:H191	1.99	0.43
3:BM:314:VAL:HG12	3:BM:315:ASN:N	2.33	0.43
3:BM:206:ILE:HG23	9:BM:402:BCL:HMB3	2.01	0.43
5:BO:10:LYS:HB2	14:BO:103:CRT:H83	2.00	0.43
5:BO:36:HIS:O	5:BO:40:LEU:CB	2.67	0.43
6:BT:29:PHE:CE1	9:BT:101:BCL:C1	3.01	0.43
5:BY:55:TYR:CD1	5:BY:56:GLN:N	2.76	0.43
5:BY:9:TYR:HB2	6:BZ:15:LYS:HA	2.01	0.43
6:BZ:21:PHE:CD1	6:BZ:21:PHE:C	2.91	0.43
5:A9:32:GLY:N	9:A0:102:BCL:HED2	2.33	0.43
5:A3:35:ILE:O	5:A3:38:ILE:HG22	2.18	0.43
5:A3:43:ASP:OD2	5:A5:47:LEU:O	2.36	0.43
5:A5:4:MET:HB3	6:A8:24:SER:OG	2.19	0.43
5:A7:42:THR:HB	5:A9:48:ASP:CG	2.39	0.43
5:AA:47:LEU:CB	5:A9:43:ASP:HB2	2.47	0.43
5:AF:35:ILE:O	5:AF:36:HIS:C	2.58	0.43
5:AF:40:LEU:HD22	5:AF:45:ASN:CA	2.48	0.43
4:AH:189:ASN:HD22	4:AH:189:ASN:N	2.16	0.43
5:AI:46:TRP:NE1	5:AI:47:LEU:HD13	2.34	0.43
2:AL:155:PHE:HB2	2:AL:156:PRO:CD	2.44	0.43
2:AL:18:ILE:HG23	4:AH:259:LEU:HB2	2.01	0.43
2:AL:208:ASN:N	2:AL:209:PRO:CD	2.82	0.43
9:AL:301:BCL:HBB2	9:AL:301:BCL:HMB1	2.00	0.43
2:AL:257:ILE:HD13	9:AL:301:BCL:OBD	2.18	0.43
2:AL:49:LEU:HD12	2:AL:98:ILE:CG1	2.49	0.43
2:AL:7:GLU:O	2:AL:9:LYS:N	2.52	0.43
2:AL:75:ILE:HG21	2:AL:95:TRP:HA	2.01	0.43
3:AM:197:TYR:HA	17:AM:503:HOH:O	2.18	0.43
3:AM:276:THR:C	3:AM:278:ILE:N	2.72	0.43
9:AM:401:BCL:HBA1	9:AM:401:BCL:H3A	1.72	0.43
9:AM:402:BCL:HMB1	9:AM:402:BCL:HBB2	2.01	0.43
1:AC:184:ASN:ND2	3:AM:96:GLU:HG2	2.34	0.43
6:AN:46:LEU:O	5:AO:51:ILE:HD12	2.19	0.43
9:AO:102:BCL:HBB3	9:AO:102:BCL:HMB1	2.00	0.43
9:AR:101:BCL:C2B	9:AS:103:BCL:C1B	2.97	0.43
6:B2:41:LEU:HD12	6:B2:42:TYR:N	2.34	0.43
14:B1:103:CRT:H392	9:B5:102:BCL:CMB	2.49	0.43
5:B7:33:LEU:HG	14:B7:102:CRT:C36	2.48	0.43
5:B7:21:LEU:O	5:B7:25:VAL:HG23	2.19	0.43
5:B7:33:LEU:H	5:B7:33:LEU:CD1	2.30	0.43

Continued on next page...

Continued from previous page...

Atom-1	Atom-2	Interatomic distance (Å)	Clash overlap (Å)
1:BC:126:VAL:O	1:BC:127:SER:C	2.55	0.43
5:BF:24:ILE:C	5:BF:26:ALA:N	2.72	0.43
6:BG:38:LEU:O	6:BG:38:LEU:HD23	2.17	0.43
2:BL:104:GLY:HA2	2:BL:107:ILE:HD12	2.00	0.43
2:BL:259:ILE:O	2:BL:261:GLY:N	2.52	0.43
2:BL:71:TRP:O	2:BL:160:LEU:HG	2.19	0.43
2:BL:88:PRO:O	2:BL:89:LEU:C	2.56	0.43
3:BM:168:MET:HG2	3:BM:289:THR:HG22	2.01	0.43
3:BM:208:PHE:O	3:BM:210:TYR:N	2.51	0.43
3:BM:83:VAL:HG23	3:BM:84:PHE:N	2.34	0.43
3:BM:90:PHE:C	3:BM:92:TRP:N	2.72	0.43
5:BQ:51:ILE:CG1	5:BQ:52:PRO:CA	2.94	0.43
6:BX:46:LEU:HD23	6:BX:46:LEU:HA	1.80	0.43
5:A1:36:HIS:NE2	9:A2:101:BCL:HMD1	2.30	0.43
9:A3:103:BCL:CED	6:A4:32:VAL:HA	2.48	0.43
14:A5:103:CRT:H131	14:A5:103:CRT:H15	1.89	0.43
5:A5:44:LEU:C	5:A5:46:TRP:N	2.72	0.43
5:A5:4:MET:HG3	6:A8:27:ALA:HB2	1.90	0.43
5:A9:44:LEU:N	5:A9:44:LEU:CD1	2.82	0.43
1:AC:53:ILE:CG1	1:AC:319:TYR:CZ	3.00	0.43
1:AC:148:THR:N	1:AC:322:GLN:NE2	2.67	0.43
5:AD:9:TYR:CZ	6:AE:11:ASP:HB3	2.54	0.43
5:AD:9:TYR:OH	6:AE:11:ASP:HB3	2.18	0.43
6:AE:9:LEU:HB3	6:AE:13:GLU:HG2	2.01	0.43
4:AH:17:TRP:O	4:AH:18:ALA:O	2.37	0.43
4:AH:29:TYR:CD1	4:AH:30:LEU:N	2.87	0.43
4:AH:31:ARG:HD2	15:AH:301:PEF:O4	2.19	0.43
4:AH:48:ARG:HB3	15:AH:301:PEF:H42	2.00	0.43
4:AH:94:PRO:HG2	6:A0:8:GLY:HA3	1.99	0.43
6:AJ:45:TRP:O	6:AJ:46:LEU:CB	2.64	0.43
9:AK:102:BCL:HMD2	9:AN:101:BCL:C4C	2.48	0.43
5:AK:52:PRO:HB2	5:AK:55:TYR:HD1	1.82	0.43
2:AL:192:ASN:C	2:AL:194:LEU:H	2.23	0.43
3:AM:226:VAL:O	3:AM:226:VAL:HG13	2.18	0.43
3:AM:231:GLY:O	3:AM:262:MET:HE3	2.19	0.43
15:AM:409:PEF:H52	5:AQ:19:ARG:NH2	2.33	0.43
5:AO:5:ASN:ND2	5:AO:8:LEU:HD21	2.32	0.43
5:AO:43:ASP:O	5:AQ:48:ASP:HB3	2.19	0.43
5:AS:13:LEU:HD21	6:AT:10:THR:O	2.19	0.43
5:AU:22:VAL:CG1	5:AU:23:SER:N	2.79	0.43
5:AU:9:TYR:N	6:AV:18:HIS:CE1	2.87	0.43

Continued on next page...

Continued from previous page...

Atom-1	Atom-2	Interatomic distance (Å)	Clash overlap (Å)
5:AW:12:TRP:CZ2	6:AX:21:PHE:CD1	3.06	0.43
5:AW:5:ASN:HA	5:AW:8:LEU:CD1	2.33	0.43
6:B0:17:PHE:HA	6:B0:20:ILE:HG22	2.01	0.43
5:B1:35:ILE:O	5:B1:39:VAL:HG12	2.18	0.43
5:B3:14:ILE:CD1	6:B6:17:PHE:CE2	2.96	0.43
5:B7:41:SER:OG	5:B7:42:THR:N	2.51	0.43
5:BA:22:VAL:C	5:BA:24:ILE:N	2.72	0.43
1:BC:129:ARG:NH1	1:BC:132:GLU:HB2	2.33	0.43
1:BC:245:VAL:HG21	1:BC:249:PHE:CD1	2.54	0.43
6:BJ:29:PHE:CD1	6:BJ:29:PHE:N	2.87	0.43
5:BK:19:ARG:HG3	5:BK:20:VAL:N	2.31	0.43
2:BL:170:GLY:O	2:BL:176:PHE:HD2	2.02	0.43
2:BL:184:LEU:O	2:BL:187:SER:HB3	2.18	0.43
3:BM:136:ARG:CZ	3:BM:136:ARG:HA	2.49	0.43
3:BM:196:LEU:C	3:BM:198:TYR:H	2.22	0.43
9:BO:102:BCL:H13	9:BO:102:BCL:H193	2.00	0.43
6:BT:10:THR:C	6:BT:13:GLU:OE2	2.56	0.43
5:BS:27:PHE:CD1	5:BU:29:ILE:HD11	2.54	0.43
14:A1:103:CRT:C40	5:A3:38:ILE:HD12	2.48	0.42
5:A1:27:PHE:CE2	5:A3:29:ILE:CD1	3.02	0.42
6:A2:29:PHE:CD1	9:A2:101:BCL:H11	2.54	0.42
9:A3:103:BCL:H172	9:A3:103:BCL:H111	2.01	0.42
6:A8:18:HIS:C	6:A8:18:HIS:CD2	2.92	0.42
5:A9:43:ASP:CG	5:A9:44:LEU:HD12	2.38	0.42
9:AA:101:BCL:HBB1	9:A0:102:BCL:CMC	2.49	0.42
1:AC:190:VAL:HG12	1:AC:237:MET:CB	2.46	0.42
1:AC:33:ILE:CD1	1:AC:33:ILE:H	2.30	0.42
4:AH:19:PHE:C	4:AH:21:LEU:H	2.21	0.42
5:AI:18:ARG:CB	5:AI:18:ARG:NH1	2.82	0.42
5:AK:29:ILE:HG12	5:AK:29:ILE:O	2.18	0.42
2:AL:164:ASP:O	2:AL:165:TRP:C	2.56	0.42
2:AL:46:GLY:C	2:AL:48:LEU:N	2.70	0.42
6:AN:23:GLN:HA	6:AN:26:TYR:HD2	1.84	0.42
6:AR:16:GLU:HB2	14:AR:102:CRT:H23	2.01	0.42
9:AR:101:BCL:HMA2	14:AR:102:CRT:H32	2.00	0.42
5:AW:10:LYS:NZ	14:AW:102:CRT:C1M	2.81	0.42
6:B2:21:PHE:CE1	14:B2:102:CRT:H19	2.52	0.42
6:B8:28:TRP:C	6:B8:30:GLY:N	2.70	0.42
5:BA:11:ILE:C	5:BA:13:LEU:H	2.20	0.42
1:BC:115:ASN:OD1	1:BC:115:ASN:N	2.51	0.42
1:BC:97:VAL:HG13	7:BC:502:HEM:CMB	2.48	0.42

Continued on next page...

Continued from previous page...

Atom-1	Atom-2	Interatomic distance (Å)	Clash overlap (Å)
5:BD:33:LEU:HA	5:BD:33:LEU:HD12	1.94	0.42
4:BH:135:PRO:C	4:BH:137:ARG:H	2.21	0.42
5:BK:22:VAL:O	5:BK:25:VAL:HB	2.18	0.42
2:BL:147:LEU:O	2:BL:262:PRO:HG3	2.19	0.42
3:BM:120:LEU:O	3:BM:123:THR:HB	2.19	0.42
3:BM:254:TRP:N	3:BM:254:TRP:HD1	2.17	0.42
3:BM:255:THR:HB	3:BM:256:MET:H	1.74	0.42
2:BL:164:ASP:OD2	3:BM:307:TYR:OH	2.36	0.42
9:BS:102:BCL:H112	9:BS:102:BCL:H61	2.01	0.42
6:BT:40:TRP:CE3	6:BT:44:PRO:HA	2.54	0.42
14:BU:103:CRT:H241	14:BU:103:CRT:H26	1.90	0.42
5:BU:11:ILE:HA	14:BU:103:CRT:H21A	2.01	0.42
5:BU:35:ILE:CA	5:BU:38:ILE:HG22	2.48	0.42
5:BY:43:ASP:HA	5:B1:48:ASP:CB	2.40	0.42
6:BZ:45:TRP:CD2	9:BZ:101:BCL:H2C	2.54	0.42
14:A1:103:CRT:C14	5:A3:21:LEU:HD11	2.49	0.42
5:A1:4:MET:CE	6:A4:27:ALA:HB3	2.50	0.42
6:A6:29:PHE:CZ	9:A6:101:BCL:H42	2.54	0.42
5:A5:28:GLN:NE2	14:A7:102:CRT:H25	2.34	0.42
5:AA:47:LEU:H	5:AA:47:LEU:HD22	1.84	0.42
1:AC:246:GLY:O	1:AC:248:THR:N	2.52	0.42
9:AE:101:BCL:HBB3	9:AE:101:BCL:HMB1	2.00	0.42
5:AF:44:LEU:HD12	5:AF:46:TRP:HE3	1.84	0.42
6:AG:21:PHE:HD1	6:AG:22:MET:HA	1.81	0.42
4:AH:69:LEU:HD23	4:AH:70:PRO:CD	2.46	0.42
5:AK:18:ARG:NH1	5:AK:18:ARG:HG2	2.34	0.42
2:AL:18:ILE:O	2:AL:18:ILE:HG22	2.18	0.42
2:AL:270:GLU:O	2:AL:272:TRP:N	2.52	0.42
3:AM:98:PRO:CB	3:AM:171:TRP:HB3	2.49	0.42
3:AM:250:LEU:HG	3:AM:254:TRP:NE1	2.26	0.42
3:AM:265:ILE:C	3:AM:267:ARG:H	2.21	0.42
3:AM:301:HIS:CE1	4:AH:8:TYR:CD2	3.06	0.42
9:AM:401:BCL:CMB	9:AM:402:BCL:H171	2.49	0.42
3:AM:7:ILE:HG22	3:AM:8:PHE:CD2	2.54	0.42
14:AP:102:CRT:H341	14:AP:102:CRT:H36	1.92	0.42
5:AQ:50:ASN:HA	5:AS:60:LYS:HA	2.01	0.42
9:AS:103:BCL:HMB1	9:AS:103:BCL:HBB2	2.00	0.42
5:AS:10:LYS:HB3	14:AS:104:CRT:C1	2.49	0.42
6:AT:40:TRP:CE3	6:AT:40:TRP:O	2.72	0.42
9:AY:102:BCL:O1D	9:AY:102:BCL:C2A	2.66	0.42
5:B1:12:TRP:CD1	6:B2:18:HIS:HA	2.54	0.42

Continued on next page...

Continued from previous page...

Atom-1	Atom-2	Interatomic distance (Å)	Clash overlap (Å)
6:B2:36:HIS:HE1	9:B2:101:BCL:C4D	2.31	0.42
5:B3:16:ASP:O	5:B3:20:VAL:HG22	2.19	0.42
14:B2:102:CRT:H2M2	5:B3:40:LEU:HD11	1.95	0.42
5:BA:2:PHE:CB	5:BA:5:ASN:HD21	2.32	0.42
1:BC:195:LEU:CB	1:BC:196:PRO:CD	2.96	0.42
9:BF:102:BCL:H111	9:BF:102:BCL:H192	2.00	0.42
5:BF:13:LEU:CD1	14:BF:103:CRT:H1M1	2.25	0.42
6:BJ:18:HIS:O	6:BJ:22:MET:HB2	2.19	0.42
6:BJ:40:TRP:HA	6:BJ:44:PRO:HA	2.00	0.42
5:BK:2:PHE:CD1	5:BK:2:PHE:O	2.73	0.42
2:BL:148:MET:HB3	2:BL:153:HIS:CE1	2.53	0.42
2:BL:246:ALA:O	2:BL:248:SER:N	2.52	0.42
2:BL:188:PHE:HD2	2:BL:249:ALA:CA	2.33	0.42
3:BM:265:ILE:HG22	3:BM:266:HIS:H	1.84	0.42
9:BO:102:BCL:C1A	9:BO:102:BCL:O1D	2.64	0.42
5:BO:9:TYR:CZ	5:BO:10:LYS:HD3	2.54	0.42
5:BO:54:SER:O	5:BO:58:LEU:N	2.40	0.42
6:BP:7:THR:OG1	6:BP:8:GLY:N	2.50	0.42
6:BV:29:PHE:O	6:BV:33:VAL:HB	2.19	0.42
6:BV:46:LEU:HD13	6:BX:42:TYR:CZ	2.54	0.42
9:BZ:101:BCL:CGD	9:BZ:101:BCL:H2A	2.48	0.42
5:BY:31:LEU:HD21	9:BZ:101:BCL:HMA2	2.00	0.42
9:A0:102:BCL:H13	9:A0:102:BCL:HMB2	2.01	0.42
6:A2:20:ILE:HG23	6:A2:21:PHE:N	2.33	0.42
6:A2:40:TRP:HA	6:A2:40:TRP:CE3	2.54	0.42
5:A5:5:ASN:OD1	5:A5:8:LEU:HD12	2.19	0.42
9:A6:101:BCL:H12	9:A6:101:BCL:CGA	2.46	0.42
1:AC:111:HIS:CE1	1:AC:124:LYS:HE2	2.52	0.42
1:AC:138:ASN:ND2	1:AC:149:GLY:HA3	2.34	0.42
1:AC:142:LYS:HE3	1:AC:147:GLU:OE2	2.19	0.42
1:AC:293:ALA:C	1:AC:295:ARG:N	2.72	0.42
5:AD:43:ASP:O	5:AD:45:ASN:N	2.52	0.42
9:AG:101:BCL:H41	9:AI:102:BCL:HMA2	1.99	0.42
6:AG:40:TRP:HH2	6:AG:46:LEU:HD12	1.84	0.42
6:AJ:29:PHE:CE1	9:AJ:101:BCL:H11	2.53	0.42
2:AL:181:ALA:HB3	2:AL:256:CYS:SG	2.58	0.42
2:AL:196:LEU:C	2:AL:198:MET:N	2.73	0.42
2:AL:203:ILE:HA	2:AL:206:VAL:HG22	2.00	0.42
2:AL:20:GLY:C	2:AL:22:LEU:N	2.71	0.42
3:AM:64:GLY:C	3:AM:66:VAL:H	2.22	0.42
5:AO:27:PHE:HE2	5:AQ:29:ILE:HD12	1.84	0.42

Continued on next page...

Continued from previous page...

Atom-1	Atom-2	Interatomic distance (Å)	Clash overlap (Å)
6:AP:31:LEU:HA	6:AP:34:ILE:CG2	2.49	0.42
5:AS:55:TYR:HD1	5:AS:56:GLN:N	2.17	0.42
5:AS:8:LEU:CB	6:AT:18:HIS:CE1	3.02	0.42
5:AU:12:TRP:CD1	6:AV:18:HIS:HB2	2.54	0.42
5:AU:13:LEU:O	6:AV:7:THR:HA	2.19	0.42
5:AW:10:LYS:HD3	14:AW:102:CRT:H23	2.01	0.42
5:AW:27:PHE:CE1	5:AW:31:LEU:HD22	2.54	0.42
5:AY:18:ARG:HG2	5:AY:18:ARG:HH11	1.84	0.42
5:AY:50:ASN:ND2	5:AY:51:ILE:HG12	2.33	0.42
6:B0:10:THR:H	6:B0:13:GLU:HG2	1.83	0.42
6:B0:21:PHE:HB2	14:B0:101:CRT:H14	1.93	0.42
6:B0:27:ALA:O	6:B0:31:LEU:HG	2.18	0.42
5:B1:9:TYR:HB2	6:B2:15:LYS:HA	2.02	0.42
9:B5:102:BCL:H92	6:B6:28:TRP:CE3	2.54	0.42
9:B7:103:BCL:CMD	6:B8:36:HIS:HD2	2.31	0.42
5:BA:27:PHE:C	5:BA:30:VAL:HG12	2.40	0.42
1:BC:126:VAL:O	1:BC:129:ARG:N	2.53	0.42
1:BC:135:ARG:HG2	1:BC:330:LEU:CA	2.49	0.42
1:BC:200:LEU:HG	1:BC:204:LEU:HD12	2.01	0.42
6:BG:10:THR:CG2	6:BG:11:ASP:N	2.82	0.42
4:BH:146:GLU:CD	4:BH:146:GLU:H	2.22	0.42
4:BH:178:GLN:NE2	4:BH:180:ARG:CZ	2.82	0.42
4:BH:171:TRP:CZ3	4:BH:231:VAL:HG12	2.54	0.42
4:BH:248:LEU:O	4:BH:248:LEU:HD23	2.19	0.42
4:BH:63:ASP:O	4:BH:79:PRO:HD2	2.19	0.42
5:BK:16:ASP:HA	5:BK:17:PRO:HD3	1.85	0.42
2:BL:138:LEU:O	2:BL:142:PHE:N	2.52	0.42
2:BL:151:TRP:O	2:BL:153:HIS:N	2.52	0.42
2:BL:196:LEU:HB2	3:BM:216:PHE:CG	2.54	0.42
2:BL:55:THR:HA	2:BL:68:TYR:HE1	1.83	0.42
3:BM:124:LEU:O	3:BM:127:LEU:N	2.52	0.42
3:BM:33:ARG:O	3:BM:34:PRO:O	2.38	0.42
5:BQ:38:ILE:O	5:BQ:42:THR:CG2	2.67	0.42
5:BU:38:ILE:CD1	14:BV:102:CRT:C40	2.98	0.42
6:A2:38:LEU:HD23	6:A2:38:LEU:O	2.20	0.42
9:A3:103:BCL:C3D	9:A3:104:BCL:C3D	2.97	0.42
9:A3:103:BCL:H2	6:A4:28:TRP:CH2	2.54	0.42
5:A3:19:ARG:HH21	5:A3:19:ARG:CG	2.32	0.42
5:A3:38:ILE:HG23	5:A3:39:VAL:HG23	2.01	0.42
5:A3:5:ASN:HA	5:A3:8:LEU:HD12	2.02	0.42
5:A5:9:TYR:CD1	5:A5:9:TYR:C	2.92	0.42

Continued on next page...

Continued from previous page...

Atom-1	Atom-2	Interatomic distance (Å)	Clash overlap (Å)
6:A6:31:LEU:O	6:A6:34:ILE:HG23	2.19	0.42
6:A8:26:TYR:O	6:A8:30:GLY:N	2.49	0.42
6:A8:37:LEU:O	6:A8:41:LEU:HG	2.20	0.42
5:A7:43:ASP:OD2	5:A9:47:LEU:HD13	2.20	0.42
5:AA:24:ILE:HA	5:AA:27:PHE:HB3	2.01	0.42
1:AC:90:PHE:HD1	1:AC:91:THR:N	2.17	0.42
9:AF:102:BCL:H8	9:AF:102:BCL:H121	1.92	0.42
5:AF:26:ALA:O	5:AF:27:PHE:C	2.58	0.42
4:AH:142:PHE:CD2	4:AH:172:VAL:HG21	2.55	0.42
4:AH:28:ILE:O	4:AH:31:ARG:HB2	2.19	0.42
9:AJ:101:BCL:HBA1	9:AJ:101:BCL:H3A	1.70	0.42
6:AJ:17:PHE:O	6:AJ:20:ILE:CG2	2.61	0.42
2:AL:159:ILE:N	2:AL:159:ILE:HD12	2.34	0.42
2:AL:178:TYR:O	2:AL:272:TRP:NE1	2.52	0.42
2:AL:18:ILE:HG23	4:AH:259:LEU:CB	2.50	0.42
3:AM:12:GLN:C	4:AH:145:ALA:HB2	2.40	0.42
5:AK:12:TRP:CE2	6:AN:17:PHE:HD2	2.37	0.42
5:AO:11:ILE:HG12	14:AR:102:CRT:C8	2.46	0.42
6:AV:32:VAL:HG11	9:AV:102:BCL:CBA	2.48	0.42
6:AX:13:GLU:HG2	6:AX:14:ALA:N	2.34	0.42
9:B2:101:BCL:HBB2	9:B2:101:BCL:HMB1	1.99	0.42
5:B3:44:LEU:HD13	5:B3:46:TRP:CE3	2.54	0.42
5:B5:32:GLY:HA2	9:B5:102:BCL:O1A	2.18	0.42
9:B6:101:BCL:H3A	9:B6:101:BCL:HBA1	1.66	0.42
9:B6:101:BCL:NB	9:B7:103:BCL:HMB3	2.34	0.42
1:BC:269:ALA:HB2	7:BC:504:HEM:CMA	2.49	0.42
1:BC:270:TRP:CG	3:BM:316:PRO:HG3	2.55	0.42
9:BD:102:BCL:HAC2	9:BE:101:BCL:CBC	2.49	0.42
6:BG:8:GLY:O	6:BG:9:LEU:CD2	2.68	0.42
4:BH:196:PRO:O	4:BH:197:ILE:C	2.57	0.42
4:BH:159:LEU:HB3	4:BH:212:ASP:HA	2.01	0.42
4:BH:219:PHE:HA	4:BH:222:VAL:HG23	2.00	0.42
4:BH:27:ILE:CG2	4:BH:28:ILE:N	2.83	0.42
5:BI:46:TRP:NE1	5:BI:47:LEU:CD1	2.81	0.42
2:BL:109:TRP:HZ3	13:BM:405:MQ8:H342	1.84	0.42
2:BL:7:GLU:CD	2:BL:11:ARG:HH21	2.22	0.42
2:BL:99:THR:HG23	2:BL:137:TYR:OH	2.19	0.42
2:BL:184:LEU:HD12	2:BL:184:LEU:N	2.34	0.42
2:BL:268:TRP:C	2:BL:270:GLU:N	2.73	0.42
3:BM:150:PHE:CA	10:BM:403:BPH:HMD3	2.49	0.42
14:BW:103:CRT:H16	6:BZ:21:PHE:CE2	2.54	0.42

Continued on next page...

Continued from previous page...

Atom-1	Atom-2	Interatomic distance (Å)	Clash overlap (Å)
5:BW:33:LEU:O	5:BW:37:MET:HB2	2.20	0.42
5:BW:43:ASP:OD1	5:BW:44:LEU:N	2.53	0.42
6:BZ:18:HIS:O	6:BZ:22:MET:HB2	2.19	0.42
5:A9:12:TRP:CE2	6:A0:17:PHE:CE1	3.07	0.42
5:A9:31:LEU:O	5:A9:35:ILE:HG12	2.20	0.42
5:AA:8:LEU:O	5:AA:11:ILE:HG22	2.19	0.42
9:AB:101:BCL:HBA1	9:AB:101:BCL:H3A	1.76	0.42
1:AC:263:THR:O	1:AC:264:PRO:C	2.58	0.42
5:AD:9:TYR:CD1	5:AD:9:TYR:C	2.93	0.42
9:AD:102:BCL:CAC	9:AE:101:BCL:HBC3	2.49	0.42
5:AF:11:ILE:HD12	5:AF:14:ILE:CG1	2.50	0.42
4:AH:142:PHE:HZ	4:AH:173:ASP:O	2.02	0.42
4:AH:36:ARG:HE	4:AH:65:LYS:CD	2.31	0.42
4:AH:39:TYR:CD1	4:AH:40:PRO:HA	2.54	0.42
4:AH:45:ARG:CA	4:AH:96:PRO:HB3	2.48	0.42
2:AL:36:GLY:HA2	2:AL:112:ARG:HD3	2.01	0.42
3:AM:134:TYR:CE2	3:AM:144:GLN:HG3	2.55	0.42
3:AM:185:TRP:CH2	3:AM:189:PHE:CD1	3.07	0.42
3:AM:47:GLN:HG2	3:AM:48:ILE:N	2.35	0.42
3:AM:162:PHE:CE1	5:AO:37:MET:SD	3.13	0.42
5:AQ:35:ILE:O	5:AQ:38:ILE:HG22	2.19	0.42
14:AR:102:CRT:H391	5:AS:36:HIS:CG	2.54	0.42
5:AU:14:ILE:CB	14:AX:102:CRT:H82	2.49	0.42
14:B0:101:CRT:H32	9:B0:102:BCL:HMA2	2.00	0.42
5:B9:16:ASP:OD1	5:B9:18:ARG:N	2.52	0.42
5:BA:45:ASN:O	5:BA:49:ASP:HB3	2.19	0.42
1:BC:265:LYS:O	1:BC:266:ARG:C	2.56	0.42
1:BC:314:VAL:HG12	1:BC:315:ASN:H	1.85	0.42
1:BC:266:ARG:HG3	7:BC:503:HEM:C2D	2.54	0.42
5:BD:9:TYR:C	5:BD:9:TYR:CD1	2.92	0.42
3:BM:14:ARG:NH1	4:BH:145:ALA:HA	2.35	0.42
4:BH:167:VAL:HA	4:BH:183:GLU:O	2.19	0.42
5:BI:12:TRP:CH2	6:BJ:17:PHE:CE1	3.08	0.42
5:BK:11:ILE:HG12	14:BP:102:CRT:C8	2.34	0.42
2:BL:113:GLU:OE1	2:BL:127:PRO:HG3	2.19	0.42
2:BL:181:ALA:C	2:BL:183:MET:N	2.73	0.42
2:BL:252:TRP:CZ2	11:BL:304:UQ8:H30B	2.54	0.42
6:BP:15:LYS:O	6:BP:16:GLU:C	2.58	0.42
9:BQ:103:BCL:ND	9:BQ:104:BCL:CMD	2.81	0.42
5:BQ:42:THR:HG21	5:BS:47:LEU:HG	2.02	0.42
6:BX:38:LEU:CD2	6:BX:38:LEU:C	2.88	0.42

Continued on next page...

Continued from previous page...

Atom-1	Atom-2	Interatomic distance (Å)	Clash overlap (Å)
5:BY:44:LEU:HD12	5:BY:44:LEU:O	2.20	0.42
14:A1:103:CRT:H181	14:A1:103:CRT:H20	1.89	0.42
5:A1:43:ASP:HB2	5:A3:47:LEU:HD13	2.01	0.42
5:A3:43:ASP:OD1	5:A3:44:LEU:N	2.52	0.42
5:A3:14:ILE:CG2	5:A5:17:PRO:HB2	2.49	0.42
5:A7:28:GLN:O	9:A8:101:BCL:HED1	2.19	0.42
5:A7:9:TYR:CD1	5:A7:9:TYR:C	2.92	0.42
5:AA:29:ILE:HD11	14:A0:101:CRT:C34	2.45	0.42
1:AC:176:SER:CB	5:AS:42:THR:HA	2.50	0.42
1:AC:236:MET:HE3	7:AC:503:HEM:C4D	2.55	0.42
5:AF:24:ILE:C	5:AF:26:ALA:N	2.73	0.42
5:AF:3:THR:O	5:AF:4:MET:HB2	2.18	0.42
4:AH:47:GLU:HG3	5:AA:19:ARG:HG3	2.00	0.42
5:AI:36:HIS:O	5:AI:40:LEU:CD1	2.68	0.42
5:AI:45:ASN:O	5:AI:49:ASP:CG	2.58	0.42
1:AC:21:LEU:HG	2:AL:259:ILE:HG21	2.00	0.42
9:AL:303:BCL:HBB3	9:AL:303:BCL:HMB1	2.02	0.42
2:AL:38:VAL:CG2	2:AL:39:GLY:H	2.30	0.42
2:AL:56:ILE:O	2:AL:66:GLN:HG3	2.19	0.42
3:AM:230:GLY:CA	17:AM:502:HOH:O	2.67	0.42
3:AM:310:VAL:O	3:AM:310:VAL:HG12	2.19	0.42
3:AM:84:PHE:CE2	5:AW:37:MET:HA	2.54	0.42
5:AO:45:ASN:HB3	5:AO:48:ASP:OD1	2.20	0.42
6:AP:21:PHE:CE1	14:AP:102:CRT:H19	2.55	0.42
5:AS:31:LEU:HG	9:AT:101:BCL:HED3	2.01	0.42
5:B7:17:PRO:HG2	5:B7:18:ARG:H	1.85	0.42
6:BB:20:ILE:HG12	5:B9:7:ASN:HB3	2.01	0.42
5:BA:35:ILE:O	5:BA:37:MET:N	2.53	0.42
6:BB:18:HIS:C	6:BB:18:HIS:ND1	2.72	0.42
1:BC:82:LEU:HD13	1:BC:93:THR:HG21	2.01	0.42
5:BD:51:ILE:HG22	5:BD:52:PRO:CA	2.50	0.42
6:BG:32:VAL:CG1	9:BG:101:BCL:HBA2	2.29	0.42
4:BH:215:LYS:H	4:BH:218:HIS:CD2	2.32	0.42
5:BI:29:ILE:HG23	5:BI:30:VAL:N	2.33	0.42
9:BG:101:BCL:C20	6:BJ:38:LEU:HD21	2.49	0.42
2:BL:108:SER:O	2:BL:111:LEU:N	2.53	0.42
2:BL:111:LEU:O	2:BL:114:VAL:N	2.53	0.42
2:BL:181:ALA:CB	2:BL:256:CYS:HA	2.48	0.42
2:BL:266:ARG:NH1	2:BL:266:ARG:HG3	2.35	0.42
3:BM:152:ALA:O	3:BM:277:VAL:HB	2.19	0.42
3:BM:221:ALA:O	3:BM:225:SER:N	2.36	0.42

Continued on next page...

Continued from previous page...

Atom-1	Atom-2	Interatomic distance (Å)	Clash overlap (Å)
3:BM:299:VAL:HB	3:BM:304:ALA:CB	2.36	0.42
3:BM:66:VAL:HG11	3:BM:121:PHE:CD2	2.53	0.42
6:BN:34:ILE:HD13	6:BN:34:ILE:O	2.19	0.42
5:BO:7:ASN:HB3	6:BR:20:ILE:CD1	2.39	0.42
9:BM:402:BCL:C14	15:BQ:101:PEF:H442	2.39	0.42
5:BS:46:TRP:CZ3	9:BS:102:BCL:CBC	3.03	0.42
9:BU:102:BCL:C3D	9:BV:101:BCL:CMD	2.98	0.42
6:BV:45:TRP:CD1	6:BV:46:LEU:N	2.88	0.42
5:BW:46:TRP:CZ2	9:BW:102:BCL:H2C	2.54	0.42
6:BX:29:PHE:CE2	9:BX:101:BCL:H43	2.54	0.42
9:A3:104:BCL:CGD	9:A3:104:BCL:H2A	2.50	0.42
5:A5:29:ILE:C	5:A5:29:ILE:HD13	2.39	0.42
5:A5:39:VAL:C	5:A5:41:SER:N	2.72	0.42
5:A5:53:VAL:HA	5:A5:56:GLN:HG2	2.01	0.42
6:A6:33:VAL:O	6:A6:37:LEU:HB2	2.20	0.42
5:AA:20:VAL:HA	5:AA:23:SER:HB3	2.00	0.42
9:AA:101:BCL:HBC2	9:AB:101:BCL:CMD	2.50	0.42
5:AD:27:PHE:O	5:AD:30:VAL:HG12	2.20	0.42
5:AF:9:TYR:HA	6:AG:18:HIS:CG	2.55	0.42
6:AG:28:TRP:O	6:AG:30:GLY:N	2.52	0.42
3:AM:268:TRP:CG	4:AH:30:LEU:HD13	2.54	0.42
4:AH:60:ASP:O	4:AH:61:LEU:C	2.57	0.42
5:AI:30:VAL:HG13	5:AI:31:LEU:N	2.35	0.42
5:AK:19:ARG:HG3	5:AK:20:VAL:N	2.35	0.42
2:AL:118:ARG:O	2:AL:119:LYS:C	2.58	0.42
2:AL:129:ALA:CB	2:AL:247:LEU:HD11	2.50	0.42
2:AL:170:GLY:HA3	9:AL:301:BCL:HBC3	2.02	0.42
2:AL:173:PHE:C	2:AL:174:LEU:HD12	2.40	0.42
2:AL:181:ALA:O	2:AL:182:HIS:C	2.58	0.42
3:AM:105:ARG:HA	5:AO:42:THR:CG2	2.28	0.42
3:AM:122:LEU:O	3:AM:126:ILE:HD12	2.19	0.42
9:AL:303:BCL:CED	3:AM:203:MET:HB2	2.50	0.42
2:AL:123:GLY:HA2	3:AM:228:ARG:NH2	2.34	0.42
3:AM:260:VAL:HG23	3:AM:261:THR:N	2.34	0.42
3:AM:317:TYR:CD1	3:AM:317:TYR:N	2.88	0.42
3:AM:41:GLY:HA2	3:AM:44:GLY:O	2.19	0.42
5:AO:9:TYR:HB2	6:AP:18:HIS:CG	2.54	0.42
6:AR:45:TRP:CE3	9:AR:101:BCL:H2C	2.54	0.42
6:AT:10:THR:C	6:AT:13:GLU:OE2	2.58	0.42
6:AX:28:TRP:CE3	6:AX:31:LEU:HD12	2.53	0.42
6:B2:31:LEU:O	6:B2:34:ILE:HG22	2.19	0.42

Continued on next page...

Continued from previous page...

Atom-1	Atom-2	Interatomic distance (Å)	Clash overlap (Å)
5:B3:46:TRP:CZ3	9:B3:102:BCL:CAC	3.02	0.42
6:B4:45:TRP:O	6:B4:46:LEU:CG	2.67	0.42
6:B8:22:MET:O	6:B8:26:TYR:CD2	2.71	0.42
1:BC:112:VAL:O	1:BC:114:GLY:N	2.52	0.42
1:BC:154:THR:HG22	1:BC:155:CYS:N	2.35	0.42
1:BC:155:CYS:O	1:BC:162:PRO:CB	2.66	0.42
1:BC:196:PRO:CG	1:BC:231:TRP:CD1	3.02	0.42
1:BC:269:ALA:O	1:BC:273:ILE:CG1	2.65	0.42
1:BC:59:VAL:O	1:BC:59:VAL:HG23	2.20	0.42
5:BF:12:TRP:CE3	5:BF:12:TRP:CA	3.03	0.42
6:BG:28:TRP:O	6:BG:30:GLY:N	2.52	0.42
4:BH:35:LYS:NZ	4:BH:57:GLY:CA	2.73	0.42
6:BJ:45:TRP:O	6:BJ:46:LEU:CB	2.66	0.42
2:BL:266:ARG:CG	2:BL:266:ARG:HH11	2.33	0.42
3:BM:126:ILE:HD12	3:BM:157:TYR:CE2	2.54	0.42
3:BM:179:ILE:CD1	3:BM:179:ILE:N	2.68	0.42
3:BM:205:SER:HB2	9:BM:402:BCL:CMA	2.50	0.42
3:BM:35:ILE:CG2	3:BM:36:PHE:N	2.82	0.42
5:BO:36:HIS:O	5:BO:40:LEU:HB3	2.20	0.42
6:BP:12:ASP:O	6:BP:16:GLU:HG3	2.19	0.42
5:BQ:50:ASN:HB3	5:BS:56:GLN:CG	2.49	0.42
5:BU:28:GLN:O	9:BU:102:BCL:H11	2.18	0.42
5:BY:34:LEU:O	5:BY:37:MET:HB2	2.19	0.42
6:A6:17:PHE:CD2	14:A7:102:CRT:H6	2.54	0.42
14:A5:103:CRT:C30	5:A7:31:LEU:HD21	2.49	0.42
9:AA:101:BCL:HMB3	9:A0:102:BCL:NB	2.31	0.42
6:AB:8:GLY:C	6:AB:9:LEU:HG	2.40	0.42
1:AC:138:ASN:O	1:AC:142:LYS:HG2	2.20	0.42
1:AC:165:ALA:HB1	1:AC:303:LEU:CB	2.22	0.42
14:AB:102:CRT:H342	9:AD:102:BCL:CGA	2.50	0.42
6:AE:33:VAL:HG22	6:AE:37:LEU:HD23	2.02	0.42
4:AH:121:LYS:HB2	4:BH:122:HIS:CD2	2.55	0.42
4:AH:130:LEU:HG	4:AH:131:PRO:CD	2.40	0.42
4:AH:35:LYS:HZ1	4:AH:57:GLY:HA3	1.79	0.42
9:AJ:101:BCL:HBB3	9:AK:102:BCL:C4B	2.50	0.42
6:AJ:21:PHE:O	6:AJ:22:MET:C	2.58	0.42
2:AL:159:ILE:H	2:AL:159:ILE:HD12	1.84	0.42
2:AL:273:ASN:HA	2:AL:276:LEU:CD2	2.34	0.42
3:AM:234:GLU:OE1	3:AM:266:HIS:HE1	1.93	0.42
9:AP:101:BCL:HBB1	9:AQ:102:BCL:HMC3	2.02	0.42
6:AP:17:PHE:HA	6:AP:20:ILE:CG2	2.50	0.42

Continued on next page...

Continued from previous page...

Atom-1	Atom-2	Interatomic distance (Å)	Clash overlap (Å)
6:AT:45:TRP:CE3	9:AT:101:BCL:HAC2	2.54	0.42
5:AW:27:PHE:HE1	5:AW:31:LEU:HD22	1.84	0.42
6:B0:42:TYR:CE2	6:B0:43:ARG:HD2	2.54	0.42
6:B6:31:LEU:O	6:B6:34:ILE:HG23	2.20	0.42
14:B5:103:CRT:H401	5:B7:38:ILE:HG21	1.99	0.42
6:B8:18:HIS:C	6:B8:18:HIS:CD2	2.92	0.42
6:B8:23:GLN:HE21	6:B8:23:GLN:HB2	1.63	0.42
5:BA:40:LEU:O	5:BA:40:LEU:HD12	2.19	0.42
6:BB:18:HIS:C	6:BB:18:HIS:HD1	2.21	0.42
1:BC:141:TRP:CZ3	1:BC:275:HIS:HA	2.55	0.42
1:BC:316:LYS:O	1:BC:317:PRO:O	2.37	0.42
1:BC:35:TYR:O	1:BC:36:ARG:C	2.58	0.42
9:BD:102:BCL:HBB2	9:BD:102:BCL:HMB1	1.99	0.42
5:BF:9:TYR:CZ	5:BF:10:LYS:HD3	2.48	0.42
5:BF:48:ASP:OD1	5:BF:48:ASP:N	2.52	0.42
5:BI:26:ALA:O	5:BI:27:PHE:C	2.56	0.42
5:BK:12:TRP:CE3	5:BK:12:TRP:CA	3.02	0.42
5:BK:4:MET:O	5:BK:8:LEU:HG	2.19	0.42
2:BL:155:PHE:HB3	2:BL:165:TRP:CE2	2.54	0.42
11:BL:304:UQ8:H25	11:BL:304:UQ8:H22	1.80	0.42
2:BL:82:TYR:HA	2:BL:85:ARG:NE	2.33	0.42
3:BM:264:SER:O	3:BM:267:ARG:HB2	2.20	0.42
3:BM:52:TYR:CD2	3:BM:136:ARG:NE	2.82	0.42
9:BK:102:BCL:C3D	9:BN:101:BCL:C2D	2.98	0.42
6:BN:32:VAL:CG2	9:BN:101:BCL:HBA2	2.50	0.42
5:BQ:43:ASP:CA	5:BS:47:LEU:HB3	2.50	0.42
6:BR:10:THR:CG2	6:BR:11:ASP:N	2.82	0.42
9:BT:101:BCL:CHB	9:BU:102:BCL:HMB3	2.49	0.42
9:BW:102:BCL:HMD2	6:BX:36:HIS:HD2	1.82	0.42
6:BZ:40:TRP:HB2	6:BZ:45:TRP:CZ3	2.54	0.42
5:A1:12:TRP:CD1	6:A2:18:HIS:CB	3.03	0.42
6:A2:41:LEU:HD23	6:A2:41:LEU:C	2.39	0.42
5:A3:56:GLN:HG2	5:A3:57:ALA:H	1.85	0.42
6:A4:46:LEU:HB2	5:A5:52:PRO:HD2	2.02	0.42
6:A8:45:TRP:CZ3	9:A8:101:BCL:HAC2	2.55	0.42
5:A9:46:TRP:CZ2	9:A9:102:BCL:H2C	2.55	0.42
2:AL:97:ILE:HG21	5:A9:37:MET:HE3	2.02	0.42
5:AA:44:LEU:HD12	5:AA:46:TRP:N	2.34	0.42
1:AC:116:TRP:CD1	1:AC:116:TRP:N	2.87	0.42
1:AC:264:PRO:O	1:AC:265:LYS:C	2.58	0.42
1:AC:313:ALA:C	1:AC:314:VAL:CG2	2.88	0.42

Continued on next page...

Continued from previous page...

Atom-1	Atom-2	Interatomic distance (Å)	Clash overlap (Å)
1:AC:317:PRO:O	1:AC:318:LEU:HB2	2.20	0.42
1:AC:153:TYR:CB	1:AC:323:MET:HE3	2.36	0.42
5:AF:28:GLN:CB	9:AF:102:BCL:C1	2.68	0.42
4:AH:173:ASP:OD1	4:AH:175:SER:N	2.31	0.42
4:AH:149:PRO:HG3	4:AH:204:LYS:HB3	2.02	0.42
5:AI:39:VAL:O	5:AI:43:ASP:CB	2.68	0.42
2:AL:116:ILE:HG22	2:AL:117:CYS:N	2.35	0.42
2:AL:142:PHE:CD1	2:AL:142:PHE:C	2.92	0.42
2:AL:147:LEU:N	2:AL:147:LEU:CD1	2.83	0.42
2:AL:221:GLU:C	2:AL:223:THR:N	2.73	0.42
2:AL:281:TRP:OXT	2:AL:281:TRP:HD1	2.02	0.42
2:AL:38:VAL:CG2	2:AL:39:GLY:N	2.82	0.42
2:AL:63:SER:C	2:AL:65:LEU:N	2.73	0.42
2:AL:82:TYR:HB3	2:AL:85:ARG:CG	2.50	0.42
3:AM:35:ILE:HD11	15:AM:409:PEF:H312	2.00	0.42
14:AM:406:CRT:H2M1	5:AO:41:SER:OG	2.20	0.42
9:AK:102:BCL:C4D	9:AN:101:BCL:HMD1	2.49	0.42
6:AV:20:ILE:HG23	6:AV:21:PHE:N	2.35	0.42
5:AY:10:LYS:HB3	14:A2:102:CRT:H23	2.01	0.42
6:B0:22:MET:O	6:B0:26:TYR:HD2	2.03	0.42
5:B3:17:PRO:O	5:B3:21:LEU:CB	2.67	0.42
9:B4:101:BCL:H3A	9:B4:101:BCL:HBA1	1.56	0.42
6:B6:33:VAL:O	6:B6:37:LEU:HB2	2.20	0.42
5:B9:43:ASP:CG	5:B9:44:LEU:HD12	2.40	0.42
5:BA:33:LEU:O	14:B0:101:CRT:H2M3	2.20	0.42
1:BC:132:GLU:O	1:BC:136:ALA:HB2	2.20	0.42
1:BC:20:LEU:CD2	1:BC:21:LEU:N	2.75	0.42
1:BC:306:SER:O	1:BC:309:THR:N	2.52	0.42
1:BC:236:MET:HG3	7:BC:503:HEM:CHB	2.49	0.42
1:BC:53:ILE:HG22	1:BC:54:GLN:N	2.35	0.42
5:BF:35:ILE:O	5:BF:36:HIS:C	2.58	0.42
9:BG:101:BCL:NB	9:BI:102:BCL:HMB3	2.34	0.42
5:BI:39:VAL:C	5:BI:41:SER:H	2.22	0.42
2:BL:225:PHE:O	2:BL:229:VAL:HG22	2.19	0.42
2:BL:44:LEU:HD22	2:BL:48:LEU:HD12	2.01	0.42
2:BL:75:ILE:HD12	2:BL:94:LEU:HD22	2.01	0.42
3:BM:205:SER:HB2	9:BM:402:BCL:HMA2	2.02	0.42
3:BM:214:LEU:O	3:BM:218:MET:CG	2.67	0.42
9:BM:402:BCL:H141	9:BM:402:BCL:H161	1.85	0.42
3:BM:161:GLY:HA3	14:BM:406:CRT:H291	2.00	0.42
5:BO:17:PRO:HG2	5:BO:18:ARG:H	1.85	0.42

Continued on next page...

Continued from previous page...

Atom-1	Atom-2	Interatomic distance (Å)	Clash overlap (Å)
3:BM:84:PHE:CE2	5:BW:37:MET:HG2	2.54	0.42
5:BY:11:ILE:CG2	5:BY:15:LEU:HD12	2.50	0.42
6:BZ:38:LEU:C	6:BZ:38:LEU:HD23	2.38	0.42
5:A1:28:GLN:CB	9:A1:102:BCL:C2	2.94	0.42
5:A1:12:TRP:HZ2	6:A2:21:PHE:CE2	2.25	0.42
9:A6:101:BCL:HMB3	9:A7:103:BCL:CHB	2.50	0.42
5:A7:35:ILE:O	5:A7:39:VAL:HG23	2.20	0.42
9:AA:101:BCL:CAC	9:AB:101:BCL:HBC3	2.50	0.42
14:AB:102:CRT:H10	14:AB:102:CRT:H81	1.88	0.42
14:AB:102:CRT:H2M2	5:AD:37:MET:HE2	2.01	0.42
1:AC:295:ARG:HD2	7:AC:502:HEM:CGD	2.50	0.42
5:AF:44:LEU:CD1	5:AF:44:LEU:O	2.62	0.42
6:AG:25:MET:SD	6:AG:29:PHE:CZ	3.13	0.42
3:AM:268:TRP:HZ2	4:AH:34:ASP:OD2	2.02	0.42
2:AL:13:ARG:CA	4:AH:99:PRO:HB2	2.50	0.42
2:AL:168:ASN:C	2:AL:170:GLY:H	2.23	0.42
2:AL:174:LEU:CD1	2:AL:174:LEU:N	2.83	0.42
2:AL:3:MET:O	4:AH:41:LEU:HG	2.19	0.42
2:AL:59:THR:OG1	2:AL:65:LEU:HD12	2.20	0.42
3:AM:234:GLU:O	3:AM:237:GLN:N	2.53	0.42
2:AL:226:ARG:NE	3:AM:47:GLN:NE2	2.68	0.42
9:AP:101:BCL:HBA1	9:AP:101:BCL:H3A	1.76	0.42
14:AP:102:CRT:H2M3	5:AQ:36:HIS:CB	2.50	0.42
9:AQ:102:BCL:HBC2	9:AR:101:BCL:CMD	2.49	0.42
5:AQ:19:ARG:O	5:AQ:22:VAL:HG12	2.20	0.42
6:AR:29:PHE:CD1	9:AR:101:BCL:H11	2.55	0.42
14:AS:104:CRT:H21	6:AV:25:MET:HE2	2.02	0.42
5:AY:38:ILE:H	5:AY:38:ILE:HG13	1.75	0.42
6:AZ:36:HIS:CE1	9:AZ:101:BCL:C4A	3.03	0.42
9:B2:101:BCL:HBB3	9:B2:101:BCL:HMB1	2.02	0.42
5:B3:5:ASN:CA	5:B3:8:LEU:HD12	2.38	0.42
5:B9:8:LEU:HD22	5:B9:11:ILE:HD11	2.02	0.42
5:BA:37:MET:CE	14:B0:101:CRT:H2M1	2.50	0.42
1:BC:159:ASN:HA	1:BC:160:PRO:HD3	1.77	0.42
5:BD:46:TRP:CE2	9:BD:102:BCL:H2C	2.54	0.42
9:BB:101:BCL:H92	9:BD:102:BCL:HED3	2.02	0.42
6:BG:21:PHE:CE1	14:BG:102:CRT:H16	2.54	0.42
4:BH:141:GLU:H	4:BH:141:GLU:CD	2.23	0.42
4:BH:93:SER:O	4:BH:98:SER:HB2	2.20	0.42
5:BI:45:ASN:O	5:BI:47:LEU:N	2.53	0.42
5:BI:56:GLN:H	5:BI:56:GLN:HG3	1.66	0.42

Continued on next page...

Continued from previous page...

Atom-1	Atom-2	Interatomic distance (Å)	Clash overlap (Å)
6:BJ:29:PHE:N	6:BJ:29:PHE:HD1	2.18	0.42
6:BG:46:LEU:HB3	6:BJ:42:TYR:OH	2.18	0.42
5:BK:47:LEU:H	5:BK:47:LEU:CD2	2.29	0.42
5:BK:55:TYR:HD1	5:BK:56:GLN:N	2.18	0.42
2:BL:175:HIS:CE1	3:BM:184:ASP:OD2	2.73	0.42
2:BL:207:THR:C	2:BL:209:PRO:HD3	2.41	0.42
2:BL:44:LEU:O	2:BL:48:LEU:HB2	2.19	0.42
3:BM:219:HIS:CE1	3:BM:223:ILE:HD11	2.54	0.42
3:BM:84:PHE:O	3:BM:87:LEU:HB2	2.20	0.42
9:BO:102:BCL:CAD	9:BP:101:BCL:CAD	2.98	0.42
5:BO:3:THR:C	5:BO:5:ASN:H	2.23	0.42
5:BO:32:GLY:N	9:BP:101:BCL:HED2	2.35	0.42
6:BP:27:ALA:O	6:BP:31:LEU:CG	2.67	0.42
5:BQ:42:THR:CG2	5:BS:47:LEU:HG	2.49	0.42
6:BV:28:TRP:HA	6:BV:31:LEU:HD12	2.01	0.42
5:BY:28:GLN:HB3	9:BY:102:BCL:H12	2.02	0.42
5:BY:38:ILE:HD12	5:BY:39:VAL:HG23	2.02	0.42
5:A7:11:ILE:CG1	14:A0:101:CRT:H132	2.49	0.41
5:A1:60:LYS:O	5:A1:61:LYS:OXT	2.38	0.41
6:A2:31:LEU:O	6:A2:34:ILE:HG22	2.20	0.41
5:A3:51:ILE:HB	5:A3:52:PRO:HA	2.02	0.41
9:AA:101:BCL:HBB3	9:AA:101:BCL:HMB1	2.01	0.41
5:AA:39:VAL:C	5:AA:41:SER:H	2.24	0.41
5:AA:45:ASN:O	5:AA:47:LEU:N	2.53	0.41
1:AC:153:TYR:O	1:AC:157:ARG:HG2	2.20	0.41
1:AC:274:ARG:O	1:AC:277:ARG:HB2	2.20	0.41
6:AG:36:HIS:ND1	9:AG:101:BCL:H142	2.35	0.41
5:AI:27:PHE:CD1	5:AI:27:PHE:C	2.93	0.41
2:AL:6:PHE:CE1	3:AM:241:ARG:NH1	2.88	0.41
3:AM:179:ILE:O	3:AM:182:HIS:ND1	2.49	0.41
3:AM:191:ILE:O	3:AM:192:ARG:C	2.58	0.41
2:AL:196:LEU:HB2	3:AM:216:PHE:CB	2.50	0.41
14:AM:406:CRT:H81	14:AM:406:CRT:H10	1.87	0.41
3:AM:59:LEU:CD2	3:AM:128:LEU:HD21	2.49	0.41
6:AN:32:VAL:CG1	9:AN:101:BCL:H141	2.46	0.41
5:AO:11:ILE:HG22	5:AO:15:LEU:HD12	2.02	0.41
5:AS:12:TRP:HZ3	5:AS:20:VAL:HG11	1.85	0.41
5:AS:46:TRP:CD1	5:AS:47:LEU:N	2.88	0.41
9:AV:102:BCL:HBB3	9:AV:102:BCL:HMB1	2.01	0.41
5:AU:12:TRP:CD1	6:AV:18:HIS:CA	3.03	0.41
9:AY:102:BCL:HHC	9:AY:102:BCL:OBB	2.19	0.41

Continued on next page...

Continued from previous page...

Atom-1	Atom-2	Interatomic distance (Å)	Clash overlap (Å)
5:B9:36:HIS:CD2	9:B0:102:BCL:CMD	3.02	0.41
5:B3:2:PHE:CE1	5:B3:5:ASN:CG	2.84	0.41
1:BC:254:ARG:HD3	1:BC:254:ARG:C	2.40	0.41
5:BD:16:ASP:OD2	5:BD:18:ARG:CG	2.68	0.41
5:BF:44:LEU:O	5:BF:46:TRP:N	2.49	0.41
6:BG:17:PHE:O	6:BG:21:PHE:HB3	2.19	0.41
6:BG:30:GLY:HA2	6:BG:33:VAL:CG1	2.50	0.41
4:BH:186:VAL:HG22	4:BH:193:VAL:HG22	2.02	0.41
4:BH:31:ARG:HH21	4:BH:34:ASP:CB	2.33	0.41
5:BI:15:LEU:HD12	5:BI:20:VAL:HG11	2.01	0.41
2:BL:139:VAL:HA	2:BL:143:VAL:CG2	2.50	0.41
2:BL:38:VAL:CG2	2:BL:39:GLY:H	2.25	0.41
3:BM:61:ILE:CG1	3:BM:129:TRP:HZ3	2.33	0.41
3:BM:191:ILE:O	3:BM:192:ARG:C	2.57	0.41
9:BL:303:BCL:H11	3:BM:210:TYR:HB3	2.01	0.41
3:BM:221:ALA:O	3:BM:222:THR:C	2.57	0.41
6:BN:22:MET:HG3	6:BN:26:TYR:CE2	2.54	0.41
14:BO:103:CRT:H23	6:BR:16:GLU:CB	2.50	0.41
5:BS:30:VAL:CG1	5:BS:31:LEU:N	2.82	0.41
5:BU:11:ILE:C	14:BU:103:CRT:H21A	2.40	0.41
5:BU:35:ILE:HD13	5:BU:35:ILE:HA	1.84	0.41
5:BU:43:ASP:OD2	5:BW:47:LEU:HA	2.20	0.41
6:A0:26:TYR:O	6:A0:27:ALA:C	2.59	0.41
5:A3:22:VAL:HA	5:A3:25:VAL:CG2	2.51	0.41
5:A5:44:LEU:HD12	5:A5:46:TRP:HB3	2.01	0.41
6:AB:24:SER:OG	5:A9:4:MET:HE2	2.20	0.41
1:AC:270:TRP:CE3	1:AC:271:TYR:CD1	3.08	0.41
1:AC:276:VAL:HG23	1:AC:280:ASN:ND2	2.34	0.41
1:AC:65:ALA:CB	1:AC:89:GLU:OE1	2.68	0.41
5:AF:18:ARG:HG3	5:AF:18:ARG:HH11	1.85	0.41
5:AF:45:ASN:O	5:AF:47:LEU:N	2.54	0.41
6:AJ:17:PHE:C	6:AJ:17:PHE:CD1	2.93	0.41
2:AL:193:CYS:SG	2:AL:193:CYS:O	2.77	0.41
2:AL:48:LEU:HD23	2:AL:51:VAL:HG21	2.01	0.41
2:AL:206:VAL:HG13	3:AM:142:MET:HE1	2.02	0.41
2:AL:203:ILE:CG2	3:AM:266:HIS:ND1	2.62	0.41
3:AM:28:LEU:HD12	3:AM:28:LEU:H	1.85	0.41
3:AM:73:PHE:O	3:AM:74:ASN:C	2.59	0.41
6:AN:18:HIS:O	6:AN:22:MET:CB	2.68	0.41
5:AS:30:VAL:HG22	15:AS:101:PEF:H412	0.57	0.41
5:AS:49:ASP:CG	5:AS:50:ASN:N	2.73	0.41

Continued on next page...

Continued from previous page...

Atom-1	Atom-2	Interatomic distance (Å)	Clash overlap (Å)
6:AT:16:GLU:OE1	14:AT:102:CRT:H31A	2.19	0.41
6:AV:15:LYS:O	6:AV:18:HIS:HB3	2.20	0.41
5:AY:36:HIS:O	5:AY:40:LEU:CB	2.67	0.41
9:B7:103:BCL:HMB1	9:B7:103:BCL:HBB3	2.02	0.41
5:B7:56:GLN:HG2	5:B7:57:ALA:N	2.35	0.41
9:BA:101:BCL:C4C	9:BB:101:BCL:HMD2	2.49	0.41
1:BC:153:TYR:CE1	1:BC:158:GLY:N	2.88	0.41
1:BC:233:PHE:O	1:BC:235:LEU:N	2.53	0.41
1:BC:259:TRP:CH2	7:BC:503:HEM:HAD1	2.56	0.41
6:BJ:21:PHE:O	6:BJ:22:MET:C	2.58	0.41
5:BI:49:ASP:O	5:BK:60:LYS:CB	2.68	0.41
2:BL:12:VAL:HB	4:BH:113:PRO:HD3	2.01	0.41
2:BL:253:SER:O	2:BL:254:ALA:C	2.57	0.41
2:BL:72:ARG:HG2	3:BM:305:PRO:HA	2.01	0.41
3:BM:98:PRO:CB	3:BM:171:TRP:HB3	2.48	0.41
3:BM:210:TYR:O	3:BM:213:ALA:HB3	2.20	0.41
3:BM:268:TRP:NE1	4:BH:30:LEU:HD22	2.35	0.41
3:BM:284:ILE:HD11	9:BM:402:BCL:CAD	2.51	0.41
5:BO:38:ILE:CG1	5:BO:39:VAL:N	2.73	0.41
6:BP:22:MET:O	6:BP:25:MET:HB3	2.20	0.41
9:BQ:104:BCL:H11	6:BR:29:PHE:HA	2.02	0.41
5:A1:10:LYS:HD2	6:A4:20:ILE:CG2	2.49	0.41
5:A3:28:GLN:HE21	5:A3:28:GLN:CA	2.33	0.41
9:A5:102:BCL:OBD	6:A6:32:VAL:HG23	2.20	0.41
5:A5:20:VAL:HB	9:A7:103:BCL:C20	2.50	0.41
2:AL:21:ASP:HB3	5:A7:19:ARG:HE	1.84	0.41
5:AA:15:LEU:N	5:AA:15:LEU:HD22	2.34	0.41
2:AL:51:VAL:HG12	5:AA:37:MET:HG2	2.01	0.41
1:AC:63:PRO:O	1:AC:92:ARG:CZ	2.67	0.41
6:AE:8:GLY:O	6:AE:9:LEU:HG	2.20	0.41
6:AG:10:THR:CG2	6:AG:11:ASP:N	2.82	0.41
9:AG:101:BCL:HHB	9:AI:102:BCL:HMA1	2.02	0.41
5:AI:44:LEU:HD13	6:AJ:43:ARG:CD	2.41	0.41
2:AL:138:LEU:C	2:AL:140:LEU:N	2.73	0.41
2:AL:144:ARG:O	2:AL:146:LEU:N	2.53	0.41
2:AL:175:HIS:CD2	2:AL:178:TYR:CZ	3.08	0.41
3:AM:12:GLN:O	3:AM:13:VAL:HG13	2.19	0.41
3:AM:261:THR:H	3:AM:264:SER:HG	1.68	0.41
3:AM:299:VAL:CB	3:AM:304:ALA:HB3	2.41	0.41
3:AM:61:ILE:CG2	3:AM:62:PHE:N	2.83	0.41
3:AM:83:VAL:HA	3:AM:86:PHE:CB	2.50	0.41

Continued on next page...

Continued from previous page...

Atom-1	Atom-2	Interatomic distance (Å)	Clash overlap (Å)
6:AP:17:PHE:HA	6:AP:20:ILE:HG22	2.01	0.41
5:AQ:39:VAL:HG13	5:AQ:43:ASP:HB3	2.01	0.41
5:AQ:24:ILE:HD11	9:AS:103:BCL:H191	2.01	0.41
6:AT:29:PHE:HD1	6:AT:29:PHE:N	2.17	0.41
5:AW:28:GLN:NE2	14:AX:102:CRT:H27	2.35	0.41
5:AY:13:LEU:HD22	6:AZ:14:ALA:HB2	2.01	0.41
6:B0:36:HIS:CE1	9:B0:102:BCL:CHB	2.99	0.41
6:B0:21:PHE:CD1	14:B0:101:CRT:H16	2.56	0.41
5:B7:20:VAL:HG23	5:B7:21:LEU:N	2.35	0.41
9:BA:101:BCL:C20	5:B9:24:ILE:HD13	2.48	0.41
5:BA:39:VAL:HG11	9:BB:101:BCL:HBC3	2.02	0.41
6:BB:40:TRP:CZ3	6:BB:44:PRO:HA	2.55	0.41
1:BC:170:PRO:CG	1:BC:171:GLY:H	2.33	0.41
1:BC:130:MET:HB3	7:BC:502:HEM:C4B	2.55	0.41
9:BF:102:BCL:H143	14:BG:102:CRT:C13	2.49	0.41
14:BF:103:CRT:C2M	5:BK:36:HIS:HB3	2.49	0.41
6:BG:16:GLU:O	6:BG:20:ILE:HG22	2.19	0.41
4:BH:206:ALA:C	4:BH:208:LYS:N	2.73	0.41
4:BH:59:PRO:O	4:BH:60:ASP:C	2.57	0.41
5:BI:27:PHE:CE2	5:BK:29:ILE:CD1	3.02	0.41
5:BI:29:ILE:CG2	5:BI:30:VAL:N	2.83	0.41
5:BI:46:TRP:NE1	5:BI:47:LEU:HD12	2.35	0.41
6:BJ:38:LEU:C	6:BJ:38:LEU:HD23	2.40	0.41
2:BL:106:PHE:O	2:BL:110:ALA:HB2	2.20	0.41
2:BL:111:LEU:HA	2:BL:114:VAL:CG2	2.50	0.41
2:BL:186:ILE:HG23	9:BL:301:BCL:HMB3	2.02	0.41
2:BL:30:PHE:N	2:BL:30:PHE:CD1	2.88	0.41
2:BL:32:VAL:HG12	2:BL:33:GLY:N	2.36	0.41
2:BL:231:TYR:OH	3:BM:40:LEU:HD21	2.20	0.41
9:BO:102:BCL:HMB1	9:BO:102:BCL:HBB2	2.01	0.41
9:BO:102:BCL:HBB3	9:BO:102:BCL:HMB1	2.01	0.41
5:BQ:25:VAL:HG13	5:BQ:26:ALA:N	2.35	0.41
5:BQ:42:THR:CG2	5:BQ:43:ASP:H	2.21	0.41
6:BR:45:TRP:O	6:BR:46:LEU:CB	2.67	0.41
9:BU:102:BCL:HBC1	9:BV:101:BCL:HBC3	2.02	0.41
5:BW:29:ILE:CA	9:BW:102:BCL:H11	2.42	0.41
6:A0:20:ILE:O	6:A0:20:ILE:HD13	2.20	0.41
6:A2:17:PHE:HB2	14:A2:102:CRT:H41	2.03	0.41
6:A8:24:SER:O	6:A8:27:ALA:N	2.54	0.41
6:A8:46:LEU:HD22	6:A0:42:TYR:HE2	1.76	0.41
9:A8:101:BCL:CMC	9:A9:102:BCL:OBB	2.68	0.41

Continued on next page...

Continued from previous page...

Atom-1	Atom-2	Interatomic distance (Å)	Clash overlap (Å)
5:AA:12:TRP:O	6:AB:9:LEU:HD22	2.20	0.41
6:AB:21:PHE:CE1	14:AB:102:CRT:H16	2.56	0.41
1:AC:125:VAL:O	1:AC:128:ARG:HB2	2.21	0.41
1:AC:274:ARG:NH1	1:AC:274:ARG:CG	2.82	0.41
4:AH:32:ARG:NH2	4:AH:60:ASP:HB2	2.30	0.41
4:AH:45:ARG:HA	4:AH:96:PRO:HB3	2.02	0.41
5:AI:52:PRO:HB2	5:AI:55:TYR:CD2	2.56	0.41
5:AI:52:PRO:CG	5:AI:55:TYR:HE2	2.31	0.41
9:AJ:101:BCL:NB	9:AK:102:BCL:CMB	2.83	0.41
2:AL:114:VAL:O	2:AL:118:ARG:HG3	2.20	0.41
2:AL:151:TRP:C	2:AL:153:HIS:N	2.72	0.41
2:AL:170:GLY:O	2:AL:176:PHE:HD1	2.03	0.41
9:AL:301:BCL:CHD	9:AL:301:BCL:HBC3	2.43	0.41
2:AL:205:SER:O	3:AM:142:MET:SD	2.78	0.41
3:AM:189:PHE:O	3:AM:190:SER:C	2.59	0.41
9:AM:402:BCL:HBB3	9:AM:402:BCL:HMB1	2.01	0.41
15:AM:408:PEF:H51	15:AM:408:PEF:O2P	2.21	0.41
3:AM:98:PRO:CG	3:AM:171:TRP:HB3	2.50	0.41
5:AS:27:PHE:CZ	5:AU:29:ILE:CG1	3.04	0.41
5:AU:19:ARG:HB3	5:AU:19:ARG:CZ	2.50	0.41
5:AU:33:LEU:N	5:AU:33:LEU:HD12	2.35	0.41
5:AU:50:ASN:HB3	5:AW:59:GLY:HA3	2.02	0.41
6:AX:21:PHE:CD2	14:AX:102:CRT:C15	3.03	0.41
6:AZ:46:LEU:HD12	5:A1:52:PRO:CG	2.49	0.41
5:B1:13:LEU:HD13	14:B1:103:CRT:H23	1.79	0.41
5:B1:11:ILE:CG1	14:B1:103:CRT:H81	2.50	0.41
5:B3:3:THR:HB	5:B3:4:MET:H	1.56	0.41
5:B3:4:MET:SD	5:B3:4:MET:N	2.89	0.41
5:B5:29:ILE:HG23	5:B5:30:VAL:H	1.84	0.41
9:B8:101:BCL:HMC2	9:B9:102:BCL:OBB	2.21	0.41
6:B8:32:VAL:O	6:B8:35:ALA:HB3	2.20	0.41
1:BC:248:THR:OG1	1:BC:249:PHE:N	2.54	0.41
7:BC:504:HEM:HBD1	7:BC:504:HEM:HHA	2.02	0.41
6:BG:36:HIS:CE1	9:BG:101:BCL:C4A	3.03	0.41
4:BH:125:LEU:CB	4:BH:129:GLY:O	2.67	0.41
5:BK:16:ASP:HB2	5:BK:19:ARG:HD3	2.02	0.41
5:BK:46:TRP:CE2	9:BK:102:BCL:H2C	2.56	0.41
2:BL:106:PHE:N	2:BL:106:PHE:CD1	2.87	0.41
2:BL:138:LEU:N	2:BL:138:LEU:HD12	2.36	0.41
2:BL:233:ILE:HG12	2:BL:237:ALA:HB1	2.02	0.41
2:BL:69:ASN:ND2	2:BL:71:TRP:HB2	2.35	0.41

Continued on next page...

Continued from previous page...

Atom-1	Atom-2	Interatomic distance (Å)	Clash overlap (Å)
2:BL:82:TYR:CA	2:BL:85:ARG:HE	2.30	0.41
3:BM:132:ARG:CD	3:BM:132:ARG:O	2.67	0.41
3:BM:237:GLN:CD	3:BM:244:ALA:HB3	2.41	0.41
3:BM:290:VAL:HG12	3:BM:291:VAL:HG23	2.02	0.41
3:BM:194:GLY:N	3:BM:293:ASN:HA	2.35	0.41
5:BQ:45:ASN:HB2	5:BQ:49:ASP:HB3	2.01	0.41
5:BS:10:LYS:O	5:BS:13:LEU:HB2	2.21	0.41
9:BU:102:BCL:C4D	9:BV:101:BCL:CMD	2.98	0.41
5:BU:13:LEU:HD12	14:BU:103:CRT:H1M2	2.02	0.41
5:BY:18:ARG:NH1	5:BY:18:ARG:HG2	2.35	0.41
5:BY:33:LEU:HD12	5:BY:33:LEU:C	2.41	0.41
5:BY:35:ILE:O	5:BY:36:HIS:C	2.59	0.41
5:BY:17:PRO:HB3	6:BZ:17:PHE:CE2	2.55	0.41
9:A0:102:BCL:HBB2	9:A0:102:BCL:HMB1	2.02	0.41
5:AY:11:ILE:HA	14:A2:102:CRT:H82	2.03	0.41
14:A5:103:CRT:H181	14:A5:103:CRT:H20	1.92	0.41
5:A7:17:PRO:HG2	5:A7:18:ARG:H	1.85	0.41
9:A8:101:BCL:CMC	9:A9:102:BCL:CBB	2.92	0.41
1:AC:128:ARG:NE	7:AC:501:HEM:O2D	2.53	0.41
5:AD:43:ASP:CG	5:AD:44:LEU:H	2.24	0.41
4:AH:232:THR:OG1	4:AH:235:GLU:HG2	2.20	0.41
4:AH:240:CYS:O	4:AH:242:TYR:N	2.54	0.41
4:AH:54:LYS:HE2	4:AH:58:PHE:CE1	2.55	0.41
4:AH:80:ARG:HG3	4:AH:80:ARG:HH11	1.85	0.41
9:AK:102:BCL:O1D	9:AK:102:BCL:H2A	2.19	0.41
2:AL:139:VAL:HG23	2:AL:258:LEU:HD13	2.02	0.41
2:AL:164:ASP:C	2:AL:166:VAL:N	2.73	0.41
2:AL:199:HIS:C	2:AL:201:SER:H	2.24	0.41
3:AM:102:TYR:O	3:AM:103:GLY:C	2.59	0.41
3:AM:175:VAL:HA	3:AM:185:TRP:CG	2.53	0.41
2:AL:215:VAL:HG11	3:AM:239:THR:CG2	2.51	0.41
6:AN:20:ILE:HG21	14:AN:102:CRT:C8	2.51	0.41
5:AK:11:ILE:CG1	14:AP:102:CRT:H81	2.51	0.41
6:AP:15:LYS:O	6:AP:16:GLU:C	2.58	0.41
6:AV:10:THR:CG2	6:AV:11:ASP:H	2.29	0.41
5:AY:8:LEU:CD2	5:AY:11:ILE:HD11	2.47	0.41
6:B0:29:PHE:O	6:B0:32:VAL:N	2.54	0.41
9:B1:102:BCL:HMD2	9:B2:101:BCL:CHD	2.50	0.41
5:B1:36:HIS:NE2	9:B2:101:BCL:HMD1	2.32	0.41
14:B1:103:CRT:H35	5:B3:31:LEU:HD11	2.02	0.41
14:BA:102:CRT:H403	5:BD:35:ILE:CD1	2.47	0.41

Continued on next page...

Continued from previous page...

Atom-1	Atom-2	Interatomic distance (Å)	Clash overlap (Å)
5:BA:47:LEU:HA	5:B9:43:ASP:OD2	2.20	0.41
1:BC:264:PRO:HG2	1:BC:265:LYS:HD2	2.02	0.41
5:BF:50:ASN:CG	6:BG:43:ARG:NH2	2.55	0.41
5:BF:55:TYR:CD1	5:BF:55:TYR:N	2.88	0.41
9:BF:102:BCL:C2D	9:BG:101:BCL:C2D	2.98	0.41
6:BG:28:TRP:O	6:BG:31:LEU:N	2.53	0.41
4:BH:100:LEU:O	4:BH:111:PHE:HE2	2.03	0.41
4:BH:142:PHE:HZ	4:BH:173:ASP:O	2.03	0.41
4:BH:176:GLU:O	4:BH:178:GLN:HG2	2.20	0.41
4:BH:58:PHE:N	4:BH:59:PRO:CD	2.83	0.41
4:BH:5:ILE:CG2	4:BH:6:THR:N	2.52	0.41
6:BJ:17:PHE:HD1	6:BJ:17:PHE:C	2.24	0.41
6:BJ:33:VAL:CG1	6:BJ:34:ILE:N	2.82	0.41
5:BK:33:LEU:O	5:BK:37:MET:HG2	2.20	0.41
2:BL:156:PRO:O	2:BL:157:TYR:CD1	2.73	0.41
2:BL:192:ASN:CA	2:BL:245:LEU:HD13	2.51	0.41
1:BC:28:PRO:HD3	2:BL:262:PRO:HA	2.01	0.41
3:BM:134:TYR:CG	3:BM:144:GLN:NE2	2.88	0.41
3:BM:196:LEU:C	3:BM:198:TYR:N	2.73	0.41
2:BL:190:PHE:CZ	9:BM:402:BCL:CGA	3.03	0.41
9:BN:101:BCL:H18	9:BO:102:BCL:HMC3	2.01	0.41
9:BO:102:BCL:CBD	9:BP:101:BCL:CAD	2.99	0.41
5:BS:8:LEU:HB3	6:BT:18:HIS:CE1	2.56	0.41
5:BU:43:ASP:HB2	5:BW:47:LEU:CD2	2.48	0.41
6:AB:42:TYR:CZ	6:A0:46:LEU:HD22	2.56	0.41
14:A1:103:CRT:H10	14:A1:103:CRT:H81	1.57	0.41
5:A3:46:TRP:NE1	5:A3:47:LEU:CD2	2.84	0.41
6:A8:32:VAL:O	6:A8:35:ALA:HB3	2.20	0.41
6:AB:46:LEU:HD13	6:AE:42:TYR:OH	2.20	0.41
1:AC:276:VAL:HG22	1:AC:280:ASN:HD22	1.85	0.41
6:AE:38:LEU:C	6:AE:38:LEU:HD23	2.41	0.41
4:AH:184:VAL:O	4:AH:193:VAL:HG22	2.20	0.41
2:AL:101:CYS:O	2:AL:102:ALA:C	2.59	0.41
2:AL:147:LEU:O	2:AL:148:MET:HG2	2.21	0.41
3:AM:123:THR:HA	3:AM:157:TYR:OH	2.21	0.41
3:AM:161:GLY:HA3	14:AM:406:CRT:H291	2.02	0.41
3:AM:164:ARG:HD3	3:AM:164:ARG:C	2.41	0.41
3:AM:104:LEU:CD2	3:AM:169:GLY:HA2	2.48	0.41
3:AM:226:VAL:HG22	3:AM:229:PHE:HB2	2.03	0.41
6:AN:31:LEU:CA	6:AN:34:ILE:HG22	2.48	0.41
5:AO:43:ASP:OD1	5:AO:44:LEU:HD23	2.21	0.41

Continued on next page...

Continued from previous page...

Atom-1	Atom-2	Interatomic distance (Å)	Clash overlap (Å)
9:AO:102:BCL:C4D	9:AP:101:BCL:C2D	2.98	0.41
5:AS:36:HIS:HD2	5:AS:46:TRP:CH2	2.38	0.41
14:AS:104:CRT:C36	5:AW:33:LEU:HA	2.34	0.41
14:B1:103:CRT:H183	9:B3:102:BCL:H92	2.01	0.41
6:B6:23:GLN:HG3	6:B6:24:SER:H	1.85	0.41
5:BA:15:LEU:O	5:BA:16:ASP:C	2.58	0.41
5:BD:31:LEU:HA	5:BD:31:LEU:HD12	1.80	0.41
5:BF:35:ILE:HG13	9:BG:101:BCL:O1D	2.21	0.41
5:BF:40:LEU:HD13	5:BF:46:TRP:CZ2	2.56	0.41
4:BH:151:PRO:HA	4:BH:154:MET:CG	2.50	0.41
4:BH:35:LYS:HZ2	4:BH:59:PRO:HG2	1.86	0.41
2:BL:120:LEU:O	2:BL:121:GLY:C	2.59	0.41
11:BL:304:UQ8:H32A	11:BL:304:UQ8:H35	1.83	0.41
3:BM:184:ASP:O	3:BM:187:ALA:N	2.53	0.41
3:BM:238:ILE:HG23	3:BM:263:GLU:HB2	2.01	0.41
3:BM:296:LEU:O	3:BM:300:LYS:HG2	2.20	0.41
5:BO:10:LYS:H	5:BO:10:LYS:HG2	1.67	0.41
5:BO:30:VAL:HG13	5:BO:31:LEU:N	2.35	0.41
6:BR:45:TRP:HD1	6:BR:46:LEU:N	2.18	0.41
1:BC:178:LEU:HD12	5:BS:41:SER:HB2	2.03	0.41
5:BY:45:ASN:O	5:BY:46:TRP:C	2.58	0.41
6:BZ:21:PHE:CD1	6:BZ:22:MET:N	2.89	0.41
5:A3:55:TYR:H	5:A3:56:GLN:NE2	2.18	0.41
6:A4:27:ALA:O	6:A4:31:LEU:HG	2.21	0.41
6:A4:45:TRP:O	6:A4:46:LEU:CG	2.68	0.41
9:A5:102:BCL:H143	14:A7:102:CRT:C13	2.39	0.41
5:A5:25:VAL:HG13	9:A5:102:BCL:H41	2.01	0.41
1:AC:123:THR:OG1	1:AC:124:LYS:N	2.53	0.41
1:AC:237:MET:SD	2:AL:174:LEU:HB3	2.60	0.41
1:AC:36:ARG:NH2	2:AL:90:THR:O	2.54	0.41
5:AF:3:THR:HG22	5:AF:4:MET:CE	2.51	0.41
2:AL:5:SER:CB	4:AH:38:GLY:O	2.69	0.41
4:AH:52:ARG:HH11	4:AH:52:ARG:HB3	1.83	0.41
4:AH:64:PRO:HA	4:AH:79:PRO:HD2	2.02	0.41
6:AJ:45:TRP:O	5:AK:52:PRO:HD3	2.21	0.41
2:AL:147:LEU:HB3	2:AL:262:PRO:HB3	2.02	0.41
2:AL:182:HIS:O	2:AL:186:ILE:HG13	2.21	0.41
2:AL:192:ASN:HA	2:AL:245:LEU:CD1	2.51	0.41
2:AL:251:PHE:O	2:AL:254:ALA:HB3	2.21	0.41
3:AM:107:PRO:CD	3:AM:116:LEU:HD22	2.51	0.41
3:AM:219:HIS:O	3:AM:223:ILE:HG12	2.21	0.41

Continued on next page...

Continued from previous page...

Atom-1	Atom-2	Interatomic distance (Å)	Clash overlap (Å)
3:AM:241:ARG:CG	3:AM:242:GLY:N	2.78	0.41
3:AM:284:ILE:CD1	9:AM:402:BCL:OBD	2.68	0.41
15:AM:408:PEF:H52	4:AH:204:LYS:CE	2.46	0.41
3:AM:35:ILE:CG1	15:AM:409:PEF:H321	2.50	0.41
3:AM:85:GLN:O	3:AM:88:LYS:N	2.54	0.41
5:AO:51:ILE:O	5:AO:53:VAL:N	2.54	0.41
9:AQ:102:BCL:H62	6:AR:28:TRP:CH2	2.56	0.41
5:AQ:52:PRO:CG	5:AQ:53:VAL:H	2.34	0.41
9:AU:102:BCL:O1D	9:AU:102:BCL:C1A	2.64	0.41
5:AY:35:ILE:CA	5:AY:38:ILE:HG13	2.51	0.41
5:B1:13:LEU:CD1	14:B1:103:CRT:C2	2.46	0.41
9:B9:102:BCL:ND	9:B0:102:BCL:CMD	2.84	0.41
14:BB:102:CRT:O1	5:B9:10:LYS:HB3	2.21	0.41
9:BB:101:BCL:HHC	9:BB:101:BCL:OBB	2.19	0.41
1:BC:170:PRO:CG	1:BC:171:GLY:N	2.83	0.41
1:BC:239:ILE:O	1:BC:243:LEU:HD13	2.19	0.41
1:BC:267:THR:O	1:BC:270:TRP:N	2.54	0.41
5:BD:51:ILE:HG23	5:BD:52:PRO:HA	2.02	0.41
3:BM:242:GLY:HA2	4:BH:117:PRO:HG3	2.03	0.41
4:BH:197:ILE:C	4:BH:197:ILE:HD13	2.41	0.41
4:BH:69:LEU:CD2	4:BH:70:PRO:HD2	2.49	0.41
4:BH:69:LEU:HD11	4:BH:76:VAL:HG23	2.01	0.41
6:BJ:20:ILE:CG2	6:BJ:21:PHE:N	2.84	0.41
5:BK:44:LEU:HD21	5:BK:46:TRP:HB3	1.99	0.41
1:BC:253:THR:HG22	2:BL:171:TYR:CD2	2.56	0.41
2:BL:184:LEU:HD22	2:BL:252:TRP:HE1	1.86	0.41
2:BL:166:VAL:O	9:BL:301:BCL:CBC	2.69	0.41
3:BM:189:PHE:O	3:BM:190:SER:C	2.59	0.41
3:BM:268:TRP:CZ2	4:BH:30:LEU:HB3	2.56	0.41
3:BM:148:TRP:HB3	3:BM:270:TRP:HZ2	1.84	0.41
3:BM:51:ILE:CG1	3:BM:52:TYR:N	2.84	0.41
6:BR:46:LEU:HD13	6:BT:42:TYR:CZ	2.56	0.41
6:BT:9:LEU:HB3	6:BT:13:GLU:HG3	2.02	0.41
14:BS:103:CRT:H372	9:BU:102:BCL:HMB2	2.02	0.41
9:BU:102:BCL:ND	9:BV:101:BCL:HMD2	2.32	0.41
6:BV:20:ILE:HD13	6:BV:20:ILE:C	2.40	0.41
5:BW:36:HIS:O	5:BW:40:LEU:HB3	2.20	0.41
5:A5:53:VAL:O	5:A5:54:SER:C	2.59	0.41
1:AC:235:LEU:C	1:AC:239:ILE:HD12	2.41	0.41
1:AC:324:ALA:O	1:AC:331:TYR:OH	2.34	0.41
1:AC:32:GLN:OE1	2:AL:80:LEU:N	2.40	0.41

Continued on next page...

Continued from previous page...

Atom-1	Atom-2	Interatomic distance (Å)	Clash overlap (Å)
1:AC:53:ILE:HG12	1:AC:319:TYR:CD1	2.54	0.41
5:AD:35:ILE:C	5:AD:37:MET:N	2.74	0.41
5:AF:31:LEU:O	5:AF:35:ILE:HG12	2.20	0.41
6:AG:23:GLN:HA	6:AG:26:TYR:CD2	2.56	0.41
4:AH:32:ARG:O	4:AH:35:LYS:N	2.51	0.41
4:AH:36:ARG:NE	4:AH:65:LYS:HB2	2.36	0.41
2:AL:126:VAL:O	2:AL:129:ALA:HB3	2.21	0.41
2:AL:279:PRO:C	2:AL:280:LEU:HG	2.39	0.41
10:AL:302:BPH:C16	9:AL:303:BCL:HMB3	2.51	0.41
3:AM:39:TRP:O	3:AM:40:LEU:C	2.60	0.41
3:AM:205:SER:C	9:AM:402:BCL:CMA	2.89	0.41
3:AM:74:ASN:CG	3:AM:95:LEU:HD13	2.40	0.41
14:AN:102:CRT:H10	14:AN:102:CRT:H81	1.87	0.41
5:AO:12:TRP:CZ3	6:AP:17:PHE:CE2	3.09	0.41
5:AQ:15:LEU:HD11	5:AS:21:LEU:HD13	2.02	0.41
5:AQ:55:TYR:O	5:AQ:59:GLY:HA3	2.20	0.41
5:AS:9:TYR:CD1	5:AS:9:TYR:C	2.94	0.41
5:AU:19:ARG:CB	5:AU:19:ARG:NH2	2.84	0.41
5:AU:49:ASP:OD1	5:AU:50:ASN:N	2.47	0.41
6:AV:24:SER:O	6:AV:27:ALA:HB3	2.21	0.41
6:AX:13:GLU:HA	6:AX:16:GLU:HB3	2.03	0.41
5:AY:9:TYR:CG	5:AY:10:LYS:N	2.89	0.41
5:AY:43:ASP:HA	5:A1:48:ASP:CB	2.50	0.41
6:B2:26:TYR:HA	6:B2:29:PHE:CD2	2.55	0.41
9:B3:102:BCL:H121	9:B3:102:BCL:H8	1.75	0.41
5:B3:56:GLN:H	5:B3:56:GLN:CD	2.24	0.41
5:B9:44:LEU:N	5:B9:44:LEU:CD1	2.84	0.41
9:BA:101:BCL:HMB1	9:BA:101:BCL:HBB3	2.02	0.41
6:BB:27:ALA:HB1	5:B9:4:MET:HG3	2.03	0.41
1:BC:123:THR:O	1:BC:126:VAL:HG22	2.20	0.41
1:BC:138:ASN:O	1:BC:142:LYS:HG2	2.20	0.41
1:BC:316:LYS:O	1:BC:319:TYR:N	2.52	0.41
9:BB:101:BCL:HMA1	9:BD:102:BCL:HMA1	2.02	0.41
6:BE:31:LEU:HA	6:BE:34:ILE:HG22	2.02	0.41
5:BF:31:LEU:HD11	5:BF:35:ILE:HD11	2.02	0.41
5:BF:4:MET:O	5:BF:8:LEU:CG	2.67	0.41
4:BH:151:PRO:HA	4:BH:154:MET:HG3	2.03	0.41
4:BH:211:VAL:HG12	4:BH:213:ALA:HB3	2.03	0.41
5:BF:38:ILE:HD12	5:BI:37:MET:HE3	2.02	0.41
2:BL:137:TYR:C	2:BL:137:TYR:CD1	2.93	0.41
2:BL:144:ARG:O	2:BL:147:LEU:N	2.54	0.41

Continued on next page...

Continued from previous page...

Atom-1	Atom-2	Interatomic distance (Å)	Clash overlap (Å)
2:BL:192:ASN:HD21	3:BM:212:SER:C	2.24	0.41
9:BL:301:BCL:H201	9:BL:303:BCL:H72	2.03	0.41
2:BL:67:THR:OG1	2:BL:68:TYR:N	2.54	0.41
3:BM:28:LEU:CB	3:BM:29:PRO:HD2	2.42	0.41
3:BM:205:SER:CB	9:BM:402:BCL:HMA2	2.50	0.41
14:BO:103:CRT:H32	9:BQ:104:BCL:HMA2	2.03	0.41
5:BO:28:GLN:HB3	9:BP:101:BCL:HED1	2.02	0.41
5:BU:49:ASP:OD2	5:BU:50:ASN:OD1	2.38	0.41
5:BU:6:ALA:HA	6:BV:15:LYS:HZ1	1.86	0.41
5:BW:26:ALA:O	5:BW:30:VAL:HG12	2.21	0.41
5:BU:42:THR:O	5:BW:48:ASP:HB3	2.20	0.41
5:BW:51:ILE:CB	5:BW:52:PRO:CA	2.94	0.41
9:A0:102:BCL:HMB1	9:A0:102:BCL:HBB3	2.03	0.41
6:A0:29:PHE:O	6:A0:32:VAL:N	2.54	0.41
9:A3:103:BCL:ND	9:A3:104:BCL:CMD	2.84	0.41
5:A3:9:TYR:C	5:A3:9:TYR:CD1	2.95	0.41
5:A5:51:ILE:HA	5:A5:53:VAL:N	2.36	0.41
9:AD:102:BCL:HMB1	9:AD:102:BCL:HBB2	2.02	0.41
5:AF:50:ASN:CG	5:AF:51:ILE:N	2.73	0.41
4:AH:135:PRO:HD3	4:AH:171:TRP:CH2	2.55	0.41
4:AH:184:VAL:CG2	4:AH:195:LEU:HB2	2.50	0.41
9:AI:102:BCL:HBC2	9:AJ:101:BCL:CMD	2.51	0.41
2:AL:101:CYS:O	2:AL:104:GLY:N	2.54	0.41
2:AL:204:LEU:HD11	3:AM:267:ARG:HD3	2.02	0.41
2:AL:252:TRP:HE3	2:AL:252:TRP:HA	1.84	0.41
2:AL:157:TYR:CD1	10:AL:302:BPH:H151	2.55	0.41
2:AL:93:GLY:HA2	2:AL:96:GLN:NE2	2.36	0.41
3:AM:161:GLY:N	3:AM:165:PRO:HD2	2.36	0.41
2:AL:177:HIS:CG	3:AM:183:LEU:CD2	3.04	0.41
3:AM:249:ALA:HB2	13:AM:405:MQ8:C6	2.46	0.41
6:AJ:46:LEU:HB3	6:AN:42:TYR:OH	2.21	0.41
6:AP:24:SER:O	6:AP:27:ALA:N	2.51	0.41
5:AQ:27:PHE:HE2	5:AS:29:ILE:HD12	1.81	0.41
5:AQ:51:ILE:HG23	5:AQ:52:PRO:HA	1.99	0.41
5:AS:20:VAL:HG23	5:AS:21:LEU:N	2.35	0.41
5:AQ:43:ASP:H	5:AS:47:LEU:HB3	1.83	0.41
9:AT:101:BCL:HMB2	9:AT:101:BCL:H121	2.03	0.41
5:AS:5:ASN:O	6:AT:18:HIS:CD2	2.74	0.41
6:AT:33:VAL:CG1	6:AT:34:ILE:N	2.83	0.41
5:AS:27:PHE:CE2	5:AU:29:ILE:HG13	2.56	0.41
5:AU:42:THR:O	5:AW:48:ASP:HB3	2.21	0.41

Continued on next page...

Continued from previous page...

Atom-1	Atom-2	Interatomic distance (Å)	Clash overlap (Å)
9:AX:101:BCL:HMC1	5:AY:47:LEU:HD21	2.03	0.41
6:AZ:34:ILE:O	6:AZ:34:ILE:HD13	2.21	0.41
5:B1:13:LEU:HD13	14:B1:103:CRT:H1M3	2.02	0.41
5:B1:8:LEU:C	5:B1:10:LYS:N	2.73	0.41
2:BL:51:VAL:HG12	5:BA:37:MET:HG2	2.03	0.41
1:BC:225:SER:O	1:BC:226:LEU:C	2.58	0.41
1:BC:24:GLU:CG	2:BL:266:ARG:HH22	2.33	0.41
1:BC:281:GLN:HA	1:BC:285:TRP:HD1	1.86	0.41
1:BC:90:PHE:CD1	1:BC:91:THR:N	2.87	0.41
14:BA:102:CRT:C40	5:BD:38:ILE:HG21	2.50	0.41
9:BG:101:BCL:HMB1	9:BG:101:BCL:HBB2	2.02	0.41
6:BJ:18:HIS:NE2	6:BJ:22:MET:HE2	2.36	0.41
6:BJ:32:VAL:HG11	9:BJ:101:BCL:CBA	2.40	0.41
2:BL:51:VAL:CG1	5:BA:37:MET:HG2	2.51	0.41
3:BM:155:PHE:HE2	3:BM:278:ILE:O	2.04	0.41
3:BM:157:TYR:C	3:BM:157:TYR:CD1	2.93	0.41
3:BM:215:LEU:HD11	13:BM:405:MQ8:H193	2.03	0.41
3:BM:85:GLN:O	3:BM:88:LYS:N	2.53	0.41
5:BO:26:ALA:C	5:BO:29:ILE:HG22	2.39	0.41
5:BO:35:ILE:O	5:BO:38:ILE:HG12	2.20	0.41
6:BT:22:MET:O	6:BT:25:MET:N	2.50	0.41
9:BU:102:BCL:CED	6:BV:35:ALA:HB2	2.50	0.41
5:BU:40:LEU:O	5:BU:45:ASN:ND2	2.54	0.41
6:BV:20:ILE:HG21	14:BV:102:CRT:C8	2.48	0.41
14:BW:103:CRT:H341	14:BW:103:CRT:H36	1.93	0.41
5:BW:7:ASN:H	5:BW:7:ASN:HD22	1.65	0.41
6:A4:28:TRP:HA	6:A4:31:LEU:HB2	2.03	0.41
14:A7:102:CRT:H341	14:A7:102:CRT:H36	1.88	0.41
5:AD:40:LEU:HD13	5:AD:46:TRP:CH2	2.56	0.41
5:AA:49:ASP:O	5:AD:60:LYS:N	2.54	0.41
6:AG:28:TRP:O	6:AG:31:LEU:N	2.53	0.41
4:AH:116:SER:OG	4:AH:117:PRO:HD2	2.21	0.41
4:AH:14:ILE:O	4:AH:17:TRP:N	2.50	0.41
4:AH:168:SER:OG	4:AH:169:ASP:N	2.54	0.41
5:AK:45:ASN:O	5:AK:47:LEU:N	2.54	0.41
2:AL:188:PHE:CB	2:AL:249:ALA:HB2	2.44	0.41
2:AL:275:TRP:O	2:AL:276:LEU:C	2.59	0.41
2:AL:244:PHE:CZ	11:AL:304:UQ8:H30A	2.55	0.41
2:AL:50:ILE:CB	2:AL:98:ILE:HD11	2.51	0.41
3:AM:175:VAL:HB	14:AM:406:CRT:H242	2.02	0.41
2:AL:190:PHE:CZ	9:AM:402:BCL:O2A	2.74	0.41

Continued on next page...

Continued from previous page...

Atom-1	Atom-2	Interatomic distance (Å)	Clash overlap (Å)
3:AM:70:ILE:C	3:AM:72:GLY:H	2.23	0.41
5:AO:35:ILE:HD13	5:AO:35:ILE:HA	1.91	0.41
6:AR:33:VAL:HG23	9:AR:101:BCL:C14	2.51	0.41
5:AS:49:ASP:CG	5:AS:50:ASN:H	2.24	0.41
9:AT:101:BCL:HMA1	9:AU:102:BCL:HHB	2.02	0.41
6:AV:45:TRP:O	6:AV:46:LEU:HG	2.20	0.41
14:AW:102:CRT:H392	5:AY:35:ILE:HD11	2.02	0.41
5:AW:30:VAL:HA	5:AW:33:LEU:CG	2.51	0.41
14:AS:104:CRT:H2M3	5:AW:36:HIS:CB	2.50	0.41
6:B0:10:THR:CG2	6:B0:11:ASP:H	2.23	0.41
6:B0:26:TYR:O	6:B0:27:ALA:C	2.58	0.41
6:B0:40:TRP:HB2	9:B0:102:BCL:C19	2.49	0.41
6:B2:31:LEU:C	6:B2:34:ILE:HG22	2.41	0.41
6:B4:40:TRP:CE3	6:B4:44:PRO:HA	2.56	0.41
5:B5:14:ILE:CG2	5:B7:18:ARG:HG2	2.43	0.41
5:B9:46:TRP:CZ3	9:B9:102:BCL:HBC3	2.56	0.41
5:BA:20:VAL:HA	5:BA:23:SER:HB3	2.03	0.41
5:BA:30:VAL:O	5:BA:30:VAL:HG22	2.21	0.41
5:BA:35:ILE:HG22	5:BA:36:HIS:N	2.35	0.41
5:BA:35:ILE:C	5:BA:37:MET:N	2.73	0.41
1:BC:190:VAL:O	1:BC:192:TYR:N	2.54	0.41
1:BC:211:ARG:HD3	3:BM:317:TYR:CZ	2.56	0.41
1:BC:236:MET:HA	1:BC:239:ILE:HD12	2.03	0.41
1:BC:267:THR:HG21	3:BM:314:VAL:CA	2.51	0.41
1:BC:53:ILE:HG13	1:BC:319:TYR:CZ	2.56	0.41
1:BC:327:TYR:HA	1:BC:328:PRO:HD2	1.79	0.41
4:BH:176:GLU:HA	4:BH:177:PRO:HD2	1.86	0.41
5:BK:26:ALA:O	5:BK:29:ILE:CG2	2.68	0.41
1:BC:237:MET:SD	2:BL:174:LEU:HB3	2.61	0.41
2:BL:238:ILE:C	2:BL:240:ARG:H	2.23	0.41
2:BL:261:GLY:HA3	2:BL:262:PRO:HD3	1.95	0.41
2:BL:270:GLU:O	2:BL:273:ASN:HB2	2.21	0.41
2:BL:79:ASP:C	2:BL:81:SER:N	2.74	0.41
3:BM:98:PRO:CD	3:BM:171:TRP:HB3	2.48	0.41
3:BM:256:MET:HE1	13:BM:405:MQ8:H121	2.03	0.41
3:BM:70:ILE:C	3:BM:72:GLY:N	2.73	0.41
9:BN:101:BCL:CMC	9:BO:102:BCL:HBB1	2.51	0.41
5:BO:12:TRP:HE1	6:BP:18:HIS:HA	1.82	0.41
5:BQ:12:TRP:HE1	6:BR:18:HIS:HD1	1.68	0.41
5:BS:29:ILE:CG2	5:BS:30:VAL:H	2.33	0.41
9:BT:101:BCL:HMB1	9:BT:101:BCL:HBB3	2.00	0.41

Continued on next page...

Continued from previous page...

Atom-1	Atom-2	Interatomic distance (Å)	Clash overlap (Å)
9:BV:101:BCL:HBB3	9:BV:101:BCL:HMB1	2.02	0.41
6:BV:17:PHE:N	14:BV:102:CRT:H41	2.36	0.41
6:BV:17:PHE:CA	14:BV:102:CRT:H6	2.51	0.41
6:A0:22:MET:O	6:A0:26:TYR:HD2	2.03	0.41
6:A0:33:VAL:O	6:A0:37:LEU:N	2.47	0.41
5:A5:55:TYR:O	5:A5:59:GLY:HA3	2.21	0.41
6:A6:28:TRP:O	6:A6:30:GLY:N	2.53	0.41
9:AB:101:BCL:HMB1	9:AB:101:BCL:HBB3	2.03	0.41
1:AC:153:TYR:O	1:AC:157:ARG:CG	2.69	0.41
1:AC:193:ALA:HB3	1:AC:195:LEU:CD1	2.46	0.41
1:AC:195:LEU:HB3	1:AC:196:PRO:HD3	1.99	0.41
1:AC:157:ARG:HH12	1:AC:318:LEU:HD11	1.86	0.41
7:AC:501:HEM:CBC	7:AC:502:HEM:HMB1	2.51	0.41
5:AD:43:ASP:HB2	5:AF:47:LEU:HD22	2.03	0.41
6:AG:38:LEU:HD23	6:AG:38:LEU:C	2.41	0.41
6:AG:45:TRP:CG	6:AG:46:LEU:N	2.79	0.41
6:AJ:17:PHE:C	6:AJ:17:PHE:HD1	2.24	0.41
6:AJ:38:LEU:HD23	6:AJ:38:LEU:C	2.41	0.41
3:AM:134:TYR:C	3:AM:144:GLN:HE22	2.22	0.41
3:AM:206:ILE:HG22	3:AM:210:TYR:CE2	2.56	0.41
3:AM:253:ARG:HD3	3:AM:257:GLY:O	2.21	0.41
5:AK:12:TRP:HD1	6:AN:17:PHE:HB3	1.86	0.41
6:AR:10:THR:H	6:AR:13:GLU:CD	2.25	0.41
5:AS:36:HIS:CD2	5:AS:46:TRP:HH2	2.39	0.41
3:AM:81:TRP:C	5:AU:41:SER:HB3	2.40	0.41
5:AU:44:LEU:HD13	6:AV:43:ARG:NE	2.36	0.41
9:AW:101:BCL:O1A	6:AX:28:TRP:CZ2	2.74	0.41
5:AW:24:ILE:HG21	14:AX:102:CRT:H20	2.03	0.41
5:AW:4:MET:CE	6:AZ:23:GLN:HB3	2.51	0.41
5:AW:9:TYR:CA	6:AX:18:HIS:CG	2.99	0.41
5:AY:46:TRP:HA	5:AY:49:ASP:OD1	2.21	0.41
9:AY:102:BCL:C3D	9:AZ:101:BCL:C3D	2.98	0.41
9:AZ:101:BCL:HMB1	9:AZ:101:BCL:HBB2	2.03	0.41
5:AY:8:LEU:O	6:AZ:18:HIS:CE1	2.74	0.41
14:B0:101:CRT:H31	14:B0:101:CRT:H291	1.83	0.41
9:B0:102:BCL:HMB1	9:B0:102:BCL:HBB3	2.02	0.41
5:B3:28:GLN:HG3	9:B3:102:BCL:C2	2.50	0.41
5:B7:33:LEU:HG	14:B7:102:CRT:C35	2.51	0.41
6:B8:22:MET:CG	6:B8:26:TYR:HE2	2.33	0.41
5:BA:35:ILE:O	5:BA:36:HIS:C	2.59	0.41
14:BB:102:CRT:H36	14:BB:102:CRT:H341	1.83	0.41

Continued on next page...

Continued from previous page...

Atom-1	Atom-2	Interatomic distance (Å)	Clash overlap (Å)
1:BC:129:ARG:O	1:BC:132:GLU:N	2.53	0.41
1:BC:133:LEU:HD11	1:BC:279:ILE:HG12	2.02	0.41
1:BC:287:LEU:O	1:BC:290:VAL:HG22	2.21	0.41
5:BD:29:ILE:CG2	5:BD:30:VAL:N	2.84	0.41
4:BH:249:TYR:C	4:BH:251:THR:H	2.24	0.41
2:BL:228:ILE:HG23	3:BM:132:ARG:CD	2.51	0.41
2:BL:139:VAL:CG2	2:BL:258:LEU:HD22	2.51	0.41
2:BL:40:PHE:O	2:BL:41:CYS:C	2.60	0.41
3:BM:156:PHE:HD1	3:BM:281:GLY:HA2	1.86	0.41
3:BM:293:ASN:ND2	3:BM:296:LEU:HG	2.36	0.41
9:BN:101:BCL:HMB3	9:BO:102:BCL:C4A	2.51	0.41
9:BT:101:BCL:HBA1	9:BT:101:BCL:H3A	1.80	0.41
6:BT:45:TRP:HD1	6:BT:46:LEU:N	2.18	0.41
14:BU:103:CRT:H81	14:BU:103:CRT:H10	1.66	0.41
6:BV:24:SER:O	6:BV:27:ALA:HB3	2.20	0.41
9:BW:102:BCL:HBB2	9:BW:102:BCL:HMB1	2.03	0.41
5:BW:11:ILE:C	5:BW:13:LEU:H	2.24	0.41
9:BX:101:BCL:H172	6:BZ:38:LEU:HD21	2.03	0.41
9:A1:102:BCL:CGD	9:A1:102:BCL:H2A	2.51	0.40
6:A4:10:THR:CG2	6:A4:11:ASP:H	2.18	0.40
6:A4:42:TYR:CD1	6:A4:43:ARG:HG3	2.56	0.40
6:A6:23:GLN:HG3	6:A6:24:SER:H	1.85	0.40
5:A7:7:ASN:CB	5:A7:10:LYS:HZ3	2.27	0.40
5:A7:11:ILE:HG12	5:A7:15:LEU:CD1	2.50	0.40
6:A8:22:MET:CG	6:A8:26:TYR:HE2	2.33	0.40
5:AA:8:LEU:HD21	6:AE:23:GLN:OE1	2.22	0.40
6:AB:44:PRO:O	5:AD:52:PRO:HG3	2.20	0.40
1:AC:166:TRP:HE1	1:AC:305:VAL:CA	2.33	0.40
1:AC:263:THR:HG22	3:AM:311:VAL:CB	2.49	0.40
1:AC:26:PRO:HB3	2:AL:262:PRO:O	2.21	0.40
1:AC:33:ILE:CD1	1:AC:33:ILE:N	2.84	0.40
4:AH:196:PRO:O	4:AH:197:ILE:C	2.59	0.40
9:AK:102:BCL:H202	9:AK:102:BCL:H161	1.90	0.40
2:AL:147:LEU:O	2:AL:262:PRO:HG3	2.21	0.40
2:AL:150:ALA:O	2:AL:153:HIS:CB	2.69	0.40
2:AL:78:PRO:HG2	2:AL:152:GLY:CA	2.52	0.40
2:AL:54:ALA:C	2:AL:68:TYR:HE1	2.25	0.40
9:AL:303:BCL:H11	3:AM:210:TYR:HB3	2.03	0.40
3:AM:251:PHE:HD1	3:AM:252:TRP:N	2.19	0.40
2:AL:29:PRO:O	3:AM:253:ARG:O	2.39	0.40
3:AM:40:LEU:HD23	3:AM:40:LEU:C	2.42	0.40

Continued on next page...

Continued from previous page...

Atom-1	Atom-2	Interatomic distance (Å)	Clash overlap (Å)
6:AN:43:ARG:HA	6:AN:44:PRO:HD2	1.94	0.40
5:AU:16:ASP:HB2	5:AU:19:ARG:HD3	2.02	0.40
5:AU:44:LEU:O	5:AU:44:LEU:HD12	2.21	0.40
6:B0:17:PHE:CE1	6:B0:21:PHE:HB3	2.57	0.40
5:B1:46:TRP:CD1	5:B1:47:LEU:N	2.89	0.40
1:BC:135:ARG:O	1:BC:137:ALA:N	2.54	0.40
1:BC:237:MET:O	1:BC:240:SER:N	2.54	0.40
1:BC:31:GLU:O	1:BC:33:ILE:HD12	2.21	0.40
1:BC:50:ALA:O	1:BC:51:LEU:C	2.59	0.40
1:BC:70:PRO:HB2	1:BC:71:LYS:HD2	2.03	0.40
5:BA:43:ASP:O	5:BD:48:ASP:HB3	2.21	0.40
9:BE:101:BCL:C1C	9:BF:102:BCL:HBB3	2.50	0.40
4:BH:173:ASP:CG	4:BH:175:SER:H	2.23	0.40
4:BH:253:GLU:O	4:BH:254:ARG:C	2.59	0.40
4:BH:28:ILE:O	4:BH:31:ARG:N	2.54	0.40
9:BJ:101:BCL:HMB3	9:BK:102:BCL:C4A	2.51	0.40
6:BJ:27:ALA:O	6:BJ:31:LEU:HG	2.21	0.40
2:BL:192:ASN:HA	2:BL:245:LEU:HD13	2.03	0.40
2:BL:240:ARG:HG2	3:BM:224:LEU:HD21	2.04	0.40
2:BL:185:ALA:CB	2:BL:252:TRP:HB3	2.47	0.40
2:BL:278:LEU:O	2:BL:280:LEU:N	2.51	0.40
2:BL:177:HIS:CB	3:BM:183:LEU:CD2	2.92	0.40
2:BL:30:PHE:CZ	3:BM:257:GLY:HA3	2.55	0.40
5:BQ:43:ASP:OD1	5:BQ:44:LEU:CD2	2.69	0.40
5:BS:43:ASP:HB3	5:BU:56:GLN:CB	2.50	0.40
5:BW:21:LEU:HD11	9:BW:102:BCL:H142	2.04	0.40
5:BW:39:VAL:HG22	5:BY:47:LEU:HD11	2.03	0.40
9:BY:102:BCL:HMD2	6:BZ:36:HIS:HD2	1.86	0.40
5:A1:33:LEU:O	5:A1:37:MET:HB2	2.21	0.40
5:A3:12:TRP:CE3	5:A3:12:TRP:CA	3.04	0.40
5:A5:21:LEU:HD11	9:A5:102:BCL:H142	1.97	0.40
5:A7:50:ASN:ND2	5:A7:51:ILE:HG12	2.37	0.40
9:AA:101:BCL:H92	6:AB:28:TRP:CE3	2.56	0.40
1:AC:148:THR:CG2	1:AC:322:GLN:HA	2.38	0.40
1:AC:48:GLN:O	1:AC:50:ALA:N	2.54	0.40
5:AD:35:ILE:O	5:AD:38:ILE:HG22	2.21	0.40
5:AA:49:ASP:O	5:AD:55:TYR:O	2.39	0.40
9:AF:102:BCL:HMB1	9:AF:102:BCL:HBB2	2.03	0.40
6:AG:32:VAL:HG11	9:AG:101:BCL:CBA	2.18	0.40
4:AH:138:VAL:C	4:AH:140:LYS:H	2.23	0.40
5:AI:18:ARG:HG2	5:AI:18:ARG:H	1.63	0.40

Continued on next page...

Continued from previous page...

Atom-1	Atom-2	Interatomic distance (Å)	Clash overlap (Å)
5:AK:16:ASP:HA	5:AK:17:PRO:HD2	1.94	0.40
5:AK:40:LEU:O	5:AK:45:ASN:HA	2.20	0.40
5:AK:47:LEU:H	5:AK:47:LEU:CD2	2.31	0.40
2:AL:246:ALA:CB	3:AM:217:ALA:HB2	2.51	0.40
2:AL:261:GLY:C	2:AL:263:PHE:H	2.25	0.40
9:AL:301:BCL:H201	9:AL:303:BCL:H72	2.03	0.40
2:AL:4:LEU:H	2:AL:7:GLU:HB3	1.87	0.40
3:AM:262:MET:HG3	3:AM:262:MET:O	2.21	0.40
2:AL:233:ILE:O	3:AM:44:GLY:HA3	2.21	0.40
9:AK:102:BCL:C3D	9:AN:101:BCL:CMD	3.00	0.40
5:AQ:30:VAL:HG13	5:AQ:31:LEU:H	1.84	0.40
5:AQ:38:ILE:O	5:AQ:42:THR:HG22	2.21	0.40
9:AT:101:BCL:HBB2	9:AT:101:BCL:HMB1	2.00	0.40
6:AT:29:PHE:CA	6:AT:32:VAL:HG12	2.52	0.40
5:AW:36:HIS:NE2	9:AX:101:BCL:CMD	2.79	0.40
5:AW:50:ASN:CG	5:AW:51:ILE:N	2.74	0.40
5:B5:30:VAL:O	5:B5:34:LEU:N	2.53	0.40
6:B8:24:SER:O	6:B8:27:ALA:N	2.54	0.40
14:BA:102:CRT:H11	6:BE:17:PHE:CE1	2.52	0.40
5:BA:11:ILE:HD13	14:BA:102:CRT:C10	2.51	0.40
9:BA:101:BCL:CAD	9:BB:101:BCL:CAD	3.00	0.40
9:BB:101:BCL:HBA1	9:BB:101:BCL:H3A	1.64	0.40
1:BC:24:GLU:HG3	2:BL:266:ARG:HH22	1.86	0.40
1:BC:252:ASN:HB3	1:BC:255:ALA:HB3	2.03	0.40
1:BC:304:ARG:HB3	1:BC:305:VAL:H	1.59	0.40
1:BC:98:THR:HG22	1:BC:99:THR:N	2.37	0.40
4:BH:16:ILE:HD13	4:BH:16:ILE:C	2.41	0.40
4:BH:52:ARG:HB2	4:BH:54:LYS:HZ2	1.84	0.40
4:BH:36:ARG:NE	4:BH:65:LYS:HD2	2.34	0.40
5:BI:14:ILE:HG23	5:BK:18:ARG:HB3	2.02	0.40
2:BL:235:ALA:HA	11:BL:304:UQ8:C3M	2.50	0.40
2:BL:78:PRO:HG2	2:BL:152:GLY:HA3	2.04	0.40
3:BM:186:THR:HG23	3:BM:187:ALA:N	2.32	0.40
3:BM:218:MET:HG3	3:BM:218:MET:H	1.64	0.40
14:BM:406:CRT:H20	14:BM:406:CRT:H181	1.87	0.40
3:BM:62:PHE:O	3:BM:66:VAL:HG23	2.21	0.40
9:BO:102:BCL:H202	9:BO:102:BCL:H161	1.95	0.40
6:BP:21:PHE:HE1	6:BP:25:MET:HB2	1.86	0.40
6:BP:22:MET:HG3	6:BP:26:TYR:HE2	1.86	0.40
5:BQ:50:ASN:CG	5:BQ:51:ILE:N	2.75	0.40
9:BS:102:BCL:C2D	9:BT:101:BCL:HMD2	2.50	0.40

Continued on next page...

Continued from previous page...

Atom-1	Atom-2	Interatomic distance (Å)	Clash overlap (Å)
14:BU:103:CRT:H2M3	5:BY:36:HIS:HB3	2.03	0.40
9:BW:102:BCL:CAC	9:BX:101:BCL:HBC3	2.51	0.40
14:A0:101:CRT:H10	14:A0:101:CRT:H81	1.64	0.40
6:A0:17:PHE:HA	6:A0:20:ILE:HG22	2.03	0.40
5:AY:27:PHE:CE2	5:A1:29:ILE:CD1	3.04	0.40
6:A2:46:LEU:OXT	6:A4:43:ARG:NH2	2.49	0.40
4:AH:259:LEU:HD21	5:A5:19:ARG:O	2.19	0.40
6:A4:43:ARG:NH1	5:A5:55:TYR:HB2	2.37	0.40
5:A9:2:PHE:HB2	5:A9:3:THR:H	1.58	0.40
6:A8:44:PRO:C	5:A9:52:PRO:HG2	2.41	0.40
5:AA:27:PHE:C	5:AA:30:VAL:HG12	2.41	0.40
14:AB:102:CRT:H36	14:AB:102:CRT:H341	1.91	0.40
1:AC:107:CYS:O	1:AC:109:TYR:N	2.55	0.40
1:AC:311:HIS:CE1	1:AC:317:PRO:HD3	2.56	0.40
1:AC:46:LYS:O	1:AC:48:GLN:N	2.55	0.40
5:AD:51:ILE:CG2	5:AD:52:PRO:HA	2.52	0.40
9:AE:101:BCL:HMA1	9:AF:102:BCL:HMA1	2.02	0.40
9:AG:101:BCL:HMB3	9:AI:102:BCL:C1B	2.51	0.40
6:AG:24:SER:C	6:AG:26:TYR:N	2.75	0.40
3:AM:242:GLY:HA2	4:AH:117:PRO:CG	2.51	0.40
4:AH:184:VAL:HG21	4:AH:195:LEU:HB2	2.04	0.40
5:AI:34:LEU:O	5:AI:37:MET:N	2.51	0.40
6:AJ:22:MET:O	6:AJ:25:MET:HB3	2.22	0.40
6:AJ:33:VAL:CG1	6:AJ:34:ILE:N	2.83	0.40
9:AK:102:BCL:HMD2	9:AN:101:BCL:C1D	2.49	0.40
2:AL:37:VAL:HG23	2:AL:38:VAL:N	2.32	0.40
3:AM:145:HIS:O	3:AM:270:TRP:NE1	2.42	0.40
6:AN:43:ARG:HD2	5:AO:55:TYR:HE2	1.85	0.40
5:AO:22:VAL:HA	5:AO:25:VAL:CG2	2.51	0.40
5:AO:29:ILE:HG23	5:AO:30:VAL:N	2.36	0.40
5:AS:42:THR:CG2	5:AS:43:ASP:N	2.84	0.40
6:AT:30:GLY:HA2	6:AT:33:VAL:HG12	2.04	0.40
5:AU:14:ILE:HB	14:AX:102:CRT:H83	2.03	0.40
5:AU:12:TRP:HD1	6:AV:18:HIS:HB2	1.87	0.40
6:AX:21:PHE:CE2	14:AX:102:CRT:C16	3.04	0.40
5:AY:8:LEU:HD13	6:AZ:22:MET:HE1	2.03	0.40
5:B5:16:ASP:H	5:B5:19:ARG:HG3	1.86	0.40
14:BB:102:CRT:H81	14:BB:102:CRT:H10	1.97	0.40
6:BB:9:LEU:HA	6:BB:13:GLU:OE1	2.21	0.40
1:BC:80:GLN:CG	1:BC:128:ARG:HH22	2.31	0.40
1:BC:219:ALA:HB2	3:BM:290:VAL:O	2.22	0.40

Continued on next page...

Continued from previous page...

Atom-1	Atom-2	Interatomic distance (Å)	Clash overlap (Å)
9:BB:101:BCL:HMB3	9:BD:102:BCL:C1B	2.51	0.40
5:BF:33:LEU:O	5:BF:37:MET:CG	2.69	0.40
5:BF:9:TYR:CE1	6:BG:15:LYS:HG3	2.57	0.40
2:BL:160:LEU:O	2:BL:163:LEU:HD13	2.21	0.40
2:BL:229:VAL:HG23	2:BL:231:TYR:H	1.85	0.40
2:BL:268:TRP:HB2	2:BL:269:PRO:HD3	2.03	0.40
2:BL:82:TYR:HB3	2:BL:85:ARG:CG	2.51	0.40
3:BM:172:ALA:C	3:BM:174:ALA:H	2.24	0.40
3:BM:184:ASP:O	3:BM:185:TRP:C	2.59	0.40
3:BM:265:ILE:CG2	3:BM:266:HIS:H	2.30	0.40
3:BM:208:PHE:CZ	3:BM:275:LEU:HB3	2.56	0.40
3:BM:205:SER:OG	3:BM:280:ALA:N	2.55	0.40
3:BM:285:LEU:HA	3:BM:285:LEU:HD12	1.75	0.40
3:BM:297:TRP:HZ2	4:BH:13:GLN:HB2	1.84	0.40
3:BM:40:LEU:HD23	3:BM:40:LEU:O	2.21	0.40
2:BL:276:LEU:O	3:BM:88:LYS:HE3	2.20	0.40
6:BN:22:MET:O	6:BN:25:MET:HB3	2.21	0.40
5:BO:18:ARG:HB2	5:BO:18:ARG:CZ	2.48	0.40
5:BU:13:LEU:HD22	6:BV:9:LEU:CB	2.48	0.40
5:BU:35:ILE:HA	5:BU:38:ILE:CG2	2.51	0.40
3:BM:84:PHE:CE1	5:BU:38:ILE:HD12	2.56	0.40
6:BV:20:ILE:HG23	6:BV:21:PHE:N	2.36	0.40
9:BW:102:BCL:CED	6:BX:31:LEU:O	2.70	0.40
5:BY:35:ILE:C	5:BY:37:MET:N	2.71	0.40
5:A1:46:TRP:CZ2	9:A1:102:BCL:CHC	3.03	0.40
9:A2:101:BCL:O1D	9:A2:101:BCL:H2A	2.20	0.40
6:A2:20:ILE:HG21	14:A2:102:CRT:H83	2.04	0.40
5:A5:20:VAL:HB	9:A7:103:BCL:H202	2.02	0.40
6:AB:28:TRP:CE3	6:AB:31:LEU:HD12	2.56	0.40
1:AC:135:ARG:HH11	1:AC:135:ARG:HB3	1.85	0.40
6:AE:45:TRP:CD1	6:AE:46:LEU:N	2.90	0.40
4:AH:105:ASP:HB3	4:AH:108:LEU:HD21	2.04	0.40
6:AJ:17:PHE:C	6:AJ:20:ILE:HG22	2.41	0.40
2:AL:225:PHE:C	2:AL:227:ASP:H	2.23	0.40
2:AL:228:ILE:O	3:AM:51:ILE:HD11	2.21	0.40
2:AL:268:TRP:N	2:AL:269:PRO:CD	2.85	0.40
3:AM:296:LEU:O	3:AM:297:TRP:C	2.59	0.40
14:AN:102:CRT:H2M3	5:AO:36:HIS:CB	2.51	0.40
5:AK:9:TYR:CE1	6:AN:11:ASP:O	2.75	0.40
9:AQ:102:BCL:CAD	6:AR:35:ALA:CB	2.99	0.40
9:AP:101:BCL:CHB	9:AQ:102:BCL:HMB3	2.52	0.40

Continued on next page...

Continued from previous page...

Atom-1	Atom-2	Interatomic distance (Å)	Clash overlap (Å)
3:AM:59:LEU:HD13	5:AQ:29:ILE:HG21	1.99	0.40
5:AS:35:ILE:O	5:AS:39:VAL:HG23	2.21	0.40
5:AU:35:ILE:O	5:AU:38:ILE:HG22	2.20	0.40
9:AU:102:BCL:HMD2	9:AV:102:BCL:CHD	2.51	0.40
6:AX:21:PHE:CD2	14:AX:102:CRT:C14	3.04	0.40
6:AX:40:TRP:HA	6:AX:45:TRP:CZ3	2.57	0.40
5:AY:8:LEU:CD1	6:AZ:22:MET:HE1	2.51	0.40
9:B0:102:BCL:HBA1	9:B0:102:BCL:H3A	1.85	0.40
6:B4:28:TRP:HA	6:B4:31:LEU:HB2	2.02	0.40
9:B7:103:BCL:CMD	9:B8:101:BCL:C1D	2.97	0.40
14:BA:102:CRT:H181	14:BA:102:CRT:H20	1.92	0.40
5:BA:10:LYS:C	14:BA:102:CRT:H82	2.42	0.40
1:BC:151:THR:HG21	1:BC:323:MET:CB	2.51	0.40
1:BC:153:TYR:O	1:BC:157:ARG:CG	2.69	0.40
1:BC:236:MET:CE	7:BC:503:HEM:ND	2.84	0.40
1:BC:266:ARG:O	1:BC:267:THR:C	2.60	0.40
1:BC:85:LEU:HD22	1:BC:89:GLU:CG	2.45	0.40
9:BD:102:BCL:HMD1	6:BE:36:HIS:CD2	2.56	0.40
5:BD:38:ILE:HG12	5:BD:38:ILE:O	2.21	0.40
14:BF:103:CRT:H2M3	5:BK:36:HIS:HB3	2.03	0.40
3:BM:11:VAL:HA	4:BH:148:ASP:CG	2.41	0.40
4:BH:123:CYS:SG	4:BH:231:VAL:C	3.00	0.40
5:BI:39:VAL:C	5:BI:41:SER:N	2.74	0.40
9:BK:102:BCL:O1D	9:BK:102:BCL:C2A	2.68	0.40
5:BK:31:LEU:O	5:BK:34:LEU:HB3	2.22	0.40
2:BL:172:GLN:HG3	2:BL:172:GLN:O	2.21	0.40
2:BL:231:TYR:CE1	2:BL:233:ILE:HA	2.55	0.40
2:BL:139:VAL:HG21	2:BL:258:LEU:HD22	2.03	0.40
3:BM:122:LEU:O	3:BM:126:ILE:HD12	2.21	0.40
3:BM:104:LEU:HD21	3:BM:169:GLY:HA3	2.03	0.40
3:BM:187:ALA:O	3:BM:191:ILE:HG12	2.21	0.40
9:BO:102:BCL:C4D	9:BP:101:BCL:CMD	2.99	0.40
9:BM:402:BCL:H151	15:BQ:101:PEF:H453	2.02	0.40
9:BQ:103:BCL:ND	9:BQ:104:BCL:HMD1	2.37	0.40
5:BU:9:TYR:HB2	6:BV:15:LYS:CD	2.52	0.40
14:BU:103:CRT:H31	9:BY:102:BCL:H3A	2.03	0.40
5:A1:38:ILE:HG23	5:A1:39:VAL:H	1.87	0.40
9:A5:102:BCL:HMB1	9:A5:102:BCL:HBB3	2.03	0.40
5:A5:44:LEU:O	5:A5:46:TRP:N	2.47	0.40
14:A7:102:CRT:H291	9:A7:103:BCL:O2A	2.21	0.40
6:A8:22:MET:O	6:A8:26:TYR:CD2	2.71	0.40

Continued on next page...

Continued from previous page...

Atom-1	Atom-2	Interatomic distance (Å)	Clash overlap (Å)
6:A8:30:GLY:O	6:A8:33:VAL:HG12	2.21	0.40
6:A8:46:LEU:HB3	6:A0:42:TYR:HH	1.87	0.40
2:AL:49:LEU:CD2	5:A9:37:MET:HG2	2.51	0.40
9:AA:101:BCL:C1B	9:A0:102:BCL:CMB	2.99	0.40
1:AC:248:THR:OG1	1:AC:249:PHE:N	2.54	0.40
1:AC:205:ASP:CB	1:AC:304:ARG:HE	2.29	0.40
5:AD:52:PRO:C	5:AD:54:SER:N	2.73	0.40
5:AF:36:HIS:CE1	9:AF:102:BCL:NA	2.89	0.40
4:AH:173:ASP:C	4:AH:173:ASP:OD1	2.59	0.40
4:AH:206:ALA:C	4:AH:208:LYS:H	2.25	0.40
5:AI:50:ASN:OD1	5:AI:51:ILE:N	2.50	0.40
5:AI:9:TYR:CA	6:AJ:18:HIS:CE1	2.79	0.40
5:AK:29:ILE:HB	9:AK:102:BCL:C4	2.47	0.40
5:AK:31:LEU:HA	5:AK:34:LEU:HB3	2.03	0.40
2:AL:247:LEU:HA	2:AL:247:LEU:HD23	1.86	0.40
9:AL:301:BCL:H161	9:AL:303:BCL:H161	2.03	0.40
11:AL:304:UQ8:H15	11:AL:304:UQ8:H12A	1.90	0.40
3:AM:265:ILE:HA	3:AM:265:ILE:HD12	1.66	0.40
3:AM:177:PHE:CZ	14:AM:406:CRT:H25	2.57	0.40
5:AU:18:ARG:N	5:AU:18:ARG:CD	2.82	0.40
5:AU:43:ASP:HA	5:AW:47:LEU:O	2.21	0.40
5:AW:8:LEU:O	5:AW:11:ILE:CG1	2.70	0.40
6:AX:29:PHE:CE1	9:AX:101:BCL:H11	2.56	0.40
5:B9:12:TRP:HZ2	6:B0:18:HIS:HD1	1.62	0.40
5:B1:46:TRP:CH2	9:B1:102:BCL:HBC3	2.56	0.40
9:B3:102:BCL:HMD1	6:B4:36:HIS:CG	2.56	0.40
5:B3:53:VAL:O	5:B3:54:SER:CB	2.69	0.40
5:B3:5:ASN:HA	5:B3:8:LEU:HG	2.03	0.40
5:B7:46:TRP:CH2	9:B7:103:BCL:H2C	2.56	0.40
6:B8:10:THR:HG22	6:B8:11:ASP:H	1.85	0.40
6:B8:30:GLY:O	6:B8:33:VAL:HG12	2.22	0.40
5:B7:13:LEU:O	6:B8:7:THR:CA	2.70	0.40
5:B7:42:THR:CB	5:B9:48:ASP:OD1	2.70	0.40
9:BB:101:BCL:HBB3	9:BD:102:BCL:CHC	2.52	0.40
9:BA:101:BCL:CBC	9:BB:101:BCL:HHD	2.50	0.40
1:BC:231:TRP:O	1:BC:232:THR:C	2.58	0.40
1:BC:293:ALA:HA	1:BC:296:LYS:HD2	2.03	0.40
6:BE:31:LEU:C	6:BE:34:ILE:HG22	2.41	0.40
4:BH:153:GLY:H	4:BH:167:VAL:HG23	1.85	0.40
4:BH:173:ASP:OD2	4:BH:176:GLU:HG2	2.21	0.40
4:BH:203:ASP:C	4:BH:205:LYS:H	2.25	0.40

Continued on next page...

Continued from previous page...

Atom-1	Atom-2	Interatomic distance (Å)	Clash overlap (Å)
5:BK:38:ILE:HG23	5:BK:39:VAL:HG23	2.03	0.40
2:BL:126:VAL:CB	2:BL:127:PRO:HD3	2.44	0.40
2:BL:171:TYR:O	2:BL:174:LEU:N	2.44	0.40
2:BL:253:SER:C	9:BL:301:BCL:CED	2.86	0.40
2:BL:44:LEU:O	2:BL:46:GLY:N	2.48	0.40
3:BM:247:ARG:HG3	3:BM:247:ARG:H	1.67	0.40
3:BM:284:ILE:HG12	9:BM:402:BCL:CED	2.52	0.40
2:BL:240:ARG:NH1	3:BM:7:ILE:O	2.54	0.40
5:BQ:52:PRO:O	5:BQ:53:VAL:C	2.59	0.40
5:BS:17:PRO:HA	5:BS:20:VAL:CG2	2.52	0.40
5:BS:4:MET:C	5:BS:6:ALA:H	2.24	0.40
5:BU:13:LEU:HD22	6:BV:9:LEU:C	2.42	0.40
5:BU:35:ILE:O	5:BU:38:ILE:CG2	2.67	0.40
5:BU:44:LEU:HD13	6:BV:43:ARG:CD	2.51	0.40
5:BW:10:LYS:C	14:BW:103:CRT:H82	2.41	0.40
6:BX:28:TRP:HE3	6:BX:31:LEU:HD12	1.86	0.40

There are no symmetry-related clashes.

5.3 Torsion angles

5.3.1 Protein backbone

In the following table, the Percentiles column shows the percent Ramachandran outliers of the chain as a percentile score with respect to all X-ray entries followed by that with respect to entries of similar resolution.

The Analysed column shows the number of residues for which the backbone conformation was analysed, and the total number of residues.

Mol	Chain	Analysed	Favoured	Allowed	Outliers	Percentiles	
1	AC	315/404 (78%)	195 (62%)	75 (24%)	45 (14%)	0	1
1	BC	315/404 (78%)	192 (61%)	87 (28%)	36 (11%)	0	2
2	AL	278/281 (99%)	137 (49%)	97 (35%)	44 (16%)	0	1
2	BL	278/281 (99%)	149 (54%)	97 (35%)	32 (12%)	0	2
3	AM	317/325 (98%)	162 (51%)	94 (30%)	61 (19%)	0	0
3	BM	317/325 (98%)	188 (59%)	85 (27%)	44 (14%)	0	1
4	AH	256/259 (99%)	162 (63%)	73 (28%)	21 (8%)	1	5

Continued on next page...

Continued from previous page...

Mol	Chain	Analysed	Favoured	Allowed	Outliers	Percentiles	
4	BH	256/259 (99%)	166 (65%)	66 (26%)	24 (9%)	1	3
5	A1	56/61 (92%)	43 (77%)	9 (16%)	4 (7%)	1	6
5	A3	55/61 (90%)	45 (82%)	7 (13%)	3 (6%)	2	12
5	A5	54/61 (88%)	42 (78%)	10 (18%)	2 (4%)	4	22
5	A7	49/61 (80%)	35 (71%)	11 (22%)	3 (6%)	2	10
5	A9	58/61 (95%)	47 (81%)	10 (17%)	1 (2%)	11	44
5	AA	46/61 (75%)	33 (72%)	11 (24%)	2 (4%)	3	18
5	AD	55/61 (90%)	40 (73%)	12 (22%)	3 (6%)	2	12
5	AF	57/61 (93%)	41 (72%)	13 (23%)	3 (5%)	2	13
5	AI	57/61 (93%)	47 (82%)	6 (10%)	4 (7%)	1	7
5	AK	56/61 (92%)	44 (79%)	10 (18%)	2 (4%)	4	22
5	AO	57/61 (93%)	46 (81%)	6 (10%)	5 (9%)	1	4
5	AQ	55/61 (90%)	36 (66%)	17 (31%)	2 (4%)	4	22
5	AS	57/61 (93%)	46 (81%)	7 (12%)	4 (7%)	1	7
5	AU	58/61 (95%)	43 (74%)	11 (19%)	4 (7%)	1	7
5	AW	58/61 (95%)	45 (78%)	8 (14%)	5 (9%)	1	4
5	AY	58/61 (95%)	43 (74%)	11 (19%)	4 (7%)	1	7
5	B1	52/61 (85%)	34 (65%)	11 (21%)	7 (14%)	0	1
5	B3	58/61 (95%)	38 (66%)	16 (28%)	4 (7%)	1	7
5	B5	49/61 (80%)	35 (71%)	10 (20%)	4 (8%)	1	5
5	B7	52/61 (85%)	40 (77%)	10 (19%)	2 (4%)	4	21
5	B9	49/61 (80%)	33 (67%)	14 (29%)	2 (4%)	3	19
5	BA	53/61 (87%)	29 (55%)	20 (38%)	4 (8%)	1	6
5	BD	43/61 (70%)	32 (74%)	8 (19%)	3 (7%)	1	7
5	BF	54/61 (88%)	42 (78%)	11 (20%)	1 (2%)	9	41
5	BI	48/61 (79%)	32 (67%)	13 (27%)	3 (6%)	1	9
5	BK	58/61 (95%)	43 (74%)	12 (21%)	3 (5%)	2	14
5	BO	57/61 (93%)	46 (81%)	11 (19%)	0	100	100
5	BQ	57/61 (93%)	41 (72%)	14 (25%)	2 (4%)	4	23
5	BS	57/61 (93%)	45 (79%)	9 (16%)	3 (5%)	2	13
5	BU	56/61 (92%)	43 (77%)	12 (21%)	1 (2%)	10	43

Continued on next page...

Continued from previous page...

Mol	Chain	Analysed	Favoured	Allowed	Outliers	Percentiles	
5	BW	56/61 (92%)	38 (68%)	14 (25%)	4 (7%)	1	6
5	BY	52/61 (85%)	30 (58%)	16 (31%)	6 (12%)	0	2
6	A0	38/47 (81%)	30 (79%)	7 (18%)	1 (3%)	6	31
6	A2	38/47 (81%)	29 (76%)	8 (21%)	1 (3%)	6	31
6	A4	38/47 (81%)	31 (82%)	6 (16%)	1 (3%)	6	31
6	A6	38/47 (81%)	35 (92%)	3 (8%)	0	100	100
6	A8	38/47 (81%)	27 (71%)	10 (26%)	1 (3%)	6	31
6	AB	38/47 (81%)	33 (87%)	5 (13%)	0	100	100
6	AE	38/47 (81%)	33 (87%)	5 (13%)	0	100	100
6	AG	38/47 (81%)	32 (84%)	5 (13%)	1 (3%)	6	31
6	AJ	38/47 (81%)	29 (76%)	9 (24%)	0	100	100
6	AN	38/47 (81%)	35 (92%)	3 (8%)	0	100	100
6	AP	38/47 (81%)	28 (74%)	10 (26%)	0	100	100
6	AR	38/47 (81%)	31 (82%)	7 (18%)	0	100	100
6	AT	38/47 (81%)	30 (79%)	5 (13%)	3 (8%)	1	5
6	AV	38/47 (81%)	35 (92%)	2 (5%)	1 (3%)	6	31
6	AX	38/47 (81%)	32 (84%)	6 (16%)	0	100	100
6	AZ	38/47 (81%)	29 (76%)	9 (24%)	0	100	100
6	B0	38/47 (81%)	30 (79%)	8 (21%)	0	100	100
6	B2	38/47 (81%)	31 (82%)	7 (18%)	0	100	100
6	B4	38/47 (81%)	32 (84%)	6 (16%)	0	100	100
6	B6	38/47 (81%)	35 (92%)	3 (8%)	0	100	100
6	B8	38/47 (81%)	27 (71%)	10 (26%)	1 (3%)	6	31
6	BB	38/47 (81%)	33 (87%)	5 (13%)	0	100	100
6	BE	38/47 (81%)	32 (84%)	6 (16%)	0	100	100
6	BG	38/47 (81%)	32 (84%)	6 (16%)	0	100	100
6	BJ	38/47 (81%)	29 (76%)	9 (24%)	0	100	100
6	BN	38/47 (81%)	35 (92%)	3 (8%)	0	100	100
6	BP	38/47 (81%)	25 (66%)	12 (32%)	1 (3%)	6	31
6	BR	38/47 (81%)	31 (82%)	7 (18%)	0	100	100
6	BT	38/47 (81%)	30 (79%)	5 (13%)	3 (8%)	1	5

Continued on next page...

Continued from previous page...

Mol	Chain	Analysed	Favoured	Allowed	Outliers	Percentiles	
6	BV	38/47 (81%)	36 (95%)	2 (5%)	0	100	100
6	BX	38/47 (81%)	32 (84%)	6 (16%)	0	100	100
6	BZ	38/47 (81%)	31 (82%)	7 (18%)	0	100	100
All	All	5285/5994 (88%)	3628 (69%)	1236 (23%)	421 (8%)	1	5

All (421) Ramachandran outliers are listed below:

Mol	Chain	Res	Type
1	AC	64	ALA
1	AC	70	PRO
1	AC	97	VAL
1	AC	138	ASN
1	AC	154	THR
1	AC	173	LYS
1	AC	188	LYS
1	AC	253	THR
1	AC	262	SER
1	AC	287	LEU
1	AC	317	PRO
2	AL	11	ARG
2	AL	58	PRO
2	AL	141	VAL
2	AL	204	LEU
2	AL	210	GLN
2	AL	216	LYS
2	AL	222	ASN
2	AL	277	GLU
3	AM	6	ASN
3	AM	10	ALA
3	AM	24	PRO
3	AM	81	TRP
3	AM	93	LEU
3	AM	196	LEU
3	AM	234	GLU
3	AM	235	ILE
3	AM	241	ARG
3	AM	248	ALA
3	AM	258	PHE
4	AH	5	ILE
4	AH	18	ALA
4	AH	36	ARG

Continued on next page...

Continued from previous page...

Mol	Chain	Res	Type
4	AH	55	VAL
4	AH	250	ALA
5	AD	41	SER
5	AD	44	LEU
5	AI	44	LEU
5	AO	46	TRP
5	AO	49	ASP
5	AQ	46	TRP
5	AQ	49	ASP
5	AS	54	SER
5	AU	43	ASP
5	AU	60	LYS
5	AW	43	ASP
5	A1	50	ASN
6	A2	12	ASP
5	A3	43	ASP
5	A3	47	LEU
5	A9	43	ASP
1	BC	70	PRO
1	BC	97	VAL
1	BC	157	ARG
1	BC	173	LYS
1	BC	188	LYS
1	BC	233	PHE
1	BC	253	THR
1	BC	262	SER
1	BC	287	LEU
1	BC	317	PRO
2	BL	11	ARG
2	BL	58	PRO
2	BL	120	LEU
2	BL	141	VAL
2	BL	189	PHE
2	BL	210	GLN
2	BL	244	PHE
2	BL	256	CYS
3	BM	6	ASN
3	BM	10	ALA
3	BM	16	PRO
3	BM	24	PRO
3	BM	34	PRO
3	BM	81	TRP

Continued on next page...

Continued from previous page...

Mol	Chain	Res	Type
3	BM	93	LEU
3	BM	162	PHE
3	BM	248	ALA
3	BM	308	PRO
4	BH	36	ARG
4	BH	250	ALA
5	BD	44	LEU
5	BI	43	ASP
5	BI	53	VAL
5	BK	54	SER
5	BW	43	ASP
5	BW	51	ILE
5	BY	49	ASP
5	B1	54	SER
5	B3	3	THR
5	B3	4	MET
5	B3	43	ASP
5	B3	53	VAL
5	B5	46	TRP
5	B9	43	ASP
1	AC	22	GLY
1	AC	157	ARG
1	AC	206	GLN
1	AC	266	ARG
1	AC	278	ASP
1	AC	294	SER
1	AC	303	LEU
1	AC	304	ARG
2	AL	8	LYS
2	AL	12	VAL
2	AL	81	SER
2	AL	102	ALA
2	AL	120	LEU
2	AL	139	VAL
2	AL	169	VAL
2	AL	182	HIS
2	AL	189	PHE
2	AL	200	GLY
2	AL	215	VAL
2	AL	242	GLY
2	AL	244	PHE
2	AL	256	CYS

Continued on next page...

Continued from previous page...

Mol	Chain	Res	Type
3	AM	4	TYR
3	AM	16	PRO
3	AM	34	PRO
3	AM	78	SER
3	AM	80	HIS
3	AM	103	GLY
3	AM	111	GLU
3	AM	132	ARG
3	AM	173	LYS
3	AM	176	PRO
3	AM	192	ARG
3	AM	194	GLY
3	AM	244	ALA
3	AM	249	ALA
3	AM	266	HIS
3	AM	269	ALA
3	AM	270	TRP
3	AM	280	ALA
3	AM	281	GLY
4	AH	112	GLY
4	AH	132	LYS
4	AH	146	GLU
4	AH	171	TRP
4	AH	172	VAL
4	AH	186	VAL
4	AH	204	LYS
4	AH	241	ALA
4	AH	254	ARG
5	AF	46	TRP
5	AF	49	ASP
5	AK	46	TRP
5	AU	9	TYR
5	AW	46	TRP
5	AY	43	ASP
5	AY	46	TRP
5	AY	53	VAL
5	A1	43	ASP
5	A7	46	TRP
6	A8	42	TYR
1	BC	22	GLY
1	BC	54	GLN
1	BC	64	ALA

Continued on next page...

Continued from previous page...

Mol	Chain	Res	Type
1	BC	108	ASN
1	BC	154	THR
1	BC	185	TYR
1	BC	258	ASP
1	BC	278	ASP
1	BC	279	ILE
2	BL	83	GLY
2	BL	165	TRP
2	BL	168	ASN
2	BL	182	HIS
2	BL	193	CYS
2	BL	222	ASN
2	BL	260	SER
3	BM	9	THR
3	BM	65	LEU
3	BM	78	SER
3	BM	80	HIS
3	BM	103	GLY
3	BM	132	ARG
3	BM	175	VAL
3	BM	176	PRO
3	BM	216	PHE
3	BM	230	GLY
3	BM	235	ILE
3	BM	244	ALA
3	BM	245	ALA
3	BM	249	ALA
3	BM	262	MET
3	BM	287	SER
3	BM	290	VAL
4	BH	24	PHE
4	BH	38	GLY
4	BH	53	VAL
4	BH	55	VAL
4	BH	112	GLY
4	BH	146	GLU
4	BH	177	PRO
4	BH	186	VAL
4	BH	204	LYS
4	BH	253	GLU
4	BH	254	ARG
5	BA	5	ASN

Continued on next page...

Continued from previous page...

Mol	Chain	Res	Type
5	BA	43	ASP
5	BA	53	VAL
5	BF	46	TRP
5	BI	46	TRP
5	BK	46	TRP
5	BQ	54	SER
5	BS	54	SER
5	BU	43	ASP
5	BW	5	ASN
5	BY	43	ASP
5	BY	46	TRP
5	B1	43	ASP
5	B1	49	ASP
5	B1	60	LYS
5	B5	3	THR
5	B5	47	LEU
6	B8	42	TYR
1	AC	108	ASN
1	AC	115	ASN
1	AC	185	TYR
1	AC	233	PHE
1	AC	258	ASP
1	AC	260	THR
2	AL	117	CYS
2	AL	172	GLN
2	AL	199	HIS
2	AL	219	GLU
2	AL	262	PRO
2	AL	275	TRP
3	AM	9	THR
3	AM	45	ASP
3	AM	79	VAL
3	AM	175	VAL
3	AM	205	SER
3	AM	216	PHE
3	AM	290	VAL
3	AM	308	PRO
4	AH	38	GLY
4	AH	129	GLY
4	AH	177	PRO
4	AH	253	GLU
5	AA	43	ASP

Continued on next page...

Continued from previous page...

Mol	Chain	Res	Type
5	AA	46	TRP
5	AI	49	ASP
5	AO	50	ASN
5	AO	52	PRO
6	AV	42	TYR
5	AW	47	LEU
5	AY	47	LEU
5	A5	46	TRP
6	A0	8	GLY
1	BC	113	PRO
1	BC	115	ASN
1	BC	138	ASN
1	BC	206	GLN
1	BC	266	ARG
1	BC	300	GLY
2	BL	149	GLY
2	BL	219	GLU
2	BL	245	LEU
3	BM	45	ASP
3	BM	91	PHE
3	BM	111	GLU
3	BM	143	SER
3	BM	191	ILE
3	BM	192	ARG
3	BM	205	SER
3	BM	223	ILE
3	BM	277	VAL
5	BA	55	TYR
5	BD	9	TYR
5	BY	53	VAL
5	B1	50	ASN
5	B7	46	TRP
5	B9	6	ALA
1	AC	40	MET
1	AC	74	GLU
1	AC	191	ALA
1	AC	279	ILE
1	AC	300	GLY
1	AC	324	ALA
2	AL	174	LEU
2	AL	193	CYS
2	AL	197	SER

Continued on next page...

Continued from previous page...

Mol	Chain	Res	Type
2	AL	245	LEU
2	AL	272	TRP
3	AM	91	PHE
3	AM	100	PRO
3	AM	147	SER
3	AM	162	PHE
3	AM	201	PHE
3	AM	239	THR
3	AM	245	ALA
3	AM	260	VAL
3	AM	262	MET
3	AM	265	ILE
3	AM	298	ALA
4	AH	136	MET
4	AH	163	VAL
5	AD	60	LYS
5	AI	46	TRP
5	AS	60	LYS
6	AT	12	ASP
6	AT	42	TYR
6	AT	45	TRP
5	AW	52	PRO
6	A4	44	PRO
1	BC	236	MET
1	BC	273	ILE
2	BL	5	SER
2	BL	46	GLY
2	BL	81	SER
2	BL	181	ALA
2	BL	262	PRO
3	BM	164	ARG
3	BM	171	TRP
3	BM	260	VAL
4	BH	18	ALA
4	BH	107	MET
4	BH	129	GLY
4	BH	132	LYS
4	BH	171	TRP
5	BD	43	ASP
5	BQ	53	VAL
5	BS	60	LYS
6	BT	12	ASP

Continued on next page...

Continued from previous page...

Mol	Chain	Res	Type
6	BT	42	TYR
6	BT	45	TRP
5	B7	41	SER
1	AC	47	ARG
1	AC	54	GLN
1	AC	113	PRO
1	AC	192	TYR
1	AC	239	ILE
1	AC	292	PRO
2	AL	46	GLY
2	AL	59	THR
3	AM	148	TRP
3	AM	164	ARG
3	AM	197	TYR
5	AF	45	ASN
6	AG	45	TRP
5	AI	4	MET
5	AO	51	ILE
5	AS	44	LEU
5	AW	10	LYS
5	A1	47	LEU
5	A1	51	ILE
1	BC	47	ARG
1	BC	74	GLU
1	BC	125	VAL
1	BC	149	GLY
1	BC	294	SER
2	BL	12	VAL
2	BL	43	THR
2	BL	82	TYR
2	BL	93	GLY
2	BL	169	VAL
2	BL	174	LEU
2	BL	272	TRP
3	BM	20	GLY
3	BM	266	HIS
6	BP	31	LEU
5	BY	50	ASN
5	BY	54	SER
5	B1	55	TYR
5	B5	50	ASN
1	AC	149	GLY

Continued on next page...

Continued from previous page...

Mol	Chain	Res	Type
1	AC	273	ILE
2	AL	92	GLY
2	AL	101	CYS
2	AL	121	GLY
2	AL	250	ALA
3	AM	90	PHE
3	AM	102	TYR
3	AM	135	LYS
3	AM	179	ILE
3	AM	264	SER
5	AU	11	ILE
5	A3	53	VAL
5	A7	49	ASP
1	BC	40	MET
1	BC	292	PRO
3	BM	7	ILE
4	BH	209	VAL
4	BH	242	TYR
1	AC	198	ASP
2	AL	83	GLY
2	AL	159	ILE
2	AL	279	PRO
3	AM	20	GLY
5	AS	53	VAL
1	BC	234	GLY
1	BC	239	ILE
2	BL	139	VAL
3	BM	179	ILE
4	BH	163	VAL
1	AC	103	PRO
1	AC	125	VAL
2	AL	32	VAL
4	AH	209	VAL
2	BL	32	VAL
3	BM	28	LEU
4	BH	172	VAL
5	B1	53	VAL
1	AC	28	PRO
3	AM	282	ILE
5	AK	53	VAL
4	BH	4	GLY
5	BW	52	PRO

Continued on next page...

Continued from previous page...

Mol	Chain	Res	Type
1	AC	87	VAL
1	AC	302	PRO
2	AL	47	VAL
3	AM	277	VAL
5	A7	17	PRO
4	BH	158	GLY
3	AM	28	LEU
5	A5	52	PRO
5	BK	52	PRO
5	BS	52	PRO

5.3.2 Protein sidechains ⓘ

In the following table, the Percentiles column shows the percent sidechain outliers of the chain as a percentile score with respect to all X-ray entries followed by that with respect to entries of similar resolution.

The Analysed column shows the number of residues for which the sidechain conformation was analysed, and the total number of residues.

Mol	Chain	Analysed	Rotameric	Outliers	Percentiles	
1	AC	265/317 (84%)	239 (90%)	26 (10%)	9	34
1	BC	265/317 (84%)	238 (90%)	27 (10%)	8	32
2	AL	228/229 (100%)	199 (87%)	29 (13%)	5	22
2	BL	228/229 (100%)	206 (90%)	22 (10%)	10	36
3	AM	256/261 (98%)	217 (85%)	39 (15%)	3	16
3	BM	256/261 (98%)	219 (86%)	37 (14%)	4	17
4	AH	210/211 (100%)	194 (92%)	16 (8%)	15	48
4	BH	210/211 (100%)	189 (90%)	21 (10%)	9	33
5	A1	48/56 (86%)	45 (94%)	3 (6%)	21	57
5	A3	47/56 (84%)	41 (87%)	6 (13%)	5	22
5	A5	48/56 (86%)	44 (92%)	4 (8%)	13	44
5	A7	48/56 (86%)	40 (83%)	8 (17%)	2	13
5	A9	50/56 (89%)	46 (92%)	4 (8%)	14	45
5	AA	44/56 (79%)	38 (86%)	6 (14%)	4	19
5	AD	47/56 (84%)	44 (94%)	3 (6%)	20	57
5	AF	49/56 (88%)	42 (86%)	7 (14%)	4	18

Continued on next page...

Continued from previous page...

Mol	Chain	Analysed	Rotameric	Outliers	Percentiles	
5	AI	49/56 (88%)	45 (92%)	4 (8%)	13	44
5	AK	48/56 (86%)	42 (88%)	6 (12%)	5	23
5	AO	49/56 (88%)	43 (88%)	6 (12%)	6	24
5	AQ	47/56 (84%)	43 (92%)	4 (8%)	12	43
5	AS	49/56 (88%)	44 (90%)	5 (10%)	8	32
5	AU	50/56 (89%)	43 (86%)	7 (14%)	4	18
5	AW	50/56 (89%)	45 (90%)	5 (10%)	9	33
5	AY	50/56 (89%)	43 (86%)	7 (14%)	4	18
5	B1	45/56 (80%)	43 (96%)	2 (4%)	33	72
5	B3	50/56 (89%)	46 (92%)	4 (8%)	14	45
5	B5	48/56 (86%)	45 (94%)	3 (6%)	21	57
5	B7	45/56 (80%)	41 (91%)	4 (9%)	11	40
5	B9	48/56 (86%)	46 (96%)	2 (4%)	34	73
5	BA	50/56 (89%)	45 (90%)	5 (10%)	9	33
5	BD	43/56 (77%)	42 (98%)	1 (2%)	56	85
5	BF	48/56 (86%)	43 (90%)	5 (10%)	8	31
5	BI	46/56 (82%)	40 (87%)	6 (13%)	5	21
5	BK	50/56 (89%)	44 (88%)	6 (12%)	6	25
5	BO	49/56 (88%)	45 (92%)	4 (8%)	13	44
5	BQ	50/56 (89%)	46 (92%)	4 (8%)	14	45
5	BS	49/56 (88%)	46 (94%)	3 (6%)	22	59
5	BU	50/56 (89%)	43 (86%)	7 (14%)	4	18
5	BW	48/56 (86%)	41 (85%)	7 (15%)	3	17
5	BY	45/56 (80%)	39 (87%)	6 (13%)	4	20
6	A0	33/39 (85%)	23 (70%)	10 (30%)	0	2
6	A2	33/39 (85%)	29 (88%)	4 (12%)	6	24
6	A4	33/39 (85%)	26 (79%)	7 (21%)	1	6
6	A6	33/39 (85%)	30 (91%)	3 (9%)	11	39
6	A8	33/39 (85%)	26 (79%)	7 (21%)	1	6
6	AB	33/39 (85%)	27 (82%)	6 (18%)	2	10
6	AE	33/39 (85%)	31 (94%)	2 (6%)	22	59

Continued on next page...

Continued from previous page...

Mol	Chain	Analysed	Rotameric	Outliers	Percentiles	
6	AG	33/39 (85%)	25 (76%)	8 (24%)	1	4
6	AJ	33/39 (85%)	28 (85%)	5 (15%)	3	16
6	AN	33/39 (85%)	27 (82%)	6 (18%)	2	10
6	AP	33/39 (85%)	28 (85%)	5 (15%)	3	16
6	AR	33/39 (85%)	28 (85%)	5 (15%)	3	16
6	AT	33/39 (85%)	28 (85%)	5 (15%)	3	16
6	AV	33/39 (85%)	28 (85%)	5 (15%)	3	16
6	AX	33/39 (85%)	29 (88%)	4 (12%)	6	24
6	AZ	33/39 (85%)	29 (88%)	4 (12%)	6	24
6	B0	33/39 (85%)	27 (82%)	6 (18%)	2	10
6	B2	33/39 (85%)	30 (91%)	3 (9%)	11	39
6	B4	33/39 (85%)	27 (82%)	6 (18%)	2	10
6	B6	33/39 (85%)	30 (91%)	3 (9%)	11	39
6	B8	33/39 (85%)	25 (76%)	8 (24%)	1	4
6	BB	33/39 (85%)	24 (73%)	9 (27%)	0	2
6	BE	33/39 (85%)	29 (88%)	4 (12%)	6	24
6	BG	33/39 (85%)	30 (91%)	3 (9%)	11	39
6	BJ	33/39 (85%)	30 (91%)	3 (9%)	11	39
6	BN	33/39 (85%)	29 (88%)	4 (12%)	6	24
6	BP	33/39 (85%)	31 (94%)	2 (6%)	22	59
6	BR	33/39 (85%)	27 (82%)	6 (18%)	2	10
6	BT	33/39 (85%)	30 (91%)	3 (9%)	11	39
6	BV	33/39 (85%)	31 (94%)	2 (6%)	22	59
6	BX	33/39 (85%)	29 (88%)	4 (12%)	6	24
6	BZ	33/39 (85%)	30 (91%)	3 (9%)	11	39
All	All	4511/5076 (89%)	3985 (88%)	526 (12%)	6	25

All (526) residues with a non-rotameric sidechain are listed below:

Mol	Chain	Res	Type
1	AC	20	LEU
1	AC	30	THR
1	AC	54	GLN

Continued on next page...

Continued from previous page...

Mol	Chain	Res	Type
1	AC	56	ASN
1	AC	90	PHE
1	AC	115	ASN
1	AC	128	ARG
1	AC	135	ARG
1	AC	150	VAL
1	AC	167	VAL
1	AC	174	TYR
1	AC	178	LEU
1	AC	190	VAL
1	AC	212	ILE
1	AC	223	PRO
1	AC	243	LEU
1	AC	247	CYS
1	AC	254	ARG
1	AC	257	ASN
1	AC	265	LYS
1	AC	274	ARG
1	AC	283	TYR
1	AC	285	TRP
1	AC	302	PRO
1	AC	308	MET
1	AC	317	PRO
2	AL	5	SER
2	AL	37	VAL
2	AL	52	TRP
2	AL	68	TYR
2	AL	71	TRP
2	AL	82	TYR
2	AL	86	MET
2	AL	90	THR
2	AL	117	CYS
2	AL	138	LEU
2	AL	145	PRO
2	AL	162	HIS
2	AL	175	HIS
2	AL	187	SER
2	AL	192	ASN
2	AL	204	LEU
2	AL	217	THR
2	AL	222	ASN
2	AL	223	THR

Continued on next page...

Continued from previous page...

Mol	Chain	Res	Type
2	AL	227	ASP
2	AL	238	ILE
2	AL	248	SER
2	AL	252	TRP
2	AL	256	CYS
2	AL	257	ILE
2	AL	266	ARG
2	AL	273	ASN
2	AL	280	LEU
2	AL	281	TRP
3	AM	4	TYR
3	AM	5	GLN
3	AM	34	PRO
3	AM	58	THR
3	AM	63	PHE
3	AM	65	LEU
3	AM	85	GLN
3	AM	91	PHE
3	AM	102	TYR
3	AM	114	TRP
3	AM	122	LEU
3	AM	132	ARG
3	AM	135	LYS
3	AM	136	ARG
3	AM	138	GLU
3	AM	148	TRP
3	AM	150	PHE
3	AM	157	TYR
3	AM	162	PHE
3	AM	165	PRO
3	AM	171	TRP
3	AM	173	LYS
3	AM	177	PHE
3	AM	179	ILE
3	AM	182	HIS
3	AM	183	LEU
3	AM	186	THR
3	AM	214	LEU
3	AM	215	LEU
3	AM	234	GLU
3	AM	246	GLU
3	AM	247	ARG

Continued on next page...

Continued from previous page...

Mol	Chain	Res	Type
3	AM	254	TRP
3	AM	258	PHE
3	AM	259	ASN
3	AM	265	ILE
3	AM	275	LEU
3	AM	307	TYR
3	AM	315	ASN
4	AH	16	ILE
4	AH	19	PHE
4	AH	22	PHE
4	AH	27	ILE
4	AH	31	ARG
4	AH	69	LEU
4	AH	125	LEU
4	AH	140	LYS
4	AH	141	GLU
4	AH	148	ASP
4	AH	155	THR
4	AH	170	VAL
4	AH	182	LEU
4	AH	197	ILE
4	AH	223	PRO
4	AH	248	LEU
5	AA	8	LEU
5	AA	18	ARG
5	AA	37	MET
5	AA	42	THR
5	AA	49	ASP
5	AA	50	ASN
6	AB	9	LEU
6	AB	20	ILE
6	AB	23	GLN
6	AB	32	VAL
6	AB	34	ILE
6	AB	40	TRP
5	AD	7	ASN
5	AD	12	TRP
5	AD	29	ILE
6	AE	21	PHE
6	AE	23	GLN
5	AF	4	MET
5	AF	7	ASN

Continued on next page...

Continued from previous page...

Mol	Chain	Res	Type
5	AF	12	TRP
5	AF	27	PHE
5	AF	40	LEU
5	AF	41	SER
5	AF	43	ASP
6	AG	13	GLU
6	AG	15	LYS
6	AG	17	PHE
6	AG	21	PHE
6	AG	31	LEU
6	AG	34	ILE
6	AG	37	LEU
6	AG	38	LEU
5	AI	8	LEU
5	AI	9	TYR
5	AI	18	ARG
5	AI	55	TYR
6	AJ	17	PHE
6	AJ	21	PHE
6	AJ	33	VAL
6	AJ	34	ILE
6	AJ	41	LEU
5	AK	9	TYR
5	AK	12	TRP
5	AK	18	ARG
5	AK	29	ILE
5	AK	44	LEU
5	AK	55	TYR
6	AN	10	THR
6	AN	13	GLU
6	AN	29	PHE
6	AN	33	VAL
6	AN	34	ILE
6	AN	41	LEU
5	AO	5	ASN
5	AO	8	LEU
5	AO	13	LEU
5	AO	18	ARG
5	AO	29	ILE
5	AO	55	TYR
6	AP	21	PHE
6	AP	34	ILE

Continued on next page...

Continued from previous page...

Mol	Chain	Res	Type
6	AP	37	LEU
6	AP	38	LEU
6	AP	41	LEU
5	AQ	9	TYR
5	AQ	45	ASN
5	AQ	51	ILE
5	AQ	55	TYR
6	AR	13	GLU
6	AR	20	ILE
6	AR	21	PHE
6	AR	34	ILE
6	AR	38	LEU
5	AS	5	ASN
5	AS	19	ARG
5	AS	29	ILE
5	AS	44	LEU
5	AS	55	TYR
6	AT	15	LYS
6	AT	16	GLU
6	AT	20	ILE
6	AT	34	ILE
6	AT	40	TRP
5	AU	2	PHE
5	AU	9	TYR
5	AU	18	ARG
5	AU	38	ILE
5	AU	47	LEU
5	AU	55	TYR
5	AU	56	GLN
6	AV	13	GLU
6	AV	20	ILE
6	AV	32	VAL
6	AV	38	LEU
6	AV	41	LEU
5	AW	7	ASN
5	AW	12	TRP
5	AW	16	ASP
5	AW	19	ARG
5	AW	37	MET
6	AX	12	ASP
6	AX	20	ILE
6	AX	34	ILE

Continued on next page...

Continued from previous page...

Mol	Chain	Res	Type
6	AX	36	HIS
5	AY	2	PHE
5	AY	5	ASN
5	AY	13	LEU
5	AY	16	ASP
5	AY	18	ARG
5	AY	29	ILE
5	AY	48	ASP
6	AZ	34	ILE
6	AZ	36	HIS
6	AZ	37	LEU
6	AZ	43	ARG
5	A1	8	LEU
5	A1	12	TRP
5	A1	18	ARG
6	A2	13	GLU
6	A2	20	ILE
6	A2	29	PHE
6	A2	41	LEU
5	A3	9	TYR
5	A3	19	ARG
5	A3	45	ASN
5	A3	47	LEU
5	A3	49	ASP
5	A3	56	GLN
6	A4	20	ILE
6	A4	23	GLN
6	A4	26	TYR
6	A4	33	VAL
6	A4	34	ILE
6	A4	37	LEU
6	A4	42	TYR
5	A5	9	TYR
5	A5	20	VAL
5	A5	29	ILE
5	A5	47	LEU
6	A6	20	ILE
6	A6	37	LEU
6	A6	40	TRP
5	A7	2	PHE
5	A7	7	ASN
5	A7	9	TYR

Continued on next page...

Continued from previous page...

Mol	Chain	Res	Type
5	A7	18	ARG
5	A7	27	PHE
5	A7	28	GLN
5	A7	29	ILE
5	A7	44	LEU
6	A8	16	GLU
6	A8	20	ILE
6	A8	21	PHE
6	A8	23	GLN
6	A8	32	VAL
6	A8	33	VAL
6	A8	34	ILE
5	A9	18	ARG
5	A9	44	LEU
5	A9	55	TYR
5	A9	56	GLN
6	A0	16	GLU
6	A0	17	PHE
6	A0	20	ILE
6	A0	21	PHE
6	A0	23	GLN
6	A0	32	VAL
6	A0	33	VAL
6	A0	34	ILE
6	A0	36	HIS
6	A0	37	LEU
1	BC	21	LEU
1	BC	30	THR
1	BC	54	GLN
1	BC	56	ASN
1	BC	58	PRO
1	BC	74	GLU
1	BC	90	PHE
1	BC	98	THR
1	BC	115	ASN
1	BC	128	ARG
1	BC	150	VAL
1	BC	167	VAL
1	BC	174	TYR
1	BC	190	VAL
1	BC	212	ILE
1	BC	243	LEU

Continued on next page...

Continued from previous page...

Mol	Chain	Res	Type
1	BC	247	CYS
1	BC	254	ARG
1	BC	257	ASN
1	BC	265	LYS
1	BC	273	ILE
1	BC	274	ARG
1	BC	283	TYR
1	BC	285	TRP
1	BC	302	PRO
1	BC	308	MET
1	BC	317	PRO
2	BL	52	TRP
2	BL	71	TRP
2	BL	82	TYR
2	BL	86	MET
2	BL	90	THR
2	BL	106	PHE
2	BL	111	LEU
2	BL	117	CYS
2	BL	162	HIS
2	BL	172	GLN
2	BL	192	ASN
2	BL	201	SER
2	BL	208	ASN
2	BL	222	ASN
2	BL	227	ASP
2	BL	231	TYR
2	BL	247	LEU
2	BL	248	SER
2	BL	252	TRP
2	BL	266	ARG
2	BL	273	ASN
2	BL	281	TRP
3	BM	5	GLN
3	BM	16	PRO
3	BM	27	ASN
3	BM	34	PRO
3	BM	63	PHE
3	BM	65	LEU
3	BM	85	GLN
3	BM	102	TYR
3	BM	114	TRP

Continued on next page...

Continued from previous page...

Mol	Chain	Res	Type
3	BM	132	ARG
3	BM	136	ARG
3	BM	138	GLU
3	BM	148	TRP
3	BM	150	PHE
3	BM	155	PHE
3	BM	162	PHE
3	BM	171	TRP
3	BM	177	PHE
3	BM	179	ILE
3	BM	182	HIS
3	BM	183	LEU
3	BM	186	THR
3	BM	214	LEU
3	BM	218	MET
3	BM	222	THR
3	BM	228	ARG
3	BM	229	PHE
3	BM	234	GLU
3	BM	246	GLU
3	BM	247	ARG
3	BM	254	TRP
3	BM	255	THR
3	BM	259	ASN
3	BM	267	ARG
3	BM	275	LEU
3	BM	307	TYR
3	BM	315	ASN
4	BH	13	GLN
4	BH	16	ILE
4	BH	19	PHE
4	BH	22	PHE
4	BH	27	ILE
4	BH	29	TYR
4	BH	31	ARG
4	BH	54	LYS
4	BH	60	ASP
4	BH	69	LEU
4	BH	123	CYS
4	BH	140	LYS
4	BH	141	GLU
4	BH	148	ASP

Continued on next page...

Continued from previous page...

Mol	Chain	Res	Type
4	BH	155	THR
4	BH	182	LEU
4	BH	185	GLU
4	BH	197	ILE
4	BH	225	LEU
4	BH	227	ASN
4	BH	235	GLU
5	BA	7	ASN
5	BA	8	LEU
5	BA	18	ARG
5	BA	42	THR
5	BA	55	TYR
6	BB	7	THR
6	BB	9	LEU
6	BB	18	HIS
6	BB	20	ILE
6	BB	22	MET
6	BB	23	GLN
6	BB	26	TYR
6	BB	34	ILE
6	BB	40	TRP
5	BD	12	TRP
6	BE	16	GLU
6	BE	17	PHE
6	BE	21	PHE
6	BE	23	GLN
5	BF	4	MET
5	BF	7	ASN
5	BF	12	TRP
5	BF	18	ARG
5	BF	49	ASP
6	BG	13	GLU
6	BG	21	PHE
6	BG	24	SER
5	BI	8	LEU
5	BI	9	TYR
5	BI	10	LYS
5	BI	18	ARG
5	BI	47	LEU
5	BI	55	TYR
6	BJ	17	PHE
6	BJ	33	VAL

Continued on next page...

Continued from previous page...

Mol	Chain	Res	Type
6	BJ	34	ILE
5	BK	9	TYR
5	BK	12	TRP
5	BK	18	ARG
5	BK	44	LEU
5	BK	48	ASP
5	BK	55	TYR
6	BN	24	SER
6	BN	29	PHE
6	BN	33	VAL
6	BN	34	ILE
5	BO	5	ASN
5	BO	8	LEU
5	BO	9	TYR
5	BO	43	ASP
6	BP	21	PHE
6	BP	25	MET
5	BQ	9	TYR
5	BQ	43	ASP
5	BQ	45	ASN
5	BQ	55	TYR
6	BR	20	ILE
6	BR	21	PHE
6	BR	23	GLN
6	BR	28	TRP
6	BR	29	PHE
6	BR	38	LEU
5	BS	19	ARG
5	BS	44	LEU
5	BS	55	TYR
6	BT	20	ILE
6	BT	21	PHE
6	BT	40	TRP
5	BU	2	PHE
5	BU	9	TYR
5	BU	12	TRP
5	BU	18	ARG
5	BU	47	LEU
5	BU	55	TYR
5	BU	56	GLN
6	BV	13	GLU
6	BV	20	ILE

Continued on next page...

Continued from previous page...

Mol	Chain	Res	Type
5	BW	7	ASN
5	BW	9	TYR
5	BW	12	TRP
5	BW	22	VAL
5	BW	37	MET
5	BW	49	ASP
5	BW	55	TYR
6	BX	24	SER
6	BX	34	ILE
6	BX	36	HIS
6	BX	44	PRO
5	BY	9	TYR
5	BY	18	ARG
5	BY	27	PHE
5	BY	37	MET
5	BY	55	TYR
5	BY	56	GLN
6	BZ	11	ASP
6	BZ	29	PHE
6	BZ	36	HIS
5	B1	9	TYR
5	B1	18	ARG
6	B2	20	ILE
6	B2	24	SER
6	B2	41	LEU
5	B3	2	PHE
5	B3	45	ASN
5	B3	47	LEU
5	B3	56	GLN
6	B4	20	ILE
6	B4	26	TYR
6	B4	33	VAL
6	B4	34	ILE
6	B4	37	LEU
6	B4	42	TYR
5	B5	9	TYR
5	B5	29	ILE
5	B5	47	LEU
6	B6	20	ILE
6	B6	37	LEU
6	B6	40	TRP
5	B7	9	TYR

Continued on next page...

Continued from previous page...

Mol	Chain	Res	Type
5	B7	18	ARG
5	B7	24	ILE
5	B7	44	LEU
6	B8	16	GLU
6	B8	20	ILE
6	B8	21	PHE
6	B8	23	GLN
6	B8	32	VAL
6	B8	33	VAL
6	B8	34	ILE
6	B8	41	LEU
5	B9	2	PHE
5	B9	44	LEU
6	B0	17	PHE
6	B0	21	PHE
6	B0	23	GLN
6	B0	32	VAL
6	B0	34	ILE
6	B0	36	HIS

Some sidechains can be flipped to improve hydrogen bonding and reduce clashes. All (114) such sidechains are listed below:

Mol	Chain	Res	Type
1	AC	45	ASN
1	AC	54	GLN
1	AC	77	GLN
1	AC	80	GLN
1	AC	138	ASN
1	AC	159	ASN
1	AC	206	GLN
1	AC	228	GLN
1	AC	238	ASN
1	AC	252	ASN
1	AC	275	HIS
1	AC	322	GLN
2	AL	96	GLN
2	AL	192	ASN
2	AL	273	ASN
3	AM	85	GLN
3	AM	195	ASN
3	AM	199	ASN
3	AM	240	HIS

Continued on next page...

Continued from previous page...

Mol	Chain	Res	Type
3	AM	315	ASN
4	AH	218	HIS
4	AH	227	ASN
6	AB	18	HIS
6	AB	23	GLN
5	AD	5	ASN
5	AD	7	ASN
5	AD	28	GLN
6	AE	18	HIS
5	AF	7	ASN
5	AF	56	GLN
6	AG	18	HIS
6	AG	23	GLN
5	AI	7	ASN
5	AK	5	ASN
5	AK	45	ASN
5	AO	5	ASN
5	AO	7	ASN
5	AO	28	GLN
6	AP	18	HIS
6	AT	23	GLN
5	AW	5	ASN
5	AW	7	ASN
5	AW	56	GLN
5	AY	5	ASN
6	AZ	18	HIS
6	AZ	23	GLN
5	A1	45	ASN
5	A1	56	GLN
5	A3	28	GLN
5	A3	45	ASN
5	A3	56	GLN
6	A4	23	GLN
5	A5	45	ASN
5	A5	56	GLN
5	A7	7	ASN
5	A7	28	GLN
6	A8	23	GLN
5	A9	7	ASN
5	A9	28	GLN
5	A9	56	GLN
1	BC	54	GLN

Continued on next page...

Continued from previous page...

Mol	Chain	Res	Type
1	BC	57	GLN
1	BC	77	GLN
1	BC	80	GLN
1	BC	138	ASN
1	BC	184	ASN
1	BC	206	GLN
1	BC	238	ASN
1	BC	322	GLN
2	BL	96	GLN
2	BL	177	HIS
2	BL	192	ASN
2	BL	273	ASN
3	BM	5	GLN
3	BM	12	GLN
3	BM	27	ASN
3	BM	85	GLN
3	BM	195	ASN
3	BM	199	ASN
3	BM	259	ASN
3	BM	315	ASN
4	BH	13	GLN
4	BH	88	ASN
4	BH	189	ASN
4	BH	218	HIS
4	BH	227	ASN
5	BA	7	ASN
6	BB	18	HIS
6	BB	23	GLN
6	BE	18	HIS
5	BF	7	ASN
5	BF	56	GLN
6	BG	18	HIS
5	BI	28	GLN
5	BK	5	ASN
5	BK	45	ASN
5	BK	56	GLN
6	BN	23	GLN
5	BO	5	ASN
5	BO	7	ASN
5	BS	45	ASN
6	BT	23	GLN
5	BU	5	ASN

Continued on next page...

Continued from previous page...

Mol	Chain	Res	Type
5	BU	56	GLN
5	BW	7	ASN
6	BZ	23	GLN
5	B3	45	ASN
5	B3	56	GLN
6	B4	23	GLN
6	B6	23	GLN
6	B8	23	GLN
5	B9	5	ASN
5	B9	7	ASN
5	B9	45	ASN

5.3.3 RNA ⓘ

There are no RNA molecules in this entry.

5.4 Non-standard residues in protein, DNA, RNA chains ⓘ

There are no non-standard protein/DNA/RNA residues in this entry.

5.5 Carbohydrates ⓘ

There are no carbohydrates in this entry.

5.6 Ligand geometry ⓘ

Of 169 ligands modelled in this entry, 36 are monoatomic - leaving 133 for Mogul analysis.

In the following table, the Counts columns list the number of bonds (or angles) for which Mogul statistics could be retrieved, the number of bonds (or angles) that are observed in the model and the number of bonds (or angles) that are defined in the chemical component dictionary. The Link column lists molecule types, if any, to which the group is linked. The Z score for a bond length (or angle) is the number of standard deviations the observed value is removed from the expected value. A bond length (or angle) with $|Z| > 2$ is considered an outlier worth inspection. RMSZ is the root-mean-square of all Z scores of the bond lengths (or angles).

Mol	Type	Chain	Res	Link	Bond lengths			Bond angles		
					Counts	RMSZ	$\# Z > 2$	Counts	RMSZ	$\# Z > 2$
14	CRT	A0	101	-	41,43,43	1.59	6 (14%)	54,54,54	1.97	15 (27%)
9	BCL	A0	102	-	55,74,74	2.38	11 (20%)	65,115,115	2.51	25 (38%)

Mol	Type	Chain	Res	Link	Bond lengths			Bond angles		
					Counts	RMSZ	# Z > 2	Counts	RMSZ	# Z > 2
9	BCL	A1	102	-	55,74,74	2.92	15 (27%)	65,115,115	2.62	23 (35%)
14	CRT	A1	103	-	41,43,43	1.48	9 (21%)	54,54,54	2.36	18 (33%)
9	BCL	A2	101	-	55,74,74	2.13	13 (23%)	65,115,115	2.36	22 (33%)
14	CRT	A2	102	-	41,43,43	1.73	7 (17%)	54,54,54	1.75	12 (22%)
16	PO4	A3	101	-	4,4,4	1.37	0	6,6,6	0.39	0
9	BCL	A3	103	-	55,74,74	2.24	11 (20%)	65,115,115	2.34	22 (33%)
9	BCL	A3	104	-	55,74,74	2.04	11 (20%)	65,115,115	2.51	24 (36%)
9	BCL	A5	102	-	55,74,74	2.20	13 (23%)	65,115,115	2.39	23 (35%)
14	CRT	A5	103	-	41,43,43	1.44	7 (17%)	54,54,54	1.72	15 (27%)
9	BCL	A6	101	-	55,74,74	2.43	11 (20%)	65,115,115	2.53	24 (36%)
14	CRT	A7	102	-	41,43,43	3.31	10 (24%)	54,54,54	3.43	13 (24%)
9	BCL	A7	103	-	55,74,74	2.52	13 (23%)	65,115,115	2.42	25 (38%)
9	BCL	A8	101	-	55,74,74	2.19	15 (27%)	65,115,115	2.75	26 (40%)
9	BCL	A9	102	-	55,74,74	2.02	12 (21%)	65,115,115	2.68	24 (36%)
9	BCL	AA	101	-	55,74,74	1.97	13 (23%)	65,115,115	2.28	20 (30%)
14	CRT	AA	102	-	41,43,43	1.59	6 (14%)	54,54,54	1.65	12 (22%)
9	BCL	AB	101	-	55,74,74	2.00	12 (21%)	65,115,115	2.49	24 (36%)
14	CRT	AB	102	-	41,43,43	1.34	5 (12%)	54,54,54	1.87	17 (31%)
7	HEM	AC	501	1	28,50,50	1.79	7 (25%)	17,82,82	2.54	10 (58%)
7	HEM	AC	502	1	28,50,50	1.89	8 (28%)	17,82,82	2.43	8 (47%)
7	HEM	AC	503	1	28,50,50	1.77	6 (21%)	17,82,82	2.35	7 (41%)
7	HEM	AC	504	1	28,50,50	1.91	7 (25%)	17,82,82	2.39	9 (52%)
9	BCL	AD	102	-	55,74,74	1.93	10 (18%)	65,115,115	2.40	22 (33%)
9	BCL	AE	101	-	55,74,74	2.12	12 (21%)	65,115,115	2.56	26 (40%)
9	BCL	AF	102	-	55,74,74	2.01	11 (20%)	65,115,115	2.32	23 (35%)
9	BCL	AG	101	-	55,74,74	2.05	12 (21%)	65,115,115	2.34	24 (36%)
14	CRT	AG	102	-	41,43,43	1.48	8 (19%)	54,54,54	1.76	19 (35%)
15	PEF	AH	301	-	18,18,46	3.06	6 (33%)	20,23,51	2.01	5 (25%)
16	PO4	AH	302	-	4,4,4	1.33	0	6,6,6	0.38	0
9	BCL	AI	102	-	55,74,74	1.99	10 (18%)	65,115,115	2.36	22 (33%)
9	BCL	AJ	101	-	55,74,74	1.97	11 (20%)	65,115,115	2.44	24 (36%)
14	CRT	AJ	102	-	41,43,43	1.58	7 (17%)	54,54,54	1.94	17 (31%)
9	BCL	AK	102	-	55,74,74	1.80	12 (21%)	65,115,115	2.41	23 (35%)
9	BCL	AL	301	-	55,74,74	1.93	11 (20%)	65,115,115	2.26	23 (35%)
10	BPH	AL	302	-	65,70,70	1.42	8 (12%)	75,101,101	1.60	10 (13%)

Mol	Type	Chain	Res	Link	Bond lengths			Bond angles		
					Counts	RMSZ	# Z > 2	Counts	RMSZ	# Z > 2
9	BCL	AL	303	-	55,74,74	1.72	9 (16%)	65,115,115	2.40	22 (33%)
11	UQ8	AL	304	-	53,53,53	1.47	2 (3%)	64,67,67	1.73	14 (21%)
9	BCL	AM	401	-	55,74,74	1.66	8 (14%)	65,115,115	2.34	22 (33%)
9	BCL	AM	402	-	55,74,74	1.70	8 (14%)	65,115,115	2.44	23 (35%)
10	BPH	AM	403	-	65,70,70	1.41	8 (12%)	75,101,101	1.55	10 (13%)
13	MQ8	AM	405	-	54,54,54	1.07	4 (7%)	67,69,69	1.51	14 (20%)
14	CRT	AM	406	-	41,43,43	1.61	7 (17%)	54,54,54	1.55	10 (18%)
15	PEF	AM	407	-	18,18,46	3.06	6 (33%)	20,23,51	2.01	5 (25%)
15	PEF	AM	408	-	13,13,46	2.85	4 (30%)	15,16,51	1.11	1 (6%)
15	PEF	AM	409	-	46,46,46	2.14	7 (15%)	48,51,51	1.36	6 (12%)
16	PO4	AM	410	-	4,4,4	1.37	0	6,6,6	0.40	0
9	BCL	AN	101	-	55,74,74	2.06	13 (23%)	65,115,115	2.51	25 (38%)
14	CRT	AN	102	-	41,43,43	1.44	8 (19%)	54,54,54	1.81	18 (33%)
9	BCL	AO	102	-	55,74,74	1.91	11 (20%)	65,115,115	2.38	23 (35%)
9	BCL	AP	101	-	55,74,74	1.89	10 (18%)	65,115,115	2.50	24 (36%)
14	CRT	AP	102	-	41,43,43	1.69	8 (19%)	54,54,54	1.73	17 (31%)
9	BCL	AQ	102	-	55,74,74	1.76	14 (25%)	65,115,115	2.33	21 (32%)
9	BCL	AR	101	-	55,74,74	2.00	12 (21%)	65,115,115	2.38	22 (33%)
14	CRT	AR	102	-	41,43,43	1.42	7 (17%)	54,54,54	1.79	15 (27%)
15	PEF	AS	101	-	46,46,46	2.13	6 (13%)	48,51,51	1.45	6 (12%)
9	BCL	AS	103	-	55,74,74	1.95	10 (18%)	65,115,115	2.40	23 (35%)
14	CRT	AS	104	-	41,43,43	1.57	5 (12%)	54,54,54	2.11	17 (31%)
9	BCL	AT	101	-	55,74,74	2.06	12 (21%)	65,115,115	2.32	25 (38%)
14	CRT	AT	102	-	41,43,43	1.61	8 (19%)	54,54,54	1.78	14 (25%)
9	BCL	AU	102	-	55,74,74	2.16	14 (25%)	65,115,115	2.61	29 (44%)
9	BCL	AV	102	-	55,74,74	2.23	14 (25%)	65,115,115	2.26	24 (36%)
9	BCL	AW	101	-	55,74,74	2.17	14 (25%)	65,115,115	2.53	24 (36%)
14	CRT	AW	102	-	41,43,43	1.64	9 (21%)	54,54,54	1.73	20 (37%)
9	BCL	AX	101	-	55,74,74	2.49	13 (23%)	65,115,115	2.48	24 (36%)
14	CRT	AX	102	-	41,43,43	1.90	8 (19%)	54,54,54	2.13	13 (24%)
9	BCL	AY	102	-	55,74,74	2.15	13 (23%)	65,115,115	2.51	24 (36%)
9	BCL	AZ	101	-	55,74,74	2.88	13 (23%)	65,115,115	3.04	23 (35%)
14	CRT	B0	101	-	41,43,43	2.13	9 (21%)	54,54,54	1.90	15 (27%)
9	BCL	B0	102	-	55,74,74	1.81	11 (20%)	65,115,115	2.47	26 (40%)
9	BCL	B1	102	-	55,74,74	2.00	10 (18%)	65,115,115	2.39	23 (35%)

Mol	Type	Chain	Res	Link	Bond lengths			Bond angles		
					Counts	RMSZ	# Z > 2	Counts	RMSZ	# Z > 2
14	CRT	B1	103	-	41,43,43	1.39	6 (14%)	54,54,54	1.97	20 (37%)
9	BCL	B2	101	-	55,74,74	1.87	12 (21%)	65,115,115	2.44	25 (38%)
14	CRT	B2	102	-	41,43,43	2.21	11 (26%)	54,54,54	1.98	17 (31%)
9	BCL	B3	102	-	55,74,74	1.83	9 (16%)	65,115,115	2.34	22 (33%)
9	BCL	B4	101	-	55,74,74	1.96	15 (27%)	65,115,115	2.50	25 (38%)
9	BCL	B5	102	-	55,74,74	1.96	8 (14%)	65,115,115	2.31	23 (35%)
14	CRT	B5	103	-	41,43,43	1.54	4 (9%)	54,54,54	1.66	14 (25%)
9	BCL	B6	101	-	55,74,74	2.03	11 (20%)	65,115,115	2.43	27 (41%)
14	CRT	B7	102	-	41,43,43	1.85	8 (19%)	54,54,54	1.92	12 (22%)
9	BCL	B7	103	-	55,74,74	2.04	10 (18%)	65,115,115	2.43	23 (35%)
9	BCL	B8	101	-	55,74,74	1.97	10 (18%)	65,115,115	2.66	27 (41%)
9	BCL	B9	102	-	55,74,74	1.98	10 (18%)	65,115,115	2.42	23 (35%)
9	BCL	BA	101	-	55,74,74	1.87	11 (20%)	65,115,115	2.33	22 (33%)
14	CRT	BA	102	-	41,43,43	1.59	5 (12%)	54,54,54	1.64	12 (22%)
9	BCL	BB	101	-	55,74,74	2.00	9 (16%)	65,115,115	2.57	24 (36%)
14	CRT	BB	102	-	41,43,43	1.49	8 (19%)	54,54,54	1.87	19 (35%)
7	HEM	BC	501	1	28,50,50	1.87	7 (25%)	17,82,82	2.53	10 (58%)
7	HEM	BC	502	1	28,50,50	1.82	8 (28%)	17,82,82	2.54	10 (58%)
7	HEM	BC	503	1	28,50,50	1.89	6 (21%)	17,82,82	2.35	7 (41%)
7	HEM	BC	504	1	28,50,50	2.00	7 (25%)	17,82,82	2.36	9 (52%)
9	BCL	BD	102	-	55,74,74	2.15	15 (27%)	65,115,115	2.38	23 (35%)
9	BCL	BE	101	-	55,74,74	2.22	15 (27%)	65,115,115	2.22	22 (33%)
9	BCL	BF	102	-	55,74,74	1.96	10 (18%)	65,115,115	2.40	23 (35%)
14	CRT	BF	103	-	41,43,43	1.57	7 (17%)	54,54,54	2.26	19 (35%)
9	BCL	BG	101	-	55,74,74	1.93	12 (21%)	65,115,115	2.38	24 (36%)
14	CRT	BG	102	-	41,43,43	1.51	6 (14%)	54,54,54	1.71	17 (31%)
16	PO4	BH	301	-	4,4,4	1.32	0	6,6,6	0.37	0
9	BCL	BI	102	-	55,74,74	1.81	13 (23%)	65,115,115	2.40	22 (33%)
9	BCL	BJ	101	-	55,74,74	1.79	15 (27%)	65,115,115	2.28	22 (33%)
9	BCL	BK	102	-	55,74,74	1.85	11 (20%)	65,115,115	2.36	22 (33%)
9	BCL	BL	301	-	55,74,74	1.95	11 (20%)	65,115,115	2.24	23 (35%)
10	BPH	BL	302	-	65,70,70	1.45	10 (15%)	75,101,101	1.56	9 (12%)
9	BCL	BL	303	-	55,74,74	1.66	8 (14%)	65,115,115	2.39	23 (35%)
11	UQ8	BL	304	-	53,53,53	1.43	2 (3%)	64,67,67	1.62	15 (23%)
9	BCL	BM	401	-	55,74,74	1.65	9 (16%)	65,115,115	2.33	22 (33%)

Mol	Type	Chain	Res	Link	Bond lengths			Bond angles		
					Counts	RMSZ	# Z > 2	Counts	RMSZ	# Z > 2
9	BCL	BM	402	-	55,74,74	1.77	7 (12%)	65,115,115	2.50	22 (33%)
10	BPH	BM	403	-	65,70,70	1.36	7 (10%)	75,101,101	1.59	9 (12%)
13	MQ8	BM	405	-	54,54,54	1.13	5 (9%)	67,69,69	1.35	9 (13%)
14	CRT	BM	406	-	41,43,43	1.56	6 (14%)	54,54,54	1.59	11 (20%)
15	PEF	BM	407	-	18,18,46	3.05	6 (33%)	20,23,51	2.01	5 (25%)
9	BCL	BN	101	-	55,74,74	1.83	10 (18%)	65,115,115	2.27	27 (41%)
14	CRT	BN	102	-	41,43,43	1.62	9 (21%)	54,54,54	1.86	15 (27%)
9	BCL	BO	102	-	55,74,74	1.83	11 (20%)	65,115,115	2.42	21 (32%)
14	CRT	BO	103	-	41,43,43	1.41	7 (17%)	54,54,54	1.80	16 (29%)
9	BCL	BP	101	-	55,74,74	2.02	11 (20%)	65,115,115	2.50	25 (38%)
14	CRT	BP	102	-	41,43,43	1.79	9 (21%)	54,54,54	1.63	14 (25%)
15	PEF	BQ	101	-	46,46,46	2.13	7 (15%)	48,51,51	1.45	6 (12%)
9	BCL	BQ	103	-	55,74,74	1.86	13 (23%)	65,115,115	2.35	19 (29%)
9	BCL	BQ	104	-	55,74,74	1.83	11 (20%)	65,115,115	2.31	24 (36%)
9	BCL	BS	102	-	55,74,74	1.68	10 (18%)	65,115,115	2.42	21 (32%)
14	CRT	BS	103	-	41,43,43	1.53	5 (12%)	54,54,54	1.72	15 (27%)
9	BCL	BT	101	-	55,74,74	1.82	12 (21%)	65,115,115	2.37	27 (41%)
9	BCL	BU	102	-	55,74,74	1.89	9 (16%)	65,115,115	2.42	21 (32%)
14	CRT	BU	103	-	41,43,43	1.61	10 (24%)	54,54,54	2.26	17 (31%)
9	BCL	BV	101	-	55,74,74	1.85	12 (21%)	65,115,115	2.33	26 (40%)
14	CRT	BV	102	-	41,43,43	2.07	11 (26%)	54,54,54	1.76	12 (22%)
9	BCL	BW	102	-	55,74,74	1.82	12 (21%)	65,115,115	2.43	22 (33%)
14	CRT	BW	103	-	41,43,43	1.63	7 (17%)	54,54,54	1.64	17 (31%)
9	BCL	BX	101	-	55,74,74	2.17	13 (23%)	65,115,115	2.50	22 (33%)
9	BCL	BY	102	-	55,74,74	1.93	11 (20%)	65,115,115	2.38	19 (29%)
9	BCL	BZ	101	-	55,74,74	1.89	11 (20%)	65,115,115	2.34	25 (38%)

In the following table, the Chirals column lists the number of chiral outliers, the number of chiral centers analysed, the number of these observed in the model and the number defined in the chemical component dictionary. Similar counts are reported in the Torsion and Rings columns. '-' means no outliers of that kind were identified.

Mol	Type	Chain	Res	Link	Chirals	Torsions	Rings
14	CRT	A0	101	-	-	0/51/51/51	0/0/0/0
9	BCL	A0	102	-	-	0/37/137/137	0/0/9/9
9	BCL	A1	102	-	-	0/37/137/137	0/0/9/9
14	CRT	A1	103	-	-	0/51/51/51	0/0/0/0

Continued on next page...

Continued from previous page...

Mol	Type	Chain	Res	Link	Chirals	Torsions	Rings
9	BCL	A2	101	-	-	0/37/137/137	0/0/9/9
14	CRT	A2	102	-	-	0/51/51/51	0/0/0/0
16	PO4	A3	101	-	-	0/0/0/0	0/0/0/0
9	BCL	A3	103	-	-	0/37/137/137	0/0/9/9
9	BCL	A3	104	-	-	0/37/137/137	0/0/9/9
9	BCL	A5	102	-	-	0/37/137/137	0/0/9/9
14	CRT	A5	103	-	-	0/51/51/51	0/0/0/0
9	BCL	A6	101	-	-	0/37/137/137	0/0/9/9
14	CRT	A7	102	-	-	0/51/51/51	0/0/0/0
9	BCL	A7	103	-	-	0/37/137/137	0/0/9/9
9	BCL	A8	101	-	-	0/37/137/137	0/0/9/9
9	BCL	A9	102	-	-	0/37/137/137	0/0/9/9
9	BCL	AA	101	-	-	0/37/137/137	0/0/9/9
14	CRT	AA	102	-	-	0/51/51/51	0/0/0/0
9	BCL	AB	101	-	-	0/37/137/137	0/0/9/9
14	CRT	AB	102	-	-	0/51/51/51	0/0/0/0
7	HEM	AC	501	1	-	0/6/54/54	0/0/8/8
7	HEM	AC	502	1	-	0/6/54/54	0/0/8/8
7	HEM	AC	503	1	-	0/6/54/54	0/0/8/8
7	HEM	AC	504	1	-	0/6/54/54	0/0/8/8
9	BCL	AD	102	-	-	0/37/137/137	0/0/9/9
9	BCL	AE	101	-	-	0/37/137/137	0/0/9/9
9	BCL	AF	102	-	-	0/37/137/137	0/0/9/9
9	BCL	AG	101	-	-	0/37/137/137	0/0/9/9
14	CRT	AG	102	-	-	0/51/51/51	0/0/0/0
15	PEF	AH	301	-	-	0/20/20/50	0/0/0/0
16	PO4	AH	302	-	-	0/0/0/0	0/0/0/0
9	BCL	AI	102	-	-	0/37/137/137	0/0/9/9
9	BCL	AJ	101	-	-	0/37/137/137	0/0/9/9
14	CRT	AJ	102	-	-	0/51/51/51	0/0/0/0
9	BCL	AK	102	-	-	0/37/137/137	0/0/9/9
9	BCL	AL	301	-	-	0/37/137/137	0/0/9/9
10	BPH	AL	302	-	-	0/54/105/105	0/1/6/6
9	BCL	AL	303	-	-	0/37/137/137	0/0/9/9
11	UQ8	AL	304	-	-	0/51/75/75	0/1/1/1
9	BCL	AM	401	-	-	0/37/137/137	0/0/9/9
9	BCL	AM	402	-	-	0/37/137/137	0/0/9/9
10	BPH	AM	403	-	-	0/54/105/105	0/1/6/6
13	MQ8	AM	405	-	-	0/47/67/67	0/2/2/2
14	CRT	AM	406	-	-	0/51/51/51	0/0/0/0
15	PEF	AM	407	-	-	0/20/20/50	0/0/0/0
15	PEF	AM	408	-	-	0/13/13/50	0/0/0/0

Continued on next page...

Continued from previous page...

Mol	Type	Chain	Res	Link	Chirals	Torsions	Rings
15	PEF	AM	409	-	-	0/50/50/50	0/0/0/0
16	PO4	AM	410	-	-	0/0/0/0	0/0/0/0
9	BCL	AN	101	-	-	0/37/137/137	0/0/9/9
14	CRT	AN	102	-	-	0/51/51/51	0/0/0/0
9	BCL	AO	102	-	-	0/37/137/137	0/0/9/9
9	BCL	AP	101	-	-	0/37/137/137	0/0/9/9
14	CRT	AP	102	-	-	0/51/51/51	0/0/0/0
9	BCL	AQ	102	-	-	0/37/137/137	0/0/9/9
9	BCL	AR	101	-	-	0/37/137/137	0/0/9/9
14	CRT	AR	102	-	-	0/51/51/51	0/0/0/0
15	PEF	AS	101	-	-	0/50/50/50	0/0/0/0
9	BCL	AS	103	-	-	0/37/137/137	0/0/9/9
14	CRT	AS	104	-	-	0/51/51/51	0/0/0/0
9	BCL	AT	101	-	-	0/37/137/137	0/0/9/9
14	CRT	AT	102	-	-	0/51/51/51	0/0/0/0
9	BCL	AU	102	-	-	0/37/137/137	0/0/9/9
9	BCL	AV	102	-	-	0/37/137/137	0/0/9/9
9	BCL	AW	101	-	-	0/37/137/137	0/0/9/9
14	CRT	AW	102	-	-	0/51/51/51	0/0/0/0
9	BCL	AX	101	-	-	0/37/137/137	0/0/9/9
14	CRT	AX	102	-	-	0/51/51/51	0/0/0/0
9	BCL	AY	102	-	-	0/37/137/137	0/0/9/9
9	BCL	AZ	101	-	-	0/37/137/137	0/0/9/9
14	CRT	B0	101	-	-	0/51/51/51	0/0/0/0
9	BCL	B0	102	-	-	0/37/137/137	0/0/9/9
9	BCL	B1	102	-	-	0/37/137/137	0/0/9/9
14	CRT	B1	103	-	-	0/51/51/51	0/0/0/0
9	BCL	B2	101	-	-	0/37/137/137	0/0/9/9
14	CRT	B2	102	-	-	0/51/51/51	0/0/0/0
9	BCL	B3	102	-	-	0/37/137/137	0/0/9/9
9	BCL	B4	101	-	-	0/37/137/137	0/0/9/9
9	BCL	B5	102	-	-	0/37/137/137	0/0/9/9
14	CRT	B5	103	-	-	0/51/51/51	0/0/0/0
9	BCL	B6	101	-	-	0/37/137/137	0/0/9/9
14	CRT	B7	102	-	-	0/51/51/51	0/0/0/0
9	BCL	B7	103	-	-	0/37/137/137	0/0/9/9
9	BCL	B8	101	-	-	0/37/137/137	0/0/9/9
9	BCL	B9	102	-	-	0/37/137/137	0/0/9/9
9	BCL	BA	101	-	-	0/37/137/137	0/0/9/9
14	CRT	BA	102	-	-	0/51/51/51	0/0/0/0
9	BCL	BB	101	-	-	0/37/137/137	0/0/9/9
14	CRT	BB	102	-	-	0/51/51/51	0/0/0/0

Continued on next page...

Continued from previous page...

Mol	Type	Chain	Res	Link	Chirals	Torsions	Rings
7	HEM	BC	501	1	-	0/6/54/54	0/0/8/8
7	HEM	BC	502	1	-	0/6/54/54	0/0/8/8
7	HEM	BC	503	1	-	0/6/54/54	0/0/8/8
7	HEM	BC	504	1	-	0/6/54/54	0/0/8/8
9	BCL	BD	102	-	-	0/37/137/137	0/0/9/9
9	BCL	BE	101	-	-	0/37/137/137	0/0/9/9
9	BCL	BF	102	-	-	0/37/137/137	0/0/9/9
14	CRT	BF	103	-	-	0/51/51/51	0/0/0/0
9	BCL	BG	101	-	-	0/37/137/137	0/0/9/9
14	CRT	BG	102	-	-	0/51/51/51	0/0/0/0
16	PO4	BH	301	-	-	0/0/0/0	0/0/0/0
9	BCL	BI	102	-	-	0/37/137/137	0/0/9/9
9	BCL	BJ	101	-	-	0/37/137/137	0/0/9/9
9	BCL	BK	102	-	-	0/37/137/137	0/0/9/9
9	BCL	BL	301	-	-	0/37/137/137	0/0/9/9
10	BPH	BL	302	-	-	0/54/105/105	0/1/6/6
9	BCL	BL	303	-	-	0/37/137/137	0/0/9/9
11	UQ8	BL	304	-	-	0/51/75/75	0/1/1/1
9	BCL	BM	401	-	-	0/37/137/137	0/0/9/9
9	BCL	BM	402	-	-	0/37/137/137	0/0/9/9
10	BPH	BM	403	-	-	0/54/105/105	0/1/6/6
13	MQ8	BM	405	-	-	0/47/67/67	0/2/2/2
14	CRT	BM	406	-	-	0/51/51/51	0/0/0/0
15	PEF	BM	407	-	-	0/20/20/50	0/0/0/0
9	BCL	BN	101	-	-	0/37/137/137	0/0/9/9
14	CRT	BN	102	-	-	0/51/51/51	0/0/0/0
9	BCL	BO	102	-	-	0/37/137/137	0/0/9/9
14	CRT	BO	103	-	-	0/51/51/51	0/0/0/0
9	BCL	BP	101	-	-	0/37/137/137	0/0/9/9
14	CRT	BP	102	-	-	0/51/51/51	0/0/0/0
15	PEF	BQ	101	-	-	0/50/50/50	0/0/0/0
9	BCL	BQ	103	-	-	0/37/137/137	0/0/9/9
9	BCL	BQ	104	-	-	0/37/137/137	0/0/9/9
9	BCL	BS	102	-	-	0/37/137/137	0/0/9/9
14	CRT	BS	103	-	-	0/51/51/51	0/0/0/0
9	BCL	BT	101	-	-	0/37/137/137	0/0/9/9
9	BCL	BU	102	-	-	0/37/137/137	0/0/9/9
14	CRT	BU	103	-	-	0/51/51/51	0/0/0/0
9	BCL	BV	101	-	-	0/37/137/137	0/0/9/9
14	CRT	BV	102	-	-	0/51/51/51	0/0/0/0
9	BCL	BW	102	-	-	0/37/137/137	0/0/9/9
14	CRT	BW	103	-	-	0/51/51/51	0/0/0/0

Continued on next page...

Continued from previous page...

Mol	Type	Chain	Res	Link	Chirals	Torsions	Rings
9	BCL	BX	101	-	-	0/37/137/137	0/0/9/9
9	BCL	BY	102	-	-	0/37/137/137	0/0/9/9
9	BCL	BZ	101	-	-	0/37/137/137	0/0/9/9

All (1222) bond length outliers are listed below:

Mol	Chain	Res	Type	Atoms	Z	Observed(Å)	Ideal(Å)
9	AZ	101	BCL	O2A-C1	-16.36	0.97	1.46
9	A5	102	BCL	O2A-C1	-7.63	1.23	1.46
9	BE	101	BCL	CAA-CBA	-7.22	1.29	1.52
7	AC	503	HEM	C3C-CAC	-6.31	1.35	1.47
7	BC	503	HEM	C3C-CAC	-6.21	1.35	1.47
7	BC	501	HEM	C3C-CAC	-6.13	1.35	1.47
7	BC	504	HEM	C3C-CAC	-5.83	1.36	1.47
9	B6	101	BCL	CAA-CBA	-5.55	1.34	1.52
7	AC	504	HEM	C3C-CAC	-5.35	1.37	1.47
7	AC	501	HEM	C3C-CAC	-5.24	1.37	1.47
9	A2	101	BCL	O2A-C1	-5.22	1.30	1.46
9	BV	101	BCL	CAA-CBA	-5.16	1.36	1.52
11	BL	304	UQ8	C41-C42	-5.10	1.36	1.53
9	AT	101	BCL	CAA-CBA	-5.04	1.36	1.52
11	AL	304	UQ8	C41-C42	-4.97	1.36	1.53
9	AV	102	BCL	CAA-CBA	-4.90	1.36	1.52
7	BC	502	HEM	C3C-CAC	-4.84	1.38	1.47
7	AC	502	HEM	C3C-CAC	-4.71	1.38	1.47
9	BD	102	BCL	C3C-C4C	-4.56	1.45	1.51
9	AG	101	BCL	CAA-CBA	-4.50	1.38	1.52
9	AP	101	BCL	CAA-CBA	-4.43	1.38	1.52
9	BP	101	BCL	CAA-CBA	-4.27	1.38	1.52
9	BQ	103	BCL	C3B-C2B	-4.26	1.30	1.39
9	BE	101	BCL	O2A-C1	-4.20	1.33	1.46
9	B2	101	BCL	CAA-CBA	-4.07	1.39	1.52
9	AN	101	BCL	CAA-CBA	-4.04	1.39	1.52
9	AX	101	BCL	CAA-CBA	-4.03	1.39	1.52
7	BC	504	HEM	C4C-NC	-4.03	1.32	1.36
9	AR	101	BCL	CAA-CBA	-4.00	1.39	1.52
9	BT	101	BCL	CAA-CBA	-3.97	1.39	1.52
9	BJ	101	BCL	CAA-CBA	-3.90	1.40	1.52
9	BQ	104	BCL	CAA-CBA	-3.83	1.40	1.52
7	AC	502	HEM	C4C-NC	-3.82	1.32	1.36
9	AJ	101	BCL	CAA-CBA	-3.77	1.40	1.52
9	A2	101	BCL	C3B-C2B	-3.57	1.32	1.39

Continued on next page...

Continued from previous page...

Mol	Chain	Res	Type	Atoms	Z	Observed(Å)	Ideal(Å)
9	A2	101	BCL	CAA-CBA	-3.50	1.41	1.52
7	BC	504	HEM	C1B-NB	-3.49	1.32	1.36
9	BE	101	BCL	C3B-C2B	-3.47	1.32	1.39
7	BC	501	HEM	C1B-NB	-3.41	1.32	1.36
7	AC	504	HEM	C4C-NC	-3.38	1.32	1.36
9	B8	101	BCL	CAA-CBA	-3.38	1.41	1.52
10	AM	403	BPH	C4C-NC	-3.32	1.30	1.37
7	BC	502	HEM	C1B-NB	-3.32	1.32	1.36
10	BL	302	BPH	C1B-C2B	-3.31	1.38	1.45
9	BG	101	BCL	CAA-CBA	-3.28	1.42	1.52
9	BN	101	BCL	CAA-CBA	-3.27	1.42	1.52
10	BM	403	BPH	C1B-C2B	-3.25	1.38	1.45
9	B4	101	BCL	CAA-CBA	-3.25	1.42	1.52
10	AL	302	BPH	C4C-NC	-3.22	1.30	1.37
9	BL	301	BCL	O2D-CED	-3.20	1.37	1.45
10	AL	302	BPH	C1B-C2B	-3.19	1.38	1.45
9	BI	102	BCL	C2C-C3C	-3.19	1.45	1.54
10	BL	302	BPH	C4C-NC	-3.18	1.30	1.37
9	AU	102	BCL	C3B-C2B	-3.16	1.32	1.39
9	BX	101	BCL	C3D-C2D	-3.15	1.32	1.39
14	BB	102	CRT	C25-C23	-3.14	1.39	1.45
14	BB	102	CRT	C30-C28	-3.14	1.39	1.45
14	B0	101	CRT	C30-C28	-3.14	1.39	1.45
9	AL	301	BCL	O2D-CED	-3.14	1.37	1.45
7	BC	502	HEM	C4C-NC	-3.13	1.33	1.36
14	AB	102	CRT	C16-C17	-3.13	1.39	1.45
14	A1	103	CRT	C16-C17	-3.12	1.39	1.45
9	BQ	103	BCL	CBD-CGD	-3.12	1.42	1.52
9	BF	102	BCL	C2C-C3C	-3.11	1.45	1.54
10	AL	302	BPH	C1A-NA	-3.10	1.30	1.37
9	AY	102	BCL	C2C-C3C	-3.10	1.45	1.54
14	AB	102	CRT	C25-C23	-3.07	1.39	1.45
9	AA	101	BCL	O2D-CED	-3.04	1.38	1.45
10	BM	403	BPH	C4C-NC	-3.04	1.30	1.37
7	BC	504	HEM	C4A-CHB	-3.04	1.32	1.40
10	AM	403	BPH	C1B-C2B	-3.03	1.39	1.45
9	BQ	103	BCL	CAA-CBA	-3.02	1.43	1.52
10	AM	403	BPH	C1A-NA	-3.01	1.31	1.37
9	B1	102	BCL	C2C-C3C	-3.00	1.46	1.54
9	AP	101	BCL	C2C-C3C	-2.98	1.46	1.54
7	AC	502	HEM	CMB-C2B	-2.94	1.45	1.51
7	AC	501	HEM	C1B-NB	-2.93	1.33	1.36

Continued on next page...

Continued from previous page...

Mol	Chain	Res	Type	Atoms	Z	Observed(Å)	Ideal(Å)
9	A2	101	BCL	C2C-C3C	-2.93	1.46	1.54
7	AC	504	HEM	C4A-CHB	-2.89	1.32	1.40
9	BE	101	BCL	CBA-CGA	-2.86	1.42	1.50
9	AR	101	BCL	C2C-C3C	-2.85	1.46	1.54
9	AG	101	BCL	C2C-C3C	-2.84	1.46	1.54
9	BJ	101	BCL	C3B-C2B	-2.84	1.33	1.39
9	AJ	101	BCL	O2D-CED	-2.84	1.38	1.45
7	AC	501	HEM	C4C-NC	-2.83	1.33	1.36
9	BJ	101	BCL	C2C-C3C	-2.81	1.46	1.54
9	B2	101	BCL	C2C-C3C	-2.81	1.46	1.54
9	BZ	101	BCL	CAA-CBA	-2.81	1.43	1.52
9	AO	102	BCL	C3B-C2B	-2.80	1.33	1.39
10	BL	302	BPH	C1A-NA	-2.80	1.31	1.37
9	BX	101	BCL	C2C-C3C	-2.79	1.46	1.54
9	B3	102	BCL	C2C-C3C	-2.79	1.46	1.54
9	AJ	101	BCL	C2C-C3C	-2.79	1.46	1.54
9	A0	102	BCL	C2C-C3C	-2.79	1.46	1.54
9	BI	102	BCL	C3B-C2B	-2.78	1.33	1.39
7	BC	503	HEM	C4A-CHB	-2.78	1.32	1.40
9	AO	102	BCL	C2C-C3C	-2.77	1.46	1.54
9	AU	102	BCL	CAA-CBA	-2.77	1.43	1.52
9	AW	101	BCL	C3A-C2A	-2.76	1.46	1.54
9	BO	102	BCL	C2C-C3C	-2.76	1.46	1.54
9	AT	101	BCL	C2C-C3C	-2.73	1.46	1.54
9	A8	101	BCL	C3A-C2A	-2.73	1.46	1.54
9	AM	401	BCL	C3B-C2B	-2.73	1.33	1.39
9	AE	101	BCL	C2C-C3C	-2.72	1.46	1.54
7	AC	504	HEM	C1B-NB	-2.71	1.33	1.36
7	BC	503	HEM	C1B-NB	-2.71	1.33	1.36
9	B5	102	BCL	CAA-CBA	-2.70	1.44	1.52
9	AO	102	BCL	C3A-C2A	-2.69	1.46	1.54
9	A7	103	BCL	C2C-C3C	-2.69	1.46	1.54
9	A9	102	BCL	C2C-C3C	-2.68	1.46	1.54
9	AW	101	BCL	C3B-C2B	-2.68	1.33	1.39
9	A3	103	BCL	C2C-C3C	-2.68	1.46	1.54
9	B0	102	BCL	O2D-CED	-2.68	1.38	1.45
14	B1	103	CRT	C25-C23	-2.68	1.40	1.45
14	BB	102	CRT	C16-C17	-2.68	1.40	1.45
9	A2	101	BCL	O2D-CED	-2.67	1.38	1.45
7	AC	502	HEM	C1A-CHA	-2.66	1.33	1.40
9	AB	101	BCL	CAA-CBA	-2.66	1.44	1.52
9	AT	101	BCL	C3B-C2B	-2.66	1.34	1.39

Continued on next page...

Continued from previous page...

Mol	Chain	Res	Type	Atoms	Z	Observed(Å)	Ideal(Å)
7	AC	503	HEM	C3B-CAB	-2.65	1.42	1.47
9	A6	101	BCL	C2C-C3C	-2.65	1.47	1.54
9	B1	102	BCL	C3B-C2B	-2.64	1.34	1.39
7	BC	501	HEM	C4A-CHB	-2.64	1.33	1.40
9	BU	102	BCL	C2C-C3C	-2.64	1.47	1.54
9	BX	101	BCL	CAA-CBA	-2.63	1.44	1.52
9	BD	102	BCL	C2C-C3C	-2.63	1.47	1.54
9	AF	102	BCL	CAA-CBA	-2.62	1.44	1.52
9	BM	401	BCL	C3B-C2B	-2.62	1.34	1.39
9	BG	101	BCL	O2D-CED	-2.62	1.39	1.45
9	AB	101	BCL	O2D-CED	-2.62	1.39	1.45
9	BQ	104	BCL	O2D-CED	-2.62	1.39	1.45
14	AB	102	CRT	C30-C28	-2.62	1.40	1.45
9	AQ	102	BCL	C3B-C2B	-2.61	1.34	1.39
9	A3	104	BCL	C2C-C3C	-2.61	1.47	1.54
14	BG	102	CRT	C30-C28	-2.59	1.40	1.45
9	AE	101	BCL	O2D-CED	-2.58	1.39	1.45
9	B9	102	BCL	C2C-C3C	-2.58	1.47	1.54
9	BP	101	BCL	C2C-C3C	-2.57	1.47	1.54
7	AC	502	HEM	C1B-NB	-2.57	1.33	1.36
9	AY	102	BCL	CAA-CBA	-2.57	1.44	1.52
9	AB	101	BCL	C2C-C3C	-2.57	1.47	1.54
9	AI	102	BCL	C2C-C3C	-2.57	1.47	1.54
9	AW	101	BCL	C2C-C3C	-2.56	1.47	1.54
9	B6	101	BCL	C2C-C3C	-2.56	1.47	1.54
10	BM	403	BPH	C1A-NA	-2.56	1.32	1.37
9	A8	101	BCL	C2C-C3C	-2.55	1.47	1.54
9	AM	401	BCL	C2C-C3C	-2.55	1.47	1.54
9	AA	101	BCL	C2C-C3C	-2.54	1.47	1.54
9	AL	301	BCL	C2C-C3C	-2.53	1.47	1.54
9	AL	303	BCL	C2C-C3C	-2.53	1.47	1.54
10	BL	302	BPH	C3D-C2D	-2.51	1.34	1.39
9	BY	102	BCL	C2C-C3C	-2.51	1.47	1.54
9	AF	102	BCL	O2D-CED	-2.51	1.39	1.45
9	BE	101	BCL	C2C-C3C	-2.50	1.47	1.54
9	AD	102	BCL	C2C-C3C	-2.49	1.47	1.54
9	B0	102	BCL	CAA-CBA	-2.49	1.44	1.52
9	B4	101	BCL	C2C-C3C	-2.48	1.47	1.54
14	B1	103	CRT	C16-C17	-2.48	1.40	1.45
9	A5	102	BCL	C2C-C3C	-2.48	1.47	1.54
7	AC	501	HEM	C4A-CHB	-2.48	1.33	1.40
9	AK	102	BCL	C3B-C2B	-2.47	1.34	1.39

Continued on next page...

Continued from previous page...

Mol	Chain	Res	Type	Atoms	Z	Observed(Å)	Ideal(Å)
14	BO	103	CRT	C16-C17	-2.47	1.40	1.45
14	BO	103	CRT	C25-C23	-2.47	1.40	1.45
9	B5	102	BCL	C2C-C3C	-2.46	1.47	1.54
9	AQ	102	BCL	CAA-CBA	-2.46	1.44	1.52
9	BE	101	BCL	O2D-CED	-2.45	1.39	1.45
9	BB	101	BCL	CAA-CBA	-2.45	1.44	1.52
9	AX	101	BCL	C2C-C3C	-2.45	1.47	1.54
14	BU	103	CRT	C16-C17	-2.44	1.40	1.45
9	AN	101	BCL	C2C-C3C	-2.44	1.47	1.54
9	AU	102	BCL	C2C-C3C	-2.43	1.47	1.54
9	BL	303	BCL	C2C-C3C	-2.43	1.47	1.54
9	AF	102	BCL	C2C-C3C	-2.43	1.47	1.54
9	B8	101	BCL	C2C-C3C	-2.43	1.47	1.54
9	BL	301	BCL	C2C-C3C	-2.43	1.47	1.54
14	AB	102	CRT	C11-C12	-2.42	1.40	1.45
9	B7	103	BCL	C2C-C3C	-2.42	1.47	1.54
9	B0	102	BCL	C2C-C3C	-2.42	1.47	1.54
14	AN	102	CRT	C16-C17	-2.42	1.40	1.45
9	BI	102	BCL	C3B-CAB	-2.42	1.42	1.49
9	AR	101	BCL	O2D-CED	-2.40	1.39	1.45
9	BV	101	BCL	O2D-CED	-2.40	1.39	1.45
9	BJ	101	BCL	C3B-CAB	-2.39	1.42	1.49
9	AS	103	BCL	C2C-C3C	-2.39	1.47	1.54
14	AN	102	CRT	C25-C23	-2.39	1.40	1.45
9	B4	101	BCL	O2D-CED	-2.39	1.39	1.45
9	AK	102	BCL	C2C-C3C	-2.39	1.47	1.54
7	BC	502	HEM	C1A-CHA	-2.38	1.33	1.40
14	B1	103	CRT	C30-C28	-2.38	1.40	1.45
14	BU	103	CRT	C25-C23	-2.38	1.40	1.45
9	BQ	103	BCL	C1B-CHB	-2.38	1.33	1.40
9	AV	102	BCL	C2C-C3C	-2.38	1.47	1.54
9	A1	102	BCL	C2C-C3C	-2.37	1.47	1.54
9	BL	301	BCL	C3B-C2B	-2.37	1.34	1.39
9	A8	101	BCL	O2D-CED	-2.36	1.39	1.45
14	BF	103	CRT	C25-C23	-2.36	1.40	1.45
14	BG	102	CRT	C25-C23	-2.36	1.40	1.45
9	BA	101	BCL	C2C-C3C	-2.36	1.47	1.54
9	A7	103	BCL	C3A-C2A	-2.36	1.47	1.54
9	BM	402	BCL	C2C-C3C	-2.35	1.47	1.54
9	A3	104	BCL	O2D-CED	-2.35	1.39	1.45
14	A1	103	CRT	C30-C28	-2.35	1.40	1.45
9	A7	103	BCL	CAA-CBA	-2.35	1.45	1.52

Continued on next page...

Continued from previous page...

Mol	Chain	Res	Type	Atoms	Z	Observed(Å)	Ideal(Å)
9	BW	102	BCL	C3B-C2B	-2.34	1.34	1.39
9	AG	101	BCL	O2D-CED	-2.33	1.39	1.45
14	A1	103	CRT	C25-C23	-2.33	1.40	1.45
9	AZ	101	BCL	C3D-C2D	-2.33	1.34	1.39
9	BK	102	BCL	C2C-C3C	-2.33	1.47	1.54
14	AR	102	CRT	C16-C17	-2.33	1.40	1.45
9	BY	102	BCL	C3D-C2D	-2.33	1.34	1.39
9	AQ	102	BCL	C2C-C3C	-2.32	1.47	1.54
14	BO	103	CRT	C30-C28	-2.32	1.40	1.45
9	BJ	101	BCL	O2D-CED	-2.31	1.39	1.45
14	BP	102	CRT	C25-C23	-2.31	1.40	1.45
14	AR	102	CRT	C25-C23	-2.31	1.40	1.45
9	BS	102	BCL	C2C-C3C	-2.30	1.47	1.54
7	AC	502	HEM	C4A-CHB	-2.29	1.34	1.40
9	BQ	103	BCL	C2C-C3C	-2.29	1.48	1.54
7	BC	502	HEM	C3B-CAB	-2.28	1.43	1.47
14	AR	102	CRT	C30-C28	-2.28	1.41	1.45
9	A5	102	BCL	CAA-CBA	-2.28	1.45	1.52
9	BE	101	BCL	C1-C2	-2.27	1.42	1.49
9	BM	402	BCL	C3B-C2B	-2.27	1.34	1.39
14	AW	102	CRT	C25-C23	-2.27	1.41	1.45
14	B0	101	CRT	C35-C33	-2.27	1.41	1.45
9	A9	102	BCL	CAA-CBA	-2.26	1.45	1.52
14	AG	102	CRT	C25-C23	-2.26	1.41	1.45
9	A9	102	BCL	O2D-CED	-2.26	1.39	1.45
10	AL	302	BPH	C3D-C2D	-2.26	1.34	1.39
14	AX	102	CRT	C30-C28	-2.26	1.41	1.45
9	A0	102	BCL	O2D-CED	-2.26	1.39	1.45
9	AR	101	BCL	C3B-C2B	-2.26	1.34	1.39
9	BV	101	BCL	C2C-C3C	-2.26	1.48	1.54
9	BD	102	BCL	CHD-C4C	-2.25	1.34	1.41
9	AL	303	BCL	C3B-C2B	-2.25	1.34	1.39
14	AN	102	CRT	C30-C28	-2.25	1.41	1.45
9	BM	401	BCL	C2C-C3C	-2.24	1.48	1.54
9	AG	101	BCL	CBA-CGA	-2.23	1.44	1.50
10	AM	403	BPH	CHB-C4A	-2.23	1.34	1.40
10	BM	403	BPH	C3D-C2D	-2.23	1.34	1.39
14	BN	102	CRT	C30-C28	-2.22	1.41	1.45
9	A1	102	BCL	C3B-C2B	-2.21	1.35	1.39
9	B2	101	BCL	C3B-C2B	-2.21	1.35	1.39
9	BZ	101	BCL	C2C-C3C	-2.21	1.48	1.54
14	A5	103	CRT	C25-C23	-2.21	1.41	1.45

Continued on next page...

Continued from previous page...

Mol	Chain	Res	Type	Atoms	Z	Observed(Å)	Ideal(Å)
9	AM	402	BCL	C3B-C2B	-2.20	1.35	1.39
9	A1	102	BCL	CAA-CBA	-2.20	1.45	1.52
9	AM	402	BCL	C2C-C3C	-2.19	1.48	1.54
9	AR	101	BCL	C3C-C4C	-2.19	1.48	1.51
10	AM	403	BPH	C3D-C2D	-2.18	1.35	1.39
9	BQ	104	BCL	C2C-C3C	-2.18	1.48	1.54
14	A5	103	CRT	C16-C17	-2.17	1.41	1.45
9	BS	102	BCL	CAA-CBA	-2.17	1.45	1.52
10	BM	403	BPH	CHB-C4A	-2.17	1.34	1.40
9	AR	101	BCL	C3D-C2D	-2.17	1.35	1.39
14	BU	103	CRT	C30-C28	-2.17	1.41	1.45
9	BW	102	BCL	C2C-C3C	-2.16	1.48	1.54
9	BL	303	BCL	C3B-C2B	-2.16	1.35	1.39
7	AC	503	HEM	C4A-CHB	-2.16	1.34	1.40
9	AZ	101	BCL	C3B-C2B	-2.16	1.35	1.39
9	BZ	101	BCL	O2D-CED	-2.15	1.40	1.45
9	BT	101	BCL	C2C-C3C	-2.15	1.48	1.54
14	BW	103	CRT	C16-C17	-2.15	1.41	1.45
14	AW	102	CRT	C16-C17	-2.15	1.41	1.45
9	AX	101	BCL	CBD-CGD	-2.14	1.45	1.52
14	AP	102	CRT	C25-C23	-2.14	1.41	1.45
14	AN	102	CRT	C11-C12	-2.14	1.41	1.45
9	A5	102	BCL	O2D-CED	-2.14	1.40	1.45
9	AN	101	BCL	C3C-C4C	-2.14	1.48	1.51
9	BO	102	BCL	C3B-C2B	-2.13	1.35	1.39
14	BS	103	CRT	C16-C17	-2.13	1.41	1.45
7	AC	503	HEM	C2A-C3A	-2.12	1.31	1.37
14	BN	102	CRT	C25-C23	-2.11	1.41	1.45
7	BC	502	HEM	C4A-CHB	-2.11	1.34	1.40
14	BM	406	CRT	C25-C23	-2.11	1.41	1.45
14	A5	103	CRT	C30-C28	-2.10	1.41	1.45
9	BK	102	BCL	C3B-C2B	-2.10	1.35	1.39
14	AS	104	CRT	C30-C28	-2.09	1.41	1.45
14	AJ	102	CRT	C25-C23	-2.09	1.41	1.45
9	BP	101	BCL	O2D-CED	-2.08	1.40	1.45
14	AG	102	CRT	C16-C17	-2.08	1.41	1.45
14	AT	102	CRT	C16-C17	-2.07	1.41	1.45
9	A3	103	BCL	C3B-C2B	-2.07	1.35	1.39
14	A1	103	CRT	C15-C14	-2.07	1.37	1.43
9	BT	101	BCL	O2D-CED	-2.06	1.40	1.45
9	AK	102	BCL	CAA-CBA	-2.05	1.46	1.52
14	BU	103	CRT	C10-C9	-2.05	1.37	1.43

Continued on next page...

Continued from previous page...

Mol	Chain	Res	Type	Atoms	Z	Observed(Å)	Ideal(Å)
14	BF	103	CRT	C30-C28	-2.04	1.41	1.45
7	BC	504	HEM	C3B-CAB	-2.04	1.43	1.47
14	BB	102	CRT	C11-C12	-2.03	1.41	1.45
14	AG	102	CRT	C11-C12	-2.03	1.41	1.45
9	AV	102	BCL	O2D-CED	-2.03	1.40	1.45
14	AJ	102	CRT	C16-C17	-2.02	1.41	1.45
14	A0	101	CRT	C16-C17	-2.02	1.41	1.45
14	AG	102	CRT	C30-C28	-2.02	1.41	1.45
9	AL	301	BCL	C3B-C2B	-2.02	1.35	1.39
14	AJ	102	CRT	C30-C28	-2.02	1.41	1.45
9	AN	101	BCL	CHD-C4C	-2.00	1.35	1.41
14	BW	103	CRT	C25-C23	-2.00	1.41	1.45
9	AN	101	BCL	O2D-CED	-2.00	1.40	1.45
15	BQ	101	PEF	P-O4P	2.00	1.67	1.59
14	BA	102	CRT	C26-C25	2.00	1.39	1.34
10	BL	302	BPH	O2A-CGA	2.00	1.39	1.33
9	A3	104	BCL	C2A-C1A	2.00	1.56	1.52
14	BP	102	CRT	C26-C25	2.00	1.39	1.34
9	A7	103	BCL	O1A-CGA	2.01	1.28	1.22
14	AA	102	CRT	C26-C25	2.01	1.39	1.34
9	A2	101	BCL	C4-C3	2.01	1.55	1.50
9	BT	101	BCL	CMB-C2B	2.01	1.55	1.51
14	AA	102	CRT	C15-C16	2.01	1.39	1.34
9	BO	102	BCL	CMC-C2C	2.01	1.57	1.53
14	AT	102	CRT	C26-C25	2.01	1.39	1.34
9	B3	102	BCL	C2-C3	2.01	1.38	1.33
7	BC	501	HEM	CAD-C3D	2.01	1.56	1.52
13	AM	405	MQ8	C6-C5	2.01	1.43	1.39
9	AD	102	BCL	CMA-C3A	2.01	1.57	1.53
9	BP	101	BCL	C4-C3	2.02	1.55	1.50
9	AQ	102	BCL	CMC-C2C	2.02	1.57	1.53
9	BB	101	BCL	CAA-C2A	2.02	1.58	1.54
15	AM	409	PEF	P-O4P	2.02	1.67	1.59
14	B1	103	CRT	C27-C28	2.03	1.38	1.35
14	AM	406	CRT	C21-C20	2.03	1.41	1.35
9	AU	102	BCL	C2-C3	2.03	1.38	1.33
14	A1	103	CRT	C4-C5	2.03	1.53	1.50
9	A3	103	BCL	CBA-CGA	2.03	1.56	1.50
9	BT	101	BCL	C4-C3	2.03	1.55	1.50
9	AA	101	BCL	CMA-C3A	2.03	1.57	1.53
14	AM	406	CRT	C26-C25	2.04	1.39	1.34
9	A1	102	BCL	C3A-C4A	2.04	1.58	1.51

Continued on next page...

Continued from previous page...

Mol	Chain	Res	Type	Atoms	Z	Observed(Å)	Ideal(Å)
9	AL	303	BCL	C2-C3	2.04	1.38	1.33
9	B6	101	BCL	C5-C3	2.04	1.55	1.51
9	AV	102	BCL	C7-C8	2.05	1.64	1.52
9	B6	101	BCL	CMB-C2B	2.05	1.55	1.51
9	BM	401	BCL	C4-C3	2.05	1.56	1.50
9	A6	101	BCL	CMA-C3A	2.05	1.57	1.53
9	A5	102	BCL	CMA-C3A	2.05	1.57	1.53
9	A6	101	BCL	O1A-CGA	2.05	1.28	1.22
9	BJ	101	BCL	CMC-C2C	2.05	1.57	1.53
9	B9	102	BCL	C5-C3	2.06	1.55	1.51
9	A0	102	BCL	C4-C3	2.06	1.56	1.50
14	BB	102	CRT	C9-C7	2.06	1.38	1.35
14	AM	406	CRT	C9-C7	2.06	1.38	1.35
9	AW	101	BCL	C3C-C4C	2.06	1.54	1.51
10	BL	302	BPH	O2D-CGD	2.06	1.38	1.33
9	BZ	101	BCL	CMC-C2C	2.06	1.57	1.53
14	AW	102	CRT	C15-C16	2.07	1.39	1.34
9	BQ	103	BCL	CMB-C2B	2.07	1.55	1.51
9	BQ	104	BCL	C4-C3	2.07	1.56	1.50
9	AY	102	BCL	CMA-C3A	2.07	1.57	1.53
9	B2	101	BCL	CMB-C2B	2.07	1.55	1.51
9	BX	101	BCL	C4-C3	2.07	1.56	1.50
9	B8	101	BCL	C6-C5	2.07	1.59	1.52
9	BW	102	BCL	C4-C3	2.07	1.56	1.50
9	AM	402	BCL	CMB-C2B	2.08	1.55	1.51
14	B7	102	CRT	C26-C25	2.08	1.39	1.34
14	B0	101	CRT	C4-C5	2.08	1.53	1.50
9	AD	102	BCL	C4-C3	2.08	1.56	1.50
14	AT	102	CRT	C15-C16	2.08	1.39	1.34
14	BV	102	CRT	C10-C11	2.08	1.39	1.34
9	B8	101	BCL	C2-C3	2.08	1.38	1.33
9	BT	101	BCL	O1A-CGA	2.09	1.28	1.22
9	BL	301	BCL	CMA-C3A	2.09	1.57	1.53
9	AL	303	BCL	C4-C3	2.09	1.56	1.50
9	A7	103	BCL	C2-C3	2.09	1.38	1.33
9	BY	102	BCL	CMB-C2B	2.09	1.55	1.51
14	AP	102	CRT	C9-C7	2.10	1.38	1.35
14	A7	102	CRT	C15-C16	2.10	1.39	1.34
9	AE	101	BCL	O1A-CGA	2.10	1.28	1.22
9	AJ	101	BCL	C4-C3	2.10	1.56	1.50
14	A7	102	CRT	C26-C25	2.10	1.39	1.34
9	B4	101	BCL	O1A-CGA	2.11	1.28	1.22

Continued on next page...

Continued from previous page...

Mol	Chain	Res	Type	Atoms	Z	Observed(Å)	Ideal(Å)
13	AM	405	MQ8	C10-C5	2.11	1.44	1.40
10	AM	403	BPH	CHB-C1B	2.11	1.42	1.38
9	A3	104	BCL	C2-C3	2.11	1.38	1.33
9	BV	101	BCL	C4-C3	2.11	1.56	1.50
9	A8	101	BCL	C2-C3	2.11	1.38	1.33
9	AE	101	BCL	C4-C3	2.12	1.56	1.50
9	AU	102	BCL	C4-C3	2.12	1.56	1.50
9	AS	103	BCL	C1B-CHB	2.12	1.45	1.40
14	AP	102	CRT	C15-C16	2.13	1.40	1.34
9	B1	102	BCL	C2-C3	2.13	1.38	1.33
14	BV	102	CRT	C37-C36	2.13	1.53	1.50
9	BA	101	BCL	C4-C3	2.13	1.56	1.50
9	AA	101	BCL	O1D-CGD	2.13	1.26	1.21
14	BO	103	CRT	C14-C12	2.13	1.38	1.35
9	AL	301	BCL	C4-C3	2.13	1.56	1.50
9	BQ	103	BCL	C4-C3	2.13	1.56	1.50
9	AG	101	BCL	CMB-C2B	2.14	1.56	1.51
9	BL	303	BCL	C2-C3	2.14	1.38	1.33
14	A1	103	CRT	C27-C28	2.14	1.38	1.35
9	B9	102	BCL	C4-C3	2.14	1.56	1.50
9	B0	102	BCL	CAA-C2A	2.14	1.58	1.54
9	AO	102	BCL	CAA-C2A	2.14	1.58	1.54
7	BC	502	HEM	C3B-C2B	2.14	1.43	1.40
9	AV	102	BCL	CMA-C3A	2.14	1.58	1.53
14	B2	102	CRT	C32-C33	2.14	1.38	1.35
9	B2	101	BCL	C4-C3	2.14	1.56	1.50
9	AZ	101	BCL	C2-C3	2.15	1.38	1.33
9	AM	401	BCL	C2-C3	2.15	1.38	1.33
9	A3	103	BCL	C4-C3	2.15	1.56	1.50
14	BG	102	CRT	C27-C28	2.16	1.38	1.35
9	BG	101	BCL	CMC-C2C	2.16	1.58	1.53
9	BM	401	BCL	C2-C3	2.16	1.38	1.33
14	AR	102	CRT	C14-C12	2.16	1.38	1.35
9	BD	102	BCL	C4-C3	2.16	1.56	1.50
9	B7	103	BCL	C4-C3	2.16	1.56	1.50
9	B4	101	BCL	C4-C3	2.16	1.56	1.50
9	BG	101	BCL	C4-C3	2.16	1.56	1.50
9	BY	102	BCL	C4-C3	2.16	1.56	1.50
14	A7	102	CRT	C32-C33	2.16	1.38	1.35
9	BU	102	BCL	CMC-C2C	2.17	1.58	1.53
9	B6	101	BCL	C4-C3	2.17	1.56	1.50
9	B5	102	BCL	C2-C3	2.17	1.38	1.33

Continued on next page...

Continued from previous page...

Mol	Chain	Res	Type	Atoms	Z	Observed(Å)	Ideal(Å)
9	AS	103	BCL	C4-C3	2.17	1.56	1.50
9	B4	101	BCL	CMC-C2C	2.17	1.58	1.53
9	BP	101	BCL	C5-C3	2.18	1.56	1.51
9	AZ	101	BCL	C2A-C1A	2.18	1.57	1.52
9	BQ	103	BCL	CMA-C3A	2.18	1.58	1.53
14	B0	101	CRT	C21-C20	2.19	1.41	1.35
14	AX	102	CRT	C10-C11	2.19	1.40	1.34
9	A7	103	BCL	CMA-C3A	2.19	1.58	1.53
9	A8	101	BCL	C10-C8	2.19	1.64	1.52
9	A9	102	BCL	C4-C3	2.19	1.56	1.50
9	BB	101	BCL	C4-C3	2.19	1.56	1.50
9	BQ	103	BCL	CHB-C4A	2.19	1.36	1.33
9	AI	102	BCL	C4-C3	2.20	1.56	1.50
9	B4	101	BCL	CMB-C2B	2.20	1.56	1.51
9	AO	102	BCL	C4-C3	2.20	1.56	1.50
9	A2	101	BCL	CAA-C2A	2.20	1.58	1.54
9	AN	101	BCL	C4-C3	2.20	1.56	1.50
9	AQ	102	BCL	C5-C3	2.20	1.56	1.51
9	AJ	101	BCL	CMB-C2B	2.20	1.56	1.51
9	AK	102	BCL	C5-C3	2.20	1.56	1.51
9	BK	102	BCL	C4-C3	2.21	1.56	1.50
7	BC	501	HEM	C1A-NA	2.21	1.40	1.36
9	AB	101	BCL	CAA-C2A	2.21	1.58	1.54
14	BV	102	CRT	C26-C25	2.21	1.40	1.34
14	BF	103	CRT	C27-C28	2.21	1.38	1.35
9	BS	102	BCL	CMA-C3A	2.22	1.58	1.53
9	BW	102	BCL	C2-C3	2.22	1.38	1.33
9	AB	101	BCL	CMB-C2B	2.22	1.56	1.51
9	BJ	101	BCL	CMA-C3A	2.23	1.58	1.53
9	A1	102	BCL	CBA-CGA	2.23	1.57	1.50
14	BM	406	CRT	C9-C7	2.23	1.38	1.35
14	BP	102	CRT	C15-C16	2.23	1.40	1.34
13	BM	405	MQ8	C6-C5	2.23	1.43	1.39
14	BN	102	CRT	C4-C5	2.24	1.54	1.50
7	AC	501	HEM	C1A-NA	2.24	1.40	1.36
9	BI	102	BCL	CMA-C3A	2.24	1.58	1.53
9	AK	102	BCL	C2-C3	2.24	1.38	1.33
14	B2	102	CRT	C26-C25	2.24	1.40	1.34
9	AN	101	BCL	C2-C3	2.25	1.38	1.33
9	B0	102	BCL	CMB-C2B	2.25	1.56	1.51
9	BI	102	BCL	C4-C3	2.25	1.56	1.50
14	AR	102	CRT	C27-C28	2.25	1.38	1.35

Continued on next page...

Continued from previous page...

Mol	Chain	Res	Type	Atoms	Z	Observed(Å)	Ideal(Å)
14	A7	102	CRT	C9-C7	2.25	1.38	1.35
14	BN	102	CRT	C15-C16	2.25	1.40	1.34
9	AQ	102	BCL	O1D-CGD	2.26	1.26	1.21
14	B2	102	CRT	C9-C7	2.26	1.38	1.35
9	BW	102	BCL	C5-C3	2.26	1.56	1.51
9	BZ	101	BCL	CMB-C2B	2.27	1.56	1.51
9	AQ	102	BCL	CAA-C2A	2.27	1.58	1.54
7	AC	504	HEM	CAD-C3D	2.27	1.56	1.52
9	AN	101	BCL	C5-C3	2.27	1.56	1.51
9	A8	101	BCL	C4-C3	2.27	1.56	1.50
9	AE	101	BCL	CMB-C2B	2.27	1.56	1.51
9	BV	101	BCL	CMB-C2B	2.27	1.56	1.51
10	AL	302	BPH	C3B-C2B	2.27	1.44	1.38
14	BO	103	CRT	C27-C28	2.27	1.38	1.35
14	BB	102	CRT	C19-C17	2.28	1.38	1.35
9	BV	101	BCL	O1A-CGA	2.28	1.29	1.22
9	AP	101	BCL	O1A-CGA	2.28	1.29	1.22
9	BW	102	BCL	CMC-C2C	2.29	1.58	1.53
9	AF	102	BCL	CMB-C2B	2.29	1.56	1.51
9	AA	101	BCL	C5-C3	2.29	1.56	1.51
9	BA	101	BCL	CMB-C2B	2.29	1.56	1.51
14	AT	102	CRT	C32-C33	2.29	1.38	1.35
9	BO	102	BCL	CMA-C3A	2.29	1.58	1.53
13	BM	405	MQ8	C10-C5	2.30	1.44	1.40
9	A9	102	BCL	O2A-C1	2.30	1.53	1.46
7	BC	503	HEM	C1A-NA	2.30	1.41	1.36
14	BB	102	CRT	C14-C12	2.30	1.38	1.35
14	BN	102	CRT	C9-C7	2.31	1.38	1.35
10	AL	302	BPH	CHB-C1B	2.31	1.43	1.38
9	BL	303	BCL	C4-C3	2.32	1.56	1.50
9	B5	102	BCL	CMB-C2B	2.32	1.56	1.51
10	BL	302	BPH	CHB-C1B	2.32	1.43	1.38
9	AY	102	BCL	O1D-CGD	2.32	1.27	1.21
9	B8	101	BCL	CMB-C2B	2.32	1.56	1.51
9	AZ	101	BCL	CMB-C2B	2.32	1.56	1.51
14	AN	102	CRT	C14-C12	2.32	1.38	1.35
14	AX	102	CRT	C26-C25	2.33	1.40	1.34
9	AU	102	BCL	CMC-C2C	2.33	1.58	1.53
14	A2	102	CRT	C15-C16	2.33	1.40	1.34
9	AI	102	BCL	CMB-C2B	2.33	1.56	1.51
7	BC	504	HEM	C4B-NB	2.33	1.41	1.36
9	A0	102	BCL	C2-C3	2.33	1.38	1.33

Continued on next page...

Continued from previous page...

Mol	Chain	Res	Type	Atoms	Z	Observed(Å)	Ideal(Å)
9	B0	102	BCL	C2-C3	2.33	1.38	1.33
9	BN	101	BCL	C4-C3	2.34	1.56	1.50
9	BX	101	BCL	CHC-C1C	2.34	1.36	1.33
9	BG	101	BCL	O1A-CGA	2.34	1.29	1.22
9	AA	101	BCL	CMB-C2B	2.34	1.56	1.51
9	BA	101	BCL	CMA-C3A	2.34	1.58	1.53
9	A1	102	BCL	CMA-C3A	2.34	1.58	1.53
9	B6	101	BCL	O1A-CGA	2.35	1.29	1.22
9	BN	101	BCL	C6-C5	2.35	1.60	1.52
9	BP	101	BCL	CMB-C2B	2.35	1.56	1.51
9	A1	102	BCL	C4-C3	2.36	1.56	1.50
9	AK	102	BCL	CMA-C3A	2.36	1.58	1.53
10	BL	302	BPH	C3D-C4D	2.37	1.44	1.41
14	A5	103	CRT	C14-C12	2.37	1.38	1.35
9	AW	101	BCL	C4-C3	2.37	1.56	1.50
14	BV	102	CRT	C21-C20	2.37	1.42	1.35
9	AB	101	BCL	O1A-CGA	2.37	1.29	1.22
9	BO	102	BCL	CMB-C2B	2.37	1.56	1.51
9	BD	102	BCL	CMB-C2B	2.38	1.56	1.51
9	B3	102	BCL	CMB-C2B	2.38	1.56	1.51
9	A6	101	BCL	C2-C3	2.38	1.38	1.33
9	AW	101	BCL	CMB-C2B	2.38	1.56	1.51
9	AX	101	BCL	O1A-CGA	2.38	1.29	1.22
9	BE	101	BCL	C16-C15	2.38	1.62	1.52
14	BV	102	CRT	C32-C33	2.39	1.38	1.35
9	BX	101	BCL	CMA-C3A	2.39	1.58	1.53
9	BJ	101	BCL	C4-C3	2.39	1.56	1.50
9	AA	101	BCL	C4-C3	2.40	1.56	1.50
9	B1	102	BCL	CMB-C2B	2.40	1.56	1.51
14	AB	102	CRT	C22-C23	2.40	1.39	1.35
9	BN	101	BCL	CMC-C2C	2.41	1.58	1.53
9	B7	103	BCL	CMB-C2B	2.42	1.56	1.51
9	AQ	102	BCL	C4-C3	2.42	1.56	1.50
9	B9	102	BCL	CMB-C2B	2.42	1.56	1.51
9	AW	101	BCL	CMA-C3A	2.43	1.58	1.53
9	BL	301	BCL	C2-C3	2.43	1.39	1.33
9	BM	401	BCL	CAA-C2A	2.43	1.58	1.54
14	A0	101	CRT	C6-C5	2.43	1.38	1.31
9	BY	102	BCL	C2-C3	2.43	1.39	1.33
14	B1	103	CRT	C19-C17	2.44	1.39	1.35
14	BO	103	CRT	C19-C17	2.44	1.39	1.35
9	B4	101	BCL	C2A-C1A	2.44	1.57	1.52

Continued on next page...

Continued from previous page...

Mol	Chain	Res	Type	Atoms	Z	Observed(Å)	Ideal(Å)
9	AT	101	BCL	C2A-C1A	2.44	1.57	1.52
9	A5	102	BCL	C4-C3	2.44	1.57	1.50
14	AN	102	CRT	C27-C28	2.44	1.39	1.35
9	B4	101	BCL	CAA-C2A	2.45	1.58	1.54
9	AU	102	BCL	CMD-C2D	2.45	1.56	1.51
9	BF	102	BCL	C5-C3	2.45	1.56	1.51
9	B1	102	BCL	CMA-C3A	2.46	1.58	1.53
14	BU	103	CRT	C8-C7	2.46	1.56	1.50
15	BM	407	PEF	O3-C30	2.46	1.45	1.33
9	AF	102	BCL	C4-C3	2.46	1.57	1.50
14	B7	102	CRT	C9-C7	2.47	1.39	1.35
7	AC	501	HEM	C4B-NB	2.47	1.41	1.36
9	BD	102	BCL	C2-C3	2.47	1.39	1.33
9	A2	101	BCL	O2A-CGA	2.48	1.40	1.33
9	AW	101	BCL	C2-C3	2.48	1.39	1.33
9	AL	301	BCL	C2-C3	2.49	1.39	1.33
15	AH	301	PEF	O3-C30	2.49	1.45	1.33
9	B0	102	BCL	C5-C3	2.49	1.56	1.51
9	AY	102	BCL	C4-C3	2.49	1.57	1.50
9	AL	303	BCL	CAA-C2A	2.49	1.58	1.54
15	AM	407	PEF	O3-C30	2.50	1.45	1.33
9	B2	101	BCL	C5-C3	2.51	1.56	1.51
9	BS	102	BCL	CAA-C2A	2.51	1.58	1.54
9	AZ	101	BCL	CMC-C2C	2.51	1.58	1.53
7	AC	501	HEM	C1C-NC	2.52	1.39	1.36
14	AW	102	CRT	C9-C7	2.53	1.39	1.35
9	BT	101	BCL	C2-C3	2.55	1.39	1.33
9	BS	102	BCL	CMB-C2B	2.55	1.56	1.51
9	BF	102	BCL	CMB-C2B	2.55	1.56	1.51
9	AL	301	BCL	C5-C3	2.55	1.56	1.51
14	A1	103	CRT	C6-C5	2.55	1.38	1.31
9	BZ	101	BCL	C2-C3	2.55	1.39	1.33
14	BM	406	CRT	C27-C28	2.55	1.39	1.35
14	B2	102	CRT	C21-C20	2.55	1.42	1.35
9	BX	101	BCL	CMB-C2B	2.56	1.56	1.51
9	BV	101	BCL	C5-C3	2.56	1.56	1.51
14	BP	102	CRT	C27-C28	2.57	1.39	1.35
9	BX	101	BCL	O1A-CGA	2.57	1.30	1.22
7	BC	504	HEM	CAD-C3D	2.57	1.57	1.52
7	AC	503	HEM	C4B-NB	2.58	1.41	1.36
9	AI	102	BCL	C2-C3	2.58	1.39	1.33
14	AG	102	CRT	C14-C12	2.58	1.39	1.35

Continued on next page...

Continued from previous page...

Mol	Chain	Res	Type	Atoms	Z	Observed(Å)	Ideal(Å)
9	AT	101	BCL	C2-C3	2.58	1.39	1.33
14	A2	102	CRT	C9-C7	2.59	1.39	1.35
9	B7	103	BCL	C5-C3	2.59	1.57	1.51
9	AZ	101	BCL	CAA-C2A	2.59	1.59	1.54
7	BC	501	HEM	C4B-NB	2.59	1.41	1.36
14	BS	103	CRT	C14-C12	2.60	1.39	1.35
14	AM	406	CRT	C14-C12	2.60	1.39	1.35
9	AM	401	BCL	CAA-C2A	2.60	1.59	1.54
14	B0	101	CRT	C15-C16	2.60	1.41	1.34
9	B3	102	BCL	C5-C3	2.60	1.57	1.51
9	AT	101	BCL	O2A-CGA	2.61	1.41	1.33
7	AC	502	HEM	C4B-NB	2.61	1.41	1.36
9	BQ	104	BCL	O1A-CGA	2.61	1.30	1.22
9	BG	101	BCL	CMB-C2B	2.62	1.57	1.51
9	AR	101	BCL	C2-C3	2.62	1.39	1.33
9	BA	101	BCL	C5-C3	2.62	1.57	1.51
9	BL	301	BCL	C5-C3	2.62	1.57	1.51
9	BE	101	BCL	C19-C18	2.63	1.66	1.51
9	AI	102	BCL	C5-C3	2.63	1.57	1.51
9	A8	101	BCL	C7-C8	2.63	1.67	1.52
9	A5	102	BCL	C2-C3	2.63	1.39	1.33
14	A2	102	CRT	C27-C28	2.63	1.39	1.35
9	A0	102	BCL	CMB-C2B	2.63	1.57	1.51
9	AD	102	BCL	C5-C3	2.64	1.57	1.51
14	AN	102	CRT	C19-C17	2.64	1.39	1.35
14	A1	103	CRT	C19-C17	2.64	1.39	1.35
9	BS	102	BCL	C2-C3	2.65	1.39	1.33
9	BM	402	BCL	CAA-C2A	2.66	1.59	1.54
7	AC	504	HEM	C4B-NB	2.66	1.41	1.36
9	BK	102	BCL	CMB-C2B	2.67	1.57	1.51
14	BN	102	CRT	C27-C28	2.67	1.39	1.35
9	AD	102	BCL	C2-C3	2.68	1.39	1.33
9	B2	101	BCL	O1A-CGA	2.68	1.30	1.22
9	BJ	101	BCL	CMB-C2B	2.68	1.57	1.51
14	AP	102	CRT	C27-C28	2.68	1.39	1.35
9	BU	102	BCL	C2-C3	2.69	1.39	1.33
9	AU	102	BCL	CMB-C2B	2.70	1.57	1.51
13	BM	405	MQ8	C3-C2	2.70	1.41	1.35
9	BO	102	BCL	C2-C3	2.70	1.39	1.33
9	BI	102	BCL	CMB-C2B	2.70	1.57	1.51
14	BU	103	CRT	C27-C28	2.71	1.39	1.35
9	AJ	101	BCL	C2-C3	2.71	1.39	1.33

Continued on next page...

Continued from previous page...

Mol	Chain	Res	Type	Atoms	Z	Observed(Å)	Ideal(Å)
14	A0	101	CRT	C9-C7	2.72	1.39	1.35
14	B7	102	CRT	C15-C16	2.73	1.41	1.34
9	AX	101	BCL	CAA-C2A	2.73	1.59	1.54
9	A2	101	BCL	O2D-CGD	2.73	1.40	1.33
9	B4	101	BCL	C2-C3	2.73	1.39	1.33
9	AP	101	BCL	C5-C3	2.73	1.57	1.51
14	BB	102	CRT	C22-C23	2.74	1.39	1.35
14	B2	102	CRT	C27-C28	2.74	1.39	1.35
9	BQ	104	BCL	CMB-C2B	2.74	1.57	1.51
7	BC	502	HEM	C4B-NB	2.74	1.42	1.36
9	BF	102	BCL	C2-C3	2.75	1.39	1.33
9	A6	101	BCL	CMB-C2B	2.75	1.57	1.51
9	AF	102	BCL	C5-C3	2.75	1.57	1.51
7	AC	502	HEM	C1C-NC	2.76	1.40	1.36
9	AZ	101	BCL	O1A-CGA	2.76	1.30	1.22
14	A5	103	CRT	C27-C28	2.77	1.39	1.35
14	BF	103	CRT	C9-C7	2.77	1.39	1.35
14	AG	102	CRT	C27-C28	2.77	1.39	1.35
9	AY	102	BCL	O2A-C1	2.77	1.54	1.46
9	BA	101	BCL	C2-C3	2.77	1.39	1.33
9	BQ	104	BCL	C2-C3	2.77	1.39	1.33
9	BK	102	BCL	C5-C3	2.78	1.57	1.51
9	BE	101	BCL	CMB-C2B	2.78	1.57	1.51
9	AV	102	BCL	C4-C3	2.78	1.57	1.50
14	AR	102	CRT	C19-C17	2.78	1.39	1.35
9	A6	101	BCL	CAA-C2A	2.78	1.59	1.54
9	AT	101	BCL	O1A-CGA	2.78	1.30	1.22
9	BY	102	BCL	C5-C3	2.78	1.57	1.51
9	BU	102	BCL	CMB-C2B	2.79	1.57	1.51
9	AG	101	BCL	O1A-CGA	2.79	1.30	1.22
9	BT	101	BCL	C2A-C1A	2.80	1.58	1.52
9	A9	102	BCL	C2-C3	2.80	1.40	1.33
14	A0	101	CRT	C19-C17	2.80	1.39	1.35
9	AL	301	BCL	CAA-C2A	2.81	1.59	1.54
9	AK	102	BCL	CMB-C2B	2.81	1.57	1.51
9	AG	101	BCL	C5-C3	2.82	1.57	1.51
7	AC	503	HEM	C3B-C2B	2.82	1.44	1.40
9	AT	101	BCL	C4-C3	2.82	1.57	1.50
14	BV	102	CRT	C15-C16	2.83	1.41	1.34
14	B2	102	CRT	C15-C16	2.84	1.41	1.34
15	BM	407	PEF	P-O2P	2.85	1.69	1.55
14	AT	102	CRT	C14-C12	2.85	1.39	1.35

Continued on next page...

Continued from previous page...

Mol	Chain	Res	Type	Atoms	Z	Observed(Å)	Ideal(Å)
14	BP	102	CRT	C9-C7	2.86	1.39	1.35
9	AA	101	BCL	C2-C3	2.86	1.40	1.33
14	BU	103	CRT	C9-C7	2.86	1.39	1.35
9	BD	102	BCL	CBD-CGD	2.86	1.61	1.52
9	BL	301	BCL	CAA-C2A	2.87	1.59	1.54
9	A3	104	BCL	CMB-C2B	2.87	1.57	1.51
9	BO	102	BCL	CAA-C2A	2.87	1.59	1.54
15	AS	101	PEF	P-O2P	2.87	1.69	1.55
9	BQ	103	BCL	C2-C3	2.87	1.40	1.33
15	AH	301	PEF	P-O2P	2.87	1.69	1.55
15	BQ	101	PEF	P-O2P	2.87	1.69	1.55
14	AW	102	CRT	C27-C28	2.88	1.39	1.35
15	AM	408	PEF	P-O2P	2.88	1.69	1.55
7	BC	501	HEM	C1C-NC	2.88	1.40	1.36
9	B3	102	BCL	CAA-C2A	2.88	1.59	1.54
15	AM	409	PEF	P-O2P	2.89	1.69	1.55
9	AK	102	BCL	CAA-C2A	2.89	1.59	1.54
15	AM	407	PEF	P-O2P	2.89	1.69	1.55
14	A5	103	CRT	C19-C17	2.89	1.39	1.35
14	AM	406	CRT	C27-C28	2.89	1.39	1.35
9	AQ	102	BCL	CMB-C2B	2.90	1.57	1.51
9	BS	102	BCL	O2A-CGA	2.90	1.41	1.33
14	BA	102	CRT	C14-C12	2.91	1.39	1.35
9	BD	102	BCL	CMA-C3A	2.91	1.59	1.53
9	AY	102	BCL	CMB-C2B	2.92	1.57	1.51
9	B7	103	BCL	C2-C3	2.92	1.40	1.33
14	BG	102	CRT	C14-C12	2.93	1.39	1.35
9	AQ	102	BCL	C2-C3	2.93	1.40	1.33
9	A2	101	BCL	O1A-CGA	2.93	1.31	1.22
9	BT	101	BCL	CHC-C1C	2.94	1.37	1.33
9	BZ	101	BCL	C5-C3	2.94	1.57	1.51
14	BM	406	CRT	C14-C12	2.95	1.39	1.35
14	BV	102	CRT	C27-C28	2.95	1.39	1.35
9	AV	102	BCL	O2A-CGA	2.96	1.42	1.33
9	BV	101	BCL	C2-C3	2.96	1.40	1.33
9	AP	101	BCL	C2-C3	2.97	1.40	1.33
14	B1	103	CRT	C22-C23	2.97	1.39	1.35
9	BE	101	BCL	C16-C17	2.97	1.65	1.52
9	BD	102	BCL	C5-C3	2.98	1.57	1.51
14	AJ	102	CRT	C14-C12	3.00	1.39	1.35
14	B5	103	CRT	C27-C28	3.00	1.39	1.35
14	AG	102	CRT	C19-C17	3.00	1.39	1.35

Continued on next page...

Continued from previous page...

Mol	Chain	Res	Type	Atoms	Z	Observed(Å)	Ideal(Å)
9	AY	102	BCL	C2-C3	3.01	1.40	1.33
14	A7	102	CRT	C14-C12	3.01	1.39	1.35
9	A8	101	BCL	C6-C7	3.02	1.65	1.52
9	AN	101	BCL	CMB-C2B	3.02	1.57	1.51
9	AO	102	BCL	CMB-C2B	3.02	1.57	1.51
9	AB	101	BCL	C2-C3	3.03	1.40	1.33
9	BK	102	BCL	C2-C3	3.03	1.40	1.33
9	BS	102	BCL	CHC-C1C	3.03	1.37	1.33
9	A9	102	BCL	CMB-C2B	3.04	1.57	1.51
14	B2	102	CRT	C6-C5	3.04	1.40	1.31
9	AM	402	BCL	CAA-C2A	3.04	1.60	1.54
9	AD	102	BCL	CAA-C2A	3.04	1.60	1.54
9	A5	102	BCL	CMB-C2B	3.04	1.57	1.51
9	AX	101	BCL	O2A-CGA	3.05	1.42	1.33
9	B1	102	BCL	CAA-C2A	3.05	1.60	1.54
14	BW	103	CRT	C27-C28	3.05	1.39	1.35
14	AS	104	CRT	C14-C12	3.06	1.39	1.35
9	B6	101	BCL	C2-C3	3.06	1.40	1.33
14	AJ	102	CRT	C27-C28	3.06	1.39	1.35
9	B2	101	BCL	C2-C3	3.06	1.40	1.33
14	BW	103	CRT	C4-C5	3.07	1.55	1.50
13	BM	405	MQ8	C11-C12	3.07	1.55	1.50
9	BI	102	BCL	C5-C3	3.07	1.58	1.51
9	A3	104	BCL	O2A-CGA	3.08	1.42	1.33
9	AA	101	BCL	CAA-C2A	3.09	1.60	1.54
9	BP	101	BCL	C2-C3	3.09	1.40	1.33
9	A1	102	BCL	C2-C3	3.09	1.40	1.33
9	A7	103	BCL	CMB-C2B	3.09	1.57	1.51
9	BN	101	BCL	C2-C3	3.09	1.40	1.33
9	AJ	101	BCL	C5-C3	3.10	1.58	1.51
14	AW	102	CRT	C22-C23	3.10	1.39	1.35
9	A8	101	BCL	CMB-C2B	3.10	1.58	1.51
14	B5	103	CRT	C14-C12	3.11	1.39	1.35
15	AM	408	PEF	O2-C10	3.11	1.48	1.33
9	B9	102	BCL	C2-C3	3.11	1.40	1.33
9	AV	102	BCL	C6-C5	3.12	1.63	1.52
14	BS	103	CRT	C27-C28	3.12	1.39	1.35
14	BU	103	CRT	C19-C17	3.12	1.39	1.35
9	BN	101	BCL	O2A-CGA	3.13	1.42	1.33
9	AR	101	BCL	CMB-C2B	3.13	1.58	1.51
9	AO	102	BCL	C2-C3	3.14	1.40	1.33
9	BI	102	BCL	C2-C3	3.14	1.40	1.33

Continued on next page...

Continued from previous page...

Mol	Chain	Res	Type	Atoms	Z	Observed(Å)	Ideal(Å)
14	A5	103	CRT	C22-C23	3.15	1.40	1.35
14	A1	103	CRT	C9-C7	3.16	1.40	1.35
9	A0	102	BCL	CAA-C2A	3.17	1.60	1.54
9	BF	102	BCL	C3C-C4C	3.17	1.55	1.51
9	A1	102	BCL	CMB-C2B	3.18	1.58	1.51
9	BJ	101	BCL	C5-C3	3.18	1.58	1.51
14	A2	102	CRT	C4-C5	3.19	1.55	1.50
14	AS	104	CRT	C27-C28	3.19	1.40	1.35
14	BO	103	CRT	C22-C23	3.19	1.40	1.35
9	BG	101	BCL	C2-C3	3.19	1.41	1.33
9	AX	101	BCL	C5-C3	3.20	1.58	1.51
9	A0	102	BCL	O2A-CGA	3.20	1.42	1.33
14	BF	103	CRT	C22-C23	3.21	1.40	1.35
14	BU	103	CRT	C22-C23	3.22	1.40	1.35
9	A6	101	BCL	O2A-CGA	3.22	1.42	1.33
9	A8	101	BCL	CAA-C2A	3.23	1.60	1.54
14	B7	102	CRT	C27-C28	3.23	1.40	1.35
9	A3	103	BCL	CMB-C2B	3.23	1.58	1.51
14	BF	103	CRT	C19-C17	3.24	1.40	1.35
9	AF	102	BCL	C2-C3	3.24	1.41	1.33
14	AA	102	CRT	C27-C28	3.24	1.40	1.35
9	A8	101	BCL	O2A-CGA	3.25	1.42	1.33
9	B0	102	BCL	O2A-CGA	3.26	1.42	1.33
14	BW	103	CRT	C14-C12	3.26	1.40	1.35
14	AA	102	CRT	C14-C12	3.26	1.40	1.35
14	AP	102	CRT	C4-C5	3.27	1.55	1.50
9	A2	101	BCL	C2-C3	3.28	1.41	1.33
9	A3	103	BCL	C5-C3	3.28	1.58	1.51
14	AW	102	CRT	C19-C17	3.28	1.40	1.35
9	BK	102	BCL	CAA-C2A	3.29	1.60	1.54
9	AG	101	BCL	C2-C3	3.29	1.41	1.33
7	AC	504	HEM	C3B-C2B	3.29	1.44	1.40
9	A7	103	BCL	O2A-CGA	3.29	1.43	1.33
9	BW	102	BCL	C3C-C4C	3.31	1.55	1.51
9	BG	101	BCL	C5-C3	3.31	1.58	1.51
9	AS	103	BCL	C2-C3	3.32	1.41	1.33
14	AR	102	CRT	C22-C23	3.32	1.40	1.35
9	AX	101	BCL	C2-C3	3.33	1.41	1.33
9	BJ	101	BCL	C2-C3	3.34	1.41	1.33
9	AP	101	BCL	CMB-C2B	3.34	1.58	1.51
7	BC	503	HEM	C4B-NB	3.34	1.43	1.36
9	BI	102	BCL	CAA-C2A	3.34	1.60	1.54

Continued on next page...

Continued from previous page...

Mol	Chain	Res	Type	Atoms	Z	Observed(Å)	Ideal(Å)
9	BB	101	BCL	C5-C3	3.35	1.58	1.51
13	AM	405	MQ8	C3-C2	3.35	1.42	1.35
9	AW	101	BCL	O2A-CGA	3.37	1.43	1.33
9	BJ	101	BCL	CHB-C4A	3.37	1.37	1.33
14	AT	102	CRT	C27-C28	3.38	1.40	1.35
14	AG	102	CRT	C22-C23	3.38	1.40	1.35
9	BT	101	BCL	O2A-CGA	3.38	1.43	1.33
14	AN	102	CRT	C22-C23	3.38	1.40	1.35
14	AX	102	CRT	C9-C7	3.39	1.40	1.35
13	AM	405	MQ8	C11-C3	3.39	1.57	1.51
9	BN	101	BCL	C5-C3	3.40	1.58	1.51
14	AS	104	CRT	C19-C17	3.40	1.40	1.35
9	BI	102	BCL	CHC-C1C	3.42	1.37	1.33
9	A3	104	BCL	C5-C3	3.45	1.58	1.51
9	BQ	103	BCL	O2A-CGA	3.45	1.43	1.33
9	AV	102	BCL	C2-C3	3.45	1.41	1.33
14	BA	102	CRT	C27-C28	3.45	1.40	1.35
14	BS	103	CRT	C22-C23	3.46	1.40	1.35
9	BQ	104	BCL	CHC-C1C	3.47	1.38	1.33
9	BB	101	BCL	C2-C3	3.47	1.41	1.33
14	AJ	102	CRT	C19-C17	3.47	1.40	1.35
9	BX	101	BCL	C5-C3	3.47	1.58	1.51
13	BM	405	MQ8	C11-C3	3.48	1.57	1.51
14	A7	102	CRT	C27-C28	3.48	1.40	1.35
14	B7	102	CRT	C4-C5	3.49	1.56	1.50
14	BG	102	CRT	C19-C17	3.49	1.40	1.35
14	AW	102	CRT	C4-C5	3.50	1.56	1.50
9	BA	101	BCL	CAA-C2A	3.50	1.60	1.54
9	BY	102	BCL	CAA-C2A	3.50	1.60	1.54
9	BD	102	BCL	O1D-CGD	3.50	1.30	1.21
9	AB	101	BCL	C5-C3	3.51	1.59	1.51
9	BJ	101	BCL	O2A-CGA	3.51	1.43	1.33
14	BM	406	CRT	C19-C17	3.51	1.40	1.35
9	AT	101	BCL	C5-C3	3.52	1.59	1.51
14	BM	406	CRT	C22-C23	3.53	1.40	1.35
9	AX	101	BCL	CMB-C2B	3.54	1.58	1.51
14	BW	103	CRT	C22-C23	3.55	1.40	1.35
9	BO	102	BCL	O2A-CGA	3.56	1.43	1.33
9	B4	101	BCL	C5-C3	3.56	1.59	1.51
14	BG	102	CRT	C22-C23	3.57	1.40	1.35
9	BW	102	BCL	O2A-CGA	3.58	1.43	1.33
9	BD	102	BCL	CAA-C2A	3.59	1.61	1.54

Continued on next page...

Continued from previous page...

Mol	Chain	Res	Type	Atoms	Z	Observed(Å)	Ideal(Å)
14	BU	103	CRT	C14-C12	3.59	1.40	1.35
9	AY	102	BCL	CHC-C1C	3.61	1.38	1.33
9	BQ	104	BCL	O2A-CGA	3.61	1.44	1.33
14	AT	102	CRT	C22-C23	3.62	1.40	1.35
9	AU	102	BCL	C11-C10	3.62	1.68	1.52
14	BF	103	CRT	C14-C12	3.63	1.40	1.35
9	AN	101	BCL	O2A-CGA	3.63	1.44	1.33
14	B5	103	CRT	C22-C23	3.64	1.40	1.35
14	A0	101	CRT	C22-C23	3.64	1.40	1.35
9	AV	102	BCL	C6-C7	3.65	1.68	1.52
9	BM	402	BCL	O2A-CGA	3.66	1.44	1.33
14	BP	102	CRT	C4-C5	3.68	1.56	1.50
9	BZ	101	BCL	O2A-CGA	3.69	1.44	1.33
9	AM	402	BCL	O2A-CGA	3.69	1.44	1.33
14	B5	103	CRT	C19-C17	3.70	1.40	1.35
9	AR	101	BCL	O2A-CGA	3.71	1.44	1.33
9	AQ	102	BCL	CHB-C4A	3.71	1.38	1.33
9	A9	102	BCL	O2A-CGA	3.72	1.44	1.33
14	BS	103	CRT	C19-C17	3.73	1.40	1.35
9	AJ	101	BCL	O2A-CGA	3.74	1.44	1.33
14	BN	102	CRT	C14-C12	3.75	1.40	1.35
9	B3	102	BCL	CHC-C1C	3.75	1.38	1.33
9	A5	102	BCL	O2A-CGA	3.75	1.44	1.33
14	AM	406	CRT	C19-C17	3.76	1.40	1.35
9	BD	102	BCL	O2A-CGA	3.77	1.44	1.33
9	B8	101	BCL	C5-C3	3.77	1.59	1.51
9	BG	101	BCL	O2D-CGD	3.77	1.42	1.33
14	BN	102	CRT	C22-C23	3.78	1.40	1.35
9	AV	102	BCL	C5-C3	3.79	1.59	1.51
9	BV	101	BCL	O2A-CGA	3.80	1.44	1.33
14	B0	101	CRT	C22-C23	3.80	1.40	1.35
14	AW	102	CRT	C14-C12	3.80	1.40	1.35
14	BA	102	CRT	C22-C23	3.81	1.40	1.35
14	AA	102	CRT	C22-C23	3.81	1.40	1.35
9	AP	101	BCL	O2D-CGD	3.83	1.42	1.33
9	AQ	102	BCL	O2A-CGA	3.83	1.44	1.33
9	AM	401	BCL	O2A-CGA	3.84	1.44	1.33
9	AE	101	BCL	CAA-C2A	3.85	1.61	1.54
9	A3	104	BCL	CAA-C2A	3.85	1.61	1.54
14	A2	102	CRT	C22-C23	3.85	1.40	1.35
14	AX	102	CRT	C22-C23	3.86	1.40	1.35
14	AM	406	CRT	C22-C23	3.86	1.40	1.35

Continued on next page...

Continued from previous page...

Mol	Chain	Res	Type	Atoms	Z	Observed(Å)	Ideal(Å)
9	BM	401	BCL	O2D-CGD	3.87	1.43	1.33
9	AS	103	BCL	CHC-C1C	3.87	1.38	1.33
14	AP	102	CRT	C22-C23	3.88	1.40	1.35
14	AA	102	CRT	C19-C17	3.90	1.40	1.35
14	A7	102	CRT	C19-C17	3.90	1.40	1.35
9	B4	101	BCL	O2A-CGA	3.90	1.44	1.33
14	BN	102	CRT	C19-C17	3.91	1.41	1.35
9	BX	101	BCL	C2-C3	3.92	1.42	1.33
14	A7	102	CRT	C22-C23	3.92	1.41	1.35
9	AA	101	BCL	O2A-CGA	3.92	1.44	1.33
9	BF	102	BCL	O2D-CGD	3.93	1.43	1.33
9	BL	303	BCL	O2A-CGA	3.93	1.44	1.33
9	AE	101	BCL	C2-C3	3.93	1.42	1.33
14	BW	103	CRT	C19-C17	3.94	1.41	1.35
9	BE	101	BCL	O1A-CGA	3.94	1.34	1.22
9	B3	102	BCL	O2A-CGA	3.95	1.45	1.33
9	B2	101	BCL	CHC-C1C	3.96	1.38	1.33
14	AX	102	CRT	C27-C28	3.96	1.41	1.35
9	AZ	101	BCL	O2A-CGA	3.96	1.45	1.33
14	A0	101	CRT	C27-C28	3.96	1.41	1.35
14	AJ	102	CRT	C22-C23	3.97	1.41	1.35
10	AM	403	BPH	CHD-C4C	3.99	1.48	1.38
9	B8	101	BCL	O2A-CGA	4.00	1.45	1.33
9	AT	101	BCL	CHC-C1C	4.00	1.38	1.33
9	B4	101	BCL	O2D-CGD	4.01	1.43	1.33
9	AG	101	BCL	O2A-CGA	4.02	1.45	1.33
9	BK	102	BCL	O2A-CGA	4.02	1.45	1.33
9	AL	301	BCL	O2A-CGA	4.03	1.45	1.33
9	AL	303	BCL	O2A-CGA	4.04	1.45	1.33
9	BG	101	BCL	O2A-CGA	4.04	1.45	1.33
14	BA	102	CRT	C19-C17	4.04	1.41	1.35
9	BM	401	BCL	O2A-CGA	4.04	1.45	1.33
9	BF	102	BCL	CAA-C2A	4.05	1.61	1.54
9	B1	102	BCL	O2A-CGA	4.05	1.45	1.33
9	AY	102	BCL	O2A-CGA	4.07	1.45	1.33
9	BJ	101	BCL	CHC-C1C	4.07	1.38	1.33
9	AE	101	BCL	O2D-CGD	4.08	1.43	1.33
9	AK	102	BCL	O2A-CGA	4.08	1.45	1.33
9	BV	101	BCL	CHC-C1C	4.09	1.38	1.33
9	B6	101	BCL	O2A-CGA	4.09	1.45	1.33
14	BV	102	CRT	C9-C7	4.09	1.41	1.35
9	AR	101	BCL	CHC-C1C	4.09	1.38	1.33

Continued on next page...

Continued from previous page...

Mol	Chain	Res	Type	Atoms	Z	Observed(Å)	Ideal(Å)
9	AS	103	BCL	CMA-C3A	4.10	1.62	1.53
9	AP	101	BCL	O2A-CGA	4.10	1.45	1.33
9	A1	102	BCL	O2D-CGD	4.10	1.43	1.33
9	A5	102	BCL	CAA-C2A	4.12	1.62	1.54
9	B5	102	BCL	O2A-CGA	4.12	1.45	1.33
7	BC	503	HEM	C3B-C2B	4.12	1.45	1.40
9	A5	102	BCL	O2D-CGD	4.13	1.43	1.33
9	B0	102	BCL	O2D-CGD	4.13	1.43	1.33
14	AS	104	CRT	C22-C23	4.15	1.41	1.35
9	B2	101	BCL	O2A-CGA	4.16	1.45	1.33
9	BP	101	BCL	O2A-CGA	4.17	1.45	1.33
9	AX	101	BCL	O2D-CGD	4.17	1.43	1.33
14	BP	102	CRT	C22-C23	4.17	1.41	1.35
14	AT	102	CRT	C19-C17	4.18	1.41	1.35
14	AP	102	CRT	C14-C12	4.18	1.41	1.35
9	BB	101	BCL	O2A-CGA	4.20	1.45	1.33
9	B9	102	BCL	CAA-C2A	4.21	1.62	1.54
9	B8	101	BCL	O2D-CGD	4.21	1.43	1.33
9	AL	303	BCL	O2D-CGD	4.24	1.43	1.33
9	BA	101	BCL	O2A-CGA	4.24	1.45	1.33
9	BJ	101	BCL	O2D-CGD	4.24	1.44	1.33
15	AS	101	PEF	O3-C30	4.24	1.45	1.33
9	A9	102	BCL	O2D-CGD	4.25	1.44	1.33
14	BP	102	CRT	C19-C17	4.25	1.41	1.35
9	AS	103	BCL	O2A-CGA	4.26	1.45	1.33
15	BQ	101	PEF	O3-C30	4.27	1.45	1.33
9	BL	301	BCL	O2A-CGA	4.27	1.45	1.33
14	B7	102	CRT	C22-C23	4.28	1.41	1.35
15	AM	409	PEF	O3-C30	4.28	1.45	1.33
9	BU	102	BCL	CAA-C2A	4.28	1.62	1.54
14	AP	102	CRT	C19-C17	4.28	1.41	1.35
9	AE	101	BCL	C5-C3	4.30	1.60	1.51
9	BU	102	BCL	O2A-CGA	4.33	1.46	1.33
9	BQ	104	BCL	O2D-CGD	4.35	1.44	1.33
9	B9	102	BCL	O2A-CGA	4.35	1.46	1.33
9	AG	101	BCL	O2D-CGD	4.36	1.44	1.33
9	BY	102	BCL	O2A-CGA	4.38	1.46	1.33
9	AW	101	BCL	CHC-C1C	4.38	1.39	1.33
9	B1	102	BCL	O2D-CGD	4.39	1.44	1.33
9	A8	101	BCL	O2D-CGD	4.39	1.44	1.33
9	AF	102	BCL	O2A-CGA	4.40	1.46	1.33
14	B7	102	CRT	C19-C17	4.41	1.41	1.35

Continued on next page...

Continued from previous page...

Mol	Chain	Res	Type	Atoms	Z	Observed(Å)	Ideal(Å)
9	BW	102	BCL	CAA-C2A	4.42	1.62	1.54
9	BZ	101	BCL	CHC-C1C	4.43	1.39	1.33
9	AW	101	BCL	O2D-CGD	4.43	1.44	1.33
9	AD	102	BCL	O2A-CGA	4.43	1.46	1.33
9	AY	102	BCL	O2D-CGD	4.44	1.44	1.33
9	AW	101	BCL	CAA-C2A	4.45	1.62	1.54
9	AI	102	BCL	O2A-CGA	4.46	1.46	1.33
9	AB	101	BCL	O2D-CGD	4.47	1.44	1.33
9	B7	103	BCL	O2A-CGA	4.47	1.46	1.33
9	BY	102	BCL	O2D-CGD	4.48	1.44	1.33
9	B6	101	BCL	O2D-CGD	4.48	1.44	1.33
14	A2	102	CRT	C19-C17	4.48	1.41	1.35
9	AO	102	BCL	O2A-CGA	4.49	1.46	1.33
9	A9	102	BCL	CAA-C2A	4.50	1.62	1.54
9	AS	103	BCL	CAA-C2A	4.54	1.62	1.54
14	BP	102	CRT	C14-C12	4.54	1.41	1.35
9	BW	102	BCL	O2D-CGD	4.54	1.44	1.33
14	A2	102	CRT	C14-C12	4.56	1.41	1.35
9	BW	102	BCL	CHC-C1C	4.56	1.39	1.33
9	BV	101	BCL	O2D-CGD	4.56	1.44	1.33
9	BI	102	BCL	O2A-CGA	4.57	1.46	1.33
10	BM	403	BPH	CHD-C4C	4.57	1.49	1.38
9	AK	102	BCL	O2D-CGD	4.58	1.44	1.33
9	AR	101	BCL	O2D-CGD	4.58	1.44	1.33
9	AM	401	BCL	O2D-CGD	4.59	1.44	1.33
9	BX	101	BCL	O2A-CGA	4.59	1.46	1.33
9	BF	102	BCL	O2A-CGA	4.61	1.46	1.33
9	BL	303	BCL	O2D-CGD	4.61	1.44	1.33
9	AT	101	BCL	O2D-CGD	4.61	1.44	1.33
9	B7	103	BCL	CAA-C2A	4.62	1.63	1.54
9	AN	101	BCL	O2D-CGD	4.62	1.44	1.33
9	BA	101	BCL	O2D-CGD	4.63	1.44	1.33
9	BS	102	BCL	O2D-CGD	4.64	1.45	1.33
9	BQ	103	BCL	O2D-CGD	4.64	1.45	1.33
9	B7	103	BCL	O2D-CGD	4.64	1.45	1.33
9	A0	102	BCL	O2D-CGD	4.65	1.45	1.33
10	AL	302	BPH	CHD-C4C	4.65	1.50	1.38
14	BV	102	CRT	C14-C12	4.66	1.42	1.35
9	A7	103	BCL	O2D-CGD	4.66	1.45	1.33
9	AV	102	BCL	O2D-CGD	4.67	1.45	1.33
9	AE	101	BCL	CHC-C1C	4.67	1.39	1.33
9	BI	102	BCL	O2D-CGD	4.69	1.45	1.33

Continued on next page...

Continued from previous page...

Mol	Chain	Res	Type	Atoms	Z	Observed(Å)	Ideal(Å)
9	AI	102	BCL	O2D-CGD	4.69	1.45	1.33
9	A3	103	BCL	O2D-CGD	4.69	1.45	1.33
9	A1	102	BCL	O2A-CGA	4.70	1.47	1.33
9	AJ	101	BCL	O2D-CGD	4.70	1.45	1.33
9	BE	101	BCL	O2D-CGD	4.71	1.45	1.33
9	BK	102	BCL	O2D-CGD	4.71	1.45	1.33
9	BB	101	BCL	O2D-CGD	4.72	1.45	1.33
9	AZ	101	BCL	O2D-CGD	4.73	1.45	1.33
9	AE	101	BCL	O2A-CGA	4.74	1.47	1.33
9	B1	102	BCL	CHC-C1C	4.75	1.39	1.33
9	AO	102	BCL	CHC-C1C	4.76	1.39	1.33
9	A3	104	BCL	O2D-CGD	4.76	1.45	1.33
9	BN	101	BCL	O2D-CGD	4.76	1.45	1.33
9	AI	102	BCL	CAA-C2A	4.79	1.63	1.54
9	AM	401	BCL	CHB-C4A	4.79	1.39	1.33
9	AA	101	BCL	O2D-CGD	4.79	1.45	1.33
14	B0	101	CRT	C9-C7	4.80	1.42	1.35
9	BE	101	BCL	CHB-C4A	4.80	1.39	1.33
9	AP	101	BCL	CHC-C1C	4.80	1.39	1.33
9	BL	301	BCL	O2D-CGD	4.81	1.45	1.33
9	AZ	101	BCL	CHC-C1C	4.81	1.39	1.33
14	B2	102	CRT	C4-C5	4.82	1.58	1.50
9	A6	101	BCL	O2D-CGD	4.83	1.45	1.33
9	A8	101	BCL	C5-C3	4.83	1.61	1.51
9	BT	101	BCL	O2D-CGD	4.84	1.45	1.33
9	AL	303	BCL	CHB-C4A	4.84	1.39	1.33
9	AU	102	BCL	O2A-CGA	4.86	1.47	1.33
9	B3	102	BCL	O2D-CGD	4.86	1.45	1.33
10	BL	302	BPH	CHD-C4C	4.87	1.50	1.38
9	BU	102	BCL	CHC-C1C	4.88	1.39	1.33
9	BZ	101	BCL	O2D-CGD	4.88	1.45	1.33
9	AQ	102	BCL	O2D-CGD	4.89	1.45	1.33
9	BN	101	BCL	CHC-C1C	4.91	1.39	1.33
9	B9	102	BCL	O2D-CGD	4.91	1.45	1.33
9	BO	102	BCL	O2D-CGD	4.92	1.45	1.33
9	AU	102	BCL	CAA-C2A	4.92	1.63	1.54
9	AL	301	BCL	O2D-CGD	4.93	1.45	1.33
9	AS	103	BCL	O2D-CGD	4.94	1.45	1.33
9	BL	303	BCL	CHB-C4A	4.94	1.39	1.33
9	BP	101	BCL	O2D-CGD	4.94	1.45	1.33
9	AB	101	BCL	O2A-CGA	4.96	1.47	1.33
9	AO	102	BCL	O2D-CGD	4.98	1.45	1.33

Continued on next page...

Continued from previous page...

Mol	Chain	Res	Type	Atoms	Z	Observed(Å)	Ideal(Å)
9	AM	402	BCL	O2D-CGD	5.00	1.45	1.33
9	BM	402	BCL	O2D-CGD	5.01	1.45	1.33
9	A1	102	BCL	CAA-C2A	5.01	1.63	1.54
9	BX	101	BCL	O2D-CGD	5.02	1.45	1.33
15	BQ	101	PEF	O2-C10	5.05	1.49	1.34
15	AM	409	PEF	O2-C10	5.08	1.49	1.34
9	BU	102	BCL	O2D-CGD	5.08	1.46	1.33
9	BM	401	BCL	CHB-C4A	5.09	1.40	1.33
15	AS	101	PEF	O2-C10	5.09	1.49	1.34
9	B5	102	BCL	O2D-CGD	5.10	1.46	1.33
15	AM	407	PEF	P-O1P	5.11	1.70	1.50
15	BM	407	PEF	P-O1P	5.12	1.70	1.50
14	AX	102	CRT	C14-C12	5.13	1.42	1.35
15	BQ	101	PEF	P-O1P	5.13	1.70	1.50
15	AH	301	PEF	P-O1P	5.14	1.70	1.50
15	AM	408	PEF	P-O1P	5.14	1.70	1.50
15	AS	101	PEF	P-O1P	5.17	1.70	1.50
9	AK	102	BCL	CHB-C4A	5.17	1.40	1.33
15	AM	409	PEF	P-O1P	5.17	1.70	1.50
9	BY	102	BCL	CHC-C1C	5.18	1.40	1.33
14	B0	101	CRT	C14-C12	5.19	1.42	1.35
10	BM	403	BPH	CHA-C1A	5.19	1.49	1.37
9	AX	101	BCL	CHC-C1C	5.19	1.40	1.33
14	B7	102	CRT	C14-C12	5.21	1.42	1.35
9	B2	101	BCL	CHB-C4A	5.21	1.40	1.33
9	AF	102	BCL	O2D-CGD	5.23	1.46	1.33
15	BM	407	PEF	O5-C30	5.23	1.40	1.20
9	BD	102	BCL	O2D-CGD	5.25	1.46	1.33
9	B9	102	BCL	CHC-C1C	5.26	1.40	1.33
9	B0	102	BCL	CHC-C1C	5.27	1.40	1.33
15	AM	407	PEF	O5-C30	5.27	1.40	1.20
15	AH	301	PEF	O5-C30	5.27	1.40	1.20
9	AU	102	BCL	O2D-CGD	5.28	1.46	1.33
9	AI	102	BCL	CHC-C1C	5.28	1.40	1.33
9	AJ	101	BCL	CHC-C1C	5.30	1.40	1.33
9	AG	101	BCL	CHC-C1C	5.31	1.40	1.33
9	BK	102	BCL	CHB-C4A	5.31	1.40	1.33
14	B2	102	CRT	C14-C12	5.33	1.42	1.35
9	A3	103	BCL	O2A-CGA	5.34	1.49	1.33
9	BI	102	BCL	CHB-C4A	5.35	1.40	1.33
9	AB	101	BCL	CHC-C1C	5.36	1.40	1.33
14	BV	102	CRT	C22-C23	5.36	1.42	1.35

Continued on next page...

Continued from previous page...

Mol	Chain	Res	Type	Atoms	Z	Observed(Å)	Ideal(Å)
9	A9	102	BCL	CHC-C1C	5.40	1.40	1.33
9	B2	101	BCL	O2D-CGD	5.42	1.46	1.33
9	A7	103	BCL	CAA-C2A	5.42	1.64	1.54
9	AM	402	BCL	CHB-C4A	5.45	1.40	1.33
9	AK	102	BCL	CHC-C1C	5.51	1.40	1.33
14	B2	102	CRT	C22-C23	5.52	1.43	1.35
10	AL	302	BPH	CHA-C1A	5.52	1.50	1.37
9	B6	101	BCL	CHC-C1C	5.55	1.40	1.33
9	AM	401	BCL	CHC-C1C	5.61	1.40	1.33
9	BA	101	BCL	CHC-C1C	5.61	1.40	1.33
14	AX	102	CRT	C19-C17	5.64	1.43	1.35
9	AF	102	BCL	CHC-C1C	5.65	1.40	1.33
9	AU	102	BCL	CHC-C1C	5.65	1.40	1.33
9	AA	101	BCL	CHC-C1C	5.68	1.40	1.33
10	AM	403	BPH	CHA-C1A	5.69	1.50	1.37
10	BL	302	BPH	CHA-C1A	5.72	1.50	1.37
9	A1	102	BCL	CHC-C1C	5.73	1.40	1.33
9	BO	102	BCL	CHC-C1C	5.73	1.40	1.33
9	B4	101	BCL	CHC-C1C	5.75	1.40	1.33
9	BM	401	BCL	CHC-C1C	5.84	1.41	1.33
9	AD	102	BCL	O2D-CGD	5.85	1.48	1.33
9	BM	402	BCL	CHC-C1C	5.86	1.41	1.33
9	A5	102	BCL	CHC-C1C	5.87	1.41	1.33
15	BM	407	PEF	O2-C10	5.88	1.48	1.35
9	BN	101	BCL	CHB-C4A	5.89	1.41	1.33
15	AM	407	PEF	O2-C10	5.90	1.48	1.35
15	AH	301	PEF	O2-C10	5.91	1.48	1.35
15	BQ	101	PEF	O5-C30	5.93	1.40	1.22
9	A7	103	BCL	CHC-C1C	5.93	1.41	1.33
15	AM	409	PEF	O5-C30	5.94	1.40	1.22
15	AS	101	PEF	O5-C30	5.96	1.40	1.22
9	A3	103	BCL	CHC-C1C	5.97	1.41	1.33
9	AQ	102	BCL	CHC-C1C	5.98	1.41	1.33
9	AM	402	BCL	CHC-C1C	6.01	1.41	1.33
9	BE	101	BCL	CHC-C1C	6.01	1.41	1.33
9	A0	102	BCL	CHC-C1C	6.03	1.41	1.33
14	BV	102	CRT	C19-C17	6.04	1.43	1.35
9	AD	102	BCL	CHC-C1C	6.04	1.41	1.33
9	AP	101	BCL	CHB-C4A	6.05	1.41	1.33
9	BW	102	BCL	CHB-C4A	6.11	1.41	1.33
9	BL	303	BCL	CHC-C1C	6.16	1.41	1.33
9	BF	102	BCL	CHC-C1C	6.17	1.41	1.33

Continued on next page...

Continued from previous page...

Mol	Chain	Res	Type	Atoms	Z	Observed(Å)	Ideal(Å)
9	BB	101	BCL	CHC-C1C	6.19	1.41	1.33
9	BP	101	BCL	CHC-C1C	6.24	1.41	1.33
9	AL	301	BCL	CHB-C4A	6.28	1.41	1.33
9	BM	402	BCL	CHB-C4A	6.29	1.41	1.33
9	BV	101	BCL	CHB-C4A	6.29	1.41	1.33
9	BG	101	BCL	CHC-C1C	6.29	1.41	1.33
9	BL	301	BCL	CHB-C4A	6.31	1.41	1.33
9	A3	104	BCL	CHC-C1C	6.33	1.41	1.33
9	BK	102	BCL	CHC-C1C	6.36	1.41	1.33
9	BU	102	BCL	CHB-C4A	6.37	1.41	1.33
9	AV	102	BCL	CHC-C1C	6.38	1.41	1.33
9	BD	102	BCL	CHB-C4A	6.41	1.41	1.33
9	B7	103	BCL	CHC-C1C	6.41	1.41	1.33
9	BA	101	BCL	CHB-C4A	6.45	1.41	1.33
9	B8	101	BCL	CHC-C1C	6.45	1.41	1.33
9	BD	102	BCL	CHC-C1C	6.46	1.41	1.33
9	AZ	101	BCL	CHB-C4A	6.46	1.41	1.33
9	BF	102	BCL	CHB-C4A	6.51	1.41	1.33
9	B5	102	BCL	CHC-C1C	6.59	1.41	1.33
9	AW	101	BCL	O2A-C1	6.61	1.65	1.46
9	BG	101	BCL	CHB-C4A	6.64	1.42	1.33
9	B4	101	BCL	CHB-C4A	6.66	1.42	1.33
9	BQ	103	BCL	CHC-C1C	6.69	1.42	1.33
9	BO	102	BCL	CHB-C4A	6.71	1.42	1.33
9	AL	303	BCL	CHC-C1C	6.84	1.42	1.33
9	AN	101	BCL	CHC-C1C	6.86	1.42	1.33
9	BS	102	BCL	CHB-C4A	6.88	1.42	1.33
9	B8	101	BCL	CHB-C4A	6.91	1.42	1.33
9	A6	101	BCL	CHC-C1C	6.93	1.42	1.33
9	B0	102	BCL	CHB-C4A	6.95	1.42	1.33
9	AD	102	BCL	CHB-C4A	6.97	1.42	1.33
14	B2	102	CRT	C19-C17	6.99	1.45	1.35
9	A3	103	BCL	CAA-C2A	6.99	1.67	1.54
9	BQ	104	BCL	CHB-C4A	7.02	1.42	1.33
9	BT	101	BCL	CHB-C4A	7.07	1.42	1.33
9	A2	101	BCL	CHC-C1C	7.07	1.42	1.33
9	A8	101	BCL	CHC-C1C	7.08	1.42	1.33
9	BB	101	BCL	CHB-C4A	7.12	1.42	1.33
9	A6	101	BCL	CHB-C4A	7.13	1.42	1.33
15	BM	407	PEF	O4-C10	7.14	1.47	1.20
9	AO	102	BCL	CHB-C4A	7.14	1.42	1.33
9	AL	301	BCL	CHC-C1C	7.14	1.42	1.33

Continued on next page...

Continued from previous page...

Mol	Chain	Res	Type	Atoms	Z	Observed(Å)	Ideal(Å)
15	AM	408	PEF	O4-C10	7.16	1.47	1.20
15	AH	301	PEF	O4-C10	7.16	1.47	1.20
15	AM	407	PEF	O4-C10	7.16	1.47	1.20
9	BL	301	BCL	CHC-C1C	7.21	1.42	1.33
9	AB	101	BCL	CHB-C4A	7.30	1.42	1.33
9	A8	101	BCL	CHB-C4A	7.30	1.42	1.33
14	B0	101	CRT	C19-C17	7.31	1.45	1.35
9	AI	102	BCL	CHB-C4A	7.36	1.42	1.33
9	AN	101	BCL	CHB-C4A	7.38	1.42	1.33
9	AY	102	BCL	CAA-C2A	7.39	1.68	1.54
9	A5	102	BCL	CHB-C4A	7.44	1.43	1.33
9	AS	103	BCL	CHB-C4A	7.51	1.43	1.33
9	B6	101	BCL	CHB-C4A	7.53	1.43	1.33
9	BP	101	BCL	CHB-C4A	7.54	1.43	1.33
9	AU	102	BCL	CHB-C4A	7.55	1.43	1.33
11	BL	304	UQ8	C43-C44	7.56	1.54	1.32
9	AW	101	BCL	CHB-C4A	7.56	1.43	1.33
9	A2	101	BCL	CHB-C4A	7.57	1.43	1.33
11	AL	304	UQ8	C43-C44	7.58	1.54	1.32
9	AJ	101	BCL	CHB-C4A	7.67	1.43	1.33
9	AV	102	BCL	CHB-C4A	7.72	1.43	1.33
9	A3	104	BCL	CHB-C4A	7.73	1.43	1.33
9	BY	102	BCL	CHB-C4A	7.73	1.43	1.33
9	B7	103	BCL	CHB-C4A	7.80	1.43	1.33
9	B5	102	BCL	CHB-C4A	7.83	1.43	1.33
9	AA	101	BCL	CHB-C4A	7.83	1.43	1.33
9	B3	102	BCL	CHB-C4A	7.91	1.43	1.33
9	AY	102	BCL	CHB-C4A	7.94	1.43	1.33
9	A9	102	BCL	CHB-C4A	7.94	1.43	1.33
9	AT	101	BCL	CHB-C4A	7.94	1.43	1.33
9	BZ	101	BCL	CHB-C4A	7.99	1.43	1.33
9	A0	102	BCL	CHB-C4A	8.06	1.43	1.33
9	AG	101	BCL	CHB-C4A	8.07	1.43	1.33
9	B9	102	BCL	CHB-C4A	8.09	1.43	1.33
9	AE	101	BCL	CHB-C4A	8.11	1.43	1.33
9	AR	101	BCL	CHB-C4A	8.11	1.43	1.33
9	AF	102	BCL	CHB-C4A	8.12	1.43	1.33
9	A3	103	BCL	CHB-C4A	8.22	1.44	1.33
15	BQ	101	PEF	O4-C10	8.23	1.47	1.22
15	AS	101	PEF	O4-C10	8.24	1.47	1.22
15	AM	409	PEF	O4-C10	8.26	1.47	1.22
9	AX	101	BCL	CHB-C4A	8.39	1.44	1.33

Continued on next page...

Continued from previous page...

Mol	Chain	Res	Type	Atoms	Z	Observed(Å)	Ideal(Å)
9	A1	102	BCL	CHB-C4A	8.82	1.44	1.33
9	A7	103	BCL	CHB-C4A	8.86	1.44	1.33
9	BX	101	BCL	CHB-C4A	9.19	1.45	1.33
9	B1	102	BCL	CHB-C4A	9.23	1.45	1.33
9	A7	103	BCL	O2A-C1	9.66	1.75	1.46
9	A0	102	BCL	O2A-C1	10.07	1.76	1.46
9	AX	101	BCL	O2A-C1	10.58	1.77	1.46
9	A6	101	BCL	O2A-C1	11.07	1.79	1.46
14	A7	102	CRT	C21-C22	12.56	1.82	1.43
14	A7	102	CRT	C21-C20	13.63	1.71	1.35
9	A1	102	BCL	O2A-C1	14.38	1.89	1.46

All (2402) bond angle outliers are listed below:

Mol	Chain	Res	Type	Atoms	Z	Observed(°)	Ideal(°)
14	A7	102	CRT	C20-C21-C22	-17.36	86.41	123.46
14	A7	102	CRT	C21-C22-C23	-10.98	111.64	127.31
14	A7	102	CRT	C21-C20-C19	-9.54	103.09	123.46
9	A9	102	BCL	C1-O2A-CGA	-9.46	94.07	116.77
14	BF	103	CRT	C4-C5-C6	-8.53	112.32	124.57
14	AS	104	CRT	C37-C36-C35	-8.24	112.73	124.57
14	BU	103	CRT	C10-C9-C7	-7.31	116.88	127.31
14	B7	102	CRT	C4-C5-C6	-6.98	114.54	124.57
9	BO	102	BCL	C4-C3-C5	-6.85	103.40	115.29
14	AX	102	CRT	C10-C9-C7	-6.79	117.62	127.31
14	BF	103	CRT	C37-C36-C35	-6.75	114.87	124.57
9	AS	103	BCL	C4-C3-C5	-6.66	103.72	115.29
14	B1	103	CRT	C37-C36-C35	-6.65	115.02	124.57
14	BV	102	CRT	C37-C36-C35	-6.51	115.22	124.57
14	A1	103	CRT	C10-C9-C7	-6.51	118.02	127.31
9	BX	101	BCL	C4-C3-C5	-6.49	104.03	115.29
9	BP	101	BCL	C4-C3-C5	-6.48	104.03	115.29
9	BB	101	BCL	C4-C3-C5	-6.46	104.07	115.29
9	BS	102	BCL	C4-C3-C5	-6.45	104.09	115.29
9	AG	101	BCL	C4-C3-C5	-6.39	104.19	115.29
9	BU	102	BCL	C4-C3-C5	-6.38	104.21	115.29
9	AP	101	BCL	C4-C3-C5	-6.37	104.22	115.29
9	BG	101	BCL	C4-C3-C5	-6.36	104.25	115.29
9	A2	101	BCL	C4-C3-C5	-6.35	104.27	115.29
9	AX	101	BCL	C4-C3-C5	-6.34	104.27	115.29
9	AZ	101	BCL	C4-C3-C5	-6.29	104.37	115.29
14	B2	102	CRT	C4-C5-C6	-6.27	115.56	124.57

Continued on next page...

Continued from previous page...

Mol	Chain	Res	Type	Atoms	Z	Observed(°)	Ideal(°)
9	AY	102	BCL	C4-C3-C5	-6.24	104.45	115.29
9	AB	101	BCL	C4-C3-C5	-6.23	104.47	115.29
9	AK	102	BCL	C4-C3-C5	-6.22	104.49	115.29
9	AE	101	BCL	C4-C3-C5	-6.21	104.52	115.29
9	B6	101	BCL	C4-C3-C5	-6.20	104.52	115.29
14	AT	102	CRT	C4-C5-C6	-6.19	115.68	124.57
9	B2	101	BCL	C4-C3-C5	-6.16	104.60	115.29
14	AJ	102	CRT	C37-C36-C35	-6.16	115.72	124.57
9	AD	102	BCL	C4-C3-C5	-6.14	104.63	115.29
9	BQ	103	BCL	C4-C3-C5	-6.13	104.64	115.29
9	AO	102	BCL	C4-C3-C5	-6.10	104.69	115.29
9	AM	402	BCL	C4-C3-C5	-6.09	104.71	115.29
9	AW	101	BCL	C4-C3-C5	-6.07	104.76	115.29
9	BK	102	BCL	C4-C3-C5	-6.02	104.83	115.29
14	AX	102	CRT	C15-C14-C12	-6.02	118.72	127.31
9	BW	102	BCL	C4-C3-C5	-6.01	104.86	115.29
9	A1	102	BCL	C4-C3-C5	-6.01	104.86	115.29
9	B9	102	BCL	C4-C3-C5	-5.99	104.89	115.29
9	AF	102	BCL	C4-C3-C5	-5.99	104.90	115.29
9	A9	102	BCL	C4-C3-C5	-5.98	104.91	115.29
9	AJ	101	BCL	C4-C3-C5	-5.98	104.91	115.29
9	A6	101	BCL	C4-C3-C5	-5.97	104.92	115.29
9	B1	102	BCL	C4-C3-C5	-5.96	104.95	115.29
9	A7	103	BCL	C4-C3-C5	-5.93	104.99	115.29
9	AQ	102	BCL	C4-C3-C5	-5.90	105.04	115.29
14	AJ	102	CRT	C4-C5-C6	-5.89	116.11	124.57
9	A1	102	BCL	C1-O2A-CGA	-5.89	102.65	116.77
14	B0	101	CRT	C26-C27-C28	-5.87	118.93	127.31
9	AR	101	BCL	C4-C3-C5	-5.87	105.10	115.29
9	BF	102	BCL	C4-C3-C5	-5.86	105.11	115.29
14	B7	102	CRT	C37-C36-C35	-5.84	116.17	124.57
9	BQ	104	BCL	C4-C3-C5	-5.84	105.15	115.29
9	B3	102	BCL	C4-C3-C5	-5.81	105.20	115.29
9	BJ	101	BCL	C4-C3-C5	-5.79	105.23	115.29
9	AM	401	BCL	C4-C3-C5	-5.78	105.25	115.29
9	BY	102	BCL	C4-C3-C5	-5.78	105.26	115.29
9	A3	104	BCL	C4-C3-C5	-5.77	105.27	115.29
9	BD	102	BCL	C4-C3-C5	-5.77	105.28	115.29
9	A5	102	BCL	C4-C3-C5	-5.74	105.33	115.29
9	BI	102	BCL	C4-C3-C5	-5.73	105.33	115.29
9	AN	101	BCL	C4-C3-C5	-5.71	105.38	115.29
14	BU	103	CRT	C5-C6-C7	-5.70	117.28	125.89

Continued on next page...

Continued from previous page...

Mol	Chain	Res	Type	Atoms	Z	Observed(°)	Ideal(°)
9	BV	101	BCL	C4-C3-C5	-5.69	105.41	115.29
9	B0	102	BCL	C4-C3-C5	-5.69	105.42	115.29
9	B5	102	BCL	C4-C3-C5	-5.68	105.42	115.29
9	AW	101	BCL	C1-O2A-CGA	-5.67	103.17	116.77
9	A0	102	BCL	C4-C3-C5	-5.66	105.47	115.29
9	AU	102	BCL	C4-C3-C5	-5.65	105.48	115.29
9	AO	102	BCL	OBD-CAD-CBD	-5.65	117.42	125.94
9	BM	401	BCL	C4-C3-C5	-5.64	105.50	115.29
9	AI	102	BCL	C4-C3-C5	-5.63	105.51	115.29
9	BM	402	BCL	C4-C3-C5	-5.62	105.53	115.29
9	BT	101	BCL	C4-C3-C5	-5.60	105.57	115.29
9	BB	101	BCL	OBD-CAD-CBD	-5.59	117.50	125.94
9	A6	101	BCL	C1-O2A-CGA	-5.59	103.37	116.77
7	AC	504	HEM	C4C-C3C-C2C	-5.57	103.01	106.90
9	BN	101	BCL	C4-C3-C5	-5.56	105.64	115.29
9	B7	103	BCL	C4-C3-C5	-5.55	105.66	115.29
14	BU	103	CRT	C15-C14-C12	-5.54	119.41	127.31
9	AL	303	BCL	C4-C3-C5	-5.52	105.70	115.29
9	B4	101	BCL	C4-C3-C5	-5.51	105.72	115.29
7	BC	502	HEM	C4C-C3C-C2C	-5.50	103.05	106.90
9	BL	303	BCL	C4-C3-C5	-5.47	105.79	115.29
9	AV	102	BCL	C4-C3-C5	-5.45	105.82	115.29
9	A1	102	BCL	O2A-CGA-O1A	-5.45	110.02	123.55
14	AA	102	CRT	C37-C36-C35	-5.45	116.75	124.57
9	BA	101	BCL	C4-C3-C5	-5.44	105.84	115.29
14	A0	101	CRT	C10-C9-C7	-5.44	119.55	127.31
9	BX	101	BCL	CAA-C2A-C3A	-5.43	97.92	112.81
9	AW	101	BCL	OBD-CAD-CBD	-5.41	117.77	125.94
7	AC	501	HEM	C4C-C3C-C2C	-5.41	103.12	106.90
14	A1	103	CRT	C5-C6-C7	-5.40	117.73	125.89
7	BC	504	HEM	C4C-C3C-C2C	-5.40	103.13	106.90
9	A7	103	BCL	OBD-CAD-CBD	-5.36	117.85	125.94
14	BN	102	CRT	C4-C5-C6	-5.36	116.87	124.57
9	AW	101	BCL	O2A-CGA-O1A	-5.35	110.26	123.55
7	AC	502	HEM	C4C-C3C-C2C	-5.33	103.18	106.90
9	BZ	101	BCL	C4-C3-C5	-5.32	106.06	115.29
9	AA	101	BCL	C4-C3-C5	-5.30	106.09	115.29
14	AG	102	CRT	C37-C36-C35	-5.28	116.99	124.57
14	AN	102	CRT	C37-C36-C35	-5.23	117.06	124.57
14	BA	102	CRT	C37-C36-C35	-5.23	117.06	124.57
9	BL	301	BCL	C4-C3-C5	-5.22	106.22	115.29
7	BC	503	HEM	C4C-C3C-C2C	-5.22	103.25	106.90

Continued on next page...

Continued from previous page...

Mol	Chain	Res	Type	Atoms	Z	Observed(°)	Ideal(°)
9	B8	101	BCL	C4-C3-C5	-5.21	106.25	115.29
14	BN	102	CRT	C37-C36-C35	-5.17	117.15	124.57
7	AC	503	HEM	C4C-C3C-C2C	-5.15	103.30	106.90
9	AY	102	BCL	OBD-CAD-CBD	-5.14	118.18	125.94
9	AK	102	BCL	OBD-CAD-CBD	-5.14	118.19	125.94
9	BS	102	BCL	O2A-CGA-O1A	-5.08	110.94	123.55
14	BS	103	CRT	C4-C5-C6	-5.02	117.36	124.57
9	A3	104	BCL	O2A-CGA-O1A	-5.00	111.13	123.55
14	B5	103	CRT	C37-C36-C35	-5.00	117.39	124.57
9	AP	101	BCL	OBD-CAD-CBD	-5.00	118.40	125.94
9	AI	102	BCL	O2A-CGA-O1A	-4.99	111.17	123.55
9	B9	102	BCL	O2A-CGA-O1A	-4.96	111.23	123.55
9	AU	102	BCL	O2A-CGA-O1A	-4.95	111.27	123.55
9	A7	103	BCL	O2A-CGA-O1A	-4.94	111.28	123.55
9	AZ	101	BCL	CAA-C2A-C3A	-4.94	99.26	112.81
9	AL	301	BCL	C4-C3-C5	-4.94	106.71	115.29
14	AX	102	CRT	C37-C36-C35	-4.94	117.47	124.57
14	B2	102	CRT	C37-C36-C35	-4.93	117.49	124.57
14	A1	103	CRT	C37-C36-C35	-4.90	117.54	124.57
9	A9	102	BCL	OBD-CAD-CBD	-4.89	118.55	125.94
9	BM	402	BCL	O2A-CGA-O1A	-4.89	111.40	123.55
9	BE	101	BCL	C4-C3-C5	-4.89	106.80	115.29
9	A5	102	BCL	OBD-CAD-CBD	-4.88	118.58	125.94
9	BW	102	BCL	OBD-CAD-CBD	-4.87	118.59	125.94
9	A3	104	BCL	OBD-CAD-CBD	-4.87	118.59	125.94
9	B7	103	BCL	O2A-CGA-O1A	-4.87	111.46	123.55
14	BU	103	CRT	C37-C36-C35	-4.86	117.58	124.57
9	A8	101	BCL	O2A-CGA-O1A	-4.85	111.51	123.55
9	A9	102	BCL	O2A-CGA-O1A	-4.84	111.52	123.55
9	AL	301	BCL	O2A-CGA-O1A	-4.83	111.55	123.55
9	AY	102	BCL	O2A-CGA-O1A	-4.82	111.57	123.55
14	A5	103	CRT	C37-C36-C35	-4.82	117.64	124.57
9	A0	102	BCL	O2A-CGA-O1A	-4.82	111.58	123.55
9	BL	303	BCL	OBD-CAD-CBD	-4.82	118.67	125.94
9	AN	101	BCL	OBD-CAD-CBD	-4.81	118.67	125.94
14	A7	102	CRT	C4-C5-C6	-4.81	117.66	124.57
9	BW	102	BCL	O2A-CGA-O1A	-4.81	111.61	123.55
9	A0	102	BCL	OBD-CAD-CBD	-4.81	118.68	125.94
9	AR	101	BCL	OBD-CAD-CBD	-4.80	118.70	125.94
9	BO	102	BCL	O2A-CGA-O1A	-4.79	111.65	123.55
9	AT	101	BCL	C4-C3-C5	-4.79	106.97	115.29
9	AU	102	BCL	OBD-CAD-CBD	-4.79	118.71	125.94

Continued on next page...

Continued from previous page...

Mol	Chain	Res	Type	Atoms	Z	Observed(°)	Ideal(°)
9	AM	402	BCL	O2A-CGA-O1A	-4.79	111.66	123.55
7	BC	501	HEM	C4C-C3C-C2C	-4.78	103.56	106.90
9	A8	101	BCL	OBD-CAD-CBD	-4.78	118.73	125.94
10	BL	302	BPH	C4D-CHA-C1A	-4.77	118.06	130.23
9	A5	102	BCL	O2A-CGA-O1A	-4.77	111.71	123.55
9	BP	101	BCL	OBD-CAD-CBD	-4.73	118.80	125.94
9	AL	303	BCL	OBD-CAD-CBD	-4.71	118.83	125.94
10	AL	302	BPH	C4D-CHA-C1A	-4.70	118.24	130.23
14	BU	103	CRT	C20-C19-C17	-4.70	120.61	127.31
9	A3	103	BCL	O2A-CGA-O1A	-4.69	111.90	123.55
9	AL	301	BCL	OBD-CAD-CBD	-4.69	118.86	125.94
9	BQ	103	BCL	OBD-CAD-CBD	-4.69	118.86	125.94
9	A8	101	BCL	C4-C3-C5	-4.69	107.15	115.29
9	BM	402	BCL	OBD-CAD-CBD	-4.69	118.87	125.94
13	AM	405	MQ8	C11-C3-C4	-4.68	113.27	118.50
9	AK	102	BCL	O2A-CGA-O1A	-4.68	111.92	123.55
14	B0	101	CRT	C4-C5-C6	-4.68	117.84	124.57
9	AS	103	BCL	O2A-CGA-O1A	-4.68	111.93	123.55
9	BI	102	BCL	O2A-CGA-O1A	-4.66	111.97	123.55
14	BS	103	CRT	C37-C36-C35	-4.66	117.87	124.57
9	BF	102	BCL	OBD-CAD-CBD	-4.66	118.91	125.94
9	A6	101	BCL	O2A-CGA-O1A	-4.65	112.00	123.55
9	BL	301	BCL	O2A-CGA-O1A	-4.65	112.00	123.55
9	AT	101	BCL	OBD-CAD-CBD	-4.65	118.92	125.94
10	BM	403	BPH	C4D-CHA-C1A	-4.65	118.38	130.23
9	A1	102	BCL	OBD-CAD-CBD	-4.63	118.95	125.94
9	A3	103	BCL	C4-C3-C5	-4.63	107.25	115.29
9	AQ	102	BCL	OBD-CAD-CBD	-4.63	118.96	125.94
9	BF	102	BCL	O2A-CGA-O1A	-4.62	112.09	123.55
9	BU	102	BCL	O2A-CGA-O1A	-4.61	112.09	123.55
9	BQ	104	BCL	OBD-CAD-CBD	-4.59	119.02	125.94
9	BG	101	BCL	OBD-CAD-CBD	-4.59	119.02	125.94
9	AA	101	BCL	O2A-CGA-O1A	-4.58	112.17	123.55
9	B1	102	BCL	O2A-CGA-O1A	-4.57	112.19	123.55
9	A3	103	BCL	OBD-CAD-CBD	-4.57	119.05	125.94
9	AX	101	BCL	OBD-CAD-CBD	-4.56	119.05	125.94
9	AF	102	BCL	OBD-CAD-CBD	-4.56	119.05	125.94
14	AX	102	CRT	C4-C5-C6	-4.56	118.02	124.57
9	A6	101	BCL	OBD-CAD-CBD	-4.56	119.05	125.94
14	AX	102	CRT	C20-C19-C17	-4.54	120.83	127.31
9	AD	102	BCL	OBD-CAD-CBD	-4.54	119.09	125.94
9	B1	102	BCL	OBD-CAD-CBD	-4.54	119.09	125.94

Continued on next page...

Continued from previous page...

Mol	Chain	Res	Type	Atoms	Z	Observed(°)	Ideal(°)
9	BZ	101	BCL	CAA-C2A-C3A	-4.53	100.38	112.81
9	AR	101	BCL	CAA-C2A-C3A	-4.53	100.39	112.81
14	A1	103	CRT	C8-C7-C9	-4.53	116.58	122.92
9	B3	102	BCL	OBD-CAD-CBD	-4.52	119.11	125.94
9	AM	402	BCL	OBD-CAD-CBD	-4.52	119.12	125.94
9	AN	101	BCL	CAA-C2A-C3A	-4.51	100.45	112.81
9	BM	401	BCL	OBD-CAD-CBD	-4.50	119.15	125.94
9	BI	102	BCL	OBD-CAD-CBD	-4.50	119.15	125.94
9	BK	102	BCL	O2A-CGA-O1A	-4.50	112.38	123.55
9	BQ	103	BCL	O2A-CGA-O1A	-4.49	112.39	123.55
9	AV	102	BCL	OBD-CAD-CBD	-4.48	119.17	125.94
14	A2	102	CRT	C4-C5-C6	-4.47	118.15	124.57
9	B2	101	BCL	OBD-CAD-CBD	-4.46	119.21	125.94
9	AM	401	BCL	OBD-CAD-CBD	-4.45	119.22	125.94
9	AL	303	BCL	O2A-CGA-O1A	-4.45	112.51	123.55
9	AB	101	BCL	OBD-CAD-CBD	-4.44	119.23	125.94
9	BL	301	BCL	OBD-CAD-CBD	-4.44	119.23	125.94
9	A2	101	BCL	O2A-CGA-O1A	-4.44	112.52	123.55
14	BO	103	CRT	C37-C36-C35	-4.44	118.19	124.57
9	B7	103	BCL	OBD-CAD-CBD	-4.44	119.24	125.94
14	A2	102	CRT	C37-C36-C35	-4.44	118.19	124.57
9	BM	401	BCL	O2A-CGA-O1A	-4.44	112.53	123.55
9	AI	102	BCL	OBD-CAD-CBD	-4.44	119.24	125.94
9	BD	102	BCL	O2A-CGA-O1A	-4.44	112.54	123.55
9	BO	102	BCL	OBD-CAD-CBD	-4.43	119.25	125.94
14	AW	102	CRT	C37-C36-C35	-4.43	118.21	124.57
9	AB	101	BCL	CAA-C2A-C3A	-4.43	100.67	112.81
9	BB	101	BCL	CAA-C2A-C3A	-4.43	100.67	112.81
9	AQ	102	BCL	O2A-CGA-O1A	-4.43	112.56	123.55
9	BD	102	BCL	OBD-CAD-CBD	-4.42	119.26	125.94
14	AP	102	CRT	C37-C36-C35	-4.42	118.23	124.57
9	A2	101	BCL	OBD-CAD-CBD	-4.42	119.28	125.94
9	AO	102	BCL	O2A-CGA-O1A	-4.41	112.60	123.55
9	BA	101	BCL	O2A-CGA-O1A	-4.41	112.61	123.55
9	BJ	101	BCL	OBD-CAD-CBD	-4.41	119.29	125.94
9	B5	102	BCL	OBD-CAD-CBD	-4.40	119.30	125.94
9	AA	101	BCL	OBD-CAD-CBD	-4.40	119.30	125.94
14	AR	102	CRT	C5-C6-C7	-4.39	119.25	125.89
9	B4	101	BCL	OBD-CAD-CBD	-4.39	119.31	125.94
9	BL	303	BCL	O2A-CGA-O1A	-4.39	112.65	123.55
9	AD	102	BCL	O2A-CGA-O1A	-4.38	112.67	123.55
14	BG	102	CRT	C4-C5-C6	-4.38	118.28	124.57

Continued on next page...

Continued from previous page...

Mol	Chain	Res	Type	Atoms	Z	Observed(°)	Ideal(°)
9	AM	401	BCL	O2A-CGA-O1A	-4.38	112.68	123.55
9	B9	102	BCL	OBD-CAD-CBD	-4.36	119.36	125.94
9	AE	101	BCL	OBD-CAD-CBD	-4.36	119.36	125.94
9	B6	101	BCL	OBD-CAD-CBD	-4.34	119.38	125.94
9	BE	101	BCL	OBD-CAD-CBD	-4.34	119.38	125.94
9	BY	102	BCL	O2A-CGA-O1A	-4.34	112.78	123.55
9	B4	101	BCL	CAA-C2A-C3A	-4.34	100.92	112.81
9	AS	103	BCL	CMB-C2B-C1B	-4.33	121.81	128.46
9	AG	101	BCL	OBD-CAD-CBD	-4.32	119.42	125.94
9	BK	102	BCL	OBD-CAD-CBD	-4.31	119.44	125.94
9	B0	102	BCL	OBD-CAD-CBD	-4.31	119.44	125.94
9	B8	101	BCL	OBD-CAD-CBD	-4.30	119.44	125.94
9	BY	102	BCL	OBD-CAD-CBD	-4.30	119.45	125.94
14	B1	103	CRT	C4-C5-C6	-4.29	118.41	124.57
10	AM	403	BPH	C4D-CHA-C1A	-4.29	119.30	130.23
9	BA	101	BCL	OBD-CAD-CBD	-4.28	119.48	125.94
9	AJ	101	BCL	OBD-CAD-CBD	-4.28	119.48	125.94
9	BG	101	BCL	CAA-C2A-C3A	-4.27	101.12	112.81
9	BT	101	BCL	OBD-CAD-CBD	-4.26	119.50	125.94
9	AS	103	BCL	OBD-CAD-CBD	-4.26	119.51	125.94
9	BN	101	BCL	OBD-CAD-CBD	-4.24	119.53	125.94
9	AZ	101	BCL	O2A-CGA-O1A	-4.23	113.04	123.55
14	A1	103	CRT	C14-C15-C16	-4.19	110.36	123.23
9	BV	101	BCL	OBD-CAD-CBD	-4.18	119.64	125.94
9	AX	101	BCL	O2A-CGA-O1A	-4.17	113.19	123.55
14	AT	102	CRT	C37-C36-C35	-4.12	118.66	124.57
9	A0	102	BCL	CAA-C2A-C3A	-4.11	101.54	112.81
14	AR	102	CRT	C37-C36-C35	-4.10	118.69	124.57
9	BP	101	BCL	CMB-C2B-C1B	-4.09	122.17	128.46
9	AZ	101	BCL	OBD-CAD-CBD	-4.09	119.77	125.94
14	AG	102	CRT	C4-C5-C6	-4.08	118.72	124.57
14	AS	104	CRT	C21-C22-C23	-4.08	121.49	127.31
9	B5	102	BCL	O2A-CGA-O1A	-4.07	113.44	123.55
9	BQ	104	BCL	CAA-C2A-C3A	-4.06	101.67	112.81
9	AJ	101	BCL	CAA-C2A-C3A	-4.03	101.76	112.81
15	AM	409	PEF	O3-C30-O5	-4.03	113.54	123.55
9	AX	101	BCL	C1-O2A-CGA	-4.03	107.11	116.77
15	AS	101	PEF	O3-C30-O5	-4.02	113.58	123.55
15	BQ	101	PEF	O3-C30-O5	-4.02	113.58	123.55
9	BS	102	BCL	OBD-CAD-CBD	-4.01	119.89	125.94
9	BU	102	BCL	OBD-CAD-CBD	-4.00	119.90	125.94
9	BZ	101	BCL	OBD-CAD-CBD	-4.00	119.91	125.94

Continued on next page...

Continued from previous page...

Mol	Chain	Res	Type	Atoms	Z	Observed(°)	Ideal(°)
14	A0	101	CRT	C26-C27-C28	-3.98	121.62	127.31
9	BP	101	BCL	CAA-C2A-C3A	-3.98	101.91	112.81
9	A3	104	BCL	CAA-C2A-C3A	-3.97	101.92	112.81
9	AU	102	BCL	C11-C10-C8	-3.96	102.74	115.73
14	BM	406	CRT	C37-C36-C35	-3.94	118.91	124.57
14	AB	102	CRT	C21-C20-C19	-3.93	115.08	123.46
9	BW	102	BCL	CMB-C2B-C1B	-3.91	122.46	128.46
9	B8	101	BCL	CAA-C2A-C3A	-3.89	102.15	112.81
9	A6	101	BCL	CAA-C2A-C3A	-3.88	102.19	112.81
9	B3	102	BCL	O2A-CGA-O1A	-3.87	113.95	123.55
9	BL	303	BCL	CMB-C2B-C1B	-3.86	122.53	128.46
9	BZ	101	BCL	O2A-CGA-O1A	-3.85	114.00	123.55
9	AF	102	BCL	O2A-CGA-O1A	-3.84	114.01	123.55
14	AS	104	CRT	C10-C9-C7	-3.84	121.83	127.31
14	A1	103	CRT	C21-C22-C23	-3.83	121.84	127.31
14	A0	101	CRT	C31-C32-C33	-3.82	121.86	127.31
14	BO	103	CRT	C21-C22-C23	-3.82	121.86	127.31
9	B2	101	BCL	CMB-C2B-C1B	-3.81	122.61	128.46
9	BD	102	BCL	CMB-C2B-C1B	-3.81	122.61	128.46
14	AM	406	CRT	C31-C32-C33	-3.81	121.88	127.31
9	AU	102	BCL	C9-C8-C10	-3.79	97.52	111.36
14	BO	103	CRT	C10-C9-C7	-3.79	121.91	127.31
9	AL	303	BCL	CMB-C2B-C1B	-3.79	122.64	128.46
9	BS	102	BCL	CMB-C2B-C1B	-3.78	122.65	128.46
9	BQ	104	BCL	CMB-C2B-C1B	-3.78	122.66	128.46
14	AB	102	CRT	C21-C22-C23	-3.77	121.93	127.31
9	BM	402	BCL	CMB-C2B-C1B	-3.76	122.68	128.46
9	AG	101	BCL	CAA-C2A-C3A	-3.76	102.50	112.81
14	A0	101	CRT	C21-C22-C23	-3.75	121.96	127.31
7	AC	503	HEM	C1D-C2D-C3D	-3.75	104.39	107.00
9	AU	102	BCL	C12-C11-C10	-3.74	95.16	113.25
9	AM	402	BCL	CMB-C2B-C1B	-3.73	122.73	128.46
9	AT	101	BCL	CMB-C2B-C1B	-3.72	122.74	128.46
9	BM	401	BCL	CAA-C2A-C3A	-3.72	102.61	112.81
9	AD	102	BCL	CMB-C2B-C1B	-3.72	122.75	128.46
9	BJ	101	BCL	CAA-C2A-C3A	-3.72	102.61	112.81
14	AS	104	CRT	C35-C33-C32	-3.72	113.23	118.94
14	BB	102	CRT	C21-C22-C23	-3.71	122.02	127.31
9	AX	101	BCL	CAA-C2A-C3A	-3.71	102.64	112.81
9	BN	101	BCL	CMB-C2B-C1B	-3.71	122.77	128.46
9	B6	101	BCL	CAA-C2A-C3A	-3.70	102.67	112.81
9	B6	101	BCL	CMB-C2B-C1B	-3.69	122.78	128.46

Continued on next page...

Continued from previous page...

Mol	Chain	Res	Type	Atoms	Z	Observed(°)	Ideal(°)
14	AP	102	CRT	C4-C5-C6	-3.66	119.32	124.57
9	A2	101	BCL	OBB-CAB-CBB	-3.65	111.83	120.16
9	AJ	101	BCL	CMB-C2B-C1B	-3.65	122.85	128.46
9	AG	101	BCL	CMB-C2B-C1B	-3.65	122.85	128.46
9	A2	101	BCL	CAA-C2A-C3A	-3.65	102.81	112.81
9	B5	102	BCL	CMB-C2B-C1B	-3.64	122.87	128.46
7	BC	503	HEM	C1D-C2D-C3D	-3.64	104.47	107.00
9	BF	102	BCL	CMB-C2B-C1B	-3.63	122.88	128.46
9	A7	103	BCL	C1-O2A-CGA	-3.62	108.08	116.77
9	B4	101	BCL	CMB-C2B-C1B	-3.62	122.90	128.46
14	BP	102	CRT	C37-C36-C35	-3.62	119.38	124.57
9	B0	102	BCL	O2A-CGA-O1A	-3.62	114.57	123.55
9	BM	401	BCL	CMB-C2B-C1B	-3.61	122.91	128.46
9	BN	101	BCL	CAA-C2A-C3A	-3.61	102.91	112.81
14	BB	102	CRT	C21-C20-C19	-3.61	115.76	123.46
9	AE	101	BCL	CMB-C2B-C1B	-3.60	122.93	128.46
9	AV	102	BCL	CMB-C2B-C1B	-3.60	122.93	128.46
14	AR	102	CRT	C21-C22-C23	-3.60	122.17	127.31
9	BT	101	BCL	CMB-C2B-C1B	-3.60	122.94	128.46
9	AB	101	BCL	CMB-C2B-C1B	-3.60	122.94	128.46
9	B8	101	BCL	CAA-CBA-CGA	-3.60	102.51	113.35
14	BB	102	CRT	C32-C31-C30	-3.60	112.20	123.23
9	BF	102	BCL	OBB-CAB-CBB	-3.59	111.96	120.16
9	B0	102	BCL	CMB-C2B-C1B	-3.59	122.94	128.46
9	BB	101	BCL	CMB-C2B-C1B	-3.59	122.94	128.46
14	AR	102	CRT	C10-C9-C7	-3.58	122.20	127.31
9	B0	102	BCL	CAA-C2A-C3A	-3.58	103.00	112.81
14	BB	102	CRT	C30-C28-C27	-3.57	113.46	118.94
9	AM	401	BCL	CAA-C2A-C3A	-3.56	103.04	112.81
9	A1	102	BCL	OBB-CAB-CBB	-3.56	112.04	120.16
14	AN	102	CRT	C21-C22-C23	-3.55	122.24	127.31
14	BB	102	CRT	C4-C5-C6	-3.53	119.50	124.57
9	BX	101	BCL	O2D-CGD-O1D	-3.52	116.73	123.82
9	AD	102	BCL	OBB-CAB-CBB	-3.52	112.14	120.16
14	B0	101	CRT	C31-C32-C33	-3.50	122.31	127.31
14	AB	102	CRT	C37-C36-C35	-3.50	119.54	124.57
9	B0	102	BCL	OBB-CAB-CBB	-3.49	112.20	120.16
9	BL	303	BCL	CAA-C2A-C3A	-3.48	103.26	112.81
9	B8	101	BCL	CMB-C2B-C1B	-3.48	123.12	128.46
9	B3	102	BCL	CMB-C2B-C1B	-3.48	123.12	128.46
9	BA	101	BCL	CMB-C2B-C1B	-3.47	123.12	128.46
9	B9	102	BCL	CMB-C2B-C1B	-3.47	123.12	128.46

Continued on next page...

Continued from previous page...

Mol	Chain	Res	Type	Atoms	Z	Observed(°)	Ideal(°)
14	A1	103	CRT	C20-C19-C17	-3.46	122.37	127.31
9	AZ	101	BCL	OBB-CAB-CBB	-3.45	112.28	120.16
9	AR	101	BCL	CMB-C2B-C1B	-3.45	123.16	128.46
14	BN	102	CRT	C32-C31-C30	-3.45	112.65	123.23
14	A0	101	CRT	C37-C36-C35	-3.44	119.63	124.57
9	AR	101	BCL	O2A-CGA-O1A	-3.44	115.01	123.55
9	AI	102	BCL	CMB-C2B-C1B	-3.43	123.20	128.46
7	BC	501	HEM	CMA-C3A-C4A	-3.42	123.21	128.46
9	AA	101	BCL	CMB-C2B-C1B	-3.42	123.21	128.46
9	BZ	101	BCL	OBB-CAB-CBB	-3.41	112.37	120.16
9	BO	102	BCL	OBB-CAB-CBB	-3.41	112.38	120.16
9	BQ	104	BCL	OBB-CAB-CBB	-3.41	112.39	120.16
14	BO	103	CRT	C5-C6-C7	-3.40	120.75	125.89
9	AL	301	BCL	CMB-C2B-C1B	-3.40	123.23	128.46
14	BG	102	CRT	C37-C36-C35	-3.39	119.70	124.57
9	AZ	101	BCL	CMB-C2B-C1B	-3.39	123.26	128.46
9	BX	101	BCL	CMB-C2B-C1B	-3.38	123.26	128.46
9	BL	301	BCL	CMB-C2B-C1B	-3.38	123.27	128.46
14	BW	103	CRT	C37-C36-C35	-3.37	119.73	124.57
9	BO	102	BCL	CMB-C2B-C1B	-3.37	123.29	128.46
9	BT	101	BCL	O2A-CGA-O1A	-3.36	115.20	123.55
14	BA	102	CRT	C4-C5-C6	-3.36	119.75	124.57
9	BD	102	BCL	O2D-CGD-O1D	-3.36	117.07	123.82
9	A3	104	BCL	CMB-C2B-C1B	-3.35	123.31	128.46
9	AX	101	BCL	CMB-C2B-C1B	-3.35	123.31	128.46
9	B7	103	BCL	OBB-CAB-CBB	-3.35	112.51	120.16
9	AL	303	BCL	OBB-CAB-CBB	-3.35	112.52	120.16
9	BL	303	BCL	OBB-CAB-CBB	-3.35	112.52	120.16
9	AU	102	BCL	OBB-CAB-CBB	-3.35	112.52	120.16
9	BK	102	BCL	OBB-CAB-CBB	-3.35	112.53	120.16
9	BW	102	BCL	OBB-CAB-CBB	-3.35	112.53	120.16
14	BU	103	CRT	C10-C11-C12	-3.34	117.03	126.42
9	AP	101	BCL	CAA-C2A-C3A	-3.34	103.65	112.81
9	A3	103	BCL	OBB-CAB-CBB	-3.33	112.56	120.16
9	AY	102	BCL	OBB-CAB-CBB	-3.33	112.56	120.16
9	BB	101	BCL	O2A-CGA-O1A	-3.33	115.27	123.55
9	B7	103	BCL	CMB-C2B-C1B	-3.33	123.35	128.46
14	A0	101	CRT	C4-C5-C6	-3.33	119.79	124.57
9	BP	101	BCL	OBB-CAB-CBB	-3.32	112.58	120.16
14	A1	103	CRT	C30-C28-C27	-3.32	113.84	118.94
9	AM	401	BCL	CMB-C2B-C1B	-3.32	123.36	128.46
14	A0	101	CRT	C8-C7-C9	-3.32	118.28	122.92

Continued on next page...

Continued from previous page...

Mol	Chain	Res	Type	Atoms	Z	Observed(°)	Ideal(°)
9	AT	101	BCL	OBB-CAB-CBB	-3.32	112.60	120.16
9	BN	101	BCL	OBB-CAB-CBB	-3.31	112.60	120.16
9	BW	102	BCL	O2D-CGD-O1D	-3.31	117.16	123.82
14	B0	101	CRT	C20-C19-C17	-3.31	122.58	127.31
14	A1	103	CRT	C11-C12-C14	-3.31	113.86	118.94
9	AL	303	BCL	CAA-C2A-C3A	-3.31	103.74	112.81
14	AJ	102	CRT	C21-C22-C23	-3.31	122.59	127.31
9	BS	102	BCL	C4B-CHC-C1C	-3.31	123.57	130.12
9	AB	101	BCL	OBB-CAB-CBB	-3.30	112.63	120.16
9	AA	101	BCL	OBB-CAB-CBB	-3.30	112.63	120.16
14	A7	102	CRT	C37-C36-C35	-3.30	119.83	124.57
9	A6	101	BCL	CMB-C2B-C1B	-3.30	123.39	128.46
9	BY	102	BCL	OBB-CAB-CBB	-3.30	112.64	120.16
9	BY	102	BCL	CMB-C2B-C1B	-3.29	123.40	128.46
9	B3	102	BCL	OBB-CAB-CBB	-3.29	112.65	120.16
9	BX	101	BCL	OBD-CAD-CBD	-3.29	120.97	125.94
9	BM	402	BCL	OBB-CAB-CBB	-3.29	112.65	120.16
9	BU	102	BCL	OBB-CAB-CBB	-3.29	112.66	120.16
9	B5	102	BCL	OBB-CAB-CBB	-3.28	112.68	120.16
9	BS	102	BCL	OBB-CAB-CBB	-3.28	112.68	120.16
9	BX	101	BCL	OBB-CAB-CBB	-3.28	112.68	120.16
9	AM	402	BCL	OBB-CAB-CBB	-3.28	112.68	120.16
9	BZ	101	BCL	CMB-C2B-C1B	-3.28	123.43	128.46
9	BT	101	BCL	CAA-C2A-C3A	-3.28	103.83	112.81
9	BT	101	BCL	OBB-CAB-CBB	-3.28	112.69	120.16
9	A5	102	BCL	OBB-CAB-CBB	-3.27	112.69	120.16
14	AB	102	CRT	C16-C17-C19	-3.27	113.92	118.94
9	AL	301	BCL	OBB-CAB-CBB	-3.27	112.71	120.16
9	B6	101	BCL	OBB-CAB-CBB	-3.27	112.71	120.16
9	AN	101	BCL	O2A-CGA-O1A	-3.26	115.44	123.55
9	AQ	102	BCL	OBB-CAB-CBB	-3.26	112.72	120.16
9	B2	101	BCL	CAA-C2A-C3A	-3.26	103.87	112.81
9	A2	101	BCL	CMB-C2B-C1B	-3.26	123.45	128.46
9	B2	101	BCL	CAA-CBA-CGA	-3.25	103.55	113.35
14	BG	102	CRT	C32-C31-C30	-3.25	113.26	123.23
9	AV	102	BCL	OBB-CAB-CBB	-3.25	112.75	120.16
9	AN	101	BCL	OBB-CAB-CBB	-3.25	112.75	120.16
9	AW	101	BCL	OBB-CAB-CBB	-3.25	112.75	120.16
9	B4	101	BCL	O2A-CGA-O1A	-3.25	115.49	123.55
9	BG	101	BCL	OBB-CAB-CBB	-3.24	112.77	120.16
9	BG	101	BCL	CMB-C2B-C1B	-3.24	123.48	128.46
9	AJ	101	BCL	OBB-CAB-CBB	-3.24	112.78	120.16

Continued on next page...

Continued from previous page...

Mol	Chain	Res	Type	Atoms	Z	Observed(°)	Ideal(°)
9	A0	102	BCL	OBB-CAB-CBB	-3.24	112.78	120.16
9	AF	102	BCL	OBB-CAB-CBB	-3.24	112.78	120.16
9	AF	102	BCL	CMB-C2B-C1B	-3.23	123.50	128.46
9	BD	102	BCL	OBB-CAB-CBB	-3.23	112.80	120.16
9	BQ	104	BCL	C4B-CHC-C1C	-3.23	123.73	130.12
9	A0	102	BCL	CMB-C2B-C1B	-3.22	123.51	128.46
14	AS	104	CRT	C21-C20-C19	-3.22	116.59	123.46
9	BU	102	BCL	CMB-C2B-C1B	-3.21	123.53	128.46
9	B4	101	BCL	OBB-CAB-CBB	-3.21	112.84	120.16
7	AC	501	HEM	CMA-C3A-C4A	-3.21	123.53	128.46
9	BV	101	BCL	OBB-CAB-CBB	-3.21	112.85	120.16
9	BK	102	BCL	CMB-C2B-C1B	-3.20	123.54	128.46
9	BL	301	BCL	OBB-CAB-CBB	-3.20	112.87	120.16
9	BA	101	BCL	OBB-CAB-CBB	-3.19	112.88	120.16
9	AP	101	BCL	OBB-CAB-CBB	-3.19	112.89	120.16
9	A6	101	BCL	OBB-CAB-CBB	-3.18	112.90	120.16
9	AG	101	BCL	OBB-CAB-CBB	-3.18	112.90	120.16
9	A8	101	BCL	OBB-CAB-CBB	-3.18	112.91	120.16
9	BQ	103	BCL	OBB-CAB-CBB	-3.18	112.91	120.16
9	AK	102	BCL	OBB-CAB-CBB	-3.18	112.91	120.16
13	BM	405	MQ8	C11-C3-C4	-3.17	114.96	118.50
14	AS	104	CRT	C32-C31-C30	-3.17	113.51	123.23
14	BM	406	CRT	C20-C19-C17	-3.17	122.79	127.31
9	AI	102	BCL	OBB-CAB-CBB	-3.17	112.94	120.16
14	AM	406	CRT	C10-C9-C7	-3.16	122.80	127.31
14	B1	103	CRT	C10-C9-C7	-3.16	122.80	127.31
7	AC	502	HEM	CMA-C3A-C4A	-3.16	123.61	128.46
14	AN	102	CRT	C21-C20-C19	-3.16	116.72	123.46
14	BF	103	CRT	C32-C31-C30	-3.16	113.55	123.23
9	B1	102	BCL	C4B-CHC-C1C	-3.16	123.87	130.12
9	BV	101	BCL	CAA-C2A-C3A	-3.15	104.17	112.81
9	AS	103	BCL	OBB-CAB-CBB	-3.15	112.97	120.16
9	B8	101	BCL	OBB-CAB-CBB	-3.15	112.98	120.16
9	AO	102	BCL	OBB-CAB-CBB	-3.15	112.98	120.16
14	BO	103	CRT	C21-C20-C19	-3.14	116.76	123.46
9	BT	101	BCL	C4B-CHC-C1C	-3.14	123.90	130.12
9	BQ	104	BCL	O2A-CGA-O1A	-3.14	115.75	123.55
9	A8	101	BCL	CMB-C2B-C1B	-3.14	123.64	128.46
9	B2	101	BCL	OBB-CAB-CBB	-3.14	113.01	120.16
9	A7	103	BCL	OBB-CAB-CBB	-3.13	113.01	120.16
9	AN	101	BCL	CMB-C2B-C1B	-3.13	123.65	128.46
9	AS	103	BCL	C4B-CHC-C1C	-3.13	123.91	130.12

Continued on next page...

Continued from previous page...

Mol	Chain	Res	Type	Atoms	Z	Observed(°)	Ideal(°)
14	AJ	102	CRT	C32-C31-C30	-3.12	113.65	123.23
14	BM	406	CRT	C31-C32-C33	-3.12	122.85	127.31
14	BF	103	CRT	C21-C22-C23	-3.12	122.86	127.31
9	A3	104	BCL	OBB-CAB-CBB	-3.12	113.05	120.16
9	AP	101	BCL	CMB-C2B-C1B	-3.12	123.67	128.46
7	BC	503	HEM	CMA-C3A-C4A	-3.10	123.69	128.46
9	AE	101	BCL	C4B-CHC-C1C	-3.10	123.97	130.12
14	AT	102	CRT	C20-C19-C17	-3.10	122.88	127.31
14	A2	102	CRT	C3-C1-C2	-3.10	104.17	110.31
9	AX	101	BCL	OBB-CAB-CBB	-3.10	113.09	120.16
9	AP	101	BCL	C4B-CHC-C1C	-3.10	123.98	130.12
14	BB	102	CRT	C36-C35-C33	-3.10	121.21	125.89
9	AR	101	BCL	C4B-CHC-C1C	-3.09	123.99	130.12
9	AJ	101	BCL	C4B-CHC-C1C	-3.09	123.99	130.12
14	A1	103	CRT	C32-C31-C30	-3.09	113.75	123.23
9	BV	101	BCL	CMB-C2B-C1B	-3.09	123.72	128.46
9	BX	101	BCL	O2A-CGA-O1A	-3.08	115.89	123.55
9	BY	102	BCL	O2D-CGD-O1D	-3.08	117.62	123.82
9	AM	401	BCL	OBB-CAB-CBB	-3.08	113.14	120.16
14	A1	103	CRT	C21-C20-C19	-3.07	116.91	123.46
14	AB	102	CRT	C30-C28-C27	-3.07	114.23	118.94
14	AW	102	CRT	C3-C1-C2	-3.07	104.25	110.31
14	AN	102	CRT	C32-C31-C30	-3.06	113.84	123.23
11	AL	304	UQ8	C42-C43-C44	-3.06	116.88	127.80
9	AM	402	BCL	C4B-CHC-C1C	-3.06	124.06	130.12
9	BW	102	BCL	C4B-CHC-C1C	-3.05	124.07	130.12
14	BF	103	CRT	C3-C1-C4	-3.05	105.71	110.90
9	A1	102	BCL	O2D-CGD-O1D	-3.05	117.68	123.82
9	BI	102	BCL	CMB-C2B-C1B	-3.05	123.77	128.46
9	AR	101	BCL	OBB-CAB-CBB	-3.05	113.20	120.16
14	BS	103	CRT	C20-C19-C17	-3.05	122.96	127.31
7	AC	502	HEM	C1D-C2D-C3D	-3.05	104.88	107.00
14	AR	102	CRT	C21-C20-C19	-3.05	116.96	123.46
9	AM	401	BCL	C4B-CHC-C1C	-3.04	124.09	130.12
14	BV	102	CRT	C14-C15-C16	-3.04	113.89	123.23
9	B9	102	BCL	OBB-CAB-CBB	-3.04	113.22	120.16
11	BL	304	UQ8	C46-C44-C43	-3.04	113.47	122.65
9	AE	101	BCL	O2A-CGA-O1A	-3.04	116.00	123.55
9	AX	101	BCL	C4B-CHC-C1C	-3.04	124.10	130.12
9	AV	102	BCL	C4B-CHC-C1C	-3.03	124.11	130.12
14	A0	101	CRT	C3-C1-C4	-3.03	105.74	110.90
9	AO	102	BCL	CAA-C2A-C3A	-3.03	104.50	112.81

Continued on next page...

Continued from previous page...

Mol	Chain	Res	Type	Atoms	Z	Observed(°)	Ideal(°)
9	BN	101	BCL	O2A-CGA-O1A	-3.03	116.03	123.55
9	AG	101	BCL	C4B-CHC-C1C	-3.03	124.12	130.12
9	B1	102	BCL	OBb-CAB-CBB	-3.03	113.25	120.16
14	B7	102	CRT	C6-C7-C9	-3.03	114.30	118.94
7	AC	501	HEM	C1D-C2D-C3D	-3.03	104.89	107.00
7	BC	502	HEM	C1D-C2D-C3D	-3.02	104.89	107.00
14	BP	102	CRT	C14-C15-C16	-3.02	113.97	123.23
9	B2	101	BCL	C4B-CHC-C1C	-3.02	124.14	130.12
9	BM	401	BCL	C4B-CHC-C1C	-3.02	124.14	130.12
9	AT	101	BCL	C4B-CHC-C1C	-3.01	124.15	130.12
9	AD	102	BCL	C4B-CHC-C1C	-3.01	124.15	130.12
14	B1	103	CRT	C21-C20-C19	-3.01	117.05	123.46
14	AB	102	CRT	C14-C15-C16	-3.00	114.01	123.23
9	A0	102	BCL	C4B-CHC-C1C	-3.00	124.17	130.12
9	BM	401	BCL	OBb-CAB-CBB	-3.00	113.32	120.16
9	BV	101	BCL	C4B-CHC-C1C	-3.00	124.18	130.12
7	AC	504	HEM	CMA-C3A-C4A	-3.00	123.86	128.46
14	BP	102	CRT	C27-C26-C25	-3.00	114.04	123.23
9	B0	102	BCL	C4B-CHC-C1C	-2.99	124.19	130.12
9	AN	101	BCL	C4B-CHC-C1C	-2.99	124.19	130.12
9	BZ	101	BCL	C4B-CHC-C1C	-2.99	124.19	130.12
9	AQ	102	BCL	CMB-C2B-C1B	-2.99	123.87	128.46
14	AM	406	CRT	C37-C36-C35	-2.99	120.28	124.57
14	AB	102	CRT	C27-C26-C25	-2.99	114.07	123.23
7	BC	502	HEM	CMA-C3A-C4A	-2.99	123.87	128.46
9	BI	102	BCL	OBb-CAB-CBB	-2.99	113.35	120.16
14	BN	102	CRT	C21-C22-C23	-2.98	123.05	127.31
9	BX	101	BCL	C4B-CHC-C1C	-2.98	124.22	130.12
9	B3	102	BCL	C4B-CHC-C1C	-2.97	124.23	130.12
9	BJ	101	BCL	OBb-CAB-CBB	-2.96	113.40	120.16
14	B2	102	CRT	C14-C15-C16	-2.96	114.15	123.23
9	AW	101	BCL	CMB-C2B-C1B	-2.96	123.92	128.46
9	BE	101	BCL	OBb-CAB-CBB	-2.96	113.41	120.16
9	BM	402	BCL	C4B-CHC-C1C	-2.96	124.26	130.12
14	A5	103	CRT	C21-C22-C23	-2.95	123.10	127.31
9	BY	102	BCL	C4B-CHC-C1C	-2.95	124.27	130.12
9	B6	101	BCL	C4B-CHC-C1C	-2.95	124.27	130.12
9	BU	102	BCL	C4B-CHC-C1C	-2.95	124.27	130.12
9	B5	102	BCL	C4B-CHC-C1C	-2.94	124.29	130.12
9	A9	102	BCL	OBb-CAB-CBB	-2.94	113.45	120.16
7	BC	504	HEM	C1D-C2D-C3D	-2.94	104.95	107.00
9	BJ	101	BCL	CMB-C2B-C1B	-2.94	123.94	128.46

Continued on next page...

Continued from previous page...

Mol	Chain	Res	Type	Atoms	Z	Observed(°)	Ideal(°)
14	BG	102	CRT	C30-C28-C27	-2.94	114.43	118.94
9	A5	102	BCL	CMB-C2B-C1B	-2.94	123.95	128.46
9	AB	101	BCL	C4B-CHC-C1C	-2.94	124.30	130.12
9	B4	101	BCL	C4B-CHC-C1C	-2.94	124.30	130.12
9	AI	102	BCL	C4B-CHC-C1C	-2.94	124.30	130.12
9	AZ	101	BCL	C4B-CHC-C1C	-2.94	124.30	130.12
14	BB	102	CRT	C16-C17-C19	-2.93	114.44	118.94
9	AW	101	BCL	C4B-CHC-C1C	-2.93	124.31	130.12
9	BB	101	BCL	OBB-CAB-CBB	-2.93	113.48	120.16
14	BB	102	CRT	C27-C26-C25	-2.93	114.25	123.23
9	A8	101	BCL	CAA-C2A-C3A	-2.92	104.79	112.81
14	BB	102	CRT	C14-C15-C16	-2.92	114.28	123.23
14	BM	406	CRT	C10-C9-C7	-2.91	123.15	127.31
9	A3	104	BCL	C4B-CHC-C1C	-2.91	124.35	130.12
14	B0	101	CRT	C38-C37-C36	-2.91	105.35	112.87
9	A9	102	BCL	CMB-C2B-C1B	-2.91	124.00	128.46
9	AU	102	BCL	CMB-C2B-C1B	-2.91	124.00	128.46
9	B9	102	BCL	C4B-CHC-C1C	-2.90	124.37	130.12
9	A9	102	BCL	C4B-CHC-C1C	-2.90	124.37	130.12
9	AF	102	BCL	C4B-CHC-C1C	-2.90	124.37	130.12
14	AX	102	CRT	C10-C11-C12	-2.90	118.28	126.42
9	BM	402	BCL	CAA-C2A-C3A	-2.89	104.89	112.81
9	BP	101	BCL	C4B-CHC-C1C	-2.89	124.40	130.12
14	BW	103	CRT	C14-C15-C16	-2.89	114.38	123.23
14	AN	102	CRT	C4-C5-C6	-2.89	120.43	124.57
9	AK	102	BCL	C4B-CHC-C1C	-2.88	124.41	130.12
14	AP	102	CRT	C14-C15-C16	-2.88	114.40	123.23
9	AL	303	BCL	C4B-CHC-C1C	-2.88	124.42	130.12
14	AM	406	CRT	C15-C14-C12	-2.88	123.20	127.31
14	AJ	102	CRT	C21-C20-C19	-2.88	117.32	123.46
9	A8	101	BCL	C4B-CHC-C1C	-2.87	124.43	130.12
9	BA	101	BCL	C4B-CHC-C1C	-2.87	124.43	130.12
7	BC	502	HEM	CMD-C2D-C1D	-2.87	124.05	128.46
9	B8	101	BCL	O2D-CGD-O1D	-2.87	118.04	123.82
9	A3	103	BCL	O2D-CGD-O1D	-2.87	118.05	123.82
9	AL	303	BCL	O2D-CGD-O1D	-2.87	118.05	123.82
9	AA	101	BCL	C4B-CHC-C1C	-2.87	124.44	130.12
14	AA	102	CRT	C20-C19-C17	-2.87	123.22	127.31
9	AV	102	BCL	CAA-C2A-C3A	-2.86	104.96	112.81
14	B1	103	CRT	C40-C38-C37	-2.86	106.03	110.90
9	A7	103	BCL	C4B-CHC-C1C	-2.86	124.45	130.12
9	AE	101	BCL	OBB-CAB-CBB	-2.86	113.64	120.16

Continued on next page...

Continued from previous page...

Mol	Chain	Res	Type	Atoms	Z	Observed(°)	Ideal(°)
14	AB	102	CRT	C32-C31-C30	-2.85	114.48	123.23
9	BJ	101	BCL	O2A-CGA-O1A	-2.85	116.47	123.55
9	A7	103	BCL	CMA-C3A-C2A	-2.85	102.20	113.77
14	BM	406	CRT	C5-C6-C7	-2.85	121.58	125.89
14	AW	102	CRT	C4-C5-C6	-2.85	120.48	124.57
9	A1	102	BCL	CMB-C2B-C1B	-2.85	124.09	128.46
9	AL	301	BCL	C4B-CHC-C1C	-2.85	124.48	130.12
7	AC	504	HEM	CMD-C2D-C1D	-2.84	124.09	128.46
14	BU	103	CRT	C13-C12-C14	-2.84	118.94	122.92
9	BL	303	BCL	C4B-CHC-C1C	-2.84	124.49	130.12
9	AP	101	BCL	O2A-CGA-O1A	-2.84	116.50	123.55
9	AP	101	BCL	O2D-CGD-O1D	-2.84	118.10	123.82
14	B1	103	CRT	C27-C26-C25	-2.84	114.52	123.23
14	AP	102	CRT	C27-C26-C25	-2.84	114.53	123.23
14	BF	103	CRT	C21-C20-C19	-2.84	117.40	123.46
14	A5	103	CRT	C20-C19-C17	-2.84	123.26	127.31
9	A5	102	BCL	C4B-CHC-C1C	-2.84	124.50	130.12
9	A6	101	BCL	C4B-CHC-C1C	-2.83	124.51	130.12
9	BI	102	BCL	C4B-CHC-C1C	-2.82	124.52	130.12
11	AL	304	UQ8	C32-C33-C34	-2.82	120.59	127.68
9	BL	301	BCL	C4B-CHC-C1C	-2.82	124.53	130.12
9	A3	103	BCL	C4B-CHC-C1C	-2.82	124.53	130.12
9	AO	102	BCL	C4B-CHC-C1C	-2.82	124.53	130.12
9	BB	101	BCL	CHA-C1A-NA	-2.82	119.63	126.18
9	A1	102	BCL	C4B-CHC-C1C	-2.82	124.54	130.12
9	AY	102	BCL	C4B-CHC-C1C	-2.82	124.54	130.12
9	AY	102	BCL	CMB-C2B-C1B	-2.82	124.14	128.46
14	AM	406	CRT	C26-C27-C28	-2.81	123.29	127.31
14	B1	103	CRT	C14-C15-C16	-2.81	114.62	123.23
9	AU	102	BCL	C4B-CHC-C1C	-2.80	124.56	130.12
9	B8	101	BCL	O2A-CGA-O1A	-2.80	116.59	123.55
7	BC	501	HEM	CMD-C2D-C1D	-2.80	124.16	128.46
14	BV	102	CRT	C5-C6-C7	-2.80	121.66	125.89
14	B1	103	CRT	C21-C22-C23	-2.80	123.32	127.31
9	BN	101	BCL	C4B-CHC-C1C	-2.80	124.58	130.12
9	B7	103	BCL	C4B-CHC-C1C	-2.80	124.58	130.12
9	AJ	101	BCL	O2A-CGA-O1A	-2.80	116.61	123.55
9	BD	102	BCL	C4B-CHC-C1C	-2.79	124.58	130.12
9	A3	103	BCL	CMB-C2B-C1B	-2.79	124.18	128.46
14	AX	102	CRT	C13-C12-C14	-2.79	119.02	122.92
9	AT	101	BCL	CHA-C1A-NA	-2.78	119.71	126.18
7	AC	503	HEM	CMA-C3A-C4A	-2.78	124.19	128.46

Continued on next page...

Continued from previous page...

Mol	Chain	Res	Type	Atoms	Z	Observed(°)	Ideal(°)
14	BA	102	CRT	C20-C19-C17	-2.78	123.34	127.31
14	AG	102	CRT	C21-C22-C23	-2.78	123.34	127.31
10	AM	403	BPH	C4D-C3D-CAD	-2.77	106.19	107.78
9	B8	101	BCL	C4B-CHC-C1C	-2.77	124.63	130.12
14	AG	102	CRT	C32-C31-C30	-2.77	114.74	123.23
14	B5	103	CRT	C32-C31-C30	-2.77	114.74	123.23
14	BW	103	CRT	C10-C9-C7	-2.77	123.36	127.31
9	A8	101	BCL	CMA-C3A-C2A	-2.77	102.55	113.77
14	AA	102	CRT	C4-C5-C6	-2.76	120.60	124.57
14	BP	102	CRT	C4-C5-C6	-2.76	120.61	124.57
9	BK	102	BCL	C4B-CHC-C1C	-2.76	124.65	130.12
9	BL	303	BCL	O2D-CGD-O1D	-2.75	118.28	123.82
14	B5	103	CRT	C20-C19-C17	-2.75	123.38	127.31
9	BV	101	BCL	O2A-CGA-O1A	-2.75	116.73	123.55
9	B1	102	BCL	CMB-C2B-C1B	-2.75	124.24	128.46
14	A5	103	CRT	C32-C31-C30	-2.74	114.82	123.23
9	AQ	102	BCL	C4B-CHC-C1C	-2.74	124.69	130.12
7	BC	501	HEM	C1D-C2D-C3D	-2.74	105.09	107.00
9	BJ	101	BCL	C4B-CHC-C1C	-2.73	124.70	130.12
9	BE	101	BCL	C4B-CHC-C1C	-2.73	124.70	130.12
9	AE	101	BCL	CAA-C2A-C3A	-2.73	105.32	112.81
7	AC	502	HEM	CMD-C2D-C1D	-2.73	124.27	128.46
14	AN	102	CRT	C30-C28-C27	-2.73	114.76	118.94
14	BN	102	CRT	C35-C33-C32	-2.72	114.77	118.94
14	AN	102	CRT	C14-C15-C16	-2.72	114.89	123.23
9	BX	101	BCL	CHA-C1A-NA	-2.72	119.86	126.18
11	AL	304	UQ8	C46-C44-C43	-2.72	114.44	122.65
14	BO	103	CRT	C32-C31-C30	-2.72	114.89	123.23
9	BQ	103	BCL	CMB-C2B-C1B	-2.72	124.29	128.46
10	BL	302	BPH	C1C-NC-C4C	-2.71	108.10	110.54
9	AR	101	BCL	CHA-C1A-NA	-2.71	119.89	126.18
14	B5	103	CRT	C4-C5-C6	-2.71	120.68	124.57
14	AP	102	CRT	C32-C31-C30	-2.71	114.93	123.23
9	BO	102	BCL	C4B-CHC-C1C	-2.70	124.76	130.12
9	BG	101	BCL	O2A-CGA-O1A	-2.70	116.84	123.55
14	BN	102	CRT	C30-C28-C27	-2.70	114.80	118.94
14	BA	102	CRT	C32-C31-C30	-2.70	114.95	123.23
14	BU	103	CRT	C32-C31-C30	-2.70	114.95	123.23
9	B4	101	BCL	O2D-CGD-O1D	-2.70	118.39	123.82
9	A9	102	BCL	CMA-C3A-C2A	-2.69	102.84	113.77
9	B3	102	BCL	O2D-CGD-O1D	-2.69	118.40	123.82
9	BU	102	BCL	O2D-CGD-O1D	-2.69	118.42	123.82

Continued on next page...

Continued from previous page...

Mol	Chain	Res	Type	Atoms	Z	Observed(°)	Ideal(°)
14	AS	104	CRT	C5-C6-C7	-2.68	121.84	125.89
9	B1	102	BCL	O2D-CGD-O1D	-2.68	118.43	123.82
14	AT	102	CRT	C20-C21-C22	-2.67	117.75	123.46
14	B2	102	CRT	C11-C12-C14	-2.67	114.84	118.94
11	BL	304	UQ8	C42-C43-C44	-2.67	118.27	127.80
14	AX	102	CRT	C8-C7-C9	-2.67	119.18	122.92
14	B2	102	CRT	C35-C33-C32	-2.67	114.85	118.94
9	AN	101	BCL	CAC-C3C-C4C	-2.67	106.67	112.58
9	AO	102	BCL	CHA-C1A-NA	-2.67	119.99	126.18
9	AK	102	BCL	CMB-C2B-C1B	-2.66	124.37	128.46
14	A5	103	CRT	C15-C14-C12	-2.66	123.51	127.31
14	BU	103	CRT	C20-C21-C22	-2.66	117.78	123.46
14	BP	102	CRT	C32-C31-C30	-2.66	115.08	123.23
10	AM	403	BPH	C1C-NC-C4C	-2.65	108.15	110.54
14	BF	103	CRT	C35-C33-C32	-2.65	114.87	118.94
9	BB	101	BCL	C4B-CHC-C1C	-2.65	124.86	130.12
9	A7	103	BCL	CMB-C2B-C1B	-2.65	124.39	128.46
9	B6	101	BCL	O2D-CGD-O1D	-2.65	118.49	123.82
9	BQ	103	BCL	O1D-CGD-CBD	-2.65	119.84	124.60
14	BM	406	CRT	C26-C27-C28	-2.65	123.53	127.31
9	B0	102	BCL	CHA-C1A-NA	-2.65	120.03	126.18
14	BP	102	CRT	C30-C28-C27	-2.65	114.88	118.94
14	BF	103	CRT	C40-C38-C37	-2.64	106.40	110.90
14	B7	102	CRT	C32-C31-C30	-2.64	115.12	123.23
7	AC	503	HEM	CMD-C2D-C1D	-2.64	124.41	128.46
14	BO	103	CRT	C14-C15-C16	-2.64	115.14	123.23
9	BT	101	BCL	CHA-C1A-NA	-2.64	120.06	126.18
14	AR	102	CRT	C14-C15-C16	-2.64	115.14	123.23
9	BO	102	BCL	O1D-CGD-CBD	-2.64	119.87	124.60
14	AX	102	CRT	C18-C17-C19	-2.63	119.23	122.92
9	A5	102	BCL	CMA-C3A-C2A	-2.63	103.10	113.77
14	AA	102	CRT	C32-C31-C30	-2.63	115.17	123.23
9	B7	103	BCL	O2D-CGD-O1D	-2.63	118.53	123.82
14	A0	101	CRT	C21-C20-C19	-2.62	117.86	123.46
9	B4	101	BCL	CHA-C1A-NA	-2.62	120.09	126.18
14	BG	102	CRT	C27-C26-C25	-2.62	115.19	123.23
14	AT	102	CRT	C14-C15-C16	-2.62	115.20	123.23
14	AR	102	CRT	C32-C31-C30	-2.61	115.21	123.23
14	A2	102	CRT	C14-C15-C16	-2.61	115.22	123.23
14	BV	102	CRT	C10-C9-C7	-2.61	123.58	127.31
9	BE	101	BCL	CMB-C2B-C1B	-2.61	124.45	128.46
13	AM	405	MQ8	C21-C22-C23	-2.61	121.12	127.68

Continued on next page...

Continued from previous page...

Mol	Chain	Res	Type	Atoms	Z	Observed(°)	Ideal(°)
9	AV	102	BCL	O2D-CGD-O1D	-2.60	118.59	123.82
15	BM	407	PEF	C3-C2-C1	-2.60	105.99	111.86
9	A8	101	BCL	CHA-C1A-NA	-2.60	120.15	126.18
14	AW	102	CRT	C14-C15-C16	-2.60	115.27	123.23
9	BG	101	BCL	O2D-CGD-O1D	-2.60	118.60	123.82
7	BC	504	HEM	CMD-C2D-C1D	-2.59	124.48	128.46
14	AS	104	CRT	C4-C5-C6	-2.59	120.85	124.57
14	B0	101	CRT	C35-C33-C32	-2.59	114.97	118.94
9	BP	101	BCL	O2A-CGA-O1A	-2.59	117.12	123.55
14	BN	102	CRT	C21-C20-C19	-2.59	117.94	123.46
14	B1	103	CRT	C8-C7-C9	-2.59	119.30	122.92
14	A0	101	CRT	C14-C15-C16	-2.59	115.30	123.23
14	AJ	102	CRT	C35-C33-C32	-2.59	114.97	118.94
14	BG	102	CRT	C36-C35-C33	-2.59	121.98	125.89
9	BQ	103	BCL	C4B-CHC-C1C	-2.58	125.00	130.12
9	AO	102	BCL	CMB-C2B-C1B	-2.58	124.50	128.46
9	A3	103	BCL	CHA-C1A-NA	-2.58	120.19	126.18
14	BB	102	CRT	C35-C33-C32	-2.58	114.98	118.94
14	BO	103	CRT	C30-C28-C27	-2.58	114.98	118.94
9	BA	101	BCL	O2D-CGD-O1D	-2.57	118.64	123.82
14	AS	104	CRT	C40-C38-C37	-2.57	106.52	110.90
14	AJ	102	CRT	C14-C15-C16	-2.57	115.35	123.23
9	B8	101	BCL	CMA-C3A-C2A	-2.56	103.39	113.77
14	AN	102	CRT	C10-C9-C7	-2.56	123.66	127.31
9	A0	102	BCL	CHA-C1A-NA	-2.56	120.24	126.18
9	A0	102	BCL	CMA-C3A-C2A	-2.56	103.39	113.77
9	AK	102	BCL	CMA-C3A-C2A	-2.56	103.40	113.77
15	AM	409	PEF	C3-C2-C1	-2.56	106.09	111.86
7	BC	504	HEM	CMA-C3A-C4A	-2.55	124.55	128.46
14	B1	103	CRT	C32-C31-C30	-2.55	115.41	123.23
15	AS	101	PEF	C3-C2-C1	-2.55	106.11	111.86
9	AK	102	BCL	CHA-C1A-NA	-2.55	120.27	126.18
9	BE	101	BCL	O2A-CGA-O1A	-2.54	117.23	123.55
9	AK	102	BCL	O2D-CGD-O1D	-2.54	118.70	123.82
15	AM	407	PEF	C3-C2-C1	-2.54	106.12	111.86
14	A0	101	CRT	C5-C6-C7	-2.54	122.05	125.89
9	A2	101	BCL	C4B-CHC-C1C	-2.54	125.08	130.12
7	AC	501	HEM	CMD-C2D-C1D	-2.54	124.57	128.46
9	A6	101	BCL	CMA-C3A-C2A	-2.53	103.49	113.77
9	A6	101	BCL	CHA-C1A-NA	-2.53	120.30	126.18
9	BG	101	BCL	C4B-CHC-C1C	-2.53	125.10	130.12
15	BQ	101	PEF	C3-C2-C1	-2.53	106.15	111.86

Continued on next page...

Continued from previous page...

Mol	Chain	Res	Type	Atoms	Z	Observed(°)	Ideal(°)
14	BW	103	CRT	C4-C5-C6	-2.53	120.94	124.57
9	AO	102	BCL	CMA-C3A-C2A	-2.52	103.53	113.77
15	AH	301	PEF	C3-C2-C1	-2.52	106.17	111.86
9	A7	103	BCL	CHA-C1A-NA	-2.52	120.33	126.18
14	B1	103	CRT	C30-C28-C27	-2.52	115.08	118.94
9	AT	101	BCL	CAA-CBA-CGA	-2.52	105.77	113.35
9	BQ	104	BCL	CHA-C1A-NA	-2.52	120.34	126.18
9	A9	102	BCL	CHA-C1A-NA	-2.52	120.34	126.18
7	AC	504	HEM	C1D-C2D-C3D	-2.51	105.25	107.00
9	AM	402	BCL	CAA-C2A-C3A	-2.51	105.93	112.81
9	BB	101	BCL	O2D-CGD-O1D	-2.51	118.77	123.82
9	BM	401	BCL	O2D-CGD-O1D	-2.51	118.78	123.82
14	AM	406	CRT	C5-C6-C7	-2.50	122.11	125.89
9	A5	102	BCL	CHA-C1A-NA	-2.50	120.36	126.18
9	BD	102	BCL	C1B-CHB-C4A	-2.50	125.16	130.12
9	AI	102	BCL	O2D-CGD-O1D	-2.50	118.78	123.82
9	BJ	101	BCL	O2D-CGD-O1D	-2.50	118.78	123.82
9	BV	101	BCL	CMA-C3A-C2A	-2.50	103.62	113.77
14	A5	103	CRT	C3-C1-C4	-2.50	106.65	110.90
9	AD	102	BCL	O1D-CGD-CBD	-2.49	120.12	124.60
9	B5	102	BCL	CMA-C3A-C2A	-2.49	103.66	113.77
9	AL	303	BCL	CAC-C3C-C4C	-2.49	107.05	112.58
9	B6	101	BCL	O2A-CGA-O1A	-2.49	117.36	123.55
9	AB	101	BCL	CHA-C1A-NA	-2.49	120.40	126.18
9	A3	104	BCL	CMA-C3A-C2A	-2.49	103.67	113.77
9	A3	104	BCL	CHA-C1A-NA	-2.49	120.40	126.18
9	B3	102	BCL	CHA-C1A-NA	-2.49	120.40	126.18
14	A7	102	CRT	C20-C19-C17	-2.48	123.76	127.31
9	AE	101	BCL	CHA-C1A-NA	-2.48	120.42	126.18
14	AR	102	CRT	C30-C28-C27	-2.48	115.14	118.94
14	B2	102	CRT	C10-C9-C7	-2.48	123.78	127.31
14	AX	102	CRT	C15-C16-C17	-2.48	119.46	126.42
14	BV	102	CRT	C32-C31-C30	-2.48	115.64	123.23
14	A1	103	CRT	C40-C38-C37	-2.47	106.70	110.90
14	BW	103	CRT	C20-C19-C17	-2.47	123.79	127.31
14	AX	102	CRT	C32-C31-C30	-2.46	115.68	123.23
14	BS	103	CRT	C9-C10-C11	-2.46	115.69	123.23
9	AY	102	BCL	CMA-C3A-C2A	-2.46	103.79	113.77
14	BS	103	CRT	C32-C31-C30	-2.46	115.69	123.23
9	AT	101	BCL	O2A-CGA-O1A	-2.46	117.45	123.55
10	AL	302	BPH	C1C-NC-C4C	-2.46	108.33	110.54
14	B1	103	CRT	C16-C17-C19	-2.46	115.17	118.94

Continued on next page...

Continued from previous page...

Mol	Chain	Res	Type	Atoms	Z	Observed(°)	Ideal(°)
9	AU	102	BCL	O1D-CGD-CBD	-2.46	120.19	124.60
9	BZ	101	BCL	CHA-C1A-NA	-2.46	120.48	126.18
14	AJ	102	CRT	C30-C28-C27	-2.45	115.17	118.94
14	BS	103	CRT	C14-C15-C16	-2.45	115.71	123.23
14	A0	101	CRT	C40-C38-C37	-2.45	106.74	110.90
13	AM	405	MQ8	C11-C12-C13	-2.45	122.62	126.71
14	AP	102	CRT	C30-C28-C27	-2.44	115.19	118.94
14	B5	103	CRT	C21-C22-C23	-2.44	123.83	127.31
14	BM	406	CRT	C4-C5-C6	-2.44	121.07	124.57
14	AM	406	CRT	C4-C5-C6	-2.44	121.07	124.57
9	AZ	101	BCL	CHA-C1A-NA	-2.43	120.53	126.18
9	A5	102	BCL	O2D-CGD-O1D	-2.43	118.92	123.82
9	BS	102	BCL	O2D-CGD-O1D	-2.43	118.93	123.82
14	AW	102	CRT	C20-C19-C17	-2.43	123.84	127.31
14	BA	102	CRT	C27-C26-C25	-2.43	115.78	123.23
9	B2	101	BCL	O2D-CGD-O1D	-2.43	118.94	123.82
14	AT	102	CRT	C32-C31-C30	-2.42	115.80	123.23
9	BO	102	BCL	CHA-C1A-NA	-2.42	120.55	126.18
9	B5	102	BCL	CHA-C1A-NA	-2.42	120.55	126.18
14	B5	103	CRT	C3-C1-C4	-2.42	106.78	110.90
9	AQ	102	BCL	CHA-C1A-NA	-2.42	120.56	126.18
9	AW	101	BCL	O2D-CGD-O1D	-2.42	118.95	123.82
14	BS	103	CRT	C11-C12-C14	-2.41	115.24	118.94
9	B9	102	BCL	CMA-C3A-C2A	-2.41	104.00	113.77
9	B0	102	BCL	CAC-C3C-C4C	-2.41	107.24	112.58
10	AL	302	BPH	OBB-CAB-CBB	-2.41	114.28	119.71
9	BK	102	BCL	O2D-CGD-O1D	-2.41	118.98	123.82
14	AP	102	CRT	C3-C1-C2	-2.40	105.55	110.31
14	AN	102	CRT	C27-C26-C25	-2.40	115.86	123.23
9	AT	101	BCL	O2D-CGD-O1D	-2.40	118.99	123.82
9	AT	101	BCL	CMA-C3A-C2A	-2.40	104.03	113.77
9	B8	101	BCL	CHA-C1A-NA	-2.40	120.61	126.18
13	BM	405	MQ8	C21-C22-C23	-2.40	121.65	127.68
14	AP	102	CRT	C9-C10-C11	-2.40	115.88	123.23
9	BU	102	BCL	O1D-CGD-CBD	-2.40	120.29	124.60
14	AG	102	CRT	C27-C26-C25	-2.40	115.88	123.23
14	AB	102	CRT	C4-C5-C6	-2.39	121.13	124.57
9	AB	101	BCL	O2D-CGD-O1D	-2.39	119.00	123.82
9	BI	102	BCL	O2D-CGD-O1D	-2.39	119.00	123.82
9	B6	101	BCL	CAA-CBA-CGA	-2.39	106.14	113.35
7	BC	503	HEM	CMD-C2D-C1D	-2.39	124.79	128.46
14	AG	102	CRT	C30-C28-C27	-2.39	115.27	118.94

Continued on next page...

Continued from previous page...

Mol	Chain	Res	Type	Atoms	Z	Observed(°)	Ideal(°)
9	B9	102	BCL	CHA-C1A-NA	-2.39	120.63	126.18
11	AL	304	UQ8	C7-C8-C9	-2.39	122.72	126.71
9	AV	102	BCL	CMA-C3A-C2A	-2.39	104.08	113.77
9	B9	102	BCL	O2D-CGD-O1D	-2.39	119.02	123.82
9	BB	101	BCL	CAC-C3C-C4C	-2.38	107.29	112.58
9	B6	101	BCL	CHA-C1A-NA	-2.38	120.64	126.18
9	AG	101	BCL	O2D-CGD-O1D	-2.38	119.02	123.82
9	BM	402	BCL	O2D-CGD-O1D	-2.38	119.03	123.82
9	B7	103	BCL	CMA-C3A-C2A	-2.38	104.13	113.77
14	BM	406	CRT	C15-C14-C12	-2.38	123.92	127.31
9	A9	102	BCL	CAA-C2A-C3A	-2.38	106.30	112.81
9	B9	102	BCL	O1D-CGD-CBD	-2.38	120.33	124.60
9	BP	101	BCL	CHA-C1A-NA	-2.38	120.66	126.18
9	A3	103	BCL	CMA-C3A-C2A	-2.37	104.14	113.77
9	AP	101	BCL	CHA-C1A-NA	-2.37	120.67	126.18
14	A2	102	CRT	C32-C31-C30	-2.37	115.96	123.23
9	BE	101	BCL	CHA-C1A-NA	-2.37	120.68	126.18
14	BG	102	CRT	C21-C22-C23	-2.37	123.93	127.31
14	B0	101	CRT	C18-C17-C19	-2.37	119.61	122.92
9	AB	101	BCL	O2A-CGA-O1A	-2.36	117.68	123.55
9	A1	102	BCL	CHA-C1A-NA	-2.36	120.70	126.18
9	AL	301	BCL	CHA-C1A-NA	-2.36	120.71	126.18
9	BZ	101	BCL	O2D-CGD-O1D	-2.35	119.08	123.82
10	BM	403	BPH	C4D-C3D-CAD	-2.35	106.43	107.78
9	AN	101	BCL	CMA-C3A-C2A	-2.35	104.25	113.77
14	B2	102	CRT	C32-C31-C30	-2.35	116.04	123.23
14	B1	103	CRT	C3-C1-C4	-2.34	106.92	110.90
9	AV	102	BCL	CHA-C1A-NA	-2.34	120.75	126.18
14	BU	103	CRT	C21-C22-C23	-2.34	123.97	127.31
14	BN	102	CRT	C3-C1-C4	-2.34	106.93	110.90
14	AT	102	CRT	C9-C10-C11	-2.34	116.07	123.23
14	AT	102	CRT	C3-C1-C4	-2.33	106.93	110.90
11	BL	304	UQ8	C7-C8-C9	-2.33	122.81	126.71
9	BI	102	BCL	C1B-CHB-C4A	-2.33	125.50	130.12
9	A3	104	BCL	CAC-C3C-C4C	-2.33	107.41	112.58
14	BU	103	CRT	C30-C28-C27	-2.33	115.36	118.94
9	BE	101	BCL	O2D-CGD-O1D	-2.33	119.13	123.82
14	AJ	102	CRT	C3-C1-C4	-2.33	106.93	110.90
9	B4	101	BCL	CAC-C3C-C4C	-2.32	107.43	112.58
9	B0	102	BCL	O2D-CGD-O1D	-2.32	119.15	123.82
14	AN	102	CRT	C16-C17-C19	-2.32	115.38	118.94
9	AQ	102	BCL	CMA-C3A-C2A	-2.32	104.36	113.77

Continued on next page...

Continued from previous page...

Mol	Chain	Res	Type	Atoms	Z	Observed(°)	Ideal(°)
9	AM	402	BCL	O2D-CGD-O1D	-2.32	119.15	123.82
9	B3	102	BCL	CMA-C3A-C2A	-2.31	104.39	113.77
9	BL	301	BCL	CHA-C1A-NA	-2.31	120.81	126.18
9	AY	102	BCL	CHA-C1A-NA	-2.31	120.81	126.18
9	B2	101	BCL	O2A-CGA-O1A	-2.31	117.81	123.55
9	BI	102	BCL	O1D-CGD-CBD	-2.31	120.45	124.60
9	AM	401	BCL	O2D-CGD-O1D	-2.31	119.17	123.82
14	BS	103	CRT	C20-C21-C22	-2.31	118.54	123.46
9	AE	101	BCL	O2D-CGD-O1D	-2.31	119.18	123.82
14	BO	103	CRT	C27-C26-C25	-2.31	116.15	123.23
14	A5	103	CRT	C30-C28-C27	-2.31	115.40	118.94
9	AX	101	BCL	CHA-C1A-NA	-2.31	120.82	126.18
9	A2	101	BCL	CHA-C1A-NA	-2.30	120.83	126.18
9	AZ	101	BCL	CAC-C3C-C4C	-2.30	107.48	112.58
9	AL	303	BCL	CMA-C3A-C2A	-2.30	104.44	113.77
14	BB	102	CRT	C38-C37-C36	-2.30	106.92	112.87
14	AN	102	CRT	C3-C1-C4	-2.30	106.99	110.90
14	AW	102	CRT	C26-C27-C28	-2.29	124.04	127.31
9	BN	101	BCL	O1D-CGD-CBD	-2.29	120.49	124.60
9	B7	103	BCL	CHA-C1A-NA	-2.29	120.86	126.18
9	AD	102	BCL	O2D-CGD-O1D	-2.29	119.21	123.82
14	AB	102	CRT	C5-C6-C7	-2.29	122.43	125.89
9	B5	102	BCL	O2D-CGD-O1D	-2.29	119.22	123.82
14	AW	102	CRT	C21-C22-C23	-2.29	124.05	127.31
14	AR	102	CRT	C27-C26-C25	-2.29	116.22	123.23
14	BN	102	CRT	C27-C26-C25	-2.29	116.22	123.23
9	AJ	101	BCL	CHA-C1A-NA	-2.28	120.88	126.18
14	B0	101	CRT	C3-C1-C4	-2.28	107.02	110.90
9	BV	101	BCL	O2D-CGD-O1D	-2.28	119.23	123.82
9	AS	103	BCL	O2D-CGD-O1D	-2.28	119.24	123.82
14	AM	406	CRT	C36-C35-C33	-2.28	122.45	125.89
9	AN	101	BCL	O2D-CGD-O1D	-2.27	119.25	123.82
14	AS	104	CRT	C14-C15-C16	-2.27	116.26	123.23
9	B1	102	BCL	CHA-C1A-NA	-2.27	120.90	126.18
9	BF	102	BCL	C1B-CHB-C4A	-2.27	125.62	130.12
14	BV	102	CRT	C21-C22-C23	-2.27	124.07	127.31
9	BT	101	BCL	O2D-CGD-O1D	-2.26	119.27	123.82
14	AP	102	CRT	C6-C7-C9	-2.26	115.47	118.94
9	BF	102	BCL	C4B-CHC-C1C	-2.26	125.64	130.12
14	A7	102	CRT	C14-C15-C16	-2.26	116.29	123.23
9	AW	101	BCL	CMA-C3A-C2A	-2.26	104.60	113.77
9	A9	102	BCL	CAC-C3C-C4C	-2.26	107.57	112.58

Continued on next page...

Continued from previous page...

Mol	Chain	Res	Type	Atoms	Z	Observed(°)	Ideal(°)
9	BT	101	BCL	CAC-C3C-C4C	-2.26	107.57	112.58
14	BS	103	CRT	C27-C26-C25	-2.26	116.31	123.23
9	B1	102	BCL	CMA-C3A-C2A	-2.25	104.62	113.77
14	A5	103	CRT	C27-C26-C25	-2.25	116.33	123.23
14	A7	102	CRT	C3-C1-C4	-2.25	107.07	110.90
9	BL	303	BCL	CBA-CAA-C2A	-2.25	107.07	113.80
10	BM	403	BPH	C1C-NC-C4C	-2.25	108.52	110.54
9	AG	101	BCL	O2A-CGA-O1A	-2.25	117.97	123.55
10	BM	403	BPH	C3A-C2A-C1A	-2.25	99.03	101.68
9	AG	101	BCL	CHA-C1A-NA	-2.25	120.96	126.18
9	A2	101	BCL	CMA-C3A-C2A	-2.25	104.66	113.77
9	AN	101	BCL	CHA-C1A-NA	-2.25	120.97	126.18
9	AV	102	BCL	O2A-CGA-O1A	-2.24	117.98	123.55
9	A0	102	BCL	CAC-C3C-C4C	-2.24	107.61	112.58
14	BV	102	CRT	C35-C33-C32	-2.24	115.50	118.94
14	B0	101	CRT	C21-C22-C23	-2.24	124.11	127.31
9	AF	102	BCL	O2D-CGD-O1D	-2.24	119.31	123.82
14	AG	102	CRT	C14-C15-C16	-2.24	116.36	123.23
9	AA	101	BCL	CMA-C3A-C2A	-2.24	104.70	113.77
9	BX	101	BCL	CMA-C3A-C2A	-2.24	104.70	113.77
14	BV	102	CRT	C30-C28-C27	-2.24	115.51	118.94
9	BN	101	BCL	O2D-CGD-O1D	-2.23	119.32	123.82
9	A1	102	BCL	CMA-C3A-C2A	-2.23	104.71	113.77
9	AZ	101	BCL	CMA-C3A-C2A	-2.23	104.71	113.77
14	AG	102	CRT	C21-C20-C19	-2.23	118.70	123.46
13	AM	405	MQ8	C36-C37-C38	-2.23	122.07	127.68
9	B2	101	BCL	CHA-C1A-NA	-2.23	121.01	126.18
9	AU	102	BCL	CHA-C1A-NA	-2.23	121.01	126.18
14	AN	102	CRT	C35-C33-C32	-2.22	115.53	118.94
14	AT	102	CRT	C27-C26-C25	-2.22	116.41	123.23
9	A6	101	BCL	CAC-C3C-C4C	-2.22	107.65	112.58
9	BV	101	BCL	CAA-CBA-CGA	-2.22	106.67	113.35
9	AL	303	BCL	O1D-CGD-CBD	-2.22	120.62	124.60
14	A7	102	CRT	C32-C31-C30	-2.21	116.44	123.23
9	AU	102	BCL	O2D-CGD-O1D	-2.21	119.36	123.82
14	A1	103	CRT	C27-C26-C25	-2.21	116.44	123.23
9	BZ	101	BCL	CMA-C3A-C2A	-2.21	104.80	113.77
9	AW	101	BCL	CHA-C1A-NA	-2.21	121.04	126.18
9	AQ	102	BCL	O2D-CGD-O1D	-2.21	119.37	123.82
9	BF	102	BCL	O2D-CGD-O1D	-2.21	119.37	123.82
14	AT	102	CRT	C11-C12-C14	-2.21	115.55	118.94
9	B0	102	BCL	CMA-C3A-C2A	-2.20	104.83	113.77

Continued on next page...

Continued from previous page...

Mol	Chain	Res	Type	Atoms	Z	Observed(°)	Ideal(°)
14	AW	102	CRT	C10-C9-C7	-2.20	124.17	127.31
9	BK	102	BCL	O1D-CGD-CBD	-2.20	120.65	124.60
14	A2	102	CRT	C21-C22-C23	-2.20	124.17	127.31
9	B1	102	BCL	O1D-CGD-CBD	-2.20	120.66	124.60
14	BU	103	CRT	C15-C16-C17	-2.20	120.24	126.42
14	B5	103	CRT	C30-C28-C27	-2.19	115.57	118.94
9	B6	101	BCL	CAC-C3C-C4C	-2.19	107.72	112.58
14	BU	103	CRT	C35-C33-C32	-2.19	115.58	118.94
14	B2	102	CRT	C27-C26-C25	-2.19	116.50	123.23
14	BO	103	CRT	C16-C17-C19	-2.19	115.58	118.94
14	BS	103	CRT	C3-C1-C4	-2.19	107.18	110.90
14	AG	102	CRT	C3-C1-C4	-2.19	107.18	110.90
9	AE	101	BCL	CMA-C3A-C2A	-2.19	104.90	113.77
14	AR	102	CRT	C16-C17-C19	-2.19	115.59	118.94
9	BA	101	BCL	C1B-CHB-C4A	-2.19	125.79	130.12
9	BA	101	BCL	CMA-C3A-C2A	-2.18	104.91	113.77
9	BM	402	BCL	CMA-C3A-C2A	-2.18	104.92	113.77
9	AI	102	BCL	CMA-C3A-C2A	-2.18	104.92	113.77
14	BB	102	CRT	C37-C36-C35	-2.18	121.44	124.57
9	A8	101	BCL	CAC-C3C-C4C	-2.18	107.75	112.58
14	BG	102	CRT	C14-C15-C16	-2.18	116.56	123.23
14	B0	101	CRT	C36-C35-C33	-2.17	122.61	125.89
9	BL	303	BCL	CAC-C3C-C4C	-2.17	107.76	112.58
9	BL	303	BCL	O1D-CGD-CBD	-2.17	120.70	124.60
7	BC	502	HEM	CBA-CAA-C2A	-2.17	108.34	112.48
9	AP	101	BCL	CAC-C3C-C4C	-2.17	107.77	112.58
9	AB	101	BCL	CMA-C3A-C2A	-2.17	104.98	113.77
14	BG	102	CRT	C9-C10-C11	-2.17	116.59	123.23
14	AB	102	CRT	C10-C9-C7	-2.16	124.22	127.31
9	AO	102	BCL	O2D-CGD-O1D	-2.16	119.47	123.82
14	AJ	102	CRT	C27-C26-C25	-2.16	116.60	123.23
14	AJ	102	CRT	C9-C10-C11	-2.16	116.60	123.23
14	AA	102	CRT	C27-C26-C25	-2.16	116.61	123.23
14	A2	102	CRT	C35-C33-C32	-2.16	115.63	118.94
9	AR	101	BCL	CMA-C3A-C2A	-2.16	105.01	113.77
9	A5	102	BCL	CAC-C3C-C4C	-2.16	107.79	112.58
9	BB	101	BCL	CMA-C3A-C2A	-2.16	105.02	113.77
14	AS	104	CRT	C3-C1-C4	-2.15	107.23	110.90
9	AO	102	BCL	O1D-CGD-CBD	-2.15	120.73	124.60
14	AW	102	CRT	C32-C31-C30	-2.15	116.62	123.23
9	AF	102	BCL	CMA-C3A-C2A	-2.15	105.04	113.77
14	B5	103	CRT	C27-C26-C25	-2.15	116.64	123.23

Continued on next page...

Continued from previous page...

Mol	Chain	Res	Type	Atoms	Z	Observed(°)	Ideal(°)
14	AA	102	CRT	C21-C22-C23	-2.15	124.24	127.31
9	AS	103	BCL	CHA-C1A-NA	-2.15	121.19	126.18
9	BQ	103	BCL	C1B-CHB-C4A	-2.15	125.86	130.12
9	B4	101	BCL	CMA-C3A-C2A	-2.15	105.06	113.77
9	B2	101	BCL	CMA-C3A-C2A	-2.14	105.07	113.77
14	AG	102	CRT	C9-C10-C11	-2.14	116.66	123.23
9	BN	101	BCL	CHA-C1A-NA	-2.14	121.21	126.18
14	A5	103	CRT	C21-C20-C19	-2.14	118.89	123.46
9	AI	102	BCL	O1D-CGD-CBD	-2.14	120.76	124.60
9	BM	401	BCL	CAC-C3C-C4C	-2.14	107.84	112.58
14	B0	101	CRT	C9-C10-C11	-2.14	116.67	123.23
9	AG	101	BCL	CMA-C3A-C2A	-2.14	105.11	113.77
9	B5	102	BCL	O1D-CGD-CBD	-2.14	120.77	124.60
14	BG	102	CRT	C21-C20-C19	-2.13	118.91	123.46
9	AU	102	BCL	CMA-C3A-C2A	-2.13	105.13	113.77
14	AP	102	CRT	C21-C20-C19	-2.13	118.92	123.46
10	BL	302	BPH	C4D-C3D-CAD	-2.13	106.56	107.78
14	BO	103	CRT	C8-C7-C9	-2.13	119.94	122.92
9	AX	101	BCL	CMA-C3A-C2A	-2.13	105.14	113.77
9	B6	101	BCL	CMA-C3A-C2A	-2.12	105.15	113.77
9	AD	102	BCL	CMA-C3A-C2A	-2.12	105.16	113.77
14	BA	102	CRT	C21-C22-C23	-2.12	124.28	127.31
14	B0	101	CRT	C31-C30-C28	-2.12	120.45	126.42
14	B5	103	CRT	C9-C10-C11	-2.12	116.72	123.23
9	BT	101	BCL	C1B-CHB-C4A	-2.12	125.92	130.12
9	BN	101	BCL	CMA-C3A-C2A	-2.12	105.17	113.77
14	BG	102	CRT	C3-C1-C4	-2.12	107.29	110.90
14	B1	103	CRT	C11-C12-C14	-2.12	115.69	118.94
9	AQ	102	BCL	O1D-CGD-CBD	-2.12	120.79	124.60
9	BL	303	BCL	CMA-C3A-C2A	-2.12	105.18	113.77
9	AJ	101	BCL	CMA-C3A-C2A	-2.12	105.18	113.77
11	BL	304	UQ8	C4M-O4-C4	-2.12	108.86	116.44
9	BT	101	BCL	CMA-C3A-C2A	-2.11	105.20	113.77
11	AL	304	UQ8	C4M-O4-C4	-2.11	108.89	116.44
14	B7	102	CRT	C35-C33-C32	-2.11	115.71	118.94
9	AM	401	BCL	CMA-C3A-C2A	-2.11	105.22	113.77
14	BW	103	CRT	C3-C1-C2	-2.11	106.14	110.31
9	BQ	104	BCL	O2D-CGD-O1D	-2.10	119.58	123.82
9	BW	102	BCL	CMA-C3A-C2A	-2.10	105.23	113.77
14	BF	103	CRT	C14-C15-C16	-2.10	116.78	123.23
14	AG	102	CRT	C40-C38-C37	-2.10	107.32	110.90
14	BP	102	CRT	C9-C10-C11	-2.10	116.78	123.23

Continued on next page...

Continued from previous page...

Mol	Chain	Res	Type	Atoms	Z	Observed(°)	Ideal(°)
14	AG	102	CRT	C20-C19-C17	-2.10	124.31	127.31
14	B0	101	CRT	C26-C25-C23	-2.10	120.51	126.42
9	B2	101	BCL	CAC-C3C-C4C	-2.10	107.92	112.58
9	A8	101	BCL	O2D-CGD-O1D	-2.10	119.59	123.82
9	AZ	101	BCL	C1B-CHB-C4A	-2.10	125.96	130.12
14	AS	104	CRT	C16-C17-C19	-2.10	115.72	118.94
9	AM	402	BCL	CAC-C3C-C4C	-2.09	107.94	112.58
10	AM	403	BPH	OBD-CAD-C3D	-2.09	124.17	128.03
14	BB	102	CRT	C3-C1-C4	-2.09	107.35	110.90
9	BV	101	BCL	CAC-C3C-C4C	-2.09	107.95	112.58
14	BW	103	CRT	C27-C26-C25	-2.09	116.83	123.23
14	AN	102	CRT	C11-C12-C14	-2.09	115.74	118.94
14	BN	102	CRT	C14-C15-C16	-2.09	116.83	123.23
9	AM	402	BCL	CMA-C3A-C2A	-2.09	105.31	113.77
14	AW	102	CRT	C21-C20-C19	-2.09	119.01	123.46
14	A5	103	CRT	C9-C10-C11	-2.09	116.83	123.23
9	BL	301	BCL	CAC-C3C-C4C	-2.09	107.96	112.58
14	AX	102	CRT	C20-C21-C22	-2.08	119.01	123.46
9	AV	102	BCL	CAC-C3C-C4C	-2.08	107.96	112.58
14	A7	102	CRT	C27-C26-C25	-2.08	116.85	123.23
9	BZ	101	BCL	CAC-C3C-C4C	-2.08	107.97	112.58
14	BO	103	CRT	C3-C1-C4	-2.07	107.37	110.90
14	BB	102	CRT	C10-C9-C7	-2.07	124.35	127.31
14	BU	103	CRT	C40-C38-C37	-2.07	107.37	110.90
14	BW	103	CRT	C32-C31-C30	-2.07	116.87	123.23
13	AM	405	MQ8	C15-C16-C17	-2.07	104.85	111.97
9	AK	102	BCL	CAC-C3C-C4C	-2.07	107.99	112.58
14	BP	102	CRT	C21-C20-C19	-2.07	119.05	123.46
14	AW	102	CRT	C40-C38-C37	-2.07	107.38	110.90
9	B8	101	BCL	CAC-C3C-C4C	-2.07	108.00	112.58
9	BP	101	BCL	O2D-CGD-O1D	-2.07	119.66	123.82
10	AM	403	BPH	O2D-CGD-CBD	-2.07	107.60	111.30
9	B1	102	BCL	CAA-C2A-C3A	-2.06	107.15	112.81
14	BF	103	CRT	C30-C28-C27	-2.06	115.78	118.94
9	BM	402	BCL	CHA-C1A-NA	-2.06	121.39	126.18
13	AM	405	MQ8	C41-C42-C43	-2.06	122.51	127.68
14	B7	102	CRT	C40-C38-C37	-2.06	107.40	110.90
9	AM	401	BCL	O1D-CGD-CBD	-2.06	120.91	124.60
9	AA	101	BCL	CHA-C1A-NA	-2.06	121.41	126.18
9	BY	102	BCL	CMA-C3A-C2A	-2.05	105.44	113.77
9	AL	301	BCL	CMA-C3A-C2A	-2.05	105.44	113.77
9	BF	102	BCL	O1D-CGD-CBD	-2.05	120.92	124.60

Continued on next page...

Continued from previous page...

Mol	Chain	Res	Type	Atoms	Z	Observed(°)	Ideal(°)
14	AW	102	CRT	C20-C21-C22	-2.05	119.09	123.46
9	AL	303	BCL	C1B-CHB-C4A	-2.05	126.06	130.12
9	A7	103	BCL	O2D-CGD-O1D	-2.05	119.69	123.82
9	AF	102	BCL	CHA-C1A-NA	-2.05	121.42	126.18
14	BW	103	CRT	C21-C22-C23	-2.05	124.39	127.31
14	BP	102	CRT	C16-C17-C19	-2.05	115.80	118.94
9	BV	101	BCL	CHA-C1A-NA	-2.05	121.43	126.18
9	BP	101	BCL	CMA-C3A-C2A	-2.05	105.47	113.77
14	BM	406	CRT	C21-C22-C23	-2.04	124.39	127.31
14	BA	102	CRT	C20-C21-C22	-2.04	119.10	123.46
14	B1	103	CRT	C35-C33-C32	-2.04	115.81	118.94
9	AU	102	BCL	CAA-C2A-C3A	-2.04	107.21	112.81
14	A1	103	CRT	C3-C1-C2	-2.04	106.27	110.31
9	BG	101	BCL	C1B-CHB-C4A	-2.04	126.08	130.12
14	AJ	102	CRT	C16-C17-C19	-2.04	115.81	118.94
14	AP	102	CRT	C40-C38-C37	-2.04	107.44	110.90
9	AM	402	BCL	O1D-CGD-CBD	-2.04	120.94	124.60
14	BS	103	CRT	C30-C28-C27	-2.03	115.82	118.94
13	AM	405	MQ8	C26-C27-C28	-2.03	122.59	127.68
14	BF	103	CRT	C27-C26-C25	-2.03	117.01	123.23
14	AA	102	CRT	C30-C28-C27	-2.03	115.83	118.94
14	BA	102	CRT	C14-C15-C16	-2.02	117.02	123.23
9	B7	103	BCL	O1D-CGD-CBD	-2.02	120.97	124.60
14	AG	102	CRT	C11-C12-C14	-2.02	115.84	118.94
9	BJ	101	BCL	C1B-CHB-C4A	-2.02	126.12	130.12
9	BE	101	BCL	CAC-C3C-C4C	-2.02	108.11	112.58
14	B2	102	CRT	C26-C27-C28	-2.02	124.43	127.31
14	B2	102	CRT	C3-C1-C2	-2.01	106.32	110.31
11	BL	304	UQ8	C3M-O3-C3	-2.01	109.23	116.44
9	AN	101	BCL	C1B-CHB-C4A	-2.01	126.13	130.12
14	A2	102	CRT	C27-C26-C25	-2.01	117.06	123.23
9	BS	102	BCL	CHA-C1A-NA	-2.01	121.51	126.18
14	BW	103	CRT	C20-C21-C22	-2.01	119.17	123.46
9	BL	301	BCL	CMA-C3A-C2A	-2.01	105.62	113.77
14	BW	103	CRT	C40-C38-C37	-2.01	107.48	110.90
9	AW	101	BCL	O1D-CGD-CBD	-2.01	121.00	124.60
14	BW	103	CRT	C11-C12-C14	-2.00	115.86	118.94
14	AM	406	CRT	C3-C1-C4	-2.00	107.49	110.90
11	AL	304	UQ8	C3M-O3-C3	-2.00	109.27	116.44
14	B7	102	CRT	C13-C12-C14	-2.00	120.12	122.92
13	BM	405	MQ8	C39-C38-C40	2.00	118.76	115.29
9	A2	101	BCL	C3C-C2C-C1C	2.00	105.10	101.87

Continued on next page...

Continued from previous page...

Mol	Chain	Res	Type	Atoms	Z	Observed(°)	Ideal(°)
14	B2	102	CRT	C24-C23-C25	2.00	121.29	118.10
14	AR	102	CRT	C24-C23-C25	2.00	121.29	118.10
9	BV	101	BCL	C3C-C2C-C1C	2.00	105.11	101.87
9	BM	401	BCL	C3C-C2C-C1C	2.01	105.11	101.87
9	AB	101	BCL	O2A-CGA-CBA	2.01	117.74	111.90
9	A5	102	BCL	C6-C5-C3	2.01	117.20	112.66
9	AW	101	BCL	C3C-C2C-C1C	2.01	105.11	101.87
9	BT	101	BCL	OBD-CAD-C3D	2.01	131.73	128.03
9	B7	103	BCL	CMB-C2B-C3B	2.01	128.62	124.89
14	B5	103	CRT	C34-C33-C35	2.01	121.30	118.10
14	BB	102	CRT	C24-C23-C25	2.01	121.30	118.10
9	AM	402	BCL	C3C-C2C-C1C	2.01	105.12	101.87
9	AM	401	BCL	CAA-CBA-CGA	2.01	119.41	113.35
9	AI	102	BCL	OBD-CAD-C3D	2.01	131.74	128.03
14	A5	103	CRT	C18-C17-C16	2.01	121.31	118.10
9	BK	102	BCL	OBD-CAD-C3D	2.02	131.74	128.03
9	AD	102	BCL	OBD-CAD-C3D	2.02	131.75	128.03
9	AJ	101	BCL	OBD-CAD-C3D	2.02	131.75	128.03
9	BS	102	BCL	C3C-C2C-C1C	2.02	105.14	101.87
9	B8	101	BCL	O2A-CGA-CBA	2.03	117.80	111.90
9	A8	101	BCL	C3A-C2A-C1A	2.03	104.38	101.34
9	AX	101	BCL	OBD-CAD-C3D	2.03	131.76	128.03
9	AK	102	BCL	C3C-C2C-C1C	2.03	105.14	101.87
14	AW	102	CRT	C18-C17-C16	2.03	121.33	118.10
9	AI	102	BCL	CMB-C2B-C3B	2.03	128.66	124.89
9	BM	402	BCL	C2A-C1A-CHA	2.03	127.52	123.92
10	AM	403	BPH	CMD-C2D-C3D	2.04	128.68	124.89
9	BY	102	BCL	C2A-C1A-CHA	2.04	127.53	123.92
9	AU	102	BCL	C3C-C2C-C1C	2.04	105.17	101.87
9	AM	401	BCL	C3C-C2C-C1C	2.04	105.17	101.87
9	A9	102	BCL	OBD-CAD-C3D	2.04	131.79	128.03
9	AY	102	BCL	CMB-C2B-C3B	2.04	128.68	124.89
7	AC	501	HEM	CMB-C2B-C3B	2.04	128.68	124.89
9	AN	101	BCL	OBD-CAD-C3D	2.04	131.79	128.03
14	BG	102	CRT	C24-C23-C25	2.04	121.35	118.10
14	BF	103	CRT	C24-C23-C25	2.04	121.36	118.10
14	B7	102	CRT	C13-C12-C11	2.04	121.36	118.10
9	AF	102	BCL	OBD-CAD-C3D	2.04	131.79	128.03
10	BL	302	BPH	CMD-C2D-C3D	2.04	128.69	124.89
14	BA	102	CRT	C24-C23-C25	2.05	121.36	118.10
9	AR	101	BCL	OBD-CAD-C3D	2.05	131.81	128.03
9	BE	101	BCL	OBD-CAD-C3D	2.05	131.81	128.03

Continued on next page...

Continued from previous page...

Mol	Chain	Res	Type	Atoms	Z	Observed(°)	Ideal(°)
9	AY	102	BCL	C2A-C1A-CHA	2.05	127.56	123.92
14	B5	103	CRT	C24-C23-C25	2.05	121.37	118.10
9	BO	102	BCL	CMB-C2B-C3B	2.05	128.70	124.89
14	AW	102	CRT	C34-C33-C35	2.05	121.37	118.10
11	BL	304	UQ8	C10-C9-C11	2.05	118.85	115.29
9	AT	101	BCL	O2A-CGA-CBA	2.06	117.89	111.90
9	A5	102	BCL	C3C-C2C-C1C	2.06	105.19	101.87
9	BM	401	BCL	CMB-C2B-C3B	2.06	128.71	124.89
14	BF	103	CRT	C13-C12-C11	2.06	121.38	118.10
14	AA	102	CRT	C8-C7-C6	2.06	121.38	118.10
9	BM	402	BCL	CMB-C2B-C3B	2.06	128.72	124.89
9	A7	103	BCL	C3C-C2C-C1C	2.06	105.20	101.87
14	BM	406	CRT	C13-C12-C11	2.06	121.39	118.10
10	AL	302	BPH	C1B-NB-C4B	2.06	110.61	106.52
10	BM	403	BPH	C1-C2-C3	2.06	129.76	125.96
7	BC	502	HEM	CMB-C2B-C3B	2.07	128.73	124.89
9	BT	101	BCL	C2A-C3A-C4A	2.07	105.21	101.87
9	BN	101	BCL	C3C-C2C-C1C	2.07	105.21	101.87
9	A3	104	BCL	OBD-CAD-C3D	2.07	131.84	128.03
9	BQ	103	BCL	C3C-C2C-C1C	2.07	105.22	101.87
14	BA	102	CRT	C8-C7-C6	2.07	121.40	118.10
9	A3	104	BCL	C3C-C2C-C1C	2.07	105.22	101.87
14	BP	102	CRT	C1M-O1-C1	2.07	131.58	117.02
14	AA	102	CRT	C24-C23-C25	2.07	121.40	118.10
11	BL	304	UQ8	C41-C42-C43	2.07	119.08	111.97
9	BN	101	BCL	OBD-CAD-C3D	2.07	131.85	128.03
13	BM	405	MQ8	C34-C33-C35	2.08	118.89	115.29
9	BL	303	BCL	C4A-NA-C1A	2.08	109.04	106.45
9	A0	102	BCL	C3C-C2C-C1C	2.09	105.24	101.87
9	B5	102	BCL	C3A-C2A-C1A	2.09	104.46	101.34
9	AU	102	BCL	C2A-C3A-C4A	2.09	105.24	101.87
9	AS	103	BCL	OBD-CAD-C3D	2.09	131.88	128.03
9	BG	101	BCL	CMB-C2B-C3B	2.09	128.77	124.89
14	BM	406	CRT	C24-C23-C25	2.09	121.43	118.10
9	A1	102	BCL	CBA-CAA-C2A	2.09	120.06	113.80
13	AM	405	MQ8	C11-C3-C2	2.09	127.59	123.47
9	AD	102	BCL	CMB-C2B-C3B	2.09	128.78	124.89
13	BM	405	MQ8	C29-C28-C30	2.09	118.92	115.29
7	AC	501	HEM	CAA-CBA-CGA	2.10	116.24	112.66
9	BD	102	BCL	CHC-C1C-NC	2.10	127.41	124.51
9	AF	102	BCL	C2A-C1A-CHA	2.10	127.64	123.92
9	A9	102	BCL	C3C-C2C-C1C	2.10	105.26	101.87

Continued on next page...

Continued from previous page...

Mol	Chain	Res	Type	Atoms	Z	Observed(°)	Ideal(°)
9	AB	101	BCL	CBA-CAA-C2A	2.10	120.08	113.80
9	BA	101	BCL	OBD-CAD-C3D	2.10	131.90	128.03
9	A8	101	BCL	C4A-NA-C1A	2.10	109.06	106.45
9	AM	402	BCL	OBD-CAD-C3D	2.10	131.90	128.03
9	B8	101	BCL	CMB-C2B-C3B	2.10	128.80	124.89
9	B9	102	BCL	C3C-C2C-C1C	2.10	105.27	101.87
9	AF	102	BCL	C3C-C2C-C1C	2.11	105.27	101.87
9	B7	103	BCL	C3C-C2C-C1C	2.11	105.27	101.87
9	B1	102	BCL	OBD-CAD-C3D	2.11	131.91	128.03
9	BE	101	BCL	O2A-CGA-CBA	2.11	118.04	111.90
14	A5	103	CRT	C24-C23-C25	2.11	121.47	118.10
9	B6	101	BCL	C3C-C2C-C1C	2.11	105.28	101.87
9	B3	102	BCL	C3C-C2C-C1C	2.12	105.29	101.87
9	AE	101	BCL	C3C-C2C-C1C	2.12	105.29	101.87
9	BM	401	BCL	C2A-C3A-C4A	2.12	105.29	101.87
9	A6	101	BCL	C2A-C3A-C4A	2.12	105.30	101.87
9	BN	101	BCL	C2A-C1A-CHA	2.12	127.68	123.92
9	A1	102	BCL	C6-C5-C3	2.12	117.47	112.66
9	AJ	101	BCL	CMB-C2B-C3B	2.12	128.83	124.89
7	BC	501	HEM	CMB-C2B-C3B	2.12	128.84	124.89
9	BN	101	BCL	CMB-C2B-C3B	2.13	128.84	124.89
9	BQ	104	BCL	C3C-C2C-C1C	2.13	105.31	101.87
9	BG	101	BCL	OBD-CAD-C3D	2.13	131.95	128.03
9	AL	301	BCL	C3C-C2C-C1C	2.13	105.31	101.87
14	AW	102	CRT	C8-C7-C6	2.13	121.49	118.10
14	AG	102	CRT	C24-C23-C25	2.13	121.49	118.10
9	A8	101	BCL	OBD-CAD-C3D	2.13	131.95	128.03
15	AM	408	PEF	O3P-C1-C2	2.13	117.58	109.57
9	BX	101	BCL	CMB-C2B-C3B	2.13	128.85	124.89
9	AA	101	BCL	C3C-C2C-C1C	2.13	105.31	101.87
9	BM	401	BCL	OBD-CAD-C3D	2.13	131.96	128.03
9	B3	102	BCL	C3A-C2A-C1A	2.13	104.53	101.34
9	AK	102	BCL	CMD-C2D-C3D	2.13	128.85	124.89
9	BU	102	BCL	CMB-C2B-C3B	2.13	128.85	124.89
9	BW	102	BCL	C2A-C1A-CHA	2.13	127.70	123.92
9	AP	101	BCL	OBD-CAD-C3D	2.14	131.96	128.03
9	BI	102	BCL	C3C-C2C-C1C	2.14	105.32	101.87
9	BM	402	BCL	C6-C5-C3	2.14	117.51	112.66
9	B5	102	BCL	C3C-C2C-C1C	2.14	105.33	101.87
14	AM	406	CRT	C13-C12-C11	2.14	121.51	118.10
9	BJ	101	BCL	C4A-NA-C1A	2.14	109.11	106.45
7	BC	504	HEM	CMB-C2B-C3B	2.14	128.87	124.89

Continued on next page...

Continued from previous page...

Mol	Chain	Res	Type	Atoms	Z	Observed(°)	Ideal(°)
14	BG	102	CRT	C18-C17-C16	2.14	121.52	118.10
9	AE	101	BCL	CMB-C2B-C3B	2.15	128.87	124.89
9	B5	102	BCL	CMB-C2B-C3B	2.15	128.87	124.89
13	BM	405	MQ8	C24-C23-C25	2.15	119.01	115.29
9	AR	101	BCL	CMB-C2B-C3B	2.15	128.88	124.89
9	BQ	103	BCL	OBD-CAD-C3D	2.15	131.98	128.03
14	B7	102	CRT	C34-C33-C35	2.15	121.52	118.10
14	BN	102	CRT	C18-C17-C16	2.15	121.53	118.10
14	A7	102	CRT	C24-C23-C25	2.15	121.53	118.10
9	BD	102	BCL	CHD-C4C-NC	2.15	127.47	125.08
9	AL	301	BCL	O2D-CGD-CBD	2.15	115.15	111.30
9	AB	101	BCL	CMB-C2B-C3B	2.16	128.90	124.89
9	B1	102	BCL	C3A-C2A-C1A	2.16	104.58	101.34
9	BM	402	BCL	OBD-CAD-C3D	2.17	132.01	128.03
14	AS	104	CRT	C13-C12-C11	2.17	121.55	118.10
14	AG	102	CRT	C18-C17-C16	2.17	121.55	118.10
9	AM	402	BCL	CMB-C2B-C3B	2.17	128.92	124.89
14	BG	102	CRT	C34-C33-C35	2.17	121.56	118.10
9	AL	303	BCL	CMB-C2B-C3B	2.17	128.92	124.89
14	BB	102	CRT	C13-C12-C11	2.17	121.56	118.10
9	B0	102	BCL	C2A-C3A-C4A	2.17	105.38	101.87
9	AS	103	BCL	C3C-C2C-C1C	2.18	105.38	101.87
14	BW	103	CRT	C24-C23-C25	2.18	121.57	118.10
9	BS	102	BCL	OBD-CAD-C3D	2.18	132.04	128.03
9	B4	101	BCL	CMB-C2B-C3B	2.18	128.94	124.89
9	AF	102	BCL	CMD-C2D-C3D	2.18	128.94	124.89
14	B5	103	CRT	C13-C12-C11	2.18	121.58	118.10
9	AD	102	BCL	C3C-C2C-C1C	2.18	105.39	101.87
9	AK	102	BCL	OBD-CAD-C3D	2.18	132.05	128.03
13	BM	405	MQ8	C19-C18-C20	2.18	119.08	115.29
9	AG	101	BCL	CMB-C2B-C3B	2.18	128.94	124.89
9	BW	102	BCL	CBA-CAA-C2A	2.18	120.33	113.80
9	BA	101	BCL	C4A-NA-C1A	2.18	109.16	106.45
9	BT	101	BCL	C3C-C2C-C1C	2.18	105.40	101.87
14	AW	102	CRT	C1M-O1-C1	2.19	132.37	117.02
9	A2	101	BCL	OBD-CAD-C3D	2.19	132.06	128.03
7	BC	501	HEM	CAA-CBA-CGA	2.19	116.41	112.66
11	BL	304	UQ8	C35-C34-C36	2.19	119.09	115.29
7	AC	503	HEM	CMB-C2B-C3B	2.20	128.97	124.89
9	BP	101	BCL	OBD-CAD-C3D	2.20	132.07	128.03
9	AY	102	BCL	C3A-C2A-C1A	2.20	104.63	101.34
9	AO	102	BCL	C3A-C2A-C1A	2.20	104.63	101.34

Continued on next page...

Continued from previous page...

Mol	Chain	Res	Type	Atoms	Z	Observed(°)	Ideal(°)
9	BJ	101	BCL	OBD-CAD-C3D	2.20	132.08	128.03
9	BK	102	BCL	C3C-C2C-C1C	2.20	105.43	101.87
9	BK	102	BCL	CBA-CAA-C2A	2.20	120.39	113.80
9	BO	102	BCL	CBA-CAA-C2A	2.20	120.39	113.80
9	BJ	101	BCL	C2A-C1A-CHA	2.20	127.82	123.92
14	AR	102	CRT	C34-C33-C35	2.20	121.61	118.10
9	AI	102	BCL	C3C-C2C-C1C	2.20	105.43	101.87
14	A0	101	CRT	C6-C7-C9	2.20	122.32	118.94
9	BA	101	BCL	C2A-C1A-CHA	2.21	127.83	123.92
9	B0	102	BCL	CBA-CAA-C2A	2.21	120.41	113.80
9	AM	401	BCL	C2A-C3A-C4A	2.21	105.44	101.87
14	B2	102	CRT	C29-C28-C30	2.21	121.62	118.10
9	B0	102	BCL	CMB-C2B-C3B	2.21	129.00	124.89
9	BA	101	BCL	CMB-C2B-C3B	2.21	129.00	124.89
14	AN	102	CRT	C13-C12-C11	2.22	121.63	118.10
9	B1	102	BCL	C2A-C1A-CHA	2.22	127.85	123.92
9	AX	101	BCL	CMB-C2B-C3B	2.22	129.01	124.89
9	AE	101	BCL	C3A-C2A-C1A	2.22	104.66	101.34
9	B2	101	BCL	C4A-NA-C1A	2.22	109.21	106.45
9	A3	103	BCL	C3C-C2C-C1C	2.22	105.45	101.87
9	A2	101	BCL	C2A-C3A-C4A	2.22	105.46	101.87
14	BO	103	CRT	C34-C33-C35	2.22	121.64	118.10
9	BM	401	BCL	C4A-NA-C1A	2.22	109.21	106.45
9	A7	103	BCL	CMD-C2D-C3D	2.22	129.02	124.89
9	BL	301	BCL	OBD-CAD-C3D	2.23	132.13	128.03
14	BS	103	CRT	C24-C23-C25	2.23	121.65	118.10
14	AN	102	CRT	C8-C7-C6	2.23	121.65	118.10
9	B6	101	BCL	CMB-C2B-C3B	2.23	129.03	124.89
9	AR	101	BCL	CMD-C2D-C3D	2.23	129.03	124.89
9	B3	102	BCL	CMB-C2B-C3B	2.23	129.03	124.89
9	B6	101	BCL	C2A-C3A-C4A	2.23	105.47	101.87
9	BD	102	BCL	CMB-C2B-C3B	2.23	129.03	124.89
9	AV	102	BCL	C2A-C3A-C4A	2.23	105.48	101.87
9	BD	102	BCL	CBA-CAA-C2A	2.24	120.49	113.80
11	BL	304	UQ8	C25-C24-C26	2.24	119.17	115.29
11	AL	304	UQ8	C10-C9-C11	2.24	119.17	115.29
9	AW	101	BCL	CMD-C2D-C3D	2.24	129.05	124.89
14	AB	102	CRT	C34-C33-C35	2.24	121.67	118.10
14	BP	102	CRT	C24-C23-C25	2.24	121.67	118.10
9	AS	103	BCL	CMD-C2D-C3D	2.24	129.05	124.89
9	BW	102	BCL	C4A-NA-C1A	2.24	109.23	106.45
9	BU	102	BCL	C3C-C2C-C1C	2.24	105.49	101.87

Continued on next page...

Continued from previous page...

Mol	Chain	Res	Type	Atoms	Z	Observed(°)	Ideal(°)
9	BL	303	BCL	CMB-C2B-C3B	2.24	129.05	124.89
9	AJ	101	BCL	C3C-C2C-C1C	2.24	105.49	101.87
14	B1	103	CRT	C34-C33-C35	2.24	121.67	118.10
9	AI	102	BCL	C4A-NA-C1A	2.24	109.24	106.45
9	B5	102	BCL	CMD-C2D-C3D	2.25	129.06	124.89
14	A2	102	CRT	C34-C33-C35	2.25	121.68	118.10
14	BU	103	CRT	C1M-O1-C1	2.25	132.80	117.02
14	AP	102	CRT	C8-C7-C6	2.25	121.68	118.10
10	AL	302	BPH	CMD-C2D-C3D	2.26	129.08	124.89
14	BV	102	CRT	C13-C12-C11	2.26	121.69	118.10
14	AW	102	CRT	C1-C4-C5	2.26	118.69	112.87
9	AW	101	BCL	C2A-C1A-CHA	2.26	127.92	123.92
9	AO	102	BCL	CMD-C2D-C3D	2.26	129.09	124.89
9	AG	101	BCL	C3C-C2C-C1C	2.26	105.52	101.87
9	AY	102	BCL	CMD-C2D-C3D	2.27	129.10	124.89
9	AM	401	BCL	C4A-NA-C1A	2.27	109.27	106.45
9	BY	102	BCL	C3C-C2C-C1C	2.27	105.54	101.87
9	AZ	101	BCL	C4A-NA-C1A	2.27	109.27	106.45
14	A2	102	CRT	C29-C28-C30	2.27	121.72	118.10
7	AC	504	HEM	CMB-C2B-C3B	2.27	129.11	124.89
9	B9	102	BCL	CMB-C2B-C3B	2.27	129.11	124.89
14	BN	102	CRT	C13-C12-C11	2.28	121.72	118.10
9	BZ	101	BCL	C2A-C1A-CHA	2.28	127.96	123.92
9	A7	103	BCL	OBD-CAD-C3D	2.28	132.22	128.03
14	AG	102	CRT	C34-C33-C35	2.28	121.73	118.10
9	AV	102	BCL	C3C-C2C-C1C	2.28	105.55	101.87
9	BE	101	BCL	C4A-NA-C1A	2.28	109.28	106.45
9	BN	101	BCL	C2A-C3A-C4A	2.28	105.56	101.87
9	AU	102	BCL	CMD-C2D-C3D	2.28	129.13	124.89
9	AU	102	BCL	C6-C5-C3	2.29	117.84	112.66
14	AW	102	CRT	C24-C23-C25	2.29	121.74	118.10
9	BZ	101	BCL	CMB-C2B-C3B	2.29	129.14	124.89
9	AL	303	BCL	OBD-CAD-C3D	2.29	132.25	128.03
9	AP	101	BCL	C2A-C3A-C4A	2.29	105.57	101.87
9	AS	103	BCL	CMB-C2B-C3B	2.29	129.15	124.89
14	AB	102	CRT	C24-C23-C25	2.29	121.75	118.10
9	B8	101	BCL	C4A-NA-C1A	2.30	109.31	106.45
9	AM	402	BCL	C4A-NA-C1A	2.30	109.31	106.45
9	AF	102	BCL	C4A-NA-C1A	2.30	109.31	106.45
9	BL	303	BCL	OBD-CAD-C3D	2.30	132.27	128.03
14	AA	102	CRT	C13-C12-C11	2.31	121.77	118.10
9	A6	101	BCL	C6-C5-C3	2.31	117.89	112.66

Continued on next page...

Continued from previous page...

Mol	Chain	Res	Type	Atoms	Z	Observed(°)	Ideal(°)
9	BF	102	BCL	CMB-C2B-C3B	2.31	129.18	124.89
7	BC	504	HEM	C3B-C4B-NB	2.31	112.20	109.21
14	BG	102	CRT	C13-C12-C11	2.31	121.78	118.10
9	AI	102	BCL	CMD-C2D-C3D	2.31	129.18	124.89
10	BL	302	BPH	C6-C5-C3	2.31	117.90	112.66
9	BW	102	BCL	CMB-C2B-C3B	2.31	129.18	124.89
14	A1	103	CRT	O1-C1-C4	2.31	112.49	106.29
9	BF	102	BCL	OBD-CAD-C3D	2.31	132.29	128.03
7	BC	503	HEM	CMB-C2B-C3B	2.31	129.19	124.89
9	BP	101	BCL	C3A-C2A-C1A	2.31	104.81	101.34
9	BI	102	BCL	OBD-CAD-C3D	2.31	132.29	128.03
14	AA	102	CRT	C34-C33-C35	2.31	121.79	118.10
9	AA	101	BCL	C2A-C1A-CHA	2.32	128.02	123.92
9	AY	102	BCL	C4A-NA-C1A	2.32	109.33	106.45
14	BV	102	CRT	C18-C17-C16	2.32	121.79	118.10
9	AP	101	BCL	C2A-C1A-CHA	2.32	128.03	123.92
14	BA	102	CRT	C13-C12-C11	2.32	121.80	118.10
14	AW	102	CRT	C29-C28-C30	2.32	121.80	118.10
9	AT	101	BCL	CMB-C2B-C3B	2.32	129.20	124.89
9	BO	102	BCL	C4A-NA-C1A	2.32	109.33	106.45
9	BG	101	BCL	C2A-C3A-C4A	2.32	105.62	101.87
10	AM	403	BPH	C2A-C1A-NA	2.33	114.73	111.91
9	BF	102	BCL	C3C-C2C-C1C	2.33	105.64	101.87
9	BT	101	BCL	CMB-C2B-C3B	2.33	129.22	124.89
9	A1	102	BCL	C3C-C2C-C1C	2.33	105.64	101.87
9	A5	102	BCL	CMD-C2D-C3D	2.33	129.22	124.89
7	BC	502	HEM	C3B-C4B-NB	2.33	112.23	109.21
14	BN	102	CRT	C8-C7-C6	2.34	121.82	118.10
14	BW	103	CRT	C29-C28-C30	2.34	121.82	118.10
9	A0	102	BCL	C2A-C1A-CHA	2.34	128.06	123.92
9	A0	102	BCL	C6-C5-C3	2.34	117.96	112.66
14	AP	102	CRT	C24-C23-C25	2.34	121.83	118.10
14	BA	102	CRT	C29-C28-C30	2.34	121.83	118.10
9	AX	101	BCL	C3C-C2C-C1C	2.34	105.65	101.87
9	BQ	104	BCL	CMB-C2B-C3B	2.34	129.24	124.89
9	AN	101	BCL	C4A-NA-C1A	2.34	109.36	106.45
9	AG	101	BCL	C2A-C1A-CHA	2.34	128.07	123.92
9	BN	101	BCL	C4A-NA-C1A	2.35	109.36	106.45
9	BO	102	BCL	C3A-C2A-C1A	2.35	104.86	101.34
14	AP	102	CRT	C18-C17-C16	2.35	121.84	118.10
13	AM	405	MQ8	C34-C33-C35	2.35	119.36	115.29
7	BC	501	HEM	C3B-C4B-NB	2.35	112.25	109.21

Continued on next page...

Continued from previous page...

Mol	Chain	Res	Type	Atoms	Z	Observed(°)	Ideal(°)
9	BG	101	BCL	CAA-C2A-C1A	2.35	119.69	111.97
9	A9	102	BCL	C2A-C1A-CHA	2.36	128.09	123.92
9	BQ	104	BCL	C2A-C1A-CHA	2.36	128.09	123.92
11	BL	304	UQ8	C15-C14-C16	2.36	119.38	115.29
14	AT	102	CRT	C24-C23-C25	2.36	121.86	118.10
9	A5	102	BCL	C2A-C1A-CHA	2.36	128.10	123.92
9	BO	102	BCL	CMD-C2D-C3D	2.36	129.27	124.89
14	AS	104	CRT	C29-C28-C30	2.36	121.86	118.10
9	B0	102	BCL	C4A-NA-C1A	2.36	109.38	106.45
14	BP	102	CRT	C18-C17-C16	2.37	121.87	118.10
9	BU	102	BCL	C2A-C1A-CHA	2.37	128.12	123.92
11	BL	304	UQ8	C40-C39-C41	2.37	119.40	115.29
9	AF	102	BCL	CBA-CAA-C2A	2.37	120.89	113.80
10	AL	302	BPH	C6-C5-C3	2.37	118.03	112.66
11	BL	304	UQ8	C20-C19-C21	2.37	119.40	115.29
9	B1	102	BCL	C4A-NA-C1A	2.37	109.40	106.45
14	AX	102	CRT	C11-C12-C14	2.38	122.59	118.94
9	AV	102	BCL	C4A-NA-C1A	2.38	109.41	106.45
7	AC	502	HEM	C3B-C4B-NB	2.39	112.30	109.21
9	B2	101	BCL	CBA-CAA-C2A	2.39	120.94	113.80
14	BG	102	CRT	C8-C7-C6	2.39	121.91	118.10
9	AQ	102	BCL	CMD-C2D-C3D	2.39	129.33	124.89
9	AY	102	BCL	OBD-CAD-C3D	2.39	132.43	128.03
14	A0	101	CRT	C13-C12-C11	2.39	121.91	118.10
9	BE	101	BCL	C6-C5-C3	2.39	118.08	112.66
9	AQ	102	BCL	C3A-C2A-C1A	2.39	104.93	101.34
9	BL	301	BCL	O2D-CGD-CBD	2.40	115.59	111.30
9	A3	104	BCL	C4A-NA-C1A	2.40	109.43	106.45
9	A2	101	BCL	C6-C5-C3	2.41	118.11	112.66
14	B1	103	CRT	C24-C23-C25	2.41	121.93	118.10
9	BQ	104	BCL	OBD-CAD-C3D	2.41	132.46	128.03
9	B3	102	BCL	CMD-C2D-C3D	2.41	129.36	124.89
9	AL	301	BCL	OBD-CAD-C3D	2.41	132.47	128.03
9	A8	101	BCL	CMD-C2D-C3D	2.41	129.37	124.89
9	A1	102	BCL	CMD-C2D-C3D	2.41	129.37	124.89
9	BF	102	BCL	CMD-C2D-C3D	2.41	129.37	124.89
14	B7	102	CRT	C29-C28-C30	2.41	121.94	118.10
14	AA	102	CRT	C29-C28-C30	2.42	121.95	118.10
9	AV	102	BCL	CMB-C2B-C3B	2.42	129.38	124.89
14	AJ	102	CRT	C18-C17-C16	2.42	121.96	118.10
9	AM	402	BCL	CMD-C2D-C3D	2.43	129.40	124.89
9	A6	101	BCL	C2A-C1A-CHA	2.43	128.22	123.92

Continued on next page...

Continued from previous page...

Mol	Chain	Res	Type	Atoms	Z	Observed(°)	Ideal(°)
14	AJ	102	CRT	C13-C12-C11	2.43	121.97	118.10
9	BW	102	BCL	OBD-CAD-C3D	2.43	132.50	128.03
14	BW	103	CRT	C1M-O1-C1	2.43	134.08	117.02
9	B6	101	BCL	C2A-C1A-CHA	2.43	128.23	123.92
9	A0	102	BCL	C2A-C3A-C4A	2.43	105.80	101.87
9	B4	101	BCL	C2A-C3A-C4A	2.43	105.80	101.87
9	BB	101	BCL	OBD-CAD-C3D	2.44	132.51	128.03
9	AA	101	BCL	CMD-C2D-C3D	2.44	129.41	124.89
9	BS	102	BCL	C4A-NA-C1A	2.44	109.48	106.45
9	AE	101	BCL	O2A-CGA-CBA	2.44	118.99	111.90
9	A3	104	BCL	CMD-C2D-C3D	2.44	129.42	124.89
9	AT	101	BCL	C2A-C3A-C4A	2.44	105.82	101.87
14	A7	102	CRT	C29-C28-C30	2.44	121.99	118.10
9	AJ	101	BCL	C2A-C1A-CHA	2.44	128.25	123.92
9	A9	102	BCL	CMD-C2D-C3D	2.45	129.43	124.89
14	B2	102	CRT	C34-C33-C35	2.45	122.00	118.10
9	B1	102	BCL	C6-C5-C3	2.45	118.21	112.66
14	AS	104	CRT	C36-C35-C33	2.45	129.59	125.89
11	AL	304	UQ8	C41-C42-C43	2.45	120.37	111.97
9	AS	103	BCL	C2A-C1A-CHA	2.45	128.26	123.92
13	AM	405	MQ8	C39-C38-C40	2.46	119.55	115.29
9	A3	103	BCL	CMD-C2D-C3D	2.46	129.45	124.89
9	B2	101	BCL	CMB-C2B-C3B	2.46	129.45	124.89
11	AL	304	UQ8	C15-C14-C16	2.46	119.55	115.29
10	BM	403	BPH	C2A-C1A-NA	2.46	114.89	111.91
14	AG	102	CRT	C13-C12-C11	2.46	122.02	118.10
9	BX	101	BCL	C4A-NA-C1A	2.46	109.50	106.45
9	BT	101	BCL	C4A-NA-C1A	2.46	109.51	106.45
14	BW	103	CRT	C8-C7-C6	2.46	122.02	118.10
9	BY	102	BCL	C4A-NA-C1A	2.46	109.51	106.45
9	BU	102	BCL	C3A-C2A-C1A	2.46	105.03	101.34
14	A5	103	CRT	C13-C12-C11	2.46	122.02	118.10
9	B4	101	BCL	C4A-NA-C1A	2.46	109.51	106.45
9	BS	102	BCL	CMD-C2D-C3D	2.47	129.47	124.89
9	AS	103	BCL	CBA-CAA-C2A	2.47	121.18	113.80
9	A2	101	BCL	CMD-C2D-C3D	2.47	129.47	124.89
14	BS	103	CRT	C8-C7-C6	2.47	122.03	118.10
9	BZ	101	BCL	C1-O2A-CGA	2.47	122.70	116.77
9	BG	101	BCL	C1-O2A-CGA	2.47	122.70	116.77
14	BF	103	CRT	C18-C17-C16	2.47	122.04	118.10
9	BK	102	BCL	C4A-NA-C1A	2.48	109.53	106.45
9	BP	101	BCL	CMB-C2B-C3B	2.48	129.49	124.89

Continued on next page...

Continued from previous page...

Mol	Chain	Res	Type	Atoms	Z	Observed(°)	Ideal(°)
9	A7	103	BCL	C6-C5-C3	2.48	118.28	112.66
14	AS	104	CRT	C18-C17-C16	2.48	122.05	118.10
14	AG	102	CRT	C8-C7-C6	2.48	122.05	118.10
9	AV	102	BCL	CMD-C2D-C3D	2.48	129.50	124.89
14	BU	103	CRT	C34-C33-C35	2.49	122.06	118.10
14	A5	103	CRT	C8-C7-C6	2.49	122.06	118.10
9	BN	101	BCL	C2C-C3C-C4C	2.49	105.06	101.34
9	AA	101	BCL	C4A-NA-C1A	2.49	109.54	106.45
9	A3	103	BCL	C2A-C1A-CHA	2.49	128.33	123.92
14	A2	102	CRT	C13-C12-C11	2.49	122.07	118.10
9	BL	301	BCL	C3A-C2A-C1A	2.49	105.07	101.34
13	AM	405	MQ8	C24-C23-C25	2.49	119.62	115.29
9	B5	102	BCL	C2A-C1A-CHA	2.50	128.34	123.92
10	BL	302	BPH	C2A-C1A-NA	2.50	114.94	111.91
9	A7	103	BCL	C2A-C1A-CHA	2.50	128.35	123.92
9	BZ	101	BCL	C4A-NA-C1A	2.50	109.56	106.45
9	BG	101	BCL	C2A-C1A-CHA	2.50	128.35	123.92
9	BD	102	BCL	C3C-C2C-C1C	2.50	105.91	101.87
9	BL	301	BCL	C4A-NA-C1A	2.50	109.56	106.45
9	BZ	101	BCL	C2A-C3A-C4A	2.50	105.92	101.87
7	AC	504	HEM	CBD-CAD-C3D	2.51	117.25	112.47
14	A7	102	CRT	C13-C12-C11	2.51	122.10	118.10
9	BV	101	BCL	C2A-C1A-CHA	2.51	128.37	123.92
14	BN	102	CRT	C34-C33-C35	2.51	122.10	118.10
14	BO	103	CRT	C18-C17-C16	2.51	122.10	118.10
9	BO	102	BCL	C2A-C1A-CHA	2.51	128.38	123.92
9	AD	102	BCL	CMD-C2D-C3D	2.51	129.56	124.89
9	BB	101	BCL	C2C-C3C-C4C	2.52	105.11	101.34
9	B7	103	BCL	CMD-C2D-C3D	2.52	129.57	124.89
9	BK	102	BCL	C2A-C1A-CHA	2.52	128.39	123.92
14	AB	102	CRT	C8-C7-C6	2.52	122.12	118.10
9	BV	101	BCL	C4A-NA-C1A	2.52	109.58	106.45
9	BM	401	BCL	CMD-C2D-C3D	2.53	129.58	124.89
14	AR	102	CRT	C18-C17-C16	2.53	122.13	118.10
14	BF	103	CRT	C34-C33-C35	2.53	122.13	118.10
9	BL	303	BCL	CMD-C2D-C3D	2.53	129.59	124.89
9	AL	301	BCL	C4A-NA-C1A	2.53	109.60	106.45
9	A6	101	BCL	C4A-NA-C1A	2.54	109.60	106.45
14	B5	103	CRT	C29-C28-C30	2.54	122.14	118.10
9	B4	101	BCL	C2A-C1A-CHA	2.54	128.42	123.92
9	AY	102	BCL	C6-C5-C3	2.54	118.42	112.66
9	AS	103	BCL	C4A-NA-C1A	2.55	109.62	106.45

Continued on next page...

Continued from previous page...

Mol	Chain	Res	Type	Atoms	Z	Observed(°)	Ideal(°)
9	A7	103	BCL	CBA-CAA-C2A	2.55	121.43	113.80
9	BI	102	BCL	C2A-C1A-CHA	2.55	128.44	123.92
9	BS	102	BCL	C3A-C2A-C1A	2.55	105.16	101.34
9	BM	402	BCL	CMD-C2D-C3D	2.55	129.62	124.89
9	AB	101	BCL	C4A-NA-C1A	2.55	109.62	106.45
9	AQ	102	BCL	C4A-NA-C1A	2.55	109.62	106.45
9	B6	101	BCL	O2A-CGA-CBA	2.56	119.34	111.90
9	BM	402	BCL	C4A-NA-C1A	2.56	109.63	106.45
9	B2	101	BCL	CMD-C2D-C3D	2.56	129.64	124.89
9	A6	101	BCL	CMD-C2D-C3D	2.56	129.64	124.89
14	BS	103	CRT	C29-C28-C30	2.56	122.18	118.10
14	B5	103	CRT	C8-C7-C6	2.56	122.18	118.10
10	AL	302	BPH	OBB-CAB-C3B	2.56	125.01	120.37
14	BO	103	CRT	C13-C12-C11	2.56	122.19	118.10
9	BK	102	BCL	CMD-C2D-C3D	2.58	129.68	124.89
14	A0	101	CRT	C18-C17-C16	2.58	122.21	118.10
9	BU	102	BCL	C4A-NA-C1A	2.58	109.66	106.45
13	AM	405	MQ8	C19-C18-C20	2.58	119.77	115.29
9	A7	103	BCL	C4A-NA-C1A	2.59	109.66	106.45
14	AN	102	CRT	C18-C17-C16	2.59	122.22	118.10
9	AZ	101	BCL	C2C-C3C-C4C	2.59	105.21	101.34
14	AP	102	CRT	C1M-O1-C1	2.59	135.17	117.02
9	B2	101	BCL	C2A-C1A-CHA	2.59	128.50	123.92
9	BQ	103	BCL	C6-C5-C3	2.59	118.52	112.66
9	B4	101	BCL	CMD-C2D-C3D	2.59	129.70	124.89
9	AU	102	BCL	CBA-CAA-C2A	2.59	121.55	113.80
9	BQ	104	BCL	C4A-NA-C1A	2.59	109.67	106.45
9	A8	101	BCL	C2A-C1A-CHA	2.59	128.51	123.92
9	BL	301	BCL	CMD-C2D-C3D	2.59	129.70	124.89
14	AT	102	CRT	C13-C12-C11	2.60	122.24	118.10
9	BS	102	BCL	CMB-C2B-C3B	2.60	129.72	124.89
9	AI	102	BCL	C3A-C2A-C1A	2.60	105.23	101.34
9	AJ	101	BCL	CMD-C2D-C3D	2.61	129.73	124.89
9	AG	101	BCL	CMD-C2D-C3D	2.61	129.73	124.89
14	AT	102	CRT	C29-C28-C30	2.61	122.25	118.10
14	AJ	102	CRT	C34-C33-C35	2.61	122.26	118.10
9	AL	303	BCL	CMD-C2D-C3D	2.62	129.75	124.89
9	AO	102	BCL	OBD-CAD-C3D	2.62	132.84	128.03
9	B6	101	BCL	C4A-NA-C1A	2.62	109.70	106.45
14	AJ	102	CRT	C8-C7-C6	2.62	122.27	118.10
10	BL	302	BPH	OBB-CAB-C3B	2.62	125.11	120.37
9	B0	102	BCL	C1-O2A-CGA	2.62	123.05	116.77

Continued on next page...

Continued from previous page...

Mol	Chain	Res	Type	Atoms	Z	Observed(°)	Ideal(°)
14	A5	103	CRT	C29-C28-C30	2.62	122.27	118.10
9	BU	102	BCL	CMD-C2D-C3D	2.62	129.75	124.89
14	AG	102	CRT	C29-C28-C30	2.62	122.27	118.10
14	AB	102	CRT	C13-C12-C11	2.62	122.28	118.10
9	A9	102	BCL	CBA-CAA-C2A	2.62	121.65	113.80
9	B9	102	BCL	CMD-C2D-C3D	2.62	129.76	124.89
9	BV	101	BCL	C1-O2A-CGA	2.62	123.07	116.77
9	AB	101	BCL	CMD-C2D-C3D	2.62	129.76	124.89
9	BP	101	BCL	O2A-CGA-CBA	2.63	119.54	111.90
9	A3	104	BCL	C2A-C3A-C4A	2.63	106.11	101.87
14	AN	102	CRT	C34-C33-C35	2.63	122.29	118.10
14	BU	103	CRT	C29-C28-C30	2.63	122.29	118.10
9	B9	102	BCL	C3A-C2A-C1A	2.63	105.28	101.34
14	B1	103	CRT	C18-C17-C16	2.64	122.30	118.10
14	AP	102	CRT	C13-C12-C11	2.64	122.30	118.10
9	AL	301	BCL	CMD-C2D-C3D	2.64	129.79	124.89
9	AO	102	BCL	C2A-C1A-CHA	2.64	128.60	123.92
9	AJ	101	BCL	O2A-CGA-CBA	2.64	119.59	111.90
9	BV	101	BCL	CMD-C2D-C3D	2.64	129.80	124.89
9	B6	101	BCL	CMD-C2D-C3D	2.65	129.80	124.89
9	AG	101	BCL	O2A-CGA-CBA	2.65	119.60	111.90
9	B7	103	BCL	C4A-NA-C1A	2.65	109.74	106.45
14	AP	102	CRT	C29-C28-C30	2.65	122.32	118.10
9	BW	102	BCL	CMD-C2D-C3D	2.65	129.82	124.89
14	AJ	102	CRT	C29-C28-C30	2.66	122.34	118.10
9	A0	102	BCL	C4A-NA-C1A	2.66	109.75	106.45
9	AN	101	BCL	CMD-C2D-C3D	2.66	129.83	124.89
14	BF	103	CRT	C8-C7-C6	2.67	122.34	118.10
9	AL	301	BCL	CAA-C2A-C1A	2.67	120.71	111.97
14	BF	103	CRT	C5-C6-C7	2.67	129.92	125.89
14	B7	102	CRT	C8-C7-C6	2.67	122.35	118.10
9	AD	102	BCL	C4A-NA-C1A	2.67	109.77	106.45
9	BA	101	BCL	C3A-C2A-C1A	2.67	105.34	101.34
14	AT	102	CRT	C8-C7-C6	2.67	122.35	118.10
9	AK	102	BCL	CBA-CAA-C2A	2.67	121.80	113.80
9	AX	101	BCL	C2A-C3A-C4A	2.67	106.19	101.87
9	BZ	101	BCL	CMD-C2D-C3D	2.68	129.86	124.89
9	A9	102	BCL	C4A-NA-C1A	2.68	109.77	106.45
14	AR	102	CRT	C13-C12-C11	2.68	122.36	118.10
9	BJ	101	BCL	C1-O2A-CGA	2.68	123.20	116.77
9	AP	101	BCL	O2A-CGA-CBA	2.68	119.70	111.90
9	AM	401	BCL	CMD-C2D-C3D	2.68	129.87	124.89

Continued on next page...

Continued from previous page...

Mol	Chain	Res	Type	Atoms	Z	Observed(°)	Ideal(°)
9	AX	101	BCL	C4A-NA-C1A	2.68	109.78	106.45
9	AG	101	BCL	C4A-NA-C1A	2.68	109.78	106.45
9	AJ	101	BCL	C4A-NA-C1A	2.69	109.78	106.45
14	B1	103	CRT	C13-C12-C11	2.69	122.38	118.10
7	AC	504	HEM	C3B-C4B-NB	2.69	112.69	109.21
9	B7	103	BCL	C2A-C1A-CHA	2.69	128.69	123.92
9	B8	101	BCL	C3A-C2A-C1A	2.69	105.38	101.34
9	AA	101	BCL	C3A-C2A-C1A	2.70	105.38	101.34
14	BO	103	CRT	C29-C28-C30	2.70	122.40	118.10
9	AN	101	BCL	C2A-C3A-C4A	2.70	106.23	101.87
9	A3	103	BCL	CBA-CAA-C2A	2.70	121.88	113.80
10	AL	302	BPH	C2A-C1A-NA	2.70	115.19	111.91
11	AL	304	UQ8	C30-C29-C31	2.70	119.98	115.29
14	AW	102	CRT	C13-C12-C11	2.71	122.41	118.10
9	BG	101	BCL	C2C-C3C-C4C	2.71	105.39	101.34
9	AO	102	BCL	CAA-C2A-C1A	2.71	120.84	111.97
9	B3	102	BCL	C2A-C1A-CHA	2.71	128.72	123.92
9	AL	301	BCL	C3A-C2A-C1A	2.71	105.39	101.34
14	BS	103	CRT	C13-C12-C11	2.71	122.41	118.10
14	AR	102	CRT	C29-C28-C30	2.71	122.42	118.10
7	AC	501	HEM	C3B-C4B-NB	2.71	112.72	109.21
9	A7	103	BCL	C3A-C2A-C1A	2.71	105.40	101.34
9	AE	101	BCL	C4A-NA-C1A	2.71	109.82	106.45
9	BI	102	BCL	C4A-NA-C1A	2.72	109.82	106.45
14	B1	103	CRT	C29-C28-C30	2.72	122.43	118.10
9	A5	102	BCL	CBA-CAA-C2A	2.72	121.94	113.80
9	B0	102	BCL	CMD-C2D-C3D	2.72	129.94	124.89
9	BQ	104	BCL	C6-C5-C3	2.72	118.83	112.66
9	B5	102	BCL	C4A-NA-C1A	2.73	109.83	106.45
9	B3	102	BCL	C4A-NA-C1A	2.74	109.85	106.45
9	BV	101	BCL	C3A-C2A-C1A	2.74	105.44	101.34
9	B8	101	BCL	CMD-C2D-C3D	2.74	129.97	124.89
14	BV	102	CRT	C29-C28-C30	2.74	122.47	118.10
11	BL	304	UQ8	C30-C29-C31	2.74	120.04	115.29
9	BM	401	BCL	C6-C5-C3	2.74	118.87	112.66
9	BG	101	BCL	CMD-C2D-C3D	2.75	129.99	124.89
9	A1	102	BCL	C4A-NA-C1A	2.75	109.86	106.45
9	BL	301	BCL	C2A-C1A-CHA	2.75	128.79	123.92
9	BA	101	BCL	CMD-C2D-C3D	2.75	129.99	124.89
14	BB	102	CRT	C34-C33-C35	2.75	122.48	118.10
14	BP	102	CRT	C13-C12-C11	2.75	122.48	118.10
9	BL	301	BCL	CAA-C2A-C1A	2.75	121.00	111.97

Continued on next page...

Continued from previous page...

Mol	Chain	Res	Type	Atoms	Z	Observed(°)	Ideal(°)
13	AM	405	MQ8	C45-C43-C44	2.76	120.07	115.29
9	AT	101	BCL	CMD-C2D-C3D	2.76	130.01	124.89
9	AF	102	BCL	C3A-C2A-C1A	2.76	105.47	101.34
10	AM	403	BPH	OBB-CAB-C3B	2.76	125.37	120.37
9	BV	101	BCL	O2A-CGA-CBA	2.76	119.94	111.90
9	AX	101	BCL	CMD-C2D-C3D	2.76	130.02	124.89
14	AN	102	CRT	C29-C28-C30	2.77	122.50	118.10
9	A1	102	BCL	CAA-CBA-CGA	2.77	121.69	113.35
10	AM	403	BPH	C6-C5-C3	2.77	118.94	112.66
9	BQ	104	BCL	C2A-C3A-C4A	2.78	106.36	101.87
9	BN	101	BCL	CMD-C2D-C3D	2.78	130.05	124.89
14	A2	102	CRT	C1M-O1-C1	2.79	136.58	117.02
9	BK	102	BCL	C3A-C2A-C1A	2.79	105.51	101.34
9	BT	101	BCL	C2A-C1A-CHA	2.79	128.86	123.92
9	A2	101	BCL	C4A-NA-C1A	2.79	109.92	106.45
9	BI	102	BCL	CMD-C2D-C3D	2.80	130.09	124.89
9	AB	101	BCL	C2A-C1A-CHA	2.80	128.89	123.92
15	AM	409	PEF	O3-C3-C2	2.81	115.71	108.66
9	AD	102	BCL	C3A-C2A-C1A	2.81	105.54	101.34
9	BX	101	BCL	C2C-C3C-C4C	2.81	105.55	101.34
9	AR	101	BCL	C4A-NA-C1A	2.81	109.94	106.45
14	BP	102	CRT	C29-C28-C30	2.81	122.58	118.10
9	BW	102	BCL	C6-C5-C3	2.81	119.04	112.66
9	B0	102	BCL	C2A-C1A-CHA	2.82	128.91	123.92
7	AC	501	HEM	C4A-C3A-C2A	2.82	108.96	107.00
9	B9	102	BCL	C4A-NA-C1A	2.82	109.95	106.45
9	BB	101	BCL	O2A-CGA-CBA	2.83	120.13	111.90
9	AG	101	BCL	C1-O2A-CGA	2.83	123.56	116.77
9	BV	101	BCL	C2C-C3C-C4C	2.83	105.58	101.34
9	BQ	103	BCL	C2C-C3C-C4C	2.83	105.58	101.34
9	AE	101	BCL	CMD-C2D-C3D	2.84	130.15	124.89
9	AU	102	BCL	C4A-NA-C1A	2.84	109.97	106.45
9	AK	102	BCL	C4A-NA-C1A	2.85	109.98	106.45
9	B8	101	BCL	C2A-C1A-CHA	2.85	128.97	123.92
14	BG	102	CRT	C29-C28-C30	2.85	122.64	118.10
14	BW	103	CRT	C13-C12-C11	2.85	122.64	118.10
15	AM	407	PEF	O3-C30-C31	2.85	125.28	112.44
7	BC	504	HEM	C4A-C3A-C2A	2.86	108.98	107.00
15	AH	301	PEF	O3-C30-C31	2.86	125.30	112.44
9	AG	101	BCL	CAA-C2A-C1A	2.86	121.34	111.97
9	AL	301	BCL	C2A-C1A-CHA	2.86	128.99	123.92
9	BD	102	BCL	CMD-C2D-C3D	2.86	130.20	124.89

Continued on next page...

Continued from previous page...

Mol	Chain	Res	Type	Atoms	Z	Observed(°)	Ideal(°)
9	B6	101	BCL	C1-O2A-CGA	2.86	123.64	116.77
9	AX	101	BCL	C2C-C3C-C4C	2.86	105.63	101.34
9	AS	103	BCL	C6-C5-C3	2.86	119.15	112.66
9	AP	101	BCL	C4A-NA-C1A	2.86	110.01	106.45
9	AM	401	BCL	C6-C5-C3	2.87	119.15	112.66
15	BM	407	PEF	O3-C30-C31	2.87	125.34	112.44
9	BL	301	BCL	CBA-CAA-C2A	2.87	122.38	113.80
9	AW	101	BCL	C2C-C3C-C4C	2.87	105.64	101.34
9	A2	101	BCL	C2C-C3C-C4C	2.88	105.65	101.34
9	AU	102	BCL	CAA-CBA-CGA	2.88	122.01	113.35
9	BZ	101	BCL	C2C-C3C-C4C	2.88	105.65	101.34
14	BV	102	CRT	C34-C33-C35	2.88	122.69	118.10
9	A3	103	BCL	C4A-NA-C1A	2.88	110.03	106.45
9	AT	101	BCL	C2A-C1A-CHA	2.89	129.04	123.92
9	AW	101	BCL	OBD-CAD-C3D	2.89	133.35	128.03
9	AN	101	BCL	C1-O2A-CGA	2.89	123.70	116.77
7	AC	502	HEM	CAA-CBA-CGA	2.90	117.62	112.66
9	BU	102	BCL	C2C-C3C-C4C	2.90	105.68	101.34
9	A0	102	BCL	CMD-C2D-C3D	2.90	130.28	124.89
9	B7	103	BCL	C3A-C2A-C1A	2.91	105.70	101.34
9	BX	101	BCL	C1-O2A-CGA	2.91	123.75	116.77
9	BI	102	BCL	C3A-C2A-C1A	2.92	105.71	101.34
9	BD	102	BCL	C6-C5-C3	2.93	119.29	112.66
9	BL	303	BCL	C6-C5-C3	2.93	119.30	112.66
9	BW	102	BCL	C3A-C2A-C1A	2.94	105.74	101.34
9	A0	102	BCL	CBA-CAA-C2A	2.94	122.60	113.80
9	A5	102	BCL	C4A-NA-C1A	2.94	110.10	106.45
9	BF	102	BCL	C2A-C1A-CHA	2.95	129.15	123.92
9	AZ	101	BCL	C2A-C3A-C4A	2.95	106.63	101.87
9	AE	101	BCL	C2A-C1A-CHA	2.95	129.15	123.92
9	AR	101	BCL	C6-C5-C3	2.96	119.36	112.66
9	A1	102	BCL	C2C-C3C-C4C	2.96	105.77	101.34
9	AL	303	BCL	C6-C5-C3	2.96	119.36	112.66
9	BY	102	BCL	C2C-C3C-C4C	2.96	105.77	101.34
9	BT	101	BCL	C6-C5-C3	2.96	119.37	112.66
9	A0	102	BCL	C2C-C3C-C4C	2.96	105.78	101.34
9	AT	101	BCL	C4A-NA-C1A	2.97	110.13	106.45
9	AD	102	BCL	C6-C5-C3	2.97	119.38	112.66
7	AC	501	HEM	CMD-C2D-C3D	2.97	130.54	124.94
9	BG	101	BCL	C4A-NA-C1A	2.97	110.14	106.45
9	AK	102	BCL	C2C-C3C-C4C	2.97	105.79	101.34
9	BX	101	BCL	C2A-C1A-CHA	2.97	129.19	123.92

Continued on next page...

Continued from previous page...

Mol	Chain	Res	Type	Atoms	Z	Observed(°)	Ideal(°)
9	BQ	104	BCL	C2C-C3C-C4C	2.98	105.80	101.34
9	AR	101	BCL	C2A-C3A-C4A	2.98	106.68	101.87
14	BB	102	CRT	C18-C17-C16	2.98	122.85	118.10
9	BF	102	BCL	C2C-C3C-C4C	2.98	105.81	101.34
9	B9	102	BCL	C2A-C1A-CHA	2.98	129.21	123.92
14	B2	102	CRT	C5-C6-C7	2.98	130.40	125.89
10	BM	403	BPH	C6-C5-C3	2.99	119.42	112.66
14	AB	102	CRT	C29-C28-C30	2.99	122.86	118.10
7	BC	504	HEM	CMD-C2D-C3D	2.99	130.57	124.94
9	BA	101	BCL	C2C-C3C-C4C	2.99	105.81	101.34
14	BF	103	CRT	C29-C28-C30	2.99	122.86	118.10
9	B0	102	BCL	C2C-C3C-C4C	2.99	105.82	101.34
9	AQ	102	BCL	C2A-C1A-CHA	2.99	129.23	123.92
7	AC	504	HEM	C4A-C3A-C2A	3.00	109.08	107.00
9	AS	103	BCL	C3A-C2A-C1A	3.00	105.83	101.34
14	BN	102	CRT	C29-C28-C30	3.00	122.88	118.10
14	AB	102	CRT	C18-C17-C16	3.00	122.88	118.10
9	AJ	101	BCL	C2C-C3C-C4C	3.01	105.84	101.34
9	AT	101	BCL	CBA-CAA-C2A	3.01	122.80	113.80
9	A3	103	BCL	C2C-C3C-C4C	3.01	105.85	101.34
13	BM	405	MQ8	C45-C43-C44	3.01	120.51	115.29
9	BM	401	BCL	C2C-C3C-C4C	3.01	105.85	101.34
9	BE	101	BCL	C3A-C2A-C1A	3.02	105.86	101.34
9	A2	101	BCL	O2D-CGD-CBD	3.02	116.69	111.30
9	AG	101	BCL	C2C-C3C-C4C	3.02	105.86	101.34
9	AL	301	BCL	CBA-CAA-C2A	3.02	122.84	113.80
9	AV	102	BCL	CAA-C2A-C1A	3.02	121.89	111.97
9	B6	101	BCL	C2C-C3C-C4C	3.03	105.88	101.34
7	AC	504	HEM	CMD-C2D-C3D	3.03	130.66	124.94
14	A1	103	CRT	C29-C28-C30	3.03	122.93	118.10
9	BJ	101	BCL	CAA-C2A-C1A	3.03	121.92	111.97
9	BN	101	BCL	O2A-CGA-CBA	3.03	120.73	111.90
9	BT	101	BCL	C2C-C3C-C4C	3.03	105.88	101.34
9	A3	104	BCL	C2C-C3C-C4C	3.04	105.89	101.34
9	AZ	101	BCL	CMD-C2D-C3D	3.04	130.53	124.89
9	AE	101	BCL	C2C-C3C-C4C	3.04	105.89	101.34
9	A9	102	BCL	C2C-C3C-C4C	3.04	105.90	101.34
9	BS	102	BCL	C2C-C3C-C4C	3.04	105.90	101.34
9	AQ	102	BCL	C2C-C3C-C4C	3.05	105.90	101.34
9	AA	101	BCL	O2D-CGD-CBD	3.05	116.76	111.30
9	BI	102	BCL	C2C-C3C-C4C	3.06	105.92	101.34
9	BU	102	BCL	C6-C5-C3	3.06	119.59	112.66

Continued on next page...

Continued from previous page...

Mol	Chain	Res	Type	Atoms	Z	Observed(°)	Ideal(°)
9	AI	102	BCL	C2C-C3C-C4C	3.06	105.92	101.34
9	AM	402	BCL	C2C-C3C-C4C	3.06	105.93	101.34
9	A5	102	BCL	C2C-C3C-C4C	3.06	105.93	101.34
9	AS	103	BCL	C2C-C3C-C4C	3.06	105.93	101.34
9	AL	301	BCL	C2C-C3C-C4C	3.06	105.93	101.34
9	BP	101	BCL	C2A-C1A-CHA	3.07	129.36	123.92
9	BK	102	BCL	C2C-C3C-C4C	3.07	105.94	101.34
9	B8	101	BCL	C2C-C3C-C4C	3.07	105.94	101.34
9	B7	103	BCL	C2C-C3C-C4C	3.07	105.94	101.34
9	BB	101	BCL	C1-O2A-CGA	3.07	124.15	116.77
7	BC	503	HEM	CMD-C2D-C3D	3.08	130.74	124.94
9	B4	101	BCL	C1-O2A-CGA	3.08	124.15	116.77
7	BC	501	HEM	CMD-C2D-C3D	3.08	130.75	124.94
9	B3	102	BCL	C2C-C3C-C4C	3.09	105.96	101.34
9	AZ	101	BCL	C6-C5-C3	3.09	119.66	112.66
9	AB	101	BCL	C2C-C3C-C4C	3.09	105.97	101.34
10	BM	403	BPH	OBB-CAB-C3B	3.09	125.97	120.37
9	BD	102	BCL	C4A-NA-C1A	3.10	110.30	106.45
14	BF	103	CRT	C1-C4-C5	3.10	120.88	112.87
9	AA	101	BCL	C2C-C3C-C4C	3.11	105.99	101.34
9	AD	102	BCL	C2C-C3C-C4C	3.11	105.99	101.34
9	B1	102	BCL	CMD-C2D-C3D	3.11	130.66	124.89
9	AM	401	BCL	C2C-C3C-C4C	3.11	105.99	101.34
14	B2	102	CRT	C13-C12-C11	3.11	123.05	118.10
9	A7	103	BCL	C2C-C3C-C4C	3.11	106.00	101.34
9	A8	101	BCL	C5-C3-C2	3.11	127.47	121.10
9	BP	101	BCL	C6-C5-C3	3.12	119.72	112.66
9	BO	102	BCL	C2C-C3C-C4C	3.12	106.01	101.34
9	B5	102	BCL	C2C-C3C-C4C	3.12	106.01	101.34
9	AT	101	BCL	C1-O2A-CGA	3.12	124.26	116.77
9	BM	402	BCL	C2C-C3C-C4C	3.12	106.02	101.34
9	AV	102	BCL	C2C-C3C-C4C	3.13	106.03	101.34
9	B4	101	BCL	C2C-C3C-C4C	3.13	106.03	101.34
9	AQ	102	BCL	C6-C5-C3	3.13	119.76	112.66
9	BT	101	BCL	CMD-C2D-C3D	3.13	130.71	124.89
9	BX	101	BCL	C6-C5-C3	3.14	119.76	112.66
7	AC	502	HEM	CMD-C2D-C3D	3.14	130.85	124.94
9	BF	102	BCL	C4A-NA-C1A	3.14	110.35	106.45
9	AU	102	BCL	C2C-C3C-C4C	3.14	106.04	101.34
9	B9	102	BCL	C2C-C3C-C4C	3.14	106.05	101.34
9	BL	301	BCL	C2C-C3C-C4C	3.14	106.05	101.34
9	BG	101	BCL	O2A-CGA-CBA	3.15	121.05	111.90

Continued on next page...

Continued from previous page...

Mol	Chain	Res	Type	Atoms	Z	Observed(°)	Ideal(°)
9	AW	101	BCL	C3A-C2A-C1A	3.15	106.05	101.34
9	B0	102	BCL	C6-C5-C3	3.15	119.79	112.66
9	BE	101	BCL	CAA-C2A-C1A	3.15	122.30	111.97
9	B2	101	BCL	C2C-C3C-C4C	3.15	106.06	101.34
9	BS	102	BCL	CBA-CAA-C2A	3.16	123.24	113.80
9	BY	102	BCL	C3A-C2A-C1A	3.16	106.07	101.34
9	AF	102	BCL	C2C-C3C-C4C	3.16	106.07	101.34
9	B5	102	BCL	C6-C5-C3	3.16	119.82	112.66
14	BB	102	CRT	C29-C28-C30	3.16	123.14	118.10
14	B0	101	CRT	C13-C12-C11	3.16	123.14	118.10
9	B9	102	BCL	C6-C5-C3	3.16	119.82	112.66
9	AN	101	BCL	C2C-C3C-C4C	3.16	106.08	101.34
9	BB	101	BCL	C2A-C1A-CHA	3.17	129.53	123.92
9	BJ	101	BCL	C2C-C3C-C4C	3.17	106.08	101.34
9	AY	102	BCL	CAA-C2A-C1A	3.17	122.37	111.97
9	BP	101	BCL	C4A-NA-C1A	3.18	110.40	106.45
9	AN	101	BCL	C6-C5-C3	3.18	119.87	112.66
9	AL	303	BCL	C2C-C3C-C4C	3.19	106.11	101.34
9	AO	102	BCL	C2C-C3C-C4C	3.19	106.11	101.34
9	AP	101	BCL	CMD-C2D-C3D	3.19	130.81	124.89
9	A6	101	BCL	C2C-C3C-C4C	3.19	106.12	101.34
9	A3	103	BCL	CAA-C2A-C1A	3.19	122.43	111.97
9	B4	101	BCL	O2A-CGA-CBA	3.20	121.20	111.90
9	BP	101	BCL	C2C-C3C-C4C	3.20	106.13	101.34
9	BJ	101	BCL	O2A-CGA-CBA	3.20	121.20	111.90
9	AK	102	BCL	C2A-C1A-CHA	3.20	129.60	123.92
9	BL	303	BCL	C2C-C3C-C4C	3.21	106.14	101.34
9	BB	101	BCL	C4A-NA-C1A	3.21	110.43	106.45
9	AA	101	BCL	C6-C5-C3	3.22	119.95	112.66
7	AC	501	HEM	CAD-CBD-CGD	3.22	118.17	112.66
7	BC	504	HEM	CBD-CAD-C3D	3.22	118.61	112.47
9	BD	102	BCL	C2C-C3C-C4C	3.22	106.17	101.34
9	AO	102	BCL	C6-C5-C3	3.23	119.97	112.66
9	B1	102	BCL	C2C-C3C-C4C	3.23	106.18	101.34
9	AX	101	BCL	C6-C5-C3	3.23	119.99	112.66
9	A8	101	BCL	C2C-C3C-C4C	3.24	106.19	101.34
9	BK	102	BCL	C6-C5-C3	3.24	120.01	112.66
7	BC	502	HEM	CMD-C2D-C3D	3.24	131.06	124.94
9	A6	101	BCL	CBA-CAA-C2A	3.25	123.52	113.80
9	A1	102	BCL	CAA-C2A-C1A	3.26	122.66	111.97
9	BQ	104	BCL	CMD-C2D-C3D	3.26	130.94	124.89
9	BW	102	BCL	C2C-C3C-C4C	3.26	106.23	101.34

Continued on next page...

Continued from previous page...

Mol	Chain	Res	Type	Atoms	Z	Observed(°)	Ideal(°)
9	AF	102	BCL	C6-C5-C3	3.27	120.07	112.66
9	BJ	101	BCL	CMD-C2D-C3D	3.28	130.97	124.89
9	BN	101	BCL	C6-C5-C3	3.28	120.09	112.66
9	BQ	104	BCL	CAA-C2A-C1A	3.28	122.72	111.97
9	BT	101	BCL	O2A-CGA-CBA	3.28	121.45	111.90
14	B0	101	CRT	C34-C33-C35	3.28	123.33	118.10
9	B8	101	BCL	C5-C3-C2	3.29	127.84	121.10
9	AK	102	BCL	C6-C5-C3	3.29	120.12	112.66
9	AY	102	BCL	C2C-C3C-C4C	3.29	106.27	101.34
9	AR	101	BCL	C2C-C3C-C4C	3.30	106.28	101.34
9	AN	101	BCL	O2A-CGA-CBA	3.30	121.50	111.90
9	A7	103	BCL	CAA-C2A-C1A	3.30	122.79	111.97
9	BX	101	BCL	O2A-CGA-CBA	3.30	121.52	111.90
9	A3	103	BCL	C6-C5-C3	3.30	120.15	112.66
14	B2	102	CRT	C8-C7-C6	3.31	123.37	118.10
9	AP	101	BCL	C1-O2A-CGA	3.32	124.73	116.77
7	AC	503	HEM	CMD-C2D-C3D	3.32	131.20	124.94
7	BC	502	HEM	CAA-CBA-CGA	3.33	118.35	112.66
9	AA	101	BCL	C5-C3-C2	3.33	127.92	121.10
9	B6	101	BCL	C6-C5-C3	3.34	120.22	112.66
9	A5	102	BCL	CAA-C2A-C1A	3.34	122.92	111.97
7	AC	502	HEM	C4A-C3A-C2A	3.34	109.32	107.00
9	BQ	103	BCL	C3A-C2A-C1A	3.35	106.35	101.34
9	BE	101	BCL	CMD-C2D-C3D	3.35	131.11	124.89
9	AT	101	BCL	C2C-C3C-C4C	3.36	106.37	101.34
15	BQ	101	PEF	O2-C10-C11	3.36	118.53	111.55
7	BC	502	HEM	C4A-C3A-C2A	3.36	109.33	107.00
15	AM	409	PEF	O2-C10-C11	3.36	118.53	111.55
9	BP	101	BCL	C1-O2A-CGA	3.36	124.83	116.77
14	AS	104	CRT	C34-C33-C35	3.36	123.46	118.10
9	AJ	101	BCL	O2D-CGD-CBD	3.37	117.32	111.30
9	BE	101	BCL	C2A-C1A-CHA	3.37	129.89	123.92
9	AT	101	BCL	C6-C5-C3	3.38	120.31	112.66
14	A1	103	CRT	C13-C12-C11	3.38	123.49	118.10
15	AS	101	PEF	O2-C10-C11	3.38	118.58	111.55
9	AL	301	BCL	C6-C5-C3	3.38	120.33	112.66
9	BY	102	BCL	C6-C5-C3	3.39	120.33	112.66
9	A3	104	BCL	C1-O2A-CGA	3.39	124.90	116.77
7	AC	503	HEM	C4A-C3A-C2A	3.39	109.36	107.00
15	AM	409	PEF	C2-O2-C10	3.40	125.90	117.88
9	BV	101	BCL	C6-C5-C3	3.41	120.38	112.66
7	BC	501	HEM	C4A-C3A-C2A	3.41	109.37	107.00

Continued on next page...

Continued from previous page...

Mol	Chain	Res	Type	Atoms	Z	Observed(°)	Ideal(°)
10	BL	302	BPH	C1-C2-C3	3.41	132.23	125.96
9	BL	301	BCL	C6-C5-C3	3.41	120.39	112.66
14	B7	102	CRT	C1-C4-C5	3.41	121.68	112.87
9	B2	101	BCL	C6-C5-C3	3.41	120.40	112.66
15	BQ	101	PEF	C2-O2-C10	3.42	125.95	117.88
9	BE	101	BCL	C2C-C3C-C4C	3.42	106.46	101.34
15	AS	101	PEF	C2-O2-C10	3.42	125.96	117.88
9	B3	102	BCL	C6-C5-C3	3.42	120.41	112.66
11	AL	304	UQ8	C20-C19-C21	3.43	121.25	115.29
9	AU	102	BCL	CAA-C2A-C1A	3.46	123.31	111.97
9	AP	101	BCL	C6-C5-C3	3.46	120.50	112.66
9	A3	104	BCL	O2D-CGD-CBD	3.46	117.48	111.30
9	BA	101	BCL	C6-C5-C3	3.46	120.50	112.66
9	BQ	103	BCL	CMD-C2D-C3D	3.46	131.32	124.89
9	BM	402	BCL	C5-C3-C2	3.47	128.20	121.10
9	A9	102	BCL	C5-C3-C2	3.47	128.20	121.10
9	B0	102	BCL	O2A-CGA-CBA	3.47	122.00	111.90
7	BC	503	HEM	C4A-C3A-C2A	3.48	109.41	107.00
9	BN	101	BCL	C1-O2A-CGA	3.48	125.12	116.77
9	BE	101	BCL	C5-C3-C2	3.52	128.31	121.10
9	AY	102	BCL	C1-O2A-CGA	3.52	125.22	116.77
9	AV	102	BCL	C6-C5-C3	3.53	120.66	112.66
9	BZ	101	BCL	C6-C5-C3	3.55	120.71	112.66
7	BC	501	HEM	CAD-CBD-CGD	3.56	118.74	112.66
9	BQ	104	BCL	O2D-CGD-CBD	3.57	117.68	111.30
9	A0	102	BCL	O2D-CGD-CBD	3.58	117.70	111.30
9	AJ	101	BCL	C6-C5-C3	3.60	120.82	112.66
9	BN	101	BCL	CAA-C2A-C1A	3.61	123.79	111.97
9	BP	101	BCL	CMD-C2D-C3D	3.61	131.59	124.89
9	AN	101	BCL	C5-C3-C2	3.62	128.51	121.10
9	B7	103	BCL	C5-C3-C2	3.63	128.53	121.10
9	AW	101	BCL	CBA-CAA-C2A	3.63	124.67	113.80
9	AP	101	BCL	C2C-C3C-C4C	3.63	106.78	101.34
10	AL	302	BPH	C1-C2-C3	3.64	132.66	125.96
9	AB	101	BCL	C6-C5-C3	3.65	120.92	112.66
9	B2	101	BCL	C1-O2A-CGA	3.65	125.54	116.77
9	BZ	101	BCL	O2A-CGA-CBA	3.66	122.55	111.90
9	AU	102	BCL	C10-C8-C7	3.66	129.71	112.10
9	AI	102	BCL	C6-C5-C3	3.67	120.97	112.66
9	BB	101	BCL	C6-C5-C3	3.67	120.97	112.66
9	AW	101	BCL	CAA-C2A-C1A	3.67	124.00	111.97
9	BE	101	BCL	O2D-CGD-CBD	3.67	117.86	111.30

Continued on next page...

Continued from previous page...

Mol	Chain	Res	Type	Atoms	Z	Observed(°)	Ideal(°)
9	BD	102	BCL	C3A-C2A-C1A	3.68	106.84	101.34
9	B0	102	BCL	C5-C3-C2	3.69	128.65	121.10
9	A0	102	BCL	C5-C3-C2	3.69	128.65	121.10
9	B4	101	BCL	C6-C5-C3	3.70	121.04	112.66
9	B2	101	BCL	CAA-C2A-C1A	3.70	124.09	111.97
9	BL	303	BCL	C5-C3-C2	3.70	128.68	121.10
9	B7	103	BCL	C6-C5-C3	3.71	121.07	112.66
9	AM	402	BCL	C6-C5-C3	3.72	121.09	112.66
9	AG	101	BCL	C6-C5-C3	3.73	121.12	112.66
13	AM	405	MQ8	C12-C11-C3	3.74	122.35	111.85
9	BQ	104	BCL	O2A-CGA-CBA	3.74	122.79	111.90
9	AR	101	BCL	O2D-CGD-CBD	3.75	117.99	111.30
9	AL	303	BCL	C5-C3-C2	3.75	128.79	121.10
9	BT	101	BCL	C5-C3-C2	3.76	128.79	121.10
9	BB	101	BCL	CMD-C2D-C3D	3.77	131.88	124.89
9	B4	101	BCL	C5-C3-C2	3.77	128.82	121.10
9	AU	102	BCL	C5-C3-C2	3.77	128.83	121.10
9	AT	101	BCL	C5-C3-C2	3.78	128.84	121.10
9	BM	401	BCL	C5-C3-C2	3.78	128.84	121.10
9	BV	101	BCL	CAA-C2A-C1A	3.78	124.38	111.97
9	AX	101	BCL	O2D-CGD-CBD	3.79	118.06	111.30
9	BA	101	BCL	C5-C3-C2	3.79	128.86	121.10
9	BQ	104	BCL	C5-C3-C2	3.80	128.87	121.10
9	AZ	101	BCL	O2D-CGD-CBD	3.80	118.09	111.30
9	BV	101	BCL	C5-C3-C2	3.80	128.89	121.10
9	B8	101	BCL	C6-C5-C3	3.81	121.30	112.66
9	BF	102	BCL	C3A-C2A-C1A	3.81	107.05	101.34
9	AF	102	BCL	O2A-CGA-CBA	3.82	123.00	111.90
9	BP	101	BCL	CAA-C2A-C1A	3.82	124.49	111.97
11	BL	304	UQ8	C42-C41-C39	3.83	125.90	112.93
9	AM	401	BCL	C5-C3-C2	3.84	128.97	121.10
9	BI	102	BCL	C6-C5-C3	3.85	121.38	112.66
9	A6	101	BCL	O2D-CGD-CBD	3.85	118.18	111.30
13	BM	405	MQ8	C12-C11-C3	3.85	122.67	111.85
9	A5	102	BCL	C5-C3-C2	3.86	129.01	121.10
9	AJ	101	BCL	C1-O2A-CGA	3.86	126.04	116.77
9	A1	102	BCL	C5-C3-C2	3.86	129.01	121.10
9	A9	102	BCL	CAA-C2A-C1A	3.87	124.65	111.97
9	AE	101	BCL	O2D-CGD-CBD	3.87	118.22	111.30
9	AR	101	BCL	O2A-CGA-CBA	3.88	123.18	111.90
9	AE	101	BCL	C5-C3-C2	3.88	129.06	121.10
9	BJ	101	BCL	C6-C5-C3	3.90	121.50	112.66

Continued on next page...

Continued from previous page...

Mol	Chain	Res	Type	Atoms	Z	Observed(°)	Ideal(°)
9	A2	101	BCL	O2A-CGA-CBA	3.93	123.32	111.90
9	A6	101	BCL	C5-C3-C2	3.93	129.14	121.10
15	BM	407	PEF	O2-C10-C11	3.93	118.48	111.10
11	AL	304	UQ8	C35-C34-C36	3.95	122.14	115.29
9	AI	102	BCL	C5-C3-C2	3.95	129.19	121.10
15	AH	301	PEF	O2-C10-C11	3.95	118.53	111.10
15	AM	407	PEF	O2-C10-C11	3.96	118.55	111.10
9	BG	101	BCL	C6-C5-C3	3.97	121.65	112.66
9	AB	101	BCL	O2D-CGD-CBD	3.97	118.39	111.30
9	AL	301	BCL	C5-C3-C2	3.97	129.24	121.10
9	B5	102	BCL	C5-C3-C2	3.98	129.24	121.10
9	B0	102	BCL	O2D-CGD-CBD	3.98	118.41	111.30
9	AE	101	BCL	CBA-CAA-C2A	3.98	125.70	113.80
9	BT	101	BCL	CAA-C2A-C1A	3.99	125.06	111.97
9	B9	102	BCL	C5-C3-C2	4.00	129.29	121.10
9	AJ	101	BCL	C5-C3-C2	4.00	129.29	121.10
9	A7	103	BCL	C5-C3-C2	4.02	129.34	121.10
9	B8	101	BCL	CBA-CAA-C2A	4.02	125.84	113.80
11	AL	304	UQ8	C42-C41-C39	4.03	126.55	112.93
9	BZ	101	BCL	C5-C3-C2	4.03	129.35	121.10
9	AQ	102	BCL	C5-C3-C2	4.03	129.36	121.10
9	AR	101	BCL	C5-C3-C2	4.05	129.39	121.10
9	A8	101	BCL	O2D-CGD-CBD	4.05	118.54	111.30
9	BI	102	BCL	C5-C3-C2	4.05	129.40	121.10
9	BY	102	BCL	C5-C3-C2	4.06	129.41	121.10
9	BZ	101	BCL	O2D-CGD-CBD	4.07	118.57	111.30
9	A7	103	BCL	O2D-CGD-CBD	4.07	118.57	111.30
9	BP	101	BCL	C5-C3-C2	4.07	129.44	121.10
9	AF	102	BCL	C5-C3-C2	4.08	129.45	121.10
9	B2	101	BCL	C5-C3-C2	4.08	129.46	121.10
9	AX	101	BCL	O2A-CGA-CBA	4.09	123.79	111.90
9	BJ	101	BCL	C5-C3-C2	4.09	129.48	121.10
9	A2	101	BCL	CAA-C2A-C1A	4.10	125.42	111.97
9	BV	101	BCL	O2D-CGD-CBD	4.11	118.64	111.30
15	BM	407	PEF	C2-O2-C10	4.11	125.88	117.94
9	BX	101	BCL	C5-C3-C2	4.13	129.55	121.10
15	AH	301	PEF	C2-O2-C10	4.13	125.91	117.94
9	AO	102	BCL	C5-C3-C2	4.13	129.56	121.10
15	AM	407	PEF	C2-O2-C10	4.13	125.92	117.94
9	BQ	103	BCL	C5-C3-C2	4.13	129.57	121.10
9	AW	101	BCL	C5-C3-C2	4.14	129.57	121.10
9	A2	101	BCL	C5-C3-C2	4.14	129.57	121.10

Continued on next page...

Continued from previous page...

Mol	Chain	Res	Type	Atoms	Z	Observed(°)	Ideal(°)
9	B6	101	BCL	C5-C3-C2	4.14	129.58	121.10
9	BS	102	BCL	C5-C3-C2	4.15	129.59	121.10
9	BK	102	BCL	C5-C3-C2	4.15	129.60	121.10
9	BJ	101	BCL	O2D-CGD-CBD	4.16	118.72	111.30
9	AE	101	BCL	C1-O2A-CGA	4.16	126.74	116.77
9	BF	102	BCL	C5-C3-C2	4.18	129.65	121.10
9	BX	101	BCL	CAA-C2A-C1A	4.18	125.67	111.97
9	BP	101	BCL	O2D-CGD-CBD	4.19	118.79	111.30
9	BF	102	BCL	C6-C5-C3	4.20	122.17	112.66
9	BL	301	BCL	C5-C3-C2	4.21	129.72	121.10
9	AY	102	BCL	O2D-CGD-CBD	4.21	118.83	111.30
9	B1	102	BCL	C5-C3-C2	4.23	129.75	121.10
9	B0	102	BCL	CAA-C2A-C1A	4.23	125.84	111.97
9	A9	102	BCL	O2D-CGD-CBD	4.23	118.86	111.30
9	AG	101	BCL	O2D-CGD-CBD	4.24	118.87	111.30
9	B3	102	BCL	O2A-CGA-CBA	4.25	124.25	111.90
9	AT	101	BCL	CAA-C2A-C1A	4.25	125.89	111.97
9	AY	102	BCL	C5-C3-C2	4.26	129.82	121.10
9	AR	101	BCL	CAA-C2A-C1A	4.27	125.96	111.97
9	A8	101	BCL	CBA-CAA-C2A	4.28	126.59	113.80
9	BD	102	BCL	C5-C3-C2	4.28	129.86	121.10
9	BD	102	BCL	O2D-CGD-CBD	4.28	118.94	111.30
9	AM	402	BCL	C5-C3-C2	4.29	129.89	121.10
14	B2	102	CRT	C1-C4-C5	4.30	123.97	112.87
9	BT	101	BCL	O2D-CGD-CBD	4.33	119.03	111.30
9	AV	102	BCL	C5-C3-C2	4.33	129.98	121.10
9	BN	101	BCL	C5-C3-C2	4.34	130.00	121.10
9	AE	101	BCL	C6-C5-C3	4.34	122.50	112.66
9	BZ	101	BCL	CAA-C2A-C1A	4.36	126.25	111.97
9	AP	101	BCL	C5-C3-C2	4.36	130.03	121.10
9	B3	102	BCL	C5-C3-C2	4.36	130.04	121.10
9	BU	102	BCL	C5-C3-C2	4.36	130.04	121.10
9	A3	104	BCL	C5-C3-C2	4.37	130.04	121.10
9	BO	102	BCL	C6-C5-C3	4.38	122.59	112.66
9	AZ	101	BCL	O2A-CGA-CBA	4.38	124.66	111.90
9	AP	101	BCL	O2D-CGD-CBD	4.39	119.14	111.30
9	A3	104	BCL	C6-C5-C3	4.40	122.62	112.66
9	AV	102	BCL	O2D-CGD-CBD	4.40	119.16	111.30
9	AJ	101	BCL	CAA-C2A-C1A	4.40	126.40	111.97
9	A6	101	BCL	CAA-C2A-C1A	4.41	126.42	111.97
14	A1	103	CRT	C6-C7-C9	4.41	125.71	118.94
9	BB	101	BCL	C5-C3-C2	4.41	130.13	121.10

Continued on next page...

Continued from previous page...

Mol	Chain	Res	Type	Atoms	Z	Observed(°)	Ideal(°)
9	BW	102	BCL	C5-C3-C2	4.41	130.14	121.10
9	B2	101	BCL	O2D-CGD-CBD	4.44	119.23	111.30
15	BM	407	PEF	O3-C3-C2	4.45	119.83	108.66
9	A3	103	BCL	C5-C3-C2	4.46	130.23	121.10
15	AM	407	PEF	O3-C3-C2	4.46	119.86	108.66
9	AO	102	BCL	O2A-CGA-CBA	4.46	124.88	111.90
9	AD	102	BCL	C5-C3-C2	4.47	130.25	121.10
15	AH	301	PEF	O3-C3-C2	4.47	119.89	108.66
9	AB	101	BCL	C5-C3-C2	4.48	130.28	121.10
15	BQ	101	PEF	O3-C3-C2	4.49	119.93	108.66
15	AS	101	PEF	O3-C3-C2	4.49	119.94	108.66
9	AM	401	BCL	O2A-CGA-CBA	4.50	125.00	111.90
9	AG	101	BCL	C5-C3-C2	4.50	130.32	121.10
9	B5	102	BCL	O2A-CGA-CBA	4.51	125.04	111.90
9	AF	102	BCL	O2D-CGD-CBD	4.53	119.40	111.30
9	A8	101	BCL	CAA-C2A-C1A	4.53	126.83	111.97
9	BL	303	BCL	O2A-CGA-CBA	4.54	125.11	111.90
9	AK	102	BCL	C5-C3-C2	4.54	130.40	121.10
9	A6	101	BCL	O2A-CGA-CBA	4.54	125.11	111.90
9	AB	101	BCL	C1-O2A-CGA	4.55	127.68	116.77
9	AX	101	BCL	C5-C3-C2	4.55	130.41	121.10
9	AD	102	BCL	O2A-CGA-CBA	4.55	125.13	111.90
9	A9	102	BCL	O2A-CGA-CBA	4.56	125.17	111.90
9	AN	101	BCL	O2D-CGD-CBD	4.56	119.46	111.30
9	AS	103	BCL	C5-C3-C2	4.57	130.46	121.10
9	BB	101	BCL	CAA-C2A-C1A	4.57	126.96	111.97
9	AS	103	BCL	O2D-CGD-CBD	4.58	119.48	111.30
9	B4	101	BCL	O2D-CGD-CBD	4.59	119.50	111.30
9	B6	101	BCL	CAA-C2A-C1A	4.60	127.05	111.97
9	BD	102	BCL	O2A-CGA-CBA	4.60	125.30	111.90
9	AL	303	BCL	O2A-CGA-CBA	4.62	125.34	111.90
9	AZ	101	BCL	CAA-C2A-C1A	4.62	127.13	111.97
9	AQ	102	BCL	O2A-CGA-CBA	4.62	125.35	111.90
15	BQ	101	PEF	O3-C30-C31	4.63	125.36	111.90
9	A0	102	BCL	CAA-C2A-C1A	4.63	127.15	111.97
15	AM	409	PEF	O3-C30-C31	4.64	125.40	111.90
9	BK	102	BCL	O2A-CGA-CBA	4.64	125.40	111.90
9	BM	401	BCL	O2A-CGA-CBA	4.64	125.40	111.90
15	AS	101	PEF	O3-C30-C31	4.65	125.43	111.90
9	A8	101	BCL	C6-C5-C3	4.67	123.23	112.66
9	A0	102	BCL	O2A-CGA-CBA	4.67	125.49	111.90
9	BG	101	BCL	C5-C3-C2	4.68	130.69	121.10

Continued on next page...

Continued from previous page...

Mol	Chain	Res	Type	Atoms	Z	Observed(°)	Ideal(°)
9	AN	101	BCL	CAA-C2A-C1A	4.69	127.35	111.97
9	BQ	103	BCL	O2A-CGA-CBA	4.69	125.56	111.90
9	BF	102	BCL	O2D-CGD-CBD	4.69	119.69	111.30
9	BG	101	BCL	O2D-CGD-CBD	4.70	119.70	111.30
9	AT	101	BCL	O2D-CGD-CBD	4.70	119.70	111.30
9	BA	101	BCL	O2A-CGA-CBA	4.70	125.59	111.90
9	AY	102	BCL	CBA-CAA-C2A	4.73	127.96	113.80
9	BM	402	BCL	O2D-CGD-CBD	4.73	119.76	111.30
9	AO	102	BCL	O2D-CGD-CBD	4.74	119.76	111.30
9	AB	101	BCL	CAA-C2A-C1A	4.76	127.57	111.97
9	AQ	102	BCL	O2D-CGD-CBD	4.77	119.82	111.30
9	BB	101	BCL	O2D-CGD-CBD	4.77	119.83	111.30
9	A3	104	BCL	O2A-CGA-CBA	4.78	125.81	111.90
9	AK	102	BCL	O2D-CGD-CBD	4.79	119.86	111.30
9	B5	102	BCL	O2D-CGD-CBD	4.81	119.89	111.30
9	BY	102	BCL	O2A-CGA-CBA	4.81	125.89	111.90
9	AM	402	BCL	O2D-CGD-CBD	4.81	119.89	111.30
9	AM	401	BCL	O2D-CGD-CBD	4.82	119.92	111.30
9	AZ	101	BCL	C5-C3-C2	4.83	130.98	121.10
9	AV	102	BCL	C1-C2-C3	4.83	134.85	125.96
9	AS	103	BCL	O2A-CGA-CBA	4.84	125.97	111.90
9	BS	102	BCL	O2D-CGD-CBD	4.85	119.96	111.30
9	BA	101	BCL	O2D-CGD-CBD	4.85	119.97	111.30
9	B1	102	BCL	O2A-CGA-CBA	4.85	126.02	111.90
9	A5	102	BCL	O2D-CGD-CBD	4.86	119.98	111.30
9	BM	401	BCL	O2D-CGD-CBD	4.87	120.01	111.30
9	A5	102	BCL	O2A-CGA-CBA	4.88	126.11	111.90
9	A8	101	BCL	O2A-CGA-CBA	4.89	126.13	111.90
9	B8	101	BCL	C1-O2A-CGA	4.89	128.51	116.77
9	AW	101	BCL	O2D-CGD-CBD	4.89	120.04	111.30
9	BO	102	BCL	C5-C3-C2	4.92	131.17	121.10
9	AP	101	BCL	CAA-C2A-C1A	4.92	128.10	111.97
9	BQ	103	BCL	O2D-CGD-CBD	4.93	120.10	111.30
9	AA	101	BCL	O2A-CGA-CBA	4.94	126.28	111.90
9	AX	101	BCL	CAA-C2A-C1A	4.95	128.20	111.97
9	BO	102	BCL	O2D-CGD-CBD	4.95	120.15	111.30
9	A0	102	BCL	C1-O2A-CGA	4.95	128.66	116.77
9	BN	101	BCL	O2D-CGD-CBD	4.97	120.18	111.30
9	A7	103	BCL	O2A-CGA-CBA	4.98	126.38	111.90
9	A3	103	BCL	O2A-CGA-CBA	5.00	126.44	111.90
9	A3	104	BCL	CAA-C2A-C1A	5.01	128.40	111.97
9	BU	102	BCL	O2A-CGA-CBA	5.03	126.52	111.90

Continued on next page...

Continued from previous page...

Mol	Chain	Res	Type	Atoms	Z	Observed(°)	Ideal(°)
9	AK	102	BCL	O2A-CGA-CBA	5.06	126.62	111.90
9	B8	101	BCL	O2D-CGD-CBD	5.06	120.34	111.30
9	BK	102	BCL	O2D-CGD-CBD	5.06	120.35	111.30
9	AW	101	BCL	O2A-CGA-CBA	5.08	126.68	111.90
9	AI	102	BCL	O2D-CGD-CBD	5.09	120.40	111.30
9	BL	301	BCL	O2A-CGA-CBA	5.09	126.72	111.90
9	B6	101	BCL	O2D-CGD-CBD	5.10	120.41	111.30
9	AU	102	BCL	O2D-CGD-CBD	5.12	120.44	111.30
9	B4	101	BCL	CAA-C2A-C1A	5.12	128.76	111.97
9	BF	102	BCL	O2A-CGA-CBA	5.14	126.86	111.90
9	BW	102	BCL	O2A-CGA-CBA	5.14	126.86	111.90
9	B7	103	BCL	O2D-CGD-CBD	5.14	120.49	111.30
9	BI	102	BCL	O2A-CGA-CBA	5.15	126.89	111.90
9	BI	102	BCL	O2D-CGD-CBD	5.17	120.55	111.30
9	BO	102	BCL	O2A-CGA-CBA	5.18	126.98	111.90
9	AE	101	BCL	OBB-CAB-C3B	5.19	129.83	119.95
9	B3	102	BCL	O2D-CGD-CBD	5.19	120.57	111.30
9	BY	102	BCL	O2D-CGD-CBD	5.21	120.60	111.30
9	BQ	104	BCL	OBB-CAB-C3B	5.22	129.90	119.95
9	B9	102	BCL	O2D-CGD-CBD	5.22	120.63	111.30
9	AD	102	BCL	O2D-CGD-CBD	5.24	120.66	111.30
9	BX	101	BCL	O2D-CGD-CBD	5.26	120.70	111.30
9	BV	101	BCL	OBB-CAB-C3B	5.29	130.03	119.95
9	AL	301	BCL	O2A-CGA-CBA	5.29	127.31	111.90
9	BS	102	BCL	OBB-CAB-C3B	5.31	130.07	119.95
9	A1	102	BCL	O2D-CGD-CBD	5.31	120.79	111.30
9	AR	101	BCL	OBB-CAB-C3B	5.32	130.08	119.95
9	A3	103	BCL	O2D-CGD-CBD	5.32	120.81	111.30
9	AE	101	BCL	CAA-C2A-C1A	5.33	129.45	111.97
9	A8	101	BCL	OBB-CAB-C3B	5.34	130.12	119.95
9	B9	102	BCL	O2A-CGA-CBA	5.34	127.43	111.90
9	BP	101	BCL	OBB-CAB-C3B	5.34	130.13	119.95
9	AX	101	BCL	OBB-CAB-C3B	5.34	130.13	119.95
9	B1	102	BCL	O2D-CGD-CBD	5.35	120.86	111.30
9	BB	101	BCL	OBB-CAB-C3B	5.36	130.17	119.95
9	B8	101	BCL	OBB-CAB-C3B	5.37	130.18	119.95
9	AM	401	BCL	OBB-CAB-C3B	5.38	130.21	119.95
9	BM	401	BCL	OBB-CAB-C3B	5.39	130.23	119.95
9	B9	102	BCL	OBB-CAB-C3B	5.39	130.23	119.95
9	A9	102	BCL	OBB-CAB-C3B	5.40	130.25	119.95
9	AO	102	BCL	OBB-CAB-C3B	5.41	130.26	119.95
9	AI	102	BCL	O2A-CGA-CBA	5.41	127.64	111.90

Continued on next page...

Continued from previous page...

Mol	Chain	Res	Type	Atoms	Z	Observed(°)	Ideal(°)
9	A3	104	BCL	OBB-CAB-C3B	5.42	130.29	119.95
9	AM	402	BCL	OBB-CAB-C3B	5.43	130.29	119.95
9	BL	303	BCL	O2D-CGD-CBD	5.43	121.01	111.30
9	BN	101	BCL	OBB-CAB-C3B	5.44	130.31	119.95
9	BZ	101	BCL	OBB-CAB-C3B	5.44	130.31	119.95
9	AN	101	BCL	OBB-CAB-C3B	5.44	130.32	119.95
9	B5	102	BCL	OBB-CAB-C3B	5.44	130.33	119.95
9	B4	101	BCL	OBB-CAB-C3B	5.44	130.33	119.95
9	AG	101	BCL	OBB-CAB-C3B	5.45	130.33	119.95
9	B6	101	BCL	OBB-CAB-C3B	5.45	130.34	119.95
9	AP	101	BCL	OBB-CAB-C3B	5.46	130.35	119.95
9	A6	101	BCL	OBB-CAB-C3B	5.46	130.37	119.95
9	BA	101	BCL	OBB-CAB-C3B	5.47	130.38	119.95
9	B8	101	BCL	CAA-C2A-C1A	5.47	129.91	111.97
9	A3	103	BCL	OBB-CAB-C3B	5.48	130.40	119.95
9	B3	102	BCL	OBB-CAB-C3B	5.49	130.41	119.95
9	A0	102	BCL	OBB-CAB-C3B	5.49	130.42	119.95
9	BX	101	BCL	OBB-CAB-C3B	5.49	130.42	119.95
9	A5	102	BCL	OBB-CAB-C3B	5.51	130.45	119.95
9	BO	102	BCL	OBB-CAB-C3B	5.52	130.48	119.95
9	B7	103	BCL	OBB-CAB-C3B	5.53	130.48	119.95
9	AV	102	BCL	C1-O2A-CGA	5.53	130.04	116.77
9	B0	102	BCL	OBB-CAB-C3B	5.53	130.49	119.95
9	AJ	101	BCL	OBB-CAB-C3B	5.53	130.50	119.95
9	BF	102	BCL	OBB-CAB-C3B	5.54	130.50	119.95
9	AF	102	BCL	OBB-CAB-C3B	5.54	130.50	119.95
9	AV	102	BCL	OBB-CAB-C3B	5.54	130.51	119.95
9	AM	402	BCL	O2A-CGA-CBA	5.55	128.04	111.90
9	AK	102	BCL	OBB-CAB-C3B	5.55	130.53	119.95
9	AI	102	BCL	OBB-CAB-C3B	5.55	130.54	119.95
9	AL	301	BCL	OBB-CAB-C3B	5.56	130.54	119.95
9	BL	301	BCL	OBB-CAB-C3B	5.57	130.56	119.95
9	A7	103	BCL	OBB-CAB-C3B	5.57	130.56	119.95
9	AS	103	BCL	OBB-CAB-C3B	5.57	130.57	119.95
9	AL	303	BCL	OBB-CAB-C3B	5.58	130.59	119.95
9	B7	103	BCL	O2A-CGA-CBA	5.59	128.15	111.90
9	BT	101	BCL	OBB-CAB-C3B	5.59	130.60	119.95
9	BU	102	BCL	O2D-CGD-CBD	5.59	121.29	111.30
9	BM	402	BCL	OBB-CAB-C3B	5.59	130.61	119.95
9	BK	102	BCL	OBB-CAB-C3B	5.60	130.63	119.95
9	AT	101	BCL	OBB-CAB-C3B	5.60	130.63	119.95
9	AL	303	BCL	O2D-CGD-CBD	5.61	121.32	111.30

Continued on next page...

Continued from previous page...

Mol	Chain	Res	Type	Atoms	Z	Observed(°)	Ideal(°)
9	B2	101	BCL	OBB-CAB-C3B	5.61	130.65	119.95
9	AY	102	BCL	O2A-CGA-CBA	5.62	128.24	111.90
9	AW	101	BCL	OBB-CAB-C3B	5.62	130.67	119.95
9	BW	102	BCL	O2D-CGD-CBD	5.63	121.36	111.30
9	BG	101	BCL	OBB-CAB-C3B	5.64	130.69	119.95
9	BM	402	BCL	O2A-CGA-CBA	5.64	128.31	111.90
9	AU	102	BCL	OBB-CAB-C3B	5.65	130.72	119.95
9	BJ	101	BCL	OBB-CAB-C3B	5.67	130.76	119.95
9	BL	303	BCL	OBB-CAB-C3B	5.67	130.76	119.95
9	AQ	102	BCL	OBB-CAB-C3B	5.67	130.76	119.95
11	AL	304	UQ8	C46-C44-C45	5.69	127.88	114.60
9	AA	101	BCL	OBB-CAB-C3B	5.70	130.81	119.95
11	BL	304	UQ8	C46-C44-C45	5.71	127.92	114.60
9	BI	102	BCL	OBB-CAB-C3B	5.74	130.89	119.95
9	BW	102	BCL	OBB-CAB-C3B	5.74	130.89	119.95
9	BS	102	BCL	O2A-CGA-CBA	5.76	128.67	111.90
9	BQ	103	BCL	OBB-CAB-C3B	5.77	130.96	119.95
9	AB	101	BCL	OBB-CAB-C3B	5.79	130.99	119.95
9	BY	102	BCL	OBB-CAB-C3B	5.81	131.03	119.95
9	AL	301	BCL	C1-C2-C3	5.83	136.70	125.96
9	BN	101	BCL	C1-C2-C3	5.83	136.70	125.96
9	BE	101	BCL	OBB-CAB-C3B	5.84	131.08	119.95
9	B1	102	BCL	OBB-CAB-C3B	5.84	131.08	119.95
9	AZ	101	BCL	OBB-CAB-C3B	5.85	131.10	119.95
9	AU	102	BCL	O2A-CGA-CBA	5.87	128.97	111.90
9	BD	102	BCL	OBB-CAB-C3B	5.87	131.14	119.95
9	BL	301	BCL	C1-C2-C3	5.88	136.79	125.96
9	A2	101	BCL	OBB-CAB-C3B	5.91	131.21	119.95
9	AY	102	BCL	OBB-CAB-C3B	5.92	131.24	119.95
9	A1	102	BCL	OBB-CAB-C3B	5.93	131.25	119.95
9	BU	102	BCL	OBB-CAB-C3B	5.97	131.34	119.95
9	AD	102	BCL	OBB-CAB-C3B	6.19	131.75	119.95
9	AT	101	BCL	C1-C2-C3	6.33	137.62	125.96
9	A3	103	BCL	C1-C2-C3	6.34	137.64	125.96
9	A1	102	BCL	O2A-CGA-CBA	6.35	130.37	111.90
9	AZ	101	BCL	C1-C2-C3	6.44	137.82	125.96
9	BZ	101	BCL	C1-C2-C3	6.58	138.07	125.96
9	BO	102	BCL	C1-C2-C3	6.80	138.48	125.96
9	BG	101	BCL	C1-C2-C3	6.87	138.61	125.96
9	BJ	101	BCL	C1-C2-C3	6.88	138.63	125.96
9	BF	102	BCL	C1-C2-C3	6.89	138.64	125.96
9	AW	101	BCL	C1-C2-C3	6.91	138.69	125.96

Continued on next page...

Continued from previous page...

Mol	Chain	Res	Type	Atoms	Z	Observed(°)	Ideal(°)
9	BW	102	BCL	C1-C2-C3	6.96	138.77	125.96
9	BD	102	BCL	C1-C2-C3	6.98	138.82	125.96
9	AO	102	BCL	C1-C2-C3	7.00	138.85	125.96
9	AK	102	BCL	C1-C2-C3	7.05	138.94	125.96
9	BQ	104	BCL	C1-C2-C3	7.16	139.15	125.96
9	AI	102	BCL	C1-C2-C3	7.18	139.19	125.96
9	B1	102	BCL	C1-C2-C3	7.20	139.22	125.96
9	AD	102	BCL	C1-C2-C3	7.20	139.22	125.96
9	BL	303	BCL	C1-C2-C3	7.25	139.32	125.96
9	B3	102	BCL	C1-C2-C3	7.28	139.37	125.96
9	AG	101	BCL	C1-C2-C3	7.28	139.37	125.96
9	AL	303	BCL	C1-C2-C3	7.31	139.43	125.96
9	BU	102	BCL	C1-C2-C3	7.32	139.43	125.96
9	AY	102	BCL	C1-C2-C3	7.33	139.46	125.96
9	BM	401	BCL	C1-C2-C3	7.35	139.49	125.96
9	A7	103	BCL	C1-C2-C3	7.36	139.52	125.96
9	AS	103	BCL	C1-C2-C3	7.37	139.53	125.96
9	AQ	102	BCL	C1-C2-C3	7.39	139.56	125.96
9	AU	102	BCL	C1-C2-C3	7.41	139.60	125.96
9	AR	101	BCL	C1-C2-C3	7.46	139.69	125.96
9	BI	102	BCL	C1-C2-C3	7.54	139.84	125.96
9	A5	102	BCL	C1-C2-C3	7.54	139.85	125.96
9	AM	401	BCL	C1-C2-C3	7.55	139.86	125.96
9	BS	102	BCL	C1-C2-C3	7.57	139.89	125.96
9	B5	102	BCL	C1-C2-C3	7.57	139.90	125.96
9	BQ	103	BCL	C1-C2-C3	7.58	139.91	125.96
9	BK	102	BCL	C1-C2-C3	7.60	139.97	125.96
9	B6	101	BCL	C1-C2-C3	7.65	140.04	125.96
9	BA	101	BCL	C1-C2-C3	7.66	140.06	125.96
9	BT	101	BCL	C1-C2-C3	7.67	140.09	125.96
9	B9	102	BCL	C1-C2-C3	7.69	140.12	125.96
9	A3	104	BCL	C1-C2-C3	7.74	140.22	125.96
9	AM	402	BCL	C1-C2-C3	7.75	140.23	125.96
9	BY	102	BCL	C1-C2-C3	7.79	140.30	125.96
9	AF	102	BCL	C1-C2-C3	7.81	140.35	125.96
9	A0	102	BCL	C1-C2-C3	7.82	140.36	125.96
9	A6	101	BCL	C1-C2-C3	7.85	140.42	125.96
9	AX	101	BCL	C1-C2-C3	7.86	140.44	125.96
10	BM	403	BPH	C3C-C4C-NC	7.91	115.43	107.97
9	A2	101	BCL	C1-C2-C3	7.96	140.61	125.96
9	BE	101	BCL	C1-C2-C3	7.96	140.63	125.96
9	B2	101	BCL	C1-C2-C3	8.04	140.76	125.96

Continued on next page...

Continued from previous page...

Mol	Chain	Res	Type	Atoms	Z	Observed(°)	Ideal(°)
9	A1	102	BCL	C1-C2-C3	8.07	140.83	125.96
9	BB	101	BCL	C1-C2-C3	8.12	140.91	125.96
9	AB	101	BCL	C1-C2-C3	8.17	141.00	125.96
9	BV	101	BCL	C1-C2-C3	8.18	141.02	125.96
9	AA	101	BCL	C1-C2-C3	8.21	141.07	125.96
9	A9	102	BCL	C1-C2-C3	8.27	141.19	125.96
10	BL	302	BPH	C3C-C4C-NC	8.28	115.78	107.97
9	B7	103	BCL	C1-C2-C3	8.29	141.22	125.96
10	AM	403	BPH	C3C-C4C-NC	8.35	115.84	107.97
9	A8	101	BCL	C1-O2A-CGA	8.42	136.98	116.77
9	AP	101	BCL	C1-C2-C3	8.43	141.48	125.96
10	AL	302	BPH	C3C-C4C-NC	8.46	115.94	107.97
9	BX	101	BCL	C1-C2-C3	8.66	141.91	125.96
9	AJ	101	BCL	C1-C2-C3	8.73	142.03	125.96
9	BP	101	BCL	C1-C2-C3	8.79	142.16	125.96
9	B4	101	BCL	C1-C2-C3	8.95	142.45	125.96
9	B0	102	BCL	C1-C2-C3	9.21	142.93	125.96
9	AE	101	BCL	C1-C2-C3	9.24	142.97	125.96
9	A8	101	BCL	C1-C2-C3	9.34	143.17	125.96
9	AN	101	BCL	C1-C2-C3	9.43	143.32	125.96
9	BM	402	BCL	C1-C2-C3	9.57	143.59	125.96
9	B8	101	BCL	C1-C2-C3	10.05	144.47	125.96
9	AZ	101	BCL	C1-O2A-CGA	14.93	152.58	116.77

There are no chirality outliers.

There are no torsion outliers.

There are no ring outliers.

131 monomers are involved in 3208 short contacts:

Mol	Chain	Res	Type	Clashes	Symm-Clashes
14	A0	101	CRT	27	0
9	A0	102	BCL	71	0
9	A1	102	BCL	55	0
14	A1	103	CRT	29	0
9	A2	101	BCL	31	0
14	A2	102	CRT	51	0
9	A3	103	BCL	47	0
9	A3	104	BCL	31	0
9	A5	102	BCL	40	0
14	A5	103	CRT	29	0
9	A6	101	BCL	31	0

Continued on next page...

Continued from previous page...

Mol	Chain	Res	Type	Clashes	Symm-Clashes
14	A7	102	CRT	45	0
9	A7	103	BCL	51	0
9	A8	101	BCL	46	0
9	A9	102	BCL	35	0
9	AA	101	BCL	41	0
14	AA	102	CRT	24	0
9	AB	101	BCL	33	0
14	AB	102	CRT	45	0
7	AC	501	HEM	9	0
7	AC	502	HEM	11	0
7	AC	503	HEM	11	0
7	AC	504	HEM	5	0
9	AD	102	BCL	29	0
9	AE	101	BCL	32	0
9	AF	102	BCL	38	0
9	AG	101	BCL	37	0
14	AG	102	CRT	11	0
15	AH	301	PEF	8	0
16	AH	302	PO4	1	0
9	AI	102	BCL	41	0
9	AJ	101	BCL	44	0
14	AJ	102	CRT	21	0
9	AK	102	BCL	67	0
9	AL	301	BCL	41	0
10	AL	302	BPH	17	0
9	AL	303	BCL	27	0
11	AL	304	UQ8	8	0
9	AM	401	BCL	18	0
9	AM	402	BCL	35	0
10	AM	403	BPH	14	0
13	AM	405	MQ8	9	0
14	AM	406	CRT	13	0
15	AM	407	PEF	3	0
15	AM	408	PEF	6	0
15	AM	409	PEF	14	0
9	AN	101	BCL	57	0
14	AN	102	CRT	14	0
9	AO	102	BCL	50	0
9	AP	101	BCL	41	0
14	AP	102	CRT	24	0
9	AQ	102	BCL	26	0
9	AR	101	BCL	34	0

Continued on next page...

Continued from previous page...

Mol	Chain	Res	Type	Clashes	Symm-Clashes
14	AR	102	CRT	20	0
15	AS	101	PEF	37	0
9	AS	103	BCL	32	0
14	AS	104	CRT	77	0
9	AT	101	BCL	25	0
14	AT	102	CRT	17	0
9	AU	102	BCL	46	0
9	AV	102	BCL	28	0
9	AW	101	BCL	40	0
14	AW	102	CRT	32	0
9	AX	101	BCL	36	0
14	AX	102	CRT	46	0
9	AY	102	BCL	47	0
9	AZ	101	BCL	41	0
14	B0	101	CRT	42	0
9	B0	102	BCL	54	0
9	B1	102	BCL	40	0
14	B1	103	CRT	40	0
9	B2	101	BCL	45	0
14	B2	102	CRT	75	0
9	B3	102	BCL	51	0
9	B4	101	BCL	24	0
9	B5	102	BCL	25	0
14	B5	103	CRT	21	0
9	B6	101	BCL	26	0
14	B7	102	CRT	39	0
9	B7	103	BCL	41	0
9	B8	101	BCL	37	0
9	B9	102	BCL	35	0
9	BA	101	BCL	37	0
14	BA	102	CRT	26	0
9	BB	101	BCL	51	0
14	BB	102	CRT	27	0
7	BC	501	HEM	7	0
7	BC	502	HEM	7	0
7	BC	503	HEM	10	0
7	BC	504	HEM	9	0
9	BD	102	BCL	38	0
9	BE	101	BCL	48	0
9	BF	102	BCL	41	0
14	BF	103	CRT	19	0
9	BG	101	BCL	44	0

Continued on next page...

Continued from previous page...

Mol	Chain	Res	Type	Clashes	Symm-Clashes
14	BG	102	CRT	14	0
16	BH	301	PO4	1	0
9	BI	102	BCL	50	0
9	BJ	101	BCL	30	0
9	BK	102	BCL	32	0
9	BL	301	BCL	37	0
10	BL	302	BPH	11	0
9	BL	303	BCL	15	0
11	BL	304	UQ8	12	0
9	BM	401	BCL	16	0
9	BM	402	BCL	39	0
10	BM	403	BPH	9	0
13	BM	405	MQ8	9	0
14	BM	406	CRT	8	0
15	BM	407	PEF	2	0
9	BN	101	BCL	31	0
14	BN	102	CRT	15	0
9	BO	102	BCL	50	0
14	BO	103	CRT	14	0
9	BP	101	BCL	40	0
14	BP	102	CRT	28	0
15	BQ	101	PEF	12	0
9	BQ	103	BCL	33	0
9	BQ	104	BCL	33	0
9	BS	102	BCL	25	0
14	BS	103	CRT	11	0
9	BT	101	BCL	19	0
9	BU	102	BCL	41	0
14	BU	103	CRT	61	0
9	BV	101	BCL	25	0
14	BV	102	CRT	59	0
9	BW	102	BCL	44	0
14	BW	103	CRT	21	0
9	BX	101	BCL	37	0
9	BY	102	BCL	37	0
9	BZ	101	BCL	30	0

5.7 Other polymers ⓘ

There are no such residues in this entry.

5.8 Polymer linkage issues

There are no chain breaks in this entry.

6 Fit of model and data ⓘ

6.1 Protein, DNA and RNA chains ⓘ

In the following table, the column labelled ‘#RSRZ> 2’ contains the number (and percentage) of RSRZ outliers, followed by percent RSRZ outliers for the chain as percentile scores relative to all X-ray entries and entries of similar resolution. The OWAB column contains the minimum, median, 95th percentile and maximum values of the occupancy-weighted average B-factor per residue. The column labelled ‘Q< 0.9’ lists the number of (and percentage) of residues with an average occupancy less than 0.9.

Mol	Chain	Analysed	<RSRZ>	#RSRZ>2	OWAB(Å ²)	Q<0.9
1	AC	317/404 (78%)	0.06	19 (5%) 23 9	41, 84, 141, 197	1 (0%)
1	BC	317/404 (78%)	0.15	24 (7%) 15 6	58, 91, 139, 165	1 (0%)
2	AL	280/281 (99%)	-0.15	8 (2%) 52 24	21, 58, 119, 145	0
2	BL	280/281 (99%)	-0.02	16 (5%) 24 9	33, 77, 136, 156	0
3	AM	319/325 (98%)	-0.13	9 (2%) 53 25	19, 65, 107, 121	0
3	BM	319/325 (98%)	-0.10	10 (3%) 49 22	37, 80, 125, 184	0
4	AH	258/259 (99%)	0.25	16 (6%) 21 8	46, 95, 149, 183	0
4	BH	258/259 (99%)	0.23	24 (9%) 9 3	57, 104, 164, 183	0
5	A1	58/61 (95%)	0.62	10 (17%) 2 1	73, 163, 300, 305	0
5	A3	57/61 (93%)	0.41	6 (10%) 7 3	117, 162, 318, 320	0
5	A5	56/61 (91%)	1.36	13 (23%) 1 0	70, 165, 320, 321	0
5	A7	51/61 (83%)	0.51	9 (17%) 2 1	111, 148, 234, 251	0
5	A9	60/61 (98%)	0.74	13 (21%) 1 0	96, 151, 319, 319	0
5	AA	48/61 (78%)	0.72	10 (20%) 1 1	92, 144, 241, 257	0
5	AD	57/61 (93%)	0.99	12 (21%) 1 1	97, 145, 222, 239	0
5	AF	59/61 (96%)	0.37	6 (10%) 7 3	99, 130, 226, 235	0
5	AI	59/61 (96%)	0.91	11 (18%) 1 1	81, 143, 236, 267	0
5	AK	58/61 (95%)	0.08	5 (8%) 11 4	81, 140, 227, 261	0
5	AO	59/61 (96%)	0.88	10 (16%) 2 1	88, 158, 258, 262	0
5	AQ	57/61 (93%)	0.18	4 (7%) 17 6	56, 135, 277, 280	0
5	AS	59/61 (96%)	0.50	6 (10%) 7 3	86, 158, 300, 309	0
5	AU	60/61 (98%)	0.89	13 (21%) 1 0	144, 167, 252, 254	0
5	AW	60/61 (98%)	0.19	5 (8%) 12 4	68, 135, 239, 250	0
5	AY	60/61 (98%)	0.69	8 (13%) 4 1	128, 152, 278, 284	0

Continued on next page...

Continued from previous page...

Mol	Chain	Analysed	<RSRZ>	#RSRZ>2	OWAB(Å ²)	Q<0.9
5	B1	54/61 (88%)	0.14	3 (5%) 25 10	88, 126, 237, 238	0
5	B3	60/61 (98%)	0.51	7 (11%) 5 2	103, 151, 262, 263	0
5	B5	51/61 (83%)	1.72	20 (39%) 0 0	131, 174, 234, 237	0
5	B7	54/61 (88%)	0.50	6 (11%) 6 2	120, 191, 255, 261	0
5	B9	51/61 (83%)	0.40	5 (9%) 8 3	101, 150, 240, 241	0
5	BA	55/61 (90%)	0.81	9 (16%) 2 1	112, 161, 261, 269	0
5	BD	45/61 (73%)	1.05	6 (13%) 4 1	135, 140, 226, 247	0
5	BF	56/61 (91%)	0.69	10 (17%) 2 1	135, 168, 237, 251	0
5	BI	50/61 (81%)	0.37	7 (14%) 3 1	107, 134, 223, 229	0
5	BK	60/61 (98%)	0.96	13 (21%) 1 0	152, 166, 314, 318	0
5	BO	59/61 (96%)	0.52	10 (16%) 2 1	76, 129, 292, 295	0
5	BQ	59/61 (96%)	1.05	11 (18%) 1 1	150, 168, 266, 274	0
5	BS	59/61 (96%)	1.07	14 (23%) 1 0	91, 159, 250, 253	0
5	BU	58/61 (95%)	1.13	13 (22%) 1 0	109, 150, 280, 282	0
5	BW	58/61 (95%)	0.87	12 (20%) 1 1	49, 114, 230, 232	0
5	BY	54/61 (88%)	0.18	3 (5%) 25 10	46, 95, 222, 230	0
6	A0	40/47 (85%)	0.04	2 (5%) 30 12	166, 177, 205, 220	0
6	A2	40/47 (85%)	0.64	8 (20%) 1 1	122, 146, 202, 211	0
6	A4	40/47 (85%)	-0.04	3 (7%) 15 6	147, 151, 221, 222	0
6	A6	40/47 (85%)	-0.19	2 (5%) 30 12	140, 155, 199, 213	0
6	A8	40/47 (85%)	0.85	10 (25%) 1 0	129, 187, 225, 229	0
6	AB	40/47 (85%)	0.33	6 (15%) 3 1	122, 162, 189, 190	0
6	AE	40/47 (85%)	0.50	9 (22%) 1 0	120, 145, 169, 184	0
6	AG	40/47 (85%)	-0.07	1 (2%) 58 29	74, 116, 140, 145	0
6	AJ	40/47 (85%)	0.18	4 (10%) 8 3	118, 129, 154, 159	0
6	AN	40/47 (85%)	-0.03	2 (5%) 30 12	101, 121, 155, 161	0
6	AP	40/47 (85%)	0.10	4 (10%) 8 3	106, 142, 245, 248	0
6	AR	40/47 (85%)	0.81	10 (25%) 1 0	122, 157, 194, 199	0
6	AT	40/47 (85%)	0.23	3 (7%) 15 6	119, 148, 198, 205	0
6	AV	40/47 (85%)	0.79	7 (17%) 2 1	130, 167, 222, 225	0
6	AX	40/47 (85%)	0.24	4 (10%) 8 3	157, 167, 194, 199	0

Continued on next page...

Continued from previous page...

Mol	Chain	Analysed	<RSRZ>	#RSRZ>2	OWAB(Å ²)	Q<0.9
6	AZ	40/47 (85%)	0.63	7 (17%) 2 1	111, 137, 238, 240	0
6	B0	40/47 (85%)	0.90	8 (20%) 1 1	197, 208, 220, 221	0
6	B2	40/47 (85%)	-0.07	0 100 100	116, 127, 158, 162	0
6	B4	40/47 (85%)	0.59	4 (10%) 8 3	134, 156, 191, 199	0
6	B6	40/47 (85%)	1.14	10 (25%) 1 0	115, 152, 213, 215	0
6	B8	40/47 (85%)	0.48	4 (10%) 8 3	123, 199, 232, 234	0
6	BB	40/47 (85%)	0.66	8 (20%) 1 1	155, 164, 229, 231	0
6	BE	40/47 (85%)	0.43	6 (15%) 3 1	148, 170, 194, 212	0
6	BG	40/47 (85%)	0.87	7 (17%) 2 1	185, 204, 218, 220	0
6	BJ	40/47 (85%)	0.88	6 (15%) 3 1	199, 204, 208, 209	0
6	BN	40/47 (85%)	0.38	4 (10%) 8 3	152, 160, 194, 201	0
6	BP	40/47 (85%)	0.14	5 (12%) 4 2	124, 149, 226, 230	0
6	BR	40/47 (85%)	0.64	4 (10%) 8 3	138, 171, 206, 213	0
6	BT	40/47 (85%)	0.29	3 (7%) 15 6	132, 157, 227, 233	0
6	BV	40/47 (85%)	-0.06	2 (5%) 30 12	91, 143, 170, 174	0
6	BX	40/47 (85%)	-0.15	1 (2%) 58 29	100, 127, 169, 172	0
6	BZ	40/47 (85%)	0.46	4 (10%) 8 3	121, 135, 178, 186	0
All	All	5429/5994 (90%)	0.33	574 (10%) 7 3	19, 123, 237, 321	2 (0%)

All (574) RSRZ outliers are listed below:

Mol	Chain	Res	Type	RSRZ
1	AC	17	SER	21.5
5	BD	41	SER	17.9
5	A5	5	ASN	16.9
1	AC	18	VAL	15.8
4	AH	51	GLY	15.3
5	AD	41	SER	14.0
5	BW	8	LEU	13.3
5	A5	8	LEU	12.1
5	AD	42	THR	11.4
5	AI	13	LEU	11.4
5	A5	54	SER	11.1
6	B6	9	LEU	10.9
4	AH	52	ARG	10.7
5	BQ	3	THR	10.6

Continued on next page...

Continued from previous page...

Mol	Chain	Res	Type	RSRZ
5	BS	5	ASN	10.3
5	BD	37	MET	9.8
6	AZ	10	THR	9.5
5	AY	13	LEU	9.3
5	B5	13	LEU	9.2
5	AI	6	ALA	8.9
6	B0	42	TYR	8.9
5	AO	50	ASN	8.8
1	AC	19	MET	8.6
5	BS	8	LEU	8.5
5	AF	13	LEU	8.3
6	BR	45	TRP	8.2
5	BQ	2	PHE	8.1
5	BU	55	TYR	8.0
5	BQ	4	MET	7.9
5	AU	43	ASP	7.8
5	BD	40	LEU	7.8
4	AH	47	GLU	7.8
6	AV	12	ASP	7.7
6	A8	21	PHE	7.7
3	BM	33	ARG	7.4
6	BG	9	LEU	7.3
5	BA	43	ASP	7.3
5	A9	53	VAL	7.1
5	BK	61	LYS	7.0
5	A1	5	ASN	7.0
6	B6	8	GLY	6.9
5	AA	8	LEU	6.9
5	BU	40	LEU	6.9
5	B5	16	ASP	6.7
5	B5	7	ASN	6.6
1	BC	38	VAL	6.6
5	AO	8	LEU	6.5
5	B5	6	ALA	6.4
5	B5	21	LEU	6.4
5	A9	5	ASN	6.3
6	AR	46	LEU	6.3
4	AH	44	ASP	6.3
6	BJ	9	LEU	6.3
5	A5	4	MET	6.3
5	B7	10	LYS	6.3
6	A8	17	PHE	6.2

Continued on next page...

Continued from previous page...

Mol	Chain	Res	Type	RSRZ
4	AH	177	PRO	6.2
5	AD	40	LEU	6.2
6	BB	10	THR	6.2
5	BK	57	ALA	6.1
6	B0	39	ALA	6.0
5	BU	15	LEU	6.0
6	B6	12	ASP	6.0
6	A2	10	THR	5.9
6	BJ	45	TRP	5.9
5	A7	12	TRP	5.9
6	A2	28	TRP	5.8
5	BI	48	ASP	5.8
6	AV	11	ASP	5.7
5	B7	8	LEU	5.7
6	BJ	28	TRP	5.6
5	BQ	5	ASN	5.6
5	BS	14	ILE	5.6
5	BA	41	SER	5.6
6	BR	40	TRP	5.5
5	AI	8	LEU	5.5
6	BG	41	LEU	5.5
6	B4	19	ALA	5.5
5	AS	45	ASN	5.4
5	AD	39	VAL	5.4
2	BL	151	TRP	5.4
5	BW	5	ASN	5.4
5	A5	39	VAL	5.4
1	BC	181	THR	5.4
6	BJ	39	ALA	5.3
5	BK	58	LEU	5.3
6	B6	7	THR	5.3
6	BJ	32	VAL	5.3
1	AC	58	PRO	5.3
5	BO	11	ILE	5.3
6	A8	14	ALA	5.2
6	BT	45	TRP	5.2
5	B5	17	PRO	5.2
5	AI	5	ASN	5.1
3	AM	2	PRO	5.1
5	A1	4	MET	5.1
5	AD	46	TRP	5.1
6	B0	41	LEU	5.1

Continued on next page...

Continued from previous page...

Mol	Chain	Res	Type	RSRZ
6	BP	45	TRP	5.1
5	BF	43	ASP	5.1
6	BN	45	TRP	5.1
6	B4	10	THR	5.1
5	AD	57	ALA	5.0
5	A9	54	SER	5.0
6	BE	32	VAL	4.9
5	A3	5	ASN	4.9
1	BC	185	TYR	4.9
6	B6	10	THR	4.9
5	B3	6	ALA	4.9
5	BW	40	LEU	4.9
6	B4	11	ASP	4.9
6	BE	28	TRP	4.9
4	AH	5	ILE	4.9
5	A3	11	ILE	4.9
6	AJ	39	ALA	4.8
5	AI	7	ASN	4.8
6	AE	21	PHE	4.8
5	BA	37	MET	4.8
5	B9	37	MET	4.8
6	BG	39	ALA	4.8
4	AH	50	GLY	4.7
5	B5	3	THR	4.7
2	BL	28	GLY	4.7
5	B7	11	ILE	4.7
5	AW	47	LEU	4.7
5	A1	47	LEU	4.7
5	AD	43	ASP	4.7
5	AI	14	ILE	4.7
3	AM	289	THR	4.6
5	B5	48	ASP	4.6
6	BZ	8	GLY	4.6
5	BS	7	ASN	4.5
5	AA	14	ILE	4.5
6	AR	11	ASP	4.5
2	BL	67	THR	4.5
5	AS	15	LEU	4.5
5	AO	41	SER	4.5
6	AZ	9	LEU	4.5
5	B5	47	LEU	4.5
5	BQ	8	LEU	4.4

Continued on next page...

Continued from previous page...

Mol	Chain	Res	Type	RSRZ
1	BC	60	GLU	4.4
5	BF	6	ALA	4.4
5	AW	13	LEU	4.4
6	B6	42	TYR	4.4
3	BM	32	GLY	4.4
5	B9	10	LYS	4.4
5	BS	40	LEU	4.3
5	BA	40	LEU	4.3
4	AH	8	TYR	4.3
5	A9	40	LEU	4.3
6	A2	12	ASP	4.3
5	A1	8	LEU	4.3
1	BC	97	VAL	4.3
5	BU	56	GLN	4.2
5	B5	5	ASN	4.2
4	BH	3	ALA	4.2
6	BN	14	ALA	4.2
5	BI	8	LEU	4.2
5	AY	14	ILE	4.2
5	BW	7	ASN	4.1
5	BU	11	ILE	4.1
5	B9	13	LEU	4.1
5	B9	47	LEU	4.1
5	AY	28	GLN	4.1
6	AR	44	PRO	4.1
5	AU	55	TYR	4.1
5	AS	55	TYR	4.0
2	BL	29	PRO	4.0
5	A1	13	LEU	4.0
5	BS	11	ILE	4.0
5	BO	54	SER	4.0
6	BJ	46	LEU	4.0
5	BQ	11	ILE	4.0
5	BS	4	MET	4.0
6	BE	16	GLU	3.9
1	BC	19	MET	3.9
5	A1	6	ALA	3.9
5	AO	42	THR	3.9
6	A8	20	ILE	3.9
5	AD	6	ALA	3.9
6	A2	13	GLU	3.9
5	BQ	15	LEU	3.9

Continued on next page...

Continued from previous page...

Mol	Chain	Res	Type	RSRZ
5	BU	37	MET	3.9
4	BH	4	GLY	3.9
6	AR	45	TRP	3.9
5	AK	42	THR	3.9
6	B0	45	TRP	3.9
5	BD	42	THR	3.9
5	BU	52	PRO	3.9
6	AP	11	ASP	3.8
5	BK	13	LEU	3.8
6	AB	21	PHE	3.8
5	AS	4	MET	3.8
2	AL	2	ALA	3.8
3	BM	238	ILE	3.8
5	BQ	40	LEU	3.8
6	AZ	12	ASP	3.8
5	AU	13	LEU	3.8
6	BP	7	THR	3.8
5	A5	21	LEU	3.7
5	BS	13	LEU	3.7
1	BC	290	VAL	3.7
5	BU	9	TYR	3.7
5	BO	57	ALA	3.7
5	A9	47	LEU	3.7
6	BG	10	THR	3.7
6	BP	10	THR	3.7
5	AU	39	VAL	3.7
1	BC	116	TRP	3.7
6	AV	45	TRP	3.7
5	AQ	11	ILE	3.7
4	AH	4	GLY	3.7
5	B5	10	LYS	3.7
1	BC	284	ILE	3.7
1	AC	82	LEU	3.6
6	A2	14	ALA	3.6
5	BW	9	TYR	3.6
6	B0	20	ILE	3.6
6	AR	13	GLU	3.6
4	AH	46	THR	3.6
6	B4	12	ASP	3.6
5	BA	5	ASN	3.6
5	B5	11	ILE	3.6
6	AN	16	GLU	3.6

Continued on next page...

Continued from previous page...

Mol	Chain	Res	Type	RSRZ
6	B6	16	GLU	3.6
5	AU	14	ILE	3.6
5	BF	13	LEU	3.6
1	BC	70	PRO	3.5
5	A1	14	ILE	3.5
6	AX	29	PHE	3.5
6	A2	45	TRP	3.5
1	BC	59	VAL	3.5
1	AC	20	LEU	3.5
2	AL	15	GLY	3.5
1	AC	81	VAL	3.5
5	BD	39	VAL	3.5
2	BL	84	LEU	3.5
4	AH	56	VAL	3.5
5	AK	8	LEU	3.5
4	BH	40	PRO	3.5
2	BL	17	LEU	3.5
5	B3	15	LEU	3.5
6	B6	15	LYS	3.5
6	BG	42	TYR	3.4
5	AA	12	TRP	3.4
5	BI	46	TRP	3.4
5	AU	11	ILE	3.4
5	A1	7	ASN	3.4
5	AO	52	PRO	3.4
5	AI	11	ILE	3.4
6	AV	15	LYS	3.4
1	BC	122	TYR	3.4
5	BF	39	VAL	3.4
6	AN	45	TRP	3.4
4	BH	200	SER	3.4
5	B5	44	LEU	3.4
5	B5	38	ILE	3.4
6	BB	16	GLU	3.4
6	BB	11	ASP	3.3
5	AU	10	LYS	3.3
6	B6	19	ALA	3.3
6	AE	42	TYR	3.3
4	BH	56	VAL	3.3
1	BC	44	TYR	3.3
5	AF	47	LEU	3.3
4	BH	2	SER	3.3

Continued on next page...

Continued from previous page...

Mol	Chain	Res	Type	RSRZ
5	B3	51	ILE	3.3
5	AO	9	TYR	3.3
1	BC	95	VAL	3.3
6	A8	19	ALA	3.3
4	AH	200	SER	3.2
6	AX	45	TRP	3.2
5	AA	10	LYS	3.2
1	BC	37	GLY	3.2
4	BH	41	LEU	3.2
6	BZ	45	TRP	3.2
5	BI	37	MET	3.2
5	BO	41	SER	3.2
5	BS	60	LYS	3.2
4	BH	92	PHE	3.2
6	BV	45	TRP	3.2
5	B5	8	LEU	3.2
1	AC	43	TYR	3.2
1	AC	22	GLY	3.2
6	BR	44	PRO	3.2
6	B0	38	LEU	3.2
5	B5	45	ASN	3.2
5	BU	18	ARG	3.1
6	A8	42	TYR	3.1
6	BE	10	THR	3.1
1	BC	174	TYR	3.1
5	AA	49	ASP	3.1
1	BC	39	GLY	3.1
5	BK	11	ILE	3.1
6	AE	17	PHE	3.1
5	A9	10	LYS	3.1
1	AC	321	ALA	3.1
6	B8	11	ASP	3.1
5	AY	2	PHE	3.0
5	B7	21	LEU	3.0
5	AF	6	ALA	3.0
4	BH	42	ASP	3.0
6	B0	16	GLU	3.0
5	AW	48	ASP	3.0
5	A9	41	SER	3.0
5	A7	37	MET	3.0
4	BH	5	ILE	3.0
6	AT	34	ILE	3.0

Continued on next page...

Continued from previous page...

Mol	Chain	Res	Type	RSRZ
2	AL	144	ARG	3.0
2	AL	18	ILE	3.0
5	A7	10	LYS	3.0
6	A2	7	THR	3.0
5	AA	11	ILE	3.0
5	AO	38	ILE	3.0
3	AM	36	PHE	3.0
5	AU	38	ILE	2.9
3	AM	11	VAL	2.9
2	BL	20	GLY	2.9
6	BT	39	ALA	2.9
6	AR	8	GLY	2.9
1	BC	121	ILE	2.9
6	BB	41	LEU	2.9
1	BC	20	LEU	2.9
5	BW	11	ILE	2.9
2	BL	61	PRO	2.9
3	BM	36	PHE	2.9
6	AR	12	ASP	2.9
6	BB	17	PHE	2.9
1	AC	84	ASP	2.9
5	BF	45	ASN	2.9
5	AF	14	ILE	2.9
5	BK	2	PHE	2.9
1	AC	284	ILE	2.9
6	AG	13	GLU	2.9
5	A7	21	LEU	2.9
5	AA	39	VAL	2.8
6	AE	45	TRP	2.8
6	A6	42	TYR	2.8
6	BT	8	GLY	2.8
5	BW	14	ILE	2.8
6	AR	20	ILE	2.8
5	A5	6	ALA	2.8
5	AY	40	LEU	2.8
5	A9	39	VAL	2.8
5	BW	10	LYS	2.8
6	A8	23	GLN	2.8
3	BM	117	MET	2.8
5	AF	5	ASN	2.8
5	A3	52	PRO	2.8
6	AE	14	ALA	2.8

Continued on next page...

Continued from previous page...

Mol	Chain	Res	Type	RSRZ
4	BH	201	ARG	2.8
6	A4	45	TRP	2.8
5	AY	39	VAL	2.8
6	AZ	21	PHE	2.8
6	BB	37	LEU	2.8
3	AM	13	VAL	2.8
6	AP	10	THR	2.8
5	B1	16	ASP	2.8
6	BB	38	LEU	2.8
1	BC	125	VAL	2.8
5	BS	41	SER	2.8
1	BC	154	THR	2.8
4	BH	258	LEU	2.8
5	BO	42	THR	2.8
5	B1	10	LYS	2.8
5	BY	61	LYS	2.8
3	BM	191	ILE	2.7
5	A5	43	ASP	2.7
5	BO	43	ASP	2.7
5	BY	18	ARG	2.7
6	AR	40	TRP	2.7
6	A0	30	GLY	2.7
6	AJ	10	THR	2.7
1	BC	329	GLY	2.7
4	BH	251	THR	2.7
5	AA	40	LEU	2.7
5	A7	16	ASP	2.7
5	BD	32	GLY	2.7
6	AZ	7	THR	2.7
5	BI	21	LEU	2.7
6	AE	16	GLU	2.7
2	BL	89	LEU	2.7
5	AU	31	LEU	2.7
5	A7	17	PRO	2.7
5	AF	15	LEU	2.6
5	A7	39	VAL	2.6
4	BH	214	ILE	2.6
5	AO	10	LYS	2.6
5	B7	13	LEU	2.6
5	BS	3	THR	2.6
6	AR	39	ALA	2.6
3	BM	81	TRP	2.6

Continued on next page...

Continued from previous page...

Mol	Chain	Res	Type	RSRZ
5	BK	15	LEU	2.6
5	BQ	13	LEU	2.6
6	A0	43	ARG	2.6
5	AA	48	ASP	2.6
5	AU	42	THR	2.6
5	BF	21	LEU	2.6
3	AM	162	PHE	2.6
5	A9	44	LEU	2.6
1	AC	195	LEU	2.6
5	B1	47	LEU	2.6
6	BV	41	LEU	2.6
5	BQ	14	ILE	2.6
1	AC	97	VAL	2.6
1	BC	114	GLY	2.6
5	BF	44	LEU	2.6
1	AC	255	ALA	2.5
6	BE	45	TRP	2.5
2	BL	215	VAL	2.5
2	BL	164	ASP	2.5
5	BI	47	LEU	2.5
6	AT	37	LEU	2.5
5	AK	43	ASP	2.5
4	BH	113	PRO	2.5
5	A9	37	MET	2.5
5	BS	17	PRO	2.5
5	AK	5	ASN	2.5
5	AS	46	TRP	2.5
6	BP	11	ASP	2.5
5	AQ	55	TYR	2.5
6	BP	8	GLY	2.5
5	AD	8	LEU	2.5
5	BW	15	LEU	2.5
5	B3	44	LEU	2.5
5	BS	43	ASP	2.5
5	BK	5	ASN	2.5
6	B6	18	HIS	2.5
1	AC	131	PHE	2.5
2	AL	85	ARG	2.5
5	BY	10	LYS	2.5
4	AH	43	SER	2.5
6	AB	32	VAL	2.5
5	BA	44	LEU	2.5

Continued on next page...

Continued from previous page...

Mol	Chain	Res	Type	RSRZ
2	AL	23	PHE	2.5
2	BL	97	ILE	2.5
5	B9	7	ASN	2.5
5	B7	47	LEU	2.5
1	AC	183	GLN	2.5
4	BH	132	LYS	2.5
6	A8	41	LEU	2.5
5	B3	58	LEU	2.5
6	AB	7	THR	2.5
4	AH	151	PRO	2.5
6	AB	25	MET	2.4
5	A5	37	MET	2.4
6	AE	25	MET	2.4
2	AL	13	ARG	2.4
4	BH	10	ASP	2.4
5	BO	13	LEU	2.4
6	AJ	9	LEU	2.4
6	B0	10	THR	2.4
3	AM	94	GLY	2.4
6	A4	41	LEU	2.4
5	AU	46	TRP	2.4
6	AT	10	THR	2.4
6	BR	20	ILE	2.4
5	A5	10	LYS	2.4
5	B3	57	ALA	2.4
6	BX	20	ILE	2.4
2	BL	94	LEU	2.4
4	BH	61	LEU	2.4
5	BU	17	PRO	2.4
5	BK	14	ILE	2.4
5	AQ	52	PRO	2.4
5	B5	39	VAL	2.4
6	AE	43	ARG	2.4
4	BH	8	TYR	2.4
5	B5	43	ASP	2.4
6	A8	16	GLU	2.4
5	A5	13	LEU	2.4
5	AO	46	TRP	2.4
5	AW	15	LEU	2.4
5	A9	8	LEU	2.4
5	BO	56	GLN	2.4
5	AU	47	LEU	2.4

Continued on next page...

Continued from previous page...

Mol	Chain	Res	Type	RSRZ
2	AL	14	GLY	2.4
5	AY	15	LEU	2.3
6	BG	37	LEU	2.3
1	AC	29	GLY	2.3
5	AW	11	ILE	2.3
5	A7	20	VAL	2.3
5	AI	46	TRP	2.3
5	A9	46	TRP	2.3
5	BU	36	HIS	2.3
6	B8	13	GLU	2.3
3	AM	109	LEU	2.3
6	BG	45	TRP	2.3
5	AU	15	LEU	2.3
5	A1	9	TYR	2.3
6	A8	9	LEU	2.3
5	AI	43	ASP	2.3
6	AE	39	ALA	2.3
5	BW	45	ASN	2.3
6	A2	27	ALA	2.3
1	AC	329	GLY	2.3
6	AZ	11	ASP	2.3
5	BW	47	LEU	2.3
5	A3	46	TRP	2.3
5	BU	14	ILE	2.3
5	BK	55	TYR	2.3
6	AX	10	THR	2.3
6	AB	42	TYR	2.3
6	AV	14	ALA	2.3
3	AM	14	ARG	2.3
6	AX	42	TYR	2.3
5	A5	46	TRP	2.2
6	AV	46	LEU	2.2
6	AJ	41	LEU	2.2
4	BH	202	PHE	2.2
5	AI	3	THR	2.2
5	BA	10	LYS	2.2
6	AP	45	TRP	2.2
5	B5	15	LEU	2.2
5	BF	5	ASN	2.2
5	AI	39	VAL	2.2
6	BE	41	LEU	2.2
5	BK	48	ASP	2.2

Continued on next page...

Continued from previous page...

Mol	Chain	Res	Type	RSRZ
5	AD	47	LEU	2.2
5	AQ	8	LEU	2.2
5	A3	53	VAL	2.2
6	AZ	8	GLY	2.2
5	BI	11	ILE	2.2
5	BK	46	TRP	2.2
5	BW	4	MET	2.2
6	B8	28	TRP	2.2
6	A4	8	GLY	2.2
6	B8	37	LEU	2.2
3	BM	268	TRP	2.2
5	BO	58	LEU	2.2
5	A9	48	ASP	2.2
6	BZ	7	THR	2.2
5	BA	39	VAL	2.2
4	BH	233	LEU	2.1
5	BU	47	LEU	2.1
6	AP	41	LEU	2.1
4	BH	216	ALA	2.1
2	BL	31	TYR	2.1
5	AS	47	LEU	2.1
5	BF	14	ILE	2.1
5	AK	11	ILE	2.1
5	BO	39	VAL	2.1
5	AD	55	TYR	2.1
5	B5	14	ILE	2.1
5	AY	4	MET	2.1
5	A7	19	ARG	2.1
6	AB	26	TYR	2.1
6	BN	10	THR	2.1
5	BS	15	LEU	2.1
4	BH	43	SER	2.1
5	AO	48	ASP	2.1
5	A5	14	ILE	2.1
2	BL	122	ILE	2.1
1	BC	96	ALA	2.1
5	BA	6	ALA	2.1
4	AH	239	VAL	2.1
5	AD	13	LEU	2.1
3	BM	148	TRP	2.1
5	BF	15	LEU	2.1
3	BM	123	THR	2.0

Continued on next page...

Continued from previous page...

Mol	Chain	Res	Type	RSRZ
5	BK	8	LEU	2.0
4	BH	53	VAL	2.0
5	B3	38	ILE	2.0
6	AV	10	THR	2.0
4	AH	45	ARG	2.0
5	A3	12	TRP	2.0
6	BZ	10	THR	2.0
6	BB	26	TYR	2.0
5	AA	13	LEU	2.0
5	A1	44	LEU	2.0
2	BL	235	ALA	2.0
6	A6	41	LEU	2.0
6	BN	12	ASP	2.0
5	BQ	7	ASN	2.0

6.2 Non-standard residues in protein, DNA, RNA chains [i](#)

There are no non-standard protein/DNA/RNA residues in this entry.

6.3 Carbohydrates [i](#)

There are no carbohydrates in this entry.

6.4 Ligands [i](#)

In the following table, the Atoms column lists the number of modelled atoms in the group and the number defined in the chemical component dictionary. LLDF column lists the quality of electron density of the group with respect to its neighbouring residues in protein, DNA or RNA chains. The B-factors column lists the minimum, median, 95th percentile and maximum values of B factors of atoms in the group. The column labelled 'Q< 0.9' lists the number of atoms with occupancy less than 0.9.

Mol	Type	Chain	Res	Atoms	RSCC	RSR	LLDF	B-factors(Å ²)	Q<0.9
14	CRT	B2	102	44/44	0.60	1.52	12.44	132,151,166,171	0
14	CRT	AX	102	44/44	0.50	1.79	7.85	218,225,227,229	0
14	CRT	BO	103	44/44	0.41	1.22	6.70	179,182,185,186	0
14	CRT	AP	102	44/44	0.48	1.21	6.66	137,140,147,148	0
14	CRT	AW	102	44/44	0.42	1.32	6.50	127,136,144,147	0
14	CRT	AT	102	44/44	0.46	1.13	6.46	200,205,209,210	0
14	CRT	AG	102	44/44	0.66	0.85	5.92	126,127,135,138	0

Continued on next page...

Continued from previous page...

Mol	Type	Chain	Res	Atoms	RSCC	RSR	LLDF	B-factors(\AA^2)	Q<0.9
14	CRT	AB	102	44/44	0.44	1.19	5.91	170,172,177,178	0
14	CRT	BU	103	44/44	0.58	1.30	5.85	161,173,176,176	0
14	CRT	AS	104	44/44	0.69	0.93	5.60	165,170,177,180	0
14	CRT	B1	103	44/44	0.59	1.04	5.46	205,224,238,240	0
15	PEF	AM	409	47/47	0.58	0.62	5.34	129,183,183,183	0
13	MQ8	AM	405	53/53	0.83	0.49	4.61	76,93,128,137	0
14	CRT	B5	103	44/44	0.44	1.63	4.07	178,198,221,226	0
15	PEF	AS	101	47/47	0.55	0.43	4.04	178,225,225,225	0
14	CRT	B0	101	44/44	0.58	1.48	4.03	202,220,238,242	0
14	CRT	AR	102	44/44	0.40	1.09	3.85	189,193,200,201	0
14	CRT	BP	102	44/44	0.46	0.87	3.83	149,151,153,154	0
14	CRT	BA	102	44/44	0.51	0.85	3.80	143,157,171,174	0
14	CRT	BS	103	44/44	0.49	1.26	3.75	193,197,199,200	0
14	CRT	A1	103	44/44	0.59	1.00	3.66	110,123,135,138	0
15	PEF	BM	407	19/47	0.55	0.41	3.53	102,136,173,178	0
14	CRT	BF	103	44/44	0.59	0.86	3.40	134,141,147,149	0
14	CRT	A0	101	44/44	0.45	0.64	3.11	179,184,194,195	0
14	CRT	BN	102	44/44	0.64	0.67	3.11	134,135,140,141	0
14	CRT	BM	406	44/44	0.77	0.48	2.87	69,74,96,109	0
14	CRT	A5	103	44/44	0.52	1.51	2.84	167,174,185,187	0
14	CRT	AA	102	44/44	0.43	1.03	2.80	164,164,167,167	0
14	CRT	BB	102	44/44	0.35	1.06	2.67	169,185,201,205	0
15	PEF	AM	407	19/47	0.77	0.42	2.54	114,165,177,177	0
14	CRT	A2	102	44/44	0.68	0.99	2.53	107,117,146,149	0
13	MQ8	BM	405	53/53	0.83	0.38	2.50	68,99,166,168	0
14	CRT	BV	102	44/44	0.39	0.80	2.39	208,214,218,220	0
14	CRT	AJ	102	44/44	0.51	0.72	2.23	138,140,144,147	0
15	PEF	BQ	101	47/47	0.67	0.88	2.21	121,145,161,161	0
14	CRT	B7	102	44/44	0.53	0.75	2.20	173,194,212,217	0
9	BCL	BM	402	66/66	0.82	0.35	2.15	41,58,73,79	0
9	BCL	AQ	102	66/66	0.83	0.53	2.06	187,198,210,221	0
14	CRT	A7	102	44/44	0.53	0.64	1.99	126,137,150,152	0
11	UQ8	BL	304	53/53	0.75	0.42	1.95	66,137,159,166	0
14	CRT	BW	103	44/44	0.68	0.93	1.95	129,145,156,161	0
9	BCL	BN	101	66/66	0.83	0.52	1.75	153,170,192,193	0
9	BCL	AS	103	66/66	0.81	0.67	1.74	206,220,229,233	0
9	BCL	BA	101	66/66	0.79	0.46	1.71	206,224,237,238	0
9	BCL	AO	102	66/66	0.88	0.43	1.70	199,207,214,219	0
9	BCL	BK	102	66/66	0.75	0.50	1.65	194,257,267,269	0
14	CRT	BG	102	44/44	0.62	0.52	1.60	122,130,143,145	0
9	BCL	AU	102	66/66	0.85	0.57	1.58	161,175,231,234	0

Continued on next page...

Continued from previous page...

Mol	Type	Chain	Res	Atoms	RSCC	RSR	LLDF	B-factors(\AA^2)	Q<0.9
9	BCL	BQ	103	66/66	0.90	0.51	1.54	168,191,225,226	0
9	BCL	AI	102	66/66	0.84	0.50	1.50	148,163,190,191	0
9	BCL	B2	101	66/66	0.88	0.41	1.47	136,152,203,204	0
9	BCL	A3	103	66/66	0.81	0.50	1.46	127,137,178,178	0
9	BCL	AG	101	66/66	0.91	0.37	1.44	105,132,177,178	0
14	CRT	AN	102	44/44	0.59	0.78	1.36	133,135,140,140	0
10	BPH	BM	403	65/65	0.79	0.26	1.32	72,96,164,176	0
9	BCL	AY	102	66/66	0.87	0.48	1.28	133,140,195,196	0
9	BCL	BV	101	66/66	0.71	0.45	1.24	172,194,218,220	0
9	BCL	AW	101	66/66	0.89	0.51	1.20	143,191,243,243	0
9	BCL	B0	102	66/66	0.85	0.47	1.17	198,202,205,207	0
9	BCL	BX	101	66/66	0.90	0.36	1.14	126,139,204,205	0
10	BPH	AM	403	65/65	0.90	0.26	1.08	43,61,150,153	0
14	CRT	AM	406	44/44	0.80	0.40	1.08	58,70,105,107	0
9	BCL	AJ	101	66/66	0.87	0.43	1.06	134,165,191,193	0
9	BCL	B7	103	66/66	0.84	0.47	1.04	232,250,259,260	0
9	BCL	B1	102	66/66	0.91	0.38	0.99	87,118,185,186	0
9	BCL	AT	101	66/66	0.86	0.37	0.98	187,198,247,248	0
9	BCL	AA	101	66/66	0.84	0.42	0.97	235,252,257,260	0
9	BCL	AL	301	66/66	0.88	0.27	0.97	38,50,92,96	0
10	BPH	AL	302	65/65	0.88	0.25	0.91	31,54,75,84	0
9	BCL	BP	101	66/66	0.81	0.40	0.87	156,173,208,209	0
9	BCL	BT	101	66/66	0.82	0.43	0.86	176,191,253,254	0
9	BCL	AX	101	66/66	0.88	0.41	0.84	157,171,252,255	0
9	BCL	B9	102	66/66	0.75	0.53	0.83	205,229,236,237	0
9	BCL	B3	102	66/66	0.91	0.37	0.78	104,112,169,170	0
9	BCL	A3	104	66/66	0.83	0.38	0.77	151,177,223,224	0
9	BCL	AN	101	66/66	0.85	0.31	0.73	106,126,157,171	0
11	UQ8	AL	304	53/53	0.77	0.36	0.73	74,107,143,151	0
9	BCL	AP	101	66/66	0.94	0.34	0.71	107,127,189,190	0
9	BCL	B8	101	66/66	0.81	0.37	0.68	226,245,252,258	0
9	BCL	BY	102	66/66	0.89	0.36	0.68	110,129,169,169	0
9	BCL	BD	102	66/66	0.81	0.44	0.68	147,182,237,238	0
9	BCL	BF	102	66/66	0.83	0.43	0.65	143,168,206,210	0
9	BCL	BO	102	66/66	0.86	0.34	0.63	153,180,189,193	0
9	BCL	A2	101	66/66	0.82	0.40	0.62	122,133,201,203	0
9	BCL	AM	402	66/66	0.90	0.25	0.62	40,48,81,101	0
9	BCL	B6	101	66/66	0.86	0.39	0.62	238,251,261,264	0
7	HEM	AC	503	43/43	0.93	0.28	0.61	71,84,106,112	0
9	BCL	A5	102	66/66	0.85	0.41	0.58	152,159,199,200	0
9	BCL	BU	102	66/66	0.87	0.37	0.56	144,161,240,240	0
9	BCL	BW	102	66/66	0.87	0.39	0.56	129,145,213,213	0

Continued on next page...

Continued from previous page...

Mol	Type	Chain	Res	Atoms	RSCC	RSR	LLDF	B-factors(\AA^2)	Q<0.9
10	BPH	BL	302	65/65	0.89	0.23	0.53	36,63,98,116	0
9	BCL	A6	101	66/66	0.86	0.36	0.47	238,254,268,272	0
9	BCL	AM	401	66/66	0.92	0.23	0.47	19,34,93,96	0
9	BCL	AD	102	66/66	0.86	0.44	0.45	179,196,260,263	0
9	BCL	A9	102	66/66	0.84	0.43	0.44	213,227,251,252	0
9	BCL	AK	102	66/66	0.87	0.34	0.44	142,154,184,184	0
9	BCL	AF	102	66/66	0.90	0.39	0.44	156,175,222,222	0
9	BCL	A1	102	66/66	0.91	0.40	0.43	96,135,194,194	0
9	BCL	AR	101	66/66	0.82	0.36	0.42	187,200,230,231	0
9	BCL	BB	101	66/66	0.87	0.43	0.42	187,209,245,245	0
9	BCL	A7	103	66/66	0.82	0.35	0.40	239,243,267,268	0
9	BCL	B4	101	66/66	0.86	0.42	0.35	149,166,212,214	0
7	HEM	AC	504	43/43	0.93	0.26	0.32	39,76,101,104	0
9	BCL	BS	102	66/66	0.82	0.38	0.29	152,193,231,231	0
9	BCL	BZ	101	66/66	0.81	0.30	0.28	125,139,192,193	0
9	BCL	BL	301	66/66	0.92	0.23	0.26	36,53,94,100	0
9	BCL	BQ	104	66/66	0.76	0.37	0.21	181,191,253,254	0
9	BCL	AZ	101	66/66	0.94	0.36	0.20	120,142,217,218	0
7	HEM	BC	502	43/43	0.90	0.28	0.16	50,80,94,103	0
9	BCL	BI	102	66/66	0.84	0.38	0.14	131,159,208,208	0
7	HEM	AC	502	43/43	0.93	0.25	0.13	53,68,81,88	0
9	BCL	BJ	101	66/66	0.82	0.41	0.13	202,204,207,208	0
9	BCL	A0	102	66/66	0.89	0.29	0.11	199,210,239,240	0
9	BCL	BE	101	66/66	0.87	0.36	0.10	146,170,225,227	0
8	CA	AO	101	1/1	-0.72	0.44	0.09	267,267,267,267	0
7	HEM	BC	503	43/43	0.92	0.24	0.06	84,110,135,146	0
9	BCL	A8	101	66/66	0.90	0.26	0.02	201,214,245,247	0
9	BCL	BM	401	66/66	0.91	0.21	0.02	33,56,137,146	0
7	HEM	BC	504	43/43	0.93	0.22	-0.01	55,78,92,106	0
9	BCL	AL	303	66/66	0.94	0.22	-0.01	32,54,95,104	0
9	BCL	AV	102	66/66	0.84	0.39	-0.06	183,194,249,250	0
7	HEM	AC	501	43/43	0.92	0.26	-0.08	86,86,86,96	0
9	BCL	BG	101	66/66	0.89	0.33	-0.15	201,207,214,217	0
16	PO4	AM	410	5/5	0.91	0.20	-0.19	83,84,84,84	0
9	BCL	B5	102	66/66	0.89	0.28	-0.20	154,171,221,221	0
7	HEM	BC	501	43/43	0.92	0.24	-0.20	52,60,117,131	0
9	BCL	AE	101	66/66	0.89	0.30	-0.23	135,156,211,212	0
9	BCL	AB	101	66/66	0.87	0.28	-0.27	124,158,224,224	0
9	BCL	BL	303	66/66	0.94	0.20	-0.28	39,55,82,90	0
15	PEF	AM	408	14/47	0.89	0.24	-0.37	12,90,119,125	0
15	PEF	AH	301	19/47	0.81	0.24	-0.41	128,144,161,167	0
8	CA	BY	101	1/1	0.72	0.16	-0.65	148,148,148,148	0

Continued on next page...

Continued from previous page...

Mol	Type	Chain	Res	Atoms	RSCC	RSR	LLDF	B-factors(\AA^2)	Q<0.9
16	PO4	AH	302	5/5	0.94	0.13	-0.89	102,103,104,104	0
8	CA	B9	101	1/1	0.81	0.25	-0.92	150,150,150,150	0
8	CA	BO	101	1/1	0.18	0.15	-0.95	238,238,238,238	0
8	CA	B5	101	1/1	0.32	0.15	-0.95	226,226,226,226	0
16	PO4	BH	301	5/5	0.94	0.13	-1.04	108,109,109,110	0
8	CA	B1	101	1/1	0.31	0.12	-1.06	184,184,184,184	0
8	CA	AF	101	1/1	0.16	0.13	-1.08	254,254,254,254	0
8	CA	AD	101	1/1	0.87	0.09	-1.08	238,238,238,238	0
8	CA	BK	101	1/1	0.86	0.20	-1.23	275,275,275,275	0
8	CA	AU	101	1/1	0.60	0.12	-1.24	223,223,223,223	0
8	CA	BU	101	1/1	0.66	0.09	-1.24	237,237,237,237	0
8	CA	B3	101	1/1	0.83	0.07	-1.33	222,222,222,222	0
8	CA	AA	103	1/1	0.67	0.18	-1.36	275,275,275,275	0
8	CA	AY	101	1/1	0.62	0.14	-1.40	197,197,197,197	0
8	CA	A9	101	1/1	0.65	0.07	-1.42	268,268,268,268	0
8	CA	BI	101	1/1	0.60	0.12	-1.51	236,236,236,236	0
8	CA	AV	101	1/1	0.68	0.10	-1.53	168,168,168,168	0
8	CA	B7	101	1/1	0.77	0.13	-1.58	259,259,259,259	0
8	CA	AS	102	1/1	0.46	0.11	-1.59	190,190,190,190	0
8	CA	A1	101	1/1	0.88	0.07	-1.64	212,212,212,212	0
8	CA	A3	102	1/1	0.43	0.09	-1.68	256,256,256,256	0
8	CA	BW	101	1/1	0.64	0.09	-1.74	204,204,204,204	0
8	CA	BF	101	1/1	0.88	0.07	-1.77	276,276,276,276	0
8	CA	AK	101	1/1	0.57	0.10	-1.89	216,216,216,216	0
8	CA	A5	101	1/1	0.65	0.08	-1.91	255,255,255,255	0
8	CA	AC	505	1/1	0.99	0.07	-1.94	30,30,30,30	0
8	CA	AI	101	1/1	0.66	0.08	-1.96	224,224,224,224	0
8	CA	AQ	101	1/1	0.83	0.05	-1.97	207,207,207,207	0
8	CA	BD	101	1/1	0.57	0.08	-1.97	236,236,236,236	0
8	CA	BQ	102	1/1	0.51	0.07	-1.97	249,249,249,249	0
8	CA	A7	101	1/1	0.88	0.05	-2.16	213,213,213,213	0
8	CA	BS	101	1/1	0.62	0.05	-2.20	222,222,222,222	0
12	FE	BM	404	1/1	0.98	0.07	-2.30	44,44,44,44	0
12	FE	AM	404	1/1	0.99	0.09	-2.94	47,47,47,47	0
8	CA	BC	505	1/1	0.98	0.07	-3.54	69,69,69,69	0
8	CA	BA	103	1/1	-0.44	0.09	-3.67	283,283,283,283	0
16	PO4	A3	101	5/5	0.87	0.20	-	153,154,154,154	0

6.5 Other polymers ⓘ

There are no such residues in this entry.