



# Full wwPDB X-ray Structure Validation Report ⓘ

Feb 15, 2017 – 09:03 am GMT

PDB ID : 4V8N  
Title : The crystal structure of agmatidine tRNA-Ile2 bound to the 70S ribosome in the A and P site.  
Authors : Voorhees, R.M.; Mandal, D.; Neubauer, C.; Koehrer, C.; RajBhandary, U.L.; Ramakrishnan, V.  
Deposited on : 2013-02-13  
Resolution : 3.10 Å(reported)

This is a Full wwPDB X-ray Structure Validation Report for a publicly released PDB entry.

We welcome your comments at [validation@mail.wwpdb.org](mailto:validation@mail.wwpdb.org)

A user guide is available at

<http://wwpdb.org/validation/2016/XrayValidationReportHelp>

with specific help available everywhere you see the ⓘ symbol.

---

The following versions of software and data (see [references ⓘ](#)) were used in the production of this report:

MolProbity : 4.02b-467  
Mogul : 1.7.2 (RC1), CSD as538be (2017)  
Xtriage (Phenix) : 1.9-1692  
EDS : trunk28620  
Percentile statistics : 20161228.v01 (using entries in the PDB archive December 28th 2016)  
Refmac : 5.8.0135  
CCP4 : 6.5.0  
Ideal geometry (proteins) : Engh & Huber (2001)  
Ideal geometry (DNA, RNA) : Parkinson et al. (1996)  
Validation Pipeline (wwPDB-VP) : recalc28972

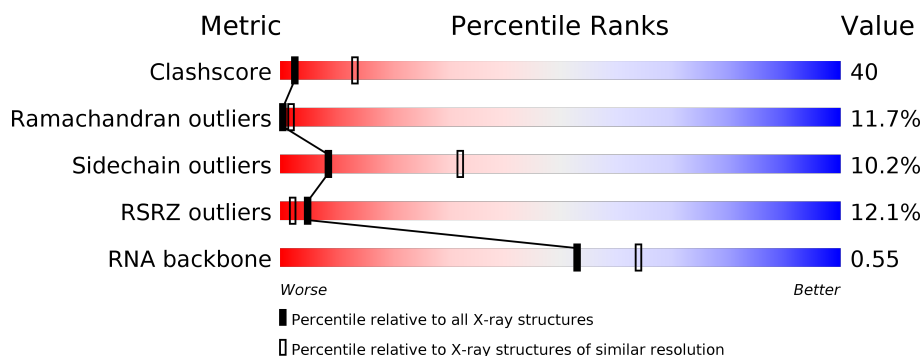
# 1 Overall quality at a glance i

The following experimental techniques were used to determine the structure:

*X-RAY DIFFRACTION*

The reported resolution of this entry is 3.10 Å.

Percentile scores (ranging between 0-100) for global validation metrics of the entry are shown in the following graphic. The table shows the number of entries on which the scores are based.





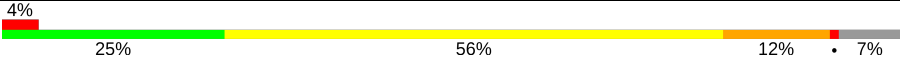
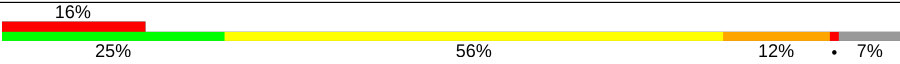




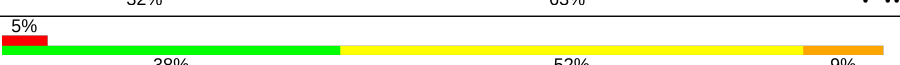


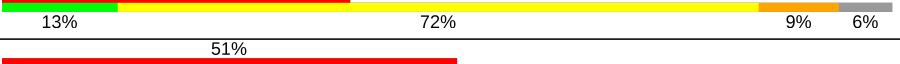

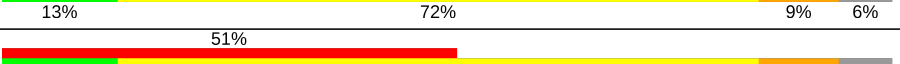





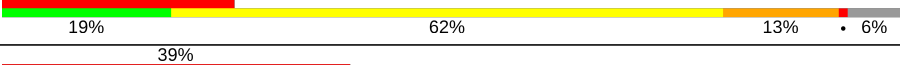
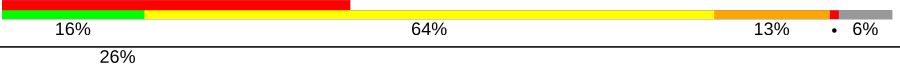



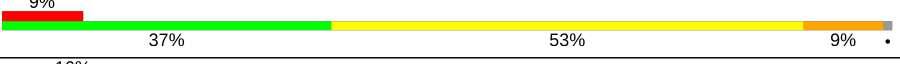
Metric	Whole archive (#Entries)	Similar resolution (#Entries, resolution range(Å))
Clashscore	112137	1099 (3.12-3.08)
Ramachandran outliers	110173	1057 (3.12-3.08)
Sidechain outliers	110143	1057 (3.12-3.08)
RSRZ outliers	101464	1006 (3.12-3.08)
RNA backbone	2435	1112 (3.50-2.70)

The table below summarises the geometric issues observed across the polymeric chains and their fit to the electron density. The red, orange, yellow and green segments on the lower bar indicate the fraction of residues that contain outliers for  $\geq 3$ , 2, 1 and 0 types of geometric quality criteria. A grey segment represents the fraction of residues that are not modelled. The numeric value for each fraction is indicated below the corresponding segment, with a dot representing fractions  $\leq 5\%$ . The upper red bar (where present) indicates the fraction of residues that have poor fit to the electron density. The numeric value is given above the bar.

Mol	Chain	Length	Quality of chain
1	AA	1522	<div> <div>6%</div> <div>24%</div> <div>63%</div> <div>10%</div> <div>.</div> </div>
1	CA	1522	<div> <div>7%</div> <div>23%</div> <div>65%</div> <div>11%</div> <div>..</div> </div>
2	AB	256	<div> <div>12%</div> <div>21%</div> <div>59%</div> <div>12%</div> <div>8%</div> <div>.</div> </div>
2	CB	256	<div> <div>21%</div> <div>20%</div> <div>59%</div> <div>13%</div> <div>8%</div> </div>
3	AC	239	<div> <div>12%</div> <div>23%</div> <div>50%</div> <div>13%</div> <div>13%</div> </div>
3	CC	239	<div> <div>21%</div> <div>23%</div> <div>49%</div> <div>15%</div> <div>13%</div> </div>

*Continued on next page...*

Continued from previous page...

Mol	Chain	Length	Quality of chain
4	AD	209	
4	CD	209	
5	AE	162	
5	CE	162	
6	AF	101	
6	CF	101	
7	AG	156	
7	CG	156	
8	AH	138	
8	CH	138	
9	AI	128	
9	CI	128	
10	AJ	105	
10	CJ	105	
11	AK	129	
11	CK	129	
12	AL	135	
12	CL	135	
13	AM	126	
13	CM	126	
14	AN	61	
14	CN	61	
15	AO	89	
15	CO	89	
16	AP	88	

Continued on next page...

Continued from previous page...

Mol	Chain	Length	Quality of chain
16	CP	88	
17	AQ	105	
17	CQ	105	
18	AR	88	
18	CR	88	
19	AS	93	
19	CS	93	
20	AT	106	
20	CT	106	
21	AU	27	
21	CU	27	
22	AV	78	
22	AY	78	
22	CV	78	
22	CY	78	
23	AW	78	
23	CW	78	
24	AX	24	
24	CX	24	
25	B0	85	
25	D0	85	
26	B1	98	
26	D1	98	
27	B2	72	
27	D2	72	

Continued on next page...

Continued from previous page...

Mol	Chain	Length	Quality of chain
28	B3	60	
28	D3	60	
29	B4	71	
29	D4	71	
30	B5	60	
30	D5	60	
31	B6	54	
31	D6	54	
32	B7	49	
32	D7	49	
33	B8	65	
33	D8	65	
34	B9	37	
34	D9	37	
35	BA	2915	
35	DA	2915	
36	BB	122	
36	DB	122	
37	BC	229	
37	DC	229	
38	BD	276	
38	DD	276	
39	BE	206	
39	DE	206	
40	BF	210	

Continued on next page...

Continued from previous page...

Mol	Chain	Length	Quality of chain
40	DF	210	
41	BG	182	
41	DG	182	
42	BH	180	
42	DH	180	
43	BI	148	
43	DI	148	
44	BJ	173	
44	DJ	173	
45	BN	140	
45	DN	140	
46	BO	122	
46	DO	122	
47	BP	150	
47	DP	150	
48	BQ	141	
48	DQ	141	
49	BR	118	
49	DR	118	
50	BS	112	
50	DS	112	
51	BT	146	
51	DT	146	
52	BU	118	
52	DU	118	

Continued on next page...

Continued from previous page...

Mol	Chain	Length	Quality of chain
53	BV	101	
53	DV	101	
54	BW	113	
54	DW	113	
55	BX	96	
55	DX	96	
56	BY	110	
56	DY	110	
57	BZ	206	
57	DZ	206	

The following table lists non-polymeric compounds, carbohydrate monomers and non-standard residues in protein, DNA, RNA chains that are outliers for geometric or electron-density-fit criteria:

Mol	Type	Chain	Res	Chirality	Geometry	Clashes	Electron density
22	AG9	AV	36	X	-	-	-
22	AG9	AY	36	X	-	X	-
22	AG9	CV	36	X	-	X	X
22	AG9	CY	36	X	-	-	X
58	ZN	AD	1000	-	-	X	-
58	ZN	CD	1000	-	-	X	-

## 2 Entry composition

There are 58 unique types of molecules in this entry. The entry contains 298096 atoms, of which 0 are hydrogens and 0 are deuteriums.

In the tables below, the ZeroOcc column contains the number of atoms modelled with zero occupancy, the AltConf column contains the number of residues with at least one atom in alternate conformation and the Trace column contains the number of residues modelled with at most 2 atoms.

- Molecule 1 is a RNA chain called 16S RRNA.

Mol	Chain	Residues	Atoms					ZeroOcc	AltConf	Trace
1	AA	1504	Total	C	N	O	P	0	0	0
			32329	14390	5992	10444	1503			
1	CA	1504	Total	C	N	O	P	0	0	0
			32329	14390	5992	10444	1503			

- Molecule 2 is a protein called 30S RIBOSOMAL PROTEIN S2.

Mol	Chain	Residues	Atoms					ZeroOcc	AltConf	Trace
2	AB	235	Total	C	N	O	S	0	0	1
			1901	1213	342	341	5			
2	CB	235	Total	C	N	O	S	0	0	1
			1901	1213	342	341	5			

- Molecule 3 is a protein called 30S RIBOSOMAL PROTEIN S3.

Mol	Chain	Residues	Atoms					ZeroOcc	AltConf	Trace
3	AC	207	Total	C	N	O	S	0	0	1
			1613	1016	315	281	1			
3	CC	207	Total	C	N	O	S	0	0	1
			1613	1016	315	281	1			

- Molecule 4 is a protein called 30S RIBOSOMAL PROTEIN S4.

Mol	Chain	Residues	Atoms					ZeroOcc	AltConf	Trace
4	AD	208	Total	C	N	O	S	0	0	0
			1703	1066	339	291	7			
4	CD	208	Total	C	N	O	S	0	0	0
			1703	1066	339	291	7			

- Molecule 5 is a protein called 30S RIBOSOMAL PROTEIN S5.



Mol	Chain	Residues	Atoms					ZeroOcc	AltConf	Trace
5	AE	151	Total	C	N	O	S	0	0	1
			1147	724	218	201	4			
5	CE	151	Total	C	N	O	S	0	0	1
			1147	724	218	201	4			

- Molecule 6 is a protein called 30S RIBOSOMAL PROTEIN S6.

Mol	Chain	Residues	Atoms					ZeroOcc	AltConf	Trace
6	AF	101	Total	C	N	O	S	0	0	0
			843	531	155	154	3			
6	CF	101	Total	C	N	O	S	0	0	0
			843	531	155	154	3			

- Molecule 7 is a protein called 30S RIBOSOMAL PROTEIN S7.

Mol	Chain	Residues	Atoms					ZeroOcc	AltConf	Trace
7	AG	155	Total	C	N	O	S	0	0	0
			1257	781	252	218	6			
7	CG	155	Total	C	N	O	S	0	0	0
			1257	781	252	218	6			

- Molecule 8 is a protein called 30S RIBOSOMAL PROTEIN S8.

Mol	Chain	Residues	Atoms					ZeroOcc	AltConf	Trace
8	AH	138	Total	C	N	O	S	0	0	0
			1116	705	215	193	3			
8	CH	138	Total	C	N	O	S	0	0	0
			1116	705	215	193	3			

- Molecule 9 is a protein called 30S RIBOSOMAL PROTEIN S9.

Mol	Chain	Residues	Atoms					ZeroOcc	AltConf	Trace
9	AI	127	Total	C	N	O		0	0	0
			1010	639	197	174				
9	CI	127	Total	C	N	O		0	0	0
			1010	639	197	174				

- Molecule 10 is a protein called 30S RIBOSOMAL PROTEIN S10.

Mol	Chain	Residues	Atoms					ZeroOcc	AltConf	Trace
10	AJ	99	Total	C	N	O	S	0	0	1
			795	499	157	138	1			

*Continued on next page...*

*Continued from previous page...*

Mol	Chain	Residues	Atoms					ZeroOcc	AltConf	Trace
10	CJ	99	Total	C	N	O	S	0	0	1
			795	499	157	138	1			

- Molecule 11 is a protein called 30S RIBOSOMAL PROTEIN S11.

Mol	Chain	Residues	Atoms					ZeroOcc	AltConf	Trace
11	AK	119	Total	C	N	O	S	0	0	0
			885	549	168	165	3			
11	CK	119	Total	C	N	O	S	0	0	0
			885	549	168	165	3			

- Molecule 12 is a protein called 30S RIBOSOMAL PROTEIN S12.

Mol	Chain	Residues	Atoms					ZeroOcc	AltConf	Trace
12	AL	125	Total	C	N	O	S	0	0	1
			971	611	196	163	1			
12	CL	125	Total	C	N	O	S	0	0	1
			971	611	196	163	1			

There are 8 discrepancies between the modelled and reference sequences:

Chain	Residue	Modelled	Actual	Comment	Reference
AL	1	MET	-	EXPRESSION TAG	UNP Q5SHN3
AL	2	VAL	-	EXPRESSION TAG	UNP Q5SHN3
AL	3	ALA	-	EXPRESSION TAG	UNP Q5SHN3
AL	4	LEU	-	EXPRESSION TAG	UNP Q5SHN3
CL	1	MET	-	EXPRESSION TAG	UNP Q5SHN3
CL	2	VAL	-	EXPRESSION TAG	UNP Q5SHN3
CL	3	ALA	-	EXPRESSION TAG	UNP Q5SHN3
CL	4	LEU	-	EXPRESSION TAG	UNP Q5SHN3

- Molecule 13 is a protein called 30S RIBOSOMAL PROTEIN S13.

Mol	Chain	Residues	Atoms					ZeroOcc	AltConf	Trace
13	AM	119	Total	C	N	O	S	0	0	1
			938	579	194	163	2			
13	CM	119	Total	C	N	O	S	0	0	1
			938	579	194	163	2			

- Molecule 14 is a protein called 30S RIBOSOMAL PROTEIN S14 TYPE Z.

Mol	Chain	Residues	Atoms					ZeroOcc	AltConf	Trace
14	AN	60	Total	C	N	O	S	0	0	0
			492	312	104	72	4			
14	CN	60	Total	C	N	O	S	0	0	0
			492	312	104	72	4			

- Molecule 15 is a protein called 30S RIBOSOMAL PROTEIN S15.

Mol	Chain	Residues	Atoms					ZeroOcc	AltConf	Trace
15	AO	88	Total	C	N	O	S	0	0	0
			734	459	147	126	2			
15	CO	88	Total	C	N	O	S	0	0	0
			734	459	147	126	2			

- Molecule 16 is a protein called 30S RIBOSOMAL PROTEIN S16.

Mol	Chain	Residues	Atoms					ZeroOcc	AltConf	Trace
16	AP	84	Total	C	N	O	S	0	0	1
			701	443	140	117	1			
16	CP	84	Total	C	N	O	S	0	0	1
			701	443	140	117	1			

- Molecule 17 is a protein called 30S RIBOSOMAL PROTEIN S17.

Mol	Chain	Residues	Atoms					ZeroOcc	AltConf	Trace
17	AQ	100	Total	C	N	O	S	0	0	1
			824	528	152	142	2			
17	CQ	100	Total	C	N	O	S	0	0	1
			824	528	152	142	2			

- Molecule 18 is a protein called 30S RIBOSOMAL PROTEIN S18.

Mol	Chain	Residues	Atoms				ZeroOcc	AltConf	Trace
18	AR	70	Total	C	N	O	0	0	0
			574	367	112	95			
18	CR	70	Total	C	N	O	0	0	0
			574	367	112	95			

- Molecule 19 is a protein called 30S RIBOSOMAL PROTEIN S19.

Mol	Chain	Residues	Atoms					ZeroOcc	AltConf	Trace
19	AS	79	Total	C	N	O	S	0	0	1
			630	403	115	110	2			

*Continued on next page...*

*Continued from previous page...*

Mol	Chain	Residues	Atoms					ZeroOcc	AltConf	Trace
19	CS	79	Total	C	N	O	S	0	0	1
			630	403	115	110	2			

- Molecule 20 is a protein called 30S RIBOSOMAL PROTEIN S20.

Mol	Chain	Residues	Atoms					ZeroOcc	AltConf	Trace
20	AT	99	Total	C	N	O	S	0	0	0
			763	470	162	129	2			
20	CT	99	Total	C	N	O	S	0	0	0
			763	470	162	129	2			

- Molecule 21 is a protein called 30S RIBOSOMAL PROTEIN THX.

Mol	Chain	Residues	Atoms				ZeroOcc	AltConf	Trace
21	AU	25	Total	C	N	O	0	0	1
			209	128	51	30			
21	CU	25	Total	C	N	O	0	0	1
			209	128	51	30			

- Molecule 22 is a RNA chain called E-SITE TRNA ILE2 AGMATIDINE OR P-SITE TRNA ILE2 AGMATIDINE.

Mol	Chain	Residues	Atoms					ZeroOcc	AltConf	Trace
22	AV	78	Total	C	N	O	P	0	0	0
			1667	746	299	545	77			
22	AY	78	Total	C	N	O	P	0	0	0
			1667	746	299	545	77			
22	CV	78	Total	C	N	O	P	0	0	0
			1667	746	299	545	77			
22	CY	78	Total	C	N	O	P	0	0	0
			1667	746	299	545	77			

- Molecule 23 is a RNA chain called A-SITE TRNA ILE2 AGMATIDINE.

Mol	Chain	Residues	Atoms					ZeroOcc	AltConf	Trace
23	AW	78	Total	C	N	O	P	0	0	0
			1659	741	295	546	77			
23	CW	78	Total	C	N	O	P	0	0	0
			1659	741	295	546	77			

- Molecule 24 is a RNA chain called MRNA.

Mol	Chain	Residues	Atoms					ZeroOcc	AltConf	Trace
24	AX	12	Total	C	N	O	P	0	0	0
			257	118	54	74	11			
24	CX	12	Total	C	N	O	P	0	0	0
			257	118	54	74	11			

- Molecule 25 is a protein called 50S RIBOSOMAL PROTEIN L27.

Mol	Chain	Residues	Atoms					ZeroOcc	AltConf	Trace
25	B0	84	Total	C	N	O	S	0	0	0
			662	410	140	111	1			
25	D0	84	Total	C	N	O	S	0	0	0
			662	410	140	111	1			

- Molecule 26 is a protein called 50S RIBOSOMAL PROTEIN L28.

Mol	Chain	Residues	Atoms					ZeroOcc	AltConf	Trace
26	B1	94	Total	C	N	O	S	0	0	1
			734	460	148	125	1			
26	D1	94	Total	C	N	O	S	0	0	1
			734	460	148	125	1			

There are 2 discrepancies between the modelled and reference sequences:

Chain	Residue	Modelled	Actual	Comment	Reference
B1	81	ARG	LYS	CONFLICT	UNP P60494
D1	81	ARG	LYS	CONFLICT	UNP P60494

- Molecule 27 is a protein called 50S RIBOSOMAL PROTEIN L29.

Mol	Chain	Residues	Atoms					ZeroOcc	AltConf	Trace
27	B2	71	Total	C	N	O	S	0	0	0
			598	370	121	106	1			
27	D2	71	Total	C	N	O	S	0	0	0
			598	370	121	106	1			

- Molecule 28 is a protein called 50S RIBOSOMAL PROTEIN L30.

Mol	Chain	Residues	Atoms					ZeroOcc	AltConf	Trace
28	B3	60	Total	C	N	O	S	0	0	1
			468	298	91	78	1			
28	D3	60	Total	C	N	O	S	0	0	1
			468	298	91	78	1			

- Molecule 29 is a protein called 50S RIBOSOMAL PROTEIN L31.

Mol	Chain	Residues	Atoms					ZeroOcc	AltConf	Trace
29	B4	58	Total	C	N	O	S	0	0	1
			451	285	78	83	5			
29	D4	58	Total	C	N	O	S	0	0	1
			451	285	78	83	5			

- Molecule 30 is a protein called 50S RIBOSOMAL PROTEIN L32.

Mol	Chain	Residues	Atoms					ZeroOcc	AltConf	Trace
30	B5	56	Total	C	N	O	S	0	0	1
			428	267	87	69	5			
30	D5	56	Total	C	N	O	S	0	0	1
			428	267	87	69	5			

- Molecule 31 is a protein called 50S RIBOSOMAL PROTEIN L33.

Mol	Chain	Residues	Atoms					ZeroOcc	AltConf	Trace
31	B6	50	Total	C	N	O	S	0	0	0
			433	270	88	71	4			
31	D6	50	Total	C	N	O	S	0	0	0
			433	270	88	71	4			

- Molecule 32 is a protein called 50S RIBOSOMAL PROTEIN L34.

Mol	Chain	Residues	Atoms					ZeroOcc	AltConf	Trace
32	B7	48	Total	C	N	O	S	0	0	1
			410	251	103	54	2			
32	D7	48	Total	C	N	O	S	0	0	1
			410	251	103	54	2			

- Molecule 33 is a protein called 50S RIBOSOMAL PROTEIN L35.

Mol	Chain	Residues	Atoms					ZeroOcc	AltConf	Trace
33	B8	64	Total	C	N	O	S	0	0	1
			508	326	102	78	2			
33	D8	64	Total	C	N	O	S	0	0	1
			508	326	102	78	2			

- Molecule 34 is a protein called 50S RIBOSOMAL PROTEIN L36.

Mol	Chain	Residues	Atoms					ZeroOcc	AltConf	Trace
34	B9	37	Total	C	N	O	S	0	0	0
			307	188	68	47	4			
34	D9	37	Total	C	N	O	S	0	0	0
			307	188	68	47	4			

- Molecule 35 is a RNA chain called 23S RIBOSOMAL RNA.

Mol	Chain	Residues	Atoms					ZeroOcc	AltConf	Trace
35	BA	2848	Total	C	N	O	P	0	0	0
			61341	27300	11478	19716	2847			
35	DA	2848	Total	C	N	O	P	0	0	0
			61341	27300	11478	19716	2847			

- Molecule 36 is a RNA chain called 5S RIBOSOMAL RNA.

Mol	Chain	Residues	Atoms					ZeroOcc	AltConf	Trace
36	BB	119	Total	C	N	O	P	0	0	0
			2551	1136	471	826	118			
36	DB	119	Total	C	N	O	P	0	0	0
			2551	1136	471	826	118			

- Molecule 37 is a protein called 50S RIBOSOMAL PROTEIN L1.

Mol	Chain	Residues	Atoms					ZeroOcc	AltConf	Trace
37	BC	120	Total	C	N	O	S	0	0	0
			937	590	174	172	1			
37	DC	120	Total	C	N	O	S	0	0	0
			937	590	174	172	1			

- Molecule 38 is a protein called 50S RIBOSOMAL PROTEIN L2.

Mol	Chain	Residues	Atoms					ZeroOcc	AltConf	Trace
38	BD	272	Total	C	N	O	S	0	0	1
			2105	1329	417	356	3			
38	DD	272	Total	C	N	O	S	0	0	1
			2105	1329	417	356	3			

- Molecule 39 is a protein called 50S RIBOSOMAL PROTEIN L3.

Mol	Chain	Residues	Atoms					ZeroOcc	AltConf	Trace
39	BE	205	Total	C	N	O	S	0	0	1
			1564	988	300	270	6			

*Continued on next page...*

*Continued from previous page...*

Mol	Chain	Residues	Atoms					ZeroOcc	AltConf	Trace
39	DE	205	Total	C	N	O	S	0	0	1
			1564	988	300	270	6			

- Molecule 40 is a protein called 50S RIBOSOMAL PROTEIN L4.

Mol	Chain	Residues	Atoms					ZeroOcc	AltConf	Trace
40	BF	208	Total	C	N	O	S	0	0	1
			1624	1035	304	282	3			
40	DF	208	Total	C	N	O	S	0	0	1
			1624	1035	304	282	3			

- Molecule 41 is a protein called 50S RIBOSOMAL PROTEIN L5.

Mol	Chain	Residues	Atoms					ZeroOcc	AltConf	Trace
41	BG	181	Total	C	N	O	S	0	0	0
			1474	942	268	260	4			
41	DG	181	Total	C	N	O	S	0	0	0
			1474	942	268	260	4			

- Molecule 42 is a protein called 50S RIBOSOMAL PROTEIN L6.

Mol	Chain	Residues	Atoms					ZeroOcc	AltConf	Trace
42	BH	165	Total	C	N	O	S	0	0	1
			1260	800	234	225	1			
42	DH	165	Total	C	N	O	S	0	0	1
			1260	800	234	225	1			

- Molecule 43 is a protein called 50S RIBOSOMAL PROTEIN L9.

Mol	Chain	Residues	Atoms					ZeroOcc	AltConf	Trace
43	BI	146	Total	C	N	O	S	0	0	1
			1132	723	201	207	1			
43	DI	146	Total	C	N	O	S	0	0	1
			1132	723	201	207	1			

- Molecule 44 is a protein called 50S RIBOSOMAL PROTEIN L10.

Mol	Chain	Residues	Atoms				ZeroOcc	AltConf	Trace
44	BJ	131	Total	C	N	O	0	0	1
			651	390	131	130			
44	DJ	131	Total	C	N	O	0	0	1
			651	390	131	130			



- Molecule 45 is a protein called 50S RIBOSOMAL PROTEIN L13.

Mol	Chain	Residues	Atoms					ZeroOcc	AltConf	Trace
45	BN	139	Total	C	N	O	S	0	0	1
			1105	712	207	182	4			
45	DN	139	Total	C	N	O	S	0	0	1
			1105	712	207	182	4			

- Molecule 46 is a protein called 50S RIBOSOMAL PROTEIN L14.

Mol	Chain	Residues	Atoms					ZeroOcc	AltConf	Trace
46	BO	122	Total	C	N	O	S	0	0	0
			933	588	171	170	4			
46	DO	122	Total	C	N	O	S	0	0	0
			933	588	171	170	4			

- Molecule 47 is a protein called 50S RIBOSOMAL PROTEIN L15.

Mol	Chain	Residues	Atoms					ZeroOcc	AltConf	Trace
47	BP	146	Total	C	N	O	S	0	0	0
			1114	692	227	193	2			
47	DP	146	Total	C	N	O	S	0	0	0
			1114	692	227	193	2			

- Molecule 48 is a protein called 50S RIBOSOMAL PROTEIN L16.

Mol	Chain	Residues	Atoms					ZeroOcc	AltConf	Trace
48	BQ	141	Total	C	N	O	S	0	0	1
			1113	710	211	185	7			
48	DQ	141	Total	C	N	O	S	0	0	1
			1113	710	211	185	7			

- Molecule 49 is a protein called 50S RIBOSOMAL PROTEIN L17.

Mol	Chain	Residues	Atoms				ZeroOcc	AltConf	Trace
49	BR	117	Total	C	N	O	0	0	0
			960	599	202	159			
49	DR	117	Total	C	N	O	0	0	0
			960	599	202	159			

- Molecule 50 is a protein called 50S RIBOSOMAL PROTEIN L18.

Mol	Chain	Residues	Atoms				ZeroOcc	AltConf	Trace
50	BS	99	Total	C	N	O	0	0	1
			771	486	155	130			
50	DS	99	Total	C	N	O	0	0	1
			771	486	155	130			

- Molecule 51 is a protein called 50S RIBOSOMAL PROTEIN L19.

Mol	Chain	Residues	Atoms					ZeroOcc	AltConf	Trace
51	BT	136	Total	C	N	O	S	0	0	1
			1124	699	231	193	1			
51	DT	136	Total	C	N	O	S	0	0	1
			1124	699	231	193	1			

- Molecule 52 is a protein called 50S RIBOSOMAL PROTEIN L20.

Mol	Chain	Residues	Atoms					ZeroOcc	AltConf	Trace
52	BU	117	Total	C	N	O	S	0	0	0
			958	604	202	151	1			
52	DU	117	Total	C	N	O	S	0	0	0
			958	604	202	151	1			

- Molecule 53 is a protein called 50S RIBOSOMAL PROTEIN L21.

Mol	Chain	Residues	Atoms					ZeroOcc	AltConf	Trace
53	BV	101	Total	C	N	O	S	0	0	0
			779	501	142	135	1			
53	DV	101	Total	C	N	O	S	0	0	0
			779	501	142	135	1			

- Molecule 54 is a protein called 50S RIBOSOMAL PROTEIN L22.

Mol	Chain	Residues	Atoms					ZeroOcc	AltConf	Trace
54	BW	113	Total	C	N	O	S	0	0	0
			896	563	176	155	2			
54	DW	113	Total	C	N	O	S	0	0	0
			896	563	176	155	2			

- Molecule 55 is a protein called 50S RIBOSOMAL PROTEIN L23.

Mol	Chain	Residues	Atoms				ZeroOcc	AltConf	Trace
55	BX	93	Total	C	N	O	0	0	1
			726	471	132	123			

*Continued on next page...*

*Continued from previous page...*

Mol	Chain	Residues	Atoms				ZeroOcc	AltConf	Trace
55	DX	93	Total	C	N	O	0	0	1
			726	471	132	123			

- Molecule 56 is a protein called 50S RIBOSOMAL PROTEIN L24.

Mol	Chain	Residues	Atoms					ZeroOcc	AltConf	Trace
56	BY	101	Total	C	N	O	S	0	0	1
			776	500	149	123	4			
56	DY	101	Total	C	N	O	S	0	0	1
			776	500	149	123	4			

- Molecule 57 is a protein called 50S RIBOSOMAL PROTEIN L25.

Mol	Chain	Residues	Atoms					ZeroOcc	AltConf	Trace
57	BZ	185	Total	C	N	O	S	0	0	1
			1468	936	262	268	2			
57	DZ	185	Total	C	N	O	S	0	0	1
			1468	936	262	268	2			

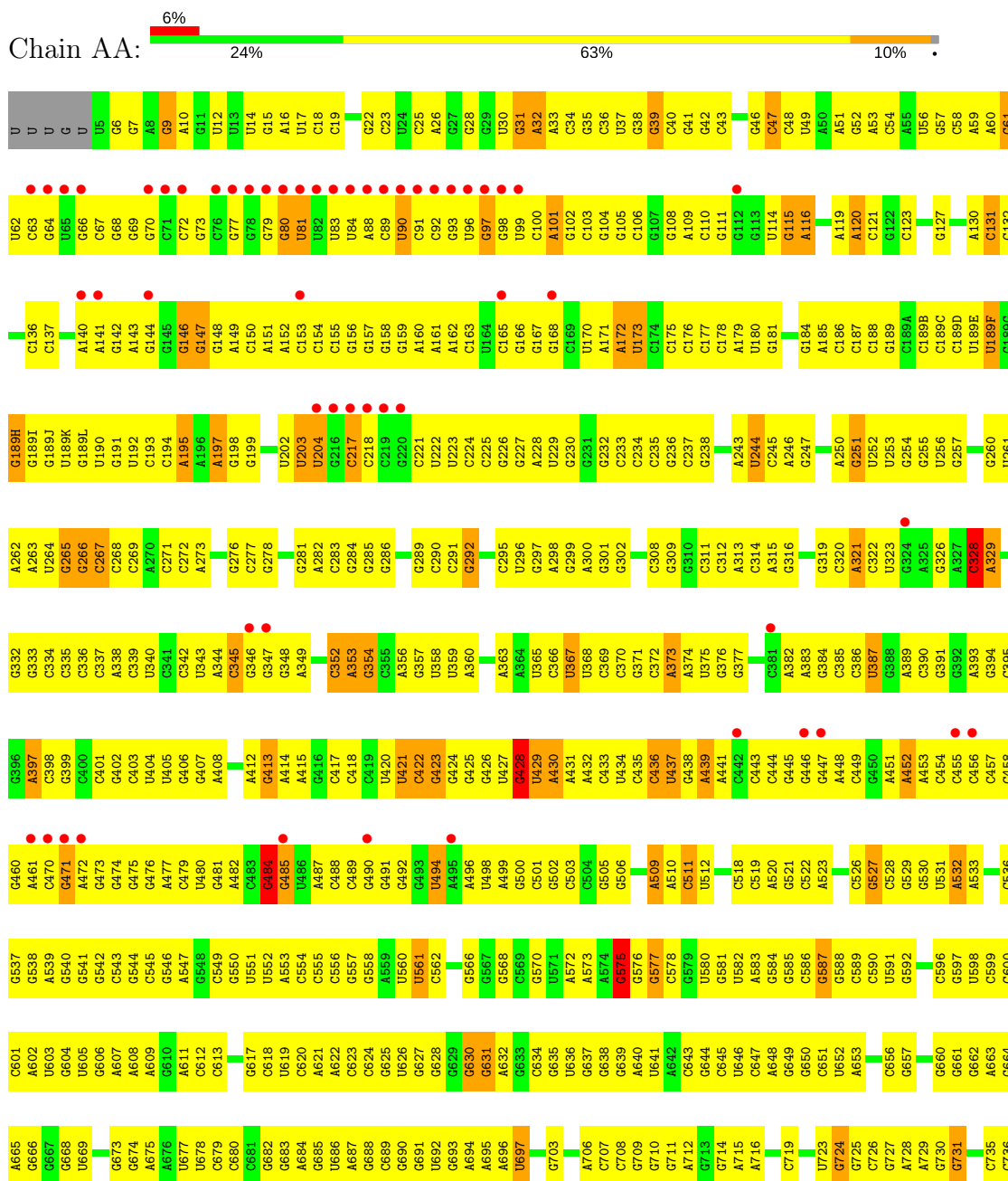
- Molecule 58 is ZINC ION (three-letter code: ZN) (formula: Zn).

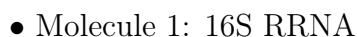
Mol	Chain	Residues	Atoms		ZeroOcc	AltConf
58	CN	1	Total	Zn	0	0
			1	1		
58	AD	1	Total	Zn	0	0
			1	1		
58	CD	1	Total	Zn	0	0
			1	1		
58	AN	1	Total	Zn	0	0
			1	1		

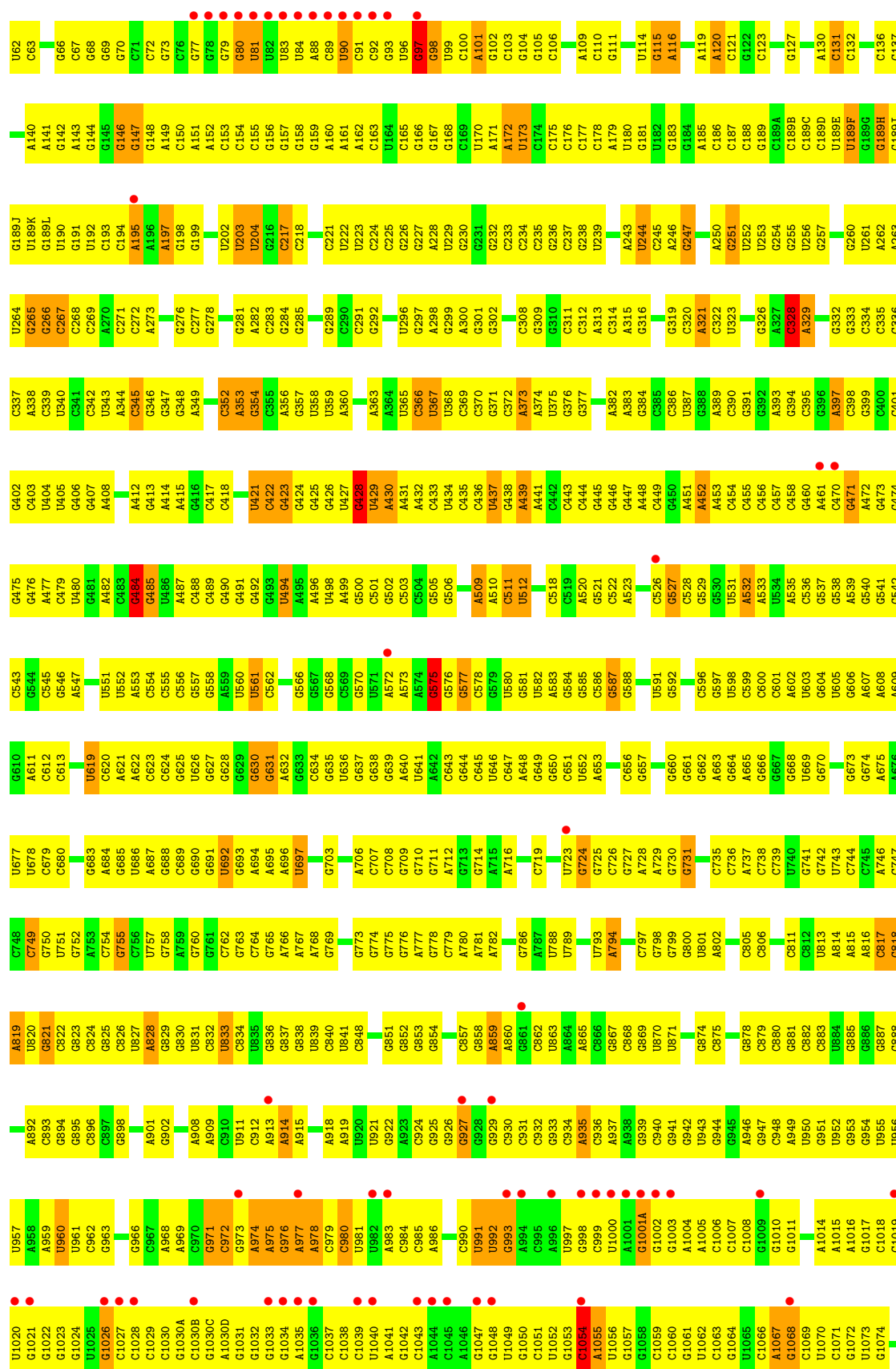
### 3 Residue-property plots

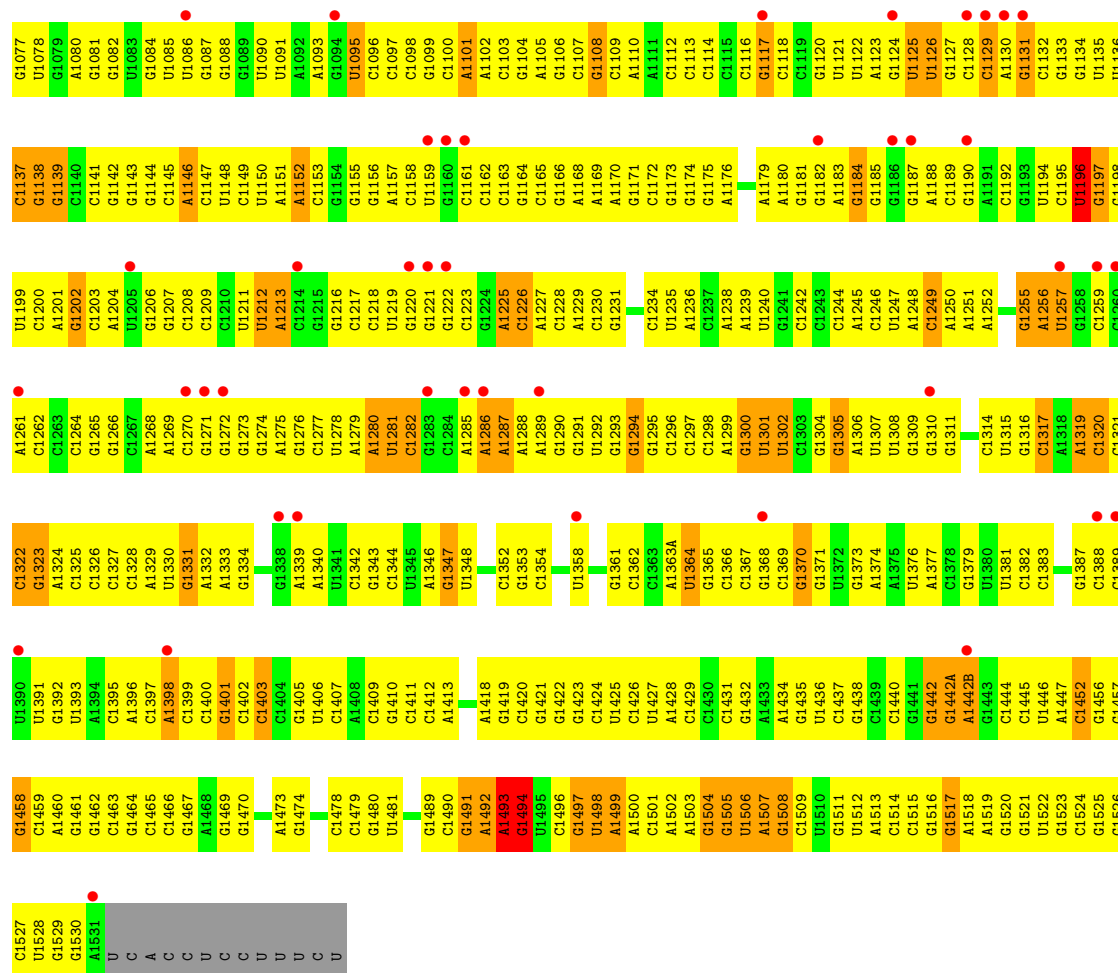
These plots are drawn for all protein, RNA and DNA chains in the entry. The first graphic for a chain summarises the proportions of the various outlier classes displayed in the second graphic. The second graphic shows the sequence view annotated by issues in geometry and electron density. Residues are color-coded according to the number of geometric quality criteria for which they contain at least one outlier: green = 0, yellow = 1, orange = 2 and red = 3 or more. A red dot above a residue indicates a poor fit to the electron density ( $RSRZ > 2$ ). Stretches of 2 or more consecutive residues without any outlier are shown as a green connector. Residues present in the sample, but not in the model, are shown in grey.

#### • Molecule 1: 16S rRNA

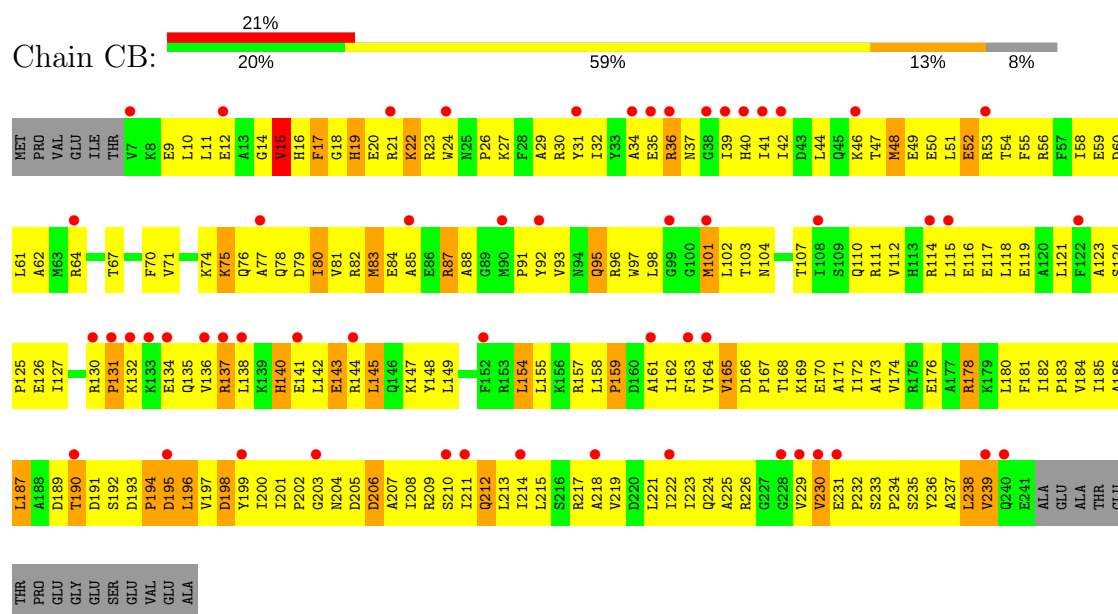


[illegible]

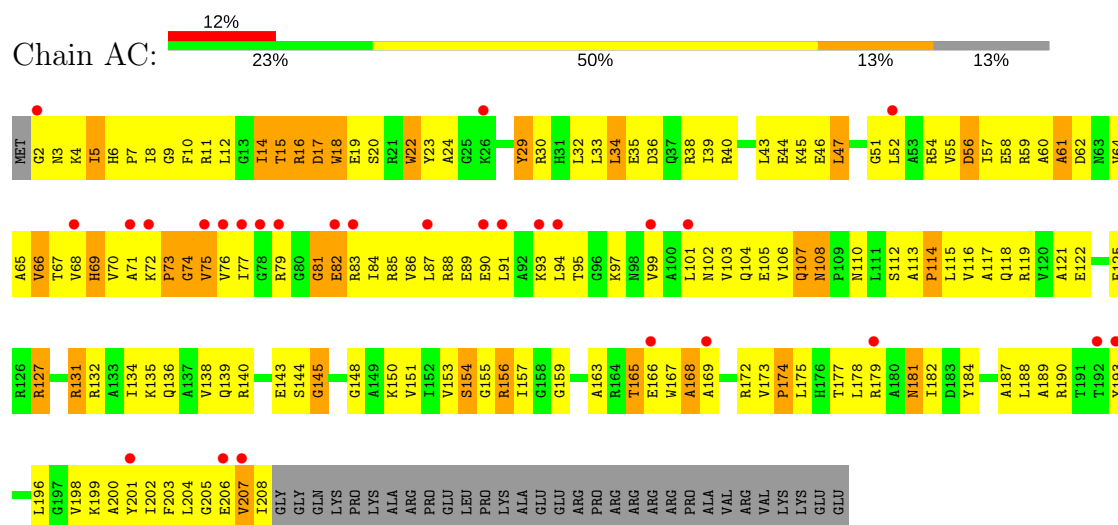




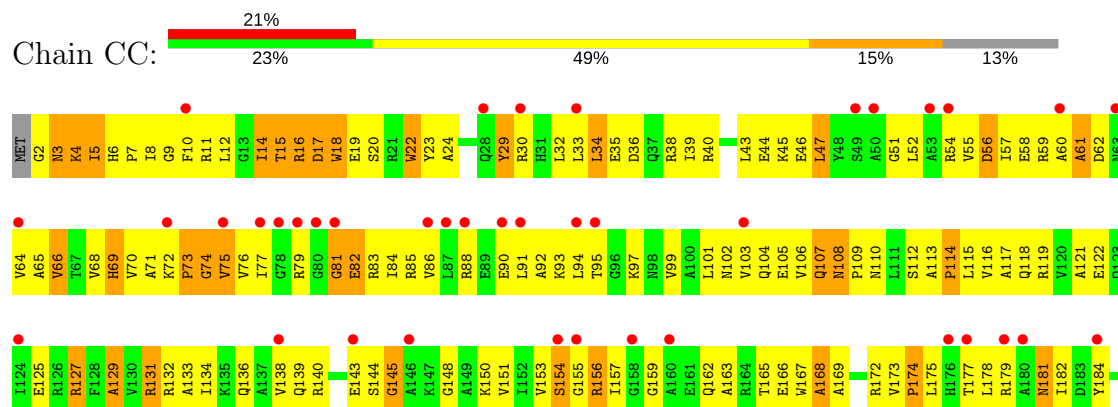
• Molecule 2: 30S RIBOSOMAL PROTEIN S2



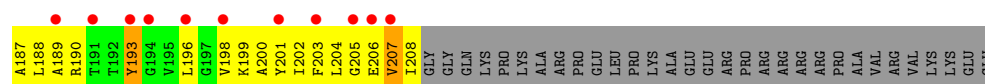
● Molecule 3: 30S RIBOSOMAL PROTEIN S3



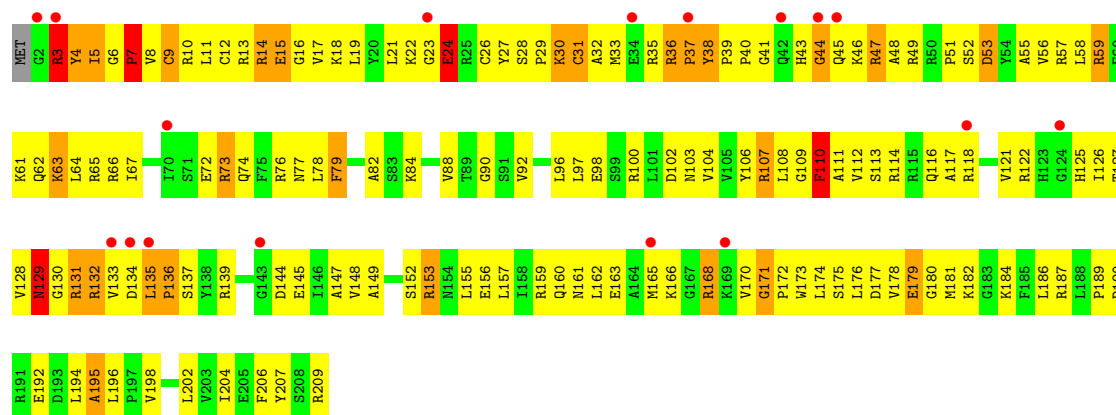
- Molecule 3: 30S RIBOSOMAL PROTEIN S3



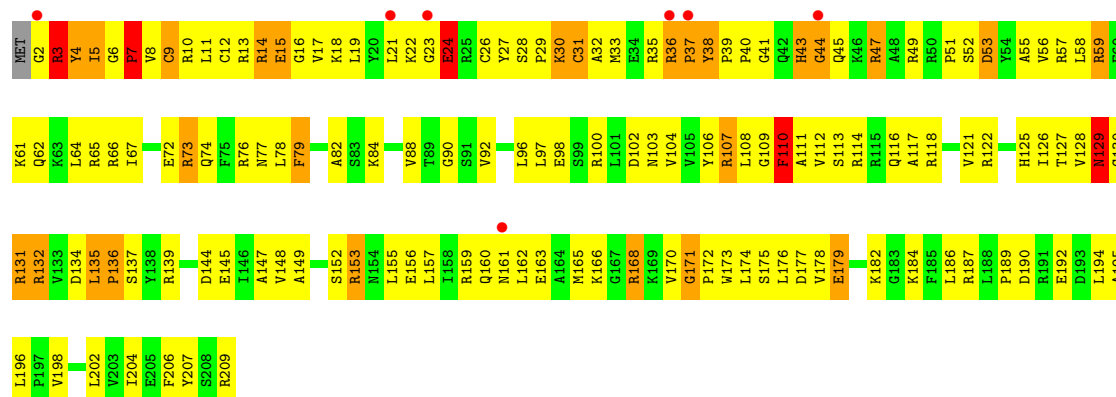




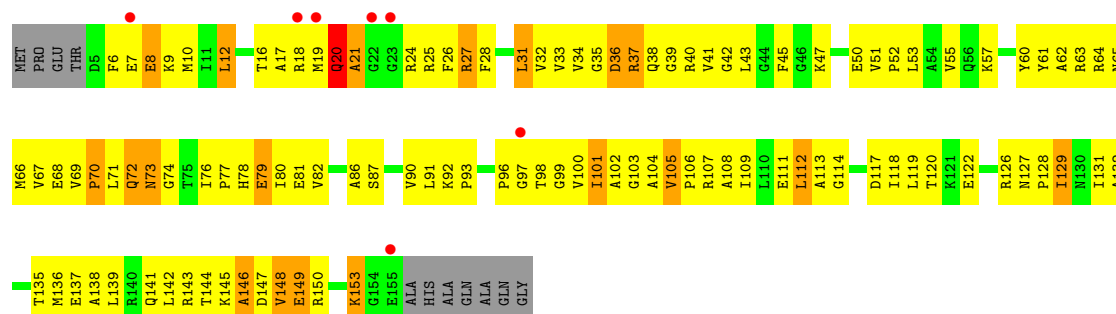
- Molecule 4: 30S RIBOSOMAL PROTEIN S4



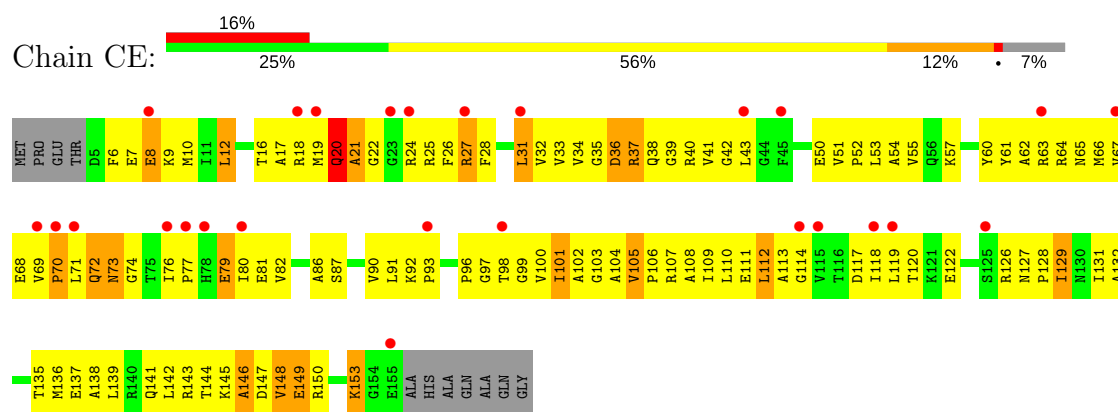
• Molecule 4: 30S RIBOSOMAL PROTEIN S4



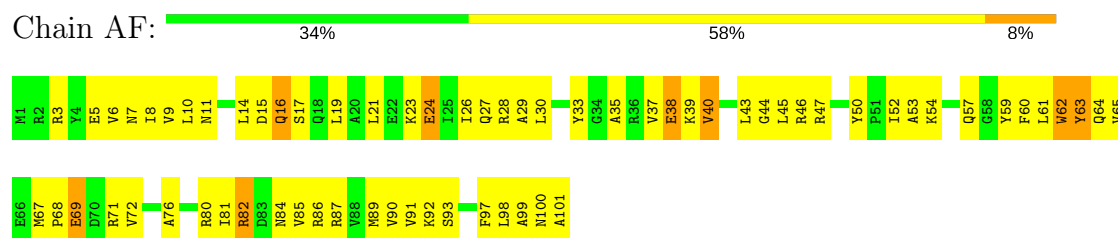
- Molecule 5: 30S RIBOSOMAL PROTEIN S5



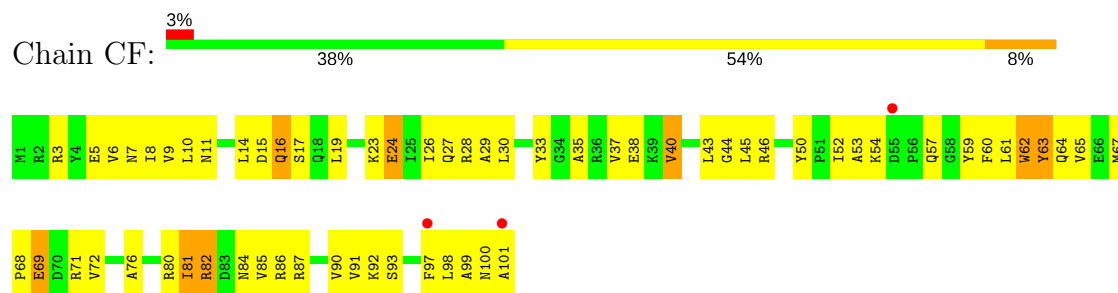
- Molecule 5: 30S RIBOSOMAL PROTEIN S5



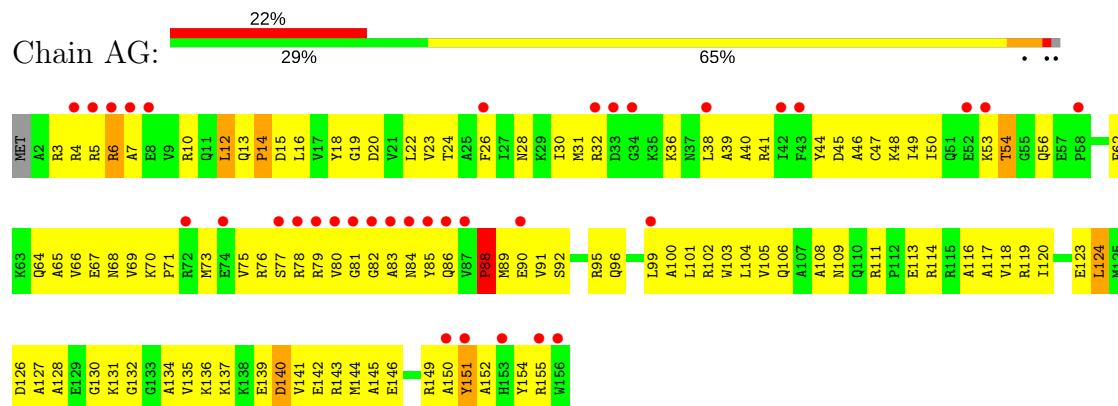
• Molecule 6: 30S RIBOSOMAL PROTEIN S6



• Molecule 6: 30S RIBOSOMAL PROTEIN S6

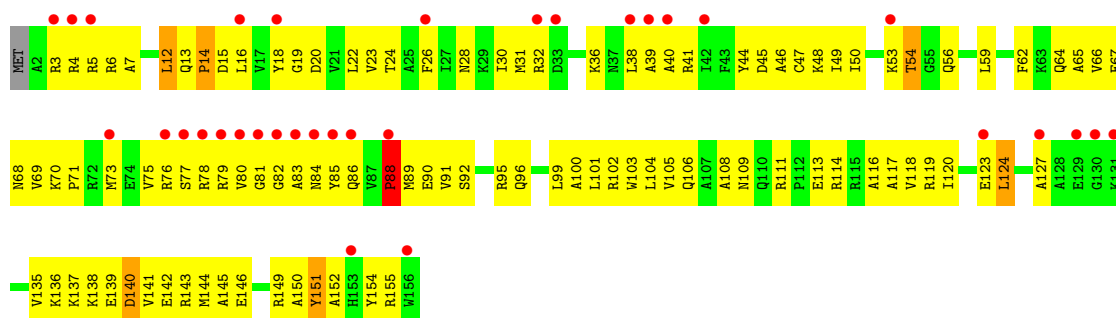


• Molecule 7: 30S RIBOSOMAL PROTEIN S7

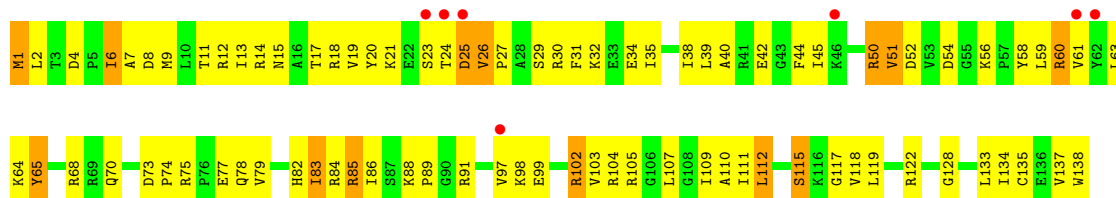


• Molecule 7: 30S RIBOSOMAL PROTEIN S7

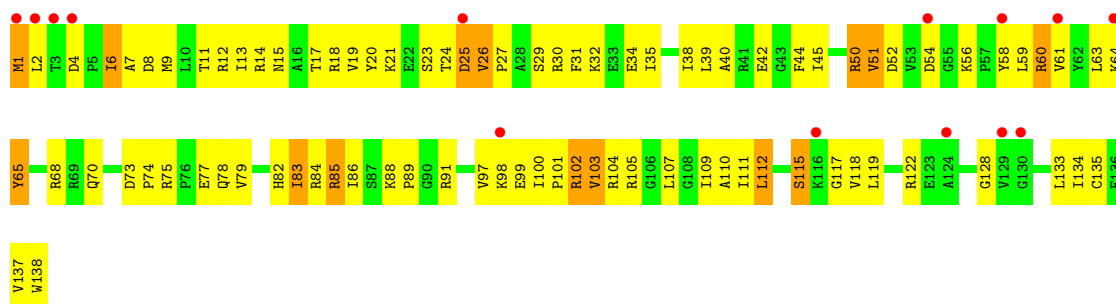




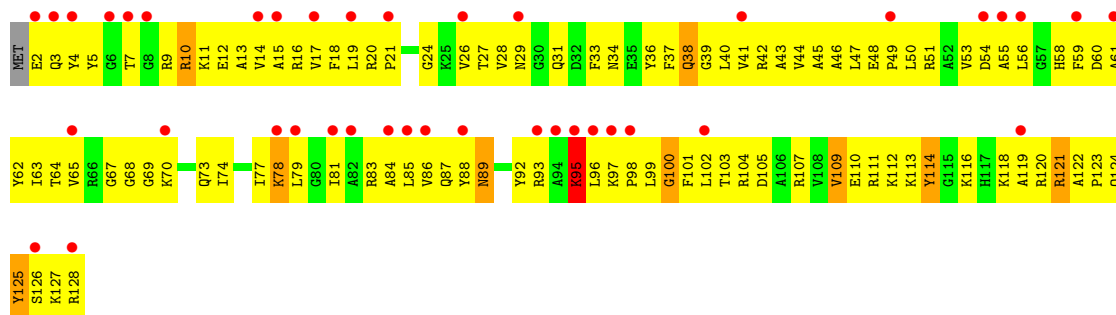
• Molecule 8: 30S RIBOSOMAL PROTEIN S8



• Molecule 8: 30S RIBOSOMAL PROTEIN S8

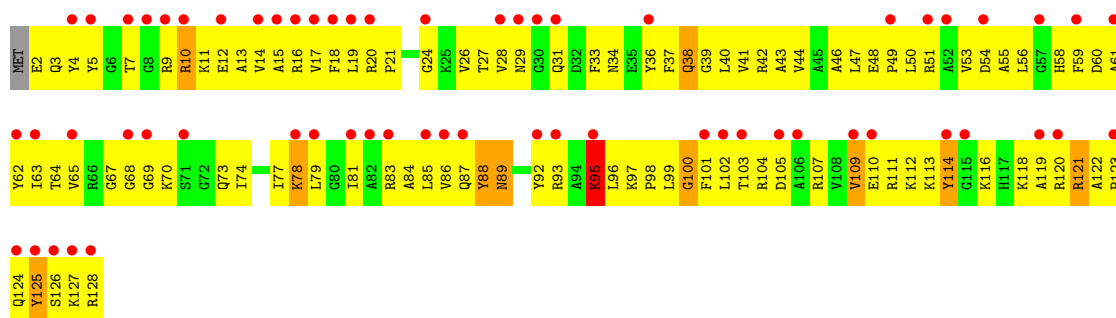


• Molecule 9: 30S RIBOSOMAL PROTEIN S9

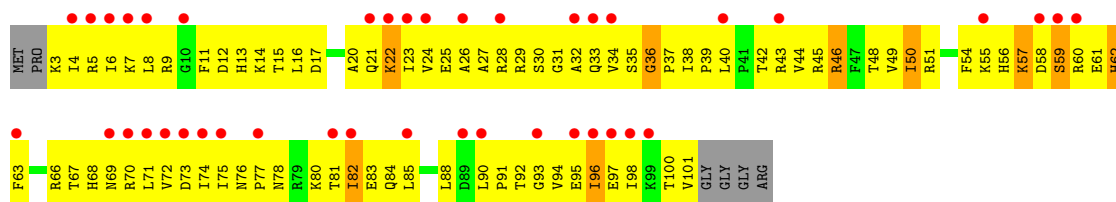


• Molecule 9: 30S RIBOSOMAL PROTEIN S9

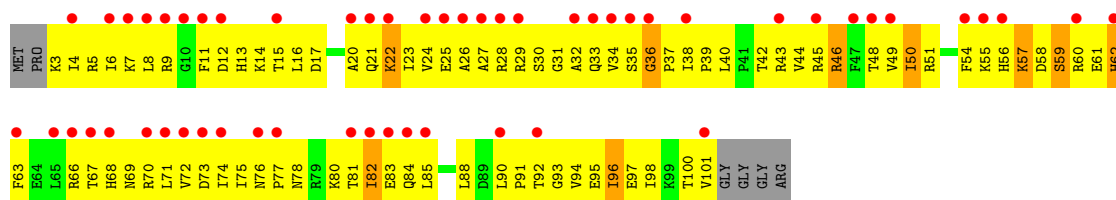




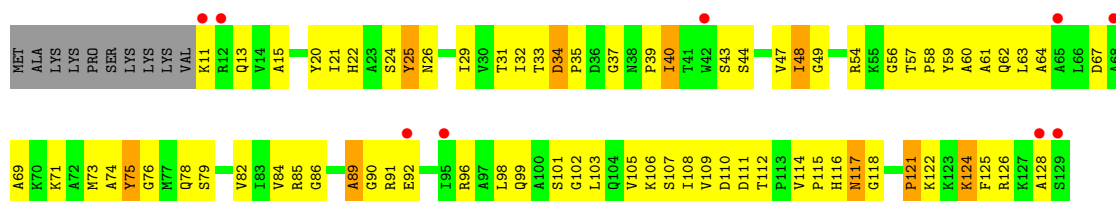
• Molecule 10: 30S RIBOSOMAL PROTEIN S10



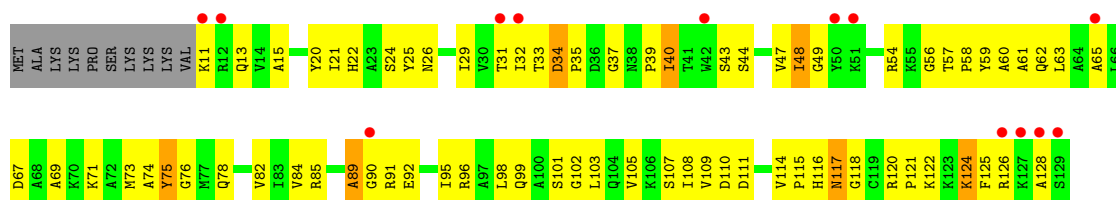
• Molecule 10: 30S RIBOSOMAL PROTEIN S10



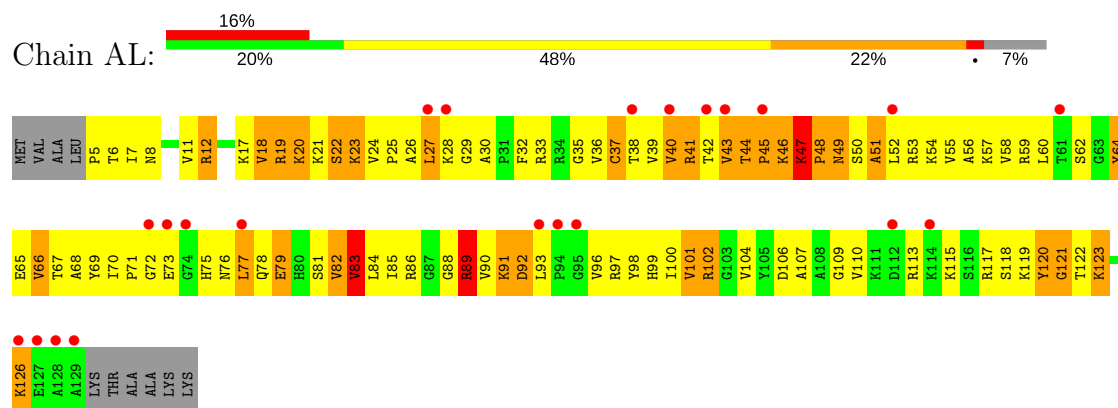
• Molecule 11: 30S RIBOSOMAL PROTEIN S11



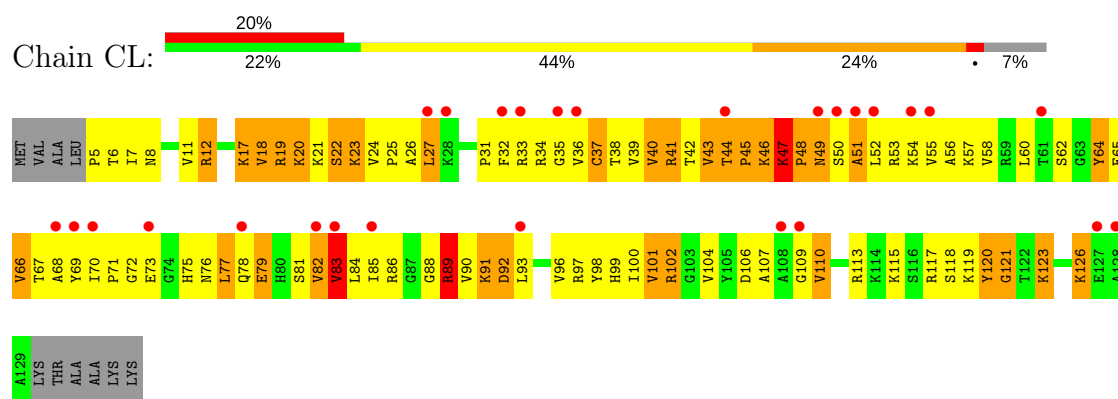
• Molecule 11: 30S RIBOSOMAL PROTEIN S11



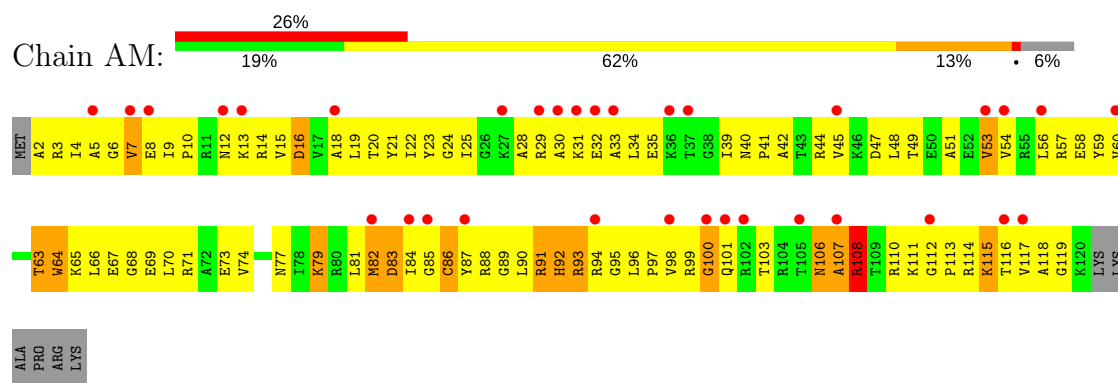
- Molecule 12: 30S RIBOSOMAL PROTEIN S12



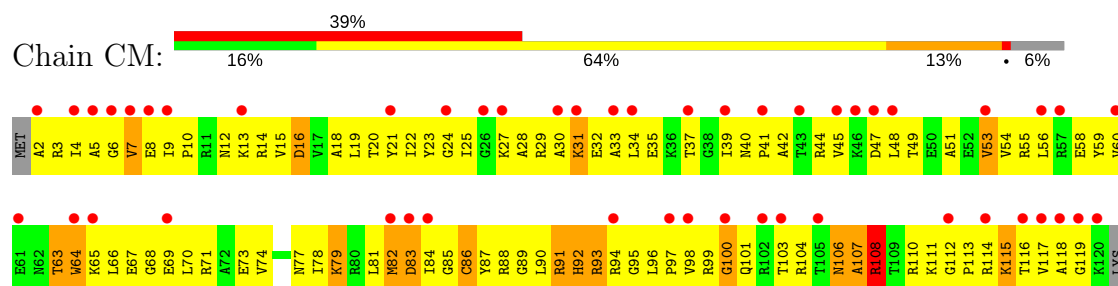
- Molecule 12: 30S RIBOSOMAL PROTEIN S12



- Molecule 13: 30S RIBOSOMAL PROTEIN S13

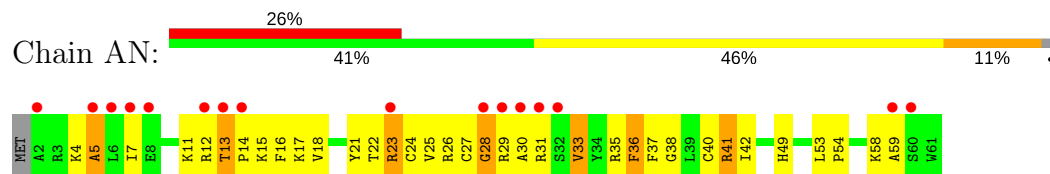


- Molecule 13: 30S RIBOSOMAL PROTEIN S13

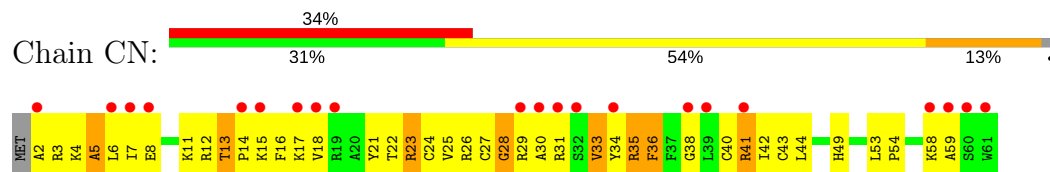


LYS  
ALA  
PRO  
ARG  
LYS

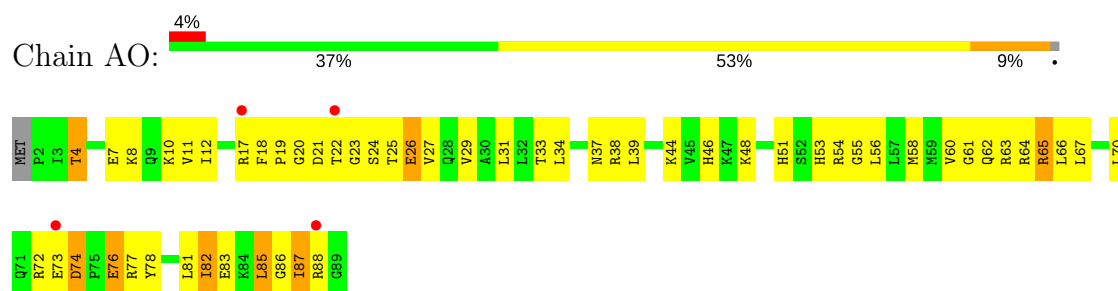
• Molecule 14: 30S RIBOSOMAL PROTEIN S14 TYPE Z



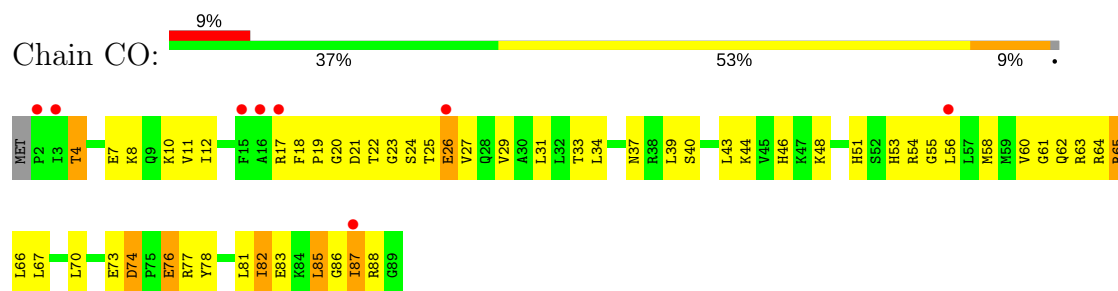
• Molecule 14: 30S RIBOSOMAL PROTEIN S14 TYPE Z



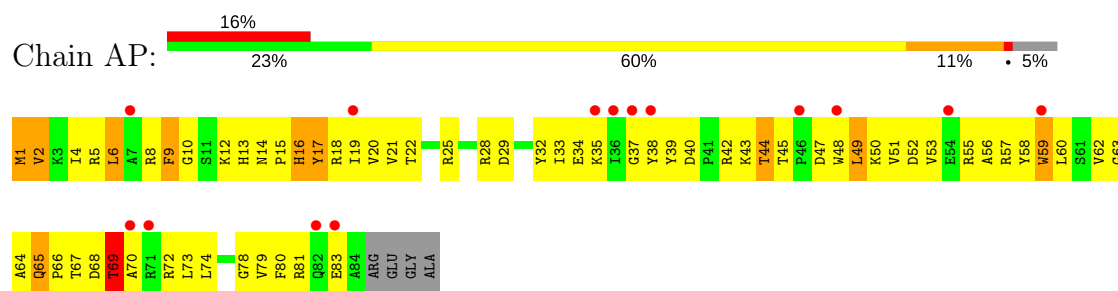
• Molecule 15: 30S RIBOSOMAL PROTEIN S15



• Molecule 15: 30S RIBOSOMAL PROTEIN S15

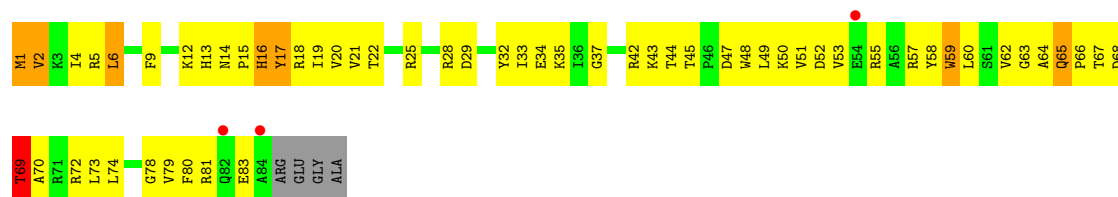


• Molecule 16: 30S RIBOSOMAL PROTEIN S16

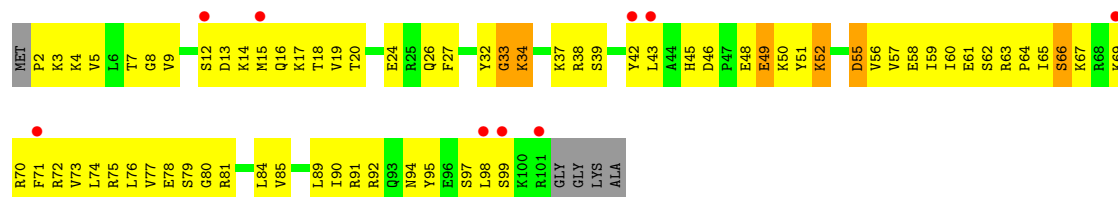


• Molecule 16: 30S RIBOSOMAL PROTEIN S16

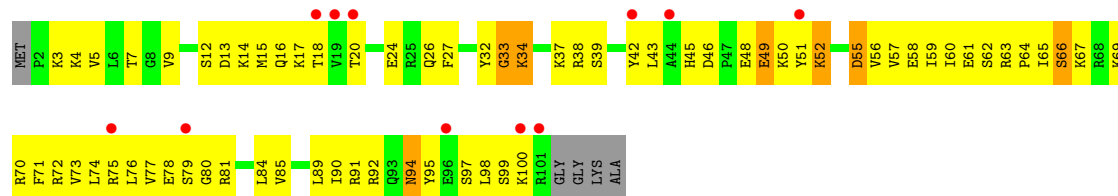




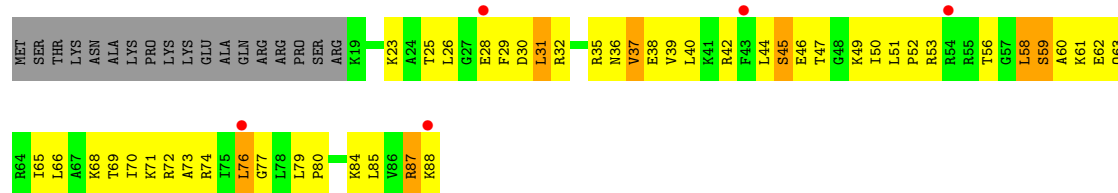
• Molecule 17: 30S RIBOSOMAL PROTEIN S17



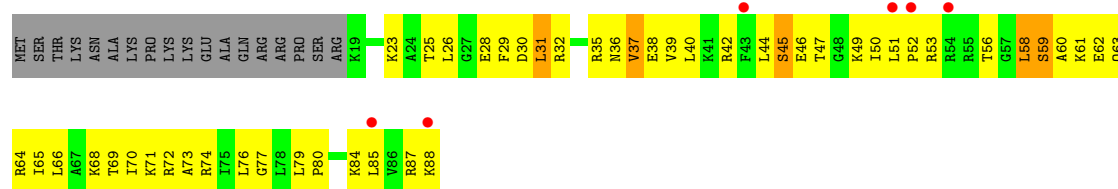
• Molecule 17: 30S RIBOSOMAL PROTEIN S17



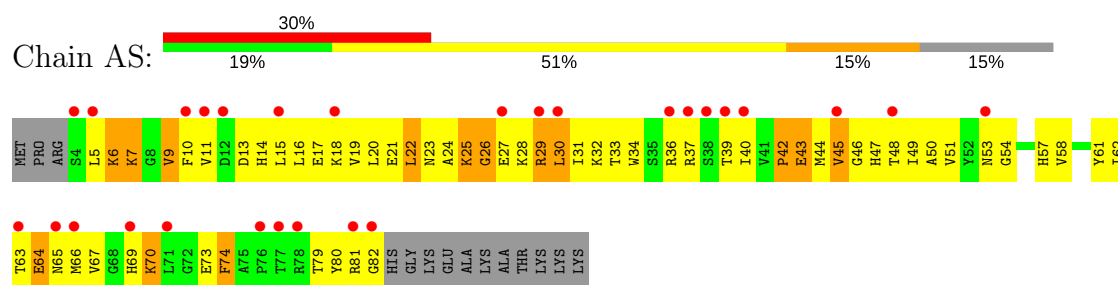
• Molecule 18: 30S RIBOSOMAL PROTEIN S18



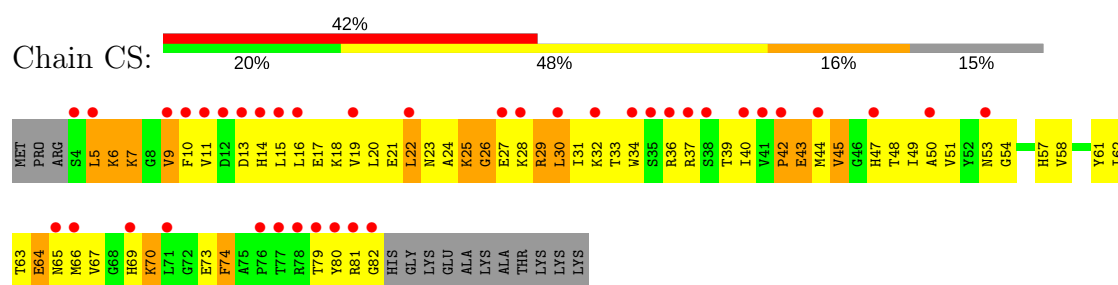
• Molecule 18: 30S RIBOSOMAL PROTEIN S18



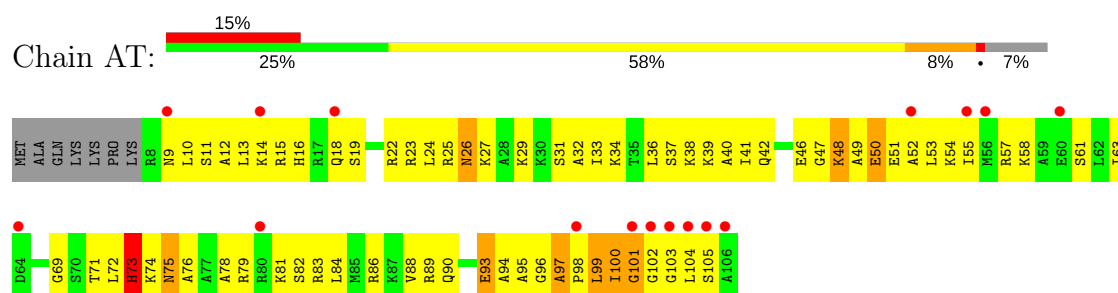
• Molecule 19: 30S RIBOSOMAL PROTEIN S19



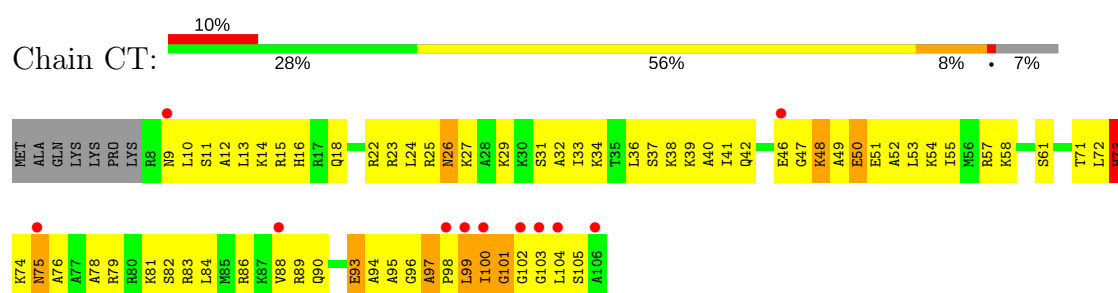
• Molecule 19: 30S RIBOSOMAL PROTEIN S19



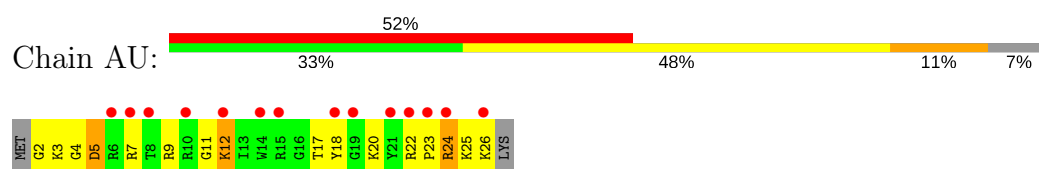
• Molecule 20: 30S RIBOSOMAL PROTEIN S20



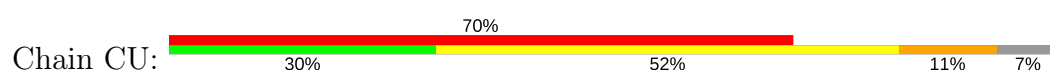
• Molecule 20: 30S RIBOSOMAL PROTEIN S20



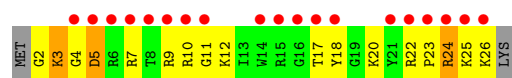
• Molecule 21: 30S RIBOSOMAL PROTEIN THX



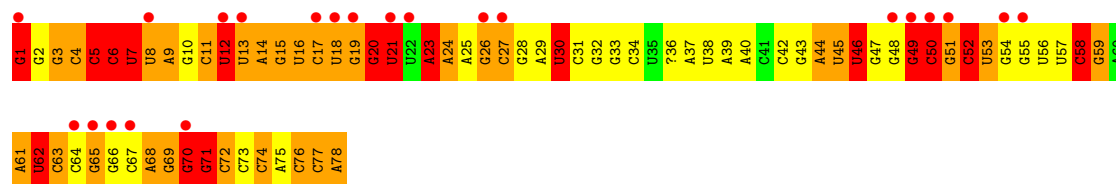
• Molecule 21: 30S RIBOSOMAL PROTEIN THX



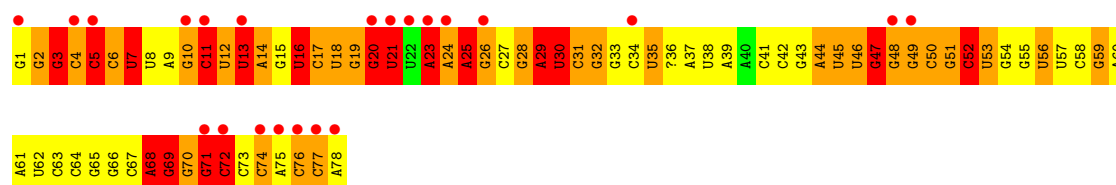




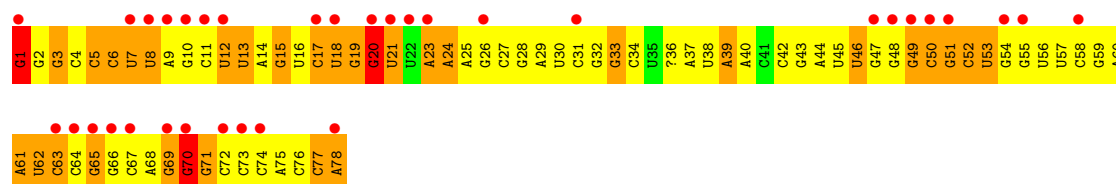
- Molecule 22: E-SITE TRNA ILE2 AGMATIDINE OR P-SITE TRNA ILE2 AGMATIDINE



- Molecule 22: E-SITE TRNA ILE2 AGMATIDINE OR P-SITE TRNA ILE2 AGMATIDINE



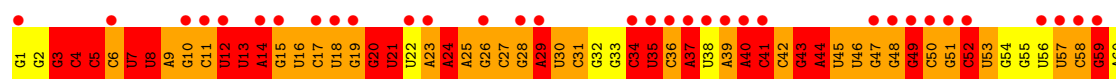
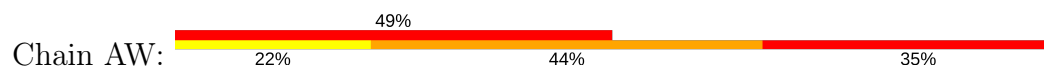
- Molecule 22: E-SITE TRNA ILE2 AGMATIDINE OR P-SITE TRNA ILE2 AGMATIDINE




- Molecule 22: E-SITE TRNA ILE2 AGMATIDINE OR P-SITE TRNA ILE2 AGMATIDINE

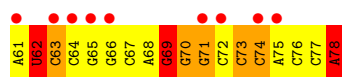
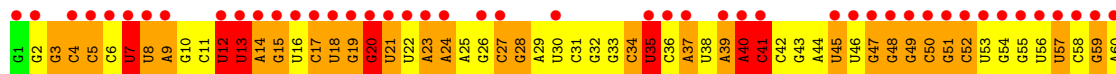
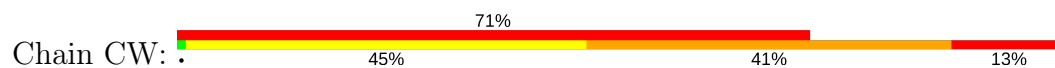


- Molecule 23: A-SITE TRNA ILE2 AGMATIDINE

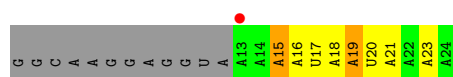




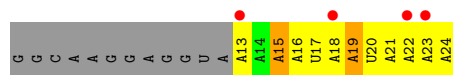
● Molecule 23: A-SITE TRNA ILE2 AGMATIDINE



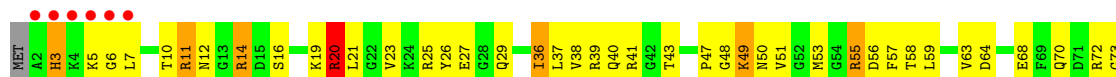
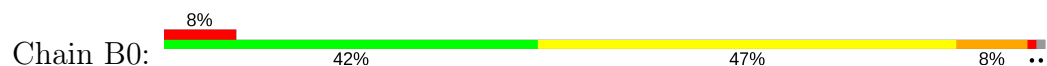
- Molecule 24: mRNA



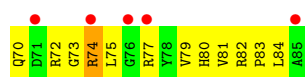
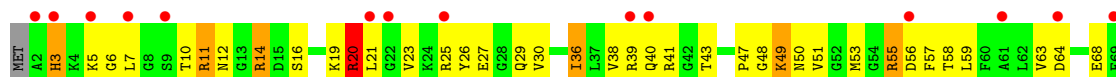
- Molecule 24: mRNA



• Molecule 25: 50S RIBOSOMAL PROTEIN L27

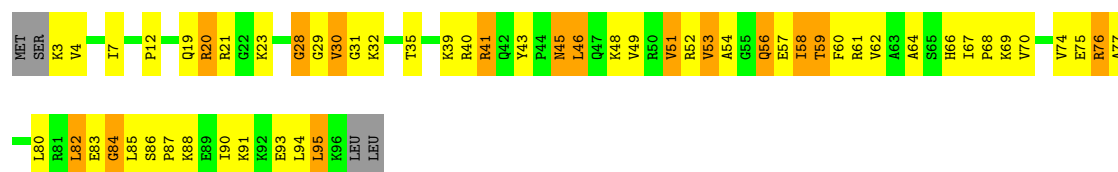


• Molecule 25: 50S RIBOSOMAL PROTEIN L27

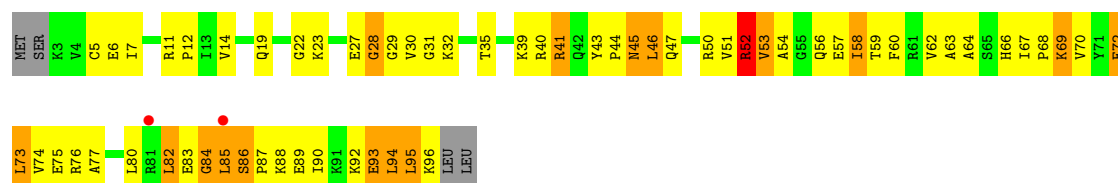


- Molecule 26: 50S RIBOSOMAL PROTEIN L28

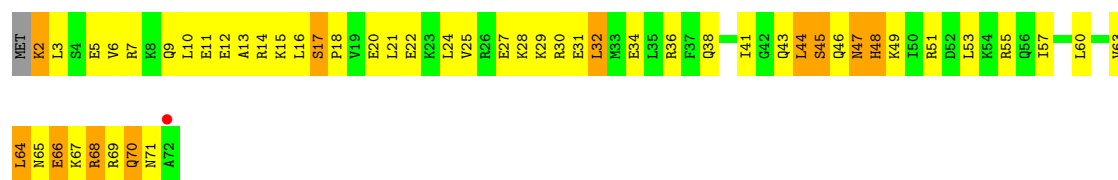




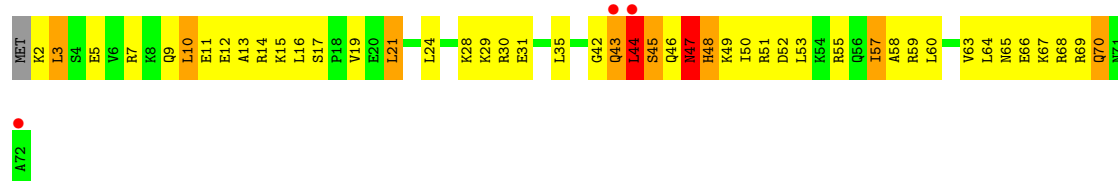
• Molecule 26: 50S RIBOSOMAL PROTEIN L28



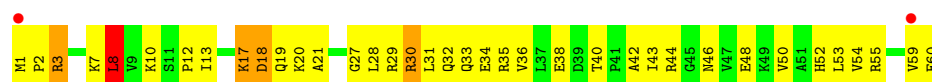
• Molecule 27: 50S RIBOSOMAL PROTEIN L29



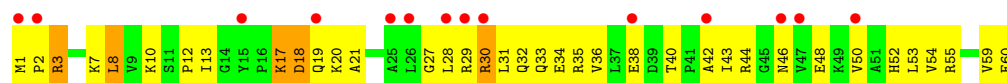
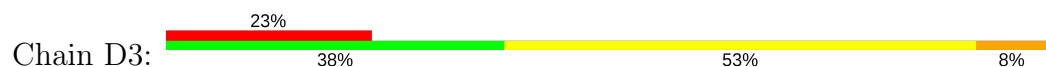
• Molecule 27: 50S RIBOSOMAL PROTEIN L29



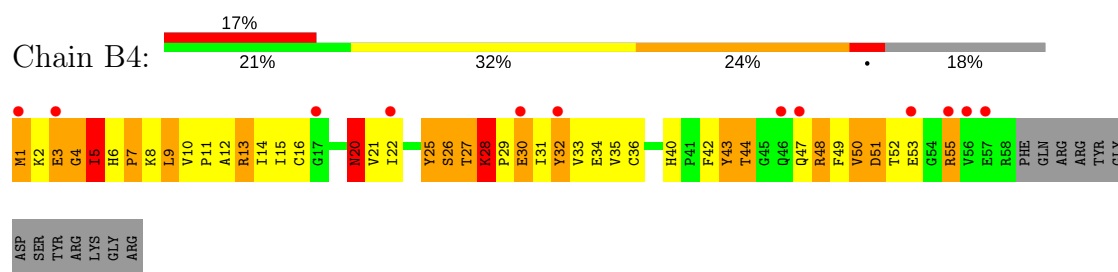
• Molecule 28: 50S RIBOSOMAL PROTEIN L30



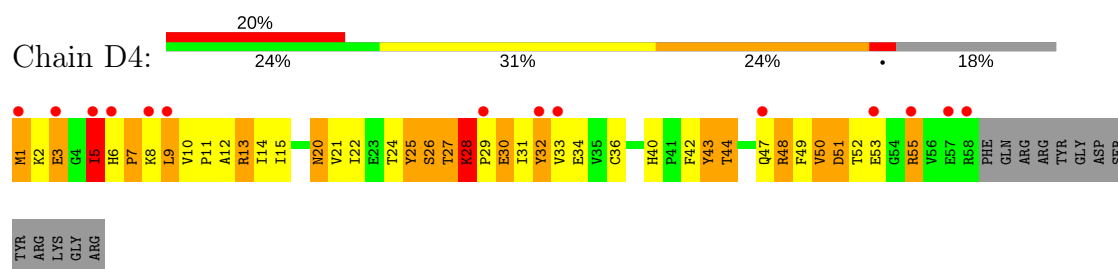
• Molecule 28: 50S RIBOSOMAL PROTEIN L30



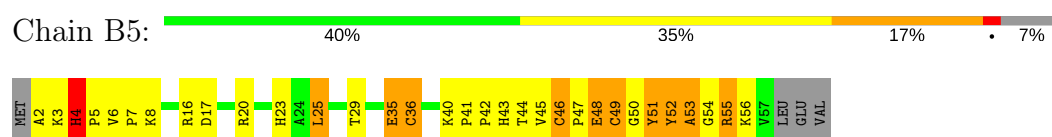
• Molecule 29: 50S RIBOSOMAL PROTEIN L31



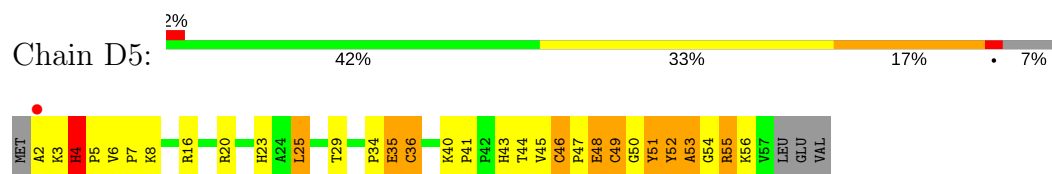
- Molecule 29: 50S RIBOSOMAL PROTEIN L31



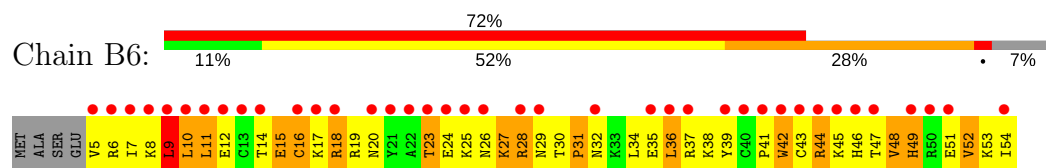
- Molecule 30: 50S RIBOSOMAL PROTEIN L32



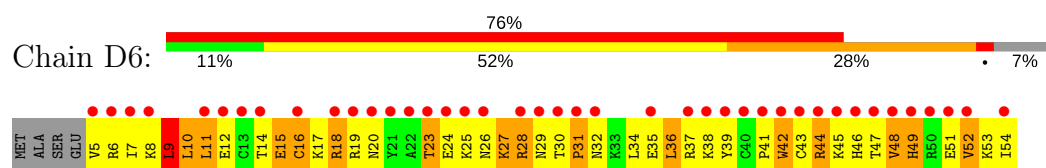
- Molecule 30: 50S RIBOSOMAL PROTEIN L32



- Molecule 31: 50S RIBOSOMAL PROTEIN L33



- Molecule 31: 50S RIBOSOMAL PROTEIN L33



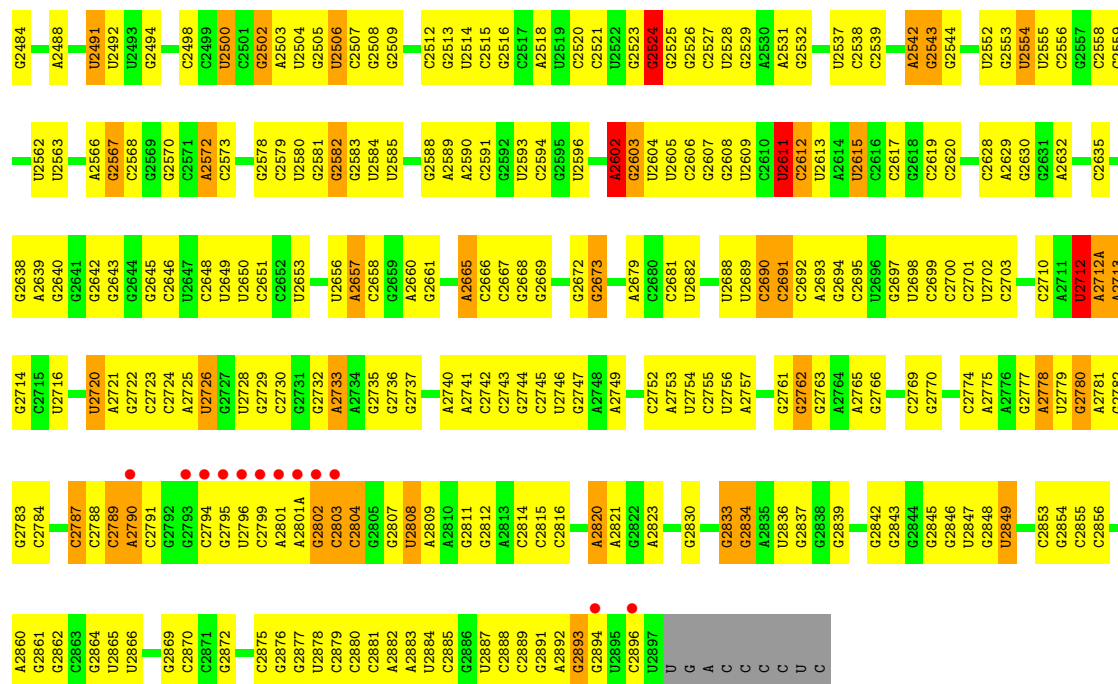
- Molecule 32: 50S RIBOSOMAL PROTEIN L34













# Molecule 35: 23S RIBOSOMAL RNA




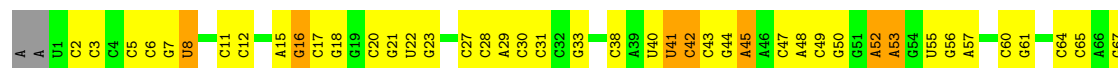


U1639	C1543	G1478	C1399	G1314	G1235	G1151	U	A1020	A953	A887	G823	C754	G666	G623
C1640	A1544	G1478	G1400	C1315	U1240	C1152	U	A1021	G954	C888	A824	C755	G666	C624
A1641	C1545	U1481	G1401	C1316	U1240	C1153	A	G1022	C955	C889	A825	C756	G669	G625
A1642	C1546	U1482	G1402	C1317	U1241	C1154	A	G1023	C956	A890	U826	C757	G670	U626
C1643	C1547	G1483	C1403	C1318	U1242	A1155	A	G1024	A957	G892	U827	C758	G671	A627
C1648	C1548	G1484	G1404	C1319	U1243	A1156	G	G1025	U958	C893	U828	C759	G672	
	C1549	G1485	U1405	C1320	G1244	C1161	A	U1026	A959	C894	A829	C760	G673	A631
A1652	A1554	G1486	U1406	A1321	G1245	C1162	G	A1027	A960	U959	G830		G674	A632
G1653	G1653	G1487	C1407	U1246	U1246	C1163	U	A1028	C961	A896	G831	A764	A675	A633
A1654	A1558	U1488	C1408	A1331	U1247	C1164	G	G1029	C962	C897	G832	G765	A676	C634
C1656	C1559	U1489	C1409	G1332	U1248	C1165	C	G1030	U963	C898	U833			C635
C1657	G1559	U1490	G1410	A1333	U1249	C1166	G		C964	A899	C834	G768		G636
C1658	C1564	G1491	G1411	A1336	G1250	U1167	U	U1033	C965	A900	A835	G769	G680	G637
	C1565	G1492	A1412	G1337	G1251	C1168	A	G1034		A901	G836	G770	G681	A638
		C1493	G1413	G1338	U1252	C1169	A	G1037	U969	C902	C837	G771	G686	U639
G1666	G1568	A1494		G1339	U1253	C1170	U	C1038	C970	C903	C838	C772	G687	C640
G1667	A1569	A1495	G1416	U1340	G1256	G1171	A	G1039	C971	C904	U839	C773	U688	C641
A1668	A1570	U1497	C1417	U1341		G1172	G	C1040	G972		C840	A774	G642	C642
A1669	A1571	C1498	G1418	U1342	G1259	C1173	C	C1041	A973	U907	A841	G775	A643	A643
C1670	A1572	U1499	A1419	C1345	G1260	U1175	U	G1042	C975	C908	G842	G776	A644	A644
U1671	G1573	C1501	U1420	G1346	U1261	A1177	C	C1043	G979	A910	G844	G777	A646	A646
C1672	C1574	U1502		G1347	A1262	C1178	A	C1044	G980	A911	G845	U779	A647	G647
U1673	G1577	U1503	A1427	A1348	U1263	C1179	U	A1045			U847		A705	G648
G1674	U1578	C1504	G1428	A1349	A1265	C1180	G	A1046	A983	C914	G848	A782	A706	G649
C1675	A1579	C1505	C1430	G1355	G1266	C1181		G1047	A984	C915	A849	A783	G707	C650
	U1580	U1506	U1431	G1356	C1270	A1182		A1048	C985	G916		A784	G708	A653
G1678	G1581	A1507	C1432	G1357	A1271	C1186		A1050	C986	A917	G852	G785	U709	G654
G1681	C1582	C1508	U1433	A1359	A1272	G1187		G1051		G918	G853	G786	G710	A654A
G1682	A1583	A1509A	A1434	G1360	U1273	U1188			A990	A919	G854	G787	G711	A654B
C1683	U1584	A1509B	U1438	C1361	A1274	A1189		C1052	C991	G921	G855	A788	G712	C654C
	A1586	G1510	A1439	C1362	A1275	U1190		A1054	C992	U922	C856	A789	G713	G654D
U1688	A1587	C1511	G1440	C1363	U1276	C1191		G	C993	C923	C857	C790	G717	G654E
A1689	C1588		G1441	G1364	G1279	C1192		A	C994	C924	G858	C791	A718	C654F
	C1589	G1515	G1442	A1365	G1280	G1193		G	A995	C925	G859	A793	C719	C654G
U1693	U1590	G1516		G1366	G1281	A1194		G	C997	G927	U860	C796	C720	G654H
C1694	G1591	U1517	A1445	G1369	U1282	C1195		G	G997	G928	A861	C797	C721	G654I
G1695	C1592	U1518		G1370	G1283	G1196		U	C998		A862	C798	A722	A654J
G1696	G1595	G1520	G1448	U1372	U1284	C1203		U	U999		A863	G799	G723	C654K
G1697	C1596	U1523	A1449	A1373	G1285	A1204		G	A1000	G932	G864	A802	G726	C654L
A1698	G1598	G1524	G1450	G1374	A1286	U1205		C	G1001	G934	A866	U803	A727	C654M
			U1453	C1375	U1287	C1208		U	G1002	G935	C867	A804	G730	G654N
U1701	U1602	A1528		C1376	U1288	G1209		U	C1004	C936		G805	C730	C654O
G1702	A1603	A1528A	G1459	G1377	U1289	A1210		A	C1006	U937	A870	C806	C736	C654P
G1703	C1607	U1530	A1460	A1378	C1291	U1211		G	C1007	G938	U871	U807	C737	C654Q
G1704	A1608	C1531	G1461	A1379	U1292	G1212		A	C1008			G808	C738	C654R
G1705	U1609	G1532	C1464	G1380	C1293	G1215		G	A941	A942	G874		G739	C654S
U1706	A1610	U1533				G1216		C	A1009	G943		C812	G739	C654T
		C1534		A1384	U1300	G1216		C	A1010	U944		U813	G739	A654U
U1709	C1710	U1535	C1467	G1385	A1301	G1216		A	G1011	G945	U877	U814	G743	A655
C1711	C1711	C1536	C1468	C1386	A1302	A1220		G	U1012	G946	A878	C815	G744	C656
C1712	G1712	U1537	A1469	C1387	C1221	C1141		C	C1013	G947	G880	C816	G745	U657
G1713	G1713	G1538	G1470	G1388	C1221A	U1142		C	U1014	G948	G881	C817	G746	C658
G1714	A1618	U1538	A1471	G1389	C1306	A1142A		A	G1015	G949	G882	G818	U747	
G1715	G1628	U1539	A1472			A1143		U	G1016	C949	C883	A819	G748	C661
G1716	G1716	U1540	G1473	U1396	G1311	G1231		C	G1017	G950	C884	A820	G748	C662
G1719	C1541	U1541	C1474	U1397	U1312	C1232		C	C1018	C951	C885	A821	A752	G663
U1720	C1638	A1542	G1475	C1398	U1313	U1234		U	U1019	G952	C886	U822	C753	C665

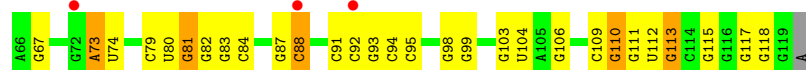
C2788	C2789	C2790	C2791	C2792	C2793	C2794	C2795	C2796	C2797	C2798	C2799	C2800	C2801	C2802	C2803	C2804	C2805	C2807	C2808	C2809	C2810	C2811	C2812	C2813	C2814	C2815	C2816	C2820	C2821	C2822	C2828	C2829	C2830	C2833	C2834	C2835	C2836	C2837	C2838	C2839	C2842	C2843	C2844	C2845	C2846	C2847	C2848	C2849	C2853	C2854	C2855	C2856	C2860	C2861	C2862						
C2723	C2724	C2725	C2726	C2727	C2728	C2729	C2730	C2731	C2732	C2733	C2734	C2735	C2736	C2737	C2738	C2739	C2740	C2741	C2742	C2743	C2744	C2745	C2746	C2747	C2748	C2749	C2752	C2753	C2754	C2755	C2756	C2757	C2761	C2762	C2763	C2764	C2765	C2766	C2767	C2768	C2769	C2770	C2771	C2772	C2773	C2774	C2775	C2776	C2777	C2778	C2779	C2780	C2781	C2782	C2783	C2784	C2787				
C2648	U2649	U2650	C2651	C2652	U2653	U2656	U2657	U2658	U2659	U2660	U2661	A2662	A2665	A2666	U2667	U2668	U2669	U2670	U2671	U2672	U2673	U2674	U2675	U2676	U2677	U2678	U2679	U2680	U2681	U2682	U2688	U2689	U2690	U2691	U2692	U2693	U2694	U2697	U2698	U2699	U2700	U2701	U2702	U2703	U2704	U2705	U2710	U2711	U2712	U2712A	U2713	U2714	U2715	U2716	U2717	U2720	U2721	U2722			
A2564	A2565	A2566	C2567	C2568	C2569	C2570	C2571	A2572	C2573	C2579	U2580	C2581	C2582	A2583	U2584	U2585	C2588	U2589	U2590	C2591	U2592	U2593	C2594	C2595	U2596	A2602	U2603	U2604	U2605	C2606	U2609	C2610	U2611	U2612	U2613	U2614	U2615	C2616	U2617	U2618	U2619	U2620	U2621	U2622	U2623	U2624	U2625	U2626	U2627	U2628	U2629	U2630	U2631	U2632	U2633	U2634	U2635	U2636	U2637	U2638	U2639
C2416	C2417	A2418	U2419	C2420	C2421	A2422	U2423	C2424	A2425	U2428	U2429	A2430	A2435	A2439	C2440	C2441	C2442	C2443	C2444	C2445	C2446	C2447	A2448	U2449	A2450	C2454	C2455	C2456	C2459	U2462	C2463	C2464	C2465	C2466	C2467	U2468	A2469	C2470	C2471	C2472	C2473	C2474	C2475	A2476	C2477	A2478	U2481	C2482	C2483	C2484	U2488										
U2491	U2492	U2493	C2494	C2498	C2499	U2500	C2501	C2502	A2503	U2504	C2505	U2506	C2507	C2512	U2513	U2514	C2515	C2516	C2517	U2518	U2519	C2520	U2521	U2522	C2523	C2524	C2525	C2526	C2527	U2528	C2529	C2530	C2531	A2534	C2535	C2536	U2537	C2538	C2539	A2542	C2543	C2544	U2552	U2553	U2554	C2555	U2556	C2557	U2558	C2559	U2562	U2563									
A2564	A2565	A2566	C2567	C2568	C2569	C2570	C2571	A2572	C2573	U2579	U2580	C2581	C2582	A2583	U2584	U2585	C2588	U2589	U2590	C2591	U2592	U2593	C2594	C2595	U2596	A2602	U2603	U2604	U2605	C2606	U2609	C2610	U2611	U2612	U2613	U2614	U2615	C2616	U2617	U2618	U2619	U2620	U2621	U2622	U2623	U2624	U2625	U2626	U2627	U2628	U2629	U2630	U2631	U2632	U2633	U2634	U2635	U2636	U2637	U2638	U2639
C2648	U2649	U2650	C2651	C2652	U2653	U2656	U2657	U2658	U2659	U2660	U2661	A2662	A2665	A2666	U2667	U2668	U2669	U2670	U2671	U2672	U2673	U2674	U2675	U2676	U2677	U2678	U2679	U2680	U2681	U2682	U2688	U2689	U2690	U2691	U2692	U2693	U2694	U2697	U2698	U2699	U2700	U2701	U2702	U2703	U2704	U2705	U2710	U2711	U2712	U2712A	U2713	U2714	U2715	U2716	U2717	U2720	U2721	U2722			
G1721	A1722	U1739	G1740	G1741	A1742	U1810	G1811	G1816	U1817	U1818	U1819	U1820	A1821	G1826	G1831	C1832	U1833	U1834	G1835	C1836	G1837	C1838	U1841	G1842	C1843	G1844	G1845	G1846	A1847	A1848	G1856	G1857	G1858	A1859	G1860	G1861	G1862	G1863	U1864	G1865	C1866	A1876	A1877	G1878	C1879	A1791	U1794	C1795	U1796	U1797	U1798	G1799	C1800	G1801	A1802	A1803	G1804	U1805	A1901		



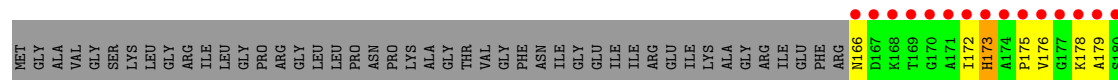
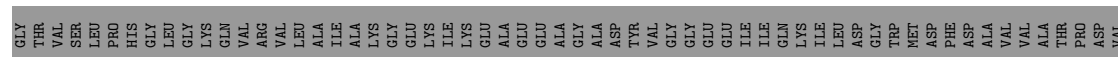
• Molecule 36: 5S RIBOSOMAL RNA




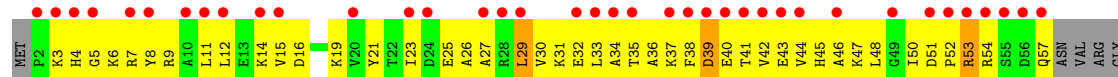
• Molecule 36: 5S RIBOSOMAL RNA

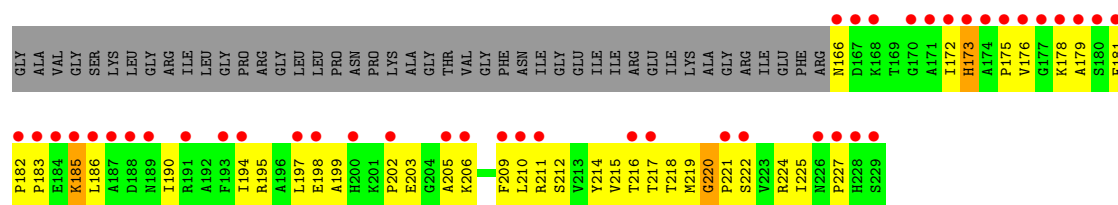


• Molecule 37: 50S RIBOSOMAL PROTEIN L1

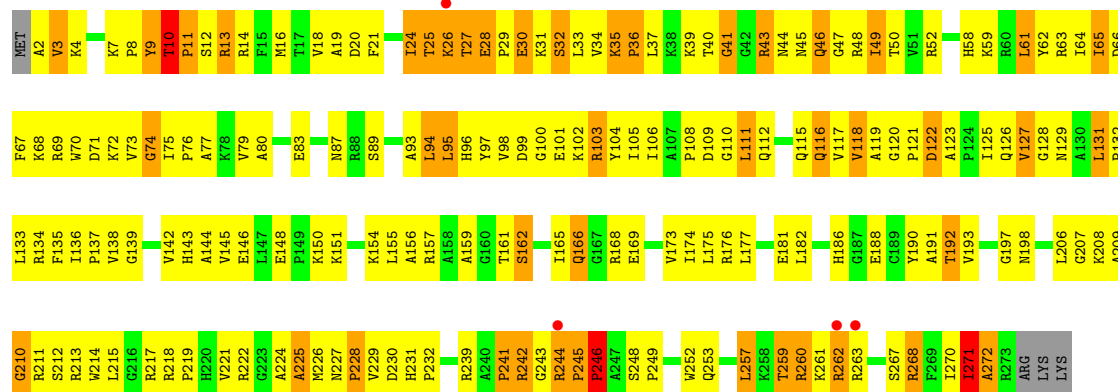


• Molecule 37: 50S RIBOSOMAL PROTEIN L1

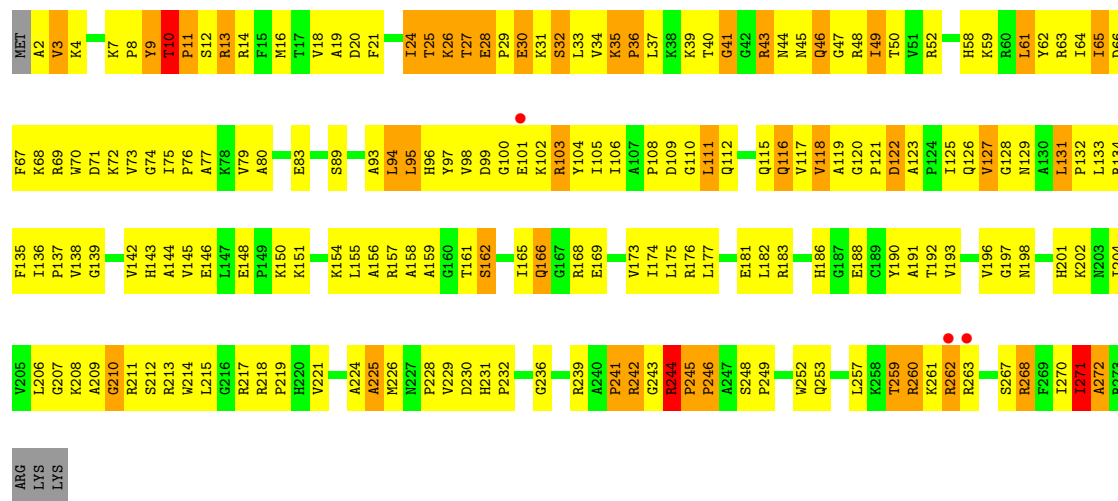




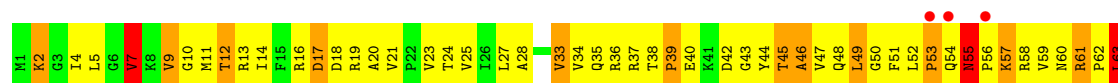
### • Molecule 38: 50S RIBOSOMAL PROTEIN L2




### • Molecule 38: 50S RIBOSOMAL PROTEIN L2

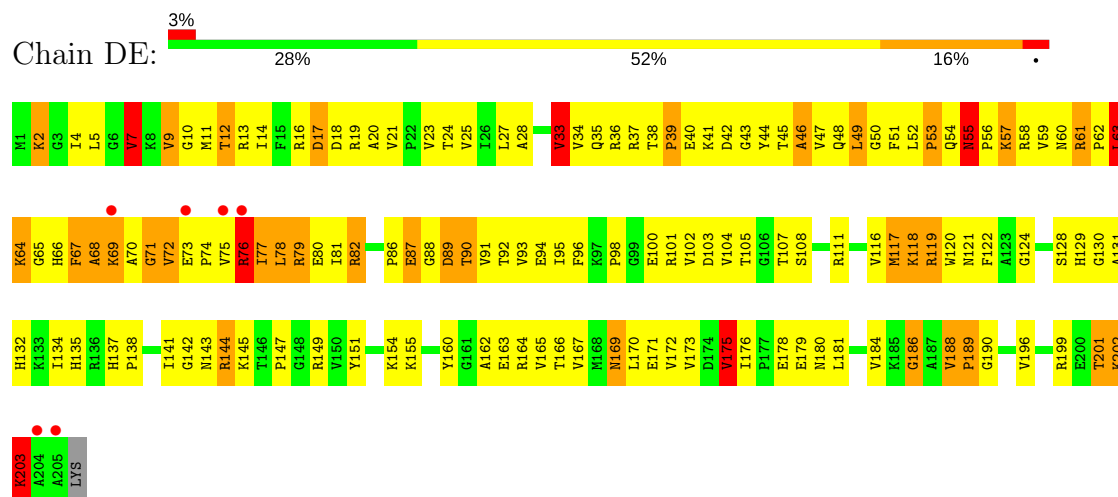


### • Molecule 39: 50S RIBOSOMAL PROTEIN L3

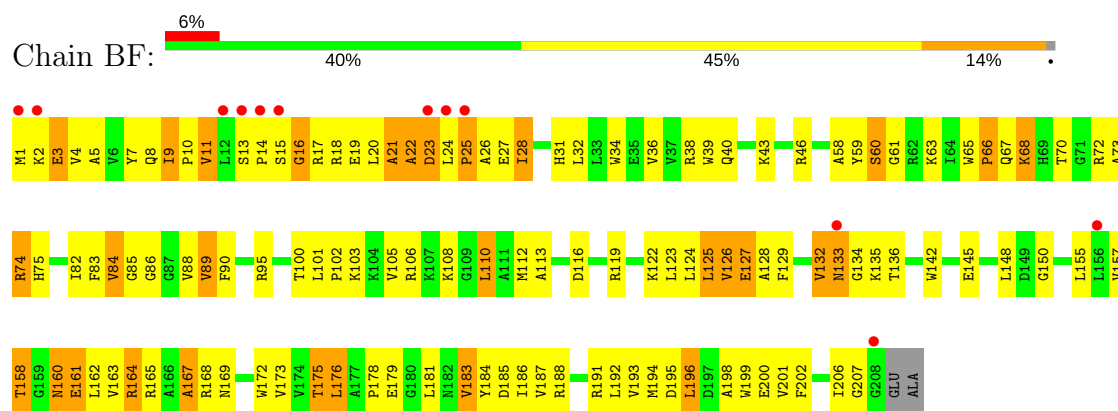




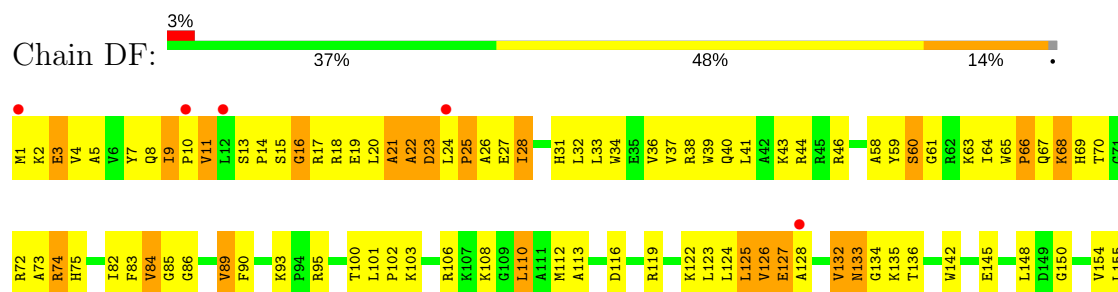
• Molecule 39: 50S RIBOSOMAL PROTEIN L3



• Molecule 40: 50S RIBOSOMAL PROTEIN L4


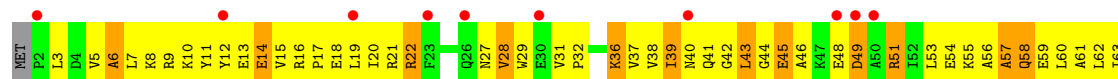


• Molecule 40: 50S RIBOSOMAL PROTEIN L4

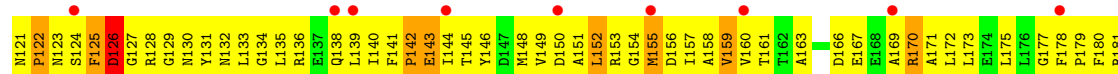
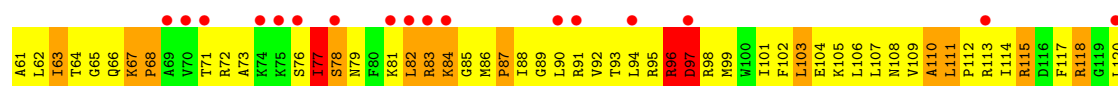
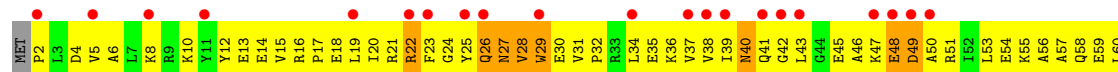





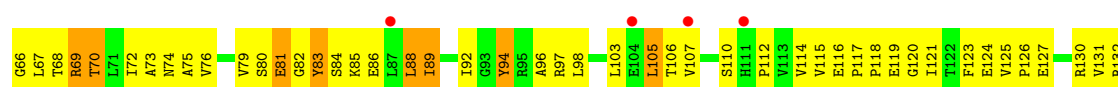
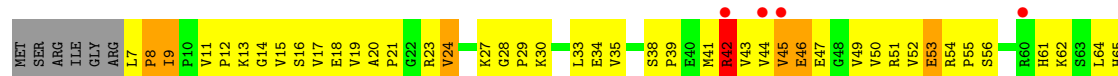
• Molecule 41: 50S RIBOSOMAL PROTEIN L5



• Molecule 41: 50S RIBOSOMAL PROTEIN L5

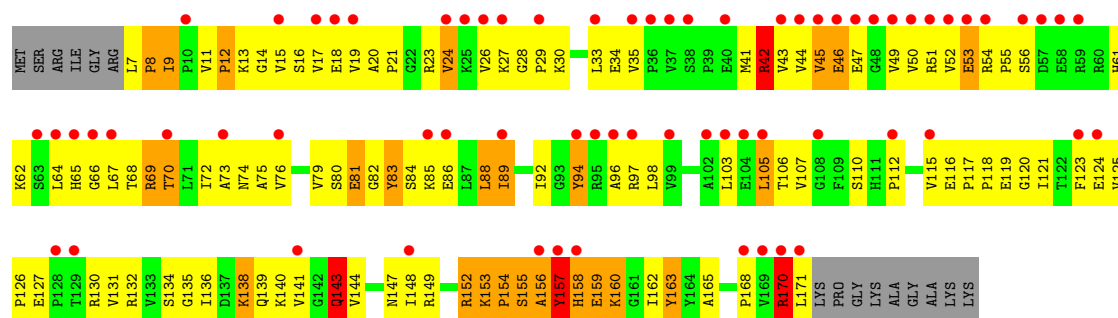


• Molecule 42: 50S RIBOSOMAL PROTEIN L6

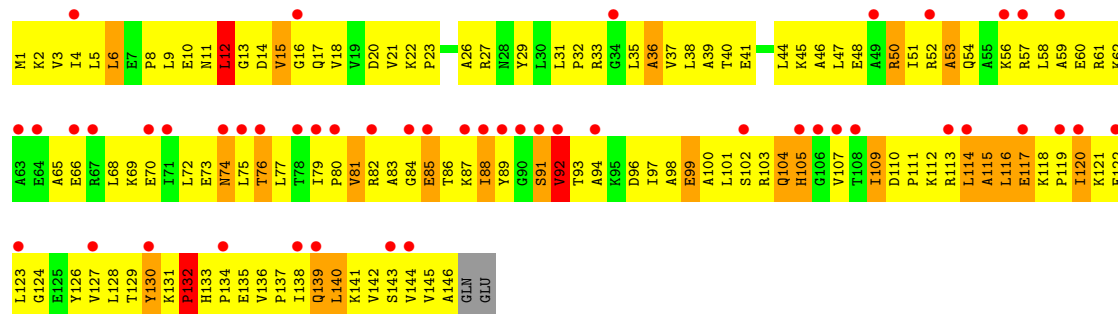


• Molecule 42: 50S RIBOSOMAL PROTEIN L6

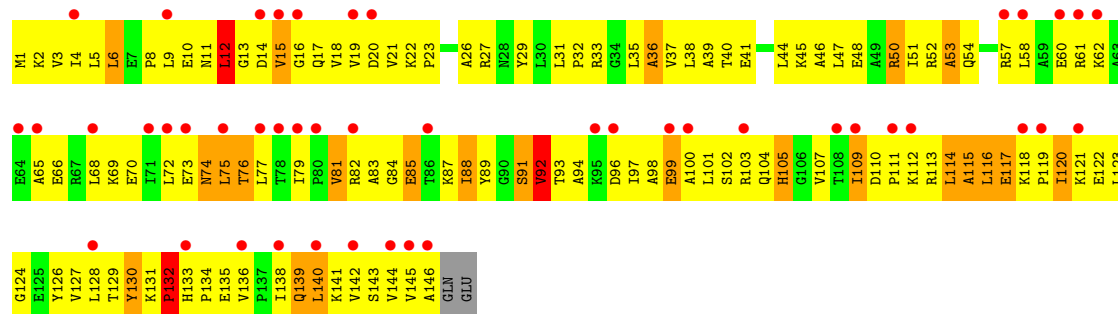




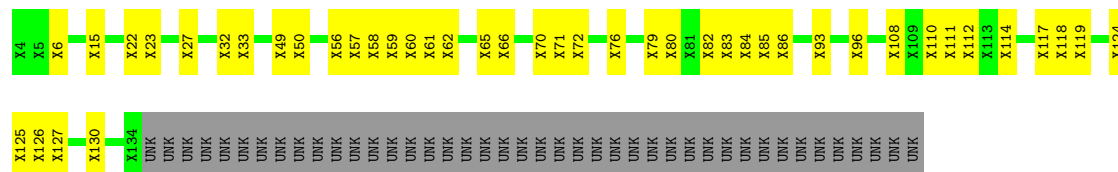
• Molecule 43: 50S RIBOSOMAL PROTEIN L9



• Molecule 43: 50S RIBOSOMAL PROTEIN L9

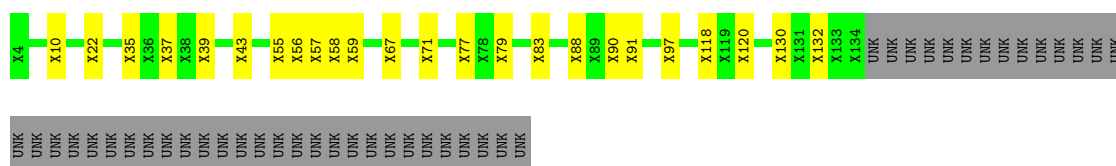


• Molecule 44: 50S RIBOSOMAL PROTEIN L10

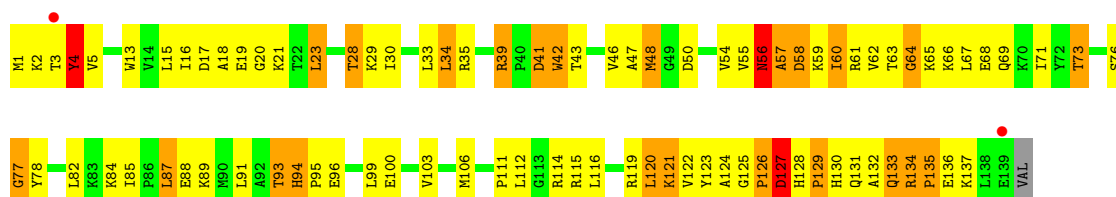


• Molecule 44: 50S RIBOSOMAL PROTEIN L10

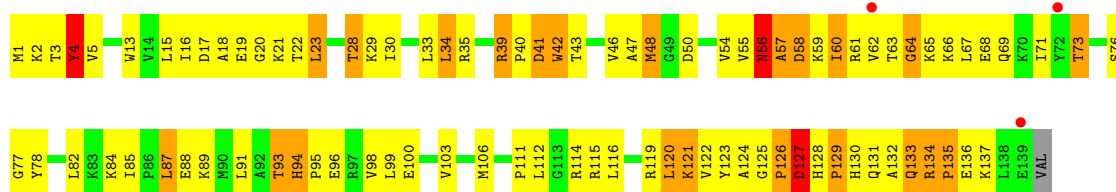




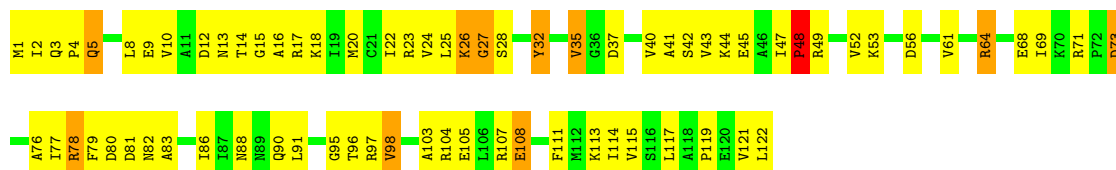
• Molecule 45: 50S RIBOSOMAL PROTEIN L13



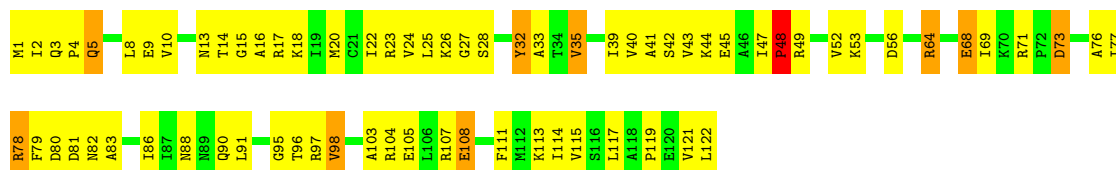
• Molecule 45: 50S RIBOSOMAL PROTEIN L13



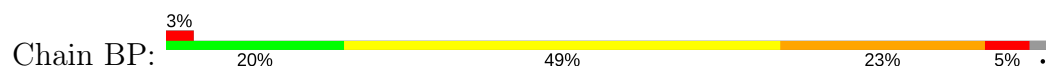
• Molecule 46: 50S RIBOSOMAL PROTEIN L14



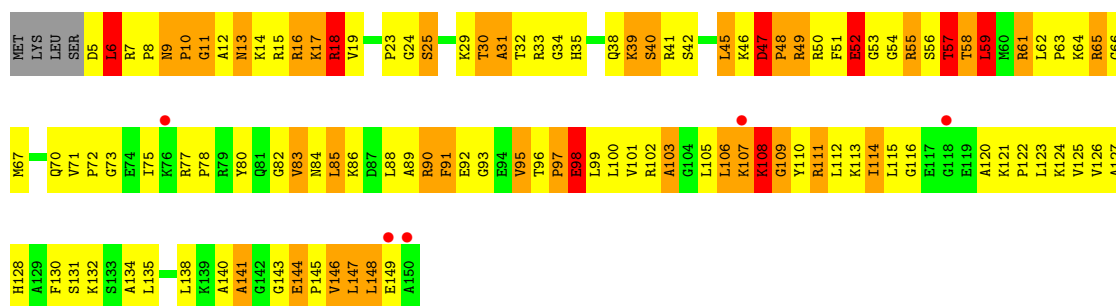
• Molecule 46: 50S RIBOSOMAL PROTEIN L14



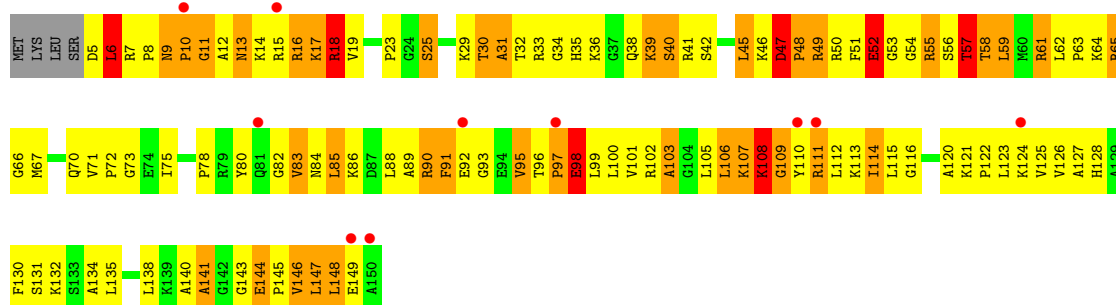
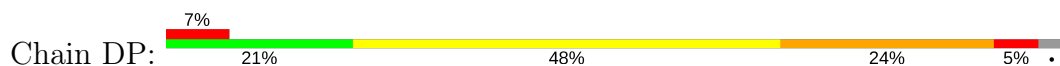
• Molecule 47: 50S RIBOSOMAL PROTEIN L15



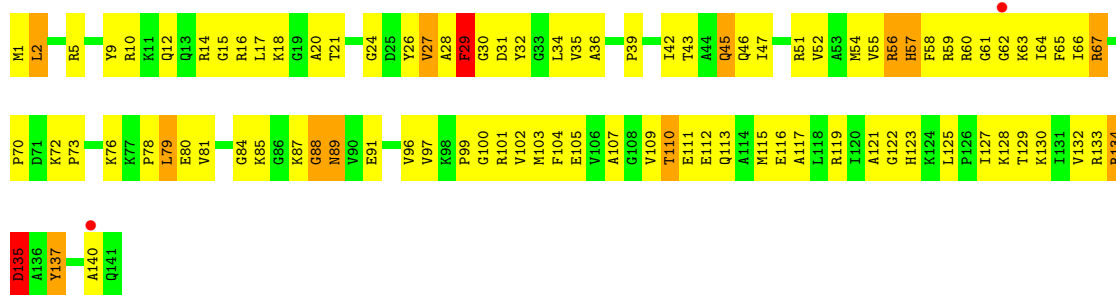




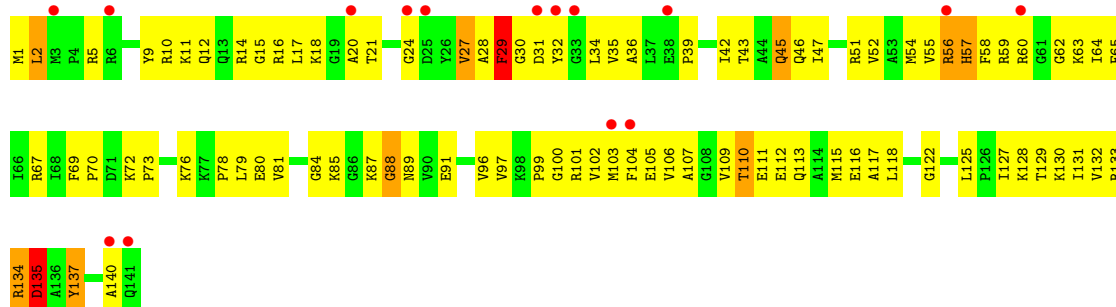
• Molecule 47: 50S RIBOSOMAL PROTEIN L15



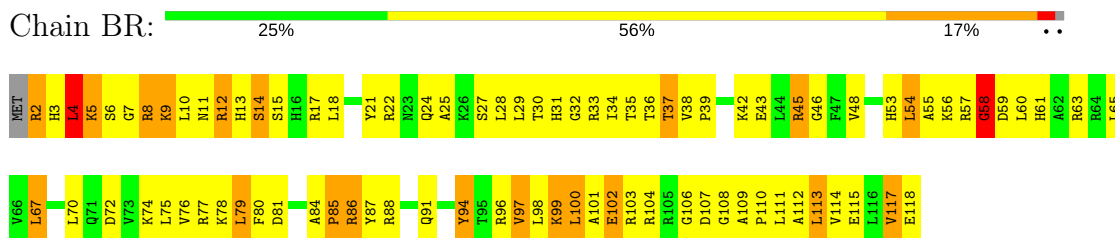
• Molecule 48: 50S RIBOSOMAL PROTEIN L16



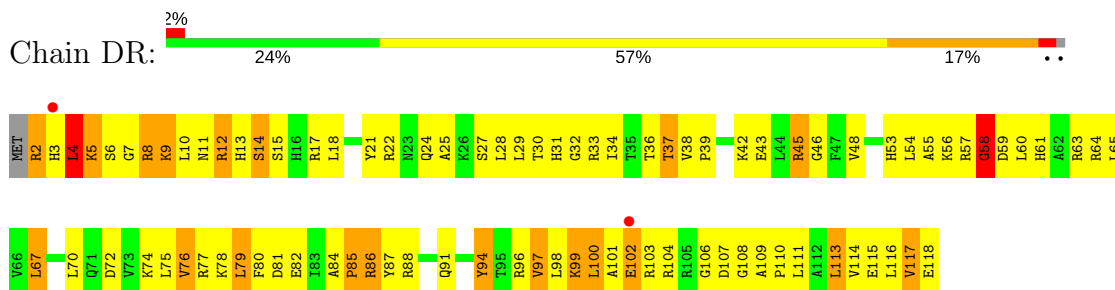
• Molecule 48: 50S RIBOSOMAL PROTEIN L16



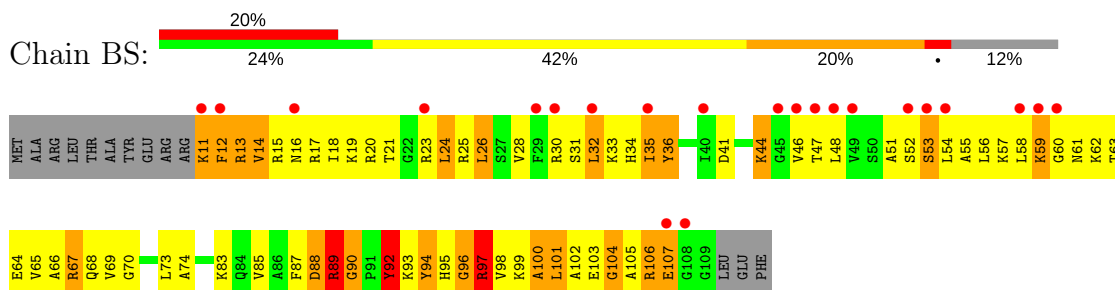
• Molecule 49: 50S RIBOSOMAL PROTEIN L17



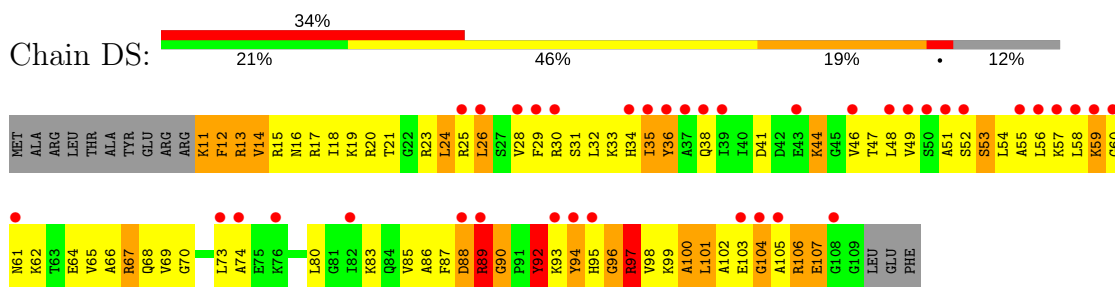
• Molecule 49: 50S RIBOSOMAL PROTEIN L17



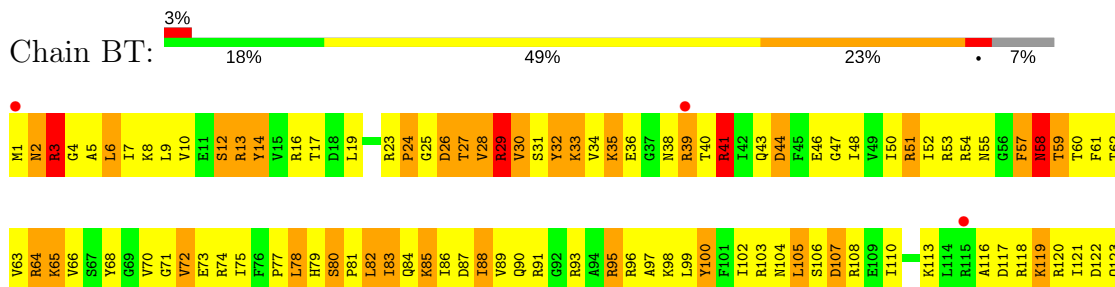
• Molecule 50: 50S RIBOSOMAL PROTEIN L18

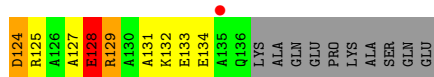


• Molecule 50: 50S RIBOSOMAL PROTEIN L18

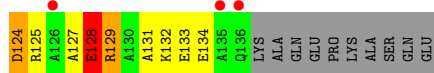
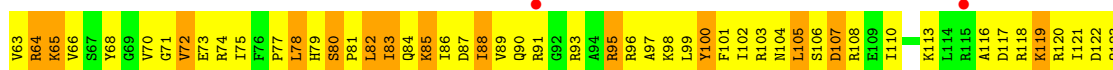
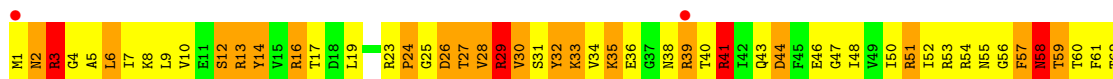
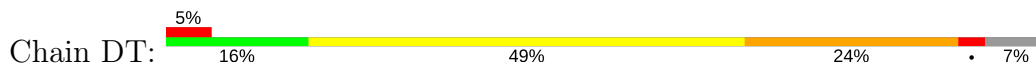


• Molecule 51: 50S RIBOSOMAL PROTEIN L19

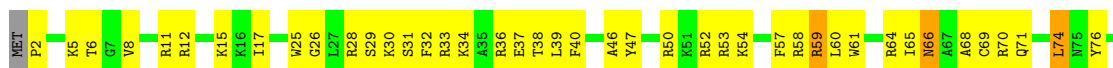





● Molecule 51: 50S RIBOSOMAL PROTEIN L19




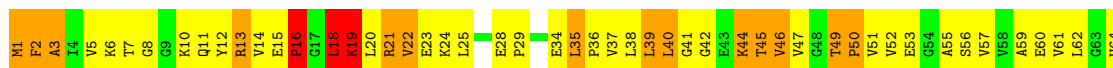
- Molecule 52: 50S RIBOSOMAL PROTEIN L20



● Molecule 52: 50S RIBOSOMAL PROTEIN L20

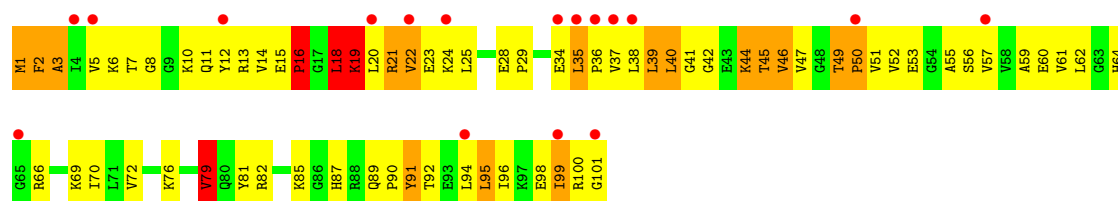


● Molecule 53: 50S RIBOSOMAL PROTEIN L21

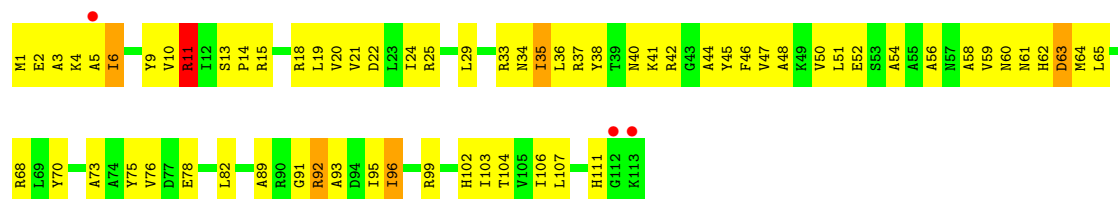
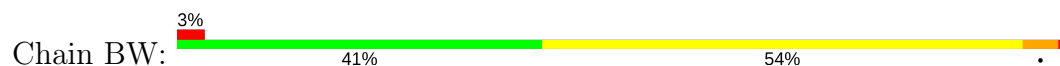


● Molecule 53: 50S RIBOSOMAL PROTEIN L21

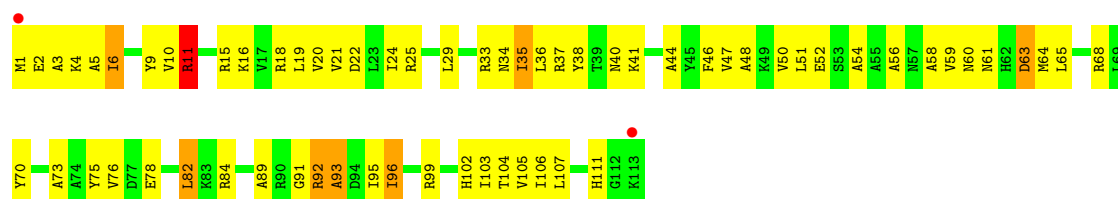
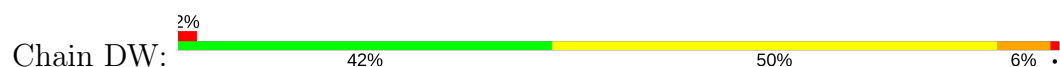




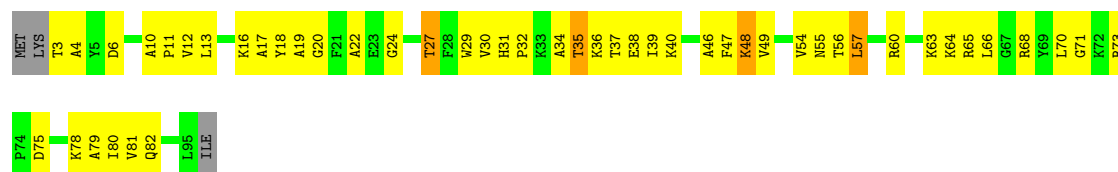
• Molecule 54: 50S RIBOSOMAL PROTEIN L22



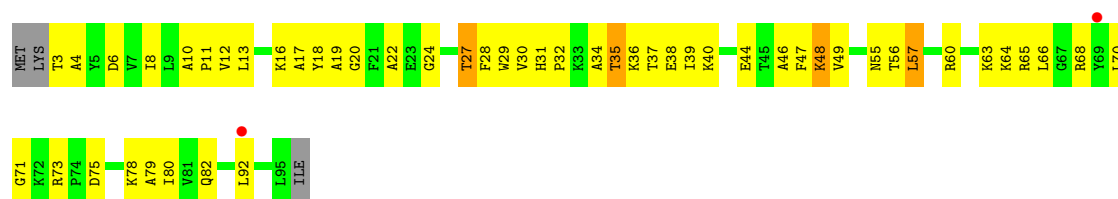
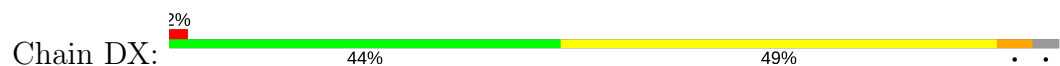
• Molecule 54: 50S RIBOSOMAL PROTEIN L22



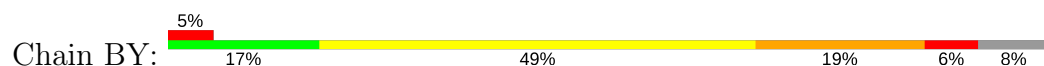
• Molecule 55: 50S RIBOSOMAL PROTEIN L23

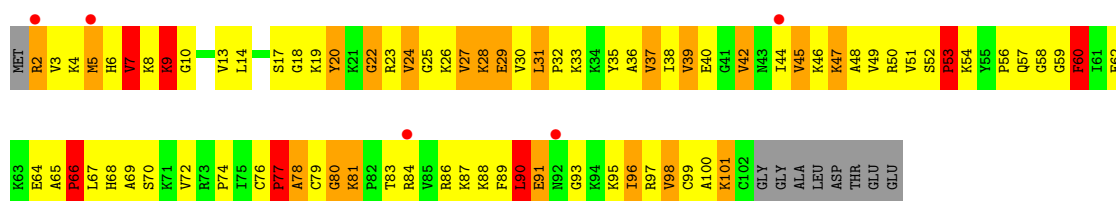


• Molecule 55: 50S RIBOSOMAL PROTEIN L23

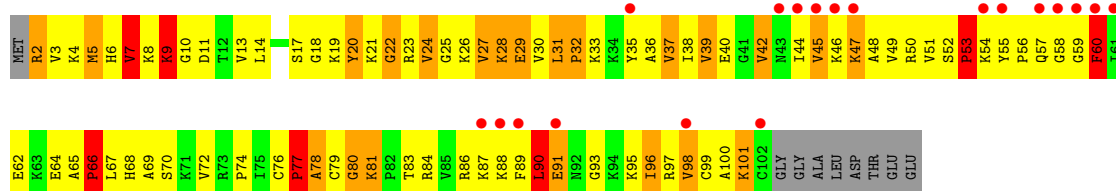
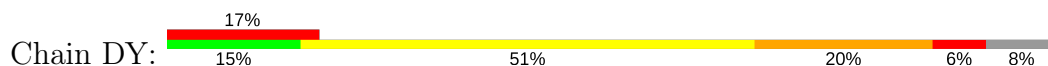


• Molecule 56: 50S RIBOSOMAL PROTEIN L24

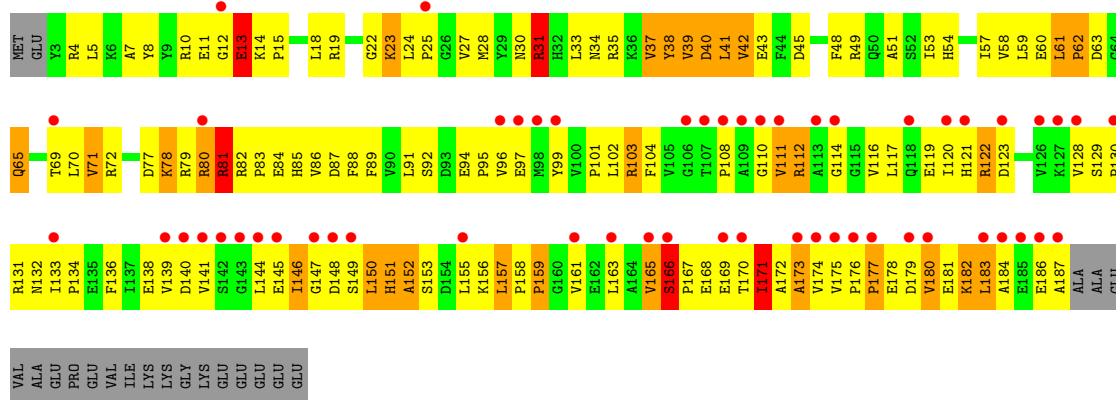




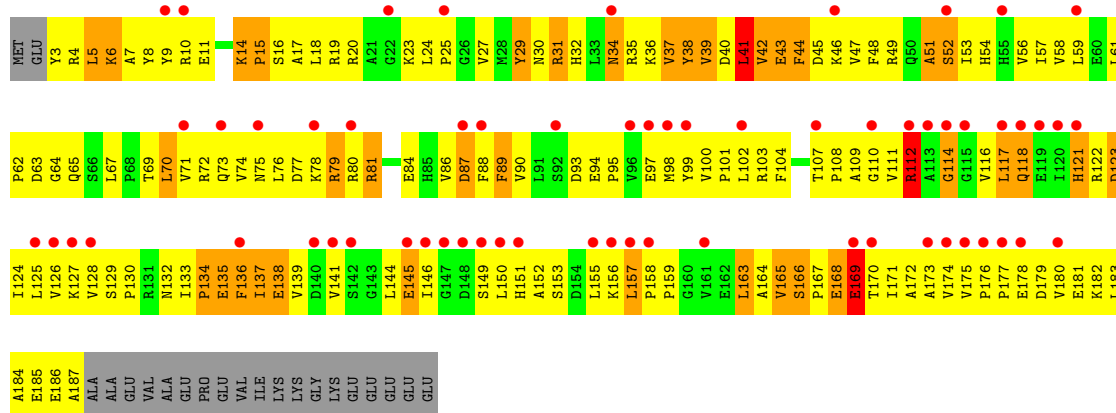
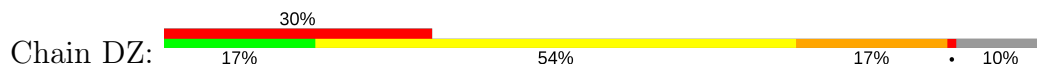
• Molecule 56: 50S RIBOSOMAL PROTEIN L24



• Molecule 57: 50S RIBOSOMAL PROTEIN L25



• Molecule 57: 50S RIBOSOMAL PROTEIN L25



## 4 Data and refinement statistics

Property	Value	Source
Space group	P 21 21 21	Depositor
Cell constants a, b, c, $\alpha$ , $\beta$ , $\gamma$	211.90Å 450.79Å 625.61Å 90.00° 90.00° 90.00°	Depositor
Resolution (Å)	50.00 – 3.10 49.95 – 3.10	Depositor EDS
% Data completeness (in resolution range)	98.1 (50.00-3.10) 97.6 (49.95-3.10)	Depositor EDS
$R_{merge}$	0.02	Depositor
$R_{sym}$	(Not available)	Depositor
$\langle I/\sigma(I) \rangle$ <sup>1</sup>	1.63 (at 3.12Å)	Xtriage
Refinement program	CNS 1.2	Depositor
R, $R_{free}$	0.250 , 0.280 (Not available) , (Not available)	Depositor DCC
$R_{free}$ test set	NotAvailable	DCC
Wilson B-factor (Å <sup>2</sup> )	71.3	Xtriage
Anisotropy	0.237	Xtriage
Bulk solvent $k_{sol}$ (e/Å <sup>3</sup> ), $B_{sol}$ (Å <sup>2</sup> )	0.29 , 92.3	EDS
L-test for twinning <sup>2</sup>	$\langle  L  \rangle = 0.42$ , $\langle L^2 \rangle = 0.25$	Xtriage
Estimated twinning fraction	No twinning to report.	Xtriage
$F_o, F_c$ correlation	0.88	EDS
Total number of atoms	298096	wwPDB-VP
Average B, all atoms (Å <sup>2</sup> )	100.0	wwPDB-VP

Xtriage's analysis on translational NCS is as follows: *The largest off-origin peak in the Patterson function is 1.48% of the height of the origin peak. No significant pseudotranslation is detected.*

<sup>1</sup>Intensities estimated from amplitudes.

<sup>2</sup>Theoretical values of  $\langle |L| \rangle$ ,  $\langle L^2 \rangle$  for acentric reflections are 0.5, 0.333 respectively for untwinned datasets, and 0.375, 0.2 for perfectly twinned datasets.

## 5 Model quality ⓘ

### 5.1 Standard geometry ⓘ

Bond lengths and bond angles in the following residue types are not validated in this section: ZN, AG9

The Z score for a bond length (or angle) is the number of standard deviations the observed value is removed from the expected value. A bond length (or angle) with  $|Z| > 5$  is considered an outlier worth inspection. RMSZ is the root-mean-square of all Z scores of the bond lengths (or angles).

Mol	Chain	Bond lengths		Bond angles	
		RMSZ	$\# Z  > 5$	RMSZ	$\# Z  > 5$
1	AA	0.44	0/36190	0.70	7/56486 (0.0%)
1	CA	0.42	0/36190	0.70	7/56486 (0.0%)
2	AB	0.30	0/1936	0.58	0/2611
2	CB	0.31	0/1936	0.58	0/2611
3	AC	0.31	0/1637	0.56	0/2207
3	CC	0.31	0/1637	0.56	0/2207
4	AD	0.37	0/1733	0.61	0/2318
4	CD	0.36	0/1733	0.60	0/2318
5	AE	0.36	0/1163	0.62	0/1566
5	CE	0.36	0/1163	0.63	0/1566
6	AF	0.34	0/856	0.59	0/1154
6	CF	0.34	0/856	0.59	0/1154
7	AG	0.29	0/1276	0.52	0/1709
7	CG	0.30	0/1276	0.52	0/1709
8	AH	0.32	0/1136	0.60	0/1527
8	CH	0.33	0/1136	0.60	0/1527
9	AI	0.31	0/1027	0.54	0/1373
9	CI	0.31	0/1027	0.55	0/1373
10	AJ	0.33	0/808	0.58	0/1087
10	CJ	0.33	0/808	0.57	0/1087
11	AK	0.33	0/900	0.60	0/1213
11	CK	0.33	0/900	0.60	0/1213
12	AL	0.46	0/987	0.79	0/1322
12	CL	0.43	0/987	0.78	0/1322
13	AM	0.32	0/943	0.61	0/1256
13	CM	0.33	0/943	0.61	0/1256
14	AN	0.31	0/501	0.51	0/664
14	CN	0.33	0/501	0.51	0/664
15	AO	0.33	0/745	0.58	0/992
15	CO	0.35	0/745	0.58	0/992
16	AP	0.38	0/717	0.61	0/965
16	CP	0.37	0/717	0.60	0/965

Mol	Chain	Bond lengths		Bond angles	
		RMSZ	# Z  >5	RMSZ	# Z  >5
17	AQ	0.39	0/837	0.63	0/1119
17	CQ	0.37	0/837	0.62	0/1119
18	AR	0.33	0/579	0.64	0/768
18	CR	0.32	0/579	0.64	0/768
19	AS	0.36	0/643	0.58	0/867
19	CS	0.37	0/643	0.58	0/867
20	AT	0.32	0/765	0.54	0/1007
20	CT	0.31	0/765	0.54	0/1007
21	AU	0.42	0/213	0.53	0/279
21	CU	0.43	0/213	0.53	0/279
22	AV	1.84	39/1830 (2.1%)	0.95	3/2849 (0.1%)
22	AY	1.92	52/1830 (2.8%)	0.98	2/2849 (0.1%)
22	CV	0.88	0/1830	0.88	3/2849 (0.1%)
22	CY	1.56	22/1830 (1.2%)	1.25	27/2849 (0.9%)
23	AW	2.12	62/1853 (3.3%)	1.06	9/2887 (0.3%)
23	CW	0.83	0/1853	0.99	8/2887 (0.3%)
24	AX	0.55	0/290	0.83	0/450
24	CX	0.81	0/290	0.81	0/450
25	B0	0.42	0/671	0.62	0/892
25	D0	0.38	0/671	0.62	0/892
26	B1	0.48	0/741	0.78	2/986 (0.2%)
26	D1	0.44	0/741	0.76	0/986
27	B2	0.43	0/600	0.74	0/793
27	D2	0.34	0/600	0.59	0/793
28	B3	0.43	0/473	0.66	1/636 (0.2%)
28	D3	0.40	0/473	0.67	0/636
29	B4	0.38	0/461	0.64	0/623
29	D4	0.38	0/461	0.64	0/623
30	B5	0.56	0/442	0.73	0/598
30	D5	0.48	0/442	0.72	0/598
31	B6	0.37	0/440	0.72	1/586 (0.2%)
31	D6	0.37	0/440	0.72	1/586 (0.2%)
32	B7	0.54	0/418	0.65	0/552
32	D7	0.51	0/418	0.66	0/552
33	B8	0.59	0/516	0.84	0/681
33	D8	0.52	0/516	0.84	0/681
34	B9	0.31	0/310	0.59	0/407
34	D9	0.32	0/310	0.58	0/407
35	BA	0.60	1/68704 (0.0%)	0.73	42/107260 (0.0%)
35	DA	0.51	0/68704	0.73	35/107260 (0.0%)
36	BB	0.41	0/2853	0.69	0/4451
36	DB	0.38	0/2853	0.69	0/4451
37	BC	0.30	0/956	0.53	0/1288



Mol	Chain	Bond lengths		Bond angles	
		RMSZ	# Z  >5	RMSZ	# Z  >5
37	DC	0.31	0/956	0.53	0/1288
38	BD	0.50	0/2155	0.78	2/2907 (0.1%)
38	DD	0.46	0/2155	0.78	3/2907 (0.1%)
39	BE	0.50	0/1597	0.74	0/2155
39	DE	0.45	0/1597	0.74	0/2155
40	BF	0.46	0/1659	0.69	0/2246
40	DF	0.42	0/1659	0.68	0/2246
41	BG	0.35	0/1498	0.67	0/2013
41	DG	0.34	0/1498	0.67	0/2013
42	BH	0.36	0/1285	0.70	1/1741 (0.1%)
42	DH	0.37	0/1285	0.69	1/1741 (0.1%)
43	BI	0.36	0/1147	0.86	3/1553 (0.2%)
43	DI	0.35	0/1147	0.85	3/1553 (0.2%)
45	BN	0.43	0/1132	0.70	0/1527
45	DN	0.41	0/1132	0.69	0/1527
46	BO	0.46	0/943	0.67	0/1269
46	DO	0.45	0/943	0.69	0/1269
47	BP	0.47	0/1131	0.93	5/1504 (0.3%)
47	DP	0.42	0/1131	0.92	4/1504 (0.3%)
48	BQ	0.43	0/1134	0.59	0/1517
48	DQ	0.42	0/1134	0.59	0/1517
49	BR	0.45	0/974	0.78	2/1302 (0.2%)
49	DR	0.42	0/974	0.78	2/1302 (0.2%)
50	BS	0.36	0/779	0.63	0/1038
50	DS	0.36	0/779	0.64	0/1038
51	BT	0.44	0/1138	0.76	1/1521 (0.1%)
51	DT	0.44	0/1138	0.76	1/1521 (0.1%)
52	BU	0.50	0/975	0.69	0/1297
52	DU	0.45	0/975	0.67	0/1297
53	BV	0.40	0/790	0.70	0/1057
53	DV	0.38	0/790	0.69	0/1057
54	BW	0.52	0/907	0.73	0/1216
54	DW	0.45	0/907	0.73	0/1216
55	BX	0.46	0/740	0.69	0/995
55	DX	0.45	0/740	0.69	0/995
56	BY	0.46	0/789	0.72	1/1053 (0.1%)
56	DY	0.42	0/789	0.71	1/1053 (0.1%)
57	BZ	0.44	0/1500	0.68	0/2037
57	DZ	0.38	0/1500	0.64	0/2037
All	All	0.56	176/322506 (0.1%)	0.72	178/482452 (0.0%)

Chiral center outliers are detected by calculating the chiral volume of a chiral center and verifying if the center is modelled as a planar moiety or with the opposite hand. A planarity outlier is detected

by checking planarity of atoms in a peptide group, atoms in a mainchain group or atoms of a sidechain that are expected to be planar.

Mol	Chain	#Chirality outliers	#Planarity outliers
1	AA	0	18
1	CA	0	19
22	AV	1	17
22	AY	1	19
22	CV	1	10
22	CY	1	17
23	AW	0	21
23	CW	0	11
35	BA	5	46
35	DA	4	41
All	All	13	219

All (176) bond length outliers are listed below:

Mol	Chain	Res	Type	Atoms	Z	Observed(Å)	Ideal(Å)
22	CY	56	U	C2-N3	28.94	1.58	1.37
22	CY	57	U	C3'-O3'	17.68	1.67	1.42
22	CY	56	U	N3-C4	14.74	1.51	1.38
22	CY	56	U	N1-C2	13.32	1.50	1.38
22	CY	58	C	P-O5'	12.55	1.72	1.59
22	CY	57	U	O3'-P	11.55	1.75	1.61
22	CY	57	U	N1-C6	-11.24	1.27	1.38
23	AW	21	U	N1-C2	10.24	1.47	1.38
22	CY	56	U	N1-C6	9.85	1.46	1.38
22	CY	63	C	C4-C5	9.73	1.50	1.43
22	CY	60	A	C5-C6	-9.43	1.32	1.41
22	AY	72	C	C2-O2	9.37	1.32	1.24
23	AW	5	C	N1-C2	9.33	1.49	1.40
22	AV	4	C	N1-C2	9.23	1.49	1.40
22	AV	45	U	N1-C2	9.04	1.46	1.38
22	AY	74	C	N1-C2	8.93	1.49	1.40
22	AV	30	U	N1-C2	8.78	1.46	1.38
22	AV	21	U	N1-C2	8.68	1.46	1.38
23	AW	30	U	N1-C2	8.50	1.46	1.38
23	AW	21	U	N3-C4	8.42	1.46	1.38
22	CY	63	C	N1-C2	8.25	1.48	1.40
22	AY	76	C	N1-C2	8.16	1.48	1.40
22	AV	12	U	N1-C2	8.01	1.45	1.38
22	AV	74	C	N1-C2	7.86	1.48	1.40
22	AY	46	U	N1-C2	7.80	1.45	1.38
22	AV	16	U	N1-C6	7.72	1.45	1.38

*Continued on next page...*

*Continued from previous page...*

Mol	Chain	Res	Type	Atoms	Z	Observed(Å)	Ideal(Å)
22	AY	3	G	C2-N3	7.72	1.39	1.32
22	CY	60	A	C6-N6	-7.61	1.27	1.33
22	CY	57	U	N1-C2	7.53	1.45	1.38
23	AW	70	G	C2-N2	7.51	1.42	1.34
22	AY	13	U	N1-C2	7.45	1.45	1.38
22	AY	16	U	N3-C4	7.42	1.45	1.38
22	AV	6	C	N1-C2	7.38	1.47	1.40
22	AY	52	C	N1-C2	7.38	1.47	1.40
23	AW	12	U	C4-C5	7.31	1.50	1.43
22	AY	3	G	N9-C4	7.31	1.43	1.38
23	AW	46	U	N1-C2	7.29	1.45	1.38
22	CY	58	C	C5'-C4'	7.28	1.60	1.51
23	AW	16	U	N1-C6	7.23	1.44	1.38
23	AW	58	C	N1-C2	7.23	1.47	1.40
22	AY	12	U	N3-C4	7.19	1.45	1.38
22	AY	68	A	C2-N3	7.13	1.40	1.33
23	AW	13	U	N3-C4	7.11	1.44	1.38
23	AW	11	C	N1-C2	7.07	1.47	1.40
22	AV	11	C	C4-C5	7.07	1.48	1.43
23	AW	7	U	N1-C6	7.00	1.44	1.38
22	AY	12	U	C2-N3	6.94	1.42	1.37
22	AY	7	U	N1-C2	6.93	1.44	1.38
22	AY	69	G	C2-N2	6.88	1.41	1.34
22	AV	46	U	N1-C2	6.80	1.44	1.38
22	AV	21	U	C2-O2	6.76	1.28	1.22
22	AY	12	U	N1-C6	6.74	1.44	1.38
22	AV	26	G	C2-N2	6.74	1.41	1.34
22	AV	50	C	N1-C2	6.74	1.46	1.40
22	CY	56	U	C4-O4	6.67	1.28	1.23
22	AY	16	U	C4-C5	6.65	1.49	1.43
23	AW	12	U	N1-C2	6.63	1.44	1.38
23	AW	1	G	C6-O6	6.60	1.30	1.24
22	AY	72	C	N1-C2	6.56	1.46	1.40
23	AW	13	U	C4-C5	6.55	1.49	1.43
23	AW	59	G	C2-N2	6.52	1.41	1.34
22	AY	69	G	C2-N3	6.42	1.37	1.32
22	AV	16	U	N3-C4	6.42	1.44	1.38
22	AY	30	U	N1-C2	6.35	1.44	1.38
22	AV	7	U	C4-C5	6.33	1.49	1.43
22	AV	21	U	N3-C4	6.33	1.44	1.38
22	CY	63	C	C4-N4	6.33	1.39	1.33
23	AW	7	U	N1-C2	6.31	1.44	1.38

*Continued on next page...*

*Continued from previous page...*

Mol	Chain	Res	Type	Atoms	Z	Observed(Å)	Ideal(Å)
22	AV	16	U	C4-C5	6.31	1.49	1.43
23	AW	71	G	C2-N3	6.28	1.37	1.32
23	AW	36	C	N1-C2	6.27	1.46	1.40
22	AY	7	U	N1-C6	6.26	1.43	1.38
22	AY	21	U	N1-C2	6.22	1.44	1.38
22	AY	25	A	C5-C6	6.21	1.46	1.41
23	AW	1	G	C2-N3	6.21	1.37	1.32
22	AV	16	U	N1-C2	6.21	1.44	1.38
23	AW	53	U	N1-C2	6.19	1.44	1.38
23	AW	52	C	N1-C2	6.15	1.46	1.40
22	AY	31	C	C4-C5	6.15	1.47	1.43
22	AY	31	C	C2-N3	6.13	1.40	1.35
22	CY	56	U	C4'-O4'	6.13	1.53	1.45
22	AV	1	G	C2-N3	6.11	1.37	1.32
22	AV	1	G	C6-O6	6.11	1.29	1.24
23	AW	53	U	C2-O2	6.11	1.27	1.22
22	AV	52	C	N1-C2	6.08	1.46	1.40
23	AW	26	G	N1-C2	6.05	1.42	1.37
23	AW	13	U	C2-O2	6.02	1.27	1.22
22	AY	3	G	C5-C4	6.01	1.42	1.38
23	AW	63	C	P-OP2	6.01	1.59	1.49
23	AW	12	U	N1-C6	5.98	1.43	1.38
22	CY	62	U	N1-C2	5.97	1.44	1.38
22	AV	72	C	N1-C2	5.96	1.46	1.40
22	AV	46	U	N1-C6	5.93	1.43	1.38
22	AV	1	G	C5-C6	5.92	1.48	1.42
22	AV	52	C	C2-O2	5.91	1.29	1.24
22	AY	44	A	C5-C4	5.87	1.42	1.38
23	AW	4	C	N1-C2	5.86	1.46	1.40
22	AV	49	G	C6-O6	5.85	1.29	1.24
23	AW	13	U	C2-N3	5.84	1.41	1.37
22	AY	12	U	N1-C2	5.84	1.43	1.38
23	AW	1	G	N9-C4	5.82	1.42	1.38
22	AY	13	U	N1-C6	5.81	1.43	1.38
22	CY	57	U	C3'-C2'	5.80	1.59	1.52
23	AW	13	U	N1-C6	5.80	1.43	1.38
23	AW	58	C	C2-N3	5.80	1.40	1.35
22	AY	53	U	C2-O2	5.78	1.27	1.22
22	CY	63	C	O4'-C1'	5.78	1.49	1.41
23	AW	53	U	N1-C6	5.75	1.43	1.38
23	AW	59	G	C6-O6	5.75	1.29	1.24
22	AV	49	G	C2-N2	5.74	1.40	1.34

*Continued on next page...*

*Continued from previous page...*

Mol	Chain	Res	Type	Atoms	Z	Observed(Å)	Ideal(Å)
22	AY	74	C	C2-O2	5.73	1.29	1.24
22	AY	3	G	C2-N2	5.73	1.40	1.34
22	AY	44	A	N9-C8	5.72	1.42	1.37
22	AY	12	U	C2-O2	5.71	1.27	1.22
22	AY	53	U	N1-C2	5.69	1.43	1.38
22	AY	11	C	N1-C2	5.66	1.45	1.40
35	BA	2506	U	N1-C2	5.66	1.43	1.38
23	AW	21	U	C4-O4	5.65	1.28	1.23
22	AY	74	C	C4-C5	5.61	1.47	1.43
22	AY	45	U	N1-C2	5.61	1.43	1.38
22	AY	74	C	C4-N4	5.59	1.39	1.33
23	AW	59	G	N1-C2	5.58	1.42	1.37
22	AV	71	G	C5-C6	5.58	1.48	1.42
22	AV	21	U	C4-C5	5.57	1.48	1.43
22	AV	72	C	C2-O2	5.56	1.29	1.24
22	AY	6	C	N1-C2	5.55	1.45	1.40
23	AW	29	A	C2-N3	5.52	1.38	1.33
23	AW	76	C	N1-C2	5.52	1.45	1.40
22	AV	11	C	C5-C6	5.50	1.38	1.34
23	AW	52	C	C4-C5	5.50	1.47	1.43
22	AY	7	U	C2-N3	5.49	1.41	1.37
22	AV	76	C	N1-C2	5.48	1.45	1.40
23	AW	16	U	N1-C2	5.48	1.43	1.38
23	AW	53	U	C4-C5	5.48	1.48	1.43
23	AW	58	C	C2-O2	5.47	1.29	1.24
23	AW	5	C	N3-C4	5.47	1.37	1.33
23	AW	44	A	C2-N3	5.47	1.38	1.33
22	AY	21	U	N3-C4	5.47	1.43	1.38
23	AW	34	C	N1-C2	5.46	1.45	1.40
22	AY	7	U	C2-O2	5.46	1.27	1.22
23	AW	71	G	C2-N2	5.43	1.40	1.34
22	AY	21	U	N1-C6	5.42	1.42	1.38
23	AW	1	G	C5-C6	5.41	1.47	1.42
23	AW	11	C	C2-O2	5.39	1.29	1.24
23	AW	46	U	N3-C4	5.39	1.43	1.38
23	AW	70	G	N1-C2	5.36	1.42	1.37
23	AW	21	U	C2-O2	5.34	1.27	1.22
22	AV	1	G	C5-C4	5.32	1.42	1.38
22	AV	45	U	C2-O2	5.31	1.27	1.22
23	AW	25	A	C2-N3	5.30	1.38	1.33
22	AV	74	C	C2-O2	5.27	1.29	1.24
22	AY	29	A	C5-C4	5.26	1.42	1.38

*Continued on next page...*

*Continued from previous page...*

Mol	Chain	Res	Type	Atoms	Z	Observed(Å)	Ideal(Å)
22	AY	30	U	P-OP2	5.23	1.57	1.49
23	AW	24	A	C2-N3	5.21	1.38	1.33
22	AY	21	U	C4-C5	5.21	1.48	1.43
22	AV	5	C	N1-C2	5.20	1.45	1.40
23	AW	69	G	N9-C4	5.20	1.42	1.38
22	AV	59	G	C2-N3	5.18	1.36	1.32
22	AY	13	U	C2-O2	5.18	1.27	1.22
23	AW	16	U	C4-C5	5.17	1.48	1.43
22	CY	56	U	C2-O2	-5.17	1.17	1.22
22	AY	59	G	C6-O6	5.14	1.28	1.24
22	AY	71	G	C2-N2	5.14	1.39	1.34
23	AW	49	G	C2-N2	5.13	1.39	1.34
22	AV	58	C	C4-C5	5.13	1.47	1.43
23	AW	31	C	C4-C5	5.13	1.47	1.43
23	AW	59	G	C2-N3	5.10	1.36	1.32
22	AY	30	U	N1-C6	5.09	1.42	1.38
23	AW	63	C	P-OP1	5.08	1.57	1.49
23	AW	16	U	C2-N3	5.08	1.41	1.37
23	AW	6	C	C4-C5	5.06	1.47	1.43
23	AW	44	A	N9-C8	5.03	1.41	1.37
22	AY	13	U	N3-C4	5.02	1.43	1.38
22	AY	74	C	N3-C4	5.02	1.37	1.33
22	AV	46	U	C2-O2	5.01	1.26	1.22
22	CY	57	U	N3-C4	5.00	1.43	1.38

All (178) bond angle outliers are listed below:

Mol	Chain	Res	Type	Atoms	Z	Observed(°)	Ideal(°)
22	CY	56	U	C5-C6-N1	16.14	130.77	122.70
43	BI	50	ARG	NE-CZ-NH1	13.96	127.28	120.30
43	BI	50	ARG	NE-CZ-NH2	-13.50	113.55	120.30
43	DI	50	ARG	NE-CZ-NH2	-13.46	113.57	120.30
43	DI	50	ARG	NE-CZ-NH1	13.32	126.96	120.30
22	CY	56	U	O5'-P-OP1	-12.97	94.02	105.70
22	CY	56	U	N1-C2-O2	12.74	131.72	122.80
35	BA	2360	A	N9-C1'-C2'	-10.61	100.21	114.00
22	CY	56	U	C6-N1-C2	-10.04	114.97	121.00
35	BA	1992	G	C2'-C3'-O3'	10.03	131.57	109.50
35	DA	2360	A	N9-C1'-C2'	-9.98	101.02	112.00
35	DA	1992	G	C2'-C3'-O3'	9.96	131.42	109.50
23	CW	71	G	N9-C1'-C2'	-9.88	101.13	112.00
22	CY	63	C	N1-C1'-C2'	9.63	126.52	114.00

*Continued on next page...*

*Continued from previous page...*

Mol	Chain	Res	Type	Atoms	Z	Observed(°)	Ideal(°)
35	DA	331	A	C2'-C3'-O3'	9.63	130.68	109.50
35	BA	790	C	C2'-C3'-O3'	9.48	130.36	109.50
35	BA	331	A	C2'-C3'-O3'	9.42	130.23	109.50
35	DA	1786	A	N9-C1'-C2'	9.42	126.24	114.00
35	BA	1786	A	N9-C1'-C2'	9.30	126.09	114.00
23	AW	71	G	N9-C1'-C2'	-9.27	101.80	112.00
35	DA	1799	G	C2'-C3'-O3'	9.14	129.62	109.50
35	DA	790	C	C2'-C3'-O3'	9.03	129.38	109.50
35	BA	1653	G	C2'-C3'-O3'	8.97	129.24	109.50
35	BA	1799	G	C2'-C3'-O3'	8.85	128.98	109.50
22	CY	56	U	C5-C4-O4	8.85	131.21	125.90
35	BA	752	A	C2'-C3'-O3'	8.80	128.87	109.50
35	DA	752	A	C2'-C3'-O3'	8.72	128.69	109.50
35	DA	1653	G	C2'-C3'-O3'	8.61	128.44	109.50
1	AA	575	G	C2'-C3'-O3'	8.55	128.31	109.50
35	BA	1022	G	C2'-C3'-O3'	8.32	127.80	109.50
1	CA	575	G	C2'-C3'-O3'	8.18	127.49	109.50
35	BA	1820	U	C2'-C3'-O3'	8.02	127.13	109.50
35	DA	1820	U	C2'-C3'-O3'	7.97	127.04	109.50
47	DP	52	GLU	N-CA-C	7.96	132.50	111.00
23	CW	20	G	N9-C1'-C2'	7.96	124.35	114.00
35	DA	1022	G	C2'-C3'-O3'	7.93	126.95	109.50
47	BP	52	GLU	N-CA-C	7.91	132.35	111.00
35	DA	1652	A	C2'-C3'-O3'	7.90	126.87	109.50
22	CY	56	U	N3-C2-O2	-7.83	116.72	122.20
35	BA	1819	A	C2'-C3'-O3'	7.83	126.72	109.50
23	AW	20	G	N9-C1'-C2'	7.77	124.09	114.00
35	BA	1652	A	C2'-C3'-O3'	7.68	126.41	109.50
35	DA	1819	A	C2'-C3'-O3'	7.57	126.15	109.50
22	CY	58	C	P-O5'-C5'	7.44	132.80	120.90
47	BP	53	GLY	N-CA-C	-7.23	95.03	113.10
47	DP	53	GLY	N-CA-C	-7.16	95.19	113.10
22	CV	70	G	N9-C1'-C2'	-7.15	104.14	112.00
22	CY	56	U	C1'-O4'-C4'	7.10	115.58	109.90
1	AA	1067	A	C2'-C3'-O3'	7.03	124.96	109.50
1	CA	428	G	C2'-C3'-O3'	7.02	124.94	109.50
35	BA	49	A	C2'-C3'-O3'	7.01	124.92	109.50
1	CA	1067	A	C2'-C3'-O3'	6.94	124.80	113.70
43	DI	50	ARG	CD-NE-CZ	6.92	133.28	123.60
43	BI	50	ARG	CD-NE-CZ	6.90	133.26	123.60
1	AA	428	G	C2'-C3'-O3'	6.89	124.73	113.70
22	CY	56	U	N3-C4-C5	-6.87	110.48	114.60

*Continued on next page...*

*Continued from previous page...*

Mol	Chain	Res	Type	Atoms	Z	Observed(°)	Ideal(°)
1	AA	115	G	C2'-C3'-O3'	6.81	124.60	113.70
26	B1	46	LEU	CA-CB-CG	6.81	130.97	115.30
1	CA	328	C	C2'-C3'-O3'	6.80	124.58	113.70
35	BA	272(B)	G	O4'-C1'-N9	6.77	113.62	108.20
1	CA	115	G	C2'-C3'-O3'	6.74	124.49	113.70
35	DA	272(B)	G	O4'-C1'-N9	6.63	113.51	108.20
22	AV	20	G	N9-C1'-C2'	6.58	122.55	114.00
35	BA	2225	A	C2'-C3'-O3'	6.52	124.13	113.70
22	CV	1	G	N9-C1'-C2'	6.47	122.42	114.00
35	DA	49	A	C2'-C3'-O3'	6.39	123.92	113.70
22	AV	70	G	N9-C1'-C2'	-6.37	104.99	112.00
22	CV	20	G	N9-C1'-C2'	6.33	122.23	114.00
22	CY	56	U	N1-C2-N3	-6.30	111.12	114.90
1	AA	328	C	C2'-C3'-O3'	6.25	123.70	113.70
35	DA	1970	A	C5'-C4'-O4'	6.25	116.60	109.10
47	BP	58	THR	N-CA-C	-6.24	94.16	111.00
35	DA	2603	G	N9-C1'-C2'	-6.23	105.15	112.00
22	CY	62	U	O4'-C1'-N1	6.22	113.18	108.20
22	CY	58	C	C5'-C4'-C3'	6.20	125.92	116.00
23	CW	40	A	C5'-C4'-O4'	6.20	116.54	109.10
35	BA	1970	A	C5'-C4'-O4'	6.10	116.42	109.10
35	DA	2225	A	C2'-C3'-O3'	6.08	123.43	113.70
47	DP	58	THR	N-CA-C	-6.06	94.63	111.00
56	DY	7	VAL	N-CA-C	5.92	126.99	111.00
22	CY	56	U	O4'-C4'-C3'	-5.91	98.09	104.00
22	CY	57	U	C4'-C3'-O3'	5.89	124.78	113.00
35	DA	2611	U	C5'-C4'-O4'	-5.88	102.05	109.10
22	CY	60	A	C5-C6-N6	-5.83	119.03	123.70
23	CW	7	U	N1-C1'-C2'	5.82	121.57	114.00
56	BY	7	VAL	N-CA-C	5.81	126.69	111.00
35	BA	387	U	C2'-C3'-O3'	5.78	122.95	113.70
26	B1	61	ARG	N-CA-C	-5.77	95.42	111.00
23	AW	42	C	C5'-C4'-C3'	-5.76	106.78	116.00
22	AY	25	A	N9-C1'-C2'	5.74	121.46	114.00
22	AV	26	G	C5'-C4'-C3'	-5.71	106.86	116.00
49	BR	58	GLY	N-CA-C	5.70	127.35	113.10
49	DR	58	GLY	N-CA-C	5.69	127.33	113.10
47	BP	54	GLY	N-CA-C	-5.68	98.89	113.10
35	BA	1970	A	C5'-C4'-C3'	5.68	125.09	116.00
35	BA	752	A	C4'-C3'-O3'	5.66	124.31	113.00
35	DA	1819	A	C4'-C3'-O3'	5.65	124.30	113.00
35	BA	2611	U	C5'-C4'-O4'	-5.65	102.32	109.10

*Continued on next page...*



*Continued from previous page...*

Mol	Chain	Res	Type	Atoms	Z	Observed(°)	Ideal(°)
35	DA	272(B)	G	C5'-C4'-C3'	5.64	125.03	116.00
23	CW	41	C	N1-C1'-C2'	5.64	121.33	114.00
35	BA	2603	G	N9-C1'-C2'	-5.62	105.82	112.00
35	DA	2603	G	C5'-C4'-O4'	5.62	115.85	109.10
23	AW	40	A	OP1-P-O3'	5.60	117.53	105.20
22	CY	57	U	C5-C6-N1	5.59	125.49	122.70
22	CY	23	A	N9-C1'-C2'	-5.57	105.87	112.00
35	BA	1820	U	C4'-C3'-O3'	5.57	124.13	113.00
35	DA	272	G	C2'-C3'-O3'	5.55	122.58	113.70
23	AW	40	A	C5'-C4'-O4'	5.55	115.76	109.10
47	DP	54	GLY	N-CA-C	-5.54	99.25	113.10
35	DA	74	A	C2'-C3'-O3'	5.54	122.56	113.70
1	CA	366	C	N1-C1'-C2'	5.53	121.19	114.00
35	BA	1053	C	N1-C1'-C2'	5.51	121.17	114.00
35	BA	272	G	C2'-C3'-O3'	5.51	122.52	113.70
35	DA	1053	C	N1-C1'-C2'	5.50	121.15	114.00
35	BA	1799	G	C4'-C3'-O3'	5.49	123.99	113.00
35	BA	272(B)	G	C5'-C4'-C3'	5.48	124.76	116.00
22	CY	56	U	C5'-C4'-O4'	-5.45	102.56	109.10
35	BA	1365	A	C5'-C4'-C3'	5.45	124.72	116.00
35	DA	752	A	C4'-C3'-O3'	5.44	123.88	113.00
35	DA	2602	A	N9-C1'-C2'	5.42	121.04	114.00
22	CY	60	A	O4'-C1'-N9	-5.42	103.87	108.20
35	BA	74	A	C2'-C3'-O3'	5.39	122.33	113.70
38	DD	244	ARG	C-N-CD	-5.39	108.75	120.60
35	DA	673	C	C5'-C4'-O4'	-5.38	102.65	109.10
35	DA	1970	A	C5'-C4'-C3'	5.36	124.58	116.00
35	BA	1819	A	C4'-C3'-O3'	5.36	123.72	113.00
38	DD	210	GLY	N-CA-C	-5.35	99.73	113.10
38	BD	210	GLY	N-CA-C	-5.34	99.75	113.10
35	BA	673	C	C5'-C4'-O4'	-5.33	102.70	109.10
1	CA	484	G	N9-C1'-C2'	5.32	120.92	114.00
35	BA	2602	A	N9-C1'-C2'	5.32	120.91	114.00
35	DA	1365	A	C5'-C4'-C3'	5.32	124.50	116.00
35	BA	1155	A	C5'-C4'-O4'	-5.30	102.75	109.10
35	DA	1820	U	C4'-C3'-O3'	5.29	123.58	113.00
49	DR	4	LEU	CA-CB-CG	5.29	127.45	115.30
38	BD	41	GLY	N-CA-C	-5.26	99.94	113.10
35	BA	494	G	C5'-C4'-C3'	-5.25	107.59	116.00
35	BA	587	C	OP2-P-O3'	5.25	116.74	105.20
31	B6	9	LEU	CA-CB-CG	5.24	127.34	115.30
35	DA	783	A	N9-C1'-C2'	-5.23	106.25	112.00

*Continued on next page...*

*Continued from previous page...*

Mol	Chain	Res	Type	Atoms	Z	Observed(°)	Ideal(°)
35	DA	2521	C	C5'-C4'-C3'	-5.22	107.64	116.00
35	BA	1819	A	C4'-C3'-C2'	5.22	107.82	102.60
35	BA	1970	A	C1'-O4'-C4'	-5.22	105.72	109.90
23	CW	7	U	C2'-C3'-O3'	5.22	122.05	113.70
49	BR	4	LEU	CA-CB-CG	5.21	127.29	115.30
35	DA	1970	A	C1'-O4'-C4'	-5.20	105.74	109.90
22	CY	56	U	O4'-C1'-N1	5.19	112.36	108.20
23	AW	41	C	N1-C1'-C2'	5.19	120.75	114.00
51	BT	29	ARG	N-CA-C	5.16	124.94	111.00
23	AW	7	U	C2'-C3'-O3'	5.15	121.95	113.70
38	DD	41	GLY	N-CA-C	-5.15	100.21	113.10
1	AA	1498	U	N1-C1'-C2'	5.15	120.70	114.00
35	BA	1781	C	N1-C1'-C2'	5.14	120.69	114.00
42	BH	158	HIS	N-CA-C	5.14	124.87	111.00
23	CW	40	A	C2'-C3'-O3'	5.13	121.90	113.70
22	AY	25	A	O4'-C1'-N9	5.12	112.30	108.20
31	D6	9	LEU	CA-CB-CG	5.12	127.07	115.30
42	DH	158	HIS	N-CA-C	5.12	124.81	111.00
23	AW	7	U	N1-C1'-C2'	5.10	120.63	114.00
35	BA	1698	A	N9-C1'-C2'	5.09	120.62	114.00
23	CW	78	A	C2'-C3'-O3'	5.09	121.84	113.70
22	CY	57	U	N1-C1'-C2'	5.09	120.62	114.00
22	CY	25	A	N9-C1'-C2'	5.09	120.61	114.00
28	B3	8	LEU	CA-CB-CG	5.08	126.99	115.30
1	AA	484	G	N9-C1'-C2'	5.08	120.60	114.00
35	BA	1493	C	N1-C1'-C2'	5.07	120.59	114.00
22	CY	63	C	C5'-C4'-O4'	5.07	115.18	109.10
35	BA	945	A	N9-C1'-C2'	5.07	120.59	114.00
22	CY	60	A	N1-C6-N6	5.07	121.64	118.60
35	BA	2521	C	C5'-C4'-C3'	-5.06	107.90	116.00
35	DA	587	C	OP2-P-O3'	5.04	116.30	105.20
51	DT	29	ARG	N-CA-C	5.04	124.62	111.00
47	BP	59	LEU	CA-CB-CG	5.03	126.86	115.30
22	CY	63	C	O4'-C1'-N1	5.02	112.21	108.20
35	BA	1616	A	N9-C1'-C2'	5.01	120.52	114.00
22	CY	68	A	O4'-C1'-N9	-5.01	104.19	108.20
35	DA	1820	U	C4'-C3'-C2'	5.01	107.61	102.60
23	AW	43	G	C5'-C4'-O4'	5.01	115.11	109.10

All (13) chirality outliers are listed below:

*Continued on next page...*

*Continued from previous page...*

Mol	Chain	Res	Type	Atom
-----	-------	-----	------	------

Mol	Chain	Res	Type	Atom
22	AV	36	AG9	C4
22	AY	36	AG9	C4
35	BA	752	A	C3'
35	BA	790	C	C3'
35	BA	1799	G	C3'
35	BA	1819	A	C3'
35	BA	1820	U	C3'
22	CV	36	AG9	C4
22	CY	36	AG9	C4
35	DA	752	A	C3'
35	DA	790	C	C3'
35	DA	1799	G	C3'
35	DA	1820	U	C3'

All (219) planarity outliers are listed below:

Mol	Chain	Res	Type	Group
1	AA	1054	C	Sidechain
1	AA	1077	G	Sidechain
1	AA	1196	U	Sidechain
1	AA	1408	A	Sidechain
1	AA	1414	U	Sidechain
1	AA	1493	A	Sidechain
1	AA	1498	U	Sidechain
1	AA	265	G	Sidechain
1	AA	292	G	Sidechain
1	AA	387	U	Sidechain
1	AA	436	C	Sidechain
1	AA	484	G	Sidechain
1	AA	494	U	Sidechain
1	AA	587	G	Sidechain
1	AA	697	U	Sidechain
1	AA	832	C	Sidechain
1	AA	898	G	Sidechain
1	AA	97	G	Sidechain
22	AV	1	G	Sidechain
22	AV	20	G	Sidechain
22	AV	23	A	Sidechain
22	AV	27	C	Sidechain
22	AV	30	U	Sidechain
22	AV	44	A	Sidechain

*Continued on next page...*

*Continued from previous page...*

Mol	Chain	Res	Type	Group
22	AV	46	U	Sidechain
22	AV	52	C	Sidechain
22	AV	53	U	Sidechain
22	AV	58	C	Sidechain
22	AV	6	C	Sidechain
22	AV	61	A	Sidechain
22	AV	62	U	Sidechain
22	AV	68	A	Sidechain
22	AV	70	G	Sidechain
22	AV	71	G	Sidechain
22	AV	9	A	Sidechain
23	AW	10	G	Sidechain
23	AW	12	U	Sidechain
23	AW	13	U	Sidechain
23	AW	14	A	Sidechain
23	AW	15	G	Sidechain
23	AW	20	G	Sidechain
23	AW	27	C	Sidechain
23	AW	3	G	Sidechain
23	AW	35	U	Sidechain
23	AW	37	A	Sidechain
23	AW	43	G	Sidechain
23	AW	44	A	Sidechain
23	AW	5	C	Sidechain
23	AW	57	U	Sidechain
23	AW	61	A	Sidechain
23	AW	62	U	Sidechain
23	AW	68	A	Sidechain
23	AW	69	G	Sidechain
23	AW	7	U	Sidechain
23	AW	71	G	Sidechain
23	AW	8	U	Sidechain
22	AY	10	G	Sidechain
22	AY	11	C	Sidechain
22	AY	13	U	Sidechain
22	AY	16	U	Sidechain
22	AY	20	G	Sidechain
22	AY	23	A	Sidechain
22	AY	25	A	Sidechain
22	AY	26	G	Sidechain
22	AY	29	A	Sidechain
22	AY	47	G	Sidechain

*Continued on next page...*

*Continued from previous page...*

Mol	Chain	Res	Type	Group
22	AY	48	G	Sidechain
22	AY	5	C	Sidechain
22	AY	52	C	Sidechain
22	AY	68	A	Sidechain
22	AY	69	G	Sidechain
22	AY	70	G	Sidechain
22	AY	71	G	Sidechain
22	AY	72	C	Sidechain
22	AY	77	C	Sidechain
35	BA	1025	G	Sidechain
35	BA	1040	C	Sidechain
35	BA	1142	U	Sidechain
35	BA	125	G	Sidechain
35	BA	1300	U	Sidechain
35	BA	1379	A	Sidechain
35	BA	15	G	Sidechain
35	BA	1621	U	Sidechain
35	BA	1642	G	Sidechain
35	BA	1693	U	Sidechain
35	BA	1772	G	Sidechain
35	BA	1779	U	Sidechain
35	BA	178	G	Sidechain
35	BA	1940	U	Sidechain
35	BA	1952	A	Sidechain
35	BA	1955	U	Sidechain
35	BA	1992	G	Sidechain
35	BA	2010	G	Sidechain
35	BA	2050	C	Sidechain
35	BA	2053	G	Sidechain
35	BA	2059	A	Sidechain
35	BA	2360	A	Sidechain
35	BA	2447	G	Sidechain
35	BA	2464	C	Sidechain
35	BA	250	G	Sidechain
35	BA	2500	U	Sidechain
35	BA	2524	G	Sidechain
35	BA	2525	G	Sidechain
35	BA	2542	A	Sidechain
35	BA	2578	G	Sidechain
35	BA	2581	G	Sidechain
35	BA	2582	G	Sidechain
35	BA	2596	U	Sidechain

*Continued on next page...*

*Continued from previous page...*

Mol	Chain	Res	Type	Group
35	BA	2603	G	Sidechain
35	BA	2665	A	Sidechain
35	BA	271(Q)	G	Sidechain
35	BA	2712	U	Sidechain
35	BA	463	G	Sidechain
35	BA	472	A	Sidechain
35	BA	607	U	Sidechain
35	BA	642	G	Sidechain
35	BA	670	A	Sidechain
35	BA	686	G	Sidechain
35	BA	743	G	Sidechain
35	BA	807	U	Sidechain
35	BA	959	A	Sidechain
1	CA	1054	C	Sidechain
1	CA	1077	G	Sidechain
1	CA	1196	U	Sidechain
1	CA	1403	C	Sidechain
1	CA	1420	C	Sidechain
1	CA	1458	G	Sidechain
1	CA	1493	A	Sidechain
1	CA	1494	G	Sidechain
1	CA	1528	U	Sidechain
1	CA	265	G	Sidechain
1	CA	436	C	Sidechain
1	CA	494	U	Sidechain
1	CA	587	G	Sidechain
1	CA	619	U	Sidechain
1	CA	692	U	Sidechain
1	CA	697	U	Sidechain
1	CA	832	C	Sidechain
1	CA	898	G	Sidechain
1	CA	97	G	Sidechain
22	CV	1	G	Sidechain
22	CV	20	G	Sidechain
22	CV	33	G	Sidechain
22	CV	39	A	Sidechain
22	CV	46	U	Sidechain
22	CV	52	C	Sidechain
22	CV	53	U	Sidechain
22	CV	6	C	Sidechain
22	CV	61	A	Sidechain
22	CV	70	G	Sidechain

*Continued on next page...*

*Continued from previous page...*

Mol	Chain	Res	Type	Group
23	CW	12	U	Sidechain
23	CW	13	U	Sidechain
23	CW	15	G	Sidechain
23	CW	20	G	Sidechain
23	CW	27	C	Sidechain
23	CW	35	U	Sidechain
23	CW	37	A	Sidechain
23	CW	57	U	Sidechain
23	CW	62	U	Sidechain
23	CW	69	G	Sidechain
23	CW	7	U	Sidechain
22	CY	10	G	Sidechain
22	CY	13	U	Sidechain
22	CY	16	U	Sidechain
22	CY	19	G	Sidechain
22	CY	20	G	Sidechain
22	CY	26	G	Sidechain
22	CY	29	A	Sidechain
22	CY	48	G	Sidechain
22	CY	5	C	Sidechain
22	CY	56	U	Sidechain
22	CY	57	U	Sidechain
22	CY	58	C	Sidechain
22	CY	60	A	Sidechain
22	CY	63	C	Sidechain
22	CY	69	G	Sidechain
22	CY	71	G	Sidechain
22	CY	72	C	Sidechain
35	DA	1142	U	Sidechain
35	DA	1300	U	Sidechain
35	DA	1379	A	Sidechain
35	DA	15	G	Sidechain
35	DA	1642	G	Sidechain
35	DA	1693	U	Sidechain
35	DA	1772	G	Sidechain
35	DA	1775	U	Sidechain
35	DA	1779	U	Sidechain
35	DA	178	G	Sidechain
35	DA	1940	U	Sidechain
35	DA	1952	A	Sidechain
35	DA	1955	U	Sidechain
35	DA	1992	G	Sidechain

*Continued on next page...*

*Continued from previous page...*

Mol	Chain	Res	Type	Group
35	DA	2009	G	Sidechain
35	DA	2010	G	Sidechain
35	DA	2059	A	Sidechain
35	DA	2336	A	Sidechain
35	DA	2360	A	Sidechain
35	DA	2447	G	Sidechain
35	DA	2464	C	Sidechain
35	DA	250	G	Sidechain
35	DA	2542	A	Sidechain
35	DA	2581	G	Sidechain
35	DA	2582	G	Sidechain
35	DA	2596	U	Sidechain
35	DA	2665	A	Sidechain
35	DA	271(Q)	G	Sidechain
35	DA	2712	U	Sidechain
35	DA	272(B)	G	Sidechain
35	DA	463	G	Sidechain
35	DA	472	A	Sidechain
35	DA	642	G	Sidechain
35	DA	670	A	Sidechain
35	DA	686	G	Sidechain
35	DA	688	U	Sidechain
35	DA	757	U	Sidechain
35	DA	760	G	Sidechain
35	DA	807	U	Sidechain
35	DA	938	G	Sidechain
35	DA	959	A	Sidechain

## 5.2 Too-close contacts [i](#)

In the following table, the Non-H and H(model) columns list the number of non-hydrogen atoms and hydrogen atoms in the chain respectively. The H(added) column lists the number of hydrogen atoms added and optimized by MolProbity. The Clashes column lists the number of clashes within the asymmetric unit, whereas Symm-Clashes lists symmetry related clashes.

Mol	Chain	Non-H	H(model)	H(added)	Clashes	Symm-Clashes
1	AA	32329	0	16318	1333	0
1	CA	32329	0	16318	1413	0
2	AB	1901	0	1951	265	0
2	CB	1901	0	1951	274	0
3	AC	1613	0	1677	225	0
3	CC	1613	0	1677	239	0

*Continued on next page...*



*Continued from previous page...*

Mol	Chain	Non-H	H(model)	H(added)	Clashes	Symm-Clashes
4	AD	1703	0	1765	227	1
4	CD	1703	0	1766	223	0
5	AE	1147	0	1207	149	0
5	CE	1147	0	1207	155	0
6	AF	843	0	857	81	0
6	CF	843	0	857	81	1
7	AG	1257	0	1296	124	0
7	CG	1257	0	1296	123	0
8	AH	1116	0	1177	123	0
8	CH	1116	0	1177	126	0
9	AI	1010	0	1035	154	0
9	CI	1010	0	1035	159	0
10	AJ	795	0	840	181	0
10	CJ	795	0	840	178	0
11	AK	885	0	904	85	0
11	CK	885	0	904	85	0
12	AL	971	0	1057	215	0
12	CL	971	0	1057	213	0
13	AM	938	0	991	131	0
13	CM	938	0	991	131	0
14	AN	492	0	531	47	0
14	CN	492	0	532	52	0
15	AO	734	0	771	57	0
15	CO	734	0	771	62	0
16	AP	701	0	720	83	0
16	CP	701	0	720	82	0
17	AQ	824	0	891	83	0
17	CQ	824	0	891	79	0
18	AR	574	0	644	72	0
18	CR	574	0	644	73	0
19	AS	630	0	652	87	0
19	CS	630	0	652	79	0
20	AT	763	0	861	90	0
20	CT	763	0	861	85	0
21	AU	209	0	221	22	0
21	CU	209	0	221	24	0
22	AV	1667	0	857	264	0
22	AY	1667	0	857	327	0
22	CV	1667	0	857	235	0
22	CY	1667	0	854	330	0
23	AW	1659	0	843	396	0
23	CW	1659	0	843	323	0

*Continued on next page...*

*Continued from previous page...*

Mol	Chain	Non-H	H(model)	H(added)	Clashes	Symm-Clashes
24	AX	257	0	132	12	0
24	CX	257	0	132	35	0
25	B0	662	0	688	69	0
25	D0	662	0	688	72	0
26	B1	734	0	808	71	0
26	D1	734	0	808	87	0
27	B2	598	0	653	72	0
27	D2	598	0	653	70	0
28	B3	468	0	523	35	0
28	D3	468	0	523	37	0
29	B4	451	0	449	97	0
29	D4	451	0	449	82	0
30	B5	428	0	445	73	0
30	D5	428	0	445	72	0
31	B6	433	0	461	85	0
31	D6	433	0	461	86	0
32	B7	410	0	454	23	0
32	D7	410	0	454	24	0
33	B8	508	0	576	110	0
33	D8	508	0	576	110	0
34	B9	307	0	338	28	0
34	D9	307	0	338	32	0
35	BA	61341	0	30928	1764	0
35	DA	61341	0	30928	1844	0
36	BB	2551	0	1295	93	0
36	DB	2551	0	1295	112	0
37	BC	937	0	957	113	0
37	DC	937	0	957	112	0
38	BD	2105	0	2182	267	0
38	DD	2105	0	2182	278	0
39	BE	1564	0	1629	236	0
39	DE	1564	0	1629	240	0
40	BF	1624	0	1677	169	0
40	DF	1624	0	1677	173	0
41	BG	1474	0	1534	248	0
41	DG	1474	0	1534	305	0
42	BH	1260	0	1326	154	0
42	DH	1260	0	1326	157	0
43	BI	1132	0	1218	204	0
43	DI	1132	0	1218	196	0
44	BJ	651	0	166	32	0
44	DJ	651	0	170	17	0

*Continued on next page...*

*Continued from previous page...*

Mol	Chain	Non-H	H(model)	H(added)	Clashes	Symm-Clashes
45	BN	1105	0	1180	145	0
45	DN	1105	0	1180	150	0
46	BO	933	0	996	116	0
46	DO	933	0	996	112	0
47	BP	1114	0	1187	284	0
47	DP	1114	0	1187	288	0
48	BQ	1113	0	1171	132	0
48	DQ	1113	0	1171	140	0
49	BR	960	0	1021	124	0
49	DR	960	0	1021	126	0
50	BS	771	0	832	153	0
50	DS	771	0	832	146	0
51	BT	1124	0	1181	251	0
51	DT	1124	0	1181	242	0
52	BU	958	0	1015	138	0
52	DU	958	0	1015	132	0
53	BV	779	0	852	151	0
53	DV	779	0	852	149	0
54	BW	896	0	953	70	0
54	DW	896	0	953	75	0
55	BX	726	0	778	52	0
55	DX	726	0	778	60	0
56	BY	776	0	870	175	0
56	DY	776	0	870	175	0
57	BZ	1468	0	1492	265	0
57	DZ	1468	0	1491	341	0
58	AD	1	0	0	2	0
58	AN	1	0	0	1	0
58	CD	1	0	0	2	0
58	CN	1	0	0	1	0
All	All	298096	0	201782	19801	1

The all-atom clashscore is defined as the number of clashes found per 1000 atoms (including hydrogen atoms). The all-atom clashscore for this structure is 40.

All (19801) close contacts within the same asymmetric unit are listed below, sorted by their clash magnitude.

Atom-1	Atom-2	Interatomic distance (Å)	Clash overlap (Å)
22:CY:57:U:C6	57:DZ:182:LYS:HA	1.08	1.58
1:CA:1196:U:C4	24:CX:23:A:C5	1.96	1.53
22:CY:57:U:H6	57:DZ:182:LYS:CA	1.20	1.50

*Continued on next page...*

*Continued from previous page...*

Atom-1	Atom-2	Interatomic distance (Å)	Clash overlap (Å)
1:CA:1196:U:O4	24:CX:23:A:C4	1.70	1.45
22:CY:62:U:O2'	57:DZ:186:GLU:CB	1.68	1.39
1:CA:1196:U:O4	24:CX:23:A:C8	1.74	1.38
1:CA:1196:U:C4	24:CX:23:A:C4	2.14	1.33
23:AW:30:U:H2'	23:AW:31:C:C6	1.65	1.31
23:AW:70:G:H2'	23:AW:71:G:C8	1.66	1.30
1:CA:1196:U:O4	24:CX:23:A:N9	1.60	1.29
22:CY:56:U:H3'	57:DZ:182:LYS:O	1.26	1.29
22:CY:57:U:C6	57:DZ:182:LYS:CA	2.00	1.28
22:AY:57:U:C6	57:BZ:182:LYS:HA	1.67	1.28
22:CY:57:U:C2	57:DZ:184:ALA:HB2	1.74	1.22
22:CY:60:A:C2	57:DZ:186:GLU:HB2	1.75	1.22
22:AY:56:U:H2'	57:BZ:183:LEU:CB	1.70	1.21
39:DE:36:ARG:HH21	39:DE:88:GLY:HA2	1.04	1.20
22:CY:57:U:O5'	57:DZ:182:LYS:CB	1.88	1.20
23:CW:70:G:H2'	23:CW:71:G:C8	1.74	1.20
22:CY:57:U:C5	57:DZ:182:LYS:HA	1.77	1.19
22:CY:57:U:O2	57:DZ:184:ALA:HB2	1.42	1.18
22:CY:62:U:O2'	57:DZ:186:GLU:CG	1.92	1.18
23:CW:70:G:H2'	23:CW:71:G:H8	1.00	1.17
23:CW:30:U:H2'	23:CW:31:C:C6	1.80	1.16
35:DA:2876:G:H4'	51:DT:3:ARG:HE	1.11	1.16
22:CY:58:C:H5''	57:DZ:179:ASP:OD1	1.41	1.16
35:BA:1845:G:H2'	35:BA:1846:G:H5''	1.23	1.15
23:AW:40:A:C2	23:AW:41:C:H3'	1.82	1.14
35:DA:1845:G:H2'	35:DA:1846:G:H5''	1.24	1.14
22:AV:1:G:H1'	25:B0:5:LYS:HZ1	1.13	1.14
33:D8:62:LEU:HD13	35:DA:242:G:H5''	1.18	1.14
51:BT:83:ILE:HG13	51:BT:84:GLN:H	1.05	1.13
22:AV:14:A:H3'	22:AV:15:G:C8	1.83	1.13
48:BQ:60:ARG:HA	57:BZ:179:ASP:HA	1.30	1.13
36:DB:7:G:H3'	36:DB:8:U:H5''	1.30	1.13
22:AY:56:U:OP1	48:BQ:56:ARG:HD3	1.49	1.13
22:CV:14:A:H3'	22:CV:15:G:H8	1.12	1.13
30:B5:4:HIS:HB3	30:B5:5:PRO:HD3	1.27	1.13
35:BA:1590:U:H2'	35:BA:1591:G:H5''	1.27	1.12
51:DT:83:ILE:HG13	51:DT:84:GLN:H	1.02	1.12
22:CY:56:U:OP1	57:DZ:180:VAL:HG12	1.48	1.12
22:CY:57:U:O5'	57:DZ:182:LYS:HB2	1.45	1.12
35:DA:1899:G:N2	35:DA:1902:C:H41	1.45	1.12
35:DA:1590:U:H2'	35:DA:1591:G:H5''	1.26	1.12

*Continued on next page...*

*Continued from previous page...*

Atom-1	Atom-2	Interatomic distance (Å)	Clash overlap (Å)
35:BA:1899:G:N2	35:BA:1902:C:H41	1.46	1.12
22:AY:56:U:H3'	57:BZ:182:LYS:O	1.50	1.12
35:BA:2876:G:H4'	51:BT:3:ARG:HE	1.09	1.12
31:B6:15:GLU:HG3	31:B6:47:THR:HG21	1.28	1.12
47:BP:30:THR:HG22	47:BP:31:ALA:H	1.14	1.12
23:AW:25:A:H2'	23:AW:26:G:C8	1.85	1.12
47:BP:55:ARG:HG2	47:BP:56:SER:H	1.10	1.12
22:CY:56:U:C3'	57:DZ:182:LYS:O	1.98	1.12
22:AV:5:C:H2'	22:AV:6:C:H6	1.13	1.11
1:CA:1196:U:O4	24:CX:23:A:C5	1.87	1.11
47:DP:23:PRO:HB2	47:DP:33:ARG:HD2	1.33	1.11
22:CY:62:U:O2'	57:DZ:186:GLU:HB3	1.25	1.11
19:AS:65:ASN:HA	29:B4:48:ARG:HH12	1.02	1.11
56:BY:76:CYS:SG	56:BY:77:PRO:HD2	1.91	1.11
35:DA:1484:G:H2'	35:DA:1485:G:H5''	1.23	1.11
35:DA:612:C:C2'	35:DA:613:G:H5''	1.81	1.10
56:DY:76:CYS:SG	56:DY:77:PRO:HD2	1.90	1.10
35:BA:612:C:H2'	35:BA:613:G:H5''	1.11	1.10
23:CW:68:A:H2'	23:CW:69:G:H5''	1.24	1.10
23:AW:19:G:N2	23:AW:59:G:H2'	1.65	1.10
1:CA:180:U:H2'	1:CA:181:G:H5''	1.33	1.10
23:AW:68:A:H2'	23:AW:69:G:H5''	1.22	1.10
22:CY:60:A:C6	57:DZ:184:ALA:HA	1.83	1.10
33:B8:62:LEU:HD13	35:BA:242:G:H5''	1.22	1.10
39:BE:36:ARG:HH21	39:BE:88:GLY:HA2	1.02	1.10
42:BH:41:MET:HG3	42:BH:42:ARG:H	1.17	1.10
1:AA:1057:G:H5''	3:AC:154:SER:HB2	1.19	1.10
35:DA:612:C:H2'	35:DA:613:G:H5''	1.10	1.10
47:DP:30:THR:HG22	47:DP:31:ALA:H	1.13	1.10
47:DP:55:ARG:HG2	47:DP:56:SER:H	1.05	1.10
35:BA:1484:G:H2'	35:BA:1485:G:H5''	1.23	1.10
7:CG:113:GLU:HB2	7:CG:119:ARG:HG2	1.32	1.10
35:BA:612:C:C2'	35:BA:613:G:H5''	1.82	1.09
43:DI:97:ILE:O	43:DI:101:LEU:HB2	1.50	1.09
1:AA:1053:G:H4'	1:AA:1054:C:H5'	1.11	1.09
22:CY:20:G:H3'	22:CY:21:U:H5'	1.34	1.09
7:AG:113:GLU:HB2	7:AG:119:ARG:HG2	1.33	1.09
22:AV:25:A:H2'	22:AV:26:G:C8	1.86	1.09
1:CA:1057:G:H5''	3:CC:154:SER:HB2	1.18	1.09
31:D6:15:GLU:HG3	31:D6:47:THR:HG21	1.29	1.09
36:BB:7:G:H3'	36:BB:8:U:H5''	1.31	1.09

*Continued on next page...*

*Continued from previous page...*

Atom-1	Atom-2	Interatomic distance (Å)	Clash overlap (Å)
1:CA:1363(A):A:H4'	1:CA:1364:U:H5''	1.30	1.09
43:BI:97:ILE:O	43:BI:101:LEU:HB2	1.49	1.09
22:AY:57:U:H3'	57:BZ:182:LYS:HB3	1.14	1.09
35:DA:2092:U:H4'	35:DA:2093:G:H5''	1.33	1.09
22:AY:11:C:H2'	22:AY:12:U:C6	1.88	1.09
22:AY:56:U:C2'	57:BZ:183:LEU:HB2	1.81	1.09
23:CW:25:A:H2'	23:CW:26:G:C8	1.88	1.09
38:DD:44:ASN:HB3	38:DD:49:ILE:HA	1.28	1.09
47:DP:59:LEU:HA	47:DP:61:ARG:NH1	1.68	1.09
35:BA:1915:U:C3'	35:BA:1916:A:H5''	1.81	1.09
1:AA:1363(A):A:H4'	1:AA:1364:U:H5''	1.31	1.09
47:BP:23:PRO:HB2	47:BP:33:ARG:HD2	1.29	1.08
12:CL:89:ARG:HB2	12:CL:89:ARG:HH11	1.18	1.08
35:DA:1747(A):G:H2'	35:DA:1748:G:H5''	1.35	1.08
47:BP:59:LEU:HA	47:BP:61:ARG:CZ	1.84	1.08
35:DA:1899:G:H22	35:DA:1902:C:N4	1.52	1.08
22:CY:62:U:O2'	57:DZ:186:GLU:HG2	1.53	1.08
22:AV:14:A:H3'	22:AV:15:G:H8	1.00	1.08
48:DQ:132:VAL:HG11	57:DZ:81:ARG:HH21	1.19	1.08
35:BA:874:G:H5''	57:BZ:175:VAL:HG11	1.30	1.07
23:AW:40:A:H2'	23:AW:41:C:C5	1.89	1.07
23:CW:40:A:C2	23:CW:41:C:H3'	1.89	1.07
42:BH:7:LEU:HD23	42:BH:69:ARG:HD2	1.32	1.07
30:D5:4:HIS:HB3	30:D5:5:PRO:HD3	1.31	1.07
22:CY:55:G:H5''	48:DQ:56:ARG:NH2	1.69	1.07
8:CH:42:GLU:HG3	8:CH:109:ILE:HD12	1.34	1.07
22:CY:57:U:C4'	57:DZ:182:LYS:HB3	1.64	1.07
35:DA:1915:U:C3'	35:DA:1916:A:H5''	1.83	1.07
47:DP:59:LEU:HA	47:DP:61:ARG:CZ	1.84	1.07
1:AA:180:U:H2'	1:AA:181:G:H5''	1.36	1.07
22:CY:57:U:O2	57:DZ:184:ALA:CB	2.02	1.07
26:D1:29:GLY:O	26:D1:30:VAL:HG22	1.55	1.07
40:DF:24:LEU:HB3	40:DF:25:PRO:HD2	1.36	1.07
38:BD:44:ASN:HB3	38:BD:49:ILE:HA	1.29	1.07
12:AL:89:ARG:HB2	12:AL:89:ARG:HH11	1.17	1.07
1:AA:1152:A:H5'	10:AJ:70:ARG:HH22	1.20	1.07
22:AY:20:G:H3'	22:AY:21:U:H5'	1.37	1.07
22:CY:49:G:H3'	22:CY:50:C:H5'	1.37	1.06
35:BA:1899:G:H22	35:BA:1902:C:N4	1.54	1.06
45:BN:133:GLN:HG2	45:BN:134:ARG:H	1.19	1.06
1:AA:1054:C:N4	22:AY:36:AG9:H1'	1.70	1.06

*Continued on next page...*

*Continued from previous page...*

Atom-1	Atom-2	Interatomic distance (Å)	Clash overlap (Å)
8:AH:42:GLU:HG3	8:AH:109:ILE:HD12	1.35	1.06
41:BG:51:ARG:HA	41:BG:51:ARG:HE	1.16	1.06
35:DA:1915:U:H3'	35:DA:1916:A:H5''	1.10	1.05
23:AW:70:G:H2'	23:AW:71:G:H8	0.90	1.05
40:BF:24:LEU:HB3	40:BF:25:PRO:HD2	1.36	1.05
36:DB:20:C:H2'	36:DB:21:G:H5''	1.35	1.05
35:BA:548:A:H2'	35:BA:549:G:H5'	1.39	1.05
42:DH:7:LEU:HD23	42:DH:69:ARG:HD2	1.37	1.05
35:DA:145:G:H2'	35:DA:146:G:H5''	1.38	1.05
1:CA:1053:G:H4'	1:CA:1054:C:H5'	1.10	1.05
35:BA:2092:U:H4'	35:BA:2093:G:H5''	1.34	1.05
12:AL:89:ARG:NH1	12:AL:89:ARG:HB2	1.72	1.05
35:DA:2491:U:H5'	35:DA:2570:G:H5''	1.39	1.05
22:CV:20:G:H3'	22:CV:21:U:H5''	1.40	1.04
35:BA:1915:U:H3'	35:BA:1916:A:H5''	1.10	1.04
22:CV:5:C:H2'	22:CV:6:C:H6	1.15	1.04
35:BA:1747(A):G:H2'	35:BA:1748:G:H5''	1.36	1.04
43:DI:88:ILE:HD11	43:DI:142:VAL:HG13	1.37	1.04
17:AQ:9:VAL:HG12	17:AQ:56:VAL:HG22	1.39	1.04
22:AV:1:G:H1'	25:B0:5:LYS:NZ	1.73	1.04
36:BB:20:C:H2'	36:BB:21:G:H5''	1.35	1.04
1:CA:1152:A:H5'	10:CJ:70:ARG:HH22	1.19	1.04
42:DH:19:VAL:HG21	42:DH:44:VAL:HA	1.40	1.04
23:CW:19:G:N2	23:CW:59:G:H2'	1.71	1.04
41:BG:44:GLY:H	41:BG:88:ILE:HG21	1.18	1.03
4:CD:59:ARG:HA	4:CD:59:ARG:HE	1.24	1.03
22:AY:57:U:C5	57:BZ:182:LYS:HA	1.91	1.03
35:BA:1884:A:H2'	35:BA:1885:A:H5''	1.40	1.03
42:BH:43:VAL:HG11	42:BH:52:VAL:HG22	1.39	1.03
43:BI:88:ILE:HD11	43:BI:142:VAL:HG13	1.35	1.03
8:CH:51:VAL:HG11	8:CH:60:ARG:HD3	1.39	1.03
1:CA:1196:U:N3	24:CX:23:A:C2	2.25	1.03
42:DH:43:VAL:HG11	42:DH:52:VAL:HG22	1.38	1.03
51:DT:13:ARG:CZ	51:DT:13:ARG:HA	1.88	1.03
22:CY:60:A:C5	57:DZ:184:ALA:HA	1.93	1.03
23:CW:13:U:H3'	23:CW:13:U:H6	1.22	1.03
45:DN:133:GLN:HG2	45:DN:134:ARG:H	1.20	1.03
47:BP:144:GLU:H	47:BP:145:PRO:HD3	1.20	1.03
47:BP:59:LEU:HA	47:BP:61:ARG:NH1	1.72	1.03
3:CC:108:ASN:HD21	3:CC:144:SER:HB2	1.23	1.03
53:DV:40:LEU:HD22	53:DV:46:VAL:HA	1.40	1.03

*Continued on next page...*

*Continued from previous page...*

Atom-1	Atom-2	Interatomic distance (Å)	Clash overlap (Å)
22:CV:25:A:H2'	22:CV:26:G:C8	1.92	1.02
35:DA:548:A:H2'	35:DA:549:G:H5'	1.39	1.02
42:DH:41:MET:HG3	42:DH:42:ARG:H	1.18	1.02
23:AW:33:G:C4	23:AW:34:C:H1'	1.94	1.02
35:DA:1884:A:H2'	35:DA:1885:A:H5''	1.39	1.02
22:CY:62:U:C2'	57:DZ:186:GLU:HG2	1.88	1.02
22:AY:63:C:H1'	57:BZ:186:GLU:HG2	1.41	1.02
35:BA:145:G:H2'	35:BA:146:G:H5''	1.37	1.02
35:BA:404:C:H4'	35:BA:405:U:H5'	1.42	1.02
47:BP:23:PRO:HD2	47:BP:33:ARG:CZ	1.89	1.02
12:CL:89:ARG:HB2	12:CL:89:ARG:NH1	1.73	1.02
36:DB:117:G:H5'	50:DS:55:ALA:HB1	1.41	1.02
10:CJ:84:GLN:O	10:CJ:88:LEU:HB3	1.60	1.02
22:CV:14:A:H3'	22:CV:15:G:C8	1.94	1.02
35:DA:1590:U:C2'	35:DA:1591:G:H5''	1.89	1.02
12:AL:41:ARG:HH11	12:AL:41:ARG:HB3	1.23	1.02
23:AW:58:C:N4	35:BA:2169:A:H1'	1.74	1.02
51:BT:13:ARG:HA	51:BT:13:ARG:CZ	1.90	1.02
5:CE:100:VAL:HG12	5:CE:118:ILE:HG22	1.41	1.02
10:CJ:6:ILE:HG22	10:CJ:98:ILE:HG13	1.37	1.01
38:BD:43:ARG:NH1	38:BD:44:ASN:HD21	1.57	1.01
7:CG:77:SER:HA	7:CG:86:GLN:HA	1.41	1.01
46:DO:2:ILE:HD11	46:DO:82:ASN:HD22	1.25	1.01
23:CW:40:A:H2'	23:CW:41:C:C5	1.96	1.01
35:DA:1494:A:H2'	35:DA:1495:A:H5''	1.43	1.01
38:DD:43:ARG:NH1	38:DD:44:ASN:HD21	1.56	1.01
3:AC:108:ASN:HD21	3:AC:144:SER:HB2	1.20	1.01
23:AW:13:U:H3'	23:AW:13:U:H6	1.22	1.01
42:BH:19:VAL:HG21	42:BH:44:VAL:HA	1.41	1.01
22:AY:55:G:H5''	48:BQ:56:ARG:NH2	1.75	1.01
12:CL:71:PRO:O	12:CL:102:ARG:HD3	1.60	1.01
28:D3:27:GLY:HA3	28:D3:35:ARG:HH11	1.26	1.01
35:BA:1494:A:H2'	35:BA:1495:A:H5''	1.43	1.01
22:AY:57:U:H6	57:BZ:182:LYS:CA	1.73	1.01
22:CY:31:C:H2'	22:CY:32:G:H5''	1.37	1.01
1:AA:979:C:H3'	1:AA:980:C:H5''	1.43	1.01
10:AJ:6:ILE:HG22	10:AJ:98:ILE:HG13	1.37	1.01
22:AV:20:G:H3'	22:AV:21:U:H5''	1.41	1.01
35:DA:322:A:H3'	40:DF:169:ASN:HD21	1.24	1.01
22:AV:5:C:H2'	22:AV:6:C:C6	1.96	1.01
35:BA:2310:A:O2'	35:BA:2311:A:H5'	1.61	1.01

*Continued on next page...*



*Continued from previous page...*

Atom-1	Atom-2	Interatomic distance (Å)	Clash overlap (Å)
57:DZ:134:PRO:HB2	57:DZ:137:ILE:HD11	1.39	1.01
35:BA:1590:U:C2'	35:BA:1591:G:H5''	1.89	1.00
39:DE:92:THR:O	39:DE:95:ILE:HG12	1.61	1.00
10:AJ:84:GLN:O	10:AJ:88:LEU:HB3	1.62	1.00
35:BA:2491:U:H5'	35:BA:2570:G:H5''	1.41	1.00
29:B4:35:VAL:HB	41:BG:113:ARG:HD2	1.43	1.00
45:BN:125:GLY:HA3	45:BN:126:PRO:O	1.61	1.00
2:AB:80:ILE:H	2:AB:80:ILE:HD12	1.21	1.00
5:AE:100:VAL:HG12	5:AE:118:ILE:HG22	1.43	1.00
1:CA:975:A:H4'	1:CA:976:G:H5''	1.42	1.00
22:CV:1:G:H1'	25:D0:5:LYS:HZ1	1.26	1.00
8:AH:51:VAL:HG11	8:AH:60:ARG:HD3	1.40	1.00
36:BB:80:U:H2'	36:BB:81:G:H21	1.24	1.00
22:AY:49:G:H3'	22:AY:50:C:H5'	1.39	1.00
22:AY:57:U:C6	57:BZ:182:LYS:CA	2.44	1.00
2:CB:80:ILE:H	2:CB:80:ILE:HD12	1.23	1.00
22:CY:11:C:H2'	22:CY:12:U:C6	1.95	1.00
39:BE:92:THR:O	39:BE:95:ILE:HG12	1.62	1.00
22:AY:57:U:C6	57:BZ:183:LEU:N	2.29	1.00
22:CY:56:U:OP1	57:DZ:180:VAL:CG1	2.09	1.00
40:BF:132:VAL:HG22	40:BF:133:ASN:H	1.25	0.99
47:DP:146:VAL:HG22	47:DP:147:LEU:H	1.25	0.99
17:CQ:9:VAL:HG12	17:CQ:56:VAL:HG22	1.42	0.99
57:BZ:61:LEU:HD23	57:BZ:61:LEU:H	1.26	0.99
12:CL:41:ARG:HH11	12:CL:41:ARG:HB3	1.23	0.99
33:D8:50:LEU:HD12	33:D8:51:ALA:H	1.26	0.99
35:DA:2310:A:O2'	35:DA:2311:A:H5'	1.62	0.99
12:CL:54:LYS:HB3	12:CL:70:ILE:HD12	1.43	0.99
22:CY:57:U:C2	57:DZ:184:ALA:CB	2.44	0.99
23:AW:16:U:H1'	23:AW:62:U:H4'	1.44	0.99
51:BT:85:LYS:NZ	51:BT:85:LYS:HB3	1.77	0.99
53:BV:40:LEU:HD22	53:BV:46:VAL:HA	1.45	0.99
12:CL:47:LYS:HB3	12:CL:48:PRO:HD3	1.44	0.99
28:D3:8:LEU:HD13	28:D3:31:LEU:HD23	1.44	0.99
41:DG:42:GLY:HA2	41:DG:89:GLY:HA2	1.44	0.99
47:DP:144:GLU:H	47:DP:145:PRO:HD3	1.23	0.99
57:DZ:42:VAL:HG13	57:DZ:43:GLU:H	1.25	0.99
8:AH:103:VAL:HG21	8:AH:110:ALA:HB2	1.45	0.99
23:CW:12:U:H3	23:CW:26:G:N2	1.60	0.99
40:DF:132:VAL:HG22	40:DF:133:ASN:H	1.24	0.99
1:AA:975:A:H4'	1:AA:976:G:H5''	1.43	0.99

*Continued on next page...*

*Continued from previous page...*

Atom-1	Atom-2	Interatomic distance (Å)	Clash overlap (Å)
22:AY:31:C:H2'	22:AY:32:G:H5''	1.43	0.99
35:BA:1348:G:H2'	35:BA:1349:A:H5''	1.43	0.99
22:AY:57:U:O5'	57:BZ:182:LYS:HB2	1.63	0.99
47:BP:144:GLU:H	47:BP:145:PRO:CD	1.75	0.99
1:CA:1277:C:H2'	1:CA:1278:U:H5'	1.42	0.99
1:AA:1277:C:H2'	1:AA:1278:U:H5'	1.45	0.99
2:AB:84:GLU:HB3	2:AB:219:VAL:HG21	1.45	0.99
23:AW:15:G:N2	23:AW:23:A:H1'	1.78	0.99
33:B8:50:LEU:HD12	33:B8:51:ALA:H	1.27	0.99
43:BI:74:ASN:HD22	43:BI:74:ASN:H	1.10	0.99
1:CA:1053:G:H4'	1:CA:1054:C:C5'	1.93	0.99
53:BV:62:LEU:HD21	53:BV:95:LEU:HB2	1.43	0.98
47:DP:23:PRO:HD2	47:DP:33:ARG:CZ	1.92	0.98
47:BP:23:PRO:HB2	47:BP:33:ARG:CD	1.93	0.98
1:CA:1196:U:O4	24:CX:23:A:N7	1.96	0.98
47:DP:144:GLU:H	47:DP:145:PRO:CD	1.76	0.98
19:AS:65:ASN:HA	29:B4:48:ARG:NH1	1.77	0.98
39:DE:34:VAL:HG13	39:DE:48:GLN:HG2	1.46	0.98
1:AA:1053:G:H4'	1:AA:1054:C:C5'	1.91	0.98
53:DV:62:LEU:HD21	53:DV:95:LEU:HB2	1.45	0.98
1:CA:979:C:H3'	1:CA:980:C:H5''	1.44	0.98
5:CE:51:VAL:HB	5:CE:52:PRO:HD3	1.45	0.98
1:CA:1196:U:C4	24:CX:23:A:C6	2.52	0.98
25:D0:10:THR:HG22	25:D0:11:ARG:H	1.26	0.98
53:DV:72:VAL:HG23	53:DV:85:LYS:HB3	1.45	0.98
47:BP:146:VAL:HG22	47:BP:147:LEU:H	1.26	0.98
1:AA:474:G:H2'	1:AA:475:G:C8	1.99	0.98
16:AP:53:VAL:HG12	16:AP:79:VAL:HG22	1.46	0.98
35:BA:1845:G:C2'	35:BA:1846:G:H5''	1.93	0.98
22:CY:57:U:C5'	57:DZ:182:LYS:HB3	1.93	0.98
22:CY:62:U:HO2'	57:DZ:186:GLU:HB3	1.27	0.98
35:BA:2523:G:H2'	35:BA:2524:G:H5''	1.45	0.97
12:AL:47:LYS:HB3	12:AL:48:PRO:HD3	1.42	0.97
35:BA:1915:U:H3'	35:BA:1916:A:C5'	1.94	0.97
53:BV:72:VAL:HG23	53:BV:85:LYS:HB3	1.44	0.97
22:CV:1:G:H1'	25:D0:5:LYS:NZ	1.78	0.97
41:DG:5:VAL:HG12	41:DG:6:ALA:H	1.29	0.97
28:D3:27:GLY:HA3	28:D3:35:ARG:NH1	1.79	0.97
35:DA:2068:U:H3	35:DA:2430:A:H2	1.02	0.97
56:DY:28:LYS:HA	56:DY:38:ILE:HG22	1.47	0.97
35:BA:322:A:H3'	40:BF:169:ASN:HD21	1.29	0.97

*Continued on next page...*

*Continued from previous page...*

Atom-1	Atom-2	Interatomic distance (Å)	Clash overlap (Å)
51:DT:83:ILE:HG13	51:DT:84:GLN:N	1.78	0.97
55:DX:64:LYS:HZ2	55:DX:73:ARG:HH21	1.09	0.97
2:CB:84:GLU:HB3	2:CB:219:VAL:HG21	1.44	0.97
35:DA:404:C:H4'	35:DA:405:U:H5'	1.43	0.97
4:AD:59:ARG:HA	4:AD:59:ARG:HE	1.26	0.97
12:AL:54:LYS:HB3	12:AL:70:ILE:HD12	1.44	0.97
36:DB:80:U:H2'	36:DB:81:G:H21	1.24	0.97
49:DR:10:LEU:HB3	49:DR:17:ARG:HD3	1.47	0.97
46:BO:88:ASN:HD21	46:BO:90:GLN:HB2	1.27	0.97
1:CA:474:G:H2'	1:CA:475:G:C8	1.99	0.97
5:AE:51:VAL:HB	5:AE:52:PRO:HD3	1.43	0.97
22:CY:58:C:H5''	57:DZ:179:ASP:CG	1.84	0.97
23:AW:68:A:C2'	23:AW:69:G:H5''	1.95	0.97
31:B6:35:GLU:HB3	31:B6:51:GLU:HB2	1.46	0.97
7:AG:77:SER:HA	7:AG:86:GLN:HA	1.44	0.97
8:CH:103:VAL:HG21	8:CH:110:ALA:HB2	1.43	0.97
23:CW:71:G:H2'	23:CW:72:C:H5'	1.47	0.97
35:DA:1747(A):G:C2'	35:DA:1748:G:H5''	1.94	0.97
35:DA:1845:G:C2'	35:DA:1846:G:H5''	1.95	0.97
41:DG:111:LEU:HB2	41:DG:112:PRO:HD3	1.46	0.96
46:DO:88:ASN:HD21	46:DO:90:GLN:HB2	1.28	0.96
39:BE:77:ILE:HG22	39:BE:78:LEU:H	1.29	0.96
35:BA:1453:U:H5'	49:BR:63:ARG:HE	1.27	0.96
15:CO:55:GLY:HA2	15:CO:58:MET:HE3	1.47	0.96
23:AW:12:U:H3	23:AW:26:G:H22	1.13	0.96
35:BA:1022:G:H22	35:BA:1142(A):A:H2	0.99	0.96
43:BI:69:LYS:HA	43:BI:136:VAL:HG11	1.44	0.96
49:BR:2:ARG:N	49:BR:2:ARG:HH11	1.63	0.96
1:AA:447:G:H2'	1:AA:485:G:N2	1.78	0.96
35:BA:1747(A):G:C2'	35:BA:1748:G:H5''	1.93	0.96
57:BZ:153:SER:HB2	57:BZ:163:LEU:HD13	1.48	0.96
51:DT:85:LYS:NZ	51:DT:85:LYS:HB3	1.78	0.96
2:AB:77:ALA:HB2	2:AB:211:ILE:HD13	1.48	0.96
35:DA:1915:U:H3'	35:DA:1916:A:C5'	1.94	0.96
35:DA:2562:U:H1'	46:DO:23:ARG:HH11	1.30	0.96
35:BA:2681:C:H5	35:BA:2725:A:H62	1.12	0.96
46:BO:2:ILE:HD11	46:BO:82:ASN:HD22	1.28	0.96
35:DA:1798:U:H5'	38:DD:259:THR:HG22	1.45	0.96
35:DA:2523:G:H2'	35:DA:2524:G:H5''	1.45	0.96
43:DI:69:LYS:HA	43:DI:136:VAL:HG11	1.48	0.96
45:DN:125:GLY:HA3	45:DN:126:PRO:O	1.63	0.96

*Continued on next page...*

*Continued from previous page...*

Atom-1	Atom-2	Interatomic distance (Å)	Clash overlap (Å)
2:AB:88:ALA:HB2	2:AB:219:VAL:HG13	1.48	0.96
35:BA:1798:U:H5'	38:BD:259:THR:HG22	1.44	0.96
23:CW:12:U:H3	23:CW:26:G:H22	0.97	0.96
12:AL:71:PRO:O	12:AL:102:ARG:HD3	1.64	0.96
25:B0:10:THR:HG22	25:B0:11:ARG:H	1.28	0.96
35:BA:1771:C:HO2'	35:BA:1786:A:H8	1.09	0.96
51:BT:65:LYS:HZ2	51:BT:65:LYS:HA	1.29	0.96
47:DP:38:GLN:HG3	47:DP:39:LYS:H	1.30	0.96
10:CJ:50:ILE:HD13	10:CJ:50:ILE:H	1.30	0.95
23:CW:30:U:H2'	23:CW:31:C:H6	1.15	0.95
14:AN:40:CYS:HG	58:AN:1000:ZN:ZN	0.80	0.95
22:CV:5:C:H2'	22:CV:6:C:C6	2.00	0.95
1:AA:491:G:H2'	1:AA:492:G:H8	1.31	0.95
13:CM:94:ARG:HG2	19:CS:82:GLY:N	1.81	0.95
41:DG:170:ARG:HH22	41:DG:182:LYS:HE2	1.31	0.95
49:DR:2:ARG:HH11	49:DR:2:ARG:N	1.63	0.95
54:DW:92:ARG:HH11	54:DW:92:ARG:HB3	1.25	0.95
4:AD:128:VAL:HG12	4:AD:129:ASN:H	1.31	0.95
23:AW:30:U:H2'	23:AW:31:C:H6	0.98	0.95
23:CW:33:G:C4	23:CW:34:C:H1'	2.01	0.95
23:CW:38:U:H3	23:CW:39:A:H62	1.14	0.95
29:D4:12:ALA:HB1	29:D4:29:PRO:HA	1.48	0.95
39:DE:77:ILE:HG22	39:DE:78:LEU:H	1.30	0.95
25:B0:14:ARG:HH11	25:B0:14:ARG:HB2	1.31	0.95
35:BA:2068:U:H3	35:BA:2430:A:H2	1.01	0.95
43:DI:126:TYR:H	43:DI:140:LEU:HD22	1.32	0.95
22:AV:70:G:H2'	22:AV:71:G:H8	1.30	0.95
22:AY:57:U:H6	57:BZ:182:LYS:HA	1.20	0.95
13:CM:39:ILE:HD12	13:CM:56:LEU:HD23	1.49	0.95
35:DA:2681:C:H5	35:DA:2725:A:H62	1.09	0.95
54:BW:92:ARG:HH11	54:BW:92:ARG:HB3	1.27	0.95
56:BY:28:LYS:HA	56:BY:38:ILE:HG22	1.47	0.95
16:CP:53:VAL:HG12	16:CP:79:VAL:HG22	1.46	0.95
23:CW:68:A:C2'	23:CW:69:G:H5''	1.96	0.95
29:D4:2:LYS:HB2	36:DB:40:U:O4	1.66	0.95
43:BI:126:TYR:H	43:BI:140:LEU:HD22	1.32	0.95
5:AE:148:VAL:HG21	8:AH:107:LEU:HD22	1.49	0.94
50:BS:97:ARG:NH2	50:BS:98:VAL:HA	1.81	0.94
51:BT:83:ILE:HG13	51:BT:84:GLN:N	1.79	0.94
35:DA:1453:U:H5'	49:DR:63:ARG:HE	1.31	0.94
50:DS:97:ARG:NH2	50:DS:98:VAL:HA	1.82	0.94

*Continued on next page...*

*Continued from previous page...*

Atom-1	Atom-2	Interatomic distance (Å)	Clash overlap (Å)
35:BA:1494:A:C2'	35:BA:1495:A:H5''	1.97	0.94
35:DA:1348:G:H2'	35:DA:1349:A:H5''	1.46	0.94
22:AY:25:A:H2'	22:AY:26:G:C8	2.02	0.94
43:BI:109:ILE:HG22	43:BI:110:ASP:H	1.32	0.94
9:AI:9:ARG:HG2	9:AI:14:VAL:HG22	1.49	0.94
57:BZ:183:LEU:HD12	57:BZ:184:ALA:H	1.29	0.94
22:AV:11:C:H2'	22:AV:12:U:C6	2.03	0.94
33:B8:59:LYS:HB2	33:B8:59:LYS:NZ	1.80	0.94
1:CA:1377:A:H2'	7:CG:7:ALA:HB2	1.49	0.94
8:AH:122:ARG:NH1	8:AH:122:ARG:HB2	1.81	0.94
18:AR:37:VAL:HG23	18:AR:38:GLU:H	1.31	0.94
41:BG:44:GLY:N	41:BG:88:ILE:HG21	1.83	0.94
28:B3:27:GLY:HA3	28:B3:35:ARG:HH11	1.31	0.94
1:CA:447:G:H2'	1:CA:485:G:N2	1.83	0.94
23:CW:15:G:N2	23:CW:23:A:H1'	1.82	0.94
35:DA:483:A:H5''	56:DY:49:VAL:HG22	1.50	0.94
35:BA:145:G:C2'	35:BA:146:G:H5''	1.98	0.94
41:BG:51:ARG:NE	41:BG:51:ARG:HA	1.80	0.94
2:CB:77:ALA:HB2	2:CB:211:ILE:HD13	1.46	0.94
1:CA:1196:U:N3	24:CX:23:A:C4	2.33	0.94
35:DA:1494:A:C2'	35:DA:1495:A:H5''	1.97	0.94
35:DA:914:C:H2'	35:DA:915:C:H5'	1.48	0.94
3:AC:14:ILE:HG12	3:AC:15:THR:H	1.31	0.94
40:BF:28:ILE:HG21	40:BF:116:ASP:HB2	1.49	0.94
22:AY:57:U:P	57:BZ:182:LYS:HB2	2.06	0.94
2:CB:233:SER:HB2	2:CB:234:PRO:HD2	1.50	0.94
6:CF:69:GLU:O	6:CF:72:VAL:HG12	1.66	0.94
26:D1:89:GLU:HA	26:D1:92:LYS:HB3	1.50	0.94
35:DA:1884:A:C2'	35:DA:1885:A:H5''	1.98	0.94
23:AW:44:A:H2'	23:AW:45:U:O4'	1.65	0.94
39:BE:34:VAL:HG13	39:BE:48:GLN:HG2	1.47	0.94
43:DI:74:ASN:HD22	43:DI:74:ASN:H	1.07	0.94
45:DN:111:PRO:HA	45:DN:114:ARG:NH1	1.82	0.94
23:AW:4:C:HO2'	23:AW:5:C:H5	1.16	0.94
41:BG:152:LEU:HD23	41:BG:152:LEU:H	1.33	0.94
22:CY:62:U:C3'	57:DZ:186:GLU:HG2	1.98	0.94
35:DA:1022:G:H22	35:DA:1142(A):A:H2	1.00	0.94
47:DP:23:PRO:HB2	47:DP:33:ARG:CD	1.98	0.94
13:AM:94:ARG:HG2	19:AS:82:GLY:N	1.82	0.93
22:CY:19:G:N2	22:CY:59:G:H2'	1.83	0.93
35:BA:1689:A:H62	35:BA:1698:A:H2	1.15	0.93

*Continued on next page...*

*Continued from previous page...*

Atom-1	Atom-2	Interatomic distance (Å)	Clash overlap (Å)
52:DU:83:LEU:H	52:DU:83:LEU:HD22	1.30	0.93
1:AA:1377:A:H2'	7:AG:7:ALA:HB2	1.50	0.93
2:AB:172:ILE:HD12	2:AB:172:ILE:H	1.33	0.93
22:CY:25:A:H2'	22:CY:26:G:C8	2.02	0.93
35:BA:914:C:H2'	35:BA:915:C:H5'	1.51	0.93
48:DQ:34:LEU:HD11	48:DQ:129:THR:HB	1.49	0.93
1:CA:81:U:H3	1:CA:88:A:H62	1.17	0.93
49:BR:10:LEU:HB3	49:BR:17:ARG:HD3	1.47	0.93
4:CD:128:VAL:HG12	4:CD:129:ASN:H	1.32	0.93
18:CR:37:VAL:HG23	18:CR:38:GLU:H	1.31	0.93
52:BU:83:LEU:H	52:BU:83:LEU:HD22	1.32	0.93
1:CA:537:G:H5''	12:CL:113:ARG:HH12	1.32	0.93
8:CH:122:ARG:NH1	8:CH:122:ARG:HB2	1.82	0.93
35:BA:2562:U:H1'	46:BO:23:ARG:HH11	1.34	0.93
45:DN:47:ALA:HB2	45:DN:112:LEU:HD11	1.48	0.93
22:CY:63:C:O2'	57:DZ:185:GLU:OE1	1.87	0.93
10:AJ:50:ILE:H	10:AJ:50:ILE:HD13	1.30	0.93
22:AY:56:U:H2'	57:BZ:183:LEU:HB2	0.97	0.93
30:B5:3:LYS:HE2	35:BA:2613:U:O2'	1.68	0.93
31:B6:37:ARG:HH21	35:BA:2286:A:H62	1.17	0.93
35:BA:329:G:H1	56:BY:19:LYS:HE3	1.33	0.93
22:CY:10:G:N2	22:CY:28:G:H1'	1.83	0.93
45:DN:111:PRO:HA	45:DN:114:ARG:HH12	1.32	0.93
51:DT:65:LYS:HA	51:DT:65:LYS:HZ2	1.34	0.93
57:DZ:54:HIS:HB3	57:DZ:101:PRO:HD3	1.50	0.93
22:AV:30:U:H2'	22:AV:31:C:C6	2.03	0.93
31:D6:35:GLU:HB3	31:D6:51:GLU:HB2	1.48	0.93
35:DA:1537:G:H2'	35:DA:1538:G:H8	1.34	0.93
57:DZ:102:LEU:HD21	57:DZ:124:ILE:HG12	1.49	0.93
1:AA:475:G:H2'	1:AA:476:G:C8	2.04	0.92
2:AB:233:SER:HB2	2:AB:234:PRO:HD2	1.50	0.92
3:CC:14:ILE:HG12	3:CC:15:THR:H	1.33	0.92
9:CI:9:ARG:HG2	9:CI:14:VAL:HG22	1.51	0.92
56:DY:28:LYS:HB3	56:DY:38:ILE:H	1.31	0.92
1:AA:180:U:H2'	1:AA:181:G:C5'	1.99	0.92
6:AF:69:GLU:O	6:AF:72:VAL:HG12	1.68	0.92
23:AW:27:C:H3'	23:AW:28:G:C8	2.04	0.92
42:BH:41:MET:CG	42:BH:42:ARG:H	1.82	0.92
56:DY:27:VAL:HA	56:DY:28:LYS:HZ1	1.34	0.92
2:CB:88:ALA:HB2	2:CB:219:VAL:HG13	1.50	0.92
22:CV:11:C:H2'	22:CV:12:U:C6	2.05	0.92

*Continued on next page...*



*Continued from previous page...*

Atom-1	Atom-2	Interatomic distance (Å)	Clash overlap (Å)
57:DZ:112:ARG:HD3	57:DZ:112:ARG:O	1.68	0.92
23:AW:19:G:H21	23:AW:59:G:H2'	1.35	0.92
28:B3:27:GLY:HA3	28:B3:35:ARG:NH1	1.83	0.92
22:CY:56:U:C5'	57:DZ:180:VAL:HG12	1.99	0.92
50:DS:35:ILE:HD11	50:DS:99:LYS:HE2	1.48	0.92
48:DQ:62:GLY:O	57:DZ:178:GLU:HB2	1.68	0.92
35:BA:1884:A:C2'	35:BA:1885:A:H5''	1.99	0.92
39:BE:101:ARG:HH11	39:BE:171:GLU:HB2	1.35	0.92
2:CB:80:ILE:HD11	2:CB:208:ILE:HG23	1.49	0.92
13:AM:39:ILE:HD12	13:AM:56:LEU:HD23	1.49	0.92
29:B4:12:ALA:HB1	29:B4:29:PRO:HA	1.48	0.92
47:BP:101:VAL:HB	47:BP:107:LYS:HA	1.50	0.92
52:BU:34:LYS:HA	52:BU:34:LYS:HE2	1.52	0.92
30:D5:3:LYS:HE2	35:DA:2613:U:O2'	1.69	0.92
35:DA:329:G:H1	56:DY:19:LYS:HE3	1.32	0.92
53:DV:19:LYS:HG2	53:DV:94:LEU:HB2	1.50	0.92
53:DV:15:GLU:HB3	53:DV:16:PRO:HD2	1.51	0.92
28:B3:8:LEU:HD13	28:B3:31:LEU:HD23	1.48	0.92
53:BV:15:GLU:HB3	53:BV:16:PRO:HD2	1.50	0.92
2:CB:44:LEU:H	2:CB:44:LEU:HD12	1.34	0.92
12:CL:70:ILE:HG12	12:CL:100:ILE:HD12	1.52	0.92
26:D1:51:VAL:HG21	26:D1:74:VAL:HG21	1.50	0.92
35:DA:2306:C:H4'	41:DG:136:ARG:NH2	1.84	0.92
41:DG:67:LYS:HE3	41:DG:67:LYS:N	1.85	0.92
22:AY:19:G:N2	22:AY:59:G:H2'	1.85	0.92
35:BA:271(M):G:H2'	35:BA:271(N):U:H5''	1.51	0.92
55:BX:64:LYS:HZ2	55:BX:73:ARG:HH21	1.11	0.92
1:CA:180:U:H2'	1:CA:181:G:C5'	2.00	0.92
1:CA:491:G:H2'	1:CA:492:G:H8	1.32	0.92
31:D6:12:GLU:HG2	31:D6:23:THR:HG22	1.52	0.92
26:D1:52:ARG:HH22	35:DA:2218:U:H1'	1.34	0.92
23:AW:12:U:H3	23:AW:26:G:N2	1.68	0.91
26:B1:45:ASN:HD21	35:BA:2090:G:H21	1.11	0.91
45:BN:47:ALA:HB2	45:BN:112:LEU:HD11	1.52	0.91
47:BP:38:GLN:HG3	47:BP:39:LYS:H	1.32	0.91
51:BT:28:VAL:HG22	51:BT:47:GLY:N	1.84	0.91
12:CL:35:GLY:HA3	12:CL:58:VAL:HG11	1.51	0.91
22:CV:12:U:H2'	22:CV:13:U:O4'	1.70	0.91
23:AW:15:G:H22	23:AW:23:A:H1'	1.34	0.91
35:BA:2801(A):A:H4'	35:BA:2802:G:H5'	1.51	0.91
41:BG:56:ALA:HB2	41:BG:153:ARG:HH11	1.32	0.91

*Continued on next page...*

*Continued from previous page...*

Atom-1	Atom-2	Interatomic distance (Å)	Clash overlap (Å)
53:BV:19:LYS:NZ	53:BV:20:LEU:H	1.66	0.91
8:CH:20:TYR:HE2	8:CH:75:ARG:HD2	1.33	0.91
22:CY:20:G:N2	22:CY:58:C:N3	2.18	0.91
1:AA:114:U:H2'	1:AA:115:G:C8	2.05	0.91
30:B5:20:ARG:HA	30:B5:23:HIS:ND1	1.85	0.91
47:DP:115:LEU:HA	47:DP:134:ALA:HB2	1.52	0.91
55:DX:35:THR:O	55:DX:39:ILE:HG12	1.70	0.91
12:AL:35:GLY:HA3	12:AL:58:VAL:HG11	1.51	0.91
53:BV:18:LEU:HD22	53:BV:19:LYS:H	1.34	0.91
56:BY:28:LYS:HB3	56:BY:38:ILE:H	1.34	0.91
35:DA:1484:G:C2'	35:DA:1485:G:H5''	2.00	0.91
53:DV:18:LEU:HD22	53:DV:19:LYS:H	1.36	0.91
53:DV:19:LYS:NZ	53:DV:20:LEU:H	1.67	0.91
47:BP:9:ASN:H	47:BP:10:PRO:HD2	1.34	0.91
23:CW:44:A:H2'	23:CW:45:U:O4'	1.71	0.91
27:D2:65:ASN:HB3	27:D2:69:ARG:HH12	1.36	0.91
35:DA:1689:A:H62	35:DA:1698:A:H2	1.16	0.91
42:DH:33:LEU:HD12	42:DH:75:ALA:HA	1.52	0.91
15:AO:55:GLY:HA2	15:AO:58:MET:HE3	1.53	0.91
17:CQ:57:VAL:HG12	17:CQ:76:LEU:HA	1.53	0.91
35:DA:145:G:C2'	35:DA:146:G:H5''	1.99	0.91
47:DP:9:ASN:H	47:DP:10:PRO:HD2	1.34	0.91
9:AI:65:VAL:HG21	9:AI:73:GLN:HB3	1.53	0.91
2:CB:172:ILE:H	2:CB:172:ILE:HD12	1.32	0.91
9:CI:65:VAL:HG21	9:CI:73:GLN:HB3	1.51	0.91
10:CJ:16:LEU:HD23	10:CJ:94:VAL:HG13	1.53	0.91
35:DA:1887:C:H2'	35:DA:1888:G:H5''	1.51	0.91
35:DA:322:A:H3'	40:DF:169:ASN:ND2	1.85	0.91
15:AO:39:LEU:HD12	15:AO:56:LEU:HD13	1.52	0.91
56:BY:27:VAL:HA	56:BY:28:LYS:HZ1	1.33	0.91
19:CS:20:LEU:HA	19:CS:23:ASN:HD22	1.36	0.91
2:AB:44:LEU:HD12	2:AB:44:LEU:H	1.35	0.90
12:AL:57:LYS:HA	12:AL:66:VAL:O	1.71	0.90
47:BP:23:PRO:HD2	47:BP:33:ARG:NH2	1.85	0.90
53:BV:19:LYS:HZ3	53:BV:20:LEU:N	1.68	0.90
23:AW:38:U:H3	23:AW:39:A:H62	1.12	0.90
35:DA:271(M):G:H2'	35:DA:271(N):U:H5''	1.53	0.90
31:B6:11:LEU:HD11	31:B6:26:ASN:HB2	1.54	0.90
43:BI:92:VAL:HG13	43:BI:97:ILE:HG13	1.54	0.90
57:DZ:74:VAL:HG12	57:DZ:86:VAL:HG12	1.53	0.90
23:AW:13:U:C6	23:AW:13:U:H3'	2.04	0.90

*Continued on next page...*



*Continued from previous page...*

Atom-1	Atom-2	Interatomic distance (Å)	Clash overlap (Å)
22:AY:60:A:N1	57:BZ:186:GLU:HB2	1.86	0.90
51:BT:129:ARG:HH12	51:BT:131:ALA:HB2	1.36	0.90
46:DO:35:VAL:HG11	46:DO:103:ALA:HB3	1.54	0.90
53:DV:19:LYS:HZ3	53:DV:20:LEU:H	0.94	0.90
27:B2:13:ALA:HA	27:B2:16:LEU:HD12	1.50	0.90
31:B6:12:GLU:HG2	31:B6:23:THR:HG22	1.52	0.90
35:BA:1484:G:C2'	35:BA:1485:G:H5''	1.99	0.90
23:CW:16:U:H1'	23:CW:62:U:H4'	1.52	0.90
22:CY:20:G:H3'	22:CY:21:U:C5'	2.02	0.90
31:D6:11:LEU:HD11	31:D6:26:ASN:HB2	1.53	0.90
35:DA:2327:A:H2'	35:DA:2328:A:C8	2.07	0.90
35:DA:2392:A:H2	35:DA:2424:C:H42	1.16	0.90
1:AA:92:C:H2'	1:AA:93:G:C8	2.07	0.90
23:CW:13:U:H3'	23:CW:13:U:C6	2.07	0.90
35:DA:2306:C:H4'	41:DG:136:ARG:HH22	1.37	0.90
41:DG:46:ALA:HB3	41:DG:82:LEU:HD11	1.53	0.90
48:BQ:60:ARG:CA	57:BZ:179:ASP:HA	2.00	0.90
22:CV:30:U:H2'	22:CV:31:C:C6	2.06	0.90
33:B8:48:PHE:O	33:B8:49:VAL:HG13	1.72	0.90
35:BA:1537:G:H2'	35:BA:1538:G:H8	1.34	0.90
53:BV:19:LYS:HZ3	53:BV:20:LEU:H	0.91	0.90
1:CA:475:G:H2'	1:CA:476:G:C8	2.07	0.90
47:DP:101:VAL:HB	47:DP:107:LYS:HA	1.51	0.90
12:AL:47:LYS:HB3	12:AL:48:PRO:CD	1.99	0.90
22:AY:52:C:H2'	22:AY:53:U:C6	2.07	0.90
47:BP:85:LEU:HD23	47:BP:85:LEU:H	1.37	0.90
55:BX:35:THR:O	55:BX:39:ILE:HG12	1.71	0.90
12:CL:75:HIS:HD2	12:CL:77:LEU:HB2	1.37	0.90
26:D1:23:LYS:HD2	26:D1:28:GLY:HA3	1.53	0.90
35:DA:2801(A):A:H4'	35:DA:2802:G:H5'	1.51	0.90
41:DG:122:PRO:HB3	41:DG:182:LYS:HA	1.53	0.90
56:DY:44:ILE:O	56:DY:62:GLU:HG3	1.71	0.90
1:AA:537:G:H5''	12:AL:113:ARG:HH12	1.34	0.89
2:AB:136:VAL:O	2:AB:140:HIS:HB2	1.72	0.89
23:AW:38:U:H3	23:AW:39:A:N6	1.70	0.89
12:CL:47:LYS:HB3	12:CL:48:PRO:CD	2.01	0.89
53:DV:21:ARG:HG2	53:DV:91:TYR:CD2	2.08	0.89
35:BA:2523:G:C2'	35:BA:2524:G:H5''	2.02	0.89
47:BP:48:PRO:HG2	47:BP:49:ARG:H	1.34	0.89
53:BV:21:ARG:HG2	53:BV:91:TYR:CD2	2.07	0.89
56:BY:44:ILE:O	56:BY:62:GLU:HG3	1.70	0.89

*Continued on next page...*

*Continued from previous page...*

Atom-1	Atom-2	Interatomic distance (Å)	Clash overlap (Å)
45:DN:15:LEU:HB2	45:DN:134:ARG:HB2	1.51	0.89
23:AW:13:U:H2'	23:AW:14:A:H4'	1.55	0.89
43:BI:92:VAL:HG12	43:BI:120:ILE:HD13	1.54	0.89
48:BQ:34:LEU:HD11	48:BQ:129:THR:HB	1.51	0.89
50:BS:35:ILE:HD11	50:BS:99:LYS:HE2	1.51	0.89
1:CA:92:C:H2'	1:CA:93:G:C8	2.07	0.89
1:AA:266:G:H5''	1:AA:268:C:H41	1.37	0.89
1:CA:1377:A:H2'	7:CG:7:ALA:CB	2.02	0.89
38:DD:30:GLU:HG3	38:DD:63:ARG:CZ	2.02	0.89
51:DT:129:ARG:HH12	51:DT:131:ALA:HB2	1.35	0.89
22:AV:12:U:H2'	22:AV:13:U:O4'	1.72	0.89
57:BZ:179:ASP:O	57:BZ:182:LYS:HE2	1.71	0.89
12:CL:45:PRO:HG2	12:CL:51:ALA:N	1.88	0.89
31:D6:37:ARG:HH21	35:DA:2286:A:H62	1.18	0.89
35:DA:991:C:H5'	35:DA:991:C:H6	1.36	0.89
40:DF:28:ILE:HG21	40:DF:116:ASP:HB2	1.52	0.89
43:DI:109:ILE:HG22	43:DI:110:ASP:H	1.36	0.89
47:DP:55:ARG:HG2	47:DP:56:SER:N	1.83	0.89
1:AA:81:U:H3	1:AA:88:A:H62	1.16	0.89
2:AB:80:ILE:HD11	2:AB:208:ILE:HG23	1.52	0.89
39:BE:36:ARG:NH2	39:BE:88:GLY:HA2	1.86	0.89
50:BS:97:ARG:HH21	50:BS:98:VAL:HA	1.36	0.89
22:AY:10:G:N2	22:AY:28:G:H1'	1.87	0.89
41:BG:46:ALA:HB3	41:BG:82:LEU:HD13	1.55	0.89
13:CM:91:ARG:HH21	13:CM:100:GLY:HA2	1.37	0.89
9:CI:127:LYS:NZ	22:CV:36:AG9:OP1	2.04	0.89
22:CY:56:U:H5'	57:DZ:180:VAL:HG12	1.54	0.89
38:DD:43:ARG:HH11	38:DD:44:ASN:HD21	1.14	0.89
41:DG:63:ILE:HA	41:DG:143:GLU:CG	2.01	0.89
42:DH:41:MET:CG	42:DH:42:ARG:H	1.85	0.89
2:AB:178:ARG:HH21	8:AH:68:ARG:HH22	1.19	0.89
49:BR:10:LEU:HB3	49:BR:17:ARG:CD	2.03	0.89
2:CB:178:ARG:NH2	8:CH:68:ARG:HH22	1.69	0.89
47:DP:48:PRO:HG2	47:DP:49:ARG:H	1.33	0.89
39:BE:101:ARG:NH1	39:BE:171:GLU:HB2	1.88	0.89
39:BE:116:VAL:O	39:BE:117:MET:HB3	1.72	0.89
45:BN:15:LEU:HB2	45:BN:134:ARG:HB2	1.53	0.89
39:DE:116:VAL:O	39:DE:117:MET:HB3	1.72	0.89
38:BD:35:LYS:O	38:BD:37:LEU:N	2.06	0.89
43:BI:79:ILE:HG22	43:BI:81:VAL:HG12	1.54	0.89
50:BS:67:ARG:HB3	50:BS:67:ARG:HH11	1.38	0.89

*Continued on next page...*

*Continued from previous page...*

Atom-1	Atom-2	Interatomic distance (Å)	Clash overlap (Å)
51:BT:125:ARG:O	51:BT:128:GLU:HG3	1.73	0.89
52:DU:34:LYS:HE2	52:DU:34:LYS:HA	1.53	0.89
8:AH:20:TYR:HE2	8:AH:75:ARG:HD2	1.35	0.88
22:AY:20:G:H3'	22:AY:21:U:C5'	2.02	0.88
28:D3:8:LEU:HB2	28:D3:28:LEU:HD13	1.54	0.88
50:DS:97:ARG:HH21	50:DS:98:VAL:HA	1.37	0.88
51:DT:28:VAL:HG22	51:DT:47:GLY:N	1.88	0.88
1:AA:1377:A:H2'	7:AG:7:ALA:CB	2.03	0.88
23:AW:31:C:H2'	23:AW:32:G:H8	1.37	0.88
23:AW:71:G:H2'	23:AW:72:C:H5'	1.54	0.88
25:D0:14:ARG:HB2	25:D0:14:ARG:HH11	1.38	0.88
19:AS:20:LEU:HA	19:AS:23:ASN:HD22	1.36	0.88
35:BA:881:G:H1	35:BA:895:U:H3	1.21	0.88
36:BB:7:G:C3'	36:BB:8:U:H5''	2.02	0.88
45:BN:76:SER:O	45:BN:78:TYR:N	2.05	0.88
53:BV:19:LYS:HG2	53:BV:94:LEU:HB2	1.53	0.88
43:DI:92:VAL:HG12	43:DI:120:ILE:HD13	1.55	0.88
45:DN:2:LYS:HZ3	52:DU:95:LEU:HD21	1.37	0.88
1:AA:1325:C:H4'	21:AU:17:THR:HG21	1.55	0.88
19:AS:45:VAL:HG12	19:AS:63:THR:HA	1.56	0.88
38:BD:43:ARG:HH11	38:BD:44:ASN:HD21	1.17	0.88
45:BN:111:PRO:HA	45:BN:114:ARG:NH1	1.86	0.88
47:BP:55:ARG:HG2	47:BP:56:SER:N	1.89	0.88
57:BZ:183:LEU:HG	57:BZ:186:GLU:OE2	1.73	0.88
12:CL:57:LYS:HA	12:CL:66:VAL:O	1.73	0.88
22:CY:60:A:N1	57:DZ:186:GLU:N	2.21	0.88
29:D4:13:ARG:HH11	29:D4:13:ARG:HB3	1.36	0.88
30:D5:4:HIS:HB3	30:D5:5:PRO:CD	2.04	0.88
41:DG:63:ILE:HG21	41:DG:141:PHE:HB3	1.56	0.88
49:DR:38:VAL:HB	49:DR:39:PRO:HD3	1.55	0.88
51:DT:125:ARG:O	51:DT:128:GLU:HG3	1.73	0.88
22:AV:30:U:H2'	22:AV:31:C:H6	1.35	0.88
1:CA:19:C:H5''	5:CE:86:ALA:CB	2.03	0.88
33:D8:59:LYS:HB2	33:D8:59:LYS:NZ	1.85	0.88
35:DA:2523:G:C2'	35:DA:2524:G:H5''	2.02	0.88
35:DA:613:G:H8	35:DA:613:G:H5'	1.38	0.88
41:DG:101:ILE:HG22	41:DG:105:LYS:HE3	1.54	0.88
50:DS:34:HIS:HB3	50:DS:53:SER:HB3	1.54	0.88
35:BA:483:A:H5''	56:BY:49:VAL:HG22	1.54	0.88
12:CL:83:VAL:HG13	12:CL:84:LEU:N	1.89	0.88
30:B5:4:HIS:HB3	30:B5:5:PRO:CD	2.01	0.88

*Continued on next page...*

*Continued from previous page...*

Atom-1	Atom-2	Interatomic distance (Å)	Clash overlap (Å)
38:BD:30:GLU:HG3	38:BD:63:ARG:CZ	2.04	0.88
56:BY:96:ILE:HG22	56:BY:97:ARG:H	1.37	0.88
57:BZ:117:LEU:HD12	57:BZ:173:ALA:O	1.74	0.88
22:AV:10:G:N2	22:AV:28:G:H1'	1.88	0.88
35:BA:1887:C:H2'	35:BA:1888:G:H5''	1.53	0.88
12:CL:83:VAL:HG13	12:CL:84:LEU:H	1.39	0.88
23:CW:15:G:H22	23:CW:23:A:H1'	1.37	0.88
36:DB:20:C:C2'	36:DB:21:G:H5''	2.03	0.88
45:DN:43:THR:HB	45:DN:46:VAL:HG12	1.56	0.88
45:DN:76:SER:O	45:DN:78:TYR:N	2.06	0.88
56:DY:76:CYS:HB3	56:DY:96:ILE:HD11	1.55	0.88
2:AB:91:PRO:HG2	2:AB:155:LEU:HD23	1.56	0.88
57:BZ:91:LEU:HD22	57:BZ:96:VAL:HG11	1.56	0.88
51:DT:13:ARG:NH1	51:DT:13:ARG:HA	1.88	0.88
41:BG:58:GLN:O	41:BG:62:LEU:HD13	1.73	0.88
1:CA:736:C:H2'	1:CA:737:A:C8	2.09	0.88
2:CB:102:LEU:HD12	2:CB:102:LEU:H	1.39	0.88
1:CA:1325:C:H4'	21:CU:17:THR:HG21	1.54	0.88
22:CY:52:C:H2'	22:CY:53:U:C6	2.08	0.88
27:D2:3:LEU:HD22	27:D2:7:ARG:NH1	1.89	0.88
43:DI:79:ILE:HG22	43:DI:81:VAL:HG12	1.55	0.88
49:DR:10:LEU:HB3	49:DR:17:ARG:CD	2.04	0.88
1:AA:736:C:H2'	1:AA:737:A:C8	2.10	0.87
1:AA:736:C:H2'	1:AA:737:A:H8	1.39	0.87
23:AW:31:C:H2'	23:AW:32:G:C8	2.09	0.87
29:B4:13:ARG:HB3	29:B4:13:ARG:HH11	1.36	0.87
31:B6:19:ARG:HG2	35:BA:2400:G:H4'	1.56	0.87
51:BT:28:VAL:HG22	51:BT:47:GLY:H	1.39	0.87
39:DE:101:ARG:NH1	39:DE:171:GLU:HB2	1.89	0.87
32:B7:8:ASN:HD22	32:B7:8:ASN:C	1.76	0.87
35:BA:1639:U:C2'	35:BA:1640:C:H5''	2.04	0.87
35:BA:330:A:H2	35:BA:1210:A:H2'	1.39	0.87
42:BH:33:LEU:HD12	42:BH:75:ALA:HA	1.54	0.87
2:CB:140:HIS:HA	2:CB:143:GLU:HG2	1.56	0.87
15:CO:39:LEU:HD12	15:CO:56:LEU:HD13	1.54	0.87
33:D8:58:ILE:HG22	47:DP:49:ARG:HD2	1.56	0.87
47:DP:23:PRO:HD2	47:DP:33:ARG:NH2	1.88	0.87
35:BA:2392:A:H2	35:BA:2424:C:H42	1.19	0.87
37:BC:21:TYR:HB2	37:BC:225:ILE:HG22	1.56	0.87
47:BP:115:LEU:HA	47:BP:134:ALA:HB2	1.55	0.87
33:B8:59:LYS:HD3	47:BP:50:ARG:HB3	1.57	0.87

*Continued on next page...*

*Continued from previous page...*

Atom-1	Atom-2	Interatomic distance (Å)	Clash overlap (Å)
48:BQ:43:THR:OG1	48:BQ:46:GLN:HG3	1.75	0.87
56:BY:79:CYS:SG	56:BY:80:GLY:N	2.47	0.87
39:DE:36:ARG:NH2	39:DE:88:GLY:HA2	1.88	0.87
40:DF:25:PRO:HB3	40:DF:119:ARG:HD3	1.56	0.87
12:AL:83:VAL:HG13	12:AL:84:LEU:N	1.88	0.87
30:B5:54:GLY:N	30:B5:55:ARG:HE	1.72	0.87
23:AW:58:C:H42	35:BA:2169:A:H1'	1.38	0.87
47:BP:16:ARG:HD3	47:BP:18:ARG:H	1.39	0.87
22:CY:55:G:C2	22:CY:56:U:O2	2.28	0.87
13:AM:49:THR:HG22	13:AM:51:ALA:H	1.38	0.87
56:BY:76:CYS:HB3	56:BY:96:ILE:HD11	1.57	0.87
25:D0:5:LYS:HB3	25:D0:5:LYS:HZ2	1.39	0.87
33:D8:48:PHE:O	33:D8:49:VAL:HG13	1.73	0.87
43:DI:113:ARG:HB3	43:DI:113:ARG:NH1	1.90	0.87
3:AC:54:ARG:HH11	3:AC:56:ASP:HB2	1.40	0.87
35:BA:322:A:H3'	40:BF:169:ASN:ND2	1.89	0.87
47:BP:6:LEU:H	47:BP:6:LEU:HD23	1.38	0.87
56:DY:96:ILE:HG22	56:DY:97:ARG:H	1.37	0.87
23:AW:73:C:C3'	23:AW:74:C:H5''	2.04	0.87
22:AY:19:G:N1	22:AY:57:U:O2	2.06	0.87
22:AY:20:G:N2	22:AY:58:C:N3	2.22	0.87
5:CE:148:VAL:HG21	8:CH:107:LEU:HD22	1.57	0.87
10:CJ:49:VAL:CG2	14:CN:41:ARG:HB2	2.05	0.87
22:CV:70:G:H2'	22:CV:71:G:H8	1.39	0.87
23:CW:61:A:C2'	23:CW:62:U:H5'	2.05	0.87
23:CW:73:C:C3'	23:CW:74:C:H5''	2.05	0.87
36:DB:7:G:C3'	36:DB:8:U:H5''	2.03	0.87
41:DG:152:LEU:H	41:DG:152:LEU:HD23	1.39	0.87
36:BB:20:C:C2'	36:BB:21:G:H5''	2.04	0.87
41:BG:72:ARG:HD3	41:BG:86:MET:HA	1.55	0.87
50:BS:34:HIS:HB3	50:BS:53:SER:HB3	1.53	0.87
51:BT:28:VAL:HB	51:BT:88:ILE:HG12	1.57	0.87
5:CE:76:ILE:HG12	5:CE:77:PRO:HD2	1.57	0.87
12:CL:72:GLY:O	12:CL:73:GLU:HG3	1.75	0.87
33:D8:59:LYS:HD3	47:DP:50:ARG:HB3	1.54	0.87
13:CM:49:THR:HG22	13:CM:51:ALA:H	1.39	0.87
2:AB:140:HIS:HA	2:AB:143:GLU:HG2	1.56	0.86
1:AA:19:C:H5''	5:AE:86:ALA:CB	2.05	0.86
1:CA:114:U:H2'	1:CA:115:G:C8	2.10	0.86
1:CA:1277:C:C2'	1:CA:1278:U:H5'	2.05	0.86
3:CC:54:ARG:HH11	3:CC:56:ASP:HB2	1.39	0.86

*Continued on next page...*

*Continued from previous page...*

Atom-1	Atom-2	Interatomic distance (Å)	Clash overlap (Å)
10:CJ:30:SER:HA	10:CJ:80:LYS:HE2	1.56	0.86
23:AW:10:G:H2'	23:AW:11:C:H6	1.40	0.86
22:AY:20:G:H1	22:AY:58:C:H42	1.22	0.86
2:CB:136:VAL:O	2:CB:140:HIS:HB2	1.73	0.86
23:CW:13:U:H2'	23:CW:14:A:C5'	2.05	0.86
22:CY:59:G:OP2	57:DZ:181:GLU:O	1.94	0.86
22:AV:17:C:H5''	22:AV:18:U:C6	2.10	0.86
5:CE:99:GLY:O	5:CE:117:ASP:HA	1.75	0.86
22:CY:61:A:H2'	22:CY:62:U:H5'	1.57	0.86
47:DP:85:LEU:HD23	47:DP:85:LEU:H	1.38	0.86
2:AB:102:LEU:H	2:AB:102:LEU:HD12	1.38	0.86
12:AL:45:PRO:HG2	12:AL:51:ALA:N	1.89	0.86
23:AW:27:C:H3'	23:AW:28:G:H8	1.40	0.86
28:B3:8:LEU:HB2	28:B3:28:LEU:HD13	1.57	0.86
35:BA:613:G:H5'	35:BA:613:G:H8	1.40	0.86
35:BA:991:C:H6	35:BA:991:C:H5'	1.39	0.86
40:BF:83:PHE:O	40:BF:84:VAL:HB	1.75	0.86
35:DA:1826:G:H4'	38:DD:242:ARG:NH2	1.89	0.86
37:DC:21:TYR:HB2	37:DC:225:ILE:HG22	1.58	0.86
48:DQ:43:THR:HB	48:DQ:45:GLN:HE21	1.40	0.86
57:DZ:40:ASP:OD1	57:DZ:42:VAL:HG12	1.76	0.86
23:AW:20:G:H3'	23:AW:21:U:H5''	1.58	0.86
25:B0:5:LYS:HB3	25:B0:5:LYS:HZ2	1.39	0.86
35:BA:2876:G:H4'	51:BT:3:ARG:NE	1.91	0.86
38:BD:28:GLU:H	38:BD:29:PRO:HD2	1.41	0.86
49:BR:38:VAL:HB	49:BR:39:PRO:HD3	1.56	0.86
3:CC:20:SER:HB2	3:CC:40:ARG:NH2	1.89	0.86
22:CY:57:U:C6	57:DZ:183:LEU:N	2.43	0.86
27:D2:46:GLN:HB2	27:D2:49:LYS:HE3	1.57	0.86
41:DG:105:LYS:HD3	41:DG:143:GLU:OE2	1.75	0.86
51:DT:28:VAL:HB	51:DT:88:ILE:HG12	1.56	0.86
1:AA:1277:C:C2'	1:AA:1278:U:H5'	2.06	0.86
12:AL:75:HIS:HD2	12:AL:77:LEU:HB2	1.38	0.86
56:BY:51:VAL:HG12	56:BY:53:PRO:HD2	1.55	0.86
45:DN:57:ALA:H	45:DN:124:ALA:HA	1.39	0.86
47:DP:16:ARG:HD3	47:DP:18:ARG:H	1.41	0.86
51:DT:88:ILE:HG22	51:DT:89:VAL:HG23	1.57	0.86
10:CJ:7:LYS:HB2	10:CJ:97:GLU:HB2	1.57	0.86
35:DA:2444:G:OP2	40:DF:68:LYS:HE2	1.76	0.86
41:DG:67:LYS:H	41:DG:67:LYS:HE3	1.40	0.86
56:DY:51:VAL:HG12	56:DY:53:PRO:HD2	1.55	0.86

*Continued on next page...*



*Continued from previous page...*

Atom-1	Atom-2	Interatomic distance (Å)	Clash overlap (Å)
57:DZ:19:ARG:HH12	57:DZ:84:GLU:HA	1.40	0.86
1:AA:1278:U:H5''	1:AA:1279:A:O4'	1.76	0.86
12:AL:70:ILE:HG12	12:AL:100:ILE:HD12	1.56	0.86
1:AA:1054:C:C4	22:AY:36:AG9:H1'	2.10	0.86
45:BN:57:ALA:H	45:BN:124:ALA:HA	1.40	0.86
51:BT:85:LYS:HB3	51:BT:85:LYS:HZ2	1.37	0.86
1:CA:194:C:H2'	1:CA:195:A:H5''	1.58	0.86
1:CA:878:G:H5'	8:CH:89:PRO:HG2	1.55	0.86
31:D6:19:ARG:HG2	35:DA:2400:G:H4'	1.58	0.86
39:DE:4:ILE:HD13	39:DE:28:ALA:HB1	1.58	0.86
26:B1:20:ARG:HG2	26:B1:20:ARG:HH11	1.39	0.86
23:CW:51:G:H1	23:CW:67:C:H42	1.24	0.86
45:DN:2:LYS:NZ	52:DU:95:LEU:HD21	1.90	0.86
23:AW:23:A:H3'	23:AW:48:G:O6	1.76	0.85
23:AW:74:C:H2'	23:AW:74:C:O2	1.76	0.85
51:BT:13:ARG:HA	51:BT:13:ARG:NH1	1.90	0.85
22:CY:61:A:C2'	22:CY:62:U:H5'	2.06	0.85
23:AW:11:C:H2'	23:AW:12:U:C6	2.11	0.85
22:AY:61:A:H2'	22:AY:62:U:H5'	1.57	0.85
51:DT:95:ARG:NH1	51:DT:95:ARG:HB3	1.91	0.85
57:DZ:104:PHE:HD1	57:DZ:139:VAL:HB	1.41	0.85
9:AI:17:VAL:HA	9:AI:63:ILE:HG12	1.56	0.85
43:BI:113:ARG:NH1	43:BI:113:ARG:HB3	1.89	0.85
54:BW:10:VAL:O	54:BW:11:ARG:HB2	1.74	0.85
1:CA:383:A:H2'	1:CA:384:G:H5'	1.56	0.85
31:D6:23:THR:HG21	35:DA:2419:U:H5'	1.58	0.85
41:DG:31:VAL:HG22	41:DG:32:PRO:HD2	1.58	0.85
48:DQ:134:ARG:NH2	57:DZ:122:ARG:HE	1.73	0.85
50:DS:67:ARG:HB3	50:DS:67:ARG:HH11	1.37	0.85
57:DZ:145:GLU:HG3	57:DZ:146:ILE:N	1.90	0.85
12:AL:72:GLY:O	12:AL:73:GLU:HG3	1.76	0.85
56:BY:10:GLY:HA2	56:BY:27:VAL:HG13	1.56	0.85
9:CI:17:VAL:HA	9:CI:63:ILE:HG12	1.57	0.85
46:BO:35:VAL:HG11	46:BO:103:ALA:HB3	1.55	0.85
23:CW:73:C:H2'	23:CW:74:C:H5''	1.58	0.85
22:CY:57:U:C5	57:DZ:181:GLU:O	2.29	0.85
30:D5:54:GLY:N	30:D5:55:ARG:HE	1.74	0.85
35:DA:330:A:H2	35:DA:1210:A:H2'	1.39	0.85
38:DD:35:LYS:O	38:DD:37:LEU:N	2.09	0.85
1:AA:878:G:H5'	8:AH:89:PRO:HG2	1.58	0.85
2:AB:15:VAL:HG21	2:AB:209:ARG:HH21	1.41	0.85

*Continued on next page...*

*Continued from previous page...*

Atom-1	Atom-2	Interatomic distance (Å)	Clash overlap (Å)
23:AW:25:A:C2'	23:AW:26:G:C8	2.58	0.85
23:AW:51:G:H1	23:AW:67:C:H42	1.24	0.85
49:BR:10:LEU:HD22	49:BR:17:ARG:HD3	1.58	0.85
23:AW:39:A:H2'	23:AW:41:C:OP1	1.77	0.85
33:B8:58:ILE:HG22	47:BP:49:ARG:HD2	1.58	0.85
1:CA:1412:C:H2'	1:CA:1413:A:C8	2.11	0.85
2:CB:15:VAL:HG21	2:CB:209:ARG:HH21	1.41	0.85
19:CS:45:VAL:HG12	19:CS:63:THR:HA	1.56	0.85
22:CY:57:U:O5'	57:DZ:182:LYS:HB3	1.69	0.85
30:D5:20:ARG:HA	30:D5:23:HIS:ND1	1.91	0.85
5:AE:76:ILE:HG12	5:AE:77:PRO:HD2	1.59	0.85
8:AH:86:ILE:HG21	8:AH:133:LEU:HD13	1.59	0.85
10:AJ:30:SER:HA	10:AJ:80:LYS:HE2	1.56	0.85
15:CO:82:ILE:HG12	15:CO:87:ILE:HG13	1.58	0.85
22:CY:55:G:H2'	22:CY:56:U:H1'	1.59	0.85
35:DA:1902:C:O2'	38:DD:244:ARG:HB2	1.77	0.85
35:DA:545:C:H3'	35:DA:547:A:H5''	1.58	0.85
51:DT:80:SER:HB3	51:DT:81:PRO:HD3	1.58	0.85
40:BF:25:PRO:HB3	40:BF:119:ARG:HD3	1.58	0.85
41:BG:130:ASN:ND2	41:BG:160:VAL:HG13	1.91	0.85
54:BW:1:MET:HE3	54:BW:2:GLU:H	1.42	0.85
2:CB:91:PRO:HG2	2:CB:155:LEU:HD23	1.56	0.85
19:CS:16:LEU:HD12	19:CS:16:LEU:H	1.42	0.85
35:DA:881:G:H1	35:DA:895:U:H3	1.22	0.85
57:DZ:144:LEU:HD21	57:DZ:150:LEU:HD22	1.59	0.85
5:AE:99:GLY:O	5:AE:117:ASP:HA	1.77	0.85
10:AJ:16:LEU:HD23	10:AJ:94:VAL:HG13	1.55	0.85
51:BT:65:LYS:HA	51:BT:65:LYS:NZ	1.90	0.85
1:CA:1401:G:H8	1:CA:1401:G:OP1	1.60	0.85
13:CM:23:TYR:O	13:CM:66:LEU:HA	1.77	0.85
26:D1:45:ASN:HD21	26:D1:47:GLN:HE21	1.25	0.85
43:DI:74:ASN:ND2	43:DI:74:ASN:H	1.75	0.85
1:AA:1057:G:C5'	3:AC:154:SER:HB2	2.07	0.84
26:B1:45:ASN:ND2	35:BA:2090:G:H21	1.75	0.84
26:B1:51:VAL:HG13	26:B1:58:ILE:HD11	1.58	0.84
37:BC:48:LEU:HD11	37:BC:172:ILE:HG22	1.58	0.84
42:BH:149:ARG:HA	42:BH:162:ILE:HD11	1.58	0.84
48:BQ:43:THR:HB	48:BQ:45:GLN:HE21	1.42	0.84
29:D4:14:ILE:HA	29:D4:31:ILE:HB	1.59	0.84
38:DD:28:GLU:H	38:DD:29:PRO:HD2	1.40	0.84
45:DN:13:TRP:O	45:DN:135:PRO:HD2	1.77	0.84

*Continued on next page...*



*Continued from previous page...*

Atom-1	Atom-2	Interatomic distance (Å)	Clash overlap (Å)
47:DP:6:LEU:H	47:DP:6:LEU:HD23	1.41	0.84
1:AA:383:A:H2'	1:AA:384:G:H5'	1.59	0.84
3:AC:18:TRP:HE3	3:AC:18:TRP:H	1.22	0.84
32:B7:12:ARG:HD3	32:B7:46:VAL:HG21	1.58	0.84
22:CY:58:C:C5'	57:DZ:179:ASP:OD1	2.24	0.84
42:DH:149:ARG:HA	42:DH:162:ILE:HD11	1.58	0.84
56:DY:10:GLY:HA2	56:DY:27:VAL:HG13	1.58	0.84
57:DZ:118:GLN:NE2	57:DZ:175:VAL:HG11	1.91	0.84
4:AD:22:LYS:HG3	4:AD:26:CYS:SG	2.16	0.84
35:BA:528:A:O2'	35:BA:529:A:H5'	1.77	0.84
35:BA:676:A:H8	35:BA:2069:G:H21	1.25	0.84
23:CW:13:U:H2'	23:CW:14:A:H4'	1.59	0.84
23:AW:61:A:C2'	23:AW:62:U:H5'	2.07	0.84
35:BA:2444:G:OP2	40:BF:68:LYS:HE2	1.77	0.84
45:BN:43:THR:HB	45:BN:46:VAL:HG12	1.57	0.84
23:CW:31:C:H2'	23:CW:32:G:H8	1.42	0.84
22:CY:35:U:H3'	22:CY:36:AG9:H15'	1.58	0.84
39:DE:101:ARG:HH11	39:DE:171:GLU:HB2	1.38	0.84
1:AA:373:A:H2'	1:AA:374:A:H8	1.40	0.84
22:AY:61:A:C2'	22:AY:62:U:H5'	2.06	0.84
22:AY:68:A:H2'	22:AY:69:G:O4'	1.77	0.84
35:BA:1902:C:O2'	38:BD:244:ARG:HB2	1.77	0.84
1:CA:736:C:H2'	1:CA:737:A:H8	1.38	0.84
3:CC:119:ARG:HH21	3:CC:140:ARG:NH2	1.76	0.84
14:CN:27:CYS:HG	58:CN:1000:ZN:ZN	0.87	0.84
47:DP:47:ASP:HB3	47:DP:48:PRO:CA	2.08	0.84
19:AS:16:LEU:H	19:AS:16:LEU:HD12	1.42	0.84
23:AW:10:G:H2'	23:AW:11:C:C6	2.11	0.84
35:BA:1536:C:H2'	35:BA:1537:G:O4'	1.78	0.84
45:BN:111:PRO:HA	45:BN:114:ARG:HH12	1.39	0.84
1:CA:1196:U:N3	24:CX:23:A:N3	2.24	0.84
1:CA:1256:A:H61	1:CA:1278:U:H1'	1.43	0.84
7:CG:120:ILE:HD12	7:CG:120:ILE:H	1.42	0.84
23:CW:20:G:H3'	23:CW:21:U:H5''	1.59	0.84
35:DA:676:A:H2	35:DA:802:A:H61	1.25	0.84
10:AJ:49:VAL:CG2	14:AN:41:ARG:HB2	2.07	0.84
35:BA:2327:A:H2'	35:BA:2328:A:C8	2.12	0.84
53:DV:19:LYS:HZ3	53:DV:20:LEU:N	1.73	0.84
12:AL:83:VAL:HG13	12:AL:84:LEU:H	1.42	0.84
22:AY:35:U:H3'	22:AY:36:AG9:H15'	1.58	0.84
43:BI:74:ASN:HD22	43:BI:74:ASN:N	1.74	0.84

*Continued on next page...*

*Continued from previous page...*

Atom-1	Atom-2	Interatomic distance (Å)	Clash overlap (Å)
1:CA:1278:U:H5''	1:CA:1279:A:O4'	1.77	0.84
23:CW:10:G:H2'	23:CW:11:C:C6	2.13	0.84
35:DA:1047:G:H2'	35:DA:1110:G:N2	1.93	0.84
35:DA:1639:U:C2'	35:DA:1640:C:H5''	2.07	0.84
35:DA:612:C:H2'	35:DA:613:G:C5'	2.04	0.84
35:DA:1826:G:H4'	38:DD:242:ARG:HH21	1.41	0.84
47:DP:58:THR:O	47:DP:61:ARG:NE	2.10	0.84
35:BA:197:A:H5'	35:BA:197:A:H8	1.41	0.84
39:BE:36:ARG:HH21	39:BE:88:GLY:CA	1.90	0.84
2:CB:75:LYS:HA	2:CB:78:GLN:HE21	1.42	0.84
13:CM:116:THR:CG2	22:CV:31:C:H4'	2.08	0.84
52:DU:108:GLU:HG3	53:DV:44:LYS:HD3	1.58	0.84
1:AA:1053:G:C4'	1:AA:1054:C:H5'	2.03	0.84
2:AB:121:LEU:HA	2:AB:124:SER:HB3	1.60	0.84
5:AE:42:GLY:HA3	5:AE:66:MET:HG2	1.60	0.84
3:CC:18:TRP:HE3	3:CC:18:TRP:H	1.22	0.84
4:CD:110:PHE:HD1	4:CD:110:PHE:H	1.25	0.84
1:AA:161:A:H2'	1:AA:162:A:H8	1.42	0.83
35:BA:1826:G:H4'	38:BD:242:ARG:NH2	1.93	0.83
35:BA:2645:G:H3'	35:BA:2646:C:H5'	1.59	0.83
43:BI:113:ARG:HH11	43:BI:113:ARG:HB3	1.42	0.83
1:CA:1053:G:C4'	1:CA:1054:C:H5'	2.03	0.83
1:CA:373:A:H2'	1:CA:374:A:H8	1.42	0.83
1:CA:1057:G:C5'	3:CC:154:SER:HB2	2.07	0.83
22:CV:17:C:H5''	22:CV:18:U:C6	2.13	0.83
22:CV:10:G:N2	22:CV:28:G:H1'	1.93	0.83
22:CY:26:G:H2'	22:CY:27:C:C6	2.13	0.83
22:CY:68:A:H2'	22:CY:69:G:O4'	1.78	0.83
41:DG:63:ILE:HA	41:DG:143:GLU:HG3	1.57	0.83
43:DI:74:ASN:HD22	43:DI:74:ASN:N	1.71	0.83
2:AB:75:LYS:HA	2:AB:78:GLN:HE21	1.43	0.83
39:BE:4:ILE:HD13	39:BE:28:ALA:HB1	1.58	0.83
4:CD:126:ILE:HG22	4:CD:127:THR:N	1.94	0.83
35:DA:528:A:O2'	35:DA:529:A:H5'	1.78	0.83
43:DI:92:VAL:HG13	43:DI:97:ILE:HG13	1.57	0.83
4:AD:189:PRO:HB2	4:AD:194:LEU:HD21	1.60	0.83
17:AQ:57:VAL:HG12	17:AQ:76:LEU:HA	1.57	0.83
23:AW:70:G:C5	23:AW:71:G:C5	2.66	0.83
31:B6:23:THR:HG21	35:BA:2419:U:H5'	1.59	0.83
53:BV:64:HIS:ND1	53:BV:92:THR:HG22	1.93	0.83
7:CG:79:ARG:HG2	7:CG:81:GLY:H	1.43	0.83

*Continued on next page...*

*Continued from previous page...*

Atom-1	Atom-2	Interatomic distance (Å)	Clash overlap (Å)
23:CW:51:G:H1	23:CW:67:C:N4	1.77	0.83
37:DC:48:LEU:HD11	37:DC:172:ILE:HG22	1.58	0.83
41:DG:97:ASP:O	41:DG:101:ILE:HG13	1.77	0.83
43:DI:77:LEU:HD22	43:DI:140:LEU:HA	1.60	0.83
48:DQ:55:VAL:HG12	48:DQ:64:ILE:HD12	1.59	0.83
50:DS:58:LEU:HD23	50:DS:65:VAL:HG13	1.61	0.83
52:DU:83:LEU:HD12	52:DU:88:ILE:HD12	1.60	0.83
57:DZ:118:GLN:HE21	57:DZ:175:VAL:HG11	1.41	0.83
1:AA:194:C:H2'	1:AA:195:A:H5''	1.57	0.83
3:AC:20:SER:HB2	3:AC:40:ARG:NH2	1.91	0.83
12:AL:48:PRO:C	12:AL:49:ASN:HD22	1.82	0.83
23:AW:10:G:O6	23:AW:27:C:H2'	1.78	0.83
52:BU:108:GLU:HG3	53:BV:44:LYS:HD3	1.60	0.83
4:CD:189:PRO:HB2	4:CD:194:LEU:HD21	1.60	0.83
5:CE:42:GLY:HA3	5:CE:66:MET:HG2	1.58	0.83
9:CI:97:LYS:HB3	9:CI:98:PRO:HD3	1.58	0.83
22:CY:24:A:N6	22:CY:48:G:N2	2.27	0.83
47:DP:30:THR:CG2	47:DP:31:ALA:H	1.91	0.83
1:AA:1256:A:H61	1:AA:1278:U:H1'	1.42	0.83
3:AC:150:LYS:HG3	3:AC:169:ALA:HB2	1.60	0.83
22:AY:26:G:H2'	22:AY:27:C:C6	2.12	0.83
1:CA:266:G:H5''	1:CA:268:C:H41	1.44	0.83
35:DA:197:A:H8	35:DA:197:A:H5'	1.44	0.83
41:DG:4:ASP:HA	41:DG:8:LYS:HD3	1.58	0.83
54:DW:10:VAL:O	54:DW:11:ARG:HB2	1.76	0.83
9:AI:97:LYS:HB3	9:AI:98:PRO:HD3	1.59	0.83
22:AV:70:G:H2'	22:AV:71:G:C8	2.13	0.83
23:AW:13:U:H2'	23:AW:14:A:C5'	2.09	0.83
22:AY:10:G:H2'	22:AY:11:C:C6	2.13	0.83
35:BA:545:C:H3'	35:BA:547:A:H5''	1.58	0.83
56:BY:81:LYS:HD3	56:BY:97:ARG:HB3	1.60	0.83
1:AA:1116:C:H2'	1:AA:1117:G:H5''	1.60	0.83
3:AC:70:VAL:HG12	3:AC:72:LYS:H	1.43	0.83
22:AV:4:C:O2'	22:AV:5:C:H6	1.60	0.83
43:BI:77:LEU:HD22	43:BI:140:LEU:HA	1.60	0.83
10:CJ:49:VAL:HG23	14:CN:41:ARG:HB2	1.61	0.83
12:CL:66:VAL:HG12	12:CL:67:THR:H	1.43	0.83
25:D0:26:TYR:H	25:D0:29:GLN:NE2	1.76	0.83
32:D7:8:ASN:C	32:D7:8:ASN:HD22	1.77	0.83
36:DB:6:C:O2'	50:DS:29:PHE:HE2	1.61	0.83
41:DG:109:VAL:HG21	41:DG:142:PRO:HB3	1.60	0.83

*Continued on next page...*

*Continued from previous page...*

Atom-1	Atom-2	Interatomic distance (Å)	Clash overlap (Å)
23:AW:52:C:H2'	23:AW:53:U:C6	2.14	0.83
47:BP:30:THR:HG22	47:BP:31:ALA:N	1.93	0.83
3:CC:77:ILE:HA	3:CC:84:ILE:HB	1.61	0.83
35:DA:1779:U:H5	35:DA:1784:A:N7	1.77	0.83
3:AC:206:GLU:HG2	3:AC:207:VAL:H	1.43	0.83
7:AG:120:ILE:HD12	7:AG:120:ILE:H	1.42	0.83
22:AY:11:C:H2'	22:AY:12:U:H6	1.41	0.83
38:BD:261:LYS:HZ1	38:BD:263:ARG:HH22	1.23	0.83
41:BG:91:ARG:HD2	41:BG:92:VAL:N	1.93	0.83
48:BQ:55:VAL:HG12	48:BQ:64:ILE:HD12	1.61	0.83
39:BE:111:ARG:HA	49:BR:2:ARG:HG3	1.61	0.83
1:CA:728:A:H2'	1:CA:729:A:C8	2.13	0.83
23:CW:38:U:H3	23:CW:39:A:N6	1.75	0.83
23:CW:73:C:C2'	23:CW:74:C:H5''	2.08	0.83
35:DA:2036:C:H6	35:DA:2036:C:H5'	1.44	0.83
35:DA:2158:A:H4'	35:DA:2159:G:H5'	1.61	0.83
35:DA:2317:C:C2'	35:DA:2318:G:H5'	2.09	0.83
4:AD:9:CYS:SG	4:AD:31:CYS:O	2.37	0.83
23:AW:51:G:H1	23:AW:67:C:N4	1.77	0.83
29:B4:14:ILE:HA	29:B4:31:ILE:HB	1.61	0.83
47:BP:58:THR:O	47:BP:61:ARG:NE	2.11	0.83
49:BR:2:ARG:HD3	49:BR:5:LYS:HE2	1.60	0.83
55:BX:12:VAL:HG21	55:BX:17:ALA:HB1	1.61	0.83
2:CB:162:ILE:HD11	2:CB:184:VAL:HG22	1.60	0.83
3:CC:70:VAL:HG12	3:CC:72:LYS:H	1.44	0.83
12:CL:56:ALA:O	12:CL:67:THR:HA	1.78	0.83
27:D2:2:LYS:HA	27:D2:5:GLU:OE1	1.79	0.83
40:DF:8:GLN:HB3	40:DF:126:VAL:HA	1.60	0.83
46:DO:107:ARG:NH1	51:DT:35:LYS:HD2	1.94	0.83
3:AC:134:ILE:HD11	3:AC:153:VAL:HG23	1.61	0.82
13:AM:91:ARG:HH21	13:AM:100:GLY:HA2	1.42	0.82
19:AS:43:GLU:O	19:AS:43:GLU:HG2	1.77	0.82
35:BA:2103:C:H3'	35:BA:2104:G:H5''	1.61	0.82
35:BA:2580:U:H5'	39:BE:131:ALA:HB2	1.60	0.82
52:BU:83:LEU:HD12	52:BU:88:ILE:HD12	1.61	0.82
22:CY:31:C:C2'	22:CY:32:G:H5''	2.09	0.82
35:DA:2310:A:HO2'	35:DA:2311:A:H5'	1.40	0.82
29:D4:34:GLU:HB3	41:DG:113:ARG:HH11	1.41	0.82
56:DY:81:LYS:HD3	56:DY:97:ARG:HB3	1.60	0.82
7:AG:79:ARG:HG2	7:AG:81:GLY:H	1.44	0.82
23:AW:45:U:H3'	23:AW:46:U:C6	2.13	0.82

*Continued on next page...*

*Continued from previous page...*

Atom-1	Atom-2	Interatomic distance (Å)	Clash overlap (Å)
22:CV:4:C:O2'	22:CV:5:C:H6	1.62	0.82
35:DA:2132:U:H3	37:DC:6:LYS:HB2	1.44	0.82
49:DR:10:LEU:HD22	49:DR:17:ARG:HD3	1.59	0.82
1:AA:728:A:H2'	1:AA:729:A:C8	2.14	0.82
15:AO:82:ILE:HG12	15:AO:87:ILE:HG13	1.61	0.82
16:AP:22:THR:HA	16:AP:33:ILE:HG12	1.59	0.82
18:AR:56:THR:HB	18:AR:58:LEU:HD13	1.60	0.82
29:B4:1:MET:SD	41:BG:98:ARG:HG3	2.19	0.82
52:BU:70:ARG:HA	52:BU:74:LEU:O	1.78	0.82
1:CA:161:A:H2'	1:CA:162:A:H8	1.43	0.82
5:CE:145:LYS:O	5:CE:149:GLU:HG2	1.79	0.82
12:CL:36:VAL:N	12:CL:58:VAL:HG13	1.95	0.82
22:CY:24:A:H62	22:CY:48:G:N2	1.77	0.82
36:DB:104:U:O2'	57:DZ:72:ARG:HG2	1.78	0.82
46:DO:105:GLU:HA	46:DO:108:GLU:OE2	1.79	0.82
57:DZ:61:LEU:H	57:DZ:61:LEU:HD23	1.42	0.82
13:AM:23:TYR:O	13:AM:66:LEU:HA	1.80	0.82
23:AW:73:C:H2'	23:AW:74:C:H5''	1.62	0.82
35:BA:1047:G:H2'	35:BA:1110:G:N2	1.94	0.82
1:CA:1116:C:H2'	1:CA:1117:G:H5''	1.61	0.82
51:DT:28:VAL:HG22	51:DT:47:GLY:H	1.43	0.82
22:CY:60:A:H2	57:DZ:186:GLU:HB2	1.37	0.82
1:AA:1054:C:N4	22:AY:36:AG9:C1'	2.41	0.82
23:AW:73:C:C2'	23:AW:74:C:H5''	2.09	0.82
35:BA:2158:A:H4'	35:BA:2159:G:H5'	1.62	0.82
41:BG:124:SER:HB2	41:BG:131:TYR:CE1	2.15	0.82
42:BH:7:LEU:HD23	42:BH:69:ARG:CD	2.08	0.82
12:CL:48:PRO:C	12:CL:49:ASN:HD22	1.82	0.82
23:CW:31:C:H2'	23:CW:32:G:C8	2.14	0.82
22:CY:10:G:H2'	22:CY:11:C:C6	2.15	0.82
1:AA:439:A:H2'	1:AA:441:A:O4'	1.80	0.82
9:AI:4:TYR:HB2	9:AI:19:LEU:HB2	1.61	0.82
21:AU:12:LYS:HB3	21:AU:22:ARG:HD2	1.61	0.82
23:AW:39:A:C5	23:AW:41:C:OP2	2.32	0.82
42:BH:41:MET:HG3	42:BH:42:ARG:N	1.95	0.82
37:DC:53:ARG:HD3	37:DC:53:ARG:H	1.45	0.82
47:DP:30:THR:HG22	47:DP:31:ALA:N	1.93	0.82
54:DW:78:GLU:OE2	54:DW:99:ARG:HD2	1.79	0.82
22:CY:63:C:H5'	57:DZ:186:GLU:HG3	1.61	0.82
2:AB:178:ARG:NH2	8:AH:68:ARG:HH22	1.78	0.82
22:AV:20:G:C3'	22:AV:21:U:H5''	2.09	0.82

*Continued on next page...*

*Continued from previous page...*

Atom-1	Atom-2	Interatomic distance (Å)	Clash overlap (Å)
27:B2:55:ARG:HG3	27:B2:55:ARG:HH11	1.44	0.82
1:CA:1479:C:H2'	1:CA:1480:G:H8	1.44	0.82
2:CB:91:PRO:HG3	2:CB:154:LEU:HB2	1.61	0.82
1:AA:67:C:H2'	1:AA:68:G:C8	2.15	0.82
35:BA:2313:C:H2'	35:BA:2314:C:H6	1.44	0.82
46:BO:18:LYS:HB2	46:BO:45:GLU:HG2	1.62	0.82
47:BP:61:ARG:H	47:BP:61:ARG:HD2	1.45	0.82
2:CB:178:ARG:HH21	8:CH:68:ARG:HH22	1.26	0.82
18:CR:70:ILE:O	18:CR:74:ARG:HG3	1.80	0.82
22:CY:57:U:P	57:DZ:182:LYS:HB2	2.19	0.82
27:D2:3:LEU:HD22	27:D2:7:ARG:HH12	1.45	0.82
38:DD:43:ARG:HH11	38:DD:44:ASN:ND2	1.78	0.82
49:DR:7:GLY:O	49:DR:8:ARG:HG2	1.80	0.82
53:DV:21:ARG:HG2	53:DV:91:TYR:HD2	1.44	0.82
54:DW:22:ASP:HA	54:DW:25:ARG:HH12	1.43	0.82
56:DY:79:CYS:SG	56:DY:80:GLY:N	2.53	0.82
3:AC:77:ILE:HA	3:AC:84:ILE:HB	1.62	0.82
26:B1:57:GLU:O	26:B1:58:ILE:HG12	1.80	0.82
45:BN:2:LYS:NZ	52:BU:95:LEU:HD21	1.94	0.82
54:BW:78:GLU:OE2	54:BW:99:ARG:HD2	1.80	0.82
4:CD:26:CYS:HG	4:CD:31:CYS:HG	1.14	0.82
35:DA:2103:C:H3'	35:DA:2104:G:H5''	1.61	0.82
35:DA:2876:G:H4'	51:DT:3:ARG:NE	1.92	0.82
39:DE:69:LYS:HE3	39:DE:90:THR:H	1.44	0.82
57:DZ:69:THR:HG22	57:DZ:90:VAL:HA	1.60	0.82
4:AD:110:PHE:H	4:AD:110:PHE:HD1	1.25	0.82
10:AJ:7:LYS:HB2	10:AJ:97:GLU:HB2	1.60	0.82
12:AL:36:VAL:N	12:AL:58:VAL:HG13	1.94	0.82
13:AM:2:ALA:HB3	13:AM:9:ILE:HG23	1.62	0.82
40:BF:8:GLN:HB3	40:BF:126:VAL:HA	1.60	0.82
45:BN:13:TRP:O	45:BN:135:PRO:HD2	1.79	0.82
51:BT:95:ARG:NH1	51:BT:95:ARG:HB3	1.95	0.82
22:CV:20:G:C3'	22:CV:21:U:H5''	2.10	0.82
35:DA:1019:U:HO2'	35:DA:1021:A:H2	1.26	0.82
3:AC:108:ASN:ND2	3:AC:144:SER:HB2	1.95	0.81
12:AL:47:LYS:HZ3	12:AL:48:PRO:HD3	1.44	0.81
15:AO:33:THR:HG21	15:AO:85:LEU:HD21	1.60	0.81
31:B6:45:LYS:HG2	35:BA:2371:G:H4'	1.61	0.81
35:BA:2893:G:H5'	35:BA:2894:G:H5'	1.60	0.81
54:BW:22:ASP:HA	54:BW:25:ARG:HH12	1.45	0.81
56:BY:28:LYS:NZ	56:BY:28:LYS:H	1.76	0.81

*Continued on next page...*



*Continued from previous page...*

Atom-1	Atom-2	Interatomic distance (Å)	Clash overlap (Å)
3:CC:16:ARG:NH1	3:CC:16:ARG:HB2	1.95	0.81
18:CR:56:THR:HB	18:CR:58:LEU:HD13	1.61	0.81
19:CS:43:GLU:O	19:CS:43:GLU:HG2	1.77	0.81
35:DA:156:U:H4'	35:DA:157:U:H5''	1.62	0.81
43:DI:140:LEU:HD21	43:DI:142:VAL:HG23	1.61	0.81
22:CY:63:C:O5'	57:DZ:186:GLU:CD	2.10	0.81
25:B0:26:TYR:H	25:B0:29:GLN:NE2	1.78	0.81
35:BA:1453:U:H5'	49:BR:63:ARG:NE	1.94	0.81
51:BT:80:SER:HB3	51:BT:81:PRO:HD3	1.58	0.81
23:CW:27:C:H3'	23:CW:28:G:C8	2.15	0.81
35:DA:1038:C:C3'	35:DA:1039:G:H5''	2.09	0.81
52:DU:70:ARG:HA	52:DU:74:LEU:O	1.79	0.81
57:DZ:108:PRO:HB2	57:DZ:144:LEU:O	1.79	0.81
1:AA:1442(A):G:H2'	51:BT:118:ARG:HH11	1.42	0.81
57:BZ:61:LEU:CD2	57:BZ:61:LEU:H	1.92	0.81
3:CC:134:ILE:HD11	3:CC:153:VAL:HG23	1.60	0.81
1:CA:1400:C:N4	22:CV:36:AG9:C4	2.43	0.81
23:CW:23:A:H3'	23:CW:48:G:O6	1.80	0.81
35:DA:2645:G:H3'	35:DA:2646:C:H5'	1.62	0.81
35:DA:2893:G:H5'	35:DA:2894:G:H5'	1.60	0.81
38:DD:268:ARG:HH11	38:DD:268:ARG:HB3	1.46	0.81
53:DV:64:HIS:ND1	53:DV:92:THR:HG22	1.94	0.81
2:AB:17:PHE:HB3	2:AB:44:LEU:HD21	1.61	0.81
2:AB:209:ARG:HH11	2:AB:239:VAL:HG11	1.45	0.81
4:AD:88:VAL:O	4:AD:92:VAL:HG23	1.80	0.81
22:AV:27:C:H2'	22:AV:28:G:O4'	1.81	0.81
35:BA:1658:C:OP1	39:BE:132:HIS:ND1	2.13	0.81
35:BA:2833:G:H3'	35:BA:2834:G:H5'	1.62	0.81
1:CA:1498:U:H1'	1:CA:1499:A:N7	1.93	0.81
1:CA:1505:G:H5''	1:CA:1506:U:H5''	1.62	0.81
35:DA:1536:C:H2'	35:DA:1537:G:O4'	1.79	0.81
52:DU:112:ARG:NH1	53:DV:46:VAL:HG11	1.96	0.81
22:AY:57:U:C6	57:BZ:182:LYS:C	2.53	0.81
35:BA:1540:U:H3'	35:BA:1541:G:H3'	1.63	0.81
35:BA:2146:C:H4'	35:BA:2147:G:C8	2.14	0.81
38:BD:44:ASN:CB	38:BD:49:ILE:HA	2.11	0.81
45:BN:133:GLN:HG2	45:BN:135:PRO:HD3	1.60	0.81
57:BZ:61:LEU:HD23	57:BZ:61:LEU:N	1.94	0.81
3:CC:150:LYS:HG3	3:CC:169:ALA:HB2	1.61	0.81
21:CU:12:LYS:HB3	21:CU:22:ARG:HD2	1.61	0.81
38:DD:30:GLU:HG3	38:DD:63:ARG:NE	1.96	0.81

*Continued on next page...*

*Continued from previous page...*

Atom-1	Atom-2	Interatomic distance (Å)	Clash overlap (Å)
52:DU:92:ARG:NH2	53:DV:10:LYS:HG2	1.96	0.81
35:BA:1639:U:O2'	35:BA:1640:C:H5''	1.80	0.81
47:BP:47:ASP:HB3	47:BP:48:PRO:CA	2.09	0.81
57:BZ:175:VAL:HB	57:BZ:176:PRO:HD2	1.63	0.81
57:BZ:53:ILE:HA	57:BZ:71:VAL:HG23	1.61	0.81
3:CC:206:GLU:HG2	3:CC:207:VAL:H	1.44	0.81
5:CE:7:GLU:HG2	5:CE:112:LEU:HB3	1.62	0.81
9:CI:4:TYR:HB2	9:CI:19:LEU:HB2	1.61	0.81
23:CW:39:A:H2'	23:CW:41:C:OP1	1.81	0.81
39:DE:10:GLY:HA3	51:DT:8:LYS:NZ	1.96	0.81
43:DI:27:ARG:HG3	43:DI:27:ARG:HH11	1.45	0.81
49:DR:11:ASN:O	49:DR:12:ARG:HG3	1.81	0.81
35:BA:1038:C:H3'	35:BA:1039:G:H5''	1.63	0.81
35:BA:2394:C:OP1	47:BP:63:PRO:HD2	1.80	0.81
1:CA:67:C:H2'	1:CA:68:G:C8	2.15	0.81
4:CD:9:CYS:SG	4:CD:31:CYS:O	2.38	0.81
22:CY:57:U:H6	57:DZ:182:LYS:CB	1.93	0.81
32:D7:12:ARG:HD3	32:D7:46:VAL:HG21	1.61	0.81
39:DE:111:ARG:HA	49:DR:2:ARG:HG3	1.61	0.81
51:DT:65:LYS:HA	51:DT:65:LYS:NZ	1.94	0.81
56:DY:28:LYS:NZ	56:DY:28:LYS:H	1.79	0.81
12:AL:56:ALA:O	12:AL:67:THR:HA	1.81	0.81
22:AV:53:U:H1'	22:AV:66:G:N2	1.96	0.81
30:B5:51:TYR:CE2	30:B5:52:TYR:HB2	2.16	0.81
35:BA:1038:C:C3'	35:BA:1039:G:H5''	2.11	0.81
31:B6:45:LYS:HE3	35:BA:2371:G:H5''	1.62	0.81
50:BS:58:LEU:HD23	50:BS:65:VAL:HG13	1.63	0.81
51:BT:88:ILE:HG22	51:BT:89:VAL:HG23	1.60	0.81
2:CB:17:PHE:HB3	2:CB:44:LEU:HD21	1.62	0.81
4:CD:22:LYS:HG3	4:CD:26:CYS:SG	2.21	0.81
8:CH:86:ILE:HG21	8:CH:133:LEU:HD13	1.61	0.81
36:DB:80:U:H2'	36:DB:81:G:N2	1.96	0.81
43:DI:113:ARG:HH11	43:DI:113:ARG:HB3	1.41	0.81
48:DQ:43:THR:OG1	48:DQ:46:GLN:HG3	1.81	0.81
4:AD:126:ILE:HG22	4:AD:127:THR:N	1.96	0.81
22:AY:30:U:H2'	22:AY:31:C:C6	2.16	0.81
35:BA:2245:U:H5'	35:BA:2246:G:H5'	1.63	0.81
39:BE:69:LYS:HE3	39:BE:90:THR:H	1.44	0.81
43:BI:100:ALA:HA	43:BI:103:ARG:HD2	1.63	0.81
36:BB:52:A:H62	50:BS:33:LYS:HG3	1.45	0.81
6:CF:37:VAL:HA	6:CF:65:VAL:HG12	1.62	0.81

*Continued on next page...*



*Continued from previous page...*

Atom-1	Atom-2	Interatomic distance (Å)	Clash overlap (Å)
53:DV:52:VAL:HG13	53:DV:55:ALA:HB3	1.62	0.81
3:AC:16:ARG:NH1	3:AC:16:ARG:HB2	1.94	0.81
20:CT:75:ASN:N	20:CT:75:ASN:HD22	1.77	0.81
23:CW:4:C:HO2'	23:CW:5:C:H5	1.25	0.81
22:CY:60:A:N7	57:DZ:184:ALA:HA	1.96	0.81
35:DA:676:A:H8	35:DA:2069:G:H21	1.26	0.81
35:DA:2146:C:H4'	35:DA:2147:G:C8	2.15	0.81
3:AC:76:VAL:HG23	3:AC:77:ILE:H	1.46	0.81
7:AG:15:ASP:HB3	7:AG:19:GLY:N	1.96	0.81
23:AW:7:U:N3	23:AW:69:G:C5	2.49	0.81
35:BA:2317:C:C2'	35:BA:2318:G:H5'	2.10	0.81
41:BG:55:LYS:O	41:BG:59:GLU:HB2	1.80	0.81
2:CB:121:LEU:HA	2:CB:124:SER:HB3	1.61	0.81
23:CW:61:A:H2'	23:CW:62:U:H5'	1.63	0.81
22:CY:56:U:H5'	57:DZ:180:VAL:CG1	2.11	0.81
35:DA:672:C:H2'	35:DA:673:C:H5'	1.62	0.81
57:DZ:72:ARG:HH21	57:DZ:89:PHE:HD2	1.24	0.81
1:AA:343:U:O2'	1:AA:344:A:H2'	1.81	0.80
2:AB:42:ILE:HD13	2:AB:203:GLY:HA2	1.63	0.80
35:BA:1464:C:HO2'	35:BA:1528:A:H8	0.82	0.80
39:BE:111:ARG:HA	49:BR:2:ARG:CG	2.11	0.80
35:DA:2811:G:OP1	39:DE:60:ASN:HB2	1.81	0.80
7:AG:120:ILE:O	7:AG:124:LEU:HB2	1.81	0.80
22:AY:24:A:N6	22:AY:48:G:N2	2.29	0.80
42:BH:158:HIS:NE2	42:BH:170:ARG:HA	1.95	0.80
47:BP:146:VAL:HG22	47:BP:147:LEU:N	1.96	0.80
49:BR:11:ASN:O	49:BR:12:ARG:HG3	1.80	0.80
52:BU:92:ARG:NH2	53:BV:10:LYS:HG2	1.97	0.80
16:CP:18:ARG:HD3	16:CP:35:LYS:HD2	1.63	0.80
19:CS:36:ARG:NH1	19:CS:53:ASN:HA	1.96	0.80
22:CY:10:G:H22	22:CY:28:G:H1'	1.47	0.80
35:DA:2245:U:H5'	35:DA:2246:G:H5'	1.61	0.80
38:DD:10:THR:HG23	38:DD:13:ARG:HB3	1.63	0.80
41:DG:76:SER:C	41:DG:78:SER:H	1.83	0.80
42:DH:66:GLY:HA2	42:DH:69:ARG:HD3	1.63	0.80
57:DZ:155:LEU:O	57:DZ:157:LEU:HD23	1.82	0.80
2:AB:91:PRO:HG3	2:AB:154:LEU:HB2	1.62	0.80
7:AG:85:TYR:HD2	7:AG:154:TYR:HE2	1.28	0.80
13:AM:34:LEU:HD13	13:AM:41:PRO:HG3	1.62	0.80
35:BA:2472:G:H5'	35:BA:2473:U:H5''	1.63	0.80
50:BS:13:ARG:HG3	50:BS:14:VAL:H	1.46	0.80

*Continued on next page...*

*Continued from previous page...*

Atom-1	Atom-2	Interatomic distance (Å)	Clash overlap (Å)
3:CC:76:VAL:HG23	3:CC:77:ILE:H	1.46	0.80
17:CQ:59:ILE:CG2	17:CQ:71:PHE:HB3	2.11	0.80
35:DA:1348:G:C2'	35:DA:1349:A:H5''	2.11	0.80
35:DA:2313:C:H2'	35:DA:2314:C:H6	1.46	0.80
35:DA:603:A:H4'	35:DA:604:G:O5'	1.82	0.80
3:AC:40:ARG:HA	3:AC:55:VAL:HG11	1.62	0.80
22:AY:23:A:H2'	22:AY:24:A:C8	2.16	0.80
35:BA:2132:U:H3	37:BC:6:LYS:HB2	1.44	0.80
38:BD:43:ARG:HH11	38:BD:44:ASN:ND2	1.79	0.80
39:BE:69:LYS:HZ1	39:BE:89:ASP:HA	1.44	0.80
41:BG:130:ASN:HD21	41:BG:160:VAL:HG13	1.45	0.80
45:BN:55:VAL:HG22	45:BN:126:PRO:HA	1.61	0.80
54:BW:5:ALA:HB2	54:BW:54:ALA:HB2	1.62	0.80
2:CB:112:VAL:HA	2:CB:115:LEU:HB3	1.61	0.80
12:CL:47:LYS:HZ3	12:CL:48:PRO:HD3	1.46	0.80
23:CW:10:G:H2'	23:CW:11:C:H6	1.44	0.80
23:CW:19:G:H21	23:CW:59:G:H2'	1.42	0.80
23:CW:39:A:C5	23:CW:41:C:OP2	2.34	0.80
30:D5:51:TYR:CE2	30:D5:52:TYR:HB2	2.17	0.80
23:AW:13:U:H2'	23:AW:14:A:C4'	2.12	0.80
38:BD:43:ARG:NH1	38:BD:44:ASN:ND2	2.30	0.80
49:BR:7:GLY:O	49:BR:8:ARG:HG2	1.80	0.80
44:DJ:97:UNK:HA	44:DJ:132:UNK:HA	1.62	0.80
12:AL:66:VAL:HG12	12:AL:67:THR:H	1.43	0.80
35:BA:1464:C:O2'	35:BA:1528:A:H8	1.64	0.80
42:BH:153:LYS:H	42:BH:153:LYS:HD3	1.47	0.80
43:BI:74:ASN:H	43:BI:74:ASN:ND2	1.78	0.80
22:CY:49:G:C3'	22:CY:50:C:H5'	2.11	0.80
22:CY:58:C:H3'	57:DZ:182:LYS:HZ3	1.46	0.80
42:DH:153:LYS:H	42:DH:153:LYS:HD3	1.45	0.80
45:DN:62:VAL:HG22	45:DN:66:LYS:HB2	1.62	0.80
51:DT:80:SER:CB	51:DT:81:PRO:HD3	2.11	0.80
55:DX:12:VAL:HG21	55:DX:27:THR:HG23	1.62	0.80
23:AW:64:C:H5''	37:BC:53:ARG:O	1.81	0.80
31:B6:37:ARG:NH2	35:BA:2286:A:H62	1.80	0.80
35:BA:1314:C:H5'	35:BA:1314:C:H6	1.47	0.80
35:BA:156:U:H4'	35:BA:157:U:H5''	1.61	0.80
37:BC:53:ARG:HD3	37:BC:53:ARG:H	1.44	0.80
29:B4:1:MET:HG3	41:BG:66:GLN:HG2	1.63	0.80
1:CA:673:G:H2'	1:CA:674:G:C8	2.17	0.80
2:CB:209:ARG:HH11	2:CB:239:VAL:HG11	1.44	0.80

*Continued on next page...*

*Continued from previous page...*

Atom-1	Atom-2	Interatomic distance (Å)	Clash overlap (Å)
1:CA:1123:A:H4'	10:CJ:36:GLY:HA3	1.63	0.80
13:CM:34:LEU:HD13	13:CM:41:PRO:HG3	1.63	0.80
15:CO:33:THR:HG21	15:CO:85:LEU:HD21	1.62	0.80
42:DH:158:HIS:NE2	42:DH:170:ARG:HA	1.97	0.80
1:AA:427:U:H3'	1:AA:428:G:H5''	1.63	0.80
23:AW:17:C:H5''	23:AW:18:U:C6	2.17	0.80
23:AW:26:G:H2'	23:AW:27:C:C6	2.16	0.80
22:AY:11:C:N4	22:AY:47:G:N2	2.30	0.80
35:BA:1779:U:H5	35:BA:1784:A:N7	1.77	0.80
46:BO:25:LEU:HD11	46:BO:40:VAL:HG23	1.64	0.80
56:BY:28:LYS:HG2	56:BY:39:VAL:HG22	1.64	0.80
47:DP:146:VAL:HG22	47:DP:147:LEU:N	1.96	0.80
54:DW:92:ARG:NH1	54:DW:92:ARG:HB3	1.96	0.80
2:AB:24:TRP:CZ3	2:AB:26:PRO:HA	2.16	0.80
12:AL:38:THR:HG23	12:AL:39:VAL:HG23	1.64	0.80
23:AW:4:C:O2'	23:AW:5:C:H5	1.65	0.80
1:CA:1314:C:H5	19:CS:6:LYS:HE2	1.46	0.80
8:CH:12:ARG:HH12	8:CH:27:PRO:HD3	1.46	0.80
13:CM:54:VAL:O	13:CM:58:GLU:HG2	1.81	0.80
20:CT:18:GLN:O	20:CT:22:ARG:HG3	1.81	0.80
22:CV:30:U:H2'	22:CV:31:C:H6	1.43	0.80
35:DA:1464:C:HO2'	35:DA:1528:A:H8	0.81	0.80
38:DD:43:ARG:NH1	38:DD:44:ASN:ND2	2.29	0.80
17:AQ:59:ILE:CG2	17:AQ:71:PHE:HB3	2.12	0.80
22:AV:52:C:H2'	22:AV:53:U:C6	2.16	0.80
23:AW:4:C:H2'	23:AW:4:C:OP2	1.82	0.80
40:BF:101:LEU:HD12	40:BF:102:PRO:HD2	1.64	0.80
52:BU:91:ASP:OD1	52:BU:96:ALA:HB2	1.80	0.80
35:DA:2712:U:O2'	35:DA:2713:A:H5'	1.82	0.80
35:DA:2833:G:H3'	35:DA:2834:G:H5'	1.61	0.80
38:DD:261:LYS:HZ1	38:DD:263:ARG:HH22	1.26	0.80
38:DD:66:ASP:OD2	38:DD:69:ARG:HG2	1.82	0.80
35:DA:1453:U:H5'	49:DR:63:ARG:NE	1.97	0.80
2:AB:112:VAL:HA	2:AB:115:LEU:HB3	1.62	0.79
20:AT:18:GLN:O	20:AT:22:ARG:HG3	1.82	0.79
49:BR:10:LEU:HB3	49:BR:17:ARG:NE	1.97	0.79
22:CY:20:G:H1	22:CY:58:C:N4	1.80	0.79
31:D6:37:ARG:NH2	35:DA:2286:A:H62	1.80	0.79
41:DG:139:LEU:HD12	41:DG:140:ILE:N	1.95	0.79
57:DZ:145:GLU:HG3	57:DZ:146:ILE:H	1.45	0.79
1:AA:735:C:H2'	1:AA:736:C:H6	1.45	0.79

*Continued on next page...*

*Continued from previous page...*

Atom-1	Atom-2	Interatomic distance (Å)	Clash overlap (Å)
3:AC:119:ARG:HH21	3:AC:140:ARG:NH2	1.80	0.79
4:AD:31:CYS:O	4:AD:31:CYS:SG	2.40	0.79
37:BC:7:ARG:HH22	37:BC:219:MET:HB3	1.47	0.79
38:BD:118:VAL:HG22	38:BD:119:ALA:H	1.45	0.79
41:BG:73:ALA:HB3	41:BG:85:GLY:HA2	1.65	0.79
46:BO:107:ARG:NH1	51:BT:35:LYS:HD2	1.97	0.79
1:CA:1515:C:H2'	1:CA:1516:G:C8	2.15	0.79
16:CP:20:VAL:HG21	16:CP:32:TYR:CG	2.17	0.79
16:CP:22:THR:HA	16:CP:33:ILE:HG12	1.64	0.79
41:DG:39:ILE:HG22	41:DG:157:ILE:HG12	1.63	0.79
45:DN:39:ARG:HD3	45:DN:41:ASP:HB2	1.64	0.79
16:AP:18:ARG:HD3	16:AP:35:LYS:HD2	1.64	0.79
23:AW:34:C:H5'	23:AW:35:U:OP1	1.82	0.79
35:BA:1348:G:C2'	35:BA:1349:A:H5''	2.12	0.79
38:BD:268:ARG:HB3	38:BD:268:ARG:HH11	1.46	0.79
6:CF:37:VAL:HG12	6:CF:38:GLU:H	1.46	0.79
35:DA:1464:C:O2'	35:DA:1528:A:H8	1.64	0.79
35:DA:1697:G:H3'	35:DA:1698:A:H5''	1.64	0.79
35:DA:1963:U:O2	35:DA:1963:U:H2'	1.82	0.79
35:DA:952:G:P	48:DQ:16:ARG:HH22	2.05	0.79
35:DA:2580:U:H5'	39:DE:131:ALA:HB2	1.64	0.79
41:DG:68:PRO:HA	41:DG:92:VAL:HB	1.63	0.79
39:DE:111:ARG:HA	49:DR:2:ARG:CG	2.12	0.79
54:DW:1:MET:HE3	54:DW:2:GLU:H	1.47	0.79
2:AB:18:GLY:H	2:AB:42:ILE:HG22	1.46	0.79
16:AP:20:VAL:HG21	16:AP:32:TYR:CG	2.17	0.79
19:AS:6:LYS:HD2	19:AS:6:LYS:H	1.45	0.79
35:BA:676:A:H2	35:BA:802:A:H61	1.26	0.79
43:BI:27:ARG:HG3	43:BI:27:ARG:HH11	1.47	0.79
53:BV:72:VAL:CG2	53:BV:85:LYS:HB3	2.11	0.79
1:CA:1492:A:H1'	1:CA:1493:A:OP1	1.81	0.79
2:CB:24:TRP:CZ3	2:CB:26:PRO:HA	2.17	0.79
4:CD:126:ILE:HG22	4:CD:127:THR:H	1.48	0.79
23:CW:17:C:H5''	23:CW:18:U:C6	2.17	0.79
31:D6:9:LEU:HD13	31:D6:9:LEU:O	1.83	0.79
56:DY:31:LEU:HB2	56:DY:32:PRO:HA	1.65	0.79
35:BA:603:A:H4'	35:BA:604:G:O5'	1.83	0.79
1:CA:192:U:H2'	1:CA:193:C:C6	2.18	0.79
3:CC:40:ARG:HA	3:CC:55:VAL:HG11	1.62	0.79
7:CG:120:ILE:O	7:CG:124:LEU:HB2	1.82	0.79
7:CG:20:ASP:HB3	7:CG:23:VAL:HG23	1.65	0.79

*Continued on next page...*

*Continued from previous page...*

Atom-1	Atom-2	Interatomic distance (Å)	Clash overlap (Å)
23:CW:13:U:H2'	23:CW:14:A:C4'	2.12	0.79
31:D6:45:LYS:HE3	35:DA:2371:G:H5''	1.62	0.79
35:DA:2472:G:H5'	35:DA:2473:U:H5''	1.63	0.79
35:DA:2315:G:H21	41:DG:128:ARG:NH1	1.80	0.79
42:DH:121:ILE:HD11	42:DH:140:LYS:HB3	1.64	0.79
35:DA:2394:C:OP1	47:DP:63:PRO:HD2	1.82	0.79
6:AF:37:VAL:HG12	6:AF:38:GLU:H	1.47	0.79
22:AY:20:G:H1	22:AY:58:C:N4	1.79	0.79
30:B5:53:ALA:HB3	30:B5:55:ARG:NH2	1.98	0.79
43:BI:140:LEU:HD21	43:BI:142:VAL:HG23	1.63	0.79
49:BR:113:LEU:HD23	49:BR:113:LEU:O	1.83	0.79
53:BV:52:VAL:HG13	53:BV:55:ALA:HB3	1.65	0.79
1:CA:735:C:H2'	1:CA:736:C:H6	1.45	0.79
33:D8:50:LEU:HD12	33:D8:51:ALA:N	1.97	0.79
50:DS:13:ARG:HG3	50:DS:14:VAL:H	1.46	0.79
1:AA:1321:C:C5'	1:AA:1322:C:H5''	2.13	0.79
7:AG:20:ASP:HB3	7:AG:23:VAL:HG23	1.64	0.79
13:AM:81:LEU:HD22	13:AM:88:ARG:HD3	1.65	0.79
19:AS:36:ARG:NH1	19:AS:53:ASN:HA	1.96	0.79
45:BN:62:VAL:HG22	45:BN:66:LYS:HB2	1.65	0.79
55:BX:12:VAL:HG21	55:BX:27:THR:HG23	1.65	0.79
1:CA:439:A:H2'	1:CA:441:A:O4'	1.82	0.79
12:CL:38:THR:HG23	12:CL:39:VAL:HG23	1.63	0.79
13:CM:2:ALA:HB3	13:CM:9:ILE:HG23	1.62	0.79
23:CW:40:A:H4'	23:CW:40:A:OP2	1.82	0.79
41:DG:19:LEU:HB3	41:DG:25:TYR:HE2	1.47	0.79
41:DG:5:VAL:HG12	41:DG:6:ALA:N	1.97	0.79
56:DY:28:LYS:HG2	56:DY:39:VAL:HG22	1.65	0.79
38:BD:35:LYS:HB3	38:BD:35:LYS:HZ2	1.48	0.79
40:BF:178:PRO:HB2	40:BF:201:VAL:HG11	1.64	0.79
1:CA:345:C:H5'	1:CA:346:G:C4	2.18	0.79
2:CB:42:ILE:HD13	2:CB:203:GLY:HA2	1.64	0.79
23:CW:58:C:N4	35:DA:2169:A:H1'	1.98	0.79
22:CY:17:C:H5''	22:CY:18:U:C6	2.18	0.79
46:DO:18:LYS:HB2	46:DO:45:GLU:HG2	1.64	0.79
48:DQ:55:VAL:HG23	57:DZ:180:VAL:HG13	1.65	0.79
56:DY:42:VAL:HG12	56:DY:65:ALA:HB3	1.65	0.79
7:AG:84:ASN:HD21	23:AW:36:C:N4	1.81	0.79
15:AO:39:LEU:HD11	15:AO:56:LEU:HB2	1.65	0.79
53:BV:21:ARG:HG2	53:BV:91:TYR:HD2	1.43	0.79
22:CV:4:C:HO2'	22:CV:5:C:H6	0.81	0.79

*Continued on next page...*

*Continued from previous page...*

Atom-1	Atom-2	Interatomic distance (Å)	Clash overlap (Å)
22:CY:20:G:H1	22:CY:58:C:H42	1.30	0.79
35:DA:1318:C:H3'	35:DA:1319:G:H5''	1.65	0.79
38:DD:35:LYS:N	38:DD:36:PRO:HD2	1.98	0.79
57:DZ:39:VAL:HG21	57:DZ:44:PHE:HD2	1.47	0.79
1:AA:1123:A:H4'	10:AJ:36:GLY:HA3	1.63	0.79
3:AC:113:ALA:HB3	3:AC:114:PRO:HD3	1.63	0.79
36:BB:80:U:H2'	36:BB:81:G:N2	1.97	0.79
41:BG:146:TYR:O	41:BG:149:VAL:HG12	1.83	0.79
35:BA:952:G:P	48:BQ:16:ARG:HH22	2.05	0.79
54:BW:92:ARG:HB3	54:BW:92:ARG:NH1	1.97	0.79
1:CA:180:U:C2'	1:CA:181:G:H5''	2.13	0.79
35:DA:2562:U:H1'	46:DO:23:ARG:NH1	1.96	0.79
52:DU:91:ASP:OD1	52:DU:96:ALA:HB2	1.83	0.79
52:BU:79:PHE:CE1	52:BU:83:LEU:HD21	2.18	0.78
35:DA:155:U:H2'	35:DA:156:U:H5''	1.65	0.78
38:DD:24:ILE:HG12	38:DD:25:THR:N	1.98	0.78
45:DN:55:VAL:HG22	45:DN:126:PRO:HA	1.63	0.78
45:DN:133:GLN:HG2	45:DN:134:ARG:N	1.97	0.78
45:DN:133:GLN:HG2	45:DN:135:PRO:HD3	1.63	0.78
13:AM:13:LYS:HA	13:AM:44:ARG:HH11	1.46	0.78
13:AM:95:GLY:HA2	13:AM:110:ARG:HH21	1.47	0.78
22:AV:5:C:O2	22:AV:70:G:N2	2.16	0.78
22:AY:20:G:N1	22:AY:58:C:N4	2.30	0.78
31:B6:10:LEU:HD23	31:B6:10:LEU:H	1.48	0.78
35:BA:1175:U:H4'	35:BA:1176:G:H5'	1.65	0.78
7:CG:85:TYR:HD2	7:CG:154:TYR:HE2	1.29	0.78
38:DD:44:ASN:CB	38:DD:49:ILE:HA	2.09	0.78
35:DA:1658:C:OP1	39:DE:132:HIS:ND1	2.16	0.78
46:DO:47:ILE:HG12	46:DO:48:PRO:HD2	1.65	0.78
1:AA:345:C:H5'	1:AA:346:G:C4	2.17	0.78
3:AC:182:ILE:HG12	3:AC:203:PHE:HA	1.65	0.78
23:AW:35:U:OP2	23:AW:35:U:H3'	1.84	0.78
23:AW:40:A:H4'	23:AW:40:A:OP2	1.81	0.78
35:BA:2068:U:N3	35:BA:2430:A:H2	1.80	0.78
35:BA:1826:G:H4'	38:BD:242:ARG:HH21	1.47	0.78
43:BI:92:VAL:HB	43:BI:120:ILE:HB	1.65	0.78
47:BP:16:ARG:HB2	47:BP:16:ARG:NH1	1.99	0.78
22:AY:56:U:C3'	57:BZ:182:LYS:O	2.30	0.78
1:CA:1152:A:H5'	10:CJ:70:ARG:NH2	1.98	0.78
26:D1:44:PRO:HB2	26:D1:46:LEU:CD1	2.13	0.78
35:DA:1528:A:N1	35:DA:1542:A:H2	1.81	0.78

*Continued on next page...*



*Continued from previous page...*

Atom-1	Atom-2	Interatomic distance (Å)	Clash overlap (Å)
4:AD:125:HIS:C	4:AD:126:ILE:HD12	2.04	0.78
5:AE:145:LYS:O	5:AE:149:GLU:HG2	1.82	0.78
6:AF:37:VAL:HA	6:AF:65:VAL:HG12	1.63	0.78
12:AL:54:LYS:HD2	12:AL:54:LYS:H	1.48	0.78
19:AS:48:THR:HG22	19:AS:61:TYR:HA	1.65	0.78
1:CA:1321:C:C5'	1:CA:1322:C:H5''	2.14	0.78
9:CI:26:VAL:HG22	9:CI:61:ALA:HB3	1.65	0.78
10:CJ:6:ILE:HD12	10:CJ:6:ILE:O	1.84	0.78
19:CS:6:LYS:HD2	19:CS:6:LYS:H	1.48	0.78
31:D6:45:LYS:HG2	35:DA:2371:G:H4'	1.63	0.78
39:DE:59:VAL:O	39:DE:62:PRO:HD2	1.83	0.78
41:DG:64:THR:OG1	41:DG:94:LEU:HD11	1.83	0.78
53:DV:51:VAL:HG12	53:DV:52:VAL:H	1.48	0.78
5:AE:7:GLU:HG2	5:AE:112:LEU:HB3	1.63	0.78
23:AW:34:C:H2'	23:AW:34:C:O2	1.82	0.78
22:AY:31:C:C2'	22:AY:32:G:H5''	2.14	0.78
38:BD:30:GLU:HG3	38:BD:63:ARG:NE	1.98	0.78
45:BN:15:LEU:HD13	45:BN:16:ILE:N	1.99	0.78
53:BV:18:LEU:CD2	53:BV:19:LYS:H	1.96	0.78
56:BY:28:LYS:NZ	56:BY:28:LYS:N	2.31	0.78
22:AY:63:C:H1'	57:BZ:186:GLU:CG	2.14	0.78
1:CA:343:U:O2'	1:CA:344:A:H2'	1.84	0.78
13:CM:13:LYS:HA	13:CM:44:ARG:HH11	1.46	0.78
22:CY:1:G:O2'	22:CY:2:G:H5'	1.84	0.78
29:D4:25:TYR:CE1	41:DG:5:VAL:HG22	2.19	0.78
39:DE:111:ARG:HG2	49:DR:2:ARG:CZ	2.13	0.78
40:DF:89:VAL:HG12	40:DF:90:PHE:N	1.99	0.78
43:DI:118:LYS:HG2	43:DI:119:PRO:HD2	1.66	0.78
53:DV:72:VAL:CG2	53:DV:85:LYS:HB3	2.14	0.78
54:DW:9:TYR:H	54:DW:102:HIS:CD2	2.01	0.78
57:DZ:165:VAL:HG12	57:DZ:166:SER:N	1.99	0.78
4:AD:30:LYS:C	4:AD:32:ALA:H	1.86	0.78
12:AL:54:LYS:HB2	12:AL:70:ILE:HB	1.66	0.78
27:B2:47:ASN:HD22	35:BA:94(A):G:H21	1.31	0.78
35:BA:8:A:H2'	35:BA:9:U:C5	2.17	0.78
57:BZ:171:ILE:HG13	57:BZ:172:ALA:N	1.99	0.78
57:BZ:183:LEU:HD12	57:BZ:184:ALA:N	1.98	0.78
22:CV:52:C:H2'	22:CV:53:U:C6	2.18	0.78
36:DB:6:C:HO2'	50:DS:29:PHE:HE2	1.28	0.78
2:AB:162:ILE:HD11	2:AB:184:VAL:HG22	1.63	0.78
9:AI:16:ARG:O	9:AI:63:ILE:HG23	1.83	0.78

*Continued on next page...*

*Continued from previous page...*

Atom-1	Atom-2	Interatomic distance (Å)	Clash overlap (Å)
38:BD:10:THR:HG23	38:BD:13:ARG:HB3	1.66	0.78
47:BP:30:THR:CG2	47:BP:31:ALA:H	1.92	0.78
35:BA:1598:C:H5'	55:BX:36:LYS:HB2	1.65	0.78
56:BY:42:VAL:HG12	56:BY:65:ALA:HB3	1.62	0.78
13:CM:95:GLY:HA2	13:CM:110:ARG:HH21	1.48	0.78
22:CY:55:G:H2'	22:CY:56:U:C1'	2.12	0.78
40:DF:83:PHE:O	40:DF:84:VAL:HB	1.82	0.78
46:DO:25:LEU:HD11	46:DO:40:VAL:HG23	1.65	0.78
51:DT:46:GLU:O	51:DT:65:LYS:HD2	1.84	0.78
35:DA:2875:C:H4'	51:DT:5:ALA:HB2	1.64	0.78
48:DQ:130:LYS:NZ	57:DZ:80:ARG:HD2	1.99	0.78
23:AW:16:U:H1'	23:AW:62:U:C4'	2.13	0.78
48:BQ:12:GLN:HG2	48:BQ:73:PRO:HD2	1.65	0.78
39:BE:111:ARG:HG2	49:BR:2:ARG:CZ	2.13	0.78
35:DA:1038:C:H3'	35:DA:1039:G:H5''	1.63	0.78
35:DA:544:G:H21	35:DA:547:A:H2'	1.49	0.78
35:DA:953:A:O2'	35:DA:954:G:H5'	1.84	0.78
37:DC:7:ARG:HH22	37:DC:219:MET:HB3	1.46	0.78
42:DH:41:MET:HG3	42:DH:42:ARG:N	1.96	0.78
47:DP:92:GLU:HG3	47:DP:93:GLY:H	1.49	0.78
53:DV:46:VAL:HG22	53:DV:47:VAL:H	1.49	0.78
54:DW:5:ALA:HB2	54:DW:54:ALA:HB2	1.64	0.78
57:DZ:151:HIS:HB3	57:DZ:170:THR:HA	1.63	0.78
43:BI:127:VAL:HG13	43:BI:139:GLN:HA	1.64	0.78
8:CH:4:ASP:HB2	8:CH:89:PRO:HG3	1.65	0.78
19:CS:48:THR:HG22	19:CS:61:TYR:HA	1.66	0.78
1:CA:1397:C:O2	24:CX:22:A:N7	2.17	0.78
46:DO:2:ILE:CD1	46:DO:82:ASN:HD22	1.96	0.78
8:AH:20:TYR:CE2	8:AH:75:ARG:HD2	2.19	0.78
13:AM:54:VAL:O	13:AM:58:GLU:HG2	1.83	0.78
20:AT:75:ASN:N	20:AT:75:ASN:HD22	1.78	0.78
35:BA:1963:U:H2'	35:BA:1963:U:O2	1.82	0.78
39:BE:59:VAL:O	39:BE:62:PRO:HD2	1.83	0.78
51:BT:91:ARG:HA	51:BT:117:ASP:H	1.49	0.78
1:CA:1144:G:H21	1:CA:1146:A:H62	1.32	0.78
5:CE:150:ARG:HA	5:CE:153:LYS:HE2	1.66	0.78
13:CM:3:ARG:NH2	41:DG:113:ARG:HB2	1.99	0.78
35:DA:8:A:H2'	35:DA:9:U:C5	2.18	0.78
38:DD:118:VAL:HG22	38:DD:119:ALA:H	1.47	0.78
3:AC:107:GLN:CD	3:AC:107:GLN:H	1.88	0.77
8:AH:122:ARG:HB2	8:AH:122:ARG:HH11	1.49	0.77

*Continued on next page...*



*Continued from previous page...*

Atom-1	Atom-2	Interatomic distance (Å)	Clash overlap (Å)
8:AH:12:ARG:HH12	8:AH:27:PRO:HD3	1.49	0.77
33:B8:59:LYS:HB2	33:B8:59:LYS:HZ3	1.47	0.77
42:BH:121:ILE:HD11	42:BH:140:LYS:HB3	1.66	0.77
1:CA:1256:A:N6	1:CA:1278:U:H1'	2.00	0.77
2:CB:141:GLU:O	2:CB:145:LEU:HB2	1.84	0.77
4:CD:88:VAL:O	4:CD:92:VAL:HG23	1.84	0.77
1:CA:1216:G:H5''	14:CN:5:ALA:HB2	1.66	0.77
22:CV:53:U:H1'	22:CV:66:G:N2	2.00	0.77
29:D4:2:LYS:HG3	36:DB:39:A:N1	2.00	0.77
57:DZ:109:ALA:HB3	57:DZ:145:GLU:HB2	1.65	0.77
10:AJ:49:VAL:HG23	14:AN:41:ARG:HB2	1.64	0.77
38:BD:261:LYS:HZ1	38:BD:263:ARG:NH2	1.81	0.77
57:BZ:117:LEU:HA	57:BZ:174:VAL:HG22	1.63	0.77
20:CT:89:ARG:HB2	20:CT:104:LEU:HD11	1.66	0.77
23:CW:45:U:H3'	23:CW:46:U:C6	2.18	0.77
35:DA:1884:A:H2'	35:DA:1885:A:C5'	2.13	0.77
47:DP:89:ALA:HA	47:DP:121:LYS:HD3	1.66	0.77
56:DY:8:LYS:HE2	56:DY:72:VAL:HG23	1.64	0.77
1:AA:180:U:C2'	1:AA:181:G:H5''	2.14	0.77
33:B8:6:THR:CG2	33:B8:63:PRO:HD3	2.14	0.77
35:BA:1884:A:H2'	35:BA:1885:A:C5'	2.14	0.77
39:BE:77:ILE:HG22	39:BE:78:LEU:N	2.00	0.77
2:CB:47:THR:O	2:CB:51:LEU:HG	1.84	0.77
4:CD:31:CYS:SG	4:CD:31:CYS:O	2.42	0.77
23:CW:42:C:C2'	23:CW:43:G:H5'	2.14	0.77
27:D2:51:ARG:HD3	27:D2:55:ARG:NH1	1.99	0.77
53:DV:18:LEU:CD2	53:DV:19:LYS:H	1.97	0.77
35:BA:612:C:H2'	35:BA:613:G:C5'	2.05	0.77
3:CC:113:ALA:HB3	3:CC:114:PRO:HD3	1.67	0.77
3:CC:182:ILE:HG12	3:CC:203:PHE:HA	1.66	0.77
3:CC:77:ILE:HG23	3:CC:84:ILE:HG21	1.66	0.77
25:D0:5:LYS:HB3	25:D0:5:LYS:NZ	2.00	0.77
38:DD:176:ARG:HH11	38:DD:176:ARG:HG2	1.49	0.77
40:DF:24:LEU:HB3	40:DF:25:PRO:CD	2.14	0.77
41:DG:72:ARG:HG3	41:DG:87:PRO:HD2	1.66	0.77
42:DH:7:LEU:HD23	42:DH:69:ARG:CD	2.13	0.77
46:DO:111:PHE:HB3	46:DO:114:ILE:HD13	1.66	0.77
47:DP:98:GLU:O	47:DP:101:VAL:HG22	1.85	0.77
1:AA:1040:U:H2'	1:AA:1041:A:H8	1.47	0.77
18:AR:58:LEU:HD12	18:AR:58:LEU:H	1.49	0.77
33:B8:50:LEU:HD12	33:B8:51:ALA:N	1.98	0.77

*Continued on next page...*

*Continued from previous page...*

Atom-1	Atom-2	Interatomic distance (Å)	Clash overlap (Å)
35:BA:2036:C:H5'	35:BA:2036:C:H6	1.48	0.77
5:CE:76:ILE:CG1	5:CE:77:PRO:HD2	2.14	0.77
23:CW:4:C:H2'	23:CW:4:C:OP2	1.84	0.77
26:D1:45:ASN:ND2	26:D1:47:GLN:HE21	1.82	0.77
35:DA:1540:U:H3'	35:DA:1541:G:H3'	1.64	0.77
39:DE:132:HIS:HA	39:DE:135:HIS:CE1	2.20	0.77
22:AY:26:G:H2'	22:AY:27:C:H6	1.48	0.77
35:BA:893:C:H2'	35:BA:894:C:C6	2.20	0.77
41:BG:64:THR:HG23	41:BG:66:GLN:H	1.49	0.77
46:BO:105:GLU:HA	46:BO:108:GLU:OE2	1.83	0.77
3:CC:108:ASN:ND2	3:CC:144:SER:HB2	1.98	0.77
4:CD:125:HIS:C	4:CD:126:ILE:HD12	2.05	0.77
9:CI:16:ARG:O	9:CI:63:ILE:HG23	1.83	0.77
35:DA:613:G:C8	35:DA:613:G:H5'	2.19	0.77
51:DT:129:ARG:NH1	51:DT:131:ALA:HB2	1.99	0.77
52:DU:92:ARG:O	52:DU:94:ASN:N	2.18	0.77
8:AH:4:ASP:HB2	8:AH:89:PRO:HG3	1.67	0.77
25:B0:5:LYS:HB3	25:B0:5:LYS:NZ	1.98	0.77
29:B4:6:HIS:NE2	41:BG:67:LYS:HE2	2.00	0.77
3:CC:173:VAL:O	3:CC:175:LEU:HD12	1.82	0.77
4:CD:152:SER:O	4:CD:155:LEU:HG	1.85	0.77
7:CG:15:ASP:HB3	7:CG:19:GLY:N	1.99	0.77
8:CH:103:VAL:CG2	8:CH:110:ALA:HB2	2.13	0.77
10:CJ:51:ARG:HG3	10:CJ:60:ARG:HA	1.67	0.77
12:CL:75:HIS:CD2	12:CL:77:LEU:HB2	2.18	0.77
13:CM:81:LEU:HD22	13:CM:88:ARG:HD3	1.65	0.77
35:DA:1175:U:H4'	35:DA:1176:G:H5'	1.64	0.77
35:DA:1681:G:O2'	35:DA:1762:A:H2'	1.84	0.77
39:DE:2:LYS:HD3	39:DE:95:ILE:HG22	1.64	0.77
42:DH:7:LEU:HD22	42:DH:65:HIS:CE1	2.19	0.77
22:CY:58:C:C6	57:DZ:182:LYS:NZ	2.53	0.77
1:AA:542:G:H5'	4:AD:41:GLY:HA3	1.67	0.77
22:AV:25:A:O2'	22:AV:26:G:H5'	1.84	0.77
35:BA:1846:G:H5'	35:BA:1846:G:H8	1.49	0.77
35:BA:2562:U:H1'	46:BO:23:ARG:NH1	1.99	0.77
2:CB:18:GLY:H	2:CB:42:ILE:HG22	1.49	0.77
23:CW:10:G:O6	23:CW:27:C:H2'	1.85	0.77
22:CY:56:U:O5'	22:CY:56:U:H6	1.68	0.77
35:DA:1281:G:H5'	35:DA:1281:G:H8	1.50	0.77
39:DE:9:VAL:HG22	39:DE:25:VAL:HB	1.66	0.77
43:DI:127:VAL:HG13	43:DI:139:GLN:HA	1.66	0.77

*Continued on next page...*

*Continued from previous page...*

Atom-1	Atom-2	Interatomic distance (Å)	Clash overlap (Å)
2:AB:71:VAL:HB	2:AB:164:VAL:HG12	1.66	0.77
26:B1:86:SER:O	26:B1:90:ILE:HG12	1.85	0.77
35:BA:1681:G:O2'	35:BA:1762:A:H2'	1.84	0.77
35:BA:613:G:H5'	35:BA:613:G:C8	2.18	0.77
1:CA:1363(A):A:C4'	1:CA:1364:U:H5''	2.13	0.77
8:CH:51:VAL:CG1	8:CH:60:ARG:HB2	2.14	0.77
23:CW:35:U:H3'	23:CW:35:U:OP2	1.84	0.77
35:DA:1314:C:H6	35:DA:1314:C:H5'	1.49	0.77
40:DF:101:LEU:HD12	40:DF:102:PRO:HD2	1.64	0.77
35:DA:1598:C:H5'	55:DX:36:LYS:HB2	1.64	0.77
1:AA:192:U:H2'	1:AA:193:C:C6	2.19	0.77
1:AA:382:A:H2'	1:AA:383:A:C8	2.20	0.77
1:AA:458:C:H2'	1:AA:460:G:H8	1.49	0.77
30:B5:48:GLU:O	30:B5:49:CYS:HB3	1.83	0.77
35:BA:2657:A:H2'	35:BA:2658:C:H5'	1.67	0.77
35:BA:672:C:H2'	35:BA:673:C:H5'	1.65	0.77
4:CD:162:LEU:O	4:CD:165:MET:HB2	1.85	0.77
8:CH:12:ARG:HH11	8:CH:26:VAL:HA	1.49	0.77
10:CJ:40:LEU:HB2	10:CJ:69:ASN:HB2	1.67	0.77
15:CO:54:ARG:HD3	15:CO:58:MET:HE2	1.65	0.77
51:DT:91:ARG:HA	51:DT:117:ASP:H	1.49	0.77
52:DU:90:VAL:O	52:DU:92:ARG:N	2.18	0.77
57:DZ:42:VAL:HG13	57:DZ:43:GLU:N	1.99	0.77
1:AA:1435:G:H2'	1:AA:1436:U:C6	2.20	0.76
10:AJ:6:ILE:O	10:AJ:6:ILE:HD12	1.85	0.76
12:AL:25:PRO:O	12:AL:27:LEU:HD22	1.84	0.76
35:BA:1528:A:N1	35:BA:1542:A:H2	1.82	0.76
1:AA:1422:G:H4'	46:BO:49:ARG:NH1	2.00	0.76
51:BT:80:SER:CB	51:BT:81:PRO:HD3	2.15	0.76
12:CL:54:LYS:H	12:CL:54:LYS:HD2	1.48	0.76
40:DF:178:PRO:HB2	40:DF:201:VAL:HG11	1.65	0.76
43:DI:100:ALA:HA	43:DI:103:ARG:HD2	1.65	0.76
43:DI:92:VAL:HB	43:DI:120:ILE:HB	1.66	0.76
46:DO:107:ARG:HH12	51:DT:35:LYS:HD2	1.49	0.76
56:DY:28:LYS:NZ	56:DY:28:LYS:N	2.32	0.76
22:CY:63:C:O5'	57:DZ:186:GLU:CG	2.33	0.76
1:AA:438:G:H2'	1:AA:494:U:O4	1.86	0.76
3:AC:173:VAL:O	3:AC:175:LEU:HD12	1.84	0.76
4:AD:152:SER:O	4:AD:155:LEU:HG	1.84	0.76
8:AH:51:VAL:CG1	8:AH:60:ARG:HB2	2.15	0.76
22:AY:1:G:O2'	22:AY:2:G:H5'	1.84	0.76

*Continued on next page...*

*Continued from previous page...*

Atom-1	Atom-2	Interatomic distance (Å)	Clash overlap (Å)
1:CA:1400:C:N4	22:CV:36:AG9:C5	2.49	0.76
1:CA:345:C:H5'	1:CA:346:G:C5	2.19	0.76
18:CR:58:LEU:HD12	18:CR:58:LEU:H	1.49	0.76
35:DA:1887:C:C2'	35:DA:1888:G:H5''	2.14	0.76
43:DI:123:LEU:HA	43:DI:142:VAL:HG11	1.67	0.76
49:DR:2:ARG:HD2	49:DR:2:ARG:O	1.85	0.76
8:AH:12:ARG:HH11	8:AH:26:VAL:HA	1.49	0.76
22:AY:10:G:H22	22:AY:28:G:H1'	1.51	0.76
30:B5:3:LYS:HB3	35:BA:747:U:C5	2.20	0.76
42:BH:66:GLY:HA2	42:BH:69:ARG:HD3	1.65	0.76
35:BA:2875:C:H4'	51:BT:5:ALA:HB2	1.66	0.76
52:BU:112:ARG:NH1	53:BV:46:VAL:HG11	2.00	0.76
12:CL:27:LEU:HG	12:CL:62:SER:OG	1.85	0.76
22:CY:17:C:H5''	22:CY:18:U:C5	2.21	0.76
30:D5:3:LYS:HB3	35:DA:747:U:C5	2.20	0.76
35:DA:587:C:C5	47:DP:33:ARG:HD3	2.20	0.76
49:DR:10:LEU:HB3	49:DR:17:ARG:NE	2.01	0.76
51:DT:60:THR:HG22	51:DT:77:PRO:HA	1.68	0.76
10:AJ:31:GLY:HA3	10:AJ:78:ASN:ND2	2.01	0.76
18:AR:70:ILE:O	18:AR:74:ARG:HG3	1.85	0.76
43:BI:134:PRO:O	43:BI:135:GLU:HG2	1.85	0.76
43:BI:84:GLY:O	43:BI:85:GLU:HB2	1.86	0.76
52:BU:90:VAL:O	52:BU:92:ARG:N	2.18	0.76
1:CA:458:C:H2'	1:CA:460:G:H8	1.48	0.76
38:DD:139:GLY:H	38:DD:165:ILE:HB	1.50	0.76
47:DP:126:VAL:HA	47:DP:145:PRO:HB2	1.68	0.76
1:AA:345:C:H5'	1:AA:346:G:C5	2.19	0.76
23:AW:11:C:H2'	23:AW:12:U:N1	2.00	0.76
1:AA:1493:A:O2'	24:AX:19:A:H1'	1.86	0.76
26:B1:80:LEU:HB2	26:B1:82:LEU:HD21	1.66	0.76
35:BA:284:U:H2'	35:BA:285:C:H6	1.50	0.76
51:BT:129:ARG:NH1	51:BT:131:ALA:HB2	2.00	0.76
1:CA:959:A:H2'	1:CA:960:U:H4'	1.67	0.76
5:CE:68:GLU:O	5:CE:68:GLU:HG3	1.84	0.76
18:CR:53:ARG:NH1	18:CR:60:ALA:HA	2.00	0.76
38:DD:35:LYS:HD2	38:DD:35:LYS:C	2.06	0.76
39:DE:69:LYS:HZ1	39:DE:89:ASP:HA	1.48	0.76
35:DA:1190:G:H5'	47:DP:35:HIS:H	1.49	0.76
48:DQ:134:ARG:CZ	57:DZ:122:ARG:HE	1.98	0.76
57:DZ:73:GLN:HB3	57:DZ:87:ASP:OD1	1.85	0.76
1:AA:1152:A:H5'	10:AJ:70:ARG:NH2	1.99	0.76

*Continued on next page...*

*Continued from previous page...*

Atom-1	Atom-2	Interatomic distance (Å)	Clash overlap (Å)
5:AE:150:ARG:HA	5:AE:153:LYS:HE2	1.66	0.76
46:BO:47:ILE:HG12	46:BO:48:PRO:HD2	1.66	0.76
54:BW:9:TYR:H	54:BW:102:HIS:CD2	2.04	0.76
1:CA:1129:C:H41	1:CA:1135:U:H3	1.34	0.76
2:CB:14:GLY:O	2:CB:15:VAL:HG13	1.86	0.76
12:CL:32:PHE:HB3	12:CL:84:LEU:HD21	1.67	0.76
22:CV:27:C:H2'	22:CV:28:G:O4'	1.84	0.76
35:DA:1639:U:O2'	35:DA:1640:C:H5''	1.85	0.76
36:DB:54:G:H21	41:DG:29:TRP:HE1	1.34	0.76
40:DF:24:LEU:O	40:DF:26:ALA:N	2.19	0.76
10:AJ:40:LEU:HB2	10:AJ:69:ASN:HB2	1.67	0.76
22:AV:25:A:H2'	22:AV:26:G:H8	1.47	0.76
23:AW:70:G:C2'	23:AW:71:G:C8	2.59	0.76
31:B6:37:ARG:HH21	35:BA:2286:A:N6	1.83	0.76
31:B6:9:LEU:O	31:B6:9:LEU:HD13	1.86	0.76
35:BA:1318:C:H3'	35:BA:1319:G:H5''	1.66	0.76
35:BA:2189:U:H2'	35:BA:2190:G:H5''	1.67	0.76
38:BD:24:ILE:HG12	38:BD:25:THR:N	2.00	0.76
38:BD:35:LYS:HD2	38:BD:35:LYS:C	2.05	0.76
1:CA:1060:C:C5	3:CC:2:GLY:HA2	2.21	0.76
8:CH:20:TYR:CE2	8:CH:75:ARG:HD2	2.18	0.76
10:CJ:6:ILE:HD11	10:CJ:72:VAL:HB	1.66	0.76
23:CW:27:C:H3'	23:CW:28:G:H8	1.49	0.76
30:D5:48:GLU:O	30:D5:49:CYS:HB3	1.86	0.76
30:D5:53:ALA:HB3	30:D5:55:ARG:NH2	2.01	0.76
35:DA:2807:G:H2'	35:DA:2808:U:H5''	1.67	0.76
52:DU:101:ARG:HB3	52:DU:102:GLU:OE2	1.86	0.76
54:DW:4:LYS:HG2	54:DW:5:ALA:H	1.50	0.76
1:AA:959:A:H2'	1:AA:960:U:H4'	1.67	0.76
4:AD:128:VAL:HG12	4:AD:129:ASN:N	2.01	0.76
5:AE:76:ILE:CG1	5:AE:77:PRO:HD2	2.16	0.76
23:AW:4:C:O2'	23:AW:5:C:C5	2.37	0.76
22:AY:49:G:C3'	22:AY:50:C:H5'	2.14	0.76
22:AY:57:U:O5'	57:BZ:183:LEU:N	2.19	0.76
35:BA:155:U:H2'	35:BA:156:U:H5''	1.65	0.76
35:BA:2807:G:H2'	35:BA:2808:U:H5''	1.68	0.76
39:BE:2:LYS:HD3	39:BE:95:ILE:HG22	1.67	0.76
1:CA:1208:C:H2'	1:CA:1209:C:C6	2.21	0.76
2:CB:71:VAL:HB	2:CB:164:VAL:HG12	1.66	0.76
3:CC:71:ALA:HA	3:CC:106:VAL:H	1.51	0.76
25:D0:84:LEU:H	25:D0:84:LEU:HD12	1.51	0.76

*Continued on next page...*

*Continued from previous page...*

Atom-1	Atom-2	Interatomic distance (Å)	Clash overlap (Å)
35:DA:2068:U:N3	35:DA:2430:A:H2	1.80	0.76
45:DN:15:LEU:HD13	45:DN:16:ILE:N	2.00	0.76
47:DP:61:ARG:HD2	47:DP:61:ARG:H	1.50	0.76
57:DZ:39:VAL:HG21	57:DZ:44:PHE:CD2	2.20	0.76
1:AA:1208:C:H2'	1:AA:1209:C:C6	2.21	0.76
1:AA:161:A:H2'	1:AA:162:A:C8	2.21	0.76
10:AJ:8:LEU:HD23	10:AJ:96:ILE:HG22	1.68	0.76
18:AR:53:ARG:NH1	18:AR:60:ALA:HA	2.00	0.76
1:AA:1314:C:H5	19:AS:6:LYS:HE2	1.48	0.76
23:AW:42:C:H2'	23:AW:43:G:O4'	1.86	0.76
47:BP:92:GLU:HG3	47:BP:93:GLY:H	1.51	0.76
51:BT:28:VAL:HG22	51:BT:46:GLU:HA	1.68	0.76
51:BT:46:GLU:O	51:BT:65:LYS:HD2	1.84	0.76
31:D6:10:LEU:H	31:D6:10:LEU:HD23	1.49	0.76
33:D8:32:LEU:HD12	35:DA:2391:G:OP1	1.85	0.76
35:DA:1037:G:H1	35:DA:1118:C:H42	1.34	0.76
35:DA:1899:G:O2'	35:DA:1900:A:H5''	1.86	0.76
40:DF:9:ILE:HG22	40:DF:11:VAL:O	1.86	0.76
51:DT:91:ARG:HB3	51:DT:116:ALA:HA	1.68	0.76
11:AK:22:HIS:HB3	11:AK:29:ILE:HG23	1.68	0.76
22:AY:6:C:H2'	22:AY:7:U:C6	2.20	0.76
25:B0:84:LEU:H	25:B0:84:LEU:HD12	1.49	0.76
33:B8:32:LEU:HD12	35:BA:2391:G:OP1	1.86	0.76
38:BD:176:ARG:HG2	38:BD:176:ARG:HH11	1.50	0.76
43:BI:118:LYS:HG2	43:BI:119:PRO:HD2	1.67	0.76
1:AA:1432:G:OP1	51:BT:107:ASP:HB2	1.85	0.76
1:CA:1040:U:H2'	1:CA:1041:A:H8	1.48	0.76
9:CI:125:TYR:CE1	9:CI:127:LYS:HB2	2.20	0.76
38:DD:10:THR:HG23	38:DD:13:ARG:CB	2.16	0.76
42:DH:54:ARG:HD2	42:DH:56:SER:O	1.85	0.76
1:AA:434:U:H2'	1:AA:435:C:C6	2.21	0.75
2:AB:141:GLU:O	2:AB:145:LEU:HB2	1.85	0.75
4:AD:126:ILE:HG22	4:AD:127:THR:H	1.49	0.75
4:AD:162:LEU:O	4:AD:165:MET:HB2	1.86	0.75
23:AW:13:U:C6	23:AW:13:U:C3'	2.66	0.75
22:AY:24:A:H62	22:AY:48:G:N2	1.83	0.75
38:BD:139:GLY:H	38:BD:165:ILE:HB	1.52	0.75
38:BD:210:GLY:O	38:BD:212:SER:N	2.18	0.75
53:BV:46:VAL:HG22	53:BV:47:VAL:H	1.49	0.75
1:CA:1320:C:N4	19:CS:36:ARG:HG3	2.01	0.75
1:CA:427:U:H3'	1:CA:428:G:H5''	1.68	0.75

*Continued on next page...*



*Continued from previous page...*

Atom-1	Atom-2	Interatomic distance (Å)	Clash overlap (Å)
23:CW:25:A:C2'	23:CW:26:G:C8	2.66	0.75
22:CY:19:G:N1	22:CY:57:U:O2	2.18	0.75
29:D4:25:TYR:HE1	41:DG:5:VAL:HG22	1.51	0.75
35:DA:2657:A:H2'	35:DA:2658:C:H5'	1.67	0.75
35:DA:2833:G:H3'	35:DA:2834:G:C5'	2.15	0.75
39:DE:77:ILE:HG22	39:DE:78:LEU:N	2.01	0.75
1:AA:950:U:H2'	1:AA:951:G:H8	1.51	0.75
23:AW:33:G:N3	23:AW:34:C:H1'	2.00	0.75
22:AY:30:U:H2'	22:AY:31:C:H6	1.50	0.75
27:B2:16:LEU:H	27:B2:67:LYS:NZ	1.84	0.75
35:BA:744:G:OP1	39:BE:132:HIS:HB3	1.86	0.75
49:BR:2:ARG:O	49:BR:2:ARG:HD2	1.86	0.75
53:BV:51:VAL:HG12	53:BV:52:VAL:H	1.48	0.75
11:CK:15:ALA:HB1	11:CK:78:GLN:HG3	1.68	0.75
20:CT:82:SER:O	20:CT:86:ARG:HB2	1.87	0.75
22:CV:25:A:O2'	22:CV:26:G:H5'	1.86	0.75
23:CW:34:C:O2	23:CW:34:C:H2'	1.84	0.75
22:CY:19:G:C6	22:CY:59:G:N1	2.54	0.75
33:D8:6:THR:CG2	33:D8:63:PRO:HD3	2.15	0.75
50:DS:35:ILE:HD11	50:DS:99:LYS:CE	2.16	0.75
1:AA:1216:G:H5''	14:AN:5:ALA:HB2	1.67	0.75
20:AT:89:ARG:HB2	20:AT:104:LEU:HD11	1.66	0.75
22:AY:17:C:H5''	22:AY:18:U:C6	2.21	0.75
35:BA:2811:G:OP1	39:BE:60:ASN:HB2	1.85	0.75
35:BA:2833:G:H3'	35:BA:2834:G:C5'	2.16	0.75
40:BF:9:ILE:HG22	40:BF:11:VAL:O	1.87	0.75
47:BP:16:ARG:HD3	47:BP:16:ARG:C	2.06	0.75
52:BU:92:ARG:O	52:BU:94:ASN:N	2.19	0.75
13:CM:95:GLY:HA2	13:CM:110:ARG:NH2	2.01	0.75
38:DD:261:LYS:HZ1	38:DD:263:ARG:NH2	1.84	0.75
39:DE:36:ARG:HH21	39:DE:88:GLY:CA	1.92	0.75
42:DH:30:LYS:HB2	42:DH:79:VAL:HA	1.67	0.75
22:CY:55:G:H5''	48:DQ:56:ARG:HH22	1.50	0.75
4:AD:127:THR:HA	4:AD:132:ARG:HA	1.68	0.75
13:AM:88:ARG:HG2	13:AM:88:ARG:HH11	1.51	0.75
14:AN:23:ARG:NH1	14:AN:30:ALA:HB2	2.01	0.75
35:BA:365:C:H6	35:BA:365:C:H5'	1.50	0.75
37:BC:40:GLU:HB2	37:BC:179:ALA:HB2	1.68	0.75
52:BU:101:ARG:HB3	52:BU:102:GLU:OE2	1.86	0.75
20:CT:50:GLU:HA	20:CT:100:ILE:CG2	2.16	0.75
23:CW:13:U:C3'	23:CW:13:U:H6	1.99	0.75

*Continued on next page...*

*Continued from previous page...*

Atom-1	Atom-2	Interatomic distance (Å)	Clash overlap (Å)
22:CY:19:G:H8	57:DZ:187:ALA:N	1.83	0.75
22:CY:20:G:N1	22:CY:58:C:N4	2.35	0.75
35:DA:1485:G:H1'	35:DA:1505:C:H42	1.52	0.75
37:DC:40:GLU:HB2	37:DC:179:ALA:HB2	1.69	0.75
1:AA:405:U:H3'	1:AA:406:G:H5'	1.69	0.75
9:AI:26:VAL:HG22	9:AI:61:ALA:HB3	1.67	0.75
11:AK:15:ALA:HB1	11:AK:78:GLN:HG3	1.69	0.75
22:AV:24:A:C2	22:AV:25:A:C5	2.74	0.75
35:BA:2317:C:H2'	35:BA:2318:G:H5'	1.68	0.75
42:BH:7:LEU:HD22	42:BH:65:HIS:CE1	2.21	0.75
1:CA:1104:G:H4'	2:CB:111:ARG:NH1	2.02	0.75
10:CJ:31:GLY:HA3	10:CJ:78:ASN:ND2	2.02	0.75
55:DX:12:VAL:HG21	55:DX:17:ALA:HB1	1.68	0.75
57:DZ:165:VAL:HG12	57:DZ:166:SER:H	1.49	0.75
1:AA:1256:A:N6	1:AA:1278:U:H1'	1.99	0.75
4:AD:129:ASN:HD21	4:AD:145:GLU:N	1.84	0.75
7:AG:16:LEU:HD13	9:AI:42:ARG:HA	1.69	0.75
13:AM:95:GLY:HA2	13:AM:110:ARG:NH2	2.00	0.75
35:BA:1899:G:O2'	35:BA:1900:A:H5''	1.87	0.75
38:BD:16:MET:HE1	38:BD:208:LYS:HD3	1.69	0.75
38:BD:35:LYS:N	38:BD:36:PRO:HD2	1.99	0.75
39:BE:24:THR:HG21	39:BE:188:VAL:HG12	1.68	0.75
47:BP:98:GLU:O	47:BP:101:VAL:HG22	1.87	0.75
35:BA:1190:G:H5'	47:BP:35:HIS:H	1.52	0.75
3:CC:107:GLN:CD	3:CC:107:GLN:H	1.89	0.75
3:CC:181:ASN:ND2	3:CC:205:GLY:H	1.85	0.75
12:CL:25:PRO:O	12:CL:27:LEU:HD22	1.87	0.75
37:DC:7:ARG:NH2	37:DC:219:MET:HB3	2.02	0.75
41:DG:131:TYR:O	41:DG:159:VAL:HG12	1.86	0.75
47:DP:16:ARG:HD3	47:DP:16:ARG:C	2.06	0.75
8:AH:103:VAL:CG2	8:AH:110:ALA:HB2	2.16	0.75
12:AL:38:THR:HG23	12:AL:39:VAL:H	1.52	0.75
22:AV:31:C:H2'	22:AV:32:G:H8	1.52	0.75
22:AY:70:G:H2'	22:AY:71:G:C8	2.21	0.75
35:BA:330:A:HO2'	35:BA:331:A:H8	1.33	0.75
37:BC:11:LEU:HD22	37:BC:33:LEU:HA	1.68	0.75
40:BF:3:GLU:HA	40:BF:24:LEU:HG	1.68	0.75
41:BG:6:ALA:HB3	41:BG:104:GLU:OE2	1.86	0.75
56:BY:28:LYS:HZ2	56:BY:28:LYS:H	1.35	0.75
1:CA:542:G:H5'	4:CD:41:GLY:HA3	1.69	0.75
35:DA:271(D):G:H1	35:DA:271(T):C:H42	1.35	0.75

*Continued on next page...*



*Continued from previous page...*

Atom-1	Atom-2	Interatomic distance (Å)	Clash overlap (Å)
40:DF:3:GLU:HA	40:DF:24:LEU:HG	1.68	0.75
46:DO:47:ILE:CG1	46:DO:48:PRO:HD2	2.17	0.75
49:DR:2:ARG:HD3	49:DR:5:LYS:HE2	1.66	0.75
1:AA:1129:C:H41	1:AA:1135:U:H3	1.35	0.75
1:AA:1502:A:H5'	1:AA:1504:G:N7	2.02	0.75
5:AE:68:GLU:O	5:AE:68:GLU:HG3	1.85	0.75
10:AJ:6:ILE:HD11	10:AJ:72:VAL:HB	1.66	0.75
12:AL:75:HIS:CD2	12:AL:77:LEU:HB2	2.20	0.75
15:AO:54:ARG:HD3	15:AO:58:MET:HE2	1.68	0.75
35:BA:544:G:H21	35:BA:547:A:H2'	1.50	0.75
42:BH:9:ILE:HG23	42:BH:9:ILE:O	1.85	0.75
43:BI:92:VAL:HG13	43:BI:97:ILE:CG1	2.16	0.75
53:BV:24:LYS:HE2	53:BV:90:PRO:HB2	1.68	0.75
4:CD:128:VAL:HG12	4:CD:129:ASN:N	2.02	0.75
22:CV:70:G:H2'	22:CV:71:G:C8	2.21	0.75
23:CW:26:G:H2'	23:CW:27:C:C6	2.21	0.75
38:DD:35:LYS:HZ2	38:DD:35:LYS:HB3	1.52	0.75
40:DF:8:GLN:CB	40:DF:126:VAL:HA	2.17	0.75
52:DU:79:PHE:CE1	52:DU:83:LEU:HD21	2.20	0.75
52:DU:112:ARG:HH12	53:DV:46:VAL:HG11	1.51	0.75
1:AA:1434:A:H2'	1:AA:1435:G:O4'	1.86	0.75
2:AB:168:THR:HG23	2:AB:192:SER:OG	1.86	0.75
12:AL:27:LEU:HG	12:AL:62:SER:OG	1.87	0.75
47:BP:126:VAL:HA	47:BP:145:PRO:HB2	1.67	0.75
47:BP:48:PRO:O	47:BP:50:ARG:N	2.20	0.75
1:CA:458:C:H2'	1:CA:460:G:C8	2.21	0.75
4:CD:127:THR:HA	4:CD:132:ARG:HA	1.69	0.75
7:CG:151:TYR:OH	11:CK:54:ARG:HD3	1.87	0.75
12:CL:89:ARG:HH12	12:CL:97:ARG:HG2	1.52	0.75
23:CW:52:C:H2'	23:CW:53:U:C6	2.22	0.75
26:D1:5:CYS:SG	26:D1:62:VAL:HG23	2.27	0.75
35:DA:1434:A:H61	35:DA:1558:A:H62	1.34	0.75
35:DA:893:C:H2'	35:DA:894:C:C6	2.22	0.75
46:DO:77:ILE:HD13	51:DT:74:ARG:HD3	1.69	0.75
53:DV:39:LEU:HD12	53:DV:50:PRO:O	1.87	0.75
1:AA:475:G:H2'	1:AA:476:G:H8	1.51	0.74
27:B2:63:VAL:HA	27:B2:66:GLU:HG3	1.67	0.74
35:BA:276:A:H5'	35:BA:277:C:H6	1.52	0.74
49:BR:7:GLY:O	49:BR:8:ARG:NE	2.20	0.74
35:DA:2189:U:H2'	35:DA:2190:G:H5''	1.67	0.74
31:D6:37:ARG:HH21	35:DA:2286:A:N6	1.83	0.74

*Continued on next page...*

*Continued from previous page...*

Atom-1	Atom-2	Interatomic distance (Å)	Clash overlap (Å)
42:DH:9:ILE:O	42:DH:9:ILE:HG23	1.87	0.74
47:DP:7:ARG:CA	47:DP:7:ARG:HH11	2.00	0.74
1:AA:1104:G:H4'	2:AB:111:ARG:NH1	2.02	0.74
3:AC:181:ASN:ND2	3:AC:205:GLY:H	1.85	0.74
23:AW:45:U:H3'	23:AW:46:U:H6	1.49	0.74
26:B1:41:ARG:HD3	26:B1:43:TYR:OH	1.87	0.74
35:BA:774:A:H2	35:BA:787:U:HO2'	1.35	0.74
41:BG:56:ALA:HB2	41:BG:153:ARG:NH1	2.01	0.74
43:BI:123:LEU:HA	43:BI:142:VAL:HG11	1.67	0.74
46:BO:77:ILE:HD13	51:BT:74:ARG:HD3	1.68	0.74
3:CC:153:VAL:HG22	3:CC:198:VAL:HG22	1.69	0.74
19:CS:51:VAL:O	19:CS:58:VAL:HG22	1.86	0.74
35:DA:284:U:H2'	35:DA:285:C:H6	1.50	0.74
35:DA:330:A:HO2'	35:DA:331:A:H8	1.36	0.74
42:DH:83:TYR:HA	42:DH:135:GLY:H	1.52	0.74
54:DW:92:ARG:HH11	54:DW:92:ARG:CB	1.99	0.74
9:AI:53:VAL:HG11	9:AI:85:LEU:HD22	1.69	0.74
35:BA:1485:G:H1'	35:BA:1505:C:H42	1.52	0.74
38:BD:66:ASP:OD2	38:BD:69:ARG:HG2	1.87	0.74
53:BV:18:LEU:HD13	53:BV:19:LYS:N	2.03	0.74
1:CA:339:C:H2'	1:CA:340:U:H6	1.53	0.74
1:CA:382:A:H2'	1:CA:383:A:C8	2.22	0.74
1:CA:939:G:H5''	7:CG:102:ARG:NH2	2.02	0.74
3:CC:81:GLY:O	3:CC:85:ARG:HB2	1.87	0.74
35:DA:2317:C:H2'	35:DA:2318:G:H5'	1.67	0.74
39:DE:59:VAL:HG21	39:DE:63:LEU:HA	1.69	0.74
45:DN:47:ALA:CB	45:DN:112:LEU:HD11	2.17	0.74
51:DT:85:LYS:HZ2	51:DT:85:LYS:HB3	1.50	0.74
1:AA:1250:A:H4'	9:AI:68:GLY:H	1.53	0.74
2:AB:166:ASP:HB3	2:AB:169:LYS:HB2	1.68	0.74
9:AI:99:LEU:HB3	9:AI:101:PHE:HD1	1.52	0.74
45:BN:39:ARG:HD3	45:BN:41:ASP:HB2	1.69	0.74
1:CA:1051:C:H2'	1:CA:1052:U:C6	2.22	0.74
1:CA:1452:C:H4'	1:CA:1456:G:H5''	1.68	0.74
1:CA:161:A:H2'	1:CA:162:A:C8	2.21	0.74
5:CE:80:ILE:HG22	8:CH:104:ARG:NH2	2.02	0.74
23:CW:13:U:C3'	23:CW:13:U:C6	2.66	0.74
22:CY:76:C:H2'	22:CY:76:C:O2	1.85	0.74
33:D8:51:ALA:N	33:D8:53:PRO:HD2	2.03	0.74
38:DD:21:PHE:HB3	38:DD:24:ILE:HD12	1.68	0.74
51:DT:28:VAL:HG22	51:DT:46:GLU:HA	1.70	0.74

*Continued on next page...*

*Continued from previous page...*

Atom-1	Atom-2	Interatomic distance (Å)	Clash overlap (Å)
57:DZ:101:PRO:O	57:DZ:102:LEU:HD23	1.87	0.74
1:AA:1040:U:H2'	1:AA:1041:A:C8	2.22	0.74
1:AA:551:U:H2'	1:AA:552:U:C6	2.22	0.74
2:AB:95:GLN:NE2	2:AB:147:LYS:HE2	2.03	0.74
3:AC:77:ILE:HG23	3:AC:84:ILE:HG21	1.68	0.74
3:AC:81:GLY:O	3:AC:85:ARG:HB2	1.86	0.74
23:AW:36:C:O2	23:AW:36:C:H2'	1.87	0.74
23:AW:39:A:H3'	23:AW:40:A:O3'	1.88	0.74
22:AY:76:C:O2	22:AY:76:C:H2'	1.85	0.74
39:BE:132:HIS:HA	39:BE:135:HIS:CE1	2.22	0.74
40:BF:8:GLN:CB	40:BF:126:VAL:HA	2.16	0.74
45:BN:133:GLN:HG2	45:BN:134:ARG:N	1.96	0.74
45:BN:2:LYS:HZ3	52:BU:95:LEU:HD21	1.53	0.74
46:BO:47:ILE:CG1	46:BO:48:PRO:HD2	2.17	0.74
46:BO:107:ARG:HH12	51:BT:35:LYS:HD2	1.52	0.74
1:CA:1512:U:H2'	1:CA:1513:A:H8	1.51	0.74
1:CA:339:C:H2'	1:CA:340:U:C6	2.23	0.74
35:DA:365:C:H5'	35:DA:365:C:H6	1.52	0.74
41:DG:71:THR:HG22	41:DG:89:GLY:O	1.88	0.74
1:AA:1293:G:HO2'	1:AA:1294:G:H8	1.33	0.74
1:AA:939:G:H5''	7:AG:102:ARG:NH2	2.02	0.74
7:AG:84:ASN:HD21	23:AW:36:C:H42	1.36	0.74
20:AT:82:SER:O	20:AT:86:ARG:HB2	1.86	0.74
22:AV:15:G:H2'	22:AV:16:U:C6	2.23	0.74
23:AW:20:G:OP2	23:AW:21:U:H5	1.70	0.74
22:AY:71:G:C6	22:AY:72:C:C5	2.75	0.74
26:B1:23:LYS:HD3	26:B1:28:GLY:HA3	1.69	0.74
35:BA:1037:G:H1	35:BA:1118:C:H42	1.34	0.74
35:BA:284:U:H2'	35:BA:285:C:C6	2.22	0.74
35:BA:296:C:O2'	35:BA:297:C:H5'	1.88	0.74
47:BP:97:PRO:O	47:BP:98:GLU:HB3	1.87	0.74
2:CB:76:GLN:O	2:CB:208:ILE:HG12	1.88	0.74
6:CF:37:VAL:HG12	6:CF:38:GLU:N	2.02	0.74
9:CI:48:GLU:N	9:CI:49:PRO:HD2	2.03	0.74
10:CJ:6:ILE:HG13	10:CJ:72:VAL:O	1.88	0.74
22:CY:60:A:H4'	22:CY:61:A:OP1	1.87	0.74
35:DA:672:C:O2'	35:DA:673:C:H5''	1.87	0.74
43:DI:88:ILE:HG22	43:DI:89:TYR:N	2.02	0.74
47:DP:16:ARG:NH1	47:DP:16:ARG:HB2	2.01	0.74
1:AA:458:C:H2'	1:AA:460:G:C8	2.23	0.74
1:AA:673:G:H2'	1:AA:674:G:C8	2.22	0.74

*Continued on next page...*

*Continued from previous page...*

Atom-1	Atom-2	Interatomic distance (Å)	Clash overlap (Å)
11:AK:48:ILE:HG22	11:AK:49:GLY:H	1.52	0.74
17:AQ:12:SER:HB3	17:AQ:20:THR:HB	1.69	0.74
1:AA:1320:C:N4	19:AS:36:ARG:HG3	2.02	0.74
23:AW:16:U:O2	23:AW:62:U:H4'	1.87	0.74
22:AY:57:U:C5	57:BZ:182:LYS:CA	2.69	0.74
35:BA:1014:U:C2'	35:BA:1015:G:H5''	2.18	0.74
38:BD:181:GLU:HA	38:BD:272:ALA:HB3	1.70	0.74
47:BP:64:LYS:O	47:BP:66:GLY:N	2.18	0.74
8:CH:122:ARG:HH11	8:CH:122:ARG:HB2	1.50	0.74
27:D2:45:SER:H	27:D2:46:GLN:NE2	1.86	0.74
35:DA:1014:U:C2'	35:DA:1015:G:H5''	2.18	0.74
35:DA:1798:U:C5'	38:DD:259:THR:HG22	2.17	0.74
35:DA:1846:G:H8	35:DA:1846:G:H5'	1.52	0.74
46:DO:111:PHE:O	46:DO:115:VAL:HG23	1.88	0.74
3:AC:71:ALA:HA	3:AC:106:VAL:H	1.52	0.74
35:BA:1887:C:C2'	35:BA:1888:G:H5''	2.16	0.74
35:BA:2103:C:C3'	35:BA:2104:G:H5''	2.17	0.74
43:BI:81:VAL:HG13	43:BI:143:SER:N	2.03	0.74
48:BQ:60:ARG:HA	57:BZ:179:ASP:CA	2.15	0.74
52:BU:90:VAL:HG22	53:BV:39:LEU:HG	1.70	0.74
1:CA:52:G:O2'	1:CA:53:A:H5'	1.88	0.74
4:CD:128:VAL:O	4:CD:130:GLY:N	2.21	0.74
11:CK:48:ILE:HG22	11:CK:49:GLY:H	1.51	0.74
12:CL:58:VAL:O	12:CL:65:GLU:HA	1.88	0.74
22:CY:26:G:H2'	22:CY:27:C:H6	1.50	0.74
43:DI:58:LEU:O	43:DI:58:LEU:HD23	1.88	0.74
47:DP:64:LYS:O	47:DP:66:GLY:N	2.18	0.74
1:AA:985:C:H2'	1:AA:986:A:C8	2.22	0.74
2:AB:47:THR:O	2:AB:51:LEU:HG	1.86	0.74
12:AL:89:ARG:HA	12:AL:97:ARG:HA	1.70	0.74
35:BA:1040:C:H42	35:BA:1115:G:H1	1.33	0.74
38:BD:24:ILE:O	38:BD:25:THR:O	2.06	0.74
40:BF:24:LEU:O	40:BF:26:ALA:N	2.20	0.74
42:BH:30:LYS:HB2	42:BH:79:VAL:HA	1.70	0.74
35:BA:2876:G:C4'	51:BT:3:ARG:HE	1.96	0.74
57:BZ:141:VAL:HA	57:BZ:144:LEU:HD21	1.69	0.74
1:CA:1040:U:H2'	1:CA:1041:A:C8	2.22	0.74
2:CB:55:PHE:HA	2:CB:58:ILE:HB	1.69	0.74
5:CE:150:ARG:O	5:CE:153:LYS:HG2	1.88	0.74
13:CM:88:ARG:HH11	13:CM:88:ARG:HG2	1.52	0.74
38:DD:24:ILE:O	38:DD:25:THR:O	2.05	0.74

*Continued on next page...*

*Continued from previous page...*

Atom-1	Atom-2	Interatomic distance (Å)	Clash overlap (Å)
1:AA:1060:C:C5	3:AC:2:GLY:HA2	2.23	0.74
10:AJ:51:ARG:HG3	10:AJ:60:ARG:HA	1.68	0.74
12:AL:38:THR:HG23	12:AL:39:VAL:N	2.02	0.74
35:BA:1022:G:N2	35:BA:1142(A):A:H2	1.82	0.74
35:BA:626:U:C2	47:BP:105:LEU:HG	2.23	0.74
57:BZ:22:GLY:O	57:BZ:41:LEU:HB2	1.87	0.74
12:CL:85:ILE:HD11	12:CL:98:TYR:HB2	1.69	0.74
35:DA:1019:U:H3	35:DA:1142(A):A:H62	1.36	0.74
35:DA:1747(A):G:H2'	35:DA:1748:G:C5'	2.16	0.74
35:DA:2103:C:C3'	35:DA:2104:G:H5''	2.18	0.74
42:DH:124:GLU:HB2	42:DH:132:ARG:HG2	1.69	0.74
2:AB:14:GLY:O	2:AB:15:VAL:HG13	1.88	0.73
3:AC:101:LEU:HD23	3:AC:102:ASN:N	2.03	0.73
5:AE:71:LEU:O	5:AE:72:GLN:HG3	1.87	0.73
8:AH:11:THR:HG23	8:AH:14:ARG:NH1	2.02	0.73
20:AT:89:ARG:HD2	20:AT:104:LEU:HD11	1.70	0.73
23:AW:42:C:C2'	23:AW:43:G:H5'	2.18	0.73
35:BA:2712:U:O2'	35:BA:2713:A:H5'	1.88	0.73
40:BF:66:PRO:O	40:BF:67:GLN:HB3	1.87	0.73
9:CI:114:TYR:H	9:CI:114:TYR:HD1	1.36	0.73
9:CI:7:THR:H	9:CI:83:ARG:HD2	1.53	0.73
12:CL:27:LEU:HG	12:CL:62:SER:CB	2.18	0.73
35:DA:276:A:H5'	35:DA:277:C:H6	1.52	0.73
35:DA:284:U:H2'	35:DA:285:C:C6	2.23	0.73
57:DZ:166:SER:H	57:DZ:167:PRO:HA	1.52	0.73
9:AI:99:LEU:HB3	9:AI:101:PHE:CD1	2.23	0.73
23:AW:30:U:C2'	23:AW:31:C:C6	2.61	0.73
22:AY:17:C:H5''	22:AY:18:U:C5	2.23	0.73
35:BA:1697:G:H3'	35:BA:1698:A:H5''	1.70	0.73
35:BA:197:A:C8	35:BA:197:A:H5'	2.23	0.73
35:BA:330:A:C2	35:BA:1210:A:H2'	2.22	0.73
35:BA:673:C:H6	35:BA:673:C:H5'	1.53	0.73
51:BT:70:VAL:HG12	51:BT:71:GLY:N	2.04	0.73
1:CA:1347:G:N2	1:CA:1373:G:H2'	2.03	0.73
3:CC:101:LEU:HD23	3:CC:102:ASN:N	2.03	0.73
18:CR:53:ARG:HD2	18:CR:59:SER:O	1.87	0.73
35:DA:744:G:OP1	39:DE:132:HIS:HB3	1.89	0.73
53:DV:18:LEU:HD13	53:DV:19:LYS:N	2.03	0.73
57:DZ:132:ASN:O	57:DZ:133:ILE:HD13	1.88	0.73
22:CY:56:U:O5'	57:DZ:180:VAL:O	2.05	0.73
3:AC:181:ASN:ND2	3:AC:204:LEU:HB2	2.04	0.73

*Continued on next page...*

*Continued from previous page...*

Atom-1	Atom-2	Interatomic distance (Å)	Clash overlap (Å)
3:AC:153:VAL:HG22	3:AC:198:VAL:HG22	1.70	0.73
13:AM:96:LEU:HB3	13:AM:97:PRO:HD2	1.68	0.73
31:B6:5:VAL:HG22	31:B6:6:ARG:H	1.51	0.73
35:BA:1747(A):G:H2'	35:BA:1748:G:C5'	2.16	0.73
41:BG:32:PRO:HB3	41:BG:163:ALA:HB2	1.70	0.73
43:BI:132:PRO:HG2	43:BI:133:HIS:ND1	2.02	0.73
43:BI:88:ILE:HG22	43:BI:89:TYR:N	2.04	0.73
47:BP:89:ALA:HA	47:BP:121:LYS:HD3	1.68	0.73
1:CA:1342:C:H4'	9:CI:125:TYR:HB3	1.70	0.73
22:CY:19:G:C8	57:DZ:186:GLU:C	2.61	0.73
35:DA:673:C:H5'	35:DA:673:C:H6	1.53	0.73
37:DC:34:ALA:HB1	37:DC:40:GLU:HB2	1.70	0.73
47:DP:7:ARG:O	47:DP:10:PRO:HD2	1.88	0.73
35:DA:2876:G:C4'	51:DT:3:ARG:HE	1.97	0.73
52:DU:92:ARG:HH22	53:DV:10:LYS:HG2	1.53	0.73
53:DV:24:LYS:HE2	53:DV:90:PRO:HB2	1.70	0.73
1:AA:52:G:O2'	1:AA:53:A:H5'	1.88	0.73
22:AY:60:A:H4'	22:AY:61:A:OP1	1.89	0.73
35:BA:389:G:H1	47:BP:71:VAL:HG12	1.54	0.73
1:CA:985:C:H2'	1:CA:986:A:C8	2.23	0.73
9:CI:43:ALA:HA	9:CI:74:ILE:HD13	1.71	0.73
12:CL:54:LYS:HB2	12:CL:70:ILE:HB	1.69	0.73
37:DC:11:LEU:HD22	37:DC:33:LEU:HA	1.69	0.73
41:DG:101:ILE:HG22	41:DG:105:LYS:CE	2.18	0.73
51:DT:95:ARG:HB3	51:DT:95:ARG:HH11	1.53	0.73
52:DU:90:VAL:HG22	53:DV:39:LEU:HG	1.69	0.73
22:AV:17:C:H5''	22:AV:18:U:H6	1.49	0.73
22:AV:26:G:H2'	22:AV:27:C:C6	2.24	0.73
22:AY:9:A:N3	22:AY:47:G:H2'	2.02	0.73
29:B4:5:ILE:HG12	41:BG:67:LYS:HD3	1.69	0.73
37:BC:30:VAL:HG11	37:BC:42:VAL:HG22	1.71	0.73
38:BD:108:PRO:HB3	38:BD:143:HIS:CE1	2.22	0.73
42:BH:83:TYR:HA	42:BH:135:GLY:H	1.54	0.73
22:AY:55:G:H5''	48:BQ:56:ARG:CZ	2.18	0.73
1:CA:1211:U:H5'	1:CA:1212:U:OP1	1.89	0.73
1:CA:405:U:H3'	1:CA:406:G:H5'	1.69	0.73
1:CA:475:G:H2'	1:CA:476:G:H8	1.53	0.73
2:CB:95:GLN:NE2	2:CB:147:LYS:HE2	2.03	0.73
6:CF:35:ALA:HA	6:CF:67:MET:HB3	1.70	0.73
9:CI:99:LEU:HB3	9:CI:101:PHE:CD1	2.23	0.73
22:CY:49:G:H3'	22:CY:50:C:C5'	2.18	0.73

*Continued on next page...*



*Continued from previous page...*

Atom-1	Atom-2	Interatomic distance (Å)	Clash overlap (Å)
26:D1:19:GLN:HA	26:D1:19:GLN:HE21	1.52	0.73
35:DA:1047:G:H2'	35:DA:1110:G:H22	1.52	0.73
4:AD:122:ARG:HH12	4:AD:135:LEU:HD12	1.52	0.73
1:AA:738:C:H5''	6:AF:69:GLU:HB2	1.71	0.73
20:AT:50:GLU:HA	20:AT:100:ILE:CG2	2.18	0.73
33:B8:39:LYS:HG2	33:B8:43:GLN:HE21	1.54	0.73
35:BA:2126:A:H4'	35:BA:2127:G:O5'	1.89	0.73
46:BO:2:ILE:CD1	46:BO:82:ASN:HD22	2.02	0.73
1:CA:1410:G:H2'	1:CA:1411:C:C6	2.23	0.73
13:CM:96:LEU:HB3	13:CM:97:PRO:HD2	1.70	0.73
22:CV:24:A:C2	22:CV:25:A:C5	2.77	0.73
57:DZ:45:ASP:O	57:DZ:49:ARG:HG2	1.87	0.73
1:AA:1051:C:H2'	1:AA:1052:U:C6	2.24	0.73
4:AD:128:VAL:O	4:AD:130:GLY:N	2.22	0.73
12:AL:32:PHE:HB3	12:AL:84:LEU:HD21	1.70	0.73
1:AA:1305:G:H5'	21:AU:4:GLY:HA3	1.69	0.73
23:AW:33:G:H2'	23:AW:34:C:C1'	2.18	0.73
38:BD:10:THR:HG23	38:BD:13:ARG:CB	2.19	0.73
39:BE:61:ARG:H	39:BE:62:PRO:HD2	1.54	0.73
46:BO:111:PHE:O	46:BO:115:VAL:HG23	1.88	0.73
50:BS:20:ARG:HA	50:BS:20:ARG:NE	2.03	0.73
51:BT:28:VAL:HG13	51:BT:46:GLU:HA	1.70	0.73
14:CN:23:ARG:NH1	14:CN:30:ALA:HB2	2.04	0.73
35:DA:2524:G:H8	35:DA:2524:G:H5'	1.52	0.73
35:DA:2334:G:N3	50:DS:18:ILE:HD12	2.03	0.73
1:AA:198:G:H2'	1:AA:199:G:H8	1.53	0.73
1:AA:674:G:H2'	1:AA:675:A:H8	1.54	0.73
23:AW:25:A:H2'	23:AW:26:G:N7	2.03	0.73
23:AW:27:C:C3'	23:AW:28:G:H8	2.00	0.73
22:AY:56:U:H3'	57:BZ:182:LYS:C	2.08	0.73
33:B8:51:ALA:N	33:B8:53:PRO:HD2	2.03	0.73
35:BA:1403:C:H5''	35:BA:1471:A:H1'	1.71	0.73
35:BA:1434:A:H61	35:BA:1558:A:H62	1.37	0.73
56:BY:8:LYS:HE2	56:BY:72:VAL:HG23	1.70	0.73
4:CD:59:ARG:HA	4:CD:59:ARG:NE	2.03	0.73
35:DA:2134:A:H61	35:DA:2157:G:H1'	1.53	0.73
38:DD:210:GLY:O	38:DD:212:SER:N	2.22	0.73
43:DI:134:PRO:O	43:DI:135:GLU:HG2	1.88	0.73
35:DA:626:U:C2	47:DP:105:LEU:HG	2.23	0.73
49:DR:113:LEU:O	49:DR:113:LEU:HD23	1.88	0.73
1:AA:1228:C:P	13:AM:108:ARG:HH22	2.12	0.73

*Continued on next page...*

*Continued from previous page...*

Atom-1	Atom-2	Interatomic distance (Å)	Clash overlap (Å)
2:AB:55:PHE:HA	2:AB:58:ILE:HB	1.70	0.73
16:AP:67:THR:HG22	16:AP:68:ASP:N	2.04	0.73
22:AY:19:G:H8	22:AY:19:G:OP1	1.71	0.73
33:B8:48:PHE:O	33:B8:49:VAL:HG22	1.88	0.73
35:BA:1314:C:C6	35:BA:1314:C:H5'	2.24	0.73
35:BA:2693:A:H2'	35:BA:2694:G:H8	1.53	0.73
39:BE:9:VAL:HG22	39:BE:25:VAL:HB	1.69	0.73
40:BF:89:VAL:HG12	40:BF:90:PHE:N	2.02	0.73
41:BG:48:GLU:O	41:BG:49:ASP:HB2	1.89	0.73
42:BH:54:ARG:HD2	42:BH:56:SER:O	1.88	0.73
47:BP:7:ARG:HH11	47:BP:7:ARG:CA	2.01	0.73
53:BV:18:LEU:HD22	53:BV:19:LYS:N	2.03	0.73
1:CA:404:U:H2'	1:CA:405:U:C6	2.24	0.73
1:CA:92:C:H2'	1:CA:93:G:H8	1.50	0.73
12:CL:40:VAL:HG11	12:CL:77:LEU:O	1.89	0.73
17:CQ:26:GLN:HG2	17:CQ:37:LYS:HG2	1.71	0.73
38:DD:34:VAL:C	38:DD:36:PRO:HD2	2.09	0.73
35:DA:389:G:H1	47:DP:71:VAL:HG12	1.52	0.73
53:DV:2:PHE:HB2	53:DV:42:GLY:HA2	1.71	0.73
54:DW:65:LEU:HD23	54:DW:68:ARG:HD2	1.71	0.73
56:DY:28:LYS:HB3	56:DY:37:VAL:HB	1.70	0.73
9:AI:125:TYR:CE1	9:AI:127:LYS:HB2	2.24	0.73
18:AR:36:ASN:HB3	18:AR:39:VAL:CG2	2.19	0.73
40:BF:24:LEU:HB3	40:BF:25:PRO:CD	2.14	0.73
4:CD:30:LYS:C	4:CD:32:ALA:H	1.88	0.73
9:CI:88:TYR:O	9:CI:89:ASN:HB2	1.89	0.73
12:CL:24:VAL:HG13	12:CL:98:TYR:CE2	2.23	0.73
23:CW:11:C:H2'	23:CW:12:U:C6	2.23	0.73
23:CW:20:G:OP2	23:CW:21:U:H5	1.72	0.73
23:CW:4:C:O2'	23:CW:5:C:C5	2.42	0.73
23:CW:72:C:H2'	23:CW:73:C:O4'	1.89	0.73
30:D5:40:LYS:HE2	30:D5:46:CYS:HB3	1.71	0.73
35:DA:330:A:C2	35:DA:1210:A:H2'	2.22	0.73
35:DA:1639:U:H2'	35:DA:1640:C:H5''	1.70	0.73
39:DE:24:THR:HG21	39:DE:188:VAL:HG12	1.69	0.73
35:DA:874:G:H5''	57:DZ:175:VAL:HG12	1.71	0.73
1:AA:438:G:H2'	1:AA:494:U:C4	2.24	0.72
19:AS:6:LYS:CD	19:AS:6:LYS:H	2.01	0.72
31:B6:27:LYS:HB3	31:B6:30:THR:HG22	1.69	0.72
35:BA:1038:C:H42	35:BA:1117:G:H1	1.36	0.72
35:BA:672:C:H2'	35:BA:673:C:C5'	2.19	0.72

*Continued on next page...*



*Continued from previous page...*

Atom-1	Atom-2	Interatomic distance (Å)	Clash overlap (Å)
42:BH:124:GLU:HB2	42:BH:132:ARG:HG2	1.71	0.72
1:CA:1305:G:H5'	21:CU:4:GLY:HA3	1.70	0.72
1:CA:1314:C:OP2	19:CS:6:LYS:HG3	1.89	0.72
1:CA:438:G:H2'	1:CA:494:U:O4	1.87	0.72
1:CA:551:U:H2'	1:CA:552:U:C6	2.24	0.72
10:CJ:37:PRO:HA	10:CJ:72:VAL:HG22	1.71	0.72
11:CK:22:HIS:HB3	11:CK:29:ILE:HG23	1.69	0.72
11:CK:58:PRO:HA	11:CK:90:GLY:HA3	1.71	0.72
15:CO:39:LEU:HD11	15:CO:56:LEU:HB2	1.70	0.72
22:CY:23:A:H2'	22:CY:24:A:C8	2.24	0.72
22:CY:6:C:H2'	22:CY:7:U:C6	2.24	0.72
35:DA:2124:G:H5''	37:DC:175:PRO:HG3	1.71	0.72
38:DD:117:VAL:HG22	38:DD:118:VAL:H	1.54	0.72
1:CA:1442(B):A:H2'	51:DT:118:ARG:NH1	2.04	0.72
57:DZ:103:ARG:O	57:DZ:138:GLU:HA	1.89	0.72
1:AA:1144:G:H21	1:AA:1146:A:H62	1.33	0.72
16:AP:67:THR:HG22	16:AP:68:ASP:H	1.54	0.72
35:BA:1639:U:H2'	35:BA:1640:C:H5''	1.71	0.72
36:BB:40:U:H3'	36:BB:41:U:C5'	2.20	0.72
22:AY:56:U:C6	57:BZ:182:LYS:O	2.42	0.72
1:CA:738:C:H5''	6:CF:69:GLU:HB2	1.71	0.72
9:CI:112:LYS:HA	9:CI:119:ALA:HB2	1.70	0.72
10:CJ:23:ILE:HG23	10:CJ:85:LEU:HD22	1.71	0.72
23:CW:4:C:O2'	23:CW:5:C:H5	1.72	0.72
35:DA:597:U:H4'	47:DP:15:ARG:HH11	1.54	0.72
40:DF:188:ARG:HA	47:DP:7:ARG:HD3	1.71	0.72
43:DI:84:GLY:O	43:DI:85:GLU:HB2	1.87	0.72
50:DS:30:ARG:HH22	50:DS:62:LYS:HD2	1.54	0.72
1:AA:1347:G:N2	1:AA:1373:G:H2'	2.04	0.72
1:AA:404:U:H2'	1:AA:405:U:C6	2.24	0.72
9:AI:55:ALA:HA	9:AI:58:HIS:HD2	1.55	0.72
12:AL:27:LEU:HG	12:AL:62:SER:CB	2.19	0.72
23:AW:61:A:H2'	23:AW:62:U:H5'	1.71	0.72
35:BA:548:A:C2'	35:BA:549:G:H5'	2.17	0.72
38:BD:21:PHE:HB3	38:BD:24:ILE:HD12	1.72	0.72
39:BE:16:ARG:O	39:BE:17:ASP:HB2	1.90	0.72
45:BN:62:VAL:HG11	45:BN:67:LEU:HD21	1.72	0.72
54:BW:29:LEU:HD21	54:BW:33:ARG:NH2	2.05	0.72
54:BW:40:ASN:O	54:BW:41:LYS:HG2	1.90	0.72
1:CA:976:G:H5'	1:CA:1358:U:O2'	1.89	0.72
1:CA:817:C:H1'	1:CA:819:A:H5'	1.72	0.72

*Continued on next page...*

*Continued from previous page...*

Atom-1	Atom-2	Interatomic distance (Å)	Clash overlap (Å)
4:CD:129:ASN:HD21	4:CD:145:GLU:N	1.86	0.72
1:CA:1250:A:H4'	9:CI:68:GLY:H	1.52	0.72
22:CY:60:A:C2	57:DZ:186:GLU:CB	2.66	0.72
31:D6:43:CYS:O	31:D6:44:ARG:HB2	1.88	0.72
33:D8:48:PHE:O	33:D8:49:VAL:HG22	1.88	0.72
35:DA:197:A:H5'	35:DA:197:A:C8	2.23	0.72
35:DA:212:G:O2'	35:DA:213:A:H5'	1.90	0.72
35:DA:2206:G:N2	35:DA:2207:G:H5'	2.05	0.72
48:DQ:63:LYS:HD2	57:DZ:175:VAL:HG21	1.71	0.72
22:CY:58:C:H3'	57:DZ:182:LYS:NZ	2.02	0.72
1:AA:160:A:H1'	1:AA:344:A:C5	2.24	0.72
2:AB:76:GLN:O	2:AB:208:ILE:HG12	1.89	0.72
9:AI:48:GLU:N	9:AI:49:PRO:HD2	2.03	0.72
12:AL:39:VAL:HB	12:AL:57:LYS:HZ2	1.54	0.72
23:AW:72:C:H2'	23:AW:73:C:O4'	1.89	0.72
30:B5:3:LYS:HE2	35:BA:2613:U:C2'	2.19	0.72
35:BA:597:U:H4'	47:BP:15:ARG:HH11	1.54	0.72
43:BI:113:ARG:HH22	43:BI:132:PRO:HD3	1.53	0.72
43:BI:58:LEU:O	43:BI:58:LEU:HD23	1.90	0.72
54:BW:92:ARG:HH11	54:BW:92:ARG:CB	2.01	0.72
12:CL:47:LYS:NZ	12:CL:48:PRO:HD3	2.05	0.72
31:D6:12:GLU:HA	31:D6:23:THR:HA	1.71	0.72
33:D8:6:THR:HA	33:D8:61:LEU:HD11	1.70	0.72
34:D9:4:ARG:HD2	34:D9:34:GLN:NE2	2.04	0.72
35:DA:1038:C:H42	35:DA:1117:G:H1	1.36	0.72
45:DN:62:VAL:HG11	45:DN:67:LEU:HD21	1.69	0.72
48:DQ:12:GLN:HG2	48:DQ:73:PRO:HD2	1.70	0.72
1:AA:853:G:O2'	1:AA:854:G:H5'	1.88	0.72
9:AI:112:LYS:HA	9:AI:119:ALA:HB2	1.71	0.72
13:AM:91:ARG:HB2	13:AM:98:VAL:HG13	1.71	0.72
23:AW:39:A:H3'	23:AW:41:C:P	2.29	0.72
31:B6:43:CYS:O	31:B6:44:ARG:HB2	1.88	0.72
35:BA:528:A:C2	35:BA:2043:C:H4'	2.25	0.72
35:BA:558:G:P	45:BN:111:PRO:HD2	2.29	0.72
54:BW:4:LYS:HG2	54:BW:5:ALA:H	1.53	0.72
56:BY:59:GLY:O	56:BY:60:PHE:HB2	1.89	0.72
1:CA:1293:G:HO2'	1:CA:1294:G:H8	1.38	0.72
1:CA:950:U:H2'	1:CA:951:G:H8	1.53	0.72
4:CD:57:ARG:HB3	4:CD:206:PHE:HB2	1.71	0.72
5:CE:73:ASN:HD22	5:CE:73:ASN:N	1.86	0.72
8:CH:11:THR:HG23	8:CH:14:ARG:NH1	2.04	0.72

*Continued on next page...*

*Continued from previous page...*

Atom-1	Atom-2	Interatomic distance (Å)	Clash overlap (Å)
10:CJ:13:HIS:O	10:CJ:17:ASP:HB2	1.88	0.72
22:CV:25:A:H2'	22:CV:26:G:H8	1.54	0.72
22:CY:10:G:H2'	22:CY:11:C:H6	1.53	0.72
40:DF:103:LYS:HA	40:DF:106:ARG:HG3	1.72	0.72
43:DI:132:PRO:HG2	43:DI:133:HIS:ND1	2.03	0.72
50:DS:20:ARG:HA	50:DS:20:ARG:NE	2.03	0.72
57:DZ:165:VAL:CG1	57:DZ:169:GLU:HB2	2.19	0.72
2:AB:142:LEU:HD23	2:AB:142:LEU:O	1.90	0.72
6:AF:37:VAL:HG12	6:AF:38:GLU:N	2.03	0.72
1:AA:1348:U:H4'	9:AI:120:ARG:HD2	1.72	0.72
10:AJ:13:HIS:O	10:AJ:17:ASP:HB2	1.90	0.72
18:AR:53:ARG:HD2	18:AR:59:SER:O	1.90	0.72
22:AY:20:G:C2	22:AY:58:C:N3	2.57	0.72
43:BI:77:LEU:HD23	43:BI:141:LYS:HG2	1.69	0.72
47:BP:101:VAL:HG12	47:BP:106:LEU:HB3	1.72	0.72
51:BT:62:THR:HG22	51:BT:75:ILE:HG12	1.72	0.72
56:BY:95:LYS:HG2	56:BY:101:LYS:H	1.54	0.72
8:CH:51:VAL:HG11	8:CH:60:ARG:HB2	1.71	0.72
9:CI:53:VAL:HG11	9:CI:85:LEU:HD22	1.70	0.72
35:DA:1786:A:C2	35:DA:2606:C:H1'	2.24	0.72
47:DP:7:ARG:HA	47:DP:7:ARG:HH11	1.53	0.72
57:DZ:102:LEU:HD11	57:DZ:124:ILE:HG23	1.70	0.72
1:AA:735:C:H2'	1:AA:736:C:C6	2.24	0.72
1:AA:92:C:H2'	1:AA:93:G:H8	1.49	0.72
31:B6:12:GLU:HA	31:B6:23:THR:HA	1.70	0.72
35:BA:2134:A:H61	35:BA:2157:G:H1'	1.54	0.72
47:BP:7:ARG:O	47:BP:10:PRO:HD2	1.89	0.72
56:BY:28:LYS:HB3	56:BY:37:VAL:HB	1.72	0.72
1:CA:434:U:H2'	1:CA:435:C:C6	2.25	0.72
1:CA:853:G:O2'	1:CA:854:G:H5'	1.89	0.72
5:CE:102:ALA:HB1	5:CE:106:PRO:HG2	1.69	0.72
9:CI:99:LEU:HB3	9:CI:101:PHE:HD1	1.52	0.72
10:CJ:34:VAL:CG2	10:CJ:74:ILE:HG22	2.20	0.72
1:CA:537:G:H5''	12:CL:113:ARG:NH1	2.04	0.72
16:CP:43:LYS:HG3	16:CP:48:TRP:CG	2.24	0.72
22:CY:11:C:H2'	22:CY:12:U:H6	1.51	0.72
31:D6:34:LEU:HD23	31:D6:51:GLU:HB3	1.72	0.72
47:DP:48:PRO:O	47:DP:50:ARG:N	2.21	0.72
4:AD:79:PHE:CE2	4:AD:207:TYR:HB2	2.25	0.72
4:AD:57:ARG:HB3	4:AD:206:PHE:HB2	1.71	0.72
8:AH:12:ARG:NH1	8:AH:26:VAL:HA	2.05	0.72

*Continued on next page...*

*Continued from previous page...*

Atom-1	Atom-2	Interatomic distance (Å)	Clash overlap (Å)
8:AH:51:VAL:HG11	8:AH:60:ARG:HB2	1.71	0.72
13:AM:88:ARG:HA	13:AM:98:VAL:HG11	1.70	0.72
23:AW:20:G:P	23:AW:21:U:H5	2.12	0.72
35:BA:2334:G:N3	50:BS:18:ILE:HD12	2.05	0.72
39:BE:59:VAL:HG21	39:BE:63:LEU:HA	1.71	0.72
41:BG:51:ARG:HD3	41:BG:53:LEU:HD23	1.70	0.72
46:BO:111:PHE:HB3	46:BO:114:ILE:HD13	1.70	0.72
47:BP:47:ASP:HB3	47:BP:48:PRO:HA	1.72	0.72
35:BA:2415:G:H4'	47:BP:67:MET:N	2.04	0.72
57:BZ:102:LEU:HD22	57:BZ:139:VAL:CG2	2.19	0.72
2:CB:114:ARG:HH11	2:CB:118:LEU:HD21	1.54	0.72
4:CD:126:ILE:CG2	4:CD:127:THR:H	2.02	0.72
4:CD:122:ARG:HH12	4:CD:135:LEU:HD12	1.54	0.72
6:CF:69:GLU:H	6:CF:69:GLU:CD	1.93	0.72
7:CG:113:GLU:CB	7:CG:119:ARG:HG2	2.17	0.72
22:CV:17:C:H5''	22:CV:18:U:H6	1.51	0.72
31:D6:5:VAL:HG22	31:D6:6:ARG:H	1.54	0.72
35:DA:548:A:C2'	35:DA:549:G:H5'	2.18	0.72
35:DA:2302:G:H1'	41:DG:128:ARG:NE	2.05	0.72
47:DP:97:PRO:O	47:DP:98:GLU:HB3	1.88	0.72
51:DT:51:ARG:HG3	51:DT:98:LYS:HG3	1.70	0.72
1:AA:1363(A):A:C4'	1:AA:1364:U:H5''	2.15	0.72
23:AW:43:G:H2'	23:AW:44:A:H8	1.55	0.72
35:BA:1542:A:H8	35:BA:1542:A:H3'	1.55	0.72
37:BC:7:ARG:NH2	37:BC:219:MET:HB3	2.03	0.72
39:BE:10:GLY:HA3	51:BT:8:LYS:NZ	2.05	0.72
50:BS:35:ILE:HD11	50:BS:99:LYS:CE	2.19	0.72
51:BT:89:VAL:HG12	51:BT:91:ARG:HG3	1.72	0.72
56:BY:7:VAL:HG21	56:BY:8:LYS:NZ	2.04	0.72
1:CA:1104:G:H2'	1:CA:1105:A:H8	1.55	0.72
1:CA:32:A:H2'	1:CA:33:A:C8	2.23	0.72
1:CA:735:C:H2'	1:CA:736:C:C6	2.25	0.72
5:CE:71:LEU:O	5:CE:72:GLN:HG3	1.89	0.72
8:CH:12:ARG:NH1	8:CH:27:PRO:HD3	2.04	0.72
22:CY:55:G:H5''	48:DQ:56:ARG:CZ	2.19	0.72
33:D8:39:LYS:HG2	33:D8:43:GLN:HE21	1.55	0.72
35:DA:2761:G:H3'	35:DA:2762:G:H5''	1.71	0.72
35:DA:672:C:H2'	35:DA:673:C:C5'	2.19	0.72
28:D3:52:HIS:CD2	36:DB:83:G:H4'	2.25	0.72
51:DT:129:ARG:HH12	51:DT:131:ALA:CB	2.01	0.72
46:DO:77:ILE:HD12	51:DT:73:GLU:O	1.90	0.72

*Continued on next page...*

*Continued from previous page...*

Atom-1	Atom-2	Interatomic distance (Å)	Clash overlap (Å)
6:AF:82:ARG:HB2	6:AF:85:VAL:HG23	1.72	0.72
10:AJ:6:ILE:HG13	10:AJ:72:VAL:O	1.89	0.72
12:AL:40:VAL:HG11	12:AL:77:LEU:O	1.90	0.72
22:AV:19:G:H2'	22:AV:59:G:N2	2.05	0.72
23:AW:74:C:H5'	23:AW:74:C:C6	2.25	0.72
22:AY:49:G:H3'	22:AY:50:C:C5'	2.19	0.72
27:B2:7:ARG:O	27:B2:11:GLU:HG3	1.89	0.72
33:B8:52:LYS:N	33:B8:53:PRO:HD2	2.05	0.72
35:BA:1899:G:H21	35:BA:1902:C:H5	1.37	0.72
49:BR:67:LEU:HD22	49:BR:76:VAL:HG21	1.72	0.72
53:BV:38:LEU:C	53:BV:39:LEU:HD13	2.09	0.72
1:CA:1515:C:H2'	1:CA:1516:G:H8	1.54	0.72
2:CB:168:THR:HG23	2:CB:192:SER:OG	1.90	0.72
2:CB:29:ALA:O	2:CB:32:ILE:HG22	1.90	0.72
12:CL:32:PHE:CE1	12:CL:86:ARG:HG3	2.24	0.72
12:CL:89:ARG:HA	12:CL:97:ARG:HA	1.70	0.72
31:D6:27:LYS:HB3	31:D6:30:THR:HG22	1.71	0.72
43:DI:113:ARG:HH22	43:DI:132:PRO:HD3	1.54	0.72
43:DI:81:VAL:HG13	43:DI:143:SER:N	2.05	0.72
56:DY:59:GLY:O	56:DY:60:PHE:HB2	1.89	0.72
22:CY:63:C:C5'	57:DZ:186:GLU:HG3	2.20	0.72
1:AA:383:A:C2'	1:AA:384:G:H5'	2.20	0.71
5:AE:73:ASN:HD22	5:AE:73:ASN:N	1.87	0.71
1:AA:1492:A:OP1	12:AL:47:LYS:HA	1.90	0.71
12:AL:24:VAL:HG13	12:AL:98:TYR:CE2	2.25	0.71
23:AW:3:G:C6	23:AW:4:C:C4	2.77	0.71
22:AY:23:A:H2'	22:AY:24:A:H8	1.54	0.71
35:BA:2755:C:HO2'	35:BA:2756:U:H6	1.37	0.71
52:BU:92:ARG:CZ	53:BV:11:GLN:H	2.03	0.71
57:BZ:80:ARG:HH11	57:BZ:80:ARG:HA	1.55	0.71
3:CC:91:LEU:HD11	3:CC:101:LEU:HD12	1.72	0.71
10:CJ:8:LEU:HD23	10:CJ:96:ILE:HG22	1.70	0.71
23:CW:38:U:H2'	23:CW:39:A:C8	2.24	0.71
22:CY:57:U:H1'	57:DZ:184:ALA:HB3	1.71	0.71
35:DA:1748:G:H8	35:DA:1748:G:H5'	1.55	0.71
35:DA:1899:G:H21	35:DA:1902:C:H5	1.38	0.71
35:DA:2894:G:N3	35:DA:2894:G:H2'	2.05	0.71
35:DA:642:G:H21	35:DA:646:A:H2	1.37	0.71
1:AA:817:C:H1'	1:AA:819:A:H5'	1.72	0.71
3:AC:131:ARG:NH1	5:AE:50:GLU:HG2	2.05	0.71
9:AI:7:THR:H	9:AI:83:ARG:HD2	1.54	0.71

*Continued on next page...*

*Continued from previous page...*

Atom-1	Atom-2	Interatomic distance (Å)	Clash overlap (Å)
10:AJ:34:VAL:CG2	10:AJ:74:ILE:HG22	2.20	0.71
10:AJ:48:THR:HA	10:AJ:62:HIS:HB3	1.70	0.71
22:AV:33:G:C5	22:AV:34:C:C5	2.79	0.71
35:BA:2524:G:H8	35:BA:2524:G:H5'	1.54	0.71
37:BC:34:ALA:HB1	37:BC:40:GLU:HB2	1.71	0.71
35:BA:587:C:C5	47:BP:33:ARG:HD3	2.24	0.71
47:BP:6:LEU:HD12	47:BP:8:PRO:HG2	1.72	0.71
22:AY:57:U:OP2	57:BZ:182:LYS:HB2	1.90	0.71
1:CA:625:G:H4'	16:CP:16:HIS:CD2	2.25	0.71
5:CE:147:ASP:O	5:CE:150:ARG:HB3	1.89	0.71
9:CI:7:THR:HB	9:CI:83:ARG:HH11	1.55	0.71
17:CQ:55:ASP:HA	17:CQ:79:SER:HA	1.72	0.71
22:CY:57:U:O2	22:CY:59:G:C5	2.43	0.71
35:DA:2693:A:H2'	35:DA:2694:G:H8	1.53	0.71
35:DA:594:U:H2'	35:DA:595:C:C6	2.25	0.71
36:DB:49:C:H2'	36:DB:50:G:C8	2.24	0.71
38:DD:108:PRO:HB3	38:DD:143:HIS:CE1	2.25	0.71
46:DO:68:GLU:HB3	46:DO:78:ARG:NH1	2.05	0.71
1:AA:1211:U:H5'	1:AA:1212:U:OP1	1.89	0.71
1:AA:537:G:H5''	12:AL:113:ARG:NH1	2.06	0.71
16:AP:43:LYS:HG3	16:AP:48:TRP:CG	2.24	0.71
17:AQ:90:ILE:HG22	17:AQ:94:ASN:HD21	1.56	0.71
35:BA:1281:G:H8	35:BA:1281:G:H5'	1.53	0.71
36:BB:40:U:H3'	36:BB:41:U:H5''	1.72	0.71
42:BH:136:ILE:HD12	42:BH:136:ILE:N	2.05	0.71
47:BP:71:VAL:CG1	47:BP:72:PRO:HD3	2.19	0.71
1:CA:1064:G:H21	1:CA:1190:G:H2'	1.55	0.71
1:CA:674:G:H2'	1:CA:675:A:H8	1.54	0.71
7:CG:16:LEU:HD13	9:CI:42:ARG:HA	1.70	0.71
14:CN:24:CYS:HB3	14:CN:27:CYS:O	1.90	0.71
43:DI:92:VAL:HG13	43:DI:97:ILE:CG1	2.19	0.71
47:DP:115:LEU:HA	47:DP:134:ALA:CB	2.19	0.71
57:DZ:97:GLU:HB3	57:DZ:125:LEU:HD11	1.72	0.71
9:AI:88:TYR:O	9:AI:89:ASN:HB2	1.88	0.71
16:AP:2:VAL:HG23	16:AP:21:VAL:HG23	1.73	0.71
22:AV:4:C:O2'	22:AV:5:C:C6	2.39	0.71
23:AW:37:A:H2'	23:AW:38:U:O4'	1.90	0.71
22:AV:1:G:C1'	25:B0:5:LYS:HZ1	1.99	0.71
40:BF:188:ARG:HA	47:BP:7:ARG:HD3	1.72	0.71
51:BT:116:ALA:HB1	51:BT:121:ILE:HD11	1.72	0.71
54:BW:65:LEU:HD23	54:BW:68:ARG:HD2	1.72	0.71

*Continued on next page...*

*Continued from previous page...*

Atom-1	Atom-2	Interatomic distance (Å)	Clash overlap (Å)
1:CA:1400:C:H6	1:CA:1400:C:O5'	1.72	0.71
1:CA:383:A:C2'	1:CA:384:G:H5'	2.19	0.71
2:CB:166:ASP:HB3	2:CB:169:LYS:HB2	1.71	0.71
3:CC:139:GLN:HE21	3:CC:143:GLU:HG3	1.56	0.71
25:D0:43:THR:HG22	35:DA:2331:G:O2'	1.91	0.71
29:D4:7:PRO:HD2	41:DG:65:GLY:O	1.89	0.71
35:DA:1278:A:OP1	49:DR:36:THR:HG22	1.89	0.71
35:DA:2126:A:H4'	35:DA:2127:G:O5'	1.89	0.71
35:DA:2287:A:H62	35:DA:2344:U:H3	1.37	0.71
47:DP:85:LEU:HA	47:DP:88:LEU:HD13	1.73	0.71
51:DT:28:VAL:O	51:DT:29:ARG:HB2	1.89	0.71
1:AA:1442(A):G:H3'	1:AA:1442(B):A:H5'	1.71	0.71
1:AA:921:U:O2	5:AE:19:MET:HB2	1.91	0.71
6:AF:62:TRP:C	6:AF:63:TYR:HD1	1.94	0.71
17:AQ:26:GLN:HG2	17:AQ:37:LYS:HG2	1.73	0.71
35:BA:2121:G:H1	35:BA:2177:C:H42	1.37	0.71
35:BA:2894:G:H2'	35:BA:2894:G:N3	2.04	0.71
38:BD:34:VAL:C	38:BD:36:PRO:HD2	2.11	0.71
53:BV:49:THR:HB	53:BV:50:PRO:CD	2.21	0.71
1:CA:1228:C:H2'	1:CA:1229:A:H8	1.55	0.71
35:DA:296:C:O2'	35:DA:297:C:H5'	1.90	0.71
35:DA:997:G:O2'	35:DA:998:C:H5'	1.90	0.71
37:DC:30:VAL:HG11	37:DC:42:VAL:HG22	1.70	0.71
50:DS:36:TYR:HD2	50:DS:52:SER:HG	1.39	0.71
51:DT:34:VAL:HG12	51:DT:35:LYS:N	2.05	0.71
54:DW:73:ALA:HB3	54:DW:106:ILE:HD11	1.71	0.71
57:DZ:144:LEU:O	57:DZ:174:VAL:HG21	1.91	0.71
1:AA:177:C:O2'	1:AA:178:C:H5'	1.90	0.71
3:AC:139:GLN:HE21	3:AC:143:GLU:HG3	1.55	0.71
5:AE:102:ALA:HB1	5:AE:106:PRO:HG2	1.72	0.71
1:AA:626:U:H5''	16:AP:38:TYR:CD2	2.26	0.71
25:B0:14:ARG:CB	25:B0:14:ARG:HH11	2.02	0.71
26:B1:82:LEU:HB3	26:B1:90:ILE:HD12	1.72	0.71
35:BA:2287:A:H62	35:BA:2344:U:H3	1.36	0.71
51:BT:28:VAL:O	51:BT:29:ARG:HB2	1.90	0.71
57:BZ:11:GLU:HB2	57:BZ:13:GLU:OE1	1.91	0.71
1:CA:198:G:H2'	1:CA:199:G:H8	1.54	0.71
1:CA:438:G:H2'	1:CA:494:U:C4	2.25	0.71
2:CB:111:ARG:HH21	2:CB:114:ARG:HG2	1.55	0.71
2:CB:22:LYS:HE2	2:CB:22:LYS:HA	1.72	0.71
35:DA:2121:G:H1	35:DA:2177:C:H42	1.36	0.71

*Continued on next page...*



*Continued from previous page...*

Atom-1	Atom-2	Interatomic distance (Å)	Clash overlap (Å)
35:DA:2188:C:H2'	35:DA:2189:U:O4'	1.91	0.71
35:DA:2219:G:O2'	35:DA:2220:G:H5'	1.90	0.71
37:DC:52:PRO:HG2	37:DC:53:ARG:HD3	1.72	0.71
43:DI:93:THR:HG23	43:DI:119:PRO:HB3	1.72	0.71
45:DN:126:PRO:O	45:DN:127:ASP:HB2	1.90	0.71
47:DP:6:LEU:HD12	47:DP:8:PRO:HG2	1.72	0.71
56:DY:31:LEU:HD22	56:DY:31:LEU:N	2.06	0.71
7:AG:111:ARG:HE	7:AG:123:GLU:HB2	1.55	0.71
13:AM:40:ASN:HD21	13:AM:42:ALA:HB3	1.54	0.71
35:BA:1047:G:H2'	35:BA:1110:G:H22	1.53	0.71
35:BA:1019:U:H3	35:BA:1142(A):A:H62	1.37	0.71
38:BD:79:VAL:HG21	38:BD:111:LEU:HD11	1.73	0.71
39:BE:179:GLU:HB3	39:BE:181:LEU:CD2	2.21	0.71
40:BF:161:GLU:O	40:BF:165:ARG:HG3	1.91	0.71
53:BV:39:LEU:HD12	53:BV:50:PRO:O	1.90	0.71
22:AY:57:U:H6	57:BZ:183:LEU:N	1.84	0.71
3:CC:181:ASN:ND2	3:CC:204:LEU:HB2	2.05	0.71
1:CA:823:G:H21	8:CH:1:MET:HE3	1.56	0.71
13:CM:91:ARG:HB2	13:CM:98:VAL:HG13	1.72	0.71
19:CS:6:LYS:CD	19:CS:6:LYS:H	2.03	0.71
23:CW:44:A:H2'	23:CW:45:U:C4'	2.20	0.71
33:D8:30:ARG:HE	33:D8:30:ARG:HA	1.55	0.71
40:DF:3:GLU:CA	40:DF:24:LEU:HG	2.20	0.71
51:DT:28:VAL:HG13	51:DT:46:GLU:HA	1.71	0.71
1:AA:833:U:H2'	1:AA:834:C:C6	2.26	0.71
12:AL:32:PHE:CE1	12:AL:86:ARG:HG3	2.26	0.71
1:AA:136:C:H4'	16:AP:1:MET:HE2	1.71	0.71
23:AW:43:G:H2'	23:AW:44:A:C8	2.26	0.71
29:B4:5:ILE:N	29:B4:5:ILE:HD13	2.05	0.71
33:B8:6:THR:HA	33:B8:61:LEU:HD11	1.72	0.71
43:BI:123:LEU:HD11	43:BI:144:VAL:CG2	2.21	0.71
51:BT:34:VAL:HG12	51:BT:35:LYS:N	2.06	0.71
1:CA:1053:G:N7	1:CA:1200:C:H5''	2.04	0.71
1:CA:728:A:H2'	1:CA:729:A:H8	1.56	0.71
3:CC:54:ARG:NH1	3:CC:56:ASP:HB2	2.05	0.71
4:CD:79:PHE:CE2	4:CD:207:TYR:HB2	2.25	0.71
22:CY:30:U:H2'	22:CY:31:C:C6	2.26	0.71
35:DA:528:A:C2	35:DA:2043:C:H4'	2.25	0.71
35:DA:768:G:O2'	35:DA:1379:A:N6	2.23	0.71
41:DG:95:ARG:HG2	41:DG:95:ARG:HH11	1.56	0.71
42:DH:170:ARG:H	42:DH:170:ARG:HD2	1.56	0.71

*Continued on next page...*



*Continued from previous page...*

Atom-1	Atom-2	Interatomic distance (Å)	Clash overlap (Å)
35:DA:558:G:P	45:DN:111:PRO:HD2	2.30	0.71
47:DP:146:VAL:CG2	47:DP:147:LEU:H	1.99	0.71
35:DA:806:C:OP2	47:DP:39:LYS:HD2	1.91	0.71
8:AH:12:ARG:NH1	8:AH:27:PRO:HD3	2.06	0.71
11:AK:91:ARG:HD2	11:AK:92:GLU:N	2.05	0.71
12:AL:58:VAL:O	12:AL:65:GLU:HA	1.91	0.71
22:AV:4:C:HO2'	22:AV:5:C:H6	0.78	0.71
23:AW:42:C:O2'	23:AW:43:G:H5'	1.91	0.71
23:AW:44:A:H2'	23:AW:45:U:C4'	2.21	0.71
51:BT:60:THR:HG22	51:BT:77:PRO:HA	1.71	0.71
9:CI:55:ALA:HA	9:CI:58:HIS:HD2	1.55	0.71
13:CM:88:ARG:HA	13:CM:98:VAL:HG11	1.72	0.71
16:CP:67:THR:HG22	16:CP:68:ASP:N	2.06	0.71
17:CQ:12:SER:HB3	17:CQ:20:THR:HB	1.72	0.71
23:CW:64:C:H5''	37:DC:53:ARG:O	1.91	0.71
22:CY:20:G:C2	22:CY:58:C:N3	2.58	0.71
30:D5:40:LYS:CE	30:D5:46:CYS:HB3	2.21	0.71
35:DA:2250:G:N2	48:DQ:84:GLY:HA3	2.06	0.71
39:DE:179:GLU:HB3	39:DE:181:LEU:CD2	2.20	0.71
42:DH:136:ILE:HD12	42:DH:136:ILE:N	2.06	0.71
52:DU:68:ALA:O	52:DU:71:GLN:HB3	1.90	0.71
1:AA:1314:C:OP2	19:AS:6:LYS:HG3	1.91	0.71
4:AD:129:ASN:HD21	4:AD:145:GLU:H	1.37	0.71
22:AV:30:U:C2	22:AV:31:C:C5	2.79	0.71
35:BA:1748:G:H8	35:BA:1748:G:H5'	1.56	0.71
35:BA:893:C:H2'	35:BA:894:C:H6	1.56	0.71
40:BF:122:LYS:HA	40:BF:122:LYS:HE2	1.73	0.71
41:BG:57:ALA:HA	41:BG:90:LEU:HD21	1.73	0.71
29:B4:5:ILE:HD11	41:BG:67:LYS:HZ3	1.55	0.71
47:BP:48:PRO:HG2	47:BP:49:ARG:N	2.05	0.71
1:CA:177:C:O2'	1:CA:178:C:H5'	1.91	0.71
3:CC:70:VAL:O	3:CC:105:GLU:HA	1.90	0.71
7:CG:111:ARG:HE	7:CG:123:GLU:HB2	1.55	0.71
43:DI:77:LEU:HD23	43:DI:141:LYS:HG2	1.72	0.71
1:AA:333:G:H4'	20:AT:16:HIS:CE1	2.26	0.70
1:AA:339:C:H2'	1:AA:340:U:C6	2.25	0.70
2:AB:111:ARG:HH21	2:AB:114:ARG:HG2	1.56	0.70
2:AB:18:GLY:H	2:AB:42:ILE:CG2	2.04	0.70
14:AN:7:ILE:O	14:AN:11:LYS:HG3	1.91	0.70
20:AT:26:ASN:HB2	20:AT:71:THR:HG23	1.72	0.70
26:B1:49:VAL:HG11	26:B1:70:VAL:HG11	1.71	0.70

*Continued on next page...*

*Continued from previous page...*

Atom-1	Atom-2	Interatomic distance (Å)	Clash overlap (Å)
27:B2:3:LEU:HD23	27:B2:3:LEU:O	1.90	0.70
35:BA:1786:A:C2	35:BA:2606:C:H1'	2.26	0.70
36:BB:11:C:H2'	36:BB:12:C:H5'	1.72	0.70
40:BF:178:PRO:HG2	40:BF:179:GLU:OE1	1.90	0.70
40:BF:158:THR:HB	40:BF:195:ASP:HB2	1.74	0.70
40:BF:3:GLU:CA	40:BF:24:LEU:HG	2.21	0.70
35:BA:806:C:OP2	47:BP:39:LYS:HD2	1.90	0.70
50:BS:106:ARG:HB3	50:BS:106:ARG:NH1	2.06	0.70
2:CB:142:LEU:HD23	2:CB:142:LEU:O	1.90	0.70
12:CL:36:VAL:H	12:CL:58:VAL:HG13	1.54	0.70
40:DF:122:LYS:HE2	40:DF:122:LYS:HA	1.72	0.70
50:DS:54:LEU:O	50:DS:54:LEU:HD13	1.91	0.70
53:DV:38:LEU:C	53:DV:39:LEU:HD13	2.11	0.70
1:AA:1125:U:H3	10:AJ:5:ARG:HH21	1.39	0.70
1:AA:640:A:N3	8:AH:115:SER:HB3	2.06	0.70
8:AH:118:VAL:O	8:AH:119:LEU:HD23	1.92	0.70
10:AJ:33:GLN:O	10:AJ:75:ILE:HG12	1.91	0.70
22:AY:10:G:H2'	22:AY:11:C:H6	1.54	0.70
35:BA:2134:A:N6	35:BA:2157:G:H1'	2.06	0.70
35:BA:271(D):G:H1	35:BA:271(T):C:H42	1.36	0.70
35:BA:259:G:H21	35:BA:621:A:H8	1.40	0.70
36:BB:49:C:H2'	36:BB:50:G:C8	2.26	0.70
43:BI:93:THR:HG23	43:BI:119:PRO:HB3	1.71	0.70
6:CF:82:ARG:HB2	6:CF:85:VAL:HG23	1.71	0.70
1:CA:881:G:P	12:CL:12:ARG:HH22	2.14	0.70
13:CM:40:ASN:HD21	13:CM:42:ALA:HB3	1.56	0.70
13:CM:90:LEU:O	13:CM:91:ARG:HG2	1.91	0.70
16:CP:2:VAL:HG22	16:CP:64:ALA:HB1	1.71	0.70
23:CW:33:G:N3	23:CW:34:C:H1'	2.06	0.70
23:CW:70:G:C5	23:CW:71:G:C5	2.78	0.70
26:D1:53:VAL:CG2	26:D1:74:VAL:HG13	2.21	0.70
35:DA:2415:G:H4'	47:DP:67:MET:N	2.06	0.70
1:AA:976:G:H5'	1:AA:1358:U:O2'	1.92	0.70
4:AD:59:ARG:CA	4:AD:59:ARG:HE	2.04	0.70
1:AA:823:G:H21	8:AH:1:MET:HE3	1.55	0.70
9:AI:114:TYR:HD1	9:AI:114:TYR:H	1.37	0.70
10:AJ:23:ILE:HG23	10:AJ:85:LEU:HD22	1.73	0.70
41:BG:32:PRO:HB2	41:BG:172:LEU:HD12	1.74	0.70
1:AA:1423:G:H5'	46:BO:49:ARG:HH22	1.55	0.70
51:BT:91:ARG:HB3	51:BT:116:ALA:HA	1.71	0.70
56:BY:14:LEU:HD11	56:BY:22:GLY:HA2	1.73	0.70

*Continued on next page...*

*Continued from previous page...*

Atom-1	Atom-2	Interatomic distance (Å)	Clash overlap (Å)
3:CC:77:ILE:HG12	3:CC:84:ILE:HD12	1.71	0.70
7:CG:113:GLU:HB2	7:CG:119:ARG:CG	2.17	0.70
16:CP:67:THR:HG22	16:CP:68:ASP:H	1.56	0.70
18:CR:36:ASN:HB3	18:CR:39:VAL:CG2	2.21	0.70
35:DA:1403:C:H5''	35:DA:1471:A:H1'	1.71	0.70
36:DB:94:C:H2'	36:DB:95:C:H6	1.56	0.70
42:DH:105:LEU:H	42:DH:105:LEU:HD23	1.57	0.70
53:DV:18:LEU:HD22	53:DV:19:LYS:N	2.05	0.70
1:AA:1116:C:C2'	1:AA:1117:G:H5''	2.21	0.70
3:AC:54:ARG:NH1	3:AC:56:ASP:HB2	2.06	0.70
11:AK:43:SER:HA	11:AK:47:VAL:HG21	1.73	0.70
22:AV:14:A:C3'	22:AV:15:G:H8	1.93	0.70
22:AV:3:G:H1	22:AV:72:C:H42	1.40	0.70
30:B5:40:LYS:HE2	30:B5:46:CYS:HB3	1.73	0.70
34:B9:4:ARG:HD2	34:B9:34:GLN:NE2	2.06	0.70
35:BA:768:G:O2'	35:BA:1379:A:N6	2.25	0.70
37:BC:52:PRO:HG2	37:BC:53:ARG:HD3	1.73	0.70
43:BI:41:GLU:O	43:BI:45:LYS:HG2	1.91	0.70
50:BS:54:LEU:HD13	50:BS:54:LEU:O	1.90	0.70
57:BZ:128:VAL:CG2	57:BZ:132:ASN:HB2	2.20	0.70
1:CA:1152:A:H5''	10:CJ:13:HIS:HD2	1.56	0.70
1:CA:1405:G:H2'	1:CA:1406:U:H6	1.56	0.70
1:CA:634:C:H2'	1:CA:635:G:H8	1.56	0.70
2:CB:165:VAL:HG23	2:CB:166:ASP:H	1.57	0.70
11:CK:91:ARG:HD2	11:CK:92:GLU:N	2.05	0.70
22:CV:2:G:H2'	22:CV:2:G:N3	2.05	0.70
35:DA:1173:G:H3'	35:DA:1174:A:H5'	1.73	0.70
35:DA:1542:A:H3'	35:DA:1542:A:H8	1.56	0.70
30:D5:3:LYS:HE2	35:DA:2613:U:C2'	2.21	0.70
36:DB:40:U:H3'	36:DB:41:U:C5'	2.21	0.70
39:DE:16:ARG:O	39:DE:17:ASP:HB2	1.91	0.70
39:DE:46:ALA:HB2	39:DE:82:ARG:HA	1.72	0.70
39:DE:61:ARG:H	39:DE:62:PRO:HD2	1.54	0.70
51:DT:116:ALA:HB1	51:DT:121:ILE:HD11	1.71	0.70
1:AA:235:C:H5'	17:AQ:70:ARG:HG2	1.74	0.70
22:AV:39:A:H2'	22:AV:40:A:C8	2.27	0.70
23:AW:5:C:C2	23:AW:72:C:N3	2.59	0.70
35:BA:1014:U:H2'	35:BA:1015:G:H5''	1.73	0.70
1:CA:1141:C:H2'	1:CA:1142:G:C8	2.26	0.70
1:CA:833:U:H2'	1:CA:834:C:C6	2.26	0.70
4:CD:129:ASN:HD21	4:CD:145:GLU:H	1.39	0.70

*Continued on next page...*

*Continued from previous page...*

Atom-1	Atom-2	Interatomic distance (Å)	Clash overlap (Å)
10:CJ:51:ARG:NE	10:CJ:61:GLU:HB2	2.06	0.70
15:CO:65:ARG:HH11	15:CO:65:ARG:HG2	1.55	0.70
25:D0:26:TYR:O	25:D0:29:GLN:HB2	1.92	0.70
33:D8:49:VAL:HG12	35:DA:2360:A:OP1	1.91	0.70
35:DA:1040:C:H42	35:DA:1115:G:H1	1.37	0.70
35:DA:2543:G:H2'	35:DA:2544:G:C8	2.26	0.70
38:DD:242:ARG:N	38:DD:242:ARG:HD2	2.06	0.70
35:DA:1803:A:O2'	38:DD:259:THR:HG21	1.91	0.70
49:DR:7:GLY:O	49:DR:8:ARG:NE	2.24	0.70
56:DY:7:VAL:HG21	56:DY:8:LYS:NZ	2.07	0.70
2:AB:114:ARG:HH11	2:AB:118:LEU:HD21	1.55	0.70
2:AB:165:VAL:HG23	2:AB:166:ASP:H	1.56	0.70
2:AB:29:ALA:O	2:AB:32:ILE:HG22	1.90	0.70
16:AP:2:VAL:HG22	16:AP:64:ALA:HB1	1.73	0.70
22:AV:39:A:H2'	22:AV:40:A:H8	1.57	0.70
23:AW:38:U:H2'	23:AW:39:A:C8	2.27	0.70
22:AY:6:C:N3	22:AY:69:G:O6	2.25	0.70
35:BA:2124:G:H5''	37:BC:175:PRO:HG3	1.72	0.70
42:BH:170:ARG:H	42:BH:170:ARG:HD2	1.55	0.70
51:BT:129:ARG:HH12	51:BT:131:ALA:CB	2.02	0.70
56:BY:81:LYS:HD3	56:BY:97:ARG:O	1.92	0.70
57:BZ:37:VAL:HG23	57:BZ:38:TYR:N	2.06	0.70
1:CA:1003:G:H2'	1:CA:1004:A:H4'	1.74	0.70
1:CA:1228:C:P	13:CM:108:ARG:HH22	2.14	0.70
3:CC:76:VAL:HG23	3:CC:77:ILE:N	2.05	0.70
48:DQ:110:THR:HG23	48:DQ:113:GLN:OE1	1.91	0.70
48:DQ:76:LYS:HB3	48:DQ:91:GLU:HG3	1.73	0.70
48:DQ:56:ARG:HD3	57:DZ:180:VAL:HG11	1.73	0.70
1:AA:1141:C:H2'	1:AA:1142:G:C8	2.26	0.70
2:AB:181:PHE:HD1	8:AH:70:GLN:HB3	1.57	0.70
2:AB:22:LYS:HE2	2:AB:22:LYS:HA	1.73	0.70
3:AC:76:VAL:HG23	3:AC:77:ILE:N	2.05	0.70
6:AF:69:GLU:CD	6:AF:69:GLU:H	1.94	0.70
9:AI:43:ALA:HA	9:AI:74:ILE:HD13	1.70	0.70
19:AS:51:VAL:O	19:AS:58:VAL:HG22	1.91	0.70
32:B7:45:ALA:O	32:B7:46:VAL:HG23	1.92	0.70
35:BA:1173:G:H3'	35:BA:1174:A:H5'	1.73	0.70
40:BF:123:LEU:HD12	40:BF:124:LEU:H	1.57	0.70
44:BJ:84:UNK:C	44:BJ:86:UNK:N	2.53	0.70
1:CA:1116:C:C2'	1:CA:1117:G:H5''	2.22	0.70
1:CA:254:G:H2'	1:CA:255:G:H8	1.57	0.70

*Continued on next page...*

*Continued from previous page...*

Atom-1	Atom-2	Interatomic distance (Å)	Clash overlap (Å)
1:CA:940:C:H2'	1:CA:941:G:H8	1.56	0.70
10:CJ:48:THR:HA	10:CJ:62:HIS:HB3	1.72	0.70
23:CW:42:C:O2'	23:CW:43:G:H5'	1.91	0.70
26:D1:6:GLU:O	26:D1:7:ILE:HD12	1.92	0.70
33:D8:59:LYS:HZ3	33:D8:59:LYS:HB2	1.54	0.70
35:DA:2134:A:N6	35:DA:2157:G:H1'	2.06	0.70
41:DG:29:TRP:HA	41:DG:29:TRP:CE3	2.27	0.70
48:DQ:1:MET:O	48:DQ:2:LEU:HB2	1.90	0.70
51:DT:70:VAL:HG12	51:DT:71:GLY:N	2.05	0.70
53:DV:49:THR:HB	53:DV:50:PRO:CD	2.22	0.70
54:DW:40:ASN:O	54:DW:41:LYS:HG2	1.91	0.70
56:DY:28:LYS:O	56:DY:38:ILE:HB	1.90	0.70
56:DY:96:ILE:HG22	56:DY:97:ARG:N	2.06	0.70
22:CY:62:U:O3'	57:DZ:186:GLU:HG2	1.90	0.70
1:AA:1003:G:H2'	1:AA:1004:A:H4'	1.73	0.70
1:AA:17:U:H2'	1:AA:18:C:C6	2.27	0.70
4:AD:126:ILE:CG2	4:AD:127:THR:H	2.03	0.70
4:AD:177:ASP:OD1	4:AD:179:GLU:HB2	1.92	0.70
40:BF:63:LYS:HZ2	40:BF:67:GLN:HB2	1.56	0.70
51:BT:51:ARG:HG3	51:BT:98:LYS:HG3	1.73	0.70
51:BT:30:VAL:CG2	51:BT:84:GLN:HG3	2.22	0.70
52:BU:92:ARG:HH22	53:BV:10:LYS:HG2	1.55	0.70
1:CA:1444:C:H2'	1:CA:1445:C:C6	2.27	0.70
1:CA:474:G:H2'	1:CA:475:G:H8	1.57	0.70
4:CD:74:GLN:HA	4:CD:77:ASN:HD22	1.57	0.70
13:CM:116:THR:HG22	22:CV:31:C:H4'	1.72	0.70
31:D6:26:ASN:O	31:D6:27:LYS:HB2	1.91	0.70
1:AA:191:G:C4	20:AT:105:SER:HB3	2.27	0.70
1:AA:32:A:H2'	1:AA:33:A:C8	2.26	0.70
12:AL:89:ARG:HH12	12:AL:97:ARG:HG2	1.56	0.70
22:AY:57:U:H3'	57:BZ:182:LYS:CB	2.07	0.70
35:BA:1798:U:C5'	38:BD:259:THR:HG22	2.18	0.70
39:BE:46:ALA:HB2	39:BE:82:ARG:HA	1.74	0.70
35:BA:2312:U:O3'	41:BG:71:THR:HG21	1.92	0.70
47:BP:38:GLN:HG3	47:BP:39:LYS:N	2.07	0.70
47:BP:84:ASN:HA	47:BP:115:LEU:O	1.92	0.70
22:AY:55:G:H5''	48:BQ:56:ARG:HH22	1.56	0.70
54:BW:29:LEU:HD21	54:BW:33:ARG:HH21	1.56	0.70
56:BY:96:ILE:HG22	56:BY:97:ARG:N	2.06	0.70
8:CH:12:ARG:NH1	8:CH:26:VAL:HA	2.05	0.70
10:CJ:9:ARG:HG2	10:CJ:69:ASN:OD1	1.92	0.70

*Continued on next page...*

*Continued from previous page...*

Atom-1	Atom-2	Interatomic distance (Å)	Clash overlap (Å)
1:CA:136:C:H4'	16:CP:1:MET:HE2	1.73	0.70
18:CR:53:ARG:HH11	18:CR:60:ALA:HA	1.57	0.70
35:DA:2132:U:N3	37:DC:6:LYS:HB2	2.07	0.70
35:DA:2724:C:P	49:DR:2:ARG:HH22	2.15	0.70
51:DT:85:LYS:HZ3	51:DT:85:LYS:HB3	1.55	0.70
1:AA:1053:G:N7	1:AA:1200:C:H5''	2.07	0.70
6:AF:61:LEU:HD23	6:AF:63:TYR:OH	1.91	0.70
6:AF:35:ALA:HA	6:AF:67:MET:HB3	1.73	0.70
9:AI:7:THR:HB	9:AI:83:ARG:HH11	1.55	0.70
22:AY:11:C:H41	22:AY:47:G:N2	1.87	0.70
35:BA:404:C:C4'	35:BA:405:U:H5'	2.21	0.70
35:BA:953:A:O2'	35:BA:954:G:H5'	1.90	0.70
38:BD:117:VAL:HG22	38:BD:118:VAL:H	1.56	0.70
45:BN:47:ALA:CB	45:BN:112:LEU:HD11	2.22	0.70
47:BP:55:ARG:CG	47:BP:56:SER:H	1.96	0.70
47:BP:7:ARG:HA	47:BP:7:ARG:HH11	1.55	0.70
52:BU:68:ALA:O	52:BU:71:GLN:HB3	1.91	0.70
1:CA:1296:C:H3'	1:CA:1297:C:C6	2.27	0.70
1:CA:191:G:C4	20:CT:105:SER:HB3	2.27	0.70
22:CY:57:U:O4	22:CY:60:A:OP2	2.09	0.70
33:D8:52:LYS:N	33:D8:53:PRO:HD2	2.07	0.70
35:DA:1014:U:H2'	35:DA:1015:G:H5''	1.74	0.70
36:DB:92:C:H2'	36:DB:93:G:H8	1.57	0.70
50:DS:70:GLY:C	50:DS:101:LEU:HD23	2.13	0.70
57:DZ:110:GLY:HA3	57:DZ:174:VAL:HG11	1.74	0.70
1:AA:1228:C:H2'	1:AA:1229:A:H8	1.57	0.69
1:AA:339:C:H2'	1:AA:340:U:H6	1.57	0.69
1:AA:444:C:H2'	1:AA:445:G:H8	1.55	0.69
6:AF:19:LEU:HD23	6:AF:19:LEU:O	1.92	0.69
1:AA:1342:C:H4'	9:AI:125:TYR:HB3	1.71	0.69
12:AL:36:VAL:H	12:AL:58:VAL:HG13	1.54	0.69
31:B6:48:VAL:HG23	31:B6:49:HIS:H	1.57	0.69
40:BF:103:LYS:HA	40:BF:106:ARG:HG3	1.73	0.69
48:BQ:110:THR:HG23	48:BQ:113:GLN:OE1	1.92	0.69
50:BS:89:ARG:HG2	50:BS:92:TYR:HA	1.72	0.69
1:CA:636:U:H2'	1:CA:637:G:C8	2.27	0.69
10:CJ:51:ARG:HE	10:CJ:61:GLU:HB2	1.57	0.69
11:CK:102:GLY:C	11:CK:103:LEU:HD22	2.12	0.69
23:CW:74:C:C6	23:CW:74:C:H5'	2.27	0.69
27:D2:51:ARG:HD3	27:D2:55:ARG:HH12	1.53	0.69
30:D5:3:LYS:NZ	30:D5:5:PRO:HB2	2.06	0.69

*Continued on next page...*

*Continued from previous page...*

Atom-1	Atom-2	Interatomic distance (Å)	Clash overlap (Å)
52:DU:54:LYS:O	52:DU:58:ARG:HG3	1.92	0.69
55:DX:64:LYS:HZ3	55:DX:73:ARG:HE	1.39	0.69
56:DY:9:LYS:O	56:DY:28:LYS:NZ	2.25	0.69
48:DQ:132:VAL:CG1	57:DZ:81:ARG:HH21	2.02	0.69
1:AA:1109:C:H2'	1:AA:1110:A:O4'	1.93	0.69
3:AC:77:ILE:HG12	3:AC:84:ILE:HD12	1.74	0.69
1:AA:939:G:H5''	7:AG:102:ARG:CZ	2.23	0.69
22:AV:3:G:N1	22:AV:4:C:C4	2.60	0.69
23:AW:20:G:C3'	23:AW:21:U:H5''	2.21	0.69
35:BA:1603:A:H5'	35:BA:1603:A:H8	1.56	0.69
1:AA:1407:C:O2'	35:BA:1912:A:N1	2.23	0.69
35:BA:2761:G:H3'	35:BA:2762:G:H5''	1.75	0.69
35:BA:481:G:OP2	56:BY:47:LYS:HD3	1.93	0.69
40:BF:167:ALA:HB1	40:BF:173:VAL:HG11	1.74	0.69
48:BQ:62:GLY:O	57:BZ:178:GLU:HB2	1.92	0.69
50:BS:70:GLY:C	50:BS:101:LEU:HD23	2.13	0.69
56:BY:8:LYS:HD2	56:BY:8:LYS:N	2.07	0.69
57:BZ:153:SER:HB2	57:BZ:163:LEU:CD1	2.21	0.69
4:CD:177:ASP:OD1	4:CD:179:GLU:HB2	1.92	0.69
4:CD:26:CYS:HA	4:CD:31:CYS:HB2	1.72	0.69
1:CA:545:C:H5''	4:CD:72:GLU:HG2	1.73	0.69
6:CF:19:LEU:HD23	6:CF:19:LEU:O	1.93	0.69
22:CV:63:C:H2'	22:CV:64:C:C6	2.27	0.69
31:D6:48:VAL:HG23	31:D6:49:HIS:H	1.57	0.69
33:D8:2:PRO:HA	35:DA:591:C:O2	1.92	0.69
40:DF:132:VAL:HG22	40:DF:133:ASN:N	2.05	0.69
41:DG:131:TYR:H	41:DG:159:VAL:HG13	1.55	0.69
46:DO:22:ILE:HD11	46:DO:42:SER:HB2	1.73	0.69
1:AA:1054:C:C4	22:AY:36:AG9:C1'	2.75	0.69
1:AA:155:C:H2'	1:AA:156:G:C8	2.27	0.69
35:BA:212:G:O2'	35:BA:213:A:H5'	1.92	0.69
38:BD:49:ILE:HD11	38:BD:52:ARG:HA	1.74	0.69
46:BO:68:GLU:HB3	46:BO:78:ARG:NH1	2.07	0.69
1:CA:1129:C:N4	1:CA:1135:U:H3	1.90	0.69
2:CB:20:GLU:O	2:CB:39:ILE:HG23	1.92	0.69
1:CA:1348:U:H4'	9:CI:120:ARG:HD2	1.72	0.69
1:AA:1296:C:H3'	1:AA:1297:C:C6	2.27	0.69
1:AA:979:C:H3'	1:AA:980:C:C5'	2.18	0.69
10:AJ:37:PRO:HA	10:AJ:72:VAL:HG22	1.73	0.69
13:AM:6:GLY:C	13:AM:8:GLU:H	1.96	0.69
22:AY:19:G:C6	22:AY:60:A:N6	2.60	0.69

*Continued on next page...*



*Continued from previous page...*

Atom-1	Atom-2	Interatomic distance (Å)	Clash overlap (Å)
25:B0:70:GLN:NE2	25:B0:80:HIS:NE2	2.41	0.69
34:B9:36:GLN:HG2	35:BA:1124:C:O2'	1.92	0.69
35:BA:1573:G:H2'	35:BA:1574:C:H5'	1.74	0.69
36:BB:50:G:P	50:BS:62:LYS:HB2	2.31	0.69
49:BR:117:VAL:O	49:BR:118:GLU:HB2	1.91	0.69
50:BS:30:ARG:HH22	50:BS:62:LYS:HD2	1.56	0.69
1:CA:1109:C:H2'	1:CA:1110:A:O4'	1.92	0.69
1:CA:160:A:H1'	1:CA:344:A:C5	2.27	0.69
1:CA:640:A:N3	8:CH:115:SER:HB3	2.06	0.69
13:CM:81:LEU:HD13	13:CM:88:ARG:HB3	1.73	0.69
22:CY:57:U:C5	22:CY:59:G:OP2	2.45	0.69
22:CY:57:U:C6	57:DZ:182:LYS:C	2.65	0.69
36:DB:40:U:H3'	36:DB:41:U:H5''	1.73	0.69
40:DF:178:PRO:HG2	40:DF:179:GLU:OE1	1.93	0.69
51:DT:89:VAL:HG12	51:DT:91:ARG:HG3	1.72	0.69
52:DU:92:ARG:CZ	53:DV:11:GLN:H	2.06	0.69
54:DW:29:LEU:HD21	54:DW:33:ARG:NH2	2.06	0.69
56:DY:81:LYS:HD3	56:DY:97:ARG:O	1.92	0.69
57:DZ:16:SER:HA	57:DZ:19:ARG:HD2	1.74	0.69
1:AA:254:G:H2'	1:AA:255:G:H8	1.57	0.69
1:AA:491:G:H2'	1:AA:492:G:C8	2.22	0.69
2:AB:140:HIS:CA	2:AB:143:GLU:HG2	2.22	0.69
3:AC:88:ARG:HA	3:AC:91:LEU:HD12	1.75	0.69
35:BA:2206:G:N2	35:BA:2207:G:H5'	2.07	0.69
35:BA:32:C:O2'	35:BA:33:U:H5'	1.92	0.69
45:BN:126:PRO:O	45:BN:127:ASP:HB2	1.92	0.69
47:BP:122:PRO:HA	47:BP:141:ALA:O	1.92	0.69
48:BQ:76:LYS:HB3	48:BQ:91:GLU:HG3	1.72	0.69
12:CL:83:VAL:CG1	12:CL:84:LEU:N	2.56	0.69
13:CM:5:ALA:HB1	13:CM:66:LEU:HD13	1.74	0.69
34:D9:3:VAL:HG21	35:DA:2539:C:H5'	1.74	0.69
35:DA:1658:C:OP1	39:DE:132:HIS:O	2.09	0.69
40:DF:132:VAL:HG22	40:DF:133:ASN:ND2	2.08	0.69
50:DS:106:ARG:HB3	50:DS:106:ARG:NH1	2.08	0.69
57:DZ:70:LEU:HD11	57:DZ:98:MET:SD	2.33	0.69
2:AB:20:GLU:O	2:AB:39:ILE:HG23	1.92	0.69
10:AJ:34:VAL:HG22	10:AJ:74:ILE:HG22	1.74	0.69
12:AL:47:LYS:HE2	12:AL:48:PRO:HB3	1.74	0.69
13:AM:5:ALA:HB1	13:AM:66:LEU:HD13	1.74	0.69
22:AV:5:C:N3	22:AV:71:G:C6	2.61	0.69
26:B1:53:VAL:HG22	26:B1:74:VAL:HG13	1.74	0.69

*Continued on next page...*



*Continued from previous page...*

Atom-1	Atom-2	Interatomic distance (Å)	Clash overlap (Å)
35:BA:2472:G:H3'	35:BA:2475:C:N4	2.08	0.69
39:BE:62:PRO:C	39:BE:64:LYS:H	1.96	0.69
40:BF:108:LYS:HD2	40:BF:112:MET:CE	2.23	0.69
42:BH:12:PRO:HD2	42:BH:15:VAL:HG21	1.75	0.69
47:BP:115:LEU:HA	47:BP:134:ALA:CB	2.22	0.69
57:BZ:45:ASP:O	57:BZ:49:ARG:HG2	1.93	0.69
1:CA:165:C:H2'	1:CA:166:G:H8	1.56	0.69
4:CD:11:LEU:HD13	4:CD:66:ARG:HD3	1.75	0.69
6:CF:45:LEU:HD21	6:CF:57:GLN:OE1	1.92	0.69
6:CF:60:PHE:C	6:CF:61:LEU:HD12	2.13	0.69
6:CF:91:VAL:HG11	18:CR:72:ARG:NH1	2.08	0.69
1:CA:1400:C:C4	22:CV:36:AG9:C4	2.76	0.69
22:CV:52:C:H2'	22:CV:53:U:H6	1.56	0.69
41:DG:107:LEU:HD23	41:DG:111:LEU:HD11	1.74	0.69
43:DI:41:GLU:O	43:DI:45:LYS:HG2	1.93	0.69
47:DP:38:GLN:HG3	47:DP:39:LYS:N	2.05	0.69
54:DW:58:ALA:HB1	54:DW:64:MET:SD	2.33	0.69
1:AA:985:C:H2'	1:AA:986:A:H8	1.56	0.69
5:AE:147:ASP:O	5:AE:150:ARG:HB3	1.93	0.69
12:AL:83:VAL:CG1	12:AL:84:LEU:N	2.56	0.69
29:B4:28:LYS:HE3	29:B4:28:LYS:HA	1.74	0.69
35:BA:1278:A:OP1	49:BR:36:THR:HG22	1.92	0.69
35:BA:2543:G:H2'	35:BA:2544:G:C8	2.27	0.69
35:BA:298:G:H5'	35:BA:299:A:OP1	1.91	0.69
35:BA:642:G:H21	35:BA:646:A:H2	1.40	0.69
35:BA:2132:U:N3	37:BC:6:LYS:HB2	2.06	0.69
41:BG:61:ALA:HB2	41:BG:67:LYS:HA	1.74	0.69
53:BV:38:LEU:O	53:BV:39:LEU:HD13	1.92	0.69
54:BW:73:ALA:HB3	54:BW:106:ILE:HD11	1.73	0.69
1:CA:155:C:H2'	1:CA:156:G:C8	2.28	0.69
2:CB:95:GLN:HE21	2:CB:147:LYS:HE2	1.58	0.69
8:CH:11:THR:HG23	8:CH:14:ARG:HH12	1.57	0.69
10:CJ:3:LYS:NZ	10:CJ:76:ASN:HA	2.07	0.69
10:CJ:34:VAL:HG22	10:CJ:74:ILE:HG22	1.74	0.69
11:CK:43:SER:HA	11:CK:47:VAL:HG21	1.75	0.69
22:CY:43:G:O2'	22:CY:44:A:H5'	1.91	0.69
29:D4:27:THR:O	29:D4:28:LYS:HB3	1.93	0.69
35:DA:2328:A:H2'	35:DA:2329:G:C8	2.27	0.69
35:DA:709:U:H3	35:DA:722:A:H61	1.38	0.69
35:DA:674:G:H1'	40:DF:74:ARG:HD2	1.74	0.69
35:DA:674:G:O2'	40:DF:74:ARG:HD3	1.92	0.69

*Continued on next page...*

*Continued from previous page...*

Atom-1	Atom-2	Interatomic distance (Å)	Clash overlap (Å)
35:DA:2303:G:H4'	41:DG:125:PHE:O	1.92	0.69
47:DP:101:VAL:HG12	47:DP:106:LEU:HB3	1.73	0.69
1:AA:1240:U:OP2	7:AG:116:ALA:HB2	1.91	0.69
19:AS:44:MET:HA	19:AS:44:MET:HE3	1.75	0.69
35:BA:154(A):C:H3'	35:BA:155:U:C5'	2.23	0.69
45:BN:48:MET:H	45:BN:48:MET:CE	2.05	0.69
48:BQ:1:MET:O	48:BQ:2:LEU:HB2	1.92	0.69
1:CA:491:G:H2'	1:CA:492:G:C8	2.23	0.69
22:CV:39:A:H2'	22:CV:40:A:C8	2.28	0.69
23:CW:39:A:H3'	23:CW:40:A:O3'	1.93	0.69
33:D8:10:ALA:O	33:D8:14:VAL:HG12	1.93	0.69
35:DA:2761:G:C3'	35:DA:2762:G:H5''	2.22	0.69
38:DD:144:ALA:HB3	38:DD:192:THR:HG22	1.74	0.69
49:DR:117:VAL:O	49:DR:118:GLU:HB2	1.93	0.69
51:DT:62:THR:HG22	51:DT:75:ILE:HG12	1.75	0.69
4:AD:129:ASN:ND2	4:AD:145:GLU:H	1.90	0.69
55:BX:64:LYS:HZ2	55:BX:73:ARG:NH2	1.89	0.69
56:BY:81:LYS:HD2	56:BY:96:ILE:HG22	1.74	0.69
1:CA:1097:C:H2'	1:CA:1098:C:H6	1.58	0.69
1:CA:1125:U:H3	10:CJ:5:ARG:HH21	1.40	0.69
1:CA:1196:U:C4	24:CX:23:A:N7	2.49	0.69
1:CA:444:C:H2'	1:CA:445:G:H8	1.57	0.69
3:CC:20:SER:HB2	3:CC:40:ARG:HH22	1.56	0.69
10:CJ:33:GLN:O	10:CJ:75:ILE:HG12	1.92	0.69
12:CL:20:LYS:H	12:CL:20:LYS:HD2	1.56	0.69
20:CT:26:ASN:HB2	20:CT:71:THR:HG23	1.72	0.69
20:CT:89:ARG:HD2	20:CT:104:LEU:HD11	1.72	0.69
23:CW:42:C:H2'	23:CW:43:G:O4'	1.92	0.69
25:D0:10:THR:HG22	25:D0:11:ARG:N	2.06	0.69
35:DA:607:U:OP1	40:DF:102:PRO:HA	1.93	0.69
35:DA:843:G:O2'	35:DA:844:C:H5'	1.93	0.69
38:DD:181:GLU:HA	38:DD:272:ALA:HB3	1.72	0.69
42:DH:149:ARG:HA	42:DH:162:ILE:CD1	2.23	0.69
1:AA:1104:G:H2'	1:AA:1105:A:H8	1.58	0.69
1:AA:636:U:H2'	1:AA:637:G:C8	2.28	0.69
1:AA:692:U:OP1	11:AK:124:LYS:HE2	1.92	0.69
12:AL:20:LYS:H	12:AL:20:LYS:HD2	1.57	0.69
13:AM:90:LEU:O	13:AM:91:ARG:HG2	1.93	0.69
19:AS:63:THR:O	19:AS:66:MET:HG2	1.93	0.69
22:AV:2:G:N3	22:AV:2:G:H2'	2.06	0.69
23:AW:58:C:C4	35:BA:2169:A:H1'	2.28	0.69

*Continued on next page...*

*Continued from previous page...*

Atom-1	Atom-2	Interatomic distance (Å)	Clash overlap (Å)
35:BA:2523:G:H2'	35:BA:2524:G:C5'	2.22	0.69
35:BA:271(P):C:O2'	35:BA:271(Q):G:H5'	1.93	0.69
2:CB:67:THR:HG21	2:CB:155:LEU:HD21	1.74	0.69
4:CD:189:PRO:HB2	4:CD:194:LEU:CD2	2.22	0.69
25:D0:48:GLY:H	25:D0:51:VAL:HB	1.57	0.69
34:D9:36:GLN:HG2	35:DA:1124:C:O2'	1.93	0.69
39:DE:119:ARG:HG2	39:DE:160:TYR:HB2	1.75	0.69
40:DF:167:ALA:HB1	40:DF:173:VAL:HG11	1.73	0.69
41:DG:161:THR:HG22	41:DG:163:ALA:H	1.56	0.69
49:DR:100:LEU:HD22	49:DR:100:LEU:H	1.58	0.69
2:AB:95:GLN:HE21	2:AB:147:LYS:HE2	1.57	0.69
4:AD:59:ARG:HA	4:AD:59:ARG:NE	2.05	0.69
8:AH:11:THR:HG23	8:AH:14:ARG:HH12	1.56	0.69
10:AJ:3:LYS:NZ	10:AJ:76:ASN:HA	2.07	0.69
20:AT:57:ARG:NH1	20:AT:102:GLY:HA3	2.08	0.69
35:BA:672:C:O2'	35:BA:673:C:H5''	1.92	0.69
41:BG:61:ALA:HA	41:BG:64:THR:HG22	1.74	0.69
42:BH:68:THR:C	42:BH:70:THR:H	1.95	0.69
1:CA:1513:A:H2'	1:CA:1514:C:C6	2.27	0.69
3:CC:64:VAL:CG1	3:CC:66:VAL:HG23	2.24	0.69
6:CF:61:LEU:HD23	6:CF:63:TYR:OH	1.92	0.69
11:CK:126:ARG:HB3	11:CK:126:ARG:NH1	2.08	0.69
23:CW:74:C:O2	23:CW:74:C:H2'	1.91	0.69
35:DA:2178:C:H4'	37:DC:47:LYS:HD3	1.75	0.69
35:DA:2405:G:O2'	35:DA:2411:A:N6	2.26	0.69
35:DA:271(P):C:O2'	35:DA:271(Q):G:H5'	1.92	0.69
35:DA:2755:C:HO2'	35:DA:2756:U:H6	1.41	0.69
11:AK:58:PRO:HA	11:AK:90:GLY:HA3	1.73	0.68
13:AM:81:LEU:HD13	13:AM:88:ARG:HB3	1.75	0.68
20:AT:100:ILE:HG23	20:AT:100:ILE:O	1.94	0.68
22:AY:11:C:H41	22:AY:47:G:H21	1.40	0.68
22:AY:69:G:C6	22:AY:70:G:C5	2.80	0.68
31:B6:26:ASN:O	31:B6:27:LYS:HB2	1.92	0.68
38:BD:70:TRP:CH2	38:BD:150:LYS:HA	2.27	0.68
39:BE:24:THR:HG22	39:BE:186:GLY:HA2	1.75	0.68
42:BH:105:LEU:HD23	42:BH:105:LEU:H	1.57	0.68
52:BU:54:LYS:O	52:BU:58:ARG:HG3	1.93	0.68
53:BV:18:LEU:CG	53:BV:19:LYS:H	2.07	0.68
57:BZ:4:ARG:HD2	57:BZ:60:GLU:OE2	1.93	0.68
17:CQ:90:ILE:HG22	17:CQ:94:ASN:HD21	1.56	0.68
23:CW:34:C:H5'	23:CW:35:U:OP1	1.93	0.68

*Continued on next page...*

*Continued from previous page...*

Atom-1	Atom-2	Interatomic distance (Å)	Clash overlap (Å)
33:D8:13:ARG:O	33:D8:14:VAL:HB	1.93	0.68
35:DA:2656:U:H3	35:DA:2665:A:H2	1.41	0.68
35:DA:2679:A:H4'	39:DE:165:VAL:HG11	1.73	0.68
35:DA:298:G:H5'	35:DA:299:A:OP1	1.92	0.68
40:DF:158:THR:HB	40:DF:195:ASP:HB2	1.73	0.68
46:DO:105:GLU:O	46:DO:108:GLU:HG2	1.93	0.68
57:DZ:121:HIS:HB3	57:DZ:171:ILE:HG22	1.75	0.68
1:AA:963:G:H21	10:AJ:55:LYS:CD	2.06	0.68
3:AC:20:SER:HB2	3:AC:40:ARG:HH22	1.58	0.68
7:AG:113:GLU:CB	7:AG:119:ARG:HG2	2.19	0.68
23:AW:49:G:H3'	23:AW:50:C:H5''	1.75	0.68
22:AY:51:G:O2'	22:AY:52:C:H5'	1.93	0.68
29:B4:27:THR:O	29:B4:28:LYS:HB3	1.93	0.68
35:BA:2761:G:C3'	35:BA:2762:G:H5''	2.24	0.68
35:BA:709:U:H3	35:BA:722:A:H61	1.39	0.68
15:CO:17:ARG:HG2	15:CO:21:ASP:OD2	1.93	0.68
35:DA:2590:A:O2'	35:DA:2591:C:H5'	1.93	0.68
40:DF:63:LYS:NZ	40:DF:67:GLN:HB2	2.07	0.68
45:DN:48:MET:CE	45:DN:48:MET:H	2.06	0.68
47:DP:48:PRO:CG	47:DP:49:ARG:H	2.07	0.68
49:DR:55:ALA:HA	49:DR:80:PHE:CE1	2.28	0.68
1:AA:165:C:H2'	1:AA:166:G:H8	1.57	0.68
3:AC:70:VAL:O	3:AC:105:GLU:HA	1.94	0.68
1:AA:963:G:H21	10:AJ:55:LYS:NZ	1.90	0.68
11:AK:54:ARG:O	11:AK:57:THR:HG22	1.94	0.68
18:AR:53:ARG:HH11	18:AR:60:ALA:HA	1.57	0.68
22:AY:11:C:C2'	22:AY:12:U:C6	2.74	0.68
22:AY:29:A:O2'	22:AY:30:U:H5'	1.93	0.68
38:BD:144:ALA:HB3	38:BD:192:THR:HG22	1.75	0.68
42:BH:149:ARG:HA	42:BH:162:ILE:CD1	2.24	0.68
1:CA:1016:A:H2'	1:CA:1017:G:O4'	1.92	0.68
1:CA:963:G:H21	10:CJ:55:LYS:NZ	1.92	0.68
1:CA:985:C:H2'	1:CA:986:A:H8	1.56	0.68
4:CD:61:LYS:HD2	4:CD:207:TYR:OH	1.93	0.68
27:D2:12:GLU:O	27:D2:16:LEU:HG	1.93	0.68
32:D7:45:ALA:O	32:D7:46:VAL:HG23	1.92	0.68
35:DA:481:G:H1'	35:DA:506:G:H21	1.59	0.68
36:DB:11:C:H2'	36:DB:12:C:H5'	1.74	0.68
50:DS:13:ARG:CG	50:DS:14:VAL:H	2.06	0.68
1:AA:1064:G:H21	1:AA:1190:G:H2'	1.55	0.68
4:AD:74:GLN:HA	4:AD:77:ASN:HD22	1.58	0.68

*Continued on next page...*

*Continued from previous page...*

Atom-1	Atom-2	Interatomic distance (Å)	Clash overlap (Å)
6:AF:91:VAL:HG11	18:AR:72:ARG:NH1	2.09	0.68
10:AJ:51:ARG:NE	10:AJ:61:GLU:HB2	2.07	0.68
11:AK:20:TYR:HB2	11:AK:31:THR:HG22	1.75	0.68
30:B5:40:LYS:CE	30:B5:46:CYS:HB3	2.23	0.68
35:BA:2074:U:H2'	35:BA:2075:U:C6	2.29	0.68
35:BA:2691:C:H5'	35:BA:2691:C:H6	1.57	0.68
43:BI:98:ALA:HB1	43:BI:109:ILE:HB	1.76	0.68
1:CA:17:U:H2'	1:CA:18:C:C6	2.28	0.68
1:CA:333:G:H4'	20:CT:16:HIS:CE1	2.28	0.68
16:CP:4:ILE:HB	16:CP:66:PRO:HB3	1.76	0.68
22:CV:31:C:H2'	22:CV:32:G:H8	1.59	0.68
7:CG:84:ASN:HD21	23:CW:36:C:N4	1.91	0.68
23:CW:45:U:H3'	23:CW:46:U:H6	1.56	0.68
3:CC:162:GLN:HG2	24:CX:24:A:O4'	1.93	0.68
25:D0:70:GLN:NE2	25:D0:80:HIS:NE2	2.41	0.68
29:D4:33:VAL:HG21	41:DG:109:VAL:HG22	1.76	0.68
35:DA:1914:C:H2'	35:DA:1915:U:C6	2.29	0.68
35:DA:2111:C:H1'	35:DA:2118:U:O4'	1.93	0.68
47:DP:47:ASP:HB3	47:DP:48:PRO:HA	1.74	0.68
51:DT:34:VAL:O	51:DT:35:LYS:HB3	1.94	0.68
53:DV:39:LEU:O	53:DV:40:LEU:HB2	1.93	0.68
56:DY:84:ARG:HG2	56:DY:84:ARG:HH11	1.57	0.68
7:AG:113:GLU:HB2	7:AG:119:ARG:CG	2.19	0.68
14:AN:24:CYS:HB3	14:AN:27:CYS:O	1.94	0.68
16:AP:4:ILE:HB	16:AP:66:PRO:HB3	1.76	0.68
19:AS:40:ILE:HD13	19:AS:62:ILE:HD13	1.75	0.68
20:AT:18:GLN:HE21	20:AT:22:ARG:NH1	1.92	0.68
31:B6:34:LEU:HD23	31:B6:51:GLU:HB3	1.74	0.68
35:BA:1169:G:H1	35:BA:1180:C:H42	1.40	0.68
35:BA:1803:A:O2'	38:BD:259:THR:HG21	1.93	0.68
35:BA:528:A:N1	35:BA:2042:A:H2'	2.08	0.68
35:BA:286:C:H2'	35:BA:287:C:H6	1.56	0.68
35:BA:813:U:H2'	35:BA:814:C:C6	2.29	0.68
40:BF:202:PHE:O	40:BF:206:ILE:HG12	1.94	0.68
35:BA:674:G:O2'	40:BF:74:ARG:HD3	1.93	0.68
42:BH:98:LEU:HB2	42:BH:125:VAL:HG21	1.75	0.68
45:BN:3:THR:O	45:BN:5:VAL:N	2.27	0.68
50:BS:13:ARG:CG	50:BS:14:VAL:H	2.06	0.68
54:BW:5:ALA:O	54:BW:6:ILE:HB	1.93	0.68
1:CA:1240:U:OP2	7:CG:116:ALA:HB2	1.94	0.68
12:CL:47:LYS:HE2	12:CL:48:PRO:HB3	1.75	0.68

*Continued on next page...*

*Continued from previous page...*

Atom-1	Atom-2	Interatomic distance (Å)	Clash overlap (Å)
14:CN:7:ILE:O	14:CN:11:LYS:HG3	1.93	0.68
29:D4:28:LYS:HA	29:D4:28:LYS:HE3	1.74	0.68
35:DA:89:G:H3'	35:DA:90:U:C5'	2.23	0.68
40:DF:67:GLN:O	40:DF:67:GLN:HG3	1.93	0.68
41:DG:57:ALA:HB2	41:DG:90:LEU:HD21	1.73	0.68
43:DI:47:LEU:O	43:DI:51:ILE:HG12	1.94	0.68
47:DP:59:LEU:CA	47:DP:61:ARG:NH1	2.53	0.68
47:DP:71:VAL:CG1	47:DP:72:PRO:HD3	2.24	0.68
10:AJ:9:ARG:HG2	10:AJ:69:ASN:OD1	1.92	0.68
13:AM:15:VAL:HG23	13:AM:16:ASP:H	1.58	0.68
30:B5:3:LYS:NZ	30:B5:5:PRO:O	2.25	0.68
38:BD:24:ILE:HD13	38:BD:25:THR:H	1.58	0.68
1:CA:1288:A:N1	1:CA:1371:G:H1'	2.09	0.68
1:CA:19:C:H5''	5:CE:86:ALA:HB2	1.75	0.68
10:CJ:63:PHE:HD1	14:CN:58:LYS:HA	1.57	0.68
20:CT:57:ARG:NH1	20:CT:102:GLY:HA3	2.08	0.68
22:CV:26:G:H2'	22:CV:27:C:C6	2.29	0.68
23:CW:39:A:C4	23:CW:41:C:OP2	2.47	0.68
35:DA:1314:C:C6	35:DA:1314:C:H5'	2.28	0.68
35:DA:1484:G:H2'	35:DA:1485:G:C5'	2.14	0.68
35:DA:893:C:H2'	35:DA:894:C:H6	1.58	0.68
40:DF:161:GLU:O	40:DF:165:ARG:HG3	1.93	0.68
43:DI:93:THR:H	43:DI:96:ASP:HB2	1.58	0.68
3:AC:64:VAL:CG1	3:AC:66:VAL:HG23	2.23	0.68
4:AD:157:LEU:HG	4:AD:161:ASN:HD21	1.59	0.68
4:AD:61:LYS:HD2	4:AD:207:TYR:OH	1.93	0.68
12:AL:85:ILE:HD11	12:AL:98:TYR:HB2	1.76	0.68
22:AV:4:C:C2	22:AV:5:C:C5	2.81	0.68
23:AW:27:C:C3'	23:AW:28:G:C8	2.76	0.68
22:AY:32:G:C6	22:AY:43:G:C5	2.82	0.68
35:BA:1845:G:H2'	35:BA:1846:G:C5'	2.13	0.68
35:BA:2645:G:H3'	35:BA:2646:C:C5'	2.24	0.68
40:BF:4:VAL:HA	40:BF:19:GLU:HB3	1.74	0.68
57:BZ:131:ARG:HG3	57:BZ:132:ASN:H	1.59	0.68
1:CA:1412:C:H2'	1:CA:1413:A:H8	1.59	0.68
12:CL:32:PHE:HE1	12:CL:86:ARG:HG3	1.58	0.68
15:CO:4:THR:OG1	15:CO:7:GLU:HG3	1.94	0.68
30:D5:4:HIS:CB	30:D5:5:PRO:HD3	2.18	0.68
35:DA:588:U:H2'	35:DA:589:C:C6	2.28	0.68
41:DG:134:GLY:C	41:DG:135:LEU:HD12	2.13	0.68
42:DH:12:PRO:HD2	42:DH:15:VAL:HG21	1.76	0.68

*Continued on next page...*



*Continued from previous page...*

Atom-1	Atom-2	Interatomic distance (Å)	Clash overlap (Å)
43:DI:94:ALA:O	43:DI:98:ALA:HB3	1.94	0.68
45:DN:120:LEU:CD2	45:DN:122:VAL:HG23	2.23	0.68
48:DQ:16:ARG:HG2	48:DQ:17:LEU:H	1.58	0.68
35:DA:518:G:H4'	54:DW:18:ARG:NH1	2.08	0.68
54:DW:5:ALA:O	54:DW:6:ILE:HB	1.94	0.68
56:DY:46:LYS:H	56:DY:62:GLU:HB2	1.57	0.68
57:DZ:150:LEU:HD23	57:DZ:150:LEU:H	1.59	0.68
22:CY:57:U:C5	57:DZ:182:LYS:CA	2.56	0.68
1:AA:1321:C:H5'	1:AA:1322:C:H5''	1.76	0.68
1:AA:444:C:H2'	1:AA:445:G:C8	2.29	0.68
4:AD:189:PRO:HB2	4:AD:194:LEU:CD2	2.22	0.68
7:AG:53:LYS:O	7:AG:54:THR:HB	1.94	0.68
12:AL:32:PHE:HE1	12:AL:86:ARG:HG3	1.58	0.68
12:AL:46:LYS:HB2	12:AL:92:ASP:O	1.94	0.68
22:AV:19:G:N2	22:AV:59:G:H2'	2.09	0.68
22:AY:35:U:C3'	22:AY:36:AG9:H15'	2.24	0.68
35:BA:2219:G:O2'	35:BA:2220:G:H5'	1.94	0.68
40:BF:3:GLU:O	40:BF:19:GLU:HB2	1.94	0.68
49:BR:55:ALA:HA	49:BR:80:PHE:CE1	2.29	0.68
57:BZ:171:ILE:HG13	57:BZ:172:ALA:H	1.59	0.68
1:CA:1370:G:H5''	9:CI:12:GLU:HG3	1.75	0.68
23:CW:37:A:H2'	23:CW:38:U:O4'	1.94	0.68
23:CW:49:G:H3'	23:CW:50:C:H5''	1.75	0.68
29:D4:5:ILE:N	29:D4:5:ILE:HD13	2.08	0.68
35:DA:1573:G:H2'	35:DA:1574:C:H5'	1.76	0.68
35:DA:2712:U:H1'	35:DA:2712(A):A:C8	2.29	0.68
35:DA:545:C:C3'	35:DA:547:A:H5''	2.24	0.68
38:DD:70:TRP:CH2	38:DD:150:LYS:HA	2.28	0.68
41:DG:118:ARG:HG3	41:DG:118:ARG:HH11	1.58	0.68
43:DI:140:LEU:O	43:DI:141:LYS:HD3	1.94	0.68
46:DO:4:PRO:O	46:DO:5:GLN:HB2	1.94	0.68
47:DP:122:PRO:HA	47:DP:141:ALA:O	1.94	0.68
1:AA:474:G:H2'	1:AA:475:G:H8	1.57	0.68
23:AW:35:U:H2'	23:AW:37:A:OP2	1.94	0.68
31:B6:48:VAL:O	31:B6:49:HIS:HB2	1.94	0.68
35:BA:2656:U:H3	35:BA:2665:A:H2	1.40	0.68
35:BA:997:G:O2'	35:BA:998:C:H5'	1.93	0.68
38:BD:144:ALA:HB3	38:BD:192:THR:CG2	2.24	0.68
45:BN:96:GLU:OE1	45:BN:96:GLU:N	2.22	0.68
48:BQ:16:ARG:HG2	48:BQ:17:LEU:H	1.59	0.68
50:BS:41:ASP:OD2	50:BS:44:LYS:HG3	1.94	0.68

*Continued on next page...*

*Continued from previous page...*

Atom-1	Atom-2	Interatomic distance (Å)	Clash overlap (Å)
51:BT:54:ARG:HH11	51:BT:54:ARG:HG2	1.59	0.68
52:BU:85:LYS:HD3	52:BU:117:GLN:HE21	1.59	0.68
1:CA:473:G:H2'	1:CA:474:G:H8	1.58	0.68
6:CF:62:TRP:C	6:CF:63:TYR:HD1	1.96	0.68
8:CH:97:VAL:HG21	8:CH:128:GLY:HA2	1.75	0.68
12:CL:38:THR:HG23	12:CL:39:VAL:N	2.08	0.68
25:D0:14:ARG:CB	25:D0:14:ARG:HH11	2.06	0.68
33:D8:56:GLU:HA	33:D8:59:LYS:NZ	2.09	0.68
52:DU:85:LYS:HD3	52:DU:117:GLN:HE21	1.57	0.68
56:DY:88:LYS:HD3	56:DY:93:GLY:H	1.59	0.68
56:DY:8:LYS:HD2	56:DY:8:LYS:N	2.09	0.68
1:AA:634:C:H2'	1:AA:635:G:H8	1.57	0.68
22:AV:45:U:H2'	22:AV:46:U:C6	2.28	0.68
23:AW:12:U:N3	23:AW:26:G:N2	2.31	0.68
23:AW:39:A:C4	23:AW:41:C:OP2	2.46	0.68
23:AW:4:C:C2	23:AW:5:C:C4	2.82	0.68
26:B1:45:ASN:HD21	35:BA:2090:G:N2	1.89	0.68
33:B8:39:LYS:HE2	33:B8:43:GLN:HE22	1.57	0.68
35:BA:843:G:O2'	35:BA:844:C:H5'	1.93	0.68
41:BG:31:VAL:HG13	41:BG:31:VAL:O	1.94	0.68
43:BI:115:ALA:HB3	43:BI:128:LEU:HB3	1.76	0.68
43:BI:93:THR:H	43:BI:96:ASP:HB2	1.58	0.68
49:BR:101:ALA:O	49:BR:102:GLU:HB2	1.92	0.68
51:BT:95:ARG:HH11	51:BT:95:ARG:HB3	1.58	0.68
53:BV:39:LEU:O	53:BV:40:LEU:HB2	1.93	0.68
53:BV:51:VAL:HG12	53:BV:52:VAL:N	2.08	0.68
1:CA:1422:G:H2'	1:CA:1423:G:H8	1.59	0.68
1:CA:630:G:H2'	1:CA:631:G:H5''	1.75	0.68
1:CA:685:G:O2'	1:CA:686:U:H5'	1.94	0.68
1:CA:939:G:H5''	7:CG:102:ARG:CZ	2.24	0.68
2:CB:140:HIS:CA	2:CB:143:GLU:HG2	2.23	0.68
2:CB:44:LEU:HD12	2:CB:44:LEU:N	2.06	0.68
8:CH:9:MET:O	8:CH:13:ILE:HG12	1.94	0.68
1:CA:963:G:H21	10:CJ:55:LYS:CD	2.07	0.68
23:CW:20:G:C3'	23:CW:21:U:H5''	2.23	0.68
33:D8:50:LEU:O	33:D8:51:ALA:HB3	1.93	0.68
35:DA:142:A:H5''	35:DA:142(A):C:H5	1.58	0.68
35:DA:1506:C:H2'	35:DA:1506:C:O2	1.94	0.68
35:DA:389:G:N1	47:DP:71:VAL:HG12	2.08	0.68
43:DI:115:ALA:HB3	43:DI:128:LEU:HB3	1.76	0.68
45:DN:17:ASP:OD2	45:DN:56:ASN:HB3	1.94	0.68

*Continued on next page...*



*Continued from previous page...*

Atom-1	Atom-2	Interatomic distance (Å)	Clash overlap (Å)
45:DN:62:VAL:CG2	45:DN:66:LYS:HB2	2.24	0.68
54:DW:29:LEU:HD21	54:DW:33:ARG:HH21	1.58	0.68
22:CY:62:U:C2'	57:DZ:186:GLU:CG	2.62	0.68
1:AA:1016:A:H2'	1:AA:1017:G:O4'	1.93	0.67
1:AA:56:U:H2'	1:AA:57:G:H8	1.59	0.67
4:AD:96:LEU:HG	4:AD:139:ARG:HH22	1.59	0.67
5:AE:150:ARG:O	5:AE:153:LYS:HG2	1.93	0.67
11:AK:126:ARG:NH1	11:AK:126:ARG:HB3	2.10	0.67
12:AL:47:LYS:NZ	12:AL:48:PRO:HD3	2.07	0.67
12:AL:93:LEU:O	12:AL:96:VAL:HB	1.93	0.67
15:AO:17:ARG:HG2	15:AO:21:ASP:OD2	1.94	0.67
19:AS:6:LYS:HG2	19:AS:7:LYS:HE3	1.75	0.67
31:B6:15:GLU:HB2	31:B6:49:HIS:CE1	2.29	0.67
33:B8:62:LEU:N	33:B8:63:PRO:HD2	2.10	0.67
42:BH:41:MET:CG	42:BH:43:VAL:HG13	2.25	0.67
46:BO:88:ASN:ND2	46:BO:90:GLN:HB2	2.05	0.67
35:BA:626:U:N3	47:BP:105:LEU:HG	2.09	0.67
51:BT:54:ARG:HA	51:BT:59:THR:HB	1.75	0.67
56:BY:76:CYS:HG	56:BY:77:PRO:HD2	1.58	0.67
1:CA:692:U:OP1	11:CK:124:LYS:HE2	1.93	0.67
13:CM:91:ARG:NH2	13:CM:100:GLY:HA2	2.08	0.67
20:CT:100:ILE:O	20:CT:100:ILE:HG23	1.93	0.67
23:CW:16:U:H1'	23:CW:62:U:C4'	2.23	0.67
33:D8:39:LYS:HE2	33:D8:43:GLN:HE22	1.57	0.67
35:DA:626:U:N3	47:DP:105:LEU:HG	2.09	0.67
35:DA:996:A:H4'	52:DU:92:ARG:NE	2.10	0.67
53:DV:51:VAL:HG12	53:DV:52:VAL:N	2.09	0.67
56:DY:28:LYS:H	56:DY:28:LYS:HZ2	1.42	0.67
1:AA:356:A:H1'	1:AA:368:U:O2'	1.94	0.67
1:AA:1370:G:H5''	9:AI:12:GLU:HG3	1.76	0.67
9:AI:27:THR:HG23	9:AI:31:GLN:C	2.14	0.67
23:AW:29:A:O2'	23:AW:30:U:H5'	1.94	0.67
22:AY:12:U:C2	22:AY:26:G:N2	2.62	0.67
45:BN:17:ASP:OD2	45:BN:56:ASN:HB3	1.93	0.67
49:BR:100:LEU:HD22	49:BR:100:LEU:H	1.59	0.67
49:BR:8:ARG:O	49:BR:10:LEU:HG	1.94	0.67
55:BX:12:VAL:CG2	55:BX:17:ALA:HB1	2.23	0.67
56:BY:31:LEU:HD22	56:BY:31:LEU:N	2.09	0.67
57:BZ:150:LEU:O	57:BZ:171:ILE:HG23	1.95	0.67
22:CV:19:G:N2	22:CV:59:G:H2'	2.10	0.67
22:CY:70:G:H2'	22:CY:71:G:C8	2.28	0.67

*Continued on next page...*

*Continued from previous page...*

Atom-1	Atom-2	Interatomic distance (Å)	Clash overlap (Å)
38:DD:24:ILE:CD1	38:DD:25:THR:H	2.08	0.67
38:DD:49:ILE:HD11	38:DD:52:ARG:HA	1.74	0.67
39:DE:18:ASP:OD2	51:DT:39:ARG:HD2	1.94	0.67
39:DE:69:LYS:NZ	39:DE:89:ASP:HA	2.09	0.67
53:DV:21:ARG:N	53:DV:21:ARG:HD3	2.09	0.67
56:DY:14:LEU:HD11	56:DY:22:GLY:HA2	1.76	0.67
10:AJ:70:ARG:HG2	10:AJ:70:ARG:HH11	1.60	0.67
22:AV:6:C:N3	22:AV:69:G:O6	2.26	0.67
35:BA:1173:G:H3'	35:BA:1174:A:C5'	2.25	0.67
35:BA:881:G:H2'	35:BA:882:G:O4'	1.94	0.67
44:BJ:70:UNK:C	44:BJ:72:UNK:N	2.56	0.67
33:B8:25:MET:HG3	47:BP:64:LYS:HB2	1.76	0.67
53:BV:2:PHE:HB2	53:BV:42:GLY:HA2	1.75	0.67
3:CC:88:ARG:HA	3:CC:91:LEU:HD12	1.74	0.67
20:CT:75:ASN:ND2	20:CT:75:ASN:N	2.41	0.67
27:D2:28:LYS:HB3	27:D2:57:ILE:HD13	1.76	0.67
35:DA:1131:G:HO2'	35:DA:1132:A:H8	1.42	0.67
35:DA:2732:G:O2'	35:DA:2733:A:H5'	1.94	0.67
47:DP:55:ARG:CG	47:DP:56:SER:H	1.92	0.67
50:DS:19:LYS:HB3	50:DS:20:ARG:HH22	1.59	0.67
51:DT:34:VAL:HG12	51:DT:35:LYS:H	1.58	0.67
51:DT:88:ILE:HG22	51:DT:89:VAL:N	2.08	0.67
56:DY:29:GLU:N	56:DY:29:GLU:OE1	2.28	0.67
1:AA:1003:G:C2'	1:AA:1004:A:H4'	2.24	0.67
1:AA:1129:C:N4	1:AA:1135:U:H3	1.92	0.67
2:AB:44:LEU:HD12	2:AB:44:LEU:N	2.08	0.67
4:AD:98:GLU:HG3	4:AD:103:ASN:HD21	1.59	0.67
6:AF:67:MET:HB2	6:AF:68:PRO:HD2	1.76	0.67
22:AV:12:U:H5''	22:AV:13:U:OP2	1.94	0.67
22:AV:55:G:O2'	22:AV:56:U:H5'	1.95	0.67
25:B0:48:GLY:H	25:B0:51:VAL:HB	1.59	0.67
35:BA:1019:U:O2'	35:BA:1021:A:H2	1.76	0.67
35:BA:1484:G:H2'	35:BA:1485:G:C5'	2.14	0.67
35:BA:594:U:H2'	35:BA:595:C:C6	2.28	0.67
35:BA:89:G:H3'	35:BA:90:U:C5'	2.23	0.67
49:BR:13:HIS:CE1	49:BR:15:SER:HB3	2.30	0.67
2:CB:236:TYR:HA	2:CB:239:VAL:HG23	1.76	0.67
4:CD:98:GLU:HG3	4:CD:103:ASN:HD21	1.58	0.67
35:DA:1542:A:N7	35:DA:1544:A:H5''	2.09	0.67
32:D7:11:LYS:HE2	35:DA:686:G:H5''	1.76	0.67
35:DA:2175:C:H4'	37:DC:219:MET:O	1.94	0.67

*Continued on next page...*

*Continued from previous page...*

Atom-1	Atom-2	Interatomic distance (Å)	Clash overlap (Å)
38:DD:79:VAL:HG21	38:DD:111:LEU:HD11	1.75	0.67
40:DF:3:GLU:O	40:DF:19:GLU:HB2	1.95	0.67
42:DH:153:LYS:H	42:DH:153:LYS:CD	2.07	0.67
48:DQ:57:HIS:NE2	48:DQ:116:GLU:HG3	2.09	0.67
50:DS:90:GLY:C	50:DS:92:TYR:H	1.98	0.67
1:AA:90:U:H4'	1:AA:91:C:H6	1.58	0.67
1:AA:1152:A:H5''	10:AJ:13:HIS:HD2	1.58	0.67
26:B1:59:THR:O	26:B1:91:LYS:HE3	1.93	0.67
27:B2:17:SER:H	27:B2:67:LYS:NZ	1.92	0.67
35:BA:2313:C:H2'	35:BA:2314:C:C6	2.28	0.67
33:B8:49:VAL:HG12	35:BA:2360:A:OP1	1.95	0.67
35:BA:2712:U:H1'	35:BA:2712(A):A:C8	2.29	0.67
37:BC:7:ARG:HD2	37:BC:35:THR:O	1.94	0.67
51:BT:88:ILE:HG22	51:BT:89:VAL:N	2.09	0.67
1:CA:1144:G:H21	1:CA:1146:A:N6	1.92	0.67
1:CA:1196:U:C2	24:CX:23:A:C2	2.82	0.67
1:CA:1321:C:H5'	1:CA:1322:C:H5''	1.76	0.67
1:CA:90:U:H4'	1:CA:91:C:H6	1.58	0.67
23:CW:71:G:C2'	23:CW:72:C:H5'	2.23	0.67
33:D8:37:SER:C	33:D8:39:LYS:H	1.96	0.67
35:DA:1169:G:H1	35:DA:1180:C:H42	1.40	0.67
35:DA:1518:U:H2'	35:DA:1519:G:O4'	1.95	0.67
35:DA:2691:C:H6	35:DA:2691:C:H5'	1.59	0.67
41:DG:118:ARG:O	41:DG:181:ARG:HB2	1.95	0.67
49:DR:84:ALA:HB3	49:DR:85:PRO:HD3	1.77	0.67
4:AD:26:CYS:HA	4:AD:31:CYS:HB2	1.75	0.67
5:AE:105:VAL:HB	5:AE:106:PRO:CD	2.25	0.67
10:AJ:51:ARG:HE	10:AJ:61:GLU:HB2	1.60	0.67
10:AJ:63:PHE:HD1	14:AN:58:LYS:HA	1.59	0.67
10:AJ:32:ALA:CB	10:AJ:76:ASN:HB3	2.25	0.67
13:AM:112:GLY:O	13:AM:113:PRO:HG2	1.95	0.67
23:AW:39:A:C2'	23:AW:41:C:OP1	2.43	0.67
35:BA:1542:A:N7	35:BA:1544:A:H5''	2.09	0.67
35:BA:2189:U:C2'	35:BA:2190:G:H5''	2.25	0.67
35:BA:672:C:C2'	35:BA:673:C:H5''	2.25	0.67
38:BD:118:VAL:HG22	38:BD:119:ALA:N	2.09	0.67
39:BE:68:ALA:O	39:BE:70:ALA:N	2.25	0.67
42:BH:154:PRO:O	42:BH:156:ALA:N	2.28	0.67
46:BO:4:PRO:O	46:BO:5:GLN:HB2	1.94	0.67
35:BA:597:U:H4'	47:BP:15:ARG:NH1	2.09	0.67
1:CA:1015:A:H1'	1:CA:1218:C:O2'	1.95	0.67

*Continued on next page...*

*Continued from previous page...*

Atom-1	Atom-2	Interatomic distance (Å)	Clash overlap (Å)
5:CE:61:TYR:O	5:CE:64:ARG:HB3	1.95	0.67
7:CG:84:ASN:HD21	23:CW:36:C:H42	1.41	0.67
10:CJ:49:VAL:HG21	14:CN:41:ARG:HB2	1.76	0.67
13:CM:15:VAL:HG23	13:CM:16:ASP:H	1.58	0.67
13:CM:23:TYR:CE2	13:CM:70:LEU:HD22	2.30	0.67
1:CA:235:C:H5'	17:CQ:70:ARG:HG2	1.76	0.67
23:CW:25:A:H2'	23:CW:26:G:N7	2.09	0.67
35:DA:32:C:O2'	35:DA:33:U:H5'	1.94	0.67
38:DD:24:ILE:HD13	38:DD:25:THR:H	1.59	0.67
39:DE:62:PRO:C	39:DE:64:LYS:H	1.97	0.67
40:DF:4:VAL:HA	40:DF:19:GLU:HB3	1.75	0.67
42:DH:68:THR:C	42:DH:70:THR:H	1.98	0.67
1:AA:630:G:H2'	1:AA:631:G:H5''	1.75	0.67
12:AL:46:LYS:HD3	12:AL:92:ASP:C	2.14	0.67
18:AR:56:THR:HB	18:AR:58:LEU:CD1	2.25	0.67
22:AY:19:G:H21	22:AY:59:G:H2'	1.59	0.67
29:B4:5:ILE:HD11	41:BG:67:LYS:NZ	2.09	0.67
35:BA:1019:U:HO2'	35:BA:1021:A:H2	1.37	0.67
35:BA:1658:C:OP1	39:BE:132:HIS:O	2.12	0.67
35:BA:2111:C:H1'	35:BA:2118:U:O4'	1.95	0.67
38:BD:24:ILE:CD1	38:BD:25:THR:H	2.08	0.67
45:BN:62:VAL:CG2	45:BN:66:LYS:HB2	2.25	0.67
51:BT:16:ARG:HH12	51:BT:19:LEU:HD21	1.59	0.67
35:BA:874:G:C5'	57:BZ:175:VAL:HG11	2.16	0.67
1:CA:878:G:C5'	8:CH:89:PRO:HG2	2.25	0.67
1:CA:997:U:H2'	1:CA:998:G:C8	2.30	0.67
3:CC:103:VAL:HG12	3:CC:104:GLN:N	2.10	0.67
5:CE:76:ILE:HD11	5:CE:142:LEU:CD1	2.24	0.67
6:CF:28:ARG:HG3	6:CF:28:ARG:HH11	1.58	0.67
9:CI:28:VAL:HA	9:CI:63:ILE:O	1.95	0.67
35:DA:154(A):C:H3'	35:DA:155:U:C5'	2.25	0.67
35:DA:2463:C:O2'	35:DA:2464:C:H5'	1.95	0.67
41:DG:48:GLU:O	41:DG:49:ASP:HB2	1.93	0.67
49:DR:8:ARG:O	49:DR:10:LEU:HG	1.94	0.67
51:DT:54:ARG:HA	51:DT:59:THR:HB	1.77	0.67
53:DV:89:GLN:OE1	53:DV:90:PRO:HD2	1.94	0.67
57:DZ:39:VAL:HG23	57:DZ:40:ASP:N	2.10	0.67
1:AA:1288:A:N1	1:AA:1371:G:H1'	2.10	0.67
6:AF:28:ARG:HH11	6:AF:28:ARG:HG3	1.60	0.67
6:AF:45:LEU:HD21	6:AF:57:GLN:OE1	1.95	0.67
8:AH:9:MET:O	8:AH:13:ILE:HG12	1.95	0.67

*Continued on next page...*

*Continued from previous page...*

Atom-1	Atom-2	Interatomic distance (Å)	Clash overlap (Å)
23:AW:49:G:H8	23:AW:49:G:OP1	1.78	0.67
27:B2:3:LEU:O	27:B2:7:ARG:HG3	1.94	0.67
27:B2:69:ARG:HG2	27:B2:69:ARG:HH11	1.60	0.67
33:B8:30:ARG:HA	33:B8:30:ARG:HE	1.59	0.67
33:B8:50:LEU:O	33:B8:51:ALA:HB3	1.94	0.67
35:BA:1542:A:H5'	35:BA:1543:C:OP2	1.95	0.67
34:B9:3:VAL:HG21	35:BA:2539:C:H5'	1.76	0.67
35:BA:545:C:C3'	35:BA:547:A:H5''	2.23	0.67
35:BA:779:U:OP1	38:BD:49:ILE:HG22	1.95	0.67
41:BG:112:PRO:C	41:BG:113:ARG:HA	2.16	0.67
35:BA:2724:C:P	49:BR:2:ARG:HH22	2.18	0.67
53:BV:47:VAL:HB	53:BV:49:THR:O	1.94	0.67
56:BY:28:LYS:O	56:BY:38:ILE:HB	1.95	0.67
56:BY:84:ARG:HH11	56:BY:84:ARG:HG2	1.58	0.67
57:BZ:81:ARG:NH1	57:BZ:81:ARG:HB3	2.09	0.67
1:CA:1104:G:O2'	1:CA:1105:A:H5'	1.95	0.67
1:CA:356:A:H1'	1:CA:368:U:O2'	1.95	0.67
10:CJ:7:LYS:O	10:CJ:96:ILE:HA	1.94	0.67
11:CK:20:TYR:HB2	11:CK:31:THR:HG22	1.76	0.67
35:DA:1657:C:H2'	35:DA:1658:C:C6	2.28	0.67
48:DQ:10:ARG:HB2	48:DQ:10:ARG:HH11	1.60	0.67
55:DX:70:LEU:HD23	55:DX:71:GLY:N	2.09	0.67
1:AA:1502:A:H2	1:AA:1505:G:N1	1.93	0.67
3:AC:103:VAL:HG12	3:AC:104:GLN:N	2.10	0.67
5:AE:76:ILE:HD11	5:AE:142:LEU:CD1	2.24	0.67
6:AF:45:LEU:HD23	6:AF:46:ARG:N	2.09	0.67
6:AF:60:PHE:C	6:AF:61:LEU:HD12	2.14	0.67
17:AQ:55:ASP:HA	17:AQ:79:SER:HA	1.76	0.67
35:BA:2491:U:H5'	35:BA:2570:G:C5'	2.23	0.67
40:BF:132:VAL:HG22	40:BF:133:ASN:ND2	2.10	0.67
41:BG:39:ILE:HG13	41:BG:92:VAL:HG12	1.74	0.67
43:BI:94:ALA:O	43:BI:98:ALA:HB3	1.95	0.67
56:BY:26:LYS:HG2	56:BY:27:VAL:H	1.59	0.67
1:CA:1116:C:C3'	1:CA:1117:G:H5''	2.25	0.67
1:CA:1281:U:H5'	1:CA:1282:C:C5	2.30	0.67
1:CA:1444:C:H2'	1:CA:1445:C:H6	1.60	0.67
4:CD:26:CYS:HG	58:CD:1000:ZN:ZN	1.07	0.67
4:CD:129:ASN:ND2	4:CD:145:GLU:H	1.93	0.67
4:CD:59:ARG:CA	4:CD:59:ARG:HE	2.03	0.67
7:CG:22:LEU:HD23	7:CG:22:LEU:O	1.95	0.67
12:CL:37:CYS:HA	12:CL:58:VAL:HG22	1.77	0.67

*Continued on next page...*

*Continued from previous page...*

Atom-1	Atom-2	Interatomic distance (Å)	Clash overlap (Å)
14:CN:40:CYS:HG	14:CN:43:CYS:HG	1.37	0.67
20:CT:50:GLU:HA	20:CT:100:ILE:HG21	1.77	0.67
22:CV:55:G:O2'	22:CV:56:U:H5'	1.95	0.67
22:CY:69:G:C6	22:CY:70:G:C5	2.83	0.67
35:DA:1188:U:O2'	35:DA:1189:A:H5'	1.95	0.67
46:DO:122:LEU:HD22	51:DT:43:GLN:NE2	2.10	0.67
1:AA:1504:G:O2'	1:AA:1505:G:OP2	2.12	0.67
1:AA:359:U:H2'	1:AA:360:A:C8	2.30	0.67
1:AA:545:C:H5''	4:AD:72:GLU:HG2	1.76	0.67
26:B1:53:VAL:CG2	26:B1:74:VAL:HG13	2.25	0.67
38:BD:242:ARG:HD2	38:BD:242:ARG:N	2.10	0.67
41:BG:51:ARG:CA	41:BG:51:ARG:HE	2.02	0.67
42:BH:44:VAL:O	42:BH:46:GLU:N	2.28	0.67
43:BI:123:LEU:HD11	43:BI:144:VAL:HG22	1.76	0.67
12:CL:35:GLY:CA	12:CL:58:VAL:HG11	2.25	0.67
20:CT:18:GLN:HE21	20:CT:22:ARG:NH1	1.92	0.67
22:CV:42:C:O2'	22:CV:43:G:H5'	1.95	0.67
22:CV:1:G:C1'	25:D0:5:LYS:HZ1	2.06	0.67
35:DA:1542:A:H5'	35:DA:1543:C:OP2	1.95	0.67
35:DA:1887:C:C3'	35:DA:1888:G:H5''	2.25	0.67
35:DA:276:A:H5'	35:DA:277:C:C6	2.30	0.67
37:DC:7:ARG:HD2	37:DC:35:THR:O	1.95	0.67
41:DG:63:ILE:HA	41:DG:143:GLU:HG2	1.77	0.67
46:DO:15:GLY:O	46:DO:47:ILE:HG22	1.95	0.67
47:DP:84:ASN:HA	47:DP:115:LEU:O	1.94	0.67
51:DT:30:VAL:CG2	51:DT:84:GLN:HG3	2.25	0.67
57:DZ:155:LEU:HD23	57:DZ:155:LEU:H	1.60	0.67
57:DZ:121:HIS:HB2	57:DZ:171:ILE:HA	1.75	0.67
22:CY:57:U:O4'	57:DZ:182:LYS:HB3	1.94	0.67
1:AA:1097:C:H2'	1:AA:1098:C:H6	1.59	0.66
1:AA:1116:C:C3'	1:AA:1117:G:H5''	2.24	0.66
1:AA:997:U:H2'	1:AA:998:G:C8	2.30	0.66
16:AP:21:VAL:HG12	16:AP:34:GLU:O	1.94	0.66
6:AF:101:ALA:HA	18:AR:28:GLU:HG2	1.77	0.66
23:AW:52:C:H2'	23:AW:53:U:H6	1.59	0.66
23:AW:52:C:C2	23:AW:53:U:C5	2.83	0.66
28:B3:44:ARG:O	28:B3:48:GLU:HG2	1.95	0.66
35:BA:2405:G:O2'	35:BA:2411:A:N6	2.27	0.66
50:BS:19:LYS:HB3	50:BS:20:ARG:HH22	1.60	0.66
1:CA:1001(A):G:H2'	1:CA:1002:G:O4'	1.95	0.66
1:CA:769:G:H4'	1:CA:1513:A:H4'	1.76	0.66

*Continued on next page...*



*Continued from previous page...*

Atom-1	Atom-2	Interatomic distance (Å)	Clash overlap (Å)
1:CA:979:C:H3'	1:CA:980:C:C5'	2.20	0.66
3:CC:182:ILE:HG23	3:CC:202:ILE:C	2.16	0.66
3:CC:23:TYR:HA	10:CJ:11:PHE:CE2	2.30	0.66
11:CK:54:ARG:O	11:CK:57:THR:HG22	1.94	0.66
22:CV:15:G:H2'	22:CV:16:U:C6	2.30	0.66
22:CY:60:A:C6	57:DZ:184:ALA:CA	2.64	0.66
35:DA:1490:A:H5'	35:DA:1491:G:OP1	1.95	0.66
35:DA:813:U:H2'	35:DA:814:C:C6	2.31	0.66
41:DG:152:LEU:N	41:DG:152:LEU:HD23	2.09	0.66
41:DG:51:ARG:NE	41:DG:51:ARG:HA	2.11	0.66
49:DR:67:LEU:HD22	49:DR:76:VAL:HG21	1.75	0.66
53:DV:39:LEU:HD12	53:DV:47:VAL:HG11	1.77	0.66
1:AA:1256:A:H61	1:AA:1278:U:C1'	2.08	0.66
6:AF:8:ILE:HG22	6:AF:9:VAL:N	2.10	0.66
9:AI:29:ASN:OD1	9:AI:64:THR:HG23	1.95	0.66
22:AY:55:G:H2'	22:AY:56:U:C1'	2.26	0.66
35:BA:1014:U:H2'	35:BA:1015:G:C5'	2.26	0.66
35:BA:2679:A:H4'	39:BE:165:VAL:HG11	1.77	0.66
35:BA:607:U:OP1	40:BF:102:PRO:HA	1.94	0.66
41:BG:124:SER:HB2	41:BG:131:TYR:HE1	1.57	0.66
43:BI:47:LEU:O	43:BI:51:ILE:HG12	1.94	0.66
51:BT:107:ASP:CG	51:BT:108:ARG:H	1.99	0.66
56:BY:31:LEU:HB2	56:BY:32:PRO:HA	1.76	0.66
57:BZ:111:VAL:O	57:BZ:111:VAL:HG12	1.96	0.66
57:BZ:184:ALA:O	57:BZ:186:GLU:HG3	1.95	0.66
57:BZ:24:LEU:HB2	57:BZ:41:LEU:HG	1.75	0.66
1:CA:1003:G:C2'	1:CA:1004:A:H4'	2.25	0.66
1:CA:942:G:H21	9:CI:124:GLN:NE2	1.93	0.66
2:CB:18:GLY:H	2:CB:42:ILE:CG2	2.07	0.66
4:CD:96:LEU:HG	4:CD:139:ARG:HH22	1.59	0.66
5:CE:39:GLY:HA2	5:CE:69:VAL:HB	1.77	0.66
10:CJ:38:ILE:HG12	10:CJ:71:LEU:O	1.94	0.66
22:CY:71:G:C6	22:CY:72:C:C5	2.83	0.66
22:CY:78:A:N3	35:DA:2583:G:N2	2.41	0.66
35:DA:1486:A:H61	35:DA:1504:C:H42	1.43	0.66
35:DA:597:U:H4'	47:DP:15:ARG:NH1	2.09	0.66
40:DF:123:LEU:HD12	40:DF:124:LEU:H	1.59	0.66
46:DO:114:ILE:HD12	46:DO:114:ILE:N	2.11	0.66
33:D8:13:ARG:HD2	47:DP:61:ARG:HD3	1.77	0.66
56:DY:2:ARG:N	56:DY:4:LYS:HE2	2.10	0.66
20:AT:75:ASN:N	20:AT:75:ASN:ND2	2.43	0.66

*Continued on next page...*

*Continued from previous page...*

Atom-1	Atom-2	Interatomic distance (Å)	Clash overlap (Å)
23:AW:71:G:C6	23:AW:72:C:C5	2.83	0.66
22:AY:52:C:H2'	22:AY:53:U:H6	1.58	0.66
29:B4:26:SER:HB2	41:BG:143:GLU:CD	2.16	0.66
33:B8:37:SER:C	33:B8:39:LYS:H	1.98	0.66
35:BA:1188:U:O2'	35:BA:1189:A:H5'	1.94	0.66
36:BB:92:C:H2'	36:BB:93:G:H8	1.59	0.66
39:BE:118:LYS:H	39:BE:121:ASN:H	1.43	0.66
44:BJ:22:UNK:O	44:BJ:119:UNK:HA	1.95	0.66
44:BJ:59:UNK:O	44:BJ:61:UNK:N	2.29	0.66
53:BV:39:LEU:HD12	53:BV:47:VAL:HG11	1.76	0.66
1:CA:1194:U:H2'	1:CA:1195:C:H6	1.60	0.66
1:CA:1422:G:H4'	46:DO:49:ARG:NH1	2.10	0.66
1:CA:37:U:O2'	1:CA:38:G:H5'	1.96	0.66
1:CA:69:G:H2'	1:CA:70:G:C8	2.31	0.66
1:CA:880:C:H2'	1:CA:881:G:H8	1.60	0.66
26:D1:82:LEU:HD22	26:D1:82:LEU:N	2.11	0.66
35:DA:1022:G:N2	35:DA:1142(A):A:H2	1.84	0.66
35:DA:672:C:C2'	35:DA:673:C:H5''	2.26	0.66
52:DU:90:VAL:CG2	53:DV:39:LEU:HG	2.24	0.66
1:AA:63:C:H42	1:AA:104:G:H1	1.43	0.66
1:AA:1161:C:H2'	1:AA:1162:C:C6	2.30	0.66
1:AA:348:G:C2'	1:AA:349:A:H5'	2.25	0.66
1:AA:940:C:H2'	1:AA:941:G:H8	1.60	0.66
3:AC:91:LEU:HD11	3:AC:101:LEU:HD12	1.76	0.66
26:B1:51:VAL:HG13	26:B1:58:ILE:CD1	2.25	0.66
35:BA:1719:G:C2'	35:BA:1720:U:H5'	2.25	0.66
35:BA:2590:A:O2'	35:BA:2591:C:H5'	1.95	0.66
33:B8:2:PRO:HA	35:BA:591:C:O2	1.95	0.66
41:BG:88:ILE:HG22	41:BG:89:GLY:N	2.09	0.66
43:BI:140:LEU:O	43:BI:141:LYS:HD3	1.94	0.66
45:BN:62:VAL:HG13	45:BN:62:VAL:O	1.95	0.66
47:BP:16:ARG:CZ	47:BP:18:ARG:HB2	2.25	0.66
56:BY:88:LYS:HD3	56:BY:93:GLY:H	1.60	0.66
1:CA:1275:A:H2'	1:CA:1276:G:H8	1.60	0.66
3:CC:77:ILE:HG23	3:CC:84:ILE:CG2	2.25	0.66
4:CD:126:ILE:CG2	4:CD:127:THR:N	2.57	0.66
8:CH:6:ILE:H	8:CH:6:ILE:HD12	1.60	0.66
19:CS:6:LYS:HG2	19:CS:7:LYS:HE3	1.76	0.66
23:CW:7:U:N3	23:CW:69:G:C5	2.63	0.66
35:DA:141:A:C8	35:DA:1408:C:O2'	2.48	0.66
39:DE:57:LYS:C	39:DE:59:VAL:H	1.99	0.66

*Continued on next page...*



*Continued from previous page...*

Atom-1	Atom-2	Interatomic distance (Å)	Clash overlap (Å)
39:DE:68:ALA:O	39:DE:70:ALA:N	2.23	0.66
40:DF:202:PHE:O	40:DF:206:ILE:HG12	1.95	0.66
41:DG:105:LYS:HB3	41:DG:142:PRO:HG3	1.77	0.66
39:DE:19:ARG:HA	46:DO:73:ASP:HA	1.76	0.66
35:DA:662:G:OP1	47:DP:18:ARG:HD2	1.95	0.66
35:DA:2012:G:H4'	54:DW:96:ILE:HD11	1.78	0.66
56:DY:26:LYS:HG2	56:DY:27:VAL:H	1.59	0.66
57:DZ:121:HIS:CB	57:DZ:171:ILE:HG22	2.24	0.66
57:DZ:10:ARG:HD2	57:DZ:36:LYS:HD3	1.76	0.66
7:AG:22:LEU:HD23	7:AG:22:LEU:O	1.95	0.66
8:AH:97:VAL:HG21	8:AH:128:GLY:HA2	1.76	0.66
22:AV:63:C:H2'	22:AV:64:C:C6	2.30	0.66
35:BA:152:G:H1	35:BA:174:C:H42	1.43	0.66
35:BA:1542:A:C8	35:BA:1542:A:H3'	2.30	0.66
40:BF:63:LYS:NZ	40:BF:67:GLN:HB2	2.10	0.66
48:BQ:10:ARG:HH11	48:BQ:10:ARG:HB2	1.60	0.66
50:BS:99:LYS:O	50:BS:101:LEU:N	2.28	0.66
51:BT:29:ARG:HG2	51:BT:86:ILE:HG22	1.78	0.66
1:CA:1054:C:O2'	1:CA:1055:A:OP2	2.14	0.66
1:CA:1457:G:H2'	1:CA:1458:G:H8	1.60	0.66
1:CA:397:A:H3'	1:CA:397:A:N3	2.10	0.66
4:CD:157:LEU:HG	4:CD:161:ASN:HD21	1.60	0.66
4:CD:9:CYS:HG	4:CD:31:CYS:HG	1.43	0.66
12:CL:43:VAL:HG13	12:CL:55:VAL:HG21	1.77	0.66
35:DA:1019:U:O2'	35:DA:1021:A:H2	1.78	0.66
35:DA:1534:U:H2'	35:DA:1535:A:O4'	1.96	0.66
35:DA:259:G:H21	35:DA:621:A:H8	1.43	0.66
35:DA:881:G:H2'	35:DA:882:G:O4'	1.94	0.66
38:DD:144:ALA:HB3	38:DD:192:THR:CG2	2.25	0.66
38:DD:27:THR:HG23	38:DD:27:THR:O	1.95	0.66
50:DS:41:ASP:OD2	50:DS:44:LYS:HG3	1.95	0.66
9:AI:28:VAL:HA	9:AI:63:ILE:O	1.95	0.66
30:B5:3:LYS:NZ	30:B5:5:PRO:HB2	2.10	0.66
31:B6:7:ILE:HG12	31:B6:29:ASN:HD21	1.60	0.66
35:BA:1113:U:H2'	35:BA:1114:G:C8	2.30	0.66
35:BA:518:G:H4'	54:BW:18:ARG:NH1	2.11	0.66
1:CA:1064:G:N2	1:CA:1190:G:H2'	2.11	0.66
4:CD:18:LYS:HE2	4:CD:31:CYS:HB3	1.76	0.66
11:CK:34:ASP:N	11:CK:40:ILE:HD11	2.10	0.66
28:D3:19:GLN:HE22	28:D3:52:HIS:HE1	1.43	0.66
35:DA:1014:U:H2'	35:DA:1015:G:C5'	2.26	0.66

*Continued on next page...*

*Continued from previous page...*

Atom-1	Atom-2	Interatomic distance (Å)	Clash overlap (Å)
35:DA:2192:G:H2'	35:DA:2193:G:H5''	1.77	0.66
35:DA:2300:G:H1	35:DA:2316:C:H42	1.44	0.66
25:D0:36:ILE:HG23	35:DA:2354:G:O2'	1.95	0.66
37:DC:185:LYS:HE3	37:DC:185:LYS:N	2.10	0.66
53:DV:19:LYS:HE2	53:DV:19:LYS:HA	1.78	0.66
53:DV:38:LEU:O	53:DV:39:LEU:HD13	1.95	0.66
56:DY:81:LYS:HD2	56:DY:96:ILE:HG22	1.76	0.66
1:AA:1001(A):G:H2'	1:AA:1002:G:O4'	1.95	0.66
1:AA:1054:C:O2'	1:AA:1055:A:OP2	2.10	0.66
1:AA:1144:G:H21	1:AA:1146:A:N6	1.93	0.66
1:AA:191:G:H1'	20:AT:105:SER:HB3	1.76	0.66
1:AA:397:A:N3	1:AA:397:A:H3'	2.09	0.66
22:AV:14:A:C6	22:AV:24:A:C5	2.83	0.66
35:BA:1532:C:H2'	35:BA:1533:G:O4'	1.96	0.66
26:B1:29:GLY:HA3	35:BA:2396:G:O2'	1.95	0.66
35:BA:481:G:H1'	35:BA:506:G:H21	1.61	0.66
39:BE:19:ARG:HA	46:BO:73:ASP:HA	1.78	0.66
41:BG:68:PRO:HB2	41:BG:90:LEU:HG	1.78	0.66
51:BT:34:VAL:O	51:BT:35:LYS:HB3	1.94	0.66
56:BY:46:LYS:H	56:BY:62:GLU:HB2	1.60	0.66
57:BZ:72:ARG:NH2	57:BZ:97:GLU:O	2.29	0.66
1:CA:1256:A:H61	1:CA:1278:U:C1'	2.09	0.66
1:CA:1452:C:H4'	1:CA:1456:G:C5'	2.24	0.66
2:CB:15:VAL:CG2	2:CB:209:ARG:HH21	2.08	0.66
3:CC:58:GLU:HB2	3:CC:65:ALA:HB3	1.78	0.66
6:CF:67:MET:HB2	6:CF:68:PRO:HD2	1.78	0.66
6:CF:8:ILE:HG22	6:CF:9:VAL:N	2.10	0.66
7:CG:53:LYS:O	7:CG:54:THR:HB	1.94	0.66
19:CS:22:LEU:O	19:CS:26:GLY:HA2	1.96	0.66
21:CU:2:GLY:C	21:CU:4:GLY:H	1.99	0.66
38:DD:121:PRO:HB3	38:DD:135:PHE:HE2	1.60	0.66
40:DF:89:VAL:HG12	40:DF:90:PHE:H	1.57	0.66
42:DH:41:MET:CG	42:DH:43:VAL:HG13	2.25	0.66
35:DA:2749:A:H4'	42:DH:62:LYS:HB3	1.78	0.66
51:DT:29:ARG:HG2	51:DT:86:ILE:HG22	1.78	0.66
53:DV:5:VAL:HG23	53:DV:37:VAL:HG23	1.78	0.66
1:AA:1281:U:H5'	1:AA:1282:C:C5	2.31	0.66
1:AA:194:C:C2'	1:AA:195:A:H5''	2.25	0.66
2:AB:236:TYR:HA	2:AB:239:VAL:HG23	1.77	0.66
4:AD:126:ILE:CG2	4:AD:127:THR:N	2.59	0.66
8:AH:91:ARG:HG2	8:AH:91:ARG:HH11	1.59	0.66

*Continued on next page...*

*Continued from previous page...*

Atom-1	Atom-2	Interatomic distance (Å)	Clash overlap (Å)
26:B1:82:LEU:HD22	26:B1:82:LEU:N	2.11	0.66
35:BA:2328:A:H2'	35:BA:2329:G:C8	2.30	0.66
35:BA:27:G:N2	35:BA:512:G:O2'	2.29	0.66
35:BA:545:C:H2'	35:BA:547:A:H4'	1.77	0.66
39:BE:119:ARG:HG2	39:BE:160:TYR:HB2	1.76	0.66
46:BO:77:ILE:HD12	51:BT:73:GLU:O	1.95	0.66
48:BQ:57:HIS:NE2	48:BQ:116:GLU:HG3	2.11	0.66
35:BA:996:A:H4'	52:BU:92:ARG:NE	2.11	0.66
53:BV:21:ARG:HB3	53:BV:91:TYR:HB2	1.78	0.66
57:BZ:33:LEU:HD12	57:BZ:34:ASN:H	1.59	0.66
1:CA:1320:C:H42	19:CS:36:ARG:HG3	1.59	0.66
4:CD:104:VAL:O	4:CD:108:LEU:HB2	1.95	0.66
8:CH:118:VAL:O	8:CH:119:LEU:HD23	1.94	0.66
9:CI:28:VAL:HG22	9:CI:63:ILE:HB	1.77	0.66
13:CM:112:GLY:O	13:CM:113:PRO:HG2	1.96	0.66
13:CM:49:THR:O	13:CM:53:VAL:HG23	1.95	0.66
13:CM:6:GLY:C	13:CM:8:GLU:H	1.98	0.66
22:CY:20:G:C8	22:CY:59:G:N2	2.63	0.66
26:D1:53:VAL:HG23	26:D1:74:VAL:HG13	1.78	0.66
28:D3:44:ARG:O	28:D3:48:GLU:HG2	1.95	0.66
35:DA:2401:U:O2'	35:DA:2402:C:H5''	1.96	0.66
35:DA:2523:G:H2'	35:DA:2524:G:C5'	2.23	0.66
35:DA:706:A:C2	35:DA:707:G:H1'	2.31	0.66
40:DF:165:ARG:HH11	40:DF:165:ARG:HB3	1.60	0.66
42:DH:98:LEU:HB2	42:DH:125:VAL:HG21	1.77	0.66
43:DI:98:ALA:HB1	43:DI:109:ILE:HB	1.78	0.66
45:DN:3:THR:O	45:DN:5:VAL:N	2.28	0.66
33:D8:25:MET:HG3	47:DP:64:LYS:HB2	1.78	0.66
55:DX:64:LYS:NZ	55:DX:73:ARG:HH21	1.90	0.66
22:CY:57:U:C5'	57:DZ:182:LYS:CB	2.64	0.66
1:AA:1033:G:C2'	1:AA:1034:G:H5'	2.26	0.66
1:AA:1371:G:O3'	9:AI:69:GLY:HA3	1.95	0.66
1:AA:1427:U:H2'	1:AA:1428:A:C8	2.31	0.66
5:AE:61:TYR:O	5:AE:64:ARG:HB3	1.95	0.66
7:AG:143:ARG:CZ	23:AW:44:A:H5''	2.26	0.66
10:AJ:38:ILE:HG12	10:AJ:71:LEU:O	1.95	0.66
10:AJ:7:LYS:O	10:AJ:96:ILE:HA	1.95	0.66
12:AL:53:ARG:O	12:AL:55:VAL:HG13	1.96	0.66
25:B0:26:TYR:O	25:B0:29:GLN:HB2	1.96	0.66
32:B7:11:LYS:HE2	35:BA:686:G:H5''	1.78	0.66
35:BA:2175:C:H4'	37:BC:219:MET:O	1.96	0.66

*Continued on next page...*

*Continued from previous page...*

Atom-1	Atom-2	Interatomic distance (Å)	Clash overlap (Å)
35:BA:2300:G:H1	35:BA:2316:C:H42	1.42	0.66
35:BA:272(J):C:O2'	35:BA:274:G:H5'	1.95	0.66
56:BY:7:VAL:CG2	56:BY:8:LYS:NZ	2.58	0.66
56:BY:90:LEU:HG	56:BY:91:GLU:H	1.61	0.66
1:CA:1033:G:H2'	1:CA:1034:G:H5'	1.78	0.66
1:CA:1435:G:H2'	1:CA:1436:U:C6	2.31	0.66
1:CA:359:U:H2'	1:CA:360:A:C8	2.30	0.66
1:CA:991:U:O2	1:CA:993:G:H8	1.79	0.66
3:CC:16:ARG:HB2	3:CC:16:ARG:HH11	1.59	0.66
26:D1:44:PRO:HB2	26:D1:46:LEU:HD13	1.77	0.66
27:D2:47:ASN:O	27:D2:49:LYS:N	2.27	0.66
28:D3:12:PRO:HB2	28:D3:20:LYS:HG2	1.77	0.66
31:D6:7:ILE:HG12	31:D6:29:ASN:HD21	1.60	0.66
35:DA:1173:G:H3'	35:DA:1174:A:C5'	2.25	0.66
35:DA:152:G:H1	35:DA:174:C:H42	1.44	0.66
47:DP:48:PRO:HG2	47:DP:49:ARG:N	2.07	0.66
50:DS:89:ARG:HG2	50:DS:92:TYR:HA	1.77	0.66
56:DY:95:LYS:HG2	56:DY:101:LYS:H	1.59	0.66
1:AA:309:G:H1'	1:AA:608:A:C2	2.31	0.66
2:AB:233:SER:CB	2:AB:234:PRO:HD2	2.26	0.66
8:AH:40:ALA:C	8:AH:42:GLU:H	1.99	0.66
11:AK:102:GLY:C	11:AK:103:LEU:HD22	2.16	0.66
13:AM:57:ARG:HH12	29:B4:34:GLU:HA	1.61	0.66
27:B2:10:LEU:O	27:B2:14:ARG:HG3	1.96	0.66
35:BA:2192:G:H2'	35:BA:2193:G:H5''	1.78	0.66
41:BG:46:ALA:HB3	41:BG:82:LEU:CD1	2.26	0.66
42:BH:7:LEU:CD2	42:BH:69:ARG:HD2	2.19	0.66
50:BS:88:ASP:CG	50:BS:89:ARG:H	1.97	0.66
51:BT:30:VAL:HG21	51:BT:84:GLN:HG3	1.78	0.66
55:BX:70:LEU:HD23	55:BX:71:GLY:N	2.10	0.66
3:CC:134:ILE:HD11	3:CC:153:VAL:CG2	2.25	0.66
5:CE:73:ASN:ND2	5:CE:73:ASN:N	2.43	0.66
10:CJ:70:ARG:HH11	10:CJ:70:ARG:HG2	1.60	0.66
18:CR:37:VAL:HG23	18:CR:38:GLU:N	2.10	0.66
18:CR:40:LEU:HD12	18:CR:40:LEU:H	1.60	0.66
33:D8:37:SER:C	33:D8:39:LYS:N	2.49	0.66
35:DA:1899:G:N2	35:DA:1902:C:N4	2.24	0.66
35:DA:2472:G:H3'	35:DA:2475:C:N4	2.10	0.66
35:DA:545:C:H2'	35:DA:547:A:H4'	1.76	0.66
43:DI:62:LYS:HD2	43:DI:133:HIS:HD2	1.59	0.66
51:DT:54:ARG:HG2	51:DT:54:ARG:HH11	1.61	0.66

*Continued on next page...*

*Continued from previous page...*

Atom-1	Atom-2	Interatomic distance (Å)	Clash overlap (Å)
1:AA:1422:G:H4'	46:BO:49:ARG:HH12	1.61	0.65
1:AA:591:U:H2'	1:AA:592:G:C8	2.31	0.65
2:AB:15:VAL:CG2	2:AB:209:ARG:HH21	2.08	0.65
5:AE:39:GLY:HA2	5:AE:69:VAL:HB	1.78	0.65
11:AK:34:ASP:N	11:AK:40:ILE:HD11	2.11	0.65
12:AL:40:VAL:CG2	12:AL:78:GLN:O	2.44	0.65
16:AP:20:VAL:HG23	16:AP:34:GLU:O	1.95	0.65
23:AW:47:G:O2'	23:AW:48:G:H5'	1.95	0.65
23:AW:71:G:N1	23:AW:72:C:C6	2.64	0.65
35:BA:1518:U:H2'	35:BA:1519:G:O4'	1.95	0.65
35:BA:2401:U:O2'	35:BA:2402:C:H5''	1.96	0.65
35:BA:2477:C:H5'	35:BA:2477:C:H6	1.61	0.65
36:BB:31:C:H2'	36:BB:53:A:H61	1.61	0.65
41:BG:118:ARG:H	41:BG:181:ARG:HH21	1.43	0.65
41:BG:137:GLU:HG2	41:BG:152:LEU:HD12	1.78	0.65
47:BP:38:GLN:CG	47:BP:39:LYS:H	2.02	0.65
53:BV:21:ARG:HD3	53:BV:21:ARG:N	2.11	0.65
5:CE:42:GLY:CA	5:CE:66:MET:HG2	2.26	0.65
12:CL:38:THR:HG23	12:CL:39:VAL:H	1.60	0.65
16:CP:21:VAL:HG12	16:CP:34:GLU:O	1.96	0.65
22:CV:39:A:H2'	22:CV:40:A:H8	1.60	0.65
22:CV:24:A:N6	22:CV:48:G:N2	2.43	0.65
23:CW:33:G:H2'	23:CW:34:C:C1'	2.25	0.65
1:CA:1196:U:C5	24:CX:23:A:C5	2.82	0.65
35:DA:621:A:H2'	35:DA:622:G:H5'	1.78	0.65
35:DA:622:G:O2'	35:DA:623:G:H5'	1.95	0.65
37:DC:182:PRO:HB2	37:DC:185:LYS:HD2	1.78	0.65
41:DG:27:ASN:OD1	41:DG:29:TRP:HB2	1.96	0.65
36:DB:57:A:C4	41:DG:29:TRP:HB3	2.31	0.65
50:DS:52:SER:HB2	50:DS:55:ALA:HB3	1.78	0.65
52:DU:28:ARG:HD3	52:DU:38:THR:OG1	1.96	0.65
57:DZ:27:VAL:HG23	57:DZ:36:LYS:HA	1.78	0.65
1:AA:1309:G:H2'	1:AA:1310:G:H8	1.61	0.65
1:AA:422:C:H1'	1:AA:423:G:N2	2.11	0.65
3:AC:43:LEU:HD21	3:AC:91:LEU:HD21	1.78	0.65
12:AL:35:GLY:CA	12:AL:58:VAL:HG11	2.23	0.65
22:AV:43:G:C6	22:AV:44:A:C5	2.84	0.65
23:AW:10:G:C4	23:AW:11:C:C5	2.84	0.65
23:AW:25:A:C3'	23:AW:26:G:C8	2.79	0.65
22:AY:28:G:C2	22:AY:29:A:C5	2.85	0.65
33:B8:56:GLU:HA	33:B8:59:LYS:NZ	2.11	0.65

*Continued on next page...*

*Continued from previous page...*

Atom-1	Atom-2	Interatomic distance (Å)	Clash overlap (Å)
33:B8:61:LEU:CD1	33:B8:62:LEU:H	2.09	0.65
37:BC:185:LYS:N	37:BC:185:LYS:HE3	2.12	0.65
47:BP:39:LYS:HD2	47:BP:40:SER:H	1.61	0.65
47:BP:80:TYR:CZ	47:BP:111:ARG:HD3	2.30	0.65
50:BS:90:GLY:C	50:BS:92:TYR:H	1.98	0.65
51:BT:27:THR:HG23	51:BT:28:VAL:N	2.12	0.65
1:CA:1406:U:H2'	1:CA:1407:C:H6	1.60	0.65
1:CA:309:G:H1'	1:CA:608:A:C2	2.31	0.65
3:CC:43:LEU:HD21	3:CC:91:LEU:HD21	1.77	0.65
5:CE:105:VAL:HB	5:CE:106:PRO:CD	2.26	0.65
6:CF:76:ALA:HB1	6:CF:80:ARG:HH21	1.61	0.65
26:D1:82:LEU:HD22	26:D1:82:LEU:H	1.61	0.65
33:D8:61:LEU:CD1	33:D8:62:LEU:H	2.09	0.65
35:DA:1113:U:H2'	35:DA:1114:G:C8	2.31	0.65
40:DF:164:ARG:HG2	40:DF:164:ARG:HH11	1.61	0.65
41:DG:51:ARG:HE	41:DG:51:ARG:HA	1.61	0.65
47:DP:80:TYR:CZ	47:DP:111:ARG:HD3	2.31	0.65
47:DP:18:ARG:HH11	47:DP:18:ARG:HB3	1.61	0.65
1:AA:685:G:O2'	1:AA:686:U:H5'	1.95	0.65
2:AB:132:LYS:HA	2:AB:135:GLN:HE21	1.62	0.65
4:AD:157:LEU:HG	4:AD:161:ASN:ND2	2.12	0.65
13:AM:49:THR:O	13:AM:53:VAL:HG23	1.95	0.65
22:AV:12:U:O2	22:AV:13:U:H1'	1.96	0.65
23:AW:70:G:C4	23:AW:71:G:C8	2.84	0.65
28:B3:12:PRO:HB2	28:B3:20:LYS:HG2	1.79	0.65
35:BA:1916:A:H8	35:BA:1916:A:H5'	1.61	0.65
35:BA:2132:U:O4	37:BC:6:LYS:HB2	1.96	0.65
35:BA:2762:G:H2'	35:BA:2763:G:H5'	1.77	0.65
40:BF:132:VAL:HG22	40:BF:133:ASN:N	2.06	0.65
40:BF:89:VAL:HG12	40:BF:90:PHE:H	1.61	0.65
41:BG:107:LEU:HD11	41:BG:178:PHE:CE1	2.31	0.65
41:BG:116:ASP:O	41:BG:117:PHE:HB3	1.95	0.65
41:BG:122:PRO:HG2	41:BG:123:ASN:H	1.60	0.65
47:BP:59:LEU:CA	47:BP:61:ARG:NH1	2.56	0.65
51:BT:80:SER:HB3	51:BT:81:PRO:CD	2.26	0.65
1:CA:950:U:H2'	1:CA:951:G:C8	2.32	0.65
7:CG:140:ASP:O	7:CG:144:MET:HG2	1.96	0.65
1:CA:1371:G:O3'	9:CI:69:GLY:HA3	1.96	0.65
13:CM:116:THR:HG21	22:CV:31:C:H4'	1.79	0.65
22:CV:33:G:C5	22:CV:34:C:C5	2.85	0.65
29:D4:53:GLU:OE1	29:D4:55:ARG:HG3	1.96	0.65

*Continued on next page...*



*Continued from previous page...*

Atom-1	Atom-2	Interatomic distance (Å)	Clash overlap (Å)
33:D8:62:LEU:N	33:D8:63:PRO:HD2	2.10	0.65
35:DA:528:A:N1	35:DA:2042:A:H2'	2.11	0.65
35:DA:2132:U:O4	37:DC:6:LYS:HB2	1.96	0.65
35:DA:286:C:H2'	35:DA:287:C:H6	1.61	0.65
37:DC:44:VAL:HG13	37:DC:215:VAL:HG22	1.79	0.65
41:DG:135:LEU:HD13	41:DG:155:MET:HG3	1.79	0.65
43:DI:126:TYR:H	43:DI:140:LEU:CD2	2.08	0.65
50:DS:106:ARG:HD2	50:DS:106:ARG:O	1.97	0.65
50:DS:88:ASP:CG	50:DS:89:ARG:H	1.99	0.65
53:DV:21:ARG:HB3	53:DV:91:TYR:HB2	1.77	0.65
57:DZ:127:LYS:HZ3	57:DZ:127:LYS:HB3	1.61	0.65
1:AA:950:U:H2'	1:AA:951:G:C8	2.30	0.65
2:AB:167:PRO:HG2	2:AB:192:SER:OG	1.97	0.65
3:AC:182:ILE:HG23	3:AC:202:ILE:C	2.17	0.65
6:AF:10:LEU:HD12	6:AF:10:LEU:N	2.11	0.65
20:AT:53:LEU:HD12	20:AT:100:ILE:HG23	1.77	0.65
23:AW:33:G:H2'	23:AW:34:C:O4'	1.96	0.65
23:AW:57:U:H2'	23:AW:59:G:OP2	1.97	0.65
35:BA:1750:G:O2'	35:BA:1751:C:H5'	1.96	0.65
43:BI:72:LEU:O	43:BI:138:ILE:HD12	1.95	0.65
50:BS:52:SER:HB2	50:BS:55:ALA:HB3	1.79	0.65
52:BU:112:ARG:HH12	53:BV:46:VAL:HG11	1.58	0.65
57:BZ:54:HIS:HB3	57:BZ:101:PRO:HD3	1.78	0.65
22:AY:63:C:O4'	57:BZ:186:GLU:HB3	1.95	0.65
1:CA:1161:C:H2'	1:CA:1162:C:C6	2.31	0.65
1:CA:1309:G:H2'	1:CA:1310:G:H8	1.62	0.65
1:CA:422:C:H1'	1:CA:423:G:N2	2.10	0.65
1:CA:959:A:H3'	1:CA:960:U:H5''	1.78	0.65
2:CB:140:HIS:HA	2:CB:143:GLU:CG	2.25	0.65
10:CJ:32:ALA:CB	10:CJ:76:ASN:HB3	2.25	0.65
12:CL:41:ARG:NH1	12:CL:41:ARG:HB3	2.05	0.65
12:CL:68:ALA:HB2	12:CL:85:ILE:HD11	1.79	0.65
16:CP:20:VAL:HG23	16:CP:34:GLU:O	1.96	0.65
23:CW:39:A:H3'	23:CW:41:C:P	2.36	0.65
22:CY:29:A:O2'	22:CY:30:U:H5'	1.95	0.65
27:D2:17:SER:O	27:D2:21:LEU:HB2	1.96	0.65
35:DA:1532:C:H2'	35:DA:1533:G:O4'	1.96	0.65
35:DA:1935:G:H1'	35:DA:1964:G:N2	2.11	0.65
35:DA:2074:U:H2'	35:DA:2075:U:C6	2.31	0.65
35:DA:2132:U:C4	37:DC:6:LYS:HB2	2.32	0.65
39:DE:101:ARG:HB2	39:DE:201:THR:HG21	1.78	0.65

*Continued on next page...*

*Continued from previous page...*

Atom-1	Atom-2	Interatomic distance (Å)	Clash overlap (Å)
39:DE:116:VAL:O	39:DE:117:MET:CB	2.44	0.65
41:DG:45:GLU:OE1	41:DG:45:GLU:HA	1.97	0.65
41:DG:91:ARG:C	41:DG:91:ARG:HD2	2.16	0.65
42:DH:154:PRO:O	42:DH:156:ALA:N	2.29	0.65
50:DS:26:LEU:O	50:DS:88:ASP:HB3	1.97	0.65
46:DO:64:ARG:NH1	51:DT:70:VAL:HG21	2.12	0.65
51:DT:80:SER:HB3	51:DT:81:PRO:CD	2.24	0.65
53:DV:55:ALA:HA	53:DV:101:GLY:HA2	1.78	0.65
1:AA:762:C:H2'	1:AA:763:G:H8	1.60	0.65
4:AD:104:VAL:O	4:AD:108:LEU:HB2	1.96	0.65
4:AD:152:SER:HA	4:AD:155:LEU:HG	1.78	0.65
10:AJ:49:VAL:HG21	14:AN:41:ARG:HB2	1.78	0.65
30:B5:51:TYR:CG	30:B5:52:TYR:N	2.64	0.65
35:BA:1534:U:H2'	35:BA:1535:A:O4'	1.96	0.65
35:BA:1887:C:C3'	35:BA:1888:G:H5''	2.26	0.65
35:BA:2178:C:H4'	37:BC:47:LYS:HD3	1.78	0.65
49:BR:10:LEU:CD2	49:BR:17:ARG:HD3	2.27	0.65
52:BU:90:VAL:CG2	53:BV:39:LEU:HG	2.27	0.65
53:BV:81:TYR:C	53:BV:82:ARG:HD2	2.17	0.65
56:BY:2:ARG:N	56:BY:4:LYS:HE2	2.12	0.65
1:CA:1026:G:N3	1:CA:1026:G:H2'	2.12	0.65
1:CA:1169:A:H2'	1:CA:1170:A:C8	2.31	0.65
1:CA:1519:A:H2'	1:CA:1520:G:H5'	1.78	0.65
1:CA:502:G:OP1	12:CL:118:SER:HB3	1.97	0.65
6:CF:45:LEU:HD23	6:CF:46:ARG:N	2.11	0.65
8:CH:20:TYR:HA	8:CH:65:TYR:CE2	2.32	0.65
16:CP:2:VAL:HG23	16:CP:21:VAL:HG23	1.76	0.65
35:DA:142:A:H5'	35:DA:142(A):C:OP2	1.97	0.65
35:DA:1431:U:O2'	35:DA:1432:C:H5'	1.96	0.65
35:DA:2189:U:C2'	35:DA:2190:G:H5''	2.25	0.65
35:DA:272(J):C:O2'	35:DA:274:G:H5'	1.96	0.65
38:DD:221:VAL:HG22	38:DD:226:MET:HE1	1.77	0.65
35:DA:322:A:OP2	40:DF:169:ASN:HB2	1.96	0.65
50:DS:99:LYS:O	50:DS:101:LEU:N	2.30	0.65
52:DU:79:PHE:CD1	52:DU:83:LEU:HD21	2.31	0.65
56:DY:90:LEU:HG	56:DY:91:GLU:H	1.61	0.65
57:DZ:19:ARG:HH12	57:DZ:84:GLU:CA	2.09	0.65
1:AA:390:C:H2'	1:AA:391:G:C8	2.32	0.65
1:AA:833:U:H2'	1:AA:834:C:H6	1.60	0.65
1:AA:959:A:H3'	1:AA:960:U:H5''	1.79	0.65
2:AB:67:THR:HG21	2:AB:155:LEU:HD21	1.76	0.65

*Continued on next page...*



*Continued from previous page...*

Atom-1	Atom-2	Interatomic distance (Å)	Clash overlap (Å)
3:AC:77:ILE:HG23	3:AC:84:ILE:CG2	2.27	0.65
23:AW:29:A:C6	23:AW:30:U:C4	2.84	0.65
38:BD:221:VAL:HG22	38:BD:226:MET:HE2	1.79	0.65
49:BR:84:ALA:HB3	49:BR:85:PRO:HD3	1.79	0.65
50:BS:106:ARG:HH11	50:BS:106:ARG:C	2.00	0.65
50:BS:19:LYS:HB3	50:BS:20:ARG:NH2	2.11	0.65
51:BT:34:VAL:HG12	51:BT:35:LYS:H	1.59	0.65
1:CA:1401:G:C8	1:CA:1401:G:OP1	2.49	0.65
1:CA:1494:G:N3	1:CA:1494:G:H2'	2.11	0.65
33:D8:37:SER:OG	33:D8:39:LYS:HB3	1.97	0.65
35:DA:404:C:C4'	35:DA:405:U:H5'	2.22	0.65
38:DD:118:VAL:HG22	38:DD:119:ALA:N	2.10	0.65
38:DD:58:HIS:HD2	38:DD:59:LYS:N	1.95	0.65
39:DE:118:LYS:H	39:DE:121:ASN:H	1.42	0.65
51:DT:63:VAL:O	51:DT:73:GLU:HA	1.96	0.65
1:AA:1504:G:OP1	1:AA:1507:A:H4'	1.97	0.65
2:AB:15:VAL:HG23	2:AB:16:HIS:CE1	2.32	0.65
3:AC:16:ARG:HH11	3:AC:16:ARG:HB2	1.58	0.65
4:AD:11:LEU:HD13	4:AD:66:ARG:HD3	1.76	0.65
1:AA:1125:U:H3	10:AJ:5:ARG:NH2	1.95	0.65
12:AL:20:LYS:NZ	12:AL:20:LYS:HB3	2.11	0.65
19:AS:22:LEU:O	19:AS:26:GLY:HA2	1.95	0.65
20:AT:50:GLU:HA	20:AT:100:ILE:HG21	1.79	0.65
25:B0:27:GLU:OE1	25:B0:27:GLU:N	2.28	0.65
29:B4:53:GLU:OE1	29:B4:55:ARG:HG3	1.96	0.65
35:BA:545:C:H2'	35:BA:547:A:C4'	2.27	0.65
35:BA:782:A:H5'	35:BA:783:A:C2	2.31	0.65
39:BE:57:LYS:C	39:BE:59:VAL:H	1.99	0.65
39:BE:59:VAL:O	39:BE:60:ASN:CG	2.34	0.65
40:BF:24:LEU:CB	40:BF:25:PRO:HD2	2.22	0.65
47:BP:85:LEU:HA	47:BP:88:LEU:HD13	1.77	0.65
53:BV:55:ALA:HA	53:BV:101:GLY:HA2	1.79	0.65
1:CA:298:A:H2'	1:CA:299:G:O4'	1.97	0.65
1:CA:908:A:H2'	1:CA:909:A:H8	1.62	0.65
7:CG:108:ALA:HA	7:CG:111:ARG:HD2	1.79	0.65
7:CG:69:VAL:HG22	7:CG:135:VAL:HG22	1.79	0.65
2:CB:178:ARG:NH2	8:CH:68:ARG:NH2	2.44	0.65
10:CJ:3:LYS:HB2	10:CJ:4:ILE:HD12	1.78	0.65
13:CM:112:GLY:HA2	13:CM:113:PRO:HG2	1.79	0.65
23:CW:36:C:H2'	23:CW:36:C:O2	1.95	0.65
22:CY:19:G:C6	22:CY:59:G:C2	2.84	0.65

*Continued on next page...*

*Continued from previous page...*

Atom-1	Atom-2	Interatomic distance (Å)	Clash overlap (Å)
35:DA:1542:A:C8	35:DA:1542:A:H3'	2.31	0.65
40:DF:36:VAL:O	40:DF:40:GLN:HG3	1.97	0.65
56:DY:27:VAL:CA	56:DY:28:LYS:HZ1	2.08	0.65
57:DZ:103:ARG:HH11	57:DZ:103:ARG:HG3	1.62	0.65
1:AA:1194:U:H2'	1:AA:1195:C:H6	1.61	0.65
1:AA:1309:G:H2'	1:AA:1310:G:C8	2.32	0.65
5:AE:43:LEU:HD21	5:AE:132:ALA:HB1	1.79	0.65
1:AA:878:G:C5'	8:AH:89:PRO:HG2	2.26	0.65
12:AL:54:LYS:HD2	12:AL:54:LYS:N	2.11	0.65
13:AM:3:ARG:HB2	29:B4:34:GLU:CD	2.17	0.65
22:AV:23:A:H5'	22:AV:24:A:P	2.37	0.65
23:AW:9:A:C5	23:AW:47:G:C2	2.84	0.65
25:B0:10:THR:HG22	25:B0:11:ARG:N	2.08	0.65
35:BA:2463:C:O2'	35:BA:2464:C:H5'	1.95	0.65
36:BB:94:C:H2'	36:BB:95:C:H6	1.60	0.65
45:BN:120:LEU:CD2	45:BN:122:VAL:HG23	2.26	0.65
46:BO:64:ARG:NH1	51:BT:70:VAL:HG21	2.12	0.65
47:BP:16:ARG:CD	47:BP:18:ARG:H	2.10	0.65
47:BP:48:PRO:CG	47:BP:49:ARG:H	2.07	0.65
48:BQ:61:GLY:N	57:BZ:178:GLU:O	2.29	0.65
1:CA:693:G:C5	24:CX:13:A:O2'	2.49	0.65
1:CA:833:U:H2'	1:CA:834:C:H6	1.60	0.65
15:CO:29:VAL:HG11	15:CO:81:LEU:HD21	1.78	0.65
19:CS:63:THR:O	19:CS:66:MET:HG2	1.95	0.65
22:CY:19:G:H22	22:CY:59:G:H2'	1.61	0.65
35:DA:2313:C:H2'	35:DA:2314:C:C6	2.29	0.65
35:DA:796:C:H2'	35:DA:797:C:C6	2.31	0.65
43:DI:123:LEU:HD11	43:DI:144:VAL:CG2	2.26	0.65
53:DV:81:TYR:C	53:DV:82:ARG:HD2	2.17	0.65
57:DZ:118:GLN:HE21	57:DZ:175:VAL:CG1	2.09	0.65
1:AA:728:A:H2'	1:AA:729:A:H8	1.57	0.65
1:AA:862:C:O2'	1:AA:863:U:H5'	1.97	0.65
1:AA:973:G:H3'	1:AA:974:A:H5''	1.78	0.65
2:AB:208:ILE:HA	2:AB:211:ILE:HD12	1.79	0.65
4:AD:173:TRP:CD2	4:AD:189:PRO:HB3	2.32	0.65
8:AH:6:ILE:H	8:AH:6:ILE:HD12	1.61	0.65
33:B8:33:ASN:ND2	33:B8:33:ASN:H	1.94	0.65
35:BA:1607:C:H4'	35:BA:1608:A:O5'	1.97	0.65
46:BO:105:GLU:O	46:BO:108:GLU:HG2	1.96	0.65
47:BP:16:ARG:HD3	47:BP:17:LYS:N	2.12	0.65
56:BY:29:GLU:N	56:BY:29:GLU:OE1	2.28	0.65

*Continued on next page...*

*Continued from previous page...*

Atom-1	Atom-2	Interatomic distance (Å)	Clash overlap (Å)
1:CA:1033:G:C2'	1:CA:1034:G:H5'	2.27	0.65
1:CA:165:C:H2'	1:CA:166:G:C8	2.32	0.65
2:CB:233:SER:CB	2:CB:234:PRO:HD2	2.25	0.65
2:CB:235:SER:HG	2:CB:236:TYR:HD1	1.45	0.65
17:CQ:52:LYS:H	17:CQ:52:LYS:HD2	1.60	0.65
20:CT:53:LEU:HD12	20:CT:100:ILE:HG23	1.78	0.65
22:CV:76:C:H2'	22:CV:77:C:C5'	2.26	0.65
35:DA:1761:C:H3'	35:DA:1762:A:H8	1.62	0.65
35:DA:2315:G:H2'	35:DA:2316:C:C6	2.32	0.65
49:DR:13:HIS:CE1	49:DR:15:SER:HB3	2.32	0.65
1:AA:1033:G:H2'	1:AA:1034:G:H5'	1.78	0.65
1:AA:178:C:O2'	1:AA:179:A:H5'	1.96	0.65
1:AA:37:U:O2'	1:AA:38:G:H5'	1.96	0.65
3:AC:58:GLU:HB2	3:AC:65:ALA:HB3	1.79	0.65
10:AJ:96:ILE:HD13	10:AJ:96:ILE:N	2.12	0.65
15:AO:65:ARG:HH11	15:AO:65:ARG:HG2	1.60	0.65
11:AK:109:VAL:HG13	18:AR:85:LEU:O	1.96	0.65
23:AW:68:A:C4	23:AW:69:G:H8	2.14	0.65
35:BA:1427:A:H4'	35:BA:1428:C:O5'	1.97	0.65
37:BC:182:PRO:HB2	37:BC:185:LYS:HD2	1.79	0.65
37:BC:216:THR:HB	37:BC:222:SER:HB3	1.79	0.65
38:BD:121:PRO:HB3	38:BD:135:PHE:HE2	1.62	0.65
39:BE:18:ASP:OD2	51:BT:39:ARG:HD2	1.97	0.65
43:BI:83:ALA:HB2	43:BI:88:ILE:HG23	1.78	0.65
46:BO:122:LEU:HD22	51:BT:43:GLN:NE2	2.12	0.65
1:CA:539:A:H2'	1:CA:540:G:C8	2.32	0.65
1:CA:596:C:H2'	1:CA:597:G:H8	1.61	0.65
6:CF:10:LEU:HD12	6:CF:10:LEU:N	2.12	0.65
8:CH:40:ALA:C	8:CH:42:GLU:H	2.00	0.65
8:CH:91:ARG:HG2	8:CH:91:ARG:HH11	1.62	0.65
12:CL:20:LYS:NZ	12:CL:20:LYS:HB3	2.12	0.65
12:CL:90:VAL:O	12:CL:92:ASP:N	2.30	0.65
15:CO:65:ARG:NH1	15:CO:65:ARG:HG2	2.08	0.65
15:CO:85:LEU:O	15:CO:85:LEU:HD23	1.97	0.65
31:D6:15:GLU:HB2	31:D6:49:HIS:CE1	2.32	0.65
35:DA:2781:A:H5''	35:DA:2782:G:H5'	1.79	0.65
35:DA:2784:C:H1'	39:DE:37:ARG:HH12	1.62	0.65
38:DD:24:ILE:CG1	38:DD:25:THR:N	2.59	0.65
43:DI:88:ILE:CD1	43:DI:142:VAL:HG13	2.23	0.65
43:DI:83:ALA:HB2	43:DI:88:ILE:HG23	1.78	0.65
46:DO:114:ILE:HD12	46:DO:114:ILE:H	1.60	0.65

*Continued on next page...*

*Continued from previous page...*

Atom-1	Atom-2	Interatomic distance (Å)	Clash overlap (Å)
57:DZ:16:SER:O	57:DZ:20:ARG:HB2	1.97	0.65
1:AA:1169:A:H2'	1:AA:1170:A:C8	2.32	0.64
1:AA:1064:G:N2	1:AA:1190:G:H2'	2.11	0.64
1:AA:218:C:H5'	1:AA:470:C:H42	1.62	0.64
1:AA:650:G:O2'	1:AA:651:C:H5'	1.97	0.64
1:AA:991:U:O2	1:AA:993:G:H8	1.80	0.64
2:AB:102:LEU:N	2:AB:102:LEU:HD12	2.12	0.64
2:AB:91:PRO:CG	2:AB:155:LEU:HD23	2.26	0.64
23:AW:70:G:C6	23:AW:71:G:C6	2.85	0.64
22:AY:43:G:O2'	22:AY:44:A:H5'	1.98	0.64
35:BA:2132:U:C4	37:BC:6:LYS:HB2	2.32	0.64
35:BA:389:G:N1	47:BP:71:VAL:HG12	2.11	0.64
43:BI:62:LYS:HD2	43:BI:133:HIS:HD2	1.63	0.64
51:BT:27:THR:OG1	51:BT:28:VAL:N	2.30	0.64
1:CA:1125:U:H3	10:CJ:5:ARG:NH2	1.95	0.64
1:CA:1309:G:H2'	1:CA:1310:G:C8	2.32	0.64
1:CA:762:C:H2'	1:CA:763:G:H8	1.62	0.64
1:CA:973:G:H3'	1:CA:974:A:H5''	1.78	0.64
12:CL:46:LYS:HB2	12:CL:92:ASP:O	1.97	0.64
35:DA:2777:G:H5''	35:DA:2778:A:C5'	2.26	0.64
35:DA:315:G:H2'	35:DA:316:C:C6	2.32	0.64
36:DB:31:C:H2'	36:DB:53:A:H61	1.61	0.64
47:DP:16:ARG:HD3	47:DP:17:LYS:N	2.12	0.64
47:DP:16:ARG:CZ	47:DP:18:ARG:HB2	2.27	0.64
47:DP:39:LYS:HD2	47:DP:40:SER:H	1.62	0.64
49:DR:10:LEU:CB	49:DR:17:ARG:HD3	2.26	0.64
50:DS:19:LYS:HB3	50:DS:20:ARG:NH2	2.11	0.64
1:AA:1026:G:N3	1:AA:1026:G:H2'	2.12	0.64
1:AA:298:A:H2'	1:AA:299:G:O4'	1.96	0.64
1:AA:472:A:H2'	1:AA:473:G:O4'	1.98	0.64
1:AA:596:C:H2'	1:AA:597:G:H8	1.61	0.64
3:AC:14:ILE:HG12	3:AC:15:THR:N	2.10	0.64
17:AQ:9:VAL:HG11	17:AQ:84:LEU:CD1	2.27	0.64
22:AV:71:G:N2	22:AV:72:C:C2	2.66	0.64
39:BE:203:LYS:O	39:BE:203:LYS:HD2	1.97	0.64
52:BU:28:ARG:HD3	52:BU:38:THR:OG1	1.97	0.64
1:CA:390:C:H2'	1:CA:391:G:C8	2.32	0.64
9:CI:46:ALA:HA	9:CI:78:LYS:HB2	1.79	0.64
35:DA:1038:C:H2'	35:DA:1039:G:H5''	1.79	0.64
35:DA:1570:A:H2'	35:DA:1571:A:C8	2.32	0.64
35:DA:1719:G:C2'	35:DA:1720:U:H5'	2.27	0.64

*Continued on next page...*

*Continued from previous page...*

Atom-1	Atom-2	Interatomic distance (Å)	Clash overlap (Å)
35:DA:2092:U:C4'	35:DA:2093:G:H5''	2.20	0.64
35:DA:2143:C:H2'	35:DA:2144:U:O4'	1.98	0.64
40:DF:66:PRO:O	40:DF:67:GLN:HB3	1.95	0.64
49:DR:101:ALA:O	49:DR:102:GLU:HB2	1.96	0.64
1:AA:424:G:O2'	1:AA:425:G:H5'	1.97	0.64
3:AC:107:GLN:NE2	3:AC:107:GLN:H	1.96	0.64
4:AD:18:LYS:HE2	4:AD:31:CYS:HB3	1.79	0.64
6:AF:76:ALA:HB1	6:AF:80:ARG:HH21	1.62	0.64
15:AO:65:ARG:NH1	15:AO:65:ARG:HG2	2.13	0.64
22:AV:15:G:H2'	22:AV:16:U:H6	1.62	0.64
22:AV:52:C:H2'	22:AV:53:U:H6	1.57	0.64
23:AW:39:A:H5''	23:AW:40:A:OP2	1.98	0.64
35:BA:1914:C:H2'	35:BA:1915:U:C6	2.32	0.64
35:BA:796:C:H2'	35:BA:797:C:C6	2.32	0.64
39:BE:101:ARG:HB3	39:BE:169:ASN:HD22	1.62	0.64
53:BV:18:LEU:HD13	53:BV:19:LYS:H	1.61	0.64
53:BV:89:GLN:OE1	53:BV:90:PRO:HD2	1.97	0.64
1:CA:1391:U:H2'	1:CA:1392:G:C8	2.32	0.64
1:CA:1502:A:H2	1:CA:1505:G:N1	1.95	0.64
1:CA:444:C:H2'	1:CA:445:G:C8	2.31	0.64
2:CB:208:ILE:HA	2:CB:211:ILE:HD12	1.80	0.64
35:DA:2645:G:H3'	35:DA:2646:C:C5'	2.26	0.64
35:DA:914:C:C2'	35:DA:915:C:H5'	2.26	0.64
41:DG:141:PHE:HD1	41:DG:142:PRO:HD2	1.63	0.64
41:DG:29:TRP:HA	41:DG:29:TRP:HE3	1.60	0.64
47:DP:29:LYS:N	47:DP:29:LYS:HD2	2.12	0.64
57:DZ:151:HIS:HA	57:DZ:171:ILE:HG13	1.80	0.64
1:AA:1321:C:C3'	1:AA:1322:C:H5''	2.27	0.64
1:AA:711:G:O2'	1:AA:712:A:H5'	1.96	0.64
2:AB:140:HIS:HA	2:AB:143:GLU:CG	2.25	0.64
5:AE:69:VAL:O	5:AE:71:LEU:HG	1.98	0.64
8:AH:98:LYS:HG3	8:AH:99:GLU:HG3	1.80	0.64
12:AL:22:SER:C	12:AL:24:VAL:H	2.01	0.64
13:AM:112:GLY:HA2	13:AM:113:PRO:HG2	1.78	0.64
22:AY:70:G:H2'	22:AY:71:G:H8	1.62	0.64
35:BA:2584:U:C2'	35:BA:2585:U:H5'	2.27	0.64
35:BA:2845:G:O2'	35:BA:2846:G:H5'	1.98	0.64
35:BA:633:A:H2'	35:BA:634:C:H5'	1.78	0.64
46:BO:64:ARG:HG2	46:BO:79:PHE:CG	2.33	0.64
53:BV:15:GLU:HB3	53:BV:16:PRO:CD	2.27	0.64
56:BY:76:CYS:SG	56:BY:77:PRO:CD	2.79	0.64

*Continued on next page...*

*Continued from previous page...*

Atom-1	Atom-2	Interatomic distance (Å)	Clash overlap (Å)
57:BZ:103:ARG:HB2	57:BZ:103:ARG:HH11	1.62	0.64
1:CA:178:C:O2'	1:CA:179:A:H5'	1.97	0.64
5:CE:147:ASP:HA	5:CE:150:ARG:NH1	2.13	0.64
12:CL:53:ARG:O	12:CL:55:VAL:HG13	1.98	0.64
12:CL:54:LYS:N	12:CL:54:LYS:HD2	2.12	0.64
20:CT:12:ALA:O	20:CT:15:ARG:HB2	1.98	0.64
22:CV:45:U:H2'	22:CV:46:U:C6	2.32	0.64
22:CV:19:G:H2'	22:CV:59:G:N2	2.12	0.64
31:D6:48:VAL:O	31:D6:49:HIS:HB2	1.95	0.64
35:DA:1038:C:C2'	35:DA:1039:G:H5''	2.27	0.64
35:DA:1902:C:H4'	38:DD:244:ARG:HA	1.79	0.64
35:DA:594:U:H2'	35:DA:595:C:H6	1.62	0.64
39:DE:24:THR:HG22	39:DE:186:GLY:HA2	1.78	0.64
46:DO:13:ASN:ND2	46:DO:97:ARG:HB2	2.12	0.64
47:DP:7:ARG:NH1	47:DP:7:ARG:HB3	2.12	0.64
1:AA:1134:G:N2	1:AA:1141:C:H1'	2.13	0.64
1:AA:328:C:H4'	1:AA:329:A:H5'	1.78	0.64
3:AC:23:TYR:HA	10:AJ:11:PHE:CE2	2.32	0.64
12:AL:43:VAL:O	12:AL:52:LEU:HD23	1.98	0.64
22:AV:24:A:N6	22:AV:48:G:N2	2.44	0.64
22:AY:69:G:C4	22:AY:70:G:C8	2.86	0.64
35:BA:2012:G:H4'	54:BW:96:ILE:HD11	1.79	0.64
35:BA:2143:C:H2'	35:BA:2144:U:O4'	1.98	0.64
37:BC:16:ASP:HB3	37:BC:19:LYS:HB3	1.79	0.64
38:BD:186:HIS:HD2	38:BD:188:GLU:HB2	1.61	0.64
35:BA:662:G:OP1	47:BP:18:ARG:HD2	1.96	0.64
56:BY:39:VAL:HG12	56:BY:40:GLU:H	1.63	0.64
57:BZ:138:GLU:HB2	57:BZ:156:LYS:HB3	1.79	0.64
57:BZ:24:LEU:HD21	57:BZ:86:VAL:HG23	1.78	0.64
1:CA:1054:C:O2'	1:CA:1055:A:H5'	1.98	0.64
1:CA:194:C:C2'	1:CA:195:A:H5''	2.26	0.64
5:CE:64:ARG:HH11	5:CE:64:ARG:HG3	1.62	0.64
18:CR:56:THR:HB	18:CR:58:LEU:CD1	2.26	0.64
22:CY:57:U:O2	57:DZ:184:ALA:HB3	1.96	0.64
26:D1:19:GLN:NE2	26:D1:19:GLN:HA	2.11	0.64
27:D2:48:HIS:CD2	35:DA:96:G:H4'	2.33	0.64
45:DN:62:VAL:HG13	45:DN:62:VAL:O	1.98	0.64
51:DT:27:THR:O	51:DT:28:VAL:HB	1.96	0.64
51:DT:35:LYS:O	51:DT:36:GLU:HB3	1.97	0.64
53:DV:21:ARG:CG	53:DV:91:TYR:HD2	2.10	0.64
57:DZ:18:LEU:HB3	57:DZ:23:LYS:O	1.98	0.64

*Continued on next page...*



*Continued from previous page...*

Atom-1	Atom-2	Interatomic distance (Å)	Clash overlap (Å)
1:AA:1392:G:N2	1:AA:1502:A:H8	1.95	0.64
1:AA:175:C:O2'	1:AA:176:C:H5'	1.97	0.64
1:AA:198:G:H2'	1:AA:199:G:C8	2.33	0.64
1:AA:630:G:H2'	1:AA:631:G:C5'	2.28	0.64
1:AA:797:C:OP1	11:AK:124:LYS:HE3	1.98	0.64
4:AD:8:VAL:O	4:AD:10:ARG:N	2.31	0.64
10:AJ:3:LYS:HB2	10:AJ:4:ILE:HD12	1.79	0.64
12:AL:43:VAL:HG13	12:AL:55:VAL:HG21	1.79	0.64
18:AR:58:LEU:CD1	18:AR:58:LEU:H	2.11	0.64
19:AS:24:ALA:O	19:AS:25:LYS:HB2	1.98	0.64
31:B6:52:VAL:HG22	31:B6:53:LYS:N	2.13	0.64
35:BA:1490:A:H5'	35:BA:1491:G:OP1	1.96	0.64
35:BA:1761:C:H3'	35:BA:1762:A:H8	1.61	0.64
30:B5:2:ALA:N	35:BA:2015:A:H1'	2.12	0.64
35:BA:2584:U:H2'	35:BA:2585:U:H5'	1.80	0.64
35:BA:2632:A:H2	39:BE:61:ARG:HD2	1.62	0.64
39:BE:93:VAL:HG12	39:BE:175:VAL:HG23	1.79	0.64
53:BV:19:LYS:HE2	53:BV:19:LYS:HA	1.80	0.64
56:BY:9:LYS:O	56:BY:28:LYS:NZ	2.29	0.64
57:BZ:102:LEU:HD22	57:BZ:139:VAL:HG21	1.78	0.64
1:CA:620:C:H2'	1:CA:621:A:O4'	1.98	0.64
5:CE:57:LYS:HE2	5:CE:61:TYR:HE2	1.63	0.64
1:CA:1152:A:C5'	10:CJ:70:ARG:HH22	2.04	0.64
35:DA:1750:G:O2'	35:DA:1751:C:H5'	1.96	0.64
35:DA:2807:G:C2'	35:DA:2808:U:H5''	2.27	0.64
35:DA:545:C:H2'	35:DA:547:A:C4'	2.27	0.64
38:DD:32:SER:O	38:DD:36:PRO:HG3	1.97	0.64
39:DE:203:LYS:HD2	39:DE:203:LYS:O	1.97	0.64
41:DG:60:LEU:O	41:DG:64:THR:HG22	1.98	0.64
35:DA:587:C:H2'	47:DP:33:ARG:NH2	2.13	0.64
53:DV:18:LEU:HD13	53:DV:19:LYS:H	1.62	0.64
1:AA:1499:A:H1'	1:AA:1520:G:H5'	1.79	0.64
1:AA:620:C:H2'	1:AA:621:A:O4'	1.97	0.64
4:AD:90:GLY:HA2	4:AD:204:ILE:HD11	1.80	0.64
7:AG:108:ALA:HA	7:AG:111:ARG:HD2	1.80	0.64
11:AK:59:TYR:O	11:AK:62:GLN:HB3	1.98	0.64
16:AP:68:ASP:C	16:AP:70:ALA:H	2.01	0.64
23:AW:7:U:O2	23:AW:69:G:C4	2.51	0.64
22:AY:4:C:N4	22:AY:72:C:H5	1.96	0.64
35:BA:330:A:O2'	35:BA:331:A:H8	1.81	0.64
35:BA:674:G:H1'	40:BF:74:ARG:HD2	1.80	0.64

*Continued on next page...*

*Continued from previous page...*

Atom-1	Atom-2	Interatomic distance (Å)	Clash overlap (Å)
37:BC:40:GLU:OE2	37:BC:219:MET:HB2	1.97	0.64
35:BA:322:A:OP2	40:BF:169:ASN:HB2	1.97	0.64
47:BP:7:ARG:HB3	47:BP:7:ARG:NH1	2.12	0.64
1:CA:1343:G:H2'	1:CA:1344:C:C6	2.33	0.64
2:CB:167:PRO:HG2	2:CB:192:SER:OG	1.97	0.64
3:CC:138:VAL:HG22	3:CC:151:VAL:HG23	1.79	0.64
3:CC:19:GLU:HA	3:CC:54:ARG:HH12	1.63	0.64
4:CD:112:VAL:HG12	4:CD:116:GLN:OE1	1.98	0.64
1:CA:797:C:OP1	11:CK:124:LYS:HE3	1.97	0.64
41:DG:63:ILE:CG2	41:DG:141:PHE:HB3	2.27	0.64
46:DO:78:ARG:NE	51:DT:73:GLU:OE1	2.30	0.64
57:DZ:48:PHE:HE2	57:DZ:71:VAL:HG11	1.63	0.64
4:AD:132:ARG:C	4:AD:132:ARG:HD2	2.17	0.64
4:AD:65:ARG:HD2	4:AD:72:GLU:HA	1.80	0.64
9:AI:28:VAL:HG22	9:AI:63:ILE:HB	1.79	0.64
18:AR:40:LEU:H	18:AR:40:LEU:HD12	1.63	0.64
21:AU:2:GLY:C	21:AU:4:GLY:H	2.00	0.64
22:AV:17:C:H5''	22:AV:18:U:C5	2.32	0.64
33:B8:37:SER:OG	33:B8:39:LYS:HB3	1.98	0.64
35:BA:2196:C:O2'	35:BA:2197:U:H5'	1.98	0.64
35:BA:621:A:H2'	35:BA:622:G:H5'	1.79	0.64
35:BA:654(S):G:H3'	35:BA:654(T):C:C5'	2.28	0.64
38:BD:45:ASN:ND2	38:BD:50:THR:HG21	2.13	0.64
48:BQ:134:ARG:HA	48:BQ:137:TYR:CD2	2.33	0.64
53:BV:21:ARG:CG	53:BV:91:TYR:HD2	2.11	0.64
56:BY:28:LYS:N	56:BY:28:LYS:HZ2	1.92	0.64
1:CA:63:C:H42	1:CA:104:G:H1	1.44	0.64
5:CE:93:PRO:HG2	8:CH:105:ARG:HH21	1.63	0.64
9:CI:2:GLU:O	9:CI:3:GLN:HG3	1.98	0.64
9:CI:29:ASN:OD1	9:CI:64:THR:HG23	1.98	0.64
17:CQ:63:ARG:HG2	17:CQ:64:PRO:HD2	1.80	0.64
23:CW:27:C:C3'	23:CW:28:G:H8	2.11	0.64
23:CW:47:G:O2'	23:CW:48:G:H5'	1.98	0.64
33:D8:33:ASN:H	33:D8:33:ASN:ND2	1.96	0.64
35:DA:1427:A:H4'	35:DA:1428:C:O5'	1.97	0.64
35:DA:2632:A:H2	39:DE:61:ARG:HD2	1.62	0.64
37:DC:40:GLU:OE2	37:DC:219:MET:HB2	1.98	0.64
38:DD:117:VAL:HG21	38:DD:128:GLY:O	1.98	0.64
41:DG:111:LEU:HB2	41:DG:112:PRO:CD	2.25	0.64
41:DG:120:LEU:HB2	41:DG:180:PHE:CD1	2.33	0.64
1:AA:1470:G:O2'	1:AA:1471:G:H5'	1.97	0.64

*Continued on next page...*



*Continued from previous page...*

Atom-1	Atom-2	Interatomic distance (Å)	Clash overlap (Å)
2:AB:166:ASP:CB	2:AB:169:LYS:HB2	2.28	0.64
5:AE:64:ARG:HG3	5:AE:64:ARG:HH11	1.62	0.64
7:AG:69:VAL:HG22	7:AG:135:VAL:HG22	1.79	0.64
10:AJ:81:THR:C	10:AJ:83:GLU:H	2.01	0.64
12:AL:18:VAL:O	12:AL:19:ARG:HB2	1.98	0.64
17:AQ:52:LYS:HD2	17:AQ:52:LYS:H	1.62	0.64
20:AT:51:GLU:HA	20:AT:54:LYS:NZ	2.13	0.64
22:AY:28:G:H2'	22:AY:28:G:N3	2.13	0.64
35:BA:1506:C:O2	35:BA:1506:C:H2'	1.95	0.64
35:BA:2223:G:H2'	35:BA:2224:G:H5'	1.80	0.64
35:BA:2807:G:C3'	35:BA:2808:U:H5''	2.28	0.64
39:BE:34:VAL:CG1	39:BE:48:GLN:HG2	2.27	0.64
39:BE:69:LYS:NZ	39:BE:89:ASP:HA	2.11	0.64
43:BI:81:VAL:HG13	43:BI:143:SER:H	1.63	0.64
45:BN:67:LEU:O	45:BN:68:GLU:HB2	1.98	0.64
50:BS:89:ARG:HB3	50:BS:92:TYR:HB3	1.79	0.64
52:BU:31:SER:C	52:BU:33:ARG:H	2.01	0.64
1:CA:148:G:H2'	1:CA:149:A:H8	1.63	0.64
1:CA:191:G:H1'	20:CT:105:SER:HB3	1.78	0.64
1:CA:472:A:H2'	1:CA:473:G:O4'	1.98	0.64
1:CA:650:G:O2'	1:CA:651:C:H5'	1.98	0.64
1:CA:711:G:O2'	1:CA:712:A:H5'	1.98	0.64
2:CB:137:ARG:HD3	2:CB:138:LEU:HG	1.79	0.64
2:CB:194:PRO:O	2:CB:196:LEU:N	2.31	0.64
1:CA:1112:C:O2	3:CC:179:ARG:HG2	1.98	0.64
4:CD:132:ARG:C	4:CD:132:ARG:HD2	2.18	0.64
5:CE:96:PRO:HA	5:CE:117:ASP:OD2	1.98	0.64
5:CE:141:GLN:HA	5:CE:143:ARG:NH2	2.12	0.64
7:CG:108:ALA:O	7:CG:119:ARG:HD2	1.98	0.64
35:DA:2830:G:N3	35:DA:2883:A:H2	1.96	0.64
35:DA:587:C:O2'	35:DA:588:U:OP2	2.16	0.64
35:DA:719:C:O2'	35:DA:720:C:H5'	1.98	0.64
37:DC:195:ARG:HH11	37:DC:195:ARG:HG3	1.62	0.64
41:DG:6:ALA:HB3	41:DG:104:GLU:OE1	1.98	0.64
41:DG:5:VAL:CG1	41:DG:6:ALA:H	2.08	0.64
33:D8:58:ILE:CG2	47:DP:49:ARG:HD2	2.26	0.64
49:DR:10:LEU:CD2	49:DR:17:ARG:HD3	2.27	0.64
35:DA:481:G:OP2	56:DY:47:LYS:HD3	1.98	0.64
1:AA:1275:A:H2'	1:AA:1276:G:H8	1.62	0.64
1:AA:148:G:H2'	1:AA:149:A:H8	1.63	0.64
1:AA:404:U:H2'	1:AA:405:U:H6	1.63	0.64

*Continued on next page...*

*Continued from previous page...*

Atom-1	Atom-2	Interatomic distance (Å)	Clash overlap (Å)
1:AA:489:C:H6	1:AA:489:C:O5'	1.79	0.64
1:AA:521:G:O2'	1:AA:522:C:H5'	1.98	0.64
2:AB:194:PRO:O	2:AB:196:LEU:N	2.31	0.64
5:AE:50:GLU:HB3	5:AE:53:LEU:HD12	1.80	0.64
7:AG:73:MET:HA	7:AG:91:VAL:HG23	1.80	0.64
15:AO:4:THR:OG1	15:AO:7:GLU:HG3	1.97	0.64
15:AO:82:ILE:HD11	15:AO:87:ILE:O	1.98	0.64
28:B3:19:GLN:HE22	28:B3:52:HIS:HE1	1.45	0.64
35:BA:1885:A:H8	35:BA:1885:A:H5'	1.62	0.64
35:BA:61:G:H1	35:BA:94:C:H42	1.44	0.64
37:BC:195:ARG:HH11	37:BC:195:ARG:HG3	1.62	0.64
46:BO:22:ILE:HD11	46:BO:42:SER:HB2	1.78	0.64
47:BP:18:ARG:HH11	47:BP:18:ARG:HB3	1.63	0.64
49:BR:98:LEU:HB2	49:BR:113:LEU:HD21	1.79	0.64
56:BY:45:VAL:HA	56:BY:62:GLU:HB2	1.79	0.64
2:CB:114:ARG:O	2:CB:118:LEU:HG	1.98	0.64
2:CB:132:LYS:HA	2:CB:135:GLN:HE21	1.63	0.64
4:CD:152:SER:HA	4:CD:155:LEU:HG	1.79	0.64
11:CK:74:ALA:C	11:CK:76:GLY:H	2.00	0.64
12:CL:22:SER:C	12:CL:24:VAL:H	2.01	0.64
15:CO:82:ILE:HD11	15:CO:87:ILE:O	1.97	0.64
35:DA:1405:U:H2'	35:DA:1406:U:C6	2.33	0.64
35:DA:1607:C:H4'	35:DA:1608:A:O5'	1.98	0.64
35:DA:203:C:H3'	35:DA:204:A:H5''	1.80	0.64
48:DQ:63:LYS:HE2	57:DZ:118:GLN:HE22	1.62	0.64
51:DT:16:ARG:HH12	51:DT:19:LEU:HD21	1.62	0.64
1:AA:1005:A:H8	1:AA:1006:C:O4'	1.80	0.63
1:AA:105:G:H2'	1:AA:106:C:C6	2.34	0.63
1:AA:189(D):C:H1'	1:AA:189(H):G:N2	2.12	0.63
2:AB:137:ARG:HD3	2:AB:138:LEU:HG	1.80	0.63
2:AB:77:ALA:HA	2:AB:80:ILE:HD13	1.80	0.63
3:AC:19:GLU:HA	3:AC:54:ARG:HH12	1.63	0.63
3:AC:82:GLU:O	3:AC:86:VAL:HG22	1.99	0.63
10:AJ:90:LEU:N	10:AJ:91:PRO:CD	2.62	0.63
23:AW:33:G:H2'	23:AW:34:C:C4'	2.28	0.63
23:AW:33:G:N2	23:AW:40:A:H62	1.97	0.63
23:AW:3:G:C6	23:AW:4:C:N4	2.66	0.63
22:AY:70:G:C4	22:AY:71:G:C8	2.86	0.63
30:B5:4:HIS:CB	30:B5:5:PRO:HD3	2.16	0.63
34:B9:18:ARG:CD	35:BA:1034:G:H5'	2.27	0.63
35:BA:1771:C:H1'	35:BA:1786:A:C8	2.34	0.63

*Continued on next page...*

*Continued from previous page...*

Atom-1	Atom-2	Interatomic distance (Å)	Clash overlap (Å)
35:BA:2464:C:O2'	35:BA:2465:C:H6	1.81	0.63
35:BA:276:A:H5'	35:BA:277:C:C6	2.31	0.63
40:BF:7:TYR:HD2	40:BF:16:GLY:H	1.45	0.63
43:BI:93:THR:O	43:BI:97:ILE:N	2.30	0.63
45:BN:89:LYS:NZ	45:BN:89:LYS:HB3	2.13	0.63
47:BP:13:ASN:HD22	47:BP:13:ASN:C	2.01	0.63
51:BT:28:VAL:HG22	51:BT:46:GLU:CA	2.28	0.63
1:CA:1062:U:H2'	1:CA:1063:C:C6	2.32	0.63
1:CA:1504:G:O2'	1:CA:1505:G:OP2	2.14	0.63
1:CA:56:U:H2'	1:CA:57:G:H8	1.62	0.63
3:CC:134:ILE:HG23	3:CC:151:VAL:HB	1.80	0.63
5:CE:69:VAL:O	5:CE:71:LEU:HG	1.98	0.63
11:CK:67:ASP:OD1	11:CK:71:LYS:HE3	1.99	0.63
12:CL:91:LYS:HG3	12:CL:91:LYS:O	1.97	0.63
23:CW:4:C:O2'	23:CW:5:C:OP2	2.15	0.63
1:CA:1418:A:H2	35:DA:1948:G:N3	1.95	0.63
35:DA:2807:G:C3'	35:DA:2808:U:H5''	2.28	0.63
35:DA:654(S):G:H3'	35:DA:654(T):C:C5'	2.28	0.63
36:DB:73:A:H61	57:DZ:29:TYR:HE2	1.45	0.63
39:DE:93:VAL:HG12	39:DE:175:VAL:HG23	1.78	0.63
40:DF:108:LYS:HD2	40:DF:112:MET:CE	2.27	0.63
51:DT:107:ASP:CG	51:DT:108:ARG:H	2.02	0.63
1:AA:16:A:N1	1:AA:919:A:H2	1.96	0.63
3:AC:134:ILE:HG23	3:AC:151:VAL:HB	1.80	0.63
9:AI:114:TYR:CD1	9:AI:114:TYR:N	2.64	0.63
11:AK:74:ALA:C	11:AK:76:GLY:H	2.01	0.63
13:AM:91:ARG:NH2	13:AM:100:GLY:HA2	2.12	0.63
20:AT:23:ARG:HA	20:AT:26:ASN:HD21	1.63	0.63
22:AV:31:C:H2'	22:AV:32:G:C8	2.34	0.63
23:AW:13:U:C6	23:AW:14:A:H5''	2.34	0.63
22:AY:30:U:C2	22:AY:31:C:C5	2.86	0.63
22:AY:9:A:C5	22:AY:47:G:C6	2.87	0.63
31:B6:42:TRP:HA	31:B6:42:TRP:CE3	2.33	0.63
35:BA:141:A:C8	35:BA:1408:C:O2'	2.51	0.63
35:BA:2315:G:H2'	35:BA:2316:C:C6	2.34	0.63
35:BA:332:A:H4'	35:BA:333:G:OP1	1.98	0.63
46:BO:121:VAL:O	46:BO:122:LEU:HD23	1.98	0.63
47:BP:114:ILE:HD12	47:BP:115:LEU:N	2.13	0.63
35:BA:2250:G:N2	48:BQ:84:GLY:HA3	2.12	0.63
50:BS:67:ARG:HB3	50:BS:67:ARG:NH1	2.12	0.63
1:CA:1346:A:N1	1:CA:1374:A:H5''	2.13	0.63

*Continued on next page...*

*Continued from previous page...*

Atom-1	Atom-2	Interatomic distance (Å)	Clash overlap (Å)
1:CA:404:U:H2'	1:CA:405:U:H6	1.61	0.63
1:CA:707:C:O2'	1:CA:708:C:H5'	1.98	0.63
4:CD:157:LEU:HG	4:CD:161:ASN:ND2	2.13	0.63
9:CI:27:THR:HG23	9:CI:31:GLN:C	2.18	0.63
22:CV:4:C:O2'	22:CV:5:C:C6	2.42	0.63
23:CW:44:A:H2'	23:CW:45:U:H5''	1.80	0.63
35:DA:1916:A:H8	35:DA:1916:A:H5'	1.63	0.63
35:DA:2134:A:H1'	35:DA:2159:G:N2	2.13	0.63
35:DA:633:A:H2'	35:DA:634:C:H5'	1.78	0.63
49:DR:98:LEU:HB2	49:DR:113:LEU:HD21	1.79	0.63
50:DS:106:ARG:C	50:DS:106:ARG:HH11	2.00	0.63
51:DT:27:THR:HG23	51:DT:28:VAL:N	2.13	0.63
51:DT:32:TYR:CD2	51:DT:81:PRO:HB2	2.34	0.63
52:DU:31:SER:HB3	52:DU:34:LYS:HB2	1.80	0.63
57:DZ:117:LEU:HD12	57:DZ:174:VAL:HG22	1.80	0.63
1:AA:1112:C:O2	3:AC:179:ARG:HG2	1.98	0.63
1:AA:376:G:H2'	1:AA:377:G:H8	1.63	0.63
12:AL:68:ALA:HB2	12:AL:85:ILE:HD11	1.78	0.63
1:AA:617:G:H4'	16:AP:44:THR:O	1.98	0.63
22:AY:12:U:N3	22:AY:26:G:N1	2.46	0.63
22:AY:57:U:O5'	57:BZ:182:LYS:CB	2.42	0.63
35:BA:1541:G:H4'	35:BA:1542:A:C5'	2.28	0.63
35:BA:1719:G:O2'	35:BA:1720:U:H5'	1.97	0.63
35:BA:588:U:H2'	35:BA:589:C:C6	2.33	0.63
44:BJ:66:UNK:C	44:BJ:72:UNK:HA	2.29	0.63
47:BP:107:LYS:C	47:BP:109:GLY:H	2.01	0.63
33:B8:58:ILE:CG2	47:BP:49:ARG:HD2	2.27	0.63
51:BT:27:THR:O	51:BT:28:VAL:HB	1.97	0.63
46:BO:104:ARG:NE	51:BT:33:LYS:HD2	2.12	0.63
53:BV:5:VAL:HG23	53:BV:37:VAL:HG23	1.81	0.63
1:CA:198:G:H2'	1:CA:199:G:C8	2.34	0.63
1:CA:637:G:H2'	1:CA:638:G:H8	1.63	0.63
1:CA:708:C:H2'	1:CA:709:G:H8	1.64	0.63
3:CC:69:HIS:CD2	3:CC:69:HIS:N	2.67	0.63
7:CG:62:PHE:HD1	7:CG:124:LEU:HD21	1.62	0.63
10:CJ:35:SER:O	10:CJ:72:VAL:HG13	1.98	0.63
30:D5:51:TYR:CG	30:D5:52:TYR:N	2.66	0.63
31:D6:42:TRP:HA	31:D6:42:TRP:CE3	2.31	0.63
35:DA:1771:C:H1'	35:DA:1786:A:C8	2.33	0.63
35:DA:1885:A:H5'	35:DA:1885:A:H8	1.64	0.63
27:D2:46:GLN:HB3	35:DA:95:G:H4'	1.79	0.63

*Continued on next page...*

*Continued from previous page...*

Atom-1	Atom-2	Interatomic distance (Å)	Clash overlap (Å)
40:DF:24:LEU:CB	40:DF:25:PRO:HD2	2.22	0.63
40:DF:7:TYR:HD2	40:DF:16:GLY:H	1.46	0.63
45:DN:4:TYR:HB2	52:DU:64:ARG:HH12	1.61	0.63
54:DW:64:MET:O	54:DW:65:LEU:HB3	1.99	0.63
1:AA:1054:C:O2'	1:AA:1055:A:H5'	1.98	0.63
7:AG:140:ASP:O	7:AG:144:MET:HG2	1.99	0.63
12:AL:37:CYS:HA	12:AL:58:VAL:HG22	1.80	0.63
12:AL:40:VAL:HG21	12:AL:78:GLN:O	1.98	0.63
18:AR:56:THR:CB	18:AR:58:LEU:HD13	2.29	0.63
31:B6:5:VAL:HG13	31:B6:7:ILE:H	1.63	0.63
35:BA:2134:A:H1'	35:BA:2159:G:N2	2.13	0.63
46:BO:2:ILE:HD11	46:BO:82:ASN:ND2	2.09	0.63
47:BP:29:LYS:HD2	47:BP:29:LYS:N	2.13	0.63
51:BT:63:VAL:O	51:BT:73:GLU:HA	1.98	0.63
56:BY:7:VAL:HG21	56:BY:8:LYS:HZ2	1.62	0.63
1:CA:105:G:H2'	1:CA:106:C:C6	2.34	0.63
1:CA:218:C:H5'	1:CA:470:C:H42	1.62	0.63
1:CA:56:U:H2'	1:CA:57:G:C8	2.33	0.63
35:DA:1603:A:H5'	35:DA:1603:A:H8	1.64	0.63
35:DA:2273:A:H2'	35:DA:2274:A:C8	2.34	0.63
39:DE:87:GLU:OE1	39:DE:89:ASP:N	2.31	0.63
39:DE:91:VAL:HG13	39:DE:95:ILE:HG13	1.80	0.63
41:DG:148:MET:O	41:DG:148:MET:HG2	1.98	0.63
42:DH:17:VAL:O	42:DH:45:VAL:HG22	1.98	0.63
1:AA:1391:U:H2'	1:AA:1392:G:C8	2.34	0.63
1:AA:190:U:H2'	1:AA:191:G:H8	1.63	0.63
1:AA:202:U:H3'	1:AA:203:U:C5	2.34	0.63
1:AA:56:U:H2'	1:AA:57:G:C8	2.32	0.63
2:AB:114:ARG:O	2:AB:118:LEU:HG	1.98	0.63
4:AD:112:VAL:HG12	4:AD:116:GLN:OE1	1.99	0.63
18:AR:37:VAL:HG23	18:AR:38:GLU:N	2.09	0.63
22:AV:20:G:N2	22:AV:58:C:C2	2.66	0.63
27:B2:53:LEU:O	27:B2:57:ILE:HG12	1.97	0.63
29:B4:10:VAL:HG13	29:B4:11:PRO:HD2	1.81	0.63
35:BA:1019:U:O2'	35:BA:1021:A:C2	2.49	0.63
35:BA:1280:G:H2'	35:BA:1281:G:H5''	1.80	0.63
35:BA:142:A:H5''	35:BA:142(A):C:H5	1.62	0.63
35:BA:634:C:H2'	35:BA:635:C:C6	2.34	0.63
39:BE:101:ARG:HB2	39:BE:201:THR:HG21	1.80	0.63
35:BA:2784:C:H1'	39:BE:37:ARG:HH12	1.64	0.63
49:BR:10:LEU:CB	49:BR:17:ARG:HD3	2.26	0.63

*Continued on next page...*

*Continued from previous page...*

Atom-1	Atom-2	Interatomic distance (Å)	Clash overlap (Å)
1:CA:1107:C:H3'	1:CA:1108:G:H5''	1.81	0.63
1:CA:1321:C:C3'	1:CA:1322:C:H5''	2.28	0.63
1:CA:591:U:H2'	1:CA:592:G:C8	2.33	0.63
1:CA:862:C:O2'	1:CA:863:U:H5'	1.98	0.63
4:CD:173:TRP:CD2	4:CD:189:PRO:HB3	2.33	0.63
5:CE:43:LEU:HD21	5:CE:132:ALA:HB1	1.79	0.63
23:CW:43:G:H2'	23:CW:44:A:C8	2.33	0.63
30:D5:2:ALA:N	35:DA:2015:A:H1'	2.13	0.63
35:DA:2638:G:P	39:DE:82:ARG:HH21	2.21	0.63
39:DE:59:VAL:O	39:DE:60:ASN:CG	2.36	0.63
40:DF:192:LEU:CD2	40:DF:194:MET:HG3	2.28	0.63
46:DO:88:ASN:ND2	46:DO:90:GLN:HB2	2.08	0.63
52:DU:88:ILE:C	52:DU:90:VAL:H	1.99	0.63
1:AA:1320:C:H42	19:AS:36:ARG:HG3	1.61	0.63
1:AA:165:C:H2'	1:AA:166:G:C8	2.32	0.63
2:AB:171:ALA:HA	2:AB:174:VAL:HG23	1.80	0.63
2:AB:54:THR:HG21	2:AB:201:ILE:HD11	1.80	0.63
2:AB:44:LEU:CD1	2:AB:44:LEU:H	2.10	0.63
3:AC:69:HIS:N	3:AC:69:HIS:CD2	2.67	0.63
2:AB:178:ARG:HH21	8:AH:68:ARG:NH2	1.93	0.63
9:AI:97:LYS:HA	9:AI:102:LEU:HD12	1.81	0.63
35:BA:2807:G:C2'	35:BA:2808:U:H5''	2.28	0.63
35:BA:622:G:O2'	35:BA:623:G:H5'	1.99	0.63
38:BD:24:ILE:CG1	38:BD:25:THR:N	2.61	0.63
43:BI:124:GLY:O	43:BI:142:VAL:HB	1.99	0.63
52:BU:92:ARG:NH1	53:BV:11:GLN:O	2.31	0.63
57:BZ:116:VAL:O	57:BZ:174:VAL:HA	1.99	0.63
2:CB:44:LEU:H	2:CB:44:LEU:CD1	2.09	0.63
22:CV:49:G:H3'	22:CV:50:C:C5'	2.29	0.63
34:D9:18:ARG:CD	35:DA:1034:G:H5'	2.29	0.63
35:DA:1614:A:N1	54:DW:91:GLY:HA2	2.13	0.63
36:DB:49:C:H2'	36:DB:50:G:H8	1.63	0.63
38:DD:218:ARG:HG3	38:DD:218:ARG:HH11	1.64	0.63
47:DP:112:LEU:HD22	47:DP:113:LYS:H	1.63	0.63
51:DT:80:SER:CB	51:DT:81:PRO:CD	2.77	0.63
53:DV:47:VAL:HB	53:DV:49:THR:O	1.97	0.63
56:DY:45:VAL:HA	56:DY:62:GLU:HB2	1.80	0.63
56:DY:7:VAL:CG2	56:DY:8:LYS:NZ	2.61	0.63
1:AA:1107:C:H3'	1:AA:1108:G:H5''	1.80	0.63
1:AA:69:G:H2'	1:AA:70:G:C8	2.33	0.63
1:AA:762:C:H2'	1:AA:763:G:C8	2.34	0.63

*Continued on next page...*



*Continued from previous page...*

Atom-1	Atom-2	Interatomic distance (Å)	Clash overlap (Å)
3:AC:134:ILE:HD11	3:AC:153:VAL:CG2	2.27	0.63
4:AD:13:ARG:O	4:AD:16:GLY:N	2.32	0.63
4:AD:17:VAL:O	4:AD:19:LEU:HD12	1.99	0.63
5:AE:72:GLN:C	5:AE:74:GLY:H	2.02	0.63
9:AI:15:ALA:HB2	9:AI:65:VAL:HG23	1.81	0.63
12:AL:91:LYS:HG3	12:AL:91:LYS:O	1.98	0.63
15:AO:29:VAL:HG11	15:AO:81:LEU:HD21	1.79	0.63
16:AP:59:TRP:O	16:AP:64:ALA:HB3	1.99	0.63
16:AP:74:LEU:O	16:AP:79:VAL:HG23	1.98	0.63
24:AX:20:U:H2'	24:AX:21:A:C8	2.33	0.63
22:AY:70:G:H2'	22:AY:71:G:O4'	1.98	0.63
31:B6:23:THR:HG21	35:BA:2419:U:C5'	2.28	0.63
35:BA:2777:G:H4'	35:BA:2778:A:H5'	1.81	0.63
38:BD:58:HIS:CD2	38:BD:59:LYS:N	2.67	0.63
41:BG:27:ASN:C	41:BG:29:TRP:H	2.02	0.63
51:BT:28:VAL:O	51:BT:29:ARG:HD3	1.99	0.63
56:BY:95:LYS:HG2	56:BY:101:LYS:N	2.14	0.63
1:CA:1395:C:H5''	1:CA:1402:C:H4'	1.81	0.63
1:CA:630:G:H2'	1:CA:631:G:C5'	2.27	0.63
2:CB:11:LEU:HD12	2:CB:217:ARG:NH2	2.13	0.63
5:CE:50:GLU:HB3	5:CE:53:LEU:HD12	1.81	0.63
5:CE:51:VAL:HB	5:CE:52:PRO:CD	2.25	0.63
10:CJ:90:LEU:N	10:CJ:91:PRO:CD	2.61	0.63
12:CL:43:VAL:HG13	12:CL:55:VAL:CG2	2.28	0.63
12:CL:46:LYS:HD3	12:CL:92:ASP:C	2.18	0.63
23:CW:20:G:P	23:CW:21:U:H5	2.21	0.63
35:DA:1803:A:H4'	38:DD:259:THR:CG2	2.28	0.63
35:DA:2653:U:O2'	42:DH:110:SER:HB2	1.98	0.63
35:DA:2762:G:H2'	35:DA:2763:G:H5'	1.80	0.63
45:DN:96:GLU:N	45:DN:96:GLU:OE1	2.25	0.63
46:DO:96:THR:O	46:DO:97:ARG:HG2	1.99	0.63
50:DS:67:ARG:HB3	50:DS:67:ARG:NH1	2.12	0.63
50:DS:74:ALA:HB1	50:DS:103:GLU:CB	2.29	0.63
51:DT:102:ILE:O	51:DT:106:SER:HB3	1.98	0.63
51:DT:88:ILE:HG22	51:DT:89:VAL:H	1.63	0.63
1:AA:1452:C:H4'	1:AA:1456:G:H5''	1.81	0.63
1:AA:600:C:OP2	8:AH:97:VAL:HG12	1.99	0.63
5:AE:42:GLY:CA	5:AE:66:MET:HG2	2.28	0.63
9:AI:46:ALA:HA	9:AI:78:LYS:HB2	1.81	0.63
13:AM:23:TYR:CE2	13:AM:70:LEU:HD22	2.32	0.63
33:B8:10:ALA:O	33:B8:14:VAL:HG12	1.99	0.63

*Continued on next page...*

*Continued from previous page...*

Atom-1	Atom-2	Interatomic distance (Å)	Clash overlap (Å)
35:BA:1761:C:H3'	35:BA:1762:A:C8	2.34	0.63
35:BA:2808:U:O2'	35:BA:2809:A:H5'	1.99	0.63
35:BA:286:C:H2'	35:BA:287:C:C6	2.33	0.63
43:BI:126:TYR:H	43:BI:140:LEU:CD2	2.08	0.63
51:BT:65:LYS:HE3	51:BT:66:VAL:H	1.64	0.63
1:CA:424:G:O2'	1:CA:425:G:H5'	1.97	0.63
1:CA:821:G:H2'	1:CA:822:C:H6	1.64	0.63
2:CB:18:GLY:O	2:CB:19:HIS:HB2	1.99	0.63
9:CI:97:LYS:HA	9:CI:102:LEU:HD12	1.80	0.63
17:CQ:9:VAL:HG11	17:CQ:84:LEU:CD1	2.29	0.63
18:CR:25:THR:O	18:CR:25:THR:HG22	1.99	0.63
22:CV:20:G:H4'	22:CV:21:U:OP2	1.99	0.63
30:D5:53:ALA:HB3	30:D5:55:ARG:HH21	1.63	0.63
35:DA:1541:G:H4'	35:DA:1542:A:C5'	2.28	0.63
35:DA:2377:A:H2'	35:DA:2378:A:C8	2.34	0.63
35:DA:963:U:H2'	35:DA:964:C:H6	1.63	0.63
38:DD:45:ASN:ND2	38:DD:50:THR:HG21	2.14	0.63
38:DD:58:HIS:CD2	38:DD:59:LYS:N	2.67	0.63
42:DH:149:ARG:CA	42:DH:162:ILE:HD11	2.28	0.63
43:DI:124:GLY:O	43:DI:142:VAL:HB	1.99	0.63
43:DI:93:THR:O	43:DI:97:ILE:N	2.31	0.63
45:DN:57:ALA:N	45:DN:124:ALA:HA	2.11	0.63
47:DP:50:ARG:HG2	47:DP:50:ARG:HH11	1.64	0.63
51:DT:29:ARG:HB3	51:DT:85:LYS:HA	1.81	0.63
51:DT:57:PHE:O	51:DT:59:THR:N	2.31	0.63
52:DU:12:ARG:HA	52:DU:15:LYS:HE2	1.80	0.63
48:DQ:130:LYS:HZ3	57:DZ:80:ARG:HD2	1.63	0.63
1:AA:1133:G:H22	1:AA:1143:G:H1'	1.64	0.63
2:AB:219:VAL:O	2:AB:223:ILE:HG13	1.99	0.63
2:AB:80:ILE:CD1	2:AB:80:ILE:H	1.99	0.63
20:AT:12:ALA:O	20:AT:15:ARG:HB2	1.98	0.63
23:AW:71:G:C2'	23:AW:72:C:H5'	2.28	0.63
22:AY:24:A:C2	22:AY:25:A:C8	2.86	0.63
31:B6:42:TRP:HA	31:B6:42:TRP:HE3	1.64	0.63
35:BA:2749:A:H4'	42:BH:62:LYS:HB3	1.79	0.63
35:BA:2781:A:H5''	35:BA:2782:G:H5'	1.80	0.63
37:BC:44:VAL:HG13	37:BC:215:VAL:HG22	1.80	0.63
41:BG:152:LEU:HD23	41:BG:152:LEU:N	2.10	0.63
43:BI:109:ILE:HG22	43:BI:110:ASP:N	2.10	0.63
43:BI:114:LEU:O	43:BI:131:LYS:HE3	1.99	0.63
46:BO:15:GLY:O	46:BO:47:ILE:HG22	1.99	0.63

*Continued on next page...*



*Continued from previous page...*

Atom-1	Atom-2	Interatomic distance (Å)	Clash overlap (Å)
51:BT:100:TYR:HD2	51:BT:103:ARG:NH2	1.96	0.63
1:CA:1502:A:H2	1:CA:1505:G:N2	1.96	0.63
8:CH:51:VAL:HG11	8:CH:60:ARG:CD	2.24	0.63
35:DA:1019:U:H3	35:DA:1142(A):A:N6	1.97	0.63
35:DA:1318:C:C3'	35:DA:1319:G:H5''	2.28	0.63
35:DA:1719:G:O2'	35:DA:1720:U:H5'	1.99	0.63
35:DA:1786:A:H2	35:DA:2606:C:H1'	1.63	0.63
35:DA:2777:G:H4'	35:DA:2778:A:H5'	1.80	0.63
35:DA:672:C:C2'	35:DA:673:C:C5'	2.76	0.63
35:DA:61:G:H1	35:DA:94:C:H42	1.47	0.63
38:DD:186:HIS:HD2	38:DD:188:GLU:HB2	1.64	0.63
41:DG:112:PRO:C	41:DG:113:ARG:HA	2.18	0.63
41:DG:31:VAL:CG2	41:DG:32:PRO:HD2	2.28	0.63
46:DO:121:VAL:O	46:DO:122:LEU:HD23	1.99	0.63
50:DS:54:LEU:HD22	50:DS:58:LEU:H	1.63	0.63
53:DV:45:THR:O	53:DV:46:VAL:HG12	1.98	0.63
1:AA:1096:C:O2'	1:AA:1097:C:H5'	1.99	0.62
1:AA:942:G:H21	9:AI:124:GLN:NE2	1.97	0.62
7:AG:20:ASP:HB3	7:AG:23:VAL:CG2	2.29	0.62
12:AL:22:SER:O	12:AL:24:VAL:N	2.32	0.62
17:AQ:63:ARG:HG2	17:AQ:64:PRO:HD2	1.81	0.62
22:AY:58:C:OP2	57:BZ:182:LYS:HD3	1.99	0.62
35:BA:1431:U:O2'	35:BA:1432:C:H5'	1.99	0.62
35:BA:1523:U:H2'	35:BA:1524:G:H8	1.64	0.62
35:BA:315:G:H2'	35:BA:316:C:C6	2.34	0.62
35:BA:963:U:H2'	35:BA:964:C:H6	1.63	0.62
38:BD:31:LYS:O	38:BD:33:LEU:N	2.32	0.62
38:BD:58:HIS:HD2	38:BD:59:LYS:N	1.95	0.62
41:BG:27:ASN:O	41:BG:29:TRP:N	2.32	0.62
41:BG:42:GLY:HA2	41:BG:89:GLY:HA2	1.79	0.62
46:BO:114:ILE:HD12	46:BO:114:ILE:N	2.14	0.62
52:BU:88:ILE:C	52:BU:90:VAL:H	2.00	0.62
54:BW:64:MET:O	54:BW:65:LEU:HB3	1.98	0.62
1:CA:521:G:O2'	1:CA:522:C:H5'	1.98	0.62
2:CB:213:LEU:O	2:CB:213:LEU:HD23	1.97	0.62
2:CB:210:SER:O	2:CB:214:ILE:HG12	1.99	0.62
3:CC:14:ILE:HG12	3:CC:15:THR:N	2.11	0.62
3:CC:58:GLU:HB2	3:CC:65:ALA:CB	2.29	0.62
6:CF:6:VAL:HG13	6:CF:90:VAL:HG22	1.81	0.62
11:CK:34:ASP:HB2	11:CK:35:PRO:CD	2.29	0.62
11:CK:59:TYR:O	11:CK:62:GLN:HB3	1.99	0.62

*Continued on next page...*

*Continued from previous page...*

Atom-1	Atom-2	Interatomic distance (Å)	Clash overlap (Å)
12:CL:39:VAL:HB	12:CL:57:LYS:HZ2	1.64	0.62
12:CL:93:LEU:O	12:CL:96:VAL:HB	1.99	0.62
23:CW:11:C:H2'	23:CW:12:U:N1	2.13	0.62
22:CY:6:C:N3	22:CY:69:G:O6	2.31	0.62
35:DA:1204:A:N1	35:DA:1241:A:H2	1.96	0.62
23:CW:58:C:H42	35:DA:2169:A:H1'	1.63	0.62
35:DA:2327:A:H2'	35:DA:2328:A:H8	1.60	0.62
35:DA:2477:C:H5'	35:DA:2477:C:H6	1.63	0.62
41:DG:107:LEU:HD13	41:DG:177:GLY:O	1.98	0.62
46:DO:104:ARG:HE	51:DT:33:LYS:CE	2.12	0.62
53:DV:18:LEU:CG	53:DV:19:LYS:H	2.07	0.62
56:DY:2:ARG:HD3	56:DY:3:VAL:HG23	1.80	0.62
1:AA:142:G:H2'	1:AA:143:A:C8	2.34	0.62
1:AA:157:G:H2'	1:AA:158:G:H8	1.64	0.62
5:AE:141:GLN:HA	5:AE:143:ARG:NH2	2.14	0.62
5:AE:147:ASP:HA	5:AE:150:ARG:NH1	2.14	0.62
6:AF:26:ILE:O	6:AF:30:LEU:HG	1.99	0.62
10:AJ:4:ILE:HD12	10:AJ:4:ILE:N	2.14	0.62
13:AM:25:ILE:HD11	13:AM:60:VAL:HG11	1.80	0.62
19:AS:31:ILE:HG23	19:AS:49:ILE:HA	1.79	0.62
25:B0:43:THR:HG22	35:BA:2331:G:O2'	1.99	0.62
38:BD:32:SER:O	38:BD:36:PRO:HG3	1.99	0.62
39:BE:61:ARG:C	39:BE:63:LEU:H	2.03	0.62
41:BG:16:ARG:HD3	41:BG:31:VAL:HG21	1.80	0.62
42:BH:17:VAL:O	42:BH:45:VAL:HG22	1.99	0.62
43:BI:130:TYR:HD1	43:BI:131:LYS:H	1.48	0.62
45:BN:57:ALA:N	45:BN:124:ALA:HA	2.10	0.62
57:BZ:145:GLU:OE1	57:BZ:146:ILE:HG12	1.98	0.62
1:CA:1432:G:OP2	51:DT:108:ARG:HD3	1.99	0.62
1:CA:69:G:H2'	1:CA:70:G:H8	1.63	0.62
2:CB:80:ILE:CD1	2:CB:208:ILE:HG23	2.25	0.62
3:CC:82:GLU:O	3:CC:86:VAL:HG22	1.99	0.62
4:CD:13:ARG:O	4:CD:16:GLY:N	2.31	0.62
7:CG:26:PHE:HB2	7:CG:62:PHE:HZ	1.64	0.62
10:CJ:8:LEU:HD13	10:CJ:20:ALA:HB2	1.80	0.62
20:CT:51:GLU:HA	20:CT:54:LYS:NZ	2.15	0.62
22:CV:77:C:H5'	22:CV:77:C:H6	1.63	0.62
22:CY:57:U:H2'	57:DZ:182:LYS:NZ	2.14	0.62
35:DA:102:G:H4'	35:DA:102:G:OP1	1.99	0.62
35:DA:1281:G:H5'	35:DA:1281:G:C8	2.33	0.62
35:DA:2845:G:O2'	35:DA:2846:G:H5'	1.99	0.62

*Continued on next page...*

*Continued from previous page...*

Atom-1	Atom-2	Interatomic distance (Å)	Clash overlap (Å)
54:DW:6:ILE:HG12	54:DW:104:THR:OG1	1.99	0.62
1:AA:1062:U:H2'	1:AA:1063:C:C6	2.35	0.62
4:AD:102:ASP:HA	4:AD:121:VAL:HG21	1.81	0.62
4:AD:117:ALA:O	4:AD:121:VAL:HG23	1.99	0.62
7:AG:62:PHE:HD1	7:AG:124:LEU:HD21	1.64	0.62
8:AH:20:TYR:HA	8:AH:65:TYR:CE2	2.33	0.62
9:AI:20:ARG:HG3	9:AI:20:ARG:HH11	1.64	0.62
9:AI:95:LYS:HD3	9:AI:96:LEU:N	2.14	0.62
11:AK:124:LYS:HZ3	11:AK:125:PHE:HE1	1.47	0.62
12:AL:86:ARG:NH2	12:AL:99:HIS:ND1	2.48	0.62
22:AV:4:C:N1	22:AV:5:C:C5	2.67	0.62
23:AW:17:C:H5''	23:AW:18:U:C5	2.34	0.62
22:AY:9:A:C6	22:AY:47:G:C6	2.87	0.62
22:AY:57:U:H6	57:BZ:182:LYS:C	1.96	0.62
35:BA:1204:A:N1	35:BA:1241:A:H2	1.97	0.62
35:BA:1286:A:O2'	35:BA:1288:U:OP2	2.12	0.62
35:BA:1405:U:H2'	35:BA:1406:U:C6	2.34	0.62
35:BA:2223:G:C2'	35:BA:2224:G:H5'	2.29	0.62
35:BA:613:G:H8	35:BA:613:G:C5'	2.12	0.62
42:BH:156:ALA:O	42:BH:157:TYR:C	2.38	0.62
43:BI:29:TYR:C	43:BI:32:PRO:HD2	2.20	0.62
50:BS:34:HIS:CE1	50:BS:54:LEU:HB3	2.34	0.62
50:BS:54:LEU:CD2	50:BS:58:LEU:H	2.12	0.62
1:CA:1030(D):A:H2'	1:CA:1031:G:H5'	1.81	0.62
1:CA:624:C:H2'	1:CA:625:G:H8	1.64	0.62
4:CD:17:VAL:O	4:CD:19:LEU:HD12	1.99	0.62
4:CD:4:TYR:O	4:CD:5:ILE:HB	2.00	0.62
8:CH:98:LYS:HG3	8:CH:99:GLU:HG3	1.81	0.62
10:CJ:96:ILE:N	10:CJ:96:ILE:HD13	2.14	0.62
11:CK:109:VAL:HG13	18:CR:85:LEU:O	1.98	0.62
19:CS:24:ALA:O	19:CS:25:LYS:HB2	1.98	0.62
23:CW:49:G:H8	23:CW:49:G:OP1	1.83	0.62
35:DA:2439:A:H5'	35:DA:2439:A:C8	2.34	0.62
43:DI:29:TYR:C	43:DI:32:PRO:HD2	2.20	0.62
45:DN:67:LEU:O	45:DN:68:GLU:HB2	1.99	0.62
47:DP:107:LYS:C	47:DP:109:GLY:H	2.02	0.62
47:DP:114:ILE:HD12	47:DP:115:LEU:N	2.15	0.62
48:DQ:134:ARG:HA	48:DQ:137:TYR:CD2	2.34	0.62
22:CY:63:C:C5'	57:DZ:186:GLU:CG	2.77	0.62
1:AA:180:U:C2'	1:AA:181:G:C5'	2.76	0.62
3:AC:15:THR:HG21	3:AC:181:ASN:HA	1.81	0.62

*Continued on next page...*

*Continued from previous page...*

Atom-1	Atom-2	Interatomic distance (Å)	Clash overlap (Å)
9:AI:2:GLU:O	9:AI:3:GLN:HG3	1.99	0.62
10:AJ:35:SER:O	10:AJ:72:VAL:HG13	2.00	0.62
16:AP:14:ASN:N	16:AP:15:PRO:HD3	2.13	0.62
22:AV:49:G:H3'	22:AV:50:C:C5'	2.28	0.62
23:AW:3:G:H1	23:AW:73:C:H42	1.47	0.62
27:B2:12:GLU:O	27:B2:15:LYS:HG2	1.98	0.62
35:BA:1803:A:H4'	38:BD:259:THR:CG2	2.29	0.62
35:BA:271(E):U:H2'	35:BA:271(F):C:C6	2.35	0.62
35:BA:2777:G:H5''	35:BA:2778:A:C5'	2.30	0.62
35:BA:991:C:C6	35:BA:991:C:H5'	2.30	0.62
41:BG:154:GLY:O	41:BG:155:MET:HB3	1.99	0.62
45:BN:73:THR:HG21	45:BN:82:LEU:HD11	1.80	0.62
51:BT:88:ILE:HG22	51:BT:89:VAL:H	1.65	0.62
1:CA:1073:U:H2'	1:CA:1074:G:C8	2.34	0.62
1:CA:1133:G:H22	1:CA:1143:G:H1'	1.64	0.62
1:CA:142:G:H2'	1:CA:143:A:C8	2.34	0.62
1:CA:190:U:H2'	1:CA:191:G:H8	1.64	0.62
4:CD:65:ARG:HD2	4:CD:72:GLU:HA	1.80	0.62
9:CI:77:ILE:O	9:CI:81:ILE:HG12	2.00	0.62
10:CJ:4:ILE:N	10:CJ:4:ILE:HD12	2.15	0.62
22:CV:30:U:O2'	22:CV:31:C:H5'	1.99	0.62
26:D1:22:GLY:O	26:D1:32:LYS:HE3	1.98	0.62
31:D6:42:TRP:HA	31:D6:42:TRP:HE3	1.62	0.62
35:DA:1270:C:H5''	35:DA:1271:G:O5'	1.99	0.62
47:DP:50:ARG:NH1	47:DP:50:ARG:HG2	2.14	0.62
50:DS:95:HIS:CG	50:DS:96:GLY:H	2.17	0.62
52:DU:47:TYR:HA	52:DU:50:ARG:NH1	2.15	0.62
22:CY:57:U:C5	57:DZ:183:LEU:N	2.67	0.62
1:AA:502:G:OP1	12:AL:118:SER:HB3	2.00	0.62
2:AB:18:GLY:O	2:AB:19:HIS:HB2	1.99	0.62
5:AE:148:VAL:HG21	8:AH:107:LEU:CD2	2.26	0.62
23:AW:40:A:H2	23:AW:42:C:OP2	1.82	0.62
22:AY:73:C:H2'	22:AY:74:C:O4'	2.00	0.62
27:B2:68:ARG:CG	27:B2:68:ARG:HH11	2.12	0.62
33:B8:13:ARG:O	33:B8:14:VAL:HB	1.98	0.62
35:BA:1221:C:H2'	35:BA:1221(A):C:H6	1.65	0.62
35:BA:1899:G:N2	35:BA:1902:C:N4	2.26	0.62
38:BD:27:THR:HG23	38:BD:27:THR:O	1.99	0.62
47:BP:71:VAL:HG13	47:BP:72:PRO:HD3	1.80	0.62
52:BU:79:PHE:CD1	52:BU:83:LEU:HD21	2.33	0.62
57:BZ:152:ALA:CA	57:BZ:167:PRO:HB2	2.29	0.62

*Continued on next page...*

*Continued from previous page...*

Atom-1	Atom-2	Interatomic distance (Å)	Clash overlap (Å)
57:BZ:42:VAL:HG13	57:BZ:43:GLU:H	1.64	0.62
1:CA:348:G:C2'	1:CA:349:A:H5'	2.29	0.62
2:CB:102:LEU:HD12	2:CB:102:LEU:N	2.14	0.62
3:CC:162:GLN:HG2	24:CX:24:A:C4'	2.29	0.62
4:CD:162:LEU:O	4:CD:162:LEU:HD23	1.99	0.62
5:CE:40:ARG:HH11	5:CE:40:ARG:HG2	1.64	0.62
6:CF:101:ALA:HA	18:CR:28:GLU:HG2	1.79	0.62
11:CK:124:LYS:HZ3	11:CK:125:PHE:HE1	1.44	0.62
16:CP:14:ASN:N	16:CP:15:PRO:HD3	2.14	0.62
16:CP:68:ASP:C	16:CP:70:ALA:H	2.01	0.62
22:CY:1:G:C2'	22:CY:2:G:H5'	2.30	0.62
22:CY:27:C:H2'	22:CY:28:G:H8	1.63	0.62
22:CY:56:U:C5'	57:DZ:180:VAL:CG1	2.75	0.62
35:DA:1015:G:O2'	35:DA:1016:G:H5'	2.00	0.62
35:DA:2360:A:O2'	35:DA:2361:A:O4'	2.17	0.62
34:D9:3:VAL:HG21	35:DA:2539:C:C5'	2.29	0.62
35:DA:330:A:O2'	35:DA:331:A:H8	1.82	0.62
35:DA:469:G:C2'	35:DA:470:A:H5''	2.30	0.62
35:DA:634:C:H2'	35:DA:635:C:C6	2.34	0.62
37:DC:216:THR:HB	37:DC:222:SER:HB3	1.81	0.62
39:DE:61:ARG:C	39:DE:63:LEU:H	2.01	0.62
46:DO:64:ARG:HG2	46:DO:79:PHE:CG	2.35	0.62
51:DT:28:VAL:HG22	51:DT:46:GLU:CA	2.29	0.62
57:DZ:42:VAL:CG1	57:DZ:43:GLU:H	2.07	0.62
1:AA:382:A:H2'	1:AA:383:A:H8	1.65	0.62
1:AA:434:U:H2'	1:AA:435:C:H6	1.65	0.62
1:AA:473:G:H2'	1:AA:474:G:H8	1.63	0.62
2:AB:210:SER:O	2:AB:214:ILE:HG12	2.00	0.62
3:AC:138:VAL:HG22	3:AC:151:VAL:HG23	1.80	0.62
4:AD:162:LEU:HD23	4:AD:162:LEU:O	1.99	0.62
7:AG:26:PHE:HB2	7:AG:62:PHE:HZ	1.63	0.62
10:AJ:75:ILE:HG13	10:AJ:76:ASN:N	2.14	0.62
10:AJ:8:LEU:HD13	10:AJ:20:ALA:HB2	1.82	0.62
22:AY:58:C:C2	22:AY:59:G:C8	2.87	0.62
22:AY:63:C:C2	57:BZ:186:GLU:OE1	2.52	0.62
32:B7:8:ASN:C	32:B7:8:ASN:ND2	2.51	0.62
35:BA:1578:U:H2'	35:BA:1579:A:H5'	1.81	0.62
35:BA:570:G:H2'	35:BA:2030:A:C5	2.35	0.62
38:BD:181:GLU:HA	38:BD:272:ALA:CB	2.29	0.62
39:BE:107:THR:HA	39:BE:163:GLU:O	1.99	0.62
46:BO:114:ILE:HD12	46:BO:114:ILE:H	1.65	0.62

*Continued on next page...*

*Continued from previous page...*

Atom-1	Atom-2	Interatomic distance (Å)	Clash overlap (Å)
47:BP:144:GLU:N	47:BP:145:PRO:CD	2.54	0.62
1:CA:1005:A:H8	1:CA:1006:C:O4'	1.80	0.62
1:CA:189(I):G:H2'	1:CA:189(J):G:H8	1.64	0.62
1:CA:489:C:O5'	1:CA:489:C:H6	1.81	0.62
1:CA:908:A:H2'	1:CA:909:A:C8	2.34	0.62
2:CB:15:VAL:HG23	2:CB:16:HIS:CE1	2.34	0.62
3:CC:15:THR:HG21	3:CC:181:ASN:HA	1.81	0.62
3:CC:182:ILE:HG23	3:CC:202:ILE:O	1.99	0.62
25:D0:27:GLU:N	25:D0:27:GLU:OE1	2.30	0.62
35:DA:1434:A:H61	35:DA:1558:A:N6	1.97	0.62
35:DA:1523:U:H2'	35:DA:1524:G:H8	1.64	0.62
35:DA:2223:G:H2'	35:DA:2224:G:H5'	1.82	0.62
35:DA:2312:U:H2'	35:DA:2313:C:H5''	1.81	0.62
35:DA:2464:C:O2'	35:DA:2465:C:H6	1.82	0.62
35:DA:2869:G:H2'	35:DA:2870:C:C6	2.35	0.62
44:DJ:67:UNK:HA	44:DJ:71:UNK:O	1.99	0.62
47:DP:16:ARG:CD	47:DP:18:ARG:H	2.11	0.62
48:DQ:132:VAL:HG11	57:DZ:81:ARG:NH2	2.02	0.62
48:DQ:36:ALA:HB2	48:DQ:103:MET:SD	2.40	0.62
50:DS:34:HIS:CE1	50:DS:54:LEU:HB3	2.35	0.62
51:DT:100:TYR:HD2	51:DT:103:ARG:NH2	1.98	0.62
1:AA:1003:G:H2'	1:AA:1004:A:C4'	2.30	0.62
1:AA:539:A:H2'	1:AA:540:G:C8	2.34	0.62
2:AB:189:ASP:C	2:AB:191:ASP:H	2.03	0.62
1:AA:19:C:H5''	5:AE:86:ALA:HB2	1.79	0.62
8:AH:91:ARG:HH12	17:AQ:33:GLY:HA3	1.64	0.62
9:AI:17:VAL:HG22	9:AI:63:ILE:HD13	1.81	0.62
10:AJ:31:GLY:HA3	10:AJ:78:ASN:HD22	1.65	0.62
1:AA:1152:A:C5'	10:AJ:70:ARG:HH22	2.04	0.62
12:AL:90:VAL:O	12:AL:92:ASP:N	2.32	0.62
14:AN:4:LYS:O	14:AN:7:ILE:HG12	1.99	0.62
23:AW:30:U:C4	23:AW:31:C:N4	2.68	0.62
25:B0:25:ARG:HA	25:B0:29:GLN:HE22	1.64	0.62
35:BA:1614:A:N1	54:BW:91:GLY:HA2	2.15	0.62
35:BA:2312:U:H2'	35:BA:2313:C:H5''	1.80	0.62
35:BA:2732:G:O2'	35:BA:2733:A:H5'	1.99	0.62
35:BA:1658:C:OP1	39:BE:132:HIS:CE1	2.53	0.62
39:BE:44:TYR:O	39:BE:45:THR:HB	2.00	0.62
45:BN:57:ALA:O	45:BN:58:ASP:O	2.17	0.62
52:BU:95:LEU:C	52:BU:97:ASP:H	2.02	0.62
57:BZ:72:ARG:HH11	57:BZ:72:ARG:HG3	1.63	0.62

*Continued on next page...*



*Continued from previous page...*

Atom-1	Atom-2	Interatomic distance (Å)	Clash overlap (Å)
57:BZ:81:ARG:HH11	57:BZ:81:ARG:CB	2.13	0.62
1:CA:542:G:H2'	1:CA:543:C:H6	1.65	0.62
1:CA:762:C:H2'	1:CA:763:G:C8	2.35	0.62
2:CB:91:PRO:CG	2:CB:155:LEU:HD23	2.26	0.62
2:CB:166:ASP:CB	2:CB:169:LYS:HB2	2.29	0.62
7:CG:50:ILE:O	7:CG:54:THR:HG22	2.00	0.62
9:CI:20:ARG:HH11	9:CI:20:ARG:HG3	1.64	0.62
16:CP:74:LEU:O	16:CP:79:VAL:HG23	1.99	0.62
21:CU:23:PRO:C	21:CU:25:LYS:H	2.03	0.62
22:CV:5:C:N3	22:CV:71:G:C6	2.67	0.62
23:CW:33:G:H2'	23:CW:34:C:C4'	2.29	0.62
22:CY:56:U:C2'	57:DZ:182:LYS:O	2.47	0.62
35:DA:108:U:H2'	35:DA:109:G:C8	2.35	0.62
35:DA:774:A:H2	35:DA:787:U:HO2'	1.45	0.62
42:DH:44:VAL:O	42:DH:46:GLU:N	2.31	0.62
43:DI:127:VAL:HG22	43:DI:139:GLN:HB3	1.81	0.62
4:AD:33:MET:O	4:AD:37:PRO:HG3	1.99	0.62
7:AG:151:TYR:OH	11:AK:54:ARG:HD3	2.00	0.62
12:AL:23:LYS:O	12:AL:24:VAL:HG23	2.00	0.62
15:AO:61:GLY:O	15:AO:65:ARG:HD3	1.98	0.62
30:B5:53:ALA:HB3	30:B5:55:ARG:HH21	1.61	0.62
35:BA:1221:C:H5'	35:BA:1221:C:H6	1.65	0.62
35:BA:1541:G:H5''	35:BA:1542:A:O5'	2.00	0.62
35:BA:2155:G:H2'	35:BA:2156:G:O4'	2.00	0.62
34:B9:3:VAL:HG21	35:BA:2539:C:C5'	2.30	0.62
40:BF:164:ARG:HH11	40:BF:164:ARG:HG2	1.64	0.62
40:BF:32:LEU:C	40:BF:32:LEU:HD23	2.20	0.62
40:BF:7:TYR:HB3	40:BF:16:GLY:N	2.15	0.62
50:BS:54:LEU:HD22	50:BS:58:LEU:H	1.65	0.62
1:CA:1023:G:H2'	1:CA:1023:G:N3	2.15	0.62
1:CA:1106:G:H2'	1:CA:1107:C:C6	2.34	0.62
4:CD:18:LYS:HB2	4:CD:33:MET:HG2	1.80	0.62
9:CI:79:LEU:O	9:CI:79:LEU:HD13	1.99	0.62
23:CW:33:G:N2	23:CW:40:A:H62	1.97	0.62
23:CW:71:G:C6	23:CW:72:C:C5	2.87	0.62
22:CY:73:C:H2'	22:CY:74:C:O4'	1.99	0.62
29:D4:10:VAL:HG13	29:D4:11:PRO:HD2	1.81	0.62
31:D6:23:THR:HG21	35:DA:2419:U:C5'	2.28	0.62
35:DA:1493:C:O2	35:DA:1493:C:H2'	1.99	0.62
35:DA:1818:U:H2'	38:DD:157:ARG:HG3	1.82	0.62
35:DA:1856:G:H2'	35:DA:1857:G:H5'	1.81	0.62

*Continued on next page...*

*Continued from previous page...*

Atom-1	Atom-2	Interatomic distance (Å)	Clash overlap (Å)
28:D3:52:HIS:CG	36:DB:83:G:H4'	2.35	0.62
35:DA:2632:A:O2'	39:DE:61:ARG:NH2	2.32	0.62
42:DH:9:ILE:HD11	42:DH:76:VAL:HG21	1.82	0.62
43:DI:120:ILE:HG22	43:DI:121:LYS:N	2.15	0.62
57:DZ:156:LYS:O	57:DZ:158:PRO:HD3	2.00	0.62
1:AA:1005:A:H2'	1:AA:1006:C:H5'	1.82	0.62
1:AA:1104:G:O2'	1:AA:1105:A:H5'	1.98	0.62
1:AA:1226:C:H4'	1:AA:1227:A:OP1	2.00	0.62
1:AA:511:C:H1'	4:AD:43:HIS:HE2	1.65	0.62
6:AF:60:PHE:O	6:AF:61:LEU:HD12	2.00	0.62
10:AJ:50:ILE:HA	10:AJ:60:ARG:CB	2.30	0.62
1:AA:254:G:OP1	17:AQ:67:LYS:O	2.17	0.62
22:AV:23:A:N3	22:AV:23:A:H2'	2.14	0.62
22:AY:76:C:OP1	25:B0:3:HIS:ND1	2.33	0.62
28:B3:8:LEU:HA	28:B3:54:VAL:HG22	1.82	0.62
33:B8:37:SER:C	33:B8:39:LYS:N	2.50	0.62
35:BA:142:A:H5'	35:BA:142(A):C:OP2	2.00	0.62
38:BD:218:ARG:HG3	38:BD:218:ARG:HH11	1.65	0.62
40:BF:192:LEU:CD2	40:BF:194:MET:HG3	2.30	0.62
44:BJ:22:UNK:CB	44:BJ:119:UNK:HA	2.30	0.62
46:BO:13:ASN:ND2	46:BO:97:ARG:HB2	2.14	0.62
47:BP:112:LEU:HD22	47:BP:113:LYS:H	1.64	0.62
50:BS:54:LEU:HD22	50:BS:57:LYS:HA	1.81	0.62
53:BV:45:THR:O	53:BV:46:VAL:HG12	2.00	0.62
55:BX:66:LEU:HD23	55:BX:66:LEU:O	2.00	0.62
57:BZ:183:LEU:CD1	57:BZ:184:ALA:H	2.10	0.62
1:CA:1281:U:H5'	1:CA:1282:C:H5	1.63	0.62
1:CA:254:G:OP1	17:CQ:67:LYS:O	2.18	0.62
4:CD:196:LEU:HD12	4:CD:196:LEU:H	1.65	0.62
13:CM:106:ASN:O	13:CM:107:ALA:HB2	2.00	0.62
14:CN:4:LYS:O	14:CN:7:ILE:HG12	2.00	0.62
16:CP:59:TRP:O	16:CP:64:ALA:HB3	2.00	0.62
22:CV:43:G:C6	22:CV:44:A:C5	2.88	0.62
22:CY:11:C:N4	22:CY:47:G:N2	2.48	0.62
26:D1:45:ASN:HD21	26:D1:47:GLN:NE2	1.96	0.62
26:D1:80:LEU:HB3	26:D1:82:LEU:CD1	2.29	0.62
35:DA:1856:G:C2'	35:DA:1857:G:H5'	2.29	0.62
35:DA:2292:C:O2'	35:DA:2293:C:H5'	1.99	0.62
35:DA:27:G:N2	35:DA:512:G:O2'	2.33	0.62
37:DC:16:ASP:HB3	37:DC:19:LYS:HB3	1.80	0.62
41:DG:64:THR:HG23	41:DG:66:GLN:H	1.65	0.62

*Continued on next page...*



*Continued from previous page...*

Atom-1	Atom-2	Interatomic distance (Å)	Clash overlap (Å)
53:DV:25:LEU:H	53:DV:92:THR:HG21	1.65	0.62
10:AJ:50:ILE:HA	10:AJ:60:ARG:HB3	1.82	0.62
13:AM:15:VAL:HG23	13:AM:16:ASP:N	2.14	0.62
16:AP:43:LYS:C	16:AP:45:THR:H	2.04	0.62
21:AU:23:PRO:C	21:AU:25:LYS:H	2.04	0.62
23:AW:4:C:O2'	23:AW:5:C:OP2	2.17	0.62
31:B6:52:VAL:HG22	31:B6:53:LYS:H	1.65	0.62
35:BA:1038:C:C2'	35:BA:1039:G:H5''	2.29	0.62
35:BA:1312:U:OP2	55:BX:63:LYS:HD2	2.00	0.62
35:BA:1856:G:C2'	35:BA:1857:G:H5'	2.29	0.62
35:BA:203:C:H3'	35:BA:204:A:H5''	1.80	0.62
35:BA:2343:C:HO2'	35:BA:2373:G:HO2'	1.46	0.62
35:BA:2360:A:O2'	35:BA:2361:A:O4'	2.18	0.62
35:BA:2464:C:HO2'	35:BA:2465:C:H6	1.45	0.62
35:BA:672:C:C2'	35:BA:673:C:C5'	2.78	0.62
50:BS:106:ARG:O	50:BS:106:ARG:HD2	1.99	0.62
50:BS:83:LYS:HE3	50:BS:105:ALA:HB3	1.82	0.62
48:BQ:130:LYS:NZ	57:BZ:80:ARG:NH1	2.48	0.62
1:CA:243:A:H4'	1:CA:244:U:O5'	2.00	0.62
1:CA:422:C:H1'	1:CA:423:G:H22	1.65	0.62
1:CA:73:G:H22	1:CA:96:U:H3	1.47	0.62
3:CC:71:ALA:HB2	3:CC:106:VAL:HB	1.82	0.62
10:CJ:50:ILE:HA	10:CJ:60:ARG:CB	2.29	0.62
11:CK:32:ILE:O	11:CK:40:ILE:HG12	1.99	0.62
11:CK:56:GLY:O	11:CK:89:ALA:HB3	1.99	0.62
12:CL:40:VAL:CG2	12:CL:78:GLN:O	2.48	0.62
15:CO:82:ILE:O	15:CO:82:ILE:HD13	2.00	0.62
16:CP:72:ARG:HH21	16:CP:73:LEU:HD21	1.63	0.62
33:D8:14:VAL:CG2	33:D8:22:VAL:HG13	2.30	0.62
33:D8:51:ALA:C	33:D8:53:PRO:HD2	2.20	0.62
35:DA:1348:G:H2'	35:DA:1349:A:C5'	2.26	0.62
35:DA:1697:G:H3'	35:DA:1698:A:C5'	2.27	0.62
35:DA:2537:U:H2'	35:DA:2538:C:C6	2.35	0.62
35:DA:2584:U:C2'	35:DA:2585:U:H5'	2.30	0.62
35:DA:535:C:O2'	35:DA:536:A:H5'	2.00	0.62
35:DA:915:C:O2'	35:DA:916:G:H5'	2.00	0.62
39:DE:101:ARG:HB3	39:DE:169:ASN:HD22	1.65	0.62
42:DH:106:THR:HG22	42:DH:112:PRO:HB3	1.82	0.62
43:DI:123:LEU:HD11	43:DI:144:VAL:HG22	1.82	0.62
43:DI:8:PRO:HA	43:DI:14:ASP:H	1.64	0.62
52:DU:95:LEU:C	52:DU:97:ASP:H	2.02	0.62

*Continued on next page...*

*Continued from previous page...*

Atom-1	Atom-2	Interatomic distance (Å)	Clash overlap (Å)
1:AA:1388:C:H2'	1:AA:1389:C:C6	2.35	0.61
1:AA:1502:A:H2	1:AA:1505:G:H1	1.48	0.61
1:AA:308:C:H2'	1:AA:309:G:H8	1.65	0.61
1:AA:358:U:H2'	1:AA:359:U:H6	1.64	0.61
1:AA:908:A:H2'	1:AA:909:A:H8	1.65	0.61
2:AB:11:LEU:HD12	2:AB:217:ARG:NH2	2.15	0.61
5:AE:98:THR:HB	5:AE:117:ASP:HB3	1.81	0.61
7:AG:79:ARG:HG3	7:AG:83:ALA:O	2.00	0.61
22:AV:58:C:C4	41:BG:84:LYS:HE2	2.35	0.61
23:AW:20:G:P	23:AW:21:U:C5	2.92	0.61
13:AM:3:ARG:HD3	29:B4:34:GLU:OE1	2.00	0.61
33:B8:13:ARG:HD2	47:BP:61:ARG:HD3	1.82	0.61
35:BA:1131:G:HO2'	35:BA:1132:A:H8	1.47	0.61
35:BA:1493:C:O2	35:BA:1493:C:H2'	2.00	0.61
35:BA:1486:A:H61	35:BA:1504:C:H42	1.47	0.61
35:BA:706:A:C2	35:BA:707:G:H1'	2.35	0.61
40:BF:133:ASN:HD22	40:BF:133:ASN:H	1.48	0.61
40:BF:46:ARG:HH11	40:BF:46:ARG:HG3	1.65	0.61
41:BG:112:PRO:C	41:BG:113:ARG:HG2	2.20	0.61
42:BH:149:ARG:CA	42:BH:162:ILE:HD11	2.30	0.61
57:BZ:85:HIS:ND1	57:BZ:86:VAL:N	2.48	0.61
1:CA:1134:G:N2	1:CA:1141:C:H1'	2.14	0.61
1:CA:1169:A:H2'	1:CA:1170:A:H8	1.65	0.61
1:CA:511:C:H1'	4:CD:43:HIS:HE2	1.64	0.61
3:CC:107:GLN:NE2	3:CC:107:GLN:H	1.97	0.61
4:CD:117:ALA:O	4:CD:121:VAL:HG23	2.00	0.61
7:CG:73:MET:HA	7:CG:91:VAL:HG23	1.82	0.61
10:CJ:81:THR:C	10:CJ:83:GLU:H	2.02	0.61
20:CT:23:ARG:HA	20:CT:26:ASN:HD21	1.65	0.61
22:CV:47:G:O2'	22:CV:48:G:H5'	1.99	0.61
22:CV:4:C:C2	22:CV:5:C:C5	2.88	0.61
22:CV:3:G:H1	22:CV:72:C:H42	1.47	0.61
24:CX:20:U:H2'	24:CX:21:A:C8	2.35	0.61
35:DA:1771:C:HO2'	35:DA:1786:A:H8	1.48	0.61
35:DA:2114:A:H2'	35:DA:2115:G:O4'	2.00	0.61
35:DA:2747:G:O6	35:DA:2755:C:H5''	2.00	0.61
37:DC:34:ALA:HB1	37:DC:40:GLU:CB	2.29	0.61
41:DG:45:GLU:C	41:DG:88:ILE:HG13	2.20	0.61
43:DI:130:TYR:HD1	43:DI:131:LYS:H	1.47	0.61
45:DN:30:ILE:HG22	45:DN:34:LEU:CD2	2.30	0.61
50:DS:54:LEU:CD2	50:DS:58:LEU:H	2.13	0.61

*Continued on next page...*

*Continued from previous page...*

Atom-1	Atom-2	Interatomic distance (Å)	Clash overlap (Å)
52:DU:106:PHE:O	52:DU:110:VAL:HG23	2.00	0.61
55:DX:12:VAL:CG2	55:DX:17:ALA:HB1	2.28	0.61
56:DY:27:VAL:HG12	56:DY:29:GLU:OE1	1.99	0.61
1:AA:708:C:H2'	1:AA:709:G:H8	1.65	0.61
2:AB:51:LEU:HD23	2:AB:201:ILE:HD12	1.82	0.61
4:AD:49:ARG:HE	4:AD:49:ARG:HA	1.65	0.61
4:AD:79:PHE:HD1	4:AD:79:PHE:C	2.03	0.61
23:AW:71:G:N1	23:AW:72:C:C5	2.67	0.61
27:B2:64:LEU:HD22	27:B2:64:LEU:O	1.99	0.61
29:B4:7:PRO:HG2	41:BG:62:LEU:HD12	1.82	0.61
35:BA:1049:C:H2'	35:BA:1050:A:H8	1.64	0.61
35:BA:2107:C:H5'	37:BC:3:LYS:HE3	1.82	0.61
35:BA:2638:G:P	39:BE:82:ARG:HH21	2.22	0.61
35:BA:2830:G:N3	35:BA:2883:A:H2	1.97	0.61
35:BA:914:C:C2'	35:BA:915:C:H5'	2.28	0.61
44:BJ:60:UNK:C	44:BJ:62:UNK:H	2.13	0.61
45:BN:48:MET:H	45:BN:48:MET:HE3	1.64	0.61
48:BQ:24:GLY:O	48:BQ:102:VAL:HG23	2.00	0.61
48:BQ:109:VAL:HG12	48:BQ:113:GLN:OE1	2.00	0.61
51:BT:25:GLY:O	51:BT:26:ASP:HB2	1.99	0.61
52:BU:47:TYR:HA	52:BU:50:ARG:NH1	2.16	0.61
1:CA:1425:U:O2'	1:CA:1426:C:H5'	2.01	0.61
2:CB:54:THR:HG21	2:CB:201:ILE:HD11	1.82	0.61
4:CD:8:VAL:O	4:CD:10:ARG:N	2.33	0.61
6:CF:60:PHE:O	6:CF:61:LEU:HD12	1.98	0.61
9:CI:17:VAL:HG22	9:CI:63:ILE:HD13	1.81	0.61
10:CJ:31:GLY:HA3	10:CJ:78:ASN:HD22	1.65	0.61
10:CJ:75:ILE:HG13	10:CJ:76:ASN:N	2.14	0.61
15:CO:11:VAL:HG21	15:CO:34:LEU:HD22	1.80	0.61
19:CS:40:ILE:HD13	19:CS:62:ILE:HD13	1.81	0.61
25:D0:25:ARG:HA	25:D0:29:GLN:HE22	1.64	0.61
31:D6:52:VAL:HG22	31:D6:53:LYS:N	2.14	0.61
35:DA:2361:A:H2'	35:DA:2362:G:H5'	1.82	0.61
35:DA:882:G:H2'	35:DA:883:G:H8	1.66	0.61
46:DO:104:ARG:NE	51:DT:33:LYS:HD2	2.15	0.61
51:DT:23:ARG:HG2	51:DT:120:ARG:NH1	2.14	0.61
1:AA:255:G:H1'	17:AQ:16:GLN:NE2	2.15	0.61
1:AA:707:C:O2'	1:AA:708:C:H5'	2.00	0.61
4:AD:122:ARG:NH1	4:AD:135:LEU:HD12	2.16	0.61
5:AE:73:ASN:ND2	5:AE:73:ASN:N	2.43	0.61
1:AA:1370:G:C5'	9:AI:12:GLU:HG3	2.31	0.61

*Continued on next page...*

*Continued from previous page...*

Atom-1	Atom-2	Interatomic distance (Å)	Clash overlap (Å)
11:AK:34:ASP:HB2	11:AK:35:PRO:CD	2.29	0.61
11:AK:67:ASP:OD1	11:AK:71:LYS:HE3	2.00	0.61
23:AW:47:G:C2'	23:AW:48:G:H5'	2.29	0.61
33:B8:29:LYS:HD3	33:B8:44:LYS:HG2	1.82	0.61
35:BA:2468:G:H22	35:BA:2481:G:H2'	1.66	0.61
35:BA:845:G:H8	35:BA:845:G:OP2	1.82	0.61
37:BC:26:ALA:O	37:BC:30:VAL:HG23	2.00	0.61
39:BE:87:GLU:OE1	39:BE:89:ASP:N	2.32	0.61
41:BG:51:ARG:HD3	41:BG:53:LEU:CD2	2.29	0.61
42:BH:155:SER:O	42:BH:157:TYR:N	2.34	0.61
43:BI:8:PRO:HA	43:BI:14:ASP:H	1.65	0.61
47:BP:50:ARG:HH11	47:BP:50:ARG:HG2	1.65	0.61
49:BR:103:ARG:NH1	49:BR:110:PRO:HB3	2.16	0.61
49:BR:7:GLY:O	49:BR:8:ARG:CG	2.48	0.61
51:BT:38:ASN:ND2	51:BT:40:THR:OG1	2.33	0.61
54:BW:95:ILE:O	54:BW:95:ILE:HG13	2.01	0.61
56:BY:31:LEU:HD23	56:BY:36:ALA:O	2.01	0.61
1:CA:1388:C:H2'	1:CA:1389:C:C6	2.34	0.61
1:CA:1512:U:H2'	1:CA:1513:A:C8	2.36	0.61
1:CA:243:A:O2'	1:CA:244:U:OP2	2.19	0.61
4:CD:79:PHE:HD1	4:CD:79:PHE:C	2.04	0.61
13:CM:25:ILE:HD11	13:CM:60:VAL:HG11	1.81	0.61
23:CW:29:A:O2'	23:CW:30:U:H5'	2.00	0.61
23:CW:40:A:H2	23:CW:42:C:OP2	1.83	0.61
35:DA:2839:G:H5'	49:DR:46:GLY:HA2	1.82	0.61
27:D2:47:ASN:ND2	35:DA:94(A):G:H21	1.96	0.61
38:DD:142:VAL:HG23	38:DD:192:THR:O	1.99	0.61
46:DO:14:THR:O	46:DO:52:VAL:HG23	2.00	0.61
47:DP:144:GLU:N	47:DP:145:PRO:HD3	2.06	0.61
50:DS:28:VAL:O	50:DS:89:ARG:HD2	1.99	0.61
51:DT:27:THR:OG1	51:DT:28:VAL:N	2.32	0.61
54:DW:4:LYS:HG2	54:DW:5:ALA:N	2.16	0.61
1:AA:1452:C:H4'	1:AA:1456:G:C5'	2.30	0.61
2:AB:164:VAL:O	2:AB:186:ALA:HB1	2.01	0.61
9:AI:27:THR:HG23	9:AI:31:GLN:O	2.00	0.61
9:AI:17:VAL:HG13	9:AI:63:ILE:HD11	1.83	0.61
12:AL:38:THR:CG2	12:AL:39:VAL:H	2.14	0.61
22:AV:19:G:H21	22:AV:59:G:H2'	1.65	0.61
23:AW:70:G:C5	23:AW:71:G:C6	2.88	0.61
1:AA:530:G:O6	24:AX:21:A:H1'	1.99	0.61
22:AY:57:U:C5	22:AY:59:G:OP2	2.53	0.61

*Continued on next page...*

*Continued from previous page...*

Atom-1	Atom-2	Interatomic distance (Å)	Clash overlap (Å)
29:B4:43:TYR:HD2	29:B4:44:THR:HG23	1.65	0.61
47:BP:108:LYS:N	47:BP:108:LYS:HD2	2.16	0.61
45:BN:4:TYR:HB2	52:BU:64:ARG:HH12	1.64	0.61
56:BY:27:VAL:CA	56:BY:28:LYS:HZ1	2.09	0.61
2:CB:121:LEU:HA	2:CB:124:SER:CB	2.29	0.61
2:CB:166:ASP:CG	2:CB:169:LYS:HB2	2.20	0.61
2:CB:164:VAL:O	2:CB:186:ALA:HB1	2.00	0.61
4:CD:33:MET:O	4:CD:37:PRO:HG3	2.01	0.61
7:CG:79:ARG:HG3	7:CG:83:ALA:O	1.99	0.61
1:CA:1370:G:C5'	9:CI:12:GLU:HG3	2.30	0.61
11:CK:21:ILE:HD12	11:CK:21:ILE:N	2.15	0.61
23:CW:3:G:C6	23:CW:4:C:C4	2.89	0.61
31:D6:5:VAL:HG12	31:D6:8:LYS:HB2	1.82	0.61
35:DA:1049:C:H2'	35:DA:1050:A:H8	1.66	0.61
35:DA:142:A:H8	35:DA:1595:G:H21	1.48	0.61
35:DA:2853:C:H2'	35:DA:2854:G:H8	1.65	0.61
35:DA:654(S):G:H3'	35:DA:654(T):C:H5''	1.83	0.61
40:DF:7:TYR:HB3	40:DF:16:GLY:N	2.16	0.61
36:DB:45:A:H1'	41:DG:95:ARG:NH2	2.16	0.61
42:DH:117:PRO:HB3	42:DH:123:PHE:CZ	2.35	0.61
42:DH:41:MET:CG	42:DH:42:ARG:N	2.57	0.61
43:DI:104:GLN:HG2	43:DI:105:HIS:CD2	2.34	0.61
46:DO:79:PHE:HB3	51:DT:70:VAL:HG11	1.82	0.61
56:DY:39:VAL:HG12	56:DY:40:GLU:H	1.64	0.61
57:DZ:135:GLU:O	57:DZ:137:ILE:HG12	2.00	0.61
1:AA:1030(D):A:H2'	1:AA:1031:G:H5'	1.81	0.61
1:AA:1073:U:H2'	1:AA:1074:G:C8	2.35	0.61
1:AA:637:G:H2'	1:AA:638:G:H8	1.65	0.61
1:AA:73:G:H22	1:AA:96:U:H3	1.49	0.61
3:AC:189:ALA:HB3	3:AC:196:LEU:HB2	1.83	0.61
4:AD:196:LEU:HD12	4:AD:196:LEU:H	1.65	0.61
1:AA:1346:A:H5''	9:AI:120:ARG:HH12	1.64	0.61
10:AJ:26:ALA:HA	10:AJ:29:ARG:NH2	2.15	0.61
12:AL:8:ASN:ND2	17:AQ:34:LYS:HE2	2.16	0.61
15:AO:11:VAL:HG21	15:AO:34:LEU:HD22	1.83	0.61
18:AR:25:THR:O	18:AR:25:THR:HG22	1.99	0.61
22:AV:77:C:H5'	22:AV:77:C:H6	1.66	0.61
23:AW:11:C:N3	23:AW:27:C:O2	2.33	0.61
35:BA:1038:C:H2'	35:BA:1039:G:H5''	1.82	0.61
35:BA:2179:C:H4'	35:BA:2179:C:OP2	1.99	0.61
35:BA:607:U:H3	35:BA:621:A:H2	1.46	0.61

*Continued on next page...*

*Continued from previous page...*

Atom-1	Atom-2	Interatomic distance (Å)	Clash overlap (Å)
51:BT:35:LYS:O	51:BT:36:GLU:HB3	1.98	0.61
53:BV:25:LEU:H	53:BV:92:THR:HG21	1.65	0.61
57:BZ:108:PRO:HB3	57:BZ:144:LEU:HB2	1.82	0.61
22:AY:63:C:C1'	57:BZ:186:GLU:HG2	2.25	0.61
1:CA:1346:A:H5''	9:CI:120:ARG:HH12	1.65	0.61
1:CA:1427:U:H2'	1:CA:1428:A:C8	2.35	0.61
1:CA:151:A:C2'	1:CA:152:A:H5'	2.31	0.61
3:CC:23:TYR:HA	10:CJ:11:PHE:CD2	2.36	0.61
3:CC:36:ASP:OD1	3:CC:57:ILE:HD12	2.00	0.61
5:CE:42:GLY:HA2	5:CE:65:ASN:O	2.00	0.61
7:CG:13:GLN:O	7:CG:24:THR:HG21	2.01	0.61
8:CH:29:SER:HB3	8:CH:32:LYS:HG3	1.83	0.61
9:CI:105:ASP:HB3	9:CI:107:ARG:HD3	1.82	0.61
22:CV:12:U:H5''	22:CV:13:U:OP2	2.00	0.61
22:CV:36:AG9:H1A	22:CV:37:A:O4'	2.00	0.61
29:D4:14:ILE:HG23	29:D4:31:ILE:CG2	2.31	0.61
35:DA:2472:G:C5'	35:DA:2473:U:H5''	2.30	0.61
37:DC:39:ASP:HB3	37:DC:178:LYS:HE3	1.81	0.61
41:DG:104:GLU:C	41:DG:106:LEU:H	2.04	0.61
41:DG:145:THR:OG1	41:DG:146:TYR:N	2.33	0.61
43:DI:114:LEU:O	43:DI:131:LYS:HE3	2.00	0.61
49:DR:103:ARG:NH1	49:DR:110:PRO:HB3	2.15	0.61
55:DX:27:THR:HB	55:DX:80:ILE:HG22	1.82	0.61
56:DY:31:LEU:HD23	56:DY:36:ALA:O	1.99	0.61
57:DZ:81:ARG:NH1	57:DZ:81:ARG:HB3	2.15	0.61
1:AA:1023:G:N3	1:AA:1023:G:H2'	2.16	0.61
1:AA:624:C:H2'	1:AA:625:G:H8	1.66	0.61
3:AC:58:GLU:HB2	3:AC:65:ALA:CB	2.30	0.61
12:AL:90:VAL:C	12:AL:92:ASP:H	2.04	0.61
22:AV:76:C:H2'	22:AV:77:C:C5'	2.31	0.61
25:B0:25:ARG:HG2	25:B0:25:ARG:HH11	1.66	0.61
35:BA:2853:C:H2'	35:BA:2854:G:C8	2.36	0.61
37:BC:39:ASP:HB3	37:BC:178:LYS:HE3	1.82	0.61
38:BD:165:ILE:HD13	38:BD:175:LEU:CD2	2.30	0.61
38:BD:270:ILE:O	38:BD:271:ILE:HG23	2.00	0.61
40:BF:67:GLN:HG3	40:BF:67:GLN:O	2.00	0.61
43:BI:88:ILE:CD1	43:BI:142:VAL:HG13	2.21	0.61
47:BP:17:LYS:HG2	47:BP:17:LYS:O	2.01	0.61
50:BS:89:ARG:O	50:BS:92:TYR:HB3	1.99	0.61
51:BT:65:LYS:CE	51:BT:66:VAL:H	2.14	0.61
51:BT:3:ARG:HB3	51:BT:6:LEU:HB2	1.83	0.61

*Continued on next page...*

*Continued from previous page...*

Atom-1	Atom-2	Interatomic distance (Å)	Clash overlap (Å)
51:BT:89:VAL:HG11	51:BT:91:ARG:HE	1.66	0.61
52:BU:106:PHE:O	52:BU:110:VAL:HG23	2.01	0.61
57:BZ:131:ARG:HG3	57:BZ:132:ASN:N	2.15	0.61
1:CA:328:C:H4'	1:CA:329:A:H5'	1.83	0.61
2:CB:189:ASP:C	2:CB:191:ASP:H	2.02	0.61
4:CD:129:ASN:N	4:CD:129:ASN:HD22	1.97	0.61
7:CG:113:GLU:HB3	7:CG:118:VAL:HG23	1.83	0.61
9:CI:95:LYS:HD3	9:CI:96:LEU:N	2.15	0.61
23:CW:17:C:H5''	23:CW:18:U:C5	2.35	0.61
31:D6:15:GLU:HG2	31:D6:16:CYS:O	1.99	0.61
33:D8:43:GLN:O	33:D8:44:LYS:HD2	2.01	0.61
35:DA:142:A:C8	35:DA:1408:C:H1'	2.35	0.61
35:DA:2107:C:H5'	37:DC:3:LYS:HE3	1.82	0.61
35:DA:2196:C:O2'	35:DA:2197:U:H5'	2.00	0.61
38:DD:165:ILE:HD13	38:DD:175:LEU:CD2	2.31	0.61
41:DG:107:LEU:HA	41:DG:111:LEU:CD1	2.31	0.61
43:DI:73:GLU:HG3	43:DI:74:ASN:N	2.15	0.61
47:DP:13:ASN:C	47:DP:13:ASN:HD22	2.04	0.61
51:DT:104:ASN:O	51:DT:105:LEU:C	2.39	0.61
51:DT:91:ARG:CB	51:DT:116:ALA:HA	2.30	0.61
53:DV:79:VAL:HG13	53:DV:79:VAL:O	2.01	0.61
56:DY:7:VAL:CG2	56:DY:8:LYS:HZ3	2.13	0.61
1:AA:1109:C:O2'	1:AA:1110:A:H5'	2.00	0.61
1:AA:1293:G:O2'	1:AA:1294:G:H8	1.84	0.61
1:AA:939:G:H2'	1:AA:940:C:C6	2.35	0.61
2:AB:121:LEU:HA	2:AB:124:SER:CB	2.29	0.61
4:AD:4:TYR:O	4:AD:5:ILE:HB	2.00	0.61
5:AE:40:ARG:HH11	5:AE:40:ARG:HG2	1.66	0.61
5:AE:57:LYS:HE2	5:AE:61:TYR:HE2	1.64	0.61
6:AF:3:ARG:HG3	6:AF:3:ARG:HH11	1.65	0.61
15:AO:33:THR:CG2	15:AO:85:LEU:HD21	2.29	0.61
23:AW:8:U:N3	23:AW:24:A:N6	2.48	0.61
31:B6:15:GLU:HG2	31:B6:16:CYS:O	2.01	0.61
35:BA:1037:G:H1	35:BA:1118:C:N4	1.98	0.61
35:BA:1318:C:C3'	35:BA:1319:G:H5''	2.30	0.61
49:BR:30:THR:HA	49:BR:78:LYS:NZ	2.15	0.61
50:BS:95:HIS:CG	50:BS:96:GLY:H	2.18	0.61
51:BT:23:ARG:HG2	51:BT:120:ARG:NH1	2.15	0.61
51:BT:32:TYR:CD2	51:BT:81:PRO:HB2	2.36	0.61
1:CA:202:U:H3'	1:CA:203:U:C5	2.35	0.61
1:CA:554:C:H2'	1:CA:555:C:C6	2.36	0.61

*Continued on next page...*



*Continued from previous page...*

Atom-1	Atom-2	Interatomic distance (Å)	Clash overlap (Å)
6:CF:26:ILE:O	6:CF:30:LEU:HG	2.00	0.61
22:CY:9:A:N3	22:CY:47:G:H2'	2.15	0.61
26:D1:19:GLN:O	26:D1:35:THR:HG22	2.00	0.61
35:DA:1188:U:C2'	35:DA:1189:A:H5'	2.30	0.61
35:DA:332:A:H4'	35:DA:333:G:OP1	1.99	0.61
36:DB:42:C:H4'	41:DG:67:LYS:NZ	2.16	0.61
41:DG:54:GLU:O	41:DG:57:ALA:HB3	2.00	0.61
47:DP:18:ARG:O	47:DP:18:ARG:NH1	2.33	0.61
56:DY:54:LYS:O	56:DY:56:PRO:HD2	2.01	0.61
1:AA:1106:G:H2'	1:AA:1107:C:C6	2.35	0.61
1:AA:1346:A:N1	1:AA:1374:A:H5''	2.16	0.61
1:AA:299:G:H2'	1:AA:300:A:C8	2.35	0.61
2:AB:213:LEU:HD23	2:AB:213:LEU:O	2.00	0.61
12:AL:25:PRO:C	12:AL:27:LEU:H	2.04	0.61
15:AO:74:ASP:OD2	15:AO:77:ARG:HG2	2.01	0.61
16:AP:2:VAL:CG2	16:AP:21:VAL:HG23	2.31	0.61
22:AV:14:A:N7	22:AV:24:A:C6	2.69	0.61
22:AV:71:G:N2	22:AV:72:C:N1	2.49	0.61
22:AY:23:A:C2	22:AY:50:C:C2	2.89	0.61
22:AY:7:U:H4'	22:AY:8:U:OP2	2.00	0.61
31:B6:6:ARG:HD2	31:B6:6:ARG:N	2.16	0.61
35:BA:1856:G:H2'	35:BA:1857:G:H5'	1.82	0.61
35:BA:2114:A:H2'	35:BA:2115:G:O4'	2.00	0.61
41:BG:111:LEU:HB2	41:BG:112:PRO:HD3	1.81	0.61
41:BG:172:LEU:HD23	41:BG:172:LEU:O	2.01	0.61
35:BA:2653:U:O2'	42:BH:110:SER:HB2	2.01	0.61
51:BT:85:LYS:HZ3	51:BT:85:LYS:HB3	1.64	0.61
51:BT:87:ASP:O	51:BT:87:ASP:OD1	2.17	0.61
52:BU:31:SER:HB3	52:BU:34:LYS:HB2	1.82	0.61
1:CA:757:U:H2'	1:CA:758:G:O4'	2.01	0.61
1:CA:932:C:H5'	7:CG:4:ARG:HG3	1.83	0.61
18:CR:56:THR:CB	18:CR:58:LEU:HD13	2.30	0.61
18:CR:53:ARG:NH1	18:CR:60:ALA:CA	2.63	0.61
35:DA:1537:G:H2'	35:DA:1538:G:C8	2.26	0.61
35:DA:2155:G:H2'	35:DA:2156:G:O4'	2.01	0.61
35:DA:271(E):U:H2'	35:DA:271(F):C:C6	2.35	0.61
41:DG:138:GLN:NE2	41:DG:149:VAL:HG23	2.15	0.61
43:DI:109:ILE:HG22	43:DI:110:ASP:N	2.14	0.61
43:DI:72:LEU:O	43:DI:138:ILE:HD12	2.00	0.61
45:DN:89:LYS:HB3	45:DN:89:LYS:NZ	2.15	0.61
35:DA:1996:C:H5	46:DO:32:TYR:HH	1.48	0.61

*Continued on next page...*



*Continued from previous page...*

Atom-1	Atom-2	Interatomic distance (Å)	Clash overlap (Å)
35:DA:587:C:C4	47:DP:33:ARG:HD3	2.35	0.61
54:DW:65:LEU:HD23	54:DW:68:ARG:CD	2.30	0.61
1:AA:1281:U:H5'	1:AA:1282:C:H5	1.65	0.61
1:AA:189(E):U:O2'	1:AA:189(F):U:H5'	2.01	0.61
4:AD:92:VAL:O	4:AD:96:LEU:HD13	2.01	0.61
17:AQ:9:VAL:HG11	17:AQ:84:LEU:HD12	1.81	0.61
22:AV:69:G:C4	22:AV:70:G:C8	2.88	0.61
33:B8:4:MET:HB3	33:B8:61:LEU:HD22	1.83	0.61
35:BA:102:G:OP1	35:BA:102:G:H4'	2.00	0.61
35:BA:2377:A:H2'	35:BA:2378:A:C8	2.35	0.61
35:BA:2790:A:H2'	35:BA:2790:A:N3	2.15	0.61
41:BG:82:LEU:C	41:BG:83:ARG:HG3	2.20	0.61
42:BH:68:THR:C	42:BH:70:THR:N	2.54	0.61
50:BS:88:ASP:OD1	50:BS:89:ARG:N	2.33	0.61
1:CA:1072:G:H2'	1:CA:1073:U:C6	2.35	0.61
1:CA:1152:A:H5''	10:CJ:13:HIS:CD2	2.35	0.61
1:CA:1293:G:O2'	1:CA:1294:G:H8	1.84	0.61
7:CG:146:GLU:O	7:CG:149:ARG:HB2	2.01	0.61
9:CI:15:ALA:HB2	9:CI:65:VAL:HG23	1.81	0.61
15:CO:53:HIS:O	15:CO:56:LEU:HB3	2.00	0.61
23:CW:70:G:C2'	23:CW:71:G:C8	2.68	0.61
35:DA:1216:G:N2	35:DA:1234:U:H1'	2.14	0.61
35:DA:1221:C:H6	35:DA:1221:C:H5'	1.66	0.61
35:DA:1372:U:H2'	35:DA:1373:A:C8	2.35	0.61
35:DA:1657:C:H2'	35:DA:1658:C:H6	1.66	0.61
35:DA:1761:C:H3'	35:DA:1762:A:C8	2.35	0.61
35:DA:1991:U:H2'	35:DA:1992:G:H5''	1.81	0.61
35:DA:2147:G:H2'	35:DA:2148:G:O4'	2.01	0.61
35:DA:2777:G:C4'	35:DA:2778:A:H5'	2.31	0.61
35:DA:2790:A:N3	35:DA:2790:A:H2'	2.16	0.61
35:DA:2808:U:O2'	35:DA:2809:A:H5'	2.01	0.61
35:DA:2579:C:O2'	39:DE:131:ALA:HB3	2.01	0.61
40:DF:65:TRP:HZ3	40:DF:73:ALA:O	1.84	0.61
50:DS:83:LYS:HE3	50:DS:105:ALA:HB3	1.83	0.61
56:DY:89:PHE:C	56:DY:90:LEU:HD23	2.21	0.61
1:AA:746:A:O2'	1:AA:747:C:H5'	2.01	0.61
3:AC:119:ARG:HG3	3:AC:119:ARG:HH11	1.66	0.61
3:AC:43:LEU:O	3:AC:47:LEU:HB3	2.01	0.61
4:AD:18:LYS:HB2	4:AD:33:MET:HG2	1.82	0.61
9:AI:105:ASP:HB3	9:AI:107:ARG:HD3	1.81	0.61
13:AM:79:LYS:HB3	13:AM:79:LYS:NZ	2.16	0.61

*Continued on next page...*

*Continued from previous page...*

Atom-1	Atom-2	Interatomic distance (Å)	Clash overlap (Å)
15:AO:64:ARG:HG3	15:AO:64:ARG:HH11	1.66	0.61
19:AS:22:LEU:HD12	19:AS:47:HIS:CE1	2.36	0.61
20:AT:57:ARG:HB2	20:AT:57:ARG:NH1	2.15	0.61
23:AW:14:A:C2	23:AW:24:A:C4	2.89	0.61
23:AW:51:G:N1	23:AW:67:C:N4	2.49	0.61
23:AW:61:A:O2'	23:AW:62:U:H5'	2.01	0.61
23:AW:7:U:C2	23:AW:69:G:C5	2.89	0.61
23:AW:74:C:O2	23:AW:74:C:C2'	2.48	0.61
22:AY:20:G:C8	22:AY:59:G:N2	2.69	0.61
35:BA:1818:U:O4	38:BD:154:LYS:HE3	2.01	0.61
35:BA:1786:A:H2	35:BA:2606:C:H1'	1.65	0.61
35:BA:922:U:H2'	35:BA:923:C:C6	2.36	0.61
27:B2:47:ASN:HD22	35:BA:94(A):G:N2	1.98	0.61
36:BB:49:C:H2'	36:BB:50:G:H8	1.65	0.61
38:BD:65:ILE:HD11	38:BD:67:PHE:CE2	2.36	0.61
40:BF:22:ALA:HB1	40:BF:26:ALA:HB2	1.81	0.61
42:BH:117:PRO:HB3	42:BH:123:PHE:CZ	2.36	0.61
43:BI:109:ILE:N	43:BI:109:ILE:HD12	2.16	0.61
43:BI:88:ILE:HG22	43:BI:89:TYR:H	1.65	0.61
51:BT:102:ILE:O	51:BT:106:SER:HB3	2.00	0.61
57:BZ:31:ARG:NH1	57:BZ:31:ARG:HB2	2.16	0.61
1:CA:1096:C:O2'	1:CA:1097:C:H5'	2.01	0.61
1:CA:1196:U:N3	24:CX:23:A:C6	2.67	0.61
1:CA:867:G:H2'	1:CA:868:C:H6	1.65	0.61
2:CB:77:ALA:HA	2:CB:80:ILE:HD13	1.82	0.61
4:CD:148:VAL:HG12	4:CD:152:SER:HB2	1.83	0.61
4:CD:90:GLY:HA2	4:CD:204:ILE:HD11	1.81	0.61
19:CS:36:ARG:HH12	19:CS:53:ASN:HA	1.66	0.61
22:CV:17:C:H5''	22:CV:18:U:C5	2.36	0.61
22:CY:29:A:C2'	22:CY:30:U:H5'	2.30	0.61
22:CY:56:U:OP1	48:DQ:56:ARG:HD3	2.00	0.61
25:D0:49:LYS:H	25:D0:80:HIS:HD1	1.49	0.61
25:D0:56:ASP:O	25:D0:57:PHE:HB2	2.00	0.61
27:D2:46:GLN:O	27:D2:49:LYS:HG3	2.01	0.61
30:D5:51:TYR:CZ	30:D5:52:TYR:HD2	2.19	0.61
33:D8:61:LEU:C	33:D8:63:PRO:HD2	2.21	0.61
35:DA:1578:U:H2'	35:DA:1579:A:H5'	1.82	0.61
35:DA:1845:G:H2'	35:DA:1846:G:C5'	2.16	0.61
35:DA:1882:C:H5'	35:DA:1883:G:OP2	2.00	0.61
35:DA:2853:C:H2'	35:DA:2854:G:C8	2.36	0.61
35:DA:669:G:H2'	35:DA:669:G:N3	2.16	0.61

*Continued on next page...*

*Continued from previous page...*

Atom-1	Atom-2	Interatomic distance (Å)	Clash overlap (Å)
40:DF:22:ALA:HB1	40:DF:26:ALA:HB2	1.82	0.61
43:DI:126:TYR:N	43:DI:140:LEU:HD22	2.12	0.61
43:DI:81:VAL:HG13	43:DI:143:SER:H	1.66	0.61
43:DI:8:PRO:CB	43:DI:14:ASP:H	2.14	0.61
45:DN:120:LEU:HD21	45:DN:122:VAL:HG23	1.82	0.61
45:DN:73:THR:HG21	45:DN:82:LEU:HD11	1.83	0.61
47:DP:47:ASP:HB3	47:DP:48:PRO:C	2.20	0.61
48:DQ:2:LEU:O	48:DQ:70:PRO:HG2	1.99	0.61
50:DS:89:ARG:O	50:DS:92:TYR:HB3	2.00	0.61
51:DT:28:VAL:O	51:DT:29:ARG:HD3	2.00	0.61
56:DY:20:TYR:N	56:DY:20:TYR:CD1	2.68	0.61
57:DZ:110:GLY:N	57:DZ:145:GLU:HA	2.15	0.61
1:AA:484:G:H4'	1:AA:485:G:O5'	2.01	0.60
1:AA:542:G:H2'	1:AA:543:C:H6	1.66	0.60
1:AA:908:A:H2'	1:AA:909:A:C8	2.36	0.60
4:AD:122:ARG:HD2	4:AD:134:ASP:O	2.01	0.60
9:AI:77:ILE:O	9:AI:81:ILE:HG12	2.01	0.60
11:AK:21:ILE:N	11:AK:21:ILE:HD12	2.16	0.60
15:AO:39:LEU:CD1	15:AO:56:LEU:HB2	2.31	0.60
1:AA:1320:C:H5'	19:AS:70:LYS:HG2	1.82	0.60
22:AV:67:C:H2'	22:AV:68:A:H8	1.66	0.60
23:AW:73:C:H3'	23:AW:74:C:H5''	1.82	0.60
22:AY:60:A:C6	57:BZ:186:GLU:HB2	2.35	0.60
30:B5:51:TYR:CZ	30:B5:52:TYR:HD2	2.17	0.60
35:BA:1019:U:H3	35:BA:1142(A):A:N6	1.98	0.60
35:BA:2472:G:C5'	35:BA:2473:U:H5''	2.29	0.60
40:BF:185:ASP:HA	40:BF:188:ARG:HD3	1.82	0.60
41:BG:134:GLY:C	41:BG:135:LEU:HD12	2.21	0.60
50:BS:36:TYR:HD2	50:BS:52:SER:HG	1.48	0.60
22:AY:57:U:C3'	57:BZ:182:LYS:HB3	2.09	0.60
1:CA:940:C:H2'	1:CA:941:G:C8	2.36	0.60
1:CA:984:C:H2'	1:CA:985:C:C6	2.36	0.60
7:CG:32:ARG:HH11	7:CG:32:ARG:HG2	1.66	0.60
12:CL:90:VAL:C	12:CL:92:ASP:H	2.03	0.60
18:CR:58:LEU:CD1	18:CR:58:LEU:H	2.12	0.60
1:CA:1320:C:H5'	19:CS:70:LYS:HG2	1.82	0.60
35:DA:1280:G:H2'	35:DA:1281:G:H5''	1.82	0.60
35:DA:1523:U:H2'	35:DA:1524:G:C8	2.36	0.60
35:DA:991:C:H5'	35:DA:991:C:C6	2.27	0.60
38:DD:44:ASN:HB2	38:DD:48:ARG:O	2.01	0.60
40:DF:198:ALA:O	40:DF:201:VAL:HG12	2.01	0.60

*Continued on next page...*

*Continued from previous page...*

Atom-1	Atom-2	Interatomic distance (Å)	Clash overlap (Å)
42:DH:153:LYS:N	42:DH:153:LYS:HD3	2.14	0.60
46:DO:3:GLN:HB2	46:DO:4:PRO:HD2	1.82	0.60
48:DQ:59:ARG:HA	57:DZ:180:VAL:HG23	1.83	0.60
51:DT:28:VAL:O	51:DT:29:ARG:CB	2.49	0.60
57:DZ:103:ARG:CB	57:DZ:136:PHE:HB2	2.31	0.60
57:DZ:24:LEU:HD23	57:DZ:25:PRO:N	2.16	0.60
1:AA:1343:G:H2'	1:AA:1344:C:C6	2.35	0.60
3:AC:182:ILE:HG23	3:AC:202:ILE:O	2.00	0.60
5:AE:108:ALA:O	5:AE:112:LEU:HG	2.01	0.60
7:AG:13:GLN:O	7:AG:24:THR:HG21	2.01	0.60
13:AM:83:ASP:CG	13:AM:84:ILE:H	2.05	0.60
18:AR:53:ARG:NH1	18:AR:60:ALA:CA	2.63	0.60
22:AV:12:U:N3	22:AV:25:A:C2	2.66	0.60
35:BA:1188:U:C2'	35:BA:1189:A:H5'	2.31	0.60
35:BA:1722:A:C2	35:BA:1740:G:H8	2.19	0.60
35:BA:2022:U:O2'	35:BA:2617:C:H5'	2.00	0.60
41:BG:46:ALA:HB2	41:BG:88:ILE:HD11	1.82	0.60
43:BI:66:GLU:OE2	43:BI:134:PRO:HD2	2.01	0.60
47:BP:108:LYS:C	47:BP:110:TYR:H	2.05	0.60
48:BQ:34:LEU:HD11	48:BQ:129:THR:CB	2.29	0.60
56:BY:2:ARG:HD3	56:BY:3:VAL:HG23	1.83	0.60
22:AY:57:U:H6	57:BZ:183:LEU:H	1.45	0.60
1:CA:1226:C:H4'	1:CA:1227:A:OP1	2.01	0.60
1:CA:1479:C:H2'	1:CA:1480:G:C8	2.33	0.60
1:CA:189(D):C:H1'	1:CA:189(H):G:N2	2.15	0.60
5:CE:126:ARG:HH11	5:CE:126:ARG:HG3	1.65	0.60
12:CL:43:VAL:O	12:CL:52:LEU:HD23	2.01	0.60
16:CP:43:LYS:O	16:CP:45:THR:N	2.33	0.60
19:CS:31:ILE:HG23	19:CS:49:ILE:HA	1.81	0.60
23:CW:39:A:C2'	23:CW:41:C:OP1	2.48	0.60
22:CY:56:U:OP1	57:DZ:180:VAL:HG11	2.00	0.60
31:D6:5:VAL:HG13	31:D6:7:ILE:H	1.67	0.60
35:DA:1019:U:O2'	35:DA:1021:A:C2	2.49	0.60
35:DA:1541:G:H5''	35:DA:1542:A:O5'	2.00	0.60
35:DA:90:U:H1'	35:DA:92:A:H8	1.67	0.60
51:DT:89:VAL:HG11	51:DT:91:ARG:HE	1.66	0.60
57:DZ:29:TYR:HB3	57:DZ:34:ASN:ND2	2.16	0.60
1:AA:189(I):G:H2'	1:AA:189(J):G:H8	1.66	0.60
2:AB:178:ARG:NH2	8:AH:68:ARG:NH2	2.47	0.60
8:AH:13:ILE:O	8:AH:17:THR:HG23	2.01	0.60
13:AM:112:GLY:HA2	13:AM:113:PRO:CG	2.32	0.60

*Continued on next page...*

*Continued from previous page...*

Atom-1	Atom-2	Interatomic distance (Å)	Clash overlap (Å)
18:AR:31:LEU:H	18:AR:31:LEU:HD23	1.65	0.60
22:AV:47:G:O2'	22:AV:48:G:H5'	2.01	0.60
23:AW:14:A:N1	23:AW:24:A:C5	2.68	0.60
27:B2:16:LEU:H	27:B2:67:LYS:HZ1	1.47	0.60
34:B9:9:ARG:CZ	34:B9:16:VAL:HG23	2.30	0.60
35:BA:304:G:H2'	35:BA:305:U:C6	2.36	0.60
41:BG:145:THR:OG1	41:BG:146:TYR:N	2.34	0.60
43:BI:127:VAL:HG22	43:BI:139:GLN:HB3	1.83	0.60
43:BI:73:GLU:HG3	43:BI:74:ASN:N	2.16	0.60
49:BR:98:LEU:O	49:BR:113:LEU:HD22	2.02	0.60
51:BT:80:SER:CB	51:BT:81:PRO:CD	2.79	0.60
1:CA:1393:U:H5'	1:CA:1502:A:OP1	2.01	0.60
1:CA:403:C:O2'	1:CA:404:U:H5'	2.01	0.60
5:CE:76:ILE:HG12	5:CE:77:PRO:CD	2.28	0.60
7:CG:20:ASP:HB3	7:CG:23:VAL:CG2	2.30	0.60
10:CJ:50:ILE:CD1	10:CJ:50:ILE:H	2.07	0.60
12:CL:22:SER:O	12:CL:24:VAL:N	2.33	0.60
23:CW:43:G:H2'	23:CW:44:A:H8	1.66	0.60
33:D8:29:LYS:HD3	33:D8:44:LYS:HG2	1.83	0.60
35:DA:1111:A:O2'	35:DA:1112:G:H4'	2.01	0.60
35:DA:1339:G:H21	35:DA:1603:A:H1'	1.66	0.60
35:DA:570:G:H2'	35:DA:2030:A:C5	2.36	0.60
35:DA:85:G:OP1	56:DY:9:LYS:HA	2.02	0.60
37:DC:26:ALA:O	37:DC:30:VAL:HG23	2.01	0.60
50:DS:54:LEU:HD22	50:DS:57:LYS:HA	1.83	0.60
52:DU:102:GLU:HG3	53:DV:2:PHE:CZ	2.36	0.60
56:DY:76:CYS:SG	56:DY:77:PRO:CD	2.81	0.60
1:AA:1342:C:O2'	1:AA:1343:G:H5'	2.00	0.60
1:AA:1428:A:H2'	1:AA:1429:C:C6	2.37	0.60
1:AA:16:A:O2'	1:AA:17:U:H5'	2.01	0.60
1:AA:243:A:H4'	1:AA:244:U:O5'	2.00	0.60
1:AA:272:C:H2'	1:AA:273:A:H8	1.66	0.60
2:AB:235:SER:HG	2:AB:236:TYR:HD1	1.47	0.60
5:AE:42:GLY:HA2	5:AE:65:ASN:O	2.01	0.60
18:AR:46:GLU:HA	18:AR:46:GLU:OE1	2.01	0.60
26:B1:56:GLN:HB3	26:B1:87:PRO:HB3	1.82	0.60
33:B8:13:ARG:HB3	47:BP:63:PRO:HB3	1.83	0.60
33:B8:43:GLN:O	33:B8:44:LYS:HD2	2.00	0.60
35:BA:2632:A:O2'	39:BE:61:ARG:NH2	2.34	0.60
37:BC:34:ALA:HB1	37:BC:40:GLU:CB	2.30	0.60
42:BH:20:ALA:HB1	42:BH:21:PRO:CD	2.31	0.60

*Continued on next page...*

*Continued from previous page...*

Atom-1	Atom-2	Interatomic distance (Å)	Clash overlap (Å)
47:BP:57:THR:HB	47:BP:59:LEU:H	1.66	0.60
49:BR:86:ARG:HB3	49:BR:118:GLU:OE2	2.01	0.60
51:BT:28:VAL:O	51:BT:29:ARG:CB	2.49	0.60
46:BO:104:ARG:HE	51:BT:33:LYS:CE	2.13	0.60
54:BW:65:LEU:HD23	54:BW:68:ARG:CD	2.31	0.60
56:BY:89:PHE:C	56:BY:90:LEU:HD23	2.21	0.60
57:BZ:38:TYR:O	57:BZ:38:TYR:CD1	2.54	0.60
1:CA:1502:A:H2	1:CA:1505:G:H1	1.47	0.60
15:CO:61:GLY:O	15:CO:65:ARG:HD3	2.02	0.60
22:CY:23:A:H2'	22:CY:24:A:H8	1.64	0.60
28:D3:7:LYS:HB2	28:D3:34:GLU:HG2	1.83	0.60
29:D4:25:TYR:CE2	41:DG:2:PRO:HA	2.35	0.60
35:DA:1590:U:H2'	35:DA:1591:G:C5'	2.18	0.60
35:DA:1775:U:H2'	35:DA:1776:G:H5'	1.84	0.60
35:DA:2584:U:H2'	35:DA:2585:U:H5'	1.83	0.60
35:DA:523:C:C2'	35:DA:524:U:H5'	2.31	0.60
35:DA:908:C:O2'	35:DA:909:A:H5'	2.01	0.60
46:DO:43:VAL:HG21	46:DO:56:ASP:HB2	1.82	0.60
47:DP:146:VAL:HG13	47:DP:147:LEU:N	2.15	0.60
1:AA:1423:G:H5'	46:BO:49:ARG:NH2	2.15	0.60
2:AB:80:ILE:CD1	2:AB:208:ILE:HG23	2.28	0.60
7:AG:146:GLU:O	7:AG:149:ARG:HB2	2.01	0.60
12:AL:7:ILE:HD11	17:AQ:32:TYR:HB3	1.83	0.60
33:B8:51:ALA:C	33:B8:53:PRO:HD2	2.21	0.60
35:BA:1652:A:O2'	35:BA:1653:G:H5'	2.02	0.60
35:BA:2481:G:HO2'	35:BA:2482:G:P	2.25	0.60
38:BD:95:LEU:O	38:BD:95:LEU:HD12	2.00	0.60
42:BH:16:SER:HB2	42:BH:27:LYS:HB2	1.84	0.60
45:BN:30:ILE:HG22	45:BN:34:LEU:CD2	2.32	0.60
47:BP:23:PRO:CD	47:BP:33:ARG:CZ	2.75	0.60
48:BQ:132:VAL:HG11	57:BZ:81:ARG:HE	1.66	0.60
51:BT:27:THR:HG23	51:BT:28:VAL:H	1.66	0.60
56:BY:47:LYS:O	56:BY:48:ALA:HB3	2.01	0.60
1:CA:179:A:O2'	1:CA:180:U:H5'	2.02	0.60
16:CP:43:LYS:HG3	16:CP:48:TRP:CD2	2.36	0.60
22:CV:14:A:C6	22:CV:24:A:C5	2.90	0.60
22:CV:76:C:H2'	22:CV:77:C:H5'	1.82	0.60
22:CY:52:C:H2'	22:CY:53:U:H6	1.64	0.60
27:D2:46:GLN:CB	27:D2:49:LYS:HE3	2.31	0.60
28:D3:8:LEU:HA	28:D3:54:VAL:HG22	1.82	0.60
35:DA:2122:U:H2'	35:DA:2123:G:C8	2.37	0.60

*Continued on next page...*



*Continued from previous page...*

Atom-1	Atom-2	Interatomic distance (Å)	Clash overlap (Å)
35:DA:2179:C:H4'	35:DA:2179:C:OP2	2.01	0.60
41:DG:15:VAL:HA	41:DG:18:GLU:HB3	1.82	0.60
41:DG:18:GLU:O	41:DG:22:ARG:HB2	2.02	0.60
42:DH:11:VAL:HG21	42:DH:50:VAL:HG23	1.84	0.60
48:DQ:24:GLY:O	48:DQ:102:VAL:HG23	2.01	0.60
48:DQ:34:LEU:HD11	48:DQ:129:THR:CB	2.28	0.60
49:DR:30:THR:HA	49:DR:78:LYS:NZ	2.16	0.60
50:DS:17:ARG:HA	50:DS:20:ARG:NH1	2.17	0.60
48:DQ:59:ARG:HA	57:DZ:180:VAL:CG2	2.32	0.60
1:AA:1261:A:H61	1:AA:1274:G:H1'	1.66	0.60
2:AB:132:LYS:HA	2:AB:135:GLN:NE2	2.16	0.60
4:AD:187:ARG:HH11	4:AD:187:ARG:HG2	1.67	0.60
7:AG:32:ARG:HH11	7:AG:32:ARG:HG2	1.66	0.60
16:AP:72:ARG:HH21	16:AP:73:LEU:HD21	1.67	0.60
23:AW:53:U:C4	23:AW:54:G:N7	2.70	0.60
35:BA:594:U:H2'	35:BA:595:C:H6	1.65	0.60
37:BC:178:LYS:HB2	37:BC:181:PHE:CD1	2.36	0.60
38:BD:34:VAL:HG23	38:BD:35:LYS:H	1.67	0.60
39:BE:132:HIS:O	39:BE:135:HIS:NE2	2.35	0.60
40:BF:39:TRP:O	40:BF:43:LYS:HG2	2.01	0.60
41:BG:71:THR:HB	41:BG:89:GLY:C	2.22	0.60
43:BI:88:ILE:HD11	43:BI:142:VAL:CG1	2.23	0.60
47:BP:47:ASP:HB3	47:BP:48:PRO:C	2.22	0.60
47:BP:59:LEU:HA	47:BP:61:ARG:NE	2.16	0.60
50:BS:26:LEU:O	50:BS:88:ASP:HB3	2.01	0.60
50:BS:88:ASP:CG	50:BS:89:ARG:N	2.53	0.60
57:BZ:171:ILE:CG1	57:BZ:172:ALA:N	2.65	0.60
1:CA:1456:G:H2'	1:CA:1457:G:H5'	1.82	0.60
1:CA:157:G:H2'	1:CA:158:G:H8	1.66	0.60
1:CA:255:G:H1'	17:CQ:16:GLN:NE2	2.16	0.60
1:CA:775:G:O2'	1:CA:776:G:H5'	2.02	0.60
7:CG:75:VAL:HG12	7:CG:88:PRO:HB3	1.83	0.60
11:CK:24:SER:O	11:CK:26:ASN:N	2.35	0.60
12:CL:41:ARG:NE	12:CL:43:VAL:HG12	2.16	0.60
13:CM:83:ASP:CG	13:CM:84:ILE:H	2.05	0.60
1:CA:390:C:O3'	16:CP:28:ARG:NH2	2.34	0.60
29:D4:2:LYS:O	29:D4:3:GLU:HB2	2.02	0.60
34:D9:9:ARG:CZ	34:D9:16:VAL:HG23	2.31	0.60
35:DA:922:U:H2'	35:DA:923:C:C6	2.36	0.60
38:DD:181:GLU:HA	38:DD:272:ALA:CB	2.31	0.60
42:DH:156:ALA:O	42:DH:157:TYR:C	2.40	0.60

*Continued on next page...*

*Continued from previous page...*

Atom-1	Atom-2	Interatomic distance (Å)	Clash overlap (Å)
35:DA:910:A:H62	48:DQ:12:GLN:HA	1.66	0.60
57:DZ:4:ARG:O	57:DZ:5:LEU:HB2	2.00	0.60
1:AA:1255:G:H2'	1:AA:1255:G:N3	2.15	0.60
1:AA:147:G:H2'	1:AA:148:G:C8	2.37	0.60
1:AA:696:A:O2'	1:AA:697:U:H5'	2.00	0.60
3:AC:155:GLY:O	3:AC:156:ARG:HB2	2.01	0.60
5:AE:51:VAL:HB	5:AE:52:PRO:CD	2.24	0.60
7:AG:143:ARG:NH1	23:AW:44:A:H5''	2.17	0.60
9:AI:114:TYR:N	9:AI:114:TYR:HD1	2.00	0.60
12:AL:41:ARG:NH1	12:AL:41:ARG:HB3	2.05	0.60
19:AS:49:ILE:O	19:AS:51:VAL:HG23	2.02	0.60
21:AU:2:GLY:O	21:AU:4:GLY:N	2.34	0.60
22:AV:30:U:O2'	22:AV:31:C:H5'	2.02	0.60
27:B2:32:LEU:HD12	27:B2:36:ARG:NH1	2.17	0.60
31:B6:15:GLU:HG2	31:B6:16:CYS:N	2.16	0.60
31:B6:5:VAL:HG12	31:B6:8:LYS:HB2	1.82	0.60
35:BA:158:U:H3'	35:BA:158:U:O2	2.01	0.60
30:B5:4:HIS:HD2	35:BA:2056:G:H1	1.48	0.60
35:BA:2147:G:H2'	35:BA:2148:G:O4'	2.01	0.60
35:BA:2292:C:O2'	35:BA:2293:C:H5'	2.00	0.60
35:BA:2853:C:H2'	35:BA:2854:G:H8	1.65	0.60
35:BA:469:G:C2'	35:BA:470:A:H5''	2.31	0.60
35:BA:654(S):G:H3'	35:BA:654(T):C:H5''	1.83	0.60
38:BD:117:VAL:HG21	38:BD:128:GLY:O	2.02	0.60
41:BG:141:PHE:O	41:BG:144:ILE:HG22	2.00	0.60
43:BI:104:GLN:HG2	43:BI:105:HIS:CD2	2.36	0.60
52:BU:12:ARG:HA	52:BU:15:LYS:HE2	1.83	0.60
57:BZ:139:VAL:HG12	57:BZ:141:VAL:HG23	1.83	0.60
1:CA:1003:G:H2'	1:CA:1004:A:C4'	2.31	0.60
1:CA:637:G:H2'	1:CA:638:G:C8	2.37	0.60
1:CA:674:G:H2'	1:CA:675:A:C8	2.35	0.60
1:CA:939:G:H2'	1:CA:940:C:C6	2.35	0.60
9:CI:17:VAL:HG13	9:CI:63:ILE:HD11	1.84	0.60
10:CJ:50:ILE:HA	10:CJ:60:ARG:HB3	1.81	0.60
12:CL:18:VAL:O	12:CL:19:ARG:HB2	1.99	0.60
13:CM:15:VAL:HG23	13:CM:16:ASP:N	2.16	0.60
15:CO:54:ARG:HD3	15:CO:58:MET:CE	2.32	0.60
15:CO:74:ASP:OD2	15:CO:77:ARG:HG2	2.01	0.60
20:CT:42:GLN:HE21	20:CT:42:GLN:HA	1.67	0.60
23:CW:16:U:O2	23:CW:62:U:H4'	2.02	0.60
22:CY:51:G:O2'	22:CY:52:C:H5'	2.00	0.60

*Continued on next page...*



*Continued from previous page...*

Atom-1	Atom-2	Interatomic distance (Å)	Clash overlap (Å)
22:CY:55:G:C4	57:DZ:183:LEU:HD13	2.37	0.60
31:D6:52:VAL:HG22	31:D6:53:LYS:H	1.66	0.60
33:D8:4:MET:HB3	33:D8:61:LEU:HD22	1.83	0.60
35:DA:1709:U:H2'	35:DA:1710:C:C6	2.36	0.60
35:DA:2087:G:O2'	35:DA:2088:G:H5'	2.01	0.60
35:DA:2317:C:O2'	35:DA:2318:G:H5'	2.02	0.60
36:DB:56:G:H4'	36:DB:57:A:C8	2.37	0.60
41:DG:43:LEU:HD11	41:DG:153:ARG:CB	2.31	0.60
41:DG:59:GLU:HA	41:DG:62:LEU:HD13	1.84	0.60
42:DH:33:LEU:HD21	42:DH:136:ILE:HG22	1.83	0.60
42:DH:16:SER:HB2	42:DH:27:LYS:HB2	1.83	0.60
42:DH:20:ALA:HB1	42:DH:21:PRO:CD	2.30	0.60
51:DT:116:ALA:HB1	51:DT:121:ILE:CD1	2.31	0.60
7:AG:108:ALA:O	7:AG:119:ARG:HD2	2.02	0.60
7:AG:50:ILE:O	7:AG:54:THR:HG22	2.01	0.60
8:AH:77:GLU:HG2	8:AH:78:GLN:H	1.67	0.60
15:AO:27:VAL:O	15:AO:31:LEU:HD23	2.02	0.60
23:AW:41:C:OP2	23:AW:41:C:O4'	2.20	0.60
22:AY:12:U:N3	22:AY:26:G:N2	2.49	0.60
25:B0:49:LYS:H	25:B0:80:HIS:HD1	1.48	0.60
30:B5:54:GLY:C	30:B5:55:ARG:NE	2.55	0.60
34:B9:10:ILE:HD12	34:B9:32:HIS:HB3	1.84	0.60
35:BA:1523:U:H2'	35:BA:1524:G:C8	2.36	0.60
35:BA:1991:U:H2'	35:BA:1992:G:H5''	1.84	0.60
35:BA:2031:A:C6	35:BA:2498:C:H1'	2.36	0.60
35:BA:330:A:O2'	35:BA:331:A:C8	2.52	0.60
38:BD:142:VAL:HG23	38:BD:192:THR:O	2.01	0.60
39:BE:38:THR:C	39:BE:40:GLU:H	2.05	0.60
40:BF:165:ARG:HH11	40:BF:165:ARG:HB3	1.65	0.60
40:BF:198:ALA:O	40:BF:201:VAL:HG12	2.00	0.60
57:BZ:152:ALA:CB	57:BZ:167:PRO:HB2	2.32	0.60
1:CA:1095:U:P	1:CA:1108:G:H1	2.25	0.60
1:CA:358:U:H2'	1:CA:359:U:H6	1.65	0.60
4:CD:92:VAL:O	4:CD:96:LEU:HD13	2.02	0.60
26:D1:60:PHE:HZ	26:D1:94:LEU:HD12	1.66	0.60
31:D6:10:LEU:H	31:D6:10:LEU:CD2	2.15	0.60
35:DA:2031:A:C6	35:DA:2498:C:H1'	2.37	0.60
30:D5:3:LYS:HB3	35:DA:747:U:C4	2.36	0.60
13:CM:7:VAL:HG11	41:DG:139:LEU:HD11	1.84	0.60
43:DI:91:SER:HB2	43:DI:119:PRO:HB2	1.84	0.60
35:DA:581:C:OP1	52:DU:33:ARG:HG3	2.02	0.60

*Continued on next page...*

*Continued from previous page...*

Atom-1	Atom-2	Interatomic distance (Å)	Clash overlap (Å)
55:DX:64:LYS:HZ2	55:DX:73:ARG:NH2	1.91	0.60
57:DZ:53:ILE:HG22	57:DZ:71:VAL:O	2.01	0.60
1:AA:1292:U:O2'	1:AA:1293:G:H5'	2.02	0.60
1:AA:151:A:C2'	1:AA:152:A:H5'	2.32	0.60
2:AB:166:ASP:CG	2:AB:169:LYS:HB2	2.22	0.60
5:AE:96:PRO:HA	5:AE:117:ASP:OD2	2.02	0.60
8:AH:54:ASP:C	8:AH:56:LYS:H	2.04	0.60
8:AH:65:TYR:N	8:AH:65:TYR:CD1	2.70	0.60
13:AM:106:ASN:O	13:AM:107:ALA:HB2	2.01	0.60
16:AP:43:LYS:HG3	16:AP:48:TRP:CD2	2.37	0.60
19:AS:36:ARG:HH12	19:AS:53:ASN:HA	1.66	0.60
20:AT:51:GLU:HA	20:AT:54:LYS:HZ1	1.67	0.60
22:AV:7:U:N3	22:AV:69:G:C2	2.70	0.60
23:AW:29:A:C5	23:AW:30:U:C5	2.90	0.60
31:B6:15:GLU:HG3	31:B6:47:THR:CG2	2.19	0.60
35:BA:1111:A:O2'	35:BA:1112:G:H4'	2.01	0.60
35:BA:1570:A:H2'	35:BA:1571:A:C8	2.37	0.60
35:BA:1603:A:H5'	35:BA:1603:A:C8	2.36	0.60
35:BA:587:C:H2'	47:BP:33:ARG:NH2	2.17	0.60
35:BA:882:G:H2'	35:BA:883:G:H8	1.67	0.60
37:BC:8:TYR:CE1	37:BC:221:PRO:HB3	2.36	0.60
45:BN:93:THR:O	45:BN:94:HIS:HB2	2.02	0.60
50:BS:74:ALA:HB1	50:BS:103:GLU:CB	2.32	0.60
46:BO:78:ARG:NE	51:BT:73:GLU:OE1	2.34	0.60
52:BU:31:SER:O	52:BU:33:ARG:N	2.34	0.60
52:BU:74:LEU:CD1	52:BU:74:LEU:H	2.14	0.60
1:CA:1292:U:O2'	1:CA:1293:G:H5'	2.02	0.60
1:CA:175:C:O2'	1:CA:176:C:H5'	2.00	0.60
4:CD:173:TRP:O	4:CD:186:LEU:HB2	2.01	0.60
16:CP:18:ARG:HG3	16:CP:35:LYS:HE3	1.84	0.60
18:CR:31:LEU:HD23	18:CR:31:LEU:H	1.66	0.60
35:DA:2223:G:C2'	35:DA:2224:G:H5'	2.31	0.60
35:DA:2722:G:H2'	35:DA:2723:C:C6	2.37	0.60
35:DA:2722:G:H2'	35:DA:2723:C:H6	1.66	0.60
41:DG:107:LEU:HA	41:DG:111:LEU:HD12	1.84	0.60
42:DH:11:VAL:CG2	42:DH:50:VAL:HG23	2.31	0.60
53:DV:15:GLU:HB3	53:DV:16:PRO:CD	2.28	0.60
22:CY:60:A:N1	57:DZ:186:GLU:HB2	2.16	0.60
48:DQ:130:LYS:HZ2	57:DZ:80:ARG:HD2	1.66	0.60
1:AA:1134:G:H22	1:AA:1141:C:H1'	1.66	0.60
1:AA:422:C:H1'	1:AA:423:G:H22	1.67	0.60

*Continued on next page...*

*Continued from previous page...*

Atom-1	Atom-2	Interatomic distance (Å)	Clash overlap (Å)
1:AA:674:G:H2'	1:AA:675:A:C8	2.35	0.60
1:AA:882:C:O2'	1:AA:883:C:H5'	2.02	0.60
2:AB:17:PHE:HB2	2:AB:44:LEU:HD11	1.83	0.60
13:AM:30:ALA:C	13:AM:32:GLU:H	2.05	0.60
20:AT:31:SER:HA	20:AT:34:LYS:HD2	1.84	0.60
22:AV:33:G:H2'	22:AV:34:C:H6	1.67	0.60
23:AW:12:U:C2	23:AW:26:G:N2	2.68	0.60
23:AW:39:A:C3'	23:AW:41:C:OP1	2.50	0.60
23:AW:9:A:C8	23:AW:47:G:N2	2.70	0.60
22:AY:52:C:N3	22:AY:53:U:C4	2.70	0.60
35:BA:1372:U:H2'	35:BA:1373:A:C8	2.36	0.60
26:B1:52:ARG:NH2	35:BA:2218:U:H1'	2.16	0.60
35:BA:287:C:H2'	35:BA:288:C:C6	2.37	0.60
35:BA:908:C:O2'	35:BA:909:A:H5'	2.02	0.60
38:BD:210:GLY:O	38:BD:211:ARG:HB3	2.02	0.60
43:BI:91:SER:HB2	43:BI:119:PRO:HB2	1.83	0.60
46:BO:96:THR:O	46:BO:97:ARG:HG2	2.01	0.60
51:BT:57:PHE:O	51:BT:59:THR:N	2.34	0.60
56:BY:7:VAL:C	56:BY:8:LYS:HD2	2.23	0.60
57:BZ:31:ARG:HH11	57:BZ:31:ARG:HB2	1.67	0.60
1:CA:1005:A:H2'	1:CA:1006:C:H5'	1.83	0.60
3:CC:119:ARG:HG3	3:CC:119:ARG:HH11	1.67	0.60
3:CC:131:ARG:NH1	5:CE:50:GLU:HG2	2.17	0.60
3:CC:43:LEU:O	3:CC:47:LEU:HB3	2.02	0.60
5:CE:36:ASP:OD1	5:CE:38:GLN:N	2.34	0.60
9:CI:114:TYR:N	9:CI:114:TYR:HD1	2.00	0.60
1:CA:1250:A:H4'	9:CI:68:GLY:N	2.16	0.60
22:CY:32:G:C6	22:CY:43:G:C5	2.90	0.60
35:DA:1244:G:C2'	35:DA:1245:G:H5'	2.32	0.60
35:DA:1722:A:C2	35:DA:1740:G:H8	2.20	0.60
35:DA:2192:G:C2'	35:DA:2193:G:H5''	2.32	0.60
35:DA:2681:C:H5	35:DA:2725:A:N6	1.91	0.60
36:DB:45:A:H8	41:DG:95:ARG:HE	1.50	0.60
47:DP:47:ASP:HB3	47:DP:48:PRO:O	2.02	0.60
48:DQ:43:THR:HG1	48:DQ:46:GLN:HG3	1.67	0.60
1:AA:1095:U:P	1:AA:1108:G:H1	2.25	0.59
4:AD:9:CYS:HG	58:AD:1000:ZN:ZN	1.14	0.59
6:AF:45:LEU:C	6:AF:45:LEU:HD23	2.22	0.59
12:AL:58:VAL:O	12:AL:60:LEU:HD22	2.01	0.59
18:AR:30:ASP:C	18:AR:32:ARG:H	2.06	0.59
23:AW:11:C:C2'	23:AW:12:U:C6	2.85	0.59

*Continued on next page...*

*Continued from previous page...*

Atom-1	Atom-2	Interatomic distance (Å)	Clash overlap (Å)
22:AY:11:C:C2'	22:AY:12:U:H6	2.11	0.59
22:AY:27:C:H2'	22:AY:28:G:H8	1.67	0.59
31:B6:10:LEU:CD2	31:B6:10:LEU:H	2.14	0.59
33:B8:61:LEU:C	33:B8:63:PRO:HD2	2.22	0.59
35:BA:142:A:C8	35:BA:1408:C:H1'	2.37	0.59
25:B0:36:ILE:HG23	35:BA:2354:G:O2'	2.02	0.59
41:BG:46:ALA:HB2	41:BG:88:ILE:CD1	2.32	0.59
47:BP:146:VAL:HG13	47:BP:147:LEU:N	2.17	0.59
47:BP:62:LEU:HD23	47:BP:63:PRO:N	2.16	0.59
57:BZ:40:ASP:OD2	57:BZ:42:VAL:HG12	2.02	0.59
1:CA:1134:G:H22	1:CA:1141:C:H1'	1.67	0.59
1:CA:1502:A:H2	1:CA:1505:G:C2	2.20	0.59
1:CA:577:G:O2'	1:CA:578:C:H5'	2.02	0.59
1:CA:963:G:H21	10:CJ:55:LYS:HZ3	1.48	0.59
2:CB:219:VAL:O	2:CB:223:ILE:HG13	2.01	0.59
10:CJ:26:ALA:HA	10:CJ:29:ARG:NH2	2.16	0.59
25:D0:25:ARG:HH11	25:D0:25:ARG:HG2	1.66	0.59
25:D0:40:GLN:NE2	25:D0:43:THR:HA	2.17	0.59
31:D6:15:GLU:HG2	31:D6:16:CYS:N	2.15	0.59
34:D9:7:VAL:HG12	34:D9:25:VAL:HG21	1.84	0.59
38:DD:182:LEU:H	38:DD:272:ALA:HB3	1.66	0.59
38:DD:46:GLN:OE1	38:DD:46:GLN:N	2.36	0.59
39:DE:70:ALA:O	39:DE:72:VAL:N	2.34	0.59
41:DG:142:PRO:HG2	41:DG:143:GLU:H	1.66	0.59
41:DG:36:LYS:O	41:DG:159:VAL:HA	2.02	0.59
42:DH:155:SER:O	42:DH:157:TYR:N	2.35	0.59
43:DI:69:LYS:HA	43:DI:136:VAL:CG1	2.29	0.59
35:DA:536:A:OP1	52:DU:53:ARG:NH1	2.35	0.59
54:DW:6:ILE:HA	54:DW:103:ILE:O	2.01	0.59
57:DZ:108:PRO:HG2	57:DZ:111:VAL:HG23	1.84	0.59
57:DZ:99:TYR:HA	57:DZ:125:LEU:HA	1.83	0.59
1:AA:1250:A:H4'	9:AI:68:GLY:N	2.16	0.59
1:AA:1442(A):G:H2'	51:BT:118:ARG:NH1	2.15	0.59
1:AA:932:C:H5'	7:AG:4:ARG:HG3	1.83	0.59
3:AC:75:VAL:O	3:AC:83:ARG:HG2	2.02	0.59
4:AD:173:TRP:O	4:AD:186:LEU:HB2	2.02	0.59
5:AE:82:VAL:HG21	5:AE:138:ALA:HA	1.85	0.59
6:AF:15:ASP:OD2	4:CD:27:TYR:OH	2.20	0.59
9:AI:79:LEU:O	9:AI:79:LEU:HD13	2.02	0.59
16:AP:12:LYS:O	16:AP:13:HIS:HB2	2.03	0.59
16:AP:18:ARG:HG3	16:AP:35:LYS:HE3	1.85	0.59

*Continued on next page...*

*Continued from previous page...*

Atom-1	Atom-2	Interatomic distance (Å)	Clash overlap (Å)
23:AW:27:C:H5''	23:AW:28:G:OP1	2.02	0.59
22:AY:16:U:H6	22:AY:16:U:O5'	1.84	0.59
27:B2:12:GLU:HA	27:B2:15:LYS:HE2	1.83	0.59
35:BA:2869:G:H2'	35:BA:2870:C:C6	2.37	0.59
35:BA:669:G:N3	35:BA:669:G:H2'	2.15	0.59
37:BC:41:THR:O	37:BC:217:THR:HA	2.02	0.59
35:BA:2579:C:O2'	39:BE:131:ALA:HB3	2.02	0.59
40:BF:125:LEU:H	40:BF:125:LEU:HD23	1.67	0.59
41:BG:85:GLY:O	41:BG:86:MET:HB3	2.01	0.59
42:BH:105:LEU:CD2	42:BH:105:LEU:H	2.16	0.59
47:BP:112:LEU:HD13	47:BP:112:LEU:C	2.22	0.59
56:BY:27:VAL:HG12	56:BY:29:GLU:OE1	2.02	0.59
1:CA:1109:C:O2'	1:CA:1110:A:H5'	2.01	0.59
1:CA:445:G:O2'	1:CA:446:G:H5'	2.01	0.59
1:CA:746:A:O2'	1:CA:747:C:H5'	2.02	0.59
4:CD:102:ASP:HA	4:CD:121:VAL:HG21	1.84	0.59
5:CE:72:GLN:C	5:CE:74:GLY:H	2.03	0.59
12:CL:25:PRO:C	12:CL:27:LEU:H	2.05	0.59
12:CL:38:THR:CG2	12:CL:57:LYS:HB2	2.32	0.59
13:CM:79:LYS:NZ	13:CM:79:LYS:HB3	2.17	0.59
15:CO:64:ARG:HH11	15:CO:64:ARG:HG3	1.66	0.59
22:CY:70:G:H2'	22:CY:71:G:O4'	2.02	0.59
26:D1:80:LEU:HB3	26:D1:82:LEU:HD13	1.84	0.59
30:D5:4:HIS:HD2	35:DA:2056:G:H1	1.50	0.59
35:DA:158:U:H3'	35:DA:158:U:O2	2.02	0.59
35:DA:2012:G:O3'	54:DW:96:ILE:HG13	2.02	0.59
35:DA:2693:A:H2'	35:DA:2694:G:C8	2.36	0.59
35:DA:924:C:O2'	35:DA:925:C:H5'	2.01	0.59
38:DD:24:ILE:CG1	38:DD:25:THR:H	2.15	0.59
41:DG:36:LYS:HE2	41:DG:95:ARG:HH12	1.66	0.59
46:DO:43:VAL:HG23	46:DO:56:ASP:O	2.02	0.59
46:DO:64:ARG:O	46:DO:82:ASN:HA	2.02	0.59
47:DP:123:LEU:HD12	47:DP:123:LEU:O	2.02	0.59
22:CY:55:G:C5'	48:DQ:56:ARG:NH2	2.58	0.59
49:DR:7:GLY:O	49:DR:8:ARG:CG	2.48	0.59
1:AA:347:G:N2	1:AA:348:G:H1'	2.17	0.59
1:AA:979:C:C3'	1:AA:980:C:H5''	2.25	0.59
1:AA:984:C:H2'	1:AA:985:C:C6	2.38	0.59
4:AD:47:ARG:NE	4:AD:49:ARG:NH2	2.50	0.59
5:AE:76:ILE:HD11	5:AE:142:LEU:HD11	1.85	0.59
11:AK:56:GLY:O	11:AK:89:ALA:HB3	2.01	0.59

*Continued on next page...*

*Continued from previous page...*

Atom-1	Atom-2	Interatomic distance (Å)	Clash overlap (Å)
22:AV:23:A:N6	22:AV:48:G:H2'	2.18	0.59
22:AV:3:G:H1	22:AV:72:C:N4	1.98	0.59
23:AW:39:A:C6	23:AW:41:C:OP2	2.55	0.59
22:AY:11:C:N4	22:AY:47:G:H21	1.96	0.59
22:AY:71:G:N1	22:AY:72:C:C5	2.70	0.59
27:B2:17:SER:H	27:B2:67:LYS:HZ2	1.51	0.59
35:BA:2803:C:H2'	35:BA:2804:C:C6	2.37	0.59
35:BA:2811:G:O2'	35:BA:2812:G:H5'	2.01	0.59
35:BA:523:C:C2'	35:BA:524:U:H5'	2.32	0.59
35:BA:558:G:OP1	45:BN:111:PRO:HD2	2.01	0.59
38:BD:261:LYS:NZ	38:BD:263:ARG:NH2	2.51	0.59
40:BF:36:VAL:O	40:BF:40:GLN:HG3	2.01	0.59
43:BI:109:ILE:CG2	43:BI:114:LEU:HD11	2.31	0.59
43:BI:120:ILE:HG22	43:BI:121:LYS:N	2.17	0.59
43:BI:69:LYS:HA	43:BI:136:VAL:CG1	2.25	0.59
47:BP:144:GLU:N	47:BP:145:PRO:HD3	2.04	0.59
51:BT:29:ARG:HB3	51:BT:85:LYS:HA	1.84	0.59
1:CA:1285:A:H1'	1:CA:1286:A:OP2	2.02	0.59
3:CC:189:ALA:HB3	3:CC:196:LEU:HB2	1.84	0.59
4:CD:79:PHE:C	4:CD:79:PHE:CD1	2.76	0.59
5:CE:69:VAL:O	5:CE:71:LEU:N	2.35	0.59
11:CK:126:ARG:HH11	11:CK:126:ARG:HB3	1.66	0.59
12:CL:50:SER:O	12:CL:51:ALA:HB2	2.02	0.59
13:CM:119:GLY:N	22:CV:31:C:OP1	2.35	0.59
22:CY:19:G:OP1	22:CY:19:G:H8	1.85	0.59
31:D6:6:ARG:HD2	31:D6:6:ARG:N	2.16	0.59
34:D9:10:ILE:HD12	34:D9:32:HIS:CB	2.32	0.59
43:DI:91:SER:CB	43:DI:119:PRO:HB2	2.33	0.59
49:DR:86:ARG:HB3	49:DR:118:GLU:OE2	2.01	0.59
57:DZ:103:ARG:HB3	57:DZ:136:PHE:HB2	1.84	0.59
1:AA:490:G:H2'	1:AA:491:G:H8	1.67	0.59
1:AA:554:C:H2'	1:AA:555:C:C6	2.37	0.59
4:AD:129:ASN:N	4:AD:129:ASN:HD22	1.98	0.59
7:AG:113:GLU:HB3	7:AG:118:VAL:HG23	1.84	0.59
12:AL:43:VAL:HG13	12:AL:55:VAL:CG2	2.32	0.59
1:AA:1216:G:H5''	14:AN:5:ALA:CB	2.32	0.59
15:AO:53:HIS:O	15:AO:56:LEU:HB3	2.01	0.59
15:AO:62:GLN:O	15:AO:66:LEU:HD13	2.03	0.59
15:AO:82:ILE:O	15:AO:82:ILE:HD13	2.02	0.59
18:AR:58:LEU:HB3	18:AR:62:GLU:HB2	1.83	0.59
19:AS:11:VAL:HG22	19:AS:16:LEU:HD11	1.84	0.59

*Continued on next page...*



*Continued from previous page...*

Atom-1	Atom-2	Interatomic distance (Å)	Clash overlap (Å)
22:AV:15:G:C2	22:AV:61:A:C2	2.90	0.59
30:B5:3:LYS:HE2	35:BA:2613:U:H2'	1.83	0.59
35:BA:1281:G:C8	35:BA:1281:G:H5'	2.37	0.59
35:BA:1503:U:O2'	35:BA:1504:C:H5'	2.03	0.59
35:BA:2317:C:O2'	35:BA:2318:G:H5'	2.03	0.59
35:BA:581:C:OP1	52:BU:33:ARG:HG3	2.02	0.59
35:BA:712:G:O2'	35:BA:713:G:H5'	2.03	0.59
35:BA:719:C:O2'	35:BA:720:C:H5'	2.03	0.59
42:BH:33:LEU:HD21	42:BH:136:ILE:HG22	1.83	0.59
43:BI:91:SER:CB	43:BI:119:PRO:HB2	2.32	0.59
45:BN:69:GLN:O	45:BN:71:ILE:HG13	2.02	0.59
1:CA:1244:C:H2'	1:CA:1245:A:C8	2.37	0.59
1:CA:16:A:O2'	1:CA:17:U:H5'	2.01	0.59
1:CA:301:G:H2'	1:CA:302:G:H8	1.68	0.59
2:CB:17:PHE:HB2	2:CB:44:LEU:HD11	1.85	0.59
4:CD:61:LYS:CE	4:CD:62:GLN:HE21	2.14	0.59
9:CI:5:TYR:HA	9:CI:17:VAL:O	2.03	0.59
16:CP:43:LYS:C	16:CP:45:THR:H	2.04	0.59
18:CR:58:LEU:HB3	18:CR:62:GLU:HB2	1.84	0.59
23:CW:3:G:N2	23:CW:74:C:C6	2.70	0.59
22:CY:56:U:C5'	57:DZ:180:VAL:O	2.50	0.59
22:CY:76:C:O2	22:CY:76:C:C2'	2.49	0.59
35:DA:1312:U:OP2	55:DX:63:LYS:HD2	2.01	0.59
35:DA:607:U:H3	35:DA:621:A:H2	1.46	0.59
39:DE:38:THR:C	39:DE:40:GLU:H	2.05	0.59
46:DO:113:LYS:O	46:DO:117:LEU:HD12	2.02	0.59
55:DX:56:THR:HG22	55:DX:79:ALA:HB2	1.83	0.59
1:AA:651:C:O2'	1:AA:652:U:H5'	2.03	0.59
4:AD:129:ASN:ND2	4:AD:145:GLU:N	2.49	0.59
12:AL:39:VAL:HB	12:AL:57:LYS:NZ	2.17	0.59
13:AM:118:ALA:HB1	13:AM:119:GLY:N	2.17	0.59
22:AY:31:C:N3	22:AY:43:G:N2	2.51	0.59
22:AY:4:C:O2'	22:AY:5:C:OP2	2.19	0.59
33:B8:43:GLN:C	33:B8:44:LYS:HD2	2.23	0.59
35:BA:2439:A:H5'	35:BA:2439:A:C8	2.37	0.59
35:BA:547:A:H1'	35:BA:548:A:N7	2.17	0.59
37:BC:225:ILE:HD12	37:BC:225:ILE:O	2.03	0.59
42:BH:136:ILE:HD12	42:BH:136:ILE:H	1.67	0.59
49:BR:58:GLY:HA2	49:BR:80:PHE:HE1	1.65	0.59
54:BW:6:ILE:HA	54:BW:103:ILE:O	2.02	0.59
56:BY:20:TYR:CD1	56:BY:20:TYR:N	2.71	0.59

*Continued on next page...*



*Continued from previous page...*

Atom-1	Atom-2	Interatomic distance (Å)	Clash overlap (Å)
1:CA:299:G:H2'	1:CA:300:A:C8	2.37	0.59
1:CA:376:G:H2'	1:CA:377:G:H8	1.68	0.59
2:CB:155:LEU:HD12	2:CB:157:ARG:O	2.02	0.59
4:CD:126:ILE:HD12	4:CD:126:ILE:N	2.17	0.59
4:CD:122:ARG:NH1	4:CD:135:LEU:HD12	2.16	0.59
8:CH:122:ARG:HH11	8:CH:122:ARG:CB	2.16	0.59
12:CL:90:VAL:HG22	12:CL:99:HIS:HE2	1.66	0.59
14:CN:27:CYS:O	14:CN:29:ARG:N	2.31	0.59
18:CR:30:ASP:C	18:CR:32:ARG:H	2.05	0.59
22:CV:19:G:H21	22:CV:59:G:H2'	1.66	0.59
23:CW:47:G:C2'	23:CW:48:G:H5'	2.31	0.59
23:CW:51:G:N1	23:CW:67:C:N4	2.50	0.59
22:CY:24:A:N6	22:CY:48:G:H22	1.98	0.59
22:CY:19:G:N1	22:CY:59:G:C2	2.71	0.59
22:CY:7:U:H3'	22:CY:8:U:H5'	1.84	0.59
30:D5:16:ARG:HG2	30:D5:16:ARG:HH11	1.66	0.59
35:DA:2257:U:O2'	35:DA:2258:C:H5'	2.02	0.59
35:DA:286:C:H2'	35:DA:287:C:C6	2.38	0.59
35:DA:2445:G:OP1	40:DF:74:ARG:NH2	2.35	0.59
41:DG:4:ASP:HA	41:DG:8:LYS:CD	2.32	0.59
43:DI:88:ILE:HG22	43:DI:89:TYR:H	1.65	0.59
48:DQ:62:GLY:O	57:DZ:178:GLU:CB	2.47	0.59
50:DS:35:ILE:CD1	50:DS:99:LYS:HE2	2.30	0.59
55:DX:29:TRP:CZ3	55:DX:78:LYS:HB3	2.38	0.59
55:DX:66:LEU:HD23	55:DX:66:LEU:O	2.02	0.59
56:DY:28:LYS:N	56:DY:28:LYS:HZ1	2.00	0.59
1:AA:403:C:O2'	1:AA:404:U:H5'	2.02	0.59
1:AA:580:U:H2'	1:AA:581:G:O4'	2.02	0.59
1:AA:663:A:O2'	1:AA:664:G:H5'	2.03	0.59
2:AB:233:SER:HB2	2:AB:234:PRO:CD	2.30	0.59
4:AD:61:LYS:CE	4:AD:62:GLN:HE21	2.15	0.59
7:AG:77:SER:OG	23:AW:35:U:H5''	2.03	0.59
10:AJ:80:LYS:HB3	10:AJ:80:LYS:HZ3	1.67	0.59
20:AT:42:GLN:HE21	20:AT:42:GLN:HA	1.67	0.59
23:AW:28:G:C8	23:AW:28:G:OP2	2.54	0.59
22:AY:76:C:O2	22:AY:76:C:C2'	2.50	0.59
29:B4:14:ILE:HG23	29:B4:31:ILE:CG2	2.32	0.59
35:BA:1210:A:H8	35:BA:1210:A:H5'	1.68	0.59
35:BA:1505:C:H2'	35:BA:1506:C:O4'	2.02	0.59
35:BA:2361:A:H2'	35:BA:2362:G:H5'	1.83	0.59
35:BA:1902:C:H4'	38:BD:244:ARG:HA	1.84	0.59

*Continued on next page...*

*Continued from previous page...*

Atom-1	Atom-2	Interatomic distance (Å)	Clash overlap (Å)
43:BI:69:LYS:CA	43:BI:136:VAL:HG11	2.25	0.59
43:BI:8:PRO:CB	43:BI:14:ASP:H	2.15	0.59
47:BP:9:ASN:N	47:BP:10:PRO:HD2	2.10	0.59
39:BE:111:ARG:HA	49:BR:2:ARG:HG2	1.83	0.59
1:CA:1056:U:O2'	1:CA:1057:G:H5'	2.02	0.59
1:CA:1101:A:H4'	1:CA:1102:A:O5'	2.02	0.59
1:CA:1181:G:O2'	1:CA:1184:G:H5'	2.01	0.59
1:CA:189(E):U:O2'	1:CA:189(F):U:H5'	2.02	0.59
1:CA:6:G:H4'	1:CA:298:A:H4'	1.83	0.59
3:CC:75:VAL:O	3:CC:83:ARG:HG2	2.03	0.59
5:CE:139:LEU:HA	5:CE:142:LEU:CD1	2.33	0.59
8:CH:65:TYR:N	8:CH:65:TYR:CD1	2.71	0.59
1:CA:1216:G:H5''	14:CN:5:ALA:CB	2.32	0.59
22:CV:67:C:H2'	22:CV:68:A:H8	1.67	0.59
26:D1:46:LEU:HA	26:D1:63:ALA:HA	1.84	0.59
30:D5:3:LYS:NZ	30:D5:5:PRO:O	2.28	0.59
37:DC:33:LEU:HD13	37:DC:221:PRO:HG2	1.84	0.59
37:DC:41:THR:O	37:DC:217:THR:HA	2.03	0.59
40:DF:185:ASP:HA	40:DF:188:ARG:HD3	1.85	0.59
40:DF:39:TRP:O	40:DF:43:LYS:HG2	2.02	0.59
48:DQ:28:ALA:O	48:DQ:29:PHE:CD1	2.56	0.59
51:DT:30:VAL:HG21	51:DT:84:GLN:HG3	1.83	0.59
1:AA:637:G:H2'	1:AA:638:G:C8	2.38	0.59
1:AA:959:A:H2'	1:AA:960:U:C4'	2.32	0.59
2:AB:12:GLU:C	2:AB:14:GLY:H	2.06	0.59
2:AB:181:PHE:CD1	8:AH:70:GLN:HB3	2.37	0.59
3:AC:23:TYR:HA	10:AJ:11:PHE:CD2	2.37	0.59
3:AC:40:ARG:HG2	3:AC:55:VAL:HG11	1.84	0.59
15:AO:85:LEU:HD23	15:AO:85:LEU:O	2.01	0.59
23:AW:20:G:H5'	23:AW:21:U:H5''	1.85	0.59
35:BA:2303:G:O2'	41:BG:132:ASN:HB2	2.03	0.59
35:BA:2656:U:H2'	35:BA:2657:A:H5''	1.84	0.59
35:BA:8:A:H2'	35:BA:9:U:C6	2.37	0.59
39:BE:91:VAL:HG13	39:BE:95:ILE:HG13	1.82	0.59
40:BF:65:TRP:HZ3	40:BF:73:ALA:O	1.85	0.59
42:BH:153:LYS:H	42:BH:153:LYS:CD	2.09	0.59
42:BH:24:VAL:HG11	42:BH:72:ILE:HD11	1.85	0.59
50:BS:96:GLY:O	50:BS:98:VAL:N	2.30	0.59
51:BT:51:ARG:HG2	51:BT:52:ILE:N	2.17	0.59
53:BV:18:LEU:CD1	53:BV:19:LYS:H	2.15	0.59
1:CA:1498:U:H1'	1:CA:1499:A:C8	2.38	0.59

*Continued on next page...*

*Continued from previous page...*

Atom-1	Atom-2	Interatomic distance (Å)	Clash overlap (Å)
1:CA:308:C:H2'	1:CA:309:G:H8	1.68	0.59
1:CA:366:C:O2'	1:CA:394:G:N2	2.35	0.59
1:CA:696:A:O2'	1:CA:697:U:H5'	2.02	0.59
3:CC:155:GLY:O	3:CC:156:ARG:HB2	2.03	0.59
4:CD:128:VAL:CG1	4:CD:129:ASN:H	2.12	0.59
4:CD:49:ARG:HE	4:CD:49:ARG:HA	1.66	0.59
13:CM:30:ALA:C	13:CM:32:GLU:H	2.06	0.59
22:CY:30:U:H2'	22:CY:31:C:H6	1.64	0.59
35:DA:1192:G:O2'	35:DA:1193:G:H5'	2.03	0.59
35:DA:2779:U:H4'	35:DA:2780:G:H5'	1.83	0.59
35:DA:2811:G:O2'	35:DA:2812:G:H5'	2.03	0.59
35:DA:500:G:N2	35:DA:502:A:H3'	2.18	0.59
35:DA:558:G:OP1	45:DN:111:PRO:HD2	2.03	0.59
38:DD:270:ILE:O	38:DD:271:ILE:HG23	2.01	0.59
41:DG:131:TYR:CE1	41:DG:133:LEU:HD23	2.37	0.59
41:DG:63:ILE:HG21	41:DG:141:PHE:CB	2.31	0.59
41:DG:72:ARG:CG	41:DG:87:PRO:HD2	2.32	0.59
41:DG:95:ARG:O	41:DG:96:ARG:O	2.21	0.59
47:DP:102:ARG:HH11	47:DP:102:ARG:HB2	1.66	0.59
51:DT:27:THR:HG23	51:DT:28:VAL:H	1.68	0.59
56:DY:84:ARG:NH1	56:DY:84:ARG:HG2	2.18	0.59
1:AA:456:C:H2'	1:AA:457:C:C6	2.38	0.59
1:AA:69:G:H2'	1:AA:70:G:H8	1.68	0.59
1:AA:6:G:H4'	1:AA:298:A:H4'	1.84	0.59
1:AA:775:G:O2'	1:AA:776:G:H5'	2.03	0.59
5:AE:139:LEU:HA	5:AE:142:LEU:CD1	2.32	0.59
12:AL:43:VAL:HG23	12:AL:44:THR:N	2.17	0.59
25:B0:56:ASP:O	25:B0:57:PHE:HB2	2.03	0.59
35:BA:108:U:H2'	35:BA:109:G:C8	2.38	0.59
35:BA:1176:G:O2'	35:BA:1177:A:H5'	2.03	0.59
35:BA:1244:G:C2'	35:BA:1245:G:H5'	2.33	0.59
35:BA:158:U:H2'	35:BA:171:G:O4'	2.03	0.59
35:BA:1882:C:H5'	35:BA:1883:G:OP2	2.02	0.59
35:BA:2122:U:H2'	35:BA:2123:G:C8	2.37	0.59
35:BA:2312:U:C2'	35:BA:2313:C:H5''	2.33	0.59
39:BE:116:VAL:O	39:BE:117:MET:CB	2.44	0.59
48:BQ:43:THR:HG1	48:BQ:46:GLN:HG3	1.65	0.59
56:BY:39:VAL:HG12	56:BY:40:GLU:N	2.17	0.59
1:CA:1106:G:H2'	1:CA:1107:C:H6	1.68	0.59
1:CA:272:C:H2'	1:CA:273:A:H8	1.66	0.59
1:CA:382:A:H2'	1:CA:383:A:H8	1.66	0.59

*Continued on next page...*

*Continued from previous page...*

Atom-1	Atom-2	Interatomic distance (Å)	Clash overlap (Å)
1:CA:484:G:H4'	1:CA:485:G:O5'	2.02	0.59
1:CA:979:C:C3'	1:CA:980:C:H5''	2.26	0.59
4:CD:96:LEU:CG	4:CD:139:ARG:HH22	2.15	0.59
5:CE:108:ALA:O	5:CE:112:LEU:HG	2.02	0.59
11:CK:15:ALA:CB	11:CK:78:GLN:HE21	2.15	0.59
19:CS:44:MET:HA	19:CS:44:MET:HE3	1.85	0.59
23:CW:35:U:H2'	23:CW:37:A:OP2	2.02	0.59
23:CW:53:U:C4	23:CW:54:G:N7	2.70	0.59
35:DA:108:U:H2'	35:DA:109:G:H8	1.68	0.59
35:DA:2875:C:O2'	51:DT:5:ALA:HB3	2.02	0.59
35:DA:304:G:H2'	35:DA:305:U:C6	2.37	0.59
35:DA:947:G:N2	35:DA:971:C:C2	2.71	0.59
37:DC:8:TYR:CE1	37:DC:221:PRO:HB3	2.38	0.59
39:DE:132:HIS:O	39:DE:135:HIS:NE2	2.35	0.59
39:DE:55:ASN:O	39:DE:57:LYS:N	2.36	0.59
35:DA:2562:U:C1'	46:DO:23:ARG:HH11	2.10	0.59
48:DQ:21:THR:HG21	48:DQ:101:ARG:HB2	1.84	0.59
48:DQ:109:VAL:HG12	48:DQ:113:GLN:OE1	2.02	0.59
52:DU:112:ARG:HH12	53:DV:46:VAL:CG1	2.16	0.59
52:DU:65:ILE:HD11	52:DU:96:ALA:HB3	1.84	0.59
53:DV:87:HIS:NE2	53:DV:89:GLN:HG2	2.18	0.59
1:AA:243:A:O2'	1:AA:244:U:OP2	2.19	0.59
1:AA:556:C:O2'	1:AA:557:G:H5'	2.03	0.59
1:AA:880:C:H2'	1:AA:881:G:H8	1.67	0.59
2:AB:41:ILE:HD12	2:AB:41:ILE:N	2.18	0.59
3:AC:127:ARG:HH11	3:AC:127:ARG:HG2	1.67	0.59
7:AG:111:ARG:NE	7:AG:123:GLU:HB2	2.17	0.59
9:AI:112:LYS:HE3	9:AI:116:LYS:O	2.02	0.59
10:AJ:6:ILE:HD11	10:AJ:72:VAL:CB	2.33	0.59
11:AK:15:ALA:CB	11:AK:78:GLN:HE21	2.15	0.59
1:AA:390:C:O3'	16:AP:28:ARG:NH2	2.35	0.59
16:AP:52:ASP:OD2	16:AP:55:ARG:HG3	2.03	0.59
23:AW:44:A:H2'	23:AW:45:U:H5''	1.84	0.59
23:AW:3:G:H1	23:AW:73:C:N4	2.00	0.59
22:AY:29:A:C4	22:AY:30:U:C5	2.91	0.59
33:B8:52:LYS:N	33:B8:53:PRO:CD	2.65	0.59
35:BA:1022:G:N2	35:BA:1142(A):A:C2	2.63	0.59
35:BA:1657:C:H2'	35:BA:1658:C:C6	2.38	0.59
35:BA:1996:C:H5	46:BO:32:TYR:HH	1.50	0.59
35:BA:90:U:H1'	35:BA:92:A:H8	1.67	0.59
41:BG:46:ALA:O	41:BG:82:LEU:HD11	2.03	0.59

*Continued on next page...*

*Continued from previous page...*

Atom-1	Atom-2	Interatomic distance (Å)	Clash overlap (Å)
47:BP:6:LEU:CD2	47:BP:6:LEU:H	2.14	0.59
50:BS:95:HIS:CG	50:BS:96:GLY:N	2.71	0.59
51:BT:104:ASN:O	51:BT:105:LEU:C	2.39	0.59
1:CA:1502:A:H2	1:CA:1505:G:H22	1.50	0.59
1:CA:233:C:H2'	1:CA:234:C:H6	1.68	0.59
1:CA:554:C:H2'	1:CA:555:C:H6	1.68	0.59
5:CE:60:TYR:HE1	5:CE:64:ARG:HH21	1.50	0.59
20:CT:57:ARG:NH1	20:CT:57:ARG:HB2	2.18	0.59
22:CV:23:A:N6	22:CV:48:G:H2'	2.18	0.59
23:CW:26:G:C5	23:CW:27:C:C4	2.91	0.59
23:CW:69:G:N2	23:CW:70:G:C4	2.71	0.59
30:D5:53:ALA:C	30:D5:55:ARG:HE	2.06	0.59
35:DA:1037:G:H1	35:DA:1118:C:N4	1.98	0.59
35:DA:128:C:H2'	35:DA:129:C:H6	1.68	0.59
35:DA:2468:G:H22	35:DA:2481:G:H2'	1.66	0.59
35:DA:613:G:H8	35:DA:613:G:C5'	2.12	0.59
35:DA:631:A:OP1	47:DP:64:LYS:HE2	2.03	0.59
35:DA:8:A:H2'	35:DA:9:U:C6	2.37	0.59
38:DD:62:TYR:CE2	38:DD:64:ILE:HA	2.38	0.59
40:DF:132:VAL:HG22	40:DF:133:ASN:HD22	1.67	0.59
41:DG:120:LEU:N	41:DG:179:PRO:O	2.36	0.59
50:DS:88:ASP:CG	50:DS:89:ARG:N	2.56	0.59
39:DE:10:GLY:HA3	51:DT:8:LYS:HZ2	1.67	0.59
52:DU:31:SER:C	52:DU:33:ARG:H	2.04	0.59
52:DU:92:ARG:NH1	53:DV:11:GLN:O	2.35	0.59
57:DZ:117:LEU:HD12	57:DZ:174:VAL:CG2	2.33	0.59
1:AA:233:C:H2'	1:AA:234:C:H6	1.66	0.59
1:AA:757:U:H2'	1:AA:758:G:O4'	2.03	0.59
22:AV:10:G:C2	22:AV:28:G:H1'	2.37	0.59
22:AY:58:C:OP2	57:BZ:182:LYS:NZ	2.30	0.59
27:B2:45:SER:H	27:B2:46:GLN:NE2	2.00	0.59
33:B8:61:LEU:HD12	33:B8:62:LEU:H	1.68	0.59
35:BA:156:U:H4'	35:BA:157:U:C5'	2.32	0.59
35:BA:2779:U:H4'	35:BA:2780:G:H5'	1.85	0.59
35:BA:2839:G:H5'	49:BR:46:GLY:HA2	1.85	0.59
35:BA:675:A:OP1	40:BF:63:LYS:HE2	2.03	0.59
28:B3:52:HIS:CG	36:BB:83:G:H4'	2.38	0.59
38:BD:182:LEU:H	38:BD:272:ALA:HB3	1.67	0.59
39:BE:101:ARG:HB3	39:BE:169:ASN:ND2	2.18	0.59
39:BE:59:VAL:HG13	39:BE:60:ASN:N	2.18	0.59
43:BI:115:ALA:CB	43:BI:128:LEU:HB3	2.32	0.59

*Continued on next page...*

*Continued from previous page...*

Atom-1	Atom-2	Interatomic distance (Å)	Clash overlap (Å)
50:BS:17:ARG:HA	50:BS:20:ARG:NH1	2.18	0.59
55:BX:29:TRP:CZ3	55:BX:78:LYS:HB3	2.38	0.59
1:CA:1409:C:O2	35:DA:1913:A:N6	2.36	0.59
1:CA:764:C:O2'	1:CA:765:G:H5'	2.03	0.59
2:CB:187:LEU:HD13	2:CB:187:LEU:O	2.02	0.59
4:CD:47:ARG:NE	4:CD:49:ARG:NH2	2.50	0.59
12:CL:81:SER:OG	12:CL:106:ASP:HB3	2.03	0.59
12:CL:58:VAL:O	12:CL:60:LEU:HD22	2.03	0.59
12:CL:8:ASN:ND2	17:CQ:34:LYS:HE2	2.18	0.59
13:CM:118:ALA:HB1	13:CM:119:GLY:N	2.18	0.59
19:CS:22:LEU:HD12	19:CS:47:HIS:CE1	2.37	0.59
22:CV:14:A:N6	22:CV:15:G:C2	2.71	0.59
22:CV:3:G:N1	22:CV:4:C:C4	2.71	0.59
25:D0:81:VAL:O	25:D0:83:PRO:HD3	2.03	0.59
35:DA:158:U:H2'	35:DA:171:G:O4'	2.03	0.59
35:DA:418:G:O2'	35:DA:419:C:H5'	2.03	0.59
37:DC:178:LYS:HB2	37:DC:181:PHE:CD1	2.37	0.59
39:DE:10:GLY:HA3	51:DT:8:LYS:HZ3	1.65	0.59
39:DE:52:LEU:O	39:DE:74:PRO:HA	2.02	0.59
40:DF:133:ASN:H	40:DF:133:ASN:HD22	1.48	0.59
40:DF:32:LEU:C	40:DF:32:LEU:HD23	2.22	0.59
45:DN:93:THR:O	45:DN:94:HIS:HB2	2.03	0.59
46:DO:88:ASN:ND2	46:DO:90:GLN:H	2.00	0.59
49:DR:85:PRO:O	49:DR:87:TYR:N	2.35	0.59
56:DY:95:LYS:HG2	56:DY:101:LYS:N	2.18	0.59
48:DQ:55:VAL:CG2	57:DZ:180:VAL:HG13	2.33	0.59
1:AA:1097:C:H2'	1:AA:1098:C:C6	2.38	0.58
1:AA:1131:G:H2'	1:AA:1132:C:C6	2.37	0.58
1:AA:114:U:H2'	1:AA:115:G:H8	1.63	0.58
1:AA:191:G:H1'	20:AT:105:SER:CB	2.33	0.58
1:AA:197:A:C5	1:AA:221:C:H4'	2.38	0.58
1:AA:679:C:O2'	1:AA:680:C:H5'	2.03	0.58
3:AC:71:ALA:HB2	3:AC:106:VAL:HB	1.84	0.58
4:AD:98:GLU:HG3	4:AD:103:ASN:ND2	2.17	0.58
7:AG:16:LEU:HD11	9:AI:42:ARG:HG3	1.84	0.58
12:AL:36:VAL:N	12:AL:58:VAL:CG1	2.66	0.58
12:AL:75:HIS:C	12:AL:77:LEU:H	2.07	0.58
13:AM:23:TYR:HD2	13:AM:67:GLU:HA	1.68	0.58
25:B0:19:LYS:O	25:B0:21:LEU:HG	2.03	0.58
34:B9:7:VAL:HG12	34:B9:25:VAL:HG21	1.83	0.58
35:BA:1348:G:H2'	35:BA:1349:A:C5'	2.27	0.58

*Continued on next page...*



*Continued from previous page...*

Atom-1	Atom-2	Interatomic distance (Å)	Clash overlap (Å)
35:BA:1358:G:O2'	35:BA:1359:A:H5''	2.03	0.58
35:BA:1709:U:H2'	35:BA:1710:C:C6	2.38	0.58
35:BA:2693:A:H2'	35:BA:2694:G:C8	2.35	0.58
35:BA:274:G:H3'	35:BA:274:G:N3	2.18	0.58
35:BA:2777:G:C4'	35:BA:2778:A:H5'	2.32	0.58
35:BA:557:U:H2'	35:BA:558:G:H8	1.67	0.58
35:BA:654(A):G:C2'	35:BA:654(B):C:H5'	2.33	0.58
32:B7:12:ARG:HG3	35:BA:686:G:O6	2.02	0.58
38:BD:44:ASN:HB2	38:BD:48:ARG:O	2.03	0.58
39:BE:52:LEU:O	39:BE:74:PRO:HA	2.02	0.58
42:BH:80:SER:O	42:BH:81:GLU:HB2	2.03	0.58
35:BA:2415:G:H4'	47:BP:67:MET:H	1.68	0.58
36:BB:50:G:OP1	50:BS:62:LYS:HB2	2.03	0.58
46:BO:79:PHE:HB3	51:BT:70:VAL:HG11	1.85	0.58
56:BY:2:ARG:O	56:BY:4:LYS:N	2.34	0.58
22:AY:57:U:O4'	57:BZ:183:LEU:C	2.41	0.58
57:BZ:27:VAL:HG22	57:BZ:28:MET:H	1.68	0.58
1:CA:1507:A:H2'	1:CA:1508:G:O4'	2.03	0.58
4:CD:98:GLU:HG3	4:CD:103:ASN:ND2	2.17	0.58
5:CE:76:ILE:HD11	5:CE:142:LEU:HD11	1.85	0.58
6:CF:3:ARG:HD3	6:CF:64:GLN:NE2	2.17	0.58
7:CG:111:ARG:NE	7:CG:123:GLU:HB2	2.17	0.58
8:CH:63:LEU:H	8:CH:63:LEU:HD22	1.68	0.58
7:CG:16:LEU:HD11	9:CI:42:ARG:HG3	1.85	0.58
11:CK:57:THR:HG23	11:CK:60:ALA:H	1.68	0.58
19:CS:69:HIS:HB2	19:CS:74:PHE:HE2	1.68	0.58
23:CW:52:C:H2'	23:CW:53:U:H6	1.68	0.58
35:DA:792:G:H5''	35:DA:793:A:H5'	1.85	0.58
35:DA:848:G:H2'	35:DA:849:A:C8	2.38	0.58
29:D4:1:MET:H2	36:DB:43:C:H5'	1.67	0.58
37:DC:225:ILE:HD12	37:DC:225:ILE:O	2.03	0.58
39:DE:34:VAL:CG1	39:DE:48:GLN:HG2	2.27	0.58
43:DI:69:LYS:CA	43:DI:136:VAL:HG11	2.30	0.58
47:DP:108:LYS:HD2	47:DP:108:LYS:N	2.17	0.58
51:DT:3:ARG:HB3	51:DT:6:LEU:HB2	1.85	0.58
51:DT:87:ASP:OD1	51:DT:87:ASP:O	2.21	0.58
1:AA:638:G:O2'	1:AA:639:G:H5'	2.03	0.58
2:AB:112:VAL:C	2:AB:114:ARG:H	2.05	0.58
2:AB:187:LEU:HD13	2:AB:187:LEU:O	2.02	0.58
4:AD:30:LYS:O	4:AD:32:ALA:N	2.36	0.58
8:AH:122:ARG:HH11	8:AH:122:ARG:CB	2.15	0.58

*Continued on next page...*



*Continued from previous page...*

Atom-1	Atom-2	Interatomic distance (Å)	Clash overlap (Å)
23:AW:68:A:C3'	23:AW:69:G:H5''	2.32	0.58
22:AY:56:U:O5'	22:AY:56:U:H6	1.85	0.58
22:AY:6:C:H2'	22:AY:7:U:C5	2.38	0.58
26:B1:51:VAL:HG22	26:B1:53:VAL:HG23	1.84	0.58
26:B1:51:VAL:HG21	26:B1:74:VAL:HG21	1.85	0.58
35:BA:2795:G:H2'	35:BA:2795:G:N3	2.18	0.58
35:BA:535:C:O2'	35:BA:536:A:H5'	2.02	0.58
37:BC:33:LEU:HD13	37:BC:221:PRO:HG2	1.84	0.58
38:BD:263:ARG:NH1	38:BD:263:ARG:HB2	2.17	0.58
39:BE:51:PHE:CD1	39:BE:52:LEU:N	2.71	0.58
41:BG:71:THR:N	41:BG:89:GLY:O	2.34	0.58
42:BH:156:ALA:O	42:BH:158:HIS:N	2.36	0.58
42:BH:148:ILE:O	42:BH:162:ILE:HD11	2.03	0.58
43:BI:38:LEU:HB3	43:BI:40:THR:HG23	1.86	0.58
52:BU:83:LEU:CD2	52:BU:83:LEU:H	2.12	0.58
54:BW:58:ALA:HB1	54:BW:64:MET:SD	2.42	0.58
56:BY:54:LYS:O	56:BY:56:PRO:HD2	2.03	0.58
57:BZ:110:GLY:HA3	57:BZ:146:ILE:HG23	1.84	0.58
1:CA:1251:A:H2'	1:CA:1252:A:C8	2.38	0.58
1:CA:147:G:H2'	1:CA:148:G:C8	2.39	0.58
1:CA:1490:C:H2'	1:CA:1491:G:H5'	1.84	0.58
1:CA:959:A:H2'	1:CA:960:U:C4'	2.33	0.58
1:CA:1190:G:P	3:CC:5:ILE:HD12	2.43	0.58
8:CH:17:THR:HB	8:CH:78:GLN:OE1	2.03	0.58
33:D8:30:ARG:NE	33:D8:30:ARG:HA	2.18	0.58
35:DA:143:G:H1'	55:DX:37:THR:HG21	1.85	0.58
35:DA:1449:A:H5'	35:DA:1450:G:OP2	2.02	0.58
35:DA:1658:C:OP1	39:DE:132:HIS:CE1	2.56	0.58
35:DA:176:G:O2'	35:DA:177:G:H5'	2.03	0.58
35:DA:2312:U:C2'	35:DA:2313:C:H5''	2.33	0.58
35:DA:2392:A:H2	35:DA:2424:C:N4	1.96	0.58
35:DA:782:A:H5'	35:DA:783:A:C2	2.38	0.58
38:DD:31:LYS:O	38:DD:33:LEU:N	2.37	0.58
38:DD:34:VAL:HG23	38:DD:35:LYS:H	1.67	0.58
43:DI:33:ARG:HB2	43:DI:35:LEU:HG	1.85	0.58
47:DP:108:LYS:C	47:DP:110:TYR:H	2.06	0.58
56:DY:2:ARG:O	56:DY:4:LYS:N	2.33	0.58
57:DZ:75:ASN:O	57:DZ:84:GLU:HB2	2.03	0.58
1:AA:1463:C:O2'	1:AA:1464:G:H5'	2.03	0.58
1:AA:584:G:H2'	1:AA:585:G:C8	2.38	0.58
11:AK:13:GLN:NE2	11:AK:75:TYR:HA	2.18	0.58

*Continued on next page...*

*Continued from previous page...*

Atom-1	Atom-2	Interatomic distance (Å)	Clash overlap (Å)
12:AL:50:SER:O	12:AL:51:ALA:HB2	2.02	0.58
22:AY:25:A:O2'	22:AY:26:G:H5'	2.04	0.58
22:AY:52:C:C4	22:AY:53:U:C4	2.92	0.58
22:AY:57:U:O4	22:AY:60:A:OP2	2.21	0.58
35:BA:27:G:H22	35:BA:512:G:C2'	2.16	0.58
38:BD:30:GLU:CD	38:BD:63:ARG:HE	2.07	0.58
35:BA:1816:G:H8	38:BD:62:TYR:CZ	2.21	0.58
38:BD:79:VAL:HG21	38:BD:111:LEU:CD1	2.32	0.58
39:BE:55:ASN:O	39:BE:57:LYS:N	2.36	0.58
39:BE:70:ALA:O	39:BE:72:VAL:N	2.36	0.58
42:BH:106:THR:HG22	42:BH:112:PRO:HB3	1.85	0.58
42:BH:68:THR:O	42:BH:70:THR:N	2.36	0.58
46:BO:64:ARG:O	46:BO:82:ASN:HA	2.03	0.58
47:BP:16:ARG:HH11	47:BP:16:ARG:HB2	1.67	0.58
36:BB:50:G:OP2	50:BS:62:LYS:HG3	2.04	0.58
51:BT:116:ALA:HB1	51:BT:121:ILE:CD1	2.32	0.58
51:BT:64:ARG:HD2	51:BT:73:GLU:HG2	1.85	0.58
53:BV:5:VAL:HG23	53:BV:37:VAL:O	2.03	0.58
56:BY:84:ARG:HD2	56:BY:97:ARG:CD	2.33	0.58
57:BZ:108:PRO:HB3	57:BZ:144:LEU:HD23	1.85	0.58
57:BZ:157:LEU:H	57:BZ:157:LEU:HD23	1.67	0.58
1:CA:1255:G:H2'	1:CA:1255:G:N3	2.17	0.58
2:CB:112:VAL:C	2:CB:114:ARG:H	2.05	0.58
3:CC:127:ARG:HG2	3:CC:127:ARG:HH11	1.67	0.58
3:CC:167:TRP:O	3:CC:168:ALA:HB3	2.04	0.58
12:CL:86:ARG:NH2	12:CL:99:HIS:ND1	2.51	0.58
19:CS:49:ILE:O	19:CS:51:VAL:HG23	2.03	0.58
20:CT:26:ASN:HA	20:CT:29:LYS:HG2	1.85	0.58
22:CY:56:U:H2'	57:DZ:183:LEU:HA	1.84	0.58
32:D7:8:ASN:ND2	32:D7:8:ASN:C	2.51	0.58
33:D8:29:LYS:O	33:D8:29:LYS:HG3	2.03	0.58
34:D9:4:ARG:HD2	34:D9:34:GLN:HE21	1.67	0.58
35:DA:2136:C:H2'	35:DA:2137:C:C6	2.38	0.58
35:DA:2520:C:H6	35:DA:2520:C:O5'	1.85	0.58
35:DA:2022:U:O2'	35:DA:2617:C:H5'	2.02	0.58
35:DA:779:U:OP1	38:DD:49:ILE:HG22	2.03	0.58
36:DB:73:A:N6	57:DZ:29:TYR:HE2	2.00	0.58
39:DE:107:THR:HA	39:DE:163:GLU:O	2.02	0.58
39:DE:69:LYS:HE3	39:DE:90:THR:OG1	2.02	0.58
42:DH:24:VAL:HG11	42:DH:72:ILE:HD11	1.85	0.58
43:DI:81:VAL:N	43:DI:143:SER:HB2	2.17	0.58

*Continued on next page...*

*Continued from previous page...*

Atom-1	Atom-2	Interatomic distance (Å)	Clash overlap (Å)
47:DP:62:LEU:HD23	47:DP:63:PRO:N	2.18	0.58
49:DR:98:LEU:HB2	49:DR:113:LEU:CD2	2.32	0.58
50:DS:89:ARG:HB3	50:DS:92:TYR:HB3	1.83	0.58
51:DT:70:VAL:HG12	51:DT:71:GLY:O	2.03	0.58
53:DV:18:LEU:CD1	53:DV:19:LYS:H	2.16	0.58
56:DY:66:PRO:O	56:DY:67:LEU:HB3	2.03	0.58
1:AA:1056:U:O2'	1:AA:1057:G:H5'	2.02	0.58
1:AA:1101:A:H4'	1:AA:1102:A:O5'	2.03	0.58
1:AA:648:A:H2'	1:AA:649:G:C8	2.39	0.58
2:AB:155:LEU:HD12	2:AB:157:ARG:O	2.02	0.58
3:AC:8:ILE:C	3:AC:10:PHE:H	2.07	0.58
12:AL:81:SER:OG	12:AL:106:ASP:HB3	2.03	0.58
12:AL:41:ARG:NE	12:AL:43:VAL:HG12	2.18	0.58
12:AL:60:LEU:HB2	12:AL:64:TYR:O	2.03	0.58
13:AM:6:GLY:O	13:AM:8:GLU:N	2.36	0.58
22:AV:10:G:N2	22:AV:28:G:C1'	2.63	0.58
22:AV:71:G:N3	22:AV:71:G:H2'	2.18	0.58
29:B4:5:ILE:CD1	41:BG:67:LYS:HZ3	2.16	0.58
31:B6:27:LYS:HB3	31:B6:30:THR:CG2	2.33	0.58
33:B8:6:THR:HG22	33:B8:63:PRO:HD3	1.85	0.58
34:B9:10:ILE:HD12	34:B9:32:HIS:CB	2.33	0.58
35:BA:1434:A:H61	35:BA:1558:A:N6	2.00	0.58
35:BA:207:A:H2'	35:BA:208:C:O4'	2.04	0.58
35:BA:2189:U:C3'	35:BA:2190:G:H5''	2.33	0.58
35:BA:225:A:H2'	35:BA:226:G:H5'	1.86	0.58
40:BF:132:VAL:HG22	40:BF:133:ASN:HD22	1.68	0.58
41:BG:142:PRO:HG2	41:BG:143:GLU:H	1.67	0.58
43:BI:33:ARG:HB2	43:BI:35:LEU:HG	1.86	0.58
47:BP:50:ARG:HG2	47:BP:50:ARG:NH1	2.16	0.58
51:BT:46:GLU:OE2	51:BT:88:ILE:HG13	2.03	0.58
1:CA:552:U:O2'	1:CA:553:A:H5'	2.03	0.58
3:CC:155:GLY:O	3:CC:196:LEU:HD13	2.02	0.58
1:CA:532:A:H61	3:CC:193:TYR:CB	2.16	0.58
5:CE:98:THR:HB	5:CE:117:ASP:HB3	1.84	0.58
6:CF:37:VAL:CG1	6:CF:38:GLU:H	2.17	0.58
8:CH:109:ILE:HG22	8:CH:137:VAL:O	2.03	0.58
8:CH:8:ASP:O	8:CH:11:THR:N	2.37	0.58
10:CJ:95:GLU:HG3	10:CJ:96:ILE:N	2.18	0.58
18:CR:46:GLU:HA	18:CR:46:GLU:OE1	2.02	0.58
23:CW:39:A:H5''	23:CW:40:A:OP2	2.03	0.58
23:CW:52:C:C2	23:CW:53:U:C5	2.91	0.58

*Continued on next page...*

*Continued from previous page...*

Atom-1	Atom-2	Interatomic distance (Å)	Clash overlap (Å)
22:CY:70:G:C4	22:CY:71:G:C8	2.92	0.58
22:CY:4:C:N4	22:CY:72:C:H5	2.02	0.58
35:DA:1176:G:O2'	35:DA:1177:A:H5'	2.03	0.58
42:DH:105:LEU:CD2	42:DH:105:LEU:H	2.16	0.58
42:DH:136:ILE:H	42:DH:136:ILE:HD12	1.66	0.58
42:DH:19:VAL:CG2	42:DH:44:VAL:HA	2.27	0.58
44:DJ:118:UNK:C	44:DJ:120:UNK:H	2.17	0.58
45:DN:120:LEU:HD23	45:DN:121:LYS:N	2.18	0.58
45:DN:3:THR:O	45:DN:4:TYR:CD1	2.56	0.58
51:DT:25:GLY:O	51:DT:26:ASP:HB2	2.03	0.58
56:DY:39:VAL:HG12	56:DY:40:GLU:N	2.19	0.58
57:DZ:145:GLU:CG	57:DZ:146:ILE:N	2.64	0.58
22:CY:19:G:C6	57:DZ:184:ALA:C	2.76	0.58
1:AA:1427:U:H2'	1:AA:1428:A:H8	1.68	0.58
1:AA:943:U:C2'	1:AA:944:G:H5'	2.34	0.58
2:AB:56:ARG:HG2	2:AB:56:ARG:HH11	1.69	0.58
3:AC:40:ARG:HG2	3:AC:55:VAL:CG1	2.33	0.58
10:AJ:6:ILE:O	10:AJ:71:LEU:HD12	2.03	0.58
11:AK:24:SER:O	11:AK:26:ASN:N	2.36	0.58
13:AM:116:THR:O	13:AM:116:THR:HG22	2.03	0.58
19:AS:31:ILE:CG2	19:AS:49:ILE:HA	2.34	0.58
23:AW:55:G:H2'	23:AW:56:U:C6	2.39	0.58
22:AY:56:U:H2'	57:BZ:183:LEU:CG	2.32	0.58
26:B1:19:GLN:HB2	26:B1:35:THR:HG23	1.84	0.58
35:BA:1015:G:O2'	35:BA:1016:G:H5'	2.02	0.58
35:BA:1467:C:O2'	35:BA:1468:C:H5'	2.03	0.58
35:BA:1537:G:H2'	35:BA:1538:G:C8	2.27	0.58
35:BA:1810:A:H2'	35:BA:1811:G:O4'	2.04	0.58
35:BA:2472:G:H3'	35:BA:2475:C:H42	1.68	0.58
35:BA:2506:U:H4'	35:BA:2507:C:OP1	2.04	0.58
37:BC:11:LEU:HB3	37:BC:33:LEU:HD22	1.85	0.58
39:BE:65:GLY:HA2	39:BE:70:ALA:CB	2.33	0.58
45:BN:120:LEU:HD21	45:BN:122:VAL:HG23	1.85	0.58
48:BQ:28:ALA:O	48:BQ:29:PHE:CD1	2.56	0.58
48:BQ:42:ILE:HD13	48:BQ:97:VAL:CG2	2.33	0.58
51:BT:57:PHE:CG	51:BT:58:ASN:N	2.63	0.58
54:BW:22:ASP:HA	54:BW:25:ARG:NH1	2.17	0.58
56:BY:44:ILE:N	56:BY:62:GLU:OE1	2.35	0.58
57:BZ:7:ALA:O	57:BZ:62:PRO:HD3	2.03	0.58
1:CA:1523:G:H2'	1:CA:1524:C:H6	1.69	0.58
1:CA:600:C:OP2	8:CH:97:VAL:HG12	2.03	0.58

*Continued on next page...*

*Continued from previous page...*

Atom-1	Atom-2	Interatomic distance (Å)	Clash overlap (Å)
1:CA:731:G:OP1	1:CA:766:A:H1'	2.04	0.58
1:CA:874:G:H2'	1:CA:875:C:C6	2.38	0.58
2:CB:194:PRO:HG2	2:CB:195:ASP:OD1	2.03	0.58
6:CF:45:LEU:C	6:CF:45:LEU:HD23	2.24	0.58
8:CH:54:ASP:C	8:CH:56:LYS:H	2.04	0.58
13:CM:112:GLY:HA2	13:CM:113:PRO:CG	2.34	0.58
21:CU:2:GLY:O	21:CU:4:GLY:N	2.36	0.58
22:CV:6:C:N3	22:CV:69:G:O6	2.36	0.58
23:CW:44:A:H2'	23:CW:45:U:C5'	2.34	0.58
23:CW:68:A:C3'	23:CW:69:G:H5''	2.33	0.58
22:CY:24:A:C2	22:CY:25:A:C8	2.91	0.58
27:D2:46:GLN:HG2	27:D2:49:LYS:NZ	2.18	0.58
30:D5:54:GLY:C	30:D5:55:ARG:NE	2.57	0.58
33:D8:13:ARG:HB3	47:DP:63:PRO:HB3	1.84	0.58
35:DA:1505:C:H2'	35:DA:1506:C:O4'	2.03	0.58
35:DA:1652:A:H3'	35:DA:1653:G:C8	2.38	0.58
35:DA:1810:A:H2'	35:DA:1811:G:O4'	2.04	0.58
35:DA:1914:C:P	35:DA:1914:C:H3'	2.44	0.58
36:DB:30:C:H2'	36:DB:31:C:O4'	2.04	0.58
39:DE:105:THR:HG21	39:DE:164:ARG:NH1	2.19	0.58
39:DE:65:GLY:HA2	39:DE:70:ALA:CB	2.33	0.58
36:DB:45:A:H1'	41:DG:95:ARG:HH21	1.67	0.58
53:DV:39:LEU:HA	53:DV:47:VAL:CG1	2.34	0.58
57:DZ:128:VAL:CG2	57:DZ:132:ASN:HB2	2.33	0.58
57:DZ:44:PHE:CZ	57:DZ:86:VAL:HG21	2.38	0.58
1:AA:1054:C:O2'	1:AA:1055:A:C5'	2.52	0.58
1:AA:1442(A):G:C3'	1:AA:1442(B):A:H5'	2.33	0.58
1:AA:930:C:O2'	1:AA:931:C:H5'	2.04	0.58
20:AT:26:ASN:HA	20:AT:29:LYS:HG2	1.84	0.58
35:BA:1915:U:C2'	35:BA:1916:A:H5''	2.33	0.58
35:BA:2257:U:O2'	35:BA:2258:C:H5'	2.03	0.58
35:BA:2537:U:H2'	35:BA:2538:C:C6	2.37	0.58
39:BE:105:THR:HG21	39:BE:164:ARG:NH1	2.18	0.58
40:BF:110:LEU:HA	40:BF:183:VAL:HG12	1.86	0.58
40:BF:20:LEU:HD12	40:BF:199:TRP:CZ3	2.38	0.58
41:BG:133:LEU:HD12	41:BG:133:LEU:C	2.24	0.58
42:BH:88:LEU:HD12	42:BH:130:ARG:HG2	1.84	0.58
43:BI:145:VAL:HG23	43:BI:146:ALA:N	2.18	0.58
1:CA:1131:G:H2'	1:CA:1132:C:C6	2.38	0.58
1:CA:1490:C:C2'	1:CA:1491:G:H5'	2.34	0.58
1:CA:556:C:O2'	1:CA:557:G:H5'	2.03	0.58

*Continued on next page...*

*Continued from previous page...*

Atom-1	Atom-2	Interatomic distance (Å)	Clash overlap (Å)
1:CA:924:C:H2'	1:CA:925:G:C8	2.38	0.58
2:CB:171:ALA:HA	2:CB:174:VAL:HG23	1.84	0.58
7:CG:44:TYR:O	7:CG:48:LYS:HG3	2.03	0.58
12:CL:85:ILE:HG13	12:CL:98:TYR:HB3	1.85	0.58
23:CW:13:U:H2'	23:CW:14:A:H5''	1.83	0.58
33:D8:23:VAL:CG1	33:D8:46:ARG:HB3	2.33	0.58
35:DA:1131:G:O2'	35:DA:1132:A:H8	1.84	0.58
35:DA:142:A:H5''	35:DA:142(A):C:C5	2.38	0.58
35:DA:2152:G:H2'	35:DA:2153:G:C8	2.39	0.58
35:DA:2158:A:H4'	35:DA:2159:G:C5'	2.32	0.58
35:DA:2795:G:N3	35:DA:2795:G:H2'	2.17	0.58
36:DB:94:C:H2'	36:DB:95:C:C6	2.37	0.58
38:DD:94:LEU:HB2	38:DD:104:TYR:HE1	1.69	0.58
43:DI:74:ASN:ND2	43:DI:74:ASN:N	2.43	0.58
47:DP:38:GLN:CG	47:DP:39:LYS:H	2.00	0.58
49:DR:31:HIS:C	49:DR:33:ARG:H	2.06	0.58
50:DS:88:ASP:OD1	50:DS:89:ARG:N	2.36	0.58
56:DY:28:LYS:HB3	56:DY:38:ILE:N	2.13	0.58
1:AA:1072:G:H2'	1:AA:1073:U:C6	2.39	0.58
1:AA:136:C:C4'	16:AP:1:MET:HE2	2.32	0.58
2:AB:17:PHE:HD2	2:AB:44:LEU:HD11	1.68	0.58
4:AD:148:VAL:HG12	4:AD:152:SER:HB2	1.85	0.58
5:AE:69:VAL:O	5:AE:71:LEU:N	2.36	0.58
19:AS:62:ILE:HD12	19:AS:66:MET:CE	2.33	0.58
22:AV:34:C:H2'	22:AV:34:C:O2	2.03	0.58
23:AW:42:C:C5	23:AW:43:G:C8	2.92	0.58
26:B1:51:VAL:HG13	26:B1:58:ILE:CG1	2.33	0.58
33:B8:14:VAL:CG2	33:B8:22:VAL:HG13	2.34	0.58
35:BA:2188:C:H2'	35:BA:2189:U:O4'	2.03	0.58
35:BA:2401:U:C2'	35:BA:2402:C:H5''	2.33	0.58
37:BC:26:ALA:CB	37:BC:225:ILE:HG21	2.34	0.58
40:BF:18:ARG:HH21	40:BF:20:LEU:HD11	1.68	0.58
51:BT:91:ARG:CB	51:BT:116:ALA:HA	2.33	0.58
56:BY:84:ARG:NH1	56:BY:84:ARG:HG2	2.18	0.58
57:BZ:57:ILE:HG22	57:BZ:58:VAL:N	2.17	0.58
1:CA:1057:G:H5''	3:CC:154:SER:CB	2.12	0.58
1:CA:930:C:O2'	1:CA:931:C:H5'	2.03	0.58
2:CB:12:GLU:C	2:CB:14:GLY:H	2.07	0.58
2:CB:35:GLU:O	2:CB:35:GLU:HG2	2.04	0.58
3:CC:8:ILE:C	3:CC:10:PHE:H	2.07	0.58
7:CG:5:ARG:C	7:CG:7:ALA:H	2.07	0.58

*Continued on next page...*



*Continued from previous page...*

Atom-1	Atom-2	Interatomic distance (Å)	Clash overlap (Å)
9:CI:33:PHE:CE1	9:CI:37:PHE:HD2	2.22	0.58
1:CA:1367:C:H4'	10:CJ:48:THR:HG21	1.85	0.58
12:CL:49:ASN:HD22	12:CL:49:ASN:N	2.00	0.58
12:CL:89:ARG:HD3	12:CL:90:VAL:N	2.18	0.58
8:CH:91:ARG:HH12	17:CQ:33:GLY:HA3	1.69	0.58
17:CQ:9:VAL:HG11	17:CQ:84:LEU:HD12	1.85	0.58
18:CR:36:ASN:HB3	18:CR:39:VAL:HB	1.86	0.58
19:CS:62:ILE:HD12	19:CS:66:MET:CE	2.34	0.58
22:CV:69:G:C4	22:CV:70:G:C8	2.92	0.58
23:CW:33:G:H2'	23:CW:34:C:O4'	2.02	0.58
25:D0:47:PRO:HB3	25:D0:51:VAL:O	2.03	0.58
33:D8:59:LYS:HZ2	33:D8:59:LYS:HB2	1.67	0.58
34:D9:10:ILE:HD12	34:D9:32:HIS:HB3	1.85	0.58
35:DA:1970:A:H5''	35:DA:1971:A:OP1	2.04	0.58
35:DA:2189:U:C3'	35:DA:2190:G:H5''	2.34	0.58
35:DA:2401:U:C2'	35:DA:2402:C:H5''	2.34	0.58
35:DA:2506:U:H4'	35:DA:2507:C:OP1	2.04	0.58
35:DA:962:G:O2'	35:DA:963:U:H5'	2.02	0.58
39:DE:93:VAL:CG1	39:DE:175:VAL:HG23	2.33	0.58
39:DE:59:VAL:HG13	39:DE:60:ASN:N	2.18	0.58
40:DF:84:VAL:HG12	40:DF:85:GLY:N	2.19	0.58
42:DH:9:ILE:HD12	42:DH:50:VAL:HB	1.86	0.58
43:DI:66:GLU:OE2	43:DI:134:PRO:HD2	2.04	0.58
45:DN:43:THR:HB	45:DN:46:VAL:CG1	2.32	0.58
45:DN:57:ALA:O	45:DN:58:ASP:O	2.21	0.58
47:DP:57:THR:HB	47:DP:59:LEU:H	1.68	0.58
49:DR:2:ARG:HD3	49:DR:5:LYS:CE	2.33	0.58
49:DR:58:GLY:HA2	49:DR:80:PHE:HE1	1.68	0.58
55:DX:24:GLY:O	55:DX:82:GLN:HA	2.04	0.58
57:DZ:46:LYS:O	57:DZ:49:ARG:HB2	2.04	0.58
1:AA:1169:A:H2'	1:AA:1170:A:H8	1.66	0.58
1:AA:1285:A:H1'	1:AA:1286:A:OP2	2.02	0.58
1:AA:179:A:O2'	1:AA:180:U:H5'	2.04	0.58
1:AA:731:G:OP1	1:AA:766:A:H1'	2.02	0.58
2:AB:55:PHE:CD1	2:AB:58:ILE:HD12	2.39	0.58
3:AC:181:ASN:HD21	3:AC:204:LEU:HB2	1.69	0.58
16:AP:43:LYS:O	16:AP:45:THR:N	2.33	0.58
19:AS:16:LEU:O	19:AS:20:LEU:N	2.23	0.58
22:AV:76:C:H2'	22:AV:77:C:H5'	1.85	0.58
23:AW:10:G:C6	23:AW:27:C:H2'	2.38	0.58
22:AY:24:A:N6	22:AY:48:G:H22	2.02	0.58

*Continued on next page...*



*Continued from previous page...*

Atom-1	Atom-2	Interatomic distance (Å)	Clash overlap (Å)
30:B5:53:ALA:C	30:B5:55:ARG:HE	2.07	0.58
35:BA:1181:C:O2'	35:BA:1182:A:H5'	2.04	0.58
35:BA:1430:C:H2'	35:BA:1431:U:C6	2.39	0.58
36:BB:20:C:C3'	36:BB:21:G:H5''	2.34	0.58
38:BD:28:GLU:H	38:BD:29:PRO:CD	2.16	0.58
41:BG:43:LEU:HB2	41:BG:88:ILE:CG2	2.34	0.58
43:BI:91:SER:O	43:BI:92:VAL:HG23	2.04	0.58
47:BP:18:ARG:O	47:BP:18:ARG:NH1	2.36	0.58
35:BA:482:A:H4'	56:BY:47:LYS:HG2	1.86	0.58
1:CA:1129:C:H5''	1:CA:1139:G:O6	2.04	0.58
1:CA:1505:G:H4'	1:CA:1506:U:H5'	1.84	0.58
1:CA:560:U:O2'	1:CA:561:U:OP2	2.19	0.58
1:CA:821:G:H2'	1:CA:822:C:C6	2.38	0.58
1:CA:943:U:C2'	1:CA:944:G:H5'	2.34	0.58
1:CA:963:G:N2	10:CJ:55:LYS:HZ3	2.02	0.58
7:CG:47:CYS:O	7:CG:50:ILE:HB	2.04	0.58
12:CL:75:HIS:C	12:CL:77:LEU:H	2.07	0.58
13:CM:23:TYR:HD2	13:CM:67:GLU:HA	1.68	0.58
13:CM:69:GLU:HA	13:CM:70:LEU:N	2.19	0.58
1:CA:136:C:C4'	16:CP:1:MET:HE2	2.34	0.58
20:CT:31:SER:HA	20:CT:34:LYS:HD2	1.86	0.58
22:CV:31:C:H2'	22:CV:32:G:C8	2.39	0.58
22:CV:7:U:H3'	22:CV:8:U:H5'	1.86	0.58
22:CY:25:A:H2'	22:CY:26:G:H8	1.67	0.58
22:CY:28:G:H2'	22:CY:28:G:N3	2.18	0.58
25:D0:19:LYS:O	25:D0:21:LEU:HG	2.03	0.58
33:D8:52:LYS:N	33:D8:53:PRO:CD	2.66	0.58
35:DA:1286:A:O2'	35:DA:1288:U:OP2	2.19	0.58
35:DA:2206:G:H21	35:DA:2207:G:H5'	1.66	0.58
35:DA:547:A:H1'	35:DA:548:A:N7	2.19	0.58
36:DB:20:C:C3'	36:DB:21:G:H5''	2.33	0.58
41:DG:51:ARG:CZ	41:DG:53:LEU:HD21	2.34	0.58
42:DH:154:PRO:HB3	42:DH:163:TYR:CZ	2.39	0.58
43:DI:101:LEU:O	43:DI:107:VAL:HB	2.04	0.58
45:DN:58:ASP:OD1	45:DN:124:ALA:HB1	2.04	0.58
57:DZ:149:SER:CB	57:DZ:173:ALA:HA	2.34	0.58
1:AA:867:G:H2'	1:AA:868:C:H6	1.68	0.58
1:AA:952:U:H2'	1:AA:953:G:H8	1.69	0.58
3:AC:7:PRO:O	3:AC:11:ARG:HG2	2.03	0.58
4:AD:30:LYS:C	4:AD:32:ALA:N	2.56	0.58
4:AD:79:PHE:C	4:AD:79:PHE:CD1	2.75	0.58

*Continued on next page...*

*Continued from previous page...*

Atom-1	Atom-2	Interatomic distance (Å)	Clash overlap (Å)
5:AE:76:ILE:HG12	5:AE:77:PRO:CD	2.30	0.58
7:AG:75:VAL:HG12	7:AG:88:PRO:HB3	1.86	0.58
7:AG:92:SER:O	7:AG:96:GLN:HG3	2.04	0.58
1:AA:1128:C:H5'	9:AI:16:ARG:HH12	1.68	0.58
10:AJ:8:LEU:O	10:AJ:16:LEU:HD21	2.04	0.58
23:AW:72:C:H2'	23:AW:73:C:C6	2.39	0.58
22:AY:71:G:C6	22:AY:72:C:C4	2.91	0.58
35:BA:1396:U:H2'	35:BA:1396:U:O2	2.03	0.58
35:BA:1332:G:H21	35:BA:1610:A:H8	1.49	0.58
35:BA:2087:G:O2'	35:BA:2088:G:H5'	2.04	0.58
35:BA:2681:C:H5	35:BA:2725:A:N6	1.93	0.58
35:BA:621:A:H2'	35:BA:622:G:C5'	2.34	0.58
39:BE:93:VAL:CG1	39:BE:175:VAL:HG23	2.33	0.58
41:BG:125:PHE:HB3	41:BG:130:ASN:O	2.04	0.58
41:BG:88:ILE:CG2	41:BG:89:GLY:N	2.66	0.58
41:BG:91:ARG:C	41:BG:91:ARG:HD2	2.24	0.58
47:BP:123:LEU:O	47:BP:123:LEU:HD12	2.02	0.58
49:BR:9:LYS:O	49:BR:10:LEU:HD23	2.03	0.58
57:BZ:183:LEU:CG	57:BZ:186:GLU:OE2	2.48	0.58
1:CA:1054:C:O2'	1:CA:1055:A:C5'	2.52	0.58
1:CA:1457:G:H2'	1:CA:1458:G:C8	2.39	0.58
1:CA:643:C:H5'	8:CH:31:PHE:CD1	2.39	0.58
1:CA:663:A:O2'	1:CA:664:G:H5'	2.04	0.58
1:CA:679:C:O2'	1:CA:680:C:H5'	2.04	0.58
2:CB:17:PHE:HD2	2:CB:44:LEU:HD11	1.68	0.58
3:CC:39:ILE:O	3:CC:43:LEU:HG	2.04	0.58
4:CD:39:PRO:O	4:CD:44:GLY:HA3	2.04	0.58
5:CE:82:VAL:HG21	5:CE:138:ALA:HA	1.85	0.58
8:CH:77:GLU:HG2	8:CH:78:GLN:H	1.67	0.58
22:CY:35:U:H5'	22:CY:36:AG9:OP1	2.04	0.58
26:D1:73:LEU:HD12	26:D1:94:LEU:HB3	1.86	0.58
35:DA:1174:A:OP2	35:DA:1175:U:H5''	2.04	0.58
35:DA:1486:A:H61	35:DA:1504:C:N4	2.02	0.58
35:DA:1503:U:O2'	35:DA:1504:C:H5'	2.03	0.58
35:DA:274:G:N3	35:DA:274:G:H3'	2.18	0.58
35:DA:803:U:C2'	35:DA:804:A:H5'	2.33	0.58
38:DD:95:LEU:HD12	38:DD:95:LEU:O	2.04	0.58
47:DP:112:LEU:C	47:DP:112:LEU:HD13	2.23	0.58
47:DP:40:SER:O	47:DP:41:ARG:NE	2.33	0.58
56:DY:26:LYS:O	56:DY:28:LYS:HE3	2.04	0.58
56:DY:53:PRO:O	56:DY:54:LYS:HG3	2.04	0.58

*Continued on next page...*

*Continued from previous page...*

Atom-1	Atom-2	Interatomic distance (Å)	Clash overlap (Å)
57:DZ:6:LYS:N	57:DZ:6:LYS:HD3	2.19	0.58
1:AA:1181:G:O2'	1:AA:1184:G:H5'	2.03	0.58
1:AA:1190:G:P	3:AC:5:ILE:HD12	2.44	0.58
1:AA:1251:A:H2'	1:AA:1252:A:C8	2.39	0.58
1:AA:22:G:H2'	1:AA:23:C:C6	2.39	0.58
1:AA:972:C:OP2	10:AJ:57:LYS:HE2	2.03	0.58
2:AB:142:LEU:HA	2:AB:145:LEU:HB2	1.86	0.58
2:AB:18:GLY:N	2:AB:42:ILE:HG22	2.17	0.58
3:AC:155:GLY:O	3:AC:196:LEU:HD13	2.04	0.58
3:AC:36:ASP:OD1	3:AC:57:ILE:HD12	2.03	0.58
4:AD:160:GLN:O	4:AD:163:GLU:HB3	2.04	0.58
5:AE:144:THR:O	5:AE:148:VAL:HG23	2.04	0.58
9:AI:127:LYS:O	9:AI:127:LYS:HG2	2.04	0.58
1:AA:1152:A:H5''	10:AJ:13:HIS:CD2	2.38	0.58
10:AJ:90:LEU:N	10:AJ:91:PRO:HD3	2.19	0.58
11:AK:126:ARG:HH11	11:AK:126:ARG:HB3	1.68	0.58
13:AM:15:VAL:HG12	13:AM:45:VAL:HG22	1.86	0.58
15:AO:54:ARG:HD3	15:AO:58:MET:CE	2.33	0.58
19:AS:44:MET:HB3	19:AS:62:ILE:HG12	1.86	0.58
20:AT:84:LEU:O	20:AT:88:VAL:HG23	2.04	0.58
22:AV:15:G:C8	22:AV:16:U:H5	2.22	0.58
22:AY:12:U:N3	22:AY:26:G:C2	2.72	0.58
22:AY:7:U:H3'	22:AY:8:U:H5'	1.85	0.58
35:BA:1935:G:H1'	35:BA:1964:G:N2	2.19	0.58
35:BA:2206:G:H21	35:BA:2207:G:H5'	1.69	0.58
36:BB:50:G:OP2	50:BS:62:LYS:HB2	2.04	0.58
43:BI:68:LEU:HD23	43:BI:68:LEU:O	2.03	0.58
47:BP:47:ASP:HB3	47:BP:48:PRO:O	2.03	0.58
53:BV:46:VAL:HG13	53:BV:47:VAL:N	2.17	0.58
54:BW:6:ILE:HG12	54:BW:104:THR:OG1	2.04	0.58
56:BY:7:VAL:HB	56:BY:8:LYS:HD2	1.85	0.58
1:CA:1107:C:C3'	1:CA:1108:G:H5''	2.34	0.58
1:CA:1342:C:O2'	1:CA:1343:G:H5'	2.03	0.58
1:CA:167:G:H2'	1:CA:168:G:H8	1.68	0.58
1:CA:580:U:H2'	1:CA:581:G:O4'	2.03	0.58
2:CB:56:ARG:HH11	2:CB:56:ARG:HG2	1.69	0.58
3:CC:47:LEU:HD21	3:CC:68:VAL:HG11	1.86	0.58
7:CG:64:GLN:HG3	7:CG:68:ASN:ND2	2.18	0.58
15:CO:56:LEU:O	15:CO:60:VAL:HG23	2.04	0.58
22:CV:20:G:N2	22:CV:58:C:C2	2.72	0.58
22:CY:43:G:C2	22:CY:44:A:C4	2.92	0.58

*Continued on next page...*

*Continued from previous page...*

Atom-1	Atom-2	Interatomic distance (Å)	Clash overlap (Å)
22:CY:69:G:C4	22:CY:70:G:C8	2.91	0.58
25:D0:53:MET:HG3	25:D0:59:LEU:HD23	1.85	0.58
29:D4:22:ILE:HD12	29:D4:22:ILE:N	2.19	0.58
35:DA:1818:U:O4	38:DD:154:LYS:HE3	2.03	0.58
36:DB:40:U:O2	36:DB:43:C:H5''	2.03	0.58
48:DQ:134:ARG:NH2	57:DZ:122:ARG:NE	2.49	0.58
35:DA:2724:C:P	49:DR:2:ARG:NH2	2.77	0.58
50:DS:95:HIS:CG	50:DS:96:GLY:N	2.72	0.58
51:DT:6:LEU:HD23	51:DT:9:LEU:HB2	1.86	0.58
54:DW:9:TYR:H	54:DW:102:HIS:HD2	1.50	0.58
56:DY:28:LYS:N	56:DY:28:LYS:HZ2	2.00	0.58
1:AA:1107:C:C3'	1:AA:1108:G:H5''	2.34	0.57
1:AA:373:A:O2'	1:AA:374:A:H5'	2.04	0.57
1:AA:764:C:O2'	1:AA:765:G:H5'	2.04	0.57
4:AD:96:LEU:CG	4:AD:139:ARG:HH22	2.16	0.57
8:AH:63:LEU:H	8:AH:63:LEU:HD22	1.69	0.57
9:AI:63:ILE:HG22	9:AI:64:THR:N	2.18	0.57
22:AV:12:U:C2	22:AV:26:G:N2	2.72	0.57
22:AV:8:U:C2	22:AV:15:G:O6	2.57	0.57
23:AW:4:C:H2'	23:AW:4:C:P	2.44	0.57
22:AY:43:G:C2	22:AY:44:A:C4	2.92	0.57
22:AY:60:A:N1	57:BZ:186:GLU:CB	2.65	0.57
26:B1:19:GLN:O	26:B1:35:THR:HG22	2.03	0.57
35:BA:1039:G:C6	35:BA:1040:C:N4	2.71	0.57
35:BA:1332:G:N2	35:BA:1609:A:HO2'	2.02	0.57
35:BA:1914:C:H3'	35:BA:1914:C:P	2.44	0.57
30:B5:4:HIS:O	35:BA:2056:G:N2	2.37	0.57
35:BA:2152:G:H2'	35:BA:2153:G:C8	2.39	0.57
35:BA:221:A:H4'	35:BA:222:A:O5'	2.04	0.57
35:BA:536:A:OP1	52:BU:53:ARG:NH1	2.37	0.57
41:BG:48:GLU:O	41:BG:49:ASP:CB	2.52	0.57
42:BH:9:ILE:HD11	42:BH:76:VAL:HG21	1.86	0.57
46:BO:77:ILE:HD13	51:BT:74:ARG:CD	2.34	0.57
56:BY:26:LYS:O	56:BY:28:LYS:HE3	2.03	0.57
1:CA:824:C:H4'	8:CH:1:MET:H2	1.68	0.57
3:CC:95:THR:HG22	3:CC:97:LYS:HB2	1.85	0.57
5:CE:41:VAL:CG1	5:CE:113:ALA:HA	2.34	0.57
11:CK:99:GLN:HG2	11:CK:105:VAL:HG11	1.86	0.57
23:CW:57:U:H2'	23:CW:59:G:OP2	2.03	0.57
22:CY:11:C:C2'	22:CY:12:U:C6	2.82	0.57
33:D8:61:LEU:HD12	33:D8:62:LEU:H	1.70	0.57

*Continued on next page...*

*Continued from previous page...*

Atom-1	Atom-2	Interatomic distance (Å)	Clash overlap (Å)
35:DA:1332:G:H21	35:DA:1610:A:H8	1.49	0.57
35:DA:221:A:H4'	35:DA:222:A:O5'	2.04	0.57
35:DA:330:A:O2'	35:DA:331:A:C8	2.54	0.57
35:DA:78:A:H2'	35:DA:79:G:H8	1.69	0.57
38:DD:65:ILE:HD11	38:DD:67:PHE:CE2	2.39	0.57
39:DE:101:ARG:HB3	39:DE:169:ASN:ND2	2.19	0.57
42:DH:156:ALA:O	42:DH:158:HIS:N	2.37	0.57
45:DN:54:VAL:HB	45:DN:122:VAL:HG22	1.85	0.57
50:DS:96:GLY:O	50:DS:98:VAL:N	2.31	0.57
51:DT:64:ARG:HD2	51:DT:73:GLU:HG2	1.84	0.57
54:DW:22:ASP:HA	54:DW:25:ARG:NH1	2.15	0.57
1:AA:1239:A:H62	1:AA:1299:A:N6	2.02	0.57
1:AA:1321:C:H5'	1:AA:1322:C:C5'	2.34	0.57
1:AA:229:U:O2'	1:AA:230:G:H5'	2.04	0.57
1:AA:447:G:H2'	1:AA:485:G:H22	1.64	0.57
2:AB:194:PRO:HG2	2:AB:195:ASP:OD1	2.04	0.57
4:AD:47:ARG:HE	4:AD:49:ARG:NH2	2.02	0.57
12:AL:76:ASN:OD1	12:AL:107:ALA:HA	2.04	0.57
22:AV:23:A:O3'	22:AV:24:A:H8	1.87	0.57
22:AV:19:G:C2'	22:AV:59:G:N2	2.67	0.57
22:AY:45:U:C4	22:AY:46:U:C4	2.91	0.57
22:AY:53:U:C2	22:AY:54:G:C8	2.92	0.57
35:BA:1039:G:H2'	35:BA:1040:C:C6	2.39	0.57
35:BA:1192:G:O2'	35:BA:1193:G:H5'	2.04	0.57
35:BA:1270:C:H5''	35:BA:1271:G:O5'	2.05	0.57
35:BA:2722:G:H2'	35:BA:2723:C:C6	2.39	0.57
35:BA:548:A:C2	35:BA:549:G:H4'	2.39	0.57
35:BA:85:G:OP1	56:BY:9:LYS:HA	2.03	0.57
39:BE:75:VAL:O	39:BE:77:ILE:N	2.32	0.57
41:BG:85:GLY:O	41:BG:87:PRO:HD3	2.04	0.57
35:BA:2562:U:C1'	46:BO:23:ARG:HH11	2.13	0.57
46:BO:3:GLN:HB2	46:BO:4:PRO:HD2	1.85	0.57
1:CA:1406:U:H2'	1:CA:1407:C:C6	2.38	0.57
1:CA:1514:C:O2'	1:CA:1515:C:H5'	2.04	0.57
2:CB:132:LYS:HA	2:CB:135:GLN:NE2	2.18	0.57
2:CB:15:VAL:HG21	2:CB:209:ARG:NH2	2.15	0.57
2:CB:165:VAL:HG23	2:CB:166:ASP:N	2.19	0.57
3:CC:64:VAL:HG12	3:CC:66:VAL:HG23	1.85	0.57
4:CD:43:HIS:O	4:CD:45:GLN:N	2.32	0.57
6:CF:3:ARG:HH11	6:CF:3:ARG:HG3	1.67	0.57
13:CM:81:LEU:HB3	13:CM:88:ARG:HB2	1.87	0.57

*Continued on next page...*

*Continued from previous page...*

Atom-1	Atom-2	Interatomic distance (Å)	Clash overlap (Å)
15:CO:62:GLN:O	15:CO:66:LEU:HD13	2.03	0.57
22:CV:12:U:H3'	22:CV:13:U:H5''	1.84	0.57
23:CW:29:A:C6	23:CW:30:U:C4	2.92	0.57
23:CW:42:C:H2'	23:CW:43:G:H5'	1.87	0.57
35:DA:1038:C:H3'	35:DA:1039:G:C5'	2.33	0.57
35:DA:107:C:H2'	35:DA:108:U:H6	1.69	0.57
35:DA:155:U:C2'	35:DA:156:U:H5''	2.34	0.57
36:DB:87:G:C3'	36:DB:88:C:H5''	2.34	0.57
35:DA:2174:C:H1'	37:DC:219:MET:HE1	1.86	0.57
41:DG:55:LYS:C	41:DG:57:ALA:H	2.08	0.57
41:DG:77:ILE:O	41:DG:79:ASN:N	2.36	0.57
35:DA:942:G:OP1	47:DP:35:HIS:HB3	2.04	0.57
48:DQ:57:HIS:NE2	48:DQ:116:GLU:CG	2.67	0.57
48:DQ:42:ILE:HD13	48:DQ:97:VAL:CG2	2.34	0.57
52:DU:74:LEU:H	52:DU:74:LEU:CD1	2.17	0.57
54:DW:95:ILE:O	54:DW:95:ILE:HG13	2.02	0.57
56:DY:76:CYS:HB3	56:DY:96:ILE:CD1	2.32	0.57
1:AA:1296:C:H3'	1:AA:1297:C:C5	2.38	0.57
1:AA:577:G:O2'	1:AA:578:C:H5'	2.05	0.57
1:AA:874:G:H2'	1:AA:875:C:C6	2.38	0.57
1:AA:1112:C:H1'	3:AC:179:ARG:HD3	1.86	0.57
4:AD:126:ILE:HD12	4:AD:126:ILE:N	2.19	0.57
1:AA:922:G:H4'	5:AE:20:GLN:HA	1.85	0.57
13:AM:86:CYS:HA	19:AS:73:GLU:O	2.04	0.57
23:AW:30:U:C2'	23:AW:31:C:H6	1.92	0.57
22:AY:11:C:C2	22:AY:12:U:C5	2.92	0.57
33:B8:59:LYS:HB2	33:B8:59:LYS:HZ2	1.65	0.57
35:BA:527:C:OP2	35:BA:2779:U:H5	1.87	0.57
35:BA:947:G:N2	35:BA:971:C:C2	2.72	0.57
36:BB:7:G:H3'	36:BB:8:U:C5'	2.21	0.57
43:BI:83:ALA:CB	43:BI:88:ILE:HG23	2.35	0.57
45:BN:46:VAL:O	45:BN:47:ALA:HB3	2.03	0.57
51:BT:2:ASN:O	51:BT:4:GLY:N	2.37	0.57
35:BA:2875:C:O2'	51:BT:5:ALA:HB3	2.04	0.57
1:CA:456:C:H2'	1:CA:457:C:C6	2.39	0.57
4:CD:121:VAL:HA	4:CD:126:ILE:HD13	1.87	0.57
5:CE:102:ALA:HB2	5:CE:120:THR:OG1	2.03	0.57
13:CM:116:THR:O	13:CM:116:THR:HG22	2.04	0.57
19:CS:16:LEU:O	19:CS:20:LEU:N	2.23	0.57
22:CV:15:G:H2'	22:CV:16:U:H6	1.68	0.57
22:CV:3:G:H2'	22:CV:4:C:C5'	2.35	0.57

*Continued on next page...*



*Continued from previous page...*

Atom-1	Atom-2	Interatomic distance (Å)	Clash overlap (Å)
22:CV:53:U:H2'	22:CV:54:G:C8	2.38	0.57
30:D5:45:VAL:HG11	30:D5:55:ARG:HG2	1.87	0.57
35:DA:1150:C:O2'	35:DA:1151:G:H5'	2.04	0.57
35:DA:845:G:OP2	35:DA:845:G:H8	1.88	0.57
36:DB:65:C:N4	36:DB:109:C:H2'	2.19	0.57
38:DD:79:VAL:HG21	38:DD:111:LEU:CD1	2.34	0.57
39:DE:111:ARG:HA	49:DR:2:ARG:HG2	1.86	0.57
40:DF:18:ARG:HH21	40:DF:20:LEU:HD11	1.69	0.57
45:DN:15:LEU:O	45:DN:136:GLU:HA	2.04	0.57
52:DU:26:GLY:O	52:DU:30:LYS:HG2	2.05	0.57
2:AB:35:GLU:HG2	2:AB:35:GLU:O	2.05	0.57
3:AC:64:VAL:HG12	3:AC:66:VAL:HG23	1.85	0.57
5:AE:41:VAL:CG1	5:AE:113:ALA:HA	2.34	0.57
11:AK:57:THR:HG23	11:AK:60:ALA:H	1.67	0.57
27:B2:2:LYS:HE2	27:B2:6:VAL:HG23	1.87	0.57
29:B4:2:LYS:O	29:B4:3:GLU:HB2	2.03	0.57
35:BA:2132:U:H3	37:BC:6:LYS:CB	2.16	0.57
36:BB:56:G:H4'	36:BB:57:A:C8	2.40	0.57
38:BD:24:ILE:CG1	38:BD:25:THR:H	2.16	0.57
40:BF:123:LEU:HD12	40:BF:124:LEU:N	2.18	0.57
42:BH:153:LYS:N	42:BH:153:LYS:HD3	2.17	0.57
47:BP:10:PRO:O	47:BP:11:GLY:C	2.42	0.57
50:BS:56:LEU:O	50:BS:56:LEU:HD23	2.04	0.57
51:BT:106:SER:O	51:BT:107:ASP:CB	2.52	0.57
51:BT:6:LEU:HD23	51:BT:9:LEU:HB2	1.84	0.57
52:BU:101:ARG:HH11	52:BU:101:ARG:CB	2.18	0.57
52:BU:46:ALA:O	52:BU:50:ARG:HB2	2.04	0.57
1:CA:1511:G:O2'	1:CA:1512:U:H5'	2.04	0.57
1:CA:723:U:H5''	1:CA:724:G:OP2	2.03	0.57
2:CB:102:LEU:CD1	2:CB:102:LEU:H	2.14	0.57
3:CC:40:ARG:HG2	3:CC:55:VAL:CG1	2.33	0.57
4:CD:160:GLN:O	4:CD:163:GLU:HB3	2.04	0.57
12:CL:40:VAL:HG21	12:CL:78:GLN:O	2.03	0.57
16:CP:2:VAL:CG2	16:CP:21:VAL:HG23	2.34	0.57
30:D5:3:LYS:HE2	35:DA:2613:U:H2'	1.85	0.57
35:DA:142:A:H1'	35:DA:1408:C:O4'	2.03	0.57
35:DA:2222:G:O2'	35:DA:2223:G:H5'	2.05	0.57
35:DA:2713:A:H3'	35:DA:2714:G:C5'	2.35	0.57
35:DA:2778:A:H4'	35:DA:2779:U:OP1	2.04	0.57
35:DA:830:G:H4'	35:DA:831:G:OP2	2.04	0.57
37:DC:11:LEU:HB3	37:DC:33:LEU:HD22	1.85	0.57

*Continued on next page...*



*Continued from previous page...*

Atom-1	Atom-2	Interatomic distance (Å)	Clash overlap (Å)
41:DG:120:LEU:HB2	41:DG:180:PHE:CE1	2.39	0.57
42:DH:148:ILE:O	42:DH:162:ILE:HD11	2.05	0.57
42:DH:88:LEU:HD12	42:DH:130:ARG:HG2	1.86	0.57
46:DO:10:VAL:HG21	46:DO:16:ALA:O	2.04	0.57
52:DU:74:LEU:HD13	52:DU:74:LEU:H	1.69	0.57
57:DZ:61:LEU:CD2	57:DZ:61:LEU:H	2.15	0.57
1:AA:1367:C:H4'	10:AJ:48:THR:HG21	1.85	0.57
1:AA:1513:A:H2'	1:AA:1514:C:C6	2.39	0.57
1:AA:373:A:H2'	1:AA:374:A:C8	2.31	0.57
2:AB:102:LEU:CD1	2:AB:102:LEU:H	2.13	0.57
3:AC:39:ILE:O	3:AC:43:LEU:HG	2.05	0.57
8:AH:86:ILE:HB	8:AH:133:LEU:HD22	1.86	0.57
9:AI:5:TYR:HA	9:AI:17:VAL:O	2.04	0.57
12:AL:119:LYS:O	12:AL:120:TYR:HB2	2.05	0.57
13:AM:69:GLU:HA	13:AM:70:LEU:N	2.20	0.57
22:AV:11:C:C6	22:AV:12:U:C5	2.92	0.57
22:AV:8:U:H1'	22:AV:50:C:O2	2.04	0.57
22:AY:12:U:C4	22:AY:26:G:N1	2.70	0.57
29:B4:51:ASP:OD1	29:B4:52:THR:HG23	2.05	0.57
31:B6:11:LEU:HD11	31:B6:26:ASN:CB	2.31	0.57
35:BA:1652:A:H3'	35:BA:1653:G:C8	2.39	0.57
35:BA:2158:A:H4'	35:BA:2159:G:C5'	2.33	0.57
35:BA:2811:G:C2'	35:BA:2812:G:H5'	2.35	0.57
35:BA:445:C:OP1	52:BU:2:PRO:HA	2.05	0.57
35:BA:544:G:N2	35:BA:547:A:H2'	2.20	0.57
35:BA:1803:A:H4'	38:BD:259:THR:HG23	1.87	0.57
39:BE:60:ASN:OD1	39:BE:61:ARG:N	2.37	0.57
41:BG:83:ARG:NH1	41:BG:84:LYS:HE3	2.19	0.57
29:B4:1:MET:CG	41:BG:98:ARG:HG3	2.35	0.57
44:BJ:32:UNK:O	44:BJ:33:UNK:CB	2.52	0.57
49:BR:31:HIS:C	49:BR:33:ARG:H	2.08	0.57
49:BR:7:GLY:C	49:BR:8:ARG:HE	2.07	0.57
52:BU:101:ARG:O	52:BU:102:GLU:HG2	2.05	0.57
52:BU:95:LEU:CD1	53:BV:11:GLN:HE21	2.18	0.57
22:AY:56:U:O2	57:BZ:183:LEU:HD23	2.04	0.57
1:CA:1442(B):A:H2'	51:DT:118:ARG:HH12	1.68	0.57
1:CA:153:C:H2'	1:CA:154:C:C6	2.39	0.57
1:CA:490:G:H2'	1:CA:491:G:H8	1.69	0.57
1:CA:648:A:H2'	1:CA:649:G:C8	2.39	0.57
1:CA:865:A:C2	1:CA:918:A:H4'	2.40	0.57
3:CC:95:THR:CG2	3:CC:97:LYS:HB2	2.34	0.57

*Continued on next page...*

*Continued from previous page...*

Atom-1	Atom-2	Interatomic distance (Å)	Clash overlap (Å)
4:CD:30:LYS:C	4:CD:32:ALA:N	2.58	0.57
9:CI:10:ARG:NH1	9:CI:105:ASP:HB2	2.20	0.57
10:CJ:80:LYS:HB3	10:CJ:80:LYS:NZ	2.20	0.57
1:CA:881:G:OP2	12:CL:12:ARG:NH2	2.36	0.57
19:CS:20:LEU:HA	19:CS:23:ASN:ND2	2.13	0.57
22:CY:62:U:O2'	57:DZ:186:GLU:HB2	1.95	0.57
35:DA:2177:C:H1'	37:DC:45:HIS:HB3	1.86	0.57
35:DA:90:U:H1'	35:DA:92:A:C8	2.39	0.57
39:DE:60:ASN:OD1	39:DE:61:ARG:N	2.37	0.57
39:DE:46:ALA:CB	39:DE:82:ARG:HA	2.35	0.57
40:DF:20:LEU:HD12	40:DF:199:TRP:CZ3	2.40	0.57
53:DV:34:GLU:O	53:DV:36:PRO:HD2	2.04	0.57
53:DV:49:THR:HB	53:DV:50:PRO:HD2	1.86	0.57
57:DZ:81:ARG:CB	57:DZ:81:ARG:HH11	2.17	0.57
1:AA:1315:U:H2'	1:AA:1316:G:O4'	2.05	0.57
1:AA:348:G:O2'	1:AA:349:A:H5'	2.03	0.57
2:AB:112:VAL:O	2:AB:116:GLU:HG2	2.04	0.57
4:AD:49:ARG:HA	4:AD:49:ARG:NE	2.19	0.57
6:AF:52:ILE:O	6:AF:53:ALA:HB3	2.05	0.57
8:AH:39:LEU:O	8:AH:45:ILE:HG12	2.05	0.57
12:AL:38:THR:CG2	12:AL:57:LYS:HB2	2.35	0.57
1:AA:1317:C:OP2	14:AN:17:LYS:HG2	2.05	0.57
22:AV:69:G:C6	22:AV:70:G:C5	2.93	0.57
23:AW:20:G:OP1	23:AW:21:U:C5	2.58	0.57
27:B2:47:ASN:ND2	35:BA:94(A):G:N3	2.52	0.57
29:B4:5:ILE:O	41:BG:67:LYS:HD3	2.04	0.57
35:BA:1899:G:N2	35:BA:1902:C:C5	2.72	0.57
35:BA:1899:G:H22	35:BA:1902:C:H41	0.70	0.57
37:BC:47:LYS:HB3	37:BC:212:SER:HB3	1.87	0.57
35:BA:2177:C:H1'	37:BC:45:HIS:HB3	1.86	0.57
39:BE:10:GLY:HA3	51:BT:8:LYS:HZ3	1.70	0.57
42:BH:154:PRO:HB3	42:BH:163:TYR:CZ	2.39	0.57
42:BH:97:ARG:HG2	42:BH:98:LEU:N	2.19	0.57
47:BP:85:LEU:CD2	47:BP:85:LEU:H	2.15	0.57
57:BZ:179:ASP:N	57:BZ:182:LYS:HE2	2.19	0.57
1:CA:638:G:O2'	1:CA:639:G:H5'	2.04	0.57
2:CB:51:LEU:HD23	2:CB:201:ILE:HD12	1.84	0.57
8:CH:13:ILE:O	8:CH:17:THR:HG23	2.04	0.57
10:CJ:6:ILE:O	10:CJ:71:LEU:HD12	2.04	0.57
10:CJ:6:ILE:HD11	10:CJ:72:VAL:CB	2.33	0.57
10:CJ:32:ALA:HB2	10:CJ:76:ASN:HB3	1.85	0.57

*Continued on next page...*

*Continued from previous page...*

Atom-1	Atom-2	Interatomic distance (Å)	Clash overlap (Å)
12:CL:60:LEU:HB2	12:CL:64:TYR:O	2.05	0.57
12:CL:7:ILE:HD11	17:CQ:32:TYR:HB3	1.87	0.57
15:CO:39:LEU:HD13	15:CO:39:LEU:C	2.25	0.57
19:CS:18:LYS:O	19:CS:22:LEU:HB2	2.05	0.57
23:CW:55:G:H2'	23:CW:56:U:C6	2.39	0.57
13:CM:65:LYS:HB3	29:D4:44:THR:HG21	1.86	0.57
31:D6:11:LEU:HD11	31:D6:26:ASN:CB	2.30	0.57
33:D8:14:VAL:HG21	33:D8:22:VAL:HG13	1.86	0.57
33:D8:48:PHE:O	33:D8:49:VAL:CG1	2.49	0.57
33:D8:4:MET:CB	33:D8:61:LEU:HD22	2.34	0.57
35:DA:207:A:H2'	35:DA:208:C:O4'	2.04	0.57
35:DA:2291:U:H2'	35:DA:2292:C:C6	2.40	0.57
35:DA:2656:U:H2'	35:DA:2657:A:H5''	1.86	0.57
35:DA:2803:C:H2'	35:DA:2804:C:C6	2.39	0.57
35:DA:445:C:OP1	52:DU:2:PRO:HA	2.04	0.57
35:DA:675:A:OP1	40:DF:63:LYS:HE2	2.05	0.57
37:DC:190:ILE:O	37:DC:194:ILE:HG12	2.05	0.57
35:DA:674:G:H1'	40:DF:74:ARG:CD	2.33	0.57
41:DG:131:TYR:HE1	41:DG:133:LEU:HD23	1.69	0.57
41:DG:140:ILE:HD12	41:DG:141:PHE:N	2.19	0.57
43:DI:47:LEU:HD12	43:DI:50:ARG:NH2	2.19	0.57
46:DO:77:ILE:HD13	51:DT:74:ARG:CD	2.35	0.57
51:DT:65:LYS:HE3	51:DT:66:VAL:H	1.68	0.57
56:DY:28:LYS:HG2	56:DY:39:VAL:CG2	2.34	0.57
56:DY:2:ARG:NE	56:DY:3:VAL:HG23	2.20	0.57
57:DZ:110:GLY:HA2	57:DZ:146:ILE:HG23	1.87	0.57
1:AA:179:A:H2'	1:AA:180:U:H6	1.70	0.57
1:AA:542:G:H5'	4:AD:41:GLY:CA	2.35	0.57
3:AC:167:TRP:O	3:AC:168:ALA:HB3	2.05	0.57
6:AF:3:ARG:HD3	6:AF:64:GLN:NE2	2.20	0.57
7:AG:44:TYR:O	7:AG:48:LYS:HG3	2.04	0.57
8:AH:109:ILE:HG22	8:AH:137:VAL:O	2.04	0.57
10:AJ:95:GLU:HG3	10:AJ:96:ILE:N	2.20	0.57
1:AA:130:A:C8	17:AQ:63:ARG:HG3	2.39	0.57
22:AV:13:U:C2	22:AV:25:A:N1	2.73	0.57
27:B2:7:ARG:CZ	35:BA:102:G:OP2	2.52	0.57
35:BA:2123:G:O2'	35:BA:2124:G:H5'	2.05	0.57
35:BA:2136:C:H2'	35:BA:2137:C:C6	2.39	0.57
35:BA:28:A:N6	35:BA:512:G:H1'	2.19	0.57
35:BA:27:G:H22	35:BA:512:G:H2'	1.69	0.57
38:BD:117:VAL:HG22	38:BD:118:VAL:N	2.20	0.57

*Continued on next page...*

*Continued from previous page...*

Atom-1	Atom-2	Interatomic distance (Å)	Clash overlap (Å)
41:BG:161:THR:CG2	41:BG:162:THR:N	2.68	0.57
43:BI:8:PRO:HB3	43:BI:14:ASP:H	1.69	0.57
47:BP:102:ARG:HH11	47:BP:102:ARG:HB2	1.69	0.57
47:BP:16:ARG:HD3	47:BP:18:ARG:N	2.15	0.57
1:CA:1097:C:H2'	1:CA:1098:C:C6	2.37	0.57
1:CA:180:U:C2'	1:CA:181:G:C5'	2.77	0.57
1:CA:22:G:H2'	1:CA:23:C:C6	2.40	0.57
1:CA:539:A:H2'	1:CA:540:G:H8	1.69	0.57
2:CB:124:SER:OG	2:CB:125:PRO:HD2	2.05	0.57
4:CD:187:ARG:HH11	4:CD:187:ARG:HG2	1.68	0.57
8:CH:68:ARG:HG2	8:CH:68:ARG:HH11	1.70	0.57
12:CL:24:VAL:HG13	12:CL:98:TYR:HE2	1.70	0.57
12:CL:43:VAL:HG23	12:CL:44:THR:N	2.20	0.57
1:CA:750:G:N3	15:CO:23:GLY:HA3	2.20	0.57
15:CO:33:THR:CG2	15:CO:85:LEU:HD21	2.31	0.57
23:CW:28:G:OP2	23:CW:28:G:C8	2.58	0.57
22:CY:45:U:C4	22:CY:46:U:C4	2.93	0.57
26:D1:45:ASN:ND2	26:D1:45:ASN:O	2.38	0.57
26:D1:93:GLU:O	26:D1:94:LEU:C	2.42	0.57
35:DA:1358:G:O2'	35:DA:1359:A:H5''	2.03	0.57
35:DA:1486:A:N6	35:DA:1504:C:H42	2.02	0.57
35:DA:171:G:H2'	35:DA:172:C:O4'	2.04	0.57
35:DA:225:A:H2'	35:DA:226:G:H5'	1.86	0.57
35:DA:2263:C:O2'	35:DA:2264:C:H5'	2.05	0.57
35:DA:2491:U:O2'	35:DA:2492:U:H5'	2.04	0.57
35:DA:708:C:H42	35:DA:723:G:H1	1.53	0.57
35:DA:898:C:H2'	35:DA:899:A:H5'	1.86	0.57
35:DA:2132:U:H3	37:DC:6:LYS:CB	2.17	0.57
38:DD:210:GLY:O	38:DD:211:ARG:HB3	2.04	0.57
38:DD:261:LYS:NZ	38:DD:263:ARG:NH2	2.51	0.57
38:DD:30:GLU:CD	38:DD:63:ARG:HE	2.08	0.57
47:DP:71:VAL:HG13	47:DP:72:PRO:HD3	1.86	0.57
52:DU:102:GLU:HG3	53:DV:2:PHE:CE1	2.39	0.57
54:DW:37:ARG:NH1	54:DW:38:TYR:CZ	2.72	0.57
55:DX:3:THR:O	55:DX:4:ALA:HB3	2.05	0.57
56:DY:7:VAL:HB	56:DY:8:LYS:HD2	1.87	0.57
57:DZ:165:VAL:CG1	57:DZ:166:SER:H	2.14	0.57
1:AA:1129:C:H5''	1:AA:1139:G:O6	2.04	0.57
1:AA:1321:C:H3'	1:AA:1322:C:H5''	1.87	0.57
1:AA:1498:U:H1'	1:AA:1499:A:N7	2.20	0.57
1:AA:376:G:OP1	16:AP:6:LEU:HB2	2.04	0.57

*Continued on next page...*

*Continued from previous page...*

Atom-1	Atom-2	Interatomic distance (Å)	Clash overlap (Å)
1:AA:959:A:C2'	1:AA:960:U:H4'	2.35	0.57
1:AA:963:G:H21	10:AJ:55:LYS:HD3	1.69	0.57
22:AV:53:U:H2'	22:AV:54:G:C8	2.40	0.57
23:AW:40:A:H2'	23:AW:41:C:H5	1.62	0.57
25:B0:84:LEU:N	25:B0:84:LEU:HD12	2.19	0.57
28:B3:59:VAL:HG12	28:B3:60:GLU:N	2.19	0.57
35:BA:1216:G:N2	35:BA:1234:U:H1'	2.19	0.57
35:BA:1510:G:H2'	35:BA:1511:C:C6	2.39	0.57
42:BH:11:VAL:CG2	42:BH:50:VAL:HG23	2.34	0.57
45:BN:3:THR:O	45:BN:4:TYR:CD1	2.58	0.57
47:BP:59:LEU:HD23	47:BP:59:LEU:O	2.05	0.57
47:BP:71:VAL:HG12	47:BP:72:PRO:HD3	1.85	0.57
48:BQ:10:ARG:CB	48:BQ:10:ARG:NH1	2.68	0.57
49:BR:30:THR:HA	49:BR:78:LYS:HZ3	1.69	0.57
51:BT:54:ARG:HG2	51:BT:54:ARG:NH1	2.19	0.57
53:BV:34:GLU:O	53:BV:36:PRO:HD2	2.04	0.57
56:BY:36:ALA:HA	56:BY:69:ALA:N	2.20	0.57
1:CA:1091:U:H2'	1:CA:1093:A:OP2	2.04	0.57
1:CA:584:G:H2'	1:CA:585:G:C8	2.40	0.57
1:CA:90:U:H4'	1:CA:91:C:C6	2.39	0.57
2:CB:102:LEU:HD23	2:CB:182:ILE:HD12	1.87	0.57
5:CE:10:MET:HA	5:CE:32:VAL:HG22	1.87	0.57
6:CF:52:ILE:O	6:CF:53:ALA:HB3	2.04	0.57
6:CF:76:ALA:HB1	6:CF:80:ARG:NH2	2.19	0.57
12:CL:7:ILE:HG23	12:CL:8:ASN:N	2.20	0.57
20:CT:84:LEU:O	20:CT:88:VAL:HG23	2.05	0.57
22:CV:53:U:H2'	22:CV:54:G:H8	1.70	0.57
26:D1:45:ASN:HD22	26:D1:45:ASN:C	2.07	0.57
26:D1:64:ALA:HA	26:D1:67:ILE:HD11	1.87	0.57
30:D5:51:TYR:CZ	30:D5:52:TYR:HB2	2.40	0.57
35:DA:1181:C:O2'	35:DA:1182:A:H5'	2.05	0.57
35:DA:1221:C:H2'	35:DA:1221(A):C:H6	1.68	0.57
35:DA:1720:U:H2'	35:DA:1721:G:O4'	2.05	0.57
35:DA:1816:G:H8	38:DD:62:TYR:CZ	2.22	0.57
35:DA:2123:G:O2'	35:DA:2124:G:H5'	2.04	0.57
35:DA:271(H):G:O2'	35:DA:271(I):G:H8	1.87	0.57
35:DA:27:G:H22	35:DA:512:G:C2'	2.17	0.57
35:DA:2892:A:C8	35:DA:2893:G:H1'	2.40	0.57
35:DA:548:A:C2	35:DA:549:G:H4'	2.39	0.57
38:DD:148:GLU:HB2	38:DD:151:LYS:HD2	1.86	0.57
38:DD:35:LYS:NZ	38:DD:35:LYS:HB3	2.19	0.57

*Continued on next page...*

*Continued from previous page...*

Atom-1	Atom-2	Interatomic distance (Å)	Clash overlap (Å)
35:DA:1568:G:H21	38:DD:58:HIS:HE1	1.52	0.57
40:DF:123:LEU:HD12	40:DF:124:LEU:N	2.20	0.57
40:DF:46:ARG:HG3	40:DF:46:ARG:HH11	1.70	0.57
41:DG:47:LYS:HE3	41:DG:81:LYS:HD2	1.86	0.57
43:DI:115:ALA:CB	43:DI:128:LEU:HB3	2.34	0.57
49:DR:9:LYS:O	49:DR:10:LEU:HD23	2.04	0.57
57:DZ:23:LYS:HA	57:DZ:40:ASP:HA	1.85	0.57
1:AA:153:C:H2'	1:AA:154:C:C6	2.40	0.57
1:AA:445:G:O2'	1:AA:446:G:H5'	2.05	0.57
1:AA:824:C:H2'	1:AA:825:G:C8	2.40	0.57
4:AD:11:LEU:C	4:AD:13:ARG:N	2.57	0.57
4:AD:31:CYS:O	4:AD:32:ALA:HB3	2.04	0.57
12:AL:25:PRO:HD2	12:AL:98:TYR:OH	2.04	0.57
1:AA:267:C:OP2	17:AQ:67:LYS:HD2	2.05	0.57
22:AV:3:G:N2	22:AV:4:C:C2	2.72	0.57
23:AW:26:G:C5	23:AW:27:C:C4	2.92	0.57
26:B1:20:ARG:HG2	26:B1:20:ARG:NH1	2.14	0.57
33:B8:48:PHE:O	33:B8:49:VAL:CG1	2.49	0.57
35:BA:1174:A:OP2	35:BA:1175:U:H5''	2.04	0.57
35:BA:1970:A:H5''	35:BA:1971:A:OP1	2.05	0.57
35:BA:2192:G:C2'	35:BA:2193:G:H5''	2.33	0.57
37:BC:215:VAL:HG23	37:BC:225:ILE:HD11	1.86	0.57
38:BD:35:LYS:NZ	38:BD:35:LYS:HB3	2.18	0.57
43:BI:81:VAL:N	43:BI:143:SER:HB2	2.19	0.57
49:BR:2:ARG:HD3	49:BR:5:LYS:CE	2.33	0.57
50:BS:36:TYR:N	50:BS:36:TYR:CD1	2.72	0.57
35:BA:996:A:H4'	52:BU:92:ARG:HE	1.69	0.57
54:BW:4:LYS:HG2	54:BW:5:ALA:N	2.18	0.57
57:BZ:128:VAL:HG22	57:BZ:132:ASN:HB2	1.84	0.57
57:BZ:53:ILE:HG22	57:BZ:71:VAL:HB	1.86	0.57
1:CA:1239:A:H62	1:CA:1299:A:N6	2.02	0.57
1:CA:1321:C:H5'	1:CA:1322:C:C5'	2.35	0.57
1:CA:708:C:H2'	1:CA:709:G:C8	2.39	0.57
1:CA:716:A:N3	11:CK:118:GLY:HA2	2.19	0.57
1:CA:952:U:H2'	1:CA:953:G:H8	1.69	0.57
2:CB:41:ILE:N	2:CB:41:ILE:HD12	2.19	0.57
3:CC:14:ILE:HG23	3:CC:15:THR:N	2.20	0.57
5:CE:81:GLU:HG2	5:CE:90:VAL:HG22	1.87	0.57
9:CI:27:THR:HG23	9:CI:31:GLN:O	2.04	0.57
9:CI:21:PRO:HA	9:CI:58:HIS:O	2.05	0.57
10:CJ:90:LEU:N	10:CJ:91:PRO:HD3	2.19	0.57

*Continued on next page...*



*Continued from previous page...*

Atom-1	Atom-2	Interatomic distance (Å)	Clash overlap (Å)
12:CL:126:LYS:HA	12:CL:126:LYS:HE2	1.87	0.57
16:CP:12:LYS:O	16:CP:13:HIS:HB2	2.04	0.57
1:CA:1329:A:N7	21:CU:7:ARG:NH2	2.53	0.57
22:CY:28:G:C2	22:CY:29:A:C5	2.93	0.57
26:D1:88:LYS:CD	26:D1:89:GLU:HG3	2.34	0.57
29:D4:43:TYR:HD2	29:D4:44:THR:HG23	1.69	0.57
35:DA:2271:G:H2'	35:DA:2272:U:C6	2.40	0.57
35:DA:855:G:H2'	35:DA:856:C:C6	2.40	0.57
40:DF:148:LEU:HD21	40:DF:191:ARG:HH11	1.69	0.57
43:DI:109:ILE:CG2	43:DI:114:LEU:HD11	2.34	0.57
45:DN:3:THR:C	45:DN:4:TYR:CD1	2.78	0.57
46:DO:2:ILE:HD11	46:DO:82:ASN:ND2	2.08	0.57
47:DP:16:ARG:HB2	47:DP:16:ARG:HH11	1.68	0.57
50:DS:93:LYS:HG3	50:DS:93:LYS:O	2.04	0.57
51:DT:12:SER:O	51:DT:13:ARG:NE	2.38	0.57
51:DT:38:ASN:ND2	51:DT:40:THR:OG1	2.37	0.57
51:DT:2:ASN:O	51:DT:4:GLY:N	2.38	0.57
52:DU:74:LEU:HD21	52:DU:79:PHE:HB2	1.87	0.57
57:DZ:5:LEU:HD13	57:DZ:47:VAL:HG21	1.87	0.57
1:AA:1051:C:H2'	1:AA:1052:U:H6	1.69	0.57
1:AA:1244:C:H2'	1:AA:1245:A:C8	2.38	0.57
1:AA:366:C:O2'	1:AA:394:G:N2	2.37	0.57
1:AA:539:A:H2'	1:AA:540:G:H8	1.70	0.57
1:AA:723:U:H5''	1:AA:724:G:OP2	2.04	0.57
1:AA:90:U:H4'	1:AA:91:C:C6	2.39	0.57
7:AG:5:ARG:C	7:AG:7:ALA:H	2.07	0.57
8:AH:8:ASP:O	8:AH:11:THR:N	2.38	0.57
10:AJ:32:ALA:HB2	10:AJ:76:ASN:HB3	1.85	0.57
10:AJ:80:LYS:HB3	10:AJ:80:LYS:NZ	2.19	0.57
18:AR:36:ASN:HB3	18:AR:39:VAL:HG21	1.86	0.57
35:BA:157:U:H5'	35:BA:158:U:OP1	2.05	0.57
35:BA:1697:G:H3'	35:BA:1698:A:C5'	2.33	0.57
35:BA:2747:G:O6	35:BA:2755:C:H5''	2.05	0.57
41:BG:16:ARG:O	41:BG:20:ILE:HG13	2.04	0.57
42:BH:20:ALA:HB3	42:BH:23:ARG:HB2	1.87	0.57
43:BI:101:LEU:O	43:BI:107:VAL:HB	2.05	0.57
44:BJ:23:UNK:HA	44:BJ:117:UNK:O	2.05	0.57
46:BO:113:LYS:O	46:BO:117:LEU:HD12	2.05	0.57
47:BP:88:LEU:N	47:BP:88:LEU:HD12	2.20	0.57
48:BQ:21:THR:HG21	48:BQ:101:ARG:HB2	1.85	0.57
2:CB:98:LEU:O	2:CB:101:MET:HG2	2.04	0.57

*Continued on next page...*



*Continued from previous page...*

Atom-1	Atom-2	Interatomic distance (Å)	Clash overlap (Å)
4:CD:13:ARG:O	4:CD:15:GLU:N	2.38	0.57
4:CD:79:PHE:HE2	4:CD:207:TYR:HB2	1.70	0.57
4:CD:23:GLY:O	4:CD:27:TYR:CD1	2.57	0.57
7:CG:62:PHE:CD1	7:CG:124:LEU:HD21	2.40	0.57
1:CA:130:A:C8	17:CQ:63:ARG:HG3	2.40	0.57
19:CS:44:MET:HB3	19:CS:62:ILE:HG12	1.86	0.57
20:CT:104:LEU:HD23	20:CT:105:SER:N	2.19	0.57
26:D1:44:PRO:HB2	26:D1:46:LEU:HD12	1.86	0.57
35:DA:1210:A:H5''	35:DA:1212:G:O4'	2.05	0.57
35:DA:2784:C:H1'	39:DE:37:ARG:NH1	2.20	0.57
35:DA:523:C:H2'	35:DA:524:U:H5'	1.87	0.57
36:DB:111:G:C2'	36:DB:112:U:H5'	2.35	0.57
37:DC:26:ALA:CB	37:DC:225:ILE:HG21	2.34	0.57
43:DI:8:PRO:HB3	43:DI:14:ASP:H	1.69	0.57
53:DV:2:PHE:CB	53:DV:42:GLY:HA2	2.34	0.57
53:DV:5:VAL:HG23	53:DV:37:VAL:O	2.05	0.57
56:DY:4:LYS:HG3	56:DY:5:MET:H	1.69	0.57
57:DZ:116:VAL:O	57:DZ:118:GLN:N	2.38	0.57
1:AA:1072:G:H21	2:AB:107:THR:HG21	1.70	0.56
1:AA:123:C:OP1	1:AA:312:C:H5'	2.05	0.56
1:AA:91:C:O2	1:AA:91:C:H2'	2.05	0.56
9:AI:93:ARG:HG3	9:AI:97:LYS:HB2	1.87	0.56
10:AJ:33:GLN:H	10:AJ:75:ILE:HD11	1.70	0.56
22:AV:7:U:H3'	22:AV:8:U:H5'	1.87	0.56
23:AW:19:G:C6	23:AW:59:G:C6	2.93	0.56
23:AW:35:U:N3	23:AW:37:A:H5''	2.20	0.56
22:AY:35:U:H5'	22:AY:36:AG9:OP1	2.04	0.56
22:AY:57:U:O2	22:AY:59:G:C5	2.58	0.56
35:BA:1210:A:H5''	35:BA:1212:G:O4'	2.05	0.56
35:BA:142:A:H8	35:BA:1595:G:H21	1.51	0.56
35:BA:2062:A:HO2'	35:BA:2063:C:P	2.27	0.56
35:BA:2287:A:N6	35:BA:2344:U:H3	2.01	0.56
35:BA:304:G:H2'	35:BA:305:U:H6	1.69	0.56
35:BA:915:C:O2'	35:BA:916:G:H5'	2.05	0.56
40:BF:20:LEU:HD12	40:BF:199:TRP:HZ3	1.70	0.56
40:BF:84:VAL:HG12	40:BF:85:GLY:N	2.18	0.56
51:BT:122:ASP:C	51:BT:124:ASP:H	2.09	0.56
56:BY:76:CYS:HB3	56:BY:96:ILE:CD1	2.32	0.56
56:BY:7:VAL:CG2	56:BY:8:LYS:HZ3	2.18	0.56
22:AY:19:G:OP2	57:BZ:187:ALA:N	2.38	0.56
1:CA:1112:C:H1'	3:CC:179:ARG:HD3	1.85	0.56

*Continued on next page...*

*Continued from previous page...*

Atom-1	Atom-2	Interatomic distance (Å)	Clash overlap (Å)
1:CA:227:G:H2'	1:CA:228:A:C8	2.40	0.56
2:CB:67:THR:CG2	2:CB:155:LEU:HD21	2.35	0.56
3:CC:40:ARG:HG2	3:CC:55:VAL:HG11	1.85	0.56
8:CH:6:ILE:HD12	8:CH:6:ILE:N	2.19	0.56
14:CN:24:CYS:SG	14:CN:27:CYS:SG	3.03	0.56
1:CA:267:C:OP2	17:CQ:67:LYS:HD2	2.05	0.56
19:CS:11:VAL:HG22	19:CS:16:LEU:HD11	1.86	0.56
1:CA:1340:A:O2'	22:CV:34:C:H5'	2.05	0.56
23:CW:20:G:H5'	23:CW:21:U:H5''	1.88	0.56
23:CW:73:C:H3'	23:CW:74:C:H5''	1.84	0.56
22:CY:63:C:H2'	22:CY:64:C:C6	2.40	0.56
32:D7:8:ASN:ND2	32:D7:11:LYS:H	2.03	0.56
35:DA:2106:G:H2'	35:DA:2107:C:O4'	2.05	0.56
35:DA:2777:G:H5''	35:DA:2778:A:H5'	1.87	0.56
35:DA:492:A:H2'	35:DA:493:G:O4'	2.05	0.56
35:DA:972:G:OP2	35:DA:974:G:H5''	2.04	0.56
38:DD:16:MET:HE1	38:DD:208:LYS:HD3	1.86	0.56
39:DE:51:PHE:N	39:DE:74:PRO:HG2	2.20	0.56
39:DE:81:ILE:O	39:DE:81:ILE:HG22	2.05	0.56
41:DG:57:ALA:CB	41:DG:90:LEU:HD21	2.35	0.56
41:DG:91:ARG:HD2	41:DG:92:VAL:N	2.20	0.56
42:DH:68:THR:C	42:DH:70:THR:N	2.57	0.56
43:DI:38:LEU:HB3	43:DI:40:THR:HG23	1.87	0.56
47:DP:6:LEU:H	47:DP:6:LEU:CD2	2.17	0.56
47:DP:85:LEU:HD12	47:DP:120:ALA:HA	1.85	0.56
48:DQ:10:ARG:NH1	48:DQ:10:ARG:CB	2.68	0.56
56:DY:88:LYS:HE2	56:DY:93:GLY:HA3	1.87	0.56
1:AA:1234:C:H2'	1:AA:1235:U:C6	2.40	0.56
1:AA:1366:C:H2'	1:AA:1367:C:C6	2.41	0.56
1:AA:167:G:H2'	1:AA:168:G:H8	1.69	0.56
1:AA:554:C:H2'	1:AA:555:C:H6	1.69	0.56
1:AA:821:G:H2'	1:AA:822:C:H6	1.69	0.56
2:AB:116:GLU:HA	2:AB:119:GLU:CB	2.35	0.56
5:AE:102:ALA:HB2	5:AE:120:THR:OG1	2.05	0.56
6:AF:6:VAL:HG13	6:AF:90:VAL:HG22	1.85	0.56
7:AG:15:ASP:OD1	7:AG:16:LEU:N	2.37	0.56
9:AI:33:PHE:CE1	9:AI:37:PHE:HD2	2.23	0.56
11:AK:32:ILE:O	11:AK:40:ILE:HG12	2.05	0.56
12:AL:90:VAL:HG22	12:AL:99:HIS:HE2	1.70	0.56
22:AV:14:A:N6	22:AV:15:G:C2	2.73	0.56
22:AY:25:A:C2	22:AY:26:G:C5	2.93	0.56

*Continued on next page...*

*Continued from previous page...*

Atom-1	Atom-2	Interatomic distance (Å)	Clash overlap (Å)
22:AY:58:C:H2'	22:AY:59:G:H8	1.71	0.56
23:AW:76:C:H4'	26:B1:23:LYS:HB2	1.87	0.56
29:B4:12:ALA:CB	29:B4:29:PRO:HA	2.29	0.56
31:B6:48:VAL:O	31:B6:49:HIS:CB	2.53	0.56
35:BA:1038:C:H3'	35:BA:1039:G:C5'	2.35	0.56
35:BA:1720:U:H2'	35:BA:1721:G:O4'	2.06	0.56
35:BA:1775:U:H2'	35:BA:1776:G:H5'	1.87	0.56
35:BA:271(H):G:O2'	35:BA:271(I):G:H8	1.87	0.56
35:BA:2753:A:O2'	35:BA:2754:U:H5'	2.05	0.56
35:BA:2892:A:C8	35:BA:2893:G:H1'	2.39	0.56
39:BE:9:VAL:HG13	39:BE:25:VAL:O	2.05	0.56
46:BO:43:VAL:HG23	46:BO:56:ASP:O	2.05	0.56
47:BP:85:LEU:HD12	47:BP:120:ALA:HA	1.87	0.56
51:BT:34:VAL:O	51:BT:35:LYS:CB	2.53	0.56
52:BU:112:ARG:CZ	53:BV:46:VAL:HG11	2.34	0.56
48:BQ:61:GLY:O	57:BZ:177:PRO:HB2	2.06	0.56
1:CA:1522:U:O2'	1:CA:1523:G:H5'	2.06	0.56
3:CC:7:PRO:O	3:CC:11:ARG:HG2	2.04	0.56
7:CG:92:SER:O	7:CG:96:GLN:HG3	2.05	0.56
8:CH:112:LEU:HD23	8:CH:112:LEU:N	2.20	0.56
8:CH:50:ARG:HA	8:CH:59:LEU:HD23	1.87	0.56
9:CI:84:ALA:O	9:CI:87:GLN:HB3	2.05	0.56
15:CO:39:LEU:CD1	15:CO:56:LEU:HB2	2.34	0.56
20:CT:46:GLU:HG2	20:CT:46:GLU:O	2.05	0.56
22:CV:23:A:N3	22:CV:23:A:H2'	2.20	0.56
23:CW:14:A:C2	23:CW:24:A:C4	2.93	0.56
23:CW:35:U:N3	23:CW:37:A:H5''	2.20	0.56
22:CY:60:A:H2	57:DZ:186:GLU:CB	2.10	0.56
30:D5:51:TYR:N	30:D5:55:ARG:HD3	2.20	0.56
33:D8:13:ARG:O	33:D8:13:ARG:HG3	2.03	0.56
37:DC:215:VAL:HG23	37:DC:225:ILE:HD11	1.87	0.56
38:DD:117:VAL:HG22	38:DD:118:VAL:N	2.18	0.56
41:DG:19:LEU:C	41:DG:21:ARG:N	2.57	0.56
42:DH:20:ALA:HB1	42:DH:21:PRO:HD2	1.87	0.56
45:DN:58:ASP:C	45:DN:60:ILE:H	2.09	0.56
56:DY:47:LYS:O	56:DY:48:ALA:HB3	2.05	0.56
1:AA:1007:C:H2'	1:AA:1008:C:H6	1.70	0.56
1:AA:1392:G:H21	1:AA:1502:A:H8	1.51	0.56
1:AA:291:C:O2'	1:AA:292:G:H5'	2.06	0.56
3:AC:79:ARG:HG3	3:AC:79:ARG:HH11	1.71	0.56
7:AG:47:CYS:O	7:AG:50:ILE:HB	2.05	0.56

*Continued on next page...*

*Continued from previous page...*

Atom-1	Atom-2	Interatomic distance (Å)	Clash overlap (Å)
7:AG:64:GLN:HG3	7:AG:68:ASN:ND2	2.20	0.56
8:AH:122:ARG:CZ	8:AH:122:ARG:HB2	2.35	0.56
11:AK:99:GLN:HG2	11:AK:105:VAL:HG11	1.87	0.56
22:AV:70:G:C2	22:AV:71:G:C8	2.93	0.56
35:BA:1721:G:C6	35:BA:1739:U:H5'	2.40	0.56
35:BA:2106:G:H2'	35:BA:2107:C:O4'	2.05	0.56
35:BA:665:C:H2'	35:BA:666:G:H8	1.69	0.56
35:BA:910:A:H62	48:BQ:12:GLN:HA	1.68	0.56
35:BA:924:C:O2'	35:BA:925:C:H5'	2.06	0.56
36:BB:111:G:C2'	36:BB:112:U:H5'	2.35	0.56
39:BE:179:GLU:O	39:BE:180:ASN:HB2	2.06	0.56
40:BF:21:ALA:C	40:BF:23:ASP:H	2.08	0.56
43:BI:35:LEU:O	43:BI:36:ALA:HB2	2.05	0.56
44:BJ:80:UNK:O	44:BJ:82:UNK:N	2.38	0.56
50:BS:31:SER:O	50:BS:33:LYS:N	2.37	0.56
1:CA:1007:C:H2'	1:CA:1008:C:H6	1.69	0.56
2:CB:178:ARG:HH21	8:CH:68:ARG:NH2	2.01	0.56
3:CC:90:GLU:HA	3:CC:93:LYS:HB2	1.88	0.56
4:CD:114:ARG:O	4:CD:117:ALA:HB3	2.05	0.56
4:CD:23:GLY:O	4:CD:27:TYR:HD1	1.88	0.56
9:CI:112:LYS:HE3	9:CI:116:LYS:O	2.05	0.56
1:CA:1128:C:H5'	9:CI:16:ARG:HH12	1.69	0.56
9:CI:2:GLU:HG2	9:CI:2:GLU:O	2.04	0.56
10:CJ:3:LYS:HZ3	10:CJ:77:PRO:HD2	1.71	0.56
12:CL:48:PRO:C	12:CL:49:ASN:ND2	2.57	0.56
13:CM:15:VAL:HG12	13:CM:45:VAL:HG22	1.86	0.56
22:CV:5:C:C6	22:CV:6:C:H5	2.23	0.56
22:CY:70:G:H2'	22:CY:71:G:H8	1.69	0.56
27:D2:48:HIS:HA	27:D2:51:ARG:HG2	1.86	0.56
29:D4:15:ILE:N	29:D4:31:ILE:O	2.37	0.56
35:DA:1899:G:N2	35:DA:1902:C:C5	2.73	0.56
35:DA:2346:A:H5'	35:DA:2383:G:H1'	1.88	0.56
35:DA:2811:G:C2'	35:DA:2812:G:H5'	2.35	0.56
35:DA:324:A:N6	35:DA:338:G:O2'	2.38	0.56
35:DA:481:G:H1'	35:DA:506:G:N2	2.21	0.56
35:DA:27:G:H22	35:DA:512:G:H2'	1.69	0.56
39:DE:21:VAL:HG23	39:DE:23:VAL:HG13	1.85	0.56
39:DE:44:TYR:O	39:DE:45:THR:HB	2.03	0.56
41:DG:160:VAL:HG12	41:DG:161:THR:N	2.20	0.56
43:DI:91:SER:O	43:DI:92:VAL:HG23	2.04	0.56
48:DQ:30:GLY:HA2	48:DQ:107:ALA:HB2	1.87	0.56

*Continued on next page...*

*Continued from previous page...*

Atom-1	Atom-2	Interatomic distance (Å)	Clash overlap (Å)
51:DT:106:SER:O	51:DT:107:ASP:CB	2.53	0.56
51:DT:132:LYS:C	51:DT:134:GLU:H	2.09	0.56
1:AA:1392:G:N2	1:AA:1502:A:C8	2.71	0.56
1:AA:1393:U:H5'	1:AA:1502:A:OP1	2.06	0.56
1:AA:376:G:H2'	1:AA:377:G:C8	2.39	0.56
2:AB:96:ARG:N	2:AB:96:ARG:HD2	2.21	0.56
9:AI:122:ALA:HB1	9:AI:123:PRO:HD2	1.87	0.56
9:AI:53:VAL:HB	9:AI:92:TYR:HE2	1.70	0.56
10:AJ:8:LEU:HB3	10:AJ:16:LEU:HD21	1.87	0.56
15:AO:56:LEU:O	15:AO:60:VAL:HG23	2.05	0.56
17:AQ:67:LYS:HA	17:AQ:70:ARG:HH12	1.71	0.56
20:AT:33:ILE:HG22	20:AT:37:SER:OG	2.05	0.56
20:AT:58:LYS:O	20:AT:61:SER:HB3	2.04	0.56
23:AW:15:G:H2'	23:AW:61:A:N1	2.21	0.56
30:B5:51:TYR:CZ	30:B5:52:TYR:HB2	2.40	0.56
32:B7:19:ARG:HH11	32:B7:19:ARG:HG2	1.70	0.56
36:BB:111:G:O2'	36:BB:112:U:H5'	2.06	0.56
36:BB:40:U:O2	36:BB:43:C:H5''	2.05	0.56
37:BC:197:LEU:C	37:BC:199:ALA:H	2.08	0.56
40:BF:101:LEU:O	40:BF:106:ARG:NH1	2.39	0.56
41:BG:85:GLY:O	41:BG:86:MET:CB	2.54	0.56
45:BN:120:LEU:HD23	45:BN:121:LYS:N	2.20	0.56
45:BN:3:THR:C	45:BN:5:VAL:H	2.09	0.56
46:BO:88:ASN:ND2	46:BO:90:GLN:H	2.02	0.56
40:BF:34:TRP:CZ2	47:BP:12:ALA:HB2	2.40	0.56
35:BA:631:A:OP1	47:BP:64:LYS:HE2	2.04	0.56
52:BU:26:GLY:O	52:BU:30:LYS:HG2	2.05	0.56
56:BY:51:VAL:HG12	56:BY:53:PRO:CD	2.32	0.56
57:BZ:80:ARG:CA	57:BZ:80:ARG:HH11	2.16	0.56
1:CA:148:G:H2'	1:CA:149:A:C8	2.40	0.56
1:CA:336:C:H2'	1:CA:337:C:H6	1.70	0.56
1:CA:612:C:O2'	1:CA:613:C:H5'	2.05	0.56
3:CC:150:LYS:HG3	3:CC:169:ALA:CB	2.35	0.56
4:CD:26:CYS:CA	4:CD:31:CYS:HB2	2.35	0.56
4:CD:47:ARG:HE	4:CD:49:ARG:NH2	2.03	0.56
8:CH:122:ARG:CZ	8:CH:122:ARG:HB2	2.35	0.56
11:CK:124:LYS:NZ	11:CK:125:PHE:HE1	2.03	0.56
11:CK:13:GLN:NE2	11:CK:75:TYR:HA	2.21	0.56
22:CV:15:G:C8	22:CV:16:U:H5	2.23	0.56
26:D1:88:LYS:HD3	26:D1:89:GLU:HG3	1.87	0.56
29:D4:51:ASP:OD1	29:D4:52:THR:HG23	2.06	0.56

*Continued on next page...*

*Continued from previous page...*

Atom-1	Atom-2	Interatomic distance (Å)	Clash overlap (Å)
35:DA:1210:A:H5'	35:DA:1210:A:H8	1.69	0.56
35:DA:1510:G:H2'	35:DA:1511:C:C6	2.40	0.56
35:DA:1652:A:O2'	35:DA:1653:G:H5'	2.06	0.56
35:DA:2183:C:O2'	35:DA:2184:G:H5'	2.06	0.56
35:DA:28:A:N6	35:DA:512:G:H1'	2.20	0.56
35:DA:621:A:H2'	35:DA:622:G:C5'	2.35	0.56
38:DD:161:THR:O	38:DD:162:SER:HB3	2.05	0.56
39:DE:57:LYS:HZ3	39:DE:63:LEU:HG	1.71	0.56
40:DF:125:LEU:HD23	40:DF:125:LEU:H	1.69	0.56
47:DP:17:LYS:O	47:DP:17:LYS:HG2	2.05	0.56
51:DT:91:ARG:O	51:DT:117:ASP:HB2	2.05	0.56
51:DT:51:ARG:HG2	51:DT:52:ILE:N	2.20	0.56
52:DU:112:ARG:CZ	53:DV:46:VAL:HG11	2.35	0.56
56:DY:2:ARG:CD	56:DY:3:VAL:HG23	2.35	0.56
1:AA:1452:C:O4'	1:AA:1456:G:N2	2.38	0.56
1:AA:1468:A:H2'	1:AA:1469:G:O4'	2.06	0.56
1:AA:370:C:O2'	1:AA:371:G:H5'	2.05	0.56
2:AB:140:HIS:O	2:AB:143:GLU:HG2	2.05	0.56
6:AF:37:VAL:CG1	6:AF:38:GLU:H	2.18	0.56
12:AL:33:ARG:HD3	12:AL:62:SER:HB3	1.87	0.56
22:AV:15:G:H2'	22:AV:16:U:C5	2.40	0.56
22:AV:36:AG9:C2'	22:AV:37:A:H5'	2.35	0.56
22:AV:3:G:C6	22:AV:4:C:C4	2.93	0.56
23:AW:29:A:H2'	23:AW:30:U:H6	1.70	0.56
23:AW:40:A:C2	23:AW:41:C:C3'	2.74	0.56
22:AY:27:C:C2	22:AY:28:G:C8	2.93	0.56
22:AY:29:A:C2'	22:AY:30:U:H5'	2.35	0.56
27:B2:47:ASN:O	27:B2:48:HIS:C	2.43	0.56
30:B5:16:ARG:HG2	30:B5:16:ARG:HH11	1.70	0.56
34:B9:7:VAL:HG12	34:B9:25:VAL:CG2	2.35	0.56
35:BA:155:U:C2'	35:BA:156:U:H5''	2.35	0.56
35:BA:2314:C:O2'	35:BA:2315:G:H5'	2.05	0.56
35:BA:708:C:H42	35:BA:723:G:H1	1.52	0.56
35:BA:90:U:H1'	35:BA:92:A:C8	2.40	0.56
38:BD:26:LYS:O	38:BD:27:THR:HB	2.05	0.56
41:BG:125:PHE:O	41:BG:126:ASP:O	2.23	0.56
42:BH:19:VAL:CG2	42:BH:44:VAL:HA	2.27	0.56
45:BN:17:ASP:HB2	45:BN:55:VAL:HG12	1.88	0.56
47:BP:71:VAL:HG13	47:BP:72:PRO:CD	2.36	0.56
53:BV:59:ALA:HB2	53:BV:96:ILE:HD13	1.88	0.56
56:BY:2:ARG:NE	56:BY:3:VAL:HG23	2.21	0.56

*Continued on next page...*



*Continued from previous page...*

Atom-1	Atom-2	Interatomic distance (Å)	Clash overlap (Å)
56:BY:4:LYS:HG3	56:BY:5:MET:H	1.71	0.56
1:CA:1261:A:H61	1:CA:1274:G:H1'	1.69	0.56
1:CA:1296:C:H3'	1:CA:1297:C:C5	2.39	0.56
1:CA:824:C:H2'	1:CA:825:G:C8	2.39	0.56
1:CA:972:C:OP2	10:CJ:57:LYS:HE2	2.05	0.56
1:CA:963:G:H21	10:CJ:55:LYS:HD3	1.70	0.56
15:CO:27:VAL:O	15:CO:31:LEU:HD23	2.05	0.56
23:CW:14:A:N1	23:CW:24:A:C5	2.73	0.56
23:CW:38:U:H2'	23:CW:39:A:N7	2.21	0.56
26:D1:50:ARG:HG2	26:D1:59:THR:HG22	1.86	0.56
29:D4:2:LYS:NZ	36:DB:44:G:N7	2.52	0.56
35:DA:1590:U:C3'	35:DA:1591:G:H5''	2.36	0.56
35:DA:1803:A:H4'	38:DD:259:THR:HG23	1.87	0.56
35:DA:287:C:H2'	35:DA:288:C:C6	2.40	0.56
35:DA:527:C:OP2	35:DA:2779:U:H5	1.89	0.56
36:DB:11:C:C2'	36:DB:12:C:H5'	2.36	0.56
37:DC:23:ILE:HG22	37:DC:23:ILE:O	2.04	0.56
37:DC:29:LEU:HD23	37:DC:32:GLU:HG3	1.88	0.56
13:CM:7:VAL:HG11	41:DG:139:LEU:CD1	2.36	0.56
41:DG:61:ALA:O	41:DG:65:GLY:N	2.36	0.56
36:DB:41:U:O4	41:DG:71:THR:HA	2.05	0.56
42:DH:83:TYR:HB3	42:DH:134:SER:HA	1.87	0.56
43:DI:53:ALA:O	43:DI:57:ARG:HB2	2.04	0.56
52:DU:83:LEU:HD22	52:DU:83:LEU:N	2.12	0.56
54:DW:1:MET:CE	54:DW:2:GLU:H	2.18	0.56
1:AA:1128:C:H1'	1:AA:1146:A:H61	1.71	0.56
1:AA:41:G:O2'	1:AA:42:G:H5'	2.05	0.56
1:AA:924:C:H2'	1:AA:925:G:C8	2.40	0.56
4:AD:114:ARG:O	4:AD:117:ALA:HB3	2.06	0.56
4:AD:8:VAL:HG23	4:AD:9:CYS:H	1.71	0.56
8:AH:51:VAL:HG11	8:AH:60:ARG:CD	2.25	0.56
22:AY:1:G:C2'	22:AY:2:G:H5'	2.35	0.56
29:B4:13:ARG:CB	29:B4:13:ARG:HH11	2.16	0.56
35:BA:171:G:H2'	35:BA:172:C:O4'	2.04	0.56
35:BA:803:U:C2'	35:BA:804:A:H5'	2.34	0.56
36:BB:30:C:H2'	36:BB:31:C:O4'	2.04	0.56
36:BB:87:G:C3'	36:BB:88:C:H5''	2.35	0.56
38:BD:142:VAL:HG21	38:BD:191:ALA:HB1	1.88	0.56
38:BD:267:SER:O	38:BD:268:ARG:CB	2.52	0.56
39:BE:101:ARG:O	39:BE:201:THR:HG22	2.05	0.56
40:BF:22:ALA:O	40:BF:26:ALA:HB2	2.05	0.56

*Continued on next page...*



*Continued from previous page...*

Atom-1	Atom-2	Interatomic distance (Å)	Clash overlap (Å)
43:BI:21:VAL:HG21	43:BI:26:ALA:HB2	1.87	0.56
45:BN:128:HIS:CE1	45:BN:134:ARG:HD3	2.40	0.56
45:BN:3:THR:C	45:BN:4:TYR:CD1	2.79	0.56
46:BO:121:VAL:C	46:BO:122:LEU:HD23	2.26	0.56
46:BO:14:THR:O	46:BO:52:VAL:HG23	2.05	0.56
57:BZ:152:ALA:HA	57:BZ:167:PRO:HB2	1.88	0.56
1:CA:1342:C:H1'	9:CI:124:GLN:HG3	1.87	0.56
1:CA:123:C:OP1	1:CA:312:C:H5'	2.06	0.56
1:CA:975:A:H5'	1:CA:975:A:H8	1.70	0.56
12:CL:25:PRO:HD2	12:CL:98:TYR:OH	2.06	0.56
18:CR:63:GLN:OE1	18:CR:63:GLN:HA	2.06	0.56
18:CR:50:ILE:CD1	18:CR:70:ILE:HG21	2.36	0.56
22:CV:33:G:H2'	22:CV:34:C:H6	1.70	0.56
22:CV:15:G:C2	22:CV:61:A:C2	2.93	0.56
22:CV:7:U:N3	22:CV:69:G:C2	2.73	0.56
35:DA:1317:A:H2'	35:DA:1318:C:H6	1.71	0.56
35:DA:156:U:H4'	35:DA:157:U:C5'	2.33	0.56
35:DA:1817:G:H2'	35:DA:1818:U:H5'	1.87	0.56
35:DA:1915:U:C2'	35:DA:1916:A:H5''	2.36	0.56
35:DA:2317:C:H2'	35:DA:2318:G:C5'	2.34	0.56
35:DA:304:G:H2'	35:DA:305:U:H6	1.69	0.56
35:DA:654(A):G:C2'	35:DA:654(B):C:H5'	2.35	0.56
35:DA:665:C:H2'	35:DA:666:G:H8	1.71	0.56
37:DC:8:TYR:OH	37:DC:12:LEU:HD21	2.05	0.56
39:DE:165:VAL:O	39:DE:189:PRO:HG3	2.06	0.56
40:DF:188:ARG:CA	47:DP:7:ARG:HD3	2.35	0.56
43:DI:35:LEU:O	43:DI:36:ALA:HB2	2.06	0.56
50:DS:11:LYS:N	50:DS:11:LYS:HD2	2.20	0.56
50:DS:92:TYR:O	50:DS:93:LYS:HB3	2.05	0.56
56:DY:74:PRO:O	56:DY:80:GLY:HA2	2.06	0.56
57:DZ:127:LYS:HB3	57:DZ:127:LYS:NZ	2.20	0.56
3:AC:11:ARG:HG2	3:AC:11:ARG:HH11	1.70	0.56
6:AF:76:ALA:HB1	6:AF:80:ARG:NH2	2.21	0.56
8:AH:51:VAL:HG13	8:AH:60:ARG:HB2	1.88	0.56
8:AH:6:ILE:N	8:AH:6:ILE:HD12	2.19	0.56
11:AK:124:LYS:NZ	11:AK:125:PHE:HE1	2.03	0.56
23:AW:72:C:H2'	23:AW:73:C:C1'	2.34	0.56
26:B1:35:THR:OG1	35:BA:2079:U:O3'	2.22	0.56
35:BA:1639:U:HO2'	35:BA:1640:C:H5''	1.70	0.56
35:BA:2298:A:H2'	35:BA:2299:G:O4'	2.06	0.56
35:BA:2317:C:H2'	35:BA:2318:G:C5'	2.36	0.56

*Continued on next page...*

*Continued from previous page...*

Atom-1	Atom-2	Interatomic distance (Å)	Clash overlap (Å)
35:BA:847:U:H2'	35:BA:848:G:H5''	1.87	0.56
35:BA:979:G:H3'	35:BA:980:A:H5''	1.88	0.56
37:BC:26:ALA:HB2	37:BC:225:ILE:HG21	1.87	0.56
38:BD:46:GLN:OE1	38:BD:46:GLN:N	2.38	0.56
42:BH:55:PRO:HG2	42:BH:61:HIS:CE1	2.41	0.56
43:BI:8:PRO:CA	43:BI:14:ASP:H	2.19	0.56
50:BS:11:LYS:N	50:BS:11:LYS:HD2	2.19	0.56
50:BS:34:HIS:HB3	50:BS:53:SER:CB	2.32	0.56
56:BY:100:ALA:O	56:BY:101:LYS:HB2	2.06	0.56
57:BZ:128:VAL:HG22	57:BZ:129:SER:N	2.20	0.56
57:BZ:24:LEU:HD23	57:BZ:25:PRO:O	2.06	0.56
1:CA:1072:G:H21	2:CB:107:THR:HG21	1.70	0.56
1:CA:28:G:O2'	1:CA:296:U:OP1	2.23	0.56
1:CA:501:C:H2'	1:CA:502:G:H8	1.70	0.56
2:CB:50:GLU:HB3	2:CB:200:ILE:O	2.06	0.56
3:CC:73:PRO:C	3:CC:76:VAL:HG22	2.26	0.56
5:CE:80:ILE:HD11	5:CE:138:ALA:HB1	1.87	0.56
6:CF:15:ASP:OD1	6:CF:17:SER:HB2	2.06	0.56
9:CI:48:GLU:N	9:CI:49:PRO:CD	2.69	0.56
12:CL:23:LYS:O	12:CL:24:VAL:HG23	2.05	0.56
12:CL:82:VAL:HG23	12:CL:106:ASP:OD2	2.06	0.56
19:CS:31:ILE:CG2	19:CS:49:ILE:HA	2.36	0.56
20:CT:50:GLU:HA	20:CT:100:ILE:HG22	1.86	0.56
22:CY:58:C:C2	22:CY:59:G:C8	2.93	0.56
33:D8:43:GLN:C	33:D8:44:LYS:HD2	2.25	0.56
35:DA:1046:A:H1'	44:DJ:10:UNK:CB	2.36	0.56
36:DB:111:G:O2'	36:DB:112:U:H5'	2.05	0.56
40:DF:22:ALA:O	40:DF:26:ALA:HB2	2.04	0.56
45:DN:47:ALA:HB1	45:DN:116:LEU:HD21	1.87	0.56
47:DP:115:LEU:HG	47:DP:116:GLY:N	2.21	0.56
52:DU:95:LEU:O	52:DU:98:LEU:HG	2.06	0.56
35:DA:478:A:H2	56:DY:44:ILE:HD13	1.70	0.56
57:DZ:128:VAL:HG22	57:DZ:132:ASN:HB2	1.88	0.56
57:DZ:24:LEU:HD12	57:DZ:41:LEU:HD22	1.88	0.56
1:AA:100:C:H2'	1:AA:101:A:O4'	2.05	0.56
1:AA:1027:C:H1'	1:AA:1035:A:H2	1.71	0.56
1:AA:1120:G:H2'	1:AA:1121:U:C6	2.40	0.56
1:AA:1228:C:C5'	13:AM:108:ARG:NH2	2.69	0.56
1:AA:706:A:N7	1:AA:707:C:H5	2.03	0.56
2:AB:102:LEU:HD23	2:AB:182:ILE:HD12	1.86	0.56
2:AB:121:LEU:O	2:AB:127:ILE:HD11	2.05	0.56

*Continued on next page...*

*Continued from previous page...*

Atom-1	Atom-2	Interatomic distance (Å)	Clash overlap (Å)
2:AB:185:ILE:CG2	2:AB:199:TYR:HB2	2.34	0.56
2:AB:91:PRO:HG3	2:AB:154:LEU:HD12	1.88	0.56
3:AC:32:LEU:HB3	3:AC:59:ARG:HH22	1.70	0.56
4:AD:43:HIS:O	4:AD:45:GLN:N	2.31	0.56
5:AE:20:GLN:OE1	5:AE:21:ALA:N	2.38	0.56
7:AG:45:ASP:HA	7:AG:48:LYS:HE2	1.88	0.56
9:AI:4:TYR:HB3	9:AI:84:ALA:HB1	1.88	0.56
10:AJ:56:HIS:O	10:AJ:58:ASP:N	2.38	0.56
12:AL:48:PRO:C	12:AL:49:ASN:ND2	2.57	0.56
18:AR:73:ALA:HB3	18:AR:79:LEU:HD12	1.88	0.56
19:AS:20:LEU:HA	19:AS:23:ASN:ND2	2.14	0.56
22:AV:52:C:O2	22:AV:66:G:N1	2.37	0.56
22:AV:68:A:C6	22:AV:69:G:C8	2.94	0.56
7:AG:77:SER:OG	23:AW:35:U:C5'	2.53	0.56
23:AW:47:G:H2'	23:AW:48:G:H5'	1.87	0.56
31:B6:11:LEU:HD13	31:B6:11:LEU:N	2.20	0.56
35:BA:2491:U:O2'	35:BA:2492:U:H5'	2.06	0.56
51:BT:70:VAL:CG1	51:BT:71:GLY:N	2.68	0.56
52:BU:65:ILE:HD11	52:BU:96:ALA:HB3	1.88	0.56
52:BU:74:LEU:HD13	52:BU:74:LEU:H	1.69	0.56
53:BV:49:THR:HB	53:BV:50:PRO:HD2	1.87	0.56
35:BA:71:A:C2	55:BX:31:HIS:HE1	2.24	0.56
22:AY:63:C:O4'	57:BZ:186:GLU:CB	2.53	0.56
1:CA:1196:U:N3	24:CX:23:A:N1	2.52	0.56
1:CA:383:A:H2'	1:CA:384:G:C5'	2.33	0.56
1:CA:651:C:O2'	1:CA:652:U:H5'	2.06	0.56
1:CA:765:G:N2	1:CA:813:U:H5	2.04	0.56
1:CA:882:C:O2'	1:CA:883:C:H5'	2.05	0.56
4:CD:122:ARG:HD2	4:CD:134:ASP:O	2.06	0.56
9:CI:63:ILE:HG22	9:CI:64:THR:N	2.20	0.56
10:CJ:8:LEU:O	10:CJ:16:LEU:HD21	2.06	0.56
12:CL:33:ARG:HD3	12:CL:62:SER:HB3	1.87	0.56
22:CY:20:G:C3'	22:CY:21:U:C5'	2.82	0.56
29:D4:27:THR:O	29:D4:27:THR:HG23	2.06	0.56
33:D8:33:ASN:O	33:D8:34:TRP:HB3	2.05	0.56
34:D9:7:VAL:HG12	34:D9:25:VAL:CG2	2.35	0.56
35:DA:1022:G:N2	35:DA:1142(A):A:C2	2.65	0.56
35:DA:2298:A:H2'	35:DA:2299:G:O4'	2.06	0.56
35:DA:544:G:N2	35:DA:547:A:H2'	2.18	0.56
38:DD:148:GLU:OE1	38:DD:151:LYS:NZ	2.36	0.56
38:DD:25:THR:HG22	38:DD:26:LYS:HD3	1.88	0.56

*Continued on next page...*

*Continued from previous page...*

Atom-1	Atom-2	Interatomic distance (Å)	Clash overlap (Å)
42:DH:8:PRO:O	42:DH:9:ILE:HG22	2.06	0.56
43:DI:91:SER:HB3	43:DI:121:LYS:HD3	1.88	0.56
35:DA:587:C:H2'	47:DP:33:ARG:CZ	2.36	0.56
48:DQ:137:TYR:N	48:DQ:137:TYR:CD1	2.72	0.56
56:DY:7:VAL:C	56:DY:8:LYS:HD2	2.26	0.56
1:AA:976:G:N2	1:AA:1362:C:H2'	2.21	0.56
5:AE:33:VAL:CG2	5:AE:109:ILE:HG12	2.36	0.56
9:AI:2:GLU:O	9:AI:2:GLU:HG2	2.05	0.56
9:AI:21:PRO:HA	9:AI:58:HIS:O	2.05	0.56
10:AJ:23:ILE:HG22	10:AJ:23:ILE:O	2.06	0.56
18:AR:36:ASN:HB3	18:AR:39:VAL:HB	1.87	0.56
22:AV:20:G:H4'	22:AV:21:U:OP2	2.05	0.56
22:AV:3:G:H2'	22:AV:4:C:C5'	2.36	0.56
22:AV:5:C:C2	22:AV:6:C:C5	2.94	0.56
23:AW:8:U:H3	23:AW:24:A:N6	2.03	0.56
23:AW:52:C:N3	23:AW:53:U:C4	2.74	0.56
30:B5:40:LYS:HZ2	30:B5:46:CYS:H	1.53	0.56
31:B6:48:VAL:HG23	31:B6:49:HIS:N	2.20	0.56
32:B7:8:ASN:ND2	32:B7:11:LYS:H	2.03	0.56
33:B8:33:ASN:O	33:B8:34:TRP:HB3	2.05	0.56
34:B9:4:ARG:HD2	34:B9:34:GLN:HE21	1.70	0.56
35:BA:2801(A):A:C4'	35:BA:2802:G:H5'	2.31	0.56
13:AM:93:ARG:CG	35:BA:888:C:OP1	2.54	0.56
40:BF:148:LEU:HD21	40:BF:191:ARG:HH11	1.70	0.56
41:BG:81:LYS:O	41:BG:82:LEU:O	2.24	0.56
46:BO:10:VAL:HG21	46:BO:16:ALA:O	2.06	0.56
48:BQ:36:ALA:HB2	48:BQ:103:MET:SD	2.46	0.56
48:BQ:2:LEU:O	48:BQ:70:PRO:HG2	2.06	0.56
49:BR:29:LEU:CD2	49:BR:70:LEU:HD11	2.35	0.56
50:BS:28:VAL:O	50:BS:89:ARG:HD2	2.05	0.56
50:BS:51:ALA:HB3	50:BS:73:LEU:HB2	1.88	0.56
51:BT:3:ARG:C	51:BT:5:ALA:N	2.56	0.56
52:BU:101:ARG:C	52:BU:102:GLU:HG2	2.25	0.56
53:BV:14:VAL:O	53:BV:15:GLU:HG3	2.06	0.56
56:BY:95:LYS:CE	56:BY:100:ALA:HB1	2.36	0.56
57:BZ:51:ALA:HB1	57:BZ:57:ILE:HD11	1.88	0.56
1:CA:1502:A:H5'	1:CA:1504:G:N7	2.21	0.56
1:CA:67:C:H2'	1:CA:68:G:H8	1.68	0.56
1:CA:973:G:O4'	10:CJ:55:LYS:HG3	2.06	0.56
2:CB:91:PRO:HG3	2:CB:154:LEU:HD12	1.87	0.56
3:CC:116:VAL:O	3:CC:119:ARG:HB3	2.05	0.56

*Continued on next page...*

*Continued from previous page...*

Atom-1	Atom-2	Interatomic distance (Å)	Clash overlap (Å)
3:CC:64:VAL:HG11	3:CC:66:VAL:HG23	1.88	0.56
3:CC:79:ARG:HH11	3:CC:79:ARG:HG3	1.71	0.56
5:CE:36:ASP:O	5:CE:37:ARG:HG3	2.05	0.56
9:CI:127:LYS:O	9:CI:127:LYS:HG2	2.06	0.56
10:CJ:100:THR:HG22	10:CJ:101:VAL:N	2.20	0.56
10:CJ:56:HIS:O	10:CJ:58:ASP:N	2.39	0.56
23:CW:42:C:H2'	23:CW:43:G:C5'	2.36	0.56
23:CW:5:C:C2	23:CW:72:C:N3	2.74	0.56
27:D2:13:ALA:HA	27:D2:16:LEU:CD1	2.36	0.56
33:D8:6:THR:HG22	33:D8:63:PRO:HD3	1.87	0.56
35:DA:157:U:H5'	35:DA:158:U:OP1	2.06	0.56
35:DA:654(S):G:H2'	35:DA:654(S):G:N3	2.20	0.56
37:DC:197:LEU:C	37:DC:199:ALA:H	2.07	0.56
38:DD:248:SER:HB2	38:DD:249:PRO:HD2	1.87	0.56
35:DA:2657:A:O2'	42:DH:160:LYS:HE2	2.06	0.56
45:DN:48:MET:H	45:DN:48:MET:HE3	1.70	0.56
51:DT:64:ARG:HA	51:DT:72:VAL:O	2.06	0.56
52:DU:101:ARG:HH11	52:DU:101:ARG:CB	2.18	0.56
55:DX:57:LEU:HD22	55:DX:57:LEU:O	2.05	0.56
56:DY:84:ARG:HD2	56:DY:97:ARG:CD	2.36	0.56
57:DZ:136:PHE:O	57:DZ:138:GLU:N	2.39	0.56
22:CY:19:G:O6	57:DZ:184:ALA:O	2.24	0.56
1:AA:1113:C:H6	1:AA:1113:C:O5'	1.89	0.56
2:AB:22:LYS:HE2	2:AB:22:LYS:CA	2.36	0.56
4:AD:39:PRO:O	4:AD:44:GLY:HA3	2.06	0.56
9:AI:65:VAL:HG21	9:AI:73:GLN:CB	2.33	0.56
12:AL:38:THR:O	12:AL:79:GLU:HG2	2.06	0.56
22:AV:24:A:C2	22:AV:25:A:N7	2.74	0.56
22:AV:36:AG9:H2'	22:AV:37:A:H5'	1.88	0.56
22:AV:44:A:C6	22:AV:45:U:C5	2.94	0.56
23:AW:59:G:O2'	23:AW:60:A:H5'	2.05	0.56
22:AY:25:A:C2	22:AY:26:G:C4	2.93	0.56
25:B0:36:ILE:HD13	25:B0:58:THR:HG23	1.87	0.56
25:B0:81:VAL:O	25:B0:83:PRO:HD3	2.05	0.56
30:B5:45:VAL:HG11	30:B5:55:ARG:HG2	1.87	0.56
35:BA:1846:G:H5'	35:BA:1846:G:C8	2.36	0.56
35:BA:2477:C:H5'	35:BA:2477:C:C6	2.41	0.56
35:BA:2555:U:H2'	35:BA:2556:C:H5'	1.88	0.56
39:BE:116:VAL:HG22	39:BE:122:PHE:CG	2.41	0.56
39:BE:21:VAL:HG23	39:BE:23:VAL:HG13	1.87	0.56
39:BE:51:PHE:N	39:BE:74:PRO:HG2	2.20	0.56

*Continued on next page...*

*Continued from previous page...*

Atom-1	Atom-2	Interatomic distance (Å)	Clash overlap (Å)
43:BI:91:SER:HB3	43:BI:121:LYS:HD3	1.88	0.56
48:BQ:57:HIS:NE2	48:BQ:116:GLU:CG	2.69	0.56
50:BS:106:ARG:CZ	50:BS:106:ARG:HB3	2.35	0.56
53:BV:87:HIS:NE2	53:BV:89:GLN:HG2	2.21	0.56
53:BV:19:LYS:HB3	53:BV:94:LEU:O	2.05	0.56
57:BZ:80:ARG:CB	57:BZ:80:ARG:HH11	2.19	0.56
1:CA:1072:G:H2'	1:CA:1073:U:O4'	2.06	0.56
1:CA:114:U:H2'	1:CA:115:G:H8	1.66	0.56
1:CA:179:A:H2'	1:CA:180:U:H6	1.70	0.56
1:CA:245:C:O2'	1:CA:246:A:H5'	2.04	0.56
1:CA:276:G:O2'	1:CA:277:C:H5'	2.06	0.56
2:CB:185:ILE:CG2	2:CB:199:TYR:HB2	2.36	0.56
2:CB:22:LYS:HE2	2:CB:22:LYS:CA	2.34	0.56
3:CC:162:GLN:HG2	24:CX:24:A:C1'	2.35	0.56
9:CI:93:ARG:HG3	9:CI:97:LYS:HB2	1.87	0.56
10:CJ:44:VAL:HG22	10:CJ:66:ARG:HG2	1.87	0.56
12:CL:49:ASN:ND2	12:CL:49:ASN:N	2.54	0.56
25:D0:84:LEU:N	25:D0:84:LEU:HD12	2.20	0.56
29:D4:31:ILE:HD12	29:D4:31:ILE:N	2.21	0.56
35:DA:1467:C:O2'	35:DA:1468:C:H5'	2.06	0.56
35:DA:1862:G:O2'	35:DA:1863:G:H5'	2.06	0.56
35:DA:573:G:N1	35:DA:2031:A:OP2	2.34	0.56
35:DA:2248:C:H2'	35:DA:2249:U:H5'	1.88	0.56
38:DD:176:ARG:NH1	38:DD:176:ARG:HG2	2.21	0.56
35:DA:1568:G:H21	38:DD:58:HIS:CE1	2.24	0.56
39:DE:132:HIS:CD2	39:DE:135:HIS:NE2	2.74	0.56
45:DN:128:HIS:HE1	45:DN:134:ARG:CZ	2.19	0.56
45:DN:69:GLN:O	45:DN:71:ILE:HG13	2.05	0.56
47:DP:112:LEU:HD22	47:DP:113:LYS:N	2.21	0.56
1:CA:1442(A):G:H2'	51:DT:118:ARG:HH11	1.71	0.56
1:AA:1122:U:H2'	1:AA:1123:A:C8	2.41	0.56
1:AA:376:G:O2'	1:AA:377:G:H5'	2.06	0.56
1:AA:591:U:H2'	1:AA:592:G:H8	1.70	0.56
1:AA:693:G:H2'	1:AA:694:A:C8	2.40	0.56
2:AB:165:VAL:HG23	2:AB:166:ASP:N	2.19	0.56
3:AC:40:ARG:O	3:AC:44:GLU:HB2	2.05	0.56
4:AD:23:GLY:O	4:AD:27:TYR:HD1	1.89	0.56
5:AE:36:ASP:OD1	5:AE:38:GLN:N	2.34	0.56
8:AH:17:THR:HB	8:AH:78:GLN:OE1	2.06	0.56
18:AR:58:LEU:HD12	18:AR:58:LEU:N	2.19	0.56
23:AW:9:A:N3	23:AW:47:G:H2'	2.20	0.56

*Continued on next page...*



*Continued from previous page...*

Atom-1	Atom-2	Interatomic distance (Å)	Clash overlap (Å)
29:B4:7:PRO:CG	41:BG:62:LEU:HD12	2.37	0.56
33:B8:23:VAL:CG1	33:B8:46:ARG:HB3	2.36	0.56
35:BA:2807:G:H3'	35:BA:2808:U:H5''	1.88	0.56
35:BA:654(S):G:H2'	35:BA:654(S):G:N3	2.21	0.56
36:BB:60:C:H2'	36:BB:61:G:H8	1.71	0.56
38:BD:197:GLY:O	38:BD:198:ASN:HB3	2.05	0.56
38:BD:31:LYS:HB3	38:BD:34:VAL:HG22	1.88	0.56
35:BA:2635:C:OP1	39:BE:77:ILE:HG21	2.06	0.56
40:BF:3:GLU:HA	40:BF:24:LEU:CG	2.36	0.56
35:BA:2657:A:O2'	42:BH:160:LYS:HE2	2.06	0.56
42:BH:44:VAL:HG12	42:BH:45:VAL:N	2.21	0.56
45:BN:133:GLN:CG	45:BN:134:ARG:H	2.06	0.56
47:BP:107:LYS:O	47:BP:109:GLY:N	2.39	0.56
1:AA:345:C:O2'	51:BT:35:LYS:NZ	2.38	0.56
51:BT:91:ARG:O	51:BT:117:ASP:HB2	2.06	0.56
52:BU:102:GLU:HG3	53:BV:2:PHE:CZ	2.41	0.56
35:BA:2012:G:O3'	54:BW:96:ILE:HG13	2.06	0.56
1:CA:976:G:N2	1:CA:1362:C:H2'	2.20	0.56
1:CA:1396:A:O4'	1:CA:1398:A:H1'	2.05	0.56
1:CA:417:C:O2'	1:CA:418:C:H5'	2.05	0.56
3:CC:125:GLU:HG2	3:CC:190:ARG:H	1.70	0.56
4:CD:49:ARG:NE	4:CD:49:ARG:HA	2.20	0.56
7:CG:31:MET:SD	7:CG:36:LYS:HB2	2.46	0.56
7:CG:69:VAL:O	7:CG:69:VAL:HG12	2.06	0.56
12:CL:117:ARG:HB2	12:CL:117:ARG:CZ	2.36	0.56
18:CR:58:LEU:HD12	18:CR:58:LEU:N	2.20	0.56
20:CT:38:LYS:HA	20:CT:41:ILE:HD11	1.88	0.56
22:CV:77:C:C6	22:CV:77:C:H5'	2.41	0.56
26:D1:89:GLU:CA	26:D1:92:LYS:HB3	2.31	0.56
31:D6:27:LYS:HB3	31:D6:30:THR:CG2	2.36	0.56
35:DA:1029:A:H2'	35:DA:1030:G:O4'	2.05	0.56
35:DA:2543:G:H2'	35:DA:2544:G:H8	1.71	0.56
35:DA:2639:A:H2'	35:DA:2640:G:H5'	1.88	0.56
37:DC:26:ALA:HB2	37:DC:225:ILE:HG21	1.87	0.56
38:DD:142:VAL:HG23	38:DD:192:THR:C	2.26	0.56
38:DD:26:LYS:O	38:DD:27:THR:HB	2.04	0.56
39:DE:111:ARG:HG2	49:DR:2:ARG:NH2	2.21	0.56
43:DI:88:ILE:CG2	43:DI:89:TYR:N	2.69	0.56
47:DP:144:GLU:N	47:DP:145:PRO:CD	2.54	0.56
50:DS:56:LEU:O	50:DS:56:LEU:HD23	2.06	0.56
51:DT:65:LYS:CE	51:DT:66:VAL:H	2.19	0.56

*Continued on next page...*



*Continued from previous page...*

Atom-1	Atom-2	Interatomic distance (Å)	Clash overlap (Å)
53:DV:19:LYS:HB3	53:DV:94:LEU:O	2.05	0.56
35:DA:1266:G:P	54:DW:15:ARG:HH22	2.29	0.56
56:DY:81:LYS:HD3	56:DY:97:ARG:CB	2.35	0.56
57:DZ:163:LEU:HD23	57:DZ:163:LEU:H	1.69	0.56
1:AA:154:C:H42	1:AA:167:G:H1	1.53	0.55
1:AA:453:A:H2'	1:AA:454:C:C6	2.41	0.55
1:AA:601:C:H2'	1:AA:602:A:H8	1.70	0.55
1:AA:750:G:N3	15:AO:23:GLY:HA3	2.21	0.55
2:AB:171:ALA:HA	2:AB:174:VAL:CG2	2.36	0.55
3:AC:34:LEU:O	3:AC:38:ARG:HG2	2.05	0.55
8:AH:68:ARG:HG2	8:AH:68:ARG:HH11	1.71	0.55
9:AI:10:ARG:NH1	9:AI:105:ASP:HB2	2.21	0.55
9:AI:48:GLU:N	9:AI:49:PRO:CD	2.70	0.55
13:AM:97:PRO:HB2	13:AM:101:GLN:NE2	2.21	0.55
15:AO:82:ILE:HD13	15:AO:82:ILE:C	2.26	0.55
20:AT:46:GLU:O	20:AT:46:GLU:HG2	2.06	0.55
23:AW:11:C:H2'	23:AW:12:U:C1'	2.36	0.55
22:AY:10:G:C2	22:AY:28:G:H1'	2.41	0.55
22:AY:24:A:N1	22:AY:25:A:N7	2.53	0.55
22:AY:68:A:C4	22:AY:69:G:C8	2.95	0.55
29:B4:31:ILE:HD12	29:B4:31:ILE:N	2.21	0.55
35:BA:1449:A:H5'	35:BA:1450:G:OP2	2.06	0.55
35:BA:2801(A):A:H5'	35:BA:2802:G:H8	1.70	0.55
35:BA:830:G:H4'	35:BA:831:G:OP2	2.06	0.55
36:BB:11:C:C2'	36:BB:12:C:H5'	2.35	0.55
36:BB:65:C:N4	36:BB:109:C:H2'	2.21	0.55
37:BC:190:ILE:O	37:BC:194:ILE:HG12	2.05	0.55
40:BF:28:ILE:HD13	40:BF:28:ILE:N	2.20	0.55
35:BA:2445:G:OP1	40:BF:74:ARG:NH2	2.39	0.55
41:BG:118:ARG:HB3	41:BG:181:ARG:NE	2.21	0.55
44:BJ:66:UNK:O	44:BJ:72:UNK:HA	2.04	0.55
45:BN:54:VAL:HB	45:BN:122:VAL:HG22	1.87	0.55
50:BS:30:ARG:NH2	50:BS:62:LYS:HD2	2.22	0.55
51:BT:12:SER:O	51:BT:13:ARG:NE	2.39	0.55
53:BV:2:PHE:CB	53:BV:42:GLY:HA2	2.36	0.55
56:BY:2:ARG:HD3	56:BY:2:ARG:C	2.26	0.55
56:BY:28:LYS:HG2	56:BY:39:VAL:CG2	2.34	0.55
1:CA:1120:G:H2'	1:CA:1121:U:C6	2.41	0.55
1:CA:692:U:H5	11:CK:26:ASN:ND2	2.05	0.55
4:CD:31:CYS:O	4:CD:32:ALA:HB3	2.06	0.55
7:CG:15:ASP:OD1	7:CG:16:LEU:N	2.39	0.55

*Continued on next page...*

*Continued from previous page...*

Atom-1	Atom-2	Interatomic distance (Å)	Clash overlap (Å)
8:CH:86:ILE:HB	8:CH:133:LEU:HD22	1.88	0.55
9:CI:53:VAL:HB	9:CI:92:TYR:HE2	1.71	0.55
13:CM:86:CYS:HA	19:CS:73:GLU:O	2.06	0.55
1:CA:390:C:H4'	16:CP:28:ARG:HH21	1.70	0.55
23:CW:13:U:C6	23:CW:14:A:H5''	2.41	0.55
22:CY:10:G:C2	22:CY:28:G:H1'	2.39	0.55
22:CY:11:C:H41	22:CY:47:G:N2	2.04	0.55
33:D8:39:LYS:HE2	33:D8:43:GLN:NE2	2.21	0.55
35:DA:1915:U:C3'	35:DA:1916:A:C5'	2.70	0.55
35:DA:2742:C:O2'	35:DA:2743:C:H5'	2.05	0.55
35:DA:482:A:H4'	56:DY:47:LYS:HG2	1.88	0.55
35:DA:996:A:H4'	52:DU:92:ARG:HE	1.69	0.55
40:DF:160:ASN:C	40:DF:160:ASN:HD22	2.09	0.55
40:DF:34:TRP:CZ2	47:DP:12:ALA:HB2	2.40	0.55
41:DG:5:VAL:H	41:DG:8:LYS:HB3	1.70	0.55
43:DI:83:ALA:CB	43:DI:88:ILE:HG23	2.36	0.55
43:DI:88:ILE:HD11	43:DI:142:VAL:CG1	2.25	0.55
50:DS:36:TYR:N	50:DS:36:TYR:CD1	2.74	0.55
52:DU:101:ARG:O	52:DU:102:GLU:HG2	2.06	0.55
52:DU:95:LEU:CD1	53:DV:11:GLN:HE21	2.19	0.55
1:AA:1067:A:H1'	1:AA:1068:G:O4'	2.06	0.55
1:AA:646:U:H2'	1:AA:647:C:C6	2.41	0.55
3:AC:119:ARG:NH1	3:AC:119:ARG:HG3	2.22	0.55
3:AC:73:PRO:C	3:AC:76:VAL:HG22	2.27	0.55
4:AD:13:ARG:O	4:AD:15:GLU:N	2.39	0.55
4:AD:23:GLY:O	4:AD:27:TYR:CD1	2.59	0.55
20:AT:50:GLU:HA	20:AT:100:ILE:HG22	1.87	0.55
29:B4:15:ILE:N	29:B4:31:ILE:O	2.39	0.55
32:B7:12:ARG:CD	32:B7:46:VAL:HG21	2.34	0.55
35:BA:2892:A:N6	35:BA:2893:G:H21	2.04	0.55
36:BB:114:C:H4'	50:BS:46:VAL:HG22	1.88	0.55
38:BD:131:LEU:HD13	38:BD:136:ILE:HG12	1.87	0.55
38:BD:161:THR:O	38:BD:162:SER:HB3	2.05	0.55
45:BN:132:ALA:O	45:BN:133:GLN:HB3	2.07	0.55
50:BS:16:ASN:O	50:BS:19:LYS:N	2.35	0.55
1:CA:865:A:H2	1:CA:918:A:H4'	1.71	0.55
4:CD:129:ASN:ND2	4:CD:145:GLU:N	2.51	0.55
8:CH:51:VAL:HG13	8:CH:60:ARG:HB2	1.87	0.55
22:CY:55:G:C5	57:DZ:183:LEU:HD13	2.42	0.55
22:CY:58:C:H2'	22:CY:59:G:H8	1.70	0.55
35:DA:1485:G:H2'	35:DA:1486:A:C8	2.41	0.55

*Continued on next page...*

*Continued from previous page...*

Atom-1	Atom-2	Interatomic distance (Å)	Clash overlap (Å)
35:DA:2777:G:H5''	35:DA:2778:A:H5''	1.88	0.55
38:DD:117:VAL:HG21	38:DD:128:GLY:C	2.27	0.55
39:DE:101:ARG:O	39:DE:201:THR:HG22	2.06	0.55
35:DA:2302:G:H1'	41:DG:128:ARG:HE	1.71	0.55
42:DH:7:LEU:CD2	42:DH:69:ARG:HD2	2.25	0.55
43:DI:8:PRO:CA	43:DI:14:ASP:H	2.18	0.55
45:DN:133:GLN:CG	45:DN:135:PRO:HD3	2.35	0.55
48:DQ:34:LEU:CD1	48:DQ:129:THR:HB	2.30	0.55
50:DS:106:ARG:CZ	50:DS:106:ARG:HB3	2.36	0.55
35:DA:483:A:H4'	56:DY:49:VAL:HA	1.87	0.55
1:AA:1342:C:H1'	9:AI:124:GLN:HG3	1.88	0.55
1:AA:403:C:H2'	1:AA:404:U:H6	1.71	0.55
5:AE:60:TYR:HE1	5:AE:64:ARG:HH21	1.48	0.55
12:AL:48:PRO:HG2	12:AL:49:ASN:HD21	1.71	0.55
17:AQ:9:VAL:HG12	17:AQ:56:VAL:CG2	2.25	0.55
18:AR:31:LEU:N	18:AR:31:LEU:HD23	2.22	0.55
25:B0:53:MET:HG3	25:B0:59:LEU:HD23	1.88	0.55
26:B1:57:GLU:O	26:B1:58:ILE:HG23	2.06	0.55
29:B4:22:ILE:N	29:B4:22:ILE:HD12	2.22	0.55
30:B5:54:GLY:CA	30:B5:55:ARG:HE	2.18	0.55
35:BA:1713:U:O2'	35:BA:1714:G:H5'	2.06	0.55
35:BA:2346:A:H5'	35:BA:2383:G:H1'	1.87	0.55
35:BA:709:U:H2'	35:BA:710:G:C8	2.42	0.55
41:BG:172:LEU:HD23	41:BG:172:LEU:C	2.25	0.55
48:BQ:137:TYR:CD1	48:BQ:137:TYR:N	2.72	0.55
49:BR:24:GLN:HE22	49:BR:36:THR:HG21	1.72	0.55
36:BB:52:A:N6	50:BS:33:LYS:HG3	2.17	0.55
50:BS:59:LYS:CD	50:BS:61:ASN:HB2	2.36	0.55
50:BS:70:GLY:CA	50:BS:101:LEU:HD23	2.36	0.55
54:BW:37:ARG:NH1	54:BW:38:TYR:CZ	2.75	0.55
54:BW:47:VAL:HA	54:BW:50:VAL:HG12	1.89	0.55
35:BA:483:A:H4'	56:BY:49:VAL:HA	1.88	0.55
56:BY:66:PRO:O	56:BY:67:LEU:HB3	2.05	0.55
56:BY:88:LYS:HE2	56:BY:93:GLY:HA3	1.87	0.55
1:CA:1315:U:H2'	1:CA:1316:G:O4'	2.06	0.55
1:CA:1321:C:H3'	1:CA:1322:C:H5''	1.88	0.55
1:CA:154:C:H42	1:CA:167:G:H1	1.54	0.55
1:CA:370:C:O2'	1:CA:371:G:H5'	2.07	0.55
2:CB:112:VAL:O	2:CB:116:GLU:HG2	2.05	0.55
2:CB:166:ASP:HB3	2:CB:169:LYS:CB	2.37	0.55
3:CC:181:ASN:HD21	3:CC:204:LEU:HB2	1.70	0.55

*Continued on next page...*

*Continued from previous page...*

Atom-1	Atom-2	Interatomic distance (Å)	Clash overlap (Å)
11:CK:33:THR:C	11:CK:40:ILE:HD11	2.27	0.55
23:CW:39:A:C3'	23:CW:41:C:OP1	2.54	0.55
31:D6:48:VAL:O	31:D6:49:HIS:CB	2.54	0.55
35:DA:1052:C:H5	35:DA:1054:A:H61	1.55	0.55
35:DA:2201:C:O2'	35:DA:2202:C:H5'	2.06	0.55
35:DA:2314:C:O2'	35:DA:2315:G:H5'	2.06	0.55
38:DD:12:SER:HB2	38:DD:208:LYS:HB3	1.88	0.55
38:DD:25:THR:HG22	38:DD:26:LYS:N	2.21	0.55
35:DA:2579:C:O3'	39:DE:131:ALA:HB2	2.07	0.55
40:DF:20:LEU:HD12	40:DF:199:TRP:HZ3	1.71	0.55
41:DG:77:ILE:HG23	41:DG:77:ILE:O	2.05	0.55
42:DH:68:THR:O	42:DH:70:THR:N	2.39	0.55
48:DQ:36:ALA:HB1	48:DQ:127:ILE:HD12	1.89	0.55
49:DR:98:LEU:O	49:DR:113:LEU:HD22	2.07	0.55
50:DS:59:LYS:CD	50:DS:61:ASN:HB2	2.35	0.55
51:DT:27:THR:CG2	51:DT:28:VAL:H	2.19	0.55
57:DZ:65:GLN:OE1	57:DZ:67:LEU:HD11	2.07	0.55
1:AA:401:C:H2'	1:AA:402:G:H8	1.71	0.55
3:AC:95:THR:HG22	3:AC:97:LYS:HB2	1.87	0.55
3:AC:95:THR:CG2	3:AC:97:LYS:HB2	2.36	0.55
16:AP:43:LYS:HA	16:AP:48:TRP:HB3	1.88	0.55
18:AR:36:ASN:HB2	18:AR:40:LEU:CD1	2.37	0.55
19:AS:29:ARG:HD2	19:AS:29:ARG:N	2.22	0.55
22:AV:32:G:C6	22:AV:43:G:C6	2.95	0.55
22:AY:28:G:C6	22:AY:29:A:N6	2.75	0.55
22:AY:70:G:C5	22:AY:71:G:N7	2.75	0.55
28:B3:1:MET:C	28:B3:3:ARG:H	2.10	0.55
33:B8:39:LYS:HE2	33:B8:43:GLN:NE2	2.22	0.55
35:BA:1494:A:C3'	35:BA:1495:A:H5''	2.36	0.55
35:BA:1590:U:C3'	35:BA:1591:G:H5''	2.36	0.55
35:BA:2861:G:O2'	35:BA:2862:G:H5'	2.07	0.55
35:BA:492:A:H2'	35:BA:493:G:O4'	2.07	0.55
35:BA:80:G:O2'	35:BA:81:G:H5'	2.07	0.55
35:BA:1790:C:O2'	38:BD:209:ALA:HB2	2.07	0.55
35:BA:2784:C:H1'	39:BE:37:ARG:NH1	2.21	0.55
39:BE:69:LYS:CE	39:BE:90:THR:H	2.18	0.55
42:BH:9:ILE:HD12	42:BH:50:VAL:HB	1.87	0.55
42:BH:11:VAL:HG21	42:BH:50:VAL:HG23	1.87	0.55
57:BZ:81:ARG:NH1	57:BZ:81:ARG:CB	2.69	0.55
1:CA:1122:U:H2'	1:CA:1123:A:C8	2.41	0.55
1:CA:1228:C:C5'	13:CM:108:ARG:NH2	2.70	0.55

*Continued on next page...*

*Continued from previous page...*

Atom-1	Atom-2	Interatomic distance (Å)	Clash overlap (Å)
1:CA:1296:C:OP1	13:CM:14:ARG:HD3	2.06	0.55
1:CA:1316:G:H2'	1:CA:1317:C:H5''	1.87	0.55
1:CA:191:G:H1'	20:CT:105:SER:CB	2.35	0.55
1:CA:501:C:O2'	1:CA:502:G:H5'	2.07	0.55
1:CA:505:G:H2'	1:CA:506:G:H8	1.72	0.55
1:CA:520:A:OP2	12:CL:51:ALA:HB1	2.06	0.55
1:CA:91:C:O2	1:CA:91:C:H2'	2.05	0.55
2:CB:121:LEU:O	2:CB:127:ILE:HD11	2.07	0.55
2:CB:181:PHE:HD1	8:CH:70:GLN:HB3	1.71	0.55
3:CC:84:ILE:O	3:CC:88:ARG:HG3	2.07	0.55
4:CD:47:ARG:NH2	4:CD:49:ARG:HH22	2.05	0.55
5:CE:101:ILE:HD11	5:CE:119:LEU:HD23	1.87	0.55
5:CE:20:GLN:OE1	5:CE:21:ALA:N	2.40	0.55
7:CG:45:ASP:HA	7:CG:48:LYS:HE2	1.88	0.55
9:CI:50:LEU:O	9:CI:53:VAL:HG22	2.07	0.55
1:CA:1317:C:OP2	14:CN:17:LYS:HG2	2.06	0.55
33:D8:34:TRP:HB2	35:DA:2420:C:OP1	2.06	0.55
33:D8:62:LEU:HD13	35:DA:242:G:C5'	2.13	0.55
35:DA:1009:A:H5'	52:DU:59:ARG:HD3	1.88	0.55
35:DA:1541:G:H4'	35:DA:1542:A:H5''	1.89	0.55
35:DA:2468:G:H22	35:DA:2481:G:C2'	2.20	0.55
35:DA:2801(A):A:H5'	35:DA:2802:G:H8	1.71	0.55
39:DE:69:LYS:HE3	39:DE:90:THR:N	2.20	0.55
29:D4:34:GLU:CB	41:DG:113:ARG:HH11	2.14	0.55
41:DG:95:ARG:NH1	41:DG:95:ARG:HG2	2.21	0.55
44:DJ:22:UNK:O	44:DJ:88:UNK:HA	2.06	0.55
45:DN:128:HIS:CE1	45:DN:134:ARG:HD3	2.41	0.55
47:DP:83:VAL:HG23	47:DP:105:LEU:HD13	1.89	0.55
48:DQ:55:VAL:HG12	48:DQ:64:ILE:CD1	2.33	0.55
49:DR:24:GLN:HE22	49:DR:36:THR:HG21	1.71	0.55
51:DT:34:VAL:O	51:DT:35:LYS:CB	2.54	0.55
1:AA:749:C:O2'	1:AA:750:G:H5'	2.06	0.55
1:AA:765:G:N2	1:AA:813:U:H5	2.05	0.55
2:AB:77:ALA:CB	2:AB:211:ILE:HG21	2.37	0.55
2:AB:36:ARG:O	2:AB:41:ILE:HD11	2.07	0.55
5:AE:101:ILE:HD11	5:AE:119:LEU:HD23	1.89	0.55
7:AG:31:MET:SD	7:AG:36:LYS:HB2	2.46	0.55
8:AH:29:SER:HB3	8:AH:32:LYS:HG3	1.86	0.55
10:AJ:44:VAL:HG22	10:AJ:66:ARG:HG2	1.88	0.55
12:AL:85:ILE:HG13	12:AL:98:TYR:HB3	1.87	0.55
18:AR:31:LEU:H	18:AR:31:LEU:CD2	2.20	0.55

*Continued on next page...*

*Continued from previous page...*

Atom-1	Atom-2	Interatomic distance (Å)	Clash overlap (Å)
23:AW:34:C:C2'	23:AW:34:C:O2	2.53	0.55
22:AY:14:A:C6	22:AY:24:A:C5	2.94	0.55
31:B6:41:PRO:HD2	31:B6:45:LYS:O	2.06	0.55
35:BA:1280:G:C3'	35:BA:1281:G:H5''	2.36	0.55
35:BA:142:A:H1'	35:BA:1408:C:O4'	2.06	0.55
35:BA:2125:G:H4'	37:BC:218:THR:HG21	1.88	0.55
35:BA:319:C:O2'	35:BA:320:A:H5'	2.06	0.55
35:BA:654(H):G:H22	35:BA:654(J):A:H8	1.53	0.55
35:BA:693:C:O2'	35:BA:694:U:H5'	2.06	0.55
30:B5:3:LYS:HB3	35:BA:747:U:C4	2.41	0.55
38:BD:25:THR:HG22	38:BD:26:LYS:N	2.22	0.55
22:AV:58:C:N4	41:BG:84:LYS:HE2	2.21	0.55
42:BH:11:VAL:CG1	42:BH:15:VAL:HG23	2.36	0.55
43:BI:112:LYS:HD2	43:BI:112:LYS:N	2.22	0.55
43:BI:92:VAL:CG1	43:BI:120:ILE:HD13	2.33	0.55
45:BN:58:ASP:OD1	45:BN:124:ALA:HB1	2.07	0.55
50:BS:93:LYS:O	50:BS:93:LYS:HG3	2.07	0.55
1:CA:1292:U:C5'	9:CI:38:GLN:HE22	2.20	0.55
1:CA:253:U:H2'	1:CA:254:G:H8	1.70	0.55
1:CA:347:G:N2	1:CA:348:G:H1'	2.21	0.55
1:CA:719:C:O2'	18:CR:49:LYS:HB3	2.07	0.55
1:CA:990:C:H2'	1:CA:991:U:C6	2.42	0.55
2:CB:96:ARG:N	2:CB:96:ARG:HD2	2.21	0.55
3:CC:40:ARG:O	3:CC:44:GLU:HB2	2.05	0.55
4:CD:31:CYS:HG	58:CD:1000:ZN:ZN	0.27	0.55
22:CV:34:C:O2	22:CV:34:C:H2'	2.05	0.55
22:CY:56:U:H5''	22:CY:57:U:OP2	2.07	0.55
33:D8:50:LEU:O	33:D8:51:ALA:CB	2.54	0.55
35:DA:1396:U:H2'	35:DA:1396:U:O2	2.05	0.55
35:DA:225:A:C2'	35:DA:226:G:H5'	2.36	0.55
35:DA:2648:C:H2'	35:DA:2649:U:C6	2.41	0.55
35:DA:2712:U:O2	35:DA:2712:U:H5'	2.07	0.55
38:DD:263:ARG:HB2	38:DD:263:ARG:NH1	2.20	0.55
38:DD:267:SER:O	38:DD:268:ARG:CB	2.55	0.55
44:DJ:57:UNK:O	44:DJ:58:UNK:CB	2.55	0.55
56:DY:36:ALA:HA	56:DY:69:ALA:N	2.21	0.55
1:AA:1307:U:H2'	1:AA:1308:U:C6	2.42	0.55
1:AA:336:C:H2'	1:AA:337:C:H6	1.72	0.55
1:AA:417:C:O2'	1:AA:418:C:H5'	2.06	0.55
1:AA:708:C:H2'	1:AA:709:G:C8	2.40	0.55
1:AA:7:G:H5'	1:AA:298:A:H5'	1.89	0.55

*Continued on next page...*



*Continued from previous page...*

Atom-1	Atom-2	Interatomic distance (Å)	Clash overlap (Å)
2:AB:39:ILE:O	2:AB:41:ILE:HD12	2.07	0.55
3:AC:125:GLU:HG2	3:AC:190:ARG:H	1.70	0.55
3:AC:64:VAL:HG11	3:AC:66:VAL:HG23	1.88	0.55
5:AE:81:GLU:HG2	5:AE:90:VAL:HG22	1.89	0.55
1:AA:1292:U:C5'	9:AI:38:GLN:HE22	2.18	0.55
1:AA:963:G:N3	10:AJ:55:LYS:NZ	2.54	0.55
1:AA:716:A:N3	11:AK:118:GLY:HA2	2.21	0.55
12:AL:41:ARG:HH11	12:AL:41:ARG:CB	2.08	0.55
20:AT:57:ARG:HH11	20:AT:57:ARG:HB2	1.71	0.55
22:AV:25:A:C6	22:AV:26:G:C6	2.94	0.55
22:AV:37:A:H2'	22:AV:38:U:C6	2.42	0.55
22:AV:68:A:C6	22:AV:69:G:N7	2.74	0.55
22:AV:71:G:N2	22:AV:72:C:C1'	2.69	0.55
23:AW:42:C:H2'	23:AW:43:G:C5'	2.37	0.55
23:AW:44:A:H2'	23:AW:45:U:C5'	2.37	0.55
25:B0:40:GLN:NE2	25:B0:43:THR:HA	2.21	0.55
29:B4:14:ILE:N	29:B4:14:ILE:HD12	2.22	0.55
33:B8:4:MET:CB	33:B8:61:LEU:HD22	2.37	0.55
35:BA:1029:A:H2'	35:BA:1030:G:O4'	2.07	0.55
35:BA:1045:A:H5''	35:BA:1047:G:N3	2.22	0.55
35:BA:1573:G:C2'	35:BA:1574:C:H5'	2.37	0.55
35:BA:176:G:O2'	35:BA:177:G:H5'	2.06	0.55
30:B5:2:ALA:N	35:BA:2014:A:HO2'	2.05	0.55
30:B5:6:VAL:CG1	35:BA:2016:U:H1'	2.36	0.55
35:BA:2291:U:H2'	35:BA:2292:C:C6	2.41	0.55
35:BA:898:C:C2'	35:BA:899:A:H5'	2.37	0.55
38:BD:245:PRO:O	38:BD:246:PRO:C	2.45	0.55
42:BH:83:TYR:HB3	42:BH:134:SER:HA	1.89	0.55
45:BN:128:HIS:HE1	45:BN:134:ARG:CZ	2.20	0.55
51:BT:132:LYS:C	51:BT:134:GLU:H	2.10	0.55
53:BV:39:LEU:HA	53:BV:47:VAL:CG1	2.36	0.55
57:BZ:27:VAL:HG22	57:BZ:28:MET:N	2.22	0.55
1:CA:1141:C:H2'	1:CA:1142:G:N7	2.22	0.55
1:CA:151:A:H2'	1:CA:152:A:H5'	1.89	0.55
1:CA:601:C:H2'	1:CA:602:A:H8	1.72	0.55
1:CA:943:U:H2'	1:CA:944:G:H5'	1.89	0.55
1:CA:959:A:C2'	1:CA:960:U:H4'	2.35	0.55
2:CB:77:ALA:CB	2:CB:211:ILE:HG21	2.35	0.55
7:CG:79:ARG:HD3	7:CG:82:GLY:H	1.72	0.55
7:CG:71:PRO:HG3	7:CG:99:LEU:HD13	1.88	0.55
10:CJ:3:LYS:HZ3	10:CJ:76:ASN:HA	1.71	0.55

*Continued on next page...*



*Continued from previous page...*

Atom-1	Atom-2	Interatomic distance (Å)	Clash overlap (Å)
10:CJ:8:LEU:HB3	10:CJ:16:LEU:HD21	1.87	0.55
15:CO:82:ILE:C	15:CO:82:ILE:HD13	2.26	0.55
16:CP:52:ASP:OD2	16:CP:55:ARG:HG3	2.07	0.55
23:CW:4:C:C2	23:CW:5:C:C4	2.94	0.55
22:CY:58:C:H5'	57:DZ:179:ASP:OD2	2.07	0.55
25:D0:50:ASN:HB3	25:D0:63:VAL:HG22	1.89	0.55
30:D5:3:LYS:HZ3	30:D5:5:PRO:HB2	1.70	0.55
32:D7:8:ASN:HD22	32:D7:9:ARG:N	2.04	0.55
35:DA:1899:G:H22	35:DA:1902:C:H41	0.68	0.55
30:D5:6:VAL:CG1	35:DA:2016:U:H1'	2.36	0.55
32:D7:12:ARG:HG3	35:DA:686:G:O6	2.07	0.55
35:DA:898:C:C2'	35:DA:899:A:H5'	2.35	0.55
35:DA:900:A:H2'	35:DA:900:A:N3	2.21	0.55
36:DB:81:G:H5'	36:DB:81:G:N3	2.21	0.55
37:DC:47:LYS:HB3	37:DC:212:SER:HB3	1.88	0.55
39:DE:179:GLU:O	39:DE:180:ASN:HB2	2.06	0.55
40:DF:21:ALA:C	40:DF:23:ASP:H	2.09	0.55
41:DG:98:ARG:HA	41:DG:101:ILE:HD12	1.89	0.55
45:DN:3:THR:C	45:DN:5:VAL:H	2.10	0.55
47:DP:10:PRO:O	47:DP:11:GLY:C	2.45	0.55
51:DT:122:ASP:C	51:DT:124:ASP:H	2.10	0.55
53:DV:28:GLU:OE1	53:DV:29:PRO:HD2	2.07	0.55
56:DY:7:VAL:HG21	56:DY:8:LYS:HZ2	1.71	0.55
1:AA:1106:G:H2'	1:AA:1107:C:H6	1.70	0.55
1:AA:148:G:H2'	1:AA:149:A:C8	2.41	0.55
1:AA:639:G:O2'	1:AA:640:A:H5'	2.06	0.55
1:AA:824:C:H4'	8:AH:1:MET:H1	1.71	0.55
1:AA:859:A:H2'	1:AA:860:A:O4'	2.07	0.55
2:AB:17:PHE:CD2	2:AB:44:LEU:HD11	2.42	0.55
2:AB:88:ALA:HB2	2:AB:219:VAL:CG1	2.31	0.55
4:AD:79:PHE:CD2	4:AD:207:TYR:CD2	2.94	0.55
1:AA:643:C:H5'	8:AH:31:PHE:CD1	2.42	0.55
12:AL:117:ARG:HB2	12:AL:117:ARG:CZ	2.36	0.55
1:AA:523:A:H61	12:AL:92:ASP:HB2	1.72	0.55
13:AM:28:ALA:O	13:AM:30:ALA:N	2.40	0.55
17:AQ:80:GLY:O	17:AQ:81:ARG:HD2	2.07	0.55
23:AW:50:C:C4	23:AW:61:A:C8	2.95	0.55
22:AY:4:C:C2	22:AY:5:C:C5	2.95	0.55
22:AY:68:A:C5	22:AY:69:G:N7	2.74	0.55
33:B8:50:LEU:O	33:B8:51:ALA:CB	2.55	0.55
35:BA:1877:A:H5'	35:BA:1878:G:OP2	2.06	0.55

*Continued on next page...*

*Continued from previous page...*

Atom-1	Atom-2	Interatomic distance (Å)	Clash overlap (Å)
35:BA:2562:U:C2'	35:BA:2563:U:H5'	2.36	0.55
35:BA:2722:G:H2'	35:BA:2723:C:H6	1.70	0.55
35:BA:2742:C:O2'	35:BA:2743:C:H5'	2.06	0.55
35:BA:587:C:C4	47:BP:33:ARG:HD3	2.41	0.55
37:BC:29:LEU:HD23	37:BC:32:GLU:HG3	1.88	0.55
38:BD:134:ARG:HG3	38:BD:135:PHE:CD1	2.42	0.55
38:BD:142:VAL:HG23	38:BD:192:THR:C	2.27	0.55
38:BD:35:LYS:HD2	38:BD:35:LYS:O	2.07	0.55
41:BG:112:PRO:O	41:BG:113:ARG:HA	2.07	0.55
41:BG:19:LEU:HA	41:BG:22:ARG:HB2	1.88	0.55
41:BG:39:ILE:HD12	41:BG:39:ILE:C	2.26	0.55
42:BH:20:ALA:HB1	42:BH:21:PRO:HD2	1.88	0.55
43:BI:53:ALA:O	43:BI:57:ARG:HB2	2.05	0.55
48:BQ:10:ARG:NH1	48:BQ:10:ARG:HB2	2.22	0.55
39:BE:111:ARG:HG2	49:BR:2:ARG:NH2	2.20	0.55
52:BU:83:LEU:N	52:BU:83:LEU:HD22	2.14	0.55
22:AY:56:U:O2	57:BZ:183:LEU:CD2	2.55	0.55
1:CA:1113:C:O5'	1:CA:1113:C:H6	1.89	0.55
1:CA:186:C:H5'	20:CT:78:ALA:HB1	1.88	0.55
2:CB:233:SER:HB2	2:CB:234:PRO:CD	2.30	0.55
3:CC:6:HIS:HD2	3:CC:7:PRO:HD2	1.72	0.55
10:CJ:33:GLN:H	10:CJ:75:ILE:HD11	1.71	0.55
12:CL:85:ILE:HD11	12:CL:98:TYR:CB	2.37	0.55
23:CW:72:C:C4	23:CW:73:C:C4	2.95	0.55
28:D3:59:VAL:HG12	28:D3:60:GLU:N	2.20	0.55
32:D7:32:LYS:O	32:D7:36:GLN:HB2	2.07	0.55
35:DA:1186:G:H2'	35:DA:1187:G:O4'	2.07	0.55
35:DA:2067:G:O2'	35:DA:2069:G:H5''	2.06	0.55
35:DA:2491:U:H5'	35:DA:2570:G:C5'	2.24	0.55
35:DA:2713:A:H3'	35:DA:2714:G:H5'	1.89	0.55
35:DA:2753:A:O2'	35:DA:2754:U:H5'	2.05	0.55
35:DA:2783:G:H2'	35:DA:2784:C:C6	2.41	0.55
35:DA:557:U:H2'	35:DA:558:G:H8	1.70	0.55
35:DA:654(H):G:H22	35:DA:654(J):A:H8	1.55	0.55
38:DD:25:THR:HG22	38:DD:26:LYS:CD	2.37	0.55
38:DD:35:LYS:HD2	38:DD:35:LYS:O	2.06	0.55
49:DR:13:HIS:O	49:DR:14:SER:C	2.44	0.55
56:DY:37:VAL:O	56:DY:66:PRO:O	2.24	0.55
1:AA:109:A:H2'	1:AA:326:G:N2	2.22	0.55
1:AA:1172:C:H2'	1:AA:1173:G:H8	1.71	0.55
1:AA:1296:C:H5'	1:AA:1297:C:OP2	2.07	0.55

*Continued on next page...*

*Continued from previous page...*

Atom-1	Atom-2	Interatomic distance (Å)	Clash overlap (Å)
1:AA:1510:U:H2'	1:AA:1511:G:C8	2.42	0.55
7:AG:69:VAL:HG12	7:AG:69:VAL:O	2.06	0.55
8:AH:112:LEU:N	8:AH:112:LEU:HD23	2.21	0.55
8:AH:44:PHE:HA	8:AH:79:VAL:HG11	1.89	0.55
10:AJ:50:ILE:N	10:AJ:50:ILE:HD13	2.12	0.55
10:AJ:51:ARG:HG3	10:AJ:60:ARG:CA	2.36	0.55
1:AA:1296:C:OP1	13:AM:14:ARG:HD3	2.06	0.55
18:AR:50:ILE:CD1	18:AR:70:ILE:HG21	2.37	0.55
20:AT:18:GLN:HE21	20:AT:22:ARG:HH11	1.54	0.55
25:B0:20:ARG:NH1	35:BA:2357:U:OP1	2.40	0.55
30:B5:51:TYR:HH	30:B5:52:TYR:HD2	1.54	0.55
35:BA:1187:G:H5'	53:BV:81:TYR:CE1	2.41	0.55
35:BA:1495:A:N3	35:BA:1496:A:C2	2.75	0.55
35:BA:2124:G:H5'	37:BC:175:PRO:HD3	1.87	0.55
35:BA:882:G:H2'	35:BA:883:G:C8	2.42	0.55
35:BA:943:U:OP2	47:BP:38:GLN:CD	2.45	0.55
38:BD:26:LYS:O	38:BD:27:THR:CB	2.55	0.55
38:BD:62:TYR:CE2	38:BD:64:ILE:HA	2.42	0.55
39:BE:13:ARG:HD2	39:BE:20:ALA:HB1	1.89	0.55
41:BG:5:VAL:O	41:BG:8:LYS:HB3	2.07	0.55
42:BH:24:VAL:HG13	42:BH:35:VAL:HB	1.88	0.55
43:BI:142:VAL:O	43:BI:142:VAL:HG12	2.05	0.55
43:BI:83:ALA:CB	43:BI:88:ILE:HG12	2.37	0.55
35:BA:1046:A:H5'	44:BJ:6:UNK:O	2.06	0.55
46:BO:43:VAL:HG21	46:BO:56:ASP:HB2	1.88	0.55
47:BP:143:GLY:O	47:BP:144:GLU:HB2	2.07	0.55
47:BP:97:PRO:O	47:BP:98:GLU:CB	2.55	0.55
49:BR:96:ARG:HB2	49:BR:117:VAL:HG22	1.87	0.55
1:CA:1464:G:O2'	1:CA:1465:C:H5'	2.07	0.55
1:CA:1405:G:N2	1:CA:1517:G:H22	2.04	0.55
1:CA:197:A:C5	1:CA:221:C:H4'	2.41	0.55
1:CA:693:G:H2'	1:CA:694:A:C8	2.42	0.55
3:CC:90:GLU:HA	3:CC:93:LYS:CB	2.36	0.55
4:CD:79:PHE:CD2	4:CD:207:TYR:CD2	2.95	0.55
5:CE:71:LEU:HD11	5:CE:114:GLY:HA3	1.88	0.55
10:CJ:51:ARG:HG3	10:CJ:60:ARG:CA	2.35	0.55
10:CJ:61:GLU:OE2	14:CN:58:LYS:HE2	2.06	0.55
1:CA:986:A:H1'	19:CS:54:GLY:O	2.06	0.55
23:CW:10:G:C4	23:CW:11:C:C5	2.95	0.55
26:D1:51:VAL:O	26:D1:57:GLU:O	2.25	0.55
29:D4:14:ILE:HG23	29:D4:31:ILE:HG22	1.88	0.55

*Continued on next page...*

*Continued from previous page...*

Atom-1	Atom-2	Interatomic distance (Å)	Clash overlap (Å)
35:DA:107:C:H2'	35:DA:108:U:C6	2.42	0.55
35:DA:1430:C:H2'	35:DA:1431:U:C6	2.41	0.55
35:DA:2720:U:O2	35:DA:2720:U:H2'	2.07	0.55
35:DA:2892:A:N6	35:DA:2893:G:H21	2.04	0.55
35:DA:363(E):U:H3'	35:DA:363(F):A:O4'	2.07	0.55
35:DA:774:A:H2	35:DA:787:U:O2'	1.90	0.55
35:DA:847:U:H2'	35:DA:848:G:H5''	1.88	0.55
36:DB:60:C:H2'	36:DB:61:G:H8	1.72	0.55
42:DH:20:ALA:HB3	42:DH:23:ARG:HB2	1.88	0.55
46:DO:68:GLU:HB3	46:DO:78:ARG:HH11	1.70	0.55
47:DP:88:LEU:N	47:DP:88:LEU:HD12	2.22	0.55
50:DS:31:SER:O	50:DS:33:LYS:N	2.40	0.55
51:DT:30:VAL:HG21	51:DT:83:ILE:HG13	1.89	0.55
52:DU:108:GLU:HG3	53:DV:44:LYS:CD	2.34	0.55
52:DU:25:TRP:C	52:DU:25:TRP:CD1	2.80	0.55
53:DV:14:VAL:O	53:DV:15:GLU:HG3	2.06	0.55
56:DY:46:LYS:H	56:DY:62:GLU:CB	2.20	0.55
1:AA:1228:C:P	13:AM:108:ARG:NH2	2.79	0.55
1:AA:1409:C:H6	1:AA:1409:C:O5'	1.90	0.55
1:AA:154:C:N4	1:AA:167:G:H1	2.05	0.55
5:AE:126:ARG:HG3	5:AE:126:ARG:HH11	1.71	0.55
5:AE:80:ILE:HD11	5:AE:138:ALA:HB1	1.87	0.55
1:AA:529:G:O6	12:AL:49:ASN:HA	2.07	0.55
14:AN:27:CYS:O	14:AN:29:ARG:N	2.34	0.55
14:AN:29:ARG:HH12	14:AN:31:ARG:HB2	1.72	0.55
19:AS:69:HIS:HB2	19:AS:74:PHE:HE2	1.71	0.55
22:AV:49:G:H3'	22:AV:50:C:H5''	1.89	0.55
23:AW:15:G:C8	23:AW:61:A:C2	2.95	0.55
26:B1:51:VAL:O	26:B1:57:GLU:O	2.24	0.55
32:B7:8:ASN:HD22	32:B7:9:ARG:N	2.05	0.55
35:BA:108:U:H2'	35:BA:109:G:H8	1.72	0.55
35:BA:1339:G:H21	35:BA:1603:A:H1'	1.70	0.55
35:BA:481:G:H1'	35:BA:506:G:N2	2.22	0.55
35:BA:523:C:H2'	35:BA:524:U:H5'	1.89	0.55
35:BA:654(U):A:H2'	35:BA:654(V):A:C8	2.42	0.55
38:BD:31:LYS:C	38:BD:33:LEU:H	2.09	0.55
39:BE:69:LYS:HE3	39:BE:90:THR:OG1	2.07	0.55
41:BG:16:ARG:HH11	41:BG:16:ARG:HG3	1.71	0.55
56:BY:53:PRO:O	56:BY:54:LYS:HG3	2.06	0.55
1:CA:1172:C:H2'	1:CA:1173:G:H8	1.72	0.55
1:CA:993:G:H2'	1:CA:993:G:N3	2.21	0.55

*Continued on next page...*

*Continued from previous page...*

Atom-1	Atom-2	Interatomic distance (Å)	Clash overlap (Å)
2:CB:116:GLU:HA	2:CB:119:GLU:CB	2.36	0.55
1:CA:692:U:C5	11:CK:26:ASN:ND2	2.74	0.55
12:CL:48:PRO:HG2	12:CL:49:ASN:ND2	2.21	0.55
23:CW:50:C:N4	23:CW:61:A:C8	2.75	0.55
26:D1:23:LYS:CD	26:D1:28:GLY:HA3	2.32	0.55
35:DA:1280:G:C3'	35:DA:1281:G:H5''	2.36	0.55
35:DA:1494:A:C3'	35:DA:1495:A:H5''	2.36	0.55
35:DA:2261:C:O2'	35:DA:2262:U:H5'	2.07	0.55
35:DA:2861:G:O2'	35:DA:2862:G:H5'	2.06	0.55
35:DA:882:G:H2'	35:DA:883:G:C8	2.41	0.55
39:DE:100:GLU:O	39:DE:172:VAL:HG23	2.07	0.55
39:DE:51:PHE:CD1	39:DE:52:LEU:N	2.75	0.55
39:DE:69:LYS:CE	39:DE:90:THR:H	2.16	0.55
41:DG:5:VAL:O	41:DG:8:LYS:HB3	2.07	0.55
43:DI:21:VAL:HG21	43:DI:26:ALA:HB2	1.88	0.55
43:DI:68:LEU:O	43:DI:68:LEU:HD23	2.07	0.55
1:CA:1423:G:H5'	46:DO:49:ARG:NH2	2.22	0.55
51:DT:3:ARG:C	51:DT:5:ALA:N	2.58	0.55
52:DU:108:GLU:CG	53:DV:44:LYS:HD3	2.34	0.55
54:DW:56:ALA:O	54:DW:60:ASN:HB3	2.07	0.55
56:DY:95:LYS:CE	56:DY:100:ALA:HB1	2.36	0.55
56:DY:88:LYS:CE	56:DY:93:GLY:HA3	2.37	0.55
1:AA:1412:C:H2'	1:AA:1413:A:C8	2.42	0.55
1:AA:501:C:O2'	1:AA:502:G:H5'	2.06	0.55
1:AA:892:A:O2'	1:AA:893:C:H5'	2.07	0.55
1:AA:973:G:O4'	10:AJ:55:LYS:HG3	2.07	0.55
2:AB:124:SER:OG	2:AB:125:PRO:HD2	2.07	0.55
2:AB:121:LEU:HD22	2:AB:126:GLU:HB2	1.89	0.55
3:AC:32:LEU:HD22	3:AC:59:ARG:CZ	2.37	0.55
8:AH:50:ARG:HA	8:AH:59:LEU:HD23	1.89	0.55
12:AL:48:PRO:HG2	12:AL:49:ASN:ND2	2.21	0.55
3:AC:6:HIS:ND1	14:AN:49:HIS:HB3	2.21	0.55
22:AV:15:G:N9	22:AV:16:U:H5	2.05	0.55
22:AV:78:A:H8	35:BA:2602:A:N6	2.05	0.55
27:B2:25:VAL:O	27:B2:29:LYS:HG2	2.07	0.55
35:BA:2248:C:H2'	35:BA:2249:U:H5'	1.87	0.55
35:BA:2312:U:H2'	35:BA:2313:C:C5'	2.37	0.55
35:BA:2762:G:C2'	35:BA:2763:G:H5'	2.37	0.55
35:BA:898:C:H2'	35:BA:899:A:H5'	1.88	0.55
35:BA:963:U:H2'	35:BA:964:C:C6	2.42	0.55
38:BD:145:VAL:HG12	38:BD:146:GLU:O	2.07	0.55

*Continued on next page...*

*Continued from previous page...*

Atom-1	Atom-2	Interatomic distance (Å)	Clash overlap (Å)
39:BE:46:ALA:CB	39:BE:82:ARG:HA	2.36	0.55
47:BP:33:ARG:HG3	47:BP:34:GLY:N	2.22	0.55
1:AA:1442(A):G:C2'	51:BT:118:ARG:HH11	2.17	0.55
51:BT:28:VAL:CG2	51:BT:47:GLY:H	2.14	0.55
56:BY:81:LYS:HD3	56:BY:97:ARG:CB	2.35	0.55
56:BY:95:LYS:HE2	56:BY:101:LYS:H	1.72	0.55
57:BZ:110:GLY:CA	57:BZ:146:ILE:HG23	2.37	0.55
1:CA:100:C:H2'	1:CA:101:A:O4'	2.07	0.55
1:CA:1090:U:O2'	1:CA:1091:U:H5'	2.07	0.55
1:CA:600:C:H2'	1:CA:601:C:C6	2.42	0.55
2:CB:79:ASP:C	2:CB:81:VAL:H	2.11	0.55
2:CB:95:GLN:HA	2:CB:95:GLN:OE1	2.07	0.55
3:CC:11:ARG:HH11	3:CC:11:ARG:HG2	1.72	0.55
8:CH:14:ARG:O	8:CH:18:ARG:HD3	2.06	0.55
10:CJ:24:VAL:O	10:CJ:28:ARG:HG3	2.07	0.55
10:CJ:5:ARG:O	10:CJ:98:ILE:HA	2.07	0.55
12:CL:39:VAL:HB	12:CL:57:LYS:NZ	2.22	0.55
22:CV:9:A:H8	22:CV:11:C:H41	1.54	0.55
27:D2:29:LYS:HD3	27:D2:57:ILE:HG21	1.88	0.55
30:D5:43:HIS:CD2	35:DA:2815:C:O2'	2.60	0.55
35:DA:1509(A):A:H2'	35:DA:1509(B):A:C8	2.42	0.55
35:DA:1713:U:O2'	35:DA:1714:G:H5'	2.07	0.55
35:DA:2361:A:C2'	35:DA:2362:G:H5'	2.37	0.55
35:DA:2755:C:O2'	35:DA:2756:U:H6	1.89	0.55
35:DA:918:A:H5''	36:DB:98:G:O2'	2.06	0.55
43:DI:145:VAL:HG23	43:DI:146:ALA:N	2.21	0.55
46:DO:103:ALA:HB1	46:DO:105:GLU:OE1	2.07	0.55
47:DP:143:GLY:O	47:DP:144:GLU:HB2	2.07	0.55
47:DP:59:LEU:CA	47:DP:61:ARG:CZ	2.73	0.55
49:DR:21:TYR:OH	49:DR:43:GLU:HG2	2.06	0.55
51:DT:70:VAL:CG1	51:DT:71:GLY:N	2.69	0.55
52:DU:46:ALA:O	52:DU:50:ARG:HB2	2.07	0.55
53:DV:1:MET:O	53:DV:2:PHE:HB2	2.06	0.55
57:DZ:152:ALA:HB2	57:DZ:168:GLU:HA	1.89	0.55
1:AA:1053:G:C4'	1:AA:1054:C:C5'	2.76	0.54
1:AA:254:G:H2'	1:AA:255:G:C8	2.41	0.54
1:AA:28:G:O2'	1:AA:296:U:OP1	2.25	0.54
1:AA:600:C:H2'	1:AA:601:C:C6	2.42	0.54
5:AE:6:PHE:HB3	5:AE:35:GLY:O	2.06	0.54
8:AH:91:ARG:HH11	8:AH:91:ARG:CG	2.20	0.54
19:AS:58:VAL:HG23	19:AS:58:VAL:O	2.07	0.54

*Continued on next page...*



*Continued from previous page...*

Atom-1	Atom-2	Interatomic distance (Å)	Clash overlap (Å)
20:AT:104:LEU:HD23	20:AT:105:SER:N	2.22	0.54
22:AV:36:AG9:H1A	22:AV:37:A:O4'	2.07	0.54
27:B2:45:SER:N	27:B2:46:GLN:NE2	2.55	0.54
33:B8:14:VAL:HG21	33:B8:22:VAL:HG13	1.89	0.54
35:BA:1052:C:H5	35:BA:1054:A:H61	1.54	0.54
35:BA:1221:C:H2'	35:BA:1221(A):C:C6	2.42	0.54
35:BA:142:A:H5''	35:BA:142(A):C:C5	2.41	0.54
35:BA:2660:A:H2'	35:BA:2661:G:O4'	2.07	0.54
36:BB:52:A:HO2'	36:BB:53:A:H8	1.55	0.54
37:BC:8:TYR:OH	37:BC:12:LEU:HD21	2.06	0.54
39:BE:57:LYS:HZ3	39:BE:63:LEU:HG	1.72	0.54
43:BI:126:TYR:N	43:BI:140:LEU:HD22	2.12	0.54
44:BJ:57:UNK:O	44:BJ:58:UNK:C	2.54	0.54
45:BN:58:ASP:C	45:BN:60:ILE:H	2.08	0.54
46:BO:4:PRO:O	46:BO:5:GLN:CB	2.55	0.54
47:BP:101:VAL:CG2	47:BP:102:ARG:N	2.69	0.54
47:BP:112:LEU:HD22	47:BP:113:LYS:N	2.22	0.54
35:BA:942:G:OP1	47:BP:35:HIS:HB3	2.07	0.54
50:BS:12:PHE:O	50:BS:14:VAL:HG23	2.07	0.54
51:BT:70:VAL:HG12	51:BT:71:GLY:O	2.07	0.54
54:BW:25:ARG:HB2	54:BW:25:ARG:NH1	2.23	0.54
35:BA:310:A:OP1	56:BY:17:SER:O	2.25	0.54
57:BZ:144:LEU:HD12	57:BZ:149:SER:OG	2.07	0.54
48:BQ:130:LYS:HZ3	57:BZ:80:ARG:NH1	2.04	0.54
1:CA:1067:A:H1'	1:CA:1068:G:O4'	2.07	0.54
1:CA:401:C:H2'	1:CA:402:G:H8	1.71	0.54
1:CA:437:U:H2'	1:CA:438:G:O4'	2.07	0.54
1:CA:824:C:H2'	1:CA:825:G:H8	1.72	0.54
7:CG:66:VAL:O	7:CG:70:LYS:HG3	2.07	0.54
8:CH:44:PHE:HA	8:CH:79:VAL:HG11	1.89	0.54
9:CI:13:ALA:HA	9:CI:67:GLY:O	2.07	0.54
12:CL:48:PRO:HG2	12:CL:49:ASN:HD21	1.72	0.54
12:CL:92:ASP:O	12:CL:93:LEU:HD23	2.07	0.54
13:CM:86:CYS:SG	13:CM:88:ARG:HB2	2.47	0.54
16:CP:43:LYS:HA	16:CP:48:TRP:HB3	1.89	0.54
20:CT:18:GLN:HE21	20:CT:22:ARG:HH11	1.53	0.54
22:CV:23:A:H5'	22:CV:24:A:P	2.46	0.54
22:CY:7:U:H4'	22:CY:8:U:OP2	2.07	0.54
29:D4:12:ALA:CB	29:D4:29:PRO:HA	2.28	0.54
31:D6:11:LEU:HD13	31:D6:11:LEU:N	2.21	0.54
35:DA:1316:U:H2'	35:DA:1317:A:C8	2.42	0.54

*Continued on next page...*



*Continued from previous page...*

Atom-1	Atom-2	Interatomic distance (Å)	Clash overlap (Å)
35:DA:1877:A:H5'	35:DA:1878:G:OP2	2.06	0.54
35:DA:2287:A:N6	35:DA:2344:U:H3	2.02	0.54
35:DA:2124:G:H5'	37:DC:175:PRO:HD3	1.88	0.54
42:DH:44:VAL:HG12	42:DH:45:VAL:N	2.21	0.54
42:DH:80:SER:O	42:DH:81:GLU:HB2	2.05	0.54
46:DO:4:PRO:O	46:DO:5:GLN:CB	2.54	0.54
49:DR:100:LEU:HD13	49:DR:100:LEU:N	2.22	0.54
50:DS:70:GLY:CA	50:DS:101:LEU:HD23	2.36	0.54
54:DW:5:ALA:O	54:DW:6:ILE:CB	2.55	0.54
56:DY:51:VAL:HG12	56:DY:53:PRO:CD	2.32	0.54
1:AA:1128:C:O2'	1:AA:1130:A:C8	2.60	0.54
4:AD:121:VAL:HA	4:AD:126:ILE:HD13	1.88	0.54
4:AD:79:PHE:HE2	4:AD:207:TYR:HB2	1.71	0.54
18:AR:63:GLN:OE1	18:AR:63:GLN:HA	2.07	0.54
20:AT:10:LEU:HD12	20:AT:11:SER:H	1.71	0.54
31:B6:15:GLU:OE1	31:B6:41:PRO:HG3	2.07	0.54
31:B6:30:THR:O	31:B6:32:ASN:N	2.40	0.54
32:B7:12:ARG:NH2	32:B7:44:PRO:HB3	2.22	0.54
35:BA:128:C:H2'	35:BA:129:C:H6	1.71	0.54
35:BA:1817:G:H2'	35:BA:1818:U:H5'	1.88	0.54
35:BA:1862:G:O2'	35:BA:1863:G:H5'	2.07	0.54
35:BA:2327:A:H2'	35:BA:2328:A:H8	1.67	0.54
35:BA:2520:C:H6	35:BA:2520:C:O5'	1.90	0.54
35:BA:2778:A:H4'	35:BA:2779:U:OP1	2.06	0.54
35:BA:363(E):U:H3'	35:BA:363(F):A:O4'	2.07	0.54
35:BA:803:U:H2'	35:BA:804:A:H5'	1.89	0.54
35:BA:900:A:N3	35:BA:900:A:H2'	2.21	0.54
37:BC:23:ILE:O	37:BC:23:ILE:HG22	2.05	0.54
39:BE:4:ILE:CD1	39:BE:28:ALA:HB1	2.34	0.54
45:BN:15:LEU:O	45:BN:136:GLU:HA	2.06	0.54
47:BP:115:LEU:HG	47:BP:116:GLY:N	2.23	0.54
50:BS:66:ALA:HA	50:BS:69:VAL:HG12	1.89	0.54
55:BX:64:LYS:HZ3	55:BX:73:ARG:HE	1.55	0.54
57:BZ:42:VAL:HG13	57:BZ:43:GLU:N	2.22	0.54
1:CA:1118:C:H1'	1:CA:1179:A:C4	2.42	0.54
1:CA:1491:G:H2'	1:CA:1492:A:H5''	1.89	0.54
3:CC:73:PRO:O	3:CC:76:VAL:HG13	2.07	0.54
3:CC:94:LEU:HD12	3:CC:95:THR:N	2.22	0.54
4:CD:157:LEU:CD1	4:CD:161:ASN:HD21	2.19	0.54
4:CD:18:LYS:CB	4:CD:33:MET:HG2	2.36	0.54
9:CI:4:TYR:HB3	9:CI:84:ALA:HB1	1.88	0.54

*Continued on next page...*

*Continued from previous page...*

Atom-1	Atom-2	Interatomic distance (Å)	Clash overlap (Å)
12:CL:58:VAL:N	12:CL:65:GLU:HG3	2.22	0.54
12:CL:69:TYR:CE2	12:CL:71:PRO:HA	2.41	0.54
19:CS:62:ILE:HG13	19:CS:63:THR:N	2.22	0.54
20:CT:33:ILE:HG22	20:CT:37:SER:OG	2.07	0.54
23:CW:12:U:C2	23:CW:26:G:N2	2.73	0.54
23:CW:70:G:C6	23:CW:71:G:C6	2.95	0.54
26:D1:70:VAL:O	26:D1:74:VAL:HG23	2.06	0.54
30:D5:4:HIS:O	35:DA:2056:G:N2	2.40	0.54
35:DA:2123:G:H2'	35:DA:2124:G:H8	1.72	0.54
35:DA:2887:U:O2'	35:DA:2888:C:H5'	2.07	0.54
35:DA:680:G:H2'	35:DA:681:G:C8	2.42	0.54
35:DA:2125:G:H4'	37:DC:218:THR:HG21	1.89	0.54
39:DE:128:SER:OG	39:DE:129:HIS:N	2.39	0.54
40:DF:110:LEU:HA	40:DF:183:VAL:HG12	1.87	0.54
40:DF:125:LEU:HD13	40:DF:199:TRP:CG	2.42	0.54
42:DH:11:VAL:CG1	42:DH:15:VAL:HG23	2.37	0.54
47:DP:107:LYS:O	47:DP:109:GLY:N	2.40	0.54
50:DS:30:ARG:NH2	50:DS:62:LYS:HD2	2.21	0.54
51:DT:27:THR:O	51:DT:28:VAL:CB	2.54	0.54
52:DU:31:SER:O	52:DU:33:ARG:N	2.39	0.54
54:DW:4:LYS:HG3	54:DW:106:ILE:HG22	1.88	0.54
57:DZ:25:PRO:HG2	57:DZ:84:GLU:O	2.08	0.54
1:AA:1203:C:H2'	1:AA:1204:A:H8	1.72	0.54
1:AA:390:C:H4'	16:AP:28:ARG:HH21	1.71	0.54
1:AA:821:G:H2'	1:AA:822:C:C6	2.41	0.54
1:AA:940:C:H2'	1:AA:941:G:C8	2.40	0.54
3:AC:94:LEU:HD12	3:AC:95:THR:N	2.22	0.54
4:AD:28:SER:HB3	4:AD:29:PRO:HD2	1.90	0.54
9:AI:84:ALA:O	9:AI:87:GLN:HB3	2.07	0.54
10:AJ:3:LYS:NZ	10:AJ:77:PRO:HD2	2.23	0.54
12:AL:89:ARG:HD3	12:AL:90:VAL:N	2.22	0.54
13:AM:22:ILE:N	13:AM:22:ILE:HD12	2.23	0.54
1:AA:986:A:H1'	19:AS:54:GLY:O	2.08	0.54
22:AV:12:U:H3'	22:AV:13:U:H5''	1.89	0.54
23:AW:5:C:O2	23:AW:72:C:C2	2.61	0.54
22:AY:43:G:C6	22:AY:44:A:C5	2.94	0.54
22:AY:4:C:C4	22:AY:72:C:H5	2.25	0.54
31:B6:15:GLU:OE2	31:B6:44:ARG:NH2	2.40	0.54
35:BA:2783:G:H2'	35:BA:2784:C:C6	2.42	0.54
35:BA:272(E):G:C2	35:BA:364:C:N3	2.76	0.54
35:BA:587:C:O2'	35:BA:588:U:OP2	2.21	0.54

*Continued on next page...*

*Continued from previous page...*

Atom-1	Atom-2	Interatomic distance (Å)	Clash overlap (Å)
35:BA:738:G:O2'	35:BA:739:G:H5'	2.07	0.54
35:BA:852:G:O2'	35:BA:853:G:H5'	2.07	0.54
40:BF:160:ASN:HD22	40:BF:160:ASN:C	2.11	0.54
35:BA:674:G:H1'	40:BF:74:ARG:CD	2.38	0.54
45:BN:2:LYS:HZ2	52:BU:95:LEU:HD21	1.68	0.54
49:BR:33:ARG:HG3	49:BR:115:GLU:HG3	1.90	0.54
52:BU:102:GLU:HG3	53:BV:2:PHE:CE1	2.42	0.54
52:BU:74:LEU:HD21	52:BU:79:PHE:HB2	1.88	0.54
35:BA:478:A:H2	56:BY:44:ILE:HD13	1.71	0.54
57:BZ:112:ARG:C	57:BZ:112:ARG:HD3	2.27	0.54
57:BZ:146:ILE:HA	57:BZ:174:VAL:O	2.07	0.54
1:CA:1128:C:H1'	1:CA:1146:A:H61	1.71	0.54
1:CA:922:G:N3	1:CA:1398:A:H2	2.05	0.54
1:CA:1523:G:H2'	1:CA:1524:C:C6	2.43	0.54
1:CA:301:G:H2'	1:CA:302:G:C8	2.42	0.54
1:CA:376:G:O2'	1:CA:377:G:H5'	2.07	0.54
1:CA:536:C:H2'	1:CA:537:G:C8	2.42	0.54
1:CA:568:G:O6	12:CL:5:PRO:HD3	2.06	0.54
1:CA:859:A:H2'	1:CA:860:A:O4'	2.07	0.54
1:CA:867:G:O2'	1:CA:868:C:H5'	2.06	0.54
3:CC:34:LEU:O	3:CC:38:ARG:HG2	2.07	0.54
4:CD:28:SER:HB3	4:CD:29:PRO:HD2	1.89	0.54
4:CD:30:LYS:O	4:CD:32:ALA:N	2.40	0.54
8:CH:6:ILE:H	8:CH:6:ILE:CD1	2.20	0.54
10:CJ:27:ALA:HB2	10:CJ:85:LEU:HD11	1.89	0.54
12:CL:38:THR:CG2	12:CL:39:VAL:H	2.20	0.54
13:CM:97:PRO:HB2	13:CM:101:GLN:NE2	2.22	0.54
19:CS:22:LEU:HD12	19:CS:47:HIS:HE1	1.72	0.54
23:CW:20:G:P	23:CW:21:U:C5	3.00	0.54
23:CW:3:G:H1	23:CW:73:C:H42	1.54	0.54
22:CY:63:C:H2'	22:CY:64:C:H6	1.73	0.54
22:CY:68:A:C5	22:CY:69:G:N7	2.76	0.54
29:D4:11:PRO:O	29:D4:29:PRO:HG3	2.06	0.54
29:D4:42:PHE:HB2	29:D4:43:TYR:HD1	1.72	0.54
31:D6:15:GLU:HG3	31:D6:47:THR:CG2	2.20	0.54
35:DA:1140:C:OP1	45:DN:23:LEU:HD23	2.08	0.54
35:DA:1721:G:C6	35:DA:1739:U:H5'	2.41	0.54
35:DA:2097:C:O2'	35:DA:2098:U:H5'	2.07	0.54
35:DA:2405:G:O2'	35:DA:2406:U:OP2	2.23	0.54
35:DA:2672:G:C3'	35:DA:2673:G:H5''	2.37	0.54
38:DD:26:LYS:O	38:DD:27:THR:CB	2.55	0.54

*Continued on next page...*

*Continued from previous page...*

Atom-1	Atom-2	Interatomic distance (Å)	Clash overlap (Å)
40:DF:101:LEU:O	40:DF:106:ARG:NH1	2.39	0.54
43:DI:1:MET:O	43:DI:3:VAL:HG23	2.08	0.54
45:DN:18:ALA:HB1	45:DN:21:LYS:HB2	1.89	0.54
45:DN:1:MET:C	45:DN:2:LYS:HG3	2.28	0.54
51:DT:46:GLU:OE2	51:DT:88:ILE:HG13	2.07	0.54
53:DV:12:TYR:CE2	53:DV:22:VAL:HG12	2.42	0.54
55:DX:10:ALA:HB1	55:DX:11:PRO:HD2	1.88	0.54
56:DY:2:ARG:HD3	56:DY:2:ARG:C	2.28	0.54
57:DZ:74:VAL:HG12	57:DZ:86:VAL:CG1	2.32	0.54
1:AA:1320:C:H5'	19:AS:70:LYS:CG	2.37	0.54
1:AA:348:G:H2'	1:AA:349:A:H5'	1.89	0.54
1:AA:490:G:H2'	1:AA:491:G:C8	2.43	0.54
1:AA:67:C:H2'	1:AA:68:G:H8	1.69	0.54
1:AA:943:U:H2'	1:AA:944:G:H5'	1.89	0.54
2:AB:15:VAL:HG21	2:AB:209:ARG:NH2	2.15	0.54
3:AC:116:VAL:O	3:AC:119:ARG:HB3	2.07	0.54
3:AC:91:LEU:O	3:AC:95:THR:HB	2.07	0.54
5:AE:109:ILE:O	5:AE:113:ALA:HB2	2.07	0.54
9:AI:95:LYS:O	9:AI:99:LEU:HB2	2.07	0.54
12:AL:54:LYS:CD	12:AL:54:LYS:H	2.18	0.54
13:AM:81:LEU:HB3	13:AM:88:ARG:HB2	1.90	0.54
22:AV:14:A:C5	22:AV:24:A:C5	2.96	0.54
26:B1:57:GLU:O	26:B1:58:ILE:CG1	2.53	0.54
27:B2:63:VAL:HA	27:B2:66:GLU:CG	2.34	0.54
27:B2:64:LEU:CD1	27:B2:68:ARG:HH12	2.19	0.54
35:BA:1372:U:H2'	35:BA:1373:A:H8	1.72	0.54
35:BA:271(R):G:O2'	35:BA:271(S):G:H5'	2.08	0.54
38:BD:9:TYR:CD1	38:BD:10:THR:HG22	2.43	0.54
40:BF:160:ASN:ND2	40:BF:162:LEU:H	2.06	0.54
41:BG:16:ARG:NH1	41:BG:16:ARG:HG3	2.21	0.54
45:BN:18:ALA:HB1	45:BN:21:LYS:HB2	1.90	0.54
54:BW:5:ALA:O	54:BW:6:ILE:CB	2.53	0.54
55:BX:24:GLY:O	55:BX:82:GLN:HA	2.08	0.54
56:BY:28:LYS:HB3	56:BY:38:ILE:N	2.15	0.54
57:BZ:157:LEU:HD23	57:BZ:157:LEU:N	2.22	0.54
1:CA:1234:C:H2'	1:CA:1235:U:C6	2.42	0.54
1:CA:1368:G:O2'	1:CA:1369:C:H5'	2.07	0.54
1:CA:1473:A:H2'	1:CA:1474:G:C8	2.43	0.54
1:CA:1513:A:C6	1:CA:1514:C:N4	2.76	0.54
13:CM:99:ARG:O	13:CM:101:GLN:HG3	2.08	0.54
19:CS:17:GLU:O	19:CS:21:GLU:HG2	2.08	0.54

*Continued on next page...*

*Continued from previous page...*

Atom-1	Atom-2	Interatomic distance (Å)	Clash overlap (Å)
23:CW:47:G:H2'	23:CW:48:G:H5'	1.89	0.54
22:CY:6:C:H2'	22:CY:7:U:C5	2.42	0.54
35:DA:2086:U:H2'	35:DA:2087:G:C8	2.43	0.54
35:DA:2193:G:H2'	35:DA:2194:G:H8	1.72	0.54
35:DA:2443:C:O2'	35:DA:2444:G:H5'	2.07	0.54
35:DA:2524:G:C8	35:DA:2524:G:H5'	2.39	0.54
35:DA:2660:A:H2'	35:DA:2661:G:O4'	2.08	0.54
35:DA:341:G:O2'	35:DA:342:G:H5'	2.07	0.54
35:DA:943:U:OP2	47:DP:38:GLN:CD	2.46	0.54
38:DD:30:GLU:CG	38:DD:63:ARG:NE	2.70	0.54
39:DE:117:MET:CE	39:DE:124:GLY:HA3	2.37	0.54
40:DF:160:ASN:ND2	40:DF:162:LEU:H	2.05	0.54
42:DH:41:MET:SD	42:DH:52:VAL:HG13	2.47	0.54
48:DQ:30:GLY:CA	48:DQ:107:ALA:HB2	2.37	0.54
50:DS:96:GLY:C	50:DS:98:VAL:H	2.11	0.54
51:DT:57:PHE:O	51:DT:59:THR:CG2	2.55	0.54
52:DU:101:ARG:C	52:DU:102:GLU:HG2	2.27	0.54
55:DX:30:VAL:HG11	55:DX:39:ILE:HD12	1.89	0.54
1:AA:222:U:H2'	1:AA:223:U:C6	2.43	0.54
1:AA:227:G:H2'	1:AA:228:A:C8	2.43	0.54
1:AA:253:U:H2'	1:AA:254:G:H8	1.73	0.54
1:AA:963:G:N2	10:AJ:55:LYS:HD3	2.23	0.54
1:AA:993:G:N3	1:AA:993:G:H2'	2.21	0.54
3:AC:90:GLU:HA	3:AC:93:LYS:CB	2.37	0.54
4:AD:129:ASN:H	4:AD:129:ASN:HD22	1.55	0.54
4:AD:47:ARG:NH2	4:AD:49:ARG:HH22	2.05	0.54
5:AE:71:LEU:HD11	5:AE:114:GLY:HA3	1.90	0.54
9:AI:31:GLN:NE2	9:AI:36:TYR:HA	2.22	0.54
10:AJ:34:VAL:HG13	10:AJ:73:ASP:O	2.07	0.54
12:AL:24:VAL:HG13	12:AL:98:TYR:HE2	1.71	0.54
12:AL:49:ASN:ND2	12:AL:49:ASN:N	2.53	0.54
20:AT:89:ARG:NH1	20:AT:104:LEU:HD21	2.23	0.54
1:AA:1054:C:H42	22:AY:36:AG9:HN2	1.55	0.54
29:B4:5:ILE:HG12	41:BG:67:LYS:CD	2.38	0.54
29:B4:8:LYS:O	29:B4:9:LEU:HB3	2.07	0.54
33:B8:29:LYS:HG3	33:B8:29:LYS:O	2.08	0.54
35:BA:141:A:H8	35:BA:1408:C:HO2'	1.48	0.54
35:BA:1528(A):A:H62	35:BA:1541:G:N2	2.05	0.54
35:BA:158:U:H2'	35:BA:171:G:O5'	2.08	0.54
35:BA:2183:C:O2'	35:BA:2184:G:H5'	2.06	0.54
35:BA:2884:U:C2'	35:BA:2885:C:H5'	2.38	0.54

*Continued on next page...*

*Continued from previous page...*

Atom-1	Atom-2	Interatomic distance (Å)	Clash overlap (Å)
35:BA:855:G:H2'	35:BA:856:C:C6	2.43	0.54
37:BC:14:LYS:HE3	37:BC:32:GLU:HB2	1.90	0.54
40:BF:110:LEU:HD13	40:BF:202:PHE:HE1	1.73	0.54
43:BI:77:LEU:HD12	43:BI:101:LEU:HD13	1.89	0.54
35:BA:2724:C:P	49:BR:2:ARG:NH2	2.80	0.54
56:BY:37:VAL:O	56:BY:66:PRO:O	2.25	0.54
1:CA:1027:C:H1'	1:CA:1035:A:H2	1.71	0.54
3:CC:154:SER:O	3:CC:165:THR:HA	2.07	0.54
3:CC:32:LEU:HB3	3:CC:59:ARG:HH22	1.73	0.54
8:CH:39:LEU:O	8:CH:45:ILE:HG12	2.08	0.54
9:CI:31:GLN:NE2	9:CI:36:TYR:HA	2.23	0.54
23:CW:20:G:N1	23:CW:58:C:C4	2.76	0.54
23:CW:4:C:P	23:CW:4:C:H2'	2.47	0.54
23:CW:70:G:C4	23:CW:71:G:C8	2.96	0.54
22:CY:25:A:O2'	22:CY:26:G:H5'	2.07	0.54
35:DA:1860:G:H1	35:DA:1882:C:H42	1.56	0.54
26:D1:45:ASN:HD21	35:DA:2090:G:H21	1.55	0.54
35:DA:2555:U:H2'	35:DA:2556:C:H5'	1.88	0.54
35:DA:271(R):G:O2'	35:DA:271(S):G:H5'	2.07	0.54
35:DA:676:A:H2	35:DA:802:A:N6	2.01	0.54
35:DA:692:C:H2'	35:DA:693:C:C6	2.43	0.54
43:DI:112:LYS:HD2	43:DI:112:LYS:N	2.22	0.54
43:DI:13:GLY:O	43:DI:14:ASP:HB2	2.07	0.54
45:DN:17:ASP:HB2	45:DN:55:VAL:HG12	1.87	0.54
50:DS:74:ALA:HB1	50:DS:103:GLU:HB2	1.89	0.54
51:DT:31:SER:OG	51:DT:32:TYR:N	2.41	0.54
54:DW:47:VAL:HA	54:DW:50:VAL:HG12	1.87	0.54
35:DA:308:G:O2'	56:DY:19:LYS:HE2	2.08	0.54
1:AA:1152:A:H2'	1:AA:1153:C:C6	2.42	0.54
1:AA:1333:A:H2'	1:AA:1334:G:O4'	2.08	0.54
1:AA:245:C:O2'	1:AA:246:A:H5'	2.08	0.54
2:AB:50:GLU:HB3	2:AB:200:ILE:O	2.07	0.54
3:AC:14:ILE:HG23	3:AC:15:THR:N	2.22	0.54
5:AE:36:ASP:OD2	5:AE:40:ARG:HB2	2.08	0.54
10:AJ:27:ALA:HB2	10:AJ:85:LEU:HD11	1.90	0.54
12:AL:66:VAL:HG12	12:AL:67:THR:N	2.19	0.54
19:AS:62:ILE:HG13	19:AS:63:THR:N	2.23	0.54
20:AT:84:LEU:HD13	20:AT:84:LEU:C	2.28	0.54
1:AA:1329:A:N7	21:AU:7:ARG:NH2	2.53	0.54
22:AY:32:G:N1	22:AY:42:C:O2	2.39	0.54
32:B7:8:ASN:ND2	32:B7:10:ARG:H	2.06	0.54

*Continued on next page...*



*Continued from previous page...*

Atom-1	Atom-2	Interatomic distance (Å)	Clash overlap (Å)
35:BA:1280:G:C2'	35:BA:1281:G:H5''	2.37	0.54
35:BA:1952:A:C5	46:BO:22:ILE:HD12	2.43	0.54
35:BA:2579:C:O3'	39:BE:131:ALA:HB2	2.07	0.54
35:BA:654(A):G:O2'	35:BA:654(B):C:H5'	2.07	0.54
38:BD:125:ILE:HD13	38:BD:131:LEU:HD21	1.90	0.54
35:BA:1902:C:HO2'	38:BD:244:ARG:HB2	1.71	0.54
38:BD:72:LYS:HD3	38:BD:97:TYR:CE2	2.43	0.54
40:BF:132:VAL:CG2	40:BF:133:ASN:H	2.07	0.54
40:BF:188:ARG:CA	47:BP:7:ARG:HD3	2.36	0.54
45:BN:43:THR:HB	45:BN:46:VAL:CG1	2.34	0.54
47:BP:17:LYS:O	47:BP:19:VAL:N	2.41	0.54
48:BQ:27:VAL:HG12	48:BQ:28:ALA:N	2.23	0.54
54:BW:1:MET:CE	54:BW:2:GLU:H	2.17	0.54
57:BZ:112:ARG:O	57:BZ:112:ARG:HD3	2.08	0.54
1:CA:1152:A:H2'	1:CA:1153:C:C6	2.43	0.54
1:CA:1307:U:H2'	1:CA:1308:U:C6	2.42	0.54
1:CA:1339:A:H2	22:CV:33:G:O4'	1.90	0.54
1:CA:1366:C:H2'	1:CA:1367:C:C6	2.43	0.54
1:CA:1462:G:O2'	1:CA:1463:C:H5'	2.07	0.54
1:CA:639:G:O2'	1:CA:640:A:H5'	2.07	0.54
1:CA:646:U:H2'	1:CA:647:C:C6	2.43	0.54
1:CA:779:C:O2'	1:CA:780:A:H5'	2.07	0.54
2:CB:18:GLY:N	2:CB:42:ILE:HG22	2.20	0.54
4:CD:145:GLU:HG2	4:CD:184:LYS:HG2	1.90	0.54
12:CL:38:THR:O	12:CL:79:GLU:HG2	2.07	0.54
17:CQ:80:GLY:O	17:CQ:81:ARG:HD2	2.08	0.54
6:CF:99:ALA:HB2	18:CR:31:LEU:HD22	1.89	0.54
18:CR:85:LEU:HD23	18:CR:88:LYS:HG2	1.89	0.54
19:CS:29:ARG:HD2	19:CS:29:ARG:N	2.22	0.54
22:CV:9:A:C6	22:CV:48:G:C2	2.96	0.54
31:D6:30:THR:O	31:D6:32:ASN:N	2.41	0.54
31:D6:48:VAL:HG23	31:D6:49:HIS:N	2.21	0.54
35:DA:2312:U:H2'	35:DA:2313:C:C5'	2.37	0.54
35:DA:2745:C:H2'	35:DA:2746:U:C6	2.42	0.54
35:DA:852:G:O2'	35:DA:853:G:H5'	2.07	0.54
35:DA:941:A:H2'	35:DA:942:G:C8	2.42	0.54
40:DF:132:VAL:CG2	40:DF:133:ASN:H	2.06	0.54
40:DF:8:GLN:HG2	40:DF:126:VAL:HG12	1.89	0.54
47:DP:101:VAL:CG2	47:DP:102:ARG:N	2.71	0.54
49:DR:96:ARG:HB2	49:DR:117:VAL:HG22	1.90	0.54
56:DY:44:ILE:N	56:DY:62:GLU:OE1	2.40	0.54

*Continued on next page...*



*Continued from previous page...*

Atom-1	Atom-2	Interatomic distance (Å)	Clash overlap (Å)
57:DZ:165:VAL:HG11	57:DZ:169:GLU:HB2	1.88	0.54
1:AA:1137:C:H4'	1:AA:1138:G:N2	2.23	0.54
1:AA:1118:C:H1'	1:AA:1179:A:C4	2.43	0.54
1:AA:383:A:H2'	1:AA:384:G:C5'	2.36	0.54
1:AA:612:C:O2'	1:AA:613:C:H5'	2.08	0.54
2:AB:84:GLU:HB3	2:AB:219:VAL:CG2	2.30	0.54
7:AG:102:ARG:HG2	7:AG:106:GLN:HE21	1.73	0.54
11:AK:54:ARG:NH1	23:AW:42:C:OP1	2.40	0.54
22:AV:12:U:C4	22:AV:13:U:C5	2.95	0.54
22:AV:56:U:O2'	22:AV:57:U:H5'	2.07	0.54
22:AV:5:C:C6	22:AV:6:C:H5	2.25	0.54
23:AW:69:G:N2	23:AW:70:G:C4	2.76	0.54
25:B0:47:PRO:HB3	25:B0:51:VAL:O	2.07	0.54
25:B0:50:ASN:HB3	25:B0:63:VAL:HG22	1.89	0.54
27:B2:64:LEU:O	27:B2:68:ARG:HG2	2.07	0.54
35:BA:2777:G:H5''	35:BA:2778:A:H5''	1.90	0.54
35:BA:792:G:H5''	35:BA:793:A:H5'	1.90	0.54
40:BF:125:LEU:HD13	40:BF:199:TRP:CG	2.42	0.54
48:BQ:30:GLY:CA	48:BQ:107:ALA:HB2	2.38	0.54
51:BT:27:THR:HA	51:BT:87:ASP:HB2	1.90	0.54
56:BY:80:GLY:O	56:BY:81:LYS:HB3	2.08	0.54
1:CA:1051:C:H2'	1:CA:1052:U:H6	1.67	0.54
1:CA:1220:G:O2'	1:CA:1221:G:H5'	2.07	0.54
1:CA:109:A:H2'	1:CA:326:G:N2	2.22	0.54
4:CD:106:TYR:C	4:CD:108:LEU:H	2.11	0.54
5:CE:109:ILE:O	5:CE:113:ALA:HB2	2.07	0.54
5:CE:33:VAL:CG2	5:CE:109:ILE:HG12	2.38	0.54
10:CJ:80:LYS:O	10:CJ:83:GLU:HB3	2.08	0.54
14:CN:29:ARG:HH12	14:CN:31:ARG:HB2	1.72	0.54
23:CW:34:C:O2	23:CW:34:C:C2'	2.54	0.54
23:CW:64:C:H6	23:CW:64:C:O5'	1.91	0.54
23:CW:72:C:H2'	23:CW:73:C:C1'	2.38	0.54
26:D1:23:LYS:HD2	26:D1:28:GLY:CA	2.30	0.54
29:D4:14:ILE:N	29:D4:14:ILE:HD12	2.23	0.54
29:D4:22:ILE:H	29:D4:22:ILE:HD12	1.71	0.54
33:D8:60:LEU:O	33:D8:63:PRO:HG2	2.07	0.54
35:DA:2141:G:H2'	35:DA:2142:C:C6	2.43	0.54
35:DA:271(G):C:O2'	35:DA:271(H):G:H5'	2.08	0.54
35:DA:272(E):G:C2	35:DA:364:C:N3	2.75	0.54
40:DF:31:HIS:O	40:DF:34:TRP:HB3	2.08	0.54
41:DG:35:GLU:OE1	41:DG:160:VAL:HG11	2.07	0.54

*Continued on next page...*

*Continued from previous page...*

Atom-1	Atom-2	Interatomic distance (Å)	Clash overlap (Å)
42:DH:97:ARG:HG2	42:DH:98:LEU:N	2.21	0.54
47:DP:97:PRO:HD3	47:DP:126:VAL:O	2.08	0.54
52:DU:95:LEU:CD1	53:DV:11:GLN:HB2	2.38	0.54
45:DN:2:LYS:NZ	53:DV:12:TYR:HA	2.22	0.54
35:DA:1187:G:H5'	53:DV:81:TYR:CE1	2.43	0.54
57:DZ:104:PHE:CD1	57:DZ:139:VAL:HB	2.32	0.54
57:DZ:185:GLU:O	57:DZ:185:GLU:HG2	2.06	0.54
1:AA:1054:C:HO2'	1:AA:1055:A:P	2.30	0.54
2:AB:166:ASP:HB3	2:AB:169:LYS:CB	2.35	0.54
3:AC:154:SER:O	3:AC:165:THR:HA	2.07	0.54
4:AD:18:LYS:CB	4:AD:33:MET:HG2	2.38	0.54
5:AE:12:LEU:HD13	5:AE:12:LEU:O	2.08	0.54
6:AF:28:ARG:NH1	6:AF:28:ARG:HG3	2.22	0.54
10:AJ:78:ASN:O	10:AJ:82:ILE:HG12	2.08	0.54
1:AA:127:G:N2	17:AQ:61:GLU:OE2	2.40	0.54
20:AT:38:LYS:HA	20:AT:41:ILE:HD11	1.88	0.54
23:AW:73:C:C3'	23:AW:74:C:C5'	2.84	0.54
22:AY:57:U:C5	57:BZ:182:LYS:C	2.81	0.54
25:B0:11:ARG:C	25:B0:12:ASN:HD22	2.10	0.54
27:B2:18:PRO:O	27:B2:22:GLU:HG3	2.08	0.54
13:AM:65:LYS:HB3	29:B4:44:THR:HG21	1.88	0.54
31:B6:11:LEU:HG	31:B6:51:GLU:HG3	1.89	0.54
35:BA:107:C:H2'	35:BA:108:U:H6	1.72	0.54
35:BA:1542:A:C3'	35:BA:1542:A:C8	2.90	0.54
1:AA:1408:A:O3'	35:BA:1916:A:N1	2.41	0.54
35:BA:2361:A:C2'	35:BA:2362:G:H5'	2.37	0.54
35:BA:2562:U:H2'	35:BA:2563:U:H5'	1.90	0.54
35:BA:2639:A:H2'	35:BA:2640:G:H5'	1.89	0.54
35:BA:2745:C:H2'	35:BA:2746:U:C6	2.43	0.54
35:BA:34:C:N4	35:BA:455:C:H5'	2.22	0.54
38:BD:25:THR:HG22	38:BD:26:LYS:HD3	1.89	0.54
39:BE:24:THR:HG21	39:BE:188:VAL:CG1	2.37	0.54
41:BG:146:TYR:C	41:BG:148:MET:H	2.11	0.54
43:BI:14:ASP:O	43:BI:15:VAL:O	2.26	0.54
45:BN:73:THR:CG2	45:BN:82:LEU:HD11	2.38	0.54
47:BP:59:LEU:CA	47:BP:61:ARG:CZ	2.73	0.54
49:BR:2:ARG:CD	49:BR:5:LYS:HE2	2.36	0.54
49:BR:85:PRO:O	49:BR:87:TYR:N	2.40	0.54
35:BA:143:G:H1'	55:BX:37:THR:HG21	1.90	0.54
56:BY:42:VAL:CG1	56:BY:65:ALA:HB3	2.37	0.54
1:CA:348:G:O2'	1:CA:349:A:H5'	2.08	0.54

*Continued on next page...*

*Continued from previous page...*

Atom-1	Atom-2	Interatomic distance (Å)	Clash overlap (Å)
1:CA:542:G:H2'	1:CA:543:C:C6	2.42	0.54
1:CA:963:G:N3	10:CJ:55:LYS:NZ	2.55	0.54
4:CD:157:LEU:CG	4:CD:161:ASN:HD21	2.21	0.54
5:CE:6:PHE:HB3	5:CE:35:GLY:O	2.08	0.54
7:CG:26:PHE:O	7:CG:30:ILE:HG12	2.08	0.54
22:CV:71:G:N3	22:CV:71:G:H2'	2.21	0.54
29:D4:34:GLU:HB3	41:DG:113:ARG:NH1	2.16	0.54
30:D5:54:GLY:CA	30:D5:55:ARG:HE	2.21	0.54
31:D6:41:PRO:HD2	31:D6:45:LYS:O	2.06	0.54
35:DA:1654:A:OP2	49:DR:3:HIS:HB2	2.08	0.54
35:DA:2472:G:H3'	35:DA:2475:C:H42	1.70	0.54
35:DA:2842:G:O2'	35:DA:2843:G:H5'	2.08	0.54
35:DA:71:A:C2	55:DX:31:HIS:HE1	2.26	0.54
35:DA:963:U:H2'	35:DA:964:C:C6	2.43	0.54
38:DD:142:VAL:HG21	38:DD:191:ALA:HB1	1.89	0.54
40:DF:3:GLU:HA	40:DF:24:LEU:CG	2.35	0.54
29:D4:24:THR:HG21	41:DG:104:GLU:OE2	2.07	0.54
41:DG:48:GLU:O	41:DG:49:ASP:CB	2.55	0.54
41:DG:58:GLN:O	41:DG:61:ALA:HB3	2.08	0.54
42:DH:117:PRO:HB3	42:DH:123:PHE:CE2	2.43	0.54
45:DN:96:GLU:O	45:DN:100:GLU:HG3	2.07	0.54
45:DN:132:ALA:O	45:DN:133:GLN:HB3	2.08	0.54
49:DR:33:ARG:HG3	49:DR:115:GLU:HG3	1.89	0.54
52:DU:68:ALA:CB	52:DU:99:ALA:HB1	2.37	0.54
53:DV:46:VAL:HG13	53:DV:47:VAL:N	2.22	0.54
57:DZ:51:ALA:O	57:DZ:52:SER:CB	2.56	0.54
1:AA:1054:C:OP2	1:AA:1197:G:OP2	2.26	0.54
1:AA:1137:C:H4'	1:AA:1138:G:C2	2.43	0.54
1:AA:1412:C:H2'	1:AA:1413:A:H8	1.72	0.54
1:AA:1452:C:H4'	1:AA:1456:G:O5'	2.08	0.54
1:AA:975:A:H5'	1:AA:975:A:H8	1.71	0.54
2:AB:98:LEU:O	2:AB:101:MET:HG2	2.07	0.54
4:AD:128:VAL:CG1	4:AD:129:ASN:H	2.11	0.54
5:AE:10:MET:HA	5:AE:32:VAL:HG22	1.90	0.54
7:AG:66:VAL:O	7:AG:70:LYS:HG3	2.07	0.54
7:AG:79:ARG:HD3	7:AG:82:GLY:H	1.73	0.54
1:AA:692:U:C5	11:AK:26:ASN:ND2	2.76	0.54
12:AL:120:TYR:N	12:AL:120:TYR:CD1	2.76	0.54
23:AW:30:U:C4	23:AW:31:C:C4	2.96	0.54
23:AW:20:G:C2	23:AW:59:G:C4	2.96	0.54
22:AY:69:G:C5	22:AY:70:G:N7	2.76	0.54

*Continued on next page...*

*Continued from previous page...*

Atom-1	Atom-2	Interatomic distance (Å)	Clash overlap (Å)
27:B2:2:LYS:HB3	35:BA:97:C:H5''	1.90	0.54
35:BA:1150:C:O2'	35:BA:1151:G:H5'	2.08	0.54
35:BA:1915:U:C3'	35:BA:1916:A:C5'	2.68	0.54
35:BA:2308:G:O6	35:BA:2310:A:H2'	2.08	0.54
33:B8:34:TRP:HB2	35:BA:2420:C:OP1	2.07	0.54
35:BA:680:G:H2'	35:BA:681:G:C8	2.42	0.54
35:BA:7:G:H5'	45:BN:130:HIS:HD2	1.73	0.54
36:BB:23:G:H1	36:BB:60:C:H42	1.56	0.54
38:BD:121:PRO:HB3	38:BD:135:PHE:CE2	2.42	0.54
38:BD:148:GLU:HB2	38:BD:151:LYS:HD2	1.90	0.54
38:BD:12:SER:HB2	38:BD:208:LYS:HB3	1.89	0.54
39:BE:132:HIS:CD2	39:BE:135:HIS:NE2	2.76	0.54
39:BE:51:PHE:H	39:BE:74:PRO:CB	2.20	0.54
43:BI:83:ALA:CA	43:BI:88:ILE:HG23	2.38	0.54
52:BU:92:ARG:NH1	53:BV:11:GLN:H	2.06	0.54
56:BY:2:ARG:CD	56:BY:3:VAL:HG23	2.37	0.54
57:BZ:19:ARG:NH1	57:BZ:84:GLU:O	2.41	0.54
1:CA:1296:C:H5'	1:CA:1297:C:OP2	2.08	0.54
1:CA:403:C:H2'	1:CA:404:U:H6	1.73	0.54
1:CA:66:G:H4'	1:CA:173:U:C5	2.43	0.54
2:CB:101:MET:HE2	2:CB:101:MET:HA	1.90	0.54
11:CK:124:LYS:NZ	11:CK:124:LYS:HB3	2.23	0.54
12:CL:7:ILE:CG2	12:CL:8:ASN:N	2.70	0.54
18:CR:31:LEU:H	18:CR:31:LEU:CD2	2.20	0.54
20:CT:84:LEU:HD13	20:CT:84:LEU:C	2.28	0.54
23:CW:19:G:C5	23:CW:60:A:C6	2.96	0.54
27:D2:14:ARG:HA	27:D2:63:VAL:HG11	1.89	0.54
28:D3:19:GLN:NE2	28:D3:52:HIS:HE1	2.06	0.54
29:D4:8:LYS:O	29:D4:9:LEU:HB3	2.08	0.54
35:DA:2415:G:H4'	47:DP:67:MET:H	1.71	0.54
35:DA:2807:G:H3'	35:DA:2808:U:H5''	1.88	0.54
35:DA:322:A:H5'	35:DA:340:A:C1'	2.38	0.54
35:DA:247:G:H4'	35:DA:386:G:C5	2.43	0.54
35:DA:536:A:P	52:DU:53:ARG:HH11	2.31	0.54
37:DC:30:VAL:HG11	37:DC:42:VAL:CG2	2.38	0.54
37:DC:51:ASP:H	37:DC:57:GLN:NE2	2.06	0.54
39:DE:50:GLY:C	39:DE:74:PRO:HG2	2.28	0.54
40:DF:28:ILE:N	40:DF:28:ILE:HD13	2.22	0.54
41:DG:118:ARG:CG	41:DG:118:ARG:HH11	2.21	0.54
47:DP:59:LEU:HA	47:DP:61:ARG:NE	2.20	0.54
1:CA:1442(B):A:C2	51:DT:118:ARG:NH2	2.76	0.54

*Continued on next page...*

*Continued from previous page...*

Atom-1	Atom-2	Interatomic distance (Å)	Clash overlap (Å)
56:DY:2:ARG:O	56:DY:4:LYS:HG2	2.08	0.54
22:CY:57:U:H2'	57:DZ:182:LYS:HZ2	1.71	0.54
1:AA:585:G:H4'	12:AL:8:ASN:HD21	1.73	0.54
3:AC:119:ARG:NH2	3:AC:140:ARG:NH2	2.55	0.54
8:AH:14:ARG:O	8:AH:18:ARG:HD3	2.08	0.54
22:AY:10:G:C4	22:AY:11:C:C5	2.96	0.54
19:AS:42:PRO:HG3	29:B4:50:VAL:HG21	1.88	0.54
35:BA:1331:A:O2'	35:BA:1332:G:H8	1.91	0.54
35:BA:1509(A):A:H2'	35:BA:1509(B):A:C8	2.42	0.54
35:BA:2543:G:H2'	35:BA:2544:G:H8	1.71	0.54
35:BA:2579:C:H2'	35:BA:2580:U:O4'	2.07	0.54
35:BA:2815:C:H2'	35:BA:2816:C:H6	1.72	0.54
35:BA:341:G:O2'	35:BA:342:G:H5'	2.08	0.54
35:BA:774:A:H2	35:BA:787:U:O2'	1.90	0.54
36:BB:31:C:N4	50:BS:32:LEU:HD13	2.23	0.54
38:BD:25:THR:HG22	38:BD:26:LYS:CD	2.38	0.54
38:BD:2:ALA:O	38:BD:3:VAL:HB	2.07	0.54
46:BO:68:GLU:OE1	46:BO:78:ARG:NH1	2.41	0.54
40:BF:187:VAL:HG12	47:BP:7:ARG:HD2	1.90	0.54
48:BQ:51:ARG:HH21	48:BQ:52:VAL:HG23	1.73	0.54
49:BR:98:LEU:HB2	49:BR:113:LEU:CD2	2.37	0.54
56:BY:95:LYS:HD3	56:BY:100:ALA:CB	2.38	0.54
1:CA:1053:G:N7	1:CA:1199:U:H3'	2.22	0.54
1:CA:1084:G:H5'	1:CA:1102:A:OP2	2.08	0.54
1:CA:1305:G:C2	1:CA:1331:G:N3	2.76	0.54
1:CA:1333:A:H2'	1:CA:1334:G:O4'	2.08	0.54
1:CA:25:C:O2'	1:CA:26:A:H5'	2.07	0.54
1:CA:59:A:H5'	1:CA:60:A:H5''	1.90	0.54
2:CB:111:ARG:NH2	2:CB:114:ARG:HG2	2.23	0.54
4:CD:98:GLU:CG	4:CD:103:ASN:HD21	2.20	0.54
5:CE:144:THR:O	5:CE:148:VAL:HG23	2.08	0.54
5:CE:148:VAL:O	5:CE:150:ARG:N	2.41	0.54
18:CR:79:LEU:CD2	18:CR:80:PRO:HD2	2.38	0.54
23:CW:52:C:N3	23:CW:53:U:C4	2.76	0.54
25:D0:40:GLN:HE21	25:D0:43:THR:HA	1.73	0.54
26:D1:57:GLU:O	26:D1:58:ILE:O	2.26	0.54
33:D8:34:TRP:CG	33:D8:35:GLN:N	2.75	0.54
35:DA:1009:A:C4'	52:DU:59:ARG:HD3	2.37	0.54
35:DA:1494:A:O2'	35:DA:1496:A:C2	2.61	0.54
35:DA:158:U:H2'	35:DA:171:G:O5'	2.07	0.54
35:DA:1638:C:H4'	35:DA:2710:C:O2	2.08	0.54

*Continued on next page...*

*Continued from previous page...*

Atom-1	Atom-2	Interatomic distance (Å)	Clash overlap (Å)
38:DD:197:GLY:O	38:DD:198:ASN:HB3	2.08	0.54
38:DD:31:LYS:HB3	38:DD:34:VAL:HG22	1.89	0.54
40:DF:157:VAL:HA	40:DF:176:LEU:O	2.08	0.54
41:DG:114:ILE:HG22	41:DG:117:PHE:H	1.73	0.54
43:DI:109:ILE:HD12	43:DI:109:ILE:N	2.23	0.54
44:DJ:22:UNK:C	44:DJ:88:UNK:HA	2.38	0.54
44:DJ:56:UNK:CB	44:DJ:83:UNK:HA	2.38	0.54
49:DR:28:LEU:HA	49:DR:34:ILE:HG12	1.90	0.54
50:DS:51:ALA:HB3	50:DS:73:LEU:HB2	1.90	0.54
53:DV:59:ALA:HB2	53:DV:96:ILE:HD13	1.90	0.54
1:AA:1072:G:H2'	1:AA:1073:U:O4'	2.07	0.53
1:AA:1220:G:O2'	1:AA:1221:G:H5'	2.08	0.53
1:AA:1290:G:N3	1:AA:1290:G:H2'	2.23	0.53
1:AA:990:C:H2'	1:AA:991:U:C6	2.41	0.53
3:AC:134:ILE:O	3:AC:138:VAL:HG23	2.09	0.53
3:AC:90:GLU:HA	3:AC:93:LYS:HB2	1.89	0.53
13:AM:79:LYS:HB3	13:AM:79:LYS:HZ3	1.73	0.53
19:AS:16:LEU:O	19:AS:20:LEU:HG	2.07	0.53
22:AV:1:G:H1'	25:B0:5:LYS:CE	2.39	0.53
22:AV:43:G:N1	22:AV:44:A:C4	2.76	0.53
22:AV:5:C:C2	22:AV:71:G:C2	2.96	0.53
26:B1:51:VAL:O	26:B1:58:ILE:HG12	2.08	0.53
29:B4:22:ILE:H	29:B4:22:ILE:HD12	1.73	0.53
30:B5:20:ARG:HA	30:B5:23:HIS:CE1	2.43	0.53
30:B5:3:LYS:HZ3	30:B5:5:PRO:HB2	1.72	0.53
35:BA:146:G:H5'	35:BA:146:G:H8	1.74	0.53
35:BA:1486:A:N6	35:BA:1504:C:H42	2.06	0.53
35:BA:225:A:C2'	35:BA:226:G:H5'	2.38	0.53
35:BA:2464:C:O2'	35:BA:2465:C:P	2.67	0.53
35:BA:394:A:O2'	35:BA:395:U:H5'	2.07	0.53
35:BA:643:A:O2'	35:BA:644:A:H5'	2.09	0.53
35:BA:1693:U:O2'	38:BD:14:ARG:NH2	2.41	0.53
38:BD:16:MET:CE	38:BD:208:LYS:HD3	2.38	0.53
38:BD:94:LEU:HB2	38:BD:104:TYR:HE1	1.73	0.53
40:BF:119:ARG:HH11	40:BF:119:ARG:HG2	1.72	0.53
41:BG:114:ILE:CG2	41:BG:117:PHE:HB2	2.38	0.53
41:BG:95:ARG:HH11	41:BG:95:ARG:HG2	1.73	0.53
43:BI:88:ILE:CG2	43:BI:89:TYR:N	2.70	0.53
46:BO:49:ARG:HA	46:BO:53:LYS:HZ1	1.73	0.53
48:BQ:30:GLY:HA2	48:BQ:107:ALA:HB2	1.89	0.53
51:BT:70:VAL:HG12	51:BT:71:GLY:H	1.73	0.53

*Continued on next page...*



*Continued from previous page...*

Atom-1	Atom-2	Interatomic distance (Å)	Clash overlap (Å)
53:BV:38:LEU:HD23	53:BV:39:LEU:N	2.23	0.53
36:BB:92:C:H5''	57:BZ:79:ARG:NH2	2.23	0.53
1:CA:1502:A:C2	1:CA:1505:G:N2	2.69	0.53
1:CA:542:G:H5'	4:CD:41:GLY:CA	2.36	0.53
2:CB:140:HIS:O	2:CB:143:GLU:HG2	2.07	0.53
2:CB:36:ARG:O	2:CB:41:ILE:HD11	2.08	0.53
3:CC:52:LEU:HD23	3:CC:52:LEU:H	1.74	0.53
8:CH:109:ILE:CG2	8:CH:137:VAL:HB	2.38	0.53
9:CI:85:LEU:HD13	9:CI:92:TYR:CD2	2.43	0.53
13:CM:88:ARG:HG2	13:CM:88:ARG:NH1	2.22	0.53
18:CR:31:LEU:HD23	18:CR:31:LEU:N	2.23	0.53
22:CV:23:A:O3'	22:CV:24:A:H8	1.91	0.53
23:CW:39:A:C6	23:CW:41:C:OP2	2.61	0.53
23:CW:42:C:C5	23:CW:43:G:C8	2.95	0.53
23:CW:59:G:O2'	23:CW:60:A:H5'	2.08	0.53
25:D0:36:ILE:HD13	25:D0:58:THR:HG23	1.89	0.53
29:D4:50:VAL:C	29:D4:52:THR:H	2.12	0.53
35:DA:1603:A:C8	35:DA:1603:A:H5'	2.44	0.53
35:DA:914:C:H2'	35:DA:915:C:C5'	2.31	0.53
35:DA:991:C:C5'	35:DA:991:C:H6	2.16	0.53
39:DE:75:VAL:O	39:DE:77:ILE:N	2.35	0.53
39:DE:80:GLU:O	39:DE:81:ILE:HD13	2.08	0.53
40:DF:206:ILE:HG22	40:DF:207:GLY:N	2.23	0.53
41:DG:28:VAL:HG12	41:DG:28:VAL:O	2.07	0.53
41:DG:43:LEU:HD11	41:DG:153:ARG:HB3	1.90	0.53
41:DG:87:PRO:O	41:DG:88:ILE:HD13	2.09	0.53
42:DH:121:ILE:CD1	42:DH:144:VAL:HG21	2.38	0.53
45:DN:123:TYR:OH	45:DN:130:HIS:CE1	2.61	0.53
47:DP:102:ARG:HH11	47:DP:102:ARG:CB	2.22	0.53
47:DP:102:ARG:O	47:DP:103:ALA:HB2	2.07	0.53
47:DP:16:ARG:HD3	47:DP:18:ARG:N	2.17	0.53
48:DQ:16:ARG:HG2	48:DQ:17:LEU:N	2.22	0.53
1:AA:1091:U:H2'	1:AA:1093:A:OP2	2.07	0.53
1:AA:197:A:N7	1:AA:221:C:H4'	2.23	0.53
6:AF:44:GLY:HA2	6:AF:59:TYR:CE1	2.43	0.53
8:AH:20:TYR:HA	8:AH:65:TYR:HE2	1.73	0.53
10:AJ:4:ILE:HB	10:AJ:74:ILE:HD11	1.91	0.53
10:AJ:80:LYS:O	10:AJ:83:GLU:HB3	2.08	0.53
12:AL:69:TYR:CE2	12:AL:71:PRO:HA	2.44	0.53
1:AA:1228:C:H5'	13:AM:108:ARG:NH2	2.23	0.53
17:AQ:98:LEU:HD12	17:AQ:98:LEU:N	2.23	0.53

*Continued on next page...*



*Continued from previous page...*

Atom-1	Atom-2	Interatomic distance (Å)	Clash overlap (Å)
22:AV:19:G:C6	22:AV:59:G:C6	2.95	0.53
23:AW:43:G:C2	23:AW:44:A:C4	2.96	0.53
26:B1:12:PRO:HB3	26:B1:43:TYR:CD1	2.43	0.53
27:B2:21:LEU:HD12	27:B2:64:LEU:HD23	1.90	0.53
29:B4:14:ILE:HG23	29:B4:31:ILE:HG22	1.89	0.53
35:BA:2023:G:H5'	35:BA:2617:C:H4'	1.90	0.53
35:BA:2720:U:H2'	35:BA:2720:U:O2	2.08	0.53
30:B5:43:HIS:CD2	35:BA:2815:C:O2'	2.61	0.53
35:BA:692:C:H2'	35:BA:693:C:C6	2.43	0.53
39:BE:50:GLY:C	39:BE:74:PRO:HG2	2.28	0.53
41:BG:131:TYR:HE2	41:BG:133:LEU:HD23	1.73	0.53
45:BN:133:GLN:CG	45:BN:135:PRO:HD3	2.33	0.53
45:BN:2:LYS:NZ	53:BV:12:TYR:HA	2.23	0.53
47:BP:112:LEU:HD13	47:BP:113:LYS:N	2.23	0.53
47:BP:124:LYS:HD3	47:BP:143:GLY:HA3	1.89	0.53
47:BP:33:ARG:O	47:BP:35:HIS:O	2.27	0.53
50:BS:97:ARG:C	50:BS:97:ARG:NE	2.62	0.53
51:BT:2:ASN:O	51:BT:3:ARG:C	2.46	0.53
56:BY:88:LYS:CE	56:BY:93:GLY:HA3	2.38	0.53
36:BB:92:C:H5''	57:BZ:79:ARG:HH22	1.73	0.53
1:CA:1128:C:O2'	1:CA:1130:A:C8	2.59	0.53
1:CA:376:G:OP1	16:CP:6:LEU:HB2	2.09	0.53
1:CA:523:A:H61	12:CL:92:ASP:HB2	1.72	0.53
1:CA:532:A:N6	3:CC:193:TYR:HB3	2.22	0.53
2:CB:55:PHE:CD1	2:CB:58:ILE:HD12	2.43	0.53
3:CC:162:GLN:CG	24:CX:24:A:O4'	2.56	0.53
4:CD:8:VAL:HG23	4:CD:9:CYS:H	1.72	0.53
12:CL:119:LYS:O	12:CL:120:TYR:HB2	2.07	0.53
13:CM:22:ILE:HD12	13:CM:22:ILE:N	2.23	0.53
18:CR:36:ASN:HB3	18:CR:39:VAL:HG21	1.89	0.53
19:CS:64:GLU:HG3	19:CS:65:ASN:H	1.71	0.53
20:CT:10:LEU:HD12	20:CT:11:SER:H	1.73	0.53
22:CV:14:A:C2	22:CV:15:G:H1'	2.43	0.53
23:CW:69:G:N1	23:CW:70:G:C5	2.75	0.53
23:CW:9:A:N3	23:CW:47:G:H2'	2.24	0.53
26:D1:62:VAL:HG22	26:D1:63:ALA:N	2.23	0.53
35:DA:469:G:O2'	35:DA:470:A:H5''	2.08	0.53
38:DD:155:LEU:HD23	38:DD:177:LEU:CD2	2.39	0.53
39:DE:13:ARG:HD2	39:DE:20:ALA:HB1	1.88	0.53
40:DF:133:ASN:N	40:DF:133:ASN:ND2	2.56	0.53
13:CM:3:ARG:HH22	41:DG:113:ARG:N	2.06	0.53

*Continued on next page...*

*Continued from previous page...*

Atom-1	Atom-2	Interatomic distance (Å)	Clash overlap (Å)
41:DG:58:GLN:HG3	41:DG:59:GLU:N	2.22	0.53
42:DH:24:VAL:HG13	42:DH:35:VAL:HB	1.89	0.53
42:DH:74:ASN:OD1	42:DH:138:LYS:HE3	2.08	0.53
45:DN:126:PRO:O	45:DN:127:ASP:CB	2.56	0.53
45:DN:71:ILE:HG21	45:DN:84:LYS:HB3	1.89	0.53
56:DY:95:LYS:HD3	56:DY:100:ALA:HA	1.90	0.53
56:DY:95:LYS:HD3	56:DY:100:ALA:CB	2.39	0.53
57:DZ:108:PRO:CG	57:DZ:111:VAL:HG23	2.38	0.53
57:DZ:57:ILE:HG22	57:DZ:58:VAL:N	2.22	0.53
1:AA:1090:U:O2'	1:AA:1091:U:H5'	2.09	0.53
1:AA:1239:A:H62	1:AA:1299:A:H62	1.57	0.53
1:AA:1279:A:H2	10:AJ:43:ARG:HH22	1.56	0.53
1:AA:336:C:O2'	1:AA:337:C:H5'	2.07	0.53
1:AA:358:U:H2'	1:AA:359:U:C6	2.43	0.53
1:AA:59:A:H5'	1:AA:60:A:H5''	1.91	0.53
3:AC:47:LEU:HD21	3:AC:68:VAL:HG11	1.90	0.53
4:AD:106:TYR:C	4:AD:108:LEU:H	2.11	0.53
5:AE:148:VAL:O	5:AE:150:ARG:N	2.41	0.53
12:AL:58:VAL:N	12:AL:65:GLU:HG3	2.24	0.53
12:AL:92:ASP:O	12:AL:93:LEU:HD23	2.07	0.53
19:AS:18:LYS:O	19:AS:22:LEU:HB2	2.08	0.53
23:AW:19:G:C5	23:AW:60:A:C6	2.96	0.53
22:AY:1:G:H2'	22:AY:2:G:H8	1.73	0.53
22:AY:56:U:C2	57:BZ:183:LEU:HB2	2.43	0.53
33:B8:33:ASN:O	33:B8:34:TRP:CB	2.57	0.53
35:BA:1541:G:H4'	35:BA:1542:A:H5''	1.88	0.53
35:BA:1590:U:H2'	35:BA:1591:G:C5'	2.19	0.53
35:BA:1818:U:H2'	38:BD:157:ARG:HG3	1.89	0.53
35:BA:1568:G:H21	38:BD:58:HIS:CE1	2.26	0.53
41:BG:6:ALA:O	41:BG:7:LEU:C	2.46	0.53
45:BN:1:MET:C	45:BN:2:LYS:HG3	2.28	0.53
49:BR:13:HIS:O	49:BR:14:SER:C	2.46	0.53
49:BR:21:TYR:OH	49:BR:43:GLU:HG2	2.07	0.53
50:BS:96:GLY:C	50:BS:98:VAL:H	2.11	0.53
51:BT:27:THR:O	51:BT:28:VAL:CB	2.56	0.53
56:BY:95:LYS:CG	56:BY:101:LYS:H	2.21	0.53
57:BZ:138:GLU:O	57:BZ:155:LEU:HB2	2.08	0.53
1:CA:154:C:N4	1:CA:167:G:H1	2.06	0.53
1:CA:706:A:N7	1:CA:707:C:H5	2.06	0.53
2:CB:142:LEU:HA	2:CB:145:LEU:HB2	1.88	0.53
2:CB:85:ALA:HB1	2:CB:92:TYR:CD1	2.43	0.53

*Continued on next page...*

*Continued from previous page...*

Atom-1	Atom-2	Interatomic distance (Å)	Clash overlap (Å)
3:CC:134:ILE:O	3:CC:138:VAL:HG23	2.09	0.53
4:CD:129:ASN:H	4:CD:129:ASN:HD22	1.54	0.53
6:CF:69:GLU:CD	6:CF:69:GLU:N	2.60	0.53
10:CJ:50:ILE:HD13	10:CJ:50:ILE:N	2.13	0.53
11:CK:107:SER:C	11:CK:108:ILE:HD12	2.29	0.53
12:CL:43:VAL:CG1	12:CL:55:VAL:HG21	2.39	0.53
17:CQ:67:LYS:HA	17:CQ:70:ARG:HH12	1.74	0.53
18:CR:79:LEU:HD23	18:CR:80:PRO:HD2	1.89	0.53
22:CV:27:C:H3'	22:CV:27:C:H6	1.74	0.53
23:CW:25:A:C3'	23:CW:26:G:C8	2.90	0.53
23:CW:19:G:C6	23:CW:59:G:C6	2.96	0.53
22:CY:27:C:H2'	22:CY:28:G:C8	2.42	0.53
33:D8:47:LYS:HD2	33:D8:48:PHE:N	2.23	0.53
35:DA:1362:C:O2'	35:DA:1363:C:H5'	2.08	0.53
35:DA:1831:G:H2'	35:DA:1832:C:C6	2.43	0.53
36:DB:23:G:H1	36:DB:60:C:H42	1.55	0.53
36:DB:6:C:H42	36:DB:115:G:H1	1.56	0.53
37:DC:186:LEU:O	37:DC:190:ILE:HG12	2.08	0.53
38:DD:121:PRO:HB3	38:DD:135:PHE:CE2	2.41	0.53
38:DD:127:VAL:HA	38:DD:193:VAL:HG13	1.91	0.53
38:DD:75:ILE:O	38:DD:118:VAL:HG23	2.09	0.53
39:DE:104:VAL:HG11	39:DE:188:VAL:CG2	2.39	0.53
41:DG:118:ARG:O	41:DG:118:ARG:HG2	2.08	0.53
41:DG:34:LEU:HD11	41:DG:172:LEU:HD21	1.89	0.53
42:DH:84:SER:O	42:DH:85:LYS:HB2	2.08	0.53
47:DP:146:VAL:CG2	47:DP:147:LEU:N	2.66	0.53
50:DS:92:TYR:CG	50:DS:93:LYS:N	2.75	0.53
51:DT:2:ASN:O	51:DT:3:ARG:C	2.47	0.53
53:DV:39:LEU:HA	53:DV:47:VAL:HG13	1.90	0.53
56:DY:31:LEU:HB2	56:DY:32:PRO:CA	2.37	0.53
1:AA:301:G:H2'	1:AA:302:G:H8	1.72	0.53
1:AA:430:A:OP2	4:AD:8:VAL:HG22	2.09	0.53
3:AC:52:LEU:HD23	3:AC:52:LEU:H	1.73	0.53
4:AD:168:ARG:HH11	4:AD:168:ARG:HG3	1.73	0.53
10:AJ:21:GLN:HG2	10:AJ:25:GLU:OE2	2.09	0.53
15:AO:33:THR:HG21	15:AO:85:LEU:CD2	2.36	0.53
19:AS:16:LEU:H	19:AS:16:LEU:CD1	2.19	0.53
22:AV:29:A:C6	22:AV:30:U:O4	2.62	0.53
1:AA:1493:A:HO2'	24:AX:19:A:H1'	1.74	0.53
22:AY:20:G:C3'	22:AY:21:U:C5'	2.82	0.53
22:AY:27:C:H2'	22:AY:28:G:O4'	2.08	0.53

*Continued on next page...*

*Continued from previous page...*

Atom-1	Atom-2	Interatomic distance (Å)	Clash overlap (Å)
27:B2:64:LEU:HD11	27:B2:68:ARG:HH12	1.73	0.53
35:BA:1009:A:H5'	52:BU:59:ARG:HD3	1.90	0.53
35:BA:1858:G:HO2'	35:BA:1859:A:H8	1.56	0.53
35:BA:2123:G:H2'	35:BA:2124:G:H8	1.73	0.53
35:BA:271(G):C:O2'	35:BA:271(H):G:H5'	2.08	0.53
35:BA:271(M):G:C2'	35:BA:271(N):U:H5''	2.33	0.53
35:BA:654(S):G:O5'	35:BA:654(T):C:H5''	2.09	0.53
35:BA:847:U:OP2	35:BA:928:G:O6	2.26	0.53
35:BA:962:G:O2'	35:BA:963:U:H5'	2.08	0.53
38:BD:112:GLN:O	38:BD:115:GLN:HB3	2.09	0.53
38:BD:244:ARG:HG2	38:BD:245:PRO:HB3	1.90	0.53
39:BE:117:MET:CE	39:BE:124:GLY:HA3	2.37	0.53
39:BE:65:GLY:O	39:BE:67:PHE:N	2.41	0.53
41:BG:118:ARG:HB3	41:BG:181:ARG:CZ	2.38	0.53
43:BI:11:ASN:C	43:BI:12:LEU:HD23	2.29	0.53
43:BI:9:LEU:HB2	43:BI:12:LEU:O	2.08	0.53
48:BQ:16:ARG:HG2	48:BQ:17:LEU:N	2.23	0.53
49:BR:28:LEU:HA	49:BR:34:ILE:HG12	1.88	0.53
49:BR:4:LEU:O	49:BR:5:LYS:HG2	2.08	0.53
53:BV:1:MET:O	53:BV:2:PHE:HB2	2.08	0.53
54:BW:47:VAL:HA	54:BW:50:VAL:CG1	2.38	0.53
2:CB:116:GLU:HA	2:CB:119:GLU:HB3	1.91	0.53
3:CC:148:GLY:HA3	3:CC:172:ARG:O	2.09	0.53
12:CL:66:VAL:HG12	12:CL:67:THR:N	2.19	0.53
17:CQ:24:GLU:HG2	17:CQ:39:SER:HB3	1.91	0.53
23:CW:12:U:OP2	23:CW:12:U:H6	1.92	0.53
22:CY:19:G:H8	57:DZ:186:GLU:C	2.03	0.53
22:CY:20:G:C3'	22:CY:21:U:H5'	2.24	0.53
25:D0:14:ARG:CG	25:D0:14:ARG:HH11	2.22	0.53
25:D0:51:VAL:CG2	25:D0:81:VAL:HG23	2.38	0.53
30:D5:40:LYS:HZ2	30:D5:46:CYS:H	1.55	0.53
31:D6:16:CYS:O	31:D6:17:LYS:HB2	2.09	0.53
33:D8:33:ASN:O	33:D8:34:TRP:CB	2.56	0.53
35:DA:1286:A:C2'	35:DA:1288:U:OP2	2.56	0.53
26:D1:41:ARG:NH1	35:DA:1365:A:OP1	2.42	0.53
35:DA:1385:G:H4'	35:DA:1386:C:OP1	2.08	0.53
35:DA:1539:G:C2	35:DA:1540:U:H1'	2.43	0.53
35:DA:271(M):G:C2'	35:DA:271(N):U:H5''	2.34	0.53
35:DA:319:C:O2'	35:DA:320:A:H5'	2.09	0.53
35:DA:866:A:N3	35:DA:866:A:H2'	2.23	0.53
38:DD:231:HIS:ND1	38:DD:232:PRO:HD2	2.22	0.53

*Continued on next page...*

*Continued from previous page...*

Atom-1	Atom-2	Interatomic distance (Å)	Clash overlap (Å)
40:DF:65:TRP:CZ3	40:DF:73:ALA:O	2.61	0.53
41:DG:72:ARG:HA	41:DG:87:PRO:CG	2.39	0.53
43:DI:110:ASP:CB	43:DI:113:ARG:HB2	2.39	0.53
46:DO:64:ARG:NH1	51:DT:70:VAL:CG2	2.71	0.53
48:DQ:31:ASP:O	48:DQ:133:ARG:O	2.27	0.53
49:DR:103:ARG:HD2	54:DW:40:ASN:ND2	2.23	0.53
49:DR:13:HIS:HE1	49:DR:15:SER:HB3	1.74	0.53
49:DR:4:LEU:O	49:DR:5:LYS:HG2	2.08	0.53
50:DS:66:ALA:HA	50:DS:69:VAL:HG12	1.91	0.53
56:DY:68:HIS:ND1	56:DY:70:SER:HB3	2.24	0.53
1:AA:1122:U:H2'	1:AA:1123:A:H8	1.74	0.53
1:AA:1128:C:H5	1:AA:1139:G:HO2'	1.56	0.53
1:AA:542:G:H2'	1:AA:543:C:C6	2.43	0.53
2:AB:74:LYS:HG3	2:AB:74:LYS:O	2.09	0.53
3:AC:84:ILE:O	3:AC:88:ARG:HG3	2.07	0.53
13:AM:86:CYS:SG	13:AM:88:ARG:HB2	2.49	0.53
17:AQ:32:TYR:O	17:AQ:34:LYS:N	2.42	0.53
22:AV:53:U:H2'	22:AV:54:G:H8	1.72	0.53
22:AY:55:G:H2'	22:AY:56:U:H1'	1.90	0.53
27:B2:55:ARG:CG	27:B2:55:ARG:HH11	2.20	0.53
27:B2:21:LEU:CD1	27:B2:64:LEU:HA	2.39	0.53
28:B3:19:GLN:NE2	28:B3:52:HIS:HE1	2.06	0.53
29:B4:42:PHE:HB2	29:B4:43:TYR:HD1	1.74	0.53
35:BA:1286:A:C2'	35:BA:1288:U:OP2	2.57	0.53
35:BA:1385:G:H4'	35:BA:1386:C:OP1	2.08	0.53
35:BA:1532:C:C2'	35:BA:1533:G:H5'	2.39	0.53
35:BA:1654:A:OP2	49:BR:3:HIS:HB2	2.07	0.53
35:BA:1860:G:H1	35:BA:1882:C:H42	1.57	0.53
35:BA:2193:G:H2'	35:BA:2194:G:H8	1.74	0.53
35:BA:2405:G:O2'	35:BA:2406:U:OP2	2.25	0.53
35:BA:2632:A:N3	39:BE:61:ARG:NH1	2.56	0.53
35:BA:276:A:OP1	35:BA:278:A:H1'	2.09	0.53
25:B0:27:GLU:OE2	35:BA:856:C:H4'	2.08	0.53
41:BG:125:PHE:CD2	41:BG:131:TYR:HB2	2.43	0.53
42:BH:127:GLU:HG3	42:BH:130:ARG:HE	1.72	0.53
47:BP:102:ARG:O	47:BP:103:ALA:HB2	2.08	0.53
47:BP:83:VAL:HG23	47:BP:105:LEU:HD13	1.91	0.53
47:BP:61:ARG:N	47:BP:61:ARG:HD2	2.22	0.53
57:BZ:33:LEU:HG	57:BZ:34:ASN:N	2.22	0.53
57:BZ:92:SER:C	57:BZ:130:PRO:HG2	2.29	0.53
1:CA:1137:C:H4'	1:CA:1138:G:C2	2.44	0.53

*Continued on next page...*

*Continued from previous page...*

Atom-1	Atom-2	Interatomic distance (Å)	Clash overlap (Å)
1:CA:222:U:H2'	1:CA:223:U:C6	2.42	0.53
1:CA:434:U:H2'	1:CA:435:C:H6	1.71	0.53
2:CB:121:LEU:HD22	2:CB:126:GLU:HB2	1.89	0.53
1:CA:1106:G:OP1	3:CC:172:ARG:HD3	2.08	0.53
10:CJ:78:ASN:O	10:CJ:82:ILE:HG12	2.07	0.53
11:CK:85:ARG:HG2	11:CK:111:ASP:O	2.08	0.53
12:CL:36:VAL:N	12:CL:58:VAL:CG1	2.68	0.53
12:CL:76:ASN:OD1	12:CL:107:ALA:HA	2.07	0.53
23:CW:30:U:C4	23:CW:31:C:N4	2.76	0.53
23:CW:40:A:H2'	23:CW:41:C:H5	1.68	0.53
23:CW:3:G:H1	23:CW:73:C:N4	2.07	0.53
22:CY:9:A:C6	22:CY:47:G:C6	2.97	0.53
25:D0:11:ARG:C	25:D0:12:ASN:HD22	2.11	0.53
35:DA:118:A:OP2	35:DA:119:A:H5''	2.08	0.53
35:DA:2477:C:C6	35:DA:2477:C:H5'	2.43	0.53
35:DA:712:G:O2'	35:DA:713:G:H5'	2.08	0.53
35:DA:738:G:O2'	35:DA:739:G:H5'	2.08	0.53
35:DA:994:C:H3'	52:DU:54:LYS:HE3	1.91	0.53
40:DF:119:ARG:HH11	40:DF:119:ARG:HG2	1.73	0.53
43:DI:14:ASP:O	43:DI:15:VAL:O	2.26	0.53
46:DO:23:ARG:HG3	46:DO:24:VAL:N	2.22	0.53
46:DO:68:GLU:OE1	46:DO:78:ARG:NH1	2.42	0.53
48:DQ:27:VAL:HG13	48:DQ:105:GLU:CD	2.29	0.53
51:DT:27:THR:HA	51:DT:87:ASP:HB2	1.90	0.53
56:DY:95:LYS:HE2	56:DY:101:LYS:H	1.72	0.53
35:DA:105:C:O2'	56:DY:2:ARG:HG3	2.08	0.53
1:AA:25:C:O2'	1:AA:26:A:H5'	2.09	0.53
1:AA:427:U:C3'	1:AA:428:G:H5''	2.35	0.53
6:AF:97:PHE:N	18:AR:30:ASP:OD1	2.41	0.53
13:AM:99:ARG:O	13:AM:101:GLN:HG3	2.08	0.53
15:AO:39:LEU:C	15:AO:39:LEU:HD13	2.29	0.53
22:AY:32:G:C6	22:AY:43:G:C6	2.97	0.53
22:AY:5:C:O2	22:AY:70:G:N1	2.41	0.53
35:BA:1831:G:H2'	35:BA:1832:C:C6	2.44	0.53
35:BA:237:C:O2'	35:BA:238:C:H5'	2.08	0.53
40:BF:101:LEU:HD12	40:BF:102:PRO:CD	2.37	0.53
40:BF:122:LYS:CA	40:BF:122:LYS:HE2	2.39	0.53
43:BI:62:LYS:HE3	43:BI:133:HIS:O	2.08	0.53
45:BN:28:THR:HG22	45:BN:29:LYS:N	2.24	0.53
46:BO:23:ARG:HG3	46:BO:24:VAL:N	2.22	0.53
47:BP:101:VAL:HG23	47:BP:102:ARG:N	2.23	0.53

*Continued on next page...*



*Continued from previous page...*

Atom-1	Atom-2	Interatomic distance (Å)	Clash overlap (Å)
47:BP:124:LYS:HD3	47:BP:143:GLY:CA	2.38	0.53
49:BR:13:HIS:HE1	49:BR:15:SER:HB3	1.73	0.53
57:BZ:119:GLU:O	57:BZ:122:ARG:NH1	2.42	0.53
57:BZ:80:ARG:HB3	57:BZ:80:ARG:NH1	2.24	0.53
1:CA:1228:C:H5'	13:CM:108:ARG:NH2	2.24	0.53
1:CA:359:U:H2'	1:CA:360:A:H8	1.73	0.53
1:CA:373:A:O2'	1:CA:374:A:H5'	2.08	0.53
1:CA:7:G:H5'	1:CA:298:A:H5'	1.91	0.53
3:CC:24:ALA:HB2	3:CC:32:LEU:HD12	1.91	0.53
3:CC:6:HIS:ND1	14:CN:49:HIS:HB3	2.23	0.53
4:CD:135:LEU:O	4:CD:137:SER:N	2.40	0.53
9:CI:69:GLY:O	9:CI:73:GLN:HG3	2.08	0.53
9:CI:79:LEU:HD11	9:CI:83:ARG:NH2	2.24	0.53
12:CL:33:ARG:HB3	12:CL:85:ILE:CG2	2.39	0.53
17:CQ:9:VAL:HG12	17:CQ:56:VAL:CG2	2.28	0.53
22:CV:32:G:C6	22:CV:43:G:C6	2.97	0.53
22:CV:71:G:N2	22:CV:72:C:C2	2.77	0.53
28:D3:8:LEU:HD13	28:D3:31:LEU:HA	1.90	0.53
35:DA:1045:A:H5''	35:DA:1047:G:N3	2.23	0.53
35:DA:1448:G:N3	35:DA:1528(A):A:H2	2.07	0.53
35:DA:1678:G:N2	35:DA:1989:G:H22	2.06	0.53
35:DA:1886:C:H2'	35:DA:1887:C:C6	2.43	0.53
35:DA:2023:G:H5'	35:DA:2617:C:H4'	1.91	0.53
35:DA:2126:A:H5'	37:DC:38:PHE:CD2	2.44	0.53
35:DA:2512:C:H4'	39:DE:122:PHE:CE2	2.44	0.53
35:DA:2562:U:C2'	35:DA:2563:U:H5'	2.38	0.53
38:DD:28:GLU:H	38:DD:29:PRO:CD	2.16	0.53
35:DA:706:A:OP1	38:DD:7:LYS:HE3	2.08	0.53
45:DN:46:VAL:O	45:DN:47:ALA:HB3	2.07	0.53
51:DT:57:PHE:CG	51:DT:58:ASN:N	2.63	0.53
35:DA:2875:C:C4'	51:DT:5:ALA:HB2	2.36	0.53
53:DV:76:LYS:HB2	53:DV:81:TYR:HB3	1.90	0.53
57:DZ:133:ILE:O	57:DZ:133:ILE:HG22	2.08	0.53
1:AA:1141:C:H2'	1:AA:1142:G:N7	2.23	0.53
1:AA:1514:C:H2'	1:AA:1515:C:H6	1.74	0.53
1:AA:66:G:H4'	1:AA:173:U:C5	2.44	0.53
3:AC:76:VAL:CG2	3:AC:77:ILE:H	2.18	0.53
4:AD:79:PHE:HD2	4:AD:207:TYR:CD2	2.26	0.53
4:AD:26:CYS:CA	4:AD:31:CYS:HB2	2.37	0.53
10:AJ:5:ARG:O	10:AJ:98:ILE:HA	2.08	0.53
11:AK:57:THR:OG1	11:AK:58:PRO:HD2	2.08	0.53

*Continued on next page...*



*Continued from previous page...*

Atom-1	Atom-2	Interatomic distance (Å)	Clash overlap (Å)
12:AL:72:GLY:C	12:AL:73:GLU:HG3	2.29	0.53
12:AL:7:ILE:HG23	12:AL:8:ASN:N	2.23	0.53
16:AP:14:ASN:HA	16:AP:42:ARG:NH2	2.24	0.53
22:AV:42:C:O2'	22:AV:43:G:H5'	2.08	0.53
35:BA:2097:C:O2'	35:BA:2098:U:H5'	2.08	0.53
35:BA:500:G:N2	35:BA:502:A:H3'	2.22	0.53
36:BB:28:C:O2'	36:BB:29:A:H5'	2.08	0.53
36:BB:81:G:N3	36:BB:81:G:H5'	2.24	0.53
38:BD:45:ASN:OD1	38:BD:46:GLN:N	2.42	0.53
39:BE:34:VAL:CG2	39:BE:34:VAL:O	2.57	0.53
42:BH:117:PRO:HB3	42:BH:123:PHE:CE2	2.43	0.53
47:BP:65:ARG:HH11	47:BP:65:ARG:HG3	1.72	0.53
47:BP:64:LYS:C	47:BP:66:GLY:H	2.11	0.53
48:BQ:34:LEU:CD1	48:BQ:129:THR:HB	2.32	0.53
51:BT:28:VAL:HG22	51:BT:46:GLU:C	2.28	0.53
56:BY:95:LYS:HD3	56:BY:100:ALA:HA	1.91	0.53
57:BZ:171:ILE:C	57:BZ:171:ILE:HD12	2.29	0.53
22:AY:63:C:C1'	57:BZ:186:GLU:CG	2.85	0.53
1:CA:1290:G:N3	1:CA:1290:G:H2'	2.23	0.53
1:CA:1432:G:OP1	51:DT:107:ASP:HB2	2.09	0.53
1:CA:319:G:O2'	1:CA:320:C:H5'	2.09	0.53
1:CA:575:G:OP1	1:CA:575:G:H4'	2.09	0.53
1:CA:57:G:H2'	1:CA:58:C:C6	2.44	0.53
3:CC:119:ARG:HG3	3:CC:119:ARG:NH1	2.23	0.53
3:CC:95:THR:HG22	3:CC:97:LYS:H	1.74	0.53
5:CE:144:THR:OG1	5:CE:146:ALA:HB3	2.08	0.53
5:CE:93:PRO:HG2	8:CH:105:ARG:NH2	2.23	0.53
9:CI:47:LEU:C	9:CI:49:PRO:HD2	2.28	0.53
10:CJ:23:ILE:HG22	10:CJ:23:ILE:O	2.08	0.53
1:CA:529:G:O6	12:CL:49:ASN:HA	2.09	0.53
13:CM:28:ALA:O	13:CM:30:ALA:N	2.41	0.53
20:CT:57:ARG:HH11	20:CT:57:ARG:HB2	1.73	0.53
20:CT:58:LYS:O	20:CT:61:SER:HB3	2.09	0.53
23:CW:11:C:N3	23:CW:27:C:O2	2.42	0.53
23:CW:27:C:C3'	23:CW:28:G:C8	2.87	0.53
23:CW:7:U:N3	23:CW:68:A:N6	2.57	0.53
23:CW:9:A:C5	23:CW:47:G:C2	2.97	0.53
22:CY:5:C:H2'	22:CY:6:C:C6	2.44	0.53
30:D5:50:GLY:CA	30:D5:55:ARG:HB2	2.39	0.53
30:D5:45:VAL:CG1	30:D5:55:ARG:HG2	2.39	0.53
31:D6:11:LEU:HG	31:D6:51:GLU:HG3	1.91	0.53

*Continued on next page...*

*Continued from previous page...*

Atom-1	Atom-2	Interatomic distance (Å)	Clash overlap (Å)
32:D7:35:ARG:HD3	35:DA:54:G:O2'	2.08	0.53
35:DA:1495:A:N3	35:DA:1496:A:C2	2.77	0.53
35:DA:1532:C:C2'	35:DA:1533:G:H5'	2.39	0.53
35:DA:557:U:O2'	35:DA:558:G:H5'	2.09	0.53
25:D0:77:ARG:NH2	35:DA:857:C:OP2	2.40	0.53
38:DD:112:GLN:O	38:DD:115:GLN:HB3	2.08	0.53
35:DA:1826:G:C4'	38:DD:242:ARG:HH21	2.18	0.53
40:DF:133:ASN:ND2	40:DF:133:ASN:H	2.06	0.53
29:D4:33:VAL:HG13	41:DG:109:VAL:HG13	1.90	0.53
41:DG:36:LYS:HD2	41:DG:38:VAL:HG23	1.91	0.53
41:DG:40:ASN:HD22	41:DG:41:GLN:H	1.56	0.53
36:DB:42:C:O2	41:DG:93:THR:N	2.40	0.53
43:DI:11:ASN:C	43:DI:12:LEU:HD23	2.29	0.53
35:DA:1952:A:C5	46:DO:22:ILE:HD12	2.44	0.53
53:DV:98:GLU:C	53:DV:99:ILE:HD13	2.29	0.53
56:DY:28:LYS:CB	56:DY:37:VAL:HB	2.35	0.53
57:DZ:153:SER:HB2	57:DZ:163:LEU:HD13	1.90	0.53
1:AA:102:G:O2'	1:AA:103:C:H5'	2.09	0.53
1:AA:1316:G:H2'	1:AA:1317:C:H5''	1.88	0.53
8:AH:109:ILE:CG2	8:AH:137:VAL:HB	2.38	0.53
10:AJ:24:VAL:O	10:AJ:28:ARG:HG3	2.08	0.53
10:AJ:3:LYS:HZ3	10:AJ:76:ASN:HA	1.74	0.53
11:AK:85:ARG:HG2	11:AK:111:ASP:O	2.08	0.53
11:AK:98:LEU:O	11:AK:99:GLN:C	2.47	0.53
12:AL:47:LYS:C	12:AL:47:LYS:HD2	2.29	0.53
17:AQ:26:GLN:O	17:AQ:27:PHE:HB3	2.09	0.53
25:B0:72:ARG:O	25:B0:75:LEU:HB2	2.08	0.53
35:BA:1486:A:H61	35:BA:1504:C:N4	2.07	0.53
35:BA:1539:G:C2	35:BA:1540:U:H1'	2.44	0.53
35:BA:1678:G:N2	35:BA:1989:G:H22	2.06	0.53
35:BA:389:G:N1	47:BP:70:GLN:HG3	2.24	0.53
37:BC:5:GLY:O	37:BC:9:ARG:HB2	2.09	0.53
40:BF:157:VAL:CG2	40:BF:194:MET:HG2	2.39	0.53
41:BG:37:VAL:HG13	41:BG:37:VAL:O	2.08	0.53
41:BG:39:ILE:HG13	41:BG:92:VAL:CG1	2.39	0.53
43:BI:113:ARG:HH11	43:BI:113:ARG:CB	2.18	0.53
47:BP:16:ARG:NE	47:BP:18:ARG:HB2	2.23	0.53
53:BV:5:VAL:HG21	53:BV:35:LEU:HB3	1.91	0.53
53:BV:39:LEU:HA	53:BV:47:VAL:HG13	1.91	0.53
55:BX:57:LEU:HD22	55:BX:57:LEU:O	2.09	0.53
1:CA:291:C:O2'	1:CA:292:G:H5'	2.09	0.53

*Continued on next page...*

*Continued from previous page...*

Atom-1	Atom-2	Interatomic distance (Å)	Clash overlap (Å)
1:CA:81:U:H3	1:CA:88:A:N6	1.97	0.53
2:CB:58:ILE:HG23	2:CB:222:ILE:HD11	1.91	0.53
3:CC:76:VAL:CG2	3:CC:77:ILE:H	2.19	0.53
4:CD:79:PHE:HD2	4:CD:207:TYR:CD2	2.27	0.53
4:CD:96:LEU:HG	4:CD:139:ARG:NH2	2.24	0.53
6:CF:11:ASN:HB3	6:CF:14:LEU:HD21	1.89	0.53
6:CF:44:GLY:HA2	6:CF:59:TYR:CE1	2.44	0.53
9:CI:95:LYS:O	9:CI:99:LEU:HB2	2.08	0.53
12:CL:86:ARG:HB2	12:CL:101:VAL:HG23	1.89	0.53
15:CO:73:GLU:O	15:CO:74:ASP:HB2	2.08	0.53
35:DA:1339:G:N2	35:DA:1603:A:H1'	2.24	0.53
35:DA:1484:G:N2	35:DA:1505:C:N4	2.56	0.53
35:DA:2762:G:C2'	35:DA:2763:G:H5'	2.39	0.53
39:DE:12:THR:O	39:DE:23:VAL:HG22	2.08	0.53
39:DE:98:PRO:HG3	39:DE:175:VAL:HG12	1.91	0.53
35:DA:2305:A:H8	41:DG:156:ASP:OD1	1.91	0.53
41:DG:61:ALA:HA	41:DG:64:THR:CG2	2.39	0.53
42:DH:55:PRO:HG2	42:DH:61:HIS:CE1	2.43	0.53
43:DI:4:ILE:HG12	43:DI:18:VAL:CG2	2.39	0.53
43:DI:68:LEU:HG	43:DI:72:LEU:HD11	1.91	0.53
46:DO:121:VAL:C	46:DO:122:LEU:HD23	2.28	0.53
46:DO:35:VAL:HG11	46:DO:103:ALA:CB	2.34	0.53
47:DP:71:VAL:HG12	47:DP:72:PRO:HD3	1.89	0.53
48:DQ:36:ALA:HB1	48:DQ:127:ILE:CD1	2.39	0.53
50:DS:85:VAL:HG22	50:DS:106:ARG:HB2	1.90	0.53
55:DX:12:VAL:HG22	55:DX:27:THR:O	2.09	0.53
1:AA:501:C:H2'	1:AA:502:G:H8	1.73	0.53
1:AA:532:A:H2	1:AA:1207:G:H1'	1.74	0.53
1:AA:552:U:O2'	1:AA:553:A:H5'	2.08	0.53
2:AB:71:VAL:HB	2:AB:164:VAL:CG1	2.38	0.53
3:AC:46:GLU:O	3:AC:47:LEU:HB2	2.09	0.53
6:AF:99:ALA:HB2	18:AR:31:LEU:HD22	1.90	0.53
8:AH:6:ILE:H	8:AH:6:ILE:CD1	2.20	0.53
12:AL:126:LYS:HA	12:AL:126:LYS:HE2	1.89	0.53
1:AA:322:C:H4'	20:AT:23:ARG:HD2	1.91	0.53
29:B4:27:THR:HG23	29:B4:27:THR:O	2.09	0.53
35:BA:2713:A:H3'	35:BA:2714:G:C5'	2.39	0.53
35:BA:587:C:H2'	47:BP:33:ARG:CZ	2.39	0.53
35:BA:612:C:C3'	35:BA:613:G:H5''	2.38	0.53
38:BD:241:PRO:O	38:BD:243:GLY:N	2.41	0.53
41:BG:107:LEU:HD11	41:BG:178:PHE:CD1	2.44	0.53

*Continued on next page...*

*Continued from previous page...*

Atom-1	Atom-2	Interatomic distance (Å)	Clash overlap (Å)
41:BG:145:THR:HG21	41:BG:148:MET:HB3	1.91	0.53
43:BI:68:LEU:HG	43:BI:72:LEU:HD11	1.91	0.53
49:BR:98:LEU:H	49:BR:113:LEU:HD23	1.74	0.53
51:BT:28:VAL:CB	51:BT:88:ILE:HG12	2.36	0.53
52:BU:25:TRP:C	52:BU:25:TRP:CD1	2.81	0.53
52:BU:68:ALA:CB	52:BU:99:ALA:HB1	2.38	0.53
54:BW:10:VAL:O	54:BW:11:ARG:CB	2.51	0.53
56:BY:28:LYS:N	56:BY:28:LYS:HZ1	2.04	0.53
1:CA:430:A:OP2	4:CD:8:VAL:HG22	2.08	0.53
1:CA:724:G:O2'	1:CA:725:G:H5'	2.09	0.53
2:CB:39:ILE:O	2:CB:41:ILE:HD12	2.09	0.53
4:CD:11:LEU:C	4:CD:13:ARG:N	2.58	0.53
17:CQ:32:TYR:O	17:CQ:34:LYS:N	2.42	0.53
18:CR:73:ALA:HB3	18:CR:79:LEU:HD12	1.90	0.53
22:CY:43:G:C6	22:CY:44:A:C5	2.97	0.53
22:CY:78:A:N1	35:DA:2583:G:O2'	2.27	0.53
28:D3:1:MET:C	28:D3:3:ARG:H	2.11	0.53
29:D4:36:CYS:HA	41:DG:108:ASN:O	2.08	0.53
31:D6:15:GLU:OE1	31:D6:41:PRO:HG3	2.08	0.53
33:D8:52:LYS:HE2	35:DA:834:C:H4'	1.91	0.53
35:DA:2666:C:H5'	35:DA:2667:C:OP2	2.09	0.53
35:DA:2869:G:H2'	35:DA:2870:C:H6	1.72	0.53
35:DA:654(U):A:H2'	35:DA:654(V):A:C8	2.43	0.53
36:DB:80:U:O2'	36:DB:81:G:H5''	2.09	0.53
37:DC:31:LYS:HE2	37:DC:181:PHE:O	2.09	0.53
41:DG:12:TYR:HA	41:DG:16:ARG:HG3	1.89	0.53
45:DN:73:THR:CG2	45:DN:82:LEU:HD11	2.39	0.53
47:DP:19:VAL:HG23	47:DP:19:VAL:O	2.08	0.53
35:DA:587:C:H3'	47:DP:33:ARG:NH2	2.24	0.53
47:DP:97:PRO:O	47:DP:98:GLU:CB	2.55	0.53
56:DY:100:ALA:O	56:DY:101:LYS:HB2	2.08	0.53
57:DZ:104:PHE:HD1	57:DZ:139:VAL:CB	2.19	0.53
1:AA:1054:C:O2'	1:AA:1055:A:P	2.67	0.53
1:AA:1305:G:C2	1:AA:1331:G:N3	2.77	0.53
1:AA:255:G:H1'	17:AQ:16:GLN:HE21	1.73	0.53
2:AB:97:TRP:CH2	2:AB:173:ALA:HA	2.45	0.53
7:AG:73:MET:HG2	7:AG:90:GLU:HA	1.91	0.53
8:AH:1:MET:H2	8:AH:1:MET:HE2	1.74	0.53
10:AJ:3:LYS:HZ3	10:AJ:77:PRO:HD2	1.74	0.53
22:AY:20:G:C3'	22:AY:21:U:H5'	2.26	0.53
22:AY:56:U:O2'	57:BZ:183:LEU:HD13	2.08	0.53

*Continued on next page...*

*Continued from previous page...*

Atom-1	Atom-2	Interatomic distance (Å)	Clash overlap (Å)
28:B3:7:LYS:HB2	28:B3:34:GLU:HG2	1.91	0.53
31:B6:5:VAL:HG22	31:B6:6:ARG:N	2.22	0.53
33:B8:62:LEU:HD13	35:BA:242:G:C5'	2.16	0.53
35:BA:1186:G:H2'	35:BA:1187:G:O4'	2.09	0.53
35:BA:1317:A:H2'	35:BA:1318:C:H6	1.74	0.53
35:BA:269:U:H2'	35:BA:269:U:O2	2.09	0.53
35:BA:2777:G:H5''	35:BA:2778:A:H5'	1.90	0.53
35:BA:322:A:H5'	35:BA:340:A:H1'	1.91	0.53
35:BA:99:U:H4'	35:BA:102:G:H1'	1.91	0.53
38:BD:117:VAL:HG21	38:BD:128:GLY:C	2.30	0.53
45:BN:96:GLU:O	45:BN:100:GLU:HG3	2.08	0.53
50:BS:92:TYR:O	50:BS:93:LYS:HB3	2.07	0.53
53:BV:98:GLU:C	53:BV:99:ILE:HD13	2.30	0.53
55:BX:3:THR:O	55:BX:4:ALA:HB3	2.08	0.53
57:BZ:152:ALA:HB1	57:BZ:167:PRO:HB2	1.89	0.53
1:CA:1137:C:H4'	1:CA:1138:G:N2	2.23	0.53
1:CA:373:A:H2'	1:CA:374:A:C8	2.33	0.53
1:CA:749:C:O2'	1:CA:750:G:H5'	2.08	0.53
3:CC:20:SER:CB	3:CC:40:ARG:HH22	2.22	0.53
3:CC:91:LEU:O	3:CC:95:THR:HB	2.08	0.53
4:CD:209:ARG:HH11	4:CD:209:ARG:HG3	1.73	0.53
5:CE:12:LEU:HD13	5:CE:12:LEU:O	2.07	0.53
5:CE:6:PHE:HB2	5:CE:34:VAL:HG22	1.91	0.53
6:CF:19:LEU:HD23	6:CF:19:LEU:C	2.29	0.53
10:CJ:80:LYS:HB3	10:CJ:80:LYS:HZ3	1.74	0.53
22:CV:14:A:C6	22:CV:15:G:C4	2.96	0.53
29:D4:15:ILE:HA	29:D4:21:VAL:HG22	1.90	0.53
35:DA:1846:G:H5'	35:DA:1846:G:C8	2.39	0.53
35:DA:2171:A:H4'	35:DA:2172:U:O5'	2.08	0.53
35:DA:2335:A:O2'	35:DA:2336:A:H5''	2.08	0.53
35:DA:269:U:O2	35:DA:269:U:H2'	2.08	0.53
35:DA:2801:A:H2'	35:DA:2801:A:N3	2.24	0.53
35:DA:34:C:N4	35:DA:455:C:H5'	2.24	0.53
35:DA:654(S):G:O5'	35:DA:654(T):C:H5''	2.09	0.53
36:DB:28:C:O2'	36:DB:29:A:H5'	2.09	0.53
38:DD:106:ILE:HD11	38:DD:157:ARG:O	2.09	0.53
38:DD:134:ARG:HG3	38:DD:135:PHE:CD1	2.44	0.53
41:DG:126:ASP:O	41:DG:128:ARG:N	2.41	0.53
42:DH:136:ILE:H	42:DH:136:ILE:CD1	2.22	0.53
35:DA:7:G:H5'	45:DN:130:HIS:HD2	1.73	0.53
47:DP:16:ARG:NE	47:DP:18:ARG:HB2	2.24	0.53

*Continued on next page...*

*Continued from previous page...*

Atom-1	Atom-2	Interatomic distance (Å)	Clash overlap (Å)
48:DQ:54:MET:HG3	48:DQ:117:ALA:HB1	1.90	0.53
49:DR:98:LEU:H	49:DR:113:LEU:HD23	1.74	0.53
53:DV:5:VAL:HG21	53:DV:35:LEU:HB3	1.90	0.53
1:AA:1459:C:O2'	1:AA:1460:A:H5'	2.09	0.52
1:AA:16:A:N1	1:AA:919:A:C2	2.77	0.52
1:AA:824:C:H2'	1:AA:825:G:H8	1.74	0.52
2:AB:169:LYS:HD3	2:AB:169:LYS:O	2.09	0.52
3:AC:103:VAL:CG1	3:AC:104:GLN:N	2.72	0.52
3:AC:32:LEU:HB3	3:AC:59:ARG:NH2	2.24	0.52
5:AE:91:LEU:N	5:AE:91:LEU:HD22	2.23	0.52
5:AE:79:GLU:HA	5:AE:91:LEU:O	2.09	0.52
6:AF:69:GLU:CD	6:AF:69:GLU:N	2.62	0.52
9:AI:47:LEU:C	9:AI:49:PRO:HD2	2.29	0.52
17:AQ:85:VAL:HG12	17:AQ:89:LEU:HD12	1.91	0.52
18:AR:79:LEU:CD2	18:AR:80:PRO:HD2	2.39	0.52
22:AV:14:A:C2	22:AV:15:G:H1'	2.44	0.52
22:AV:69:G:H2'	22:AV:70:G:H8	1.74	0.52
22:AV:77:C:H5'	22:AV:77:C:C6	2.44	0.52
23:AW:14:A:C2	23:AW:24:A:C5	2.96	0.52
23:AW:15:G:OP2	23:AW:16:U:H5	1.91	0.52
22:AY:27:C:H2'	22:AY:28:G:C8	2.44	0.52
26:B1:29:GLY:O	26:B1:31:GLY:N	2.40	0.52
33:B8:32:LEU:O	33:B8:33:ASN:O	2.28	0.52
33:B8:34:TRP:CG	33:B8:35:GLN:N	2.76	0.52
35:BA:1131:G:O2'	35:BA:1132:A:H8	1.91	0.52
35:BA:1484:G:N2	35:BA:1505:C:N4	2.57	0.52
35:BA:2273:A:H2'	35:BA:2274:A:C8	2.43	0.52
35:BA:271(P):C:H5'	43:BI:46:ALA:HB2	1.89	0.52
36:BB:94:C:H2'	36:BB:95:C:C6	2.41	0.52
37:BC:186:LEU:O	37:BC:190:ILE:HG12	2.09	0.52
37:BC:51:ASP:H	37:BC:57:GLN:NE2	2.06	0.52
35:BA:706:A:OP1	38:BD:7:LYS:HE3	2.08	0.52
40:BF:108:LYS:HD2	40:BF:112:MET:HE3	1.90	0.52
41:BG:13:GLU:O	41:BG:14:GLU:HG3	2.09	0.52
41:BG:51:ARG:CA	41:BG:51:ARG:NE	2.60	0.52
43:BI:1:MET:O	43:BI:3:VAL:HG23	2.08	0.52
46:BO:9:GLU:O	46:BO:83:ALA:HA	2.09	0.52
48:BQ:51:ARG:HH21	48:BQ:52:VAL:CG2	2.22	0.52
48:BQ:55:VAL:HG12	48:BQ:64:ILE:CD1	2.35	0.52
51:BT:27:THR:CG2	51:BT:28:VAL:N	2.71	0.52
57:BZ:163:LEU:HD23	57:BZ:163:LEU:N	2.25	0.52

*Continued on next page...*



*Continued from previous page...*

Atom-1	Atom-2	Interatomic distance (Å)	Clash overlap (Å)
1:CA:1096:C:H2'	1:CA:1097:C:H6	1.73	0.52
1:CA:1228:C:P	13:CM:108:ARG:NH2	2.82	0.52
1:CA:1320:C:H5'	19:CS:70:LYS:CG	2.39	0.52
1:CA:453:A:H2'	1:CA:454:C:C6	2.44	0.52
1:CA:880:C:H2'	1:CA:881:G:C8	2.42	0.52
2:CB:187:LEU:HD11	2:CB:205:ASP:HA	1.90	0.52
5:CE:43:LEU:HB2	5:CE:136:MET:SD	2.49	0.52
5:CE:6:PHE:HD1	5:CE:63:ARG:NH1	2.07	0.52
6:CF:5:GLU:HG3	6:CF:93:SER:OG	2.09	0.52
10:CJ:21:GLN:HG2	10:CJ:25:GLU:OE2	2.08	0.52
10:CJ:32:ALA:HB1	10:CJ:75:ILE:HD11	1.91	0.52
16:CP:14:ASN:HA	16:CP:42:ARG:NH2	2.24	0.52
22:CV:5:C:C2	22:CV:71:G:C2	2.97	0.52
23:CW:61:A:O2'	23:CW:62:U:H5'	2.09	0.52
23:CW:71:G:N1	23:CW:72:C:C6	2.77	0.52
25:D0:27:GLU:OE2	35:DA:856:C:H4'	2.10	0.52
25:D0:72:ARG:O	25:D0:75:LEU:HB2	2.09	0.52
27:D2:48:HIS:C	27:D2:50:ILE:H	2.11	0.52
35:DA:1221:C:H2'	35:DA:1221(A):C:C6	2.43	0.52
35:DA:2012:G:H4'	54:DW:96:ILE:CD1	2.39	0.52
35:DA:322:A:H5'	35:DA:340:A:H1'	1.90	0.52
36:DB:7:G:H3'	36:DB:8:U:C5'	2.20	0.52
38:DD:132:PRO:HD3	38:DD:190:TYR:CZ	2.43	0.52
38:DD:34:VAL:HG23	38:DD:35:LYS:N	2.24	0.52
39:DE:77:ILE:CG2	39:DE:78:LEU:H	2.00	0.52
41:DG:121:ASN:CG	41:DG:122:PRO:HD2	2.30	0.52
41:DG:158:ALA:O	41:DG:159:VAL:HB	2.09	0.52
43:DI:48:GLU:HA	43:DI:51:ILE:HB	1.91	0.52
46:DO:71:ARG:NH2	46:DO:77:ILE:HG21	2.24	0.52
57:DZ:103:ARG:HG3	57:DZ:103:ARG:NH1	2.23	0.52
57:DZ:166:SER:N	57:DZ:167:PRO:HA	2.20	0.52
1:AA:1017:G:H2'	1:AA:1018:C:C6	2.44	0.52
1:AA:1116:C:H2'	1:AA:1117:G:C5'	2.36	0.52
1:AA:1418:A:C2	1:AA:1483:A:C2	2.98	0.52
1:AA:867:G:O2'	1:AA:868:C:H5'	2.09	0.52
2:AB:95:GLN:HA	2:AB:95:GLN:OE1	2.09	0.52
4:AD:170:VAL:HG12	4:AD:174:LEU:HB2	1.91	0.52
7:AG:62:PHE:CD1	7:AG:124:LEU:HD21	2.43	0.52
9:AI:50:LEU:O	9:AI:53:VAL:HG22	2.10	0.52
1:AA:1151:A:N3	10:AJ:39:PRO:HG3	2.24	0.52
1:AA:692:U:H5	11:AK:26:ASN:ND2	2.06	0.52

*Continued on next page...*



*Continued from previous page...*

Atom-1	Atom-2	Interatomic distance (Å)	Clash overlap (Å)
15:AO:85:LEU:HD22	15:AO:87:ILE:HD13	1.92	0.52
22:AV:20:G:C2	22:AV:59:G:C4	2.97	0.52
23:AW:44:A:C3'	23:AW:45:U:H5''	2.39	0.52
26:B1:41:ARG:HD3	26:B1:43:TYR:CZ	2.44	0.52
27:B2:69:ARG:HG2	27:B2:69:ARG:NH1	2.22	0.52
32:B7:32:LYS:O	32:B7:36:GLN:HB2	2.09	0.52
33:B8:13:ARG:HG3	33:B8:13:ARG:O	2.09	0.52
35:BA:1049:C:H2'	35:BA:1050:A:C8	2.43	0.52
35:BA:1886:C:H2'	35:BA:1887:C:C6	2.44	0.52
35:BA:2171:A:H4'	35:BA:2172:U:O5'	2.08	0.52
35:BA:2295:C:O2'	35:BA:2296:U:H5'	2.10	0.52
35:BA:2306:C:H5''	35:BA:2307:G:O4'	2.10	0.52
36:BB:6:C:H42	36:BB:115:G:H1	1.56	0.52
40:BF:133:ASN:H	40:BF:133:ASN:ND2	2.07	0.52
42:BH:152:ARG:O	42:BH:152:ARG:HG3	2.08	0.52
42:BH:96:ALA:HA	42:BH:105:LEU:HA	1.91	0.52
47:BP:93:GLY:O	47:BP:123:LEU:HB2	2.09	0.52
50:BS:13:ARG:HG3	50:BS:14:VAL:N	2.21	0.52
50:BS:89:ARG:HH11	50:BS:89:ARG:HG2	1.74	0.52
53:BV:52:VAL:HG13	53:BV:52:VAL:O	2.08	0.52
57:BZ:35:ARG:HG3	57:BZ:35:ARG:HH11	1.74	0.52
1:CA:1054:C:OP2	1:CA:1197:G:OP2	2.28	0.52
1:CA:1280:A:H5'	10:CJ:40:LEU:HD22	1.90	0.52
1:CA:1400:C:C4	22:CV:36:AG9:N3	2.77	0.52
1:CA:1440:C:H1'	1:CA:1462:G:N2	2.23	0.52
1:CA:229:U:O2'	1:CA:230:G:H5'	2.08	0.52
1:CA:41:G:O2'	1:CA:42:G:H5'	2.10	0.52
1:CA:425:G:O2'	1:CA:426:G:H5'	2.09	0.52
3:CC:95:THR:C	3:CC:97:LYS:H	2.13	0.52
5:CE:41:VAL:O	5:CE:66:MET:HA	2.09	0.52
7:CG:100:ALA:O	7:CG:104:LEU:HD23	2.09	0.52
9:CI:28:VAL:HG13	9:CI:63:ILE:O	2.09	0.52
17:CQ:98:LEU:HD12	17:CQ:98:LEU:N	2.24	0.52
21:CU:25:LYS:HG2	21:CU:26:LYS:N	2.25	0.52
1:CA:1305:G:OP1	21:CU:2:GLY:HA3	2.09	0.52
22:CV:12:U:C2	22:CV:26:G:N2	2.77	0.52
22:CY:27:C:H2'	22:CY:28:G:O4'	2.08	0.52
27:D2:48:HIS:C	27:D2:50:ILE:N	2.62	0.52
35:DA:2306:C:H5''	35:DA:2307:G:O4'	2.09	0.52
35:DA:2657:A:C2'	35:DA:2658:C:H5'	2.39	0.52
35:DA:747:U:O2	35:DA:2014:A:H1'	2.10	0.52

*Continued on next page...*

*Continued from previous page...*

Atom-1	Atom-2	Interatomic distance (Å)	Clash overlap (Å)
37:DC:5:GLY:O	37:DC:9:ARG:HB2	2.09	0.52
38:DD:71:ASP:HB2	38:DD:103:ARG:HH22	1.75	0.52
35:DA:1693:U:O2'	38:DD:14:ARG:NH2	2.42	0.52
38:DD:9:TYR:CD1	38:DD:10:THR:HG22	2.43	0.52
39:DE:107:THR:O	39:DE:190:GLY:HA2	2.10	0.52
40:DF:196:LEU:O	40:DF:196:LEU:HD23	2.09	0.52
41:DG:131:TYR:H	41:DG:159:VAL:CG1	2.21	0.52
46:DO:49:ARG:HA	46:DO:53:LYS:HZ1	1.74	0.52
47:DP:65:ARG:HH11	47:DP:65:ARG:HG3	1.74	0.52
53:DV:38:LEU:HD23	53:DV:39:LEU:N	2.25	0.52
57:DZ:129:SER:HB2	57:DZ:130:PRO:HD2	1.90	0.52
57:DZ:5:LEU:CD1	57:DZ:47:VAL:HG21	2.39	0.52
1:AA:1053:G:N7	1:AA:1199:U:H3'	2.24	0.52
1:AA:190:U:H2'	1:AA:191:G:C8	2.44	0.52
2:AB:20:GLU:HB2	2:AB:190:THR:OG1	2.10	0.52
2:AB:22:LYS:H	2:AB:40:HIS:HE1	1.57	0.52
2:AB:58:ILE:HG23	2:AB:222:ILE:HD11	1.91	0.52
2:AB:67:THR:CG2	2:AB:155:LEU:HD21	2.39	0.52
2:AB:85:ALA:HB1	2:AB:92:TYR:CD1	2.44	0.52
3:AC:150:LYS:HG3	3:AC:169:ALA:CB	2.35	0.52
4:AD:177:ASP:O	4:AD:179:GLU:N	2.43	0.52
12:AL:39:VAL:HG12	12:AL:40:VAL:N	2.25	0.52
13:AM:84:ILE:O	13:AM:84:ILE:HG22	2.09	0.52
10:AJ:61:GLU:OE2	14:AN:58:LYS:HE2	2.09	0.52
15:AO:73:GLU:O	15:AO:74:ASP:HB2	2.08	0.52
17:AQ:45:HIS:O	17:AQ:73:VAL:HG23	2.10	0.52
1:AA:191:G:N3	20:AT:105:SER:HB3	2.24	0.52
20:AT:99:LEU:O	20:AT:101:GLY:N	2.43	0.52
23:AW:35:U:H6	23:AW:35:U:OP2	1.93	0.52
29:B4:26:SER:OG	29:B4:27:THR:N	2.42	0.52
35:BA:1681:G:HO2'	35:BA:1762:A:H2'	1.74	0.52
35:BA:1689:A:N6	35:BA:1698:A:H2	1.97	0.52
35:BA:2801:A:N3	35:BA:2801:A:H2'	2.25	0.52
35:BA:322:A:H5'	35:BA:340:A:C1'	2.40	0.52
35:BA:34:C:H41	35:BA:455:C:H5'	1.74	0.52
35:BA:418:G:O2'	35:BA:419:C:H5'	2.09	0.52
35:BA:2174:C:H1'	37:BC:219:MET:HE1	1.91	0.52
39:BE:100:GLU:O	39:BE:172:VAL:HG23	2.10	0.52
47:BP:16:ARG:CB	47:BP:16:ARG:HH11	2.23	0.52
47:BP:19:VAL:HG23	47:BP:19:VAL:O	2.10	0.52
47:BP:40:SER:O	47:BP:41:ARG:NE	2.35	0.52

*Continued on next page...*

*Continued from previous page...*

Atom-1	Atom-2	Interatomic distance (Å)	Clash overlap (Å)
47:BP:7:ARG:CB	47:BP:7:ARG:NH1	2.73	0.52
22:AY:55:G:C5'	48:BQ:56:ARG:NH2	2.62	0.52
35:BA:1754:C:OP1	51:BT:96:ARG:NH1	2.41	0.52
57:BZ:183:LEU:CD1	57:BZ:184:ALA:N	2.69	0.52
1:CA:1505:G:C5'	1:CA:1506:U:H5''	2.35	0.52
2:CB:224:GLN:HB2	2:CB:229:VAL:HG22	1.92	0.52
3:CC:32:LEU:HD22	3:CC:59:ARG:CZ	2.40	0.52
5:CE:36:ASP:OD2	5:CE:40:ARG:HB2	2.08	0.52
5:CE:79:GLU:HA	5:CE:91:LEU:O	2.08	0.52
1:CA:963:G:N2	10:CJ:55:LYS:HD3	2.24	0.52
12:CL:86:ARG:HB2	12:CL:101:VAL:CG2	2.38	0.52
13:CM:6:GLY:O	13:CM:8:GLU:N	2.39	0.52
16:CP:6:LEU:HG	16:CP:17:TYR:HB3	1.89	0.52
16:CP:50:LYS:HD3	16:CP:51:VAL:N	2.24	0.52
22:CV:12:U:O2	22:CV:13:U:H1'	2.08	0.52
22:CV:14:A:N7	22:CV:24:A:C6	2.78	0.52
22:CV:37:A:H2'	22:CV:38:U:C6	2.44	0.52
22:CV:8:U:C2	22:CV:15:G:O6	2.62	0.52
23:CW:20:G:C2	23:CW:59:G:C4	2.96	0.52
23:CW:7:U:C4	23:CW:68:A:N6	2.77	0.52
25:D0:20:ARG:NH1	35:DA:2357:U:OP1	2.42	0.52
29:D4:9:LEU:HD22	29:D4:26:SER:O	2.09	0.52
30:D5:2:ALA:N	35:DA:2014:A:HO2'	2.07	0.52
34:D9:14:CYS:SG	34:D9:27:CYS:HB2	2.50	0.52
35:DA:1528(A):A:H62	35:DA:1541:G:N2	2.07	0.52
35:DA:1980:G:O2'	35:DA:1982:C:OP2	2.27	0.52
35:DA:2233:U:H2'	35:DA:2234:G:C8	2.45	0.52
35:DA:2494:G:O2'	48:DQ:80:GLU:HA	2.10	0.52
35:DA:2579:C:H2'	35:DA:2580:U:O4'	2.10	0.52
35:DA:225:A:O2'	35:DA:257:A:H4'	2.10	0.52
35:DA:2801(A):A:C4'	35:DA:2802:G:H5'	2.32	0.52
36:DB:55:U:O3'	41:DG:27:ASN:ND2	2.42	0.52
41:DG:141:PHE:CD1	41:DG:142:PRO:HD2	2.43	0.52
42:DH:149:ARG:HA	42:DH:162:ILE:CG1	2.39	0.52
42:DH:152:ARG:O	42:DH:152:ARG:HG3	2.10	0.52
35:DA:271(P):C:H5'	43:DI:46:ALA:HB2	1.90	0.52
47:DP:93:GLY:O	47:DP:123:LEU:HB2	2.09	0.52
51:DT:117:ASP:O	51:DT:118:ARG:C	2.47	0.52
53:DV:38:LEU:HD22	53:DV:52:VAL:HG11	1.91	0.52
57:DZ:108:PRO:C	57:DZ:110:GLY:N	2.62	0.52
57:DZ:153:SER:N	57:DZ:167:PRO:HB2	2.24	0.52

*Continued on next page...*

*Continued from previous page...*

Atom-1	Atom-2	Interatomic distance (Å)	Clash overlap (Å)
1:AA:1116:C:H3'	1:AA:1117:G:H5''	1.91	0.52
1:AA:1280:A:H5'	10:AJ:40:LEU:HD22	1.90	0.52
1:AA:151:A:H2'	1:AA:152:A:H5'	1.90	0.52
1:AA:314:C:O2'	1:AA:315:A:H5'	2.09	0.52
2:AB:140:HIS:C	2:AB:143:GLU:HG2	2.30	0.52
4:AD:157:LEU:CD1	4:AD:161:ASN:HD21	2.22	0.52
9:AI:69:GLY:O	9:AI:73:GLN:HG3	2.09	0.52
10:AJ:90:LEU:H	10:AJ:91:PRO:HD3	1.75	0.52
21:AU:12:LYS:CB	21:AU:22:ARG:HD2	2.38	0.52
23:AW:20:G:N1	23:AW:58:C:C4	2.78	0.52
22:AY:57:U:O4'	57:BZ:183:LEU:N	2.37	0.52
22:AY:57:U:O5'	57:BZ:182:LYS:C	2.47	0.52
29:B4:11:PRO:O	29:B4:29:PRO:HG3	2.09	0.52
30:B5:51:TYR:N	30:B5:55:ARG:HD3	2.24	0.52
35:BA:1362:C:O2'	35:BA:1363:C:H5'	2.09	0.52
35:BA:1488:G:H5'	35:BA:1489:U:OP2	2.10	0.52
1:AA:1409:C:H1'	35:BA:1913:A:N7	2.25	0.52
38:BD:4:LYS:HE3	38:BD:20:ASP:HA	1.91	0.52
39:BE:81:ILE:HG22	39:BE:81:ILE:O	2.09	0.52
44:BJ:15:UNK:HA	44:BJ:65:UNK:O	2.10	0.52
47:BP:101:VAL:HG12	47:BP:107:LYS:H	1.75	0.52
47:BP:97:PRO:HD3	47:BP:126:VAL:O	2.09	0.52
52:BU:88:ILE:C	52:BU:90:VAL:N	2.63	0.52
52:BU:92:ARG:O	52:BU:93:LYS:C	2.48	0.52
35:BA:484:C:OP1	56:BY:50:ARG:NE	2.43	0.52
57:BZ:149:SER:OG	57:BZ:150:LEU:HD22	2.10	0.52
1:CA:1218:C:H2'	1:CA:1219:U:C6	2.45	0.52
1:CA:1314:C:H5	19:CS:6:LYS:CE	2.19	0.52
1:CA:358:U:H2'	1:CA:359:U:C6	2.44	0.52
3:CC:19:GLU:HG3	3:CC:54:ARG:NH1	2.25	0.52
5:CE:91:LEU:N	5:CE:91:LEU:HD22	2.24	0.52
6:CF:37:VAL:CG1	6:CF:38:GLU:N	2.71	0.52
9:CI:53:VAL:C	9:CI:54:ASP:HB2	2.29	0.52
10:CJ:34:VAL:HG13	10:CJ:73:ASP:O	2.09	0.52
11:CK:54:ARG:NH1	23:CW:42:C:OP1	2.43	0.52
6:CF:97:PHE:O	18:CR:31:LEU:HD23	2.10	0.52
22:CV:7:U:H3'	22:CV:8:U:C5'	2.38	0.52
23:CW:50:C:C4	23:CW:61:A:C8	2.97	0.52
27:D2:53:LEU:O	27:D2:57:ILE:HG12	2.10	0.52
29:D4:24:THR:HB	41:DG:5:VAL:HG13	1.91	0.52
35:DA:2405:G:O2'	35:DA:2406:U:P	2.68	0.52

*Continued on next page...*

*Continued from previous page...*

Atom-1	Atom-2	Interatomic distance (Å)	Clash overlap (Å)
35:DA:2635:C:OP1	39:DE:77:ILE:HG21	2.09	0.52
38:DD:31:LYS:C	38:DD:33:LEU:H	2.13	0.52
41:DG:15:VAL:HG13	41:DG:175:LEU:HB3	1.90	0.52
41:DG:76:SER:C	41:DG:78:SER:N	2.56	0.52
43:DI:140:LEU:HD23	43:DI:140:LEU:C	2.30	0.52
56:DY:36:ALA:HB1	56:DY:67:LEU:O	2.09	0.52
56:DY:7:VAL:HG21	56:DY:8:LYS:HZ3	1.73	0.52
57:DZ:56:VAL:HG13	57:DZ:69:THR:O	2.09	0.52
1:AA:1096:C:H2'	1:AA:1097:C:H6	1.75	0.52
1:AA:1104:G:H2'	1:AA:1105:A:C8	2.44	0.52
1:AA:356:A:O2'	1:AA:357:G:H5'	2.10	0.52
1:AA:389:A:H2'	1:AA:390:C:H5'	1.89	0.52
1:AA:425:G:O2'	1:AA:426:G:H5'	2.09	0.52
1:AA:445:G:H2'	1:AA:446:G:C8	2.44	0.52
4:AD:157:LEU:CG	4:AD:161:ASN:HD21	2.21	0.52
7:AG:102:ARG:HG2	7:AG:106:GLN:NE2	2.25	0.52
7:AG:26:PHE:O	7:AG:30:ILE:HG12	2.10	0.52
11:AK:108:ILE:HG21	18:AR:88:LYS:OXT	2.08	0.52
11:AK:115:PRO:C	11:AK:117:ASN:H	2.13	0.52
1:AA:472:A:O2'	16:AP:81:ARG:HA	2.10	0.52
19:AS:17:GLU:O	19:AS:21:GLU:HG2	2.10	0.52
22:AV:69:G:C5	22:AV:70:G:N7	2.78	0.52
22:AY:31:C:C2	22:AY:43:G:N2	2.75	0.52
25:B0:51:VAL:CG2	25:B0:81:VAL:HG23	2.40	0.52
35:BA:1997:G:O2'	35:BA:1998:G:H5'	2.08	0.52
35:BA:633:A:C2'	35:BA:634:C:H5'	2.40	0.52
35:BA:654(V):A:H3'	35:BA:655:A:H2'	1.91	0.52
38:BD:248:SER:HB2	38:BD:249:PRO:HD2	1.92	0.52
39:BE:51:PHE:H	39:BE:74:PRO:HB2	1.74	0.52
45:BN:78:TYR:N	45:BN:78:TYR:CD1	2.76	0.52
48:BQ:29:PHE:HB2	48:BQ:105:GLU:OE2	2.10	0.52
49:BR:100:LEU:N	49:BR:100:LEU:HD13	2.25	0.52
51:BT:117:ASP:O	51:BT:118:ARG:C	2.48	0.52
51:BT:33:LYS:NZ	51:BT:74:ARG:NH2	2.57	0.52
51:BT:30:VAL:HG21	51:BT:83:ILE:HG13	1.91	0.52
55:BX:27:THR:HB	55:BX:80:ILE:HG22	1.91	0.52
55:BX:30:VAL:HG11	55:BX:39:ILE:HD12	1.92	0.52
57:BZ:163:LEU:HD23	57:BZ:163:LEU:H	1.75	0.52
57:BZ:33:LEU:CD1	57:BZ:34:ASN:H	2.23	0.52
57:BZ:23:LYS:HD2	57:BZ:38:TYR:HE1	1.75	0.52
1:CA:586:C:O2'	1:CA:587:G:H5'	2.09	0.52

*Continued on next page...*

*Continued from previous page...*

Atom-1	Atom-2	Interatomic distance (Å)	Clash overlap (Å)
2:CB:169:LYS:O	2:CB:169:LYS:HD3	2.10	0.52
7:CG:71:PRO:HD3	7:CG:103:TRP:HZ3	1.74	0.52
10:CJ:23:ILE:HG23	10:CJ:85:LEU:CD2	2.38	0.52
1:CA:322:C:H4'	20:CT:23:ARG:HD2	1.91	0.52
23:CW:11:C:C4	23:CW:12:U:C4	2.97	0.52
22:CY:68:A:C4	22:CY:69:G:C8	2.97	0.52
32:D7:12:ARG:NH2	32:D7:44:PRO:HB3	2.24	0.52
35:DA:1291:C:H2'	35:DA:1292:U:H6	1.75	0.52
35:DA:1317:A:H2'	35:DA:1318:C:C6	2.45	0.52
35:DA:1541:G:H4'	35:DA:1542:A:O4'	2.10	0.52
35:DA:1884:A:O2'	35:DA:1885:A:H5''	2.09	0.52
35:DA:2286:A:H4'	35:DA:2287:A:O4'	2.10	0.52
35:DA:2389:G:H5''	35:DA:2390:U:H5'	1.92	0.52
37:DC:21:TYR:HB3	37:DC:25:GLU:HG3	1.90	0.52
40:DF:63:LYS:HZ2	40:DF:67:GLN:HB2	1.74	0.52
43:DI:123:LEU:HD23	43:DI:124:GLY:N	2.25	0.52
47:DP:148:LEU:O	47:DP:149:GLU:HB2	2.09	0.52
47:DP:17:LYS:C	47:DP:19:VAL:H	2.11	0.52
47:DP:23:PRO:CD	47:DP:33:ARG:CZ	2.79	0.52
53:DV:19:LYS:NZ	53:DV:20:LEU:N	2.46	0.52
56:DY:80:GLY:O	56:DY:81:LYS:HB3	2.08	0.52
57:DZ:108:PRO:C	57:DZ:110:GLY:H	2.11	0.52
57:DZ:165:VAL:CG1	57:DZ:166:SER:N	2.67	0.52
1:AA:203:U:H5''	1:AA:204:U:OP1	2.09	0.52
1:AA:414:A:O2'	1:AA:415:A:H5'	2.09	0.52
1:AA:726:C:O2'	1:AA:727:G:H5'	2.10	0.52
4:AD:90:GLY:CA	4:AD:204:ILE:HD11	2.39	0.52
6:AF:15:ASP:OD1	6:AF:17:SER:HB2	2.10	0.52
11:AK:124:LYS:HB3	11:AK:124:LYS:NZ	2.25	0.52
1:AA:981:U:H5'	14:AN:21:TYR:CE1	2.44	0.52
3:AC:34:LEU:HG	14:AN:25:VAL:HG11	1.91	0.52
16:AP:6:LEU:HG	16:AP:17:TYR:HB3	1.92	0.52
1:AA:719:C:O2'	18:AR:49:LYS:HB3	2.09	0.52
18:AR:79:LEU:HD23	18:AR:80:PRO:HD2	1.91	0.52
19:AS:64:GLU:HG3	19:AS:65:ASN:H	1.74	0.52
20:AT:14:LYS:O	20:AT:18:GLN:HB2	2.08	0.52
23:AW:50:C:N4	23:AW:61:A:C8	2.78	0.52
23:AW:72:C:C4	23:AW:73:C:C4	2.97	0.52
22:AY:25:A:H2'	22:AY:26:G:N7	2.24	0.52
27:B2:32:LEU:HA	27:B2:53:LEU:HD12	1.91	0.52
19:AS:65:ASN:CA	29:B4:48:ARG:HH12	1.95	0.52

*Continued on next page...*



*Continued from previous page...*

Atom-1	Atom-2	Interatomic distance (Å)	Clash overlap (Å)
34:B9:18:ARG:HD2	35:BA:1034:G:H5'	1.91	0.52
35:BA:2067:G:O2'	35:BA:2069:G:H5''	2.10	0.52
35:BA:2141:G:H2'	35:BA:2142:C:C6	2.44	0.52
35:BA:2248:C:C2'	35:BA:2249:U:H5'	2.40	0.52
35:BA:2469:A:H2'	48:BQ:56:ARG:HH21	1.75	0.52
40:BF:65:TRP:CZ3	40:BF:73:ALA:O	2.63	0.52
41:BG:170:ARG:HG2	41:BG:170:ARG:HH11	1.74	0.52
43:BI:91:SER:OG	43:BI:119:PRO:HB2	2.10	0.52
48:BQ:36:ALA:HB1	48:BQ:127:ILE:HD12	1.91	0.52
46:BO:77:ILE:HD13	51:BT:74:ARG:HG2	1.90	0.52
54:BW:4:LYS:HG3	54:BW:106:ILE:HG22	1.92	0.52
56:BY:81:LYS:CD	56:BY:97:ARG:HB3	2.37	0.52
1:CA:777:A:H2'	1:CA:778:G:H8	1.75	0.52
3:CC:181:ASN:OD1	3:CC:204:LEU:HD12	2.09	0.52
7:CG:79:ARG:HG2	7:CG:81:GLY:N	2.19	0.52
9:CI:122:ALA:HB1	9:CI:123:PRO:HD2	1.90	0.52
12:CL:38:THR:CG2	12:CL:39:VAL:N	2.73	0.52
15:CO:85:LEU:HD22	15:CO:87:ILE:HD13	1.90	0.52
22:CV:19:G:C6	22:CV:59:G:C6	2.98	0.52
22:CV:63:C:H2'	22:CV:64:C:H6	1.74	0.52
22:CY:27:C:C2	22:CY:28:G:C8	2.98	0.52
22:CY:69:G:C5	22:CY:70:G:N7	2.77	0.52
32:D7:12:ARG:CD	32:D7:46:VAL:HG21	2.36	0.52
35:DA:1902:C:C5'	38:DD:246:PRO:HD3	2.40	0.52
35:DA:2668:G:O2'	35:DA:2669:G:H5'	2.10	0.52
35:DA:633:A:C2'	35:DA:634:C:H5'	2.40	0.52
35:DA:803:U:H2'	35:DA:804:A:H5'	1.90	0.52
39:DE:51:PHE:H	39:DE:74:PRO:CB	2.23	0.52
35:DA:2312:U:OP1	41:DG:73:ALA:HA	2.10	0.52
43:DI:66:GLU:OE1	43:DI:66:GLU:HA	2.09	0.52
1:AA:1457:G:O2'	1:AA:1458:G:H5'	2.09	0.52
1:AA:256:U:H2'	1:AA:257:G:O4'	2.10	0.52
1:AA:389:A:H2'	1:AA:390:C:C5'	2.40	0.52
1:AA:437:U:H2'	1:AA:438:G:O4'	2.10	0.52
1:AA:57:G:H2'	1:AA:58:C:C6	2.44	0.52
2:AB:162:ILE:O	2:AB:162:ILE:HG13	2.10	0.52
3:AC:51:GLY:O	3:AC:115:LEU:HD21	2.10	0.52
4:AD:8:VAL:HG23	4:AD:9:CYS:N	2.25	0.52
5:AE:19:MET:O	5:AE:20:GLN:HB2	2.10	0.52
6:AF:91:VAL:HG11	18:AR:72:ARG:HH12	1.75	0.52
7:AG:145:ALA:O	7:AG:146:GLU:CB	2.57	0.52

*Continued on next page...*



*Continued from previous page...*

Atom-1	Atom-2	Interatomic distance (Å)	Clash overlap (Å)
11:AK:33:THR:C	11:AK:40:ILE:HD11	2.30	0.52
12:AL:33:ARG:HB3	12:AL:85:ILE:CG2	2.40	0.52
1:AA:1329:A:P	13:AM:28:ALA:HB3	2.50	0.52
23:AW:15:G:C5	23:AW:61:A:C2	2.98	0.52
23:AW:24:A:C4	23:AW:25:A:C8	2.97	0.52
23:AW:30:U:C2	23:AW:31:C:C5	2.97	0.52
23:AW:38:U:H2'	23:AW:39:A:N7	2.24	0.52
22:AY:4:C:N3	22:AY:72:C:C5	2.78	0.52
29:B4:15:ILE:HA	29:B4:21:VAL:HG22	1.91	0.52
31:B6:30:THR:OG1	31:B6:31:PRO:HD2	2.10	0.52
35:BA:1721:G:H5'	35:BA:1722:A:OP1	2.10	0.52
35:BA:1885:A:H2'	35:BA:1886:C:O4'	2.09	0.52
35:BA:2092:U:C4'	35:BA:2093:G:H5''	2.22	0.52
35:BA:2360:A:O2'	35:BA:2361:A:O5'	2.27	0.52
35:BA:813:U:H2'	35:BA:814:C:H6	1.73	0.52
46:BO:68:GLU:HB3	46:BO:78:ARG:HH11	1.75	0.52
47:BP:95:VAL:CG2	47:BP:125:VAL:HG23	2.39	0.52
51:BT:31:SER:C	51:BT:32:TYR:CD2	2.82	0.52
55:BX:12:VAL:HG23	55:BX:13:LEU:H	1.75	0.52
1:CA:1116:C:H2'	1:CA:1117:G:C5'	2.37	0.52
1:CA:1203:C:H2'	1:CA:1204:A:H8	1.74	0.52
1:CA:12:U:H4'	1:CA:526:C:H4'	1.92	0.52
1:CA:1327:C:H5''	21:CU:20:LYS:HB3	1.91	0.52
1:CA:1524:C:H2'	1:CA:1525:G:C8	2.44	0.52
1:CA:147:G:H1	1:CA:175:C:H42	1.56	0.52
1:CA:376:G:H2'	1:CA:377:G:C8	2.43	0.52
1:CA:837:G:O2'	1:CA:838:G:H5'	2.10	0.52
2:CB:17:PHE:CD2	2:CB:44:LEU:HD11	2.44	0.52
5:CE:18:ARG:HG2	5:CE:25:ARG:O	2.09	0.52
1:CA:981:U:H5'	14:CN:21:TYR:CE1	2.45	0.52
17:CQ:26:GLN:O	17:CQ:27:PHE:HB3	2.10	0.52
18:CR:36:ASN:HB2	18:CR:40:LEU:CD1	2.39	0.52
20:CT:89:ARG:NH1	20:CT:104:LEU:HD21	2.25	0.52
22:CY:23:A:C2	22:CY:50:C:C2	2.98	0.52
35:DA:1015:G:H8	35:DA:1015:G:H5'	1.75	0.52
35:DA:1305:C:O2'	35:DA:1306:C:H5'	2.10	0.52
35:DA:1517:G:O2'	35:DA:1518:U:H5'	2.10	0.52
35:DA:1963:U:C2'	35:DA:1963:U:O2	2.56	0.52
35:DA:2815:C:H2'	35:DA:2816:C:H6	1.74	0.52
35:DA:2836:U:H2'	35:DA:2837:G:C8	2.44	0.52
35:DA:951:C:O2'	35:DA:952:G:H5'	2.09	0.52

*Continued on next page...*

*Continued from previous page...*

Atom-1	Atom-2	Interatomic distance (Å)	Clash overlap (Å)
38:DD:72:LYS:HD3	38:DD:97:TYR:CE2	2.45	0.52
47:DP:124:LYS:HD3	47:DP:143:GLY:HA3	1.92	0.52
47:DP:17:LYS:O	47:DP:19:VAL:N	2.43	0.52
35:DA:587:C:C3'	47:DP:33:ARG:NH2	2.72	0.52
49:DR:30:THR:HA	49:DR:78:LYS:HZ3	1.74	0.52
49:DR:76:VAL:HG12	49:DR:77:ARG:N	2.24	0.52
50:DS:54:LEU:C	50:DS:56:LEU:H	2.12	0.52
51:DT:124:ASP:HB3	51:DT:125:ARG:HH12	1.74	0.52
51:DT:12:SER:O	51:DT:13:ARG:CZ	2.57	0.52
54:DW:47:VAL:HA	54:DW:50:VAL:CG1	2.39	0.52
55:DX:64:LYS:HD3	55:DX:73:ARG:NE	2.24	0.52
22:CY:19:G:O5'	57:DZ:186:GLU:O	2.27	0.52
1:AA:1368:G:O2'	1:AA:1369:C:H5'	2.10	0.52
1:AA:1508:G:H2'	1:AA:1509:C:O4'	2.10	0.52
1:AA:560:U:H5'	1:AA:566:G:N2	2.24	0.52
1:AA:606:G:H2'	1:AA:631:G:N2	2.25	0.52
2:AB:87:ARG:O	2:AB:223:ILE:HD11	2.10	0.52
3:AC:181:ASN:OD1	3:AC:204:LEU:HD12	2.10	0.52
4:AD:135:LEU:O	4:AD:137:SER:N	2.38	0.52
5:AE:150:ARG:HB2	5:AE:150:ARG:NH1	2.25	0.52
5:AE:41:VAL:O	5:AE:66:MET:HA	2.10	0.52
10:AJ:16:LEU:HD11	10:AJ:70:ARG:HG3	1.91	0.52
12:AL:22:SER:C	12:AL:24:VAL:N	2.64	0.52
12:AL:27:LEU:HD22	12:AL:27:LEU:N	2.25	0.52
19:AS:22:LEU:HD12	19:AS:47:HIS:HE1	1.72	0.52
22:AV:54:G:O2'	22:AV:55:G:H5'	2.10	0.52
23:AW:15:G:OP2	23:AW:16:U:C5	2.63	0.52
23:AW:3:G:N2	23:AW:74:C:C6	2.77	0.52
23:AW:32:G:C6	23:AW:43:G:C6	2.98	0.52
25:B0:14:ARG:CG	25:B0:14:ARG:HH11	2.22	0.52
30:B5:45:VAL:CG1	30:B5:55:ARG:HG2	2.40	0.52
35:BA:1292:U:H2'	35:BA:1293:C:C6	2.44	0.52
35:BA:1419:A:O2'	35:BA:1420:U:H5''	2.09	0.52
35:BA:2086:U:H2'	35:BA:2087:G:C8	2.45	0.52
35:BA:2286:A:H4'	35:BA:2287:A:O4'	2.09	0.52
35:BA:2468:G:H22	35:BA:2481:G:C2'	2.22	0.52
35:BA:2494:G:O2'	48:BQ:80:GLU:HA	2.10	0.52
35:BA:2836:U:H2'	35:BA:2837:G:C8	2.45	0.52
35:BA:479:A:H4'	35:BA:480:A:OP1	2.10	0.52
40:BF:142:TRP:O	40:BF:145:GLU:HB2	2.10	0.52
42:BH:136:ILE:H	42:BH:136:ILE:CD1	2.23	0.52

*Continued on next page...*

*Continued from previous page...*

Atom-1	Atom-2	Interatomic distance (Å)	Clash overlap (Å)
43:BI:48:GLU:OE2	43:BI:52:ARG:HD3	2.10	0.52
48:BQ:87:LYS:O	48:BQ:88:GLY:O	2.28	0.52
52:BU:95:LEU:O	52:BU:98:LEU:HG	2.10	0.52
52:BU:95:LEU:CD1	53:BV:11:GLN:HB2	2.39	0.52
1:CA:1116:C:H3'	1:CA:1117:G:H5''	1.91	0.52
1:CA:1279:A:H2'	1:CA:1279:A:N3	2.25	0.52
1:CA:191:G:N3	20:CT:105:SER:HB3	2.24	0.52
2:CB:171:ALA:HA	2:CB:174:VAL:CG2	2.40	0.52
9:CI:100:GLY:C	9:CI:102:LEU:H	2.13	0.52
11:CK:98:LEU:O	11:CK:99:GLN:C	2.48	0.52
3:CC:34:LEU:HG	14:CN:25:VAL:HG11	1.92	0.52
22:CV:3:G:C2'	22:CV:4:C:H5''	2.40	0.52
22:CV:56:U:O2'	22:CV:57:U:H5'	2.10	0.52
23:CW:29:A:H2'	23:CW:30:U:H6	1.73	0.52
35:DA:1003:G:N2	35:DA:1153:C:C2	2.78	0.52
38:DD:145:VAL:HG12	38:DD:146:GLU:O	2.10	0.52
43:DI:77:LEU:HD12	43:DI:101:LEU:HD13	1.92	0.52
47:DP:102:ARG:NH1	47:DP:102:ARG:CB	2.73	0.52
47:DP:112:LEU:HD13	47:DP:113:LYS:N	2.25	0.52
47:DP:140:ALA:O	47:DP:141:ALA:HB3	2.09	0.52
50:DS:16:ASN:O	50:DS:19:LYS:N	2.35	0.52
50:DS:66:ALA:O	50:DS:69:VAL:HG12	2.09	0.52
52:DU:47:TYR:HA	52:DU:50:ARG:HH12	1.75	0.52
5:AE:137:GLU:HG3	5:AE:141:GLN:NE2	2.25	0.52
9:AI:13:ALA:HA	9:AI:67:GLY:O	2.10	0.52
10:AJ:16:LEU:HD22	10:AJ:16:LEU:O	2.09	0.52
16:AP:58:TYR:O	16:AP:62:VAL:HG22	2.10	0.52
18:AR:85:LEU:HD23	18:AR:88:LYS:HG2	1.91	0.52
22:AV:39:A:C6	24:AX:16:A:N6	2.77	0.52
22:AV:7:U:O4	22:AV:69:G:C6	2.63	0.52
23:AW:40:A:C6	23:AW:41:C:H2'	2.45	0.52
23:AW:3:G:N1	23:AW:4:C:C4	2.78	0.52
26:B1:19:GLN:HB2	26:B1:35:THR:CG2	2.40	0.52
35:BA:1494:A:O2'	35:BA:1496:A:C2	2.63	0.52
35:BA:2672:G:C3'	35:BA:2673:G:H5''	2.40	0.52
35:BA:557:U:O2'	35:BA:558:G:H5'	2.10	0.52
38:BD:34:VAL:HG23	38:BD:35:LYS:N	2.24	0.52
39:BE:128:SER:OG	39:BE:129:HIS:N	2.43	0.52
41:BG:130:ASN:HD22	41:BG:160:VAL:HG22	1.74	0.52
41:BG:60:LEU:O	41:BG:60:LEU:HD13	2.10	0.52
42:BH:70:THR:HG23	42:BH:74:ASN:HD21	1.75	0.52

*Continued on next page...*

*Continued from previous page...*

Atom-1	Atom-2	Interatomic distance (Å)	Clash overlap (Å)
44:BJ:111:UNK:O	44:BJ:112:UNK:C	2.57	0.52
47:BP:16:ARG:HH11	47:BP:16:ARG:C	2.12	0.52
50:BS:85:VAL:HG22	50:BS:106:ARG:HB2	1.91	0.52
50:BS:89:ARG:HB3	50:BS:92:TYR:CB	2.40	0.52
52:BU:66:ASN:ND2	52:BU:66:ASN:O	2.43	0.52
52:BU:8:VAL:HG23	52:BU:11:ARG:HH21	1.73	0.52
55:BX:10:ALA:HB1	55:BX:11:PRO:HD2	1.92	0.52
55:BX:64:LYS:HD3	55:BX:73:ARG:NE	2.25	0.52
56:BY:28:LYS:CB	56:BY:37:VAL:HB	2.39	0.52
2:CB:97:TRP:CH2	2:CB:173:ALA:HA	2.45	0.52
4:CD:177:ASP:O	4:CD:179:GLU:N	2.43	0.52
4:CD:8:VAL:HG23	4:CD:9:CYS:N	2.25	0.52
5:CE:80:ILE:HG22	8:CH:104:ARG:CZ	2.39	0.52
1:CA:710:G:OP1	6:CF:54:LYS:HE3	2.10	0.52
10:CJ:16:LEU:O	10:CJ:16:LEU:HD22	2.10	0.52
11:CK:115:PRO:C	11:CK:117:ASN:H	2.14	0.52
15:CO:78:TYR:O	15:CO:82:ILE:HG22	2.10	0.52
16:CP:4:ILE:HD12	16:CP:4:ILE:N	2.25	0.52
1:CA:255:G:H1'	17:CQ:16:GLN:HE21	1.74	0.52
17:CQ:85:VAL:HG12	17:CQ:89:LEU:HD12	1.91	0.52
22:CV:78:A:H8	35:DA:2602:A:N6	2.07	0.52
22:CY:19:G:O6	22:CY:59:G:C6	2.63	0.52
26:D1:67:ILE:N	26:D1:68:PRO:HD2	2.25	0.52
26:D1:85:LEU:O	26:D1:86:SER:HB3	2.09	0.52
35:DA:1280:G:C2'	35:DA:1281:G:H5''	2.39	0.52
35:DA:2833:G:C3'	35:DA:2834:G:C5'	2.87	0.52
35:DA:1902:C:HO2'	38:DD:244:ARG:HB2	1.72	0.52
38:DD:260:ARG:NH1	38:DD:267:SER:OG	2.43	0.52
38:DD:70:TRP:O	38:DD:73:VAL:HG23	2.10	0.52
39:DE:23:VAL:HG12	39:DE:173:VAL:HG21	1.91	0.52
40:DF:122:LYS:HE2	40:DF:122:LYS:CA	2.39	0.52
40:DF:187:VAL:HG12	47:DP:7:ARG:HD2	1.91	0.52
46:DO:77:ILE:HD13	51:DT:74:ARG:HG2	1.91	0.52
47:DP:16:ARG:C	47:DP:16:ARG:HH11	2.13	0.52
50:DS:34:HIS:HB3	50:DS:53:SER:CB	2.33	0.52
56:DY:42:VAL:CG1	56:DY:65:ALA:HB3	2.39	0.52
57:DZ:111:VAL:O	57:DZ:112:ARG:CB	2.57	0.52
57:DZ:17:ALA:HA	57:DZ:20:ARG:HB2	1.92	0.52
1:AA:346:G:OP2	51:BT:41:ARG:NH1	2.40	0.52
2:AB:111:ARG:NH2	2:AB:114:ARG:HG2	2.23	0.52
3:AC:6:HIS:HD2	3:AC:7:PRO:HD2	1.74	0.52

*Continued on next page...*

*Continued from previous page...*

Atom-1	Atom-2	Interatomic distance (Å)	Clash overlap (Å)
4:AD:209:ARG:HH11	4:AD:209:ARG:HG3	1.74	0.52
5:AE:6:PHE:HB2	5:AE:34:VAL:HG22	1.91	0.52
9:AI:28:VAL:HG13	9:AI:63:ILE:O	2.10	0.52
9:AI:53:VAL:C	9:AI:54:ASP:HB2	2.30	0.52
10:AJ:24:VAL:HG21	10:AJ:37:PRO:HG3	1.92	0.52
10:AJ:3:LYS:HD2	10:AJ:77:PRO:CD	2.40	0.52
12:AL:49:ASN:HD22	12:AL:49:ASN:N	2.00	0.52
22:AV:14:A:C6	22:AV:15:G:C4	2.98	0.52
23:AW:26:G:H2'	23:AW:27:C:N1	2.25	0.52
23:AW:2:G:C2	23:AW:3:G:C4	2.98	0.52
23:AW:30:U:H2'	23:AW:31:C:C5	2.34	0.52
33:B8:4:MET:O	33:B8:62:LEU:HD11	2.09	0.52
35:BA:1441:G:O2'	35:BA:1442:G:H5'	2.09	0.52
35:BA:1608:A:H1'	35:BA:1610:A:OP2	2.10	0.52
35:BA:1747(A):G:O2'	35:BA:1748:G:H5''	2.09	0.52
35:BA:2713:A:H3'	35:BA:2714:G:H5'	1.91	0.52
35:BA:866:A:N3	35:BA:866:A:H2'	2.25	0.52
37:BC:31:LYS:HE2	37:BC:181:PHE:O	2.09	0.52
42:BH:8:PRO:O	42:BH:9:ILE:HG22	2.09	0.52
43:BI:66:GLU:HA	43:BI:66:GLU:OE1	2.10	0.52
47:BP:64:LYS:C	47:BP:66:GLY:N	2.63	0.52
50:BS:74:ALA:HB1	50:BS:103:GLU:HB2	1.91	0.52
51:BT:106:SER:O	51:BT:107:ASP:HB3	2.10	0.52
51:BT:27:THR:CG2	51:BT:28:VAL:H	2.17	0.52
53:BV:28:GLU:OE1	53:BV:29:PRO:HD2	2.09	0.52
35:BA:105:C:O2'	56:BY:2:ARG:HG3	2.09	0.52
1:CA:1489:G:H2'	1:CA:1490:C:O4'	2.10	0.52
1:CA:433:C:H2'	1:CA:434:U:C6	2.45	0.52
1:CA:591:U:H2'	1:CA:592:G:H8	1.74	0.52
3:CC:119:ARG:NH2	3:CC:140:ARG:NH2	2.51	0.52
8:CH:63:LEU:N	8:CH:63:LEU:HD22	2.24	0.52
10:CJ:5:ARG:CG	10:CJ:71:LEU:HD11	2.39	0.52
18:CR:36:ASN:HB3	18:CR:39:VAL:CB	2.39	0.52
18:CR:52:PRO:O	18:CR:56:THR:HG23	2.10	0.52
19:CS:16:LEU:O	19:CS:20:LEU:HG	2.10	0.52
22:CV:8:U:H1'	22:CV:50:C:O2	2.09	0.52
23:CW:3:G:C6	23:CW:4:C:N4	2.78	0.52
23:CW:42:C:C2'	23:CW:43:G:C5'	2.88	0.52
35:DA:1149:G:H2'	35:DA:1150:C:C6	2.45	0.52
35:DA:1441:G:O2'	35:DA:1442:G:H5'	2.09	0.52
26:D1:92:LYS:NZ	35:DA:153:C:OP1	2.38	0.52

*Continued on next page...*

*Continued from previous page...*

Atom-1	Atom-2	Interatomic distance (Å)	Clash overlap (Å)
35:DA:2308:G:O6	35:DA:2310:A:H2'	2.10	0.52
35:DA:237:C:O2'	35:DA:238:C:H5'	2.10	0.52
35:DA:639:U:H2'	35:DA:640:C:C6	2.45	0.52
35:DA:705:A:H1'	38:DD:9:TYR:CE2	2.45	0.52
37:DC:15:VAL:CG1	37:DC:33:LEU:HD11	2.40	0.52
42:DH:44:VAL:HG12	42:DH:45:VAL:H	1.75	0.52
49:DR:38:VAL:HB	49:DR:39:PRO:CD	2.36	0.52
49:DR:29:LEU:CD2	49:DR:70:LEU:HD11	2.40	0.52
50:DS:24:LEU:HB3	50:DS:85:VAL:HG12	1.91	0.52
53:DV:39:LEU:HD22	53:DV:39:LEU:N	2.24	0.52
56:DY:57:GLN:CG	56:DY:58:GLY:H	2.23	0.52
1:AA:1314:C:H5	19:AS:6:LYS:CE	2.22	0.51
1:AA:460:G:N2	1:AA:471:G:C8	2.78	0.51
2:AB:116:GLU:HA	2:AB:119:GLU:HB3	1.90	0.51
3:AC:73:PRO:O	3:AC:76:VAL:HG13	2.11	0.51
3:AC:95:THR:HG22	3:AC:97:LYS:H	1.73	0.51
7:AG:15:ASP:OD2	7:AG:18:TYR:HB2	2.11	0.51
9:AI:100:GLY:C	9:AI:102:LEU:H	2.13	0.51
10:AJ:100:THR:HG22	10:AJ:101:VAL:N	2.25	0.51
11:AK:107:SER:C	11:AK:108:ILE:HD12	2.30	0.51
13:AM:73:GLU:O	13:AM:77:ASN:HB2	2.09	0.51
1:AA:625:G:H4'	16:AP:16:HIS:CD2	2.44	0.51
16:AP:48:TRP:O	16:AP:49:LEU:HB2	2.09	0.51
19:AS:73:GLU:HG2	19:AS:73:GLU:O	2.10	0.51
22:AV:7:U:H3'	22:AV:8:U:C5'	2.39	0.51
23:AW:57:U:C1'	23:AW:59:G:N7	2.73	0.51
35:BA:1472:A:H2'	35:BA:1473:G:O4'	2.10	0.51
35:BA:1598:C:H5'	55:BX:36:LYS:CB	2.40	0.51
35:BA:271(A):A:H5'	35:BA:271(B):C:OP2	2.10	0.51
35:BA:994:C:H3'	52:BU:54:LYS:HE3	1.92	0.51
38:BD:132:PRO:HD3	38:BD:190:TYR:CZ	2.45	0.51
41:BG:27:ASN:C	41:BG:29:TRP:N	2.61	0.51
46:BO:103:ALA:HB1	46:BO:105:GLU:OE1	2.10	0.51
35:BA:587:C:H3'	47:BP:33:ARG:NH2	2.25	0.51
48:BQ:135:ASP:OD1	48:BQ:135:ASP:N	2.42	0.51
49:BR:113:LEU:HD23	49:BR:113:LEU:C	2.29	0.51
56:BY:4:LYS:HG3	56:BY:5:MET:N	2.26	0.51
56:BY:68:HIS:ND1	56:BY:70:SER:HB3	2.25	0.51
1:CA:189(I):G:H2'	1:CA:189(J):G:C8	2.45	0.51
1:CA:414:A:O2'	1:CA:415:A:H5'	2.10	0.51
2:CB:138:LEU:O	2:CB:141:GLU:HB3	2.10	0.51

*Continued on next page...*



*Continued from previous page...*

Atom-1	Atom-2	Interatomic distance (Å)	Clash overlap (Å)
3:CC:103:VAL:CG1	3:CC:104:GLN:N	2.72	0.51
4:CD:126:ILE:O	4:CD:132:ARG:HB2	2.10	0.51
4:CD:168:ARG:HH11	4:CD:168:ARG:HG3	1.75	0.51
7:CG:120:ILE:CD1	7:CG:120:ILE:H	2.19	0.51
9:CI:48:GLU:HB3	9:CI:101:PHE:HE2	1.75	0.51
11:CK:57:THR:OG1	11:CK:58:PRO:HD2	2.10	0.51
22:CY:45:U:H2'	22:CY:46:U:O4'	2.10	0.51
26:D1:51:VAL:HG22	26:D1:52:ARG:N	2.25	0.51
27:D2:63:VAL:HA	27:D2:66:GLU:HG2	1.92	0.51
27:D2:5:GLU:O	27:D2:9:GLN:HG3	2.10	0.51
35:DA:1292:U:H2'	35:DA:1293:C:C6	2.45	0.51
35:DA:146:G:H5'	35:DA:146:G:H8	1.75	0.51
35:DA:17:G:H4'	52:DU:25:TRP:CH2	2.45	0.51
35:DA:1997:G:O2'	35:DA:1998:G:H5'	2.10	0.51
35:DA:57:C:O2'	35:DA:58:G:H5'	2.10	0.51
38:DD:77:ALA:O	38:DD:116:GLN:HG2	2.09	0.51
38:DD:2:ALA:O	38:DD:3:VAL:HB	2.10	0.51
38:DD:30:GLU:CG	38:DD:63:ARG:CZ	2.84	0.51
40:DF:22:ALA:HB1	40:DF:26:ALA:CB	2.40	0.51
42:DH:115:VAL:HG11	42:DH:148:ILE:HD13	1.92	0.51
42:DH:136:ILE:CD1	42:DH:136:ILE:N	2.73	0.51
42:DH:70:THR:HG23	42:DH:74:ASN:HD21	1.75	0.51
42:DH:96:ALA:HA	42:DH:105:LEU:HA	1.92	0.51
43:DI:9:LEU:HB2	43:DI:12:LEU:O	2.09	0.51
51:DT:125:ARG:C	51:DT:127:ALA:H	2.14	0.51
51:DT:34:VAL:CG1	51:DT:35:LYS:N	2.73	0.51
52:DU:92:ARG:O	52:DU:93:LYS:C	2.47	0.51
54:DW:25:ARG:HB2	54:DW:25:ARG:NH1	2.25	0.51
55:DX:12:VAL:CG2	55:DX:27:THR:HG23	2.37	0.51
57:DZ:57:ILE:CG2	57:DZ:58:VAL:N	2.73	0.51
1:AA:162:A:C6	1:AA:163:C:H1'	2.45	0.51
1:AA:433:C:H2'	1:AA:434:U:C6	2.45	0.51
1:AA:536:C:H2'	1:AA:537:G:C8	2.45	0.51
3:AC:132:ARG:HG2	3:AC:136:GLN:NE2	2.25	0.51
1:AA:1106:G:OP1	3:AC:172:ARG:HD3	2.11	0.51
3:AC:84:ILE:HD11	3:AC:88:ARG:HH21	1.75	0.51
3:AC:95:THR:C	3:AC:97:LYS:H	2.13	0.51
6:AF:19:LEU:HD23	6:AF:19:LEU:C	2.29	0.51
13:AM:88:ARG:NH1	13:AM:88:ARG:HG2	2.21	0.51
19:AS:9:VAL:HG12	19:AS:9:VAL:O	2.10	0.51
1:AA:186:C:H5'	20:AT:78:ALA:HB1	1.93	0.51

*Continued on next page...*



*Continued from previous page...*

Atom-1	Atom-2	Interatomic distance (Å)	Clash overlap (Å)
21:AU:25:LYS:HG2	21:AU:26:LYS:N	2.24	0.51
23:AW:16:U:O3'	23:AW:62:U:O3'	2.28	0.51
23:AW:9:A:C6	23:AW:47:G:C6	2.98	0.51
22:AY:67:C:H3'	22:AY:67:C:C6	2.44	0.51
22:AY:75:A:O2'	22:AY:76:C:H5'	2.10	0.51
25:B0:10:THR:HG21	35:BA:2277:G:OP2	2.11	0.51
38:BD:96:HIS:HA	38:BD:102:LYS:HB3	1.92	0.51
38:BD:221:VAL:HG22	38:BD:226:MET:CE	2.40	0.51
38:BD:260:ARG:NH1	38:BD:267:SER:OG	2.43	0.51
39:BE:98:PRO:HG3	39:BE:175:VAL:HG12	1.92	0.51
43:BI:13:GLY:O	43:BI:14:ASP:HB2	2.09	0.51
35:BA:2849:U:OP2	51:BT:95:ARG:NH1	2.43	0.51
53:BV:19:LYS:HG3	53:BV:20:LEU:N	2.24	0.51
56:BY:36:ALA:HB1	56:BY:67:LEU:O	2.10	0.51
1:CA:1122:U:H2'	1:CA:1123:A:H8	1.74	0.51
1:CA:1239:A:H62	1:CA:1299:A:H62	1.56	0.51
1:CA:1388:C:H2'	1:CA:1389:C:H6	1.75	0.51
1:CA:254:G:H2'	1:CA:255:G:C8	2.41	0.51
1:CA:735:C:O2'	1:CA:736:C:H5'	2.10	0.51
2:CB:71:VAL:HB	2:CB:164:VAL:CG1	2.36	0.51
3:CC:51:GLY:O	3:CC:115:LEU:HD21	2.10	0.51
10:CJ:3:LYS:NZ	10:CJ:77:PRO:HD2	2.24	0.51
10:CJ:90:LEU:H	10:CJ:91:PRO:HD3	1.75	0.51
13:CM:68:GLY:H	13:CM:71:ARG:HB3	1.75	0.51
15:CO:63:ARG:HG2	15:CO:67:LEU:HD11	1.92	0.51
17:CQ:89:LEU:O	17:CQ:92:ARG:HB3	2.10	0.51
18:CR:73:ALA:CB	18:CR:79:LEU:HD12	2.41	0.51
22:CY:50:C:O2	22:CY:61:A:H1'	2.11	0.51
31:D6:5:VAL:HG22	31:D6:6:ARG:N	2.25	0.51
35:DA:185:U:H4'	35:DA:218:A:H4'	1.92	0.51
35:DA:2735:G:H2'	35:DA:2736:G:H8	1.74	0.51
35:DA:825:C:O2'	35:DA:826:U:H5'	2.09	0.51
35:DA:979:G:H3'	35:DA:980:A:H5''	1.90	0.51
36:DB:55:U:O2'	36:DB:56:G:H5'	2.10	0.51
38:DD:209:ALA:C	38:DD:210:GLY:O	2.46	0.51
38:DD:244:ARG:HG2	38:DD:245:PRO:HB3	1.92	0.51
40:DF:101:LEU:HD12	40:DF:102:PRO:CD	2.38	0.51
40:DF:142:TRP:O	40:DF:145:GLU:HB2	2.11	0.51
49:DR:10:LEU:HD22	49:DR:17:ARG:CD	2.37	0.51
52:DU:104:GLN:O	52:DU:107:ALA:HB3	2.11	0.51
56:DY:28:LYS:H	56:DY:28:LYS:HZ1	1.52	0.51

*Continued on next page...*

*Continued from previous page...*

Atom-1	Atom-2	Interatomic distance (Å)	Clash overlap (Å)
57:DZ:76:LEU:O	57:DZ:84:GLU:OE1	2.27	0.51
1:AA:1057:G:H5''	3:AC:154:SER:CB	2.13	0.51
1:AA:1218:C:H2'	1:AA:1219:U:C6	2.45	0.51
1:AA:1460:A:H2'	1:AA:1461:G:O4'	2.10	0.51
1:AA:311:C:HO2'	1:AA:312:C:H5'	1.76	0.51
2:AB:52:GLU:CG	2:AB:56:ARG:HH12	2.24	0.51
4:AD:145:GLU:HG2	4:AD:184:LYS:HG2	1.93	0.51
5:AE:101:ILE:N	5:AE:101:ILE:HD13	2.25	0.51
13:AM:92:HIS:HD2	13:AM:110:ARG:NH2	2.09	0.51
17:AQ:24:GLU:HG2	17:AQ:39:SER:HB3	1.93	0.51
19:AS:29:ARG:O	19:AS:30:LEU:C	2.48	0.51
23:AW:57:U:C2'	23:AW:59:G:N7	2.73	0.51
22:AY:45:U:H2'	22:AY:46:U:C6	2.44	0.51
22:AY:55:G:C2	22:AY:56:U:O2	2.63	0.51
22:AY:4:C:H42	22:AY:72:C:H5	1.57	0.51
29:B4:50:VAL:C	29:B4:52:THR:H	2.12	0.51
30:B5:50:GLY:CA	30:B5:55:ARG:HB2	2.40	0.51
35:BA:1779:U:C5	35:BA:1784:A:N7	2.68	0.51
35:BA:1856:G:H2'	35:BA:1857:G:C5'	2.40	0.51
35:BA:747:U:O2	35:BA:2014:A:H1'	2.10	0.51
35:BA:2360:A:O2'	35:BA:2361:A:P	2.68	0.51
35:BA:2389:G:H5''	35:BA:2390:U:H5'	1.92	0.51
35:BA:676:A:H2	35:BA:802:A:N6	2.03	0.51
35:BA:743:G:O2'	35:BA:744:G:H5'	2.09	0.51
36:BB:55:U:O2'	36:BB:56:G:H5'	2.10	0.51
40:BF:31:HIS:O	40:BF:34:TRP:HB3	2.10	0.51
41:BG:129:GLY:O	41:BG:130:ASN:HB2	2.10	0.51
43:BI:129:THR:HG23	43:BI:136:VAL:C	2.30	0.51
45:BN:68:GLU:HG2	45:BN:88:GLU:OE2	2.10	0.51
45:BN:71:ILE:HG21	45:BN:84:LYS:HB3	1.92	0.51
49:BR:99:LYS:HD3	49:BR:99:LYS:H	1.75	0.51
35:BA:17:G:H4'	52:BU:25:TRP:CH2	2.45	0.51
53:BV:79:VAL:HG13	53:BV:79:VAL:O	2.11	0.51
1:CA:1264:C:H2'	1:CA:1265:G:C8	2.45	0.51
1:CA:1491:G:H5'	1:CA:1491:G:H8	1.75	0.51
1:CA:256:U:H2'	1:CA:257:G:O4'	2.10	0.51
1:CA:668:G:O2'	15:CO:46:HIS:HD2	1.94	0.51
1:CA:818:G:C3'	1:CA:819:A:H5''	2.40	0.51
2:CB:137:ARG:HD3	2:CB:138:LEU:N	2.25	0.51
2:CB:172:ILE:CD1	2:CB:172:ILE:H	2.09	0.51
5:CE:9:LYS:O	5:CE:32:VAL:HG13	2.10	0.51

*Continued on next page...*

*Continued from previous page...*

Atom-1	Atom-2	Interatomic distance (Å)	Clash overlap (Å)
5:CE:51:VAL:O	5:CE:55:VAL:HG23	2.09	0.51
6:CF:68:PRO:HG3	6:CF:71:ARG:NH2	2.25	0.51
7:CG:145:ALA:O	7:CG:146:GLU:CB	2.58	0.51
10:CJ:8:LEU:HD23	10:CJ:96:ILE:CG2	2.40	0.51
1:CA:523:A:N6	12:CL:92:ASP:HB2	2.26	0.51
15:CO:85:LEU:HD23	15:CO:85:LEU:C	2.30	0.51
16:CP:80:PHE:H	16:CP:80:PHE:HD1	1.59	0.51
6:CF:91:VAL:HG11	18:CR:72:ARG:HH12	1.75	0.51
22:CV:4:C:N1	22:CV:5:C:C5	2.79	0.51
1:CA:1196:U:C5	24:CX:23:A:C6	2.99	0.51
33:D8:7:HIS:CD2	47:DP:50:ARG:HD3	2.45	0.51
35:DA:999:U:O2'	35:DA:1000:A:H5'	2.10	0.51
35:DA:1682:G:H2'	35:DA:1683:C:C6	2.45	0.51
35:DA:2267:A:H5''	35:DA:2268:A:C5'	2.40	0.51
35:DA:654(A):G:O2'	35:DA:654(B):C:H5'	2.10	0.51
35:DA:709:U:H2'	35:DA:710:G:C8	2.46	0.51
36:DB:56:G:H4'	36:DB:57:A:H8	1.72	0.51
38:DD:131:LEU:HD13	38:DD:136:ILE:HG12	1.91	0.51
38:DD:245:PRO:O	38:DD:246:PRO:C	2.47	0.51
35:DA:2632:A:N3	39:DE:61:ARG:NH1	2.58	0.51
22:CV:58:C:H42	41:DG:84:LYS:HE2	1.73	0.51
45:DN:89:LYS:HB3	45:DN:89:LYS:HZ2	1.75	0.51
47:DP:71:VAL:O	47:DP:73:GLY:N	2.43	0.51
50:DS:35:ILE:CG2	50:DS:53:SER:HB2	2.41	0.51
51:DT:53:ARG:O	51:DT:53:ARG:HG3	2.10	0.51
52:DU:88:ILE:C	52:DU:90:VAL:N	2.64	0.51
56:DY:4:LYS:HG3	56:DY:5:MET:N	2.25	0.51
57:DZ:95:PRO:HA	57:DZ:129:SER:CA	2.41	0.51
1:AA:1279:A:N3	1:AA:1279:A:H2'	2.24	0.51
1:AA:1517:G:H1'	35:BA:1919:A:O3'	2.09	0.51
1:AA:276:G:O2'	1:AA:277:C:H5'	2.08	0.51
1:AA:575:G:OP1	1:AA:575:G:H4'	2.10	0.51
1:AA:738:C:H2'	1:AA:739:C:C6	2.46	0.51
2:AB:12:GLU:C	2:AB:14:GLY:N	2.63	0.51
4:AD:98:GLU:CG	4:AD:103:ASN:HD21	2.21	0.51
4:AD:30:LYS:CB	4:AD:35:ARG:HD2	2.41	0.51
9:AI:48:GLU:HB3	9:AI:101:PHE:HE2	1.76	0.51
10:AJ:5:ARG:CG	10:AJ:71:LEU:HD11	2.41	0.51
10:AJ:8:LEU:HD23	10:AJ:96:ILE:CG2	2.39	0.51
11:AK:67:ASP:O	11:AK:71:LYS:HG3	2.10	0.51
12:AL:47:LYS:CB	12:AL:48:PRO:CD	2.83	0.51

*Continued on next page...*

*Continued from previous page...*

Atom-1	Atom-2	Interatomic distance (Å)	Clash overlap (Å)
17:AQ:74:LEU:HD12	17:AQ:75:ARG:HG2	1.92	0.51
23:AW:29:A:C4	23:AW:30:U:C5	2.98	0.51
23:AW:44:A:C6	23:AW:45:U:C5	2.99	0.51
22:AY:31:C:H42	22:AY:43:G:H1	1.59	0.51
28:B3:46:ASN:O	28:B3:50:VAL:HG22	2.10	0.51
35:BA:1015:G:H8	35:BA:1015:G:H5'	1.75	0.51
35:BA:107:C:H2'	35:BA:108:U:C6	2.45	0.51
35:BA:528:A:N1	35:BA:2043:C:O5'	2.44	0.51
35:BA:2148:G:H2'	35:BA:2149:G:H8	1.75	0.51
35:BA:78:A:H2'	35:BA:79:G:H8	1.74	0.51
36:BB:106:G:H5''	57:BZ:31:ARG:HB3	1.92	0.51
38:BD:77:ALA:O	38:BD:116:GLN:HG2	2.10	0.51
39:BE:79:ARG:N	39:BE:79:ARG:HD2	2.26	0.51
40:BF:22:ALA:HB1	40:BF:26:ALA:CB	2.40	0.51
41:BG:46:ALA:C	41:BG:82:LEU:HD11	2.31	0.51
43:BI:10:GLU:O	43:BI:12:LEU:HD23	2.10	0.51
51:BT:12:SER:O	51:BT:13:ARG:CZ	2.59	0.51
51:BT:28:VAL:HG12	51:BT:29:ARG:HH11	1.76	0.51
51:BT:31:SER:OG	51:BT:32:TYR:N	2.43	0.51
57:BZ:38:TYR:CG	57:BZ:38:TYR:O	2.63	0.51
1:CA:1139:G:N3	1:CA:1141:C:N4	2.58	0.51
1:CA:197:A:N7	1:CA:221:C:H4'	2.26	0.51
1:CA:445:G:H2'	1:CA:446:G:C8	2.44	0.51
1:CA:490:G:H2'	1:CA:491:G:C8	2.44	0.51
1:CA:879:C:O2'	1:CA:880:C:H5'	2.11	0.51
4:CD:110:PHE:CD1	4:CD:110:PHE:N	2.68	0.51
4:CD:12:CYS:SG	4:CD:19:LEU:O	2.68	0.51
4:CD:61:LYS:HD3	4:CD:206:PHE:CE2	2.45	0.51
5:CE:150:ARG:HB2	5:CE:150:ARG:NH1	2.25	0.51
6:CF:97:PHE:N	18:CR:30:ASP:OD1	2.44	0.51
7:CG:136:LYS:HB3	7:CG:136:LYS:NZ	2.26	0.51
10:CJ:97:GLU:C	10:CJ:98:ILE:HD12	2.31	0.51
11:CK:105:VAL:HB	11:CK:108:ILE:HD11	1.92	0.51
1:CA:692:U:H5	11:CK:26:ASN:HD22	1.58	0.51
12:CL:35:GLY:HA3	12:CL:58:VAL:CG1	2.32	0.51
12:CL:41:ARG:HH11	12:CL:41:ARG:CB	2.08	0.51
12:CL:41:ARG:CZ	12:CL:43:VAL:HG12	2.41	0.51
12:CL:42:THR:HA	12:CL:54:LYS:HA	1.92	0.51
26:D1:45:ASN:ND2	26:D1:45:ASN:C	2.64	0.51
35:DA:1162:G:H4'	53:DV:24:LYS:HB2	1.93	0.51
35:DA:1488:G:H5'	35:DA:1489:U:OP2	2.10	0.51

*Continued on next page...*

*Continued from previous page...*

Atom-1	Atom-2	Interatomic distance (Å)	Clash overlap (Å)
35:DA:2193:G:H2'	35:DA:2194:G:C8	2.45	0.51
35:DA:271(A):A:H5'	35:DA:271(B):C:OP2	2.09	0.51
35:DA:2884:U:C2'	35:DA:2885:C:H5'	2.40	0.51
35:DA:310:A:OP1	56:DY:17:SER:O	2.27	0.51
35:DA:648:G:O2'	35:DA:649:G:H5'	2.10	0.51
35:DA:654(V):A:H3'	35:DA:655:A:H2'	1.92	0.51
35:DA:657:U:H2'	35:DA:658:C:C6	2.46	0.51
35:DA:70:G:H2'	35:DA:113:G:O2'	2.10	0.51
35:DA:78:A:H2'	35:DA:79:G:C8	2.45	0.51
35:DA:847:U:OP2	35:DA:928:G:O6	2.27	0.51
35:DA:2086:U:OP1	38:DD:262:ARG:HD3	2.11	0.51
38:DD:48:ARG:NH1	38:DD:48:ARG:HG3	2.25	0.51
39:DE:79:ARG:N	39:DE:79:ARG:HD2	2.25	0.51
41:DG:14:GLU:C	41:DG:17:PRO:HD2	2.31	0.51
41:DG:19:LEU:C	41:DG:21:ARG:H	2.13	0.51
42:DH:7:LEU:HD22	42:DH:65:HIS:NE2	2.25	0.51
43:DI:129:THR:HG23	43:DI:136:VAL:C	2.30	0.51
46:DO:2:ILE:CD1	46:DO:82:ASN:ND2	2.69	0.51
56:DY:4:LYS:HD2	56:DY:32:PRO:CG	2.41	0.51
1:AA:131:C:H2'	1:AA:132:C:C6	2.46	0.51
1:AA:1442(A):G:H2'	51:BT:118:ARG:HD2	1.93	0.51
1:AA:359:U:H2'	1:AA:360:A:H8	1.75	0.51
1:AA:939:G:H5''	7:AG:102:ARG:NH1	2.25	0.51
1:AA:956:U:O2'	1:AA:957:U:H5'	2.11	0.51
2:AB:14:GLY:C	2:AB:15:VAL:HG22	2.31	0.51
2:AB:46:LYS:HG3	2:AB:49:GLU:OE1	2.11	0.51
3:AC:108:ASN:OD1	3:AC:110:ASN:HB2	2.11	0.51
5:AE:18:ARG:HG2	5:AE:25:ARG:O	2.10	0.51
5:AE:36:ASP:O	5:AE:37:ARG:HG3	2.11	0.51
5:AE:51:VAL:CB	5:AE:52:PRO:HD3	2.30	0.51
9:AI:118:LYS:O	9:AI:119:ALA:HB3	2.10	0.51
13:AM:3:ARG:HB2	29:B4:34:GLU:HG2	1.92	0.51
20:AT:53:LEU:HD12	20:AT:100:ILE:CG2	2.40	0.51
22:AV:19:G:H1'	22:AV:62:U:C4	2.46	0.51
22:AV:27:C:H6	22:AV:27:C:H3'	1.76	0.51
22:AV:57:U:O2'	22:AV:59:G:N7	2.32	0.51
23:AW:40:A:H2'	23:AW:41:C:C6	2.42	0.51
23:AW:53:U:C2	23:AW:66:G:N1	2.79	0.51
23:AW:7:U:N3	23:AW:69:G:C6	2.78	0.51
22:AY:50:C:O2	22:AY:61:A:H1'	2.11	0.51
27:B2:21:LEU:HD12	27:B2:64:LEU:HA	1.93	0.51

*Continued on next page...*

*Continued from previous page...*

Atom-1	Atom-2	Interatomic distance (Å)	Clash overlap (Å)
35:BA:2301:C:H2'	35:BA:2302:G:O4'	2.10	0.51
35:BA:2789:C:H1'	35:BA:2892:A:C2	2.46	0.51
35:BA:848:G:H2'	35:BA:849:A:C8	2.45	0.51
37:BC:216:THR:HB	37:BC:222:SER:CB	2.40	0.51
38:BD:30:GLU:CG	38:BD:63:ARG:NE	2.71	0.51
43:BI:15:VAL:O	43:BI:17:GLN:N	2.43	0.51
43:BI:4:ILE:HG12	43:BI:18:VAL:CG2	2.40	0.51
43:BI:83:ALA:HB2	43:BI:88:ILE:HG12	1.92	0.51
47:BP:17:LYS:C	47:BP:19:VAL:H	2.12	0.51
50:BS:16:ASN:OD1	50:BS:17:ARG:N	2.44	0.51
56:BY:46:LYS:H	56:BY:62:GLU:CB	2.23	0.51
1:CA:10:A:OP2	5:CE:126:ARG:HB3	2.10	0.51
1:CA:1513:A:H2'	1:CA:1514:C:H6	1.73	0.51
1:CA:369:C:O2	1:CA:369:C:H2'	2.09	0.51
2:CB:87:ARG:O	2:CB:223:ILE:HD11	2.11	0.51
3:CC:119:ARG:HE	3:CC:140:ARG:HH21	1.58	0.51
10:CJ:6:ILE:HG22	10:CJ:98:ILE:CG1	2.26	0.51
11:CK:99:GLN:HG2	11:CK:105:VAL:HG21	1.93	0.51
13:CM:73:GLU:O	13:CM:77:ASN:HB2	2.10	0.51
20:CT:53:LEU:HD12	20:CT:100:ILE:CG2	2.41	0.51
22:CV:12:U:C4	22:CV:13:U:C5	2.98	0.51
22:CV:30:U:C2	22:CV:31:C:C5	2.99	0.51
22:CY:78:A:C2	35:DA:2583:G:N3	2.79	0.51
28:D3:36:VAL:HG23	28:D3:36:VAL:O	2.11	0.51
35:DA:1049:C:H2'	35:DA:1050:A:C8	2.45	0.51
35:DA:1925:C:O2'	35:DA:1926:U:H5'	2.10	0.51
35:DA:2406:U:O4	47:DP:70:GLN:HB3	2.09	0.51
35:DA:2728:U:O2'	35:DA:2729:G:H5'	2.10	0.51
30:D5:3:LYS:HD3	35:DA:747:U:O4	2.11	0.51
27:D2:47:ASN:HD22	35:DA:94(A):G:H21	1.58	0.51
38:DD:241:PRO:O	38:DD:243:GLY:N	2.43	0.51
39:DE:39:PRO:HA	39:DE:43:GLY:HA2	1.92	0.51
39:DE:45:THR:O	39:DE:46:ALA:HB2	2.10	0.51
43:DI:83:ALA:CB	43:DI:88:ILE:HG12	2.39	0.51
51:DT:57:PHE:O	51:DT:59:THR:HG23	2.10	0.51
35:DA:748:G:C8	54:DW:89:ALA:HB1	2.45	0.51
36:DB:73:A:N6	57:DZ:29:TYR:CE2	2.70	0.51
1:AA:1408:A:H5'	35:BA:1912:A:C6	2.45	0.51
1:AA:358:U:O2'	1:AA:359:U:H5'	2.11	0.51
2:AB:114:ARG:HA	2:AB:117:GLU:HB3	1.93	0.51
3:AC:55:VAL:O	3:AC:57:ILE:HG13	2.11	0.51

*Continued on next page...*

*Continued from previous page...*

Atom-1	Atom-2	Interatomic distance (Å)	Clash overlap (Å)
4:AD:126:ILE:O	4:AD:132:ARG:HB2	2.10	0.51
4:AD:152:SER:HA	4:AD:155:LEU:CG	2.41	0.51
5:AE:6:PHE:HD1	5:AE:63:ARG:NH1	2.08	0.51
7:AG:71:PRO:HG3	7:AG:99:LEU:HD13	1.92	0.51
7:AG:95:ARG:HG2	7:AG:99:LEU:CD1	2.40	0.51
11:AK:99:GLN:HG2	11:AK:105:VAL:HG21	1.92	0.51
13:AM:6:GLY:C	13:AM:8:GLU:N	2.64	0.51
22:AY:19:G:C4	22:AY:59:G:N2	2.79	0.51
35:BA:1485:G:H2'	35:BA:1486:A:C8	2.45	0.51
35:BA:1887:C:H3'	35:BA:1888:G:H5''	1.93	0.51
35:BA:185:U:H4'	35:BA:218:A:H4'	1.93	0.51
35:BA:491:G:O2'	35:BA:492:A:H5'	2.10	0.51
37:BC:15:VAL:CG1	37:BC:33:LEU:HD11	2.41	0.51
39:BE:45:THR:O	39:BE:46:ALA:HB2	2.10	0.51
46:BO:49:ARG:HA	46:BO:53:LYS:NZ	2.26	0.51
47:BP:146:VAL:O	47:BP:148:LEU:HG	2.11	0.51
50:BS:48:LEU:N	50:BS:48:LEU:HD12	2.26	0.51
50:BS:90:GLY:O	50:BS:92:TYR:N	2.43	0.51
51:BT:102:ILE:HB	51:BT:110:ILE:CD1	2.41	0.51
51:BT:28:VAL:CG2	51:BT:46:GLU:HA	2.41	0.51
46:BO:77:ILE:HD11	51:BT:72:VAL:HG12	1.93	0.51
52:BU:91:ASP:CG	52:BU:96:ALA:HB2	2.31	0.51
54:BW:56:ALA:O	54:BW:60:ASN:HB3	2.11	0.51
57:BZ:15:PRO:O	57:BZ:19:ARG:HG3	2.11	0.51
1:CA:1017:G:H2'	1:CA:1018:C:C6	2.46	0.51
1:CA:1279:A:H2	10:CJ:43:ARG:HH22	1.57	0.51
1:CA:1494:G:H4'	1:CA:1494:G:OP2	2.10	0.51
1:CA:170:U:H2'	1:CA:171:A:H8	1.75	0.51
1:CA:190:U:H2'	1:CA:191:G:C8	2.45	0.51
2:CB:80:ILE:HG21	2:CB:212:GLN:HA	1.92	0.51
3:CC:58:GLU:O	3:CC:59:ARG:HG3	2.11	0.51
12:CL:120:TYR:N	12:CL:120:TYR:CD1	2.77	0.51
13:CM:92:HIS:HD2	13:CM:110:ARG:NH2	2.08	0.51
14:CN:12:ARG:C	14:CN:14:PRO:HD2	2.31	0.51
16:CP:58:TYR:C	16:CP:60:LEU:H	2.14	0.51
20:CT:93:GLU:O	20:CT:95:ALA:N	2.44	0.51
22:CV:19:G:H1'	22:CV:62:U:C4	2.46	0.51
22:CY:35:U:C3'	22:CY:36:AG9:H15'	2.33	0.51
28:D3:8:LEU:HD12	28:D3:30:ARG:O	2.10	0.51
28:D3:52:HIS:CD2	28:D3:52:HIS:H	2.27	0.51
29:D4:1:MET:H1	36:DB:43:C:H4'	1.76	0.51

*Continued on next page...*



*Continued from previous page...*

Atom-1	Atom-2	Interatomic distance (Å)	Clash overlap (Å)
30:D5:40:LYS:HE2	30:D5:46:CYS:CB	2.41	0.51
31:D6:15:GLU:OE2	31:D6:44:ARG:NH2	2.44	0.51
35:DA:1291:C:H2'	35:DA:1292:U:C6	2.46	0.51
35:DA:1542:A:C3'	35:DA:1542:A:C8	2.91	0.51
35:DA:2248:C:C2'	35:DA:2249:U:H5'	2.40	0.51
35:DA:2562:U:H2'	35:DA:2563:U:H5'	1.92	0.51
35:DA:34:C:H41	35:DA:455:C:H5'	1.76	0.51
35:DA:653:A:H5'	35:DA:654:A:OP2	2.11	0.51
38:DD:125:ILE:HD13	38:DD:131:LEU:HD21	1.93	0.51
40:DF:157:VAL:HG22	40:DF:194:MET:HG2	1.93	0.51
46:DO:77:ILE:HD11	51:DT:72:VAL:HG12	1.92	0.51
47:DP:127:ALA:HB3	47:DP:130:PHE:CE1	2.46	0.51
47:DP:61:ARG:HD2	47:DP:61:ARG:N	2.24	0.51
47:DP:71:VAL:HG13	47:DP:72:PRO:CD	2.41	0.51
47:DP:7:ARG:CB	47:DP:7:ARG:NH1	2.73	0.51
49:DR:10:LEU:HD13	49:DR:17:ARG:NH1	2.26	0.51
49:DR:7:GLY:C	49:DR:8:ARG:HE	2.11	0.51
51:DT:34:VAL:CG1	51:DT:35:LYS:H	2.23	0.51
53:DV:51:VAL:CG1	53:DV:52:VAL:H	2.23	0.51
54:DW:2:GLU:HA	54:DW:64:MET:HE1	1.92	0.51
57:DZ:149:SER:HB2	57:DZ:173:ALA:HA	1.92	0.51
57:DZ:116:VAL:O	57:DZ:175:VAL:HG22	2.11	0.51
57:DZ:37:VAL:O	57:DZ:38:TYR:HB3	2.09	0.51
1:AA:1502:A:H2	1:AA:1505:G:C2	2.29	0.51
1:AA:818:G:C3'	1:AA:819:A:H5''	2.40	0.51
3:AC:19:GLU:O	3:AC:56:ASP:HA	2.10	0.51
3:AC:148:GLY:CA	3:AC:203:PHE:HB3	2.41	0.51
5:AE:51:VAL:O	5:AE:55:VAL:HG23	2.11	0.51
6:AF:97:PHE:O	18:AR:31:LEU:HD23	2.11	0.51
10:AJ:97:GLU:C	10:AJ:98:ILE:HD12	2.31	0.51
12:AL:21:LYS:O	12:AL:23:LYS:N	2.44	0.51
17:AQ:89:LEU:O	17:AQ:92:ARG:HB3	2.10	0.51
18:AR:23:LYS:HB2	18:AR:56:THR:O	2.11	0.51
22:AV:12:U:N3	22:AV:26:G:C2	2.79	0.51
22:AV:51:G:OP1	22:AV:52:C:OP2	2.29	0.51
32:B7:35:ARG:HD3	35:BA:54:G:O2'	2.10	0.51
35:BA:2193:G:H2'	35:BA:2194:G:C8	2.46	0.51
35:BA:2222:G:O2'	35:BA:2223:G:H5'	2.10	0.51
33:B8:31:HIS:HE1	35:BA:2392:A:OP2	1.93	0.51
35:BA:2712:U:O2	35:BA:2712:U:H5'	2.10	0.51
35:BA:271(P):C:C2'	35:BA:271(Q):G:H5'	2.41	0.51

*Continued on next page...*

*Continued from previous page...*

Atom-1	Atom-2	Interatomic distance (Å)	Clash overlap (Å)
35:BA:2887:U:O2'	35:BA:2888:C:H5'	2.11	0.51
35:BA:350:U:H2'	35:BA:351:G:O4'	2.11	0.51
35:BA:748:G:C8	54:BW:89:ALA:HB1	2.44	0.51
38:BD:44:ASN:N	38:BD:44:ASN:OD1	2.43	0.51
39:BE:12:THR:O	39:BE:23:VAL:HG22	2.11	0.51
42:BH:121:ILE:CD1	42:BH:144:VAL:HG21	2.41	0.51
42:BH:41:MET:CG	42:BH:42:ARG:N	2.54	0.51
49:BR:75:LEU:O	49:BR:75:LEU:HD13	2.11	0.51
53:BV:39:LEU:HD22	53:BV:39:LEU:N	2.26	0.51
35:BA:1266:G:P	54:BW:15:ARG:HH22	2.34	0.51
55:BX:56:THR:HG22	55:BX:79:ALA:HB2	1.92	0.51
57:BZ:141:VAL:HG13	57:BZ:144:LEU:CD2	2.41	0.51
1:CA:166:G:O2'	1:CA:167:G:H5'	2.11	0.51
3:CC:9:GLY:HA3	14:CN:49:HIS:HA	1.93	0.51
8:CH:20:TYR:HA	8:CH:65:TYR:HE2	1.73	0.51
10:CJ:24:VAL:HG21	10:CJ:37:PRO:HG3	1.91	0.51
12:CL:72:GLY:C	12:CL:73:GLU:HG3	2.30	0.51
12:CL:90:VAL:CG2	12:CL:99:HIS:HE2	2.24	0.51
17:CQ:45:HIS:O	17:CQ:73:VAL:HG23	2.10	0.51
22:CV:76:C:C2'	22:CV:77:C:C5'	2.89	0.51
23:CW:23:A:H5'	23:CW:24:A:OP1	2.11	0.51
23:CW:27:C:H5''	23:CW:28:G:OP1	2.11	0.51
23:CW:41:C:O4'	23:CW:41:C:OP2	2.28	0.51
26:D1:56:GLN:HB3	26:D1:87:PRO:HB3	1.91	0.51
32:D7:19:ARG:HG2	32:D7:19:ARG:HH11	1.76	0.51
26:D1:52:ARG:NH2	35:DA:2218:U:H1'	2.14	0.51
35:DA:2513:G:H2'	35:DA:2514:U:C6	2.46	0.51
35:DA:2846:G:H2'	35:DA:2847:U:O4'	2.11	0.51
40:DF:160:ASN:HD21	40:DF:162:LEU:HB2	1.76	0.51
42:DH:127:GLU:HG3	42:DH:130:ARG:HE	1.75	0.51
43:DI:113:ARG:CB	43:DI:113:ARG:HH11	2.18	0.51
43:DI:48:GLU:OE2	43:DI:52:ARG:HD3	2.10	0.51
46:DO:20:MET:HE3	46:DO:44:LYS:HE3	1.91	0.51
47:DP:95:VAL:CG2	47:DP:125:VAL:HG23	2.41	0.51
47:DP:99:LEU:HD23	47:DP:99:LEU:O	2.11	0.51
50:DS:13:ARG:CG	50:DS:14:VAL:N	2.74	0.51
52:DU:90:VAL:HG21	53:DV:47:VAL:HG21	1.93	0.51
57:DZ:107:THR:HG23	57:DZ:111:VAL:HB	1.91	0.51
1:AA:266:G:H5''	1:AA:268:C:N4	2.15	0.51
1:AA:406:G:N2	1:AA:437:U:H3	2.09	0.51
5:AE:144:THR:OG1	5:AE:146:ALA:HB3	2.11	0.51

*Continued on next page...*

*Continued from previous page...*

Atom-1	Atom-2	Interatomic distance (Å)	Clash overlap (Å)
7:AG:71:PRO:HD3	7:AG:103:TRP:HZ3	1.76	0.51
7:AG:95:ARG:HG2	7:AG:99:LEU:HD11	1.92	0.51
9:AI:79:LEU:HD11	9:AI:83:ARG:NH2	2.25	0.51
9:AI:85:LEU:HD13	9:AI:92:TYR:CD2	2.46	0.51
15:AO:78:TYR:O	15:AO:82:ILE:HG22	2.11	0.51
16:AP:5:ARG:CB	16:AP:67:THR:OG1	2.59	0.51
19:AS:6:LYS:C	19:AS:7:LYS:HE3	2.32	0.51
23:AW:68:A:C5	23:AW:69:G:C8	2.99	0.51
26:B1:66:HIS:C	26:B1:68:PRO:HD2	2.31	0.51
30:B5:3:LYS:HZ2	30:B5:5:PRO:C	2.11	0.51
35:BA:1541:G:H4'	35:BA:1542:A:O4'	2.11	0.51
35:BA:536:A:P	52:BU:53:ARG:HH11	2.34	0.51
38:BD:21:PHE:HB3	38:BD:24:ILE:CD1	2.39	0.51
39:BE:117:MET:O	39:BE:118:LYS:HB2	2.10	0.51
39:BE:50:GLY:HA2	39:BE:78:LEU:HB3	1.93	0.51
35:BA:2787:C:H1'	39:BE:61:ARG:HD3	1.93	0.51
39:BE:80:GLU:O	39:BE:81:ILE:HD13	2.11	0.51
40:BF:157:VAL:HG22	40:BF:194:MET:HG2	1.92	0.51
42:BH:119:GLU:HG2	42:BH:120:GLY:N	2.26	0.51
42:BH:84:SER:O	42:BH:85:LYS:HB2	2.11	0.51
50:BS:89:ARG:CG	50:BS:89:ARG:HH11	2.23	0.51
51:BT:124:ASP:HB3	51:BT:125:ARG:HH12	1.75	0.51
51:BT:33:LYS:HZ2	51:BT:74:ARG:NH2	2.09	0.51
51:BT:34:VAL:CG1	51:BT:35:LYS:N	2.74	0.51
52:BU:92:ARG:NH2	53:BV:10:LYS:CG	2.72	0.51
56:BY:74:PRO:O	56:BY:80:GLY:HA2	2.11	0.51
57:BZ:39:VAL:HG23	57:BZ:40:ASP:N	2.26	0.51
1:CA:14:U:O2	1:CA:17:U:H5	1.94	0.51
1:CA:472:A:O2'	16:CP:81:ARG:HA	2.10	0.51
1:CA:448:A:P	1:CA:485:G:H22	2.33	0.51
1:CA:927:G:H8	1:CA:927:G:H5'	1.76	0.51
2:CB:162:ILE:O	2:CB:162:ILE:HG13	2.11	0.51
5:CE:137:GLU:HG3	5:CE:141:GLN:NE2	2.26	0.51
7:CG:15:ASP:OD2	7:CG:18:TYR:HB2	2.10	0.51
13:CM:90:LEU:O	13:CM:91:ARG:CG	2.58	0.51
14:CN:12:ARG:HB3	14:CN:12:ARG:HH11	1.74	0.51
20:CT:51:GLU:HA	20:CT:54:LYS:HZ1	1.75	0.51
22:CV:10:G:C2	22:CV:28:G:H1'	2.45	0.51
22:CV:3:G:H1	22:CV:72:C:N4	2.09	0.51
22:CY:11:C:C2'	22:CY:12:U:H6	2.21	0.51
22:CY:30:U:C2	22:CY:31:C:C5	2.99	0.51

*Continued on next page...*

*Continued from previous page...*

Atom-1	Atom-2	Interatomic distance (Å)	Clash overlap (Å)
22:CY:4:C:O2'	22:CY:5:C:OP2	2.26	0.51
26:D1:68:PRO:C	26:D1:70:VAL:H	2.12	0.51
33:D8:31:HIS:HE1	35:DA:2392:A:OP2	1.93	0.51
35:DA:1472:A:H2'	35:DA:1473:G:O4'	2.11	0.51
35:DA:1666:G:C2'	35:DA:1667:G:H5'	2.40	0.51
35:DA:1858:G:HO2'	35:DA:1859:A:H8	1.58	0.51
35:DA:2122:U:H2'	35:DA:2123:G:H8	1.75	0.51
35:DA:2672:G:H3'	35:DA:2673:G:H5''	1.91	0.51
35:DA:271(M):G:O2'	35:DA:271(O):C:H5'	2.11	0.51
35:DA:276:A:OP1	35:DA:278:A:H1'	2.10	0.51
35:DA:2789:C:H1'	35:DA:2892:A:C2	2.46	0.51
35:DA:743:G:O2'	35:DA:744:G:H5'	2.11	0.51
38:DD:21:PHE:HB3	38:DD:24:ILE:CD1	2.38	0.51
39:DE:65:GLY:O	39:DE:67:PHE:N	2.43	0.51
41:DG:18:GLU:HG3	41:DG:18:GLU:O	2.09	0.51
47:DP:33:ARG:O	47:DP:35:HIS:O	2.28	0.51
48:DQ:27:VAL:HG12	48:DQ:28:ALA:N	2.24	0.51
51:DT:54:ARG:HG2	51:DT:54:ARG:NH1	2.20	0.51
52:DU:83:LEU:H	52:DU:83:LEU:CD2	2.11	0.51
54:DW:75:TYR:CE1	54:DW:104:THR:HB	2.46	0.51
57:DZ:125:LEU:HD12	57:DZ:126:VAL:H	1.76	0.51
1:AA:1478:C:O2'	1:AA:1479:C:H5'	2.10	0.51
1:AA:147:G:H1	1:AA:175:C:H42	1.59	0.51
1:AA:224:C:H2'	1:AA:225:C:C6	2.46	0.51
1:AA:232:G:H2'	1:AA:233:C:C6	2.46	0.51
1:AA:398:C:H2'	1:AA:399:G:C8	2.46	0.51
1:AA:751:U:C2'	1:AA:752:G:H5'	2.41	0.51
1:AA:837:G:O2'	1:AA:838:G:H5'	2.11	0.51
2:AB:138:LEU:O	2:AB:141:GLU:HB3	2.10	0.51
2:AB:52:GLU:HG2	2:AB:56:ARG:HH12	1.75	0.51
2:AB:79:ASP:C	2:AB:81:VAL:H	2.13	0.51
2:AB:80:ILE:HG21	2:AB:212:GLN:HA	1.93	0.51
3:AC:76:VAL:HG23	3:AC:77:ILE:HG13	1.93	0.51
13:AM:23:TYR:CE2	13:AM:71:ARG:HB2	2.45	0.51
14:AN:13:THR:N	14:AN:14:PRO:CD	2.74	0.51
14:AN:29:ARG:HG3	14:AN:29:ARG:HH11	1.76	0.51
16:AP:69:THR:O	16:AP:69:THR:OG1	2.28	0.51
18:AR:73:ALA:CB	18:AR:79:LEU:HD12	2.40	0.51
23:AW:16:U:O2	23:AW:62:U:C4'	2.57	0.51
23:AW:74:C:C6	23:AW:74:C:C5'	2.92	0.51
23:AW:6:C:C2	23:AW:7:U:C5	2.99	0.51

*Continued on next page...*

*Continued from previous page...*

Atom-1	Atom-2	Interatomic distance (Å)	Clash overlap (Å)
25:B0:40:GLN:HE21	25:B0:43:THR:HA	1.76	0.51
29:B4:27:THR:O	29:B4:28:LYS:CB	2.58	0.51
35:BA:118:A:OP2	35:BA:119:A:H5''	2.11	0.51
35:BA:1429:G:H2'	35:BA:1430:C:C6	2.46	0.51
35:BA:1639:U:H2'	35:BA:1640:C:C5'	2.39	0.51
35:BA:1914:C:H2'	35:BA:1915:U:O4'	2.10	0.51
35:BA:2789:C:H1'	35:BA:2892:A:H2	1.75	0.51
35:BA:324:A:N6	35:BA:338:G:O2'	2.41	0.51
35:BA:491:G:H2'	35:BA:492:A:C8	2.46	0.51
35:BA:997:G:OP1	52:BU:93:LYS:HD3	2.11	0.51
37:BC:21:TYR:HB3	37:BC:25:GLU:HG3	1.92	0.51
38:BD:26:LYS:O	38:BD:27:THR:HG22	2.11	0.51
38:BD:71:ASP:HB2	38:BD:103:ARG:HH22	1.75	0.51
40:BF:133:ASN:N	40:BF:133:ASN:ND2	2.56	0.51
43:BI:126:TYR:O	43:BI:140:LEU:HB3	2.10	0.51
43:BI:29:TYR:CE1	43:BI:33:ARG:NE	2.59	0.51
45:BN:120:LEU:HD22	45:BN:122:VAL:HG23	1.93	0.51
45:BN:133:GLN:O	45:BN:134:ARG:HB3	2.10	0.51
46:BO:71:ARG:NH2	46:BO:77:ILE:HG21	2.26	0.51
47:BP:148:LEU:O	47:BP:149:GLU:HB2	2.11	0.51
50:BS:35:ILE:CG2	50:BS:53:SER:HB2	2.41	0.51
50:BS:59:LYS:HG2	50:BS:60:GLY:N	2.26	0.51
50:BS:24:LEU:HB3	50:BS:85:VAL:HG12	1.93	0.51
51:BT:23:ARG:O	51:BT:25:GLY:N	2.44	0.51
57:BZ:184:ALA:C	57:BZ:186:GLU:HG3	2.29	0.51
1:CA:1161:C:H2'	1:CA:1162:C:H6	1.76	0.51
1:CA:606:G:H2'	1:CA:631:G:N2	2.26	0.51
2:CB:140:HIS:C	2:CB:143:GLU:HG2	2.31	0.51
3:CC:19:GLU:O	3:CC:56:ASP:HA	2.11	0.51
8:CH:30:ARG:O	8:CH:34:GLU:HG2	2.10	0.51
9:CI:96:LEU:O	9:CI:102:LEU:HB2	2.11	0.51
14:CN:29:ARG:HH11	14:CN:29:ARG:HG3	1.76	0.51
19:CS:9:VAL:O	19:CS:9:VAL:HG12	2.11	0.51
1:CA:261:U:OP1	20:CT:79:ARG:NH2	2.43	0.51
22:CV:54:G:O2'	22:CV:55:G:H5'	2.11	0.51
22:CV:20:G:C2	22:CV:59:G:C4	2.99	0.51
23:CW:32:G:C6	23:CW:43:G:C6	2.99	0.51
23:CW:73:C:C3'	23:CW:74:C:C5'	2.85	0.51
22:CY:29:A:H2'	22:CY:30:U:O4'	2.10	0.51
22:CY:3:G:H2'	22:CY:4:C:H5''	1.92	0.51
22:CY:53:U:C2	22:CY:54:G:C8	2.98	0.51

*Continued on next page...*

*Continued from previous page...*

Atom-1	Atom-2	Interatomic distance (Å)	Clash overlap (Å)
22:CY:73:C:O2'	22:CY:74:C:H5'	2.11	0.51
29:D4:13:ARG:HH11	29:D4:13:ARG:CB	2.15	0.51
32:D7:8:ASN:ND2	32:D7:10:ARG:H	2.09	0.51
33:D8:32:LEU:O	33:D8:33:ASN:O	2.29	0.51
35:DA:1316:U:H2'	35:DA:1317:A:H8	1.76	0.51
35:DA:922:U:H2'	35:DA:923:C:H6	1.76	0.51
35:DA:993:G:OP1	52:DU:50:ARG:NH1	2.44	0.51
38:DD:76:PRO:HB2	38:DD:116:GLN:OE1	2.11	0.51
38:DD:76:PRO:O	38:DD:98:VAL:HG23	2.11	0.51
36:DB:55:U:H4'	41:DG:27:ASN:HD21	1.76	0.51
41:DG:40:ASN:ND2	41:DG:41:GLN:H	2.09	0.51
43:DI:10:GLU:OE1	43:DI:11:ASN:HB2	2.11	0.51
47:DP:40:SER:C	47:DP:41:ARG:HE	2.14	0.51
49:DR:17:ARG:O	49:DR:17:ARG:HG2	2.11	0.51
45:DN:4:TYR:HB2	52:DU:64:ARG:NH1	2.26	0.51
52:DU:66:ASN:ND2	52:DU:66:ASN:O	2.44	0.51
52:DU:92:ARG:NH1	53:DV:11:GLN:H	2.09	0.51
53:DV:52:VAL:O	53:DV:52:VAL:HG13	2.10	0.51
57:DZ:15:PRO:HA	57:DZ:18:LEU:HD13	1.93	0.51
57:DZ:4:ARG:NH1	57:DZ:58:VAL:HG11	2.25	0.51
57:DZ:52:SER:OG	57:DZ:53:ILE:N	2.44	0.51
57:DZ:3:TYR:O	57:DZ:58:VAL:HG23	2.11	0.51
1:AA:1037:C:H2'	1:AA:1038:C:C6	2.46	0.51
1:AA:1042:G:H2'	1:AA:1043:C:C6	2.46	0.51
1:AA:1264:C:H2'	1:AA:1265:G:C8	2.45	0.51
1:AA:353:A:H5'	1:AA:353:A:H8	1.76	0.51
1:AA:608:A:H2'	1:AA:609:A:O4'	2.11	0.51
1:AA:691:G:H1'	1:AA:696:A:N6	2.26	0.51
3:AC:19:GLU:HG3	3:AC:54:ARG:NH1	2.26	0.51
4:AD:61:LYS:HD3	4:AD:206:PHE:CE2	2.45	0.51
10:AJ:32:ALA:HB1	10:AJ:75:ILE:HD11	1.92	0.51
10:AJ:58:ASP:O	10:AJ:59:SER:C	2.49	0.51
10:AJ:4:ILE:HD11	10:AJ:77:PRO:HB3	1.93	0.51
12:AL:84:LEU:HD12	12:AL:104:VAL:HG11	1.92	0.51
13:AM:10:PRO:O	13:AM:45:VAL:HG11	2.11	0.51
16:AP:55:ARG:C	16:AP:57:ARG:H	2.13	0.51
23:AW:53:U:O2	23:AW:66:G:C2	2.63	0.51
22:AY:11:C:N4	22:AY:47:G:H22	2.07	0.51
22:AY:73:C:O2'	22:AY:74:C:H5'	2.11	0.51
28:B3:52:HIS:CD2	28:B3:52:HIS:H	2.28	0.51
29:B4:26:SER:HB2	41:BG:143:GLU:OE2	2.11	0.51

*Continued on next page...*

*Continued from previous page...*

Atom-1	Atom-2	Interatomic distance (Å)	Clash overlap (Å)
29:B4:33:VAL:HG12	29:B4:34:GLU:N	2.26	0.51
35:BA:2267:A:H5''	35:BA:2268:A:H5'	1.93	0.51
35:BA:2394:C:OP1	47:BP:63:PRO:CD	2.57	0.51
35:BA:2842:G:O2'	35:BA:2843:G:H5'	2.11	0.51
35:BA:548:A:H2'	35:BA:548:A:N3	2.26	0.51
35:BA:709:U:H2'	35:BA:710:G:H8	1.76	0.51
36:BB:11:C:OP2	36:BB:12:C:H5	1.94	0.51
38:BD:35:LYS:CB	38:BD:35:LYS:HZ2	2.20	0.51
46:BO:2:ILE:CD1	46:BO:82:ASN:ND2	2.73	0.51
50:BS:35:ILE:CD1	50:BS:99:LYS:HE2	2.33	0.51
51:BT:129:ARG:HH12	51:BT:131:ALA:CA	2.23	0.51
52:BU:101:ARG:HH11	52:BU:101:ARG:HB2	1.76	0.51
57:BZ:179:ASP:H	57:BZ:182:LYS:NZ	2.09	0.51
1:CA:1469:G:H2'	1:CA:1470:G:H8	1.76	0.51
1:CA:336:C:O2'	1:CA:337:C:H5'	2.11	0.51
1:CA:599:C:O2'	1:CA:600:C:H5'	2.11	0.51
1:CA:939:G:H5''	7:CG:102:ARG:NH1	2.26	0.51
2:CB:52:GLU:HG2	2:CB:56:ARG:HH12	1.76	0.51
2:CB:74:LYS:O	2:CB:74:LYS:HG3	2.10	0.51
3:CC:46:GLU:O	3:CC:47:LEU:HB2	2.11	0.51
5:CE:145:LYS:HG2	5:CE:149:GLU:CD	2.32	0.51
6:CF:84:ASN:O	6:CF:86:ARG:HG3	2.10	0.51
22:CV:10:G:N2	22:CV:28:G:C1'	2.71	0.51
22:CV:71:G:N2	22:CV:72:C:N1	2.58	0.51
23:CW:15:G:H2'	23:CW:61:A:N1	2.25	0.51
22:CY:31:C:H42	22:CY:43:G:H1	1.58	0.51
35:DA:1441:G:H4'	35:DA:1628:G:OP1	2.10	0.51
35:DA:1535:A:H5''	35:DA:1536:C:OP2	2.10	0.51
35:DA:1541:G:H1'	35:DA:1542:A:C5	2.46	0.51
35:DA:1887:C:H3'	35:DA:1888:G:H5''	1.92	0.51
37:DC:54:ARG:HB3	37:DC:57:GLN:HB3	1.93	0.51
39:DE:9:VAL:HG13	39:DE:25:VAL:O	2.11	0.51
40:DF:60:SER:OG	40:DF:61:GLY:N	2.44	0.51
41:DG:72:ARG:HA	41:DG:87:PRO:HG2	1.91	0.51
43:DI:77:LEU:CD2	43:DI:141:LYS:HG2	2.41	0.51
45:DN:78:TYR:CD1	45:DN:78:TYR:N	2.77	0.51
47:DP:101:VAL:HG23	47:DP:102:ARG:N	2.25	0.51
35:DA:389:G:N1	47:DP:70:GLN:HG3	2.26	0.51
50:DS:87:PHE:H	50:DS:106:ARG:HD3	1.76	0.51
35:DA:1151:G:H5''	52:DU:81:HIS:CE1	2.46	0.51
56:DY:81:LYS:CD	56:DY:97:ARG:HB3	2.37	0.51

*Continued on next page...*



*Continued from previous page...*

Atom-1	Atom-2	Interatomic distance (Å)	Clash overlap (Å)
1:AA:1352:C:H2'	1:AA:1353:G:C8	2.46	0.50
1:AA:724:G:O2'	1:AA:725:G:H5'	2.11	0.50
4:AD:10:ARG:O	4:AD:13:ARG:HB2	2.11	0.50
8:AH:63:LEU:N	8:AH:63:LEU:HD22	2.27	0.50
13:AM:13:LYS:HA	13:AM:44:ARG:NH1	2.23	0.50
13:AM:90:LEU:O	13:AM:91:ARG:CG	2.59	0.50
14:AN:12:ARG:C	14:AN:14:PRO:HD2	2.31	0.50
15:AO:23:GLY:O	15:AO:27:VAL:HB	2.11	0.50
1:AA:1314:C:C5	19:AS:6:LYS:HE2	2.39	0.50
20:AT:23:ARG:O	20:AT:27:LYS:HB2	2.11	0.50
22:AV:20:G:C4	22:AV:59:G:C2	2.98	0.50
23:AW:23:A:C2	23:AW:50:C:N3	2.80	0.50
26:B1:51:VAL:HG21	26:B1:74:VAL:CG2	2.41	0.50
31:B6:26:ASN:OD1	31:B6:27:LYS:N	2.43	0.50
35:BA:1190:G:H5'	47:BP:35:HIS:N	2.23	0.50
35:BA:2126:A:H5'	37:BC:38:PHE:CD2	2.46	0.50
35:BA:2405:G:O2'	35:BA:2406:U:P	2.68	0.50
35:BA:2666:C:H5'	35:BA:2667:C:OP2	2.11	0.50
35:BA:57:C:H2'	35:BA:58:G:O4'	2.12	0.50
35:BA:889:C:O2'	35:BA:890:A:O5'	2.27	0.50
36:BB:56:G:H4'	36:BB:57:A:H8	1.76	0.50
38:BD:131:LEU:HD13	38:BD:136:ILE:CG1	2.41	0.50
35:BA:1568:G:H21	38:BD:58:HIS:HE1	1.58	0.50
41:BG:168:GLU:O	41:BG:171:ALA:N	2.43	0.50
41:BG:83:ARG:CZ	41:BG:84:LYS:HE3	2.41	0.50
42:BH:115:VAL:HG11	42:BH:148:ILE:HD13	1.93	0.50
43:BI:77:LEU:HD22	43:BI:140:LEU:CA	2.37	0.50
35:BA:1996:C:H5	46:BO:32:TYR:OH	1.94	0.50
50:BS:25:ARG:CB	50:BS:25:ARG:HH11	2.25	0.50
51:BT:34:VAL:HG13	51:BT:39:ARG:HA	1.92	0.50
56:BY:95:LYS:NZ	56:BY:100:ALA:HB1	2.26	0.50
1:CA:1181:G:O2'	1:CA:1182:G:H5'	2.11	0.50
1:CA:1319:A:H61	1:CA:1361:G:H21	1.59	0.50
1:CA:314:C:O2'	1:CA:315:A:H5'	2.11	0.50
3:CC:32:LEU:HB3	3:CC:59:ARG:NH2	2.25	0.50
4:CD:79:PHE:CD2	4:CD:207:TYR:HD2	2.29	0.50
4:CD:97:LEU:O	4:CD:97:LEU:HD23	2.11	0.50
9:CI:113:LYS:H	9:CI:119:ALA:HA	1.76	0.50
1:CA:1151:A:N3	10:CJ:39:PRO:HG3	2.26	0.50
12:CL:120:TYR:N	12:CL:120:TYR:HD1	2.09	0.50
13:CM:84:ILE:HG22	13:CM:84:ILE:O	2.10	0.50

*Continued on next page...*

*Continued from previous page...*

Atom-1	Atom-2	Interatomic distance (Å)	Clash overlap (Å)
22:CV:3:G:H2'	22:CV:4:C:H5'	1.91	0.50
22:CV:24:A:H62	22:CV:48:G:N2	2.07	0.50
22:CV:19:G:C2'	22:CV:59:G:N2	2.73	0.50
23:CW:40:A:C6	23:CW:41:C:H2'	2.46	0.50
23:CW:7:U:O2	23:CW:69:G:C4	2.65	0.50
22:CY:1:G:H2'	22:CY:2:G:H8	1.75	0.50
26:D1:29:GLY:O	26:D1:30:VAL:CG2	2.44	0.50
26:D1:82:LEU:O	26:D1:82:LEU:HD23	2.10	0.50
27:D2:16:LEU:O	27:D2:17:SER:HB3	2.11	0.50
35:DA:99:U:H4'	35:DA:102:G:H1'	1.93	0.50
35:DA:1888:G:N3	35:DA:1888:G:H5'	2.26	0.50
35:DA:2302:G:H1'	41:DG:128:ARG:CZ	2.41	0.50
41:DG:12:TYR:HA	41:DG:16:ARG:CG	2.41	0.50
42:DH:118:PRO:HG2	42:DH:121:ILE:HD12	1.93	0.50
51:DT:102:ILE:HB	51:DT:110:ILE:CD1	2.41	0.50
51:DT:89:VAL:HG11	51:DT:91:ARG:NE	2.25	0.50
55:DX:12:VAL:HG23	55:DX:13:LEU:H	1.75	0.50
57:DZ:104:PHE:HB3	57:DZ:141:VAL:CG2	2.41	0.50
1:AA:1316:G:H4'	14:AN:18:VAL:CG1	2.41	0.50
1:AA:499:A:H4'	1:AA:500:G:OP1	2.11	0.50
1:AA:505:G:H2'	1:AA:506:G:H8	1.76	0.50
1:AA:781:A:H4'	1:AA:1522:U:O2'	2.11	0.50
1:AA:879:C:O2'	1:AA:880:C:H5'	2.11	0.50
4:AD:159:ARG:HH11	4:AD:159:ARG:HG3	1.75	0.50
7:AG:136:LYS:HB3	7:AG:136:LYS:NZ	2.27	0.50
12:AL:82:VAL:HG23	12:AL:106:ASP:OD2	2.10	0.50
14:AN:12:ARG:HB3	14:AN:12:ARG:HH11	1.76	0.50
23:AW:23:A:H5'	23:AW:24:A:OP1	2.10	0.50
23:AW:57:U:C2	23:AW:59:G:N7	2.80	0.50
23:AW:20:G:N2	23:AW:58:C:C2	2.79	0.50
22:AY:49:G:C3'	22:AY:50:C:C5'	2.86	0.50
22:AY:55:G:N2	57:BZ:183:LEU:HD23	2.27	0.50
26:B1:52:ARG:HH22	35:BA:2218:U:H1'	1.75	0.50
29:B4:48:ARG:O	29:B4:49:PHE:HB2	2.11	0.50
35:BA:819:A:C4	35:BA:1189:A:C2	2.99	0.50
35:BA:1535:A:H5''	35:BA:1536:C:OP2	2.12	0.50
35:BA:1719:G:H2'	35:BA:1720:U:H5'	1.92	0.50
38:BD:224:ALA:O	38:BD:225:ALA:HB2	2.11	0.50
39:BE:39:PRO:HA	39:BE:43:GLY:HA2	1.91	0.50
43:BI:140:LEU:C	43:BI:140:LEU:HD23	2.31	0.50
43:BI:77:LEU:CD2	43:BI:141:LYS:HG2	2.39	0.50

*Continued on next page...*

*Continued from previous page...*

Atom-1	Atom-2	Interatomic distance (Å)	Clash overlap (Å)
45:BN:2:LYS:HZ2	52:BU:95:LEU:CD2	2.24	0.50
47:BP:102:ARG:HH11	47:BP:102:ARG:CB	2.23	0.50
47:BP:23:PRO:HB2	47:BP:33:ARG:NE	2.27	0.50
49:BR:76:VAL:HG12	49:BR:77:ARG:N	2.26	0.50
51:BT:121:ILE:O	51:BT:124:ASP:HB2	2.11	0.50
51:BT:64:ARG:HA	51:BT:72:VAL:O	2.10	0.50
51:BT:89:VAL:HG11	51:BT:91:ARG:NE	2.26	0.50
56:BY:4:LYS:HD2	56:BY:32:PRO:CG	2.41	0.50
57:BZ:121:HIS:C	57:BZ:123:ASP:H	2.15	0.50
1:CA:1206:G:H2'	1:CA:1207:G:O4'	2.12	0.50
1:CA:142:G:H2'	1:CA:143:A:H8	1.76	0.50
1:CA:348:G:H2'	1:CA:349:A:H5'	1.92	0.50
1:CA:473:G:H2'	1:CA:474:G:C8	2.44	0.50
2:CB:114:ARG:HA	2:CB:117:GLU:HB3	1.93	0.50
2:CB:194:PRO:HG2	2:CB:195:ASP:H	1.76	0.50
2:CB:46:LYS:HG3	2:CB:49:GLU:OE1	2.11	0.50
5:CE:126:ARG:NH1	5:CE:126:ARG:HG3	2.25	0.50
5:CE:144:THR:O	5:CE:145:LYS:C	2.49	0.50
9:CI:65:VAL:HG21	9:CI:73:GLN:CB	2.32	0.50
13:CM:2:ALA:CB	13:CM:9:ILE:HG23	2.39	0.50
14:CN:13:THR:N	14:CN:14:PRO:CD	2.75	0.50
1:CA:127:G:N2	17:CQ:61:GLU:OE2	2.44	0.50
22:CV:13:U:C2	22:CV:25:A:N1	2.79	0.50
23:CW:44:A:C6	23:CW:45:U:C5	2.99	0.50
23:CW:44:A:C3'	23:CW:45:U:H5''	2.41	0.50
23:CW:9:A:C5	23:CW:48:G:C2	2.99	0.50
22:CY:12:U:C2	22:CY:26:G:N2	2.79	0.50
29:D4:6:HIS:C	29:D4:8:LYS:H	2.15	0.50
35:DA:1142(A):A:O2'	35:DA:1143:A:H3'	2.11	0.50
35:DA:1372:U:H2'	35:DA:1373:A:H8	1.72	0.50
35:DA:2128:C:H2'	35:DA:2129:C:O4'	2.11	0.50
35:DA:2777:G:C5'	35:DA:2778:A:H5'	2.41	0.50
35:DA:94:C:H5'	35:DA:94(A):G:OP2	2.12	0.50
40:DF:110:LEU:HD13	40:DF:202:PHE:HE1	1.75	0.50
40:DF:113:ALA:HB1	40:DF:186:ILE:HG21	1.92	0.50
41:DG:138:GLN:HE21	41:DG:149:VAL:HG23	1.75	0.50
41:DG:145:THR:CG2	41:DG:148:MET:HB3	2.41	0.50
41:DG:10:LYS:HB3	41:DG:14:GLU:OE2	2.12	0.50
41:DG:18:GLU:HG2	41:DG:175:LEU:HD22	1.92	0.50
35:DA:1006:C:O2	45:DN:106:MET:HG2	2.11	0.50
47:DP:18:ARG:HB3	47:DP:18:ARG:NH1	2.25	0.50

*Continued on next page...*

*Continued from previous page...*

Atom-1	Atom-2	Interatomic distance (Å)	Clash overlap (Å)
47:DP:25:SER:O	47:DP:30:THR:HG23	2.11	0.50
48:DQ:51:ARG:HH21	48:DQ:52:VAL:CG2	2.24	0.50
50:DS:30:ARG:HH11	50:DS:35:ILE:HB	1.76	0.50
1:AA:1095:U:H2'	1:AA:1096:C:C6	2.47	0.50
1:AA:955:U:H1'	1:AA:1227:A:N6	2.26	0.50
2:AB:187:LEU:HD11	2:AB:205:ASP:HA	1.93	0.50
3:AC:148:GLY:HA3	3:AC:172:ARG:O	2.11	0.50
4:AD:175:SER:OG	4:AD:186:LEU:HD21	2.11	0.50
7:AG:100:ALA:O	7:AG:104:LEU:HD23	2.11	0.50
9:AI:7:THR:HB	9:AI:83:ARG:NH1	2.26	0.50
12:AL:120:TYR:N	12:AL:120:TYR:HD1	2.09	0.50
12:AL:7:ILE:CG2	12:AL:8:ASN:N	2.73	0.50
16:AP:19:ILE:HB	16:AP:37:GLY:O	2.11	0.50
1:AA:191:G:C1'	20:AT:105:SER:HB3	2.42	0.50
23:AW:36:C:O2	23:AW:36:C:C2'	2.58	0.50
23:AW:4:C:C2	23:AW:5:C:C5	2.99	0.50
27:B2:32:LEU:CD1	27:B2:36:ARG:HH12	2.25	0.50
31:B6:16:CYS:O	31:B6:17:LYS:HB2	2.10	0.50
35:BA:2657:A:C2'	35:BA:2658:C:H5'	2.39	0.50
35:BA:2668:G:O2'	35:BA:2669:G:H5'	2.10	0.50
35:BA:2701:C:H2'	35:BA:2702:U:H2'	1.93	0.50
35:BA:412:A:N7	35:BA:2411:A:H2	2.09	0.50
35:BA:653:A:H5'	35:BA:654:A:OP2	2.10	0.50
35:BA:662:G:OP1	47:BP:18:ARG:CD	2.59	0.50
35:BA:979:G:H3'	35:BA:980:A:C5'	2.42	0.50
37:BC:195:ARG:NH1	37:BC:195:ARG:HG3	2.26	0.50
37:BC:30:VAL:HG11	37:BC:42:VAL:CG2	2.38	0.50
38:BD:268:ARG:HH11	38:BD:268:ARG:CB	2.22	0.50
39:BE:52:LEU:HD22	39:BE:76:ARG:HD3	1.94	0.50
40:BF:157:VAL:HA	40:BF:176:LEU:O	2.10	0.50
40:BF:8:GLN:HG2	40:BF:126:VAL:HG12	1.92	0.50
42:BH:127:GLU:CG	42:BH:130:ARG:HE	2.23	0.50
45:BN:65:LYS:O	45:BN:69:GLN:HG3	2.11	0.50
45:BN:67:LEU:O	45:BN:68:GLU:CB	2.59	0.50
46:BO:20:MET:HE3	46:BO:44:LYS:HE3	1.92	0.50
46:BO:64:ARG:NH1	51:BT:70:VAL:CG2	2.74	0.50
47:BP:33:ARG:HG3	47:BP:34:GLY:H	1.75	0.50
35:BA:2415:G:O3'	47:BP:66:GLY:HA3	2.12	0.50
48:BQ:76:LYS:CB	48:BQ:91:GLU:HG3	2.40	0.50
56:BY:57:GLN:CG	56:BY:58:GLY:H	2.24	0.50
57:BZ:41:LEU:HD11	57:BZ:82:ARG:NH2	2.27	0.50

*Continued on next page...*

*Continued from previous page...*

Atom-1	Atom-2	Interatomic distance (Å)	Clash overlap (Å)
1:CA:1055:A:N3	3:CC:156:ARG:HD2	2.26	0.50
1:CA:1316:G:H4'	14:CN:18:VAL:CG1	2.41	0.50
1:CA:532:A:N6	3:CC:193:TYR:CB	2.75	0.50
8:CH:11:THR:HA	8:CH:14:ARG:NH1	2.26	0.50
12:CL:53:ARG:HH12	12:CL:92:ASP:HB3	1.75	0.50
13:CM:66:LEU:O	13:CM:70:LEU:HB3	2.11	0.50
23:CW:26:G:C5	23:CW:27:C:N4	2.79	0.50
35:DA:1210:A:C8	35:DA:1210:A:H5'	2.46	0.50
35:DA:1331:A:O2'	35:DA:1332:G:H8	1.93	0.50
35:DA:1841:U:H2'	35:DA:1842:G:C8	2.46	0.50
35:DA:2162:G:H5'	35:DA:2173:A:H5'	1.94	0.50
35:DA:239:U:H2'	35:DA:240:G:O4'	2.11	0.50
35:DA:271(P):C:C2'	35:DA:271(Q):G:H5'	2.40	0.50
41:DG:82:LEU:C	41:DG:83:ARG:HG3	2.30	0.50
42:DH:115:VAL:HG11	42:DH:148:ILE:CD1	2.42	0.50
42:DH:94:TYR:H	42:DH:94:TYR:HD1	1.58	0.50
43:DI:62:LYS:HE3	43:DI:133:HIS:O	2.12	0.50
43:DI:5:LEU:HD23	43:DI:36:ALA:HB2	1.94	0.50
45:DN:120:LEU:HD22	45:DN:122:VAL:HG23	1.91	0.50
40:DF:34:TRP:HB2	47:DP:10:PRO:O	2.11	0.50
47:DP:38:GLN:CG	47:DP:39:LYS:N	2.71	0.50
48:DQ:17:LEU:HD22	48:DQ:96:VAL:HG13	1.93	0.50
51:DT:129:ARG:HH12	51:DT:131:ALA:CA	2.23	0.50
56:DY:51:VAL:C	56:DY:53:PRO:HD2	2.31	0.50
57:DZ:81:ARG:CB	57:DZ:81:ARG:NH1	2.73	0.50
1:AA:1107:C:H2'	1:AA:1108:G:H5''	1.94	0.50
1:AA:1287:A:C2	1:AA:1353:G:H1'	2.46	0.50
1:AA:1441:G:H5''	1:AA:1442:G:H5'	1.93	0.50
1:AA:366:C:H4'	1:AA:367:U:OP1	2.12	0.50
1:AA:448:A:P	1:AA:485:G:H22	2.35	0.50
1:AA:648:A:H2'	1:AA:649:G:H8	1.77	0.50
1:AA:401:C:OP2	4:AD:73:ARG:NH2	2.44	0.50
5:AE:43:LEU:HB2	5:AE:136:MET:SD	2.50	0.50
5:AE:71:LEU:O	5:AE:72:GLN:CG	2.58	0.50
10:AJ:5:ARG:HA	10:AJ:73:ASP:OD1	2.12	0.50
11:AK:105:VAL:HB	11:AK:108:ILE:HD11	1.92	0.50
12:AL:43:VAL:CG1	12:AL:55:VAL:HG21	2.41	0.50
14:AN:13:THR:HG22	14:AN:13:THR:O	2.11	0.50
15:AO:63:ARG:HG2	15:AO:67:LEU:HD11	1.94	0.50
16:AP:28:ARG:HG2	16:AP:29:ASP:OD1	2.11	0.50
22:AV:14:A:C5	22:AV:24:A:C6	2.99	0.50

*Continued on next page...*

*Continued from previous page...*

Atom-1	Atom-2	Interatomic distance (Å)	Clash overlap (Å)
22:AV:3:G:C2'	22:AV:4:C:H5''	2.41	0.50
23:AW:40:A:N1	23:AW:41:C:H2'	2.26	0.50
22:AY:25:A:H2'	22:AY:26:G:H8	1.70	0.50
31:B6:5:VAL:CG1	31:B6:7:ILE:HG22	2.42	0.50
33:B8:21:LYS:HD3	33:B8:48:PHE:CZ	2.47	0.50
33:B8:62:LEU:N	33:B8:63:PRO:CD	2.74	0.50
34:B9:9:ARG:HH12	34:B9:15:LYS:HA	1.76	0.50
35:BA:999:U:H5''	35:BA:1154:G:O6	2.12	0.50
35:BA:1762:A:C8	35:BA:1762:A:O5'	2.64	0.50
35:BA:1805:U:O2	38:BD:50:THR:HB	2.12	0.50
35:BA:1884:A:O2'	35:BA:1885:A:H5''	2.11	0.50
35:BA:1925:C:O2'	35:BA:1926:U:H5'	2.12	0.50
37:BC:31:LYS:HZ1	37:BC:183:PRO:HD3	1.76	0.50
38:BD:155:LEU:HD23	38:BD:177:LEU:CD2	2.41	0.50
39:BE:62:PRO:C	39:BE:64:LYS:N	2.65	0.50
40:BF:206:ILE:HG22	40:BF:207:GLY:N	2.26	0.50
40:BF:60:SER:OG	40:BF:61:GLY:N	2.43	0.50
41:BG:28:VAL:O	41:BG:31:VAL:HG12	2.11	0.50
42:BH:158:HIS:CD2	42:BH:170:ARG:HA	2.47	0.50
47:BP:84:ASN:C	47:BP:86:LYS:H	2.13	0.50
47:BP:99:LEU:O	47:BP:99:LEU:HD23	2.11	0.50
50:BS:66:ALA:O	50:BS:69:VAL:HG12	2.11	0.50
52:BU:90:VAL:HG21	53:BV:47:VAL:HG21	1.93	0.50
54:BW:75:TYR:CE1	54:BW:104:THR:HB	2.46	0.50
55:BX:3:THR:HA	55:BX:6:ASP:HB2	1.94	0.50
1:CA:1287:A:C2	1:CA:1353:G:H1'	2.47	0.50
1:CA:460:G:N2	1:CA:471:G:C8	2.79	0.50
1:CA:892:A:O2'	1:CA:893:C:H5'	2.11	0.50
4:CD:90:GLY:CA	4:CD:204:ILE:HD11	2.41	0.50
7:CG:152:ALA:O	7:CG:155:ARG:HG3	2.12	0.50
9:CI:37:PHE:CE2	9:CI:74:ILE:HG12	2.46	0.50
10:CJ:4:ILE:HB	10:CJ:74:ILE:HD11	1.93	0.50
10:CJ:4:ILE:HD11	10:CJ:77:PRO:HB3	1.93	0.50
12:CL:84:LEU:C	12:CL:84:LEU:HD23	2.32	0.50
12:CL:33:ARG:HB3	12:CL:85:ILE:HG22	1.92	0.50
1:CA:376:G:O3'	16:CP:5:ARG:HD2	2.11	0.50
19:CS:6:LYS:C	19:CS:7:LYS:HE3	2.32	0.50
22:CV:36:AG9:C2'	22:CV:37:A:H5'	2.40	0.50
23:CW:20:G:H4'	23:CW:21:U:OP2	2.11	0.50
23:CW:38:U:C2	23:CW:39:A:N7	2.79	0.50
26:D1:69:LYS:O	26:D1:69:LYS:HG3	2.11	0.50

*Continued on next page...*

*Continued from previous page...*

Atom-1	Atom-2	Interatomic distance (Å)	Clash overlap (Å)
29:D4:2:LYS:HZ3	36:DB:39:A:H61	1.58	0.50
34:D9:9:ARG:HH12	34:D9:15:LYS:HA	1.76	0.50
34:D9:9:ARG:NH1	34:D9:16:VAL:HG23	2.27	0.50
35:DA:1138:G:H2'	35:DA:1139:G:O4'	2.11	0.50
35:DA:2148:G:H2'	35:DA:2149:G:H8	1.77	0.50
35:DA:2864:G:O2'	35:DA:2865:U:H5'	2.11	0.50
35:DA:394:A:O2'	35:DA:395:U:H5'	2.12	0.50
35:DA:705:A:C2	35:DA:727:A:H1'	2.47	0.50
35:DA:923:C:O2'	35:DA:924:C:H5'	2.11	0.50
27:D2:48:HIS:NE2	35:DA:96:G:H4'	2.26	0.50
36:DB:52:A:O2'	36:DB:53:A:C8	2.64	0.50
37:DC:14:LYS:HE3	37:DC:32:GLU:HB2	1.92	0.50
38:DD:16:MET:CE	38:DD:208:LYS:HD3	2.41	0.50
35:DA:2811:G:H4'	39:DE:61:ARG:HH21	1.77	0.50
41:DG:125:PHE:CD1	41:DG:125:PHE:N	2.79	0.50
42:DH:14:GLY:O	42:DH:29:PRO:HD3	2.12	0.50
42:DH:41:MET:SD	42:DH:53:GLU:N	2.78	0.50
43:DI:101:LEU:HD23	43:DI:109:ILE:HG12	1.92	0.50
43:DI:4:ILE:HG12	43:DI:18:VAL:HG22	1.93	0.50
46:DO:49:ARG:HA	46:DO:53:LYS:NZ	2.26	0.50
46:DO:9:GLU:O	46:DO:83:ALA:HA	2.11	0.50
49:DR:99:LYS:HD3	49:DR:99:LYS:H	1.76	0.50
51:DT:80:SER:OG	51:DT:81:PRO:HD3	2.11	0.50
51:DT:85:LYS:NZ	51:DT:85:LYS:CB	2.62	0.50
53:DV:19:LYS:HG3	53:DV:20:LEU:N	2.26	0.50
53:DV:41:GLY:HA3	53:DV:45:THR:OG1	2.11	0.50
53:DV:38:LEU:HD12	53:DV:57:VAL:HG12	1.92	0.50
54:DW:73:ALA:HB3	54:DW:106:ILE:CD1	2.40	0.50
55:DX:64:LYS:NZ	55:DX:73:ARG:HE	2.10	0.50
22:CY:57:U:H5	57:DZ:181:GLU:O	1.90	0.50
1:AA:1174:G:H2'	1:AA:1175:G:H8	1.77	0.50
1:AA:319:G:O2'	1:AA:320:C:H5'	2.12	0.50
1:AA:735:C:O2'	1:AA:736:C:H5'	2.12	0.50
2:AB:142:LEU:HA	2:AB:145:LEU:CB	2.41	0.50
2:AB:187:LEU:HA	2:AB:201:ILE:O	2.12	0.50
8:AH:30:ARG:O	8:AH:34:GLU:HG2	2.11	0.50
16:AP:50:LYS:HD3	16:AP:51:VAL:N	2.26	0.50
22:AV:4:C:C4	22:AV:5:C:N4	2.80	0.50
27:B2:10:LEU:HB3	27:B2:14:ARG:NH1	2.26	0.50
27:B2:63:VAL:CA	27:B2:66:GLU:HG3	2.38	0.50
28:B3:31:LEU:O	28:B3:32:GLN:HB2	2.12	0.50

*Continued on next page...*



*Continued from previous page...*

Atom-1	Atom-2	Interatomic distance (Å)	Clash overlap (Å)
29:B4:25:TYR:HE1	41:BG:5:VAL:HG22	1.77	0.50
35:BA:1210:A:C8	35:BA:1210:A:H5'	2.45	0.50
35:BA:2162:G:O2'	35:BA:2163:C:H5'	2.11	0.50
35:BA:2672:G:H3'	35:BA:2673:G:H5''	1.93	0.50
35:BA:523:C:O2'	35:BA:524:U:H5'	2.12	0.50
35:BA:922:U:H2'	35:BA:923:C:H6	1.77	0.50
36:BB:52:A:O2'	36:BB:53:A:C8	2.63	0.50
37:BC:166:ASN:HB3	37:BC:172:ILE:HB	1.94	0.50
38:BD:129:ASN:O	38:BD:193:VAL:HG12	2.12	0.50
38:BD:70:TRP:O	38:BD:73:VAL:HG23	2.11	0.50
35:BA:2580:U:C5'	39:BE:131:ALA:HB2	2.38	0.50
43:BI:111:PRO:HG2	43:BI:112:LYS:HD2	1.93	0.50
45:BN:19:GLU:HG3	45:BN:20:GLY:N	2.27	0.50
45:BN:47:ALA:HB1	45:BN:116:LEU:HD21	1.94	0.50
47:BP:7:ARG:HH11	47:BP:7:ARG:CB	2.25	0.50
35:BA:1242:A:N1	47:BP:8:PRO:HG3	2.26	0.50
49:BR:32:GLY:C	49:BR:33:ARG:HD2	2.32	0.50
35:BA:2012:G:H4'	54:BW:96:ILE:CD1	2.40	0.50
57:BZ:81:ARG:O	57:BZ:81:ARG:HG3	2.11	0.50
1:CA:1023:G:H2'	1:CA:1024:G:H5'	1.93	0.50
1:CA:1053:G:C4'	1:CA:1054:C:C5'	2.78	0.50
1:CA:1095:U:H2'	1:CA:1096:C:C6	2.46	0.50
2:CB:187:LEU:HA	2:CB:201:ILE:O	2.10	0.50
4:CD:152:SER:HA	4:CD:155:LEU:CG	2.42	0.50
5:CE:71:LEU:HD13	5:CE:114:GLY:O	2.10	0.50
5:CE:33:VAL:HG12	5:CE:34:VAL:N	2.26	0.50
9:CI:55:ALA:CA	9:CI:58:HIS:HD2	2.25	0.50
12:CL:75:HIS:HB2	12:CL:77:LEU:HG	1.92	0.50
13:CM:91:ARG:CB	13:CM:98:VAL:HG13	2.40	0.50
19:CS:58:VAL:HG23	19:CS:58:VAL:O	2.10	0.50
23:CW:29:A:C5	23:CW:30:U:C5	2.99	0.50
22:CY:45:U:H2'	22:CY:46:U:C6	2.47	0.50
26:D1:11:ARG:HB3	26:D1:11:ARG:NH1	2.27	0.50
33:D8:34:TRP:CD2	33:D8:35:GLN:N	2.80	0.50
33:D8:4:MET:O	33:D8:62:LEU:HD11	2.12	0.50
35:DA:1639:U:H2'	35:DA:1640:C:C5'	2.40	0.50
35:DA:1799:G:H5'	35:DA:1819:A:N6	2.26	0.50
35:DA:2789:C:H1'	35:DA:2892:A:H2	1.76	0.50
35:DA:863:A:O2'	35:DA:864:G:H5'	2.12	0.50
38:DD:131:LEU:HD13	38:DD:136:ILE:CG1	2.41	0.50
39:DE:4:ILE:CD1	39:DE:28:ALA:HB1	2.35	0.50

*Continued on next page...*

*Continued from previous page...*

Atom-1	Atom-2	Interatomic distance (Å)	Clash overlap (Å)
35:DA:2787:C:H1'	39:DE:61:ARG:CD	2.41	0.50
35:DA:2787:C:H1'	39:DE:61:ARG:HD3	1.94	0.50
41:DG:5:VAL:HG21	41:DG:101:ILE:HG12	1.93	0.50
43:DI:27:ARG:CG	43:DI:27:ARG:HH11	2.22	0.50
47:DP:124:LYS:HD3	47:DP:143:GLY:CA	2.41	0.50
50:DS:35:ILE:O	50:DS:53:SER:HB2	2.11	0.50
51:DT:28:VAL:HG22	51:DT:46:GLU:C	2.31	0.50
52:DU:93:LYS:HD2	52:DU:93:LYS:H	1.76	0.50
53:DV:2:PHE:HB2	53:DV:42:GLY:CA	2.38	0.50
56:DY:31:LEU:CD2	56:DY:31:LEU:N	2.74	0.50
57:DZ:182:LYS:O	57:DZ:183:LEU:HD23	2.10	0.50
1:AA:12:U:H4'	1:AA:526:C:H4'	1.94	0.50
1:AA:523:A:N6	12:AL:92:ASP:HB2	2.27	0.50
2:AB:23:ARG:O	2:AB:23:ARG:HG3	2.12	0.50
3:AC:5:ILE:HD13	3:AC:5:ILE:O	2.12	0.50
5:AE:79:GLU:N	5:AE:79:GLU:OE1	2.44	0.50
12:AL:64:TYR:HD1	12:AL:64:TYR:N	2.10	0.50
16:AP:67:THR:CG2	16:AP:68:ASP:N	2.74	0.50
17:AQ:13:ASP:C	17:AQ:15:MET:H	2.15	0.50
17:AQ:97:SER:C	17:AQ:98:LEU:HD12	2.32	0.50
18:AR:36:ASN:HB3	18:AR:39:VAL:CB	2.40	0.50
23:AW:12:U:H3	23:AW:26:G:H1	1.60	0.50
23:AW:57:U:H1'	23:AW:59:G:N7	2.27	0.50
23:AW:68:A:C2	23:AW:69:G:C8	3.00	0.50
23:AW:7:U:C4	23:AW:68:A:N6	2.79	0.50
22:AY:45:U:H2'	22:AY:46:U:O4'	2.12	0.50
35:BA:1049:C:N4	35:BA:1111:A:C2	2.79	0.50
35:BA:1142(A):A:O2'	35:BA:1143:A:H3'	2.12	0.50
35:BA:1339:G:N2	35:BA:1603:A:H1'	2.27	0.50
35:BA:2313:C:C6	35:BA:2314:C:H5	2.30	0.50
35:BA:2340:G:O2'	35:BA:2341:G:H5'	2.11	0.50
35:BA:2502:G:H5''	35:BA:2503:A:H5''	1.93	0.50
35:BA:1638:C:H4'	35:BA:2710:C:O2	2.12	0.50
35:BA:2801(A):A:C4'	35:BA:2802:G:H2'	2.42	0.50
35:BA:94:C:H5'	35:BA:94(A):G:OP2	2.11	0.50
37:BC:54:ARG:HB3	37:BC:57:GLN:HB3	1.92	0.50
35:BA:2787:C:H1'	39:BE:61:ARG:CD	2.41	0.50
40:BF:196:LEU:HD23	40:BF:196:LEU:O	2.12	0.50
41:BG:57:ALA:C	41:BG:59:GLU:H	2.15	0.50
42:BH:74:ASN:OD1	42:BH:138:LYS:HE3	2.11	0.50
43:BI:22:LYS:O	43:BI:23:PRO:C	2.50	0.50

*Continued on next page...*

*Continued from previous page...*

Atom-1	Atom-2	Interatomic distance (Å)	Clash overlap (Å)
45:BN:126:PRO:O	45:BN:127:ASP:CB	2.59	0.50
46:BO:80:ASP:O	46:BO:81:ASP:HB3	2.11	0.50
50:BS:35:ILE:H	50:BS:53:SER:CB	2.25	0.50
52:BU:93:LYS:H	52:BU:93:LYS:HD2	1.76	0.50
56:BY:2:ARG:O	56:BY:4:LYS:HG2	2.11	0.50
57:BZ:12:GLY:O	57:BZ:13:GLU:C	2.50	0.50
57:BZ:175:VAL:HB	57:BZ:176:PRO:CD	2.39	0.50
1:CA:1104:G:H2'	1:CA:1105:A:C8	2.41	0.50
1:CA:203:U:H5''	1:CA:204:U:OP1	2.12	0.50
1:CA:545:C:O2'	1:CA:546:G:H5'	2.11	0.50
1:CA:751:U:C2'	1:CA:752:G:H5'	2.41	0.50
1:CA:867:G:H2'	1:CA:868:C:C6	2.46	0.50
2:CB:12:GLU:C	2:CB:14:GLY:N	2.65	0.50
2:CB:54:THR:HG22	2:CB:58:ILE:HD11	1.94	0.50
3:CC:54:ARG:HH11	3:CC:54:ARG:HG2	1.76	0.50
4:CD:30:LYS:CB	4:CD:35:ARG:HD2	2.42	0.50
5:CE:70:PRO:O	5:CE:77:PRO:HD3	2.11	0.50
6:CF:8:ILE:CG2	6:CF:9:VAL:N	2.75	0.50
7:CG:113:GLU:CB	7:CG:118:VAL:HG23	2.42	0.50
9:CI:111:ARG:O	9:CI:113:LYS:HD2	2.12	0.50
22:CV:23:A:H3'	22:CV:48:G:O6	2.12	0.50
22:CV:69:G:C6	22:CV:70:G:C5	2.99	0.50
22:CV:76:C:H2'	22:CV:77:C:H5''	1.92	0.50
23:CW:10:G:C6	23:CW:27:C:H2'	2.45	0.50
23:CW:35:U:OP2	23:CW:35:U:H6	1.95	0.50
23:CW:74:C:O2	23:CW:74:C:C2'	2.59	0.50
27:D2:47:ASN:ND2	35:DA:94(A):G:N2	2.60	0.50
29:D4:26:SER:OG	29:D4:27:THR:N	2.43	0.50
30:D5:48:GLU:O	30:D5:49:CYS:CB	2.58	0.50
33:D8:13:ARG:HD2	47:DP:61:ARG:HH11	1.77	0.50
33:D8:37:SER:O	33:D8:39:LYS:N	2.44	0.50
34:D9:18:ARG:HD2	35:DA:1034:G:H5'	1.92	0.50
35:DA:1886:C:H2'	35:DA:1887:C:H6	1.76	0.50
35:DA:528:A:N1	35:DA:2043:C:O5'	2.44	0.50
35:DA:2162:G:O2'	35:DA:2163:C:H5'	2.11	0.50
35:DA:2567:G:H2'	35:DA:2568:C:C6	2.47	0.50
35:DA:833:U:H2'	35:DA:834:C:C6	2.46	0.50
37:DC:216:THR:HB	37:DC:222:SER:CB	2.42	0.50
38:DD:221:VAL:HG22	38:DD:226:MET:CE	2.39	0.50
38:DD:35:LYS:HZ2	38:DD:35:LYS:CB	2.22	0.50
39:DE:116:VAL:HG22	39:DE:122:PHE:CG	2.47	0.50

*Continued on next page...*

*Continued from previous page...*

Atom-1	Atom-2	Interatomic distance (Å)	Clash overlap (Å)
40:DF:157:VAL:CG2	40:DF:194:MET:HG2	2.41	0.50
41:DG:132:ASN:HA	41:DG:157:ILE:O	2.12	0.50
42:DH:29:PRO:HD2	42:DH:79:VAL:O	2.12	0.50
42:DH:7:LEU:HD21	42:DH:69:ARG:NH1	2.26	0.50
45:DN:59:LYS:O	45:DN:60:ILE:C	2.50	0.50
47:DP:123:LEU:C	47:DP:123:LEU:HD12	2.32	0.50
47:DP:85:LEU:CD2	47:DP:85:LEU:H	2.16	0.50
48:DQ:133:ARG:HH11	48:DQ:133:ARG:HG3	1.76	0.50
50:DS:12:PHE:O	50:DS:14:VAL:HG23	2.11	0.50
56:DY:95:LYS:NZ	56:DY:100:ALA:HB1	2.27	0.50
1:AA:1194:U:H2'	1:AA:1195:C:C6	2.46	0.50
2:AB:224:GLN:HB2	2:AB:229:VAL:HG22	1.92	0.50
3:AC:54:ARG:HG2	3:AC:54:ARG:HH11	1.77	0.50
5:AE:67:VAL:HG22	5:AE:68:GLU:N	2.27	0.50
6:AF:5:GLU:HG3	6:AF:93:SER:OG	2.12	0.50
11:AK:102:GLY:O	11:AK:103:LEU:HD22	2.12	0.50
12:AL:88:GLY:H	12:AL:98:TYR:HA	1.77	0.50
13:AM:68:GLY:H	13:AM:71:ARG:HB3	1.75	0.50
10:AJ:61:GLU:HG3	14:AN:58:LYS:HE2	1.93	0.50
1:AA:452:A:H4'	16:AP:72:ARG:NH1	2.27	0.50
35:BA:1317:A:H2'	35:BA:1318:C:C6	2.47	0.50
35:BA:1668:A:H4'	35:BA:1669:A:O5'	2.12	0.50
35:BA:2267:A:H5''	35:BA:2268:A:C5'	2.42	0.50
35:BA:2648:C:H2'	35:BA:2649:U:C6	2.46	0.50
35:BA:2864:G:OP1	51:BT:119:LYS:HD2	2.12	0.50
35:BA:680:G:O2'	35:BA:681:G:H5'	2.12	0.50
40:BF:46:ARG:NH1	40:BF:46:ARG:HG3	2.26	0.50
42:BH:149:ARG:HA	42:BH:162:ILE:CG1	2.40	0.50
43:BI:123:LEU:HD23	43:BI:124:GLY:N	2.27	0.50
48:BQ:31:ASP:O	48:BQ:133:ARG:O	2.30	0.50
48:BQ:84:GLY:O	48:BQ:85:LYS:HB2	2.11	0.50
49:BR:10:LEU:HD22	49:BR:17:ARG:CD	2.36	0.50
35:BA:2875:C:C4'	51:BT:5:ALA:HB2	2.39	0.50
51:BT:65:LYS:NZ	51:BT:65:LYS:CA	2.70	0.50
53:BV:2:PHE:HB2	53:BV:42:GLY:CA	2.41	0.50
52:BU:112:ARG:HH12	53:BV:46:VAL:CG1	2.22	0.50
1:CA:1059:C:OP2	3:CC:199:LYS:NZ	2.40	0.50
1:CA:1106:G:H5''	3:CC:172:ARG:CD	2.42	0.50
1:CA:221:C:H2'	1:CA:222:U:H6	1.76	0.50
1:CA:297:G:N2	1:CA:300:A:OP2	2.41	0.50
1:CA:608:A:H2'	1:CA:609:A:O4'	2.11	0.50

*Continued on next page...*

*Continued from previous page...*

Atom-1	Atom-2	Interatomic distance (Å)	Clash overlap (Å)
1:CA:781:A:H2'	1:CA:782:A:H5'	1.94	0.50
1:CA:952:U:H2'	1:CA:953:G:C8	2.46	0.50
6:CF:28:ARG:HG3	6:CF:28:ARG:NH1	2.21	0.50
9:CI:26:VAL:CG2	9:CI:61:ALA:HB3	2.38	0.50
10:CJ:30:SER:HB3	10:CJ:81:THR:HA	1.93	0.50
12:CL:88:GLY:H	12:CL:98:TYR:HA	1.75	0.50
22:CY:42:C:H2'	22:CY:43:G:H8	1.77	0.50
22:CY:5:C:C4	22:CY:6:C:N4	2.80	0.50
35:DA:1573:G:C2'	35:DA:1574:C:H5'	2.41	0.50
35:DA:2177:C:H1'	37:DC:45:HIS:CB	2.42	0.50
35:DA:2322:A:H2'	35:DA:2323:G:O4'	2.12	0.50
35:DA:2779:U:H4'	35:DA:2780:G:C5'	2.42	0.50
35:DA:363(F):A:O2'	35:DA:364:C:C5	2.63	0.50
37:DC:33:LEU:O	37:DC:220:GLY:HA3	2.11	0.50
39:DE:117:MET:O	39:DE:118:LYS:HB2	2.12	0.50
41:DG:101:ILE:HG22	41:DG:105:LYS:NZ	2.26	0.50
41:DG:172:LEU:HA	41:DG:175:LEU:HB2	1.93	0.50
41:DG:15:VAL:HG13	41:DG:175:LEU:HD13	1.93	0.50
42:DH:97:ARG:O	42:DH:103:LEU:HD12	2.12	0.50
43:DI:74:ASN:O	43:DI:76:THR:N	2.38	0.50
45:DN:15:LEU:CB	45:DN:134:ARG:HB2	2.33	0.50
47:DP:7:ARG:CB	47:DP:7:ARG:HH11	2.24	0.50
46:DO:107:ARG:CZ	51:DT:35:LYS:HD2	2.41	0.50
55:DX:12:VAL:HG11	55:DX:27:THR:OG1	2.12	0.50
1:AA:1151:A:HO2'	1:AA:1152:A:H8	1.59	0.50
1:AA:1414:U:H2'	1:AA:1415:G:H8	1.77	0.50
1:AA:166:G:O2'	1:AA:167:G:H5'	2.11	0.50
1:AA:373:A:N3	1:AA:374:A:C8	2.80	0.50
1:AA:797:C:O2'	1:AA:798:G:H5'	2.12	0.50
2:AB:24:TRP:HD1	2:AB:24:TRP:H	1.60	0.50
2:AB:82:ARG:HG3	2:AB:92:TYR:OH	2.12	0.50
4:AD:121:VAL:O	4:AD:134:ASP:HA	2.12	0.50
5:AE:145:LYS:HG2	5:AE:149:GLU:CD	2.32	0.50
7:AG:152:ALA:O	7:AG:155:ARG:HG3	2.11	0.50
9:AI:37:PHE:CE2	9:AI:74:ILE:HG12	2.47	0.50
1:AA:1292:U:H5'	9:AI:38:GLN:HE22	1.75	0.50
10:AJ:6:ILE:HG22	10:AJ:98:ILE:CG1	2.26	0.50
12:AL:47:LYS:CE	12:AL:48:PRO:HD3	2.42	0.50
22:AV:57:U:O2	22:AV:59:G:C8	2.65	0.50
23:AW:4:C:C4	23:AW:5:C:N4	2.80	0.50
23:AW:15:G:N7	23:AW:61:A:C2	2.79	0.50

*Continued on next page...*

*Continued from previous page...*

Atom-1	Atom-2	Interatomic distance (Å)	Clash overlap (Å)
22:AY:52:C:C2	22:AY:53:U:C4	2.99	0.50
26:B1:67:ILE:N	26:B1:68:PRO:HD2	2.27	0.50
27:B2:16:LEU:O	27:B2:17:SER:CB	2.59	0.50
35:BA:1040:C:N4	35:BA:1115:G:H1	2.07	0.50
35:BA:1149:G:H2'	35:BA:1150:C:C6	2.46	0.50
35:BA:1856:G:O2'	35:BA:1857:G:H5'	2.12	0.50
35:BA:2208:A:H1'	35:BA:2219:G:C5	2.47	0.50
35:BA:2846:G:H2'	35:BA:2847:U:O4'	2.12	0.50
43:BI:110:ASP:CB	43:BI:113:ARG:HB2	2.42	0.50
47:BP:57:THR:HB	47:BP:59:LEU:N	2.26	0.50
50:BS:35:ILE:HG23	50:BS:53:SER:HB2	1.94	0.50
50:BS:54:LEU:C	50:BS:56:LEU:H	2.14	0.50
50:BS:92:TYR:CG	50:BS:93:LYS:N	2.76	0.50
51:BT:38:ASN:O	51:BT:38:ASN:ND2	2.45	0.50
35:BA:1155:A:OP2	52:BU:58:ARG:NH1	2.45	0.50
53:BV:38:LEU:HD12	53:BV:57:VAL:HG12	1.93	0.50
54:BW:50:VAL:HG22	54:BW:50:VAL:O	2.12	0.50
54:BW:2:GLU:HA	54:BW:64:MET:HE1	1.92	0.50
1:CA:532:A:C2	1:CA:1207:G:H4'	2.47	0.50
1:CA:1423:G:H2'	1:CA:1424:C:H6	1.77	0.50
1:CA:398:C:H2'	1:CA:399:G:C8	2.47	0.50
1:CA:427:U:C3'	1:CA:428:G:H5''	2.39	0.50
1:CA:585:G:N3	1:CA:879:C:H4'	2.27	0.50
1:CA:695:A:H61	1:CA:797:C:H1'	1.77	0.50
2:CB:52:GLU:CG	2:CB:56:ARG:HH12	2.24	0.50
2:CB:54:THR:HG22	2:CB:58:ILE:CD1	2.42	0.50
2:CB:82:ARG:HG3	2:CB:92:TYR:OH	2.12	0.50
4:CD:74:GLN:CA	4:CD:77:ASN:HD22	2.24	0.50
9:CI:85:LEU:HD12	9:CI:86:VAL:N	2.27	0.50
19:CS:6:LYS:N	19:CS:6:LYS:CD	2.75	0.50
23:CW:71:G:N1	23:CW:72:C:C5	2.80	0.50
26:D1:68:PRO:O	26:D1:70:VAL:N	2.45	0.50
33:D8:33:ASN:HA	33:D8:36:LYS:CD	2.42	0.50
35:DA:80:G:O2'	35:DA:81:G:H5'	2.11	0.50
35:DA:999:U:H5''	35:DA:1154:G:O6	2.11	0.50
36:DB:106:G:C5'	57:DZ:31:ARG:HG2	2.42	0.50
36:DB:17:C:C2'	36:DB:18:G:H5'	2.41	0.50
39:DE:201:THR:OG1	39:DE:202:LYS:N	2.45	0.50
41:DG:73:ALA:N	41:DG:87:PRO:HG3	2.26	0.50
43:DI:91:SER:OG	43:DI:119:PRO:HB2	2.12	0.50
46:DO:10:VAL:HG23	46:DO:10:VAL:O	2.11	0.50

*Continued on next page...*

*Continued from previous page...*

Atom-1	Atom-2	Interatomic distance (Å)	Clash overlap (Å)
48:DQ:42:ILE:HG22	48:DQ:47:ILE:HG13	1.93	0.50
50:DS:35:ILE:HG23	50:DS:53:SER:HB2	1.94	0.50
54:DW:50:VAL:O	54:DW:50:VAL:HG22	2.11	0.50
55:DX:3:THR:HA	55:DX:6:ASP:HB2	1.94	0.50
56:DY:88:LYS:O	56:DY:90:LEU:HD23	2.12	0.50
48:DQ:60:ARG:HA	57:DZ:179:ASP:HA	1.92	0.50
1:AA:1278:U:H4'	1:AA:1279:A:C8	2.47	0.50
1:AA:221:C:H2'	1:AA:222:U:H6	1.75	0.50
6:AF:68:PRO:HG3	6:AF:71:ARG:NH2	2.27	0.50
6:AF:8:ILE:HA	6:AF:87:ARG:O	2.12	0.50
9:AI:99:LEU:O	9:AI:101:PHE:N	2.45	0.50
9:AI:102:LEU:C	9:AI:102:LEU:HD23	2.32	0.50
13:AM:7:VAL:O	13:AM:9:ILE:HD12	2.12	0.50
16:AP:25:ARG:HH11	16:AP:25:ARG:HG3	1.76	0.50
16:AP:58:TYR:C	16:AP:60:LEU:H	2.15	0.50
22:AV:3:G:H2'	22:AV:4:C:H5'	1.94	0.50
22:AV:6:C:C2	22:AV:70:G:C2	3.00	0.50
23:AW:20:G:H4'	23:AW:21:U:OP2	2.12	0.50
23:AW:25:A:C3'	23:AW:26:G:H8	2.24	0.50
23:AW:42:C:H2'	23:AW:43:G:H5'	1.93	0.50
23:AW:64:C:O5'	23:AW:64:C:H6	1.95	0.50
25:B0:74:ARG:HG3	25:B0:74:ARG:HH11	1.76	0.50
35:BA:1240:U:O2'	35:BA:1241:A:H5'	2.11	0.50
35:BA:1448:G:N3	35:BA:1528(A):A:H2	2.09	0.50
35:BA:2001:A:H2'	35:BA:2002:G:C8	2.47	0.50
35:BA:271(M):G:O2'	35:BA:271(O):C:H5'	2.11	0.50
35:BA:2869:G:H2'	35:BA:2870:C:H6	1.75	0.50
35:BA:491:G:H2'	35:BA:492:A:H8	1.76	0.50
35:BA:951:C:O2'	35:BA:952:G:H5'	2.12	0.50
39:BE:165:VAL:O	39:BE:189:PRO:HG3	2.11	0.50
42:BH:44:VAL:HG12	42:BH:45:VAL:H	1.75	0.50
42:BH:7:LEU:HD21	42:BH:69:ARG:NH1	2.27	0.50
42:BH:94:TYR:H	42:BH:94:TYR:HD1	1.60	0.50
43:BI:124:GLY:H	43:BI:142:VAL:HG11	1.77	0.50
47:BP:40:SER:C	47:BP:41:ARG:HE	2.14	0.50
51:BT:28:VAL:HG13	51:BT:46:GLU:CA	2.41	0.50
51:BT:30:VAL:HG21	51:BT:84:GLN:H	1.76	0.50
57:BZ:18:LEU:O	57:BZ:23:LYS:HB2	2.12	0.50
1:CA:278:G:O4'	1:CA:282:A:H1'	2.12	0.50
1:CA:389:A:H2'	1:CA:390:C:H5'	1.94	0.50
1:CA:726:C:O2'	1:CA:727:G:H5'	2.12	0.50

*Continued on next page...*



*Continued from previous page...*

Atom-1	Atom-2	Interatomic distance (Å)	Clash overlap (Å)
2:CB:142:LEU:HA	2:CB:145:LEU:CB	2.42	0.50
3:CC:148:GLY:CA	3:CC:203:PHE:HB3	2.42	0.50
7:CG:152:ALA:C	7:CG:154:TYR:H	2.15	0.50
7:CG:73:MET:HG2	7:CG:90:GLU:HA	1.93	0.50
12:CL:64:TYR:N	12:CL:64:TYR:CD1	2.80	0.50
13:CM:3:ARG:NH2	41:DG:113:ARG:CB	2.74	0.50
22:CV:1:G:H2'	22:CV:2:G:H8	1.77	0.50
23:CW:57:U:C2'	23:CW:59:G:N7	2.75	0.50
22:CY:4:C:H42	22:CY:72:C:H5	1.60	0.50
26:D1:19:GLN:HE21	26:D1:19:GLN:CA	2.17	0.50
28:D3:46:ASN:O	28:D3:50:VAL:HG22	2.12	0.50
29:D4:47:GLN:O	29:D4:48:ARG:HB3	2.11	0.50
32:D7:47:ARG:HH11	55:DX:60:ARG:HH21	1.60	0.50
35:DA:1165:U:O2'	35:DA:1166:C:H5'	2.12	0.50
35:DA:1419:A:O2'	35:DA:1420:U:H5''	2.12	0.50
35:DA:1914:C:H2'	35:DA:1915:U:O4'	2.11	0.50
35:DA:2112:G:O2'	35:DA:2113:U:H5'	2.12	0.50
35:DA:2138:C:H2'	35:DA:2139:C:C6	2.47	0.50
35:DA:2301:C:H2'	35:DA:2302:G:O4'	2.12	0.50
35:DA:350:U:H2'	35:DA:351:G:O4'	2.12	0.50
35:DA:570:G:H2'	35:DA:2030:A:C6	2.47	0.50
35:DA:57:C:H2'	35:DA:58:G:O4'	2.12	0.50
35:DA:902:C:H2'	35:DA:903:C:C6	2.46	0.50
39:DE:24:THR:HG21	39:DE:188:VAL:CG1	2.37	0.50
41:DG:72:ARG:CB	41:DG:87:PRO:HD2	2.42	0.50
43:DI:129:THR:CG2	43:DI:135:GLU:HG3	2.41	0.50
43:DI:83:ALA:CA	43:DI:88:ILE:HG23	2.42	0.50
47:DP:9:ASN:N	47:DP:10:PRO:HD2	2.10	0.50
47:DP:84:ASN:C	47:DP:86:LYS:H	2.14	0.50
48:DQ:63:LYS:HE2	57:DZ:118:GLN:NE2	2.27	0.50
35:DA:2377:A:H4'	50:DS:107:GLU:HG3	1.94	0.50
51:DT:58:ASN:N	51:DT:58:ASN:HD22	2.09	0.50
52:DU:60:LEU:O	52:DU:60:LEU:HD22	2.12	0.50
52:DU:61:TRP:CE2	52:DU:94:ASN:HA	2.47	0.50
52:DU:65:ILE:CD1	52:DU:96:ALA:HB3	2.42	0.50
56:DY:27:VAL:HA	56:DY:28:LYS:NZ	2.17	0.50
48:DQ:130:LYS:NZ	57:DZ:80:ARG:HA	2.27	0.50
1:AA:1059:C:OP2	3:AC:199:LYS:NZ	2.41	0.49
1:AA:1388:C:H2'	1:AA:1389:C:H6	1.77	0.49
1:AA:260:G:H2'	1:AA:261:U:C6	2.47	0.49
1:AA:401:C:H2'	1:AA:402:G:C8	2.47	0.49

*Continued on next page...*

*Continued from previous page...*

Atom-1	Atom-2	Interatomic distance (Å)	Clash overlap (Å)
1:AA:952:U:H2'	1:AA:953:G:C8	2.45	0.49
5:AE:144:THR:O	5:AE:145:LYS:C	2.48	0.49
6:AF:8:ILE:CG2	6:AF:9:VAL:N	2.74	0.49
9:AI:4:TYR:O	9:AI:18:PHE:HA	2.12	0.49
11:AK:22:HIS:HB3	11:AK:29:ILE:CG2	2.41	0.49
12:AL:41:ARG:C	12:AL:41:ARG:HD2	2.32	0.49
17:AQ:50:LYS:HG3	17:AQ:51:TYR:CE1	2.47	0.49
22:AV:4:C:C2	22:AV:5:C:C6	3.01	0.49
22:AV:70:G:C4	22:AV:71:G:C8	2.99	0.49
22:AV:78:A:OP1	22:AV:78:A:H4'	2.11	0.49
23:AW:70:G:C6	23:AW:71:G:C5	2.99	0.49
26:B1:68:PRO:O	26:B1:70:VAL:N	2.45	0.49
30:B5:51:TYR:OH	30:B5:52:TYR:HD2	1.95	0.49
34:B9:14:CYS:SG	34:B9:27:CYS:HB2	2.52	0.49
35:BA:1484:G:C3'	35:BA:1485:G:H5''	2.42	0.49
35:BA:1682:G:H5'	35:BA:1762:A:O2'	2.12	0.49
35:BA:2014:A:H2'	35:BA:2015:A:C8	2.47	0.49
35:BA:1999:C:H5''	35:BA:2723:C:O2'	2.11	0.49
39:BE:63:LEU:O	39:BE:65:GLY:N	2.45	0.49
42:BH:28:GLY:HA3	42:BH:79:VAL:HB	1.93	0.49
43:BI:48:GLU:HA	43:BI:51:ILE:HB	1.93	0.49
43:BI:68:LEU:CD2	43:BI:72:LEU:HD11	2.42	0.49
48:BQ:59:ARG:HG3	48:BQ:59:ARG:O	2.12	0.49
49:BR:87:TYR:HB3	49:BR:94:TYR:CD2	2.47	0.49
50:BS:46:VAL:HG12	50:BS:47:THR:N	2.27	0.49
51:BT:34:VAL:CG1	51:BT:35:LYS:H	2.24	0.49
52:BU:60:LEU:HD22	52:BU:60:LEU:O	2.11	0.49
52:BU:108:GLU:CG	53:BV:44:LYS:HD3	2.37	0.49
55:BX:12:VAL:HG11	55:BX:27:THR:OG1	2.11	0.49
56:BY:13:VAL:CG1	56:BY:28:LYS:HD3	2.41	0.49
1:CA:373:A:N3	1:CA:374:A:C8	2.80	0.49
1:CA:691:G:H1'	1:CA:696:A:N6	2.26	0.49
5:CE:127:ASN:O	5:CE:131:ILE:HG12	2.11	0.49
11:CK:67:ASP:O	11:CK:71:LYS:HG3	2.11	0.49
13:CM:23:TYR:CE2	13:CM:71:ARG:HB2	2.47	0.49
13:CM:7:VAL:O	13:CM:9:ILE:HD12	2.11	0.49
13:CM:86:CYS:C	13:CM:88:ARG:H	2.15	0.49
16:CP:19:ILE:HB	16:CP:37:GLY:O	2.12	0.49
16:CP:48:TRP:O	16:CP:49:LEU:HB2	2.12	0.49
17:CQ:63:ARG:HG2	17:CQ:64:PRO:CD	2.42	0.49
22:CV:3:G:N2	22:CV:4:C:C2	2.80	0.49

*Continued on next page...*

*Continued from previous page...*

Atom-1	Atom-2	Interatomic distance (Å)	Clash overlap (Å)
22:CV:44:A:C6	22:CV:45:U:C5	3.00	0.49
23:CW:11:C:H2'	23:CW:12:U:C1'	2.41	0.49
23:CW:48:G:O5'	23:CW:49:G:OP2	2.30	0.49
23:CW:74:C:C5'	23:CW:74:C:C6	2.95	0.49
22:CY:16:U:H6	22:CY:16:U:O5'	1.94	0.49
25:D0:10:THR:HG21	35:DA:2277:G:OP2	2.11	0.49
27:D2:55:ARG:O	27:D2:58:ALA:HB3	2.12	0.49
35:DA:1484:G:C3'	35:DA:1485:G:H5''	2.42	0.49
35:DA:1484:G:N2	35:DA:1505:C:H42	2.10	0.49
35:DA:2116:G:N7	35:DA:2117:A:C2	2.80	0.49
35:DA:2140:C:H2'	35:DA:2141:G:C8	2.47	0.49
35:DA:2295:C:O2'	35:DA:2296:U:H5'	2.11	0.49
35:DA:692:C:H2'	35:DA:693:C:H6	1.77	0.49
35:DA:693:C:O2'	35:DA:694:U:H5'	2.12	0.49
35:DA:1670:C:O2	39:DE:129:HIS:HE1	1.95	0.49
40:DF:41:LEU:O	40:DF:44:ARG:HG2	2.12	0.49
41:DG:57:ALA:HA	41:DG:90:LEU:HD23	1.94	0.49
35:DA:558:G:OP2	45:DN:111:PRO:HD2	2.11	0.49
46:DO:43:VAL:CG2	46:DO:56:ASP:HB2	2.41	0.49
48:DQ:10:ARG:HB2	48:DQ:10:ARG:NH1	2.23	0.49
48:DQ:134:ARG:CZ	57:DZ:122:ARG:NE	2.73	0.49
48:DQ:51:ARG:HH21	48:DQ:52:VAL:HG23	1.77	0.49
50:DS:48:LEU:N	50:DS:48:LEU:HD12	2.27	0.49
50:DS:89:ARG:HH11	50:DS:89:ARG:HG2	1.77	0.49
51:DT:121:ILE:O	51:DT:124:ASP:HB2	2.11	0.49
56:DY:98:VAL:HG12	56:DY:98:VAL:O	2.12	0.49
1:AA:142:G:H2'	1:AA:143:A:H8	1.76	0.49
1:AA:148:G:O2'	1:AA:149:A:H5'	2.12	0.49
2:AB:37:ASN:O	2:AB:37:ASN:OD1	2.30	0.49
4:AD:79:PHE:CD2	4:AD:207:TYR:HD2	2.29	0.49
5:AE:7:GLU:O	5:AE:8:GLU:HB3	2.13	0.49
10:AJ:8:LEU:CD2	10:AJ:96:ILE:HG22	2.40	0.49
19:AS:33:THR:HG22	19:AS:50:ALA:O	2.12	0.49
19:AS:6:LYS:CE	19:AS:6:LYS:H	2.24	0.49
23:AW:26:G:C2'	23:AW:27:C:C6	2.93	0.49
22:AY:4:C:C2	22:AY:5:C:C6	3.00	0.49
29:B4:6:HIS:C	29:B4:8:LYS:H	2.14	0.49
35:BA:1278:A:O2'	35:BA:1279:G:H5'	2.12	0.49
35:BA:1886:C:H2'	35:BA:1887:C:H6	1.76	0.49
35:BA:225:A:O2'	35:BA:257:A:H4'	2.12	0.49
35:BA:2755:C:O2'	35:BA:2756:U:H6	1.92	0.49

*Continued on next page...*

*Continued from previous page...*

Atom-1	Atom-2	Interatomic distance (Å)	Clash overlap (Å)
35:BA:2833:G:C3'	35:BA:2834:G:C5'	2.87	0.49
30:B5:3:LYS:HD3	35:BA:747:U:O4	2.12	0.49
35:BA:772:C:O2'	35:BA:773:U:H5'	2.11	0.49
36:BB:17:C:C2'	36:BB:18:G:H5'	2.42	0.49
37:BC:33:LEU:O	37:BC:220:GLY:HA3	2.13	0.49
39:BE:134:ILE:O	39:BE:134:ILE:HD12	2.12	0.49
40:BF:160:ASN:HD21	40:BF:162:LEU:HB2	1.76	0.49
42:BH:115:VAL:HG11	42:BH:148:ILE:CD1	2.42	0.49
43:BI:93:THR:CG2	43:BI:119:PRO:HB3	2.41	0.49
43:BI:123:LEU:HD11	43:BI:144:VAL:HG21	1.91	0.49
35:BA:558:G:OP2	45:BN:111:PRO:HD2	2.12	0.49
45:BN:1:MET:H3	53:BV:20:LEU:HD21	1.76	0.49
45:BN:67:LEU:HD23	45:BN:87:LEU:HD13	1.93	0.49
49:BR:28:LEU:HD22	49:BR:28:LEU:O	2.12	0.49
51:BT:28:VAL:HG21	51:BT:46:GLU:HG3	1.94	0.49
56:BY:31:LEU:HB2	56:BY:32:PRO:CA	2.41	0.49
57:BZ:72:ARG:HG3	57:BZ:72:ARG:NH1	2.27	0.49
1:CA:1054:C:O2'	1:CA:1055:A:P	2.70	0.49
1:CA:1147:C:O2	9:CI:16:ARG:NH1	2.41	0.49
1:CA:1425:U:H2'	1:CA:1426:C:H6	1.77	0.49
1:CA:1458:G:O2'	1:CA:1459:C:H5'	2.12	0.49
1:CA:203:U:OP2	1:CA:203:U:H6	1.96	0.49
1:CA:353:A:H8	1:CA:353:A:H5'	1.76	0.49
1:CA:421:U:C2'	1:CA:421:U:O2	2.60	0.49
1:CA:47:C:O2	1:CA:49:U:C4	2.65	0.49
1:CA:828:A:N3	2:CB:26:PRO:HG3	2.28	0.49
2:CB:20:GLU:HB2	2:CB:190:THR:OG1	2.10	0.49
3:CC:8:ILE:C	3:CC:10:PHE:N	2.65	0.49
3:CC:156:ARG:NH2	3:CC:159:GLY:O	2.42	0.49
3:CC:150:LYS:HB3	3:CC:201:TYR:HB2	1.94	0.49
5:CE:139:LEU:HA	5:CE:142:LEU:HD12	1.94	0.49
9:CI:4:TYR:O	9:CI:18:PHE:HA	2.12	0.49
10:CJ:16:LEU:HD11	10:CJ:70:ARG:HG3	1.93	0.49
12:CL:39:VAL:HG12	12:CL:40:VAL:N	2.26	0.49
12:CL:47:LYS:CE	12:CL:48:PRO:HD3	2.42	0.49
12:CL:69:TYR:O	12:CL:71:PRO:HD3	2.11	0.49
13:CM:89:GLY:HA2	13:CM:93:ARG:NH1	2.27	0.49
17:CQ:50:LYS:HG3	17:CQ:51:TYR:CE1	2.47	0.49
17:CQ:97:SER:C	17:CQ:98:LEU:HD12	2.32	0.49
20:CT:14:LYS:O	20:CT:18:GLN:HB2	2.11	0.49
20:CT:99:LEU:O	20:CT:101:GLY:N	2.44	0.49

*Continued on next page...*

*Continued from previous page...*

Atom-1	Atom-2	Interatomic distance (Å)	Clash overlap (Å)
33:D8:50:LEU:CD1	33:D8:51:ALA:N	2.73	0.49
35:DA:1188:U:H2'	35:DA:1189:A:H5'	1.93	0.49
35:DA:1579:A:H2'	35:DA:1580:A:O4'	2.12	0.49
35:DA:2360:A:O2'	35:DA:2361:A:O5'	2.31	0.49
35:DA:270:A:O2'	35:DA:271:A:H5'	2.12	0.49
35:DA:654(D):G:O6	35:DA:654(R):C:H1'	2.12	0.49
37:DC:166:ASN:HB3	37:DC:172:ILE:HB	1.93	0.49
41:DG:99:MET:O	41:DG:102:PHE:HB3	2.12	0.49
45:DN:67:LEU:O	45:DN:68:GLU:CB	2.60	0.49
47:DP:45:LEU:HD22	47:DP:46:LYS:H	1.77	0.49
50:DS:97:ARG:C	50:DS:97:ARG:NE	2.65	0.49
51:DT:34:VAL:HG13	51:DT:39:ARG:HA	1.94	0.49
56:DY:13:VAL:CG1	56:DY:28:LYS:HD3	2.41	0.49
56:DY:65:ALA:HB1	56:DY:66:PRO:HD2	1.94	0.49
57:DZ:44:PHE:CE2	57:DZ:86:VAL:HG21	2.47	0.49
1:AA:1055:A:N3	3:AC:156:ARG:HD2	2.26	0.49
1:AA:1268:A:H2'	1:AA:1269:A:C8	2.47	0.49
1:AA:1305:G:OP1	21:AU:2:GLY:HA3	2.12	0.49
1:AA:1502:A:C2	1:AA:1505:G:N2	2.79	0.49
1:AA:599:C:O2'	1:AA:600:C:H5'	2.11	0.49
1:AA:605:U:H2'	1:AA:606:G:C8	2.46	0.49
3:AC:127:ARG:NH1	3:AC:127:ARG:HG2	2.27	0.49
3:AC:16:ARG:CB	3:AC:16:ARG:HH11	2.24	0.49
3:AC:181:ASN:HD22	3:AC:205:GLY:H	1.56	0.49
4:AD:35:ARG:C	4:AD:37:PRO:HD3	2.32	0.49
4:AD:96:LEU:HG	4:AD:139:ARG:NH2	2.25	0.49
5:AE:139:LEU:HA	5:AE:142:LEU:HD12	1.94	0.49
6:AF:11:ASN:HB3	6:AF:14:LEU:HD21	1.94	0.49
10:AJ:42:THR:HA	10:AJ:68:HIS:HA	1.94	0.49
12:AL:64:TYR:N	12:AL:64:TYR:CD1	2.80	0.49
13:AM:117:VAL:O	13:AM:118:ALA:HB2	2.13	0.49
17:AQ:67:LYS:O	17:AQ:69:LYS:N	2.40	0.49
20:AT:38:LYS:HA	20:AT:41:ILE:CD1	2.42	0.49
21:AU:2:GLY:C	21:AU:4:GLY:N	2.65	0.49
22:AV:23:A:H3'	22:AV:48:G:O6	2.13	0.49
23:AW:29:A:P	23:AW:29:A:H8	2.35	0.49
23:AW:4:C:H42	23:AW:72:C:N4	2.09	0.49
22:AY:35:U:H3'	22:AY:36:AG9:C5'	2.36	0.49
1:AA:1054:C:N4	22:AY:36:AG9:N1	2.59	0.49
25:B0:77:ARG:NH2	35:BA:857:C:OP2	2.43	0.49
31:B6:5:VAL:HG12	31:B6:8:LYS:CB	2.43	0.49

*Continued on next page...*

*Continued from previous page...*

Atom-1	Atom-2	Interatomic distance (Å)	Clash overlap (Å)
34:B9:9:ARG:NH1	34:B9:16:VAL:HG23	2.26	0.49
35:BA:1316:U:H2'	35:BA:1317:A:C8	2.47	0.49
35:BA:1682:G:H2'	35:BA:1683:C:C6	2.47	0.49
35:BA:309:G:N3	35:BA:329:G:O2'	2.46	0.49
35:BA:648:G:O2'	35:BA:649:G:H5'	2.12	0.49
35:BA:914:C:H2'	35:BA:915:C:C5'	2.33	0.49
41:BG:7:LEU:HB3	41:BG:100:TRP:HE3	1.75	0.49
41:BG:152:LEU:CD2	41:BG:152:LEU:H	2.15	0.49
41:BG:72:ARG:CD	41:BG:86:MET:HA	2.35	0.49
29:B4:1:MET:SD	41:BG:98:ARG:CG	2.95	0.49
43:BI:111:PRO:HB2	43:BI:112:LYS:HD2	1.95	0.49
45:BN:58:ASP:O	45:BN:59:LYS:HB2	2.12	0.49
40:BF:34:TRP:CH2	47:BP:12:ALA:HB2	2.46	0.49
47:BP:23:PRO:O	47:BP:33:ARG:NH1	2.45	0.49
50:BS:13:ARG:CG	50:BS:14:VAL:N	2.74	0.49
53:BV:66:ARG:HH11	53:BV:66:ARG:HG2	1.77	0.49
1:CA:1042:G:H2'	1:CA:1043:C:C6	2.47	0.49
1:CA:1268:A:H2'	1:CA:1269:A:C8	2.47	0.49
1:CA:1298:C:H4'	1:CA:1299:A:O4'	2.12	0.49
1:CA:1353:G:O2'	1:CA:1354:C:H5'	2.12	0.49
1:CA:1442(B):A:C4	51:DT:118:ARG:CZ	2.95	0.49
1:CA:648:A:H2'	1:CA:649:G:H8	1.78	0.49
1:CA:991:U:O2	1:CA:993:G:C8	2.63	0.49
4:CD:35:ARG:C	4:CD:37:PRO:HD3	2.33	0.49
6:CF:8:ILE:HA	6:CF:87:ARG:O	2.11	0.49
7:CG:102:ARG:HG2	7:CG:106:GLN:HE21	1.77	0.49
10:CJ:3:LYS:HD2	10:CJ:77:PRO:CD	2.42	0.49
11:CK:82:VAL:HB	11:CK:108:ILE:HG13	1.94	0.49
12:CL:84:LEU:HD12	12:CL:104:VAL:HG11	1.93	0.49
17:CQ:74:LEU:HD12	17:CQ:75:ARG:HG2	1.95	0.49
19:CS:19:VAL:HG12	19:CS:23:ASN:HD21	1.77	0.49
22:CV:24:A:C2	22:CV:25:A:N7	2.80	0.49
22:CV:25:A:C6	22:CV:26:G:C6	3.00	0.49
22:CV:43:G:O2'	22:CV:44:A:H5'	2.12	0.49
30:D5:41:PRO:HG2	30:D5:44:THR:OG1	2.12	0.49
35:DA:1488:G:H2'	35:DA:1488:G:N3	2.27	0.49
35:DA:2500:U:O2	35:DA:2504:U:C5	2.65	0.49
35:DA:2713:A:C3'	35:DA:2714:G:C5'	2.90	0.49
35:DA:271(C):C:O2'	35:DA:271(D):G:H5'	2.12	0.49
35:DA:297:C:H2'	35:DA:298:G:O4'	2.12	0.49
35:DA:484:C:OP1	56:DY:50:ARG:NE	2.45	0.49

*Continued on next page...*



*Continued from previous page...*

Atom-1	Atom-2	Interatomic distance (Å)	Clash overlap (Å)
35:DA:870:A:C2	35:DA:908:C:C2	3.00	0.49
38:DD:226:MET:HB3	38:DD:230:ASP:HB2	1.94	0.49
39:DE:108:SER:O	39:DE:162:ALA:HA	2.12	0.49
35:DA:2632:A:C2	39:DE:61:ARG:HD2	2.46	0.49
39:DE:69:LYS:C	39:DE:71:GLY:H	2.14	0.49
39:DE:93:VAL:HG12	39:DE:175:VAL:CG2	2.42	0.49
40:DF:34:TRP:CH2	47:DP:12:ALA:HB2	2.46	0.49
41:DG:139:LEU:HD12	41:DG:140:ILE:H	1.74	0.49
45:DN:134:ARG:O	45:DN:136:GLU:N	2.45	0.49
45:DN:65:LYS:O	45:DN:69:GLN:HG3	2.13	0.49
49:DR:87:TYR:HB3	49:DR:94:TYR:CD2	2.47	0.49
35:DA:535:C:O3'	52:DU:53:ARG:NH1	2.45	0.49
55:DX:29:TRP:CE3	55:DX:78:LYS:HB3	2.47	0.49
57:DZ:30:ASN:O	57:DZ:32:HIS:N	2.44	0.49
1:AA:1181:G:O2'	1:AA:1182:G:H5'	2.12	0.49
1:AA:1298:C:H4'	1:AA:1299:A:O4'	2.13	0.49
1:AA:352:C:H4'	1:AA:354:G:OP1	2.13	0.49
4:AD:97:LEU:HD23	4:AD:97:LEU:O	2.13	0.49
9:AI:113:LYS:H	9:AI:119:ALA:HA	1.75	0.49
10:AJ:23:ILE:HG23	10:AJ:85:LEU:CD2	2.40	0.49
12:AL:33:ARG:HB3	12:AL:85:ILE:HG22	1.94	0.49
12:AL:47:LYS:HE2	12:AL:48:PRO:CB	2.39	0.49
16:AP:55:ARG:C	16:AP:57:ARG:N	2.64	0.49
20:AT:93:GLU:OE1	20:AT:93:GLU:C	2.51	0.49
22:AV:20:G:C8	22:AV:59:G:N2	2.81	0.49
23:AW:12:U:H6	23:AW:12:U:OP2	1.96	0.49
23:AW:32:G:H2'	23:AW:33:G:H8	1.77	0.49
23:AW:5:C:H1'	23:AW:72:C:O2	2.11	0.49
22:AY:23:A:C2'	22:AY:24:A:H8	2.23	0.49
22:AY:25:A:N3	22:AY:26:G:C5	2.80	0.49
22:AY:56:U:C2	57:BZ:183:LEU:CB	2.94	0.49
22:AY:60:A:C6	57:BZ:186:GLU:OE1	2.66	0.49
27:B2:32:LEU:CD1	27:B2:36:ARG:NH1	2.75	0.49
33:B8:37:SER:O	33:B8:39:LYS:N	2.46	0.49
33:B8:47:LYS:HD2	33:B8:48:PHE:N	2.27	0.49
33:B8:48:PHE:O	33:B8:49:VAL:CG2	2.60	0.49
35:BA:1140:C:OP1	45:BN:23:LEU:HD23	2.13	0.49
35:BA:2308:G:N2	41:BG:79:ASN:CG	2.66	0.49
35:BA:364:C:H2'	35:BA:365:C:C5'	2.43	0.49
35:BA:902:C:H2'	35:BA:903:C:C6	2.48	0.49
37:BC:29:LEU:HD22	37:BC:33:LEU:HD11	1.95	0.49

*Continued on next page...*



*Continued from previous page...*

Atom-1	Atom-2	Interatomic distance (Å)	Clash overlap (Å)
41:BG:64:THR:HG23	41:BG:66:GLN:N	2.25	0.49
42:BH:88:LEU:HD22	42:BH:88:LEU:N	2.26	0.49
43:BI:10:GLU:OE1	43:BI:11:ASN:HB2	2.12	0.49
45:BN:41:ASP:O	45:BN:42:TRP:O	2.30	0.49
48:BQ:132:VAL:CG1	57:BZ:81:ARG:HE	2.24	0.49
48:BQ:27:VAL:HG13	48:BQ:105:GLU:CD	2.33	0.49
48:BQ:45:GLN:H	48:BQ:45:GLN:CD	2.15	0.49
50:BS:97:ARG:NH1	50:BS:97:ARG:HG2	2.28	0.49
52:BU:5:LYS:O	52:BU:6:THR:C	2.50	0.49
56:BY:65:ALA:HB1	56:BY:66:PRO:HD2	1.94	0.49
22:AY:56:U:N1	57:BZ:182:LYS:O	2.45	0.49
57:BZ:23:LYS:HA	57:BZ:40:ASP:HA	1.94	0.49
1:CA:1107:C:H2'	1:CA:1108:G:H5''	1.94	0.49
1:CA:1053:G:N7	1:CA:1200:C:C5'	2.73	0.49
1:CA:156:G:O2'	1:CA:157:G:H5'	2.12	0.49
1:CA:605:U:H2'	1:CA:606:G:C8	2.47	0.49
2:CB:22:LYS:H	2:CB:40:HIS:HE1	1.58	0.49
3:CC:108:ASN:OD1	3:CC:110:ASN:HB2	2.11	0.49
5:CE:9:LYS:C	5:CE:32:VAL:HG13	2.32	0.49
12:CL:41:ARG:O	12:CL:55:VAL:HG22	2.12	0.49
18:CR:50:ILE:HD11	18:CR:70:ILE:HG21	1.94	0.49
22:CV:20:G:C4	22:CV:59:G:C2	3.00	0.49
22:CY:57:U:C2	57:DZ:184:ALA:HB3	2.41	0.49
22:CY:63:C:O2'	22:CY:64:C:H5'	2.13	0.49
35:DA:1386:C:H2'	35:DA:1387:C:C6	2.47	0.49
35:DA:1817:G:C2'	35:DA:1818:U:H5'	2.41	0.49
35:DA:1856:G:H2'	35:DA:1857:G:C5'	2.41	0.49
35:DA:1860:G:O3'	37:DC:206:LYS:HB2	2.12	0.49
35:DA:479:A:H4'	35:DA:480:A:OP1	2.11	0.49
35:DA:654(L):G:H2'	35:DA:654(M):C:H4'	1.94	0.49
37:DC:29:LEU:HD22	37:DC:33:LEU:HD11	1.93	0.49
38:DD:133:LEU:HB3	38:DD:173:VAL:HG11	1.94	0.49
38:DD:44:ASN:N	38:DD:44:ASN:OD1	2.45	0.49
39:DE:11:MET:HB2	39:DE:23:VAL:O	2.12	0.49
40:DF:20:LEU:O	40:DF:21:ALA:O	2.31	0.49
41:DG:117:PHE:O	41:DG:118:ARG:CB	2.59	0.49
49:DR:2:ARG:CD	49:DR:5:LYS:HE2	2.38	0.49
50:DS:35:ILE:H	50:DS:53:SER:CB	2.25	0.49
51:DT:31:SER:C	51:DT:32:TYR:CD2	2.86	0.49
56:DY:32:PRO:O	56:DY:33:LYS:C	2.49	0.49
1:AA:1149:C:H2'	1:AA:1150:U:C6	2.48	0.49

*Continued on next page...*

*Continued from previous page...*

Atom-1	Atom-2	Interatomic distance (Å)	Clash overlap (Å)
1:AA:1327:C:H5''	21:AU:20:LYS:HB3	1.94	0.49
1:AA:1435:G:C2	1:AA:1436:U:C4	3.01	0.49
1:AA:262:A:C6	1:AA:263:A:C6	3.00	0.49
1:AA:72:C:H2'	1:AA:73:G:H8	1.77	0.49
1:AA:666:G:C5	1:AA:741:G:C6	3.00	0.49
1:AA:779:C:O2'	1:AA:780:A:H5'	2.12	0.49
2:AB:194:PRO:HG2	2:AB:195:ASP:H	1.77	0.49
7:AG:113:GLU:CB	7:AG:118:VAL:HG23	2.42	0.49
8:AH:11:THR:HA	8:AH:14:ARG:NH1	2.27	0.49
12:AL:39:VAL:HG12	12:AL:40:VAL:H	1.77	0.49
17:AQ:78:GLU:OE1	17:AQ:81:ARG:HD3	2.13	0.49
20:AT:93:GLU:O	20:AT:95:ALA:N	2.45	0.49
23:AW:7:U:N3	23:AW:68:A:N6	2.61	0.49
25:B0:25:ARG:HD2	25:B0:29:GLN:NE2	2.27	0.49
29:B4:47:GLN:O	29:B4:48:ARG:HB3	2.13	0.49
29:B4:48:ARG:HG3	29:B4:49:PHE:HD1	1.77	0.49
33:B8:33:ASN:ND2	33:B8:33:ASN:N	2.57	0.49
35:BA:1003:G:N2	35:BA:1153:C:C2	2.81	0.49
35:BA:1541:G:H1'	35:BA:1542:A:C5	2.47	0.49
35:BA:1722:A:H2	35:BA:1740:G:HO2'	1.60	0.49
35:BA:2182:G:H2'	35:BA:2183:C:C6	2.47	0.49
35:BA:2611:U:H5'	35:BA:2611:U:H6	1.78	0.49
35:BA:2177:C:H1'	37:BC:45:HIS:CB	2.42	0.49
37:BC:46:ALA:HA	37:BC:212:SER:O	2.12	0.49
35:BA:773:U:H4'	38:BD:47:GLY:HA3	1.95	0.49
39:BE:57:LYS:C	39:BE:59:VAL:N	2.66	0.49
29:B4:1:MET:HG2	41:BG:98:ARG:HG3	1.94	0.49
42:BH:41:MET:SD	42:BH:53:GLU:O	2.70	0.49
44:BJ:22:UNK:C	44:BJ:119:UNK:HA	2.42	0.49
51:BT:125:ARG:C	51:BT:127:ALA:H	2.15	0.49
51:BT:28:VAL:CG1	51:BT:29:ARG:HH11	2.25	0.49
51:BT:58:ASN:N	51:BT:58:ASN:HD22	2.10	0.49
1:CA:1090:U:H2'	1:CA:1091:U:H6	1.77	0.49
1:CA:1352:C:H2'	1:CA:1353:G:C8	2.47	0.49
1:CA:356:A:O2'	1:CA:357:G:H5'	2.13	0.49
1:CA:35:G:H2'	1:CA:36:C:C6	2.48	0.49
1:CA:777:A:H2'	1:CA:778:G:C8	2.46	0.49
2:CB:84:GLU:CB	2:CB:219:VAL:HG21	2.30	0.49
1:CA:1329:A:P	13:CM:28:ALA:HB3	2.52	0.49
20:CT:32:ALA:O	20:CT:36:LEU:HD23	2.12	0.49
22:CY:19:G:C2	22:CY:59:G:C2	3.00	0.49

*Continued on next page...*

*Continued from previous page...*

Atom-1	Atom-2	Interatomic distance (Å)	Clash overlap (Å)
25:D0:74:ARG:HH11	25:D0:74:ARG:HG3	1.77	0.49
27:D2:7:ARG:O	27:D2:11:GLU:HG3	2.12	0.49
27:D2:46:GLN:H	27:D2:49:LYS:HD2	1.77	0.49
33:D8:50:LEU:C	33:D8:53:PRO:HD2	2.32	0.49
35:DA:144:C:H2'	35:DA:145:G:H8	1.78	0.49
35:DA:1652:A:O3'	35:DA:1653:G:C8	2.65	0.49
35:DA:1747(A):G:O2'	35:DA:1748:G:H5''	2.11	0.49
35:DA:979:G:H3'	35:DA:980:A:C5'	2.43	0.49
38:DD:224:ALA:O	38:DD:225:ALA:HB2	2.12	0.49
40:DF:63:LYS:HZ1	40:DF:67:GLN:HB2	1.77	0.49
41:DG:124:SER:HB2	41:DG:131:TYR:CE2	2.47	0.49
41:DG:64:THR:HG23	41:DG:66:GLN:N	2.27	0.49
41:DG:86:MET:N	41:DG:87:PRO:CD	2.76	0.49
43:DI:10:GLU:O	43:DI:12:LEU:HD23	2.11	0.49
43:DI:73:GLU:CG	43:DI:74:ASN:N	2.76	0.49
46:DO:114:ILE:H	46:DO:114:ILE:CD1	2.24	0.49
48:DQ:29:PHE:HB2	48:DQ:105:GLU:OE2	2.12	0.49
48:DQ:45:GLN:H	48:DQ:45:GLN:CD	2.15	0.49
50:DS:90:GLY:O	50:DS:92:TYR:N	2.43	0.49
57:DZ:109:ALA:C	57:DZ:145:GLU:HA	2.33	0.49
1:AA:1139:G:N3	1:AA:1141:C:N4	2.60	0.49
1:AA:192:U:O4'	20:AT:103:GLY:HA2	2.13	0.49
1:AA:255:G:H4'	17:AQ:17:LYS:HD2	1.95	0.49
1:AA:320:C:H2'	1:AA:321:A:C8	2.47	0.49
3:AC:106:VAL:HG12	3:AC:108:ASN:H	1.77	0.49
3:AC:118:GLN:O	3:AC:122:GLU:HG3	2.13	0.49
3:AC:173:VAL:HG12	3:AC:173:VAL:O	2.13	0.49
3:AC:150:LYS:HB3	3:AC:201:TYR:HB2	1.94	0.49
10:AJ:98:ILE:N	10:AJ:98:ILE:HD12	2.28	0.49
13:AM:86:CYS:C	13:AM:88:ARG:H	2.16	0.49
18:AR:30:ASP:O	18:AR:32:ARG:N	2.46	0.49
18:AR:52:PRO:O	18:AR:56:THR:HG23	2.13	0.49
23:AW:35:U:C4	23:AW:37:A:H5''	2.48	0.49
33:B8:50:LEU:C	33:B8:53:PRO:HD2	2.33	0.49
35:BA:1354:A:H2'	35:BA:1355:G:O4'	2.13	0.49
35:BA:154(A):C:H3'	35:BA:155:U:H5''	1.93	0.49
35:BA:2168:G:N2	35:BA:2170:A:H3'	2.27	0.49
35:BA:2201:C:O2'	35:BA:2202:C:H5'	2.13	0.49
35:BA:2271:G:H2'	35:BA:2272:U:C6	2.48	0.49
35:BA:239:U:H2'	35:BA:240:G:O4'	2.13	0.49
35:BA:923:C:O2'	35:BA:924:C:H5'	2.13	0.49

*Continued on next page...*

*Continued from previous page...*

Atom-1	Atom-2	Interatomic distance (Å)	Clash overlap (Å)
39:BE:93:VAL:HG12	39:BE:175:VAL:CG2	2.43	0.49
39:BE:196:VAL:HG23	39:BE:196:VAL:O	2.11	0.49
39:BE:21:VAL:HG23	39:BE:23:VAL:CG1	2.42	0.49
39:BE:69:LYS:HE3	39:BE:90:THR:N	2.20	0.49
22:AV:58:C:N3	41:BG:84:LYS:HE2	2.27	0.49
41:BG:42:GLY:O	41:BG:88:ILE:HG22	2.12	0.49
48:BQ:54:MET:HG3	48:BQ:117:ALA:HB1	1.94	0.49
49:BR:101:ALA:O	49:BR:102:GLU:CB	2.57	0.49
1:CA:1064:G:O4'	1:CA:1066:C:H1'	2.13	0.49
1:CA:1400:C:H6	1:CA:1400:C:C5'	2.25	0.49
1:CA:406:G:N2	1:CA:437:U:H3	2.11	0.49
1:CA:532:A:H2	1:CA:1207:G:C4'	2.26	0.49
3:CC:11:ARG:O	3:CC:12:LEU:C	2.51	0.49
4:CD:24:GLU:HB2	4:CD:112:VAL:HG21	1.95	0.49
8:CH:30:ARG:NH1	8:CH:30:ARG:HB3	2.28	0.49
12:CL:41:ARG:HD2	12:CL:41:ARG:C	2.33	0.49
16:CP:55:ARG:C	16:CP:57:ARG:N	2.65	0.49
20:CT:33:ILE:O	20:CT:34:LYS:C	2.51	0.49
21:CU:2:GLY:C	21:CU:4:GLY:N	2.65	0.49
22:CV:11:C:C6	22:CV:12:U:C5	3.01	0.49
22:CY:14:A:C6	22:CY:24:A:C5	3.01	0.49
29:D4:27:THR:O	29:D4:28:LYS:CB	2.59	0.49
33:D8:62:LEU:N	33:D8:63:PRO:CD	2.74	0.49
35:DA:1429:G:H2'	35:DA:1430:C:C6	2.48	0.49
35:DA:1689:A:N6	35:DA:1698:A:H2	1.97	0.49
35:DA:1719:G:H2'	35:DA:1720:U:H5'	1.94	0.49
35:DA:2271:G:H2'	35:DA:2272:U:H6	1.77	0.49
35:DA:2665:A:OP1	35:DA:2665:A:H4'	2.11	0.49
39:DE:34:VAL:O	39:DE:34:VAL:CG2	2.59	0.49
42:DH:119:GLU:HG2	42:DH:120:GLY:N	2.27	0.49
42:DH:9:ILE:O	42:DH:9:ILE:CG2	2.59	0.49
43:DI:142:VAL:HG12	43:DI:142:VAL:O	2.11	0.49
43:DI:22:LYS:O	43:DI:23:PRO:C	2.51	0.49
45:DN:58:ASP:O	45:DN:60:ILE:N	2.36	0.49
47:DP:16:ARG:CB	47:DP:16:ARG:HH11	2.24	0.49
49:DR:113:LEU:C	49:DR:113:LEU:HD23	2.33	0.49
46:DO:119:PRO:HB2	51:DT:68:TYR:CE2	2.47	0.49
48:DQ:56:ARG:CD	57:DZ:180:VAL:HG11	2.42	0.49
57:DZ:97:GLU:HA	57:DZ:126:VAL:O	2.13	0.49
1:AA:1147:C:O2	9:AI:16:ARG:NH1	2.42	0.49
1:AA:1319:A:H61	1:AA:1361:G:H21	1.61	0.49

*Continued on next page...*

*Continued from previous page...*

Atom-1	Atom-2	Interatomic distance (Å)	Clash overlap (Å)
1:AA:1496:C:H2'	1:AA:1497:G:O4'	2.13	0.49
1:AA:170:U:H2'	1:AA:171:A:H8	1.76	0.49
1:AA:43:C:H42	1:AA:399:G:H1	1.61	0.49
1:AA:520:A:OP2	12:AL:51:ALA:HB1	2.12	0.49
1:AA:606:G:N2	1:AA:631:G:H2'	2.27	0.49
2:AB:185:ILE:HG22	2:AB:199:TYR:HB2	1.95	0.49
2:AB:206:ASP:O	2:AB:211:ILE:HD11	2.13	0.49
3:AC:11:ARG:O	3:AC:12:LEU:C	2.51	0.49
6:AF:63:TYR:N	6:AF:63:TYR:CD1	2.80	0.49
8:AH:11:THR:CG2	8:AH:14:ARG:HH12	2.24	0.49
8:AH:25:ASP:OD2	8:AH:60:ARG:HD2	2.13	0.49
8:AH:83:ILE:HG13	8:AH:83:ILE:O	2.12	0.49
10:AJ:30:SER:HB3	10:AJ:81:THR:HA	1.95	0.49
12:AL:119:LYS:C	12:AL:120:TYR:HD1	2.16	0.49
12:AL:38:THR:CG2	12:AL:39:VAL:N	2.69	0.49
12:AL:75:HIS:HB2	12:AL:77:LEU:HG	1.94	0.49
23:AW:37:A:C2	23:AW:38:U:C2	3.00	0.49
33:B8:50:LEU:CD1	33:B8:51:ALA:N	2.74	0.49
35:BA:1188:U:H4'	53:BV:79:VAL:HG22	1.95	0.49
35:BA:144:C:H2'	35:BA:145:G:H8	1.78	0.49
35:BA:1488:G:N3	35:BA:1488:G:H2'	2.28	0.49
35:BA:1888:G:H5'	35:BA:1888:G:N3	2.26	0.49
35:BA:2140:C:H2'	35:BA:2141:G:C8	2.48	0.49
35:BA:587:C:C3'	47:BP:33:ARG:NH2	2.75	0.49
35:BA:972:G:OP2	35:BA:974:G:H5''	2.12	0.49
35:BA:999:U:O2'	35:BA:1000:A:H5'	2.13	0.49
38:BD:127:VAL:HA	38:BD:193:VAL:HG13	1.93	0.49
40:BF:8:GLN:CG	40:BF:126:VAL:HA	2.42	0.49
45:BN:123:TYR:OH	45:BN:130:HIS:CE1	2.66	0.49
47:BP:102:ARG:NH1	47:BP:102:ARG:CB	2.75	0.49
47:BP:101:VAL:CB	47:BP:107:LYS:HA	2.35	0.49
53:BV:41:GLY:HA3	53:BV:45:THR:OG1	2.13	0.49
54:BW:73:ALA:HB3	54:BW:106:ILE:CD1	2.41	0.49
56:BY:81:LYS:HD2	56:BY:96:ILE:CG2	2.42	0.49
1:CA:1149:C:H2'	1:CA:1150:U:C6	2.46	0.49
1:CA:1228:C:OP1	13:CM:115:LYS:HE3	2.13	0.49
1:CA:271:C:O2'	1:CA:272:C:H5'	2.13	0.49
1:CA:801:U:H2'	1:CA:802:A:H8	1.78	0.49
2:CB:27:LYS:HB2	2:CB:193:ASP:HB2	1.95	0.49
4:CD:159:ARG:HH11	4:CD:159:ARG:HG3	1.76	0.49
5:CE:19:MET:O	5:CE:20:GLN:HB2	2.13	0.49

*Continued on next page...*

*Continued from previous page...*

Atom-1	Atom-2	Interatomic distance (Å)	Clash overlap (Å)
5:CE:71:LEU:O	5:CE:72:GLN:CG	2.59	0.49
6:CF:33:TYR:N	6:CF:33:TYR:CD1	2.81	0.49
12:CL:47:LYS:C	12:CL:47:LYS:HD2	2.33	0.49
1:CA:1358:U:OP1	14:CN:35:ARG:HG2	2.12	0.49
16:CP:43:LYS:HE3	16:CP:48:TRP:CE3	2.48	0.49
19:CS:29:ARG:O	19:CS:30:LEU:C	2.50	0.49
22:CV:5:C:C2	22:CV:6:C:C5	2.99	0.49
22:CV:70:G:C2	22:CV:71:G:C8	3.01	0.49
23:CW:14:A:H2'	23:CW:15:G:O4'	2.13	0.49
22:CY:32:G:C6	22:CY:43:G:C6	3.01	0.49
27:D2:42:GLY:O	27:D2:43:GLN:O	2.31	0.49
30:D5:20:ARG:HA	30:D5:23:HIS:CE1	2.48	0.49
33:D8:58:ILE:CG2	47:DP:49:ARG:CD	2.90	0.49
35:DA:1018:C:O2'	35:DA:1019:U:H5'	2.13	0.49
35:DA:412:A:N7	35:DA:2411:A:H2	2.10	0.49
35:DA:2740:A:H2'	35:DA:2741:A:C8	2.48	0.49
35:DA:259:G:H1'	35:DA:621:A:O2'	2.13	0.49
35:DA:624:C:O2'	35:DA:657:U:H5''	2.13	0.49
35:DA:768:G:O2'	35:DA:769:G:H5'	2.11	0.49
35:DA:832:G:H5'	47:DP:45:LEU:HD11	1.93	0.49
37:DC:46:ALA:HA	37:DC:212:SER:O	2.12	0.49
39:DE:120:TRP:CE3	39:DE:155:LYS:HD3	2.48	0.49
35:DA:2415:G:O3'	47:DP:66:GLY:HA3	2.13	0.49
48:DQ:10:ARG:CZ	48:DQ:10:ARG:HB3	2.43	0.49
48:DQ:87:LYS:O	48:DQ:88:GLY:O	2.31	0.49
50:DS:35:ILE:N	50:DS:53:SER:HB2	2.28	0.49
51:DT:13:ARG:CA	51:DT:13:ARG:NH1	2.69	0.49
54:DW:60:ASN:OD1	54:DW:61:ASN:ND2	2.44	0.49
1:AA:1133:G:N2	1:AA:1143:G:H1'	2.28	0.49
1:AA:1381:U:H5	1:AA:1382:C:C4	2.31	0.49
1:AA:232:G:H1'	1:AA:262:A:N1	2.27	0.49
1:AA:339:C:OP2	46:BO:97:ARG:NH1	2.46	0.49
1:AA:865:A:H2	1:AA:918:A:H4'	1.78	0.49
1:AA:1056:U:OP1	3:AC:163:ALA:HB3	2.13	0.49
3:AC:24:ALA:HB2	3:AC:32:LEU:HD12	1.93	0.49
5:AE:8:GLU:HA	5:AE:33:VAL:O	2.13	0.49
8:AH:30:ARG:HB3	8:AH:30:ARG:NH1	2.27	0.49
9:AI:24:GLY:HA2	9:AI:59:PHE:O	2.13	0.49
10:AJ:22:LYS:C	10:AJ:22:LYS:HD2	2.33	0.49
1:AA:1358:U:OP1	14:AN:35:ARG:HG2	2.13	0.49
23:AW:26:G:C5	23:AW:27:C:N4	2.81	0.49

*Continued on next page...*



*Continued from previous page...*

Atom-1	Atom-2	Interatomic distance (Å)	Clash overlap (Å)
23:AW:20:G:C6	23:AW:58:C:C4	3.00	0.49
28:B3:36:VAL:HG23	28:B3:36:VAL:O	2.12	0.49
35:BA:1547:C:H2'	35:BA:1548:C:C6	2.48	0.49
35:BA:573:G:N1	35:BA:2031:A:OP2	2.36	0.49
33:B8:30:ARG:CZ	35:BA:2419:U:O4	2.60	0.49
35:BA:2524:G:C8	35:BA:2524:G:H5'	2.42	0.49
35:BA:654(B):C:H2'	35:BA:654(C):G:C8	2.48	0.49
35:BA:657:U:H2'	35:BA:658:C:C6	2.48	0.49
38:BD:226:MET:HB3	38:BD:230:ASP:HB2	1.93	0.49
35:BA:2032:G:O2'	39:BE:145:LYS:NZ	2.45	0.49
39:BE:201:THR:OG1	39:BE:202:LYS:N	2.45	0.49
39:BE:65:GLY:C	39:BE:67:PHE:N	2.66	0.49
41:BG:32:PRO:HB2	41:BG:172:LEU:CD1	2.42	0.49
42:BH:41:MET:SD	42:BH:52:VAL:HG13	2.52	0.49
46:BO:119:PRO:HB2	51:BT:68:TYR:CE2	2.47	0.49
47:BP:123:LEU:HD12	47:BP:123:LEU:C	2.33	0.49
49:BR:53:HIS:HA	49:BR:56:LYS:HD3	1.95	0.49
50:BS:73:LEU:O	50:BS:73:LEU:HD23	2.12	0.49
53:BV:12:TYR:CE2	53:BV:22:VAL:HG12	2.46	0.49
1:CA:1097:C:O2'	1:CA:1098:C:H5'	2.12	0.49
1:CA:1207:G:O2'	1:CA:1208:C:H5'	2.13	0.49
1:CA:1381:U:H5	1:CA:1382:C:C4	2.30	0.49
1:CA:283:C:C2	1:CA:284:G:C8	3.00	0.49
1:CA:598:U:H2'	1:CA:599:C:C6	2.47	0.49
1:CA:948:C:H2'	1:CA:949:A:H8	1.78	0.49
2:CB:187:LEU:HA	2:CB:201:ILE:HB	1.95	0.49
2:CB:21:ARG:O	2:CB:23:ARG:N	2.45	0.49
3:CC:118:GLN:O	3:CC:122:GLU:HG3	2.13	0.49
3:CC:132:ARG:HG2	3:CC:136:GLN:NE2	2.27	0.49
3:CC:5:ILE:O	3:CC:5:ILE:HD13	2.12	0.49
5:CE:8:GLU:HA	5:CE:33:VAL:O	2.12	0.49
10:CJ:58:ASP:O	10:CJ:59:SER:C	2.50	0.49
13:CM:6:GLY:C	13:CM:8:GLU:N	2.66	0.49
16:CP:28:ARG:HG2	16:CP:29:ASP:OD1	2.12	0.49
19:CS:33:THR:HG22	19:CS:50:ALA:O	2.13	0.49
23:CW:23:A:C2	23:CW:50:C:N3	2.81	0.49
22:CY:70:G:C5	22:CY:71:G:N7	2.81	0.49
35:DA:1021:A:H8	35:DA:1022:G:H5''	1.77	0.49
35:DA:1179:C:H2'	35:DA:1180:C:C6	2.48	0.49
35:DA:1771:C:O2'	35:DA:1786:A:H8	1.94	0.49
35:DA:1885:A:H2'	35:DA:1886:C:O4'	2.13	0.49

*Continued on next page...*



*Continued from previous page...*

Atom-1	Atom-2	Interatomic distance (Å)	Clash overlap (Å)
35:DA:2360:A:O2'	35:DA:2361:A:P	2.71	0.49
35:DA:2611:U:H5'	35:DA:2611:U:H6	1.77	0.49
35:DA:870:A:C2	35:DA:908:C:N3	2.80	0.49
39:DE:117:MET:HE1	39:DE:124:GLY:HA3	1.95	0.49
13:CM:3:ARG:HH21	41:DG:113:ARG:HB2	1.75	0.49
42:DH:127:GLU:CG	42:DH:130:ARG:HE	2.26	0.49
43:DI:15:VAL:O	43:DI:17:GLN:N	2.46	0.49
47:DP:23:PRO:O	47:DP:33:ARG:NH1	2.45	0.49
35:DA:833:U:H5''	47:DP:48:PRO:HB3	1.95	0.49
47:DP:57:THR:HB	47:DP:59:LEU:N	2.26	0.49
36:DB:91:C:OP1	48:DQ:16:ARG:HG2	2.11	0.49
51:DT:48:ILE:HD12	51:DT:48:ILE:N	2.27	0.49
52:DU:92:ARG:HB3	53:DV:11:GLN:NE2	2.27	0.49
55:DX:12:VAL:HG11	55:DX:27:THR:HG23	1.95	0.49
55:DX:47:PHE:O	55:DX:49:VAL:HG13	2.13	0.49
56:DY:28:LYS:O	56:DY:29:GLU:C	2.51	0.49
56:DY:57:GLN:HG2	56:DY:58:GLY:H	1.78	0.49
1:AA:10:A:OP2	5:AE:126:ARG:HB3	2.12	0.49
1:AA:1155:G:O2'	1:AA:1156:G:H5'	2.13	0.49
1:AA:1487:G:O2'	1:AA:1488:G:H5'	2.13	0.49
1:AA:17:U:H2'	1:AA:18:C:H6	1.78	0.49
1:AA:328:C:H4'	1:AA:329:A:C5'	2.43	0.49
1:AA:601:C:H2'	1:AA:602:A:C8	2.48	0.49
1:AA:777:A:H2'	1:AA:778:G:H8	1.78	0.49
1:AA:865:A:C2	1:AA:918:A:H4'	2.46	0.49
2:AB:187:LEU:HA	2:AB:201:ILE:HB	1.95	0.49
3:AC:58:GLU:O	3:AC:59:ARG:HG3	2.12	0.49
4:AD:24:GLU:HB2	4:AD:112:VAL:HG21	1.94	0.49
10:AJ:48:THR:HA	10:AJ:62:HIS:CB	2.40	0.49
11:AK:74:ALA:C	11:AK:76:GLY:N	2.65	0.49
12:AL:109:GLY:HA3	12:AL:121:GLY:O	2.12	0.49
13:AM:93:ARG:HG2	35:BA:888:C:OP1	2.13	0.49
16:AP:4:ILE:N	16:AP:4:ILE:HD12	2.28	0.49
18:AR:36:ASN:HB2	18:AR:40:LEU:HD11	1.94	0.49
23:AW:38:U:C2	23:AW:39:A:N7	2.81	0.49
23:AW:77:C:O5'	23:AW:77:C:H6	1.96	0.49
22:AY:70:G:C2	22:AY:71:G:C4	3.00	0.49
25:B0:6:GLY:O	25:B0:7:LEU:HD23	2.12	0.49
13:AM:3:ARG:HB2	29:B4:34:GLU:CG	2.43	0.49
35:BA:1755:A:H2'	35:BA:1756:G:H5'	1.94	0.49
35:BA:2128:C:H2'	35:BA:2129:C:O4'	2.12	0.49

*Continued on next page...*

*Continued from previous page...*

Atom-1	Atom-2	Interatomic distance (Å)	Clash overlap (Å)
35:BA:2736:G:O2'	35:BA:2737:G:H5'	2.12	0.49
35:BA:2884:U:H2'	35:BA:2885:C:O4'	2.13	0.49
35:BA:654(D):G:O6	35:BA:654(R):C:H1'	2.12	0.49
35:BA:78:A:H2'	35:BA:79:G:C8	2.47	0.49
37:BC:48:LEU:HB3	37:BC:50:ILE:HG13	1.95	0.49
38:BD:31:LYS:C	38:BD:33:LEU:N	2.65	0.49
35:BA:1568:G:P	38:BD:63:ARG:HH22	2.36	0.49
39:BE:34:VAL:O	39:BE:34:VAL:HG22	2.13	0.49
41:BG:128:ARG:O	41:BG:129:GLY:O	2.30	0.49
42:BH:50:VAL:HG12	42:BH:51:ARG:N	2.27	0.49
46:BO:64:ARG:CZ	51:BT:70:VAL:HG21	2.43	0.49
47:BP:101:VAL:HB	47:BP:107:LYS:CA	2.33	0.49
47:BP:112:LEU:H	47:BP:128:HIS:CD2	2.29	0.49
47:BP:96:THR:O	47:BP:100:LEU:HD23	2.13	0.49
50:BS:30:ARG:HH11	50:BS:35:ILE:HB	1.77	0.49
50:BS:83:LYS:HE3	50:BS:105:ALA:CB	2.42	0.49
56:BY:90:LEU:HG	56:BY:91:GLU:N	2.27	0.49
56:BY:98:VAL:O	56:BY:98:VAL:HG12	2.13	0.49
1:CA:1133:G:N2	1:CA:1143:G:H1'	2.27	0.49
1:CA:1262:C:H42	1:CA:1273:G:H1	1.60	0.49
1:CA:15:G:H8	1:CA:1396:A:HO2'	1.59	0.49
1:CA:499:A:H4'	1:CA:500:G:OP1	2.12	0.49
1:CA:738:C:H2'	1:CA:739:C:C6	2.47	0.49
2:CB:37:ASN:OD1	2:CB:37:ASN:O	2.30	0.49
6:CF:16:GLN:H	6:CF:16:GLN:CD	2.16	0.49
8:CH:77:GLU:HG2	8:CH:78:GLN:N	2.27	0.49
9:CI:102:LEU:C	9:CI:102:LEU:HD23	2.34	0.49
9:CI:28:VAL:HG13	9:CI:63:ILE:C	2.33	0.49
12:CL:21:LYS:O	12:CL:23:LYS:N	2.45	0.49
12:CL:64:TYR:HD1	12:CL:64:TYR:N	2.10	0.49
16:CP:80:PHE:N	16:CP:80:PHE:CD1	2.80	0.49
21:CU:12:LYS:CB	21:CU:22:ARG:HD2	2.38	0.49
26:D1:11:ARG:HB2	26:D1:12:PRO:HD2	1.95	0.49
26:D1:64:ALA:HA	26:D1:67:ILE:CD1	2.43	0.49
31:D6:30:THR:OG1	31:D6:31:PRO:HD2	2.12	0.49
31:D6:5:VAL:CG1	31:D6:7:ILE:HG22	2.43	0.49
35:DA:1049:C:N4	35:DA:1111:A:C2	2.81	0.49
35:DA:1332:G:N2	35:DA:1609:A:O2'	2.46	0.49
35:DA:1902:C:H5'	38:DD:246:PRO:HD3	1.95	0.49
35:DA:2884:U:H2'	35:DA:2885:C:H5'	1.95	0.49
35:DA:309:G:N3	35:DA:329:G:O2'	2.45	0.49

*Continued on next page...*

*Continued from previous page...*

Atom-1	Atom-2	Interatomic distance (Å)	Clash overlap (Å)
35:DA:548:A:N3	35:DA:548:A:H2'	2.27	0.49
35:DA:643:A:O2'	35:DA:644:A:H5'	2.12	0.49
38:DD:129:ASN:O	38:DD:193:VAL:HG12	2.13	0.49
39:DE:62:PRO:C	39:DE:64:LYS:N	2.65	0.49
39:DE:77:ILE:CG2	39:DE:78:LEU:N	2.68	0.49
39:DE:96:PHE:HA	39:DE:100:GLU:OE1	2.12	0.49
41:DG:35:GLU:HB3	41:DG:160:VAL:CG1	2.42	0.49
43:DI:92:VAL:O	43:DI:92:VAL:HG12	2.12	0.49
47:DP:33:ARG:HG3	47:DP:34:GLY:N	2.27	0.49
48:DQ:133:ARG:HG3	48:DQ:133:ARG:NH1	2.28	0.49
50:DS:83:LYS:HE3	50:DS:105:ALA:CB	2.43	0.49
52:DU:101:ARG:HB2	52:DU:101:ARG:HH11	1.78	0.49
52:DU:76:TYR:CZ	52:DU:80:ILE:HG13	2.47	0.49
52:DU:92:ARG:NH2	53:DV:10:LYS:CG	2.71	0.49
45:DN:2:LYS:HZ1	53:DV:12:TYR:HA	1.77	0.49
57:DZ:108:PRO:HG3	57:DZ:117:LEU:HD13	1.95	0.49
1:AA:1170:A:H2'	1:AA:1171:G:H5'	1.95	0.49
1:AA:1201:A:H1'	1:AA:1202:G:OP2	2.13	0.49
1:AA:545:C:O2'	1:AA:546:G:H5'	2.12	0.49
3:AC:119:ARG:HE	3:AC:140:ARG:HH21	1.60	0.49
4:AD:128:VAL:CG1	4:AD:129:ASN:N	2.73	0.49
6:AF:40:VAL:HG13	6:AF:40:VAL:O	2.13	0.49
8:AH:25:ASP:HA	8:AH:59:LEU:O	2.13	0.49
9:AI:85:LEU:HD12	9:AI:86:VAL:N	2.26	0.49
11:AK:114:VAL:HG13	11:AK:114:VAL:O	2.12	0.49
12:AL:41:ARG:O	12:AL:55:VAL:HG22	2.13	0.49
19:AS:6:LYS:N	19:AS:6:LYS:HE3	2.28	0.49
22:AV:64:C:H2'	22:AV:65:G:C8	2.48	0.49
23:AW:11:C:C4	23:AW:12:U:C4	3.01	0.49
23:AW:54:G:H2'	23:AW:54:G:N3	2.28	0.49
33:B8:60:LEU:O	33:B8:63:PRO:HG2	2.13	0.49
35:BA:1131:G:O6	35:BA:2040:C:H1'	2.13	0.49
35:BA:1440:G:O2'	35:BA:1441:G:H5'	2.12	0.49
35:BA:1747:G:H2'	35:BA:1747(A):G:H8	1.78	0.49
35:BA:1799:G:H5'	35:BA:1819:A:N6	2.28	0.49
35:BA:654(Q):C:O2'	35:BA:654(R):C:H5'	2.13	0.49
36:BB:80:U:O2'	36:BB:81:G:H5''	2.12	0.49
39:BE:69:LYS:C	39:BE:71:GLY:H	2.15	0.49
41:BG:5:VAL:HG12	41:BG:6:ALA:H	1.77	0.49
42:BH:29:PRO:HD2	42:BH:79:VAL:O	2.12	0.49
43:BI:119:PRO:O	43:BI:121:LYS:N	2.46	0.49

*Continued on next page...*

*Continued from previous page...*

Atom-1	Atom-2	Interatomic distance (Å)	Clash overlap (Å)
44:BJ:79:UNK:O	44:BJ:80:UNK:CB	2.61	0.49
47:BP:71:VAL:O	47:BP:73:GLY:N	2.46	0.49
47:BP:7:ARG:H	47:BP:8:PRO:HD2	1.78	0.49
50:BS:35:ILE:O	50:BS:53:SER:HB2	2.13	0.49
51:BT:57:PHE:O	51:BT:59:THR:CG2	2.61	0.49
57:BZ:144:LEU:N	57:BZ:144:LEU:HD22	2.27	0.49
57:BZ:5:LEU:O	57:BZ:59:LEU:HA	2.13	0.49
1:CA:1030(D):A:C2'	1:CA:1031:G:H5'	2.43	0.49
1:CA:1184:G:O2'	1:CA:1185:G:H5'	2.12	0.49
1:CA:1256:A:H5'	1:CA:1257:U:OP1	2.13	0.49
1:CA:253:U:H2'	1:CA:254:G:C8	2.48	0.49
1:CA:606:G:N2	1:CA:631:G:H2'	2.28	0.49
1:CA:59:A:C5'	1:CA:60:A:H5''	2.43	0.49
3:CC:106:VAL:HG12	3:CC:108:ASN:H	1.78	0.49
3:CC:74:GLY:O	3:CC:76:VAL:N	2.46	0.49
3:CC:88:ARG:HA	3:CC:91:LEU:CD1	2.43	0.49
4:CD:170:VAL:HG12	4:CD:174:LEU:HB2	1.93	0.49
4:CD:4:TYR:CG	4:CD:5:ILE:N	2.80	0.49
10:CJ:12:ASP:OD2	10:CJ:15:THR:HG23	2.12	0.49
10:CJ:8:LEU:C	10:CJ:16:LEU:HD21	2.34	0.49
10:CJ:42:THR:HA	10:CJ:68:HIS:HA	1.94	0.49
10:CJ:4:ILE:HD13	10:CJ:74:ILE:HD11	1.94	0.49
15:CO:63:ARG:O	15:CO:67:LEU:HG	2.12	0.49
16:CP:28:ARG:HH11	16:CP:28:ARG:HG2	1.76	0.49
17:CQ:3:LYS:HD3	17:CQ:61:GLU:O	2.12	0.49
25:D0:25:ARG:HD2	25:D0:29:GLN:NE2	2.28	0.49
35:DA:1005:C:H2'	35:DA:1006:C:C6	2.48	0.49
35:DA:1190:G:H5'	47:DP:35:HIS:N	2.23	0.49
35:DA:1608:A:H1'	35:DA:1610:A:OP2	2.12	0.49
35:DA:1652:A:OP1	49:DR:9:LYS:HD3	2.13	0.49
26:D1:45:ASN:CB	35:DA:2230:G:H1'	2.43	0.49
35:DA:2591:C:P	38:DD:239:ARG:HB3	2.53	0.49
35:DA:373:U:H2'	35:DA:374:A:H8	1.78	0.49
35:DA:654(B):C:H2'	35:DA:654(C):G:C8	2.48	0.49
35:DA:840:C:H2'	35:DA:841:A:H8	1.77	0.49
29:D4:1:MET:N	36:DB:44:G:P	2.86	0.49
37:DC:52:PRO:CG	37:DC:53:ARG:HH11	2.26	0.49
38:DD:108:PRO:CG	38:DD:111:LEU:HD23	2.43	0.49
39:DE:101:ARG:HH11	39:DE:171:GLU:CB	2.17	0.49
39:DE:52:LEU:N	39:DE:74:PRO:HB3	2.28	0.49
40:DF:8:GLN:HG2	40:DF:126:VAL:CB	2.43	0.49

*Continued on next page...*

*Continued from previous page...*

Atom-1	Atom-2	Interatomic distance (Å)	Clash overlap (Å)
42:DH:158:HIS:CD2	42:DH:170:ARG:HA	2.47	0.49
47:DP:59:LEU:O	47:DP:59:LEU:HD23	2.12	0.49
56:DY:90:LEU:HG	56:DY:91:GLU:N	2.27	0.49
1:AA:1023:G:H2'	1:AA:1024:G:H5'	1.94	0.48
1:AA:1028:C:H2'	1:AA:1029:C:H5'	1.96	0.48
2:AB:169:LYS:HB3	2:AB:170:GLU:OE2	2.13	0.48
3:AC:156:ARG:NH2	3:AC:159:GLY:O	2.43	0.48
3:AC:77:ILE:O	3:AC:83:ARG:HB3	2.12	0.48
4:AD:110:PHE:N	4:AD:110:PHE:CD1	2.67	0.48
4:AD:13:ARG:O	4:AD:14:ARG:C	2.52	0.48
4:AD:61:LYS:NZ	4:AD:62:GLN:HE21	2.11	0.48
7:AG:79:ARG:HG2	7:AG:81:GLY:N	2.21	0.48
17:AQ:3:LYS:HD3	17:AQ:61:GLU:O	2.12	0.48
22:AV:12:U:C2	22:AV:13:U:C6	3.01	0.48
23:AW:43:G:C6	23:AW:44:A:C5	3.01	0.48
23:AW:45:U:H2'	23:AW:46:U:O4'	2.12	0.48
22:AY:11:C:H2'	22:AY:12:U:C5	2.43	0.48
22:AY:25:A:C6	22:AY:26:G:C6	3.01	0.48
29:B4:1:MET:HE2	41:BG:66:GLN:OE1	2.13	0.48
35:BA:1009:A:C4'	52:BU:59:ARG:HD3	2.43	0.48
35:BA:1305:C:O2'	35:BA:1306:C:H5'	2.12	0.48
35:BA:1579:A:H2'	35:BA:1580:A:O4'	2.13	0.48
35:BA:644:A:C2	35:BA:2369:A:H1'	2.48	0.48
35:BA:2455:G:H2'	35:BA:2456:C:C6	2.48	0.48
35:BA:2619:C:O2'	35:BA:2620:C:H5'	2.13	0.48
35:BA:2728:U:O2'	35:BA:2729:G:H5'	2.13	0.48
35:BA:2735:G:H2'	35:BA:2736:G:H8	1.77	0.48
35:BA:27:G:N2	35:BA:512:G:C2'	2.76	0.48
35:BA:84:A:N1	35:BA:98:G:O2'	2.40	0.48
35:BA:993:G:OP1	52:BU:50:ARG:NH1	2.46	0.48
39:BE:104:VAL:HG11	39:BE:188:VAL:CG2	2.43	0.48
39:BE:52:LEU:N	39:BE:74:PRO:HB3	2.28	0.48
41:BG:38:VAL:HG22	41:BG:93:THR:HG23	1.93	0.48
42:BH:41:MET:CE	42:BH:53:GLU:H	2.25	0.48
46:BO:77:ILE:HD11	51:BT:72:VAL:CG1	2.42	0.48
47:BP:100:LEU:HD22	47:BP:100:LEU:N	2.28	0.48
47:BP:140:ALA:O	47:BP:141:ALA:HB3	2.13	0.48
47:BP:84:ASN:C	47:BP:86:LYS:N	2.67	0.48
50:BS:35:ILE:N	50:BS:53:SER:HB2	2.27	0.48
51:BT:36:GLU:HG2	51:BT:36:GLU:O	2.12	0.48
52:BU:98:LEU:O	52:BU:99:ALA:C	2.52	0.48

*Continued on next page...*

*Continued from previous page...*

Atom-1	Atom-2	Interatomic distance (Å)	Clash overlap (Å)
56:BY:28:LYS:HZ1	56:BY:28:LYS:H	1.55	0.48
56:BY:28:LYS:CA	56:BY:38:ILE:HG22	2.32	0.48
1:CA:1014:A:H2'	1:CA:1015:A:C8	2.48	0.48
1:CA:1081:G:H2'	1:CA:1082:G:H8	1.78	0.48
1:CA:1434:A:H2'	1:CA:1435:G:O4'	2.13	0.48
1:CA:334:C:O2'	1:CA:335:C:H5'	2.12	0.48
8:CH:40:ALA:C	8:CH:42:GLU:N	2.66	0.48
9:CI:33:PHE:CE1	9:CI:37:PHE:CD2	3.01	0.48
9:CI:18:PHE:HD2	9:CI:62:TYR:HD2	1.61	0.48
11:CK:21:ILE:HD13	11:CK:82:VAL:HG13	1.95	0.48
13:CM:10:PRO:O	13:CM:45:VAL:HG11	2.13	0.48
23:CW:70:G:C5	23:CW:71:G:C6	3.01	0.48
22:CY:11:C:H2'	22:CY:12:U:C5	2.45	0.48
22:CY:25:A:H2'	22:CY:26:G:N7	2.24	0.48
22:CY:4:C:C4	22:CY:72:C:H5	2.31	0.48
28:D3:7:LYS:CB	28:D3:34:GLU:HG2	2.43	0.48
35:DA:1486:A:N1	35:DA:1504:C:N3	2.61	0.48
35:DA:1721:G:H5'	35:DA:1722:A:OP1	2.13	0.48
35:DA:2801(A):A:C4'	35:DA:2802:G:H2'	2.43	0.48
35:DA:2892:A:H62	35:DA:2893:G:N2	2.10	0.48
35:DA:491:G:H2'	35:DA:492:A:C8	2.48	0.48
35:DA:523:C:O2'	35:DA:524:U:H5'	2.13	0.48
40:DF:181:LEU:HD11	40:DF:186:ILE:HD11	1.95	0.48
40:DF:83:PHE:O	40:DF:84:VAL:CB	2.56	0.48
41:DG:133:LEU:C	41:DG:133:LEU:HD12	2.33	0.48
43:DI:83:ALA:HB2	43:DI:88:ILE:HG12	1.95	0.48
45:DN:93:THR:O	45:DN:94:HIS:CB	2.61	0.48
47:DP:96:THR:O	47:DP:100:LEU:HD23	2.13	0.48
47:DP:64:LYS:C	47:DP:66:GLY:N	2.63	0.48
48:DQ:59:ARG:HG3	48:DQ:59:ARG:O	2.13	0.48
35:DA:911:A:H2'	48:DQ:9:TYR:OH	2.13	0.48
51:DT:28:VAL:HG12	51:DT:29:ARG:HH11	1.77	0.48
51:DT:70:VAL:HG12	51:DT:71:GLY:H	1.75	0.48
52:DU:17:ILE:HG23	52:DU:39:LEU:HD12	1.95	0.48
1:AA:1014:A:H2'	1:AA:1015:A:C8	2.47	0.48
1:AA:1353:G:O2'	1:AA:1354:C:H5'	2.12	0.48
1:AA:1441:G:H5''	1:AA:1442:G:O4'	2.13	0.48
1:AA:15:G:H4'	5:AE:24:ARG:NH1	2.28	0.48
1:AA:301:G:H2'	1:AA:302:G:C8	2.46	0.48
1:AA:586:C:O2'	1:AA:587:G:H5'	2.13	0.48
1:AA:81:U:H3	1:AA:88:A:N6	1.96	0.48

*Continued on next page...*



*Continued from previous page...*

Atom-1	Atom-2	Interatomic distance (Å)	Clash overlap (Å)
1:AA:857:C:H2'	1:AA:858:G:O4'	2.13	0.48
2:AB:101:MET:HA	2:AB:101:MET:HE2	1.95	0.48
2:AB:137:ARG:HD3	2:AB:138:LEU:N	2.28	0.48
2:AB:172:ILE:H	2:AB:172:ILE:CD1	2.11	0.48
7:AG:113:GLU:HB3	7:AG:118:VAL:CG2	2.44	0.48
7:AG:80:VAL:O	7:AG:80:VAL:HG12	2.14	0.48
9:AI:111:ARG:O	9:AI:113:LYS:HD2	2.13	0.48
9:AI:63:ILE:CG2	9:AI:64:THR:N	2.76	0.48
9:AI:4:TYR:CE2	9:AI:88:TYR:HB2	2.48	0.48
10:AJ:4:ILE:HD13	10:AJ:74:ILE:HD11	1.94	0.48
12:AL:35:GLY:HA3	12:AL:58:VAL:CG1	2.33	0.48
16:AP:80:PHE:CD1	16:AP:80:PHE:N	2.81	0.48
22:AV:69:G:H2'	22:AV:70:G:C8	2.48	0.48
22:AY:67:C:C3'	22:AY:67:C:C6	2.96	0.48
30:B5:48:GLU:O	30:B5:49:CYS:CB	2.58	0.48
35:BA:1652:A:O3'	35:BA:1653:G:C8	2.66	0.48
35:BA:528:A:C2	35:BA:2042:A:H2'	2.48	0.48
35:BA:2138:C:H2'	35:BA:2139:C:C6	2.48	0.48
35:BA:2884:U:H2'	35:BA:2885:C:H5'	1.94	0.48
35:BA:863:A:O2'	35:BA:864:G:H5'	2.13	0.48
39:BE:116:VAL:HG21	39:BE:122:PHE:CD2	2.48	0.48
39:BE:34:VAL:HG12	39:BE:49:LEU:HA	1.94	0.48
41:BG:5:VAL:HG12	41:BG:6:ALA:N	2.28	0.48
42:BH:136:ILE:N	42:BH:136:ILE:CD1	2.72	0.48
42:BH:41:MET:CE	42:BH:42:ARG:N	2.76	0.48
48:BQ:36:ALA:HB1	48:BQ:127:ILE:CD1	2.44	0.48
52:BU:17:ILE:HG23	52:BU:39:LEU:HD12	1.95	0.48
54:BW:20:VAL:HG23	54:BW:21:VAL:N	2.27	0.48
1:CA:1037:C:H2'	1:CA:1038:C:C6	2.47	0.48
1:CA:1278:U:H4'	1:CA:1279:A:C8	2.48	0.48
1:CA:151:A:O2'	1:CA:152:A:H5'	2.13	0.48
1:CA:320:C:H2'	1:CA:321:A:C8	2.48	0.48
1:CA:59:A:H2'	1:CA:59:A:N3	2.26	0.48
1:CA:627:G:O2'	1:CA:628:G:H5'	2.13	0.48
1:CA:955:U:H1'	1:CA:1227:A:N6	2.28	0.48
2:CB:61:LEU:HD21	2:CB:161:ALA:HB2	1.94	0.48
3:CC:77:ILE:O	3:CC:83:ARG:HB3	2.13	0.48
4:CD:175:SER:OG	4:CD:186:LEU:HD21	2.13	0.48
7:CG:137:LYS:O	7:CG:141:VAL:HG23	2.14	0.48
7:CG:20:ASP:C	7:CG:22:LEU:H	2.17	0.48
7:CG:23:VAL:HG12	7:CG:23:VAL:O	2.13	0.48

*Continued on next page...*



*Continued from previous page...*

Atom-1	Atom-2	Interatomic distance (Å)	Clash overlap (Å)
7:CG:64:GLN:HG3	7:CG:68:ASN:HD21	1.78	0.48
8:CH:1:MET:HE2	8:CH:1:MET:H3	1.77	0.48
9:CI:99:LEU:O	9:CI:101:PHE:N	2.46	0.48
12:CL:24:VAL:CG1	12:CL:26:ALA:HB2	2.43	0.48
15:CO:64:ARG:O	15:CO:65:ARG:C	2.51	0.48
19:CS:73:GLU:HG2	19:CS:73:GLU:O	2.14	0.48
20:CT:38:LYS:HA	20:CT:41:ILE:CD1	2.42	0.48
20:CT:82:SER:O	20:CT:86:ARG:CB	2.60	0.48
28:D3:7:LYS:HD2	28:D3:34:GLU:OE2	2.12	0.48
29:D4:33:VAL:HG12	29:D4:34:GLU:N	2.28	0.48
35:DA:1039:G:H2'	35:DA:1040:C:C6	2.48	0.48
35:DA:1354:A:H2'	35:DA:1355:G:O4'	2.13	0.48
35:DA:1748:G:H5'	35:DA:1748:G:C8	2.43	0.48
35:DA:2020:A:O2'	35:DA:2021:C:H5'	2.12	0.48
35:DA:2199:A:H3'	35:DA:2200:C:H6	1.77	0.48
35:DA:2692:C:O2'	35:DA:2693:A:H5'	2.14	0.48
37:DC:48:LEU:HB3	37:DC:50:ILE:HG13	1.94	0.48
38:DD:48:ARG:HG3	38:DD:48:ARG:HH11	1.78	0.48
41:DG:104:GLU:C	41:DG:106:LEU:N	2.65	0.48
41:DG:45:GLU:O	41:DG:88:ILE:HG13	2.13	0.48
41:DG:68:PRO:CA	41:DG:92:VAL:HB	2.39	0.48
42:DH:41:MET:SD	42:DH:53:GLU:O	2.71	0.48
43:DI:92:VAL:CG1	43:DI:120:ILE:HD13	2.34	0.48
43:DI:124:GLY:H	43:DI:142:VAL:HG11	1.78	0.48
50:DS:36:TYR:HA	50:DS:52:SER:HA	1.94	0.48
51:DT:28:VAL:CG1	51:DT:29:ARG:HH11	2.26	0.48
56:DY:81:LYS:HD2	56:DY:96:ILE:CG2	2.43	0.48
1:AA:1090:U:H2'	1:AA:1091:U:H6	1.78	0.48
1:AA:173:U:H5''	1:AA:197:A:O4'	2.13	0.48
1:AA:474:G:C2'	1:AA:475:G:H8	2.26	0.48
4:AD:14:ARG:C	4:AD:16:GLY:H	2.15	0.48
5:AE:33:VAL:HG21	5:AE:109:ILE:HG12	1.96	0.48
10:AJ:8:LEU:C	10:AJ:16:LEU:HD21	2.33	0.48
11:AK:15:ALA:HB1	11:AK:78:GLN:HE21	1.78	0.48
12:AL:42:THR:HA	12:AL:54:LYS:HA	1.95	0.48
13:AM:2:ALA:CB	13:AM:9:ILE:HG23	2.38	0.48
15:AO:7:GLU:O	15:AO:10:LYS:HB3	2.13	0.48
19:AS:36:ARG:HH11	19:AS:53:ASN:HA	1.77	0.48
22:AV:12:U:N3	22:AV:26:G:N2	2.61	0.48
22:AY:52:C:C2	22:AY:53:U:C5	3.01	0.48
30:B5:41:PRO:HG2	30:B5:44:THR:OG1	2.13	0.48

*Continued on next page...*

*Continued from previous page...*

Atom-1	Atom-2	Interatomic distance (Å)	Clash overlap (Å)
33:B8:34:TRP:CD2	33:B8:35:GLN:N	2.82	0.48
35:BA:1362:C:C2'	35:BA:1363:C:H5'	2.44	0.48
35:BA:1403:C:H5''	35:BA:1471:A:C1'	2.43	0.48
35:BA:2261:C:O2'	35:BA:2262:U:H5'	2.13	0.48
35:BA:297:C:H2'	35:BA:298:G:O4'	2.14	0.48
35:BA:665:C:H2'	35:BA:666:G:C8	2.48	0.48
36:BB:94:C:O2'	36:BB:95:C:H5'	2.13	0.48
41:BG:72:ARG:HB3	41:BG:86:MET:H	1.78	0.48
47:BP:107:LYS:C	47:BP:109:GLY:N	2.67	0.48
47:BP:39:LYS:HA	47:BP:39:LYS:HD3	1.55	0.48
49:BR:12:ARG:HG3	49:BR:12:ARG:HH11	1.77	0.48
49:BR:37:THR:HA	49:BR:111:LEU:HD23	1.95	0.48
51:BT:70:VAL:CG1	51:BT:71:GLY:H	2.27	0.48
52:BU:92:ARG:HB3	53:BV:11:GLN:NE2	2.28	0.48
53:BV:38:LEU:HD22	53:BV:52:VAL:HG11	1.94	0.48
56:BY:29:GLU:OE2	56:BY:38:ILE:HG21	2.13	0.48
56:BY:88:LYS:O	56:BY:90:LEU:HD23	2.13	0.48
57:BZ:13:GLU:OE1	57:BZ:13:GLU:N	2.31	0.48
57:BZ:69:THR:HA	57:BZ:89:PHE:O	2.13	0.48
1:CA:1201:A:H1'	1:CA:1202:G:OP2	2.13	0.48
1:CA:1242:C:H42	1:CA:1295:G:H1	1.61	0.48
1:CA:1436:U:H2'	1:CA:1437:C:H6	1.78	0.48
1:CA:148:G:O2'	1:CA:149:A:H5'	2.13	0.48
1:CA:766:A:H2'	1:CA:767:A:O4'	2.13	0.48
1:CA:794:A:H4'	1:CA:1521:G:O2'	2.12	0.48
3:CC:162:GLN:OE1	24:CX:24:A:O4'	2.32	0.48
5:CE:105:VAL:HB	5:CE:106:PRO:HD3	1.95	0.48
5:CE:7:GLU:HB2	5:CE:35:GLY:O	2.13	0.48
11:CK:102:GLY:O	11:CK:103:LEU:HD22	2.12	0.48
12:CL:47:LYS:HE2	12:CL:48:PRO:CB	2.41	0.48
19:CS:6:LYS:H	19:CS:6:LYS:CE	2.26	0.48
1:CA:192:U:O4'	20:CT:103:GLY:HA2	2.13	0.48
23:CW:71:G:H3'	23:CW:71:G:C8	2.47	0.48
22:CY:17:C:H5''	22:CY:18:U:H6	1.74	0.48
22:CY:71:G:C6	22:CY:72:C:C4	3.01	0.48
26:D1:89:GLU:O	26:D1:93:GLU:HG2	2.13	0.48
30:D5:35:GLU:O	30:D5:36:CYS:CB	2.61	0.48
33:D8:33:ASN:N	33:D8:36:LYS:HD2	2.29	0.48
35:DA:1155:A:OP2	52:DU:58:ARG:NH1	2.46	0.48
35:DA:1278:A:O2'	35:DA:1279:G:H5'	2.14	0.48
35:DA:1484:G:H21	35:DA:1505:C:N4	2.10	0.48

*Continued on next page...*

*Continued from previous page...*

Atom-1	Atom-2	Interatomic distance (Å)	Clash overlap (Å)
35:DA:1747:G:H2'	35:DA:1747(A):G:H8	1.78	0.48
35:DA:1756:G:H4'	35:DA:1758:G:O4'	2.13	0.48
30:D5:7:PRO:HA	35:DA:2615:U:C2	2.47	0.48
35:DA:2787:C:H2'	35:DA:2787:C:O2	2.12	0.48
35:DA:74:A:H4'	35:DA:75:G:O4'	2.13	0.48
35:DA:997:G:OP1	52:DU:93:LYS:HD3	2.12	0.48
36:DB:11:C:OP2	36:DB:12:C:H5	1.96	0.48
37:DC:4:HIS:ND1	37:DC:8:TYR:CE2	2.81	0.48
38:DD:11:PRO:O	38:DD:12:SER:C	2.51	0.48
38:DD:4:LYS:HE3	38:DD:20:ASP:HA	1.95	0.48
39:DE:52:LEU:HD22	39:DE:76:ARG:HD3	1.94	0.48
43:DI:123:LEU:HD11	43:DI:144:VAL:HG21	1.95	0.48
43:DI:88:ILE:CG2	43:DI:89:TYR:H	2.24	0.48
45:DN:28:THR:HG22	45:DN:29:LYS:N	2.27	0.48
45:DN:68:GLU:HG2	45:DN:88:GLU:OE2	2.13	0.48
46:DO:69:ILE:HD13	46:DO:77:ILE:HG23	1.95	0.48
48:DQ:133:ARG:O	48:DQ:134:ARG:HG2	2.12	0.48
49:DR:104:ARG:HD2	49:DR:109:ALA:HB3	1.95	0.48
50:DS:46:VAL:HG12	50:DS:47:THR:N	2.29	0.48
50:DS:59:LYS:HG2	50:DS:60:GLY:N	2.28	0.48
35:DA:1161:C:H4'	53:DV:8:GLY:HA2	1.95	0.48
56:DY:29:GLU:OE2	56:DY:38:ILE:HG21	2.13	0.48
22:CY:17:C:OP1	57:DZ:186:GLU:HG3	2.13	0.48
1:AA:189(D):C:H1'	1:AA:189(H):G:C2	2.48	0.48
1:AA:189(I):G:H2'	1:AA:189(J):G:C8	2.47	0.48
1:AA:532:A:H2	1:AA:1207:G:C1'	2.26	0.48
1:AA:668:G:O2'	15:AO:46:HIS:HD2	1.96	0.48
1:AA:692:U:H5	11:AK:26:ASN:HD22	1.61	0.48
2:AB:54:THR:HG22	2:AB:58:ILE:CD1	2.43	0.48
3:AC:20:SER:CB	3:AC:40:ARG:HH22	2.24	0.48
3:AC:57:ILE:CG2	3:AC:58:GLU:N	2.76	0.48
1:AA:511:C:H1'	4:AD:43:HIS:NE2	2.28	0.48
6:AF:23:LYS:O	6:AF:27:GLN:HG2	2.13	0.48
6:AF:84:ASN:O	6:AF:86:ARG:HG3	2.13	0.48
12:AL:37:CYS:O	12:AL:38:THR:C	2.52	0.48
1:AA:376:G:O3'	16:AP:5:ARG:HD2	2.13	0.48
17:AQ:63:ARG:HG2	17:AQ:64:PRO:CD	2.43	0.48
22:AV:3:G:H2'	22:AV:4:C:H5''	1.96	0.48
22:AV:52:C:C2	22:AV:53:U:C5	3.02	0.48
22:AV:58:C:O2'	22:AV:59:G:H5'	2.13	0.48
23:AW:70:G:C8	23:AW:71:G:N7	2.80	0.48

*Continued on next page...*

*Continued from previous page...*

Atom-1	Atom-2	Interatomic distance (Å)	Clash overlap (Å)
22:AY:29:A:C6	22:AY:30:U:C4	3.01	0.48
22:AY:29:A:H2'	22:AY:30:U:O4'	2.14	0.48
26:B1:19:GLN:CB	26:B1:35:THR:CG2	2.92	0.48
27:B2:2:LYS:CB	35:BA:97:C:H5''	2.44	0.48
30:B5:52:TYR:O	30:B5:53:ALA:HB2	2.13	0.48
35:BA:1179:C:H2'	35:BA:1180:C:C6	2.48	0.48
35:BA:1493:C:H4'	35:BA:1494:A:OP2	2.13	0.48
35:BA:1838:C:N4	35:BA:1898:U:H2'	2.29	0.48
35:BA:221:A:O2'	35:BA:222:A:OP2	2.29	0.48
35:BA:510:C:O2'	35:BA:511:U:H5'	2.13	0.48
35:BA:654(L):G:H2'	35:BA:654(M):C:H4'	1.96	0.48
37:BC:11:LEU:HD13	37:BC:33:LEU:O	2.13	0.48
38:BD:9:TYR:C	38:BD:10:THR:HG22	2.34	0.48
49:BR:103:ARG:HD2	54:BW:40:ASN:ND2	2.28	0.48
49:BR:56:LYS:C	49:BR:58:GLY:H	2.16	0.48
1:CA:1294:G:H2'	1:CA:1295:G:C8	2.48	0.48
1:CA:1492:A:O2'	1:CA:1493:A:P	2.71	0.48
1:CA:224:C:H2'	1:CA:225:C:C6	2.49	0.48
1:CA:853:G:H2'	1:CA:854:G:H8	1.78	0.48
2:CB:80:ILE:HD11	2:CB:208:ILE:CG2	2.31	0.48
3:CC:55:VAL:O	3:CC:57:ILE:HG13	2.13	0.48
3:CC:6:HIS:CD2	3:CC:7:PRO:HD2	2.47	0.48
8:CH:103:VAL:HG21	8:CH:110:ALA:CB	2.31	0.48
10:CJ:5:ARG:HA	10:CJ:73:ASP:OD1	2.13	0.48
12:CL:54:LYS:CB	12:CL:70:ILE:HD12	2.30	0.48
10:CJ:61:GLU:HG3	14:CN:58:LYS:HE2	1.95	0.48
15:CO:23:GLY:O	15:CO:27:VAL:HB	2.13	0.48
20:CT:72:LEU:O	20:CT:73:HIS:HB2	2.13	0.48
22:CV:76:C:C2'	22:CV:77:C:H5''	2.44	0.48
23:CW:44:A:C2'	23:CW:45:U:H5''	2.42	0.48
22:CY:20:G:N2	22:CY:58:C:C2	2.82	0.48
22:CY:57:U:O2	22:CY:59:G:C4	2.66	0.48
22:CY:9:A:C5	22:CY:47:G:C6	3.01	0.48
25:D0:27:GLU:C	25:D0:29:GLN:H	2.17	0.48
26:D1:94:LEU:O	26:D1:96:LYS:N	2.46	0.48
28:D3:40:THR:CG2	28:D3:43:ILE:HG12	2.43	0.48
31:D6:35:GLU:O	31:D6:36:LEU:HB2	2.13	0.48
35:DA:1838:C:N4	35:DA:1898:U:H2'	2.28	0.48
35:DA:1131:G:O6	35:DA:2040:C:H1'	2.13	0.48
35:DA:2134:A:C2	35:DA:2159:G:H1'	2.48	0.48
35:DA:402:A:C2'	35:DA:403:U:H5'	2.44	0.48

*Continued on next page...*

*Continued from previous page...*

Atom-1	Atom-2	Interatomic distance (Å)	Clash overlap (Å)
35:DA:53:A:H2'	35:DA:54:G:O4'	2.12	0.48
35:DA:848:G:H8	35:DA:848:G:H5'	1.79	0.48
38:DD:231:HIS:ND1	38:DD:232:PRO:CD	2.76	0.48
42:DH:41:MET:HE3	42:DH:42:ARG:N	2.27	0.48
47:DP:112:LEU:H	47:DP:128:HIS:CD2	2.32	0.48
49:DR:12:ARG:HG3	49:DR:12:ARG:HH11	1.79	0.48
45:DN:1:MET:H3	53:DV:20:LEU:HD21	1.78	0.48
1:AA:1030(D):A:C2'	1:AA:1031:G:H5'	2.44	0.48
1:AA:1371:G:OP2	9:AI:11:LYS:HG2	2.14	0.48
1:AA:30:U:H4'	1:AA:31:G:OP1	2.13	0.48
1:AA:598:U:H2'	1:AA:599:C:C6	2.48	0.48
4:AD:67:ILE:HG21	4:AD:196:LEU:HD23	1.96	0.48
6:AF:7:ASN:O	6:AF:8:ILE:HG13	2.13	0.48
7:AG:120:ILE:CD1	7:AG:120:ILE:H	2.19	0.48
7:AG:23:VAL:HG12	7:AG:23:VAL:O	2.13	0.48
1:AA:1240:U:H4'	7:AG:38:LEU:HD21	1.96	0.48
1:AA:1123:A:O2'	10:AJ:38:ILE:HG22	2.13	0.48
11:AK:126:ARG:C	11:AK:128:ALA:N	2.66	0.48
20:AT:72:LEU:O	20:AT:73:HIS:HB2	2.13	0.48
22:AV:3:G:C6	22:AV:4:C:N4	2.82	0.48
23:AW:20:G:C4	23:AW:59:G:N3	2.82	0.48
23:AW:44:A:C2'	23:AW:45:U:H5''	2.43	0.48
22:AY:70:G:C2'	22:AY:71:G:O4'	2.61	0.48
26:B1:64:ALA:HA	26:B1:67:ILE:HG13	1.94	0.48
35:BA:191:A:O2'	35:BA:192:C:H5'	2.13	0.48
30:B5:7:PRO:HA	35:BA:2615:U:C2	2.48	0.48
32:B7:5:TRP:CZ3	35:BA:464:U:H4'	2.49	0.48
35:BA:840:C:H2'	35:BA:841:A:H8	1.78	0.48
37:BC:4:HIS:ND1	37:BC:8:TYR:CE2	2.82	0.48
38:BD:25:THR:O	38:BD:26:LYS:C	2.51	0.48
39:BE:51:PHE:HE1	39:BE:52:LEU:HD13	1.78	0.48
40:BF:8:GLN:HG2	40:BF:126:VAL:CB	2.44	0.48
43:BI:38:LEU:CB	43:BI:40:THR:HG23	2.43	0.48
45:BN:93:THR:O	45:BN:94:HIS:CB	2.61	0.48
48:BQ:133:ARG:HG3	48:BQ:133:ARG:HH11	1.78	0.48
50:BS:20:ARG:NE	50:BS:20:ARG:CA	2.76	0.48
1:AA:1432:G:OP2	51:BT:108:ARG:HD3	2.14	0.48
53:BV:35:LEU:O	53:BV:36:PRO:C	2.51	0.48
55:BX:47:PHE:O	55:BX:49:VAL:HG13	2.12	0.48
1:CA:1128:C:C5'	9:CI:16:ARG:HH12	2.27	0.48
1:CA:1148:U:H2'	1:CA:1149:C:O4'	2.14	0.48

*Continued on next page...*

*Continued from previous page...*

Atom-1	Atom-2	Interatomic distance (Å)	Clash overlap (Å)
1:CA:1525:G:OP1	11:CK:120:ARG:NH2	2.46	0.48
1:CA:264:U:H2'	1:CA:265:G:O4'	2.14	0.48
1:CA:80:G:N7	1:CA:81:U:C5	2.81	0.48
2:CB:14:GLY:C	2:CB:15:VAL:HG22	2.33	0.48
2:CB:84:GLU:HB3	2:CB:219:VAL:CG2	2.29	0.48
7:CG:95:ARG:HG2	7:CG:99:LEU:HD11	1.95	0.48
11:CK:114:VAL:O	11:CK:114:VAL:HG13	2.14	0.48
18:CR:23:LYS:HB2	18:CR:56:THR:O	2.14	0.48
20:CT:23:ARG:O	20:CT:27:LYS:HB2	2.13	0.48
23:CW:20:G:C6	23:CW:58:C:C4	3.01	0.48
23:CW:57:U:C1'	23:CW:59:G:N7	2.77	0.48
22:CY:13:U:C4	22:CY:25:A:N6	2.81	0.48
22:CY:29:A:C6	22:CY:30:U:C4	3.02	0.48
22:CY:37:A:H2'	22:CY:38:U:O4'	2.14	0.48
22:CY:71:G:N1	22:CY:72:C:C5	2.81	0.48
29:D4:48:ARG:O	29:D4:49:PHE:HB2	2.13	0.48
31:D6:5:VAL:HG12	31:D6:8:LYS:CB	2.44	0.48
35:DA:819:A:C4	35:DA:1189:A:C2	3.01	0.48
35:DA:1779:U:C5	35:DA:1784:A:N7	2.68	0.48
35:DA:2267:A:H5''	35:DA:2268:A:H5'	1.94	0.48
35:DA:286:C:O2'	35:DA:287:C:H5'	2.14	0.48
35:DA:426:C:O2'	35:DA:427:U:H5'	2.13	0.48
35:DA:686:G:N2	35:DA:788:A:H61	2.12	0.48
37:DC:195:ARG:NH1	37:DC:195:ARG:HG3	2.26	0.48
39:DE:21:VAL:HG23	39:DE:23:VAL:CG1	2.43	0.48
39:DE:51:PHE:H	39:DE:74:PRO:HB2	1.77	0.48
41:DG:43:LEU:HD11	41:DG:153:ARG:HB2	1.94	0.48
42:DH:9:ILE:HG12	42:DH:73:ALA:HB2	1.95	0.48
45:DN:67:LEU:HD23	45:DN:87:LEU:HD13	1.95	0.48
46:DO:64:ARG:CZ	51:DT:70:VAL:HG21	2.44	0.48
47:DP:100:LEU:HD22	47:DP:100:LEU:N	2.29	0.48
49:DR:101:ALA:O	49:DR:102:GLU:CB	2.59	0.48
51:DT:23:ARG:O	51:DT:25:GLY:N	2.47	0.48
51:DT:28:VAL:HG13	51:DT:46:GLU:CA	2.43	0.48
52:DU:113:ALA:C	52:DU:115:ALA:H	2.15	0.48
53:DV:66:ARG:HG2	53:DV:66:ARG:HH11	1.79	0.48
1:AA:1084:G:H5'	1:AA:1102:A:OP2	2.13	0.48
1:AA:192:U:C4'	20:AT:103:GLY:HA2	2.44	0.48
1:AA:59:A:N3	1:AA:59:A:H2'	2.27	0.48
1:AA:867:G:H2'	1:AA:868:C:C6	2.48	0.48
4:AD:135:LEU:C	4:AD:137:SER:H	2.17	0.48

*Continued on next page...*



*Continued from previous page...*

Atom-1	Atom-2	Interatomic distance (Å)	Clash overlap (Å)
5:AE:70:PRO:O	5:AE:77:PRO:HD3	2.14	0.48
9:AI:55:ALA:CA	9:AI:58:HIS:HD2	2.24	0.48
1:AA:1439:C:H5'	20:AT:38:LYS:NZ	2.29	0.48
22:AV:63:C:H2'	22:AV:64:C:H6	1.77	0.48
22:AV:9:A:C6	22:AV:47:G:C6	3.02	0.48
23:AW:13:U:H2'	23:AW:14:A:H5''	1.93	0.48
23:AW:33:G:C2'	23:AW:34:C:H4'	2.44	0.48
24:AX:19:A:C5	22:AY:39:A:C2	3.01	0.48
22:AY:52:C:C4	22:AY:53:U:O4	2.66	0.48
22:AY:57:U:OP2	57:BZ:182:LYS:CB	2.59	0.48
29:B4:9:LEU:HD22	29:B4:26:SER:O	2.13	0.48
29:B4:30:GLU:C	29:B4:31:ILE:HD12	2.34	0.48
35:BA:1291:C:H2'	35:BA:1292:U:H6	1.79	0.48
35:BA:1794:U:H1'	35:BA:1900:A:N3	2.29	0.48
35:BA:758:C:O2	35:BA:1981:A:H2	1.96	0.48
35:BA:2335:A:O2'	35:BA:2336:A:H5''	2.12	0.48
38:BD:76:PRO:HB2	38:BD:116:GLN:OE1	2.13	0.48
39:BE:23:VAL:HG12	39:BE:173:VAL:HG21	1.96	0.48
41:BG:43:LEU:N	41:BG:43:LEU:HD22	2.29	0.48
43:BI:92:VAL:O	43:BI:92:VAL:HG12	2.14	0.48
46:BO:105:GLU:OE1	46:BO:105:GLU:N	2.45	0.48
47:BP:13:ASN:ND2	47:BP:13:ASN:C	2.67	0.48
49:BR:2:ARG:CD	49:BR:2:ARG:O	2.61	0.48
50:BS:36:TYR:HD1	50:BS:36:TYR:N	2.12	0.48
50:BS:70:GLY:HA3	50:BS:101:LEU:HD23	1.95	0.48
46:BO:107:ARG:CZ	51:BT:35:LYS:HD2	2.42	0.48
52:BU:98:LEU:O	52:BU:100:VAL:N	2.47	0.48
52:BU:47:TYR:HA	52:BU:50:ARG:HH12	1.78	0.48
35:BA:535:C:O3'	52:BU:53:ARG:NH1	2.46	0.48
52:BU:76:TYR:CZ	52:BU:80:ILE:HG13	2.49	0.48
57:BZ:24:LEU:C	57:BZ:24:LEU:HD23	2.34	0.48
1:CA:1174:G:H2'	1:CA:1175:G:H8	1.79	0.48
1:CA:1291:G:O3'	9:CI:39:GLY:HA3	2.14	0.48
1:CA:857:C:H2'	1:CA:858:G:O4'	2.13	0.48
2:CB:77:ALA:HB2	2:CB:211:ILE:HG21	1.94	0.48
2:CB:80:ILE:H	2:CB:80:ILE:CD1	2.01	0.48
2:CB:79:ASP:O	2:CB:81:VAL:N	2.46	0.48
3:CC:125:GLU:HG2	3:CC:190:ARG:O	2.13	0.48
3:CC:173:VAL:O	3:CC:173:VAL:HG12	2.13	0.48
4:CD:21:LEU:O	4:CD:113:SER:HB2	2.13	0.48
7:CG:113:GLU:HB3	7:CG:118:VAL:CG2	2.43	0.48

*Continued on next page...*



*Continued from previous page...*

Atom-1	Atom-2	Interatomic distance (Å)	Clash overlap (Å)
9:CI:24:GLY:HA2	9:CI:59:PHE:O	2.13	0.48
7:CG:16:LEU:CD1	9:CI:42:ARG:HA	2.41	0.48
13:CM:106:ASN:O	13:CM:107:ALA:CB	2.62	0.48
13:CM:70:LEU:C	13:CM:70:LEU:HD23	2.34	0.48
10:CJ:63:PHE:CD1	14:CN:58:LYS:HA	2.44	0.48
16:CP:55:ARG:C	16:CP:57:ARG:H	2.16	0.48
17:CQ:13:ASP:C	17:CQ:15:MET:H	2.17	0.48
17:CQ:67:LYS:O	17:CQ:69:LYS:N	2.42	0.48
18:CR:30:ASP:O	18:CR:32:ARG:N	2.45	0.48
18:CR:36:ASN:HB2	18:CR:40:LEU:HD11	1.95	0.48
20:CT:10:LEU:HG	20:CT:12:ALA:HB2	1.96	0.48
1:CA:1326:C:OP1	21:CU:12:LYS:HE2	2.14	0.48
23:CW:72:C:H2'	23:CW:73:C:C6	2.48	0.48
23:CW:9:A:C6	23:CW:48:G:C2	3.01	0.48
28:D3:31:LEU:O	28:D3:32:GLN:HB2	2.13	0.48
30:D5:3:LYS:HZ2	30:D5:5:PRO:C	2.12	0.48
35:DA:152:G:H1	35:DA:174:C:N4	2.10	0.48
35:DA:2206:G:C2	35:DA:2207:G:H5'	2.47	0.48
23:CW:78:A:O2'	35:DA:2394:C:O2	2.31	0.48
35:DA:491:G:H2'	35:DA:492:A:H8	1.78	0.48
35:DA:589:C:O3'	40:DF:95:ARG:NH1	2.47	0.48
35:DA:745:G:H2'	35:DA:746:A:H5'	1.95	0.48
36:DB:109:C:H5'	36:DB:110:G:O5'	2.13	0.48
41:DG:61:ALA:HA	41:DG:64:THR:HG22	1.96	0.48
42:DH:88:LEU:N	42:DH:88:LEU:HD22	2.29	0.48
42:DH:94:TYR:N	42:DH:94:TYR:CD1	2.81	0.48
45:DN:41:ASP:O	45:DN:42:TRP:O	2.32	0.48
47:DP:32:THR:O	47:DP:33:ARG:HB3	2.14	0.48
48:DQ:76:LYS:CB	48:DQ:91:GLU:HG3	2.41	0.48
49:DR:75:LEU:HD13	49:DR:75:LEU:O	2.12	0.48
51:DT:106:SER:O	51:DT:107:ASP:HB3	2.13	0.48
51:DT:58:ASN:ND2	51:DT:58:ASN:N	2.62	0.48
56:DY:88:LYS:HZ3	56:DY:93:GLY:C	2.17	0.48
57:DZ:150:LEU:O	57:DZ:171:ILE:HD12	2.12	0.48
22:CY:56:U:P	57:DZ:180:VAL:HG12	2.49	0.48
1:AA:108:G:N2	1:AA:108:G:OP2	2.46	0.48
1:AA:1097:C:O2'	1:AA:1098:C:H5'	2.13	0.48
1:AA:110:C:H2'	1:AA:111:G:O4'	2.13	0.48
1:AA:151:A:O2'	1:AA:152:A:H5'	2.13	0.48
1:AA:961:U:O5'	1:AA:961:U:H6	1.97	0.48
5:AE:71:LEU:HD13	5:AE:114:GLY:O	2.14	0.48

*Continued on next page...*

*Continued from previous page...*

Atom-1	Atom-2	Interatomic distance (Å)	Clash overlap (Å)
9:AI:9:ARG:HG2	9:AI:14:VAL:CG2	2.33	0.48
12:AL:53:ARG:HH12	12:AL:92:ASP:HB3	1.78	0.48
13:AM:91:ARG:CB	13:AM:98:VAL:HG13	2.40	0.48
20:AT:82:SER:O	20:AT:86:ARG:CB	2.60	0.48
22:AV:5:C:C4	22:AV:6:C:N4	2.81	0.48
23:AW:69:G:N3	23:AW:69:G:H2'	2.29	0.48
23:AW:71:G:O5'	23:AW:71:G:C8	2.67	0.48
28:B3:8:LEU:HD13	28:B3:31:LEU:HA	1.95	0.48
29:B4:5:ILE:CG1	41:BG:67:LYS:NZ	2.77	0.48
35:BA:1165:U:O2'	35:BA:1166:C:H5'	2.13	0.48
35:BA:1517:G:O2'	35:BA:1518:U:H5'	2.12	0.48
35:BA:1464:C:O2'	35:BA:1528:A:C8	2.50	0.48
35:BA:1332:G:N2	35:BA:1609:A:O2'	2.47	0.48
35:BA:1688:U:H1'	35:BA:1701:A:C6	2.49	0.48
35:BA:1996:C:C5	46:BO:32:TYR:OH	2.67	0.48
35:BA:2112:G:O2'	35:BA:2113:U:H5'	2.14	0.48
35:BA:247:G:H4'	35:BA:386:G:C5	2.48	0.48
35:BA:2580:U:H5'	39:BE:131:ALA:CB	2.36	0.48
35:BA:2689:U:H5''	35:BA:2690:C:H5'	1.96	0.48
35:BA:2811:G:H4'	39:BE:61:ARG:HH21	1.78	0.48
35:BA:2892:A:H62	35:BA:2893:G:N2	2.10	0.48
35:BA:692:C:H2'	35:BA:693:C:H6	1.78	0.48
35:BA:705:A:C2	35:BA:727:A:H1'	2.49	0.48
35:BA:70:G:H2'	35:BA:113:G:O2'	2.13	0.48
35:BA:848:G:H8	35:BA:848:G:H5'	1.78	0.48
38:BD:186:HIS:CD2	38:BD:188:GLU:HB2	2.46	0.48
38:BD:270:ILE:HD12	38:BD:270:ILE:O	2.13	0.48
38:BD:76:PRO:O	38:BD:98:VAL:HG23	2.13	0.48
40:BF:20:LEU:O	40:BF:21:ALA:O	2.32	0.48
40:BF:28:ILE:HD13	40:BF:28:ILE:H	1.79	0.48
42:BH:97:ARG:O	42:BH:103:LEU:HD12	2.14	0.48
45:BN:134:ARG:O	45:BN:136:GLU:N	2.47	0.48
33:B8:13:ARG:HD2	47:BP:61:ARG:HH11	1.78	0.48
50:BS:58:LEU:O	50:BS:59:LYS:O	2.31	0.48
52:BU:104:GLN:O	52:BU:107:ALA:HB3	2.13	0.48
35:BA:1151:G:H5''	52:BU:81:HIS:CE1	2.49	0.48
53:BV:76:LYS:HB2	53:BV:81:TYR:HB3	1.95	0.48
56:BY:51:VAL:C	56:BY:53:PRO:HD2	2.33	0.48
57:BZ:12:GLY:O	57:BZ:13:GLU:O	2.31	0.48
57:BZ:104:PHE:HD1	57:BZ:141:VAL:HG21	1.79	0.48
1:CA:366:C:H4'	1:CA:367:U:OP1	2.12	0.48

*Continued on next page...*

*Continued from previous page...*

Atom-1	Atom-2	Interatomic distance (Å)	Clash overlap (Å)
1:CA:541:G:O2'	1:CA:542:G:H5'	2.13	0.48
3:CC:188:LEU:O	3:CC:190:ARG:HG3	2.13	0.48
1:CA:620:C:C1'	4:CD:135:LEU:HD23	2.44	0.48
4:CD:24:GLU:O	4:CD:27:TYR:HB2	2.13	0.48
5:CE:7:GLU:O	5:CE:8:GLU:HB3	2.13	0.48
7:CG:101:LEU:O	7:CG:105:VAL:HG23	2.14	0.48
8:CH:83:ILE:O	8:CH:83:ILE:HG13	2.13	0.48
12:CL:24:VAL:HG12	12:CL:26:ALA:HB2	1.95	0.48
12:CL:41:ARG:O	12:CL:55:VAL:CG2	2.61	0.48
6:CF:100:ASN:ND2	18:CR:23:LYS:NZ	2.62	0.48
22:CV:71:G:N2	22:CV:72:C:C1'	2.77	0.48
23:CW:71:G:C8	23:CW:71:G:O5'	2.66	0.48
27:D2:45:SER:H	27:D2:46:GLN:HE21	1.58	0.48
35:DA:141:A:H8	35:DA:1408:C:HO2'	1.46	0.48
35:DA:1598:C:H5'	55:DX:36:LYS:CB	2.38	0.48
35:DA:1996:C:H5	46:DO:32:TYR:OH	1.96	0.48
35:DA:2027:G:O2'	35:DA:2028:U:H5'	2.14	0.48
35:DA:2872:G:C2	35:DA:2873:A:N6	2.82	0.48
35:DA:544:G:C2	35:DA:547:A:H5'	2.49	0.48
38:DD:10:THR:O	38:DD:13:ARG:HB3	2.14	0.48
38:DD:26:LYS:O	38:DD:27:THR:HG22	2.13	0.48
43:DI:116:LEU:HD12	43:DI:117:GLU:H	1.79	0.48
43:DI:62:LYS:NZ	43:DI:133:HIS:HB2	2.28	0.48
45:DN:133:GLN:O	45:DN:134:ARG:HB3	2.13	0.48
46:DO:98:VAL:HG12	46:DO:117:LEU:HB3	1.95	0.48
50:DS:58:LEU:O	50:DS:59:LYS:O	2.32	0.48
52:DU:91:ASP:CG	52:DU:96:ALA:HB2	2.33	0.48
57:DZ:172:ALA:O	57:DZ:173:ALA:HB2	2.14	0.48
1:AA:1015:A:H2'	1:AA:1016:A:C8	2.48	0.48
1:AA:253:U:H2'	1:AA:254:G:C8	2.49	0.48
1:AA:777:A:H2'	1:AA:778:G:C8	2.49	0.48
1:AA:865:A:H5'	1:AA:1078:U:C5	2.48	0.48
2:AB:17:PHE:CB	2:AB:44:LEU:HD11	2.43	0.48
2:AB:224:GLN:C	2:AB:226:ARG:H	2.16	0.48
2:AB:95:GLN:HE21	2:AB:147:LYS:CE	2.27	0.48
4:AD:21:LEU:O	4:AD:113:SER:HB2	2.13	0.48
4:AD:171:GLY:C	4:AD:173:TRP:H	2.17	0.48
6:AF:33:TYR:N	6:AF:33:TYR:CD1	2.82	0.48
7:AG:152:ALA:C	7:AG:154:TYR:H	2.17	0.48
8:AH:77:GLU:HG2	8:AH:78:GLN:N	2.28	0.48
9:AI:20:ARG:NH1	9:AI:20:ARG:HG3	2.28	0.48

*Continued on next page...*

*Continued from previous page...*

Atom-1	Atom-2	Interatomic distance (Å)	Clash overlap (Å)
10:AJ:34:VAL:HG13	10:AJ:73:ASP:C	2.34	0.48
11:AK:21:ILE:HD13	11:AK:82:VAL:HG13	1.96	0.48
12:AL:69:TYR:O	12:AL:71:PRO:HD3	2.14	0.48
13:AM:70:LEU:HD23	13:AM:70:LEU:C	2.34	0.48
17:AQ:74:LEU:HD13	17:AQ:74:LEU:C	2.34	0.48
17:AQ:90:ILE:O	17:AQ:94:ASN:ND2	2.47	0.48
19:AS:19:VAL:HG12	19:AS:23:ASN:HD21	1.78	0.48
1:AA:1326:C:OP1	21:AU:12:LYS:HE2	2.13	0.48
22:AV:14:A:C3'	22:AV:15:G:C8	2.76	0.48
22:AV:15:G:C8	22:AV:16:U:C5	3.01	0.48
23:AW:40:A:C4'	23:AW:40:A:OP2	2.60	0.48
22:AY:44:A:C6	22:AY:45:U:C4	3.02	0.48
35:BA:1386:C:H2'	35:BA:1387:C:C6	2.49	0.48
34:B9:19:ARG:HA	35:BA:2757:A:OP1	2.13	0.48
38:BD:2:ALA:O	38:BD:3:VAL:CB	2.62	0.48
40:BF:164:ARG:HG3	40:BF:175:THR:OG1	2.13	0.48
29:B4:33:VAL:HG21	41:BG:109:VAL:CG1	2.44	0.48
42:BH:118:PRO:HG2	42:BH:121:ILE:HD12	1.95	0.48
42:BH:7:LEU:HD22	42:BH:65:HIS:NE2	2.28	0.48
43:BI:77:LEU:HD23	43:BI:77:LEU:C	2.34	0.48
45:BN:133:GLN:O	45:BN:134:ARG:CB	2.61	0.48
45:BN:30:ILE:O	45:BN:34:LEU:HD22	2.13	0.48
47:BP:18:ARG:HB3	47:BP:18:ARG:NH1	2.28	0.48
48:BQ:10:ARG:CZ	48:BQ:10:ARG:HB3	2.44	0.48
35:BA:2377:A:H4'	50:BS:107:GLU:HG3	1.96	0.48
51:BT:3:ARG:C	51:BT:5:ALA:H	2.16	0.48
51:BT:65:LYS:HZ1	51:BT:66:VAL:N	2.12	0.48
56:BY:27:VAL:HA	56:BY:28:LYS:NZ	2.18	0.48
56:BY:7:VAL:CG2	56:BY:8:LYS:HZ2	2.23	0.48
57:BZ:151:HIS:CD2	57:BZ:151:HIS:N	2.81	0.48
57:BZ:33:LEU:CG	57:BZ:34:ASN:N	2.76	0.48
1:CA:1028:C:H2'	1:CA:1029:C:H5'	1.96	0.48
1:CA:119:A:O2'	1:CA:120:A:OP2	2.25	0.48
2:CB:11:LEU:CD1	2:CB:217:ARG:NH2	2.76	0.48
2:CB:224:GLN:C	2:CB:226:ARG:H	2.16	0.48
2:CB:71:VAL:HG13	2:CB:93:VAL:HB	1.96	0.48
3:CC:157:ILE:CD1	3:CC:166:GLU:HB2	2.44	0.48
5:CE:127:ASN:OD1	5:CE:129:ILE:HB	2.14	0.48
7:CG:64:GLN:HE21	7:CG:68:ASN:ND2	2.11	0.48
16:CP:5:ARG:CB	16:CP:67:THR:OG1	2.62	0.48
22:CV:78:A:H4'	22:CV:78:A:OP1	2.13	0.48

*Continued on next page...*

*Continued from previous page...*

Atom-1	Atom-2	Interatomic distance (Å)	Clash overlap (Å)
23:CW:4:C:C4	23:CW:5:C:N4	2.82	0.48
29:D4:11:PRO:HA	29:D4:25:TYR:HA	1.96	0.48
35:DA:1204:A:H61	35:DA:1240:U:H2'	1.78	0.48
35:DA:1666:G:O2'	35:DA:1667:G:H5'	2.14	0.48
35:DA:1762:A:C8	35:DA:1762:A:O5'	2.66	0.48
35:DA:2036:C:H6	35:DA:2036:C:C5'	2.21	0.48
35:DA:2297:C:O2'	35:DA:2298:A:H5'	2.14	0.48
34:D9:35:ARG:HD3	35:DA:2742:C:OP1	2.13	0.48
35:DA:363(E):U:H5'	35:DA:363(F):A:OP1	2.14	0.48
35:DA:661:C:H2'	35:DA:662:G:H8	1.77	0.48
36:DB:31:C:C2'	36:DB:53:A:H61	2.27	0.48
37:DC:52:PRO:HG2	37:DC:53:ARG:HH11	1.78	0.48
39:DE:34:VAL:HG12	39:DE:49:LEU:HA	1.95	0.48
41:DG:120:LEU:HG	41:DG:179:PRO:O	2.13	0.48
41:DG:123:ASN:HA	41:DG:125:PHE:CE1	2.48	0.48
35:DA:2094:G:OP1	43:DI:22:LYS:HD2	2.14	0.48
47:DP:17:LYS:C	47:DP:19:VAL:N	2.67	0.48
48:DQ:42:ILE:N	48:DQ:42:ILE:HD12	2.29	0.48
50:DS:54:LEU:C	50:DS:56:LEU:N	2.67	0.48
56:DY:26:LYS:O	56:DY:27:VAL:C	2.51	0.48
57:DZ:61:LEU:HD21	57:DZ:65:GLN:CB	2.44	0.48
1:AA:1030(C):G:H2'	1:AA:1030(D):A:C8	2.49	0.48
1:AA:1148:U:H2'	1:AA:1149:C:O4'	2.14	0.48
1:AA:1242:C:H42	1:AA:1295:G:H1	1.60	0.48
1:AA:203:U:OP2	1:AA:203:U:H3'	2.14	0.48
1:AA:252:U:C4	1:AA:253:U:O4	2.67	0.48
1:AA:271:C:O2'	1:AA:272:C:H5'	2.13	0.48
1:AA:421:U:C2'	1:AA:421:U:O2	2.61	0.48
1:AA:963:G:HO2'	10:AJ:54:PHE:HZ	1.62	0.48
2:AB:80:ILE:HD11	2:AB:208:ILE:CG2	2.34	0.48
10:AJ:49:VAL:O	10:AJ:60:ARG:HB2	2.13	0.48
13:AM:3:ARG:NH2	41:BG:113:ARG:HB2	2.29	0.48
13:AM:3:ARG:HG2	13:AM:9:ILE:HD11	1.96	0.48
16:AP:28:ARG:HG2	16:AP:28:ARG:HH11	1.79	0.48
18:AR:50:ILE:HD11	18:AR:70:ILE:HG21	1.96	0.48
23:AW:52:C:C2	23:AW:53:U:C4	3.02	0.48
22:AY:14:A:H3'	22:AY:15:G:H8	1.79	0.48
22:AY:69:G:C5	22:AY:70:G:C8	3.02	0.48
27:B2:15:LYS:O	27:B2:15:LYS:HG3	2.13	0.48
30:B5:4:HIS:CB	30:B5:5:PRO:CD	2.82	0.48
35:BA:1493:C:C2'	35:BA:1493:C:O2	2.62	0.48

*Continued on next page...*

*Continued from previous page...*

Atom-1	Atom-2	Interatomic distance (Å)	Clash overlap (Å)
35:BA:2206:G:C2	35:BA:2207:G:H5'	2.48	0.48
35:BA:271(C):C:O2'	35:BA:271(D):G:H5'	2.12	0.48
35:BA:2779:U:H4'	35:BA:2780:G:C5'	2.44	0.48
41:BG:114:ILE:HG21	41:BG:117:PHE:HB2	1.95	0.48
43:BI:129:THR:CG2	43:BI:135:GLU:HG3	2.43	0.48
43:BI:27:ARG:HG3	43:BI:27:ARG:NH1	2.21	0.48
45:BN:59:LYS:O	45:BN:60:ILE:C	2.52	0.48
46:BO:98:VAL:HG12	46:BO:117:LEU:HB3	1.96	0.48
51:BT:62:THR:HA	51:BT:74:ARG:O	2.14	0.48
53:BV:66:ARG:N	53:BV:91:TYR:HE1	2.12	0.48
56:BY:28:LYS:O	56:BY:29:GLU:C	2.50	0.48
1:CA:1142:G:H2'	1:CA:1143:G:O4'	2.13	0.48
1:CA:1521:G:H2'	1:CA:1522:U:H6	1.78	0.48
1:CA:203:U:H3'	1:CA:203:U:OP2	2.14	0.48
1:CA:255:G:O2'	1:CA:256:U:H5'	2.13	0.48
1:CA:313:A:H2'	1:CA:314:C:C6	2.49	0.48
1:CA:983:A:HO2'	1:CA:1049:U:HO2'	1.55	0.48
5:CE:101:ILE:N	5:CE:101:ILE:HD13	2.29	0.48
1:CA:921:U:O2	5:CE:19:MET:HB2	2.14	0.48
5:CE:6:PHE:HD1	5:CE:63:ARG:HH12	1.62	0.48
6:CF:68:PRO:HG3	6:CF:71:ARG:HH21	1.78	0.48
7:CG:15:ASP:HB3	7:CG:20:ASP:H	1.79	0.48
10:CJ:63:PHE:HA	14:CN:59:ALA:H	1.79	0.48
26:D1:76:ARG:HD2	35:DA:271(R):G:OP1	2.13	0.48
35:DA:1368:G:O2'	35:DA:1369:G:H5'	2.14	0.48
35:DA:1493:C:H4'	35:DA:1494:A:OP2	2.14	0.48
35:DA:1493:C:O2	35:DA:1493:C:C2'	2.61	0.48
35:DA:252:G:OP2	47:DP:50:ARG:NH2	2.44	0.48
39:DE:9:VAL:CG2	39:DE:25:VAL:HB	2.41	0.48
40:DF:16:GLY:O	40:DF:17:ARG:HG3	2.14	0.48
41:DG:57:ALA:HA	41:DG:90:LEU:CD2	2.43	0.48
42:DH:41:MET:CE	42:DH:53:GLU:H	2.27	0.48
42:DH:28:GLY:HA3	42:DH:79:VAL:HB	1.95	0.48
43:DI:139:GLN:NE2	43:DI:139:GLN:H	2.11	0.48
47:DP:101:VAL:HG12	47:DP:107:LYS:H	1.78	0.48
47:DP:48:PRO:CG	47:DP:49:ARG:N	2.68	0.48
47:DP:6:LEU:HD12	47:DP:8:PRO:CG	2.42	0.48
49:DR:56:LYS:C	49:DR:58:GLY:H	2.17	0.48
50:DS:89:ARG:HH11	50:DS:89:ARG:CG	2.27	0.48
51:DT:28:VAL:CG2	51:DT:47:GLY:H	2.20	0.48
46:DO:77:ILE:HD11	51:DT:72:VAL:CG1	2.43	0.48

*Continued on next page...*



*Continued from previous page...*

Atom-1	Atom-2	Interatomic distance (Å)	Clash overlap (Å)
51:DT:33:LYS:NZ	51:DT:74:ARG:NH2	2.62	0.48
57:DZ:9:TYR:HD1	57:DZ:37:VAL:HG12	1.78	0.48
1:AA:1161:C:H2'	1:AA:1162:C:H6	1.75	0.48
1:AA:1288:A:O2'	1:AA:1289:A:H5'	2.14	0.48
1:AA:1426:C:O2'	1:AA:1427:U:H5'	2.14	0.48
1:AA:451:A:C6	1:AA:480:U:H2'	2.48	0.48
1:AA:501:C:O3'	12:AL:118:SER:HB2	2.14	0.48
3:AC:84:ILE:HD11	3:AC:88:ARG:NH2	2.29	0.48
4:AD:31:CYS:HG	58:AD:1000:ZN:ZN	0.45	0.48
4:AD:4:TYR:CG	4:AD:5:ILE:N	2.81	0.48
5:AE:33:VAL:HG12	5:AE:34:VAL:N	2.29	0.48
7:AG:20:ASP:C	7:AG:22:LEU:H	2.17	0.48
1:AA:1128:C:C5'	9:AI:16:ARG:HH12	2.27	0.48
10:AJ:12:ASP:OD2	10:AJ:15:THR:HG23	2.14	0.48
12:AL:84:LEU:CD1	12:AL:104:VAL:HG11	2.44	0.48
13:AM:106:ASN:O	13:AM:107:ALA:CB	2.62	0.48
19:AS:79:THR:O	19:AS:80:TYR:HB3	2.14	0.48
22:AV:23:A:H5'	22:AV:24:A:OP1	2.14	0.48
22:AV:5:C:O2	22:AV:71:G:C4	2.66	0.48
22:AV:70:G:N3	22:AV:71:G:C8	2.82	0.48
23:AW:15:G:H22	23:AW:23:A:C1'	2.17	0.48
23:AW:26:G:H3'	23:AW:27:C:C6	2.49	0.48
23:AW:40:A:C8	23:AW:41:C:C4	3.02	0.48
23:AW:9:A:C5	23:AW:48:G:C2	3.02	0.48
22:AY:43:G:N1	22:AY:44:A:C5	2.82	0.48
26:B1:83:GLU:O	26:B1:84:GLY:O	2.31	0.48
35:BA:1916:A:C8	35:BA:1916:A:H5'	2.46	0.48
35:BA:2020:A:O2'	35:BA:2021:C:H5'	2.14	0.48
35:BA:2884:U:H2'	35:BA:2885:C:C5'	2.44	0.48
35:BA:74:A:H4'	35:BA:75:G:O4'	2.14	0.48
38:BD:75:ILE:O	38:BD:118:VAL:HG23	2.14	0.48
39:BE:57:LYS:O	39:BE:59:VAL:N	2.46	0.48
40:BF:18:ARG:HG2	40:BF:19:GLU:N	2.29	0.48
29:B4:26:SER:HB2	41:BG:143:GLU:OE1	2.14	0.48
43:BI:100:ALA:HA	43:BI:103:ARG:CD	2.39	0.48
43:BI:97:ILE:HG22	43:BI:101:LEU:HD22	1.96	0.48
44:BJ:108:UNK:O	44:BJ:110:UNK:N	2.46	0.48
45:BN:1:MET:O	45:BN:2:LYS:HG3	2.14	0.48
46:BO:1:MET:HE2	46:BO:32:TYR:CD2	2.48	0.48
47:BP:6:LEU:HD12	47:BP:8:PRO:CG	2.43	0.48
36:BB:50:G:OP2	50:BS:62:LYS:CB	2.61	0.48

*Continued on next page...*



*Continued from previous page...*

Atom-1	Atom-2	Interatomic distance (Å)	Clash overlap (Å)
51:BT:38:ASN:C	51:BT:40:THR:H	2.17	0.48
52:BU:91:ASP:OD1	52:BU:96:ALA:CB	2.58	0.48
54:BW:20:VAL:CG2	54:BW:47:VAL:HG21	2.44	0.48
1:CA:1073:U:H3	1:CA:1102:A:H61	1.62	0.48
1:CA:1123:A:O2'	10:CJ:38:ILE:HG22	2.13	0.48
1:CA:1405:G:H2'	1:CA:1406:U:C6	2.42	0.48
1:CA:227:G:H2'	1:CA:228:A:H8	1.79	0.48
1:CA:445:G:H2'	1:CA:446:G:H8	1.79	0.48
1:CA:956:U:O2'	1:CA:957:U:H5'	2.14	0.48
1:CA:961:U:O2'	1:CA:962:C:H5'	2.14	0.48
2:CB:48:MET:HE1	2:CB:49:GLU:HA	1.95	0.48
3:CC:207:VAL:HG12	3:CC:207:VAL:O	2.14	0.48
1:CA:511:C:H1'	4:CD:43:HIS:NE2	2.28	0.48
4:CD:79:PHE:O	4:CD:79:PHE:HD1	1.97	0.48
5:CE:31:LEU:HD21	5:CE:43:LEU:HD11	1.96	0.48
6:CF:23:LYS:O	6:CF:27:GLN:HG2	2.13	0.48
14:CN:13:THR:HG22	14:CN:13:THR:O	2.14	0.48
20:CT:73:HIS:O	20:CT:76:ALA:HB3	2.14	0.48
27:D2:47:ASN:OD1	27:D2:47:ASN:N	2.45	0.48
27:D2:31:GLU:HB3	27:D2:53:LEU:HD11	1.96	0.48
35:DA:1122:G:O2'	35:DA:1123:C:H5'	2.13	0.48
35:DA:1362:C:C2'	35:DA:1363:C:H5'	2.44	0.48
35:DA:1668:A:H4'	35:DA:1669:A:O5'	2.14	0.48
35:DA:1682:G:H5'	35:DA:1762:A:O2'	2.13	0.48
35:DA:1769:G:O2'	35:DA:1958:C:OP1	2.28	0.48
35:DA:2313:C:C6	35:DA:2314:C:H5	2.32	0.48
35:DA:2736:G:O2'	35:DA:2737:G:H5'	2.14	0.48
35:DA:2820:A:O4'	49:DR:5:LYS:HD2	2.14	0.48
35:DA:2887:U:H2'	35:DA:2888:C:C6	2.49	0.48
35:DA:557:U:H2'	35:DA:558:G:C8	2.49	0.48
35:DA:612:C:C3'	35:DA:613:G:H5''	2.39	0.48
35:DA:889:C:H1'	35:DA:890:A:O4'	2.14	0.48
39:DE:33:VAL:CG1	39:DE:69:LYS:HZ1	2.27	0.48
39:DE:61:ARG:C	39:DE:63:LEU:N	2.68	0.48
40:DF:18:ARG:HG2	40:DF:19:GLU:N	2.29	0.48
41:DG:106:LEU:O	41:DG:110:ALA:HB3	2.14	0.48
41:DG:36:LYS:CD	41:DG:38:VAL:HG23	2.44	0.48
43:DI:111:PRO:HG2	43:DI:112:LYS:HD2	1.94	0.48
35:DA:1242:A:N1	47:DP:8:PRO:HG3	2.28	0.48
49:DR:32:GLY:C	49:DR:33:ARG:HD2	2.34	0.48
50:DS:67:ARG:HH11	50:DS:67:ARG:CB	2.17	0.48

*Continued on next page...*

*Continued from previous page...*

Atom-1	Atom-2	Interatomic distance (Å)	Clash overlap (Å)
51:DT:70:VAL:CG1	51:DT:71:GLY:H	2.27	0.48
22:CY:63:C:C1'	57:DZ:185:GLU:OE1	2.61	0.48
1:AA:1086:U:H6	1:AA:1086:U:O5'	1.97	0.47
1:AA:1291:G:O3'	9:AI:39:GLY:HA3	2.14	0.47
1:AA:156:G:O2'	1:AA:157:G:H5'	2.13	0.47
1:AA:14:U:O2	1:AA:17:U:H5	1.97	0.47
1:AA:439:A:H2'	1:AA:441:A:C4'	2.44	0.47
1:AA:939:G:H5''	7:AG:102:ARG:HH22	1.77	0.47
1:AA:961:U:O2'	1:AA:962:C:H5'	2.14	0.47
2:AB:77:ALA:HB2	2:AB:211:ILE:HG21	1.96	0.47
3:AC:8:ILE:C	3:AC:10:PHE:N	2.65	0.47
7:AG:101:LEU:O	7:AG:105:VAL:HG23	2.14	0.47
7:AG:120:ILE:HG22	7:AG:124:LEU:HD12	1.96	0.47
9:AI:96:LEU:O	9:AI:102:LEU:HB2	2.13	0.47
9:AI:18:PHE:HD2	9:AI:62:TYR:HD2	1.62	0.47
12:AL:41:ARG:O	12:AL:55:VAL:CG2	2.62	0.47
12:AL:40:VAL:HG22	12:AL:78:GLN:O	2.12	0.47
13:AM:70:LEU:O	13:AM:74:VAL:HG23	2.14	0.47
15:AO:63:ARG:O	15:AO:67:LEU:HG	2.13	0.47
33:B8:33:ASN:N	33:B8:33:ASN:HD22	2.12	0.47
35:BA:2233:U:H2'	35:BA:2234:G:C8	2.49	0.47
35:BA:639:U:H2'	35:BA:640:C:C6	2.49	0.47
38:BD:209:ALA:C	38:BD:210:GLY:O	2.49	0.47
38:BD:68:LYS:HG3	38:BD:68:LYS:O	2.13	0.47
40:BF:132:VAL:O	40:BF:133:ASN:O	2.32	0.47
40:BF:66:PRO:O	40:BF:67:GLN:CB	2.57	0.47
41:BG:8:LYS:O	41:BG:11:TYR:HB3	2.14	0.47
41:BG:91:ARG:C	41:BG:91:ARG:CD	2.82	0.47
41:BG:95:ARG:O	41:BG:96:ARG:C	2.50	0.47
42:BH:107:VAL:O	42:BH:107:VAL:HG23	2.14	0.47
43:BI:88:ILE:CG2	43:BI:89:TYR:H	2.23	0.47
45:BN:48:MET:N	45:BN:48:MET:HE3	2.28	0.47
45:BN:5:VAL:HG13	45:BN:5:VAL:O	2.14	0.47
46:BO:22:ILE:HG12	46:BO:41:ALA:HA	1.96	0.47
49:BR:45:ARG:O	49:BR:48:VAL:HG12	2.13	0.47
51:BT:13:ARG:CA	51:BT:13:ARG:NH1	2.72	0.47
54:BW:37:ARG:HG3	54:BW:37:ARG:HH11	1.79	0.47
55:BX:47:PHE:O	55:BX:48:LYS:C	2.52	0.47
35:BA:308:G:O2'	56:BY:19:LYS:HE2	2.13	0.47
56:BY:57:GLN:HG2	56:BY:58:GLY:H	1.78	0.47
57:BZ:57:ILE:CG2	57:BZ:58:VAL:N	2.76	0.47

*Continued on next page...*

*Continued from previous page...*

Atom-1	Atom-2	Interatomic distance (Å)	Clash overlap (Å)
1:CA:1427:U:H2'	1:CA:1428:A:H8	1.79	0.47
1:CA:386:C:O2'	1:CA:387:U:H5'	2.14	0.47
1:CA:389:A:H2'	1:CA:390:C:C5'	2.43	0.47
1:CA:611:A:H2	1:CA:630:G:N2	2.12	0.47
1:CA:644:G:O2'	1:CA:645:C:H5'	2.14	0.47
1:CA:666:G:C5	1:CA:741:G:C6	3.02	0.47
1:CA:935:A:H2'	1:CA:936:C:C6	2.49	0.47
2:CB:237:ALA:O	2:CB:238:LEU:HB3	2.14	0.47
2:CB:23:ARG:O	2:CB:23:ARG:HG3	2.13	0.47
2:CB:79:ASP:C	2:CB:81:VAL:N	2.67	0.47
3:CC:82:GLU:O	3:CC:86:VAL:HG13	2.14	0.47
4:CD:14:ARG:C	4:CD:16:GLY:H	2.16	0.47
5:CE:103:GLY:O	5:CE:104:ALA:C	2.51	0.47
9:CI:37:PHE:HB3	9:CI:43:ALA:HB2	1.96	0.47
9:CI:99:LEU:HD12	9:CI:101:PHE:HE1	1.79	0.47
12:CL:36:VAL:C	12:CL:58:VAL:HG22	2.34	0.47
13:CM:97:PRO:HG3	13:CM:103:THR:HG22	1.96	0.47
15:CO:7:GLU:O	15:CO:10:LYS:HB3	2.14	0.47
17:CQ:74:LEU:HD13	17:CQ:74:LEU:C	2.35	0.47
23:CW:32:G:H2'	23:CW:33:G:H8	1.78	0.47
22:CY:57:U:C6	22:CY:59:G:OP2	2.67	0.47
31:D6:7:ILE:HG12	31:D6:29:ASN:ND2	2.29	0.47
35:DA:1403:C:H5''	35:DA:1471:A:C1'	2.43	0.47
35:DA:2732:G:C3'	35:DA:2733:A:H5'	2.44	0.47
35:DA:709:U:H3	35:DA:722:A:N6	2.10	0.47
38:DD:25:THR:O	38:DD:26:LYS:C	2.52	0.47
38:DD:45:ASN:OD1	38:DD:46:GLN:N	2.47	0.47
38:DD:72:LYS:NZ	38:DD:72:LYS:HB3	2.29	0.47
39:DE:104:VAL:HG11	39:DE:188:VAL:HG23	1.94	0.47
40:DF:8:GLN:CG	40:DF:126:VAL:HA	2.43	0.47
40:DF:192:LEU:HD21	40:DF:194:MET:HG3	1.95	0.47
41:DG:170:ARG:NH2	41:DG:180:PHE:CD2	2.82	0.47
41:DG:36:LYS:CE	41:DG:95:ARG:HH12	2.26	0.47
42:DH:41:MET:CE	42:DH:42:ARG:N	2.77	0.47
43:DI:98:ALA:HB1	43:DI:109:ILE:HD13	1.95	0.47
44:DJ:130:UNK:C	44:DJ:132:UNK:N	2.76	0.47
35:DA:1007:C:OP1	45:DN:35:ARG:NH1	2.47	0.47
35:DA:1141:U:C5	45:DN:64:GLY:HA3	2.49	0.47
48:DQ:54:MET:HE1	48:DQ:104:PHE:HB3	1.95	0.47
53:DV:6:LYS:O	53:DV:37:VAL:HG21	2.14	0.47
22:CY:17:C:OP2	57:DZ:186:GLU:C	2.53	0.47

*Continued on next page...*

*Continued from previous page...*

Atom-1	Atom-2	Interatomic distance (Å)	Clash overlap (Å)
1:AA:1142:G:H2'	1:AA:1143:G:O4'	2.13	0.47
1:AA:1294:G:H2'	1:AA:1295:G:C8	2.49	0.47
1:AA:19:C:H5''	5:AE:86:ALA:HB3	1.90	0.47
2:AB:237:ALA:O	2:AB:238:LEU:HB3	2.13	0.47
3:AC:6:HIS:CD2	3:AC:7:PRO:HD2	2.49	0.47
4:AD:22:LYS:O	4:AD:113:SER:HB3	2.14	0.47
4:AD:43:HIS:C	4:AD:45:GLN:H	2.16	0.47
6:AF:16:GLN:CD	6:AF:16:GLN:H	2.17	0.47
10:AJ:56:HIS:O	10:AJ:58:ASP:O	2.32	0.47
10:AJ:50:ILE:CD1	14:AN:41:ARG:HD3	2.43	0.47
10:AJ:63:PHE:CD1	14:AN:58:LYS:HA	2.45	0.47
17:AQ:9:VAL:HG11	17:AQ:84:LEU:HD13	1.96	0.47
25:B0:73:GLY:C	25:B0:75:LEU:H	2.16	0.47
26:B1:53:VAL:O	26:B1:54:ALA:HB3	2.14	0.47
32:B7:19:ARG:NH1	32:B7:19:ARG:HG2	2.28	0.47
35:BA:152:G:H1	35:BA:174:C:N4	2.09	0.47
35:BA:1980:G:O2'	35:BA:1982:C:OP2	2.32	0.47
35:BA:2208:A:H1'	35:BA:2219:G:C4	2.49	0.47
35:BA:292:C:O2'	35:BA:293:U:H5'	2.14	0.47
35:BA:469:G:O2'	35:BA:470:A:H5''	2.14	0.47
35:BA:57:C:O2'	35:BA:58:G:H5'	2.14	0.47
37:BC:50:ILE:HD12	37:BC:50:ILE:O	2.14	0.47
38:BD:210:GLY:O	38:BD:211:ARG:CB	2.62	0.47
35:BA:1816:G:C8	38:BD:62:TYR:CZ	3.01	0.47
42:BH:9:ILE:CG2	42:BH:9:ILE:O	2.56	0.47
43:BI:47:LEU:HD12	43:BI:50:ARG:NH1	2.29	0.47
44:BJ:80:UNK:C	44:BJ:82:UNK:N	2.77	0.47
35:BA:2726:U:H4'	46:BO:1:MET:HE3	1.95	0.47
47:BP:17:LYS:C	47:BP:19:VAL:N	2.67	0.47
48:BQ:58:PHE:O	48:BQ:58:PHE:HD1	1.97	0.47
52:BU:57:PHE:O	52:BU:58:ARG:C	2.52	0.47
1:CA:1240:U:H4'	7:CG:38:LEU:HD21	1.96	0.47
1:CA:1306:A:H1'	1:CA:1332:A:C2	2.49	0.47
1:CA:1422:G:H2'	1:CA:1423:G:C8	2.46	0.47
1:CA:1507:A:H2'	1:CA:1508:G:O5'	2.14	0.47
1:CA:401:C:H2'	1:CA:402:G:C8	2.49	0.47
1:CA:624:C:H2'	1:CA:625:G:C8	2.47	0.47
1:CA:706:A:O4'	11:CK:29:ILE:HD13	2.14	0.47
2:CB:47:THR:HG23	2:CB:202:PRO:HG2	1.96	0.47
2:CB:97:TRP:CE2	2:CB:101:MET:HG3	2.49	0.47
3:CC:206:GLU:HG2	3:CC:207:VAL:N	2.22	0.47

*Continued on next page...*

*Continued from previous page...*

Atom-1	Atom-2	Interatomic distance (Å)	Clash overlap (Å)
4:CD:10:ARG:O	4:CD:13:ARG:HB2	2.14	0.47
4:CD:43:HIS:C	4:CD:45:GLN:H	2.15	0.47
5:CE:146:ALA:O	5:CE:147:ASP:C	2.53	0.47
6:CF:35:ALA:HB2	6:CF:67:MET:SD	2.54	0.47
8:CH:91:ARG:CG	8:CH:91:ARG:HH11	2.23	0.47
9:CI:118:LYS:O	9:CI:119:ALA:HB3	2.12	0.47
9:CI:18:PHE:HB2	9:CI:62:TYR:O	2.15	0.47
9:CI:63:ILE:CG2	9:CI:64:THR:N	2.78	0.47
10:CJ:56:HIS:O	10:CJ:58:ASP:O	2.32	0.47
10:CJ:49:VAL:O	10:CJ:60:ARG:HB2	2.13	0.47
11:CK:59:TYR:CZ	11:CK:63:LEU:HD21	2.48	0.47
16:CP:67:THR:CG2	16:CP:68:ASP:N	2.76	0.47
18:CR:23:LYS:HD2	18:CR:58:LEU:HA	1.96	0.47
1:CA:1226:C:OP1	19:CS:81:ARG:NH2	2.47	0.47
22:CV:36:AG9:H2'	22:CV:37:A:H5'	1.95	0.47
28:D3:8:LEU:CD1	28:D3:31:LEU:HA	2.44	0.47
29:D4:30:GLU:C	29:D4:31:ILE:HD12	2.35	0.47
33:D8:30:ARG:CZ	35:DA:2419:U:O4	2.62	0.47
35:DA:1494:A:O2'	35:DA:1496:A:H2	1.96	0.47
35:DA:1962:C:O2'	35:DA:1964:G:OP2	2.31	0.47
35:DA:2144:U:HO2'	35:DA:2147:G:H1	1.62	0.47
35:DA:2849:U:OP2	51:DT:95:ARG:NH1	2.46	0.47
35:DA:364:C:H2'	35:DA:365:C:C5'	2.44	0.47
39:DE:101:ARG:HE	39:DE:169:ASN:ND2	2.11	0.47
40:DF:25:PRO:CB	40:DF:119:ARG:HD3	2.36	0.47
41:DG:19:LEU:HB3	41:DG:25:TYR:CE2	2.37	0.47
41:DG:6:ALA:O	41:DG:10:LYS:HG3	2.13	0.47
42:DH:11:VAL:HG12	42:DH:15:VAL:HG23	1.96	0.47
48:DQ:21:THR:CG2	48:DQ:101:ARG:HB2	2.44	0.47
49:DR:29:LEU:O	49:DR:75:LEU:HD21	2.14	0.47
35:DA:1754:C:OP2	51:DT:113:LYS:HE3	2.14	0.47
54:DW:20:VAL:HG23	54:DW:47:VAL:HG21	1.96	0.47
56:DY:2:ARG:CZ	56:DY:3:VAL:HG23	2.44	0.47
56:DY:88:LYS:NZ	56:DY:93:GLY:C	2.67	0.47
1:AA:1054:C:N4	22:AY:36:AG9:C2	2.77	0.47
1:AA:1418:A:H2	35:BA:1948:G:N3	2.13	0.47
1:AA:202:U:H3'	1:AA:203:U:C6	2.49	0.47
1:AA:683:G:H2'	1:AA:684:A:C8	2.49	0.47
1:AA:689:C:H2'	1:AA:690:G:O4'	2.14	0.47
1:AA:801:U:H2'	1:AA:802:A:H8	1.80	0.47
1:AA:828:A:H5''	1:AA:859:A:N1	2.29	0.47

*Continued on next page...*

*Continued from previous page...*

Atom-1	Atom-2	Interatomic distance (Å)	Clash overlap (Å)
2:AB:145:LEU:O	2:AB:149:LEU:HB2	2.14	0.47
5:AE:80:ILE:HG22	8:AH:104:ARG:NH2	2.29	0.47
8:AH:97:VAL:C	8:AH:99:GLU:H	2.17	0.47
9:AI:9:ARG:HA	9:AI:13:ALA:O	2.14	0.47
9:AI:28:VAL:HG13	9:AI:63:ILE:C	2.35	0.47
10:AJ:49:VAL:HG22	10:AJ:50:ILE:N	2.29	0.47
12:AL:24:VAL:CG1	12:AL:26:ALA:HB2	2.45	0.47
12:AL:35:GLY:CA	12:AL:58:VAL:CG1	2.92	0.47
22:AV:12:U:C2'	22:AV:13:U:O4'	2.55	0.47
22:AY:29:A:C5	22:AY:30:U:C5	3.02	0.47
22:AY:71:G:N1	22:AY:72:C:C6	2.82	0.47
30:B5:35:GLU:O	30:B5:36:CYS:CB	2.62	0.47
33:B8:39:LYS:CG	33:B8:43:GLN:HE21	2.25	0.47
33:B8:61:LEU:HD12	33:B8:62:LEU:N	2.29	0.47
35:BA:1141:U:C5	45:BN:64:GLY:HA3	2.49	0.47
35:BA:1161:C:H4'	53:BV:8:GLY:HA2	1.95	0.47
35:BA:1495:A:C2	35:BA:1496:A:C2	3.03	0.47
35:BA:156:U:O2	35:BA:156:U:H2'	2.14	0.47
35:BA:1582:C:O2'	35:BA:1586:A:C8	2.65	0.47
35:BA:2011:U:C2'	35:BA:2012:G:H5'	2.43	0.47
30:B5:4:HIS:CD2	35:BA:2056:G:H1	2.30	0.47
35:BA:2162:G:H5'	35:BA:2173:A:H5'	1.94	0.47
35:BA:554:U:O2'	35:BA:555:U:H5'	2.15	0.47
38:BD:106:ILE:HD11	38:BD:157:ARG:O	2.14	0.47
35:BA:1902:C:C5'	38:BD:246:PRO:HD3	2.44	0.47
35:BA:589:C:O3'	40:BF:95:ARG:NH1	2.47	0.47
41:BG:41:GLN:NE2	41:BG:155:MET:HB3	2.29	0.47
41:BG:60:LEU:O	41:BG:63:ILE:HG12	2.14	0.47
42:BH:94:TYR:CD1	42:BH:94:TYR:N	2.82	0.47
43:BI:4:ILE:HG12	43:BI:18:VAL:HG22	1.95	0.47
33:B8:58:ILE:CG2	47:BP:49:ARG:CD	2.92	0.47
52:BU:112:ARG:NH2	53:BV:46:VAL:HG11	2.30	0.47
1:CA:1014:A:C2	1:CA:1219:U:O2	2.68	0.47
1:CA:1015:A:H2'	1:CA:1016:A:C8	2.49	0.47
1:CA:1216:G:O2'	1:CA:1217:C:H5'	2.14	0.47
1:CA:1507:A:C2'	1:CA:1508:G:O5'	2.62	0.47
1:CA:236:G:C6	1:CA:237:C:C4	3.03	0.47
1:CA:34:C:H2'	1:CA:35:G:C8	2.49	0.47
1:CA:502:G:C6	1:CA:503:C:C4	3.02	0.47
1:CA:640:A:C2'	1:CA:641:U:H5'	2.45	0.47
2:CB:235:SER:OG	2:CB:236:TYR:HD1	1.96	0.47

*Continued on next page...*

*Continued from previous page...*

Atom-1	Atom-2	Interatomic distance (Å)	Clash overlap (Å)
9:CI:114:TYR:CD1	9:CI:114:TYR:N	2.64	0.47
1:CA:1292:U:H5'	9:CI:38:GLN:HE22	1.77	0.47
10:CJ:38:ILE:HD11	10:CJ:71:LEU:HB3	1.95	0.47
12:CL:27:LEU:N	12:CL:27:LEU:HD22	2.28	0.47
14:CN:22:THR:O	14:CN:23:ARG:HB2	2.14	0.47
1:CA:192:U:C4'	20:CT:103:GLY:HA2	2.43	0.47
20:CT:93:GLU:OE1	20:CT:93:GLU:C	2.53	0.47
22:CV:49:G:H3'	22:CV:50:C:H5''	1.93	0.47
22:CV:64:C:H2'	22:CV:65:G:C8	2.50	0.47
22:CV:68:A:C6	22:CV:69:G:N7	2.82	0.47
23:CW:24:A:C4	23:CW:25:A:C8	3.03	0.47
23:CW:43:G:C2	23:CW:44:A:C4	3.03	0.47
23:CW:5:C:O2	23:CW:72:C:C2	2.67	0.47
22:CY:24:A:N1	22:CY:25:A:N7	2.62	0.47
22:CY:56:U:O5'	22:CY:56:U:C6	2.58	0.47
22:CY:67:C:H3'	22:CY:67:C:C6	2.49	0.47
29:D4:48:ARG:HG3	29:D4:49:PHE:HD1	1.78	0.47
30:D5:51:TYR:OH	30:D5:52:TYR:HD2	1.98	0.47
33:D8:56:GLU:HA	33:D8:59:LYS:HZ1	1.77	0.47
33:D8:55:ALA:O	33:D8:58:ILE:HB	2.14	0.47
35:DA:1241:A:O2'	35:DA:1242:A:H5'	2.14	0.47
35:DA:1602:U:H3'	35:DA:1603:A:C5'	2.43	0.47
35:DA:1675:C:C2	39:DE:129:HIS:CD2	3.02	0.47
35:DA:1856:G:O2'	35:DA:1857:G:H5'	2.14	0.47
35:DA:2101:G:H2'	35:DA:2102:U:O4'	2.15	0.47
37:DC:11:LEU:HD13	37:DC:33:LEU:O	2.14	0.47
38:DD:96:HIS:HA	38:DD:102:LYS:HB3	1.94	0.47
39:DE:143:ASN:HB2	39:DE:147:PRO:HD2	1.94	0.47
41:DG:22:ARG:O	41:DG:22:ARG:HD3	2.14	0.47
45:DN:112:LEU:O	45:DN:115:ARG:HB3	2.14	0.47
48:DQ:110:THR:C	48:DQ:112:GLU:N	2.68	0.47
48:DQ:58:PHE:HD1	48:DQ:58:PHE:O	1.97	0.47
49:DR:53:HIS:HA	49:DR:56:LYS:HD3	1.95	0.47
50:DS:16:ASN:OD1	50:DS:17:ARG:N	2.48	0.47
50:DS:16:ASN:O	50:DS:19:LYS:CB	2.63	0.47
57:DZ:72:ARG:NH2	57:DZ:89:PHE:CD2	2.78	0.47
1:AA:68:G:C2	1:AA:69:G:C4	3.02	0.47
1:AA:738:C:H2'	1:AA:739:C:H6	1.79	0.47
1:AA:80:G:N7	1:AA:81:U:C5	2.82	0.47
1:AA:927:G:H5'	1:AA:927:G:H8	1.79	0.47
3:AC:74:GLY:O	3:AC:76:VAL:N	2.47	0.47

*Continued on next page...*



*Continued from previous page...*

Atom-1	Atom-2	Interatomic distance (Å)	Clash overlap (Å)
3:AC:82:GLU:O	3:AC:86:VAL:HG13	2.14	0.47
1:AA:710:G:OP1	6:AF:54:LYS:HE3	2.13	0.47
7:AG:15:ASP:HB3	7:AG:20:ASP:H	1.80	0.47
7:AG:64:GLN:HE21	7:AG:68:ASN:ND2	2.12	0.47
9:AI:37:PHE:HB3	9:AI:43:ALA:HB2	1.96	0.47
9:AI:48:GLU:OE1	9:AI:51:ARG:HD2	2.15	0.47
9:AI:56:LEU:HD23	9:AI:56:LEU:C	2.35	0.47
9:AI:40:LEU:HD12	9:AI:70:LYS:HG3	1.96	0.47
16:AP:43:LYS:HE3	16:AP:48:TRP:CE3	2.50	0.47
18:AR:23:LYS:HD2	18:AR:58:LEU:HA	1.96	0.47
22:AV:51:G:H2'	22:AV:52:C:H6	1.78	0.47
23:AW:42:C:C2'	23:AW:43:G:C5'	2.89	0.47
28:B3:7:LYS:HD2	28:B3:34:GLU:OE2	2.14	0.47
35:BA:1043:C:O2'	35:BA:1044:G:H5'	2.14	0.47
35:BA:1498:C:O4'	35:BA:1577:C:H4'	2.14	0.47
35:BA:1817:G:C2'	35:BA:1818:U:H5'	2.44	0.47
35:BA:2713:A:C3'	35:BA:2714:G:C5'	2.93	0.47
35:BA:889:C:H1'	35:BA:890:A:O4'	2.14	0.47
36:BB:45:A:N3	36:BB:45:A:H2'	2.29	0.47
38:BD:211:ARG:O	38:BD:215:LEU:HG	2.15	0.47
39:BE:14:ILE:HG12	39:BE:21:VAL:HG22	1.96	0.47
41:BG:41:GLN:OE1	41:BG:153:ARG:HG3	2.15	0.47
42:BH:11:VAL:HG12	42:BH:15:VAL:HG23	1.94	0.47
44:BJ:118:UNK:O	44:BJ:119:UNK:CB	2.62	0.47
46:BO:17:ARG:HB2	46:BO:45:GLU:O	2.14	0.47
47:BP:46:LYS:HB3	47:BP:52:GLU:HG2	1.96	0.47
33:B8:13:ARG:HD2	47:BP:61:ARG:NH1	2.30	0.47
35:BA:2406:U:O4	47:BP:70:GLN:HB3	2.13	0.47
48:BQ:28:ALA:O	48:BQ:29:PHE:HD1	1.97	0.47
51:BT:28:VAL:CG2	51:BT:47:GLY:N	2.69	0.47
35:BA:2847:U:OP1	51:BT:98:LYS:HD3	2.13	0.47
52:BU:74:LEU:CD2	52:BU:79:PHE:HB2	2.44	0.47
52:BU:91:ASP:O	52:BU:95:LEU:HB2	2.15	0.47
35:BA:1162:G:H4'	53:BV:24:LYS:HB2	1.96	0.47
53:BV:6:LYS:O	53:BV:37:VAL:HG21	2.15	0.47
56:BY:10:GLY:C	56:BY:27:VAL:HG22	2.35	0.47
1:CA:1106:G:H5''	3:CC:172:ARG:HD3	1.97	0.47
1:CA:1436:U:H2'	1:CA:1437:C:C6	2.49	0.47
1:CA:1519:A:C2'	1:CA:1520:G:H5'	2.44	0.47
1:CA:374:A:C6	1:CA:375:U:C4	3.02	0.47
1:CA:828:A:H5''	1:CA:859:A:N1	2.30	0.47

*Continued on next page...*

*Continued from previous page...*

Atom-1	Atom-2	Interatomic distance (Å)	Clash overlap (Å)
3:CC:127:ARG:NH1	3:CC:127:ARG:HG2	2.27	0.47
3:CC:84:ILE:HD11	3:CC:88:ARG:HH21	1.79	0.47
9:CI:5:TYR:HD2	9:CI:18:PHE:HE1	1.62	0.47
9:CI:4:TYR:CE2	9:CI:88:TYR:HB2	2.49	0.47
12:CL:40:VAL:HG22	12:CL:78:GLN:O	2.15	0.47
15:CO:55:GLY:HA2	15:CO:58:MET:CE	2.32	0.47
17:CQ:59:ILE:HG21	17:CQ:71:PHE:HB3	1.96	0.47
23:CW:15:G:H22	23:CW:23:A:C1'	2.20	0.47
23:CW:35:U:C4	23:CW:37:A:H5''	2.49	0.47
23:CW:40:A:N1	23:CW:41:C:H2'	2.29	0.47
22:CY:52:C:N3	22:CY:53:U:C4	2.83	0.47
27:D2:24:LEU:O	27:D2:28:LYS:HG2	2.15	0.47
32:D7:5:TRP:CD1	32:D7:7:PRO:HD3	2.49	0.47
33:D8:21:LYS:HD3	33:D8:48:PHE:CZ	2.49	0.47
33:D8:50:LEU:CD1	33:D8:51:ALA:H	2.14	0.47
35:DA:1405:U:H2'	35:DA:1406:U:H6	1.78	0.47
35:DA:2299:G:N2	35:DA:2318:G:H1'	2.29	0.47
35:DA:2855:C:O2'	35:DA:2856:C:H5'	2.14	0.47
35:DA:554:U:O2'	35:DA:555:U:H5'	2.14	0.47
35:DA:635:C:O2'	35:DA:636:G:H5'	2.15	0.47
35:DA:654(Q):C:O2'	35:DA:654(R):C:H5'	2.14	0.47
36:DB:112:U:H2'	36:DB:113:G:H8	1.79	0.47
36:DB:29:A:H2'	36:DB:30:C:C6	2.50	0.47
39:DE:23:VAL:CG1	39:DE:173:VAL:HG21	2.45	0.47
41:DG:172:LEU:C	41:DG:172:LEU:HD23	2.34	0.47
35:DA:2726:U:H4'	46:DO:1:MET:HE3	1.95	0.47
47:DP:45:LEU:CD2	47:DP:46:LYS:H	2.28	0.47
40:DF:116:ASP:OD2	47:DP:5:ASP:HB2	2.14	0.47
50:DS:98:VAL:HG12	50:DS:100:ALA:H	1.79	0.47
53:DV:66:ARG:N	53:DV:91:TYR:HE1	2.12	0.47
57:DZ:129:SER:HB2	57:DZ:130:PRO:CD	2.44	0.47
57:DZ:151:HIS:HB2	57:DZ:168:GLU:O	2.13	0.47
57:DZ:8:TYR:O	57:DZ:37:VAL:HB	2.14	0.47
57:DZ:27:VAL:O	57:DZ:88:PHE:HB2	2.13	0.47
1:AA:41:G:H2'	1:AA:42:G:H8	1.79	0.47
1:AA:677:U:O2'	1:AA:678:U:H5'	2.15	0.47
2:AB:27:LYS:HB2	2:AB:193:ASP:HB2	1.95	0.47
3:AC:103:VAL:HG12	3:AC:104:GLN:H	1.77	0.47
4:AD:47:ARG:HH21	4:AD:49:ARG:HH22	1.63	0.47
6:AF:9:VAL:HA	6:AF:59:TYR:O	2.14	0.47
8:AH:6:ILE:HB	8:AH:85:ARG:NH2	2.30	0.47

*Continued on next page...*

*Continued from previous page...*

Atom-1	Atom-2	Interatomic distance (Å)	Clash overlap (Å)
9:AI:99:LEU:HD12	9:AI:101:PHE:HE1	1.80	0.47
22:AV:51:G:H1	22:AV:67:C:N4	2.12	0.47
22:AV:53:U:C1'	22:AV:66:G:N2	2.74	0.47
22:AV:76:C:H2'	22:AV:77:C:H5''	1.97	0.47
23:AW:14:A:H2'	23:AW:15:G:O4'	2.14	0.47
23:AW:71:G:C2	23:AW:72:C:C6	3.03	0.47
23:AW:73:C:C4	23:AW:74:C:H5	2.32	0.47
22:AY:37:A:H2'	22:AY:38:U:O4'	2.15	0.47
22:AY:53:U:N3	22:AY:54:G:N7	2.63	0.47
22:AY:56:U:OP1	48:BQ:56:ARG:CD	2.42	0.47
25:B0:43:THR:O	25:B0:43:THR:HG23	2.12	0.47
27:B2:16:LEU:HD22	27:B2:20:GLU:HB3	1.97	0.47
35:BA:1021:A:H8	35:BA:1022:G:H5''	1.80	0.47
35:BA:1054:A:H2'	35:BA:1107:G:C8	2.49	0.47
35:BA:1241:A:O2'	35:BA:1242:A:H5'	2.14	0.47
35:BA:1510:G:O2'	35:BA:1511:C:H5'	2.15	0.47
35:BA:1962:C:O2'	35:BA:1964:G:OP2	2.33	0.47
35:BA:2787:C:O2	35:BA:2787:C:H2'	2.14	0.47
35:BA:2864:G:O2'	35:BA:2865:U:H5'	2.13	0.47
35:BA:286:C:O2'	35:BA:287:C:H5'	2.14	0.47
35:BA:364:C:H2'	35:BA:365:C:H5''	1.96	0.47
35:BA:53:A:H2'	35:BA:54:G:O4'	2.14	0.47
35:BA:2632:A:C2	39:BE:61:ARG:HD2	2.47	0.47
40:BF:16:GLY:O	40:BF:17:ARG:HG3	2.14	0.47
41:BG:145:THR:CG2	41:BG:148:MET:HB3	2.44	0.47
43:BI:101:LEU:HD23	43:BI:109:ILE:HG12	1.96	0.47
43:BI:81:VAL:HG21	43:BI:88:ILE:HD13	1.96	0.47
44:BJ:70:UNK:O	44:BJ:72:UNK:N	2.47	0.47
45:BN:58:ASP:O	45:BN:60:ILE:N	2.37	0.47
46:BO:114:ILE:H	46:BO:114:ILE:CD1	2.27	0.47
48:BQ:133:ARG:O	48:BQ:134:ARG:HG2	2.14	0.47
48:BQ:45:GLN:H	48:BQ:45:GLN:NE2	2.13	0.47
49:BR:104:ARG:HD2	49:BR:109:ALA:HB3	1.96	0.47
49:BR:17:ARG:O	49:BR:17:ARG:HG2	2.14	0.47
49:BR:88:ARG:HD2	49:BR:88:ARG:O	2.14	0.47
51:BT:3:ARG:HH11	51:BT:3:ARG:CG	2.27	0.47
52:BU:113:ALA:C	52:BU:115:ALA:H	2.17	0.47
52:BU:95:LEU:HD13	53:BV:11:GLN:HE21	1.80	0.47
53:BV:15:GLU:CB	53:BV:16:PRO:HD2	2.33	0.47
54:BW:9:TYR:H	54:BW:102:HIS:HD2	1.52	0.47
54:BW:46:PHE:O	54:BW:50:VAL:HG12	2.13	0.47

*Continued on next page...*

*Continued from previous page...*

Atom-1	Atom-2	Interatomic distance (Å)	Clash overlap (Å)
55:BX:29:TRP:CE3	55:BX:78:LYS:HB3	2.49	0.47
56:BY:8:LYS:N	56:BY:8:LYS:CD	2.78	0.47
57:BZ:80:ARG:HB3	57:BZ:80:ARG:HH11	1.79	0.47
1:CA:1021:G:N2	1:CA:1022:G:H1'	2.30	0.47
1:CA:1087:G:H22	1:CA:1099:G:H1'	1.78	0.47
1:CA:1104:G:O5'	2:CB:111:ARG:HD2	2.13	0.47
1:CA:162:A:C6	1:CA:163:C:H1'	2.49	0.47
1:CA:191:G:C1'	20:CT:105:SER:HB3	2.44	0.47
1:CA:232:G:H1'	1:CA:262:A:N1	2.29	0.47
1:CA:601:C:H2'	1:CA:602:A:C8	2.49	0.47
1:CA:660:G:H2'	1:CA:661:G:C8	2.49	0.47
1:CA:689:C:H2'	1:CA:690:G:O4'	2.14	0.47
1:CA:973:G:OP1	10:CJ:57:LYS:HD3	2.15	0.47
3:CC:76:VAL:HG23	3:CC:77:ILE:HG13	1.95	0.47
8:CH:64:LYS:CG	8:CH:79:VAL:HG21	2.45	0.47
10:CJ:22:LYS:C	10:CJ:22:LYS:HD2	2.34	0.47
10:CJ:98:ILE:HD12	10:CJ:98:ILE:N	2.28	0.47
12:CL:109:GLY:HA3	12:CL:121:GLY:O	2.14	0.47
12:CL:84:LEU:CD1	12:CL:104:VAL:HG11	2.44	0.47
13:CM:117:VAL:O	13:CM:118:ALA:HB2	2.14	0.47
13:CM:19:LEU:O	13:CM:22:ILE:HD13	2.15	0.47
13:CM:33:ALA:HA	13:CM:59:TYR:CE2	2.49	0.47
15:CO:33:THR:HG21	15:CO:85:LEU:CD2	2.38	0.47
16:CP:58:TYR:O	16:CP:62:VAL:HG22	2.15	0.47
17:CQ:9:VAL:HG11	17:CQ:84:LEU:HD13	1.96	0.47
22:CV:15:G:H2'	22:CV:16:U:C5	2.48	0.47
11:CK:54:ARG:CZ	23:CW:42:C:OP1	2.63	0.47
23:CW:57:U:H1'	23:CW:59:G:N7	2.30	0.47
22:CY:4:C:N3	22:CY:72:C:C5	2.81	0.47
33:D8:56:GLU:C	33:D8:58:ILE:N	2.66	0.47
35:DA:1010:A:N3	35:DA:1153:C:H1'	2.29	0.47
35:DA:1244:G:O2'	35:DA:1245:G:H5'	2.15	0.47
35:DA:1252:G:N7	52:DU:36:ARG:NH1	2.60	0.47
35:DA:2161:C:H2'	35:DA:2162:G:H8	1.80	0.47
35:DA:2168:G:N2	35:DA:2170:A:H3'	2.29	0.47
35:DA:2182:G:H2'	35:DA:2183:C:C6	2.49	0.47
35:DA:2320:A:N3	35:DA:2320:A:H2'	2.29	0.47
35:DA:2340:G:O2'	35:DA:2341:G:H5'	2.14	0.47
35:DA:2515:C:O2'	35:DA:2516:G:H5'	2.15	0.47
35:DA:2580:U:H5'	39:DE:131:ALA:CB	2.40	0.47
35:DA:2892:A:H62	35:DA:2893:G:H21	1.62	0.47

*Continued on next page...*

*Continued from previous page...*

Atom-1	Atom-2	Interatomic distance (Å)	Clash overlap (Å)
35:DA:1491:G:O2'	38:DD:101:GLU:HB2	2.14	0.47
39:DE:167:VAL:HG22	39:DE:170:LEU:HD11	1.95	0.47
39:DE:57:LYS:C	39:DE:59:VAL:N	2.66	0.47
43:DI:127:VAL:C	43:DI:128:LEU:HD22	2.35	0.47
45:DN:30:ILE:O	45:DN:34:LEU:HD22	2.15	0.47
48:DQ:67:ARG:HB3	48:DQ:102:VAL:O	2.14	0.47
51:DT:38:ASN:ND2	51:DT:38:ASN:O	2.47	0.47
53:DV:19:LYS:CE	53:DV:20:LEU:H	2.27	0.47
54:DW:20:VAL:HG23	54:DW:21:VAL:N	2.29	0.47
56:DY:8:LYS:HE3	56:DY:74:PRO:HD3	1.97	0.47
1:AA:1021:G:N2	1:AA:1022:G:H1'	2.30	0.47
1:AA:1053:G:N7	1:AA:1200:C:C5'	2.76	0.47
1:AA:1431:C:C2'	1:AA:1432:G:H5'	2.45	0.47
1:AA:155:C:H2'	1:AA:156:G:H8	1.75	0.47
1:AA:398:C:H2'	1:AA:399:G:H8	1.80	0.47
1:AA:541:G:H2'	1:AA:542:G:H8	1.80	0.47
1:AA:851:G:H2'	1:AA:852:G:H8	1.79	0.47
2:AB:53:ARG:NH1	2:AB:199:TYR:CD2	2.82	0.47
2:AB:9:GLU:OE1	2:AB:10:LEU:N	2.48	0.47
3:AC:125:GLU:HG2	3:AC:190:ARG:O	2.15	0.47
4:AD:152:SER:CA	4:AD:155:LEU:HG	2.44	0.47
7:AG:76:ARG:HG2	7:AG:76:ARG:HH11	1.79	0.47
9:AI:26:VAL:CG2	9:AI:61:ALA:HB3	2.40	0.47
10:AJ:3:LYS:HD2	10:AJ:77:PRO:HD3	1.97	0.47
15:AO:17:ARG:HD3	15:AO:26:GLU:OE1	2.15	0.47
17:AQ:51:TYR:CD2	17:AQ:57:VAL:HG11	2.50	0.47
18:AR:25:THR:HG22	18:AR:42:ARG:NH1	2.30	0.47
20:AT:33:ILE:O	20:AT:34:LYS:C	2.53	0.47
22:AV:76:C:C2'	22:AV:77:C:C5'	2.92	0.47
22:AV:9:A:C6	22:AV:48:G:C2	3.03	0.47
23:AW:35:U:H3	23:AW:37:A:H8	1.62	0.47
22:AY:3:G:H2'	22:AY:4:C:H5''	1.97	0.47
28:B3:8:LEU:HD12	28:B3:30:ARG:O	2.15	0.47
31:B6:15:GLU:CD	31:B6:44:ARG:HH12	2.18	0.47
35:BA:1021:A:H8	35:BA:1021:A:H3'	1.80	0.47
35:BA:551:G:O2'	35:BA:1220:A:N3	2.43	0.47
35:BA:2116:G:N7	35:BA:2117:A:C2	2.82	0.47
35:BA:2801(A):A:H4'	35:BA:2802:G:H2'	1.96	0.47
35:BA:860:U:C5	35:BA:917:A:N7	2.82	0.47
36:BB:48:A:H4'	50:BS:95:HIS:HD2	1.80	0.47
35:BA:2086:U:OP1	38:BD:262:ARG:HD3	2.13	0.47

*Continued on next page...*

*Continued from previous page...*

Atom-1	Atom-2	Interatomic distance (Å)	Clash overlap (Å)
39:BE:98:PRO:HD3	39:BE:175:VAL:CG1	2.44	0.47
41:BG:16:ARG:NE	41:BG:31:VAL:HG11	2.28	0.47
42:BH:41:MET:CE	42:BH:42:ARG:H	2.27	0.47
43:BI:40:THR:O	43:BI:44:LEU:N	2.42	0.47
43:BI:83:ALA:HA	43:BI:88:ILE:HG23	1.95	0.47
47:BP:108:LYS:O	47:BP:110:TYR:N	2.47	0.47
33:B8:7:HIS:CD2	47:BP:50:ARG:HD3	2.49	0.47
47:BP:62:LEU:HG	47:BP:63:PRO:HD2	1.97	0.47
48:BQ:110:THR:C	48:BQ:112:GLU:N	2.68	0.47
1:AA:345:C:H3'	51:BT:41:ARG:CZ	2.44	0.47
53:BV:52:VAL:CG1	53:BV:55:ALA:HB3	2.40	0.47
54:BW:20:VAL:HG23	54:BW:47:VAL:HG21	1.95	0.47
55:BX:12:VAL:HG22	55:BX:27:THR:O	2.13	0.47
55:BX:64:LYS:NZ	55:BX:73:ARG:HE	2.11	0.47
56:BY:2:ARG:CZ	56:BY:3:VAL:HG23	2.45	0.47
1:CA:1033:G:H2'	1:CA:1034:G:C5'	2.43	0.47
1:CA:1319:A:N6	1:CA:1361:G:H21	2.11	0.47
1:CA:252:U:C4	1:CA:253:U:O4	2.68	0.47
1:CA:452:A:H4'	16:CP:72:ARG:NH1	2.29	0.47
3:CC:103:VAL:HG12	3:CC:104:GLN:H	1.78	0.47
3:CC:16:ARG:HH11	3:CC:16:ARG:CB	2.26	0.47
3:CC:57:ILE:CG2	3:CC:58:GLU:N	2.77	0.47
3:CC:99:VAL:O	3:CC:99:VAL:HG23	2.14	0.47
4:CD:13:ARG:O	4:CD:14:ARG:C	2.53	0.47
4:CD:52:SER:O	4:CD:53:ASP:C	2.53	0.47
4:CD:73:ARG:HG3	4:CD:77:ASN:HD21	1.79	0.47
9:CI:37:PHE:HB3	9:CI:43:ALA:CB	2.45	0.47
10:CJ:48:THR:HA	10:CJ:62:HIS:CB	2.41	0.47
11:CK:21:ILE:HB	11:CK:84:VAL:HA	1.97	0.47
13:CM:89:GLY:CA	13:CM:93:ARG:HH11	2.28	0.47
15:CO:17:ARG:HD3	15:CO:26:GLU:OE1	2.15	0.47
18:CR:25:THR:HG22	18:CR:42:ARG:NH1	2.30	0.47
22:CV:27:C:H3'	22:CV:27:C:C6	2.49	0.47
22:CV:7:U:O4	22:CV:69:G:C6	2.68	0.47
23:CW:20:G:OP1	23:CW:21:U:C5	2.67	0.47
30:D5:4:HIS:CD2	35:DA:2056:G:H1	2.31	0.47
33:D8:32:LEU:HB3	33:D8:36:LYS:NZ	2.29	0.47
35:DA:1291:C:H5'	35:DA:1534:U:O2'	2.15	0.47
35:DA:1945:G:H2'	35:DA:1946:U:H6	1.80	0.47
35:DA:2604:U:O2'	35:DA:2605:U:H5'	2.15	0.47
38:DD:173:VAL:HG22	38:DD:174:ILE:N	2.30	0.47

*Continued on next page...*



*Continued from previous page...*

Atom-1	Atom-2	Interatomic distance (Å)	Clash overlap (Å)
38:DD:31:LYS:C	38:DD:33:LEU:N	2.68	0.47
39:DE:98:PRO:HD3	39:DE:175:VAL:CG1	2.45	0.47
40:DF:132:VAL:O	40:DF:133:ASN:O	2.32	0.47
41:DG:159:VAL:O	41:DG:159:VAL:HG13	2.14	0.47
41:DG:13:GLU:O	41:DG:17:PRO:HG3	2.14	0.47
36:DB:42:C:O2'	41:DG:66:GLN:NE2	2.48	0.47
41:DG:96:ARG:O	41:DG:97:ASP:C	2.53	0.47
42:DH:41:MET:CE	42:DH:42:ARG:H	2.28	0.47
43:DI:119:PRO:O	43:DI:121:LYS:N	2.48	0.47
43:DI:93:THR:HG23	43:DI:119:PRO:CB	2.43	0.47
46:DO:22:ILE:HG12	46:DO:41:ALA:HA	1.96	0.47
47:DP:18:ARG:HH11	47:DP:18:ARG:CB	2.28	0.47
51:DT:32:TYR:O	51:DT:33:LYS:O	2.33	0.47
52:DU:90:VAL:HG11	53:DV:39:LEU:HB2	1.96	0.47
53:DV:35:LEU:O	53:DV:36:PRO:C	2.51	0.47
1:AA:1064:G:O4'	1:AA:1066:C:H1'	2.14	0.47
1:AA:1226:C:OP1	19:AS:81:ARG:NH2	2.48	0.47
1:AA:475:G:C2'	1:AA:476:G:H8	2.25	0.47
2:AB:54:THR:HG22	2:AB:58:ILE:HD11	1.95	0.47
3:AC:138:VAL:HG22	3:AC:151:VAL:CG2	2.44	0.47
8:AH:109:ILE:HG12	8:AH:110:ALA:N	2.30	0.47
8:AH:40:ALA:C	8:AH:42:GLU:N	2.65	0.47
13:AM:28:ALA:C	13:AM:30:ALA:N	2.68	0.47
20:AT:32:ALA:O	20:AT:36:LEU:HD23	2.14	0.47
22:AV:43:G:C2	22:AV:44:A:C4	3.03	0.47
23:AW:74:C:O2	23:AW:75:A:C1'	2.63	0.47
22:AY:28:G:H3'	22:AY:29:A:N7	2.29	0.47
33:B8:23:VAL:HG12	33:B8:46:ARG:HH11	1.79	0.47
35:BA:1405:U:H2'	35:BA:1406:U:H6	1.78	0.47
35:BA:1484:G:N2	35:BA:1505:C:H42	2.12	0.47
35:BA:1666:G:C2'	35:BA:1667:G:H5'	2.45	0.47
35:BA:2199:A:H3'	35:BA:2200:C:H6	1.79	0.47
35:BA:2712:U:O2'	35:BA:2712(A):A:P	2.73	0.47
35:BA:2801(A):A:H5'	35:BA:2802:G:C8	2.50	0.47
35:BA:402:A:C2'	35:BA:403:U:H5'	2.45	0.47
13:AM:93:ARG:HG3	35:BA:888:C:OP1	2.15	0.47
36:BB:112:U:H2'	36:BB:113:G:H8	1.78	0.47
37:BC:31:LYS:NZ	37:BC:183:PRO:HD3	2.29	0.47
39:BE:96:PHE:HA	39:BE:100:GLU:OE1	2.15	0.47
40:BF:133:ASN:N	40:BF:133:ASN:HD22	2.06	0.47
40:BF:22:ALA:C	40:BF:24:LEU:H	2.18	0.47

*Continued on next page...*



*Continued from previous page...*

Atom-1	Atom-2	Interatomic distance (Å)	Clash overlap (Å)
47:BP:127:ALA:HB3	47:BP:130:PHE:CE1	2.50	0.47
47:BP:65:ARG:NH1	47:BP:65:ARG:HG3	2.29	0.47
50:BS:67:ARG:CB	50:BS:67:ARG:HH11	2.18	0.47
51:BT:28:VAL:CG1	51:BT:46:GLU:HA	2.42	0.47
53:BV:49:THR:CB	53:BV:50:PRO:CD	2.91	0.47
56:BY:2:ARG:HD3	56:BY:3:VAL:N	2.29	0.47
1:CA:1030(C):G:H2'	1:CA:1030(D):A:C8	2.50	0.47
1:CA:105:G:H2'	1:CA:106:C:H6	1.78	0.47
1:CA:1194:U:H2'	1:CA:1195:C:C6	2.44	0.47
1:CA:1197:G:O2'	1:CA:1198:G:H5'	2.15	0.47
1:CA:1248:A:H2'	1:CA:1249:C:H5'	1.97	0.47
1:CA:1320:C:H2'	1:CA:1321:C:O4'	2.14	0.47
1:CA:1526:G:H2'	1:CA:1527:C:C6	2.48	0.47
1:CA:677:U:H3	1:CA:714:G:H22	1.62	0.47
1:CA:72:C:H2'	1:CA:73:G:H8	1.78	0.47
1:CA:977:A:H2'	1:CA:978:A:H5'	1.97	0.47
2:CB:174:VAL:O	2:CB:178:ARG:HB2	2.14	0.47
2:CB:88:ALA:HB2	2:CB:219:VAL:CG1	2.34	0.47
3:CC:18:TRP:N	3:CC:18:TRP:CE3	2.76	0.47
4:CD:149:ALA:HB3	4:CD:152:SER:OG	2.15	0.47
8:CH:109:ILE:HG12	8:CH:110:ALA:N	2.29	0.47
9:CI:13:ALA:HB2	9:CI:68:GLY:HA3	1.96	0.47
11:CK:21:ILE:CD1	11:CK:82:VAL:HG13	2.45	0.47
12:CL:39:VAL:HG12	12:CL:40:VAL:H	1.79	0.47
13:CM:5:ALA:CB	13:CM:66:LEU:HD13	2.44	0.47
22:CV:10:G:H2'	22:CV:11:C:C6	2.49	0.47
23:CW:45:U:H2'	23:CW:46:U:O4'	2.15	0.47
23:CW:15:G:C8	23:CW:61:A:C2	3.03	0.47
22:CY:19:G:C6	22:CY:59:G:C6	3.03	0.47
27:D2:65:ASN:HB3	27:D2:69:ARG:NH1	2.18	0.47
30:D5:3:LYS:HG2	35:DA:2015:A:H2	1.78	0.47
35:DA:1368:G:C2	35:DA:1369:G:C8	3.02	0.47
35:DA:1541:G:C5'	35:DA:1542:A:O4'	2.63	0.47
35:DA:1722:A:H2	35:DA:1740:G:HO2'	1.59	0.47
35:DA:1816:G:C8	38:DD:62:TYR:CZ	3.02	0.47
35:DA:2134:A:H61	35:DA:2157:G:C1'	2.25	0.47
35:DA:2208:A:H1'	35:DA:2219:G:C5	2.50	0.47
35:DA:2682:U:O4	35:DA:2728:U:H1'	2.14	0.47
35:DA:2801(A):A:H5'	35:DA:2802:G:C8	2.50	0.47
35:DA:292:C:O2'	35:DA:293:U:H5'	2.15	0.47
35:DA:917:A:N1	36:DB:80:U:H4'	2.29	0.47

*Continued on next page...*

*Continued from previous page...*

Atom-1	Atom-2	Interatomic distance (Å)	Clash overlap (Å)
40:DF:125:LEU:HD12	40:DF:196:LEU:HG	1.96	0.47
41:DG:60:LEU:HD13	41:DG:60:LEU:C	2.35	0.47
43:DI:129:THR:HG23	43:DI:136:VAL:O	2.15	0.47
43:DI:68:LEU:CD2	43:DI:72:LEU:HD11	2.44	0.47
35:DA:956:G:OP2	48:DQ:14:ARG:NH2	2.47	0.47
50:DS:89:ARG:HB3	50:DS:92:TYR:CB	2.45	0.47
51:DT:28:VAL:CB	51:DT:88:ILE:HG12	2.35	0.47
22:CY:57:U:P	57:DZ:182:LYS:O	2.72	0.47
1:AA:115:G:H1'	1:AA:116:A:N7	2.30	0.47
1:AA:1206:G:H2'	1:AA:1207:G:O4'	2.13	0.47
1:AA:1306:A:H1'	1:AA:1332:A:C2	2.50	0.47
1:AA:262:A:H2'	1:AA:263:A:C8	2.49	0.47
1:AA:377:G:C2	1:AA:387:U:O2	2.68	0.47
2:AB:84:GLU:CB	2:AB:219:VAL:HG21	2.31	0.47
2:AB:27:LYS:C	2:AB:29:ALA:H	2.17	0.47
7:AG:16:LEU:CD1	9:AI:42:ARG:HA	2.41	0.47
12:AL:53:ARG:HG2	12:AL:93:LEU:HD11	1.97	0.47
12:AL:86:ARG:N	12:AL:99:HIS:O	2.48	0.47
15:AO:85:LEU:HD23	15:AO:85:LEU:C	2.34	0.47
23:AW:10:G:O6	23:AW:28:G:C8	2.68	0.47
23:AW:3:G:O6	23:AW:4:C:N4	2.48	0.47
22:AY:67:C:H6	22:AY:67:C:H5''	1.79	0.47
22:AY:5:C:H2'	22:AY:6:C:C6	2.49	0.47
35:BA:1773:A:C2'	35:BA:1774:C:H5'	2.45	0.47
35:BA:2134:A:C2	35:BA:2159:G:H1'	2.50	0.47
35:BA:2236:C:C2'	35:BA:2237:G:H5'	2.44	0.47
35:BA:2567:G:H2'	35:BA:2568:C:C6	2.50	0.47
35:BA:2777:G:C5'	35:BA:2778:A:H5'	2.44	0.47
35:BA:856:C:H2'	35:BA:856:C:O2	2.14	0.47
35:BA:870:A:C2	35:BA:908:C:N3	2.83	0.47
38:BD:173:VAL:HG22	38:BD:174:ILE:N	2.30	0.47
41:BG:9:ARG:O	41:BG:13:GLU:HG2	2.15	0.47
43:BI:127:VAL:C	43:BI:128:LEU:HD22	2.35	0.47
51:BT:78:LEU:C	51:BT:79:HIS:ND1	2.68	0.47
56:BY:32:PRO:O	56:BY:33:LYS:C	2.52	0.47
56:BY:8:LYS:HE3	56:BY:74:PRO:HD3	1.97	0.47
57:BZ:24:LEU:HD12	57:BZ:41:LEU:CD2	2.45	0.47
1:CA:1182:G:H4'	1:CA:1184:G:OP1	2.15	0.47
1:CA:352:C:H4'	1:CA:354:G:OP1	2.15	0.47
1:CA:386:C:C2'	1:CA:387:U:H5'	2.44	0.47
1:CA:398:C:H2'	1:CA:399:G:H8	1.80	0.47

*Continued on next page...*

*Continued from previous page...*

Atom-1	Atom-2	Interatomic distance (Å)	Clash overlap (Å)
1:CA:447:G:H2'	1:CA:485:G:H22	1.70	0.47
1:CA:541:G:H2'	1:CA:542:G:H8	1.78	0.47
1:CA:914:A:O2'	1:CA:915:A:H5'	2.15	0.47
2:CB:189:ASP:C	2:CB:191:ASP:N	2.67	0.47
1:CA:1190:G:OP2	3:CC:5:ILE:HG23	2.14	0.47
4:CD:171:GLY:C	4:CD:173:TRP:H	2.18	0.47
5:CE:148:VAL:C	5:CE:150:ARG:H	2.18	0.47
5:CE:33:VAL:HG21	5:CE:109:ILE:HG12	1.97	0.47
5:CE:67:VAL:HG22	5:CE:68:GLU:N	2.30	0.47
17:CQ:7:THR:HG22	17:CQ:58:GLU:HG2	1.97	0.47
22:CV:20:G:C8	22:CV:59:G:N2	2.83	0.47
25:D0:23:VAL:HG13	25:D0:38:VAL:HG22	1.96	0.47
30:D5:47:PRO:C	30:D5:49:CYS:H	2.17	0.47
33:D8:14:VAL:HG21	33:D8:22:VAL:CG1	2.44	0.47
35:DA:1916:A:H5'	35:DA:1916:A:C8	2.48	0.47
35:DA:758:C:O2	35:DA:1981:A:H2	1.97	0.47
35:DA:2011:U:C2'	35:DA:2012:G:H5'	2.45	0.47
35:DA:2455:G:H2'	35:DA:2456:C:C6	2.49	0.47
35:DA:2502:G:H5''	35:DA:2503:A:H5''	1.96	0.47
35:DA:2743:C:H2'	35:DA:2744:G:O4'	2.15	0.47
35:DA:2864:G:OP1	51:DT:119:LYS:HD2	2.15	0.47
35:DA:646:A:H2'	35:DA:647:G:O4'	2.14	0.47
35:DA:887:A:O2'	35:DA:888:C:H6	1.98	0.47
36:DB:28:C:P	50:DS:31:SER:HG	2.37	0.47
38:DD:30:GLU:CG	38:DD:63:ARG:NH2	2.78	0.47
39:DE:199:ARG:HH12	39:DE:202:LYS:HE2	1.80	0.47
39:DE:63:LEU:O	39:DE:65:GLY:N	2.48	0.47
43:DI:77:LEU:HD22	43:DI:140:LEU:CA	2.38	0.47
45:DN:19:GLU:HG3	45:DN:20:GLY:N	2.30	0.47
47:DP:7:ARG:H	47:DP:8:PRO:HD2	1.79	0.47
47:DP:84:ASN:C	47:DP:86:LYS:N	2.68	0.47
48:DQ:110:THR:OG1	48:DQ:112:GLU:HB3	2.15	0.47
49:DR:37:THR:HA	49:DR:111:LEU:HD23	1.96	0.47
50:DS:25:ARG:HH11	50:DS:25:ARG:CB	2.27	0.47
51:DT:38:ASN:C	51:DT:40:THR:H	2.18	0.47
46:DO:79:PHE:CD2	51:DT:72:VAL:HG13	2.50	0.47
35:DA:2847:U:OP1	51:DT:98:LYS:HD3	2.14	0.47
55:DX:18:TYR:O	55:DX:20:GLY:N	2.48	0.47
1:AA:1087:G:H22	1:AA:1099:G:H1'	1.79	0.47
1:AA:1256:A:H5'	1:AA:1257:U:OP1	2.15	0.47
1:AA:1319:A:N6	1:AA:1361:G:H21	2.13	0.47

*Continued on next page...*

*Continued from previous page...*

Atom-1	Atom-2	Interatomic distance (Å)	Clash overlap (Å)
1:AA:393:A:H2'	1:AA:394:G:H8	1.79	0.47
1:AA:677:U:H3	1:AA:714:G:H22	1.63	0.47
1:AA:781:A:H2'	1:AA:782:A:H5'	1.96	0.47
1:AA:963:G:H21	10:AJ:55:LYS:CE	2.28	0.47
2:AB:97:TRP:CE2	2:AB:101:MET:HG3	2.49	0.47
3:AC:206:GLU:O	3:AC:207:VAL:C	2.54	0.47
4:AD:39:PRO:HB2	4:AD:44:GLY:HA2	1.97	0.47
4:AD:73:ARG:HG3	4:AD:77:ASN:HD21	1.80	0.47
6:AF:91:VAL:HG12	6:AF:92:LYS:N	2.29	0.47
7:AG:137:LYS:O	7:AG:141:VAL:HG23	2.14	0.47
22:AV:8:U:C4	22:AV:13:U:C4	3.03	0.47
26:B1:75:GLU:C	26:B1:77:ALA:H	2.17	0.47
35:BA:1756:G:H4'	35:BA:1758:G:O4'	2.14	0.47
35:BA:2050:C:H2'	35:BA:2051:A:O4'	2.15	0.47
35:BA:2094:G:OP1	43:BI:22:LYS:HD2	2.14	0.47
35:BA:2122:U:H2'	35:BA:2123:G:H8	1.77	0.47
35:BA:2223:G:H2'	35:BA:2224:G:C5'	2.45	0.47
35:BA:2346:A:H5'	35:BA:2383:G:C1'	2.45	0.47
35:BA:2650:U:O2'	35:BA:2651:C:H5'	2.15	0.47
35:BA:2762:G:H2'	35:BA:2763:G:C5'	2.45	0.47
35:BA:332:A:O2'	35:BA:334:C:OP2	2.19	0.47
35:BA:544:G:C2	35:BA:547:A:H5'	2.49	0.47
35:BA:825:C:O2'	35:BA:826:U:H5'	2.14	0.47
35:BA:829:A:N7	35:BA:2247:A:O2'	2.43	0.47
38:BD:10:THR:O	38:BD:13:ARG:HB3	2.14	0.47
42:BH:14:GLY:O	42:BH:29:PRO:HD3	2.14	0.47
42:BH:82:GLY:O	42:BH:83:TYR:O	2.33	0.47
42:BH:9:ILE:HD13	42:BH:9:ILE:C	2.35	0.47
43:BI:129:THR:HG23	43:BI:136:VAL:O	2.15	0.47
35:BA:956:G:OP2	48:BQ:14:ARG:NH2	2.48	0.47
51:BT:65:LYS:HZ1	51:BT:66:VAL:H	1.63	0.47
53:BV:51:VAL:CG1	53:BV:52:VAL:H	2.24	0.47
54:BW:60:ASN:OD1	54:BW:61:ASN:ND2	2.48	0.47
56:BY:44:ILE:C	56:BY:62:GLU:HG3	2.33	0.47
56:BY:88:LYS:NZ	56:BY:93:GLY:C	2.68	0.47
56:BY:95:LYS:HD3	56:BY:100:ALA:HB1	1.97	0.47
57:BZ:103:ARG:CB	57:BZ:103:ARG:HH11	2.27	0.47
22:AY:60:A:N6	57:BZ:186:GLU:CD	2.68	0.47
1:CA:1259:C:H42	1:CA:1276:G:H1	1.63	0.47
1:CA:1270:C:O2'	1:CA:1271:G:H5'	2.15	0.47
1:CA:1492:A:C2	1:CA:1493:A:C2	3.02	0.47

*Continued on next page...*

*Continued from previous page...*

Atom-1	Atom-2	Interatomic distance (Å)	Clash overlap (Å)
1:CA:232:G:H2'	1:CA:233:C:C6	2.50	0.47
1:CA:523:A:H61	12:CL:92:ASP:CB	2.28	0.47
1:CA:619:U:N3	4:CD:135:LEU:HD11	2.30	0.47
1:CA:851:G:H2'	1:CA:852:G:H8	1.79	0.47
2:CB:137:ARG:NH1	2:CB:138:LEU:HD23	2.29	0.47
2:CB:145:LEU:O	2:CB:149:LEU:HB2	2.15	0.47
3:CC:138:VAL:HG22	3:CC:151:VAL:CG2	2.44	0.47
5:CE:41:VAL:HG11	5:CE:113:ALA:HA	1.97	0.47
11:CK:39:PRO:C	11:CK:40:ILE:HD13	2.34	0.47
11:CK:15:ALA:HB1	11:CK:78:GLN:HE21	1.79	0.47
16:CP:14:ASN:OD1	16:CP:42:ARG:NH2	2.48	0.47
17:CQ:9:VAL:O	17:CQ:9:VAL:HG23	2.15	0.47
1:CA:1339:A:C2	22:CV:33:G:O4'	2.68	0.47
22:CY:11:C:H41	22:CY:47:G:H21	1.61	0.47
26:D1:27:GLU:O	26:D1:28:GLY:C	2.53	0.47
26:D1:57:GLU:O	26:D1:58:ILE:HG12	2.15	0.47
35:DA:2062:A:O2'	35:DA:2063:C:OP1	2.32	0.47
35:DA:236:C:H2'	35:DA:237:C:C6	2.50	0.47
35:DA:2543:G:O2'	35:DA:2544:G:H5'	2.14	0.47
35:DA:2701:C:H2'	35:DA:2702:U:H2'	1.96	0.47
35:DA:2801(A):A:H4'	35:DA:2802:G:H2'	1.97	0.47
37:DC:197:LEU:C	37:DC:199:ALA:N	2.68	0.47
38:DD:209:ALA:O	38:DD:212:SER:HB3	2.14	0.47
38:DD:218:ARG:HB3	38:DD:219:PRO:HD2	1.97	0.47
35:DA:1130:U:O2	39:DE:149:ARG:NH2	2.47	0.47
40:DF:46:ARG:HG3	40:DF:46:ARG:NH1	2.29	0.47
43:DI:77:LEU:C	43:DI:77:LEU:HD23	2.34	0.47
46:DO:10:VAL:HG22	46:DO:17:ARG:O	2.14	0.47
48:DQ:57:HIS:CD2	48:DQ:116:GLU:HG3	2.50	0.47
48:DQ:84:GLY:O	48:DQ:85:LYS:HB2	2.13	0.47
49:DR:10:LEU:HD23	49:DR:21:TYR:OH	2.15	0.47
49:DR:45:ARG:O	49:DR:48:VAL:HG12	2.14	0.47
50:DS:20:ARG:NE	50:DS:20:ARG:CA	2.77	0.47
50:DS:73:LEU:O	50:DS:73:LEU:HD23	2.15	0.47
51:DT:91:ARG:HG2	51:DT:116:ALA:CB	2.44	0.47
53:DV:99:ILE:HD13	53:DV:99:ILE:N	2.29	0.47
56:DY:25:GLY:HA3	56:DY:39:VAL:CG1	2.45	0.47
57:DZ:77:ASP:O	57:DZ:78:LYS:HB2	2.15	0.47
57:DZ:27:VAL:O	57:DZ:88:PHE:N	2.48	0.47
1:AA:47:C:O2	1:AA:49:U:C4	2.68	0.47
2:AB:48:MET:HE1	2:AB:49:GLU:HA	1.96	0.47

*Continued on next page...*

*Continued from previous page...*

Atom-1	Atom-2	Interatomic distance (Å)	Clash overlap (Å)
2:AB:61:LEU:HD21	2:AB:161:ALA:HB2	1.96	0.47
3:AC:107:GLN:N	3:AC:107:GLN:CD	2.65	0.47
4:AD:122:ARG:HH12	4:AD:135:LEU:CD1	2.26	0.47
5:AE:103:GLY:O	5:AE:104:ALA:C	2.53	0.47
1:AA:921:U:O2'	5:AE:19:MET:O	2.30	0.47
6:AF:100:ASN:ND2	18:AR:23:LYS:NZ	2.63	0.47
6:AF:63:TYR:HD1	6:AF:63:TYR:N	2.13	0.47
12:AL:24:VAL:O	12:AL:24:VAL:HG12	2.15	0.47
19:AS:32:LYS:HA	19:AS:50:ALA:HB3	1.96	0.47
22:AV:30:U:N3	22:AV:31:C:C4	2.83	0.47
23:AW:11:C:H3'	23:AW:12:U:H6	1.79	0.47
23:AW:48:G:O5'	23:AW:49:G:OP2	2.33	0.47
22:AY:20:G:O6	35:BA:898:C:H5'	2.15	0.47
27:B2:69:ARG:HB2	27:B2:70:GLN:OE1	2.15	0.47
29:B4:8:LYS:O	29:B4:9:LEU:CB	2.63	0.47
30:B5:47:PRO:C	30:B5:49:CYS:H	2.17	0.47
35:BA:1138:G:H2'	35:BA:1139:G:O4'	2.14	0.47
35:BA:1798:U:H5'	38:BD:259:THR:CG2	2.32	0.47
35:BA:1917:U:O2'	35:BA:1918:A:H5'	2.15	0.47
35:BA:2512:C:H4'	39:BE:122:PHE:CE2	2.50	0.47
35:BA:365:C:C6	35:BA:365:C:H5'	2.40	0.47
35:BA:557:U:H2'	35:BA:558:G:C8	2.48	0.47
35:BA:833:U:H2'	35:BA:834:C:C6	2.50	0.47
36:BB:103:G:O2'	36:BB:104:U:H5'	2.15	0.47
37:BC:52:PRO:HG2	37:BC:53:ARG:HH11	1.79	0.47
35:BA:705:A:H1'	38:BD:9:TYR:CE2	2.49	0.47
41:BG:170:ARG:NH1	41:BG:174:GLU:OE1	2.46	0.47
41:BG:46:ALA:HB2	41:BG:88:ILE:HG12	1.97	0.47
42:BH:159:GLU:OE1	42:BH:159:GLU:HA	2.14	0.47
42:BH:163:TYR:CD1	42:BH:163:TYR:N	2.83	0.47
43:BI:116:LEU:HD12	43:BI:117:GLU:H	1.80	0.47
44:BJ:124:UNK:O	44:BJ:125:UNK:C	2.62	0.47
47:BP:101:VAL:HG12	47:BP:107:LYS:N	2.30	0.47
47:BP:25:SER:O	47:BP:30:THR:HG23	2.15	0.47
51:BT:7:ILE:O	51:BT:10:VAL:HB	2.15	0.47
51:BT:53:ARG:O	51:BT:53:ARG:HG3	2.15	0.47
1:CA:1288:A:O2'	1:CA:1289:A:H5'	2.15	0.47
1:CA:1431:C:H2'	1:CA:1432:G:H5'	1.96	0.47
1:CA:1501:C:H3'	1:CA:1502:A:C5'	2.45	0.47
1:CA:202:U:H3'	1:CA:203:U:C6	2.50	0.47
1:CA:401:C:OP2	4:CD:73:ARG:NH2	2.48	0.47

*Continued on next page...*



*Continued from previous page...*

Atom-1	Atom-2	Interatomic distance (Å)	Clash overlap (Å)
1:CA:600:C:H2'	1:CA:601:C:H6	1.80	0.47
2:CB:83:MET:HG3	2:CB:234:PRO:HG2	1.96	0.47
3:CC:181:ASN:HD22	3:CC:205:GLY:H	1.57	0.47
4:CD:47:ARG:HH21	4:CD:49:ARG:HH22	1.63	0.47
5:CE:76:ILE:HD11	5:CE:142:LEU:CD2	2.45	0.47
9:CI:7:THR:HB	9:CI:83:ARG:NH1	2.26	0.47
10:CJ:33:GLN:O	10:CJ:75:ILE:HG23	2.15	0.47
10:CJ:50:ILE:CD1	14:CN:41:ARG:HD3	2.44	0.47
10:CJ:34:VAL:HG13	10:CJ:73:ASP:C	2.36	0.47
12:CL:37:CYS:O	12:CL:38:THR:C	2.52	0.47
12:CL:37:CYS:CA	12:CL:58:VAL:HG22	2.44	0.47
13:CM:28:ALA:C	13:CM:30:ALA:N	2.68	0.47
14:CN:12:ARG:CB	14:CN:12:ARG:NH1	2.78	0.47
16:CP:18:ARG:CG	16:CP:35:LYS:HE3	2.44	0.47
17:CQ:51:TYR:CD2	17:CQ:57:VAL:HG11	2.49	0.47
17:CQ:90:ILE:O	17:CQ:94:ASN:ND2	2.48	0.47
18:CR:66:LEU:HD11	18:CR:70:ILE:HD11	1.97	0.47
19:CS:79:THR:O	19:CS:80:TYR:HB3	2.15	0.47
23:CW:26:G:H2'	23:CW:27:C:N1	2.29	0.47
26:D1:68:PRO:C	26:D1:70:VAL:N	2.68	0.47
27:D2:10:LEU:O	27:D2:13:ALA:N	2.48	0.47
27:D2:46:GLN:HG2	27:D2:49:LYS:HZ1	1.79	0.47
28:D3:10:LYS:HD3	28:D3:53:LEU:HD23	1.96	0.47
29:D4:32:TYR:CD1	29:D4:32:TYR:N	2.83	0.47
30:D5:16:ARG:HG2	30:D5:16:ARG:NH1	2.30	0.47
33:D8:48:PHE:O	33:D8:49:VAL:CG2	2.59	0.47
35:DA:1009:A:O4'	52:DU:59:ARG:HD3	2.15	0.47
35:DA:1459:G:C8	35:DA:1461:G:H1'	2.50	0.47
35:DA:1754:C:OP1	51:DT:96:ARG:NH1	2.48	0.47
35:DA:1916:A:H2'	35:DA:1917:U:O4'	2.14	0.47
35:DA:2167:U:H2'	35:DA:2168:G:C8	2.49	0.47
35:DA:2464:C:O2'	35:DA:2465:C:P	2.73	0.47
35:DA:2591:C:OP2	38:DD:239:ARG:HB3	2.15	0.47
35:DA:644:A:C2	35:DA:2369:A:H1'	2.50	0.47
35:DA:71:A:H5''	35:DA:73:A:C8	2.50	0.47
35:DA:829:A:N7	35:DA:2247:A:O2'	2.39	0.47
37:DC:31:LYS:HZ1	37:DC:183:PRO:HD3	1.80	0.47
37:DC:31:LYS:NZ	37:DC:183:PRO:HD3	2.30	0.47
38:DD:40:THR:HG22	38:DD:41:GLY:O	2.14	0.47
39:DE:14:ILE:HG12	39:DE:21:VAL:HG22	1.97	0.47
41:DG:131:TYR:HB3	41:DG:159:VAL:HG11	1.97	0.47

*Continued on next page...*



*Continued from previous page...*

Atom-1	Atom-2	Interatomic distance (Å)	Clash overlap (Å)
41:DG:31:VAL:HG22	41:DG:32:PRO:CD	2.35	0.47
41:DG:60:LEU:HD13	41:DG:60:LEU:O	2.15	0.47
41:DG:96:ARG:O	41:DG:99:MET:N	2.36	0.47
42:DH:140:LYS:O	42:DH:144:VAL:HG23	2.15	0.47
43:DI:98:ALA:O	43:DI:101:LEU:HB3	2.15	0.47
43:DI:2:LYS:HB2	43:DI:39:ALA:HB3	1.96	0.47
35:DA:587:C:C6	47:DP:33:ARG:HD3	2.49	0.47
47:DP:99:LEU:C	47:DP:99:LEU:HD23	2.36	0.47
48:DQ:35:VAL:HG23	48:DQ:100:GLY:O	2.15	0.47
50:DS:13:ARG:HG3	50:DS:14:VAL:N	2.21	0.47
50:DS:90:GLY:C	50:DS:92:TYR:N	2.67	0.47
50:DS:97:ARG:NH1	50:DS:97:ARG:HG2	2.29	0.47
51:DT:128:GLU:O	51:DT:129:ARG:C	2.53	0.47
52:DU:91:ASP:O	52:DU:95:LEU:HB2	2.15	0.47
53:DV:72:VAL:HG23	53:DV:72:VAL:O	2.15	0.47
1:AA:1269:A:OP1	21:AU:24:ARG:HD2	2.15	0.47
1:AA:1505:G:H5''	1:AA:1506:U:H5''	1.96	0.47
1:AA:433:C:O2'	1:AA:434:U:H5'	2.15	0.47
1:AA:568:G:O6	12:AL:5:PRO:HD3	2.15	0.47
1:AA:59:A:C5'	1:AA:60:A:H5''	2.45	0.47
1:AA:644:G:O2'	1:AA:645:C:H5'	2.15	0.47
2:AB:174:VAL:O	2:AB:178:ARG:HB2	2.15	0.47
2:AB:235:SER:OG	2:AB:236:TYR:HD1	1.96	0.47
5:AE:7:GLU:HB2	5:AE:35:GLY:O	2.15	0.47
6:AF:68:PRO:HG3	6:AF:71:ARG:HH21	1.80	0.47
12:AL:60:LEU:CD2	12:AL:65:GLU:HA	2.45	0.47
13:AM:32:GLU:O	13:AM:35:GLU:HG2	2.15	0.47
17:AQ:7:THR:HG22	17:AQ:58:GLU:HG2	1.96	0.47
18:AR:25:THR:HG22	18:AR:42:ARG:HH11	1.79	0.47
23:AW:69:G:N1	23:AW:70:G:C5	2.83	0.47
27:B2:55:ARG:NH2	35:BA:75:G:H4'	2.30	0.47
29:B4:51:ASP:C	29:B4:51:ASP:OD1	2.54	0.47
33:B8:33:ASN:HA	33:B8:36:LYS:CD	2.44	0.47
35:BA:1484:G:H21	35:BA:1505:C:N4	2.12	0.47
35:BA:192:C:H2'	35:BA:193:U:H5'	1.97	0.47
35:BA:530:G:C5	35:BA:2022:U:H5''	2.50	0.47
35:BA:2167:U:H2'	35:BA:2168:G:C8	2.50	0.47
35:BA:2330:G:H2'	35:BA:2331:G:O4'	2.14	0.47
35:BA:2639:A:C2'	35:BA:2640:G:H5'	2.45	0.47
35:BA:2854:G:H2'	35:BA:2855:C:C6	2.50	0.47
35:BA:709:U:H3	35:BA:722:A:N6	2.10	0.47

*Continued on next page...*

*Continued from previous page...*

Atom-1	Atom-2	Interatomic distance (Å)	Clash overlap (Å)
35:BA:832:G:H5'	47:BP:45:LEU:HD11	1.97	0.47
38:BD:30:GLU:CG	38:BD:63:ARG:NH2	2.78	0.47
35:BA:1670:C:O2	39:BE:129:HIS:HE1	1.97	0.47
39:BE:51:PHE:CE1	39:BE:52:LEU:HD13	2.50	0.47
39:BE:51:PHE:C	39:BE:74:PRO:HB3	2.36	0.47
40:BF:7:TYR:HB2	40:BF:16:GLY:C	2.36	0.47
40:BF:8:GLN:O	40:BF:10:PRO:N	2.48	0.47
41:BG:106:LEU:HD12	41:BG:110:ALA:HB3	1.97	0.47
41:BG:36:LYS:HD3	41:BG:160:VAL:HG21	1.97	0.47
41:BG:43:LEU:HB3	41:BG:45:GLU:HG2	1.95	0.47
41:BG:97:ASP:C	41:BG:99:MET:H	2.16	0.47
43:BI:98:ALA:O	43:BI:99:GLU:C	2.53	0.47
45:BN:56:ASN:HA	45:BN:124:ALA:C	2.35	0.47
45:BN:128:HIS:NE2	45:BN:134:ARG:HD3	2.29	0.47
51:BT:98:LYS:HB3	51:BT:100:TYR:CE1	2.50	0.47
1:CA:1522:U:N3	1:CA:1523:G:N7	2.63	0.47
1:CA:501:C:O3'	12:CL:118:SER:HB2	2.15	0.47
1:CA:781:A:C3'	1:CA:782:A:H5'	2.45	0.47
1:CA:936:C:H2'	1:CA:937:A:O4'	2.15	0.47
2:CB:53:ARG:NH1	2:CB:199:TYR:CD2	2.83	0.47
7:CG:32:ARG:NH1	7:CG:32:ARG:HG2	2.30	0.47
7:CG:95:ARG:HG2	7:CG:99:LEU:CD1	2.44	0.47
8:CH:25:ASP:HA	8:CH:59:LEU:O	2.15	0.47
1:CA:1291:G:H4'	9:CI:39:GLY:HA3	1.97	0.47
9:CI:99:LEU:C	9:CI:101:PHE:H	2.19	0.47
11:CK:11:LYS:O	11:CK:13:GLN:HG3	2.14	0.47
12:CL:102:ARG:HE	12:CL:102:ARG:HB3	1.47	0.47
12:CL:47:LYS:HB3	12:CL:47:LYS:HZ3	1.79	0.47
13:CM:90:LEU:O	13:CM:91:ARG:CB	2.63	0.47
13:CM:94:ARG:HB3	13:CM:96:LEU:HG	1.96	0.47
18:CR:25:THR:HG22	18:CR:42:ARG:HH11	1.79	0.47
18:CR:40:LEU:HD12	18:CR:40:LEU:N	2.29	0.47
20:CT:82:SER:O	20:CT:86:ARG:HD2	2.14	0.47
20:CT:89:ARG:HB2	20:CT:104:LEU:CD1	2.41	0.47
22:CY:70:G:C6	22:CY:71:G:C6	3.03	0.47
22:CY:76:C:OP1	25:D0:3:HIS:ND1	2.48	0.47
35:DA:1668:A:N3	35:DA:1670:C:C4	2.83	0.47
35:DA:1688:U:H1'	35:DA:1701:A:C6	2.49	0.47
35:DA:1999:C:H5''	35:DA:2723:C:O2'	2.15	0.47
35:DA:2114:A:O2'	35:DA:2115:G:H5'	2.15	0.47
35:DA:510:C:O2'	35:DA:511:U:H5'	2.15	0.47

*Continued on next page...*

*Continued from previous page...*

Atom-1	Atom-2	Interatomic distance (Å)	Clash overlap (Å)
38:DD:166:GLN:HE21	38:DD:166:GLN:CA	2.27	0.47
40:DF:164:ARG:HG3	40:DF:175:THR:OG1	2.14	0.47
43:DI:37:VAL:HG12	43:DI:38:LEU:N	2.30	0.47
45:DN:99:LEU:O	45:DN:103:VAL:HG23	2.15	0.47
45:DN:128:HIS:NE2	45:DN:134:ARG:HD3	2.30	0.47
51:DT:117:ASP:O	51:DT:121:ILE:HG13	2.15	0.47
1:AA:1027:C:H1'	1:AA:1035:A:C2	2.50	0.46
1:AA:1027:C:H2'	1:AA:1028:C:C5	2.50	0.46
1:AA:153:C:O2'	1:AA:154:C:H5'	2.15	0.46
2:AB:21:ARG:O	2:AB:23:ARG:N	2.48	0.46
2:AB:83:MET:HG3	2:AB:234:PRO:HG2	1.97	0.46
8:AH:118:VAL:C	8:AH:119:LEU:HD23	2.35	0.46
1:AA:1346:A:C5'	9:AI:120:ARG:HH12	2.28	0.46
10:AJ:63:PHE:HA	14:AN:59:ALA:H	1.80	0.46
11:AK:21:ILE:HB	11:AK:84:VAL:HG12	1.97	0.46
12:AL:46:LYS:HB3	12:AL:47:LYS:H	1.41	0.46
16:AP:80:PHE:H	16:AP:80:PHE:HD1	1.59	0.46
17:AQ:61:GLU:HA	17:AQ:71:PHE:CE1	2.50	0.46
18:AR:66:LEU:HD11	18:AR:70:ILE:HD11	1.97	0.46
20:AT:90:GLN:O	20:AT:93:GLU:HB3	2.15	0.46
22:AV:13:U:N3	22:AV:25:A:C6	2.82	0.46
23:AW:35:U:P	23:AW:35:U:H3'	2.54	0.46
23:AW:9:A:C6	23:AW:48:G:C2	3.03	0.46
26:B1:48:LYS:HA	26:B1:60:PHE:O	2.15	0.46
28:B3:2:PRO:O	28:B3:3:ARG:O	2.33	0.46
30:B5:29:THR:HG21	35:BA:2814:C:O2'	2.15	0.46
33:B8:33:ASN:N	33:B8:36:LYS:HD2	2.29	0.46
35:BA:1204:A:N1	35:BA:1241:A:C2	2.81	0.46
35:BA:145:G:C3'	35:BA:146:G:H5''	2.44	0.46
35:BA:1541:G:C5'	35:BA:1542:A:O4'	2.63	0.46
35:BA:1841:U:H2'	35:BA:1842:G:C8	2.50	0.46
35:BA:2591:C:P	38:BD:239:ARG:HB3	2.55	0.46
35:BA:363(E):U:H5'	35:BA:363(F):A:OP1	2.14	0.46
31:B6:42:TRP:CZ2	35:BA:642:G:O3'	2.67	0.46
39:BE:39:PRO:HA	39:BE:43:GLY:CA	2.45	0.46
40:BF:184:TYR:O	40:BF:188:ARG:HG2	2.14	0.46
40:BF:82:ILE:HG13	40:BF:82:ILE:O	2.15	0.46
41:BG:10:LYS:O	41:BG:15:VAL:HG23	2.15	0.46
43:BI:139:GLN:NE2	43:BI:139:GLN:H	2.13	0.46
46:BO:35:VAL:HG11	46:BO:103:ALA:CB	2.35	0.46
47:BP:125:VAL:CG1	47:BP:138:LEU:HD21	2.45	0.46

*Continued on next page...*

*Continued from previous page...*

Atom-1	Atom-2	Interatomic distance (Å)	Clash overlap (Å)
47:BP:16:ARG:O	47:BP:16:ARG:NH1	2.47	0.46
47:BP:91:PHE:H	47:BP:91:PHE:HD1	1.58	0.46
50:BS:54:LEU:C	50:BS:56:LEU:N	2.69	0.46
53:BV:69:LYS:HG3	53:BV:70:ILE:N	2.30	0.46
56:BY:40:GLU:HA	56:BY:40:GLU:OE1	2.15	0.46
1:CA:1133:G:H2'	1:CA:1134:G:C8	2.50	0.46
1:CA:1170:A:H2'	1:CA:1171:G:H5'	1.97	0.46
1:CA:358:U:O2'	1:CA:359:U:H5'	2.15	0.46
1:CA:393:A:H2'	1:CA:394:G:H8	1.79	0.46
1:CA:828:A:H2'	1:CA:829:G:O4'	2.16	0.46
1:CA:836:G:C6	1:CA:851:G:C6	3.03	0.46
2:CB:93:VAL:HG11	2:CB:97:TRP:CD1	2.50	0.46
1:CA:1056:U:OP1	3:CC:163:ALA:HB3	2.15	0.46
4:CD:135:LEU:C	4:CD:137:SER:H	2.18	0.46
6:CF:14:LEU:HB2	6:CF:19:LEU:HB2	1.95	0.46
6:CF:40:VAL:HG13	6:CF:40:VAL:O	2.15	0.46
6:CF:7:ASN:O	6:CF:8:ILE:HG13	2.14	0.46
6:CF:91:VAL:HG12	6:CF:92:LYS:N	2.29	0.46
7:CG:139:GLU:O	7:CG:142:GLU:N	2.48	0.46
8:CH:25:ASP:OD2	8:CH:60:ARG:HD2	2.15	0.46
10:CJ:7:LYS:HD3	10:CJ:71:LEU:HD13	1.97	0.46
13:CM:40:ASN:HA	13:CM:41:PRO:HD3	1.78	0.46
13:CM:3:ARG:HG2	13:CM:9:ILE:HD11	1.96	0.46
18:CR:44:LEU:CD2	18:CR:79:LEU:HD22	2.44	0.46
11:CK:54:ARG:NH2	23:CW:42:C:OP1	2.48	0.46
23:CW:15:G:C5	23:CW:61:A:C2	3.03	0.46
24:CX:19:A:C5	22:CY:39:A:C2	3.03	0.46
22:CY:52:C:C4	22:CY:53:U:C4	3.02	0.46
26:D1:87:PRO:HA	26:D1:90:ILE:CG1	2.46	0.46
35:DA:1014:U:O2'	35:DA:1015:G:H5''	2.15	0.46
35:DA:1168:G:O2'	35:DA:1169:G:H5'	2.15	0.46
35:DA:156:U:O2	35:DA:156:U:H2'	2.14	0.46
35:DA:1837:C:O2'	35:DA:1927:A:N3	2.47	0.46
35:DA:191:A:H2'	35:DA:192:C:H6	1.80	0.46
36:DB:42:C:H4'	41:DG:67:LYS:HZ2	1.79	0.46
38:DD:35:LYS:N	38:DD:36:PRO:CD	2.76	0.46
35:DA:574:C:N3	39:DE:145:LYS:HE2	2.30	0.46
39:DE:48:GLN:NE2	39:DE:78:LEU:HD22	2.30	0.46
39:DE:57:LYS:O	39:DE:59:VAL:N	2.47	0.46
40:DF:192:LEU:HD21	40:DF:194:MET:CG	2.45	0.46
40:DF:82:ILE:HG13	40:DF:82:ILE:O	2.14	0.46

*Continued on next page...*

*Continued from previous page...*

Atom-1	Atom-2	Interatomic distance (Å)	Clash overlap (Å)
35:DA:2747:G:O2'	42:DH:67:LEU:HD13	2.15	0.46
45:DN:1:MET:N	53:DV:20:LEU:HD21	2.30	0.46
45:DN:91:LEU:HA	45:DN:95:PRO:HB3	1.97	0.46
47:DP:82:GLY:HA2	47:DP:113:LYS:O	2.15	0.46
48:DQ:32:TYR:HE1	48:DQ:133:ARG:NH1	2.13	0.46
49:DR:28:LEU:CD2	49:DR:114:VAL:HG12	2.45	0.46
51:DT:62:THR:HA	51:DT:74:ARG:O	2.14	0.46
39:DE:25:VAL:HG21	51:DT:8:LYS:HG2	1.97	0.46
57:DZ:145:GLU:HG3	57:DZ:146:ILE:HG12	1.97	0.46
1:AA:1184:G:O2'	1:AA:1185:G:H5'	2.15	0.46
1:AA:180:U:H2'	1:AA:181:G:H5'	1.91	0.46
1:AA:185:A:O2'	1:AA:186:C:H5'	2.15	0.46
1:AA:255:G:O2'	1:AA:256:U:H5'	2.16	0.46
1:AA:343:U:O2	1:AA:347:G:C6	2.69	0.46
1:AA:501:C:OP1	12:AL:117:ARG:NH2	2.43	0.46
1:AA:706:A:N7	1:AA:707:C:C5	2.83	0.46
1:AA:764:C:H2'	1:AA:765:G:H8	1.80	0.46
1:AA:769:G:H4'	1:AA:1513:A:H4'	1.97	0.46
3:AC:157:ILE:CD1	3:AC:166:GLU:HB2	2.45	0.46
3:AC:15:THR:CG2	3:AC:181:ASN:HA	2.44	0.46
1:AA:1298:C:H2'	7:AG:114:ARG:NH1	2.30	0.46
8:AH:54:ASP:C	8:AH:56:LYS:N	2.68	0.46
9:AI:97:LYS:HB3	9:AI:98:PRO:CD	2.40	0.46
10:AJ:38:ILE:HD11	10:AJ:71:LEU:HB3	1.95	0.46
11:AK:82:VAL:HB	11:AK:108:ILE:HG13	1.97	0.46
12:AL:46:LYS:HE3	12:AL:92:ASP:HA	1.97	0.46
13:AM:89:GLY:HA2	13:AM:93:ARG:NH1	2.30	0.46
15:AO:64:ARG:O	15:AO:65:ARG:C	2.53	0.46
22:AV:14:A:C8	22:AV:24:A:C2	3.04	0.46
22:AV:19:G:O2'	22:AV:59:G:N2	2.48	0.46
23:AW:20:G:OP1	23:AW:21:U:C6	2.69	0.46
25:B0:27:GLU:HG3	25:B0:68:GLU:HA	1.97	0.46
30:B5:49:CYS:O	30:B5:50:GLY:C	2.52	0.46
33:B8:56:GLU:C	33:B8:58:ILE:N	2.67	0.46
35:BA:1014:U:H2'	35:BA:1015:G:H5'	1.98	0.46
35:BA:1291:C:H2'	35:BA:1292:U:C6	2.50	0.46
35:BA:1494:A:O2'	35:BA:1496:A:H2	1.98	0.46
35:BA:570:G:H2'	35:BA:2030:A:C6	2.49	0.46
35:BA:2153:G:H2'	35:BA:2154:G:C8	2.50	0.46
35:BA:2161:C:H2'	35:BA:2162:G:H8	1.80	0.46
35:BA:646:A:H2'	35:BA:647:G:O4'	2.15	0.46

*Continued on next page...*

*Continued from previous page...*

Atom-1	Atom-2	Interatomic distance (Å)	Clash overlap (Å)
35:BA:829:A:N7	35:BA:2248:C:H5'	2.30	0.46
38:BD:93:ALA:HB3	38:BD:105:ILE:HG23	1.97	0.46
39:BE:107:THR:O	39:BE:190:GLY:HA2	2.14	0.46
35:BA:574:C:N3	39:BE:145:LYS:HE2	2.30	0.46
41:BG:83:ARG:C	41:BG:85:GLY:H	2.19	0.46
43:BI:109:ILE:HG22	43:BI:114:LEU:HD11	1.96	0.46
43:BI:27:ARG:CG	43:BI:27:ARG:HH11	2.22	0.46
43:BI:93:THR:HG23	43:BI:119:PRO:CB	2.42	0.46
45:BN:96:GLU:HB2	45:BN:122:VAL:HG12	1.97	0.46
49:BR:10:LEU:HD13	49:BR:17:ARG:NH1	2.30	0.46
52:BU:92:ARG:HD2	53:BV:11:GLN:NE2	2.30	0.46
56:BY:26:LYS:O	56:BY:27:VAL:C	2.53	0.46
56:BY:95:LYS:HD3	56:BY:100:ALA:CA	2.45	0.46
57:BZ:30:ASN:OD1	57:BZ:33:LEU:HB3	2.14	0.46
1:CA:110:C:H2'	1:CA:111:G:O4'	2.15	0.46
1:CA:1236:A:O2'	1:CA:1304:G:H4'	2.15	0.46
2:CB:97:TRP:CE2	2:CB:173:ALA:HB2	2.50	0.46
4:CD:121:VAL:O	4:CD:134:ASP:HA	2.15	0.46
1:CA:1194:U:H4'	5:CE:22:GLY:CA	2.45	0.46
7:CG:67:GLU:HA	7:CG:67:GLU:OE1	2.15	0.46
1:CA:1371:G:OP2	9:CI:11:LYS:HG2	2.15	0.46
12:CL:53:ARG:HG2	12:CL:93:LEU:HD11	1.96	0.46
13:CM:45:VAL:O	13:CM:48:LEU:HD22	2.14	0.46
14:CN:22:THR:OG1	14:CN:33:VAL:HG21	2.15	0.46
16:CP:68:ASP:C	16:CP:70:ALA:N	2.69	0.46
16:CP:69:THR:OG1	16:CP:69:THR:O	2.33	0.46
1:CA:255:G:H4'	17:CQ:17:LYS:HD2	1.97	0.46
17:CQ:50:LYS:HG3	17:CQ:51:TYR:CD1	2.51	0.46
20:CT:99:LEU:O	20:CT:100:ILE:C	2.54	0.46
22:CV:51:G:H1	22:CV:67:C:N4	2.13	0.46
23:CW:7:U:C2	23:CW:69:G:C5	3.03	0.46
23:CW:71:G:O5'	23:CW:71:G:H8	1.97	0.46
30:D5:50:GLY:HA2	30:D5:55:ARG:HB2	1.96	0.46
31:D6:34:LEU:CD2	31:D6:51:GLU:HB3	2.44	0.46
35:DA:1043:C:O2'	35:DA:1044:G:H5'	2.16	0.46
35:DA:1231:G:H2'	35:DA:1232:G:H8	1.80	0.46
35:DA:1399:C:O2'	35:DA:1400:G:H5'	2.16	0.46
35:DA:1440:G:O2'	35:DA:1441:G:H5'	2.15	0.46
35:DA:1545:A:H2'	35:DA:1546:C:O4'	2.15	0.46
35:DA:2011:U:H2'	35:DA:2012:G:H5'	1.96	0.46
35:DA:2287:A:C6	35:DA:2289:G:C4	3.03	0.46

*Continued on next page...*



*Continued from previous page...*

Atom-1	Atom-2	Interatomic distance (Å)	Clash overlap (Å)
35:DA:2639:A:C2'	35:DA:2640:G:H5'	2.45	0.46
39:DE:51:PHE:C	39:DE:74:PRO:HB3	2.36	0.46
29:D4:33:VAL:CG2	41:DG:109:VAL:HG22	2.45	0.46
41:DG:113:ARG:N	41:DG:140:ILE:HB	2.30	0.46
41:DG:22:ARG:HD2	41:DG:23:PHE:CE1	2.51	0.46
45:DN:58:ASP:O	45:DN:59:LYS:HB2	2.15	0.46
47:DP:107:LYS:C	47:DP:109:GLY:N	2.67	0.46
47:DP:41:ARG:NE	47:DP:41:ARG:HA	2.31	0.46
51:DT:98:LYS:HB3	51:DT:100:TYR:CE1	2.50	0.46
51:DT:3:ARG:HH11	51:DT:3:ARG:CG	2.29	0.46
51:DT:78:LEU:C	51:DT:79:HIS:ND1	2.68	0.46
55:DX:65:ARG:HH11	55:DX:65:ARG:HG2	1.80	0.46
56:DY:10:GLY:C	56:DY:27:VAL:HG22	2.35	0.46
57:DZ:146:ILE:HA	57:DZ:174:VAL:HG12	1.97	0.46
57:DZ:63:ASP:O	57:DZ:65:GLN:N	2.48	0.46
1:AA:1081:G:H2'	1:AA:1082:G:H8	1.79	0.46
1:AA:1106:G:H5''	3:AC:172:ARG:CD	2.45	0.46
1:AA:1320:C:H2'	1:AA:1321:C:O4'	2.15	0.46
1:AA:369:C:H2'	1:AA:369:C:O2	2.15	0.46
1:AA:818:G:H3'	1:AA:819:A:H5''	1.97	0.46
1:AA:991:U:O2	1:AA:993:G:C8	2.65	0.46
2:AB:19:HIS:HD2	2:AB:189:ASP:OD2	1.99	0.46
2:AB:56:ARG:NH1	2:AB:56:ARG:HG2	2.30	0.46
7:AG:36:LYS:O	7:AG:39:ALA:HB3	2.14	0.46
7:AG:40:ALA:O	7:AG:44:TYR:CD2	2.68	0.46
1:AA:37:U:OP2	12:AL:123:LYS:HD3	2.15	0.46
12:AL:41:ARG:CZ	12:AL:43:VAL:HG12	2.45	0.46
13:AM:90:LEU:O	13:AM:91:ARG:CB	2.63	0.46
17:AQ:5:VAL:HG13	17:AQ:59:ILE:O	2.16	0.46
18:AR:25:THR:O	18:AR:26:LEU:HG	2.15	0.46
23:AW:24:A:H2'	23:AW:25:A:O4'	2.16	0.46
23:AW:76:C:C4	23:AW:77:C:N4	2.83	0.46
22:AY:15:G:N2	22:AY:61:A:C4	2.83	0.46
26:B1:57:GLU:C	26:B1:58:ILE:HG23	2.35	0.46
29:B4:32:TYR:N	29:B4:32:TYR:CD1	2.84	0.46
34:B9:35:ARG:HD3	35:BA:2742:C:OP1	2.15	0.46
35:BA:1005:C:H2'	35:BA:1006:C:C6	2.50	0.46
35:BA:1755:A:C2	35:BA:2716:U:H1'	2.50	0.46
35:BA:1789:A:H2'	35:BA:1790:C:O4'	2.16	0.46
1:AA:1408:A:H5'	35:BA:1912:A:N6	2.30	0.46
35:BA:2011:U:H2'	35:BA:2012:G:H5'	1.96	0.46

*Continued on next page...*



*Continued from previous page...*

Atom-1	Atom-2	Interatomic distance (Å)	Clash overlap (Å)
35:BA:2665:A:OP1	35:BA:2665:A:H4'	2.15	0.46
35:BA:686:G:N2	35:BA:788:A:H61	2.14	0.46
35:BA:941:A:H2'	35:BA:942:G:C8	2.50	0.46
39:BE:199:ARG:HH12	39:BE:202:LYS:HE2	1.80	0.46
41:BG:77:ILE:HG22	41:BG:77:ILE:O	2.14	0.46
42:BH:24:VAL:HG11	42:BH:72:ILE:CD1	2.46	0.46
45:BN:134:ARG:H	45:BN:135:PRO:HD3	1.80	0.46
46:BO:43:VAL:CG2	46:BO:56:ASP:HB2	2.45	0.46
46:BO:69:ILE:HD12	46:BO:69:ILE:N	2.30	0.46
48:BQ:133:ARG:NH1	48:BQ:133:ARG:HG3	2.30	0.46
51:BT:29:ARG:HA	51:BT:29:ARG:HD2	1.60	0.46
51:BT:32:TYR:O	51:BT:33:LYS:O	2.32	0.46
52:BU:79:PHE:O	52:BU:83:LEU:HD22	2.15	0.46
57:BZ:146:ILE:HG22	57:BZ:174:VAL:HG12	1.97	0.46
57:BZ:81:ARG:HB2	57:BZ:81:ARG:HH11	1.80	0.46
1:CA:1070:U:O2'	1:CA:1071:C:H5'	2.15	0.46
1:CA:1121:U:H2'	1:CA:1122:U:C6	2.51	0.46
1:CA:1405:G:H21	1:CA:1517:G:H22	1.61	0.46
1:CA:764:C:H2'	1:CA:765:G:H8	1.80	0.46
1:CA:801:U:H2'	1:CA:802:A:C8	2.50	0.46
2:CB:17:PHE:CB	2:CB:44:LEU:HD11	2.45	0.46
2:CB:30:ARG:HG3	2:CB:31:TYR:CD1	2.51	0.46
6:CF:63:TYR:N	6:CF:63:TYR:CD1	2.82	0.46
7:CG:78:ARG:HG2	7:CG:79:ARG:H	1.80	0.46
8:CH:118:VAL:C	8:CH:119:LEU:HD23	2.36	0.46
9:CI:20:ARG:NH1	9:CI:20:ARG:HG3	2.29	0.46
11:CK:117:ASN:HA	11:CK:117:ASN:HD22	1.59	0.46
16:CP:25:ARG:HG3	16:CP:25:ARG:HH11	1.79	0.46
22:CV:14:A:C5	22:CV:24:A:C5	3.04	0.46
22:CV:3:G:H2'	22:CV:4:C:H5''	1.96	0.46
23:CW:12:U:H3	23:CW:26:G:H1	1.62	0.46
22:CY:14:A:H3'	22:CY:15:G:H8	1.80	0.46
27:D2:53:LEU:O	27:D2:53:LEU:HD23	2.15	0.46
27:D2:64:LEU:HD22	27:D2:68:ARG:HH11	1.79	0.46
35:DA:1204:A:N1	35:DA:1241:A:C2	2.80	0.46
35:DA:1341:U:OP1	35:DA:1397:U:N3	2.34	0.46
35:DA:1548:C:H2'	35:DA:1549:C:H6	1.80	0.46
35:DA:1498:C:O4'	35:DA:1577:C:H4'	2.14	0.46
35:DA:528:A:C2	35:DA:2042:A:H2'	2.50	0.46
35:DA:251:A:H5''	47:DP:51:PHE:CZ	2.50	0.46
35:DA:27:G:N2	35:DA:512:G:C2'	2.79	0.46

*Continued on next page...*

*Continued from previous page...*

Atom-1	Atom-2	Interatomic distance (Å)	Clash overlap (Å)
35:DA:67:U:O2'	35:DA:68:G:H5'	2.15	0.46
35:DA:813:U:H2'	35:DA:814:C:H6	1.80	0.46
35:DA:836:G:C5	35:DA:837:C:C4	3.03	0.46
35:DA:903:C:H2'	35:DA:904:C:C6	2.51	0.46
35:DA:860:U:C5	35:DA:917:A:N7	2.83	0.46
36:DB:28:C:H2'	36:DB:29:A:C8	2.51	0.46
40:DF:124:LEU:O	40:DF:193:VAL:HA	2.14	0.46
40:DF:22:ALA:C	40:DF:24:LEU:H	2.19	0.46
43:DI:40:THR:O	43:DI:44:LEU:N	2.39	0.46
44:DJ:35:UNK:O	44:DJ:37:UNK:N	2.49	0.46
35:DA:2469:A:H2'	48:DQ:56:ARG:HH21	1.80	0.46
36:DB:7:G:H4'	50:DS:29:PHE:CD2	2.50	0.46
51:DT:30:VAL:HG21	51:DT:84:GLN:H	1.81	0.46
51:DT:28:VAL:CG1	51:DT:46:GLU:HA	2.43	0.46
52:DU:74:LEU:CD2	52:DU:79:PHE:HB2	2.45	0.46
57:DZ:179:ASP:OD2	57:DZ:181:GLU:HB2	2.15	0.46
1:AA:1216:G:O2'	1:AA:1217:C:H5'	2.15	0.46
1:AA:1326:C:H2'	1:AA:1327:C:C6	2.50	0.46
1:AA:1327:C:H2'	1:AA:1328:C:C6	2.51	0.46
1:AA:203:U:H6	1:AA:203:U:OP2	1.98	0.46
1:AA:695:A:H61	1:AA:797:C:H1'	1.80	0.46
2:AB:11:LEU:CD1	2:AB:217:ARG:NH2	2.78	0.46
2:AB:93:VAL:HG11	2:AB:97:TRP:CD1	2.50	0.46
5:AE:148:VAL:C	5:AE:150:ARG:H	2.18	0.46
5:AE:36:ASP:O	5:AE:37:ARG:CB	2.63	0.46
9:AI:15:ALA:HB2	9:AI:65:VAL:CB	2.45	0.46
9:AI:33:PHE:CE1	9:AI:37:PHE:CD2	3.03	0.46
11:AK:54:ARG:CZ	23:AW:42:C:OP1	2.63	0.46
11:AK:59:TYR:CZ	11:AK:63:LEU:HD21	2.50	0.46
12:AL:86:ARG:HB2	12:AL:101:VAL:CG2	2.45	0.46
13:AM:66:LEU:O	13:AM:70:LEU:HB3	2.16	0.46
19:AS:40:ILE:HG21	19:AS:62:ILE:CD1	2.46	0.46
20:AT:99:LEU:O	20:AT:100:ILE:C	2.54	0.46
23:AW:68:A:C6	23:AW:69:G:C8	3.03	0.46
23:AW:70:G:C4	23:AW:71:G:C5	3.03	0.46
22:AY:4:C:O2'	22:AY:5:C:P	2.73	0.46
25:B0:36:ILE:HD11	25:B0:39:ARG:HG2	1.98	0.46
26:B1:7:ILE:HG12	26:B1:62:VAL:HG23	1.96	0.46
27:B2:68:ARG:CG	27:B2:68:ARG:NH1	2.75	0.46
27:B2:3:LEU:CD2	27:B2:7:ARG:HH11	2.28	0.46
33:B8:32:LEU:HB3	33:B8:36:LYS:NZ	2.30	0.46

*Continued on next page...*

*Continued from previous page...*

Atom-1	Atom-2	Interatomic distance (Å)	Clash overlap (Å)
35:BA:1168:G:O2'	35:BA:1169:G:H5'	2.16	0.46
35:BA:1311:G:C2	55:BX:60:ARG:NH1	2.83	0.46
35:BA:570:G:H2'	35:BA:2030:A:N7	2.30	0.46
35:BA:2148:G:H2'	35:BA:2149:G:C8	2.49	0.46
35:BA:2322:A:H2'	35:BA:2323:G:O4'	2.15	0.46
35:BA:2291:U:O2'	35:BA:2374:C:H1'	2.16	0.46
35:BA:26:G:C6	35:BA:27:G:N1	2.82	0.46
35:BA:598:G:H2'	35:BA:599:G:O4'	2.16	0.46
36:BB:109:C:H5'	36:BB:110:G:O5'	2.14	0.46
37:BC:14:LYS:O	37:BC:29:LEU:HD11	2.15	0.46
37:BC:48:LEU:HD12	37:BC:48:LEU:N	2.31	0.46
39:BE:144:ARG:HB3	39:BE:145:LYS:H	1.50	0.46
39:BE:167:VAL:HG22	39:BE:170:LEU:HD11	1.98	0.46
41:BG:12:TYR:HA	41:BG:16:ARG:CG	2.45	0.46
42:BH:41:MET:HE2	42:BH:42:ARG:C	2.35	0.46
43:BI:73:GLU:CG	43:BI:74:ASN:N	2.78	0.46
47:BP:33:ARG:O	47:BP:34:GLY:C	2.54	0.46
47:BP:6:LEU:N	47:BP:6:LEU:HD23	2.20	0.46
22:AY:56:U:OP1	48:BQ:56:ARG:NH1	2.47	0.46
48:BQ:14:ARG:O	48:BQ:72:LYS:HE2	2.16	0.46
49:BR:18:LEU:HD21	49:BR:22:ARG:CZ	2.46	0.46
50:BS:87:PHE:H	50:BS:106:ARG:HD3	1.79	0.46
51:BT:58:ASN:ND2	51:BT:58:ASN:N	2.64	0.46
51:BT:91:ARG:HG2	51:BT:116:ALA:CB	2.46	0.46
55:BX:55:ASN:HB2	55:BX:80:ILE:HG12	1.98	0.46
56:BY:46:LYS:HG3	56:BY:47:LYS:N	2.31	0.46
56:BY:7:VAL:HG21	56:BY:8:LYS:HZ3	1.77	0.46
57:BZ:119:GLU:HG3	57:BZ:119:GLU:O	2.16	0.46
57:BZ:13:GLU:O	57:BZ:14:LYS:C	2.52	0.46
57:BZ:31:ARG:HD2	57:BZ:94:GLU:OE1	2.15	0.46
1:CA:1096:C:H2'	1:CA:1097:C:C6	2.50	0.46
1:CA:1145:C:H4'	1:CA:1146:A:H5'	1.97	0.46
1:CA:19:C:H5''	5:CE:86:ALA:HB3	1.93	0.46
1:CA:501:C:H2'	1:CA:502:G:C8	2.50	0.46
1:CA:68:G:C2	1:CA:69:G:C4	3.03	0.46
2:CB:9:GLU:OE1	2:CB:10:LEU:N	2.48	0.46
2:CB:27:LYS:C	2:CB:29:ALA:H	2.18	0.46
2:CB:48:MET:HA	2:CB:51:LEU:HD12	1.97	0.46
2:CB:56:ARG:NH1	2:CB:56:ARG:HG2	2.30	0.46
3:CC:15:THR:CG2	3:CC:181:ASN:HA	2.44	0.46
7:CG:36:LYS:O	7:CG:39:ALA:HB3	2.15	0.46

*Continued on next page...*

*Continued from previous page...*

Atom-1	Atom-2	Interatomic distance (Å)	Clash overlap (Å)
11:CK:21:ILE:HB	11:CK:84:VAL:HG12	1.97	0.46
18:CR:65:ILE:O	18:CR:69:THR:HG23	2.15	0.46
20:CT:42:GLN:NE2	20:CT:42:GLN:HA	2.30	0.46
23:CW:12:U:N3	23:CW:26:G:N2	2.29	0.46
23:CW:8:U:N3	23:CW:24:A:N6	2.63	0.46
22:CY:36:AG9:H2A	22:CY:37:A:C1'	2.45	0.46
31:D6:42:TRP:CZ2	35:DA:642:G:O3'	2.68	0.46
33:D8:33:ASN:N	33:D8:33:ASN:ND2	2.59	0.46
33:D8:56:GLU:O	33:D8:58:ILE:N	2.49	0.46
35:DA:2050:C:H2'	35:DA:2051:A:O4'	2.15	0.46
35:DA:2153:G:H2'	35:DA:2154:G:C8	2.51	0.46
35:DA:2307:G:N3	35:DA:2307:G:H3'	2.30	0.46
35:DA:2646:C:H6	35:DA:2646:C:O5'	1.98	0.46
35:DA:631:A:OP1	47:DP:64:LYS:CE	2.63	0.46
35:DA:861:A:N3	36:DB:79:C:O2'	2.44	0.46
35:DA:1568:G:P	38:DD:63:ARG:HH22	2.38	0.46
41:DG:170:ARG:HH21	41:DG:180:PHE:HD2	1.63	0.46
46:DO:17:ARG:HB2	46:DO:45:GLU:O	2.14	0.46
47:DP:58:THR:O	47:DP:58:THR:HG22	2.16	0.46
47:DP:62:LEU:HG	47:DP:63:PRO:HD2	1.98	0.46
48:DQ:135:ASP:OD1	48:DQ:135:ASP:N	2.46	0.46
49:DR:38:VAL:HG12	49:DR:42:LYS:HD2	1.96	0.46
50:DS:70:GLY:HA3	50:DS:101:LEU:HD23	1.96	0.46
51:DT:36:GLU:O	51:DT:36:GLU:HG2	2.15	0.46
35:DA:560:C:H4'	52:DU:52:ARG:CZ	2.44	0.46
53:DV:51:VAL:CG1	53:DV:52:VAL:N	2.79	0.46
54:DW:37:ARG:HG3	54:DW:37:ARG:HH11	1.80	0.46
57:DZ:165:VAL:HG13	57:DZ:169:GLU:HB2	1.96	0.46
57:DZ:43:GLU:HG2	57:DZ:44:PHE:N	2.30	0.46
1:AA:1190:G:OP2	3:AC:5:ILE:HG23	2.15	0.46
1:AA:1408:A:O2'	1:AA:1409:C:H5'	2.15	0.46
1:AA:34:C:H2'	1:AA:35:G:C8	2.51	0.46
1:AA:828:A:H2'	1:AA:829:G:O4'	2.15	0.46
2:AB:47:THR:HG23	2:AB:202:PRO:HG2	1.97	0.46
3:AC:88:ARG:HA	3:AC:91:LEU:CD1	2.44	0.46
4:AD:168:ARG:HG3	4:AD:168:ARG:NH1	2.30	0.46
5:AE:101:ILE:H	5:AE:101:ILE:HD13	1.81	0.46
5:AE:126:ARG:NH1	5:AE:126:ARG:HG3	2.30	0.46
12:AL:20:LYS:HZ3	12:AL:20:LYS:HB3	1.77	0.46
12:AL:84:LEU:C	12:AL:84:LEU:HD23	2.36	0.46
14:AN:22:THR:O	14:AN:23:ARG:HB2	2.14	0.46

*Continued on next page...*

*Continued from previous page...*

Atom-1	Atom-2	Interatomic distance (Å)	Clash overlap (Å)
15:AO:25:THR:HG21	15:AO:70:LEU:HB2	1.97	0.46
20:AT:89:ARG:HD2	20:AT:104:LEU:HD21	1.96	0.46
20:AT:38:LYS:HA	20:AT:41:ILE:HG12	1.98	0.46
23:AW:10:G:N3	23:AW:11:C:C6	2.84	0.46
23:AW:11:C:C2'	23:AW:12:U:O4'	2.64	0.46
23:AW:63:C:H2'	23:AW:63:C:O2	2.15	0.46
22:AY:32:G:C5	22:AY:43:G:C2	3.04	0.46
26:B1:29:GLY:O	26:B1:30:VAL:HG23	2.15	0.46
26:B1:67:ILE:O	26:B1:70:VAL:HB	2.16	0.46
27:B2:45:SER:H	27:B2:46:GLN:HE22	1.61	0.46
30:B5:40:LYS:HE2	30:B5:46:CYS:CB	2.44	0.46
35:BA:1130:U:O2	39:BE:149:ARG:NH2	2.49	0.46
35:BA:1252:G:N7	52:BU:36:ARG:NH1	2.62	0.46
35:BA:1641:A:H2'	35:BA:1642:G:O4'	2.16	0.46
30:B5:3:LYS:HG2	35:BA:2015:A:H2	1.80	0.46
35:BA:1638:C:H5''	35:BA:2710:C:O2'	2.15	0.46
35:BA:2801(A):A:H4'	35:BA:2802:G:C5'	2.35	0.46
39:BE:108:SER:O	39:BE:162:ALA:HA	2.15	0.46
41:BG:128:ARG:C	41:BG:129:GLY:O	2.51	0.46
43:BI:2:LYS:HB2	43:BI:39:ALA:HB3	1.97	0.46
47:BP:131:SER:O	47:BP:132:LYS:C	2.54	0.46
47:BP:45:LEU:HD22	47:BP:46:LYS:H	1.80	0.46
48:BQ:42:ILE:HG22	48:BQ:47:ILE:HG13	1.97	0.46
48:BQ:52:VAL:O	48:BQ:55:VAL:HG22	2.16	0.46
50:BS:85:VAL:HG23	50:BS:106:ARG:HG3	1.98	0.46
53:BV:19:LYS:NZ	53:BV:20:LEU:N	2.44	0.46
57:BZ:132:ASN:O	57:BZ:133:ILE:HD13	2.14	0.46
57:BZ:158:PRO:HA	57:BZ:159:PRO:HD3	1.82	0.46
1:CA:1112:C:H1'	3:CC:179:ARG:CD	2.45	0.46
1:CA:1240:U:C4'	7:CG:38:LEU:HD21	2.45	0.46
1:CA:1411:C:H6	1:CA:1411:C:O5'	1.98	0.46
1:CA:1514:C:H2'	1:CA:1515:C:C6	2.50	0.46
1:CA:173:U:H5''	1:CA:197:A:O4'	2.16	0.46
1:CA:476:G:H2'	1:CA:477:A:C8	2.51	0.46
1:CA:451:A:C6	1:CA:480:U:H2'	2.50	0.46
1:CA:511:C:HO2'	1:CA:512:U:H6	1.63	0.46
1:CA:683:G:H2'	1:CA:684:A:C8	2.51	0.46
1:CA:80:G:OP1	1:CA:80:G:H4'	2.16	0.46
1:CA:894:G:H2'	1:CA:895:G:C8	2.51	0.46
1:CA:935:A:H2'	1:CA:936:C:H6	1.80	0.46
5:CE:28:PHE:CD1	5:CE:28:PHE:N	2.84	0.46

*Continued on next page...*

*Continued from previous page...*

Atom-1	Atom-2	Interatomic distance (Å)	Clash overlap (Å)
9:CI:55:ALA:HA	9:CI:58:HIS:CD2	2.44	0.46
9:CI:15:ALA:HB2	9:CI:65:VAL:CG2	2.46	0.46
10:CJ:22:LYS:C	10:CJ:24:VAL:H	2.18	0.46
11:CK:105:VAL:HG23	11:CK:105:VAL:O	2.15	0.46
15:CO:21:ASP:C	15:CO:23:GLY:H	2.18	0.46
20:CT:13:LEU:C	20:CT:15:ARG:N	2.67	0.46
20:CT:81:LYS:C	20:CT:83:ARG:H	2.19	0.46
22:CV:15:G:N9	22:CV:16:U:H5	2.13	0.46
23:CW:11:C:H2'	23:CW:12:U:O4'	2.15	0.46
23:CW:29:A:C4	23:CW:30:U:C5	3.03	0.46
23:CW:9:A:C8	23:CW:47:G:N2	2.83	0.46
26:D1:45:ASN:ND2	35:DA:2090:G:H21	2.13	0.46
35:DA:1054:A:H2'	35:DA:1107:G:C8	2.51	0.46
35:DA:1112:G:O2'	35:DA:1113:U:C6	2.67	0.46
35:DA:145:G:C3'	35:DA:146:G:H5''	2.44	0.46
35:DA:1564:C:O2'	35:DA:1565:C:H5'	2.15	0.46
35:DA:2098:U:H2'	35:DA:2099:U:O4'	2.15	0.46
35:DA:2828:C:O2'	35:DA:2829:C:H5'	2.15	0.46
35:DA:589:C:O2'	35:DA:590:A:H5'	2.15	0.46
35:DA:665:C:H2'	35:DA:666:G:C8	2.50	0.46
35:DA:680:G:H2'	35:DA:681:G:H8	1.79	0.46
39:DE:132:HIS:CG	39:DE:135:HIS:NE2	2.83	0.46
35:DA:2052:G:H4'	39:DE:143:ASN:O	2.16	0.46
39:DE:24:THR:HG23	39:DE:184:VAL:CG2	2.46	0.46
39:DE:51:PHE:HE1	39:DE:52:LEU:HD13	1.80	0.46
41:DG:163:ALA:HB3	41:DG:169:ALA:HB2	1.98	0.46
41:DG:86:MET:HG2	41:DG:86:MET:O	2.16	0.46
42:DH:124:GLU:HG3	42:DH:132:ARG:CG	2.46	0.46
42:DH:124:GLU:CB	42:DH:132:ARG:HG2	2.44	0.46
46:DO:69:ILE:N	46:DO:69:ILE:HD12	2.30	0.46
47:DP:23:PRO:HB2	47:DP:33:ARG:NE	2.31	0.46
48:DQ:111:GLU:HG2	48:DQ:111:GLU:O	2.16	0.46
49:DR:11:ASN:OD1	49:DR:11:ASN:C	2.53	0.46
50:DS:17:ARG:HA	50:DS:20:ARG:HH12	1.81	0.46
51:DT:50:ILE:HD11	51:DT:102:ILE:HD11	1.98	0.46
52:DU:92:ARG:HD2	53:DV:11:GLN:NE2	2.31	0.46
57:DZ:181:GLU:HA	57:DZ:181:GLU:OE1	2.15	0.46
57:DZ:61:LEU:N	57:DZ:61:LEU:HD23	2.22	0.46
1:AA:1134:G:H22	1:AA:1141:C:C1'	2.29	0.46
1:AA:1291:G:H4'	9:AI:39:GLY:HA3	1.97	0.46
1:AA:189(K):U:H2'	1:AA:189(L):G:C8	2.50	0.46

*Continued on next page...*



*Continued from previous page...*

Atom-1	Atom-2	Interatomic distance (Å)	Clash overlap (Å)
1:AA:264:U:H2'	1:AA:265:G:O4'	2.16	0.46
1:AA:59:A:H1'	1:AA:354:G:N2	2.30	0.46
1:AA:456:C:H2'	1:AA:457:C:H6	1.80	0.46
1:AA:473:G:H2'	1:AA:474:G:C8	2.48	0.46
1:AA:585:G:N3	1:AA:879:C:H4'	2.29	0.46
1:AA:914:A:O2'	1:AA:915:A:H5'	2.15	0.46
1:AA:936:C:H2'	1:AA:937:A:O4'	2.16	0.46
1:AA:1104:G:O5'	2:AB:111:ARG:HD2	2.15	0.46
2:AB:30:ARG:HG3	2:AB:31:TYR:CD1	2.51	0.46
3:AC:155:GLY:O	3:AC:156:ARG:CB	2.64	0.46
5:AE:9:LYS:C	5:AE:32:VAL:HG13	2.35	0.46
3:AC:131:ARG:HH11	5:AE:50:GLU:HG2	1.80	0.46
10:AJ:50:ILE:CD1	10:AJ:50:ILE:H	2.07	0.46
12:AL:85:ILE:HD11	12:AL:98:TYR:CB	2.43	0.46
1:AA:668:G:H4'	15:AO:48:LYS:HB2	1.98	0.46
22:AV:10:G:N2	22:AV:27:C:C2	2.83	0.46
22:AV:14:A:H5''	22:AV:15:G:N7	2.31	0.46
22:AY:13:U:C2	22:AY:25:A:C6	3.02	0.46
13:AM:57:ARG:NH1	29:B4:34:GLU:HA	2.29	0.46
30:B5:50:GLY:HA2	30:B5:55:ARG:HB2	1.98	0.46
31:B6:28:ARG:NH1	31:B6:28:ARG:HB3	2.31	0.46
33:B8:50:LEU:CD1	33:B8:51:ALA:H	2.14	0.46
34:B9:1:MET:O	34:B9:34:GLN:HG2	2.16	0.46
35:BA:102:G:OP1	35:BA:102:G:C4'	2.64	0.46
35:BA:2320:A:H2'	35:BA:2320:A:N3	2.30	0.46
35:BA:364:C:C2'	35:BA:365:C:H5''	2.46	0.46
35:BA:469:G:H2'	35:BA:470:A:H5''	1.96	0.46
35:BA:870:A:C2	35:BA:908:C:C2	3.03	0.46
37:BC:31:LYS:HZ2	37:BC:183:PRO:HG3	1.81	0.46
39:BE:72:VAL:O	39:BE:72:VAL:HG12	2.16	0.46
40:BF:25:PRO:CB	40:BF:119:ARG:HD3	2.39	0.46
36:BB:42:C:H5''	41:BG:67:LYS:HE3	1.98	0.46
43:BI:37:VAL:HG12	43:BI:38:LEU:N	2.30	0.46
43:BI:62:LYS:HA	43:BI:65:ALA:HB3	1.98	0.46
45:BN:119:ARG:NH1	45:BN:119:ARG:HG3	2.31	0.46
46:BO:69:ILE:HD13	46:BO:77:ILE:HG23	1.96	0.46
47:BP:80:TYR:CE1	47:BP:111:ARG:HD3	2.51	0.46
48:BQ:60:ARG:CA	57:BZ:178:GLU:O	2.64	0.46
50:BS:90:GLY:C	50:BS:92:TYR:N	2.68	0.46
51:BT:117:ASP:O	51:BT:121:ILE:HG13	2.15	0.46
51:BT:128:GLU:O	51:BT:129:ARG:C	2.54	0.46

*Continued on next page...*



*Continued from previous page...*

Atom-1	Atom-2	Interatomic distance (Å)	Clash overlap (Å)
51:BT:3:ARG:HB3	51:BT:6:LEU:CB	2.46	0.46
53:BV:72:VAL:HG23	53:BV:72:VAL:O	2.15	0.46
56:BY:31:LEU:CD2	56:BY:31:LEU:N	2.76	0.46
57:BZ:151:HIS:HA	57:BZ:171:ILE:HG22	1.98	0.46
48:BQ:59:ARG:HB2	57:BZ:180:VAL:HB	1.97	0.46
1:CA:1027:C:H1'	1:CA:1035:A:C2	2.50	0.46
1:CA:1183:A:H5''	1:CA:1184:G:OP1	2.15	0.46
1:CA:1326:C:H2'	1:CA:1327:C:C6	2.50	0.46
1:CA:153:C:O2'	1:CA:154:C:H5'	2.16	0.46
1:CA:456:C:H2'	1:CA:457:C:H6	1.80	0.46
1:CA:799:G:O6	1:CA:800:G:C2	2.69	0.46
1:CA:858:G:O6	1:CA:869:G:H3'	2.16	0.46
2:CB:207:ALA:C	2:CB:209:ARG:N	2.68	0.46
12:CL:60:LEU:CD2	12:CL:65:GLU:HA	2.45	0.46
19:CS:45:VAL:HG12	19:CS:63:THR:CA	2.38	0.46
22:CV:51:G:H2'	22:CV:52:C:H6	1.80	0.46
23:CW:35:U:P	23:CW:35:U:H3'	2.54	0.46
23:CW:38:U:O2	23:CW:39:A:N7	2.49	0.46
31:D6:7:ILE:CG1	31:D6:29:ASN:HD21	2.27	0.46
35:DA:706:A:H2'	35:DA:707:G:O4'	2.16	0.46
35:DA:776:G:H4'	35:DA:777:A:O5'	2.15	0.46
37:DC:31:LYS:HZ2	37:DC:183:PRO:HG3	1.80	0.46
39:DE:119:ARG:HD2	39:DE:120:TRP:CE2	2.50	0.46
39:DE:36:ARG:HG2	39:DE:36:ARG:NH1	2.30	0.46
39:DE:50:GLY:HA2	39:DE:78:LEU:HB3	1.96	0.46
41:DG:96:ARG:O	41:DG:99:MET:HB3	2.15	0.46
42:DH:107:VAL:HG23	42:DH:107:VAL:O	2.15	0.46
43:DI:97:ILE:HG22	43:DI:101:LEU:HD22	1.96	0.46
43:DI:38:LEU:CB	43:DI:40:THR:HG23	2.45	0.46
45:DN:65:LYS:HD2	45:DN:69:GLN:HE21	1.81	0.46
47:DP:13:ASN:C	47:DP:13:ASN:ND2	2.69	0.46
48:DQ:111:GLU:O	48:DQ:115:MET:HG2	2.16	0.46
49:DR:55:ALA:CB	49:DR:79:LEU:HD22	2.46	0.46
51:DT:52:ILE:HG23	51:DT:61:PHE:HB3	1.97	0.46
54:DW:20:VAL:CG2	54:DW:47:VAL:HG21	2.45	0.46
57:DZ:27:VAL:HG23	57:DZ:36:LYS:CA	2.45	0.46
1:AA:1112:C:H1'	3:AC:179:ARG:CD	2.46	0.46
1:AA:1133:G:H2'	1:AA:1134:G:C8	2.49	0.46
1:AA:1183:A:H5''	1:AA:1184:G:OP1	2.16	0.46
1:AA:123:C:OP1	1:AA:311:C:O2'	2.32	0.46
1:AA:1259:C:H42	1:AA:1276:G:H1	1.62	0.46

*Continued on next page...*

*Continued from previous page...*

Atom-1	Atom-2	Interatomic distance (Å)	Clash overlap (Å)
1:AA:1472:U:O2'	1:AA:1473:A:H5'	2.16	0.46
1:AA:334:C:O2'	1:AA:335:C:H5'	2.16	0.46
1:AA:443:C:H2'	1:AA:444:C:C6	2.51	0.46
1:AA:519:C:OP2	12:AL:50:SER:OG	2.27	0.46
1:AA:541:G:O2'	1:AA:542:G:H5'	2.16	0.46
1:AA:627:G:O2'	1:AA:628:G:H5'	2.16	0.46
1:AA:709:G:O2'	1:AA:710:G:H5'	2.16	0.46
1:AA:865:A:H5'	1:AA:1078:U:C4	2.51	0.46
2:AB:97:TRP:CE2	2:AB:173:ALA:HB2	2.49	0.46
2:AB:207:ALA:C	2:AB:209:ARG:N	2.69	0.46
2:AB:231:GLU:HB2	2:AB:232:PRO:CD	2.46	0.46
2:AB:71:VAL:HG13	2:AB:93:VAL:HB	1.98	0.46
3:AC:9:GLY:HA3	14:AN:49:HIS:HA	1.96	0.46
5:AE:9:LYS:O	5:AE:32:VAL:HG13	2.16	0.46
7:AG:67:GLU:HA	7:AG:67:GLU:OE1	2.16	0.46
8:AH:38:ILE:C	8:AH:40:ALA:H	2.19	0.46
9:AI:37:PHE:HB3	9:AI:43:ALA:CB	2.46	0.46
1:AA:963:G:N2	10:AJ:55:LYS:NZ	2.61	0.46
10:AJ:6:ILE:CD1	10:AJ:72:VAL:HB	2.42	0.46
20:AT:39:LYS:O	20:AT:42:GLN:HB3	2.16	0.46
20:AT:47:GLY:O	20:AT:48:LYS:C	2.54	0.46
20:AT:81:LYS:C	20:AT:83:ARG:H	2.19	0.46
23:AW:25:A:C6	23:AW:26:G:C6	3.03	0.46
23:AW:53:U:C4	23:AW:54:G:C8	3.04	0.46
23:AW:71:G:H3'	23:AW:71:G:C8	2.50	0.46
22:AY:5:C:C4	22:AY:6:C:N4	2.84	0.46
33:B8:52:LYS:HE2	35:BA:834:C:H4'	1.96	0.46
35:BA:2144:U:HO2'	35:BA:2147:G:H1	1.64	0.46
38:BD:239:ARG:HH11	38:BD:239:ARG:HG2	1.81	0.46
39:BE:87:GLU:C	39:BE:87:GLU:OE1	2.54	0.46
40:BF:116:ASP:OD2	47:BP:5:ASP:HB2	2.16	0.46
40:BF:125:LEU:HD12	40:BF:196:LEU:HG	1.98	0.46
42:BH:157:TYR:HE1	42:BH:171:LEU:N	2.12	0.46
43:BI:98:ALA:HB1	43:BI:109:ILE:HD13	1.98	0.46
49:BR:38:VAL:O	49:BR:42:LYS:HG3	2.16	0.46
49:BR:65:LEU:HD12	49:BR:65:LEU:N	2.30	0.46
51:BT:89:VAL:CG1	51:BT:91:ARG:HG3	2.45	0.46
53:BV:99:ILE:N	53:BV:99:ILE:HD13	2.29	0.46
55:BX:34:ALA:HB1	55:BX:39:ILE:HD11	1.98	0.46
56:BY:39:VAL:CG1	56:BY:40:GLU:H	2.24	0.46
1:CA:1466:C:H2'	1:CA:1467:G:O4'	2.16	0.46

*Continued on next page...*

*Continued from previous page...*

Atom-1	Atom-2	Interatomic distance (Å)	Clash overlap (Å)
1:CA:1522:U:C2	1:CA:1523:G:C8	3.04	0.46
4:CD:22:LYS:O	4:CD:113:SER:HB3	2.15	0.46
4:CD:96:LEU:HD12	4:CD:96:LEU:N	2.30	0.46
5:CE:105:VAL:CB	5:CE:106:PRO:CD	2.94	0.46
5:CE:148:VAL:C	5:CE:150:ARG:N	2.69	0.46
7:CG:102:ARG:HG2	7:CG:106:GLN:NE2	2.30	0.46
5:CE:80:ILE:HA	8:CH:104:ARG:NH1	2.31	0.46
9:CI:88:TYR:O	9:CI:89:ASN:CB	2.62	0.46
9:CI:9:ARG:HA	9:CI:13:ALA:O	2.15	0.46
10:CJ:3:LYS:HD2	10:CJ:77:PRO:HD3	1.98	0.46
12:CL:35:GLY:CA	12:CL:58:VAL:CG1	2.91	0.46
13:CM:20:THR:C	13:CM:22:ILE:H	2.19	0.46
14:CN:41:ARG:HG3	14:CN:42:ILE:HD13	1.98	0.46
1:CA:1269:A:OP1	21:CU:24:ARG:HD2	2.16	0.46
22:CV:42:C:C2'	22:CV:43:G:H5'	2.46	0.46
23:CW:36:C:C2'	23:CW:36:C:O2	2.64	0.46
22:CY:26:G:H2'	22:CY:27:C:O4'	2.16	0.46
22:CY:43:G:N1	22:CY:44:A:C5	2.83	0.46
33:D8:38:GLY:O	33:D8:42:ARG:HB2	2.15	0.46
33:D8:23:VAL:HG12	33:D8:46:ARG:HB3	1.97	0.46
35:DA:174:C:O2	35:DA:174:C:H2'	2.16	0.46
34:D9:19:ARG:HA	35:DA:2757:A:OP1	2.15	0.46
35:DA:2801(A):A:H4'	35:DA:2802:G:C5'	2.35	0.46
30:D5:29:THR:HG21	35:DA:2814:C:O2'	2.16	0.46
35:DA:613:G:C8	35:DA:613:G:C5'	2.93	0.46
37:DC:48:LEU:HD12	37:DC:48:LEU:N	2.30	0.46
40:DF:133:ASN:O	40:DF:135:LYS:N	2.49	0.46
40:DF:155:LEU:HD22	40:DF:186:ILE:HA	1.98	0.46
42:DH:163:TYR:N	42:DH:163:TYR:CD1	2.84	0.46
43:DI:27:ARG:NH1	43:DI:27:ARG:HG3	2.20	0.46
45:DN:1:MET:O	45:DN:2:LYS:HG3	2.15	0.46
48:DQ:45:GLN:H	48:DQ:45:GLN:NE2	2.14	0.46
50:DS:87:PHE:CG	50:DS:88:ASP:N	2.84	0.46
50:DS:95:HIS:O	50:DS:98:VAL:HG23	2.16	0.46
51:DT:88:ILE:CG2	51:DT:89:VAL:N	2.75	0.46
56:DY:95:LYS:CG	56:DY:101:LYS:H	2.25	0.46
56:DY:32:PRO:O	56:DY:35:TYR:N	2.45	0.46
57:DZ:40:ASP:OD1	57:DZ:41:LEU:N	2.49	0.46
1:AA:1070:U:O2'	1:AA:1071:C:H5'	2.16	0.46
1:AA:1145:C:H4'	1:AA:1146:A:H5'	1.97	0.46
1:AA:1300:G:O2'	1:AA:1301:U:P	2.74	0.46

*Continued on next page...*

*Continued from previous page...*

Atom-1	Atom-2	Interatomic distance (Å)	Clash overlap (Å)
1:AA:1406:U:O2'	1:AA:1407:C:H5'	2.16	0.46
1:AA:250:A:H4'	1:AA:251:G:O5'	2.16	0.46
3:AC:182:ILE:HG12	3:AC:203:PHE:HD1	1.81	0.46
5:AE:76:ILE:HD11	5:AE:142:LEU:CD2	2.45	0.46
6:AF:8:ILE:CD1	6:AF:26:ILE:HD13	2.45	0.46
9:AI:13:ALA:HB2	9:AI:68:GLY:HA3	1.97	0.46
13:AM:19:LEU:HD22	13:AM:19:LEU:N	2.31	0.46
10:AJ:61:GLU:CG	14:AN:58:LYS:HE2	2.46	0.46
18:AR:65:ILE:O	18:AR:69:THR:HG23	2.16	0.46
20:AT:13:LEU:CD1	20:AT:13:LEU:N	2.78	0.46
20:AT:82:SER:O	20:AT:86:ARG:HD2	2.16	0.46
20:AT:89:ARG:HB2	20:AT:104:LEU:CD1	2.41	0.46
22:AV:56:U:C2'	22:AV:57:U:H5'	2.46	0.46
23:AW:19:G:HO2'	23:AW:20:G:C4'	2.29	0.46
23:AW:54:G:C2	23:AW:55:G:C8	3.04	0.46
22:AY:72:C:H3'	22:AY:72:C:O2	2.16	0.46
35:BA:1045:A:H3'	35:BA:1045:A:N3	2.31	0.46
35:BA:139:G:H2'	35:BA:140:G:N7	2.30	0.46
35:BA:1459:G:C8	35:BA:1461:G:H1'	2.51	0.46
35:BA:1291:C:H5'	35:BA:1534:U:O2'	2.14	0.46
35:BA:2154:G:O2'	35:BA:2155:G:H5'	2.16	0.46
35:BA:2392:A:H2	35:BA:2424:C:N4	1.99	0.46
35:BA:2892:A:H62	35:BA:2893:G:H21	1.61	0.46
35:BA:624:C:O2'	35:BA:657:U:H5''	2.16	0.46
38:BD:176:ARG:HG2	38:BD:176:ARG:NH1	2.23	0.46
38:BD:30:GLU:CG	38:BD:63:ARG:CZ	2.85	0.46
39:BE:129:HIS:O	39:BE:130:GLY:O	2.34	0.46
39:BE:51:PHE:N	39:BE:74:PRO:CB	2.79	0.46
40:BF:21:ALA:C	40:BF:23:ASP:N	2.69	0.46
41:BG:75:LYS:HB3	41:BG:76:SER:H	1.58	0.46
46:BO:24:VAL:HG13	46:BO:24:VAL:O	2.16	0.46
47:BP:48:PRO:O	47:BP:51:PHE:N	2.48	0.46
47:BP:83:VAL:CG1	47:BP:112:LEU:HD21	2.46	0.46
49:BR:2:ARG:NH1	49:BR:2:ARG:N	2.47	0.46
49:BR:38:VAL:HB	49:BR:39:PRO:CD	2.37	0.46
36:BB:50:G:OP1	50:BS:63:THR:HG23	2.16	0.46
55:BX:65:ARG:HH11	55:BX:65:ARG:HG2	1.80	0.46
57:BZ:31:ARG:CB	57:BZ:31:ARG:NH1	2.79	0.46
1:CA:1428:A:H2'	1:CA:1429:C:C6	2.51	0.46
1:CA:237:C:H2'	1:CA:238:G:H8	1.81	0.46
1:CA:262:A:C6	1:CA:263:A:C6	3.03	0.46

*Continued on next page...*

*Continued from previous page...*

Atom-1	Atom-2	Interatomic distance (Å)	Clash overlap (Å)
2:CB:24:TRP:H	2:CB:24:TRP:HD1	1.59	0.46
3:CC:206:GLU:O	3:CC:207:VAL:C	2.54	0.46
5:CE:79:GLU:OE1	5:CE:79:GLU:N	2.49	0.46
7:CG:120:ILE:HG22	7:CG:124:LEU:HD12	1.96	0.46
7:CG:5:ARG:O	7:CG:7:ALA:N	2.47	0.46
9:CI:65:VAL:HG13	9:CI:65:VAL:O	2.15	0.46
13:CM:70:LEU:O	13:CM:74:VAL:HG23	2.16	0.46
13:CM:89:GLY:HA2	13:CM:93:ARG:HH11	1.80	0.46
22:CY:4:C:C2	22:CY:5:C:C5	3.04	0.46
22:CY:56:U:P	22:CY:56:U:H6	2.37	0.46
22:CY:19:G:H21	22:CY:59:G:H2'	1.75	0.46
22:CY:68:A:C6	22:CY:69:G:C5	3.03	0.46
25:D0:36:ILE:HD11	25:D0:39:ARG:HG2	1.97	0.46
34:D9:27:CYS:SG	34:D9:28:GLU:N	2.89	0.46
35:DA:1006:C:C2	35:DA:1138:G:N2	2.83	0.46
35:DA:1014:U:H2'	35:DA:1015:G:H5'	1.97	0.46
35:DA:1712:C:O2'	35:DA:1713:U:H5'	2.16	0.46
35:DA:1755:A:H2'	35:DA:1756:G:H5'	1.96	0.46
35:DA:2732:G:C2'	35:DA:2733:A:H5'	2.45	0.46
35:DA:598:G:H2'	35:DA:599:G:O4'	2.14	0.46
35:DA:942:G:O2'	35:DA:943:U:H5'	2.16	0.46
36:DB:103:G:O2'	36:DB:104:U:H5'	2.16	0.46
37:DC:14:LYS:O	37:DC:29:LEU:HD11	2.16	0.46
38:DD:155:LEU:HD23	38:DD:177:LEU:HD22	1.96	0.46
39:DE:24:THR:HG22	39:DE:186:GLY:CA	2.46	0.46
41:DG:53:LEU:N	41:DG:53:LEU:HD22	2.31	0.46
43:DI:132:PRO:C	43:DI:133:HIS:ND1	2.69	0.46
46:DO:14:THR:HG21	46:DO:86:ILE:HB	1.97	0.46
46:DO:24:VAL:HG23	46:DO:33:ALA:HB2	1.97	0.46
47:DP:125:VAL:O	47:DP:125:VAL:HG13	2.15	0.46
47:DP:39:LYS:O	47:DP:41:ARG:HG2	2.16	0.46
48:DQ:12:GLN:HE21	48:DQ:73:PRO:HD3	1.81	0.46
49:DR:28:LEU:HD21	49:DR:114:VAL:HG12	1.97	0.46
50:DS:14:VAL:O	50:DS:14:VAL:HG12	2.15	0.46
51:DT:28:VAL:CG2	51:DT:46:GLU:HA	2.42	0.46
53:DV:69:LYS:HG3	53:DV:70:ILE:N	2.31	0.46
54:DW:10:VAL:O	54:DW:11:ARG:CB	2.54	0.46
54:DW:4:LYS:HA	54:DW:106:ILE:HG22	1.98	0.46
56:DY:2:ARG:HD3	56:DY:3:VAL:N	2.30	0.46
57:DZ:103:ARG:HB2	57:DZ:136:PHE:HB2	1.97	0.46
57:DZ:155:LEU:CD2	57:DZ:155:LEU:H	2.29	0.46

*Continued on next page...*

*Continued from previous page...*

Atom-1	Atom-2	Interatomic distance (Å)	Clash overlap (Å)
57:DZ:6:LYS:HE3	57:DZ:43:GLU:OE2	2.15	0.46
1:AA:63:C:N4	1:AA:104:G:H1	2.13	0.46
1:AA:1073:U:H3	1:AA:1102:A:H61	1.63	0.46
1:AA:146:G:N2	1:AA:147:G:H1'	2.31	0.46
1:AA:827:U:H6	1:AA:827:U:O5'	1.99	0.46
3:AC:188:LEU:O	3:AC:190:ARG:HG3	2.15	0.46
5:AE:41:VAL:HG11	5:AE:113:ALA:HA	1.98	0.46
5:AE:26:PHE:O	5:AE:27:ARG:HB2	2.16	0.46
8:AH:91:ARG:CG	8:AH:91:ARG:NH1	2.77	0.46
1:AA:1319:A:OP2	19:AS:5:LEU:HD23	2.16	0.46
22:AV:10:G:N1	22:AV:28:G:C4	2.84	0.46
22:AV:3:G:H8	22:AV:3:G:OP2	1.99	0.46
22:AY:23:A:C2'	22:AY:24:A:C8	2.96	0.46
25:B0:27:GLU:C	25:B0:29:GLN:H	2.18	0.46
25:B0:23:VAL:HG13	25:B0:38:VAL:HG22	1.98	0.46
29:B4:7:PRO:HG2	41:BG:61:ALA:O	2.15	0.46
30:B5:54:GLY:C	30:B5:55:ARG:HE	2.18	0.46
33:B8:30:ARG:HA	33:B8:30:ARG:NE	2.22	0.46
35:BA:2305:A:O2'	41:BG:136:ARG:NE	2.49	0.46
35:BA:2855:C:O2'	35:BA:2856:C:H5'	2.16	0.46
35:BA:363(F):A:O2'	35:BA:364:C:C5	2.63	0.46
37:BC:197:LEU:C	37:BC:199:ALA:N	2.69	0.46
39:BE:132:HIS:CG	39:BE:135:HIS:NE2	2.84	0.46
35:BA:2572:A:N7	39:BE:144:ARG:HD2	2.31	0.46
35:BA:2747:G:O2'	42:BH:67:LEU:HD13	2.15	0.46
45:BN:89:LYS:O	45:BN:93:THR:CG2	2.64	0.46
47:BP:146:VAL:CG2	47:BP:147:LEU:N	2.66	0.46
48:BQ:67:ARG:HB3	48:BQ:102:VAL:O	2.16	0.46
49:BR:103:ARG:HD3	49:BR:108:GLY:O	2.16	0.46
51:BT:65:LYS:NZ	51:BT:66:VAL:H	2.14	0.46
53:BV:19:LYS:CE	53:BV:20:LEU:H	2.26	0.46
54:BW:4:LYS:HA	54:BW:106:ILE:HG22	1.98	0.46
57:BZ:145:GLU:O	57:BZ:147:GLY:N	2.49	0.46
57:BZ:40:ASP:OD1	57:BZ:43:GLU:HG2	2.16	0.46
1:CA:1287:A:H2	1:CA:1353:G:H1'	1.81	0.46
3:CC:40:ARG:CA	3:CC:55:VAL:HG11	2.42	0.46
4:CD:45:GLN:O	4:CD:45:GLN:HG3	2.16	0.46
7:CG:65:ALA:HB1	7:CG:127:ALA:HB3	1.96	0.46
8:CH:38:ILE:C	8:CH:40:ALA:H	2.19	0.46
8:CH:6:ILE:HB	8:CH:85:ARG:NH2	2.31	0.46
9:CI:56:LEU:C	9:CI:56:LEU:HD23	2.35	0.46

*Continued on next page...*



*Continued from previous page...*

Atom-1	Atom-2	Interatomic distance (Å)	Clash overlap (Å)
11:CK:108:ILE:HG21	18:CR:88:LYS:OXT	2.15	0.46
11:CK:22:HIS:HB3	11:CK:29:ILE:CG2	2.41	0.46
12:CL:54:LYS:CD	12:CL:54:LYS:H	2.21	0.46
13:CM:32:GLU:O	13:CM:35:GLU:HG2	2.16	0.46
8:CH:91:ARG:NH1	17:CQ:33:GLY:HA3	2.29	0.46
22:CY:19:G:C2	22:CY:59:G:N3	2.84	0.46
22:CY:44:A:C6	22:CY:45:U:C4	3.03	0.46
22:CY:70:G:C2	22:CY:71:G:C4	3.04	0.46
30:D5:16:ARG:NH2	35:DA:517:C:OP1	2.48	0.46
35:DA:154(A):C:H3'	35:DA:155:U:H5''	1.96	0.46
35:DA:1805:U:O2	38:DD:50:THR:HB	2.15	0.46
35:DA:2001:A:H2'	35:DA:2002:G:C8	2.51	0.46
35:DA:2369:A:O2'	35:DA:2370:G:H5'	2.16	0.46
35:DA:2397:G:N2	35:DA:2420:C:H1'	2.31	0.46
35:DA:524:U:H4'	35:DA:555:U:H4'	1.96	0.46
35:DA:588:U:H6	35:DA:588:U:O5'	1.99	0.46
35:DA:680:G:O2'	35:DA:681:G:H5'	2.16	0.46
36:DB:45:A:H2'	36:DB:45:A:N3	2.29	0.46
36:DB:94:C:O2'	36:DB:95:C:H5'	2.15	0.46
39:DE:5:LEU:HG	39:DE:49:LEU:HD12	1.98	0.46
42:DH:18:GLU:O	42:DH:24:VAL:HG23	2.15	0.46
45:DN:119:ARG:NH1	45:DN:119:ARG:HG3	2.31	0.46
45:DN:134:ARG:H	45:DN:135:PRO:HD3	1.80	0.46
46:DO:80:ASP:O	46:DO:81:ASP:HB3	2.16	0.46
47:DP:126:VAL:HG22	47:DP:145:PRO:HG2	1.98	0.46
47:DP:146:VAL:O	47:DP:148:LEU:HG	2.16	0.46
47:DP:33:ARG:HG3	47:DP:34:GLY:H	1.81	0.46
48:DQ:39:PRO:HD3	48:DQ:99:PRO:HG3	1.98	0.46
53:DV:22:VAL:O	53:DV:23:GLU:HB2	2.15	0.46
53:DV:52:VAL:CG1	53:DV:55:ALA:HB3	2.39	0.46
57:DZ:114:GLY:O	57:DZ:177:PRO:HD3	2.16	0.46
1:AA:1228:C:OP1	13:AM:115:LYS:HE3	2.16	0.46
1:AA:313:A:H2'	1:AA:314:C:C6	2.51	0.46
1:AA:476:G:H2'	1:AA:477:A:C8	2.51	0.46
1:AA:853:G:H2'	1:AA:854:G:H8	1.81	0.46
1:AA:935:A:H2'	1:AA:936:C:C6	2.51	0.46
1:AA:983:A:H3'	1:AA:983:A:N3	2.31	0.46
2:AB:59:GLU:O	2:AB:62:ALA:HB3	2.16	0.46
3:AC:178:LEU:N	3:AC:178:LEU:HD22	2.31	0.46
3:AC:22:TRP:HB2	3:AC:23:TYR:H	1.66	0.46
9:AI:24:GLY:N	9:AI:60:ASP:OD1	2.44	0.46

*Continued on next page...*



*Continued from previous page...*

Atom-1	Atom-2	Interatomic distance (Å)	Clash overlap (Å)
10:AJ:70:ARG:HG2	10:AJ:70:ARG:NH1	2.30	0.46
10:AJ:75:ILE:CG1	10:AJ:76:ASN:N	2.79	0.46
12:AL:58:VAL:C	12:AL:65:GLU:HG3	2.36	0.46
15:AO:21:ASP:C	15:AO:23:GLY:H	2.18	0.46
16:AP:18:ARG:CG	16:AP:35:LYS:HE3	2.46	0.46
20:AT:13:LEU:C	20:AT:15:ARG:N	2.68	0.46
22:AV:20:G:N2	22:AV:58:C:N3	2.64	0.46
22:AV:14:A:N6	22:AV:24:A:N7	2.64	0.46
23:AW:30:U:N1	23:AW:31:C:C5	2.84	0.46
23:AW:33:G:C2'	23:AW:34:C:C4'	2.94	0.46
23:AW:45:U:C5	23:AW:46:U:C4	3.04	0.46
22:AY:42:C:H2'	22:AY:43:G:H8	1.81	0.46
27:B2:2:LYS:HE3	27:B2:5:GLU:OE1	2.16	0.46
29:B4:5:ILE:CD1	29:B4:5:ILE:N	2.75	0.46
31:B6:48:VAL:CG2	31:B6:49:HIS:H	2.21	0.46
35:BA:1188:U:H2'	35:BA:1189:A:H5'	1.96	0.46
35:BA:1281:G:H8	35:BA:1281:G:C5'	2.27	0.46
35:BA:1491:G:O2'	38:BD:101:GLU:HB2	2.16	0.46
35:BA:1721:G:H8	35:BA:1741:A:H62	1.64	0.46
35:BA:1951:U:H2'	35:BA:1953:A:OP2	2.16	0.46
35:BA:2101:G:H2'	35:BA:2102:U:O4'	2.15	0.46
35:BA:2163:C:H2'	35:BA:2164:C:O4'	2.16	0.46
35:BA:2443:C:O2'	35:BA:2444:G:H5'	2.16	0.46
35:BA:2593:U:H2'	35:BA:2594:C:C6	2.51	0.46
35:BA:408:G:O2'	35:BA:409:C:H5'	2.16	0.46
35:BA:661:C:H2'	35:BA:662:G:H8	1.80	0.46
38:BD:221:VAL:CG2	38:BD:226:MET:CE	2.94	0.46
41:BG:71:THR:HB	41:BG:89:GLY:O	2.16	0.46
42:BH:9:ILE:HG12	42:BH:73:ALA:HB2	1.99	0.46
43:BI:98:ALA:O	43:BI:101:LEU:HB3	2.15	0.46
44:BJ:125:UNK:C	44:BJ:127:UNK:N	2.75	0.46
45:BN:58:ASP:C	45:BN:60:ILE:HG13	2.37	0.46
49:BR:58:GLY:HA2	49:BR:80:PHE:CE1	2.48	0.46
50:BS:97:ARG:HG2	50:BS:97:ARG:HH11	1.81	0.46
52:BU:65:ILE:CD1	52:BU:96:ALA:HB3	2.45	0.46
56:BY:7:VAL:CB	56:BY:8:LYS:HD2	2.46	0.46
57:BZ:108:PRO:CB	57:BZ:144:LEU:HB2	2.45	0.46
57:BZ:24:LEU:O	57:BZ:24:LEU:HD23	2.16	0.46
1:CA:1067:A:N3	1:CA:1068:G:H1'	2.31	0.46
1:CA:15:G:H4'	5:CE:24:ARG:NH1	2.30	0.46
1:CA:827:U:H6	1:CA:827:U:O5'	1.98	0.46

*Continued on next page...*

*Continued from previous page...*

Atom-1	Atom-2	Interatomic distance (Å)	Clash overlap (Å)
1:CA:961:U:O5'	1:CA:961:U:H6	1.98	0.46
3:CC:103:VAL:CG1	3:CC:104:GLN:H	2.29	0.46
4:CD:61:LYS:NZ	4:CD:62:GLN:HE21	2.13	0.46
6:CF:8:ILE:CD1	6:CF:26:ILE:HD13	2.45	0.46
12:CL:45:PRO:HG2	12:CL:50:SER:C	2.37	0.46
10:CJ:61:GLU:CG	14:CN:58:LYS:HE2	2.46	0.46
22:CV:15:G:C8	22:CV:16:U:C5	3.04	0.46
22:CV:52:C:O2'	22:CV:53:U:H5'	2.15	0.46
22:CV:5:C:C4	22:CV:6:C:N4	2.84	0.46
23:CW:14:A:C2	23:CW:24:A:C5	3.04	0.46
23:CW:47:G:O5'	23:CW:47:G:H8	1.98	0.46
23:CW:53:U:C4	23:CW:54:G:C8	3.05	0.46
23:CW:54:G:H2'	23:CW:54:G:N3	2.30	0.46
23:CW:68:A:C4	23:CW:69:G:H8	2.34	0.46
25:D0:6:GLY:O	25:D0:7:LEU:HD23	2.14	0.46
29:D4:34:GLU:HB2	41:DG:113:ARG:HD2	1.97	0.46
30:D5:52:TYR:O	30:D5:53:ALA:HB2	2.15	0.46
31:D6:26:ASN:OD1	31:D6:27:LYS:N	2.47	0.46
33:D8:48:PHE:C	33:D8:49:VAL:HG22	2.37	0.46
33:D8:49:VAL:HG23	33:D8:53:PRO:HB3	1.98	0.46
35:DA:139:G:H2'	35:DA:140:G:N7	2.30	0.46
35:DA:1510:G:O2'	35:DA:1511:C:H5'	2.16	0.46
35:DA:2061:G:H5''	35:DA:2503:A:C2	2.51	0.46
35:DA:2291:U:O2'	35:DA:2374:C:H1'	2.17	0.46
35:DA:2389:G:H5''	35:DA:2390:U:O4'	2.16	0.46
35:DA:2769:C:H2'	35:DA:2770:G:O4'	2.16	0.46
35:DA:2638:G:OP1	39:DE:82:ARG:NH2	2.49	0.46
39:DE:87:GLU:C	39:DE:87:GLU:OE1	2.55	0.46
40:DF:7:TYR:HB2	40:DF:16:GLY:C	2.36	0.46
40:DF:184:TYR:O	40:DF:188:ARG:HG2	2.16	0.46
40:DF:8:GLN:O	40:DF:10:PRO:N	2.49	0.46
43:DI:127:VAL:HG22	43:DI:139:GLN:CB	2.46	0.46
46:DO:76:ALA:HB3	51:DT:75:ILE:HD12	1.97	0.46
47:DP:61:ARG:H	47:DP:61:ARG:CD	2.12	0.46
33:D8:13:ARG:HD2	47:DP:61:ARG:NH1	2.30	0.46
35:DA:1453:U:O4'	49:DR:63:ARG:HD3	2.16	0.46
45:DN:2:LYS:HZ2	52:DU:95:LEU:HD21	1.78	0.46
53:DV:15:GLU:CB	53:DV:16:PRO:HD2	2.34	0.46
54:DW:34:ASN:O	54:DW:35:ILE:C	2.55	0.46
54:DW:36:LEU:HD12	54:DW:48:ALA:HA	1.97	0.46
55:DX:12:VAL:HG11	55:DX:27:THR:CG2	2.46	0.46

*Continued on next page...*

*Continued from previous page...*

Atom-1	Atom-2	Interatomic distance (Å)	Clash overlap (Å)
56:DY:32:PRO:C	56:DY:35:TYR:H	2.19	0.46
1:AA:9:G:O2'	1:AA:10:A:H5'	2.17	0.45
1:AA:1212:U:H4'	1:AA:1213:A:C8	2.51	0.45
1:AA:1262:C:H42	1:AA:1273:G:H1	1.61	0.45
1:AA:1508:G:H2'	1:AA:1509:C:H6	1.81	0.45
1:AA:237:C:O2'	1:AA:238:G:H5'	2.16	0.45
1:AA:438:G:H4'	1:AA:439:A:OP1	2.16	0.45
1:AA:502:G:C6	1:AA:503:C:C4	3.04	0.45
2:AB:79:ASP:C	2:AB:81:VAL:N	2.69	0.45
3:AC:206:GLU:O	3:AC:208:ILE:N	2.49	0.45
1:AA:1080:A:H5''	5:AE:16:THR:HG21	1.97	0.45
8:AH:64:LYS:CG	8:AH:79:VAL:HG21	2.46	0.45
9:AI:99:LEU:C	9:AI:101:PHE:H	2.18	0.45
12:AL:38:THR:HG22	12:AL:57:LYS:O	2.16	0.45
12:AL:73:GLU:O	12:AL:110:VAL:HG13	2.16	0.45
17:AQ:65:ILE:HD11	17:AQ:72:ARG:HG2	1.97	0.45
17:AQ:9:VAL:HG23	17:AQ:9:VAL:O	2.16	0.45
18:AR:50:ILE:HD12	18:AR:70:ILE:HD12	1.98	0.45
22:AV:28:G:C6	22:AV:29:A:C5	3.04	0.45
22:AV:30:U:C2	22:AV:31:C:C6	3.04	0.45
23:AW:76:C:H2'	23:AW:77:C:C6	2.51	0.45
26:B1:3:LYS:HG3	26:B1:4:VAL:H	1.81	0.45
35:BA:1180:C:H2'	35:BA:1180:C:O2	2.15	0.45
35:BA:1509(A):A:H2'	35:BA:1509(B):A:H8	1.80	0.45
35:BA:1602:U:H3'	35:BA:1603:A:C5'	2.46	0.45
35:BA:2098:U:H2'	35:BA:2099:U:O4'	2.15	0.45
35:BA:1027:A:C2	35:BA:2488:A:H5'	2.50	0.45
35:BA:251:A:H5''	47:BP:51:PHE:CZ	2.50	0.45
35:BA:2881:C:C2	35:BA:2882:A:C8	3.04	0.45
38:BD:40:THR:HG22	38:BD:41:GLY:O	2.15	0.45
39:BE:120:TRP:CE3	39:BE:155:LYS:HD3	2.50	0.45
47:BP:7:ARG:HB3	47:BP:7:ARG:CZ	2.47	0.45
48:BQ:57:HIS:CD2	48:BQ:116:GLU:HG3	2.51	0.45
52:BU:108:GLU:HG3	53:BV:44:LYS:CD	2.37	0.45
52:BU:66:ASN:HB2	52:BU:76:TYR:HB2	1.98	0.45
52:BU:95:LEU:C	52:BU:97:ASP:N	2.67	0.45
53:BV:7:THR:O	53:BV:7:THR:HG23	2.14	0.45
56:BY:25:GLY:HA3	56:BY:39:VAL:CG1	2.46	0.45
1:CA:1086:U:H6	1:CA:1086:U:O5'	1.98	0.45
1:CA:1400:C:O5'	1:CA:1400:C:C6	2.62	0.45
1:CA:141:A:H2'	1:CA:142:G:C8	2.51	0.45

*Continued on next page...*

*Continued from previous page...*

Atom-1	Atom-2	Interatomic distance (Å)	Clash overlap (Å)
1:CA:443:C:H2'	1:CA:444:C:C6	2.51	0.45
2:CB:116:GLU:HA	2:CB:119:GLU:HB2	1.99	0.45
3:CC:162:GLN:CD	24:CX:24:A:O4'	2.55	0.45
5:CE:17:ALA:HA	5:CE:26:PHE:HA	1.98	0.45
14:CN:23:ARG:HD2	14:CN:28:GLY:O	2.17	0.45
23:CW:19:G:HO2'	23:CW:20:G:C4'	2.29	0.45
23:CW:40:A:C5	23:CW:42:C:C4	3.04	0.45
23:CW:76:C:H2'	23:CW:77:C:C6	2.51	0.45
22:CY:49:G:C3'	22:CY:50:C:C5'	2.84	0.45
26:D1:58:ILE:O	26:D1:58:ILE:HG13	2.16	0.45
35:DA:146:G:C2'	35:DA:147:U:H5'	2.46	0.45
35:DA:1755:A:C2	35:DA:2716:U:H1'	2.51	0.45
35:DA:2154:G:O2'	35:DA:2155:G:H5'	2.16	0.45
35:DA:2558:C:H2'	35:DA:2559:C:C6	2.51	0.45
35:DA:402:A:O2'	35:DA:403:U:H5'	2.16	0.45
35:DA:572:A:H2'	35:DA:573:G:O4'	2.16	0.45
39:DE:39:PRO:HA	39:DE:43:GLY:CA	2.46	0.45
41:DG:118:ARG:NH1	41:DG:118:ARG:CG	2.79	0.45
41:DG:125:PHE:HD2	41:DG:131:TYR:HB2	1.80	0.45
41:DG:167:GLU:O	41:DG:170:ARG:HB3	2.17	0.45
29:D4:25:TYR:CD1	41:DG:5:VAL:HG22	2.51	0.45
45:DN:123:TYR:OH	45:DN:130:HIS:HE1	1.96	0.45
35:DA:662:G:OP1	47:DP:18:ARG:CD	2.61	0.45
47:DP:56:SER:O	47:DP:57:THR:C	2.53	0.45
51:DT:95:ARG:CB	51:DT:95:ARG:HH11	2.24	0.45
53:DV:3:ALA:HA	53:DV:40:LEU:O	2.16	0.45
56:DY:95:LYS:HD3	56:DY:100:ALA:CA	2.45	0.45
1:AA:1405:G:O2'	1:AA:1406:U:H5'	2.16	0.45
1:AA:141:A:H2'	1:AA:142:G:C8	2.50	0.45
1:AA:176:C:H2'	1:AA:177:C:C6	2.52	0.45
1:AA:386:C:O2'	1:AA:387:U:H5'	2.16	0.45
2:AB:79:ASP:O	2:AB:81:VAL:N	2.49	0.45
3:AC:11:ARG:O	3:AC:14:ILE:O	2.34	0.45
4:AD:122:ARG:HA	4:AD:122:ARG:HD2	1.75	0.45
4:AD:79:PHE:HD1	4:AD:79:PHE:O	1.99	0.45
5:AE:33:VAL:HG22	5:AE:109:ILE:HG12	1.98	0.45
7:AG:15:ASP:CB	7:AG:20:ASP:H	2.29	0.45
7:AG:65:ALA:HB1	7:AG:127:ALA:HB3	1.98	0.45
8:AH:35:ILE:O	8:AH:39:LEU:HD23	2.17	0.45
8:AH:97:VAL:HG13	8:AH:98:LYS:N	2.31	0.45
9:AI:114:TYR:HD2	10:AJ:60:ARG:HG3	1.82	0.45

*Continued on next page...*

*Continued from previous page...*

Atom-1	Atom-2	Interatomic distance (Å)	Clash overlap (Å)
10:AJ:22:LYS:C	10:AJ:24:VAL:H	2.19	0.45
10:AJ:33:GLN:O	10:AJ:75:ILE:HG23	2.16	0.45
10:AJ:3:LYS:HZ2	10:AJ:76:ASN:HA	1.77	0.45
19:AS:33:THR:OG1	19:AS:34:TRP:N	2.49	0.45
20:AT:10:LEU:HG	20:AT:12:ALA:HB2	1.97	0.45
20:AT:13:LEU:HD12	20:AT:13:LEU:N	2.31	0.45
22:AV:27:C:H3'	22:AV:27:C:C6	2.51	0.45
23:AW:30:U:O2'	23:AW:31:C:H5'	2.17	0.45
23:AW:47:G:O2'	23:AW:48:G:C5'	2.63	0.45
23:AW:57:U:O2	23:AW:59:G:N7	2.49	0.45
22:AY:70:G:C6	22:AY:71:G:C6	3.04	0.45
26:B1:51:VAL:CG1	26:B1:58:ILE:HD11	2.39	0.45
27:B2:47:ASN:O	27:B2:49:LYS:N	2.49	0.45
35:BA:1014:U:O2'	35:BA:1015:G:H5''	2.16	0.45
35:BA:1916:A:H2'	35:BA:1917:U:O4'	2.17	0.45
35:BA:2184:G:H2'	35:BA:2185:C:C6	2.51	0.45
22:AV:78:A:C8	35:BA:2602:A:N6	2.84	0.45
35:BA:524:U:H4'	35:BA:555:U:H4'	1.98	0.45
37:BC:34:ALA:HB1	37:BC:40:GLU:HG3	1.98	0.45
38:BD:231:HIS:ND1	38:BD:232:PRO:HD2	2.31	0.45
40:BF:133:ASN:O	40:BF:135:LYS:N	2.48	0.45
40:BF:40:GLN:NE2	40:BF:184:TYR:HB3	2.32	0.45
41:BG:174:GLU:OE2	41:BG:182:LYS:HE3	2.17	0.45
42:BH:148:ILE:C	42:BH:162:ILE:HD11	2.37	0.45
43:BI:111:PRO:CB	43:BI:112:LYS:HD2	2.46	0.45
45:BN:132:ALA:O	45:BN:133:GLN:CB	2.63	0.45
48:BQ:110:THR:OG1	48:BQ:112:GLU:HB3	2.16	0.45
50:BS:73:LEU:HD23	50:BS:73:LEU:C	2.37	0.45
51:BT:99:LEU:O	51:BT:99:LEU:CD1	2.64	0.45
52:BU:98:LEU:C	52:BU:100:VAL:N	2.69	0.45
56:BY:88:LYS:HZ3	56:BY:93:GLY:C	2.19	0.45
1:CA:473:G:C5	1:CA:474:G:N7	2.84	0.45
1:CA:474:G:C2'	1:CA:475:G:H8	2.26	0.45
1:CA:527:G:O2'	1:CA:528:C:H5'	2.15	0.45
2:CB:95:GLN:HE21	2:CB:147:LYS:CE	2.27	0.45
9:CI:24:GLY:N	9:CI:60:ASP:OD1	2.44	0.45
10:CJ:8:LEU:CD2	10:CJ:96:ILE:HG22	2.42	0.45
12:CL:119:LYS:C	12:CL:120:TYR:HD1	2.19	0.45
20:CT:90:GLN:O	20:CT:93:GLU:HB3	2.16	0.45
25:D0:27:GLU:HG3	25:D0:68:GLU:HA	1.97	0.45
25:D0:84:LEU:CD1	25:D0:84:LEU:H	2.26	0.45

*Continued on next page...*

*Continued from previous page...*

Atom-1	Atom-2	Interatomic distance (Å)	Clash overlap (Å)
27:D2:24:LEU:HG	27:D2:60:LEU:HD11	1.98	0.45
34:D9:1:MET:O	34:D9:34:GLN:HG2	2.16	0.45
35:DA:1021:A:H3'	35:DA:1021:A:H8	1.81	0.45
35:DA:1775:U:C2'	35:DA:1776:G:H5'	2.46	0.45
35:DA:2036:C:C6	35:DA:2036:C:H5'	2.36	0.45
35:DA:2184:G:H2'	35:DA:2185:C:C6	2.51	0.45
35:DA:2208:A:H1'	35:DA:2219:G:C4	2.52	0.45
35:DA:2364:C:H2'	35:DA:2365:G:O4'	2.16	0.45
35:DA:573:G:O2'	35:DA:574:C:H3'	2.17	0.45
35:DA:902:C:H2'	35:DA:903:C:H6	1.82	0.45
39:DE:17:ASP:HB3	39:DE:18:ASP:H	1.57	0.45
41:DG:131:TYR:N	41:DG:159:VAL:HG13	2.27	0.45
41:DG:26:GLN:O	41:DG:27:ASN:HB2	2.15	0.45
41:DG:92:VAL:HG13	41:DG:92:VAL:O	2.15	0.45
42:DH:148:ILE:C	42:DH:162:ILE:HD11	2.36	0.45
42:DH:41:MET:SD	42:DH:43:VAL:HG13	2.56	0.45
45:DN:58:ASP:C	45:DN:60:ILE:HG13	2.36	0.45
46:DO:1:MET:HE2	46:DO:32:TYR:CD2	2.50	0.45
46:DO:22:ILE:HD11	46:DO:42:SER:CB	2.44	0.45
47:DP:50:ARG:CG	47:DP:50:ARG:HH11	2.29	0.45
48:DQ:28:ALA:O	48:DQ:29:PHE:HD1	1.97	0.45
51:DT:3:ARG:C	51:DT:5:ALA:H	2.18	0.45
52:DU:95:LEU:HD13	53:DV:11:GLN:HE21	1.80	0.45
53:DV:7:THR:O	53:DV:7:THR:HG23	2.17	0.45
56:DY:95:LYS:HD3	56:DY:100:ALA:HB1	1.96	0.45
1:AA:1230:C:H2'	1:AA:1231:G:H8	1.80	0.45
1:AA:1248:A:H2'	1:AA:1249:C:H5'	1.98	0.45
1:AA:278:G:O4'	1:AA:282:A:H1'	2.15	0.45
2:AB:16:HIS:HD2	2:AB:210:SER:HA	1.81	0.45
2:AB:230:VAL:HG23	2:AB:231:GLU:N	2.31	0.45
4:AD:45:GLN:O	4:AD:45:GLN:HG3	2.17	0.45
8:AH:4:ASP:HB2	8:AH:89:PRO:CG	2.44	0.45
8:AH:56:LYS:O	8:AH:58:TYR:HD1	1.99	0.45
8:AH:83:ILE:HD13	8:AH:137:VAL:HG22	1.99	0.45
12:AL:90:VAL:CG2	12:AL:99:HIS:HE2	2.28	0.45
13:AM:20:THR:C	13:AM:22:ILE:H	2.20	0.45
15:AO:82:ILE:HG23	15:AO:83:GLU:N	2.32	0.45
17:AQ:59:ILE:HG21	17:AQ:71:PHE:HB3	1.96	0.45
19:AS:13:ASP:C	19:AS:15:LEU:H	2.20	0.45
20:AT:73:HIS:O	20:AT:76:ALA:HB3	2.15	0.45
22:AV:24:A:H62	22:AV:48:G:N2	2.15	0.45

*Continued on next page...*



*Continued from previous page...*

Atom-1	Atom-2	Interatomic distance (Å)	Clash overlap (Å)
22:AV:3:G:N2	22:AV:72:C:N3	2.58	0.45
22:AY:68:A:C6	22:AY:69:G:C5	3.04	0.45
31:B6:7:ILE:HG12	31:B6:29:ASN:ND2	2.28	0.45
35:BA:1467:C:C2'	35:BA:1468:C:H5'	2.46	0.45
35:BA:1712:C:O2'	35:BA:1713:U:H5'	2.16	0.45
35:BA:2114:A:O2'	35:BA:2115:G:H5'	2.16	0.45
35:BA:2287:A:C6	35:BA:2289:G:C4	3.05	0.45
35:BA:2305:A:C4	41:BG:154:GLY:HA3	2.52	0.45
35:BA:2369:A:O2'	35:BA:2370:G:H5'	2.17	0.45
35:BA:654(P):C:C2'	35:BA:654(Q):C:H5'	2.47	0.45
37:BC:173:HIS:CD2	37:BC:173:HIS:N	2.84	0.45
38:BD:11:PRO:O	38:BD:12:SER:C	2.54	0.45
39:BE:104:VAL:HG11	39:BE:188:VAL:HG23	1.97	0.45
40:BF:113:ALA:HB1	40:BF:186:ILE:HG21	1.97	0.45
43:BI:74:ASN:O	43:BI:76:THR:N	2.38	0.45
45:BN:65:LYS:O	45:BN:69:GLN:HB2	2.16	0.45
35:BA:631:A:OP1	47:BP:64:LYS:CE	2.64	0.45
50:BS:36:TYR:HA	50:BS:52:SER:HA	1.97	0.45
52:BU:88:ILE:HG23	53:BV:47:VAL:CG2	2.47	0.45
53:BV:34:GLU:O	53:BV:36:PRO:CD	2.64	0.45
55:BX:12:VAL:CG2	55:BX:27:THR:HG23	2.41	0.45
57:BZ:104:PHE:CD1	57:BZ:141:VAL:HG21	2.51	0.45
1:CA:1327:C:H2'	1:CA:1328:C:H6	1.82	0.45
1:CA:1409:C:H42	1:CA:1491:G:H1	1.63	0.45
1:CA:1492:A:C1'	1:CA:1493:A:OP1	2.59	0.45
3:CC:11:ARG:NH2	3:CC:177:THR:O	2.49	0.45
3:CC:11:ARG:O	3:CC:14:ILE:O	2.34	0.45
4:CD:192:GLU:H	4:CD:192:GLU:CD	2.20	0.45
4:CD:67:ILE:HG21	4:CD:196:LEU:HD23	1.97	0.45
5:CE:41:VAL:HG13	5:CE:113:ALA:HA	1.98	0.45
8:CH:54:ASP:C	8:CH:56:LYS:N	2.69	0.45
9:CI:40:LEU:HD12	9:CI:70:LYS:HG3	1.97	0.45
15:CO:37:ASN:N	15:CO:37:ASN:HD22	2.14	0.45
23:CW:11:C:C2'	23:CW:12:U:C6	2.99	0.45
23:CW:20:G:C4	23:CW:59:G:N3	2.84	0.45
26:D1:41:ARG:HD3	26:D1:43:TYR:CZ	2.51	0.45
26:D1:53:VAL:HG22	26:D1:74:VAL:HG13	1.95	0.45
31:D6:48:VAL:CG2	31:D6:49:HIS:H	2.22	0.45
34:D9:30:PRO:HG2	35:DA:2528:U:OP1	2.16	0.45
35:DA:1799:G:H5'	35:DA:1819:A:H61	1.81	0.45
35:DA:1914:C:P	35:DA:1914:C:C3'	3.05	0.45

*Continued on next page...*



*Continued from previous page...*

Atom-1	Atom-2	Interatomic distance (Å)	Clash overlap (Å)
35:DA:213:A:H2'	35:DA:214:G:O4'	2.16	0.45
35:DA:271(Q):G:O2'	35:DA:271(R):G:P	2.74	0.45
35:DA:2526:G:H5'	35:DA:2742:C:O2'	2.16	0.45
35:DA:2881:C:C2	35:DA:2882:A:C8	3.04	0.45
35:DA:2884:U:H2'	35:DA:2885:C:C5'	2.46	0.45
35:DA:941:A:H4'	47:DP:35:HIS:CE1	2.51	0.45
35:DA:990:A:OP2	35:DA:991:C:OP2	2.35	0.45
36:DB:52:A:O2'	36:DB:53:A:H8	1.99	0.45
38:DD:182:LEU:H	38:DD:272:ALA:CB	2.27	0.45
35:DA:773:U:H4'	38:DD:47:GLY:HA3	1.97	0.45
40:DF:148:LEU:HD21	40:DF:191:ARG:NH1	2.31	0.45
40:DF:21:ALA:C	40:DF:23:ASP:N	2.70	0.45
45:DN:58:ASP:C	45:DN:60:ILE:N	2.69	0.45
48:DQ:21:THR:HG21	48:DQ:101:ARG:CB	2.46	0.45
49:DR:58:GLY:HA2	49:DR:80:PHE:CE1	2.49	0.45
49:DR:88:ARG:HD2	49:DR:88:ARG:O	2.16	0.45
56:DY:31:LEU:CB	56:DY:32:PRO:CA	2.95	0.45
57:DZ:104:PHE:HB3	57:DZ:141:VAL:HG23	1.98	0.45
1:AA:1033:G:H2'	1:AA:1034:G:C5'	2.43	0.45
1:AA:1095:U:OP1	1:AA:1108:G:N2	2.43	0.45
1:AA:1400:C:H4'	1:AA:1401:G:OP2	2.17	0.45
1:AA:1498:U:O2'	1:AA:1499:A:OP2	2.34	0.45
1:AA:284:G:H2'	1:AA:285:G:H8	1.81	0.45
1:AA:624:C:H2'	1:AA:625:G:C8	2.49	0.45
2:AB:116:GLU:HA	2:AB:119:GLU:HB2	1.98	0.45
2:AB:189:ASP:C	2:AB:191:ASP:N	2.68	0.45
3:AC:110:ASN:OD1	3:AC:140:ARG:HD2	2.17	0.45
4:AD:74:GLN:CA	4:AD:77:ASN:HD22	2.26	0.45
10:AJ:16:LEU:HD13	10:AJ:16:LEU:O	2.16	0.45
10:AJ:50:ILE:HA	10:AJ:60:ARG:HB2	1.99	0.45
11:AK:34:ASP:CB	11:AK:35:PRO:CD	2.93	0.45
11:AK:39:PRO:C	11:AK:40:ILE:HD13	2.36	0.45
12:AL:86:ARG:HB2	12:AL:101:VAL:HG23	1.98	0.45
13:AM:65:LYS:HD3	29:B4:44:THR:CB	2.47	0.45
15:AO:86:GLY:O	15:AO:87:ILE:HG23	2.16	0.45
16:AP:67:THR:CG2	16:AP:68:ASP:H	2.27	0.45
17:AQ:50:LYS:HG3	17:AQ:51:TYR:CD1	2.52	0.45
23:AW:11:C:H2'	23:AW:12:U:O4'	2.15	0.45
23:AW:15:G:H8	23:AW:16:U:C5	2.35	0.45
23:AW:45:U:H3'	23:AW:46:U:C5	2.52	0.45
23:AW:73:C:H3'	23:AW:74:C:C5'	2.45	0.45

*Continued on next page...*

*Continued from previous page...*

Atom-1	Atom-2	Interatomic distance (Å)	Clash overlap (Å)
25:B0:50:ASN:HB2	25:B0:81:VAL:HB	1.98	0.45
32:B7:8:ASN:ND2	32:B7:10:ARG:N	2.64	0.45
35:BA:1528:A:C2	35:BA:1542:A:H2	2.34	0.45
35:BA:2515:C:O2'	35:BA:2516:G:H5'	2.16	0.45
35:BA:887:A:O2'	35:BA:888:C:H6	1.99	0.45
38:BD:101:GLU:HG2	38:BD:102:LYS:N	2.31	0.45
38:BD:206:LEU:HD22	38:BD:211:ARG:HG3	1.98	0.45
38:BD:64:ILE:HG23	38:BD:64:ILE:O	2.16	0.45
38:BD:72:LYS:HD3	38:BD:97:TYR:CZ	2.51	0.45
39:BE:116:VAL:HG21	39:BE:122:PHE:CE2	2.51	0.45
41:BG:171:ALA:O	41:BG:175:LEU:HG	2.15	0.45
42:BH:124:GLU:HG3	42:BH:132:ARG:CG	2.46	0.45
43:BI:84:GLY:HA2	43:BI:144:VAL:HG13	1.98	0.45
46:BO:10:VAL:HG23	46:BO:10:VAL:O	2.16	0.45
47:BP:41:ARG:HA	47:BP:41:ARG:NE	2.31	0.45
47:BP:39:LYS:O	47:BP:41:ARG:HG2	2.17	0.45
50:BS:17:ARG:HA	50:BS:20:ARG:HH12	1.81	0.45
50:BS:66:ALA:HA	50:BS:69:VAL:CG1	2.46	0.45
51:BT:6:LEU:O	51:BT:10:VAL:HG23	2.16	0.45
57:BZ:19:ARG:HH12	57:BZ:84:GLU:C	2.20	0.45
1:CA:1188:A:H2'	1:CA:1189:C:O4'	2.17	0.45
1:CA:1319:A:OP2	19:CS:5:LEU:HD23	2.16	0.45
1:CA:1327:C:H2'	1:CA:1328:C:C6	2.51	0.45
1:CA:189(K):U:H2'	1:CA:189(L):G:C8	2.51	0.45
1:CA:260:G:H2'	1:CA:261:U:C6	2.51	0.45
1:CA:963:G:H21	10:CJ:55:LYS:CE	2.29	0.45
2:CB:51:LEU:O	2:CB:55:PHE:CD2	2.68	0.45
8:CH:11:THR:CG2	8:CH:14:ARG:HH12	2.26	0.45
9:CI:33:PHE:HE1	9:CI:37:PHE:HD2	1.63	0.45
11:CK:59:TYR:O	11:CK:63:LEU:HD23	2.16	0.45
12:CL:104:VAL:O	12:CL:107:ALA:HB3	2.17	0.45
14:CN:23:ARG:HA	14:CN:29:ARG:O	2.16	0.45
17:CQ:78:GLU:OE1	17:CQ:81:ARG:HD3	2.16	0.45
19:CS:62:ILE:HD12	19:CS:66:MET:HE1	1.98	0.45
22:CV:3:G:C6	22:CV:4:C:C4	3.04	0.45
22:CV:52:C:O2	22:CV:66:G:N1	2.46	0.45
27:D2:35:LEU:HD12	27:D2:53:LEU:HD12	1.99	0.45
27:D2:64:LEU:O	27:D2:68:ARG:HG2	2.15	0.45
30:D5:43:HIS:HD2	35:DA:2815:C:O2'	1.99	0.45
30:D5:49:CYS:O	30:D5:50:GLY:C	2.54	0.45
35:DA:1375:C:O2'	35:DA:1376:C:H5'	2.17	0.45

*Continued on next page...*

*Continued from previous page...*

Atom-1	Atom-2	Interatomic distance (Å)	Clash overlap (Å)
35:DA:1515:G:H2'	35:DA:1516:C:C6	2.51	0.45
35:DA:1641:A:H2'	35:DA:1642:G:O4'	2.16	0.45
35:DA:2148:G:H2'	35:DA:2149:G:C8	2.51	0.45
35:DA:280:C:O2'	35:DA:281:G:H5'	2.17	0.45
35:DA:364:C:H2'	35:DA:365:C:H5''	1.98	0.45
35:DA:39:C:O2	40:DF:46:ARG:NH2	2.49	0.45
35:DA:491:G:O2'	35:DA:492:A:H5'	2.16	0.45
35:DA:840:C:H2'	35:DA:841:A:C8	2.51	0.45
27:D2:47:ASN:HD22	35:DA:94(A):G:N2	2.15	0.45
36:DB:83:G:C2'	36:DB:84:C:H5'	2.46	0.45
37:DC:50:ILE:HD12	37:DC:50:ILE:O	2.16	0.45
39:DE:196:VAL:O	39:DE:196:VAL:HG23	2.16	0.45
39:DE:68:ALA:C	39:DE:70:ALA:H	2.14	0.45
40:DF:164:ARG:HG2	40:DF:164:ARG:NH1	2.29	0.45
41:DG:16:ARG:O	41:DG:20:ILE:HG13	2.16	0.45
41:DG:107:LEU:HD22	41:DG:177:GLY:O	2.17	0.45
43:DI:126:TYR:O	43:DI:140:LEU:HB3	2.16	0.45
43:DI:98:ALA:O	43:DI:99:GLU:C	2.55	0.45
46:DO:32:TYR:CD1	46:DO:32:TYR:N	2.84	0.45
47:DP:101:VAL:HB	47:DP:107:LYS:CA	2.34	0.45
47:DP:91:PHE:N	47:DP:91:PHE:CD1	2.74	0.45
52:DU:88:ILE:O	52:DU:90:VAL:N	2.39	0.45
56:DY:52:SER:O	56:DY:54:LYS:N	2.49	0.45
56:DY:8:LYS:CD	56:DY:8:LYS:N	2.80	0.45
1:AA:1240:U:C4'	7:AG:38:LEU:HD21	2.46	0.45
1:AA:236:G:C6	1:AA:237:C:C4	3.04	0.45
8:AH:4:ASP:CG	8:AH:85:ARG:HH21	2.20	0.45
9:AI:15:ALA:HB2	9:AI:65:VAL:CG2	2.44	0.45
13:AM:33:ALA:HA	13:AM:59:TYR:CE2	2.52	0.45
13:AM:94:ARG:HB3	13:AM:96:LEU:HG	1.99	0.45
15:AO:51:HIS:O	15:AO:54:ARG:HB3	2.17	0.45
18:AR:35:ARG:C	18:AR:37:VAL:H	2.20	0.45
22:AV:57:U:C5	22:AV:59:G:OP2	2.70	0.45
23:AW:15:G:C6	23:AW:61:A:C4	3.04	0.45
23:AW:70:G:C2	23:AW:71:G:C4	3.05	0.45
22:AY:63:C:H2'	22:AY:64:C:C6	2.51	0.45
26:B1:53:VAL:HB	26:B1:58:ILE:HD13	1.99	0.45
27:B2:41:ILE:HG13	27:B2:43:GLN:HB2	1.99	0.45
28:B3:40:THR:CG2	28:B3:43:ILE:HG12	2.47	0.45
34:B9:18:ARG:HD3	35:BA:1034:G:H5'	1.97	0.45
35:BA:1368:G:O2'	35:BA:1369:G:H5'	2.17	0.45

*Continued on next page...*

*Continued from previous page...*

Atom-1	Atom-2	Interatomic distance (Å)	Clash overlap (Å)
35:BA:1486:A:N1	35:BA:1504:C:N3	2.65	0.45
35:BA:1532:C:O2'	35:BA:1533:G:H5'	2.17	0.45
35:BA:1796:U:H2'	35:BA:1797:C:C6	2.51	0.45
35:BA:197:A:H2'	35:BA:198:C:H5'	1.98	0.45
34:B9:1:MET:SD	35:BA:2478:A:OP2	2.74	0.45
35:BA:2682:U:O4	35:BA:2728:U:H1'	2.17	0.45
35:BA:2740:A:H2'	35:BA:2741:A:C8	2.51	0.45
35:BA:29:U:H2'	35:BA:30:G:C8	2.52	0.45
35:BA:35:G:H2'	35:BA:36:G:O4'	2.17	0.45
35:BA:626:U:C5'	35:BA:627:A:H5'	2.46	0.45
35:BA:933:A:H2'	35:BA:934:G:O4'	2.17	0.45
38:BD:166:GLN:CA	38:BD:166:GLN:HE21	2.28	0.45
39:BE:143:ASN:HB2	39:BE:147:PRO:HD2	1.98	0.45
39:BE:36:ARG:NH1	39:BE:36:ARG:HG2	2.31	0.45
44:BJ:49:UNK:O	44:BJ:50:UNK:C	2.64	0.45
44:BJ:85:UNK:O	44:BJ:86:UNK:O	2.34	0.45
46:BO:79:PHE:CD2	51:BT:72:VAL:HG13	2.52	0.45
47:BP:85:LEU:HD23	47:BP:115:LEU:O	2.17	0.45
35:BA:911:A:H2'	48:BQ:9:TYR:OH	2.17	0.45
51:BT:48:ILE:N	51:BT:48:ILE:HD12	2.31	0.45
22:AY:60:A:C5	57:BZ:186:GLU:OE1	2.70	0.45
1:CA:1014:A:H2	1:CA:1219:U:O2	1.98	0.45
1:CA:1163:C:H2'	1:CA:1164:G:H8	1.81	0.45
1:CA:1479:C:C2	1:CA:1480:G:C8	3.05	0.45
1:CA:237:C:O2'	1:CA:238:G:H5'	2.16	0.45
1:CA:266:G:H5'	1:CA:266:G:C8	2.52	0.45
1:CA:439:A:C5	1:CA:441:A:H1'	2.51	0.45
1:CA:438:G:H4'	1:CA:439:A:OP1	2.17	0.45
2:CB:233:SER:CB	2:CB:234:PRO:CD	2.92	0.45
9:CI:33:PHE:CZ	9:CI:47:LEU:HD11	2.51	0.45
10:CJ:67:THR:HG22	10:CJ:67:THR:O	2.16	0.45
11:CK:74:ALA:O	11:CK:76:GLY:N	2.50	0.45
17:CQ:91:ARG:HA	17:CQ:94:ASN:HD22	1.82	0.45
19:CS:13:ASP:C	19:CS:15:LEU:H	2.19	0.45
20:CT:72:LEU:O	20:CT:73:HIS:CB	2.64	0.45
21:CU:5:ASP:O	21:CU:11:GLY:HA3	2.17	0.45
22:CY:67:C:C3'	22:CY:67:C:C6	2.99	0.45
34:D9:33:LYS:HE3	35:DA:2526:G:O2'	2.17	0.45
35:DA:102:G:OP1	35:DA:102:G:C4'	2.64	0.45
34:D9:18:ARG:HD3	35:DA:1034:G:H5'	1.99	0.45
35:DA:551:G:O2'	35:DA:1220:A:N3	2.40	0.45

*Continued on next page...*

*Continued from previous page...*

Atom-1	Atom-2	Interatomic distance (Å)	Clash overlap (Å)
35:DA:1506:C:O2	35:DA:1506:C:C2'	2.64	0.45
35:DA:1658:C:H2'	35:DA:1659:U:C6	2.52	0.45
35:DA:192:C:H2'	35:DA:193:U:H5'	1.98	0.45
35:DA:2032:G:O2'	39:DE:145:LYS:NZ	2.47	0.45
35:DA:2163:C:H2'	35:DA:2164:C:O4'	2.16	0.45
35:DA:2473:U:O2	35:DA:2473:U:O4'	2.34	0.45
35:DA:649:G:H2'	35:DA:650:C:C6	2.51	0.45
38:DD:10:THR:C	38:DD:11:PRO:O	2.53	0.45
38:DD:35:LYS:C	38:DD:35:LYS:CD	2.77	0.45
39:DE:141:ILE:O	39:DE:141:ILE:HG13	2.16	0.45
42:DH:50:VAL:HG12	42:DH:51:ARG:N	2.30	0.45
43:DI:84:GLY:HA2	43:DI:144:VAL:HG13	1.97	0.45
45:DN:96:GLU:HB2	45:DN:122:VAL:HG12	1.97	0.45
46:DO:71:ARG:NE	46:DO:105:GLU:OE2	2.50	0.45
49:DR:97:VAL:CG1	49:DR:114:VAL:HG22	2.47	0.45
50:DS:97:ARG:HH11	50:DS:97:ARG:HG2	1.81	0.45
51:DT:28:VAL:HG21	51:DT:46:GLU:HG3	1.98	0.45
53:DV:49:THR:CB	53:DV:50:PRO:CD	2.93	0.45
57:DZ:38:TYR:CD1	57:DZ:38:TYR:O	2.70	0.45
57:DZ:44:PHE:C	57:DZ:44:PHE:CD1	2.90	0.45
1:AA:1197:G:O2'	1:AA:1198:G:H5'	2.17	0.45
1:AA:424:G:HO2'	1:AA:425:G:H5'	1.82	0.45
1:AA:429:U:H1'	1:AA:430:A:H5''	1.97	0.45
1:AA:439:A:C5	1:AA:441:A:H1'	2.52	0.45
1:AA:474:G:C2'	1:AA:475:G:C8	2.87	0.45
1:AA:801:U:H2'	1:AA:802:A:C8	2.51	0.45
1:AA:80:G:H4'	1:AA:80:G:OP1	2.16	0.45
1:AA:830:G:H2'	1:AA:831:U:O4'	2.17	0.45
1:AA:874:G:H2'	1:AA:875:C:H6	1.81	0.45
1:AA:948:C:H2'	1:AA:949:A:H8	1.81	0.45
3:AC:103:VAL:CG1	3:AC:104:GLN:H	2.29	0.45
1:AA:407:G:O2'	4:AD:116:GLN:HG3	2.16	0.45
4:AD:170:VAL:O	4:AD:171:GLY:C	2.55	0.45
4:AD:96:LEU:N	4:AD:96:LEU:HD12	2.32	0.45
5:AE:148:VAL:C	5:AE:150:ARG:N	2.69	0.45
5:AE:17:ALA:HA	5:AE:26:PHE:HA	1.99	0.45
7:AG:64:GLN:HG3	7:AG:68:ASN:HD21	1.80	0.45
9:AI:112:LYS:HA	9:AI:119:ALA:CB	2.45	0.45
9:AI:18:PHE:HB2	9:AI:62:TYR:O	2.16	0.45
10:AJ:92:THR:HG23	10:AJ:93:GLY:N	2.32	0.45
16:AP:14:ASN:OD1	16:AP:42:ARG:NH2	2.50	0.45

*Continued on next page...*

*Continued from previous page...*

Atom-1	Atom-2	Interatomic distance (Å)	Clash overlap (Å)
16:AP:51:VAL:O	16:AP:53:VAL:N	2.50	0.45
16:AP:68:ASP:C	16:AP:70:ALA:N	2.69	0.45
17:AQ:33:GLY:O	17:AQ:34:LYS:C	2.54	0.45
21:AU:24:ARG:HG2	21:AU:24:ARG:HH11	1.80	0.45
22:AV:20:G:C4	22:AV:59:G:N3	2.85	0.45
22:AV:14:A:C6	22:AV:24:A:N7	2.85	0.45
22:AV:68:A:N1	22:AV:69:G:C4	2.84	0.45
22:AV:73:C:C4	22:AV:74:C:C5	3.05	0.45
23:AW:47:G:O5'	23:AW:47:G:H8	1.99	0.45
23:AW:51:G:C2'	23:AW:52:C:H5'	2.47	0.45
22:AY:78:A:N1	35:BA:2583:G:O2'	2.37	0.45
26:B1:29:GLY:O	26:B1:30:VAL:CG2	2.65	0.45
29:B4:11:PRO:HA	29:B4:25:TYR:HA	1.98	0.45
31:B6:37:ARG:NH1	31:B6:39:TYR:HE2	2.14	0.45
33:B8:49:VAL:HG23	33:B8:53:PRO:HB3	1.98	0.45
35:BA:1751:C:O4'	35:BA:2860:A:C2	2.69	0.45
35:BA:1945:G:H2'	35:BA:1946:U:H6	1.81	0.45
35:BA:2150:U:H2'	35:BA:2151:G:H8	1.82	0.45
35:BA:2604:U:O2'	35:BA:2605:U:H5'	2.17	0.45
35:BA:270:A:O2'	35:BA:271:A:H5'	2.16	0.45
35:BA:2774:C:H2'	35:BA:2775:A:O4'	2.17	0.45
35:BA:314:A:H2'	35:BA:315:G:C8	2.52	0.45
35:BA:426:C:O2'	35:BA:427:U:H5'	2.17	0.45
35:BA:828:U:O2	35:BA:828:U:H3'	2.16	0.45
36:BB:28:C:H2'	36:BB:29:A:C8	2.52	0.45
36:BB:3:C:H42	36:BB:118:G:H1	1.65	0.45
38:BD:210:GLY:C	38:BD:212:SER:N	2.69	0.45
40:BF:192:LEU:HD21	40:BF:194:MET:HG3	1.99	0.45
41:BG:97:ASP:C	41:BG:99:MET:N	2.69	0.45
42:BH:50:VAL:CG1	42:BH:51:ARG:N	2.80	0.45
43:BI:5:LEU:HD23	43:BI:36:ALA:HB2	1.97	0.45
46:BO:47:ILE:HG13	46:BO:48:PRO:HD2	1.95	0.45
47:BP:82:GLY:HA2	47:BP:113:LYS:O	2.17	0.45
47:BP:10:PRO:O	47:BP:11:GLY:O	2.35	0.45
47:BP:56:SER:O	47:BP:57:THR:C	2.54	0.45
47:BP:75:ILE:N	47:BP:75:ILE:HD12	2.32	0.45
35:BA:1654:A:P	49:BR:3:HIS:HB2	2.57	0.45
35:BA:1652:A:OP1	49:BR:9:LYS:HD3	2.16	0.45
52:BU:57:PHE:C	52:BU:59:ARG:N	2.68	0.45
52:BU:61:TRP:CE2	52:BU:94:ASN:HA	2.51	0.45
53:BV:20:LEU:N	53:BV:20:LEU:HD12	2.32	0.45

*Continued on next page...*



*Continued from previous page...*

Atom-1	Atom-2	Interatomic distance (Å)	Clash overlap (Å)
54:BW:40:ASN:C	54:BW:41:LYS:HG2	2.37	0.45
35:BA:1339:G:H5''	55:BX:16:LYS:HD3	1.98	0.45
57:BZ:57:ILE:N	57:BZ:57:ILE:HD12	2.30	0.45
1:CA:1095:U:OP1	1:CA:1108:G:N2	2.43	0.45
1:CA:1175:G:H2'	1:CA:1176:A:C8	2.52	0.45
1:CA:1405:G:C4	1:CA:1406:U:C5	3.04	0.45
1:CA:39:G:O2'	1:CA:40:C:H5'	2.16	0.45
1:CA:560:U:H5'	1:CA:566:G:N2	2.32	0.45
1:CA:874:G:H2'	1:CA:875:C:H6	1.81	0.45
2:CB:169:LYS:HB3	2:CB:170:GLU:OE2	2.16	0.45
2:CB:70:PHE:CD2	2:CB:163:PHE:HB3	2.51	0.45
4:CD:168:ARG:NH1	4:CD:168:ARG:HG3	2.32	0.45
6:CF:9:VAL:HA	6:CF:59:TYR:O	2.16	0.45
7:CG:80:VAL:O	7:CG:80:VAL:HG12	2.15	0.45
8:CH:97:VAL:C	8:CH:99:GLU:H	2.20	0.45
10:CJ:49:VAL:HG22	10:CJ:50:ILE:N	2.32	0.45
1:CA:1199:U:H4'	10:CJ:54:PHE:CZ	2.52	0.45
12:CL:84:LEU:HD23	12:CL:85:ILE:O	2.16	0.45
12:CL:89:ARG:HD3	12:CL:90:VAL:H	1.80	0.45
15:CO:76:GLU:C	15:CO:78:TYR:H	2.20	0.45
19:CS:36:ARG:HH11	19:CS:53:ASN:HA	1.78	0.45
23:CW:20:G:N2	23:CW:58:C:H2'	2.31	0.45
23:CW:24:A:H2'	23:CW:25:A:O4'	2.17	0.45
23:CW:7:U:N3	23:CW:69:G:C6	2.84	0.45
27:D2:69:ARG:HG3	27:D2:69:ARG:HH11	1.80	0.45
31:D6:28:ARG:NH1	31:D6:28:ARG:HB3	2.31	0.45
35:DA:1019:U:H2'	35:DA:1020:A:C8	2.52	0.45
35:DA:1140:C:H1'	35:DA:1143:A:N3	2.31	0.45
35:DA:1547:C:H2'	35:DA:1548:C:C6	2.51	0.45
35:DA:829:A:N7	35:DA:2248:C:H5'	2.31	0.45
31:D6:5:VAL:HG11	35:DA:2284:C:OP1	2.17	0.45
35:DA:272(D):G:H1	35:DA:364:C:N4	2.14	0.45
35:DA:755:C:H2'	35:DA:756:C:C6	2.52	0.45
36:DB:42:C:O2'	41:DG:67:LYS:NZ	2.50	0.45
38:DD:68:LYS:O	38:DD:68:LYS:HG3	2.16	0.45
38:DD:93:ALA:HB3	38:DD:105:ILE:HG23	1.98	0.45
38:DD:94:LEU:HD22	38:DD:95:LEU:N	2.32	0.45
35:DA:2580:U:C5'	39:DE:131:ALA:HB2	2.40	0.45
39:DE:34:VAL:O	39:DE:34:VAL:HG22	2.16	0.45
40:DF:67:GLN:O	40:DF:67:GLN:CG	2.62	0.45
41:DG:144:ILE:HD12	41:DG:145:THR:H	1.82	0.45

*Continued on next page...*



*Continued from previous page...*

Atom-1	Atom-2	Interatomic distance (Å)	Clash overlap (Å)
43:DI:111:PRO:HB2	43:DI:112:LYS:HD2	1.98	0.45
45:DN:132:ALA:O	45:DN:133:GLN:CB	2.64	0.45
45:DN:15:LEU:HD13	45:DN:15:LEU:C	2.37	0.45
45:DN:16:ILE:HG12	45:DN:17:ASP:N	2.32	0.45
45:DN:56:ASN:HA	45:DN:124:ALA:C	2.37	0.45
46:DO:113:LYS:O	46:DO:117:LEU:HB2	2.17	0.45
46:DO:24:VAL:O	46:DO:24:VAL:HG13	2.17	0.45
47:DP:83:VAL:CG1	47:DP:112:LEU:HD21	2.46	0.45
35:DA:871:U:OP1	48:DQ:5:ARG:HG3	2.16	0.45
49:DR:65:LEU:HD12	49:DR:65:LEU:N	2.32	0.45
51:DT:7:ILE:O	51:DT:10:VAL:HB	2.16	0.45
35:DA:1598:C:H5'	55:DX:36:LYS:HG3	1.99	0.45
55:DX:55:ASN:HB2	55:DX:80:ILE:HG12	1.98	0.45
57:DZ:41:LEU:O	57:DZ:42:VAL:C	2.55	0.45
57:DZ:7:ALA:O	57:DZ:62:PRO:HD3	2.16	0.45
1:AA:1030(B):C:H2'	1:AA:1030(C):G:O4'	2.17	0.45
1:AA:1096:C:H2'	1:AA:1097:C:C6	2.51	0.45
1:AA:1234:C:O2'	1:AA:1235:U:H5'	2.17	0.45
1:AA:1270:C:O2'	1:AA:1271:G:H5'	2.16	0.45
1:AA:1276:G:C2'	1:AA:1277:C:H5'	2.46	0.45
1:AA:445:G:H2'	1:AA:446:G:H8	1.79	0.45
1:AA:827:U:H2'	1:AA:870:U:O4	2.16	0.45
2:AB:137:ARG:NH1	2:AB:138:LEU:HD23	2.32	0.45
3:AC:99:VAL:HG23	3:AC:99:VAL:O	2.16	0.45
1:AA:401:C:P	4:AD:73:ARG:HH21	2.40	0.45
5:AE:111:GLU:C	5:AE:113:ALA:H	2.20	0.45
5:AE:41:VAL:HG13	5:AE:113:ALA:HA	1.97	0.45
7:AG:78:ARG:HG2	7:AG:79:ARG:H	1.82	0.45
8:AH:117:GLY:O	8:AH:119:LEU:HG	2.17	0.45
9:AI:33:PHE:CZ	9:AI:47:LEU:HD11	2.51	0.45
20:AT:102:GLY:O	20:AT:103:GLY:C	2.55	0.45
20:AT:72:LEU:O	20:AT:73:HIS:CB	2.65	0.45
22:AV:76:C:C2'	22:AV:77:C:H5''	2.47	0.45
23:AW:72:C:C2'	23:AW:73:C:O4'	2.62	0.45
27:B2:6:VAL:HA	27:B2:9:GLN:HB2	1.99	0.45
29:B4:28:LYS:HE3	29:B4:28:LYS:CA	2.43	0.45
35:BA:1021:A:C8	35:BA:1021:A:H3'	2.51	0.45
35:BA:2134:A:H1'	35:BA:2159:G:H21	1.80	0.45
35:BA:2877:G:O2'	35:BA:2878:U:H5'	2.16	0.45
37:BC:52:PRO:CG	37:BC:53:ARG:HH11	2.29	0.45
38:BD:209:ALA:O	38:BD:212:SER:HB3	2.16	0.45

*Continued on next page...*

*Continued from previous page...*

Atom-1	Atom-2	Interatomic distance (Å)	Clash overlap (Å)
39:BE:24:THR:HG23	39:BE:184:VAL:CG2	2.46	0.45
40:BF:15:SER:O	40:BF:16:GLY:O	2.35	0.45
41:BG:137:GLU:HG2	41:BG:152:LEU:CD1	2.46	0.45
41:BG:6:ALA:O	41:BG:9:ARG:N	2.50	0.45
42:BH:159:GLU:O	42:BH:160:LYS:O	2.35	0.45
42:BH:94:TYR:HD1	42:BH:94:TYR:N	2.15	0.45
45:BN:4:TYR:HB2	52:BU:64:ARG:NH1	2.31	0.45
48:BQ:12:GLN:HE21	48:BQ:73:PRO:HD3	1.82	0.45
55:BX:18:TYR:O	55:BX:20:GLY:N	2.49	0.45
1:CA:999:C:O2'	1:CA:1000:U:H5'	2.17	0.45
1:CA:1072:G:N2	2:CB:107:THR:HG21	2.32	0.45
1:CA:1244:C:H2'	1:CA:1245:A:H8	1.81	0.45
1:CA:975:A:H4'	1:CA:1358:U:O2	2.17	0.45
1:CA:146:G:N2	1:CA:147:G:H1'	2.32	0.45
1:CA:153:C:H2'	1:CA:154:C:H6	1.80	0.45
1:CA:625:G:H2'	1:CA:626:U:H6	1.82	0.45
2:CB:131:PRO:O	2:CB:135:GLN:HG3	2.17	0.45
2:CB:185:ILE:HG22	2:CB:199:TYR:HB2	1.97	0.45
1:CA:1103:C:C5'	2:CB:98:LEU:HD13	2.46	0.45
3:CC:110:ASN:OD1	3:CC:140:ARG:HD2	2.17	0.45
8:CH:35:ILE:O	8:CH:39:LEU:HD23	2.15	0.45
11:CK:58:PRO:HA	11:CK:90:GLY:CA	2.45	0.45
13:CM:24:GLY:C	13:CM:25:ILE:HG13	2.36	0.45
13:CM:18:ALA:CB	13:CM:45:VAL:HG21	2.47	0.45
15:CO:17:ARG:CD	15:CO:26:GLU:OE1	2.65	0.45
17:CQ:48:GLU:O	17:CQ:49:GLU:C	2.54	0.45
21:CU:24:ARG:HG2	21:CU:24:ARG:HH11	1.82	0.45
22:CV:3:G:OP2	22:CV:3:G:H8	2.00	0.45
23:CW:4:C:C2	23:CW:5:C:C5	3.05	0.45
22:CY:69:G:C5	22:CY:70:G:C8	3.04	0.45
29:D4:8:LYS:O	29:D4:9:LEU:CB	2.64	0.45
34:D9:30:PRO:HB2	35:DA:2527:C:H4'	1.98	0.45
35:DA:1162:G:H1'	53:DV:23:GLU:OE1	2.16	0.45
35:DA:118:A:H1'	35:DA:178:G:O4'	2.17	0.45
35:DA:1286:A:H2'	35:DA:1288:U:OP2	2.17	0.45
35:DA:1542:A:C8	35:DA:1544:A:H5''	2.52	0.45
35:DA:1796:U:H2'	35:DA:1797:C:C6	2.52	0.45
35:DA:2299:G:N1	35:DA:2318:G:C8	2.85	0.45
35:DA:2672:G:H2'	35:DA:2673:G:H5''	1.99	0.45
35:DA:933:A:H2'	35:DA:934:G:O4'	2.17	0.45
37:DC:4:HIS:HD1	37:DC:8:TYR:HE2	1.64	0.45

*Continued on next page...*

*Continued from previous page...*

Atom-1	Atom-2	Interatomic distance (Å)	Clash overlap (Å)
40:DF:20:LEU:O	40:DF:24:LEU:HD23	2.16	0.45
49:DR:97:VAL:HG12	49:DR:114:VAL:HG22	1.99	0.45
49:DR:32:GLY:O	49:DR:115:GLU:HA	2.17	0.45
50:DS:98:VAL:HG12	50:DS:100:ALA:N	2.32	0.45
50:DS:36:TYR:HD1	50:DS:36:TYR:N	2.14	0.45
50:DS:85:VAL:HG23	50:DS:106:ARG:HG3	1.98	0.45
53:DV:20:LEU:N	53:DV:20:LEU:HD12	2.32	0.45
53:DV:2:PHE:HB3	53:DV:3:ALA:H	1.48	0.45
56:DY:89:PHE:O	56:DY:90:LEU:HB3	2.16	0.45
57:DZ:109:ALA:CB	57:DZ:145:GLU:HB2	2.43	0.45
1:AA:431:A:O2'	1:AA:432:A:H5'	2.16	0.45
1:AA:560:U:O2'	1:AA:561:U:OP2	2.23	0.45
2:AB:183:PRO:HA	2:AB:198:ASP:OD2	2.17	0.45
2:AB:58:ILE:CG2	2:AB:222:ILE:HD11	2.47	0.45
2:AB:51:LEU:O	2:AB:55:PHE:CD2	2.70	0.45
5:AE:105:VAL:CB	5:AE:106:PRO:CD	2.93	0.45
10:AJ:8:LEU:HD13	10:AJ:20:ALA:CB	2.47	0.45
11:AK:20:TYR:C	11:AK:21:ILE:HD12	2.37	0.45
13:AM:97:PRO:HG3	13:AM:103:THR:HG22	1.99	0.45
13:AM:45:VAL:O	13:AM:48:LEU:HD22	2.16	0.45
13:AM:79:LYS:HD3	13:AM:82:MET:HE1	1.98	0.45
16:AP:20:VAL:HG23	16:AP:35:LYS:HA	1.99	0.45
21:AU:22:ARG:O	21:AU:23:PRO:C	2.55	0.45
23:AW:20:G:H3'	23:AW:21:U:C5'	2.38	0.45
22:AY:44:A:C2	22:AY:45:U:C2	3.04	0.45
22:AY:9:A:C8	22:AY:47:G:C2	3.05	0.45
26:B1:20:ARG:CG	26:B1:20:ARG:NH1	2.75	0.45
29:B4:50:VAL:O	29:B4:52:THR:N	2.47	0.45
31:B6:12:GLU:HG2	31:B6:23:THR:CG2	2.37	0.45
35:BA:1018:C:O2'	35:BA:1019:U:H5'	2.17	0.45
35:BA:1453:U:O4'	49:BR:63:ARG:HD3	2.17	0.45
35:BA:1711:C:O2'	35:BA:1712:C:H5'	2.17	0.45
35:BA:2500:U:O2	35:BA:2504:U:C5	2.70	0.45
35:BA:545:C:H2'	35:BA:547:A:C5'	2.47	0.45
35:BA:593:G:C6	35:BA:594:U:C4	3.04	0.45
36:BB:31:C:C2'	36:BB:53:A:H61	2.27	0.45
39:BE:24:THR:HG22	39:BE:186:GLY:CA	2.44	0.45
42:BH:41:MET:SD	42:BH:53:GLU:N	2.79	0.45
43:BI:109:ILE:CG2	43:BI:110:ASP:H	2.14	0.45
43:BI:81:VAL:HG22	43:BI:143:SER:O	2.17	0.45
45:BN:15:LEU:HD12	45:BN:136:GLU:HG3	1.98	0.45

*Continued on next page...*

*Continued from previous page...*

Atom-1	Atom-2	Interatomic distance (Å)	Clash overlap (Å)
47:BP:61:ARG:CD	47:BP:61:ARG:H	2.08	0.45
51:BT:90:GLN:O	51:BT:91:ARG:C	2.54	0.45
45:BN:1:MET:N	53:BV:20:LEU:HD21	2.31	0.45
54:BW:36:LEU:HD12	54:BW:48:ALA:HA	1.99	0.45
1:CA:102:G:O2'	1:CA:103:C:H5'	2.17	0.45
1:CA:115:G:H1'	1:CA:116:A:N7	2.32	0.45
1:CA:1266:G:N2	1:CA:1268:A:H3'	2.31	0.45
1:CA:1323:G:H2'	1:CA:1324:A:C8	2.52	0.45
1:CA:1442:G:O6	1:CA:1442(B):A:H2	1.99	0.45
1:CA:509:A:H5''	4:CD:55:ALA:HB2	1.97	0.45
1:CA:751:U:H2'	1:CA:752:G:H5'	1.99	0.45
2:CB:198:ASP:OD1	2:CB:198:ASP:N	2.50	0.45
3:CC:155:GLY:O	3:CC:156:ARG:CB	2.65	0.45
38:BD:135:PHE:HZ	4:CD:166:LYS:HG2	1.81	0.45
4:CD:24:GLU:C	4:CD:24:GLU:CD	2.75	0.45
1:CA:542:G:C5'	4:CD:41:GLY:HA3	2.43	0.45
4:CD:39:PRO:HB2	4:CD:44:GLY:HA2	1.97	0.45
5:CE:36:ASP:O	5:CE:37:ARG:CB	2.64	0.45
7:CG:15:ASP:CB	7:CG:20:ASP:H	2.28	0.45
7:CG:20:ASP:CB	7:CG:23:VAL:HG23	2.42	0.45
7:CG:12:LEU:HD21	7:CG:28:ASN:HD21	1.82	0.45
7:CG:66:VAL:HG12	7:CG:66:VAL:O	2.17	0.45
9:CI:100:GLY:C	9:CI:102:LEU:N	2.71	0.45
9:CI:103:THR:HG22	9:CI:104:ARG:N	2.32	0.45
9:CI:9:ARG:HG2	9:CI:14:VAL:CG2	2.34	0.45
10:CJ:28:ARG:HG2	10:CJ:28:ARG:HH11	1.81	0.45
10:CJ:75:ILE:CG1	10:CJ:76:ASN:N	2.79	0.45
20:CT:47:GLY:O	20:CT:48:LYS:C	2.55	0.45
22:CV:43:G:C4	22:CV:44:A:C8	3.05	0.45
23:CW:73:C:C4	23:CW:74:C:H5	2.33	0.45
22:CY:44:A:C2	22:CY:45:U:C2	3.05	0.45
25:D0:14:ARG:NH1	25:D0:14:ARG:CG	2.79	0.45
27:D2:30:ARG:O	27:D2:31:GLU:C	2.55	0.45
29:D4:51:ASP:OD1	29:D4:51:ASP:C	2.54	0.45
29:D4:6:HIS:CG	41:DG:67:LYS:HE2	2.52	0.45
31:D6:43:CYS:O	31:D6:44:ARG:NH1	2.49	0.45
35:DA:128:C:O2'	35:DA:129:C:O5'	2.29	0.45
35:DA:195:A:OP1	47:DP:46:LYS:HE2	2.17	0.45
35:DA:2593:U:H2'	35:DA:2594:C:C6	2.52	0.45
35:DA:1751:C:O4'	35:DA:2860:A:C2	2.69	0.45
35:DA:2884:U:H2'	35:DA:2885:C:O4'	2.16	0.45

*Continued on next page...*

*Continued from previous page...*

Atom-1	Atom-2	Interatomic distance (Å)	Clash overlap (Å)
35:DA:35:G:H2'	35:DA:36:G:O4'	2.17	0.45
32:D7:33:ARG:HD2	35:DA:467:G:OP1	2.17	0.45
35:DA:822:U:H2'	35:DA:823:G:H8	1.82	0.45
38:DD:142:VAL:HG22	38:DD:143:HIS:N	2.31	0.45
38:DD:206:LEU:HD22	38:DD:211:ARG:HG3	1.99	0.45
38:DD:72:LYS:HD3	38:DD:97:TYR:CZ	2.52	0.45
39:DE:51:PHE:CE1	39:DE:52:LEU:HD13	2.52	0.45
40:DF:110:LEU:HD13	40:DF:206:ILE:HD11	1.99	0.45
40:DF:150:GLY:HA2	40:DF:172:TRP:CD2	2.52	0.45
40:DF:28:ILE:HD13	40:DF:28:ILE:H	1.80	0.45
41:DG:173:LEU:HD22	41:DG:178:PHE:CZ	2.52	0.45
42:DH:105:LEU:N	42:DH:105:LEU:HD23	2.27	0.45
42:DH:82:GLY:O	42:DH:83:TYR:O	2.34	0.45
46:DO:69:ILE:H	46:DO:69:ILE:HD12	1.81	0.45
47:DP:102:ARG:NH1	47:DP:102:ARG:HB3	2.32	0.45
48:DQ:14:ARG:O	48:DQ:72:LYS:HE2	2.17	0.45
50:DS:73:LEU:C	50:DS:73:LEU:HD23	2.37	0.45
51:DT:28:VAL:HG12	51:DT:29:ARG:HD3	1.99	0.45
51:DT:32:TYR:CG	51:DT:81:PRO:HB3	2.51	0.45
51:DT:99:LEU:CD1	51:DT:99:LEU:O	2.65	0.45
53:DV:34:GLU:O	53:DV:36:PRO:CD	2.64	0.45
57:DZ:14:LYS:C	57:DZ:16:SER:H	2.19	0.45
22:CY:62:U:C2'	57:DZ:186:GLU:CB	2.82	0.45
1:AA:1163:C:H2'	1:AA:1164:G:H8	1.81	0.45
1:AA:1225:A:N3	1:AA:1225:A:H2'	2.32	0.45
1:AA:1327:C:H2'	1:AA:1328:C:H6	1.82	0.45
1:AA:283:C:C2	1:AA:284:G:C8	3.05	0.45
1:AA:297:G:N2	1:AA:300:A:OP2	2.47	0.45
1:AA:660:G:H2'	1:AA:661:G:C8	2.52	0.45
1:AA:72:C:H2'	1:AA:73:G:C8	2.51	0.45
3:AC:207:VAL:HG12	3:AC:207:VAL:O	2.17	0.45
4:AD:88:VAL:HG13	5:AE:97:GLY:HA2	1.99	0.45
5:AE:20:GLN:O	5:AE:21:ALA:O	2.34	0.45
8:AH:86:ILE:CB	8:AH:133:LEU:HD22	2.46	0.45
9:AI:5:TYR:CD2	9:AI:18:PHE:HE1	2.35	0.45
10:AJ:23:ILE:HG23	10:AJ:85:LEU:HD13	1.98	0.45
11:AK:29:ILE:HG13	11:AK:44:SER:HB3	1.99	0.45
11:AK:59:TYR:O	11:AK:63:LEU:HD23	2.17	0.45
12:AL:27:LEU:HD11	12:AL:64:TYR:CD2	2.52	0.45
13:AM:89:GLY:CA	13:AM:93:ARG:HH11	2.30	0.45
15:AO:76:GLU:C	15:AO:78:TYR:H	2.20	0.45

*Continued on next page...*

*Continued from previous page...*

Atom-1	Atom-2	Interatomic distance (Å)	Clash overlap (Å)
17:AQ:91:ARG:HA	17:AQ:94:ASN:HD22	1.81	0.45
23:AW:3:G:C5	23:AW:4:C:C5	3.04	0.45
22:AY:51:G:HO2'	22:AY:52:C:H5'	1.82	0.45
31:B6:35:GLU:O	31:B6:36:LEU:HB2	2.16	0.45
35:BA:1515:G:H2'	35:BA:1516:C:C6	2.52	0.45
35:BA:2188:C:H2'	35:BA:2189:U:C1'	2.47	0.45
26:B1:52:ARG:NH2	35:BA:2218:U:O2	2.50	0.45
35:BA:2743:C:H2'	35:BA:2744:G:O4'	2.17	0.45
35:BA:2849:U:H1'	35:BA:2866:U:H6	1.82	0.45
37:BC:34:ALA:HB2	37:BC:217:THR:HG21	1.99	0.45
38:BD:142:VAL:HG22	38:BD:143:HIS:N	2.32	0.45
38:BD:58:HIS:CD2	38:BD:59:LYS:H	2.35	0.45
41:BG:116:ASP:O	41:BG:117:PHE:CB	2.60	0.45
43:BI:111:PRO:O	43:BI:116:LEU:HD22	2.16	0.45
45:BN:1:MET:N	53:BV:20:LEU:CD2	2.80	0.45
45:BN:3:THR:C	45:BN:5:VAL:N	2.68	0.45
49:BR:27:SER:HB3	49:BR:34:ILE:HD11	1.99	0.45
35:BA:2820:A:O4'	49:BR:5:LYS:HD2	2.16	0.45
50:BS:98:VAL:HG12	50:BS:100:ALA:H	1.82	0.45
46:BO:77:ILE:HD13	51:BT:74:ARG:CG	2.46	0.45
56:BY:4:LYS:HD2	56:BY:32:PRO:HG3	1.99	0.45
57:BZ:165:VAL:HG12	57:BZ:166:SER:N	2.32	0.45
1:CA:677:U:O2'	1:CA:678:U:H5'	2.16	0.45
1:CA:824:C:H4'	8:CH:1:MET:N	2.32	0.45
1:CA:830:G:H2'	1:CA:831:U:O4'	2.17	0.45
1:CA:862:C:H2'	1:CA:863:U:C6	2.52	0.45
2:CB:16:HIS:HD2	2:CB:210:SER:HA	1.81	0.45
2:CB:231:GLU:HB2	2:CB:232:PRO:CD	2.47	0.45
5:CE:71:LEU:HD22	5:CE:114:GLY:O	2.16	0.45
7:CG:150:ALA:C	7:CG:152:ALA:H	2.20	0.45
7:CG:50:ILE:O	7:CG:54:THR:O	2.35	0.45
5:CE:80:ILE:HA	8:CH:104:ARG:HH12	1.81	0.45
8:CH:61:VAL:O	8:CH:63:LEU:HD22	2.17	0.45
1:CA:1346:A:C5'	9:CI:120:ARG:HH12	2.28	0.45
11:CK:126:ARG:C	11:CK:128:ALA:N	2.67	0.45
11:CK:29:ILE:HG13	11:CK:44:SER:HB3	1.99	0.45
20:CT:39:LYS:O	20:CT:42:GLN:HB3	2.17	0.45
20:CT:96:GLY:O	20:CT:97:ALA:O	2.34	0.45
22:CV:54:G:C2'	22:CV:55:G:H5'	2.47	0.45
22:CV:68:A:C6	22:CV:69:G:C8	3.04	0.45
22:CV:76:C:O2'	22:CV:77:C:H5''	2.17	0.45

*Continued on next page...*



*Continued from previous page...*

Atom-1	Atom-2	Interatomic distance (Å)	Clash overlap (Å)
26:D1:6:GLU:C	26:D1:7:ILE:HD12	2.36	0.45
29:D4:5:ILE:N	29:D4:5:ILE:CD1	2.78	0.45
33:D8:39:LYS:CG	33:D8:43:GLN:HE21	2.28	0.45
33:D8:61:LEU:HD12	33:D8:62:LEU:N	2.30	0.45
35:DA:1509(A):A:H2'	35:DA:1509(B):A:H8	1.80	0.45
35:DA:1654:A:P	49:DR:3:HIS:HB2	2.57	0.45
35:DA:1916:A:H8	35:DA:1916:A:C5'	2.28	0.45
35:DA:2033:A:O2'	35:DA:2034:U:P	2.75	0.45
36:DB:5:C:O2'	36:DB:6:C:H5'	2.17	0.45
36:DB:87:G:H2'	36:DB:88:C:H5''	1.99	0.45
38:DD:2:ALA:O	38:DD:3:VAL:CB	2.65	0.45
41:DG:106:LEU:HD12	41:DG:110:ALA:CB	2.47	0.45
42:DH:124:GLU:O	42:DH:131:VAL:HG13	2.17	0.45
42:DH:43:VAL:CG1	42:DH:52:VAL:HG22	2.27	0.45
43:DI:81:VAL:H	43:DI:143:SER:HB2	1.81	0.45
48:DQ:110:THR:C	48:DQ:112:GLU:H	2.20	0.45
49:DR:103:ARG:HD3	49:DR:108:GLY:O	2.17	0.45
49:DR:38:VAL:O	49:DR:42:LYS:HG3	2.17	0.45
49:DR:3:HIS:O	49:DR:4:LEU:HB3	2.17	0.45
35:DA:1009:A:C5'	52:DU:59:ARG:HD3	2.47	0.45
45:DN:1:MET:N	53:DV:20:LEU:CD2	2.80	0.45
55:DX:35:THR:O	55:DX:39:ILE:CG1	2.56	0.45
56:DY:49:VAL:HG12	56:DY:50:ARG:N	2.32	0.45
22:CY:57:U:O5'	57:DZ:182:LYS:C	2.55	0.45
1:AA:1067:A:N3	1:AA:1068:G:H1'	2.31	0.45
1:AA:90:U:P	1:AA:91:C:H5'	2.57	0.45
2:AB:112:VAL:C	2:AB:114:ARG:N	2.70	0.45
3:AC:69:HIS:N	3:AC:69:HIS:HD2	2.15	0.45
4:AD:12:CYS:SG	4:AD:19:LEU:O	2.75	0.45
7:AG:50:ILE:O	7:AG:54:THR:O	2.35	0.45
10:AJ:46:ARG:HH11	10:AJ:46:ARG:HG2	1.82	0.45
11:AK:21:ILE:HB	11:AK:84:VAL:HA	1.99	0.45
20:AT:10:LEU:HD12	20:AT:11:SER:N	2.32	0.45
22:AV:10:G:H2'	22:AV:11:C:C6	2.51	0.45
22:AV:43:G:O2'	22:AV:44:A:H5'	2.17	0.45
22:AV:78:A:H8	35:BA:2602:A:C6	2.34	0.45
23:AW:23:A:H61	23:AW:48:G:H2'	1.81	0.45
22:AY:56:U:H5''	22:AY:57:U:OP2	2.17	0.45
26:B1:95:LEU:HA	26:B1:95:LEU:HD12	1.84	0.45
27:B2:48:HIS:O	27:B2:49:LYS:C	2.56	0.45
31:B6:43:CYS:O	31:B6:44:ARG:NH1	2.50	0.45

*Continued on next page...*



*Continued from previous page...*

Atom-1	Atom-2	Interatomic distance (Å)	Clash overlap (Å)
33:B8:48:PHE:C	33:B8:49:VAL:HG22	2.38	0.45
33:B8:55:ALA:O	33:B8:58:ILE:HB	2.18	0.45
33:B8:8:LYS:HD2	33:B8:8:LYS:N	2.32	0.45
35:BA:2147:G:H2'	35:BA:2148:G:C4'	2.47	0.45
35:BA:2543:G:O2'	35:BA:2544:G:H5'	2.17	0.45
35:BA:2729:G:H2'	35:BA:2730:C:C6	2.53	0.45
35:BA:2769:C:H2'	35:BA:2770:G:O4'	2.17	0.45
35:BA:523:C:H2'	35:BA:524:U:C5'	2.47	0.45
36:BB:29:A:H2'	36:BB:30:C:C6	2.52	0.45
38:BD:182:LEU:H	38:BD:272:ALA:CB	2.29	0.45
43:BI:127:VAL:HG22	43:BI:139:GLN:CB	2.47	0.45
45:BN:48:MET:C	45:BN:48:MET:HE3	2.38	0.45
46:BO:69:ILE:HD12	46:BO:69:ILE:H	1.81	0.45
47:BP:146:VAL:CG2	47:BP:147:LEU:H	2.00	0.45
47:BP:92:GLU:HG3	47:BP:93:GLY:N	2.25	0.45
49:BR:55:ALA:CB	49:BR:79:LEU:HD22	2.47	0.45
36:BB:38:C:O4'	50:BS:95:HIS:NE2	2.50	0.45
53:BV:2:PHE:HB3	53:BV:3:ALA:H	1.50	0.45
57:BZ:10:ARG:HG2	57:BZ:11:GLU:N	2.32	0.45
1:CA:131:C:H2'	1:CA:132:C:C6	2.51	0.45
1:CA:600:C:O2'	1:CA:601:C:H5'	2.17	0.45
1:CA:72:C:H2'	1:CA:73:G:C8	2.52	0.45
1:CA:773:G:O2'	1:CA:774:G:H5'	2.16	0.45
1:CA:939:G:H2'	1:CA:940:C:H6	1.81	0.45
2:CB:47:THR:OG1	2:CB:202:PRO:HG2	2.17	0.45
3:CC:17:ASP:O	3:CC:18:TRP:C	2.55	0.45
8:CH:56:LYS:O	8:CH:58:TYR:HD1	2.00	0.45
9:CI:18:PHE:HB3	9:CI:20:ARG:HH12	1.82	0.45
9:CI:26:VAL:HA	9:CI:61:ALA:O	2.16	0.45
10:CJ:6:ILE:CD1	10:CJ:72:VAL:HB	2.42	0.45
11:CK:34:ASP:CB	11:CK:35:PRO:CD	2.93	0.45
17:CQ:17:LYS:HA	17:CQ:46:ASP:O	2.17	0.45
20:CT:100:ILE:O	20:CT:100:ILE:CG2	2.65	0.45
20:CT:89:ARG:HD2	20:CT:104:LEU:HD21	1.99	0.45
22:CV:59:G:H2'	22:CV:60:A:H5'	1.98	0.45
23:CW:16:U:O3'	23:CW:62:U:O3'	2.34	0.45
23:CW:33:G:H2'	23:CW:34:C:H4'	1.97	0.45
23:CW:69:G:N1	23:CW:70:G:C4	2.85	0.45
22:CY:58:C:H2'	22:CY:59:G:C8	2.51	0.45
27:D2:44:LEU:O	27:D2:45:SER:CB	2.64	0.45
30:D5:50:GLY:HA3	30:D5:55:ARG:HB2	1.99	0.45

*Continued on next page...*

*Continued from previous page...*

Atom-1	Atom-2	Interatomic distance (Å)	Clash overlap (Å)
31:D6:37:ARG:NH1	31:D6:39:TYR:HE2	2.15	0.45
35:DA:1002:G:H2'	35:DA:1003:G:O4'	2.16	0.45
35:DA:1030:G:OP2	48:DQ:128:LYS:NZ	2.50	0.45
34:D9:15:LYS:HB3	35:DA:1033:U:O4	2.17	0.45
35:DA:1231:G:H2'	35:DA:1232:G:C8	2.52	0.45
35:DA:1771:C:C1'	35:DA:1786:A:C8	3.00	0.45
35:DA:184:C:H2'	35:DA:185:U:C6	2.52	0.45
35:DA:2491:U:H4'	35:DA:2570:G:OP1	2.17	0.45
35:DA:2716:U:O2'	35:DA:2717:G:H5'	2.16	0.45
38:DD:132:PRO:HG3	38:DD:190:TYR:CE1	2.52	0.45
39:DE:65:GLY:C	39:DE:67:PHE:N	2.68	0.45
41:DG:42:GLY:O	41:DG:43:LEU:HB2	2.16	0.45
41:DG:85:GLY:C	41:DG:87:PRO:HD3	2.38	0.45
45:DN:15:LEU:HD12	45:DN:136:GLU:HG3	1.99	0.45
47:DP:65:ARG:HG3	47:DP:65:ARG:NH1	2.31	0.45
47:DP:71:VAL:C	47:DP:73:GLY:N	2.70	0.45
48:DQ:42:ILE:HA	48:DQ:46:GLN:OE1	2.16	0.45
49:DR:2:ARG:CD	49:DR:2:ARG:O	2.60	0.45
49:DR:30:THR:HG22	49:DR:30:THR:O	2.17	0.45
50:DS:17:ARG:C	50:DS:19:LYS:H	2.20	0.45
51:DT:91:ARG:HG2	51:DT:116:ALA:HB2	1.99	0.45
52:DU:108:GLU:O	52:DU:111:GLU:N	2.48	0.45
22:CY:17:C:OP2	57:DZ:186:GLU:HB3	2.16	0.45
1:AA:1047:G:O2'	1:AA:1048:G:H5'	2.18	0.44
1:AA:1207:G:O2'	1:AA:1208:C:H5'	2.16	0.44
1:AA:479:C:O2	1:AA:479:C:H2'	2.16	0.44
1:AA:596:C:H6	1:AA:596:C:O5'	2.00	0.44
1:AA:773:G:O2'	1:AA:774:G:H5'	2.17	0.44
1:AA:959:A:H3'	1:AA:960:U:C5'	2.47	0.44
1:AA:828:A:N3	2:AB:26:PRO:HG3	2.32	0.44
2:AB:44:LEU:HA	2:AB:47:THR:OG1	2.17	0.44
2:AB:47:THR:OG1	2:AB:202:PRO:HG2	2.16	0.44
3:AC:60:ALA:O	3:AC:61:ALA:HB2	2.18	0.44
5:AE:92:LYS:O	5:AE:118:ILE:HD12	2.18	0.44
5:AE:28:PHE:N	5:AE:28:PHE:CD1	2.85	0.44
7:AG:32:ARG:NH1	7:AG:32:ARG:HG2	2.30	0.44
9:AI:18:PHE:HB3	9:AI:20:ARG:HH12	1.82	0.44
11:AK:124:LYS:HB3	11:AK:124:LYS:HZ3	1.82	0.44
13:AM:63:THR:HG22	13:AM:64:TRP:N	2.32	0.44
14:AN:12:ARG:NH1	14:AN:12:ARG:CB	2.79	0.44
22:AV:5:C:C6	22:AV:6:C:C5	3.05	0.44

*Continued on next page...*

*Continued from previous page...*

Atom-1	Atom-2	Interatomic distance (Å)	Clash overlap (Å)
23:AW:25:A:C6	23:AW:26:G:O6	2.71	0.44
23:AW:3:G:N3	23:AW:3:G:H2'	2.32	0.44
1:AA:1196:U:O4	24:AX:23:A:C8	2.71	0.44
25:B0:84:LEU:H	25:B0:84:LEU:CD1	2.25	0.44
27:B2:28:LYS:HD3	27:B2:31:GLU:OE2	2.16	0.44
32:B7:47:ARG:HH11	55:BX:60:ARG:HH21	1.65	0.44
35:BA:1231:G:H2'	35:BA:1232:G:H8	1.81	0.44
35:BA:2052:G:H4'	39:BE:143:ASN:O	2.16	0.44
35:BA:2263:C:O2'	35:BA:2264:C:H5'	2.17	0.44
35:BA:2297:C:O2'	35:BA:2298:A:H5'	2.18	0.44
35:BA:2307:G:H3'	35:BA:2307:G:N3	2.33	0.44
35:BA:236:C:H2'	35:BA:237:C:C6	2.52	0.44
35:BA:280:C:O2'	35:BA:281:G:H5'	2.17	0.44
35:BA:840:C:H2'	35:BA:841:A:C8	2.52	0.44
35:BA:903:C:H2'	35:BA:904:C:C6	2.51	0.44
39:BE:116:VAL:CG2	39:BE:122:PHE:CD2	3.00	0.44
39:BE:203:LYS:C	39:BE:203:LYS:HD2	2.37	0.44
40:BF:160:ASN:OD1	40:BF:163:VAL:HG23	2.17	0.44
40:BF:8:GLN:O	40:BF:9:ILE:C	2.56	0.44
45:BN:15:LEU:CB	45:BN:134:ARG:HB2	2.36	0.44
45:BN:3:THR:HG22	45:BN:3:THR:O	2.17	0.44
45:BN:62:VAL:HG11	45:BN:67:LEU:CD2	2.46	0.44
47:BP:50:ARG:HG3	47:BP:51:PHE:N	2.32	0.44
50:BS:31:SER:C	50:BS:33:LYS:N	2.70	0.44
53:BV:91:TYR:N	53:BV:91:TYR:CD1	2.85	0.44
54:BW:4:LYS:HD3	54:BW:6:ILE:HD11	1.99	0.44
56:BY:76:CYS:CB	56:BY:96:ILE:HD11	2.39	0.44
57:BZ:141:VAL:HG13	57:BZ:144:LEU:HD21	1.99	0.44
1:CA:189(D):C:H1'	1:CA:189(H):G:C2	2.52	0.44
1:CA:43:C:H42	1:CA:399:G:H1	1.65	0.44
1:CA:90:U:P	1:CA:91:C:H5'	2.57	0.44
1:CA:921:U:H2'	1:CA:922:G:O4'	2.16	0.44
1:CA:962:C:H2'	1:CA:963:G:H8	1.82	0.44
2:CB:183:PRO:HA	2:CB:198:ASP:OD2	2.18	0.44
4:CD:98:GLU:OE2	4:CD:107:ARG:HD2	2.17	0.44
7:CG:40:ALA:O	7:CG:44:TYR:CD2	2.69	0.44
8:CH:19:VAL:HG23	8:CH:21:LYS:HB2	1.99	0.44
10:CJ:34:VAL:HG21	10:CJ:74:ILE:HG22	1.99	0.44
19:CS:39:THR:HG22	19:CS:40:ILE:N	2.32	0.44
22:CV:5:C:C6	22:CV:6:C:C5	3.03	0.44
22:CV:69:G:C5	22:CV:70:G:N7	2.85	0.44

*Continued on next page...*

*Continued from previous page...*

Atom-1	Atom-2	Interatomic distance (Å)	Clash overlap (Å)
23:CW:15:G:OP2	23:CW:16:U:H5	2.00	0.44
23:CW:3:G:H2'	23:CW:4:C:O5'	2.18	0.44
22:CY:29:A:C4	22:CY:30:U:C5	3.05	0.44
22:CY:67:C:H5''	22:CY:67:C:H6	1.81	0.44
26:D1:52:ARG:HD3	26:D1:52:ARG:HA	1.68	0.44
28:D3:2:PRO:O	28:D3:3:ARG:O	2.36	0.44
29:D4:28:LYS:CA	29:D4:28:LYS:HE3	2.43	0.44
33:D8:23:VAL:HG12	33:D8:46:ARG:HH11	1.82	0.44
35:DA:2236:C:C2'	35:DA:2237:G:H5'	2.47	0.44
35:DA:2473:U:C5	35:DA:2474:C:H1'	2.52	0.44
35:DA:2865:U:C4	35:DA:2866:U:C4	3.05	0.44
35:DA:319:C:H2'	35:DA:320:A:O4'	2.17	0.44
35:DA:654(P):C:C2'	35:DA:654(Q):C:H5'	2.47	0.44
35:DA:803:U:O2'	35:DA:804:A:H5'	2.17	0.44
35:DA:828:U:H3'	35:DA:828:U:O2	2.18	0.44
36:DB:28:C:H2'	36:DB:29:A:H8	1.81	0.44
36:DB:3:C:H42	36:DB:118:G:H1	1.64	0.44
38:DD:186:HIS:CD2	38:DD:188:GLU:HB2	2.49	0.44
39:DE:203:LYS:HD2	39:DE:203:LYS:C	2.36	0.44
40:DF:160:ASN:ND2	40:DF:160:ASN:C	2.70	0.44
40:DF:70:THR:HG22	40:DF:72:ARG:HG2	1.99	0.44
41:DG:25:TYR:HD1	41:DG:30:GLU:OE2	1.99	0.44
45:DN:133:GLN:O	45:DN:134:ARG:CB	2.64	0.44
45:DN:48:MET:N	45:DN:48:MET:HE3	2.32	0.44
47:DP:80:TYR:CE1	47:DP:111:ARG:HD3	2.52	0.44
49:DR:13:HIS:ND1	49:DR:13:HIS:O	2.50	0.44
46:DO:77:ILE:HD13	51:DT:74:ARG:CG	2.47	0.44
53:DV:62:LEU:N	53:DV:62:LEU:HD22	2.32	0.44
56:DY:40:GLU:HA	56:DY:40:GLU:OE1	2.17	0.44
57:DZ:109:ALA:HB3	57:DZ:145:GLU:CB	2.38	0.44
1:AA:1175:G:H2'	1:AA:1176:A:C8	2.52	0.44
1:AA:992:U:O2'	1:AA:993:G:P	2.75	0.44
2:AB:131:PRO:O	2:AB:135:GLN:HG3	2.17	0.44
2:AB:48:MET:HA	2:AB:51:LEU:HD12	1.98	0.44
5:AE:105:VAL:HB	5:AE:106:PRO:HD3	1.97	0.44
9:AI:5:TYR:HD2	9:AI:18:PHE:HE1	1.64	0.44
11:AK:11:LYS:O	11:AK:13:GLN:HG3	2.17	0.44
12:AL:102:ARG:HE	12:AL:102:ARG:HB3	1.44	0.44
1:AA:523:A:H61	12:AL:92:ASP:CB	2.30	0.44
13:AM:24:GLY:C	13:AM:25:ILE:HG13	2.38	0.44
1:AA:1308:U:OP1	13:AM:98:VAL:N	2.50	0.44

*Continued on next page...*

*Continued from previous page...*

Atom-1	Atom-2	Interatomic distance (Å)	Clash overlap (Å)
15:AO:37:ASN:HD22	15:AO:37:ASN:N	2.14	0.44
22:AV:11:C:C2	22:AV:26:G:N2	2.85	0.44
22:AV:1:G:H2'	22:AV:2:G:H8	1.81	0.44
22:AV:57:U:C6	22:AV:59:G:OP2	2.70	0.44
22:AV:74:C:H2'	22:AV:75:A:O4'	2.17	0.44
23:AW:40:A:N6	23:AW:42:C:C2	2.85	0.44
23:AW:20:G:C2	23:AW:58:C:C2	3.05	0.44
27:B2:43:GLN:O	27:B2:44:LEU:O	2.35	0.44
31:B6:5:VAL:HG11	31:B6:7:ILE:HG22	1.98	0.44
35:BA:1544:A:O2'	35:BA:1545:A:H5'	2.18	0.44
35:BA:1773:A:H2'	35:BA:1774:C:H5'	1.98	0.44
35:BA:1899:G:N2	35:BA:1902:C:C4	2.85	0.44
35:BA:2807:G:H2'	35:BA:2808:U:C5'	2.43	0.44
35:BA:2823:A:OP1	39:BE:113:PHE:HB2	2.18	0.44
35:BA:587:C:C6	47:BP:33:ARG:HD3	2.52	0.44
35:BA:80:G:C2'	35:BA:81:G:H5'	2.48	0.44
35:BA:1501:C:H1'	38:BD:100:GLY:HA2	2.00	0.44
38:BD:16:MET:HB2	38:BD:207:GLY:HA3	1.99	0.44
41:BG:141:PHE:HB3	41:BG:142:PRO:HD2	2.00	0.44
47:BP:32:THR:O	47:BP:33:ARG:HB3	2.18	0.44
48:BQ:21:THR:HG21	48:BQ:101:ARG:CB	2.48	0.44
49:BR:100:LEU:HD22	49:BR:112:ALA:HA	1.99	0.44
49:BR:25:ALA:O	49:BR:29:LEU:HB2	2.17	0.44
49:BR:72:ASP:OD2	49:BR:74:LYS:HB3	2.17	0.44
51:BT:48:ILE:O	51:BT:63:VAL:HA	2.18	0.44
22:AY:57:U:O4'	57:BZ:183:LEU:CA	2.66	0.44
1:CA:1055:A:OP1	1:CA:1055:A:C8	2.70	0.44
1:CA:1052:U:O2'	1:CA:1055:A:OP2	2.33	0.44
1:CA:1155:G:O2'	1:CA:1156:G:H5'	2.16	0.44
1:CA:1212:U:H4'	1:CA:1213:A:C8	2.52	0.44
1:CA:1234:C:O2'	1:CA:1235:U:H5'	2.17	0.44
1:CA:1469:G:H2'	1:CA:1470:G:C8	2.52	0.44
1:CA:738:C:H2'	1:CA:739:C:H6	1.81	0.44
1:CA:818:G:H3'	1:CA:819:A:H5''	1.99	0.44
2:CB:44:LEU:HA	2:CB:47:THR:OG1	2.17	0.44
3:CC:113:ALA:O	3:CC:115:LEU:N	2.50	0.44
3:CC:182:ILE:HG12	3:CC:203:PHE:HD1	1.81	0.44
8:CH:23:SER:OG	8:CH:24:THR:N	2.49	0.44
9:CI:48:GLU:OE1	9:CI:51:ARG:HD2	2.17	0.44
10:CJ:16:LEU:O	10:CJ:16:LEU:HD13	2.16	0.44
10:CJ:30:SER:CA	10:CJ:80:LYS:HE2	2.39	0.44

*Continued on next page...*

*Continued from previous page...*

Atom-1	Atom-2	Interatomic distance (Å)	Clash overlap (Å)
10:CJ:8:LEU:HD13	10:CJ:20:ALA:CB	2.45	0.44
11:CK:20:TYR:C	11:CK:21:ILE:HD12	2.37	0.44
12:CL:89:ARG:NH1	12:CL:97:ARG:HG2	2.28	0.44
15:CO:86:GLY:O	15:CO:87:ILE:HG23	2.17	0.44
18:CR:25:THR:O	18:CR:26:LEU:HG	2.17	0.44
22:CV:15:G:OP2	22:CV:15:G:C8	2.70	0.44
22:CV:39:A:C6	24:CX:16:A:N6	2.86	0.44
23:CW:29:A:H8	23:CW:29:A:P	2.40	0.44
23:CW:33:G:C2'	23:CW:34:C:H4'	2.47	0.44
23:CW:3:G:H2'	23:CW:3:G:N3	2.31	0.44
22:CY:25:A:C2	22:CY:26:G:C4	3.05	0.44
22:CY:53:U:N3	22:CY:54:G:N7	2.65	0.44
22:CY:57:U:OP1	48:DQ:51:ARG:NH2	2.50	0.44
28:D3:7:LYS:CG	28:D3:34:GLU:HG2	2.47	0.44
31:D6:24:GLU:HB3	31:D6:25:LYS:H	1.59	0.44
33:D8:8:LYS:N	33:D8:8:LYS:HD2	2.31	0.44
35:DA:1831:G:H2'	35:DA:1832:C:H6	1.81	0.44
35:DA:1794:U:H1'	35:DA:1900:A:N3	2.32	0.44
35:DA:2150:U:H2'	35:DA:2151:G:C8	2.52	0.44
35:DA:2197:U:O2'	35:DA:2198:A:H2'	2.17	0.44
35:DA:2223:G:H2'	35:DA:2224:G:C5'	2.47	0.44
35:DA:2262:U:O2'	35:DA:2263:C:H5'	2.17	0.44
35:DA:2319:G:C5	35:DA:2320:A:N6	2.85	0.44
35:DA:1027:A:C2	35:DA:2488:A:H5'	2.51	0.44
35:DA:2755:C:O2'	35:DA:2756:U:H2'	2.18	0.44
35:DA:402:A:H2'	35:DA:403:U:H5'	2.00	0.44
35:DA:484:C:OP1	56:DY:49:VAL:HG13	2.17	0.44
35:DA:523:C:H2'	35:DA:524:U:C5'	2.46	0.44
35:DA:593:G:C6	35:DA:594:U:C4	3.05	0.44
36:DB:28:C:OP1	50:DS:31:SER:OG	2.33	0.44
36:DB:8:U:H5'	36:DB:8:U:H6	1.82	0.44
38:DD:166:GLN:CA	38:DD:166:GLN:NE2	2.80	0.44
38:DD:215:LEU:HD12	38:DD:217:ARG:HH21	1.82	0.44
38:DD:221:VAL:CG2	38:DD:226:MET:CE	2.95	0.44
38:DD:270:ILE:HD12	38:DD:270:ILE:O	2.17	0.44
38:DD:35:LYS:HZ2	38:DD:36:PRO:N	2.15	0.44
40:DF:179:GLU:N	40:DF:179:GLU:OE1	2.50	0.44
40:DF:84:VAL:C	40:DF:86:GLY:N	2.70	0.44
41:DG:46:ALA:CB	41:DG:82:LEU:HD11	2.37	0.44
43:DI:31:LEU:HD12	43:DI:31:LEU:H	1.82	0.44
43:DI:77:LEU:HD21	43:DI:79:ILE:CG1	2.48	0.44

*Continued on next page...*

*Continued from previous page...*

Atom-1	Atom-2	Interatomic distance (Å)	Clash overlap (Å)
47:DP:131:SER:O	47:DP:132:LYS:C	2.55	0.44
49:DR:27:SER:HB3	49:DR:34:ILE:HD11	1.98	0.44
49:DR:63:ARG:NH1	49:DR:80:PHE:CG	2.85	0.44
51:DT:10:VAL:O	51:DT:13:ARG:HG2	2.17	0.44
52:DU:65:ILE:HD11	52:DU:93:LYS:HA	1.98	0.44
55:DX:12:VAL:HG13	55:DX:27:THR:O	2.17	0.44
1:AA:1005:A:C2'	1:AA:1006:C:H5'	2.47	0.44
1:AA:105:G:H2'	1:AA:106:C:H6	1.79	0.44
1:AA:154:C:O2'	1:AA:155:C:H5'	2.17	0.44
1:AA:217:C:O2'	1:AA:470:C:N4	2.50	0.44
1:AA:532:A:N6	3:AC:156:ARG:HH12	2.15	0.44
1:AA:83:U:H2'	1:AA:84:U:C5	2.53	0.44
1:AA:1072:G:N2	2:AB:107:THR:HG21	2.32	0.44
1:AA:542:G:C5'	4:AD:41:GLY:HA3	2.42	0.44
5:AE:127:ASN:O	5:AE:131:ILE:HG12	2.17	0.44
5:AE:40:ARG:NH1	5:AE:40:ARG:HG2	2.32	0.44
6:AF:3:ARG:HG3	6:AF:3:ARG:NH1	2.31	0.44
19:AS:43:GLU:O	19:AS:43:GLU:CG	2.57	0.44
20:AT:10:LEU:O	20:AT:13:LEU:HD13	2.17	0.44
22:AV:25:A:N1	22:AV:26:G:C6	2.85	0.44
22:AV:43:G:C4	22:AV:44:A:C8	3.05	0.44
23:AW:44:A:H3'	23:AW:45:U:H5''	1.99	0.44
22:AY:19:G:OP1	22:AY:19:G:C8	2.60	0.44
35:BA:1006:C:O2	45:BN:106:MET:HG2	2.17	0.44
35:BA:1657:C:H2'	35:BA:1658:C:H6	1.80	0.44
35:BA:1667:G:H22	35:BA:1992:G:H5'	1.83	0.44
35:BA:15:G:O2'	35:BA:16:G:H5'	2.17	0.44
35:BA:1719:G:C6	35:BA:1720:U:C4	3.06	0.44
35:BA:2150:U:H2'	35:BA:2151:G:C8	2.52	0.44
35:BA:2491:U:H4'	35:BA:2570:G:OP1	2.17	0.44
35:BA:649:G:H2'	35:BA:650:C:C6	2.53	0.44
35:BA:812:C:H5'	47:BP:25:SER:HB2	2.00	0.44
35:BA:990:A:OP2	35:BA:991:C:OP2	2.35	0.44
37:BC:4:HIS:HD1	37:BC:8:TYR:HE2	1.65	0.44
38:BD:108:PRO:CG	38:BD:111:LEU:HD23	2.46	0.44
39:BE:119:ARG:HD2	39:BE:120:TRP:CE2	2.51	0.44
39:BE:176:ILE:HG22	39:BE:178:GLU:HB3	1.98	0.44
40:BF:34:TRP:HB2	47:BP:10:PRO:O	2.17	0.44
41:BG:54:GLU:O	41:BG:58:GLN:HG3	2.18	0.44
42:BH:41:MET:HE1	42:BH:53:GLU:H	1.82	0.44
43:BI:98:ALA:CB	43:BI:109:ILE:HB	2.46	0.44

*Continued on next page...*



*Continued from previous page...*

Atom-1	Atom-2	Interatomic distance (Å)	Clash overlap (Å)
48:BQ:121:ALA:O	48:BQ:123:HIS:N	2.50	0.44
48:BQ:135:ASP:C	48:BQ:137:TYR:H	2.20	0.44
50:BS:89:ARG:CB	50:BS:92:TYR:HB3	2.45	0.44
56:BY:88:LYS:NZ	56:BY:93:GLY:HA3	2.33	0.44
1:CA:1126:U:O2'	1:CA:1127:G:H5'	2.18	0.44
1:CA:1196:U:C2	24:CX:23:A:N1	2.85	0.44
1:CA:532:A:H61	3:CC:193:TYR:HB3	1.80	0.44
2:CB:206:ASP:O	2:CB:211:ILE:HD11	2.17	0.44
3:CC:61:ALA:O	3:CC:62:ASP:HB2	2.18	0.44
4:CD:163:GLU:HA	4:CD:163:GLU:OE1	2.17	0.44
7:CG:105:VAL:HG12	7:CG:109:ASN:HD21	1.83	0.44
9:CI:5:TYR:CD2	9:CI:18:PHE:HE1	2.34	0.44
9:CI:15:ALA:HB2	9:CI:65:VAL:CB	2.47	0.44
10:CJ:23:ILE:HG23	10:CJ:85:LEU:HD13	1.99	0.44
13:CM:112:GLY:CA	13:CM:113:PRO:HG2	2.46	0.44
17:CQ:65:ILE:HD11	17:CQ:72:ARG:HG2	1.98	0.44
17:CQ:92:ARG:O	17:CQ:95:TYR:CD2	2.70	0.44
19:CS:6:LYS:HE3	19:CS:6:LYS:N	2.31	0.44
22:CV:28:G:C6	22:CV:29:A:C5	3.06	0.44
22:CV:36:AG9:H2G	22:CV:36:AG9:NH2	2.33	0.44
23:CW:4:C:H42	23:CW:72:C:N4	2.15	0.44
25:D0:73:GLY:C	25:D0:75:LEU:H	2.20	0.44
33:D8:39:LYS:HG2	33:D8:43:GLN:NE2	2.28	0.44
35:DA:1188:U:H4'	53:DV:79:VAL:HG22	1.98	0.44
35:DA:1281:G:C5'	35:DA:1281:G:H8	2.25	0.44
35:DA:1528:A:C2	35:DA:1542:A:H2	2.33	0.44
30:D5:3:LYS:HE3	35:DA:2015:A:H2	1.81	0.44
35:DA:2186:G:H2'	35:DA:2187:G:C8	2.52	0.44
35:DA:198:C:H5'	35:DA:2244:U:OP1	2.18	0.44
35:DA:2650:U:O2'	35:DA:2651:C:H5'	2.17	0.44
35:DA:2774:C:H2'	35:DA:2775:A:O4'	2.18	0.44
35:DA:2854:G:H2'	35:DA:2855:C:C6	2.52	0.44
35:DA:314:A:H2'	35:DA:315:G:C8	2.52	0.44
35:DA:626:U:C5'	35:DA:627:A:H5'	2.48	0.44
38:DD:101:GLU:HG2	38:DD:102:LYS:N	2.33	0.44
39:DE:37:ARG:HD2	39:DE:42:ASP:CG	2.37	0.44
39:DE:51:PHE:N	39:DE:74:PRO:CB	2.81	0.44
39:DE:52:LEU:HB2	39:DE:76:ARG:HB2	1.99	0.44
40:DF:175:THR:O	40:DF:176:LEU:HB2	2.17	0.44
41:DG:42:GLY:HA2	41:DG:89:GLY:CA	2.30	0.44
43:DI:83:ALA:HA	43:DI:88:ILE:HG23	1.99	0.44

*Continued on next page...*

*Continued from previous page...*

Atom-1	Atom-2	Interatomic distance (Å)	Clash overlap (Å)
43:DI:8:PRO:HB3	43:DI:14:ASP:N	2.32	0.44
45:DN:23:LEU:O	45:DN:23:LEU:HD23	2.17	0.44
46:DO:104:ARG:HE	51:DT:33:LYS:HE2	1.80	0.44
46:DO:98:VAL:CG1	46:DO:117:LEU:HB3	2.47	0.44
47:DP:125:VAL:CG1	47:DP:138:LEU:HD21	2.47	0.44
35:DA:587:C:C2'	47:DP:33:ARG:NH2	2.80	0.44
47:DP:50:ARG:HG3	47:DP:51:PHE:N	2.32	0.44
47:DP:46:LYS:HB3	47:DP:52:GLU:HG2	1.99	0.44
49:DR:57:ARG:O	49:DR:59:ASP:N	2.43	0.44
55:DX:27:THR:HA	55:DX:80:ILE:HA	1.99	0.44
57:DZ:128:VAL:HG21	57:DZ:132:ASN:CB	2.48	0.44
1:AA:1157:A:H4'	1:AA:1158:C:O5'	2.17	0.44
1:AA:197:A:N6	1:AA:221:C:C5'	2.79	0.44
1:AA:836:G:C6	1:AA:851:G:C6	3.05	0.44
1:AA:862:C:H2'	1:AA:863:U:C6	2.52	0.44
1:AA:962:C:H2'	1:AA:963:G:H8	1.83	0.44
1:AA:977:A:H2'	1:AA:978:A:H5'	1.98	0.44
3:AC:113:ALA:HB3	3:AC:114:PRO:CD	2.41	0.44
3:AC:206:GLU:HG2	3:AC:207:VAL:N	2.22	0.44
5:AE:146:ALA:O	5:AE:147:ASP:C	2.54	0.44
5:AE:72:GLN:C	5:AE:74:GLY:N	2.69	0.44
6:AF:98:LEU:HD12	6:AF:98:LEU:N	2.33	0.44
10:AJ:67:THR:HG22	10:AJ:67:THR:O	2.18	0.44
11:AK:44:SER:H	11:AK:47:VAL:CG2	2.30	0.44
1:AA:1308:U:H5'	13:AM:110:ARG:HD2	1.99	0.44
17:AQ:63:ARG:O	17:AQ:64:PRO:C	2.56	0.44
18:AR:44:LEU:CD2	18:AR:79:LEU:HD22	2.47	0.44
22:AV:57:U:C4	22:AV:59:G:OP2	2.71	0.44
27:B2:36:ARG:HG3	27:B2:36:ARG:HH11	1.82	0.44
31:B6:25:LYS:NZ	33:B8:34:TRP:HZ2	2.16	0.44
34:B9:30:PRO:HG2	35:BA:2528:U:OP1	2.18	0.44
35:BA:1658:C:H2'	35:BA:1659:U:C6	2.52	0.44
35:BA:1668:A:N3	35:BA:1670:C:C4	2.85	0.44
35:BA:174:C:O2	35:BA:174:C:H2'	2.17	0.44
35:BA:2133:G:H2'	35:BA:2157:G:N2	2.33	0.44
35:BA:218:A:C2	35:BA:235:U:H4'	2.52	0.44
35:BA:2473:U:O4'	35:BA:2473:U:O2	2.34	0.44
35:BA:560:C:H4'	52:BU:52:ARG:CZ	2.47	0.44
38:BD:206:LEU:HD23	38:BD:206:LEU:HA	1.78	0.44
39:BE:117:MET:HE3	39:BE:124:GLY:HA3	1.99	0.44
39:BE:61:ARG:C	39:BE:63:LEU:N	2.70	0.44

*Continued on next page...*

*Continued from previous page...*

Atom-1	Atom-2	Interatomic distance (Å)	Clash overlap (Å)
40:BF:65:TRP:CZ3	40:BF:75:HIS:HD2	2.35	0.44
41:BG:109:VAL:C	41:BG:112:PRO:HD2	2.37	0.44
36:BB:45:A:H1'	41:BG:95:ARG:NH2	2.32	0.44
42:BH:105:LEU:HD23	42:BH:105:LEU:N	2.27	0.44
43:BI:85:GLU:HB3	43:BI:86:THR:H	1.63	0.44
45:BN:119:ARG:HH11	45:BN:119:ARG:HG3	1.82	0.44
45:BN:91:LEU:HA	45:BN:95:PRO:HB3	1.99	0.44
48:BQ:21:THR:CG2	48:BQ:101:ARG:HB2	2.46	0.44
53:BV:22:VAL:O	53:BV:23:GLU:HB2	2.17	0.44
52:BU:90:VAL:CG2	53:BV:47:VAL:HG21	2.48	0.44
57:BZ:150:LEU:CD2	57:BZ:150:LEU:H	2.30	0.44
1:CA:1107:C:C2'	1:CA:1108:G:H5''	2.48	0.44
1:CA:1442:G:H2'	1:CA:1442(A):G:H5''	1.99	0.44
1:CA:22:G:H2'	1:CA:23:C:H6	1.81	0.44
1:CA:54:C:H2'	1:CA:352:C:N4	2.32	0.44
1:CA:918:A:O2'	1:CA:919:A:H5'	2.18	0.44
1:CA:992:U:O2'	1:CA:993:G:P	2.76	0.44
2:CB:180:LEU:O	2:CB:181:PHE:HB2	2.17	0.44
3:CC:206:GLU:O	3:CC:208:ILE:N	2.51	0.44
3:CC:84:ILE:HD11	3:CC:88:ARG:NH2	2.32	0.44
4:CD:152:SER:CA	4:CD:155:LEU:HG	2.45	0.44
38:BD:135:PHE:CZ	4:CD:166:LYS:HG2	2.52	0.44
1:CA:933:G:O6	7:CG:3:ARG:NH2	2.50	0.44
9:CI:114:TYR:HD2	10:CJ:60:ARG:HG3	1.82	0.44
15:CO:25:THR:HG21	15:CO:70:LEU:HB2	1.99	0.44
1:CA:473:G:H5''	16:CP:81:ARG:HE	1.82	0.44
1:CA:1314:C:C5	19:CS:6:LYS:HE2	2.37	0.44
30:D5:54:GLY:C	30:D5:55:ARG:HE	2.20	0.44
31:D6:7:ILE:CG1	31:D6:29:ASN:ND2	2.81	0.44
35:DA:1045:A:H3'	35:DA:1045:A:N3	2.33	0.44
35:DA:1208:C:O2	35:DA:1208:C:H2'	2.17	0.44
35:DA:1240:U:O2'	35:DA:1241:A:H5'	2.17	0.44
35:DA:1495:A:C2	35:DA:1496:A:C2	3.05	0.44
35:DA:1509(B):A:O2'	35:DA:1510:G:H5'	2.18	0.44
35:DA:1532:C:O2'	35:DA:1533:G:H5'	2.17	0.44
35:DA:1789:A:H2'	35:DA:1790:C:O4'	2.17	0.44
35:DA:1996:C:C5	46:DO:32:TYR:OH	2.69	0.44
35:DA:2147:G:H2'	35:DA:2148:G:C4'	2.47	0.44
35:DA:2175:C:H1'	37:DC:218:THR:O	2.17	0.44
35:DA:2228:G:OP2	38:DD:261:LYS:HE3	2.17	0.44
35:DA:2796:U:H3'	35:DA:2799:C:H5'	1.99	0.44

*Continued on next page...*

*Continued from previous page...*

Atom-1	Atom-2	Interatomic distance (Å)	Clash overlap (Å)
35:DA:2849:U:H1'	35:DA:2866:U:H6	1.81	0.44
35:DA:610:G:H2'	35:DA:611:C:C6	2.53	0.44
35:DA:259:G:N2	35:DA:621:A:H8	2.13	0.44
35:DA:985:C:H2'	35:DA:986:C:H6	1.83	0.44
37:DC:214:TYR:CZ	37:DC:224:ARG:HD2	2.53	0.44
40:DF:9:ILE:HG23	40:DF:13:SER:O	2.18	0.44
35:DA:2305:A:C2	41:DG:154:GLY:HA3	2.53	0.44
41:DG:58:GLN:HG3	41:DG:59:GLU:H	1.82	0.44
42:DH:24:VAL:HG11	42:DH:72:ILE:CD1	2.47	0.44
42:DH:94:TYR:N	42:DH:94:TYR:HD1	2.14	0.44
43:DI:93:THR:CG2	43:DI:119:PRO:HB3	2.44	0.44
45:DN:57:ALA:C	45:DN:58:ASP:OD1	2.56	0.44
50:DS:103:GLU:O	50:DS:104:GLY:C	2.55	0.44
51:DT:90:GLN:O	51:DT:91:ARG:C	2.55	0.44
55:DX:47:PHE:O	55:DX:48:LYS:C	2.55	0.44
1:AA:1121:U:H2'	1:AA:1122:U:C6	2.52	0.44
1:AA:1199:U:H4'	10:AJ:54:PHE:CZ	2.52	0.44
1:AA:140:A:N6	1:AA:141:A:N6	2.65	0.44
1:AA:473:G:C5	1:AA:474:G:N7	2.86	0.44
1:AA:606:G:H2'	1:AA:631:G:C2	2.52	0.44
2:AB:77:ALA:HB1	2:AB:211:ILE:HG21	1.99	0.44
4:AD:192:GLU:CD	4:AD:192:GLU:H	2.20	0.44
6:AF:50:TYR:CE1	18:AR:77:GLY:HA2	2.52	0.44
12:AL:45:PRO:HG2	12:AL:50:SER:C	2.38	0.44
12:AL:45:PRO:HG3	12:AL:53:ARG:NE	2.32	0.44
13:AM:28:ALA:C	13:AM:30:ALA:H	2.21	0.44
1:AA:1308:U:OP2	13:AM:99:ARG:HD2	2.18	0.44
20:AT:22:ARG:O	20:AT:26:ASN:ND2	2.50	0.44
1:AA:261:U:OP1	20:AT:79:ARG:NH2	2.50	0.44
22:AY:29:A:C4	22:AY:30:U:C6	3.05	0.44
22:AY:19:G:C5	22:AY:60:A:C6	3.05	0.44
28:B3:8:LEU:CD1	28:B3:31:LEU:HA	2.47	0.44
35:BA:1598:C:H5'	55:BX:36:LYS:HG3	1.99	0.44
35:BA:1701:A:H5'	35:BA:1702:G:OP2	2.18	0.44
35:BA:528:A:C2	35:BA:2043:C:C5'	3.00	0.44
35:BA:213:A:H2'	35:BA:214:G:O4'	2.16	0.44
35:BA:2646:C:H6	35:BA:2646:C:O5'	2.01	0.44
35:BA:2649:U:C2	35:BA:2672:G:N2	2.86	0.44
35:BA:271(Q):G:O2'	35:BA:271(R):G:P	2.75	0.44
35:BA:433:C:H2'	35:BA:434:U:C6	2.53	0.44
35:BA:768:G:O2'	35:BA:769:G:H5'	2.17	0.44

*Continued on next page...*

*Continued from previous page...*

Atom-1	Atom-2	Interatomic distance (Å)	Clash overlap (Å)
37:BC:51:ASP:HB3	37:BC:54:ARG:HG3	1.99	0.44
39:BE:11:MET:HB2	39:BE:23:VAL:O	2.18	0.44
39:BE:47:VAL:HG22	39:BE:48:GLN:O	2.17	0.44
40:BF:124:LEU:O	40:BF:193:VAL:HA	2.17	0.44
41:BG:149:VAL:O	41:BG:149:VAL:HG13	2.16	0.44
41:BG:7:LEU:O	41:BG:8:LYS:C	2.56	0.44
43:BI:47:LEU:HD12	43:BI:50:ARG:HH12	1.81	0.44
47:BP:58:THR:O	47:BP:58:THR:HG22	2.18	0.44
47:BP:91:PHE:N	47:BP:91:PHE:CD1	2.74	0.44
49:BR:32:GLY:O	49:BR:115:GLU:HA	2.16	0.44
51:BT:30:VAL:HG21	51:BT:84:GLN:CG	2.47	0.44
52:BU:90:VAL:HG11	53:BV:39:LEU:HB2	1.98	0.44
1:CA:1049:U:H1'	1:CA:1201:A:N7	2.32	0.44
1:CA:1187:G:OP1	9:CI:113:LYS:HE2	2.17	0.44
1:CA:284:G:H2'	1:CA:285:G:H8	1.82	0.44
1:CA:939:G:H5''	7:CG:102:ARG:HH22	1.77	0.44
4:CD:170:VAL:O	4:CD:171:GLY:C	2.54	0.44
4:CD:209:ARG:NH1	4:CD:209:ARG:HG3	2.32	0.44
7:CG:47:CYS:HA	7:CG:50:ILE:CG1	2.48	0.44
1:CA:1381:U:H1'	7:CG:78:ARG:HH11	1.82	0.44
11:CK:65:ALA:HB1	11:CK:98:LEU:CD2	2.47	0.44
12:CL:38:THR:HG22	12:CL:57:LYS:O	2.18	0.44
13:CM:114:ARG:C	13:CM:115:LYS:HD3	2.36	0.44
13:CM:85:GLY:O	13:CM:86:CYS:SG	2.76	0.44
17:CQ:43:LEU:HB2	17:CQ:69:LYS:HG2	2.00	0.44
18:CR:85:LEU:CD2	18:CR:88:LYS:HG2	2.47	0.44
19:CS:33:THR:OG1	19:CS:34:TRP:N	2.50	0.44
22:CV:58:C:O2'	22:CV:59:G:H5'	2.18	0.44
22:CV:1:G:C6	22:CV:75:A:C6	3.05	0.44
23:CW:30:U:C4	23:CW:31:C:C4	3.06	0.44
22:CY:57:U:C5	57:DZ:181:GLU:C	2.91	0.44
26:D1:72:GLU:O	26:D1:75:GLU:HB3	2.17	0.44
26:D1:82:LEU:CD2	26:D1:82:LEU:N	2.80	0.44
26:D1:85:LEU:O	26:D1:86:SER:CB	2.64	0.44
28:D3:28:LEU:HA	28:D3:33:GLN:OE1	2.18	0.44
35:DA:1000:A:H2'	35:DA:1001:A:C8	2.52	0.44
35:DA:1021:A:C8	35:DA:1021:A:H3'	2.52	0.44
35:DA:1142(A):A:C8	35:DA:1142(A):A:H5'	2.52	0.44
35:DA:2150:U:H2'	35:DA:2151:G:H8	1.81	0.44
35:DA:2688:U:H1'	35:DA:2721:A:N6	2.32	0.44
35:DA:2888:C:H2'	35:DA:2889:C:H6	1.82	0.44

*Continued on next page...*

*Continued from previous page...*

Atom-1	Atom-2	Interatomic distance (Å)	Clash overlap (Å)
35:DA:29:U:H2'	35:DA:30:G:C8	2.52	0.44
35:DA:364:C:C2'	35:DA:365:C:H5''	2.48	0.44
35:DA:826:U:H2'	35:DA:828:U:O4'	2.18	0.44
37:DC:30:VAL:CG1	37:DC:42:VAL:HG22	2.44	0.44
39:DE:134:ILE:HA	39:DE:137:HIS:CD2	2.52	0.44
41:DG:140:ILE:HD12	41:DG:140:ILE:C	2.37	0.44
41:DG:171:ALA:O	41:DG:175:LEU:N	2.44	0.44
41:DG:96:ARG:HB2	41:DG:97:ASP:H	1.58	0.44
43:DI:102:SER:HA	43:DI:107:VAL:O	2.18	0.44
43:DI:109:ILE:HG22	43:DI:114:LEU:HD11	1.99	0.44
46:DO:104:ARG:NH1	46:DO:104:ARG:HB3	2.33	0.44
46:DO:105:GLU:N	46:DO:105:GLU:OE1	2.50	0.44
50:DS:24:LEU:HD22	50:DS:24:LEU:N	2.32	0.44
53:DV:41:GLY:N	53:DV:45:THR:OG1	2.51	0.44
55:DX:56:THR:HG22	55:DX:79:ALA:CB	2.47	0.44
35:DA:1312:U:P	55:DX:63:LYS:HD2	2.57	0.44
56:DY:4:LYS:HD2	56:DY:32:PRO:HG3	1.99	0.44
1:AA:999:C:O2'	1:AA:1000:U:H5'	2.17	0.44
1:AA:1431:C:H2'	1:AA:1432:G:O4'	2.18	0.44
1:AA:185:A:H2'	1:AA:186:C:C6	2.51	0.44
1:AA:187:C:H2'	1:AA:188:C:C6	2.53	0.44
1:AA:197:A:N6	1:AA:221:C:H5''	2.32	0.44
1:AA:223:U:O2'	1:AA:224:C:H5'	2.17	0.44
1:AA:473:G:H5''	16:AP:81:ARG:HE	1.82	0.44
1:AA:611:A:H2	1:AA:630:G:N2	2.16	0.44
1:AA:766:A:H2'	1:AA:767:A:O4'	2.18	0.44
2:AB:180:LEU:O	2:AB:181:PHE:HB2	2.17	0.44
3:AC:57:ILE:HG22	3:AC:58:GLU:N	2.32	0.44
4:AD:196:LEU:HD12	4:AD:196:LEU:N	2.31	0.44
4:AD:24:GLU:C	4:AD:24:GLU:CD	2.75	0.44
4:AD:98:GLU:OE2	4:AD:107:ARG:HD2	2.17	0.44
5:AE:127:ASN:OD1	5:AE:129:ILE:HB	2.16	0.44
5:AE:20:GLN:O	5:AE:21:ALA:C	2.55	0.44
5:AE:31:LEU:HD21	5:AE:43:LEU:HD11	1.99	0.44
8:AH:23:SER:OG	8:AH:24:THR:N	2.49	0.44
9:AI:53:VAL:HB	9:AI:92:TYR:CE2	2.51	0.44
12:AL:53:ARG:HD2	12:AL:53:ARG:N	2.33	0.44
12:AL:37:CYS:CA	12:AL:58:VAL:HG22	2.47	0.44
14:AN:22:THR:OG1	14:AN:33:VAL:HG21	2.18	0.44
15:AO:64:ARG:HG3	15:AO:64:ARG:NH1	2.31	0.44
17:AQ:48:GLU:O	17:AQ:49:GLU:C	2.56	0.44

*Continued on next page...*

*Continued from previous page...*

Atom-1	Atom-2	Interatomic distance (Å)	Clash overlap (Å)
22:AV:19:G:H2'	22:AV:59:G:H22	1.81	0.44
22:AV:26:G:C4	22:AV:27:C:N3	2.85	0.44
23:AW:20:G:C5	23:AW:59:G:C2	3.06	0.44
26:B1:88:LYS:O	26:B1:88:LYS:HD3	2.17	0.44
33:B8:38:GLY:O	33:B8:42:ARG:HB2	2.17	0.44
35:BA:146:G:H5'	35:BA:146:G:C8	2.52	0.44
35:BA:2033:A:O2'	35:BA:2034:U:P	2.75	0.44
35:BA:2124:G:O3'	37:BC:41:THR:HG21	2.18	0.44
35:BA:2755:C:O2'	35:BA:2756:U:H2'	2.18	0.44
35:BA:259:G:N2	35:BA:621:A:H8	2.10	0.44
35:BA:706:A:H2'	35:BA:707:G:O4'	2.18	0.44
38:BD:10:THR:C	38:BD:11:PRO:O	2.55	0.44
42:BH:140:LYS:O	42:BH:144:VAL:HG23	2.17	0.44
43:BI:107:VAL:O	43:BI:109:ILE:HD11	2.17	0.44
43:BI:109:ILE:H	43:BI:109:ILE:HD12	1.83	0.44
43:BI:129:THR:HG22	43:BI:130:TYR:N	2.33	0.44
43:BI:8:PRO:HB3	43:BI:14:ASP:N	2.33	0.44
45:BN:15:LEU:C	45:BN:15:LEU:HD13	2.36	0.44
45:BN:61:ARG:HG3	45:BN:61:ARG:HH11	1.83	0.44
47:BP:18:ARG:HH11	47:BP:18:ARG:CB	2.30	0.44
47:BP:99:LEU:C	47:BP:99:LEU:HD23	2.38	0.44
48:BQ:32:TYR:HE1	48:BQ:133:ARG:NH1	2.16	0.44
35:BA:17:G:H4'	52:BU:25:TRP:CZ3	2.53	0.44
57:BZ:53:ILE:HG22	57:BZ:71:VAL:CB	2.48	0.44
57:BZ:77:ASP:O	57:BZ:78:LYS:C	2.55	0.44
1:CA:1157:A:H4'	1:CA:1158:C:O5'	2.18	0.44
1:CA:1298:C:H4'	1:CA:1299:A:C4	2.53	0.44
1:CA:185:A:H2'	1:CA:186:C:C6	2.53	0.44
1:CA:30:U:H4'	1:CA:31:G:OP1	2.13	0.44
1:CA:479:C:O2	1:CA:479:C:H2'	2.17	0.44
1:CA:656:C:H2'	1:CA:657:G:O4'	2.17	0.44
5:CE:101:ILE:H	5:CE:101:ILE:HD13	1.82	0.44
6:CF:6:VAL:C	6:CF:7:ASN:HD22	2.21	0.44
8:CH:1:MET:HE2	8:CH:1:MET:N	2.32	0.44
12:CL:46:LYS:HE3	12:CL:92:ASP:HA	1.98	0.44
13:CM:28:ALA:C	13:CM:30:ALA:H	2.21	0.44
18:CR:45:SER:HB3	18:CR:51:LEU:HD21	1.99	0.44
22:CV:3:G:C2'	22:CV:4:C:C5'	2.95	0.44
22:CV:57:U:C5	22:CV:59:G:OP2	2.70	0.44
23:CW:20:G:C6	23:CW:58:C:N4	2.86	0.44
23:CW:20:G:N2	23:CW:58:C:C2	2.85	0.44

*Continued on next page...*



*Continued from previous page...*

Atom-1	Atom-2	Interatomic distance (Å)	Clash overlap (Å)
23:CW:47:G:O2'	23:CW:48:G:C5'	2.65	0.44
26:D1:45:ASN:ND2	26:D1:47:GLN:NE2	2.58	0.44
31:D6:25:LYS:NZ	33:D8:34:TRP:HZ2	2.16	0.44
35:DA:1040:C:N4	35:DA:1115:G:H1	2.09	0.44
35:DA:1155:A:O2'	35:DA:1156:A:H2'	2.17	0.44
35:DA:1711:C:H2'	35:DA:1712:C:H6	1.83	0.44
35:DA:1775:U:H2'	35:DA:1776:G:C5'	2.46	0.44
35:DA:1951:U:H2'	35:DA:1953:A:OP2	2.18	0.44
35:DA:1667:G:H22	35:DA:1992:G:H5'	1.83	0.44
25:D0:16:SER:HB3	35:DA:2262:U:OP2	2.18	0.44
35:DA:2330:G:H2'	35:DA:2331:G:O4'	2.18	0.44
35:DA:2439:A:H5'	35:DA:2439:A:H8	1.80	0.44
35:DA:433:C:H2'	35:DA:434:U:C6	2.53	0.44
35:DA:444:C:O2'	35:DA:445:C:H5'	2.18	0.44
35:DA:586:A:H5'	40:DF:89:VAL:HG21	2.00	0.44
37:DC:210:LEU:HD13	37:DC:227:PRO:CG	2.47	0.44
38:DD:30:GLU:HG3	38:DD:63:ARG:NH2	2.32	0.44
38:DD:65:ILE:O	38:DD:65:ILE:HD13	2.17	0.44
40:DF:178:PRO:HB3	40:DF:198:ALA:CB	2.48	0.44
41:DG:14:GLU:O	41:DG:17:PRO:HD2	2.18	0.44
50:DS:66:ALA:HA	50:DS:69:VAL:CG1	2.47	0.44
51:DT:30:VAL:HA	51:DT:44:ASP:HA	2.00	0.44
52:DU:91:ASP:OD1	52:DU:96:ALA:CB	2.61	0.44
53:DV:79:VAL:O	53:DV:79:VAL:CG1	2.64	0.44
30:D5:25:LEU:HD11	54:DW:41:LYS:HE3	1.99	0.44
57:DZ:99:TYR:HA	57:DZ:124:ILE:O	2.17	0.44
57:DZ:130:PRO:O	57:DZ:133:ILE:HD11	2.16	0.44
57:DZ:94:GLU:HG2	57:DZ:94:GLU:H	1.54	0.44
1:AA:1049:U:H1'	1:AA:1201:A:N7	2.33	0.44
1:AA:538:G:O2'	1:AA:539:A:H5'	2.17	0.44
1:AA:751:U:H2'	1:AA:752:G:H5'	1.99	0.44
2:AB:42:ILE:CD1	2:AB:203:GLY:HA2	2.42	0.44
3:AC:113:ALA:O	3:AC:115:LEU:N	2.51	0.44
3:AC:40:ARG:CA	3:AC:55:VAL:HG11	2.41	0.44
4:AD:24:GLU:O	4:AD:27:TYR:HB2	2.17	0.44
5:AE:64:ARG:HH11	5:AE:64:ARG:CG	2.31	0.44
10:AJ:7:LYS:HD3	10:AJ:71:LEU:HD13	2.00	0.44
13:AM:18:ALA:CB	13:AM:45:VAL:HG21	2.48	0.44
15:AO:17:ARG:CD	15:AO:26:GLU:OE1	2.66	0.44
19:AS:13:ASP:O	19:AS:15:LEU:N	2.51	0.44
20:AT:42:GLN:NE2	20:AT:42:GLN:HA	2.31	0.44

*Continued on next page...*

*Continued from previous page...*

Atom-1	Atom-2	Interatomic distance (Å)	Clash overlap (Å)
23:AW:5:C:C2	23:AW:72:C:C2	3.06	0.44
22:AY:25:A:C2	22:AY:26:G:C6	3.06	0.44
22:AY:60:A:C6	57:BZ:186:GLU:CD	2.90	0.44
22:AY:63:C:C4'	57:BZ:186:GLU:HA	2.48	0.44
27:B2:17:SER:H	27:B2:67:LYS:HZ3	1.66	0.44
27:B2:63:VAL:C	27:B2:65:ASN:N	2.70	0.44
35:BA:1204:A:H61	35:BA:1240:U:H2'	1.82	0.44
35:BA:2299:G:N2	35:BA:2318:G:H1'	2.32	0.44
35:BA:252:G:OP2	47:BP:50:ARG:NH2	2.47	0.44
35:BA:2865:U:C4	35:BA:2866:U:C4	3.06	0.44
35:BA:2887:U:H2'	35:BA:2888:C:C6	2.52	0.44
35:BA:573:G:O2'	35:BA:574:C:H3'	2.18	0.44
35:BA:807:U:O2'	35:BA:808:G:H5'	2.18	0.44
38:BD:110:GLY:O	38:BD:112:GLN:HG2	2.18	0.44
38:BD:65:ILE:HD13	38:BD:65:ILE:O	2.18	0.44
39:BE:117:MET:HE1	39:BE:124:GLY:HA3	1.98	0.44
39:BE:76:ARG:O	39:BE:77:ILE:O	2.36	0.44
40:BF:67:GLN:CG	40:BF:67:GLN:O	2.66	0.44
41:BG:118:ARG:H	41:BG:181:ARG:NH2	2.11	0.44
41:BG:146:TYR:C	41:BG:148:MET:N	2.71	0.44
43:BI:66:GLU:OE2	43:BI:69:LYS:HE3	2.17	0.44
45:BN:128:HIS:HA	45:BN:129:PRO:HD2	1.84	0.44
48:BQ:63:LYS:HE3	48:BQ:65:PHE:HE1	1.81	0.44
49:BR:97:VAL:CG1	49:BR:114:VAL:HG22	2.48	0.44
49:BR:33:ARG:HA	49:BR:114:VAL:O	2.18	0.44
50:BS:54:LEU:HD23	50:BS:58:LEU:O	2.17	0.44
50:BS:89:ARG:O	50:BS:90:GLY:O	2.35	0.44
51:BT:26:ASP:HB3	51:BT:89:VAL:O	2.17	0.44
51:BT:57:PHE:O	51:BT:59:THR:HG23	2.18	0.44
53:BV:62:LEU:N	53:BV:62:LEU:HD22	2.33	0.44
53:BV:82:ARG:O	53:BV:83:ARG:HG2	2.17	0.44
57:BZ:119:GLU:HG3	57:BZ:122:ARG:NH1	2.32	0.44
1:CA:137:C:H42	1:CA:226:G:H1	1.65	0.44
1:CA:1406:U:O2'	1:CA:1407:C:H5'	2.17	0.44
1:CA:1437:C:O2'	1:CA:1438:G:H5'	2.18	0.44
1:CA:154:C:O2'	1:CA:155:C:H5'	2.18	0.44
1:CA:328:C:H2'	1:CA:328:C:O2	2.18	0.44
1:CA:501:C:OP1	12:CL:117:ARG:NH2	2.46	0.44
1:CA:811:C:O2'	1:CA:901:A:N1	2.47	0.44
1:CA:983:A:H3'	1:CA:983:A:N3	2.32	0.44
2:CB:32:ILE:CD1	2:CB:40:HIS:HB3	2.47	0.44

*Continued on next page...*

*Continued from previous page...*

Atom-1	Atom-2	Interatomic distance (Å)	Clash overlap (Å)
2:CB:59:GLU:O	2:CB:62:ALA:HB3	2.17	0.44
3:CC:178:LEU:HD22	3:CC:178:LEU:N	2.33	0.44
4:CD:2:GLY:O	4:CD:3:ARG:O	2.35	0.44
5:CE:40:ARG:NH1	5:CE:40:ARG:HG2	2.30	0.44
7:CG:76:ARG:HH11	7:CG:76:ARG:HG2	1.83	0.44
8:CH:97:VAL:HG13	8:CH:98:LYS:N	2.32	0.44
11:CK:44:SER:H	11:CK:47:VAL:CG2	2.30	0.44
22:CV:14:A:C5	22:CV:24:A:C6	3.06	0.44
22:CV:69:G:H2'	22:CV:70:G:H8	1.82	0.44
23:CW:77:C:H6	23:CW:77:C:O5'	2.00	0.44
27:D2:47:ASN:O	27:D2:50:ILE:N	2.50	0.44
31:D6:43:CYS:O	31:D6:44:ARG:CB	2.60	0.44
35:DA:1180:C:H2'	35:DA:1180:C:O2	2.17	0.44
35:DA:1259:G:O2'	35:DA:1260:G:H5'	2.17	0.44
35:DA:1467:C:C2'	35:DA:1468:C:H5'	2.48	0.44
35:DA:2418:A:H2'	35:DA:2419:U:C6	2.53	0.44
35:DA:2712:U:O2'	35:DA:2712(A):A:P	2.76	0.44
35:DA:373:U:H2'	35:DA:374:A:C8	2.52	0.44
35:DA:654(P):C:H2'	35:DA:654(Q):C:O4'	2.17	0.44
36:DB:42:C:H4'	41:DG:67:LYS:HZ3	1.81	0.44
38:DD:210:GLY:C	38:DD:212:SER:N	2.70	0.44
40:DF:33:LEU:O	40:DF:37:VAL:HG23	2.17	0.44
41:DG:158:ALA:O	41:DG:159:VAL:CB	2.66	0.44
45:DN:3:THR:C	45:DN:5:VAL:N	2.70	0.44
46:DO:18:LYS:HD2	46:DO:45:GLU:OE1	2.17	0.44
49:DR:25:ALA:O	49:DR:29:LEU:HB2	2.17	0.44
50:DS:16:ASN:O	50:DS:19:LYS:HB2	2.18	0.44
50:DS:54:LEU:HD23	50:DS:58:LEU:O	2.17	0.44
52:DU:90:VAL:HG21	53:DV:39:LEU:HB3	1.99	0.44
54:DW:4:LYS:HD3	54:DW:6:ILE:HD11	1.98	0.44
35:DA:498:G:O2'	56:DY:60:PHE:HZ	2.01	0.44
56:DY:97:ARG:C	56:DY:99:CYS:H	2.21	0.44
57:DZ:152:ALA:HA	57:DZ:168:GLU:N	2.33	0.44
57:DZ:9:TYR:HA	57:DZ:37:VAL:HG12	1.99	0.44
1:AA:1182:G:H4'	1:AA:1184:G:OP1	2.18	0.44
1:AA:1508:G:H2'	1:AA:1509:C:C6	2.52	0.44
1:AA:153:C:H2'	1:AA:154:C:H6	1.80	0.44
1:AA:250:A:O2'	1:AA:251:G:P	2.76	0.44
1:AA:371:G:N2	1:AA:374:A:N6	2.66	0.44
1:AA:386:C:C2'	1:AA:387:U:H5'	2.48	0.44
1:AA:401:C:C6	1:AA:401:C:H3'	2.52	0.44

*Continued on next page...*

*Continued from previous page...*

Atom-1	Atom-2	Interatomic distance (Å)	Clash overlap (Å)
1:AA:451:A:N6	1:AA:480:U:H2'	2.33	0.44
1:AA:600:C:H2'	1:AA:601:C:H6	1.81	0.44
2:AB:121:LEU:HD23	2:AB:124:SER:CB	2.48	0.44
2:AB:230:VAL:HG23	2:AB:231:GLU:H	1.83	0.44
2:AB:39:ILE:HG22	2:AB:40:HIS:N	2.33	0.44
4:AD:33:MET:C	4:AD:35:ARG:H	2.20	0.44
5:AE:87:SER:HB3	5:AE:131:ILE:HD13	2.00	0.44
1:AA:943:U:H1'	9:AI:124:GLN:HE22	1.83	0.44
9:AI:65:VAL:O	9:AI:65:VAL:HG13	2.17	0.44
11:AK:111:ASP:HA	18:AR:84:LYS:HE2	2.00	0.44
1:AA:191:G:N9	20:AT:105:SER:HB3	2.32	0.44
23:AW:28:G:OP2	23:AW:28:G:H3'	2.18	0.44
23:AW:40:A:C5	23:AW:42:C:C4	3.06	0.44
22:AY:44:A:C4	22:AY:45:U:C6	3.06	0.44
26:B1:66:HIS:O	26:B1:67:ILE:C	2.55	0.44
33:B8:16:ILE:HD12	33:B8:57:ARG:HG2	1.98	0.44
35:BA:1140:C:H1'	35:BA:1143:A:N3	2.33	0.44
35:BA:1506:C:O2	35:BA:1506:C:C2'	2.65	0.44
35:BA:1652:A:H4'	35:BA:1653:G:OP1	2.18	0.44
35:BA:2134:A:H61	35:BA:2157:G:C1'	2.25	0.44
35:BA:402:A:O2'	35:BA:403:U:H5'	2.17	0.44
35:BA:498:G:O2'	35:BA:499:U:H5'	2.18	0.44
35:BA:613:G:C8	35:BA:613:G:C5'	2.92	0.44
35:BA:614:U:O4'	35:BA:614:U:O2	2.34	0.44
35:BA:745:G:H2'	35:BA:746:A:H5'	2.00	0.44
38:BD:8:PRO:C	38:BD:10:THR:H	2.21	0.44
41:BG:32:PRO:HA	41:BG:162:THR:HB	2.00	0.44
43:BI:77:LEU:O	43:BI:141:LYS:HG2	2.17	0.44
45:BN:16:ILE:HG12	45:BN:17:ASP:N	2.33	0.44
48:BQ:110:THR:C	48:BQ:112:GLU:H	2.21	0.44
49:BR:38:VAL:HG12	49:BR:42:LYS:HD2	2.00	0.44
50:BS:25:ARG:NH1	50:BS:25:ARG:HB3	2.32	0.44
51:BT:122:ASP:O	51:BT:124:ASP:N	2.50	0.44
51:BT:80:SER:OG	51:BT:81:PRO:HD3	2.17	0.44
52:BU:97:ASP:OD1	52:BU:98:LEU:N	2.50	0.44
54:BW:34:ASN:O	54:BW:35:ILE:C	2.56	0.44
1:CA:1030(B):C:H2'	1:CA:1030(C):G:O4'	2.17	0.44
1:CA:176:C:H2'	1:CA:177:C:C6	2.52	0.44
1:CA:223:U:O2'	1:CA:224:C:H5'	2.18	0.44
1:CA:375:U:O2'	16:CP:28:ARG:HD2	2.18	0.44
1:CA:487:A:H2'	1:CA:488:C:O4'	2.18	0.44

*Continued on next page...*

*Continued from previous page...*

Atom-1	Atom-2	Interatomic distance (Å)	Clash overlap (Å)
1:CA:502:G:OP1	12:CL:118:SER:CB	2.66	0.44
1:CA:587:G:C6	1:CA:755:G:C6	3.06	0.44
1:CA:943:U:H1'	9:CI:124:GLN:HE22	1.83	0.44
1:CA:977:A:C2'	1:CA:978:A:H5'	2.47	0.44
1:CA:9:G:O2'	1:CA:10:A:H5'	2.16	0.44
4:CD:170:VAL:HG12	4:CD:171:GLY:N	2.33	0.44
7:CG:143:ARG:CZ	23:CW:44:A:H5''	2.47	0.44
8:CH:111:ILE:C	8:CH:112:LEU:HD23	2.38	0.44
10:CJ:4:ILE:CD1	10:CJ:77:PRO:HB3	2.48	0.44
11:CK:124:LYS:NZ	11:CK:124:LYS:CB	2.81	0.44
11:CK:33:THR:HB	11:CK:37:GLY:O	2.18	0.44
12:CL:58:VAL:O	12:CL:65:GLU:HG3	2.16	0.44
12:CL:58:VAL:C	12:CL:65:GLU:HG3	2.37	0.44
19:CS:13:ASP:O	19:CS:15:LEU:N	2.51	0.44
22:CV:57:U:C4	22:CV:59:G:OP2	2.71	0.44
22:CV:6:C:C2	22:CV:70:G:C2	3.06	0.44
22:CY:25:A:C2	22:CY:26:G:C5	3.06	0.44
22:CY:35:U:H3'	22:CY:36:AG9:C5'	2.41	0.44
22:CY:56:U:H4'	48:DQ:52:VAL:HG22	2.00	0.44
22:CY:61:A:O2'	22:CY:62:U:H5'	2.18	0.44
25:D0:27:GLU:C	25:D0:29:GLN:N	2.71	0.44
31:D6:54:ILE:O	31:D6:54:ILE:CD1	2.65	0.44
33:D8:61:LEU:HG	33:D8:61:LEU:H	1.23	0.44
35:DA:1386:C:OP2	35:DA:1396:U:H5	2.01	0.44
35:DA:1509(B):A:H2'	35:DA:1510:G:C8	2.53	0.44
35:DA:1899:G:N2	35:DA:1902:C:C4	2.84	0.44
35:DA:1912:A:C8	35:DA:1918:A:C2	3.05	0.44
31:D6:39:TYR:CE1	35:DA:2347:C:OP1	2.71	0.44
35:DA:2405:G:H1'	35:DA:2412:A:N6	2.33	0.44
35:DA:2698:U:H2'	35:DA:2699:C:C6	2.53	0.44
35:DA:408:G:O2'	35:DA:409:C:H5'	2.17	0.44
38:DD:67:PHE:CZ	38:DD:157:ARG:CZ	3.00	0.44
41:DG:110:ALA:O	41:DG:111:LEU:C	2.56	0.44
41:DG:152:LEU:N	41:DG:152:LEU:CD2	2.78	0.44
47:DP:16:ARG:O	47:DP:16:ARG:NH1	2.49	0.44
35:DA:389:G:H22	47:DP:72:PRO:HD3	1.83	0.44
48:DQ:29:PHE:HB3	48:DQ:65:PHE:CD2	2.52	0.44
48:DQ:32:TYR:CZ	48:DQ:111:GLU:HG3	2.53	0.44
48:DQ:99:PRO:HB2	57:DZ:79:ARG:HH21	1.83	0.44
53:DV:60:GLU:O	53:DV:62:LEU:HD22	2.18	0.44
54:DW:36:LEU:CD1	54:DW:48:ALA:HA	2.48	0.44

*Continued on next page...*

*Continued from previous page...*

Atom-1	Atom-2	Interatomic distance (Å)	Clash overlap (Å)
57:DZ:144:LEU:CD1	57:DZ:149:SER:HA	2.48	0.44
57:DZ:43:GLU:CG	57:DZ:44:PHE:N	2.81	0.44
57:DZ:79:ARG:O	57:DZ:80:ARG:HB2	2.18	0.44
1:AA:1073:U:H2'	1:AA:1074:G:H8	1.81	0.44
1:AA:1266:G:N2	1:AA:1268:A:H3'	2.32	0.44
1:AA:582:U:C2	1:AA:760:G:C6	3.06	0.44
1:AA:921:U:H2'	1:AA:922:G:O4'	2.18	0.44
1:AA:951:G:C6	1:AA:1231:G:C6	3.05	0.44
1:AA:977:A:C2'	1:AA:978:A:H5'	2.47	0.44
5:AE:150:ARG:NH1	5:AE:150:ARG:CB	2.81	0.44
7:AG:47:CYS:HA	7:AG:50:ILE:CG1	2.48	0.44
9:AI:26:VAL:HA	9:AI:61:ALA:O	2.17	0.44
11:AK:86:GLY:N	11:AK:112:THR:OG1	2.47	0.44
11:AK:33:THR:HB	11:AK:37:GLY:O	2.18	0.44
13:AM:19:LEU:HA	13:AM:22:ILE:HD13	2.00	0.44
13:AM:97:PRO:O	13:AM:98:VAL:HA	2.18	0.44
1:AA:1048:G:OP1	14:AN:4:LYS:HB2	2.18	0.44
17:AQ:37:LYS:HB2	17:AQ:37:LYS:HE3	1.75	0.44
32:B7:10:ARG:HH12	35:BA:1378:A:H5''	1.83	0.44
34:B9:17:ILE:HG13	34:B9:26:ILE:HD12	2.00	0.44
35:BA:1040:C:O2'	35:BA:1041:C:P	2.76	0.44
35:BA:1332:G:H5''	35:BA:1332:G:H8	1.83	0.44
35:BA:1388:G:O2'	35:BA:1389:G:H5'	2.18	0.44
35:BA:146:G:C2'	35:BA:147:U:H5'	2.48	0.44
35:BA:1545:A:H2'	35:BA:1546:C:O4'	2.17	0.44
35:BA:1827:C:OP2	38:BD:222:ARG:NH1	2.51	0.44
35:BA:2538:C:O2'	35:BA:2539:C:H5'	2.18	0.44
35:BA:319:C:H2'	35:BA:320:A:O4'	2.17	0.44
35:BA:466:A:H2'	35:BA:467:G:H5'	1.99	0.44
35:BA:610:G:H2'	35:BA:611:C:C6	2.53	0.44
35:BA:803:U:O2'	35:BA:804:A:H5'	2.18	0.44
35:BA:838:C:O2'	35:BA:839:U:H5'	2.18	0.44
35:BA:871:U:OP1	48:BQ:5:ARG:HG3	2.18	0.44
36:BB:16:G:O2'	36:BB:17:C:H5'	2.18	0.44
36:BB:17:C:H2'	36:BB:18:G:O4'	2.18	0.44
39:BE:101:ARG:HH11	39:BE:171:GLU:CB	2.16	0.44
40:BF:160:ASN:ND2	40:BF:160:ASN:C	2.71	0.44
40:BF:72:ARG:HB3	40:BF:72:ARG:NH1	2.33	0.44
47:BP:41:ARG:CA	47:BP:41:ARG:HE	2.30	0.44
47:BP:83:VAL:HG11	47:BP:112:LEU:HD21	2.00	0.44
50:BS:14:VAL:O	50:BS:14:VAL:HG12	2.16	0.44

*Continued on next page...*



*Continued from previous page...*

Atom-1	Atom-2	Interatomic distance (Å)	Clash overlap (Å)
51:BT:35:LYS:O	51:BT:36:GLU:CB	2.66	0.44
51:BT:51:ARG:HB2	51:BT:98:LYS:HG3	2.00	0.44
39:BE:25:VAL:HG21	51:BT:8:LYS:HG2	2.00	0.44
53:BV:66:ARG:NH1	53:BV:66:ARG:HG2	2.32	0.44
53:BV:5:VAL:CG2	53:BV:6:LYS:N	2.81	0.44
56:BY:47:LYS:O	56:BY:48:ALA:CB	2.66	0.44
56:BY:77:PRO:O	56:BY:78:ALA:HB2	2.18	0.44
57:BZ:128:VAL:CG2	57:BZ:161:VAL:HG22	2.48	0.44
1:CA:668:G:H4'	15:CO:48:LYS:HB2	1.99	0.44
1:CA:865:A:O2'	1:CA:919:A:H4'	2.18	0.44
8:CH:4:ASP:CG	8:CH:85:ARG:HH21	2.21	0.44
11:CK:61:ALA:HB3	11:CK:90:GLY:HA3	2.00	0.44
1:CA:1048:G:OP1	14:CN:4:LYS:HB2	2.18	0.44
17:CQ:48:GLU:O	17:CQ:50:LYS:N	2.51	0.44
23:CW:2:G:C2	23:CW:3:G:C4	3.06	0.44
22:CY:28:G:H3'	22:CY:29:A:N7	2.33	0.44
22:CY:5:C:O2	22:CY:70:G:N1	2.50	0.44
33:D8:33:ASN:N	33:D8:33:ASN:HD22	2.14	0.44
35:DA:2014:A:H2'	35:DA:2015:A:C8	2.53	0.44
35:DA:2124:G:H1'	37:DC:43:GLU:OE1	2.18	0.44
35:DA:2134:A:H1'	35:DA:2159:G:H21	1.79	0.44
35:DA:221:A:O2'	35:DA:222:A:OP2	2.32	0.44
35:DA:26:G:C6	35:DA:27:G:N1	2.86	0.44
35:DA:271(X):G:O2'	35:DA:271(Y):U:H5''	2.17	0.44
35:DA:272(B):G:O2'	35:DA:272(C):G:C5'	2.66	0.44
35:DA:530:G:C5	35:DA:2022:U:H5''	2.52	0.44
35:DA:772:C:O2'	35:DA:773:U:H5'	2.17	0.44
35:DA:856:C:O2	35:DA:856:C:H2'	2.17	0.44
35:DA:954:G:H2'	35:DA:955:C:H6	1.83	0.44
35:DA:964:C:N3	35:DA:965:C:C5	2.86	0.44
37:DC:34:ALA:HB1	37:DC:40:GLU:HG3	1.98	0.44
38:DD:13:ARG:NH1	38:DD:16:MET:SD	2.91	0.44
38:DD:16:MET:HE2	38:DD:206:LEU:O	2.18	0.44
38:DD:231:HIS:CG	38:DD:232:PRO:HD2	2.53	0.44
40:DF:15:SER:O	40:DF:16:GLY:O	2.36	0.44
41:DG:150:ASP:CG	41:DG:151:ALA:H	2.21	0.44
42:DH:143:GLN:HE22	42:DH:147:ASN:HD21	1.66	0.44
42:DH:159:GLU:HA	42:DH:159:GLU:OE1	2.17	0.44
43:DI:111:PRO:O	43:DI:116:LEU:HD22	2.18	0.44
35:DA:1140:C:OP1	45:DN:23:LEU:O	2.35	0.44
46:DO:71:ARG:HH11	46:DO:71:ARG:HG3	1.83	0.44

*Continued on next page...*



*Continued from previous page...*

Atom-1	Atom-2	Interatomic distance (Å)	Clash overlap (Å)
48:DQ:12:GLN:HE21	48:DQ:73:PRO:CD	2.31	0.44
49:DR:28:LEU:HD22	49:DR:28:LEU:O	2.18	0.44
50:DS:25:ARG:HB3	50:DS:25:ARG:NH1	2.33	0.44
51:DT:35:LYS:O	51:DT:36:GLU:CB	2.66	0.44
52:DU:5:LYS:O	52:DU:6:THR:C	2.55	0.44
54:DW:3:ALA:CB	54:DW:58:ALA:HB2	2.47	0.44
1:AA:1003:G:N2	1:AA:1038:C:N4	2.66	0.43
1:AA:1236:A:O2'	1:AA:1304:G:H4'	2.18	0.43
1:AA:226:G:O2'	1:AA:227:G:H5'	2.18	0.43
1:AA:781:A:C3'	1:AA:782:A:H5'	2.47	0.43
2:AB:101:MET:CE	2:AB:101:MET:HA	2.48	0.43
2:AB:199:TYR:CD1	2:AB:199:TYR:N	2.86	0.43
3:AC:44:GLU:HA	3:AC:52:LEU:HD11	2.00	0.43
4:AD:57:ARG:H	4:AD:57:ARG:HD2	1.83	0.43
6:AF:27:GLN:HE21	6:AF:27:GLN:HA	1.83	0.43
8:AH:1:MET:N	8:AH:1:MET:HE2	2.32	0.43
11:AK:21:ILE:CD1	11:AK:82:VAL:HG13	2.48	0.43
13:AM:112:GLY:CA	13:AM:113:PRO:HG2	2.45	0.43
14:AN:23:ARG:HA	14:AN:29:ARG:O	2.17	0.43
17:AQ:43:LEU:HB2	17:AQ:69:LYS:HG2	2.00	0.43
23:AW:38:U:O2	23:AW:39:A:N7	2.51	0.43
22:AY:4:C:C2	22:AY:5:C:C4	3.05	0.43
29:B4:1:MET:H1	36:BB:43:C:H4'	1.82	0.43
29:B4:5:ILE:CD1	41:BG:67:LYS:NZ	2.76	0.43
30:B5:51:TYR:CZ	30:B5:52:TYR:CD2	3.04	0.43
33:B8:56:GLU:HG3	33:B8:59:LYS:HZ1	1.82	0.43
34:B9:15:LYS:HB3	35:BA:1033:U:O4	2.17	0.43
35:BA:141:A:H8	35:BA:1408:C:O2'	1.95	0.43
35:BA:1540:U:O3'	35:BA:1542:A:OP1	2.36	0.43
35:BA:1771:C:C1'	35:BA:1786:A:C8	3.00	0.43
35:BA:1884:A:C2'	35:BA:1885:A:C5'	2.83	0.43
35:BA:1914:C:C3'	35:BA:1914:C:P	3.06	0.43
35:BA:2638:G:OP1	39:BE:82:ARG:NH2	2.51	0.43
30:B5:16:ARG:NH2	35:BA:517:C:OP1	2.51	0.43
38:BD:221:VAL:CG2	38:BD:226:MET:HE2	2.46	0.43
38:BD:80:ALA:HB3	38:BD:94:LEU:HD13	1.99	0.43
39:BE:89:ASP:O	39:BE:90:THR:O	2.36	0.43
41:BG:51:ARG:NH1	41:BG:53:LEU:HD21	2.33	0.43
41:BG:57:ALA:HA	41:BG:90:LEU:CD2	2.47	0.43
41:BG:92:VAL:HG13	41:BG:92:VAL:O	2.16	0.43
42:BH:143:GLN:HE22	42:BH:147:ASN:HD21	1.66	0.43

*Continued on next page...*

*Continued from previous page...*

Atom-1	Atom-2	Interatomic distance (Å)	Clash overlap (Å)
45:BN:123:TYR:OH	45:BN:130:HIS:HE1	2.01	0.43
45:BN:99:LEU:O	45:BN:103:VAL:HG23	2.18	0.43
46:BO:10:VAL:HG22	46:BO:17:ARG:O	2.18	0.43
47:BP:23:PRO:HD2	47:BP:33:ARG:NE	2.32	0.43
47:BP:45:LEU:CD2	47:BP:46:LYS:H	2.31	0.43
35:BA:833:U:H5''	47:BP:48:PRO:HB3	1.99	0.43
47:BP:90:ARG:HD2	47:BP:91:PHE:HD1	1.82	0.43
49:BR:11:ASN:O	49:BR:12:ARG:CG	2.61	0.43
49:BR:30:THR:HG22	49:BR:30:THR:O	2.18	0.43
51:BT:127:ALA:C	51:BT:129:ARG:N	2.72	0.43
52:BU:113:ALA:C	52:BU:115:ALA:N	2.72	0.43
52:BU:83:LEU:CD1	52:BU:88:ILE:HD12	2.42	0.43
35:BA:71:A:C2	55:BX:31:HIS:CE1	3.05	0.43
56:BY:14:LEU:O	56:BY:14:LEU:HG	2.15	0.43
57:BZ:179:ASP:N	57:BZ:182:LYS:CE	2.81	0.43
1:CA:951:G:C6	1:CA:1231:G:C6	3.06	0.43
1:CA:1288:A:H2	1:CA:1352:C:O2	2.00	0.43
1:CA:1387:G:C6	1:CA:1388:C:N4	2.86	0.43
1:CA:250:A:H4'	1:CA:251:G:O5'	2.18	0.43
1:CA:439:A:H2'	1:CA:441:A:C4'	2.46	0.43
1:CA:61:G:H2'	1:CA:62:U:O4'	2.17	0.43
1:CA:630:G:H2'	1:CA:631:G:H5'	2.00	0.43
2:CB:19:HIS:HD2	2:CB:189:ASP:OD2	2.00	0.43
3:CC:107:GLN:O	3:CC:108:ASN:HB2	2.17	0.43
4:CD:134:ASP:OD1	4:CD:134:ASP:N	2.51	0.43
5:CE:107:ARG:O	5:CE:110:LEU:N	2.47	0.43
5:CE:33:VAL:HG22	5:CE:109:ILE:HG12	2.00	0.43
1:CA:1149:C:OP1	9:CI:9:ARG:HD3	2.18	0.43
12:CL:42:THR:HG23	12:CL:42:THR:O	2.18	0.43
12:CL:90:VAL:C	12:CL:92:ASP:N	2.66	0.43
13:CM:68:GLY:H	13:CM:71:ARG:CB	2.31	0.43
16:CP:15:PRO:O	16:CP:16:HIS:ND1	2.51	0.43
1:CA:191:G:N9	20:CT:105:SER:HB3	2.33	0.43
22:CY:12:U:N3	22:CY:26:G:N1	2.66	0.43
27:D2:44:LEU:O	27:D2:45:SER:HB3	2.18	0.43
35:DA:1339:G:H5''	55:DX:16:LYS:HD3	1.99	0.43
35:DA:1516:C:O2'	35:DA:1517:G:H5'	2.18	0.43
35:DA:1711:C:O2'	35:DA:1712:C:H5'	2.17	0.43
35:DA:1917:U:O2'	35:DA:1918:A:H5'	2.18	0.43
35:DA:2700:C:O2'	35:DA:2701:C:H5'	2.18	0.43
38:DD:9:TYR:C	38:DD:10:THR:HG22	2.38	0.43

*Continued on next page...*

*Continued from previous page...*

Atom-1	Atom-2	Interatomic distance (Å)	Clash overlap (Å)
41:DG:160:VAL:CG1	41:DG:161:THR:N	2.80	0.43
41:DG:60:LEU:O	41:DG:64:THR:CG2	2.66	0.43
41:DG:46:ALA:HB3	41:DG:82:LEU:HD21	2.00	0.43
43:DI:85:GLU:O	43:DI:123:LEU:HD13	2.18	0.43
43:DI:5:LEU:O	43:DI:6:LEU:HD23	2.18	0.43
47:DP:83:VAL:HG11	47:DP:112:LEU:HD21	2.00	0.43
48:DQ:52:VAL:O	48:DQ:55:VAL:HG22	2.18	0.43
49:DR:28:LEU:HD13	49:DR:28:LEU:C	2.38	0.43
49:DR:88:ARG:HD2	49:DR:88:ARG:C	2.38	0.43
52:DU:79:PHE:O	52:DU:83:LEU:HD22	2.17	0.43
53:DV:91:TYR:CD1	53:DV:91:TYR:N	2.85	0.43
57:DZ:166:SER:HB2	57:DZ:167:PRO:CA	2.47	0.43
57:DZ:81:ARG:HH11	57:DZ:81:ARG:HB2	1.82	0.43
1:AA:1323:G:H2'	1:AA:1324:A:C8	2.53	0.43
1:AA:189(C):C:O2'	1:AA:189(D):C:H5'	2.18	0.43
1:AA:397:A:H5'	1:AA:398:C:OP1	2.18	0.43
1:AA:423:G:C2'	1:AA:424:G:H5'	2.48	0.43
1:AA:457:C:N4	1:AA:475:G:H1	2.16	0.43
1:AA:61:G:H2'	1:AA:62:U:O4'	2.18	0.43
2:AB:32:ILE:CD1	2:AB:40:HIS:HB3	2.48	0.43
2:AB:37:ASN:C	2:AB:39:ILE:H	2.22	0.43
4:AD:209:ARG:NH1	4:AD:209:ARG:HG3	2.32	0.43
8:AH:56:LYS:CB	8:AH:58:TYR:HE1	2.31	0.43
12:AL:24:VAL:HG12	12:AL:26:ALA:HB2	2.00	0.43
12:AL:47:LYS:HB3	12:AL:47:LYS:HZ3	1.83	0.43
13:AM:86:CYS:SG	13:AM:88:ARG:HG3	2.58	0.43
18:AR:44:LEU:HD22	18:AR:79:LEU:HD22	2.00	0.43
19:AS:39:THR:HG22	19:AS:40:ILE:N	2.31	0.43
19:AS:50:ALA:HB1	19:AS:57:HIS:HB3	2.01	0.43
20:AT:49:ALA:O	20:AT:52:ALA:HB3	2.18	0.43
20:AT:96:GLY:O	20:AT:97:ALA:O	2.35	0.43
22:AV:12:U:N3	22:AV:13:U:C6	2.86	0.43
22:AV:1:G:C6	22:AV:75:A:C6	3.06	0.43
22:AY:67:C:H2'	22:AY:68:A:H5'	2.00	0.43
22:AY:70:G:C6	22:AY:71:G:C5	3.06	0.43
28:B3:10:LYS:HD3	28:B3:53:LEU:HD23	1.99	0.43
29:B4:55:ARG:H	29:B4:55:ARG:HG3	1.62	0.43
33:B8:56:GLU:C	33:B8:58:ILE:H	2.21	0.43
35:BA:1040:C:HO2'	35:BA:1041:C:C5'	2.31	0.43
35:BA:1173:G:H2'	35:BA:1175:U:C5	2.53	0.43
35:BA:2199:A:H3'	35:BA:2200:C:C6	2.53	0.43

*Continued on next page...*

*Continued from previous page...*

Atom-1	Atom-2	Interatomic distance (Å)	Clash overlap (Å)
35:BA:2312:U:H4'	41:BG:71:THR:CG2	2.47	0.43
35:BA:2720:U:H3'	35:BA:2721:A:H8	1.83	0.43
37:BC:30:VAL:CG1	37:BC:42:VAL:HG22	2.44	0.43
35:BA:2591:C:OP2	38:BD:239:ARG:HB3	2.18	0.43
39:BE:44:TYR:O	39:BE:45:THR:CB	2.64	0.43
39:BE:52:LEU:HA	39:BE:52:LEU:HD12	1.84	0.43
39:BE:78:LEU:C	39:BE:79:ARG:HD2	2.39	0.43
39:BE:81:ILE:O	39:BE:82:ARG:O	2.36	0.43
40:BF:164:ARG:HG2	40:BF:164:ARG:NH1	2.32	0.43
41:BG:115:ARG:HD3	41:BG:137:GLU:OE2	2.17	0.43
41:BG:57:ALA:C	41:BG:59:GLU:N	2.72	0.43
41:BG:63:ILE:CG1	41:BG:64:THR:N	2.81	0.43
41:BG:39:ILE:CG1	41:BG:92:VAL:HG12	2.47	0.43
42:BH:30:LYS:HE3	42:BH:81:GLU:H	1.83	0.43
43:BI:107:VAL:O	43:BI:109:ILE:CD1	2.66	0.43
44:BJ:76:UNK:O	44:BJ:114:UNK:CB	2.66	0.43
47:BP:78:PRO:HB2	47:BP:111:ARG:HD2	2.00	0.43
48:BQ:32:TYR:CZ	48:BQ:111:GLU:HG3	2.53	0.43
48:BQ:134:ARG:NH2	57:BZ:122:ARG:HE	2.16	0.43
49:BR:72:ASP:O	49:BR:76:VAL:HB	2.19	0.43
50:BS:16:ASN:O	50:BS:19:LYS:CB	2.66	0.43
50:BS:68:GLN:C	50:BS:70:GLY:N	2.71	0.43
50:BS:87:PHE:CG	50:BS:88:ASP:N	2.86	0.43
50:BS:89:ARG:CG	50:BS:92:TYR:HA	2.42	0.43
56:BY:10:GLY:CA	56:BY:27:VAL:HG13	2.39	0.43
1:CA:1056:U:H4'	3:CC:163:ALA:CB	2.47	0.43
1:CA:1225:A:H2'	1:CA:1225:A:N3	2.33	0.43
1:CA:1388:C:H2'	1:CA:1389:C:O4'	2.17	0.43
1:CA:1401:G:H2'	1:CA:1402:C:O4'	2.17	0.43
1:CA:155:C:H2'	1:CA:156:G:H8	1.76	0.43
1:CA:217:C:O2'	1:CA:470:C:N4	2.52	0.43
1:CA:538:G:O2'	1:CA:539:A:H5'	2.17	0.43
1:CA:662:G:H2'	1:CA:663:A:H8	1.83	0.43
1:CA:797:C:O2'	1:CA:798:G:H5'	2.17	0.43
1:CA:887:G:C2'	1:CA:888:G:H5'	2.48	0.43
1:CA:955:U:O2'	1:CA:956:U:H5'	2.19	0.43
1:CA:960:U:O2	1:CA:960:U:H2'	2.17	0.43
2:CB:230:VAL:HG23	2:CB:231:GLU:N	2.32	0.43
4:CD:56:VAL:HG12	4:CD:202:LEU:HD13	1.99	0.43
6:CF:40:VAL:O	6:CF:40:VAL:HG22	2.18	0.43
8:CH:117:GLY:O	8:CH:119:LEU:HG	2.18	0.43

*Continued on next page...*

*Continued from previous page...*

Atom-1	Atom-2	Interatomic distance (Å)	Clash overlap (Å)
8:CH:4:ASP:HB2	8:CH:89:PRO:CG	2.42	0.43
8:CH:56:LYS:CB	8:CH:58:TYR:HE1	2.32	0.43
9:CI:126:SER:O	9:CI:127:LYS:HB3	2.18	0.43
10:CJ:44:VAL:HG12	10:CJ:45:ARG:N	2.34	0.43
10:CJ:46:ARG:HH11	10:CJ:46:ARG:HG2	1.83	0.43
12:CL:101:VAL:O	12:CL:104:VAL:HG23	2.18	0.43
12:CL:73:GLU:O	12:CL:110:VAL:HG13	2.19	0.43
15:CO:64:ARG:NH1	15:CO:64:ARG:HG3	2.31	0.43
18:CR:44:LEU:HD22	18:CR:79:LEU:HD22	2.00	0.43
11:CK:111:ASP:HA	18:CR:84:LYS:HE2	2.00	0.43
19:CS:40:ILE:HG21	19:CS:62:ILE:CD1	2.48	0.43
22:CV:27:C:C3'	22:CV:27:C:C6	3.02	0.43
23:CW:13:U:C2'	23:CW:14:A:H5''	2.47	0.43
23:CW:25:A:C6	23:CW:26:G:C6	3.06	0.43
22:CY:19:G:C4	22:CY:59:G:N2	2.86	0.43
31:D6:44:ARG:HB2	31:D6:44:ARG:NH1	2.33	0.43
35:DA:1039:G:C6	35:DA:1040:C:N4	2.86	0.43
35:DA:141:A:H8	35:DA:1408:C:O2'	1.92	0.43
35:DA:2126:A:H61	35:DA:2163:C:H4'	1.83	0.43
35:DA:614:U:O2	35:DA:614:U:O4'	2.34	0.43
35:DA:889:C:O2'	35:DA:890:A:O5'	2.26	0.43
35:DA:821:A:H2'	35:DA:946:G:H5''	2.00	0.43
37:DC:29:LEU:HD22	37:DC:33:LEU:CD1	2.49	0.43
38:DD:177:LEU:HD12	38:DD:181:GLU:HB3	2.00	0.43
39:DE:38:THR:OG1	39:DE:41:LYS:HG2	2.18	0.43
39:DE:35:GLN:HB3	39:DE:48:GLN:HB3	2.00	0.43
40:DF:108:LYS:HD2	40:DF:112:MET:HE3	2.00	0.43
43:DI:100:ALA:HA	43:DI:103:ARG:CD	2.40	0.43
35:DA:1244:G:H4'	47:DP:11:GLY:HA2	2.00	0.43
47:DP:92:GLU:HG3	47:DP:93:GLY:N	2.25	0.43
48:DQ:35:VAL:HG23	48:DQ:101:ARG:O	2.18	0.43
50:DS:74:ALA:HB1	50:DS:103:GLU:HB3	1.99	0.43
51:DT:40:THR:O	51:DT:41:ARG:CB	2.65	0.43
52:DU:113:ALA:C	52:DU:115:ALA:N	2.72	0.43
52:DU:74:LEU:HD22	52:DU:74:LEU:C	2.39	0.43
52:DU:98:LEU:O	52:DU:99:ALA:C	2.55	0.43
35:DA:1614:A:C6	54:DW:91:GLY:HA2	2.53	0.43
54:DW:92:ARG:O	54:DW:93:ALA:O	2.35	0.43
22:CY:19:G:C8	57:DZ:187:ALA:N	2.69	0.43
1:AA:1015:A:H2'	1:AA:1016:A:O4'	2.18	0.43
1:AA:1107:C:C2'	1:AA:1108:G:H5''	2.48	0.43

*Continued on next page...*

*Continued from previous page...*

Atom-1	Atom-2	Interatomic distance (Å)	Clash overlap (Å)
1:AA:1113:C:H2'	1:AA:1114:C:C6	2.53	0.43
1:AA:1126:U:O2'	1:AA:1127:G:H5'	2.18	0.43
1:AA:158:G:H2'	1:AA:159:G:C8	2.53	0.43
1:AA:428:G:C6	1:AA:430:A:N6	2.87	0.43
1:AA:730:G:C5	1:AA:731:G:H1'	2.54	0.43
1:AA:892:A:H2'	1:AA:893:C:C6	2.53	0.43
2:AB:163:PHE:HA	2:AB:185:ILE:O	2.18	0.43
3:AC:76:VAL:CG2	3:AC:77:ILE:N	2.75	0.43
4:AD:13:ARG:HD2	4:AD:38:TYR:O	2.18	0.43
4:AD:58:LEU:HD23	4:AD:62:GLN:HG2	2.01	0.43
5:AE:6:PHE:HD1	5:AE:63:ARG:HH12	1.64	0.43
5:AE:64:ARG:NH1	5:AE:64:ARG:HG3	2.30	0.43
6:AF:62:TRP:CH2	6:AF:64:GLN:HB2	2.53	0.43
7:AG:150:ALA:C	7:AG:152:ALA:H	2.19	0.43
7:AG:88:PRO:O	7:AG:89:MET:HB3	2.18	0.43
12:AL:36:VAL:C	12:AL:58:VAL:HG22	2.38	0.43
13:AM:19:LEU:O	13:AM:22:ILE:HD13	2.18	0.43
13:AM:99:ARG:O	13:AM:100:GLY:C	2.57	0.43
20:AT:75:ASN:ND2	20:AT:75:ASN:H	2.15	0.43
23:AW:23:A:C2	23:AW:50:C:C2	3.06	0.43
23:AW:9:A:C4	23:AW:47:G:N3	2.86	0.43
23:AW:55:G:O2'	23:AW:56:U:H5'	2.19	0.43
22:AY:28:G:N1	22:AY:29:A:C6	2.86	0.43
22:AY:9:A:C6	22:AY:47:G:C5	3.06	0.43
25:B0:27:GLU:C	25:B0:29:GLN:N	2.72	0.43
35:BA:1142(A):A:C8	35:BA:1142(A):A:H5'	2.53	0.43
35:BA:1290:C:H2'	35:BA:1291:C:C6	2.53	0.43
35:BA:1363:C:O2'	35:BA:1364:G:H5'	2.18	0.43
35:BA:1779:U:H5	35:BA:1784:A:C8	2.35	0.43
35:BA:2126:A:H61	35:BA:2163:C:H4'	1.83	0.43
33:B8:30:ARG:NH1	35:BA:2419:U:O4	2.52	0.43
35:BA:2428:G:H5''	35:BA:2429:G:O5'	2.17	0.43
35:BA:2513:G:H2'	35:BA:2514:U:C6	2.53	0.43
35:BA:2888:C:H2'	35:BA:2889:C:H6	1.84	0.43
35:BA:544:G:N2	35:BA:547:A:H5'	2.33	0.43
35:BA:588:U:O5'	35:BA:588:U:H6	2.00	0.43
36:BB:52:A:O2'	36:BB:53:A:H8	1.99	0.43
40:BF:28:ILE:CD1	40:BF:28:ILE:H	2.32	0.43
42:BH:89:ILE:O	42:BH:89:ILE:HD12	2.18	0.43
46:BO:104:ARG:HE	51:BT:33:LYS:HE2	1.82	0.43
46:BO:26:LYS:HB3	46:BO:27:GLY:H	1.68	0.43

*Continued on next page...*



*Continued from previous page...*

Atom-1	Atom-2	Interatomic distance (Å)	Clash overlap (Å)
46:BO:14:THR:HG21	46:BO:86:ILE:HB	1.99	0.43
47:BP:9:ASN:O	47:BP:11:GLY:N	2.51	0.43
49:BR:103:ARG:HH11	49:BR:110:PRO:HD3	1.83	0.43
51:BT:28:VAL:HG12	51:BT:29:ARG:HD3	2.00	0.43
52:BU:65:ILE:HD11	52:BU:93:LYS:HA	2.00	0.43
35:BA:1614:A:C6	54:BW:91:GLY:HA2	2.54	0.43
56:BY:52:SER:O	56:BY:54:LYS:N	2.50	0.43
56:BY:89:PHE:O	56:BY:90:LEU:HB3	2.18	0.43
1:CA:1003:G:N2	1:CA:1038:C:N4	2.67	0.43
1:CA:532:A:H2	1:CA:1207:G:O4'	2.02	0.43
1:CA:1227:A:OP2	13:CM:111:LYS:HE3	2.18	0.43
1:CA:123:C:OP1	1:CA:311:C:O2'	2.36	0.43
1:CA:1264:C:H1'	1:CA:1272:G:H22	1.83	0.43
1:CA:1421:G:O2'	1:CA:1422:G:H5'	2.19	0.43
1:CA:1479:C:O2'	1:CA:1480:G:H5'	2.18	0.43
1:CA:1523:G:C5	1:CA:1524:C:C5	3.06	0.43
1:CA:59:A:H1'	1:CA:354:G:N2	2.32	0.43
1:CA:428:G:C6	1:CA:430:A:N6	2.86	0.43
1:CA:433:C:O2'	1:CA:434:U:H5'	2.19	0.43
1:CA:975:A:N1	10:CJ:48:THR:HB	2.33	0.43
3:CC:40:ARG:HG2	3:CC:55:VAL:HB	2.00	0.43
4:CD:129:ASN:ND2	4:CD:129:ASN:H	2.15	0.43
4:CD:196:LEU:HD12	4:CD:196:LEU:N	2.31	0.43
4:CD:32:ALA:CA	4:CD:35:ARG:HG3	2.48	0.43
5:CE:141:GLN:HA	5:CE:143:ARG:HH21	1.83	0.43
7:CG:5:ARG:HD2	7:CG:5:ARG:N	2.34	0.43
8:CH:91:ARG:CG	8:CH:91:ARG:NH1	2.80	0.43
9:CI:79:LEU:HD13	9:CI:79:LEU:C	2.39	0.43
10:CJ:81:THR:C	10:CJ:83:GLU:N	2.71	0.43
12:CL:68:ALA:CB	12:CL:85:ILE:HD11	2.47	0.43
13:CM:79:LYS:HD3	13:CM:82:MET:HE1	1.99	0.43
17:CQ:37:LYS:HB2	17:CQ:37:LYS:HE3	1.76	0.43
17:CQ:75:ARG:HH11	17:CQ:75:ARG:HG3	1.83	0.43
18:CR:50:ILE:HD12	18:CR:70:ILE:HD12	1.99	0.43
22:CV:12:U:N3	22:CV:26:G:C2	2.87	0.43
28:D3:17:LYS:HE2	35:DA:969:U:OP2	2.17	0.43
33:D8:13:ARG:NH2	35:DA:250:G:OP2	2.52	0.43
35:DA:1173:G:H2'	35:DA:1175:U:C5	2.53	0.43
35:DA:1702:G:H2'	35:DA:1703:G:O5'	2.18	0.43
35:DA:1721:G:H8	35:DA:1741:A:H62	1.65	0.43
35:DA:2133:G:H2'	35:DA:2157:G:N2	2.33	0.43

*Continued on next page...*



*Continued from previous page...*

Atom-1	Atom-2	Interatomic distance (Å)	Clash overlap (Å)
35:DA:2394:C:OP1	47:DP:63:PRO:CD	2.60	0.43
37:DC:34:ALA:HB2	37:DC:217:THR:HG21	1.99	0.43
38:DD:108:PRO:HG2	38:DD:111:LEU:HD23	2.00	0.43
38:DD:64:ILE:HG23	38:DD:64:ILE:O	2.18	0.43
39:DE:59:VAL:HG13	39:DE:60:ASN:H	1.83	0.43
39:DE:91:VAL:CG1	39:DE:95:ILE:HG13	2.47	0.43
42:DH:11:VAL:HA	42:DH:12:PRO:HD3	1.80	0.43
43:DI:129:THR:HG22	43:DI:130:TYR:N	2.32	0.43
43:DI:62:LYS:HA	43:DI:65:ALA:HB3	2.01	0.43
45:DN:23:LEU:CD1	45:DN:98:VAL:HG12	2.48	0.43
48:DQ:43:THR:OG1	48:DQ:45:GLN:HG2	2.18	0.43
51:DT:19:LEU:HD22	51:DT:85:LYS:HD3	2.01	0.43
51:DT:48:ILE:O	51:DT:63:VAL:HA	2.18	0.43
45:DN:40:PRO:HB3	52:DU:68:ALA:HB2	2.00	0.43
35:DA:139(A):G:N2	55:DX:44:GLU:OE1	2.39	0.43
56:DY:44:ILE:C	56:DY:62:GLU:HG3	2.36	0.43
1:AA:109:A:C6	1:AA:326:G:C6	3.06	0.43
1:AA:1503:A:O2'	1:AA:1504:G:O5'	2.36	0.43
1:AA:373:A:C2	1:AA:482:A:C6	3.07	0.43
1:AA:527:G:O2'	1:AA:528:C:H5'	2.19	0.43
1:AA:788:U:H2'	1:AA:789:U:O4'	2.18	0.43
1:AA:880:C:H2'	1:AA:881:G:C8	2.48	0.43
1:AA:954:G:C2	1:AA:955:U:C2	3.06	0.43
2:AB:114:ARG:HD2	2:AB:118:LEU:HD11	2.01	0.43
6:AF:47:ARG:HH11	6:AF:47:ARG:HG2	1.83	0.43
7:AG:66:VAL:HG12	7:AG:66:VAL:O	2.17	0.43
8:AH:19:VAL:HG23	8:AH:21:LYS:HB2	2.01	0.43
10:AJ:4:ILE:CD1	10:AJ:77:PRO:HB3	2.48	0.43
11:AK:74:ALA:O	11:AK:76:GLY:N	2.50	0.43
12:AL:39:VAL:HG12	12:AL:41:ARG:N	2.33	0.43
1:AA:472:A:H4'	16:AP:80:PHE:O	2.18	0.43
22:AV:51:G:C4	22:AV:52:C:C5	3.06	0.43
23:AW:42:C:H2'	23:AW:43:G:C4'	2.48	0.43
23:AW:76:C:O2'	23:AW:77:C:H5'	2.18	0.43
26:B1:68:PRO:C	26:B1:70:VAL:N	2.71	0.43
26:B1:93:GLU:O	26:B1:95:LEU:N	2.51	0.43
34:B9:30:PRO:HB2	35:BA:2527:C:H4'	1.99	0.43
35:BA:1412:A:H2'	35:BA:1413:G:C8	2.53	0.43
35:BA:1529:G:O2'	35:BA:1530:C:H5'	2.18	0.43
35:BA:1945:G:H2'	35:BA:1946:U:C6	2.54	0.43
30:B5:3:LYS:HE3	35:BA:2015:A:H2	1.84	0.43

*Continued on next page...*

*Continued from previous page...*

Atom-1	Atom-2	Interatomic distance (Å)	Clash overlap (Å)
35:BA:2103:C:H2'	35:BA:2104:G:O4'	2.18	0.43
35:BA:2389:G:H5''	35:BA:2390:U:O4'	2.18	0.43
35:BA:272(D):G:H1	35:BA:364:C:N4	2.17	0.43
35:BA:547:A:H1'	35:BA:548:A:C8	2.52	0.43
38:BD:133:LEU:HB3	38:BD:173:VAL:HG11	1.99	0.43
39:BE:152:LYS:HE3	45:BN:77:GLY:HA3	2.01	0.43
40:BF:9:ILE:HG23	40:BF:13:SER:O	2.19	0.43
40:BF:181:LEU:HD11	40:BF:186:ILE:HD11	2.01	0.43
40:BF:21:ALA:O	40:BF:23:ASP:N	2.51	0.43
44:BJ:124:UNK:O	44:BJ:125:UNK:O	2.37	0.43
46:BO:114:ILE:CD1	46:BO:114:ILE:N	2.81	0.43
46:BO:76:ALA:HB3	51:BT:75:ILE:HD12	2.00	0.43
35:BA:941:A:H4'	47:BP:35:HIS:CE1	2.53	0.43
47:BP:64:LYS:O	47:BP:64:LYS:HG2	2.18	0.43
47:BP:7:ARG:N	47:BP:8:PRO:HD2	2.33	0.43
47:BP:84:ASN:HD22	47:BP:84:ASN:N	2.14	0.43
48:BQ:42:ILE:N	48:BQ:42:ILE:HD12	2.34	0.43
49:BR:60:LEU:O	49:BR:61:HIS:C	2.55	0.43
49:BR:88:ARG:HD2	49:BR:88:ARG:C	2.38	0.43
52:BU:88:ILE:O	52:BU:90:VAL:N	2.37	0.43
52:BU:90:VAL:HG21	53:BV:39:LEU:HB3	2.00	0.43
56:BY:87:LYS:O	56:BY:88:LYS:HB2	2.18	0.43
57:BZ:149:SER:OG	57:BZ:150:LEU:N	2.51	0.43
1:CA:1492:A:H2	24:CX:20:U:O2'	2.01	0.43
1:CA:18:C:H4'	1:CA:1078:U:O2	2.19	0.43
1:CA:606:G:H2'	1:CA:631:G:C2	2.53	0.43
1:CA:656:C:O2'	1:CA:657:G:H5'	2.17	0.43
1:CA:709:G:O2'	1:CA:710:G:H5'	2.18	0.43
1:CA:763:G:O2'	1:CA:764:C:H5'	2.18	0.43
1:CA:829:G:O2'	1:CA:830:G:H5'	2.18	0.43
2:CB:39:ILE:HG22	2:CB:40:HIS:N	2.34	0.43
2:CB:74:LYS:HD2	2:CB:166:ASP:CB	2.49	0.43
4:CD:152:SER:O	4:CD:153:ARG:C	2.57	0.43
4:CD:33:MET:C	4:CD:35:ARG:H	2.22	0.43
4:CD:88:VAL:HG13	5:CE:97:GLY:HA2	1.99	0.43
11:CK:96:ARG:HA	11:CK:99:GLN:OE1	2.18	0.43
12:CL:37:CYS:HA	12:CL:58:VAL:CG2	2.47	0.43
16:CP:43:LYS:C	16:CP:45:THR:N	2.70	0.43
6:CF:50:TYR:CE1	18:CR:77:GLY:HA2	2.53	0.43
22:CV:26:G:C4	22:CV:27:C:N3	2.86	0.43
23:CW:5:C:H1'	23:CW:72:C:O2	2.18	0.43

*Continued on next page...*

*Continued from previous page...*

Atom-1	Atom-2	Interatomic distance (Å)	Clash overlap (Å)
22:CY:43:G:C2'	22:CY:44:A:H5'	2.48	0.43
22:CY:5:C:C2	22:CY:71:G:N1	2.86	0.43
25:D0:50:ASN:HB2	25:D0:81:VAL:HB	2.00	0.43
26:D1:11:ARG:HB3	26:D1:11:ARG:HH11	1.83	0.43
27:D2:31:GLU:CB	27:D2:53:LEU:HD11	2.48	0.43
31:D6:15:GLU:CD	31:D6:44:ARG:HH12	2.21	0.43
31:D6:9:LEU:HD22	31:D6:9:LEU:C	2.39	0.43
32:D7:10:ARG:HH12	35:DA:1378:A:H5''	1.83	0.43
33:D8:39:LYS:O	33:D8:43:GLN:HG3	2.17	0.43
35:DA:1047:G:C8	35:DA:1110:G:N1	2.86	0.43
35:DA:1363:C:O2'	35:DA:1364:G:H5'	2.18	0.43
35:DA:1485:G:H1'	35:DA:1505:C:N4	2.27	0.43
35:DA:1711:C:H2'	35:DA:1712:C:C6	2.52	0.43
35:DA:1790:C:O2'	38:DD:209:ALA:HB2	2.18	0.43
35:DA:528:A:C2	35:DA:2043:C:C5'	3.02	0.43
33:D8:30:ARG:NH1	35:DA:2419:U:O4	2.51	0.43
32:D7:5:TRP:CZ3	35:DA:464:U:H4'	2.54	0.43
35:DA:654(I):C:H5'	35:DA:654(J):A:OP1	2.19	0.43
41:DG:34:LEU:HD11	41:DG:172:LEU:HD11	1.99	0.43
41:DG:5:VAL:CG1	41:DG:6:ALA:N	2.69	0.43
41:DG:73:ALA:H	41:DG:87:PRO:HG3	1.83	0.43
42:DH:158:HIS:CE1	42:DH:168:PRO:HB2	2.54	0.43
42:DH:52:VAL:O	42:DH:65:HIS:HE1	2.02	0.43
43:DI:114:LEU:HD23	43:DI:130:TYR:CE1	2.53	0.43
45:DN:42:TRP:CE3	45:DN:48:MET:HE1	2.53	0.43
47:DP:83:VAL:HG13	47:DP:83:VAL:O	2.18	0.43
50:DS:56:LEU:O	50:DS:57:LYS:HB2	2.18	0.43
50:DS:68:GLN:C	50:DS:70:GLY:N	2.70	0.43
35:DA:533:G:H5'	52:DU:24:TYR:CD1	2.53	0.43
54:DW:47:VAL:CA	54:DW:50:VAL:HG12	2.48	0.43
57:DZ:30:ASN:HB3	57:DZ:90:VAL:HB	1.99	0.43
1:AA:1170:A:H2'	1:AA:1171:G:O4'	2.19	0.43
1:AA:1187:G:OP1	9:AI:113:LYS:HE2	2.18	0.43
1:AA:1424:C:O2'	1:AA:1425:U:H5'	2.18	0.43
1:AA:320:C:HO2'	1:AA:1435:G:HO2'	1.66	0.43
1:AA:448:A:O2'	1:AA:449:C:H5'	2.18	0.43
1:AA:640:A:C2'	1:AA:641:U:H5'	2.48	0.43
1:AA:799:G:O6	1:AA:800:G:C2	2.72	0.43
1:AA:894:G:H2'	1:AA:895:G:C8	2.53	0.43
1:AA:975:A:H5'	1:AA:975:A:C8	2.54	0.43
4:AD:32:ALA:CA	4:AD:35:ARG:HG3	2.48	0.43

*Continued on next page...*

*Continued from previous page...*

Atom-1	Atom-2	Interatomic distance (Å)	Clash overlap (Å)
8:AH:11:THR:HG22	8:AH:15:ASN:ND2	2.33	0.43
10:AJ:13:HIS:CE1	10:AJ:14:LYS:HG3	2.53	0.43
10:AJ:28:ARG:HH11	10:AJ:28:ARG:HG2	1.82	0.43
12:AL:25:PRO:C	12:AL:27:LEU:N	2.70	0.43
12:AL:39:VAL:HG11	12:AL:57:LYS:HZ3	1.83	0.43
13:AM:30:ALA:C	13:AM:32:GLU:N	2.72	0.43
23:AW:49:G:C8	23:AW:49:G:OP1	2.65	0.43
23:AW:20:G:N2	23:AW:58:C:H2'	2.33	0.43
23:AW:20:G:C4	23:AW:59:G:C2	3.07	0.43
22:AY:27:C:C2'	22:AY:28:G:H8	2.32	0.43
22:AY:31:C:N4	22:AY:43:G:H1	2.16	0.43
22:AY:4:C:N1	22:AY:5:C:C5	2.86	0.43
26:B1:39:LYS:HE3	35:BA:189:G:P	2.59	0.43
35:BA:1007:C:OP1	45:BN:35:ARG:NH1	2.51	0.43
27:B2:7:ARG:NH1	35:BA:102:G:OP2	2.51	0.43
35:BA:1244:G:H4'	47:BP:11:GLY:HA2	2.00	0.43
35:BA:1705:G:O2'	35:BA:1706:U:H5'	2.18	0.43
35:BA:1711:C:H2'	35:BA:1712:C:C6	2.52	0.43
25:B0:20:ARG:HD3	35:BA:2356:C:O3'	2.19	0.43
35:BA:2672:G:H2'	35:BA:2673:G:H5''	1.99	0.43
35:BA:2692:C:O2'	35:BA:2693:A:H5'	2.18	0.43
35:BA:2796:U:H3'	35:BA:2799:C:H5'	1.99	0.43
35:BA:394:A:C2'	35:BA:395:U:H5'	2.49	0.43
35:BA:404:C:C3'	35:BA:405:U:H5'	2.48	0.43
35:BA:579:G:H2'	35:BA:580:C:C6	2.53	0.43
35:BA:985:C:H2'	35:BA:986:C:H6	1.84	0.43
36:BB:111:G:H2'	36:BB:112:U:H5'	2.01	0.43
36:BB:92:C:O2'	36:BB:93:G:H5'	2.19	0.43
40:BF:83:PHE:O	40:BF:84:VAL:CB	2.50	0.43
42:BH:11:VAL:HA	42:BH:12:PRO:HD3	1.78	0.43
43:BI:62:LYS:NZ	43:BI:133:HIS:HB2	2.33	0.43
47:BP:71:VAL:C	47:BP:73:GLY:N	2.71	0.43
49:BR:11:ASN:OD1	49:BR:11:ASN:C	2.56	0.43
49:BR:97:VAL:HG12	49:BR:114:VAL:HG22	1.99	0.43
50:BS:93:LYS:O	50:BS:94:TYR:C	2.56	0.43
1:CA:1027:C:H2'	1:CA:1028:C:C5	2.52	0.43
1:CA:148:G:C2	1:CA:149:A:N7	2.86	0.43
1:CA:266:G:H5''	1:CA:268:C:N4	2.21	0.43
1:CA:356:A:H1'	1:CA:368:U:HO2'	1.82	0.43
1:CA:582:U:C2	1:CA:760:G:C6	3.06	0.43
1:CA:668:G:O2'	15:CO:46:HIS:CD2	2.71	0.43

*Continued on next page...*

*Continued from previous page...*

Atom-1	Atom-2	Interatomic distance (Å)	Clash overlap (Å)
1:CA:815:A:N7	1:CA:1509:C:O2'	2.45	0.43
2:CB:114:ARG:HD3	2:CB:118:LEU:HG	2.01	0.43
2:CB:134:GLU:O	2:CB:138:LEU:HB2	2.18	0.43
2:CB:211:ILE:O	2:CB:215:LEU:HD23	2.19	0.43
3:CC:188:LEU:HD22	3:CC:188:LEU:N	2.33	0.43
3:CC:34:LEU:HD22	3:CC:38:ARG:CZ	2.49	0.43
8:CH:100:ILE:HA	8:CH:101:PRO:HD3	1.82	0.43
9:CI:118:LYS:CB	9:CI:118:LYS:NZ	2.81	0.43
11:CK:108:ILE:HD12	11:CK:108:ILE:N	2.33	0.43
14:CN:29:ARG:NH1	14:CN:31:ARG:HB2	2.34	0.43
15:CO:51:HIS:O	15:CO:54:ARG:HB3	2.16	0.43
17:CQ:59:ILE:HG22	17:CQ:60:ILE:N	2.34	0.43
20:CT:102:GLY:O	20:CT:103:GLY:C	2.56	0.43
22:CV:43:G:N1	22:CV:44:A:C4	2.86	0.43
23:CW:23:A:H61	23:CW:48:G:H2'	1.83	0.43
23:CW:9:A:C6	23:CW:47:G:C6	3.06	0.43
23:CW:49:G:H3'	23:CW:50:C:C5'	2.44	0.43
23:CW:53:U:C2	23:CW:66:G:N1	2.87	0.43
22:CY:25:A:C2'	22:CY:26:G:C8	2.88	0.43
22:CY:27:C:C2'	22:CY:28:G:H8	2.29	0.43
35:DA:1053:C:O2	35:DA:1053:C:C2'	2.67	0.43
35:DA:15:G:O2'	35:DA:16:G:H5'	2.18	0.43
35:DA:2124:G:O3'	37:DC:41:THR:HG21	2.19	0.43
35:DA:2346:A:H5'	35:DA:2383:G:C1'	2.47	0.43
35:DA:2472:G:C3'	35:DA:2475:C:H42	2.32	0.43
35:DA:2741:A:H2'	35:DA:2742:C:O4'	2.19	0.43
35:DA:2877:G:O2'	35:DA:2878:U:H5'	2.17	0.43
35:DA:874:G:H5''	57:DZ:175:VAL:CG1	2.46	0.43
36:DB:73:A:H2'	36:DB:74:U:H5'	2.01	0.43
38:DD:89:SER:O	38:DD:159:ALA:HB2	2.18	0.43
39:DE:176:ILE:HG22	39:DE:178:GLU:HB3	2.01	0.43
41:DG:172:LEU:HD23	41:DG:173:LEU:N	2.33	0.43
42:DH:156:ALA:C	42:DH:158:HIS:N	2.72	0.43
42:DH:157:TYR:HE1	42:DH:171:LEU:N	2.16	0.43
42:DH:70:THR:HG23	42:DH:74:ASN:ND2	2.34	0.43
43:DI:81:VAL:HG21	43:DI:88:ILE:HD13	2.01	0.43
47:DP:7:ARG:CZ	47:DP:7:ARG:HB3	2.47	0.43
48:DQ:103:MET:CE	48:DQ:125:LEU:HD13	2.48	0.43
48:DQ:21:THR:O	48:DQ:21:THR:HG22	2.17	0.43
51:DT:125:ARG:C	51:DT:127:ALA:N	2.72	0.43
53:DV:66:ARG:NH1	53:DV:66:ARG:HG2	2.33	0.43

*Continued on next page...*

*Continued from previous page...*

Atom-1	Atom-2	Interatomic distance (Å)	Clash overlap (Å)
55:DX:34:ALA:HB1	55:DX:39:ILE:HD11	2.00	0.43
56:DY:88:LYS:NZ	56:DY:93:GLY:HA3	2.33	0.43
57:DZ:14:LYS:HA	57:DZ:15:PRO:HD2	1.92	0.43
1:AA:1288:A:H2	1:AA:1352:C:O2	2.01	0.43
1:AA:266:G:H5'	1:AA:266:G:C8	2.53	0.43
1:AA:39:G:O2'	1:AA:40:C:H5'	2.19	0.43
1:AA:656:C:O2'	1:AA:657:G:H5'	2.18	0.43
1:AA:715:A:H2'	1:AA:716:A:C8	2.54	0.43
4:AD:170:VAL:HG12	4:AD:171:GLY:N	2.33	0.43
4:AD:29:PRO:C	4:AD:30:LYS:HG2	2.38	0.43
6:AF:14:LEU:HB2	6:AF:19:LEU:HB2	2.00	0.43
7:AG:5:ARG:N	7:AG:5:ARG:HD2	2.34	0.43
1:AA:1149:C:OP1	9:AI:9:ARG:HD3	2.18	0.43
12:AL:79:GLU:C	12:AL:81:SER:H	2.22	0.43
13:AM:5:ALA:CB	13:AM:66:LEU:HD13	2.44	0.43
21:AU:25:LYS:CG	21:AU:26:LYS:N	2.82	0.43
23:AW:49:G:H3'	23:AW:50:C:C5'	2.46	0.43
25:B0:49:LYS:O	25:B0:50:ASN:HB2	2.19	0.43
27:B2:63:VAL:HA	27:B2:66:GLU:OE2	2.19	0.43
28:B3:7:LYS:HE2	28:B3:32:GLN:OE1	2.19	0.43
29:B4:1:MET:HG3	41:BG:66:GLN:CG	2.42	0.43
29:B4:36:CYS:HA	41:BG:112:PRO:HB2	2.01	0.43
30:B5:54:GLY:O	30:B5:55:ARG:NE	2.52	0.43
35:BA:1116:C:OP2	35:BA:1116:C:H6	2.01	0.43
35:BA:1122:G:O2'	35:BA:1123:C:H5'	2.19	0.43
35:BA:2364:C:H2'	35:BA:2365:G:O4'	2.19	0.43
35:BA:2472:G:C3'	35:BA:2475:C:H42	2.30	0.43
35:BA:2584:U:O5'	35:BA:2584:U:O2	2.36	0.43
35:BA:2700:C:O2'	35:BA:2701:C:H5'	2.18	0.43
35:BA:2729:G:H2'	35:BA:2730:C:H6	1.82	0.43
35:BA:2732:G:C2'	35:BA:2733:A:H5'	2.49	0.43
35:BA:2741:A:H2'	35:BA:2742:C:O4'	2.18	0.43
35:BA:470:A:H2'	35:BA:471:A:O4'	2.18	0.43
35:BA:92:A:O2'	35:BA:93:G:H5'	2.19	0.43
37:BC:182:PRO:HA	37:BC:183:PRO:HD3	1.90	0.43
35:BA:2175:C:H1'	37:BC:218:THR:O	2.18	0.43
38:BD:62:TYR:HA	38:BD:87:ASN:ND2	2.34	0.43
39:BE:51:PHE:HD1	39:BE:52:LEU:N	2.16	0.43
40:BF:20:LEU:O	40:BF:24:LEU:HD23	2.18	0.43
43:BI:102:SER:HA	43:BI:107:VAL:O	2.18	0.43
43:BI:132:PRO:C	43:BI:133:HIS:ND1	2.72	0.43

*Continued on next page...*



*Continued from previous page...*

Atom-1	Atom-2	Interatomic distance (Å)	Clash overlap (Å)
43:BI:56:LYS:HA	43:BI:59:ALA:HB3	2.01	0.43
43:BI:74:ASN:ND2	43:BI:74:ASN:N	2.46	0.43
48:BQ:42:ILE:HA	48:BQ:46:GLN:OE1	2.19	0.43
48:BQ:42:ILE:HD13	48:BQ:97:VAL:HG21	1.99	0.43
50:BS:24:LEU:N	50:BS:24:LEU:HD22	2.33	0.43
50:BS:35:ILE:HG23	50:BS:35:ILE:O	2.18	0.43
52:BU:101:ARG:NH1	52:BU:101:ARG:HB2	2.33	0.43
57:BZ:166:SER:OG	57:BZ:167:PRO:HA	2.19	0.43
1:CA:1105:A:H2'	1:CA:1106:G:H8	1.84	0.43
1:CA:1228:C:H2'	1:CA:1229:A:C8	2.46	0.43
1:CA:1276:G:C2'	1:CA:1277:C:H5'	2.48	0.43
1:CA:1445:C:O2'	1:CA:1446:U:H5'	2.18	0.43
1:CA:741:G:H2'	1:CA:742:G:C8	2.54	0.43
2:CB:121:LEU:HD23	2:CB:124:SER:CB	2.48	0.43
3:CC:167:TRP:O	3:CC:168:ALA:CB	2.66	0.43
4:CD:189:PRO:CB	4:CD:194:LEU:HD21	2.40	0.43
1:CA:9:G:H5'	5:CE:122:GLU:OE2	2.19	0.43
5:CE:87:SER:HB3	5:CE:131:ILE:HD13	2.01	0.43
1:CA:1298:C:H2'	7:CG:114:ARG:NH1	2.32	0.43
7:CG:88:PRO:O	7:CG:89:MET:HB3	2.17	0.43
10:CJ:5:ARG:HG3	10:CJ:71:LEU:HD11	2.00	0.43
3:CC:59:ARG:O	10:CJ:92:THR:O	2.37	0.43
12:CL:27:LEU:HD11	12:CL:64:TYR:CD2	2.53	0.43
13:CM:19:LEU:HA	13:CM:22:ILE:HD13	2.00	0.43
16:CP:18:ARG:HD3	16:CP:35:LYS:CD	2.43	0.43
17:CQ:5:VAL:HG13	17:CQ:59:ILE:O	2.19	0.43
18:CR:35:ARG:C	18:CR:37:VAL:H	2.22	0.43
19:CS:31:ILE:HG12	19:CS:31:ILE:O	2.19	0.43
22:CV:57:U:C6	22:CV:59:G:OP2	2.71	0.43
23:CW:13:U:H5'	23:CW:13:U:C6	2.54	0.43
23:CW:25:A:C6	23:CW:26:G:O6	2.71	0.43
23:CW:40:A:C8	23:CW:41:C:C4	3.07	0.43
29:D4:50:VAL:O	29:D4:52:THR:N	2.48	0.43
30:D5:40:LYS:NZ	30:D5:46:CYS:SG	2.82	0.43
33:D8:56:GLU:C	33:D8:58:ILE:H	2.21	0.43
35:DA:146:G:O2'	35:DA:147:U:H5'	2.18	0.43
35:DA:1464:C:O2'	35:DA:1528:A:C8	2.50	0.43
35:DA:1582:C:O2'	35:DA:1586:A:C8	2.64	0.43
35:DA:1701:A:H5'	35:DA:1702:G:OP2	2.19	0.43
35:DA:1713:U:C2	35:DA:1747:G:N1	2.86	0.43
35:DA:1721:G:C2	35:DA:1739:U:OP2	2.72	0.43

*Continued on next page...*



*Continued from previous page...*

Atom-1	Atom-2	Interatomic distance (Å)	Clash overlap (Å)
35:DA:1983:C:H4'	35:DA:2606:C:H4'	2.00	0.43
35:DA:2552:U:H2'	35:DA:2554:U:H5''	2.00	0.43
35:DA:2729:G:H2'	35:DA:2730:C:H6	1.84	0.43
35:DA:2788:C:O2'	35:DA:2809:A:N3	2.47	0.43
35:DA:2870:C:H5''	49:DR:65:LEU:HD21	2.00	0.43
35:DA:709:U:H2'	35:DA:710:G:H8	1.82	0.43
35:DA:953:A:C2'	35:DA:954:G:H5'	2.48	0.43
37:DC:182:PRO:HA	37:DC:183:PRO:HD3	1.91	0.43
38:DD:213:ARG:HD2	38:DD:217:ARG:O	2.19	0.43
39:DE:102:VAL:HB	39:DE:199:ARG:O	2.19	0.43
35:DA:2787:C:H1'	39:DE:61:ARG:HG3	1.99	0.43
39:DE:81:ILE:O	39:DE:82:ARG:O	2.36	0.43
40:DF:33:LEU:HA	40:DF:33:LEU:HD12	1.91	0.43
40:DF:8:GLN:O	40:DF:9:ILE:C	2.57	0.43
41:DG:125:PHE:CD2	41:DG:131:TYR:HD2	2.36	0.43
42:DH:41:MET:HE1	42:DH:53:GLU:H	1.84	0.43
42:DH:83:TYR:CG	42:DH:134:SER:HB3	2.53	0.43
42:DH:9:ILE:C	42:DH:9:ILE:HD13	2.39	0.43
47:DP:41:ARG:HE	47:DP:41:ARG:CA	2.31	0.43
47:DP:84:ASN:HD22	47:DP:84:ASN:N	2.15	0.43
49:DR:61:HIS:O	49:DR:64:ARG:N	2.51	0.43
51:DT:106:SER:HB2	51:DT:110:ILE:HD11	2.01	0.43
51:DT:33:LYS:HZ2	51:DT:74:ARG:NH2	2.16	0.43
1:AA:1106:G:H5''	3:AC:172:ARG:HD3	2.00	0.43
1:AA:1269:A:H5'	21:AU:18:TYR:O	2.19	0.43
1:AA:1388:C:H2'	1:AA:1389:C:O4'	2.18	0.43
1:AA:148:G:C2	1:AA:149:A:N7	2.86	0.43
1:AA:600:C:O2'	1:AA:601:C:H5'	2.17	0.43
1:AA:911:U:O2'	1:AA:912:C:H5'	2.18	0.43
1:AA:929:G:H1	1:AA:1388:C:H42	1.67	0.43
3:AC:11:ARG:NH2	3:AC:177:THR:O	2.52	0.43
3:AC:23:TYR:CG	3:AC:24:ALA:N	2.87	0.43
3:AC:40:ARG:HG2	3:AC:55:VAL:HB	2.00	0.43
6:AF:30:LEU:O	6:AF:35:ALA:N	2.43	0.43
6:AF:40:VAL:HG22	6:AF:40:VAL:O	2.19	0.43
9:AI:103:THR:HG22	9:AI:104:ARG:N	2.32	0.43
9:AI:43:ALA:C	9:AI:45:ALA:H	2.22	0.43
10:AJ:44:VAL:HG12	10:AJ:45:ARG:N	2.33	0.43
10:AJ:4:ILE:HB	10:AJ:74:ILE:CD1	2.49	0.43
1:AA:909:A:OP1	12:AL:21:LYS:HD3	2.19	0.43
13:AM:68:GLY:H	13:AM:71:ARG:CB	2.32	0.43

*Continued on next page...*

*Continued from previous page...*

Atom-1	Atom-2	Interatomic distance (Å)	Clash overlap (Å)
14:AN:27:CYS:O	14:AN:27:CYS:SG	2.77	0.43
16:AP:48:TRP:CD1	16:AP:48:TRP:N	2.87	0.43
20:AT:26:ASN:HD22	20:AT:26:ASN:N	2.17	0.43
23:AW:69:G:N2	23:AW:70:G:H1'	2.34	0.43
25:B0:14:ARG:CG	25:B0:14:ARG:NH1	2.79	0.43
31:B6:9:LEU:C	31:B6:9:LEU:HD22	2.39	0.43
35:BA:1047:G:C8	35:BA:1110:G:N1	2.87	0.43
35:BA:1539:G:H2'	35:BA:1540:U:O4'	2.18	0.43
35:BA:1702:G:H2'	35:BA:1703:G:O5'	2.19	0.43
1:AA:1407:C:C2'	35:BA:1912:A:N1	2.82	0.43
35:BA:2588:G:O2'	35:BA:2589:A:H5'	2.19	0.43
35:BA:259:G:H1'	35:BA:621:A:O2'	2.18	0.43
30:B5:3:LYS:CD	35:BA:2613:U:H2'	2.49	0.43
35:BA:797:C:O2'	35:BA:798:G:H5'	2.19	0.43
36:BB:29:A:OP2	50:BS:31:SER:OG	2.33	0.43
38:BD:13:ARG:NH1	38:BD:16:MET:SD	2.91	0.43
39:BE:101:ARG:HE	39:BE:169:ASN:ND2	2.16	0.43
39:BE:35:GLN:HB3	39:BE:48:GLN:HB3	2.01	0.43
39:BE:77:ILE:CG2	39:BE:78:LEU:H	2.00	0.43
41:BG:129:GLY:O	41:BG:130:ASN:CB	2.66	0.43
41:BG:132:ASN:OD1	41:BG:158:ALA:HB2	2.18	0.43
41:BG:172:LEU:HD23	41:BG:176:LEU:HD12	2.01	0.43
46:BO:25:LEU:CD1	46:BO:40:VAL:HG23	2.44	0.43
46:BO:71:ARG:HH11	46:BO:71:ARG:HG3	1.83	0.43
47:BP:102:ARG:NH1	47:BP:102:ARG:HB3	2.34	0.43
49:BR:3:HIS:O	49:BR:4:LEU:HB3	2.17	0.43
50:BS:98:VAL:HG12	50:BS:100:ALA:N	2.34	0.43
52:BU:101:ARG:C	52:BU:102:GLU:CG	2.87	0.43
52:BU:34:LYS:CA	52:BU:34:LYS:HE2	2.35	0.43
53:BV:2:PHE:CD1	53:BV:13:ARG:NH1	2.87	0.43
56:BY:23:ARG:O	56:BY:24:VAL:O	2.37	0.43
56:BY:30:VAL:HG12	56:BY:31:LEU:N	2.33	0.43
1:CA:1151:A:C4	1:CA:1152:A:N7	2.87	0.43
1:CA:140:A:N6	1:CA:141:A:N6	2.66	0.43
1:CA:451:A:N6	1:CA:480:U:H2'	2.33	0.43
1:CA:625:G:O2'	1:CA:626:U:H5'	2.19	0.43
1:CA:724:G:H2'	1:CA:725:G:H8	1.82	0.43
1:CA:892:A:H2'	1:CA:893:C:C6	2.54	0.43
1:CA:962:C:H2'	1:CA:963:G:C8	2.54	0.43
2:CB:67:THR:CB	2:CB:155:LEU:HD21	2.47	0.43
4:CD:100:ARG:HH11	4:CD:100:ARG:HG2	1.84	0.43

*Continued on next page...*

*Continued from previous page...*

Atom-1	Atom-2	Interatomic distance (Å)	Clash overlap (Å)
5:CE:111:GLU:C	5:CE:113:ALA:H	2.22	0.43
6:CF:62:TRP:CH2	6:CF:64:GLN:HB2	2.52	0.43
8:CH:25:ASP:O	8:CH:26:VAL:HB	2.19	0.43
8:CH:73:ASP:C	8:CH:75:ARG:H	2.21	0.43
8:CH:86:ILE:CB	8:CH:133:LEU:HD22	2.48	0.43
10:CJ:70:ARG:NH1	10:CJ:70:ARG:HG2	2.30	0.43
12:CL:24:VAL:HG12	12:CL:24:VAL:O	2.18	0.43
1:CA:520:A:OP2	12:CL:51:ALA:CB	2.66	0.43
16:CP:20:VAL:HG23	16:CP:35:LYS:HA	2.00	0.43
20:CT:38:LYS:HA	20:CT:41:ILE:HG12	2.00	0.43
22:CV:4:C:C4	22:CV:5:C:N4	2.87	0.43
23:CW:22:U:O4'	23:CW:22:U:O2	2.35	0.43
23:CW:20:G:C2	23:CW:58:C:C2	3.07	0.43
23:CW:58:C:O5'	23:CW:58:C:H6	2.02	0.43
23:CW:63:C:H2'	23:CW:63:C:O2	2.18	0.43
22:CY:31:C:N3	22:CY:44:A:C2	2.87	0.43
29:D4:25:TYR:CZ	41:DG:2:PRO:HA	2.54	0.43
31:D6:12:GLU:CG	31:D6:23:THR:HG22	2.36	0.43
34:D9:10:ILE:HD12	34:D9:32:HIS:CG	2.54	0.43
35:DA:1116:C:OP2	35:DA:1116:C:H6	2.01	0.43
35:DA:1528:A:N6	35:DA:1544:A:C2	2.87	0.43
35:DA:1544:A:O2'	35:DA:1545:A:H5'	2.19	0.43
35:DA:2052:G:N3	39:DE:149:ARG:HA	2.32	0.43
35:DA:2531:A:H2	35:DA:2658:C:O2	2.02	0.43
35:DA:280:C:C2'	35:DA:281:G:H5'	2.49	0.43
35:DA:902:C:O2'	35:DA:903:C:H5'	2.19	0.43
36:DB:17:C:H2'	36:DB:18:G:O4'	2.17	0.43
36:DB:98:G:H2'	36:DB:99:G:O4'	2.19	0.43
38:DD:27:THR:CG2	38:DD:27:THR:O	2.64	0.43
38:DD:61:LEU:O	38:DD:63:ARG:NH1	2.51	0.43
35:DA:1675:C:O2	39:DE:129:HIS:HA	2.18	0.43
39:DE:42:ASP:HB3	39:DE:44:TYR:CE1	2.54	0.43
41:DG:163:ALA:CB	41:DG:169:ALA:HB2	2.49	0.43
44:DJ:77:UNK:C	44:DJ:79:UNK:N	2.82	0.43
47:DP:108:LYS:O	47:DP:110:TYR:N	2.51	0.43
47:DP:9:ASN:O	47:DP:11:GLY:N	2.52	0.43
48:DQ:10:ARG:NH1	48:DQ:10:ARG:HB3	2.32	0.43
50:DS:35:ILE:O	50:DS:35:ILE:HG23	2.19	0.43
56:DY:7:VAL:CB	56:DY:8:LYS:HD2	2.48	0.43
1:AA:127:G:HO2'	17:AQ:2:PRO:N	2.17	0.43
1:AA:1514:C:H2'	1:AA:1515:C:C6	2.54	0.43

*Continued on next page...*

*Continued from previous page...*

Atom-1	Atom-2	Interatomic distance (Å)	Clash overlap (Å)
1:AA:438:G:C2'	1:AA:494:U:O4	2.62	0.43
1:AA:621:A:H2'	1:AA:622:A:C8	2.54	0.43
1:AA:724:G:H2'	1:AA:725:G:H8	1.83	0.43
1:AA:754:C:H3'	1:AA:754:C:O2	2.18	0.43
1:AA:935:A:H2'	1:AA:936:C:H6	1.83	0.43
1:AA:973:G:OP1	10:AJ:57:LYS:HD3	2.18	0.43
4:AD:163:GLU:OE1	4:AD:163:GLU:HA	2.18	0.43
4:AD:189:PRO:CB	4:AD:194:LEU:HD21	2.41	0.43
1:AA:1381:U:H1'	7:AG:78:ARG:HH11	1.83	0.43
8:AH:68:ARG:HG2	8:AH:68:ARG:NH1	2.33	0.43
12:AL:27:LEU:HB2	12:AL:33:ARG:HD2	2.01	0.43
13:AM:114:ARG:C	13:AM:115:LYS:HD3	2.39	0.43
16:AP:4:ILE:HD13	16:AP:64:ALA:O	2.19	0.43
17:AQ:66:SER:O	17:AQ:67:LYS:C	2.57	0.43
20:AT:89:ARG:CB	20:AT:104:LEU:HD11	2.44	0.43
22:AV:3:G:C2'	22:AV:4:C:C5'	2.96	0.43
22:AV:6:C:O2	22:AV:69:G:N1	2.33	0.43
22:AY:57:U:C4'	57:BZ:183:LEU:H	2.30	0.43
22:AY:4:C:N3	22:AY:72:C:H5	2.17	0.43
22:AY:78:A:N3	35:BA:2583:G:N2	2.55	0.43
28:B3:17:LYS:O	28:B3:20:LYS:N	2.52	0.43
31:B6:14:THR:HG23	31:B6:14:THR:O	2.19	0.43
31:B6:54:ILE:O	31:B6:54:ILE:CD1	2.67	0.43
33:B8:30:ARG:HG2	47:BP:62:LEU:CD1	2.49	0.43
35:BA:1002:G:H2'	35:BA:1003:G:O4'	2.18	0.43
35:BA:1208:C:H2'	35:BA:1208:C:O2	2.18	0.43
35:BA:1548:C:H2'	35:BA:1549:C:H6	1.83	0.43
35:BA:1748:G:C8	35:BA:1748:G:H5'	2.44	0.43
35:BA:1833:U:O2'	35:BA:1969:A:N1	2.49	0.43
35:BA:2360:A:O2'	35:BA:2361:A:C5'	2.67	0.43
35:BA:2552:U:C2	35:BA:2554:U:H5'	2.53	0.43
35:BA:2732:G:C3'	35:BA:2733:A:H5'	2.49	0.43
35:BA:527:C:C5	35:BA:2779:U:H2'	2.53	0.43
35:BA:654(P):C:H2'	35:BA:654(Q):C:O4'	2.18	0.43
37:BC:210:LEU:HD13	37:BC:227:PRO:CG	2.49	0.43
38:BD:20:ASP:C	38:BD:20:ASP:OD1	2.57	0.43
38:BD:231:HIS:ND1	38:BD:232:PRO:CD	2.82	0.43
38:BD:26:LYS:O	38:BD:27:THR:CG2	2.67	0.43
39:BE:117:MET:O	39:BE:118:LYS:CB	2.66	0.43
39:BE:5:LEU:HG	39:BE:49:LEU:HD12	2.00	0.43
39:BE:52:LEU:HB2	39:BE:76:ARG:HB2	2.00	0.43

*Continued on next page...*

*Continued from previous page...*

Atom-1	Atom-2	Interatomic distance (Å)	Clash overlap (Å)
40:BF:1:MET:O	40:BF:3:GLU:HG2	2.18	0.43
40:BF:2:LYS:HG3	40:BF:25:PRO:HG2	2.01	0.43
45:BN:58:ASP:C	45:BN:60:ILE:N	2.69	0.43
47:BP:16:ARG:O	47:BP:18:ARG:N	2.52	0.43
51:BT:62:THR:CG2	51:BT:75:ILE:HG12	2.46	0.43
51:BT:28:VAL:O	51:BT:86:ILE:O	2.37	0.43
51:BT:91:ARG:HG2	51:BT:116:ALA:HB2	2.01	0.43
53:BV:64:HIS:ND1	53:BV:92:THR:CG2	2.75	0.43
35:BA:480:A:H1'	56:BY:44:ILE:HG21	2.00	0.43
48:BQ:135:ASP:HB3	57:BZ:49:ARG:HH11	1.84	0.43
1:CA:1134:G:H22	1:CA:1141:C:C1'	2.30	0.43
1:CA:1308:U:H5'	13:CM:110:ARG:HD2	1.99	0.43
1:CA:1432:G:C5	1:CA:1467:G:O6	2.72	0.43
1:CA:397:A:H5'	1:CA:398:C:OP1	2.18	0.43
1:CA:625:G:H4'	16:CP:16:HIS:CG	2.54	0.43
1:CA:895:G:H2'	1:CA:896:C:C6	2.54	0.43
2:CB:218:ALA:O	2:CB:222:ILE:HG12	2.18	0.43
3:CC:74:GLY:C	3:CC:76:VAL:N	2.71	0.43
4:CD:47:ARG:CZ	4:CD:49:ARG:HH22	2.32	0.43
5:CE:80:ILE:CD1	5:CE:138:ALA:HB1	2.49	0.43
5:CE:135:THR:O	5:CE:138:ALA:HB3	2.18	0.43
9:CI:38:GLN:OE1	9:CI:38:GLN:C	2.57	0.43
10:CJ:95:GLU:HG3	10:CJ:96:ILE:H	1.81	0.43
13:CM:99:ARG:O	13:CM:100:GLY:C	2.57	0.43
3:CC:33:LEU:HD21	14:CN:53:LEU:HD21	2.00	0.43
15:CO:82:ILE:HG23	15:CO:83:GLU:N	2.34	0.43
16:CP:20:VAL:HG22	16:CP:21:VAL:N	2.33	0.43
17:CQ:51:TYR:CD1	17:CQ:51:TYR:N	2.86	0.43
20:CT:13:LEU:CD1	20:CT:13:LEU:N	2.82	0.43
21:CU:23:PRO:C	21:CU:25:LYS:N	2.72	0.43
22:CV:12:U:N3	22:CV:26:G:N2	2.66	0.43
22:CY:5:C:N3	22:CY:6:C:C4	2.87	0.43
25:D0:43:THR:HG23	25:D0:43:THR:O	2.19	0.43
30:D5:40:LYS:NZ	30:D5:46:CYS:H	2.17	0.43
35:DA:1416:G:H1'	35:DA:1417:C:C6	2.54	0.43
35:DA:1945:G:H2'	35:DA:1946:U:C6	2.53	0.43
35:DA:2062:A:HO2'	35:DA:2063:C:P	2.40	0.43
35:DA:2649:U:C2	35:DA:2672:G:N2	2.86	0.43
35:DA:274:G:C6	35:DA:276:A:N6	2.87	0.43
35:DA:2893:G:H5'	35:DA:2894:G:C5'	2.42	0.43
35:DA:545:C:C3'	35:DA:547:A:C5'	2.96	0.43

*Continued on next page...*

*Continued from previous page...*

Atom-1	Atom-2	Interatomic distance (Å)	Clash overlap (Å)
35:DA:547:A:H1'	35:DA:548:A:C8	2.54	0.43
35:DA:921:G:H4'	35:DA:2269:A:C5	2.54	0.43
35:DA:970:C:H2'	35:DA:971:C:C6	2.53	0.43
36:DB:83:G:O2'	36:DB:84:C:H5'	2.18	0.43
37:DC:48:LEU:HA	37:DC:209:PHE:O	2.18	0.43
37:DC:51:ASP:HB3	37:DC:54:ARG:HG3	2.00	0.43
38:DD:133:LEU:HD13	38:DD:173:VAL:HG11	2.01	0.43
38:DD:168:ARG:HA	38:DD:173:VAL:HA	2.01	0.43
39:DE:105:THR:HG23	39:DE:166:THR:OG1	2.18	0.43
41:DG:103:LEU:O	41:DG:106:LEU:HB3	2.19	0.43
41:DG:19:LEU:C	41:DG:22:ARG:H	2.20	0.43
51:DT:3:ARG:HB3	51:DT:6:LEU:CB	2.49	0.43
52:DU:101:ARG:HB2	52:DU:101:ARG:NH1	2.34	0.43
52:DU:8:VAL:HG23	52:DU:11:ARG:HH21	1.83	0.43
52:DU:90:VAL:CG2	53:DV:47:VAL:HG21	2.48	0.43
56:DY:30:VAL:HG12	56:DY:31:LEU:N	2.34	0.43
57:DZ:57:ILE:N	57:DZ:57:ILE:HD12	2.34	0.43
1:AA:119:A:O2'	1:AA:120:A:OP2	2.26	0.43
1:AA:1291:G:O2'	1:AA:1292:U:H5'	2.19	0.43
1:AA:1296:C:C5	1:AA:1297:C:N4	2.87	0.43
1:AA:501:C:H2'	1:AA:502:G:C8	2.52	0.43
1:AA:52:G:H2'	1:AA:53:A:C8	2.54	0.43
1:AA:829:G:O2'	1:AA:830:G:H5'	2.17	0.43
7:AG:12:LEU:HD21	7:AG:28:ASN:HD21	1.83	0.43
1:AA:1348:U:OP1	9:AI:109:VAL:HA	2.18	0.43
9:AI:118:LYS:NZ	9:AI:118:LYS:CB	2.82	0.43
9:AI:17:VAL:HG22	9:AI:63:ILE:CD1	2.47	0.43
12:AL:58:VAL:O	12:AL:65:GLU:HG3	2.19	0.43
19:AS:6:LYS:CG	19:AS:7:LYS:HE3	2.48	0.43
22:AV:11:C:C6	22:AV:12:U:H5	2.35	0.43
22:AV:14:A:N7	22:AV:24:A:N1	2.66	0.43
24:AX:20:U:H2'	24:AX:21:A:H8	1.81	0.43
22:AY:70:G:N1	22:AY:71:G:C5	2.86	0.43
29:B4:43:TYR:CD2	29:B4:44:THR:HG23	2.50	0.43
30:B5:50:GLY:HA3	30:B5:55:ARG:HB2	2.00	0.43
35:BA:1171:G:H3'	35:BA:1173:G:O4'	2.18	0.43
35:BA:1244:G:O2'	35:BA:1245:G:H5'	2.19	0.43
35:BA:1316:U:H2'	35:BA:1317:A:H8	1.83	0.43
35:BA:1536:C:O2'	35:BA:1537:G:H5'	2.19	0.43
35:BA:184:C:H2'	35:BA:185:U:C6	2.53	0.43
35:BA:1916:A:C5'	35:BA:1916:A:H8	2.29	0.43

*Continued on next page...*



*Continued from previous page...*

Atom-1	Atom-2	Interatomic distance (Å)	Clash overlap (Å)
35:BA:2186:G:H2'	35:BA:2187:G:C8	2.54	0.43
35:BA:2788:C:O2'	35:BA:2809:A:N3	2.46	0.43
35:BA:510:C:H2'	35:BA:511:U:O4'	2.19	0.43
35:BA:67:U:O2'	35:BA:68:G:H5'	2.18	0.43
35:BA:804:A:H2'	35:BA:806:C:C4	2.54	0.43
35:BA:92:A:H2'	35:BA:93:G:O4'	2.19	0.43
37:BC:48:LEU:HA	37:BC:209:PHE:O	2.19	0.43
39:BE:141:ILE:HG13	39:BE:141:ILE:O	2.18	0.43
39:BE:78:LEU:O	39:BE:78:LEU:HD12	2.19	0.43
41:BG:31:VAL:CG1	41:BG:31:VAL:O	2.63	0.43
42:BH:124:GLU:CB	42:BH:132:ARG:HG2	2.45	0.43
42:BH:156:ALA:C	42:BH:158:HIS:N	2.70	0.43
42:BH:43:VAL:O	42:BH:43:VAL:HG23	2.18	0.43
43:BI:31:LEU:H	43:BI:31:LEU:HD12	1.82	0.43
43:BI:5:LEU:O	43:BI:6:LEU:HD23	2.18	0.43
44:BJ:27:UNK:O	44:BJ:83:UNK:N	2.52	0.43
47:BP:108:LYS:C	47:BP:110:TYR:N	2.71	0.43
22:AY:55:G:C5'	48:BQ:56:ARG:HH22	2.28	0.43
48:BQ:89:ASN:N	48:BQ:89:ASN:OD1	2.47	0.43
50:BS:17:ARG:C	50:BS:19:LYS:H	2.21	0.43
50:BS:35:ILE:H	50:BS:53:SER:HB2	1.84	0.43
51:BT:40:THR:O	51:BT:41:ARG:CB	2.67	0.43
57:BZ:35:ARG:HG3	57:BZ:35:ARG:NH1	2.34	0.43
1:CA:1179:A:O2'	1:CA:1180:A:H5'	2.18	0.43
1:CA:1230:C:H2'	1:CA:1231:G:H8	1.83	0.43
1:CA:52:G:H2'	1:CA:53:A:C8	2.54	0.43
1:CA:586:C:C2'	1:CA:587:G:H5'	2.49	0.43
1:CA:623:C:C4	1:CA:624:C:C5	3.05	0.43
1:CA:660:G:H2'	1:CA:661:G:H8	1.84	0.43
2:CB:114:ARG:HD2	2:CB:118:LEU:HD11	2.01	0.43
4:CD:100:ARG:NH2	4:CD:136:PRO:O	2.52	0.43
4:CD:131:ARG:H	4:CD:131:ARG:HD3	1.84	0.43
4:CD:64:LEU:HB2	4:CD:198:VAL:HG11	2.00	0.43
5:CE:64:ARG:NH1	5:CE:64:ARG:HG3	2.30	0.43
5:CE:92:LYS:O	5:CE:118:ILE:HD12	2.18	0.43
6:CF:3:ARG:NH1	6:CF:3:ARG:HG3	2.33	0.43
9:CI:53:VAL:HB	9:CI:92:TYR:CE2	2.52	0.43
9:CI:53:VAL:CG2	9:CI:55:ALA:HB3	2.49	0.43
10:CJ:38:ILE:HD11	10:CJ:71:LEU:HD23	2.01	0.43
12:CL:21:LYS:O	12:CL:22:SER:C	2.57	0.43
12:CL:79:GLU:C	12:CL:81:SER:H	2.22	0.43

*Continued on next page...*



*Continued from previous page...*

Atom-1	Atom-2	Interatomic distance (Å)	Clash overlap (Å)
12:CL:85:ILE:CG1	12:CL:98:TYR:HB3	2.48	0.43
14:CN:23:ARG:HD2	14:CN:28:GLY:C	2.39	0.43
17:CQ:61:GLU:HA	17:CQ:71:PHE:CE1	2.53	0.43
21:CU:22:ARG:O	21:CU:23:PRO:C	2.56	0.43
22:CV:20:G:C3'	22:CV:21:U:C5'	2.89	0.43
22:CV:7:U:C4	22:CV:69:G:N1	2.87	0.43
22:CV:70:G:C4	22:CV:71:G:C8	3.06	0.43
22:CY:55:G:O3'	22:CY:56:U:O4'	2.37	0.43
27:D2:16:LEU:HB2	27:D2:21:LEU:HG	1.99	0.43
28:D3:8:LEU:CD1	28:D3:31:LEU:HD23	2.31	0.43
31:D6:16:CYS:SG	31:D6:48:VAL:HG21	2.59	0.43
34:D9:17:ILE:HG13	34:D9:26:ILE:HD12	2.00	0.43
35:DA:1040:C:HO2'	35:DA:1041:C:C5'	2.32	0.43
35:DA:1112:G:O2'	35:DA:1113:U:O4'	2.37	0.43
35:DA:1204:A:H2	35:DA:1241:A:N1	2.17	0.43
35:DA:1541:G:H1'	35:DA:1542:A:C6	2.54	0.43
35:DA:1653:G:O6	49:DR:11:ASN:HB2	2.18	0.43
35:DA:1678:G:N2	35:DA:1989:G:H1	2.17	0.43
35:DA:2518:A:H5'	35:DA:2518:A:C8	2.54	0.43
35:DA:2531:A:H61	35:DA:2662:A:H61	1.67	0.43
35:DA:2553:G:H2'	35:DA:2554:U:O4'	2.19	0.43
35:DA:2745:C:H2'	35:DA:2746:U:H6	1.81	0.43
35:DA:365:C:C6	35:DA:365:C:H5'	2.42	0.43
35:DA:539:G:H2'	35:DA:540:C:H6	1.83	0.43
35:DA:545:C:H2'	35:DA:547:A:C5'	2.47	0.43
35:DA:838:C:O2'	35:DA:839:U:H5'	2.19	0.43
37:DC:211:ARG:HG3	37:DC:211:ARG:HH11	1.82	0.43
38:DD:210:GLY:O	38:DD:211:ARG:CB	2.66	0.43
40:DF:2:LYS:HG3	40:DF:25:PRO:HG2	2.01	0.43
41:DG:46:ALA:HB3	41:DG:82:LEU:CD1	2.37	0.43
42:DH:30:LYS:HE3	42:DH:81:GLU:H	1.83	0.43
43:DI:66:GLU:OE2	43:DI:69:LYS:HE3	2.19	0.43
45:DN:2:LYS:NZ	52:DU:95:LEU:CD2	2.73	0.43
45:DN:30:ILE:HG22	45:DN:34:LEU:HD21	1.99	0.43
50:DS:61:ASN:HB3	50:DS:64:GLU:HB2	2.00	0.43
56:DY:20:TYR:N	56:DY:20:TYR:HD1	2.17	0.43
56:DY:46:LYS:HG3	56:DY:47:LYS:N	2.33	0.43
57:DZ:61:LEU:HD21	57:DZ:65:GLN:HB2	2.00	0.43
1:AA:119:A:H4'	1:AA:120:A:O5'	2.19	0.43
1:AA:1382:C:H2'	1:AA:1383:C:H6	1.83	0.43
1:AA:374:A:C6	1:AA:375:U:C4	3.07	0.43

*Continued on next page...*

*Continued from previous page...*

Atom-1	Atom-2	Interatomic distance (Å)	Clash overlap (Å)
1:AA:413:G:N2	1:AA:428:G:O2'	2.52	0.43
1:AA:447:G:C2'	1:AA:485:G:N2	2.67	0.43
1:AA:741:G:H2'	1:AA:742:G:C8	2.54	0.43
1:AA:828:A:H5''	1:AA:859:A:C2	2.54	0.43
1:AA:586:C:H1'	1:AA:878:G:O2'	2.18	0.43
1:AA:955:U:O2'	1:AA:956:U:H5'	2.19	0.43
2:AB:102:LEU:HD23	2:AB:182:ILE:CD1	2.49	0.43
7:AG:41:ARG:HH11	7:AG:41:ARG:HG3	1.84	0.43
11:AK:61:ALA:HB3	11:AK:90:GLY:HA3	2.01	0.43
12:AL:21:LYS:O	12:AL:22:SER:C	2.56	0.43
12:AL:32:PHE:HB3	12:AL:84:LEU:CD2	2.44	0.43
15:AO:8:LYS:HG2	15:AO:12:ILE:HD11	2.01	0.43
16:AP:14:ASN:N	16:AP:15:PRO:CD	2.81	0.43
16:AP:15:PRO:O	16:AP:16:HIS:ND1	2.52	0.43
22:AV:36:AG9:H2G	22:AV:36:AG9:H1H2	1.84	0.43
22:AV:4:C:C1'	22:AV:5:C:C6	3.02	0.43
22:AV:7:U:C4	22:AV:69:G:N1	2.87	0.43
23:AW:51:G:H22	23:AW:67:C:H42	1.67	0.43
22:AY:73:C:N3	22:AY:74:C:C2	2.87	0.43
25:B0:11:ARG:C	25:B0:12:ASN:ND2	2.73	0.43
30:B5:16:ARG:HG2	30:B5:16:ARG:NH1	2.34	0.43
33:B8:53:PRO:HG2	33:B8:54:GLU:N	2.34	0.43
34:B9:33:LYS:HE3	35:BA:2526:G:O2'	2.18	0.43
35:BA:1542:A:C8	35:BA:1544:A:H5''	2.54	0.43
35:BA:2469:A:O2'	48:BQ:56:ARG:NE	2.44	0.43
30:B5:3:LYS:CE	35:BA:2613:U:H2'	2.49	0.43
35:BA:360:G:H2'	35:BA:361:G:C8	2.54	0.43
35:BA:680:G:H2'	35:BA:681:G:H8	1.82	0.43
36:BB:5:C:O2'	36:BB:6:C:H5'	2.17	0.43
36:BB:91:C:OP1	48:BQ:16:ARG:HG2	2.18	0.43
36:BB:98:G:H2'	36:BB:99:G:O4'	2.19	0.43
38:BD:89:SER:O	38:BD:159:ALA:HB2	2.19	0.43
35:BA:1902:C:H5'	38:BD:246:PRO:HD3	2.01	0.43
39:BE:137:HIS:HB3	39:BE:138:PRO:HD2	2.00	0.43
41:BG:46:ALA:HB2	41:BG:88:ILE:CG1	2.48	0.43
42:BH:41:MET:SD	42:BH:43:VAL:HG13	2.58	0.43
43:BI:9:LEU:H	43:BI:13:GLY:HA2	1.84	0.43
47:BP:24:GLY:O	47:BP:25:SER:HB3	2.19	0.43
48:BQ:21:THR:O	48:BQ:21:THR:HG22	2.19	0.43
48:BQ:60:ARG:N	57:BZ:179:ASP:HA	2.33	0.43
1:CA:1015:A:H2'	1:CA:1016:A:O4'	2.19	0.43

*Continued on next page...*

*Continued from previous page...*

Atom-1	Atom-2	Interatomic distance (Å)	Clash overlap (Å)
1:CA:1206:G:O2'	1:CA:1207:G:H5'	2.19	0.43
1:CA:119:A:H4'	1:CA:120:A:O5'	2.18	0.43
1:CA:1457:G:O2'	1:CA:1458:G:H5'	2.19	0.43
1:CA:189:G:C6	1:CA:189(L):G:C6	3.07	0.43
1:CA:343:U:O2	1:CA:347:G:C6	2.72	0.43
1:CA:474:G:C2	1:CA:475:G:C5	3.07	0.43
2:CB:101:MET:CE	2:CB:101:MET:HA	2.48	0.43
2:CB:199:TYR:CD1	2:CB:199:TYR:N	2.87	0.43
2:CB:95:GLN:HE21	2:CB:147:LYS:HG2	1.84	0.43
4:CD:78:LEU:O	4:CD:79:PHE:C	2.58	0.43
5:CE:26:PHE:O	5:CE:27:ARG:HB2	2.19	0.43
5:CE:62:ALA:C	5:CE:64:ARG:H	2.22	0.43
5:CE:42:GLY:CA	5:CE:65:ASN:O	2.67	0.43
9:CI:112:LYS:HA	9:CI:119:ALA:CB	2.45	0.43
12:CL:20:LYS:HB3	12:CL:20:LYS:HZ2	1.82	0.43
12:CL:25:PRO:C	12:CL:27:LEU:N	2.70	0.43
12:CL:90:VAL:HG12	12:CL:92:ASP:H	1.84	0.43
15:CO:40:SER:O	15:CO:43:LEU:HB2	2.19	0.43
16:CP:6:LEU:HG	16:CP:17:TYR:CB	2.49	0.43
16:CP:51:VAL:O	16:CP:53:VAL:N	2.51	0.43
17:CQ:94:ASN:O	17:CQ:98:LEU:CD1	2.67	0.43
19:CS:53:ASN:HD22	19:CS:58:VAL:CG1	2.32	0.43
19:CS:47:HIS:O	19:CS:62:ILE:HG22	2.19	0.43
21:CU:25:LYS:CG	21:CU:26:LYS:N	2.82	0.43
22:CV:8:U:C4	22:CV:13:U:C4	3.07	0.43
22:CV:43:G:H2'	22:CV:44:A:O4'	2.19	0.43
22:CV:74:C:H2'	22:CV:75:A:O4'	2.19	0.43
24:CX:22:A:C2	22:CX:36:AG9:N4	2.87	0.43
25:D0:48:GLY:HA3	25:D0:80:HIS:HD1	1.83	0.43
29:D4:6:HIS:O	29:D4:8:LYS:N	2.52	0.43
35:DA:1171:G:H3'	35:DA:1173:G:O4'	2.18	0.43
35:DA:1332:G:H5''	35:DA:1332:G:H8	1.84	0.43
35:DA:1539:G:H2'	35:DA:1540:U:O4'	2.18	0.43
35:DA:1540:U:O3'	35:DA:1542:A:OP1	2.37	0.43
35:DA:1833:U:O2	35:DA:1969:A:C2	2.72	0.43
35:DA:570:G:H2'	35:DA:2030:A:N7	2.33	0.43
35:DA:2199:A:H3'	35:DA:2200:C:C6	2.52	0.43
35:DA:2282:G:O2'	35:DA:2390:U:O4	2.36	0.43
35:DA:2063:C:O2	35:DA:2450:A:N1	2.52	0.43
35:DA:466:A:H2'	35:DA:467:G:H5'	2.01	0.43
35:DA:745:G:C2'	35:DA:746:A:H5'	2.49	0.43

*Continued on next page...*

*Continued from previous page...*

Atom-1	Atom-2	Interatomic distance (Å)	Clash overlap (Å)
35:DA:866:A:H2	35:DA:867:C:C4	2.36	0.43
35:DA:916:G:O2'	35:DA:917:A:O4'	2.37	0.43
35:DA:92:A:O2'	35:DA:93:G:H5'	2.19	0.43
35:DA:2128:C:OP1	37:DC:37:LYS:HG3	2.19	0.43
38:DD:158:ALA:O	38:DD:196:VAL:HG11	2.19	0.43
39:DE:117:MET:O	39:DE:118:LYS:CB	2.66	0.43
39:DE:72:VAL:O	39:DE:72:VAL:HG12	2.17	0.43
29:D4:26:SER:HB3	41:DG:105:LYS:HE2	2.00	0.43
41:DG:19:LEU:HA	41:DG:22:ARG:HB2	2.01	0.43
43:DI:27:ARG:NH1	43:DI:27:ARG:CG	2.82	0.43
45:DN:131:GLN:OE1	45:DN:131:GLN:HA	2.19	0.43
46:DO:47:ILE:HG13	46:DO:48:PRO:HD2	1.97	0.43
33:D8:59:LYS:CD	47:DP:50:ARG:HB3	2.39	0.43
49:DR:60:LEU:O	49:DR:61:HIS:C	2.56	0.43
50:DS:17:ARG:O	50:DS:20:ARG:HG2	2.19	0.43
52:DU:22:LYS:HD3	52:DU:22:LYS:HA	1.80	0.43
54:DW:4:LYS:HG3	54:DW:106:ILE:CG2	2.49	0.43
56:DY:21:LYS:O	56:DY:22:GLY:O	2.37	0.43
56:DY:13:VAL:HG11	56:DY:28:LYS:HD3	2.01	0.43
57:DZ:135:GLU:O	57:DZ:137:ILE:N	2.40	0.43
22:CY:56:U:H5''	57:DZ:180:VAL:O	2.19	0.43
57:DZ:35:ARG:HG3	57:DZ:35:ARG:HH11	1.83	0.43
1:AA:1030(B):C:C2'	1:AA:1030(C):G:H5'	2.49	0.42
1:AA:1298:C:H4'	1:AA:1299:A:C4	2.54	0.42
1:AA:1376:U:H2'	1:AA:1377:A:C8	2.54	0.42
1:AA:237:C:H2'	1:AA:238:G:H8	1.83	0.42
1:AA:35:G:H2'	1:AA:36:C:C6	2.54	0.42
1:AA:474:G:C2	1:AA:475:G:C5	3.07	0.42
1:AA:602:A:O2'	1:AA:603:U:H5'	2.18	0.42
1:AA:858:G:O6	1:AA:869:G:H3'	2.19	0.42
2:AB:12:GLU:O	2:AB:14:GLY:N	2.51	0.42
3:AC:167:TRP:O	3:AC:168:ALA:CB	2.67	0.42
3:AC:59:ARG:NH1	3:AC:97:LYS:NZ	2.67	0.42
4:AD:108:LEU:HD23	4:AD:110:PHE:CE1	2.54	0.42
4:AD:52:SER:N	4:AD:55:ALA:HB3	2.33	0.42
5:AE:118:ILE:HG13	5:AE:119:LEU:N	2.34	0.42
5:AE:45:PHE:CE2	5:AE:47:LYS:HD2	2.53	0.42
10:AJ:38:ILE:HD11	10:AJ:71:LEU:HD23	2.00	0.42
10:AJ:95:GLU:HG3	10:AJ:96:ILE:H	1.83	0.42
16:AP:56:ALA:HB1	16:AP:74:LEU:HD23	2.00	0.42
17:AQ:65:ILE:O	17:AQ:66:SER:HB3	2.18	0.42

*Continued on next page...*

*Continued from previous page...*

Atom-1	Atom-2	Interatomic distance (Å)	Clash overlap (Å)
18:AR:45:SER:HB3	18:AR:51:LEU:HD21	2.00	0.42
20:AT:40:ALA:HB2	20:AT:55:ILE:HG22	2.00	0.42
22:AV:42:C:C2'	22:AV:43:G:H5'	2.48	0.42
22:AV:44:A:C6	22:AV:45:U:C4	3.07	0.42
22:AV:51:G:H3'	22:AV:51:G:OP1	2.18	0.42
22:AV:54:G:C2'	22:AV:55:G:H5'	2.48	0.42
23:AW:49:G:N2	23:AW:52:C:O5'	2.52	0.42
23:AW:51:G:C6	23:AW:52:C:C4	3.07	0.42
23:AW:20:G:C6	23:AW:58:C:N4	2.87	0.42
24:AX:17:U:H2'	24:AX:18:A:O4'	2.18	0.42
25:B0:48:GLY:HA3	25:B0:80:HIS:HD1	1.83	0.42
25:B0:51:VAL:HG23	25:B0:81:VAL:HG23	2.01	0.42
26:B1:56:GLN:CB	26:B1:87:PRO:HB3	2.47	0.42
33:B8:56:GLU:O	33:B8:58:ILE:N	2.51	0.42
35:BA:1331:A:O2'	35:BA:1332:G:H5''	2.19	0.42
35:BA:1681:G:H8	35:BA:1681:G:OP2	2.01	0.42
35:BA:176:G:C5	35:BA:177:G:C6	3.07	0.42
35:BA:2236:C:H2'	35:BA:2237:G:H5'	2.01	0.42
35:BA:2552:U:H2'	35:BA:2554:U:H5''	2.00	0.42
35:BA:816:C:O2'	35:BA:817:C:H5'	2.19	0.42
36:BB:7:G:H5'	36:BB:8:U:OP2	2.19	0.42
38:BD:8:PRO:HB3	38:BD:14:ARG:HB2	2.01	0.42
38:BD:28:GLU:N	38:BD:29:PRO:HD2	2.21	0.42
38:BD:48:ARG:NH1	38:BD:48:ARG:HG3	2.34	0.42
40:BF:155:LEU:HD22	40:BF:186:ILE:HA	2.01	0.42
40:BF:84:VAL:C	40:BF:86:GLY:N	2.71	0.42
42:BH:89:ILE:O	42:BH:89:ILE:HG13	2.20	0.42
43:BI:23:PRO:HB3	43:BI:27:ARG:NH2	2.34	0.42
47:BP:126:VAL:HG22	47:BP:145:PRO:HG2	2.00	0.42
35:BA:1242:A:C2	47:BP:8:PRO:HG3	2.54	0.42
48:BQ:109:VAL:CG1	48:BQ:113:GLN:OE1	2.66	0.42
48:BQ:39:PRO:HD3	48:BQ:99:PRO:HG3	2.02	0.42
49:BR:28:LEU:C	49:BR:28:LEU:HD13	2.39	0.42
51:BT:65:LYS:HG3	51:BT:66:VAL:N	2.34	0.42
52:BU:88:ILE:HG23	53:BV:47:VAL:HG23	2.01	0.42
55:BX:31:HIS:ND1	55:BX:32:PRO:HD2	2.34	0.42
56:BY:49:VAL:HG12	56:BY:50:ARG:N	2.33	0.42
57:BZ:150:LEU:C	57:BZ:151:HIS:HD2	2.23	0.42
1:CA:1038:C:H6	1:CA:1038:C:O5'	2.02	0.42
1:CA:1129:C:OP1	1:CA:1130:A:H5''	2.19	0.42
1:CA:1300:G:O2'	1:CA:1301:U:P	2.76	0.42

*Continued on next page...*

*Continued from previous page...*

Atom-1	Atom-2	Interatomic distance (Å)	Clash overlap (Å)
1:CA:1316:G:H2'	1:CA:1317:C:C5'	2.49	0.42
1:CA:1348:U:OP1	9:CI:109:VAL:HA	2.19	0.42
1:CA:1405:G:H1'	1:CA:1518:A:O2'	2.18	0.42
1:CA:475:G:C2'	1:CA:476:G:H8	2.28	0.42
1:CA:788:U:H2'	1:CA:789:U:O4'	2.19	0.42
1:CA:570:G:H1'	1:CA:820:U:C4	2.54	0.42
2:CB:166:ASP:OD2	2:CB:169:LYS:HB2	2.19	0.42
2:CB:185:ILE:HG22	2:CB:199:TYR:HD1	1.84	0.42
3:CC:60:ALA:O	3:CC:61:ALA:HB2	2.19	0.42
4:CD:98:GLU:OE2	4:CD:103:ASN:ND2	2.50	0.42
8:CH:68:ARG:HG2	8:CH:68:ARG:NH1	2.33	0.42
10:CJ:21:GLN:O	10:CJ:25:GLU:HG3	2.18	0.42
13:CM:97:PRO:O	13:CM:98:VAL:HA	2.19	0.42
16:CP:20:VAL:CG2	16:CP:32:TYR:HB2	2.49	0.42
20:CT:22:ARG:O	20:CT:26:ASN:ND2	2.52	0.42
1:CA:1339:A:H4'	22:CV:42:C:O2'	2.19	0.42
22:CV:56:U:C2'	22:CV:57:U:H5'	2.48	0.42
22:CY:13:U:C2	22:CY:25:A:C6	3.07	0.42
26:D1:44:PRO:O	26:D1:46:LEU:HD13	2.18	0.42
35:DA:142:A:H1'	35:DA:1408:C:C1'	2.49	0.42
35:DA:1750:G:H2'	35:DA:1751:C:H6	1.84	0.42
35:DA:1841:U:H2'	35:DA:1842:G:H8	1.83	0.42
35:DA:2230:G:H2'	35:DA:2231:C:C6	2.54	0.42
35:DA:234:C:H2'	35:DA:235:U:C6	2.54	0.42
35:DA:2393:A:H5'	47:DP:62:LEU:HB2	2.01	0.42
36:DB:111:G:H2'	36:DB:112:U:H5'	2.01	0.42
39:DE:103:ASP:OD2	39:DE:201:THR:HA	2.19	0.42
41:DG:117:PHE:CG	41:DG:118:ARG:N	2.86	0.42
41:DG:27:ASN:C	41:DG:29:TRP:H	2.22	0.42
45:DN:119:ARG:HG3	45:DN:119:ARG:HH11	1.83	0.42
45:DN:128:HIS:HA	45:DN:129:PRO:HD2	1.85	0.42
45:DN:65:LYS:O	45:DN:69:GLN:HB2	2.18	0.42
47:DP:146:VAL:O	47:DP:148:LEU:N	2.52	0.42
47:DP:88:LEU:C	47:DP:90:ARG:N	2.72	0.42
48:DQ:31:ASP:HA	48:DQ:134:ARG:HG3	2.01	0.42
1:CA:1442(B):A:C5	51:DT:118:ARG:NE	2.87	0.42
51:DT:32:TYR:CG	51:DT:81:PRO:CB	3.02	0.42
52:DU:97:ASP:OD1	52:DU:98:LEU:N	2.52	0.42
54:DW:40:ASN:C	54:DW:41:LYS:HG2	2.38	0.42
56:DY:77:PRO:O	56:DY:78:ALA:HB2	2.18	0.42
1:AA:1281:U:O2'	1:AA:1282:C:OP1	2.34	0.42

*Continued on next page...*

*Continued from previous page...*

Atom-1	Atom-2	Interatomic distance (Å)	Clash overlap (Å)
1:AA:1287:A:C6	1:AA:1288:A:C6	3.07	0.42
1:AA:975:A:H4'	1:AA:1358:U:O2	2.18	0.42
1:AA:1387:G:C6	1:AA:1388:C:N4	2.87	0.42
1:AA:509:A:H5''	4:AD:55:ALA:HB2	2.01	0.42
1:AA:543:C:C2	1:AA:544:G:C8	3.07	0.42
1:AA:80:G:H3'	1:AA:81:U:H5'	2.01	0.42
2:AB:169:LYS:HD2	2:AB:170:GLU:OE2	2.19	0.42
1:AA:1112:C:N3	3:AC:178:LEU:HD23	2.35	0.42
3:AC:40:ARG:HH11	3:AC:40:ARG:HG3	1.84	0.42
3:AC:52:LEU:HD23	3:AC:52:LEU:N	2.35	0.42
4:AD:152:SER:O	4:AD:153:ARG:C	2.57	0.42
4:AD:47:ARG:CZ	4:AD:49:ARG:HH22	2.33	0.42
4:AD:61:LYS:HD3	4:AD:206:PHE:CD2	2.54	0.42
4:AD:61:LYS:HE2	4:AD:61:LYS:HB3	1.90	0.42
5:AE:72:GLN:O	5:AE:74:GLY:N	2.51	0.42
6:AF:100:ASN:HD21	18:AR:23:LYS:NZ	2.18	0.42
9:AI:126:SER:O	9:AI:127:LYS:HB3	2.19	0.42
10:AJ:5:ARG:HG3	10:AJ:71:LEU:HD11	2.01	0.42
11:AK:105:VAL:HG23	11:AK:105:VAL:O	2.19	0.42
11:AK:124:LYS:NZ	11:AK:124:LYS:CB	2.82	0.42
16:AP:20:VAL:CG2	16:AP:32:TYR:HB2	2.48	0.42
22:AV:36:AG9:NH2	24:AX:18:A:O2'	2.52	0.42
22:AV:51:G:H2'	22:AV:52:C:C6	2.54	0.42
23:AW:15:G:H21	23:AW:23:A:H1'	1.74	0.42
23:AW:40:A:C5	23:AW:41:C:C2	3.07	0.42
23:AW:66:G:H2'	23:AW:67:C:O4'	2.19	0.42
22:AY:67:C:H3'	22:AY:67:C:H6	1.84	0.42
28:B3:28:LEU:HA	28:B3:33:GLN:OE1	2.18	0.42
28:B3:7:LYS:CG	28:B3:34:GLU:HG2	2.49	0.42
35:BA:1053:C:C2'	35:BA:1053:C:O2	2.67	0.42
35:BA:1368:G:C2	35:BA:1369:G:C8	3.07	0.42
35:BA:1385:G:H1'	35:BA:1386:C:C6	2.54	0.42
35:BA:1509(B):A:O2'	35:BA:1510:G:H5'	2.19	0.42
35:BA:1441:G:H4'	35:BA:1628:G:OP1	2.19	0.42
35:BA:1711:C:H2'	35:BA:1712:C:H6	1.84	0.42
34:B9:6:SER:HB2	35:BA:2466:C:H5''	2.01	0.42
35:BA:2473:U:C5	35:BA:2474:C:H1'	2.54	0.42
35:BA:274:G:C6	35:BA:276:A:N6	2.87	0.42
35:BA:755:C:H2'	35:BA:756:C:C6	2.54	0.42
35:BA:769:G:O2'	35:BA:770:G:H5'	2.19	0.42
36:BB:87:G:H2'	36:BB:88:C:H5''	2.00	0.42

*Continued on next page...*



*Continued from previous page...*

Atom-1	Atom-2	Interatomic distance (Å)	Clash overlap (Å)
23:AW:64:C:O2'	37:BC:55:SER:HB2	2.19	0.42
38:BD:213:ARG:HD2	38:BD:213:ARG:HA	1.82	0.42
39:BE:10:GLY:HA3	51:BT:8:LYS:HZ2	1.81	0.42
44:BJ:56:UNK:O	44:BJ:58:UNK:N	2.51	0.42
46:BO:119:PRO:HB2	51:BT:68:TYR:CZ	2.54	0.42
47:BP:146:VAL:O	47:BP:148:LEU:N	2.51	0.42
33:B8:11:LYS:O	47:BP:65:ARG:CD	2.68	0.42
50:BS:103:GLU:O	50:BS:104:GLY:C	2.57	0.42
56:BY:32:PRO:C	56:BY:35:TYR:H	2.21	0.42
57:BZ:151:HIS:HB2	57:BZ:152:ALA:H	1.37	0.42
57:BZ:172:ALA:O	57:BZ:173:ALA:HB2	2.19	0.42
1:CA:1091:U:O2	1:CA:1093:A:H8	2.03	0.42
1:CA:328:C:H4'	1:CA:329:A:C5'	2.48	0.42
1:CA:625:G:H2'	1:CA:626:U:C6	2.54	0.42
2:CB:97:TRP:HH2	2:CB:176:GLU:CD	2.22	0.42
2:CB:185:ILE:HB	2:CB:199:TYR:O	2.18	0.42
2:CB:230:VAL:HG23	2:CB:231:GLU:H	1.84	0.42
2:CB:236:TYR:HA	2:CB:239:VAL:CG2	2.46	0.42
4:CD:122:ARG:HD2	4:CD:122:ARG:HA	1.79	0.42
4:CD:79:PHE:HD2	4:CD:207:TYR:HD2	1.66	0.42
4:CD:29:PRO:C	4:CD:30:LYS:HG2	2.38	0.42
4:CD:96:LEU:N	4:CD:96:LEU:CD1	2.82	0.42
6:CF:24:GLU:OE2	6:CF:28:ARG:NH1	2.52	0.42
6:CF:61:LEU:O	6:CF:62:TRP:HB2	2.20	0.42
6:CF:99:ALA:HB3	18:CR:29:PHE:CE1	2.54	0.42
8:CH:134:ILE:HG22	8:CH:135:CYS:SG	2.60	0.42
8:CH:83:ILE:HD13	8:CH:137:VAL:HG22	2.00	0.42
9:CI:33:PHE:HE1	9:CI:37:PHE:CD2	2.36	0.42
10:CJ:22:LYS:C	10:CJ:24:VAL:N	2.72	0.42
10:CJ:50:ILE:HA	10:CJ:60:ARG:HB2	1.99	0.42
12:CL:53:ARG:N	12:CL:53:ARG:HD2	2.34	0.42
16:CP:67:THR:CG2	16:CP:68:ASP:H	2.29	0.42
17:CQ:52:LYS:O	17:CQ:55:ASP:OD1	2.37	0.42
17:CQ:56:VAL:N	17:CQ:78:GLU:O	2.52	0.42
21:CU:18:TYR:CG	21:CU:24:ARG:HG3	2.54	0.42
22:CV:10:G:H2'	22:CV:11:C:N1	2.34	0.42
22:CV:12:U:C2'	22:CV:13:U:O4'	2.55	0.42
23:CW:52:C:C2	23:CW:53:U:C4	3.07	0.42
23:CW:55:G:O2'	23:CW:56:U:H5'	2.19	0.42
23:CW:60:A:C6	23:CW:63:C:C2	3.06	0.42
23:CW:6:C:O2	23:CW:69:G:O6	2.37	0.42

*Continued on next page...*

*Continued from previous page...*

Atom-1	Atom-2	Interatomic distance (Å)	Clash overlap (Å)
22:CY:70:G:C2'	22:CY:71:G:O4'	2.67	0.42
26:D1:66:HIS:C	26:D1:68:PRO:HD2	2.39	0.42
26:D1:74:VAL:O	26:D1:77:ALA:HB3	2.19	0.42
26:D1:73:LEU:CD1	26:D1:94:LEU:HB3	2.48	0.42
28:D3:18:ASP:O	28:D3:21:ALA:HB3	2.18	0.42
35:DA:1047:G:N3	35:DA:1111:A:N6	2.67	0.42
35:DA:1388:G:O2'	35:DA:1389:G:H5'	2.18	0.42
35:DA:1568:G:OP2	38:DD:63:ARG:NH2	2.48	0.42
35:DA:158:U:C2'	35:DA:171:G:O5'	2.66	0.42
35:DA:2103:C:H2'	35:DA:2104:G:O4'	2.19	0.42
35:DA:2199:A:H5'	35:DA:2200:C:OP2	2.19	0.42
35:DA:804:A:H2'	35:DA:806:C:C4	2.54	0.42
35:DA:832:G:O2'	47:DP:52:GLU:HB3	2.18	0.42
38:DD:96:HIS:ND1	38:DD:102:LYS:HD3	2.34	0.42
38:DD:211:ARG:O	38:DD:215:LEU:HG	2.19	0.42
38:DD:221:VAL:CG2	38:DD:226:MET:HE1	2.46	0.42
35:DA:1797:C:O2'	38:DD:259:THR:HB	2.19	0.42
38:DD:35:LYS:NZ	38:DD:36:PRO:HD3	2.35	0.42
38:DD:73:VAL:O	38:DD:75:ILE:N	2.52	0.42
39:DE:199:ARG:NH1	39:DE:199:ARG:HB2	2.34	0.42
39:DE:78:LEU:HD12	39:DE:78:LEU:O	2.19	0.42
40:DF:158:THR:C	40:DF:178:PRO:HD3	2.40	0.42
40:DF:3:GLU:HA	40:DF:24:LEU:CB	2.49	0.42
41:DG:125:PHE:O	41:DG:126:ASP:O	2.37	0.42
42:DH:42:ARG:HA	42:DH:42:ARG:HH11	1.84	0.42
48:DQ:27:VAL:CG1	48:DQ:105:GLU:OE2	2.67	0.42
49:DR:18:LEU:HD21	49:DR:22:ARG:CZ	2.48	0.42
49:DR:33:ARG:HA	49:DR:114:VAL:O	2.20	0.42
50:DS:31:SER:C	50:DS:33:LYS:N	2.72	0.42
51:DT:28:VAL:O	51:DT:86:ILE:O	2.36	0.42
52:DU:29:SER:OG	52:DU:30:LYS:HE2	2.20	0.42
1:AA:1019:C:H2'	1:AA:1020:U:O4'	2.19	0.42
1:AA:1179:A:O2'	1:AA:1180:A:H5'	2.19	0.42
1:AA:1188:A:H2'	1:AA:1189:C:O4'	2.19	0.42
1:AA:1202:G:C2	14:AN:42:ILE:HG21	2.54	0.42
1:AA:1310:G:O2'	1:AA:1311:G:H5'	2.18	0.42
4:AD:52:SER:O	4:AD:53:ASP:C	2.56	0.42
6:AF:8:ILE:HG22	6:AF:10:LEU:HD12	2.01	0.42
7:AG:126:ASP:O	7:AG:131:LYS:N	2.49	0.42
7:AG:45:ASP:HB2	7:AG:117:ALA:HB2	2.02	0.42
11:AK:108:ILE:N	11:AK:108:ILE:HD12	2.34	0.42

*Continued on next page...*

*Continued from previous page...*

Atom-1	Atom-2	Interatomic distance (Å)	Clash overlap (Å)
12:AL:75:HIS:C	12:AL:77:LEU:N	2.72	0.42
12:AL:84:LEU:HD23	12:AL:85:ILE:O	2.20	0.42
13:AM:89:GLY:HA2	13:AM:93:ARG:HH11	1.83	0.42
14:AN:41:ARG:HG3	14:AN:42:ILE:HD13	1.99	0.42
1:AA:136:C:O3'	16:AP:65:GLN:NE2	2.53	0.42
17:AQ:48:GLU:O	17:AQ:50:LYS:N	2.52	0.42
19:AS:19:VAL:O	19:AS:23:ASN:ND2	2.53	0.42
20:AT:10:LEU:C	20:AT:12:ALA:H	2.23	0.42
21:AU:18:TYR:CG	21:AU:24:ARG:HG3	2.54	0.42
22:AV:30:U:C4	22:AV:31:C:N4	2.87	0.42
23:AW:13:U:C6	23:AW:13:U:H5'	2.54	0.42
23:AW:23:A:H3'	23:AW:48:G:C6	2.50	0.42
23:AW:29:A:OP2	23:AW:29:A:H8	2.01	0.42
22:AY:13:U:C4	22:AY:25:A:N6	2.87	0.42
22:AY:26:G:H2'	22:AY:27:C:O4'	2.19	0.42
25:B0:74:ARG:CG	25:B0:74:ARG:HH11	2.32	0.42
26:B1:21:ARG:O	26:B1:32:LYS:HA	2.19	0.42
28:B3:7:LYS:CB	28:B3:34:GLU:HG2	2.49	0.42
29:B4:16:CYS:HB3	29:B4:20:ASN:O	2.20	0.42
33:B8:41:ILE:HD13	35:BA:2419:U:OP1	2.19	0.42
35:BA:1495:A:H2'	35:BA:1495:A:N3	2.34	0.42
35:BA:1816:G:P	38:BD:39:LYS:HE3	2.59	0.42
30:B5:43:HIS:HD2	35:BA:2815:C:O2'	2.03	0.42
35:BA:572:A:H2'	35:BA:573:G:O4'	2.19	0.42
35:BA:654(I):C:H5'	35:BA:654(J):A:OP1	2.19	0.42
35:BA:697:C:H2'	35:BA:698:C:C6	2.55	0.42
35:BA:776:G:H4'	35:BA:777:A:O5'	2.18	0.42
35:BA:842:G:O2'	35:BA:843:G:H5'	2.19	0.42
35:BA:991:C:C5'	35:BA:991:C:H6	2.20	0.42
36:BB:28:C:H2'	36:BB:29:A:H8	1.84	0.42
37:BC:54:ARG:CB	37:BC:57:GLN:HB3	2.49	0.42
38:BD:213:ARG:HD2	38:BD:217:ARG:O	2.19	0.42
38:BD:65:ILE:HD11	38:BD:67:PHE:CD2	2.54	0.42
35:BA:2572:A:C8	39:BE:144:ARG:HD2	2.54	0.42
39:BE:59:VAL:HG13	39:BE:60:ASN:H	1.82	0.42
40:BF:22:ALA:C	40:BF:24:LEU:N	2.73	0.42
41:BG:139:LEU:HA	41:BG:144:ILE:HG21	2.00	0.42
29:B4:5:ILE:HG12	41:BG:67:LYS:NZ	2.33	0.42
42:BH:170:ARG:H	42:BH:170:ARG:CD	2.29	0.42
43:BI:74:ASN:ND2	43:BI:75:LEU:H	2.18	0.42
45:BN:30:ILE:HG22	45:BN:34:LEU:HD21	2.02	0.42

*Continued on next page...*

*Continued from previous page...*

Atom-1	Atom-2	Interatomic distance (Å)	Clash overlap (Å)
45:BN:65:LYS:HD2	45:BN:69:GLN:HE21	1.84	0.42
46:BO:12:ASP:OD2	46:BO:14:THR:HG23	2.20	0.42
48:BQ:111:GLU:O	48:BQ:111:GLU:HG2	2.18	0.42
50:BS:66:ALA:CA	50:BS:69:VAL:HG12	2.48	0.42
52:BU:34:LYS:HA	52:BU:34:LYS:CE	2.36	0.42
53:BV:47:VAL:C	53:BV:49:THR:N	2.73	0.42
22:AY:56:U:O2	57:BZ:183:LEU:CB	2.68	0.42
1:CA:1126:U:OP2	1:CA:1281:U:O2	2.37	0.42
1:CA:151:A:H2'	1:CA:152:A:C5'	2.50	0.42
1:CA:197:A:N6	1:CA:221:C:C5'	2.83	0.42
1:CA:814:A:H2'	1:CA:816:A:H5''	2.01	0.42
1:CA:959:A:H3'	1:CA:960:U:C5'	2.46	0.42
4:CD:122:ARG:HH12	4:CD:135:LEU:CD1	2.27	0.42
4:CD:61:LYS:HD3	4:CD:206:PHE:CD2	2.54	0.42
5:CE:139:LEU:HD23	5:CE:142:LEU:HD11	2.02	0.42
5:CE:64:ARG:HH11	5:CE:64:ARG:CG	2.31	0.42
8:CH:11:THR:HG22	8:CH:15:ASN:ND2	2.34	0.42
13:CM:19:LEU:N	13:CM:19:LEU:HD22	2.34	0.42
13:CM:66:LEU:N	13:CM:70:LEU:HB2	2.34	0.42
22:CV:36:AG9:H2G	22:CV:36:AG9:H1H2	1.83	0.42
23:CW:3:G:N1	23:CW:4:C:C4	2.88	0.42
23:CW:43:G:C6	23:CW:44:A:C5	3.07	0.42
23:CW:73:C:H3'	23:CW:74:C:C5'	2.46	0.42
22:CY:19:G:O6	22:CY:59:G:N1	2.53	0.42
26:D1:83:GLU:O	26:D1:84:GLY:O	2.38	0.42
35:DA:2124:G:N3	37:DC:218:THR:HG23	2.34	0.42
35:DA:2291:U:OP1	35:DA:2381:C:H5'	2.20	0.42
35:DA:2720:U:H3'	35:DA:2721:A:H8	1.84	0.42
35:DA:544:G:N2	35:DA:547:A:H5'	2.33	0.42
38:DD:252:TRP:HE3	38:DD:253:GLN:O	2.02	0.42
38:DD:58:HIS:CD2	38:DD:59:LYS:H	2.37	0.42
40:DF:178:PRO:HB3	40:DF:198:ALA:HB1	2.02	0.42
40:DF:64:ILE:HG13	40:DF:65:TRP:CD1	2.54	0.42
42:DH:106:THR:HG22	42:DH:112:PRO:CB	2.49	0.42
42:DH:83:TYR:N	42:DH:83:TYR:CD1	2.86	0.42
43:DI:111:PRO:CB	43:DI:112:LYS:HD2	2.49	0.42
44:DJ:90:UNK:O	44:DJ:91:UNK:C	2.67	0.42
45:DN:1:MET:H1	53:DV:20:LEU:HD22	1.84	0.42
47:DP:111:ARG:HG3	47:DP:111:ARG:HH11	1.85	0.42
50:DS:66:ALA:CA	50:DS:69:VAL:HG12	2.49	0.42
51:DT:26:ASP:HB3	51:DT:89:VAL:O	2.19	0.42

*Continued on next page...*

*Continued from previous page...*

Atom-1	Atom-2	Interatomic distance (Å)	Clash overlap (Å)
52:DU:88:ILE:HG23	53:DV:47:VAL:CG2	2.49	0.42
56:DY:23:ARG:O	56:DY:24:VAL:O	2.38	0.42
22:CY:63:C:C2'	57:DZ:185:GLU:OE1	2.67	0.42
1:AA:1222:G:O2'	1:AA:1223:C:H5'	2.19	0.42
1:AA:1287:A:H2	1:AA:1353:G:H1'	1.81	0.42
1:AA:1490:C:H2'	1:AA:1491:G:H8	1.85	0.42
1:AA:189(J):G:O2'	1:AA:189(K):U:H5'	2.19	0.42
1:AA:423:G:H2'	1:AA:424:G:O4'	2.18	0.42
1:AA:448:A:N6	1:AA:487:A:H1'	2.34	0.42
1:AA:656:C:H2'	1:AA:657:G:O4'	2.19	0.42
1:AA:662:G:H2'	1:AA:663:A:H8	1.84	0.42
1:AA:741:G:H2'	1:AA:742:G:H8	1.85	0.42
1:AA:814:A:H2'	1:AA:816:A:H5''	2.02	0.42
1:AA:881:G:P	12:AL:12:ARG:HH22	2.43	0.42
1:AA:954:G:O2'	1:AA:955:U:H5'	2.18	0.42
1:AA:9:G:H5'	5:AE:122:GLU:OE2	2.19	0.42
7:AG:139:GLU:O	7:AG:142:GLU:N	2.52	0.42
8:AH:133:LEU:HD23	8:AH:134:ILE:N	2.35	0.42
9:AI:100:GLY:C	9:AI:102:LEU:N	2.71	0.42
9:AI:112:LYS:HD3	9:AI:112:LYS:C	2.40	0.42
9:AI:33:PHE:HE1	9:AI:37:PHE:CD2	2.37	0.42
9:AI:38:GLN:OE1	9:AI:38:GLN:C	2.58	0.42
13:AM:40:ASN:ND2	13:AM:42:ALA:HB3	2.27	0.42
16:AP:5:ARG:HB2	16:AP:67:THR:OG1	2.19	0.42
17:AQ:19:VAL:O	17:AQ:19:VAL:HG23	2.19	0.42
23:AW:29:A:OP2	23:AW:29:A:C8	2.73	0.42
23:AW:49:G:N3	23:AW:49:G:H2'	2.34	0.42
22:AY:19:G:C6	22:AY:59:G:N1	2.88	0.42
22:AY:32:G:O6	22:AY:42:C:N3	2.52	0.42
22:AY:23:A:N6	22:AY:48:G:H2'	2.34	0.42
25:B0:6:GLY:C	25:B0:7:LEU:HD23	2.40	0.42
31:B6:24:GLU:HB3	31:B6:25:LYS:H	1.60	0.42
31:B6:39:TYR:O	31:B6:46:HIS:HA	2.20	0.42
31:B6:52:VAL:CG2	31:B6:53:LYS:N	2.81	0.42
31:B6:54:ILE:HG12	35:BA:2419:U:O2'	2.19	0.42
32:B7:15:THR:HG22	32:B7:16:HIS:CE1	2.53	0.42
35:BA:1014:U:C2'	35:BA:1015:G:C5'	2.90	0.42
35:BA:1386:C:OP2	35:BA:1396:U:H5	2.01	0.42
35:BA:1416:G:H1'	35:BA:1417:C:C6	2.54	0.42
35:BA:1509(B):A:H2'	35:BA:1510:G:C8	2.54	0.42
35:BA:1666:G:O2'	35:BA:1667:G:H5'	2.19	0.42

*Continued on next page...*

*Continued from previous page...*

Atom-1	Atom-2	Interatomic distance (Å)	Clash overlap (Å)
35:BA:953:A:C2'	35:BA:954:G:H5'	2.49	0.42
37:BC:16:ASP:OD2	37:BC:19:LYS:HB2	2.19	0.42
35:BA:2124:G:O2'	37:BC:41:THR:HB	2.20	0.42
38:BD:72:LYS:HE2	38:BD:101:GLU:OE1	2.19	0.42
38:BD:263:ARG:HB2	38:BD:263:ARG:HH11	1.83	0.42
38:BD:96:HIS:ND1	38:BD:102:LYS:HD3	2.35	0.42
39:BE:7:VAL:HG13	39:BE:27:LEU:HB3	2.01	0.42
40:BF:148:LEU:HD21	40:BF:191:ARG:NH1	2.34	0.42
41:BG:9:ARG:C	41:BG:11:TYR:H	2.21	0.42
43:BI:77:LEU:O	43:BI:141:LYS:CG	2.66	0.42
47:BP:125:VAL:O	47:BP:125:VAL:HG13	2.19	0.42
50:BS:54:LEU:HD11	50:BS:57:LYS:HE3	2.02	0.42
50:BS:89:ARG:CG	50:BS:89:ARG:NH1	2.82	0.42
36:BB:47:C:O2'	50:BS:93:LYS:HG2	2.19	0.42
52:BU:90:VAL:HG12	52:BU:91:ASP:N	2.34	0.42
57:BZ:114:GLY:O	57:BZ:177:PRO:HD3	2.20	0.42
22:AY:63:C:O4'	57:BZ:186:GLU:HA	2.19	0.42
1:CA:1047:G:O2'	1:CA:1048:G:H5'	2.18	0.42
1:CA:1203:C:H2'	1:CA:1204:A:C8	2.55	0.42
1:CA:1222:G:O2'	1:CA:1223:C:H5'	2.20	0.42
1:CA:1308:U:OP2	13:CM:99:ARG:HD2	2.19	0.42
1:CA:1347:G:H22	1:CA:1373:G:H2'	1.80	0.42
1:CA:1492:A:O2'	1:CA:1493:A:OP1	2.36	0.42
1:CA:187:C:H2'	1:CA:188:C:C6	2.54	0.42
1:CA:189(J):G:O2'	1:CA:189(K):U:H5'	2.19	0.42
1:CA:423:G:H2'	1:CA:424:G:O4'	2.20	0.42
1:CA:596:C:H6	1:CA:596:C:O5'	2.01	0.42
1:CA:911:U:O2'	1:CA:912:C:H5'	2.19	0.42
2:CB:58:ILE:CG2	2:CB:222:ILE:HD11	2.48	0.42
3:CC:112:SER:O	3:CC:116:VAL:HG23	2.20	0.42
3:CC:121:ALA:CB	3:CC:187:ALA:HB3	2.49	0.42
3:CC:69:HIS:HD2	3:CC:69:HIS:N	2.15	0.42
4:CD:109:GLY:O	4:CD:111:ALA:N	2.52	0.42
5:CE:36:ASP:O	5:CE:37:ARG:CG	2.67	0.42
5:CE:76:ILE:HG13	5:CE:77:PRO:HD2	2.00	0.42
8:CH:84:ARG:HH11	8:CH:84:ARG:HG2	1.83	0.42
10:CJ:29:ARG:HH11	10:CJ:29:ARG:HG2	1.84	0.42
12:CL:27:LEU:HB2	12:CL:33:ARG:HD2	2.00	0.42
3:CC:29:TYR:OH	14:CN:54:PRO:HD2	2.19	0.42
17:CQ:33:GLY:O	17:CQ:34:LYS:C	2.57	0.42
20:CT:10:LEU:C	20:CT:12:ALA:H	2.23	0.42

*Continued on next page...*



*Continued from previous page...*

Atom-1	Atom-2	Interatomic distance (Å)	Clash overlap (Å)
20:CT:51:GLU:HA	20:CT:54:LYS:HZ2	1.82	0.42
22:CV:10:G:N2	22:CV:27:C:C2	2.85	0.42
23:CW:15:G:H8	23:CW:16:U:C5	2.38	0.42
23:CW:20:G:H3'	23:CW:21:U:C5'	2.40	0.42
23:CW:40:A:OP2	23:CW:40:A:C4'	2.61	0.42
22:CY:11:C:C2	22:CY:12:U:C5	3.08	0.42
25:D0:27:GLU:OE1	35:DA:856:C:O2'	2.31	0.42
31:D6:14:THR:O	31:D6:14:THR:HG23	2.19	0.42
31:D6:5:VAL:HG11	31:D6:7:ILE:HG22	2.00	0.42
35:DA:146:G:H5'	35:DA:146:G:C8	2.53	0.42
35:DA:1495:A:H2'	35:DA:1495:A:N3	2.34	0.42
35:DA:1591:G:O2'	35:DA:1592:C:H5'	2.19	0.42
35:DA:17:G:H4'	52:DU:25:TRP:CZ3	2.54	0.42
35:DA:2065:C:H2'	35:DA:2066:C:C6	2.54	0.42
35:DA:2538:C:O2'	35:DA:2539:C:H5'	2.19	0.42
35:DA:2732:G:H3'	35:DA:2733:A:C5'	2.50	0.42
35:DA:360:G:H2'	35:DA:361:G:O4'	2.19	0.42
35:DA:527:C:C5	35:DA:2779:U:H2'	2.55	0.42
35:DA:704:G:H1'	35:DA:726:G:N2	2.34	0.42
35:DA:861:A:C2	35:DA:917:A:C4	3.07	0.42
35:DA:953:A:HO2'	35:DA:954:G:H5'	1.80	0.42
29:D4:1:MET:N	36:DB:44:G:OP1	2.52	0.42
37:DC:54:ARG:CB	37:DC:57:GLN:HB3	2.50	0.42
38:DD:109:ASP:OD2	38:DD:197:GLY:HA2	2.20	0.42
39:DE:101:ARG:HB2	39:DE:201:THR:CG2	2.48	0.42
40:DF:1:MET:O	40:DF:3:GLU:HG2	2.19	0.42
41:DG:123:ASN:HA	41:DG:125:PHE:HE1	1.84	0.42
41:DG:170:ARG:NH2	41:DG:182:LYS:HE2	2.14	0.42
41:DG:37:VAL:HG23	41:DG:99:MET:SD	2.58	0.42
43:DI:62:LYS:HZ1	43:DI:133:HIS:HB2	1.83	0.42
43:DI:77:LEU:O	43:DI:141:LYS:CG	2.67	0.42
47:DP:101:VAL:HG12	47:DP:107:LYS:N	2.34	0.42
47:DP:48:PRO:O	47:DP:51:PHE:N	2.49	0.42
47:DP:90:ARG:HD2	47:DP:91:PHE:HD1	1.83	0.42
50:DS:12:PHE:CD1	50:DS:12:PHE:N	2.87	0.42
51:DT:6:LEU:O	51:DT:10:VAL:HG23	2.19	0.42
51:DT:30:VAL:HG22	51:DT:84:GLN:HG3	2.01	0.42
53:DV:5:VAL:CG2	53:DV:6:LYS:N	2.83	0.42
56:DY:66:PRO:O	56:DY:67:LEU:CB	2.67	0.42
1:AA:1103:C:C5'	2:AB:98:LEU:HD13	2.50	0.42
1:AA:1126:U:OP2	1:AA:1281:U:O2	2.38	0.42

*Continued on next page...*



*Continued from previous page...*

Atom-1	Atom-2	Interatomic distance (Å)	Clash overlap (Å)
1:AA:677:U:H3	1:AA:714:G:N2	2.18	0.42
1:AA:767:A:H2'	1:AA:768:A:O4'	2.19	0.42
1:AA:960:U:O2	1:AA:960:U:H2'	2.18	0.42
1:AA:998:G:O2'	1:AA:999:C:H5'	2.20	0.42
2:AB:52:GLU:HG2	2:AB:56:ARG:NH1	2.34	0.42
3:AC:107:GLN:O	3:AC:108:ASN:HB2	2.19	0.42
1:AA:1056:U:H4'	3:AC:163:ALA:CB	2.50	0.42
3:AC:188:LEU:HD22	3:AC:188:LEU:N	2.35	0.42
4:AD:64:LEU:HB2	4:AD:198:VAL:HG11	2.02	0.42
6:AF:10:LEU:CD1	6:AF:10:LEU:N	2.81	0.42
5:AE:93:PRO:HG2	8:AH:105:ARG:HH21	1.85	0.42
8:AH:25:ASP:O	8:AH:26:VAL:HB	2.19	0.42
8:AH:82:HIS:HB3	8:AH:138:TRP:CE2	2.55	0.42
14:AN:23:ARG:HD2	14:AN:28:GLY:C	2.40	0.42
15:AO:18:PHE:O	15:AO:20:GLY:N	2.52	0.42
22:AV:43:G:H2'	22:AV:44:A:O4'	2.20	0.42
29:B4:33:VAL:HG21	41:BG:109:VAL:HG13	2.02	0.42
33:B8:33:ASN:H	33:B8:33:ASN:HD22	1.65	0.42
35:BA:128:C:H2'	35:BA:129:C:C6	2.54	0.42
35:BA:2192:G:C3'	35:BA:2193:G:H5''	2.49	0.42
35:BA:2698:U:H2'	35:BA:2699:C:C6	2.54	0.42
35:BA:271(X):G:O2'	35:BA:271(Y):U:H5''	2.18	0.42
35:BA:848:G:H5'	35:BA:848:G:C8	2.55	0.42
36:BB:40:U:C3'	36:BB:41:U:H5''	2.46	0.42
36:BB:55:U:H2'	36:BB:56:G:C8	2.55	0.42
38:BD:77:ALA:HB2	38:BD:97:TYR:CG	2.54	0.42
39:BE:111:ARG:HD2	39:BE:160:TYR:CE2	2.55	0.42
40:BF:175:THR:O	40:BF:176:LEU:HB2	2.19	0.42
40:BF:32:LEU:O	40:BF:32:LEU:HD23	2.20	0.42
41:BG:100:TRP:O	41:BG:104:GLU:N	2.45	0.42
42:BH:119:GLU:CG	42:BH:120:GLY:N	2.82	0.42
42:BH:86:GLU:HB2	42:BH:131:VAL:O	2.18	0.42
44:BJ:71:UNK:O	44:BJ:72:UNK:O	2.38	0.42
45:BN:23:LEU:O	45:BN:23:LEU:HD23	2.19	0.42
45:BN:61:ARG:HA	45:BN:61:ARG:HD3	1.78	0.42
46:BO:104:ARG:HB3	46:BO:104:ARG:NH1	2.35	0.42
46:BO:91:LEU:N	46:BO:91:LEU:HD22	2.34	0.42
35:BA:1009:A:C5'	52:BU:59:ARG:HD3	2.49	0.42
53:BV:19:LYS:HG3	53:BV:20:LEU:O	2.19	0.42
35:BA:1162:G:H1'	53:BV:23:GLU:OE1	2.19	0.42
55:BX:48:LYS:O	55:BX:49:VAL:HG13	2.20	0.42

*Continued on next page...*

*Continued from previous page...*

Atom-1	Atom-2	Interatomic distance (Å)	Clash overlap (Å)
1:CA:1005:A:C2'	1:CA:1006:C:H5'	2.48	0.42
1:CA:1030(B):C:C2'	1:CA:1030(C):G:H5'	2.50	0.42
1:CA:63:C:N4	1:CA:104:G:H1	2.14	0.42
1:CA:1068:G:OP2	1:CA:1068:G:H8	2.02	0.42
1:CA:1310:G:O2'	1:CA:1311:G:H5'	2.20	0.42
1:CA:1480:G:C5	1:CA:1481:U:C5	3.08	0.42
1:CA:1496:C:H2'	1:CA:1497:G:O4'	2.19	0.42
1:CA:185:A:O2'	1:CA:186:C:H5'	2.20	0.42
1:CA:189(C):C:O2'	1:CA:189(D):C:H5'	2.19	0.42
1:CA:472:A:H4'	16:CP:80:PHE:O	2.19	0.42
1:CA:583:A:H2'	1:CA:584:G:O4'	2.19	0.42
1:CA:975:A:H5'	1:CA:975:A:C8	2.53	0.42
1:CA:975:A:H61	10:CJ:48:THR:HG21	1.84	0.42
3:CC:143:GLU:C	3:CC:145:GLY:H	2.23	0.42
1:CA:1059:C:P	3:CC:199:LYS:NZ	2.92	0.42
12:CL:45:PRO:HG3	12:CL:53:ARG:NE	2.34	0.42
16:CP:64:ALA:O	16:CP:65:GLN:C	2.57	0.42
22:CV:19:G:O2'	22:CV:59:G:N2	2.53	0.42
23:CW:29:A:OP2	23:CW:29:A:H8	2.03	0.42
23:CW:57:U:C2	23:CW:59:G:N7	2.87	0.42
23:CW:70:G:C6	23:CW:71:G:C5	3.08	0.42
22:CY:4:C:O2'	22:CY:5:C:P	2.78	0.42
22:CY:75:A:O2'	22:CY:76:C:H5'	2.19	0.42
25:D0:41:ARG:O	25:D0:57:PHE:CD2	2.72	0.42
26:D1:95:LEU:HD12	26:D1:95:LEU:HA	1.85	0.42
27:D2:13:ALA:HA	27:D2:16:LEU:HG	2.01	0.42
28:D3:7:LYS:C	28:D3:54:VAL:HG13	2.39	0.42
29:D4:43:TYR:CD2	29:D4:44:THR:HG23	2.53	0.42
29:D4:55:ARG:O	29:D4:55:ARG:NE	2.53	0.42
30:D5:51:TYR:H	30:D5:55:ARG:HD3	1.85	0.42
35:DA:1133:U:H2'	35:DA:1137:G:OP1	2.19	0.42
35:DA:1656:C:O2'	35:DA:1657:C:H5'	2.18	0.42
35:DA:1771:C:C1'	35:DA:1786:A:H8	2.31	0.42
30:D5:3:LYS:CD	35:DA:2613:U:H2'	2.50	0.42
35:DA:307:G:H21	35:DA:330:A:H62	1.68	0.42
36:DB:92:C:O2'	36:DB:93:G:H5'	2.19	0.42
37:DC:51:ASP:H	37:DC:57:GLN:HE21	1.68	0.42
38:DD:8:PRO:C	38:DD:10:THR:H	2.23	0.42
38:DD:110:GLY:O	38:DD:112:GLN:HG2	2.19	0.42
38:DD:67:PHE:CE2	38:DD:157:ARG:CZ	3.02	0.42
38:DD:80:ALA:HB3	38:DD:94:LEU:HD13	2.02	0.42

*Continued on next page...*

*Continued from previous page...*

Atom-1	Atom-2	Interatomic distance (Å)	Clash overlap (Å)
39:DE:120:TRP:CD2	39:DE:155:LYS:HD3	2.55	0.42
39:DE:134:ILE:HD12	39:DE:134:ILE:O	2.19	0.42
40:DF:154:VAL:HG22	40:DF:191:ARG:HB2	2.02	0.42
42:DH:139:GLN:O	42:DH:143:GLN:HB2	2.19	0.42
42:DH:7:LEU:CD2	42:DH:65:HIS:NE2	2.82	0.42
43:DI:77:LEU:O	43:DI:141:LYS:HG2	2.18	0.42
45:DN:56:ASN:HB2	45:DN:126:PRO:N	2.35	0.42
45:DN:23:LEU:HB2	45:DN:60:ILE:HG21	2.01	0.42
45:DN:5:VAL:HG13	45:DN:5:VAL:O	2.19	0.42
46:DO:80:ASP:OD2	51:DT:64:ARG:NH2	2.53	0.42
47:DP:7:ARG:N	47:DP:8:PRO:HD2	2.35	0.42
51:DT:127:ALA:C	51:DT:129:ARG:N	2.73	0.42
51:DT:14:TYR:N	51:DT:14:TYR:CD1	2.87	0.42
51:DT:57:PHE:O	51:DT:59:THR:HG22	2.20	0.42
52:DU:112:ARG:NH2	53:DV:46:VAL:HG11	2.34	0.42
52:DU:91:ASP:O	52:DU:92:ARG:C	2.57	0.42
56:DY:55:TYR:O	56:DY:56:PRO:C	2.58	0.42
57:DZ:112:ARG:O	57:DZ:112:ARG:CD	2.54	0.42
1:AA:1227:A:OP2	13:AM:111:LYS:HE3	2.19	0.42
1:AA:1288:A:O4'	1:AA:1353:G:H4'	2.20	0.42
1:AA:18:C:H4'	1:AA:1078:U:O2	2.18	0.42
1:AA:295:C:H2'	1:AA:296:U:C6	2.55	0.42
1:AA:338:A:C6	1:AA:339:C:C4	3.07	0.42
1:AA:656:C:H2'	1:AA:657:G:H8	1.84	0.42
1:AA:933:G:O6	7:AG:3:ARG:NH2	2.53	0.42
2:AB:70:PHE:CD2	2:AB:163:PHE:HB3	2.55	0.42
2:AB:173:ALA:O	2:AB:176:GLU:N	2.53	0.42
2:AB:198:ASP:OD1	2:AB:198:ASP:N	2.51	0.42
2:AB:44:LEU:O	2:AB:47:THR:HB	2.19	0.42
2:AB:84:GLU:HA	2:AB:87:ARG:HB3	2.02	0.42
2:AB:93:VAL:HG11	2:AB:97:TRP:HD1	1.85	0.42
3:AC:61:ALA:O	3:AC:62:ASP:HB2	2.19	0.42
4:AD:149:ALA:HB3	4:AD:152:SER:OG	2.19	0.42
4:AD:6:GLY:O	4:AD:7:PRO:C	2.58	0.42
5:AE:62:ALA:C	5:AE:64:ARG:H	2.23	0.42
5:AE:71:LEU:HD22	5:AE:114:GLY:O	2.19	0.42
6:AF:61:LEU:O	6:AF:62:TRP:HB2	2.20	0.42
9:AI:48:GLU:OE2	9:AI:51:ARG:HB2	2.19	0.42
10:AJ:49:VAL:CG2	10:AJ:50:ILE:N	2.83	0.42
3:AC:30:ARG:HD2	14:AN:38:GLY:HA3	2.01	0.42
15:AO:70:LEU:HD23	15:AO:70:LEU:O	2.20	0.42

*Continued on next page...*

*Continued from previous page...*

Atom-1	Atom-2	Interatomic distance (Å)	Clash overlap (Å)
6:AF:97:PHE:HD2	18:AR:31:LEU:HD21	1.84	0.42
23:AW:19:G:C4	23:AW:59:G:C2	3.08	0.42
23:AW:68:A:C4	23:AW:69:G:C8	3.02	0.42
22:AY:3:G:N2	22:AY:73:C:C2	2.87	0.42
29:B4:55:ARG:O	29:B4:55:ARG:NE	2.52	0.42
31:B6:7:ILE:CG1	31:B6:29:ASN:HD21	2.28	0.42
33:B8:39:LYS:O	33:B8:43:GLN:HG3	2.19	0.42
35:BA:1885:A:C8	35:BA:1885:A:H5'	2.50	0.42
35:BA:2723:C:O3'	49:BR:2:ARG:NH2	2.53	0.42
35:BA:970:C:H2'	35:BA:971:C:C6	2.54	0.42
36:BB:73:A:H2'	36:BB:74:U:H5'	2.01	0.42
38:BD:62:TYR:HA	38:BD:87:ASN:HD21	1.84	0.42
39:BE:4:ILE:HG12	39:BE:5:LEU:N	2.34	0.42
35:BA:2787:C:H1'	39:BE:61:ARG:HG3	2.02	0.42
40:BF:110:LEU:HD13	40:BF:206:ILE:HD11	2.01	0.42
41:BG:146:TYR:O	41:BG:148:MET:N	2.52	0.42
42:BH:114:VAL:O	42:BH:114:VAL:HG23	2.20	0.42
42:BH:158:HIS:CE1	42:BH:168:PRO:HB2	2.55	0.42
45:BN:33:LEU:O	45:BN:35:ARG:O	2.38	0.42
46:BO:14:THR:HG22	46:BO:95:GLY:N	2.35	0.42
46:BO:37:ASP:O	46:BO:61:VAL:HA	2.20	0.42
51:BT:30:VAL:HG22	51:BT:84:GLN:O	2.18	0.42
45:BN:1:MET:H1	53:BV:20:LEU:HD22	1.85	0.42
53:BV:60:GLU:O	53:BV:62:LEU:HD22	2.18	0.42
54:BW:3:ALA:CB	54:BW:58:ALA:HB2	2.50	0.42
56:BY:13:VAL:HG11	56:BY:28:LYS:HD3	2.01	0.42
56:BY:97:ARG:C	56:BY:99:CYS:H	2.23	0.42
57:BZ:48:PHE:HA	57:BZ:51:ALA:HB3	2.02	0.42
48:BQ:130:LYS:HZ2	57:BZ:80:ARG:NH1	2.16	0.42
57:BZ:85:HIS:HD1	57:BZ:86:VAL:N	2.18	0.42
1:CA:1019:C:H2'	1:CA:1020:U:O4'	2.19	0.42
1:CA:1032:G:H2'	1:CA:1033:G:C8	2.55	0.42
1:CA:1165:C:H2'	1:CA:1166:G:H8	1.85	0.42
1:CA:1376:U:H2'	1:CA:1377:A:C8	2.54	0.42
1:CA:1423:G:H5'	46:DO:49:ARG:HH22	1.83	0.42
1:CA:1490:C:H2'	1:CA:1491:G:H8	1.84	0.42
1:CA:221:C:H2'	1:CA:222:U:C6	2.54	0.42
1:CA:41:G:H2'	1:CA:42:G:H8	1.84	0.42
1:CA:443:C:H2'	1:CA:444:C:H6	1.84	0.42
1:CA:622:A:C8	1:CA:623:C:C5	3.08	0.42
1:CA:984:C:H2'	1:CA:985:C:H6	1.82	0.42

*Continued on next page...*

*Continued from previous page...*

Atom-1	Atom-2	Interatomic distance (Å)	Clash overlap (Å)
2:CB:103:THR:HG23	2:CB:176:GLU:OE1	2.19	0.42
3:CC:35:GLU:OE2	3:CC:97:LYS:HD2	2.19	0.42
7:CG:41:ARG:HG3	7:CG:41:ARG:HH11	1.84	0.42
8:CH:64:LYS:HD2	8:CH:79:VAL:HG21	2.01	0.42
9:CI:112:LYS:C	9:CI:112:LYS:HD3	2.40	0.42
1:CA:37:U:OP2	12:CL:123:LYS:HD3	2.20	0.42
13:CM:60:VAL:HG13	13:CM:64:TRP:HE1	1.85	0.42
16:CP:14:ASN:N	16:CP:15:PRO:CD	2.81	0.42
16:CP:4:ILE:HD13	16:CP:64:ALA:O	2.19	0.42
16:CP:68:ASP:O	16:CP:70:ALA:N	2.52	0.42
23:CW:69:G:N2	23:CW:70:G:H1'	2.34	0.42
25:D0:51:VAL:HG21	25:D0:79:VAL:O	2.19	0.42
28:D3:54:VAL:HG12	28:D3:55:ARG:N	2.34	0.42
29:D4:2:LYS:NZ	36:DB:44:G:C5	2.87	0.42
29:D4:43:TYR:O	29:D4:44:THR:O	2.37	0.42
31:D6:39:TYR:O	31:D6:46:HIS:HA	2.19	0.42
35:DA:1242:A:C2	47:DP:8:PRO:HG3	2.54	0.42
35:DA:1270:C:H5''	35:DA:1271:G:C5'	2.49	0.42
35:DA:1336:A:O2'	35:DA:1337:G:H5'	2.20	0.42
35:DA:1412:A:H2'	35:DA:1413:G:C8	2.54	0.42
30:D5:6:VAL:HG11	35:DA:2016:U:O4'	2.20	0.42
35:DA:2230:G:H2'	35:DA:2231:C:H6	1.84	0.42
35:DA:29:U:O5'	35:DA:29:U:H6	2.02	0.42
35:DA:394:A:C2'	35:DA:395:U:H5'	2.50	0.42
35:DA:558:G:O2'	35:DA:559:G:H5'	2.20	0.42
35:DA:71:A:C2	55:DX:31:HIS:CE1	3.07	0.42
35:DA:755:C:H2'	35:DA:756:C:H6	1.84	0.42
35:DA:946:G:O2'	35:DA:947:G:H5'	2.19	0.42
36:DB:16:G:O2'	36:DB:17:C:H5'	2.19	0.42
37:DC:202:PRO:HB2	37:DC:205:ALA:HB2	2.02	0.42
38:DD:25:THR:CG2	38:DD:26:LYS:N	2.83	0.42
38:DD:72:LYS:HE2	38:DD:101:GLU:OE1	2.19	0.42
39:DE:7:VAL:HG13	39:DE:27:LEU:HB3	2.01	0.42
39:DE:89:ASP:O	39:DE:90:THR:C	2.57	0.42
41:DG:151:ALA:HB3	41:DG:153:ARG:HH21	1.85	0.42
41:DG:21:ARG:HG2	41:DG:21:ARG:O	2.19	0.42
42:DH:26:VAL:HG21	42:DH:75:ALA:CB	2.49	0.42
43:DI:5:LEU:HD11	43:DI:19:VAL:CG1	2.49	0.42
44:DJ:39:UNK:HA	44:DJ:43:UNK:CB	2.49	0.42
22:CY:55:G:C5'	48:DQ:56:ARG:HH22	2.23	0.42
49:DR:28:LEU:HD12	49:DR:48:VAL:HG21	2.02	0.42

*Continued on next page...*

*Continued from previous page...*

Atom-1	Atom-2	Interatomic distance (Å)	Clash overlap (Å)
50:DS:89:ARG:O	50:DS:90:GLY:O	2.38	0.42
50:DS:93:LYS:O	50:DS:94:TYR:C	2.56	0.42
51:DT:34:VAL:HG22	51:DT:39:ARG:HA	2.02	0.42
53:DV:21:ARG:CD	53:DV:21:ARG:N	2.78	0.42
55:DX:55:ASN:O	55:DX:79:ALA:HA	2.19	0.42
57:DZ:108:PRO:HG2	57:DZ:111:VAL:H	1.84	0.42
57:DZ:57:ILE:HG22	57:DZ:59:LEU:HD23	2.01	0.42
1:AA:1055:A:C8	1:AA:1055:A:OP1	2.72	0.42
1:AA:1129:C:H5''	1:AA:1139:G:C6	2.55	0.42
1:AA:68:G:O4'	1:AA:171:A:H1'	2.20	0.42
1:AA:189(K):U:H2'	1:AA:189(L):G:H8	1.85	0.42
1:AA:217:C:O2'	1:AA:218:C:H5'	2.20	0.42
2:AB:134:GLU:O	2:AB:138:LEU:HB2	2.20	0.42
2:AB:95:GLN:HE21	2:AB:147:LYS:HG2	1.85	0.42
2:AB:97:TRP:HH2	2:AB:176:GLU:CD	2.23	0.42
3:AC:173:VAL:N	3:AC:174:PRO:HD3	2.34	0.42
4:AD:131:ARG:HD3	4:AD:131:ARG:H	1.83	0.42
6:AF:7:ASN:O	6:AF:8:ILE:CG1	2.68	0.42
7:AG:54:THR:C	7:AG:56:GLN:H	2.23	0.42
8:AH:30:ARG:CB	8:AH:30:ARG:NH1	2.83	0.42
13:AM:89:GLY:O	13:AM:92:HIS:N	2.50	0.42
16:AP:43:LYS:C	16:AP:45:THR:N	2.70	0.42
16:AP:58:TYR:C	16:AP:58:TYR:CD1	2.93	0.42
22:AV:6:C:C4	22:AV:70:G:N1	2.88	0.42
23:AW:15:G:C8	23:AW:16:U:C5	3.08	0.42
22:AY:3:G:OP2	22:AY:3:G:H8	2.02	0.42
22:AY:11:C:H42	22:AY:47:G:H22	1.68	0.42
31:B6:37:ARG:NH1	31:B6:39:TYR:CE2	2.87	0.42
31:B6:53:LYS:HA	31:B6:53:LYS:HD2	1.81	0.42
32:B7:25:PRO:HA	32:B7:28:ARG:CZ	2.50	0.42
35:BA:1030:G:OP2	48:BQ:128:LYS:NZ	2.53	0.42
35:BA:1204:A:H2	35:BA:1241:A:N1	2.17	0.42
35:BA:1231:G:H2'	35:BA:1232:G:C8	2.54	0.42
35:BA:1771:C:C1'	35:BA:1786:A:H8	2.33	0.42
35:BA:1775:U:C2'	35:BA:1776:G:H5'	2.50	0.42
35:BA:2027:G:O2'	35:BA:2028:U:H5'	2.20	0.42
35:BA:2531:A:H2	35:BA:2658:C:O2	2.01	0.42
35:BA:271(A):A:H1'	35:BA:365:C:O4'	2.19	0.42
35:BA:626:U:H5'	35:BA:627:A:H5'	2.02	0.42
35:BA:845:G:C8	35:BA:845:G:OP2	2.67	0.42
36:BB:83:G:C2'	36:BB:84:C:H5'	2.50	0.42

*Continued on next page...*

*Continued from previous page...*

Atom-1	Atom-2	Interatomic distance (Å)	Clash overlap (Å)
37:BC:211:ARG:HG3	37:BC:211:ARG:HH11	1.84	0.42
35:BA:2124:G:N3	37:BC:218:THR:HG23	2.34	0.42
38:BD:108:PRO:HG2	38:BD:111:LEU:HD23	2.00	0.42
39:BE:102:VAL:HB	39:BE:199:ARG:O	2.19	0.42
39:BE:9:VAL:CG2	39:BE:25:VAL:HB	2.44	0.42
40:BF:179:GLU:OE1	40:BF:179:GLU:N	2.52	0.42
41:BG:162:THR:O	41:BG:163:ALA:C	2.58	0.42
41:BG:5:VAL:HG12	41:BG:104:GLU:OE2	2.19	0.42
42:BH:43:VAL:CG1	42:BH:52:VAL:HG22	2.28	0.42
47:BP:59:LEU:CB	47:BP:61:ARG:NH1	2.82	0.42
48:BQ:17:LEU:HD22	48:BQ:96:VAL:HG13	2.00	0.42
50:BS:61:ASN:HB3	50:BS:64:GLU:HB2	2.01	0.42
51:BT:34:VAL:HG22	51:BT:39:ARG:HA	2.01	0.42
55:BX:18:TYR:C	55:BX:20:GLY:N	2.73	0.42
57:BZ:7:ALA:C	57:BZ:8:TYR:CD1	2.93	0.42
1:CA:1113:C:H2'	1:CA:1114:C:C6	2.54	0.42
1:CA:1170:A:H2'	1:CA:1171:G:O4'	2.20	0.42
1:CA:1057:G:C5	1:CA:1204:A:C2	3.07	0.42
1:CA:1442:G:C6	1:CA:1442(B):A:H2	2.38	0.42
1:CA:457:C:N4	1:CA:475:G:H1	2.17	0.42
1:CA:607:A:O2'	1:CA:608:A:H5'	2.20	0.42
1:CA:818:G:H3'	1:CA:819:A:C5'	2.50	0.42
1:CA:854:G:H3'	1:CA:871:U:O4	2.19	0.42
1:CA:912:C:O2'	1:CA:913:A:H5'	2.18	0.42
2:CB:121:LEU:HD23	2:CB:124:SER:HB3	2.01	0.42
2:CB:163:PHE:HA	2:CB:185:ILE:O	2.20	0.42
2:CB:47:THR:HA	2:CB:202:PRO:CG	2.49	0.42
2:CB:51:LEU:O	2:CB:55:PHE:HD2	2.02	0.42
4:CD:13:ARG:HD2	4:CD:38:TYR:O	2.20	0.42
8:CH:31:PHE:O	8:CH:34:GLU:HB2	2.18	0.42
8:CH:20:TYR:HD1	8:CH:65:TYR:CD2	2.38	0.42
13:CM:68:GLY:CA	13:CM:71:ARG:HB3	2.50	0.42
17:CQ:60:ILE:O	17:CQ:61:GLU:C	2.57	0.42
19:CS:32:LYS:HA	19:CS:50:ALA:HB3	2.00	0.42
20:CT:10:LEU:HD12	20:CT:11:SER:N	2.33	0.42
20:CT:10:LEU:O	20:CT:13:LEU:HD13	2.19	0.42
22:CV:69:G:H2'	22:CV:70:G:C8	2.55	0.42
23:CW:26:G:C2'	23:CW:27:C:C6	2.99	0.42
23:CW:44:A:C2	23:CW:45:U:N1	2.87	0.42
23:CW:51:G:C2'	23:CW:52:C:H5'	2.49	0.42
23:CW:66:G:H2'	23:CW:67:C:O4'	2.19	0.42

*Continued on next page...*



*Continued from previous page...*

Atom-1	Atom-2	Interatomic distance (Å)	Clash overlap (Å)
22:CY:70:G:C6	22:CY:71:G:C5	3.07	0.42
27:D2:28:LYS:HB3	27:D2:57:ILE:CD1	2.47	0.42
35:DA:1053:C:O2	35:DA:1053:C:H2'	2.20	0.42
35:DA:1719:G:C6	35:DA:1720:U:C4	3.08	0.42
35:DA:2033:A:O2'	35:DA:2034:U:O5'	2.36	0.42
35:DA:2166:G:H2'	35:DA:2167:U:C6	2.55	0.42
35:DA:2360:A:O2'	35:DA:2361:A:C5'	2.67	0.42
35:DA:2584:U:H2'	35:DA:2585:U:H2'	2.01	0.42
35:DA:2584:U:O5'	35:DA:2584:U:O2	2.37	0.42
35:DA:2747:G:H4'	42:DH:67:LEU:HD12	2.01	0.42
35:DA:2796:U:H3'	35:DA:2799:C:C5'	2.50	0.42
35:DA:769:G:O2'	35:DA:770:G:H5'	2.20	0.42
29:D4:2:LYS:HG2	36:DB:44:G:OP2	2.20	0.42
36:DB:87:G:H3'	36:DB:88:C:H5''	2.00	0.42
37:DC:34:ALA:CA	37:DC:40:GLU:HG3	2.50	0.42
38:DD:120:GLY:O	38:DD:131:LEU:HB3	2.19	0.42
39:DE:144:ARG:HB3	39:DE:145:LYS:H	1.51	0.42
39:DE:151:TYR:O	39:DE:154:LYS:HB2	2.20	0.42
41:DG:12:TYR:O	41:DG:16:ARG:HB2	2.19	0.42
41:DG:63:ILE:HG22	41:DG:143:GLU:HG2	2.01	0.42
46:DO:91:LEU:N	46:DO:91:LEU:HD22	2.35	0.42
48:DQ:32:TYR:CE1	48:DQ:133:ARG:NH1	2.87	0.42
48:DQ:134:ARG:HG3	48:DQ:134:ARG:HH11	1.84	0.42
48:DQ:63:LYS:HE3	48:DQ:65:PHE:HE1	1.84	0.42
50:DS:86:ALA:HA	50:DS:106:ARG:HG2	2.01	0.42
50:DS:89:ARG:CB	50:DS:92:TYR:HB3	2.49	0.42
52:DU:98:LEU:C	52:DU:100:VAL:N	2.71	0.42
52:DU:66:ASN:HB2	52:DU:76:TYR:HB2	2.01	0.42
54:DW:29:LEU:O	54:DW:33:ARG:HG3	2.18	0.42
57:DZ:149:SER:HB3	57:DZ:173:ALA:HA	2.02	0.42
57:DZ:39:VAL:HG23	57:DZ:40:ASP:H	1.84	0.42
1:AA:1028:C:C2'	1:AA:1029:C:H5'	2.50	0.42
1:AA:1005:A:H5'	1:AA:1037:C:O2	2.20	0.42
1:AA:104:G:C2	1:AA:105:G:C5	3.08	0.42
1:AA:1052:U:O2'	1:AA:1055:A:OP2	2.33	0.42
1:AA:1229:A:H2'	1:AA:1230:C:C6	2.55	0.42
1:AA:1434:A:H8	1:AA:1434:A:O5'	2.03	0.42
1:AA:794:A:H4'	1:AA:1521:G:O2'	2.20	0.42
1:AA:184:G:C4'	1:AA:224:C:H4'	2.49	0.42
1:AA:62:U:H5''	1:AA:385:C:O2'	2.19	0.42
1:AA:895:G:H2'	1:AA:896:C:C6	2.54	0.42

*Continued on next page...*

*Continued from previous page...*

Atom-1	Atom-2	Interatomic distance (Å)	Clash overlap (Å)
2:AB:185:ILE:HB	2:AB:199:TYR:O	2.19	0.42
3:AC:121:ALA:CB	3:AC:187:ALA:HB3	2.49	0.42
3:AC:16:ARG:CZ	3:AC:16:ARG:HB2	2.49	0.42
3:AC:17:ASP:O	3:AC:18:TRP:C	2.57	0.42
4:AD:4:TYR:O	4:AD:5:ILE:CB	2.67	0.42
5:AE:78:HIS:HE1	5:AE:143:ARG:H	1.67	0.42
7:AG:20:ASP:CB	7:AG:23:VAL:HG23	2.41	0.42
10:AJ:50:ILE:HD11	14:AN:41:ARG:HD3	2.02	0.42
11:AK:79:SER:HB2	11:AK:106:LYS:HG3	2.02	0.42
12:AL:90:VAL:C	12:AL:92:ASP:N	2.67	0.42
13:AM:3:ARG:HH22	41:BG:113:ARG:HB2	1.84	0.42
17:AQ:92:ARG:O	17:AQ:95:TYR:CD2	2.72	0.42
18:AR:85:LEU:CD2	18:AR:88:LYS:HG2	2.49	0.42
19:AS:62:ILE:HD12	19:AS:66:MET:HE1	2.00	0.42
20:AT:38:LYS:HA	20:AT:41:ILE:CG1	2.50	0.42
22:AV:4:C:C6	22:AV:5:C:C5	3.07	0.42
23:AW:19:G:C2	23:AW:59:G:C4	3.07	0.42
24:AX:15:A:H5'	24:AX:16:A:OP1	2.20	0.42
22:AY:11:C:N1	22:AY:12:U:C5	2.88	0.42
22:AY:69:G:C6	22:AY:70:G:C6	3.08	0.42
22:AY:8:U:C2	22:AY:15:G:O6	2.72	0.42
26:B1:49:VAL:HB	26:B1:60:PHE:HB2	2.02	0.42
29:B4:6:HIS:O	29:B4:8:LYS:N	2.51	0.42
31:B6:14:THR:CG2	31:B6:52:VAL:HG11	2.50	0.42
31:B6:7:ILE:CG1	31:B6:29:ASN:ND2	2.82	0.42
35:BA:1112:G:O2'	35:BA:1113:U:O4'	2.37	0.42
35:BA:2809:A:H62	35:BA:2891:G:H2'	1.85	0.42
35:BA:39:C:O2	40:BF:46:ARG:NH2	2.49	0.42
35:BA:27:G:N2	35:BA:512:G:H2'	2.34	0.42
35:BA:833:U:O2	47:BP:55:ARG:NH2	2.53	0.42
35:BA:848:G:N3	35:BA:933:A:H1'	2.34	0.42
36:BB:87:G:H3'	36:BB:88:C:H5''	2.01	0.42
37:BC:45:HIS:CE1	37:BC:173:HIS:HD1	2.38	0.42
37:BC:185:LYS:HA	37:BC:188:ASP:OD2	2.20	0.42
38:BD:166:GLN:NE2	38:BD:166:GLN:CA	2.82	0.42
38:BD:142:VAL:HG21	38:BD:191:ALA:CB	2.48	0.42
38:BD:197:GLY:O	38:BD:198:ASN:CB	2.68	0.42
38:BD:215:LEU:HD12	38:BD:217:ARG:HH21	1.85	0.42
38:BD:218:ARG:HB3	38:BD:219:PRO:HD2	2.01	0.42
35:BA:1826:G:C4'	38:BD:242:ARG:HH21	2.24	0.42
38:BD:65:ILE:HD13	38:BD:65:ILE:H	1.84	0.42

*Continued on next page...*

*Continued from previous page...*

Atom-1	Atom-2	Interatomic distance (Å)	Clash overlap (Å)
39:BE:37:ARG:HD2	39:BE:42:ASP:CG	2.40	0.42
40:BF:88:VAL:HG23	40:BF:89:VAL:N	2.34	0.42
42:BH:89:ILE:HD12	42:BH:89:ILE:C	2.40	0.42
43:BI:114:LEU:HD23	43:BI:130:TYR:CE1	2.54	0.42
45:BN:112:LEU:O	45:BN:115:ARG:HB3	2.18	0.42
47:BP:71:VAL:O	47:BP:72:PRO:C	2.58	0.42
48:BQ:27:VAL:O	48:BQ:28:ALA:HB3	2.20	0.42
51:BT:88:ILE:CG2	51:BT:89:VAL:H	2.29	0.42
52:BU:92:ARG:HD3	52:BU:95:LEU:HD12	2.02	0.42
30:B5:25:LEU:HD11	54:BW:41:LYS:HE3	2.01	0.42
54:BW:36:LEU:CD1	54:BW:48:ALA:HA	2.50	0.42
54:BW:61:ASN:N	54:BW:61:ASN:HD22	2.17	0.42
55:BX:54:VAL:HG22	55:BX:81:VAL:HG12	2.02	0.42
56:BY:81:LYS:CD	56:BY:96:ILE:HG22	2.46	0.42
48:BQ:134:ARG:NH2	57:BZ:122:ARG:HD2	2.35	0.42
57:BZ:150:LEU:HD23	57:BZ:150:LEU:H	1.85	0.42
1:CA:1231:G:O3'	9:CI:126:SER:OG	2.35	0.42
1:CA:1308:U:OP1	13:CM:98:VAL:N	2.53	0.42
1:CA:1382:C:H2'	1:CA:1383:C:H6	1.85	0.42
1:CA:1466:C:C2'	1:CA:1467:G:H5'	2.50	0.42
1:CA:1494:G:H21	35:DA:1912:A:H1'	1.84	0.42
1:CA:226:G:O2'	1:CA:227:G:H5'	2.19	0.42
1:CA:160:A:C1'	1:CA:344:A:C5	3.01	0.42
1:CA:522:C:O2'	1:CA:523:A:H5'	2.20	0.42
3:CC:20:SER:HB2	3:CC:40:ARG:HH21	1.81	0.42
3:CC:57:ILE:HG22	3:CC:58:GLU:N	2.33	0.42
4:CD:152:SER:C	4:CD:155:LEU:HG	2.40	0.42
5:CE:150:ARG:NH1	5:CE:150:ARG:CB	2.82	0.42
5:CE:20:GLN:O	5:CE:21:ALA:C	2.57	0.42
6:CF:86:ARG:O	6:CF:87:ARG:HG2	2.20	0.42
7:CG:54:THR:O	7:CG:54:THR:HG23	2.19	0.42
12:CL:101:VAL:HG12	12:CL:104:VAL:CG2	2.50	0.42
13:CM:40:ASN:ND2	13:CM:42:ALA:HB3	2.30	0.42
17:CQ:62:SER:OG	17:CQ:72:ARG:HG3	2.20	0.42
19:CS:19:VAL:O	19:CS:23:ASN:ND2	2.52	0.42
22:CV:70:G:N3	22:CV:71:G:C8	2.88	0.42
23:CW:20:G:C5	23:CW:59:G:C2	3.07	0.42
23:CW:54:G:C2	23:CW:55:G:C8	3.08	0.42
22:CY:4:C:N3	22:CY:72:C:H5	2.18	0.42
30:D5:34:PRO:O	30:D5:35:GLU:HG2	2.20	0.42
30:D5:35:GLU:O	30:D5:36:CYS:HB3	2.20	0.42

*Continued on next page...*

*Continued from previous page...*

Atom-1	Atom-2	Interatomic distance (Å)	Clash overlap (Å)
30:D5:47:PRO:O	30:D5:49:CYS:N	2.49	0.42
35:DA:1469:A:H2'	35:DA:1470:G:O4'	2.20	0.42
35:DA:1532:C:H2'	35:DA:1533:G:C5'	2.50	0.42
35:DA:1879:C:H2'	35:DA:1880:C:O4'	2.19	0.42
35:DA:1884:A:C2'	35:DA:1885:A:C5'	2.82	0.42
33:D8:41:ILE:HD13	35:DA:2419:U:OP1	2.20	0.42
35:DA:251:A:C5	35:DA:252:G:H1'	2.55	0.42
35:DA:8:A:H2	35:DA:2896:C:O2	2.03	0.42
35:DA:314:A:H2'	35:DA:315:G:H8	1.85	0.42
35:DA:404:C:C3'	35:DA:405:U:H5'	2.48	0.42
35:DA:814:C:O2'	35:DA:815:C:H5'	2.19	0.42
35:DA:948:G:OP1	35:DA:962:G:OP1	2.38	0.42
36:DB:7:G:H21	50:DS:38:GLN:HE22	1.68	0.42
37:DC:53:ARG:HD3	37:DC:53:ARG:N	2.24	0.42
38:DD:16:MET:HB2	38:DD:207:GLY:HA3	2.01	0.42
38:DD:18:VAL:HG12	38:DD:19:ALA:O	2.19	0.42
35:DA:773:U:H4'	38:DD:47:GLY:CA	2.50	0.42
39:DE:111:ARG:HG2	49:DR:2:ARG:NH1	2.35	0.42
40:DF:21:ALA:O	40:DF:23:ASP:N	2.52	0.42
41:DG:67:LYS:O	41:DG:67:LYS:HD2	2.19	0.42
42:DH:159:GLU:O	42:DH:160:LYS:O	2.38	0.42
42:DH:170:ARG:H	42:DH:170:ARG:CD	2.29	0.42
43:DI:101:LEU:HG	43:DI:107:VAL:HG11	2.02	0.42
50:DS:49:VAL:CG2	50:DS:80:LEU:HD12	2.50	0.42
51:DT:23:ARG:HG2	51:DT:120:ARG:HH12	1.80	0.42
52:DU:98:LEU:O	52:DU:100:VAL:N	2.52	0.42
53:DV:18:LEU:N	53:DV:18:LEU:HD12	2.35	0.42
55:DX:18:TYR:C	55:DX:20:GLY:N	2.72	0.42
57:DZ:146:ILE:H	57:DZ:146:ILE:HG12	1.65	0.42
1:AA:108:G:C2	1:AA:109:A:C2	3.08	0.42
1:AA:583:A:H2'	1:AA:584:G:O4'	2.20	0.42
1:AA:625:G:H2'	1:AA:626:U:H6	1.84	0.42
3:AC:135:LYS:HA	3:AC:135:LYS:HD2	1.92	0.42
4:AD:74:GLN:HA	4:AD:77:ASN:ND2	2.31	0.42
4:AD:98:GLU:OE2	4:AD:103:ASN:ND2	2.51	0.42
10:AJ:21:GLN:O	10:AJ:25:GLU:HG3	2.20	0.42
10:AJ:4:ILE:CD1	10:AJ:4:ILE:N	2.82	0.42
10:AJ:34:VAL:HG13	10:AJ:74:ILE:HA	2.02	0.42
10:AJ:3:LYS:NZ	10:AJ:75:ILE:O	2.53	0.42
12:AL:8:ASN:HD22	17:AQ:34:LYS:HE2	1.83	0.42
17:AQ:51:TYR:N	17:AQ:51:TYR:CD1	2.87	0.42

*Continued on next page...*

*Continued from previous page...*

Atom-1	Atom-2	Interatomic distance (Å)	Clash overlap (Å)
17:AQ:75:ARG:HH12	17:AQ:77:VAL:HG22	1.85	0.42
19:AS:46:GLY:HA2	19:AS:61:TYR:HE1	1.85	0.42
19:AS:6:LYS:CD	19:AS:6:LYS:N	2.72	0.42
22:AV:5:C:O2	22:AV:71:G:N3	2.52	0.42
22:AY:44:A:H2'	22:AY:45:U:O4'	2.20	0.42
22:AY:58:C:OP2	57:BZ:182:LYS:CD	2.68	0.42
27:B2:68:ARG:HG3	27:B2:68:ARG:NH1	2.34	0.42
29:B4:43:TYR:O	29:B4:44:THR:O	2.37	0.42
31:B6:12:GLU:CG	31:B6:23:THR:HG22	2.36	0.42
35:BA:1112:G:O2'	35:BA:1113:U:C6	2.72	0.42
35:BA:1010:A:N3	35:BA:1153:C:H1'	2.34	0.42
35:BA:1375:C:O2'	35:BA:1376:C:H5'	2.20	0.42
35:BA:1409:C:H2'	35:BA:1410:G:C8	2.55	0.42
35:BA:1799:G:H5'	35:BA:1819:A:H61	1.85	0.42
35:BA:2166:G:H2'	35:BA:2167:U:C6	2.55	0.42
35:BA:2299:G:N1	35:BA:2318:G:C8	2.88	0.42
35:BA:2393:A:C2'	35:BA:2394:C:H5'	2.49	0.42
35:BA:272(B):G:O2'	35:BA:272(C):G:C5'	2.68	0.42
35:BA:708:C:O2	35:BA:708:C:H2'	2.19	0.42
38:BD:148:GLU:CD	38:BD:151:LYS:HZ2	2.22	0.42
38:BD:25:THR:O	38:BD:27:THR:HG22	2.20	0.42
41:BG:104:GLU:OE1	41:BG:104:GLU:HA	2.19	0.42
41:BG:170:ARG:HG2	41:BG:170:ARG:NH1	2.34	0.42
41:BG:181:ARG:O	41:BG:182:LYS:C	2.57	0.42
41:BG:53:LEU:HD13	41:BG:53:LEU:HA	1.78	0.42
41:BG:91:ARG:HD2	41:BG:92:VAL:CA	2.49	0.42
41:BG:95:ARG:NH1	41:BG:95:ARG:HG2	2.34	0.42
43:BI:77:LEU:HD21	43:BI:79:ILE:CG1	2.50	0.42
43:BI:79:ILE:HA	43:BI:80:PRO:HD2	1.97	0.42
44:BJ:126:UNK:O	44:BJ:130:UNK:CB	2.67	0.42
45:BN:131:GLN:C	45:BN:133:GLN:H	2.22	0.42
35:BA:1140:C:OP1	45:BN:23:LEU:O	2.37	0.42
33:B8:11:LYS:O	47:BP:65:ARG:HD3	2.20	0.42
47:BP:77:ARG:HB2	47:BP:78:PRO:HD2	2.02	0.42
48:BQ:135:ASP:CB	57:BZ:49:ARG:NH1	2.83	0.42
48:BQ:35:VAL:HG23	48:BQ:100:GLY:O	2.20	0.42
49:BR:103:ARG:NH1	49:BR:110:PRO:HD3	2.34	0.42
51:BT:127:ALA:O	51:BT:129:ARG:N	2.52	0.42
51:BT:50:ILE:HD11	51:BT:102:ILE:HD11	2.01	0.42
53:BV:3:ALA:HA	53:BV:40:LEU:O	2.19	0.42
56:BY:81:LYS:CD	56:BY:97:ARG:O	2.65	0.42

*Continued on next page...*

*Continued from previous page...*

Atom-1	Atom-2	Interatomic distance (Å)	Clash overlap (Å)
22:AY:56:U:C2'	57:BZ:182:LYS:O	2.68	0.42
1:CA:865:A:H5'	1:CA:1078:U:C5	2.55	0.42
1:CA:1513:A:C4	1:CA:1514:C:C5	3.08	0.42
1:CA:1522:U:O2	1:CA:1523:G:C8	2.72	0.42
1:CA:171:A:H2'	1:CA:172:A:C8	2.55	0.42
1:CA:532:A:C2	1:CA:1207:G:C4'	3.03	0.42
1:CA:767:A:H2'	1:CA:768:A:O4'	2.20	0.42
2:CB:112:VAL:C	2:CB:114:ARG:N	2.70	0.42
3:CC:30:ARG:HD2	14:CN:38:GLY:HA3	2.02	0.42
5:CE:51:VAL:O	5:CE:54:ALA:HB3	2.20	0.42
11:CK:48:ILE:HG22	11:CK:49:GLY:N	2.27	0.42
11:CK:92:GLU:OE2	11:CK:95:ILE:HD12	2.20	0.42
1:CA:235:C:H1'	17:CQ:61:GLU:OE2	2.20	0.42
17:CQ:65:ILE:O	17:CQ:66:SER:HB3	2.20	0.42
19:CS:16:LEU:CD1	19:CS:16:LEU:H	2.20	0.42
19:CS:50:ALA:HB1	19:CS:57:HIS:HB3	2.00	0.42
22:CV:13:U:N3	22:CV:25:A:C6	2.88	0.42
22:CV:57:U:O2	22:CV:59:G:C8	2.72	0.42
22:CV:5:C:O2	22:CV:71:G:C2	2.73	0.42
22:CY:26:G:C5	22:CY:27:C:C4	3.08	0.42
22:CY:61:A:H2'	22:CY:62:U:C5'	2.39	0.42
22:CY:67:C:H2'	22:CY:68:A:H5'	2.00	0.42
25:D0:55:ARG:HG3	35:DA:2365:G:OP1	2.19	0.42
31:D6:27:LYS:HE2	31:D6:29:ASN:OD1	2.20	0.42
35:DA:110:G:O2'	35:DA:111:A:H5'	2.19	0.42
35:DA:1203:G:H3'	35:DA:1204:A:H5''	2.01	0.42
35:DA:1638:C:H5''	35:DA:2710:C:O2'	2.20	0.42
35:DA:1832:C:N4	35:DA:1833:U:C4	2.88	0.42
35:DA:2152:G:H2'	35:DA:2153:G:H8	1.82	0.42
35:DA:234:C:H2'	35:DA:235:U:H6	1.85	0.42
35:DA:2469:A:O2'	48:DQ:56:ARG:NE	2.47	0.42
35:DA:487:C:C5	35:DA:488:G:N7	2.88	0.42
35:DA:536:A:P	52:DU:53:ARG:NH1	2.93	0.42
35:DA:916:G:HO2'	35:DA:917:A:H5''	1.85	0.42
36:DB:55:U:H2'	36:DB:56:G:C8	2.55	0.42
37:DC:16:ASP:OD2	37:DC:19:LYS:HB2	2.20	0.42
35:DA:1902:C:C2'	38:DD:244:ARG:HB2	2.50	0.42
40:DF:116:ASP:OD2	47:DP:5:ASP:N	2.53	0.42
41:DG:131:TYR:CE1	41:DG:133:LEU:HB3	2.55	0.42
43:DI:98:ALA:CB	43:DI:109:ILE:HB	2.48	0.42
43:DI:13:GLY:O	43:DI:17:GLN:OE1	2.38	0.42

*Continued on next page...*

*Continued from previous page...*

Atom-1	Atom-2	Interatomic distance (Å)	Clash overlap (Å)
45:DN:58:ASP:O	45:DN:60:ILE:HG13	2.20	0.42
46:DO:104:ARG:CZ	46:DO:104:ARG:HB3	2.50	0.42
46:DO:24:VAL:HA	46:DO:39:ILE:HG22	2.02	0.42
47:DP:29:LYS:N	47:DP:29:LYS:CD	2.82	0.42
48:DQ:11:LYS:NZ	48:DQ:87:LYS:O	2.50	0.42
49:DR:2:ARG:N	49:DR:2:ARG:NH1	2.47	0.42
49:DR:31:HIS:C	49:DR:33:ARG:N	2.72	0.42
51:DT:88:ILE:CG2	51:DT:89:VAL:H	2.27	0.42
55:DX:12:VAL:O	55:DX:13:LEU:HB2	2.20	0.42
57:DZ:163:LEU:HD23	57:DZ:163:LEU:N	2.34	0.42
57:DZ:174:VAL:O	57:DZ:174:VAL:HG12	2.19	0.42
1:AA:1231:G:O3'	9:AI:126:SER:OG	2.35	0.42
1:AA:1264:C:H1'	1:AA:1272:G:H22	1.84	0.42
1:AA:1281:U:O2'	1:AA:1282:C:P	2.78	0.42
1:AA:1462:G:C6	1:AA:1463:C:C4	3.08	0.42
1:AA:160:A:C1'	1:AA:344:A:C5	2.98	0.42
1:AA:363:A:N7	12:AL:30:ALA:HB1	2.35	0.42
1:AA:46:G:O2'	1:AA:365:U:H1'	2.20	0.42
1:AA:453:A:C5	1:AA:454:C:C4	3.08	0.42
1:AA:487:A:H2'	1:AA:488:C:O4'	2.20	0.42
1:AA:620:C:C2	4:AD:135:LEU:HD23	2.55	0.42
2:AB:115:LEU:O	2:AB:119:GLU:HB2	2.19	0.42
2:AB:47:THR:HA	2:AB:202:PRO:CG	2.50	0.42
2:AB:60:ASP:O	2:AB:64:ARG:HG2	2.19	0.42
3:AC:35:GLU:OE2	3:AC:97:LYS:HD2	2.19	0.42
4:AD:159:ARG:HG3	4:AD:159:ARG:NH1	2.35	0.42
12:AL:90:VAL:HG12	12:AL:92:ASP:H	1.85	0.42
15:AO:38:ARG:HH11	15:AO:38:ARG:HG2	1.84	0.42
15:AO:8:LYS:O	15:AO:12:ILE:HG13	2.20	0.42
16:AP:20:VAL:HG22	16:AP:32:TYR:HB2	2.02	0.42
17:AQ:59:ILE:HG22	17:AQ:71:PHE:HB3	1.98	0.42
17:AQ:90:ILE:HG22	17:AQ:94:ASN:ND2	2.30	0.42
18:AR:30:ASP:C	18:AR:32:ARG:N	2.72	0.42
19:AS:11:VAL:HG13	19:AS:11:VAL:O	2.20	0.42
19:AS:47:HIS:O	19:AS:62:ILE:HG22	2.19	0.42
19:AS:9:VAL:O	19:AS:11:VAL:N	2.52	0.42
22:AV:10:G:H2'	22:AV:11:C:N1	2.35	0.42
23:AW:17:C:H5'	23:AW:18:U:H3'	2.02	0.42
23:AW:62:U:OP1	23:AW:63:C:N4	2.44	0.42
22:AY:19:G:C2	22:AY:59:G:C2	3.08	0.42
28:B3:42:ALA:C	28:B3:44:ARG:N	2.72	0.42

*Continued on next page...*



*Continued from previous page...*

Atom-1	Atom-2	Interatomic distance (Å)	Clash overlap (Å)
31:B6:52:VAL:CG2	31:B6:53:LYS:H	2.32	0.42
34:B9:19:ARG:O	34:B9:20:HIS:HB2	2.20	0.42
35:BA:1385:G:O2'	35:BA:1396:U:C6	2.68	0.42
35:BA:1469:A:H2'	35:BA:1470:G:O4'	2.20	0.42
35:BA:1750:G:H2'	35:BA:1751:C:H6	1.84	0.42
35:BA:2062:A:O2'	35:BA:2063:C:OP1	2.30	0.42
35:BA:210:C:H2'	35:BA:211:A:C8	2.55	0.42
35:BA:2171:A:O2'	35:BA:2172:U:C6	2.70	0.42
35:BA:2478:A:C2'	35:BA:2479:G:H5'	2.50	0.42
35:BA:2694:G:O2'	35:BA:2695:C:H5'	2.20	0.42
35:BA:402:A:H2'	35:BA:403:U:H5'	2.01	0.42
35:BA:539:G:H2'	35:BA:540:C:H6	1.85	0.42
35:BA:902:C:O2'	35:BA:903:C:H5'	2.19	0.42
36:BB:79:C:H2'	36:BB:80:U:O4'	2.20	0.42
37:BC:214:TYR:CZ	37:BC:224:ARG:HD2	2.55	0.42
37:BC:27:ALA:HB1	37:BC:186:LEU:HB2	2.01	0.42
37:BC:41:THR:HB	37:BC:218:THR:OG1	2.19	0.42
38:BD:168:ARG:HA	38:BD:173:VAL:HA	2.00	0.42
35:BA:1902:C:C2'	38:BD:244:ARG:HB2	2.50	0.42
35:BA:1797:C:O2'	38:BD:259:THR:HB	2.19	0.42
39:BE:132:HIS:O	39:BE:135:HIS:CD2	2.73	0.42
39:BE:52:LEU:O	39:BE:74:PRO:CA	2.66	0.42
39:BE:91:VAL:CG1	39:BE:95:ILE:HG13	2.49	0.42
40:BF:150:GLY:HA2	40:BF:172:TRP:CD2	2.54	0.42
41:BG:60:LEU:O	41:BG:64:THR:HG22	2.20	0.42
41:BG:60:LEU:HD22	41:BG:63:ILE:HD11	2.00	0.42
42:BH:18:GLU:O	42:BH:24:VAL:HG23	2.20	0.42
43:BI:12:LEU:HG	43:BI:12:LEU:O	2.20	0.42
46:BO:71:ARG:NE	46:BO:105:GLU:OE2	2.52	0.42
48:BQ:12:GLN:HE21	48:BQ:73:PRO:CD	2.33	0.42
50:BS:16:ASN:C	50:BS:18:ILE:N	2.73	0.42
35:BA:1754:C:OP2	51:BT:113:LYS:HE3	2.20	0.42
54:BW:18:ARG:HG2	54:BW:76:VAL:CG1	2.50	0.42
35:BA:1312:U:P	55:BX:63:LYS:HD2	2.60	0.42
57:BZ:63:ASP:OD1	57:BZ:65:GLN:HB2	2.20	0.42
1:CA:1003:G:N2	1:CA:1039:C:H42	2.18	0.42
1:CA:1291:G:O2'	1:CA:1292:U:H5'	2.20	0.42
1:CA:1296:C:C5	1:CA:1297:C:N4	2.88	0.42
1:CA:1300:G:HO2'	1:CA:1301:U:P	2.43	0.42
1:CA:407:G:O2'	4:CD:116:GLN:HG3	2.19	0.42
1:CA:423:G:C2'	1:CA:424:G:H5'	2.50	0.42

*Continued on next page...*

*Continued from previous page...*

Atom-1	Atom-2	Interatomic distance (Å)	Clash overlap (Å)
1:CA:448:A:O5'	1:CA:485:G:N2	2.53	0.42
1:CA:55:A:O2'	1:CA:56:U:H5'	2.20	0.42
1:CA:80:G:H3'	1:CA:81:U:H5'	2.01	0.42
1:CA:827:U:H2'	1:CA:870:U:O4	2.19	0.42
1:CA:83:U:H2'	1:CA:84:U:C5	2.55	0.42
1:CA:828:A:H5''	1:CA:859:A:C2	2.55	0.42
1:CA:975:A:C4'	1:CA:976:G:H5''	2.31	0.42
2:CB:207:ALA:O	2:CB:209:ARG:N	2.53	0.42
4:CD:126:ILE:HG23	4:CD:147:ALA:O	2.20	0.42
5:CE:31:LEU:HD21	5:CE:43:LEU:HG	2.02	0.42
6:CF:7:ASN:O	6:CF:8:ILE:CG1	2.68	0.42
10:CJ:13:HIS:CE1	10:CJ:14:LYS:HG3	2.55	0.42
10:CJ:4:ILE:HB	10:CJ:74:ILE:CD1	2.50	0.42
20:CT:81:LYS:C	20:CT:83:ARG:N	2.73	0.42
23:CW:15:G:OP2	23:CW:16:U:C5	2.73	0.42
25:D0:41:ARG:HA	25:D0:41:ARG:HD3	1.88	0.42
27:D2:7:ARG:HH11	27:D2:7:ARG:HG2	1.85	0.42
31:D6:37:ARG:NH1	31:D6:39:TYR:CE2	2.88	0.42
34:D9:6:SER:HB2	35:DA:2466:C:H5''	2.02	0.42
35:DA:1344:G:H4'	35:DA:1384:A:C5	2.55	0.42
35:DA:1448:G:H2'	35:DA:1449:A:C8	2.55	0.42
35:DA:1528:A:N1	35:DA:1542:A:C2	2.73	0.42
35:DA:15:G:H1	35:DA:525:U:H3	1.68	0.42
35:DA:2591:C:H2'	35:DA:2592:G:C8	2.55	0.42
35:DA:461:C:O2'	35:DA:462:C:H5'	2.20	0.42
35:DA:92:A:H2'	35:DA:93:G:O4'	2.20	0.42
35:DA:950:G:O2'	35:DA:951:C:H5'	2.20	0.42
37:DC:173:HIS:CD2	37:DC:173:HIS:N	2.86	0.42
37:DC:182:PRO:CB	37:DC:185:LYS:HD2	2.49	0.42
39:DE:111:ARG:HD2	39:DE:160:TYR:CE2	2.55	0.42
39:DE:181:LEU:HD11	51:DT:7:ILE:HG21	2.02	0.42
39:DE:21:VAL:HG23	39:DE:21:VAL:O	2.19	0.42
40:DF:126:VAL:HG23	40:DF:127:GLU:N	2.35	0.42
41:DG:114:ILE:O	41:DG:115:ARG:C	2.59	0.42
41:DG:135:LEU:HD13	41:DG:155:MET:CG	2.49	0.42
43:DI:81:VAL:HG22	43:DI:143:SER:O	2.20	0.42
46:DO:10:VAL:CG2	46:DO:10:VAL:O	2.68	0.42
47:DP:16:ARG:O	47:DP:18:ARG:N	2.52	0.42
47:DP:64:LYS:HG2	47:DP:64:LYS:O	2.19	0.42
48:DQ:135:ASP:C	48:DQ:137:TYR:H	2.23	0.42
49:DR:72:ASP:O	49:DR:76:VAL:HB	2.20	0.42

*Continued on next page...*

*Continued from previous page...*

Atom-1	Atom-2	Interatomic distance (Å)	Clash overlap (Å)
53:DV:41:GLY:CA	53:DV:45:THR:OG1	2.68	0.42
54:DW:24:ILE:O	54:DW:25:ARG:C	2.58	0.42
55:DX:48:LYS:O	55:DX:49:VAL:HG13	2.20	0.42
56:DY:14:LEU:HG	56:DY:14:LEU:O	2.17	0.42
56:DY:52:SER:N	56:DY:53:PRO:HD2	2.34	0.42
56:DY:57:GLN:CG	56:DY:58:GLY:N	2.83	0.42
1:AA:1032:G:H2'	1:AA:1033:G:C8	2.55	0.41
1:AA:961:U:OP2	1:AA:1223:C:H4'	2.20	0.41
1:AA:371:G:H21	1:AA:374:A:N6	2.18	0.41
1:AA:401:C:C6	1:AA:401:C:C3'	3.03	0.41
1:AA:453:A:H2'	1:AA:454:C:H6	1.85	0.41
1:AA:523:A:C2	1:AA:527:G:O6	2.73	0.41
1:AA:656:C:H2'	1:AA:657:G:C8	2.55	0.41
1:AA:668:G:O2'	15:AO:46:HIS:CD2	2.73	0.41
1:AA:682:G:O2'	1:AA:683:G:H5'	2.20	0.41
1:AA:743:U:O2'	1:AA:744:C:H5'	2.19	0.41
2:AB:144:ARG:HA	2:AB:147:LYS:HB3	2.02	0.41
3:AC:118:GLN:HA	3:AC:187:ALA:CB	2.50	0.41
4:AD:36:ARG:O	4:AD:38:TYR:N	2.52	0.41
4:AD:56:VAL:HG12	4:AD:202:LEU:HD13	2.02	0.41
4:AD:76:ARG:HH11	4:AD:76:ARG:HG2	1.84	0.41
6:AF:39:LYS:O	6:AF:40:VAL:HB	2.20	0.41
6:AF:6:VAL:C	6:AF:7:ASN:HD22	2.23	0.41
8:AH:111:ILE:C	8:AH:112:LEU:HD23	2.40	0.41
9:AI:48:GLU:C	9:AI:50:LEU:H	2.23	0.41
9:AI:78:LYS:HB3	9:AI:78:LYS:NZ	2.35	0.41
1:AA:975:A:N1	10:AJ:48:THR:HB	2.35	0.41
10:AJ:42:THR:OG1	10:AJ:68:HIS:HB3	2.20	0.41
10:AJ:34:VAL:HG21	10:AJ:74:ILE:HG22	1.98	0.41
13:AM:65:LYS:HD3	29:B4:44:THR:HB	2.01	0.41
14:AN:23:ARG:HD2	14:AN:28:GLY:O	2.18	0.41
17:AQ:17:LYS:HA	17:AQ:46:ASP:O	2.20	0.41
17:AQ:75:ARG:HH11	17:AQ:75:ARG:HG3	1.85	0.41
22:AV:76:C:O2'	22:AV:77:C:H5''	2.20	0.41
23:AW:25:A:H3'	23:AW:26:G:C8	2.54	0.41
22:AY:58:C:H2'	22:AY:59:G:C8	2.52	0.41
22:AY:63:C:N1	57:BZ:186:GLU:OE1	2.53	0.41
28:B3:54:VAL:HG12	28:B3:55:ARG:N	2.34	0.41
30:B5:51:TYR:CD2	30:B5:52:TYR:HB2	2.55	0.41
31:B6:28:ARG:NH1	31:B6:28:ARG:CB	2.83	0.41
31:B6:27:LYS:O	31:B6:30:THR:HG22	2.20	0.41

*Continued on next page...*

*Continued from previous page...*

Atom-1	Atom-2	Interatomic distance (Å)	Clash overlap (Å)
32:B7:43:THR:HG23	32:B7:44:PRO:HD2	2.02	0.41
35:BA:1244:G:H2'	35:BA:1245:G:H5'	2.02	0.41
35:BA:1516:C:O2'	35:BA:1517:G:H5'	2.20	0.41
35:BA:1564:C:O2'	35:BA:1565:C:H5'	2.19	0.41
35:BA:2070:G:H2'	35:BA:2071:A:O4'	2.20	0.41
35:BA:2558:C:H2'	35:BA:2559:C:C6	2.55	0.41
35:BA:2702:U:H4'	35:BA:2703:C:OP1	2.20	0.41
35:BA:527:C:O2	35:BA:527:C:O4'	2.36	0.41
35:BA:704:G:H1'	35:BA:726:G:N2	2.35	0.41
35:BA:954:G:C5	35:BA:955:C:C5	3.07	0.41
37:BC:23:ILE:CG2	37:BC:190:ILE:HB	2.50	0.41
37:BC:29:LEU:HD22	37:BC:33:LEU:CD1	2.50	0.41
38:BD:28:GLU:N	38:BD:29:PRO:CD	2.81	0.41
38:BD:35:LYS:CD	38:BD:35:LYS:C	2.78	0.41
39:BE:38:THR:O	39:BE:40:GLU:N	2.53	0.41
39:BE:79:ARG:HH11	39:BE:79:ARG:CG	2.33	0.41
39:BE:89:ASP:O	39:BE:90:THR:C	2.57	0.41
40:BF:126:VAL:HG23	40:BF:127:GLU:N	2.35	0.41
40:BF:192:LEU:HD21	40:BF:194:MET:CG	2.50	0.41
42:BH:70:THR:HG23	42:BH:74:ASN:ND2	2.34	0.41
42:BH:94:TYR:CD2	42:BH:107:VAL:HB	2.55	0.41
43:BI:113:ARG:O	43:BI:114:LEU:HG	2.20	0.41
43:BI:82:ARG:HG2	43:BI:145:VAL:HG21	2.02	0.41
51:BT:12:SER:O	51:BT:13:ARG:NH2	2.53	0.41
51:BT:28:VAL:O	51:BT:29:ARG:CD	2.68	0.41
57:BZ:28:MET:HA	57:BZ:88:PHE:O	2.20	0.41
57:BZ:27:VAL:O	57:BZ:88:PHE:HB2	2.20	0.41
1:CA:1296:C:H5''	1:CA:1297:C:H5	1.85	0.41
1:CA:484:G:HO2'	1:CA:485:G:P	2.43	0.41
1:CA:540:G:H2'	1:CA:541:G:O4'	2.19	0.41
1:CA:706:A:N7	1:CA:707:C:C5	2.86	0.41
1:CA:942:G:H21	9:CI:124:GLN:HE22	1.65	0.41
2:CB:107:THR:HA	2:CB:110:GLN:NE2	2.35	0.41
2:CB:115:LEU:O	2:CB:119:GLU:HB2	2.19	0.41
2:CB:144:ARG:HA	2:CB:147:LYS:HB3	2.02	0.41
2:CB:37:ASN:C	2:CB:39:ILE:H	2.23	0.41
2:CB:60:ASP:O	2:CB:64:ARG:HG2	2.19	0.41
3:CC:22:TRP:HB2	3:CC:23:TYR:H	1.66	0.41
3:CC:44:GLU:HA	3:CC:52:LEU:HD11	2.00	0.41
3:CC:59:ARG:NH1	3:CC:97:LYS:NZ	2.67	0.41
4:CD:4:TYR:O	4:CD:5:ILE:CB	2.67	0.41

*Continued on next page...*

*Continued from previous page...*

Atom-1	Atom-2	Interatomic distance (Å)	Clash overlap (Å)
7:CG:54:THR:C	7:CG:56:GLN:H	2.23	0.41
8:CH:44:PHE:HA	8:CH:79:VAL:CG1	2.50	0.41
8:CH:88:LYS:HB3	8:CH:89:PRO:HD2	2.02	0.41
8:CH:6:ILE:O	8:CH:8:ASP:N	2.53	0.41
13:CM:37:THR:O	13:CM:55:ARG:CZ	2.67	0.41
14:CN:27:CYS:O	14:CN:27:CYS:SG	2.78	0.41
18:CR:61:LYS:O	18:CR:65:ILE:HG13	2.20	0.41
22:CV:1:G:H1'	25:D0:5:LYS:CE	2.49	0.41
22:CY:19:G:C8	22:CY:19:G:OP1	2.69	0.41
26:D1:45:ASN:CG	35:DA:2230:G:H1'	2.41	0.41
27:D2:63:VAL:O	27:D2:64:LEU:C	2.58	0.41
29:D4:24:THR:HB	41:DG:5:VAL:CG1	2.49	0.41
32:D7:25:PRO:HA	32:D7:28:ARG:CZ	2.50	0.41
35:DA:1283:G:N2	35:DA:1285:G:H3'	2.35	0.41
35:DA:143:G:H1'	55:DX:37:THR:CG2	2.48	0.41
35:DA:1501:C:H1'	38:DD:100:GLY:HA2	2.01	0.41
35:DA:2016:U:H2'	35:DA:2017:U:C6	2.55	0.41
35:DA:2271:G:C5	35:DA:2272:U:C4	3.08	0.41
35:DA:2729:G:H2'	35:DA:2730:C:C6	2.54	0.41
35:DA:2815:C:H2'	35:DA:2816:C:C6	2.54	0.41
35:DA:2848:G:H3'	51:DT:95:ARG:O	2.20	0.41
35:DA:469:G:H2'	35:DA:470:A:H5''	1.99	0.41
35:DA:634:C:H2'	35:DA:635:C:H6	1.85	0.41
35:DA:812:C:H5'	47:DP:25:SER:HB2	2.00	0.41
35:DA:845:G:O2'	35:DA:846:C:H5	2.03	0.41
38:DD:118:VAL:CG2	38:DD:119:ALA:N	2.81	0.41
38:DD:145:VAL:HG11	38:DD:175:LEU:HD11	2.02	0.41
39:DE:117:MET:HA	39:DE:122:PHE:H	1.85	0.41
39:DE:44:TYR:O	39:DE:45:THR:CB	2.68	0.41
39:DE:89:ASP:O	39:DE:90:THR:O	2.37	0.41
41:DG:138:GLN:HE21	41:DG:149:VAL:CG2	2.33	0.41
41:DG:27:ASN:O	41:DG:30:GLU:HB3	2.20	0.41
43:DI:82:ARG:HG2	43:DI:145:VAL:HG21	2.01	0.41
45:DN:131:GLN:C	45:DN:133:GLN:H	2.23	0.41
45:DN:33:LEU:O	45:DN:35:ARG:O	2.38	0.41
47:DP:59:LEU:CB	47:DP:61:ARG:NH1	2.83	0.41
48:DQ:39:PRO:HA	48:DQ:97:VAL:O	2.20	0.41
50:DS:85:VAL:O	50:DS:106:ARG:HG2	2.20	0.41
55:DX:8:ILE:N	55:DX:8:ILE:HD12	2.35	0.41
1:AA:1003:G:N2	1:AA:1039:C:H42	2.18	0.41
1:AA:1151:A:C4	1:AA:1152:A:N7	2.88	0.41

*Continued on next page...*

*Continued from previous page...*

Atom-1	Atom-2	Interatomic distance (Å)	Clash overlap (Å)
1:AA:1347:G:C2	9:AI:107:ARG:NH2	2.88	0.41
1:AA:254:G:H4'	17:AQ:18:THR:HG21	2.02	0.41
1:AA:347:G:C2	1:AA:348:G:H1'	2.55	0.41
1:AA:918:A:O2'	1:AA:919:A:H5'	2.20	0.41
2:AB:121:LEU:HD23	2:AB:124:SER:HB3	2.02	0.41
2:AB:91:PRO:HG3	2:AB:154:LEU:CB	2.42	0.41
3:AC:74:GLY:C	3:AC:76:VAL:N	2.72	0.41
4:AD:129:ASN:H	4:AD:129:ASN:ND2	2.17	0.41
10:AJ:81:THR:C	10:AJ:83:GLU:N	2.70	0.41
16:AP:64:ALA:O	16:AP:65:GLN:C	2.58	0.41
17:AQ:4:LYS:HG3	17:AQ:5:VAL:N	2.35	0.41
17:AQ:52:LYS:HB3	17:AQ:52:LYS:HE3	1.92	0.41
19:AS:6:LYS:CE	19:AS:6:LYS:N	2.83	0.41
22:AV:9:A:H8	22:AV:11:C:H41	1.64	0.41
22:AV:72:C:C4	22:AV:73:C:C5	3.08	0.41
23:AW:37:A:C5	23:AW:38:U:C4	3.08	0.41
23:AW:40:A:N1	23:AW:41:C:H3'	2.30	0.41
23:AW:45:U:C3'	23:AW:46:U:H6	2.27	0.41
23:AW:70:G:N9	23:AW:71:G:C8	2.87	0.41
22:AY:11:C:H42	22:AY:27:C:H42	1.68	0.41
22:AY:5:C:N3	22:AY:6:C:C4	2.88	0.41
30:B5:40:LYS:NZ	30:B5:46:CYS:SG	2.85	0.41
31:B6:27:LYS:HE2	31:B6:29:ASN:OD1	2.20	0.41
35:BA:1672:C:H5''	35:BA:2554:U:OP1	2.20	0.41
35:BA:1775:U:H2'	35:BA:1776:G:C5'	2.50	0.41
35:BA:2128:C:OP1	37:BC:37:LYS:HG3	2.20	0.41
35:BA:229:A:C5'	35:BA:230:U:H5'	2.50	0.41
35:BA:2688:U:H1'	35:BA:2721:A:N6	2.35	0.41
35:BA:2796:U:H3'	35:BA:2799:C:C5'	2.50	0.41
35:BA:280:C:C2'	35:BA:281:G:H5'	2.50	0.41
35:BA:2884:U:O2'	35:BA:2885:C:H5'	2.19	0.41
35:BA:626:U:C5'	35:BA:627:A:C5'	2.98	0.41
35:BA:732:C:O2'	35:BA:733:G:H5'	2.20	0.41
35:BA:822:U:H2'	35:BA:823:G:H8	1.85	0.41
35:BA:950:G:O2'	35:BA:951:C:H5'	2.20	0.41
38:BD:94:LEU:HD22	38:BD:95:LEU:N	2.35	0.41
40:BF:192:LEU:HD22	40:BF:194:MET:HG3	2.01	0.41
41:BG:123:ASN:HB2	41:BG:126:ASP:OD1	2.20	0.41
41:BG:86:MET:HB3	41:BG:87:PRO:HD3	2.02	0.41
41:BG:57:ALA:CA	41:BG:90:LEU:HD21	2.47	0.41
43:BI:13:GLY:O	43:BI:17:GLN:OE1	2.38	0.41

*Continued on next page...*

*Continued from previous page...*

Atom-1	Atom-2	Interatomic distance (Å)	Clash overlap (Å)
46:BO:32:TYR:N	46:BO:32:TYR:CD1	2.88	0.41
47:BP:110:TYR:CE2	47:BP:111:ARG:NH1	2.88	0.41
47:BP:41:ARG:CA	47:BP:41:ARG:NE	2.83	0.41
48:BQ:79:LEU:HD23	48:BQ:80:GLU:H	1.85	0.41
50:BS:17:ARG:O	50:BS:20:ARG:HG2	2.19	0.41
51:BT:66:VAL:HA	51:BT:71:GLY:HA2	2.01	0.41
52:BU:31:SER:C	52:BU:33:ARG:N	2.70	0.41
52:BU:74:LEU:HD22	52:BU:74:LEU:C	2.40	0.41
53:BV:18:LEU:CD1	53:BV:18:LEU:N	2.84	0.41
53:BV:46:VAL:HG22	53:BV:47:VAL:N	2.27	0.41
55:BX:12:VAL:HG11	55:BX:27:THR:HG23	2.01	0.41
56:BY:2:ARG:HG2	56:BY:2:ARG:HH11	1.85	0.41
1:CA:1005:A:H5'	1:CA:1037:C:O2	2.19	0.41
1:CA:1010:G:H2'	1:CA:1011:G:C8	2.55	0.41
1:CA:1060:C:O2'	1:CA:1061:G:H5'	2.20	0.41
1:CA:1275:A:O2'	1:CA:1276:G:H5'	2.20	0.41
1:CA:180:U:H2'	1:CA:181:G:H5'	1.96	0.41
1:CA:268:C:H2'	1:CA:269:C:H6	1.85	0.41
1:CA:523:A:C2	1:CA:527:G:O6	2.73	0.41
1:CA:668:G:O2'	1:CA:669:U:H5'	2.20	0.41
1:CA:963:G:HO2'	10:CJ:54:PHE:HZ	1.67	0.41
2:CB:77:ALA:HB1	2:CB:211:ILE:HG21	1.99	0.41
2:CB:44:LEU:O	2:CB:47:THR:HB	2.20	0.41
2:CB:91:PRO:HG3	2:CB:154:LEU:CB	2.40	0.41
3:CC:3:ASN:OD1	3:CC:4:LYS:HG3	2.21	0.41
4:CD:176:LEU:HD12	4:CD:177:ASP:H	1.85	0.41
6:CF:28:ARG:O	6:CF:29:ALA:C	2.58	0.41
7:CG:77:SER:OG	23:CW:35:U:H5''	2.20	0.41
9:CI:127:LYS:CE	22:CV:36:AG9:H15'	2.50	0.41
10:CJ:42:THR:OG1	10:CJ:68:HIS:HB3	2.20	0.41
10:CJ:3:LYS:HZ2	10:CJ:76:ASN:HA	1.81	0.41
12:CL:60:LEU:C	12:CL:62:SER:N	2.73	0.41
15:CO:48:LYS:HD3	15:CO:48:LYS:HA	1.86	0.41
16:CP:4:ILE:HD12	16:CP:4:ILE:H	1.85	0.41
17:CQ:52:LYS:HB3	17:CQ:52:LYS:HE3	1.91	0.41
20:CT:49:ALA:O	20:CT:52:ALA:HB3	2.19	0.41
23:CW:3:G:C2'	23:CW:4:C:O5'	2.68	0.41
22:CY:31:C:N3	22:CY:43:G:N2	2.61	0.41
27:D2:35:LEU:HD12	27:D2:53:LEU:CD1	2.49	0.41
31:D6:19:ARG:N	31:D6:19:ARG:HD2	2.35	0.41
31:D6:28:ARG:NH1	31:D6:28:ARG:CB	2.84	0.41

*Continued on next page...*



*Continued from previous page...*

Atom-1	Atom-2	Interatomic distance (Å)	Clash overlap (Å)
33:D8:16:ILE:HD12	33:D8:57:ARG:HG2	2.02	0.41
35:DA:128:C:H2'	35:DA:129:C:C6	2.52	0.41
35:DA:2134:A:H61	35:DA:2157:G:C2'	2.33	0.41
35:DA:2188:C:C2'	35:DA:2189:U:O4'	2.65	0.41
35:DA:2236:C:H2'	35:DA:2237:G:H5'	2.03	0.41
35:DA:2300:G:H1	35:DA:2316:C:N4	2.15	0.41
25:D0:20:ARG:HD3	35:DA:2356:C:O3'	2.20	0.41
35:DA:2588:G:O2'	35:DA:2589:A:H5'	2.20	0.41
35:DA:527:C:N4	35:DA:2779:U:OP1	2.50	0.41
35:DA:470:A:H2'	35:DA:471:A:O4'	2.19	0.41
35:DA:528:A:C2	35:DA:2043:C:C4'	3.01	0.41
35:DA:621:A:C2'	35:DA:622:G:H5'	2.48	0.41
36:DB:79:C:H2'	36:DB:80:U:O4'	2.20	0.41
37:DC:36:ALA:C	37:DC:38:PHE:H	2.24	0.41
37:DC:48:LEU:HD11	37:DC:172:ILE:CG2	2.41	0.41
38:DD:137:PRO:O	38:DD:138:VAL:C	2.58	0.41
38:DD:35:LYS:NZ	38:DD:36:PRO:N	2.68	0.41
38:DD:52:ARG:HD3	38:DD:52:ARG:HH11	1.73	0.41
38:DD:65:ILE:H	38:DD:65:ILE:HD13	1.85	0.41
39:DE:119:ARG:HD2	39:DE:120:TRP:NE1	2.35	0.41
39:DE:134:ILE:HA	39:DE:137:HIS:HD2	1.83	0.41
39:DE:47:VAL:HG22	39:DE:48:GLN:O	2.20	0.41
39:DE:76:ARG:O	39:DE:77:ILE:O	2.37	0.41
39:DE:79:ARG:HH11	39:DE:79:ARG:CG	2.33	0.41
40:DF:68:LYS:O	40:DF:69:HIS:HB2	2.19	0.41
29:D4:25:TYR:O	41:DG:101:ILE:CG2	2.68	0.41
43:DI:113:ARG:O	43:DI:114:LEU:HD23	2.20	0.41
47:DP:144:GLU:O	47:DP:145:PRO:C	2.56	0.41
47:DP:47:ASP:HB2	47:DP:51:PHE:HB2	2.01	0.41
48:DQ:69:PHE:CD1	48:DQ:70:PRO:HD2	2.55	0.41
49:DR:116:LEU:HA	49:DR:116:LEU:HD23	1.89	0.41
50:DS:35:ILE:H	50:DS:53:SER:HB2	1.84	0.41
53:DV:18:LEU:N	53:DV:18:LEU:CD1	2.83	0.41
54:DW:5:ALA:HB3	54:DW:105:VAL:H	1.85	0.41
56:DY:2:ARG:HH11	56:DY:2:ARG:HG2	1.84	0.41
57:DZ:29:TYR:HB3	57:DZ:34:ASN:HD22	1.85	0.41
1:AA:1010:G:H2'	1:AA:1011:G:C8	2.55	0.41
1:AA:865:A:H5'	1:AA:1078:U:O4	2.21	0.41
1:AA:1278:U:H4'	1:AA:1279:A:H8	1.84	0.41
1:AA:1354:C:O2'	1:AA:1355:G:H5'	2.21	0.41
1:AA:618:C:N4	1:AA:623:C:H42	2.19	0.41

*Continued on next page...*

*Continued from previous page...*

Atom-1	Atom-2	Interatomic distance (Å)	Clash overlap (Å)
1:AA:570:G:H1'	1:AA:820:U:C4	2.55	0.41
1:AA:825:G:H2'	1:AA:826:C:C6	2.55	0.41
3:AC:106:VAL:C	3:AC:108:ASN:H	2.23	0.41
3:AC:127:ARG:HD2	3:AC:127:ARG:N	2.35	0.41
3:AC:18:TRP:CE3	3:AC:18:TRP:N	2.77	0.41
3:AC:29:TYR:OH	14:AN:54:PRO:HD2	2.20	0.41
3:AC:40:ARG:HG2	3:AC:55:VAL:CB	2.50	0.41
4:AD:76:ARG:HG2	4:AD:76:ARG:NH1	2.35	0.41
5:AE:80:ILE:CD1	5:AE:138:ALA:HB1	2.49	0.41
5:AE:42:GLY:CA	5:AE:65:ASN:O	2.68	0.41
7:AG:40:ALA:O	7:AG:44:TYR:HD2	2.03	0.41
8:AH:31:PHE:O	8:AH:34:GLU:HB2	2.19	0.41
9:AI:114:TYR:CD1	9:AI:114:TYR:O	2.73	0.41
10:AJ:32:ALA:H	10:AJ:78:ASN:HD22	1.69	0.41
10:AJ:70:ARG:CG	10:AJ:70:ARG:HH11	2.31	0.41
1:AA:706:A:O4'	11:AK:29:ILE:HD13	2.19	0.41
23:AW:20:G:C3'	23:AW:21:U:C5'	2.96	0.41
23:AW:16:U:O2	23:AW:62:U:C5'	2.69	0.41
24:AX:15:A:N3	24:AX:15:A:H2'	2.36	0.41
30:B5:35:GLU:O	30:B5:36:CYS:HB3	2.20	0.41
31:B6:44:ARG:HB2	31:B6:44:ARG:NH1	2.35	0.41
35:BA:1133:U:H2'	35:BA:1137:G:OP1	2.20	0.41
35:BA:1504:C:O2'	35:BA:1505:C:C5'	2.68	0.41
35:BA:1652:A:C2'	35:BA:1653:G:H5'	2.51	0.41
35:BA:1831:G:H2'	35:BA:1832:C:H6	1.82	0.41
35:BA:1887:C:H2'	35:BA:1888:G:C5'	2.38	0.41
35:BA:1948:G:O2'	35:BA:1949:G:H5'	2.20	0.41
35:BA:1678:G:N2	35:BA:1989:G:H1	2.18	0.41
35:BA:2692:C:H1'	35:BA:2847:U:O2'	2.20	0.41
35:BA:2801(A):A:O4'	35:BA:2802:G:H2'	2.20	0.41
35:BA:964:C:N3	35:BA:965:C:C5	2.88	0.41
38:BD:74:GLY:O	38:BD:76:PRO:HD3	2.19	0.41
39:BE:134:ILE:HA	39:BE:137:HIS:CD2	2.56	0.41
39:BE:137:HIS:CB	39:BE:138:PRO:HD2	2.50	0.41
39:BE:64:LYS:O	39:BE:73:GLU:OE2	2.38	0.41
41:BG:125:PHE:CD1	41:BG:125:PHE:N	2.72	0.41
41:BG:96:ARG:O	41:BG:97:ASP:CB	2.68	0.41
43:BI:60:GLU:HB3	43:BI:61:ARG:NH1	2.35	0.41
43:BI:9:LEU:H	43:BI:13:GLY:CA	2.33	0.41
46:BO:2:ILE:CG2	46:BO:8:LEU:HD21	2.50	0.41
47:BP:144:GLU:O	47:BP:145:PRO:C	2.58	0.41

*Continued on next page...*

*Continued from previous page...*

Atom-1	Atom-2	Interatomic distance (Å)	Clash overlap (Å)
47:BP:88:LEU:N	47:BP:88:LEU:CD1	2.82	0.41
48:BQ:111:GLU:O	48:BQ:115:MET:HG2	2.21	0.41
49:BR:28:LEU:CD2	49:BR:114:VAL:HG12	2.50	0.41
51:BT:88:ILE:CG2	51:BT:89:VAL:N	2.76	0.41
52:BU:95:LEU:HD12	53:BV:11:GLN:HE21	1.85	0.41
54:BW:13:SER:O	54:BW:14:PRO:C	2.59	0.41
35:BA:484:C:OP1	56:BY:50:ARG:HG3	2.20	0.41
56:BY:95:LYS:CD	56:BY:101:LYS:H	2.33	0.41
1:CA:1003:G:N2	1:CA:1039:C:N4	2.68	0.41
1:CA:961:U:OP2	1:CA:1223:C:H4'	2.20	0.41
1:CA:1292:U:H2'	1:CA:1293:G:C8	2.55	0.41
1:CA:1339:A:C2	22:CV:33:G:H4'	2.55	0.41
1:CA:1460:A:H2'	1:CA:1461:G:O4'	2.20	0.41
1:CA:1498:U:O2'	1:CA:1499:A:P	2.78	0.41
1:CA:322:C:O2'	1:CA:323:U:H5'	2.19	0.41
1:CA:656:C:H2'	1:CA:657:G:H8	1.84	0.41
1:CA:918:A:H2'	1:CA:919:A:O4'	2.20	0.41
1:CA:971:G:H22	1:CA:1363(A):A:P	2.43	0.41
3:CC:184:TYR:HA	3:CC:200:ALA:O	2.20	0.41
4:CD:129:ASN:N	4:CD:129:ASN:ND2	2.66	0.41
4:CD:57:ARG:H	4:CD:57:ARG:HD2	1.85	0.41
4:CD:6:GLY:O	4:CD:7:PRO:C	2.59	0.41
5:CE:51:VAL:CB	5:CE:52:PRO:HD3	2.30	0.41
5:CE:72:GLN:C	5:CE:74:GLY:N	2.70	0.41
5:CE:72:GLN:O	5:CE:74:GLY:N	2.54	0.41
6:CF:8:ILE:HD13	6:CF:26:ILE:HD13	2.02	0.41
9:CI:36:TYR:HE1	9:CI:70:LYS:HZ2	1.67	0.41
10:CJ:4:ILE:N	10:CJ:4:ILE:CD1	2.83	0.41
10:CJ:30:SER:C	10:CJ:80:LYS:HZ3	2.24	0.41
10:CJ:78:ASN:HB2	10:CJ:81:THR:OG1	2.20	0.41
1:CA:363:A:OP1	12:CL:34:ARG:HB3	2.21	0.41
13:CM:89:GLY:O	13:CM:92:HIS:N	2.52	0.41
16:CP:20:VAL:HG21	16:CP:32:TYR:CD1	2.56	0.41
1:CA:254:G:H4'	17:CQ:18:THR:HG21	2.02	0.41
6:CF:100:ASN:HD21	18:CR:23:LYS:NZ	2.17	0.41
19:CS:63:THR:HG23	19:CS:65:ASN:OD1	2.19	0.41
20:CT:40:ALA:HB2	20:CT:55:ILE:HG22	2.02	0.41
23:CW:20:G:C4	23:CW:59:G:C2	3.07	0.41
24:CX:17:U:H2'	24:CX:18:A:O4'	2.21	0.41
24:CX:22:A:H2	22:CY:36:AG9:N4	2.17	0.41
22:CY:3:G:OP2	22:CY:3:G:H8	2.03	0.41

*Continued on next page...*

*Continued from previous page...*

Atom-1	Atom-2	Interatomic distance (Å)	Clash overlap (Å)
25:D0:25:ARG:NH1	25:D0:25:ARG:HG2	2.34	0.41
29:D4:14:ILE:HG23	29:D4:33:VAL:HG23	2.02	0.41
32:D7:34:ARG:HH12	32:D7:39:ARG:HD2	1.85	0.41
34:D9:1:MET:HE2	34:D9:10:ILE:HD13	2.02	0.41
35:DA:1181:C:H2'	35:DA:1182:A:H8	1.86	0.41
35:DA:191:A:H2'	35:DA:192:C:C6	2.55	0.41
35:DA:2073:C:O2'	35:DA:2074:U:H5'	2.20	0.41
35:DA:2121:G:H1	35:DA:2177:C:N4	2.12	0.41
35:DA:2188:C:H2'	35:DA:2189:U:C1'	2.50	0.41
35:DA:2206:G:H21	35:DA:2207:G:C5'	2.33	0.41
35:DA:2629:A:N3	35:DA:2629:A:H2'	2.35	0.41
35:DA:2809:A:H62	35:DA:2891:G:H2'	1.85	0.41
35:DA:2894:G:N3	35:DA:2894:G:C2'	2.81	0.41
35:DA:649:G:H2'	35:DA:650:C:H6	1.85	0.41
35:DA:935:C:H2'	35:DA:936:C:C6	2.55	0.41
35:DA:954:G:C5	35:DA:955:C:C5	3.08	0.41
38:DD:142:VAL:HG21	38:DD:191:ALA:CB	2.50	0.41
39:DE:117:MET:HA	39:DE:122:PHE:N	2.35	0.41
40:DF:32:LEU:HD23	40:DF:32:LEU:O	2.19	0.41
40:DF:72:ARG:NH1	40:DF:72:ARG:HB3	2.35	0.41
41:DG:111:LEU:HB3	41:DG:117:PHE:CZ	2.56	0.41
41:DG:47:LYS:HG2	41:DG:81:LYS:HD3	2.03	0.41
22:CV:58:C:N4	41:DG:84:LYS:HE2	2.35	0.41
42:DH:43:VAL:HG12	42:DH:52:VAL:HA	2.02	0.41
42:DH:89:ILE:HD11	42:DH:94:TYR:O	2.20	0.41
43:DI:77:LEU:HD21	43:DI:79:ILE:HG12	2.02	0.41
44:DJ:55:UNK:O	44:DJ:56:UNK:O	2.38	0.41
45:DN:133:GLN:CG	45:DN:134:ARG:H	2.08	0.41
45:DN:3:THR:O	45:DN:3:THR:HG22	2.20	0.41
45:DN:55:VAL:O	45:DN:56:ASN:C	2.59	0.41
45:DN:61:ARG:HH11	45:DN:61:ARG:HG3	1.85	0.41
48:DQ:99:PRO:CB	57:DZ:79:ARG:HH21	2.33	0.41
50:DS:89:ARG:CG	50:DS:92:TYR:HA	2.47	0.41
51:DT:1:MET:O	51:DT:2:ASN:O	2.38	0.41
51:DT:88:ILE:HG22	51:DT:89:VAL:CG2	2.39	0.41
52:DU:57:PHE:O	52:DU:58:ARG:C	2.57	0.41
53:DV:56:SER:O	53:DV:100:ARG:O	2.38	0.41
54:DW:16:LYS:O	54:DW:19:LEU:HB2	2.19	0.41
56:DY:87:LYS:O	56:DY:88:LYS:HB2	2.20	0.41
57:DZ:24:LEU:HD23	57:DZ:24:LEU:C	2.40	0.41
1:AA:1206:G:O2'	1:AA:1207:G:H5'	2.20	0.41

*Continued on next page...*

*Continued from previous page...*

Atom-1	Atom-2	Interatomic distance (Å)	Clash overlap (Å)
1:AA:1289:A:H2'	1:AA:1290:G:O4'	2.21	0.41
1:AA:1292:U:H2'	1:AA:1293:G:C8	2.55	0.41
1:AA:1346:A:C8	7:AG:10:ARG:NH2	2.89	0.41
1:AA:549:C:H2'	1:AA:550:G:O4'	2.20	0.41
1:AA:586:C:C2'	1:AA:587:G:H5'	2.50	0.41
1:AA:66:G:C2	1:AA:67:C:C6	3.08	0.41
1:AA:818:G:H3'	1:AA:819:A:C5'	2.50	0.41
1:AA:963:G:H21	10:AJ:55:LYS:HZ3	1.66	0.41
2:AB:114:ARG:HD3	2:AB:118:LEU:HG	2.01	0.41
2:AB:185:ILE:HG22	2:AB:199:TYR:HD1	1.86	0.41
2:AB:211:ILE:O	2:AB:215:LEU:HD23	2.20	0.41
3:AC:34:LEU:HD22	3:AC:38:ARG:CZ	2.50	0.41
4:AD:52:SER:O	4:AD:55:ALA:HB3	2.20	0.41
7:AG:132:GLY:C	7:AG:134:ALA:N	2.73	0.41
9:AI:88:TYR:O	9:AI:89:ASN:CB	2.61	0.41
11:AK:69:ALA:O	11:AK:73:MET:HG2	2.20	0.41
11:AK:96:ARG:HA	11:AK:99:GLN:OE1	2.19	0.41
12:AL:104:VAL:O	12:AL:107:ALA:HB3	2.20	0.41
12:AL:119:LYS:C	12:AL:120:TYR:CD1	2.93	0.41
12:AL:45:PRO:HG3	12:AL:53:ARG:CD	2.51	0.41
3:AC:33:LEU:HD21	14:AN:53:LEU:HD21	2.02	0.41
15:AO:72:ARG:HG2	15:AO:72:ARG:HH11	1.85	0.41
12:AL:11:VAL:HG21	17:AQ:34:LYS:HD3	2.02	0.41
18:AR:84:LYS:HD3	18:AR:84:LYS:HA	1.93	0.41
19:AS:25:LYS:O	19:AS:26:GLY:C	2.59	0.41
20:AT:69:GLY:O	20:AT:73:HIS:CD2	2.73	0.41
22:AV:25:A:C2	22:AV:26:G:C5	3.08	0.41
23:AW:3:G:H2'	23:AW:4:C:O5'	2.21	0.41
25:B0:16:SER:HB3	35:BA:2262:U:OP2	2.20	0.41
27:B2:3:LEU:HD21	27:B2:7:ARG:HH11	1.84	0.41
30:B5:40:LYS:NZ	30:B5:46:CYS:H	2.17	0.41
31:B6:28:ARG:CB	31:B6:28:ARG:HH11	2.33	0.41
33:B8:39:LYS:HG2	33:B8:43:GLN:NE2	2.28	0.41
35:BA:1653:G:O6	49:BR:11:ASN:HB2	2.20	0.41
35:BA:2016:U:H2'	35:BA:2017:U:C6	2.55	0.41
35:BA:2197:U:O2'	35:BA:2198:A:H2'	2.21	0.41
35:BA:2463:C:C2'	35:BA:2464:C:H5'	2.50	0.41
35:BA:2472:G:C2'	35:BA:2475:C:H42	2.32	0.41
35:BA:604:G:C6	35:BA:625:G:C2	3.08	0.41
35:BA:635:C:O2'	35:BA:636:G:H5'	2.21	0.41
35:BA:71:A:H5''	35:BA:73:A:C8	2.55	0.41

*Continued on next page...*

*Continued from previous page...*

Atom-1	Atom-2	Interatomic distance (Å)	Clash overlap (Å)
35:BA:720:C:H2'	35:BA:721:C:C6	2.55	0.41
36:BB:8:U:H5'	36:BB:8:U:H6	1.85	0.41
38:BD:155:LEU:HD23	38:BD:177:LEU:HD22	2.02	0.41
38:BD:27:THR:HG23	38:BD:83:GLU:HB3	2.03	0.41
38:BD:30:GLU:CD	38:BD:63:ARG:NE	2.74	0.41
39:BE:23:VAL:CG1	39:BE:173:VAL:HG21	2.50	0.41
40:BF:28:ILE:CD1	40:BF:28:ILE:N	2.84	0.41
41:BG:53:LEU:N	41:BG:53:LEU:HD22	2.35	0.41
45:BN:55:VAL:O	45:BN:56:ASN:C	2.58	0.41
45:BN:89:LYS:HB3	45:BN:89:LYS:HZ3	1.84	0.41
46:BO:64:ARG:HG2	46:BO:79:PHE:CD1	2.55	0.41
46:BO:98:VAL:CG1	46:BO:117:LEU:HB3	2.49	0.41
47:BP:66:GLY:O	47:BP:67:MET:HB3	2.20	0.41
47:BP:71:VAL:HG13	47:BP:72:PRO:N	2.35	0.41
48:BQ:10:ARG:NH1	48:BQ:10:ARG:HB3	2.34	0.41
49:BR:28:LEU:HD21	49:BR:114:VAL:HG12	2.02	0.41
49:BR:57:ARG:O	49:BR:59:ASP:N	2.44	0.41
50:BS:20:ARG:HA	50:BS:20:ARG:HE	1.83	0.41
51:BT:14:TYR:CD1	51:BT:14:TYR:N	2.88	0.41
51:BT:23:ARG:HG2	51:BT:120:ARG:HH12	1.83	0.41
51:BT:30:VAL:HA	51:BT:44:ASP:HA	2.02	0.41
52:BU:29:SER:OG	52:BU:30:LYS:HE2	2.21	0.41
57:BZ:94:GLU:O	57:BZ:130:PRO:HD3	2.20	0.41
57:BZ:163:LEU:H	57:BZ:163:LEU:CD2	2.34	0.41
57:BZ:183:LEU:CG	57:BZ:184:ALA:N	2.83	0.41
1:CA:1129:C:H5''	1:CA:1139:G:C6	2.55	0.41
1:CA:1402:C:C2'	1:CA:1403:C:H5'	2.50	0.41
1:CA:189(H):G:H2'	1:CA:189(I):G:H8	1.85	0.41
1:CA:522:C:H2'	1:CA:523:A:O4'	2.20	0.41
1:CA:779:C:H2'	1:CA:780:A:O4'	2.20	0.41
1:CA:825:G:H2'	1:CA:826:C:C6	2.56	0.41
2:CB:196:LEU:CD1	2:CB:197:VAL:HG23	2.50	0.41
3:CC:150:LYS:HA	3:CC:169:ALA:CB	2.50	0.41
4:CD:79:PHE:O	4:CD:82:ALA:HB3	2.21	0.41
6:CF:61:LEU:HD23	6:CF:63:TYR:CZ	2.55	0.41
1:CA:1381:U:H1'	7:CG:78:ARG:NH1	2.35	0.41
10:CJ:3:LYS:NZ	10:CJ:75:ILE:O	2.53	0.41
11:CK:74:ALA:C	11:CK:76:GLY:N	2.65	0.41
12:CL:35:GLY:O	12:CL:83:VAL:N	2.52	0.41
13:CM:30:ALA:C	13:CM:32:GLU:N	2.73	0.41
13:CM:33:ALA:HB1	13:CM:59:TYR:HD2	1.86	0.41

*Continued on next page...*

*Continued from previous page...*

Atom-1	Atom-2	Interatomic distance (Å)	Clash overlap (Å)
15:CO:65:ARG:HH11	15:CO:65:ARG:CG	2.26	0.41
22:CV:51:G:H2'	22:CV:52:C:C6	2.55	0.41
23:CW:19:G:C6	23:CW:60:A:C6	3.09	0.41
25:D0:36:ILE:HD12	25:D0:38:VAL:N	2.36	0.41
25:D0:7:LEU:CD2	48:DQ:81:VAL:HB	2.50	0.41
31:D6:14:THR:CG2	31:D6:52:VAL:HG11	2.50	0.41
35:DA:1670:C:O2	39:DE:129:HIS:CE1	2.73	0.41
35:DA:1705:G:O2'	35:DA:1706:U:H5'	2.20	0.41
35:DA:2032:G:OP2	35:DA:2454:G:O2'	2.34	0.41
35:DA:271(Y):U:HO2'	35:DA:271(Z):C:P	2.43	0.41
35:DA:2762:G:H2'	35:DA:2763:G:C5'	2.48	0.41
35:DA:579:G:H2'	35:DA:580:C:C6	2.56	0.41
35:DA:736:C:H2'	35:DA:737:C:C6	2.56	0.41
35:DA:818:G:H4'	35:DA:838:C:O3'	2.21	0.41
35:DA:923:C:H2'	35:DA:924:C:H6	1.86	0.41
36:DB:112:U:H2'	36:DB:113:G:C8	2.55	0.41
36:DB:7:G:H5'	36:DB:8:U:OP2	2.20	0.41
38:DD:136:ILE:HA	38:DD:137:PRO:HD3	1.92	0.41
38:DD:26:LYS:O	38:DD:27:THR:CG2	2.68	0.41
38:DD:33:LEU:C	38:DD:33:LEU:HD23	2.41	0.41
39:DE:38:THR:O	39:DE:40:GLU:N	2.53	0.41
41:DG:125:PHE:HB3	41:DG:130:ASN:O	2.19	0.41
41:DG:102:PHE:HE1	41:DG:141:PHE:HE1	1.66	0.41
41:DG:51:ARG:HE	41:DG:51:ARG:CA	2.32	0.41
41:DG:46:ALA:CB	41:DG:82:LEU:HD21	2.50	0.41
41:DG:71:THR:N	41:DG:89:GLY:O	2.43	0.41
42:DH:41:MET:HG3	42:DH:43:VAL:HG13	2.02	0.41
43:DI:127:VAL:HG13	43:DI:138:ILE:O	2.19	0.41
47:DP:108:LYS:C	47:DP:110:TYR:N	2.72	0.41
47:DP:85:LEU:HD23	47:DP:115:LEU:O	2.19	0.41
50:DS:13:ARG:O	50:DS:14:VAL:C	2.59	0.41
50:DS:17:ARG:C	50:DS:19:LYS:N	2.73	0.41
50:DS:16:ASN:C	50:DS:18:ILE:N	2.73	0.41
50:DS:54:LEU:C	50:DS:57:LYS:H	2.24	0.41
51:DT:122:ASP:O	51:DT:124:ASP:N	2.52	0.41
51:DT:83:ILE:CG1	51:DT:84:GLN:N	2.62	0.41
56:DY:9:LYS:HG3	56:DY:11:ASP:OD2	2.20	0.41
57:DZ:100:VAL:N	57:DZ:124:ILE:O	2.41	0.41
1:AA:1053:G:O5'	1:AA:1054:C:H3'	2.21	0.41
1:AA:1142:G:C2'	1:AA:1143:G:H5'	2.50	0.41
1:AA:1199:U:H4'	10:AJ:54:PHE:CE1	2.55	0.41

*Continued on next page...*



*Continued from previous page...*

Atom-1	Atom-2	Interatomic distance (Å)	Clash overlap (Å)
1:AA:815:A:N6	1:AA:1509:C:H1'	2.35	0.41
1:AA:221:C:H2'	1:AA:222:U:C6	2.54	0.41
1:AA:408:A:H5'	4:AD:116:GLN:HB2	2.02	0.41
1:AA:589:C:O2'	1:AA:590:C:H5'	2.20	0.41
1:AA:64:G:N2	1:AA:68:G:O6	2.43	0.41
1:AA:939:G:H2'	1:AA:940:C:H6	1.80	0.41
2:AB:97:TRP:CH2	2:AB:176:GLU:OE2	2.74	0.41
4:AD:187:ARG:NH1	4:AD:187:ARG:HG2	2.33	0.41
4:AD:3:ARG:HD3	4:AD:3:ARG:N	2.35	0.41
7:AG:105:VAL:HG12	7:AG:109:ASN:HD21	1.85	0.41
1:AA:1374:A:C1'	7:AG:31:MET:HE1	2.50	0.41
8:AH:134:ILE:HG22	8:AH:135:CYS:SG	2.60	0.41
8:AH:64:LYS:HD2	8:AH:79:VAL:HG21	2.01	0.41
9:AI:79:LEU:HD13	9:AI:79:LEU:C	2.40	0.41
12:AL:28:LYS:O	12:AL:29:GLY:C	2.59	0.41
12:AL:68:ALA:CB	12:AL:85:ILE:HD11	2.47	0.41
22:AV:20:G:C3'	22:AV:21:U:C5'	2.89	0.41
22:AV:73:C:C2'	22:AV:74:C:H5'	2.50	0.41
23:AW:22:U:O4'	23:AW:22:U:O2	2.35	0.41
23:AW:40:A:H2	23:AW:41:C:H3'	1.66	0.41
22:AY:70:G:N1	22:AY:71:G:C6	2.89	0.41
25:B0:36:ILE:HD12	25:B0:37:LEU:N	2.36	0.41
28:B3:17:LYS:HE2	35:BA:969:U:OP2	2.21	0.41
31:B6:10:LEU:HD23	31:B6:10:LEU:N	2.26	0.41
35:BA:1286:A:H2'	35:BA:1288:U:OP2	2.20	0.41
35:BA:1532:C:H2'	35:BA:1533:G:C5'	2.50	0.41
35:BA:1713:U:C2	35:BA:1747:G:N1	2.89	0.41
35:BA:2010:G:H5''	54:BW:42:ARG:HB2	2.01	0.41
35:BA:2165:G:H2'	35:BA:2166:G:O4'	2.21	0.41
35:BA:2607:G:H2'	35:BA:2608:G:O4'	2.20	0.41
35:BA:2642:G:O2'	35:BA:2643:G:H5'	2.20	0.41
35:BA:2849:U:O4	51:BT:23:ARG:NH2	2.54	0.41
35:BA:435:C:H2'	35:BA:436:C:H5'	2.02	0.41
36:BB:68:C:O2'	36:BB:69:G:H5'	2.21	0.41
39:BE:117:MET:HA	39:BE:122:PHE:N	2.35	0.41
29:B4:25:TYR:O	41:BG:105:LYS:HD3	2.21	0.41
41:BG:12:TYR:HA	41:BG:16:ARG:HB2	2.03	0.41
41:BG:161:THR:HG22	41:BG:162:THR:N	2.35	0.41
41:BG:5:VAL:O	41:BG:6:ALA:C	2.59	0.41
42:BH:38:SER:HA	42:BH:39:PRO:HD3	1.93	0.41
43:BI:73:GLU:HB2	43:BI:137:PRO:O	2.21	0.41

*Continued on next page...*

*Continued from previous page...*

Atom-1	Atom-2	Interatomic distance (Å)	Clash overlap (Å)
43:BI:54:GLN:HA	43:BI:57:ARG:HB3	2.01	0.41
45:BN:131:GLN:HA	45:BN:131:GLN:OE1	2.19	0.41
48:BQ:103:MET:CE	48:BQ:125:LEU:HD13	2.50	0.41
49:BR:99:LYS:N	49:BR:99:LYS:HD3	2.35	0.41
50:BS:17:ARG:C	50:BS:19:LYS:N	2.74	0.41
51:BT:125:ARG:C	51:BT:127:ALA:N	2.74	0.41
51:BT:10:VAL:O	51:BT:13:ARG:HG2	2.21	0.41
51:BT:32:TYR:CG	51:BT:81:PRO:HB3	2.55	0.41
52:BU:92:ARG:HD2	53:BV:11:GLN:HB2	2.02	0.41
35:BA:495:G:O2'	54:BW:62:HIS:HE1	2.03	0.41
55:BX:27:THR:HA	55:BX:80:ILE:HA	2.02	0.41
1:CA:1281:U:O2'	1:CA:1282:C:OP1	2.35	0.41
1:CA:1321:C:H5''	1:CA:1322:C:H2'	2.02	0.41
1:CA:176:C:H2'	1:CA:177:C:H6	1.86	0.41
1:CA:189(B):C:O2'	1:CA:189(C):C:H5'	2.20	0.41
1:CA:754:C:H3'	1:CA:754:C:O2	2.20	0.41
1:CA:781:A:C2'	1:CA:782:A:H5'	2.51	0.41
1:CA:946:A:H2'	1:CA:947:G:C8	2.55	0.41
2:CB:48:MET:CE	2:CB:52:GLU:HB2	2.50	0.41
4:CD:148:VAL:CG1	4:CD:152:SER:HB2	2.50	0.41
4:CD:74:GLN:HA	4:CD:77:ASN:ND2	2.29	0.41
6:CF:81:ILE:O	6:CF:82:ARG:C	2.58	0.41
7:CG:139:GLU:O	7:CG:143:ARG:N	2.53	0.41
8:CH:82:HIS:HB3	8:CH:138:TRP:CE2	2.55	0.41
9:CI:17:VAL:HG22	9:CI:63:ILE:CD1	2.46	0.41
9:CI:48:GLU:OE2	9:CI:51:ARG:HB2	2.20	0.41
9:CI:97:LYS:HB3	9:CI:98:PRO:CD	2.39	0.41
13:CM:86:CYS:SG	13:CM:88:ARG:HG3	2.60	0.41
19:CS:25:LYS:O	19:CS:26:GLY:C	2.58	0.41
22:CV:20:G:N2	22:CV:58:C:N3	2.68	0.41
22:CY:9:A:C6	22:CY:48:G:C2	3.09	0.41
22:CY:60:A:N7	57:DZ:184:ALA:CA	2.76	0.41
25:D0:51:VAL:HG23	25:D0:81:VAL:HG23	2.01	0.41
25:D0:68:GLU:OE2	25:D0:82:ARG:HB2	2.21	0.41
28:D3:17:LYS:O	28:D3:20:LYS:N	2.54	0.41
31:D6:8:LYS:HD2	31:D6:27:LYS:HG2	2.03	0.41
32:D7:19:ARG:HG2	32:D7:19:ARG:NH1	2.34	0.41
35:DA:1215:G:O2'	35:DA:1216:G:H5'	2.20	0.41
35:DA:146:G:H2'	35:DA:147:U:O4'	2.20	0.41
35:DA:2192:G:C3'	35:DA:2193:G:H5''	2.50	0.41
22:CV:78:A:C8	35:DA:2602:A:N6	2.88	0.41

*Continued on next page...*

*Continued from previous page...*

Atom-1	Atom-2	Interatomic distance (Å)	Clash overlap (Å)
35:DA:271(A):A:H1'	35:DA:365:C:O4'	2.19	0.41
35:DA:272(J):C:N3	35:DA:363:G:O6	2.53	0.41
35:DA:2807:G:H2'	35:DA:2808:U:C5'	2.43	0.41
35:DA:2883:A:C5'	35:DA:2884:U:H5'	2.51	0.41
35:DA:2887:U:H2'	35:DA:2888:C:H6	1.85	0.41
35:DA:322:A:H5'	35:DA:340:A:O4'	2.21	0.41
35:DA:720:C:H2'	35:DA:721:C:C6	2.54	0.41
35:DA:816:C:O2'	35:DA:817:C:H5'	2.19	0.41
35:DA:2124:G:O2'	37:DC:41:THR:HB	2.20	0.41
38:DD:79:VAL:CG2	38:DD:111:LEU:HD11	2.46	0.41
35:DA:322:A:P	40:DF:169:ASN:HB2	2.61	0.41
40:DF:22:ALA:C	40:DF:24:LEU:N	2.74	0.41
40:DF:93:LYS:HD3	40:DF:93:LYS:HA	1.78	0.41
45:DN:48:MET:C	45:DN:48:MET:HE3	2.41	0.41
45:DN:19:GLU:O	45:DN:60:ILE:HA	2.21	0.41
45:DN:96:GLU:H	45:DN:96:GLU:CD	2.16	0.41
46:DO:119:PRO:HB2	51:DT:68:TYR:CZ	2.55	0.41
46:DO:2:ILE:CG2	46:DO:8:LEU:HD21	2.50	0.41
47:DP:71:VAL:O	47:DP:72:PRO:C	2.56	0.41
48:DQ:42:ILE:CG2	48:DQ:47:ILE:HG13	2.50	0.41
51:DT:127:ALA:O	51:DT:129:ARG:N	2.54	0.41
51:DT:81:PRO:O	51:DT:83:ILE:N	2.53	0.41
51:DT:99:LEU:HB2	51:DT:101:PHE:CE2	2.55	0.41
56:DY:13:VAL:HG21	56:DY:72:VAL:HB	2.03	0.41
57:DZ:11:GLU:N	57:DZ:11:GLU:CD	2.74	0.41
57:DZ:176:PRO:HB2	57:DZ:177:PRO:HD2	2.01	0.41
1:AA:1015:A:H1'	1:AA:1218:C:O2'	2.21	0.41
1:AA:1060:C:O2'	1:AA:1061:G:H5'	2.19	0.41
1:AA:1306:A:H2'	1:AA:1307:U:C6	2.56	0.41
1:AA:1498:U:O2'	1:AA:1499:A:P	2.79	0.41
1:AA:26:A:N6	1:AA:558:G:H1'	2.35	0.41
1:AA:540:G:H2'	1:AA:541:G:O4'	2.21	0.41
1:AA:668:G:O2'	1:AA:669:U:H5'	2.21	0.41
1:AA:763:G:O2'	1:AA:764:C:H5'	2.20	0.41
1:AA:824:C:H4'	8:AH:1:MET:N	2.33	0.41
1:AA:832:C:O2'	1:AA:833:U:P	2.78	0.41
2:AB:135:GLN:O	2:AB:139:LYS:HB2	2.21	0.41
2:AB:80:ILE:HG21	2:AB:211:ILE:O	2.21	0.41
3:AC:67:THR:HG22	3:AC:69:HIS:CD2	2.56	0.41
4:AD:109:GLY:O	4:AD:111:ALA:N	2.54	0.41
4:AD:26:CYS:HA	4:AD:31:CYS:CB	2.47	0.41

*Continued on next page...*

*Continued from previous page...*

Atom-1	Atom-2	Interatomic distance (Å)	Clash overlap (Å)
4:AD:78:LEU:O	4:AD:79:PHE:C	2.58	0.41
4:AD:79:PHE:O	4:AD:82:ALA:HB3	2.21	0.41
4:AD:96:LEU:N	4:AD:96:LEU:CD1	2.84	0.41
5:AE:139:LEU:HD23	5:AE:142:LEU:HD11	2.02	0.41
6:AF:28:ARG:O	6:AF:29:ALA:C	2.58	0.41
8:AH:21:LYS:O	8:AH:65:TYR:OH	2.37	0.41
8:AH:84:ARG:HH11	8:AH:84:ARG:HG2	1.85	0.41
8:AH:88:LYS:HB3	8:AH:89:PRO:HD2	2.03	0.41
9:AI:55:ALA:HA	9:AI:58:HIS:CD2	2.44	0.41
10:AJ:91:PRO:CB	10:AJ:94:VAL:HB	2.51	0.41
11:AK:106:LYS:O	11:AK:107:SER:HB3	2.21	0.41
12:AL:119:LYS:O	12:AL:120:TYR:CB	2.68	0.41
13:AM:85:GLY:O	13:AM:86:CYS:SG	2.79	0.41
19:AS:16:LEU:N	19:AS:16:LEU:HD12	2.23	0.41
19:AS:53:ASN:HD22	19:AS:58:VAL:CG1	2.33	0.41
22:AV:36:AG9:NH2	22:AV:36:AG9:H2G	2.35	0.41
23:AW:45:U:C4	23:AW:46:U:C4	3.08	0.41
22:AY:15:G:N2	22:AY:23:A:N3	2.69	0.41
22:AY:32:G:H3'	22:AY:33:G:H8	1.86	0.41
22:AY:5:C:C2	22:AY:71:G:N1	2.88	0.41
29:B4:10:VAL:CG1	29:B4:11:PRO:HD2	2.50	0.41
35:BA:1178:C:H2'	35:BA:1179:C:C6	2.56	0.41
35:BA:143(A):C:H4'	55:BX:38:GLU:OE2	2.21	0.41
35:BA:1485:G:H1'	35:BA:1505:C:N4	2.28	0.41
35:BA:154(A):C:H3'	35:BA:155:U:H4'	2.02	0.41
35:BA:158:U:C2'	35:BA:171:G:O5'	2.68	0.41
35:BA:118:A:H1'	35:BA:178:G:O4'	2.20	0.41
35:BA:2030:A:H4'	35:BA:2031:A:H8	1.85	0.41
35:BA:2092:U:C4	35:BA:2226:C:OP2	2.74	0.41
35:BA:2124:G:H1'	37:BC:43:GLU:OE1	2.19	0.41
35:BA:2309:A:N3	35:BA:2309:A:H2'	2.35	0.41
35:BA:2629:A:N3	35:BA:2629:A:H2'	2.35	0.41
26:B1:76:ARG:NE	35:BA:271(R):G:OP1	2.54	0.41
35:BA:272(J):C:N3	35:BA:363:G:O6	2.54	0.41
35:BA:2869:G:H2'	35:BA:2870:C:O4'	2.20	0.41
35:BA:314:A:H2'	35:BA:315:G:H8	1.84	0.41
35:BA:845:G:O2'	35:BA:846:C:H5	2.04	0.41
35:BA:866:A:H2	35:BA:867:C:C4	2.38	0.41
36:BB:112:U:H2'	36:BB:113:G:C8	2.55	0.41
37:BC:36:ALA:HB3	37:BC:40:GLU:HG2	2.03	0.41
38:BD:133:LEU:HD13	38:BD:173:VAL:HG11	2.03	0.41

*Continued on next page...*

*Continued from previous page...*

Atom-1	Atom-2	Interatomic distance (Å)	Clash overlap (Å)
38:BD:270:ILE:C	38:BD:271:ILE:HG12	2.41	0.41
35:BA:773:U:H4'	38:BD:47:GLY:CA	2.50	0.41
39:BE:105:THR:HG23	39:BE:166:THR:OG1	2.19	0.41
39:BE:38:THR:C	39:BE:40:GLU:N	2.73	0.41
40:BF:160:ASN:C	40:BF:162:LEU:H	2.23	0.41
41:BG:16:ARG:N	41:BG:17:PRO:HD2	2.36	0.41
41:BG:66:GLN:HB2	41:BG:92:VAL:HG21	2.02	0.41
42:BH:20:ALA:CB	42:BH:23:ARG:HB2	2.51	0.41
45:BN:57:ALA:C	45:BN:58:ASP:OD1	2.59	0.41
50:BS:83:LYS:O	50:BS:105:ALA:N	2.48	0.41
51:BT:28:VAL:CG2	51:BT:46:GLU:HG3	2.51	0.41
52:BU:91:ASP:O	52:BU:92:ARG:C	2.56	0.41
54:BW:47:VAL:CA	54:BW:50:VAL:HG12	2.50	0.41
55:BX:12:VAL:HG13	55:BX:27:THR:O	2.20	0.41
56:BY:100:ALA:O	56:BY:101:LYS:CB	2.68	0.41
57:BZ:104:PHE:HA	57:BZ:141:VAL:HG21	2.03	0.41
57:BZ:82:ARG:NH1	57:BZ:83:PRO:O	2.54	0.41
1:CA:1030:C:H2'	1:CA:1030(A):G:H5'	2.03	0.41
1:CA:1071:C:H2'	1:CA:1072:G:H8	1.86	0.41
1:CA:1080:A:H5''	5:CE:16:THR:HG21	2.02	0.41
1:CA:1130:A:C2	1:CA:1146:A:H1'	2.56	0.41
1:CA:1330:U:C5	1:CA:1331:G:C5	3.08	0.41
1:CA:109:A:C6	1:CA:326:G:C6	3.09	0.41
1:CA:46:G:O2'	1:CA:365:U:H1'	2.20	0.41
1:CA:586:C:H1'	1:CA:878:G:O2'	2.20	0.41
1:CA:736:C:C2	1:CA:737:A:N7	2.88	0.41
1:CA:7:G:H2'	5:CE:119:LEU:HD22	2.02	0.41
3:CC:117:ALA:C	3:CC:119:ARG:N	2.74	0.41
3:CC:129:ALA:HB3	3:CC:132:ARG:HB3	2.02	0.41
4:CD:26:CYS:HA	4:CD:31:CYS:CB	2.44	0.41
4:CD:52:SER:N	4:CD:55:ALA:HB3	2.35	0.41
5:CE:144:THR:H	5:CE:147:ASP:HB2	1.86	0.41
5:CE:18:ARG:HH22	5:CE:25:ARG:HD2	1.86	0.41
6:CF:98:LEU:HD12	6:CF:98:LEU:N	2.34	0.41
10:CJ:92:THR:HG23	10:CJ:93:GLY:N	2.35	0.41
11:CK:126:ARG:CB	11:CK:126:ARG:HH11	2.30	0.41
12:CL:39:VAL:HG11	12:CL:57:LYS:HZ3	1.86	0.41
12:CL:60:LEU:C	12:CL:62:SER:H	2.24	0.41
13:CM:13:LYS:HA	13:CM:44:ARG:NH1	2.23	0.41
13:CM:68:GLY:N	13:CM:71:ARG:HB3	2.36	0.41
18:CR:68:LYS:NZ	18:CR:71:LYS:NZ	2.69	0.41

*Continued on next page...*

*Continued from previous page...*

Atom-1	Atom-2	Interatomic distance (Å)	Clash overlap (Å)
19:CS:9:VAL:O	19:CS:11:VAL:N	2.53	0.41
22:CV:14:A:C8	22:CV:24:A:C2	3.08	0.41
22:CV:51:G:OP1	22:CV:52:C:OP2	2.39	0.41
22:CV:53:U:C1'	22:CV:66:G:N2	2.78	0.41
23:CW:11:C:C2'	23:CW:12:U:O4'	2.68	0.41
23:CW:37:A:C2	23:CW:38:U:C2	3.08	0.41
23:CW:23:A:C6	23:CW:48:G:C4	3.08	0.41
22:CY:8:U:C2	22:CY:15:G:O6	2.73	0.41
22:CY:34:C:H2'	22:CY:34:C:O2	2.21	0.41
27:D2:12:GLU:HA	27:D2:15:LYS:HE2	2.03	0.41
27:D2:65:ASN:C	27:D2:67:LYS:N	2.73	0.41
30:D5:51:TYR:CD2	30:D5:52:TYR:HB2	2.56	0.41
31:D6:12:GLU:HG2	31:D6:23:THR:CG2	2.37	0.41
33:D8:56:GLU:O	33:D8:59:LYS:N	2.36	0.41
33:D8:6:THR:CA	33:D8:61:LEU:HD11	2.45	0.41
35:DA:1409:C:H2'	35:DA:1410:G:C8	2.56	0.41
35:DA:1504:C:O2'	35:DA:1505:C:C5'	2.68	0.41
35:DA:2647:U:H2'	35:DA:2648:C:C6	2.56	0.41
35:DA:848:G:C8	35:DA:848:G:H5'	2.55	0.41
37:DC:41:THR:HB	37:DC:218:THR:OG1	2.20	0.41
38:DD:20:ASP:OD1	38:DD:20:ASP:C	2.58	0.41
38:DD:268:ARG:HH11	38:DD:268:ARG:CB	2.23	0.41
35:DA:2052:G:O4'	39:DE:142:GLY:HA3	2.20	0.41
40:DF:40:GLN:NE2	40:DF:184:TYR:HB3	2.35	0.41
41:DG:34:LEU:CD1	41:DG:172:LEU:HD11	2.50	0.41
42:DH:119:GLU:CG	42:DH:120:GLY:N	2.83	0.41
42:DH:72:ILE:O	42:DH:75:ALA:HB3	2.20	0.41
43:DI:9:LEU:H	43:DI:13:GLY:CA	2.34	0.41
43:DI:9:LEU:H	43:DI:13:GLY:HA2	1.86	0.41
44:DJ:88:UNK:C	44:DJ:90:UNK:H	2.33	0.41
45:DN:62:VAL:HG11	45:DN:67:LEU:CD2	2.45	0.41
47:DP:23:PRO:HB3	47:DP:29:LYS:HB3	2.02	0.41
47:DP:59:LEU:HA	47:DP:61:ARG:HH11	1.73	0.41
49:DR:72:ASP:OD2	49:DR:74:LYS:HB3	2.20	0.41
50:DS:59:LYS:HB3	50:DS:65:VAL:HG22	2.01	0.41
51:DT:65:LYS:NZ	51:DT:66:VAL:H	2.19	0.41
52:DU:31:SER:C	52:DU:33:ARG:N	2.73	0.41
56:DY:76:CYS:O	56:DY:78:ALA:N	2.53	0.41
22:CY:57:U:C2'	57:DZ:182:LYS:NZ	2.82	0.41
57:DZ:51:ALA:O	57:DZ:52:SER:HB3	2.21	0.41
1:AA:227:G:H2'	1:AA:228:A:H8	1.83	0.41

*Continued on next page...*

*Continued from previous page...*

Atom-1	Atom-2	Interatomic distance (Å)	Clash overlap (Å)
1:AA:268:C:H2'	1:AA:269:C:H6	1.86	0.41
1:AA:443:C:H2'	1:AA:444:C:H6	1.85	0.41
1:AA:625:G:O2'	1:AA:626:U:H5'	2.20	0.41
1:AA:962:C:H2'	1:AA:963:G:C8	2.54	0.41
1:AA:975:A:C4'	1:AA:976:G:H5''	2.31	0.41
2:AB:41:ILE:HD12	2:AB:41:ILE:H	1.86	0.41
2:AB:74:LYS:HD2	2:AB:166:ASP:CB	2.50	0.41
3:AC:70:VAL:HG12	3:AC:72:LYS:N	2.24	0.41
4:AD:132:ARG:HD2	4:AD:133:VAL:N	2.36	0.41
4:AD:134:ASP:O	4:AD:136:PRO:HD3	2.21	0.41
4:AD:57:ARG:NH2	5:AE:107:ARG:NH1	2.69	0.41
12:AL:58:VAL:CG1	12:AL:59:ARG:N	2.84	0.41
13:AM:111:LYS:O	13:AM:113:PRO:HD2	2.21	0.41
16:AP:68:ASP:O	16:AP:70:ALA:N	2.53	0.41
6:AF:89:MET:SD	18:AR:76:LEU:CD2	3.09	0.41
18:AR:87:ARG:NH1	18:AR:87:ARG:HB3	2.35	0.41
20:AT:16:HIS:O	20:AT:19:SER:N	2.52	0.41
22:AV:33:G:C4	22:AV:34:C:C5	3.08	0.41
22:AV:4:C:C2	22:AV:5:C:C4	3.08	0.41
23:AW:3:G:C4	23:AW:4:C:C5	3.08	0.41
22:AY:28:G:N2	22:AY:29:A:C4	2.89	0.41
22:AY:5:C:O2	22:AY:70:G:C2	2.74	0.41
25:B0:73:GLY:O	25:B0:75:LEU:N	2.54	0.41
26:B1:19:GLN:CB	26:B1:35:THR:HG23	2.47	0.41
26:B1:51:VAL:CG2	26:B1:53:VAL:HG23	2.50	0.41
26:B1:83:GLU:O	26:B1:84:GLY:C	2.58	0.41
29:B4:26:SER:O	29:B4:27:THR:HB	2.20	0.41
35:BA:1379:A:O4'	35:BA:1379:A:N3	2.53	0.41
35:BA:2300:G:H1	35:BA:2316:C:N4	2.14	0.41
35:BA:2405:G:H1'	35:BA:2412:A:N6	2.36	0.41
35:BA:2526:G:H5'	35:BA:2742:C:O2'	2.21	0.41
35:BA:2612:C:C5	35:BA:2613:U:H5	2.38	0.41
35:BA:8:A:H2	35:BA:2896:C:O2	2.03	0.41
35:BA:307:G:H21	35:BA:330:A:H62	1.67	0.41
35:BA:545:C:C3'	35:BA:547:A:C5'	2.96	0.41
36:BB:50:G:OP2	50:BS:62:LYS:CG	2.67	0.41
38:BD:33:LEU:HD23	38:BD:33:LEU:C	2.41	0.41
38:BD:45:ASN:HD22	38:BD:50:THR:HG21	1.86	0.41
39:BE:59:VAL:CG1	39:BE:60:ASN:N	2.84	0.41
40:BF:70:THR:HG22	40:BF:72:ARG:HG2	2.01	0.41
43:BI:10:GLU:CD	43:BI:11:ASN:N	2.74	0.41

*Continued on next page...*



*Continued from previous page...*

Atom-1	Atom-2	Interatomic distance (Å)	Clash overlap (Å)
43:BI:113:ARG:O	43:BI:114:LEU:HD23	2.20	0.41
45:BN:2:LYS:HZ3	53:BV:12:TYR:HA	1.84	0.41
45:BN:42:TRP:CE3	45:BN:48:MET:HE1	2.56	0.41
46:BO:113:LYS:O	46:BO:117:LEU:HB2	2.21	0.41
49:BR:96:ARG:HB2	49:BR:117:VAL:CG2	2.51	0.41
50:BS:13:ARG:O	50:BS:14:VAL:C	2.58	0.41
50:BS:59:LYS:HB3	50:BS:65:VAL:HG22	2.03	0.41
53:BV:56:SER:O	53:BV:100:ARG:O	2.39	0.41
1:CA:1229:A:H2'	1:CA:1230:C:C6	2.56	0.41
1:CA:1288:A:O4'	1:CA:1353:G:H4'	2.20	0.41
1:CA:1400:C:N4	22:CV:36:AG9:C6	2.82	0.41
1:CA:229:U:H2'	1:CA:230:G:O4'	2.21	0.41
1:CA:338:A:C6	1:CA:339:C:C4	3.08	0.41
1:CA:394:G:H2'	1:CA:395:C:H6	1.86	0.41
1:CA:431:A:O2'	1:CA:432:A:H5'	2.20	0.41
1:CA:433:C:H2'	1:CA:434:U:H6	1.85	0.41
1:CA:621:A:H2'	1:CA:622:A:C8	2.56	0.41
1:CA:630:G:C2'	1:CA:631:G:C5'	2.97	0.41
1:CA:656:C:H2'	1:CA:657:G:C8	2.55	0.41
1:CA:743:U:O2'	1:CA:744:C:H5'	2.20	0.41
1:CA:931:C:H2'	1:CA:932:C:H6	1.86	0.41
2:CB:12:GLU:O	2:CB:14:GLY:N	2.54	0.41
2:CB:97:TRP:CH2	2:CB:176:GLU:OE2	2.73	0.41
3:CC:127:ARG:HD2	3:CC:127:ARG:N	2.34	0.41
3:CC:118:GLN:HA	3:CC:187:ALA:CB	2.49	0.41
3:CC:40:ARG:HG2	3:CC:55:VAL:CB	2.51	0.41
3:CC:40:ARG:HH11	3:CC:40:ARG:HG3	1.85	0.41
4:CD:76:ARG:O	4:CD:77:ASN:C	2.59	0.41
9:CI:53:VAL:HG23	9:CI:55:ALA:N	2.36	0.41
13:CM:27:LYS:HE3	13:CM:31:LYS:NZ	2.36	0.41
13:CM:63:THR:HG22	13:CM:64:TRP:N	2.35	0.41
13:CM:7:VAL:HG12	13:CM:7:VAL:O	2.21	0.41
15:CO:39:LEU:O	15:CO:39:LEU:HD13	2.21	0.41
17:CQ:4:LYS:HG3	17:CQ:5:VAL:N	2.36	0.41
19:CS:69:HIS:HB2	19:CS:74:PHE:CE2	2.52	0.41
20:CT:36:LEU:HD12	20:CT:55:ILE:HD12	2.03	0.41
22:CV:51:G:OP1	22:CV:51:G:H3'	2.20	0.41
22:CY:49:G:C2'	22:CY:50:C:H5'	2.50	0.41
22:CY:4:C:C2	22:CY:5:C:C6	3.08	0.41
28:D3:42:ALA:C	28:D3:44:ARG:N	2.73	0.41
31:D6:28:ARG:CB	31:D6:28:ARG:HH11	2.33	0.41

*Continued on next page...*

*Continued from previous page...*

Atom-1	Atom-2	Interatomic distance (Å)	Clash overlap (Å)
31:D6:53:LYS:HD2	31:D6:53:LYS:HA	1.81	0.41
32:D7:47:ARG:HH11	55:DX:60:ARG:NH2	2.19	0.41
35:DA:1311:G:C2	55:DX:60:ARG:NH1	2.87	0.41
35:DA:1773:A:C2'	35:DA:1774:C:H5'	2.50	0.41
35:DA:1773:A:H2'	35:DA:1774:C:H5'	2.02	0.41
35:DA:1882:C:H2'	35:DA:1882:C:O2	2.21	0.41
35:DA:191:A:O2'	35:DA:192:C:H5'	2.20	0.41
30:D5:8:LYS:HB2	35:DA:2054:A:C2	2.55	0.41
35:DA:2070:G:H2'	35:DA:2071:A:C8	2.56	0.41
35:DA:2393:A:C2'	35:DA:2394:C:H5'	2.51	0.41
35:DA:2428:G:H5''	35:DA:2429:G:O5'	2.21	0.41
35:DA:11:G:N2	35:DA:2628:C:OP1	2.53	0.41
35:DA:2720:U:C2	35:DA:2721:A:C8	3.09	0.41
35:DA:392:C:H5''	35:DA:409:C:H5''	2.02	0.41
35:DA:471:A:H2'	35:DA:472:A:O4'	2.21	0.41
35:DA:654(M):C:C2	35:DA:654(O):G:N2	2.88	0.41
35:DA:807:U:O2'	35:DA:808:G:H5'	2.20	0.41
35:DA:80:G:C2'	35:DA:81:G:H5'	2.51	0.41
27:D2:2:LYS:N	35:DA:98:G:OP1	2.54	0.41
35:DA:993:G:O2'	53:DV:89:GLN:HG3	2.20	0.41
36:DB:35:U:O2'	36:DB:36:C:H5'	2.21	0.41
36:DB:81:G:H2'	36:DB:82:G:H5'	2.02	0.41
38:DD:145:VAL:HG11	38:DD:175:LEU:CD1	2.50	0.41
38:DD:211:ARG:HA	38:DD:214:TRP:CD2	2.56	0.41
35:DA:2572:A:N7	39:DE:144:ARG:HD2	2.35	0.41
39:DE:78:LEU:C	39:DE:79:ARG:HD2	2.41	0.41
41:DG:60:LEU:HD12	41:DG:68:PRO:HD3	2.03	0.41
42:DH:43:VAL:HG23	42:DH:43:VAL:O	2.20	0.41
42:DH:94:TYR:CD2	42:DH:107:VAL:HB	2.56	0.41
43:DI:10:GLU:CD	43:DI:11:ASN:N	2.74	0.41
43:DI:29:TYR:CE1	43:DI:33:ARG:NE	2.60	0.41
45:DN:128:HIS:HE1	45:DN:134:ARG:NH1	2.18	0.41
47:DP:101:VAL:CB	47:DP:107:LYS:HA	2.36	0.41
47:DP:85:LEU:HD12	47:DP:120:ALA:CA	2.51	0.41
48:DQ:32:TYR:O	48:DQ:106:VAL:HG22	2.21	0.41
52:DU:95:LEU:C	52:DU:97:ASP:N	2.66	0.41
54:DW:18:ARG:HG2	54:DW:76:VAL:CG1	2.50	0.41
1:AA:1003:G:N2	1:AA:1039:C:N4	2.69	0.41
1:AA:1264:C:H2'	1:AA:1265:G:H8	1.83	0.41
1:AA:1330:U:C5	1:AA:1331:G:C5	3.09	0.41
1:AA:1366:C:H2'	1:AA:1367:C:H6	1.85	0.41

*Continued on next page...*

*Continued from previous page...*

Atom-1	Atom-2	Interatomic distance (Å)	Clash overlap (Å)
1:AA:1407:C:H6	1:AA:1407:C:O5'	2.03	0.41
1:AA:152:A:N6	1:AA:170:U:C2	2.89	0.41
1:AA:322:C:O2'	1:AA:323:U:H5'	2.20	0.41
1:AA:420:U:C5	1:AA:422:C:N3	2.88	0.41
4:AD:100:ARG:NH2	4:AD:136:PRO:O	2.53	0.41
4:AD:166:LYS:HB2	4:AD:166:LYS:HE3	1.89	0.41
4:AD:180:GLY:O	4:AD:181:MET:HB2	2.21	0.41
5:AE:135:THR:O	5:AE:136:MET:C	2.59	0.41
7:AG:128:ALA:C	7:AG:130:GLY:H	2.24	0.41
8:AH:44:PHE:HA	8:AH:79:VAL:CG1	2.50	0.41
9:AI:99:LEU:HD12	9:AI:101:PHE:CE1	2.56	0.41
10:AJ:29:ARG:HH11	10:AJ:29:ARG:HG2	1.85	0.41
12:AL:35:GLY:O	12:AL:83:VAL:N	2.53	0.41
13:AM:15:VAL:O	13:AM:18:ALA:N	2.54	0.41
16:AP:56:ALA:HB1	16:AP:74:LEU:CD2	2.51	0.41
17:AQ:62:SER:OG	17:AQ:72:ARG:HG3	2.21	0.41
19:AS:63:THR:HG23	19:AS:65:ASN:OD1	2.21	0.41
1:AA:1305:G:C5'	21:AU:4:GLY:HA3	2.47	0.41
22:AV:3:G:O6	22:AV:4:C:N4	2.53	0.41
27:B2:38:GLN:HA	27:B2:41:ILE:HG12	2.01	0.41
33:B8:56:GLU:HA	33:B8:59:LYS:HZ1	1.82	0.41
35:BA:1053:C:O2	35:BA:1053:C:H2'	2.20	0.41
35:BA:128:C:O2'	35:BA:129:C:O5'	2.36	0.41
35:BA:146:G:O2'	35:BA:147:U:H5'	2.20	0.41
35:BA:1541:G:H1'	35:BA:1542:A:C6	2.55	0.41
35:BA:154(A):C:O2	35:BA:154(A):C:H2'	2.20	0.41
35:BA:1578:U:H2'	35:BA:1579:A:C5'	2.50	0.41
35:BA:1882:C:H3'	35:BA:1883:G:H8	1.86	0.41
35:BA:2417:C:C4	35:BA:2418:A:N7	2.88	0.41
35:BA:2532:G:O2'	35:BA:2657:A:N6	2.51	0.41
35:BA:631:A:O2'	47:BP:67:MET:HB3	2.20	0.41
35:BA:843:G:C2'	35:BA:844:C:H5'	2.51	0.41
35:BA:902:C:H2'	35:BA:903:C:H6	1.83	0.41
35:BA:861:A:C2	35:BA:917:A:C4	3.09	0.41
37:BC:202:PRO:HB2	37:BC:205:ALA:HB2	2.03	0.41
38:BD:118:VAL:CG2	38:BD:119:ALA:H	2.24	0.41
38:BD:61:LEU:HA	38:BD:61:LEU:HD12	1.83	0.41
35:BA:2052:G:N3	39:BE:149:ARG:HA	2.36	0.41
40:BF:32:LEU:HD11	40:BF:105:VAL:HG13	2.02	0.41
41:BG:178:PHE:HA	41:BG:179:PRO:HD2	1.92	0.41
41:BG:18:GLU:OE1	41:BG:18:GLU:HA	2.21	0.41

*Continued on next page...*

*Continued from previous page...*

Atom-1	Atom-2	Interatomic distance (Å)	Clash overlap (Å)
42:BH:61:HIS:O	42:BH:64:LEU:N	2.52	0.41
42:BH:89:ILE:O	42:BH:89:ILE:CG1	2.68	0.41
45:BN:23:LEU:HB2	45:BN:60:ILE:HG21	2.03	0.41
47:BP:47:ASP:CB	47:BP:48:PRO:HA	2.47	0.41
49:BR:13:HIS:O	49:BR:13:HIS:ND1	2.54	0.41
53:BV:18:LEU:N	53:BV:18:LEU:HD12	2.35	0.41
54:BW:24:ILE:O	54:BW:25:ARG:C	2.59	0.41
56:BY:32:PRO:O	56:BY:35:TYR:N	2.50	0.41
48:BQ:134:ARG:NH2	57:BZ:122:ARG:NE	2.69	0.41
57:BZ:120:ILE:HB	57:BZ:171:ILE:O	2.21	0.41
57:BZ:95:PRO:HA	57:BZ:128:VAL:O	2.21	0.41
1:CA:1066:C:H3'	1:CA:1067:A:C8	2.56	0.41
1:CA:1069:C:O2'	1:CA:1192:C:H1'	2.20	0.41
1:CA:1168:A:H2'	1:CA:1169:A:C8	2.56	0.41
1:CA:1514:C:H2'	1:CA:1515:C:H6	1.85	0.41
1:CA:266:G:O2'	1:CA:267:C:OP2	2.32	0.41
1:CA:401:C:H3'	1:CA:401:C:C6	2.56	0.41
1:CA:553:A:H2'	1:CA:554:C:C6	2.56	0.41
1:CA:669:U:O2'	1:CA:670:G:H5'	2.20	0.41
1:CA:677:U:H3	1:CA:714:G:N2	2.18	0.41
1:CA:728:A:N6	15:CO:54:ARG:HG3	2.36	0.41
1:CA:730:G:C5	1:CA:731:G:H1'	2.56	0.41
2:CB:74:LYS:HD2	2:CB:166:ASP:HB2	2.03	0.41
1:CA:1060:C:C4	3:CC:2:GLY:HA2	2.56	0.41
4:CD:76:ARG:HH11	4:CD:76:ARG:HG2	1.85	0.41
7:CG:146:GLU:O	7:CG:149:ARG:CB	2.69	0.41
7:CG:77:SER:HB3	7:CG:86:GLN:HB3	2.03	0.41
13:CM:74:VAL:O	13:CM:78:ILE:HG13	2.20	0.41
14:CN:34:TYR:O	14:CN:36:PHE:N	2.54	0.41
14:CN:40:CYS:O	14:CN:44:LEU:HB3	2.21	0.41
1:CA:751:U:OP1	15:CO:18:PHE:HZ	2.04	0.41
20:CT:13:LEU:HD12	20:CT:13:LEU:N	2.35	0.41
22:CV:20:G:C4	22:CV:59:G:N3	2.89	0.41
22:CV:26:G:O2'	35:DA:1923:U:H5''	2.20	0.41
22:CV:59:G:C2'	22:CV:60:A:H5'	2.50	0.41
23:CW:40:A:N6	23:CW:42:C:C2	2.88	0.41
25:D0:49:LYS:O	25:D0:50:ASN:HB2	2.21	0.41
25:D0:74:ARG:HH11	25:D0:74:ARG:CG	2.33	0.41
26:D1:64:ALA:HA	26:D1:67:ILE:HG13	2.01	0.41
31:D6:54:ILE:O	31:D6:54:ILE:HD12	2.21	0.41
33:D8:7:HIS:HB2	33:D8:59:LYS:HB3	2.02	0.41

*Continued on next page...*

*Continued from previous page...*

Atom-1	Atom-2	Interatomic distance (Å)	Clash overlap (Å)
35:DA:1014:U:C2'	35:DA:1015:G:C5'	2.89	0.41
35:DA:1401:G:H2'	35:DA:1402:C:C6	2.56	0.41
35:DA:1843:C:H5'	38:DD:253:GLN:OE1	2.21	0.41
35:DA:957:A:C6	35:DA:2459:A:C8	3.09	0.41
35:DA:2472:G:C2'	35:DA:2475:C:H42	2.34	0.41
35:DA:2553:G:H3'	35:DA:2554:U:H5''	2.01	0.41
35:DA:2689:U:H5''	35:DA:2690:C:H5'	2.01	0.41
39:DE:137:HIS:HB3	39:DE:138:PRO:HD2	2.03	0.41
39:DE:179:GLU:HB3	39:DE:181:LEU:HD22	2.02	0.41
39:DE:52:LEU:O	39:DE:74:PRO:CA	2.66	0.41
39:DE:64:LYS:O	39:DE:73:GLU:OE2	2.38	0.41
40:DF:160:ASN:OD1	40:DF:163:VAL:HG23	2.21	0.41
41:DG:36:LYS:HE2	41:DG:95:ARG:HH22	1.85	0.41
42:DH:83:TYR:CD2	42:DH:134:SER:HB3	2.56	0.41
43:DI:74:ASN:ND2	43:DI:75:LEU:H	2.18	0.41
47:DP:66:GLY:O	47:DP:67:MET:HB3	2.21	0.41
56:DY:95:LYS:CD	56:DY:101:LYS:H	2.33	0.41
56:DY:39:VAL:CG1	56:DY:40:GLU:N	2.82	0.41
56:DY:97:ARG:HA	56:DY:97:ARG:HD2	1.93	0.41
1:AA:1129:C:OP1	1:AA:1130:A:H5''	2.20	0.41
1:AA:1206:G:C6	1:AA:1207:G:C5	3.09	0.41
1:AA:971:G:H22	1:AA:1363(A):A:P	2.44	0.41
1:AA:605:U:H2'	1:AA:606:G:H8	1.85	0.41
2:AB:224:GLN:C	2:AB:226:ARG:N	2.73	0.41
2:AB:51:LEU:O	2:AB:55:PHE:HD2	2.04	0.41
3:AC:143:GLU:C	3:AC:145:GLY:H	2.24	0.41
4:AD:30:LYS:HB3	4:AD:35:ARG:CZ	2.51	0.41
7:AG:13:GLN:HA	7:AG:14:PRO:HD3	1.91	0.41
8:AH:61:VAL:O	8:AH:63:LEU:HD22	2.20	0.41
8:AH:73:ASP:C	8:AH:75:ARG:H	2.23	0.41
9:AI:53:VAL:CG2	9:AI:55:ALA:HB3	2.50	0.41
10:AJ:78:ASN:HB2	10:AJ:81:THR:OG1	2.20	0.41
12:AL:26:ALA:C	12:AL:27:LEU:HD22	2.41	0.41
12:AL:60:LEU:C	12:AL:62:SER:H	2.23	0.41
16:AP:25:ARG:NH1	16:AP:25:ARG:HG3	2.36	0.41
17:AQ:59:ILE:HG22	17:AQ:60:ILE:N	2.36	0.41
20:AT:81:LYS:C	20:AT:83:ARG:N	2.73	0.41
22:AV:31:C:C2	22:AV:32:G:C8	3.09	0.41
22:AV:54:G:C6	22:AV:65:G:C6	3.08	0.41
23:AW:11:C:H3'	23:AW:12:U:C6	2.55	0.41
23:AW:70:G:C4	23:AW:71:G:N7	2.89	0.41

*Continued on next page...*

*Continued from previous page...*

Atom-1	Atom-2	Interatomic distance (Å)	Clash overlap (Å)
22:AY:49:G:O4'	22:AY:49:G:OP1	2.38	0.41
25:B0:41:ARG:HD3	25:B0:41:ARG:HA	1.88	0.41
27:B2:24:LEU:HD23	27:B2:60:LEU:HD22	2.02	0.41
30:B5:42:PRO:HB2	30:B5:43:HIS:HD2	1.86	0.41
35:BA:1373:A:H2'	35:BA:1374:G:O4'	2.20	0.41
35:BA:146:G:C5'	35:BA:146:G:H8	2.34	0.41
35:BA:2120:G:H2'	35:BA:2121:G:H8	1.86	0.41
35:BA:2152:G:H2'	35:BA:2153:G:H8	1.82	0.41
35:BA:2319:G:C5	35:BA:2320:A:N6	2.89	0.41
31:B6:39:TYR:CE1	35:BA:2347:C:OP1	2.74	0.41
35:BA:2815:C:H2'	35:BA:2816:C:C6	2.53	0.41
37:BC:34:ALA:CA	37:BC:40:GLU:HG3	2.51	0.41
38:BD:176:ARG:CG	38:BD:176:ARG:NH1	2.84	0.41
39:BE:111:ARG:HG2	49:BR:2:ARG:NH1	2.36	0.41
39:BE:12:THR:OG1	39:BE:13:ARG:N	2.53	0.41
39:BE:60:ASN:OD1	39:BE:62:PRO:HD2	2.21	0.41
40:BF:32:LEU:O	40:BF:36:VAL:HG23	2.21	0.41
41:BG:61:ALA:CB	41:BG:67:LYS:HA	2.46	0.41
43:BI:109:ILE:HG21	43:BI:114:LEU:HD11	2.02	0.41
43:BI:52:ARG:HE	43:BI:52:ARG:HB2	1.75	0.41
48:BQ:59:ARG:O	48:BQ:60:ARG:HB2	2.20	0.41
50:BS:36:TYR:HD1	50:BS:36:TYR:H	1.66	0.41
50:BS:65:VAL:O	50:BS:69:VAL:HG12	2.20	0.41
51:BT:3:ARG:NH1	51:BT:3:ARG:HG2	2.36	0.41
51:BT:19:LEU:HD22	51:BT:85:LYS:HD3	2.03	0.41
53:BV:19:LYS:CA	53:BV:19:LYS:HE2	2.50	0.41
53:BV:24:LYS:HA	53:BV:92:THR:HG23	2.03	0.41
54:BW:19:LEU:HD12	54:BW:19:LEU:HA	1.83	0.41
56:BY:52:SER:N	56:BY:53:PRO:HD2	2.35	0.41
57:BZ:111:VAL:HG22	57:BZ:116:VAL:CA	2.51	0.41
1:CA:1087:G:H2'	1:CA:1088:G:H8	1.85	0.41
1:CA:1142:G:C8	1:CA:1143:G:C8	3.09	0.41
1:CA:1264:C:H2'	1:CA:1265:G:H8	1.83	0.41
1:CA:1306:A:H2'	1:CA:1307:U:C6	2.56	0.41
1:CA:152:A:N6	1:CA:170:U:C2	2.89	0.41
1:CA:429:U:H1'	1:CA:430:A:H5''	2.02	0.41
1:CA:602:A:O2'	1:CA:603:U:H5'	2.20	0.41
1:CA:640:A:O2'	1:CA:641:U:H5'	2.20	0.41
2:CB:169:LYS:HD2	2:CB:170:GLU:OE2	2.21	0.41
2:CB:54:THR:O	2:CB:58:ILE:HG13	2.20	0.41
3:CC:71:ALA:HB3	3:CC:109:PRO:HB3	2.03	0.41

*Continued on next page...*

*Continued from previous page...*

Atom-1	Atom-2	Interatomic distance (Å)	Clash overlap (Å)
3:CC:92:ALA:HB2	3:CC:99:VAL:HG22	2.03	0.41
7:CG:135:VAL:O	7:CG:138:LYS:N	2.54	0.41
7:CG:47:CYS:HA	7:CG:50:ILE:HG12	2.02	0.41
10:CJ:51:ARG:HG3	10:CJ:60:ARG:C	2.40	0.41
11:CK:69:ALA:O	11:CK:73:MET:HG2	2.21	0.41
12:CL:85:ILE:HA	12:CL:85:ILE:HD12	1.85	0.41
12:CL:86:ARG:N	12:CL:99:HIS:O	2.54	0.41
22:CV:43:G:C2	22:CV:44:A:C4	3.09	0.41
22:CV:4:C:C2	22:CV:5:C:C6	3.09	0.41
23:CW:45:U:C5	23:CW:46:U:C4	3.09	0.41
23:CW:6:C:C2	23:CW:7:U:C5	3.09	0.41
23:CW:72:C:C2'	23:CW:73:C:O4'	2.65	0.41
27:D2:64:LEU:HD23	27:D2:64:LEU:O	2.20	0.41
28:D3:3:ARG:HB2	28:D3:59:VAL:O	2.20	0.41
30:D5:43:HIS:HE1	35:DA:2884:U:OP2	2.04	0.41
32:D7:8:ASN:ND2	32:D7:10:ARG:N	2.68	0.41
35:DA:1262:A:P	54:DW:99:ARG:HH12	2.44	0.41
35:DA:1379:A:N3	35:DA:1379:A:O4'	2.53	0.41
35:DA:1536:C:O2'	35:DA:1537:G:H5'	2.20	0.41
35:DA:229:A:C5'	35:DA:230:U:H5'	2.51	0.41
35:DA:218:A:C2	35:DA:235:U:H4'	2.56	0.41
35:DA:2463:C:C2'	35:DA:2464:C:H5'	2.50	0.41
30:D5:3:LYS:CE	35:DA:2613:U:H2'	2.50	0.41
35:DA:2702:U:H4'	35:DA:2703:C:OP1	2.21	0.41
35:DA:279:C:H2'	35:DA:280:C:C6	2.56	0.41
35:DA:435:C:H2'	35:DA:436:C:H5'	2.03	0.41
35:DA:825:C:H2'	35:DA:826:U:O4'	2.20	0.41
38:DD:263:ARG:HB2	38:DD:263:ARG:HH11	1.84	0.41
38:DD:65:ILE:H	38:DD:65:ILE:CD1	2.34	0.41
39:DE:23:VAL:HA	39:DE:184:VAL:O	2.21	0.41
39:DE:59:VAL:CG1	39:DE:60:ASN:N	2.84	0.41
40:DF:65:TRP:CZ3	40:DF:75:HIS:HD2	2.39	0.41
41:DG:64:THR:OG1	41:DG:94:LEU:HD21	2.21	0.41
42:DH:86:GLU:HB2	42:DH:131:VAL:O	2.21	0.41
42:DH:50:VAL:CG1	42:DH:51:ARG:N	2.82	0.41
43:DI:107:VAL:O	43:DI:109:ILE:CD1	2.69	0.41
45:DN:65:LYS:HD2	45:DN:69:GLN:NE2	2.35	0.41
47:DP:33:ARG:O	47:DP:34:GLY:C	2.58	0.41
47:DP:41:ARG:NE	47:DP:41:ARG:CA	2.84	0.41
47:DP:88:LEU:N	47:DP:88:LEU:CD1	2.83	0.41
48:DQ:118:LEU:CD1	48:DQ:131:ILE:HG23	2.51	0.41

*Continued on next page...*



*Continued from previous page...*

Atom-1	Atom-2	Interatomic distance (Å)	Clash overlap (Å)
49:DR:99:LYS:HD3	49:DR:99:LYS:N	2.36	0.41
51:DT:66:VAL:HA	51:DT:71:GLY:HA2	2.02	0.41
53:DV:39:LEU:CD1	53:DV:47:VAL:HG11	2.49	0.41
54:DW:19:LEU:HA	54:DW:19:LEU:HD12	1.85	0.41
1:AA:1168:A:H2'	1:AA:1169:A:C8	2.56	0.41
1:AA:1296:C:H5''	1:AA:1297:C:H5	1.86	0.41
1:AA:1301:U:H3'	1:AA:1302:U:H5''	2.03	0.41
1:AA:172:A:H5'	1:AA:173:U:OP1	2.21	0.41
1:AA:290:C:O2'	1:AA:291:C:H5'	2.21	0.41
1:AA:963:G:H1	1:AA:972:C:H42	1.69	0.41
2:AB:67:THR:CB	2:AB:155:LEU:HD21	2.51	0.41
2:AB:74:LYS:HD2	2:AB:166:ASP:HB2	2.02	0.41
4:AD:100:ARG:HG2	4:AD:100:ARG:HH11	1.85	0.41
4:AD:176:LEU:HD12	4:AD:177:ASP:H	1.85	0.41
4:AD:194:LEU:O	4:AD:195:ALA:HB2	2.21	0.41
4:AD:9:CYS:SG	4:AD:31:CYS:C	2.99	0.41
5:AE:63:ARG:HG2	5:AE:63:ARG:HH11	1.86	0.41
12:AL:40:VAL:CG1	12:AL:77:LEU:HB3	2.51	0.41
17:AQ:65:ILE:HD11	17:AQ:72:ARG:CG	2.51	0.41
19:AS:70:LYS:N	19:AS:70:LYS:HE3	2.36	0.41
22:AY:27:C:C5	22:AY:28:G:N7	2.89	0.41
22:AY:28:G:C6	22:AY:29:A:C6	3.09	0.41
22:AY:71:G:C2	22:AY:72:C:C6	3.09	0.41
22:AY:7:U:H3'	22:AY:8:U:C5'	2.51	0.41
26:B1:52:ARG:O	26:B1:53:VAL:O	2.39	0.41
28:B3:18:ASP:O	28:B3:21:ALA:HB3	2.20	0.41
28:B3:59:VAL:CG1	28:B3:60:GLU:N	2.84	0.41
33:B8:32:LEU:HB3	33:B8:36:LYS:HZ2	1.85	0.41
33:B8:21:LYS:HD3	33:B8:48:PHE:CE2	2.55	0.41
34:B9:7:VAL:C	34:B9:8:LYS:HG3	2.41	0.41
35:BA:110:G:O2'	35:BA:111:A:H5'	2.21	0.41
35:BA:1494:A:H2'	35:BA:1495:A:C5'	2.32	0.41
35:BA:1824:G:OP1	38:BD:52:ARG:NH1	2.52	0.41
35:BA:2065:C:H2'	35:BA:2066:C:C6	2.56	0.41
35:BA:2134:A:H61	35:BA:2157:G:C2'	2.34	0.41
35:BA:2271:G:H2'	35:BA:2272:U:H6	1.85	0.41
25:B0:55:ARG:HG3	35:BA:2365:G:OP1	2.21	0.41
35:BA:2553:G:H3'	35:BA:2554:U:H5''	2.03	0.41
35:BA:2745:C:H2'	35:BA:2746:U:H6	1.83	0.41
35:BA:2894:G:C2'	35:BA:2894:G:N3	2.80	0.41
35:BA:360:G:H2'	35:BA:361:G:O4'	2.20	0.41

*Continued on next page...*

*Continued from previous page...*

Atom-1	Atom-2	Interatomic distance (Å)	Clash overlap (Å)
35:BA:654(M):C:C2	35:BA:654(O):G:N2	2.89	0.41
35:BA:821:A:H2'	35:BA:946:G:H5''	2.02	0.41
35:BA:826:U:H2'	35:BA:828:U:O4'	2.21	0.41
35:BA:825:C:H2'	35:BA:826:U:O4'	2.21	0.41
36:BB:64:C:H2'	36:BB:65:C:C6	2.56	0.41
38:BD:25:THR:CG2	38:BD:26:LYS:N	2.84	0.41
39:BE:199:ARG:NH1	39:BE:199:ARG:HB2	2.36	0.41
39:BE:55:ASN:ND2	39:BE:75:VAL:HG22	2.36	0.41
41:BG:76:SER:HA	41:BG:83:ARG:HB3	2.02	0.41
43:BI:119:PRO:O	43:BI:120:ILE:C	2.59	0.41
45:BN:58:ASP:O	45:BN:59:LYS:CB	2.69	0.41
47:BP:83:VAL:O	47:BP:83:VAL:HG13	2.21	0.41
51:BT:32:TYR:CG	51:BT:81:PRO:CB	3.04	0.41
51:BT:77:PRO:O	51:BT:78:LEU:CB	2.68	0.41
35:BA:2848:G:H3'	51:BT:95:ARG:O	2.21	0.41
52:BU:37:GLU:O	52:BU:40:PHE:HB2	2.21	0.41
56:BY:7:VAL:HB	56:BY:8:LYS:CE	2.50	0.41
1:CA:1294:G:H2'	1:CA:1295:G:H8	1.86	0.41
1:CA:192:U:H2'	1:CA:193:C:H6	1.78	0.41
1:CA:401:C:P	4:CD:73:ARG:HH21	2.44	0.41
1:CA:741:G:H2'	1:CA:742:G:H8	1.85	0.41
1:CA:998:G:O2'	1:CA:999:C:H5'	2.21	0.41
2:CB:102:LEU:HD23	2:CB:182:ILE:CD1	2.48	0.41
2:CB:95:GLN:NE2	2:CB:147:LYS:CE	2.79	0.41
3:CC:106:VAL:C	3:CC:108:ASN:H	2.22	0.41
3:CC:206:GLU:CG	3:CC:207:VAL:H	2.17	0.41
3:CC:59:ARG:NH1	3:CC:97:LYS:HZ1	2.19	0.41
4:CD:118:ARG:O	4:CD:121:VAL:N	2.54	0.41
4:CD:187:ARG:NH1	4:CD:187:ARG:HG2	2.34	0.41
4:CD:58:LEU:HD23	4:CD:62:GLN:HG2	2.01	0.41
5:CE:147:ASP:HA	5:CE:150:ARG:HH11	1.85	0.41
6:CF:8:ILE:HG22	6:CF:10:LEU:HD12	2.03	0.41
7:CG:46:ALA:O	7:CG:49:ILE:N	2.54	0.41
8:CH:102:ARG:N	8:CH:102:ARG:HD3	2.36	0.41
8:CH:133:LEU:HD23	8:CH:134:ILE:N	2.35	0.41
8:CH:21:LYS:O	8:CH:65:TYR:OH	2.39	0.41
10:CJ:32:ALA:H	10:CJ:78:ASN:HD22	1.69	0.41
10:CJ:4:ILE:CG1	10:CJ:74:ILE:HD11	2.51	0.41
13:CM:82:MET:HG2	13:CM:82:MET:O	2.20	0.41
15:CO:18:PHE:O	15:CO:20:GLY:N	2.53	0.41
18:CR:50:ILE:HD12	18:CR:70:ILE:CD1	2.51	0.41

*Continued on next page...*

*Continued from previous page...*

Atom-1	Atom-2	Interatomic distance (Å)	Clash overlap (Å)
22:CV:73:C:C4	22:CV:74:C:C5	3.08	0.41
22:CY:3:G:N2	22:CY:73:C:C2	2.89	0.41
27:D2:48:HIS:O	27:D2:50:ILE:N	2.54	0.41
27:D2:47:ASN:C	27:D2:49:LYS:N	2.74	0.41
19:CS:42:PRO:HG3	29:D4:50:VAL:HG21	2.02	0.41
35:DA:1438:U:O2'	35:DA:1439:A:H5'	2.21	0.41
35:DA:1529:G:O2'	35:DA:1530:C:H5'	2.21	0.41
35:DA:2120:G:H2'	35:DA:2121:G:H8	1.86	0.41
35:DA:2319:G:C4	35:DA:2320:A:C6	3.08	0.41
35:DA:2362:G:O2'	35:DA:2363:C:H5'	2.21	0.41
35:DA:2417:C:C4	35:DA:2418:A:N7	2.89	0.41
35:DA:2704:C:H2'	35:DA:2705:A:O4'	2.21	0.41
35:DA:797:C:O2'	35:DA:798:G:H5'	2.21	0.41
35:DA:820:A:C2	35:DA:821:A:C4	3.09	0.41
36:DB:17:C:O2'	36:DB:18:G:H5'	2.21	0.41
38:DD:65:ILE:HD11	38:DD:67:PHE:CD2	2.56	0.41
38:DD:27:THR:HG23	38:DD:83:GLU:HB3	2.02	0.41
39:DE:132:HIS:O	39:DE:135:HIS:CD2	2.74	0.41
39:DE:4:ILE:HG12	39:DE:5:LEU:N	2.36	0.41
39:DE:2:LYS:HD3	39:DE:95:ILE:O	2.21	0.41
41:DG:166:ASP:O	41:DG:170:ARG:N	2.54	0.41
41:DG:34:LEU:N	41:DG:34:LEU:HD12	2.36	0.41
43:DI:68:LEU:CG	43:DI:72:LEU:HD11	2.51	0.41
46:DO:14:THR:HG22	46:DO:95:GLY:N	2.35	0.41
47:DP:106:LEU:HB3	47:DP:107:LYS:H	1.67	0.41
47:DP:39:LYS:HA	47:DP:39:LYS:HD3	1.51	0.41
48:DQ:10:ARG:CB	48:DQ:10:ARG:CZ	2.99	0.41
51:DT:65:LYS:HZ1	51:DT:66:VAL:H	1.67	0.41
53:DV:14:VAL:HB	53:DV:96:ILE:HG13	2.02	0.41
53:DV:16:PRO:O	53:DV:96:ILE:O	2.39	0.41
56:DY:86:ARG:NH1	56:DY:95:LYS:HZ1	2.17	0.41
57:DZ:150:LEU:O	57:DZ:171:ILE:CD1	2.68	0.41
57:DZ:151:HIS:CB	57:DZ:170:THR:HA	2.44	0.41
57:DZ:19:ARG:NH1	57:DZ:84:GLU:HA	2.22	0.41
1:AA:1170:A:H2'	1:AA:1171:G:C5'	2.51	0.41
1:AA:1275:A:O2'	1:AA:1276:G:H5'	2.21	0.41
1:AA:1305:G:N2	1:AA:1331:G:N3	2.69	0.41
1:AA:229:U:H2'	1:AA:230:G:O4'	2.21	0.41
1:AA:266:G:O2'	1:AA:267:C:OP2	2.36	0.41
1:AA:436:C:O2'	1:AA:437:U:P	2.79	0.41
1:AA:448:A:C5	1:AA:487:A:C2	3.08	0.41

*Continued on next page...*

*Continued from previous page...*

Atom-1	Atom-2	Interatomic distance (Å)	Clash overlap (Å)
1:AA:553:A:H2'	1:AA:554:C:C6	2.55	0.41
1:AA:603:U:H2'	1:AA:604:G:H8	1.86	0.41
1:AA:779:C:H2'	1:AA:780:A:O4'	2.21	0.41
2:AB:16:HIS:CD2	2:AB:210:SER:HA	2.56	0.41
4:AD:46:LYS:O	4:AD:48:ALA:N	2.54	0.41
4:AD:59:ARG:CA	4:AD:59:ARG:NE	2.75	0.41
7:AG:16:LEU:HD11	9:AI:42:ARG:CG	2.50	0.41
7:AG:54:THR:HG23	7:AG:54:THR:O	2.20	0.41
7:AG:6:ARG:O	7:AG:6:ARG:HG2	2.21	0.41
8:AH:30:ARG:CB	8:AH:30:ARG:HH11	2.34	0.41
10:AJ:22:LYS:C	10:AJ:24:VAL:N	2.73	0.41
11:AK:25:TYR:H	11:AK:25:TYR:HD1	1.69	0.41
12:AL:117:ARG:HB3	12:AL:122:THR:O	2.21	0.41
14:AN:29:ARG:NH1	14:AN:31:ARG:HB2	2.34	0.41
1:AA:452:A:C4'	16:AP:72:ARG:NH1	2.84	0.41
8:AH:91:ARG:NH2	17:AQ:32:TYR:HA	2.36	0.41
6:AF:97:PHE:HB2	18:AR:32:ARG:NH2	2.36	0.41
1:AA:663:A:H5''	18:AR:61:LYS:HE2	2.03	0.41
21:AU:23:PRO:C	21:AU:25:LYS:N	2.72	0.41
22:AV:20:G:C5	22:AV:59:G:C2	3.09	0.41
22:AV:68:A:C6	22:AV:69:G:C5	3.08	0.41
23:AW:58:C:O5'	23:AW:58:C:H6	2.03	0.41
23:AW:5:C:O2	23:AW:72:C:N3	2.54	0.41
23:AW:2:G:C5	23:AW:75:A:C2	3.09	0.41
23:AW:9:A:C4	23:AW:47:G:C2	3.09	0.41
22:AY:41:C:C4	22:AY:42:C:N4	2.88	0.41
22:AY:55:G:N2	57:BZ:183:LEU:CD2	2.84	0.41
27:B2:46:GLN:N	27:B2:46:GLN:CD	2.74	0.41
30:B5:16:ARG:NH1	30:B5:17:ASP:OD1	2.54	0.41
30:B5:8:LYS:HB2	35:BA:2054:A:C2	2.56	0.41
32:B7:15:THR:HG22	32:B7:16:HIS:ND1	2.36	0.41
35:BA:1047:G:N3	35:BA:1111:A:N6	2.69	0.41
35:BA:1203:G:H3'	35:BA:1204:A:H5''	2.03	0.41
35:BA:1487:G:H2'	35:BA:1487:G:N3	2.36	0.41
35:BA:1678:G:H22	35:BA:1989:G:H1	1.68	0.41
35:BA:1829:A:H2'	35:BA:1830:C:H5'	2.04	0.41
35:BA:1983:C:H4'	35:BA:2606:C:H4'	2.02	0.41
35:BA:2881:C:H2'	35:BA:2882:A:H8	1.86	0.41
35:BA:2883:A:C5'	35:BA:2884:U:H5'	2.51	0.41
35:BA:303:U:O2'	35:BA:304:G:H5'	2.21	0.41
35:BA:493:G:H2'	35:BA:494:G:O4'	2.21	0.41

*Continued on next page...*

*Continued from previous page...*

Atom-1	Atom-2	Interatomic distance (Å)	Clash overlap (Å)
35:BA:576:U:H2'	35:BA:577:G:C8	2.56	0.41
35:BA:614(A):U:H4'	35:BA:614(B):G:H5''	2.03	0.41
29:B4:1:MET:N	36:BB:43:C:H4'	2.36	0.41
37:BC:47:LYS:CB	37:BC:212:SER:HB3	2.50	0.41
38:BD:150:LYS:HD3	38:BD:150:LYS:HA	1.85	0.41
38:BD:18:VAL:HG12	38:BD:19:ALA:O	2.20	0.41
39:BE:55:ASN:HD22	39:BE:55:ASN:HA	1.51	0.41
39:BE:68:ALA:C	39:BE:70:ALA:H	2.15	0.41
41:BG:172:LEU:C	41:BG:172:LEU:CD2	2.89	0.41
45:BN:46:VAL:O	45:BN:46:VAL:HG22	2.20	0.41
47:BP:41:ARG:HH22	47:BP:45:LEU:HD12	1.84	0.41
35:BA:832:G:O2'	47:BP:52:GLU:HB3	2.20	0.41
47:BP:55:ARG:CG	47:BP:56:SER:N	2.65	0.41
48:BQ:134:ARG:HH11	48:BQ:134:ARG:HG3	1.85	0.41
48:BQ:26:TYR:O	48:BQ:26:TYR:CD1	2.74	0.41
48:BQ:54:MET:HE1	48:BQ:104:PHE:HB3	2.02	0.41
48:BQ:66:ILE:HG13	48:BQ:66:ILE:O	2.21	0.41
50:BS:54:LEU:HD22	50:BS:58:LEU:N	2.34	0.41
51:BT:52:ILE:HG12	51:BT:61:PHE:CB	2.51	0.41
56:BY:23:ARG:O	56:BY:24:VAL:C	2.59	0.41
48:BQ:60:ARG:HA	57:BZ:178:GLU:O	2.21	0.41
1:CA:1129:C:N4	1:CA:1135:U:N3	2.64	0.41
1:CA:1206:G:C6	1:CA:1207:G:C5	3.09	0.41
1:CA:1281:U:O2'	1:CA:1282:C:P	2.78	0.41
1:CA:1347:G:C2	9:CI:107:ARG:NH2	2.89	0.41
1:CA:937:A:C2	1:CA:1379:G:C6	3.09	0.41
1:CA:147:G:N2	1:CA:176:C:C2	2.90	0.41
1:CA:366:C:O2'	1:CA:367:U:P	2.79	0.41
1:CA:505:G:H2'	1:CA:506:G:C8	2.55	0.41
2:CB:224:GLN:C	2:CB:226:ARG:N	2.74	0.41
2:CB:84:GLU:HA	2:CB:87:ARG:HB3	2.03	0.41
3:CC:76:VAL:CG2	3:CC:77:ILE:N	2.75	0.41
3:CC:90:GLU:HA	3:CC:93:LYS:HB3	2.03	0.41
1:CA:620:C:N1	4:CD:135:LEU:HD23	2.36	0.41
5:CE:31:LEU:HD21	5:CE:43:LEU:CD1	2.50	0.41
7:CG:16:LEU:HD11	9:CI:42:ARG:CG	2.51	0.41
12:CL:117:ARG:HH11	12:CL:117:ARG:HG3	1.86	0.41
12:CL:75:HIS:C	12:CL:77:LEU:N	2.73	0.41
14:CN:2:ALA:O	14:CN:6:LEU:HD12	2.21	0.41
15:CO:70:LEU:HD23	15:CO:70:LEU:O	2.20	0.41
1:CA:473:G:C5'	16:CP:81:ARG:HE	2.34	0.41

*Continued on next page...*

*Continued from previous page...*

Atom-1	Atom-2	Interatomic distance (Å)	Clash overlap (Å)
19:CS:50:ALA:HA	19:CS:58:VAL:O	2.22	0.41
22:CV:14:A:C6	22:CV:15:G:N3	2.89	0.41
23:CW:44:A:H3'	23:CW:45:U:H5''	2.01	0.41
23:CW:71:G:C3'	23:CW:71:G:C8	3.04	0.41
22:CY:57:U:H5	57:DZ:181:GLU:C	2.24	0.41
25:D0:11:ARG:C	25:D0:12:ASN:ND2	2.74	0.41
27:D2:47:ASN:ND2	35:DA:94(A):G:N3	2.67	0.41
35:DA:1385:G:O2'	35:DA:1396:U:C6	2.68	0.41
35:DA:1498:C:O4'	35:DA:1577:C:C4'	2.69	0.41
35:DA:1678:G:H22	35:DA:1989:G:H1	1.69	0.41
35:DA:1861:G:H2'	35:DA:1862:G:H8	1.86	0.41
35:DA:2307:G:N3	35:DA:2307:G:H5''	2.36	0.41
35:DA:2309:A:N3	35:DA:2309:A:H2'	2.35	0.41
35:DA:275:G:H5''	35:DA:275:G:N3	2.35	0.41
35:DA:2772:C:H2'	35:DA:2773:C:H6	1.85	0.41
35:DA:512:G:OP1	35:DA:1235:G:H5'	2.21	0.41
35:DA:626:U:C5'	35:DA:627:A:C5'	2.99	0.41
36:DB:87:G:N1	36:DB:91:C:N4	2.69	0.41
38:DD:166:GLN:HE21	38:DD:166:GLN:N	2.19	0.41
38:DD:183:ARG:HG2	38:DD:183:ARG:HH11	1.85	0.41
38:DD:201:HIS:O	38:DD:204:ILE:HG12	2.21	0.41
40:DF:165:ARG:HB3	40:DF:165:ARG:NH1	2.32	0.41
42:DH:66:GLY:HA2	42:DH:69:ARG:HB3	2.02	0.41
42:DH:86:GLU:HA	42:DH:132:ARG:HA	2.03	0.41
42:DH:9:ILE:HG23	42:DH:50:VAL:HB	2.03	0.41
43:DI:79:ILE:H	43:DI:141:LYS:HB2	1.86	0.41
45:DN:103:VAL:HG21	45:DN:120:LEU:HD11	2.02	0.41
45:DN:136:GLU:HG2	45:DN:137:LYS:N	2.36	0.41
45:DN:55:VAL:HG22	45:DN:126:PRO:CA	2.44	0.41
45:DN:61:ARG:HA	45:DN:61:ARG:HD3	1.77	0.41
35:DA:2723:C:O3'	49:DR:2:ARG:NH2	2.53	0.41
35:DA:2822:G:O6	49:DR:4:LEU:HD23	2.21	0.41
50:DS:36:TYR:HD1	50:DS:36:TYR:H	1.69	0.41
51:DT:12:SER:O	51:DT:13:ARG:NH2	2.54	0.41
51:DT:52:ILE:HG12	51:DT:61:PHE:HB2	2.03	0.41
51:DT:65:LYS:HZ1	51:DT:66:VAL:N	2.19	0.41
51:DT:77:PRO:O	51:DT:78:LEU:CB	2.69	0.41
51:DT:85:LYS:HZ3	51:DT:85:LYS:CB	2.28	0.41
52:DU:61:TRP:CH2	52:DU:94:ASN:HB2	2.55	0.41
53:DV:46:VAL:HG22	53:DV:47:VAL:N	2.27	0.41
53:DV:82:ARG:HD2	53:DV:82:ARG:N	2.36	0.41

*Continued on next page...*

*Continued from previous page...*

Atom-1	Atom-2	Interatomic distance (Å)	Clash overlap (Å)
35:DA:1266:G:O5'	54:DW:15:ARG:NH2	2.54	0.41
54:DW:61:ASN:N	54:DW:61:ASN:HD22	2.18	0.41
35:DA:484:C:P	56:DY:49:VAL:HG13	2.61	0.41
1:AA:1003:G:N2	1:AA:1038:C:H42	2.19	0.40
1:AA:1069:C:O2'	1:AA:1192:C:H1'	2.21	0.40
1:AA:1087:G:H2'	1:AA:1088:G:H8	1.85	0.40
1:AA:1105:A:H2'	1:AA:1106:G:H8	1.85	0.40
1:AA:189(B):C:O2'	1:AA:189(C):C:H5'	2.21	0.40
1:AA:189:G:C6	1:AA:189(L):G:C6	3.09	0.40
1:AA:285:G:O2'	1:AA:286:G:H5'	2.21	0.40
2:AB:236:TYR:HA	2:AB:239:VAL:CG2	2.46	0.40
1:AA:1059:C:P	3:AC:199:LYS:NZ	2.94	0.40
4:AD:117:ALA:O	4:AD:118:ARG:C	2.60	0.40
4:AD:49:ARG:O	4:AD:51:PRO:HD3	2.21	0.40
6:AF:21:LEU:O	6:AF:24:GLU:HB3	2.21	0.40
6:AF:99:ALA:HB3	18:AR:29:PHE:CE1	2.55	0.40
7:AG:46:ALA:O	7:AG:49:ILE:N	2.54	0.40
10:AJ:51:ARG:HG3	10:AJ:60:ARG:C	2.41	0.40
1:AA:779:C:H4'	11:AK:121:PRO:O	2.22	0.40
11:AK:62:GLN:C	11:AK:64:ALA:N	2.74	0.40
12:AL:45:PRO:HG2	12:AL:51:ALA:CA	2.51	0.40
12:AL:60:LEU:C	12:AL:62:SER:N	2.74	0.40
13:AM:16:ASP:N	13:AM:16:ASP:OD1	2.55	0.40
14:AN:36:PHE:HD1	14:AN:37:PHE:N	2.19	0.40
22:AV:49:G:C2	22:AV:52:C:OP1	2.75	0.40
23:AW:23:A:C6	23:AW:48:G:C4	3.08	0.40
23:AW:30:U:C6	23:AW:31:C:C5	3.08	0.40
23:AW:37:A:C4	23:AW:38:U:C6	3.09	0.40
23:AW:42:C:C4	23:AW:43:G:C8	3.09	0.40
23:AW:43:G:C4	23:AW:44:A:C8	3.08	0.40
22:AY:52:C:N3	22:AY:66:G:O6	2.53	0.40
31:B6:5:VAL:HG11	35:BA:2284:C:OP1	2.21	0.40
33:B8:23:VAL:HG12	33:B8:46:ARG:HB3	2.01	0.40
35:BA:1498:C:O4'	35:BA:1577:C:C4'	2.69	0.40
35:BA:1721:G:C2	35:BA:1739:U:OP2	2.74	0.40
35:BA:1956:U:H2'	35:BA:1957:C:H5'	2.03	0.40
35:BA:2104:G:C5	35:BA:2186:G:C2	3.10	0.40
35:BA:2697:G:H2'	35:BA:2698:U:O4'	2.22	0.40
35:BA:2864:G:H2'	35:BA:2865:U:O4'	2.21	0.40
35:BA:767:U:O2'	35:BA:768:G:H5'	2.22	0.40
35:BA:814:C:O2'	35:BA:815:C:H5'	2.21	0.40

*Continued on next page...*



*Continued from previous page...*

Atom-1	Atom-2	Interatomic distance (Å)	Clash overlap (Å)
35:BA:921:G:H4'	35:BA:2269:A:C5	2.57	0.40
29:B4:2:LYS:HD3	36:BB:44:G:OP1	2.21	0.40
37:BC:32:GLU:H	37:BC:32:GLU:HG2	1.70	0.40
38:BD:132:PRO:HG3	38:BD:190:TYR:CE1	2.56	0.40
38:BD:252:TRP:HE3	38:BD:253:GLN:O	2.04	0.40
38:BD:72:LYS:NZ	38:BD:72:LYS:HB3	2.36	0.40
39:BE:82:ARG:HG3	39:BE:82:ARG:HH11	1.86	0.40
40:BF:178:PRO:HB3	40:BF:198:ALA:CB	2.51	0.40
41:BG:43:LEU:HB2	41:BG:88:ILE:HG23	2.02	0.40
42:BH:42:ARG:HH11	42:BH:42:ARG:HA	1.86	0.40
42:BH:83:TYR:CG	42:BH:134:SER:HB3	2.56	0.40
42:BH:83:TYR:CD1	42:BH:83:TYR:N	2.87	0.40
43:BI:109:ILE:N	43:BI:109:ILE:CD1	2.82	0.40
43:BI:27:ARG:NH1	43:BI:27:ARG:CG	2.82	0.40
43:BI:75:LEU:O	43:BI:76:THR:O	2.38	0.40
46:BO:81:ASP:C	46:BO:81:ASP:OD1	2.59	0.40
47:BP:47:ASP:HB2	47:BP:51:PHE:HB2	2.03	0.40
48:BQ:135:ASP:CB	57:BZ:49:ARG:HH11	2.34	0.40
25:B0:5:LYS:HG3	48:BQ:80:GLU:O	2.21	0.40
49:BR:10:LEU:HD23	49:BR:21:TYR:OH	2.20	0.40
49:BR:63:ARG:NH1	49:BR:80:PHE:CG	2.89	0.40
1:AA:1442(B):A:C8	51:BT:118:ARG:HD3	2.56	0.40
52:BU:111:GLU:C	52:BU:113:ALA:N	2.73	0.40
53:BV:19:LYS:HZ3	53:BV:20:LEU:CA	2.33	0.40
56:BY:31:LEU:CB	56:BY:32:PRO:CA	2.99	0.40
56:BY:96:ILE:CG2	56:BY:97:ARG:N	2.73	0.40
57:BZ:129:SER:O	57:BZ:132:ASN:O	2.39	0.40
1:CA:1142:G:C2'	1:CA:1143:G:H5'	2.52	0.40
1:CA:1452:C:H4'	1:CA:1456:G:O5'	2.21	0.40
1:CA:1473:A:H2'	1:CA:1474:G:H8	1.85	0.40
1:CA:158:G:H2'	1:CA:159:G:C8	2.56	0.40
1:CA:217:C:O2'	1:CA:218:C:H5'	2.21	0.40
1:CA:371:G:N2	1:CA:374:A:N6	2.68	0.40
1:CA:377:G:C2	1:CA:387:U:O2	2.74	0.40
1:CA:447:G:H1'	1:CA:487:A:H61	1.85	0.40
1:CA:774:G:OP1	38:DD:202:LYS:NZ	2.54	0.40
2:CB:30:ARG:HH21	2:CB:194:PRO:CG	2.34	0.40
2:CB:229:VAL:O	2:CB:230:VAL:O	2.39	0.40
1:CA:1100:C:OP2	2:CB:96:ARG:HG2	2.21	0.40
3:CC:12:LEU:O	3:CC:18:TRP:CZ3	2.74	0.40
3:CC:22:TRP:HZ2	3:CC:36:ASP:OD2	2.05	0.40

*Continued on next page...*

*Continued from previous page...*

Atom-1	Atom-2	Interatomic distance (Å)	Clash overlap (Å)
4:CD:15:GLU:HA	4:CD:15:GLU:OE1	2.21	0.40
7:CG:13:GLN:HA	7:CG:14:PRO:HD3	1.93	0.40
8:CH:9:MET:SD	8:CH:32:LYS:HB3	2.61	0.40
10:CJ:34:VAL:HG13	10:CJ:74:ILE:HA	2.03	0.40
12:CL:17:LYS:HB3	12:CL:18:VAL:H	1.61	0.40
1:CA:363:A:C5	12:CL:31:PRO:HD2	2.56	0.40
12:CL:37:CYS:N	12:CL:58:VAL:HG22	2.35	0.40
12:CL:84:LEU:C	12:CL:84:LEU:CD2	2.90	0.40
14:CN:41:ARG:HG3	14:CN:42:ILE:N	2.36	0.40
16:CP:58:TYR:CD1	16:CP:58:TYR:C	2.94	0.40
1:CA:136:C:O3'	16:CP:65:GLN:NE2	2.54	0.40
6:CF:97:PHE:HB2	18:CR:32:ARG:NH2	2.36	0.40
18:CR:40:LEU:C	18:CR:42:ARG:N	2.75	0.40
24:CX:19:A:H61	22:CY:38:U:H3	1.69	0.40
25:D0:30:VAL:O	25:D0:30:VAL:HG23	2.21	0.40
27:D2:66:GLU:O	27:D2:70:GLN:NE2	2.54	0.40
29:D4:36:CYS:HB2	41:DG:108:ASN:HB3	2.01	0.40
35:DA:1040:C:O2'	35:DA:1041:C:P	2.80	0.40
35:DA:1050:A:N1	35:DA:1051:G:C2	2.89	0.40
35:DA:1885:A:C8	35:DA:1885:A:H5'	2.51	0.40
35:DA:2534:A:H2'	35:DA:2535:G:O5'	2.21	0.40
35:DA:2558:C:H2'	35:DA:2559:C:H6	1.85	0.40
35:DA:2563:U:O2	35:DA:2565:A:H8	2.03	0.40
35:DA:2697:G:H2'	35:DA:2698:U:O4'	2.20	0.40
35:DA:2822:G:O5'	35:DA:2822:G:H8	2.03	0.40
35:DA:2692:C:H1'	35:DA:2847:U:O2'	2.20	0.40
35:DA:332:A:O2'	35:DA:333:G:O5'	2.39	0.40
35:DA:862:G:H2'	35:DA:863:A:O4'	2.21	0.40
36:DB:14:U:O2	36:DB:14:U:O4'	2.38	0.40
37:DC:27:ALA:HB1	37:DC:186:LEU:HB2	2.02	0.40
38:DD:11:PRO:O	38:DD:13:ARG:N	2.55	0.40
38:DD:213:ARG:HA	38:DD:213:ARG:HD2	1.83	0.40
39:DE:117:MET:HE3	39:DE:124:GLY:HA3	2.01	0.40
39:DE:55:ASN:HA	39:DE:55:ASN:HD22	1.51	0.40
44:DJ:118:UNK:C	44:DJ:120:UNK:N	2.83	0.40
47:DP:75:ILE:HD12	47:DP:75:ILE:N	2.36	0.40
49:DR:82:GLU:O	49:DR:86:ARG:HD3	2.21	0.40
50:DS:65:VAL:O	50:DS:69:VAL:HG12	2.21	0.40
53:DV:18:LEU:CG	53:DV:19:LYS:N	2.82	0.40
57:DZ:109:ALA:HB3	57:DZ:145:GLU:CA	2.51	0.40
57:DZ:155:LEU:HD23	57:DZ:155:LEU:N	2.33	0.40

*Continued on next page...*

*Continued from previous page...*

Atom-1	Atom-2	Interatomic distance (Å)	Clash overlap (Å)
1:AA:1004:A:C8	1:AA:1037:C:N3	2.89	0.40
1:AA:1228:C:C5	1:AA:1229:A:N7	2.90	0.40
1:AA:1253:G:H2'	1:AA:1254:C:C6	2.56	0.40
1:AA:1307:U:H2'	1:AA:1308:U:H6	1.86	0.40
1:AA:1352:C:H2'	1:AA:1353:G:H8	1.86	0.40
1:AA:192:U:H2'	1:AA:193:C:H6	1.79	0.40
1:AA:233:C:H2'	1:AA:234:C:C6	2.52	0.40
1:AA:54:C:H2'	1:AA:352:C:N4	2.36	0.40
1:AA:375:U:O2'	16:AP:28:ARG:HD2	2.21	0.40
1:AA:394:G:H2'	1:AA:395:C:H6	1.87	0.40
1:AA:451:A:H2'	1:AA:481:G:O6	2.21	0.40
1:AA:625:G:N2	1:AA:626:U:C2	2.90	0.40
1:AA:784:C:H4'	35:BA:1837:C:OP1	2.21	0.40
1:AA:881:G:OP2	12:AL:12:ARG:NH2	2.55	0.40
2:AB:101:MET:HB2	2:AB:102:LEU:HD12	2.03	0.40
2:AB:196:LEU:CD1	2:AB:197:VAL:HG23	2.51	0.40
3:AC:148:GLY:HA3	3:AC:203:PHE:HB3	2.02	0.40
4:AD:126:ILE:HG23	4:AD:147:ALA:O	2.21	0.40
4:AD:15:GLU:HA	4:AD:15:GLU:OE1	2.22	0.40
7:AG:15:ASP:CG	7:AG:18:TYR:H	2.25	0.40
8:AH:20:TYR:HD1	8:AH:65:TYR:CD2	2.39	0.40
8:AH:34:GLU:HB3	8:AH:118:VAL:HG21	2.03	0.40
10:AJ:46:ARG:NH1	10:AJ:46:ARG:HG2	2.36	0.40
3:AC:59:ARG:O	10:AJ:92:THR:O	2.40	0.40
12:AL:89:ARG:HH11	12:AL:89:ARG:CB	2.08	0.40
13:AM:15:VAL:O	13:AM:16:ASP:C	2.59	0.40
13:AM:40:ASN:HA	13:AM:41:PRO:HD3	1.78	0.40
13:AM:68:GLY:N	13:AM:71:ARG:HB3	2.36	0.40
1:AA:264:U:O2'	17:AQ:64:PRO:HB2	2.21	0.40
18:AR:68:LYS:NZ	18:AR:71:LYS:NZ	2.70	0.40
22:AV:14:A:H5''	22:AV:15:G:C8	2.57	0.40
22:AV:37:A:H2'	22:AV:38:U:H6	1.85	0.40
23:AW:29:A:C4	23:AW:30:U:C6	3.10	0.40
23:AW:3:G:C2'	23:AW:4:C:O5'	2.69	0.40
23:AW:64:C:O2'	37:BC:55:SER:CB	2.69	0.40
23:AW:71:G:O5'	23:AW:71:G:H8	2.02	0.40
22:AY:3:G:N2	22:AY:73:C:N1	2.69	0.40
22:AY:6:C:C2	22:AY:7:U:C5	3.09	0.40
27:B2:27:GLU:O	27:B2:30:ARG:HG2	2.22	0.40
29:B4:5:ILE:CG1	41:BG:67:LYS:HZ2	2.33	0.40
33:B8:14:VAL:HG21	33:B8:22:VAL:CG1	2.50	0.40

*Continued on next page...*

*Continued from previous page...*

Atom-1	Atom-2	Interatomic distance (Å)	Clash overlap (Å)
35:BA:1181:C:H2'	35:BA:1182:A:H8	1.87	0.40
35:BA:2063:C:O2	35:BA:2450:A:N1	2.53	0.40
35:BA:2236:C:H2'	35:BA:2237:G:O4'	2.21	0.40
35:BA:2418:A:H2'	35:BA:2419:U:C6	2.57	0.40
35:BA:2553:G:H2'	35:BA:2554:U:C4'	2.52	0.40
35:BA:2893:G:H5'	35:BA:2894:G:C5'	2.42	0.40
35:BA:417:C:H1'	35:BA:2407:G:N2	2.37	0.40
35:BA:476:G:N2	35:BA:478:A:H3'	2.36	0.40
35:BA:26:G:N1	35:BA:513:A:OP2	2.50	0.40
35:BA:654(A):G:H2'	35:BA:654(B):C:H5'	2.04	0.40
37:BC:182:PRO:CB	37:BC:185:LYS:HD2	2.50	0.40
38:BD:120:GLY:O	38:BD:131:LEU:HB3	2.22	0.40
38:BD:136:ILE:HA	38:BD:137:PRO:HD3	1.92	0.40
38:BD:211:ARG:HA	38:BD:214:TRP:CD2	2.56	0.40
39:BE:103:ASP:OD2	39:BE:201:THR:HA	2.20	0.40
39:BE:120:TRP:CD2	39:BE:155:LYS:HD3	2.56	0.40
39:BE:86:PRO:C	39:BE:88:GLY:H	2.24	0.40
40:BF:110:LEU:O	40:BF:110:LEU:HD22	2.21	0.40
40:BF:127:GLU:O	40:BF:129:PHE:N	2.53	0.40
40:BF:158:THR:C	40:BF:178:PRO:HD3	2.42	0.40
40:BF:72:ARG:HA	40:BF:72:ARG:HH11	1.86	0.40
41:BG:43:LEU:HB2	41:BG:88:ILE:HG21	2.03	0.40
41:BG:57:ALA:O	41:BG:59:GLU:N	2.54	0.40
42:BH:43:VAL:HG12	42:BH:52:VAL:HA	2.03	0.40
43:BI:35:LEU:O	43:BI:36:ALA:CB	2.69	0.40
45:BN:136:GLU:HG2	45:BN:137:LYS:N	2.36	0.40
1:AA:1423:G:C5'	46:BO:49:ARG:NH2	2.84	0.40
47:BP:95:VAL:HG22	47:BP:125:VAL:HA	2.03	0.40
50:BS:56:LEU:O	50:BS:57:LYS:HB2	2.21	0.40
51:BT:106:SER:HB2	51:BT:110:ILE:HD11	2.03	0.40
51:BT:127:ALA:C	51:BT:129:ARG:H	2.24	0.40
51:BT:29:ARG:HG2	51:BT:86:ILE:CG2	2.49	0.40
51:BT:3:ARG:CG	51:BT:3:ARG:NH1	2.82	0.40
52:BU:108:GLU:O	52:BU:111:GLU:N	2.50	0.40
53:BV:38:LEU:C	53:BV:38:LEU:HD23	2.41	0.40
54:BW:20:VAL:CG2	54:BW:21:VAL:N	2.84	0.40
57:BZ:24:LEU:HD12	57:BZ:41:LEU:HD23	2.03	0.40
1:CA:1226:C:N4	13:CM:104:ARG:HG3	2.37	0.40
1:CA:1246:C:O2'	1:CA:1247:U:H5'	2.22	0.40
1:CA:1289:A:H2'	1:CA:1290:G:O4'	2.21	0.40
1:CA:1301:U:H3'	1:CA:1302:U:H5''	2.03	0.40

*Continued on next page...*

*Continued from previous page...*

Atom-1	Atom-2	Interatomic distance (Å)	Clash overlap (Å)
1:CA:238:G:O2'	1:CA:239:U:H5'	2.22	0.40
1:CA:333:G:O2'	1:CA:334:C:H5'	2.22	0.40
1:CA:346:G:H2'	1:CA:347:G:O4'	2.21	0.40
1:CA:408:A:H5'	4:CD:116:GLN:HB2	2.02	0.40
1:CA:636:U:H2'	1:CA:637:G:H8	1.82	0.40
1:CA:944:G:C2	1:CA:1340:A:C6	3.08	0.40
1:CA:97:G:O2'	1:CA:98:G:P	2.79	0.40
2:CB:207:ALA:C	2:CB:209:ARG:H	2.24	0.40
2:CB:36:ARG:O	2:CB:37:ASN:HB3	2.21	0.40
3:CC:182:ILE:CG1	3:CC:203:PHE:HD1	2.34	0.40
6:CF:33:TYR:HD1	6:CF:33:TYR:N	2.19	0.40
7:CG:45:ASP:HB2	7:CG:117:ALA:HB2	2.01	0.40
7:CG:59:LEU:O	7:CG:59:LEU:HG	2.21	0.40
12:CL:45:PRO:HG3	12:CL:53:ARG:CD	2.52	0.40
16:CP:48:TRP:CD1	16:CP:48:TRP:N	2.87	0.40
19:CS:23:ASN:O	19:CS:25:LYS:N	2.55	0.40
20:CT:75:ASN:ND2	20:CT:75:ASN:H	2.14	0.40
23:CW:15:G:N7	23:CW:61:A:C2	2.89	0.40
22:CY:32:G:H3'	22:CY:33:G:H8	1.86	0.40
22:CY:31:C:N4	22:CY:43:G:H1	2.20	0.40
25:D0:7:LEU:HD22	48:DQ:81:VAL:HB	2.03	0.40
33:D8:33:ASN:HA	33:D8:36:LYS:HD3	2.02	0.40
34:D9:19:ARG:O	34:D9:20:HIS:HB2	2.20	0.40
34:D9:7:VAL:C	34:D9:8:LYS:HG3	2.41	0.40
35:DA:1178:C:H2'	35:DA:1179:C:C6	2.56	0.40
35:DA:151:C:O2'	35:DA:152:G:H5'	2.21	0.40
35:DA:176:G:C5	35:DA:177:G:C6	3.09	0.40
35:DA:1882:C:H3'	35:DA:1883:G:H8	1.86	0.40
35:DA:1902:C:H1'	38:DD:244:ARG:HG3	2.04	0.40
35:DA:1907:G:O2'	35:DA:1908:C:H5'	2.21	0.40
35:DA:2195:C:H2'	35:DA:2196:C:H6	1.86	0.40
35:DA:230:U:O2'	35:DA:231:C:H5'	2.21	0.40
31:D6:54:ILE:HG12	35:DA:2419:U:O2'	2.22	0.40
35:DA:2656:U:C2'	35:DA:2657:A:H5''	2.51	0.40
35:DA:52:A:O2'	35:DA:53:A:H5'	2.22	0.40
38:DD:61:LEU:HA	38:DD:61:LEU:HD12	1.84	0.40
29:D4:25:TYR:CD2	41:DG:2:PRO:HG3	2.56	0.40
41:DG:96:ARG:HA	41:DG:99:MET:CE	2.51	0.40
43:DI:54:GLN:HA	43:DI:57:ARG:HB3	2.02	0.40
47:DP:110:TYR:CE2	47:DP:111:ARG:NH1	2.90	0.40
47:DP:56:SER:O	47:DP:57:THR:O	2.38	0.40

*Continued on next page...*

*Continued from previous page...*

Atom-1	Atom-2	Interatomic distance (Å)	Clash overlap (Å)
54:DW:73:ALA:HB3	54:DW:106:ILE:CG1	2.52	0.40
56:DY:52:SER:N	56:DY:53:PRO:CD	2.84	0.40
56:DY:81:LYS:CD	56:DY:97:ARG:O	2.66	0.40
57:DZ:144:LEU:HB3	57:DZ:174:VAL:HG21	2.03	0.40
57:DZ:121:HIS:CB	57:DZ:171:ILE:HA	2.48	0.40
57:DZ:56:VAL:CG1	57:DZ:57:ILE:N	2.84	0.40
1:AA:1203:C:H2'	1:AA:1204:A:C8	2.54	0.40
1:AA:1276:G:H2'	1:AA:1277:C:H5'	2.03	0.40
1:AA:1279:A:H2	10:AJ:43:ARG:NH2	2.19	0.40
1:AA:1284:C:H2'	1:AA:1285:A:C8	2.57	0.40
1:AA:137:C:H42	1:AA:226:G:H1	1.68	0.40
1:AA:1442:G:O6	1:AA:1442(B):A:H2	2.04	0.40
1:AA:1470:G:C2'	1:AA:1471:G:H5'	2.50	0.40
1:AA:1471:G:O2'	1:AA:1472:U:H5'	2.22	0.40
1:AA:308:C:H2'	1:AA:309:G:C8	2.51	0.40
1:AA:346:G:H2'	1:AA:347:G:O4'	2.21	0.40
1:AA:607:A:O2'	1:AA:608:A:H5'	2.22	0.40
1:AA:626:U:H2'	1:AA:627:G:H8	1.86	0.40
1:AA:644:G:C2'	1:AA:645:C:H5'	2.52	0.40
1:AA:70:G:H1	1:AA:99:U:H3	1.68	0.40
1:AA:814:A:N7	1:AA:816:A:C4	2.90	0.40
2:AB:107:THR:HA	2:AB:110:GLN:NE2	2.36	0.40
2:AB:95:GLN:HB3	2:AB:148:TYR:HD1	1.86	0.40
2:AB:218:ALA:O	2:AB:222:ILE:HG12	2.21	0.40
3:AC:112:SER:O	3:AC:116:VAL:HG23	2.22	0.40
3:AC:90:GLU:HA	3:AC:93:LYS:HB3	2.03	0.40
4:AD:30:LYS:HB2	4:AD:35:ARG:HD2	2.03	0.40
11:AK:126:ARG:CB	11:AK:126:ARG:HH11	2.32	0.40
11:AK:91:ARG:C	11:AK:91:ARG:HD2	2.41	0.40
13:AM:30:ALA:O	13:AM:32:GLU:N	2.54	0.40
20:AT:13:LEU:H	20:AT:13:LEU:CD1	2.34	0.40
22:AV:15:G:C8	22:AV:15:G:OP2	2.74	0.40
23:AW:26:G:C3'	23:AW:27:C:C6	3.05	0.40
23:AW:30:U:C5	23:AW:31:C:N4	2.89	0.40
23:AW:32:G:O2'	23:AW:33:G:H5'	2.21	0.40
23:AW:19:G:C6	23:AW:60:A:C6	3.09	0.40
23:AW:67:C:H5''	23:AW:67:C:H6	1.87	0.40
22:AY:17:C:OP1	22:AY:17:C:H4'	2.21	0.40
22:AY:70:G:C2	22:AY:71:G:C5	3.09	0.40
25:B0:7:LEU:CD2	48:BQ:81:VAL:HB	2.51	0.40
27:B2:48:HIS:CG	27:B2:49:LYS:N	2.88	0.40

*Continued on next page...*

*Continued from previous page...*

Atom-1	Atom-2	Interatomic distance (Å)	Clash overlap (Å)
28:B3:7:LYS:C	28:B3:54:VAL:HG13	2.42	0.40
35:BA:1009:A:O4'	52:BU:59:ARG:HD3	2.21	0.40
35:BA:1528:A:N1	35:BA:1542:A:C2	2.74	0.40
35:BA:1528(A):A:N6	35:BA:1541:G:N2	2.68	0.40
35:BA:1835:G:N3	35:BA:1835:G:H2'	2.36	0.40
35:BA:2092:U:C5	35:BA:2226:C:OP2	2.74	0.40
35:BA:755:C:H2'	35:BA:756:C:H6	1.86	0.40
37:BC:36:ALA:C	37:BC:38:PHE:H	2.23	0.40
35:BA:1789:A:OP1	38:BD:221:VAL:HA	2.21	0.40
38:BD:227:ASN:HB3	38:BD:228:PRO:HD2	2.03	0.40
38:BD:27:THR:O	38:BD:27:THR:CG2	2.67	0.40
35:BA:322:A:P	40:BF:169:ASN:HB2	2.61	0.40
41:BG:164:GLU:OE1	41:BG:164:GLU:N	2.53	0.40
42:BH:41:MET:HG3	42:BH:43:VAL:HG13	2.02	0.40
42:BH:52:VAL:O	42:BH:65:HIS:HE1	2.05	0.40
42:BH:66:GLY:HA2	42:BH:69:ARG:HB3	2.03	0.40
45:BN:93:THR:HG23	45:BN:93:THR:O	2.22	0.40
50:BS:12:PHE:N	50:BS:12:PHE:CD1	2.89	0.40
50:BS:95:HIS:O	50:BS:98:VAL:HG23	2.21	0.40
51:BT:107:ASP:N	51:BT:107:ASP:OD1	2.53	0.40
51:BT:51:ARG:CG	51:BT:98:LYS:HG3	2.47	0.40
53:BV:36:PRO:O	53:BV:37:VAL:C	2.60	0.40
56:BY:86:ARG:NH2	56:BY:95:LYS:HZ2	2.20	0.40
57:BZ:104:PHE:CD2	57:BZ:117:LEU:HD21	2.57	0.40
57:BZ:53:ILE:CD1	57:BZ:99:TYR:HB2	2.51	0.40
1:CA:1018:C:O2'	1:CA:1019:C:H5'	2.20	0.40
1:CA:1073:U:O2'	2:CB:104:ASN:ND2	2.53	0.40
1:CA:1228:C:C5	1:CA:1229:A:N7	2.89	0.40
1:CA:1245:A:O2'	1:CA:1246:C:H5'	2.21	0.40
1:CA:1321:C:H5''	1:CA:1322:C:H5''	1.98	0.40
1:CA:1500:A:OP1	1:CA:1508:G:OP1	2.39	0.40
1:CA:163:C:O2	1:CA:163:C:H2'	2.22	0.40
1:CA:373:A:C2	1:CA:482:A:C6	3.09	0.40
1:CA:505:G:C6	1:CA:535:A:C2	3.10	0.40
1:CA:664:G:P	18:CR:64:ARG:HH21	2.45	0.40
1:CA:66:G:C2	1:CA:67:C:C6	3.09	0.40
1:CA:805:C:H2'	1:CA:806:C:H6	1.87	0.40
1:CA:826:C:H2'	1:CA:827:U:C6	2.56	0.40
1:CA:70:G:H1	1:CA:99:U:H3	1.69	0.40
2:CB:95:GLN:CB	2:CB:148:TYR:HD1	2.34	0.40
2:CB:173:ALA:O	2:CB:176:GLU:N	2.55	0.40

*Continued on next page...*



*Continued from previous page...*

Atom-1	Atom-2	Interatomic distance (Å)	Clash overlap (Å)
2:CB:42:ILE:CD1	2:CB:203:GLY:HA2	2.44	0.40
3:CC:110:ASN:O	3:CC:116:VAL:HG21	2.21	0.40
4:CD:49:ARG:O	4:CD:51:PRO:HD3	2.21	0.40
5:CE:41:VAL:HG22	5:CE:69:VAL:HG21	2.03	0.40
6:CF:27:GLN:HE21	6:CF:27:GLN:HA	1.85	0.40
9:CI:14:VAL:HG12	9:CI:15:ALA:N	2.36	0.40
10:CJ:46:ARG:NH1	10:CJ:46:ARG:HG2	2.36	0.40
10:CJ:4:ILE:HB	10:CJ:74:ILE:HG12	2.03	0.40
14:CN:6:LEU:C	14:CN:8:GLU:N	2.75	0.40
16:CP:5:ARG:HB2	16:CP:67:THR:OG1	2.22	0.40
12:CL:11:VAL:HG21	17:CQ:34:LYS:HD3	2.04	0.40
17:CQ:75:ARG:HH12	17:CQ:77:VAL:HG22	1.87	0.40
22:CY:50:C:OP1	22:CY:61:A:H5'	2.22	0.40
25:D0:6:GLY:C	25:D0:7:LEU:HD23	2.42	0.40
27:D2:10:LEU:O	27:D2:11:GLU:C	2.59	0.40
28:D3:7:LYS:HE2	28:D3:32:GLN:OE1	2.20	0.40
29:D4:2:LYS:HZ3	36:DB:39:A:N6	2.19	0.40
33:D8:8:LYS:HB3	35:DA:247:G:O6	2.22	0.40
35:DA:1375:C:O5'	35:DA:1375:C:H6	2.03	0.40
35:DA:143(A):C:H4'	55:DX:38:GLU:OE2	2.21	0.40
35:DA:1672:C:H5''	35:DA:2554:U:OP1	2.21	0.40
35:DA:1796:U:H2'	35:DA:1797:C:H6	1.86	0.40
35:DA:2033:A:H4'	35:DA:2034:U:OP1	2.21	0.40
35:DA:2242:G:H2'	35:DA:2243:U:O4'	2.21	0.40
35:DA:365:C:C5'	35:DA:365:C:H6	2.29	0.40
35:DA:708:C:O2	35:DA:708:C:H2'	2.21	0.40
35:DA:736:C:H2'	35:DA:737:C:H6	1.85	0.40
35:DA:806:C:P	47:DP:39:LYS:HG3	2.61	0.40
35:DA:921:G:C6	35:DA:922:U:C4	3.09	0.40
36:DB:38:C:O2	36:DB:48:A:H1'	2.21	0.40
38:DD:110:GLY:O	38:DD:111:LEU:C	2.60	0.40
38:DD:25:THR:O	38:DD:27:THR:HG22	2.21	0.40
40:DF:175:THR:HG23	40:DF:176:LEU:N	2.37	0.40
40:DF:32:LEU:O	40:DF:36:VAL:HG23	2.21	0.40
35:DA:2444:G:P	40:DF:68:LYS:HE2	2.61	0.40
43:DI:133:HIS:O	43:DI:133:HIS:CG	2.74	0.40
45:DN:21:LYS:HG2	45:DN:22:THR:N	2.36	0.40
47:DP:78:PRO:HB2	47:DP:111:ARG:HD2	2.02	0.40
49:DR:33:ARG:HD2	49:DR:33:ARG:N	2.36	0.40
1:CA:1442:G:C5	51:DT:118:ARG:NH2	2.89	0.40
51:DT:56:GLY:O	51:DT:57:PHE:O	2.39	0.40

*Continued on next page...*

*Continued from previous page...*

Atom-1	Atom-2	Interatomic distance (Å)	Clash overlap (Å)
52:DU:68:ALA:HB2	52:DU:99:ALA:HB1	2.01	0.40
54:DW:46:PHE:O	54:DW:50:VAL:HG12	2.22	0.40
55:DX:31:HIS:ND1	55:DX:32:PRO:HD2	2.36	0.40
56:DY:47:LYS:O	56:DY:60:PHE:HA	2.21	0.40
57:DZ:166:SER:HB2	57:DZ:167:PRO:C	2.40	0.40
1:AA:1007:C:H2'	1:AA:1008:C:C6	2.55	0.40
1:AA:1409:C:OP1	35:BA:1916:A:H2	2.04	0.40
1:AA:1415:G:C4	1:AA:1486:G:C2	3.10	0.40
1:AA:1502:A:H2	1:AA:1505:G:N2	2.19	0.40
1:AA:587:G:C6	1:AA:755:G:C6	3.09	0.40
1:AA:887:G:C2'	1:AA:888:G:H5'	2.51	0.40
1:AA:946:A:H2'	1:AA:947:G:C8	2.57	0.40
3:AC:117:ALA:C	3:AC:119:ARG:N	2.74	0.40
3:AC:87:LEU:C	3:AC:89:GLU:N	2.74	0.40
4:AD:118:ARG:O	4:AD:121:VAL:N	2.54	0.40
4:AD:132:ARG:C	4:AD:132:ARG:CD	2.88	0.40
4:AD:152:SER:C	4:AD:155:LEU:HG	2.40	0.40
4:AD:17:VAL:HG21	4:AD:63:LYS:HZ3	1.86	0.40
5:AE:150:ARG:HB2	5:AE:150:ARG:CZ	2.52	0.40
8:AH:102:ARG:N	8:AH:102:ARG:HD3	2.36	0.40
10:AJ:32:ALA:HB1	10:AJ:75:ILE:CG1	2.52	0.40
12:AL:85:ILE:HA	12:AL:85:ILE:HD12	1.81	0.40
16:AP:9:PHE:HB3	16:AP:10:GLY:H	1.69	0.40
16:AP:39:TYR:CG	16:AP:40:ASP:N	2.89	0.40
17:AQ:60:ILE:O	17:AQ:61:GLU:C	2.60	0.40
19:AS:15:LEU:O	19:AS:16:LEU:C	2.59	0.40
19:AS:23:ASN:O	19:AS:25:LYS:N	2.54	0.40
1:AA:1439:C:C5'	20:AT:38:LYS:HZ1	2.34	0.40
22:AV:27:C:C6	22:AV:27:C:C3'	3.04	0.40
22:AV:67:C:O2'	22:AV:68:A:H5'	2.22	0.40
22:AV:71:G:C2	22:AV:72:C:C6	3.09	0.40
22:AY:23:A:C4	22:AY:50:C:C4	3.10	0.40
22:AY:9:A:C6	22:AY:48:G:C2	3.10	0.40
25:B0:36:ILE:HG13	25:B0:36:ILE:O	2.21	0.40
29:B4:4:GLY:O	29:B4:5:ILE:HG23	2.21	0.40
35:BA:781:A:H2	35:BA:1776:G:N3	2.20	0.40
35:BA:2305:A:C2	35:BA:2306:C:H1'	2.56	0.40
35:BA:2508:G:H2'	35:BA:2509:G:O4'	2.22	0.40
35:BA:11:G:N2	35:BA:2628:C:OP1	2.53	0.40
35:BA:7:G:H2'	35:BA:8:A:C8	2.56	0.40
35:BA:806:C:P	47:BP:39:LYS:HG3	2.60	0.40

*Continued on next page...*

*Continued from previous page...*

Atom-1	Atom-2	Interatomic distance (Å)	Clash overlap (Å)
35:BA:851:U:H2'	35:BA:852:G:C8	2.56	0.40
36:BB:74:U:H2'	36:BB:75:G:O4'	2.22	0.40
36:BB:81:G:H2'	36:BB:82:G:H5'	2.02	0.40
38:BD:137:PRO:O	38:BD:138:VAL:C	2.59	0.40
38:BD:138:VAL:O	38:BD:138:VAL:HG13	2.22	0.40
39:BE:11:MET:HB3	39:BE:24:THR:HB	2.03	0.40
40:BF:185:ASP:HA	40:BF:188:ARG:CD	2.51	0.40
41:BG:85:GLY:C	41:BG:87:PRO:CD	2.89	0.40
41:BG:41:GLN:HB2	41:BG:90:LEU:HB3	2.03	0.40
42:BH:7:LEU:CD2	42:BH:65:HIS:NE2	2.85	0.40
43:BI:85:GLU:O	43:BI:123:LEU:HD13	2.22	0.40
45:BN:62:VAL:HG23	45:BN:66:LYS:HD2	2.03	0.40
47:BP:100:LEU:CD2	47:BP:100:LEU:N	2.84	0.40
51:BT:1:MET:O	51:BT:2:ASN:O	2.40	0.40
55:BX:12:VAL:HG11	55:BX:27:THR:CG2	2.52	0.40
56:BY:7:VAL:HB	56:BY:8:LYS:CD	2.52	0.40
1:CA:1242:C:OP1	21:CU:10:ARG:NH1	2.50	0.40
1:CA:1478:C:H2'	1:CA:1479:C:C6	2.55	0.40
1:CA:1499:A:H2'	1:CA:1499:A:N3	2.36	0.40
1:CA:181:G:N2	1:CA:183:G:N2	2.69	0.40
1:CA:247:G:OP2	17:CQ:100:LYS:N	2.53	0.40
1:CA:448:A:O2'	1:CA:449:C:H5'	2.22	0.40
1:CA:724:G:C2	1:CA:725:G:C8	3.10	0.40
1:CA:954:G:O2'	1:CA:955:U:H5'	2.21	0.40
2:CB:16:HIS:CD2	2:CB:210:SER:HA	2.56	0.40
2:CB:34:ALA:HB1	2:CB:36:ARG:HD2	2.04	0.40
1:CA:1107:C:P	3:CC:172:ARG:HD2	2.61	0.40
3:CC:173:VAL:N	3:CC:174:PRO:HD3	2.36	0.40
3:CC:52:LEU:HD23	3:CC:52:LEU:N	2.35	0.40
4:CD:106:TYR:HE1	4:CD:112:VAL:O	2.04	0.40
4:CD:108:LEU:HD23	4:CD:110:PHE:CE1	2.57	0.40
4:CD:3:ARG:HD3	4:CD:3:ARG:N	2.36	0.40
4:CD:76:ARG:NH1	4:CD:76:ARG:HG2	2.35	0.40
6:CF:10:LEU:N	6:CF:10:LEU:CD1	2.82	0.40
9:CI:46:ALA:HA	9:CI:78:LYS:CB	2.51	0.40
9:CI:48:GLU:C	9:CI:50:LEU:H	2.24	0.40
9:CI:99:LEU:HD12	9:CI:101:PHE:CE1	2.56	0.40
11:CK:91:ARG:C	11:CK:91:ARG:HD2	2.42	0.40
12:CL:32:PHE:HB3	12:CL:84:LEU:CD2	2.43	0.40
14:CN:3:ARG:O	14:CN:7:ILE:HG23	2.21	0.40
15:CO:27:VAL:C	15:CO:29:VAL:N	2.75	0.40

*Continued on next page...*

*Continued from previous page...*

Atom-1	Atom-2	Interatomic distance (Å)	Clash overlap (Å)
16:CP:20:VAL:HG21	16:CP:32:TYR:CB	2.51	0.40
17:CQ:66:SER:O	17:CQ:67:LYS:C	2.59	0.40
17:CQ:75:ARG:HG3	17:CQ:75:ARG:NH1	2.36	0.40
18:CR:44:LEU:O	18:CR:45:SER:C	2.60	0.40
18:CR:58:LEU:HB3	18:CR:62:GLU:CB	2.51	0.40
1:CA:1236:A:OP1	21:CU:3:LYS:HG3	2.22	0.40
23:CW:30:U:O2'	23:CW:31:C:H5'	2.21	0.40
23:CW:40:A:H2'	23:CW:41:C:C6	2.47	0.40
23:CW:45:U:H3'	23:CW:46:U:C5	2.54	0.40
22:CY:17:C:H5''	22:CY:18:U:H5	1.83	0.40
22:CY:2:G:N3	22:CY:2:G:H2'	2.36	0.40
22:CY:55:G:C2'	22:CY:56:U:C1'	2.94	0.40
22:CY:20:G:C4	22:CY:59:G:C2	3.10	0.40
22:CY:15:G:N2	22:CY:61:A:C4	2.89	0.40
26:D1:30:VAL:HG23	26:D1:31:GLY:N	2.36	0.40
27:D2:59:ARG:HD3	35:DA:77:C:OP1	2.22	0.40
34:D9:4:ARG:HB2	35:DA:2466:C:OP1	2.22	0.40
34:D9:16:VAL:O	35:DA:1033:U:H5	2.05	0.40
35:DA:1718:G:O2'	35:DA:1719:G:H5'	2.21	0.40
35:DA:1902:C:H4'	38:DD:244:ARG:CA	2.48	0.40
35:DA:2030:A:H4'	35:DA:2031:A:H8	1.87	0.40
35:DA:2462:U:H2'	35:DA:2463:C:O4'	2.20	0.40
35:DA:2768:C:C2'	35:DA:2769:C:H5'	2.51	0.40
35:DA:2784:C:H6	35:DA:2784:C:O5'	2.04	0.40
35:DA:478:A:N1	35:DA:500:G:H4'	2.37	0.40
35:DA:27:G:N2	35:DA:512:G:H2'	2.35	0.40
37:DC:11:LEU:HD13	37:DC:221:PRO:HD2	2.04	0.40
37:DC:194:ILE:O	37:DC:198:GLU:HG3	2.21	0.40
35:DA:2202:C:H1'	38:DD:151:LYS:HZ3	1.86	0.40
35:DA:1816:G:P	38:DD:39:LYS:HE3	2.60	0.40
39:DE:34:VAL:HG22	39:DE:48:GLN:HE21	1.86	0.40
39:DE:86:PRO:C	39:DE:88:GLY:H	2.25	0.40
40:DF:28:ILE:CD1	40:DF:28:ILE:H	2.34	0.40
41:DG:123:ASN:HB2	41:DG:126:ASP:OD1	2.22	0.40
43:DI:31:LEU:N	43:DI:32:PRO:CD	2.85	0.40
43:DI:60:GLU:HB3	43:DI:61:ARG:NH1	2.36	0.40
45:DN:42:TRP:HE3	45:DN:48:MET:HE1	1.86	0.40
47:DP:95:VAL:HG22	47:DP:125:VAL:HA	2.02	0.40
47:DP:23:PRO:HD2	47:DP:33:ARG:NE	2.34	0.40
47:DP:88:LEU:O	47:DP:90:ARG:N	2.55	0.40
50:DS:85:VAL:CG2	50:DS:106:ARG:HB2	2.51	0.40

*Continued on next page...*

*Continued from previous page...*

Atom-1	Atom-2	Interatomic distance (Å)	Clash overlap (Å)
53:DV:38:LEU:O	53:DV:52:VAL:HG12	2.21	0.40
53:DV:47:VAL:C	53:DV:49:THR:N	2.73	0.40
35:DA:480:A:H1'	56:DY:44:ILE:HG21	2.02	0.40
57:DZ:101:PRO:C	57:DZ:102:LEU:HD23	2.41	0.40
22:CY:57:U:C6	57:DZ:181:GLU:O	2.73	0.40
22:CY:59:G:P	57:DZ:181:GLU:O	2.80	0.40
1:AA:1018:C:O2'	1:AA:1019:C:H5'	2.22	0.40
1:AA:1038:C:O5'	1:AA:1038:C:H6	2.03	0.40
1:AA:1316:G:H2'	1:AA:1317:C:C5'	2.50	0.40
1:AA:1456:G:N3	1:AA:1456:G:H5''	2.37	0.40
1:AA:189(B):C:N4	1:AA:189(J):G:N1	2.69	0.40
1:AA:232:G:H2'	1:AA:233:C:H6	1.86	0.40
1:AA:235:C:H1'	17:AQ:61:GLU:OE2	2.21	0.40
1:AA:956:U:C2'	1:AA:957:U:H5'	2.51	0.40
2:AB:207:ALA:O	2:AB:209:ARG:N	2.54	0.40
3:AC:184:TYR:HA	3:AC:200:ALA:O	2.21	0.40
4:AD:134:ASP:OD1	4:AD:134:ASP:N	2.50	0.40
5:AE:141:GLN:HA	5:AE:143:ARG:HH21	1.85	0.40
1:AA:1152:A:C5'	10:AJ:70:ARG:NH2	2.75	0.40
13:AM:7:VAL:HG12	13:AM:7:VAL:O	2.21	0.40
16:AP:8:ARG:HG2	16:AP:9:PHE:H	1.87	0.40
8:AH:91:ARG:NH1	17:AQ:33:GLY:HA3	2.34	0.40
17:AQ:8:GLY:O	17:AQ:56:VAL:HA	2.21	0.40
19:AS:44:MET:CE	19:AS:44:MET:HA	2.48	0.40
21:AU:5:ASP:O	21:AU:11:GLY:HA3	2.20	0.40
22:AV:25:A:O2'	22:AV:26:G:C5'	2.62	0.40
23:AW:45:U:C4	23:AW:46:U:N3	2.89	0.40
22:AY:34:C:H2'	22:AY:34:C:O2	2.21	0.40
25:B0:10:THR:CG2	25:B0:11:ARG:H	2.09	0.40
27:B2:68:ARG:HG2	27:B2:68:ARG:HH11	1.84	0.40
31:B6:54:ILE:O	31:B6:54:ILE:HD12	2.22	0.40
35:BA:1000:A:H2'	35:BA:1001:A:C8	2.57	0.40
35:BA:1591:G:O2'	35:BA:1592:C:H5'	2.21	0.40
35:BA:198:C:H5'	35:BA:2244:U:OP1	2.22	0.40
35:BA:2033:A:H4'	35:BA:2034:U:OP1	2.21	0.40
35:BA:2302:G:C6	35:BA:2315:G:C6	3.10	0.40
35:BA:251:A:C5	35:BA:252:G:H1'	2.56	0.40
35:BA:35:G:O2'	35:BA:36:G:H5'	2.21	0.40
35:BA:900:A:C2	35:BA:901:A:H1'	2.57	0.40
38:BD:109:ASP:OD2	38:BD:197:GLY:HA2	2.21	0.40
39:BE:76:ARG:O	39:BE:77:ILE:C	2.59	0.40

*Continued on next page...*

*Continued from previous page...*

Atom-1	Atom-2	Interatomic distance (Å)	Clash overlap (Å)
41:BG:145:THR:HG21	41:BG:148:MET:CB	2.52	0.40
41:BG:32:PRO:CB	41:BG:163:ALA:HB2	2.46	0.40
41:BG:51:ARG:HH11	41:BG:53:LEU:HD21	1.86	0.40
41:BG:57:ALA:HA	41:BG:68:PRO:HG3	2.03	0.40
43:BI:93:THR:N	43:BI:96:ASP:HB2	2.32	0.40
44:BJ:93:UNK:O	44:BJ:96:UNK:N	2.55	0.40
45:BN:57:ALA:C	45:BN:58:ASP:O	2.59	0.40
46:BO:18:LYS:HD2	46:BO:45:GLU:OE1	2.21	0.40
48:BQ:119:ARG:O	48:BQ:123:HIS:HD2	2.05	0.40
49:BR:34:ILE:CG2	49:BR:35:THR:N	2.84	0.40
49:BR:54:LEU:HA	49:BR:54:LEU:HD12	1.93	0.40
50:BS:16:ASN:O	50:BS:19:LYS:HB2	2.21	0.40
51:BT:107:ASP:OD1	51:BT:108:ARG:N	2.54	0.40
51:BT:117:ASP:O	51:BT:119:LYS:N	2.55	0.40
51:BT:95:ARG:HH11	51:BT:95:ARG:CB	2.29	0.40
53:BV:47:VAL:O	53:BV:49:THR:N	2.54	0.40
53:BV:5:VAL:HG22	53:BV:6:LYS:N	2.37	0.40
55:BX:63:LYS:O	55:BX:64:LYS:HG3	2.22	0.40
56:BY:57:GLN:CG	56:BY:58:GLY:N	2.84	0.40
56:BY:3:VAL:N	56:BY:5:MET:HE2	2.36	0.40
1:CA:1278:U:H4'	1:CA:1279:A:H8	1.86	0.40
1:CA:1339:A:N3	22:CV:33:G:H1'	2.37	0.40
1:CA:929:G:H1	1:CA:1388:C:H42	1.68	0.40
1:CA:1399:C:H5'	1:CA:1401:G:OP2	2.21	0.40
1:CA:1504:G:H4'	1:CA:1505:G:O5'	2.22	0.40
1:CA:151:A:C6	1:CA:171:A:N6	2.90	0.40
1:CA:26:A:N6	1:CA:558:G:H1'	2.36	0.40
1:CA:34:C:H2'	1:CA:35:G:H8	1.87	0.40
1:CA:377:G:H5'	16:CP:5:ARG:NH1	2.37	0.40
1:CA:52:G:H2'	1:CA:53:A:O4'	2.22	0.40
1:CA:603:U:H2'	1:CA:604:G:H8	1.86	0.40
1:CA:605:U:H2'	1:CA:606:G:H8	1.86	0.40
1:CA:643:C:H5'	8:CH:31:PHE:CE1	2.56	0.40
1:CA:66:G:H2'	1:CA:66:G:N3	2.37	0.40
1:CA:781:A:H2	1:CA:1514:C:O4'	2.04	0.40
1:CA:696:A:H1'	1:CA:786:G:O2'	2.22	0.40
2:CB:158:LEU:HA	2:CB:159:PRO:HD3	1.90	0.40
2:CB:166:ASP:HA	2:CB:167:PRO:HD2	1.88	0.40
2:CB:52:GLU:HG2	2:CB:56:ARG:NH1	2.35	0.40
3:CC:3:ASN:O	3:CC:4:LYS:O	2.40	0.40
3:CC:92:ALA:HA	3:CC:95:THR:O	2.21	0.40

*Continued on next page...*

*Continued from previous page...*

Atom-1	Atom-2	Interatomic distance (Å)	Clash overlap (Å)
4:CD:36:ARG:O	4:CD:38:TYR:N	2.53	0.40
4:CD:61:LYS:NZ	4:CD:72:GLU:OE2	2.51	0.40
5:CE:33:VAL:HG12	5:CE:34:VAL:H	1.83	0.40
7:CG:40:ALA:O	7:CG:44:TYR:HD2	2.05	0.40
12:CL:43:VAL:CG2	12:CL:44:THR:N	2.79	0.40
15:CO:8:LYS:HG2	15:CO:12:ILE:HD11	2.03	0.40
17:CQ:12:SER:HB3	17:CQ:20:THR:CB	2.47	0.40
1:CA:1269:A:H5'	21:CU:18:TYR:O	2.21	0.40
21:CU:24:ARG:O	21:CU:25:LYS:HB3	2.21	0.40
22:CV:14:A:OP1	22:CV:14:A:H4'	2.21	0.40
24:CX:15:A:H2'	24:CX:15:A:N3	2.37	0.40
26:D1:19:GLN:NE2	26:D1:19:GLN:CA	2.80	0.40
35:DA:125:G:H4'	35:DA:126:A:OP2	2.22	0.40
35:DA:1722:A:O2'	35:DA:1739:U:C5'	2.70	0.40
35:DA:2078:C:H2'	35:DA:2079:U:C6	2.55	0.40
35:DA:2108:C:O2'	35:DA:2109:U:H5'	2.22	0.40
35:DA:2422:A:HO2'	35:DA:2423:U:P	2.45	0.40
35:DA:945:A:C4	35:DA:2448:A:C2	3.09	0.40
35:DA:510:C:H2'	35:DA:511:U:O4'	2.20	0.40
35:DA:907:U:OP1	48:DQ:24:GLY:N	2.51	0.40
35:DA:942:G:H5''	47:DP:36:LYS:H	1.87	0.40
37:DC:23:ILE:CG2	37:DC:190:ILE:HB	2.51	0.40
38:DD:24:ILE:HG12	38:DD:25:THR:H	1.75	0.40
38:DD:25:THR:HG22	38:DD:26:LYS:HD2	2.04	0.40
38:DD:72:LYS:HB3	38:DD:72:LYS:HZ3	1.85	0.40
41:DG:61:ALA:HB2	41:DG:67:LYS:HA	2.03	0.40
41:DG:83:ARG:NH2	41:DG:84:LYS:HZ2	2.19	0.40
42:DH:61:HIS:O	42:DH:64:LEU:N	2.54	0.40
44:DJ:58:UNK:C	44:DJ:59:UNK:O	2.68	0.40
47:DP:146:VAL:HG13	47:DP:147:LEU:H	1.86	0.40
51:DT:51:ARG:HB2	51:DT:98:LYS:HG3	2.02	0.40
54:DW:82:LEU:HG	54:DW:84:ARG:HH12	1.86	0.40
55:DX:28:PHE:CE2	55:DX:92:LEU:HD11	2.57	0.40
56:DY:23:ARG:O	56:DY:24:VAL:C	2.59	0.40
57:DZ:111:VAL:O	57:DZ:112:ARG:HB2	2.21	0.40
57:DZ:144:LEU:HD11	57:DZ:149:SER:HA	2.04	0.40

All (1) symmetry-related close contacts are listed below. The label for Atom-2 includes the symmetry operator and encoded unit-cell translations to be applied.



Atom-1	Atom-2	Interatomic distance (Å)	Clash overlap (Å)
4:AD:27:TYR:OH	6:CF:15:ASP:OD2[4_455]	2.05	0.15

## 5.3 Torsion angles [i](#)

### 5.3.1 Protein backbone [i](#)

In the following table, the Percentiles column shows the percent Ramachandran outliers of the chain as a percentile score with respect to all X-ray entries followed by that with respect to entries of similar resolution.

The Analysed column shows the number of residues for which the backbone conformation was analysed, and the total number of residues.

Mol	Chain	Analysed	Favoured	Allowed	Outliers	Percentiles	
2	AB	233/256 (91%)	153 (66%)	55 (24%)	25 (11%)	0	3
2	CB	233/256 (91%)	152 (65%)	57 (24%)	24 (10%)	0	3
3	AC	205/239 (86%)	141 (69%)	43 (21%)	21 (10%)	1	4
3	CC	205/239 (86%)	142 (69%)	40 (20%)	23 (11%)	0	2
4	AD	206/209 (99%)	133 (65%)	46 (22%)	27 (13%)	0	1
4	CD	206/209 (99%)	135 (66%)	44 (21%)	27 (13%)	0	1
5	AE	149/162 (92%)	111 (74%)	24 (16%)	14 (9%)	1	4
5	CE	149/162 (92%)	110 (74%)	25 (17%)	14 (9%)	1	4
6	AF	99/101 (98%)	77 (78%)	15 (15%)	7 (7%)	1	8
6	CF	99/101 (98%)	76 (77%)	17 (17%)	6 (6%)	2	11
7	AG	153/156 (98%)	108 (71%)	41 (27%)	4 (3%)	6	31
7	CG	153/156 (98%)	110 (72%)	39 (26%)	4 (3%)	6	31
8	AH	136/138 (99%)	100 (74%)	29 (21%)	7 (5%)	2	15
8	CH	136/138 (99%)	99 (73%)	29 (21%)	8 (6%)	2	12
9	AI	121/128 (94%)	90 (74%)	22 (18%)	9 (7%)	1	7
9	CI	121/128 (94%)	91 (75%)	20 (16%)	10 (8%)	1	6
10	AJ	97/105 (92%)	76 (78%)	17 (18%)	4 (4%)	3	19
10	CJ	97/105 (92%)	76 (78%)	17 (18%)	4 (4%)	3	19
11	AK	117/129 (91%)	83 (71%)	26 (22%)	8 (7%)	1	8
11	CK	117/129 (91%)	83 (71%)	26 (22%)	8 (7%)	1	8
12	AL	123/135 (91%)	75 (61%)	28 (23%)	20 (16%)	0	0

*Continued on next page...*

*Continued from previous page...*

Mol	Chain	Analysed	Favoured	Allowed	Outliers	Percentiles	
12	CL	123/135 (91%)	75 (61%)	28 (23%)	20 (16%)	0	0
13	AM	107/126 (85%)	67 (63%)	25 (23%)	15 (14%)	0	1
13	CM	107/126 (85%)	66 (62%)	26 (24%)	15 (14%)	0	1
14	AN	58/61 (95%)	41 (71%)	9 (16%)	8 (14%)	0	1
14	CN	58/61 (95%)	40 (69%)	9 (16%)	9 (16%)	0	0
15	AO	86/89 (97%)	52 (60%)	25 (29%)	9 (10%)	0	3
15	CO	86/89 (97%)	50 (58%)	27 (31%)	9 (10%)	0	3
16	AP	82/88 (93%)	48 (58%)	24 (29%)	10 (12%)	0	2
16	CP	82/88 (93%)	49 (60%)	24 (29%)	9 (11%)	0	3
17	AQ	98/105 (93%)	70 (71%)	22 (22%)	6 (6%)	2	11
17	CQ	98/105 (93%)	71 (72%)	20 (20%)	7 (7%)	1	8
18	AR	68/88 (77%)	44 (65%)	18 (26%)	6 (9%)	1	5
18	CR	68/88 (77%)	44 (65%)	18 (26%)	6 (9%)	1	5
19	AS	77/93 (83%)	47 (61%)	17 (22%)	13 (17%)	0	0
19	CS	77/93 (83%)	48 (62%)	16 (21%)	13 (17%)	0	0
20	AT	97/106 (92%)	67 (69%)	17 (18%)	13 (13%)	0	1
20	CT	97/106 (92%)	67 (69%)	18 (19%)	12 (12%)	0	1
21	AU	23/27 (85%)	14 (61%)	6 (26%)	3 (13%)	0	1
21	CU	23/27 (85%)	13 (56%)	7 (30%)	3 (13%)	0	1
25	B0	82/85 (96%)	67 (82%)	12 (15%)	3 (4%)	4	22
25	D0	82/85 (96%)	66 (80%)	13 (16%)	3 (4%)	4	22
26	B1	92/98 (94%)	68 (74%)	13 (14%)	11 (12%)	0	2
26	D1	92/98 (94%)	71 (77%)	9 (10%)	12 (13%)	0	1
27	B2	69/72 (96%)	50 (72%)	14 (20%)	5 (7%)	1	7
27	D2	69/72 (96%)	45 (65%)	16 (23%)	8 (12%)	0	2
28	B3	58/60 (97%)	44 (76%)	9 (16%)	5 (9%)	1	5
28	D3	58/60 (97%)	44 (76%)	9 (16%)	5 (9%)	1	5
29	B4	56/71 (79%)	26 (46%)	15 (27%)	15 (27%)	0	0
29	D4	56/71 (79%)	26 (46%)	16 (29%)	14 (25%)	0	0
30	B5	54/60 (90%)	43 (80%)	3 (6%)	8 (15%)	0	1
30	D5	54/60 (90%)	43 (80%)	3 (6%)	8 (15%)	0	1

*Continued on next page...*

*Continued from previous page...*

Mol	Chain	Analysed	Favoured	Allowed	Outliers	Percentiles	
31	B6	48/54 (89%)	22 (46%)	12 (25%)	14 (29%)	0	0
31	D6	48/54 (89%)	22 (46%)	12 (25%)	14 (29%)	0	0
32	B7	46/49 (94%)	43 (94%)	3 (6%)	0	100	100
32	D7	46/49 (94%)	43 (94%)	3 (6%)	0	100	100
33	B8	62/65 (95%)	41 (66%)	13 (21%)	8 (13%)	0	1
33	D8	62/65 (95%)	41 (66%)	13 (21%)	8 (13%)	0	1
34	B9	35/37 (95%)	28 (80%)	7 (20%)	0	100	100
34	D9	35/37 (95%)	28 (80%)	7 (20%)	0	100	100
37	BC	116/229 (51%)	94 (81%)	19 (16%)	3 (3%)	6	31
37	DC	116/229 (51%)	94 (81%)	19 (16%)	3 (3%)	6	31
38	BD	270/276 (98%)	209 (77%)	32 (12%)	29 (11%)	0	3
38	DD	270/276 (98%)	207 (77%)	34 (13%)	29 (11%)	0	3
39	BE	203/206 (98%)	134 (66%)	36 (18%)	33 (16%)	0	0
39	DE	203/206 (98%)	134 (66%)	37 (18%)	32 (16%)	0	0
40	BF	206/210 (98%)	149 (72%)	31 (15%)	26 (13%)	0	1
40	DF	206/210 (98%)	148 (72%)	32 (16%)	26 (13%)	0	1
41	BG	177/182 (97%)	112 (63%)	39 (22%)	26 (15%)	0	1
41	DG	177/182 (97%)	93 (52%)	57 (32%)	27 (15%)	0	0
42	BH	163/180 (91%)	110 (68%)	29 (18%)	24 (15%)	0	1
42	DH	163/180 (91%)	110 (68%)	28 (17%)	25 (15%)	0	0
43	BI	144/148 (97%)	84 (58%)	37 (26%)	23 (16%)	0	0
43	DI	144/148 (97%)	85 (59%)	36 (25%)	23 (16%)	0	0
45	BN	137/140 (98%)	99 (72%)	22 (16%)	16 (12%)	0	2
45	DN	137/140 (98%)	101 (74%)	20 (15%)	16 (12%)	0	2
46	BO	120/122 (98%)	99 (82%)	14 (12%)	7 (6%)	2	12
46	DO	120/122 (98%)	96 (80%)	16 (13%)	8 (7%)	1	8
47	BP	144/150 (96%)	69 (48%)	43 (30%)	32 (22%)	0	0
47	DP	144/150 (96%)	69 (48%)	43 (30%)	32 (22%)	0	0
48	BQ	139/141 (99%)	100 (72%)	27 (19%)	12 (9%)	1	5
48	DQ	139/141 (99%)	99 (71%)	28 (20%)	12 (9%)	1	5
49	BR	115/118 (98%)	88 (76%)	13 (11%)	14 (12%)	0	2

*Continued on next page...*

Continued from previous page...

Mol	Chain	Analysed	Favoured	Allowed	Outliers	Percentiles	
49	DR	115/118 (98%)	87 (76%)	14 (12%)	14 (12%)	0	2
50	BS	97/112 (87%)	54 (56%)	24 (25%)	19 (20%)	0	0
50	DS	97/112 (87%)	52 (54%)	26 (27%)	19 (20%)	0	0
51	BT	134/146 (92%)	85 (63%)	19 (14%)	30 (22%)	0	0
51	DT	134/146 (92%)	86 (64%)	18 (13%)	30 (22%)	0	0
52	BU	115/118 (98%)	90 (78%)	19 (16%)	6 (5%)	2	14
52	DU	115/118 (98%)	88 (76%)	20 (17%)	7 (6%)	2	11
53	BV	99/101 (98%)	64 (65%)	22 (22%)	13 (13%)	0	1
53	DV	99/101 (98%)	64 (65%)	22 (22%)	13 (13%)	0	1
54	BW	111/113 (98%)	91 (82%)	12 (11%)	8 (7%)	1	7
54	DW	111/113 (98%)	91 (82%)	13 (12%)	7 (6%)	1	10
55	BX	91/96 (95%)	71 (78%)	15 (16%)	5 (6%)	2	13
55	DX	91/96 (95%)	67 (74%)	19 (21%)	5 (6%)	2	13
56	BY	99/110 (90%)	48 (48%)	26 (26%)	25 (25%)	0	0
56	DY	99/110 (90%)	48 (48%)	26 (26%)	25 (25%)	0	0
57	BZ	183/206 (89%)	111 (61%)	45 (25%)	27 (15%)	0	1
57	DZ	183/206 (89%)	111 (61%)	42 (23%)	30 (16%)	0	0
All	All	11600/12592 (92%)	7946 (68%)	2292 (20%)	1362 (12%)	0	2

All (1362) Ramachandran outliers are listed below:

Mol	Chain	Res	Type
2	AB	15	VAL
2	AB	75	LYS
2	AB	101	MET
2	AB	123	ALA
2	AB	165	VAL
2	AB	195	ASP
2	AB	230	VAL
2	AB	238	LEU
2	AB	239	VAL
3	AC	4	LYS
3	AC	47	LEU
3	AC	73	PRO
3	AC	154	SER
3	AC	207	VAL

Continued on next page...

*Continued from previous page...*

Mol	Chain	Res	Type
4	AD	3	ARG
4	AD	4	TYR
4	AD	5	ILE
4	AD	14	ARG
4	AD	30	LYS
4	AD	129	ASN
4	AD	156	GLU
4	AD	179	GLU
5	AE	21	ALA
5	AE	27	ARG
5	AE	37	ARG
5	AE	70	PRO
5	AE	148	VAL
6	AF	40	VAL
7	AG	54	THR
9	AI	89	ASN
10	AJ	57	LYS
11	AK	25	TYR
11	AK	89	ALA
12	AL	19	ARG
12	AL	43	VAL
12	AL	47	LYS
12	AL	51	ALA
12	AL	91	LYS
13	AM	7	VAL
13	AM	63	THR
13	AM	83	ASP
13	AM	91	ARG
13	AM	100	GLY
13	AM	107	ALA
14	AN	15	LYS
15	AO	4	THR
17	AQ	33	GLY
17	AQ	99	SER
18	AR	37	VAL
19	AS	10	PHE
19	AS	26	GLY
19	AS	27	GLU
19	AS	28	LYS
19	AS	30	LEU
19	AS	45	VAL
19	AS	67	VAL

*Continued on next page...*

*Continued from previous page...*

Mol	Chain	Res	Type
20	AT	73	HIS
20	AT	74	LYS
20	AT	99	LEU
20	AT	100	ILE
21	AU	3	LYS
25	B0	20	ARG
27	B2	44	LEU
27	B2	47	ASN
28	B3	3	ARG
28	B3	13	ILE
29	B4	26	SER
29	B4	40	HIS
29	B4	43	TYR
29	B4	44	THR
29	B4	48	ARG
30	B5	4	HIS
30	B5	35	GLU
30	B5	36	CYS
30	B5	49	CYS
30	B5	53	ALA
31	B6	9	LEU
31	B6	23	THR
31	B6	27	LYS
31	B6	28	ARG
31	B6	31	PRO
31	B6	48	VAL
31	B6	49	HIS
33	B8	33	ASN
33	B8	34	TRP
33	B8	49	VAL
33	B8	61	LEU
38	BD	25	THR
38	BD	27	THR
38	BD	36	PRO
38	BD	122	ASP
38	BD	123	ALA
38	BD	225	ALA
38	BD	246	PRO
38	BD	271	ILE
38	BD	272	ALA
39	BE	2	LYS
39	BE	53	PRO

*Continued on next page...*

*Continued from previous page...*

Mol	Chain	Res	Type
39	BE	54	GLN
39	BE	64	LYS
39	BE	68	ALA
39	BE	69	LYS
39	BE	72	VAL
39	BE	82	ARG
39	BE	90	THR
39	BE	118	LYS
39	BE	203	LYS
40	BF	21	ALA
40	BF	27	GLU
40	BF	59	TYR
40	BF	89	VAL
40	BF	133	ASN
40	BF	167	ALA
41	BG	6	ALA
41	BG	49	ASP
41	BG	75	LYS
41	BG	81	LYS
41	BG	82	LEU
41	BG	86	MET
41	BG	87	PRO
41	BG	126	ASP
42	BH	8	PRO
42	BH	42	ARG
42	BH	83	TYR
42	BH	126	PRO
42	BH	155	SER
42	BH	156	ALA
42	BH	157	TYR
42	BH	159	GLU
42	BH	160	LYS
42	BH	165	ALA
42	BH	170	ARG
43	BI	15	VAL
43	BI	76	THR
43	BI	85	GLU
43	BI	105	HIS
43	BI	120	ILE
43	BI	132	PRO
45	BN	4	TYR
45	BN	42	TRP

*Continued on next page...*



*Continued from previous page...*

Mol	Chain	Res	Type
45	BN	58	ASP
45	BN	77	GLY
45	BN	134	ARG
46	BO	48	PRO
47	BP	14	LYS
47	BP	17	LYS
47	BP	31	ALA
47	BP	47	ASP
47	BP	57	THR
47	BP	90	ARG
47	BP	103	ALA
47	BP	107	LYS
47	BP	111	ARG
47	BP	144	GLU
47	BP	147	LEU
48	BQ	2	LEU
48	BQ	27	VAL
48	BQ	88	GLY
49	BR	8	ARG
49	BR	12	ARG
49	BR	14	SER
49	BR	45	ARG
49	BR	58	GLY
49	BR	86	ARG
49	BR	117	VAL
50	BS	13	ARG
50	BS	23	ARG
50	BS	35	ILE
50	BS	53	SER
50	BS	59	LYS
50	BS	97	ARG
51	BT	2	ASN
51	BT	3	ARG
51	BT	12	SER
51	BT	24	PRO
51	BT	26	ASP
51	BT	27	THR
51	BT	28	VAL
51	BT	30	VAL
51	BT	33	LYS
51	BT	35	LYS
51	BT	57	PHE

*Continued on next page...*

*Continued from previous page...*

Mol	Chain	Res	Type
51	BT	58	ASN
51	BT	80	SER
51	BT	82	LEU
51	BT	83	ILE
51	BT	88	ILE
51	BT	97	ALA
51	BT	107	ASP
51	BT	129	ARG
52	BU	32	PHE
52	BU	93	LYS
53	BV	2	PHE
53	BV	46	VAL
53	BV	53	GLU
54	BW	11	ARG
54	BW	111	HIS
56	BY	5	MET
56	BY	7	VAL
56	BY	24	VAL
56	BY	31	LEU
56	BY	42	VAL
56	BY	45	VAL
56	BY	60	PHE
56	BY	66	PRO
56	BY	77	PRO
56	BY	78	ALA
56	BY	96	ILE
56	BY	98	VAL
57	BZ	13	GLU
57	BZ	152	ALA
57	BZ	168	GLU
57	BZ	183	LEU
2	CB	15	VAL
2	CB	75	LYS
2	CB	101	MET
2	CB	154	LEU
2	CB	165	VAL
2	CB	195	ASP
2	CB	230	VAL
2	CB	238	LEU
2	CB	239	VAL
3	CC	4	LYS
3	CC	47	LEU

*Continued on next page...*

*Continued from previous page...*

Mol	Chain	Res	Type
3	CC	73	PRO
3	CC	154	SER
3	CC	207	VAL
4	CD	3	ARG
4	CD	4	TYR
4	CD	5	ILE
4	CD	14	ARG
4	CD	30	LYS
4	CD	129	ASN
4	CD	156	GLU
4	CD	179	GLU
5	CE	21	ALA
5	CE	27	ARG
5	CE	37	ARG
5	CE	70	PRO
5	CE	148	VAL
6	CF	40	VAL
7	CG	54	THR
9	CI	89	ASN
10	CJ	57	LYS
11	CK	25	TYR
11	CK	89	ALA
12	CL	19	ARG
12	CL	43	VAL
12	CL	47	LYS
12	CL	51	ALA
12	CL	91	LYS
13	CM	7	VAL
13	CM	63	THR
13	CM	83	ASP
13	CM	91	ARG
13	CM	100	GLY
13	CM	107	ALA
14	CN	15	LYS
15	CO	4	THR
17	CQ	33	GLY
17	CQ	99	SER
18	CR	37	VAL
19	CS	10	PHE
19	CS	26	GLY
19	CS	27	GLU
19	CS	28	LYS

*Continued on next page...*

*Continued from previous page...*

Mol	Chain	Res	Type
19	CS	30	LEU
19	CS	45	VAL
19	CS	67	VAL
20	CT	73	HIS
20	CT	99	LEU
20	CT	100	ILE
21	CU	3	LYS
25	D0	20	ARG
26	D1	58	ILE
26	D1	86	SER
26	D1	95	LEU
27	D2	43	GLN
27	D2	45	SER
27	D2	48	HIS
27	D2	70	GLN
28	D3	3	ARG
28	D3	13	ILE
29	D4	26	SER
29	D4	40	HIS
29	D4	43	TYR
29	D4	44	THR
29	D4	48	ARG
30	D5	4	HIS
30	D5	35	GLU
30	D5	36	CYS
30	D5	49	CYS
30	D5	53	ALA
31	D6	9	LEU
31	D6	23	THR
31	D6	27	LYS
31	D6	28	ARG
31	D6	31	PRO
31	D6	48	VAL
31	D6	49	HIS
33	D8	33	ASN
33	D8	34	TRP
33	D8	49	VAL
33	D8	61	LEU
38	DD	25	THR
38	DD	27	THR
38	DD	36	PRO
38	DD	122	ASP

*Continued on next page...*

*Continued from previous page...*

Mol	Chain	Res	Type
38	DD	123	ALA
38	DD	225	ALA
38	DD	241	PRO
38	DD	245	PRO
38	DD	246	PRO
38	DD	271	ILE
38	DD	272	ALA
39	DE	2	LYS
39	DE	53	PRO
39	DE	54	GLN
39	DE	64	LYS
39	DE	68	ALA
39	DE	69	LYS
39	DE	71	GLY
39	DE	72	VAL
39	DE	82	ARG
39	DE	90	THR
39	DE	118	LYS
39	DE	203	LYS
40	DF	21	ALA
40	DF	27	GLU
40	DF	59	TYR
40	DF	89	VAL
40	DF	133	ASN
40	DF	167	ALA
41	DG	49	ASP
41	DG	78	SER
41	DG	82	LEU
41	DG	96	ARG
41	DG	97	ASP
41	DG	110	ALA
41	DG	118	ARG
41	DG	122	PRO
41	DG	126	ASP
41	DG	159	VAL
42	DH	8	PRO
42	DH	42	ARG
42	DH	83	TYR
42	DH	126	PRO
42	DH	155	SER
42	DH	156	ALA
42	DH	157	TYR

*Continued on next page...*

*Continued from previous page...*

Mol	Chain	Res	Type
42	DH	159	GLU
42	DH	160	LYS
42	DH	165	ALA
42	DH	170	ARG
43	DI	12	LEU
43	DI	15	VAL
43	DI	76	THR
43	DI	85	GLU
43	DI	105	HIS
43	DI	120	ILE
43	DI	132	PRO
45	DN	4	TYR
45	DN	42	TRP
45	DN	58	ASP
45	DN	77	GLY
45	DN	134	ARG
46	DO	27	GLY
46	DO	48	PRO
47	DP	14	LYS
47	DP	17	LYS
47	DP	31	ALA
47	DP	47	ASP
47	DP	48	PRO
47	DP	57	THR
47	DP	90	ARG
47	DP	103	ALA
47	DP	107	LYS
47	DP	111	ARG
47	DP	144	GLU
47	DP	147	LEU
48	DQ	2	LEU
48	DQ	27	VAL
48	DQ	88	GLY
49	DR	8	ARG
49	DR	12	ARG
49	DR	14	SER
49	DR	45	ARG
49	DR	58	GLY
49	DR	86	ARG
49	DR	117	VAL
50	DS	13	ARG
50	DS	23	ARG

*Continued on next page...*

*Continued from previous page...*

Mol	Chain	Res	Type
50	DS	35	ILE
50	DS	53	SER
50	DS	59	LYS
50	DS	97	ARG
51	DT	2	ASN
51	DT	3	ARG
51	DT	24	PRO
51	DT	26	ASP
51	DT	27	THR
51	DT	28	VAL
51	DT	30	VAL
51	DT	33	LYS
51	DT	35	LYS
51	DT	57	PHE
51	DT	58	ASN
51	DT	80	SER
51	DT	82	LEU
51	DT	83	ILE
51	DT	88	ILE
51	DT	97	ALA
51	DT	107	ASP
51	DT	129	ARG
52	DU	32	PHE
52	DU	93	LYS
53	DV	2	PHE
53	DV	46	VAL
53	DV	53	GLU
54	DW	11	ARG
54	DW	111	HIS
56	DY	5	MET
56	DY	7	VAL
56	DY	24	VAL
56	DY	42	VAL
56	DY	45	VAL
56	DY	60	PHE
56	DY	66	PRO
56	DY	77	PRO
56	DY	78	ALA
56	DY	96	ILE
56	DY	98	VAL
57	DZ	31	ARG
57	DZ	39	VAL

*Continued on next page...*



*Continued from previous page...*

Mol	Chain	Res	Type
57	DZ	42	VAL
57	DZ	51	ALA
57	DZ	52	SER
57	DZ	112	ARG
57	DZ	117	LEU
57	DZ	136	PHE
57	DZ	137	ILE
57	DZ	138	GLU
57	DZ	163	LEU
2	AB	22	LYS
2	AB	83	MET
2	AB	143	GLU
2	AB	154	LEU
2	AB	194	PRO
3	AC	15	THR
3	AC	45	LYS
3	AC	61	ALA
3	AC	156	ARG
4	AD	24	GLU
4	AD	178	VAL
4	AD	182	LYS
4	AD	195	ALA
5	AE	129	ILE
5	AE	146	ALA
5	AE	149	GLU
5	AE	153	LYS
6	AF	43	LEU
6	AF	62	TRP
6	AF	81	ILE
7	AG	14	PRO
9	AI	95	LYS
9	AI	100	GLY
9	AI	109	VAL
12	AL	12	ARG
12	AL	17	LYS
12	AL	22	SER
12	AL	23	LYS
12	AL	27	LEU
12	AL	37	CYS
12	AL	115	LYS
12	AL	121	GLY
12	AL	123	LYS

*Continued on next page...*

*Continued from previous page...*

Mol	Chain	Res	Type
13	AM	12	ASN
13	AM	29	ARG
13	AM	108	ARG
14	AN	26	ARG
15	AO	24	SER
15	AO	85	LEU
16	AP	17	TYR
16	AP	44	THR
16	AP	78	GLY
17	AQ	14	LYS
17	AQ	34	LYS
17	AQ	49	GLU
18	AR	31	LEU
20	AT	94	ALA
20	AT	101	GLY
25	B0	74	ARG
26	B1	28	GLY
26	B1	53	VAL
26	B1	56	GLN
26	B1	58	ILE
26	B1	84	GLY
26	B1	85	LEU
26	B1	94	LEU
26	B1	95	LEU
28	B3	17	LYS
28	B3	18	ASP
29	B4	27	THR
30	B5	51	TYR
31	B6	18	ARG
31	B6	44	ARG
38	BD	3	VAL
38	BD	32	SER
38	BD	127	VAL
38	BD	169	GLU
38	BD	241	PRO
39	BE	7	VAL
39	BE	57	LYS
39	BE	66	HIS
39	BE	71	GLY
39	BE	77	ILE
39	BE	130	GLY
39	BE	186	GLY

*Continued on next page...*

*Continued from previous page...*

Mol	Chain	Res	Type
40	BF	3	GLU
40	BF	11	VAL
40	BF	16	GLY
40	BF	25	PRO
40	BF	60	SER
40	BF	84	VAL
40	BF	127	GLU
40	BF	128	ALA
40	BF	132	VAL
40	BF	134	GLY
41	BG	3	LEU
41	BG	28	VAL
41	BG	70	VAL
41	BG	96	ARG
41	BG	122	PRO
41	BG	155	MET
41	BG	169	ALA
42	BH	24	VAL
42	BH	45	VAL
42	BH	69	ARG
42	BH	92	ILE
42	BH	138	LYS
42	BH	154	PRO
43	BI	12	LEU
43	BI	16	GLY
43	BI	92	VAL
43	BI	99	GLU
43	BI	117	GLU
45	BN	57	ALA
45	BN	60	ILE
45	BN	63	THR
45	BN	127	ASP
45	BN	133	GLN
46	BO	27	GLY
47	BP	11	GLY
47	BP	25	SER
47	BP	30	THR
47	BP	48	PRO
47	BP	49	ARG
47	BP	98	GLU
47	BP	106	LEU
47	BP	108	LYS

*Continued on next page...*

*Continued from previous page...*

Mol	Chain	Res	Type
47	BP	141	ALA
48	BQ	20	ALA
49	BR	5	LYS
50	BS	32	LEU
50	BS	90	GLY
50	BS	92	TYR
50	BS	96	GLY
50	BS	100	ALA
50	BS	102	ALA
51	BT	17	THR
51	BT	32	TYR
51	BT	105	LEU
51	BT	123	GLN
52	BU	91	ASP
53	BV	16	PRO
53	BV	18	LEU
53	BV	44	LYS
53	BV	79	VAL
54	BW	6	ILE
54	BW	63	ASP
54	BW	93	ALA
55	BX	46	ALA
56	BY	22	GLY
56	BY	27	VAL
56	BY	80	GLY
56	BY	90	LEU
57	BZ	31	ARG
57	BZ	39	VAL
57	BZ	41	LEU
57	BZ	42	VAL
57	BZ	78	LYS
57	BZ	134	PRO
57	BZ	146	ILE
57	BZ	170	THR
2	CB	22	LYS
2	CB	83	MET
2	CB	123	ALA
2	CB	194	PRO
3	CC	15	THR
3	CC	45	LYS
3	CC	61	ALA
4	CD	24	GLU

*Continued on next page...*

*Continued from previous page...*

Mol	Chain	Res	Type
4	CD	178	VAL
4	CD	182	LYS
4	CD	195	ALA
5	CE	105	VAL
5	CE	129	ILE
5	CE	146	ALA
5	CE	149	GLU
5	CE	153	LYS
6	CF	16	GLN
6	CF	43	LEU
6	CF	62	TRP
6	CF	81	ILE
7	CG	14	PRO
9	CI	95	LYS
9	CI	100	GLY
9	CI	109	VAL
11	CK	48	ILE
12	CL	12	ARG
12	CL	17	LYS
12	CL	22	SER
12	CL	23	LYS
12	CL	27	LEU
12	CL	37	CYS
12	CL	115	LYS
12	CL	121	GLY
12	CL	123	LYS
13	CM	4	ILE
13	CM	12	ASN
13	CM	29	ARG
13	CM	108	ARG
14	CN	26	ARG
15	CO	24	SER
15	CO	85	LEU
16	CP	17	TYR
16	CP	44	THR
16	CP	78	GLY
17	CQ	14	LYS
17	CQ	34	LYS
17	CQ	49	GLU
18	CR	31	LEU
20	CT	74	LYS
20	CT	94	ALA

*Continued on next page...*

*Continued from previous page...*

Mol	Chain	Res	Type
20	CT	101	GLY
25	D0	74	ARG
26	D1	52	ARG
26	D1	84	GLY
26	D1	85	LEU
26	D1	94	LEU
27	D2	44	LEU
27	D2	47	ASN
28	D3	17	LYS
29	D4	27	THR
30	D5	51	TYR
31	D6	18	ARG
31	D6	44	ARG
33	D8	14	VAL
38	DD	3	VAL
38	DD	32	SER
38	DD	127	VAL
38	DD	169	GLU
39	DE	7	VAL
39	DE	57	LYS
39	DE	66	HIS
39	DE	77	ILE
39	DE	130	GLY
39	DE	186	GLY
40	DF	3	GLU
40	DF	11	VAL
40	DF	16	GLY
40	DF	25	PRO
40	DF	84	VAL
40	DF	127	GLU
40	DF	128	ALA
40	DF	132	VAL
40	DF	134	GLY
41	DG	24	GLY
41	DG	115	ARG
41	DG	127	GLY
42	DH	24	VAL
42	DH	45	VAL
42	DH	69	ARG
42	DH	138	LYS
42	DH	154	PRO
43	DI	16	GLY

*Continued on next page...*

*Continued from previous page...*

Mol	Chain	Res	Type
43	DI	92	VAL
43	DI	99	GLU
43	DI	117	GLU
45	DN	57	ALA
45	DN	60	ILE
45	DN	63	THR
45	DN	64	GLY
45	DN	127	ASP
45	DN	133	GLN
46	DO	35	VAL
47	DP	11	GLY
47	DP	25	SER
47	DP	30	THR
47	DP	49	ARG
47	DP	98	GLU
47	DP	106	LEU
47	DP	108	LYS
47	DP	141	ALA
48	DQ	20	ALA
48	DQ	29	PHE
49	DR	5	LYS
50	DS	32	LEU
50	DS	90	GLY
50	DS	92	TYR
50	DS	96	GLY
50	DS	100	ALA
50	DS	102	ALA
51	DT	12	SER
51	DT	17	THR
51	DT	29	ARG
51	DT	32	TYR
51	DT	105	LEU
51	DT	123	GLN
52	DU	91	ASP
53	DV	16	PRO
53	DV	18	LEU
53	DV	44	LYS
53	DV	79	VAL
54	DW	6	ILE
54	DW	63	ASP
54	DW	93	ALA
55	DX	19	ALA

*Continued on next page...*



*Continued from previous page...*

Mol	Chain	Res	Type
55	DX	46	ALA
56	DY	22	GLY
56	DY	27	VAL
56	DY	80	GLY
56	DY	90	LEU
57	DZ	5	LEU
57	DZ	38	TYR
57	DZ	64	GLY
57	DZ	114	GLY
57	DZ	165	VAL
57	DZ	168	GLU
2	AB	130	ARG
2	AB	131	PRO
2	AB	159	PRO
2	AB	198	ASP
3	AC	145	GLY
3	AC	181	ASN
4	AD	31	CYS
4	AD	37	PRO
4	AD	47	ARG
4	AD	73	ARG
4	AD	84	LYS
4	AD	107	ARG
4	AD	110	PHE
5	AE	20	GLN
5	AE	72	GLN
5	AE	105	VAL
6	AF	16	GLN
6	AF	82	ARG
8	AH	51	VAL
9	AI	41	VAL
9	AI	110	GLU
9	AI	121	ARG
10	AJ	82	ILE
11	AK	48	ILE
11	AK	75	TYR
12	AL	89	ARG
13	AM	4	ILE
13	AM	21	TYR
13	AM	31	LYS
14	AN	16	PHE
14	AN	36	PHE

*Continued on next page...*

*Continued from previous page...*

Mol	Chain	Res	Type
15	AO	19	PRO
15	AO	26	GLU
16	AP	69	THR
18	AR	45	SER
18	AR	58	LEU
19	AS	14	HIS
19	AS	25	LYS
20	AT	9	ASN
20	AT	98	PRO
25	B0	49	LYS
26	B1	76	ARG
27	B2	17	SER
28	B3	38	GLU
29	B4	28	LYS
29	B4	51	ASP
30	B5	48	GLU
33	B8	14	VAL
37	BC	220	GLY
38	BD	242	ARG
38	BD	245	PRO
39	BE	17	ASP
39	BE	46	ALA
40	BF	5	ALA
40	BF	22	ALA
40	BF	161	GLU
41	BG	43	LEU
41	BG	57	ALA
41	BG	97	ASP
41	BG	142	PRO
41	BG	147	ASP
42	BH	152	ARG
43	BI	36	ALA
43	BI	53	ALA
43	BI	91	SER
43	BI	114	LEU
45	BN	64	GLY
45	BN	94	HIS
46	BO	26	LYS
46	BO	35	VAL
46	BO	64	ARG
47	BP	6	LEU
47	BP	9	ASN

*Continued on next page...*

*Continued from previous page...*

Mol	Chain	Res	Type
47	BP	18	ARG
47	BP	52	GLU
47	BP	55	ARG
47	BP	65	ARG
48	BQ	29	PHE
48	BQ	57	HIS
48	BQ	134	ARG
48	BQ	135	ASP
48	BQ	140	ALA
49	BR	102	GLU
49	BR	106	GLY
50	BS	24	LEU
50	BS	94	TYR
51	BT	29	ARG
52	BU	89	GLU
53	BV	3	ALA
53	BV	19	LYS
54	BW	35	ILE
55	BX	19	ALA
55	BX	40	LYS
55	BX	48	LYS
56	BY	101	LYS
57	BZ	136	PHE
2	CB	130	ARG
2	CB	131	PRO
2	CB	143	GLU
2	CB	198	ASP
3	CC	145	GLY
3	CC	156	ARG
3	CC	181	ASN
4	CD	31	CYS
4	CD	37	PRO
4	CD	47	ARG
4	CD	73	ARG
4	CD	84	LYS
4	CD	110	PHE
5	CE	20	GLN
5	CE	72	GLN
6	CF	82	ARG
8	CH	7	ALA
9	CI	41	VAL
9	CI	110	GLU

*Continued on next page...*

*Continued from previous page...*

Mol	Chain	Res	Type
9	CI	121	ARG
11	CK	75	TYR
12	CL	89	ARG
12	CL	101	VAL
13	CM	21	TYR
13	CM	31	LYS
14	CN	16	PHE
14	CN	28	GLY
14	CN	36	PHE
15	CO	19	PRO
15	CO	26	GLU
15	CO	76	GLU
16	CP	69	THR
18	CR	45	SER
18	CR	58	LEU
19	CS	14	HIS
19	CS	25	LYS
20	CT	98	PRO
21	CU	24	ARG
25	D0	49	LYS
26	D1	53	VAL
26	D1	69	LYS
28	D3	18	ASP
28	D3	38	GLU
29	D4	28	LYS
29	D4	51	ASP
31	D6	36	LEU
33	D8	57	ARG
37	DC	220	GLY
38	DD	30	GLU
38	DD	156	ALA
38	DD	242	ARG
39	DE	17	ASP
39	DE	46	ALA
40	DF	5	ALA
40	DF	22	ALA
40	DF	60	SER
40	DF	136	THR
40	DF	161	GLU
41	DG	27	ASN
41	DG	48	GLU
41	DG	50	ALA

*Continued on next page...*

*Continued from previous page...*

Mol	Chain	Res	Type
41	DG	68	PRO
41	DG	87	PRO
41	DG	103	LEU
41	DG	142	PRO
42	DH	92	ILE
42	DH	152	ARG
43	DI	36	ALA
43	DI	53	ALA
43	DI	91	SER
43	DI	114	LEU
45	DN	94	HIS
46	DO	26	LYS
47	DP	6	LEU
47	DP	9	ASN
47	DP	18	ARG
47	DP	52	GLU
47	DP	55	ARG
47	DP	65	ARG
48	DQ	57	HIS
48	DQ	134	ARG
48	DQ	135	ASP
48	DQ	140	ALA
49	DR	102	GLU
50	DS	24	LEU
50	DS	94	TYR
50	DS	107	GLU
53	DV	3	ALA
53	DV	19	LYS
54	DW	35	ILE
55	DX	40	LYS
55	DX	48	LYS
56	DY	53	PRO
56	DY	101	LYS
57	DZ	123	ASP
57	DZ	134	PRO
57	DZ	164	ALA
2	AB	52	GLU
2	AB	190	THR
3	AC	56	ASP
3	AC	74	GLY
3	AC	75	VAL
3	AC	168	ALA

*Continued on next page...*

*Continued from previous page...*

Mol	Chain	Res	Type
4	AD	153	ARG
4	AD	171	GLY
7	AG	6	ARG
8	AH	7	ALA
8	AH	50	ARG
9	AI	44	VAL
10	AJ	59	SER
12	AL	101	VAL
13	AM	16	ASP
13	AM	87	TYR
14	AN	5	ALA
15	AO	22	THR
15	AO	76	GLU
16	AP	9	PHE
16	AP	59	TRP
17	AQ	66	SER
18	AR	59	SER
18	AR	87	ARG
20	AT	48	LYS
20	AT	97	ALA
21	AU	24	ARG
26	B1	69	LYS
27	B2	70	GLN
29	B4	3	GLU
29	B4	5	ILE
29	B4	9	LEU
29	B4	20	ASN
30	B5	56	LYS
31	B6	15	GLU
31	B6	20	ASN
31	B6	36	LEU
31	B6	38	LYS
33	B8	31	HIS
33	B8	57	ARG
37	BC	203	GLU
38	BD	13	ARG
38	BD	156	ALA
38	BD	162	SER
38	BD	262	ARG
39	BE	58	ARG
39	BE	63	LEU
39	BE	76	ARG

*Continued on next page...*

*Continued from previous page...*

Mol	Chain	Res	Type
39	BE	189	PRO
39	BE	201	THR
40	BF	9	ILE
40	BF	136	THR
40	BF	168	ARG
40	BF	176	LEU
41	BG	143	GLU
41	BG	167	GLU
42	BH	49	VAL
42	BH	141	VAL
43	BI	6	LEU
43	BI	70	GLU
43	BI	87	LYS
43	BI	122	GLU
45	BN	56	ASN
46	BO	5	GLN
47	BP	97	PRO
48	BQ	78	PRO
49	BR	4	LEU
49	BR	6	SER
49	BR	107	ASP
50	BS	104	GLY
50	BS	107	GLU
51	BT	128	GLU
52	BU	90	VAL
56	BY	9	LYS
56	BY	39	VAL
56	BY	53	PRO
57	BZ	23	LYS
57	BZ	38	TYR
57	BZ	65	GLN
57	BZ	81	ARG
57	BZ	111	VAL
57	BZ	122	ARG
57	BZ	166	SER
57	BZ	169	GLU
2	CB	52	GLU
2	CB	80	ILE
2	CB	159	PRO
2	CB	190	THR
2	CB	225	ALA
3	CC	56	ASP

*Continued on next page...*



*Continued from previous page...*

Mol	Chain	Res	Type
3	CC	74	GLY
3	CC	75	VAL
3	CC	168	ALA
4	CD	107	ARG
4	CD	153	ARG
4	CD	171	GLY
7	CG	6	ARG
8	CH	51	VAL
10	CJ	59	SER
10	CJ	82	ILE
12	CL	6	THR
13	CM	16	ASP
13	CM	87	TYR
14	CN	5	ALA
15	CO	22	THR
16	CP	9	PHE
16	CP	59	TRP
16	CP	63	GLY
18	CR	59	SER
18	CR	87	ARG
20	CT	9	ASN
20	CT	48	LYS
20	CT	97	ALA
26	D1	54	ALA
26	D1	93	GLU
29	D4	3	GLU
29	D4	9	LEU
29	D4	20	ASN
30	D5	48	GLU
31	D6	20	ASN
31	D6	38	LYS
33	D8	31	HIS
37	DC	203	GLU
38	DD	13	ARG
38	DD	162	SER
38	DD	244	ARG
39	DE	58	ARG
39	DE	63	LEU
39	DE	201	THR
40	DF	9	ILE
40	DF	168	ARG
40	DF	176	LEU

*Continued on next page...*

*Continued from previous page...*

Mol	Chain	Res	Type
41	DG	77	ILE
41	DG	84	LYS
41	DG	111	LEU
42	DH	49	VAL
42	DH	141	VAL
42	DH	143	GLN
43	DI	6	LEU
43	DI	70	GLU
43	DI	87	LYS
45	DN	56	ASN
46	DO	5	GLN
46	DO	64	ARG
47	DP	97	PRO
48	DQ	15	GLY
48	DQ	78	PRO
49	DR	4	LEU
49	DR	6	SER
49	DR	106	GLY
49	DR	107	ASP
50	DS	104	GLY
51	DT	119	LYS
52	DU	89	GLU
52	DU	90	VAL
56	DY	9	LYS
56	DY	39	VAL
57	DZ	37	VAL
57	DZ	41	LEU
57	DZ	135	GLU
2	AB	19	HIS
2	AB	80	ILE
2	AB	95	GLN
3	AC	81	GLY
4	AD	44	GLY
4	AD	63	LYS
4	AD	136	PRO
5	AE	8	GLU
9	AI	34	ASN
11	AK	34	ASP
11	AK	101	SER
11	AK	122	LYS
12	AL	18	VAL
12	AL	82	VAL

*Continued on next page...*

*Continued from previous page...*

Mol	Chain	Res	Type
13	AM	53	VAL
14	AN	23	ARG
14	AN	28	GLY
16	AP	16	HIS
16	AP	49	LEU
16	AP	63	GLY
16	AP	83	GLU
19	AS	42	PRO
19	AS	64	GLU
19	AS	74	PHE
20	AT	25	ARG
20	AT	50	GLU
27	B2	48	HIS
29	B4	7	PRO
33	B8	3	LYS
38	BD	9	TYR
38	BD	10	THR
38	BD	28	GLU
38	BD	30	GLU
38	BD	244	ARG
38	BD	257	LEU
39	BE	56	PRO
39	BE	61	ARG
40	BF	14	PRO
40	BF	58	ALA
41	BG	14	GLU
41	BG	58	GLN
42	BH	47	GLU
42	BH	143	GLN
43	BI	115	ALA
43	BI	116	LEU
45	BN	135	PRO
47	BP	109	GLY
47	BP	148	LEU
48	BQ	122	GLY
49	BR	85	PRO
50	BS	88	ASP
50	BS	89	ARG
51	BT	39	ARG
51	BT	41	ARG
51	BT	119	LYS
52	BU	99	ALA

*Continued on next page...*

*Continued from previous page...*

Mol	Chain	Res	Type
53	BV	35	LEU
53	BV	49	THR
54	BW	44	ALA
54	BW	45	TYR
55	BX	22	ALA
56	BY	47	LYS
56	BY	91	GLU
57	BZ	171	ILE
57	BZ	173	ALA
2	CB	95	GLN
3	CC	81	GLY
3	CC	129	ALA
4	CD	44	GLY
4	CD	136	PRO
5	CE	8	GLU
8	CH	2	LEU
9	CI	34	ASN
9	CI	88	TYR
11	CK	34	ASP
11	CK	101	SER
11	CK	122	LYS
12	CL	18	VAL
13	CM	53	VAL
14	CN	23	ARG
16	CP	83	GLU
17	CQ	66	SER
19	CS	42	PRO
19	CS	64	GLU
19	CS	74	PHE
20	CT	25	ARG
20	CT	50	GLU
26	D1	28	GLY
27	D2	10	LEU
29	D4	5	ILE
29	D4	7	PRO
30	D5	56	LYS
31	D6	15	GLU
33	D8	3	LYS
38	DD	9	TYR
38	DD	10	THR
38	DD	28	GLU
38	DD	74	GLY

*Continued on next page...*

*Continued from previous page...*

Mol	Chain	Res	Type
38	DD	262	ARG
39	DE	56	PRO
39	DE	61	ARG
39	DE	76	ARG
39	DE	117	MET
40	DF	14	PRO
40	DF	58	ALA
42	DH	13	LYS
42	DH	47	GLU
43	DI	115	ALA
43	DI	116	LEU
43	DI	122	GLU
45	DN	135	PRO
47	DP	10	PRO
47	DP	148	LEU
48	DQ	122	GLY
49	DR	85	PRO
50	DS	88	ASP
50	DS	89	ARG
51	DT	39	ARG
51	DT	41	ARG
51	DT	55	ASN
51	DT	128	GLU
51	DT	133	GLU
53	DV	35	LEU
53	DV	49	THR
54	DW	44	ALA
55	DX	22	ALA
56	DY	47	LYS
57	DZ	14	LYS
57	DZ	93	ASP
57	DZ	166	SER
57	DZ	169	GLU
2	AB	13	ALA
2	AB	225	ALA
4	AD	7	PRO
4	AD	172	PRO
6	AF	38	GLU
8	AH	2	LEU
8	AH	26	VAL
10	AJ	36	GLY
12	AL	6	THR

*Continued on next page...*

*Continued from previous page...*

Mol	Chain	Res	Type
15	AO	74	ASP
15	AO	87	ILE
21	AU	9	ARG
31	B6	52	VAL
38	BD	74	GLY
39	BE	45	THR
39	BE	113	PHE
41	BG	129	GLY
42	BH	13	LYS
42	BH	81	GLU
43	BI	104	GLN
47	BP	10	PRO
47	BP	146	VAL
51	BT	55	ASN
51	BT	133	GLU
56	BY	18	GLY
56	BY	81	LYS
57	BZ	165	VAL
2	CB	19	HIS
3	CC	66	VAL
3	CC	133	ALA
4	CD	7	PRO
4	CD	43	HIS
4	CD	172	PRO
8	CH	6	ILE
8	CH	50	ARG
9	CI	44	VAL
10	CJ	36	GLY
14	CN	35	ARG
15	CO	87	ILE
16	CP	16	HIS
17	CQ	94	ASN
21	CU	9	ARG
31	D6	52	VAL
41	DG	56	ALA
42	DH	81	GLU
43	DI	75	LEU
46	DO	68	GLU
47	DP	109	GLY
47	DP	146	VAL
52	DU	77	SER
52	DU	114	LYS

*Continued on next page...*

*Continued from previous page...*

Mol	Chain	Res	Type
56	DY	81	LYS
56	DY	91	GLU
57	DZ	118	GLN
57	DZ	159	PRO
3	AC	66	VAL
3	AC	114	PRO
5	AE	128	PRO
8	AH	6	ILE
12	AL	83	VAL
19	AS	9	VAL
26	B1	30	VAL
38	BD	118	VAL
39	BE	39	PRO
40	BF	126	VAL
41	BG	154	GLY
45	BN	129	PRO
48	BQ	15	GLY
53	BV	50	PRO
3	CC	114	PRO
8	CH	26	VAL
12	CL	82	VAL
12	CL	83	VAL
15	CO	74	ASP
19	CS	9	VAL
27	D2	19	VAL
37	DC	176	VAL
38	DD	118	VAL
39	DE	189	PRO
40	DF	126	VAL
41	DG	63	ILE
45	DN	129	PRO
47	DP	83	VAL
7	AG	88	PRO
14	AN	13	THR
37	BC	176	VAL
38	BD	11	PRO
39	BE	55	ASN
46	BO	98	VAL
47	BP	83	VAL
50	BS	14	VAL
57	BZ	62	PRO
5	CE	128	PRO

*Continued on next page...*



*Continued from previous page...*

Mol	Chain	Res	Type
7	CG	88	PRO
14	CN	13	THR
38	DD	11	PRO
38	DD	236	GLY
39	DE	39	PRO
50	DS	14	VAL
53	DV	50	PRO
56	DY	31	LEU
8	AH	74	PRO
29	B4	50	VAL
39	BE	33	VAL
43	BI	88	ILE
53	BV	22	VAL
3	CC	174	PRO
4	CD	40	PRO
8	CH	74	PRO
11	CK	121	PRO
29	D4	50	VAL
39	DE	33	VAL
39	DE	55	ASN
41	DG	129	GLY
46	DO	98	VAL
57	DZ	15	PRO
3	AC	14	ILE
3	AC	108	ASN
3	AC	174	PRO
4	AD	40	PRO
20	AT	63	ILE
39	BE	175	VAL
56	BY	37	VAL
3	CC	14	ILE
3	CC	108	ASN
8	CH	103	VAL
39	DE	175	VAL
41	DG	28	VAL
43	DI	88	ILE
53	DV	22	VAL
56	DY	18	GLY
11	AK	121	PRO
29	B4	4	GLY
57	BZ	159	PRO
57	BZ	177	PRO

*Continued on next page...*

*Continued from previous page...*

Mol	Chain	Res	Type
42	DH	12	PRO
56	DY	37	VAL
45	DN	126	PRO
45	BN	126	PRO

### 5.3.2 Protein sidechains ⓘ

In the following table, the Percentiles column shows the percent sidechain outliers of the chain as a percentile score with respect to all X-ray entries followed by that with respect to entries of similar resolution.

The Analysed column shows the number of residues for which the sidechain conformation was analysed, and the total number of residues.

Mol	Chain	Analysed	Rotameric	Outliers	Percentiles	
2	AB	202/220 (92%)	186 (92%)	16 (8%)	14	47
2	CB	202/220 (92%)	187 (93%)	15 (7%)	16	49
3	AC	160/188 (85%)	145 (91%)	15 (9%)	10	38
3	CC	160/188 (85%)	146 (91%)	14 (9%)	12	42
4	AD	180/181 (99%)	162 (90%)	18 (10%)	9	33
4	CD	180/181 (99%)	162 (90%)	18 (10%)	9	33
5	AE	115/123 (94%)	107 (93%)	8 (7%)	18	52
5	CE	115/123 (94%)	107 (93%)	8 (7%)	18	52
6	AF	90/90 (100%)	87 (97%)	3 (3%)	43	77
6	CF	90/90 (100%)	87 (97%)	3 (3%)	43	77
7	AG	126/127 (99%)	121 (96%)	5 (4%)	36	73
7	CG	126/127 (99%)	121 (96%)	5 (4%)	36	73
8	AH	119/119 (100%)	109 (92%)	10 (8%)	13	44
8	CH	119/119 (100%)	109 (92%)	10 (8%)	13	44
9	AI	98/99 (99%)	90 (92%)	8 (8%)	13	45
9	CI	98/99 (99%)	90 (92%)	8 (8%)	13	45
10	AJ	88/92 (96%)	83 (94%)	5 (6%)	24	60
10	CJ	88/92 (96%)	83 (94%)	5 (6%)	24	60
11	AK	90/99 (91%)	85 (94%)	5 (6%)	25	61
11	CK	90/99 (91%)	85 (94%)	5 (6%)	25	61

*Continued on next page...*

*Continued from previous page...*

Mol	Chain	Analysed	Rotameric	Outliers	Percentiles	
12	AL	104/111 (94%)	85 (82%)	19 (18%)	2	9
12	CL	104/111 (94%)	84 (81%)	20 (19%)	1	7
13	AM	94/101 (93%)	84 (89%)	10 (11%)	8	30
13	CM	94/101 (93%)	84 (89%)	10 (11%)	8	30
14	AN	49/50 (98%)	47 (96%)	2 (4%)	35	72
14	CN	49/50 (98%)	47 (96%)	2 (4%)	35	72
15	AO	79/80 (99%)	75 (95%)	4 (5%)	28	64
15	CO	79/80 (99%)	75 (95%)	4 (5%)	28	64
16	AP	72/74 (97%)	66 (92%)	6 (8%)	13	45
16	CP	72/74 (97%)	66 (92%)	6 (8%)	13	45
17	AQ	94/97 (97%)	90 (96%)	4 (4%)	33	70
17	CQ	94/97 (97%)	90 (96%)	4 (4%)	33	70
18	AR	61/77 (79%)	59 (97%)	2 (3%)	43	77
18	CR	61/77 (79%)	59 (97%)	2 (3%)	43	77
19	AS	69/80 (86%)	62 (90%)	7 (10%)	9	33
19	CS	69/80 (86%)	61 (88%)	8 (12%)	6	26
20	AT	76/82 (93%)	71 (93%)	5 (7%)	19	54
20	CT	76/82 (93%)	71 (93%)	5 (7%)	19	54
21	AU	19/22 (86%)	17 (90%)	2 (10%)	8	31
21	CU	19/22 (86%)	18 (95%)	1 (5%)	26	63
25	B0	66/67 (98%)	59 (89%)	7 (11%)	8	30
25	D0	66/67 (98%)	59 (89%)	7 (11%)	8	30
26	B1	78/83 (94%)	70 (90%)	8 (10%)	8	32
26	D1	78/83 (94%)	68 (87%)	10 (13%)	5	21
27	B2	66/67 (98%)	57 (86%)	9 (14%)	4	19
27	D2	66/67 (98%)	60 (91%)	6 (9%)	11	39
28	B3	51/52 (98%)	48 (94%)	3 (6%)	23	58
28	D3	51/52 (98%)	48 (94%)	3 (6%)	23	58
29	B4	51/63 (81%)	42 (82%)	9 (18%)	2	10
29	D4	51/63 (81%)	42 (82%)	9 (18%)	2	10
30	B5	47/52 (90%)	42 (89%)	5 (11%)	8	30

*Continued on next page...*

*Continued from previous page...*

Mol	Chain	Analysed	Rotameric	Outliers	Percentiles	
30	D5	47/52 (90%)	42 (89%)	5 (11%)	8	30
31	B6	49/52 (94%)	43 (88%)	6 (12%)	6	23
31	D6	49/52 (94%)	43 (88%)	6 (12%)	6	23
32	B7	40/42 (95%)	35 (88%)	5 (12%)	5	22
32	D7	40/42 (95%)	36 (90%)	4 (10%)	9	33
33	B8	53/55 (96%)	44 (83%)	9 (17%)	2	11
33	D8	53/55 (96%)	44 (83%)	9 (17%)	2	11
34	B9	34/34 (100%)	33 (97%)	1 (3%)	48	80
34	D9	34/34 (100%)	33 (97%)	1 (3%)	48	80
37	BC	99/181 (55%)	94 (95%)	5 (5%)	28	64
37	DC	99/181 (55%)	94 (95%)	5 (5%)	28	64
38	BD	213/218 (98%)	185 (87%)	28 (13%)	5	20
38	DD	213/218 (98%)	187 (88%)	26 (12%)	6	23
39	BE	165/166 (99%)	144 (87%)	21 (13%)	5	21
39	DE	165/166 (99%)	143 (87%)	22 (13%)	4	20
40	BF	165/166 (99%)	149 (90%)	16 (10%)	9	35
40	DF	165/166 (99%)	149 (90%)	16 (10%)	9	35
41	BG	155/156 (99%)	140 (90%)	15 (10%)	9	35
41	DG	155/156 (99%)	140 (90%)	15 (10%)	9	35
42	BH	137/148 (93%)	121 (88%)	16 (12%)	6	26
42	DH	137/148 (93%)	121 (88%)	16 (12%)	6	26
43	BI	122/124 (98%)	112 (92%)	10 (8%)	13	45
43	DI	122/124 (98%)	112 (92%)	10 (8%)	13	45
45	BN	117/119 (98%)	101 (86%)	16 (14%)	4	19
45	DN	117/119 (98%)	101 (86%)	16 (14%)	4	19
46	BO	100/100 (100%)	94 (94%)	6 (6%)	22	58
46	DO	100/100 (100%)	94 (94%)	6 (6%)	22	58
47	BP	112/116 (97%)	93 (83%)	19 (17%)	2	11
47	DP	112/116 (97%)	93 (83%)	19 (17%)	2	11
48	BQ	110/111 (99%)	100 (91%)	10 (9%)	11	39
48	DQ	110/111 (99%)	101 (92%)	9 (8%)	13	45

*Continued on next page...*

*Continued from previous page...*

Mol	Chain	Analysed	Rotameric	Outliers	Percentiles	
49	BR	100/101 (99%)	87 (87%)	13 (13%)	5	21
49	DR	100/101 (99%)	86 (86%)	14 (14%)	4	18
50	BS	77/88 (88%)	64 (83%)	13 (17%)	2	11
50	DS	77/88 (88%)	64 (83%)	13 (17%)	2	11
51	BT	118/127 (93%)	96 (81%)	22 (19%)	2	8
51	DT	118/127 (93%)	95 (80%)	23 (20%)	1	7
52	BU	92/94 (98%)	83 (90%)	9 (10%)	9	35
52	DU	92/94 (98%)	81 (88%)	11 (12%)	6	24
53	BV	82/82 (100%)	67 (82%)	15 (18%)	2	9
53	DV	82/82 (100%)	68 (83%)	14 (17%)	2	11
54	BW	91/92 (99%)	81 (89%)	10 (11%)	7	30
54	DW	91/92 (99%)	81 (89%)	10 (11%)	7	30
55	BX	74/78 (95%)	69 (93%)	5 (7%)	18	53
55	DX	74/78 (95%)	69 (93%)	5 (7%)	18	53
56	BY	84/91 (92%)	70 (83%)	14 (17%)	2	11
56	DY	84/91 (92%)	69 (82%)	15 (18%)	2	9
57	BZ	162/179 (90%)	140 (86%)	22 (14%)	4	19
57	DZ	162/179 (90%)	145 (90%)	17 (10%)	8	31
All	All	9790/10432 (94%)	8794 (90%)	996 (10%)	8	32

All (996) residues with a non-rotameric sidechain are listed below:

Mol	Chain	Res	Type
2	AB	15	VAL
2	AB	17	PHE
2	AB	36	ARG
2	AB	48	MET
2	AB	87	ARG
2	AB	137	ARG
2	AB	140	HIS
2	AB	145	LEU
2	AB	178	ARG
2	AB	187	LEU
2	AB	196	LEU
2	AB	198	ASP
2	AB	204	ASN

*Continued on next page...*

*Continued from previous page...*

Mol	Chain	Res	Type
2	AB	206	ASP
2	AB	212	GLN
2	AB	221	LEU
3	AC	3	ASN
3	AC	5	ILE
3	AC	16	ARG
3	AC	17	ASP
3	AC	18	TRP
3	AC	22	TRP
3	AC	29	TYR
3	AC	34	LEU
3	AC	69	HIS
3	AC	82	GLU
3	AC	107	GLN
3	AC	127	ARG
3	AC	131	ARG
3	AC	165	THR
3	AC	193	TYR
4	AD	3	ARG
4	AD	7	PRO
4	AD	9	CYS
4	AD	15	GLU
4	AD	24	GLU
4	AD	36	ARG
4	AD	38	TYR
4	AD	53	ASP
4	AD	59	ARG
4	AD	79	PHE
4	AD	110	PHE
4	AD	129	ASN
4	AD	131	ARG
4	AD	132	ARG
4	AD	135	LEU
4	AD	144	ASP
4	AD	168	ARG
4	AD	190	ASP
5	AE	12	LEU
5	AE	20	GLN
5	AE	31	LEU
5	AE	36	ASP
5	AE	73	ASN
5	AE	79	GLU

*Continued on next page...*

*Continued from previous page...*

Mol	Chain	Res	Type
5	AE	101	ILE
5	AE	112	LEU
6	AF	24	GLU
6	AF	63	TYR
6	AF	69	GLU
7	AG	12	LEU
7	AG	88	PRO
7	AG	124	LEU
7	AG	140	ASP
7	AG	151	TYR
8	AH	1	MET
8	AH	25	ASP
8	AH	52	ASP
8	AH	60	ARG
8	AH	65	TYR
8	AH	83	ILE
8	AH	85	ARG
8	AH	102	ARG
8	AH	112	LEU
8	AH	115	SER
9	AI	10	ARG
9	AI	38	GLN
9	AI	78	LYS
9	AI	95	LYS
9	AI	114	TYR
9	AI	121	ARG
9	AI	125	TYR
9	AI	128	ARG
10	AJ	22	LYS
10	AJ	46	ARG
10	AJ	50	ILE
10	AJ	62	HIS
10	AJ	96	ILE
11	AK	40	ILE
11	AK	110	ASP
11	AK	116	HIS
11	AK	117	ASN
11	AK	124	LYS
12	AL	20	LYS
12	AL	40	VAL
12	AL	41	ARG
12	AL	44	THR

*Continued on next page...*



*Continued from previous page...*

Mol	Chain	Res	Type
12	AL	45	PRO
12	AL	46	LYS
12	AL	47	LYS
12	AL	48	PRO
12	AL	49	ASN
12	AL	64	TYR
12	AL	66	VAL
12	AL	77	LEU
12	AL	79	GLU
12	AL	83	VAL
12	AL	89	ARG
12	AL	92	ASP
12	AL	102	ARG
12	AL	120	TYR
12	AL	126	LYS
13	AM	47	ASP
13	AM	64	TRP
13	AM	79	LYS
13	AM	82	MET
13	AM	86	CYS
13	AM	92	HIS
13	AM	93	ARG
13	AM	106	ASN
13	AM	108	ARG
13	AM	115	LYS
14	AN	33	VAL
14	AN	41	ARG
15	AO	44	LYS
15	AO	65	ARG
15	AO	82	ILE
15	AO	88	ARG
16	AP	1	MET
16	AP	2	VAL
16	AP	6	LEU
16	AP	47	ASP
16	AP	65	GLN
16	AP	69	THR
17	AQ	38	ARG
17	AQ	42	TYR
17	AQ	52	LYS
17	AQ	55	ASP
18	AR	47	THR

*Continued on next page...*

*Continued from previous page...*

Mol	Chain	Res	Type
18	AR	76	LEU
19	AS	6	LYS
19	AS	7	LYS
19	AS	22	LEU
19	AS	29	ARG
19	AS	37	ARG
19	AS	43	GLU
19	AS	70	LYS
20	AT	24	LEU
20	AT	26	ASN
20	AT	73	HIS
20	AT	75	ASN
20	AT	93	GLU
21	AU	5	ASP
21	AU	12	LYS
25	B0	3	HIS
25	B0	11	ARG
25	B0	14	ARG
25	B0	20	ARG
25	B0	36	ILE
25	B0	55	ARG
25	B0	64	ASP
26	B1	20	ARG
26	B1	40	ARG
26	B1	41	ARG
26	B1	45	ASN
26	B1	46	LEU
26	B1	51	VAL
26	B1	59	THR
26	B1	82	LEU
27	B2	2	LYS
27	B2	32	LEU
27	B2	34	GLU
27	B2	45	SER
27	B2	51	ARG
27	B2	64	LEU
27	B2	66	GLU
27	B2	68	ARG
27	B2	71	ASN
28	B3	8	LEU
28	B3	29	ARG
28	B3	30	ARG

*Continued on next page...*

*Continued from previous page...*

Mol	Chain	Res	Type
29	B4	1	MET
29	B4	5	ILE
29	B4	13	ARG
29	B4	20	ASN
29	B4	25	TYR
29	B4	28	LYS
29	B4	30	GLU
29	B4	32	TYR
29	B4	55	ARG
30	B5	4	HIS
30	B5	25	LEU
30	B5	46	CYS
30	B5	52	TYR
30	B5	55	ARG
31	B6	9	LEU
31	B6	10	LEU
31	B6	11	LEU
31	B6	16	CYS
31	B6	18	ARG
31	B6	42	TRP
32	B7	4	THR
32	B7	8	ASN
32	B7	24	THR
32	B7	41	ARG
32	B7	43	THR
33	B8	6	THR
33	B8	8	LYS
33	B8	30	ARG
33	B8	31	HIS
33	B8	34	TRP
33	B8	44	LYS
33	B8	47	LYS
33	B8	61	LEU
33	B8	64	TYR
34	B9	1	MET
37	BC	29	LEU
37	BC	39	ASP
37	BC	53	ARG
37	BC	173	HIS
37	BC	185	LYS
38	BD	10	THR
38	BD	24	ILE

*Continued on next page...*

*Continued from previous page...*

Mol	Chain	Res	Type
38	BD	26	LYS
38	BD	35	LYS
38	BD	43	ARG
38	BD	46	GLN
38	BD	49	ILE
38	BD	61	LEU
38	BD	65	ILE
38	BD	94	LEU
38	BD	95	LEU
38	BD	99	ASP
38	BD	103	ARG
38	BD	111	LEU
38	BD	116	GLN
38	BD	122	ASP
38	BD	126	GLN
38	BD	131	LEU
38	BD	166	GLN
38	BD	192	THR
38	BD	228	PRO
38	BD	229	VAL
38	BD	246	PRO
38	BD	257	LEU
38	BD	259	THR
38	BD	260	ARG
38	BD	268	ARG
38	BD	271	ILE
39	BE	7	VAL
39	BE	9	VAL
39	BE	12	THR
39	BE	33	VAL
39	BE	49	LEU
39	BE	53	PRO
39	BE	55	ASN
39	BE	63	LEU
39	BE	67	PHE
39	BE	78	LEU
39	BE	79	ARG
39	BE	87	GLU
39	BE	89	ASP
39	BE	94	GLU
39	BE	119	ARG
39	BE	144	ARG

*Continued on next page...*

*Continued from previous page...*

Mol	Chain	Res	Type
39	BE	169	ASN
39	BE	175	VAL
39	BE	188	VAL
39	BE	202	LYS
39	BE	203	LYS
40	BF	23	ASP
40	BF	28	ILE
40	BF	38	ARG
40	BF	66	PRO
40	BF	68	LYS
40	BF	74	ARG
40	BF	100	THR
40	BF	110	LEU
40	BF	125	LEU
40	BF	158	THR
40	BF	160	ASN
40	BF	164	ARG
40	BF	175	THR
40	BF	183	VAL
40	BF	196	LEU
40	BF	200	GLU
41	BG	21	ARG
41	BG	22	ARG
41	BG	36	LYS
41	BG	39	ILE
41	BG	40	ASN
41	BG	45	GLU
41	BG	51	ARG
41	BG	80	PHE
41	BG	83	ARG
41	BG	86	MET
41	BG	96	ARG
41	BG	125	PHE
41	BG	126	ASP
41	BG	143	GLU
41	BG	147	ASP
42	BH	9	ILE
42	BH	34	GLU
42	BH	42	ARG
42	BH	46	GLU
42	BH	53	GLU
42	BH	70	THR

*Continued on next page...*

*Continued from previous page...*

Mol	Chain	Res	Type
42	BH	88	LEU
42	BH	89	ILE
42	BH	94	TYR
42	BH	105	LEU
42	BH	116	GLU
42	BH	143	GLN
42	BH	153	LYS
42	BH	157	TYR
42	BH	163	TYR
42	BH	170	ARG
43	BI	12	LEU
43	BI	20	ASP
43	BI	74	ASN
43	BI	81	VAL
43	BI	92	VAL
43	BI	109	ILE
43	BI	130	TYR
43	BI	132	PRO
43	BI	139	GLN
43	BI	140	LEU
45	BN	4	TYR
45	BN	23	LEU
45	BN	28	THR
45	BN	34	LEU
45	BN	39	ARG
45	BN	41	ASP
45	BN	48	MET
45	BN	50	ASP
45	BN	56	ASN
45	BN	73	THR
45	BN	85	ILE
45	BN	87	LEU
45	BN	93	THR
45	BN	120	LEU
45	BN	121	LYS
45	BN	127	ASP
46	BO	28	SER
46	BO	32	TYR
46	BO	48	PRO
46	BO	73	ASP
46	BO	78	ARG
46	BO	108	GLU

*Continued on next page...*

*Continued from previous page...*

Mol	Chain	Res	Type
47	BP	6	LEU
47	BP	13	ASN
47	BP	16	ARG
47	BP	18	ARG
47	BP	39	LYS
47	BP	40	SER
47	BP	42	SER
47	BP	45	LEU
47	BP	47	ASP
47	BP	57	THR
47	BP	59	LEU
47	BP	61	ARG
47	BP	85	LEU
47	BP	91	PHE
47	BP	95	VAL
47	BP	98	GLU
47	BP	108	LYS
47	BP	114	ILE
47	BP	135	LEU
48	BQ	18	LYS
48	BQ	29	PHE
48	BQ	45	GLN
48	BQ	56	ARG
48	BQ	67	ARG
48	BQ	79	LEU
48	BQ	89	ASN
48	BQ	110	THR
48	BQ	135	ASP
48	BQ	137	TYR
49	BR	2	ARG
49	BR	9	LYS
49	BR	37	THR
49	BR	54	LEU
49	BR	67	LEU
49	BR	79	LEU
49	BR	81	ASP
49	BR	91	GLN
49	BR	94	TYR
49	BR	97	VAL
49	BR	99	LYS
49	BR	100	LEU
49	BR	113	LEU

*Continued on next page...*



*Continued from previous page...*

Mol	Chain	Res	Type
50	BS	11	LYS
50	BS	12	PHE
50	BS	15	ARG
50	BS	21	THR
50	BS	26	LEU
50	BS	36	TYR
50	BS	44	LYS
50	BS	67	ARG
50	BS	89	ARG
50	BS	92	TYR
50	BS	97	ARG
50	BS	101	LEU
50	BS	106	ARG
51	BT	3	ARG
51	BT	6	LEU
51	BT	13	ARG
51	BT	14	TYR
51	BT	24	PRO
51	BT	29	ARG
51	BT	41	ARG
51	BT	44	ASP
51	BT	51	ARG
51	BT	58	ASN
51	BT	59	THR
51	BT	64	ARG
51	BT	65	LYS
51	BT	72	VAL
51	BT	78	LEU
51	BT	82	LEU
51	BT	85	LYS
51	BT	93	ARG
51	BT	95	ARG
51	BT	100	TYR
51	BT	124	ASP
51	BT	128	GLU
52	BU	59	ARG
52	BU	66	ASN
52	BU	69	CYS
52	BU	74	LEU
52	BU	83	LEU
52	BU	101	ARG
52	BU	102	GLU

*Continued on next page...*

*Continued from previous page...*

Mol	Chain	Res	Type
52	BU	104	GLN
52	BU	108	GLU
53	BV	1	MET
53	BV	13	ARG
53	BV	16	PRO
53	BV	18	LEU
53	BV	19	LYS
53	BV	21	ARG
53	BV	39	LEU
53	BV	40	LEU
53	BV	45	THR
53	BV	61	VAL
53	BV	79	VAL
53	BV	82	ARG
53	BV	91	TYR
53	BV	95	LEU
53	BV	99	ILE
54	BW	11	ARG
54	BW	51	LEU
54	BW	52	GLU
54	BW	59	VAL
54	BW	63	ASP
54	BW	70	TYR
54	BW	82	LEU
54	BW	92	ARG
54	BW	96	ILE
54	BW	107	LEU
55	BX	27	THR
55	BX	35	THR
55	BX	57	LEU
55	BX	68	ARG
55	BX	75	ASP
56	BY	2	ARG
56	BY	6	HIS
56	BY	7	VAL
56	BY	9	LYS
56	BY	20	TYR
56	BY	28	LYS
56	BY	29	GLU
56	BY	53	PRO
56	BY	60	PHE
56	BY	64	GLU

*Continued on next page...*

*Continued from previous page...*

Mol	Chain	Res	Type
56	BY	66	PRO
56	BY	77	PRO
56	BY	83	THR
56	BY	90	LEU
57	BZ	13	GLU
57	BZ	31	ARG
57	BZ	37	VAL
57	BZ	40	ASP
57	BZ	61	LEU
57	BZ	70	LEU
57	BZ	71	VAL
57	BZ	80	ARG
57	BZ	81	ARG
57	BZ	87	ASP
57	BZ	103	ARG
57	BZ	112	ARG
57	BZ	140	ASP
57	BZ	148	ASP
57	BZ	150	LEU
57	BZ	151	HIS
57	BZ	157	LEU
57	BZ	166	SER
57	BZ	171	ILE
57	BZ	180	VAL
57	BZ	181	GLU
57	BZ	182	LYS
2	CB	15	VAL
2	CB	17	PHE
2	CB	36	ARG
2	CB	48	MET
2	CB	87	ARG
2	CB	137	ARG
2	CB	140	HIS
2	CB	145	LEU
2	CB	178	ARG
2	CB	187	LEU
2	CB	196	LEU
2	CB	204	ASN
2	CB	206	ASP
2	CB	212	GLN
2	CB	221	LEU
3	CC	3	ASN

*Continued on next page...*

*Continued from previous page...*

Mol	Chain	Res	Type
3	CC	5	ILE
3	CC	16	ARG
3	CC	17	ASP
3	CC	18	TRP
3	CC	22	TRP
3	CC	29	TYR
3	CC	34	LEU
3	CC	69	HIS
3	CC	82	GLU
3	CC	107	GLN
3	CC	127	ARG
3	CC	131	ARG
3	CC	193	TYR
4	CD	3	ARG
4	CD	7	PRO
4	CD	9	CYS
4	CD	15	GLU
4	CD	24	GLU
4	CD	36	ARG
4	CD	38	TYR
4	CD	53	ASP
4	CD	59	ARG
4	CD	79	PHE
4	CD	110	PHE
4	CD	129	ASN
4	CD	131	ARG
4	CD	132	ARG
4	CD	135	LEU
4	CD	144	ASP
4	CD	168	ARG
4	CD	190	ASP
5	CE	12	LEU
5	CE	20	GLN
5	CE	31	LEU
5	CE	36	ASP
5	CE	73	ASN
5	CE	79	GLU
5	CE	101	ILE
5	CE	112	LEU
6	CF	24	GLU
6	CF	63	TYR
6	CF	69	GLU

*Continued on next page...*

*Continued from previous page...*

Mol	Chain	Res	Type
7	CG	12	LEU
7	CG	88	PRO
7	CG	124	LEU
7	CG	140	ASP
7	CG	151	TYR
8	CH	1	MET
8	CH	25	ASP
8	CH	52	ASP
8	CH	60	ARG
8	CH	65	TYR
8	CH	83	ILE
8	CH	85	ARG
8	CH	102	ARG
8	CH	112	LEU
8	CH	115	SER
9	CI	10	ARG
9	CI	38	GLN
9	CI	78	LYS
9	CI	95	LYS
9	CI	114	TYR
9	CI	121	ARG
9	CI	125	TYR
9	CI	128	ARG
10	CJ	22	LYS
10	CJ	46	ARG
10	CJ	50	ILE
10	CJ	62	HIS
10	CJ	96	ILE
11	CK	40	ILE
11	CK	110	ASP
11	CK	116	HIS
11	CK	117	ASN
11	CK	124	LYS
12	CL	20	LYS
12	CL	40	VAL
12	CL	41	ARG
12	CL	44	THR
12	CL	45	PRO
12	CL	46	LYS
12	CL	47	LYS
12	CL	48	PRO
12	CL	49	ASN

*Continued on next page...*

*Continued from previous page...*

Mol	Chain	Res	Type
12	CL	64	TYR
12	CL	66	VAL
12	CL	77	LEU
12	CL	79	GLU
12	CL	83	VAL
12	CL	89	ARG
12	CL	92	ASP
12	CL	102	ARG
12	CL	110	VAL
12	CL	120	TYR
12	CL	126	LYS
13	CM	47	ASP
13	CM	64	TRP
13	CM	79	LYS
13	CM	82	MET
13	CM	86	CYS
13	CM	92	HIS
13	CM	93	ARG
13	CM	106	ASN
13	CM	108	ARG
13	CM	115	LYS
14	CN	33	VAL
14	CN	41	ARG
15	CO	44	LYS
15	CO	65	ARG
15	CO	82	ILE
15	CO	88	ARG
16	CP	1	MET
16	CP	2	VAL
16	CP	6	LEU
16	CP	47	ASP
16	CP	65	GLN
16	CP	69	THR
17	CQ	38	ARG
17	CQ	42	TYR
17	CQ	52	LYS
17	CQ	55	ASP
18	CR	47	THR
18	CR	76	LEU
19	CS	5	LEU
19	CS	6	LYS
19	CS	7	LYS

*Continued on next page...*

*Continued from previous page...*

Mol	Chain	Res	Type
19	CS	22	LEU
19	CS	29	ARG
19	CS	37	ARG
19	CS	43	GLU
19	CS	70	LYS
20	CT	24	LEU
20	CT	26	ASN
20	CT	73	HIS
20	CT	75	ASN
20	CT	93	GLU
21	CU	5	ASP
25	D0	3	HIS
25	D0	11	ARG
25	D0	14	ARG
25	D0	20	ARG
25	D0	36	ILE
25	D0	55	ARG
25	D0	64	ASP
26	D1	14	VAL
26	D1	39	LYS
26	D1	40	ARG
26	D1	41	ARG
26	D1	45	ASN
26	D1	46	LEU
26	D1	52	ARG
26	D1	72	GLU
26	D1	73	LEU
26	D1	82	LEU
27	D2	3	LEU
27	D2	21	LEU
27	D2	44	LEU
27	D2	47	ASN
27	D2	52	ASP
27	D2	57	ILE
28	D3	8	LEU
28	D3	29	ARG
28	D3	30	ARG
29	D4	1	MET
29	D4	5	ILE
29	D4	13	ARG
29	D4	20	ASN
29	D4	25	TYR

*Continued on next page...*



*Continued from previous page...*

Mol	Chain	Res	Type
29	D4	28	LYS
29	D4	30	GLU
29	D4	32	TYR
29	D4	55	ARG
30	D5	4	HIS
30	D5	25	LEU
30	D5	46	CYS
30	D5	52	TYR
30	D5	55	ARG
31	D6	9	LEU
31	D6	10	LEU
31	D6	11	LEU
31	D6	16	CYS
31	D6	18	ARG
31	D6	42	TRP
32	D7	4	THR
32	D7	8	ASN
32	D7	24	THR
32	D7	43	THR
33	D8	6	THR
33	D8	8	LYS
33	D8	30	ARG
33	D8	31	HIS
33	D8	34	TRP
33	D8	44	LYS
33	D8	47	LYS
33	D8	61	LEU
33	D8	64	TYR
34	D9	1	MET
37	DC	29	LEU
37	DC	39	ASP
37	DC	53	ARG
37	DC	173	HIS
37	DC	185	LYS
38	DD	10	THR
38	DD	24	ILE
38	DD	26	LYS
38	DD	35	LYS
38	DD	43	ARG
38	DD	46	GLN
38	DD	49	ILE
38	DD	61	LEU

*Continued on next page...*

*Continued from previous page...*

Mol	Chain	Res	Type
38	DD	65	ILE
38	DD	94	LEU
38	DD	95	LEU
38	DD	99	ASP
38	DD	103	ARG
38	DD	111	LEU
38	DD	116	GLN
38	DD	122	ASP
38	DD	126	GLN
38	DD	131	LEU
38	DD	166	GLN
38	DD	228	PRO
38	DD	229	VAL
38	DD	257	LEU
38	DD	259	THR
38	DD	260	ARG
38	DD	268	ARG
38	DD	271	ILE
39	DE	7	VAL
39	DE	9	VAL
39	DE	12	THR
39	DE	33	VAL
39	DE	49	LEU
39	DE	53	PRO
39	DE	55	ASN
39	DE	63	LEU
39	DE	67	PHE
39	DE	76	ARG
39	DE	78	LEU
39	DE	79	ARG
39	DE	87	GLU
39	DE	89	ASP
39	DE	94	GLU
39	DE	119	ARG
39	DE	144	ARG
39	DE	169	ASN
39	DE	175	VAL
39	DE	188	VAL
39	DE	202	LYS
39	DE	203	LYS
40	DF	23	ASP
40	DF	28	ILE

*Continued on next page...*

*Continued from previous page...*

Mol	Chain	Res	Type
40	DF	38	ARG
40	DF	66	PRO
40	DF	68	LYS
40	DF	74	ARG
40	DF	100	THR
40	DF	110	LEU
40	DF	125	LEU
40	DF	158	THR
40	DF	160	ASN
40	DF	164	ARG
40	DF	175	THR
40	DF	183	VAL
40	DF	196	LEU
40	DF	200	GLU
41	DG	22	ARG
41	DG	26	GLN
41	DG	29	TRP
41	DG	40	ASN
41	DG	67	LYS
41	DG	77	ILE
41	DG	83	ARG
41	DG	96	ARG
41	DG	97	ASP
41	DG	125	PHE
41	DG	126	ASP
41	DG	143	GLU
41	DG	152	LEU
41	DG	155	MET
41	DG	170	ARG
42	DH	9	ILE
42	DH	34	GLU
42	DH	42	ARG
42	DH	46	GLU
42	DH	53	GLU
42	DH	70	THR
42	DH	88	LEU
42	DH	89	ILE
42	DH	94	TYR
42	DH	105	LEU
42	DH	116	GLU
42	DH	143	GLN
42	DH	153	LYS

*Continued on next page...*

*Continued from previous page...*

Mol	Chain	Res	Type
42	DH	157	TYR
42	DH	163	TYR
42	DH	170	ARG
43	DI	12	LEU
43	DI	20	ASP
43	DI	74	ASN
43	DI	81	VAL
43	DI	92	VAL
43	DI	109	ILE
43	DI	130	TYR
43	DI	132	PRO
43	DI	139	GLN
43	DI	140	LEU
45	DN	4	TYR
45	DN	23	LEU
45	DN	28	THR
45	DN	34	LEU
45	DN	39	ARG
45	DN	41	ASP
45	DN	48	MET
45	DN	50	ASP
45	DN	56	ASN
45	DN	73	THR
45	DN	85	ILE
45	DN	87	LEU
45	DN	93	THR
45	DN	120	LEU
45	DN	121	LYS
45	DN	127	ASP
46	DO	28	SER
46	DO	32	TYR
46	DO	48	PRO
46	DO	73	ASP
46	DO	78	ARG
46	DO	108	GLU
47	DP	6	LEU
47	DP	13	ASN
47	DP	16	ARG
47	DP	18	ARG
47	DP	39	LYS
47	DP	40	SER
47	DP	42	SER

*Continued on next page...*

*Continued from previous page...*

Mol	Chain	Res	Type
47	DP	45	LEU
47	DP	47	ASP
47	DP	57	THR
47	DP	59	LEU
47	DP	61	ARG
47	DP	85	LEU
47	DP	91	PHE
47	DP	95	VAL
47	DP	98	GLU
47	DP	108	LYS
47	DP	114	ILE
47	DP	135	LEU
48	DQ	18	LYS
48	DQ	29	PHE
48	DQ	45	GLN
48	DQ	56	ARG
48	DQ	79	LEU
48	DQ	89	ASN
48	DQ	110	THR
48	DQ	135	ASP
48	DQ	137	TYR
49	DR	2	ARG
49	DR	9	LYS
49	DR	37	THR
49	DR	54	LEU
49	DR	67	LEU
49	DR	76	VAL
49	DR	79	LEU
49	DR	81	ASP
49	DR	91	GLN
49	DR	94	TYR
49	DR	97	VAL
49	DR	99	LYS
49	DR	100	LEU
49	DR	113	LEU
50	DS	11	LYS
50	DS	12	PHE
50	DS	15	ARG
50	DS	21	THR
50	DS	26	LEU
50	DS	36	TYR
50	DS	44	LYS

*Continued on next page...*

*Continued from previous page...*

Mol	Chain	Res	Type
50	DS	67	ARG
50	DS	89	ARG
50	DS	92	TYR
50	DS	97	ARG
50	DS	101	LEU
50	DS	106	ARG
51	DT	3	ARG
51	DT	6	LEU
51	DT	13	ARG
51	DT	14	TYR
51	DT	16	ARG
51	DT	24	PRO
51	DT	29	ARG
51	DT	41	ARG
51	DT	44	ASP
51	DT	51	ARG
51	DT	58	ASN
51	DT	59	THR
51	DT	64	ARG
51	DT	65	LYS
51	DT	72	VAL
51	DT	78	LEU
51	DT	82	LEU
51	DT	85	LYS
51	DT	93	ARG
51	DT	95	ARG
51	DT	100	TYR
51	DT	124	ASP
51	DT	128	GLU
52	DU	8	VAL
52	DU	59	ARG
52	DU	66	ASN
52	DU	69	CYS
52	DU	74	LEU
52	DU	83	LEU
52	DU	97	ASP
52	DU	101	ARG
52	DU	102	GLU
52	DU	104	GLN
52	DU	108	GLU
53	DV	1	MET
53	DV	13	ARG

*Continued on next page...*

*Continued from previous page...*

Mol	Chain	Res	Type
53	DV	16	PRO
53	DV	18	LEU
53	DV	19	LYS
53	DV	21	ARG
53	DV	39	LEU
53	DV	40	LEU
53	DV	45	THR
53	DV	61	VAL
53	DV	79	VAL
53	DV	91	TYR
53	DV	95	LEU
53	DV	99	ILE
54	DW	11	ARG
54	DW	51	LEU
54	DW	52	GLU
54	DW	59	VAL
54	DW	63	ASP
54	DW	70	TYR
54	DW	82	LEU
54	DW	92	ARG
54	DW	96	ILE
54	DW	107	LEU
55	DX	27	THR
55	DX	35	THR
55	DX	57	LEU
55	DX	68	ARG
55	DX	75	ASP
56	DY	2	ARG
56	DY	6	HIS
56	DY	7	VAL
56	DY	9	LYS
56	DY	20	TYR
56	DY	28	LYS
56	DY	29	GLU
56	DY	32	PRO
56	DY	53	PRO
56	DY	60	PHE
56	DY	64	GLU
56	DY	66	PRO
56	DY	77	PRO
56	DY	83	THR
56	DY	90	LEU

*Continued on next page...*



*Continued from previous page...*

Mol	Chain	Res	Type
57	DZ	6	LYS
57	DZ	29	TYR
57	DZ	34	ASN
57	DZ	41	LEU
57	DZ	43	GLU
57	DZ	44	PHE
57	DZ	70	LEU
57	DZ	79	ARG
57	DZ	81	ARG
57	DZ	87	ASP
57	DZ	89	PHE
57	DZ	112	ARG
57	DZ	121	HIS
57	DZ	123	ASP
57	DZ	145	GLU
57	DZ	157	LEU
57	DZ	169	GLU

Some sidechains can be flipped to improve hydrogen bonding and reduce clashes. All (311) such sidechains are listed below:

Mol	Chain	Res	Type
2	AB	37	ASN
2	AB	40	HIS
2	AB	78	GLN
2	AB	95	GLN
2	AB	104	ASN
2	AB	110	GLN
2	AB	135	GLN
2	AB	146	GLN
2	AB	204	ASN
3	AC	69	HIS
3	AC	107	GLN
3	AC	136	GLN
3	AC	139	GLN
3	AC	170	GLN
3	AC	181	ASN
4	AD	42	GLN
4	AD	62	GLN
4	AD	77	ASN
4	AD	129	ASN
4	AD	161	ASN
5	AE	73	ASN

*Continued on next page...*

*Continued from previous page...*

Mol	Chain	Res	Type
5	AE	130	ASN
5	AE	141	GLN
6	AF	7	ASN
6	AF	18	GLN
6	AF	27	GLN
6	AF	32	ASN
6	AF	64	GLN
6	AF	100	ASN
7	AG	11	GLN
7	AG	13	GLN
7	AG	28	ASN
7	AG	64	GLN
7	AG	68	ASN
7	AG	84	ASN
7	AG	106	GLN
7	AG	109	ASN
7	AG	122	HIS
9	AI	3	GLN
9	AI	31	GLN
9	AI	58	HIS
9	AI	124	GLN
10	AJ	13	HIS
10	AJ	78	ASN
11	AK	13	GLN
11	AK	78	GLN
11	AK	117	ASN
12	AL	8	ASN
12	AL	49	ASN
13	AM	40	ASN
13	AM	92	HIS
13	AM	101	GLN
15	AO	9	GLN
15	AO	13	GLN
15	AO	37	ASN
15	AO	46	HIS
16	AP	76	GLN
17	AQ	16	GLN
17	AQ	26	GLN
17	AQ	94	ASN
18	AR	36	ASN
19	AS	23	ASN
19	AS	47	HIS

*Continued on next page...*

*Continued from previous page...*

Mol	Chain	Res	Type
19	AS	57	HIS
20	AT	16	HIS
20	AT	18	GLN
20	AT	26	ASN
20	AT	42	GLN
20	AT	73	HIS
20	AT	75	ASN
25	B0	12	ASN
25	B0	29	GLN
25	B0	70	GLN
26	B1	45	ASN
26	B1	47	GLN
27	B2	46	GLN
27	B2	47	ASN
28	B3	19	GLN
28	B3	46	ASN
28	B3	52	HIS
29	B4	6	HIS
29	B4	20	ASN
29	B4	40	HIS
30	B5	4	HIS
30	B5	43	HIS
31	B6	32	ASN
32	B7	8	ASN
32	B7	36	GLN
33	B8	31	HIS
33	B8	33	ASN
33	B8	43	GLN
34	B9	32	HIS
34	B9	34	GLN
37	BC	57	GLN
37	BC	166	ASN
38	BD	44	ASN
38	BD	58	HIS
38	BD	126	GLN
38	BD	166	GLN
38	BD	186	HIS
38	BD	198	ASN
39	BE	48	GLN
39	BE	54	GLN
39	BE	55	ASN
39	BE	129	HIS

*Continued on next page...*

*Continued from previous page...*

Mol	Chain	Res	Type
39	BE	169	ASN
39	BE	192	ASN
40	BF	40	GLN
40	BF	75	HIS
40	BF	133	ASN
40	BF	160	ASN
40	BF	169	ASN
41	BG	40	ASN
41	BG	130	ASN
42	BH	65	HIS
42	BH	74	ASN
42	BH	147	ASN
43	BI	74	ASN
43	BI	104	GLN
43	BI	105	HIS
43	BI	139	GLN
45	BN	56	ASN
45	BN	69	GLN
45	BN	128	HIS
45	BN	130	HIS
46	BO	5	GLN
46	BO	82	ASN
47	BP	13	ASN
47	BP	68	GLN
47	BP	84	ASN
47	BP	128	HIS
48	BQ	12	GLN
48	BQ	45	GLN
48	BQ	123	HIS
49	BR	23	ASN
49	BR	24	GLN
49	BR	31	HIS
49	BR	71	GLN
50	BS	34	HIS
51	BT	58	ASN
51	BT	90	GLN
51	BT	123	GLN
52	BU	49	HIS
52	BU	66	ASN
52	BU	117	GLN
53	BV	11	GLN
53	BV	80	GLN

*Continued on next page...*

*Continued from previous page...*

Mol	Chain	Res	Type
54	BW	61	ASN
54	BW	62	HIS
54	BW	102	HIS
55	BX	31	HIS
55	BX	41	ASN
55	BX	55	ASN
57	BZ	55	HIS
57	BZ	118	GLN
57	BZ	132	ASN
57	BZ	151	HIS
2	CB	37	ASN
2	CB	40	HIS
2	CB	78	GLN
2	CB	95	GLN
2	CB	104	ASN
2	CB	110	GLN
2	CB	135	GLN
2	CB	146	GLN
2	CB	204	ASN
3	CC	69	HIS
3	CC	107	GLN
3	CC	136	GLN
3	CC	139	GLN
3	CC	162	GLN
3	CC	170	GLN
3	CC	181	ASN
4	CD	42	GLN
4	CD	62	GLN
4	CD	77	ASN
4	CD	129	ASN
4	CD	161	ASN
5	CE	73	ASN
5	CE	78	HIS
5	CE	141	GLN
6	CF	7	ASN
6	CF	18	GLN
6	CF	27	GLN
6	CF	32	ASN
6	CF	64	GLN
6	CF	100	ASN
7	CG	11	GLN
7	CG	13	GLN

*Continued on next page...*

*Continued from previous page...*

Mol	Chain	Res	Type
7	CG	28	ASN
7	CG	64	GLN
7	CG	68	ASN
7	CG	106	GLN
7	CG	109	ASN
7	CG	122	HIS
9	CI	31	GLN
9	CI	58	HIS
9	CI	73	GLN
9	CI	124	GLN
10	CJ	78	ASN
11	CK	13	GLN
11	CK	78	GLN
11	CK	117	ASN
12	CL	8	ASN
12	CL	49	ASN
13	CM	40	ASN
13	CM	92	HIS
13	CM	101	GLN
15	CO	9	GLN
15	CO	13	GLN
15	CO	37	ASN
15	CO	46	HIS
16	CP	76	GLN
17	CQ	16	GLN
17	CQ	26	GLN
17	CQ	94	ASN
18	CR	36	ASN
19	CS	23	ASN
19	CS	47	HIS
20	CT	16	HIS
20	CT	18	GLN
20	CT	26	ASN
20	CT	42	GLN
20	CT	73	HIS
20	CT	75	ASN
25	D0	12	ASN
25	D0	29	GLN
25	D0	70	GLN
26	D1	19	GLN
26	D1	45	ASN
27	D2	46	GLN

*Continued on next page...*

*Continued from previous page...*

Mol	Chain	Res	Type
27	D2	70	GLN
28	D3	19	GLN
28	D3	46	ASN
28	D3	52	HIS
29	D4	6	HIS
29	D4	20	ASN
29	D4	40	HIS
30	D5	4	HIS
30	D5	43	HIS
32	D7	8	ASN
32	D7	36	GLN
33	D8	31	HIS
33	D8	33	ASN
33	D8	43	GLN
34	D9	32	HIS
34	D9	34	GLN
37	DC	57	GLN
37	DC	166	ASN
38	DD	44	ASN
38	DD	58	HIS
38	DD	126	GLN
38	DD	166	GLN
38	DD	186	HIS
38	DD	198	ASN
39	DE	48	GLN
39	DE	54	GLN
39	DE	55	ASN
39	DE	129	HIS
39	DE	169	ASN
39	DE	192	ASN
40	DF	40	GLN
40	DF	75	HIS
40	DF	133	ASN
40	DF	160	ASN
40	DF	169	ASN
41	DG	40	ASN
41	DG	66	GLN
41	DG	132	ASN
42	DH	65	HIS
42	DH	74	ASN
42	DH	147	ASN
43	DI	74	ASN

*Continued on next page...*



*Continued from previous page...*

Mol	Chain	Res	Type
43	DI	104	GLN
43	DI	139	GLN
45	DN	56	ASN
45	DN	69	GLN
45	DN	128	HIS
45	DN	130	HIS
46	DO	5	GLN
46	DO	82	ASN
47	DP	13	ASN
47	DP	68	GLN
47	DP	84	ASN
47	DP	128	HIS
48	DQ	12	GLN
48	DQ	45	GLN
48	DQ	123	HIS
49	DR	23	ASN
49	DR	24	GLN
49	DR	71	GLN
50	DS	34	HIS
51	DT	38	ASN
51	DT	58	ASN
51	DT	90	GLN
51	DT	123	GLN
52	DU	49	HIS
52	DU	66	ASN
52	DU	117	GLN
53	DV	11	GLN
53	DV	80	GLN
54	DW	57	ASN
54	DW	61	ASN
54	DW	62	HIS
54	DW	102	HIS
55	DX	31	HIS
55	DX	41	ASN
55	DX	55	ASN
57	DZ	32	HIS
57	DZ	75	ASN
57	DZ	118	GLN

### 5.3.3 RNA ⓘ

Mol	Chain	Analysed	Backbone Outliers	Pucker Outliers
1	AA	1503/1522 (98%)	215 (14%)	0
1	CA	1503/1522 (98%)	218 (14%)	0
22	AV	76/78 (97%)	25 (32%)	0
22	AY	76/78 (97%)	24 (31%)	0
22	CV	76/78 (97%)	24 (31%)	0
22	CY	76/78 (97%)	23 (30%)	0
23	AW	77/78 (98%)	41 (53%)	0
23	CW	77/78 (98%)	39 (50%)	0
24	AX	11/24 (45%)	2 (18%)	0
24	CX	11/24 (45%)	2 (18%)	0
35	BA	2847/2915 (97%)	498 (17%)	0
35	DA	2847/2915 (97%)	498 (17%)	0
36	BB	118/122 (96%)	18 (15%)	0
36	DB	118/122 (96%)	17 (14%)	0
All	All	9416/9634 (97%)	1644 (17%)	0

All (1644) RNA backbone outliers are listed below:

Mol	Chain	Res	Type
1	AA	9	G
1	AA	31	G
1	AA	32	A
1	AA	39	G
1	AA	47	C
1	AA	48	C
1	AA	51	A
1	AA	61	G
1	AA	77	G
1	AA	79	G
1	AA	80	G
1	AA	81	U
1	AA	89	C
1	AA	90	U
1	AA	97	G
1	AA	98	G
1	AA	101	A
1	AA	116	A
1	AA	120	A
1	AA	121	C
1	AA	131	C
1	AA	144	G
1	AA	146	G
1	AA	147	G

*Continued on next page...*

*Continued from previous page...*

Mol	Chain	Res	Type
1	AA	150	C
1	AA	172	A
1	AA	173	U
1	AA	189(F)	U
1	AA	189(H)	G
1	AA	195	A
1	AA	197	A
1	AA	203	U
1	AA	204	U
1	AA	217	C
1	AA	244	U
1	AA	247	G
1	AA	251	G
1	AA	266	G
1	AA	267	C
1	AA	281	G
1	AA	289	G
1	AA	316	G
1	AA	321	A
1	AA	328	C
1	AA	329	A
1	AA	332	G
1	AA	342	C
1	AA	345	C
1	AA	352	C
1	AA	353	A
1	AA	354	G
1	AA	367	U
1	AA	372	C
1	AA	373	A
1	AA	397	A
1	AA	412	A
1	AA	413	G
1	AA	421	U
1	AA	422	C
1	AA	423	G
1	AA	428	G
1	AA	429	U
1	AA	430	A
1	AA	437	U
1	AA	439	A
1	AA	452	A

*Continued on next page...*

*Continued from previous page...*

Mol	Chain	Res	Type
1	AA	455	C
1	AA	461	A
1	AA	471	G
1	AA	484	G
1	AA	485	G
1	AA	496	A
1	AA	498	U
1	AA	509	A
1	AA	510	A
1	AA	511	C
1	AA	512	U
1	AA	518	C
1	AA	527	G
1	AA	531	U
1	AA	532	A
1	AA	533	A
1	AA	547	A
1	AA	561	U
1	AA	562	C
1	AA	572	A
1	AA	573	A
1	AA	575	G
1	AA	576	G
1	AA	577	G
1	AA	588	G
1	AA	619	U
1	AA	630	G
1	AA	631	G
1	AA	632	A
1	AA	653	A
1	AA	665	A
1	AA	687	A
1	AA	688	G
1	AA	703	G
1	AA	724	G
1	AA	731	G
1	AA	749	C
1	AA	755	G
1	AA	793	U
1	AA	794	A
1	AA	817	C
1	AA	818	G

*Continued on next page...*

*Continued from previous page...*

Mol	Chain	Res	Type
1	AA	819	A
1	AA	821	G
1	AA	828	A
1	AA	833	U
1	AA	839	U
1	AA	840	C
1	AA	841	U
1	AA	848	C
1	AA	859	A
1	AA	902	G
1	AA	914	A
1	AA	926	G
1	AA	927	G
1	AA	934	C
1	AA	935	A
1	AA	960	U
1	AA	966	G
1	AA	968	A
1	AA	969	A
1	AA	971	G
1	AA	972	C
1	AA	974	A
1	AA	975	A
1	AA	976	G
1	AA	977	A
1	AA	978	A
1	AA	980	C
1	AA	991	U
1	AA	992	U
1	AA	993	G
1	AA	1001(A)	G
1	AA	1026	G
1	AA	1050	G
1	AA	1054	C
1	AA	1055	A
1	AA	1068	G
1	AA	1085	U
1	AA	1094	G
1	AA	1095	U
1	AA	1101	A
1	AA	1108	G
1	AA	1117	G

*Continued on next page...*

*Continued from previous page...*

Mol	Chain	Res	Type
1	AA	1124	G
1	AA	1125	U
1	AA	1126	U
1	AA	1129	C
1	AA	1131	G
1	AA	1136	U
1	AA	1137	C
1	AA	1138	G
1	AA	1139	G
1	AA	1146	A
1	AA	1152	A
1	AA	1159	U
1	AA	1184	G
1	AA	1196	U
1	AA	1197	G
1	AA	1202	G
1	AA	1212	U
1	AA	1213	A
1	AA	1225	A
1	AA	1226	C
1	AA	1227	A
1	AA	1238	A
1	AA	1249	C
1	AA	1255	G
1	AA	1256	A
1	AA	1257	U
1	AA	1280	A
1	AA	1281	U
1	AA	1282	C
1	AA	1286	A
1	AA	1287	A
1	AA	1294	G
1	AA	1300	G
1	AA	1301	U
1	AA	1302	U
1	AA	1305	G
1	AA	1317	C
1	AA	1319	A
1	AA	1320	C
1	AA	1322	C
1	AA	1323	G
1	AA	1331	G

*Continued on next page...*

*Continued from previous page...*

Mol	Chain	Res	Type
1	AA	1347	G
1	AA	1364	U
1	AA	1365	G
1	AA	1370	G
1	AA	1398	A
1	AA	1419	G
1	AA	1442(A)	G
1	AA	1442(B)	A
1	AA	1452	C
1	AA	1487	G
1	AA	1492	A
1	AA	1497	G
1	AA	1499	A
1	AA	1503	A
1	AA	1504	G
1	AA	1505	G
1	AA	1506	U
1	AA	1507	A
1	AA	1517	G
1	AA	1519	A
1	AA	1520	G
1	AA	1529	G
1	AA	1530	G
22	AV	3	G
22	AV	5	C
22	AV	7	U
22	AV	8	U
22	AV	12	U
22	AV	13	U
22	AV	14	A
22	AV	15	G
22	AV	17	C
22	AV	18	U
22	AV	19	G
22	AV	20	G
22	AV	21	U
22	AV	23	A
22	AV	24	A
22	AV	49	G
22	AV	50	C
22	AV	51	G
22	AV	62	U

*Continued on next page...*



*Continued from previous page...*

Mol	Chain	Res	Type
22	AV	63	C
22	AV	65	G
22	AV	69	G
22	AV	71	G
22	AV	77	C
22	AV	78	A
23	AW	3	G
23	AW	4	C
23	AW	5	C
23	AW	7	U
23	AW	8	U
23	AW	9	A
23	AW	12	U
23	AW	13	U
23	AW	14	A
23	AW	17	C
23	AW	18	U
23	AW	19	G
23	AW	20	G
23	AW	21	U
23	AW	23	A
23	AW	24	A
23	AW	28	G
23	AW	29	A
23	AW	34	C
23	AW	35	U
23	AW	37	A
23	AW	39	A
23	AW	40	A
23	AW	41	C
23	AW	45	U
23	AW	47	G
23	AW	48	G
23	AW	49	G
23	AW	50	C
23	AW	51	G
23	AW	52	C
23	AW	59	G
23	AW	62	U
23	AW	63	C
23	AW	65	G
23	AW	69	G

*Continued on next page...*

*Continued from previous page...*

Mol	Chain	Res	Type
23	AW	70	G
23	AW	73	C
23	AW	74	C
23	AW	75	A
23	AW	78	A
24	AX	15	A
24	AX	19	A
22	AY	2	G
22	AY	3	G
22	AY	4	C
22	AY	5	C
22	AY	7	U
22	AY	14	A
22	AY	17	C
22	AY	18	U
22	AY	19	G
22	AY	20	G
22	AY	21	U
22	AY	23	A
22	AY	24	A
22	AY	28	G
22	AY	30	U
22	AY	32	G
22	AY	35	U
22	AY	47	G
22	AY	49	G
22	AY	50	C
22	AY	51	G
22	AY	56	U
22	AY	65	G
22	AY	77	C
35	BA	9	U
35	BA	10	G
35	BA	34	C
35	BA	35	G
35	BA	45	C
35	BA	49	A
35	BA	50	U
35	BA	61	G
35	BA	71	A
35	BA	72	U
35	BA	74	A

*Continued on next page...*

*Continued from previous page...*

Mol	Chain	Res	Type
35	BA	75	G
35	BA	88	G
35	BA	90	U
35	BA	94	C
35	BA	100	G
35	BA	102	G
35	BA	118	A
35	BA	119	A
35	BA	120	U
35	BA	129	C
35	BA	139(A)	G
35	BA	141	A
35	BA	146	G
35	BA	154(A)	C
35	BA	155	U
35	BA	156	U
35	BA	171	G
35	BA	173	G
35	BA	174	C
35	BA	181	A
35	BA	196	A
35	BA	197	A
35	BA	199	A
35	BA	204	A
35	BA	205	G
35	BA	215	G
35	BA	216	A
35	BA	221	A
35	BA	222	A
35	BA	228	A
35	BA	229	A
35	BA	230	U
35	BA	233	A
35	BA	248	G
35	BA	252	G
35	BA	266	G
35	BA	271(J)	C
35	BA	271(N)	U
35	BA	271(O)	C
35	BA	271(P)	C
35	BA	271(R)	G
35	BA	272	G

*Continued on next page...*

*Continued from previous page...*

Mol	Chain	Res	Type
35	BA	272(B)	G
35	BA	272(H)	C
35	BA	272(I)	U
35	BA	274	G
35	BA	276	A
35	BA	277	C
35	BA	288	C
35	BA	311	A
35	BA	329	G
35	BA	330	A
35	BA	332	A
35	BA	333	G
35	BA	352	G
35	BA	353	G
35	BA	356	G
35	BA	358	U
35	BA	363(B)	G
35	BA	363(E)	U
35	BA	363(F)	A
35	BA	365	C
35	BA	372	G
35	BA	386	G
35	BA	388	G
35	BA	396	G
35	BA	405	U
35	BA	406	G
35	BA	411	G
35	BA	412	A
35	BA	428	A
35	BA	444	C
35	BA	448	U
35	BA	456	C
35	BA	457	A
35	BA	470	A
35	BA	475	U
35	BA	481	G
35	BA	494	G
35	BA	505	A
35	BA	508	G
35	BA	509	C
35	BA	528	A
35	BA	531	C

*Continued on next page...*

*Continued from previous page...*

Mol	Chain	Res	Type
35	BA	532	A
35	BA	533	G
35	BA	544	G
35	BA	547	A
35	BA	548	A
35	BA	549	G
35	BA	556	G
35	BA	563	G
35	BA	573	G
35	BA	575	A
35	BA	588	U
35	BA	603	A
35	BA	604	G
35	BA	607	U
35	BA	613	G
35	BA	614(B)	G
35	BA	615	G
35	BA	622	G
35	BA	627	A
35	BA	637	A
35	BA	645	C
35	BA	646	A
35	BA	653	A
35	BA	654	A
35	BA	654(C)	G
35	BA	654(I)	C
35	BA	654(J)	A
35	BA	654(K)	C
35	BA	654(L)	G
35	BA	654(M)	C
35	BA	654(N)	G
35	BA	654(T)	C
35	BA	669	G
35	BA	673	C
35	BA	686	G
35	BA	708	C
35	BA	722	A
35	BA	730	C
35	BA	753	C
35	BA	764	A
35	BA	765	G
35	BA	776	G

*Continued on next page...*

*Continued from previous page...*

<b>Mol</b>	<b>Chain</b>	<b>Res</b>	<b>Type</b>
35	BA	782	A
35	BA	784	A
35	BA	785	G
35	BA	790	C
35	BA	791	C
35	BA	792	G
35	BA	805	G
35	BA	812	C
35	BA	819	A
35	BA	827	U
35	BA	828	U
35	BA	830	G
35	BA	848	G
35	BA	856	C
35	BA	859	G
35	BA	878	A
35	BA	890	A
35	BA	896	A
35	BA	897	C
35	BA	910	A
35	BA	917	A
35	BA	927	G
35	BA	932	G
35	BA	941	A
35	BA	945	A
35	BA	946	G
35	BA	958	U
35	BA	959	A
35	BA	961	C
35	BA	965	C
35	BA	974	G
35	BA	975	C
35	BA	983	A
35	BA	991	C
35	BA	996	A
35	BA	1005	C
35	BA	1012	U
35	BA	1013	C
35	BA	1015	G
35	BA	1022	G
35	BA	1023	U
35	BA	1025	G

*Continued on next page...*

*Continued from previous page...*

<b>Mol</b>	<b>Chain</b>	<b>Res</b>	<b>Type</b>
35	BA	1026	U
35	BA	1039	G
35	BA	1041	C
35	BA	1045	A
35	BA	1046	A
35	BA	1047	G
35	BA	1049	C
35	BA	1052	C
35	BA	1053	C
35	BA	1054	A
35	BA	1110	G
35	BA	1112	G
35	BA	1113	U
35	BA	1114	G
35	BA	1116	C
35	BA	1129	A
35	BA	1130	U
35	BA	1135	C
35	BA	1136	G
35	BA	1142	U
35	BA	1143	A
35	BA	1155	A
35	BA	1171	G
35	BA	1173	G
35	BA	1174	A
35	BA	1175	U
35	BA	1176	G
35	BA	1178	C
35	BA	1180	C
35	BA	1195	G
35	BA	1205	U
35	BA	1210	A
35	BA	1211	U
35	BA	1221	C
35	BA	1247	A
35	BA	1248	G
35	BA	1250	G
35	BA	1253	A
35	BA	1256	G
35	BA	1265	A
35	BA	1271	G
35	BA	1272	A

*Continued on next page...*



*Continued from previous page...*

Mol	Chain	Res	Type
35	BA	1273	U
35	BA	1275	A
35	BA	1281	G
35	BA	1286	A
35	BA	1300	U
35	BA	1301	A
35	BA	1302	A
35	BA	1314	C
35	BA	1319	G
35	BA	1321	A
35	BA	1332	G
35	BA	1345	C
35	BA	1349	A
35	BA	1359	A
35	BA	1360	A
35	BA	1368	G
35	BA	1379	A
35	BA	1380	G
35	BA	1384	A
35	BA	1385	G
35	BA	1386	C
35	BA	1407	C
35	BA	1416	G
35	BA	1417	C
35	BA	1419	A
35	BA	1420	U
35	BA	1428	C
35	BA	1445	A
35	BA	1449	A
35	BA	1450	G
35	BA	1460	A
35	BA	1461	G
35	BA	1467	C
35	BA	1471	A
35	BA	1475	G
35	BA	1478	G
35	BA	1481	U
35	BA	1482	G
35	BA	1485	G
35	BA	1488	G
35	BA	1490	A
35	BA	1493	C

*Continued on next page...*

*Continued from previous page...*

<b>Mol</b>	<b>Chain</b>	<b>Res</b>	<b>Type</b>
35	BA	1494	A
35	BA	1495	A
35	BA	1497	U
35	BA	1502	C
35	BA	1505	C
35	BA	1508	A
35	BA	1509	C
35	BA	1509(A)	A
35	BA	1520	G
35	BA	1528(A)	A
35	BA	1534	U
35	BA	1541	G
35	BA	1542	A
35	BA	1544	A
35	BA	1554	A
35	BA	1558	A
35	BA	1559	G
35	BA	1569	A
35	BA	1578	U
35	BA	1579	A
35	BA	1584	C
35	BA	1586	A
35	BA	1588	C
35	BA	1591	G
35	BA	1603	A
35	BA	1608	A
35	BA	1617	C
35	BA	1618	A
35	BA	1640	C
35	BA	1648	C
35	BA	1653	G
35	BA	1654	A
35	BA	1674	G
35	BA	1694	C
35	BA	1696	G
35	BA	1722	A
35	BA	1739	U
35	BA	1740	G
35	BA	1742	G
35	BA	1745(A)	C
35	BA	1746	G
35	BA	1748	G

*Continued on next page...*

*Continued from previous page...*

Mol	Chain	Res	Type
35	BA	1756	G
35	BA	1763	G
35	BA	1764	G
35	BA	1773	A
35	BA	1780	A
35	BA	1791	A
35	BA	1799	G
35	BA	1800	C
35	BA	1801	G
35	BA	1816	G
35	BA	1820	U
35	BA	1821	A
35	BA	1835	G
35	BA	1846	G
35	BA	1847	A
35	BA	1848	A
35	BA	1858	G
35	BA	1865	G
35	BA	1866	C
35	BA	1878	G
35	BA	1881	C
35	BA	1882	C
35	BA	1885	A
35	BA	1888	G
35	BA	1889	A
35	BA	1900	A
35	BA	1903	G
35	BA	1906	G
35	BA	1912	A
35	BA	1913	A
35	BA	1914	C
35	BA	1915	U
35	BA	1916	A
35	BA	1929	G
35	BA	1930	G
35	BA	1938	A
35	BA	1955	U
35	BA	1963	U
35	BA	1965	C
35	BA	1967	C
35	BA	1969	A
35	BA	1970	A

*Continued on next page...*

*Continued from previous page...*

<b>Mol</b>	<b>Chain</b>	<b>Res</b>	<b>Type</b>
35	BA	1971	A
35	BA	1972	A
35	BA	1982	C
35	BA	1987	G
35	BA	1993	U
35	BA	1997	G
35	BA	2023	G
35	BA	2031	A
35	BA	2033	A
35	BA	2034	U
35	BA	2036	C
35	BA	2043	C
35	BA	2055	C
35	BA	2056	G
35	BA	2060	A
35	BA	2061	G
35	BA	2062	A
35	BA	2063	C
35	BA	2069	G
35	BA	2093	G
35	BA	2096	U
35	BA	2100	G
35	BA	2103	C
35	BA	2104	G
35	BA	2116	G
35	BA	2118	U
35	BA	2127	G
35	BA	2131	G
35	BA	2133	G
35	BA	2172	U
35	BA	2173	A
35	BA	2177	C
35	BA	2179	C
35	BA	2180	U
35	BA	2185	C
35	BA	2187	G
35	BA	2189	U
35	BA	2190	G
35	BA	2192	G
35	BA	2193	G
35	BA	2198	A
35	BA	2199	A

*Continued on next page...*

*Continued from previous page...*

Mol	Chain	Res	Type
35	BA	2200	C
35	BA	2206	G
35	BA	2207	G
35	BA	2208	A
35	BA	2218	U
35	BA	2219	G
35	BA	2225	A
35	BA	2226	C
35	BA	2238	G
35	BA	2239	G
35	BA	2268	A
35	BA	2275	C
35	BA	2283	C
35	BA	2287	A
35	BA	2288	A
35	BA	2302	G
35	BA	2305	A
35	BA	2307	G
35	BA	2308	G
35	BA	2309	A
35	BA	2311	A
35	BA	2313	C
35	BA	2316	C
35	BA	2319	G
35	BA	2320	A
35	BA	2327	A
35	BA	2334	G
35	BA	2336	A
35	BA	2345	G
35	BA	2347	C
35	BA	2350	C
35	BA	2361	A
35	BA	2383	G
35	BA	2385	C
35	BA	2400	G
35	BA	2402	C
35	BA	2406	U
35	BA	2423	U
35	BA	2424	C
35	BA	2425	A
35	BA	2429	G
35	BA	2430	A

*Continued on next page...*

*Continued from previous page...*

<b>Mol</b>	<b>Chain</b>	<b>Res</b>	<b>Type</b>
35	BA	2435	A
35	BA	2439	A
35	BA	2441	C
35	BA	2448	A
35	BA	2465	C
35	BA	2468	G
35	BA	2469	A
35	BA	2470	G
35	BA	2476	A
35	BA	2477	C
35	BA	2478	A
35	BA	2482	G
35	BA	2484	G
35	BA	2491	U
35	BA	2502	G
35	BA	2505	G
35	BA	2518	A
35	BA	2524	G
35	BA	2529	G
35	BA	2542	A
35	BA	2543	G
35	BA	2554	U
35	BA	2566	A
35	BA	2567	G
35	BA	2572	A
35	BA	2573	C
35	BA	2582	G
35	BA	2602	A
35	BA	2609	U
35	BA	2611	U
35	BA	2612	C
35	BA	2615	U
35	BA	2630	G
35	BA	2657	A
35	BA	2673	G
35	BA	2690	C
35	BA	2691	C
35	BA	2712	U
35	BA	2712(A)	A
35	BA	2713	A
35	BA	2720	U
35	BA	2726	U

*Continued on next page...*

*Continued from previous page...*

<b>Mol</b>	<b>Chain</b>	<b>Res</b>	<b>Type</b>
35	BA	2733	A
35	BA	2752	C
35	BA	2762	G
35	BA	2765	A
35	BA	2766	G
35	BA	2778	A
35	BA	2780	G
35	BA	2787	C
35	BA	2789	C
35	BA	2790	A
35	BA	2791	C
35	BA	2794	C
35	BA	2802	G
35	BA	2803	C
35	BA	2804	C
35	BA	2808	U
35	BA	2820	A
35	BA	2821	A
35	BA	2833	G
35	BA	2834	G
35	BA	2849	U
35	BA	2872	G
35	BA	2879	C
35	BA	2880	C
35	BA	2893	G
36	BB	2	C
36	BB	8	U
36	BB	15	A
36	BB	16	G
36	BB	22	U
36	BB	27	C
36	BB	33	G
36	BB	41	U
36	BB	42	C
36	BB	45	A
36	BB	52	A
36	BB	53	A
36	BB	67	G
36	BB	73	A
36	BB	81	G
36	BB	88	C
36	BB	110	G

*Continued on next page...*



*Continued from previous page...*

Mol	Chain	Res	Type
36	BB	113	G
1	CA	9	G
1	CA	31	G
1	CA	32	A
1	CA	39	G
1	CA	47	C
1	CA	48	C
1	CA	51	A
1	CA	61	G
1	CA	77	G
1	CA	79	G
1	CA	80	G
1	CA	81	U
1	CA	89	C
1	CA	90	U
1	CA	97	G
1	CA	98	G
1	CA	101	A
1	CA	116	A
1	CA	120	A
1	CA	121	C
1	CA	131	C
1	CA	144	G
1	CA	146	G
1	CA	147	G
1	CA	150	C
1	CA	172	A
1	CA	173	U
1	CA	189(F)	U
1	CA	189(H)	G
1	CA	195	A
1	CA	197	A
1	CA	203	U
1	CA	204	U
1	CA	217	C
1	CA	244	U
1	CA	247	G
1	CA	251	G
1	CA	266	G
1	CA	267	C
1	CA	281	G
1	CA	289	G

*Continued on next page...*

*Continued from previous page...*

Mol	Chain	Res	Type
1	CA	316	G
1	CA	321	A
1	CA	328	C
1	CA	329	A
1	CA	332	G
1	CA	342	C
1	CA	345	C
1	CA	352	C
1	CA	353	A
1	CA	354	G
1	CA	367	U
1	CA	372	C
1	CA	373	A
1	CA	397	A
1	CA	412	A
1	CA	413	G
1	CA	421	U
1	CA	422	C
1	CA	423	G
1	CA	428	G
1	CA	429	U
1	CA	430	A
1	CA	437	U
1	CA	439	A
1	CA	452	A
1	CA	455	C
1	CA	461	A
1	CA	471	G
1	CA	484	G
1	CA	485	G
1	CA	496	A
1	CA	498	U
1	CA	509	A
1	CA	510	A
1	CA	511	C
1	CA	512	U
1	CA	518	C
1	CA	527	G
1	CA	531	U
1	CA	532	A
1	CA	533	A
1	CA	547	A

*Continued on next page...*

*Continued from previous page...*

Mol	Chain	Res	Type
1	CA	561	U
1	CA	562	C
1	CA	572	A
1	CA	573	A
1	CA	575	G
1	CA	576	G
1	CA	577	G
1	CA	588	G
1	CA	630	G
1	CA	631	G
1	CA	632	A
1	CA	653	A
1	CA	665	A
1	CA	687	A
1	CA	688	G
1	CA	703	G
1	CA	724	G
1	CA	731	G
1	CA	749	C
1	CA	755	G
1	CA	793	U
1	CA	794	A
1	CA	817	C
1	CA	818	G
1	CA	819	A
1	CA	821	G
1	CA	828	A
1	CA	833	U
1	CA	839	U
1	CA	840	C
1	CA	841	U
1	CA	848	C
1	CA	859	A
1	CA	885	G
1	CA	902	G
1	CA	914	A
1	CA	926	G
1	CA	927	G
1	CA	934	C
1	CA	935	A
1	CA	960	U
1	CA	966	G

*Continued on next page...*

*Continued from previous page...*

Mol	Chain	Res	Type
1	CA	968	A
1	CA	969	A
1	CA	971	G
1	CA	972	C
1	CA	974	A
1	CA	975	A
1	CA	976	G
1	CA	977	A
1	CA	978	A
1	CA	980	C
1	CA	991	U
1	CA	992	U
1	CA	993	G
1	CA	1001(A)	G
1	CA	1026	G
1	CA	1050	G
1	CA	1054	C
1	CA	1055	A
1	CA	1068	G
1	CA	1085	U
1	CA	1095	U
1	CA	1101	A
1	CA	1108	G
1	CA	1117	G
1	CA	1124	G
1	CA	1125	U
1	CA	1126	U
1	CA	1129	C
1	CA	1131	G
1	CA	1136	U
1	CA	1137	C
1	CA	1138	G
1	CA	1139	G
1	CA	1146	A
1	CA	1152	A
1	CA	1159	U
1	CA	1184	G
1	CA	1196	U
1	CA	1197	G
1	CA	1202	G
1	CA	1212	U
1	CA	1213	A

*Continued on next page...*

*Continued from previous page...*

Mol	Chain	Res	Type
1	CA	1225	A
1	CA	1226	C
1	CA	1238	A
1	CA	1249	C
1	CA	1255	G
1	CA	1256	A
1	CA	1257	U
1	CA	1280	A
1	CA	1281	U
1	CA	1282	C
1	CA	1286	A
1	CA	1287	A
1	CA	1294	G
1	CA	1300	G
1	CA	1301	U
1	CA	1302	U
1	CA	1305	G
1	CA	1317	C
1	CA	1319	A
1	CA	1320	C
1	CA	1322	C
1	CA	1323	G
1	CA	1331	G
1	CA	1347	G
1	CA	1364	U
1	CA	1365	G
1	CA	1370	G
1	CA	1398	A
1	CA	1401	G
1	CA	1419	G
1	CA	1442	G
1	CA	1442(A)	G
1	CA	1442(B)	A
1	CA	1447	A
1	CA	1452	C
1	CA	1491	G
1	CA	1492	A
1	CA	1493	A
1	CA	1494	G
1	CA	1497	G
1	CA	1498	U
1	CA	1499	A

*Continued on next page...*

*Continued from previous page...*

Mol	Chain	Res	Type
1	CA	1503	A
1	CA	1504	G
1	CA	1505	G
1	CA	1506	U
1	CA	1507	A
1	CA	1508	G
1	CA	1517	G
1	CA	1529	G
1	CA	1530	G
22	CV	3	G
22	CV	5	C
22	CV	7	U
22	CV	8	U
22	CV	12	U
22	CV	13	U
22	CV	15	G
22	CV	17	C
22	CV	18	U
22	CV	19	G
22	CV	20	G
22	CV	21	U
22	CV	23	A
22	CV	24	A
22	CV	49	G
22	CV	50	C
22	CV	51	G
22	CV	62	U
22	CV	63	C
22	CV	65	G
22	CV	69	G
22	CV	71	G
22	CV	77	C
22	CV	78	A
23	CW	3	G
23	CW	4	C
23	CW	5	C
23	CW	7	U
23	CW	8	U
23	CW	9	A
23	CW	12	U
23	CW	13	U
23	CW	14	A

*Continued on next page...*

*Continued from previous page...*

Mol	Chain	Res	Type
23	CW	17	C
23	CW	18	U
23	CW	19	G
23	CW	20	G
23	CW	21	U
23	CW	23	A
23	CW	24	A
23	CW	28	G
23	CW	34	C
23	CW	35	U
23	CW	39	A
23	CW	40	A
23	CW	41	C
23	CW	45	U
23	CW	47	G
23	CW	48	G
23	CW	49	G
23	CW	50	C
23	CW	51	G
23	CW	52	C
23	CW	59	G
23	CW	62	U
23	CW	63	C
23	CW	65	G
23	CW	69	G
23	CW	70	G
23	CW	73	C
23	CW	74	C
23	CW	75	A
23	CW	78	A
24	CX	15	A
24	CX	19	A
22	CY	2	G
22	CY	3	G
22	CY	4	C
22	CY	5	C
22	CY	7	U
22	CY	14	A
22	CY	17	C
22	CY	18	U
22	CY	19	G
22	CY	20	G

*Continued on next page...*



*Continued from previous page...*

Mol	Chain	Res	Type
22	CY	21	U
22	CY	23	A
22	CY	24	A
22	CY	28	G
22	CY	30	U
22	CY	32	G
22	CY	35	U
22	CY	47	G
22	CY	49	G
22	CY	50	C
22	CY	51	G
22	CY	65	G
22	CY	77	C
35	DA	9	U
35	DA	10	G
35	DA	34	C
35	DA	35	G
35	DA	45	C
35	DA	49	A
35	DA	50	U
35	DA	61	G
35	DA	71	A
35	DA	72	U
35	DA	74	A
35	DA	75	G
35	DA	88	G
35	DA	90	U
35	DA	94	C
35	DA	100	G
35	DA	102	G
35	DA	118	A
35	DA	119	A
35	DA	120	U
35	DA	129	C
35	DA	139(A)	G
35	DA	141	A
35	DA	142(A)	C
35	DA	146	G
35	DA	154(A)	C
35	DA	155	U
35	DA	156	U
35	DA	171	G

*Continued on next page...*

*Continued from previous page...*

Mol	Chain	Res	Type
35	DA	173	G
35	DA	174	C
35	DA	181	A
35	DA	196	A
35	DA	197	A
35	DA	199	A
35	DA	204	A
35	DA	205	G
35	DA	215	G
35	DA	216	A
35	DA	221	A
35	DA	222	A
35	DA	228	A
35	DA	229	A
35	DA	230	U
35	DA	233	A
35	DA	248	G
35	DA	252	G
35	DA	266	G
35	DA	271(J)	C
35	DA	271(N)	U
35	DA	271(O)	C
35	DA	271(P)	C
35	DA	271(R)	G
35	DA	272	G
35	DA	272(B)	G
35	DA	272(H)	C
35	DA	272(I)	U
35	DA	274	G
35	DA	276	A
35	DA	277	C
35	DA	288	C
35	DA	311	A
35	DA	329	G
35	DA	330	A
35	DA	332	A
35	DA	333	G
35	DA	352	G
35	DA	353	G
35	DA	356	G
35	DA	358	U
35	DA	363(B)	G

*Continued on next page...*

*Continued from previous page...*

Mol	Chain	Res	Type
35	DA	363(E)	U
35	DA	363(F)	A
35	DA	365	C
35	DA	372	G
35	DA	386	G
35	DA	388	G
35	DA	396	G
35	DA	405	U
35	DA	406	G
35	DA	411	G
35	DA	412	A
35	DA	428	A
35	DA	444	C
35	DA	448	U
35	DA	456	C
35	DA	457	A
35	DA	470	A
35	DA	475	U
35	DA	481	G
35	DA	494	G
35	DA	505	A
35	DA	508	G
35	DA	509	C
35	DA	528	A
35	DA	531	C
35	DA	532	A
35	DA	533	G
35	DA	544	G
35	DA	547	A
35	DA	548	A
35	DA	549	G
35	DA	556	G
35	DA	563	G
35	DA	573	G
35	DA	575	A
35	DA	588	U
35	DA	603	A
35	DA	604	G
35	DA	607	U
35	DA	613	G
35	DA	614(B)	G
35	DA	615	G

*Continued on next page...*

*Continued from previous page...*

Mol	Chain	Res	Type
35	DA	622	G
35	DA	627	A
35	DA	637	A
35	DA	645	C
35	DA	646	A
35	DA	653	A
35	DA	654	A
35	DA	654(C)	G
35	DA	654(I)	C
35	DA	654(J)	A
35	DA	654(K)	C
35	DA	654(L)	G
35	DA	654(M)	C
35	DA	654(N)	G
35	DA	654(T)	C
35	DA	669	G
35	DA	673	C
35	DA	686	G
35	DA	708	C
35	DA	717	G
35	DA	722	A
35	DA	730	C
35	DA	753	C
35	DA	764	A
35	DA	765	G
35	DA	776	G
35	DA	782	A
35	DA	784	A
35	DA	785	G
35	DA	790	C
35	DA	791	C
35	DA	792	G
35	DA	805	G
35	DA	812	C
35	DA	819	A
35	DA	827	U
35	DA	828	U
35	DA	830	G
35	DA	848	G
35	DA	856	C
35	DA	859	G
35	DA	878	A

*Continued on next page...*

*Continued from previous page...*

<b>Mol</b>	<b>Chain</b>	<b>Res</b>	<b>Type</b>
35	DA	890	A
35	DA	896	A
35	DA	897	C
35	DA	910	A
35	DA	917	A
35	DA	927	G
35	DA	932	G
35	DA	941	A
35	DA	945	A
35	DA	946	G
35	DA	958	U
35	DA	959	A
35	DA	961	C
35	DA	965	C
35	DA	974	G
35	DA	975	C
35	DA	983	A
35	DA	991	C
35	DA	996	A
35	DA	1005	C
35	DA	1012	U
35	DA	1013	C
35	DA	1015	G
35	DA	1022	G
35	DA	1023	U
35	DA	1025	G
35	DA	1026	U
35	DA	1039	G
35	DA	1041	C
35	DA	1045	A
35	DA	1046	A
35	DA	1047	G
35	DA	1049	C
35	DA	1052	C
35	DA	1053	C
35	DA	1054	A
35	DA	1110	G
35	DA	1112	G
35	DA	1113	U
35	DA	1114	G
35	DA	1116	C
35	DA	1129	A

*Continued on next page...*

*Continued from previous page...*

Mol	Chain	Res	Type
35	DA	1130	U
35	DA	1135	C
35	DA	1136	G
35	DA	1142	U
35	DA	1143	A
35	DA	1155	A
35	DA	1171	G
35	DA	1173	G
35	DA	1174	A
35	DA	1175	U
35	DA	1176	G
35	DA	1178	C
35	DA	1180	C
35	DA	1195	G
35	DA	1205	U
35	DA	1210	A
35	DA	1211	U
35	DA	1221	C
35	DA	1247	A
35	DA	1248	G
35	DA	1250	G
35	DA	1253	A
35	DA	1256	G
35	DA	1265	A
35	DA	1271	G
35	DA	1272	A
35	DA	1273	U
35	DA	1275	A
35	DA	1281	G
35	DA	1300	U
35	DA	1301	A
35	DA	1302	A
35	DA	1314	C
35	DA	1319	G
35	DA	1321	A
35	DA	1332	G
35	DA	1345	C
35	DA	1349	A
35	DA	1359	A
35	DA	1360	A
35	DA	1368	G
35	DA	1379	A

*Continued on next page...*

*Continued from previous page...*

<b>Mol</b>	<b>Chain</b>	<b>Res</b>	<b>Type</b>
35	DA	1380	G
35	DA	1384	A
35	DA	1385	G
35	DA	1386	C
35	DA	1407	C
35	DA	1416	G
35	DA	1417	C
35	DA	1419	A
35	DA	1420	U
35	DA	1428	C
35	DA	1445	A
35	DA	1449	A
35	DA	1450	G
35	DA	1460	A
35	DA	1461	G
35	DA	1467	C
35	DA	1471	A
35	DA	1475	G
35	DA	1478	G
35	DA	1481	U
35	DA	1482	G
35	DA	1485	G
35	DA	1488	G
35	DA	1490	A
35	DA	1493	C
35	DA	1494	A
35	DA	1495	A
35	DA	1497	U
35	DA	1502	C
35	DA	1505	C
35	DA	1508	A
35	DA	1509	C
35	DA	1509(A)	A
35	DA	1520	G
35	DA	1528(A)	A
35	DA	1534	U
35	DA	1541	G
35	DA	1542	A
35	DA	1544	A
35	DA	1554	A
35	DA	1558	A
35	DA	1559	G

*Continued on next page...*



*Continued from previous page...*

Mol	Chain	Res	Type
35	DA	1569	A
35	DA	1578	U
35	DA	1579	A
35	DA	1584	C
35	DA	1586	A
35	DA	1588	C
35	DA	1591	G
35	DA	1603	A
35	DA	1608	A
35	DA	1617	C
35	DA	1618	A
35	DA	1640	C
35	DA	1648	C
35	DA	1653	G
35	DA	1654	A
35	DA	1674	G
35	DA	1694	C
35	DA	1696	G
35	DA	1698	A
35	DA	1722	A
35	DA	1739	U
35	DA	1740	G
35	DA	1742	G
35	DA	1745(A)	C
35	DA	1746	G
35	DA	1748	G
35	DA	1756	G
35	DA	1763	G
35	DA	1764	G
35	DA	1773	A
35	DA	1780	A
35	DA	1791	A
35	DA	1799	G
35	DA	1800	C
35	DA	1801	G
35	DA	1816	G
35	DA	1820	U
35	DA	1821	A
35	DA	1835	G
35	DA	1846	G
35	DA	1847	A
35	DA	1848	A

*Continued on next page...*

*Continued from previous page...*

Mol	Chain	Res	Type
35	DA	1858	G
35	DA	1865	G
35	DA	1866	C
35	DA	1878	G
35	DA	1881	C
35	DA	1882	C
35	DA	1885	A
35	DA	1888	G
35	DA	1889	A
35	DA	1900	A
35	DA	1903	G
35	DA	1906	G
35	DA	1912	A
35	DA	1913	A
35	DA	1914	C
35	DA	1915	U
35	DA	1916	A
35	DA	1929	G
35	DA	1930	G
35	DA	1938	A
35	DA	1955	U
35	DA	1963	U
35	DA	1965	C
35	DA	1967	C
35	DA	1969	A
35	DA	1970	A
35	DA	1971	A
35	DA	1972	A
35	DA	1982	C
35	DA	1987	G
35	DA	1993	U
35	DA	1997	G
35	DA	2023	G
35	DA	2031	A
35	DA	2033	A
35	DA	2034	U
35	DA	2036	C
35	DA	2043	C
35	DA	2055	C
35	DA	2056	G
35	DA	2060	A
35	DA	2061	G

*Continued on next page...*

*Continued from previous page...*

<b>Mol</b>	<b>Chain</b>	<b>Res</b>	<b>Type</b>
35	DA	2062	A
35	DA	2063	C
35	DA	2069	G
35	DA	2093	G
35	DA	2096	U
35	DA	2100	G
35	DA	2103	C
35	DA	2104	G
35	DA	2116	G
35	DA	2118	U
35	DA	2127	G
35	DA	2131	G
35	DA	2133	G
35	DA	2172	U
35	DA	2173	A
35	DA	2177	C
35	DA	2179	C
35	DA	2180	U
35	DA	2185	C
35	DA	2187	G
35	DA	2189	U
35	DA	2190	G
35	DA	2192	G
35	DA	2193	G
35	DA	2198	A
35	DA	2200	C
35	DA	2206	G
35	DA	2207	G
35	DA	2208	A
35	DA	2218	U
35	DA	2219	G
35	DA	2225	A
35	DA	2226	C
35	DA	2238	G
35	DA	2239	G
35	DA	2268	A
35	DA	2275	C
35	DA	2283	C
35	DA	2287	A
35	DA	2288	A
35	DA	2302	G
35	DA	2305	A

*Continued on next page...*

*Continued from previous page...*

Mol	Chain	Res	Type
35	DA	2307	G
35	DA	2308	G
35	DA	2309	A
35	DA	2311	A
35	DA	2313	C
35	DA	2316	C
35	DA	2319	G
35	DA	2320	A
35	DA	2327	A
35	DA	2334	G
35	DA	2336	A
35	DA	2345	G
35	DA	2347	C
35	DA	2350	C
35	DA	2361	A
35	DA	2383	G
35	DA	2385	C
35	DA	2400	G
35	DA	2402	C
35	DA	2406	U
35	DA	2423	U
35	DA	2424	C
35	DA	2425	A
35	DA	2429	G
35	DA	2430	A
35	DA	2435	A
35	DA	2439	A
35	DA	2441	C
35	DA	2448	A
35	DA	2465	C
35	DA	2468	G
35	DA	2469	A
35	DA	2470	G
35	DA	2476	A
35	DA	2477	C
35	DA	2478	A
35	DA	2482	G
35	DA	2484	G
35	DA	2491	U
35	DA	2502	G
35	DA	2505	G
35	DA	2518	A

*Continued on next page...*

*Continued from previous page...*

Mol	Chain	Res	Type
35	DA	2524	G
35	DA	2529	G
35	DA	2542	A
35	DA	2543	G
35	DA	2554	U
35	DA	2566	A
35	DA	2567	G
35	DA	2572	A
35	DA	2573	C
35	DA	2582	G
35	DA	2602	A
35	DA	2609	U
35	DA	2611	U
35	DA	2612	C
35	DA	2615	U
35	DA	2630	G
35	DA	2657	A
35	DA	2673	G
35	DA	2690	C
35	DA	2691	C
35	DA	2712	U
35	DA	2712(A)	A
35	DA	2713	A
35	DA	2720	U
35	DA	2726	U
35	DA	2752	C
35	DA	2762	G
35	DA	2765	A
35	DA	2766	G
35	DA	2778	A
35	DA	2780	G
35	DA	2787	C
35	DA	2789	C
35	DA	2790	A
35	DA	2791	C
35	DA	2794	C
35	DA	2802	G
35	DA	2803	C
35	DA	2804	C
35	DA	2808	U
35	DA	2820	A
35	DA	2821	A

*Continued on next page...*

*Continued from previous page...*

Mol	Chain	Res	Type
35	DA	2833	G
35	DA	2834	G
35	DA	2849	U
35	DA	2872	G
35	DA	2879	C
35	DA	2880	C
35	DA	2893	G
36	DB	8	U
36	DB	15	A
36	DB	16	G
36	DB	22	U
36	DB	27	C
36	DB	33	G
36	DB	41	U
36	DB	42	C
36	DB	45	A
36	DB	52	A
36	DB	53	A
36	DB	67	G
36	DB	73	A
36	DB	81	G
36	DB	88	C
36	DB	110	G
36	DB	113	G

There are no RNA pucker outliers to report.

## 5.4 Non-standard residues in protein, DNA, RNA chains ⓘ

4 non-standard protein/DNA/RNA residues are modelled in this entry.

In the following table, the Counts columns list the number of bonds (or angles) for which Mogul statistics could be retrieved, the number of bonds (or angles) that are observed in the model and the number of bonds (or angles) that are defined in the chemical component dictionary. The Link column lists molecule types, if any, to which the group is linked. The Z score for a bond length (or angle) is the number of standard deviations the observed value is removed from the expected value. A bond length (or angle) with  $|Z| > 2$  is considered an outlier worth inspection. RMSZ is the root-mean-square of all Z scores of the bond lengths (or angles).

Mol	Type	Chain	Res	Link	Bond lengths			Bond angles		
					Counts	RMSZ	$\# Z  > 2$	Counts	RMSZ	$\# Z  > 2$
22	AG9	AV	36	22	20,29,30	0.77	1 (5%)	25,39,42	1.05	2 (8%)

Mol	Type	Chain	Res	Link	Bond lengths			Bond angles		
					Counts	RMSZ	# Z  > 2	Counts	RMSZ	# Z  > 2
22	AG9	AY	36	22	20,29,30	1.40	2 (10%)	25,39,42	1.21	3 (12%)
22	AG9	CV	36	22	20,29,30	1.60	2 (10%)	25,39,42	1.04	2 (8%)
22	AG9	CY	36	22	20,29,30	1.93	4 (20%)	25,39,42	1.07	2 (8%)

In the following table, the Chirals column lists the number of chiral outliers, the number of chiral centers analysed, the number of these observed in the model and the number defined in the chemical component dictionary. Similar counts are reported in the Torsion and Rings columns. '-' means no outliers of that kind were identified.

Mol	Type	Chain	Res	Link	Chirals	Torsions	Rings
22	AG9	AV	36	22	1/1/9/13	0/14/47/48	0/2/2/2
22	AG9	AY	36	22	1/1/9/13	0/14/47/48	0/2/2/2
22	AG9	CV	36	22	1/1/9/13	0/14/47/48	0/2/2/2
22	AG9	CY	36	22	1/1/9/13	0/14/47/48	0/2/2/2

All (9) bond length outliers are listed below:

Mol	Chain	Res	Type	Atoms	Z	Observed(Å)	Ideal(Å)
22	AV	36	AG9	C2-N3	2.58	1.35	1.30
22	CY	36	AG9	C2-N2	2.79	1.38	1.34
22	CY	36	AG9	C1'-N1	2.97	1.56	1.47
22	AY	36	AG9	C2-N3	3.07	1.36	1.30
22	CY	36	AG9	C2-N3	3.44	1.36	1.30
22	CV	36	AG9	C2-N3	3.90	1.37	1.30
22	AY	36	AG9	C2-N1	5.05	1.42	1.38
22	CV	36	AG9	C2-N1	5.53	1.43	1.38
22	CY	36	AG9	C2-N1	6.02	1.43	1.38

All (9) bond angle outliers are listed below:

Mol	Chain	Res	Type	Atoms	Z	Observed(°)	Ideal(°)
22	AY	36	AG9	C2'-C1'-N1	2.52	120.41	113.16
22	CY	36	AG9	C2'-C1'-N1	2.68	120.86	113.16
22	CY	36	AG9	CD-NE-CZ	2.85	124.17	114.65
22	AV	36	AG9	CD-NE-CZ	2.92	124.38	114.65
22	CV	36	AG9	CD-NE-CZ	2.94	124.45	114.65
22	AY	36	AG9	CD-NE-CZ	3.02	124.72	114.65
22	CV	36	AG9	N2-C2-N1	3.52	119.54	117.31
22	AV	36	AG9	N2-C2-N1	3.54	119.56	117.31
22	AY	36	AG9	N2-C2-N1	3.78	119.71	117.31



All (4) chirality outliers are listed below:

Mol	Chain	Res	Type	Atom
22	AV	36	AG9	C4
22	AY	36	AG9	C4
22	CV	36	AG9	C4
22	CY	36	AG9	C4

There are no torsion outliers.

There are no ring outliers.

4 monomers are involved in 36 short contacts:

Mol	Chain	Res	Type	Clashes	Symm-Clashes
22	AV	36	AG9	6	0
22	AY	36	AG9	11	0
22	CV	36	AG9	12	0
22	CY	36	AG9	7	0

## 5.5 Carbohydrates [i](#)

There are no carbohydrates in this entry.

## 5.6 Ligand geometry [i](#)

Of 4 ligands modelled in this entry, 4 are monoatomic - leaving 0 for Mogul analysis.

There are no bond length outliers.

There are no bond angle outliers.

There are no chirality outliers.

There are no torsion outliers.

There are no ring outliers.

No monomer is involved in short contacts.

## 5.7 Other polymers [i](#)

There are no such residues in this entry.

## 5.8 Polymer linkage issues

The following chains have linkage breaks:

Mol	Chain	Number of breaks
13	CM	5
13	AM	5
9	AI	2
9	CI	2
41	DG	1
41	BG	1

All chain breaks are listed below:

Model	Chain	Residue-1	Atom-1	Residue-2	Atom-2	Distance (Å)
1	AM	112:GLY	C	113:PRO	N	4.84
1	CM	112:GLY	C	113:PRO	N	4.84
1	AM	69:GLU	C	70:LEU	N	4.24
1	CM	69:GLU	C	70:LEU	N	4.23
1	DG	112:PRO	C	113:ARG	N	4.14
1	BG	112:PRO	C	113:ARG	N	3.98
1	AI	53:VAL	C	54:ASP	N	3.80
1	CI	53:VAL	C	54:ASP	N	3.77
1	CM	118:ALA	C	119:GLY	N	3.12
1	AM	118:ALA	C	119:GLY	N	3.10
1	CM	97:PRO	C	98:VAL	N	3.10
1	AM	97:PRO	C	98:VAL	N	3.09
1	AI	104:ARG	C	105:ASP	N	2.79
1	CM	65:LYS	C	66:LEU	N	2.79
1	CI	104:ARG	C	105:ASP	N	2.78
1	AM	65:LYS	C	66:LEU	N	2.77

## 6 Fit of model and data ⓘ

### 6.1 Protein, DNA and RNA chains ⓘ

In the following table, the column labelled ‘#RSRZ> 2’ contains the number (and percentage) of RSRZ outliers, followed by percent RSRZ outliers for the chain as percentile scores relative to all X-ray entries and entries of similar resolution. The OWAB column contains the minimum, median, 95<sup>th</sup> percentile and maximum values of the occupancy-weighted average B-factor per residue. The column labelled ‘Q< 0.9’ lists the number of (and percentage) of residues with an average occupancy less than 0.9.

Mol	Chain	Analysed	<RSRZ>	#RSRZ>2	OWAB(Å <sup>2</sup> )	Q<0.9
1	AA	1504/1522 (98%)	0.58	96 (6%) 20 7	44, 101, 184, 200	0
1	CA	1504/1522 (98%)	0.57	102 (6%) 18 7	55, 115, 186, 200	0
2	AB	235/256 (91%)	0.69	30 (12%) 4 2	75, 134, 176, 198	0
2	CB	235/256 (91%)	1.22	55 (23%) 1 0	94, 148, 183, 200	0
3	AC	207/239 (86%)	0.80	28 (13%) 3 1	82, 127, 157, 179	0
3	CC	207/239 (86%)	1.21	50 (24%) 1 0	92, 141, 170, 185	0
4	AD	208/209 (99%)	0.63	17 (8%) 12 5	64, 112, 142, 179	0
4	CD	208/209 (99%)	0.27	7 (3%) 46 23	56, 99, 135, 157	0
5	AE	151/162 (93%)	0.42	7 (4%) 33 15	65, 95, 142, 167	0
5	CE	151/162 (93%)	0.95	26 (17%) 2 1	69, 119, 151, 160	0
6	AF	101/101 (100%)	0.10	0 100 100	59, 98, 138, 173	0
6	CF	101/101 (100%)	0.10	3 (2%) 51 27	64, 110, 133, 173	0
7	AG	155/156 (99%)	1.20	35 (22%) 1 0	76, 123, 155, 198	0
7	CG	155/156 (99%)	1.14	33 (21%) 1 0	94, 131, 160, 194	0
8	AH	138/138 (100%)	0.35	7 (5%) 29 13	61, 101, 128, 144	0
8	CH	138/138 (100%)	0.73	14 (10%) 8 2	83, 121, 148, 166	0
9	AI	127/128 (99%)	1.66	40 (31%) 0 0	81, 148, 176, 191	0
9	CI	127/128 (99%)	2.05	61 (48%) 0 0	99, 153, 181, 193	0
10	AJ	99/105 (94%)	1.82	41 (41%) 0 0	71, 149, 177, 185	0
10	CJ	99/105 (94%)	2.37	54 (54%) 0 0	97, 159, 182, 189	0
11	AK	119/129 (92%)	0.52	9 (7%) 15 5	63, 94, 136, 187	0
11	CK	119/129 (92%)	0.57	13 (10%) 6 2	78, 108, 141, 176	0
12	AL	125/135 (92%)	1.05	22 (17%) 2 1	53, 93, 146, 180	0
12	CL	125/135 (92%)	1.11	27 (21%) 1 0	63, 111, 149, 177	0

*Continued on next page...*

*Continued from previous page...*

Mol	Chain	Analysed	<RSRZ>	#RSRZ>2	OWAB(Å²)		Q<0.9	
13	AM	119/126 (94%)	1.32	33 (27%)	1	0	75, 129, 161, 178	0
13	CM	119/126 (94%)	1.99	49 (41%)	0	0	96, 150, 169, 186	0
14	AN	60/61 (98%)	1.37	16 (26%)	1	0	71, 118, 145, 157	0
14	CN	60/61 (98%)	1.53	21 (35%)	0	0	108, 143, 166, 187	0
15	AO	88/89 (98%)	0.41	4 (4%)	34	16	60, 97, 130, 148	0
15	CO	88/89 (98%)	0.66	8 (9%)	10	4	67, 110, 138, 146	0
16	AP	84/88 (95%)	1.06	14 (16%)	2	1	67, 112, 156, 178	0
16	CP	84/88 (95%)	0.48	3 (3%)	43	21	60, 87, 137, 157	0
17	AQ	100/105 (95%)	0.63	9 (9%)	10	4	74, 109, 138, 151	0
17	CQ	100/105 (95%)	0.77	11 (11%)	6	2	70, 109, 139, 165	0
18	AR	70/88 (79%)	0.59	5 (7%)	17	6	69, 98, 139, 157	0
18	CR	70/88 (79%)	0.78	6 (8%)	11	4	77, 111, 148, 156	0
19	AS	79/93 (84%)	1.90	28 (35%)	0	0	89, 137, 171, 185	0
19	CS	79/93 (84%)	2.41	39 (49%)	0	0	112, 154, 178, 200	0
20	AT	99/106 (93%)	1.11	16 (16%)	2	1	65, 117, 160, 167	0
20	CT	99/106 (93%)	0.89	11 (11%)	6	2	66, 107, 151, 163	0
21	AU	25/27 (92%)	2.11	14 (56%)	0	0	84, 120, 146, 156	0
21	CU	25/27 (92%)	3.92	19 (76%)	0	0	91, 135, 171, 188	0
22	AV	77/78 (98%)	1.44	22 (28%)	1	0	65, 141, 179, 199	0
22	AY	77/78 (98%)	1.56	22 (28%)	1	0	90, 140, 185, 189	0
22	CV	77/78 (98%)	2.17	34 (44%)	0	0	94, 175, 196, 200	0
22	CY	77/78 (98%)	2.82	46 (59%)	0	0	138, 176, 197, 200	0
23	AW	78/78 (100%)	2.19	38 (48%)	0	0	70, 173, 191, 199	0
23	CW	78/78 (100%)	3.29	55 (70%)	0	0	99, 188, 200, 200	0
24	AX	12/24 (50%)	1.04	1 (8%)	12	4	59, 88, 157, 160	0
24	CX	12/24 (50%)	1.89	4 (33%)	0	0	92, 163, 185, 185	0
25	B0	84/85 (98%)	0.75	7 (8%)	12	4	39, 66, 124, 167	0
25	D0	84/85 (98%)	1.26	19 (22%)	1	0	71, 105, 146, 165	0
26	B1	94/98 (95%)	0.07	0	100	100	33, 61, 114, 141	0
26	D1	94/98 (95%)	0.22	2 (2%)	64	43	43, 74, 127, 149	0
27	B2	71/72 (98%)	-0.09	1 (1%)	75	57	41, 70, 122, 160	0

*Continued on next page...*

*Continued from previous page...*

Mol	Chain	Analysed	<RSRZ>	#RSRZ>2	OWAB(Å <sup>2</sup> )	Q<0.9
27	D2	71/72 (98%)	0.23	3 (4%) 37 18	57, 97, 139, 178	0
28	B3	60/60 (100%)	0.39	2 (3%) 47 24	42, 63, 108, 167	0
28	D3	60/60 (100%)	1.30	14 (23%) 1 0	65, 109, 149, 175	0
29	B4	58/71 (81%)	1.32	12 (20%) 1 0	96, 144, 171, 187	0
29	D4	58/71 (81%)	1.32	14 (24%) 1 0	86, 165, 194, 200	0
30	B5	56/60 (93%)	-0.11	0 100 100	25, 63, 126, 148	0
30	D5	56/60 (93%)	0.17	1 (1%) 69 47	48, 80, 128, 146	0
31	B6	50/54 (92%)	3.53	39 (78%) 0 0	99, 140, 171, 180	0
31	D6	50/54 (92%)	4.68	41 (82%) 0 0	113, 150, 174, 191	0
32	B7	48/49 (97%)	0.14	1 (2%) 64 43	23, 42, 83, 129	0
32	D7	48/49 (97%)	0.31	1 (2%) 64 43	35, 54, 98, 131	0
33	B8	64/65 (98%)	0.39	2 (3%) 49 26	30, 61, 107, 123	0
33	D8	64/65 (98%)	0.70	7 (10%) 6 2	46, 89, 134, 177	0
34	B9	37/37 (100%)	5.30	35 (94%) 0 0	91, 136, 157, 159	0
34	D9	37/37 (100%)	6.01	36 (97%) 0 0	126, 149, 172, 183	0
35	BA	2848/2915 (97%)	0.34	124 (4%) 35 17	20, 56, 184, 200	0
35	DA	2848/2915 (97%)	0.40	150 (5%) 27 12	39, 82, 186, 200	0
36	BB	119/122 (97%)	0.63	1 (0%) 86 71	52, 81, 149, 178	0
36	DB	119/122 (97%)	0.87	9 (7%) 15 5	102, 151, 183, 195	0
37	BC	120/229 (52%)	3.69	85 (70%) 0 0	119, 168, 189, 200	0
37	DC	120/229 (52%)	3.44	81 (67%) 0 0	132, 170, 187, 199	0
38	BD	272/276 (98%)	-0.02	4 (1%) 74 54	24, 55, 93, 150	0
38	DD	272/276 (98%)	0.11	3 (1%) 80 65	37, 73, 110, 144	0
39	BE	205/206 (99%)	0.17	7 (3%) 46 23	20, 62, 129, 165	0
39	DE	205/206 (99%)	0.31	6 (2%) 52 28	41, 82, 136, 159	0
40	BF	208/210 (99%)	0.28	12 (5%) 24 10	22, 63, 144, 195	0
40	DF	208/210 (99%)	0.23	7 (3%) 46 23	38, 90, 145, 184	0
41	BG	181/182 (99%)	1.00	28 (15%) 2 1	51, 103, 155, 182	0
41	DG	181/182 (99%)	1.30	47 (25%) 1 0	102, 141, 167, 183	0
42	BH	165/180 (91%)	0.60	14 (8%) 11 4	49, 86, 136, 174	0
42	DH	165/180 (91%)	1.99	68 (41%) 0 0	102, 139, 167, 182	0

*Continued on next page...*

Continued from previous page...

Mol	Chain	Analysed	<RSRZ>	#RSRZ>2	OWAB(Å <sup>2</sup> )	Q<0.9
43	BI	146/148 (98%)	1.75	49 (33%) 0 0	55, 147, 187, 200	0
43	DI	146/148 (98%)	1.65	46 (31%) 0 0	59, 139, 183, 200	0
44	BJ	0/173	-	-	-	-
44	DJ	0/173	-	-	-	-
45	BN	139/140 (99%)	0.02	2 (1%) 75 57	36, 64, 118, 147	0
45	DN	139/140 (99%)	0.39	3 (2%) 62 41	69, 104, 136, 155	0
46	BO	122/122 (100%)	-0.12	0 100 100	33, 60, 94, 116	0
46	DO	122/122 (100%)	0.06	0 100 100	54, 83, 110, 141	0
47	BP	146/150 (97%)	0.51	5 (3%) 46 23	29, 74, 128, 189	0
47	DP	146/150 (97%)	0.68	10 (6%) 18 7	41, 98, 144, 173	0
48	BQ	141/141 (100%)	0.29	2 (1%) 75 57	38, 67, 109, 143	0
48	DQ	141/141 (100%)	0.82	15 (10%) 7 2	63, 113, 153, 178	0
49	BR	117/118 (99%)	0.09	0 100 100	36, 62, 103, 136	0
49	DR	117/118 (99%)	0.17	2 (1%) 70 49	42, 76, 118, 151	0
50	BS	99/112 (88%)	1.21	22 (22%) 1 0	52, 95, 141, 160	0
50	DS	99/112 (88%)	1.93	38 (38%) 0 0	101, 137, 163, 186	0
51	BT	136/146 (93%)	0.06	4 (2%) 52 28	47, 78, 140, 181	0
51	DT	136/146 (93%)	0.31	7 (5%) 29 13	58, 92, 151, 176	0
52	BU	117/118 (99%)	0.03	2 (1%) 70 49	27, 53, 102, 144	0
52	DU	117/118 (99%)	0.45	6 (5%) 29 13	46, 97, 137, 163	0
53	BV	101/101 (100%)	0.03	1 (0%) 82 67	24, 72, 124, 168	0
53	DV	101/101 (100%)	0.98	17 (16%) 2 1	53, 116, 146, 171	0
54	BW	113/113 (100%)	0.05	3 (2%) 55 30	28, 52, 105, 180	0
54	DW	113/113 (100%)	0.07	2 (1%) 69 47	49, 71, 119, 165	0
55	BX	93/96 (96%)	-0.15	0 100 100	29, 63, 100, 141	0
55	DX	93/96 (96%)	0.16	2 (2%) 62 41	55, 83, 115, 138	0
56	BY	101/110 (91%)	0.35	5 (4%) 30 13	47, 89, 131, 157	0
56	DY	101/110 (91%)	1.03	19 (18%) 1 1	60, 106, 149, 164	0
57	BZ	185/206 (89%)	1.58	54 (29%) 1 0	51, 113, 163, 188	0
57	DZ	185/206 (89%)	1.75	62 (33%) 0 0	99, 144, 171, 189	0
All	All	21266/22572 (94%)	0.72	2566 (12%) 5 2	20, 98, 177, 200	0

All (2566) RSRZ outliers are listed below:

Mol	Chain	Res	Type	RSRZ
43	BI	88	ILE	22.3
37	BC	171	ALA	19.4
35	BA	277	C	18.5
34	D9	34	GLN	17.4
48	DQ	141	GLN	16.2
37	BC	177	GLY	15.0
57	BZ	184	ALA	14.8
35	DA	2802	G	14.1
43	DI	72	LEU	13.3
37	DC	229	SER	13.3
31	D6	45	LYS	13.2
31	D6	47	THR	12.6
34	D9	21	GLY	12.3
34	D9	14	CYS	12.3
22	CY	78	A	11.7
31	D6	46	HIS	11.5
37	BC	170	GLY	11.4
23	CW	36	C	11.1
21	CU	18	TYR	11.1
31	D6	26	ASN	11.0
42	DH	96	ALA	10.8
13	CM	120	LYS	10.8
31	D6	13	CYS	10.7
35	BA	2802	G	10.5
43	DI	145	VAL	10.4
37	DC	35	THR	10.3
57	BZ	147	GLY	10.3
35	BA	2795	G	10.2
7	CG	82	GLY	10.2
20	AT	106	ALA	10.0
34	D9	25	VAL	10.0
19	CS	82	GLY	9.8
35	BA	654(E)	G	9.7
35	BA	2799	C	9.7
35	DA	654(N)	G	9.7
35	BA	2113	U	9.7
22	CY	49	G	9.5
1	AA	78	G	9.5
37	DC	34	ALA	9.3
35	BA	2112	G	9.3
37	BC	190	ILE	9.3
34	B9	34	GLN	9.2
22	CV	21	U	9.1

*Continued on next page...*



*Continued from previous page...*

Mol	Chain	Res	Type	RSRZ
11	AK	129	SER	9.1
43	BI	90	GLY	9.1
34	D9	22	ARG	9.0
10	CJ	34	VAL	9.0
7	AG	82	GLY	9.0
35	DA	654(E)	G	9.0
41	BG	2	PRO	8.9
35	BA	654(D)	G	8.8
34	B9	5	ALA	8.8
1	AA	79	G	8.8
51	DT	136	GLN	8.8
31	D6	38	LYS	8.7
35	BA	654(K)	C	8.7
20	CT	106	ALA	8.7
43	DI	146	ALA	8.7
7	AG	81	GLY	8.7
19	CS	81	ARG	8.6
57	DZ	114	GLY	8.6
31	D6	42	TRP	8.5
34	D9	20	HIS	8.5
37	BC	166	ASN	8.5
13	CM	84	ILE	8.4
57	BZ	114	GLY	8.4
37	DC	49	GLY	8.4
34	D9	36	GLN	8.3
7	AG	84	ASN	8.3
50	DS	43	GLU	8.3
22	CY	77	C	8.2
31	D6	40	CYS	8.2
37	DC	3	LYS	8.2
42	DH	170	ARG	8.2
9	AI	7	THR	8.2
43	BI	130	TYR	8.2
37	BC	179	ALA	8.1
10	CJ	74	ILE	8.1
37	DC	4	HIS	8.1
21	CU	26	LYS	8.1
34	B9	7	VAL	8.1
37	BC	44	VAL	8.1
37	BC	46	ALA	8.1
35	DA	654(A)	G	8.0
7	AG	83	ALA	8.0

*Continued on next page...*

*Continued from previous page...*

Mol	Chain	Res	Type	RSRZ
56	DY	44	ILE	8.0
34	B9	6	SER	7.9
35	DA	654(I)	C	7.9
42	DH	24	VAL	7.9
35	DA	2795	G	7.9
43	DI	61	ARG	7.9
23	CW	57	U	7.8
37	BC	178	LYS	7.8
10	CJ	29	ARG	7.7
22	CY	76	C	7.7
57	DZ	120	ILE	7.7
19	CS	80	TYR	7.7
19	AS	82	GLY	7.7
19	AS	40	ILE	7.6
23	CW	1	G	7.6
35	BA	654(H)	G	7.6
3	CC	189	ALA	7.6
37	DC	2	PRO	7.6
12	AL	127	GLU	7.6
37	BC	176	VAL	7.6
19	AS	12	ASP	7.5
37	BC	2	PRO	7.5
13	CM	39	ILE	7.5
34	D9	1	MET	7.5
35	DA	2796	U	7.5
43	BI	91	SER	7.5
57	BZ	143	GLY	7.5
2	CB	163	PHE	7.4
23	CW	18	U	7.4
35	BA	2119	A	7.4
23	CW	19	G	7.4
9	CI	19	LEU	7.4
42	DH	36	PRO	7.3
37	BC	219	MET	7.3
1	AA	77	G	7.3
37	DC	33	LEU	7.3
34	D9	29	ASN	7.3
37	DC	227	PRO	7.3
35	BA	2115	G	7.3
9	CI	29	ASN	7.2
29	D4	58	ARG	7.2
57	DZ	156	LYS	7.2

*Continued on next page...*

*Continued from previous page...*

<b>Mol</b>	<b>Chain</b>	<b>Res</b>	<b>Type</b>	<b>RSRZ</b>
34	D9	35	ARG	7.2
35	BA	896	A	7.2
34	B9	12	ASP	7.2
34	B9	29	ASN	7.2
9	AI	85	LEU	7.2
31	B6	42	TRP	7.2
23	AW	49	G	7.2
37	BC	14	LYS	7.2
10	CJ	84	GLN	7.2
43	BI	120	ILE	7.2
37	DC	221	PRO	7.1
31	D6	50	ARG	7.1
37	DC	228	HIS	7.1
31	D6	51	GLU	7.1
31	D6	22	ALA	7.1
13	CM	119	GLY	7.1
35	BA	654(F)	C	7.1
34	B9	36	GLN	7.1
51	DT	1	MET	7.1
43	DI	78	THR	7.0
7	CG	84	ASN	7.0
31	B6	47	THR	7.0
2	CB	133	LYS	7.0
1	CA	83	U	7.0
31	B6	45	LYS	7.0
35	BA	1913	A	7.0
31	D6	52	VAL	7.0
31	D6	31	PRO	7.0
7	CG	83	ALA	7.0
31	B6	26	ASN	6.9
35	DA	2803	C	6.9
37	DC	189	ASN	6.9
34	D9	2	LYS	6.9
34	D9	37	GLY	6.9
28	D3	1	MET	6.9
19	CS	5	LEU	6.9
9	CI	61	ALA	6.8
20	CT	104	LEU	6.8
1	CA	89	C	6.8
35	DA	654(M)	C	6.7
1	AA	80	G	6.7
35	DA	654(O)	G	6.7

*Continued on next page...*

*Continued from previous page...*

<b>Mol</b>	<b>Chain</b>	<b>Res</b>	<b>Type</b>	<b>RSRZ</b>
34	D9	33	LYS	6.7
35	BA	1509	C	6.7
34	B9	13	LYS	6.7
23	AW	1	G	6.7
34	B9	10	ILE	6.7
41	BG	49	ASP	6.7
34	D9	24	TYR	6.7
9	CI	103	THR	6.7
23	CW	17	C	6.7
23	CW	49	G	6.7
57	BZ	149	SER	6.6
19	AS	29	ARG	6.6
22	CY	73	C	6.6
50	BS	108	GLY	6.6
37	DC	216	THR	6.5
1	CA	1026	G	6.5
35	DA	654(T)	C	6.5
1	CA	1039	C	6.5
42	BH	44	VAL	6.5
35	BA	2117	A	6.5
50	DS	105	ALA	6.5
34	B9	37	GLY	6.5
37	BC	213	VAL	6.5
19	AS	69	HIS	6.4
9	CI	4	TYR	6.4
19	CS	12	ASP	6.4
57	BZ	185	GLU	6.4
19	CS	36	ARG	6.4
31	B6	43	CYS	6.4
42	DH	89	ILE	6.4
22	AV	1	G	6.4
56	DY	47	LYS	6.3
31	D6	39	TYR	6.3
9	AI	4	TYR	6.3
23	CW	58	C	6.3
34	B9	22	ARG	6.3
23	AW	22	U	6.3
35	DA	896	A	6.3
3	CC	206	GLU	6.3
34	B9	23	VAL	6.3
31	D6	41	PRO	6.3
34	D9	18	ARG	6.3

*Continued on next page...*

*Continued from previous page...*

Mol	Chain	Res	Type	RSRZ
14	AN	2	ALA	6.2
13	CM	116	THR	6.2
37	DC	51	ASP	6.2
35	DA	654(J)	A	6.2
37	BC	193	PHE	6.2
19	CS	40	ILE	6.2
31	B6	50	ARG	6.2
57	DZ	149	SER	6.2
34	D9	28	GLU	6.2
22	CY	22	U	6.2
21	CU	8	THR	6.2
35	BA	654(G)	C	6.2
20	CT	103	GLY	6.1
31	B6	29	ASN	6.1
34	B9	18	ARG	6.1
35	DA	654(F)	C	6.1
35	DA	1173	G	6.1
23	CW	74	C	6.1
35	DA	2155	G	6.1
1	AA	1129	C	6.1
13	CM	65	LYS	6.1
34	D9	13	LYS	6.1
39	BE	205	ALA	6.1
50	DS	37	ALA	6.1
42	DH	49	VAL	6.1
57	DZ	147	GLY	6.1
43	DI	68	LEU	6.0
42	BH	45	VAL	6.0
35	BA	654(L)	G	6.0
29	B4	17	GLY	6.0
34	B9	17	ILE	6.0
43	BI	92	VAL	6.0
50	DS	49	VAL	6.0
1	CA	92	C	6.0
21	CU	25	LYS	6.0
37	BC	42	VAL	6.0
1	CA	81	U	6.0
21	CU	17	THR	6.0
47	BP	149	GLU	6.0
56	DY	45	VAL	6.0
57	BZ	140	ASP	6.0
34	D9	27	CYS	6.0

*Continued on next page...*

*Continued from previous page...*

Mol	Chain	Res	Type	RSRZ
12	AL	61	THR	6.0
50	DS	52	SER	5.9
57	BZ	180	VAL	5.9
3	CC	53	ALA	5.9
37	BC	183	PRO	5.9
35	DA	2894	G	5.9
50	DS	104	GLY	5.9
3	AC	87	LEU	5.9
2	CB	35	GLU	5.9
29	B4	30	GLU	5.9
31	B6	28	ARG	5.9
35	DA	885	C	5.9
43	BI	70	GLU	5.9
42	DH	129	THR	5.9
35	DA	2138	C	5.9
57	DZ	176	PRO	5.9
37	DC	12	LEU	5.9
31	D6	37	ARG	5.9
35	BA	654(S)	G	5.9
37	BC	208	THR	5.9
34	B9	1	MET	5.9
13	CM	60	VAL	5.9
37	DC	171	ALA	5.9
57	BZ	141	VAL	5.9
41	BG	75	LYS	5.8
37	BC	33	LEU	5.8
34	B9	3	VAL	5.8
29	D4	57	GLU	5.8
3	AC	193	TYR	5.8
22	CV	1	G	5.8
20	AT	102	GLY	5.8
31	B6	14	THR	5.8
22	CY	47	G	5.7
51	BT	39	ARG	5.7
35	DA	654(U)	A	5.7
16	AP	35	LYS	5.7
34	D9	23	VAL	5.7
50	DS	59	LYS	5.7
34	B9	4	ARG	5.7
37	DC	172	ILE	5.7
42	DH	67	LEU	5.7
35	BA	654(T)	C	5.7

*Continued on next page...*

*Continued from previous page...*

Mol	Chain	Res	Type	RSRZ
10	CJ	55	LYS	5.7
57	DZ	118	GLN	5.7
54	BW	113	LYS	5.7
13	CM	5	ALA	5.7
43	BI	134	PRO	5.7
23	CW	21	U	5.7
37	DC	186	LEU	5.6
39	BE	204	ALA	5.6
53	DV	12	TYR	5.6
42	DH	40	GLU	5.6
43	BI	63	ALA	5.6
35	DA	654(C)	G	5.6
37	BC	173	HIS	5.6
37	BC	189	ASN	5.6
34	D9	12	ASP	5.6
41	DG	48	GLU	5.6
34	B9	35	ARG	5.6
40	BF	24	LEU	5.5
37	BC	172	ILE	5.5
35	DA	654(L)	G	5.5
52	DU	91	ASP	5.5
35	DA	2799	C	5.5
34	D9	19	ARG	5.5
1	CA	77	G	5.5
29	B4	56	VAL	5.5
48	DQ	140	ALA	5.5
34	B9	27	CYS	5.5
57	DZ	177	PRO	5.5
31	D6	21	TYR	5.5
50	DS	36	TYR	5.5
43	DI	111	PRO	5.5
57	BZ	176	PRO	5.5
18	CR	88	LYS	5.5
41	DG	2	PRO	5.5
45	DN	62	VAL	5.4
9	CI	125	TYR	5.4
1	AA	93	G	5.4
37	DC	52	PRO	5.4
21	CU	22	ARG	5.4
35	DA	2122	U	5.4
35	BA	2114	A	5.4
50	DS	50	SER	5.4

*Continued on next page...*



*Continued from previous page...*

Mol	Chain	Res	Type	RSRZ
1	CA	1257	U	5.4
31	D6	14	THR	5.4
13	CM	46	LYS	5.4
23	CW	15	G	5.4
1	AA	1257	U	5.4
37	DC	175	PRO	5.4
57	BZ	179	ASP	5.4
9	CI	28	VAL	5.4
37	BC	180	SER	5.4
1	CA	1020	U	5.4
37	BC	57	GLN	5.4
37	DC	188	ASP	5.4
35	DA	654(B)	C	5.4
22	AV	49	G	5.4
1	AA	1260	C	5.4
31	D6	12	GLU	5.4
22	CY	3	G	5.4
10	CJ	35	SER	5.4
41	DG	41	GLN	5.4
1	AA	1001(A)	G	5.4
52	DU	118	GLY	5.4
35	BA	2796	U	5.4
35	DA	654(H)	G	5.3
35	DA	2146	C	5.3
31	D6	29	ASN	5.3
10	AJ	5	ARG	5.3
37	DC	32	GLU	5.3
31	D6	49	HIS	5.3
19	CS	41	VAL	5.3
57	BZ	148	ASP	5.3
41	DG	34	LEU	5.3
22	AY	78	A	5.3
35	BA	654(I)	C	5.3
35	BA	2310	A	5.3
37	BC	3	LYS	5.3
37	DC	43	GLU	5.3
37	BC	229	SER	5.3
34	D9	5	ALA	5.3
37	DC	40	GLU	5.3
7	AG	33	ASP	5.3
35	BA	2145	C	5.3
20	AT	9	ASN	5.3

*Continued on next page...*

*Continued from previous page...*

Mol	Chain	Res	Type	RSRZ
41	DG	50	ALA	5.3
22	AY	22	U	5.3
43	BI	143	SER	5.3
22	CY	20	G	5.3
53	DV	36	PRO	5.2
43	BI	59	ALA	5.2
3	AC	71	ALA	5.2
7	CG	130	GLY	5.2
35	BA	883	G	5.2
11	CK	129	SER	5.2
1	AA	1033	G	5.2
7	CG	80	VAL	5.2
35	DA	654(S)	G	5.2
35	DA	1048	A	5.2
43	DI	108	THR	5.2
37	BC	198	GLU	5.2
51	DT	115	ARG	5.2
9	AI	15	ALA	5.2
22	CY	72	C	5.2
35	DA	654(R)	C	5.2
35	BA	654(J)	A	5.2
56	DY	89	PHE	5.2
35	BA	2136	C	5.2
13	AM	100	GLY	5.2
37	BC	212	SER	5.2
37	BC	192	ALA	5.2
1	AA	1034	G	5.1
1	CA	1001(A)	G	5.1
1	CA	82	U	5.1
9	CI	15	ALA	5.1
2	AB	133	LYS	5.1
19	CS	15	LEU	5.1
34	B9	21	GLY	5.1
13	CM	34	LEU	5.1
31	D6	23	THR	5.1
50	DS	94	TYR	5.1
31	B6	20	ASN	5.1
7	AG	85	TYR	5.1
34	D9	26	ILE	5.1
57	DZ	170	THR	5.1
37	BC	29	LEU	5.1
35	DA	2801(A)	A	5.1

*Continued on next page...*

*Continued from previous page...*

Mol	Chain	Res	Type	RSRZ
20	AT	98	PRO	5.1
42	DH	33	LEU	5.1
57	DZ	146	ILE	5.1
1	CA	1286	A	5.1
50	DS	48	LEU	5.1
1	AA	92	C	5.1
37	DC	8	TYR	5.1
2	CB	134	GLU	5.1
35	DA	1534	U	5.1
40	DF	208	GLY	5.1
43	DI	112	LYS	5.0
51	DT	39	ARG	5.0
47	DP	149	GLU	5.0
7	AG	156	TRP	5.0
21	CU	16	GLY	5.0
37	DC	15	VAL	5.0
1	CA	1001	A	5.0
1	CA	1130	A	5.0
18	AR	88	LYS	5.0
8	CH	1	MET	5.0
23	CW	55	G	5.0
35	BA	654(A)	G	5.0
3	AC	192	THR	5.0
52	BU	118	GLY	5.0
15	CO	15	PHE	5.0
27	D2	72	ALA	5.0
35	BA	654(O)	G	5.0
4	AD	23	GLY	5.0
9	CI	20	ARG	5.0
37	DC	56	ASP	5.0
2	CB	214	ILE	5.0
19	CS	9	VAL	5.0
28	D3	2	PRO	5.0
13	CM	61	GLU	5.0
35	BA	2116	G	5.0
35	DA	2156	G	5.0
37	BC	181	PHE	5.0
1	AA	98	G	4.9
23	CW	59	G	4.9
10	CJ	10	GLY	4.9
31	B6	49	HIS	4.9
35	BA	884	C	4.9

*Continued on next page...*

*Continued from previous page...*

Mol	Chain	Res	Type	RSRZ
9	CI	85	LEU	4.9
2	CB	77	ALA	4.9
43	BI	94	ALA	4.9
21	CU	10	ARG	4.9
13	CM	53	VAL	4.9
14	CN	2	ALA	4.9
37	BC	197	LEU	4.9
35	BA	654(V)	A	4.9
37	BC	13	GLU	4.9
2	AB	222	ILE	4.9
43	DI	4	ILE	4.9
2	CB	92	TYR	4.9
37	BC	30	VAL	4.9
1	CA	1021	G	4.9
41	DG	25	TYR	4.9
34	D9	17	ILE	4.9
1	AA	97	G	4.9
35	BA	654(N)	G	4.9
41	DG	84	LYS	4.9
57	DZ	141	VAL	4.9
10	CJ	28	ARG	4.9
23	AW	52	C	4.8
22	CV	54	G	4.8
14	AN	7	ILE	4.8
37	BC	174	ALA	4.8
25	B0	6	GLY	4.8
28	D3	46	ASN	4.8
29	B4	1	MET	4.8
14	AN	5	ALA	4.8
22	CV	48	G	4.8
2	CB	218	ALA	4.8
42	DH	51	ARG	4.8
57	DZ	155	LEU	4.8
2	AB	152	PHE	4.8
39	DE	205	ALA	4.8
19	AS	18	LYS	4.8
3	CC	177	THR	4.8
35	DA	654(V)	A	4.8
43	DI	58	LEU	4.7
47	DP	150	ALA	4.7
2	CB	132	LYS	4.7
34	B9	30	PRO	4.7

*Continued on next page...*

*Continued from previous page...*

<b>Mol</b>	<b>Chain</b>	<b>Res</b>	<b>Type</b>	<b>RSRZ</b>
35	DA	2110	G	4.7
37	BC	182	PRO	4.7
42	DH	52	VAL	4.7
43	BI	119	PRO	4.7
50	DS	51	ALA	4.7
8	CH	4	ASP	4.7
35	DA	1535	A	4.7
42	DH	57	ASP	4.7
37	DC	217	THR	4.7
10	CJ	24	VAL	4.7
21	CU	11	GLY	4.7
29	D4	47	GLN	4.7
1	AA	217	C	4.7
57	DZ	121	HIS	4.7
9	AI	56	LEU	4.7
2	CB	131	PRO	4.7
42	DH	17	VAL	4.7
1	CA	1034	G	4.7
23	CW	54	G	4.7
37	BC	43	GLU	4.7
35	DA	1913	A	4.7
56	DY	60	PHE	4.7
1	AA	96	U	4.7
9	CI	7	THR	4.6
37	DC	41	THR	4.6
31	B6	39	TYR	4.6
35	DA	2476	A	4.6
42	BH	42	ARG	4.6
1	CA	84	U	4.6
19	AS	36	ARG	4.6
2	AB	132	LYS	4.6
14	CN	8	GLU	4.6
40	BF	1	MET	4.6
37	DC	168	LYS	4.6
50	DS	103	GLU	4.6
57	DZ	97	GLU	4.6
1	CA	1129	C	4.6
23	AW	57	U	4.6
12	AL	94	PRO	4.6
7	AG	86	GLN	4.6
43	BI	89	TYR	4.6
1	AA	81	U	4.6

*Continued on next page...*

*Continued from previous page...*

Mol	Chain	Res	Type	RSRZ
21	CU	24	ARG	4.6
26	D1	85	LEU	4.6
31	B6	37	ARG	4.6
29	B4	57	GLU	4.6
37	BC	25	GLU	4.6
13	CM	102	ARG	4.5
42	BH	169	VAL	4.5
3	CC	158	GLY	4.5
31	B6	22	ALA	4.5
23	CW	48	G	4.5
35	DA	2131	G	4.5
35	DA	2154	G	4.5
34	B9	9	ARG	4.5
50	BS	107	GLU	4.5
37	BC	210	LEU	4.5
13	AM	102	ARG	4.5
13	AM	7	VAL	4.5
22	AV	55	G	4.5
40	BF	208	GLY	4.5
23	CW	47	G	4.5
13	CM	64	TRP	4.5
23	AW	18	U	4.5
23	CW	61	A	4.5
23	CW	5	C	4.5
35	DA	654(P)	C	4.5
40	BF	25	PRO	4.5
42	DH	10	PRO	4.5
41	BG	88	ILE	4.5
42	DH	26	VAL	4.5
19	CS	71	LEU	4.5
37	BC	169	THR	4.5
2	CB	228	GLY	4.5
3	AC	207	VAL	4.5
14	AN	30	ALA	4.5
35	BA	1536	C	4.5
10	CJ	54	PHE	4.5
42	DH	47	GLU	4.5
43	DI	16	GLY	4.5
2	CB	161	ALA	4.5
10	CJ	85	LEU	4.5
42	DH	103	LEU	4.5
12	AL	28	LYS	4.5

*Continued on next page...*

*Continued from previous page...*

Mol	Chain	Res	Type	RSRZ
4	CD	23	GLY	4.4
37	BC	186	LEU	4.4
22	CV	65	G	4.4
34	B9	32	HIS	4.4
13	CM	6	GLY	4.4
37	BC	40	GLU	4.4
1	CA	1040	U	4.4
2	CB	46	LYS	4.4
43	DI	65	ALA	4.4
23	CW	23	A	4.4
31	B6	40	CYS	4.4
57	BZ	186	GLU	4.4
33	D8	65	GLU	4.4
2	CB	36	ARG	4.4
2	CB	41	ILE	4.4
34	B9	25	VAL	4.4
50	BS	53	SER	4.4
35	BA	2169	A	4.4
57	DZ	113	ALA	4.4
57	BZ	123	ASP	4.4
1	CA	1002	G	4.4
22	CV	17	C	4.4
40	DF	10	PRO	4.4
24	CX	22	A	4.4
3	CC	94	LEU	4.4
12	AL	126	LYS	4.4
37	DC	181	PHE	4.4
13	CM	69	GLU	4.4
9	CI	65	VAL	4.4
35	BA	654	A	4.4
22	CV	20	G	4.4
9	AI	82	ALA	4.4
23	AW	47	G	4.4
34	D9	9	ARG	4.4
37	DC	14	LYS	4.4
43	BI	71	ILE	4.4
14	AN	31	ARG	4.4
9	CI	78	LYS	4.4
34	B9	16	VAL	4.3
11	AK	128	ALA	4.3
1	CA	1035	A	4.3
13	CM	7	VAL	4.3

*Continued on next page...*



*Continued from previous page...*

Mol	Chain	Res	Type	RSRZ
42	DH	95	ARG	4.3
43	DI	71	ILE	4.3
48	DQ	33	GLY	4.3
50	DS	58	LEU	4.3
56	DY	58	GLY	4.3
57	DZ	158	PRO	4.3
35	DA	899	A	4.3
2	AB	77	ALA	4.3
22	AY	21	U	4.3
41	DG	75	LYS	4.3
41	DG	78	SER	4.3
42	DH	43	VAL	4.3
9	AI	98	PRO	4.3
35	DA	654(G)	C	4.3
34	B9	11	CYS	4.3
20	AT	101	GLY	4.3
37	BC	220	GLY	4.3
21	CU	14	TRP	4.3
34	B9	24	TYR	4.3
22	CY	51	G	4.3
43	BI	122	GLU	4.3
57	DZ	112	ARG	4.3
3	AC	101	LEU	4.3
35	BA	654(P)	C	4.3
43	BI	75	LEU	4.3
37	BC	28	ARG	4.3
57	BZ	107	THR	4.3
1	AA	71	C	4.3
1	AA	1028	C	4.3
1	CA	470	C	4.3
23	CW	52	C	4.3
35	DA	2137	C	4.3
20	CT	98	PRO	4.3
19	CS	14	HIS	4.3
13	CM	117	VAL	4.3
22	CV	18	U	4.2
35	DA	654	A	4.2
35	DA	1509	C	4.2
3	CC	103	VAL	4.2
34	B9	14	CYS	4.2
37	DC	42	VAL	4.2
1	AA	220	G	4.2

*Continued on next page...*

*Continued from previous page...*

Mol	Chain	Res	Type	RSRZ
23	CW	20	G	4.2
13	AM	105	THR	4.2
35	DA	884	C	4.2
37	DC	180	SER	4.2
50	BS	48	LEU	4.2
43	DI	60	GLU	4.2
1	AA	216	G	4.2
7	CG	85	TYR	4.2
22	AY	49	G	4.2
2	CB	240	GLN	4.2
14	AN	32	SER	4.2
21	AU	22	ARG	4.2
30	D5	2	ALA	4.2
41	DG	49	ASP	4.2
43	DI	140	LEU	4.2
1	AA	204	U	4.2
2	CB	53	ARG	4.2
13	AM	116	THR	4.2
57	BZ	161	VAL	4.2
19	CS	76	PRO	4.2
23	CW	56	U	4.2
50	DS	39	ILE	4.2
45	DN	139	GLU	4.2
57	DZ	98	MET	4.2
34	B9	8	LYS	4.2
35	BA	1535	A	4.2
20	AT	52	ALA	4.2
10	AJ	85	LEU	4.2
57	BZ	166	SER	4.2
21	CU	5	ASP	4.2
42	DH	169	VAL	4.2
22	CY	1	G	4.2
13	CM	8	GLU	4.2
2	CB	130	ARG	4.2
37	DC	53	ARG	4.2
3	CC	87	LEU	4.2
22	CY	65	G	4.2
43	BI	67	ARG	4.2
43	DI	136	VAL	4.2
23	CW	50	C	4.2
35	DA	2310	A	4.2
29	D4	1	MET	4.1

*Continued on next page...*

*Continued from previous page...*

<b>Mol</b>	<b>Chain</b>	<b>Res</b>	<b>Type</b>	<b>RSRZ</b>
1	CA	1131	G	4.1
12	CL	28	LYS	4.1
31	B6	9	LEU	4.1
34	B9	33	LYS	4.1
19	CS	79	THR	4.1
43	BI	87	LYS	4.1
23	CW	40	A	4.1
35	DA	2794	C	4.1
35	BA	654(C)	G	4.1
43	DI	96	ASP	4.1
33	D8	64	TYR	4.1
41	BG	178	PHE	4.1
22	CV	11	C	4.1
43	DI	121	LYS	4.1
35	DA	2133	G	4.1
37	BC	47	LYS	4.1
43	BI	80	PRO	4.1
10	CJ	20	ALA	4.1
22	CV	51	G	4.1
9	AI	26	VAL	4.1
22	CY	6	C	4.1
23	AW	17	C	4.1
57	DZ	99	TYR	4.1
43	DI	100	ALA	4.1
14	CN	34	TYR	4.1
37	BC	211	ARG	4.1
9	CI	54	ASP	4.1
2	CB	40	HIS	4.1
4	AD	44	GLY	4.1
29	D4	33	VAL	4.1
31	D6	5	VAL	4.1
2	AB	215	LEU	4.1
35	DA	645	C	4.1
37	BC	26	ALA	4.1
35	DA	2892	A	4.1
2	CB	138	LEU	4.1
19	AS	66	MET	4.1
37	DC	55	SER	4.1
57	BZ	144	LEU	4.1
57	BZ	118	GLN	4.0
37	DC	11	LEU	4.0
31	B6	25	LYS	4.0

*Continued on next page...*

*Continued from previous page...*

Mol	Chain	Res	Type	RSRZ
35	DA	883	G	4.0
4	AD	2	GLY	4.0
11	CK	11	LYS	4.0
47	DP	92	GLU	4.0
35	BA	1174	A	4.0
37	DC	28	ARG	4.0
41	DG	81	LYS	4.0
42	DH	105	LEU	4.0
1	CA	994	A	4.0
5	CE	155	GLU	4.0
10	AJ	71	LEU	4.0
17	AQ	43	LEU	4.0
35	DA	654(K)	C	4.0
35	DA	2132	U	4.0
42	DH	29	PRO	4.0
22	CY	71	G	4.0
37	BC	18	ASN	4.0
10	CJ	33	GLN	4.0
10	AJ	81	THR	4.0
43	DI	80	PRO	4.0
3	CC	155	GLY	4.0
9	CI	30	GLY	4.0
7	AG	87	VAL	4.0
23	CW	7	U	4.0
13	AM	30	ALA	4.0
7	AG	26	PHE	4.0
9	CI	123	PRO	4.0
37	DC	7	ARG	4.0
43	BI	113	ARG	4.0
3	CC	207	VAL	4.0
7	CG	81	GLY	4.0
23	CW	53	U	4.0
37	DC	176	VAL	4.0
13	CM	103	THR	4.0
10	AJ	59	SER	4.0
43	DI	109	ILE	4.0
9	AI	93	ARG	4.0
35	DA	932	G	4.0
31	D6	20	ASN	4.0
15	CO	17	ARG	4.0
31	D6	25	LYS	4.0
35	BA	1048	A	4.0

*Continued on next page...*

*Continued from previous page...*

Mol	Chain	Res	Type	RSRZ
57	BZ	96	VAL	3.9
1	CA	80	G	3.9
31	B6	11	LEU	3.9
22	AY	76	C	3.9
37	DC	194	ILE	3.9
12	AL	73	GLU	3.9
35	BA	278	A	3.9
35	DA	2790	A	3.9
57	DZ	174	VAL	3.9
9	AI	8	GLY	3.9
13	CM	97	PRO	3.9
16	AP	36	ILE	3.9
9	CI	109	VAL	3.9
35	BA	1534	U	3.9
2	CB	31	TYR	3.9
37	BC	4	HIS	3.9
21	AU	24	ARG	3.9
1	AA	1024	G	3.9
22	CV	55	G	3.9
37	DC	178	LYS	3.9
31	B6	6	ARG	3.9
34	D9	11	CYS	3.9
19	CS	10	PHE	3.9
57	BZ	110	GLY	3.9
7	CG	42	ILE	3.9
10	AJ	28	ARG	3.9
35	DA	2161	C	3.9
7	CG	26	PHE	3.9
23	AW	19	G	3.9
35	BA	2168	G	3.9
25	D0	22	GLY	3.9
57	BZ	121	HIS	3.9
9	CI	81	ILE	3.9
56	BY	44	ILE	3.9
10	AJ	34	VAL	3.9
14	CN	32	SER	3.9
19	CS	35	SER	3.9
42	DH	15	VAL	3.9
9	AI	128	ARG	3.9
22	CV	66	G	3.9
13	AM	84	ILE	3.9
57	DZ	151	HIS	3.9

*Continued on next page...*

*Continued from previous page...*

Mol	Chain	Res	Type	RSRZ
35	BA	2153	G	3.9
35	DA	654(D)	G	3.9
1	CA	1390	U	3.8
37	DC	170	GLY	3.8
31	D6	18	ARG	3.8
47	DP	110	TYR	3.8
23	CW	51	G	3.8
35	DA	155	U	3.8
35	DA	2793	G	3.8
37	DC	182	PRO	3.8
42	DH	76	VAL	3.8
31	D6	28	ARG	3.8
23	CW	4	C	3.8
9	CI	17	VAL	3.8
9	CI	52	ALA	3.8
42	DH	115	VAL	3.8
7	CG	79	ARG	3.8
2	CB	230	VAL	3.8
10	CJ	71	LEU	3.8
12	CL	50	SER	3.8
57	BZ	142	SER	3.8
57	DZ	96	VAL	3.8
57	DZ	173	ALA	3.8
23	AW	10	G	3.8
5	CE	125	SER	3.8
34	B9	20	HIS	3.8
43	BI	105	HIS	3.8
48	DQ	25	ASP	3.8
57	BZ	169	GLU	3.8
2	CB	115	LEU	3.8
7	AG	32	ARG	3.8
41	DG	83	ARG	3.8
42	DH	158	HIS	3.8
3	CC	79	ARG	3.8
9	CI	106	ALA	3.8
17	CQ	51	TYR	3.8
23	AW	66	G	3.8
29	B4	32	TYR	3.8
7	AG	53	LYS	3.8
37	DC	183	PRO	3.8
31	B6	21	TYR	3.8
7	CG	153	HIS	3.8

*Continued on next page...*

*Continued from previous page...*

Mol	Chain	Res	Type	RSRZ
14	CN	31	ARG	3.8
22	CV	22	U	3.8
22	CV	49	G	3.8
35	BA	2793	G	3.8
50	BS	30	ARG	3.8
35	DA	1174	A	3.8
37	DC	174	ALA	3.8
56	DY	59	GLY	3.8
37	BC	209	PHE	3.8
20	AT	103	GLY	3.8
1	AA	1031	G	3.8
1	CA	1033	G	3.8
19	AS	65	ASN	3.8
21	CU	23	PRO	3.8
14	AN	6	LEU	3.8
40	BF	12	LEU	3.8
10	CJ	62	HIS	3.8
42	DH	35	VAL	3.8
43	BI	84	GLY	3.7
20	AT	80	ARG	3.7
35	BA	2133	G	3.7
43	BI	16	GLY	3.7
43	BI	66	GLU	3.7
19	AS	5	LEU	3.7
31	B6	32	ASN	3.7
37	DC	210	LEU	3.7
56	BY	92	ASN	3.7
2	AB	153	ARG	3.7
42	DH	48	GLY	3.7
57	DZ	107	THR	3.7
16	AP	82	GLN	3.7
35	DA	2113	U	3.7
14	CN	60	SER	3.7
8	AH	25	ASP	3.7
41	BG	156	ASP	3.7
3	CC	80	GLY	3.7
37	BC	184	GLU	3.7
9	CI	16	ARG	3.7
57	BZ	177	PRO	3.7
1	CA	91	C	3.7
1	CA	1271	G	3.7
22	CY	5	C	3.7

*Continued on next page...*



*Continued from previous page...*

Mol	Chain	Res	Type	RSRZ
7	CG	39	ALA	3.7
21	AU	21	TYR	3.7
35	BA	2170	A	3.7
19	CS	69	HIS	3.7
7	AG	34	GLY	3.7
37	DC	211	ARG	3.7
1	AA	82	U	3.7
35	DA	156	U	3.7
13	AM	31	LYS	3.7
53	DV	5	VAL	3.7
19	CS	42	PRO	3.7
4	AD	3	ARG	3.7
35	DA	2141	G	3.7
56	DY	61	ILE	3.7
35	BA	2188	C	3.7
37	BC	200	HIS	3.7
39	BE	54	GLN	3.7
1	AA	218	C	3.7
22	CV	64	C	3.7
35	DA	887	A	3.7
25	D0	2	ALA	3.7
57	DZ	140	ASP	3.7
42	DH	45	VAL	3.7
7	CG	78	ARG	3.7
35	DA	508	G	3.6
35	DA	2120	G	3.6
35	DA	2127	G	3.6
3	CC	91	LEU	3.6
43	BI	82	ARG	3.6
42	DH	171	LEU	3.6
12	CL	68	ALA	3.6
19	AS	39	THR	3.6
47	BP	107	LYS	3.6
21	CU	9	ARG	3.6
1	CA	982	U	3.6
13	CM	43	THR	3.6
4	AD	169	LYS	3.6
13	AM	8	GLU	3.6
38	BD	26	LYS	3.6
22	AV	54	G	3.6
7	AG	7	ALA	3.6
9	AI	2	GLU	3.6

*Continued on next page...*

*Continued from previous page...*

Mol	Chain	Res	Type	RSRZ
3	AC	78	GLY	3.6
22	CY	8	U	3.6
3	CC	196	LEU	3.6
37	BC	12	LEU	3.6
57	DZ	55	HIS	3.6
22	CV	69	G	3.6
23	CW	66	G	3.6
1	CA	1289	A	3.6
35	BA	654(Q)	C	3.6
37	DC	54	ARG	3.6
40	BF	13	SER	3.6
50	DS	56	LEU	3.6
11	AK	11	LYS	3.6
12	AL	45	PRO	3.6
20	CT	9	ASN	3.6
12	AL	74	GLY	3.6
57	DZ	115	GLY	3.6
1	CA	1003	G	3.6
23	AW	15	G	3.6
35	DA	2117	A	3.6
20	AT	60	GLU	3.6
57	DZ	34	ASN	3.6
2	AB	7	VAL	3.6
49	DR	3	HIS	3.6
21	CU	6	ARG	3.6
37	DC	5	GLY	3.6
57	DZ	46	LYS	3.6
37	DC	167	ASP	3.6
13	AM	56	LEU	3.6
35	DA	352	G	3.6
10	CJ	12	ASP	3.6
1	AA	90	U	3.6
22	CV	58	C	3.6
50	DS	38	GLN	3.6
12	AL	95	GLY	3.6
1	AA	1141	C	3.5
9	CI	95	LYS	3.5
14	CN	61	TRP	3.5
9	CI	14	VAL	3.5
10	CJ	76	ASN	3.5
19	CS	11	VAL	3.5
25	D0	7	LEU	3.5

*Continued on next page...*

*Continued from previous page...*

Mol	Chain	Res	Type	RSRZ
40	DF	12	LEU	3.5
35	DA	2187	G	3.5
1	CA	1159	U	3.5
43	DI	142	VAL	3.5
57	BZ	111	VAL	3.5
35	DA	654(Q)	C	3.5
41	DG	23	PHE	3.5
35	BA	275	G	3.5
35	BA	2141	G	3.5
1	AA	83	U	3.5
19	CS	37	ARG	3.5
23	CW	14	A	3.5
13	CM	45	VAL	3.5
57	DZ	169	GLU	3.5
1	CA	1221	G	3.5
23	AW	65	G	3.5
10	AJ	89	ASP	3.5
18	CR	54	ARG	3.5
50	DS	93	LYS	3.5
1	AA	1190	G	3.5
10	CJ	45	ARG	3.5
31	D6	48	VAL	3.5
41	DG	19	LEU	3.5
10	CJ	32	ALA	3.5
37	BC	175	PRO	3.5
1	AA	1286	A	3.5
1	CA	1442(B)	A	3.5
16	AP	71	ARG	3.5
31	D6	24	GLU	3.5
1	CA	78	G	3.5
7	CG	86	GLN	3.5
36	DB	18	G	3.5
9	CI	5	TYR	3.5
23	AW	11	C	3.5
10	CJ	25	GLU	3.5
7	AG	80	VAL	3.5
57	BZ	175	VAL	3.5
57	DZ	175	VAL	3.5
12	AL	93	LEU	3.5
2	CB	38	GLY	3.5
35	DA	2123	G	3.5
3	AC	94	LEU	3.5

*Continued on next page...*

*Continued from previous page...*

Mol	Chain	Res	Type	RSRZ
35	DA	2134	A	3.5
50	BS	32	LEU	3.5
22	CY	7	U	3.5
23	AW	56	U	3.5
1	AA	471	G	3.4
9	AI	126	SER	3.4
10	CJ	72	VAL	3.4
25	D0	5	LYS	3.4
35	DA	1045	A	3.4
3	AC	99	VAL	3.4
12	CL	55	VAL	3.4
50	BS	59	LYS	3.4
31	B6	12	GLU	3.4
41	BG	50	ALA	3.4
41	DG	5	VAL	3.4
43	DI	95	LYS	3.4
10	AJ	43	ARG	3.4
23	AW	51	G	3.4
35	BA	2151	G	3.4
3	CC	63	ASN	3.4
37	BC	38	PHE	3.4
35	DA	877	U	3.4
42	DH	102	ALA	3.4
4	AD	135	LEU	3.4
43	BI	114	LEU	3.4
56	DY	98	VAL	3.4
1	CA	461	A	3.4
3	AC	83	ARG	3.4
10	AJ	93	GLY	3.4
3	CC	90	GLU	3.4
10	AJ	22	LYS	3.4
57	BZ	99	TYR	3.4
10	AJ	95	GLU	3.4
20	AT	56	MET	3.4
23	CW	60	A	3.4
37	DC	198	GLU	3.4
1	AA	70	G	3.4
35	DA	2112	G	3.4
7	AG	42	ILE	3.4
22	AY	74	C	3.4
2	AB	128	GLU	3.4
19	CS	13	ASP	3.4

*Continued on next page...*

*Continued from previous page...*

Mol	Chain	Res	Type	RSRZ
42	DH	58	GLU	3.4
23	CW	9	A	3.4
1	CA	93	G	3.4
22	CY	48	G	3.4
23	AW	26	G	3.4
23	CW	64	C	3.4
10	AJ	8	LEU	3.4
25	D0	74	ARG	3.4
37	DC	226	ASN	3.4
50	DS	73	LEU	3.4
20	CT	100	ILE	3.4
35	BA	276	A	3.4
35	DA	2114	A	3.4
7	AG	78	ARG	3.4
19	CS	22	LEU	3.4
1	AA	1003	G	3.4
1	CA	1260	C	3.4
21	CU	21	TYR	3.4
23	AW	58	C	3.4
35	BA	352	G	3.4
35	BA	1173	G	3.4
1	CA	88	A	3.4
9	AI	95	LYS	3.4
31	B6	18	ARG	3.4
43	BI	56	LYS	3.4
19	AS	71	LEU	3.4
33	B8	64	TYR	3.4
5	AE	23	GLY	3.4
21	AU	19	GLY	3.4
25	B0	5	LYS	3.4
22	CY	21	U	3.3
34	D9	30	PRO	3.3
35	BA	2135	A	3.3
40	BF	14	PRO	3.3
9	CI	8	GLY	3.3
41	BG	40	ASN	3.3
41	DG	74	LYS	3.3
43	DI	57	ARG	3.3
10	CJ	48	THR	3.3
51	DT	135	ALA	3.3
21	AU	18	TYR	3.3
9	CI	31	GLN	3.3

*Continued on next page...*

*Continued from previous page...*

Mol	Chain	Res	Type	RSRZ
35	DA	2135	A	3.3
47	BP	150	ALA	3.3
34	D9	4	ARG	3.3
35	BA	2121	G	3.3
35	DA	2148	G	3.3
37	BC	167	ASP	3.3
14	CN	6	LEU	3.3
57	DZ	180	VAL	3.3
3	AC	79	ARG	3.3
9	AI	94	ALA	3.3
13	AM	27	LYS	3.3
14	AN	14	PRO	3.3
42	DH	148	ILE	3.3
41	DG	138	GLN	3.3
53	DV	94	LEU	3.3
13	CM	98	VAL	3.3
35	DA	229	A	3.3
31	B6	35	GLU	3.3
41	DG	42	GLY	3.3
7	CG	33	ASP	3.3
22	CY	16	U	3.3
31	D6	32	ASN	3.3
9	CI	36	TYR	3.3
2	CB	229	VAL	3.3
4	AD	42	GLN	3.3
15	AO	88	ARG	3.3
22	CY	41	C	3.3
37	BC	187	ALA	3.3
3	CC	205	GLY	3.3
25	B0	7	LEU	3.3
35	DA	2153	G	3.3
37	DC	23	ILE	3.3
9	CI	128	ARG	3.3
9	AI	3	GLN	3.3
40	DF	1	MET	3.3
7	AG	8	GLU	3.3
11	CK	128	ALA	3.3
35	BA	2801(A)	A	3.3
13	AM	12	ASN	3.3
35	DA	897	C	3.3
31	B6	17	LYS	3.3
7	CG	3	ARG	3.3

*Continued on next page...*

*Continued from previous page...*

Mol	Chain	Res	Type	RSRZ
10	CJ	70	ARG	3.3
31	D6	6	ARG	3.3
42	DH	141	VAL	3.3
57	DZ	161	VAL	3.3
37	DC	222	SER	3.3
2	AB	15	VAL	3.3
13	CM	94	ARG	3.2
22	CY	9	A	3.2
37	BC	224	ARG	3.2
3	CC	95	THR	3.2
23	AW	36	C	3.2
4	AD	134	ASP	3.2
42	BH	171	LEU	3.2
7	CG	32	ARG	3.2
37	DC	184	GLU	3.2
10	CJ	26	ALA	3.2
13	AM	85	GLY	3.2
35	DA	1578	U	3.2
57	BZ	109	ALA	3.2
13	CM	13	LYS	3.2
13	AM	117	VAL	3.2
19	CS	78	ARG	3.2
35	DA	2139	C	3.2
1	CA	1036	G	3.2
42	DH	85	LYS	3.2
12	CL	61	THR	3.2
13	AM	87	TYR	3.2
9	CI	18	PHE	3.2
20	AT	104	LEU	3.2
7	CG	4	ARG	3.2
22	CV	70	G	3.2
22	CY	10	G	3.2
35	BA	2894	G	3.2
53	DV	50	PRO	3.2
13	AM	45	VAL	3.2
43	BI	107	VAL	3.2
22	AY	23	A	3.2
29	D4	3	GLU	3.2
39	DE	69	LYS	3.2
54	BW	112	GLY	3.2
1	CA	1027	C	3.2
35	DA	1536	C	3.2

*Continued on next page...*



*Continued from previous page...*

<b>Mol</b>	<b>Chain</b>	<b>Res</b>	<b>Type</b>	<b>RSRZ</b>
35	DA	2804	C	3.2
20	CT	75	ASN	3.2
37	DC	37	LYS	3.2
2	AB	131	PRO	3.2
23	AW	37	A	3.2
42	DH	27	LYS	3.2
57	DZ	92	SER	3.2
3	CC	124	ILE	3.2
1	CA	1220	G	3.2
5	CE	78	HIS	3.2
20	CT	102	GLY	3.2
22	CY	35	U	3.2
25	B0	3	HIS	3.2
10	CJ	66	ARG	3.2
2	CB	85	ALA	3.2
35	BA	271(N)	U	3.2
35	DA	362	U	3.2
19	AS	81	ARG	3.2
1	AA	140	A	3.2
35	BA	2126	A	3.2
37	BC	226	ASN	3.2
13	AM	82	MET	3.2
35	DA	2111	C	3.2
36	BB	88	C	3.2
43	DI	118	LYS	3.2
42	DH	44	VAL	3.2
1	CA	973	G	3.2
11	CK	51	LYS	3.2
9	CI	9	ARG	3.2
10	CJ	101	VAL	3.2
22	AV	50	C	3.2
10	CJ	77	PRO	3.2
34	D9	15	LYS	3.2
21	CU	7	ARG	3.2
56	BY	84	ARG	3.2
28	B3	59	VAL	3.2
37	DC	44	VAL	3.2
9	CI	105	ASP	3.2
43	BI	108	THR	3.2
10	AJ	4	ILE	3.1
13	CM	56	LEU	3.1
35	BA	897	C	3.1

*Continued on next page...*

*Continued from previous page...*

Mol	Chain	Res	Type	RSRZ
35	DA	898	C	3.1
3	AC	179	ARG	3.1
9	CI	83	ARG	3.1
23	CW	8	U	3.1
35	BA	2189	U	3.1
43	DI	79	ILE	3.1
9	CI	92	TYR	3.1
20	AT	64	ASP	3.1
57	BZ	170	THR	3.1
2	CB	211	ILE	3.1
2	CB	222	ILE	3.1
1	CA	1283	G	3.1
35	DA	2801	A	3.1
35	BA	2896	C	3.1
35	DA	2188	C	3.1
2	AB	76	GLN	3.1
29	D4	53	GLU	3.1
57	BZ	163	LEU	3.1
10	AJ	77	PRO	3.1
37	DC	193	PHE	3.1
3	CC	64	VAL	3.1
41	DG	160	VAL	3.1
1	CA	993	G	3.1
23	CW	35	U	3.1
27	B2	72	ALA	3.1
42	DH	18	GLU	3.1
35	DA	2125	G	3.1
40	BF	156	LEU	3.1
5	CE	98	THR	3.1
37	BC	188	ASP	3.1
1	AA	88	A	3.1
23	CW	22	U	3.1
23	CW	24	A	3.1
23	CW	37	A	3.1
13	CM	24	GLY	3.1
20	AT	55	ILE	3.1
35	BA	654(R)	C	3.1
35	BA	2161	C	3.1
35	BA	2155	G	3.1
13	CM	33	ALA	3.1
50	DS	55	ALA	3.1
3	CC	78	GLY	3.1

*Continued on next page...*

*Continued from previous page...*

<b>Mol</b>	<b>Chain</b>	<b>Res</b>	<b>Type</b>	<b>RSRZ</b>
4	CD	36	ARG	3.1
41	DG	71	THR	3.1
1	AA	446	G	3.1
25	D0	85	ALA	3.1
35	BA	1541	G	3.1
10	AJ	33	GLN	3.1
1	AA	84	U	3.1
34	D9	3	VAL	3.1
41	DG	76	SER	3.1
54	DW	1	MET	3.1
1	AA	1027	C	3.1
16	AP	7	ALA	3.1
31	B6	13	CYS	3.1
15	CO	2	PRO	3.1
40	BF	23	ASP	3.1
2	CB	34	ALA	3.1
3	CC	50	ALA	3.1
10	CJ	67	THR	3.1
16	CP	84	ALA	3.1
50	BS	45	GLY	3.1
19	AS	11	VAL	3.1
50	BS	46	VAL	3.1
22	AV	8	U	3.1
31	B6	36	LEU	3.1
35	BA	2162	G	3.1
43	DI	77	LEU	3.1
13	AM	29	ARG	3.1
29	D4	32	TYR	3.1
10	CJ	4	ILE	3.1
35	BA	894	C	3.1
45	BN	139	GLU	3.1
43	BI	123	LEU	3.1
19	AS	38	SER	3.1
56	BY	2	ARG	3.1
31	D6	43	CYS	3.1
35	BA	156	U	3.1
22	AY	1	G	3.1
22	CV	26	G	3.1
9	AI	65	VAL	3.1
34	D9	8	LYS	3.1
57	BZ	127	LYS	3.1
35	DA	363(F)	A	3.1

*Continued on next page...*

*Continued from previous page...*

Mol	Chain	Res	Type	RSRZ
14	CN	30	ALA	3.1
19	CS	32	LYS	3.0
13	AM	37	THR	3.0
23	CW	65	G	3.0
12	CL	108	ALA	3.0
34	B9	15	LYS	3.0
11	CK	12	ARG	3.0
31	B6	23	THR	3.0
35	BA	2132	U	3.0
12	AL	27	LEU	3.0
13	AM	18	ALA	3.0
50	DS	29	PHE	3.0
1	AA	1036	G	3.0
1	CA	1124	G	3.0
23	AW	59	G	3.0
34	B9	26	ILE	3.0
42	DH	104	GLU	3.0
43	DI	138	ILE	3.0
12	CL	82	VAL	3.0
13	AM	98	VAL	3.0
17	CQ	101	ARG	3.0
22	AY	75	A	3.0
35	BA	2801	A	3.0
35	DA	888	C	3.0
41	DG	37	VAL	3.0
57	BZ	139	VAL	3.0
1	CA	1000	U	3.0
3	CC	191	THR	3.0
37	BC	214	TYR	3.0
50	BS	40	ILE	3.0
14	AN	23	ARG	3.0
11	AK	42	TRP	3.0
1	AA	219	C	3.0
35	BA	1176	G	3.0
35	DA	2140	C	3.0
35	DA	2893	G	3.0
23	AW	39	A	3.0
37	DC	173	HIS	3.0
2	CB	136	VAL	3.0
12	AL	43	VAL	3.0
41	DG	70	VAL	3.0
10	CJ	65	LEU	3.0

*Continued on next page...*

*Continued from previous page...*

<b>Mol</b>	<b>Chain</b>	<b>Res</b>	<b>Type</b>	<b>RSRZ</b>
1	AA	442	C	3.0
35	DA	2143	C	3.0
8	CH	98	LYS	3.0
19	CS	30	LEU	3.0
2	CB	122	PHE	3.0
42	BH	60	ARG	3.0
8	CH	116	LYS	3.0
10	CJ	6	ILE	3.0
10	CJ	92	THR	3.0
15	CO	87	ILE	3.0
29	B4	22	ILE	3.0
43	BI	76	THR	3.0
53	DV	24	LYS	3.0
22	CY	50	C	3.0
34	D9	16	VAL	3.0
35	BA	2152	G	3.0
57	BZ	130	PRO	3.0
28	B3	1	MET	3.0
17	CQ	19	VAL	3.0
18	AR	76	LEU	3.0
18	CR	85	LEU	3.0
41	BG	176	LEU	3.0
1	AA	1030	C	3.0
35	BA	888	C	3.0
36	DB	3	C	3.0
42	DH	128	PRO	3.0
10	AJ	99	LYS	3.0
9	CI	12	GLU	3.0
35	DA	2318	G	3.0
3	AC	91	LEU	3.0
13	CM	112	GLY	3.0
22	AV	64	C	3.0
28	D3	25	ALA	3.0
1	CA	1285	A	3.0
35	DA	2126	A	3.0
41	BG	150	ASP	3.0
56	DY	55	TYR	3.0
34	D9	6	SER	3.0
2	AB	40	HIS	3.0
12	AL	114	LYS	3.0
36	DB	54	G	3.0
41	DG	155	MET	3.0

*Continued on next page...*

*Continued from previous page...*

Mol	Chain	Res	Type	RSRZ
42	BH	168	PRO	3.0
35	BA	1026	U	3.0
35	BA	2172	U	3.0
10	CJ	8	LEU	3.0
57	BZ	97	GLU	3.0
1	AA	346	G	2.9
2	AB	136	VAL	2.9
12	AL	77	LEU	2.9
45	DN	72	TYR	2.9
41	DG	124	SER	2.9
5	CE	19	MET	2.9
25	D0	3	HIS	2.9
31	B6	51	GLU	2.9
35	DA	2169	A	2.9
42	DH	59	ARG	2.9
42	DH	86	GLU	2.9
42	DH	168	PRO	2.9
9	AI	17	VAL	2.9
37	DC	46	ALA	2.9
41	DG	47	LYS	2.9
4	AD	34	GLU	2.9
50	BS	52	SER	2.9
1	AA	72	C	2.9
22	CY	4	C	2.9
34	B9	31	LYS	2.9
35	BA	2178	C	2.9
42	DH	73	ALA	2.9
51	BT	135	ALA	2.9
57	BZ	173	ALA	2.9
41	BG	136	ARG	2.9
50	DS	60	GLY	2.9
13	CM	4	ILE	2.9
13	CM	9	ILE	2.9
27	D2	44	LEU	2.9
29	D4	6	HIS	2.9
37	BC	225	ILE	2.9
53	DV	35	LEU	2.9
22	AV	67	C	2.9
35	BA	2146	C	2.9
57	BZ	113	ALA	2.9
22	AV	13	U	2.9
41	BG	127	GLY	2.9

*Continued on next page...*

*Continued from previous page...*

Mol	Chain	Res	Type	RSRZ
4	CD	161	ASN	2.9
9	AI	61	ALA	2.9
9	AI	84	ALA	2.9
31	B6	5	VAL	2.9
41	BG	169	ALA	2.9
14	CN	41	ARG	2.9
23	AW	48	G	2.9
42	DH	97	ARG	2.9
35	BA	654(U)	A	2.9
37	DC	191	ARG	2.9
1	AA	89	C	2.9
35	BA	2159	G	2.9
2	AB	12	GLU	2.9
12	AL	42	THR	2.9
38	BD	262	ARG	2.9
41	DG	43	LEU	2.9
23	CW	41	C	2.9
35	BA	2402	C	2.9
35	DA	894	C	2.9
43	DI	14	ASP	2.9
57	DZ	119	GLU	2.9
9	CI	57	GLY	2.9
28	D3	29	ARG	2.9
19	CS	16	LEU	2.9
7	AG	90	GLU	2.9
7	AG	153	HIS	2.9
34	B9	28	GLU	2.9
13	CM	57	ARG	2.9
43	DI	103	ARG	2.9
1	AA	490	G	2.9
22	AV	26	G	2.9
1	AA	141	A	2.9
50	BS	47	THR	2.9
41	DG	26	GLN	2.9
17	CQ	75	ARG	2.9
2	AB	18	GLY	2.9
53	DV	65	GLY	2.9
1	AA	1007	C	2.9
1	CA	1389	C	2.9
3	CC	77	ILE	2.9
3	CC	86	VAL	2.9
9	AI	79	LEU	2.9

*Continued on next page...*

*Continued from previous page...*

Mol	Chain	Res	Type	RSRZ
23	CW	12	U	2.9
6	CF	101	ALA	2.9
12	CL	51	ALA	2.9
35	DA	2176	A	2.9
35	DA	2602	A	2.9
42	DH	156	ALA	2.9
50	DS	74	ALA	2.9
5	AE	18	ARG	2.9
50	DS	76	LYS	2.9
5	AE	97	GLY	2.9
8	CH	61	VAL	2.8
57	BZ	126	VAL	2.8
18	AR	43	PHE	2.8
43	BI	74	ASN	2.8
23	CW	63	C	2.8
35	DA	1049	C	2.8
16	AP	38	TYR	2.8
17	AQ	69	LYS	2.8
24	CX	23	A	2.8
43	DI	128	LEU	2.8
57	BZ	106	GLY	2.8
50	DS	34	HIS	2.8
57	BZ	155	LEU	2.8
2	CB	152	PHE	2.8
12	CL	32	PHE	2.8
35	BA	2129	C	2.8
1	CA	996	A	2.8
3	CC	10	PHE	2.8
10	AJ	23	ILE	2.8
18	CR	43	PHE	2.8
53	DV	4	ILE	2.8
2	AB	126	GLU	2.8
9	AI	102	LEU	2.8
1	CA	1388	C	2.8
8	CH	54	ASP	2.8
37	DC	38	PHE	2.8
37	DC	185	LYS	2.8
41	DG	8	LYS	2.8
1	CA	1044	A	2.8
24	AX	13	A	2.8
35	DA	900	A	2.8
35	DA	1046	A	2.8

*Continued on next page...*



*Continued from previous page...*

Mol	Chain	Res	Type	RSRZ
42	DH	56	SER	2.8
1	CA	1047	G	2.8
1	CA	1186	G	2.8
19	AS	10	PHE	2.8
23	CW	13	U	2.8
50	DS	46	VAL	2.8
1	CA	1043	C	2.8
29	B4	53	GLU	2.8
10	CJ	36	GLY	2.8
19	AS	53	ASN	2.8
56	DY	88	LYS	2.8
14	CN	7	ILE	2.8
37	BC	56	ASP	2.8
48	DQ	3	MET	2.8
42	DH	53	GLU	2.8
9	CI	68	GLY	2.8
31	B6	10	LEU	2.8
57	DZ	88	PHE	2.8
57	DZ	126	VAL	2.8
3	AC	206	GLU	2.8
7	AG	79	ARG	2.8
19	AS	27	GLU	2.8
3	AC	76	VAL	2.8
43	DI	144	VAL	2.8
5	CE	24	ARG	2.8
19	CS	27	GLU	2.8
35	DA	2121	G	2.8
40	BF	2	LYS	2.8
2	AB	229	VAL	2.8
35	BA	2130	U	2.8
35	BA	2790	A	2.8
42	DH	37	VAL	2.8
3	AC	77	ILE	2.8
11	CK	127	LYS	2.8
21	AU	10	ARG	2.8
3	CC	154	SER	2.8
3	CC	201	TYR	2.8
57	DZ	25	PRO	2.8
4	AD	118	ARG	2.8
10	CJ	21	GLN	2.8
14	CN	18	VAL	2.8
11	CK	32	ILE	2.8

*Continued on next page...*

*Continued from previous page...*

Mol	Chain	Res	Type	RSRZ
37	BC	194	ILE	2.8
37	DC	197	LEU	2.8
12	AL	129	ALA	2.8
13	AM	5	ALA	2.8
19	CS	19	VAL	2.8
26	D1	81	ARG	2.8
31	B6	8	LYS	2.8
9	CI	87	GLN	2.7
11	AK	92	GLU	2.7
1	CA	723	U	2.7
22	AV	48	G	2.7
35	DA	2805	G	2.7
37	BC	48	LEU	2.7
20	AT	14	LYS	2.7
22	CY	37	A	2.7
9	AI	59	PHE	2.7
31	D6	19	ARG	2.7
33	D8	63	PRO	2.7
37	BC	35	THR	2.7
25	D0	56	ASP	2.7
29	B4	3	GLU	2.7
36	DB	4	C	2.7
35	DA	2189	U	2.7
11	AK	65	ALA	2.7
12	CL	128	ALA	2.7
22	CY	66	G	2.7
37	BC	49	GLY	2.7
53	DV	37	VAL	2.7
5	CE	70	PRO	2.7
12	CL	49	ASN	2.7
37	BC	17	PRO	2.7
42	BH	170	ARG	2.7
43	DI	82	ARG	2.7
25	B0	85	ALA	2.7
35	DA	2897	U	2.7
10	AJ	82	ILE	2.7
1	AA	485	G	2.7
43	DI	62	LYS	2.7
42	DH	108	GLY	2.7
43	BI	106	GLY	2.7
10	CJ	83	GLU	2.7
35	DA	2313	C	2.7

*Continued on next page...*

*Continued from previous page...*

Mol	Chain	Res	Type	RSRZ
5	CE	77	PRO	2.7
13	CM	27	LYS	2.7
35	BA	271(K)	U	2.7
10	CJ	68	HIS	2.7
18	AR	54	ARG	2.7
43	BI	139	GLN	2.7
52	BU	117	GLN	2.7
13	CM	30	ALA	2.7
25	D0	61	ALA	2.7
1	CA	1030(B)	C	2.7
19	CS	38	SER	2.7
37	BC	52	PRO	2.7
41	DG	94	LEU	2.7
9	AI	29	ASN	2.7
8	AH	24	THR	2.7
47	BP	118	GLY	2.7
2	CB	164	VAL	2.7
17	CQ	44	ALA	2.7
19	AS	37	ARG	2.7
22	CV	78	A	2.7
23	AW	23	A	2.7
22	AY	71	G	2.7
29	B4	46	GLN	2.7
22	CY	13	U	2.7
37	BC	168	LYS	2.7
43	BI	85	GLU	2.7
43	BI	117	GLU	2.7
43	DI	64	GLU	2.7
7	AG	38	LEU	2.7
41	BG	135	LEU	2.7
3	CC	179	ARG	2.7
7	CG	76	ARG	2.7
8	AH	61	VAL	2.7
10	CJ	27	ALA	2.7
31	B6	24	GLU	2.7
35	BA	898	C	2.7
35	DA	2145	C	2.7
10	AJ	70	ARG	2.7
2	AB	134	GLU	2.7
9	AI	86	VAL	2.7
41	BG	48	GLU	2.7
43	BI	102	SER	2.7

*Continued on next page...*

*Continued from previous page...*

Mol	Chain	Res	Type	RSRZ
41	DG	69	ALA	2.7
1	AA	144	G	2.7
35	BA	2157	G	2.7
8	CH	130	GLY	2.7
10	CJ	63	PHE	2.7
39	BE	76	ARG	2.7
52	DU	89	GLU	2.7
2	CB	39	ILE	2.7
19	CS	77	THR	2.7
22	CV	72	C	2.7
22	AV	70	G	2.7
35	BA	2123	G	2.7
35	DA	919	G	2.7
12	CL	93	LEU	2.6
10	AJ	73	ASP	2.6
7	AG	74	GLU	2.6
2	AB	127	ILE	2.6
16	AP	70	ALA	2.6
39	DE	76	ARG	2.6
40	DF	128	ALA	2.6
22	AV	66	G	2.6
3	AC	90	GLU	2.6
7	CG	123	GLU	2.6
51	BT	115	ARG	2.6
35	BA	2138	C	2.6
37	DC	209	PHE	2.6
5	CE	67	VAL	2.6
10	AJ	21	GLN	2.6
22	AY	48	G	2.6
42	DH	25	LYS	2.6
1	AA	76	C	2.6
9	CI	110	GLU	2.6
10	CJ	9	ARG	2.6
12	CL	109	GLY	2.6
35	BA	654(M)	C	2.6
37	BC	5	GLY	2.6
43	DI	15	VAL	2.6
41	DG	139	LEU	2.6
43	DI	75	LEU	2.6
48	BQ	140	ALA	2.6
50	BS	35	ILE	2.6
9	AI	21	PRO	2.6

*Continued on next page...*

*Continued from previous page...*

Mol	Chain	Res	Type	RSRZ
23	AW	38	U	2.6
35	DA	2130	U	2.6
16	AP	54	GLU	2.6
23	AW	29	A	2.6
35	DA	653	A	2.6
1	CA	1028	C	2.6
10	AJ	69	ASN	2.6
21	AU	26	LYS	2.6
48	DQ	38	GLU	2.6
1	CA	572	A	2.6
8	CH	64	LYS	2.6
37	DC	39	ASP	2.6
1	AA	63	C	2.6
1	AA	470	C	2.6
9	CI	82	ALA	2.6
15	AO	22	THR	2.6
22	CV	50	C	2.6
37	DC	205	ALA	2.6
42	DH	157	TYR	2.6
42	DH	50	VAL	2.6
1	AA	1026	G	2.6
37	DC	10	ALA	2.6
50	DS	30	ARG	2.6
3	CC	194	GLY	2.6
33	B8	65	GLU	2.6
42	DH	124	GLU	2.6
43	DI	119	PRO	2.6
31	B6	46	HIS	2.6
1	CA	1086	U	2.6
39	BE	69	LYS	2.6
56	DY	46	LYS	2.6
10	CJ	38	ILE	2.6
50	DS	82	ILE	2.6
48	DQ	31	ASP	2.6
1	CA	1048	G	2.6
8	CH	129	VAL	2.6
10	AJ	72	VAL	2.6
17	CQ	20	THR	2.6
35	DA	275	G	2.6
1	CA	977	A	2.6
2	CB	21	ARG	2.6
10	AJ	74	ILE	2.6

*Continued on next page...*

*Continued from previous page...*

Mol	Chain	Res	Type	RSRZ
23	AW	6	C	2.6
42	BH	87	LEU	2.6
57	DZ	157	LEU	2.6
35	DA	1108	U	2.6
3	CC	146	ALA	2.6
3	CC	198	VAL	2.6
10	AJ	10	GLY	2.6
14	CN	38	GLY	2.6
19	AS	76	PRO	2.6
50	DS	61	ASN	2.6
57	BZ	108	PRO	2.6
15	CO	3	ILE	2.6
1	AA	1032	G	2.6
17	CQ	42	TYR	2.6
17	CQ	100	LYS	2.6
52	DU	76	TYR	2.6
25	D0	64	ASP	2.6
19	AS	15	LEU	2.6
56	DY	102	CYS	2.6
5	CE	76	ILE	2.6
19	AS	77	THR	2.6
12	CL	54	LYS	2.5
2	CB	141	GLU	2.5
1	AA	1006	C	2.5
1	CA	1338	G	2.5
9	AI	14	VAL	2.5
12	CL	36	VAL	2.5
19	AS	78	ARG	2.5
22	AV	22	U	2.5
22	CY	38	U	2.5
24	CX	13	A	2.5
35	DA	893	C	2.5
35	DA	1043	C	2.5
37	BC	218	THR	2.5
12	CL	127	GLU	2.5
37	BC	36	ALA	2.5
42	DH	54	ARG	2.5
51	DT	91	ARG	2.5
5	CE	115	VAL	2.5
1	CA	90	U	2.5
6	CF	55	ASP	2.5
9	AI	19	LEU	2.5

*Continued on next page...*

*Continued from previous page...*

Mol	Chain	Res	Type	RSRZ
17	CQ	79	SER	2.5
20	CT	99	LEU	2.5
22	AV	12	U	2.5
1	AA	91	C	2.5
35	BA	2171	A	2.5
16	AP	46	PRO	2.5
57	DZ	78	LYS	2.5
50	DS	95	HIS	2.5
31	D6	35	GLU	2.5
37	DC	187	ALA	2.5
7	CG	53	LYS	2.5
2	AB	214	ILE	2.5
9	AI	81	ILE	2.5
17	AQ	15	MET	2.5
22	CV	7	U	2.5
32	D7	23	ARG	2.5
19	CS	65	ASN	2.5
23	CW	27	C	2.5
35	DA	2477	C	2.5
37	BC	34	ALA	2.5
35	DA	11	G	2.5
10	CJ	47	PHE	2.5
37	DC	27	ALA	2.5
13	AM	36	LYS	2.5
35	BA	2794	C	2.5
42	DH	19	VAL	2.5
40	DF	24	LEU	2.5
57	DZ	150	LEU	2.5
41	DG	178	PHE	2.5
9	CI	71	SER	2.5
4	CD	44	GLY	2.5
14	CN	59	ALA	2.5
37	DC	20	VAL	2.5
5	CE	18	ARG	2.5
7	AG	6	ARG	2.5
14	AN	29	ARG	2.5
1	CA	195	A	2.5
35	DA	878	A	2.5
5	CE	93	PRO	2.5
12	CL	83	VAL	2.5
14	CN	14	PRO	2.5
1	CA	998	G	2.5

*Continued on next page...*

*Continued from previous page...*

Mol	Chain	Res	Type	RSRZ
57	BZ	128	VAL	2.5
57	DZ	52	SER	2.5
7	CG	5	ARG	2.5
19	CS	34	TRP	2.5
10	AJ	75	ILE	2.5
10	CJ	15	THR	2.5
42	BH	160	LYS	2.5
22	AY	77	C	2.5
35	DA	2173	A	2.5
36	DB	5	C	2.5
14	CN	29	ARG	2.5
16	AP	48	TRP	2.5
35	BA	2156	G	2.5
35	DA	1176	G	2.5
3	AC	68	VAL	2.5
57	BZ	174	VAL	2.5
12	AL	112	ASP	2.5
37	DC	57	GLN	2.5
9	CI	59	PHE	2.5
53	DV	99	ILE	2.5
11	CK	126	ARG	2.5
12	CL	33	ARG	2.5
23	CW	16	U	2.5
35	DA	2109	U	2.5
56	DY	43	ASN	2.5
1	CA	97	G	2.5
43	BI	34	GLY	2.5
50	BS	49	VAL	2.5
47	DP	124	LYS	2.5
1	AA	495	A	2.5
1	AA	1030(D)	A	2.5
1	AA	1039	C	2.5
22	AY	34	C	2.5
22	CY	75	A	2.5
24	CX	18	A	2.5
57	BZ	120	ILE	2.5
7	AG	155	ARG	2.5
57	BZ	80	ARG	2.5
1	AA	65	U	2.5
8	AH	97	VAL	2.5
28	D3	47	VAL	2.5
17	AQ	42	TYR	2.5

*Continued on next page...*



*Continued from previous page...*

Mol	Chain	Res	Type	RSRZ
41	DG	90	LEU	2.5
7	CG	88	PRO	2.5
1	CA	929	G	2.5
10	AJ	6	ILE	2.5
23	AW	28	G	2.5
1	AA	1163	C	2.4
23	AW	34	C	2.4
23	AW	64	C	2.4
51	BT	1	MET	2.4
56	BY	5	MET	2.4
8	AH	46	LYS	2.4
9	AI	41	VAL	2.4
20	CT	88	VAL	2.4
50	DS	26	LEU	2.4
57	DZ	102	LEU	2.4
15	CO	16	ALA	2.4
41	DG	169	ALA	2.4
2	CB	114	ARG	2.4
13	CM	41	PRO	2.4
16	AP	19	ILE	2.4
50	BS	23	ARG	2.4
50	DS	35	ILE	2.4
1	AA	447	G	2.4
1	CA	927	G	2.4
1	CA	1019	C	2.4
1	CA	1128	C	2.4
22	CY	33	G	2.4
3	CC	193	TYR	2.4
22	AV	21	U	2.4
35	DA	2158	A	2.4
5	CE	118	ILE	2.4
31	B6	41	PRO	2.4
13	CM	47	ASP	2.4
37	DC	206	LYS	2.4
37	DC	177	GLY	2.4
42	DH	66	GLY	2.4
43	DI	19	VAL	2.4
53	DV	22	VAL	2.4
5	CE	27	ARG	2.4
37	BC	195	ARG	2.4
1	AA	381	C	2.4
13	CM	37	THR	2.4

*Continued on next page...*

*Continued from previous page...*

Mol	Chain	Res	Type	RSRZ
22	CV	73	C	2.4
35	BA	2131	G	2.4
35	BA	363(F)	A	2.4
5	CE	69	VAL	2.4
10	AJ	24	VAL	2.4
3	CC	30	ARG	2.4
3	AC	93	LYS	2.4
43	BI	79	ILE	2.4
22	CV	31	C	2.4
22	CY	67	C	2.4
35	BA	895	U	2.4
35	DA	279	C	2.4
57	DZ	128	VAL	2.4
1	AA	1447	A	2.4
1	CA	1222	G	2.4
22	AY	24	A	2.4
31	D6	54	ILE	2.4
12	AL	52	LEU	2.4
9	CI	115	GLY	2.4
1	AA	153	C	2.4
1	CA	1214	C	2.4
1	CA	1270	C	2.4
14	CN	58	LYS	2.4
23	CW	6	C	2.4
41	DG	97	ASP	2.4
1	CA	983	A	2.4
23	AW	61	A	2.4
35	BA	1509(A)	A	2.4
35	BA	363	G	2.4
19	CS	44	MET	2.4
37	DC	29	LEU	2.4
19	CS	50	ALA	2.4
37	BC	8	TYR	2.4
43	DI	133	HIS	2.4
1	CA	1161	C	2.4
35	BA	2137	C	2.4
57	DZ	80	ARG	2.4
12	AL	40	VAL	2.4
31	D6	11	LEU	2.4
35	DA	272(B)	G	2.4
37	DC	166	ASN	2.4
11	CK	50	TYR	2.4

*Continued on next page...*

*Continued from previous page...*

Mol	Chain	Res	Type	RSRZ
57	DZ	148	ASP	2.4
22	AY	4	C	2.4
23	CW	72	C	2.4
25	D0	9	SER	2.4
43	BI	144	VAL	2.4
53	DV	38	LEU	2.4
56	DY	54	LYS	2.4
13	AM	112	GLY	2.4
37	BC	207	GLY	2.4
2	CB	64	ARG	2.4
19	AS	48	THR	2.4
43	BI	49	ALA	2.4
55	DX	69	TYR	2.4
1	CA	1368	G	2.4
11	AK	95	ILE	2.4
22	CV	47	G	2.4
22	CY	59	G	2.4
35	DA	2159	G	2.4
53	DV	20	LEU	2.4
9	CI	24	GLY	2.4
1	CA	999	C	2.4
1	CA	1045	C	2.4
18	CR	52	PRO	2.4
42	DH	46	GLU	2.4
19	CS	28	LYS	2.4
4	AD	133	VAL	2.4
1	AA	66	G	2.4
1	CA	1117	G	2.4
2	CB	210	SER	2.4
10	CJ	60	ARG	2.4
22	AV	51	G	2.4
35	BA	362	U	2.4
35	DA	2162	G	2.4
57	DZ	136	PHE	2.4
8	CH	58	TYR	2.4
23	AW	50	C	2.4
2	AB	16	HIS	2.4
7	CG	38	LEU	2.4
9	CI	10	ARG	2.3
57	DZ	22	GLY	2.3
57	DZ	71	VAL	2.3
4	AD	165	MET	2.3

*Continued on next page...*

*Continued from previous page...*

Mol	Chain	Res	Type	RSRZ
13	AM	13	LYS	2.3
49	DR	102	GLU	2.3
56	DY	91	GLU	2.3
13	AM	33	ALA	2.3
13	CM	105	THR	2.3
22	CV	67	C	2.3
3	AC	26	LYS	2.3
3	CC	72	LYS	2.3
10	AJ	58	ASP	2.3
57	DZ	87	ASP	2.3
12	CL	73	GLU	2.3
3	CC	60	ALA	2.3
9	AI	55	ALA	2.3
22	CV	8	U	2.3
35	BA	2122	U	2.3
43	BI	138	ILE	2.3
47	DP	10	PRO	2.3
52	DU	58	ARG	2.3
1	CA	1009	G	2.3
7	AG	43	PHE	2.3
16	AP	37	GLY	2.3
22	AV	65	G	2.3
35	DA	2147	G	2.3
35	DA	2308	G	2.3
10	CJ	73	ASP	2.3
35	BA	2139	C	2.3
35	DA	2128	C	2.3
41	DG	150	ASP	2.3
3	AC	169	ALA	2.3
3	CC	160	ALA	2.3
11	AK	12	ARG	2.3
4	AD	37	PRO	2.3
22	CY	23	A	2.3
31	B6	54	ILE	2.3
41	DG	39	ILE	2.3
53	BV	99	ILE	2.3
10	AJ	7	LYS	2.3
13	CM	31	LYS	2.3
52	DU	90	VAL	2.3
2	CB	12	GLU	2.3
17	CQ	18	THR	2.3
39	DE	73	GLU	2.3

*Continued on next page...*

*Continued from previous page...*

Mol	Chain	Res	Type	RSRZ
57	BZ	69	THR	2.3
1	AA	930	C	2.3
1	CA	79	G	2.3
21	AU	7	ARG	2.3
3	CC	180	ALA	2.3
9	AI	96	LEU	2.3
22	AY	5	C	2.3
22	CY	55	G	2.3
29	D4	9	LEU	2.3
35	DA	880	G	2.3
35	DA	916	G	2.3
41	DG	91	ARG	2.3
37	BC	27	ALA	2.3
41	DG	11	TYR	2.3
9	CI	126	SER	2.3
14	AN	60	SER	2.3
19	AS	45	VAL	2.3
48	DQ	24	GLY	2.3
50	BS	12	PHE	2.3
10	CJ	56	HIS	2.3
20	AT	18	GLN	2.3
25	D0	77	ARG	2.3
9	AI	54	ASP	2.3
12	AL	128	ALA	2.3
13	CM	48	LEU	2.3
37	BC	10	ALA	2.3
39	DE	204	ALA	2.3
50	BS	54	LEU	2.3
1	AA	1138	G	2.3
4	CD	37	PRO	2.3
22	CY	42	C	2.3
22	CY	26	G	2.3
35	BA	2120	G	2.3
22	CY	18	U	2.3
22	CY	45	U	2.3
23	CW	30	U	2.3
2	CB	24	TRP	2.3
34	D9	32	HIS	2.3
7	CG	16	LEU	2.3
7	AG	150	ALA	2.3
10	AJ	98	ILE	2.3
12	CL	52	LEU	2.3

*Continued on next page...*

*Continued from previous page...*

Mol	Chain	Res	Type	RSRZ
34	D9	7	VAL	2.3
48	DQ	104	PHE	2.3
38	BD	263	ARG	2.3
2	CB	90	MET	2.3
14	CN	15	LYS	2.3
22	CY	11	C	2.3
42	DH	63	SER	2.3
1	AA	347	G	2.3
3	CC	176	HIS	2.3
21	AU	14	TRP	2.3
22	CV	12	U	2.3
23	AW	35	U	2.3
3	AC	75	VAL	2.3
3	CC	138	VAL	2.3
22	CV	23	A	2.3
9	CI	69	GLY	2.3
57	DZ	110	GLY	2.3
2	CB	231	GLU	2.3
7	AG	52	GLU	2.3
17	CQ	96	GLU	2.3
29	D4	29	PRO	2.3
20	AT	105	SER	2.3
48	DQ	103	MET	2.3
41	BG	19	LEU	2.3
10	CJ	49	VAL	2.3
13	CM	118	ALA	2.3
4	AD	124	GLY	2.3
8	CH	3	THR	2.3
21	CU	15	ARG	2.3
28	D3	42	ALA	2.3
48	BQ	62	GLY	2.3
48	DQ	6	ARG	2.3
22	CY	69	G	2.3
29	D4	8	LYS	2.3
35	BA	1046	A	2.3
57	BZ	25	PRO	2.3
42	DH	65	HIS	2.3
7	CG	18	TYR	2.3
37	BC	21	TYR	2.3
1	AA	1008	C	2.3
22	AY	72	C	2.3
22	CV	74	C	2.3

*Continued on next page...*

*Continued from previous page...*

Mol	Chain	Res	Type	RSRZ
42	BH	107	VAL	2.3
50	DS	108	GLY	2.3
5	AE	19	MET	2.3
9	CI	49	PRO	2.3
1	CA	861	G	2.3
1	CA	1094	G	2.3
2	CB	108	ILE	2.3
7	AG	72	ARG	2.3
22	AV	19	G	2.3
28	D3	30	ARG	2.3
11	AK	68	ALA	2.3
14	AN	59	ALA	2.3
33	D8	48	PHE	2.3
2	CB	99	GLY	2.3
3	CC	81	GLY	2.3
15	AO	73	GLU	2.3
25	D0	25	ARG	2.3
12	CL	85	ILE	2.3
2	AB	240	GLN	2.3
2	CB	7	VAL	2.3
41	BG	12	TYR	2.3
22	CY	2	G	2.2
31	D6	16	CYS	2.2
11	CK	31	THR	2.2
47	DP	111	ARG	2.2
9	AI	119	ALA	2.2
43	DI	73	GLU	2.2
17	AQ	101	ARG	2.2
1	CA	1182	G	2.2
8	CH	25	ASP	2.2
22	AY	10	G	2.2
25	D0	71	ASP	2.2
35	BA	2166	G	2.2
41	BG	23	PHE	2.2
50	BS	29	PHE	2.2
53	DV	57	VAL	2.2
7	CG	129	GLU	2.2
13	AM	101	GLN	2.2
35	DA	2179	C	2.2
53	DV	101	GLY	2.2
7	AG	77	SER	2.2
41	DG	113	ARG	2.2

*Continued on next page...*

*Continued from previous page...*

Mol	Chain	Res	Type	RSRZ
19	CS	66	MET	2.2
23	CW	39	A	2.2
37	DC	202	PRO	2.2
20	CT	46	GLU	2.2
25	B0	2	ALA	2.2
28	D3	38	GLU	2.2
37	BC	9	ARG	2.2
38	DD	262	ARG	2.2
42	DH	94	TYR	2.2
22	AV	27	C	2.2
35	DA	2164	C	2.2
41	DG	29	TRP	2.2
42	DH	38	SER	2.2
7	CG	40	ALA	2.2
56	DY	35	TYR	2.2
31	B6	16	CYS	2.2
35	DA	1033	U	2.2
3	CC	33	LEU	2.2
41	BG	173	LEU	2.2
57	DZ	125	LEU	2.2
7	CG	73	MET	2.2
2	CB	137	ARG	2.2
3	CC	88	ARG	2.2
7	AG	5	ARG	2.2
9	CI	63	ILE	2.2
31	B6	7	ILE	2.2
35	BA	2477	C	2.2
43	BI	57	ARG	2.2
3	CC	184	TYR	2.2
9	AI	6	GLY	2.2
10	AJ	26	ALA	2.2
10	AJ	32	ALA	2.2
12	AL	72	GLY	2.2
15	CO	56	LEU	2.2
23	CW	45	U	2.2
9	AI	97	LYS	2.2
9	CI	127	LYS	2.2
10	CJ	43	ARG	2.2
17	AQ	12	SER	2.2
29	B4	55	ARG	2.2
41	DG	144	ILE	2.2
1	AA	1224	G	2.2

*Continued on next page...*



*Continued from previous page...*

Mol	Chain	Res	Type	RSRZ
22	CV	63	C	2.2
23	AW	41	C	2.2
35	DA	2163	C	2.2
40	DF	207	GLY	2.2
57	BZ	145	GLU	2.2
23	CW	2	G	2.2
2	AB	232	PRO	2.2
54	BW	5	ALA	2.2
18	CR	51	LEU	2.2
41	DG	120	LEU	2.2
1	AA	461	A	2.2
3	AC	72	LYS	2.2
21	AU	12	LYS	2.2
34	D9	31	LYS	2.2
35	BA	2144	U	2.2
37	BC	31	LYS	2.2
14	AN	8	GLU	2.2
7	AG	151	TYR	2.2
7	CG	127	ALA	2.2
9	CI	93	ARG	2.2
5	CE	80	ILE	2.2
13	AM	54	VAL	2.2
23	CW	46	U	2.2
43	BI	64	GLU	2.2
1	AA	472	A	2.2
9	CI	114	TYR	2.2
13	CM	21	TYR	2.2
35	DA	1544	A	2.2
5	CE	43	LEU	2.2
9	AI	78	LYS	2.2
37	BC	39	ASP	2.2
25	D0	69	PHE	2.2
1	AA	165	C	2.2
1	CA	1259	C	2.2
35	BA	885	C	2.2
36	DB	6	C	2.2
40	BF	133	ASN	2.2
53	DV	34	GLU	2.2
1	AA	324	G	2.2
1	AA	1002	G	2.2
35	DA	1541	G	2.2
35	DA	2115	G	2.2

*Continued on next page...*

*Continued from previous page...*

Mol	Chain	Res	Type	RSRZ
1	AA	1025	U	2.2
1	CA	1205	U	2.2
3	CC	54	ARG	2.2
11	CK	65	ALA	2.2
14	AN	12	ARG	2.2
25	D0	39	ARG	2.2
32	B7	47	ARG	2.2
50	DS	57	LYS	2.2
23	AW	40	A	2.2
43	DI	86	THR	2.2
57	BZ	98	MET	2.2
57	DZ	145	GLU	2.2
5	CE	63	ARG	2.2
7	CG	156	TRP	2.2
29	D4	55	ARG	2.2
9	CI	119	ALA	2.2
10	AJ	40	LEU	2.2
22	AV	18	U	2.2
41	BG	68	PRO	2.2
10	AJ	97	GLU	2.2
16	CP	54	GLU	2.2
41	BG	30	GLU	2.2
3	AC	2	GLY	2.2
31	D6	30	THR	2.2
43	BI	52	ARG	2.2
50	BS	16	ASN	2.2
50	BS	60	GLY	2.2
3	AC	52	LEU	2.1
11	CK	42	TRP	2.1
50	BS	58	LEU	2.1
1	CA	1054	C	2.1
13	AM	107	ALA	2.1
9	CI	124	GLN	2.1
57	DZ	73	GLN	2.1
13	CM	82	MET	2.1
48	DQ	60	ARG	2.1
1	AA	112	G	2.1
1	AA	1022	G	2.1
12	CL	35	GLY	2.1
10	AJ	90	LEU	2.1
23	CW	75	A	2.1
41	DG	82	LEU	2.1

*Continued on next page...*

*Continued from previous page...*

Mol	Chain	Res	Type	RSRZ
2	AB	36	ARG	2.1
2	AB	125	PRO	2.1
2	CB	42	ILE	2.1
7	AG	4	ARG	2.1
12	CL	70	ILE	2.1
19	AS	4	SER	2.1
27	D2	43	GLN	2.1
35	BA	2163	C	2.1
38	DD	101	GLU	2.1
42	BH	167	GLU	2.1
33	D8	62	LEU	2.1
57	BZ	183	LEU	2.1
9	CI	62	TYR	2.1
42	BH	111	HIS	2.1
2	AB	28	PHE	2.1
43	BI	78	THR	2.1
57	BZ	187	ALA	2.1
10	AJ	60	ARG	2.1
22	CY	70	G	2.1
29	B4	47	GLN	2.1
35	BA	1508	A	2.1
35	DA	2168	G	2.1
50	DS	89	ARG	2.1
54	DW	113	LYS	2.1
57	DZ	127	LYS	2.1
4	AD	70	ILE	2.1
2	CB	101	MET	2.1
1	AA	455	C	2.1
22	AY	11	C	2.1
2	CB	144	ARG	2.1
9	CI	51	ARG	2.1
41	BG	74	LYS	2.1
15	CO	26	GLU	2.1
56	DY	57	GLN	2.1
1	CA	1068	G	2.1
8	AH	23	SER	2.1
23	CW	26	G	2.1
23	CW	71	G	2.1
57	DZ	59	LEU	2.1
13	CM	83	ASP	2.1
8	CH	124	ALA	2.1
48	DQ	20	ALA	2.1

*Continued on next page...*

*Continued from previous page...*

Mol	Chain	Res	Type	RSRZ
50	DS	25	ARG	2.1
12	CL	44	THR	2.1
42	DH	99	VAL	2.1
8	CH	2	LEU	2.1
10	CJ	90	LEU	2.1
14	AN	28	GLY	2.1
21	CU	4	GLY	2.1
28	D3	28	LEU	2.1
10	CJ	7	LYS	2.1
15	AO	17	ARG	2.1
25	B0	4	LYS	2.1
1	AA	1531	A	2.1
6	CF	97	PHE	2.1
23	AW	14	A	2.1
1	CA	1160	G	2.1
1	CA	1187	G	2.1
1	CA	1190	G	2.1
22	AY	20	G	2.1
1	AA	456	C	2.1
2	CB	239	VAL	2.1
3	AC	82	GLU	2.1
5	AE	7	GLU	2.1
22	CY	53	U	2.1
23	AW	12	U	2.1
23	AW	62	U	2.1
35	BA	508	G	2.1
9	CI	86	VAL	2.1
13	AM	60	VAL	2.1
18	AR	28	GLU	2.1
36	DB	88	C	2.1
43	DI	99	GLU	2.1
12	CL	78	GLN	2.1
25	D0	76	GLY	2.1
57	DZ	117	LEU	2.1
7	AG	58	PRO	2.1
10	AJ	63	PHE	2.1
17	AQ	99	SER	2.1
37	DC	179	ALA	2.1
1	CA	913	A	2.1
29	D4	5	ILE	2.1
41	DG	38	VAL	2.1
35	DA	1026	U	2.1

*Continued on next page...*

*Continued from previous page...*

Mol	Chain	Res	Type	RSRZ
2	CB	203	GLY	2.1
5	AE	22	GLY	2.1
1	AA	1389	C	2.1
14	AN	13	THR	2.1
14	CN	19	ARG	2.1
21	AU	8	THR	2.1
21	AU	15	ARG	2.1
35	BA	1171	G	2.1
35	BA	2803	C	2.1
35	DA	2345	G	2.1
3	CC	203	PHE	2.1
42	DH	112	PRO	2.1
5	CE	8	GLU	2.1
13	CM	2	ALA	2.1
13	AM	53	VAL	2.1
50	DS	88	ASP	2.1
57	BZ	165	VAL	2.1
1	AA	99	U	2.1
3	CC	28	GLN	2.1
16	CP	82	GLN	2.1
2	CB	190	THR	2.1
2	CB	199	TYR	2.1
3	AC	201	TYR	2.1
28	D3	15	TYR	2.1
35	BA	893	C	2.1
35	BA	2154	G	2.1
35	BA	2179	C	2.1
13	AM	32	GLU	2.1
13	AM	94	ARG	2.1
14	CN	17	LYS	2.1
2	CB	195	ASP	2.1
10	AJ	96	ILE	2.1
38	BD	244	ARG	2.1
43	BI	127	VAL	2.1
57	DZ	142	SER	2.1
4	CD	21	LEU	2.1
5	CE	23	GLY	2.1
9	CI	102	LEU	2.1
13	CM	100	GLY	2.1
43	DI	9	LEU	2.1
55	DX	92	LEU	2.1
47	DP	81	GLN	2.1

*Continued on next page...*

*Continued from previous page...*

Mol	Chain	Res	Type	RSRZ
57	BZ	12	GLY	2.1
12	AL	38	THR	2.1
19	AS	63	THR	2.1
57	DZ	75	ASN	2.1
1	CA	1398	A	2.1
2	AB	129	GLU	2.1
3	AC	166	GLU	2.1
31	D6	44	ARG	2.1
47	DP	97	PRO	2.1
51	DT	126	ALA	2.1
56	DY	87	LYS	2.1
57	DZ	10	ARG	2.1
5	CE	31	LEU	2.1
5	CE	71	LEU	2.1
5	CE	114	GLY	2.1
25	D0	21	LEU	2.1
40	BF	15	SER	2.1
16	AP	59	TRP	2.1
22	CV	10	G	2.1
37	DC	24	ASP	2.1
25	D0	40	GLN	2.1
42	DH	123	PHE	2.1
10	CJ	22	LYS	2.1
31	D6	8	LYS	2.1
57	DZ	9	TYR	2.1
1	CA	1339	A	2.1
19	CS	4	SER	2.1
36	DB	92	C	2.1
21	AU	6	ARG	2.0
31	B6	44	ARG	2.0
50	BS	11	LYS	2.0
1	AA	1042	G	2.0
1	AA	1117	G	2.0
1	CA	1310	G	2.0
35	BA	892	G	2.0
28	D3	50	VAL	2.0
10	CJ	82	ILE	2.0
42	DH	64	LEU	2.0
1	AA	1044	A	2.0
1	AA	1252	A	2.0
1	CA	1531	A	2.0
2	AB	124	SER	2.0

*Continued on next page...*

*Continued from previous page...*

Mol	Chain	Res	Type	RSRZ
3	CC	49	SER	2.0
4	AD	45	GLN	2.0
9	CI	120	ARG	2.0
17	AQ	71	PHE	2.0
22	CV	9	A	2.0
37	DC	200	HIS	2.0
41	BG	76	SER	2.0
33	D8	34	TRP	2.0
41	BG	86	MET	2.0
35	BA	645	C	2.0
12	CL	69	TYR	2.0
48	DQ	32	TYR	2.0
5	CE	119	LEU	2.0
12	CL	27	LEU	2.0
17	AQ	98	LEU	2.0
28	D3	26	LEU	2.0
39	BE	53	PRO	2.0
39	BE	56	PRO	2.0
41	BG	87	PRO	2.0
41	BG	90	LEU	2.0
43	BI	4	ILE	2.0
57	BZ	133	ILE	2.0
1	AA	168	G	2.0
1	AA	1187	G	2.0
1	CA	1358	U	2.0
10	CJ	11	PHE	2.0
22	AY	13	U	2.0
33	D8	29	LYS	2.0
47	DP	15	ARG	2.0
16	AP	83	GLU	2.0
37	BC	32	GLU	2.0
41	BG	26	GLN	2.0
1	CA	1261	A	2.0
3	CC	75	VAL	2.0
9	AI	88	TYR	2.0
1	AA	1115	C	2.0
35	DA	2136	C	2.0
4	CD	2	GLY	2.0
13	CM	114	ARG	2.0
19	CS	53	ASN	2.0
42	DH	70	THR	2.0
45	BN	3	THR	2.0

*Continued on next page...*

*Continued from previous page...*

Mol	Chain	Res	Type	RSRZ
1	AA	1000	U	2.0
1	AA	64	G	2.0
1	CA	1272	G	2.0
3	CC	143	GLU	2.0
28	D3	19	GLN	2.0
35	DA	1418	G	2.0
57	DZ	178	GLU	2.0
2	AB	19	HIS	2.0
7	CG	77	SER	2.0
7	AG	99	LEU	2.0
9	AI	70	LYS	2.0
50	DS	28	VAL	2.0
9	CI	79	LEU	2.0
14	CN	39	LEU	2.0
31	D6	7	ILE	2.0
41	BG	133	LEU	2.0
1	AA	1005	A	2.0
41	DG	22	ARG	2.0
1	CA	526	C	2.0
5	CE	45	PHE	2.0
9	CI	101	PHE	2.0
10	CJ	81	THR	2.0
35	DA	1052	C	2.0
42	BH	104	GLU	2.0
8	AH	62	TYR	2.0
19	CS	47	HIS	2.0
39	DE	75	VAL	2.0
38	DD	263	ARG	2.0
43	DI	20	ASP	2.0
37	BC	50	ILE	2.0
48	DQ	56	ARG	2.0
4	AD	143	GLY	2.0
11	CK	90	GLY	2.0
13	CM	26	GLY	2.0
22	AY	26	G	2.0
36	DB	72	G	2.0
9	AI	49	PRO	2.0
21	AU	23	PRO	2.0
5	AE	155	GLU	2.0
35	BA	2476	A	2.0
7	CG	131	LYS	2.0
10	AJ	55	LYS	2.0

*Continued on next page...*



*Continued from previous page...*

Mol	Chain	Res	Type	RSRZ
22	AV	17	C	2.0
47	BP	76	LYS	2.0
19	AS	30	LEU	2.0

## 6.2 Non-standard residues in protein, DNA, RNA chains [i](#)

In the following table, the Atoms column lists the number of modelled atoms in the group and the number defined in the chemical component dictionary. LLDF column lists the quality of electron density of the group with respect to its neighbouring residues in protein, DNA or RNA chains. The B-factors column lists the minimum, median, 95<sup>th</sup> percentile and maximum values of B factors of atoms in the group. The column labelled 'Q< 0.9' lists the number of atoms with occupancy less than 0.9.

Mol	Type	Chain	Res	Atoms	RSCC	RSR	LLDF	B-factors(Å <sup>2</sup> )	Q<0.9
22	AG9	AY	36	28/29	0.88	0.34	1.83	43,59,79,79	0
22	AG9	CY	36	28/29	0.75	0.51	1.44	33,49,70,70	0
22	AG9	CV	36	28/29	0.81	0.42	0.75	33,49,70,70	0
22	AG9	AV	36	28/29	0.90	0.26	-0.17	43,59,79,79	0

## 6.3 Carbohydrates [i](#)

There are no carbohydrates in this entry.

## 6.4 Ligands [i](#)

In the following table, the Atoms column lists the number of modelled atoms in the group and the number defined in the chemical component dictionary. LLDF column lists the quality of electron density of the group with respect to its neighbouring residues in protein, DNA or RNA chains. The B-factors column lists the minimum, median, 95<sup>th</sup> percentile and maximum values of B factors of atoms in the group. The column labelled 'Q< 0.9' lists the number of atoms with occupancy less than 0.9.

Mol	Type	Chain	Res	Atoms	RSCC	RSR	LLDF	B-factors(Å <sup>2</sup> )	Q<0.9
58	ZN	CD	1000	1/1	0.95	0.29	-0.26	200,200,200,200	0
58	ZN	AD	1000	1/1	0.84	0.25	-0.95	165,165,165,165	0
58	ZN	AN	1000	1/1	0.95	0.08	-1.47	88,88,88,88	0
58	ZN	CN	1000	1/1	0.84	0.07	-1.60	178,178,178,178	0

## 6.5 Other polymers [i](#)

There are no such residues in this entry.