



Full wwPDB X-ray Structure Validation Report ⓘ

Feb 15, 2017 – 09:09 am GMT

PDB ID : 4V9C
Title : Allosteric control of the ribosome by small-molecule antibiotics
Authors : Cate, J.H.D.; Pulk, A.; Blanchard, S.C.; Wang, L.; Feldman, M.B.; Wasserman, M.R.; Altman, R.
Deposited on : 2012-07-25
Resolution : 3.30 Å(reported)

This is a Full wwPDB X-ray Structure Validation Report for a publicly released PDB entry.

We welcome your comments at validation@mail.wwpdb.org

A user guide is available at

<http://wwpdb.org/validation/2016/XrayValidationReportHelp>

with specific help available everywhere you see the ⓘ symbol.

The following versions of software and data (see [references ⓘ](#)) were used in the production of this report:

MolProbity : 4.02b-467
Mogul : 1.7.2 (RC1), CSD as538be (2017)
Xtriage (Phenix) : 1.9-1692
EDS : trunk28620
Percentile statistics : 20161228.v01 (using entries in the PDB archive December 28th 2016)
Refmac : 5.8.0135
CCP4 : 6.5.0
Ideal geometry (proteins) : Engh & Huber (2001)
Ideal geometry (DNA, RNA) : Parkinson et al. (1996)
Validation Pipeline (wwPDB-VP) : recalc28972

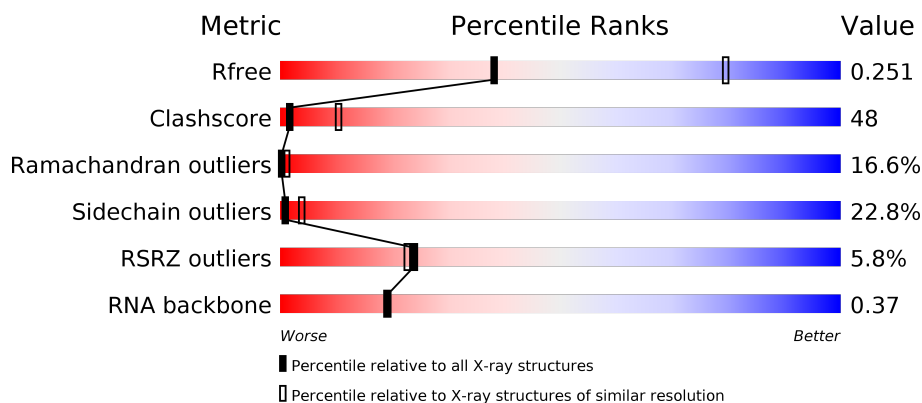
1 Overall quality at a glance

The following experimental techniques were used to determine the structure:

X-RAY DIFFRACTION

The reported resolution of this entry is 3.30 Å.

Percentile scores (ranging between 0-100) for global validation metrics of the entry are shown in the following graphic. The table shows the number of entries on which the scores are based.



Metric	Whole archive (#Entries)	Similar resolution (#Entries, resolution range(Å))
R_{free}	100719	1034 (3.36-3.24)
Clashscore	112137	1100 (3.36-3.24)
Ramachandran outliers	110173	1081 (3.36-3.24)
Sidechain outliers	110143	1080 (3.36-3.24)
RSRZ outliers	101464	1039 (3.36-3.24)
RNA backbone	2435	1111 (3.80-2.80)

The table below summarises the geometric issues observed across the polymeric chains and their fit to the electron density. The red, orange, yellow and green segments on the lower bar indicate the fraction of residues that contain outliers for ≥ 3 , 2, 1 and 0 types of geometric quality criteria. A grey segment represents the fraction of residues that are not modelled. The numeric value for each fraction is indicated below the corresponding segment, with a dot representing fractions $\leq 5\%$. The upper red bar (where present) indicates the fraction of residues that have poor fit to the electron density. The numeric value is given above the bar.

Mol	Chain	Length	Quality of chain
1	AA	1542	
1	CA	1542	
2	AB	241	
2	CB	241	

Continued on next page...

Continued from previous page...

Mol	Chain	Length	Quality of chain
3	AC	233	
3	CC	233	
4	AD	206	
4	CD	206	
5	AE	167	
5	CE	167	
6	AF	135	
6	CF	135	
7	AG	179	
7	CG	179	
8	AH	130	
8	CH	130	
9	AI	130	
9	CI	130	
10	AJ	103	
10	CJ	103	
11	AK	129	
11	CK	129	
12	AL	124	
12	CL	124	
13	AM	118	
13	CM	118	
14	AN	101	
14	CN	101	
15	AO	89	

Continued on next page...

Continued from previous page...

Mol	Chain	Length	Quality of chain
15	CO	89	
16	AP	82	
16	CP	82	
17	AQ	84	
17	CQ	84	
18	AR	75	
18	CR	75	
19	AS	92	
19	CS	92	
20	AT	87	
20	CT	87	
21	AU	71	
21	CU	71	
22	AV	76	
22	CV	76	
23	AX	24	
23	CX	24	
24	BA	2904	
24	DA	2904	
25	BB	120	
25	DB	120	
26	BC	273	
26	DC	273	
27	BD	209	
27	DD	209	



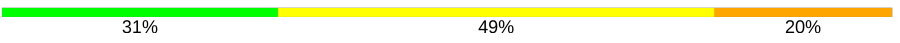
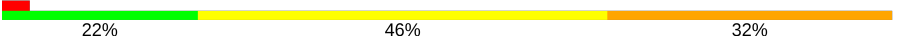


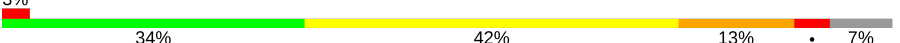


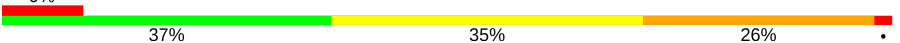



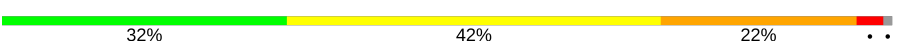
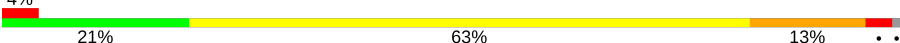









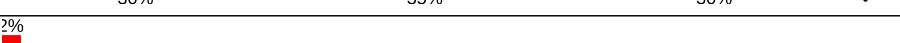
Continued on next page...

Continued from previous page...

Mol	Chain	Length	Quality of chain
28	BE	201	
28	DE	201	
29	BF	179	
29	DF	179	
30	BG	177	
30	DG	177	
31	BH	149	
31	DH	149	
32	BI	142	
32	DI	142	
33	BJ	142	
33	DJ	142	
34	BK	123	
34	DK	123	
35	BL	144	
35	DL	144	
36	BM	136	
36	DM	136	
37	BN	127	
37	DN	127	
38	BO	117	
38	DO	117	
39	BP	115	
39	DP	115	
40	BQ	118	

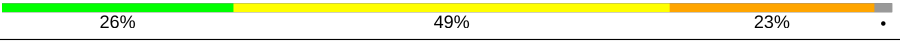
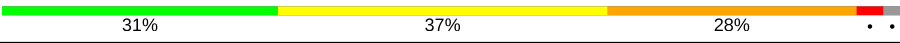
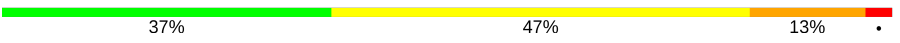
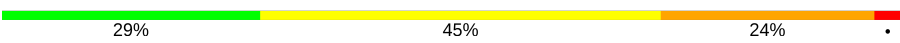

Continued on next page...

Continued from previous page...

Mol	Chain	Length	Quality of chain
40	DQ	118	
41	BR	103	
41	DR	103	
42	BS	110	
42	DS	110	
43	BT	100	
43	DT	100	
44	BU	104	
44	DU	104	
45	BV	94	
45	DV	94	
46	BW	85	
46	DW	85	
47	BX	78	
47	DX	78	
48	BY	63	
48	DY	63	
49	BZ	59	
49	DZ	59	
50	B0	57	
50	D0	57	
51	B1	55	
51	D1	55	
52	B2	46	
52	D2	46	

Continued on next page...

Continued from previous page...

Mol	Chain	Length	Quality of chain
53	B3	65	
53	D3	65	
54	B4	38	
54	D4	38	
55	CY	185	

The following table lists non-polymeric compounds, carbohydrate monomers and non-standard residues in protein, DNA, RNA chains that are outliers for geometric or electron-density-fit criteria:

Mol	Type	Chain	Res	Chirality	Geometry	Clashes	Electron density
56	MG	AA	1601	-	-	-	X
56	MG	AA	1602	-	-	-	X
56	MG	AA	1608	-	-	-	X
56	MG	AA	1613	-	-	-	X
56	MG	AA	1614	-	-	-	X
56	MG	AA	1617	-	-	-	X
56	MG	AA	1619	-	-	-	X
56	MG	AA	1621	-	-	-	X
56	MG	AA	1626	-	-	-	X
56	MG	AA	1630	-	-	-	X
56	MG	AA	1633	-	-	-	X
56	MG	AA	1638	-	-	-	X
56	MG	AA	1641	-	-	-	X
56	MG	AA	1644	-	-	-	X
56	MG	AA	1652	-	-	-	X
56	MG	AD	301	-	-	-	X
56	MG	BA	3005	-	-	-	X
56	MG	BA	3008	-	-	-	X
56	MG	BA	3011	-	-	-	X
56	MG	BA	3013	-	-	-	X
56	MG	BA	3021	-	-	-	X
56	MG	BA	3022	-	-	-	X
56	MG	BA	3023	-	-	-	X
56	MG	BA	3025	-	-	-	X
56	MG	BA	3027	-	-	-	X
56	MG	BA	3030	-	-	-	X
56	MG	BA	3031	-	-	-	X
56	MG	BA	3044	-	-	-	X

Continued on next page...

Continued from previous page...

Mol	Type	Chain	Res	Chirality	Geometry	Clashes	Electron density
56	MG	BA	3047	-	-	-	X
56	MG	BA	3049	-	-	-	X
56	MG	BA	3054	-	-	-	X
56	MG	BA	3056	-	-	-	X
56	MG	BA	3058	-	-	-	X
56	MG	BA	3063	-	-	-	X
56	MG	BA	3064	-	-	-	X
56	MG	BA	3065	-	-	-	X
56	MG	BA	3070	-	-	-	X
56	MG	BA	3072	-	-	-	X
56	MG	BA	3077	-	-	-	X
56	MG	BA	3078	-	-	-	X
56	MG	BA	3092	-	-	-	X
56	MG	BA	3095	-	-	-	X
56	MG	BA	3103	-	-	-	X
56	MG	BA	3104	-	-	-	X
56	MG	BA	3105	-	-	-	X
56	MG	BA	3106	-	-	-	X
56	MG	BA	3107	-	-	-	X
56	MG	BA	3108	-	-	-	X
56	MG	BA	3109	-	-	-	X
56	MG	BA	3111	-	-	-	X
56	MG	BA	3115	-	-	-	X
56	MG	BA	3119	-	-	-	X
56	MG	BA	3127	-	-	-	X
56	MG	BA	3129	-	-	-	X
56	MG	BA	3130	-	-	-	X
56	MG	BA	3140	-	-	-	X
56	MG	BA	3146	-	-	-	X
56	MG	BA	3147	-	-	-	X
56	MG	BA	3148	-	-	-	X
56	MG	BA	3153	-	-	-	X
56	MG	BA	3168	-	-	-	X
56	MG	BA	3170	-	-	-	X
56	MG	BB	201	-	-	-	X
56	MG	BB	202	-	-	-	X
56	MG	CA	1601	-	-	-	X
56	MG	CA	1602	-	-	-	X
56	MG	CA	1612	-	-	-	X
56	MG	CA	1614	-	-	-	X
56	MG	CA	1617	-	-	-	X
56	MG	CA	1626	-	-	-	X

Continued on next page...

Continued from previous page...

Mol	Type	Chain	Res	Chirality	Geometry	Clashes	Electron density
56	MG	CA	1636	-	-	-	X
56	MG	CA	1637	-	-	-	X
56	MG	CA	1640	-	-	-	X
56	MG	CA	1641	-	-	-	X
56	MG	CA	1646	-	-	-	X
56	MG	CA	1659	-	-	-	X
56	MG	CA	1669	-	-	-	X
56	MG	DA	3008	-	-	-	X
56	MG	DA	3009	-	-	-	X
56	MG	DA	3012	-	-	-	X
56	MG	DA	3013	-	-	-	X
56	MG	DA	3017	-	-	-	X
56	MG	DA	3020	-	-	-	X
56	MG	DA	3021	-	-	-	X
56	MG	DA	3022	-	-	-	X
56	MG	DA	3028	-	-	-	X
56	MG	DA	3029	-	-	-	X
56	MG	DA	3036	-	-	-	X
56	MG	DA	3038	-	-	-	X
56	MG	DA	3048	-	-	-	X
56	MG	DA	3051	-	-	-	X
56	MG	DA	3057	-	-	-	X
56	MG	DA	3060	-	-	-	X
56	MG	DA	3061	-	-	-	X
56	MG	DA	3064	-	-	-	X
56	MG	DA	3066	-	-	-	X
56	MG	DA	3069	-	-	-	X
56	MG	DA	3071	-	-	-	X
56	MG	DA	3072	-	-	-	X
56	MG	DA	3076	-	-	-	X
56	MG	DA	3079	-	-	-	X
56	MG	DA	3092	-	-	-	X
56	MG	DA	3094	-	-	-	X
56	MG	DA	3098	-	-	-	X
56	MG	DA	3101	-	-	-	X
56	MG	DA	3102	-	-	-	X
56	MG	DA	3104	-	-	-	X
56	MG	DA	3106	-	-	-	X
56	MG	DA	3107	-	-	-	X
56	MG	DA	3111	-	-	-	X
56	MG	DA	3113	-	-	-	X
56	MG	DA	3121	-	-	-	X

Continued on next page...

Continued from previous page...

Mol	Type	Chain	Res	Chirality	Geometry	Clashes	Electron density
56	MG	DA	3127	-	-	-	X
56	MG	DA	3129	-	-	-	X
56	MG	DA	3131	-	-	-	X
56	MG	DA	3142	-	-	-	X
56	MG	DA	3146	-	-	-	X
56	MG	DA	3147	-	-	-	X
56	MG	DA	3153	-	-	-	X
56	MG	DA	3157	-	-	-	X
56	MG	DA	3158	-	-	-	X
56	MG	DA	3167	-	-	-	X
56	MG	DA	3169	-	-	-	X
56	MG	DA	3178	-	-	-	X
56	MG	DA	3181	-	-	-	X
56	MG	DA	3192	-	-	-	X
56	MG	DA	3193	-	-	-	X
56	MG	DB	201	-	-	-	X
56	MG	DB	204	-	-	-	X
56	MG	DO	201	-	-	-	X
57	NMY	AA	1655	-	-	X	-
57	NMY	AA	1656	-	-	-	X
57	NMY	AA	1657	-	-	-	X
57	NMY	BA	3161	-	-	-	X
57	NMY	BA	3162	-	-	-	X
57	NMY	BA	3163	-	-	-	X
57	NMY	BA	3164	-	-	-	X
57	NMY	BA	3165	-	-	X	X
57	NMY	BA	3167	-	-	-	X
57	NMY	CA	1672	-	-	-	X
57	NMY	DA	3184	-	-	-	X
57	NMY	DA	3185	-	-	-	X
57	NMY	DA	3186	-	-	-	X
57	NMY	DA	3187	-	-	-	X
57	NMY	DA	3189	-	-	-	X
57	NMY	DA	3190	-	-	X	X
58	ZN	D4	101	-	-	-	X

2 Entry composition

There are 59 unique types of molecules in this entry. The entry contains 293103 atoms, of which 0 are hydrogens and 0 are deuteriums.

In the tables below, the ZeroOcc column contains the number of atoms modelled with zero occupancy, the AltConf column contains the number of residues with at least one atom in alternate conformation and the Trace column contains the number of residues modelled with at most 2 atoms.

- Molecule 1 is a RNA chain called 16S ribosomal RNA.

Mol	Chain	Residues	Atoms					ZeroOcc	AltConf	Trace
1	AA	1539	Total	C	N	O	P	0	0	0
			33015	14725	6052	10699	1539			
1	CA	1538	Total	C	N	O	P	0	0	0
			32995	14716	6050	10691	1538			

- Molecule 2 is a protein called 30S ribosomal protein S2.

Mol	Chain	Residues	Atoms					ZeroOcc	AltConf	Trace
2	AB	218	Total	C	N	O	S	0	0	0
			1704	1081	305	311	7			
2	CB	218	Total	C	N	O	S	0	0	0
			1704	1081	305	311	7			

- Molecule 3 is a protein called 30S ribosomal protein S3.

Mol	Chain	Residues	Atoms					ZeroOcc	AltConf	Trace
3	AC	206	Total	C	N	O	S	0	0	0
			1624	1028	305	288	3			
3	CC	206	Total	C	N	O	S	0	0	0
			1624	1028	305	288	3			

- Molecule 4 is a protein called 30S ribosomal protein S4.

Mol	Chain	Residues	Atoms					ZeroOcc	AltConf	Trace
4	AD	205	Total	C	N	O	S	0	0	0
			1643	1026	315	298	4			
4	CD	205	Total	C	N	O	S	0	0	0
			1643	1026	315	298	4			

- Molecule 5 is a protein called 30S ribosomal protein S5.

Mol	Chain	Residues	Atoms					ZeroOcc	AltConf	Trace
5	AE	150	Total	C	N	O	S	0	0	0
			1105	687	211	201	6			
5	CE	150	Total	C	N	O	S	0	0	0
			1105	687	211	201	6			

- Molecule 6 is a protein called 30S ribosomal protein S6.

Mol	Chain	Residues	Atoms					ZeroOcc	AltConf	Trace
6	AF	100	Total	C	N	O	S	0	0	0
			817	515	148	148	6			
6	CF	100	Total	C	N	O	S	0	0	0
			817	515	148	148	6			

- Molecule 7 is a protein called 30S ribosomal protein S7.

Mol	Chain	Residues	Atoms					ZeroOcc	AltConf	Trace
7	AG	151	Total	C	N	O	S	0	0	0
			1181	735	227	215	4			
7	CG	151	Total	C	N	O	S	0	0	0
			1181	735	227	215	4			

- Molecule 8 is a protein called 30S ribosomal protein S8.

Mol	Chain	Residues	Atoms					ZeroOcc	AltConf	Trace
8	AH	129	Total	C	N	O	S	0	0	0
			979	616	173	184	6			
8	CH	129	Total	C	N	O	S	0	0	0
			979	616	173	184	6			

- Molecule 9 is a protein called 30S ribosomal protein S9.

Mol	Chain	Residues	Atoms					ZeroOcc	AltConf	Trace
9	AI	127	Total	C	N	O	S	0	0	0
			1022	634	206	179	3			
9	CI	127	Total	C	N	O	S	0	0	0
			1022	634	206	179	3			

- Molecule 10 is a protein called 30S ribosomal protein S10.

Mol	Chain	Residues	Atoms					ZeroOcc	AltConf	Trace
10	AJ	98	Total	C	N	O	S	0	0	0
			786	493	150	142	1			

Continued on next page...

Continued from previous page...

Mol	Chain	Residues	Atoms					ZeroOcc	AltConf	Trace
10	CJ	98	Total	C	N	O	S	0	0	0
			786	493	150	142	1			

- Molecule 11 is a protein called 30S ribosomal protein S11.

Mol	Chain	Residues	Atoms					ZeroOcc	AltConf	Trace
11	AK	117	Total	C	N	O	S	0	0	0
			877	540	174	160	3			
11	CK	117	Total	C	N	O	S	0	0	0
			877	540	174	160	3			

- Molecule 12 is a protein called 30S ribosomal protein S12.

Mol	Chain	Residues	Atoms					ZeroOcc	AltConf	Trace
12	AL	123	Total	C	N	O	S	0	0	0
			955	590	196	165	4			
12	CL	123	Total	C	N	O	S	0	0	0
			955	590	196	165	4			

- Molecule 13 is a protein called 30S ribosomal protein S13.

Mol	Chain	Residues	Atoms					ZeroOcc	AltConf	Trace
13	AM	114	Total	C	N	O	S	0	0	0
			883	546	178	156	3			
13	CM	114	Total	C	N	O	S	0	0	0
			883	546	178	156	3			

- Molecule 14 is a protein called 30S ribosomal protein S14.

Mol	Chain	Residues	Atoms					ZeroOcc	AltConf	Trace
14	AN	96	Total	C	N	O	S	0	0	0
			774	483	160	128	3			
14	CN	96	Total	C	N	O	S	0	0	0
			774	483	160	128	3			

- Molecule 15 is a protein called 30S ribosomal protein S15.

Mol	Chain	Residues	Atoms					ZeroOcc	AltConf	Trace
15	AO	88	Total	C	N	O	S	0	0	0
			714	439	144	130	1			
15	CO	88	Total	C	N	O	S	0	0	0
			714	439	144	130	1			

- Molecule 16 is a protein called 30S ribosomal protein S16.

Mol	Chain	Residues	Atoms					ZeroOcc	AltConf	Trace
16	AP	82	Total	C	N	O	S	0	0	0
			649	406	128	114	1			
16	CP	82	Total	C	N	O	S	0	0	0
			649	406	128	114	1			

- Molecule 17 is a protein called 30S ribosomal protein S17.

Mol	Chain	Residues	Atoms					ZeroOcc	AltConf	Trace
17	AQ	80	Total	C	N	O	S	0	0	0
			648	411	121	113	3			
17	CQ	80	Total	C	N	O	S	0	0	0
			648	411	121	113	3			

- Molecule 18 is a protein called 30S ribosomal protein S18.

Mol	Chain	Residues	Atoms				ZeroOcc	AltConf	Trace
18	AR	55	Total	C	N	O	0	0	0
			455	288	86	81			
18	CR	55	Total	C	N	O	0	0	0
			455	288	86	81			

- Molecule 19 is a protein called 30S ribosomal protein S19.

Mol	Chain	Residues	Atoms					ZeroOcc	AltConf	Trace
19	AS	79	Total	C	N	O	S	0	0	0
			637	408	120	107	2			
19	CS	79	Total	C	N	O	S	0	0	0
			637	408	120	107	2			

- Molecule 20 is a protein called 30S ribosomal protein S20.

Mol	Chain	Residues	Atoms					ZeroOcc	AltConf	Trace
20	AT	85	Total	C	N	O	S	0	0	0
			665	411	137	114	3			
20	CT	85	Total	C	N	O	S	0	0	0
			665	411	137	114	3			

- Molecule 21 is a protein called 30S ribosomal protein S21.

Mol	Chain	Residues	Atoms					ZeroOcc	AltConf	Trace
21	AU	51	Total	C	N	O	S	0	0	0
			425	265	86	73	1			
21	CU	51	Total	C	N	O	S	0	0	0
			425	265	86	73	1			

- Molecule 22 is a RNA chain called Phenylalanine specific transfer RNA, tRNA-Phe.

Mol	Chain	Residues	Atoms					ZeroOcc	AltConf	Trace
22	AV	76	Total	C	N	O	P	0	0	0
			1623	723	290	534	76			
22	CV	76	Total	C	N	O	P	0	0	0
			1623	723	290	534	76			

- Molecule 23 is a RNA chain called Messenger RNA, mRNA.

Mol	Chain	Residues	Atoms					ZeroOcc	AltConf	Trace
23	AX	16	Total	C	N	O	P	0	0	0
			346	155	66	109	16			
23	CX	15	Total	C	N	O	P	0	0	0
			324	145	61	103	15			

- Molecule 24 is a RNA chain called 23S ribosomal RNA.

Mol	Chain	Residues	Atoms					ZeroOcc	AltConf	Trace
24	BA	2897	Total	C	N	O	P	0	0	0
			62195	27745	11446	20107	2897			
24	DA	2897	Total	C	N	O	P	0	0	0
			62195	27745	11446	20107	2897			

- Molecule 25 is a RNA chain called 5S ribosomal RNA.

Mol	Chain	Residues	Atoms					ZeroOcc	AltConf	Trace
25	BB	118	Total	C	N	O	P	0	0	0
			2529	1126	464	821	118			
25	DB	119	Total	C	N	O	P	0	0	0
			2549	1135	466	829	119			

There are 2 discrepancies between the modelled and reference sequences:

Chain	Residue	Modelled	Actual	Comment	Reference
BB	12	C	A	SEE REMARK 999	GB AP012306
DB	12	C	A	SEE REMARK 999	GB AP012306

- Molecule 26 is a protein called 50S ribosomal protein L2.

Mol	Chain	Residues	Atoms					ZeroOcc	AltConf	Trace
26	BC	271	Total	C	N	O	S	0	0	0
			2082	1288	423	364	7			
26	DC	271	Total	C	N	O	S	0	0	0
			2082	1288	423	364	7			

- Molecule 27 is a protein called 50S ribosomal protein L3.

Mol	Chain	Residues	Atoms					ZeroOcc	AltConf	Trace
27	BD	209	Total	C	N	O	S	0	0	0
			1565	979	288	294	4			
27	DD	209	Total	C	N	O	S	0	0	0
			1565	979	288	294	4			

- Molecule 28 is a protein called 50S ribosomal protein L4.

Mol	Chain	Residues	Atoms					ZeroOcc	AltConf	Trace
28	BE	201	Total	C	N	O	S	0	0	0
			1552	974	283	290	5			
28	DE	201	Total	C	N	O	S	0	0	0
			1552	974	283	290	5			

- Molecule 29 is a protein called 50S ribosomal protein L5.

Mol	Chain	Residues	Atoms					ZeroOcc	AltConf	Trace
29	BF	177	Total	C	N	O	S	0	0	0
			1410	899	249	256	6			
29	DF	177	Total	C	N	O	S	0	0	0
			1410	899	249	256	6			

- Molecule 30 is a protein called 50S ribosomal protein L6.

Mol	Chain	Residues	Atoms					ZeroOcc	AltConf	Trace
30	BG	176	Total	C	N	O	S	0	0	0
			1323	832	243	246	2			
30	DG	176	Total	C	N	O	S	0	0	0
			1323	832	243	246	2			

- Molecule 31 is a protein called 50S ribosomal protein L9.

Mol	Chain	Residues	Atoms					ZeroOcc	AltConf	Trace
31	BH	149	Total	C	N	O	S	0	0	0
			1110	699	197	213	1			
31	DH	149	Total	C	N	O	S	0	0	0
			1110	699	197	213	1			

- Molecule 32 is a protein called 50S ribosomal protein L11.

Mol	Chain	Residues	Atoms					ZeroOcc	AltConf	Trace
32	BI	141	Total	C	N	O	S	0	0	0
			1032	651	179	196	6			
32	DI	141	Total	C	N	O	S	0	0	0
			1032	651	179	196	6			

- Molecule 33 is a protein called 50S ribosomal protein L13.

Mol	Chain	Residues	Atoms					ZeroOcc	AltConf	Trace
33	BJ	142	Total	C	N	O	S	0	0	0
			1129	714	212	199	4			
33	DJ	142	Total	C	N	O	S	0	0	0
			1129	714	212	199	4			

- Molecule 34 is a protein called 50S ribosomal protein L14.

Mol	Chain	Residues	Atoms					ZeroOcc	AltConf	Trace
34	BK	122	Total	C	N	O	S	0	0	0
			938	587	180	165	6			
34	DK	122	Total	C	N	O	S	0	0	0
			938	587	180	165	6			

- Molecule 35 is a protein called 50S ribosomal protein L15.

Mol	Chain	Residues	Atoms					ZeroOcc	AltConf	Trace
35	BL	143	Total	C	N	O	S	0	0	0
			1045	649	206	189	1			
35	DL	143	Total	C	N	O	S	0	0	0
			1045	649	206	189	1			

- Molecule 36 is a protein called 50S ribosomal protein L16.

Mol	Chain	Residues	Atoms					ZeroOcc	AltConf	Trace
36	BM	136	Total	C	N	O	S	0	0	0
			1074	686	205	177	6			

Continued on next page...

Continued from previous page...

Mol	Chain	Residues	Atoms					ZeroOcc	AltConf	Trace
36	DM	136	Total	C	N	O	S	0	0	0
			1074	686	205	177	6			

- Molecule 37 is a protein called 50S ribosomal protein L17.

Mol	Chain	Residues	Atoms					ZeroOcc	AltConf	Trace
37	BN	120	Total	C	N	O	S	0	0	0
			960	593	196	166	5			
37	DN	120	Total	C	N	O	S	0	0	0
			960	593	196	166	5			

- Molecule 38 is a protein called 50S ribosomal protein L18.

Mol	Chain	Residues	Atoms					ZeroOcc	AltConf	Trace
38	BO	116	Total	C	N	O	S	0	0	0
			892	552	178	162				
38	DO	116	Total	C	N	O	S	0	0	0
			892	552	178	162				

- Molecule 39 is a protein called 50S ribosomal protein L19.

Mol	Chain	Residues	Atoms					ZeroOcc	AltConf	Trace
39	BP	114	Total	C	N	O	S	0	0	0
			917	574	179	163	1			
39	DP	114	Total	C	N	O	S	0	0	0
			917	574	179	163	1			

- Molecule 40 is a protein called 50S ribosomal protein L20.

Mol	Chain	Residues	Atoms					ZeroOcc	AltConf	Trace
40	BQ	117	Total	C	N	O	S	0	0	0
			947	604	192	151				
40	DQ	117	Total	C	N	O	S	0	0	0
			947	604	192	151				

- Molecule 41 is a protein called 50S ribosomal protein L21.

Mol	Chain	Residues	Atoms					ZeroOcc	AltConf	Trace
41	BR	103	Total	C	N	O	S	0	0	0
			816	516	153	145	2			
41	DR	103	Total	C	N	O	S	0	0	0
			816	516	153	145	2			

- Molecule 42 is a protein called 50S ribosomal protein L22.

Mol	Chain	Residues	Atoms					ZeroOcc	AltConf	Trace
42	BS	110	Total	C	N	O	S	0	0	0
			857	532	166	156	3			
42	DS	110	Total	C	N	O	S	0	0	0
			857	532	166	156	3			

- Molecule 43 is a protein called 50S ribosomal protein L23.

Mol	Chain	Residues	Atoms					ZeroOcc	AltConf	Trace
43	BT	93	Total	C	N	O	S	0	0	0
			738	466	139	131	2			
43	DT	93	Total	C	N	O	S	0	0	0
			738	466	139	131	2			

- Molecule 44 is a protein called 50S ribosomal protein L24.

Mol	Chain	Residues	Atoms				ZeroOcc	AltConf	Trace
44	BU	102	Total	C	N	O	0	0	0
			779	492	146	141			
44	DU	102	Total	C	N	O	0	0	0
			779	492	146	141			

- Molecule 45 is a protein called 50S ribosomal protein L25.

Mol	Chain	Residues	Atoms					ZeroOcc	AltConf	Trace
45	BV	94	Total	C	N	O	S	0	0	0
			753	479	137	134	3			
45	DV	94	Total	C	N	O	S	0	0	0
			753	479	137	134	3			

- Molecule 46 is a protein called 50S ribosomal protein L27.

Mol	Chain	Residues	Atoms					ZeroOcc	AltConf	Trace
46	BW	75	Total	C	N	O	S	0	0	0
			569	353	113	102	1			
46	DW	76	Total	C	N	O	S	0	0	0
			580	359	117	103	1			

- Molecule 47 is a protein called 50S ribosomal protein L28.

Mol	Chain	Residues	Atoms					ZeroOcc	AltConf	Trace
47	BX	77	Total	C	N	O	S	0	0	0
			625	388	129	106	2			
47	DX	77	Total	C	N	O	S	0	0	0
			625	388	129	106	2			

- Molecule 48 is a protein called 50S ribosomal protein L29.

Mol	Chain	Residues	Atoms					ZeroOcc	AltConf	Trace
48	BY	63	Total	C	N	O	S	0	0	0
			509	313	99	95	2			
48	DY	63	Total	C	N	O	S	0	0	0
			509	313	99	95	2			

- Molecule 49 is a protein called 50S ribosomal protein L30.

Mol	Chain	Residues	Atoms					ZeroOcc	AltConf	Trace
49	BZ	58	Total	C	N	O	S	0	0	0
			449	281	87	79	2			
49	DZ	58	Total	C	N	O	S	0	0	0
			449	281	87	79	2			

- Molecule 50 is a protein called 50S ribosomal protein L32.

Mol	Chain	Residues	Atoms					ZeroOcc	AltConf	Trace
50	B0	56	Total	C	N	O	S	0	0	0
			444	269	94	80	1			
50	D0	56	Total	C	N	O	S	0	0	0
			444	269	94	80	1			

- Molecule 51 is a protein called 50S ribosomal protein L33.

Mol	Chain	Residues	Atoms				ZeroOcc	AltConf	Trace
51	B1	50	Total	C	N	O	0	0	0
			409	263	75	71			
51	D1	50	Total	C	N	O	0	0	0
			409	263	75	71			

- Molecule 52 is a protein called 50S ribosomal protein L34.

Mol	Chain	Residues	Atoms					ZeroOcc	AltConf	Trace
52	B2	46	Total	C	N	O	S	0	0	0
			377	228	90	57	2			

Continued on next page...

Continued from previous page...

Mol	Chain	Residues	Atoms					ZeroOcc	AltConf	Trace
52	D2	46	Total	C	N	O	S	0	0	0
			377	228	90	57	2			

- Molecule 53 is a protein called 50S ribosomal protein L35.

Mol	Chain	Residues	Atoms					ZeroOcc	AltConf	Trace
53	B3	64	Total	C	N	O	S	0	0	0
			504	323	105	74	2			
53	D3	64	Total	C	N	O	S	0	0	0
			504	323	105	74	2			

- Molecule 54 is a protein called 50S ribosomal protein L36.

Mol	Chain	Residues	Atoms					ZeroOcc	AltConf	Trace
54	B4	38	Total	C	N	O	S	0	0	0
			302	185	65	48	4			
54	D4	38	Total	C	N	O	S	0	0	0
			302	185	65	48	4			

- Molecule 55 is a protein called Ribosome recycling factor, RRF.

Mol	Chain	Residues	Atoms					ZeroOcc	AltConf	Trace
55	CY	183	Total	C	N	O	S	0	0	0
			1423	874	260	283	6			

- Molecule 56 is MAGNESIUM ION (three-letter code: MG) (formula: Mg).

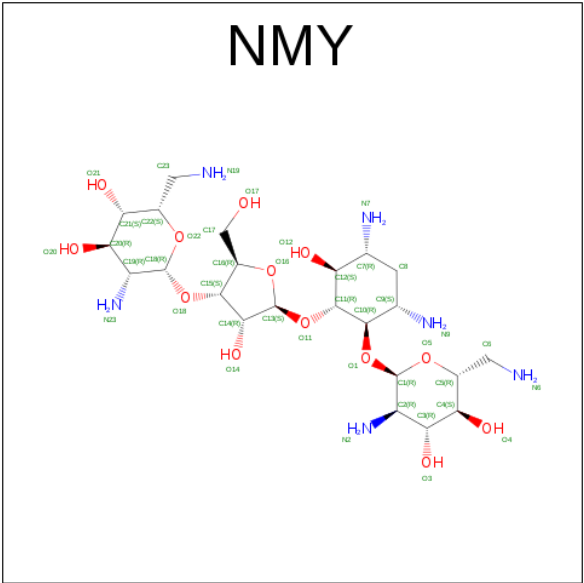
Mol	Chain	Residues	Atoms		ZeroOcc	AltConf
56	BB	3	Total	Mg	0	0
			3	3		
56	DE	1	Total	Mg	0	0
			1	1		
56	BA	163	Total	Mg	0	0
			163	163		
56	CA	71	Total	Mg	0	0
			71	71		
56	DO	1	Total	Mg	0	0
			1	1		
56	DL	1	Total	Mg	0	0
			1	1		
56	DA	187	Total	Mg	0	0
			187	187		

Continued on next page...

Continued from previous page...

Mol	Chain	Residues	Atoms		ZeroOcc	AltConf
56	AA	54	Total	Mg	0	0
			54	54		
56	BQ	1	Total	Mg	0	0
			1	1		
56	AN	1	Total	Mg	0	0
			1	1		
56	AD	1	Total	Mg	0	0
			1	1		
56	CX	1	Total	Mg	0	0
			1	1		
56	BC	1	Total	Mg	0	0
			1	1		
56	DB	4	Total	Mg	0	0
			4	4		

- Molecule 57 is NEOMYCIN (three-letter code: NMY) (formula: C₂₃H₄₆N₆O₁₃).



Mol	Chain	Residues	Atoms				ZeroOcc	AltConf
57	AA	1	Total	C	N	O	0	0
			42	23	6	13		
57	AA	1	Total	C	N	O	0	0
			42	23	6	13		
57	AA	1	Total	C	N	O	0	0
			42	23	6	13		
57	BA	1	Total	C	N	O	0	0
			42	23	6	13		

Continued on next page...

Continued from previous page...

Mol	Chain	Residues	Atoms				ZeroOcc	AltConf
57	BA	1	Total	C	N	O	0	0
			42	23	6	13		
57	BA	1	Total	C	N	O	0	0
			42	23	6	13		
57	BA	1	Total	C	N	O	0	0
			42	23	6	13		
57	BA	1	Total	C	N	O	0	0
			42	23	6	13		
57	BA	1	Total	C	N	O	0	0
			42	23	6	13		
57	BA	1	Total	C	N	O	0	0
			42	23	6	13		
57	CA	1	Total	C	N	O	0	0
			42	23	6	13		
57	DA	1	Total	C	N	O	0	0
			42	23	6	13		
57	DA	1	Total	C	N	O	0	0
			42	23	6	13		
57	DA	1	Total	C	N	O	0	0
			42	23	6	13		
57	DA	1	Total	C	N	O	0	0
			42	23	6	13		
57	DA	1	Total	C	N	O	0	0
			42	23	6	13		
57	DA	1	Total	C	N	O	0	0
			42	23	6	13		

- Molecule 58 is ZINC ION (three-letter code: ZN) (formula: Zn).

Mol	Chain	Residues	Atoms		ZeroOcc	AltConf
58	B4	1	Total	Zn	0	0
			1	1		
58	D4	1	Total	Zn	0	0
			1	1		

- Molecule 59 is water.

Mol	Chain	Residues	Atoms		ZeroOcc	AltConf
59	AA	188	Total	O	0	0
			188	188		

Continued on next page...

Continued from previous page...

Mol	Chain	Residues	Atoms	ZeroOcc	AltConf
59	AD	2	Total O 2 2	0	0
59	AK	1	Total O 1 1	0	0
59	AN	4	Total O 4 4	0	0
59	AT	2	Total O 2 2	0	0
59	AU	1	Total O 1 1	0	0
59	BA	616	Total O 616 616	0	0
59	BB	13	Total O 13 13	0	0
59	BC	10	Total O 10 10	0	0
59	BD	4	Total O 4 4	0	0
59	BL	4	Total O 4 4	0	0
59	BN	1	Total O 1 1	0	0
59	BT	3	Total O 3 3	0	0
59	BU	3	Total O 3 3	0	0
59	BV	1	Total O 1 1	0	0
59	B0	1	Total O 1 1	0	0
59	B3	1	Total O 1 1	0	0
59	B4	1	Total O 1 1	0	0
59	CA	192	Total O 192 192	0	0
59	CC	1	Total O 1 1	0	0
59	CE	1	Total O 1 1	0	0
59	CL	1	Total O 1 1	0	0

Continued on next page...

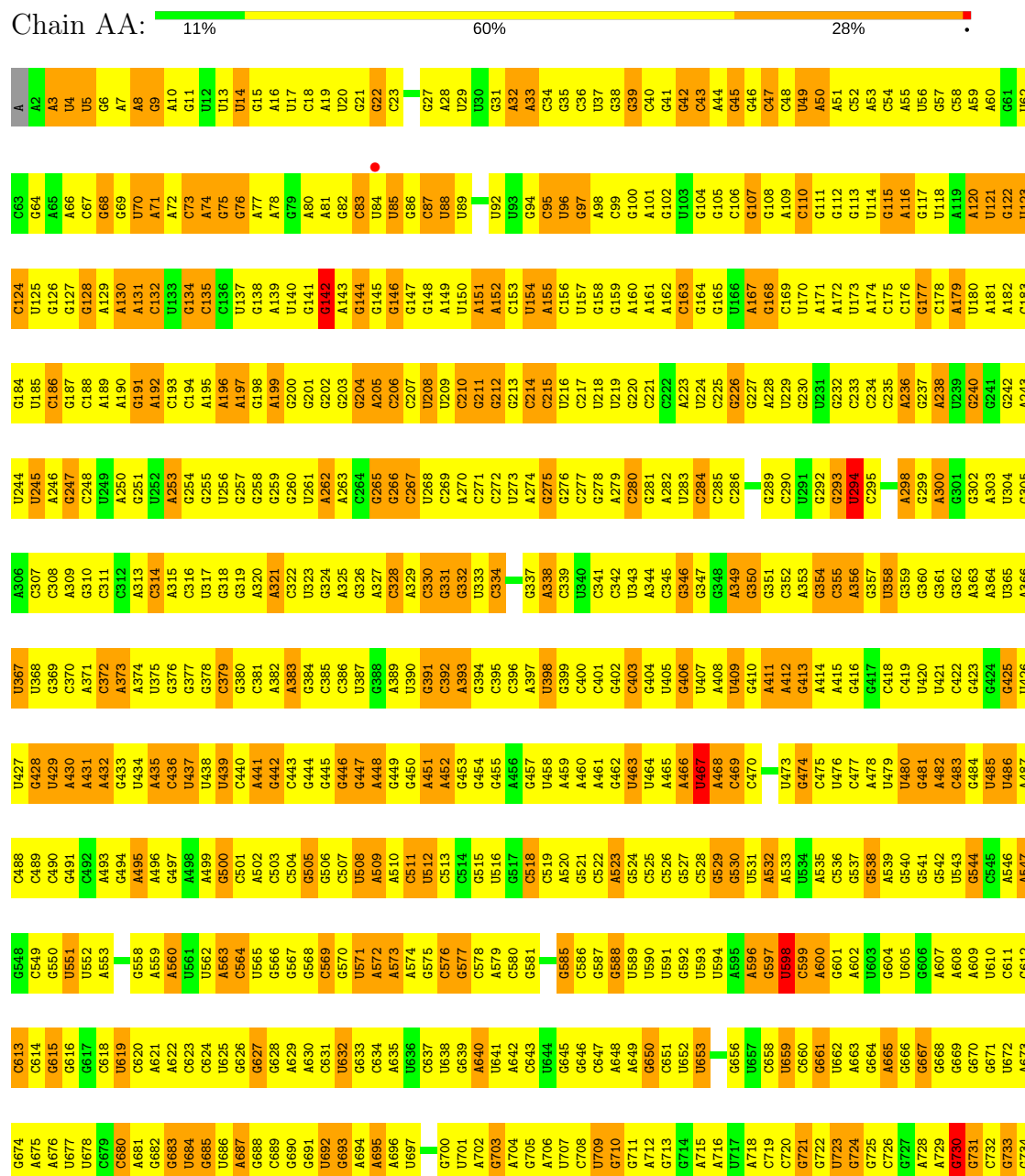
Continued from previous page...

Mol	Chain	Residues	Atoms		ZeroOcc	AltConf
59	CN	6	Total 6	O 6	0	0
59	CT	2	Total 2	O 2	0	0
59	DA	627	Total 627	O 627	0	0
59	DB	13	Total 13	O 13	0	0
59	DC	4	Total 4	O 4	0	0
59	DD	2	Total 2	O 2	0	0
59	DE	4	Total 4	O 4	0	0
59	DF	1	Total 1	O 1	0	0
59	DL	7	Total 7	O 7	0	0
59	DN	2	Total 2	O 2	0	0
59	DQ	1	Total 1	O 1	0	0
59	DS	1	Total 1	O 1	0	0
59	DT	1	Total 1	O 1	0	0
59	DU	1	Total 1	O 1	0	0
59	DV	1	Total 1	O 1	0	0
59	D3	2	Total 2	O 2	0	0
59	D4	1	Total 1	O 1	0	0

3 Residue-property plots

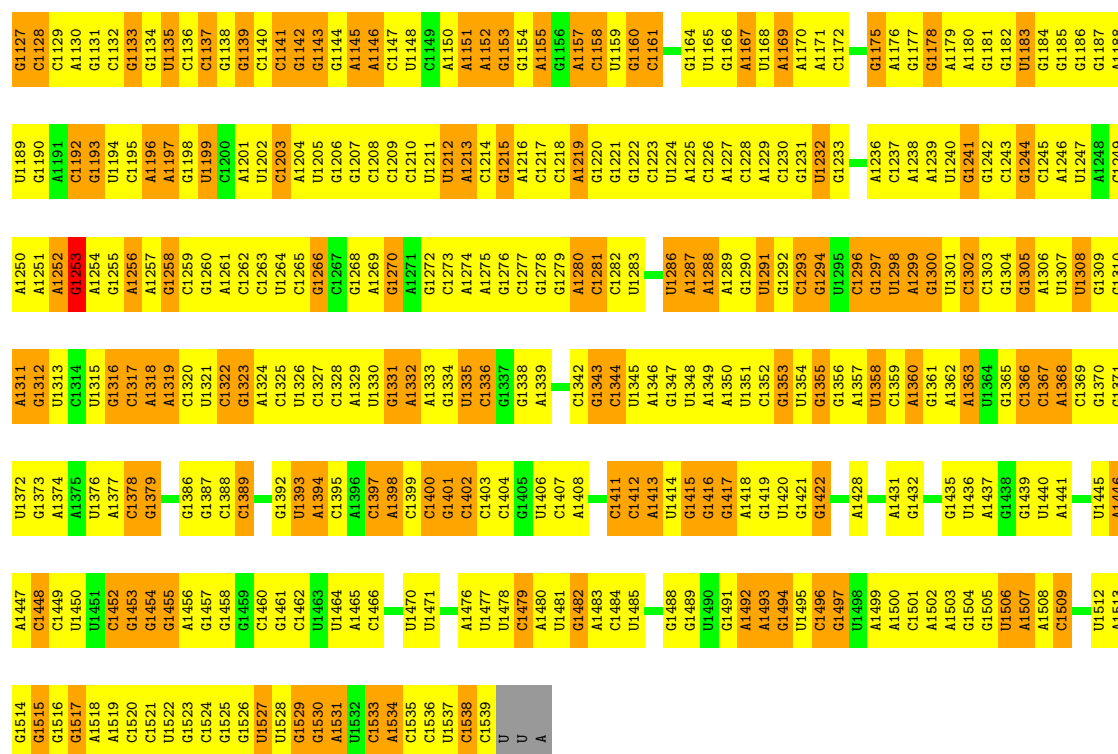
These plots are drawn for all protein, RNA and DNA chains in the entry. The first graphic for a chain summarises the proportions of the various outlier classes displayed in the second graphic. The second graphic shows the sequence view annotated by issues in geometry and electron density. Residues are color-coded according to the number of geometric quality criteria for which they contain at least one outlier: green = 0, yellow = 1, orange = 2 and red = 3 or more. A red dot above a residue indicates a poor fit to the electron density ($RSRZ > 2$). Stretches of 2 or more consecutive residues without any outlier are shown as a green connector. Residues present in the sample, but not in the model, are shown in grey.

- Molecule 1: 16S ribosomal RNA

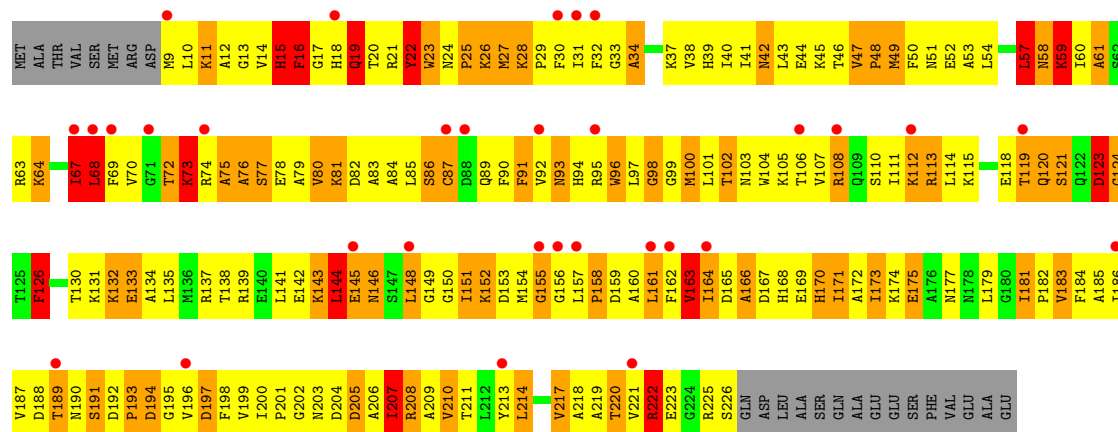


A	A2	A3	A4	U5	G6	A7	G9	A8	A10	G11	U12	U13	U14	G15	A16	U17	C18	A19	U20	G21	G25	C26	G27	A28	U29	A30	U30	G31	A32	A33	C34	G35	C36	U37	G38	G39	C40	G41	G42	C43	A44	G45	G46	C47	C48	U49	A50	A51	C52	A53	G54	A55	U56	G57	C58	A59	A60	G61	G62
---	----	----	----	----	----	----	----	----	-----	-----	-----	-----	-----	-----	-----	-----	-----	-----	-----	-----	-----	-----	-----	-----	-----	-----	-----	-----	-----	-----	-----	-----	-----	-----	-----	-----	-----	-----	-----	-----	-----	-----	-----	-----	-----	-----	-----	-----	-----	-----	-----	-----	-----	-----	-----	-----	-----	-----	-----

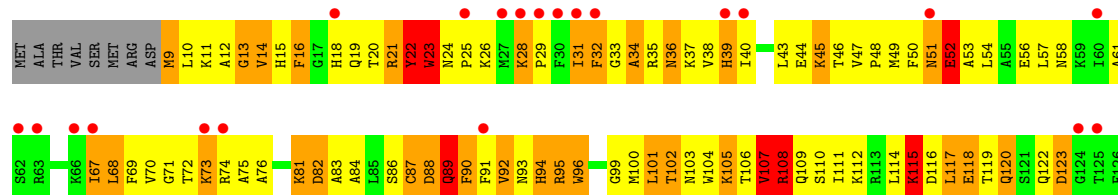
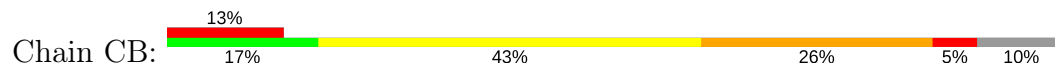


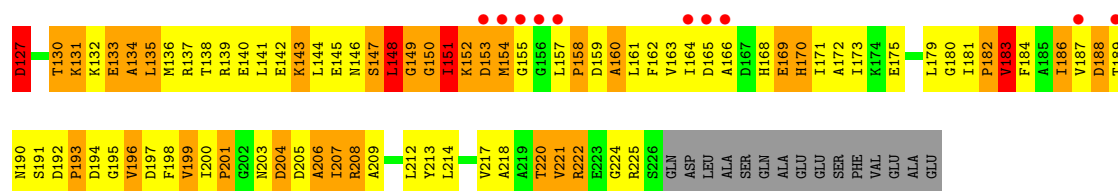


• Molecule 2: 30S ribosomal protein S2

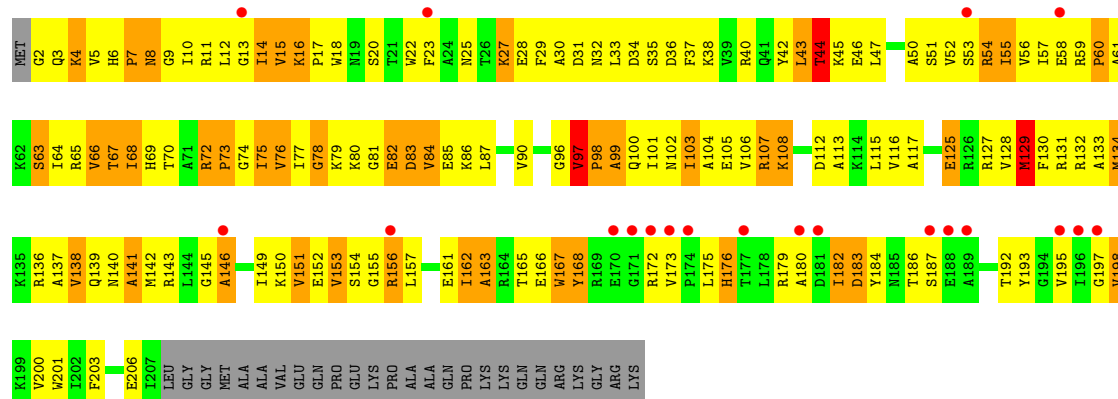


• Molecule 2: 30S ribosomal protein S2

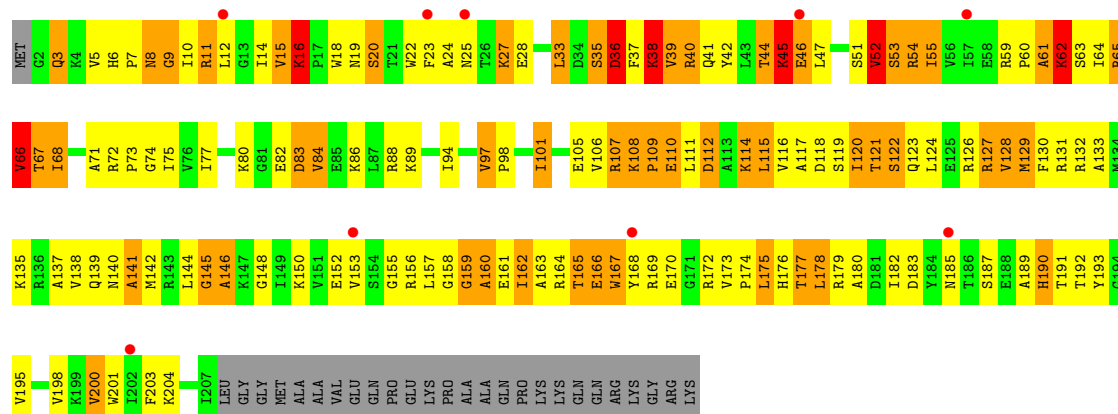




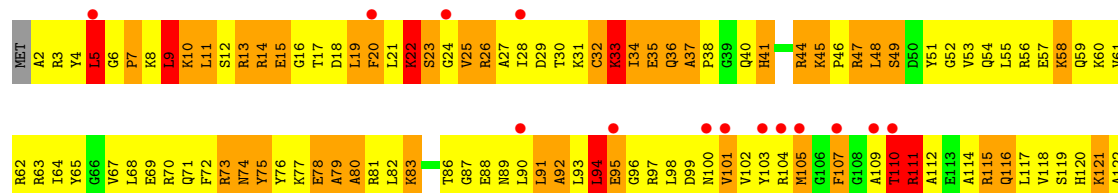
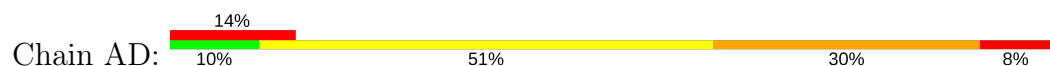
• Molecule 3: 30S ribosomal protein S3

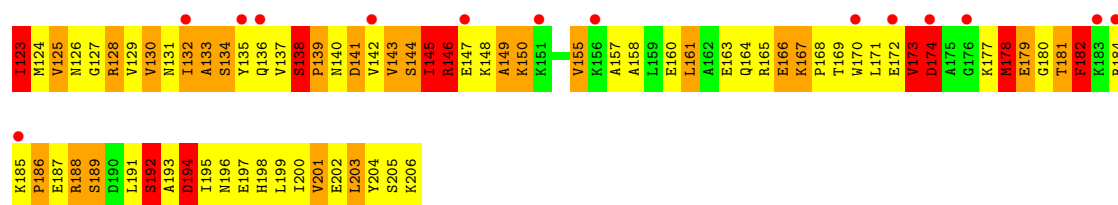


• Molecule 3: 30S ribosomal protein S3

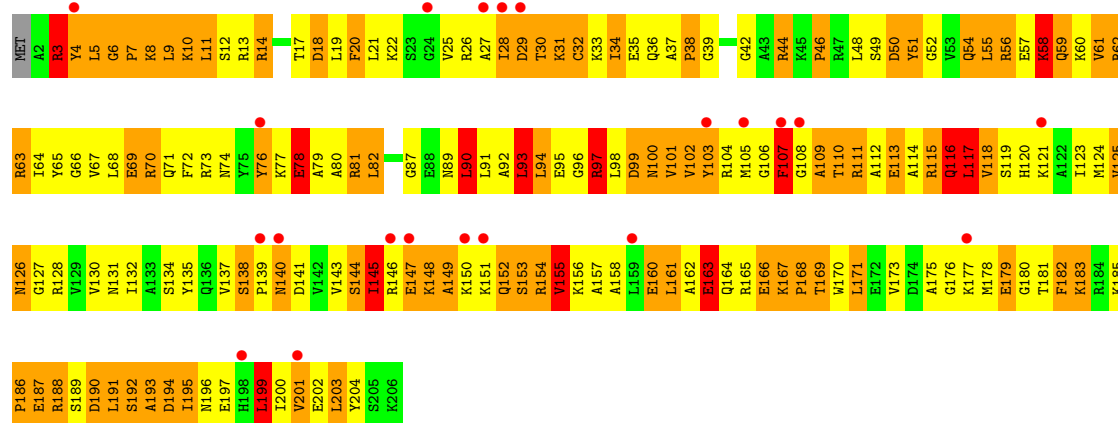
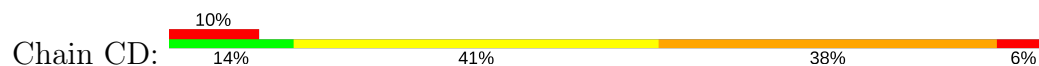


• Molecule 4: 30S ribosomal protein S4

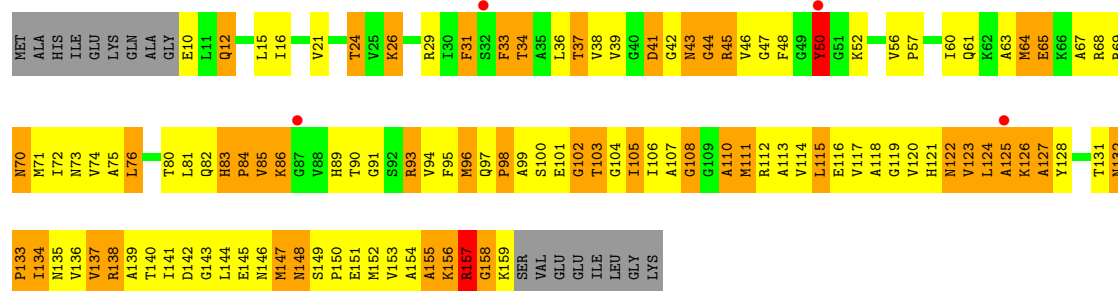
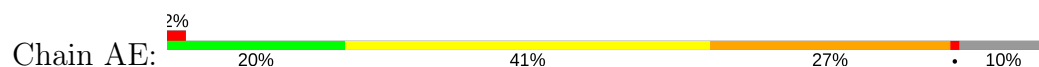




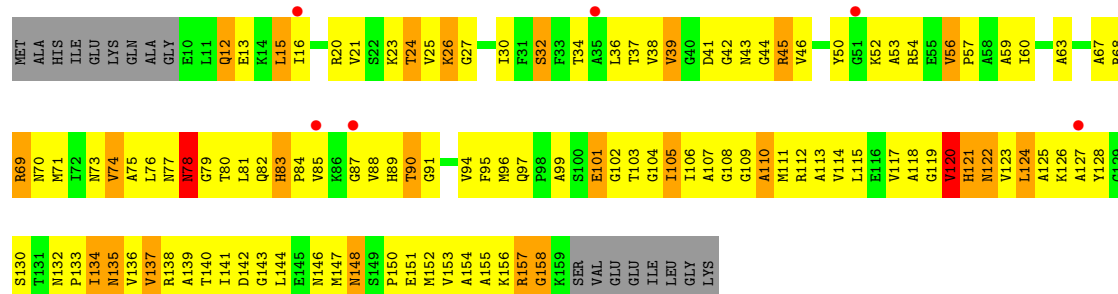
• Molecule 4: 30S ribosomal protein S4



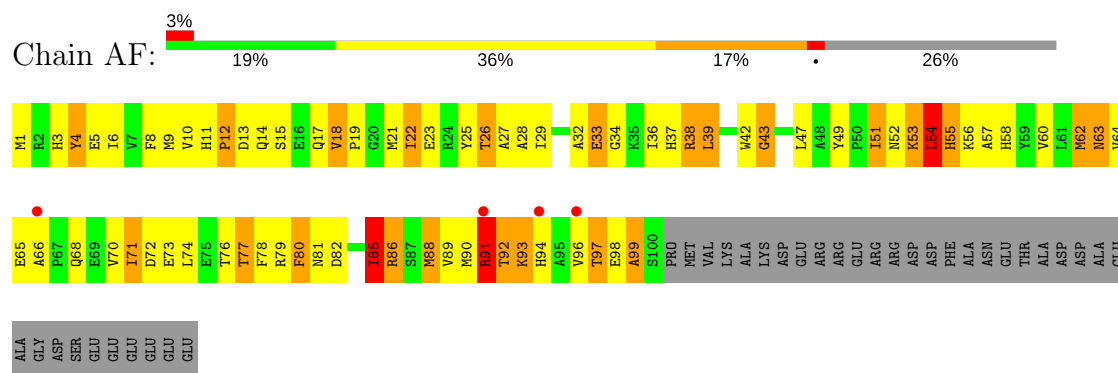
• Molecule 5: 30S ribosomal protein S5



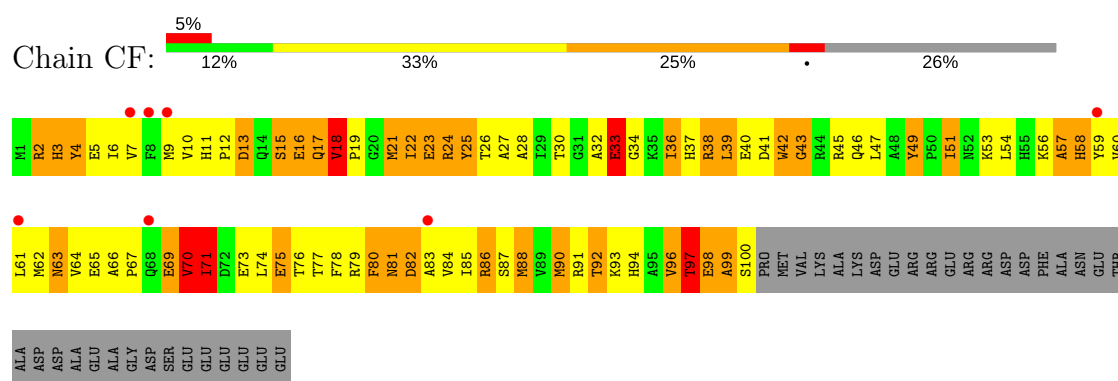
• Molecule 5: 30S ribosomal protein S5



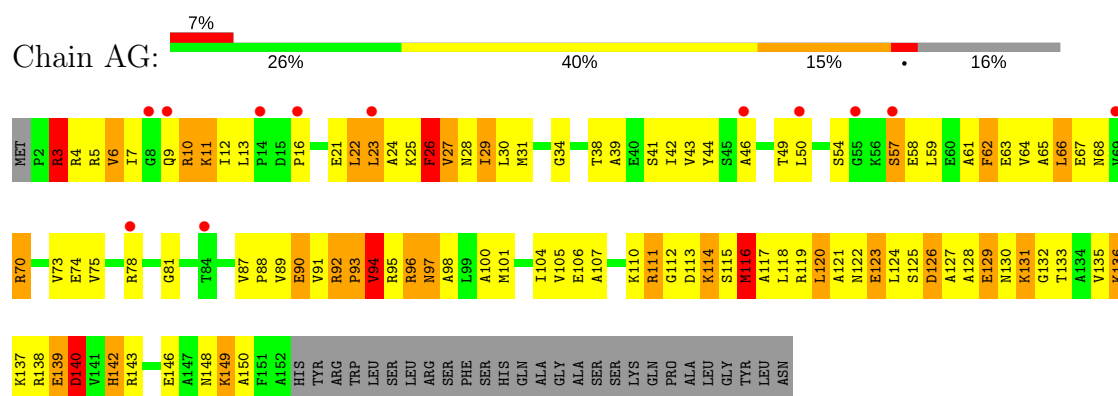
- Molecule 6: 30S ribosomal protein S6



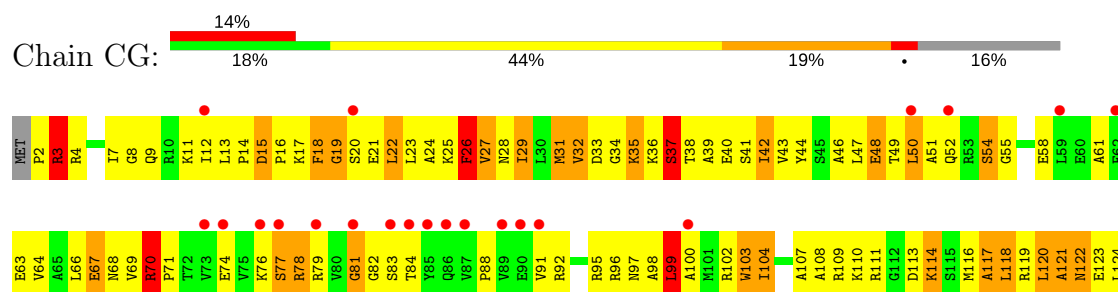
- Molecule 6: 30S ribosomal protein S6

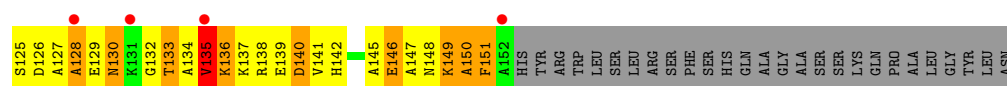


- Molecule 7: 30S ribosomal protein S7

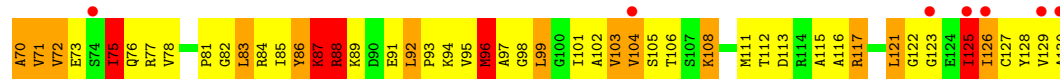
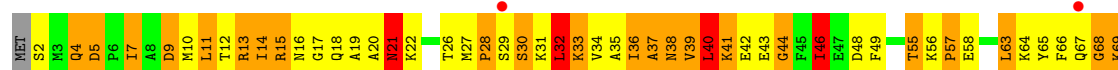
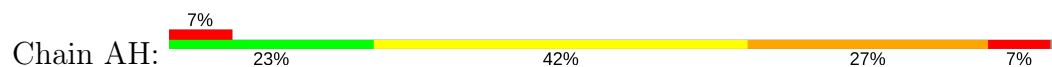


- Molecule 7: 30S ribosomal protein S7

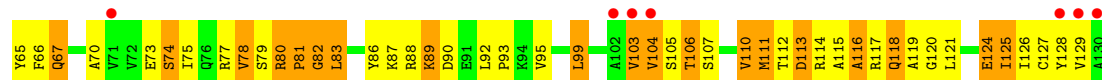
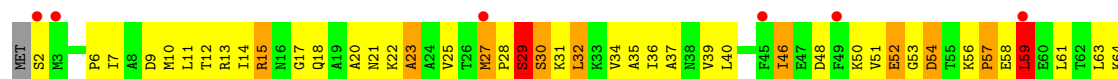




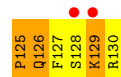
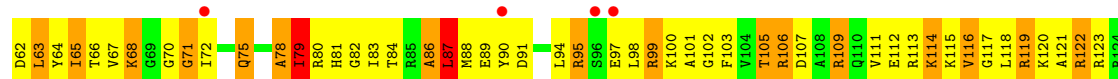
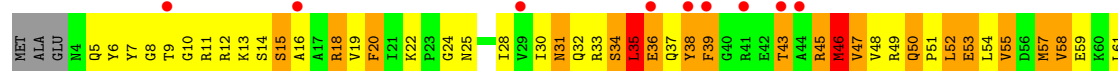
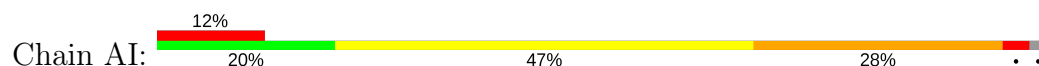
- Molecule 8: 30S ribosomal protein S8



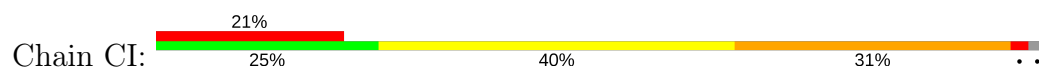
- Molecule 8: 30S ribosomal protein S8



- Molecule 9: 30S ribosomal protein S9

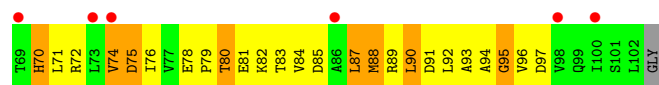


- Molecule 9: 30S ribosomal protein S9

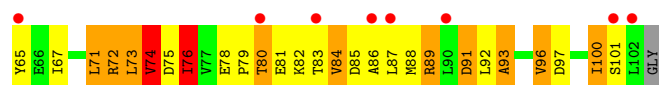
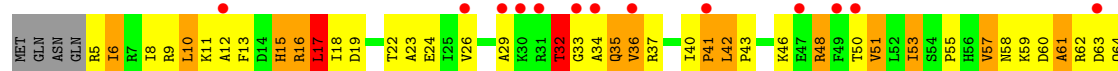




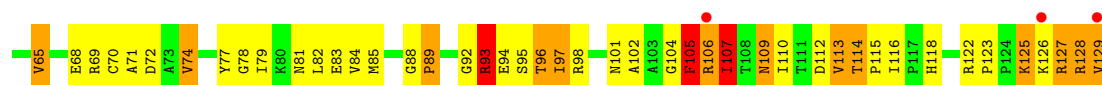
• Molecule 10: 30S ribosomal protein S10




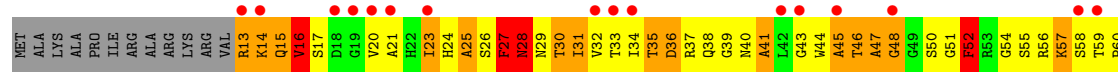
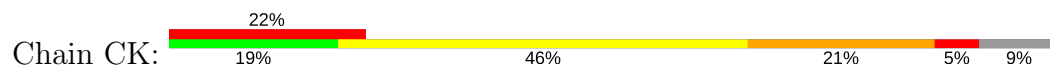
• Molecule 10: 30S ribosomal protein S10



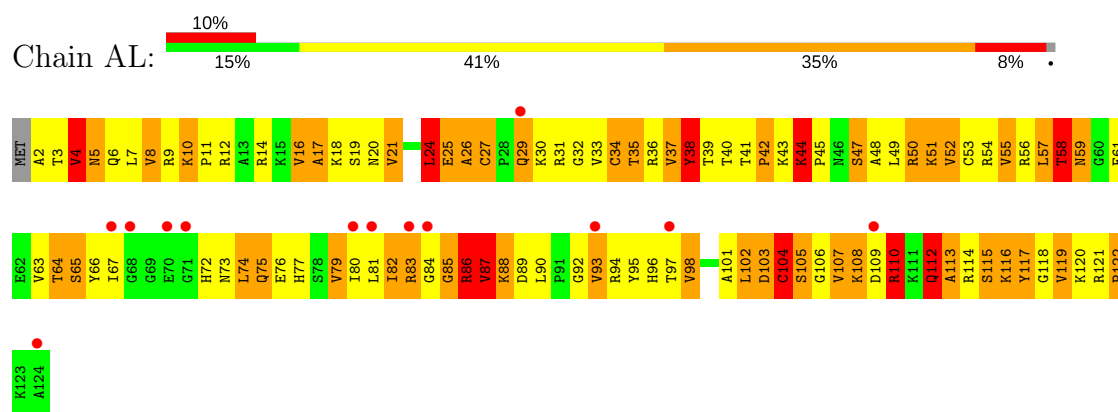
• Molecule 11: 30S ribosomal protein S11



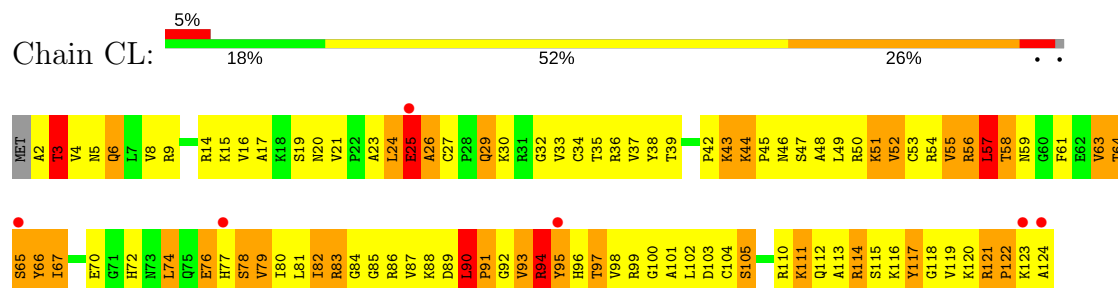
• Molecule 11: 30S ribosomal protein S11



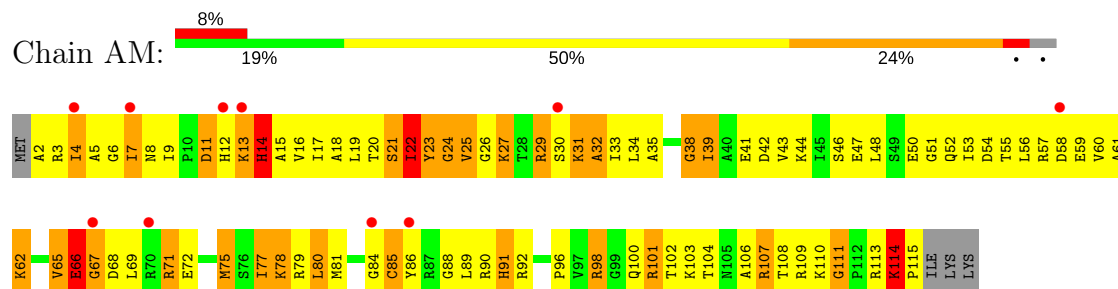
• Molecule 12: 30S ribosomal protein S12



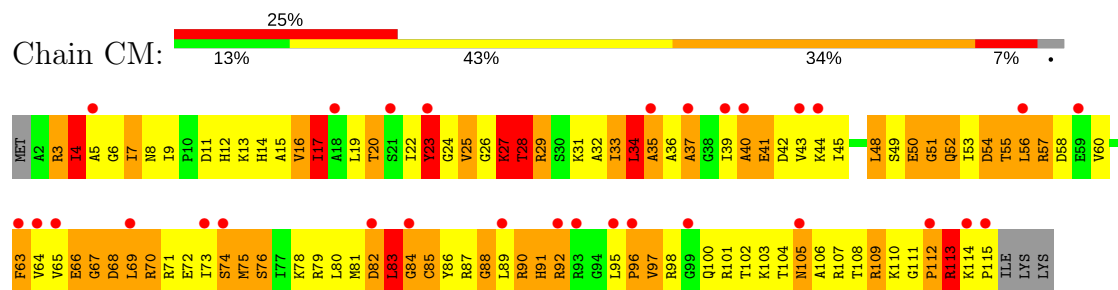
- Molecule 12: 30S ribosomal protein S12



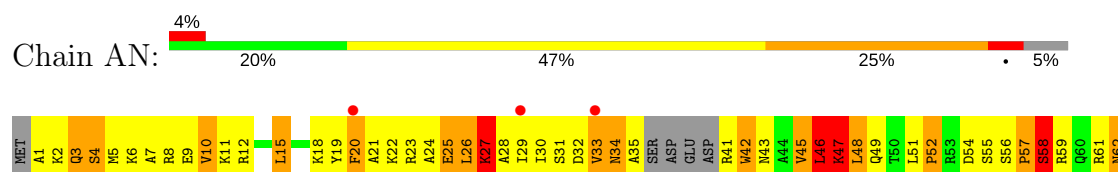
- Molecule 13: 30S ribosomal protein S13



- Molecule 13: 30S ribosomal protein S13

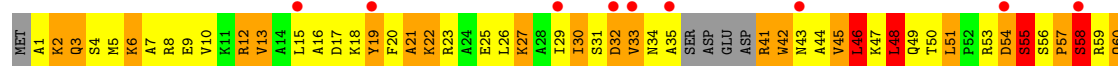
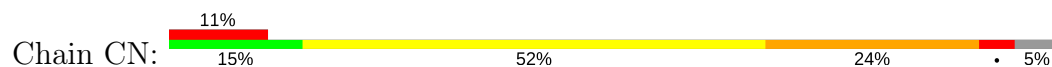


- Molecule 14: 30S ribosomal protein S14

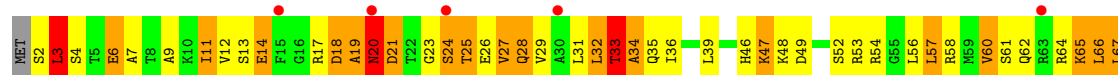




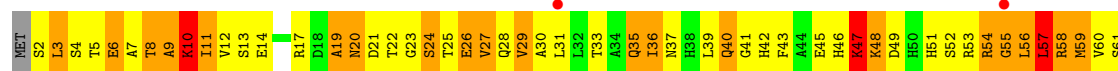
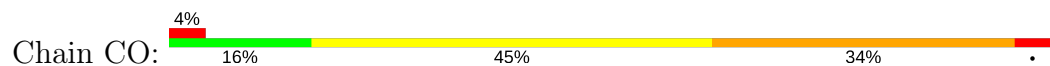
- Molecule 14: 30S ribosomal protein S14



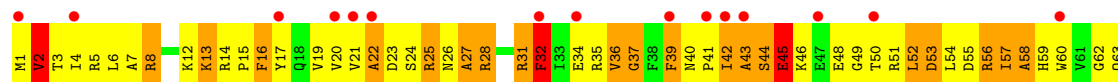
- Molecule 15: 30S ribosomal protein S15



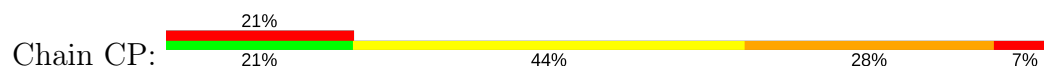
- Molecule 15: 30S ribosomal protein S15

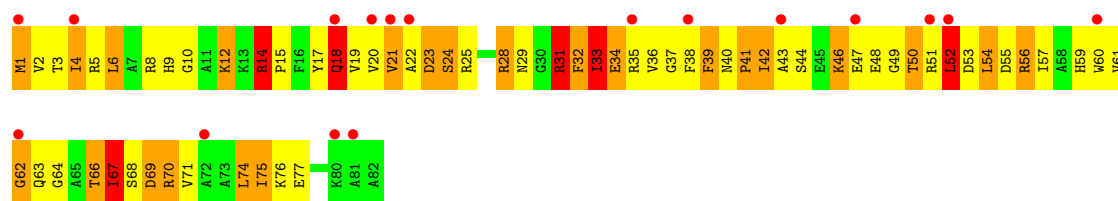


- Molecule 16: 30S ribosomal protein S16

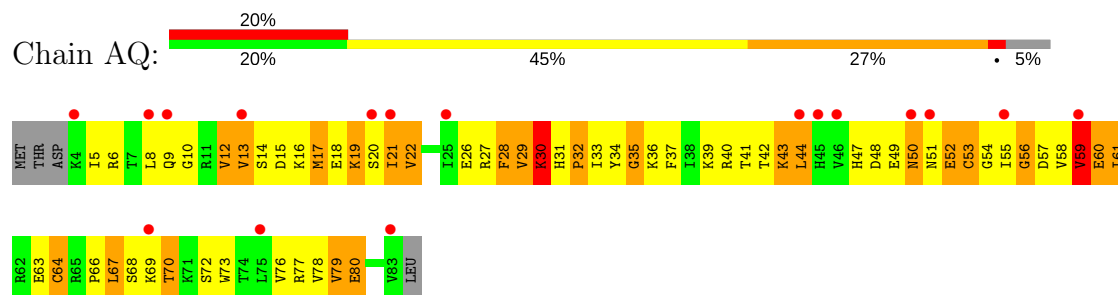


- Molecule 16: 30S ribosomal protein S16

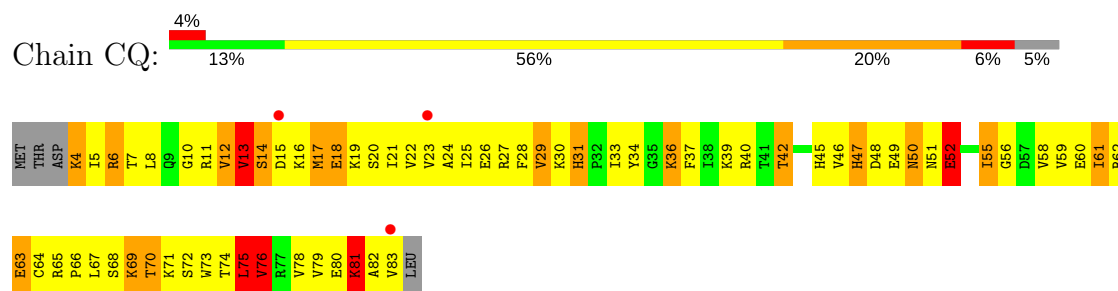




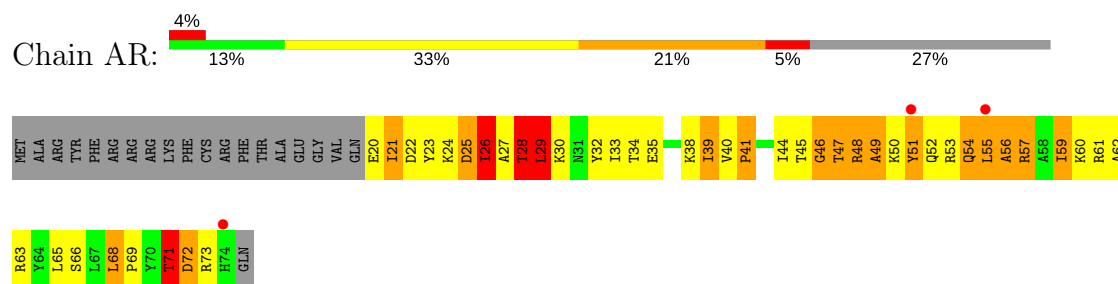
• Molecule 17: 30S ribosomal protein S17



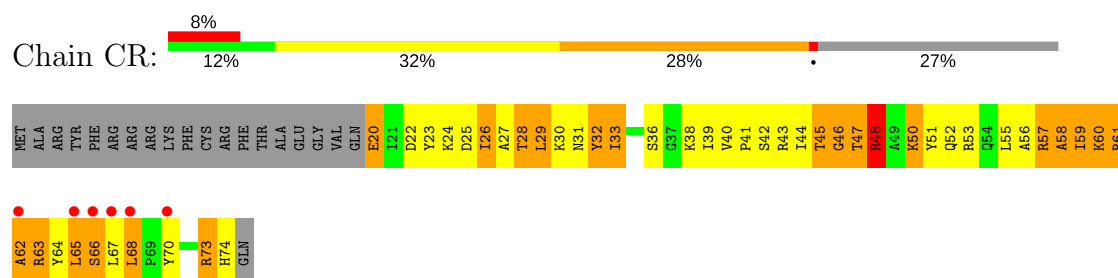
• Molecule 17: 30S ribosomal protein S17



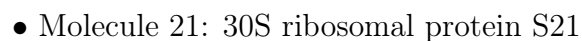
• Molecule 18: 30S ribosomal protein S18

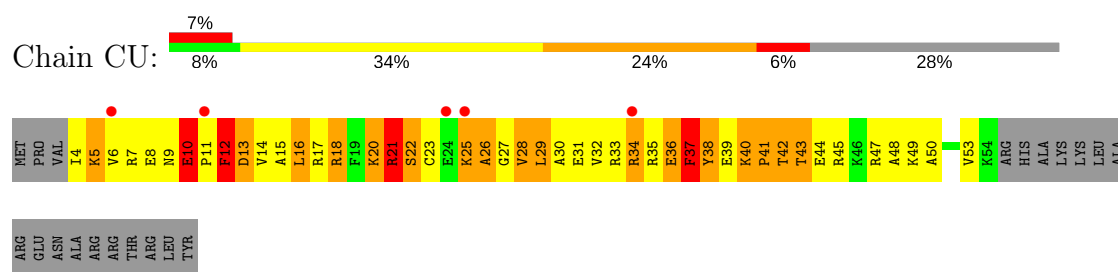


• Molecule 18: 30S ribosomal protein S18

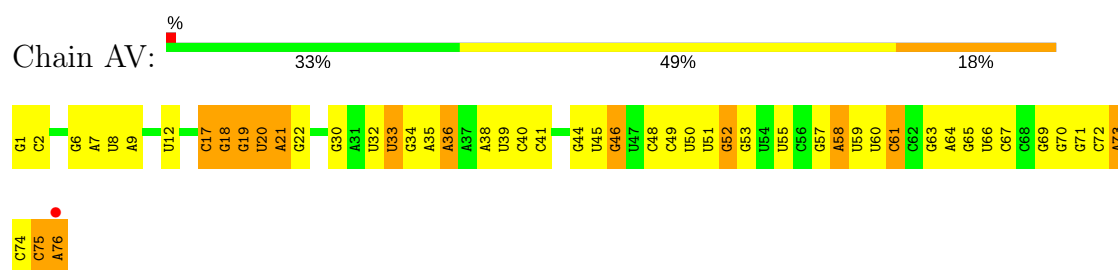


• Molecule 19: 30S ribosomal protein S19

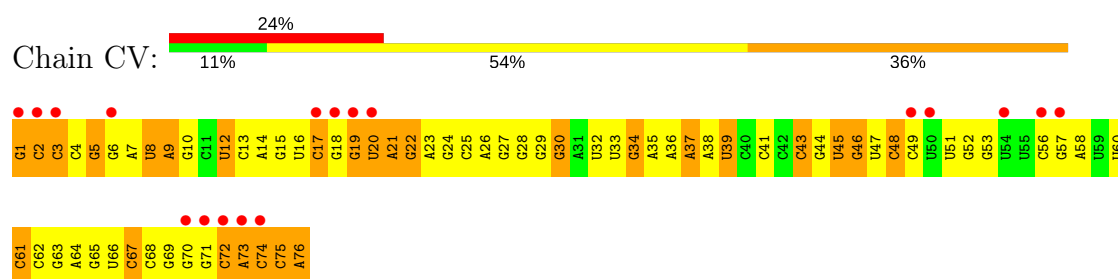




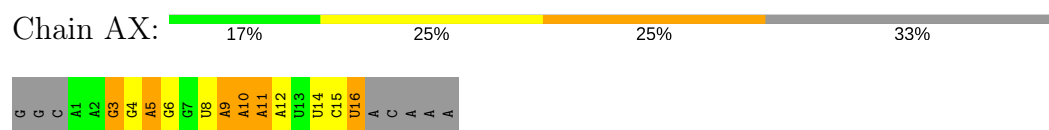
- Molecule 22: Phenylalanine specific transfer RNA, tRNA-Phe



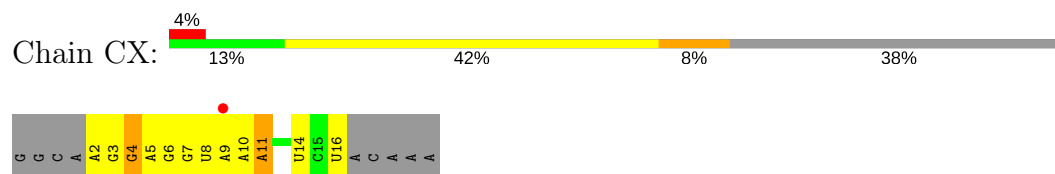
- Molecule 22: Phenylalanine specific transfer RNA, tRNA-Phe



- Molecule 23: Messenger RNA, mRNA



- Molecule 23: Messenger RNA, mRNA



- Molecule 24: 23S ribosomal RNA



C1076	G1011	A947	U884	G822	U762	G695	C635	A575	G512	G450	G386	G325	C257	A196	G132
A1077	U1012	C346	C885	C823	G763	G696	G636	U576	A513	U451	U387	G326	G258	A197	G133
U1078	C1013	G949	A	U824	A764		A637	G577	A514	G452	G388	G327	G259	C198	U133
C1079	G1016	G950	U	A825	C765	A699	G638	G578	A515	G453	G389	G328	G260	A199	G134
A1080	G1017	C951	C	U826	U766	G700	U639	G579	C516	A454	U390	G329	G261	U200	U135
U1081	G1018	G952	C	U827	G767		U641	C581	C517	A455	A391	A330	G262	C201	G136
U1082	U1019	G953	G	U828	G768	G704	U642	C582	G518	G456	U392	C331		U202	U137
U1083	G1020	G954		A829	U769	A705	A643	A582	U519	A457	C393	A332	A265	U203	U138
A1084	A1021	U955	A892	G830	G770	A706	A644	C584	G520	G458	C394	G333	G266	A204	U139
A1085	G1022	G956	U894	G831	G771		A645	C585	A522	U459	G395	C334		G205	G141
U1086	U1023	C957	U895	U832	G772	U710	U646	C586	C523	U460	G396	C335	A270	U206	G142
G1087	G1024	U958	U896	A833	G773	G711	G647	C587	G524	G463	U397	C336	G271	A207	A142
A1088	U1025	A959	A897	G834	G774	G712	G648	C588	U525	U464	U398	C337	A272	C208	C143
A1089	G1026	C897	C897	C835	G775	G713		U588	U526	U465	U399	G338	G273	C209	A144
A1090	U1027	C961	C898	G836	G776	U714	G649	U589	A526	G466	G400	U339	G274	C210	C145
G1091	A1027	G962	A899	A715	G777	A715	C650	A590	C527	A466	A401	A340	C275	C211	A146
C1092	U1028	U963	A900	A716	G778	A716	G651	A591	A528	G467	A402	G341	U276	G212	C147
G1093	A1029	C964	C901	C717	U779	G717	U652	A592	A529	G468	U403	A342	G277	U207	U148
U1094	C1030			U839	G780	A718	U653	U593	G530	G469	A404	C343	G278	G214	A149
A1095	G1031	G969	U906	C840	A781	C719	A654	U594	C531	A470	U405	A344	A279	G215	U150
A1096	U1032	U970	G907	C841	A782	G720	A655	C595	C532	A471	G406	A345	U280	A216	C151
U1097	G1033	G971	C908	U842	A783	A721	G656	U596	G533	A472	A407	A346	C281	A217	A152
A1098	U1034	A972	A909	G784	G784	A722	U657	G597	U534	G473	G408	A347	A282	A218	U153
G1099	G1037	A973	A910	C785	U790	G723	U658	U598	G535	G474	G409	A348	G283	A219	U154
C1100	U1038	G974	A911	C786	G791	G729	G659	A599	G536	C475	G410	U349	U284	G220	A155
U1101	G1039	A975	C912	G787	A792	A730	A666	G600	G537	G476	G411	G350	G285	A221	A156
C1102	A1039	G976	U913	A788	A793	C731	U667	C601	A538	A477	A412	C351		A222	A157
A1103	U1040	G977	C914	G789	A794	G732	U668	A602	G539	A478	C413	A352	G289	A223	U158
G1041	G1041	A978	C915	U790	G795	A733	G663	A603	U546	A479	C414	C353		U224	G159
U1105	U1042	G979	C916	C791	G796	G734	G664	G604	A547	A480	A415	A354	U292	C225	A160
G1044	G1043	A980	A917	C792	G797	A735	U665	G605	G543	G481	U416	U355	U293	A226	A161
C1045	U1044	A981	A918	A793	A793	C731	A666	G606	C544	A482	C417	C356	A294	A227	U162
U1107	A1046	C982	U919	C795	A794	G732	U667	U606	G545	A483	C418	C357	G295	C228	C162
U1108	G1047	A983	A920	G796	G796	A734	G669	A608	U546	G484	U419	U358	U296	C229	C164
C1109	U1047	A984	C921	G797	G797	A735	A670	A609	G547	C485	C420	G359	G297	G230	A165
G1110	U1048	C985	C922	G798	G798	C736	C671	C611	G548		C421	U360		A231	U166
A1111	A1050	C986	G923	G799	G799	C737	C672	G512	G549	G488	A422	G361		G232	A167
G1112		C987	G924	A800	G801		C673	A613	C550	C489	A423	A362	G301	A233	G168
U1113	U1053	A988	A925	A861	G802	C740	G674	A614	G551	C490	G424	C364	G302	U234	G169
C1114	A1054	G989	G926	G862	A803	U741	A675	U615		G491	G425	C364		C237	U171
G1055	U1055	A990	A927	A863	U803	A742	A676	A616	G555	A492	G426	U365	C305	C238	G178
G1056	G1056	C991	A928	G864	U803	A743	A677	A617	A556	G493	U427	C366	U306	C239	C179
C1117	U1057	C992	U929	C865	G805	U744	A678	G617	C557	G494	A428	G367	G307	C240	G180
G1118	G1058	C993	G930	A866	G805	A744	C678	G618	U558	G495	A429	A368	G308	A241	
U1119	U1059	G993	U931	C867	G806	G745	C679	G619	G559	G496	A430	U369	G309	G242	
	G1122	C995	U932	U868	U807	U746	C680	G620	C560	A497	U431	G370	A310	G243	A181
G1123	C1123	A996	A933	G869	G808	U747	G681	A621	G561	G498	A432	A371	A311	U243	A182
G1124	U1061	G997	U934	U870	G809	G748	G682	G622	U562	U499	C433	G372	G312	A244	C183
G1125	C1064	C998	C935	U871	U810	U749	U683	C623	A563	G500	U434	U373	G313	G245	C184
A1126	U1065	U999	A936	U872	U811	A750	G684	C624	C564	A501	C435	A374	C314	G246	G185
	U1066		C937	U873	C812	A751	A685	G625	C565	A502	C436	G375	G315	G247	G186
A1129	U1067	A1001	G938	C876	U813	A752	A686	G626	U566	A503	G442	G376	G316	G248	G187
U1130	G1068	G1002	A939	G877	C814	A753	U686	A627	U567	A504	G443	G377	G317	C249	G188
G1131	A1069	G940	G940	A878	C815	U754	C687	G628	U568	A505	A444	C378	C318	G250	G189
U1132	U1070	C1005	A941	C816	C816	U755	A689	G629	U569	A506	C445	G379	G319	A251	A190
A1133	G1071	C1006	G942	C817	C817	A756	G690	G630	G570	A507	C446	G380	G320	G252	A191
A1134	C1072	C1007	A943	C818	C818	G757	C591	A631	U571	A508	G446	G381	U321	C253	C192
G1135	U1073	A1008	C944	A819	A819		C692	A632	A572	C509	A447		A322	G254	U193
G1136	G1074	A1009	A945	A820	A820	G760	A693	A633	U573	C510	U448	A384	C323	G255	G194
G1137	C1075	A1010	C946	G883	A821	A761	U694	C634	A574	U511	A449	C385	A324	A256	A195

G2025	G1959	C1830	A1762	G1702	A1630	C1565	A1504	U1442	G1381	C1320	U1258	U1198	G1138
U2026	A1960	G1831	G1763	G1703	A1633	A1566	A1505	U1443	G1382	A1321	G1259	U1199	G1139
G2027	G1961	C1832	G1764	C1704	G1633	G1567	U1506	G1444	A1383	A1322	G1260	U1200	C1140
U2028	C1962	C1833	U1765	A1705	A1634	G1568	C1507	G1445	A1384	C1323	C1261	U1201	U1141
G2029	U1963	U1834	A1635	C1706	A1635	A1569	A1508	G1446	A1385	G1324	A1262	U1202	A1142
A2030	G1964	G1835	G1770	G1707	A1636	A1570	G1510	G1447	C1386	U1325	U1263	U1203	A1143
C2031	C1965	C1836	C1771	C1708	C1638	A1571	G1511	G1448	A1387	U1326	A1264	A1204	A1144
G2032	A1966	C1837	A1772	U1709	A1641	A1572	C1512	G1449	G1388	A1327	A1265	A1205	A1145
A2033	C1967	C1838	A1773	G1710	G1642	G1573	C1511	G1450	G1389	A1328	G1266	C1206	C1146
U2034	G1968	G1839	G1774	U1711	G1643	C1574	G1513	C1451	A1388	U1329	U1267	C1207	A1147
G2035	C1969	G1840	U1775	U1712	G1643	C1575	G1514	G1452	A1392	G1332	A1268	U1208	U1148
C2036	U1970	U1841	G1776	C1713	U1647	U1576	A1515	A1453	A1393	G1333	A1269	U1209	G1149
A2037	G1971	C1842	U1714	U1714	U1648	U1577	G1516	G1454	U1394	C1334	C1270	U1210	C1150
G2038	C1972	C1843	U1715	G1715	U1648	U1578	G1517	G1455	A1395	G1335	G1271	C1211	A1151
U2039	G1973	C1844	U1716	U1716	G1649	A1579	C1518	G1456	U1396	C1336	A1272	C1212	C1152
G2040	C1974	G1845	A1717	A1717	A1650	U1580	G1519	U1457	U1397	A1336	A1273	A1213	C1153
U2041	G1975	G1846	G1718	G1718	G1651	C1581	U1520	U1458	C1398	G1337	A1274	A1214	G1154
A2042	C1976	A1947	A1783	G1719	G1652	C1582	G1521	G1459	C1399	G1338	A1275	G1215	A1155
G2043	A1977	A1848	A1784	U1720	G1653	A1583	A1522	U1460	U1400	G1339	A1276	G1216	A1156
C2044	A1978	G1849	A1785	G1721	A1654	U1584	U1523	C1461	C1401	U1340	G1277	U1217	G1157
G2045	U1979	G1850	A1786	A1722	A1655	C1585	G1524	G1462	U1402	G1341	C1278	U1218	C1158
G2046	U1980	U1851	A1789	G1723	C1656	A1586	U1525	G1463	A1403	A1342	G1279	U1219	U1159
C2047	A1981	U1852	A1790	G1724	U1657	G1587	A1526	G1464	C1404	G1343	G1280	G1220	G1160
G2048	A1982	C1853	C1790	U1725	C1658	U1588	A1528	G1465	U1405	U1344	G1281	C1221	G1161
A2049	G1983	A1854	A1791	C1726	U1589	U1529	G1529	U1466	U1406	C1345	U1282	U1222	G1162
C2050	C1984	U1855	G1792	C1727	A1590	C1530	G1530	U1467	G1407	C1346	G1283	G1223	G1163
A2051	G1985	U1856	U1793	C1728	U1591	A1532	C1531	U1468	A1408	A1347	A1284	U1224	C1164
G2052	U1991	G1857	A1794	U1729	C1592	U1533	A1532	U1469	A1409	C1348	A1285	U1225	A1165
C2053	G1992	A1858	C1795	G1730	A1593	U1534	G1540	A1470	A1470	C1349	A1286	A1226	G1166
A2054	U1993	U1859	U1796	G1731	A1594	U1535	U1541	G1478	U1411	C1350	A1287	G1227	C1167
G2055	C1994	G1860	G1797	G1732	C1595	C1535	U1542	G1479	U1412	C1351	G1288	G1228	G1168
C2056	U1995	C1861	U1798	C1733	C1596	C1536	U1543	U1474	U1413	U1352	G1289	C1229	A1169
G2057	G1996	G1862	G1799	G1734	A1597	C1537	G1543	G1475	C1414	A1353	C1291	A1230	C1170
A2058	C1997	U1863	C1800	A1735	A1599	U1538	A1544	U1476	U1415	A1354	G1292	U1231	G1171
U2059	A1998	U1864	A1801	U1736	C1600	U1539	A1545	A1477	G1416	C1355	G1293	G1232	C1172
A2060	G2001	C1865	A1802	G1737	C1601	G1540	G1546	U1485	G1422	G1361	G1299	G1238	C1178
C2061	C2002	G1866	A1803	G1738	U1671	U1601	U1547	U1486	G1423	C1362	G1299	G1239	U1179
A2062	G2003	C1867	A1804	C1739	A1672	U1602	C1547	U1487	G1424	C1363	G1295	U1234	U1174
C2063	A2004	C1868	C1805	A1740	G1673	A1603	U1542	G1482	U1419	G1358	G1296	C1235	A1175
G2064	G2005	C1869	A1806	G1741	G1674	C1604	A1543	G1483	A1420	A1359	C1297	G1236	U1176
A2065	C2006	C1870	A1807	U1742	C1675	C1605	A1544	U1484	G1421	G1360	C1297	G1237	U1177
U2066	U2011	A1871	C1816	G1743	A1676	C1606	A1545	U1485	G1422	G1361	G1298	A1237	G1178
G2067	G2012	G1872	G1817	A1744	A1677	C1607	G1546	U1486	G1423	C1362	G1299	G1238	C1178
U2068	A2013	C1873	U1818	U1745	A1678	C1608	U1547	U1487	G1424	C1363	G1299	G1239	U1179
G2069	C2008	C1874	G1811	A1745	A1678	A1609	C1548	U1488	G1425	G1364	A1301	U1240	U1180
A2070	A2009	G1875	G1881	U1746	G1681	A1610	A1549	C1488	G1426	A1365	A1302	U1241	U1181
C2071	G2010	A1876	U1747	A1746	A1611	C1611	U1550	A1489	A1427	A1366	G1303	U1242	G1182
G2072	U2011	C1877	C1816	C1748	G1684	C1612	A1551	A1490	C1428	A1367	A1304	C1243	G1183
C2073	G2012	G1878	G1817	A1749	C1685	G1613	A1552	G1491	G1429	G1368	C1305	A1244	U1184
U2074	A2013	C1879	U1818	G1750	C1685	G1613	A1553	G1492	G1430	G1369	C1306	G1245	G1185
G2075	C2014	U1880	A1819	U1751	U1688	A1616	U1554	C1493	G1431	C1370	A1307	A1246	G1186
U2076	A2015	C1881	U1820	C1752	G1688	C1617	U1555	A1494	G1432	G1371	G1308	A1247	G1187
A2077	G2016	U1882	A1821	G1753	U1693	C1617	C1556	A1495	A1433	G1372	G1309	G1248	U1188
C2078	U2017	C1883	C1822	A1754	C1694	G1622	C1557	A1496	A1434	A1373	G1310	U1249	A1189
U2079	G2018	G1884	G1823	A1755	G1695	G1623	C1558	U1497	G1435	G1374	G1311	G1250	G1190
A2080	A2019	A1885	G1824	G1756	G1696	U1624	U1559	U1498	G1436	U1375	G1314	C1251	G1191
U2081	C2020	U1886	U1825	A1757	G1697	C1625	G1560	C1499	C1437	C1376	G1315	G1252	G1192
G2082	C2021	U1887	G1826	U1758	A1698	A1626	C1561	G1500	U1438	G1377	U1316	A1264	G1193
A2083	U2022	C1892	U1827	A1759	G1699	A1627	U1562	G1501	A1439	G1378	G1317	A1265	A1194
C2084	G2023	C1893	G1828	A1760	A1700	G1628	U1563	A1502	A1439	G1379	G1318	G1256	G1195
G2085	C2024	C1894	A1829	C1761	A1701	U1629	C1564	A1503	G1441	G1380	C1319	C1257	G1197


- Molecule 24: 23S ribosomal RNA



G1	G2	G3	G4	G5	G6	G7	G8	G9	G10	G11	G12	G13	G14	G15	G16	G17	G18	G19	G20	G21	G22	G23	G24	G25	G26	G27	G28	G29	G30	G31	G32	G33	G34	G35	G36	G37	G38	G39	G40	G41	G42	G43	G44	G45	G46	G47	G48	G49	G50	G51	G52	G53	G54	G55	G56	G57	G58	G59	G60	G61	G62	G63	G64	G65	G66	G67	G68	G69	G70	G71	G72	G73	G74	G75	G76	G77	G78	G79	G80	G81	G82	G83	G84	G85	G86	G87	G88	G89	G90	G91	G92	G93	G94	G95	G96	G97	G98	G99	G100
----	----	----	----	----	----	----	----	----	-----	-----	-----	-----	-----	-----	-----	-----	-----	-----	-----	-----	-----	-----	-----	-----	-----	-----	-----	-----	-----	-----	-----	-----	-----	-----	-----	-----	-----	-----	-----	-----	-----	-----	-----	-----	-----	-----	-----	-----	-----	-----	-----	-----	-----	-----	-----	-----	-----	-----	-----	-----	-----	-----	-----	-----	-----	-----	-----	-----	-----	-----	-----	-----	-----	-----	-----	-----	-----	-----	-----	-----	-----	-----	-----	-----	-----	-----	-----	-----	-----	-----	-----	-----	-----	-----	-----	-----	-----	-----	------

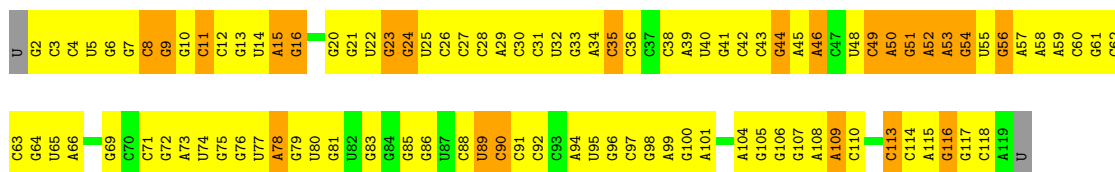
C1045	G1055	G978	U913	C848	A782	A715	G651	A590	C527	C461	U397	G329	G261	C198	U135	G68
A1046	G1056	A979	G914	A849	A783	A716	G652	U591	A528	C462	G400	A330	A262	A199	G136	C69
G1047	A1057	U980	C915	U850	G784	C717	U653	A529	G530	U463	A401	A331	C263	C201	U137	G70
A1048	A1058	A981	G916	C851	G785	A718	A654	U593	U530	U464	A402	A332	C264	U202	U138	A71
C1049	G982	A982	A917	U852	C786	C719	A655	U594	C531	G465	A403	A333	C265	A203	U139	A72
A1050	A983	A983	A918	C853	C787	U720	G656	C595	A532	U466	U403	C334	C266	A204	C140	A73
	A984	A984	U919	C854	A788	A721	U657	U596	G533	U467	A404	C335			G141	
G1055	A985	A985	A920	G855	A789	A722	U658	G597	U534	U468	U405	C336	C269	G205	A142	A74
G1056	A986	A986	C921	G856	A790	G723	G659	U598	G535	G469	G406	C337	A270	G206	C143	A75
A1057	A987	A987	C922	G857	A791	U724	A660	A599	G536	A470	A407	U338	G271	A207	A144	C76
A1058	A988	A988	G923	G858	A792	G725	A661	G600	G537		G408	U339	A272	C208	C145	G77
G1059	A989	A989	A793	G859	A793	G726	G662	C601	G538	G473	G409	A340	G273	C209	A146	U78
U1060	A990	A990	A794	U860	A794	A727	G663	A602	G539	G474	G410	C341	G274	C210	C147	C79
U1061	A991	A991	G926	U861		G728	G664	A603	G540	C475	G411	A342	C275	C211		G80
G1062	A992	A992	A927	G862	G797	G729	U665	G604	A541	G476	A412	C343	U276	G212	U150	G81
G1063	G993	A993	A928	A863		A730	A666	G605	C542	A477			G277	A213	C151	U82
C1064	A994	A994	U929	A864	A800	C731	U667	U606	G543	A478	U415	A346	A278	G214	A152	A83
U1065	A995	A995	G930	C865	G801	C732	A668	U607	C544	A479	U416	A352	A279	G215		
U1066	A996	A996	U931	C866	A802	G733	G669	A608	U545	G480	C417	A353	U280	A216	A155	A84
U1067	G997	A997	U932	A866		A734	A670	A609	U546	G481	C418	C353	C281	A217	A156	G85
G1068	C998	A998	A933	C867	G805	A735	C671	C610	A547	A482	U419	A354	A282	A218	C157	G86
A1069	A999	A999	U934	U868	C806	C736	C672	C611	G548	A483	C420	U355	G283	A219	U158	U90
A1070	A1000	A1000	C937	U870	U807	C737	C673	C612	G549	C484	C421	G356	U284	G220	G159	A91
G1071	A1001	A1001	G938	U871	G808	G738	G674	A613	C550	C485	A422		G285	A221	A160	
C1072	G1002	G1002	G939	U872	G809	A739	A675	A614		C486	A423	G359	U286	A222	A161	A94
A1073	C1005	C1005	G940		U810	C740	A676	U615	U554	C487	G424	U360	G287	A223	U182	A95
G1074	A1006	A1006	A941	G875	G811	U741	A677	A616	G555		G425	G361	G288	A224	C163	C96
C1075	C1007	C1007	G942	C876	C812	A742	C678	G617	A556	G491		A362	G289	C225	C164	
C1076	A1008	A1008	A943	A877	U813	A743	C679	G618	C557	A492	U427	G363	G290	A226	U165	U99
A1077	A1009	A1009	C944	A878	C814		C680	G619	U558	A493		C364	U292	A227	A166	U100
U1078	A1010	A1010	A945	G879	C815	U746	G681	G620	G559	G494	A430	U365	U293	C228	A167	A101
C1079	C946	A1011	C946	G880	C816	U747	G682	A621	C560	G495	U431	G366	A294	G229	G168	U102
A1080	A947	U1012	A947	G881	C817	G748	U683	G622	U568	G496	A432	G367	A295	G230	G169	A103
U1081	C948	A1013	C948	G882	G818	A749	G684	C623	U569	A497	C433	U368	U296	A231	U170	A104
U1082	U1015	A1014	C949	G883	A819	A750	A685	G624	C564	G498	U434	U369	G297	G232	U171	C105
U1083	C951	A1015	C951	U884	A820	A751	U686	G625	C565	G499	C435	G370	G298	A233	A172	C106
	G952	A1016	G952	C885	A821	A752	C687	A626	U566	G500	C436	A371	A299	U234	A173	
A1086	G953	A1020	G953	A	G822	A753	U688	A627	U567	A501	U437	G372	A300	U235	U174	C109
G1087	G954	A1021	G954	U	C823	U754	A689	G628	U568	A502	G438	U373	G301		G175	G110
A1088	U955	A1022	U955	C	U824	U755	G690	G629	U569	A503	A439	A374	C302	C238		A111
U1089	G956	U1023	G956	C	A825	A756	C691	G630	U570	A504	U441		G303	C239	G178	U112
A1090	C957	U1024	C957	C	U826	G757	C692		U571	A505	G442	G377	G304		C179	U113
G1091	U958	G1025	U958	G	U827	A761	A693	A633	A572	G506	A443	G378	C305	G242	G180	G117
C1092	A959	G1026	A959	A892	U828	U762	G694	C634	U573	A507	U444	G379	U306	U243	A181	
G1093	A960	A1027	A960	C893	A829	G763	G695	C635	A574	A508	C444	G380	G307	A244	A182	A118
U1094	C961	U1028	C961	U894	G830	A764	G696	G636	A575	C509	C445	G381	G308	G245	C183	A119
A1095	G962	A1029	G962	U895	G831	C765	G697	A637	U576	C510	G446	A382	A309	C246	G184	U120
A1096	U963	A1096	U963	A896	U832		C698	G638	G577	G511	A447	C383	A310	G247	G185	G121
U1097	C964	G1030	C964	C897	A833	G770	A699	U639	G578	G512			A311	G248	G186	G122
A1098	C965	G1031	C965	C898	G834		G700	C640	U579	A513	G450	G386	G312	C249	G187	G123
G1099	G969	U1033	G969	A899	C835	U773	G704	U641	U580	A514	U451	U387	G319	C250	G188	G124
C1100	U970	A1038	U970	A900		G774	G705	U642	C581	C517	G452	U388	G319	A251	G189	A125
U1101	G971	A1039	G971	C901	U839	G775	G706	A643	A582		A453	G389	A320	G252	A190	A126
A1102	A972	A1040	A972	G907	G842	G776	U709	A644	G583		A454	U390	U321	C253	A191	A127
C1104	A973	A1041	A973	C908	G843	G777	U710	C645	G584	G520	C455	A392	A322	A255	C192	C128
U1105	G974	G1042	G974	A909	A844	G778	G711	U646	C585	U521	C456	U392	A323	A256	U193	C129
G1106	A975	C1043	A975	A910	A845	U779	G712	G647	A586	A522	A457	C393	A324	C257	G194	
	G976	U1044	G976	A911	U846	G780	G713	G648	C587	C523	G458	C394	G325	G258	A195	G132
	G977		G977	C912	U847	A781	U714	C650	U589	A526	A460	G396	U328	G260	U133	G134

U2007	U1944	U1882	A1821	A1757	G1622	G1560	A1495	A1433	C1370	A1307	U1242	U1180	G1112
U2011	G1945	U1883	C1822	U1758	G1623	C1561	A1496	A1434	G1371	A1308	C1243	U1181	U1113
G2012	U1946	A1884	G1823	A1759	U1624	U1562	U1497	A1435	U1372	G1309	A1244	G1182	C1114
A2013	C1947	A1885	G1824	A1760	G1625	U1563	U1498	G1436	A1373	G1310	G1245	G1183	G1115
G2014	G1950	U1886	U1825	A1761	A1626	C1564	C1499	G1437	G1374	G1311	A1246	U1184	G1116
A2015	U1953	U1889	G1826	A1762	G1627	C1565	G1500	U1438	U1375	U1312	A1247	G1185	C1117
U2016	A1952	A1890	U1827	G1763	G1628	A1566	G1501	A1439	G1376	U1313	G1248	G1186	C1118
U2017	A1953	G1891	A1828	G1764	U1629	G1567	A1502	U1440	G1377	U1314	U1249	G1187	U1119
G2018	G1954	U1892	C1830	U1765	G1631	U1568	A1503	U1441	A1378	U1315	G1250	U1188	G1120
A2019	U1955	C1893	G1831	G1766	U1632	A1569	A1504	U1442	U1379	A1189	G1251	A1189	C1121
G2020	U1956	G1894	C1832	U1767	G1633	A1570	A1505	U1443	U1380	G1190	G1252	G1190	G1122
C2021	U1957	C1895	C1833	U1768	G1634	A1571	U1506	G1444	G1381	G1191	A1253	G1191	C1123
U2022	C1958	G1896	G1834	A1700	A1635	A1572	C1507	G1445	G1382	G1192	A1254	G1192	G1124
C2023	U1959	U1897	U1835	A1701	A1636	G1573	A1508	C1446	A1383	G1193	U1255	G1193	G1125
G2024	A1960	G1898	G1836	G1702	A1637	C1574	A1509	G1449	A1384	A1194	U1256	A1194	U1130
C2025	C1961	A1899	C1837	A1705	G1638	C1575	G1510	G1450	A1385	G1195	G1257	G1195	U1131
U2026	G1962	A1900	C1838	A1706	G1639	U1576	G1511	G1451	C1386	G1196	U1258	G1196	U1132
G2027	U1963	G1901	G1839	G1706	C1640	C1577	C1512	C1452	U1387	G1197	U1259	G1197	U1133
U2028	G1964	C1902	C1840	U1709	A1641	U1578	U1513	G1452	U1388	U1198	A1262	U1198	U1134
C2029	C1965	G1903	U1841	U1709	A1642	A1579	G1514	A1453	A1392	C1200	U1263	U1199	A1133
A2030	A1966	U1899	G1842	U1714	G1643	A1580	A1515	A1454	A1328	A1134	A1264	A1134	U1135
G2031	C1967	U1780	C1843	U1715	G1644	G1581	G1516	G1455	U1329	G1135	A1265	G1135	G1136
A2032	G1968	U1781	C1844	G1716	C1645	C1582	G1517	G1456	U1394	U1203	G1266	G1266	G1137
G2033	A1969	U1782	G1845	U1717	G1646	A1583	C1518	U1457	A1395	A1204	U1267	A1204	G1138
U2034	A1970	A1783	G1846	U1718	U1647	C1585	G1519	U1458	U1396	A1205	A1268	A1205	G1139
G2035	U1971	U1785	A1847	G1719	U1648	A1586	U1520	G1459	U1397	G1206	A1269	G1206	C1140
C2036	G1972	A1786	G1848	U1720	G1649	A1587	G1521	U1460	C1398	C1207	C1270	C1207	U1141
A2037	C1973	U1787	C1849	U1721	U1650	C1587	A1522	C1461	C1399	C1208	G1271	C1208	U1142
G2038	C1974	C1788	G1850	A1722	G1651	U1588	U1523	C1462	A1336	U1209	A1272	U1209	A1143
U2039	G1975	U1789	U1851	G1723	G1652	U1589	U1523	U1402	G1337	G1215	U1277	G1215	U1148
G2040	U1976	C1790	U1852	G1724	G1653	A1590	G1530	U1403	G1338	G1216	G1278	G1216	U1149
U2101	U1976	U1791	A1853	U1725	A1654	A1591	C1531	U1465	G1339	U1217	A1275	U1217	C1150
C2042	U1979	G1792	U1854	G1726	A1655	C1592	A1532	U1466	U1340	G1218	A1276	G1218	A1151
G2043	G1980	C1793	U1855	C1727	U1656	U1594	C1533	U1468	U1406	U1219	G1277	U1219	C1152
U2111	U1985	A1794	U1856	G1728	U1657	C1595	U1534	A1469	G1407	G1220	A1278	G1220	C1153
G2048	G1983	C1795	G1857	U1729	C1658	A1596	A1535	A1470	U1408	G1154	A1287	G1154	G1154
G2049	G1984	U1796	A1858	C1730	G1659	A1597	C1536	A1471	U1409	A1155	G1288	A1155	A1156
C2050	C1985	U1797	U1859	G1731	G1660	A1598	U1542	C1472	G1415	U1223	C1289	U1223	A1156
A2051	G1986	U1798	G1861	G1732	G1661	A1599	A1544	A1473	G1416	G1157	C1290	G1157	G1157
G2052	A1987	U1799	G1862	G1733	U1662	C1600	A1545	C1479	C1417	G1225	C1291	G1225	G1162
C2053	G1988	C1800	G1863	G1734	G1663	C1606	U1546	C1480	G1418	A1226	G1292	A1226	G1162
A2054	G1989	A1801	C1870	A1735	A1664	C1607	C1547	U1481	A1419	G1227	G1293	G1227	C1164
U2118	C1990	U1802	A1871	U1736	A1665	A1608	U1548	G1483	A1420	G1228	U1294	G1228	A1165
G2055	U1991	U1803	A1872	U1737	A1666	A1609	A1549	U1484	G1422	C1295	C1295	C1295	G1166
C2056	U1992	A1804	A1873	G1738	G1667	C1604	U1550	U1485	G1423	G1167	G1296	G1167	G1167
G2057	G1993	A1805	G1874	A1739	U1668	C1605	A1551	U1486	A1424	G1233	C1297	G1233	G1168
A2060	U1994	C1806	C1875	G1740	A1669	C1606	U1546	U1487	G1425	G1234	C1298	G1234	A1169
G2061	C1995	G1807	G1876	C1741	A1670	C1607	C1547	G1482	G1426	U1235	G1299	U1235	G1177
A2062	U1996	A1808	A1877	U1742	U1671	A1608	U1549	G1483	G1427	G1236	G1300	A1236	G1178
C2063	C1997	U1809	A1878	U1743	A1672	A1609	U1550	U1484	A1428	G1237	A1301	A1237	U1174
G2064	A1998	A1810	A1879	G1744	A1673	A1610	U1551	U1485	G1429	G1238	A1302	G1238	U1175
C2065	U1999	G1811	G1879	U1745	G1674	A1611	A1552	U1486	G1430	G1239	A1303	G1239	C1177
G2066	C1999	G1812	C1879	U1746	G1675	A1612	A1553	U1487	G1431	U1240	G1304	U1240	G1179
C2067	U1999	A1813	A1879	U1747	G1676	A1613	U1554	U1488	G1432	G1305	A1304	A1304	G1179
A2068	C2001	C1814	A1879	G1750	U1677	A1614	U1555	C1489	U1428	G1306	A1305	A1237	U1174
G2069	G2002	G1815	C1879	C1752	A1677	A1615	U1556	U1490	G1429	G1307	A1306	G1238	U1175
C2070	A2003	G1816	G1879	G1753	A1678	A1616	C1558	G1491	G1430	G1308	A1307	G1239	U1176
A2070	G2004	C1817	A1754	A1754	A1679	A1617	U1557	G1492	G1431	G1309	A1308	U1240	G1177
C2071	A2005	U1818	A1755	A1755	G1620	A1618	C1558	G1492	G1432	G1309	A1309	U1240	G1177
G2072	C2006	U1819	G1756	G1756	G1681	U1621	U1559	A1494	G1432	G1309	A1309	U1240	G1177

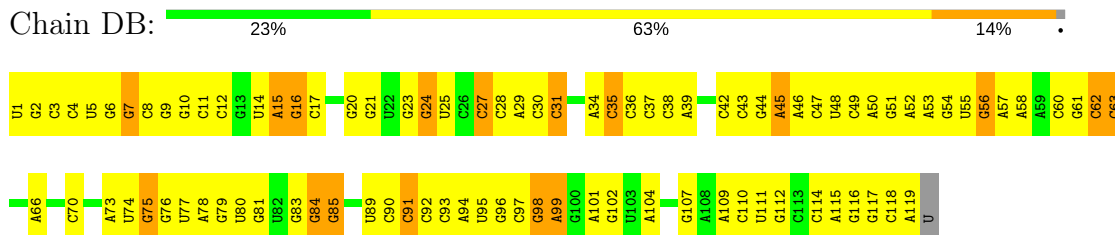


• Molecule 25: 5S ribosomal RNA

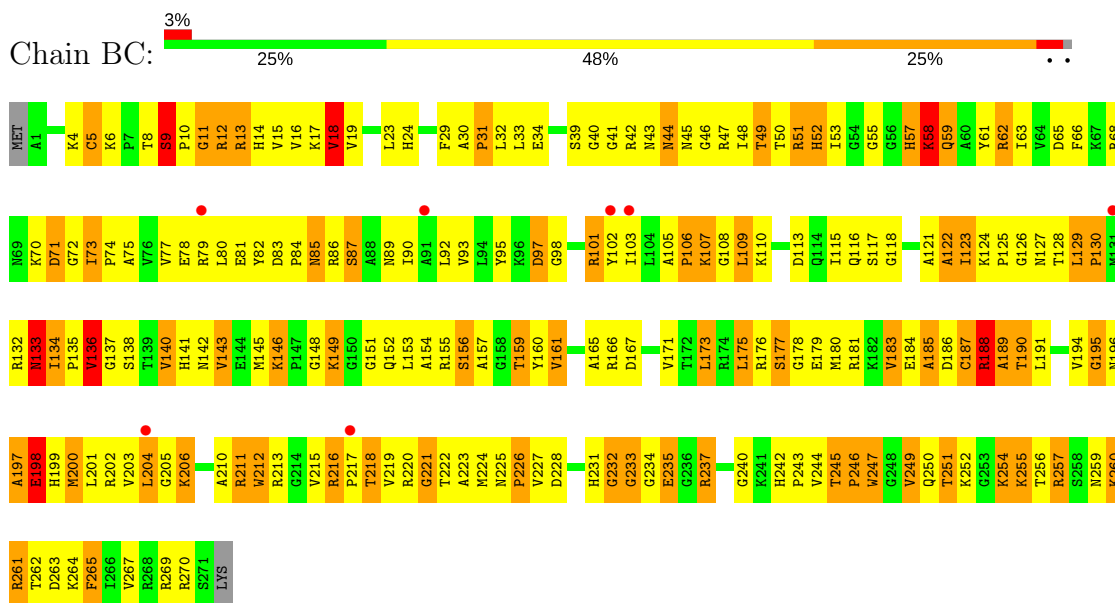
Chain BB: 14% 65% 19%




• Molecule 25: 5S ribosomal RNA



• Molecule 26: 50S ribosomal protein L2

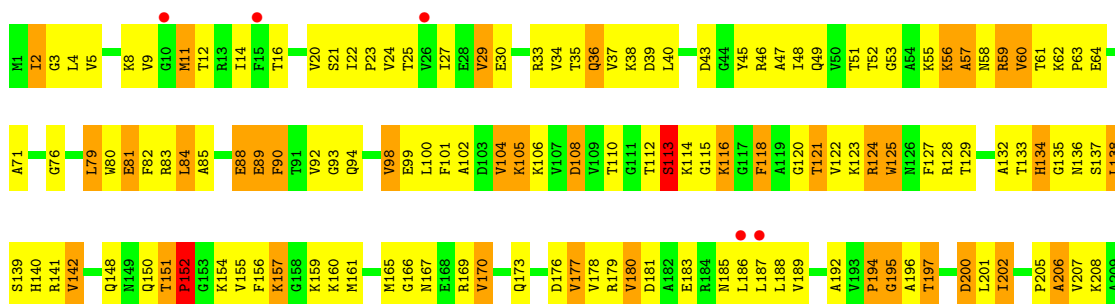


• Molecule 26: 50S ribosomal protein L2

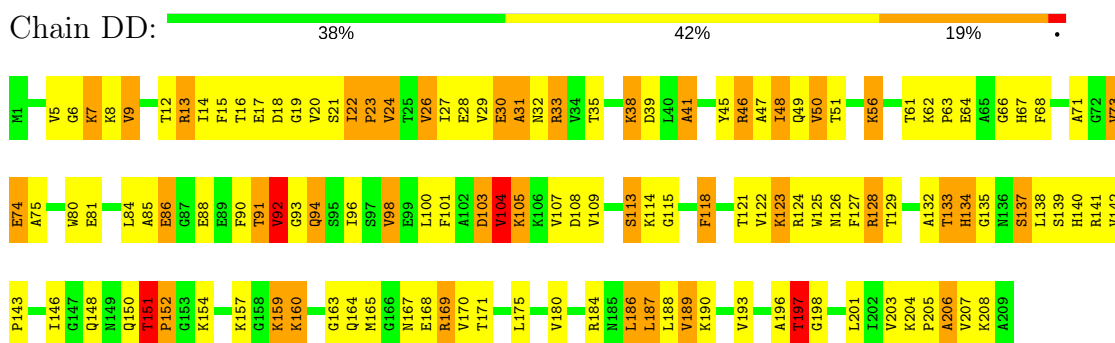


• Molecule 27: 50S ribosomal protein L3

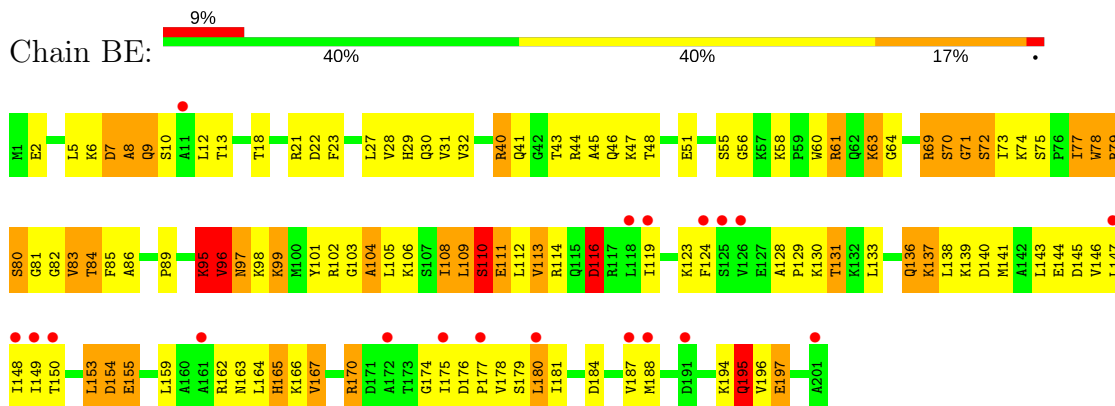




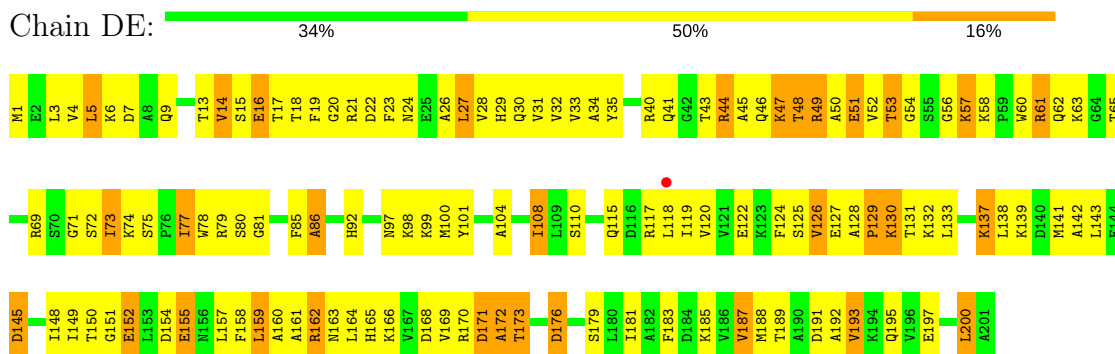
• Molecule 27: 50S ribosomal protein L3



• Molecule 28: 50S ribosomal protein L4



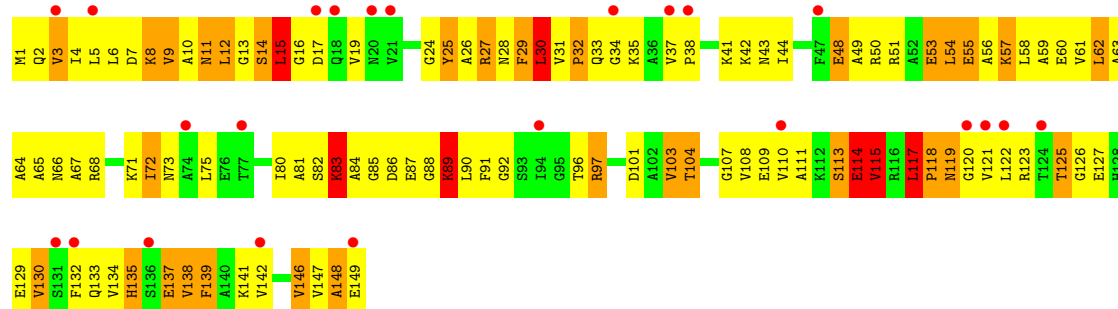
• Molecule 28: 50S ribosomal protein L4



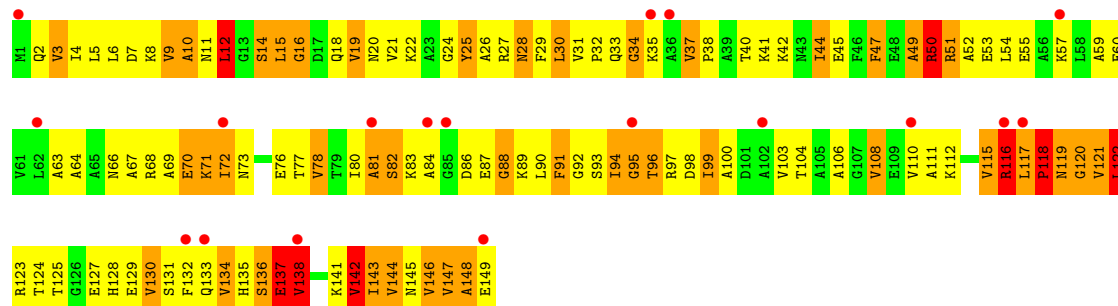
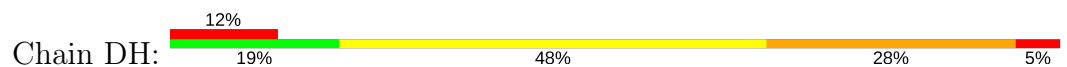
• Molecule 29: 50S ribosomal protein L5



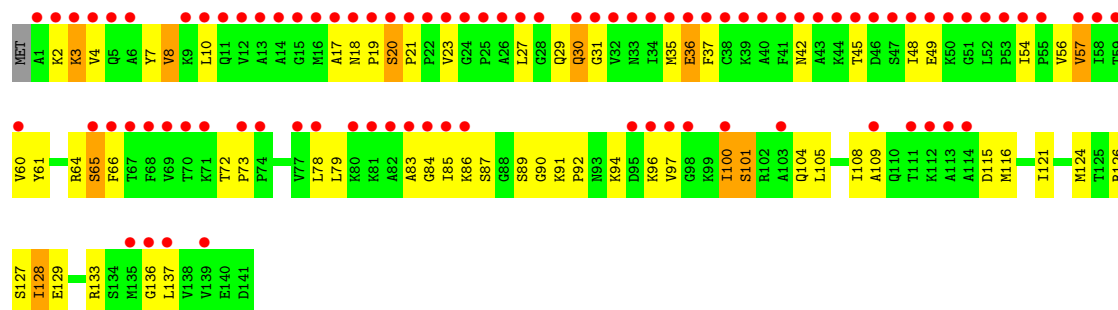
• Molecule 31: 50S ribosomal protein L9



• Molecule 31: 50S ribosomal protein L9

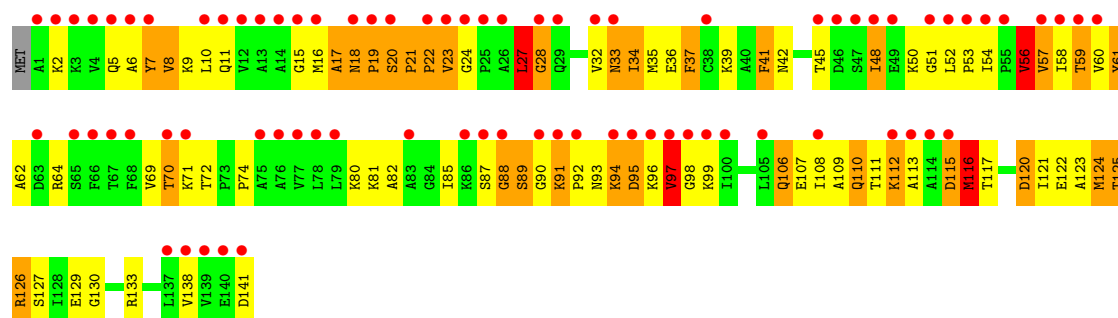


• Molecule 32: 50S ribosomal protein L11

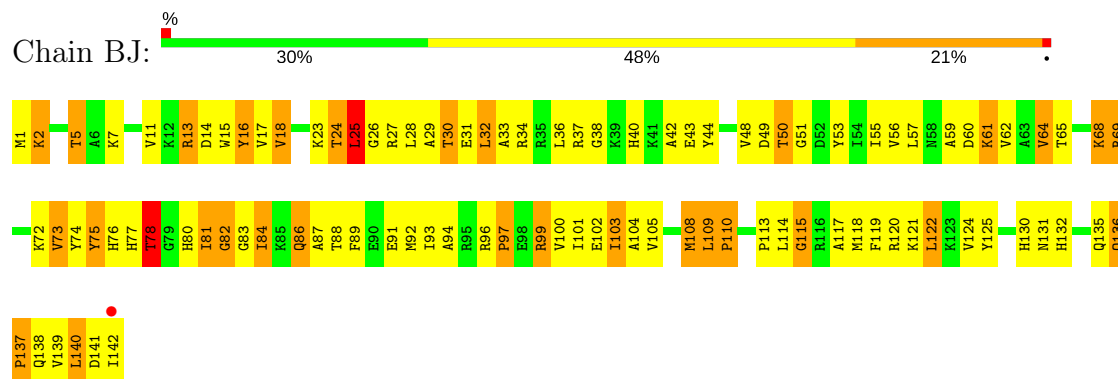


• Molecule 32: 50S ribosomal protein L11

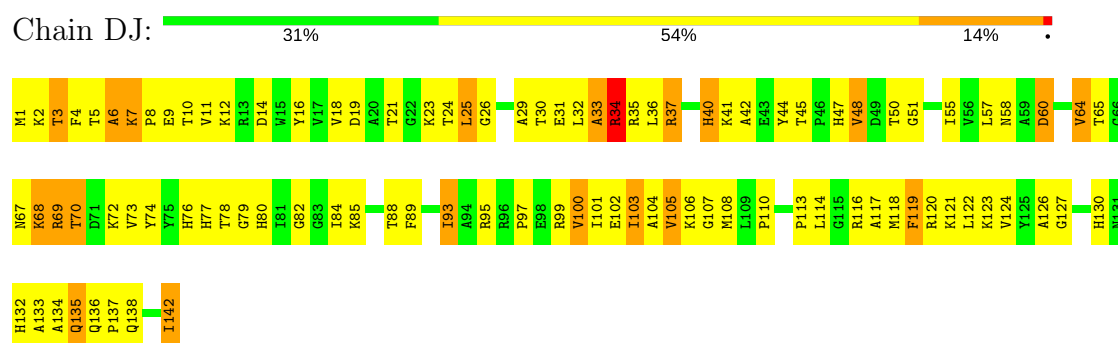




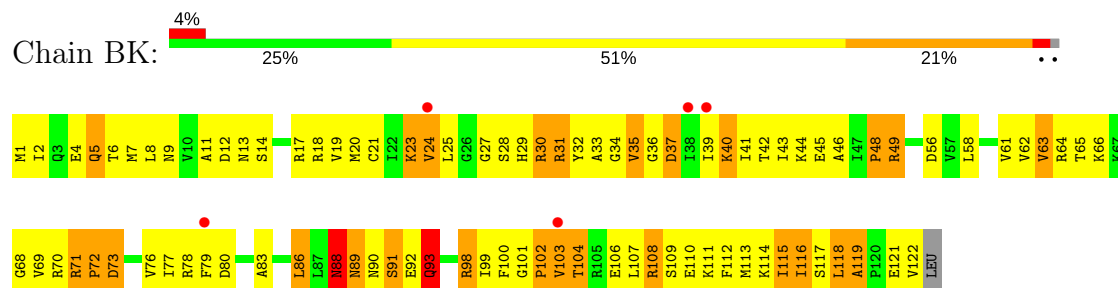
- Molecule 33: 50S ribosomal protein L13



- Molecule 33: 50S ribosomal protein L13

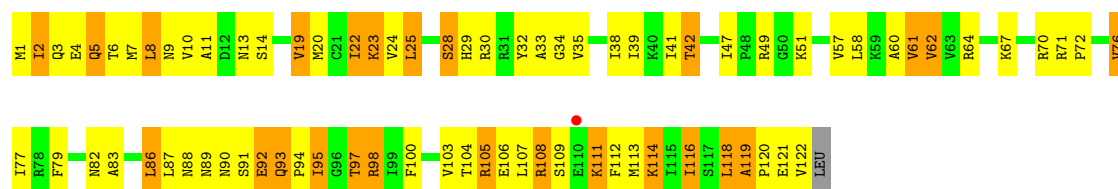


- Molecule 34: 50S ribosomal protein L14

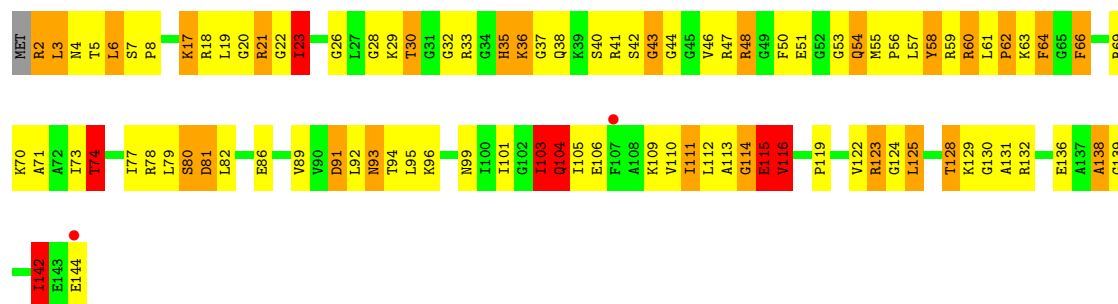


- Molecule 34: 50S ribosomal protein L14

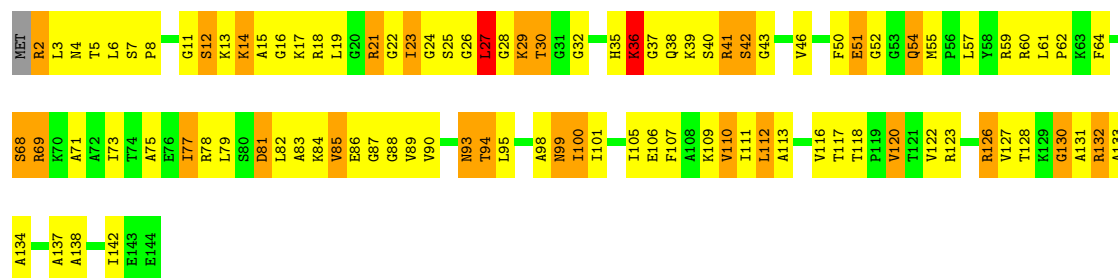




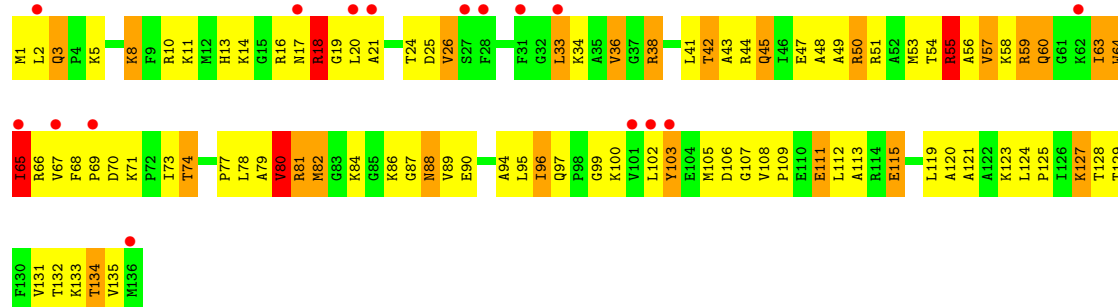
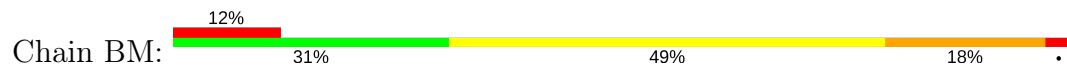
• Molecule 35: 50S ribosomal protein L15



• Molecule 35: 50S ribosomal protein L15



• Molecule 36: 50S ribosomal protein L16

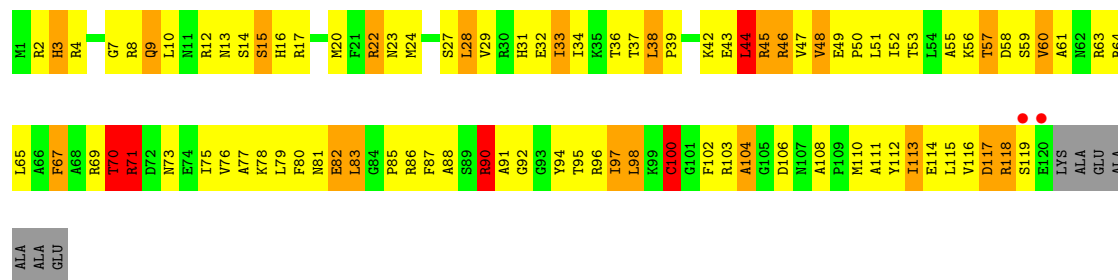


• Molecule 36: 50S ribosomal protein L16

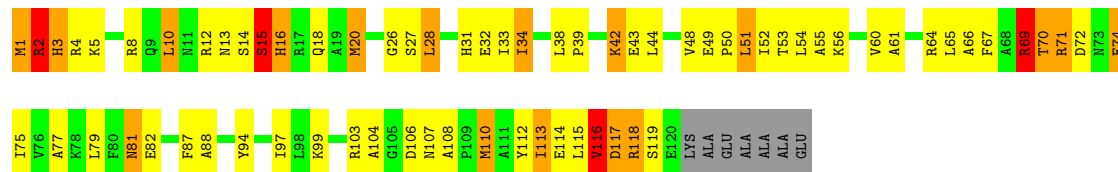




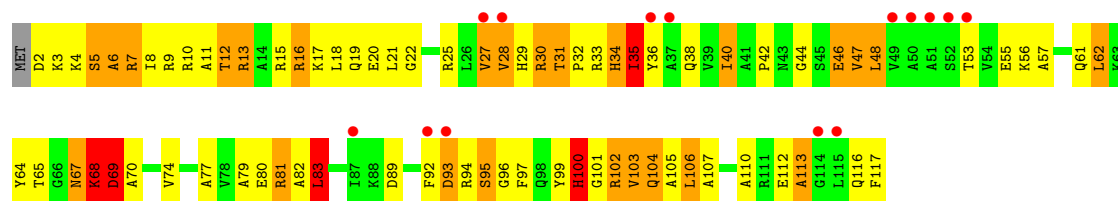
• Molecule 37: 50S ribosomal protein L17



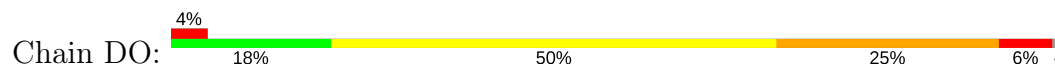
• Molecule 37: 50S ribosomal protein L17

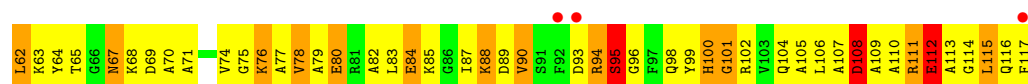


• Molecule 38: 50S ribosomal protein L18

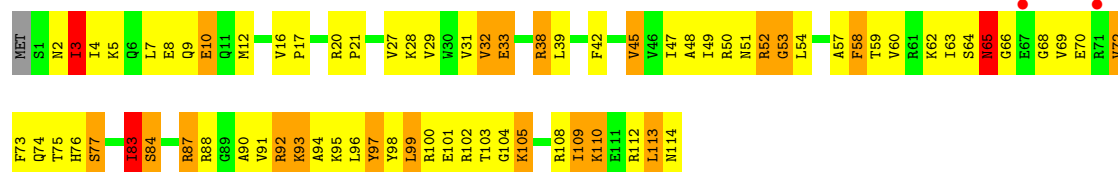


• Molecule 38: 50S ribosomal protein L18

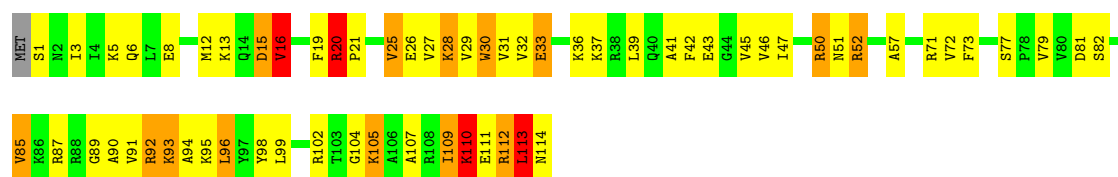




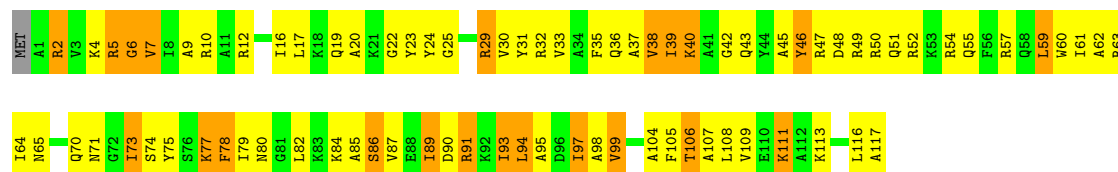
• Molecule 39: 50S ribosomal protein L19



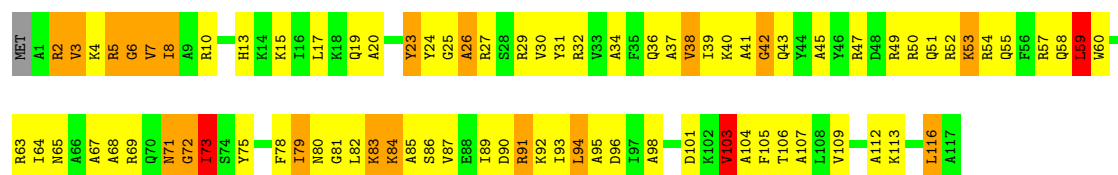
• Molecule 39: 50S ribosomal protein L19



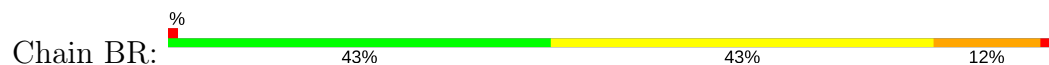
• Molecule 40: 50S ribosomal protein L20



• Molecule 40: 50S ribosomal protein L20


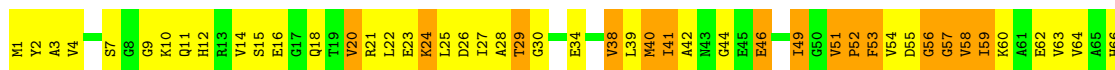


• Molecule 41: 50S ribosomal protein L21

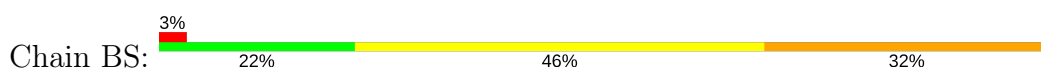





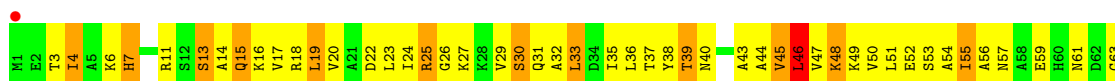
- Molecule 41: 50S ribosomal protein L21



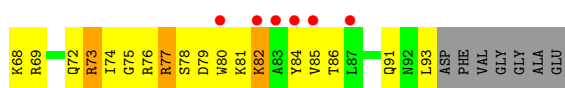
- Molecule 42: 50S ribosomal protein L22



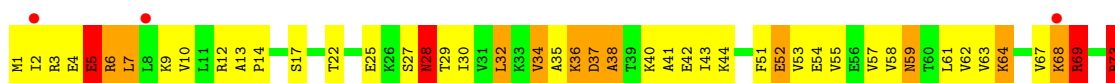
- Molecule 42: 50S ribosomal protein L22



- Molecule 43: 50S ribosomal protein L23

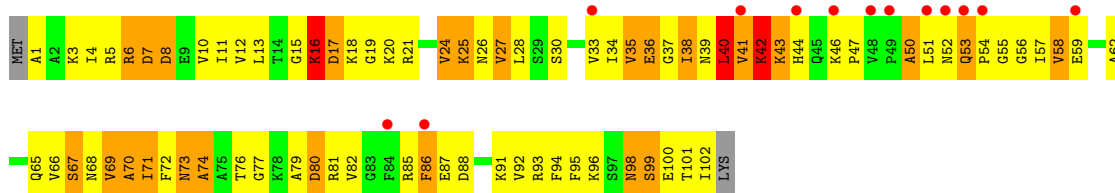


- Molecule 43: 50S ribosomal protein L23

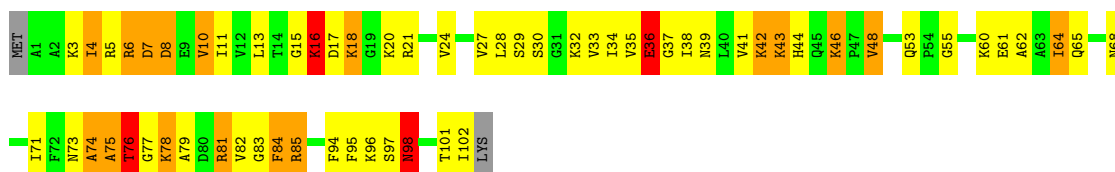




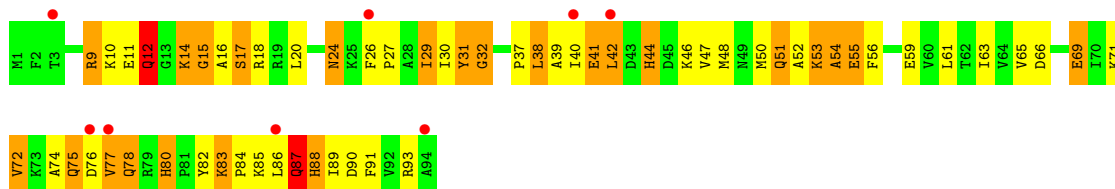
- Molecule 44: 50S ribosomal protein L24



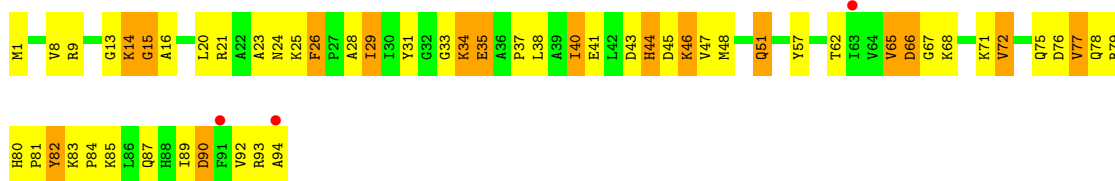
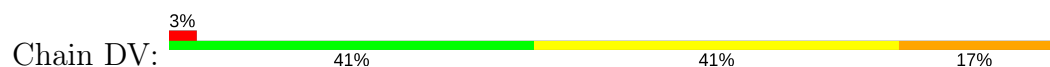
- Molecule 44: 50S ribosomal protein L24



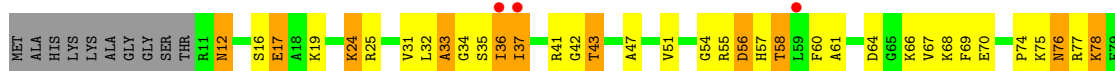
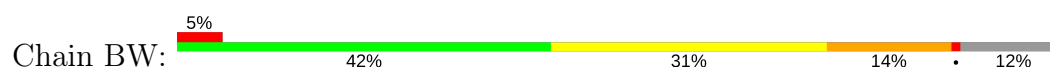
- Molecule 45: 50S ribosomal protein L25

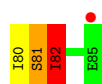


- Molecule 45: 50S ribosomal protein L25



- Molecule 46: 50S ribosomal protein L27

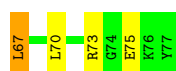




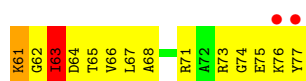
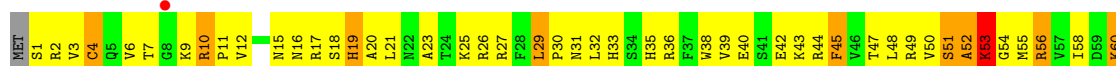
- Molecule 46: 50S ribosomal protein L27



- Molecule 47: 50S ribosomal protein L28



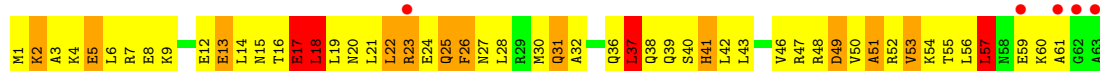
- Molecule 47: 50S ribosomal protein L28



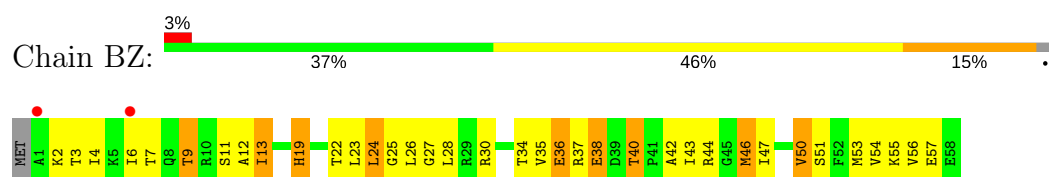
- Molecule 48: 50S ribosomal protein L29



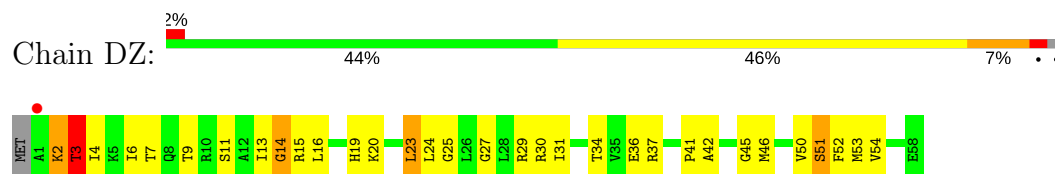
- Molecule 48: 50S ribosomal protein L29



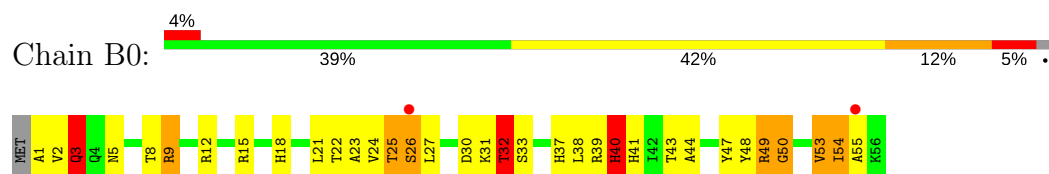
- Molecule 49: 50S ribosomal protein L30



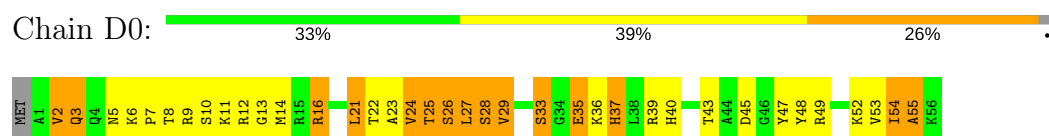
- Molecule 49: 50S ribosomal protein L30



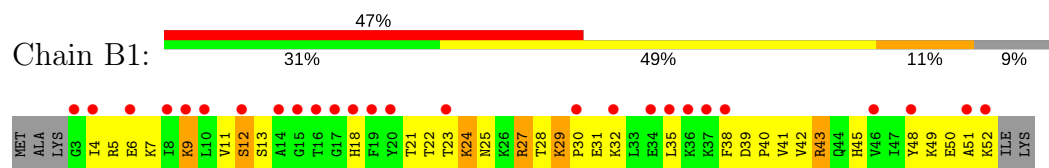
- Molecule 50: 50S ribosomal protein L32



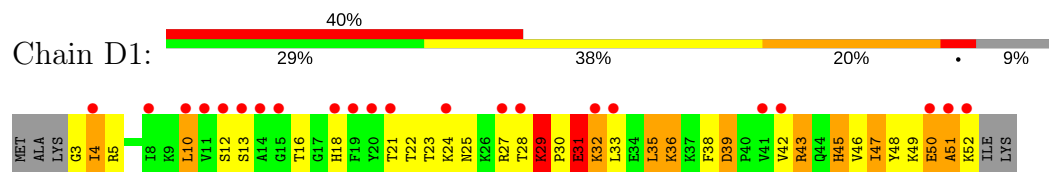
- Molecule 50: 50S ribosomal protein L32



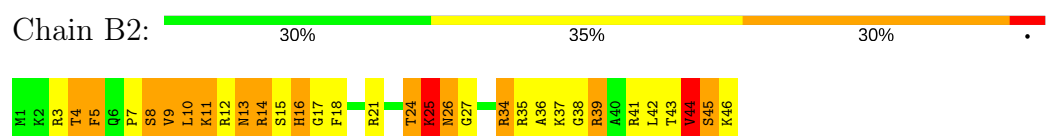
- Molecule 51: 50S ribosomal protein L33



- Molecule 51: 50S ribosomal protein L33




- Molecule 52: 50S ribosomal protein L34



- Molecule 52: 50S ribosomal protein L34





- Molecule 53: 50S ribosomal protein L35



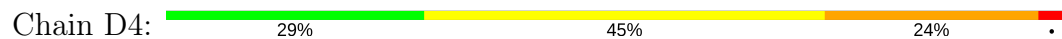
- Molecule 53: 50S ribosomal protein L35




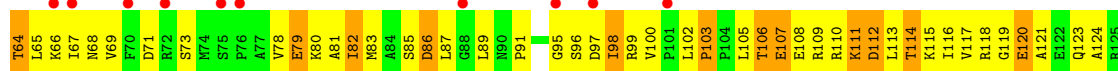
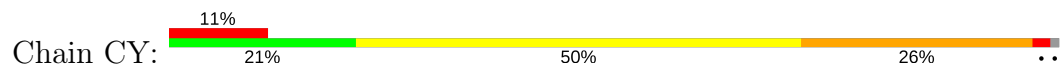
- Molecule 54: 50S ribosomal protein L36



- Molecule 54: 50S ribosomal protein L36



- Molecule 55: Ribosome recycling factor, RRF



4 Data and refinement statistics

Property	Value	Source
Space group	P 21 21 21	Depositor
Cell constants a, b, c, α , β , γ	212.18Å 433.90Å 608.03Å 90.00° 90.00° 90.00°	Depositor
Resolution (Å)	70.00 – 3.30 69.81 – 3.30	Depositor EDS
% Data completeness (in resolution range)	(Not available) (70.00-3.30) 94.9 (69.81-3.30)	Depositor EDS
R_{merge}	0.18	Depositor
R_{sym}	(Not available)	Depositor
$\langle I/\sigma(I) \rangle$ ¹	1.71 (at 3.33Å)	Xtriage
Refinement program	PHENIX	Depositor
R, R_{free}	0.206 , 0.255 0.202 , 0.251	Depositor DCC
R_{free} test set	1981 reflections (0.25%)	DCC
Wilson B-factor (Å ²)	96.3	Xtriage
Anisotropy	0.202	Xtriage
Bulk solvent k_{sol} (e/Å ³), B_{sol} (Å ²)	0.24 , 110.8	EDS
L-test for twinning ²	$\langle L \rangle = 0.43$, $\langle L^2 \rangle = 0.26$	Xtriage
Estimated twinning fraction	No twinning to report.	Xtriage
F_o, F_c correlation	0.95	EDS
Total number of atoms	293103	wwPDB-VP
Average B, all atoms (Å ²)	129.0	wwPDB-VP

Xtriage's analysis on translational NCS is as follows: *The largest off-origin peak in the Patterson function is 1.61% of the height of the origin peak. No significant pseudotranslation is detected.*

¹Intensities estimated from amplitudes.

²Theoretical values of $\langle |L| \rangle$, $\langle L^2 \rangle$ for acentric reflections are 0.5, 0.333 respectively for untwinned datasets, and 0.375, 0.2 for perfectly twinned datasets.

5 Model quality ⓘ

5.1 Standard geometry ⓘ

Bond lengths and bond angles in the following residue types are not validated in this section: ZN, MG, NMY

The Z score for a bond length (or angle) is the number of standard deviations the observed value is removed from the expected value. A bond length (or angle) with $|Z| > 5$ is considered an outlier worth inspection. RMSZ is the root-mean-square of all Z scores of the bond lengths (or angles).

Mol	Chain	Bond lengths		Bond angles	
		RMSZ	$\# Z > 5$	RMSZ	$\# Z > 5$
1	AA	0.34	0/36966	0.95	39/57666 (0.1%)
1	CA	0.33	0/36944	0.93	15/57632 (0.0%)
2	AB	0.28	0/1735	0.61	0/2338
2	CB	0.26	0/1735	0.57	0/2338
3	AC	0.29	0/1651	0.61	0/2225
3	CC	0.30	0/1651	0.58	0/2225
4	AD	0.35	0/1665	0.69	0/2227
4	CD	0.29	0/1665	0.65	0/2227
5	AE	0.28	0/1118	0.66	0/1504
5	CE	0.30	0/1118	0.63	0/1504
6	AF	0.33	0/835	0.67	0/1128
6	CF	0.32	0/835	0.62	0/1128
7	AG	0.25	0/1195	0.52	0/1602
7	CG	0.27	0/1195	0.56	0/1602
8	AH	0.30	0/989	0.66	0/1326
8	CH	0.29	0/989	0.60	0/1326
9	AI	0.25	0/1034	0.59	0/1375
9	CI	0.27	0/1034	0.58	0/1375
10	AJ	0.26	0/796	0.60	0/1077
10	CJ	0.24	0/796	0.53	0/1077
11	AK	0.33	0/893	0.68	0/1205
11	CK	0.30	0/893	0.63	0/1205
12	AL	0.30	0/969	0.71	0/1300
12	CL	0.35	0/969	0.71	1/1300 (0.1%)
13	AM	0.25	0/892	0.57	0/1193
13	CM	0.26	0/892	0.64	0/1193
14	AN	0.26	0/785	0.55	0/1043
14	CN	0.25	0/785	0.56	0/1043
15	AO	0.35	0/722	0.58	0/964
15	CO	0.27	0/722	0.60	0/964
16	AP	0.32	0/659	0.74	2/884 (0.2%)
16	CP	0.29	0/659	0.63	0/884

Mol	Chain	Bond lengths		Bond angles	
		RMSZ	# Z >5	RMSZ	# Z >5
17	AQ	0.28	0/657	0.61	0/881
17	CQ	0.34	0/657	0.71	0/881
18	AR	0.31	0/462	0.69	0/621
18	CR	0.30	0/462	0.60	0/621
19	AS	0.26	0/652	0.57	0/877
19	CS	0.27	0/652	0.65	0/877
20	AT	0.27	0/671	0.59	0/888
20	CT	0.25	0/671	0.58	0/888
21	AU	0.37	0/430	0.76	0/570
21	CU	0.30	0/430	0.61	0/570
22	AV	0.40	1/1813 (0.1%)	0.89	0/2823
22	CV	0.32	1/1813 (0.1%)	0.77	0/2823
23	AX	0.32	0/388	0.88	0/603
23	CX	0.28	0/363	0.85	0/564
24	BA	0.36	0/69659	0.97	72/108672 (0.1%)
24	DA	0.43	3/69659 (0.0%)	1.07	120/108672 (0.1%)
25	BB	0.28	0/2828	0.84	0/4410
25	DB	0.36	0/2850	0.96	2/4444 (0.0%)
26	BC	0.29	0/2121	0.67	0/2852
26	DC	0.34	0/2121	0.75	2/2852 (0.1%)
27	BD	0.31	0/1586	0.66	0/2134
27	DD	0.36	0/1586	0.68	0/2134
28	BE	0.29	0/1571	0.59	0/2113
28	DE	0.32	0/1571	0.67	1/2113 (0.0%)
29	BF	0.26	0/1434	0.53	0/1926
29	DF	0.29	0/1434	0.66	0/1926
30	BG	0.27	0/1343	0.57	0/1816
30	DG	0.31	0/1343	0.67	1/1816 (0.1%)
31	BH	0.31	0/1121	0.57	1/1515 (0.1%)
31	DH	0.34	1/1121 (0.1%)	0.60	1/1515 (0.1%)
32	BI	0.23	0/1046	0.47	0/1410
32	DI	0.24	0/1046	0.56	0/1410
33	BJ	0.32	0/1152	0.66	0/1551
33	DJ	0.35	0/1152	0.67	0/1551
34	BK	0.32	0/947	0.68	0/1268
34	DK	0.37	0/947	0.71	0/1268
35	BL	0.29	0/1054	0.66	0/1403
35	DL	0.33	0/1054	0.73	0/1403
36	BM	0.28	0/1093	0.61	0/1460
36	DM	0.36	0/1093	0.77	2/1460 (0.1%)
37	BN	0.28	0/973	0.63	0/1301
37	DN	0.36	0/973	0.70	0/1301
38	BO	0.27	0/902	0.55	0/1209

Mol	Chain	Bond lengths		Bond angles	
		RMSZ	# Z >5	RMSZ	# Z >5
38	DO	0.33	0/902	0.62	0/1209
39	BP	0.33	0/929	0.67	0/1242
39	DP	0.37	0/929	0.74	1/1242 (0.1%)
40	BQ	0.32	0/960	0.60	0/1278
40	DQ	0.34	0/960	0.69	0/1278
41	BR	0.32	0/829	0.66	0/1107
41	DR	0.38	0/829	0.75	0/1107
42	BS	0.31	0/864	0.69	0/1156
42	DS	0.35	0/864	0.70	0/1156
43	BT	0.30	0/744	0.63	1/994 (0.1%)
43	DT	0.34	0/744	0.70	2/994 (0.2%)
44	BU	0.29	0/787	0.59	0/1051
44	DU	0.32	0/787	0.68	0/1051
45	BV	0.26	0/766	0.57	0/1025
45	DV	0.32	0/766	0.68	0/1025
46	BW	0.30	0/576	0.58	0/762
46	DW	0.35	0/587	0.72	0/776
47	BX	0.33	0/635	0.65	0/848
47	DX	0.32	0/635	0.65	0/848
48	BY	0.25	0/510	0.59	0/677
48	DY	0.28	0/510	0.70	0/677
49	BZ	0.29	0/453	0.59	0/605
49	DZ	0.29	0/453	0.73	0/605
50	B0	0.29	0/450	0.62	0/599
50	D0	0.32	0/450	0.67	0/599
51	B1	0.33	0/416	0.57	0/554
51	D1	0.29	0/416	0.63	0/554
52	B2	0.28	0/380	0.58	0/498
52	D2	0.31	0/380	0.67	0/498
53	B3	0.29	0/513	0.63	0/676
53	D3	0.33	0/513	0.71	0/676
54	B4	0.31	0/303	0.62	0/397
54	D4	0.34	0/303	0.75	0/397
55	CY	0.28	0/1434	0.66	1/1929 (0.1%)
All	All	0.36	6/315264 (0.0%)	0.91	264/471562 (0.1%)

Chiral center outliers are detected by calculating the chiral volume of a chiral center and verifying if the center is modelled as a planar moiety or with the opposite hand. A planarity outlier is detected by checking planarity of atoms in a peptide group, atoms in a mainchain group or atoms of a sidechain that are expected to be planar.

Mol	Chain	#Chirality outliers	#Planarity outliers
2	AB	0	1

Continued on next page...

Continued from previous page...

Mol	Chain	#Chirality outliers	#Planarity outliers
2	CB	0	1
3	CC	0	1
4	CD	0	2
5	AE	0	1
8	AH	0	3
9	CI	0	1
12	AL	0	1
13	CM	0	1
16	AP	0	1
16	CP	0	1
26	BC	0	1
26	DC	0	3
27	BD	0	1
27	DD	0	1
31	BH	0	1
31	DH	0	2
33	DJ	0	1
37	BN	0	1
37	DN	0	1
39	DP	0	1
42	DS	0	1
50	D0	0	1
All	All	0	29

All (6) bond length outliers are listed below:

Mol	Chain	Res	Type	Atoms	Z	Observed(Å)	Ideal(Å)
22	CV	1	G	OP3-P	-10.55	1.48	1.61
22	AV	1	G	OP3-P	-10.36	1.48	1.61
24	DA	2204	G	N9-C8	7.67	1.43	1.37
24	DA	733	G	N3-C4	-5.30	1.31	1.35
31	DH	118	PRO	N-CD	5.25	1.55	1.47
24	DA	984	A	N9-C4	-5.06	1.34	1.37

All (264) bond angle outliers are listed below:

Mol	Chain	Res	Type	Atoms	Z	Observed(°)	Ideal(°)
24	DA	2204	G	C8-N9-C4	-13.18	101.13	106.40
24	DA	733	G	N3-C4-N9	-11.80	118.92	126.00
24	DA	733	G	C6-C5-N7	10.61	136.76	130.40
24	DA	733	G	N9-C4-C5	10.19	109.47	105.40
1	AA	890	G	O4'-C1'-N9	9.65	115.92	108.20

Continued on next page...

Continued from previous page...

Mol	Chain	Res	Type	Atoms	Z	Observed(°)	Ideal(°)
24	DA	1666	G	C4-N9-C1'	-9.32	114.39	126.50
24	DA	2204	G	N9-C4-C5	8.90	108.96	105.40
24	DA	1666	G	C8-N9-C1'	8.45	137.98	127.00
24	DA	733	G	C4-C5-N7	-8.25	107.50	110.80
24	DA	1666	G	N3-C4-N9	-7.82	121.31	126.00
24	DA	990	A	N1-C6-N6	-7.71	113.97	118.60
30	DG	34	ARG	NE-CZ-NH1	7.58	124.09	120.30
24	DA	1070	A	N1-C6-N6	7.57	123.14	118.60
24	DA	752	A	O4'-C1'-N9	7.54	114.24	108.20
24	BA	1913	A	N1-C6-N6	7.44	123.06	118.60
24	BA	2473	U	C2-N1-C1'	7.42	126.61	117.70
24	DA	974	G	C8-N9-C4	-7.39	103.44	106.40
36	DM	44	ARG	NE-CZ-NH2	7.33	123.97	120.30
1	AA	332	G	C4-N9-C1'	-7.32	116.98	126.50
39	DP	20	ARG	NE-CZ-NH2	7.29	123.94	120.30
1	AA	332	G	N3-C4-N9	-7.24	121.66	126.00
24	DA	2053	G	C4-N9-C1'	-7.24	117.09	126.50
24	DA	512	G	C6-C5-N7	7.23	134.74	130.40
1	AA	538	G	N3-C4-N9	-7.13	121.72	126.00
1	AA	142	G	C4-N9-C1'	7.08	135.70	126.50
24	DA	948	C	C6-N1-C2	-7.03	117.49	120.30
24	DA	1666	G	C6-C5-N7	6.90	134.54	130.40
24	DA	1938	A	N1-C6-N6	6.84	122.70	118.60
24	BA	2238	G	C4-N9-C1'	6.83	135.38	126.50
24	DA	1666	G	N3-C4-C5	6.82	132.01	128.60
24	DA	528	A	N1-C6-N6	6.79	122.67	118.60
24	DA	2053	G	C8-N9-C1'	6.79	135.83	127.00
24	DA	2213	U	C2-N1-C1'	6.74	125.79	117.70
24	BA	2238	G	N3-C4-N9	6.67	130.00	126.00
24	BA	1699	G	N3-C4-N9	-6.64	122.02	126.00
24	DA	2204	G	C8-N9-C1'	6.63	135.62	127.00
24	BA	752	A	O4'-C1'-N9	6.58	113.47	108.20
24	DA	512	G	N3-C4-N9	-6.56	122.06	126.00
24	BA	2034	U	C2-N1-C1'	6.56	125.57	117.70
1	AA	332	G	C8-N9-C1'	6.53	135.49	127.00
24	BA	2430	A	O4'-C1'-N9	6.52	113.42	108.20
24	DA	1150	C	C6-N1-C2	-6.49	117.70	120.30
24	DA	752	A	N1-C6-N6	6.48	122.49	118.60
24	DA	2016	U	C2-N1-C1'	6.48	125.48	117.70
1	AA	142	G	C8-N9-C1'	-6.45	118.61	127.00
24	BA	1699	G	C4-N9-C1'	-6.44	118.13	126.50
24	DA	2679	A	N1-C6-N6	6.41	122.44	118.60

Continued on next page...

Continued from previous page...

Mol	Chain	Res	Type	Atoms	Z	Observed(°)	Ideal(°)
1	CA	1482	G	N3-C4-N9	6.40	129.84	126.00
24	DA	2628	C	C6-N1-C2	-6.39	117.74	120.30
1	AA	1492	A	O4'-C1'-N9	6.38	113.31	108.20
24	DA	1564	C	C6-N1-C2	-6.38	117.75	120.30
24	BA	1022	G	C4-N9-C1'	-6.38	118.21	126.50
1	AA	332	G	N3-C4-C5	6.35	131.77	128.60
1	CA	354	G	C4-N9-C1'	6.34	134.74	126.50
1	CA	324	G	N3-C4-N9	-6.33	122.20	126.00
24	BA	122	G	C4-N9-C1'	-6.31	118.30	126.50
43	DT	73	ARG	NE-CZ-NH2	6.30	123.45	120.30
24	BA	2066	C	C6-N1-C2	-6.28	117.79	120.30
24	DA	624	C	C6-N1-C2	-6.27	117.79	120.30
24	DA	481	G	O4'-C1'-N9	6.27	113.22	108.20
24	BA	2238	G	C8-N9-C1'	-6.26	118.86	127.00
1	AA	538	G	C4-N9-C1'	-6.25	118.37	126.50
24	BA	1699	G	C8-N9-C1'	6.25	135.12	127.00
1	CA	354	G	C8-N9-C1'	-6.22	118.91	127.00
1	AA	1530	G	C8-N9-C1'	6.20	135.06	127.00
24	DA	2550	G	N3-C4-N9	6.20	129.72	126.00
1	CA	354	G	N3-C4-N9	6.20	129.72	126.00
24	DA	84	A	N1-C6-N6	-6.19	114.89	118.60
55	CY	129	ARG	NE-CZ-NH1	6.18	123.39	120.30
24	BA	2609	U	C2-N1-C1'	-6.18	110.28	117.70
24	DA	2757	A	N1-C6-N6	6.14	122.29	118.60
1	AA	1530	G	N3-C4-N9	-6.14	122.31	126.00
24	DA	2391	G	O4'-C1'-N9	6.14	113.11	108.20
1	AA	741	G	C4-N9-C1'	-6.13	118.53	126.50
24	DA	2204	G	N7-C8-N9	6.12	116.16	113.10
1	AA	856	C	C2-N1-C1'	6.08	125.49	118.80
24	BA	1022	G	C8-N9-C1'	6.08	134.90	127.00
1	AA	538	G	C8-N9-C1'	6.07	134.90	127.00
24	BA	122	G	C8-N9-C1'	6.07	134.89	127.00
24	DA	2583	G	N3-C4-N9	-6.07	122.36	126.00
24	DA	512	G	O4'-C1'-N9	6.06	113.05	108.20
24	DA	789	A	N1-C6-N6	6.05	122.23	118.60
24	BA	846	U	C2-N1-C1'	6.05	124.96	117.70
24	DA	752	A	N9-C4-C5	-6.04	103.38	105.80
1	AA	14	U	N3-C2-O2	-6.03	117.98	122.20
31	BH	117	LEU	C-N-CD	6.03	141.07	128.40
24	DA	748	G	O4'-C1'-N9	6.02	113.02	108.20
24	DA	733	G	N3-C4-C5	6.01	131.61	128.60
24	DA	752	A	C4-N9-C1'	6.01	137.11	126.30

Continued on next page...

Continued from previous page...

Mol	Chain	Res	Type	Atoms	Z	Observed(°)	Ideal(°)
24	DA	2213	U	C6-N1-C1'	-6.00	112.80	121.20
24	DA	752	A	C8-N9-C1'	-5.99	116.91	127.70
24	DA	1666	G	N3-C2-N2	-5.98	115.71	119.90
31	DH	117	LEU	C-N-CD	5.96	140.92	128.40
1	AA	741	G	C8-N9-C1'	5.95	134.74	127.00
24	DA	1070	A	C5-C6-N6	-5.95	118.94	123.70
24	DA	1666	G	N1-C2-N2	5.95	121.55	116.20
24	DA	990	A	C5-C6-N6	5.94	128.45	123.70
1	AA	1435	G	N3-C4-N9	-5.94	122.44	126.00
24	DA	647	G	C4-N9-C1'	5.91	134.18	126.50
1	AA	869	G	N9-C4-C5	5.90	107.76	105.40
26	DC	260	LYS	N-CA-C	-5.88	95.11	111.00
24	BA	695	G	C4-N9-C1'	5.86	134.12	126.50
24	DA	535	G	C4-N9-C1'	-5.86	118.88	126.50
24	DA	1478	G	C4-N9-C1'	-5.86	118.89	126.50
1	AA	869	G	N3-C4-N9	-5.82	122.50	126.00
24	BA	1695	G	C4-N9-C1'	5.82	134.07	126.50
24	DA	1478	G	N3-C4-N9	-5.81	122.51	126.00
24	BA	376	G	N3-C4-N9	5.81	129.49	126.00
24	BA	659	G	C4-N9-C1'	-5.80	118.96	126.50
24	DA	2204	G	N3-C4-N9	-5.79	122.53	126.00
24	DA	2550	G	N9-C4-C5	-5.79	103.08	105.40
25	DB	98	G	N3-C4-N9	-5.78	122.53	126.00
24	BA	672	C	C2-N1-C1'	5.78	125.16	118.80
24	BA	2	G	N3-C4-N9	-5.78	122.53	126.00
24	DA	535	G	C8-N9-C1'	5.78	134.51	127.00
1	AA	1530	G	C4-N9-C1'	-5.77	119.00	126.50
1	AA	730	G	N3-C4-N9	5.77	129.46	126.00
24	BA	729	G	O4'-C1'-N9	5.77	112.81	108.20
24	DA	2592	G	C4-N9-C1'	5.75	133.97	126.50
43	BT	77	ARG	NE-CZ-NH1	5.74	123.17	120.30
24	DA	2072	C	C2-N1-C1'	5.74	125.11	118.80
24	DA	203	A	N1-C6-N6	5.72	122.03	118.60
24	BA	2331	G	C4-N9-C1'	5.72	133.93	126.50
1	CA	354	G	C6-C5-N7	-5.70	126.98	130.40
1	AA	741	G	N3-C4-N9	-5.70	122.58	126.00
24	DA	1830	C	C6-N1-C2	-5.70	118.02	120.30
24	DA	647	G	C8-N9-C1'	-5.70	119.60	127.00
24	DA	1064	C	C2-N1-C1'	5.69	125.06	118.80
24	DA	776	G	C6-C5-N7	-5.68	126.99	130.40
24	DA	2053	G	N3-C4-N9	-5.68	122.59	126.00
24	DA	512	G	N9-C4-C5	5.66	107.66	105.40

Continued on next page...

Continued from previous page...

Mol	Chain	Res	Type	Atoms	Z	Observed(°)	Ideal(°)
1	CA	856	C	C2-N1-C1'	5.65	125.02	118.80
1	AA	142	G	N3-C4-N9	5.65	129.39	126.00
24	DA	1434	A	O4'-C1'-N9	5.65	112.72	108.20
24	DA	512	G	C8-N9-C1'	5.63	134.32	127.00
24	BA	1187	G	N3-C4-N9	5.62	129.37	126.00
24	DA	19	A	N1-C6-N6	5.62	121.97	118.60
1	AA	910	C	C2-N1-C1'	5.59	124.95	118.80
24	BA	2549	G	N3-C4-C5	-5.59	125.81	128.60
24	BA	2599	G	N3-C4-N9	-5.57	122.66	126.00
24	DA	990	A	N9-C4-C5	5.56	108.03	105.80
24	DA	2501	C	C6-N1-C1'	5.56	127.48	120.80
24	BA	1913	A	C5-C6-N6	-5.56	119.25	123.70
24	DA	1666	G	O4'-C1'-N9	5.55	112.64	108.20
24	BA	549	G	O4'-C1'-N9	5.55	112.64	108.20
24	BA	659	G	C8-N9-C1'	5.54	134.21	127.00
24	BA	2473	U	C6-N1-C1'	-5.52	113.47	121.20
24	DA	1002	G	C4-N9-C1'	-5.49	119.36	126.50
24	BA	1938	A	N1-C6-N6	5.49	121.89	118.60
24	DA	1779	U	O4'-C1'-N1	5.49	112.59	108.20
24	BA	2645	G	C4-N9-C1'	5.48	133.63	126.50
1	CA	711	G	C4-N9-C1'	-5.47	119.39	126.50
1	CA	1192	C	C6-N1-C2	-5.46	118.11	120.30
1	CA	428	G	C4-N9-C1'	-5.46	119.40	126.50
24	DA	1478	G	C8-N9-C1'	5.45	134.08	127.00
24	DA	84	A	N9-C4-C5	5.44	107.98	105.80
24	DA	479	A	O4'-C1'-N9	5.44	112.55	108.20
24	BA	1346	G	C4-N9-C1'	-5.43	119.44	126.50
24	DA	752	A	C5-C6-N6	-5.43	119.36	123.70
24	DA	2727	A	N1-C6-N6	5.42	121.85	118.60
24	DA	752	A	N3-C4-N9	5.42	131.73	127.40
1	CA	711	G	C8-N9-C1'	5.41	134.04	127.00
12	CL	57	LEU	CA-CB-CG	5.39	127.69	115.30
24	BA	2443	C	C6-N1-C2	-5.38	118.15	120.30
16	AP	32	PHE	CB-CG-CD1	5.38	124.57	120.80
24	BA	1971	U	O4'-C1'-N1	5.38	112.50	108.20
24	BA	259	G	N3-C4-N9	-5.38	122.78	126.00
1	AA	598	U	C2-N1-C1'	5.37	124.15	117.70
24	DA	1002	G	C8-N9-C1'	5.37	133.98	127.00
24	BA	1011	G	C4-N9-C1'	-5.35	119.55	126.50
24	DA	995	C	O4'-C1'-N1	-5.34	103.93	108.20
24	BA	780	G	N3-C4-N9	5.34	129.20	126.00
1	AA	1530	G	C6-C5-N7	5.32	133.59	130.40

Continued on next page...

Continued from previous page...

Mol	Chain	Res	Type	Atoms	Z	Observed(°)	Ideal(°)
24	DA	2250	G	N1-C2-N2	5.32	120.99	116.20
1	AA	1530	G	N9-C4-C5	5.32	107.53	105.40
24	BA	2066	C	N3-C4-C5	-5.32	119.77	121.90
24	BA	1346	G	C8-N9-C1'	5.31	133.91	127.00
24	BA	1022	G	N3-C4-N9	-5.30	122.82	126.00
24	BA	2014	A	N1-C6-N6	5.30	121.78	118.60
24	DA	1938	A	C5-C6-N6	-5.30	119.46	123.70
24	DA	2066	C	C6-N1-C2	-5.29	118.18	120.30
24	DA	2365	G	N3-C4-N9	5.29	129.18	126.00
24	DA	2620	C	C6-N1-C2	-5.29	118.18	120.30
24	BA	1145	C	P-O3'-C3'	5.28	126.04	119.70
24	BA	748	G	C6-C5-N7	-5.27	127.23	130.40
26	DC	216	ARG	NE-CZ-NH2	-5.27	117.66	120.30
24	DA	600	G	N3-C4-N9	-5.27	122.84	126.00
24	BA	695	G	C8-N9-C1'	-5.27	120.15	127.00
24	BA	1187	G	C6-C5-N7	-5.27	127.24	130.40
24	BA	974	G	O4'-C1'-N9	5.26	112.41	108.20
24	DA	2048	G	N3-C4-N9	5.26	129.16	126.00
24	BA	2034	U	C6-N1-C1'	-5.25	113.84	121.20
24	DA	1155	A	O4'-C1'-N9	5.25	112.40	108.20
24	DA	733	G	C8-N9-C4	-5.25	104.30	106.40
24	DA	1478	G	N3-C4-C5	5.25	131.22	128.60
24	BA	1695	G	N3-C4-N9	5.24	129.15	126.00
24	BA	1358	G	C4-N9-C1'	5.24	133.31	126.50
1	AA	1516	G	C4-N9-C1'	-5.24	119.69	126.50
24	BA	1695	G	C8-N9-C1'	-5.22	120.21	127.00
24	DA	2036	C	C6-N1-C2	-5.20	118.22	120.30
24	DA	2592	G	N3-C4-N9	5.20	129.12	126.00
24	BA	2592	G	N3-C4-N9	5.19	129.12	126.00
24	BA	1253	A	N3-C4-N9	-5.19	123.25	127.40
24	DA	661	A	C6-C5-N7	-5.19	128.67	132.30
24	BA	396	G	N3-C4-N9	5.19	129.11	126.00
24	DA	1646	C	C6-N1-C1'	5.19	127.03	120.80
1	AA	1523	G	C4-N9-C1'	5.18	133.24	126.50
24	DA	1395	A	O4'-C1'-N9	5.18	112.35	108.20
1	CA	711	G	N3-C4-N9	-5.18	122.89	126.00
24	DA	2793	C	C2-N1-C1'	5.18	124.50	118.80
24	BA	257	C	C2-N1-C1'	-5.18	113.11	118.80
24	BA	2	G	C4-N9-C1'	-5.17	119.77	126.50
1	AA	332	G	C6-C5-N7	5.17	133.50	130.40
1	AA	538	G	N3-C4-C5	5.17	131.18	128.60
1	AA	1435	G	C4-N9-C1'	-5.17	119.78	126.50

Continued on next page...

Continued from previous page...

Mol	Chain	Res	Type	Atoms	Z	Observed(°)	Ideal(°)
24	DA	2223	G	C8-N9-C1'	5.16	133.70	127.00
24	BA	974	G	C4-N9-C1'	5.15	133.19	126.50
24	DA	2592	G	N7-C8-N9	5.15	115.67	113.10
24	DA	54	G	N3-C4-N9	-5.14	122.91	126.00
24	DA	984	A	N3-C4-C5	5.14	130.40	126.80
24	DA	602	A	N1-C6-N6	5.13	121.68	118.60
1	AA	1355	G	N3-C4-N9	-5.13	122.92	126.00
24	DA	2402	U	P-O3'-C3'	5.13	125.86	119.70
24	BA	1913	A	N9-C4-C5	-5.13	103.75	105.80
36	DM	2	LEU	CA-CB-CG	5.13	127.09	115.30
24	DA	1181	U	O4'-C1'-N1	5.12	112.30	108.20
24	DA	2655	G	O4'-C1'-N9	5.12	112.30	108.20
24	DA	733	G	C4-C5-C6	-5.12	115.73	118.80
24	BA	798	G	C4-N9-C1'	-5.11	119.85	126.50
24	BA	798	G	C8-N9-C1'	5.11	133.65	127.00
1	CA	1417	G	N3-C4-N9	5.11	129.07	126.00
24	DA	1212	G	N3-C4-N9	5.11	129.06	126.00
24	BA	2	G	C8-N9-C1'	5.11	133.64	127.00
24	DA	1983	G	C4-N9-C1'	-5.10	119.87	126.50
24	BA	2331	G	C8-N9-C1'	-5.10	120.37	127.00
1	AA	1486	G	N3-C4-N9	5.10	129.06	126.00
24	DA	1358	G	N7-C8-N9	5.09	115.64	113.10
24	DA	1105	U	O4'-C1'-N1	5.09	112.27	108.20
24	BA	257	C	C6-N1-C1'	5.08	126.90	120.80
24	BA	549	G	C4-N9-C1'	5.08	133.11	126.50
24	DA	604	G	C4-N9-C1'	5.08	133.11	126.50
24	DA	780	G	N3-C4-N9	5.08	129.05	126.00
24	BA	659	G	O4'-C1'-N9	5.08	112.27	108.20
1	AA	294	U	C2-N1-C1'	5.08	123.80	117.70
24	BA	2549	G	N3-C4-N9	5.08	129.04	126.00
24	BA	2331	G	N3-C4-N9	5.07	129.04	126.00
43	DT	73	ARG	NE-CZ-NH1	-5.07	117.77	120.30
28	DE	27	LEU	CA-CB-CG	5.06	126.95	115.30
16	AP	32	PHE	CB-CG-CD2	-5.06	117.26	120.80
24	DA	1677	A	N1-C6-N6	5.06	121.64	118.60
24	DA	984	A	C4-C5-C6	-5.06	114.47	117.00
1	CA	867	G	C4-N9-C1'	5.05	133.07	126.50
24	DA	2223	G	C4-N9-C1'	-5.05	119.94	126.50
24	DA	1573	G	C8-N9-C1'	5.04	133.55	127.00
1	CA	1253	G	C8-N9-C1'	5.03	133.54	127.00
24	DA	2850	A	C4-C5-C6	5.03	119.52	117.00
1	AA	467	U	C2-N1-C1'	5.03	123.73	117.70

Continued on next page...

Continued from previous page...

Mol	Chain	Res	Type	Atoms	Z	Observed(°)	Ideal(°)
1	AA	1435	G	C8-N9-C1'	5.03	133.53	127.00
1	AA	1516	G	C8-N9-C1'	5.02	133.53	127.00
24	BA	656	G	C8-N9-C1'	5.02	133.52	127.00
24	DA	2550	G	C8-N9-C1'	-5.01	120.48	127.00
25	DB	31	C	C6-N1-C2	-5.01	118.30	120.30
24	BA	197	A	C6-C5-N7	-5.00	128.80	132.30
24	DA	739	A	N1-C6-N6	5.00	121.60	118.60

There are no chirality outliers.

All (29) planarity outliers are listed below:

Mol	Chain	Res	Type	Group
2	AB	162	PHE	Peptide
5	AE	157	ARG	Peptide
8	AH	125	ILE	Peptide
8	AH	87	LYS	Peptide
8	AH	88	ARG	Peptide
12	AL	38	TYR	Peptide
16	AP	31	ARG	Peptide
26	BC	195	GLY	Peptide
27	BD	151	THR	Peptide
31	BH	148	ALA	Peptide
37	BN	100	CYS	Peptide
2	CB	92	VAL	Peptide
3	CC	128	VAL	Peptide
4	CD	199	LEU	Peptide
4	CD	56	ARG	Peptide
9	CI	111	VAL	Peptide
13	CM	91	HIS	Peptide
16	CP	64	GLY	Peptide
50	D0	2	VAL	Peptide
26	DC	231	HIS	Peptide
26	DC	258	SER	Peptide
26	DC	86	ARG	Peptide
27	DD	151	THR	Peptide
31	DH	118	PRO	Peptide
31	DH	119	ASN	Peptide
33	DJ	1	MET	Peptide
37	DN	113	ILE	Peptide
39	DP	95	LYS	Peptide
42	DS	75	PHE	Peptide

5.2 Too-close contacts

In the following table, the Non-H and H(model) columns list the number of non-hydrogen atoms and hydrogen atoms in the chain respectively. The H(added) column lists the number of hydrogen atoms added and optimized by MolProbity. The Clashes column lists the number of clashes within the asymmetric unit, whereas Symm-Clashes lists symmetry related clashes.

Mol	Chain	Non-H	H(model)	H(added)	Clashes	Symm-Clashes
1	AA	33015	0	16617	2761	0
1	CA	32995	0	16607	2603	2
2	AB	1704	0	1732	275	0
2	CB	1704	0	1732	227	0
3	AC	1624	0	1696	188	0
3	CC	1624	0	1696	185	0
4	AD	1643	0	1707	369	0
4	CD	1643	0	1707	356	0
5	AE	1105	0	1148	164	0
5	CE	1105	0	1148	126	0
6	AF	817	0	808	119	0
6	CF	817	0	808	113	0
7	AG	1181	0	1238	102	0
7	CG	1181	0	1238	150	0
8	AH	979	0	1031	209	0
8	CH	979	0	1031	127	0
9	AI	1022	0	1070	143	0
9	CI	1022	0	1070	161	0
10	AJ	786	0	828	71	0
10	CJ	786	0	828	89	0
11	AK	877	0	887	145	0
11	CK	877	0	887	203	0
12	AL	955	0	1016	153	0
12	CL	955	0	1016	179	0
13	AM	883	0	941	137	0
13	CM	883	0	941	173	0
14	AN	774	0	827	114	0
14	CN	774	0	827	142	0
15	AO	714	0	734	72	0
15	CO	714	0	734	128	0
16	AP	649	0	666	101	0
16	CP	649	0	666	96	0
17	AQ	648	0	691	78	0
17	CQ	648	0	691	97	0
18	AR	455	0	478	67	0
18	CR	455	0	478	65	0
19	AS	637	0	665	116	0

Continued on next page...

Continued from previous page...

Mol	Chain	Non-H	H(model)	H(added)	Clashes	Symm-Clashes
19	CS	637	0	665	130	0
20	AT	665	0	714	125	0
20	CT	665	0	714	103	0
21	AU	425	0	449	95	0
21	CU	425	0	449	88	0
22	AV	1623	0	821	70	0
22	CV	1623	0	821	171	0
23	AX	346	0	173	39	0
23	CX	324	0	162	15	0
24	BA	62195	0	31280	4102	1
24	DA	62195	0	31280	3371	1
25	BB	2529	0	1281	202	0
25	DB	2549	0	1291	111	0
26	BC	2082	0	2157	284	0
26	DC	2082	0	2157	277	0
27	BD	1565	0	1616	178	0
27	DD	1565	0	1616	153	0
28	BE	1552	0	1619	176	0
28	DE	1552	0	1619	153	0
29	BF	1410	0	1447	208	0
29	DF	1410	0	1447	252	0
30	BG	1323	0	1374	137	0
30	DG	1323	0	1374	105	0
31	BH	1110	0	1148	131	1
31	DH	1110	0	1148	237	0
32	BI	1032	0	1088	42	0
32	DI	1032	0	1088	87	0
33	BJ	1129	0	1162	133	0
33	DJ	1129	0	1162	105	0
34	BK	938	0	1012	122	0
34	DK	938	0	1012	99	0
35	BL	1045	0	1117	138	0
35	DL	1045	0	1117	115	0
36	BM	1074	0	1157	117	0
36	DM	1074	0	1157	116	0
37	BN	960	0	1000	133	0
37	DN	960	0	1000	98	0
38	BO	892	0	923	147	0
38	DO	892	0	923	123	0
39	BP	917	0	965	102	0
39	DP	917	0	965	72	0
40	BQ	947	0	1022	96	0

Continued on next page...

Continued from previous page...

Mol	Chain	Non-H	H(model)	H(added)	Clashes	Symm-Clashes
40	DQ	947	0	1022	128	0
41	BR	816	0	839	82	0
41	DR	816	0	839	121	0
42	BS	857	0	922	116	0
42	DS	857	0	922	89	0
43	BT	738	0	807	89	0
43	DT	738	0	807	74	0
44	BU	779	0	834	108	0
44	DU	779	0	834	106	0
45	BV	753	0	780	77	0
45	DV	753	0	780	63	1
46	BW	569	0	581	55	0
46	DW	580	0	594	78	0
47	BX	625	0	655	76	0
47	DX	625	0	655	82	0
48	BY	509	0	543	59	0
48	DY	509	0	543	75	0
49	BZ	449	0	491	53	0
49	DZ	449	0	491	32	0
50	B0	444	0	461	43	0
50	D0	444	0	461	39	0
51	B1	409	0	440	50	0
51	D1	409	0	440	38	0
52	B2	377	0	418	52	0
52	D2	377	0	418	40	0
53	B3	504	0	574	66	0
53	D3	504	0	574	69	0
54	B4	302	0	340	33	0
54	D4	302	0	340	39	0
55	CY	1423	0	1476	166	0
56	AA	54	0	0	0	0
56	AD	1	0	0	0	0
56	AN	1	0	0	0	0
56	BA	163	0	0	0	0
56	BB	3	0	0	0	0
56	BC	1	0	0	0	0
56	BQ	1	0	0	0	0
56	CA	71	0	0	0	0
56	CX	1	0	0	0	0
56	DA	187	0	0	0	0
56	DB	4	0	0	0	0
56	DE	1	0	0	0	0

Continued on next page...

Continued from previous page...

Mol	Chain	Non-H	H(model)	H(added)	Clashes	Symm-Clashes
56	DL	1	0	0	0	0
56	DO	1	0	0	0	0
57	AA	126	0	135	48	0
57	BA	294	0	317	87	0
57	CA	42	0	46	6	0
57	DA	294	0	311	107	0
58	B4	1	0	0	0	0
58	D4	1	0	0	0	0
59	AA	188	0	0	29	0
59	AD	2	0	0	2	0
59	AK	1	0	0	1	0
59	AN	4	0	0	1	0
59	AT	2	0	0	0	0
59	AU	1	0	0	0	0
59	B0	1	0	0	0	0
59	B3	1	0	0	0	0
59	B4	1	0	0	0	0
59	BA	616	0	0	116	0
59	BB	13	0	0	2	0
59	BC	10	0	0	6	0
59	BD	4	0	0	0	0
59	BL	4	0	0	2	0
59	BN	1	0	0	0	0
59	BT	3	0	0	2	0
59	BU	3	0	0	0	0
59	BV	1	0	0	0	0
59	CA	192	0	0	32	0
59	CC	1	0	0	1	0
59	CE	1	0	0	0	0
59	CL	1	0	0	1	0
59	CN	6	0	0	0	0
59	CT	2	0	0	1	0
59	D3	2	0	0	0	0
59	D4	1	0	0	0	0
59	DA	627	0	0	120	0
59	DB	13	0	0	4	0
59	DC	4	0	0	0	0
59	DD	2	0	0	1	0
59	DE	4	0	0	2	0
59	DF	1	0	0	0	0
59	DL	7	0	0	4	0
59	DN	2	0	0	0	0

Continued on next page...

Continued from previous page...

Mol	Chain	Non-H	H(model)	H(added)	Clashes	Symm-Clashes
59	DQ	1	0	0	0	0
59	DS	1	0	0	0	0
59	DT	1	0	0	0	0
59	DU	1	0	0	0	0
59	DV	1	0	0	0	0
All	All	293103	0	196267	22971	3

The all-atom clashscore is defined as the number of clashes found per 1000 atoms (including hydrogen atoms). The all-atom clashscore for this structure is 48.

All (22971) close contacts within the same asymmetric unit are listed below, sorted by their clash magnitude.

Atom-1	Atom-2	Interatomic distance (Å)	Clash overlap (Å)
29:BF:96:TRP:CE3	29:BF:99:PHE:CE2	1.79	1.66
29:BF:96:TRP:CZ3	29:BF:99:PHE:HE2	1.31	1.48
31:BH:121:VAL:HB	31:BH:122:LEU:CD2	1.41	1.47
29:BF:96:TRP:CD2	29:BF:99:PHE:CZ	2.03	1.47
31:BH:121:VAL:CB	31:BH:122:LEU:HD23	1.49	1.42
57:AA:1655:NMY:N6	24:BA:1913:A:N7	1.75	1.35
29:BF:96:TRP:CE3	29:BF:99:PHE:CZ	2.17	1.30
24:BA:1157:G:OP1	57:BA:3162:NMY:H81	1.28	1.27
31:DH:116:ARG:NH2	31:DH:132:PHE:O	1.69	1.25
57:AA:1655:NMY:H19	57:AA:1655:NMY:C16	1.61	1.25
29:BF:96:TRP:CZ3	29:BF:99:PHE:CE2	2.12	1.25
1:AA:1405:G:P	57:AA:1655:NMY:N19	2.11	1.24
24:DA:1921:G:N7	57:DA:3184:NMY:N7	1.86	1.24
24:DA:322:A:OP2	28:DE:162:ARG:NH2	1.71	1.22
54:D4:11:CYS:SG	54:D4:33:HIS:ND1	2.13	1.21
31:DH:117:LEU:CD2	31:DH:120:GLY:HA2	1.71	1.21
29:BF:96:TRP:CE2	29:BF:99:PHE:HZ	1.58	1.20
57:AA:1655:NMY:C19	57:AA:1655:NMY:H16	1.65	1.20
1:AA:1220:G:O2'	19:AS:36:ARG:NH2	1.75	1.19
31:DH:93:SER:OG	31:DH:122:LEU:HD12	1.37	1.19
29:BF:93:GLU:O	29:BF:95:MET:N	1.76	1.17
15:AO:67:LEU:O	15:AO:78:TYR:OH	1.61	1.17
1:AA:1317:C:O2'	14:AN:49:GLN:NE2	1.78	1.17
24:DA:250:G:OP2	53:D3:12:ARG:NH1	1.76	1.15
29:BF:3:LEU:CD1	29:BF:96:TRP:CZ2	2.30	1.15
24:DA:690:G:O3'	26:DC:216:ARG:NH2	1.78	1.14
25:BB:69:G:O6	25:BB:107:G:N2	1.81	1.14
29:BF:3:LEU:HD12	29:BF:96:TRP:CZ2	1.82	1.14

Continued on next page...

Continued from previous page...

Atom-1	Atom-2	Interatomic distance (Å)	Clash overlap (Å)
22:CV:7:A:H3'	22:CV:8:U:H5'	1.20	1.13
29:BF:42:ALA:O	29:BF:82:TYR:OH	1.66	1.13
24:BA:2418:A:O3'	53:B3:40:LYS:NZ	1.82	1.13
31:DH:120:GLY:O	31:DH:122:LEU:CD2	1.98	1.11
2:CB:84:ALA:O	2:CB:89:GLN:NE2	1.81	1.11
8:AH:39:VAL:O	8:AH:41:LYS:N	1.83	1.11
26:BC:9:SER:OG	26:BC:12:ARG:NH1	1.84	1.11
29:BF:96:TRP:CE3	29:BF:99:PHE:HE2	1.39	1.11
12:CL:24:LEU:O	12:CL:26:ALA:N	1.81	1.10
31:DH:120:GLY:O	31:DH:122:LEU:HD23	1.47	1.10
24:DA:85:G:OP2	44:DU:5:ARG:NH2	1.84	1.10
1:AA:265:G:O2'	17:AQ:67:LEU:O	1.68	1.09
24:DA:2496:C:OP1	36:DM:81:ARG:NH2	1.84	1.09
37:DN:13:ASN:O	37:DN:15:SER:N	1.86	1.09
23:CX:10:A:O2'	23:CX:11:A:OP2	1.68	1.09
24:BA:1730:C:O2'	24:BA:1731:G:OP2	1.71	1.08
7:AG:26:PHE:O	7:AG:28:ASN:N	1.87	1.08
24:BA:2466:C:OP2	54:B4:4:ARG:NH1	1.86	1.08
31:DH:93:SER:OG	31:DH:122:LEU:HB2	1.53	1.08
8:AH:88:ARG:NH2	8:AH:122:GLY:O	1.86	1.08
1:AA:1079:G:O2'	1:AA:1080:A:O5'	1.70	1.08
31:DH:88:GLY:HA2	31:DH:125:THR:CG2	1.83	1.07
1:CA:1530:G:O2'	1:CA:1531:A:OP2	1.71	1.07
1:AA:332:G:O2'	20:AT:10:ARG:NH2	1.88	1.06
39:BP:8:GLU:O	39:BP:10:GLU:N	1.89	1.06
1:CA:405:U:OP2	4:CD:3:ARG:NH2	1.87	1.06
1:CA:1118:U:O4'	9:CI:106:ARG:NH2	1.87	1.06
1:CA:738:C:HO2'	1:CA:739:C:C5'	1.69	1.06
15:CO:73:LYS:O	15:CO:78:TYR:OH	1.73	1.06
24:DA:614:A:O2'	24:DA:615:U:OP2	1.72	1.06
31:DH:88:GLY:HA2	31:DH:125:THR:HG21	1.12	1.06
24:DA:1509:A:O2'	24:DA:1510:G:OP2	1.73	1.06
22:AV:18:G:O2'	22:AV:57:G:N2	1.88	1.06
23:AX:10:A:O2'	23:AX:11:A:OP2	1.71	1.05
57:BA:3161:NMY:O14	57:BA:3161:NMY:C19	2.03	1.05
6:AF:73:GLU:O	6:AF:76:THR:OG1	1.71	1.05
31:DH:120:GLY:O	31:DH:122:LEU:N	1.90	1.05
1:AA:1203:C:OP1	14:AN:1:ALA:N	1.90	1.04
24:BA:83:A:OP1	44:BU:1:ALA:N	1.89	1.04
13:CM:85:CYS:SG	13:CM:86:TYR:N	2.29	1.04
31:DH:94:ILE:HG13	31:DH:122:LEU:HB3	1.37	1.04

Continued on next page...

Continued from previous page...

Atom-1	Atom-2	Interatomic distance (Å)	Clash overlap (Å)
24:BA:1723:G:O6	24:BA:1737:G:O2'	1.73	1.04
37:BN:114:GLU:OE2	37:BN:118:ARG:NH2	1.91	1.04
31:DH:117:LEU:HD22	31:DH:120:GLY:HA2	1.38	1.04
24:DA:1064:C:N4	24:DA:1070:A:OP1	1.89	1.03
24:DA:1420:A:O2'	24:DA:1421:G:O5'	1.73	1.03
1:AA:153:C:N4	1:AA:168:G:O6	1.89	1.03
24:BA:1155:A:O3'	40:BQ:54:ARG:NH2	1.89	1.03
4:AD:29:ASP:O	4:AD:31:LYS:N	1.91	1.03
1:CA:346:G:OP2	34:DK:108:ARG:NH2	1.91	1.03
24:DA:944:C:P	59:DA:3260:HOH:O	2.16	1.03
24:BA:2484:G:OP2	36:BM:44:ARG:NH1	1.90	1.03
6:CF:15:SER:O	6:CF:17:GLN:N	1.92	1.02
2:AB:169:GLU:O	2:AB:171:ILE:N	1.93	1.02
57:BA:3161:NMY:O14	57:BA:3161:NMY:H19	1.57	1.02
57:DA:3184:NMY:N2	57:DA:3184:NMY:O16	1.92	1.02
4:AD:124:MET:SD	4:AD:146:ARG:NH2	2.32	1.02
24:BA:864:G:O2'	24:BA:914:G:O6	1.76	1.02
24:BA:831:G:OP1	59:BA:3266:HOH:O	1.75	1.02
31:DH:88:GLY:CA	31:DH:125:THR:HG21	1.88	1.02
14:AN:61:ARG:NH1	59:AN:302:HOH:O	1.91	1.02
24:BA:733:G:N7	59:BA:3302:HOH:O	1.91	1.01
24:BA:1044:C:O2'	24:BA:1111:A:N1	1.93	1.01
24:BA:819:A:OP2	24:BA:1187:G:N2	1.92	1.01
55:CY:111:LYS:O	55:CY:113:LEU:N	1.94	1.01
31:DH:93:SER:OG	31:DH:122:LEU:CD1	2.07	1.01
31:DH:116:ARG:NH2	31:DH:132:PHE:C	2.14	1.01
8:AH:36:ILE:O	8:AH:38:ASN:N	1.92	1.01
1:CA:738:C:O2'	1:CA:739:C:O5'	1.78	1.01
15:AO:46:HIS:O	15:AO:48:LYS:N	1.93	1.01
1:CA:1303:C:O2'	59:CA:1868:HOH:O	1.77	1.01
3:AC:106:VAL:O	3:AC:108:LYS:N	1.93	1.01
7:AG:5:ARG:O	7:AG:7:ILE:N	1.94	1.01
24:DA:2256:G:O3'	46:DW:11:ARG:NH2	1.94	1.01
24:BA:1157:G:OP1	57:BA:3162:NMY:C8	2.08	1.00
9:AI:57:MET:SD	9:AI:58:VAL:N	2.34	1.00
24:DA:548:G:O2'	24:DA:549:G:N2	1.94	1.00
4:CD:4:TYR:OH	4:CD:62:ARG:NH1	1.93	1.00
1:CA:1270:G:O2'	1:CA:1313:U:O2'	1.80	1.00
29:BF:96:TRP:CD2	29:BF:99:PHE:HZ	1.60	1.00
22:CV:7:A:C3'	22:CV:8:U:H5'	1.92	1.00
4:CD:147:GLU:O	4:CD:149:ALA:N	1.95	1.00

Continued on next page...

Continued from previous page...

Atom-1	Atom-2	Interatomic distance (Å)	Clash overlap (Å)
1:AA:902:G:OP1	57:AA:1657:NMY:N7	1.94	1.00
27:DD:133:THR:O	27:DD:135:GLY:N	1.93	1.00
24:BA:2278:A:OP1	36:BM:10:ARG:NE	1.94	0.99
1:CA:946:A:O2'	1:CA:1333:A:N3	1.95	0.99
1:AA:1226:C:O2'	13:AM:102:THR:O	1.78	0.99
1:AA:375:U:O3'	16:AP:5:ARG:NH2	1.96	0.99
2:AB:148:LEU:O	2:AB:150:GLY:N	1.95	0.99
4:AD:15:GLU:OE2	4:AD:63:ARG:NH2	1.95	0.99
1:AA:261:U:OP2	20:AT:74:ARG:NH2	1.96	0.99
15:CO:89:ARG:NH2	24:DA:716:A:OP2	1.95	0.99
4:CD:117:LEU:O	4:CD:119:SER:N	1.95	0.99
1:AA:927:G:O2'	1:AA:1503:A:N7	1.95	0.99
38:BO:80:GLU:O	38:BO:83:LEU:N	1.95	0.99
24:DA:806:C:OP2	35:DL:41:ARG:NH2	1.95	0.99
57:AA:1656:NMY:C23	57:AA:1656:NMY:H16	1.93	0.98
2:AB:78:GLU:OE2	2:AB:81:LYS:NZ	1.97	0.98
8:AH:96:MET:O	8:AH:98:GLY:N	1.96	0.98
31:DH:117:LEU:HD21	31:DH:120:GLY:CA	1.93	0.98
19:CS:34:TRP:O	19:CS:36:ARG:N	1.96	0.98
24:DA:278:A:N1	24:DA:361:G:O2'	1.95	0.98
57:DA:3188:NMY:O3	49:DZ:30:ARG:NH1	1.96	0.98
24:BA:1029:A:N1	24:BA:2465:C:O2'	1.96	0.98
22:CV:14:A:H2'	22:CV:15:G:O4'	1.63	0.98
1:AA:276:G:OP1	17:AQ:14:SER:OG	1.82	0.98
26:DC:51:ARG:O	26:DC:53:ILE:N	1.96	0.97
31:BH:121:VAL:CB	31:BH:122:LEU:CD2	2.23	0.97
55:CY:155:ARG:O	55:CY:157:GLN:N	1.96	0.97
24:BA:2171:A:O2'	24:BA:2173:A:OP1	1.82	0.97
4:CD:77:LYS:O	4:CD:79:ALA:N	1.97	0.97
31:DH:123:ARG:HG3	31:DH:124:THR:H	1.29	0.97
24:BA:1923:U:O4	57:BA:3161:NMY:N9	1.96	0.97
11:AK:105:PHE:O	11:AK:107:ILE:N	1.98	0.97
24:BA:1204:A:N3	57:BA:3163:NMY:O4	1.96	0.97
1:AA:1015:G:OP1	19:AS:14:HIS:NE2	1.98	0.97
26:DC:49:THR:O	26:DC:51:ARG:NH1	1.98	0.97
24:BA:2731:G:N7	57:BA:3165:NMY:H21	1.78	0.96
6:CF:81:ASN:O	6:CF:83:ALA:N	1.98	0.96
6:AF:77:THR:O	6:AF:79:ARG:N	1.98	0.96
4:AD:13:ARG:NH2	4:AD:32:CYS:SG	2.39	0.96
20:AT:48:GLN:O	20:AT:50:ALA:N	1.99	0.96
1:AA:981:U:OP1	14:AN:8:ARG:NH2	1.98	0.96

Continued on next page...

Continued from previous page...

Atom-1	Atom-2	Interatomic distance (Å)	Clash overlap (Å)
24:BA:27:G:O2'	24:BA:28:A:OP2	1.83	0.96
24:DA:1997:C:OP1	27:DD:128:ARG:NE	1.98	0.96
24:DA:2706:A:N6	59:DA:3684:HOH:O	1.98	0.96
25:DB:60:C:N4	59:DB:303:HOH:O	1.99	0.96
24:BA:2060:A:N3	59:BA:3494:HOH:O	1.97	0.96
24:DA:1376:C:OP2	59:DA:3399:HOH:O	1.81	0.96
24:DA:395:U:O2'	24:DA:396:G:N7	1.98	0.96
4:CD:187:GLU:O	4:CD:189:SER:N	1.99	0.95
1:AA:626:G:OP1	16:AP:35:ARG:NH2	1.97	0.95
24:BA:526:A:O2'	24:BA:2043:C:O2	1.83	0.95
24:DA:1239:G:N7	57:DA:3190:NMY:H62	1.80	0.95
57:DA:3184:NMY:O17	57:DA:3184:NMY:N2	1.99	0.95
24:DA:564:C:O3'	41:DR:79:ARG:NE	1.99	0.95
24:DA:834:G:HO2'	24:DA:2358:A:HO2'	1.11	0.95
1:AA:1405:G:O5'	57:AA:1655:NMY:N19	1.98	0.95
24:BA:76:C:OP1	48:BY:48:ARG:NH2	1.99	0.95
35:DL:36:LYS:NZ	59:DL:302:HOH:O	1.97	0.95
37:DN:77:ALA:O	37:DN:81:ASN:ND2	1.98	0.95
24:BA:2499:C:OP2	59:BA:3686:HOH:O	1.82	0.95
50:D0:33:SER:OG	50:D0:35:GLU:OE2	1.82	0.95
1:CA:877:G:O3'	8:CH:80:ARG:NH2	1.98	0.95
9:CI:9:THR:O	9:CI:85:ARG:NH1	1.98	0.95
1:CA:451:A:OP2	16:CP:70:ARG:NH2	1.99	0.95
24:DA:1715:G:N2	24:DA:1744:A:OP2	2.00	0.95
1:CA:501:C:OP1	12:CL:121:ARG:NE	1.99	0.95
1:CA:702:A:O2'	1:CA:703:G:OP1	1.85	0.95
1:CA:429:U:H4'	4:CD:9:LEU:HD23	1.48	0.95
24:BA:2728:U:O2'	24:BA:2729:G:OP2	1.82	0.95
31:BH:119:ASN:O	31:BH:121:VAL:N	1.99	0.95
57:CA:1672:NMY:N2	57:CA:1672:NMY:O16	1.98	0.94
31:DH:117:LEU:HD11	31:DH:121:VAL:HG12	1.47	0.94
24:DA:1652:A:OP1	37:DN:8:ARG:NE	2.01	0.94
24:BA:361:G:O2'	24:BA:362:A:O5'	1.84	0.94
28:BE:8:ALA:O	28:BE:10:SER:N	2.00	0.94
1:AA:412:A:OP2	11:CK:16:VAL:HG11	1.66	0.94
11:AK:56:ARG:O	11:AK:58:SER:N	2.00	0.94
24:DA:2021:C:OP2	50:D0:11:LYS:NZ	2.00	0.94
2:AB:57:LEU:O	2:AB:59:LYS:N	2.01	0.94
31:BH:121:VAL:HB	31:BH:122:LEU:CG	1.97	0.94
1:AA:1420:U:O4	57:AA:1656:NMY:H81	1.66	0.94
7:AG:22:LEU:O	7:AG:24:ALA:N	2.01	0.94

Continued on next page...

Continued from previous page...

Atom-1	Atom-2	Interatomic distance (Å)	Clash overlap (Å)
57:BA:3165:NMY:O3	57:BA:3165:NMY:N6	1.98	0.94
1:CA:8:A:N6	4:CD:202:GLU:O	2.01	0.94
21:CU:41:PRO:O	21:CU:44:GLU:N	2.00	0.94
1:AA:1005:A:OP2	1:AA:1024:G:N2	2.00	0.94
1:AA:515:G:N2	1:AA:537:G:N3	2.16	0.94
32:DI:41:PHE:O	32:DI:45:THR:OG1	1.84	0.94
24:BA:1253:A:N7	59:BA:3337:HOH:O	2.01	0.94
24:BA:2780:G:OP2	33:BJ:120:ARG:NH2	2.01	0.94
7:CG:145:ALA:O	7:CG:147:ALA:N	2.00	0.94
53:D3:35:LYS:O	53:D3:40:LYS:NZ	1.99	0.94
1:CA:237:G:OP1	17:CQ:42:THR:OG1	1.85	0.94
24:DA:2683:C:O2	34:DK:70:ARG:NH2	2.00	0.94
12:CL:94:ARG:O	12:CL:94:ARG:NH1	2.00	0.94
1:AA:885:G:O2'	1:AA:914:A:N1	2.00	0.93
51:D1:30:PRO:O	51:D1:32:LYS:N	2.02	0.93
57:DA:3186:NMY:C11	57:DA:3186:NMY:HN21	1.80	0.93
12:CL:87:VAL:HG23	12:CL:90:LEU:HD11	1.50	0.93
22:CV:37:A:H3'	22:CV:38:A:H8	1.33	0.93
22:CV:44:G:H4'	22:CV:45:U:OP1	1.68	0.93
24:BA:1275:A:N1	24:BA:1295:C:O2'	2.01	0.93
24:BA:528:A:C2	24:BA:2043:C:H4'	2.02	0.93
24:DA:762:U:OP1	59:DA:3696:HOH:O	1.84	0.93
51:B1:25:ASN:ND2	51:B1:28:THR:OG1	2.00	0.93
29:BF:3:LEU:HD11	29:BF:96:TRP:CH2	2.02	0.93
15:CO:7:ALA:O	15:CO:8:THR:OG1	1.86	0.93
24:BA:944:C:OP2	59:BA:3263:HOH:O	1.85	0.93
1:CA:259:G:OP1	20:CT:36:TYR:OH	1.84	0.93
19:CS:44:MET:SD	19:CS:45:ILE:N	2.42	0.93
24:BA:1454:C:O5'	37:BN:63:ARG:NH2	2.02	0.93
49:BZ:2:LYS:NZ	49:BZ:3:THR:O	2.02	0.93
24:DA:182:A:HO2'	24:DA:433:C:HO2'	0.95	0.93
25:BB:91:C:OP1	36:BM:18:ARG:NH1	2.01	0.93
1:CA:1307:U:O5'	13:CM:98:ARG:NH2	2.02	0.93
1:CA:869:G:N7	59:CA:1821:HOH:O	2.02	0.93
24:DA:1922:G:O6	57:DA:3184:NMY:N9	2.02	0.93
33:DJ:31:GLU:OE2	33:DJ:35:ARG:NH1	2.02	0.92
24:DA:2822:G:O6	37:DN:2:ARG:NH1	2.02	0.92
6:CF:59:TYR:O	6:CF:60:VAL:HG12	1.70	0.92
35:DL:36:LYS:NZ	59:DL:303:HOH:O	1.95	0.92
24:DA:2333:A:O3'	38:DO:9:ARG:NH2	2.03	0.92
24:BA:729:G:OP1	26:BC:12:ARG:NE	2.02	0.92

Continued on next page...

Continued from previous page...

Atom-1	Atom-2	Interatomic distance (Å)	Clash overlap (Å)
24:BA:906:U:O2'	36:BM:66:ARG:NH2	2.03	0.92
24:DA:2402:U:O2'	24:DA:2403:C:O5'	1.86	0.92
9:AI:86:ALA:O	9:AI:88:MET:N	2.02	0.92
57:BA:3162:NMY:N6	59:BA:3600:HOH:O	2.03	0.92
1:CA:693:G:OP1	11:CK:127:ARG:NH2	2.03	0.92
24:DA:787:C:OP1	59:DA:3761:HOH:O	1.88	0.92
24:BA:811:U:OP1	35:BL:29:LYS:N	2.02	0.92
18:CR:25:ASP:O	18:CR:27:ALA:N	2.03	0.92
1:AA:938:A:N3	1:AA:1376:U:O2'	2.03	0.92
1:CA:690:G:H2'	1:CA:691:G:O4'	1.68	0.92
24:DA:60:G:O2'	24:DA:61:C:O5'	1.88	0.92
26:DC:149:LYS:O	26:DC:149:LYS:CG	2.18	0.92
24:BA:614:A:O2'	24:BA:615:U:OP2	1.86	0.92
31:BH:121:VAL:CG1	31:BH:122:LEU:HD23	1.99	0.92
4:CD:97:ARG:NH1	4:CD:99:ASP:OD2	2.03	0.92
25:BB:8:C:OP1	38:BO:29:HIS:NE2	2.03	0.91
1:AA:1330:U:H4'	13:AM:23:TYR:CE1	2.05	0.91
41:DR:73:LYS:NZ	41:DR:86:GLN:OE1	2.04	0.91
1:AA:510:A:OP2	59:AA:1762:HOH:O	1.88	0.91
1:CA:378:G:C2	1:CA:386:C:O2	2.24	0.91
22:CV:27:G:H1	22:CV:43:C:H42	1.17	0.91
1:CA:428:G:H4'	4:CD:9:LEU:HD22	1.50	0.91
9:CI:57:MET:O	9:CI:59:GLU:N	2.03	0.91
7:AG:127:ALA:HA	7:AG:135:VAL:HG11	1.53	0.91
1:CA:795:C:O2	11:CK:128:ARG:NH2	2.04	0.91
19:CS:3:ARG:O	19:CS:4:SER:OG	1.88	0.91
22:CV:15:G:H2'	22:CV:16:U:C4	2.06	0.91
29:BF:3:LEU:HD11	29:BF:96:TRP:CZ2	2.01	0.91
4:CD:185:LYS:O	4:CD:187:GLU:N	2.03	0.91
57:BA:3161:NMY:O14	57:BA:3161:NMY:N23	2.02	0.91
26:BC:9:SER:HG	26:BC:12:ARG:NH1	1.66	0.91
1:AA:1535:C:O2'	1:AA:1536:C:OP2	1.87	0.91
14:CN:64:CYS:SG	14:CN:83:LYS:NZ	2.42	0.91
57:DA:3190:NMY:H91	57:DA:3190:NMY:H5	1.36	0.91
26:DC:144:GLU:OE1	26:DC:148:GLY:N	2.04	0.91
1:AA:1364:U:O2'	1:AA:1365:G:O5'	1.89	0.90
1:CA:1129:C:O2	1:CA:1130:A:N6	2.04	0.90
1:CA:1524:C:P	11:CK:125:LYS:HE3	2.12	0.90
1:CA:537:G:OP1	12:CL:110:ARG:NH2	2.04	0.90
25:BB:51:G:OP2	38:BO:67:ASN:ND2	2.04	0.90
24:BA:636:G:OP2	35:BL:109:LYS:NZ	2.03	0.90

Continued on next page...

Continued from previous page...

Atom-1	Atom-2	Interatomic distance (Å)	Clash overlap (Å)
9:CI:25:ASN:O	9:CI:60:LYS:N	2.05	0.90
24:DA:1875:G:HO2'	24:DA:1876:A:P	1.94	0.90
4:AD:103:TYR:OH	4:AD:111:ARG:N	2.05	0.90
24:BA:1356:G:C2	24:BA:1376:C:O2	2.24	0.90
1:CA:1491:G:OP1	12:CL:43:LYS:NZ	2.03	0.90
57:DA:3186:NMY:H172	33:DJ:2:LYS:HZ2	1.36	0.90
1:AA:1135:U:O2'	1:AA:1138:G:O6	1.90	0.90
1:AA:1405:G:P	57:AA:1655:NMY:H192	1.86	0.90
24:BA:63:A:H4'	43:BT:77:ARG:HD3	1.50	0.90
4:CD:54:GLN:O	4:CD:58:LYS:NZ	2.05	0.90
10:CJ:5:ARG:N	10:CJ:76:ILE:O	2.03	0.90
24:BA:2286:G:OP2	51:B1:24:LYS:NZ	2.04	0.90
21:CU:41:PRO:O	21:CU:43:THR:N	2.03	0.90
24:BA:2349:G:OP2	53:B3:41:ARG:NH2	2.05	0.90
57:BA:3161:NMY:H19	57:BA:3161:NMY:C14	2.02	0.90
4:CD:32:CYS:SG	4:CD:33:LYS:N	2.43	0.90
2:CB:203:ASN:OD1	2:CB:204:ASP:N	2.04	0.90
31:DH:88:GLY:O	31:DH:125:THR:HG23	1.72	0.90
24:DA:1385:A:O2'	24:DA:1396:U:O2	1.90	0.90
24:DA:2646:C:OP2	24:DA:2732:G:O2'	1.90	0.90
8:AH:31:LYS:O	8:AH:33:LYS:N	2.05	0.89
24:BA:308:G:O2'	44:BU:16:LYS:NZ	2.04	0.89
1:AA:1079:G:HO2'	1:AA:1080:A:C5'	1.85	0.89
24:BA:1185:G:O2'	59:BA:3373:HOH:O	1.90	0.89
12:CL:87:VAL:HG22	12:CL:93:VAL:HG21	1.54	0.89
24:DA:221:A:N1	24:DA:265:A:O2'	2.05	0.89
24:BA:2721:A:O2'	24:BA:2873:A:O2'	1.90	0.89
24:DA:2211:A:O2'	24:DA:2212:A:OP1	1.87	0.89
24:DA:2758:A:O4'	59:DA:3822:HOH:O	1.89	0.89
24:DA:971:G:OP2	24:DA:974:G:N2	2.06	0.89
46:DW:20:ARG:CG	46:DW:20:ARG:HH11	1.84	0.89
1:AA:547:A:OP1	4:AD:70:ARG:NH1	2.04	0.89
24:BA:2117:A:N6	24:BA:2170:A:N1	2.19	0.89
2:CB:101:LEU:HG	2:CB:102:THR:N	1.85	0.89
1:CA:410:G:OP1	4:CD:26:ARG:NH2	2.04	0.89
1:AA:673:A:H2'	1:AA:674:G:C8	2.06	0.89
5:CE:77:ASN:O	5:CE:79:GLY:N	2.05	0.89
1:AA:689:C:OP2	11:AK:53:ARG:NH2	2.05	0.89
18:AR:25:ASP:O	18:AR:27:ALA:N	2.06	0.89
38:DO:47:VAL:HG13	38:DO:48:LEU:N	1.87	0.89
29:BF:100:GLU:O	29:BF:102:LEU:N	2.06	0.89

Continued on next page...

Continued from previous page...

Atom-1	Atom-2	Interatomic distance (Å)	Clash overlap (Å)
1:CA:1089:G:O2'	1:CA:1090:U:O5'	1.88	0.89
55:CY:164:THR:O	55:CY:166:ALA:N	2.05	0.89
1:AA:855:U:H2'	1:AA:856:C:H6	1.38	0.89
25:BB:45:A:C8	29:BF:91:ARG:CZ	2.56	0.89
15:CO:89:ARG:NH1	24:DA:714:U:C4	2.41	0.89
22:CV:5:G:H2'	22:CV:6:G:H8	1.36	0.89
29:DF:109:ARG:NH2	29:DF:136:ILE:O	2.05	0.89
34:DK:28:SER:O	34:DK:30:ARG:N	2.05	0.89
38:DO:107:ALA:O	38:DO:109:ALA:N	2.04	0.89
4:AD:146:ARG:O	4:AD:150:LYS:NZ	2.05	0.89
24:BA:2313:C:H5'	29:BF:87:LYS:HE2	1.53	0.89
24:BA:733:G:C6	24:BA:761:A:N7	2.40	0.89
24:DA:2330:G:O2'	46:DW:44:LYS:NZ	2.05	0.89
3:AC:63:SER:HA	3:AC:97:VAL:HG13	1.55	0.89
1:AA:390:U:O2'	16:AP:28:ARG:NH1	2.05	0.89
24:BA:2720:U:OP1	39:BP:52:ARG:NH2	2.06	0.89
25:DB:45:A:OP1	29:DF:91:ARG:HD3	1.73	0.89
1:AA:1412:C:H2'	1:AA:1413:A:C8	2.08	0.88
1:AA:1432:G:OP2	39:BP:105:LYS:NZ	2.06	0.88
24:BA:2850:A:N7	24:BA:2868:A:O2'	2.05	0.88
9:CI:72:ILE:O	9:CI:74:GLY:N	2.06	0.88
31:DH:94:ILE:H	31:DH:122:LEU:CB	1.86	0.88
31:DH:93:SER:OG	31:DH:122:LEU:CB	2.20	0.88
24:DA:2788:C:O2'	24:DA:2809:A:N3	2.06	0.88
44:DU:32:LYS:NZ	44:DU:64:ILE:O	2.07	0.88
24:DA:1115:G:O2'	24:DA:1116:G:OP2	1.90	0.88
44:DU:32:LYS:HZ1	44:DU:64:ILE:C	1.74	0.88
22:CV:20:U:H3'	22:CV:21:A:H5''	1.53	0.88
36:DM:66:ARG:NH1	36:DM:104:GLU:OE1	2.07	0.88
1:AA:376:G:H5''	16:AP:5:ARG:NE	1.89	0.88
1:CA:274:A:H4'	17:CQ:16:LYS:CE	2.04	0.88
8:CH:115:ALA:O	8:CH:117:ARG:N	2.06	0.88
24:DA:1857:G:N2	24:DA:1884:G:O2'	2.07	0.88
31:DH:117:LEU:HD21	31:DH:120:GLY:HA2	1.47	0.88
24:BA:2262:U:OP2	46:BW:16:SER:OG	1.90	0.88
1:CA:215:C:O2'	1:CA:465:A:N7	2.05	0.88
9:CI:53:GLU:O	9:CI:55:VAL:N	2.06	0.88
26:DC:118:GLY:O	26:DC:120:ASP:N	2.07	0.88
32:DI:122:GLU:O	32:DI:125:THR:OG1	1.92	0.88
35:BL:80:SER:O	35:BL:82:LEU:N	2.07	0.88
48:DY:9:LYS:N	48:DY:12:GLU:OE1	2.07	0.88

Continued on next page...

Continued from previous page...

Atom-1	Atom-2	Interatomic distance (Å)	Clash overlap (Å)
1:AA:993:G:O2'	1:AA:994:A:N7	2.07	0.88
21:AU:24:GLU:OE2	21:AU:25:LYS:N	2.07	0.88
3:CC:60:PRO:O	3:CC:62:LYS:N	2.07	0.88
21:CU:20:LYS:O	21:CU:22:SER:N	2.06	0.88
24:DA:507:A:C6	57:DA:3189:NMY:N23	2.42	0.88
1:AA:1061:G:OP2	3:AC:3:GLN:NE2	2.06	0.88
39:BP:105:LYS:O	39:BP:108:ARG:NH2	2.06	0.88
2:CB:101:LEU:O	2:CB:103:ASN:N	2.07	0.88
4:CD:4:TYR:OH	4:CD:67:VAL:O	1.92	0.88
1:CA:878:A:P	8:CH:80:ARG:NH2	2.46	0.88
18:CR:29:LEU:O	18:CR:31:ASN:N	2.07	0.88
24:DA:1859:U:O4	57:DA:3187:NMY:N7	2.05	0.88
31:DH:121:VAL:HG13	31:DH:122:LEU:HD23	1.55	0.88
1:CA:1131:G:O6	1:CA:1143:G:N2	2.07	0.87
24:DA:568:U:O2'	24:DA:570:G:N7	2.05	0.87
38:DO:53:THR:O	38:DO:55:GLU:N	2.07	0.87
24:BA:2248:C:OP2	59:BA:3509:HOH:O	1.91	0.87
30:BG:41:GLU:OE1	30:BG:54:ARG:N	2.06	0.87
24:BA:517:C:OP2	50:B0:9:ARG:NH2	2.07	0.87
57:AA:1655:NMY:C19	57:AA:1655:NMY:C16	2.35	0.87
29:BF:3:LEU:HD12	29:BF:96:TRP:HZ2	1.34	0.87
24:DA:2757:A:N1	30:DG:66:THR:HG21	1.89	0.87
1:AA:854:U:O2'	1:AA:855:U:H5'	1.74	0.87
43:BT:19:LYS:HA	43:BT:22:THR:HG22	1.55	0.87
1:AA:1435:G:O6	1:AA:1465:A:N6	2.07	0.87
24:BA:545:U:H2'	24:BA:547:A:H5'	1.57	0.87
29:BF:96:TRP:CE2	29:BF:99:PHE:CZ	2.46	0.87
24:DA:1093:G:O2'	24:DA:1098:A:N1	2.07	0.87
13:AM:11:ASP:OD1	13:AM:44:LYS:NZ	2.07	0.87
24:DA:2504:U:OP2	59:DA:3487:HOH:O	1.93	0.87
24:BA:1511:G:O2'	24:BA:1512:C:O4'	1.91	0.87
1:AA:901:A:H5''	1:AA:902:G:OP2	1.74	0.86
1:CA:1147:C:O2	9:CI:18:ARG:NH1	2.08	0.86
24:BA:2658:C:O3'	30:BG:157:LYS:NZ	2.08	0.86
1:CA:1250:A:N3	1:CA:1370:G:O2'	2.09	0.86
24:DA:1875:G:O2'	24:DA:1876:A:O5'	1.91	0.86
15:CO:89:ARG:CZ	24:DA:716:A:OP2	2.23	0.86
24:DA:948:C:O2	24:DA:984:A:O2'	1.93	0.86
19:AS:17:LYS:O	19:AS:19:VAL:N	2.08	0.86
24:BA:84:A:OP1	44:BU:5:ARG:NH2	2.08	0.86
8:CH:80:ARG:CZ	8:CH:80:ARG:HB2	2.05	0.86

Continued on next page...

Continued from previous page...

Atom-1	Atom-2	Interatomic distance (Å)	Clash overlap (Å)
55:CY:28:ARG:NH2	55:CY:103:PRO:O	2.08	0.86
26:DC:175:LEU:O	26:DC:177:SER:N	2.07	0.86
1:AA:1178:G:N2	1:AA:1181:G:OP2	2.09	0.86
5:AE:157:ARG:O	5:AE:159:LYS:N	2.08	0.86
24:BA:2528:U:N3	24:BA:2535:G:O6	2.08	0.86
28:BE:83:VAL:HG13	28:BE:86:ALA:HB2	1.57	0.86
26:DC:149:LYS:HG3	26:DC:149:LYS:O	1.72	0.86
24:DA:2313:C:O4'	29:DF:36:ASN:ND2	2.09	0.86
38:DO:34:HIS:CE1	38:DO:54:VAL:CG1	2.58	0.86
24:DA:1998:A:OP2	27:DD:141:ARG:NH2	2.09	0.86
57:AA:1657:NMY:H5	57:AA:1657:NMY:H91	1.39	0.86
34:DK:111:LYS:O	34:DK:114:LYS:NZ	2.07	0.86
1:AA:1264:U:O2	1:AA:1272:G:N2	2.09	0.86
24:BA:2297:A:C2	24:BA:2298:A:C8	2.63	0.86
25:BB:2:G:N2	25:BB:3:C:O2	2.09	0.86
1:CA:933:G:OP2	7:CG:3:ARG:NE	2.08	0.86
24:DA:2062:A:OP2	59:DA:3490:HOH:O	1.94	0.86
1:AA:869:G:N7	59:AA:1819:HOH:O	2.08	0.86
24:BA:2594:C:N4	59:BA:3791:HOH:O	2.09	0.86
4:CD:19:LEU:O	4:CD:21:LEU:N	2.08	0.86
1:CA:844:G:N7	1:CA:846:G:O2'	2.09	0.86
55:CY:149:SER:O	55:CY:151:ASP:N	2.08	0.86
24:BA:798:G:N7	59:BA:3325:HOH:O	2.08	0.85
22:CV:17:C:H5'	22:CV:18:G:H5''	1.58	0.85
20:AT:70:ASN:O	20:AT:72:ALA:N	2.08	0.85
24:BA:1265:A:OP2	59:BA:3751:HOH:O	1.94	0.85
1:CA:378:G:N2	1:CA:386:C:O2	2.09	0.85
31:DH:117:LEU:CD2	31:DH:120:GLY:CA	2.50	0.85
1:AA:1494:G:N7	57:AA:1655:NMY:N9	2.24	0.85
1:AA:783:C:C2'	1:AA:784:A:H5'	2.06	0.85
4:AD:148:LYS:O	4:AD:150:LYS:NZ	2.08	0.85
5:AE:154:ALA:O	5:AE:157:ARG:N	2.08	0.85
24:BA:2740:A:C6	24:BA:2764:A:C8	2.63	0.85
11:CK:118:HIS:O	11:CK:119:ASN:ND2	2.09	0.85
14:CN:45:VAL:O	14:CN:47:LYS:N	2.08	0.85
36:BM:58:LYS:O	36:BM:60:GLN:N	2.08	0.85
1:CA:1089:G:C2'	1:CA:1090:U:O5'	2.24	0.85
1:CA:1250:A:N1	1:CA:1353:G:N2	2.23	0.85
24:DA:6:A:O2'	33:DJ:135:GLN:OE1	1.94	0.85
24:DA:2091:C:H4'	47:DX:55:MET:HE1	1.56	0.85
2:AB:21:ARG:O	2:AB:190:ASN:ND2	2.09	0.85

Continued on next page...

Continued from previous page...

Atom-1	Atom-2	Interatomic distance (Å)	Clash overlap (Å)
24:BA:787:C:OP1	59:BA:3759:HOH:O	1.95	0.85
1:CA:859:G:O2'	1:CA:860:A:O5'	1.94	0.85
5:AE:68:ARG:O	5:AE:70:ASN:N	2.09	0.85
7:AG:74:GLU:O	7:AG:89:VAL:HG12	1.76	0.85
4:CD:187:GLU:OE2	4:CD:188:ARG:NH1	2.09	0.85
4:AD:32:CYS:SG	4:AD:33:LYS:N	2.49	0.85
7:CG:2:PRO:O	7:CG:4:ARG:N	2.08	0.85
2:AB:99:GLY:O	2:AB:103:ASN:N	2.09	0.85
1:CA:1244:G:O6	1:CA:1293:C:N4	2.10	0.85
24:DA:2269:G:OP1	59:DA:3511:HOH:O	1.94	0.85
24:DA:587:C:C3'	24:DA:588:U:H5'	2.07	0.85
20:AT:3:ASN:O	20:AT:5:LYS:N	2.10	0.85
1:CA:967:C:C1'	9:CI:129:LYS:HE2	2.06	0.85
20:CT:32:ILE:N	20:CT:54:MET:SD	2.50	0.85
31:DH:121:VAL:O	31:DH:123:ARG:N	2.10	0.85
1:AA:263:A:OP2	20:AT:74:ARG:NH1	2.10	0.84
26:BC:62:ARG:O	26:BC:62:ARG:NH2	2.09	0.84
27:BD:137:SER:O	27:BD:139:SER:N	2.10	0.84
37:BN:56:LYS:O	37:BN:57:THR:OG1	1.94	0.84
1:CA:1317:C:O5'	14:CN:56:SER:OG	1.94	0.84
10:CJ:34:ALA:O	10:CJ:35:GLN:NE2	2.09	0.84
1:AA:1501:C:OP2	1:AA:1504:G:O2'	1.95	0.84
11:AK:13:ARG:O	11:AK:15:GLN:N	2.10	0.84
1:CA:493:A:H2'	1:CA:494:G:C4	2.11	0.84
1:CA:506:G:OP1	59:CA:1762:HOH:O	1.94	0.84
15:CO:57:LEU:O	15:CO:60:VAL:N	2.10	0.84
1:AA:215:C:O2	1:AA:465:A:N6	2.09	0.84
24:BA:2298:A:OP1	29:BF:70:ARG:NH2	2.10	0.84
1:CA:201:G:N1	1:CA:217:C:O2	2.09	0.84
4:CD:115:ARG:O	4:CD:117:LEU:N	2.09	0.84
1:AA:323:U:OP1	20:AT:25:ARG:NH2	2.09	0.84
24:BA:2133:G:O2'	24:BA:2158:A:N6	2.11	0.84
24:DA:1604:C:OP1	59:DA:3406:HOH:O	1.93	0.84
24:BA:2144:G:N2	24:BA:2146:C:O2	2.09	0.84
24:BA:2676:C:OP1	34:BK:31:ARG:NH2	2.11	0.84
1:CA:1221:G:OP1	19:CS:36:ARG:NH2	2.09	0.84
22:CV:74:C:H4'	22:CV:75:C:OP2	1.77	0.84
24:DA:2230:G:H1'	47:DX:31:ASN:HB3	1.57	0.84
39:BP:64:SER:O	39:BP:66:GLY:N	2.11	0.84
39:BP:83:ILE:O	39:BP:84:SER:OG	1.95	0.84
24:DA:587:C:H3'	24:DA:588:U:H5'	1.57	0.84

Continued on next page...

Continued from previous page...

Atom-1	Atom-2	Interatomic distance (Å)	Clash overlap (Å)
30:DG:94:ARG:O	30:DG:105:SER:OG	1.96	0.84
13:AM:77:ILE:O	13:AM:79:ARG:N	2.09	0.84
24:BA:1009:A:OP2	59:BA:3783:HOH:O	1.94	0.84
35:BL:96:LYS:NZ	35:BL:103:ILE:O	2.10	0.84
35:BL:29:LYS:NZ	59:BL:303:HOH:O	2.09	0.84
1:AA:1014:A:OP1	19:AS:18:LYS:NZ	2.11	0.84
29:BF:96:TRP:HE3	29:BF:99:PHE:CE2	1.93	0.84
9:CI:25:ASN:O	9:CI:61:LEU:N	2.10	0.84
24:DA:2499:C:OP2	59:DA:3686:HOH:O	1.95	0.84
57:DA:3188:NMY:O14	57:DA:3188:NMY:O22	1.96	0.84
1:AA:332:G:O2'	20:AT:10:ARG:CZ	2.26	0.84
1:AA:980:C:H3'	1:AA:981:U:C6	2.13	0.84
4:AD:70:ARG:NH1	59:AD:401:HOH:O	2.10	0.84
24:BA:993:G:OP1	40:BQ:49:ARG:NH2	2.11	0.84
2:CB:135:LEU:O	2:CB:139:ARG:N	2.10	0.84
1:CA:967:C:O4'	9:CI:129:LYS:HE2	1.78	0.84
16:CP:52:LEU:O	16:CP:54:LEU:N	2.11	0.84
54:D4:11:CYS:SG	54:D4:33:HIS:CE1	2.71	0.84
22:CV:37:A:H3'	22:CV:38:A:C8	2.12	0.84
24:DA:189:G:OP2	47:DX:25:LYS:NZ	2.11	0.84
27:BD:98:VAL:O	27:BD:100:LEU:N	2.11	0.83
1:CA:536:C:OP1	59:CA:1767:HOH:O	1.95	0.83
24:DA:2355:G:O3'	46:DW:24:LYS:NZ	2.11	0.83
57:DA:3186:NMY:O11	57:DA:3186:NMY:N2	2.10	0.83
1:AA:627:G:OP1	16:AP:51:ARG:NH1	2.11	0.83
24:BA:2230:G:H1'	47:BX:31:ASN:HB3	1.60	0.83
24:DA:2204:G:H2'	24:DA:2205:A:H8	1.42	0.83
24:DA:600:G:H1'	28:DE:100:MET:HE1	1.59	0.83
1:AA:980:C:O2'	1:AA:981:U:OP1	1.96	0.83
23:AX:4:G:C2'	23:AX:5:A:H5'	2.08	0.83
1:CA:501:C:P	12:CL:121:ARG:NE	2.52	0.83
16:AP:42:ILE:O	16:AP:44:SER:N	2.11	0.83
30:BG:118:ALA:O	30:BG:120:ILE:N	2.10	0.83
39:BP:90:ALA:HB2	39:BP:112:ARG:HA	1.60	0.83
24:DA:1737:G:H2'	24:DA:1738:G:C4	2.13	0.83
31:DH:40:THR:O	31:DH:42:LYS:N	2.10	0.83
13:AM:114:LYS:HB3	13:AM:115:PRO:CD	2.08	0.83
38:BO:103:VAL:O	38:BO:105:ALA:N	2.11	0.83
1:CA:751:U:C4	1:CA:752:G:C6	2.66	0.83
24:BA:537:G:OP2	57:BA:3166:NMY:O4	1.95	0.83
24:BA:636:G:HO2'	24:BA:638:G:HO2'	1.08	0.83

Continued on next page...

Continued from previous page...

Atom-1	Atom-2	Interatomic distance (Å)	Clash overlap (Å)
24:DA:1188:U:C2'	24:DA:1189:A:H5'	2.09	0.83
24:DA:578:G:OP1	59:DA:3269:HOH:O	1.96	0.83
24:DA:733:G:C6	24:DA:761:A:N7	2.47	0.83
24:BA:2718:G:O3'	39:BP:95:LYS:NZ	2.10	0.83
30:BG:138:GLN:OE1	30:BG:139:VAL:N	2.11	0.83
34:BK:92:GLU:N	34:BK:92:GLU:OE1	2.12	0.83
22:CV:32:U:H2'	22:CV:33:U:H5'	1.59	0.83
13:AM:20:THR:O	13:AM:22:ILE:N	2.10	0.83
16:AP:5:ARG:NH2	16:AP:6:LEU:HB2	1.94	0.83
26:BC:184:GLU:O	26:BC:186:ASP:N	2.12	0.83
24:BA:1393:A:N1	43:BT:19:LYS:NZ	2.26	0.83
10:CJ:73:LEU:O	10:CJ:74:VAL:HG12	1.79	0.83
24:DA:1837:C:O2'	24:DA:1927:A:N3	2.12	0.83
24:DA:2315:G:O2'	29:DF:124:ARG:CZ	2.26	0.83
1:AA:354:G:C2	1:AA:355:C:C6	2.66	0.83
11:CK:27:PHE:O	11:CK:29:ASN:N	2.12	0.83
14:CN:32:ASP:O	14:CN:34:ASN:N	2.11	0.83
24:DA:2571:U:O2'	27:DD:151:THR:CG2	2.27	0.83
57:DA:3188:NMY:H1	57:DA:3188:NMY:H172	1.61	0.83
28:BE:82:GLY:O	28:BE:84:THR:N	2.11	0.82
4:CD:63:ARG:HA	4:CD:63:ARG:NE	1.94	0.82
6:CF:74:LEU:O	6:CF:77:THR:N	2.12	0.82
57:DA:3186:NMY:H172	33:DJ:2:LYS:NZ	1.94	0.82
25:DB:45:A:OP1	29:DF:91:ARG:NH2	2.11	0.82
31:DH:81:ALA:HB1	31:DH:149:GLU:OE1	1.79	0.82
16:AP:19:VAL:HG21	16:AP:37:GLY:N	1.94	0.82
48:BY:16:THR:O	48:BY:20:ASN:N	2.12	0.82
1:CA:346:G:P	34:DK:108:ARG:NH2	2.52	0.82
3:CC:39:VAL:O	3:CC:41:GLN:N	2.12	0.82
24:DA:1239:G:C5	57:DA:3190:NMY:H62	2.14	0.82
24:BA:1371:G:N7	59:BA:3405:HOH:O	2.12	0.82
7:CG:122:ASN:O	7:CG:125:SER:OG	1.98	0.82
24:DA:2840:C:H5''	37:DN:53:THR:HG21	1.59	0.82
26:DC:5:CYS:SG	26:DC:15:VAL:HG12	2.19	0.82
1:AA:1043:G:C6	1:AA:1044:A:N6	2.48	0.82
20:CT:60:ARG:NH2	59:CT:102:HOH:O	2.12	0.82
24:DA:2330:G:O3'	46:DW:44:LYS:NZ	2.12	0.82
24:DA:2655:G:O2'	24:DA:2656:U:OP2	1.96	0.82
28:BE:170:ARG:NH1	28:BE:179:SER:OG	2.13	0.82
24:DA:1869:G:N2	24:DA:1873:G:N7	2.28	0.82
1:AA:1032:G:N2	1:AA:1033:G:O4'	2.12	0.82

Continued on next page...

Continued from previous page...

Atom-1	Atom-2	Interatomic distance (Å)	Clash overlap (Å)
1:AA:1388:C:H2'	1:AA:1389:C:H6	1.44	0.82
35:BL:123:ARG:O	35:BL:125:LEU:N	2.12	0.82
1:CA:763:G:H2'	1:CA:764:C:C6	2.15	0.82
1:AA:846:G:N1	1:AA:847:G:N7	2.27	0.82
1:AA:889:A:H5'	1:AA:891:U:H1'	1.61	0.82
4:AD:58:LYS:HA	4:AD:200:ILE:CG1	2.10	0.82
24:BA:2294:G:O5'	38:BO:10:ARG:NH2	2.13	0.82
3:AC:73:PRO:O	3:AC:75:ILE:N	2.13	0.82
24:BA:2872:A:H2'	24:BA:2873:A:H5'	1.60	0.82
28:BE:46:GLN:CB	28:BE:83:VAL:HG11	2.08	0.82
35:BL:78:ARG:HB2	35:BL:113:ALA:HB2	1.60	0.82
24:DA:2483:C:O4'	36:DM:51:ARG:NH2	2.12	0.82
24:DA:944:C:P	59:DA:3262:HOH:O	2.36	0.82
31:DH:117:LEU:HD23	31:DH:118:PRO:C	2.00	0.82
1:AA:642:A:N1	8:AH:86:TYR:OH	2.12	0.82
8:AH:88:ARG:HH11	8:AH:88:ARG:HB2	1.44	0.82
12:AL:33:VAL:HG22	12:AL:56:ARG:HB3	1.61	0.82
25:BB:113:C:O2'	38:BO:46:GLU:OE1	1.98	0.82
12:CL:5:ASN:O	12:CL:8:VAL:HG12	1.78	0.82
24:DA:1205:A:H5'	57:DA:3190:NMY:H14	1.62	0.82
24:DA:861:A:N3	25:DB:79:G:O2'	2.11	0.82
4:AD:58:LYS:HA	4:AD:200:ILE:HG12	1.62	0.82
21:AU:14:VAL:HG23	21:AU:16:LEU:CD2	2.08	0.82
24:BA:2472:G:H3'	24:BA:2473:U:H5'	1.60	0.82
24:BA:78:U:OP2	48:BY:2:LYS:NZ	2.11	0.82
24:DA:118:A:C8	24:DA:119:A:C8	2.68	0.82
30:DG:36:LEU:O	30:DG:38:ASP:N	2.13	0.82
1:AA:132:C:OP1	20:AT:69:LYS:NZ	2.12	0.81
24:BA:858:G:O2'	24:BA:2268:A:O2'	1.98	0.81
6:CF:91:ARG:O	6:CF:92:THR:OG1	1.98	0.81
29:DF:48:LEU:N	29:DF:51:ASN:OD1	2.12	0.81
13:AM:98:ARG:NE	13:AM:100:GLN:OE1	2.13	0.81
24:BA:2290:G:N2	24:BA:2373:G:O2'	2.11	0.81
26:BC:43:ASN:O	26:BC:45:ASN:N	2.12	0.81
6:CF:21:MET:O	6:CF:23:GLU:N	2.13	0.81
12:CL:114:ARG:CZ	12:CL:121:ARG:HG3	2.09	0.81
1:CA:948:C:OP2	13:CM:107:ARG:N	2.12	0.81
24:DA:1068:G:O6	24:DA:1069:A:N6	2.13	0.81
24:DA:1239:G:N7	57:DA:3190:NMY:C6	2.42	0.81
1:AA:783:C:H2'	1:AA:784:A:H5'	1.60	0.81
24:BA:2094:A:H5''	31:BH:25:TYR:CE2	2.15	0.81

Continued on next page...

Continued from previous page...

Atom-1	Atom-2	Interatomic distance (Å)	Clash overlap (Å)
13:CM:68:ASP:O	13:CM:70:ARG:N	2.13	0.81
40:DQ:83:LYS:HE3	40:DQ:84:LYS:HB2	1.61	0.81
24:BA:669:G:N3	24:BA:669:G:H2'	1.95	0.81
29:BF:116:LEU:O	29:BF:118:ALA:N	2.12	0.81
38:DO:34:HIS:CE1	38:DO:54:VAL:HG12	2.15	0.81
6:AF:70:VAL:O	6:AF:73:GLU:N	2.14	0.81
14:AN:3:GLN:N	14:AN:3:GLN:OE1	2.13	0.81
57:BA:3162:NMY:O11	57:BA:3162:NMY:H1	1.81	0.81
45:BV:83:LYS:O	45:BV:85:LYS:N	2.13	0.81
1:CA:966:G:H2'	9:CI:129:LYS:NZ	1.96	0.81
24:DA:1394:U:OP1	59:DA:3406:HOH:O	1.97	0.81
24:DA:1997:C:OP2	27:DD:129:THR:HG22	1.79	0.81
27:DD:101:PHE:HB3	27:DD:104:VAL:HG21	1.62	0.81
9:AI:35:LEU:O	9:AI:38:TYR:N	2.13	0.81
24:BA:1176:U:O2'	24:BA:1177:G:O4'	1.98	0.81
24:BA:2377:A:N3	38:BO:92:PHE:CE2	2.48	0.81
57:BA:3165:NMY:O17	57:BA:3165:NMY:H2	1.78	0.81
1:AA:1124:G:O2'	1:AA:1145:A:N6	2.12	0.81
1:AA:377:G:N2	1:AA:387:U:O2	2.14	0.81
1:AA:1160:G:OP1	2:AB:132:LYS:NZ	2.13	0.81
24:BA:1188:U:H2'	24:BA:1189:A:H5'	1.63	0.81
24:BA:1666:G:O3'	34:BK:6:THR:HG23	1.79	0.81
38:DO:108:ASP:O	38:DO:111:ARG:N	2.14	0.81
24:DA:301:G:OP2	44:DU:81:ARG:NH1	2.13	0.81
4:AD:165:ARG:O	4:AD:167:LYS:N	2.12	0.81
24:BA:1070:A:O2'	24:BA:1097:U:O3'	1.98	0.81
24:BA:2010:G:C4	24:BA:2011:U:O2	2.33	0.81
24:BA:2315:G:O2'	29:BF:124:ARG:NE	2.14	0.81
41:BR:49:ILE:HG13	41:BR:52:PRO:C	2.01	0.81
1:CA:995:C:N3	1:CA:1046:A:O2'	2.12	0.81
2:CB:146:ASN:O	2:CB:147:SER:OG	1.99	0.81
22:CV:20:U:H3'	22:CV:21:A:C5'	2.10	0.81
24:DA:1450:G:C6	24:DA:1451:C:N4	2.49	0.81
27:DD:137:SER:OG	59:DD:302:HOH:O	1.98	0.81
31:DH:88:GLY:CA	31:DH:125:THR:CG2	2.51	0.81
32:DI:129:GLU:OE1	32:DI:133:ARG:NH2	2.14	0.81
46:DW:20:ARG:HG3	46:DW:20:ARG:HH11	1.45	0.81
3:AC:59:ARG:O	3:AC:61:ALA:N	2.14	0.81
24:BA:760:G:OP2	59:BA:3301:HOH:O	1.97	0.81
44:BU:98:ASN:O	44:BU:99:SER:OG	1.96	0.81
24:BA:1365:A:OP1	47:BX:27:ARG:NH2	2.13	0.81

Continued on next page...

Continued from previous page...

Atom-1	Atom-2	Interatomic distance (Å)	Clash overlap (Å)
57:AA:1657:NMY:C5	57:AA:1657:NMY:H91	1.94	0.81
1:AA:855:U:H2'	1:AA:856:C:C6	2.16	0.81
2:AB:151:ILE:O	2:AB:153:ASP:N	2.14	0.81
2:AB:83:ALA:O	2:AB:89:GLN:NE2	2.13	0.81
24:BA:1859:U:O4	57:BA:3167:NMY:N7	2.14	0.81
38:BO:103:VAL:O	38:BO:106:LEU:N	2.13	0.81
1:CA:1242:G:N1	1:CA:1296:C:O2	2.13	0.81
2:CB:18:HIS:O	2:CB:189:THR:OG1	1.97	0.81
12:CL:102:LEU:HD12	12:CL:103:ASP:CB	2.11	0.81
55:CY:51:LEU:O	55:CY:53:GLN:N	2.14	0.81
24:DA:1060:U:C6	24:DA:1062:G:H5'	2.15	0.81
24:DA:372:G:O2'	24:DA:400:G:O6	1.97	0.81
57:AA:1655:NMY:H16	57:AA:1655:NMY:H19	0.83	0.81
24:BA:2286:G:P	51:B1:29:LYS:NZ	2.54	0.81
1:CA:328:C:H4'	1:CA:329:A:H5''	1.63	0.81
24:DA:1857:G:N2	24:DA:1884:G:N3	2.29	0.81
34:DK:107:LEU:O	34:DK:109:SER:N	2.13	0.81
44:DU:5:ARG:HD2	44:DU:6:ARG:N	1.95	0.81
6:AF:3:HIS:NE2	6:AF:65:GLU:OE1	2.14	0.80
24:BA:2230:G:H1'	47:BX:31:ASN:CB	2.12	0.80
24:BA:2485:G:OP1	36:BM:45:GLN:NE2	2.14	0.80
47:BX:31:ASN:OD1	47:BX:52:ALA:HB2	1.80	0.80
4:AD:93:LEU:O	4:AD:95:GLU:N	2.12	0.80
22:AV:55:U:O2'	22:AV:57:G:N7	2.13	0.80
1:CA:667:G:H4'	15:CO:51:HIS:CD2	2.16	0.80
22:CV:5:G:H2'	22:CV:6:G:C8	2.16	0.80
25:DB:23:G:O6	59:DB:304:HOH:O	1.99	0.80
37:DN:2:ARG:O	37:DN:5:LYS:N	2.13	0.80
24:DA:2091:C:H4'	47:DX:55:MET:CE	2.11	0.80
6:AF:6:ILE:HD12	6:AF:89:VAL:HG22	1.62	0.80
1:CA:1221:G:OP1	19:CS:36:ARG:NE	2.14	0.80
4:CD:58:LYS:HZ3	4:CD:203:LEU:HB2	1.44	0.80
24:DA:548:G:O2'	24:DA:549:G:C2	2.33	0.80
24:DA:585:G:N7	40:DQ:5:ARG:NH1	2.28	0.80
20:AT:7:ALA:O	20:AT:9:LYS:N	2.13	0.80
24:BA:1417:C:O2'	24:BA:1587:G:O2'	1.97	0.80
7:CG:77:SER:O	7:CG:79:ARG:N	2.14	0.80
19:CS:48:THR:OG1	19:CS:49:ILE:N	2.09	0.80
24:DA:1178:C:H2'	24:DA:1179:G:C8	2.15	0.80
31:DH:93:SER:OG	31:DH:122:LEU:CG	2.30	0.80
1:AA:1046:A:N6	1:AA:1211:U:O2	2.14	0.80

Continued on next page...

Continued from previous page...

Atom-1	Atom-2	Interatomic distance (Å)	Clash overlap (Å)
2:AB:193:PRO:O	2:AB:195:GLY:N	2.15	0.80
1:CA:1114:C:O2	1:CA:1114:C:H2'	1.81	0.80
1:CA:705:G:C6	11:CK:44:TRP:CZ3	2.68	0.80
13:CM:14:HIS:HB3	13:CM:17:ILE:HD11	1.64	0.80
55:CY:82:ILE:O	55:CY:85:SER:OG	1.99	0.80
24:DA:815:C:OP2	41:DR:85:LYS:NZ	2.15	0.80
12:AL:116:LYS:O	12:AL:117:TYR:CG	2.35	0.80
24:BA:77:G:H5'	48:BY:2:LYS:CD	2.11	0.80
1:CA:1223:C:OP2	19:CS:78:ARG:NH2	2.15	0.80
1:CA:711:G:O2'	1:CA:712:A:OP1	1.99	0.80
31:DH:9:VAL:O	31:DH:10:ALA:O	2.00	0.80
35:DL:87:GLY:O	35:DL:89:VAL:N	2.15	0.80
4:CD:160:GLU:OE2	4:CD:161:LEU:N	2.15	0.80
5:CE:146:ASN:OD1	5:CE:147:MET:N	2.14	0.80
24:DA:1010:A:OP2	59:DA:3784:HOH:O	1.97	0.80
24:DA:1997:C:OP1	27:DD:128:ARG:CZ	2.29	0.80
28:DE:131:THR:OG1	28:DE:162:ARG:NH1	2.15	0.80
24:BA:2313:C:C5'	29:BF:87:LYS:HE2	2.11	0.80
1:CA:1431:A:N6	1:CA:1432:G:O6	2.14	0.80
2:CB:10:LEU:O	2:CB:12:ALA:N	2.15	0.80
14:CN:41:ARG:O	14:CN:43:ASN:N	2.15	0.80
22:CV:56:C:H2'	22:CV:57:G:H5'	1.62	0.80
24:DA:1358:G:N7	59:DA:3400:HOH:O	2.13	0.80
24:DA:2484:G:OP1	36:DM:44:ARG:HD3	1.81	0.80
1:AA:413:G:O2'	1:AA:428:G:N2	2.14	0.80
15:AO:33:THR:OG1	15:AO:34:ALA:N	2.13	0.80
24:BA:1188:U:C2'	24:BA:1189:A:H5'	2.12	0.80
24:BA:2872:A:C2'	24:BA:2873:A:H5'	2.12	0.80
1:CA:613:C:OP2	4:CD:81:ARG:NH2	2.15	0.80
24:DA:1737:G:C4	24:DA:1738:G:N2	2.50	0.80
24:DA:1901:A:OP2	26:DC:252:LYS:NZ	2.14	0.80
24:DA:2849:U:O2'	24:DA:2866:U:O2	2.00	0.80
41:DR:42:ALA:HA	41:DR:46:GLU:HB2	1.62	0.80
1:AA:1328:C:O3'	13:AM:29:ARG:NH1	2.14	0.79
1:AA:511:C:C2	1:AA:512:U:C6	2.70	0.79
12:AL:25:GLU:O	12:AL:27:CYS:N	2.15	0.79
42:BS:47:VAL:O	42:BS:50:VAL:N	2.15	0.79
14:CN:64:CYS:O	14:CN:83:LYS:NZ	2.15	0.79
24:DA:587:C:OP2	35:DL:21:ARG:NH1	2.15	0.79
44:DU:32:LYS:HA	44:DU:32:LYS:HZ3	1.46	0.79
1:AA:509:A:OP1	4:AD:51:TYR:OH	2.00	0.79

Continued on next page...

Continued from previous page...

Atom-1	Atom-2	Interatomic distance (Å)	Clash overlap (Å)
9:AI:35:LEU:O	9:AI:37:GLN:N	2.15	0.79
31:BH:119:ASN:O	31:BH:121:VAL:HG13	1.82	0.79
1:CA:501:C:P	12:CL:121:ARG:CZ	2.70	0.79
8:CH:117:ARG:O	8:CH:120:GLY:N	2.16	0.79
35:DL:77:ILE:HG22	35:DL:110:VAL:HB	1.63	0.79
42:DS:109:ASP:OD1	42:DS:110:ARG:N	2.14	0.79
1:AA:706:A:C5	1:AA:707:U:C5	2.71	0.79
1:AA:509:A:P	4:AD:51:TYR:OH	2.40	0.79
1:AA:664:G:OP1	18:AR:53:ARG:NH2	2.15	0.79
24:DA:2825:G:C3'	24:DA:2826:A:H5'	2.12	0.79
1:AA:174:A:C5	1:AA:175:C:C5	2.70	0.79
1:AA:981:U:C5	1:AA:982:U:C2	2.70	0.79
13:AM:18:ALA:O	13:AM:21:SER:OG	2.01	0.79
26:BC:220:ARG:NH2	59:BC:408:HOH:O	2.15	0.79
26:BC:97:ASP:N	26:BC:97:ASP:OD1	2.16	0.79
1:CA:722:G:OP1	18:CR:43:ARG:NH2	2.16	0.79
22:CV:15:G:H2'	22:CV:16:U:C5	2.17	0.79
1:AA:525:C:OP1	12:AL:86:ARG:NH2	2.16	0.79
28:BE:96:VAL:O	28:BE:97:ASN:HB2	1.81	0.79
1:CA:1237:C:OP1	59:CA:1868:HOH:O	2.00	0.79
1:CA:1279:G:OP1	10:CJ:9:ARG:NH2	2.15	0.79
26:DC:156:SER:O	26:DC:194:VAL:HG11	1.81	0.79
57:AA:1656:NMY:H232	57:AA:1656:NMY:H16	1.64	0.79
1:AA:601:G:N2	1:AA:638:U:O2	2.15	0.79
15:AO:87:LEU:O	15:AO:89:ARG:N	2.14	0.79
24:BA:2483:C:O2	36:BM:123:LYS:NZ	2.14	0.79
24:BA:797:G:OP1	28:BE:55:SER:OG	2.00	0.79
33:BJ:56:VAL:HG22	33:BJ:124:VAL:HA	1.64	0.79
2:AB:115:LYS:NZ	1:CA:841:C:O2'	2.14	0.79
7:CG:111:ARG:NH1	7:CG:119:ARG:O	2.15	0.79
9:CI:130:ARG:NH2	22:CV:33:U:OP2	2.16	0.79
24:DA:85:G:P	44:DU:5:ARG:HD3	2.23	0.79
1:AA:56:U:C4	31:DH:91:PHE:CZ	2.70	0.79
1:AA:1286:U:O2'	1:AA:1287:A:OP1	2.00	0.79
1:AA:1305:G:N1	1:AA:1331:G:O2'	2.15	0.79
1:AA:376:G:H5''	16:AP:5:ARG:CD	2.12	0.79
1:AA:975:A:N1	1:AA:1366:C:O2'	2.15	0.79
1:AA:979:C:H3'	1:AA:980:C:O4'	1.83	0.79
1:AA:376:G:C5'	16:AP:5:ARG:NE	2.46	0.79
4:CD:110:THR:OG1	4:CD:113:GLU:OE2	2.00	0.79
24:DA:538:A:OP2	57:DA:3186:NMY:H16	1.81	0.79

Continued on next page...

Continued from previous page...

Atom-1	Atom-2	Interatomic distance (Å)	Clash overlap (Å)
39:DP:92:ARG:O	39:DP:93:LYS:HB2	1.83	0.79
44:DU:75:ALA:O	44:DU:77:GLY:N	2.16	0.79
24:BA:1059:G:O6	24:BA:1079:C:N4	2.16	0.79
24:BA:475:C:O4'	24:BA:509:C:C5	2.36	0.79
24:BA:1131:G:OP1	33:BJ:82:GLY:HA2	1.82	0.79
43:BT:60:THR:O	59:BT:203:HOH:O	1.99	0.79
1:CA:203:G:N2	1:CA:215:C:C2	2.50	0.79
1:CA:706:A:HO2'	11:CK:24:HIS:HE2	1.27	0.79
30:DG:108:PHE:CZ	30:DG:111:PRO:HA	2.16	0.79
25:BB:44:G:OP1	29:BF:94:ARG:NH1	2.16	0.79
24:DA:2243:U:OP1	59:DA:3743:HOH:O	2.00	0.79
1:AA:1080:A:OP2	5:AE:52:LYS:NZ	2.15	0.79
24:BA:391:A:C5	24:BA:392:U:C6	2.70	0.79
29:BF:163:GLU:N	29:BF:163:GLU:OE1	2.16	0.79
4:CD:77:LYS:O	4:CD:80:ALA:N	2.16	0.79
12:CL:98:VAL:CG2	12:CL:101:ALA:HB2	2.13	0.79
14:CN:81:ARG:O	14:CN:83:LYS:N	2.16	0.79
22:CV:47:U:H4'	22:CV:48:C:OP2	1.83	0.79
24:DA:492:A:OP2	57:DA:3189:NMY:O3	2.01	0.79
24:BA:1115:G:O2'	24:BA:1116:G:OP2	2.01	0.78
1:CA:1062:U:H2'	1:CA:1063:C:C6	2.17	0.78
36:DM:81:ARG:CZ	36:DM:81:ARG:HA	2.13	0.78
24:BA:1417:C:HO2'	24:BA:1587:G:HO2'	1.29	0.78
24:BA:588:U:H1'	28:BE:85:PHE:CD1	2.19	0.78
1:CA:75:G:N1	1:CA:96:U:O4	2.17	0.78
12:CL:102:LEU:HD12	12:CL:103:ASP:HB3	1.64	0.78
4:AD:10:LYS:O	4:AD:12:SER:N	2.17	0.78
24:BA:657:U:H2'	24:BA:658:U:C6	2.18	0.78
29:BF:14:LYS:NZ	29:BF:18:GLU:OE2	2.16	0.78
24:BA:2667:C:N3	30:BG:109:SER:OG	2.16	0.78
24:BA:997:G:OP1	40:BQ:91:ARG:HG2	1.84	0.78
1:CA:722:G:O2'	1:CA:723:U:O5'	2.00	0.78
20:CT:32:ILE:HA	20:CT:54:MET:SD	2.23	0.78
2:AB:84:ALA:HA	2:AB:218:ALA:CB	2.13	0.78
24:BA:1210:G:H4'	24:BA:1211:C:H5'	1.64	0.78
35:BL:51:GLU:OE1	35:BL:60:ARG:NH1	2.16	0.78
1:CA:1099:G:C2	1:CA:1100:C:O2	2.36	0.78
1:CA:736:C:H2'	1:CA:737:C:C6	2.19	0.78
9:CI:54:LEU:O	9:CI:56:ASP:N	2.15	0.78
24:DA:1666:G:O3'	34:DK:6:THR:HG22	1.83	0.78
5:AE:104:GLY:HA2	5:AE:122:ASN:HA	1.66	0.78

Continued on next page...

Continued from previous page...

Atom-1	Atom-2	Interatomic distance (Å)	Clash overlap (Å)
1:AA:537:G:OP1	12:AL:110:ARG:NH2	2.16	0.78
24:BA:545:U:C4	24:BA:547:A:O2'	2.35	0.78
24:BA:58:G:N3	24:BA:70:G:N2	2.30	0.78
24:DA:2627:G:C2	24:DA:2628:C:O2	2.36	0.78
24:DA:536:G:OP2	57:DA:3186:NMY:H81	1.83	0.78
42:DS:25:ARG:NH1	42:DS:74:ILE:O	2.16	0.78
1:AA:182:A:N1	1:AA:223:A:O2'	2.16	0.78
12:AL:110:ARG:NH1	12:AL:112:GLN:O	2.16	0.78
16:AP:43:ALA:O	16:AP:44:SER:OG	2.00	0.78
16:AP:5:ARG:CZ	16:AP:6:LEU:HB2	2.12	0.78
24:BA:822:G:OP2	59:BA:3341:HOH:O	2.02	0.78
24:DA:1068:G:C6	24:DA:1069:A:C6	2.72	0.78
57:DA:3188:NMY:C17	57:DA:3188:NMY:H1	2.13	0.78
31:DH:14:SER:O	31:DH:16:GLY:N	2.17	0.78
36:DM:44:ARG:HH21	36:DM:44:ARG:HG3	1.47	0.78
37:DN:2:ARG:HA	37:DN:5:LYS:CD	2.14	0.78
1:AA:52:C:N4	1:AA:359:G:O6	2.15	0.78
4:AD:109:ALA:O	4:AD:110:THR:HB	1.84	0.78
6:AF:77:THR:HB	6:AF:80:PHE:CE1	2.18	0.78
24:BA:2207:C:N3	24:BA:2218:G:C2	2.52	0.78
24:BA:2470:G:O6	24:BA:2476:A:O2'	2.01	0.78
27:BD:125:TRP:CG	27:BD:160:LYS:HG2	2.19	0.78
24:DA:1032:A:O2'	24:DA:1033:U:H5'	1.84	0.78
24:DA:1653:G:O5'	37:DN:2:ARG:NH2	2.16	0.78
24:DA:1154:G:OP2	40:DQ:57:ARG:NH1	2.17	0.78
46:DW:56:ASP:HB3	46:DW:58:THR:HG23	1.64	0.78
1:AA:375:U:O3'	16:AP:5:ARG:CZ	2.32	0.78
12:AL:50:ARG:NH1	12:AL:89:ASP:OD2	2.17	0.78
24:BA:1202:G:OP2	57:BA:3163:NMY:N6	2.17	0.78
24:BA:859:G:O2'	24:BA:860:U:OP2	2.01	0.78
24:BA:674:G:H1'	28:BE:69:ARG:HD3	1.65	0.78
1:CA:386:C:H2'	1:CA:387:U:H5'	1.64	0.78
1:CA:878:A:OP1	8:CH:80:ARG:CZ	2.32	0.78
4:CD:22:LYS:HZ1	4:CD:26:ARG:HB2	1.48	0.78
7:CG:48:GLU:OE2	7:CG:49:THR:N	2.17	0.78
24:DA:195:A:N7	59:DA:3763:HOH:O	2.17	0.78
24:DA:2061:G:OP2	59:DA:3491:HOH:O	2.00	0.78
1:AA:1179:A:O3'	9:AI:105:THR:OG1	2.00	0.78
1:AA:324:G:N2	1:AA:327:A:C8	2.52	0.78
5:AE:104:GLY:CA	5:AE:122:ASN:HA	2.14	0.78
21:AU:17:ARG:CZ	21:AU:17:ARG:HA	2.14	0.78

Continued on next page...

Continued from previous page...

Atom-1	Atom-2	Interatomic distance (Å)	Clash overlap (Å)
24:BA:2197:U:O2'	24:BA:2198:A:OP2	2.02	0.78
1:CA:1397:C:O2'	1:CA:1398:A:OP1	2.02	0.78
24:DA:544:C:O2'	24:DA:545:U:OP1	2.01	0.78
25:BB:91:C:OP1	36:BM:18:ARG:CZ	2.31	0.78
31:DH:117:LEU:HD21	31:DH:121:VAL:N	1.98	0.78
49:DZ:13:ILE:O	49:DZ:15:ARG:N	2.16	0.78
1:AA:1249:C:O2'	9:AI:71:GLY:O	2.01	0.77
1:AA:913:A:H4'	1:AA:914:A:OP1	1.82	0.77
24:BA:2418:A:O2'	24:BA:2419:U:OP1	2.02	0.77
24:BA:2526:G:N3	54:B4:1:MET:N	2.32	0.77
24:BA:320:A:C4	28:BE:131:THR:HG21	2.19	0.77
24:BA:2831:G:OP1	27:BD:56:LYS:HE2	1.84	0.77
24:BA:993:G:P	40:BQ:49:ARG:HH21	2.07	0.77
4:CD:54:GLN:NE2	4:CD:202:GLU:OE2	2.17	0.77
19:CS:43:ASN:ND2	19:CS:43:ASN:O	2.17	0.77
24:DA:2597:G:H5''	26:DC:239:PHE:O	1.83	0.77
37:DN:2:ARG:HA	37:DN:5:LYS:HD3	1.66	0.77
46:DW:56:ASP:CB	46:DW:58:THR:HG23	2.13	0.77
1:AA:620:C:H1'	4:AD:132:ILE:HG12	1.65	0.77
1:AA:846:G:C6	1:AA:847:G:N7	2.53	0.77
24:BA:413:C:N4	59:BA:3566:HOH:O	2.17	0.77
28:BE:194:LYS:O	28:BE:197:GLU:N	2.16	0.77
24:DA:2014:A:H2'	24:DA:2015:A:C8	2.18	0.77
24:DA:2730:C:C5	57:DA:3185:NMY:H22	2.19	0.77
1:AA:299:G:H2'	1:AA:300:A:C8	2.18	0.77
15:AO:78:TYR:O	15:AO:80:GLN:N	2.16	0.77
24:BA:2874:C:OP1	59:BA:3808:HOH:O	2.01	0.77
24:BA:612:G:H2'	24:BA:614:A:C8	2.18	0.77
1:CA:200:G:N2	1:CA:218:U:O2	2.17	0.77
38:DO:53:THR:OG1	38:DO:54:VAL:N	2.13	0.77
1:AA:1122:U:H2'	1:AA:1123:U:H5''	1.66	0.77
15:AO:71:LYS:N	15:AO:78:TYR:OH	2.18	0.77
1:CA:1307:U:P	13:CM:98:ARG:NH2	2.57	0.77
1:CA:857:C:H2'	1:CA:858:G:O4'	1.84	0.77
7:CG:120:LEU:O	7:CG:122:ASN:N	2.16	0.77
12:CL:98:VAL:HG22	12:CL:101:ALA:CB	2.15	0.77
13:CM:17:ILE:N	13:CM:17:ILE:HD12	1.98	0.77
11:CK:101:ASN:ND2	21:CU:13:ASP:OD1	2.17	0.77
41:DR:52:PRO:O	41:DR:53:PHE:CD1	2.38	0.77
1:AA:9:G:N2	1:AA:10:A:C4	2.52	0.77
1:AA:793:U:O2	1:AA:1516:G:H4'	1.84	0.77

Continued on next page...

Continued from previous page...

Atom-1	Atom-2	Interatomic distance (Å)	Clash overlap (Å)
1:AA:671:G:O2'	6:AF:79:ARG:NH2	2.16	0.77
6:AF:91:ARG:O	6:AF:92:THR:OG1	2.00	0.77
9:AI:130:ARG:NH2	22:AV:33:U:C5	2.52	0.77
24:BA:1827:U:H5'	24:BA:1971:U:H5''	1.64	0.77
29:BF:172:PHE:O	29:BF:174:PHE:N	2.18	0.77
24:DA:31:C:O3'	24:DA:1238:G:H5''	1.82	0.77
24:DA:446:G:OP2	40:DQ:2:ARG:NE	2.18	0.77
24:DA:297:G:O3'	44:DU:84:PHE:CG	2.37	0.77
1:AA:1350:A:OP1	9:AI:123:ARG:NH1	2.17	0.77
24:BA:1183:U:OP1	49:BZ:30:ARG:NH2	2.17	0.77
24:BA:2703:C:O2'	24:BA:2704:C:O5'	2.02	0.77
57:BA:3161:NMY:O17	57:BA:3161:NMY:N2	2.17	0.77
16:CP:6:LEU:HD13	16:CP:17:TYR:CD2	2.19	0.77
24:DA:159:G:O2'	24:DA:160:A:O5'	2.01	0.77
26:DC:259:ASN:CG	26:DC:262:THR:HG1	1.87	0.77
30:DG:97:VAL:HG23	30:DG:124:CYS:SG	2.25	0.77
31:DH:117:LEU:CD1	31:DH:121:VAL:HG12	2.15	0.77
57:BA:3162:NMY:N6	59:BA:3601:HOH:O	2.18	0.77
1:CA:1317:C:P	14:CN:56:SER:HG	2.07	0.77
55:CY:44:TYR:OH	55:CY:49:THR:O	2.01	0.77
24:DA:1132:U:O2'	24:DA:1133:A:H5'	1.84	0.77
41:DR:52:PRO:O	41:DR:53:PHE:CG	2.36	0.77
1:AA:279:A:N3	1:AA:281:G:N2	2.33	0.77
4:AD:71:GLN:O	4:AD:74:ASN:ND2	2.18	0.77
24:BA:387:U:C2	24:BA:388:G:N7	2.52	0.77
1:CA:1321:U:O2	19:CS:36:ARG:NH2	2.17	0.77
5:CE:108:GLY:O	5:CE:110:ALA:N	2.17	0.77
50:D0:24:VAL:O	50:D0:26:SER:N	2.16	0.77
53:D3:56:LEU:HD23	53:D3:56:LEU:N	2.00	0.77
24:DA:2057:G:OP2	59:DA:3488:HOH:O	2.02	0.77
24:DA:2868:A:C2	24:DA:2869:G:C4	2.73	0.77
24:DA:732:C:H2'	24:DA:733:G:O4'	1.85	0.77
24:DA:734:A:H2'	24:DA:735:A:H5'	1.66	0.77
31:DH:120:GLY:O	31:DH:122:LEU:CG	2.32	0.77
42:DS:84:ARG:HB3	42:DS:96:ILE:HG22	1.67	0.77
1:AA:1138:G:HO2'	1:AA:1140:C:P	2.08	0.77
1:AA:846:G:C2	1:AA:847:G:C8	2.72	0.77
12:AL:43:LYS:O	12:AL:45:PRO:CD	2.33	0.77
24:BA:1428:C:C5	24:BA:1569:A:H5''	2.20	0.77
24:BA:2425:A:O4'	24:BA:2427:C:C6	2.38	0.77
22:CV:13:C:O2'	22:CV:14:A:H5'	1.85	0.77

Continued on next page...

Continued from previous page...

Atom-1	Atom-2	Interatomic distance (Å)	Clash overlap (Å)
24:DA:1188:U:H2'	24:DA:1189:A:H5'	1.66	0.77
24:DA:2429:G:OP1	59:DA:3700:HOH:O	2.02	0.77
1:AA:267:C:N4	59:AA:1723:HOH:O	2.18	0.77
1:AA:435:A:C2	1:AA:436:C:C2	2.73	0.77
10:AJ:19:ASP:OD1	10:AJ:72:ARG:NH2	2.18	0.77
24:DA:1439:A:C2	24:DA:1553:A:C4	2.73	0.77
24:DA:198:C:OP2	59:DA:3763:HOH:O	2.01	0.77
30:DG:105:SER:HA	30:DG:108:PHE:CE2	2.20	0.77
34:DK:97:THR:O	34:DK:98:ARG:HB3	1.81	0.77
1:AA:1493:A:OP2	57:AA:1655:NMY:O4	2.03	0.76
21:AU:40:LYS:O	21:AU:44:GLU:N	2.18	0.76
24:BA:434:U:O2	24:BA:436:C:N4	2.18	0.76
44:BU:15:GLY:O	44:BU:17:ASP:N	2.18	0.76
1:CA:428:G:H4'	4:CD:9:LEU:CD2	2.14	0.76
14:CN:55:SER:O	14:CN:60:GLN:NE2	2.18	0.76
22:CV:27:G:H1	22:CV:43:C:N4	1.83	0.76
24:DA:1737:G:N3	24:DA:1738:G:N2	2.33	0.76
24:DA:2371:G:H1'	51:D1:38:PHE:CE2	2.21	0.76
24:DA:910:A:C4	36:DM:13:HIS:CE1	2.73	0.76
30:DG:10:VAL:HG23	30:DG:48:THR:HA	1.66	0.76
4:AD:69:GLU:HA	4:AD:72:PHE:CE1	2.19	0.76
24:BA:1651:G:OP1	37:BN:37:THR:HG21	1.84	0.76
24:BA:2681:C:OP1	27:BD:8:LYS:NZ	2.18	0.76
1:AA:1428:A:C2	1:AA:1473:G:C2	2.74	0.76
1:AA:44:A:OP2	16:AP:12:LYS:NZ	2.12	0.76
5:AE:101:GLU:O	5:AE:103:THR:N	2.17	0.76
8:AH:5:ASP:OD2	8:AH:77:ARG:NH1	2.18	0.76
24:BA:1183:U:O2'	24:BA:1184:U:O5'	2.04	0.76
24:BA:2280:G:C2	24:BA:2281:A:C8	2.74	0.76
24:BA:2375:G:N2	24:BA:2378:A:OP2	2.18	0.76
24:BA:247:G:C8	24:BA:249:C:C6	2.73	0.76
26:BC:44:ASN:OD1	26:BC:45:ASN:N	2.18	0.76
28:BE:136:GLN:O	28:BE:138:LEU:N	2.18	0.76
29:BF:125:GLY:O	29:BF:126:ASN:ND2	2.19	0.76
1:CA:1134:G:C2	1:CA:1141:C:N4	2.53	0.76
22:CV:27:G:O6	22:CV:43:C:N4	2.18	0.76
24:DA:1968:G:OP1	59:DA:3464:HOH:O	2.01	0.76
24:DA:2504:U:OP2	59:DA:3670:HOH:O	2.01	0.76
24:DA:2825:G:H2'	24:DA:2826:A:H5'	1.67	0.76
24:DA:602:A:HO2'	24:DA:604:G:HO2'	1.26	0.76
11:AK:22:HIS:ND1	11:AK:35:THR:HG21	1.99	0.76

Continued on next page...

Continued from previous page...

Atom-1	Atom-2	Interatomic distance (Å)	Clash overlap (Å)
24:BA:108:G:O2'	24:BA:347:A:N3	2.17	0.76
36:BM:80:VAL:O	36:BM:82:MET:N	2.18	0.76
37:BN:67:PHE:CE2	37:BN:73:ASN:HB3	2.20	0.76
46:BW:75:LYS:O	46:BW:77:ARG:N	2.19	0.76
5:CE:41:ASP:OD1	5:CE:43:ASN:N	2.18	0.76
24:DA:2728:U:OP1	57:DA:3185:NMY:O4	2.03	0.76
24:DA:507:A:N1	57:DA:3189:NMY:N23	2.33	0.76
26:DC:68:ARG:HG3	26:DC:128:THR:HG21	1.66	0.76
18:AR:47:THR:O	18:AR:49:ALA:N	2.18	0.76
59:BA:3263:HOH:O	35:BL:36:LYS:NZ	2.09	0.76
1:CA:1109:C:OP2	3:CC:176:HIS:CD2	2.39	0.76
15:CO:49:ASP:OD1	15:CO:52:SER:OG	2.03	0.76
1:AA:1122:U:H2'	1:AA:1123:U:C5'	2.16	0.76
1:AA:867:G:N2	1:AA:868:C:C2	2.53	0.76
4:AD:171:LEU:HD13	4:AD:173:VAL:HG22	1.68	0.76
14:AN:25:GLU:O	14:AN:27:LYS:N	2.17	0.76
24:BA:1347:A:C2	24:BA:1348:C:C2	2.74	0.76
24:BA:1789:A:OP2	26:BC:220:ARG:NH2	2.19	0.76
24:BA:181:A:C2	24:BA:182:A:C4	2.73	0.76
24:BA:856:G:N2	24:BA:922:C:C2	2.54	0.76
7:CG:49:THR:O	7:CG:51:ALA:N	2.18	0.76
28:DE:15:SER:O	28:DE:17:THR:N	2.19	0.76
31:DH:116:ARG:NH1	31:DH:133:GLN:HG2	2.00	0.76
1:AA:401:C:N4	59:AA:1775:HOH:O	2.19	0.76
21:AU:16:LEU:O	21:AU:17:ARG:NH1	2.19	0.76
24:BA:479:A:N3	24:BA:481:G:H5'	2.01	0.76
24:BA:845:A:C6	24:BA:847:U:C6	2.74	0.76
31:BH:26:ALA:O	31:BH:28:ASN:N	2.17	0.76
3:CC:3:GLN:OE1	3:CC:3:GLN:N	2.19	0.76
22:CV:43:C:H5'	22:CV:44:G:OP2	1.85	0.76
41:DR:77:PHE:CZ	41:DR:79:ARG:HD3	2.21	0.76
24:DA:565:C:P	41:DR:79:ARG:NE	2.59	0.76
41:DR:16:GLU:HA	41:DR:98:ILE:HD11	1.68	0.76
24:BA:1188:U:O2'	24:BA:1189:A:H5'	1.86	0.76
24:BA:1352:U:O2'	24:BA:1353:A:H5'	1.86	0.76
8:CH:23:ALA:HA	8:CH:63:LEU:HD23	1.67	0.76
24:DA:481:G:C4	24:DA:507:A:C2	2.74	0.76
1:AA:455:G:C2	1:AA:478:A:C2	2.73	0.76
24:BA:570:G:C4	24:BA:2030:A:N7	2.54	0.76
40:BQ:87:VAL:HG12	40:BQ:89:ILE:HG23	1.66	0.76
24:BA:78:U:OP2	48:BY:2:LYS:CE	2.33	0.76

Continued on next page...

Continued from previous page...

Atom-1	Atom-2	Interatomic distance (Å)	Clash overlap (Å)
1:CA:1303:C:O3'	59:CA:1866:HOH:O	2.02	0.76
22:CV:25:C:H2'	22:CV:26:A:C8	2.19	0.76
1:AA:564:C:C5	1:AA:565:U:C5	2.73	0.76
24:BA:1172:C:C4	24:BA:1173:U:C2	2.74	0.76
24:BA:2704:C:C4	24:BA:2705:A:C2	2.74	0.76
24:BA:2731:G:C6	24:BA:2732:G:O6	2.39	0.76
1:CA:195:A:OP2	59:CA:1714:HOH:O	2.04	0.76
2:CB:144:LEU:HD12	2:CB:145:GLU:N	2.01	0.76
15:CO:6:GLU:OE1	15:CO:7:ALA:N	2.19	0.76
15:CO:89:ARG:CZ	24:DA:714:U:C5	2.69	0.76
1:AA:17:U:H1'	1:AA:1080:A:N3	2.01	0.75
24:BA:2758:A:C2	24:BA:2759:G:H1'	2.21	0.75
24:BA:1693:U:O2'	26:BC:13:ARG:NH2	2.19	0.75
24:BA:2639:A:O3'	33:BJ:96:ARG:NH2	2.19	0.75
39:BP:87:ARG:NH2	39:BP:110:LYS:O	2.18	0.75
3:CC:42:TYR:O	3:CC:45:LYS:NZ	2.16	0.75
4:CD:186:PRO:O	4:CD:188:ARG:N	2.19	0.75
11:CK:48:GLY:N	11:CK:57:LYS:HE2	2.00	0.75
20:CT:57:ILE:O	20:CT:59:ASP:N	2.18	0.75
24:DA:1175:A:OP1	24:DA:1176:U:O2'	2.04	0.75
57:DA:3190:NMY:O16	57:DA:3190:NMY:N2	2.19	0.75
1:AA:1036:A:N7	1:AA:1037:C:N4	2.34	0.75
1:AA:1222:G:OP1	19:AS:78:ARG:NH1	2.18	0.75
1:AA:889:A:H5'	1:AA:891:U:C1'	2.16	0.75
4:AD:120:HIS:O	4:AD:121:LYS:HB2	1.84	0.75
24:BA:2080:A:O5'	47:BX:18:SER:OG	2.04	0.75
1:CA:389:A:H2'	1:CA:390:U:H5'	1.68	0.75
12:CL:98:VAL:HG22	12:CL:101:ALA:HB2	1.66	0.75
22:CV:23:A:H2'	22:CV:24:G:C8	2.20	0.75
28:DE:98:LYS:NZ	59:DE:403:HOH:O	2.17	0.75
1:AA:1182:G:C4'	1:AA:1183:U:H5'	2.16	0.75
24:BA:2702:G:C6	24:BA:2703:C:C4	2.74	0.75
2:CB:101:LEU:O	2:CB:104:TRP:N	2.19	0.75
1:CA:974:A:OP1	14:CN:81:ARG:NH2	2.19	0.75
1:CA:1014:A:C4	19:CS:34:TRP:CZ2	2.74	0.75
24:DA:1857:G:N3	24:DA:1884:G:C2	2.54	0.75
57:DA:3185:NMY:H16	57:DA:3185:NMY:C23	2.15	0.75
38:DO:53:THR:OG1	38:DO:65:THR:HG21	1.87	0.75
1:AA:519:C:OP2	12:AL:47:SER:OG	2.04	0.75
24:BA:2263:C:H2'	24:BA:2264:C:H5'	1.67	0.75
24:BA:1653:G:O5'	37:BN:2:ARG:NH1	2.19	0.75

Continued on next page...

Continued from previous page...

Atom-1	Atom-2	Interatomic distance (Å)	Clash overlap (Å)
38:BO:6:ALA:O	38:BO:8:ILE:N	2.19	0.75
2:CB:162:PHE:HA	2:CB:184:PHE:O	1.84	0.75
24:DA:1274:A:OP1	24:DA:1646:C:N4	2.19	0.75
24:DA:1604:C:OP2	59:DA:3410:HOH:O	2.05	0.75
24:DA:1997:C:OP1	27:DD:128:ARG:NH2	2.19	0.75
24:DA:2066:C:OP1	59:DA:3508:HOH:O	2.05	0.75
24:DA:784:G:OP2	59:DA:3312:HOH:O	2.04	0.75
31:DH:135:HIS:O	31:DH:137:GLU:N	2.19	0.75
24:DA:2483:C:O3'	36:DM:44:ARG:NH2	2.20	0.75
1:AA:1256:A:N6	1:AA:1277:C:C2	2.54	0.75
1:AA:55:A:N6	31:DH:91:PHE:HA	2.01	0.75
1:AA:789:U:O2'	1:AA:791:G:N7	2.16	0.75
1:AA:858:G:N7	1:AA:869:G:C5	2.54	0.75
1:AA:430:A:OP1	4:AD:9:LEU:N	2.19	0.75
24:BA:2415:G:C5	24:BA:2416:C:C5	2.75	0.75
24:BA:2721:A:N3	24:BA:2873:A:C8	2.55	0.75
24:BA:749:A:N1	24:BA:753:A:O2'	2.18	0.75
28:BE:46:GLN:HB3	28:BE:83:VAL:HG11	1.68	0.75
33:BJ:49:ASP:OD1	33:BJ:121:LYS:NZ	2.20	0.75
1:CA:1215:G:C2	1:CA:1216:A:C8	2.75	0.75
1:CA:1224:U:O2'	1:CA:1322:C:OP1	2.05	0.75
1:CA:787:A:H2'	1:CA:788:U:H5'	1.68	0.75
1:CA:795:C:O2'	11:CK:128:ARG:HG3	1.85	0.75
1:CA:918:A:H2'	1:CA:919:A:C8	2.21	0.75
22:CV:65:G:N1	22:CV:66:U:O2	2.20	0.75
1:AA:154:U:O2	1:AA:168:G:N2	2.18	0.75
5:AE:114:VAL:O	5:AE:118:ALA:N	2.19	0.75
5:AE:83:HIS:HB3	8:AH:96:MET:SD	2.27	0.75
24:BA:2055:C:N4	59:BA:3532:HOH:O	2.19	0.75
14:CN:57:PRO:O	14:CN:59:ARG:N	2.19	0.75
19:CS:62:VAL:HG12	19:CS:66:MET:SD	2.26	0.75
22:CV:8:U:O2	22:CV:21:A:H2	1.68	0.75
24:DA:1014:A:OP2	59:DA:3604:HOH:O	2.05	0.75
24:DA:1076:C:O3'	32:DI:93:ASN:ND2	2.19	0.75
24:DA:1889:A:N3	24:DA:2086:U:O2'	2.16	0.75
24:DA:2402:U:O2'	24:DA:2403:C:C5'	2.35	0.75
24:DA:1238:G:C6	57:DA:3190:NMY:N6	2.55	0.75
24:DA:545:U:C6	24:DA:547:A:H4'	2.21	0.75
57:AA:1657:NMY:H5	57:AA:1657:NMY:N9	2.01	0.75
1:AA:416:G:N7	59:AA:1757:HOH:O	2.18	0.75
1:AA:979:C:N4	1:AA:980:C:N3	2.34	0.75

Continued on next page...

Continued from previous page...

Atom-1	Atom-2	Interatomic distance (Å)	Clash overlap (Å)
16:AP:19:VAL:CG2	16:AP:36:VAL:HG23	2.17	0.75
24:BA:226:A:C6	24:BA:227:A:C6	2.75	0.75
34:DK:76:VAL:HB	39:DP:72:VAL:CG2	2.16	0.75
1:AA:976:G:C2	1:AA:1363:A:C2	2.75	0.75
1:AA:625:U:H4'	16:AP:16:PHE:CE2	2.22	0.75
1:CA:692:U:O2'	1:CA:694:A:N7	2.17	0.75
8:CH:78:VAL:HG12	8:CH:127:CYS:HA	1.69	0.75
11:CK:15:GLN:O	11:CK:16:VAL:HG13	1.86	0.75
13:CM:8:ASN:ND2	13:CM:66:GLU:OE2	2.19	0.75
1:CA:1202:U:OP2	14:CN:69:ARG:NH2	2.20	0.75
24:DA:1864:U:OP1	24:DA:2410:G:O2'	2.05	0.75
24:DA:2710:C:OP2	59:DA:3547:HOH:O	2.04	0.75
24:DA:944:C:OP1	59:DA:3262:HOH:O	2.04	0.75
25:DB:58:A:OP2	59:DB:301:HOH:O	2.05	0.75
26:DC:244:VAL:HG22	26:DC:245:THR:O	1.87	0.75
41:DR:20:VAL:HG12	41:DR:22:LEU:HD13	1.67	0.75
42:DS:45:VAL:O	42:DS:47:VAL:N	2.20	0.75
24:BA:1857:G:H1'	24:BA:1884:G:N2	2.02	0.75
1:CA:619:U:N3	4:CD:131:ASN:OD1	2.19	0.75
22:CV:72:C:O2'	22:CV:73:A:OP1	2.03	0.75
24:DA:140:C:O2'	24:DA:141:G:OP1	2.04	0.75
24:DA:265:A:H4'	24:DA:266:G:OP1	1.85	0.75
25:DB:57:A:OP2	59:DB:301:HOH:O	2.05	0.75
31:DH:95:GLY:HA2	31:DH:122:LEU:HD21	1.69	0.75
41:DR:49:ILE:HG12	41:DR:53:PHE:N	2.01	0.75
45:DV:48:MET:HA	45:DV:51:GLN:OE1	1.87	0.75
1:AA:1149:C:OP1	9:AI:11:ARG:NH1	2.20	0.74
4:AD:25:VAL:O	4:AD:26:ARG:O	2.05	0.74
9:AI:12:ARG:NH1	9:AI:107:ASP:OD2	2.19	0.74
51:B1:31:GLU:N	51:B1:31:GLU:OE2	2.20	0.74
24:BA:1177:G:H2'	24:BA:1178:C:O4'	1.87	0.74
25:BB:24:G:N2	25:BB:28:C:O2	2.20	0.74
26:BC:51:ARG:O	26:BC:53:ILE:N	2.20	0.74
34:BK:88:ASN:O	34:BK:90:ASN:N	2.19	0.74
1:CA:692:U:H1'	1:CA:695:A:N7	2.02	0.74
1:CA:78:A:N6	1:CA:91:U:O4	2.20	0.74
24:DA:112:U:C5	24:DA:113:U:C5	2.74	0.74
24:DA:532:A:N1	24:DA:2020:A:H1'	2.02	0.74
24:DA:407:G:N2	24:DA:421:C:C2	2.55	0.74
24:DA:833:A:H2'	24:DA:834:G:C8	2.22	0.74
27:DD:101:PHE:HD1	27:DD:104:VAL:HG11	1.52	0.74

Continued on next page...

Continued from previous page...

Atom-1	Atom-2	Interatomic distance (Å)	Clash overlap (Å)
46:DW:44:LYS:N	46:DW:44:LYS:HE2	2.02	0.74
1:AA:905:U:C5	1:AA:906:A:C8	2.74	0.74
1:CA:266:G:O6	1:CA:270:A:N6	2.20	0.74
4:CD:51:TYR:HA	4:CD:54:GLN:HB2	1.68	0.74
4:CD:57:GLU:O	4:CD:59:GLN:N	2.20	0.74
59:DA:3822:HOH:O	30:DG:63:GLN:NE2	2.14	0.74
24:BA:2377:A:N3	38:BO:92:PHE:CZ	2.55	0.74
25:BB:45:A:C2	25:BB:46:A:C4	2.74	0.74
28:BE:7:ASP:O	28:BE:9:GLN:N	2.20	0.74
45:BV:54:ALA:O	45:BV:56:PHE:N	2.20	0.74
1:CA:1064:G:O6	1:CA:1193:G:N2	2.20	0.74
1:CA:319:G:N7	59:CA:1735:HOH:O	2.20	0.74
11:CK:20:VAL:HG13	11:CK:35:THR:CG2	2.17	0.74
24:DA:1867:G:C2'	24:DA:1868:C:H5'	2.16	0.74
24:DA:2093:G:OP2	31:DH:22:LYS:CE	2.36	0.74
35:DL:2:ARG:O	35:DL:5:THR:N	2.19	0.74
1:AA:55:A:C4	31:DH:91:PHE:CD2	2.75	0.74
24:BA:1497:U:O2'	24:BA:1498:C:OP1	2.05	0.74
24:BA:685:A:O2'	24:BA:773:U:O4	2.01	0.74
25:BB:11:C:O2'	25:BB:15:A:N6	2.20	0.74
40:BQ:39:ILE:HD11	41:BR:77:PHE:CG	2.23	0.74
24:BA:857:G:H5''	46:BW:69:PHE:CD2	2.22	0.74
1:AA:412:A:P	11:CK:16:VAL:HG11	2.27	0.74
20:CT:57:ILE:O	20:CT:60:ARG:N	2.20	0.74
24:DA:1272:A:OP1	59:DA:3383:HOH:O	2.04	0.74
24:DA:544:C:O3'	24:DA:545:U:C2	2.41	0.74
29:DF:8:LYS:O	29:DF:10:GLU:N	2.20	0.74
34:DK:97:THR:O	34:DK:98:ARG:CB	2.33	0.74
1:AA:68:G:C5	1:AA:69:G:H1'	2.22	0.74
8:AH:86:TYR:CE2	8:AH:123:GLY:HA2	2.21	0.74
21:AU:10:GLU:HB2	21:AU:11:PRO:HD3	1.69	0.74
24:BA:1268:A:OP1	59:BA:3382:HOH:O	2.05	0.74
24:BA:391:A:H1'	24:BA:411:G:O4'	1.88	0.74
1:CA:58:C:O2'	1:CA:388:G:N7	2.18	0.74
22:CV:57:G:H2'	22:CV:58:A:H5''	1.68	0.74
24:DA:1471:G:C5	24:DA:1472:C:C5	2.75	0.74
34:DK:113:MET:SD	34:DK:116:ILE:HD11	2.27	0.74
37:DN:2:ARG:O	37:DN:3:HIS:C	2.25	0.74
1:AA:1505:G:OP2	59:AA:1877:HOH:O	2.05	0.74
4:AD:171:LEU:HD13	4:AD:173:VAL:CG2	2.17	0.74
46:BW:24:LYS:HD2	46:BW:25:ARG:HG2	1.68	0.74

Continued on next page...

Continued from previous page...

Atom-1	Atom-2	Interatomic distance (Å)	Clash overlap (Å)
1:CA:1062:U:H2'	1:CA:1063:C:C5	2.22	0.74
1:CA:711:G:HO2'	1:CA:712:A:P	2.10	0.74
1:CA:790:A:N7	1:CA:791:G:C6	2.55	0.74
24:DA:2407:A:OP1	59:DA:3563:HOH:O	2.05	0.74
1:AA:1124:G:C2	1:AA:1127:G:N2	2.55	0.74
1:AA:1249:C:O2'	9:AI:70:GLY:O	2.05	0.74
4:AD:49:SER:HB2	4:AD:51:TYR:CE2	2.22	0.74
24:BA:398:C:OP1	47:BX:31:ASN:ND2	2.20	0.74
1:CA:509:A:OP2	59:CA:1760:HOH:O	2.05	0.74
1:CA:706:A:N3	11:CK:44:TRP:CZ2	2.55	0.74
24:DA:2425:A:O4'	24:DA:2427:C:C6	2.41	0.74
1:AA:356:A:N3	1:AA:368:U:O2'	2.20	0.74
1:AA:378:G:C2	1:AA:386:C:O2	2.41	0.74
24:BA:1361:G:N7	59:BA:3616:HOH:O	2.19	0.74
24:BA:308:G:N2	24:BA:477:A:C8	2.56	0.74
24:BA:527:C:OP1	59:BA:3248:HOH:O	2.04	0.74
24:BA:58:G:C2	24:BA:70:G:C2	2.74	0.74
24:BA:2744:G:N2	30:BG:142:GLN:OE1	2.20	0.74
24:BA:63:A:O4'	43:BT:77:ARG:NH1	2.21	0.74
2:CB:127:ASP:OD2	2:CB:131:LYS:NZ	2.20	0.74
7:CG:134:ALA:O	7:CG:137:LYS:N	2.21	0.74
8:CH:110:VAL:O	8:CH:111:MET:CB	2.36	0.74
22:CV:17:C:O2	22:CV:17:C:H2'	1.86	0.74
24:DA:2627:G:O2'	24:DA:2781:A:N1	2.16	0.74
1:AA:106:C:H2'	1:AA:107:G:H5'	1.69	0.74
1:AA:957:U:H1'	1:AA:960:U:C4	2.23	0.74
1:AA:664:G:P	18:AR:53:ARG:NH2	2.60	0.74
24:BA:2727:A:C6	24:BA:2728:U:O4	2.41	0.74
24:BA:2333:A:O3'	38:BO:9:ARG:NH1	2.20	0.74
1:CA:1112:C:H5''	1:CA:1113:C:OP2	1.87	0.74
1:CA:1241:G:O2'	59:CA:1869:HOH:O	2.06	0.74
2:CB:50:PHE:O	2:CB:52:GLU:N	2.21	0.74
11:CK:24:HIS:O	11:CK:26:SER:N	2.20	0.74
55:CY:156:SER:O	55:CY:160:VAL:HB	1.88	0.74
24:DA:1709:U:O2	24:DA:2859:G:N2	2.20	0.74
31:DH:123:ARG:HG3	31:DH:124:THR:N	2.02	0.74
44:DU:85:ARG:NH1	44:DU:101:THR:OG1	2.21	0.74
1:AA:1405:G:OP1	57:AA:1655:NMY:N19	2.20	0.74
57:AA:1656:NMY:O22	57:AA:1656:NMY:H16	1.86	0.74
1:AA:613:C:N4	1:AA:627:G:O6	2.20	0.74
8:AH:88:ARG:HG2	8:AH:89:LYS:N	2.03	0.74

Continued on next page...

Continued from previous page...

Atom-1	Atom-2	Interatomic distance (Å)	Clash overlap (Å)
24:BA:572:A:H3'	24:BA:573:U:O4'	1.88	0.74
24:BA:630:G:OP2	53:B3:22:LYS:NZ	2.20	0.74
6:CF:37:HIS:O	6:CF:63:ASN:ND2	2.21	0.74
22:CV:23:A:H2'	22:CV:24:G:H8	1.53	0.74
26:DC:105:ALA:O	26:DC:195:GLY:HA2	1.87	0.74
27:DD:151:THR:HG23	27:DD:152:PRO:HD2	1.70	0.74
1:AA:1317:C:OP1	14:AN:56:SER:OG	2.03	0.73
1:AA:292:G:N2	1:AA:309:A:C4	2.56	0.73
1:AA:382:A:C5	1:AA:383:A:N7	2.55	0.73
12:AL:4:VAL:HG13	12:AL:5:ASN:H	1.51	0.73
11:AK:125:LYS:O	21:AU:34:ARG:NE	2.20	0.73
24:BA:1355:G:O2'	24:BA:1356:G:H5'	1.87	0.73
24:BA:1531:C:N4	24:BA:1532:A:C2	2.56	0.73
31:BH:121:VAL:HB	31:BH:122:LEU:HD23	0.75	0.73
1:CA:414:A:C6	1:CA:431:A:C2	2.76	0.73
1:CA:958:A:N6	19:CS:77:THR:O	2.19	0.73
24:DA:690:G:C3'	26:DC:216:ARG:NH2	2.51	0.73
1:AA:368:U:C6	31:DH:92:GLY:HA3	2.23	0.73
1:AA:976:G:OP2	1:AA:1358:U:O2'	2.06	0.73
24:BA:1220:G:C2	24:BA:1221:C:C2	2.76	0.73
24:BA:2407:A:C2	24:BA:2408:U:C6	2.76	0.73
57:BA:3165:NMY:H1	57:BA:3165:NMY:N6	2.03	0.73
24:BA:2657:A:C5'	30:BG:91:VAL:HG21	2.18	0.73
33:BJ:99:ARG:O	33:BJ:103:ILE:HG23	1.87	0.73
1:CA:152:A:N6	1:CA:170:U:C2	2.56	0.73
2:CB:22:TYR:HB3	2:CB:190:ASN:HB2	1.70	0.73
6:CF:74:LEU:O	6:CF:76:THR:N	2.21	0.73
52:D2:13:ASN:O	52:D2:17:GLY:N	2.20	0.73
24:DA:993:G:H1'	41:DR:91:GLN:NE2	2.03	0.73
41:DR:77:PHE:CE1	41:DR:79:ARG:HD3	2.23	0.73
4:AD:125:VAL:HG13	4:AD:126:ASN:H	1.53	0.73
24:BA:2286:G:C8	51:B1:24:LYS:HE2	2.24	0.73
24:BA:616:A:OP2	59:BA:3294:HOH:O	2.05	0.73
24:BA:2831:G:OP2	27:BD:59:ARG:NH2	2.21	0.73
29:BF:138:PRO:O	29:BF:140:ILE:N	2.20	0.73
34:BK:4:GLU:O	34:BK:5:GLN:HB2	1.87	0.73
37:BN:73:ASN:O	37:BN:76:VAL:HG22	1.88	0.73
1:CA:722:G:HO2'	1:CA:723:U:P	2.11	0.73
24:DA:2204:G:O2'	24:DA:2205:A:O5'	2.06	0.73
24:DA:2825:G:C2'	24:DA:2826:A:H5'	2.18	0.73
1:AA:1423:G:C5	1:AA:1424:U:C5	2.76	0.73

Continued on next page...

Continued from previous page...

Atom-1	Atom-2	Interatomic distance (Å)	Clash overlap (Å)
24:BA:572:A:C2	24:BA:2033:A:C2	2.76	0.73
24:BA:454:A:H4'	24:BA:455:C:OP2	1.86	0.73
29:BF:103:ILE:HG21	29:BF:174:PHE:CE1	2.24	0.73
1:CA:154:U:O2	1:CA:168:G:N2	2.22	0.73
15:CO:11:ILE:HD12	15:CO:12:VAL:N	2.04	0.73
22:CV:60:U:H5''	22:CV:61:C:H5	1.53	0.73
24:DA:1059:G:C5	24:DA:1060:U:C4	2.76	0.73
1:AA:345:C:OP2	39:BP:38:ARG:NH2	2.21	0.73
24:BA:1760:C:C5	24:BA:1761:C:C5	2.75	0.73
24:BA:532:A:N3	24:BA:532:A:H2'	2.03	0.73
24:BA:76:C:O3'	48:BY:52:ARG:NH2	2.20	0.73
1:CA:1228:C:OP2	13:CM:110:LYS:NZ	2.20	0.73
1:CA:532:A:H3'	1:CA:533:A:C5'	2.18	0.73
1:CA:674:G:H2'	1:CA:675:A:C8	2.24	0.73
1:CA:74:A:C2	1:CA:97:G:C5	2.77	0.73
14:CN:81:ARG:O	14:CN:84:VAL:N	2.21	0.73
24:DA:1153:C:OP2	59:DA:3358:HOH:O	2.05	0.73
24:DA:1671:U:O4	59:DA:3725:HOH:O	2.06	0.73
24:DA:2532:G:O2'	24:DA:2657:A:N1	2.22	0.73
24:DA:528:A:C2	24:DA:2043:C:H4'	2.23	0.73
2:AB:151:ILE:O	2:AB:154:MET:N	2.21	0.73
2:AB:73:LYS:HG2	2:AB:164:ILE:CD1	2.18	0.73
25:BB:66:A:C2	25:BB:108:A:C2	2.76	0.73
1:CA:1179:A:H2'	1:CA:1180:A:O4'	1.87	0.73
5:CE:39:VAL:CG2	5:CE:67:ALA:HB1	2.19	0.73
24:DA:1420:A:HO2'	24:DA:1421:G:P	2.12	0.73
24:DA:1131:G:OP1	33:DJ:82:GLY:HA2	1.89	0.73
45:DV:14:LYS:O	45:DV:16:ALA:N	2.21	0.73
1:AA:1359:C:O3'	59:AA:1839:HOH:O	2.06	0.73
1:AA:508:U:H4'	4:AD:51:TYR:CZ	2.23	0.73
1:AA:71:A:C8	1:AA:100:G:C2	2.77	0.73
9:AI:84:THR:O	9:AI:87:LEU:HD23	1.89	0.73
24:BA:1515:A:H1'	24:BA:1557:C:H1'	1.69	0.73
25:BB:60:C:N4	59:BB:301:HOH:O	2.22	0.73
28:BE:176:ASP:OD2	28:BE:179:SER:OG	2.04	0.73
13:CM:72:GLU:O	13:CM:76:SER:OG	2.03	0.73
24:DA:1428:C:O2'	24:DA:1569:A:OP2	2.06	0.73
1:AA:950:U:O5'	13:AM:101:ARG:NH2	2.21	0.73
16:AP:52:LEU:HD23	16:AP:78:VAL:HG11	1.71	0.73
24:BA:2208:C:C2	24:BA:2217:G:N2	2.57	0.73
24:BA:2407:A:C2	24:BA:2408:U:C5	2.77	0.73

Continued on next page...

Continued from previous page...

Atom-1	Atom-2	Interatomic distance (Å)	Clash overlap (Å)
1:CA:104:G:C2'	1:CA:105:G:H5'	2.19	0.73
1:CA:980:C:O3'	14:CN:12:ARG:NH2	2.21	0.73
24:DA:2282:G:C4	24:DA:2425:A:N6	2.56	0.73
57:DA:3185:NMY:H232	57:DA:3185:NMY:H16	1.70	0.73
29:DF:67:THR:OG1	29:DF:85:GLY:O	2.06	0.73
1:AA:412:A:OP1	11:CK:14:LYS:NZ	2.22	0.73
1:AA:504:C:O4'	1:AA:510:A:C2	2.41	0.73
39:BP:96:LEU:O	39:BP:98:TYR:N	2.22	0.73
1:CA:966:G:C2	9:CI:129:LYS:HE3	2.24	0.73
2:CB:106:THR:O	2:CB:108:ARG:N	2.21	0.73
4:CD:104:ARG:CZ	4:CD:170:TRP:CE2	2.72	0.73
4:CD:73:ARG:O	4:CD:76:TYR:CD2	2.41	0.73
5:CE:41:ASP:OD1	5:CE:42:GLY:N	2.21	0.73
14:CN:16:ALA:HA	14:CN:20:PHE:CE2	2.24	0.73
24:DA:1070:A:H3'	24:DA:1071:G:C5'	2.19	0.73
24:DA:1419:A:H4'	24:DA:1419:A:OP1	1.89	0.73
24:DA:2848:G:H4'	24:DA:2849:U:OP1	1.88	0.73
24:DA:761:A:OP2	59:DA:3292:HOH:O	2.05	0.73
30:DG:54:ARG:HD2	30:DG:57:TYR:CE2	2.24	0.73
35:DL:39:LYS:NZ	59:DL:307:HOH:O	2.17	0.73
1:AA:17:U:O2'	1:AA:1079:G:N3	2.22	0.73
1:AA:403:C:O2'	1:AA:404:G:H5'	1.89	0.73
24:BA:1383:A:N1	24:BA:1384:A:C2	2.57	0.73
24:BA:550:C:H5''	57:BA:3166:NMY:O12	1.87	0.73
24:BA:983:A:C6	24:BA:984:A:C2	2.77	0.73
1:CA:261:U:C4	20:CT:74:ARG:NH2	2.57	0.73
12:CL:57:LEU:O	12:CL:59:ASN:N	2.21	0.73
19:CS:31:LEU:O	19:CS:50:ALA:N	2.22	0.73
22:CV:64:A:C2'	22:CV:65:G:H5'	2.19	0.73
24:DA:2591:C:H2'	24:DA:2592:G:C8	2.23	0.73
24:DA:464:U:H5'	52:D2:5:PHE:CD1	2.24	0.73
28:DE:40:ARG:HD2	28:DE:92:HIS:CD2	2.24	0.73
29:DF:155:ILE:HD12	29:DF:155:ILE:C	2.09	0.73
24:DA:2310:C:C2	29:DF:76:PHE:CE2	2.77	0.73
1:AA:929:G:C5	1:AA:930:C:C5	2.77	0.72
24:BA:2702:G:C5	24:BA:2703:C:C4	2.76	0.72
24:BA:762:U:OP1	59:BA:3697:HOH:O	2.06	0.72
39:BP:20:ARG:HB3	39:BP:21:PRO:CD	2.19	0.72
42:BS:37:THR:HG22	42:BS:38:TYR:CD1	2.23	0.72
1:CA:1100:C:N4	1:CA:1103:C:OP1	2.21	0.72
24:DA:2345:G:H4'	24:DA:2346:A:H5''	1.71	0.72

Continued on next page...

Continued from previous page...

Atom-1	Atom-2	Interatomic distance (Å)	Clash overlap (Å)
1:AA:403:C:C2'	1:AA:404:G:H5'	2.18	0.72
24:BA:1288:G:C4	24:BA:1327:A:C2	2.76	0.72
24:BA:2824:C:N4	24:BA:2825:G:N7	2.36	0.72
25:BB:10:G:C8	25:BB:11:C:C5	2.76	0.72
1:CA:1222:G:OP1	19:CS:78:ARG:NH1	2.22	0.72
1:CA:271:C:H2'	1:CA:272:C:C6	2.23	0.72
4:CD:192:SER:OG	4:CD:193:ALA:N	2.21	0.72
24:DA:1275:A:N1	24:DA:1295:C:O2'	2.19	0.72
24:DA:2707:U:O2	37:DN:71:ARG:NH1	2.22	0.72
24:DA:1050:A:C2	24:DA:2751:G:C4	2.77	0.72
15:CO:89:ARG:NH2	24:DA:716:A:P	2.62	0.72
41:DR:21:ARG:NH2	41:DR:93:PHE:CZ	2.58	0.72
1:AA:518:C:OP2	1:AA:530:G:O2'	2.08	0.72
1:AA:838:G:C4	1:AA:849:G:N2	2.57	0.72
4:AD:103:TYR:CZ	4:AD:111:ARG:HA	2.24	0.72
1:AA:625:U:H4'	16:AP:16:PHE:CZ	2.24	0.72
1:CA:1048:G:H5''	14:CN:2:LYS:HD3	1.70	0.72
12:CL:52:VAL:HG23	12:CL:65:SER:O	1.89	0.72
13:CM:104:THR:O	13:CM:106:ALA:N	2.22	0.72
14:CN:15:LEU:O	14:CN:55:SER:OG	2.06	0.72
17:CQ:12:VAL:HG12	17:CQ:13:VAL:N	2.05	0.72
53:D3:26:ALA:O	53:D3:27:ASN:HB2	1.89	0.72
24:DA:601:C:O2	24:DA:605:G:H4'	1.89	0.72
24:DA:953:G:C2'	24:DA:954:G:H5'	2.19	0.72
24:DA:999:U:OP2	59:DA:3356:HOH:O	2.07	0.72
34:DK:8:LEU:HD12	34:DK:19:VAL:O	1.89	0.72
2:AB:209:ALA:O	2:AB:213:TYR:CD2	2.42	0.72
4:AD:203:LEU:CD1	4:AD:204:TYR:CD1	2.72	0.72
14:AN:46:LEU:O	14:AN:48:LEU:N	2.22	0.72
17:AQ:18:GLU:O	17:AQ:19:LYS:CB	2.36	0.72
24:BA:230:G:C2	24:BA:231:A:C8	2.77	0.72
35:BL:96:LYS:NZ	35:BL:105:ILE:O	2.23	0.72
1:CA:673:A:C4	1:CA:734:G:N2	2.57	0.72
1:CA:771:G:C2	1:CA:809:G:C2	2.76	0.72
4:CD:22:LYS:HZ1	4:CD:26:ARG:CG	2.03	0.72
13:CM:3:ARG:NH1	13:CM:4:ILE:O	2.23	0.72
24:DA:1071:G:OP2	24:DA:1088:A:O2'	2.07	0.72
24:DA:1009:A:N3	24:DA:1153:C:O2'	2.23	0.72
24:DA:1370:C:OP2	59:DA:3402:HOH:O	2.06	0.72
24:DA:1648:U:OP1	59:DA:3383:HOH:O	2.06	0.72
24:DA:910:A:C6	24:DA:911:A:C6	2.77	0.72

Continued on next page...

Continued from previous page...

Atom-1	Atom-2	Interatomic distance (Å)	Clash overlap (Å)
27:DD:14:ILE:HB	27:DD:22:ILE:HG23	1.71	0.72
31:DH:82:SER:OG	31:DH:83:LYS:N	2.22	0.72
24:DA:85:G:OP1	44:DU:5:ARG:HD3	1.88	0.72
3:AC:43:LEU:O	3:AC:46:GLU:N	2.22	0.72
24:BA:630:G:H3'	24:BA:631:A:H5''	1.72	0.72
1:CA:735:C:H2'	1:CA:736:C:C6	2.24	0.72
2:CB:83:ALA:O	2:CB:86:SER:N	2.22	0.72
15:CO:75:VAL:HA	15:CO:78:TYR:CZ	2.23	0.72
24:DA:1471:G:C6	24:DA:1472:C:C4	2.78	0.72
24:DA:2308:G:O6	24:DA:2311:A:N7	2.23	0.72
3:AC:100:GLN:HG2	3:AC:101:ILE:N	2.04	0.72
13:AM:88:GLY:O	13:AM:91:HIS:N	2.22	0.72
17:AQ:17:MET:SD	17:AQ:20:SER:OG	2.48	0.72
24:BA:2702:G:C5	24:BA:2703:C:C5	2.77	0.72
38:BO:17:LYS:O	38:BO:20:GLU:N	2.22	0.72
4:CD:10:LYS:O	4:CD:14:ARG:N	2.23	0.72
11:CK:36:ASP:OD1	11:CK:40:ASN:N	2.22	0.72
24:DA:1031:G:H4'	54:D4:6:SER:HB2	1.70	0.72
41:DR:77:PHE:CZ	41:DR:79:ARG:CD	2.72	0.72
1:AA:1095:U:OP2	59:AA:1852:HOH:O	2.05	0.72
1:AA:382:A:C4	1:AA:383:A:N7	2.58	0.72
24:BA:132:G:N2	24:BA:148:U:C2	2.58	0.72
24:BA:1786:A:C5	24:BA:1938:A:C2	2.77	0.72
24:BA:2011:U:C5	24:BA:2012:G:C4	2.77	0.72
24:BA:2345:G:C4	24:BA:2381:A:C2	2.77	0.72
24:BA:2554:U:C4	24:BA:2555:U:O4	2.43	0.72
28:BE:70:SER:OG	28:BE:71:GLY:N	2.18	0.72
24:BA:2332:C:OP1	46:BW:77:ARG:NH1	2.22	0.72
1:CA:563:A:N6	59:CA:1704:HOH:O	2.23	0.72
2:CB:23:TRP:HA	2:CB:190:ASN:HA	1.72	0.72
2:CB:43:LEU:O	2:CB:45:LYS:N	2.23	0.72
24:DA:944:C:OP2	59:DA:3260:HOH:O	2.02	0.72
1:AA:1140:C:O2'	1:AA:1141:C:O5'	2.06	0.72
2:AB:225:ARG:O	2:AB:226:SER:OG	2.02	0.72
12:AL:101:ALA:C	12:AL:102:LEU:HG	2.10	0.72
13:AM:31:LYS:O	13:AM:33:ILE:N	2.23	0.72
24:BA:1530:G:O6	24:BA:1541:C:N4	2.22	0.72
24:BA:2343:U:O2'	24:BA:2373:G:O2'	2.08	0.72
24:BA:258:G:O2'	35:BL:104:GLN:NE2	2.23	0.72
1:CA:1349:A:OP2	9:CI:120:LYS:NZ	2.20	0.72
1:CA:671:G:H4'	6:CF:79:ARG:CZ	2.19	0.72

Continued on next page...

Continued from previous page...

Atom-1	Atom-2	Interatomic distance (Å)	Clash overlap (Å)
1:CA:958:A:C8	19:CS:55:ARG:NH2	2.58	0.72
24:DA:1357:C:OP2	59:DA:3401:HOH:O	2.08	0.72
24:DA:2203:U:H5''	24:DA:2204:G:OP1	1.90	0.72
46:DW:51:VAL:CG2	46:DW:51:VAL:O	2.37	0.72
8:AH:32:LEU:O	8:AH:35:ALA:N	2.23	0.72
12:AL:107:VAL:HG12	12:AL:108:LYS:N	2.04	0.72
31:BH:122:LEU:O	31:BH:123:ARG:HG2	1.89	0.72
43:BT:30:ILE:O	43:BT:31:VAL:HG13	1.89	0.72
1:CA:533:A:OP1	59:CA:1763:HOH:O	2.08	0.72
3:CC:156:ARG:HG2	3:CC:193:TYR:CE1	2.25	0.72
4:CD:58:LYS:CD	4:CD:203:LEU:HD13	2.20	0.72
24:DA:1857:G:C2	24:DA:1884:G:N3	2.58	0.72
1:AA:155:A:C2	1:AA:167:A:C2	2.77	0.72
15:AO:31:LEU:HD12	15:AO:32:LEU:N	2.04	0.72
19:AS:17:LYS:HG3	19:AS:18:LYS:N	2.04	0.72
24:BA:1006:C:OP1	59:BA:3782:HOH:O	2.06	0.72
24:BA:2641:G:O3'	33:BJ:78:THR:OG1	2.08	0.72
29:BF:28:PRO:HA	29:BF:158:THR:HB	1.70	0.72
31:BH:29:PHE:CG	31:BH:30:LEU:N	2.57	0.72
36:BM:81:ARG:O	36:BM:82:MET:HG2	1.89	0.72
1:CA:386:C:H2'	1:CA:387:U:C5'	2.20	0.72
2:CB:218:ALA:O	2:CB:222:ARG:HG2	1.90	0.72
4:CD:62:ARG:HD3	4:CD:72:PHE:CE2	2.25	0.72
31:DH:82:SER:HB3	31:DH:146:VAL:CG2	2.20	0.72
1:AA:1388:C:H2'	1:AA:1389:C:C6	2.25	0.71
1:AA:390:U:C2	1:AA:391:G:C8	2.78	0.71
4:AD:101:VAL:O	4:AD:101:VAL:HG13	1.89	0.71
5:AE:156:LYS:HE3	8:AH:44:GLY:HA3	1.72	0.71
24:BA:2073:C:H5''	26:BC:227:VAL:HG22	1.72	0.71
24:BA:2415:G:C4	24:BA:2416:C:C5	2.77	0.71
24:BA:812:C:H4'	40:BQ:12:ARG:HH12	1.55	0.71
26:BC:220:ARG:NE	59:BC:407:HOH:O	2.23	0.71
40:BQ:71:ASN:OD1	40:BQ:106:THR:HG23	1.90	0.71
1:CA:413:G:O2'	1:CA:414:A:OP1	2.07	0.71
8:CH:51:VAL:O	8:CH:53:GLY:N	2.23	0.71
13:CM:49:SER:O	13:CM:51:GLY:N	2.23	0.71
55:CY:80:LYS:HG3	55:CY:81:ALA:N	2.05	0.71
24:DA:2034:U:O4	59:DA:3576:HOH:O	2.07	0.71
24:DA:733:G:C6	24:DA:761:A:C8	2.78	0.71
1:AA:59:A:C5	1:AA:354:G:C6	2.78	0.71
1:AA:411:A:H4'	1:AA:412:A:OP1	1.90	0.71

Continued on next page...

Continued from previous page...

Atom-1	Atom-2	Interatomic distance (Å)	Clash overlap (Å)
1:AA:542:G:C2	1:AA:543:U:C5	2.77	0.71
13:AM:68:ASP:O	13:AM:71:ARG:N	2.23	0.71
15:AO:89:ARG:NH2	24:BA:714:U:OP2	2.22	0.71
24:BA:1267:U:H2'	24:BA:1268:A:H5''	1.71	0.71
24:BA:1440:U:O4	59:BA:3634:HOH:O	2.08	0.71
26:BC:259:ASN:O	26:BC:261:ARG:N	2.23	0.71
24:BA:63:A:H4'	43:BT:77:ARG:CD	2.19	0.71
4:CD:200:ILE:O	4:CD:203:LEU:N	2.22	0.71
13:CM:33:ILE:O	13:CM:35:ALA:N	2.23	0.71
13:CM:54:ASP:OD1	13:CM:55:THR:N	2.23	0.71
1:CA:135:C:N3	16:CP:1:MET:HB2	2.05	0.71
24:DA:2201:G:C4	24:DA:2202:U:C6	2.78	0.71
1:AA:163:C:H2'	1:AA:163:C:O2	1.89	0.71
1:AA:720:C:H1'	18:AR:39:ILE:HD11	1.72	0.71
24:BA:1394:U:H4'	24:BA:1603:A:H4'	1.71	0.71
24:BA:1866:A:C2	24:BA:1876:A:C4	2.78	0.71
24:BA:2125:G:O2'	24:BA:2173:A:N1	2.23	0.71
24:BA:250:G:C6	24:BA:251:A:C6	2.79	0.71
24:BA:85:G:OP2	44:BU:6:ARG:NH2	2.23	0.71
1:CA:376:G:H4'	16:CP:5:ARG:HD2	1.70	0.71
1:CA:1221:G:OP1	19:CS:36:ARG:CZ	2.38	0.71
26:DC:116:GLN:O	26:DC:127:ASN:ND2	2.23	0.71
24:BA:547:A:N7	24:BA:548:G:N3	2.37	0.71
24:BA:584:C:P	40:BQ:5:ARG:HD3	2.30	0.71
24:BA:630:G:H3'	24:BA:631:A:C5'	2.20	0.71
24:BA:2529:G:O4'	30:BG:174:LYS:HD2	1.90	0.71
1:CA:176:C:O2	1:CA:177:G:C4	2.43	0.71
1:CA:362:G:O3'	12:CL:30:LYS:NZ	2.24	0.71
1:CA:688:G:N1	1:CA:700:G:N7	2.38	0.71
12:CL:87:VAL:CG2	12:CL:90:LEU:HD11	2.21	0.71
13:CM:31:LYS:O	13:CM:33:ILE:N	2.23	0.71
24:DA:1301:A:O2'	24:DA:1302:A:H3'	1.90	0.71
24:DA:142:A:C2'	24:DA:143:C:O5'	2.39	0.71
24:DA:1939:U:OP1	24:DA:2604:U:O2'	2.06	0.71
24:DA:1824:G:OP1	26:DC:51:ARG:HD3	1.89	0.71
1:AA:337:G:C6	1:AA:338:A:N6	2.59	0.71
1:AA:428:G:H5'	4:AD:9:LEU:HD11	1.71	0.71
2:AB:111:ILE:HA	2:AB:114:LEU:CD2	2.21	0.71
4:AD:14:ARG:HG3	4:AD:38:PRO:HB3	1.70	0.71
9:AI:57:MET:O	9:AI:59:GLU:N	2.22	0.71
24:BA:2263:C:C2'	24:BA:2264:C:H5'	2.20	0.71

Continued on next page...

Continued from previous page...

Atom-1	Atom-2	Interatomic distance (Å)	Clash overlap (Å)
24:BA:2352:A:H2'	24:BA:2353:G:H5'	1.72	0.71
28:BE:84:THR:HG22	28:BE:85:PHE:CD2	2.25	0.71
24:BA:2376:A:C2	38:BO:99:TYR:CZ	2.78	0.71
1:CA:1239:A:N6	1:CA:1297:G:O4'	2.23	0.71
1:CA:947:G:HO2'	1:CA:1306:A:HO2'	1.33	0.71
1:CA:189:A:N6	1:CA:190:A:N1	2.38	0.71
1:CA:782:A:N7	1:CA:783:C:N3	2.39	0.71
1:CA:825:A:O2'	8:CH:9:ASP:OD1	2.06	0.71
9:CI:130:ARG:NH1	22:CV:35:A:OP2	2.23	0.71
24:DA:2591:C:H2'	24:DA:2592:G:H8	1.54	0.71
1:AA:933:G:OP1	7:AG:5:ARG:NH2	2.24	0.71
2:AB:51:ASN:OD1	2:AB:52:GLU:N	2.23	0.71
5:AE:149:SER:O	5:AE:153:VAL:N	2.23	0.71
21:AU:33:ARG:NH1	23:AX:6:G:OP1	2.24	0.71
24:BA:9:G:C6	24:BA:2629:U:C6	2.78	0.71
24:BA:2387:U:O2'	46:BW:41:ARG:NH1	2.24	0.71
1:CA:585:G:N3	1:CA:879:C:H4'	2.05	0.71
35:DL:78:ARG:N	35:DL:81:ASP:OD2	2.23	0.71
1:AA:377:G:C2	1:AA:387:U:O2	2.43	0.71
15:AO:33:THR:O	15:AO:36:ILE:N	2.23	0.71
1:AA:1015:G:OP1	19:AS:14:HIS:CE1	2.44	0.71
22:AV:72:C:H2'	22:AV:73:A:O5'	1.90	0.71
24:BA:2014:A:C2	24:BA:2015:A:N1	2.59	0.71
26:BC:107:LYS:O	26:BC:109:LEU:N	2.23	0.71
31:BH:14:SER:O	31:BH:16:GLY:N	2.23	0.71
16:CP:18:GLN:OE1	16:CP:35:ARG:NH1	2.24	0.71
24:DA:1002:G:N7	59:DA:3739:HOH:O	2.23	0.71
24:DA:2204:G:O6	24:DA:2221:G:C4	2.42	0.71
24:DA:2307:G:N2	24:DA:2311:A:O2'	2.23	0.71
24:DA:866:A:C2'	24:DA:867:C:O5'	2.39	0.71
1:AA:177:G:H2'	1:AA:178:C:H5'	1.71	0.71
8:AH:40:LEU:CB	8:AH:46:ILE:HG21	2.21	0.71
20:AT:79:LEU:O	20:AT:82:GLN:N	2.23	0.71
24:BA:991:C:N4	57:BA:3162:NMY:H14	2.06	0.71
44:BU:43:LYS:O	44:BU:58:VAL:N	2.23	0.71
1:CA:258:G:OP2	59:CA:1723:HOH:O	2.08	0.71
1:CA:592:G:C6	1:CA:593:U:C2	2.79	0.71
1:CA:716:A:N3	11:CK:120:GLY:HA2	2.06	0.71
13:CM:19:LEU:O	13:CM:25:VAL:HG11	1.91	0.71
21:CU:37:PHE:CD1	21:CU:38:TYR:N	2.58	0.71
50:D0:25:THR:O	50:D0:27:LEU:N	2.24	0.71

Continued on next page...

Continued from previous page...

Atom-1	Atom-2	Interatomic distance (Å)	Clash overlap (Å)
26:DC:123:ILE:O	26:DC:123:ILE:HG23	1.89	0.71
39:DP:29:VAL:HG13	39:DP:79:VAL:HG12	1.73	0.71
1:AA:509:A:H2'	1:AA:510:A:C8	2.25	0.71
1:AA:515:G:C2	1:AA:537:G:N3	2.59	0.71
24:BA:1163:G:C2	24:BA:1164:C:C6	2.79	0.71
24:BA:91:A:H4'	24:BA:92:U:O5'	1.88	0.71
30:BG:97:VAL:HG23	30:BG:124:CYS:SG	2.31	0.71
45:BV:51:GLN:HA	45:BV:56:PHE:CD2	2.26	0.71
1:CA:686:U:O2	1:CA:687:A:N7	2.23	0.71
8:CH:40:LEU:HB3	8:CH:46:ILE:HG12	1.72	0.71
24:DA:2012:G:OP1	42:DS:98:LYS:CD	2.39	0.71
24:DA:2886:A:C2	24:DA:2887:A:H1'	2.26	0.71
57:DA:3190:NMY:C1	57:DA:3190:NMY:O16	2.38	0.71
47:DX:4:CYS:SG	47:DX:7:THR:HG22	2.30	0.71
1:AA:1492:A:C2'	1:AA:1493:A:O5'	2.39	0.71
2:AB:76:ALA:HB1	2:AB:210:VAL:HG11	1.73	0.71
3:AC:56:VAL:O	3:AC:66:VAL:O	2.09	0.71
4:AD:91:LEU:O	4:AD:93:LEU:N	2.23	0.71
9:AI:46:MET:SD	9:AI:49:ARG:HB2	2.31	0.71
14:AN:24:ALA:O	14:AN:26:LEU:N	2.23	0.71
24:BA:1805:A:N3	26:BC:49:THR:CG2	2.54	0.71
24:BA:2015:A:C2	50:B0:2:VAL:CG2	2.73	0.71
25:BB:91:C:P	36:BM:18:ARG:CZ	2.78	0.71
1:CA:738:C:O2'	1:CA:739:C:C5'	2.36	0.71
2:CB:91:PHE:O	2:CB:150:GLY:N	2.24	0.71
4:CD:17:THR:O	4:CD:18:ASP:CB	2.39	0.71
3:AC:78:GLY:O	23:CX:2:A:N6	2.23	0.71
24:DA:1356:G:C2	24:DA:1357:C:C2	2.79	0.71
24:DA:1420:A:O2'	24:DA:1421:G:P	2.48	0.71
24:DA:691:C:O2'	24:DA:692:C:H5'	1.90	0.71
1:AA:1181:G:O2'	1:AA:1182:G:C5	2.43	0.70
1:AA:1530:G:O2'	1:AA:1531:A:OP2	2.09	0.70
1:AA:431:A:H2'	1:AA:432:A:O4'	1.90	0.70
3:AC:40:ARG:O	3:AC:44:THR:OG1	2.09	0.70
24:BA:1298:C:C2	24:BA:1643:G:N2	2.59	0.70
24:BA:1647:U:OP1	59:BA:3390:HOH:O	2.09	0.70
24:BA:1959:G:C2'	24:BA:1960:A:H5'	2.21	0.70
24:BA:2346:A:H3'	24:BA:2347:C:H5''	1.71	0.70
24:BA:2691:C:N3	24:BA:2719:G:N2	2.38	0.70
24:BA:2757:A:C2	24:BA:2758:A:C8	2.78	0.70
30:BG:116:LEU:CD2	30:BG:121:THR:HA	2.21	0.70

Continued on next page...

Continued from previous page...

Atom-1	Atom-2	Interatomic distance (Å)	Clash overlap (Å)
55:CY:28:ARG:NH1	55:CY:29:THR:O	2.23	0.70
24:DA:1309:G:OP1	52:D2:9:VAL:HG12	1.91	0.70
24:DA:1361:G:C6	24:DA:1362:C:N4	2.58	0.70
24:DA:1857:G:N3	24:DA:1884:G:N2	2.39	0.70
24:DA:2204:G:O6	24:DA:2221:G:C5	2.44	0.70
33:DJ:23:LYS:HE3	33:DJ:142:ILE:HG22	1.73	0.70
42:DS:73:LYS:HB2	42:DS:106:VAL:CG1	2.20	0.70
24:DA:1601:G:OP1	43:DT:62:VAL:HG21	1.89	0.70
1:AA:1104:G:N2	1:AA:1105:A:C4	2.59	0.70
1:AA:532:A:C2	1:AA:1207:G:H4'	2.26	0.70
1:AA:1320:C:C2	19:AS:72:GLY:HA3	2.26	0.70
57:AA:1655:NMY:O11	57:AA:1655:NMY:H1	1.90	0.70
1:AA:175:C:H2'	1:AA:176:C:H6	1.55	0.70
1:AA:394:G:N2	1:AA:395:C:H1'	2.06	0.70
24:BA:996:A:C2	24:BA:997:G:C8	2.79	0.70
29:BF:121:PHE:O	29:BF:123:GLY:N	2.24	0.70
34:BK:39:ILE:CG2	34:BK:40:LYS:N	2.54	0.70
45:BV:14:LYS:O	45:BV:16:ALA:N	2.25	0.70
1:CA:484:G:H4'	1:CA:485:U:H5'	1.73	0.70
1:CA:666:G:C2	1:CA:741:G:C4	2.79	0.70
3:CC:153:VAL:O	3:CC:165:THR:O	2.09	0.70
51:D1:3:GLY:O	51:D1:5:ARG:N	2.23	0.70
24:DA:733:G:O6	24:DA:761:A:C8	2.44	0.70
29:DF:35:LEU:HA	29:DF:153:ILE:HA	1.72	0.70
24:BA:1186:G:OP1	59:BA:3578:HOH:O	2.09	0.70
24:BA:1414:C:N3	24:BA:1588:G:N2	2.38	0.70
24:BA:1303:G:HO2'	24:BA:1642:G:HO2'	1.37	0.70
24:BA:1857:G:N2	24:BA:1884:G:O2'	2.24	0.70
24:BA:2446:G:OP2	59:BA:3496:HOH:O	2.09	0.70
24:BA:71:A:O3'	43:BT:6:ARG:NH2	2.23	0.70
24:BA:811:U:OP1	35:BL:29:LYS:HG3	1.91	0.70
29:BF:96:TRP:CG	29:BF:99:PHE:CZ	2.78	0.70
24:DA:1079:C:N4	24:DA:1088:A:OP1	2.25	0.70
24:DA:2066:C:OP1	59:DA:3506:HOH:O	2.09	0.70
38:DO:84:GLU:OE1	38:DO:85:LYS:N	2.24	0.70
1:AA:243:A:C2	1:AA:246:A:C8	2.79	0.70
1:AA:711:G:O2'	1:AA:712:A:H5'	1.91	0.70
1:AA:8:A:N6	4:AD:202:GLU:O	2.23	0.70
12:AL:87:VAL:HG13	12:AL:93:VAL:HG13	1.73	0.70
30:BG:60:GLY:O	30:BG:63:GLN:N	2.24	0.70
1:CA:1127:G:H2'	1:CA:1127:G:N3	2.05	0.70

Continued on next page...

Continued from previous page...

Atom-1	Atom-2	Interatomic distance (Å)	Clash overlap (Å)
1:CA:1524:C:OP2	11:CK:125:LYS:HE3	1.90	0.70
1:CA:939:G:H2'	1:CA:940:C:H5'	1.72	0.70
9:CI:9:THR:O	9:CI:85:ARG:CZ	2.39	0.70
24:DA:1205:A:H3'	24:DA:1206:G:H5'	1.73	0.70
24:DA:1359:A:OP1	59:DA:3617:HOH:O	2.10	0.70
24:DA:1491:G:N7	24:DA:1500:G:N2	2.40	0.70
24:DA:2297:A:N1	24:DA:2321:U:C5	2.59	0.70
43:DT:6:ARG:C	43:DT:6:ARG:CD	2.59	0.70
1:AA:1321:U:O2'	19:AS:78:ARG:NH1	2.24	0.70
1:AA:404:G:H2'	1:AA:405:U:C6	2.27	0.70
1:AA:479:U:H2'	1:AA:480:U:H5''	1.74	0.70
18:AR:45:THR:O	18:AR:47:THR:OG1	2.07	0.70
24:BA:9:G:C6	24:BA:2629:U:C5	2.80	0.70
24:BA:453:A:OP1	59:BA:3244:HOH:O	2.09	0.70
1:CA:1288:A:N3	1:CA:1352:C:O2'	2.21	0.70
1:CA:1411:C:H2'	1:CA:1412:C:H5'	1.72	0.70
1:CA:390:U:O3'	16:CP:28:ARG:NH1	2.24	0.70
5:CE:104:GLY:O	5:CE:105:ILE:HG22	1.92	0.70
7:CG:21:GLU:O	7:CG:24:ALA:N	2.24	0.70
10:CJ:8:ILE:HB	10:CJ:74:VAL:HG11	1.74	0.70
13:CM:20:THR:HA	13:CM:25:VAL:HB	1.72	0.70
24:DA:1327:A:H2'	24:DA:1328:A:O4'	1.90	0.70
57:DA:3190:NMY:H1	57:DA:3190:NMY:O16	1.92	0.70
30:DG:8:VAL:HG21	30:DG:72:ASN:HA	1.73	0.70
34:DK:103:VAL:O	34:DK:122:VAL:HB	1.91	0.70
10:AJ:23:ALA:O	10:AJ:25:ILE:N	2.25	0.70
24:BA:2466:C:OP1	54:B4:4:ARG:CG	2.40	0.70
24:BA:1097:U:N3	32:BI:7:TYR:O	2.24	0.70
24:BA:2355:G:H5'	46:BW:24:LYS:HE2	1.74	0.70
24:BA:2429:G:OP1	59:BA:3702:HOH:O	2.08	0.70
24:BA:2585:U:O2'	24:BA:2586:U:H5'	1.92	0.70
24:BA:1824:G:O2'	26:BC:245:THR:CG2	2.40	0.70
5:CE:148:ASN:OD1	5:CE:148:ASN:N	2.24	0.70
8:CH:29:SER:OG	8:CH:30:SER:N	2.20	0.70
22:CV:19:G:O2'	22:CV:20:U:OP1	2.10	0.70
55:CY:44:TYR:HD1	55:CY:44:TYR:N	1.88	0.70
24:DA:1489:C:O2	24:DA:1501:G:N1	2.23	0.70
31:DH:120:GLY:C	31:DH:122:LEU:H	1.93	0.70
1:AA:1053:G:O3'	59:AA:1848:HOH:O	2.09	0.70
1:AA:1198:G:O5'	59:AA:1835:HOH:O	2.09	0.70
1:AA:1350:A:C2	1:AA:1351:U:C2	2.80	0.70

Continued on next page...

Continued from previous page...

Atom-1	Atom-2	Interatomic distance (Å)	Clash overlap (Å)
1:AA:465:A:H2'	1:AA:466:A:C8	2.26	0.70
1:AA:482:A:H2'	1:AA:483:C:O5'	1.91	0.70
1:AA:932:C:OP1	7:AG:4:ARG:HB2	1.92	0.70
23:AX:4:G:O2'	23:AX:5:A:H5'	1.90	0.70
24:BA:1010:A:OP2	59:BA:3783:HOH:O	2.09	0.70
24:BA:2639:A:H5''	33:BJ:96:ARG:NH1	2.07	0.70
57:BA:3165:NMY:C1	57:BA:3165:NMY:O17	2.40	0.70
24:BA:415:A:C2	24:BA:2409:G:C2	2.80	0.70
24:BA:459:U:H4'	43:BT:73:ARG:NH1	2.07	0.70
35:BL:35:HIS:O	59:BL:301:HOH:O	2.08	0.70
40:BQ:37:ALA:HA	40:BQ:40:LYS:HE3	1.73	0.70
24:BA:72:U:OP2	43:BT:6:ARG:NH2	2.25	0.70
1:CA:1465:A:H2'	1:CA:1466:C:C6	2.26	0.70
1:CA:1152:A:O3'	10:CJ:15:HIS:NE2	2.25	0.70
1:AA:929:G:H4'	1:AA:1535:C:H5''	1.73	0.70
10:AJ:18:ILE:O	10:AJ:22:THR:N	2.25	0.70
18:AR:28:THR:O	18:AR:30:LYS:N	2.25	0.70
24:BA:1494:A:C6	24:BA:1495:A:C5	2.80	0.70
24:BA:2550:G:OP2	59:BA:3725:HOH:O	2.09	0.70
24:BA:774:G:OP1	26:BC:47:ARG:NH1	2.25	0.70
28:BE:108:ILE:HD11	28:BE:180:LEU:HB3	1.73	0.70
29:BF:96:TRP:CZ3	29:BF:99:PHE:CZ	2.67	0.70
34:BK:76:VAL:HG12	39:BP:72:VAL:CG2	2.21	0.70
1:CA:6:G:O2'	1:CA:7:A:O5'	2.06	0.70
11:CK:65:VAL:O	11:CK:65:VAL:CG2	2.40	0.70
22:CV:7:A:H3'	22:CV:8:U:C5'	2.11	0.70
28:DE:29:HIS:CE1	28:DE:33:VAL:HG21	2.27	0.70
37:DN:55:ALA:HB1	37:DN:79:LEU:O	1.92	0.70
1:AA:567:G:O2'	59:AA:1705:HOH:O	2.09	0.70
1:AA:71:A:N1	1:AA:99:C:O2'	2.24	0.70
5:AE:57:PRO:O	5:AE:60:ILE:HG13	1.92	0.70
8:AH:111:MET:HE1	8:AH:116:ALA:HA	1.74	0.70
24:BA:1824:G:O2'	26:BC:245:THR:HG23	1.90	0.70
24:BA:2259:U:C5	24:BA:2427:C:N4	2.60	0.70
24:BA:1156:A:P	40:BQ:54:ARG:HH21	2.14	0.70
1:CA:173:U:C6	1:CA:197:A:C2	2.80	0.70
2:CB:19:GLN:NE2	2:CB:204:ASP:OD1	2.25	0.70
1:CA:597:G:C1'	17:CQ:28:PHE:HE1	2.05	0.70
22:CV:60:U:P	22:CV:61:C:H41	2.15	0.70
24:DA:2287:A:C8	24:DA:2289:G:C8	2.80	0.70
26:DC:14:HIS:O	26:DC:203:VAL:CG1	2.39	0.70

Continued on next page...

Continued from previous page...

Atom-1	Atom-2	Interatomic distance (Å)	Clash overlap (Å)
48:DY:48:ARG:O	48:DY:51:ALA:HB3	1.92	0.70
1:AA:1493:A:H5''	1:AA:1494:G:OP2	1.91	0.70
1:AA:510:A:N7	59:AA:1760:HOH:O	2.25	0.70
1:AA:652:U:O2'	1:AA:653:U:P	2.48	0.70
1:AA:74:A:C2	1:AA:97:G:N1	2.60	0.70
1:AA:786:G:C2	1:AA:797:C:O2	2.45	0.70
24:BA:1342:A:OP2	59:BA:3717:HOH:O	2.10	0.70
24:BA:1413:A:C6	24:BA:1590:A:C2	2.80	0.70
24:BA:2311:A:O2'	24:BA:2312:U:O4'	2.09	0.70
24:BA:944:C:OP2	59:BA:3265:HOH:O	2.09	0.70
24:BA:987:C:H2'	24:BA:988:A:O4'	1.92	0.70
29:BF:120:SER:HB3	29:BF:127:TYR:CE1	2.26	0.70
1:CA:131:A:H2'	1:CA:132:C:C6	2.27	0.70
1:CA:1338:G:H2'	1:CA:1339:A:C8	2.27	0.70
1:CA:14:U:H2'	1:CA:14:U:O2	1.92	0.70
22:CV:17:C:C5'	22:CV:18:G:H5''	2.21	0.70
55:CY:13:MET:O	55:CY:16:CYS:N	2.21	0.70
24:DA:1358:G:C6	24:DA:1371:G:C8	2.80	0.70
24:DA:1386:C:OP2	24:DA:1396:U:N3	2.22	0.70
24:DA:1509:A:O2'	24:DA:1510:G:P	2.50	0.70
24:DA:2483:C:C1'	36:DM:51:ARG:NH2	2.55	0.70
24:DA:951:C:H2'	24:DA:952:G:H5'	1.73	0.70
26:DC:20:ASN:HB3	26:DC:23:LEU:CD1	2.22	0.70
31:DH:117:LEU:HD21	31:DH:120:GLY:C	2.12	0.70
4:AD:103:TYR:CE2	4:AD:111:ARG:HB3	2.26	0.69
4:AD:139:PRO:O	4:AD:182:PHE:CE1	2.44	0.69
24:BA:1022:G:C5	24:BA:1140:C:C4	2.80	0.69
24:BA:1394:U:OP1	59:BA:3413:HOH:O	2.09	0.69
24:BA:991:C:H41	57:BA:3162:NMY:H14	1.56	0.69
1:CA:1321:U:C4	1:CA:1322:C:C5	2.79	0.69
5:CE:39:VAL:HG22	5:CE:67:ALA:HB1	1.73	0.69
1:CA:598:U:H4'	8:CH:86:TYR:CD2	2.27	0.69
24:DA:585:G:H5''	24:DA:586:A:OP1	1.92	0.69
26:DC:14:HIS:O	26:DC:203:VAL:HG11	1.91	0.69
31:DH:123:ARG:CG	31:DH:124:THR:H	2.05	0.69
1:AA:689:C:OP1	11:AK:46:THR:OG1	2.08	0.69
1:AA:708:C:C2	1:AA:709:U:C5	2.80	0.69
2:AB:99:GLY:N	2:AB:175:GLU:OE2	2.25	0.69
5:AE:50:TYR:O	5:AE:63:ALA:HA	1.92	0.69
13:AM:9:ILE:HG21	29:BF:142:TYR:CD1	2.27	0.69
22:AV:35:A:H2'	22:AV:36:A:H5''	1.72	0.69

Continued on next page...

Continued from previous page...

Atom-1	Atom-2	Interatomic distance (Å)	Clash overlap (Å)
24:BA:2728:U:OP1	57:BA:3165:NMY:O4	2.10	0.69
24:BA:577:G:N2	24:BA:578:G:C2	2.60	0.69
25:BB:33:G:C2	25:BB:50:A:C2	2.79	0.69
1:CA:673:A:H5''	6:CF:86:ARG:NH1	2.07	0.69
24:DA:1474:U:C4	24:DA:1475:G:N2	2.59	0.69
24:DA:1817:G:OP1	26:DC:86:ARG:NH2	2.24	0.69
31:DH:116:ARG:NH1	31:DH:133:GLN:CG	2.55	0.69
1:AA:1412:C:H2'	1:AA:1413:A:H8	1.57	0.69
1:AA:1420:U:O4	57:AA:1656:NMY:C8	2.40	0.69
2:AB:207:ILE:O	2:AB:209:ALA:N	2.25	0.69
6:AF:6:ILE:CD1	6:AF:89:VAL:HG22	2.21	0.69
11:AK:81:ASN:HB2	11:AK:106:ARG:HB3	1.74	0.69
11:AK:24:HIS:CE1	11:AK:26:SER:HB3	2.26	0.69
12:AL:75:GLN:CG	12:AL:76:GLU:N	2.54	0.69
17:AQ:30:LYS:HG3	17:AQ:37:PHE:CE1	2.27	0.69
24:BA:1357:C:OP2	59:BA:3408:HOH:O	2.09	0.69
24:BA:1603:A:H2'	24:BA:1604:C:H5'	1.74	0.69
24:BA:1604:C:OP1	59:BA:3413:HOH:O	2.08	0.69
24:BA:1667:G:N1	59:BA:3430:HOH:O	2.24	0.69
24:BA:2658:C:OP1	30:BG:159:LYS:NZ	2.25	0.69
57:BA:3165:NMY:O17	57:BA:3165:NMY:C2	2.40	0.69
24:BA:362:A:H3'	24:BA:363:G:H5'	1.75	0.69
26:BC:62:ARG:NH1	26:BC:83:ASP:OD2	2.25	0.69
34:BK:103:VAL:O	34:BK:122:VAL:HB	1.91	0.69
1:CA:676:A:C2	1:CA:677:U:N3	2.61	0.69
20:CT:55:GLN:HG3	20:CT:56:PRO:CD	2.22	0.69
24:DA:2869:G:C2	24:DA:2870:C:C2	2.80	0.69
24:DA:2800:A:C2	24:DA:2895:G:H1'	2.28	0.69
24:DA:431:U:H2'	24:DA:432:A:C5'	2.22	0.69
40:DQ:87:VAL:HG23	41:DR:49:ILE:HG21	1.74	0.69
24:DA:397:U:OP2	47:DX:9:LYS:NZ	2.23	0.69
1:AA:1054:C:OP2	59:AA:1849:HOH:O	2.10	0.69
1:AA:1077:G:C2	1:AA:1081:A:C2	2.80	0.69
1:AA:202:G:N2	1:AA:216:U:O2	2.26	0.69
1:AA:338:A:H2'	1:AA:339:C:O4'	1.93	0.69
1:AA:446:G:O6	1:AA:488:C:N4	2.26	0.69
1:AA:499:A:C6	1:AA:547:A:C8	2.80	0.69
24:BA:145:C:H2'	24:BA:146:A:H8	1.57	0.69
24:BA:192:C:C5	24:BA:193:U:C6	2.81	0.69
24:BA:1799:G:OP1	26:BC:257:ARG:NH2	2.24	0.69
1:CA:1160:G:O2'	1:CA:1161:C:P	2.50	0.69

Continued on next page...

Continued from previous page...

Atom-1	Atom-2	Interatomic distance (Å)	Clash overlap (Å)
1:CA:1226:C:C5	13:CM:103:LYS:HB3	2.27	0.69
1:CA:1308:U:O3'	13:CM:87:ARG:NH2	2.25	0.69
2:CB:50:PHE:O	2:CB:53:ALA:N	2.26	0.69
9:CI:81:HIS:O	9:CI:84:THR:N	2.25	0.69
24:DA:1372:U:O2'	24:DA:1373:A:H5'	1.92	0.69
24:DA:1450:G:O6	24:DA:1451:C:N4	2.26	0.69
24:DA:993:G:O2'	41:DR:91:GLN:NE2	2.25	0.69
30:DG:71:LEU:HA	30:DG:74:MET:HG2	1.74	0.69
43:DT:73:ARG:HG2	43:DT:74:ILE:N	2.08	0.69
1:AA:1211:U:O2'	1:AA:1212:U:OP2	2.10	0.69
1:AA:1348:U:C5	1:AA:1373:G:N2	2.61	0.69
1:AA:14:U:H2'	1:AA:14:U:O2	1.91	0.69
1:AA:724:G:C2	1:AA:725:G:C8	2.80	0.69
2:AB:84:ALA:HA	2:AB:218:ALA:HB2	1.75	0.69
21:AU:30:ALA:HA	21:AU:33:ARG:CZ	2.22	0.69
24:BA:1169:A:C2	24:BA:1181:U:O2	2.45	0.69
24:BA:1203:U:O4	24:BA:1204:A:C6	2.45	0.69
24:BA:1340:U:C5	24:BA:1603:A:C8	2.81	0.69
24:BA:1351:C:N3	24:BA:1381:G:C6	2.60	0.69
10:CJ:37:ARG:N	10:CJ:75:ASP:OD2	2.26	0.69
12:CL:25:GLU:O	12:CL:27:CYS:N	2.25	0.69
16:CP:54:LEU:O	16:CP:57:ILE:N	2.26	0.69
57:DA:3190:NMY:H1	57:DA:3190:NMY:O17	1.92	0.69
24:DA:866:A:H2'	24:DA:867:C:O5'	1.92	0.69
24:DA:911:A:C5	36:DM:9:PHE:CD2	2.80	0.69
34:DK:64:ARG:HB2	34:DK:79:PHE:CG	2.27	0.69
35:DL:110:VAL:HG13	35:DL:127:VAL:HG22	1.73	0.69
37:DN:69:ARG:O	37:DN:71:ARG:N	2.22	0.69
46:DW:69:PHE:CE2	46:DW:80:ILE:HD11	2.28	0.69
6:AF:38:ARG:CZ	6:AF:96:VAL:HG22	2.23	0.69
24:BA:1001:A:OP2	59:BA:3739:HOH:O	2.09	0.69
24:BA:2502:G:H5'	24:BA:2503:A:H5''	1.72	0.69
26:BC:123:ILE:HG22	26:BC:123:ILE:O	1.92	0.69
1:CA:283:U:C5	1:CA:284:C:C5	2.80	0.69
2:CB:103:ASN:OD1	2:CB:106:THR:OG1	2.11	0.69
11:CK:35:THR:HG23	11:CK:36:ASP:N	2.07	0.69
24:DA:192:C:OP1	59:DA:3743:HOH:O	2.11	0.69
24:DA:898:C:N4	24:DA:899:A:C5	2.59	0.69
1:AA:151:A:OP2	1:AA:169:C:N4	2.25	0.69
1:AA:874:G:C6	1:AA:875:U:C4	2.81	0.69
8:AH:125:ILE:O	8:AH:125:ILE:HG13	1.91	0.69

Continued on next page...

Continued from previous page...

Atom-1	Atom-2	Interatomic distance (Å)	Clash overlap (Å)
8:AH:85:ILE:CG2	8:AH:86:TYR:N	2.55	0.69
24:BA:168:G:O2'	24:BA:2209:G:O2'	2.10	0.69
25:BB:43:C:C2	25:BB:45:A:N7	2.61	0.69
42:BS:23:LEU:O	42:BS:23:LEU:HD23	1.93	0.69
1:CA:553:A:O2'	12:CL:26:ALA:O	2.10	0.69
1:CA:700:G:N3	1:CA:700:G:H2'	2.07	0.69
1:CA:82:G:C6	1:CA:88:U:C2	2.81	0.69
1:CA:597:G:HO2'	17:CQ:28:PHE:HE1	1.38	0.69
24:DA:1420:A:HO2'	24:DA:1421:G:C5'	2.04	0.69
48:DY:28:LEU:O	48:DY:31:GLN:N	2.26	0.69
1:AA:1493:A:C5'	1:AA:1494:G:OP2	2.41	0.69
57:AA:1655:NMY:C17	57:AA:1655:NMY:H19	2.21	0.69
1:AA:725:G:C2	1:AA:726:C:C6	2.81	0.69
2:AB:131:LYS:O	2:AB:135:LEU:N	2.23	0.69
11:AK:81:ASN:CB	11:AK:106:ARG:HB3	2.23	0.69
22:AV:72:C:O2'	22:AV:73:A:H5'	1.92	0.69
39:BP:92:ARG:O	39:BP:93:LYS:CB	2.41	0.69
1:CA:532:A:H3'	1:CA:533:A:H5''	1.74	0.69
1:CA:722:G:H3'	21:CU:45:ARG:NH2	2.08	0.69
1:CA:666:G:C6	1:CA:741:G:C5	2.81	0.69
21:CU:8:GLU:HG3	21:CU:16:LEU:HD11	1.74	0.69
24:DA:1857:G:C2	24:DA:1884:G:C2	2.80	0.69
24:DA:2204:G:H2'	24:DA:2205:A:C8	2.27	0.69
29:DF:102:LEU:O	29:DF:102:LEU:HD12	1.92	0.69
34:DK:25:LEU:HD11	34:DK:38:ILE:HG22	1.74	0.69
39:DP:21:PRO:HA	39:DP:46:VAL:HG23	1.75	0.69
40:DQ:80:ASN:O	40:DQ:83:LYS:HG3	1.91	0.69
1:AA:1323:G:H2'	1:AA:1324:A:C8	2.27	0.69
1:AA:506:G:H2'	1:AA:507:C:C6	2.28	0.69
4:AD:125:VAL:HG13	4:AD:126:ASN:N	2.08	0.69
4:AD:35:GLU:O	4:AD:37:ALA:N	2.26	0.69
6:AF:4:TYR:OH	6:AF:64:VAL:HB	1.93	0.69
19:AS:70:LYS:O	19:AS:71:LEU:HD13	1.93	0.69
24:BA:1176:U:H2'	24:BA:1177:G:C8	2.27	0.69
24:BA:991:C:C5	24:BA:1185:G:C6	2.81	0.69
24:BA:1228:G:C2'	24:BA:1229:C:H5'	2.23	0.69
24:BA:1820:U:H4'	24:BA:1821:A:OP2	1.93	0.69
24:BA:2038:G:OP1	59:BA:3253:HOH:O	2.11	0.69
24:BA:2352:A:C2'	24:BA:2353:G:H5'	2.23	0.69
57:BA:3165:NMY:N19	57:BA:3165:NMY:O21	2.26	0.69
30:BG:18:ILE:O	30:BG:20:GLY:N	2.26	0.69

Continued on next page...

Continued from previous page...

Atom-1	Atom-2	Interatomic distance (Å)	Clash overlap (Å)
45:BV:55:GLU:N	45:BV:55:GLU:OE2	2.26	0.69
4:CD:194:ASP:O	4:CD:195:ILE:HG13	1.92	0.69
6:CF:70:VAL:O	6:CF:74:LEU:N	2.26	0.69
13:CM:6:GLY:O	13:CM:8:ASN:N	2.25	0.69
3:CC:6:HIS:CD2	14:CN:89:MET:HB3	2.27	0.69
15:CO:27:VAL:HG23	15:CO:28:GLN:H	1.58	0.69
24:DA:1604:C:OP1	59:DA:3405:HOH:O	2.08	0.69
24:DA:475:C:C4	24:DA:481:G:O6	2.45	0.69
1:AA:1015:G:C8	1:AA:1015:G:OP2	2.46	0.69
1:AA:50:A:N6	1:AA:361:G:H4'	2.07	0.69
2:AB:80:VAL:CG1	2:AB:80:VAL:O	2.40	0.69
14:AN:41:ARG:O	14:AN:42:TRP:CD2	2.45	0.69
20:AT:43:ASP:OD1	20:AT:46:ALA:N	2.26	0.69
24:BA:1539:U:H2'	24:BA:1540:G:C8	2.27	0.69
24:BA:1779:U:H5	24:BA:1784:A:N7	1.91	0.69
24:BA:2004:G:H2'	24:BA:2005:A:H5'	1.73	0.69
1:CA:1306:A:C2	1:CA:1332:A:C4	2.81	0.69
1:CA:1431:A:C6	1:CA:1432:G:C6	2.81	0.69
1:CA:410:G:H1'	1:CA:432:A:N6	2.08	0.69
1:CA:878:A:OP1	8:CH:80:ARG:NH2	2.26	0.69
4:CD:22:LYS:HZ1	4:CD:26:ARG:CB	2.06	0.69
6:CF:39:LEU:HD13	6:CF:40:GLU:N	2.08	0.69
24:DA:1420:A:O2'	24:DA:1421:G:C5'	2.41	0.69
24:DA:1605:C:H2'	24:DA:1606:C:H5'	1.74	0.69
24:DA:1921:G:C5	57:DA:3184:NMY:N7	2.42	0.69
57:DA:3188:NMY:O22	57:DA:3188:NMY:C14	2.40	0.69
24:DA:445:C:C2'	24:DA:446:G:O5'	2.41	0.69
24:DA:572:A:H5''	24:DA:573:U:OP2	1.93	0.69
1:AA:1423:G:C4	1:AA:1424:U:C6	2.80	0.69
1:AA:328:C:O2	1:AA:328:C:H2'	1.92	0.69
1:AA:858:G:O6	1:AA:869:G:C8	2.46	0.69
57:BA:3165:NMY:HN61	57:BA:3165:NMY:C3	2.04	0.69
24:BA:370:G:O6	24:BA:424:G:C5	2.45	0.69
27:BD:98:VAL:O	27:BD:101:PHE:N	2.26	0.69
29:BF:96:TRP:CZ2	29:BF:99:PHE:HZ	2.11	0.69
33:BJ:56:VAL:HG21	33:BJ:124:VAL:HG13	1.76	0.69
45:BV:55:GLU:O	45:BV:59:GLU:N	2.26	0.69
1:CA:1293:C:H2'	1:CA:1294:G:H5'	1.73	0.69
1:CA:632:U:OP1	1:CA:633:G:C8	2.46	0.69
12:CL:87:VAL:HG23	12:CL:90:LEU:CD1	2.23	0.69
22:CV:70:G:H2'	22:CV:71:G:O4'	1.92	0.69

Continued on next page...

Continued from previous page...

Atom-1	Atom-2	Interatomic distance (Å)	Clash overlap (Å)
24:DA:1590:A:N6	59:DA:3619:HOH:O	2.24	0.69
24:DA:2615:U:OP1	59:DA:3754:HOH:O	2.11	0.69
24:DA:620:G:H4'	24:DA:621:A:O5'	1.93	0.69
28:DE:1:MET:CE	28:DE:19:PHE:HB2	2.23	0.69
47:DX:31:ASN:O	47:DX:33:HIS:CE1	2.46	0.69
1:AA:246:A:C5	1:AA:279:A:C2	2.81	0.68
2:AB:22:TYR:CD1	2:AB:22:TYR:N	2.56	0.68
24:BA:1667:G:O2'	24:BA:1991:U:O4	2.05	0.68
1:CA:1130:A:N1	1:CA:1144:G:O2'	2.26	0.68
9:CI:10:GLY:HA3	9:CI:85:ARG:NE	2.09	0.68
24:DA:1497:U:OP2	24:DA:1498:C:C5	2.46	0.68
24:DA:1992:G:N2	24:DA:1996:C:O2'	2.26	0.68
24:DA:2796:U:C5	24:DA:2798:U:C4	2.81	0.68
26:DC:116:GLN:N	26:DC:127:ASN:HD21	1.90	0.68
30:DG:148:ARG:HA	30:DG:161:VAL:CG2	2.23	0.68
1:AA:1278:G:OP1	1:AA:1281:C:N4	2.25	0.68
21:AU:14:VAL:HG23	21:AU:16:LEU:HG	1.75	0.68
24:BA:198:C:OP2	59:BA:3763:HOH:O	2.12	0.68
31:BH:147:VAL:HG22	31:BH:148:ALA:H	1.58	0.68
25:BB:76:G:O2'	45:BV:78:GLN:OE1	2.11	0.68
1:CA:579:A:C2	1:CA:580:C:C6	2.81	0.68
2:CB:188:ASP:OD1	2:CB:188:ASP:N	2.24	0.68
1:AA:412:A:H4'	11:CK:16:VAL:HG13	1.74	0.68
12:CL:63:VAL:HG12	12:CL:64:THR:N	2.09	0.68
24:DA:1379:U:C6	24:DA:1379:U:OP1	2.46	0.68
24:DA:2413:G:H2'	24:DA:2414:G:H5'	1.74	0.68
24:DA:404:A:C8	24:DA:406:G:C6	2.81	0.68
29:DF:119:LYS:O	29:DF:121:PHE:N	2.25	0.68
49:DZ:23:LEU:HD21	49:DZ:53:MET:HE1	1.73	0.68
1:AA:100:G:N7	1:AA:101:A:N7	2.42	0.68
13:AM:2:ALA:HB3	13:AM:9:ILE:HD12	1.73	0.68
17:AQ:18:GLU:O	17:AQ:19:LYS:HB3	1.92	0.68
24:BA:1346:G:H2'	24:BA:1347:A:C8	2.29	0.68
24:BA:1844:C:OP1	26:BC:254:LYS:NZ	2.23	0.68
24:BA:609:A:C5	24:BA:610:C:O2	2.46	0.68
1:CA:953:G:C4	1:CA:1229:A:C2	2.81	0.68
1:CA:1411:C:C2'	1:CA:1412:C:H5'	2.23	0.68
1:CA:17:U:H2'	1:CA:18:C:C6	2.28	0.68
9:CI:73:SER:O	9:CI:77:GLY:N	2.26	0.68
22:CV:64:A:H2'	22:CV:65:G:H5'	1.76	0.68
55:CY:1:MET:N	55:CY:1:MET:SD	2.60	0.68

Continued on next page...

Continued from previous page...

Atom-1	Atom-2	Interatomic distance (Å)	Clash overlap (Å)
24:DA:1873:G:C5	24:DA:1874:C:C5	2.81	0.68
24:DA:2005:A:OP1	59:DA:3381:HOH:O	2.11	0.68
24:DA:2298:A:C4	24:DA:2321:U:C5	2.81	0.68
57:DA:3185:NMY:H232	57:DA:3185:NMY:C16	2.24	0.68
24:DA:355:U:H2'	24:DA:356:G:C8	2.28	0.68
31:DH:116:ARG:O	31:DH:118:PRO:HD3	1.91	0.68
1:AA:32:A:N6	1:AA:553:A:N1	2.42	0.68
1:AA:980:C:N4	59:AA:1842:HOH:O	2.26	0.68
4:AD:200:ILE:O	4:AD:202:GLU:N	2.26	0.68
8:AH:40:LEU:O	8:AH:44:GLY:N	2.26	0.68
9:AI:49:ARG:O	9:AI:52:LEU:N	2.25	0.68
15:AO:33:THR:O	15:AO:35:GLN:N	2.26	0.68
24:BA:1266:G:OP1	50:B0:15:ARG:NE	2.27	0.68
24:BA:483:A:C2	24:BA:484:C:C1'	2.76	0.68
24:BA:640:C:C5	24:BA:641:U:C5	2.81	0.68
32:BI:29:GLN:N	32:BI:29:GLN:OE1	2.27	0.68
1:CA:1014:A:N3	19:CS:34:TRP:CZ2	2.62	0.68
3:CC:117:ALA:HB2	3:CC:200:VAL:HG21	1.73	0.68
15:CO:36:ILE:HG22	15:CO:37:ASN:N	2.09	0.68
21:CU:40:LYS:N	21:CU:41:PRO:CD	2.56	0.68
51:D1:13:SER:OG	51:D1:47:ILE:O	2.10	0.68
53:D3:6:VAL:HG12	53:D3:9:ALA:HB3	1.74	0.68
24:DA:1303:G:HO2'	24:DA:1642:G:HO2'	1.40	0.68
24:DA:1773:A:H2'	24:DA:1774:C:H5'	1.74	0.68
24:DA:2343:U:O2'	24:DA:2373:G:O2'	2.10	0.68
24:DA:2756:U:OP2	54:D4:19:ARG:NE	2.25	0.68
26:DC:104:LEU:N	26:DC:104:LEU:CD1	2.57	0.68
29:DF:40:GLY:HA2	29:DF:84:ILE:HD11	1.75	0.68
1:AA:1068:G:C2'	1:AA:1069:C:H5'	2.23	0.68
1:AA:684:U:C2'	1:AA:685:G:O5'	2.41	0.68
5:AE:157:ARG:HG2	5:AE:158:GLY:N	2.07	0.68
24:BA:1533:C:N4	24:BA:1538:G:O6	2.27	0.68
1:CA:922:G:O2'	1:CA:923:A:H5'	1.94	0.68
2:CB:87:CYS:SG	2:CB:218:ALA:HB1	2.34	0.68
4:CD:203:LEU:HD23	4:CD:204:TYR:CD2	2.29	0.68
8:CH:112:THR:O	8:CH:116:ALA:N	2.26	0.68
22:CV:4:C:O2'	22:CV:5:G:H8	1.77	0.68
24:DA:194:G:OP2	59:DA:3765:HOH:O	2.10	0.68
24:DA:2221:G:C5	24:DA:2222:C:C5	2.82	0.68
24:DA:2794:C:O2	24:DA:2803:G:C2	2.45	0.68
36:DM:108:VAL:HG12	36:DM:109:PRO:HD2	1.75	0.68

Continued on next page...

Continued from previous page...

Atom-1	Atom-2	Interatomic distance (Å)	Clash overlap (Å)
1:AA:1035:A:H2'	1:AA:1036:A:C4'	2.24	0.68
1:AA:1182:G:H4'	1:AA:1183:U:H5'	1.73	0.68
1:AA:552:U:H2'	1:AA:553:A:C8	2.29	0.68
1:AA:985:C:C2	1:AA:1221:G:C2	2.82	0.68
54:B4:11:CYS:SG	54:B4:33:HIS:CE1	2.87	0.68
24:BA:1869:G:C2	24:BA:1873:G:C6	2.82	0.68
1:CA:778:G:C2	1:CA:779:C:C2	2.82	0.68
1:CA:9:G:OP2	5:CE:126:LYS:NZ	2.24	0.68
6:CF:70:VAL:O	6:CF:73:GLU:N	2.27	0.68
22:CV:37:A:C3'	22:CV:38:A:H8	2.04	0.68
24:DA:2033:A:O2'	59:DA:3471:HOH:O	2.11	0.68
24:DA:2420:C:OP1	53:D3:33:THR:HG23	1.92	0.68
24:DA:2498:C:C2'	24:DA:2499:C:H5'	2.23	0.68
24:DA:58:G:O2'	24:DA:73:A:N1	2.24	0.68
28:DE:35:TYR:CE2	28:DE:176:ASP:HB2	2.29	0.68
1:AA:874:G:C5	1:AA:875:U:C5	2.81	0.68
2:AB:47:VAL:HB	2:AB:48:PRO:CD	2.23	0.68
3:AC:155:GLY:O	3:AC:157:LEU:N	2.26	0.68
8:AH:39:VAL:O	8:AH:42:GLU:N	2.26	0.68
11:AK:48:GLY:O	11:AK:50:SER:N	2.26	0.68
13:AM:8:ASN:ND2	13:AM:21:SER:O	2.27	0.68
20:AT:5:LYS:O	20:AT:5:LYS:HD3	1.93	0.68
24:BA:2407:A:OP1	59:BA:3565:HOH:O	2.10	0.68
24:BA:309:A:N3	24:BA:329:G:O2'	2.26	0.68
36:BM:127:LYS:N	36:BM:127:LYS:HD2	2.08	0.68
24:BA:327:G:N2	44:BU:67:SER:OG	2.27	0.68
15:CO:29:VAL:HG12	15:CO:30:ALA:N	2.09	0.68
22:CV:4:C:O2'	22:CV:5:G:H5''	1.92	0.68
24:DA:1358:G:C6	24:DA:1371:G:N7	2.61	0.68
26:DC:66:PHE:CZ	26:DC:155:ARG:CZ	2.77	0.68
37:DN:26:GLY:HA2	37:DN:75:ILE:HD11	1.75	0.68
39:DP:15:ASP:N	39:DP:15:ASP:OD1	2.25	0.68
1:AA:207:C:H2'	1:AA:207:C:O2	1.92	0.68
1:AA:376:G:OP1	16:AP:5:ARG:CZ	2.42	0.68
4:AD:26:ARG:NH1	4:AD:27:ALA:O	2.25	0.68
6:AF:18:VAL:HG13	6:AF:19:PRO:CD	2.23	0.68
24:BA:243:U:OP2	53:B3:7:ARG:NH1	2.26	0.68
24:BA:1799:G:N2	24:BA:1819:A:OP2	2.26	0.68
24:BA:784:G:OP2	59:BA:3316:HOH:O	2.11	0.68
25:BB:71:C:H2'	25:BB:72:G:H5'	1.74	0.68
24:BA:2093:G:H4'	31:BH:24:GLY:HA3	1.75	0.68

Continued on next page...

Continued from previous page...

Atom-1	Atom-2	Interatomic distance (Å)	Clash overlap (Å)
31:BH:83:LYS:O	31:BH:83:LYS:HE3	1.93	0.68
38:BO:17:LYS:HG3	38:BO:21:LEU:HD11	1.76	0.68
46:BW:43:THR:O	46:BW:43:THR:HG23	1.94	0.68
48:BY:26:PHE:O	48:BY:29:ARG:HG2	1.93	0.68
1:CA:1114:C:O2	1:CA:1115:U:C6	2.47	0.68
1:CA:539:A:H2'	1:CA:540:G:C8	2.28	0.68
24:DA:1805:A:O2'	24:DA:1806:C:H5'	1.93	0.68
24:DA:2352:A:C4	24:DA:2366:A:C2	2.82	0.68
57:DA:3190:NMY:N9	57:DA:3190:NMY:H5	2.09	0.68
31:DH:82:SER:CB	31:DH:146:VAL:CG2	2.72	0.68
38:DO:49:VAL:HG21	38:DO:82:ALA:HA	1.74	0.68
40:DQ:37:ALA:O	40:DQ:38:VAL:HB	1.92	0.68
1:AA:50:A:N6	1:AA:361:G:C4'	2.57	0.68
1:AA:652:U:C2	1:AA:752:G:N2	2.62	0.68
1:AA:933:G:P	7:AG:5:ARG:NH2	2.67	0.68
4:AD:36:GLN:O	4:AD:37:ALA:CB	2.41	0.68
8:AH:94:LYS:HD3	8:AH:113:ASP:OD2	1.94	0.68
13:AM:68:ASP:OD1	13:AM:69:LEU:N	2.26	0.68
21:AU:41:PRO:O	21:AU:45:ARG:HB3	1.94	0.68
24:BA:1359:A:OP1	59:BA:3618:HOH:O	2.11	0.68
24:BA:1617:C:N3	59:BA:3314:HOH:O	2.26	0.68
24:BA:197:A:OP1	59:BA:3763:HOH:O	2.12	0.68
24:BA:860:U:H2'	24:BA:860:U:O2	1.93	0.68
25:BB:83:G:C2	25:BB:94:A:C2	2.82	0.68
28:BE:47:LYS:HB3	28:BE:51:GLU:HB2	1.76	0.68
25:BB:7:G:O2'	38:BO:38:GLN:OE1	2.06	0.68
1:CA:679:C:N3	1:CA:712:A:N1	2.42	0.68
1:CA:855:U:C2	1:CA:856:C:C5	2.81	0.68
4:CD:22:LYS:HG2	4:CD:25:VAL:HG13	1.75	0.68
11:CK:28:ASN:O	11:CK:58:SER:OG	2.11	0.68
11:CK:112:ASP:OD1	21:CU:25:LYS:NZ	2.27	0.68
22:CV:17:C:H5'	22:CV:18:G:C5'	2.23	0.68
24:DA:1780:A:N6	59:DA:3759:HOH:O	2.26	0.68
24:DA:190:A:N3	24:DA:679:C:O2'	2.23	0.68
24:DA:195:A:OP2	59:DA:3764:HOH:O	2.11	0.68
31:DH:120:GLY:O	31:DH:122:LEU:HG	1.93	0.68
1:AA:1386:G:N7	59:AA:1866:HOH:O	2.26	0.68
1:AA:711:G:C2'	1:AA:712:A:H5'	2.24	0.68
1:AA:786:G:C5	1:AA:787:A:C8	2.81	0.68
1:AA:981:U:OP1	14:AN:8:ARG:CZ	2.42	0.68
4:AD:23:SER:O	4:AD:25:VAL:N	2.27	0.68

Continued on next page...

Continued from previous page...

Atom-1	Atom-2	Interatomic distance (Å)	Clash overlap (Å)
11:AK:82:LEU:CD2	11:AK:105:PHE:CG	2.76	0.68
11:AK:125:LYS:HB2	21:AU:35:ARG:NE	2.09	0.68
24:BA:1239:G:H2'	24:BA:1240:U:O4'	1.94	0.68
24:BA:2345:G:H4'	24:BA:2346:A:H5''	1.76	0.68
25:BB:15:A:C8	25:BB:109:A:C6	2.83	0.68
24:BA:1006:C:O2'	33:BJ:108:MET:O	2.11	0.68
39:BP:51:ASN:O	39:BP:52:ARG:HD3	1.93	0.68
1:CA:1399:C:H4'	1:CA:1400:C:C5'	2.24	0.68
1:CA:1537:U:O2	23:CX:6:G:N2	2.27	0.68
1:CA:757:U:O2'	1:CA:758:C:H5'	1.93	0.68
1:CA:855:U:H2'	1:CA:856:C:H6	1.57	0.68
7:CG:37:SER:OG	7:CG:38:THR:N	2.26	0.68
1:CA:935:A:N6	7:CG:3:ARG:HD3	2.09	0.68
8:CH:89:LYS:HA	8:CH:92:LEU:HD13	1.76	0.68
13:CM:112:PRO:O	13:CM:114:LYS:N	2.27	0.68
33:DJ:37:ARG:HG3	33:DJ:118:MET:HE3	1.75	0.68
46:DW:69:PHE:CE2	46:DW:80:ILE:CD1	2.77	0.68
1:AA:574:A:N3	1:AA:883:C:H1'	2.09	0.67
2:AB:73:LYS:HD3	2:AB:75:ALA:HB3	1.76	0.67
24:BA:1505:A:C6	24:BA:1506:U:N3	2.62	0.67
24:BA:1876:A:H2'	24:BA:1877:A:O4'	1.94	0.67
24:BA:2414:G:N2	24:BA:2415:G:H1'	2.09	0.67
24:BA:2734:A:N7	24:BA:2735:G:C8	2.62	0.67
24:BA:2304:G:O5'	29:BF:120:SER:OG	2.12	0.67
1:CA:1299:A:O2'	1:CA:1300:G:OP1	2.11	0.67
1:CA:668:G:O2'	1:CA:669:G:H5'	1.94	0.67
3:CC:52:VAL:O	3:CC:115:LEU:HD11	1.94	0.67
3:CC:173:VAL:O	3:CC:175:LEU:N	2.27	0.67
13:CM:3:ARG:O	13:CM:8:ASN:O	2.12	0.67
18:CR:48:ARG:HG3	18:CR:51:TYR:HB2	1.76	0.67
55:CY:119:GLY:O	55:CY:121:ALA:N	2.26	0.67
24:DA:1269:A:N7	59:DA:3382:HOH:O	2.26	0.67
24:DA:2013:A:H2'	24:DA:2014:A:H5'	1.76	0.67
24:DA:2055:C:H5'	24:DA:2056:G:H5''	1.75	0.67
26:DC:6:LYS:HB2	26:DC:7:PRO:HD2	1.75	0.67
29:DF:60:SER:OG	29:DF:61:GLY:N	2.26	0.67
31:DH:115:VAL:O	31:DH:133:GLN:HG3	1.95	0.67
1:AA:1364:U:HO2'	1:AA:1365:G:C5'	2.06	0.67
1:AA:371:A:C2	1:AA:372:C:C5	2.83	0.67
1:AA:672:U:H2'	1:AA:673:A:C8	2.29	0.67
1:AA:570:G:H1'	1:AA:820:U:C4	2.29	0.67

Continued on next page...

Continued from previous page...

Atom-1	Atom-2	Interatomic distance (Å)	Clash overlap (Å)
2:AB:43:LEU:O	2:AB:46:THR:N	2.28	0.67
3:AC:47:LEU:HB3	3:AC:50:ALA:HB3	1.76	0.67
10:AJ:42:LEU:HG	10:AJ:43:PRO:HD2	1.74	0.67
24:BA:1255:U:O2'	59:BA:3275:HOH:O	2.12	0.67
24:BA:1913:A:O2'	24:BA:1914:C:P	2.51	0.67
24:BA:2311:A:O2'	24:BA:2312:U:P	2.51	0.67
25:BB:9:G:O2'	38:BO:44:GLY:O	2.07	0.67
46:BW:24:LYS:CD	46:BW:25:ARG:HG2	2.24	0.67
1:CA:1324:A:C2	1:CA:1325:C:H1'	2.29	0.67
1:CA:1238:A:H5''	1:CA:1336:C:N4	2.09	0.67
6:CF:69:GLU:O	6:CF:71:ILE:N	2.28	0.67
21:CU:25:LYS:O	21:CU:27:GLY:N	2.27	0.67
24:DA:2661:G:N1	24:DA:2662:A:C2	2.62	0.67
26:DC:184:GLU:O	26:DC:187:CYS:SG	2.52	0.67
31:DH:93:SER:OG	31:DH:94:ILE:N	2.26	0.67
35:DL:41:ARG:O	35:DL:43:GLY:N	2.27	0.67
37:DN:103:ARG:HB2	37:DN:110:MET:HE3	1.74	0.67
1:AA:1140:C:O2'	1:AA:1141:C:P	2.52	0.67
8:AH:101:ILE:HG13	8:AH:112:THR:HB	1.76	0.67
8:AH:85:ILE:HG22	8:AH:86:TYR:N	2.10	0.67
24:BA:2343:U:HO2'	24:BA:2373:G:HO2'	1.42	0.67
24:BA:2730:C:C4	57:BA:3165:NMY:O20	2.46	0.67
24:BA:555:G:O2'	24:BA:556:A:OP2	2.13	0.67
24:BA:635:C:O2	24:BA:639:U:H4'	1.95	0.67
24:BA:852:U:C5	24:BA:853:C:C4	2.82	0.67
44:BU:57:ILE:HD12	44:BU:57:ILE:N	2.10	0.67
1:CA:475:C:H2'	1:CA:476:U:C6	2.29	0.67
1:CA:787:A:H2'	1:CA:788:U:C5'	2.25	0.67
7:CG:58:GLU:O	7:CG:61:ALA:N	2.26	0.67
55:CY:44:TYR:CD1	55:CY:44:TYR:N	2.60	0.67
24:DA:1072:C:O2	24:DA:1093:G:N1	2.26	0.67
24:DA:1857:G:N2	24:DA:1884:G:C4	2.63	0.67
24:DA:2318:G:C6	24:DA:2319:G:N1	2.62	0.67
24:DA:2344:U:H4'	24:DA:2345:G:OP1	1.92	0.67
29:DF:34:THR:HB	29:DF:89:THR:CG2	2.25	0.67
31:DH:119:ASN:O	31:DH:121:VAL:N	2.27	0.67
24:DA:480:A:O3'	44:DU:43:LYS:NZ	2.26	0.67
1:AA:338:A:OP2	34:BK:98:ARG:NH2	2.27	0.67
1:AA:508:U:H5'	4:AD:51:TYR:CZ	2.29	0.67
1:AA:607:A:C4	1:AA:608:A:C8	2.82	0.67
1:AA:815:A:O2'	1:AA:816:A:OP1	2.12	0.67

Continued on next page...

Continued from previous page...

Atom-1	Atom-2	Interatomic distance (Å)	Clash overlap (Å)
3:AC:100:GLN:CG	3:AC:101:ILE:N	2.57	0.67
4:AD:170:TRP:CE2	4:AD:186:PRO:HD3	2.29	0.67
1:AA:376:G:OP1	16:AP:5:ARG:NH1	2.28	0.67
17:AQ:49:GLU:O	17:AQ:51:ASN:N	2.27	0.67
21:AU:37:PHE:O	21:AU:38:TYR:CG	2.48	0.67
50:B0:39:ARG:O	50:B0:41:HIS:N	2.27	0.67
24:BA:1141:U:H4'	24:BA:1142:A:O5'	1.93	0.67
24:BA:1188:U:H2'	24:BA:1189:A:C5'	2.24	0.67
24:BA:121:G:H4'	24:BA:149:A:H5'	1.77	0.67
24:BA:1827:U:C5'	24:BA:1971:U:H5''	2.23	0.67
24:BA:2582:G:C2	24:BA:2583:G:C8	2.83	0.67
24:BA:363:G:C2	24:BA:364:C:C2	2.83	0.67
24:BA:453:A:OP1	59:BA:3245:HOH:O	2.12	0.67
24:BA:720:U:H2'	24:BA:721:A:C8	2.30	0.67
24:BA:729:G:H2'	24:BA:1775:U:H1'	1.77	0.67
38:BO:80:GLU:O	38:BO:82:ALA:N	2.27	0.67
24:BA:533:G:H5'	40:BQ:23:TYR:CE1	2.29	0.67
1:CA:858:G:O6	59:CA:1819:HOH:O	2.08	0.67
1:CA:858:G:C6	1:CA:869:G:C8	2.82	0.67
6:CF:3:HIS:O	6:CF:92:THR:OG1	2.12	0.67
11:CK:24:HIS:NE2	11:CK:33:THR:OG1	2.25	0.67
12:CL:65:SER:HB2	12:CL:95:TYR:HB3	1.75	0.67
24:DA:1340:U:C5	24:DA:1603:A:C8	2.82	0.67
24:DA:1794:A:O4'	24:DA:1900:A:C2	2.47	0.67
1:AA:1426:G:C2	1:AA:1427:C:O2	2.47	0.67
1:AA:325:A:N6	1:AA:326:G:N1	2.41	0.67
1:AA:542:G:C2	1:AA:543:U:C6	2.83	0.67
2:AB:60:ILE:O	2:AB:60:ILE:HG23	1.94	0.67
16:AP:24:SER:O	16:AP:26:ASN:N	2.28	0.67
19:AS:71:LEU:HA	19:AS:73:GLU:OE2	1.95	0.67
22:AV:72:C:C2'	22:AV:73:A:O5'	2.43	0.67
24:BA:1263:U:O2'	50:B0:3:GLN:NE2	2.24	0.67
24:BA:1206:G:C5	24:BA:1207:C:C4	2.82	0.67
24:BA:1303:G:O2'	24:BA:1642:G:O2'	2.10	0.67
24:BA:2138:G:C2	24:BA:2154:A:C2	2.82	0.67
49:BZ:50:VAL:O	49:BZ:50:VAL:HG22	1.92	0.67
1:CA:1309:G:C2	1:CA:1329:A:C8	2.83	0.67
1:CA:722:G:N3	21:CU:45:ARG:NH2	2.42	0.67
1:CA:827:U:C4	1:CA:870:U:C2	2.83	0.67
4:CD:151:LYS:NZ	4:CD:175:ALA:O	2.26	0.67
4:CD:81:ARG:HG3	4:CD:82:LEU:N	2.09	0.67

Continued on next page...

Continued from previous page...

Atom-1	Atom-2	Interatomic distance (Å)	Clash overlap (Å)
55:CY:121:ALA:CB	55:CY:175:LEU:HD12	2.25	0.67
24:DA:2362:C:OP1	53:D3:39:ARG:NH2	2.26	0.67
24:DA:1181:U:H2'	24:DA:1182:G:C8	2.30	0.67
32:DI:107:GLU:OE1	32:DI:107:GLU:N	2.28	0.67
1:AA:150:U:H2'	1:AA:151:A:H8	1.60	0.67
1:AA:490:C:C2	1:AA:491:G:C8	2.81	0.67
24:BA:1045:C:O2	24:BA:1047:G:C2	2.48	0.67
24:BA:1421:G:C2	24:BA:1422:G:C8	2.82	0.67
24:BA:1760:C:C6	24:BA:1761:C:C5	2.82	0.67
24:BA:883:G:C2	24:BA:894:U:C2	2.81	0.67
26:BC:142:ASN:O	26:BC:142:ASN:ND2	2.28	0.67
34:BK:13:ASN:OD1	34:BK:98:ARG:N	2.28	0.67
38:BO:67:ASN:O	38:BO:69:ASP:N	2.28	0.67
42:BS:2:GLU:N	42:BS:2:GLU:OE2	2.28	0.67
1:CA:765:G:H5''	1:CA:766:A:OP1	1.94	0.67
6:CF:11:HIS:ND1	6:CF:13:ASP:OD1	2.27	0.67
1:CA:966:G:N3	9:CI:129:LYS:HE3	2.10	0.67
14:CN:17:ASP:O	14:CN:22:LYS:NZ	2.28	0.67
20:CT:32:ILE:CA	20:CT:54:MET:SD	2.82	0.67
24:DA:2230:G:H1'	47:DX:31:ASN:CB	2.24	0.67
24:DA:2407:A:C4	24:DA:2408:U:C5	2.82	0.67
24:DA:532:A:H2'	24:DA:532:A:N3	2.10	0.67
24:DA:734:A:C2'	24:DA:735:A:H5'	2.24	0.67
1:AA:181:A:N1	1:AA:195:A:C8	2.63	0.67
1:AA:560:A:C5'	1:AA:566:G:N2	2.58	0.67
4:AD:103:TYR:CZ	4:AD:111:ARG:CA	2.78	0.67
6:AF:18:VAL:HG13	6:AF:19:PRO:HD3	1.75	0.67
24:BA:1157:G:N3	24:BA:1157:G:H2'	2.10	0.67
24:BA:2259:U:C6	24:BA:2427:C:C4	2.82	0.67
24:BA:1205:A:C6	28:BE:165:HIS:CE1	2.83	0.67
24:BA:2657:A:O3'	30:BG:159:LYS:NZ	2.27	0.67
31:BH:147:VAL:HG22	31:BH:148:ALA:N	2.10	0.67
36:BM:1:MET:CE	36:BM:44:ARG:HG2	2.25	0.67
1:CA:966:G:H2'	9:CI:129:LYS:CD	2.24	0.67
13:CM:75:MET:O	13:CM:79:ARG:N	2.27	0.67
15:CO:78:TYR:CD1	15:CO:78:TYR:N	2.59	0.67
19:CS:18:LYS:O	19:CS:21:LYS:N	2.28	0.67
52:D2:34:ARG:NH1	52:D2:39:ARG:HD2	2.10	0.67
24:DA:2484:G:OP1	36:DM:44:ARG:CD	2.43	0.67
24:DA:713:G:C6	24:DA:714:U:O4	2.47	0.67
1:AA:1084:G:N7	1:AA:1085:U:C2	2.62	0.67

Continued on next page...

Continued from previous page...

Atom-1	Atom-2	Interatomic distance (Å)	Clash overlap (Å)
1:AA:1492:A:O2'	1:AA:1493:A:O5'	2.12	0.67
1:AA:402:G:O2'	4:AD:132:ILE:CD1	2.43	0.67
10:AJ:12:ALA:HB2	10:AJ:96:VAL:HG12	1.76	0.67
12:AL:50:ARG:HG2	12:AL:90:LEU:HD11	1.77	0.67
24:BA:2285:C:OP2	51:B1:5:ARG:CZ	2.42	0.67
24:BA:1268:A:OP1	59:BA:3383:HOH:O	2.12	0.67
24:BA:167:A:C5	24:BA:168:G:C8	2.81	0.67
24:BA:483:A:N1	24:BA:484:C:C2	2.63	0.67
24:BA:827:U:OP2	59:BA:3702:HOH:O	2.11	0.67
34:BK:64:ARG:HD2	34:BK:79:PHE:CD2	2.29	0.67
38:BO:11:ALA:O	38:BO:13:ARG:N	2.27	0.67
44:BU:95:PHE:CE1	44:BU:102:ILE:HD13	2.30	0.67
1:CA:1306:A:C5	1:CA:1332:A:C2	2.83	0.67
1:CA:1408:A:C2	1:CA:1494:G:C5	2.83	0.67
1:CA:939:G:C2'	1:CA:940:C:H5'	2.23	0.67
55:CY:44:TYR:CE2	55:CY:54:LEU:HD11	2.30	0.67
24:DA:1738:G:O2'	24:DA:1739:A:O5'	2.13	0.67
24:DA:2201:G:C5	24:DA:2202:U:C5	2.83	0.67
24:DA:2204:G:N3	24:DA:2205:A:C8	2.63	0.67
24:DA:244:A:C2	24:DA:255:A:C4	2.83	0.67
24:DA:2748:A:H1'	30:DG:66:THR:CG2	2.25	0.67
24:DA:2885:G:H2'	24:DA:2886:A:H5'	1.77	0.67
24:DA:31:C:H4'	24:DA:1238:G:H4'	1.75	0.67
24:DA:998:C:C2'	24:DA:999:U:O5'	2.43	0.67
31:DH:11:ASN:O	31:DH:12:LEU:HB3	1.94	0.67
38:DO:64:TYR:O	38:DO:67:ASN:ND2	2.26	0.67
24:DA:77:G:O3'	48:DY:2:LYS:HD3	1.95	0.67
1:AA:1522:U:H2'	1:AA:1523:G:H8	1.60	0.67
57:AA:1656:NMY:N19	57:AA:1656:NMY:H16	2.10	0.67
1:AA:175:C:H2'	1:AA:176:C:C6	2.30	0.67
1:AA:786:G:H2'	1:AA:787:A:O5'	1.95	0.67
20:AT:39:ILE:O	20:AT:42:GLY:N	2.27	0.67
24:BA:1291:C:C2	24:BA:1292:G:C8	2.82	0.67
24:BA:1730:C:HO2'	24:BA:1731:G:P	2.15	0.67
24:BA:2514:U:H2'	24:BA:2515:C:C6	2.29	0.67
24:BA:480:A:O2'	24:BA:481:G:OP1	2.13	0.67
24:BA:733:G:C6	24:BA:761:A:C8	2.83	0.67
27:BD:120:GLY:O	27:BD:122:VAL:N	2.26	0.67
34:BK:107:LEU:O	34:BK:109:SER:N	2.28	0.67
24:BA:1262:A:OP2	42:BS:99:ARG:NH2	2.27	0.67
1:CA:954:G:C6	1:CA:955:U:C4	2.83	0.67

Continued on next page...

Continued from previous page...

Atom-1	Atom-2	Interatomic distance (Å)	Clash overlap (Å)
13:CM:75:MET:SD	29:DF:111:ARG:CZ	2.82	0.67
24:DA:1619:G:H2'	24:DA:1620:G:O5'	1.95	0.67
24:DA:2122:U:O2'	24:DA:2123:G:P	2.52	0.67
24:DA:2292:U:H2'	24:DA:2293:G:C8	2.29	0.67
24:DA:1931:U:H5''	57:DA:3184:NMY:H192	1.59	0.67
24:DA:998:C:H2'	24:DA:999:U:O5'	1.94	0.67
24:DA:2657:A:O2'	30:DG:159:LYS:NZ	2.28	0.67
36:DM:83:GLY:O	36:DM:85:GLY:N	2.28	0.67
47:DX:32:LEU:HA	47:DX:50:VAL:O	1.94	0.67
47:DX:52:ALA:O	47:DX:53:LYS:C	2.33	0.67
1:AA:1082:A:H2'	1:AA:1083:U:H5'	1.76	0.67
1:AA:328:C:H4'	1:AA:329:A:H5'	1.76	0.67
1:AA:802:A:H2'	1:AA:803:G:H5'	1.77	0.67
4:AD:99:ASP:HB2	4:AD:115:ARG:CZ	2.25	0.67
24:BA:1416:G:C8	24:BA:1417:C:C5	2.83	0.67
24:BA:1579:A:C2	24:BA:1580:A:C2	2.83	0.67
24:BA:2204:G:C4	24:BA:2205:A:C8	2.83	0.67
24:BA:2250:G:OP1	36:BM:84:LYS:NZ	2.29	0.67
24:BA:2376:A:H2'	24:BA:2377:A:O4'	1.94	0.67
31:BH:27:ARG:O	31:BH:32:PRO:CG	2.43	0.67
24:BA:2294:G:OP1	38:BO:10:ARG:NE	2.28	0.67
24:BA:84:A:H4'	44:BU:5:ARG:HD3	1.77	0.67
1:CA:842:U:H3'	1:CA:843:U:H4'	1.76	0.67
1:CA:919:A:O2'	1:CA:920:U:H5'	1.95	0.67
4:CD:19:LEU:HD12	4:CD:64:ILE:HA	1.77	0.67
10:CJ:65:TYR:HB3	14:CN:96:LEU:HD13	1.76	0.67
22:CV:56:C:C2'	22:CV:57:G:H5'	2.25	0.67
24:DA:2413:G:C2'	24:DA:2414:G:H5'	2.25	0.67
24:DA:2575:C:OP2	59:DA:3714:HOH:O	2.13	0.67
24:DA:2593:U:H2'	24:DA:2594:C:C6	2.30	0.67
24:DA:2655:G:O2'	24:DA:2656:U:P	2.52	0.67
24:DA:446:G:P	40:DQ:2:ARG:HG3	2.34	0.67
24:DA:64:A:H2'	24:DA:65:U:C6	2.29	0.67
40:DQ:82:LEU:HG	40:DQ:87:VAL:HG11	1.76	0.67
1:AA:669:G:OP1	15:AO:48:LYS:NZ	2.21	0.66
1:AA:73:C:O2'	1:AA:74:A:O5'	2.13	0.66
1:AA:784:A:H2'	1:AA:785:G:O4'	1.95	0.66
1:AA:508:U:C5'	4:AD:51:TYR:CZ	2.78	0.66
6:AF:92:THR:O	6:AF:94:HIS:N	2.27	0.66
9:AI:45:ARG:O	9:AI:47:VAL:N	2.27	0.66
12:AL:116:LYS:O	12:AL:117:TYR:CB	2.43	0.66

Continued on next page...

Continued from previous page...

Atom-1	Atom-2	Interatomic distance (Å)	Clash overlap (Å)
13:AM:66:GLU:O	13:AM:68:ASP:N	2.27	0.66
15:AO:11:ILE:HD11	15:AO:31:LEU:HB3	1.75	0.66
24:BA:1349:C:H2'	24:BA:1350:C:H5'	1.77	0.66
24:BA:1799:G:N1	24:BA:1819:A:OP2	2.28	0.66
24:BA:215:G:O3'	24:BA:216:A:H4'	1.95	0.66
24:BA:2563:U:C2	24:BA:2565:A:OP2	2.48	0.66
24:BA:404:A:C2	24:BA:406:G:N1	2.64	0.66
24:BA:53:A:C8	24:BA:54:G:C8	2.83	0.66
24:BA:616:A:H4'	28:BE:101:TYR:CE2	2.29	0.66
34:BK:34:GLY:O	34:BK:36:GLY:N	2.27	0.66
4:CD:69:GLU:HA	4:CD:72:PHE:CE2	2.30	0.66
5:CE:74:VAL:HG23	5:CE:75:ALA:N	2.08	0.66
13:CM:87:ARG:NH2	13:CM:97:VAL:HG11	2.10	0.66
19:CS:60:VAL:HG12	19:CS:62:VAL:HG13	1.77	0.66
55:CY:61:ASP:OD1	55:CY:64:THR:N	2.28	0.66
24:DA:1326:U:O2	59:DA:3824:HOH:O	2.11	0.66
24:DA:1371:G:O2'	24:DA:1372:U:H5'	1.95	0.66
24:DA:355:U:H2'	24:DA:356:G:H8	1.60	0.66
43:DT:51:PHE:O	43:DT:53:VAL:N	2.28	0.66
24:DA:397:U:OP2	47:DX:9:LYS:CE	2.43	0.66
1:AA:1232:U:C4	1:AA:1233:G:N7	2.63	0.66
2:AB:90:PHE:CG	2:AB:154:MET:HE3	2.30	0.66
2:AB:99:GLY:CA	2:AB:175:GLU:OE2	2.42	0.66
3:AC:20:SER:HA	3:AC:57:ILE:CG1	2.25	0.66
4:AD:101:VAL:O	4:AD:101:VAL:CG1	2.43	0.66
1:AA:508:U:H4'	4:AD:51:TYR:OH	1.95	0.66
16:AP:39:PHE:CD1	16:AP:39:PHE:C	2.68	0.66
17:AQ:78:VAL:O	17:AQ:79:VAL:HG22	1.95	0.66
24:BA:1044:C:C2	24:BA:1112:G:N2	2.63	0.66
24:BA:1505:A:C6	24:BA:1506:U:C4	2.84	0.66
24:BA:2418:A:HO2'	24:BA:2419:U:P	2.18	0.66
24:BA:2759:G:N2	30:BG:138:GLN:HG3	2.11	0.66
24:BA:992:C:O3'	41:BR:74:ILE:CD1	2.43	0.66
27:BD:114:LYS:HG3	27:BD:196:ALA:HB2	1.75	0.66
30:BG:79:THR:O	30:BG:79:THR:CG2	2.43	0.66
1:CA:63:C:H2'	1:CA:64:G:C5'	2.25	0.66
5:CE:45:ARG:NH2	5:CE:73:ASN:OD1	2.28	0.66
1:CA:1377:A:OP1	7:CG:92:ARG:NH2	2.28	0.66
12:CL:100:GLY:N	12:CL:104:CYS:SG	2.68	0.66
13:CM:14:HIS:HB3	13:CM:17:ILE:CD1	2.25	0.66
24:DA:1858:A:C4	24:DA:1859:U:C6	2.82	0.66

Continued on next page...

Continued from previous page...

Atom-1	Atom-2	Interatomic distance (Å)	Clash overlap (Å)
24:DA:2656:U:C5	24:DA:2664:G:N2	2.63	0.66
24:DA:1929:G:H3'	57:DA:3184:NMY:O3	1.94	0.66
24:DA:983:A:C6	24:DA:984:A:C2	2.83	0.66
25:DB:94:A:H2'	25:DB:95:U:O4'	1.95	0.66
26:DC:123:ILE:O	26:DC:123:ILE:CG2	2.42	0.66
31:DH:88:GLY:O	31:DH:125:THR:CG2	2.42	0.66
43:DT:35:ALA:O	43:DT:36:LYS:O	2.14	0.66
44:DU:97:SER:O	44:DU:98:ASN:HB3	1.94	0.66
1:AA:108:G:H5'	1:AA:109:A:C5'	2.26	0.66
1:AA:1493:A:H5''	24:BA:1913:A:H61	1.60	0.66
1:AA:451:A:C2	1:AA:480:U:C5	2.83	0.66
1:AA:479:U:C2'	1:AA:480:U:H5''	2.25	0.66
1:AA:980:C:HO2'	1:AA:981:U:P	2.18	0.66
5:AE:141:ILE:O	5:AE:143:GLY:N	2.29	0.66
15:AO:70:LEU:HB3	15:AO:78:TYR:CE1	2.30	0.66
24:BA:412:A:N6	24:BA:2412:A:O4'	2.28	0.66
25:BB:53:A:C5	25:BB:54:G:N7	2.63	0.66
24:BA:997:G:OP1	40:BQ:91:ARG:CG	2.42	0.66
24:BA:77:G:H5''	48:BY:2:LYS:HD3	1.77	0.66
1:CA:1169:A:C6	1:CA:1170:A:C2	2.83	0.66
1:CA:258:G:C4	1:CA:259:G:C8	2.83	0.66
1:CA:5:U:H4'	1:CA:6:G:O5'	1.92	0.66
1:CA:662:U:H2'	1:CA:663:A:C8	2.30	0.66
3:CC:156:ARG:NH2	3:CC:193:TYR:CE2	2.64	0.66
24:DA:1187:G:N7	59:DA:3580:HOH:O	2.28	0.66
24:DA:1362:C:O2'	24:DA:1363:C:H5'	1.94	0.66
24:DA:2731:G:C6	24:DA:2732:G:O6	2.49	0.66
24:DA:757:G:N7	59:DA:3301:HOH:O	2.27	0.66
24:DA:943:A:OP2	35:DL:39:LYS:NZ	2.27	0.66
38:DO:47:VAL:CG1	38:DO:48:LEU:N	2.59	0.66
1:AA:35:G:C6	1:AA:36:C:C4	2.84	0.66
1:AA:370:C:C2	1:AA:371:A:C8	2.83	0.66
1:AA:389:A:H2'	1:AA:390:U:H5'	1.77	0.66
4:AD:124:MET:SD	4:AD:127:GLY:HA2	2.36	0.66
16:AP:77:GLU:HG2	16:AP:77:GLU:O	1.96	0.66
24:BA:1921:G:N7	57:BA:3161:NMY:N7	2.43	0.66
27:BD:115:GLY:O	37:BN:3:HIS:NE2	2.26	0.66
1:CA:1254:A:C2	1:CA:1255:G:C4	2.83	0.66
2:CB:24:ASN:ND2	2:CB:192:ASP:OD1	2.28	0.66
9:CI:39:PHE:O	9:CI:41:ARG:N	2.27	0.66
11:CK:45:ALA:O	11:CK:69:ARG:NH1	2.28	0.66

Continued on next page...

Continued from previous page...

Atom-1	Atom-2	Interatomic distance (Å)	Clash overlap (Å)
1:CA:37:U:OP1	12:CL:120:LYS:CD	2.43	0.66
14:CN:96:LEU:HD12	14:CN:96:LEU:C	2.15	0.66
24:DA:1059:G:C5'	24:DA:1060:U:H2'	2.25	0.66
24:DA:1064:C:O2	24:DA:1064:C:H2'	1.95	0.66
47:DX:1:SER:O	47:DX:3:VAL:N	2.28	0.66
1:AA:880:C:H2'	1:AA:881:G:H5'	1.78	0.66
14:AN:57:PRO:O	14:AN:59:ARG:N	2.28	0.66
21:AU:14:VAL:HG23	21:AU:16:LEU:CG	2.25	0.66
24:BA:2820:A:O2'	24:BA:2821:A:P	2.53	0.66
24:BA:464:U:H5'	52:B2:5:PHE:CD2	2.29	0.66
1:CA:258:G:N7	59:CA:1717:HOH:O	2.28	0.66
1:CA:79:G:O2'	1:CA:80:A:O5'	2.09	0.66
1:CA:833:G:C2'	1:CA:834:U:O5'	2.44	0.66
4:CD:111:ARG:O	4:CD:114:ALA:HB3	1.96	0.66
4:CD:12:SER:OG	4:CD:18:ASP:HA	1.96	0.66
8:CH:115:ALA:O	8:CH:118:GLN:N	2.28	0.66
24:DA:1312:U:C4	43:DT:64:LYS:HD3	2.30	0.66
24:DA:2297:A:N1	24:DA:2321:U:H5	1.93	0.66
24:DA:2729:G:O2'	24:DA:2730:C:H5'	1.95	0.66
24:DA:784:G:OP1	59:DA:3315:HOH:O	2.14	0.66
24:DA:866:A:C8	24:DA:914:G:C2	2.84	0.66
24:DA:1827:U:OP2	26:DC:220:ARG:NH1	2.27	0.66
24:DA:995:C:O2	33:DJ:3:THR:OG1	2.13	0.66
38:DO:2:ASP:HB3	38:DO:5:SER:HB3	1.78	0.66
41:DR:20:VAL:CG1	41:DR:22:LEU:HD13	2.24	0.66
1:AA:132:C:H5'	1:AA:262:A:O2'	1.95	0.66
1:AA:157:U:O2	1:AA:165:G:C6	2.48	0.66
1:AA:59:A:C2	1:AA:331:G:C2	2.84	0.66
1:AA:357:G:C2'	1:AA:358:U:H5'	2.25	0.66
13:AM:4:ILE:O	13:AM:6:GLY:N	2.29	0.66
19:AS:36:ARG:HA	19:AS:71:LEU:HB2	1.76	0.66
19:AS:32:ARG:HA	19:AS:57:HIS:CE1	2.31	0.66
24:BA:691:C:P	26:BC:216:ARG:HH22	2.18	0.66
24:BA:726:G:O2'	24:BA:727:A:OP2	2.13	0.66
33:BJ:125:TYR:CE2	33:BJ:130:HIS:HA	2.30	0.66
41:BR:80:ARG:O	41:BR:80:ARG:HG2	1.96	0.66
42:BS:36:LEU:O	42:BS:37:THR:C	2.33	0.66
1:CA:1342:C:O2'	1:CA:1343:G:H5'	1.96	0.66
2:CB:88:ASP:N	2:CB:89:GLN:OE1	2.29	0.66
1:CA:1048:G:C5'	14:CN:2:LYS:HD3	2.25	0.66
21:CU:50:ALA:O	21:CU:53:VAL:HG12	1.95	0.66

Continued on next page...

Continued from previous page...

Atom-1	Atom-2	Interatomic distance (Å)	Clash overlap (Å)
24:DA:2012:G:OP1	42:DS:98:LYS:HG3	1.96	0.66
24:DA:560:C:O2	40:DQ:47:ARG:NH1	2.29	0.66
24:DA:756:A:N7	59:DA:3301:HOH:O	2.28	0.66
24:DA:1152:C:H5''	40:DQ:79:ILE:HG21	1.76	0.66
36:DM:136:MET:CE	45:DV:57:TYR:CD1	2.78	0.66
24:DA:2365:G:H4'	46:DW:60:PHE:CZ	2.30	0.66
46:DW:48:GLY:CA	46:DW:80:ILE:O	2.43	0.66
1:AA:1048:G:OP2	14:AN:3:GLN:NE2	2.29	0.66
1:AA:1237:C:OP1	1:AA:1303:C:O2'	2.10	0.66
1:AA:354:G:N3	1:AA:355:C:C6	2.63	0.66
1:AA:376:G:P	16:AP:5:ARG:CZ	2.83	0.66
1:AA:45:G:O2'	1:AA:46:G:H5'	1.96	0.66
4:AD:185:LYS:O	4:AD:187:GLU:N	2.29	0.66
9:AI:75:GLN:O	9:AI:78:ALA:N	2.28	0.66
11:AK:126:LYS:O	11:AK:127:ARG:CG	2.44	0.66
20:AT:70:ASN:O	20:AT:73:ALA:N	2.29	0.66
24:BA:1839:G:C8	24:BA:1927:A:H1'	2.31	0.66
25:BB:51:G:O6	25:BB:52:A:N6	2.29	0.66
59:BA:3298:HOH:O	35:BL:99:ASN:ND2	2.29	0.66
1:CA:1241:G:H2'	1:CA:1242:G:C8	2.30	0.66
3:AC:79:LYS:NZ	1:CA:1539:C:OP2	2.27	0.66
1:CA:57:G:C6	1:CA:58:C:N3	2.64	0.66
4:CD:19:LEU:HD22	4:CD:21:LEU:HG	1.78	0.66
1:CA:261:U:OP2	20:CT:71:LYS:NZ	2.29	0.66
22:CV:72:C:O2'	22:CV:73:A:P	2.53	0.66
24:DA:215:G:O3'	24:DA:216:A:H4'	1.95	0.66
24:DA:2550:G:OP2	59:DA:3726:HOH:O	2.12	0.66
24:DA:726:G:O2'	24:DA:727:A:OP2	2.13	0.66
27:DD:14:ILE:O	27:DD:22:ILE:HG22	1.95	0.66
41:DR:16:GLU:HA	41:DR:98:ILE:CD1	2.24	0.66
49:DZ:3:THR:O	49:DZ:3:THR:OG1	2.09	0.66
1:AA:1360:A:C5	1:AA:1361:G:H1'	2.31	0.66
1:AA:376:G:C5'	16:AP:5:ARG:HE	2.09	0.66
1:AA:474:G:C5	1:AA:475:C:C5	2.84	0.66
1:AA:515:G:C2	1:AA:537:G:C2	2.84	0.66
2:AB:188:ASP:OD1	2:AB:189:THR:N	2.29	0.66
11:AK:88:GLY:O	11:AK:93:ARG:CZ	2.44	0.66
13:AM:23:TYR:CD1	13:AM:69:LEU:HD22	2.31	0.66
24:BA:1422:G:H1'	24:BA:1495:A:N1	2.10	0.66
24:BA:1505:A:C2	24:BA:1506:U:C2	2.84	0.66
24:BA:184:C:H2'	24:BA:185:G:H8	1.59	0.66

Continued on next page...

Continued from previous page...

Atom-1	Atom-2	Interatomic distance (Å)	Clash overlap (Å)
24:BA:1996:C:H4'	24:BA:1997:C:OP1	1.96	0.66
24:BA:2038:G:C5	24:BA:2039:U:C5	2.83	0.66
24:BA:2703:C:H2'	24:BA:2704:C:C6	2.30	0.66
24:BA:397:U:OP2	47:BX:9:LYS:NZ	2.29	0.66
24:BA:2303:G:HO2'	29:BF:120:SER:HG	1.32	0.66
44:BU:35:VAL:O	44:BU:35:VAL:HG22	1.94	0.66
1:CA:1097:C:H1'	1:CA:1170:A:H1'	1.77	0.66
1:CA:1332:A:N6	1:CA:1333:A:C6	2.64	0.66
1:CA:325:A:H2'	1:CA:326:G:O4'	1.96	0.66
1:CA:327:A:C4	1:CA:329:A:C8	2.84	0.66
2:CB:159:ASP:O	2:CB:160:ALA:CB	2.43	0.66
11:CK:26:SER:O	11:CK:27:PHE:CB	2.44	0.66
50:D0:29:VAL:HG23	50:D0:36:LYS:HB3	1.78	0.66
24:DA:2512:C:O2'	27:DD:159:LYS:NZ	2.27	0.66
24:DA:58:G:OP1	43:DT:78:SER:OG	2.08	0.66
27:DD:133:THR:CG2	27:DD:134:HIS:N	2.58	0.66
27:DD:197:THR:O	27:DD:197:THR:OG1	2.14	0.66
35:DL:35:HIS:O	35:DL:36:LYS:O	2.13	0.66
1:AA:1018:G:C6	1:AA:1019:A:C6	2.84	0.66
12:AL:85:GLY:O	12:AL:96:HIS:CD2	2.49	0.66
19:AS:36:ARG:HB2	19:AS:72:GLY:N	2.11	0.66
20:AT:7:ALA:O	20:AT:10:ARG:N	2.27	0.66
24:BA:2640:G:P	33:BJ:96:ARG:HH12	2.18	0.66
24:BA:871:U:H5''	36:BM:68:PHE:CZ	2.31	0.66
26:BC:81:GLU:OE1	26:BC:102:TYR:OH	2.06	0.66
28:BE:46:GLN:HB2	28:BE:83:VAL:HG11	1.75	0.66
34:BK:21:CYS:HA	34:BK:41:ILE:HG22	1.78	0.66
37:BN:52:ILE:O	37:BN:55:ALA:N	2.29	0.66
39:BP:83:ILE:HD13	39:BP:84:SER:N	2.10	0.66
1:CA:597:G:H1'	17:CQ:28:PHE:CE1	2.31	0.66
8:CH:111:MET:SD	8:CH:116:ALA:HA	2.36	0.66
12:CL:82:ILE:HG12	12:CL:95:TYR:CG	2.30	0.66
22:CV:57:G:C2'	22:CV:58:A:H5''	2.25	0.66
24:DA:1066:U:N3	24:DA:1069:A:OP2	2.29	0.66
24:DA:1623:G:O2'	24:DA:1624:U:H5'	1.96	0.66
24:DA:332:A:O2'	24:DA:334:C:OP2	2.14	0.66
24:DA:943:A:OP2	35:DL:39:LYS:CE	2.44	0.66
29:DF:131:VAL:CG2	29:DF:151:LEU:HB3	2.26	0.66
31:DH:146:VAL:HG13	31:DH:147:VAL:H	1.61	0.66
38:DO:87:ILE:HD12	38:DO:88:LYS:N	2.10	0.66
1:AA:317:U:O2	1:AA:318:G:C8	2.49	0.66

Continued on next page...

Continued from previous page...

Atom-1	Atom-2	Interatomic distance (Å)	Clash overlap (Å)
1:AA:4:U:H5''	1:AA:5:U:C4	2.31	0.66
24:BA:1378:A:N3	24:BA:1380:G:C8	2.63	0.66
24:BA:1670:C:C5	24:BA:1671:U:C4	2.84	0.66
26:BC:16:VAL:HB	26:BC:203:VAL:HG22	1.77	0.66
26:BC:81:GLU:HB3	26:BC:90:ILE:HD11	1.77	0.66
24:BA:1995:U:OP1	27:BD:128:ARG:NE	2.29	0.66
39:BP:38:ARG:HG3	39:BP:39:LEU:N	2.10	0.66
41:BR:52:PRO:HG2	41:BR:53:PHE:CD2	2.31	0.66
45:BV:72:VAL:HG21	45:BV:91:PHE:HB3	1.78	0.66
1:CA:443:C:C2'	1:CA:444:G:H5'	2.25	0.66
1:CA:719:C:O2'	18:CR:38:LYS:HG2	1.96	0.66
4:CD:104:ARG:NH2	4:CD:170:TRP:CD2	2.64	0.66
7:CG:68:ASN:ND2	7:CG:130:ASN:OD1	2.29	0.66
12:CL:102:LEU:HD12	12:CL:103:ASP:N	2.11	0.66
28:DE:73:ILE:O	28:DE:73:ILE:CG1	2.43	0.66
29:DF:121:PHE:CZ	29:DF:127:TYR:CE1	2.83	0.66
35:DL:132:ARG:NH1	35:DL:142:ILE:HD11	2.11	0.66
1:AA:1315:U:C5	1:AA:1316:G:C5	2.84	0.65
1:AA:1516:G:N3	1:AA:1516:G:H2'	2.11	0.65
1:AA:451:A:C2	1:AA:480:U:C4	2.84	0.65
1:AA:980:C:H2'	1:AA:981:U:O5'	1.96	0.65
1:AA:992:U:O2	1:AA:993:G:N1	2.29	0.65
2:AB:221:VAL:O	2:AB:223:GLU:N	2.29	0.65
3:AC:98:PRO:O	3:AC:99:ALA:CB	2.43	0.65
4:AD:4:TYR:CE2	4:AD:6:GLY:O	2.49	0.65
8:AH:38:ASN:O	8:AH:42:GLU:HB2	1.96	0.65
13:AM:71:ARG:NH1	13:AM:72:GLU:OE2	2.28	0.65
14:AN:61:ARG:O	14:AN:62:ASN:CG	2.34	0.65
24:BA:2243:U:OP1	59:BA:3745:HOH:O	2.14	0.65
24:BA:2521:C:C2'	24:BA:2522:U:O5'	2.43	0.65
24:BA:686:U:O4	52:B2:12:ARG:HB2	1.96	0.65
1:CA:1090:U:H2'	1:CA:1091:U:C6	2.31	0.65
1:CA:1344:C:O5'	9:CI:124:ARG:NH2	2.29	0.65
1:CA:1523:G:O3'	11:CK:125:LYS:CE	2.44	0.65
1:CA:375:U:H2'	1:CA:376:G:H5''	1.78	0.65
6:CF:51:ILE:O	6:CF:54:LEU:N	2.29	0.65
1:CA:1309:G:OP1	13:CM:87:ARG:NH1	2.29	0.65
24:DA:1060:U:H4'	24:DA:1061:U:H5'	1.77	0.65
24:DA:1345:C:C2	24:DA:1346:G:C8	2.83	0.65
24:DA:205:G:O2'	24:DA:206:U:OP2	2.14	0.65
24:DA:2359:C:O2'	53:D3:53:ASP:OD2	2.14	0.65

Continued on next page...

Continued from previous page...

Atom-1	Atom-2	Interatomic distance (Å)	Clash overlap (Å)
24:DA:973:A:H5''	41:DR:81:LYS:HG3	1.78	0.65
29:DF:126:ASN:HB3	29:DF:155:ILE:CD1	2.26	0.65
47:DX:71:ARG:NH1	47:DX:77:TYR:OH	2.29	0.65
1:AA:425:G:O2'	1:AA:426:U:H5'	1.96	0.65
1:AA:560:A:H5'	1:AA:566:G:N2	2.11	0.65
1:AA:801:U:C2'	1:AA:802:A:O5'	2.43	0.65
1:AA:862:C:C4	1:AA:863:U:C5	2.84	0.65
2:AB:206:ALA:O	2:AB:210:VAL:HG22	1.97	0.65
4:AD:56:ARG:O	4:AD:60:LYS:N	2.29	0.65
5:AE:157:ARG:C	5:AE:159:LYS:N	2.50	0.65
8:AH:14:ILE:O	8:AH:17:GLY:N	2.30	0.65
12:AL:40:THR:HG22	12:AL:41:THR:N	2.12	0.65
24:BA:373:U:OP1	47:BX:53:LYS:NZ	2.28	0.65
24:BA:447:A:OP2	59:BA:3210:HOH:O	2.13	0.65
28:BE:83:VAL:O	28:BE:86:ALA:N	2.29	0.65
1:CA:1308:U:OP1	13:CM:97:VAL:HG12	1.95	0.65
1:CA:141:G:N2	1:CA:222:C:N3	2.42	0.65
1:CA:274:A:H4'	17:CQ:16:LYS:HE3	1.76	0.65
1:CA:437:U:C4	1:CA:438:U:H5	2.14	0.65
3:CC:131:ARG:NH2	3:CC:166:GLU:OE2	2.28	0.65
1:CA:619:U:H4'	4:CD:128:ARG:NH2	2.11	0.65
4:CD:196:ASN:HB3	4:CD:199:LEU:HB2	1.77	0.65
7:CG:35:LYS:O	7:CG:37:SER:N	2.29	0.65
12:CL:104:CYS:O	12:CL:105:SER:CB	2.43	0.65
12:CL:87:VAL:HG22	12:CL:93:VAL:CG2	2.25	0.65
15:CO:56:LEU:O	15:CO:58:ARG:N	2.28	0.65
24:DA:2370:G:N2	51:D1:38:PHE:CE2	2.64	0.65
24:DA:1152:C:H5''	40:DQ:79:ILE:CG2	2.26	0.65
24:DA:1489:C:O2	24:DA:1501:G:N2	2.29	0.65
24:DA:594:U:H2'	24:DA:595:C:C6	2.31	0.65
24:DA:657:U:H2'	24:DA:658:U:C6	2.31	0.65
29:DF:122:ASP:OD2	29:DF:124:ARG:NE	2.29	0.65
38:DO:50:ALA:O	38:DO:51:ALA:HB2	1.96	0.65
1:AA:958:A:OP1	19:AS:55:ARG:NH2	2.30	0.65
4:AD:166:GLU:OE1	6:CF:11:HIS:NE2	2.29	0.65
13:AM:88:GLY:O	13:AM:90:ARG:N	2.30	0.65
1:AA:958:A:N1	19:AS:54:GLY:CA	2.60	0.65
53:B3:22:LYS:HA	53:B3:47:ALA:O	1.96	0.65
24:BA:2734:A:C3'	24:BA:2735:G:H5'	2.26	0.65
24:BA:2755:C:O2'	24:BA:2756:U:H2'	1.96	0.65
30:BG:39:ALA:HA	30:BG:57:TYR:CD2	2.31	0.65

Continued on next page...

Continued from previous page...

Atom-1	Atom-2	Interatomic distance (Å)	Clash overlap (Å)
1:CA:1084:G:C5	1:CA:1085:U:C4	2.85	0.65
1:CA:790:A:C8	1:CA:791:G:N7	2.64	0.65
1:CA:982:U:H4'	1:CA:983:A:H5'	1.78	0.65
8:CH:14:ILE:HD11	8:CH:75:ILE:HG12	1.78	0.65
22:CV:17:C:C2'	22:CV:17:C:O2	2.44	0.65
24:DA:1351:C:OP2	59:DA:3397:HOH:O	2.14	0.65
24:DA:1937:A:OP1	59:DA:3459:HOH:O	2.13	0.65
24:DA:565:C:OP1	41:DR:79:ARG:NE	2.29	0.65
24:DA:892:A:O2'	24:DA:893:C:OP1	2.08	0.65
31:DH:146:VAL:HG13	31:DH:147:VAL:N	2.11	0.65
24:DA:565:C:OP1	41:DR:79:ARG:HD2	1.97	0.65
1:AA:1082:A:C2'	1:AA:1083:U:H5'	2.26	0.65
57:AA:1655:NMY:N6	24:BA:1913:A:C5	2.62	0.65
1:AA:17:U:H2'	1:AA:18:C:C6	2.31	0.65
12:AL:43:LYS:O	12:AL:45:PRO:HD2	1.95	0.65
12:AL:38:TYR:OH	12:AL:54:ARG:NH2	2.29	0.65
24:BA:1038:G:H2'	24:BA:1039:A:C8	2.31	0.65
24:BA:1327:A:N6	24:BA:1328:A:C2	2.64	0.65
24:BA:1799:G:N7	26:BC:177:SER:CB	2.60	0.65
24:BA:1906:G:H2'	24:BA:1907:G:H5'	1.78	0.65
24:BA:2705:A:H2'	24:BA:2706:A:H5'	1.77	0.65
25:BB:73:A:C8	25:BB:104:A:C6	2.85	0.65
26:BC:81:GLU:CB	26:BC:90:ILE:HD11	2.25	0.65
28:BE:30:GLN:OE1	28:BE:95:LYS:NZ	2.30	0.65
38:BO:103:VAL:HG23	38:BO:104:GLN:H	1.61	0.65
38:BO:10:ARG:HG3	38:BO:11:ALA:N	2.09	0.65
40:BQ:89:ILE:CD1	40:BQ:93:ILE:HB	2.27	0.65
1:CA:113:G:N2	1:CA:114:U:O2	2.29	0.65
1:CA:1251:A:N3	1:CA:1369:C:O2'	2.28	0.65
1:CA:1421:G:H2'	1:CA:1422:G:O5'	1.96	0.65
1:CA:418:C:O2'	1:CA:540:G:H1'	1.95	0.65
5:CE:133:PRO:O	5:CE:135:ASN:N	2.29	0.65
1:CA:671:G:H4'	6:CF:79:ARG:NH2	2.11	0.65
11:CK:94:GLU:N	11:CK:94:GLU:OE1	2.30	0.65
18:CR:55:LEU:O	18:CR:59:ILE:N	2.30	0.65
18:CR:66:SER:OG	18:CR:66:SER:O	2.14	0.65
24:DA:2359:C:O3'	53:D3:50:SER:OG	2.13	0.65
24:DA:537:G:OP2	57:DA:3186:NMY:O12	2.14	0.65
29:DF:107:VAL:CG1	29:DF:108:PRO:HD3	2.27	0.65
29:DF:107:VAL:HG12	29:DF:108:PRO:HD3	1.78	0.65
29:DF:131:VAL:HG22	29:DF:151:LEU:HB3	1.79	0.65

Continued on next page...

Continued from previous page...

Atom-1	Atom-2	Interatomic distance (Å)	Clash overlap (Å)
40:DQ:75:TYR:OH	40:DQ:91:ARG:NH1	2.28	0.65
1:AA:1068:G:H2'	1:AA:1069:C:H5'	1.77	0.65
1:AA:1083:U:C2'	1:AA:1084:G:O5'	2.44	0.65
1:AA:550:G:C6	1:AA:551:U:C4	2.85	0.65
1:AA:671:G:N1	1:AA:672:U:O2	2.30	0.65
4:AD:58:LYS:HD2	4:AD:203:LEU:HD21	1.77	0.65
6:AF:74:LEU:O	6:AF:77:THR:OG1	2.12	0.65
11:AK:16:VAL:O	11:AK:17:SER:CB	2.44	0.65
24:BA:1727:C:N4	24:BA:1728:C:N3	2.44	0.65
24:BA:2194:U:H2'	24:BA:2195:U:C6	2.31	0.65
24:BA:381:G:OP1	47:BX:17:ARG:NH2	2.30	0.65
24:BA:1798:U:O4	26:BC:270:ARG:NH1	2.29	0.65
33:BJ:78:THR:HG22	33:BJ:83:GLY:O	1.97	0.65
1:CA:204:G:H3'	1:CA:205:A:H5''	1.79	0.65
1:CA:259:G:N2	1:CA:260:G:H1'	2.11	0.65
1:CA:706:A:C2	1:CA:707:U:C2	2.84	0.65
6:CF:36:ILE:HG13	6:CF:37:HIS:N	2.10	0.65
22:CV:15:G:H2'	22:CV:16:U:N3	2.11	0.65
22:CV:47:U:C4'	22:CV:48:C:OP2	2.44	0.65
55:CY:120:GLU:O	55:CY:123:GLN:N	2.30	0.65
24:DA:1501:G:H2'	24:DA:1502:A:O5'	1.97	0.65
24:DA:1725:U:C4	24:DA:1726:C:C5	2.84	0.65
24:DA:1867:G:H2'	24:DA:1868:C:H5'	1.78	0.65
24:DA:2205:A:H2'	24:DA:2206:C:H6	1.61	0.65
24:DA:2425:A:H5''	24:DA:2427:C:O4'	1.95	0.65
24:DA:445:C:O2'	24:DA:446:G:O5'	2.14	0.65
27:DD:27:ILE:CG2	27:DD:29:VAL:HG23	2.25	0.65
1:AA:1307:U:O2'	1:AA:1308:U:O5'	2.14	0.65
1:AA:215:C:O2'	1:AA:216:U:H5'	1.96	0.65
1:AA:790:A:H2'	1:AA:791:G:C8	2.32	0.65
4:AD:14:ARG:CG	4:AD:38:PRO:HB3	2.27	0.65
6:AF:36:ILE:HG22	6:AF:64:VAL:HG13	1.79	0.65
15:AO:71:LYS:N	15:AO:78:TYR:CZ	2.65	0.65
17:AQ:52:GLU:N	17:AQ:52:GLU:OE2	2.29	0.65
24:BA:1204:A:C2	57:BA:3163:NMY:O4	2.47	0.65
24:BA:1366:A:C2	24:BA:1367:A:H1'	2.32	0.65
24:BA:2415:G:C6	24:BA:2416:C:C4	2.84	0.65
24:BA:2702:G:C4	24:BA:2703:C:C5	2.85	0.65
24:BA:729:G:P	26:BC:12:ARG:NE	2.70	0.65
24:BA:747:U:C4	24:BA:2613:U:C5	2.84	0.65
24:BA:811:U:H2'	35:BL:21:ARG:HA	1.78	0.65

Continued on next page...

Continued from previous page...

Atom-1	Atom-2	Interatomic distance (Å)	Clash overlap (Å)
24:BA:835:C:C2'	24:BA:836:G:H5'	2.27	0.65
25:BB:44:G:H4'	29:BF:91:ARG:CZ	2.25	0.65
26:BC:173:LEU:CD1	26:BC:173:LEU:N	2.59	0.65
26:BC:140:VAL:HG21	26:BC:189:ALA:HB1	1.78	0.65
30:BG:71:LEU:O	30:BG:74:MET:N	2.30	0.65
31:BH:81:ALA:HB2	31:BH:147:VAL:CG1	2.27	0.65
41:BR:45:GLU:OE1	41:BR:45:GLU:N	2.30	0.65
24:BA:564:C:P	41:BR:79:ARG:NH1	2.70	0.65
42:BS:41:LYS:O	42:BS:44:ALA:HB3	1.96	0.65
46:BW:33:ALA:N	46:BW:64:ASP:OD1	2.30	0.65
1:CA:1350:A:OP1	9:CI:123:ARG:NE	2.30	0.65
1:CA:446:G:N2	1:CA:489:C:C2	2.64	0.65
1:CA:506:G:OP1	59:CA:1759:HOH:O	2.13	0.65
14:CN:20:PHE:O	14:CN:21:ALA:HB3	1.97	0.65
16:CP:1:MET:H3	16:CP:1:MET:HE3	1.60	0.65
1:CA:376:G:O3'	16:CP:5:ARG:HD2	1.96	0.65
24:DA:1079:C:C4	24:DA:1080:A:N7	2.65	0.65
24:DA:1187:G:O6	59:DA:3577:HOH:O	2.11	0.65
24:DA:18:U:O2'	24:DA:19:A:H5'	1.97	0.65
24:DA:2051:A:N7	59:DA:3481:HOH:O	2.29	0.65
24:DA:2305:U:C2	29:DF:150:GLY:HA3	2.31	0.65
24:DA:2614:A:N7	59:DA:3481:HOH:O	2.30	0.65
24:DA:947:A:HO2'	24:DA:984:A:H2	1.44	0.65
24:DA:2356:U:O3'	46:DW:20:ARG:HD3	1.97	0.65
1:AA:1088:G:N1	1:AA:1089:G:C5	2.65	0.65
1:AA:1151:A:N3	1:AA:1152:A:C8	2.65	0.65
1:AA:174:A:C4	1:AA:175:C:C6	2.85	0.65
1:AA:445:G:C2	1:AA:446:G:C4	2.85	0.65
1:AA:751:U:C5	1:AA:752:G:C5	2.85	0.65
24:BA:1379:U:OP1	24:BA:1379:U:C6	2.49	0.65
24:BA:362:A:C3'	24:BA:363:G:H5'	2.27	0.65
27:BD:122:VAL:HG12	27:BD:123:LYS:N	2.10	0.65
33:BJ:36:LEU:HD21	33:BJ:122:LEU:HB2	1.78	0.65
35:BL:128:THR:HG22	35:BL:131:ALA:HB3	1.77	0.65
1:CA:113:G:C2	1:CA:114:U:C2	2.85	0.65
1:CA:1228:C:H2'	1:CA:1228:C:O2	1.97	0.65
1:CA:142:G:C4	1:CA:143:A:C8	2.84	0.65
1:CA:1494:G:C2	1:CA:1495:U:C6	2.85	0.65
1:CA:510:A:OP2	59:CA:1760:HOH:O	2.14	0.65
1:CA:666:G:C5	1:CA:741:G:C6	2.85	0.65
1:CA:993:G:O2'	1:CA:994:A:N7	2.30	0.65

Continued on next page...

Continued from previous page...

Atom-1	Atom-2	Interatomic distance (Å)	Clash overlap (Å)
3:CC:108:LYS:N	3:CC:109:PRO:HD3	2.10	0.65
8:CH:73:GLU:O	8:CH:74:SER:CB	2.45	0.65
24:DA:565:C:C2'	24:DA:566:U:H5'	2.27	0.65
26:DC:143:VAL:HB	26:DC:153:LEU:HB2	1.79	0.65
29:DF:121:PHE:CD2	29:DF:127:TYR:CZ	2.84	0.65
40:DQ:39:ILE:O	40:DQ:43:GLN:HG3	1.97	0.65
24:DA:297:G:H4'	44:DU:84:PHE:CD2	2.32	0.65
1:AA:979:C:C4	1:AA:980:C:C2	2.85	0.65
1:AA:980:C:C2'	1:AA:981:U:O5'	2.44	0.65
4:AD:124:MET:HG3	4:AD:125:VAL:N	2.12	0.65
4:AD:9:LEU:C	4:AD:13:ARG:NH1	2.49	0.65
6:AF:10:VAL:HG21	6:AF:21:MET:CE	2.27	0.65
6:AF:96:VAL:HG23	6:AF:97:THR:N	2.12	0.65
24:BA:1421:G:C2	24:BA:1422:G:N7	2.64	0.65
24:BA:182:A:C5	24:BA:183:C:C4	2.85	0.65
24:BA:1914:C:O5'	24:BA:1914:C:O2	2.15	0.65
24:BA:2221:G:C2'	24:BA:2222:C:H5'	2.27	0.65
24:BA:2641:G:OP1	33:BJ:76:HIS:NE2	2.28	0.65
24:BA:2753:A:C5	24:BA:2754:U:C5	2.84	0.65
1:CA:1107:C:H3'	1:CA:1108:G:H5''	1.79	0.65
1:CA:275:G:O5'	17:CQ:16:LYS:HG2	1.97	0.65
1:CA:652:U:O4	1:CA:752:G:O2'	2.15	0.65
1:CA:966:G:O2'	9:CI:129:LYS:HG2	1.97	0.65
1:CA:430:A:OP2	4:CD:8:LYS:HG2	1.97	0.65
11:CK:125:LYS:C	21:CU:35:ARG:HE	2.00	0.65
11:CK:27:PHE:CD1	11:CK:28:ASN:N	2.65	0.65
1:CA:684:U:O2'	11:CK:41:ALA:O	2.15	0.65
12:CL:21:VAL:HG23	12:CL:21:VAL:O	1.96	0.65
12:CL:51:LYS:HD2	12:CL:51:LYS:N	2.11	0.65
16:CP:50:THR:O	16:CP:50:THR:OG1	2.11	0.65
22:CV:74:C:H2'	22:CV:74:C:O2	1.95	0.65
53:D3:31:ILE:HD12	53:D3:31:ILE:C	2.17	0.65
24:DA:1439:A:C8	24:DA:1440:U:C6	2.85	0.65
24:DA:1587:G:C4	24:DA:1588:G:C8	2.85	0.65
24:DA:2507:C:OP1	59:DA:3713:HOH:O	2.15	0.65
24:DA:1931:U:H5''	57:DA:3184:NMY:N19	2.12	0.65
24:DA:364:C:H2'	24:DA:365:U:C6	2.32	0.65
24:DA:603:A:N1	24:DA:625:G:O2'	2.26	0.65
26:DC:225:ASN:O	26:DC:228:ASP:HB2	1.97	0.65
24:DA:1081:U:H1'	32:DI:127:SER:HB3	1.79	0.65
24:DA:329:G:O6	44:DU:16:LYS:HB2	1.96	0.65

Continued on next page...

Continued from previous page...

Atom-1	Atom-2	Interatomic distance (Å)	Clash overlap (Å)
46:DW:48:GLY:O	46:DW:50:ASN:N	2.30	0.65
1:AA:1056:U:OP1	3:AC:163:ALA:N	2.29	0.65
1:AA:1054:C:H5'	1:AA:1196:A:N3	2.11	0.65
1:AA:244:U:H4'	1:AA:245:U:C5'	2.27	0.65
1:AA:35:G:N2	12:AL:115:SER:OG	2.28	0.65
1:AA:577:G:C4	1:AA:816:A:C2	2.85	0.65
2:AB:47:VAL:O	2:AB:49:MET:N	2.29	0.65
3:AC:66:VAL:O	3:AC:67:THR:HB	1.96	0.65
24:BA:1380:G:OP2	59:BA:3755:HOH:O	2.13	0.65
24:BA:1410:G:N7	59:BA:3620:HOH:O	2.30	0.65
24:BA:1627:G:C2	24:BA:1628:G:C8	2.84	0.65
24:BA:347:A:C2	24:BA:348:A:C4	2.85	0.65
24:BA:2821:A:OP2	37:BN:3:HIS:CE1	2.50	0.65
24:BA:2720:U:H5''	39:BP:52:ARG:NH2	2.11	0.65
43:BT:37:ASP:OD1	43:BT:38:ALA:N	2.30	0.65
47:BX:4:CYS:SG	47:BX:51:SER:HB3	2.37	0.65
47:BX:7:THR:O	47:BX:9:LYS:N	2.29	0.65
1:CA:1083:U:C5	1:CA:1084:G:C5	2.85	0.65
1:CA:1197:A:H2'	1:CA:1198:G:H5'	1.78	0.65
1:CA:1255:G:N2	1:CA:1277:C:O2	2.29	0.65
2:CB:146:ASN:O	2:CB:147:SER:CB	2.44	0.65
9:CI:124:ARG:HB2	9:CI:125:PRO:CD	2.27	0.65
1:CA:37:U:OP1	12:CL:120:LYS:HD3	1.97	0.65
15:CO:66:LEU:O	15:CO:69:TYR:HB3	1.97	0.65
19:CS:30:PRO:O	19:CS:48:THR:OG1	2.14	0.65
55:CY:142:LEU:O	55:CY:142:LEU:HG	1.94	0.65
24:DA:1369:G:C5	24:DA:1370:C:C5	2.85	0.65
24:DA:2286:G:OP2	51:D1:29:LYS:NZ	2.30	0.65
26:DC:146:LYS:HB2	26:DC:149:LYS:HD3	1.77	0.65
31:DH:117:LEU:HD11	31:DH:120:GLY:C	2.16	0.65
31:DH:117:LEU:HD21	31:DH:121:VAL:H	1.59	0.65
31:DH:28:ASN:N	31:DH:32:PRO:HG2	2.12	0.65
34:DK:113:MET:HA	34:DK:116:ILE:HD11	1.77	0.65
35:DL:77:ILE:CG2	35:DL:110:VAL:HB	2.26	0.65
1:AA:1248:A:C2	9:AI:72:ILE:HD11	2.31	0.65
1:AA:374:A:C4	1:AA:375:U:C5	2.85	0.65
2:AB:144:LEU:HD23	2:AB:144:LEU:N	2.11	0.65
5:AE:156:LYS:C	5:AE:156:LYS:HD2	2.16	0.65
1:AA:1226:C:C2'	13:AM:102:THR:O	2.44	0.65
19:AS:13:LEU:HD11	19:AS:14:HIS:CE1	2.32	0.65
24:BA:1220:G:N2	24:BA:1221:C:O2	2.30	0.65

Continued on next page...

Continued from previous page...

Atom-1	Atom-2	Interatomic distance (Å)	Clash overlap (Å)
24:BA:120:U:H5''	24:BA:122:G:OP2	1.96	0.65
1:AA:1494:G:C8	24:BA:1913:A:N7	2.65	0.65
24:BA:84:A:C2	24:BA:103:A:C6	2.85	0.65
24:BA:2073:C:O2'	26:BC:226:PRO:HB3	1.97	0.65
1:CA:1290:G:H2'	1:CA:1291:U:H5'	1.78	0.65
1:CA:1312:G:N7	19:CS:3:ARG:N	2.44	0.65
1:CA:173:U:C5	1:CA:197:A:C2	2.85	0.65
1:CA:174:A:C5	1:CA:175:C:C5	2.85	0.65
1:CA:787:A:C5	1:CA:788:U:C6	2.85	0.65
1:CA:854:U:H3'	1:CA:871:U:H3	1.62	0.65
2:CB:96:TRP:CH2	2:CB:100:MET:HG2	2.32	0.65
8:CH:95:VAL:HG22	8:CH:128:TYR:CD2	2.32	0.65
21:CU:36:GLU:O	21:CU:37:PHE:CD2	2.50	0.65
55:CY:132:ARG:NH2	24:DA:1942:C:O4'	2.30	0.65
24:DA:2422:C:O2'	24:DA:2423:U:OP1	2.15	0.65
24:DA:2550:G:O3'	59:DA:3430:HOH:O	2.14	0.65
24:DA:2772:C:H2'	24:DA:2773:C:C6	2.32	0.65
24:DA:605:G:N7	24:DA:606:U:C5	2.65	0.65
31:DH:82:SER:HB3	31:DH:146:VAL:HG22	1.77	0.65
1:AA:55:A:C5	31:DH:91:PHE:CD2	2.85	0.65
34:DK:88:ASN:OD1	34:DK:89:ASN:N	2.30	0.65
24:DA:84:A:H3'	44:DU:5:ARG:HD3	1.78	0.65
24:DA:2356:U:O3'	46:DW:20:ARG:CD	2.44	0.65
1:AA:705:G:C5	1:AA:706:A:C8	2.85	0.64
5:AE:90:THR:OG1	5:AE:91:GLY:N	2.30	0.64
8:AH:55:THR:C	8:AH:57:PRO:HD3	2.18	0.64
11:AK:16:VAL:O	11:AK:17:SER:OG	2.15	0.64
24:BA:1346:G:C4	24:BA:1347:A:N7	2.66	0.64
24:BA:192:C:OP1	59:BA:3745:HOH:O	2.15	0.64
24:BA:2734:A:H2'	24:BA:2735:G:H5'	1.80	0.64
26:BC:83:ASP:OD2	26:BC:86:ARG:NE	2.30	0.64
24:BA:659:G:O2'	28:BE:95:LYS:CE	2.45	0.64
38:BO:4:LYS:O	38:BO:7:ARG:NH2	2.30	0.64
42:BS:39:THR:HG23	42:BS:40:ASN:N	2.12	0.64
42:BS:46:LEU:O	42:BS:47:VAL:HB	1.97	0.64
1:CA:1298:U:H4'	1:CA:1299:A:C4	2.32	0.64
1:CA:174:A:C5	1:CA:175:C:C6	2.85	0.64
2:CB:165:ASP:HB3	2:CB:168:HIS:HB3	1.79	0.64
2:CB:206:ALA:O	2:CB:208:ARG:N	2.29	0.64
1:CA:525:C:OP1	12:CL:88:LYS:HE2	1.97	0.64
1:CA:597:G:C1'	17:CQ:28:PHE:CE1	2.81	0.64

Continued on next page...

Continued from previous page...

Atom-1	Atom-2	Interatomic distance (Å)	Clash overlap (Å)
22:CV:32:U:C2'	22:CV:33:U:H5'	2.26	0.64
55:CY:95:GLY:O	55:CY:97:ASP:N	2.30	0.64
24:DA:1450:G:C2	24:DA:1462:C:C2	2.86	0.64
24:DA:1474:U:O4	24:DA:1475:G:N2	2.31	0.64
24:DA:159:G:HO2'	24:DA:160:A:P	2.19	0.64
24:DA:2573:C:OP1	59:DA:3714:HOH:O	2.14	0.64
24:DA:2728:U:O2'	24:DA:2729:G:P	2.55	0.64
26:DC:20:ASN:CB	26:DC:23:LEU:CD1	2.74	0.64
26:DC:246:PRO:HG2	26:DC:247:TRP:CE3	2.31	0.64
27:DD:27:ILE:HG22	27:DD:29:VAL:HG23	1.79	0.64
28:DE:48:THR:O	28:DE:50:ALA:N	2.30	0.64
24:DA:674:G:H5''	28:DE:71:GLY:N	2.12	0.64
41:DR:20:VAL:CG1	41:DR:22:LEU:CD1	2.75	0.64
1:AA:86:G:O2'	1:AA:87:C:P	2.54	0.64
6:AF:42:TRP:CZ3	18:AR:24:LYS:HE3	2.32	0.64
8:AH:88:ARG:HB2	8:AH:88:ARG:NH1	2.11	0.64
24:BA:1220:G:N2	24:BA:1221:C:C2	2.65	0.64
24:BA:1383:A:C2	24:BA:1384:A:C4	2.85	0.64
24:BA:1386:C:H2'	24:BA:1387:A:C8	2.32	0.64
24:BA:2286:G:OP1	51:B1:29:LYS:NZ	2.31	0.64
24:BA:2703:C:C2'	24:BA:2704:C:O5'	2.44	0.64
24:BA:578:G:OP1	59:BA:3277:HOH:O	2.15	0.64
26:BC:203:VAL:O	26:BC:205:GLY:N	2.31	0.64
28:BE:31:VAL:HG21	28:BE:104:ALA:HB2	1.79	0.64
25:BB:45:A:N7	29:BF:91:ARG:CZ	2.60	0.64
33:BJ:73:VAL:HG12	33:BJ:86:GLN:HG3	1.79	0.64
24:BA:826:U:O2'	35:BL:53:GLY:HA3	1.98	0.64
39:BP:90:ALA:HB2	39:BP:112:ARG:CA	2.28	0.64
41:BR:51:VAL:HB	41:BR:52:PRO:HD2	1.79	0.64
46:BW:24:LYS:NZ	46:BW:35:SER:HB3	2.11	0.64
1:CA:1358:U:C6	1:CA:1359:C:C6	2.85	0.64
1:CA:1513:A:O2'	1:CA:1514:G:H5'	1.97	0.64
1:CA:1523:G:OP1	11:CK:126:LYS:HG3	1.96	0.64
1:CA:164:G:N2	1:CA:165:G:H1'	2.12	0.64
1:CA:428:G:O4'	1:CA:430:A:C8	2.50	0.64
4:CD:117:LEU:O	4:CD:120:HIS:N	2.28	0.64
4:CD:138:SER:O	4:CD:182:PHE:CZ	2.51	0.64
19:CS:74:PHE:O	19:CS:75:ALA:CB	2.45	0.64
24:DA:1859:U:H2'	24:DA:1860:G:C8	2.32	0.64
24:DA:831:G:O2'	35:DL:38:GLN:NE2	2.28	0.64
57:AA:1657:NMY:H172	57:AA:1657:NMY:N2	2.12	0.64

Continued on next page...

Continued from previous page...

Atom-1	Atom-2	Interatomic distance (Å)	Clash overlap (Å)
4:AD:170:TRP:CD1	4:AD:170:TRP:O	2.50	0.64
24:BA:1375:U:H2'	24:BA:1376:C:H5''	1.78	0.64
24:BA:2734:A:C5	24:BA:2735:G:C8	2.85	0.64
24:BA:2748:A:H1'	30:BG:66:THR:CG2	2.26	0.64
24:BA:591:U:C2	24:BA:592:A:C8	2.85	0.64
24:BA:69:C:O2'	24:BA:73:A:O2'	2.15	0.64
29:BF:11:VAL:HG21	29:BF:172:PHE:CZ	2.32	0.64
34:BK:35:VAL:HG23	34:BK:36:GLY:H	1.62	0.64
40:BQ:39:ILE:HD11	41:BR:77:PHE:CD2	2.33	0.64
1:CA:1329:A:C6	1:CA:1330:U:C2	2.85	0.64
1:CA:195:A:C5	1:CA:196:A:N1	2.64	0.64
4:CD:10:LYS:CG	4:CD:11:LEU:N	2.60	0.64
24:DA:501:A:N6	24:DA:502:A:C6	2.66	0.64
25:DB:114:C:C4'	38:DO:47:VAL:HG11	2.27	0.64
32:DI:106:GLN:NE2	32:DI:107:GLU:OE2	2.30	0.64
1:AA:1089:G:C5	1:AA:1090:U:C5	2.86	0.64
1:AA:1352:C:O2	1:AA:1371:G:C2	2.50	0.64
1:AA:226:G:C2	1:AA:227:G:C8	2.86	0.64
1:AA:371:A:H1'	1:AA:482:A:H1'	1.79	0.64
4:AD:142:VAL:C	4:AD:143:VAL:HG13	2.17	0.64
1:AA:946:A:OP2	13:AM:107:ARG:NH2	2.30	0.64
24:BA:1370:C:H2'	24:BA:1371:G:O4'	1.97	0.64
24:BA:1605:C:H2'	24:BA:1606:C:O5'	1.98	0.64
24:BA:630:G:C5	24:BA:632:A:OP2	2.51	0.64
24:BA:1993:U:H4'	27:BD:133:THR:CG2	2.27	0.64
27:BD:22:ILE:HG22	27:BD:24:VAL:HG13	1.80	0.64
30:BG:163:TYR:HB2	30:BG:166:GLU:HB2	1.79	0.64
33:BJ:80:HIS:O	33:BJ:82:GLY:N	2.31	0.64
35:BL:42:SER:O	35:BL:44:GLY:N	2.30	0.64
41:BR:78:ARG:O	41:BR:80:ARG:N	2.31	0.64
4:CD:10:LYS:HG3	4:CD:11:LEU:N	2.12	0.64
16:CP:1:MET:HE3	16:CP:1:MET:N	2.13	0.64
21:CU:17:ARG:HG2	21:CU:20:LYS:HD3	1.78	0.64
21:CU:7:ARG:HG3	21:CU:7:ARG:O	1.97	0.64
22:CV:4:C:H1'	22:CV:5:G:OP1	1.97	0.64
24:DA:1726:C:N3	24:DA:1735:A:C2	2.65	0.64
24:DA:2204:G:C2	24:DA:2205:A:C8	2.85	0.64
24:DA:2589:A:OP2	59:DA:3311:HOH:O	2.14	0.64
24:DA:742:A:H2'	24:DA:743:A:C8	2.33	0.64
24:DA:839:U:O2'	24:DA:1191:G:H1'	1.97	0.64
26:DC:71:ASP:O	26:DC:73:ILE:HD12	1.98	0.64

Continued on next page...

Continued from previous page...

Atom-1	Atom-2	Interatomic distance (Å)	Clash overlap (Å)
31:DH:95:GLY:CA	31:DH:122:LEU:HD21	2.27	0.64
31:DH:80:ILE:HG13	31:DH:145:ASN:O	1.97	0.64
1:AA:1105:A:C2	1:AA:1106:G:C8	2.86	0.64
1:AA:114:U:C2'	1:AA:115:G:O5'	2.45	0.64
1:AA:1374:A:C2	1:AA:1375:A:C8	2.86	0.64
1:AA:1436:U:H2'	1:AA:1437:A:C8	2.32	0.64
1:AA:368:U:C2	31:DH:91:PHE:O	2.51	0.64
1:AA:676:A:H5''	11:AK:115:PRO:HB3	1.79	0.64
4:AD:137:VAL:HG12	4:AD:182:PHE:CZ	2.31	0.64
54:B4:11:CYS:SG	54:B4:33:HIS:ND1	2.71	0.64
24:BA:2121:G:C6	24:BA:2122:U:C2	2.85	0.64
26:BC:237:ARG:NH2	59:BC:404:HOH:O	2.30	0.64
25:BB:57:A:O4'	29:BF:26:GLN:NE2	2.31	0.64
30:BG:157:LYS:O	30:BG:159:LYS:N	2.30	0.64
44:BU:69:VAL:O	44:BU:70:ALA:CB	2.45	0.64
1:CA:1083:U:H5	1:CA:1084:G:C4	2.15	0.64
1:CA:31:G:H3'	1:CA:32:A:H5''	1.78	0.64
1:CA:717:U:H2'	1:CA:734:G:C8	2.31	0.64
1:CA:829:G:C2'	1:CA:830:G:H5'	2.28	0.64
4:CD:32:CYS:SG	4:CD:34:ILE:N	2.70	0.64
4:CD:9:LEU:HD12	4:CD:10:LYS:N	2.13	0.64
1:CA:640:A:O2'	8:CH:107:SER:HB2	1.98	0.64
10:CJ:35:GLN:O	10:CJ:36:VAL:HB	1.96	0.64
12:CL:44:LYS:CB	12:CL:45:PRO:HD3	2.28	0.64
50:D0:54:ILE:HG22	50:D0:55:ALA:N	2.12	0.64
24:DA:2093:G:OP2	31:DH:22:LYS:CG	2.45	0.64
24:DA:2544:G:O2'	24:DA:2545:G:H5'	1.97	0.64
24:DA:1239:G:C6	57:DA:3190:NMY:H62	2.32	0.64
24:DA:408:G:H2'	24:DA:409:G:O5'	1.97	0.64
24:DA:898:C:C4	24:DA:899:A:C8	2.86	0.64
26:DC:11:GLY:O	26:DC:12:ARG:HB2	1.96	0.64
24:DA:2330:G:C2'	46:DW:44:LYS:HZ2	2.10	0.64
47:DX:67:LEU:HD22	47:DX:77:TYR:CE2	2.33	0.64
1:AA:1028:C:O2	1:AA:1033:G:N2	2.31	0.64
1:AA:317:U:C2	1:AA:318:G:C8	2.86	0.64
1:AA:475:C:H2'	1:AA:476:U:C6	2.32	0.64
1:AA:484:G:H4'	1:AA:485:U:O5'	1.97	0.64
1:AA:522:C:O4'	1:AA:536:C:H4'	1.98	0.64
1:AA:560:A:N1	1:AA:566:G:H5'	2.13	0.64
1:AA:925:G:H1'	1:AA:1502:A:C4	2.31	0.64
1:AA:980:C:H5''	1:AA:981:U:C5	2.33	0.64

Continued on next page...

Continued from previous page...

Atom-1	Atom-2	Interatomic distance (Å)	Clash overlap (Å)
1:AA:409:U:H5''	4:AD:25:VAL:HG12	1.79	0.64
4:AD:31:LYS:NZ	11:CK:37:ARG:CZ	2.61	0.64
24:BA:1422:G:N1	24:BA:1423:G:C5	2.66	0.64
24:BA:1824:G:OP2	26:BC:52:HIS:CE1	2.50	0.64
24:BA:182:A:H2'	24:BA:183:C:C6	2.33	0.64
24:BA:1860:G:C6	24:BA:1883:U:O2	2.51	0.64
24:BA:2303:G:C2	24:BA:2304:G:C4	2.86	0.64
24:BA:322:A:H5'	24:BA:340:A:H1'	1.80	0.64
24:BA:508:A:H3'	24:BA:509:C:H5'	1.78	0.64
24:BA:686:U:OP2	59:BA:3723:HOH:O	2.15	0.64
24:BA:89:A:C2	24:BA:90:U:C6	2.85	0.64
42:BS:3:THR:CB	42:BS:58:ALA:HB1	2.28	0.64
4:CD:98:LEU:O	4:CD:100:ASN:N	2.31	0.64
4:CD:113:GLU:CD	4:CD:113:GLU:N	2.50	0.64
7:CG:123:GLU:HA	7:CG:126:ASP:CG	2.18	0.64
13:CM:109:ARG:NH1	13:CM:109:ARG:O	2.31	0.64
15:CO:66:LEU:O	15:CO:69:TYR:N	2.29	0.64
24:DA:1238:G:O6	57:DA:3190:NMY:N6	2.31	0.64
24:DA:2201:G:N3	24:DA:2202:U:C6	2.65	0.64
24:DA:322:A:P	28:DE:162:ARG:HH21	2.21	0.64
28:DE:61:ARG:NH2	28:DE:63:LYS:O	2.31	0.64
35:DL:81:ASP:HA	35:DL:84:LYS:HG3	1.79	0.64
42:DS:49:LYS:HA	42:DS:52:GLU:HG2	1.78	0.64
24:DA:2080:A:OP1	47:DX:19:HIS:CE1	2.51	0.64
1:AA:1268:G:H2'	1:AA:1269:A:C8	2.32	0.64
1:AA:14:U:O2	1:AA:14:U:C2'	2.46	0.64
1:AA:158:G:C5	1:AA:159:G:N7	2.66	0.64
1:AA:259:G:OP2	59:AA:1724:HOH:O	2.15	0.64
6:AF:64:VAL:HG12	6:AF:65:GLU:N	2.13	0.64
13:AM:85:CYS:HB2	19:AS:73:GLU:HG3	1.78	0.64
51:B1:39:ASP:OD1	51:B1:41:VAL:N	2.31	0.64
53:B3:16:THR:OG1	53:B3:17:GLY:N	2.28	0.64
24:BA:109:C:C4	24:BA:110:G:N7	2.65	0.64
24:BA:1291:C:H2'	24:BA:1292:G:O4'	1.98	0.64
24:BA:1602:U:H3'	24:BA:1603:A:H5'	1.77	0.64
24:BA:1779:U:C5	24:BA:1784:A:N7	2.65	0.64
24:BA:2709:G:C4	24:BA:2710:C:C5	2.85	0.64
24:BA:566:U:O2'	24:BA:567:U:H5'	1.98	0.64
1:AA:1432:G:OP2	39:BP:105:LYS:CE	2.46	0.64
1:CA:1268:G:C6	1:CA:1269:A:N6	2.66	0.64
1:CA:1329:A:N6	1:CA:1330:U:O2	2.31	0.64

Continued on next page...

Continued from previous page...

Atom-1	Atom-2	Interatomic distance (Å)	Clash overlap (Å)
1:CA:751:U:C5	1:CA:752:G:C6	2.84	0.64
3:CC:66:VAL:O	3:CC:67:THR:HB	1.97	0.64
1:CA:274:A:H4'	17:CQ:16:LYS:HE2	1.79	0.64
1:CA:958:A:C4	19:CS:55:ARG:CZ	2.80	0.64
24:DA:2334:U:OP2	38:DO:9:ARG:CZ	2.45	0.64
31:DH:76:GLU:N	31:DH:76:GLU:OE1	2.31	0.64
35:DL:79:LEU:HB2	35:DL:113:ALA:O	1.98	0.64
46:DW:51:VAL:HG23	46:DW:51:VAL:O	1.98	0.64
1:AA:1372:U:C5	1:AA:1373:G:N7	2.66	0.64
57:AA:1656:NMY:H14	57:AA:1656:NMY:N2	2.12	0.64
1:AA:663:A:O3'	18:AR:53:ARG:NH2	2.31	0.64
9:AI:14:SER:O	9:AI:70:GLY:N	2.31	0.64
16:AP:51:ARG:HG2	16:AP:52:LEU:H	1.63	0.64
24:BA:1309:G:OP1	52:B2:9:VAL:HG22	1.98	0.64
24:BA:118:A:C8	24:BA:119:A:C8	2.85	0.64
24:BA:532:A:N1	24:BA:2020:A:H1'	2.12	0.64
24:BA:2215:C:N4	24:BA:2216:G:O6	2.30	0.64
24:BA:829:A:C8	24:BA:2248:C:H5''	2.33	0.64
24:BA:2519:U:C5	24:BA:2542:A:C5	2.86	0.64
24:BA:818:G:N7	24:BA:1187:G:C6	2.66	0.64
33:BJ:114:LEU:O	33:BJ:117:ALA:N	2.31	0.64
42:BS:17:VAL:CG2	42:BS:76:VAL:HG11	2.28	0.64
45:BV:29:ILE:HG23	45:BV:30:ILE:N	2.13	0.64
1:CA:1130:A:N6	1:CA:1131:G:O6	2.31	0.64
1:CA:1357:A:N6	1:CA:1363:A:N7	2.46	0.64
1:CA:1399:C:H4'	1:CA:1400:C:H5''	1.80	0.64
1:CA:761:G:C2	1:CA:762:U:C6	2.85	0.64
12:CL:101:ALA:O	12:CL:102:LEU:HG	1.96	0.64
1:CA:966:G:N3	22:CV:34:G:H4'	2.13	0.64
24:DA:1334:G:C6	24:DA:1335:C:C4	2.85	0.64
24:DA:2549:G:O2'	24:DA:2550:G:H5'	1.98	0.64
24:DA:309:A:O3'	44:DU:15:GLY:HA2	1.97	0.64
24:DA:627:A:C6	24:DA:637:A:C8	2.86	0.64
24:DA:833:A:H2'	24:DA:834:G:H8	1.62	0.64
25:DB:114:C:H4'	38:DO:47:VAL:HG11	1.80	0.64
25:DB:83:G:C2'	25:DB:84:G:H5''	2.28	0.64
29:DF:105:ILE:O	29:DF:107:VAL:N	2.30	0.64
36:DM:44:ARG:HG3	36:DM:44:ARG:NH2	2.10	0.64
44:DU:95:PHE:CE2	44:DU:102:ILE:HG13	2.33	0.64
1:AA:1014:A:C4	19:AS:34:TRP:CH2	2.86	0.64
1:AA:1381:U:H1'	7:AG:78:ARG:NH1	2.13	0.64

Continued on next page...

Continued from previous page...

Atom-1	Atom-2	Interatomic distance (Å)	Clash overlap (Å)
1:AA:403:C:H2'	1:AA:404:G:H5'	1.79	0.64
24:BA:2466:C:OP1	54:B4:4:ARG:HG3	1.96	0.64
24:BA:247:G:C8	24:BA:249:C:C5	2.86	0.64
24:BA:2543:G:H2'	24:BA:2544:G:C8	2.33	0.64
24:BA:2674:G:OP2	57:BA:3165:NMY:O12	2.13	0.64
24:BA:378:C:H2'	24:BA:379:G:C5'	2.28	0.64
1:CA:1253:G:C2	1:CA:1254:A:N7	2.66	0.64
1:CA:1344:C:P	9:CI:124:ARG:NH2	2.71	0.64
1:CA:195:A:N7	1:CA:196:A:C6	2.65	0.64
1:CA:202:G:C2	1:CA:203:G:H1'	2.33	0.64
3:CC:66:VAL:HG22	3:CC:67:THR:N	2.13	0.64
1:CA:1082:A:P	5:CE:23:LYS:NZ	2.71	0.64
8:CH:18:GLN:OE1	8:CH:70:ALA:HB1	1.98	0.64
12:CL:55:VAL:HG22	12:CL:56:ARG:O	1.97	0.64
14:CN:1:ALA:O	14:CN:2:LYS:HB3	1.98	0.64
22:CV:45:U:H3'	22:CV:46:G:C5'	2.28	0.64
22:CV:64:A:H1'	51:D1:4:ILE:HD11	1.80	0.64
24:DA:1023:U:H2'	24:DA:1024:G:H5'	1.79	0.64
24:DA:2722:G:H4'	37:DN:3:HIS:O	1.98	0.64
24:DA:855:G:C4	24:DA:923:G:N2	2.66	0.64
24:DA:2599:G:N7	26:DC:234:GLY:O	2.30	0.64
41:DR:55:ASP:O	41:DR:57:GLY:N	2.31	0.64
1:AA:1492:A:H5'	12:AL:44:LYS:HA	1.80	0.64
1:AA:539:A:N6	1:AA:540:G:O6	2.31	0.64
1:AA:687:A:O2'	1:AA:701:U:O4	2.09	0.64
1:AA:799:G:N7	59:AA:1810:HOH:O	2.30	0.64
4:AD:132:ILE:O	4:AD:134:SER:N	2.31	0.64
1:AA:543:U:P	4:AD:14:ARG:HH12	2.19	0.64
4:AD:171:LEU:HD12	4:AD:171:LEU:C	2.18	0.64
9:AI:38:TYR:OH	9:AI:75:GLN:OE1	2.12	0.64
13:AM:29:ARG:HB3	13:AM:29:ARG:CZ	2.26	0.64
24:BA:1365:A:N6	24:BA:1366:A:C6	2.66	0.64
24:BA:1474:U:C4	24:BA:1475:G:C2	2.86	0.64
24:BA:1266:G:O2'	24:BA:2012:G:O6	2.11	0.64
24:BA:2204:G:OP2	26:BC:146:LYS:NZ	2.22	0.64
24:BA:2861:U:C2	24:BA:2862:G:C8	2.86	0.64
24:BA:2406:A:C8	35:BL:69:ARG:NH2	2.66	0.64
1:CA:642:A:N3	8:CH:105:SER:HB3	2.13	0.64
1:CA:790:A:C5	1:CA:791:G:C6	2.86	0.64
4:CD:54:GLN:O	4:CD:58:LYS:CE	2.44	0.64
13:CM:54:ASP:O	13:CM:57:ARG:NH1	2.30	0.64

Continued on next page...

Continued from previous page...

Atom-1	Atom-2	Interatomic distance (Å)	Clash overlap (Å)
24:DA:1475:G:O2'	24:DA:1514:G:O6	2.12	0.64
24:DA:1596:A:C2'	24:DA:1597:A:H5'	2.28	0.64
24:DA:1693:U:O4	24:DA:1976:U:O2'	2.12	0.64
24:DA:321:U:H4'	28:DE:162:ARG:HH21	1.62	0.64
24:DA:74:A:H5''	24:DA:74:A:N3	2.13	0.64
30:DG:34:ARG:HH11	30:DG:34:ARG:CG	2.11	0.64
35:DL:22:GLY:O	35:DL:25:SER:OG	2.16	0.64
1:AA:458:U:H2'	1:AA:459:A:C8	2.33	0.63
1:AA:980:C:H5''	1:AA:981:U:C4	2.32	0.63
5:AE:156:LYS:CD	5:AE:156:LYS:C	2.67	0.63
5:AE:64:MET:O	5:AE:67:ALA:N	2.32	0.63
11:AK:46:THR:HG23	11:AK:49:GLY:N	2.12	0.63
24:BA:1263:U:O4	42:BS:95:ARG:NH1	2.31	0.63
24:BA:1605:C:H2'	24:BA:1606:C:C5'	2.28	0.63
24:BA:776:G:H4'	24:BA:777:G:O5'	1.98	0.63
25:BB:34:A:C5	25:BB:44:G:C8	2.86	0.63
28:BE:178:VAL:HG12	28:BE:179:SER:N	2.12	0.63
24:BA:1266:G:O6	42:BS:13:SER:HB3	1.97	0.63
1:CA:1309:G:C4	1:CA:1329:A:C5	2.86	0.63
1:CA:1506:U:H4'	11:CK:128:ARG:HD3	1.79	0.63
1:CA:456:A:N6	1:CA:476:U:C4	2.65	0.63
1:CA:64:G:C4	1:CA:99:C:N4	2.67	0.63
1:CA:774:G:O6	1:CA:805:C:N4	2.30	0.63
1:CA:862:C:C4	1:CA:863:U:C5	2.86	0.63
9:CI:126:GLN:O	9:CI:127:PHE:HB3	1.96	0.63
11:CK:67:ALA:O	11:CK:71:ALA:N	2.30	0.63
17:CQ:4:LYS:NZ	17:CQ:5:ILE:O	2.31	0.63
24:DA:1423:G:N7	59:DA:3630:HOH:O	2.30	0.63
24:DA:2210:U:H4'	24:DA:2211:A:H5'	1.80	0.63
24:DA:2321:U:H5'	24:DA:2322:A:OP2	1.97	0.63
24:DA:2638:G:O2'	24:DA:2775:G:N2	2.30	0.63
24:DA:818:G:OP2	59:DA:3577:HOH:O	2.15	0.63
25:DB:43:C:O3'	29:DF:94:ARG:NH2	2.30	0.63
31:DH:108:VAL:O	31:DH:108:VAL:HG22	1.97	0.63
36:DM:81:ARG:NH1	36:DM:81:ARG:HA	2.12	0.63
37:DN:2:ARG:HB3	37:DN:2:ARG:NH1	2.13	0.63
37:DN:66:ALA:O	37:DN:70:THR:HG22	1.97	0.63
44:DU:43:LYS:HD3	44:DU:44:HIS:N	2.12	0.63
1:AA:108:G:H5'	1:AA:109:A:H5''	1.81	0.63
1:AA:1361:G:C5	1:AA:1362:A:C8	2.86	0.63
2:AB:54:LEU:N	2:AB:54:LEU:HD12	2.14	0.63

Continued on next page...

Continued from previous page...

Atom-1	Atom-2	Interatomic distance (Å)	Clash overlap (Å)
3:AC:96:GLY:O	3:AC:97:VAL:HG23	1.99	0.63
22:AV:32:U:C3'	22:AV:33:U:H5''	2.28	0.63
24:BA:1163:G:C6	24:BA:1164:C:C5	2.85	0.63
24:BA:1188:U:C2'	24:BA:1189:A:C5'	2.76	0.63
24:BA:1421:G:N3	24:BA:1422:G:C8	2.66	0.63
24:BA:1653:G:P	37:BN:2:ARG:NH1	2.71	0.63
24:BA:2466:C:P	54:B4:4:ARG:HG3	2.38	0.63
24:BA:2885:G:N2	50:B0:31:LYS:HB3	2.13	0.63
24:BA:881:G:N2	24:BA:895:U:O2	2.31	0.63
1:CA:1111:A:N1	3:CC:177:THR:HG22	2.13	0.63
4:CD:58:LYS:CB	4:CD:200:ILE:HG12	2.27	0.63
1:CA:1178:G:N7	9:CI:99:ARG:CZ	2.61	0.63
15:CO:10:LYS:HD3	15:CO:10:LYS:N	2.13	0.63
55:CY:65:LEU:HD23	55:CY:66:LYS:N	2.13	0.63
54:D4:10:LEU:HD12	54:D4:33:HIS:CE1	2.33	0.63
24:DA:1345:C:N3	24:DA:1346:G:N7	2.47	0.63
24:DA:1459:G:C2	24:DA:1461:C:C2	2.87	0.63
24:DA:1550:C:C2	24:DA:1551:A:C8	2.86	0.63
24:DA:1928:A:H4'	24:DA:1929:G:OP1	1.98	0.63
24:DA:2280:G:C2	24:DA:2281:A:C8	2.86	0.63
57:DA:3190:NMY:C2	57:DA:3190:NMY:O16	2.46	0.63
29:DF:122:ASP:OD2	29:DF:124:ARG:NH2	2.31	0.63
31:DH:117:LEU:HD23	31:DH:117:LEU:C	2.18	0.63
36:DM:81:ARG:CZ	36:DM:81:ARG:CA	2.77	0.63
43:DT:13:ALA:O	43:DT:32:LEU:HB2	1.97	0.63
24:DA:84:A:C3'	44:DU:5:ARG:HD3	2.29	0.63
1:AA:337:G:C2'	1:AA:338:A:O5'	2.46	0.63
1:AA:594:U:O2	1:AA:646:G:N1	2.31	0.63
1:AA:709:U:O2'	1:AA:710:G:H5'	1.99	0.63
1:AA:958:A:C6	1:AA:959:A:C6	2.86	0.63
4:AD:107:PHE:CE1	4:AD:155:VAL:HG11	2.34	0.63
4:AD:79:ALA:O	4:AD:81:ARG:N	2.32	0.63
9:AI:50:GLN:NE2	9:AI:80:ARG:NH1	2.47	0.63
54:B4:10:LEU:HD22	54:B4:33:HIS:CD2	2.33	0.63
24:BA:1345:C:C4	24:BA:1346:G:N7	2.65	0.63
24:BA:1407:G:C2	24:BA:1596:A:C2	2.86	0.63
24:BA:247:G:H4'	24:BA:386:G:C5	2.33	0.63
25:BB:23:G:N1	25:BB:24:G:O6	2.32	0.63
26:BC:141:HIS:HB3	26:BC:194:VAL:HG12	1.81	0.63
27:BD:155:VAL:CG1	27:BD:155:VAL:O	2.47	0.63
28:BE:82:GLY:O	28:BE:83:VAL:C	2.36	0.63

Continued on next page...

Continued from previous page...

Atom-1	Atom-2	Interatomic distance (Å)	Clash overlap (Å)
30:BG:102:ILE:O	30:BG:113:ASP:HA	1.97	0.63
31:BH:53:GLU:OE1	31:BH:54:LEU:N	2.32	0.63
24:BA:663:G:OP1	35:BL:17:LYS:HB3	1.99	0.63
24:BA:2199:A:O2'	47:BX:35:HIS:NE2	2.31	0.63
1:CA:1014:A:H5''	19:CS:14:HIS:CD2	2.34	0.63
1:CA:255:G:H4'	17:CQ:19:LYS:HG2	1.79	0.63
1:CA:356:A:H2	1:CA:368:U:O2	1.81	0.63
1:CA:36:C:H4'	12:CL:119:VAL:O	1.97	0.63
1:CA:771:G:C4	1:CA:809:G:N2	2.66	0.63
1:CA:858:G:OP2	59:CA:1818:HOH:O	2.15	0.63
2:CB:67:ILE:O	2:CB:68:LEU:HB3	1.97	0.63
4:CD:9:LEU:CD1	4:CD:10:LYS:N	2.61	0.63
1:CA:1310:G:O5'	13:CM:79:ARG:NH2	2.31	0.63
24:DA:1853:A:H2'	24:DA:1854:A:C8	2.34	0.63
24:DA:2365:G:H4'	46:DW:60:PHE:CE2	2.33	0.63
24:DA:2420:C:OP1	53:D3:33:THR:CG2	2.46	0.63
24:DA:983:A:N6	24:DA:984:A:N1	2.46	0.63
24:DA:782:A:C2	26:DC:224:MET:HG2	2.33	0.63
29:DF:93:GLU:O	29:DF:96:TRP:N	2.31	0.63
36:DM:21:ALA:CB	36:DM:100:LYS:N	2.60	0.63
40:DQ:86:SER:O	41:DR:52:PRO:HB3	1.98	0.63
1:AA:1008:U:C2	1:AA:1022:A:N3	2.67	0.63
1:AA:580:C:H4'	15:AO:57:LEU:HD11	1.79	0.63
1:AA:64:G:C8	1:AA:99:C:N4	2.66	0.63
1:AA:652:U:O2'	1:AA:653:U:O5'	2.16	0.63
3:AC:184:TYR:CD1	3:AC:201:TRP:NE1	2.66	0.63
6:AF:3:HIS:O	6:AF:4:TYR:HB3	1.97	0.63
1:AA:958:A:N1	19:AS:54:GLY:HA3	2.13	0.63
21:AU:14:VAL:HG23	21:AU:16:LEU:HD23	1.79	0.63
24:BA:2119:A:O2'	24:BA:2120:G:O5'	2.13	0.63
24:BA:2407:A:OP1	59:BA:3567:HOH:O	2.15	0.63
24:BA:2580:U:OP1	27:BD:137:SER:OG	2.14	0.63
24:BA:1662:U:O2	24:BA:2687:U:H5''	1.98	0.63
24:BA:2774:C:H2'	24:BA:2775:G:O4'	1.99	0.63
24:BA:2821:A:OP2	37:BN:3:HIS:NE2	2.31	0.63
24:BA:469:G:O2'	24:BA:470:A:O4'	2.15	0.63
24:BA:513:A:O2'	40:BQ:10:ARG:NH1	2.32	0.63
24:BA:612:G:C6	24:BA:614:A:C2	2.86	0.63
26:BC:68:ARG:NH1	26:BC:128:THR:OG1	2.31	0.63
30:BG:118:ALA:O	30:BG:120:ILE:HG22	1.98	0.63
24:BA:2483:C:C2	36:BM:123:LYS:HE3	2.34	0.63

Continued on next page...

Continued from previous page...

Atom-1	Atom-2	Interatomic distance (Å)	Clash overlap (Å)
1:CA:149:A:C2	1:CA:150:U:C2	2.87	0.63
1:CA:556:C:O2'	1:CA:557:G:H5'	1.98	0.63
4:CD:162:ALA:O	4:CD:165:ARG:N	2.31	0.63
8:CH:110:VAL:O	8:CH:111:MET:HB3	1.98	0.63
15:CO:10:LYS:O	15:CO:12:VAL:N	2.31	0.63
24:DA:1020:A:C2	24:DA:1141:U:C2	2.86	0.63
24:DA:1277:G:H5'	37:DN:20:MET:CE	2.29	0.63
24:DA:1490:A:H2'	24:DA:1490:A:N3	2.12	0.63
24:DA:1502:A:C2	24:DA:1503:A:C5	2.86	0.63
24:DA:1605:C:C2'	24:DA:1606:C:H5'	2.28	0.63
24:DA:1927:A:C6	24:DA:1928:A:C6	2.86	0.63
40:DQ:82:LEU:CD1	40:DQ:112:ALA:HB2	2.28	0.63
42:DS:85:ILE:HD12	42:DS:85:ILE:N	2.13	0.63
1:AA:229:U:H2'	1:AA:230:G:O4'	1.97	0.63
1:AA:330:C:C2'	1:AA:331:G:H5'	2.29	0.63
1:AA:442:G:N1	1:AA:493:A:C2	2.66	0.63
1:AA:687:A:N1	1:AA:700:G:O2'	2.23	0.63
8:AH:111:MET:CE	8:AH:116:ALA:HA	2.27	0.63
24:BA:1097:U:C4	24:BA:1098:A:H1'	2.34	0.63
24:BA:1176:U:C2	24:BA:1177:G:C5	2.86	0.63
24:BA:1269:A:OP2	59:BA:3388:HOH:O	2.15	0.63
24:BA:1326:U:O2'	24:BA:1327:A:H5'	1.98	0.63
24:BA:1355:G:C2'	24:BA:1356:G:H5'	2.28	0.63
24:BA:1488:C:O2	24:BA:1502:A:C2	2.52	0.63
24:BA:1623:G:C2	24:BA:1624:U:C2	2.87	0.63
24:BA:2415:G:C4	24:BA:2416:C:C6	2.87	0.63
24:BA:2799:A:O2'	24:BA:2800:A:H5''	1.99	0.63
24:BA:1157:G:OP1	57:BA:3162:NMY:C9	2.46	0.63
24:BA:58:G:N2	24:BA:70:G:N3	2.46	0.63
24:BA:784:G:H5'	26:BC:225:ASN:OD1	1.99	0.63
28:BE:79:ARG:O	28:BE:80:SER:HB2	1.98	0.63
40:BQ:89:ILE:HD11	40:BQ:93:ILE:HB	1.81	0.63
24:BA:141:G:N2	43:BT:1:MET:SD	2.71	0.63
1:CA:179:A:H2'	1:CA:180:U:O4'	1.97	0.63
8:CH:89:LYS:HD3	8:CH:90:ASP:N	2.13	0.63
9:CI:30:ILE:O	9:CI:31:ASN:C	2.37	0.63
22:CV:18:G:N2	22:CV:58:A:O4'	2.31	0.63
24:DA:2108:A:N7	24:DA:2178:C:N4	2.47	0.63
24:DA:2328:A:H2'	24:DA:2329:U:C6	2.33	0.63
24:DA:410:G:H5''	24:DA:411:G:H5'	1.80	0.63
24:DA:690:G:H4'	26:DC:216:ARG:NH2	2.14	0.63

Continued on next page...

Continued from previous page...

Atom-1	Atom-2	Interatomic distance (Å)	Clash overlap (Å)
26:DC:75:ALA:HB2	26:DC:95:TYR:CD1	2.34	0.63
1:AA:1269:A:C2	1:AA:1313:U:H1'	2.34	0.63
1:AA:391:G:C2	1:AA:392:C:H1'	2.33	0.63
1:AA:487:A:C6	1:AA:488:C:C2	2.86	0.63
4:AD:145:ILE:O	4:AD:146:ARG:HG2	1.98	0.63
13:AM:77:ILE:O	13:AM:80:LEU:N	2.32	0.63
24:BA:189:G:O6	24:BA:205:G:O2'	2.11	0.63
24:BA:1952:A:N3	24:BA:2560:A:O2'	2.29	0.63
24:BA:2043:C:OP1	24:BA:2777:G:O2'	2.12	0.63
24:BA:2709:G:C5	24:BA:2710:C:C5	2.86	0.63
24:BA:537:G:OP2	57:BA:3166:NMY:N6	2.31	0.63
24:BA:613:A:N7	24:BA:616:A:N1	2.47	0.63
24:BA:659:G:O3'	28:BE:95:LYS:HG2	1.98	0.63
24:BA:1820:U:OP1	26:BC:176:ARG:HG2	1.98	0.63
27:BD:49:GLN:NE2	27:BD:79:LEU:HD13	2.14	0.63
29:BF:36:ASN:CB	29:BF:87:LYS:HE3	2.28	0.63
37:BN:22:ARG:O	37:BN:24:MET:N	2.31	0.63
1:CA:1219:A:C5	1:CA:1220:G:N7	2.67	0.63
1:CA:269:C:H2'	1:CA:270:A:C8	2.34	0.63
1:CA:800:G:O6	59:CA:1809:HOH:O	2.14	0.63
1:CA:1330:U:OP1	13:CM:24:GLY:N	2.32	0.63
1:CA:1329:A:OP1	13:CM:28:THR:OG1	2.16	0.63
1:CA:742:G:OP1	15:CO:58:ARG:NH1	2.32	0.63
1:CA:110:C:O2'	16:CP:25:ARG:O	2.17	0.63
22:CV:73:A:H3'	22:CV:73:A:N3	2.12	0.63
55:CY:142:LEU:HD21	55:CY:148:ILE:HD11	1.79	0.63
24:DA:733:G:O6	59:DA:3292:HOH:O	2.14	0.63
31:DH:72:ILE:HD12	31:DH:73:ASN:N	2.14	0.63
38:DO:117:PHE:O	38:DO:117:PHE:CD1	2.52	0.63
24:DA:583:G:OP1	40:DQ:6:GLY:HA2	1.98	0.63
41:DR:41:ILE:HD11	41:DR:54:VAL:HG11	1.79	0.63
43:DT:4:GLU:CD	48:DY:18:LEU:HD21	2.19	0.63
1:AA:1088:G:C6	1:AA:1089:G:N7	2.67	0.63
1:AA:1349:A:H2'	1:AA:1350:A:H5'	1.80	0.63
3:AC:7:PRO:O	3:AC:11:ARG:HG2	1.98	0.63
4:AD:49:SER:CB	4:AD:51:TYR:CE2	2.82	0.63
8:AH:83:LEU:HD13	8:AH:83:LEU:C	2.18	0.63
24:BA:1344:U:H5'	24:BA:1384:A:C6	2.33	0.63
24:BA:630:G:C3'	24:BA:631:A:H5''	2.28	0.63
26:BC:62:ARG:HH21	26:BC:62:ARG:HG2	1.62	0.63
37:BN:97:ILE:HD11	37:BN:111:ALA:HB1	1.81	0.63

Continued on next page...

Continued from previous page...

Atom-1	Atom-2	Interatomic distance (Å)	Clash overlap (Å)
24:BA:1277:G:H5'	37:BN:20:MET:CE	2.27	0.63
1:CA:401:C:O2'	1:CA:621:A:N3	2.31	0.63
1:CA:406:G:C2	1:CA:407:U:C6	2.87	0.63
1:CA:779:C:H2'	1:CA:780:A:O4'	1.99	0.63
11:CK:24:HIS:CE1	11:CK:31:ILE:HB	2.34	0.63
24:DA:1501:G:O2'	24:DA:1502:A:H5'	1.99	0.63
24:DA:1733:G:C6	24:DA:1734:G:C5	2.87	0.63
24:DA:2406:A:C2	35:DL:69:ARG:NH2	2.66	0.63
24:DA:431:U:C2'	24:DA:432:A:H5''	2.28	0.63
24:DA:623:C:H2'	24:DA:624:C:H6	1.64	0.63
30:DG:19:ASN:O	30:DG:22:VAL:HG23	1.98	0.63
38:DO:111:ARG:O	38:DO:114:GLY:N	2.32	0.63
41:DR:68:ARG:HD3	41:DR:92:TRP:CE2	2.33	0.63
41:DR:25:LEU:HD12	41:DR:94:THR:OG1	1.99	0.63
1:AA:1047:G:HO2'	1:AA:1215:G:HO2'	1.40	0.63
1:AA:946:A:N3	1:AA:1236:A:C2	2.67	0.63
1:AA:309:A:C2	1:AA:310:G:N7	2.66	0.63
1:AA:35:G:C6	1:AA:36:C:N4	2.67	0.63
1:AA:683:G:C2'	1:AA:684:U:O5'	2.46	0.63
2:AB:218:ALA:HA	2:AB:221:VAL:HG12	1.81	0.63
1:AA:508:U:C4'	4:AD:51:TYR:OH	2.47	0.63
8:AH:11:LEU:HD13	8:AH:15:ARG:NH2	2.14	0.63
20:AT:27:MET:SD	20:AT:27:MET:O	2.56	0.63
52:B2:44:VAL:O	52:B2:45:SER:OG	2.12	0.63
24:BA:1186:G:H2'	24:BA:1187:G:H5'	1.80	0.63
24:BA:145:C:H2'	24:BA:146:A:C8	2.34	0.63
24:BA:1504:A:C6	24:BA:1505:A:C6	2.87	0.63
24:BA:1833:C:O2'	24:BA:1969:A:N1	2.28	0.63
24:BA:2413:G:C2'	24:BA:2414:G:H5'	2.29	0.63
24:BA:2416:C:C2	24:BA:2417:C:C5	2.87	0.63
24:BA:2448:A:OP2	59:BA:3688:HOH:O	2.16	0.63
24:BA:58:G:OP1	43:BT:78:SER:HB2	1.99	0.63
24:BA:609:A:C6	24:BA:610:C:O2	2.52	0.63
24:BA:846:U:H2'	24:BA:846:U:O2	1.99	0.63
33:BJ:130:HIS:O	33:BJ:130:HIS:ND1	2.31	0.63
42:BS:3:THR:HB	42:BS:58:ALA:CB	2.29	0.63
1:CA:1238:A:H2'	1:CA:1239:A:H5''	1.80	0.63
1:CA:1506:U:H3'	59:CA:1886:HOH:O	1.99	0.63
1:CA:49:U:C4	1:CA:364:A:C6	2.86	0.63
1:CA:544:G:OP1	4:CD:59:GLN:NE2	2.31	0.63
1:CA:858:G:C6	1:CA:869:G:N7	2.67	0.63

Continued on next page...

Continued from previous page...

Atom-1	Atom-2	Interatomic distance (Å)	Clash overlap (Å)
11:CK:20:VAL:HG13	11:CK:35:THR:HG23	1.81	0.63
11:CK:46:THR:CG2	11:CK:47:ALA:N	2.61	0.63
15:CO:57:LEU:O	15:CO:58:ARG:C	2.37	0.63
20:CT:67:ILE:HG12	20:CT:71:LYS:HG2	1.80	0.63
21:CU:17:ARG:CG	21:CU:20:LYS:HD3	2.29	0.63
24:DA:1909:C:C2	24:DA:1922:G:N2	2.66	0.63
24:DA:2093:G:OP2	31:DH:22:LYS:HE2	1.98	0.63
24:DA:2293:G:OP1	38:DO:94:ARG:NH2	2.32	0.63
57:DA:3190:NMY:H2	57:DA:3190:NMY:C17	2.29	0.63
25:DB:37:C:C5	25:DB:38:C:C5	2.87	0.63
38:DO:108:ASP:HA	38:DO:111:ARG:HB2	1.81	0.63
43:DT:51:PHE:O	43:DT:52:GLU:C	2.36	0.63
1:AA:1014:A:C4	19:AS:34:TRP:CZ2	2.86	0.63
1:AA:1124:G:OP1	10:AJ:37:ARG:O	2.16	0.63
1:AA:1304:G:N1	1:AA:1305:G:N2	2.47	0.63
1:AA:246:A:N3	1:AA:247:G:HI'	2.13	0.63
2:AB:23:TRP:CG	2:AB:23:TRP:O	2.51	0.63
3:AC:79:LYS:HZ1	1:CA:1539:C:P	2.22	0.63
4:AD:138:SER:O	4:AD:182:PHE:CZ	2.52	0.63
4:AD:171:LEU:CD1	4:AD:173:VAL:CG2	2.77	0.63
9:AI:35:LEU:O	9:AI:36:GLU:C	2.37	0.63
9:AI:79:ILE:O	9:AI:82:GLY:N	2.32	0.63
13:AM:85:CYS:O	13:AM:88:GLY:N	2.31	0.63
16:AP:32:PHE:CD1	16:AP:32:PHE:C	2.72	0.63
24:BA:122:G:O6	24:BA:129:C:N4	2.31	0.63
24:BA:1356:G:C2	24:BA:1357:C:C2	2.87	0.63
24:BA:1466:U:HO2'	24:BA:1546:G:HO2'	1.47	0.63
24:BA:230:G:N3	24:BA:231:A:C8	2.67	0.63
24:BA:2502:G:H5'	24:BA:2503:A:C5'	2.29	0.63
24:BA:276:U:O2	24:BA:277:G:C8	2.51	0.63
24:BA:479:A:N3	24:BA:481:G:C5'	2.61	0.63
24:BA:811:U:C4	35:BL:21:ARG:NH2	2.66	0.63
28:BE:113:VAL:O	28:BE:116:ASP:N	2.30	0.63
28:BE:165:HIS:N	28:BE:165:HIS:CD2	2.66	0.63
30:BG:139:VAL:O	30:BG:142:GLN:N	2.32	0.63
31:BH:5:LEU:O	31:BH:6:LEU:HD12	1.99	0.63
35:BL:61:LEU:O	53:B3:12:ARG:HD3	1.98	0.63
36:BM:64:TRP:O	36:BM:65:ILE:HG13	1.99	0.63
1:CA:933:G:OP2	7:CG:3:ARG:HG2	1.99	0.63
3:CC:44:THR:O	3:CC:45:LYS:C	2.37	0.63
4:CD:197:GLU:OE1	4:CD:197:GLU:N	2.32	0.63

Continued on next page...

Continued from previous page...

Atom-1	Atom-2	Interatomic distance (Å)	Clash overlap (Å)
12:CL:82:ILE:HG23	12:CL:95:TYR:CE1	2.33	0.63
16:CP:40:ASN:O	16:CP:42:ILE:N	2.31	0.63
17:CQ:11:ARG:NH1	17:CQ:56:GLY:O	2.31	0.63
24:DA:1563:U:H2'	24:DA:1564:C:H6	1.64	0.63
24:DA:1567:G:H2'	26:DC:84:PRO:HG3	1.81	0.63
24:DA:1728:C:O2'	24:DA:1731:G:O6	2.03	0.63
24:DA:1878:G:C6	24:DA:1879:C:C4	2.86	0.63
24:DA:2093:G:OP2	31:DH:22:LYS:HG3	1.99	0.63
24:DA:2684:U:C4	24:DA:2685:G:N7	2.67	0.63
24:DA:378:C:H2'	24:DA:379:G:H5'	1.80	0.63
24:DA:690:G:C3'	26:DC:216:ARG:HH21	2.11	0.63
24:DA:674:G:H1'	28:DE:69:ARG:CD	2.29	0.63
38:DO:100:HIS:CD2	38:DO:101:GLY:N	2.66	0.63
38:DO:111:ARG:O	38:DO:113:ALA:N	2.32	0.63
47:DX:68:ALA:HA	47:DX:71:ARG:NH2	2.14	0.63
1:AA:1178:G:H2'	1:AA:1180:A:OP2	1.98	0.62
1:AA:1304:G:C6	1:AA:1305:G:C2	2.87	0.62
1:AA:1424:U:H2'	1:AA:1424:U:O2	1.99	0.62
1:AA:32:A:H2	1:AA:33:A:C4	2.16	0.62
1:AA:844:G:N2	1:AA:846:G:O2'	2.32	0.62
1:AA:993:G:N3	1:AA:993:G:H2'	2.14	0.62
4:AD:25:VAL:CG2	4:AD:26:ARG:N	2.61	0.62
4:AD:5:LEU:O	4:AD:8:LYS:NZ	2.32	0.62
11:AK:126:LYS:NZ	59:AK:201:HOH:O	2.31	0.62
24:BA:1102:C:H2'	24:BA:1103:A:C8	2.33	0.62
24:BA:1105:U:H2'	24:BA:1106:G:C8	2.34	0.62
24:BA:219:A:N3	24:BA:234:U:O2'	2.27	0.62
24:BA:679:C:O2'	24:BA:680:C:H5'	1.98	0.62
24:BA:725:G:C6	24:BA:726:G:N1	2.67	0.62
24:BA:1993:U:H4'	27:BD:133:THR:HG22	1.80	0.62
31:BH:114:GLU:OE1	31:BH:134:VAL:N	2.32	0.62
42:BS:7:HIS:CD2	42:BS:10:ALA:HB2	2.34	0.62
1:CA:1033:G:H2'	1:CA:1034:G:H5'	1.81	0.62
1:CA:1309:G:N2	1:CA:1328:C:C2	2.67	0.62
1:CA:1330:U:C4	1:CA:1331:G:C6	2.87	0.62
1:CA:1402:C:H2'	1:CA:1403:C:O4'	1.99	0.62
1:CA:684:U:H2'	1:CA:685:G:O4'	1.99	0.62
1:CA:790:A:N7	1:CA:791:G:C5	2.67	0.62
1:CA:791:G:C5	1:CA:792:A:N7	2.67	0.62
1:CA:855:U:H2'	1:CA:856:C:C6	2.33	0.62
1:CA:926:G:C5'	1:CA:927:G:O5'	2.46	0.62

Continued on next page...

Continued from previous page...

Atom-1	Atom-2	Interatomic distance (Å)	Clash overlap (Å)
3:CC:40:ARG:O	3:CC:44:THR:OG1	2.16	0.62
5:CE:45:ARG:HH12	5:CE:74:VAL:HG22	1.64	0.62
7:CG:43:VAL:O	7:CG:46:ALA:N	2.32	0.62
19:CS:6:LYS:HG3	19:CS:7:LYS:N	2.12	0.62
24:DA:2881:U:O2'	24:DA:2882:A:H5'	1.99	0.62
24:DA:1921:G:O6	57:DA:3184:NMV:H81	1.98	0.62
24:DA:686:U:H2'	24:DA:788:A:N1	2.14	0.62
28:DE:171:ASP:O	28:DE:172:ALA:C	2.37	0.62
43:DT:14:PRO:HA	43:DT:32:LEU:HB3	1.81	0.62
1:AA:100:G:C8	1:AA:101:A:C8	2.87	0.62
1:AA:1256:A:C4	1:AA:1278:G:C6	2.87	0.62
1:AA:1355:G:C6	1:AA:1368:A:C2	2.86	0.62
57:AA:1655:NMV:HN61	24:BA:1913:A:H62	1.46	0.62
1:AA:382:A:H2'	1:AA:383:A:C8	2.34	0.62
1:AA:600:A:OP1	8:AH:88:ARG:HD2	1.99	0.62
1:AA:662:U:H2'	1:AA:663:A:C8	2.34	0.62
1:AA:801:U:H2'	1:AA:802:A:O5'	1.99	0.62
9:AI:28:ILE:HA	9:AI:63:LEU:HD21	1.80	0.62
11:AK:125:LYS:HG3	11:AK:126:LYS:N	2.14	0.62
20:AT:76:LYS:HA	20:AT:79:LEU:HD11	1.81	0.62
24:BA:2466:C:OP1	54:B4:4:ARG:HG2	2.00	0.62
24:BA:165:A:N3	47:BX:43:LYS:NZ	2.46	0.62
24:BA:2113:U:C4	24:BA:2114:A:N7	2.67	0.62
24:BA:63:A:C4'	43:BT:77:ARG:HH11	2.11	0.62
30:BG:3:VAL:HG12	30:BG:68:ARG:HG2	1.79	0.62
24:BA:2294:G:P	38:BO:10:ARG:NH2	2.72	0.62
25:BB:51:G:H5''	38:BO:64:TYR:CG	2.34	0.62
39:BP:48:ALA:HA	39:BP:95:LYS:HG2	1.80	0.62
41:BR:68:ARG:HD3	41:BR:92:TRP:CZ2	2.33	0.62
1:CA:1309:G:H1'	1:CA:1329:A:C2	2.34	0.62
1:CA:594:U:N3	1:CA:595:A:N1	2.47	0.62
1:CA:787:A:C2'	1:CA:788:U:H5'	2.28	0.62
1:CA:706:A:C4	11:CK:44:TRP:CH2	2.87	0.62
12:CL:89:ASP:O	12:CL:91:PRO:N	2.32	0.62
54:D4:30:GLU:OE1	54:D4:30:GLU:N	2.32	0.62
24:DA:1026:G:OP1	59:DA:3711:HOH:O	2.15	0.62
24:DA:181:A:C2	24:DA:182:A:C4	2.87	0.62
24:DA:2298:A:H2'	24:DA:2299:U:O4'	1.99	0.62
24:DA:2315:G:H4'	29:DF:124:ARG:HH12	1.64	0.62
24:DA:379:G:H2'	24:DA:380:G:O5'	1.99	0.62
24:DA:453:A:H5''	24:DA:454:A:OP2	1.98	0.62

Continued on next page...

Continued from previous page...

Atom-1	Atom-2	Interatomic distance (Å)	Clash overlap (Å)
26:DC:5:CYS:SG	26:DC:15:VAL:CG1	2.86	0.62
30:DG:103:ASN:ND2	30:DG:113:ASP:OD1	2.31	0.62
31:DH:77:THR:HG23	31:DH:143:ILE:HD11	1.81	0.62
35:DL:46:VAL:HG21	35:DL:50:PHE:CD1	2.33	0.62
37:DN:97:ILE:O	37:DN:112:TYR:O	2.17	0.62
42:DS:45:VAL:O	42:DS:46:LEU:C	2.36	0.62
1:AA:332:G:OP2	20:AT:5:LYS:HD2	1.98	0.62
1:AA:466:A:C4	1:AA:468:A:C2	2.87	0.62
1:AA:538:G:OP1	12:AL:110:ARG:HD2	1.99	0.62
1:AA:984:C:O2	1:AA:1222:G:C2	2.52	0.62
4:AD:131:ASN:O	4:AD:133:ALA:N	2.32	0.62
4:AD:26:ARG:NH2	4:AD:29:ASP:O	2.33	0.62
9:AI:130:ARG:NH2	22:AV:35:A:P	2.73	0.62
9:AI:32:GLN:OE1	9:AI:64:TYR:OH	2.03	0.62
16:AP:67:ILE:HG22	16:AP:71:VAL:CG2	2.29	0.62
23:AX:8:U:H3'	23:AX:9:A:C5'	2.27	0.62
24:BA:1217:U:H2'	24:BA:1218:G:O5'	2.00	0.62
24:BA:1602:U:C3'	24:BA:1603:A:H5'	2.29	0.62
24:BA:2204:G:C2	24:BA:2205:A:C8	2.87	0.62
24:BA:2652:C:C2'	24:BA:2653:U:H5'	2.28	0.62
24:BA:2799:A:C6	24:BA:2801:G:C5	2.87	0.62
27:BD:56:LYS:O	27:BD:58:ASN:N	2.32	0.62
30:BG:102:ILE:HG21	30:BG:104:LEU:HD13	1.80	0.62
31:BH:121:VAL:CG1	31:BH:122:LEU:CD2	2.71	0.62
25:BB:75:G:O4'	45:BV:29:ILE:CD1	2.48	0.62
1:CA:1169:A:C5	1:CA:1170:A:C2	2.87	0.62
1:CA:459:A:H2'	1:CA:460:A:C8	2.33	0.62
5:CE:78:ASN:N	5:CE:78:ASN:OD1	2.32	0.62
11:CK:55:SER:C	11:CK:57:LYS:H	2.01	0.62
11:CK:81:ASN:CB	11:CK:106:ARG:CZ	2.77	0.62
17:CQ:69:LYS:O	17:CQ:70:THR:HB	1.99	0.62
55:CY:64:THR:HG23	55:CY:65:LEU:N	2.14	0.62
24:DA:1105:U:H2'	24:DA:1106:G:H8	1.64	0.62
24:DA:477:A:H2'	24:DA:478:A:C8	2.34	0.62
24:DA:321:U:H4'	28:DE:162:ARG:NH2	2.15	0.62
25:DB:44:G:OP1	29:DF:94:ARG:NH2	2.32	0.62
33:DJ:76:HIS:CE1	33:DJ:85:LYS:HB2	2.33	0.62
40:DQ:39:ILE:HD13	41:DR:77:PHE:CE2	2.35	0.62
1:AA:978:A:P	1:AA:1362:A:N6	2.72	0.62
1:AA:215:C:H2'	1:AA:216:U:O4'	2.00	0.62
1:AA:70:U:OP2	1:AA:70:U:C6	2.52	0.62

Continued on next page...

Continued from previous page...

Atom-1	Atom-2	Interatomic distance (Å)	Clash overlap (Å)
1:AA:734:G:O2'	18:AR:60:LYS:CE	2.47	0.62
24:BA:2285:C:OP2	51:B1:5:ARG:NH1	2.32	0.62
24:BA:223:A:N6	24:BA:422:A:C2	2.67	0.62
24:BA:227:A:C2	24:BA:2407:A:H1'	2.35	0.62
24:BA:2495:G:O3'	36:BM:81:ARG:O	2.16	0.62
24:BA:2795:C:O2	24:BA:2802:G:N2	2.33	0.62
24:BA:61:C:C2	24:BA:94:A:C2	2.87	0.62
24:BA:867:C:H2'	24:BA:868:U:H5'	1.82	0.62
24:BA:948:C:C2	24:BA:949:G:C8	2.87	0.62
26:BC:116:GLN:N	26:BC:127:ASN:OD1	2.32	0.62
26:BC:188:ARG:O	26:BC:189:ALA:HB2	1.99	0.62
44:BU:85:ARG:O	44:BU:87:GLU:N	2.32	0.62
1:CA:262:A:C6	1:CA:263:A:N6	2.66	0.62
1:CA:615:G:C2	1:CA:616:G:C8	2.86	0.62
1:CA:1082:A:OP1	5:CE:23:LYS:NZ	2.32	0.62
1:CA:501:C:OP2	12:CL:121:ARG:CZ	2.48	0.62
12:CL:44:LYS:O	12:CL:46:ASN:N	2.32	0.62
1:CA:751:U:H4'	15:CO:24:SER:CA	2.29	0.62
1:CA:751:U:H4'	15:CO:24:SER:HA	1.81	0.62
22:CV:8:U:O2	22:CV:21:A:C2	2.53	0.62
53:D3:14:LYS:O	53:D3:15:LYS:O	2.18	0.62
24:DA:2443:C:O2'	24:DA:2444:G:H5'	2.00	0.62
24:DA:2693:G:N2	24:DA:2717:C:C2	2.67	0.62
24:DA:408:G:C2'	24:DA:409:G:O5'	2.46	0.62
27:DD:101:PHE:O	27:DD:103:ASP:N	2.33	0.62
47:DX:32:LEU:HA	47:DX:51:SER:HA	1.81	0.62
1:AA:318:G:N1	1:AA:319:G:C5	2.68	0.62
2:AB:130:THR:OG1	2:AB:131:LYS:N	2.30	0.62
6:AF:43:GLY:HA2	6:AF:58:HIS:CD2	2.34	0.62
7:AG:93:PRO:O	7:AG:95:ARG:N	2.33	0.62
19:AS:15:LEU:HG	19:AS:33:THR:HG21	1.82	0.62
24:BA:2286:G:P	51:B1:29:LYS:HZ3	2.21	0.62
24:BA:1995:U:OP1	27:BD:128:ARG:NH2	2.33	0.62
24:BA:2207:C:C2	24:BA:2218:G:N2	2.67	0.62
26:BC:106:PRO:O	26:BC:107:LYS:O	2.17	0.62
27:BD:125:TRP:CB	27:BD:160:LYS:HG2	2.29	0.62
41:BR:49:ILE:HG12	41:BR:54:VAL:N	2.14	0.62
42:BS:13:SER:O	42:BS:15:GLN:N	2.33	0.62
1:CA:375:U:C3'	1:CA:376:G:H5''	2.29	0.62
1:CA:400:C:H2'	1:CA:401:C:O5'	1.98	0.62
1:CA:493:A:C4	1:CA:494:G:N1	2.67	0.62

Continued on next page...

Continued from previous page...

Atom-1	Atom-2	Interatomic distance (Å)	Clash overlap (Å)
1:CA:536:C:OP1	59:CA:1771:HOH:O	2.15	0.62
3:CC:176:HIS:NE2	59:CC:301:HOH:O	2.30	0.62
1:CA:966:G:N3	9:CI:129:LYS:CE	2.63	0.62
10:CJ:42:LEU:CD2	10:CJ:71:LEU:HD22	2.29	0.62
11:CK:27:PHE:C	11:CK:27:PHE:CD1	2.71	0.62
11:CK:24:HIS:HA	11:CK:87:LYS:HG2	1.82	0.62
24:DA:1055:G:C6	24:DA:1056:G:C4	2.88	0.62
1:AA:294:U:C2	1:AA:295:C:C5	2.87	0.62
4:AD:59:GLN:O	4:AD:63:ARG:NE	2.32	0.62
24:BA:109:C:N3	24:BA:110:G:N7	2.47	0.62
24:BA:1383:A:N3	24:BA:1405:U:O2'	2.30	0.62
24:BA:1564:C:H2'	24:BA:1565:C:C6	2.35	0.62
24:BA:2167:U:H1'	24:BA:2170:A:N7	2.13	0.62
24:BA:2861:U:N3	24:BA:2862:G:N7	2.48	0.62
24:BA:361:G:HO2'	24:BA:362:A:P	2.19	0.62
25:BB:14:U:C2'	25:BB:14:U:O2	2.47	0.62
24:BA:1566:A:P	26:BC:213:ARG:NH2	2.73	0.62
33:BJ:30:THR:HG22	33:BJ:31:GLU:N	2.14	0.62
24:BA:96:C:H4'	48:BY:41:HIS:CE1	2.35	0.62
1:CA:1366:C:OP2	9:CI:119:ARG:NH1	2.32	0.62
1:CA:448:A:C8	1:CA:487:A:N1	2.67	0.62
1:CA:666:G:H5'	1:CA:726:C:H1'	1.82	0.62
3:CC:11:ARG:NH2	3:CC:178:LEU:HA	2.14	0.62
12:CL:93:VAL:HG22	12:CL:94:ARG:N	2.13	0.62
23:CX:10:A:O2'	23:CX:11:A:P	2.57	0.62
24:DA:1918:A:O2'	24:DA:1920:C:N4	2.32	0.62
57:DA:3186:NMY:H11	57:DA:3186:NMY:HN21	1.59	0.62
24:DA:564:C:H5''	41:DR:79:ARG:HG2	1.81	0.62
24:DA:597:G:C5	24:DA:598:U:C4	2.87	0.62
29:DF:87:LYS:HG2	29:DF:88:VAL:N	2.13	0.62
29:DF:96:TRP:HA	29:DF:99:PHE:CZ	2.34	0.62
38:DO:12:THR:HA	38:DO:15:ARG:HB2	1.79	0.62
40:DQ:81:GLY:HA2	40:DQ:116:LEU:HD23	1.80	0.62
1:AA:1275:A:C5	1:AA:1276:G:N7	2.68	0.62
1:AA:489:C:O2	1:AA:490:C:C6	2.53	0.62
1:AA:618:C:H3'	1:AA:619:U:C5'	2.30	0.62
1:AA:788:U:C2'	1:AA:789:U:H5'	2.30	0.62
1:AA:846:G:OP2	18:AR:48:ARG:NH2	2.33	0.62
1:AA:958:A:C6	19:AS:54:GLY:HA3	2.35	0.62
24:BA:2335:A:N6	24:BA:2337:G:H1'	2.14	0.62
24:BA:729:G:O5'	26:BC:12:ARG:NH2	2.32	0.62

Continued on next page...

Continued from previous page...

Atom-1	Atom-2	Interatomic distance (Å)	Clash overlap (Å)
24:BA:847:U:H2'	24:BA:847:U:O2	1.97	0.62
26:BC:81:GLU:HB2	26:BC:90:ILE:CD1	2.28	0.62
29:BF:3:LEU:CD1	29:BF:96:TRP:CH2	2.72	0.62
29:BF:92:GLY:O	29:BF:93:GLU:HB2	2.00	0.62
1:CA:1086:U:O2'	1:CA:1087:G:H5'	1.99	0.62
1:CA:1064:G:OP1	1:CA:1386:G:H4'	1.99	0.62
1:CA:530:G:N3	1:CA:530:G:H2'	2.15	0.62
1:CA:697:U:O4'	1:CA:786:G:O2'	2.18	0.62
6:CF:23:GLU:O	6:CF:24:ARG:O	2.17	0.62
6:CF:71:ILE:O	6:CF:75:GLU:N	2.32	0.62
9:CI:47:VAL:HG12	9:CI:80:ARG:HG3	1.82	0.62
13:CM:11:ASP:HB2	13:CM:45:ILE:HG12	1.81	0.62
22:CV:43:C:H2'	22:CV:43:C:O2	2.00	0.62
24:DA:2420:C:P	53:D3:33:THR:HG23	2.39	0.62
53:D3:43:LEU:N	53:D3:43:LEU:HD13	2.14	0.62
24:DA:1068:G:O2'	24:DA:1096:A:H4'	2.00	0.62
24:DA:1359:A:N7	24:DA:1360:G:C8	2.67	0.62
24:DA:2128:G:N7	24:DA:2129:C:C4	2.67	0.62
24:DA:298:G:P	44:DU:84:PHE:HB3	2.39	0.62
24:DA:359:G:H2'	24:DA:360:U:H5'	1.81	0.62
24:DA:636:G:OP2	35:DL:109:LYS:NZ	2.28	0.62
27:DD:13:ARG:HD3	27:DD:21:SER:OG	2.00	0.62
29:DF:161:SER:O	29:DF:162:ASP:C	2.37	0.62
38:DO:100:HIS:CG	38:DO:101:GLY:N	2.65	0.62
43:DT:30:ILE:HG13	43:DT:85:VAL:CG1	2.30	0.62
43:DT:61:LEU:CD1	43:DT:82:LYS:HB3	2.28	0.62
46:DW:29:GLU:O	46:DW:30:SER:O	2.16	0.62
1:AA:106:C:C2'	1:AA:107:G:H5'	2.30	0.62
3:AC:79:LYS:O	3:AC:81:GLY:N	2.32	0.62
15:AO:54:ARG:O	15:AO:57:LEU:HG	1.99	0.62
24:BA:1178:C:H2'	24:BA:1179:G:C8	2.35	0.62
24:BA:2531:A:H5'	30:BG:156:TYR:CE2	2.35	0.62
24:BA:2808:G:N2	24:BA:2891:U:C6	2.68	0.62
24:BA:359:G:N1	24:BA:360:U:C2	2.68	0.62
26:BC:140:VAL:CG2	26:BC:189:ALA:HB1	2.30	0.62
31:BH:148:ALA:O	31:BH:149:GLU:HG3	2.00	0.62
35:BL:78:ARG:HB2	35:BL:113:ALA:CB	2.28	0.62
1:CA:1109:C:C5	1:CA:1110:A:N7	2.67	0.62
1:CA:452:A:O4'	16:CP:70:ARG:NH1	2.33	0.62
1:CA:628:G:H2'	1:CA:629:A:C8	2.35	0.62
8:CH:40:LEU:CB	8:CH:46:ILE:HG12	2.29	0.62

Continued on next page...

Continued from previous page...

Atom-1	Atom-2	Interatomic distance (Å)	Clash overlap (Å)
12:CL:37:VAL:HG23	12:CL:37:VAL:O	2.00	0.62
22:CV:13:C:C2'	22:CV:14:A:H5'	2.29	0.62
24:DA:1319:C:C2'	24:DA:1320:C:H5'	2.29	0.62
24:DA:1414:C:C6	24:DA:1415:U:C5	2.88	0.62
24:DA:1577:C:H2'	24:DA:1578:U:O4'	2.00	0.62
24:DA:1754:A:HO2'	24:DA:1755:A:P	2.23	0.62
24:DA:1797:G:C5	24:DA:1798:U:C5	2.88	0.62
24:DA:2122:U:O2'	24:DA:2123:G:OP1	2.16	0.62
24:DA:387:U:C6	24:DA:388:G:C6	2.88	0.62
24:DA:431:U:H2'	24:DA:432:A:H5'	1.80	0.62
26:DC:15:VAL:HG22	26:DC:204:LEU:O	2.00	0.62
27:DD:9:VAL:HG13	27:DD:26:VAL:O	1.98	0.62
29:DF:37:MET:O	29:DF:39:VAL:N	2.33	0.62
31:DH:116:ARG:HH11	31:DH:133:GLN:HG2	1.63	0.62
40:DQ:65:ASN:ND2	40:DQ:75:TYR:HB3	2.13	0.62
48:DY:49:ASP:O	48:DY:53:VAL:HG12	1.99	0.62
1:AA:101:A:C5	1:AA:102:G:N7	2.68	0.62
1:AA:1106:G:H2'	1:AA:1107:C:C6	2.34	0.62
1:AA:682:G:C2'	1:AA:683:G:H5'	2.29	0.62
9:AI:46:MET:SD	9:AI:48:VAL:HG22	2.39	0.62
24:BA:1719:G:C5	24:BA:1720:U:C5	2.88	0.62
24:BA:1906:G:C2'	24:BA:1907:G:H5'	2.30	0.62
24:BA:2091:C:H4'	47:BX:55:MET:CE	2.29	0.62
24:BA:2290:G:N1	24:BA:2343:U:O2	2.32	0.62
24:BA:2409:G:O6	24:BA:2410:G:C6	2.53	0.62
24:BA:858:G:N2	24:BA:919:U:O4	2.33	0.62
26:BC:8:THR:O	26:BC:9:SER:HB3	2.00	0.62
34:BK:12:ASP:OD1	34:BK:14:SER:OG	2.14	0.62
42:BS:84:ARG:HB2	42:BS:96:ILE:HG22	1.81	0.62
1:CA:1169:A:N6	1:CA:1170:A:C2	2.67	0.62
1:CA:1178:G:N7	9:CI:99:ARG:NH1	2.47	0.62
1:CA:260:G:H2'	1:CA:261:U:C6	2.33	0.62
1:CA:965:U:O2'	1:CA:966:G:OP2	2.13	0.62
3:CC:53:SER:HB2	3:CC:115:LEU:HD21	1.82	0.62
4:CD:171:LEU:C	4:CD:171:LEU:HD12	2.20	0.62
4:CD:58:LYS:CE	4:CD:203:LEU:HD13	2.30	0.62
1:CA:429:U:OP1	4:CD:9:LEU:HD22	2.00	0.62
8:CH:104:VAL:HG22	8:CH:105:SER:O	1.99	0.62
12:CL:52:VAL:CG2	12:CL:53:CYS:N	2.62	0.62
22:CV:4:C:O2'	22:CV:5:G:C5'	2.46	0.62
52:D2:43:THR:O	52:D2:44:VAL:HB	1.99	0.62

Continued on next page...

Continued from previous page...

Atom-1	Atom-2	Interatomic distance (Å)	Clash overlap (Å)
24:DA:1361:G:C6	24:DA:1362:C:C4	2.88	0.62
24:DA:2636:C:O2'	27:DD:45:TYR:OH	2.18	0.62
24:DA:63:A:C2	24:DA:64:A:C5	2.87	0.62
27:DD:16:THR:O	27:DD:19:GLY:N	2.33	0.62
29:DF:121:PHE:CZ	29:DF:162:ASP:O	2.53	0.62
45:DV:23:ALA:O	45:DV:25:LYS:N	2.31	0.62
1:AA:1197:A:OP2	59:AA:1846:HOH:O	2.16	0.62
1:AA:1305:G:O6	59:AA:1861:HOH:O	2.14	0.62
1:AA:419:C:N4	1:AA:420:U:C4	2.67	0.62
1:AA:436:C:C2	1:AA:437:U:C5	2.87	0.62
1:AA:441:A:C2	1:AA:497:G:N1	2.68	0.62
1:AA:632:U:H5''	1:AA:633:G:C8	2.35	0.62
1:AA:574:A:H1'	1:AA:883:C:O4'	1.99	0.62
8:AH:40:LEU:HB3	8:AH:46:ILE:HG21	1.82	0.62
12:AL:80:ILE:HA	12:AL:102:LEU:HD11	1.82	0.62
52:B2:35:ARG:O	52:B2:38:GLY:N	2.33	0.62
24:BA:1142:A:C4	24:BA:1144:A:C8	2.87	0.62
24:BA:1666:G:OP2	34:BK:66:LYS:NZ	2.32	0.62
24:BA:2004:G:C2'	24:BA:2005:A:H5'	2.29	0.62
24:BA:2309:A:H2'	24:BA:2310:C:O5'	1.99	0.62
24:BA:273:G:C5	24:BA:274:C:C4	2.87	0.62
24:BA:2761:A:C6	24:BA:2762:C:C5	2.88	0.62
24:BA:835:C:H2'	24:BA:836:G:H5'	1.82	0.62
24:BA:2748:A:H1'	30:BG:66:THR:HG23	1.82	0.62
42:BS:74:ILE:HD13	42:BS:105:VAL:CG2	2.30	0.62
47:BX:51:SER:OG	47:BX:52:ALA:N	2.30	0.62
1:CA:1055:A:H1'	3:CC:193:TYR:OH	2.00	0.62
1:CA:1160:G:O2'	1:CA:1161:C:O5'	2.16	0.62
1:CA:1189:U:OP1	14:CN:98:LYS:NZ	2.27	0.62
1:CA:1354:U:C2'	1:CA:1355:G:O5'	2.47	0.62
1:CA:161:A:N1	1:CA:347:G:O2'	2.29	0.62
6:CF:18:VAL:O	6:CF:21:MET:HB2	2.00	0.62
7:CG:17:LYS:HB2	7:CG:44:TYR:CZ	2.34	0.62
9:CI:30:ILE:O	9:CI:33:ARG:N	2.32	0.62
9:CI:82:GLY:CA	9:CI:85:ARG:NH1	2.63	0.62
19:CS:27:ASP:OD1	19:CS:27:ASP:N	2.33	0.62
20:CT:54:MET:HG2	20:CT:54:MET:O	2.00	0.62
1:CA:1539:C:O3'	21:CU:18:ARG:O	2.11	0.62
24:DA:1952:A:N3	24:DA:2560:A:O2'	2.31	0.62
24:DA:2335:A:N7	24:DA:2337:G:C5	2.68	0.62
24:DA:2576:G:O2'	24:DA:2579:C:OP2	2.13	0.62

Continued on next page...

Continued from previous page...

Atom-1	Atom-2	Interatomic distance (Å)	Clash overlap (Å)
24:DA:748:G:OP1	42:DS:88:ARG:NH1	2.32	0.62
24:DA:974:G:O2'	24:DA:989:G:N2	2.32	0.62
36:DM:77:PRO:O	36:DM:80:VAL:HG12	2.00	0.62
46:DW:18:ALA:O	46:DW:20:ARG:NH1	2.32	0.62
46:DW:20:ARG:CG	46:DW:20:ARG:NH1	2.51	0.62
1:AA:1416:G:C2	1:AA:1485:U:O2	2.52	0.61
1:AA:782:A:C2	1:AA:801:U:C2	2.88	0.61
3:AC:47:LEU:HB3	3:AC:50:ALA:CB	2.30	0.61
12:AL:34:CYS:O	12:AL:34:CYS:SG	2.57	0.61
13:AM:114:LYS:HB3	13:AM:115:PRO:HD2	1.82	0.61
14:AN:52:PRO:O	14:AN:55:SER:OG	2.14	0.61
24:BA:1571:A:C2	24:BA:1572:A:C5	2.87	0.61
24:BA:1953:A:H2	24:BA:2549:G:N3	1.97	0.61
24:BA:2484:G:P	36:BM:44:ARG:NH1	2.73	0.61
24:BA:564:C:O2'	24:BA:565:C:H5'	2.00	0.61
24:BA:601:C:O2'	24:BA:605:G:OP1	2.13	0.61
29:BF:23:SER:HB3	29:BF:26:GLN:NE2	2.15	0.61
34:BK:64:ARG:HB3	34:BK:79:PHE:HD2	1.65	0.61
24:BA:2846:G:OP2	39:BP:51:ASN:HB2	1.99	0.61
42:BS:47:VAL:O	42:BS:51:LEU:N	2.33	0.61
44:BU:10:VAL:HG12	44:BU:71:ILE:HA	1.81	0.61
47:BX:11:PRO:HB3	47:BX:29:LEU:HD21	1.79	0.61
1:CA:1055:A:C6	1:CA:1206:G:C5	2.88	0.61
1:CA:263:A:P	20:CT:74:ARG:NH2	2.73	0.61
1:CA:340:U:C2	1:CA:350:G:N2	2.68	0.61
1:CA:65:A:C5	1:CA:381:C:C4	2.88	0.61
1:CA:671:G:C2	1:CA:736:C:C2	2.87	0.61
24:DA:1300:G:H4'	24:DA:1301:A:H5''	1.80	0.61
29:DF:112:ASP:O	29:DF:114:ARG:NH2	2.33	0.61
24:DA:298:G:OP1	44:DU:84:PHE:CD1	2.53	0.61
1:AA:1332:A:H2'	1:AA:1333:A:O4'	2.00	0.61
1:AA:1360:A:N7	1:AA:1361:G:N3	2.49	0.61
1:AA:612:C:H2'	1:AA:613:C:H5'	1.80	0.61
1:AA:692:U:O2	1:AA:694:A:C8	2.52	0.61
4:AD:72:PHE:HA	4:AD:75:TYR:HB2	1.82	0.61
13:AM:52:GLN:O	13:AM:55:THR:OG1	2.18	0.61
1:AA:391:G:H5'	16:AP:8:ARG:NH2	2.15	0.61
21:AU:26:ALA:CB	23:AX:5:A:H5''	2.30	0.61
24:BA:1449:G:N2	24:BA:1463:C:C2	2.68	0.61
24:BA:1735:A:C6	24:BA:1736:U:C2	2.89	0.61
24:BA:2125:G:N1	24:BA:2171:A:OP1	2.33	0.61

Continued on next page...

Continued from previous page...

Atom-1	Atom-2	Interatomic distance (Å)	Clash overlap (Å)
24:BA:340:A:N7	24:BA:341:C:C5	2.68	0.61
24:BA:458:G:O2'	24:BA:459:U:P	2.58	0.61
31:BH:31:VAL:HB	31:BH:32:PRO:HD3	1.82	0.61
1:CA:1076:U:C2	1:CA:1082:A:C2	2.88	0.61
1:CA:1126:U:H4'	1:CA:1127:G:OP2	1.99	0.61
1:CA:1145:A:H1'	1:CA:1146:A:OP2	2.00	0.61
1:CA:1170:A:N7	1:CA:1171:A:C4	2.68	0.61
1:CA:544:G:C5	1:CA:545:C:C5	2.88	0.61
4:CD:22:LYS:NZ	4:CD:26:ARG:HB2	2.14	0.61
4:CD:5:LEU:HD12	4:CD:6:GLY:O	2.00	0.61
8:CH:110:VAL:HG12	8:CH:111:MET:N	2.14	0.61
11:CK:40:ASN:O	11:CK:41:ALA:CB	2.47	0.61
11:CK:46:THR:HG23	11:CK:47:ALA:N	2.14	0.61
12:CL:80:ILE:HD12	12:CL:97:THR:CG2	2.31	0.61
18:CR:56:ALA:HA	18:CR:59:ILE:HG22	1.81	0.61
53:D3:6:VAL:CG1	53:D3:6:VAL:O	2.48	0.61
24:DA:1334:G:C5	24:DA:1335:C:C5	2.88	0.61
24:DA:1559:U:H3'	24:DA:1560:G:H5'	1.82	0.61
24:DA:2314:A:C6	24:DA:2315:G:C5	2.88	0.61
24:DA:2345:G:H4'	24:DA:2346:A:C5'	2.30	0.61
24:DA:2517:C:C6	24:DA:2542:A:N7	2.68	0.61
24:DA:2747:G:O2'	30:DG:66:THR:HG22	2.00	0.61
57:DA:3189:NMY:H61	57:DA:3189:NMY:H2	1.82	0.61
30:DG:138:GLN:HG2	30:DG:139:VAL:N	2.15	0.61
24:DA:2748:A:H1'	30:DG:66:THR:HG22	1.81	0.61
37:DN:53:THR:O	37:DN:56:LYS:HB2	2.00	0.61
1:AA:1051:C:H2'	1:AA:1052:U:C6	2.36	0.61
1:AA:1102:A:C5	1:AA:1103:C:C5	2.88	0.61
1:AA:1234:C:H1'	1:AA:1364:U:H6	1.66	0.61
1:AA:38:G:N2	1:AA:397:A:C4	2.68	0.61
2:AB:163:VAL:HG13	2:AB:164:ILE:N	2.13	0.61
2:AB:61:ALA:HA	2:AB:64:LYS:HA	1.81	0.61
11:AK:45:ALA:HB1	11:AK:69:ARG:HG2	1.83	0.61
17:AQ:28:PHE:O	17:AQ:29:VAL:HB	1.98	0.61
24:BA:1220:G:H2'	24:BA:1221:C:O4'	1.98	0.61
24:BA:1410:G:O6	59:BA:3622:HOH:O	2.10	0.61
24:BA:2414:G:C4	24:BA:2415:G:C8	2.87	0.61
24:BA:817:C:O2'	24:BA:839:U:H5''	2.00	0.61
24:BA:973:A:OP1	59:BA:3776:HOH:O	2.16	0.61
29:BF:92:GLY:O	29:BF:93:GLU:CB	2.48	0.61
43:BT:67:VAL:HG22	43:BT:76:ARG:HB3	1.82	0.61

Continued on next page...

Continued from previous page...

Atom-1	Atom-2	Interatomic distance (Å)	Clash overlap (Å)
1:CA:1492:A:N1	1:CA:1493:A:C2	2.68	0.61
1:CA:1523:G:O3'	11:CK:125:LYS:NZ	2.34	0.61
1:CA:154:U:C2	1:CA:168:G:N2	2.67	0.61
1:CA:354:G:C6	1:CA:355:C:C4	2.88	0.61
1:CA:468:A:C2	1:CA:469:C:C4	2.88	0.61
1:CA:786:G:C6	1:CA:787:A:C8	2.88	0.61
24:DA:2055:C:H5'	24:DA:2056:G:OP1	1.99	0.61
24:DA:2324:U:O2'	24:DA:2325:G:P	2.57	0.61
24:DA:260:G:C6	24:DA:261:G:N7	2.68	0.61
57:DA:3189:NMY:O4	57:DA:3189:NMY:N9	2.33	0.61
24:DA:321:U:OP2	28:DE:130:LYS:CE	2.48	0.61
24:DA:572:A:C2	24:DA:2033:A:C2	2.88	0.61
31:DH:31:VAL:CG1	31:DH:32:PRO:HD3	2.31	0.61
27:DD:12:THR:HG21	39:DP:8:GLU:HG2	1.81	0.61
25:DB:77:U:O5'	45:DV:14:LYS:NZ	2.32	0.61
1:AA:1151:A:C2	1:AA:1152:A:C5	2.89	0.61
1:AA:337:G:H2'	1:AA:338:A:C8	2.35	0.61
2:AB:143:LYS:O	2:AB:145:GLU:N	2.33	0.61
3:AC:140:ASN:O	3:AC:141:ALA:HB2	2.00	0.61
3:AC:192:THR:HG23	3:AC:193:TYR:CD1	2.35	0.61
4:AD:55:LEU:O	4:AD:58:LYS:N	2.33	0.61
1:AA:8:A:H4'	5:AE:126:LYS:HA	1.82	0.61
11:AK:39:GLY:O	11:AK:41:ALA:N	2.34	0.61
12:AL:72:HIS:CE1	12:AL:74:LEU:HD12	2.35	0.61
19:AS:70:LYS:C	19:AS:71:LEU:HD22	2.20	0.61
24:BA:2191:A:C2	24:BA:2192:U:C2	2.88	0.61
24:BA:2290:G:O2'	24:BA:2381:A:H1'	2.01	0.61
24:BA:2602:A:C4'	24:BA:2603:G:OP2	2.48	0.61
24:BA:2652:C:H2'	24:BA:2653:U:H5'	1.81	0.61
24:BA:659:G:O2'	28:BE:95:LYS:NZ	2.33	0.61
24:BA:784:G:O2'	24:BA:785:G:OP2	2.18	0.61
24:BA:959:A:N3	24:BA:2457:U:O2'	2.33	0.61
29:BF:130:GLY:HA2	29:BF:152:ASP:HA	1.82	0.61
25:BB:57:A:O4'	29:BF:26:GLN:CD	2.38	0.61
37:BN:59:SER:O	37:BN:63:ARG:HB2	2.00	0.61
40:BQ:47:ARG:NH2	40:BQ:48:ASP:OD1	2.33	0.61
1:CA:1354:U:O2'	1:CA:1355:G:O5'	2.18	0.61
1:CA:613:C:P	4:CD:81:ARG:NH2	2.73	0.61
4:CD:162:ALA:O	4:CD:164:GLN:N	2.34	0.61
9:CI:81:HIS:HB3	9:CI:85:ARG:NH2	2.15	0.61
21:CU:33:ARG:HG2	21:CU:34:ARG:N	2.15	0.61

Continued on next page...

Continued from previous page...

Atom-1	Atom-2	Interatomic distance (Å)	Clash overlap (Å)
24:DA:1045:C:C4'	24:DA:1046:A:H5'	2.31	0.61
24:DA:1489:C:O2	24:DA:1501:G:C2	2.53	0.61
24:DA:1985:C:O2'	24:DA:1986:C:H5'	2.01	0.61
24:DA:2163:A:OP1	24:DA:2170:A:O2'	2.18	0.61
24:DA:2747:G:C2	24:DA:2756:U:C5	2.89	0.61
57:DA:3190:NMY:HN31	57:DA:3190:NMY:H191	1.46	0.61
27:DD:125:TRP:CD2	27:DD:160:LYS:HG2	2.35	0.61
1:AA:106:C:H2'	1:AA:107:G:C5'	2.29	0.61
1:AA:56:U:N3	31:DH:91:PHE:CE1	2.67	0.61
5:AE:83:HIS:CD2	5:AE:84:PRO:HD2	2.35	0.61
11:AK:31:ILE:HG22	11:AK:46:THR:HA	1.82	0.61
12:AL:118:GLY:O	12:AL:119:VAL:HB	2.00	0.61
1:AA:1331:G:OP1	13:AM:23:TYR:CD2	2.53	0.61
18:AR:26:ILE:N	18:AR:29:LEU:HD13	2.15	0.61
1:AA:719:C:O2'	18:AR:38:LYS:HG3	2.01	0.61
24:BA:1175:A:OP1	24:BA:1176:U:O2'	2.19	0.61
24:BA:1608:A:C5	24:BA:1611:C:C4	2.88	0.61
24:BA:1663:G:C6	24:BA:1992:G:C8	2.88	0.61
24:BA:2484:G:H1'	36:BM:123:LYS:HE2	1.83	0.61
24:BA:2779:U:C4'	24:BA:2781:A:C8	2.84	0.61
24:BA:532:A:C8	24:BA:2021:C:C6	2.88	0.61
25:BB:57:A:H2'	25:BB:58:A:O4'	2.00	0.61
37:BN:70:THR:O	37:BN:71:ARG:CB	2.48	0.61
38:BO:117:PHE:CD1	38:BO:117:PHE:OXT	2.53	0.61
1:CA:1014:A:H5''	19:CS:14:HIS:CG	2.36	0.61
1:CA:1064:G:O4'	1:CA:1066:C:C6	2.53	0.61
1:CA:40:C:H2'	1:CA:41:G:C8	2.35	0.61
1:CA:725:G:O2'	1:CA:726:C:H5'	2.00	0.61
1:CA:754:C:C2'	1:CA:755:G:OP1	2.48	0.61
1:CA:1106:G:O2'	3:CC:169:ARG:NH1	2.34	0.61
7:CG:26:PHE:O	7:CG:28:ASN:N	2.33	0.61
8:CH:111:MET:HE2	8:CH:115:ALA:HB1	1.83	0.61
14:CN:9:GLU:OE2	14:CN:12:ARG:NH1	2.33	0.61
16:CP:33:ILE:N	16:CP:33:ILE:HD12	2.15	0.61
24:DA:1509:A:HO2'	24:DA:1510:G:P	2.18	0.61
24:DA:1809:A:C6	24:DA:1810:A:C6	2.89	0.61
24:DA:2657:A:O3'	30:DG:159:LYS:NZ	2.29	0.61
57:DA:3189:NMY:H171	57:DA:3189:NMY:H231	1.80	0.61
24:DA:1814:G:H5''	26:DC:53:ILE:CD1	2.31	0.61
27:DD:22:ILE:HD11	27:DD:190:LYS:CG	2.30	0.61
35:DL:68:SER:O	35:DL:69:ARG:CB	2.48	0.61

Continued on next page...

Continued from previous page...

Atom-1	Atom-2	Interatomic distance (Å)	Clash overlap (Å)
24:DA:1244:A:OP1	35:DL:7:SER:HB2	2.01	0.61
38:DO:74:VAL:O	38:DO:78:VAL:HG23	2.00	0.61
1:AA:1079:G:HO2'	1:AA:1080:A:P	2.21	0.61
1:AA:781:A:C4	1:AA:802:A:C2	2.88	0.61
1:AA:76:G:N2	1:AA:95:C:C2	2.68	0.61
1:AA:75:G:C2	1:AA:96:U:C2	2.88	0.61
1:AA:959:A:H4'	1:AA:985:C:H5'	1.83	0.61
2:AB:73:LYS:HG2	2:AB:164:ILE:HD13	1.80	0.61
5:AE:106:ILE:HD11	5:AE:124:LEU:HD22	1.82	0.61
5:AE:24:THR:HA	5:AE:29:ARG:HA	1.82	0.61
5:AE:82:GLN:O	5:AE:83:HIS:CB	2.49	0.61
6:AF:23:GLU:N	6:AF:23:GLU:OE1	2.34	0.61
7:AG:27:VAL:HG13	7:AG:28:ASN:N	2.14	0.61
10:AJ:57:VAL:HG13	10:AJ:58:ASN:N	2.16	0.61
11:AK:113:VAL:HG22	11:AK:114:THR:N	2.16	0.61
12:AL:115:SER:OG	12:AL:116:LYS:NZ	2.33	0.61
12:AL:88:LYS:O	12:AL:89:ASP:HB3	1.99	0.61
21:AU:24:GLU:O	21:AU:25:LYS:HB3	2.00	0.61
24:BA:1467:U:C4	24:BA:1468:U:C5	2.89	0.61
24:BA:2441:U:H2'	24:BA:2442:C:H5'	1.82	0.61
24:BA:2531:A:N3	24:BA:2658:C:O2'	2.28	0.61
24:BA:2732:G:H3'	24:BA:2733:A:H5'	1.82	0.61
24:BA:572:A:O3'	24:BA:573:U:H4'	1.99	0.61
25:BB:22:U:N3	59:BB:304:HOH:O	2.31	0.61
29:BF:98:PHE:O	29:BF:100:GLU:N	2.34	0.61
31:BH:24:GLY:O	31:BH:26:ALA:O	2.17	0.61
32:BI:115:ASP:OD1	32:BI:116:MET:N	2.34	0.61
24:BA:480:A:O3'	44:BU:43:LYS:HG2	2.00	0.61
1:CA:104:G:H2'	1:CA:105:G:H5'	1.81	0.61
1:CA:328:C:H4'	1:CA:329:A:C5'	2.31	0.61
1:CA:588:G:C8	1:CA:753:A:C2	2.89	0.61
1:CA:63:C:H2'	1:CA:64:G:O5'	2.01	0.61
1:CA:780:A:N7	1:CA:800:G:C6	2.69	0.61
1:CA:966:G:H2'	9:CI:129:LYS:HZ3	1.64	0.61
3:CC:112:ASP:OD1	3:CC:114:LYS:HG2	2.00	0.61
24:DA:144:A:N3	43:DT:3:ARG:NH2	2.48	0.61
24:DA:1969:A:O2'	24:DA:1972:G:N3	2.28	0.61
24:DA:2051:A:OP2	59:DA:3484:HOH:O	2.16	0.61
24:DA:2078:C:H2'	24:DA:2079:U:O4'	2.01	0.61
24:DA:2445:G:OP1	28:DE:69:ARG:NH2	2.33	0.61
24:DA:419:U:H2'	24:DA:420:C:C6	2.36	0.61

Continued on next page...

Continued from previous page...

Atom-1	Atom-2	Interatomic distance (Å)	Clash overlap (Å)
30:DG:34:ARG:HH11	30:DG:34:ARG:HG3	1.66	0.61
31:DH:88:GLY:C	31:DH:125:THR:CG2	2.69	0.61
35:DL:81:ASP:O	35:DL:83:ALA:N	2.33	0.61
42:DS:17:VAL:HG12	42:DS:76:VAL:HG21	1.83	0.61
48:DY:13:GLU:C	48:DY:15:ASN:H	2.04	0.61
1:AA:110:C:N3	1:AA:111:G:C5	2.69	0.61
1:AA:409:U:C5'	4:AD:25:VAL:HG12	2.30	0.61
1:AA:576:C:N4	1:AA:759:A:OP1	2.33	0.61
3:AC:20:SER:HA	3:AC:57:ILE:HG13	1.81	0.61
3:AC:64:ILE:HG23	3:AC:97:VAL:HG11	1.82	0.61
4:AD:36:GLN:O	4:AD:37:ALA:HB3	2.01	0.61
6:AF:64:VAL:CG1	6:AF:65:GLU:N	2.63	0.61
21:AU:18:ARG:O	21:AU:20:LYS:N	2.34	0.61
21:AU:5:LYS:N	21:AU:5:LYS:HD2	2.15	0.61
22:AV:50:U:C2	22:AV:65:G:N2	2.69	0.61
23:AX:4:G:H2'	23:AX:5:A:H5'	1.83	0.61
24:BA:1356:G:N1	24:BA:1357:C:C2	2.69	0.61
24:BA:2441:U:C2'	24:BA:2442:C:H5'	2.31	0.61
57:BA:3163:NMY:H1	57:BA:3163:NMY:O17	2.01	0.61
24:BA:348:A:N7	24:BA:349:U:C5	2.69	0.61
24:BA:621:A:H2'	24:BA:622:G:H5'	1.83	0.61
24:BA:767:U:O2'	24:BA:768:G:H5'	2.00	0.61
26:BC:221:GLY:O	26:BC:224:MET:CG	2.48	0.61
27:BD:125:TRP:CD2	27:BD:160:LYS:HG2	2.35	0.61
25:BB:50:A:OP1	38:BO:68:LYS:N	2.31	0.61
24:BA:72:U:P	43:BT:6:ARG:NH2	2.74	0.61
24:BA:2365:G:H4'	46:BW:60:PHE:CZ	2.35	0.61
47:BX:4:CYS:SG	47:BX:51:SER:N	2.71	0.61
1:CA:1315:U:O2'	1:CA:1360:A:O2'	2.18	0.61
1:CA:573:A:O2'	1:CA:574:A:H5'	2.01	0.61
2:CB:101:LEU:HD21	2:CB:175:GLU:CD	2.21	0.61
7:CG:21:GLU:O	7:CG:23:LEU:N	2.34	0.61
15:CO:29:VAL:O	15:CO:33:THR:HG23	2.01	0.61
20:CT:26:SER:O	20:CT:30:THR:OG1	2.08	0.61
22:CV:7:A:C3'	22:CV:8:U:C5'	2.73	0.61
24:DA:1501:G:C2'	24:DA:1502:A:O5'	2.48	0.61
24:DA:1735:A:C6	24:DA:1736:U:C6	2.89	0.61
24:DA:1779:U:H5	24:DA:1784:A:N7	1.98	0.61
24:DA:2727:A:O2'	24:DA:2728:U:H5'	2.01	0.61
24:DA:788:A:P	24:DA:790:U:O4	2.58	0.61
24:DA:900:A:C4	24:DA:901:C:C6	2.89	0.61

Continued on next page...

Continued from previous page...

Atom-1	Atom-2	Interatomic distance (Å)	Clash overlap (Å)
29:DF:147:ARG:HG2	29:DF:148:VAL:N	2.15	0.61
39:DP:91:VAL:CG2	39:DP:109:ILE:HD12	2.31	0.61
1:AA:1265:C:N4	1:AA:1266:G:O6	2.33	0.61
1:AA:1346:A:H5'	1:AA:1348:U:H1'	1.81	0.61
57:AA:1656:NMY:C22	57:AA:1656:NMY:H16	2.30	0.61
1:AA:799:G:H2'	1:AA:800:G:H5'	1.82	0.61
2:AB:133:GLU:O	2:AB:137:ARG:HB2	2.00	0.61
9:AI:18:ARG:O	9:AI:65:ILE:HG22	2.01	0.61
1:AA:981:U:OP1	14:AN:8:ARG:NH1	2.34	0.61
52:B2:3:ARG:CZ	52:B2:3:ARG:HB3	2.29	0.61
24:BA:1319:C:O2'	24:BA:1320:C:H5'	2.01	0.61
24:BA:1474:U:O4	24:BA:1475:G:N2	2.33	0.61
24:BA:204:A:H4'	24:BA:205:G:OP1	2.01	0.61
24:BA:2117:A:N1	24:BA:2171:A:C6	2.68	0.61
24:BA:2278:A:OP1	36:BM:10:ARG:CZ	2.48	0.61
24:BA:2617:U:C2'	24:BA:2618:G:H5'	2.30	0.61
24:BA:2044:C:C2	24:BA:2625:G:N2	2.69	0.61
24:BA:2791:G:N1	24:BA:2806:C:O2	2.34	0.61
24:BA:278:A:N6	24:BA:362:A:N7	2.48	0.61
24:BA:463:G:N2	24:BA:466:A:OP2	2.33	0.61
33:BJ:97:PRO:O	33:BJ:100:VAL:HG12	2.01	0.61
1:CA:1111:A:C2	3:CC:177:THR:HB	2.36	0.61
1:CA:1134:G:C2	1:CA:1135:U:H1'	2.36	0.61
1:CA:1501:C:C5	1:CA:1504:G:C4	2.89	0.61
1:CA:538:G:H5''	12:CL:111:LYS:HG2	1.82	0.61
1:CA:645:G:O6	59:CA:1795:HOH:O	2.13	0.61
1:CA:728:A:C6	1:CA:729:A:C6	2.89	0.61
1:CA:923:A:O4'	1:CA:1398:A:C2	2.53	0.61
1:CA:957:U:H2'	1:CA:957:U:O2	2.01	0.61
1:CA:958:A:N7	1:CA:959:A:C6	2.69	0.61
3:CC:7:PRO:O	3:CC:11:ARG:HD3	2.01	0.61
4:CD:17:THR:O	4:CD:18:ASP:HB2	2.01	0.61
5:CE:118:ALA:O	5:CE:120:VAL:HG22	2.01	0.61
7:CG:77:SER:O	7:CG:78:ARG:C	2.38	0.61
1:CA:1321:U:O2	19:CS:36:ARG:NH1	2.34	0.61
50:D0:54:ILE:O	50:D0:55:ALA:HB3	2.00	0.61
24:DA:1059:G:H3'	24:DA:1060:U:C6	2.35	0.61
24:DA:1235:G:C6	24:DA:1236:G:N1	2.69	0.61
24:DA:1654:A:C2	27:DD:118:PHE:CD2	2.89	0.61
24:DA:2117:A:O2'	24:DA:2118:U:OP2	2.15	0.61
24:DA:2323:G:H2'	24:DA:2324:U:H5'	1.82	0.61

Continued on next page...

Continued from previous page...

Atom-1	Atom-2	Interatomic distance (Å)	Clash overlap (Å)
24:DA:953:G:H2'	24:DA:954:G:H5'	1.81	0.61
48:DY:21:LEU:HA	48:DY:25:GLN:HB3	1.82	0.61
1:AA:1023:U:H2'	1:AA:1024:G:C8	2.36	0.61
1:AA:1079:G:C2'	1:AA:1080:A:O5'	2.49	0.61
1:AA:978:A:OP1	1:AA:1362:A:N6	2.32	0.61
1:AA:505:G:C6	1:AA:535:A:C2	2.89	0.61
1:AA:946:A:N1	1:AA:1235:U:O4	2.34	0.61
14:AN:46:LEU:N	14:AN:46:LEU:HD12	2.15	0.61
20:AT:76:LYS:CA	20:AT:79:LEU:HD11	2.30	0.61
24:BA:1203:U:C4	24:BA:1204:A:C6	2.88	0.61
24:BA:2302:U:H2'	24:BA:2303:G:C5'	2.30	0.61
24:BA:320:A:C5	28:BE:131:THR:HG21	2.36	0.61
24:BA:617:G:C2'	24:BA:618:G:O5'	2.49	0.61
24:BA:992:C:N4	57:BA:3162:NMY:O14	2.34	0.61
44:BU:66:VAL:O	44:BU:68:ASN:N	2.34	0.61
45:BV:51:GLN:HA	45:BV:56:PHE:CE2	2.35	0.61
1:CA:1315:U:H2'	1:CA:1316:G:O4'	2.01	0.61
1:CA:790:A:OP1	22:CV:38:A:O2'	2.13	0.61
7:CG:76:LYS:O	7:CG:77:SER:CB	2.49	0.61
12:CL:50:ARG:NH2	12:CL:89:ASP:OD2	2.32	0.61
24:DA:1062:G:N7	24:DA:1070:A:O5'	2.34	0.61
24:DA:1319:C:H2'	24:DA:1320:C:H5'	1.82	0.61
24:DA:1340:U:H5	24:DA:1603:A:C8	2.19	0.61
24:DA:1801:A:C8	24:DA:2203:U:C6	2.89	0.61
24:DA:226:A:C6	24:DA:227:A:C6	2.89	0.61
24:DA:2315:G:O2'	29:DF:124:ARG:NH1	2.34	0.61
28:DE:24:ASN:CG	28:DE:27:LEU:CD1	2.69	0.61
30:DG:51:PHE:CE1	30:DG:68:ARG:HA	2.36	0.61
31:DH:117:LEU:HD23	31:DH:119:ASN:N	2.15	0.61
31:DH:127:GLU:HA	31:DH:144:VAL:O	1.99	0.61
31:DH:148:ALA:O	31:DH:149:GLU:HB3	2.00	0.61
32:DI:56:VAL:HG21	32:DI:70:THR:HA	1.82	0.61
34:DK:14:SER:HA	34:DK:51:LYS:NZ	2.16	0.61
37:DN:3:HIS:O	37:DN:4:ARG:HB2	2.01	0.61
41:DR:77:PHE:CZ	41:DR:79:ARG:NE	2.69	0.61
24:DA:565:C:P	41:DR:79:ARG:CD	2.89	0.61
24:DA:2230:G:C1'	47:DX:31:ASN:HB3	2.27	0.61
1:AA:1101:A:N1	2:AB:99:GLY:HA3	2.16	0.61
1:AA:278:G:OP2	17:AQ:43:LYS:NZ	2.31	0.61
1:AA:342:C:H2'	1:AA:343:U:H5'	1.81	0.61
1:AA:682:G:H2'	1:AA:683:G:H5'	1.82	0.61

Continued on next page...

Continued from previous page...

Atom-1	Atom-2	Interatomic distance (Å)	Clash overlap (Å)
6:AF:38:ARG:HD3	6:AF:97:THR:HA	1.82	0.61
7:AG:57:SER:OG	7:AG:58:GLU:N	2.31	0.61
7:AG:75:VAL:HA	7:AG:87:VAL:O	2.01	0.61
22:AV:32:U:H3'	22:AV:33:U:H5''	1.83	0.61
24:BA:2112:G:OP1	24:BA:2115:G:N1	2.33	0.61
24:BA:238:C:C2'	24:BA:239:C:O5'	2.49	0.61
24:BA:2409:G:C6	24:BA:2410:G:C5	2.88	0.61
24:BA:2417:C:H2'	24:BA:2418:A:C8	2.36	0.61
24:BA:378:C:H2'	24:BA:379:G:H5'	1.83	0.61
24:BA:642:U:O2'	24:BA:644:A:N7	2.25	0.61
24:BA:804:A:H5''	24:BA:805:G:OP1	2.01	0.61
19:AS:81:ARG:NH2	24:BA:885:C:OP2	2.33	0.61
24:BA:980:A:C4	24:BA:1136:G:O4'	2.54	0.61
31:BH:97:ARG:NH2	31:BH:101:ASP:OD2	2.33	0.61
34:BK:39:ILE:HG22	34:BK:40:LYS:N	2.15	0.61
37:BN:97:ILE:HD11	37:BN:111:ALA:CB	2.31	0.61
41:BR:66:HIS:CD2	41:BR:94:THR:HG23	2.35	0.61
42:BS:39:THR:CG2	42:BS:44:ALA:HB1	2.30	0.61
44:BU:73:ASN:O	44:BU:74:ALA:CB	2.48	0.61
44:BU:98:ASN:O	44:BU:99:SER:CB	2.49	0.61
1:CA:1309:G:C5	1:CA:1329:A:C5	2.88	0.61
1:CA:587:G:C2	1:CA:755:G:C5	2.89	0.61
1:CA:59:A:H2'	1:CA:59:A:N3	2.16	0.61
8:CH:83:LEU:HD22	12:CL:4:VAL:HG21	1.82	0.61
54:D4:33:HIS:O	54:D4:35:GLN:HG3	1.99	0.61
24:DA:1738:G:HO2'	24:DA:1739:A:P	2.23	0.61
24:DA:2633:G:H1'	27:DD:63:PRO:CB	2.31	0.61
24:DA:2768:U:H2'	24:DA:2769:U:O5'	2.01	0.61
24:DA:485:C:C2	24:DA:496:G:N2	2.69	0.61
24:DA:608:A:C2'	24:DA:609:A:O5'	2.49	0.61
24:DA:636:G:C6	35:DL:111:ILE:HD11	2.36	0.61
30:DG:85:LYS:HG2	30:DG:131:VAL:HG22	1.82	0.61
44:DU:5:ARG:HD2	44:DU:6:ARG:H	1.66	0.61
1:AA:1068:G:N2	1:AA:1108:G:H1'	2.16	0.60
1:AA:1095:U:H5'	1:AA:1109:C:O2	2.01	0.60
2:AB:10:LEU:O	2:AB:12:ALA:N	2.34	0.60
4:AD:62:ARG:HD2	4:AD:72:PHE:CE1	2.36	0.60
8:AH:111:MET:HE3	8:AH:116:ALA:N	2.16	0.60
1:AA:599:C:H4'	8:AH:88:ARG:NH1	2.16	0.60
11:AK:107:ILE:O	11:AK:107:ILE:HG23	2.01	0.60
13:AM:22:ILE:HD11	13:AM:65:VAL:HB	1.83	0.60

Continued on next page...

Continued from previous page...

Atom-1	Atom-2	Interatomic distance (Å)	Clash overlap (Å)
14:AN:9:GLU:O	14:AN:12:ARG:N	2.34	0.60
16:AP:32:PHE:C	16:AP:32:PHE:HD1	2.03	0.60
20:AT:27:MET:O	20:AT:27:MET:CG	2.49	0.60
24:BA:1402:U:H2'	24:BA:1403:A:C5'	2.31	0.60
24:BA:2429:G:OP2	24:BA:2430:A:OP2	2.19	0.60
24:BA:551:G:OP1	57:BA:3166:NMY:H7	2.01	0.60
24:BA:608:A:C6	24:BA:609:A:C6	2.89	0.60
24:BA:860:U:O2'	24:BA:2267:A:H5'	2.01	0.60
24:BA:856:G:C2	24:BA:922:C:N3	2.69	0.60
26:BC:30:ALA:O	26:BC:32:LEU:N	2.34	0.60
33:BJ:84:ILE:HG23	33:BJ:84:ILE:O	2.01	0.60
1:CA:1254:A:C2	1:CA:1255:G:C5	2.89	0.60
1:CA:446:G:N2	1:CA:489:C:O2	2.34	0.60
1:CA:575:G:H4'	1:CA:576:C:OP1	2.00	0.60
1:CA:865:A:C5	1:CA:866:C:C5	2.88	0.60
4:CD:148:LYS:O	4:CD:149:ALA:CB	2.48	0.60
5:CE:133:PRO:O	5:CE:137:VAL:HG12	2.01	0.60
8:CH:82:GLY:O	8:CH:83:LEU:CB	2.48	0.60
1:CA:1524:C:P	11:CK:125:LYS:CE	2.88	0.60
13:CM:22:ILE:H	13:CM:25:VAL:HG21	1.65	0.60
15:CO:19:ALA:O	15:CO:20:ASN:ND2	2.34	0.60
17:CQ:46:VAL:HG22	17:CQ:74:THR:HA	1.83	0.60
17:CQ:50:ASN:ND2	17:CQ:50:ASN:O	2.34	0.60
19:CS:4:SER:O	19:CS:5:LEU:CB	2.48	0.60
55:CY:158:ASP:O	55:CY:159:ASP:HB3	1.99	0.60
24:DA:12:U:O2	24:DA:12:U:H2'	2.01	0.60
24:DA:1342:A:OP2	59:DA:3716:HOH:O	2.16	0.60
24:DA:847:U:O2	24:DA:847:U:H2'	2.01	0.60
24:DA:847:U:O2	24:DA:934:U:H1'	2.01	0.60
24:DA:773:U:H4'	26:DC:46:GLY:HA3	1.83	0.60
36:DM:34:LYS:NZ	45:DV:81:PRO:O	2.34	0.60
44:DU:32:LYS:HZ3	44:DU:32:LYS:CA	2.14	0.60
1:AA:1256:A:O2'	1:AA:1278:G:O6	2.09	0.60
1:AA:1446:A:N3	1:AA:1446:A:H2'	2.15	0.60
1:AA:246:A:H4'	1:AA:247:G:OP1	2.00	0.60
1:AA:482:A:C2'	1:AA:483:C:O5'	2.48	0.60
1:AA:585:G:O2'	12:AL:5:ASN:ND2	2.34	0.60
1:AA:863:U:H2'	1:AA:863:U:O2	2.00	0.60
3:AC:63:SER:CA	3:AC:97:VAL:HG13	2.31	0.60
6:AF:51:ILE:O	6:AF:51:ILE:CG1	2.48	0.60
8:AH:40:LEU:HB2	8:AH:46:ILE:HG21	1.82	0.60

Continued on next page...

Continued from previous page...

Atom-1	Atom-2	Interatomic distance (Å)	Clash overlap (Å)
22:AV:75:C:H5''	22:AV:76:A:OP2	2.01	0.60
24:BA:1609:A:C2	24:BA:1616:A:C8	2.89	0.60
24:BA:218:A:N6	24:BA:219:A:C6	2.69	0.60
24:BA:2376:A:C4	38:BO:99:TYR:CE2	2.89	0.60
24:BA:241:A:C8	24:BA:243:U:C2	2.89	0.60
24:BA:276:U:O2	24:BA:276:U:H2'	1.99	0.60
29:BF:37:MET:SD	29:BF:56:LEU:CD2	2.89	0.60
1:CA:1508:A:C5	1:CA:1509:C:C5	2.88	0.60
1:CA:584:G:H2'	1:CA:585:G:C8	2.36	0.60
3:CC:77:ILE:HA	3:CC:84:VAL:HG13	1.81	0.60
7:CG:103:TRP:CZ2	7:CG:133:THR:C	2.74	0.60
7:CG:27:VAL:CG2	7:CG:40:GLU:HB3	2.31	0.60
16:CP:54:LEU:O	16:CP:56:ARG:N	2.34	0.60
17:CQ:29:VAL:HG22	17:CQ:30:LYS:O	2.01	0.60
22:CV:15:G:H2'	22:CV:16:U:C6	2.35	0.60
22:CV:21:A:O4'	22:CV:48:C:N4	2.33	0.60
24:DA:2394:C:OP2	53:D3:29:ARG:HD3	2.01	0.60
24:DA:1358:G:H1'	24:DA:1374:G:N2	2.16	0.60
24:DA:1725:U:O4	24:DA:1726:C:N4	2.33	0.60
24:DA:1736:U:O2	24:DA:1736:U:H2'	2.01	0.60
24:DA:1824:G:OP2	26:DC:52:HIS:NE2	2.34	0.60
24:DA:2122:U:HO2'	24:DA:2123:G:P	2.24	0.60
24:DA:2514:U:H2'	24:DA:2515:C:H6	1.66	0.60
24:DA:2523:G:O2'	24:DA:2524:G:H5'	2.01	0.60
24:DA:297:G:H5''	44:DU:84:PHE:HB2	1.83	0.60
24:DA:1931:U:C5'	57:DA:3184:NMY:H192	2.14	0.60
57:DA:3185:NMY:H232	57:DA:3185:NMY:O18	2.00	0.60
29:DF:33:ILE:HD12	29:DF:99:PHE:CE1	2.36	0.60
1:AA:394:G:C2	1:AA:395:C:C2	2.89	0.60
1:AA:543:U:H5''	4:AD:14:ARG:NH2	2.16	0.60
1:AA:642:A:N3	8:AH:105:SER:O	2.34	0.60
1:AA:905:U:C6	1:AA:906:A:C8	2.89	0.60
3:AC:30:ALA:O	3:AC:33:LEU:N	2.34	0.60
4:AD:19:LEU:HD12	4:AD:19:LEU:N	2.16	0.60
4:AD:55:LEU:HD23	4:AD:56:ARG:N	2.16	0.60
5:AE:154:ALA:C	5:AE:156:LYS:N	2.55	0.60
5:AE:64:MET:O	5:AE:67:ALA:HB3	2.02	0.60
12:AL:107:VAL:HG23	12:AL:117:TYR:HB3	1.82	0.60
24:BA:1438:U:C5	24:BA:1552:A:N1	2.70	0.60
24:BA:1603:A:C2'	24:BA:1604:C:H5'	2.31	0.60
24:BA:2776:A:N7	24:BA:2782:G:C5	2.69	0.60

Continued on next page...

Continued from previous page...

Atom-1	Atom-2	Interatomic distance (Å)	Clash overlap (Å)
27:BD:125:TRP:CD1	27:BD:160:LYS:CE	2.85	0.60
27:BD:179:ARG:HG3	27:BD:188:LEU:HD12	1.83	0.60
24:BA:322:A:OP1	28:BE:162:ARG:NH2	2.34	0.60
31:BH:107:GLY:O	31:BH:109:GLU:N	2.34	0.60
35:BL:111:ILE:HA	35:BL:128:THR:HG21	1.84	0.60
1:CA:1309:G:C2	1:CA:1329:A:N9	2.69	0.60
1:CA:1412:C:H2'	1:CA:1413:A:C8	2.37	0.60
1:CA:1491:G:OP1	12:CL:43:LYS:CE	2.49	0.60
1:CA:188:C:H2'	1:CA:189:A:O4'	2.01	0.60
1:CA:450:G:C8	1:CA:481:G:O6	2.55	0.60
2:CB:72:THR:OG1	2:CB:73:LYS:N	2.35	0.60
3:CC:180:ALA:HB1	3:CC:203:PHE:CE1	2.37	0.60
14:CN:49:GLN:C	14:CN:51:LEU:N	2.52	0.60
1:CA:264:C:O3'	17:CQ:65:ARG:NH1	2.33	0.60
20:CT:20:HIS:O	20:CT:22:ALA:N	2.34	0.60
24:DA:1890:A:C5	24:DA:1891:G:C8	2.89	0.60
24:DA:402:A:C2'	24:DA:403:U:H5'	2.32	0.60
24:DA:882:G:N1	24:DA:894:U:O2	2.34	0.60
25:DB:46:A:C5	25:DB:47:C:C4	2.90	0.60
25:DB:83:G:H2'	25:DB:84:G:C5'	2.31	0.60
29:DF:67:THR:HG1	29:DF:85:GLY:C	2.04	0.60
41:DR:51:VAL:HB	41:DR:52:PRO:CD	2.31	0.60
42:DS:35:ILE:O	42:DS:39:THR:OG1	2.18	0.60
43:DT:27:SER:O	43:DT:29:THR:N	2.35	0.60
47:DX:31:ASN:O	47:DX:33:HIS:ND1	2.33	0.60
1:AA:1092:A:C4	1:AA:1183:U:C4	2.90	0.60
1:AA:1425:U:O2'	1:AA:1426:G:H5'	2.02	0.60
1:AA:468:A:N7	1:AA:469:C:C2	2.69	0.60
1:AA:55:A:C4	31:DH:91:PHE:CE2	2.90	0.60
1:AA:980:C:O2'	1:AA:981:U:P	2.59	0.60
2:AB:222:ARG:N	2:AB:222:ARG:HD3	2.17	0.60
4:AD:79:ALA:HB2	4:AD:90:LEU:HA	1.82	0.60
5:AE:104:GLY:HA3	5:AE:122:ASN:HA	1.84	0.60
8:AH:12:THR:O	8:AH:14:ILE:N	2.34	0.60
24:BA:819:A:C4	24:BA:1189:A:C2	2.89	0.60
24:BA:1203:U:C4	24:BA:1204:A:C5	2.89	0.60
24:BA:1494:A:N6	24:BA:1495:A:C6	2.69	0.60
24:BA:186:G:H2'	24:BA:187:G:H5'	1.83	0.60
24:BA:2293:G:P	38:BO:94:ARG:NH1	2.73	0.60
24:BA:2740:A:N6	24:BA:2741:A:N1	2.50	0.60
24:BA:1240:U:O4	57:BA:3163:NMY:H9	2.00	0.60

Continued on next page...

Continued from previous page...

Atom-1	Atom-2	Interatomic distance (Å)	Clash overlap (Å)
24:BA:422:A:C6	24:BA:423:A:N1	2.69	0.60
24:BA:458:G:OP1	24:BA:458:G:H4'	1.99	0.60
24:BA:943:A:C2'	24:BA:944:C:H5'	2.31	0.60
40:BQ:51:GLN:O	40:BQ:54:ARG:HG3	2.02	0.60
1:CA:1329:A:N6	1:CA:1330:U:C2	2.69	0.60
1:CA:1452:C:H4'	1:CA:1453:G:C4	2.36	0.60
3:CC:28:GLU:N	3:CC:28:GLU:OE1	2.35	0.60
10:CJ:42:LEU:HD22	10:CJ:71:LEU:HD22	1.83	0.60
24:DA:103:A:H2'	24:DA:104:A:O5'	2.01	0.60
24:DA:1418:G:C5'	24:DA:1419:A:OP2	2.48	0.60
24:DA:2738:A:H2'	24:DA:2739:U:O5'	2.00	0.60
24:DA:444:C:H2'	24:DA:445:C:H5'	1.83	0.60
26:DC:20:ASN:HB2	26:DC:23:LEU:HD13	1.83	0.60
24:DA:2597:G:H5'	26:DC:240:GLY:HA3	1.82	0.60
28:DE:149:ILE:CG1	28:DE:188:MET:HG2	2.32	0.60
30:DG:142:GLN:O	30:DG:145:ALA:N	2.34	0.60
33:DJ:101:ILE:HG22	33:DJ:102:GLU:N	2.16	0.60
34:DK:90:ASN:O	34:DK:91:SER:OG	2.19	0.60
37:DN:12:ARG:HD3	37:DN:16:HIS:NE2	2.16	0.60
40:DQ:80:ASN:CG	40:DQ:83:LYS:HE2	2.22	0.60
41:DR:16:GLU:CA	41:DR:98:ILE:HD11	2.31	0.60
45:DV:8:VAL:HA	45:DV:40:ILE:HG22	1.83	0.60
1:AA:356:A:H4'	1:AA:367:U:C5	2.37	0.60
1:AA:485:U:H4'	1:AA:485:U:OP2	2.02	0.60
1:AA:908:A:N3	1:AA:909:A:C8	2.69	0.60
3:AC:14:ILE:HG22	3:AC:15:VAL:HG13	1.82	0.60
5:AE:126:LYS:O	5:AE:127:ALA:CB	2.49	0.60
16:AP:19:VAL:HG23	16:AP:36:VAL:HG23	1.82	0.60
18:AR:56:ALA:HA	18:AR:59:ILE:CG2	2.31	0.60
1:AA:1015:G:OP1	19:AS:14:HIS:CD2	2.54	0.60
21:AU:26:ALA:HA	21:AU:30:ALA:H	1.66	0.60
24:BA:1453:A:C2	37:BN:77:ALA:CB	2.84	0.60
24:BA:1415:U:C2	24:BA:1588:G:N2	2.69	0.60
24:BA:1605:C:H2'	24:BA:1606:C:H5'	1.83	0.60
24:BA:1709:U:C2	24:BA:1750:G:N2	2.69	0.60
24:BA:1881:C:H2'	24:BA:1882:U:O4'	2.02	0.60
24:BA:2020:A:C2	24:BA:2035:G:N1	2.69	0.60
24:BA:2242:G:N7	59:BA:3503:HOH:O	2.31	0.60
24:BA:2331:G:C4	24:BA:2332:C:C5	2.89	0.60
57:BA:3165:NMY:H1	57:BA:3165:NMY:O17	2.00	0.60
24:BA:453:A:H1'	24:BA:457:A:C2	2.36	0.60

Continued on next page...

Continued from previous page...

Atom-1	Atom-2	Interatomic distance (Å)	Clash overlap (Å)
24:BA:568:U:C6	24:BA:570:G:OP2	2.55	0.60
24:BA:604:G:C2'	24:BA:605:G:O5'	2.50	0.60
1:CA:259:G:C4	1:CA:260:G:C8	2.89	0.60
1:CA:466:A:H2'	1:CA:467:U:C5	2.36	0.60
1:CA:673:A:O3'	6:CF:86:ARG:NH2	2.35	0.60
1:CA:718:A:C2	11:CK:118:HIS:CE1	2.89	0.60
1:CA:753:A:H5''	1:CA:754:C:N3	2.16	0.60
1:CA:805:C:H2'	1:CA:806:C:C6	2.36	0.60
1:CA:74:A:C2	1:CA:97:G:C4	2.89	0.60
6:CF:4:TYR:CD1	6:CF:4:TYR:N	2.70	0.60
24:DA:1023:U:C2'	24:DA:1024:G:H5'	2.32	0.60
24:DA:1131:G:O2'	24:DA:2026:U:H5'	2.01	0.60
24:DA:1183:U:H2'	24:DA:1184:U:C6	2.35	0.60
24:DA:1414:C:C5	24:DA:1415:U:C5	2.89	0.60
24:DA:1471:G:C5	24:DA:1472:C:C4	2.89	0.60
24:DA:247:G:N7	24:DA:249:C:C2	2.69	0.60
24:DA:402:A:H2'	24:DA:403:U:H5'	1.83	0.60
25:DB:28:C:H2'	25:DB:29:A:O4'	2.01	0.60
31:DH:71:LYS:O	31:DH:72:ILE:HG13	2.01	0.60
31:DH:94:ILE:H	31:DH:122:LEU:HB3	1.64	0.60
34:DK:64:ARG:HB2	34:DK:79:PHE:CD2	2.37	0.60
1:AA:127:G:C6	1:AA:128:G:N7	2.69	0.60
1:AA:177:G:H2'	1:AA:178:C:C5'	2.31	0.60
1:AA:309:A:C2	1:AA:310:G:C8	2.89	0.60
1:AA:311:C:OP1	16:AP:31:ARG:HD2	2.02	0.60
1:AA:203:G:O2'	1:AA:465:A:N1	2.34	0.60
4:AD:177:LYS:O	4:AD:178:MET:CB	2.48	0.60
4:AD:55:LEU:HA	4:AD:58:LYS:HB3	1.84	0.60
10:AJ:67:ILE:CG2	10:AJ:67:ILE:O	2.48	0.60
1:AA:238:A:OP1	17:AQ:40:ARG:NH2	2.35	0.60
24:BA:1264:A:OP1	50:B0:15:ARG:NH1	2.34	0.60
24:BA:126:A:OP1	52:B2:17:GLY:HA3	2.02	0.60
24:BA:1360:G:C8	24:BA:1361:G:C8	2.90	0.60
24:BA:2108:A:H2'	24:BA:2109:U:C6	2.36	0.60
24:BA:2209:G:C2	24:BA:2216:G:C2	2.90	0.60
24:BA:2478:A:C2	24:BA:2529:G:H2'	2.36	0.60
24:BA:2732:G:H3'	24:BA:2733:A:C5'	2.32	0.60
34:BK:106:GLU:N	34:BK:106:GLU:OE1	2.34	0.60
1:CA:1082:A:C4	1:CA:1083:U:O2	2.55	0.60
1:CA:1367:C:OP1	9:CI:116:VAL:HG22	2.00	0.60
1:CA:719:C:H1'	18:CR:38:LYS:HG3	1.83	0.60

Continued on next page...

Continued from previous page...

Atom-1	Atom-2	Interatomic distance (Å)	Clash overlap (Å)
2:CB:183:VAL:HG22	2:CB:184:PHE:N	2.16	0.60
1:CA:1147:C:O2'	9:CI:18:ARG:HD3	2.02	0.60
10:CJ:63:ASP:HB3	10:CJ:65:TYR:CE1	2.37	0.60
11:CK:13:ARG:N	11:CK:76:GLU:OE2	2.35	0.60
20:CT:45:ALA:O	20:CT:48:GLN:NE2	2.34	0.60
53:D3:28:LEU:HD22	53:D3:43:LEU:HB2	1.83	0.60
24:DA:1425:G:C6	24:DA:1426:G:C2	2.90	0.60
24:DA:1734:G:C6	24:DA:1735:A:C8	2.90	0.60
24:DA:2243:U:H2'	24:DA:2244:U:C6	2.36	0.60
24:DA:2654:A:H5'	24:DA:2656:U:H1'	1.83	0.60
26:DC:30:ALA:O	26:DC:32:LEU:N	2.34	0.60
28:DE:200:LEU:HD23	28:DE:200:LEU:N	2.17	0.60
37:DN:33:ILE:O	37:DN:34:ILE:HG12	2.02	0.60
48:DY:6:LEU:HD13	48:DY:56:LEU:HD22	1.84	0.60
1:AA:1015:G:P	19:AS:14:HIS:CE1	2.95	0.60
1:AA:1061:G:P	3:AC:3:GLN:NE2	2.74	0.60
1:AA:126:G:H2'	1:AA:127:G:O4'	2.02	0.60
1:AA:254:G:OP1	17:AQ:70:THR:OG1	2.09	0.60
1:AA:651:C:C5	1:AA:752:G:O2'	2.55	0.60
1:AA:658:C:C2'	1:AA:659:U:H5'	2.31	0.60
2:AB:82:ASP:N	2:AB:82:ASP:OD1	2.31	0.60
4:AD:123:ILE:HA	4:AD:145:ILE:HA	1.82	0.60
7:AG:137:LYS:HA	7:AG:140:ASP:HB2	1.83	0.60
7:AG:30:LEU:CD2	7:AG:42:ILE:HD11	2.32	0.60
18:AR:40:VAL:HG22	18:AR:41:PRO:HD2	1.82	0.60
24:BA:1062:G:C2	24:BA:1063:G:C6	2.90	0.60
24:BA:1079:C:N4	24:BA:1088:A:O4'	2.35	0.60
24:BA:1240:U:O2	24:BA:1240:U:H2'	2.02	0.60
24:BA:147:C:C4	24:BA:148:U:C5	2.90	0.60
24:BA:2572:A:OP1	24:BA:2574:G:H4'	2.02	0.60
57:BA:3165:NMY:N9	57:BA:3165:NMY:O5	2.28	0.60
24:BA:596:U:C2	24:BA:662:G:N2	2.70	0.60
24:BA:67:U:H1'	24:BA:88:G:N2	2.17	0.60
28:BE:149:ILE:O	28:BE:149:ILE:HD12	2.02	0.60
30:BG:51:PHE:CE2	30:BG:68:ARG:HB2	2.37	0.60
36:BM:97:GLN:CD	36:BM:97:GLN:N	2.54	0.60
37:BN:57:THR:HG22	37:BN:57:THR:O	2.01	0.60
24:BA:2294:G:P	38:BO:10:ARG:CZ	2.89	0.60
41:BR:79:ARG:HA	41:BR:79:ARG:NE	2.16	0.60
1:CA:32:A:OP1	1:CA:398:U:H1'	2.01	0.60
2:CB:89:GLN:N	2:CB:89:GLN:CD	2.54	0.60

Continued on next page...

Continued from previous page...

Atom-1	Atom-2	Interatomic distance (Å)	Clash overlap (Å)
3:CC:66:VAL:CG1	3:CC:101:ILE:HA	2.32	0.60
1:CA:1232:U:OP1	9:CI:126:GLN:HG3	2.02	0.60
14:CN:41:ARG:CG	14:CN:42:TRP:N	2.64	0.60
1:CA:635:A:O2'	17:CQ:6:ARG:NH2	2.35	0.60
55:CY:78:VAL:O	55:CY:81:ALA:N	2.35	0.60
24:DA:1601:G:N7	59:DA:3717:HOH:O	2.31	0.60
24:DA:570:G:H2'	24:DA:2030:A:N7	2.15	0.60
24:DA:2885:G:H2'	24:DA:2886:A:C5'	2.32	0.60
24:DA:571:U:C5	24:DA:575:A:C6	2.90	0.60
24:DA:608:A:H2'	24:DA:609:A:C8	2.36	0.60
24:DA:947:A:O2'	24:DA:984:A:H2	1.84	0.60
26:DC:20:ASN:CB	26:DC:23:LEU:HD13	2.31	0.60
29:DF:95:MET:HG3	29:DF:96:TRP:N	2.16	0.60
38:DO:26:LEU:O	38:DO:38:GLN:O	2.19	0.60
41:DR:4:VAL:HG22	41:DR:4:VAL:O	2.01	0.60
46:DW:24:LYS:O	46:DW:25:ARG:HD3	2.02	0.60
1:AA:1375:A:C4	1:AA:1376:U:C6	2.90	0.60
1:AA:363:A:N7	12:AL:27:CYS:SG	2.75	0.60
1:AA:448:A:C8	1:AA:487:A:C6	2.89	0.60
1:AA:620:C:N4	1:AA:621:A:C6	2.70	0.60
1:AA:788:U:H2'	1:AA:789:U:H5'	1.83	0.60
1:AA:911:U:H2'	1:AA:912:C:C6	2.37	0.60
4:AD:102:VAL:HG12	4:AD:102:VAL:O	2.01	0.60
12:AL:32:GLY:HA3	12:AL:56:ARG:O	2.02	0.60
1:AA:977:A:OP1	14:AN:71:HIS:NE2	2.35	0.60
21:AU:25:LYS:NZ	23:AX:5:A:H4'	2.17	0.60
24:BA:146:A:C2	24:BA:147:C:C2	2.90	0.60
24:BA:1512:C:C2'	24:BA:1513:U:H5'	2.32	0.60
24:BA:1952:A:OP1	34:BK:44:LYS:NZ	2.34	0.60
24:BA:2125:G:N2	24:BA:2171:A:O5'	2.33	0.60
24:BA:2788:C:O2'	24:BA:2809:A:O2'	2.10	0.60
24:BA:402:A:H2'	24:BA:403:U:H5'	1.82	0.60
28:BE:44:ARG:O	28:BE:45:ALA:HB2	2.00	0.60
24:BA:2198:A:N3	31:BH:29:PHE:HB3	2.16	0.60
36:BM:106:ASP:OD1	36:BM:107:GLY:N	2.35	0.60
36:BM:81:ARG:O	36:BM:82:MET:CG	2.49	0.60
37:BN:13:ASN:OD1	37:BN:13:ASN:N	2.33	0.60
1:CA:1089:G:H2'	1:CA:1090:U:O5'	2.02	0.60
1:CA:987:G:C2	1:CA:1219:A:C2	2.90	0.60
1:CA:1309:G:C5	1:CA:1329:A:C6	2.90	0.60
1:CA:149:A:N3	1:CA:149:A:H2'	2.17	0.60

Continued on next page...

Continued from previous page...

Atom-1	Atom-2	Interatomic distance (Å)	Clash overlap (Å)
1:CA:606:G:C2'	1:CA:607:A:OP1	2.50	0.60
1:CA:842:U:C2	1:CA:844:G:OP1	2.54	0.60
4:CD:149:ALA:HA	4:CD:152:GLN:NE2	2.16	0.60
5:CE:25:VAL:O	5:CE:27:GLY:N	2.34	0.60
7:CG:71:PRO:HD3	7:CG:138:ARG:NH2	2.17	0.60
9:CI:91:ASP:O	9:CI:94:LEU:HG	2.02	0.60
12:CL:114:ARG:NE	12:CL:121:ARG:HG3	2.17	0.60
18:CR:31:ASN:O	18:CR:32:TYR:CG	2.54	0.60
24:DA:1484:U:H2'	24:DA:1484:U:O2	2.01	0.60
24:DA:2129:C:H2'	24:DA:2130:U:H5''	1.82	0.60
24:DA:2511:U:O4	24:DA:2575:C:N3	2.34	0.60
24:DA:2782:G:N2	24:DA:2783:U:C2	2.69	0.60
26:DC:259:ASN:O	26:DC:260:LYS:HB3	2.00	0.60
28:DE:27:LEU:O	28:DE:30:GLN:N	2.35	0.60
40:DQ:13:HIS:O	40:DQ:17:LEU:HD12	2.02	0.60
43:DT:30:ILE:HG13	43:DT:85:VAL:HG13	1.84	0.60
1:AA:1316:G:N1	1:AA:1319:A:OP2	2.34	0.60
1:AA:176:C:O2	1:AA:177:G:C2	2.55	0.60
1:AA:255:G:O6	1:AA:271:C:N4	2.35	0.60
1:AA:60:A:C2	1:AA:107:G:N3	2.70	0.60
1:AA:929:G:C6	1:AA:930:C:C5	2.90	0.60
15:AO:25:THR:O	15:AO:28:GLN:N	2.35	0.60
24:BA:1113:U:H2'	24:BA:1114:C:C6	2.37	0.60
24:BA:1171:G:C2	24:BA:1179:G:C2	2.90	0.60
24:BA:122:G:O6	24:BA:129:C:N3	2.35	0.60
24:BA:589:U:H2'	24:BA:590:A:C8	2.35	0.60
24:BA:656:G:C5	24:BA:657:U:C5	2.89	0.60
24:BA:784:G:C5'	26:BC:225:ASN:OD1	2.49	0.60
24:BA:813:U:H2'	24:BA:814:C:C6	2.37	0.60
25:BB:29:A:OP2	38:BO:31:THR:OG1	2.09	0.60
30:BG:3:VAL:O	30:BG:68:ARG:HD3	2.01	0.60
31:BH:83:LYS:O	31:BH:90:LEU:HB2	2.02	0.60
34:BK:39:ILE:CG2	34:BK:41:ILE:HG23	2.32	0.60
34:BK:8:LEU:N	34:BK:8:LEU:HD12	2.17	0.60
43:BT:19:LYS:CA	43:BT:22:THR:HG22	2.31	0.60
43:BT:35:ALA:O	43:BT:37:ASP:N	2.35	0.60
47:BX:45:PHE:O	47:BX:46:VAL:HG22	2.02	0.60
1:CA:1083:U:C5	1:CA:1084:G:C4	2.90	0.60
1:CA:929:G:N2	1:CA:1389:C:C2	2.70	0.60
1:CA:1506:U:OP2	11:CK:128:ARG:NH2	2.33	0.60
1:CA:580:C:H2'	1:CA:581:G:O4'	2.02	0.60

Continued on next page...

Continued from previous page...

Atom-1	Atom-2	Interatomic distance (Å)	Clash overlap (Å)
4:CD:181:THR:OG1	4:CD:182:PHE:N	2.34	0.60
4:CD:4:TYR:OH	4:CD:68:LEU:HA	2.01	0.60
7:CG:17:LYS:HB2	7:CG:44:TYR:CE1	2.36	0.60
8:CH:53:GLY:O	8:CH:54:ASP:CB	2.50	0.60
15:CO:54:ARG:O	15:CO:56:LEU:N	2.35	0.60
20:CT:67:ILE:HG23	20:CT:71:LYS:HB3	1.84	0.60
22:CV:44:G:C4'	22:CV:45:U:OP1	2.48	0.60
22:CV:60:U:H5''	22:CV:61:C:C5	2.35	0.60
24:DA:228:C:H5	24:DA:2407:A:HO2'	1.49	0.60
24:DA:634:C:H2'	24:DA:635:C:C6	2.35	0.60
24:DA:749:A:H4'	24:DA:1271:G:N3	2.17	0.60
24:DA:85:G:P	44:DU:5:ARG:CD	2.89	0.60
25:DB:34:A:N3	25:DB:36:C:N4	2.49	0.60
25:DB:21:G:N2	25:DB:63:C:C2	2.70	0.60
31:DH:134:VAL:CG1	31:DH:138:VAL:HG21	2.32	0.60
24:DA:1082:U:OP1	32:DI:123:ALA:HB1	2.02	0.60
37:DN:2:ARG:CZ	37:DN:2:ARG:HB2	2.30	0.60
37:DN:66:ALA:O	37:DN:70:THR:CG2	2.49	0.60
38:DO:79:ALA:HA	38:DO:115:LEU:CD1	2.32	0.60
43:DT:73:ARG:HG2	43:DT:74:ILE:H	1.66	0.60
57:AA:1656:NMY:O22	57:AA:1656:NMY:C16	2.49	0.60
1:AA:46:G:N2	1:AA:396:C:N3	2.50	0.60
1:AA:580:C:H2'	1:AA:581:G:O4'	2.02	0.60
1:AA:786:G:C2'	1:AA:787:A:O5'	2.49	0.60
5:AE:111:MET:O	5:AE:115:LEU:HD22	2.02	0.60
7:AG:101:MET:O	7:AG:105:VAL:HG13	2.01	0.60
15:AO:29:VAL:O	15:AO:32:LEU:N	2.35	0.60
24:BA:1205:A:N3	57:BA:3163:NMY:O20	2.23	0.60
24:BA:1228:G:H2'	24:BA:1229:C:H5'	1.83	0.60
24:BA:1599:U:P	43:BT:40:LYS:HG3	2.42	0.60
24:BA:1654:A:C2	27:BD:118:PHE:CD2	2.90	0.60
24:BA:2734:A:C2'	24:BA:2735:G:H5'	2.32	0.60
24:BA:481:G:P	44:BU:43:LYS:CG	2.89	0.60
28:BE:149:ILE:HG12	28:BE:188:MET:HG2	1.83	0.60
30:BG:82:PHE:HB3	30:BG:140:ILE:HD11	1.84	0.60
1:CA:1103:C:N4	1:CA:1104:G:C6	2.70	0.60
1:CA:1133:G:C2	1:CA:1142:G:C2	2.89	0.60
1:CA:353:A:H2'	1:CA:354:G:OP2	2.02	0.60
1:CA:672:U:HO2'	18:CR:64:TYR:HH	1.48	0.60
11:CK:52:PHE:CD1	11:CK:57:LYS:HE3	2.37	0.60
17:CQ:81:LYS:O	17:CQ:83:VAL:N	2.35	0.60

Continued on next page...

Continued from previous page...

Atom-1	Atom-2	Interatomic distance (Å)	Clash overlap (Å)
51:D1:21:THR:OG1	53:D3:33:THR:CG2	2.50	0.60
24:DA:320:A:H4'	24:DA:322:A:N7	2.17	0.60
24:DA:549:G:H3'	24:DA:549:G:OP2	2.02	0.60
24:DA:753:A:H2'	24:DA:754:U:H6	1.67	0.60
26:DC:23:LEU:HD12	26:DC:23:LEU:N	2.17	0.60
26:DC:70:LYS:HD2	26:DC:95:TYR:CD1	2.35	0.60
24:DA:2681:C:OP1	27:DD:8:LYS:NZ	2.34	0.60
40:DQ:79:ILE:HG22	40:DQ:80:ASN:N	2.17	0.60
41:DR:67:GLY:C	41:DR:93:PHE:CE2	2.75	0.60
1:AA:1157:A:C2	1:AA:1181:G:C8	2.90	0.59
1:AA:1275:A:C6	1:AA:1276:G:C5	2.90	0.59
6:AF:43:GLY:HA2	6:AF:58:HIS:CE1	2.36	0.59
1:AA:749:A:O2'	15:AO:20:ASN:ND2	2.34	0.59
24:BA:1103:A:C8	24:BA:1104:C:C5	2.90	0.59
24:BA:1587:G:C5	24:BA:1588:G:N7	2.70	0.59
24:BA:1599:U:C5	24:BA:1600:C:C5	2.90	0.59
24:BA:1893:C:C5	24:BA:1894:C:C5	2.90	0.59
24:BA:227:A:C4	24:BA:2407:A:H1'	2.37	0.59
24:BA:391:A:C4	24:BA:392:U:C6	2.90	0.59
24:BA:395:U:O2'	24:BA:396:G:N7	2.34	0.59
25:BB:94:A:H2'	25:BB:95:U:O4'	2.02	0.59
33:BJ:93:ILE:HD12	33:BJ:94:ALA:N	2.16	0.59
1:CA:66:A:H4'	1:CA:173:U:C4	2.37	0.59
1:CA:533:A:C2	1:CA:536:C:C5	2.90	0.59
1:CA:828:U:OP1	1:CA:828:U:H4'	2.01	0.59
2:CB:22:TYR:O	2:CB:23:TRP:CB	2.50	0.59
4:CD:190:ASP:OD1	4:CD:190:ASP:C	2.40	0.59
4:CD:22:LYS:HZ1	4:CD:26:ARG:CD	2.15	0.59
5:CE:46:VAL:HG13	5:CE:118:ALA:HB2	1.84	0.59
8:CH:10:MET:SD	8:CH:36:ILE:CD1	2.90	0.59
15:CO:39:LEU:O	15:CO:42:HIS:HB3	2.02	0.59
23:CX:10:A:HO2'	23:CX:11:A:P	2.20	0.59
24:DA:1251:C:OP2	40:DQ:5:ARG:HD2	2.01	0.59
24:DA:1619:G:C2'	24:DA:1620:G:O5'	2.50	0.59
24:DA:2768:U:C2'	24:DA:2769:U:O5'	2.50	0.59
24:DA:674:G:H1'	28:DE:69:ARG:HD3	1.84	0.59
33:DJ:12:LYS:O	33:DJ:41:LYS:NZ	2.35	0.59
38:DO:25:ARG:NH2	38:DO:40:ILE:HD11	2.17	0.59
48:DY:24:GLU:O	48:DY:25:GLN:C	2.40	0.59
1:AA:109:A:C6	1:AA:326:G:C6	2.90	0.59
1:AA:1245:C:C4	1:AA:1246:A:N7	2.70	0.59

Continued on next page...

Continued from previous page...

Atom-1	Atom-2	Interatomic distance (Å)	Clash overlap (Å)
1:AA:207:C:H1'	1:AA:213:G:N2	2.17	0.59
1:AA:496:A:H2'	1:AA:497:G:C8	2.37	0.59
1:AA:597:G:H3'	1:AA:598:U:O4'	2.02	0.59
1:AA:86:G:HO2'	1:AA:87:C:P	2.24	0.59
2:AB:189:THR:HG23	2:AB:190:ASN:ND2	2.17	0.59
3:AC:6:HIS:HB3	14:AN:89:MET:CE	2.32	0.59
4:AD:203:LEU:HD12	4:AD:204:TYR:CD1	2.37	0.59
1:AA:1360:A:OP1	14:AN:58:SER:OG	2.19	0.59
1:AA:261:U:C5	20:AT:74:ARG:NH1	2.71	0.59
21:AU:5:LYS:N	21:AU:5:LYS:CD	2.64	0.59
1:AA:693:G:C2	23:AX:10:A:N6	2.69	0.59
24:BA:1386:C:O2'	24:BA:1469:A:N3	2.35	0.59
24:BA:2734:A:H3'	24:BA:2735:G:H5'	1.84	0.59
24:BA:324:A:C6	24:BA:325:G:C4	2.90	0.59
24:BA:528:A:OP1	59:BA:3247:HOH:O	2.17	0.59
35:BL:78:ARG:CB	35:BL:113:ALA:HB2	2.32	0.59
24:BA:670:A:H3'	35:BL:43:GLY:HA2	1.84	0.59
37:BN:70:THR:OG1	37:BN:71:ARG:N	2.33	0.59
40:BQ:24:TYR:CD1	40:BQ:25:GLY:N	2.70	0.59
44:BU:35:VAL:O	44:BU:35:VAL:CG2	2.50	0.59
48:BY:49:ASP:HA	48:BY:52:ARG:HD3	1.84	0.59
49:BZ:50:VAL:O	49:BZ:50:VAL:CG2	2.49	0.59
1:CA:1215:G:C2'	1:CA:1216:A:H5'	2.32	0.59
1:CA:409:U:OP1	4:CD:22:LYS:HA	2.02	0.59
1:CA:429:U:P	4:CD:9:LEU:HD22	2.43	0.59
2:CB:157:LEU:O	2:CB:159:ASP:N	2.35	0.59
4:CD:117:LEU:O	4:CD:118:VAL:C	2.39	0.59
4:CD:160:GLU:OE2	4:CD:161:LEU:HD22	2.02	0.59
6:CF:56:LYS:O	6:CF:57:ALA:HB2	2.02	0.59
7:CG:123:GLU:N	7:CG:123:GLU:OE1	2.35	0.59
7:CG:66:LEU:O	7:CG:68:ASN:N	2.33	0.59
12:CL:102:LEU:CD1	12:CL:103:ASP:HB3	2.31	0.59
15:CO:69:TYR:CD1	15:CO:69:TYR:C	2.72	0.59
24:DA:1028:A:N6	24:DA:1125:G:H2'	2.17	0.59
24:DA:1182:G:C2'	24:DA:1183:U:H5'	2.31	0.59
24:DA:137:U:H2'	24:DA:140:C:C2	2.38	0.59
24:DA:1439:A:C2	24:DA:1553:A:C5	2.89	0.59
24:DA:1632:A:O2'	24:DA:1633:G:H5'	2.01	0.59
24:DA:238:C:O2'	24:DA:608:A:H1'	2.02	0.59
24:DA:292:U:C2'	24:DA:293:U:H5'	2.32	0.59
24:DA:608:A:O2'	24:DA:609:A:O5'	2.17	0.59

Continued on next page...

Continued from previous page...

Atom-1	Atom-2	Interatomic distance (Å)	Clash overlap (Å)
24:DA:682:G:O6	24:DA:794:A:N6	2.35	0.59
29:DF:99:PHE:O	29:DF:103:ILE:HD11	2.02	0.59
30:DG:11:PRO:O	30:DG:14:VAL:CG1	2.49	0.59
37:DN:2:ARG:CB	37:DN:2:ARG:NH1	2.66	0.59
44:DU:35:VAL:HB	44:DU:38:ILE:CG1	2.32	0.59
1:AA:1049:U:OP1	14:AN:1:ALA:HB3	2.01	0.59
1:AA:1125:U:O2'	1:AA:1126:U:H2'	2.02	0.59
1:AA:1152:A:C2	1:AA:1153:G:C8	2.89	0.59
1:AA:1211:U:C2'	1:AA:1212:U:OP2	2.50	0.59
1:AA:1505:G:H4'	1:AA:1506:U:H5''	1.84	0.59
1:AA:838:G:C2	1:AA:849:G:C2	2.91	0.59
2:AB:163:VAL:HG11	2:AB:185:ALA:CB	2.32	0.59
6:AF:14:GLN:OE1	6:AF:17:GLN:CG	2.50	0.59
6:AF:38:ARG:HD3	6:AF:97:THR:CA	2.31	0.59
8:AH:101:ILE:HG12	8:AH:112:THR:CG2	2.33	0.59
14:AN:20:PHE:CD1	14:AN:55:SER:O	2.55	0.59
19:AS:15:LEU:CD2	19:AS:35:SER:HB2	2.32	0.59
24:BA:1301:A:C8	24:BA:1303:G:C8	2.89	0.59
24:BA:1478:G:C2	24:BA:1479:G:N7	2.70	0.59
24:BA:1869:G:N2	24:BA:1873:G:C5	2.70	0.59
1:AA:1493:A:H3'	24:BA:1913:A:N1	2.18	0.59
24:BA:2311:A:C2	29:BF:76:PHE:HB3	2.36	0.59
24:BA:348:A:H2'	24:BA:349:U:O4'	2.01	0.59
24:BA:590:A:H2'	24:BA:591:U:C6	2.38	0.59
24:BA:7:G:C5	24:BA:8:C:C5	2.91	0.59
26:BC:196:ASN:O	26:BC:198:GLU:N	2.34	0.59
37:BN:32:GLU:OE2	37:BN:86:ARG:NH1	2.35	0.59
46:BW:56:ASP:OD2	46:BW:58:THR:OG1	2.20	0.59
1:CA:1309:G:N1	1:CA:1329:A:C8	2.70	0.59
1:CA:1538:C:O2	21:CU:21:ARG:NH2	2.35	0.59
1:CA:20:U:C4	1:CA:21:G:C6	2.89	0.59
1:CA:420:U:O2'	1:CA:421:U:H5''	2.02	0.59
1:CA:854:U:C6	1:CA:871:U:O4	2.55	0.59
1:CA:938:A:N6	59:CA:1832:HOH:O	2.35	0.59
2:CB:111:ILE:HG12	2:CB:151:ILE:HG12	1.83	0.59
11:CK:50:SER:O	11:CK:52:PHE:CE1	2.56	0.59
12:CL:65:SER:HB3	12:CL:82:ILE:HD11	1.83	0.59
18:CR:62:ALA:HB1	18:CR:67:LEU:HD11	1.83	0.59
53:D3:6:VAL:HG12	53:D3:9:ALA:CB	2.32	0.59
24:DA:2201:G:C4	24:DA:2202:U:C5	2.90	0.59
24:DA:278:A:C2	24:DA:362:A:H1'	2.37	0.59

Continued on next page...

Continued from previous page...

Atom-1	Atom-2	Interatomic distance (Å)	Clash overlap (Å)
57:DA:3190:NMY:O21	57:DA:3190:NMY:N19	2.35	0.59
24:DA:946:C:C2'	24:DA:947:A:O5'	2.49	0.59
26:DC:258:SER:O	26:DC:259:ASN:HB3	2.02	0.59
33:DJ:130:HIS:CD2	33:DJ:132:HIS:HB2	2.37	0.59
33:DJ:16:TYR:HA	33:DJ:138:GLN:O	2.03	0.59
24:DA:1190:G:OP1	35:DL:32:GLY:HA2	2.02	0.59
37:DN:2:ARG:CZ	37:DN:2:ARG:CB	2.80	0.59
24:DA:2230:G:H5''	47:DX:29:LEU:HD13	1.84	0.59
1:AA:461:A:C4	1:AA:462:G:C8	2.91	0.59
3:AC:167:TRP:CE3	3:AC:167:TRP:O	2.56	0.59
5:AE:107:ALA:O	5:AE:108:GLY:O	2.19	0.59
5:AE:114:VAL:HG23	5:AE:115:LEU:N	2.17	0.59
24:BA:1026:G:C8	24:BA:1134:A:C4	2.90	0.59
24:BA:1367:A:C5	24:BA:1368:G:H1'	2.38	0.59
24:BA:1505:A:C5	24:BA:1506:U:C4	2.91	0.59
24:BA:2107:G:C2	24:BA:2108:A:C4	2.90	0.59
24:BA:2748:A:C2'	24:BA:2749:A:O5'	2.50	0.59
24:BA:572:A:C6	24:BA:573:U:N3	2.71	0.59
26:BC:81:GLU:CB	26:BC:90:ILE:CD1	2.80	0.59
27:BD:33:ARG:HG2	27:BD:51:THR:HG22	1.83	0.59
28:BE:146:VAL:HG22	28:BE:147:LEU:N	2.17	0.59
30:BG:8:VAL:HG23	30:BG:49:LEU:HB2	1.84	0.59
34:BK:7:MET:HA	34:BK:8:LEU:HD12	1.83	0.59
46:BW:82:ILE:O	46:BW:82:ILE:HG22	2.02	0.59
48:BY:61:ALA:O	48:BY:63:ALA:N	2.36	0.59
1:CA:1187:G:N3	14:CN:100:SER:OG	2.26	0.59
1:CA:1500:A:OP1	1:CA:1505:G:OP1	2.20	0.59
1:CA:444:G:C2	1:CA:445:G:C4	2.90	0.59
1:CA:485:U:O2	1:CA:485:U:O4'	2.18	0.59
1:CA:626:G:C2	1:CA:627:G:C5	2.91	0.59
1:CA:774:G:C5	1:CA:775:G:N7	2.71	0.59
1:CA:782:A:C2	1:CA:801:U:C2	2.90	0.59
1:CA:925:G:H2'	1:CA:927:G:H5''	1.85	0.59
1:CA:1109:C:OP1	3:CC:176:HIS:CE1	2.56	0.59
3:CC:73:PRO:O	3:CC:77:ILE:HG12	2.01	0.59
4:CD:63:ARG:HA	4:CD:63:ARG:CZ	2.32	0.59
15:CO:82:ILE:O	15:CO:85:LEU:N	2.34	0.59
55:CY:106:THR:O	55:CY:107:GLU:HB2	2.03	0.59
24:DA:1183:U:H2'	24:DA:1184:U:H6	1.65	0.59
24:DA:2128:G:C2'	24:DA:2129:C:O5'	2.50	0.59
24:DA:2808:G:O2'	24:DA:2890:G:O6	2.18	0.59

Continued on next page...

Continued from previous page...

Atom-1	Atom-2	Interatomic distance (Å)	Clash overlap (Å)
26:DC:80:LEU:CD2	26:DC:91:ALA:HB2	2.33	0.59
27:DD:104:VAL:O	27:DD:105:LYS:HB2	2.01	0.59
29:DF:84:ILE:HG13	29:DF:84:ILE:O	2.02	0.59
30:DG:41:GLU:OE2	30:DG:54:ARG:NH1	2.35	0.59
1:AA:56:U:N3	31:DH:91:PHE:CZ	2.70	0.59
35:DL:116:VAL:HG13	35:DL:138:ALA:HB2	1.84	0.59
25:DB:77:U:P	45:DV:14:LYS:HZ3	2.24	0.59
1:AA:1303:C:OP1	59:AA:1862:HOH:O	2.17	0.59
1:AA:152:A:N6	1:AA:170:U:C2	2.70	0.59
1:AA:257:G:C2	1:AA:258:G:N7	2.71	0.59
1:AA:32:A:C2	1:AA:33:A:C5	2.90	0.59
1:AA:466:A:C5	1:AA:468:A:C2	2.90	0.59
1:AA:612:C:C2'	1:AA:613:C:H5'	2.33	0.59
1:AA:958:A:C6	1:AA:959:A:N1	2.71	0.59
2:AB:169:GLU:O	2:AB:170:HIS:C	2.40	0.59
4:AD:170:TRP:NE1	4:AD:186:PRO:HD3	2.18	0.59
4:AD:194:ASP:OD1	4:AD:194:ASP:N	2.34	0.59
4:AD:22:LYS:O	4:AD:23:SER:C	2.41	0.59
1:AA:508:U:H5'	4:AD:51:TYR:CE2	2.38	0.59
7:AG:30:LEU:CD1	7:AG:120:LEU:HD12	2.33	0.59
11:AK:70:CYS:O	11:AK:74:VAL:HG22	2.03	0.59
11:AK:88:GLY:C	11:AK:93:ARG:NH2	2.56	0.59
12:AL:110:ARG:O	12:AL:114:ARG:HG2	2.01	0.59
12:AL:67:ILE:HG22	12:AL:97:THR:HB	1.83	0.59
13:AM:16:VAL:O	13:AM:19:LEU:HB2	2.02	0.59
14:AN:80:SER:O	14:AN:82:ILE:N	2.36	0.59
24:BA:1401:G:C5	24:BA:1402:U:C5	2.90	0.59
24:BA:1544:A:N6	24:BA:1545:A:C6	2.71	0.59
24:BA:1725:U:H2'	24:BA:1726:C:C1'	2.32	0.59
24:BA:1710:G:C2	24:BA:1749:A:N3	2.71	0.59
24:BA:1835:G:H5'	24:BA:1835:G:C8	2.37	0.59
24:BA:2528:U:C2	24:BA:2535:G:O6	2.55	0.59
24:BA:608:A:H2'	24:BA:609:A:C8	2.37	0.59
24:BA:920:A:C6	24:BA:921:C:C4	2.91	0.59
24:BA:988:A:C6	49:BZ:13:ILE:HD11	2.37	0.59
25:BB:23:G:C6	25:BB:24:G:O6	2.56	0.59
27:BD:124:ARG:HG3	27:BD:165:MET:HE2	1.84	0.59
27:BD:47:ALA:C	27:BD:84:LEU:HD22	2.22	0.59
33:BJ:18:VAL:HG12	33:BJ:55:ILE:O	2.03	0.59
1:CA:112:G:O2'	1:CA:113:G:H5'	2.03	0.59
1:CA:583:A:C2	1:CA:584:G:HI'	2.37	0.59

Continued on next page...

Continued from previous page...

Atom-1	Atom-2	Interatomic distance (Å)	Clash overlap (Å)
1:CA:66:A:C2	1:CA:67:C:C6	2.90	0.59
1:CA:680:C:O2	1:CA:711:G:C2	2.56	0.59
1:CA:966:G:N2	9:CI:129:LYS:HE3	2.15	0.59
1:CA:980:C:C5	1:CA:981:U:C2	2.91	0.59
3:CC:159:GLY:O	3:CC:160:ALA:O	2.21	0.59
4:CD:7:PRO:O	4:CD:9:LEU:HG	2.03	0.59
5:CE:45:ARG:NH1	5:CE:74:VAL:HG22	2.18	0.59
8:CH:78:VAL:HG22	8:CH:79:SER:N	2.16	0.59
9:CI:130:ARG:CZ	22:CV:33:U:C5	2.86	0.59
12:CL:63:VAL:O	12:CL:64:THR:HB	2.03	0.59
22:CV:65:G:C2	22:CV:66:U:H1'	2.38	0.59
24:DA:1440:U:O4	59:DA:3633:HOH:O	2.11	0.59
24:DA:2012:G:OP1	42:DS:98:LYS:CG	2.50	0.59
24:DA:2786:U:O2'	24:DA:2787:C:H5'	2.02	0.59
24:DA:2825:G:H3'	24:DA:2826:A:H5'	1.85	0.59
24:DA:493:G:N7	57:DA:3189:NMY:H4	2.17	0.59
24:DA:443:A:OP1	28:DE:40:ARG:HG2	2.02	0.59
24:DA:630:G:H4'	24:DA:640:C:H4'	1.84	0.59
28:DE:161:ALA:N	28:DE:162:ARG:HE	2.00	0.59
28:DE:44:ARG:O	28:DE:45:ALA:HB2	2.03	0.59
41:DR:82:HIS:O	41:DR:82:HIS:ND1	2.35	0.59
1:AA:1141:C:O2'	1:AA:1142:G:P	2.61	0.59
1:AA:1265:C:N4	1:AA:1266:G:C6	2.70	0.59
57:AA:1657:NMY:HN32	57:AA:1657:NMY:H14	1.68	0.59
1:AA:592:G:C6	1:AA:593:U:N3	2.71	0.59
1:AA:973:G:C5	1:AA:974:A:N7	2.71	0.59
5:AE:137:VAL:O	5:AE:137:VAL:HG13	2.00	0.59
6:AF:38:ARG:N	6:AF:63:ASN:OD1	2.36	0.59
8:AH:78:VAL:HG21	8:AH:128:TYR:CE1	2.38	0.59
24:BA:2502:G:C5'	24:BA:2503:A:H5''	2.32	0.59
24:BA:2520:C:H2'	24:BA:2521:C:H5'	1.83	0.59
24:BA:477:A:C6	24:BA:478:A:C6	2.91	0.59
24:BA:629:G:H1'	24:BA:639:U:H1'	1.83	0.59
24:BA:690:G:O3'	26:BC:216:ARG:NH2	2.36	0.59
34:BK:7:MET:HG2	34:BK:20:MET:HA	1.84	0.59
1:CA:1073:U:O2'	2:CB:103:ASN:ND2	2.35	0.59
1:CA:1305:G:O2'	1:CA:1306:A:O4'	2.21	0.59
1:CA:184:G:C6	1:CA:185:U:C4	2.90	0.59
1:CA:373:A:C2	1:CA:374:A:C8	2.91	0.59
1:CA:425:G:C5	1:CA:426:U:C5	2.91	0.59
1:CA:855:U:C2	1:CA:856:C:H5	2.20	0.59

Continued on next page...

Continued from previous page...

Atom-1	Atom-2	Interatomic distance (Å)	Clash overlap (Å)
4:CD:29:ASP:N	4:CD:29:ASP:OD1	2.35	0.59
9:CI:78:ALA:O	9:CI:81:HIS:HB2	2.03	0.59
13:CM:54:ASP:CG	13:CM:55:THR:N	2.55	0.59
22:CV:65:G:N2	22:CV:66:U:H1'	2.18	0.59
24:DA:651:G:OP1	53:D3:16:THR:CG2	2.51	0.59
53:D3:31:ILE:O	53:D3:33:THR:N	2.34	0.59
24:DA:1424:G:N7	59:DA:3627:HOH:O	2.32	0.59
24:DA:1581:G:C6	24:DA:1582:C:C4	2.91	0.59
24:DA:1753:G:N1	24:DA:1756:G:OP2	2.35	0.59
24:DA:2468:A:H2'	24:DA:2476:A:C6	2.37	0.59
24:DA:454:A:H4'	24:DA:455:C:OP2	2.02	0.59
29:DF:155:ILE:CD1	29:DF:156:THR:N	2.64	0.59
29:DF:93:GLU:O	29:DF:95:MET:N	2.35	0.59
42:DS:105:VAL:O	42:DS:105:VAL:CG1	2.50	0.59
42:DS:55:ILE:HD13	42:DS:66:ILE:HG21	1.84	0.59
43:DT:36:LYS:O	43:DT:37:ASP:C	2.40	0.59
1:AA:1159:U:N3	1:AA:1182:G:C4	2.71	0.59
1:AA:1379:G:C6	1:AA:1380:U:O4	2.56	0.59
1:AA:253:A:N6	1:AA:274:A:C6	2.71	0.59
1:AA:410:G:N2	1:AA:432:A:C8	2.70	0.59
1:AA:572:A:N3	1:AA:917:G:H1'	2.17	0.59
1:AA:607:A:C5	1:AA:608:A:N7	2.71	0.59
1:AA:728:A:C6	1:AA:729:A:C6	2.91	0.59
2:AB:10:LEU:HA	2:AB:43:LEU:HD13	1.84	0.59
17:AQ:28:PHE:O	17:AQ:29:VAL:CB	2.50	0.59
24:BA:1385:A:C2	24:BA:1386:C:C2	2.90	0.59
24:BA:1474:U:O4	24:BA:1475:G:C2	2.56	0.59
24:BA:2209:G:N1	24:BA:2216:G:C2	2.71	0.59
24:BA:2681:C:C2	24:BA:2724:U:O4	2.55	0.59
26:BC:232:GLY:O	26:BC:233:GLY:C	2.41	0.59
29:BF:36:ASN:CG	29:BF:87:LYS:HE3	2.23	0.59
33:BJ:53:TYR:HA	33:BJ:121:LYS:HB3	1.85	0.59
1:CA:1169:A:N6	1:CA:1170:A:N1	2.50	0.59
1:CA:1350:A:C2	1:CA:1351:U:O2	2.54	0.59
1:CA:416:G:O2'	1:CA:417:G:H5'	2.02	0.59
1:CA:52:C:H2'	1:CA:53:A:C8	2.38	0.59
1:CA:782:A:N7	1:CA:783:C:C2	2.71	0.59
6:CF:37:HIS:O	6:CF:38:ARG:HB3	2.03	0.59
1:CA:967:C:O4'	9:CI:129:LYS:CE	2.50	0.59
10:CJ:43:PRO:O	10:CJ:71:LEU:HD11	2.03	0.59
22:CV:12:U:H2'	22:CV:13:C:O4'	2.03	0.59

Continued on next page...

Continued from previous page...

Atom-1	Atom-2	Interatomic distance (Å)	Clash overlap (Å)
23:CX:5:A:H2'	23:CX:6:G:C8	2.38	0.59
24:DA:2526:G:O2'	54:D4:1:MET:N	2.30	0.59
24:DA:1921:G:C6	57:DA:3184:NMY:N7	2.63	0.59
24:DA:2204:G:HO2'	24:DA:2205:A:C5'	2.15	0.59
24:DA:31:C:O3'	24:DA:1238:G:C5'	2.49	0.59
24:DA:387:U:C5	24:DA:388:G:O6	2.55	0.59
24:DA:446:G:OP1	40:DQ:2:ARG:HG3	2.03	0.59
24:DA:46:G:N2	24:DA:47:C:C2	2.70	0.59
24:DA:627:A:C5	24:DA:637:A:N7	2.71	0.59
24:DA:643:A:N1	24:DA:2369:A:O2'	2.32	0.59
26:DC:197:ALA:O	26:DC:200:MET:CE	2.51	0.59
29:DF:111:ARG:C	29:DF:113:PHE:N	2.54	0.59
31:DH:82:SER:CB	31:DH:146:VAL:HG23	2.33	0.59
31:DH:77:THR:HG22	31:DH:78:VAL:N	2.18	0.59
40:DQ:87:VAL:HA	41:DR:49:ILE:HG21	1.84	0.59
48:DY:22:LEU:HD23	48:DY:23:ARG:N	2.17	0.59
1:AA:1078:U:O2'	1:AA:1079:G:P	2.61	0.59
1:AA:1077:G:C2	1:AA:1081:A:N3	2.71	0.59
1:AA:1367:C:H5''	9:AI:116:VAL:HG23	1.84	0.59
1:AA:1398:A:N6	5:AE:26:LYS:O	2.35	0.59
1:AA:59:A:N7	1:AA:354:G:C6	2.70	0.59
1:AA:631:C:OP1	1:AA:632:U:O4'	2.21	0.59
1:AA:983:A:C2'	1:AA:983:A:N3	2.66	0.59
11:AK:33:THR:HG22	11:AK:44:TRP:HB3	1.83	0.59
13:AM:16:VAL:HG12	13:AM:34:LEU:CD1	2.33	0.59
18:AR:71:THR:OG1	18:AR:72:ASP:N	2.35	0.59
23:AX:10:A:N3	23:AX:11:A:C8	2.71	0.59
24:BA:110:G:C2	24:BA:111:A:C8	2.91	0.59
24:BA:1281:G:H2'	24:BA:1282:U:H6	1.68	0.59
24:BA:1808:A:H3'	24:BA:1809:A:C8	2.38	0.59
24:BA:2098:U:C5	24:BA:2099:U:C5	2.90	0.59
24:BA:2294:G:H3'	38:BO:10:ARG:HH22	1.67	0.59
24:BA:2680:U:C2'	24:BA:2681:C:O5'	2.50	0.59
24:BA:2738:A:C2	24:BA:2739:U:H1'	2.38	0.59
24:BA:2780:G:H4'	24:BA:2781:A:OP2	2.02	0.59
24:BA:2835:A:N6	24:BA:2879:A:OP2	2.36	0.59
24:BA:308:G:C2'	44:BU:16:LYS:NZ	2.65	0.59
24:BA:55:G:C2	24:BA:56:A:C8	2.90	0.59
24:BA:9:G:N1	24:BA:2629:U:C6	2.71	0.59
25:BB:20:G:C2	25:BB:21:G:C4	2.91	0.59
26:BC:87:SER:HB2	26:BC:157:ALA:HB2	1.84	0.59

Continued on next page...

Continued from previous page...

Atom-1	Atom-2	Interatomic distance (Å)	Clash overlap (Å)
28:BE:170:ARG:NH2	28:BE:174:GLY:O	2.35	0.59
29:BF:107:VAL:N	29:BF:108:PRO:CD	2.66	0.59
29:BF:122:ASP:OD1	29:BF:125:GLY:N	2.36	0.59
30:BG:88:LEU:HD12	30:BG:88:LEU:N	2.16	0.59
31:BH:81:ALA:HB2	31:BH:147:VAL:HG13	1.84	0.59
33:BJ:109:LEU:HB3	33:BJ:110:PRO:CD	2.32	0.59
42:BS:63:GLY:O	42:BS:64:ALA:HB3	2.03	0.59
46:BW:24:LYS:HD2	46:BW:36:ILE:O	2.03	0.59
46:BW:34:GLY:HA2	46:BW:61:ALA:O	2.02	0.59
48:BY:16:THR:O	48:BY:19:LEU:N	2.36	0.59
1:CA:1170:A:N7	1:CA:1171:A:N9	2.51	0.59
1:CA:1513:A:H2'	1:CA:1514:G:H8	1.67	0.59
1:CA:181:A:H1'	1:CA:194:C:N4	2.18	0.59
1:CA:381:C:H2'	1:CA:382:A:O4'	2.03	0.59
1:CA:701:U:H4'	1:CA:703:G:N7	2.18	0.59
2:CB:114:LEU:HD13	2:CB:144:LEU:CD1	2.33	0.59
2:CB:193:PRO:O	2:CB:195:GLY:N	2.36	0.59
4:CD:102:VAL:HG11	4:CD:114:ALA:HB2	1.84	0.59
4:CD:191:LEU:O	4:CD:192:SER:CB	2.51	0.59
5:CE:87:GLY:C	5:CE:88:VAL:HG12	2.23	0.59
7:CG:26:PHE:HA	7:CG:29:ILE:HG22	1.85	0.59
15:CO:75:VAL:HA	15:CO:78:TYR:OH	2.03	0.59
20:CT:31:PHE:HB3	20:CT:54:MET:HG3	1.83	0.59
52:D2:24:THR:HG23	52:D2:27:GLY:HA3	1.84	0.59
24:DA:2124:G:N2	24:DA:2175:C:O2	2.35	0.59
24:DA:2250:G:O2'	24:DA:2496:C:OP1	2.16	0.59
24:DA:29:U:O2'	24:DA:30:G:H5'	2.01	0.59
24:DA:323:C:N4	24:DA:333:G:C8	2.71	0.59
26:DC:114:GLN:O	26:DC:124:LYS:CE	2.50	0.59
24:DA:782:A:N3	26:DC:224:MET:HG2	2.17	0.59
31:DH:49:ALA:O	31:DH:50:ARG:C	2.40	0.59
35:DL:98:ALA:O	35:DL:99:ASN:C	2.39	0.59
36:DM:73:ILE:HD13	36:DM:93:VAL:HG13	1.84	0.59
45:DV:29:ILE:HD12	45:DV:90:ASP:HA	1.83	0.59
47:DX:32:LEU:CD1	47:DX:49:ARG:HE	2.16	0.59
1:AA:121:U:O2'	1:AA:122:G:P	2.61	0.59
1:AA:1372:U:C4	1:AA:1373:G:N7	2.71	0.59
1:AA:49:U:C4	1:AA:364:A:C6	2.90	0.59
1:AA:4:U:H5''	1:AA:5:U:O4	2.03	0.59
1:AA:552:U:C2	1:AA:553:A:C8	2.90	0.59
1:AA:74:A:N3	1:AA:97:G:C2	2.70	0.59

Continued on next page...

Continued from previous page...

Atom-1	Atom-2	Interatomic distance (Å)	Clash overlap (Å)
2:AB:47:VAL:HB	2:AB:48:PRO:HD2	1.85	0.59
2:AB:72:THR:O	2:AB:73:LYS:CG	2.51	0.59
4:AD:9:LEU:HB2	4:AD:13:ARG:CZ	2.33	0.59
5:AE:75:ALA:HB1	5:AE:149:SER:HA	1.83	0.59
8:AH:12:THR:O	8:AH:13:ARG:C	2.41	0.59
8:AH:32:LEU:O	8:AH:36:ILE:N	2.30	0.59
8:AH:36:ILE:O	8:AH:37:ALA:C	2.40	0.59
10:AJ:6:ILE:HG22	10:AJ:7:ARG:N	2.18	0.59
12:AL:107:VAL:HG12	12:AL:108:LYS:H	1.67	0.59
16:AP:43:ALA:O	16:AP:44:SER:CB	2.51	0.59
16:AP:44:SER:O	16:AP:45:GLU:C	2.41	0.59
20:AT:17:ALA:O	20:AT:21:ASN:HB2	2.02	0.59
24:BA:1010:A:N7	59:BA:3781:HOH:O	2.31	0.59
24:BA:1069:A:N1	24:BA:1074:G:C4	2.70	0.59
24:BA:1281:G:H2'	24:BA:1282:U:C6	2.38	0.59
24:BA:2414:G:C2	24:BA:2415:G:N9	2.70	0.59
24:BA:2466:C:OP2	54:B4:4:ARG:CZ	2.51	0.59
24:BA:995:C:N4	57:BA:3166:NMY:N6	2.51	0.59
25:BB:34:A:C4	25:BB:44:G:N7	2.71	0.59
29:BF:100:GLU:O	29:BF:103:ILE:N	2.35	0.59
33:BJ:81:ILE:HG13	33:BJ:82:GLY:H	1.68	0.59
38:BO:27:VAL:HG13	38:BO:93:ASP:OD2	2.02	0.59
24:BA:2218:G:OP1	47:BX:45:PHE:CE1	2.55	0.59
1:CA:1204:A:OP2	59:CA:1844:HOH:O	2.17	0.59
1:CA:1299:A:O2'	1:CA:1300:G:P	2.61	0.59
1:CA:188:C:N3	1:CA:189:A:C2	2.70	0.59
1:CA:204:G:H3'	1:CA:205:A:C5'	2.33	0.59
1:CA:214:C:O2'	1:CA:215:C:OP1	2.21	0.59
1:CA:722:G:O2'	1:CA:723:U:P	2.60	0.59
1:CA:77:A:N6	1:CA:91:U:O4	2.36	0.59
1:CA:96:U:O2'	1:CA:97:G:P	2.61	0.59
3:CC:106:VAL:CG1	3:CC:109:PRO:HB3	2.33	0.59
4:CD:9:LEU:O	4:CD:11:LEU:N	2.36	0.59
1:CA:922:G:H4'	5:CE:25:VAL:HA	1.83	0.59
11:CK:33:THR:HG22	11:CK:44:TRP:CG	2.38	0.59
14:CN:29:ILE:O	14:CN:34:ASN:ND2	2.36	0.59
19:CS:18:LYS:CD	19:CS:31:LEU:HD13	2.33	0.59
19:CS:42:PRO:HD3	19:CS:67:VAL:CG2	2.33	0.59
20:CT:11:ALA:O	20:CT:14:SER:OG	2.18	0.59
24:DA:1082:U:OP1	32:DI:123:ALA:CB	2.51	0.59
24:DA:1268:A:OP1	59:DA:3378:HOH:O	2.16	0.59

Continued on next page...

Continued from previous page...

Atom-1	Atom-2	Interatomic distance (Å)	Clash overlap (Å)
24:DA:1549:A:C6	24:DA:1550:C:C4	2.91	0.59
24:DA:1725:U:C4	24:DA:1726:C:C4	2.91	0.59
24:DA:2088:A:C6	24:DA:2089:C:N4	2.71	0.59
24:DA:211:C:O2'	24:DA:212:G:H5'	2.03	0.59
24:DA:2063:C:O2	24:DA:2450:A:N1	2.35	0.59
24:DA:2204:G:H4'	26:DC:149:LYS:HB2	1.85	0.59
29:DF:36:ASN:OD1	29:DF:37:MET:N	2.35	0.59
31:DH:88:GLY:C	31:DH:125:THR:HG21	2.22	0.59
24:DA:2379:G:H4'	38:DO:21:LEU:HD21	1.85	0.59
39:DP:92:ARG:O	39:DP:93:LYS:CB	2.49	0.59
46:DW:20:ARG:HH11	46:DW:20:ARG:HG2	1.66	0.59
1:AA:1009:U:O2	1:AA:1021:A:N1	2.35	0.59
1:AA:1060:U:C5'	10:AJ:53:ILE:HG12	2.33	0.59
1:AA:1181:G:H4'	1:AA:1182:G:OP1	2.03	0.59
1:AA:294:U:H2'	1:AA:294:U:O2	2.02	0.59
1:AA:675:A:H1'	11:AK:118:HIS:CG	2.38	0.59
4:AD:107:PHE:O	4:AD:155:VAL:HG12	2.02	0.59
5:AE:82:GLN:O	5:AE:83:HIS:HB2	2.03	0.59
1:AA:664:G:C5'	18:AR:53:ARG:NH2	2.66	0.59
53:B3:16:THR:HG22	53:B3:20:GLY:C	2.23	0.59
24:BA:1512:C:H2'	24:BA:1513:U:H5'	1.84	0.59
24:BA:1569:A:N6	24:BA:1570:A:C6	2.71	0.59
24:BA:2286:G:C8	51:B1:24:LYS:CE	2.86	0.59
24:BA:2591:C:H2'	24:BA:2592:G:C8	2.38	0.59
24:BA:2734:A:H2'	24:BA:2735:G:C5'	2.33	0.59
24:BA:409:G:N2	24:BA:410:G:C4	2.71	0.59
24:BA:555:G:HO2'	24:BA:556:A:P	2.26	0.59
24:BA:733:G:OP2	59:BA:3300:HOH:O	2.17	0.59
24:BA:748:G:C8	42:BS:89:ALA:HB1	2.38	0.59
24:BA:943:A:H2'	24:BA:944:C:H5'	1.84	0.59
24:BA:947:A:HO2'	24:BA:984:A:H2	1.51	0.59
25:BB:43:C:C4	25:BB:45:A:N6	2.70	0.59
27:BD:133:THR:HG23	27:BD:134:HIS:N	2.18	0.59
39:BP:27:VAL:HG21	39:BP:73:PHE:CE1	2.38	0.59
42:BS:74:ILE:HD13	42:BS:105:VAL:HG22	1.85	0.59
44:BU:53:GLN:N	44:BU:54:PRO:CD	2.66	0.59
1:CA:1309:G:N3	1:CA:1329:A:C4	2.71	0.59
1:CA:1358:U:H6	1:CA:1359:C:C6	2.20	0.59
1:CA:443:C:H2'	1:CA:444:G:H5'	1.85	0.59
1:CA:595:A:O2'	1:CA:596:A:OP2	2.21	0.59
5:CE:74:VAL:HG23	5:CE:76:LEU:HD12	1.84	0.59

Continued on next page...

Continued from previous page...

Atom-1	Atom-2	Interatomic distance (Å)	Clash overlap (Å)
12:CL:82:ILE:HG12	12:CL:95:TYR:CD1	2.38	0.59
17:CQ:25:ILE:HG22	17:CQ:26:GLU:N	2.17	0.59
17:CQ:45:HIS:CB	17:CQ:71:LYS:HB3	2.33	0.59
19:CS:3:ARG:C	19:CS:4:SER:HG	1.97	0.59
21:CU:17:ARG:HG2	21:CU:20:LYS:CD	2.33	0.59
22:CV:63:G:H2'	22:CV:64:A:C8	2.38	0.59
55:CY:17:VAL:HG12	55:CY:171:ILE:HG12	1.85	0.59
24:DA:1099:G:N7	24:DA:1100:C:C2	2.71	0.59
24:DA:2209:G:C5	24:DA:2210:U:C4	2.90	0.59
24:DA:2221:G:C4	24:DA:2222:C:C6	2.91	0.59
57:DA:3185:NMY:H5	57:DA:3185:NMY:H91	1.68	0.59
24:DA:565:C:OP1	41:DR:79:ARG:CD	2.51	0.59
24:DA:782:A:O2'	26:DC:223:ALA:HB1	2.02	0.59
24:DA:846:U:O2	24:DA:846:U:H2'	2.03	0.59
25:DB:45:A:P	29:DF:91:ARG:HD3	2.43	0.59
24:DA:1565:C:OP1	26:DC:17:LYS:NZ	2.35	0.59
27:DD:124:ARG:HG2	27:DD:125:TRP:CD1	2.38	0.59
28:DE:73:ILE:HG12	28:DE:73:ILE:O	2.02	0.59
29:DF:91:ARG:HG3	29:DF:92:GLY:N	2.18	0.59
31:DH:90:LEU:HB2	31:DH:92:GLY:O	2.03	0.59
37:DN:67:PHE:HA	37:DN:70:THR:HG22	1.83	0.59
1:AA:1010:U:N3	1:AA:1020:G:N2	2.51	0.58
1:AA:1215:G:C4	1:AA:1216:A:C8	2.91	0.58
1:AA:1287:A:C6	1:AA:1288:A:C6	2.91	0.58
1:AA:345:C:O4'	1:AA:346:G:N1	2.36	0.58
1:AA:389:A:C2'	1:AA:390:U:H5'	2.31	0.58
1:AA:393:A:C6	1:AA:394:G:N7	2.71	0.58
1:AA:799:G:C2'	1:AA:800:G:H5'	2.32	0.58
1:AA:950:U:C6	13:AM:101:ARG:NH2	2.71	0.58
1:AA:19:A:H5''	5:AE:91:GLY:HA3	1.83	0.58
8:AH:70:ALA:O	8:AH:72:VAL:N	2.34	0.58
5:AE:83:HIS:CB	8:AH:96:MET:SD	2.91	0.58
21:AU:4:ILE:N	21:AU:4:ILE:HD13	2.18	0.58
22:AV:75:C:H3'	22:AV:76:A:H3'	1.85	0.58
24:BA:1005:C:O2	24:BA:1005:C:H2'	2.03	0.58
24:BA:1381:G:N2	24:BA:1382:G:H1'	2.17	0.58
24:BA:1410:G:N2	24:BA:1592:C:N3	2.51	0.58
24:BA:1438:U:C5	24:BA:1552:A:C2	2.90	0.58
24:BA:2297:A:N1	24:BA:2321:U:H5	2.01	0.58
24:BA:2307:G:C2	24:BA:2311:A:N7	2.71	0.58
24:BA:2492:U:C2'	24:BA:2493:U:H5'	2.33	0.58

Continued on next page...

Continued from previous page...

Atom-1	Atom-2	Interatomic distance (Å)	Clash overlap (Å)
24:BA:2725:A:N1	24:BA:2727:A:H1'	2.18	0.58
24:BA:880:G:N2	24:BA:898:C:C2	2.70	0.58
25:BB:105:G:N2	25:BB:106:G:C4	2.71	0.58
37:BN:52:ILE:HG21	37:BN:94:TYR:CD2	2.38	0.58
42:BS:32:ALA:O	42:BS:35:ILE:HB	2.02	0.58
1:CA:1051:C:C4	1:CA:1052:U:C5	2.91	0.58
1:CA:1253:G:H2'	1:CA:1254:A:H8	1.67	0.58
1:CA:246:A:C6	1:CA:279:A:N7	2.71	0.58
1:CA:560:A:C5	5:CE:128:TYR:CE2	2.91	0.58
1:CA:407:U:O3'	4:CD:113:GLU:OE1	2.21	0.58
5:CE:46:VAL:O	5:CE:71:MET:HA	2.03	0.58
11:CK:81:ASN:HB2	11:CK:106:ARG:CZ	2.33	0.58
14:CN:3:GLN:HA	14:CN:6:LYS:HZ3	1.67	0.58
15:CO:89:ARG:CZ	24:DA:714:U:C6	2.86	0.58
1:CA:194:C:OP1	20:CT:60:ARG:NH2	2.36	0.58
24:DA:2577:A:H5''	24:DA:2578:G:H5'	1.84	0.58
27:DD:85:ALA:O	27:DD:86:GLU:CB	2.50	0.58
28:DE:1:MET:HE3	28:DE:19:PHE:HB2	1.85	0.58
29:DF:147:ARG:CG	29:DF:148:VAL:N	2.65	0.58
32:DI:111:THR:O	32:DI:112:LYS:C	2.40	0.58
48:DY:17:GLU:O	48:DY:20:ASN:N	2.36	0.58
49:DZ:50:VAL:O	49:DZ:52:PHE:N	2.36	0.58
1:AA:1133:G:H3'	1:AA:1134:G:C8	2.38	0.58
1:AA:1158:C:C5	1:AA:1160:G:H1'	2.38	0.58
1:AA:540:G:C6	1:AA:541:G:C5	2.91	0.58
1:AA:680:C:H2'	1:AA:681:A:O4'	2.04	0.58
8:AH:36:ILE:O	8:AH:39:VAL:N	2.36	0.58
11:AK:93:ARG:HA	11:AK:93:ARG:NE	2.18	0.58
3:AC:6:HIS:ND1	14:AN:89:MET:HB3	2.18	0.58
19:AS:63:THR:N	19:AS:66:MET:SD	2.76	0.58
24:BA:1218:G:N2	24:BA:1232:G:C4	2.71	0.58
24:BA:1341:G:N2	43:BT:84:TYR:HB3	2.18	0.58
24:BA:1378:A:O3'	59:BA:3755:HOH:O	2.17	0.58
24:BA:1448:G:N1	24:BA:1464:G:C2	2.71	0.58
24:BA:2323:G:C6	24:BA:2324:U:N3	2.70	0.58
24:BA:410:G:C2	24:BA:2407:A:N7	2.71	0.58
24:BA:391:A:C5	24:BA:392:U:C5	2.91	0.58
24:BA:492:A:OP2	57:BA:3164:NMY:N7	2.35	0.58
24:BA:729:G:OP1	26:BC:11:GLY:O	2.21	0.58
24:BA:878:A:C4	24:BA:879:G:H1'	2.38	0.58
25:BB:26:C:C4	25:BB:27:C:C4	2.91	0.58

Continued on next page...

Continued from previous page...

Atom-1	Atom-2	Interatomic distance (Å)	Clash overlap (Å)
26:BC:18:VAL:O	26:BC:18:VAL:HG12	2.03	0.58
33:BJ:29:ALA:HA	33:BJ:32:LEU:CD1	2.34	0.58
34:BK:91:SER:OG	34:BK:93:GLN:OE1	2.21	0.58
45:BV:54:ALA:O	45:BV:55:GLU:C	2.40	0.58
47:BX:4:CYS:SG	47:BX:51:SER:CB	2.91	0.58
48:BY:24:GLU:O	48:BY:25:GLN:C	2.42	0.58
1:CA:405:U:OP1	1:CA:406:G:O2'	2.18	0.58
1:CA:70:U:C6	1:CA:70:U:OP2	2.56	0.58
1:CA:430:A:OP1	4:CD:9:LEU:HB3	2.03	0.58
5:CE:136:VAL:HG23	5:CE:137:VAL:N	2.18	0.58
9:CI:124:ARG:CB	9:CI:125:PRO:CD	2.81	0.58
12:CL:65:SER:OG	12:CL:66:TYR:N	2.35	0.58
21:CU:37:PHE:O	21:CU:39:GLU:N	2.36	0.58
21:CU:41:PRO:O	21:CU:42:THR:C	2.42	0.58
24:DA:1059:G:H5''	24:DA:1060:U:H2'	1.84	0.58
24:DA:1299:G:O2'	24:DA:1640:A:N6	2.36	0.58
24:DA:1378:A:C8	24:DA:1380:G:N7	2.71	0.58
24:DA:146:A:C2	24:DA:147:C:C2	2.91	0.58
24:DA:1619:G:O2'	24:DA:1620:G:H5'	2.03	0.58
24:DA:735:A:C8	24:DA:736:C:C5	2.91	0.58
24:DA:953:G:O2'	24:DA:954:G:H5'	2.03	0.58
26:DC:121:ALA:O	26:DC:122:ALA:O	2.21	0.58
33:DJ:30:THR:HG22	33:DJ:31:GLU:N	2.19	0.58
24:DA:2482:A:C2	36:DM:51:ARG:NH2	2.71	0.58
44:DU:5:ARG:CZ	44:DU:6:ARG:HB3	2.33	0.58
1:AA:16:A:C5	1:AA:17:U:C5	2.91	0.58
1:AA:198:G:C2	1:AA:199:A:C8	2.91	0.58
1:AA:511:C:O2'	1:AA:512:U:OP2	2.20	0.58
1:AA:539:A:C6	1:AA:540:G:C6	2.92	0.58
1:AA:684:U:H2'	1:AA:685:G:O5'	2.03	0.58
3:AC:154:SER:HB3	3:AC:165:THR:HG22	1.84	0.58
8:AH:94:LYS:CG	8:AH:98:GLY:HA2	2.34	0.58
13:AM:22:ILE:O	13:AM:24:GLY:N	2.36	0.58
14:AN:73:PHE:C	14:AN:73:PHE:CD1	2.77	0.58
15:AO:70:LEU:C	15:AO:78:TYR:HE1	2.07	0.58
24:BA:1343:G:C6	24:BA:1344:U:C4	2.90	0.58
24:BA:168:G:N2	24:BA:169:G:H1'	2.18	0.58
24:BA:1711:A:C2	24:BA:1748:C:C2	2.91	0.58
24:BA:1946:U:O2'	24:BA:1947:C:H5'	2.03	0.58
24:BA:2531:A:H4'	30:BG:156:TYR:CD2	2.38	0.58
24:BA:604:G:H2'	24:BA:605:G:O5'	2.03	0.58

Continued on next page...

Continued from previous page...

Atom-1	Atom-2	Interatomic distance (Å)	Clash overlap (Å)
26:BC:180:MET:O	26:BC:267:VAL:HB	2.03	0.58
27:BD:125:TRP:HB2	27:BD:160:LYS:HG2	1.85	0.58
28:BE:164:LEU:HD11	28:BE:167:VAL:HB	1.84	0.58
24:BA:2722:G:H4'	37:BN:4:ARG:HB2	1.84	0.58
41:BR:21:ARG:NH2	41:BR:93:PHE:CE2	2.71	0.58
1:CA:1287:A:N6	1:CA:1288:A:N6	2.51	0.58
1:CA:825:A:O2'	8:CH:13:ARG:NH1	2.36	0.58
2:CB:184:PHE:CZ	2:CB:198:PHE:CD2	2.90	0.58
4:CD:58:LYS:HE2	4:CD:203:LEU:CB	2.33	0.58
1:CA:401:C:OP2	4:CD:70:ARG:NE	2.36	0.58
9:CI:40:GLY:O	9:CI:41:ARG:HB3	2.04	0.58
11:CK:87:LYS:HA	11:CK:114:THR:HG22	1.84	0.58
11:CK:23:ILE:HD12	11:CK:96:THR:HG21	1.85	0.58
17:CQ:28:PHE:HA	17:CQ:39:LYS:HA	1.85	0.58
20:CT:35:VAL:O	20:CT:39:ILE:HD12	2.03	0.58
20:CT:66:LEU:O	20:CT:67:ILE:HB	2.03	0.58
22:CV:2:C:C6	22:CV:2:C:OP2	2.56	0.58
24:DA:1069:A:C5	24:DA:1074:G:C5	2.91	0.58
24:DA:1176:U:H2'	24:DA:1177:G:C8	2.37	0.58
24:DA:1724:G:N1	24:DA:1736:U:O2	2.37	0.58
24:DA:2314:A:N6	24:DA:2315:G:O6	2.37	0.58
24:DA:2523:G:C2'	24:DA:2524:G:H5'	2.34	0.58
38:DO:8:ILE:HD12	38:DO:12:THR:HG23	1.85	0.58
24:DA:77:G:O3'	48:DY:2:LYS:CD	2.51	0.58
49:DZ:6:ILE:HG22	49:DZ:54:VAL:CG2	2.33	0.58
1:AA:1156:G:H5''	1:AA:1157:A:OP2	2.04	0.58
1:AA:293:G:C4	1:AA:305:G:N2	2.71	0.58
1:AA:812:G:OP1	1:AA:903:G:HI'	2.03	0.58
1:AA:992:U:C6	1:AA:1043:G:N7	2.70	0.58
12:AL:9:ARG:O	12:AL:10:LYS:CB	2.50	0.58
13:AM:114:LYS:CB	13:AM:115:PRO:CD	2.79	0.58
18:AR:33:ILE:HD12	18:AR:34:THR:O	2.03	0.58
24:BA:1335:C:P	43:BT:68:LYS:HE3	2.44	0.58
24:BA:1974:C:C4	24:BA:1975:G:N7	2.71	0.58
24:BA:2291:U:H2'	24:BA:2292:U:C6	2.38	0.58
24:BA:2562:U:C4	24:BA:2563:U:C5	2.91	0.58
24:BA:485:C:N3	24:BA:496:G:C2	2.71	0.58
36:BM:64:TRP:O	36:BM:65:ILE:O	2.21	0.58
37:BN:117:ASP:O	37:BN:118:ARG:CB	2.50	0.58
25:BB:8:C:OP1	38:BO:29:HIS:CD2	2.56	0.58
1:CA:1041:G:C6	1:CA:1042:A:C5	2.91	0.58

Continued on next page...

Continued from previous page...

Atom-1	Atom-2	Interatomic distance (Å)	Clash overlap (Å)
1:CA:1092:A:C4	1:CA:1183:U:C4	2.91	0.58
1:CA:115:G:H4'	1:CA:116:A:O5'	2.03	0.58
1:CA:1223:C:P	1:CA:1224:U:H2'	2.43	0.58
1:CA:375:U:C2'	1:CA:376:G:H5''	2.33	0.58
1:CA:590:U:H2'	1:CA:591:U:C6	2.39	0.58
1:CA:639:G:C2	1:CA:640:A:C8	2.91	0.58
1:CA:966:G:C2'	9:CI:129:LYS:HG2	2.33	0.58
1:CA:982:U:H4'	1:CA:983:A:C5'	2.34	0.58
14:CN:22:LYS:HG2	14:CN:23:ARG:N	2.18	0.58
17:CQ:11:ARG:HD2	17:CQ:56:GLY:HA2	1.85	0.58
24:DA:1068:G:O6	24:DA:1069:A:C6	2.57	0.58
24:DA:1502:A:C2	24:DA:1503:A:C4	2.92	0.58
24:DA:1511:G:C2	24:DA:1512:C:C2	2.91	0.58
24:DA:1947:C:C2	24:DA:1960:A:C2	2.91	0.58
24:DA:408:G:C2	24:DA:420:C:O2	2.57	0.58
24:DA:581:C:H2'	24:DA:582:A:C8	2.38	0.58
24:DA:597:G:C6	24:DA:598:U:C4	2.92	0.58
24:DA:71:A:OP1	24:DA:72:U:H2'	2.04	0.58
24:DA:783:A:H2'	24:DA:784:G:H4'	1.83	0.58
33:DJ:69:ARG:HA	33:DJ:89:PHE:CD2	2.39	0.58
34:DK:4:GLU:O	34:DK:5:GLN:CB	2.51	0.58
37:DN:117:ASP:O	37:DN:119:SER:N	2.36	0.58
36:DM:134:THR:OG1	45:DV:79:ARG:NH2	2.36	0.58
1:AA:1126:U:O2	1:AA:1126:U:O2'	2.18	0.58
1:AA:1207:G:H2'	1:AA:1208:C:O4'	2.02	0.58
1:AA:1394:A:H4'	1:AA:1395:C:OP2	2.02	0.58
1:AA:767:A:O2'	1:AA:1524:C:O2	2.21	0.58
1:AA:442:G:C6	1:AA:443:C:C4	2.92	0.58
1:AA:451:A:H1'	1:AA:452:A:N7	2.18	0.58
1:AA:695:A:C6	1:AA:696:A:C6	2.91	0.58
5:AE:114:VAL:CG2	5:AE:115:LEU:N	2.66	0.58
6:AF:1:MET:SD	6:AF:66:ALA:HA	2.43	0.58
8:AH:82:GLY:O	8:AH:83:LEU:CB	2.51	0.58
1:AA:947:G:OP2	13:AM:107:ARG:NE	2.36	0.58
13:AM:22:ILE:C	13:AM:22:ILE:HD12	2.24	0.58
24:BA:1071:G:C8	24:BA:1089:A:C5	2.91	0.58
24:BA:1183:U:H2'	24:BA:1184:U:C6	2.38	0.58
24:BA:199:A:C8	24:BA:2433:A:N6	2.71	0.58
24:BA:2294:G:H5''	38:BO:10:ARG:NH1	2.18	0.58
24:BA:2310:C:H2'	24:BA:2311:A:H5''	1.84	0.58
24:BA:2820:A:HO2'	24:BA:2821:A:P	2.26	0.58

Continued on next page...

Continued from previous page...

Atom-1	Atom-2	Interatomic distance (Å)	Clash overlap (Å)
24:BA:2861:U:O2'	24:BA:2862:G:H5'	2.03	0.58
24:BA:2841:C:C2	24:BA:2877:G:N2	2.72	0.58
24:BA:674:G:C1'	28:BE:69:ARG:HD3	2.32	0.58
33:BJ:56:VAL:CG2	33:BJ:124:VAL:HG13	2.32	0.58
34:BK:88:ASN:CG	34:BK:88:ASN:O	2.40	0.58
35:BL:129:LYS:HD3	35:BL:130:GLY:N	2.18	0.58
39:BP:74:GLN:O	39:BP:77:SER:OG	2.20	0.58
41:BR:1:MET:SD	41:BR:43:ASN:HB2	2.43	0.58
24:BA:480:A:O3'	44:BU:43:LYS:CG	2.51	0.58
1:CA:258:G:C5	1:CA:259:G:C8	2.90	0.58
1:CA:370:C:C4	1:CA:371:A:N7	2.72	0.58
1:CA:719:C:H1'	18:CR:38:LYS:CG	2.33	0.58
1:CA:775:G:C2	1:CA:776:G:C5	2.91	0.58
1:CA:793:U:H3'	1:CA:794:A:H5''	1.84	0.58
1:CA:795:C:HO2'	11:CK:128:ARG:HG3	1.68	0.58
1:CA:859:G:H2'	1:CA:860:A:C8	2.39	0.58
1:CA:946:A:H2'	1:CA:947:G:C8	2.38	0.58
2:CB:119:THR:O	2:CB:120:GLN:HB3	2.02	0.58
2:CB:166:ALA:HB3	2:CB:191:SER:CB	2.33	0.58
4:CD:164:GLN:CD	4:CD:165:ARG:N	2.57	0.58
7:CG:48:GLU:OE2	7:CG:49:THR:OG1	2.21	0.58
1:CA:675:A:O2'	11:CK:116:ILE:O	2.17	0.58
55:CY:13:MET:HG3	55:CY:131:VAL:HG11	1.84	0.58
24:DA:1362:C:H2'	24:DA:1363:C:O5'	2.04	0.58
24:DA:2017:U:OP2	59:DA:3272:HOH:O	2.17	0.58
24:DA:285:G:C6	24:DA:356:G:C6	2.92	0.58
24:DA:575:A:C2'	24:DA:576:U:H5'	2.33	0.58
28:DE:18:THR:HG22	28:DE:19:PHE:CE2	2.38	0.58
28:DE:28:VAL:O	28:DE:32:VAL:HG13	2.03	0.58
30:DG:87:GLN:C	30:DG:88:LEU:HD12	2.24	0.58
36:DM:53:MET:O	36:DM:56:ALA:HB3	2.03	0.58
27:DD:186:LEU:HD21	39:DP:3:ILE:HG21	1.86	0.58
1:AA:149:A:C2	1:AA:150:U:C2	2.91	0.58
1:AA:32:A:H2	1:AA:33:A:C5	2.21	0.58
1:AA:53:A:C2	1:AA:359:G:C2	2.91	0.58
1:AA:846:G:C2	1:AA:847:G:N7	2.72	0.58
1:AA:891:U:H2'	1:AA:892:A:H5'	1.85	0.58
9:AI:51:PRO:O	9:AI:55:VAL:HG12	2.02	0.58
16:AP:68:SER:OG	16:AP:69:ASP:N	2.36	0.58
1:AA:1220:G:HO2'	19:AS:36:ARG:NH2	1.98	0.58
19:AS:73:GLU:OE2	19:AS:74:PHE:CD2	2.57	0.58

Continued on next page...

Continued from previous page...

Atom-1	Atom-2	Interatomic distance (Å)	Clash overlap (Å)
24:BA:1355:G:C6	24:BA:1377:G:N2	2.71	0.58
24:BA:1429:G:C5	24:BA:1568:G:C6	2.90	0.58
24:BA:1799:G:P	26:BC:257:ARG:HH22	2.26	0.58
24:BA:2370:G:H2'	24:BA:2371:G:O4'	2.04	0.58
24:BA:2467:C:N4	24:BA:2468:A:C6	2.72	0.58
57:BA:3165:NMY:O14	57:BA:3165:NMY:O22	2.20	0.58
24:BA:611:C:C5	24:BA:612:G:C5	2.92	0.58
28:BE:113:VAL:CG2	28:BE:114:ARG:N	2.66	0.58
31:BH:8:LYS:O	31:BH:13:GLY:HA3	2.03	0.58
38:BO:40:ILE:HD12	38:BO:44:GLY:HA2	1.85	0.58
1:CA:1107:C:C3'	1:CA:1108:G:H5''	2.34	0.58
1:CA:1349:A:P	9:CI:120:LYS:CE	2.91	0.58
1:CA:1354:U:O2'	1:CA:1355:G:P	2.60	0.58
1:CA:246:A:N6	1:CA:279:A:C8	2.71	0.58
1:CA:484:G:H4'	1:CA:485:U:C5'	2.33	0.58
1:CA:579:A:N3	1:CA:580:C:C6	2.72	0.58
1:CA:844:G:H2'	1:CA:845:A:H5''	1.84	0.58
4:CD:113:GLU:N	4:CD:113:GLU:OE1	2.37	0.58
4:CD:64:ILE:CG2	4:CD:65:TYR:CD2	2.87	0.58
8:CH:95:VAL:HG22	8:CH:128:TYR:CE2	2.38	0.58
10:CJ:73:LEU:O	10:CJ:74:VAL:CG1	2.51	0.58
1:CA:706:A:O2'	11:CK:33:THR:HG21	2.03	0.58
11:CK:33:THR:HG22	11:CK:44:TRP:CD2	2.38	0.58
17:CQ:48:ASP:OD1	17:CQ:48:ASP:N	2.35	0.58
1:CA:958:A:C5	19:CS:55:ARG:CZ	2.87	0.58
24:DA:1320:C:N3	24:DA:1331:G:O6	2.35	0.58
24:DA:1421:G:C2	24:DA:1422:G:C8	2.91	0.58
24:DA:1921:G:O6	57:DA:3184:NMY:C7	2.51	0.58
24:DA:2211:A:O2'	24:DA:2212:A:P	2.60	0.58
24:DA:77:G:O3'	48:DY:2:LYS:NZ	2.36	0.58
26:DC:175:LEU:C	26:DC:177:SER:H	2.06	0.58
26:DC:57:HIS:CD2	26:DC:58:LYS:N	2.72	0.58
33:DJ:36:LEU:O	33:DJ:51:GLY:HA3	2.02	0.58
35:DL:109:LYS:NZ	35:DL:128:THR:HG22	2.19	0.58
36:DM:57:VAL:HG12	36:DM:112:LEU:HD23	1.85	0.58
42:DS:73:LYS:HB2	42:DS:106:VAL:HG11	1.84	0.58
44:DU:82:VAL:CG1	44:DU:83:GLY:N	2.67	0.58
57:AA:1656:NMY:O17	57:AA:1656:NMY:N19	2.37	0.58
1:AA:220:G:C6	1:AA:221:C:C4	2.92	0.58
1:AA:445:G:C6	1:AA:446:G:C5	2.91	0.58
2:AB:218:ALA:HA	2:AB:221:VAL:CG1	2.33	0.58

Continued on next page...

Continued from previous page...

Atom-1	Atom-2	Interatomic distance (Å)	Clash overlap (Å)
15:AO:71:LYS:N	15:AO:78:TYR:CE1	2.71	0.58
24:BA:1315:C:C2	24:BA:1338:G:N2	2.72	0.58
24:BA:1343:G:C6	24:BA:1344:U:O4	2.57	0.58
24:BA:1403:A:C2	24:BA:1404:C:C2	2.91	0.58
24:BA:1408:G:C6	24:BA:1409:U:C4	2.92	0.58
24:BA:1445:G:C2	24:BA:1446:C:C2	2.90	0.58
24:BA:1557:C:C2	24:BA:1558:C:C5	2.92	0.58
24:BA:1934:C:H4'	24:BA:1974:C:O3'	2.03	0.58
24:BA:2293:G:H5''	38:BO:94:ARG:NH2	2.18	0.58
24:BA:238:C:H2'	24:BA:239:C:O5'	2.03	0.58
24:BA:2403:C:O2	24:BA:2403:C:H2'	2.02	0.58
24:BA:2886:A:C4	24:BA:2887:A:C8	2.91	0.58
13:AM:92:ARG:NH2	24:BA:885:C:O3'	2.36	0.58
27:BD:159:LYS:HD2	27:BD:160:LYS:N	2.19	0.58
28:BE:84:THR:CG2	28:BE:85:PHE:CD2	2.86	0.58
31:BH:62:LEU:HD13	31:BH:63:ALA:N	2.19	0.58
34:BK:118:LEU:O	34:BK:119:ALA:CB	2.51	0.58
40:BQ:37:ALA:O	40:BQ:40:LYS:HG3	2.04	0.58
1:CA:1206:G:C6	1:CA:1207:G:C5	2.92	0.58
1:CA:701:U:O2	1:CA:703:G:N1	2.37	0.58
1:CA:728:A:C8	15:CO:54:ARG:NE	2.72	0.58
1:CA:809:G:H2'	1:CA:810:C:O5'	2.03	0.58
2:CB:93:ASN:HB3	2:CB:94:HIS:CE1	2.39	0.58
7:CG:136:LYS:O	7:CG:139:GLU:N	2.35	0.58
15:CO:70:LEU:HD13	15:CO:78:TYR:CD1	2.38	0.58
15:CO:7:ALA:O	15:CO:8:THR:CB	2.51	0.58
16:CP:67:ILE:N	16:CP:67:ILE:HD12	2.18	0.58
18:CR:31:ASN:O	18:CR:32:TYR:CB	2.51	0.58
20:CT:67:ILE:CG2	20:CT:71:LYS:HB3	2.34	0.58
21:CU:10:GLU:CB	21:CU:11:PRO:HD3	2.34	0.58
24:DA:1386:C:H2'	24:DA:1387:A:C8	2.39	0.58
24:DA:2484:G:P	36:DM:44:ARG:NH2	2.77	0.58
24:DA:569:U:H2'	24:DA:570:G:O5'	2.03	0.58
25:DB:8:C:O3'	38:DO:25:ARG:NH1	2.36	0.58
26:DC:230:PRO:O	26:DC:241:LYS:HD3	2.03	0.58
27:DD:35:THR:HA	27:DD:71:ALA:HB1	1.86	0.58
29:DF:121:PHE:CE1	29:DF:127:TYR:CE1	2.91	0.58
35:DL:110:VAL:CG1	35:DL:127:VAL:HG22	2.34	0.58
36:DM:28:PHE:O	36:DM:29:GLY:O	2.22	0.58
48:DY:39:GLN:HB3	48:DY:42:LEU:HD13	1.86	0.58
49:DZ:31:ILE:O	49:DZ:31:ILE:HG13	2.01	0.58

Continued on next page...

Continued from previous page...

Atom-1	Atom-2	Interatomic distance (Å)	Clash overlap (Å)
1:AA:1104:G:C2	1:AA:1105:A:C4	2.92	0.58
1:AA:1322:C:O4'	1:AA:1322:C:O2	2.20	0.58
1:AA:150:U:H2'	1:AA:151:A:C8	2.39	0.58
1:AA:213:G:C8	1:AA:214:C:C5	2.91	0.58
1:AA:445:G:N1	1:AA:446:G:C5	2.72	0.58
1:AA:623:C:N3	1:AA:624:C:C5	2.71	0.58
8:AH:101:ILE:CG1	8:AH:112:THR:HB	2.34	0.58
20:AT:5:LYS:CG	20:AT:5:LYS:O	2.52	0.58
21:AU:33:ARG:CZ	23:AX:6:G:OP1	2.51	0.58
24:BA:118:A:C8	24:BA:119:A:N7	2.72	0.58
24:BA:1709:U:C2	24:BA:1750:G:C2	2.92	0.58
24:BA:1782:U:O5'	24:BA:1782:U:H6	1.87	0.58
24:BA:2011:U:C5	24:BA:2012:G:N9	2.72	0.58
24:BA:2410:G:H2'	24:BA:2411:A:O4'	2.03	0.58
24:BA:359:G:C2	24:BA:360:U:C2	2.92	0.58
24:BA:852:U:C5	24:BA:853:C:C5	2.91	0.58
26:BC:175:LEU:O	26:BC:178:GLY:N	2.37	0.58
27:BD:106:LYS:HB2	27:BD:206:ALA:HB2	1.85	0.58
30:BG:82:PHE:N	30:BG:134:GLY:O	2.37	0.58
33:BJ:56:VAL:CG2	33:BJ:124:VAL:HA	2.33	0.58
1:CA:1112:C:C5'	1:CA:1113:C:OP2	2.51	0.58
1:CA:1333:A:H2'	1:CA:1334:G:O4'	2.04	0.58
1:CA:934:C:O2'	1:CA:1344:C:OP2	2.22	0.58
3:CC:38:LYS:NZ	3:CC:94:ILE:O	2.31	0.58
4:CD:34:ILE:HD13	4:CD:35:GLU:N	2.19	0.58
12:CL:86:ARG:O	12:CL:87:VAL:HG13	2.04	0.58
16:CP:36:VAL:O	16:CP:36:VAL:HG23	2.03	0.58
1:CA:1539:C:O2	23:CX:4:G:N1	2.37	0.58
55:CY:159:ASP:HA	55:CY:162:LYS:CG	2.34	0.58
55:CY:45:TYR:OH	55:CY:73:SER:O	2.19	0.58
55:CY:82:ILE:HG13	55:CY:83:MET:N	2.19	0.58
24:DA:1024:G:C6	24:DA:1025:G:C6	2.92	0.58
24:DA:1080:A:C2	24:DA:1081:U:C6	2.92	0.58
24:DA:1438:U:C5	24:DA:1552:A:C2	2.92	0.58
24:DA:2206:C:O2'	24:DA:2207:C:H5'	2.03	0.58
24:DA:2304:G:H4'	29:DF:128:SER:O	2.03	0.58
24:DA:2549:G:C2	24:DA:2550:G:C5	2.92	0.58
24:DA:665:U:C2'	24:DA:666:A:H5'	2.33	0.58
24:DA:671:C:H5'	24:DA:671:C:H6	1.69	0.58
25:DB:45:A:OP1	29:DF:91:ARG:CD	2.51	0.58
27:DD:24:VAL:HG21	27:DD:188:LEU:HB3	1.83	0.58

Continued on next page...

Continued from previous page...

Atom-1	Atom-2	Interatomic distance (Å)	Clash overlap (Å)
24:DA:2311:A:C2	29:DF:40:GLY:CA	2.87	0.58
30:DG:24:THR:O	30:DG:25:ILE:HD13	2.03	0.58
32:DI:125:THR:OG1	32:DI:126:ARG:N	2.37	0.58
34:DK:103:VAL:HG13	34:DK:107:LEU:HD13	1.86	0.58
36:DM:81:ARG:NH2	36:DM:82:MET:N	2.51	0.58
38:DO:34:HIS:CE1	38:DO:54:VAL:HG13	2.39	0.58
42:DS:55:ILE:HD13	42:DS:66:ILE:CG2	2.34	0.58
1:AA:1275:A:C4	1:AA:1276:G:C8	2.91	0.58
1:AA:927:G:O2'	1:AA:1503:A:N6	2.36	0.58
1:AA:376:G:N3	1:AA:389:A:C2	2.71	0.58
1:AA:858:G:C6	1:AA:869:G:H2'	2.39	0.58
1:AA:86:G:O2'	1:AA:87:C:O5'	2.19	0.58
1:AA:95:C:H2'	1:AA:96:U:H5'	1.86	0.58
2:AB:19:GLN:NE2	2:AB:204:ASP:OD1	2.37	0.58
4:AD:138:SER:CB	4:AD:139:PRO:CD	2.82	0.58
4:AD:51:TYR:CD1	4:AD:51:TYR:C	2.77	0.58
6:AF:88:MET:HE2	6:AF:90:MET:HG2	1.85	0.58
8:AH:15:ARG:NE	8:AH:75:ILE:HG22	2.19	0.58
53:B3:57:VAL:O	53:B3:60:CYS:N	2.37	0.58
24:BA:1378:A:O2'	24:BA:1380:G:N7	2.25	0.58
24:BA:1499:C:H2'	24:BA:1500:G:O4'	2.04	0.58
24:BA:2110:G:N2	24:BA:2180:U:O2	2.37	0.58
24:BA:410:G:N3	24:BA:2407:A:N7	2.52	0.58
24:BA:547:A:C8	24:BA:548:G:N3	2.71	0.58
25:BB:40:U:N3	25:BB:44:G:OP2	2.35	0.58
27:BD:3:GLY:C	27:BD:82:PHE:CE2	2.77	0.58
30:BG:4:ALA:HB2	30:BG:65:GLY:N	2.19	0.58
33:BJ:100:VAL:HG13	33:BJ:101:ILE:N	2.19	0.58
33:BJ:15:TRP:CZ2	33:BJ:53:TYR:CD2	2.92	0.58
43:BT:64:LYS:HA	43:BT:79:ASP:OD1	2.03	0.58
48:BY:49:ASP:HA	48:BY:52:ARG:HG2	1.85	0.58
1:CA:939:G:C2	1:CA:940:C:C6	2.92	0.58
3:CC:189:ALA:O	3:CC:190:HIS:CB	2.51	0.58
9:CI:124:ARG:HB2	9:CI:125:PRO:HD2	1.86	0.58
16:CP:56:ARG:O	16:CP:59:HIS:HB3	2.03	0.58
19:CS:62:VAL:CG1	19:CS:66:MET:SD	2.91	0.58
22:CV:67:C:C2	22:CV:68:C:C5	2.92	0.58
24:DA:142:A:H2'	24:DA:143:C:O5'	2.03	0.58
24:DA:1841:U:C2	24:DA:1842:G:C8	2.91	0.58
24:DA:2127:G:O2'	24:DA:2128:G:C8	2.56	0.58
24:DA:2228:G:H2'	24:DA:2229:U:C6	2.39	0.58

Continued on next page...

Continued from previous page...

Atom-1	Atom-2	Interatomic distance (Å)	Clash overlap (Å)
24:DA:2303:G:C6	24:DA:2304:G:N7	2.72	0.58
24:DA:559:G:C6	24:DA:560:C:C4	2.92	0.58
24:DA:579:G:C8	24:DA:2017:U:C4	2.92	0.58
24:DA:805:G:OP2	24:DA:806:C:N4	2.37	0.58
24:DA:819:A:OP2	24:DA:1187:G:N2	2.29	0.58
24:DA:866:A:N7	24:DA:914:G:C6	2.71	0.58
33:DJ:23:LYS:CE	33:DJ:142:ILE:HG22	2.34	0.58
40:DQ:40:LYS:HG3	40:DQ:41:ALA:N	2.19	0.58
41:DR:27:ILE:HB	41:DR:63:VAL:HG21	1.86	0.58
48:DY:21:LEU:HA	48:DY:25:GLN:CB	2.34	0.58
1:AA:1068:G:O2'	1:AA:1191:A:N1	2.21	0.58
1:AA:499:A:C5	1:AA:547:A:N7	2.72	0.58
1:AA:901:A:C5'	1:AA:902:G:OP2	2.49	0.58
2:AB:54:LEU:O	2:AB:57:LEU:HD11	2.03	0.58
4:AD:168:PRO:HG2	4:AD:171:LEU:HD11	1.85	0.58
10:AJ:18:ILE:O	10:AJ:22:THR:HB	2.04	0.58
10:AJ:90:LEU:HD12	10:AJ:91:ASP:N	2.19	0.58
24:BA:1601:G:OP1	43:BT:62:VAL:HG11	2.04	0.58
24:BA:1760:C:C5	24:BA:1761:C:C4	2.92	0.58
24:BA:1940:U:C2	24:BA:1965:C:OP2	2.56	0.58
24:BA:225:C:H2'	24:BA:226:A:O4'	2.04	0.58
24:BA:2339:C:H2'	24:BA:2340:A:C8	2.39	0.58
24:BA:2704:C:H2'	24:BA:2705:A:O4'	2.04	0.58
24:BA:2799:A:C4	24:BA:2801:G:C8	2.91	0.58
24:BA:900:A:C8	24:BA:901:C:C5	2.92	0.58
25:BB:16:G:N2	25:BB:69:G:H1'	2.19	0.58
26:BC:265:PHE:CD1	26:BC:265:PHE:N	2.72	0.58
26:BC:24:HIS:N	26:BC:80:LEU:O	2.36	0.58
24:BA:2658:C:P	30:BG:159:LYS:NZ	2.77	0.58
33:BJ:29:ALA:HA	33:BJ:32:LEU:HD12	1.85	0.58
34:BK:7:MET:CG	34:BK:20:MET:HB2	2.34	0.58
46:BW:24:LYS:CD	46:BW:36:ILE:O	2.52	0.58
1:CA:1327:C:C4	1:CA:1328:C:N4	2.72	0.58
1:CA:456:A:N6	1:CA:476:U:N3	2.51	0.58
1:CA:622:A:H5''	1:CA:623:C:OP2	2.03	0.58
1:CA:6:G:HO2'	1:CA:7:A:P	2.26	0.58
1:CA:737:C:O2'	1:CA:738:C:P	2.62	0.58
2:CB:38:VAL:HG13	2:CB:38:VAL:O	2.04	0.58
3:CC:107:ARG:O	3:CC:108:LYS:HD2	2.04	0.58
5:CE:44:GLY:O	5:CE:45:ARG:HG2	2.04	0.58
6:CF:18:VAL:O	6:CF:21:MET:CB	2.52	0.58

Continued on next page...

Continued from previous page...

Atom-1	Atom-2	Interatomic distance (Å)	Clash overlap (Å)
1:CA:972:C:P	10:CJ:59:LYS:HD2	2.43	0.58
10:CJ:5:ARG:O	10:CJ:6:ILE:HB	2.04	0.58
11:CK:36:ASP:OD2	11:CK:38:GLN:NE2	2.37	0.58
19:CS:40:ILE:CG1	19:CS:67:VAL:HA	2.33	0.58
21:CU:14:VAL:O	21:CU:16:LEU:HD23	2.03	0.58
52:D2:43:THR:O	52:D2:44:VAL:CB	2.52	0.58
24:DA:1190:G:H5''	35:DL:32:GLY:HA2	1.85	0.58
24:DA:1444:G:N2	24:DA:1445:G:H1'	2.19	0.58
24:DA:1831:G:H2'	24:DA:1832:C:H6	1.68	0.58
24:DA:2705:A:H2'	24:DA:2706:A:O4'	2.03	0.58
27:DD:196:ALA:O	27:DD:198:GLY:N	2.37	0.58
1:AA:1144:G:C2	1:AA:1145:A:C2	2.92	0.57
1:AA:1302:C:OP1	13:AM:13:LYS:NZ	2.32	0.57
1:AA:32:A:C5'	1:AA:398:U:HO2'	2.17	0.57
3:AC:154:SER:CB	3:AC:165:THR:HG22	2.34	0.57
1:AA:3:A:P	4:AD:83:LYS:NZ	2.77	0.57
5:AE:85:VAL:HG12	5:AE:96:MET:HG3	1.85	0.57
9:AI:95:ARG:HA	9:AI:98:LEU:HB3	1.86	0.57
11:AK:61:PHE:O	11:AK:65:VAL:HG12	2.04	0.57
12:AL:37:VAL:HG11	12:AL:75:GLN:HA	1.86	0.57
12:AL:67:ILE:HG22	12:AL:97:THR:CB	2.34	0.57
18:AR:56:ALA:O	18:AR:59:ILE:HG23	2.04	0.57
19:AS:41:PHE:CD1	19:AS:42:PRO:HD2	2.39	0.57
52:B2:16:HIS:CB	52:B2:21:ARG:NH1	2.67	0.57
24:BA:1335:C:OP1	43:BT:68:LYS:HE3	2.04	0.57
24:BA:1432:G:N2	24:BA:1433:A:C4	2.71	0.57
24:BA:167:A:N7	24:BA:168:G:C8	2.72	0.57
24:BA:2740:A:C2	24:BA:2764:A:C4	2.91	0.57
24:BA:770:G:N2	24:BA:771:G:H1'	2.19	0.57
26:BC:173:LEU:HD13	26:BC:173:LEU:N	2.19	0.57
31:BH:4:ILE:HD11	31:BH:17:ASP:N	2.19	0.57
24:BA:805:G:OP2	35:BL:41:ARG:HD3	2.04	0.57
37:BN:100:CYS:N	37:BN:110:MET:O	2.37	0.57
38:BO:6:ALA:O	38:BO:7:ARG:C	2.42	0.57
42:BS:74:ILE:HD12	42:BS:104:THR:O	2.04	0.57
43:BT:69:ARG:NH2	59:BT:201:HOH:O	2.37	0.57
1:CA:1138:G:H5'	1:CA:1139:G:OP2	2.04	0.57
1:CA:174:A:C4	1:CA:175:C:C6	2.92	0.57
1:CA:203:G:N2	1:CA:215:C:O2	2.37	0.57
1:CA:223:A:C5	1:CA:224:U:C5	2.92	0.57
1:CA:582:C:C2	1:CA:583:A:C8	2.92	0.57

Continued on next page...

Continued from previous page...

Atom-1	Atom-2	Interatomic distance (Å)	Clash overlap (Å)
1:CA:741:G:H2'	1:CA:742:G:C8	2.39	0.57
2:CB:96:TRP:CD1	2:CB:172:ALA:HB2	2.39	0.57
4:CD:155:VAL:O	4:CD:158:ALA:N	2.37	0.57
6:CF:98:GLU:HG2	6:CF:99:ALA:N	2.19	0.57
8:CH:73:GLU:O	8:CH:74:SER:HB3	2.04	0.57
22:CV:37:A:C4	22:CV:38:A:C8	2.92	0.57
24:DA:231:A:C6	24:DA:232:G:C2	2.92	0.57
24:DA:2349:G:OP1	53:D3:44:ARG:NH2	2.35	0.57
24:DA:273:G:N2	24:DA:365:U:C2	2.72	0.57
24:DA:544:C:H3'	24:DA:545:U:C6	2.38	0.57
24:DA:725:G:C6	24:DA:726:G:N1	2.72	0.57
24:DA:981:A:OP2	24:DA:982:C:N4	2.33	0.57
25:DB:53:A:C2	25:DB:54:G:C8	2.92	0.57
27:DD:22:ILE:HD11	27:DD:190:LYS:HG3	1.86	0.57
13:CM:75:MET:SD	29:DF:111:ARG:HB2	2.44	0.57
29:DF:126:ASN:N	29:DF:126:ASN:OD1	2.37	0.57
31:DH:96:THR:HA	31:DH:99:ILE:HG22	1.86	0.57
42:DS:20:VAL:HG11	42:DS:44:ALA:HA	1.86	0.57
42:DS:84:ARG:HB3	42:DS:96:ILE:CG2	2.33	0.57
1:AA:110:C:C2	1:AA:111:G:C8	2.92	0.57
1:AA:1261:A:H1'	1:AA:1283:U:H5''	1.86	0.57
1:AA:1286:U:H2'	1:AA:1286:U:O2	2.03	0.57
1:AA:1374:A:N3	1:AA:1375:A:C8	2.72	0.57
1:AA:137:U:H2'	1:AA:138:G:H8	1.67	0.57
1:AA:294:U:H5''	1:AA:295:C:OP2	2.04	0.57
1:AA:303:A:C5	1:AA:304:U:C6	2.92	0.57
1:AA:309:A:N3	1:AA:310:G:C8	2.72	0.57
1:AA:401:C:O2'	1:AA:402:G:H5'	2.03	0.57
1:AA:460:A:C2	1:AA:461:A:C4	2.92	0.57
1:AA:455:G:N2	1:AA:478:A:C2	2.72	0.57
1:AA:55:A:C6	31:DH:91:PHE:CG	2.92	0.57
1:AA:882:C:O2	1:AA:882:C:H2'	2.03	0.57
6:AF:96:VAL:HG23	6:AF:97:THR:H	1.68	0.57
15:AO:11:ILE:O	15:AO:14:GLU:N	2.36	0.57
1:AA:1014:A:O4'	19:AS:34:TRP:CZ3	2.57	0.57
19:AS:35:SER:HB3	19:AS:38:SER:OG	2.04	0.57
20:AT:7:ALA:C	20:AT:9:LYS:N	2.57	0.57
24:BA:2015:A:C2	50:B0:2:VAL:HG21	2.39	0.57
24:BA:1563:U:H2'	24:BA:1564:C:C6	2.39	0.57
24:BA:2267:A:H5''	24:BA:2268:A:H5'	1.87	0.57
24:BA:2520:C:C2'	24:BA:2521:C:H5'	2.35	0.57

Continued on next page...

Continued from previous page...

Atom-1	Atom-2	Interatomic distance (Å)	Clash overlap (Å)
24:BA:2711:A:OP2	59:BA:3553:HOH:O	2.17	0.57
24:BA:2748:A:HO2'	24:BA:2749:A:P	2.28	0.57
24:BA:89:A:C2	24:BA:90:U:C5	2.92	0.57
27:BD:27:ILE:HD11	27:BD:187:LEU:HD23	1.86	0.57
31:BH:25:TYR:N	31:BH:25:TYR:CD1	2.70	0.57
36:BM:81:ARG:O	36:BM:82:MET:CB	2.53	0.57
38:BO:67:ASN:N	38:BO:67:ASN:OD1	2.37	0.57
1:CA:1342:C:C2'	1:CA:1343:G:H5'	2.34	0.57
1:CA:49:U:C4	1:CA:364:A:C5	2.92	0.57
1:CA:674:G:H2'	1:CA:675:A:H8	1.68	0.57
8:CH:51:VAL:O	8:CH:52:GLU:C	2.40	0.57
13:CM:95:LEU:O	13:CM:109:ARG:NH2	2.38	0.57
15:CO:89:ARG:NH2	24:DA:716:A:O5'	2.37	0.57
1:CA:1225:A:H4'	19:CS:78:ARG:HD3	1.86	0.57
24:DA:170:U:N3	24:DA:171:U:C5	2.72	0.57
24:DA:2013:A:H2'	24:DA:2014:A:C5'	2.34	0.57
24:DA:227:A:C4	24:DA:2407:A:H1'	2.38	0.57
24:DA:387:U:C5	24:DA:388:G:C6	2.92	0.57
24:DA:704:G:N3	24:DA:726:G:C2	2.73	0.57
24:DA:832:U:O2'	24:DA:833:A:H5'	2.04	0.57
26:DC:114:GLN:O	26:DC:115:ILE:HG23	2.04	0.57
28:DE:176:ASP:OD1	28:DE:179:SER:N	2.36	0.57
29:DF:134:GLN:HG3	29:DF:135:ILE:N	2.19	0.57
24:DA:911:A:N6	36:DM:11:LYS:O	2.37	0.57
1:AA:110:C:H2'	1:AA:111:G:C8	2.40	0.57
1:AA:1262:C:C2	1:AA:1263:C:C6	2.92	0.57
1:AA:1500:A:OP2	59:AA:1878:HOH:O	2.17	0.57
1:AA:182:A:N7	1:AA:184:G:C5	2.72	0.57
1:AA:690:G:H2'	1:AA:691:G:O4'	2.05	0.57
2:AB:44:GLU:O	2:AB:45:LYS:HB2	2.05	0.57
4:AD:93:LEU:C	4:AD:95:GLU:N	2.56	0.57
5:AE:16:ILE:HD13	5:AE:113:ALA:CB	2.34	0.57
13:AM:44:LYS:HE2	13:AM:44:LYS:HA	1.84	0.57
23:AX:11:A:H2'	23:AX:12:A:H5'	1.85	0.57
24:BA:1258:U:O4'	28:BE:79:ARG:HG2	2.05	0.57
24:BA:1422:G:C2	24:BA:1423:G:C8	2.92	0.57
24:BA:1515:A:H1'	24:BA:1557:C:C1'	2.34	0.57
24:BA:2264:C:H2'	24:BA:2265:U:O5'	2.04	0.57
24:BA:2281:A:N1	24:BA:2282:G:C5	2.72	0.57
24:BA:606:U:OP2	28:BE:99:LYS:NZ	2.30	0.57
24:BA:88:G:C6	24:BA:89:A:N7	2.72	0.57

Continued on next page...

Continued from previous page...

Atom-1	Atom-2	Interatomic distance (Å)	Clash overlap (Å)
25:BB:31:C:OP1	29:BF:29:ARG:NH2	2.37	0.57
49:BZ:9:THR:HG22	49:BZ:54:VAL:N	2.19	0.57
1:CA:1145:A:O2'	1:CA:1146:A:OP2	2.21	0.57
1:CA:927:G:OP2	1:CA:1503:A:C4	2.57	0.57
1:CA:341:C:C2	1:CA:349:A:C2	2.92	0.57
1:CA:455:G:N2	1:CA:478:A:C2	2.72	0.57
1:CA:872:A:C4	1:CA:874:G:C8	2.93	0.57
3:CC:83:ASP:HA	3:CC:86:LYS:HG2	1.87	0.57
4:CD:25:VAL:HG22	4:CD:26:ARG:HG3	1.86	0.57
5:CE:152:MET:HA	5:CE:155:ALA:HB3	1.85	0.57
8:CH:80:ARG:HB2	8:CH:81:PRO:HD2	1.87	0.57
1:CA:1349:A:OP2	9:CI:120:LYS:CE	2.52	0.57
16:CP:71:VAL:O	16:CP:75:ILE:N	2.37	0.57
19:CS:40:ILE:HG22	19:CS:70:LYS:HA	1.86	0.57
22:CV:15:G:H2'	22:CV:16:U:C2	2.39	0.57
53:D3:31:ILE:HD12	53:D3:32:LEU:N	2.19	0.57
24:DA:1001:A:OP2	59:DA:3737:HOH:O	2.17	0.57
24:DA:1867:G:O2'	24:DA:1868:C:H5'	2.04	0.57
24:DA:1866:A:N1	24:DA:1876:A:C8	2.73	0.57
24:DA:1913:A:C2	24:DA:1914:C:C5'	2.87	0.57
24:DA:2728:U:O2'	24:DA:2729:G:OP2	2.21	0.57
24:DA:2835:A:H4'	24:DA:2836:U:OP1	2.02	0.57
25:DB:30:C:H2'	25:DB:31:C:H5'	1.86	0.57
26:DC:140:VAL:HG22	26:DC:190:THR:O	2.04	0.57
29:DF:9:ASP:O	29:DF:13:LYS:HE2	2.04	0.57
38:DO:100:HIS:O	38:DO:104:GLN:CB	2.51	0.57
41:DR:28:ALA:O	41:DR:30:GLY:N	2.36	0.57
42:DS:59:GLU:HA	42:DS:64:ALA:HA	1.86	0.57
1:AA:1129:C:O2'	1:AA:1139:G:N7	2.20	0.57
1:AA:1375:A:C5	1:AA:1376:U:C5	2.92	0.57
1:AA:1486:G:H2'	1:AA:1487:G:O4'	2.02	0.57
1:AA:113:G:O4'	1:AA:354:G:H4'	2.04	0.57
1:AA:780:A:OP1	11:AK:125:LYS:CG	2.52	0.57
1:AA:908:A:C2	1:AA:909:A:C8	2.93	0.57
1:AA:933:G:H5''	1:AA:934:C:OP2	2.05	0.57
5:AE:131:THR:O	5:AE:132:ASN:O	2.22	0.57
6:AF:4:TYR:CD2	6:AF:5:GLU:N	2.72	0.57
20:AT:44:LYS:HD2	20:AT:87:ALA:HA	1.85	0.57
54:B4:25:VAL:CG1	54:B4:35:GLN:HB2	2.35	0.57
24:BA:1129:A:O2'	24:BA:2515:C:O2	2.20	0.57
24:BA:1365:A:C6	24:BA:1366:A:C5	2.92	0.57

Continued on next page...

Continued from previous page...

Atom-1	Atom-2	Interatomic distance (Å)	Clash overlap (Å)
24:BA:2205:A:C2	24:BA:2206:C:C2	2.92	0.57
24:BA:2419:U:C6	53:B3:32:LEU:HD22	2.39	0.57
24:BA:459:U:OP2	24:BA:469:G:N1	2.32	0.57
24:BA:475:C:N4	24:BA:476:G:C6	2.73	0.57
25:BB:4:C:N3	25:BB:116:G:O6	2.37	0.57
26:BC:221:GLY:O	26:BC:224:MET:HG2	2.04	0.57
27:BD:151:THR:HG22	27:BD:152:PRO:HD2	1.86	0.57
24:BA:2304:G:O2'	29:BF:129:MET:C	2.43	0.57
29:BF:48:LEU:O	29:BF:50:ASP:N	2.37	0.57
24:BA:2094:A:C5'	31:BH:25:TYR:CE2	2.86	0.57
40:BQ:31:TYR:CD1	40:BQ:31:TYR:C	2.78	0.57
1:CA:455:G:N2	1:CA:478:A:N1	2.52	0.57
1:CA:552:U:O3'	12:CL:84:GLY:HA3	2.05	0.57
1:CA:675:A:O2'	11:CK:116:ILE:HD12	2.04	0.57
1:CA:690:G:OP2	11:CK:29:ASN:ND2	2.37	0.57
1:CA:737:C:C2	1:CA:738:C:C5	2.92	0.57
4:CD:104:ARG:NE	4:CD:170:TRP:CZ2	2.72	0.57
4:CD:58:LYS:NZ	4:CD:203:LEU:HD13	2.20	0.57
4:CD:4:TYR:OH	4:CD:62:ARG:CZ	2.52	0.57
11:CK:46:THR:O	11:CK:50:SER:OG	2.08	0.57
20:CT:20:HIS:O	20:CT:21:ASN:C	2.43	0.57
24:DA:1215:G:H2'	24:DA:1216:G:H5'	1.85	0.57
24:DA:189:G:P	47:DX:25:LYS:NZ	2.77	0.57
24:DA:2229:U:H2'	24:DA:2230:G:C8	2.40	0.57
24:DA:2415:G:O2'	24:DA:2416:C:H5'	2.03	0.57
24:DA:446:G:P	40:DQ:2:ARG:NE	2.77	0.57
24:DA:911:A:C4	36:DM:9:PHE:CE2	2.93	0.57
28:DE:48:THR:C	28:DE:50:ALA:H	2.06	0.57
29:DF:122:ASP:OD2	29:DF:124:ARG:CZ	2.52	0.57
29:DF:34:THR:HB	29:DF:89:THR:HG22	1.87	0.57
35:DL:54:GLN:HG3	35:DL:55:MET:N	2.20	0.57
43:DT:2:ILE:HA	43:DT:3:ARG:C	2.25	0.57
49:DZ:23:LEU:HD21	49:DZ:53:MET:CE	2.33	0.57
1:AA:1105:A:C6	1:AA:1106:G:N7	2.73	0.57
1:AA:1133:G:H5'	1:AA:1134:G:OP2	2.05	0.57
1:AA:1153:G:N2	1:AA:1154:G:H1'	2.19	0.57
1:AA:66:A:H4'	1:AA:173:U:C5	2.39	0.57
1:AA:293:G:C5	1:AA:294:U:C5	2.92	0.57
1:AA:865:A:C5	1:AA:866:C:C5	2.93	0.57
6:AF:6:ILE:HB	6:AF:62:MET:HB2	1.87	0.57
8:AH:92:LEU:HD21	8:AH:116:ALA:HB3	1.87	0.57

Continued on next page...

Continued from previous page...

Atom-1	Atom-2	Interatomic distance (Å)	Clash overlap (Å)
1:AA:880:C:OP2	12:AL:3:THR:HG21	2.04	0.57
12:AL:65:SER:OG	12:AL:97:THR:OG1	2.23	0.57
13:AM:106:ALA:O	13:AM:108:THR:N	2.37	0.57
20:AT:21:ASN:O	20:AT:25:ARG:HB2	2.05	0.57
21:AU:11:PRO:C	21:AU:12:PHE:CD1	2.77	0.57
21:AU:12:PHE:O	21:AU:13:ASP:CB	2.52	0.57
24:BA:1239:G:C4	24:BA:1240:U:C6	2.93	0.57
24:BA:157:C:N3	24:BA:158:U:C5	2.72	0.57
24:BA:1722:A:C2	24:BA:1739:A:C4	2.92	0.57
24:BA:2044:C:C2	24:BA:2625:G:C2	2.93	0.57
24:BA:2162:G:H4'	24:BA:2163:A:OP1	2.03	0.57
24:BA:2163:A:O3'	24:BA:2170:A:O2'	2.19	0.57
24:BA:2830:C:C6	27:BD:59:ARG:NH1	2.73	0.57
24:BA:419:U:H2'	24:BA:420:C:C6	2.38	0.57
24:BA:585:G:H5''	24:BA:586:A:OP1	2.04	0.57
24:BA:78:U:OP2	48:BY:2:LYS:HE2	2.04	0.57
25:BB:2:G:C2	25:BB:3:C:C2	2.92	0.57
26:BC:124:LYS:O	26:BC:126:GLY:N	2.37	0.57
28:BE:145:ASP:HA	28:BE:166:LYS:O	2.05	0.57
29:BF:172:PHE:HB2	29:BF:174:PHE:CE2	2.39	0.57
31:BH:117:LEU:HB2	31:BH:118:PRO:CD	2.35	0.57
39:BP:45:VAL:O	39:BP:60:VAL:HA	2.04	0.57
40:BQ:5:ARG:O	40:BQ:6:GLY:C	2.42	0.57
44:BU:16:LYS:N	44:BU:16:LYS:HE2	2.19	0.57
1:CA:1014:A:H2'	1:CA:1015:G:C1'	2.35	0.57
1:CA:1133:G:C4	1:CA:1134:G:C8	2.92	0.57
1:CA:1148:U:H5''	9:CI:9:THR:HG21	1.86	0.57
1:CA:979:C:C6	1:CA:1318:A:N1	2.72	0.57
1:CA:66:A:C4'	1:CA:173:U:C4	2.88	0.57
1:CA:457:G:C2	1:CA:458:U:C2	2.93	0.57
2:AB:112:LYS:NZ	1:CA:842:U:OP1	2.37	0.57
1:CA:939:G:C2	1:CA:940:C:C5	2.93	0.57
2:CB:106:THR:O	2:CB:107:VAL:HG13	2.03	0.57
2:CB:96:TRP:CZ3	2:CB:175:GLU:OE1	2.58	0.57
2:CB:31:ILE:HD11	2:CB:39:HIS:HB2	1.87	0.57
3:CC:63:SER:HA	3:CC:97:VAL:HG11	1.85	0.57
4:CD:168:PRO:O	4:CD:169:THR:CB	2.52	0.57
4:CD:3:ARG:O	4:CD:4:TYR:O	2.22	0.57
12:CL:121:ARG:O	12:CL:122:PRO:C	2.42	0.57
16:CP:1:MET:CE	16:CP:1:MET:N	2.67	0.57
24:DA:1059:G:C5	24:DA:1060:U:N3	2.72	0.57

Continued on next page...

Continued from previous page...

Atom-1	Atom-2	Interatomic distance (Å)	Clash overlap (Å)
24:DA:1180:U:C4	24:DA:1181:U:C4	2.92	0.57
24:DA:1246:A:H2'	24:DA:1247:A:O5'	2.05	0.57
24:DA:2716:C:C2'	24:DA:2717:C:H5'	2.33	0.57
25:DB:39:A:O2'	25:DB:46:A:N1	2.35	0.57
26:DC:196:ASN:OD1	26:DC:196:ASN:C	2.43	0.57
26:DC:64:VAL:CG2	26:DC:66:PHE:CD2	2.87	0.57
27:DD:22:ILE:C	27:DD:22:ILE:HD12	2.23	0.57
24:DA:805:G:OP2	35:DL:41:ARG:HG2	2.04	0.57
36:DM:74:THR:HG21	36:DM:86:LYS:HE2	1.86	0.57
37:DN:16:HIS:C	37:DN:16:HIS:CD2	2.78	0.57
42:DS:39:THR:O	42:DS:44:ALA:CB	2.53	0.57
24:DA:96:C:H4'	48:DY:41:HIS:CD2	2.40	0.57
1:AA:1273:C:C4	1:AA:1274:A:C8	2.92	0.57
1:AA:357:G:N2	1:AA:358:U:C2	2.73	0.57
1:AA:623:C:C4	1:AA:624:C:C5	2.93	0.57
2:AB:68:LEU:HD23	2:AB:158:PRO:HB3	1.86	0.57
2:AB:93:ASN:O	2:AB:94:HIS:ND1	2.37	0.57
4:AD:103:TYR:CZ	4:AD:111:ARG:N	2.72	0.57
4:AD:123:ILE:HG23	4:AD:124:MET:N	2.20	0.57
4:AD:177:LYS:O	4:AD:178:MET:HB3	2.04	0.57
4:AD:192:SER:O	4:AD:193:ALA:HB3	2.04	0.57
4:AD:56:ARG:O	4:AD:63:ARG:NH2	2.37	0.57
7:AG:70:ARG:NH1	7:AG:97:ASN:OD1	2.37	0.57
1:AA:600:A:OP1	8:AH:88:ARG:NH1	2.37	0.57
12:AL:112:GLN:O	12:AL:113:ALA:HB3	2.04	0.57
24:BA:1098:A:O3'	32:BI:4:VAL:CG1	2.53	0.57
24:BA:1532:A:C2	24:BA:1533:C:N3	2.72	0.57
24:BA:157:C:C4	24:BA:158:U:C5	2.92	0.57
24:BA:1794:A:H1'	24:BA:1900:A:N3	2.19	0.57
24:BA:1857:G:N3	24:BA:1884:G:C2	2.73	0.57
24:BA:2107:G:H2'	24:BA:2108:A:O4'	2.05	0.57
24:BA:2209:G:C5	24:BA:2210:U:C4	2.93	0.57
24:BA:2308:G:H5'	24:BA:2309:A:OP2	2.04	0.57
24:BA:2333:A:C8	24:BA:2335:A:C4	2.92	0.57
24:BA:2657:A:H5''	30:BG:91:VAL:HG21	1.86	0.57
24:BA:2714:G:C5	24:BA:2715:C:C5	2.93	0.57
24:BA:2728:U:O2'	24:BA:2729:G:P	2.62	0.57
24:BA:2748:A:H2'	24:BA:2749:A:O5'	2.05	0.57
24:BA:289:G:N2	24:BA:352:A:C4	2.72	0.57
24:BA:444:C:H1'	28:BE:44:ARG:HB2	1.86	0.57
24:BA:76:C:O2'	24:BA:77:G:H5'	2.04	0.57

Continued on next page...

Continued from previous page...

Atom-1	Atom-2	Interatomic distance (Å)	Clash overlap (Å)
34:BK:69:VAL:HG13	34:BK:77:ILE:HB	1.85	0.57
38:BO:40:ILE:CD1	38:BO:44:GLY:HA2	2.34	0.57
24:BA:584:C:OP2	40:BQ:5:ARG:NH2	2.36	0.57
47:BX:38:TRP:CZ3	47:BX:44:ARG:O	2.57	0.57
48:BY:2:LYS:O	48:BY:5:GLU:N	2.38	0.57
49:BZ:11:SER:OG	49:BZ:12:ALA:N	2.37	0.57
1:CA:1225:A:H2'	1:CA:1226:C:C5	2.39	0.57
1:CA:1226:C:C5	13:CM:103:LYS:CB	2.87	0.57
1:CA:1521:C:N3	1:CA:1522:U:C5	2.73	0.57
1:CA:146:G:C2	1:CA:177:G:N7	2.72	0.57
1:CA:487:A:C5	1:CA:488:C:C2	2.93	0.57
4:CD:102:VAL:HG12	4:CD:103:TYR:N	2.19	0.57
5:CE:74:VAL:CG2	5:CE:76:LEU:CD1	2.82	0.57
5:CE:83:HIS:HB2	5:CE:84:PRO:HD2	1.86	0.57
8:CH:48:ASP:OD2	8:CH:50:LYS:NZ	2.38	0.57
11:CK:34:ILE:HG22	11:CK:35:THR:N	2.19	0.57
14:CN:1:ALA:O	14:CN:2:LYS:CB	2.52	0.57
16:CP:66:THR:C	16:CP:67:ILE:HG13	2.24	0.57
1:CA:597:G:H1'	17:CQ:28:PHE:HE1	1.68	0.57
19:CS:44:MET:HE3	19:CS:45:ILE:HG12	1.85	0.57
22:CV:4:C:C1'	22:CV:5:G:OP1	2.53	0.57
24:DA:1324:G:N3	24:DA:1328:A:N6	2.52	0.57
24:DA:1635:A:C2	24:DA:1636:U:H1'	2.40	0.57
24:DA:1764:C:C2'	24:DA:1765:U:H5'	2.34	0.57
24:DA:1922:G:C6	24:DA:1923:U:C4	2.91	0.57
24:DA:945:A:C4	24:DA:2448:A:C2	2.92	0.57
24:DA:578:G:O2'	24:DA:580:U:OP2	2.19	0.57
29:DF:121:PHE:CE1	29:DF:127:TYR:CD1	2.93	0.57
29:DF:73:VAL:HG22	29:DF:78:ILE:CD1	2.35	0.57
35:DL:77:ILE:CD1	35:DL:95:LEU:HD13	2.34	0.57
36:DM:42:THR:OG1	36:DM:45:GLN:HB2	2.04	0.57
46:DW:48:GLY:HA2	46:DW:80:ILE:O	2.03	0.57
1:AA:1026:G:C6	1:AA:1027:C:N3	2.72	0.57
1:AA:1088:G:C6	1:AA:1089:G:C5	2.91	0.57
1:AA:1095:U:C4	1:AA:1096:C:N4	2.73	0.57
2:AB:28:LYS:N	2:AB:29:PRO:HD2	2.19	0.57
2:AB:17:GLY:CA	2:AB:41:ILE:HD13	2.35	0.57
4:AD:171:LEU:CD1	4:AD:173:VAL:HG23	2.35	0.57
7:AG:30:LEU:HD21	7:AG:42:ILE:HD11	1.86	0.57
1:AA:600:A:P	8:AH:88:ARG:HD2	2.45	0.57
8:AH:95:VAL:O	8:AH:96:MET:CB	2.52	0.57

Continued on next page...

Continued from previous page...

Atom-1	Atom-2	Interatomic distance (Å)	Clash overlap (Å)
11:AK:82:LEU:HD22	11:AK:105:PHE:CD1	2.39	0.57
12:AL:9:ARG:O	12:AL:10:LYS:HB2	2.05	0.57
1:AA:1330:U:H4'	13:AM:23:TYR:CZ	2.39	0.57
18:AR:20:GLU:O	18:AR:22:ASP:N	2.38	0.57
21:AU:29:LEU:O	21:AU:33:ARG:N	2.37	0.57
22:AV:65:G:C6	22:AV:66:U:C4	2.93	0.57
24:BA:686:U:O2	52:B2:8:SER:HB3	2.04	0.57
24:BA:1063:G:C8	24:BA:1064:C:C6	2.92	0.57
24:BA:1310:G:H2'	24:BA:1311:G:H5'	1.87	0.57
24:BA:1287:A:N1	24:BA:1648:U:O2'	2.34	0.57
24:BA:2732:G:C3'	24:BA:2733:A:H5'	2.35	0.57
24:BA:2831:G:OP1	27:BD:56:LYS:CE	2.53	0.57
24:BA:391:A:C2	24:BA:411:G:C5	2.92	0.57
24:BA:731:C:OP2	59:BA:3695:HOH:O	2.17	0.57
26:BC:106:PRO:HD2	26:BC:109:LEU:HD23	1.85	0.57
26:BC:259:ASN:O	26:BC:262:THR:N	2.36	0.57
28:BE:28:VAL:O	28:BE:32:VAL:HG23	2.04	0.57
29:BF:122:ASP:OD1	29:BF:126:ASN:N	2.37	0.57
38:BO:33:ARG:O	38:BO:34:HIS:CG	2.57	0.57
24:BA:1252:G:O4'	40:BQ:32:ARG:HD3	2.05	0.57
45:BV:30:ILE:O	45:BV:37:PRO:HA	2.05	0.57
1:CA:63:C:H2'	1:CA:64:G:H5'	1.85	0.57
1:CA:656:G:N2	1:CA:751:U:H1'	2.20	0.57
8:CH:34:VAL:CG2	8:CH:35:ALA:N	2.68	0.57
9:CI:39:PHE:O	9:CI:42:GLU:N	2.36	0.57
11:CK:26:SER:O	11:CK:27:PHE:HB3	2.05	0.57
11:CK:27:PHE:C	11:CK:27:PHE:HD1	2.08	0.57
15:CO:10:LYS:CD	15:CO:10:LYS:N	2.65	0.57
16:CP:1:MET:SD	16:CP:2:VAL:HG22	2.45	0.57
24:DA:1456:G:C5	24:DA:1457:U:C5	2.92	0.57
24:DA:1596:A:O2'	24:DA:1597:A:H5'	2.05	0.57
24:DA:2102:G:N2	24:DA:2188:U:O2'	2.37	0.57
24:DA:2311:A:C2	29:DF:40:GLY:HA2	2.39	0.57
24:DA:275:C:H2'	24:DA:275:C:O2	2.04	0.57
34:DK:88:ASN:ND2	34:DK:90:ASN:O	2.38	0.57
47:DX:65:THR:O	47:DX:68:ALA:HB3	2.03	0.57
49:DZ:25:GLY:HA3	49:DZ:46:MET:CE	2.34	0.57
1:AA:1052:U:H5''	1:AA:1053:G:OP2	2.05	0.57
1:AA:279:A:OP1	1:AA:280:C:C2'	2.53	0.57
1:AA:599:C:O2	1:AA:640:A:N1	2.38	0.57
1:AA:906:A:C2'	1:AA:907:A:O5'	2.53	0.57

Continued on next page...

Continued from previous page...

Atom-1	Atom-2	Interatomic distance (Å)	Clash overlap (Å)
1:AA:918:A:H2'	1:AA:919:A:C8	2.38	0.57
13:AM:34:LEU:HD22	13:AM:39:ILE:HG21	1.85	0.57
24:BA:1287:A:H5'	37:BN:103:ARG:HD2	1.85	0.57
24:BA:136:G:C6	24:BA:137:U:O4	2.57	0.57
24:BA:1432:G:C2	24:BA:1433:A:C4	2.92	0.57
24:BA:2186:G:H2'	24:BA:2187:U:O4'	2.05	0.57
24:BA:2613:U:OP2	59:BA:3487:HOH:O	2.18	0.57
24:BA:2856:A:N6	24:BA:2857:G:C6	2.73	0.57
24:BA:532:A:H1'	24:BA:2021:C:C5	2.40	0.57
31:BH:81:ALA:CB	31:BH:147:VAL:HG13	2.34	0.57
35:BL:111:ILE:HD12	35:BL:111:ILE:N	2.20	0.57
35:BL:53:GLY:O	35:BL:54:GLN:O	2.22	0.57
48:BY:21:LEU:HA	48:BY:25:GLN:HB3	1.86	0.57
1:CA:1273:C:H2'	1:CA:1274:A:O4'	2.05	0.57
1:CA:1418:A:C2	1:CA:1483:A:C2	2.93	0.57
1:CA:386:C:C2'	1:CA:387:U:H5'	2.32	0.57
1:CA:469:C:C5	1:CA:470:C:C5	2.93	0.57
1:CA:575:G:H4'	1:CA:576:C:H5''	1.86	0.57
1:CA:958:A:N7	1:CA:959:A:C5	2.73	0.57
1:CA:993:G:O6	1:CA:1045:C:N4	2.37	0.57
7:CG:103:TRP:HZ2	7:CG:133:THR:C	2.07	0.57
24:DA:1563:U:C2	24:DA:1564:C:C5	2.92	0.57
24:DA:1910:G:C2	24:DA:1921:G:C2	2.93	0.57
24:DA:2661:G:O2'	24:DA:2662:A:H5'	2.05	0.57
24:DA:994:C:O2	41:DR:10:LYS:CE	2.52	0.57
25:DB:30:C:C5	25:DB:31:C:C6	2.93	0.57
29:DF:124:ARG:NH2	29:DF:126:ASN:ND2	2.53	0.57
29:DF:33:ILE:CD1	29:DF:99:PHE:CD1	2.87	0.57
1:AA:101:A:C4	1:AA:102:G:C8	2.93	0.57
1:AA:1118:U:H1'	1:AA:1179:A:C4	2.40	0.57
1:AA:1147:C:O2'	9:AI:18:ARG:HD3	2.04	0.57
1:AA:453:G:C2	1:AA:480:U:O2	2.58	0.57
1:AA:511:C:C2	1:AA:512:U:C5	2.93	0.57
1:AA:575:G:C6	1:AA:821:G:C8	2.93	0.57
1:AA:9:G:N2	1:AA:10:A:N9	2.53	0.57
4:AD:137:VAL:HG12	4:AD:182:PHE:CE2	2.40	0.57
4:AD:76:TYR:CE2	4:AD:204:TYR:HB2	2.39	0.57
6:AF:38:ARG:HB2	6:AF:63:ASN:OD1	2.05	0.57
9:AI:38:TYR:CD2	9:AI:39:PHE:CE1	2.92	0.57
11:AK:126:LYS:O	11:AK:127:ARG:HG3	2.04	0.57
12:AL:7:LEU:HD13	17:AQ:34:TYR:CE1	2.39	0.57

Continued on next page...

Continued from previous page...

Atom-1	Atom-2	Interatomic distance (Å)	Clash overlap (Å)
24:BA:71:A:OP2	24:BA:113:U:H5'	2.04	0.57
24:BA:1307:A:C4	24:BA:1308:A:C8	2.92	0.57
24:BA:1945:G:C6	24:BA:1946:U:C4	2.92	0.57
24:BA:2727:A:C6	24:BA:2728:U:C4	2.93	0.57
24:BA:1206:G:OP2	57:BA:3163:NMY:H231	2.05	0.57
24:BA:599:A:C2	24:BA:659:G:C6	2.92	0.57
24:BA:679:C:H2'	24:BA:680:C:H6	1.70	0.57
24:BA:749:A:C6	24:BA:750:A:N7	2.73	0.57
24:BA:846:U:O2'	24:BA:847:U:C5'	2.53	0.57
24:BA:936:A:H2'	24:BA:937:C:H6	1.69	0.57
31:BH:72:ILE:HG22	31:BH:73:ASN:N	2.19	0.57
24:BA:1141:U:OP1	33:BJ:24:THR:HG21	2.05	0.57
36:BM:38:ARG:CZ	36:BM:38:ARG:HB3	2.35	0.57
24:BA:1454:C:P	37:BN:63:ARG:NH2	2.78	0.57
49:BZ:6:ILE:O	49:BZ:34:THR:HA	2.05	0.57
1:CA:106:C:O2'	1:CA:379:C:H5''	2.04	0.57
1:CA:1153:G:OP1	10:CJ:15:HIS:CE1	2.58	0.57
1:CA:1321:U:C4	1:CA:1322:C:C6	2.92	0.57
1:CA:1521:C:C2	1:CA:1522:U:C5	2.93	0.57
1:CA:413:G:C3'	1:CA:414:A:H5'	2.34	0.57
1:CA:561:U:O2'	1:CA:562:U:OP1	2.17	0.57
1:CA:579:A:C2	1:CA:580:C:C5	2.93	0.57
1:CA:620:C:C2	4:CD:132:ILE:HD12	2.40	0.57
2:CB:132:LYS:C	2:CB:134:ALA:N	2.55	0.57
3:CC:66:VAL:HG13	3:CC:101:ILE:HA	1.87	0.57
3:CC:189:ALA:O	3:CC:190:HIS:HB2	2.04	0.57
3:CC:53:SER:O	3:CC:54:ARG:CB	2.52	0.57
1:CA:404:G:P	4:CD:3:ARG:HH12	2.28	0.57
4:CD:76:TYR:C	4:CD:76:TYR:CD1	2.78	0.57
9:CI:84:THR:HG21	9:CI:103:PHE:CD1	2.40	0.57
13:CM:81:MET:N	13:CM:83:LEU:CD2	2.68	0.57
20:CT:5:LYS:O	20:CT:7:ALA:N	2.38	0.57
22:CV:60:U:C5'	22:CV:61:C:H5	2.17	0.57
22:CV:64:A:O2'	22:CV:65:G:H5'	2.05	0.57
24:DA:1372:U:C2'	24:DA:1373:A:H5'	2.34	0.57
24:DA:1775:U:H2'	24:DA:1776:G:C5'	2.35	0.57
24:DA:2564:A:OP1	24:DA:2648:G:H4'	2.05	0.57
24:DA:2820:A:H4'	37:DN:3:HIS:CD2	2.40	0.57
24:DA:565:C:H2'	24:DA:566:U:H5'	1.87	0.57
24:DA:81:G:C2	24:DA:82:U:H1'	2.39	0.57
24:DA:831:G:H2'	24:DA:832:U:O5'	2.05	0.57

Continued on next page...

Continued from previous page...

Atom-1	Atom-2	Interatomic distance (Å)	Clash overlap (Å)
26:DC:4:LYS:O	26:DC:5:CYS:O	2.23	0.57
29:DF:155:ILE:CD1	29:DF:155:ILE:C	2.72	0.57
44:DU:73:ASN:O	44:DU:75:ALA:N	2.38	0.57
44:DU:98:ASN:C	44:DU:98:ASN:OD1	2.43	0.57
1:AA:16:A:C6	1:AA:17:U:C5	2.93	0.57
1:AA:430:A:C2'	1:AA:431:A:H5'	2.35	0.57
1:AA:522:C:H1'	1:AA:536:C:H5'	1.87	0.57
1:AA:799:G:H2'	1:AA:800:G:C5'	2.35	0.57
4:AD:182:PHE:N	4:AD:182:PHE:CD1	2.72	0.57
4:AD:25:VAL:HG23	4:AD:26:ARG:H	1.70	0.57
8:AH:102:ALA:O	8:AH:103:VAL:HB	2.04	0.57
8:AH:12:THR:HA	8:AH:15:ARG:NH1	2.20	0.57
11:AK:16:VAL:HG13	11:AK:17:SER:N	2.20	0.57
12:AL:75:GLN:HG2	12:AL:76:GLU:N	2.18	0.57
24:BA:1205:A:N6	28:BE:165:HIS:CD2	2.72	0.57
24:BA:1265:A:O4'	24:BA:1267:U:C6	2.58	0.57
24:BA:1708:C:HO2'	24:BA:2860:A:HO2'	1.51	0.57
24:BA:1853:A:N3	24:BA:2233:U:O2'	2.32	0.57
24:BA:2046:G:H1'	50:B0:18:HIS:CD2	2.40	0.57
24:BA:2052:A:C4	27:BD:155:VAL:HG23	2.40	0.57
24:BA:2138:G:N2	24:BA:2139:U:O2	2.38	0.57
24:BA:2323:G:C2'	24:BA:2324:U:H5'	2.35	0.57
24:BA:449:A:H2'	24:BA:450:G:O5'	2.04	0.57
24:BA:506:G:H4'	24:BA:509:C:O2	2.05	0.57
24:BA:607:U:O4	24:BA:620:G:O4'	2.22	0.57
24:BA:674:G:H1'	28:BE:69:ARG:CD	2.34	0.57
30:BG:71:LEU:HD22	30:BG:74:MET:SD	2.45	0.57
24:BA:1139:G:P	33:BJ:103:ILE:HD11	2.45	0.57
24:BA:2639:A:H4'	33:BJ:96:ARG:NH2	2.20	0.57
44:BU:94:PHE:HA	44:BU:102:ILE:HG12	1.87	0.57
1:CA:1034:G:H2'	1:CA:1035:A:O4'	2.05	0.57
1:CA:1080:A:OP1	5:CE:50:TYR:OH	2.18	0.57
1:CA:1287:A:C6	1:CA:1288:A:C6	2.92	0.57
1:CA:455:G:C2	1:CA:478:A:N1	2.73	0.57
1:CA:666:G:N2	1:CA:741:G:H1'	2.20	0.57
1:CA:878:A:C8	1:CA:878:A:OP2	2.58	0.57
3:CC:140:ASN:O	3:CC:141:ALA:HB2	2.05	0.57
3:CC:160:ALA:C	3:CC:162:ILE:H	2.09	0.57
4:CD:55:LEU:CB	4:CD:58:LYS:HD2	2.35	0.57
11:CK:17:SER:HB3	11:CK:79:ILE:N	2.20	0.57
12:CL:16:VAL:HG12	12:CL:17:ALA:N	2.20	0.57

Continued on next page...

Continued from previous page...

Atom-1	Atom-2	Interatomic distance (Å)	Clash overlap (Å)
15:CO:11:ILE:CG1	15:CO:31:LEU:HD11	2.35	0.57
55:CY:98:ILE:O	55:CY:100:VAL:N	2.38	0.57
24:DA:127:A:H5'	24:DA:128:C:O4'	2.05	0.57
24:DA:1358:G:C5	24:DA:1371:G:N7	2.73	0.57
24:DA:1432:G:O2'	24:DA:1433:A:H5'	2.03	0.57
24:DA:1617:C:OP1	59:DA:3641:HOH:O	2.18	0.57
24:DA:2514:U:H2'	24:DA:2515:C:C6	2.39	0.57
24:DA:444:C:C2'	24:DA:445:C:H5'	2.35	0.57
24:DA:784:G:C6	26:DC:227:VAL:HG11	2.40	0.57
27:DD:50:VAL:CG2	27:DD:51:THR:N	2.67	0.57
29:DF:121:PHE:CE2	29:DF:162:ASP:O	2.58	0.57
29:DF:39:VAL:O	29:DF:41:GLU:N	2.38	0.57
1:AA:359:G:H5'	31:DH:89:LYS:CD	2.34	0.57
34:DK:3:GLN:O	34:DK:6:THR:OG1	2.12	0.57
34:DK:4:GLU:O	34:DK:5:GLN:HB2	2.05	0.57
35:DL:93:ASN:O	35:DL:94:THR:CB	2.53	0.57
43:DT:30:ILE:CG1	43:DT:85:VAL:HG13	2.35	0.57
47:DX:52:ALA:O	47:DX:55:MET:N	2.38	0.57
1:AA:104:G:H4'	1:AA:174:A:O4'	2.04	0.56
1:AA:1141:C:O2'	1:AA:1142:G:OP2	2.22	0.56
1:AA:1279:G:H5''	1:AA:1280:A:OP2	2.04	0.56
1:AA:505:G:C5	1:AA:535:A:C2	2.92	0.56
1:AA:542:G:C2'	1:AA:543:U:H5'	2.34	0.56
1:AA:741:G:H2'	1:AA:742:G:O4'	2.05	0.56
1:AA:946:A:C2	1:AA:1236:A:C2	2.93	0.56
3:AC:69:HIS:HA	3:AC:104:ALA:HB3	1.87	0.56
4:AD:69:GLU:HA	4:AD:72:PHE:CZ	2.39	0.56
7:AG:13:LEU:N	7:AG:13:LEU:HD22	2.20	0.56
8:AH:32:LEU:HA	8:AH:35:ALA:HB3	1.87	0.56
11:AK:88:GLY:O	11:AK:93:ARG:NH1	2.38	0.56
1:AA:1297:G:OP1	13:AM:13:LYS:HD3	2.05	0.56
20:AT:62:ALA:HA	20:AT:67:ILE:HG23	1.87	0.56
24:BA:1071:G:C6	24:BA:1072:C:N3	2.73	0.56
24:BA:1210:G:C4'	24:BA:1211:C:H5'	2.34	0.56
24:BA:1352:U:C2'	24:BA:1353:A:H5'	2.34	0.56
24:BA:1605:C:C2'	24:BA:1606:C:O5'	2.53	0.56
24:BA:2719:G:O2'	24:BA:2720:U:H5'	2.04	0.56
57:BA:3162:NMY:H172	57:BA:3162:NMY:H2	1.86	0.56
24:BA:672:C:C2	24:BA:809:G:N2	2.73	0.56
26:BC:13:ARG:HG2	26:BC:14:HIS:ND1	2.19	0.56
30:BG:29:ASN:OD1	30:BG:80:GLU:N	2.38	0.56

Continued on next page...

Continued from previous page...

Atom-1	Atom-2	Interatomic distance (Å)	Clash overlap (Å)
36:BM:89:VAL:HG12	36:BM:90:GLU:N	2.19	0.56
49:BZ:44:ARG:HA	49:BZ:47:ILE:HG12	1.86	0.56
1:CA:1216:A:N1	1:CA:1217:C:C4	2.73	0.56
1:CA:1306:A:C4	1:CA:1332:A:C2	2.92	0.56
1:CA:225:C:H2'	1:CA:226:G:O4'	2.05	0.56
1:CA:468:A:H2	1:CA:469:C:C4	2.23	0.56
1:CA:483:C:H3'	1:CA:484:G:C8	2.40	0.56
4:CD:105:MET:HE2	4:CD:107:PHE:CZ	2.40	0.56
4:CD:9:LEU:HD12	4:CD:10:LYS:HG2	1.87	0.56
4:CD:58:LYS:NZ	4:CD:203:LEU:HB2	2.19	0.56
4:CD:90:LEU:O	4:CD:90:LEU:HD22	2.05	0.56
5:CE:134:ILE:HG22	5:CE:134:ILE:O	2.04	0.56
5:CE:46:VAL:HG13	5:CE:118:ALA:CB	2.35	0.56
7:CG:70:ARG:NH2	7:CG:96:ARG:O	2.36	0.56
7:CG:97:ASN:O	7:CG:99:LEU:N	2.37	0.56
10:CJ:32:THR:OG1	10:CJ:33:GLY:N	2.38	0.56
12:CL:93:VAL:CG2	12:CL:94:ARG:N	2.67	0.56
12:CL:99:ARG:HA	12:CL:104:CYS:SG	2.45	0.56
16:CP:70:ARG:HG3	16:CP:70:ARG:O	2.05	0.56
1:CA:263:A:O5'	20:CT:74:ARG:NH2	2.38	0.56
22:CV:37:A:C2	22:CV:38:A:H1'	2.40	0.56
24:DA:1124:G:H1'	54:D4:38:GLY:OXT	2.05	0.56
24:DA:1532:A:C2	24:DA:1533:C:C2	2.92	0.56
24:DA:1921:G:O6	57:DA:3184:NMY:N7	2.37	0.56
24:DA:2222:C:C2	24:DA:2223:G:C8	2.92	0.56
24:DA:2429:G:OP2	24:DA:2430:A:OP2	2.23	0.56
24:DA:341:C:O2'	24:DA:342:A:H5'	2.05	0.56
26:DC:226:PRO:HA	26:DC:232:GLY:HA2	1.87	0.56
27:DD:125:TRP:CE3	27:DD:160:LYS:HG2	2.40	0.56
29:DF:59:ILE:HG23	29:DF:137:PHE:CD2	2.40	0.56
34:DK:64:ARG:NH2	34:DK:100:PHE:O	2.37	0.56
48:DY:41:HIS:CE1	48:DY:42:LEU:CD1	2.88	0.56
1:AA:106:C:C3'	1:AA:107:G:C5'	2.83	0.56
1:AA:1224:U:C4	1:AA:1322:C:C2	2.93	0.56
1:AA:124:C:C4	1:AA:125:U:C5	2.93	0.56
1:AA:1458:G:H2'	1:AA:1459:G:C8	2.40	0.56
1:AA:182:A:C8	1:AA:184:G:C5	2.93	0.56
1:AA:22:G:C5	1:AA:23:C:C5	2.93	0.56
1:AA:240:G:OP1	1:AA:240:G:H4'	2.05	0.56
1:AA:268:U:H2'	1:AA:269:C:C6	2.40	0.56
3:AC:100:GLN:CG	3:AC:101:ILE:H	2.18	0.56

Continued on next page...

Continued from previous page...

Atom-1	Atom-2	Interatomic distance (Å)	Clash overlap (Å)
3:AC:85:GLU:HG2	3:AC:86:LYS:N	2.19	0.56
4:AD:45:LYS:O	4:AD:47:ARG:NH2	2.38	0.56
5:AE:152:MET:HA	5:AE:155:ALA:HB2	1.86	0.56
6:AF:43:GLY:HA2	6:AF:58:HIS:NE2	2.20	0.56
19:AS:29:LYS:O	19:AS:30:PRO:O	2.23	0.56
21:AU:21:ARG:NH1	21:AU:21:ARG:O	2.38	0.56
51:B1:27:ARG:HA	51:B1:27:ARG:NE	2.19	0.56
53:B3:54:LEU:O	53:B3:58:ILE:HD12	2.05	0.56
24:BA:1062:G:N1	24:BA:1077:A:C2	2.74	0.56
24:BA:1047:G:O2'	24:BA:1110:G:N1	2.31	0.56
24:BA:1744:A:H2'	24:BA:1745:A:O4'	2.05	0.56
24:BA:1876:A:N6	24:BA:1877:A:C6	2.73	0.56
24:BA:2017:U:H5''	24:BA:2018:G:P	2.45	0.56
24:BA:27:G:HO2'	24:BA:28:A:P	2.27	0.56
57:BA:3161:NMY:H91	57:BA:3161:NMY:H5	1.68	0.56
24:BA:85:G:OP1	44:BU:5:ARG:HB3	2.05	0.56
24:BA:534:U:O2'	40:BQ:48:ASP:OD2	2.18	0.56
41:BR:91:GLN:OE1	41:BR:92:TRP:N	2.38	0.56
44:BU:7:ASP:O	44:BU:8:ASP:CG	2.44	0.56
1:CA:1299:A:C5	1:CA:1301:U:C2	2.93	0.56
1:CA:32:A:C2	1:CA:33:A:C5	2.93	0.56
1:CA:469:C:C4	1:CA:470:C:C4	2.93	0.56
1:CA:737:C:HO2'	1:CA:738:C:P	2.27	0.56
2:CB:73:LYS:O	2:CB:75:ALA:N	2.39	0.56
3:CC:156:ARG:NH1	3:CC:159:GLY:O	2.37	0.56
4:CD:200:ILE:O	4:CD:202:GLU:N	2.38	0.56
1:CA:430:A:OP1	4:CD:9:LEU:CB	2.53	0.56
7:CG:70:ARG:HD3	7:CG:96:ARG:HD3	1.86	0.56
13:CM:73:ILE:O	13:CM:74:SER:OG	2.15	0.56
15:CO:70:LEU:O	15:CO:78:TYR:CE1	2.58	0.56
18:CR:28:THR:OG1	18:CR:29:LEU:N	2.37	0.56
55:CY:164:THR:HG22	55:CY:168:ILE:HD13	1.86	0.56
24:DA:686:U:O2'	52:D2:5:PHE:HA	2.05	0.56
54:D4:25:VAL:HB	54:D4:35:GLN:HB2	1.87	0.56
24:DA:1366:A:C2	24:DA:1367:A:H1'	2.39	0.56
24:DA:1869:G:C3'	24:DA:1870:C:H5'	2.34	0.56
24:DA:2202:U:H2'	24:DA:2202:U:O2	2.03	0.56
24:DA:2291:U:H2'	24:DA:2292:U:C6	2.40	0.56
24:DA:2586:U:H2'	24:DA:2587:A:O5'	2.05	0.56
57:DA:3190:NMY:H1	57:DA:3190:NMY:C13	2.35	0.56
24:DA:788:A:O5'	24:DA:790:U:O4	2.23	0.56

Continued on next page...

Continued from previous page...

Atom-1	Atom-2	Interatomic distance (Å)	Clash overlap (Å)
24:DA:947:A:C2	24:DA:948:C:C2	2.93	0.56
25:DB:74:U:C2'	25:DB:75:G:H5'	2.36	0.56
31:DH:88:GLY:HA2	31:DH:125:THR:CB	2.35	0.56
40:DQ:82:LEU:HD11	40:DQ:112:ALA:HB2	1.85	0.56
1:AA:1124:G:N1	1:AA:1127:G:N2	2.54	0.56
1:AA:1349:A:C2'	1:AA:1350:A:H5'	2.35	0.56
1:AA:1521:C:O2'	1:AA:1522:U:H5'	2.04	0.56
1:AA:32:A:H2'	1:AA:32:A:N3	2.20	0.56
1:AA:59:A:C8	1:AA:354:G:N1	2.72	0.56
1:AA:805:C:C2	1:AA:806:C:C5	2.93	0.56
1:AA:927:G:C2'	1:AA:928:G:H5'	2.34	0.56
2:AB:31:ILE:HD11	2:AB:189:THR:OG1	2.06	0.56
2:AB:70:VAL:HG12	2:AB:163:VAL:HG23	1.88	0.56
8:AH:36:ILE:O	8:AH:38:ASN:CA	2.53	0.56
10:AJ:28:THR:OG1	10:AJ:28:THR:O	2.16	0.56
24:BA:1217:U:C2'	24:BA:1218:G:O5'	2.54	0.56
24:BA:1838:C:O4'	59:BA:3813:HOH:O	2.18	0.56
24:BA:1929:G:H4'	24:BA:1930:G:OP1	2.04	0.56
24:BA:532:A:C8	24:BA:2021:C:C5	2.94	0.56
24:BA:2311:A:O2'	24:BA:2312:U:O5'	2.22	0.56
24:BA:2379:G:C6	24:BA:2380:C:C4	2.93	0.56
24:BA:2478:A:C8	24:BA:2479:U:C5	2.93	0.56
29:BF:48:LEU:O	29:BF:51:ASN:N	2.39	0.56
37:BN:52:ILE:O	37:BN:53:THR:C	2.44	0.56
42:BS:23:LEU:HD22	42:BS:35:ILE:CG2	2.36	0.56
42:BS:84:ARG:CB	42:BS:96:ILE:HG22	2.35	0.56
45:BV:31:TYR:OH	45:BV:90:ASP:HB3	2.04	0.56
1:CA:1239:A:C2	1:CA:1297:G:C2	2.93	0.56
1:CA:1366:C:O2'	1:CA:1367:C:H5'	2.06	0.56
1:CA:1515:G:O6	1:CA:1520:C:N4	2.32	0.56
1:CA:317:U:C2	1:CA:318:G:C8	2.93	0.56
1:CA:589:U:O2	1:CA:650:G:N2	2.38	0.56
2:CB:53:ALA:O	2:CB:57:LEU:N	2.38	0.56
1:CA:1368:A:OP2	9:CI:115:LYS:O	2.24	0.56
12:CL:67:ILE:HD12	12:CL:72:HIS:CG	2.41	0.56
1:CA:1312:G:C8	19:CS:3:ARG:N	2.73	0.56
1:CA:263:A:OP2	20:CT:74:ARG:NH1	2.39	0.56
50:D0:2:VAL:HG22	50:D0:3:GLN:HB3	1.88	0.56
52:D2:45:SER:O	52:D2:46:LYS:C	2.42	0.56
53:D3:20:GLY:O	53:D3:21:PHE:CD1	2.58	0.56
24:DA:2633:G:H1'	27:DD:63:PRO:HB3	1.86	0.56

Continued on next page...

Continued from previous page...

Atom-1	Atom-2	Interatomic distance (Å)	Clash overlap (Å)
24:DA:2661:G:C6	24:DA:2662:A:C2	2.93	0.56
24:DA:2714:G:O2'	24:DA:2715:C:H5'	2.05	0.56
24:DA:2820:A:C2'	24:DA:2821:A:OP1	2.52	0.56
24:DA:784:G:O2'	24:DA:785:G:H5''	2.06	0.56
24:DA:877:A:C6	24:DA:899:A:C6	2.93	0.56
26:DC:259:ASN:OD1	26:DC:263:ASP:N	2.39	0.56
24:DA:1070:A:H61	32:DI:8:VAL:HG12	1.70	0.56
38:DO:116:GLN:O	38:DO:117:PHE:HB3	2.05	0.56
45:DV:44:HIS:O	45:DV:48:MET:N	2.37	0.56
1:AA:1122:U:H2'	1:AA:1123:U:H5'	1.86	0.56
1:AA:1135:U:O2	1:AA:1137:C:N3	2.39	0.56
1:AA:1149:C:P	9:AI:11:ARG:NH1	2.78	0.56
1:AA:1261:A:C6	1:AA:1262:C:C5	2.93	0.56
1:AA:1299:A:O2'	1:AA:1301:U:O4'	2.22	0.56
1:AA:1326:U:H2'	1:AA:1327:C:C6	2.40	0.56
1:AA:640:A:H5''	1:AA:641:U:OP2	2.05	0.56
1:AA:957:U:H1'	1:AA:960:U:N3	2.21	0.56
2:AB:143:LYS:O	2:AB:146:ASN:N	2.33	0.56
2:AB:72:THR:O	2:AB:73:LYS:CB	2.53	0.56
3:AC:7:PRO:O	3:AC:10:ILE:HG22	2.05	0.56
4:AD:103:TYR:OH	4:AD:111:ARG:CA	2.52	0.56
4:AD:98:LEU:O	4:AD:98:LEU:HD23	2.05	0.56
1:AA:933:G:P	7:AG:5:ARG:HH22	2.27	0.56
8:AH:15:ARG:HE	8:AH:75:ILE:HG22	1.70	0.56
8:AH:94:LYS:CD	8:AH:98:GLY:HA2	2.36	0.56
8:AH:96:MET:O	8:AH:99:LEU:N	2.38	0.56
11:AK:18:ASP:N	11:AK:18:ASP:OD1	2.38	0.56
20:AT:75:HIS:O	20:AT:78:ASN:N	2.38	0.56
24:BA:1317:G:C6	24:BA:1318:U:N3	2.73	0.56
24:BA:1378:A:C4'	24:BA:1379:U:OP1	2.53	0.56
24:BA:1412:U:C2	24:BA:1591:A:C2	2.92	0.56
24:BA:184:C:H2'	24:BA:185:G:C8	2.40	0.56
24:BA:2142:A:C2	24:BA:2150:C:N3	2.73	0.56
24:BA:2757:A:N1	30:BG:66:THR:HG21	2.20	0.56
24:BA:2543:G:C5	24:BA:2765:A:C2	2.93	0.56
24:BA:458:G:N2	24:BA:469:G:H2'	2.20	0.56
24:BA:643:A:H1'	51:B1:43:ARG:NH1	2.20	0.56
25:BB:53:A:C6	25:BB:54:G:N7	2.73	0.56
28:BE:113:VAL:HG22	28:BE:114:ARG:N	2.20	0.56
38:BO:67:ASN:ND2	38:BO:69:ASP:OD1	2.38	0.56
41:BR:51:VAL:HB	41:BR:52:PRO:CD	2.35	0.56

Continued on next page...

Continued from previous page...

Atom-1	Atom-2	Interatomic distance (Å)	Clash overlap (Å)
48:BY:15:ASN:O	48:BY:19:LEU:HG	2.06	0.56
49:BZ:9:THR:HG23	49:BZ:53:MET:C	2.26	0.56
1:CA:1000:A:C5	1:CA:1001:C:C5	2.94	0.56
1:CA:1506:U:H2'	59:CA:1884:HOH:O	2.05	0.56
1:CA:663:A:C6	1:CA:743:A:C2	2.92	0.56
1:CA:889:A:H4'	1:CA:890:G:OP1	2.05	0.56
3:CC:22:TRP:CD1	3:CC:23:PHE:N	2.74	0.56
4:CD:164:GLN:OE1	4:CD:165:ARG:N	2.38	0.56
4:CD:22:LYS:HZ3	4:CD:25:VAL:HG22	1.69	0.56
6:CF:18:VAL:O	6:CF:21:MET:N	2.38	0.56
6:CF:26:THR:O	6:CF:30:THR:N	2.39	0.56
7:CG:136:LYS:O	7:CG:140:ASP:OD1	2.23	0.56
11:CK:67:ALA:O	11:CK:70:CYS:N	2.37	0.56
21:CU:5:LYS:O	21:CU:5:LYS:CD	2.53	0.56
54:D4:3:VAL:O	54:D4:3:VAL:HG23	2.05	0.56
24:DA:1190:G:P	35:DL:32:GLY:HA2	2.45	0.56
24:DA:1395:A:P	59:DA:3408:HOH:O	2.63	0.56
24:DA:1737:G:C4	24:DA:1738:G:C2	2.93	0.56
24:DA:1779:U:C5	24:DA:1784:A:N7	2.73	0.56
24:DA:2093:G:N2	24:DA:2197:U:C2	2.73	0.56
24:DA:2204:G:H21	24:DA:2205:A:H1'	1.70	0.56
24:DA:2205:A:H2'	24:DA:2206:C:C6	2.41	0.56
24:DA:2794:C:O2	24:DA:2803:G:N2	2.38	0.56
24:DA:545:U:C5	24:DA:547:A:H4'	2.41	0.56
26:DC:140:VAL:HG21	26:DC:189:ALA:HB1	1.87	0.56
29:DF:58:ALA:O	29:DF:59:ILE:C	2.43	0.56
24:DA:2312:U:OP1	29:DF:70:ARG:N	2.38	0.56
45:DV:31:TYR:O	45:DV:92:VAL:HA	2.05	0.56
46:DW:20:ARG:NH1	46:DW:20:ARG:HG2	2.19	0.56
24:DA:2356:U:P	46:DW:24:LYS:NZ	2.79	0.56
46:DW:28:GLY:HA2	46:DW:66:LYS:HG2	1.86	0.56
48:DY:47:ARG:O	48:DY:50:VAL:HG22	2.05	0.56
1:AA:1083:U:H2'	1:AA:1084:G:O5'	2.05	0.56
1:AA:1346:A:C2	1:AA:1348:U:O4	2.58	0.56
1:AA:376:G:C2	1:AA:389:A:C2	2.93	0.56
1:AA:405:U:OP2	4:AD:3:ARG:HD3	2.05	0.56
1:AA:1189:U:C5'	3:AC:5:VAL:HG21	2.36	0.56
1:AA:543:U:H5''	4:AD:14:ARG:CZ	2.35	0.56
6:AF:10:VAL:HG21	6:AF:21:MET:HE2	1.86	0.56
7:AG:58:GLU:HA	7:AG:61:ALA:HB3	1.86	0.56
11:AK:39:GLY:O	11:AK:40:ASN:C	2.44	0.56

Continued on next page...

Continued from previous page...

Atom-1	Atom-2	Interatomic distance (Å)	Clash overlap (Å)
20:AT:80:THR:O	20:AT:83:ILE:HG13	2.05	0.56
21:AU:40:LYS:O	21:AU:44:GLU:HB3	2.06	0.56
51:B1:18:HIS:CE1	51:B1:40:PRO:HG3	2.41	0.56
53:B3:39:ARG:O	53:B3:43:LEU:HD13	2.06	0.56
24:BA:1360:G:N7	24:BA:1361:G:C8	2.73	0.56
24:BA:1443:U:H2'	24:BA:1444:G:O4'	2.06	0.56
24:BA:1657:U:O3'	27:BD:138:LEU:HD23	2.05	0.56
24:BA:2334:U:P	38:BO:9:ARG:NH1	2.79	0.56
24:BA:2472:G:C3'	24:BA:2473:U:H5'	2.34	0.56
24:BA:2524:G:N2	24:BA:2525:G:H1'	2.18	0.56
57:BA:3166:NMY:H14	33:BJ:2:LYS:NZ	2.20	0.56
24:BA:396:G:H1'	47:BX:28:PHE:HB3	1.88	0.56
24:BA:409:G:C2	24:BA:410:G:C5	2.94	0.56
24:BA:495:G:H1'	42:BS:57:ASN:OD1	2.06	0.56
24:BA:497:A:C4	24:BA:498:G:C8	2.94	0.56
24:BA:607:U:C6	24:BA:607:U:H3'	2.41	0.56
24:BA:617:G:O6	59:BA:3293:HOH:O	2.16	0.56
24:BA:654:A:H3'	24:BA:654:A:N3	2.19	0.56
24:BA:79:C:C4	24:BA:80:G:N7	2.74	0.56
24:BA:988:A:N6	49:BZ:13:ILE:HD11	2.19	0.56
30:BG:116:LEU:HD23	30:BG:121:THR:HA	1.86	0.56
31:BH:66:ASN:OD1	31:BH:138:VAL:HG11	2.04	0.56
36:BM:11:LYS:HE2	36:BM:87:GLY:O	2.06	0.56
36:BM:19:GLY:O	36:BM:38:ARG:NH2	2.36	0.56
37:BN:29:VAL:HG11	37:BN:79:LEU:CD1	2.36	0.56
46:BW:43:THR:O	46:BW:43:THR:CG2	2.53	0.56
1:CA:1169:A:N7	1:CA:1170:A:C6	2.73	0.56
1:CA:121:U:O2'	1:CA:122:G:OP1	2.23	0.56
1:CA:1421:G:C2'	1:CA:1422:G:O5'	2.53	0.56
1:CA:754:C:H2'	1:CA:755:G:OP1	2.05	0.56
1:CA:972:C:O5'	10:CJ:59:LYS:HD3	2.04	0.56
3:CC:106:VAL:HG12	3:CC:109:PRO:HB3	1.87	0.56
4:CD:182:PHE:O	4:CD:183:LYS:HB3	2.06	0.56
5:CE:82:GLN:CD	5:CE:150:PRO:HD3	2.25	0.56
8:CH:82:GLY:O	8:CH:83:LEU:HB2	2.04	0.56
1:CA:1118:U:C4'	9:CI:106:ARG:NH2	2.68	0.56
17:CQ:63:GLU:HA	17:CQ:73:TRP:CD2	2.41	0.56
21:CU:20:LYS:O	21:CU:22:SER:OG	2.22	0.56
24:DA:1056:G:N2	24:DA:1102:C:C5	2.73	0.56
24:DA:1340:U:H4'	24:DA:1341:G:OP2	2.04	0.56
24:DA:1568:G:H4'	26:DC:58:LYS:HZ3	1.70	0.56

Continued on next page...

Continued from previous page...

Atom-1	Atom-2	Interatomic distance (Å)	Clash overlap (Å)
24:DA:1669:A:H5''	24:DA:2550:G:OP1	2.05	0.56
24:DA:1715:G:O2'	24:DA:1716:U:P	2.62	0.56
24:DA:2031:A:N3	24:DA:2455:G:O2'	2.30	0.56
24:DA:2103:C:H2'	24:DA:2104:C:C6	2.41	0.56
24:DA:2267:A:H5''	24:DA:2268:A:H5'	1.85	0.56
25:DB:15:A:O2'	25:DB:16:G:H5'	2.05	0.56
25:DB:83:G:H2'	25:DB:84:G:H5''	1.86	0.56
39:DP:112:ARG:O	39:DP:113:LEU:CB	2.53	0.56
44:DU:30:SER:OG	44:DU:32:LYS:HB2	2.05	0.56
24:DA:301:G:P	44:DU:81:ARG:NH1	2.78	0.56
1:AA:1151:A:N3	1:AA:1152:A:N7	2.54	0.56
1:AA:1372:U:C4	1:AA:1373:G:C5	2.93	0.56
1:AA:1388:C:C2	1:AA:1389:C:C5	2.93	0.56
1:AA:328:C:O2	1:AA:328:C:C2'	2.54	0.56
1:AA:728:A:N1	1:AA:729:A:C6	2.73	0.56
2:AB:47:VAL:CB	2:AB:48:PRO:CD	2.82	0.56
2:AB:85:LEU:O	2:AB:86:SER:CB	2.54	0.56
7:AG:68:ASN:O	7:AG:138:ARG:HD2	2.06	0.56
8:AH:5:ASP:CG	8:AH:5:ASP:O	2.44	0.56
8:AH:86:TYR:O	8:AH:87:LYS:HB3	2.05	0.56
16:AP:77:GLU:CG	16:AP:77:GLU:O	2.52	0.56
24:BA:1284:A:N1	24:BA:1285:A:C2	2.73	0.56
24:BA:1365:A:N6	24:BA:1366:A:N6	2.54	0.56
24:BA:1668:A:O2'	24:BA:1674:G:N7	2.20	0.56
24:BA:1878:G:C6	24:BA:1879:C:C4	2.94	0.56
24:BA:1857:G:H1'	24:BA:1884:G:H22	1.69	0.56
24:BA:2203:U:H5''	24:BA:2204:G:OP1	2.04	0.56
24:BA:2345:G:H4'	24:BA:2346:A:C5'	2.35	0.56
24:BA:2769:U:O2	24:BA:2769:U:H2'	2.03	0.56
24:BA:691:C:O2'	24:BA:692:C:H5'	2.06	0.56
24:BA:669:G:C4	24:BA:801:G:C6	2.93	0.56
24:BA:89:A:C6	24:BA:90:U:C5	2.94	0.56
28:BE:48:THR:N	28:BE:51:GLU:OE1	2.38	0.56
31:BH:147:VAL:CG2	31:BH:148:ALA:H	2.18	0.56
33:BJ:32:LEU:O	33:BJ:36:LEU:HD12	2.05	0.56
35:BL:35:HIS:O	35:BL:36:LYS:O	2.24	0.56
1:CA:1014:A:C2	19:CS:34:TRP:CH2	2.94	0.56
1:CA:1272:G:H2'	1:CA:1273:C:O4'	2.05	0.56
1:CA:131:A:C2	1:CA:132:C:C4	2.93	0.56
1:CA:1465:A:H2'	1:CA:1466:C:H6	1.69	0.56
1:CA:451:A:H5'	1:CA:452:A:N3	2.20	0.56

Continued on next page...

Continued from previous page...

Atom-1	Atom-2	Interatomic distance (Å)	Clash overlap (Å)
1:CA:909:A:C2'	1:CA:910:C:H5'	2.36	0.56
1:CA:933:G:OP2	7:CG:3:ARG:CG	2.54	0.56
2:CB:96:TRP:CH2	2:CB:101:LEU:HD22	2.40	0.56
3:CC:148:GLY:HA3	3:CC:172:ARG:O	2.05	0.56
4:CD:77:LYS:C	4:CD:79:ALA:N	2.58	0.56
5:CE:44:GLY:O	5:CE:45:ARG:CB	2.53	0.56
10:CJ:35:GLN:O	10:CJ:36:VAL:CB	2.53	0.56
10:CJ:78:GLU:O	10:CJ:80:THR:N	2.38	0.56
15:CO:83:GLU:OE1	15:CO:83:GLU:N	2.38	0.56
15:CO:89:ARG:CZ	24:DA:716:A:P	2.93	0.56
53:D3:6:VAL:O	53:D3:6:VAL:HG12	2.05	0.56
24:DA:112:U:C5	24:DA:113:U:C6	2.94	0.56
24:DA:1659:G:C4	24:DA:2002:G:N2	2.74	0.56
24:DA:576:U:H2'	24:DA:577:G:C8	2.40	0.56
24:DA:946:C:H2'	24:DA:947:A:O5'	2.06	0.56
26:DC:140:VAL:CG2	26:DC:189:ALA:HB1	2.35	0.56
38:DO:100:HIS:O	38:DO:104:GLN:HB3	2.06	0.56
43:DT:32:LEU:CD2	43:DT:32:LEU:N	2.69	0.56
24:DA:84:A:O3'	44:DU:5:ARG:HD3	2.06	0.56
44:DU:5:ARG:NH2	44:DU:6:ARG:CB	2.69	0.56
47:DX:16:ASN:OD1	47:DX:26:ARG:HB3	2.05	0.56
47:DX:6:VAL:HG12	47:DX:7:THR:N	2.20	0.56
48:DY:16:THR:O	48:DY:20:ASN:HB2	2.06	0.56
1:AA:1081:A:C2'	1:AA:1082:A:H5'	2.36	0.56
1:AA:1179:A:H2'	1:AA:1180:A:O4'	2.05	0.56
1:AA:1055:A:N6	1:AA:1206:G:C6	2.73	0.56
1:AA:451:A:C1'	1:AA:452:A:N7	2.68	0.56
1:AA:701:U:H5''	1:AA:703:G:O4'	2.06	0.56
1:AA:937:A:C2	1:AA:1379:G:C6	2.93	0.56
1:AA:74:A:C2	1:AA:97:G:C2	2.94	0.56
1:AA:983:A:H2'	1:AA:983:A:N3	2.21	0.56
4:AD:127:GLY:O	4:AD:128:ARG:CB	2.53	0.56
4:AD:146:ARG:O	4:AD:150:LYS:CE	2.52	0.56
4:AD:55:LEU:HG	4:AD:58:LYS:HD3	1.87	0.56
4:AD:60:LYS:O	4:AD:64:ILE:HG13	2.06	0.56
1:AA:1368:A:OP2	9:AI:116:VAL:N	2.39	0.56
9:AI:86:ALA:C	9:AI:88:MET:H	2.07	0.56
12:AL:85:GLY:O	12:AL:86:ARG:O	2.24	0.56
20:AT:48:GLN:O	20:AT:49:LYS:C	2.44	0.56
24:BA:1205:A:C5	28:BE:165:HIS:ND1	2.74	0.56
24:BA:1440:U:O4	59:BA:3632:HOH:O	2.16	0.56

Continued on next page...

Continued from previous page...

Atom-1	Atom-2	Interatomic distance (Å)	Clash overlap (Å)
24:BA:1504:A:H3'	24:BA:1505:A:C8	2.41	0.56
24:BA:1623:G:N2	24:BA:1624:U:C2	2.73	0.56
24:BA:1744:A:C2	24:BA:1745:A:C4	2.93	0.56
24:BA:2015:A:N3	50:B0:2:VAL:HG21	2.20	0.56
24:BA:2206:C:C2'	24:BA:2207:C:H5'	2.35	0.56
24:BA:2309:A:C2'	24:BA:2310:C:O5'	2.54	0.56
24:BA:2409:G:O6	24:BA:2410:G:C5	2.59	0.56
24:BA:2649:C:O2'	24:BA:2650:U:H5'	2.05	0.56
24:BA:621:A:C8	24:BA:622:G:C8	2.94	0.56
24:BA:659:G:H4'	28:BE:95:LYS:HD3	1.87	0.56
24:BA:846:U:O2'	24:BA:847:U:O5'	2.23	0.56
25:BB:85:G:N2	25:BB:92:C:C2	2.73	0.56
24:BA:1799:G:O2'	26:BC:179:GLU:OE2	2.24	0.56
24:BA:1797:G:H4'	26:BC:254:LYS:O	2.06	0.56
31:BH:82:SER:O	31:BH:83:LYS:O	2.24	0.56
35:BL:20:GLY:HA2	35:BL:28:GLY:HA2	1.87	0.56
24:BA:587:C:N3	35:BL:33:ARG:NH2	2.54	0.56
38:BO:103:VAL:O	38:BO:104:GLN:C	2.42	0.56
40:BQ:25:GLY:O	40:BQ:29:ARG:HG3	2.05	0.56
44:BU:35:VAL:O	44:BU:36:GLU:C	2.44	0.56
49:BZ:9:THR:CG2	49:BZ:53:MET:C	2.74	0.56
1:CA:1053:G:O5'	1:CA:1054:C:H3'	2.06	0.56
1:CA:112:G:C2'	1:CA:113:G:H5'	2.35	0.56
1:CA:1209:C:O2'	1:CA:1214:C:N4	2.38	0.56
1:CA:1261:A:C6	1:CA:1275:A:C4	2.93	0.56
1:CA:976:G:C8	1:CA:1362:A:N6	2.74	0.56
1:CA:927:G:O2'	1:CA:1503:A:N7	2.38	0.56
1:CA:1539:C:H5''	21:CU:18:ARG:HG3	1.88	0.56
1:CA:451:A:C8	1:CA:452:A:N1	2.74	0.56
1:CA:456:A:N1	1:CA:477:C:C2	2.73	0.56
1:CA:613:C:C2'	1:CA:614:C:H5'	2.36	0.56
1:CA:706:A:N1	1:CA:707:U:C2	2.74	0.56
1:CA:735:C:H2'	1:CA:736:C:H6	1.70	0.56
1:CA:795:C:O2'	11:CK:128:ARG:CG	2.52	0.56
3:CC:152:GLU:CB	3:CC:167:TRP:HB3	2.36	0.56
3:CC:63:SER:HB2	3:CC:97:VAL:HG13	1.88	0.56
4:CD:58:LYS:CB	4:CD:200:ILE:CG1	2.84	0.56
13:CM:26:GLY:O	13:CM:28:THR:OG1	2.23	0.56
13:CM:66:GLU:O	13:CM:67:GLY:C	2.44	0.56
16:CP:68:SER:O	16:CP:71:VAL:HG22	2.06	0.56
55:CY:129:ARG:HH11	55:CY:129:ARG:HG2	1.70	0.56

Continued on next page...

Continued from previous page...

Atom-1	Atom-2	Interatomic distance (Å)	Clash overlap (Å)
24:DA:1358:G:H8	24:DA:1358:G:O5'	1.89	0.56
24:DA:142:A:O2'	24:DA:143:C:O5'	2.23	0.56
24:DA:1570:A:H2'	24:DA:1571:A:C8	2.41	0.56
24:DA:1716:U:OP2	24:DA:1743:G:N1	2.37	0.56
24:DA:1831:G:H2'	24:DA:1832:C:C6	2.41	0.56
24:DA:2799:A:C5	24:DA:2801:G:C8	2.94	0.56
57:DA:3190:NMY:H231	57:DA:3190:NMY:C13	2.36	0.56
24:DA:411:G:OP2	24:DA:2406:A:O2'	2.22	0.56
24:DA:493:G:H2'	24:DA:494:G:O4'	2.05	0.56
24:DA:713:G:H2'	24:DA:714:U:C6	2.40	0.56
24:DA:727:A:C6	24:DA:728:G:C6	2.93	0.56
26:DC:74:PRO:HB2	26:DC:96:LYS:HE2	1.88	0.56
28:DE:171:ASP:N	28:DE:171:ASP:OD1	2.38	0.56
28:DE:1:MET:CE	28:DE:19:PHE:CB	2.83	0.56
29:DF:134:GLN:O	29:DF:136:ILE:N	2.36	0.56
31:DH:24:GLY:O	31:DH:27:ARG:O	2.24	0.56
44:DU:17:ASP:OD2	44:DU:38:ILE:O	2.24	0.56
1:AA:1086:U:H2'	1:AA:1087:G:C5'	2.36	0.56
1:AA:172:A:N7	1:AA:174:A:N7	2.53	0.56
1:AA:216:U:H2'	1:AA:217:C:C6	2.41	0.56
1:AA:46:G:N2	1:AA:396:C:C2	2.73	0.56
1:AA:525:C:C4	1:AA:526:C:C5	2.93	0.56
1:AA:541:G:C4	1:AA:542:G:C8	2.93	0.56
1:AA:976:G:N2	1:AA:1363:A:N3	2.54	0.56
12:AL:19:SER:C	12:AL:21:VAL:H	2.08	0.56
19:AS:32:ARG:NH1	19:AS:57:HIS:CD2	2.74	0.56
21:AU:39:GLU:O	21:AU:40:LYS:HG3	2.06	0.56
51:B1:9:LYS:O	51:B1:50:GLU:HG2	2.06	0.56
24:BA:1285:A:C6	24:BA:1329:U:C5	2.94	0.56
24:BA:1378:A:C4	24:BA:1380:G:N7	2.74	0.56
24:BA:1439:A:N7	24:BA:1440:U:C2	2.74	0.56
24:BA:1712:U:C4	24:BA:1713:A:C5	2.94	0.56
24:BA:1883:U:C4	24:BA:1884:G:C6	2.94	0.56
24:BA:2378:A:N7	24:BA:2379:G:H1'	2.21	0.56
24:BA:726:G:HO2'	24:BA:727:A:P	2.27	0.56
24:BA:751:A:C5	24:BA:789:A:C2	2.93	0.56
26:BC:212:TRP:CD1	26:BC:212:TRP:C	2.79	0.56
26:BC:231:HIS:O	26:BC:232:GLY:C	2.42	0.56
24:BA:1805:A:H5''	26:BC:247:TRP:CE2	2.41	0.56
27:BD:34:VAL:HB	27:BD:48:ILE:HD11	1.88	0.56
30:BG:148:ARG:HA	30:BG:161:VAL:HG11	1.87	0.56

Continued on next page...

Continued from previous page...

Atom-1	Atom-2	Interatomic distance (Å)	Clash overlap (Å)
24:BA:2563:U:O2'	34:BK:28:SER:OG	2.23	0.56
24:BA:1278:C:H4'	37:BN:34:ILE:HD12	1.87	0.56
24:BA:1252:G:C2	40:BQ:32:ARG:HG3	2.41	0.56
47:BX:42:GLU:O	47:BX:43:LYS:HG3	2.05	0.56
47:BX:64:ASP:OD1	47:BX:64:ASP:N	2.38	0.56
49:BZ:9:THR:CG2	49:BZ:54:VAL:N	2.69	0.56
1:CA:400:C:O2'	1:CA:401:C:H5'	2.05	0.56
1:CA:517:G:N2	1:CA:533:A:OP2	2.32	0.56
1:CA:737:C:C2	1:CA:738:C:H5	2.23	0.56
4:CD:173:VAL:HG23	4:CD:179:GLU:O	2.06	0.56
4:CD:80:ALA:O	4:CD:81:ARG:O	2.23	0.56
13:CM:112:PRO:O	13:CM:113:ARG:C	2.43	0.56
1:CA:672:U:O2'	18:CR:64:TYR:OH	2.19	0.56
24:DA:1375:U:H2'	24:DA:1376:C:H5''	1.87	0.56
24:DA:1433:A:N1	24:DA:1434:A:N6	2.54	0.56
57:DA:3184:NMY:H1	57:DA:3184:NMY:O11	2.04	0.56
24:DA:929:U:H4'	49:DZ:37:ARG:NH2	2.21	0.56
1:AA:359:G:H5'	31:DH:89:LYS:HD2	1.88	0.56
42:DS:55:ILE:HG13	42:DS:56:ALA:N	2.21	0.56
45:DV:89:ILE:HG22	45:DV:90:ASP:N	2.21	0.56
1:AA:153:C:H2'	1:AA:154:U:C6	2.41	0.56
1:AA:543:U:OP1	4:AD:14:ARG:NH1	2.39	0.56
1:AA:601:G:N2	1:AA:638:U:C2	2.74	0.56
1:AA:782:A:H2'	1:AA:783:C:O4'	2.05	0.56
1:AA:858:G:N1	1:AA:869:G:H2'	2.21	0.56
1:AA:869:G:H4'	1:AA:872:A:C8	2.41	0.56
2:AB:57:LEU:HD13	2:AB:220:THR:O	2.05	0.56
4:AD:20:PHE:CE2	4:AD:103:TYR:HD2	2.23	0.56
4:AD:124:MET:HG3	4:AD:125:VAL:H	1.71	0.56
4:AD:9:LEU:CG	4:AD:10:LYS:H	2.19	0.56
6:AF:25:TYR:O	6:AF:26:THR:C	2.44	0.56
6:AF:4:TYR:CD2	6:AF:4:TYR:C	2.79	0.56
7:AG:101:MET:HA	7:AG:104:ILE:HG12	1.88	0.56
14:AN:15:LEU:HD22	14:AN:55:SER:HB3	1.88	0.56
16:AP:67:ILE:HG22	16:AP:71:VAL:HG21	1.87	0.56
24:BA:1091:G:C2	24:BA:1092:C:C4	2.94	0.56
24:BA:1402:U:H2'	24:BA:1403:A:H5''	1.87	0.56
24:BA:1733:G:N7	24:BA:1734:G:N7	2.54	0.56
24:BA:1922:G:O6	57:BA:3161:NMY:H81	2.05	0.56
24:BA:528:A:H2	24:BA:2043:C:H4'	1.62	0.56
24:BA:2232:C:C4	24:BA:2233:U:C5	2.93	0.56

Continued on next page...

Continued from previous page...

Atom-1	Atom-2	Interatomic distance (Å)	Clash overlap (Å)
24:BA:2377:A:N3	38:BO:92:PHE:HE2	2.00	0.56
24:BA:2726:A:HO2'	24:BA:2727:A:C5'	2.19	0.56
24:BA:686:U:O2'	52:B2:5:PHE:HA	2.06	0.56
24:BA:782:A:H4'	24:BA:783:A:O5'	2.06	0.56
25:BB:71:C:N4	25:BB:72:G:C5	2.73	0.56
24:BA:2780:G:P	33:BJ:120:ARG:NH2	2.79	0.56
34:BK:88:ASN:OD1	34:BK:91:SER:OG	2.16	0.56
38:BO:28:VAL:CG1	38:BO:36:TYR:O	2.54	0.56
40:BQ:86:SER:HB2	41:BR:51:VAL:HA	1.86	0.56
44:BU:71:ILE:N	44:BU:71:ILE:HD12	2.20	0.56
1:CA:1152:A:C2'	1:CA:1153:G:H5'	2.36	0.56
1:CA:116:A:OP2	1:CA:116:A:C8	2.59	0.56
1:CA:1366:C:H2'	1:CA:1367:C:C6	2.40	0.56
1:CA:29:U:O2'	1:CA:30:U:H5'	2.06	0.56
1:CA:376:G:O5'	16:CP:5:ARG:HG3	2.06	0.56
1:CA:457:G:N2	1:CA:458:U:O2	2.39	0.56
1:CA:725:G:N2	1:CA:726:C:C2	2.74	0.56
1:CA:775:G:N1	1:CA:776:G:C6	2.73	0.56
2:CB:183:VAL:HG13	2:CB:184:PHE:H	1.71	0.56
3:CC:120:ILE:O	3:CC:121:THR:C	2.43	0.56
3:CC:131:ARG:HD3	3:CC:168:TYR:OH	2.06	0.56
6:CF:39:LEU:CD1	6:CF:40:GLU:N	2.68	0.56
6:CF:92:THR:HG22	6:CF:93:LYS:N	2.19	0.56
11:CK:63:ALA:CB	11:CK:92:GLY:HA3	2.36	0.56
24:DA:1215:G:C2'	24:DA:1216:G:H5'	2.34	0.56
24:DA:1450:G:H5'	24:DA:1451:C:OP2	2.06	0.56
29:DF:73:VAL:CG2	29:DF:78:ILE:CD1	2.84	0.56
29:DF:33:ILE:HB	29:DF:90:LEU:HD11	1.86	0.56
36:DM:69:PRO:HA	36:DM:94:ALA:N	2.21	0.56
42:DS:47:VAL:O	42:DS:50:VAL:N	2.39	0.56
1:AA:1159:U:C2	1:AA:1182:G:N3	2.74	0.56
1:AA:174:A:C5	1:AA:175:C:C6	2.94	0.56
1:AA:186:C:N3	1:AA:191:G:O6	2.39	0.56
1:AA:318:G:C6	1:AA:319:G:N7	2.74	0.56
1:AA:345:C:O4'	1:AA:346:G:C2	2.59	0.56
1:AA:50:A:C6	1:AA:361:G:O4'	2.59	0.56
1:AA:45:G:N2	1:AA:398:U:C2	2.74	0.56
1:AA:768:A:OP1	1:AA:804:U:H4'	2.06	0.56
1:AA:928:G:O2'	1:AA:1533:C:OP1	2.24	0.56
2:AB:111:ILE:O	2:AB:113:ARG:N	2.39	0.56
4:AD:103:TYR:OH	4:AD:111:ARG:HA	2.06	0.56

Continued on next page...

Continued from previous page...

Atom-1	Atom-2	Interatomic distance (Å)	Clash overlap (Å)
5:AE:134:ILE:HG22	5:AE:135:ASN:N	2.20	0.56
9:AI:10:GLY:HA2	9:AI:81:HIS:CE1	2.41	0.56
12:AL:93:VAL:O	12:AL:93:VAL:HG22	2.06	0.56
20:AT:5:LYS:CD	20:AT:5:LYS:O	2.54	0.56
50:B0:37:HIS:CD2	50:B0:38:LEU:O	2.59	0.56
24:BA:1101:U:H2'	24:BA:1102:C:H5'	1.88	0.56
24:BA:1022:G:C6	24:BA:1140:C:C4	2.94	0.56
24:BA:1270:C:H5'	24:BA:1271:G:C5'	2.36	0.56
24:BA:1346:G:H2'	24:BA:1347:A:H8	1.69	0.56
24:BA:1428:C:C5	24:BA:1569:A:C5'	2.88	0.56
24:BA:1440:U:H2'	24:BA:1441:G:C8	2.40	0.56
24:BA:170:U:O2'	24:BA:171:U:H5'	2.06	0.56
24:BA:2096:C:H2'	24:BA:2097:A:C8	2.41	0.56
24:BA:2193:G:C6	24:BA:2194:U:C4	2.94	0.56
24:BA:2261:C:H3'	46:BW:16:SER:OG	2.06	0.56
24:BA:2521:C:H2'	24:BA:2522:U:O5'	2.06	0.56
24:BA:2602:A:H4'	24:BA:2603:G:OP2	2.05	0.56
24:BA:2796:U:C5	24:BA:2798:U:C4	2.94	0.56
24:BA:411:G:OP1	59:BA:3565:HOH:O	2.17	0.56
24:BA:825:A:C2'	24:BA:826:U:O5'	2.54	0.56
24:BA:833:A:H2'	24:BA:834:G:C8	2.41	0.56
26:BC:62:ARG:HH21	26:BC:62:ARG:C	2.08	0.56
27:BD:108:ASP:OD2	27:BD:207:VAL:HG12	2.06	0.56
29:BF:100:GLU:O	29:BF:101:ARG:C	2.45	0.56
29:BF:98:PHE:C	29:BF:100:GLU:H	2.09	0.56
31:BH:4:ILE:CD1	31:BH:17:ASP:C	2.75	0.56
48:BY:24:GLU:HA	48:BY:28:LEU:HG	1.88	0.56
1:CA:1261:A:C4	1:CA:1275:A:C2	2.94	0.56
1:CA:142:G:C5	1:CA:143:A:C8	2.94	0.56
1:CA:143:A:N3	1:CA:143:A:H2'	2.20	0.56
1:CA:1470:U:O2'	1:CA:1471:U:H5'	2.06	0.56
1:CA:156:C:C4	1:CA:157:U:O2	2.58	0.56
1:CA:451:A:N6	1:CA:481:G:H5'	2.21	0.56
1:CA:630:A:C5	1:CA:631:C:C5	2.94	0.56
2:CB:67:ILE:O	2:CB:68:LEU:CB	2.54	0.56
4:CD:61:VAL:O	4:CD:64:ILE:HG22	2.05	0.56
4:CD:81:ARG:C	4:CD:82:LEU:HG	2.26	0.56
1:CA:671:G:O2'	6:CF:79:ARG:NH2	2.36	0.56
10:CJ:10:LEU:HA	10:CJ:97:ASP:O	2.06	0.56
11:CK:47:ALA:HA	11:CK:52:PHE:CE1	2.41	0.56
24:DA:1055:G:O6	24:DA:1056:G:C2	2.59	0.56

Continued on next page...

Continued from previous page...

Atom-1	Atom-2	Interatomic distance (Å)	Clash overlap (Å)
24:DA:1060:U:C2	24:DA:1062:G:OP2	2.59	0.56
24:DA:1069:A:N7	24:DA:1074:G:C6	2.73	0.56
24:DA:1362:C:C2'	24:DA:1363:C:O5'	2.54	0.56
24:DA:1530:G:N2	24:DA:1542:U:H1'	2.21	0.56
24:DA:2294:G:C6	24:DA:2295:C:C4	2.94	0.56
24:DA:2552:U:H2'	24:DA:2554:U:OP2	2.06	0.56
24:DA:2556:C:H2'	24:DA:2557:G:O4'	2.05	0.56
24:DA:457:A:H5'	24:DA:459:U:H1'	1.87	0.56
26:DC:259:ASN:OD1	26:DC:262:THR:OG1	2.02	0.56
26:DC:8:THR:HG22	26:DC:9:SER:OG	2.06	0.56
24:DA:1952:A:O4'	34:DK:42:THR:CG2	2.54	0.56
35:DL:126:ARG:C	35:DL:127:VAL:HG23	2.27	0.56
40:DQ:81:GLY:HA2	40:DQ:116:LEU:CD2	2.36	0.56
48:DY:18:LEU:O	48:DY:22:LEU:CB	2.54	0.56
1:AA:9:G:C2	1:AA:10:A:C8	2.94	0.56
1:AA:1126:U:O2	1:AA:1126:U:C2'	2.53	0.56
1:AA:198:G:N3	1:AA:199:A:C8	2.74	0.56
1:AA:376:G:H5'	16:AP:5:ARG:HE	1.71	0.56
1:AA:473:U:H2'	1:AA:474:G:C8	2.41	0.56
1:AA:700:G:H4'	1:AA:704:A:H1'	1.88	0.56
1:AA:783:C:O2'	1:AA:784:A:H5'	2.04	0.56
4:AD:76:TYR:CG	4:AD:204:TYR:HD2	2.24	0.56
5:AE:106:ILE:HG13	5:AE:124:LEU:HB3	1.88	0.56
5:AE:156:LYS:CE	8:AH:44:GLY:HA3	2.36	0.56
1:AA:36:C:H4'	12:AL:119:VAL:O	2.06	0.56
12:AL:52:VAL:CG2	12:AL:53:CYS:N	2.69	0.56
12:AL:88:LYS:O	12:AL:89:ASP:CB	2.53	0.56
20:AT:67:ILE:HG12	20:AT:71:LYS:HD2	1.88	0.56
21:AU:40:LYS:HA	21:AU:43:THR:HB	1.86	0.56
24:BA:126:A:C6	24:BA:127:A:N1	2.74	0.56
24:BA:1280:G:O2'	24:BA:1281:G:H5'	2.06	0.56
24:BA:1439:A:C8	24:BA:1440:U:C6	2.94	0.56
24:BA:2119:A:O2'	24:BA:2120:G:P	2.63	0.56
24:BA:2294:G:OP1	38:BO:10:ARG:CZ	2.54	0.56
24:BA:2326:C:C1'	24:BA:2327:A:OP1	2.53	0.56
24:BA:2365:G:H4'	46:BW:60:PHE:CE2	2.41	0.56
24:BA:2520:C:C6	24:BA:2567:G:H1'	2.41	0.56
24:BA:276:U:O2	24:BA:276:U:C2'	2.54	0.56
24:BA:659:G:H2'	24:BA:660:C:C6	2.41	0.56
24:BA:77:G:P	48:BY:52:ARG:HH22	2.29	0.56
24:BA:825:A:O2'	24:BA:826:U:O5'	2.18	0.56

Continued on next page...

Continued from previous page...

Atom-1	Atom-2	Interatomic distance (Å)	Clash overlap (Å)
27:BD:180:VAL:HG22	27:BD:180:VAL:O	2.06	0.56
28:BE:58:LYS:HG3	28:BE:71:GLY:HA2	1.88	0.56
30:BG:41:GLU:HB2	30:BG:54:ARG:NH2	2.20	0.56
32:BI:97:VAL:N	32:BI:136:GLY:O	2.39	0.56
39:BP:29:VAL:O	39:BP:39:LEU:HG	2.06	0.56
42:BS:39:THR:CG2	42:BS:44:ALA:CB	2.84	0.56
31:BH:32:PRO:HB3	47:BX:38:TRP:HB2	1.88	0.56
1:CA:1160:G:C6	1:CA:1181:G:O6	2.59	0.56
1:CA:201:G:C2	1:CA:217:C:O2	2.58	0.56
1:CA:400:C:C2'	1:CA:401:C:O5'	2.54	0.56
1:CA:764:C:H3'	1:CA:765:G:H8	1.70	0.56
2:CB:217:VAL:O	2:CB:221:VAL:HG12	2.06	0.56
2:CB:22:TYR:O	2:CB:23:TRP:CD1	2.59	0.56
2:CB:22:TYR:O	2:CB:23:TRP:HB3	2.05	0.56
2:CB:90:PHE:N	2:CB:90:PHE:CD1	2.71	0.56
3:CC:185:ASN:O	3:CC:200:VAL:HG23	2.06	0.56
3:CC:59:ARG:HG2	3:CC:64:ILE:HG22	1.88	0.56
4:CD:165:ARG:NH1	4:CD:167:LYS:O	2.38	0.56
11:CK:40:ASN:O	11:CK:41:ALA:HB3	2.04	0.56
12:CL:77:HIS:O	12:CL:78:SER:C	2.45	0.56
14:CN:48:LEU:O	14:CN:49:GLN:HB3	2.06	0.56
16:CP:36:VAL:O	16:CP:36:VAL:CG2	2.54	0.56
22:CV:61:C:N4	22:CV:62:C:H41	2.04	0.56
24:DA:630:G:OP1	53:D3:46:LYS:NZ	2.39	0.56
24:DA:1306:C:C2'	24:DA:1307:A:H5'	2.35	0.56
24:DA:1735:A:C5	24:DA:1736:U:C6	2.93	0.56
24:DA:2528:U:H1'	24:DA:2536:G:N2	2.21	0.56
24:DA:2738:A:C2'	24:DA:2739:U:O5'	2.54	0.56
57:DA:3186:NMY:C13	57:DA:3186:NMY:N2	2.69	0.56
31:DH:134:VAL:CG1	31:DH:138:VAL:CG2	2.84	0.56
46:DW:48:GLY:HA3	46:DW:80:ILE:O	2.04	0.56
1:AA:1084:G:N7	1:AA:1085:U:N3	2.54	0.55
1:AA:927:G:O2'	1:AA:1503:A:C5	2.53	0.55
1:AA:144:G:N3	1:AA:179:A:C2	2.75	0.55
1:AA:293:G:N3	1:AA:294:U:C6	2.74	0.55
1:AA:671:G:H2'	1:AA:672:U:O4'	2.07	0.55
1:AA:74:A:O2'	1:AA:75:G:O4'	2.24	0.55
1:AA:769:G:H4'	1:AA:1513:A:H4'	1.88	0.55
1:AA:663:A:H5'	1:AA:836:G:OP1	2.06	0.55
1:AA:897:C:O2	1:AA:903:G:C2	2.59	0.55
1:AA:949:A:O2'	1:AA:950:U:H5'	2.05	0.55

Continued on next page...

Continued from previous page...

Atom-1	Atom-2	Interatomic distance (Å)	Clash overlap (Å)
1:AA:95:C:C2'	1:AA:96:U:H5'	2.36	0.55
2:AB:32:PHE:HB2	2:AB:42:ASN:HB2	1.89	0.55
4:AD:200:ILE:C	4:AD:202:GLU:N	2.58	0.55
7:AG:30:LEU:HD13	7:AG:120:LEU:HD12	1.87	0.55
1:AA:1151:A:O4'	10:AJ:41:PRO:HB3	2.05	0.55
12:AL:105:SER:OG	12:AL:106:GLY:O	2.18	0.55
15:AO:23:GLY:O	15:AO:25:THR:N	2.40	0.55
19:AS:22:ALA:O	19:AS:26:GLY:N	2.39	0.55
19:AS:41:PHE:O	19:AS:43:ASN:N	2.39	0.55
21:AU:37:PHE:HB3	21:AU:41:PRO:HD3	1.88	0.55
22:AV:57:G:H2'	22:AV:58:A:H5'	1.88	0.55
24:BA:1188:U:O2'	24:BA:1189:A:C5'	2.52	0.55
24:BA:1268:A:C2	24:BA:2013:A:C4	2.94	0.55
24:BA:1287:A:OP1	37:BN:104:ALA:HB3	2.06	0.55
24:BA:1343:G:C5	24:BA:1344:U:C4	2.94	0.55
24:BA:1378:A:O2'	24:BA:1380:G:OP2	2.24	0.55
24:BA:156:A:H2'	24:BA:157:C:O4'	2.06	0.55
24:BA:1906:G:C5	24:BA:1929:G:N2	2.74	0.55
24:BA:2197:U:HO2'	24:BA:2198:A:P	2.26	0.55
24:BA:2283:C:C2'	24:BA:2284:A:H5'	2.36	0.55
24:BA:2547:A:C8	24:BA:2566:A:C5	2.94	0.55
24:BA:2779:U:O4'	24:BA:2781:A:C8	2.58	0.55
24:BA:2883:A:OP1	24:BA:2883:A:H4'	2.06	0.55
24:BA:577:G:N1	24:BA:578:G:C6	2.74	0.55
24:BA:851:C:H2'	24:BA:851:C:O2	2.05	0.55
24:BA:992:C:O2'	41:BR:89:HIS:CD2	2.58	0.55
24:BA:1799:G:P	26:BC:257:ARG:NH2	2.80	0.55
38:BO:92:PHE:CD1	38:BO:92:PHE:N	2.74	0.55
44:BU:35:VAL:O	44:BU:38:ILE:HG22	2.06	0.55
1:CA:1160:G:O2'	1:CA:1161:C:OP2	2.24	0.55
1:CA:180:U:O4	59:CA:1714:HOH:O	2.14	0.55
1:CA:579:A:C4	1:CA:580:C:C5	2.93	0.55
1:CA:669:G:C6	1:CA:670:G:N7	2.74	0.55
1:CA:762:U:O2	1:CA:763:G:C8	2.59	0.55
8:CH:66:PHE:O	8:CH:67:GLN:C	2.43	0.55
9:CI:117:GLY:HA2	10:CJ:60:ASP:OD1	2.06	0.55
16:CP:14:ARG:O	16:CP:14:ARG:HG2	2.06	0.55
24:DA:1071:G:H3'	24:DA:1072:C:H5''	1.88	0.55
24:DA:1443:U:C2	24:DA:1444:G:C8	2.95	0.55
24:DA:1797:G:O2'	26:DC:256:THR:CG2	2.53	0.55
24:DA:1838:C:C2	24:DA:1898:U:C4	2.95	0.55

Continued on next page...

Continued from previous page...

Atom-1	Atom-2	Interatomic distance (Å)	Clash overlap (Å)
24:DA:1856:U:C4	24:DA:1857:G:C6	2.94	0.55
24:DA:21:A:C2'	24:DA:22:C:H5'	2.36	0.55
24:DA:323:C:N4	24:DA:333:G:N7	2.53	0.55
24:DA:360:U:C4	24:DA:361:G:C6	2.94	0.55
24:DA:431:U:C2'	24:DA:432:A:C5'	2.84	0.55
24:DA:783:A:H2'	24:DA:784:G:C5'	2.36	0.55
26:DC:176:ARG:NH1	26:DC:177:SER:N	2.54	0.55
25:DB:42:C:OP2	29:DF:63:LYS:NZ	2.39	0.55
31:DH:11:ASN:O	31:DH:12:LEU:CB	2.55	0.55
32:DI:124:MET:O	32:DI:127:SER:OG	2.22	0.55
36:DM:49:ALA:CB	36:DM:124:LEU:HD21	2.36	0.55
42:DS:85:ILE:HD12	42:DS:85:ILE:H	1.70	0.55
48:DY:2:LYS:CE	48:DY:6:LEU:HD22	2.36	0.55
1:AA:1374:A:C2	1:AA:1375:A:N9	2.74	0.55
1:AA:137:U:H2'	1:AA:138:G:C8	2.41	0.55
1:AA:155:A:C2	1:AA:167:A:N3	2.74	0.55
1:AA:505:G:C8	1:AA:535:A:C4	2.94	0.55
1:AA:572:A:H4'	1:AA:572:A:OP1	2.04	0.55
1:AA:59:A:C4	1:AA:331:G:N2	2.75	0.55
1:AA:652:U:O2'	1:AA:653:U:OP2	2.24	0.55
4:AD:55:LEU:C	4:AD:55:LEU:HD23	2.27	0.55
1:AA:1492:A:C5'	12:AL:44:LYS:HA	2.35	0.55
16:AP:39:PHE:C	16:AP:39:PHE:HD1	2.09	0.55
1:AA:734:G:O2'	18:AR:60:LYS:HE3	2.06	0.55
24:BA:100:U:H1'	24:BA:101:A:N7	2.21	0.55
24:BA:1270:C:H5''	24:BA:1271:G:P	2.46	0.55
24:BA:1424:G:H2'	24:BA:1424:G:N3	2.20	0.55
24:BA:1926:U:H1'	24:BA:1929:G:C6	2.40	0.55
24:BA:2310:C:C4	29:BF:76:PHE:CE1	2.94	0.55
24:BA:2313:C:C4'	29:BF:87:LYS:HE2	2.36	0.55
24:BA:2796:U:C4	24:BA:2798:U:N3	2.74	0.55
24:BA:560:C:OP1	59:BA:3251:HOH:O	2.18	0.55
24:BA:625:G:C2	24:BA:626:A:C4	2.95	0.55
24:BA:812:C:H5''	24:BA:1250:G:O2'	2.05	0.55
24:BA:1824:G:O2'	26:BC:251:THR:OG1	2.11	0.55
26:BC:265:PHE:HD1	26:BC:265:PHE:N	2.03	0.55
27:BD:125:TRP:CD1	27:BD:160:LYS:HE2	2.41	0.55
35:BL:57:LEU:HG	35:BL:61:LEU:CD1	2.36	0.55
37:BN:36:THR:HG23	37:BN:37:THR:O	2.06	0.55
24:BA:2294:G:O5'	38:BO:10:ARG:CZ	2.54	0.55
38:BO:18:LEU:CD1	38:BO:25:ARG:HD2	2.36	0.55

Continued on next page...

Continued from previous page...

Atom-1	Atom-2	Interatomic distance (Å)	Clash overlap (Å)
44:BU:73:ASN:HA	44:BU:95:PHE:CE2	2.42	0.55
1:CA:1197:A:C2'	1:CA:1198:G:H5'	2.36	0.55
1:CA:1321:U:C2	19:CS:36:ARG:NH2	2.74	0.55
1:CA:1349:A:C2	1:CA:1374:A:C4	2.94	0.55
1:CA:14:U:C2'	1:CA:14:U:O2	2.54	0.55
1:CA:573:A:N3	1:CA:883:C:O2'	2.39	0.55
1:CA:738:C:C2'	1:CA:739:C:O5'	2.54	0.55
4:CD:105:MET:HE2	4:CD:107:PHE:CE2	2.41	0.55
4:CD:106:GLY:O	4:CD:107:PHE:C	2.45	0.55
4:CD:3:ARG:CZ	4:CD:3:ARG:CB	2.84	0.55
5:CE:15:LEU:HD22	5:CE:16:ILE:N	2.21	0.55
1:CA:1249:C:O2'	9:CI:70:GLY:O	2.16	0.55
9:CI:79:ILE:O	9:CI:80:ARG:C	2.43	0.55
11:CK:20:VAL:HG13	11:CK:35:THR:HG22	1.86	0.55
55:CY:144:LYS:C	55:CY:146:LYS:H	2.10	0.55
24:DA:1517:G:C6	24:DA:1518:C:C4	2.93	0.55
24:DA:1566:A:C6	26:DC:212:TRP:CZ3	2.94	0.55
24:DA:2230:G:H2'	24:DA:2231:U:C6	2.41	0.55
24:DA:243:U:OP1	53:D3:5:THR:OG1	2.20	0.55
24:DA:249:C:H5'	24:DA:2394:C:O2'	2.07	0.55
24:DA:407:G:O2'	24:DA:408:G:H5'	2.06	0.55
24:DA:78:U:H2'	24:DA:79:C:C6	2.42	0.55
24:DA:877:A:N6	24:DA:899:A:C6	2.74	0.55
24:DA:900:A:C5	24:DA:901:C:C5	2.94	0.55
27:DD:160:LYS:N	27:DD:160:LYS:HE3	2.21	0.55
28:DE:171:ASP:O	28:DE:173:THR:N	2.38	0.55
29:DF:134:GLN:HB3	29:DF:149:ARG:O	2.06	0.55
31:DH:136:SER:O	31:DH:137:GLU:HB3	2.05	0.55
35:DL:77:ILE:HD11	35:DL:95:LEU:HD22	1.86	0.55
38:DO:27:VAL:O	38:DO:27:VAL:HG22	2.06	0.55
45:DV:76:ASP:O	45:DV:89:ILE:HG23	2.06	0.55
24:DA:2330:G:O2'	46:DW:44:LYS:CE	2.53	0.55
1:AA:1008:U:C2	1:AA:1022:A:C4	2.95	0.55
1:AA:1324:A:O4'	1:AA:1362:A:H4'	2.05	0.55
1:AA:1367:C:OP1	9:AI:117:GLY:N	2.39	0.55
1:AA:299:G:C6	1:AA:300:A:C6	2.94	0.55
1:AA:435:A:C6	1:AA:436:C:C4	2.95	0.55
1:AA:681:A:C6	1:AA:710:G:C6	2.94	0.55
1:AA:927:G:H2'	1:AA:928:G:H5'	1.88	0.55
2:AB:118:GLU:O	2:AB:121:SER:OG	2.25	0.55
5:AE:95:PHE:CE2	5:AE:97:GLN:HG2	2.41	0.55

Continued on next page...

Continued from previous page...

Atom-1	Atom-2	Interatomic distance (Å)	Clash overlap (Å)
6:AF:12:PRO:HA	6:AF:15:SER:HB2	1.88	0.55
6:AF:70:VAL:O	6:AF:71:ILE:C	2.44	0.55
7:AG:139:GLU:HA	7:AG:142:HIS:CD2	2.41	0.55
12:AL:50:ARG:HG2	12:AL:90:LEU:HD21	1.87	0.55
15:AO:70:LEU:C	15:AO:78:TYR:CE1	2.80	0.55
22:AV:72:C:H2'	22:AV:73:A:C5'	2.36	0.55
21:AU:21:ARG:NH2	23:AX:4:G:O4'	2.39	0.55
24:BA:1230:A:C5	24:BA:1231:U:C4	2.94	0.55
24:BA:1342:A:H3'	24:BA:1343:G:H5''	1.88	0.55
24:BA:1448:G:C2	24:BA:1464:G:C2	2.93	0.55
24:BA:2512:C:H4'	27:BD:127:PHE:CE2	2.42	0.55
24:BA:2727:A:N6	24:BA:2728:U:O4	2.40	0.55
24:BA:2720:U:H4'	24:BA:2845:U:O2'	2.06	0.55
24:BA:733:G:H8	24:BA:733:G:O5'	1.89	0.55
24:BA:783:A:H2'	24:BA:784:G:O5'	2.05	0.55
24:BA:864:G:C6	24:BA:865:C:N4	2.74	0.55
24:BA:89:A:N1	24:BA:90:U:C4	2.74	0.55
25:BB:45:A:C8	29:BF:91:ARG:NH2	2.74	0.55
28:BE:154:ASP:O	28:BE:155:GLU:C	2.44	0.55
33:BJ:62:VAL:HG11	33:BJ:101:ILE:HD11	1.88	0.55
35:BL:79:LEU:HD21	35:BL:112:LEU:HD12	1.87	0.55
35:BL:111:ILE:CG2	35:BL:112:LEU:N	2.69	0.55
35:BL:61:LEU:O	35:BL:62:PRO:O	2.24	0.55
38:BO:17:LYS:HG3	38:BO:21:LEU:CD1	2.36	0.55
41:BR:46:GLU:C	41:BR:46:GLU:CD	2.64	0.55
24:BA:2231:U:OP1	47:BX:29:LEU:N	2.38	0.55
1:CA:1103:C:N4	1:CA:1104:G:C5	2.75	0.55
1:CA:1239:A:H2'	1:CA:1298:U:O4	2.05	0.55
1:CA:200:G:C2	1:CA:218:U:O2	2.59	0.55
1:CA:774:G:C4	1:CA:775:G:C8	2.94	0.55
6:CF:38:ARG:NH1	6:CF:98:GLU:O	2.39	0.55
7:CG:27:VAL:HG23	7:CG:40:GLU:HB3	1.88	0.55
19:CS:18:LYS:HD3	19:CS:31:LEU:HD11	1.88	0.55
22:CV:20:U:C6	22:CV:20:U:OP1	2.60	0.55
50:D0:29:VAL:HG23	50:D0:36:LYS:CB	2.36	0.55
51:D1:33:LEU:HD11	51:D1:35:LEU:HD12	1.89	0.55
52:D2:2:LYS:CE	52:D2:6:GLN:OE1	2.54	0.55
24:DA:1081:U:H2'	32:DI:117:THR:CG2	2.35	0.55
24:DA:1741:C:C4	24:DA:1742:U:C5	2.94	0.55
24:DA:1769:U:O2'	24:DA:1770:G:H5'	2.06	0.55
24:DA:257:C:H2'	24:DA:258:G:O4'	2.06	0.55

Continued on next page...

Continued from previous page...

Atom-1	Atom-2	Interatomic distance (Å)	Clash overlap (Å)
24:DA:2879:A:H4'	24:DA:2880:C:OP1	2.06	0.55
24:DA:485:C:C2	24:DA:496:G:C2	2.94	0.55
24:DA:566:U:H2'	24:DA:567:U:O4'	2.07	0.55
24:DA:864:G:C6	24:DA:865:C:N4	2.74	0.55
36:DM:34:LYS:NZ	36:DM:99:GLY:O	2.35	0.55
42:DS:73:LYS:CB	42:DS:106:VAL:CG1	2.83	0.55
43:DT:61:LEU:HD11	43:DT:82:LYS:HB3	1.88	0.55
1:AA:116:A:H2'	1:AA:117:G:O4'	2.07	0.55
1:AA:1181:G:N2	1:AA:1182:G:N2	2.54	0.55
1:AA:942:G:C6	1:AA:1342:C:N3	2.75	0.55
1:AA:1476:A:C5	1:AA:1477:U:C5	2.94	0.55
1:AA:218:U:C4	1:AA:219:U:O4	2.58	0.55
1:AA:357:G:H2'	1:AA:358:U:H5'	1.86	0.55
1:AA:389:A:C3'	1:AA:390:U:H5'	2.36	0.55
1:AA:506:G:OP1	59:AA:1761:HOH:O	2.18	0.55
1:AA:604:G:N2	1:AA:635:A:N3	2.54	0.55
1:AA:71:A:H3'	1:AA:71:A:OP2	2.07	0.55
1:AA:986:U:H2'	1:AA:987:G:C8	2.42	0.55
2:AB:90:PHE:CE2	2:AB:154:MET:HG3	2.42	0.55
6:AF:11:HIS:O	6:AF:13:ASP:N	2.40	0.55
12:AL:44:LYS:HB2	12:AL:45:PRO:HD3	1.89	0.55
20:AT:52:ASN:O	20:AT:56:PRO:CD	2.55	0.55
24:BA:1241:A:C4	24:BA:1242:U:C6	2.94	0.55
24:BA:1360:G:H2'	24:BA:1361:G:H5'	1.89	0.55
24:BA:1415:U:C2	24:BA:1588:G:C2	2.94	0.55
24:BA:2250:G:O2'	24:BA:2496:C:OP1	2.24	0.55
24:BA:523:C:H5''	24:BA:540:C:O2'	2.07	0.55
26:BC:62:ARG:NH2	26:BC:62:ARG:HG2	2.22	0.55
29:BF:158:THR:O	29:BF:160:LYS:N	2.39	0.55
34:BK:41:ILE:HD11	34:BK:86:LEU:HD13	1.88	0.55
39:BP:4:ILE:HG13	39:BP:5:LYS:N	2.22	0.55
1:CA:992:U:O2	1:CA:1043:G:N7	2.39	0.55
1:CA:1106:G:C6	1:CA:1107:C:C4	2.95	0.55
1:CA:1343:G:H2'	1:CA:1344:C:C6	2.41	0.55
1:CA:926:G:C6	1:CA:1505:G:C6	2.94	0.55
1:CA:543:U:C2'	1:CA:544:G:H5'	2.36	0.55
1:CA:769:G:O2'	1:CA:770:C:H5'	2.07	0.55
7:CG:17:LYS:CB	7:CG:44:TYR:CE1	2.89	0.55
12:CL:35:THR:O	12:CL:36:ARG:HG3	2.05	0.55
13:CM:15:ALA:N	13:CM:17:ILE:HD11	2.22	0.55
13:CM:29:ARG:HB2	13:CM:29:ARG:CZ	2.35	0.55

Continued on next page...

Continued from previous page...

Atom-1	Atom-2	Interatomic distance (Å)	Clash overlap (Å)
16:CP:38:PHE:C	16:CP:38:PHE:CD1	2.79	0.55
22:CV:67:C:N4	22:CV:68:C:H41	2.04	0.55
24:DA:1045:C:C3'	24:DA:1046:A:H5'	2.37	0.55
24:DA:1268:A:C2	24:DA:2013:A:C4	2.95	0.55
24:DA:2205:A:C4	24:DA:2206:C:C5	2.94	0.55
24:DA:587:C:H3'	24:DA:588:U:C5'	2.33	0.55
26:DC:170:TYR:HB3	26:DC:183:VAL:O	2.07	0.55
27:DD:123:LYS:HG2	27:DD:165:MET:SD	2.46	0.55
30:DG:105:SER:HA	30:DG:108:PHE:CZ	2.41	0.55
31:DH:136:SER:O	31:DH:137:GLU:CB	2.53	0.55
32:DI:15:GLY:HA2	32:DI:50:LYS:HB3	1.88	0.55
34:DK:8:LEU:HD12	34:DK:8:LEU:N	2.21	0.55
1:CA:339:C:OP2	34:DK:98:ARG:NH1	2.39	0.55
39:DP:92:ARG:HH11	39:DP:92:ARG:HG3	1.70	0.55
1:AA:978:A:N1	1:AA:1319:A:C4	2.75	0.55
1:AA:55:A:C8	31:DH:91:PHE:CE2	2.95	0.55
1:AA:615:G:C6	1:AA:616:G:C5	2.95	0.55
1:AA:596:A:N6	1:AA:645:G:C6	2.74	0.55
2:AB:163:VAL:CG1	2:AB:185:ALA:HA	2.36	0.55
2:AB:41:ILE:O	2:AB:41:ILE:CG2	2.55	0.55
7:AG:5:ARG:O	7:AG:7:ILE:HG23	2.07	0.55
8:AH:4:GLN:OE1	8:AH:4:GLN:N	2.33	0.55
20:AT:75:HIS:O	20:AT:79:LEU:HD11	2.06	0.55
24:BA:1053:C:C2	24:BA:1107:G:C2	2.95	0.55
24:BA:1068:G:N3	24:BA:1068:G:H2'	2.21	0.55
24:BA:1883:U:C5	24:BA:1884:G:C6	2.95	0.55
24:BA:2011:U:OP1	42:BS:42:LYS:HD3	2.06	0.55
24:BA:2207:C:C2	24:BA:2218:G:C2	2.93	0.55
24:BA:2311:A:N6	29:BF:40:GLY:HA3	2.21	0.55
24:BA:2506:U:O2	24:BA:2506:U:H2'	2.06	0.55
24:BA:2726:A:O2'	24:BA:2727:A:H5'	2.06	0.55
24:BA:2734:A:C3'	24:BA:2735:G:C5'	2.85	0.55
24:BA:545:U:H2'	24:BA:547:A:C5'	2.34	0.55
24:BA:8:C:H5''	33:BJ:53:TYR:OH	2.05	0.55
25:BB:50:A:H2'	25:BB:51:G:O4'	2.07	0.55
27:BD:2:ILE:HG12	27:BD:3:GLY:N	2.21	0.55
24:BA:607:U:OP2	28:BE:98:LYS:HG2	2.07	0.55
30:BG:102:ILE:CG2	30:BG:104:LEU:HD13	2.36	0.55
36:BM:53:MET:SD	36:BM:103:TYR:HD2	2.30	0.55
40:BQ:116:LEU:O	40:BQ:117:ALA:C	2.45	0.55
24:BA:309:A:H5'	44:BU:16:LYS:HD3	1.87	0.55

Continued on next page...

Continued from previous page...

Atom-1	Atom-2	Interatomic distance (Å)	Clash overlap (Å)
46:BW:16:SER:O	46:BW:17:GLU:C	2.45	0.55
1:CA:1134:G:N1	1:CA:1135:U:C2	2.74	0.55
1:CA:1243:C:O2	1:CA:1243:C:H3'	2.06	0.55
1:CA:1346:A:C8	1:CA:1348:U:C2	2.94	0.55
1:CA:1366:C:N3	1:CA:1367:C:C4	2.75	0.55
1:CA:174:A:H2'	1:CA:175:C:H5'	1.88	0.55
1:CA:185:U:H4'	20:CT:69:LYS:CE	2.36	0.55
1:CA:189:A:C6	1:CA:190:A:C2	2.95	0.55
1:CA:202:G:O2'	1:CA:468:A:C8	2.60	0.55
1:CA:254:G:OP1	17:CQ:70:THR:HG21	2.07	0.55
1:CA:745:G:C6	1:CA:746:A:C6	2.95	0.55
1:CA:778:G:N1	1:CA:779:C:C2	2.75	0.55
2:CB:68:LEU:CD1	2:CB:70:VAL:CG2	2.84	0.55
4:CD:105:MET:HE3	4:CD:180:GLY:HA3	1.88	0.55
1:CA:440:C:OP1	4:CD:121:LYS:NZ	2.39	0.55
4:CD:9:LEU:HD13	4:CD:10:LYS:HB3	1.89	0.55
5:CE:104:GLY:O	5:CE:105:ILE:CG2	2.54	0.55
6:CF:69:GLU:O	6:CF:70:VAL:HG23	2.06	0.55
8:CH:10:MET:SD	8:CH:36:ILE:HD12	2.47	0.55
12:CL:76:GLU:CD	12:CL:77:HIS:N	2.60	0.55
15:CO:70:LEU:O	15:CO:78:TYR:CZ	2.59	0.55
20:CT:55:GLN:HG3	20:CT:56:PRO:HD3	1.87	0.55
53:D3:9:ALA:HB1	53:D3:61:LEU:HD21	1.87	0.55
24:DA:1141:U:H4'	24:DA:1142:A:O5'	2.07	0.55
24:DA:1619:G:H2'	24:DA:1620:G:C5'	2.35	0.55
24:DA:1724:G:C5	24:DA:1725:U:C5	2.95	0.55
24:DA:263:G:H2'	24:DA:264:C:O4'	2.06	0.55
24:DA:46:G:C2	24:DA:47:C:C5	2.95	0.55
24:DA:52:A:OP2	24:DA:117:G:N1	2.31	0.55
24:DA:86:G:H4'	24:DA:104:A:O2'	2.07	0.55
26:DC:154:ALA:CA	26:DC:159:THR:HG23	2.36	0.55
28:DE:137:LYS:HG3	28:DE:141:MET:HE1	1.88	0.55
29:DF:112:ASP:OD2	29:DF:114:ARG:NH2	2.38	0.55
32:DI:32:VAL:CG1	32:DI:33:ASN:N	2.69	0.55
37:DN:115:LEU:O	37:DN:117:ASP:N	2.39	0.55
48:DY:36:GLN:O	48:DY:37:LEU:HB2	2.06	0.55
1:AA:1410:A:H2'	1:AA:1411:C:C6	2.41	0.55
1:AA:393:A:C2	1:AA:394:G:C8	2.95	0.55
1:AA:780:A:OP1	11:AK:125:LYS:HG2	2.07	0.55
1:AA:886:G:C2	1:AA:912:C:C2	2.94	0.55
2:AB:143:LYS:O	2:AB:144:LEU:C	2.45	0.55

Continued on next page...

Continued from previous page...

Atom-1	Atom-2	Interatomic distance (Å)	Clash overlap (Å)
8:AH:101:ILE:HG12	8:AH:112:THR:HG21	1.89	0.55
8:AH:19:ALA:O	8:AH:20:ALA:C	2.44	0.55
9:AI:54:LEU:O	9:AI:55:VAL:HG12	2.06	0.55
13:AM:85:CYS:HB2	19:AS:73:GLU:CG	2.36	0.55
50:B0:43:THR:HG23	50:B0:47:TYR:O	2.07	0.55
24:BA:1022:G:C5	24:BA:1140:C:N4	2.75	0.55
24:BA:1511:G:H2'	24:BA:1512:C:C6	2.42	0.55
24:BA:1310:G:N2	24:BA:1605:C:C4	2.75	0.55
24:BA:2264:C:C2'	24:BA:2265:U:O5'	2.54	0.55
24:BA:230:G:N2	24:BA:231:A:C4	2.75	0.55
24:BA:2297:A:N7	24:BA:2320:U:C4	2.75	0.55
24:BA:2458:G:O2'	24:BA:2460:U:O4	2.23	0.55
24:BA:2705:A:C8	24:BA:2706:A:C8	2.95	0.55
24:BA:2776:A:C8	24:BA:2782:G:C5	2.94	0.55
24:BA:2779:U:O4'	24:BA:2781:A:N7	2.39	0.55
24:BA:2854:G:N2	24:BA:2864:G:C4	2.75	0.55
24:BA:418:C:H2'	24:BA:419:U:C6	2.42	0.55
24:BA:458:G:O2'	24:BA:459:U:OP2	2.22	0.55
24:BA:674:G:O3'	28:BE:58:LYS:NZ	2.40	0.55
27:BD:30:GLU:OE1	27:BD:53:GLY:HA2	2.06	0.55
30:BG:15:ASP:OD1	30:BG:16:VAL:N	2.39	0.55
31:BH:2:GLN:O	31:BH:3:VAL:C	2.45	0.55
38:BO:100:HIS:CG	38:BO:101:GLY:N	2.74	0.55
38:BO:5:SER:O	38:BO:6:ALA:C	2.44	0.55
41:BR:42:ALA:HA	41:BR:46:GLU:HA	1.88	0.55
49:BZ:44:ARG:O	49:BZ:47:ILE:N	2.39	0.55
1:CA:1387:G:O2'	1:CA:1388:C:H5'	2.06	0.55
1:CA:1452:C:H4'	1:CA:1453:G:N3	2.22	0.55
1:CA:371:A:C2	1:CA:372:C:C5	2.94	0.55
1:CA:64:G:C5	1:CA:99:C:N4	2.75	0.55
1:CA:706:A:C6	1:CA:707:U:N3	2.75	0.55
1:CA:728:A:N1	1:CA:729:A:C6	2.75	0.55
4:CD:87:GLY:O	4:CD:90:LEU:HD12	2.07	0.55
5:CE:104:GLY:HA3	5:CE:122:ASN:HB2	1.88	0.55
6:CF:88:MET:O	6:CF:90:MET:CE	2.54	0.55
1:CA:689:C:P	11:CK:48:GLY:HA3	2.45	0.55
1:CA:503:C:OP1	12:CL:116:LYS:NZ	2.39	0.55
12:CL:43:LYS:HG3	12:CL:44:LYS:H	1.70	0.55
1:CA:529:G:O6	12:CL:46:ASN:HA	2.07	0.55
14:CN:56:SER:O	14:CN:57:PRO:C	2.45	0.55
16:CP:71:VAL:HA	16:CP:74:LEU:HB2	1.89	0.55

Continued on next page...

Continued from previous page...

Atom-1	Atom-2	Interatomic distance (Å)	Clash overlap (Å)
24:DA:517:C:OP2	50:D0:9:ARG:NH2	2.39	0.55
24:DA:1095:A:C6	24:DA:1096:A:N6	2.75	0.55
24:DA:1434:A:N3	24:DA:1435:G:C8	2.75	0.55
24:DA:807:U:OP1	24:DA:830:G:N2	2.37	0.55
35:DL:93:ASN:O	35:DL:94:THR:HB	2.06	0.55
42:DS:73:LYS:HB2	42:DS:106:VAL:HG13	1.87	0.55
43:DT:92:ASN:OD1	43:DT:93:LEU:N	2.39	0.55
24:DA:2231:U:OP1	47:DX:29:LEU:HD12	2.06	0.55
1:AA:1083:U:C5	1:AA:1084:G:C6	2.94	0.55
1:AA:1304:G:C2	1:AA:1305:G:N2	2.75	0.55
1:AA:1361:G:H2'	1:AA:1362:A:H5'	1.87	0.55
1:AA:237:G:C6	1:AA:238:A:C6	2.94	0.55
1:AA:435:A:N1	1:AA:436:C:C2	2.73	0.55
1:AA:802:A:C2'	1:AA:803:G:H5'	2.36	0.55
2:AB:96:TRP:CH2	2:AB:172:ALA:HA	2.42	0.55
3:AC:136:ARG:CZ	3:AC:136:ARG:HB2	2.37	0.55
3:AC:64:ILE:HD12	3:AC:66:VAL:HG23	1.89	0.55
3:AC:6:HIS:HB3	14:AN:89:MET:HE2	1.89	0.55
1:AA:429:U:OP1	4:AD:9:LEU:HD13	2.07	0.55
8:AH:92:LEU:HD23	8:AH:117:ARG:CZ	2.36	0.55
9:AI:118:LEU:O	9:AI:120:LYS:N	2.39	0.55
10:AJ:53:ILE:HG13	14:AN:85:ARG:NH1	2.21	0.55
11:AK:113:VAL:O	11:AK:114:THR:O	2.25	0.55
11:AK:53:ARG:HA	11:AK:57:LYS:HB3	1.89	0.55
21:AU:21:ARG:CG	21:AU:21:ARG:O	2.55	0.55
22:AV:70:G:N1	22:AV:71:G:C5	2.75	0.55
24:BA:1032:A:H1'	54:B4:23:ILE:CD1	2.37	0.55
24:BA:1142:A:N3	24:BA:1144:A:C8	2.74	0.55
24:BA:1838:C:H4'	24:BA:1839:G:C8	2.42	0.55
24:BA:2599:G:C8	26:BC:235:GLU:HG2	2.41	0.55
24:BA:27:G:N2	24:BA:512:G:H1'	2.21	0.55
24:BA:2870:C:H2'	24:BA:2871:U:O4'	2.05	0.55
24:BA:489:G:O4'	24:BA:1284:A:C8	2.60	0.55
25:BB:75:G:C1'	45:BV:29:ILE:HD12	2.37	0.55
24:BA:322:A:OP2	28:BE:163:ASN:HB2	2.06	0.55
24:BA:444:C:OP1	28:BE:40:ARG:NH1	2.40	0.55
32:BI:79:LEU:HD23	32:BI:137:LEU:CD2	2.37	0.55
39:BP:42:PHE:CE1	39:BP:60:VAL:HG23	2.41	0.55
1:CA:1176:A:N1	1:CA:1177:G:C2	2.75	0.55
1:CA:25:C:C5	1:CA:558:G:N2	2.75	0.55
1:CA:655:A:C2	1:CA:656:G:C4	2.94	0.55

Continued on next page...

Continued from previous page...

Atom-1	Atom-2	Interatomic distance (Å)	Clash overlap (Å)
1:CA:666:G:H2'	1:CA:667:G:O4'	2.06	0.55
1:CA:833:G:H2'	1:CA:834:U:O5'	2.06	0.55
5:CE:46:VAL:CG1	5:CE:118:ALA:HB2	2.37	0.55
7:CG:42:ILE:HG13	7:CG:43:VAL:N	2.21	0.55
12:CL:90:LEU:C	12:CL:90:LEU:HD13	2.27	0.55
13:CM:50:GLU:O	13:CM:53:ILE:N	2.40	0.55
15:CO:29:VAL:CG1	15:CO:30:ALA:N	2.70	0.55
15:CO:56:LEU:O	15:CO:59:MET:N	2.39	0.55
17:CQ:16:LYS:O	17:CQ:17:MET:HB2	2.05	0.55
50:D0:52:LYS:CE	50:D0:55:ALA:HA	2.36	0.55
24:DA:1071:G:OP2	24:DA:1089:A:N7	2.39	0.55
24:DA:1356:G:N1	24:DA:1357:C:C2	2.75	0.55
24:DA:526:A:O2'	24:DA:2043:C:O2	2.21	0.55
24:DA:2772:C:H2'	24:DA:2773:C:H6	1.71	0.55
24:DA:323:C:C4	24:DA:333:G:C8	2.95	0.55
24:DA:446:G:P	40:DQ:2:ARG:HE	2.29	0.55
24:DA:545:U:H2'	24:DA:546:U:O3'	2.07	0.55
24:DA:845:A:C6	24:DA:847:U:C6	2.94	0.55
24:DA:2821:A:OP2	27:DD:115:GLY:HA3	2.06	0.55
28:DE:149:ILE:CD1	28:DE:192:ALA:HB1	2.36	0.55
39:DP:92:ARG:HH11	39:DP:92:ARG:CG	2.20	0.55
41:DR:58:VAL:HG23	41:DR:59:ILE:N	2.22	0.55
24:DA:2080:A:P	47:DX:19:HIS:NE2	2.79	0.55
1:AA:1078:U:O2'	1:AA:1079:G:OP1	2.21	0.55
1:AA:106:C:C3'	1:AA:107:G:H5'	2.37	0.55
1:AA:1381:U:H1'	7:AG:78:ARG:HH12	1.70	0.55
1:AA:167:A:C2	1:AA:168:G:C4	2.95	0.55
1:AA:610:U:C4	1:AA:611:C:N4	2.75	0.55
1:AA:929:G:H4'	1:AA:1535:C:C5'	2.36	0.55
3:AC:149:ILE:HA	3:AC:201:TRP:O	2.07	0.55
4:AD:11:LEU:CD1	4:AD:63:ARG:HD2	2.36	0.55
6:AF:4:TYR:HE2	6:AF:6:ILE:HG12	1.72	0.55
7:AG:138:ARG:CG	7:AG:139:GLU:N	2.69	0.55
9:AI:112:GLU:OE2	9:AI:122:ARG:NH1	2.40	0.55
13:AM:22:ILE:HD12	13:AM:23:TYR:N	2.22	0.55
15:AO:78:TYR:O	15:AO:79:THR:C	2.44	0.55
24:BA:1142:A:C4	24:BA:1144:A:N7	2.74	0.55
24:BA:186:G:C2'	24:BA:187:G:H5'	2.37	0.55
24:BA:2002:G:OP1	37:BN:17:ARG:NH1	2.30	0.55
24:BA:2088:A:H2'	24:BA:2089:C:C6	2.42	0.55
24:BA:2089:C:C2	24:BA:2090:A:C8	2.94	0.55

Continued on next page...

Continued from previous page...

Atom-1	Atom-2	Interatomic distance (Å)	Clash overlap (Å)
24:BA:2714:G:C4	24:BA:2715:C:C5	2.94	0.55
24:BA:359:G:C2'	24:BA:360:U:H5'	2.37	0.55
24:BA:518:G:O5'	42:BS:18:ARG:NH1	2.40	0.55
24:BA:56:A:C6	24:BA:57:C:C4	2.95	0.55
24:BA:682:G:H5'	52:B2:26:ASN:ND2	2.22	0.55
33:BJ:103:ILE:HG13	33:BJ:104:ALA:N	2.22	0.55
24:BA:2639:A:C5'	33:BJ:96:ARG:NH1	2.70	0.55
40:BQ:61:ILE:HG23	40:BQ:75:TYR:CE2	2.41	0.55
41:BR:38:VAL:O	41:BR:53:PHE:HA	2.07	0.55
1:CA:1237:C:O4'	1:CA:1334:G:N2	2.40	0.55
1:CA:1431:A:C6	1:CA:1432:G:O6	2.59	0.55
1:CA:195:A:C5	1:CA:196:A:C2	2.95	0.55
1:CA:258:G:C5	1:CA:259:G:N7	2.74	0.55
1:CA:617:G:H4'	16:CP:46:LYS:HD2	1.87	0.55
1:CA:677:U:C5	1:CA:678:U:C5	2.95	0.55
1:CA:692:U:N3	1:CA:695:A:OP2	2.40	0.55
1:CA:878:A:OP2	1:CA:878:A:H8	1.89	0.55
4:CD:196:ASN:CB	4:CD:199:LEU:HB2	2.36	0.55
8:CH:103:VAL:CG2	8:CH:126:ILE:HB	2.36	0.55
17:CQ:58:VAL:O	17:CQ:58:VAL:HG13	2.07	0.55
21:CU:40:LYS:N	21:CU:41:PRO:HD3	2.22	0.55
22:CV:1:G:H2'	22:CV:2:C:C4	2.42	0.55
24:DA:1105:U:H2'	24:DA:1106:G:C8	2.42	0.55
24:DA:31:C:O2'	24:DA:1238:G:H5'	2.07	0.55
24:DA:2201:G:C2	24:DA:2202:U:C6	2.95	0.55
24:DA:2438:U:O3'	24:DA:2439:A:H3'	2.07	0.55
24:DA:2755:C:O2'	24:DA:2756:U:H2'	2.07	0.55
24:DA:36:G:N3	24:DA:450:G:O2'	2.39	0.55
24:DA:61:C:C5'	48:DY:43:LEU:HD21	2.37	0.55
24:DA:823:C:C4	24:DA:824:U:C4	2.95	0.55
26:DC:158:GLY:HA3	26:DC:197:ALA:CB	2.36	0.55
27:DD:22:ILE:HD11	27:DD:190:LYS:CB	2.37	0.55
29:DF:84:ILE:O	29:DF:84:ILE:CG1	2.55	0.55
38:DO:76:LYS:O	38:DO:78:VAL:N	2.39	0.55
38:DO:83:LEU:HA	38:DO:87:ILE:HG13	1.87	0.55
24:DA:2080:A:H5'	47:DX:18:SER:HB2	1.89	0.55
48:DY:13:GLU:O	48:DY:15:ASN:N	2.40	0.55
1:AA:1099:G:C6	1:AA:1100:C:C4	2.94	0.55
1:AA:1430:A:N6	1:AA:1431:A:C2	2.75	0.55
1:AA:1394:A:C2	1:AA:1501:C:O4'	2.59	0.55
1:AA:1495:U:O4	57:AA:1655:NMY:N7	2.40	0.55

Continued on next page...

Continued from previous page...

Atom-1	Atom-2	Interatomic distance (Å)	Clash overlap (Å)
1:AA:237:G:O6	1:AA:238:A:N6	2.39	0.55
1:AA:325:A:N6	1:AA:326:G:C2	2.74	0.55
1:AA:371:A:C5'	1:AA:372:C:OP2	2.54	0.55
1:AA:620:C:H2'	1:AA:621:A:O4'	2.07	0.55
1:AA:622:A:C8	1:AA:623:C:C6	2.95	0.55
1:AA:709:U:C2	1:AA:710:G:C8	2.95	0.55
1:AA:811:C:O2'	1:AA:901:A:N1	2.40	0.55
1:AA:980:C:C5'	1:AA:981:U:C5	2.89	0.55
2:AB:144:LEU:CD2	2:AB:144:LEU:N	2.70	0.55
3:AC:22:TRP:CD1	3:AC:23:PHE:O	2.60	0.55
4:AD:145:ILE:O	4:AD:146:ARG:CG	2.55	0.55
4:AD:79:ALA:HB1	4:AD:86:THR:HG23	1.89	0.55
5:AE:38:VAL:HA	5:AE:48:PHE:HA	1.87	0.55
1:AA:780:A:H5''	11:AK:125:LYS:HE2	1.89	0.55
1:AA:734:G:O2'	18:AR:60:LYS:HE2	2.07	0.55
19:AS:15:LEU:HD22	19:AS:35:SER:CB	2.37	0.55
24:BA:1205:A:C6	28:BE:165:HIS:NE2	2.74	0.55
24:BA:2078:C:H2'	24:BA:2079:U:O4'	2.07	0.55
24:BA:2281:A:N1	24:BA:2282:G:C6	2.75	0.55
24:BA:2452:C:C4	24:BA:2453:A:C6	2.95	0.55
24:BA:2748:A:C2	24:BA:2749:A:C4	2.94	0.55
24:BA:497:A:H2'	24:BA:498:G:O4'	2.07	0.55
24:BA:581:C:H2'	24:BA:582:A:H8	1.71	0.55
24:BA:629:G:O2'	24:BA:639:U:O2	2.25	0.55
24:BA:786:C:C2'	24:BA:787:C:H5'	2.37	0.55
24:BA:906:U:O2'	36:BM:66:ARG:CZ	2.55	0.55
27:BD:155:VAL:O	27:BD:156:PHE:HB2	2.05	0.55
30:BG:68:ARG:HG3	30:BG:69:ALA:N	2.22	0.55
31:BH:27:ARG:O	31:BH:32:PRO:HG2	2.06	0.55
42:BS:19:LEU:C	50:B0:21:LEU:HD12	2.27	0.55
1:CA:1048:G:O3'	1:CA:1049:U:H3'	2.07	0.55
1:CA:1152:A:O2'	1:CA:1153:G:H5'	2.06	0.55
1:CA:1228:C:O2	1:CA:1228:C:C2'	2.54	0.55
1:CA:1272:G:C6	1:CA:1273:C:C2	2.94	0.55
1:CA:428:G:C5	1:CA:430:A:C6	2.95	0.55
1:CA:714:G:H21	1:CA:777:A:H1'	1.71	0.55
1:CA:577:G:C4	1:CA:816:A:C2	2.95	0.55
1:CA:840:C:O2'	1:CA:841:C:OP1	2.21	0.55
4:CD:58:LYS:HB3	4:CD:200:ILE:HG13	1.88	0.55
5:CE:25:VAL:HG22	5:CE:26:LYS:N	2.22	0.55
3:CC:23:PHE:CD2	10:CJ:13:PHE:CZ	2.95	0.55

Continued on next page...

Continued from previous page...

Atom-1	Atom-2	Interatomic distance (Å)	Clash overlap (Å)
10:CJ:18:ILE:O	10:CJ:22:THR:N	2.40	0.55
12:CL:35:THR:O	12:CL:36:ARG:CG	2.55	0.55
12:CL:36:ARG:NH1	12:CL:76:GLU:HB2	2.22	0.55
19:CS:37:ARG:HG3	19:CS:37:ARG:O	2.07	0.55
24:DA:1056:G:N2	24:DA:1102:C:C4	2.75	0.55
24:DA:1535:A:O2'	24:DA:1537:G:N7	2.40	0.55
24:DA:2211:A:C2'	24:DA:2212:A:OP1	2.55	0.55
24:DA:2531:A:C2	24:DA:2532:G:N9	2.75	0.55
24:DA:451:U:C2	24:DA:453:A:N7	2.75	0.55
24:DA:672:C:H5	35:DL:42:SER:CB	2.19	0.55
24:DA:797:G:P	28:DE:57:LYS:HE3	2.47	0.55
31:DH:116:ARG:O	31:DH:118:PRO:CD	2.54	0.55
24:DA:2093:G:OP2	31:DH:22:LYS:HE3	2.06	0.55
1:AA:55:A:N1	31:DH:91:PHE:N	2.55	0.55
39:DP:13:LYS:NZ	39:DP:77:SER:O	2.23	0.55
41:DR:74:ILE:HB	41:DR:87:GLN:HB2	1.87	0.55
44:DU:73:ASN:CG	44:DU:76:THR:HG21	2.27	0.55
46:DW:40:GLN:NE2	46:DW:43:THR:HA	2.21	0.55
1:AA:1097:C:N3	1:AA:1098:C:C5	2.74	0.55
1:AA:1152:A:N1	1:AA:1153:G:C5	2.75	0.55
1:AA:442:G:C2	1:AA:443:C:C2	2.95	0.55
1:AA:508:U:C4'	4:AD:51:TYR:CZ	2.90	0.55
1:AA:536:C:OP1	59:AA:1768:HOH:O	2.18	0.55
1:AA:590:U:C2	1:AA:650:G:C2	2.95	0.55
1:AA:683:G:H2'	1:AA:684:U:O5'	2.06	0.55
1:AA:683:G:O2'	1:AA:684:U:H5'	2.07	0.55
2:AB:177:ASN:ND2	2:AB:195:GLY:O	2.40	0.55
4:AD:7:PRO:HB3	4:AD:9:LEU:CD2	2.36	0.55
5:AE:81:LEU:CD2	5:AE:147:MET:HG2	2.37	0.55
6:AF:4:TYR:CE2	6:AF:6:ILE:CD1	2.90	0.55
1:AA:795:C:O3'	11:AK:128:ARG:NH1	2.40	0.55
11:AK:61:PHE:O	11:AK:65:VAL:CG1	2.55	0.55
15:AO:11:ILE:O	15:AO:14:GLU:HB2	2.07	0.55
18:AR:35:GLU:HB2	21:AU:19:PHE:CZ	2.42	0.55
24:BA:1733:G:C5	24:BA:1734:G:C5	2.95	0.55
24:BA:858:G:O2'	24:BA:2268:A:C2'	2.55	0.55
24:BA:2302:U:C4	24:BA:2303:G:N7	2.75	0.55
24:BA:2595:G:N2	24:BA:2598:A:OP2	2.38	0.55
24:BA:2680:U:O2'	24:BA:2681:C:O5'	2.24	0.55
24:BA:2689:U:OP2	24:BA:2719:G:N2	2.36	0.55
24:BA:2748:A:O2'	24:BA:2749:A:H5'	2.07	0.55

Continued on next page...

Continued from previous page...

Atom-1	Atom-2	Interatomic distance (Å)	Clash overlap (Å)
24:BA:49:A:C8	24:BA:51:G:C2	2.95	0.55
26:BC:132:ARG:HB2	26:BC:185:ALA:HB1	1.88	0.55
29:BF:129:MET:N	29:BF:129:MET:HE3	2.22	0.55
32:BI:89:SER:O	32:BI:91:LYS:N	2.39	0.55
35:BL:103:ILE:O	35:BL:105:ILE:N	2.40	0.55
38:BO:94:ARG:O	38:BO:96:GLY:N	2.40	0.55
39:BP:42:PHE:HE1	39:BP:60:VAL:HG23	1.71	0.55
1:CA:1348:U:C5	1:CA:1373:G:N2	2.75	0.55
1:CA:363:A:N7	12:CL:27:CYS:SG	2.79	0.55
1:CA:452:A:C8	1:CA:453:G:C8	2.94	0.55
1:CA:815:A:C2	1:CA:1529:G:C4	2.94	0.55
8:CH:53:GLY:O	8:CH:54:ASP:HB2	2.07	0.55
8:CH:11:LEU:HD12	8:CH:75:ILE:CG1	2.37	0.55
55:CY:155:ARG:O	55:CY:156:SER:C	2.44	0.55
24:DA:1208:C:C2	24:DA:1239:G:C2	2.95	0.55
24:DA:1394:U:C4	24:DA:1395:A:C5	2.95	0.55
24:DA:1445:G:H2'	24:DA:1446:C:O4'	2.07	0.55
24:DA:1415:U:C5	24:DA:1588:G:N1	2.75	0.55
24:DA:189:G:H2'	24:DA:205:G:N2	2.22	0.55
24:DA:2402:U:O2'	24:DA:2403:C:H5''	2.06	0.55
24:DA:2687:U:H2'	24:DA:2688:G:O4'	2.07	0.55
24:DA:279:A:H2'	24:DA:280:U:H5'	1.88	0.55
24:DA:248:G:H5''	24:DA:386:G:N2	2.22	0.55
24:DA:660:C:O2'	24:DA:661:A:H5'	2.08	0.55
24:DA:839:U:O2	24:DA:940:G:C2	2.60	0.55
24:DA:974:G:H8	24:DA:990:A:H62	1.55	0.55
25:DB:61:G:C6	25:DB:62:C:C4	2.95	0.55
30:DG:11:PRO:O	30:DG:14:VAL:HG12	2.07	0.55
28:DE:181:ILE:HG22	35:DL:2:ARG:NH1	2.22	0.55
38:DO:75:GLY:HA2	38:DO:106:LEU:HD12	1.88	0.55
40:DQ:25:GLY:O	40:DQ:26:ALA:C	2.44	0.55
24:DA:301:G:O5'	44:DU:81:ARG:NH1	2.40	0.55
49:DZ:3:THR:HA	49:DZ:37:ARG:O	2.07	0.55
1:AA:1092:A:C6	1:AA:1093:A:C6	2.95	0.54
1:AA:177:G:C2'	1:AA:178:C:H5'	2.38	0.54
1:AA:181:A:N1	1:AA:195:A:N7	2.54	0.54
1:AA:364:A:N3	1:AA:365:U:C5	2.75	0.54
1:AA:790:A:N1	1:AA:1497:G:H5''	2.22	0.54
1:AA:920:U:H2'	1:AA:921:U:C6	2.41	0.54
2:AB:197:ASP:N	2:AB:197:ASP:OD1	2.37	0.54
3:AC:162:ILE:CD1	3:AC:162:ILE:O	2.55	0.54

Continued on next page...

Continued from previous page...

Atom-1	Atom-2	Interatomic distance (Å)	Clash overlap (Å)
5:AE:71:MET:C	5:AE:72:ILE:HD12	2.27	0.54
17:AQ:12:VAL:HG13	17:AQ:21:ILE:CD1	2.37	0.54
20:AT:45:ALA:O	20:AT:46:ALA:C	2.45	0.54
24:BA:2884:U:O4'	50:B0:49:ARG:NH2	2.40	0.54
53:B3:16:THR:CG2	53:B3:20:GLY:C	2.75	0.54
24:BA:1026:G:H1'	24:BA:1134:A:C2	2.41	0.54
24:BA:1314:C:C2	24:BA:1339:G:N2	2.76	0.54
24:BA:1360:G:H2'	24:BA:1361:G:C5'	2.37	0.54
24:BA:146:A:H2	24:BA:147:C:C2	2.25	0.54
24:BA:1629:U:C2	24:BA:1630:A:C8	2.96	0.54
24:BA:1797:G:C5	24:BA:1798:U:C5	2.95	0.54
24:BA:2207:C:O2'	24:BA:2208:C:H5'	2.07	0.54
24:BA:2531:A:C5'	30:BG:156:TYR:CE2	2.90	0.54
24:BA:2603:G:O2'	24:BA:2604:U:H5'	2.07	0.54
24:BA:2898:U:C2	24:BA:2899:A:C8	2.95	0.54
24:BA:306:U:H2'	24:BA:307:G:O4'	2.07	0.54
24:BA:813:U:H2'	24:BA:814:C:H6	1.71	0.54
25:BB:15:A:O2'	25:BB:16:G:P	2.64	0.54
26:BC:220:ARG:CZ	59:BC:407:HOH:O	2.54	0.54
27:BD:125:TRP:CG	27:BD:160:LYS:CG	2.90	0.54
1:CA:1299:A:N3	1:CA:1299:A:H3'	2.23	0.54
1:CA:1368:A:OP2	9:CI:116:VAL:HG23	2.07	0.54
1:CA:381:C:H2'	1:CA:382:A:C8	2.42	0.54
1:CA:484:G:C4'	1:CA:485:U:H5'	2.36	0.54
1:CA:493:A:C2'	1:CA:494:G:N3	2.70	0.54
1:CA:642:A:H2'	1:CA:643:C:C6	2.43	0.54
1:CA:918:A:H2'	1:CA:919:A:H8	1.66	0.54
3:CC:138:VAL:HG23	3:CC:139:GLN:N	2.22	0.54
5:CE:13:GLU:HB3	5:CE:39:VAL:HG12	1.89	0.54
7:CG:67:GLU:O	7:CG:70:ARG:HB3	2.07	0.54
9:CI:75:GLN:O	9:CI:79:ILE:HD12	2.06	0.54
12:CL:56:ARG:O	12:CL:57:LEU:CB	2.55	0.54
19:CS:16:LEU:O	19:CS:18:LYS:N	2.40	0.54
1:CA:1320:C:H5'	19:CS:70:LYS:CB	2.37	0.54
20:CT:34:LYS:HG3	20:CT:35:VAL:N	2.22	0.54
20:CT:75:HIS:O	20:CT:79:LEU:HD12	2.07	0.54
55:CY:108:GLU:O	55:CY:109:ARG:NE	2.40	0.54
24:DA:1064:C:N4	24:DA:1070:A:P	2.80	0.54
24:DA:1139:G:O3'	33:DJ:26:GLY:HA3	2.07	0.54
24:DA:1180:U:O4	24:DA:1181:U:C4	2.60	0.54
24:DA:1478:G:N3	24:DA:1478:G:H2'	2.22	0.54

Continued on next page...

Continued from previous page...

Atom-1	Atom-2	Interatomic distance (Å)	Clash overlap (Å)
24:DA:1505:A:C2	24:DA:1506:U:C2	2.94	0.54
24:DA:1734:G:C5	24:DA:1735:A:C8	2.95	0.54
24:DA:1752:C:C2'	24:DA:1753:G:H5'	2.38	0.54
24:DA:190:A:N6	24:DA:207:A:H1'	2.22	0.54
24:DA:2694:G:C2	24:DA:2716:C:O2	2.60	0.54
24:DA:527:C:N4	24:DA:2777:G:O2'	2.40	0.54
24:DA:2783:U:H2'	24:DA:2784:U:H6	1.72	0.54
24:DA:379:G:C2'	24:DA:380:G:O5'	2.55	0.54
24:DA:431:U:H2'	24:DA:432:A:H5''	1.87	0.54
24:DA:574:A:H4'	24:DA:575:A:O5'	2.07	0.54
24:DA:858:G:N2	24:DA:919:U:O4	2.40	0.54
24:DA:946:C:OP2	59:DA:3346:HOH:O	2.18	0.54
25:DB:10:G:C5'	25:DB:11:C:OP2	2.55	0.54
25:DB:77:U:OP2	45:DV:14:LYS:HD3	2.08	0.54
26:DC:149:LYS:O	26:DC:149:LYS:HG2	2.05	0.54
27:DD:62:LYS:N	27:DD:63:PRO:HD2	2.22	0.54
24:DA:322:A:OP1	28:DE:162:ARG:HG3	2.07	0.54
31:DH:121:VAL:CG1	31:DH:122:LEU:HD23	2.33	0.54
35:DL:111:ILE:CG2	35:DL:112:LEU:N	2.71	0.54
36:DM:115:GLU:O	36:DM:116:ALA:C	2.46	0.54
37:DN:103:ARG:CZ	37:DN:110:MET:HE1	2.37	0.54
38:DO:94:ARG:O	38:DO:96:GLY:N	2.40	0.54
39:DP:98:TYR:CE2	39:DP:99:LEU:CD1	2.90	0.54
40:DQ:24:TYR:O	40:DQ:27:ARG:HG3	2.07	0.54
40:DQ:93:ILE:O	40:DQ:95:ALA:N	2.40	0.54
41:DR:68:ARG:HD3	41:DR:92:TRP:CZ2	2.40	0.54
1:AA:101:A:C6	1:AA:102:G:N7	2.74	0.54
1:AA:1182:G:C3'	1:AA:1183:U:H5'	2.37	0.54
1:AA:1369:C:H2'	1:AA:1370:G:O4'	2.07	0.54
1:AA:1430:A:H2'	1:AA:1431:A:O4'	2.08	0.54
1:AA:293:G:C2	1:AA:294:U:C6	2.95	0.54
1:AA:441:A:C2	1:AA:497:G:C2	2.96	0.54
1:AA:50:A:C2	1:AA:52:C:O2	2.60	0.54
1:AA:599:C:H5'	8:AH:88:ARG:NH1	2.21	0.54
1:AA:854:U:O2'	1:AA:855:U:C5'	2.52	0.54
1:AA:893:C:C2'	1:AA:894:G:H5'	2.37	0.54
1:AA:895:G:C6	1:AA:896:C:C4	2.95	0.54
2:AB:75:ALA:O	2:AB:77:SER:N	2.40	0.54
8:AH:88:ARG:NH2	8:AH:122:GLY:C	2.58	0.54
11:AK:79:ILE:O	11:AK:81:ASN:N	2.38	0.54
1:AA:1007:U:OP1	14:AN:18:LYS:HE3	2.07	0.54

Continued on next page...

Continued from previous page...

Atom-1	Atom-2	Interatomic distance (Å)	Clash overlap (Å)
14:AN:46:LEU:O	14:AN:49:GLN:HG2	2.07	0.54
20:AT:67:ILE:HD13	20:AT:71:LYS:HE3	1.87	0.54
24:BA:1228:G:C5	24:BA:1229:C:C5	2.95	0.54
24:BA:1286:A:C6	24:BA:1329:U:C2	2.96	0.54
24:BA:2142:A:C2	24:BA:2150:C:C2	2.96	0.54
24:BA:2302:U:H2'	24:BA:2303:G:H5''	1.87	0.54
24:BA:2354:C:O2'	46:BW:36:ILE:HG12	2.08	0.54
24:BA:2467:C:OP2	54:B4:4:ARG:NH2	2.38	0.54
24:BA:962:G:H4'	24:BA:2496:C:O2'	2.07	0.54
57:BA:3161:NMY:N6	57:BA:3161:NMY:O4	2.40	0.54
24:BA:79:C:O2'	24:BA:346:A:N3	2.38	0.54
24:BA:556:A:C8	24:BA:557:C:C5	2.94	0.54
24:BA:930:G:H1'	49:BZ:24:LEU:HD11	1.88	0.54
26:BC:115:ILE:HG21	26:BC:126:GLY:HA3	1.88	0.54
27:BD:155:VAL:HG12	27:BD:155:VAL:O	2.07	0.54
28:BE:145:ASP:HA	28:BE:166:LYS:HB3	1.89	0.54
28:BE:149:ILE:HD11	28:BE:188:MET:HA	1.88	0.54
25:BB:57:A:O4'	29:BF:26:GLN:CG	2.55	0.54
31:BH:57:LYS:HD2	31:BH:57:LYS:C	2.27	0.54
1:CA:1077:G:C2	1:CA:1081:A:C2	2.96	0.54
1:CA:1084:G:C6	1:CA:1085:U:O4	2.60	0.54
1:CA:1296:C:OP1	13:CM:14:HIS:NE2	2.40	0.54
1:CA:1323:G:H2'	1:CA:1324:A:C8	2.43	0.54
1:CA:112:G:H5'	1:CA:389:A:O2'	2.06	0.54
1:CA:734:G:C2	1:CA:735:C:C2	2.95	0.54
1:CA:753:A:H5''	1:CA:754:C:C2	2.42	0.54
1:CA:954:G:C5	1:CA:955:U:C5	2.95	0.54
2:CB:114:LEU:HD13	2:CB:144:LEU:CD2	2.37	0.54
4:CD:192:SER:O	4:CD:193:ALA:HB3	2.07	0.54
5:CE:89:HIS:NE2	5:CE:138:ARG:HD3	2.21	0.54
8:CH:17:GLY:O	8:CH:22:LYS:HG2	2.07	0.54
1:CA:1147:C:O2'	9:CI:7:TYR:OH	2.21	0.54
12:CL:116:LYS:C	12:CL:117:TYR:CD1	2.81	0.54
12:CL:90:LEU:O	12:CL:92:GLY:N	2.40	0.54
12:CL:65:SER:CB	12:CL:95:TYR:HB3	2.38	0.54
15:CO:56:LEU:O	15:CO:57:LEU:C	2.45	0.54
21:CU:6:VAL:HG21	21:CU:17:ARG:CD	2.38	0.54
24:DA:1806:C:H2'	24:DA:1807:G:O5'	2.07	0.54
24:DA:321:U:OP2	28:DE:130:LYS:HE3	2.07	0.54
24:DA:53:A:C8	24:DA:54:G:C8	2.95	0.54
24:DA:789:A:H3'	59:DA:3760:HOH:O	2.07	0.54

Continued on next page...

Continued from previous page...

Atom-1	Atom-2	Interatomic distance (Å)	Clash overlap (Å)
24:DA:85:G:P	44:DU:5:ARG:NH2	2.80	0.54
27:DD:26:VAL:HB	27:DD:188:LEU:CD2	2.37	0.54
30:DG:85:LYS:CG	30:DG:131:VAL:HG22	2.37	0.54
35:DL:78:ARG:HB3	35:DL:113:ALA:CB	2.37	0.54
24:DA:2706:A:O2'	37:DN:64:ARG:HD3	2.06	0.54
37:DN:70:THR:HG23	37:DN:71:ARG:N	2.22	0.54
41:DR:73:LYS:CE	41:DR:86:GLN:OE1	2.55	0.54
1:AA:1181:G:N2	1:AA:1182:G:H21	2.05	0.54
1:AA:167:A:H2'	1:AA:168:G:O4'	2.07	0.54
1:AA:69:G:H2'	1:AA:69:G:N3	2.23	0.54
1:AA:721:G:H4'	1:AA:722:G:O4'	2.08	0.54
1:AA:784:A:C2	1:AA:785:G:C4	2.96	0.54
1:AA:939:G:C2	1:AA:940:C:C4	2.95	0.54
2:AB:179:LEU:HB2	2:AB:181:ILE:HG23	1.89	0.54
4:AD:203:LEU:C	4:AD:203:LEU:CD1	2.76	0.54
1:AA:8:A:O4'	5:AE:107:ALA:HA	2.08	0.54
6:AF:15:SER:O	6:AF:18:VAL:N	2.38	0.54
6:AF:37:HIS:CG	6:AF:38:ARG:N	2.75	0.54
6:AF:98:GLU:HG2	6:AF:99:ALA:N	2.22	0.54
1:AA:265:G:N3	17:AQ:69:LYS:HE2	2.23	0.54
1:AA:132:C:OP1	20:AT:69:LYS:CE	2.55	0.54
53:B3:56:LEU:O	53:B3:57:VAL:HG23	2.07	0.54
24:BA:1058:U:N3	24:BA:1059:G:N7	2.54	0.54
24:BA:1218:G:C2	24:BA:1232:G:C4	2.95	0.54
24:BA:1347:A:H2'	24:BA:1348:C:H6	1.73	0.54
24:BA:1344:U:H5'	24:BA:1384:A:N1	2.21	0.54
24:BA:1876:A:C5	24:BA:1877:A:C5	2.95	0.54
24:BA:2284:A:H3'	51:B1:5:ARG:NH1	2.22	0.54
24:BA:2428:G:H5''	24:BA:2429:G:OP1	2.07	0.54
24:BA:2733:A:C2	24:BA:2734:A:C4	2.95	0.54
24:BA:2769:U:C2	24:BA:2770:G:C8	2.96	0.54
24:BA:2824:C:C4	24:BA:2825:G:C5	2.95	0.54
24:BA:565:C:O2'	24:BA:566:U:H5'	2.08	0.54
24:BA:588:U:H2'	24:BA:589:U:C6	2.42	0.54
26:BC:70:LYS:HD3	26:BC:95:TYR:CD2	2.42	0.54
27:BD:57:ALA:O	27:BD:60:VAL:HG12	2.07	0.54
34:BK:103:VAL:CG2	34:BK:107:LEU:CD1	2.85	0.54
24:BA:2485:G:O3'	36:BM:125:PRO:HB3	2.07	0.54
37:BN:44:LEU:HA	37:BN:47:VAL:HG12	1.89	0.54
24:BA:1248:G:C4	40:BQ:2:ARG:HB2	2.43	0.54
41:BR:4:VAL:HG12	41:BR:40:MET:HB3	1.88	0.54

Continued on next page...

Continued from previous page...

Atom-1	Atom-2	Interatomic distance (Å)	Clash overlap (Å)
25:BB:75:G:O2'	45:BV:88:HIS:NE2	2.23	0.54
1:CA:1216:A:C6	1:CA:1217:C:N4	2.75	0.54
1:CA:1272:G:C6	1:CA:1273:C:N3	2.76	0.54
1:CA:1238:A:C2	1:CA:1303:C:H4'	2.42	0.54
1:CA:1312:G:N7	19:CS:3:ARG:CA	2.71	0.54
1:CA:1313:U:OP2	19:CS:6:LYS:HG2	2.07	0.54
1:CA:194:C:H5''	20:CT:60:ARG:NH1	2.22	0.54
1:CA:355:C:H2'	1:CA:356:A:C8	2.42	0.54
1:CA:509:A:C6	1:CA:510:A:C6	2.95	0.54
1:CA:57:G:C5	1:CA:58:C:C4	2.95	0.54
1:CA:712:A:N6	1:CA:713:G:N1	2.55	0.54
1:CA:967:C:H3'	1:CA:968:A:H5''	1.89	0.54
4:CD:54:GLN:O	4:CD:58:LYS:HE3	2.07	0.54
5:CE:60:ILE:O	5:CE:63:ALA:N	2.41	0.54
9:CI:117:GLY:C	9:CI:118:LEU:HD12	2.28	0.54
9:CI:31:ASN:O	9:CI:32:GLN:C	2.44	0.54
9:CI:53:GLU:O	9:CI:55:VAL:HG22	2.07	0.54
11:CK:27:PHE:O	11:CK:30:THR:N	2.40	0.54
12:CL:67:ILE:HD12	12:CL:72:HIS:CE1	2.42	0.54
19:CS:44:MET:CG	19:CS:45:ILE:H	2.21	0.54
22:CV:25:C:H2'	22:CV:26:A:H8	1.69	0.54
55:CY:20:PHE:CE2	55:CY:121:ALA:HA	2.43	0.54
55:CY:7:LYS:HG3	55:CY:8:ASP:N	2.21	0.54
51:D1:50:GLU:OE2	51:D1:52:LYS:HG3	2.07	0.54
24:DA:1324:G:C2	24:DA:1328:A:N6	2.75	0.54
24:DA:1582:C:H3'	24:DA:1583:A:H5''	1.88	0.54
24:DA:1737:G:H2'	24:DA:1738:G:N3	2.22	0.54
24:DA:1773:A:C2'	24:DA:1774:C:H5'	2.37	0.54
24:DA:190:A:H2'	24:DA:191:A:C8	2.42	0.54
24:DA:2325:G:H8	24:DA:2325:G:O5'	1.90	0.54
24:DA:2356:U:OP1	46:DW:24:LYS:NZ	2.38	0.54
24:DA:559:G:C2'	24:DA:560:C:H5'	2.37	0.54
26:DC:263:ASP:O	26:DC:266:ILE:HG13	2.07	0.54
29:DF:11:VAL:HG12	29:DF:15:LEU:HD11	1.89	0.54
31:DH:108:VAL:HG22	31:DH:110:VAL:HG13	1.89	0.54
24:DA:2393:U:O3'	35:DL:62:PRO:HA	2.07	0.54
37:DN:60:VAL:O	37:DN:61:ALA:C	2.45	0.54
38:DO:111:ARG:NH2	38:DO:117:PHE:O	2.40	0.54
41:DR:77:PHE:HZ	41:DR:79:ARG:NE	2.06	0.54
42:DS:45:VAL:O	42:DS:48:LYS:N	2.40	0.54
25:DB:75:G:H1'	45:DV:29:ILE:HG12	1.89	0.54

Continued on next page...

Continued from previous page...

Atom-1	Atom-2	Interatomic distance (Å)	Clash overlap (Å)
1:AA:1090:U:O2	1:AA:1091:U:C6	2.59	0.54
1:AA:1361:G:C2	1:AA:1362:A:N7	2.75	0.54
1:AA:154:U:O2	1:AA:168:G:C2	2.60	0.54
1:AA:376:G:H5''	16:AP:5:ARG:HE	1.69	0.54
1:AA:499:A:H4'	1:AA:500:G:OP1	2.07	0.54
1:AA:572:A:C5'	1:AA:573:A:OP2	2.56	0.54
1:AA:600:A:H2'	1:AA:601:G:C8	2.42	0.54
1:AA:869:G:O6	59:AA:1816:HOH:O	2.18	0.54
1:AA:944:G:C5'	1:AA:945:G:OP2	2.55	0.54
3:AC:9:GLY:O	3:AC:12:LEU:HG	2.07	0.54
5:AE:114:VAL:HG23	5:AE:115:LEU:HD13	1.88	0.54
5:AE:81:LEU:HD21	5:AE:147:MET:HG2	1.88	0.54
5:AE:94:VAL:HG12	5:AE:95:PHE:N	2.22	0.54
6:AF:80:PHE:CE1	6:AF:81:ASN:HB2	2.42	0.54
6:AF:9:MET:HE3	18:AR:65:LEU:HA	1.89	0.54
8:AH:37:ALA:C	8:AH:39:VAL:H	2.10	0.54
12:AL:87:VAL:HG12	12:AL:93:VAL:O	2.07	0.54
20:AT:28:MET:CE	20:AT:61:GLN:HG2	2.38	0.54
21:AU:17:ARG:HA	21:AU:17:ARG:NE	2.22	0.54
21:AU:17:ARG:HA	21:AU:17:ARG:NH1	2.21	0.54
24:BA:2815:C:O2'	50:B0:40:HIS:CD2	2.60	0.54
52:B2:16:HIS:HB2	52:B2:21:ARG:NH1	2.22	0.54
53:B3:16:THR:HG21	53:B3:48:MET:HE1	1.89	0.54
24:BA:1090:A:H2'	24:BA:1090:A:N3	2.22	0.54
24:BA:110:G:N2	24:BA:111:A:H1'	2.22	0.54
24:BA:1674:G:N2	24:BA:1677:A:N1	2.55	0.54
24:BA:197:A:H2'	24:BA:198:C:H5'	1.90	0.54
24:BA:2303:G:N2	24:BA:2304:G:N3	2.55	0.54
24:BA:2617:U:H2'	24:BA:2618:G:H5'	1.89	0.54
24:BA:509:C:O2'	24:BA:510:C:OP1	2.24	0.54
24:BA:784:G:C6	26:BC:227:VAL:HG21	2.41	0.54
24:BA:811:U:C2	24:BA:1251:C:C5	2.95	0.54
26:BC:83:ASP:CG	26:BC:86:ARG:HG2	2.27	0.54
27:BD:125:TRP:CE3	27:BD:160:LYS:HB2	2.42	0.54
25:BB:45:A:C8	29:BF:91:ARG:NE	2.75	0.54
31:BH:110:VAL:HG12	31:BH:111:ALA:N	2.22	0.54
24:BA:670:A:H3'	35:BL:43:GLY:CA	2.37	0.54
36:BM:2:LEU:O	36:BM:3:GLN:HB2	2.06	0.54
36:BM:54:THR:O	36:BM:56:ALA:N	2.41	0.54
42:BS:88:ARG:NH2	42:BS:88:ARG:HG2	2.21	0.54
47:BX:8:GLY:O	47:BX:9:LYS:O	2.26	0.54

Continued on next page...

Continued from previous page...

Atom-1	Atom-2	Interatomic distance (Å)	Clash overlap (Å)
49:BZ:50:VAL:HG23	49:BZ:53:MET:CG	2.37	0.54
1:CA:1160:G:HO2'	1:CA:1161:C:P	2.28	0.54
1:CA:953:G:O6	1:CA:1228:C:N4	2.41	0.54
1:CA:1309:G:C6	1:CA:1329:A:N7	2.76	0.54
1:CA:208:U:C2	1:CA:212:G:N2	2.75	0.54
1:CA:214:C:HO2'	1:CA:215:C:P	2.30	0.54
1:CA:242:G:C2	1:CA:245:U:C5	2.96	0.54
1:CA:391:G:C6	1:CA:392:C:C5	2.96	0.54
1:CA:770:C:O2'	1:CA:771:G:H5'	2.08	0.54
5:CE:106:ILE:HG13	5:CE:124:LEU:HB3	1.88	0.54
7:CG:145:ALA:O	7:CG:146:GLU:C	2.44	0.54
1:CA:878:A:P	8:CH:80:ARG:HH22	2.26	0.54
11:CK:101:ASN:OD1	11:CK:102:ALA:N	2.40	0.54
15:CO:46:HIS:C	15:CO:47:LYS:HG3	2.28	0.54
18:CR:20:GLU:N	18:CR:22:ASP:O	2.40	0.54
20:CT:53:GLU:HG2	20:CT:54:MET:N	2.23	0.54
24:DA:1536:C:H4'	24:DA:1537:G:N3	2.23	0.54
24:DA:2202:U:H5''	24:DA:2203:U:OP1	2.06	0.54
24:DA:2204:G:N2	24:DA:2205:A:H1'	2.22	0.54
24:DA:2216:G:H2'	24:DA:2217:G:C8	2.42	0.54
24:DA:2321:U:C5'	24:DA:2322:A:OP2	2.55	0.54
24:DA:260:G:C2	24:DA:261:G:C8	2.95	0.54
24:DA:2757:A:H2'	59:DA:3822:HOH:O	2.06	0.54
24:DA:945:A:C5	24:DA:2448:A:C2	2.96	0.54
26:DC:50:THR:HG22	26:DC:53:ILE:HD12	1.89	0.54
26:DC:70:LYS:HD2	26:DC:95:TYR:CG	2.43	0.54
27:DD:12:THR:HG22	27:DD:13:ARG:H	1.72	0.54
28:DE:151:GLY:HA3	28:DE:191:ASP:CG	2.27	0.54
29:DF:153:ILE:C	29:DF:153:ILE:HD12	2.27	0.54
30:DG:105:SER:HA	30:DG:108:PHE:HE2	1.69	0.54
33:DJ:103:ILE:HD12	33:DJ:103:ILE:O	2.07	0.54
38:DO:51:ALA:CB	38:DO:78:VAL:HG22	2.37	0.54
1:AA:1004:A:N1	1:AA:1005:A:C2	2.76	0.54
1:AA:1038:C:H2'	1:AA:1039:G:C8	2.43	0.54
1:AA:1077:G:N2	1:AA:1081:A:N3	2.56	0.54
1:AA:1216:A:H2'	1:AA:1217:C:C6	2.43	0.54
1:AA:1221:G:H5'	19:AS:36:ARG:HE	1.72	0.54
1:AA:1432:G:OP1	39:BP:105:LYS:HG2	2.08	0.54
1:AA:257:G:C2	1:AA:270:A:C2	2.96	0.54
1:AA:474:G:C6	1:AA:475:C:C4	2.95	0.54
1:AA:596:A:N6	1:AA:645:G:C5	2.76	0.54

Continued on next page...

Continued from previous page...

Atom-1	Atom-2	Interatomic distance (Å)	Clash overlap (Å)
1:AA:889:A:C5'	1:AA:891:U:C1'	2.85	0.54
1:AA:939:G:N1	1:AA:940:C:N4	2.56	0.54
2:AB:187:VAL:HG23	2:AB:191:SER:HB2	1.89	0.54
2:AB:225:ARG:O	2:AB:226:SER:CB	2.56	0.54
1:AA:409:U:O5'	4:AD:25:VAL:HG12	2.07	0.54
7:AG:93:PRO:C	7:AG:94:VAL:HG23	2.28	0.54
9:AI:35:LEU:C	9:AI:35:LEU:HD12	2.27	0.54
10:AJ:14:ASP:HB3	10:AJ:17:LEU:HB3	1.90	0.54
16:AP:19:VAL:HG22	16:AP:37:GLY:O	2.06	0.54
20:AT:67:ILE:CD1	20:AT:71:LYS:CE	2.84	0.54
20:AT:78:ASN:O	20:AT:79:LEU:C	2.45	0.54
24:BA:123:G:H4'	24:BA:1376:C:O5'	2.08	0.54
24:BA:1368:G:OP1	52:B2:25:LYS:HD2	2.08	0.54
24:BA:1419:A:C5	24:BA:1579:A:C2	2.95	0.54
24:BA:1474:U:O4	24:BA:1475:G:N1	2.40	0.54
24:BA:1959:G:H2'	24:BA:1960:A:H5'	1.87	0.54
24:BA:2122:U:H2'	24:BA:2123:G:C8	2.42	0.54
24:BA:2473:U:H2'	24:BA:2473:U:O2	2.08	0.54
24:BA:2804:U:N3	24:BA:2805:C:C5	2.75	0.54
24:BA:327:G:H2'	24:BA:328:U:O4'	2.06	0.54
24:BA:45:G:O3'	24:BA:46:G:O4'	2.26	0.54
24:BA:528:A:C2	24:BA:2043:C:C4'	2.86	0.54
24:BA:590:A:H2'	24:BA:591:U:H6	1.72	0.54
24:BA:599:A:C2'	24:BA:600:G:H5'	2.38	0.54
24:BA:637:A:OP2	35:BL:128:THR:HG21	2.07	0.54
24:BA:657:U:C2	24:BA:658:U:C5	2.95	0.54
24:BA:751:A:N7	24:BA:789:A:N1	2.55	0.54
24:BA:811:U:OP1	35:BL:29:LYS:CG	2.54	0.54
25:BB:26:C:C5	25:BB:27:C:C5	2.96	0.54
25:BB:49:C:O2	25:BB:50:A:C8	2.60	0.54
25:BB:49:C:O2'	25:BB:50:A:O5'	2.23	0.54
26:BC:90:ILE:O	26:BC:90:ILE:HD12	2.08	0.54
30:BG:117:PRO:HD2	30:BG:120:ILE:HG21	1.90	0.54
37:BN:97:ILE:CD1	37:BN:111:ALA:HB1	2.38	0.54
38:BO:28:VAL:O	38:BO:95:SER:OG	2.21	0.54
41:BR:49:ILE:HG13	41:BR:53:PHE:N	2.23	0.54
42:BS:68:ASP:N	42:BS:68:ASP:OD1	2.40	0.54
1:CA:1015:G:C6	1:CA:1016:A:C6	2.95	0.54
1:CA:1062:U:C2'	1:CA:1063:C:C6	2.89	0.54
1:CA:188:C:O2	1:CA:188:C:H2'	2.07	0.54
1:CA:223:A:C6	1:CA:224:U:C4	2.95	0.54

Continued on next page...

Continued from previous page...

Atom-1	Atom-2	Interatomic distance (Å)	Clash overlap (Å)
1:CA:386:C:C2'	1:CA:387:U:C5'	2.84	0.54
1:CA:420:U:O2'	1:CA:423:G:O6	2.17	0.54
1:CA:692:U:O2	1:CA:694:A:C8	2.60	0.54
1:CA:726:C:O2'	1:CA:727:G:H5'	2.08	0.54
4:CD:99:ASP:HA	4:CD:114:ALA:HB1	1.89	0.54
5:CE:36:LEU:HD21	5:CE:137:VAL:HG11	1.88	0.54
1:CA:1124:G:OP1	10:CJ:37:ARG:HA	2.07	0.54
12:CL:110:ARG:NH1	12:CL:112:GLN:O	2.40	0.54
12:CL:80:ILE:HD12	12:CL:97:THR:HG23	1.89	0.54
15:CO:56:LEU:HA	15:CO:59:MET:HG2	1.89	0.54
16:CP:43:ALA:HB1	16:CP:49:GLY:HA2	1.90	0.54
24:DA:1187:G:H5''	41:DR:83:TYR:CE1	2.42	0.54
24:DA:700:G:O2'	24:DA:1632:A:H1'	2.08	0.54
24:DA:1913:A:C2	24:DA:1914:C:H5''	2.43	0.54
24:DA:1652:A:C2	24:DA:2006:C:N3	2.75	0.54
24:DA:2314:A:C6	24:DA:2315:G:C6	2.96	0.54
24:DA:2721:A:C2	24:DA:2873:A:C5	2.95	0.54
24:DA:742:A:H2'	24:DA:743:A:H8	1.70	0.54
24:DA:811:U:C4	35:DL:21:ARG:NH2	2.76	0.54
24:DA:994:C:O2	41:DR:10:LYS:HE2	2.07	0.54
24:DA:322:A:OP1	28:DE:162:ARG:CG	2.56	0.54
31:DH:2:GLN:O	31:DH:3:VAL:O	2.26	0.54
31:DH:51:ARG:HG2	31:DH:52:ALA:N	2.22	0.54
40:DQ:40:LYS:CG	40:DQ:41:ALA:N	2.71	0.54
41:DR:56:GLY:O	41:DR:57:GLY:O	2.26	0.54
46:DW:30:SER:O	46:DW:31:VAL:HB	2.06	0.54
1:AA:1142:G:C4	1:AA:1143:G:H1'	2.43	0.54
1:AA:1216:A:C2	1:AA:1217:C:C4	2.95	0.54
1:AA:1222:G:OP1	1:AA:1321:U:O2'	2.25	0.54
1:AA:374:A:C5	1:AA:375:U:C5	2.95	0.54
1:AA:755:G:N3	1:AA:755:G:H2'	2.21	0.54
2:AB:115:LYS:CE	1:CA:841:C:O2'	2.56	0.54
2:AB:54:LEU:HA	2:AB:57:LEU:HG	1.89	0.54
3:AC:140:ASN:O	3:AC:141:ALA:CB	2.56	0.54
4:AD:91:LEU:C	4:AD:93:LEU:N	2.60	0.54
6:AF:80:PHE:CD1	6:AF:80:PHE:C	2.78	0.54
12:AL:35:THR:HG22	12:AL:36:ARG:N	2.23	0.54
12:AL:76:GLU:HG3	12:AL:77:HIS:N	2.22	0.54
15:AO:9:ALA:O	15:AO:12:VAL:HG12	2.08	0.54
18:AR:40:VAL:CG2	18:AR:41:PRO:HD2	2.37	0.54
19:AS:76:PRO:O	19:AS:78:ARG:N	2.41	0.54

Continued on next page...

Continued from previous page...

Atom-1	Atom-2	Interatomic distance (Å)	Clash overlap (Å)
24:BA:1218:G:C2	24:BA:1232:G:C5	2.96	0.54
24:BA:1342:A:C3'	24:BA:1343:G:H5''	2.37	0.54
24:BA:1445:G:H2'	24:BA:1446:C:O4'	2.07	0.54
24:BA:1716:U:C5	24:BA:1743:G:C2	2.96	0.54
24:BA:1854:A:C2'	24:BA:1855:U:H5'	2.37	0.54
24:BA:2519:U:C6	24:BA:2542:A:N6	2.75	0.54
24:BA:272:A:H2'	24:BA:273:G:C8	2.42	0.54
24:BA:2753:A:C4	24:BA:2754:U:C5	2.96	0.54
24:BA:276:U:C2	24:BA:277:G:C8	2.95	0.54
26:BC:245:THR:HB	26:BC:246:PRO:HD2	1.89	0.54
27:BD:62:LYS:N	27:BD:63:PRO:HD2	2.22	0.54
24:BA:910:A:C4	36:BM:13:HIS:CE1	2.96	0.54
37:BN:38:LEU:HB3	37:BN:39:PRO:CD	2.38	0.54
38:BO:62:LEU:CD2	38:BO:65:THR:HA	2.38	0.54
39:BP:92:ARG:O	39:BP:93:LYS:HB2	2.07	0.54
24:BA:309:A:H4'	44:BU:15:GLY:HA2	1.90	0.54
1:CA:1211:U:H1'	1:CA:1212:U:OP2	2.07	0.54
1:CA:393:A:C2	1:CA:394:G:C8	2.96	0.54
1:CA:552:U:C4	1:CA:553:A:N7	2.76	0.54
1:CA:665:A:C2	1:CA:732:C:C5	2.95	0.54
1:CA:740:U:O2'	1:CA:741:G:H5'	2.08	0.54
1:CA:570:G:H1'	1:CA:820:U:C4	2.43	0.54
1:CA:937:A:C5	1:CA:938:A:C8	2.96	0.54
2:CB:149:GLY:O	2:CB:150:GLY:C	2.45	0.54
2:CB:151:ILE:HD12	2:CB:154:MET:HG2	1.90	0.54
4:CD:3:ARG:HB2	4:CD:3:ARG:NH1	2.22	0.54
4:CD:55:LEU:HA	4:CD:58:LYS:HG2	1.89	0.54
11:CK:36:ASP:O	11:CK:39:GLY:N	2.40	0.54
13:CM:16:VAL:HG22	13:CM:34:LEU:HD21	1.89	0.54
14:CN:88:ALA:HA	14:CN:93:ILE:HB	1.89	0.54
15:CO:4:SER:O	15:CO:7:ALA:N	2.41	0.54
20:CT:28:MET:O	20:CT:32:ILE:HD12	2.07	0.54
22:CV:19:G:O2'	22:CV:20:U:P	2.64	0.54
22:CV:4:C:HO2'	22:CV:5:G:H8	1.53	0.54
24:DA:1068:G:O2'	24:DA:1069:A:H5'	2.08	0.54
24:DA:1587:G:C5	24:DA:1588:G:N7	2.76	0.54
24:DA:1724:G:C6	24:DA:1725:U:C4	2.95	0.54
24:DA:2162:G:OP2	24:DA:2164:C:N4	2.36	0.54
24:DA:2282:G:H4'	24:DA:2389:G:O2'	2.08	0.54
24:DA:1629:U:O2	24:DA:2698:U:H5''	2.08	0.54
24:DA:321:U:H4'	28:DE:162:ARG:HD2	1.89	0.54

Continued on next page...

Continued from previous page...

Atom-1	Atom-2	Interatomic distance (Å)	Clash overlap (Å)
24:DA:378:C:C2'	24:DA:379:G:H5'	2.38	0.54
24:DA:475:C:C4	24:DA:481:G:C6	2.96	0.54
24:DA:721:A:N6	24:DA:722:A:N6	2.56	0.54
24:DA:61:C:C2	24:DA:94:A:C2	2.95	0.54
25:DB:73:A:C4	25:DB:104:A:C2	2.95	0.54
26:DC:175:LEU:O	26:DC:178:GLY:N	2.41	0.54
26:DC:80:LEU:HD23	26:DC:91:ALA:HB2	1.90	0.54
27:DD:142:VAL:HB	27:DD:143:PRO:HD2	1.90	0.54
31:DH:77:THR:O	31:DH:78:VAL:HG23	2.08	0.54
32:DI:56:VAL:HG11	32:DI:70:THR:HA	1.88	0.54
35:DL:77:ILE:HG22	35:DL:110:VAL:CB	2.36	0.54
36:DM:74:THR:HG23	36:DM:74:THR:O	2.07	0.54
37:DN:70:THR:CG2	37:DN:71:ARG:N	2.71	0.54
38:DO:40:ILE:HD12	38:DO:41:ALA:O	2.07	0.54
39:DP:28:LYS:HA	39:DP:41:ALA:HA	1.89	0.54
47:DX:65:THR:O	47:DX:68:ALA:N	2.39	0.54
1:AA:1078:U:HO2'	1:AA:1079:G:P	2.30	0.54
1:AA:976:G:N2	1:AA:1363:A:C4	2.76	0.54
1:AA:1480:A:H2'	1:AA:1481:U:O4'	2.08	0.54
1:AA:370:C:C4	1:AA:371:A:N7	2.76	0.54
1:AA:3:A:OP1	4:AD:83:LYS:NZ	2.41	0.54
1:AA:406:G:C5	1:AA:407:U:C5	2.96	0.54
1:AA:451:A:C8	1:AA:452:A:C6	2.95	0.54
1:AA:467:U:OP1	1:AA:467:U:O4'	2.25	0.54
1:AA:501:C:H1'	1:AA:549:C:H1'	1.88	0.54
1:AA:833:G:C5	1:AA:834:U:C5	2.96	0.54
1:AA:860:A:H2'	1:AA:861:G:O4'	2.08	0.54
1:AA:898:G:HO2'	1:AA:899:C:H5	1.55	0.54
4:AD:73:ARG:O	4:AD:76:TYR:N	2.41	0.54
5:AE:83:HIS:CG	8:AH:96:MET:SD	3.00	0.54
13:AM:77:ILE:O	13:AM:78:LYS:C	2.46	0.54
24:BA:2815:C:HO2'	50:B0:40:HIS:CD2	2.25	0.54
50:B0:48:TYR:CE2	50:B0:49:ARG:HD2	2.42	0.54
24:BA:109:C:C2	24:BA:110:G:C8	2.95	0.54
24:BA:1601:G:C5	24:BA:1602:U:C4	2.96	0.54
24:BA:2185:U:C2'	24:BA:2186:G:H5'	2.38	0.54
24:BA:2488:G:C5	24:BA:2489:U:C5	2.96	0.54
24:BA:2680:U:O2'	24:BA:2681:C:P	2.65	0.54
24:BA:279:A:C5	24:BA:280:U:C5	2.95	0.54
24:BA:507:A:H1'	24:BA:509:C:N3	2.23	0.54
24:BA:508:A:H3'	24:BA:509:C:C5'	2.38	0.54

Continued on next page...

Continued from previous page...

Atom-1	Atom-2	Interatomic distance (Å)	Clash overlap (Å)
24:BA:932:U:H4'	24:BA:933:A:O5'	2.08	0.54
24:BA:991:C:N4	57:BA:3162:NMY:C14	2.70	0.54
24:BA:442:G:O4'	28:BE:41:GLN:NE2	2.40	0.54
32:BI:35:MET:O	32:BI:37:PHE:N	2.40	0.54
33:BJ:114:LEU:O	33:BJ:117:ALA:HB3	2.08	0.54
40:BQ:37:ALA:CA	40:BQ:40:LYS:HE3	2.38	0.54
42:BS:56:ALA:O	42:BS:57:ASN:C	2.45	0.54
1:CA:1077:G:N1	1:CA:1081:A:C6	2.76	0.54
1:CA:1290:G:C5'	7:CG:35:LYS:HE3	2.37	0.54
1:CA:1299:A:HO2'	1:CA:1300:G:P	2.29	0.54
1:CA:350:G:O2'	1:CA:351:G:H5'	2.08	0.54
1:CA:354:G:N1	1:CA:355:C:C4	2.75	0.54
1:CA:459:A:N1	1:CA:473:U:O2	2.41	0.54
1:CA:620:C:H2'	1:CA:621:A:O4'	2.08	0.54
1:CA:673:A:H2'	1:CA:674:G:C8	2.43	0.54
1:CA:722:G:C5	1:CA:724:G:H1'	2.42	0.54
1:CA:774:G:C5	1:CA:775:G:C8	2.96	0.54
1:CA:853:C:C2	1:CA:854:U:C6	2.96	0.54
1:CA:995:C:H5'	14:CN:7:ALA:HB1	1.89	0.54
5:CE:74:VAL:CG2	5:CE:76:LEU:HD12	2.38	0.54
7:CG:2:PRO:C	7:CG:4:ARG:N	2.61	0.54
1:CA:796:C:O3'	11:CK:127:ARG:NH1	2.40	0.54
11:CK:61:PHE:O	11:CK:64:GLN:N	2.40	0.54
14:CN:41:ARG:HG2	14:CN:42:TRP:N	2.23	0.54
24:DA:1262:A:N3	50:D0:6:LYS:NZ	2.55	0.54
24:DA:1545:A:H2'	24:DA:1546:G:O4'	2.08	0.54
24:DA:1913:A:N3	24:DA:1913:A:H3'	2.23	0.54
24:DA:2231:U:C2	24:DA:2232:C:C6	2.96	0.54
24:DA:621:A:H2'	24:DA:622:G:H5'	1.90	0.54
24:DA:629:G:N3	24:DA:639:U:O2'	2.38	0.54
24:DA:792:A:C3'	24:DA:793:A:H5'	2.38	0.54
24:DA:969:G:H2'	24:DA:970:U:C6	2.42	0.54
24:DA:979:A:N6	59:DA:3590:HOH:O	2.41	0.54
26:DC:28:PRO:O	26:DC:33:LEU:HD21	2.08	0.54
26:DC:81:GLU:OE1	26:DC:102:TYR:CE2	2.61	0.54
28:DE:145:ASP:C	28:DE:145:ASP:OD1	2.46	0.54
24:DA:2315:G:C1'	29:DF:124:ARG:NH2	2.70	0.54
31:DH:108:VAL:CG2	31:DH:110:VAL:HG13	2.38	0.54
31:DH:145:ASN:CG	31:DH:146:VAL:N	2.61	0.54
35:DL:127:VAL:CG1	35:DL:131:ALA:HB3	2.38	0.54
37:DN:52:ILE:O	37:DN:55:ALA:HB3	2.06	0.54

Continued on next page...

Continued from previous page...

Atom-1	Atom-2	Interatomic distance (Å)	Clash overlap (Å)
44:DU:42:LYS:HG2	44:DU:42:LYS:O	2.07	0.54
45:DV:20:LEU:O	45:DV:23:ALA:O	2.26	0.54
1:AA:993:G:C6	1:AA:1046:A:C2	2.96	0.54
1:AA:1079:G:N2	1:AA:1080:A:C2	2.76	0.54
1:AA:1085:U:O4'	1:AA:1094:G:C6	2.61	0.54
1:AA:1149:C:H2'	1:AA:1150:A:O4'	2.07	0.54
1:AA:1187:G:H2'	1:AA:1188:A:O4'	2.07	0.54
1:AA:1233:G:OP1	9:AI:125:PRO:HB3	2.07	0.54
1:AA:1417:G:O2'	1:AA:1483:A:N6	2.40	0.54
1:AA:152:A:N6	1:AA:170:U:N3	2.56	0.54
1:AA:528:C:H5'	1:AA:529:G:OP2	2.08	0.54
1:AA:767:A:H2'	1:AA:768:A:O4'	2.08	0.54
1:AA:836:G:H2'	1:AA:837:U:O4'	2.07	0.54
2:AB:170:HIS:CD2	2:AB:171:ILE:N	2.75	0.54
2:AB:217:VAL:O	2:AB:221:VAL:HG12	2.07	0.54
2:AB:30:PHE:N	2:AB:30:PHE:CD1	2.75	0.54
8:AH:87:LYS:O	8:AH:88:ARG:HB2	2.07	0.54
9:AI:5:GLN:O	9:AI:6:TYR:CD1	2.61	0.54
1:AA:538:G:OP2	12:AL:110:ARG:NH1	2.41	0.54
13:AM:2:ALA:N	13:AM:9:ILE:CD1	2.70	0.54
15:AO:87:LEU:O	15:AO:88:ARG:C	2.46	0.54
24:BA:1180:U:O4	24:BA:1181:U:N3	2.40	0.54
24:BA:1383:A:C2	24:BA:1384:A:N3	2.76	0.54
24:BA:1707:G:C5	24:BA:1756:G:C6	2.96	0.54
24:BA:1794:A:H2'	24:BA:1795:C:C6	2.43	0.54
24:BA:2119:A:N6	24:BA:2169:A:C5	2.76	0.54
24:BA:2302:U:C3'	24:BA:2303:G:C5'	2.86	0.54
24:BA:2482:A:H2'	24:BA:2483:C:O4'	2.08	0.54
24:BA:2529:G:H5''	24:BA:2530:A:O5'	2.06	0.54
24:BA:2654:A:C8	24:BA:2656:U:C6	2.95	0.54
24:BA:2749:A:C8	24:BA:2750:A:C8	2.96	0.54
24:BA:387:U:O2	24:BA:388:G:N7	2.40	0.54
24:BA:623:C:N3	24:BA:624:C:C5	2.75	0.54
24:BA:659:G:O2'	28:BE:95:LYS:CD	2.56	0.54
25:BB:104:A:H2'	25:BB:105:G:O4'	2.08	0.54
27:BD:34:VAL:HG23	27:BD:48:ILE:HG12	1.90	0.54
28:BE:101:TYR:O	28:BE:105:LEU:HD12	2.07	0.54
29:BF:100:GLU:CG	29:BF:101:ARG:N	2.71	0.54
30:BG:80:GLU:OE2	30:BG:82:PHE:N	2.41	0.54
30:BG:91:VAL:O	30:BG:93:TYR:N	2.41	0.54
37:BN:32:GLU:HA	37:BN:115:LEU:CD1	2.37	0.54

Continued on next page...

Continued from previous page...

Atom-1	Atom-2	Interatomic distance (Å)	Clash overlap (Å)
42:BS:70:LYS:O	42:BS:107:VAL:HG23	2.07	0.54
42:BS:82:MET:HB2	42:BS:98:LYS:HB2	1.89	0.54
24:BA:165:A:H1'	47:BX:43:LYS:HZ2	1.73	0.54
1:CA:1012:A:C6	1:CA:1018:G:C6	2.95	0.54
1:CA:1310:G:OP1	13:CM:79:ARG:NE	2.40	0.54
1:CA:1406:U:C5	1:CA:1407:C:C5	2.96	0.54
1:CA:20:U:C2'	1:CA:21:G:H5'	2.38	0.54
1:CA:672:U:H2'	1:CA:673:A:O5'	2.08	0.54
1:CA:782:A:N1	1:CA:801:U:N1	2.56	0.54
1:CA:927:G:OP2	1:CA:927:G:H4'	2.07	0.54
1:CA:990:C:N3	1:CA:991:U:C4	2.76	0.54
11:CK:24:HIS:HB3	11:CK:87:LYS:CG	2.38	0.54
7:CG:149:LYS:HG3	11:CK:61:PHE:CE1	2.43	0.54
1:CA:673:A:O4'	18:CR:64:TYR:HE1	1.90	0.54
18:CR:36:SER:HA	21:CU:4:ILE:HD13	1.90	0.54
24:DA:1415:U:O2	24:DA:1415:U:C2'	2.55	0.54
24:DA:2607:G:H2'	24:DA:2608:G:O4'	2.08	0.54
24:DA:2824:C:N4	24:DA:2825:G:N7	2.56	0.54
24:DA:674:G:OP1	28:DE:71:GLY:HA3	2.08	0.54
27:DD:184:ARG:NH2	39:DP:6:GLN:OE1	2.40	0.54
24:DA:911:A:C5	36:DM:9:PHE:CE2	2.96	0.54
41:DR:39:LEU:N	41:DR:39:LEU:HD12	2.22	0.54
44:DU:5:ARG:NH2	44:DU:6:ARG:HB2	2.23	0.54
44:DU:76:THR:OG1	44:DU:77:GLY:N	2.41	0.54
1:AA:1005:A:C2'	1:AA:1006:G:OP1	2.55	0.54
1:AA:1108:G:H2'	1:AA:1109:C:O5'	2.08	0.54
1:AA:110:C:H2'	1:AA:111:G:O4'	2.08	0.54
1:AA:186:C:N3	1:AA:187:G:C5	2.76	0.54
1:AA:412:A:O2'	1:AA:414:A:H5'	2.08	0.54
1:AA:451:A:O4'	1:AA:452:A:C8	2.60	0.54
1:AA:623:C:C2	1:AA:624:C:C6	2.96	0.54
1:AA:82:G:OP2	1:AA:83:C:C5	2.61	0.54
1:AA:877:G:O2'	8:AH:4:GLN:NE2	2.40	0.54
1:AA:889:A:C5'	1:AA:891:U:H1'	2.36	0.54
1:AA:922:G:H2'	1:AA:923:A:C8	2.43	0.54
2:AB:23:TRP:CE3	2:AB:25:PRO:HA	2.42	0.54
5:AE:81:LEU:HG	5:AE:147:MET:HG2	1.89	0.54
12:AL:43:LYS:HG2	12:AL:44:LYS:HD3	1.90	0.54
22:AV:57:G:C2'	22:AV:58:A:H5'	2.38	0.54
24:BA:1171:G:C6	24:BA:1172:C:C4	2.96	0.54
24:BA:1422:G:C2	24:BA:1423:G:C4	2.95	0.54

Continued on next page...

Continued from previous page...

Atom-1	Atom-2	Interatomic distance (Å)	Clash overlap (Å)
24:BA:1676:A:N6	24:BA:1677:A:C6	2.76	0.54
24:BA:1809:A:H2'	24:BA:1810:A:C8	2.43	0.54
24:BA:2704:C:N3	24:BA:2705:A:C2	2.75	0.54
24:BA:2804:U:C4	24:BA:2805:C:C5	2.95	0.54
24:BA:349:U:H2'	24:BA:350:G:C8	2.43	0.54
24:BA:515:A:C2'	24:BA:516:C:H5'	2.37	0.54
24:BA:570:G:OP1	59:BA:3776:HOH:O	2.19	0.54
24:BA:615:U:H3'	24:BA:616:A:H5'	1.89	0.54
24:BA:740:C:H5''	24:BA:1784:A:OP1	2.08	0.54
25:BB:95:U:H2'	25:BB:96:G:C8	2.43	0.54
31:BH:83:LYS:O	31:BH:83:LYS:CE	2.56	0.54
34:BK:113:MET:HA	34:BK:116:ILE:CD1	2.38	0.54
38:BO:33:ARG:O	38:BO:34:HIS:CB	2.55	0.54
41:BR:49:ILE:HG13	41:BR:52:PRO:CA	2.37	0.54
24:BA:1266:G:O6	42:BS:13:SER:CB	2.55	0.54
24:BA:24:G:O2'	42:BS:78:GLU:O	2.25	0.54
44:BU:35:VAL:HG13	44:BU:38:ILE:HG21	1.89	0.54
1:CA:1118:U:O2	1:CA:1179:A:C2	2.61	0.54
1:CA:1357:A:N7	1:CA:1358:U:C4	2.76	0.54
1:CA:1476:A:H2'	1:CA:1477:U:O4'	2.08	0.54
1:CA:1521:C:C2	1:CA:1522:U:C6	2.96	0.54
1:CA:214:C:O2'	1:CA:215:C:H5'	2.07	0.54
1:CA:451:A:H61	1:CA:481:G:H5'	1.73	0.54
1:CA:750:C:H1'	15:CO:23:GLY:H	1.73	0.54
1:CA:858:G:C5	1:CA:869:G:N7	2.76	0.54
3:CC:15:VAL:O	3:CC:16:LYS:HB2	2.08	0.54
4:CD:12:SER:OG	4:CD:18:ASP:CA	2.55	0.54
12:CL:42:PRO:HD3	12:CL:48:ALA:O	2.08	0.54
16:CP:49:GLY:C	16:CP:50:THR:CG2	2.76	0.54
20:CT:34:LYS:CG	20:CT:35:VAL:N	2.71	0.54
24:DA:1483:G:N7	24:DA:1484:U:C5	2.75	0.54
24:DA:445:C:H3'	24:DA:445:C:C6	2.43	0.54
24:DA:569:U:C2'	24:DA:570:G:O5'	2.56	0.54
24:DA:614:A:HO2'	24:DA:615:U:P	2.26	0.54
24:DA:690:G:C4'	26:DC:216:ARG:NH2	2.71	0.54
24:DA:797:G:OP1	28:DE:57:LYS:HD2	2.08	0.54
26:DC:42:ARG:HA	26:DC:47:ARG:O	2.07	0.54
28:DE:159:LEU:C	28:DE:159:LEU:HD13	2.28	0.54
29:DF:67:THR:N	29:DF:85:GLY:O	2.41	0.54
31:DH:121:VAL:C	31:DH:123:ARG:H	2.11	0.54
31:DH:122:LEU:N	31:DH:122:LEU:HD23	2.23	0.54

Continued on next page...

Continued from previous page...

Atom-1	Atom-2	Interatomic distance (Å)	Clash overlap (Å)
42:DS:17:VAL:CG1	42:DS:76:VAL:HG11	2.38	0.54
36:DM:36:VAL:HG22	45:DV:82:TYR:HD2	1.73	0.54
47:DX:35:HIS:O	47:DX:47:THR:HA	2.08	0.54
1:AA:1033:G:H2'	1:AA:1033:G:N3	2.22	0.54
1:AA:1286:U:O2	1:AA:1286:U:C2'	2.55	0.54
1:AA:1454:G:N2	1:AA:1455:G:H1'	2.23	0.54
3:AC:182:ILE:CD1	3:AC:203:PHE:HB2	2.38	0.54
4:AD:203:LEU:CD1	4:AD:204:TYR:CE1	2.91	0.54
8:AH:30:SER:OG	8:AH:33:LYS:HB2	2.08	0.54
12:AL:40:THR:CG2	12:AL:41:THR:N	2.71	0.54
13:AM:114:LYS:CG	13:AM:115:PRO:HD3	2.38	0.54
14:AN:79:LEU:HD23	14:AN:79:LEU:N	2.23	0.54
16:AP:13:LYS:O	16:AP:15:PRO:HD3	2.08	0.54
18:AR:60:LYS:HD3	18:AR:63:ARG:HH11	1.73	0.54
24:BA:1040:A:H2'	24:BA:1041:G:O4'	2.08	0.54
24:BA:1181:U:H2'	24:BA:1182:G:C8	2.42	0.54
24:BA:2278:A:OP1	36:BM:10:ARG:CD	2.56	0.54
24:BA:2345:G:C5	24:BA:2381:A:C2	2.96	0.54
24:BA:2643:G:N2	24:BA:2772:C:C2	2.76	0.54
24:BA:2654:A:O4'	24:BA:2656:U:C6	2.61	0.54
24:BA:483:A:C2	24:BA:484:C:N1	2.76	0.54
24:BA:691:C:O4'	26:BC:42:ARG:NH2	2.41	0.54
24:BA:69:C:O2'	24:BA:70:G:H5'	2.07	0.54
24:BA:797:G:H2'	24:BA:798:G:O4'	2.08	0.54
25:BB:33:G:N3	25:BB:50:A:C2	2.76	0.54
25:BB:85:G:C2	25:BB:92:C:C2	2.96	0.54
26:BC:16:VAL:O	26:BC:202:ARG:HA	2.08	0.54
24:BA:2599:G:N7	26:BC:235:GLU:CG	2.71	0.54
28:BE:128:ALA:O	28:BE:130:LYS:N	2.40	0.54
24:BA:1205:A:C6	28:BE:165:HIS:CD2	2.96	0.54
29:BF:3:LEU:HA	29:BF:6:TYR:HB2	1.90	0.54
32:BI:42:ASN:HA	32:BI:45:THR:HB	1.90	0.54
33:BJ:100:VAL:CG1	33:BJ:101:ILE:N	2.70	0.54
35:BL:93:ASN:HB2	35:BL:96:LYS:HB2	1.90	0.54
41:BR:48:LYS:HG2	41:BR:49:ILE:N	2.22	0.54
47:BX:46:VAL:HG23	47:BX:47:THR:N	2.23	0.54
49:BZ:26:LEU:HB2	49:BZ:28:LEU:HD13	1.90	0.54
1:CA:1111:A:N1	3:CC:177:THR:HB	2.23	0.54
1:CA:1215:G:H2'	1:CA:1216:A:H5'	1.90	0.54
1:CA:1223:C:O5'	1:CA:1224:U:H5''	2.08	0.54
1:CA:1446:A:H2'	1:CA:1447:A:H5'	1.90	0.54

Continued on next page...

Continued from previous page...

Atom-1	Atom-2	Interatomic distance (Å)	Clash overlap (Å)
1:CA:519:C:O3'	55:CY:80:LYS:NZ	2.41	0.54
1:CA:633:G:H2'	1:CA:634:C:H6	1.72	0.54
1:CA:676:A:C6	1:CA:677:U:O4	2.61	0.54
1:CA:760:G:C8	1:CA:761:G:C8	2.96	0.54
1:CA:771:G:N3	1:CA:809:G:C2	2.76	0.54
1:CA:987:G:N2	1:CA:1219:A:C2	2.76	0.54
2:CB:21:ARG:NH2	2:CB:37:LYS:O	2.41	0.54
4:CD:78:GLU:O	4:CD:81:ARG:HB3	2.08	0.54
5:CE:111:MET:SD	5:CE:140:THR:HG21	2.47	0.54
6:CF:74:LEU:HD23	6:CF:74:LEU:C	2.28	0.54
18:CR:42:SER:HA	18:CR:45:THR:CG2	2.38	0.54
24:DA:1569:A:O2'	24:DA:1570:A:H5'	2.08	0.54
24:DA:1686:C:C2'	24:DA:1687:G:H5'	2.38	0.54
24:DA:1715:G:O2'	24:DA:1716:U:OP2	2.25	0.54
24:DA:2107:G:O2'	24:DA:2108:A:O5'	2.26	0.54
24:DA:2753:A:H2'	24:DA:2754:U:O5'	2.08	0.54
24:DA:382:A:C2	24:DA:383:C:H1'	2.43	0.54
24:DA:445:C:O2'	24:DA:446:G:P	2.67	0.54
24:DA:660:C:C2'	24:DA:661:A:H5'	2.38	0.54
24:DA:665:U:H2'	24:DA:666:A:H5'	1.90	0.54
27:DD:104:VAL:O	27:DD:105:LYS:CB	2.56	0.54
28:DE:129:PRO:HB3	28:DE:159:LEU:CD1	2.38	0.54
13:CM:75:MET:SD	29:DF:111:ARG:NE	2.80	0.54
31:DH:100:ALA:O	31:DH:104:THR:HG23	2.07	0.54
36:DM:69:PRO:O	36:DM:70:ASP:OD1	2.26	0.54
40:DQ:57:ARG:HA	40:DQ:60:TRP:CE3	2.43	0.54
42:DS:55:ILE:HD12	42:DS:55:ILE:C	2.27	0.54
42:DS:6:LYS:HD3	42:DS:104:THR:HG23	1.90	0.54
42:DS:84:ARG:CB	42:DS:96:ILE:HG22	2.35	0.54
43:DT:73:ARG:HB2	43:DT:73:ARG:NH2	2.23	0.54
1:AA:131:A:C2	1:AA:132:C:C4	2.95	0.53
1:AA:1426:G:N1	1:AA:1427:C:O2	2.41	0.53
1:AA:293:G:C4	1:AA:294:U:C6	2.96	0.53
1:AA:392:C:N3	1:AA:393:A:C8	2.77	0.53
1:AA:457:G:N2	1:AA:476:U:N3	2.55	0.53
1:AA:496:A:H2'	1:AA:497:G:N7	2.23	0.53
1:AA:560:A:H5''	1:AA:566:G:N2	2.21	0.53
1:AA:938:A:C6	1:AA:939:G:C5	2.96	0.53
1:AA:943:U:C2'	1:AA:944:G:H5'	2.38	0.53
2:AB:156:GLY:C	2:AB:158:PRO:HD3	2.28	0.53
2:AB:23:TRP:CZ3	2:AB:25:PRO:HB3	2.43	0.53

Continued on next page...

Continued from previous page...

Atom-1	Atom-2	Interatomic distance (Å)	Clash overlap (Å)
8:AH:64:LYS:HE3	8:AH:66:PHE:CZ	2.43	0.53
8:AH:95:VAL:O	8:AH:96:MET:HB2	2.08	0.53
9:AI:52:LEU:HD11	9:AI:57:MET:SD	2.48	0.53
14:AN:88:ALA:N	14:AN:93:ILE:CD1	2.71	0.53
11:AK:125:LYS:O	21:AU:34:ARG:NH2	2.40	0.53
9:AI:130:ARG:HH21	22:AV:35:A:P	2.31	0.53
22:AV:40:C:C2	22:AV:41:C:C5	2.96	0.53
24:BA:1387:A:O4'	24:BA:1469:A:H1'	2.08	0.53
24:BA:1454:C:O2	37:BN:64:ARG:NH2	2.41	0.53
24:BA:1562:U:N3	24:BA:1563:U:C6	2.77	0.53
24:BA:2671:G:C6	24:BA:2672:U:C4	2.96	0.53
24:BA:364:C:C4	24:BA:365:U:C4	2.96	0.53
24:BA:368:A:H2'	24:BA:369:U:H5'	1.90	0.53
24:BA:391:A:C2	24:BA:392:U:C1'	2.92	0.53
24:BA:533:G:H4'	40:BQ:40:LYS:NZ	2.23	0.53
24:BA:565:C:C2'	24:BA:566:U:H5'	2.39	0.53
24:BA:768:G:C5	24:BA:769:U:C5	2.96	0.53
25:BB:66:A:C6	25:BB:108:A:C5	2.95	0.53
25:BB:15:A:C5	25:BB:109:A:N1	2.76	0.53
26:BC:13:ARG:HD3	26:BC:14:HIS:CE1	2.43	0.53
27:BD:125:TRP:CE3	27:BD:160:LYS:CB	2.92	0.53
27:BD:25:THR:CG2	27:BD:189:VAL:HG23	2.38	0.53
29:BF:173:ASP:O	29:BF:174:PHE:C	2.46	0.53
34:BK:61:VAL:HG11	34:BK:112:PHE:CE1	2.43	0.53
35:BL:23:ILE:O	35:BL:26:GLY:N	2.41	0.53
36:BM:41:LEU:HD21	36:BM:125:PRO:HD2	1.90	0.53
39:BP:83:ILE:O	39:BP:84:SER:CB	2.56	0.53
41:BR:80:ARG:O	41:BR:80:ARG:CG	2.55	0.53
43:BT:34:VAL:HG22	43:BT:81:LYS:HB3	1.90	0.53
43:BT:35:ALA:O	43:BT:38:ALA:N	2.41	0.53
48:BY:46:VAL:O	48:BY:49:ASP:N	2.41	0.53
1:CA:1082:A:P	5:CE:23:LYS:HZ1	2.31	0.53
1:CA:1216:A:C2	1:CA:1217:C:C4	2.95	0.53
1:CA:245:U:H2'	1:CA:246:A:H5'	1.91	0.53
1:CA:295:C:C4	1:CA:296:U:C4	2.96	0.53
1:CA:429:U:H5	1:CA:431:A:N7	2.06	0.53
1:CA:559:A:H4'	1:CA:560:A:H3'	1.89	0.53
1:CA:63:C:C2'	1:CA:64:G:C5'	2.86	0.53
1:CA:730:G:C5	1:CA:731:G:H1'	2.43	0.53
1:CA:761:G:C5	1:CA:762:U:C5	2.96	0.53
1:CA:787:A:C4	1:CA:788:U:C6	2.97	0.53

Continued on next page...

Continued from previous page...

Atom-1	Atom-2	Interatomic distance (Å)	Clash overlap (Å)
1:CA:979:C:OP2	1:CA:980:C:C5	2.60	0.53
1:CA:94:G:N1	1:CA:98:A:C2	2.75	0.53
3:CC:140:ASN:O	3:CC:141:ALA:CB	2.56	0.53
1:CA:1190:G:OP1	3:CC:5:VAL:HG12	2.07	0.53
4:CD:170:TRP:O	4:CD:182:PHE:HA	2.08	0.53
7:CG:21:GLU:O	7:CG:22:LEU:C	2.46	0.53
1:CA:1125:U:C4	10:CJ:40:ILE:CD1	2.91	0.53
11:CK:67:ALA:O	11:CK:68:GLU:C	2.46	0.53
12:CL:57:LEU:CD1	12:CL:59:ASN:OD1	2.56	0.53
12:CL:90:LEU:HD22	12:CL:90:LEU:O	2.08	0.53
19:CS:42:PRO:O	19:CS:43:ASN:OD1	2.24	0.53
21:CU:6:VAL:HG21	21:CU:17:ARG:HD3	1.89	0.53
22:CV:5:G:C2	22:CV:69:G:C6	2.96	0.53
24:DA:1026:G:OP1	59:DA:3710:HOH:O	2.18	0.53
24:DA:1553:A:N1	24:DA:1555:G:H1'	2.23	0.53
24:DA:2001:C:O4'	24:DA:2689:U:C5	2.61	0.53
24:DA:2531:A:C2	24:DA:2532:G:H1'	2.43	0.53
27:DD:133:THR:HG23	27:DD:134:HIS:N	2.23	0.53
27:DD:133:THR:O	27:DD:134:HIS:C	2.46	0.53
13:CM:75:MET:SD	29:DF:111:ARG:CB	2.96	0.53
29:DF:73:VAL:O	29:DF:73:VAL:HG23	2.07	0.53
34:DK:70:ARG:HD2	34:DK:76:VAL:HG23	1.90	0.53
1:AA:1015:G:C6	1:AA:1016:A:C6	2.96	0.53
1:AA:1057:G:H2'	1:AA:1058:G:O4'	2.07	0.53
1:AA:1092:A:H2'	1:AA:1093:A:C8	2.43	0.53
1:AA:1097:C:C2	1:AA:1098:C:C6	2.95	0.53
1:AA:1160:G:OP1	2:AB:132:LYS:CE	2.57	0.53
1:AA:1307:U:C2'	1:AA:1308:U:O5'	2.56	0.53
1:AA:1439:G:H2'	1:AA:1440:U:C6	2.43	0.53
1:AA:403:C:H2'	1:AA:404:G:C5'	2.38	0.53
1:AA:660:C:H2'	1:AA:661:G:O4'	2.08	0.53
1:AA:872:A:C4	1:AA:874:G:C8	2.97	0.53
2:AB:67:ILE:O	2:AB:161:LEU:HA	2.08	0.53
4:AD:25:VAL:HG23	4:AD:26:ARG:N	2.22	0.53
4:AD:44:ARG:O	4:AD:45:LYS:C	2.46	0.53
5:AE:103:THR:OG1	5:AE:104:GLY:N	2.40	0.53
9:AI:84:THR:O	9:AI:87:LEU:CD2	2.55	0.53
1:AA:780:A:H5''	11:AK:125:LYS:HG2	1.90	0.53
12:AL:83:ARG:HG3	12:AL:84:GLY:N	2.22	0.53
53:B3:30:HIS:HA	53:B3:32:LEU:HD13	1.89	0.53
24:BA:1041:G:C2	24:BA:1115:G:N1	2.77	0.53

Continued on next page...

Continued from previous page...

Atom-1	Atom-2	Interatomic distance (Å)	Clash overlap (Å)
24:BA:1139:G:OP1	33:BJ:103:ILE:HD11	2.07	0.53
24:BA:1432:G:N2	24:BA:1433:A:N3	2.56	0.53
24:BA:1587:G:C5	24:BA:1588:G:C5	2.96	0.53
24:BA:2141:G:N2	24:BA:2150:C:N3	2.52	0.53
24:BA:2307:G:N2	24:BA:2311:A:C8	2.76	0.53
24:BA:231:A:H2'	24:BA:232:G:C8	2.43	0.53
24:BA:2418:A:H2'	24:BA:2419:U:O4'	2.07	0.53
24:BA:2657:A:H2'	24:BA:2658:C:H5'	1.89	0.53
24:BA:2666:C:C5	24:BA:2667:C:C5	2.96	0.53
24:BA:378:C:C2'	24:BA:379:G:H5''	2.37	0.53
24:BA:404:A:C2	24:BA:406:G:C6	2.95	0.53
24:BA:627:A:C6	24:BA:637:A:C8	2.96	0.53
24:BA:668:A:C6	24:BA:670:A:C4	2.96	0.53
24:BA:1789:A:OP1	26:BC:220:ARG:HG2	2.08	0.53
28:BE:63:LYS:NZ	28:BE:63:LYS:HB2	2.23	0.53
24:BA:2746:U:C4'	30:BG:138:GLN:HA	2.38	0.53
30:BG:147:LEU:HD12	30:BG:148:ARG:N	2.22	0.53
34:BK:111:LYS:HG3	34:BK:112:PHE:CE2	2.43	0.53
42:BS:70:LYS:C	42:BS:107:VAL:HG23	2.29	0.53
42:BS:53:SER:O	42:BS:57:ASN:N	2.41	0.53
46:BW:17:GLU:O	46:BW:19:LYS:NZ	2.41	0.53
47:BX:20:ALA:O	47:BX:21:LEU:HB2	2.08	0.53
1:CA:1099:G:N1	1:CA:1100:C:O2	2.41	0.53
1:CA:1332:A:H2'	1:CA:1333:A:C5'	2.38	0.53
1:CA:284:C:H2'	1:CA:285:C:C6	2.43	0.53
1:CA:328:C:C2'	1:CA:328:C:O2	2.57	0.53
1:CA:419:C:C4	1:CA:420:U:C5	2.96	0.53
1:CA:444:G:N2	1:CA:445:G:C4	2.76	0.53
1:CA:455:G:N2	1:CA:478:A:C6	2.76	0.53
1:CA:68:G:C6	1:CA:69:G:H1'	2.43	0.53
1:CA:700:G:O4'	1:CA:704:A:H1'	2.08	0.53
1:CA:711:G:O2'	1:CA:712:A:P	2.63	0.53
1:CA:79:G:H2'	1:CA:80:A:C8	2.44	0.53
1:CA:929:G:C2	1:CA:1389:C:C2	2.95	0.53
2:CB:104:TRP:O	2:CB:108:ARG:HB2	2.08	0.53
2:CB:72:THR:O	2:CB:73:LYS:HB3	2.08	0.53
4:CD:143:VAL:HG22	4:CD:144:SER:N	2.23	0.53
4:CD:56:ARG:HA	4:CD:60:LYS:HG2	1.90	0.53
4:CD:91:LEU:HA	4:CD:94:LEU:CD1	2.39	0.53
11:CK:128:ARG:C	11:CK:128:ARG:HD2	2.28	0.53
12:CL:32:GLY:HA3	12:CL:57:LEU:HB3	1.90	0.53

Continued on next page...

Continued from previous page...

Atom-1	Atom-2	Interatomic distance (Å)	Clash overlap (Å)
13:CM:41:GLU:HG3	13:CM:42:ASP:N	2.22	0.53
14:CN:20:PHE:O	14:CN:21:ALA:CB	2.56	0.53
14:CN:35:ALA:HB2	14:CN:41:ARG:HB3	1.90	0.53
24:DA:1076:C:H2'	24:DA:1077:A:C1'	2.39	0.53
24:DA:1177:G:H2'	24:DA:1178:C:O4'	2.07	0.53
24:DA:1239:G:N7	57:DA:3190:NMY:H61	2.23	0.53
24:DA:145:C:H2'	24:DA:146:A:C8	2.43	0.53
24:DA:2204:G:H21	24:DA:2205:A:C1'	2.21	0.53
24:DA:2241:A:N6	59:DA:3500:HOH:O	2.40	0.53
24:DA:2314:A:C5	24:DA:2315:G:N7	2.76	0.53
24:DA:2403:C:H2'	24:DA:2403:C:O2	2.06	0.53
24:DA:2419:U:H2'	24:DA:2420:C:C6	2.43	0.53
24:DA:416:U:C5	24:DA:417:C:C5	2.97	0.53
24:DA:84:A:N3	24:DA:85:G:H1'	2.23	0.53
26:DC:256:THR:O	26:DC:256:THR:OG1	2.24	0.53
26:DC:86:ARG:HH11	26:DC:86:ARG:CG	2.21	0.53
27:DD:38:LYS:CE	27:DD:45:TYR:OH	2.56	0.53
29:DF:136:ILE:N	29:DF:136:ILE:CD1	2.71	0.53
31:DH:134:VAL:HG13	31:DH:135:HIS:N	2.22	0.53
24:DA:1006:C:O2'	33:DJ:108:MET:O	2.15	0.53
33:DJ:119:PHE:CD1	33:DJ:119:PHE:O	2.61	0.53
35:DL:78:ARG:HB3	35:DL:113:ALA:HB3	1.90	0.53
40:DQ:34:ALA:O	40:DQ:37:ALA:O	2.25	0.53
40:DQ:65:ASN:OD1	40:DQ:69:ARG:NE	2.38	0.53
40:DQ:87:VAL:HG23	41:DR:49:ILE:CG2	2.36	0.53
24:DA:397:U:OP2	47:DX:9:LYS:HE2	2.08	0.53
1:AA:1002:G:C2	1:AA:1039:G:C6	2.97	0.53
1:AA:114:U:H2'	1:AA:115:G:O5'	2.06	0.53
1:AA:1185:G:C6	1:AA:1186:G:C5	2.96	0.53
1:AA:1224:U:N3	1:AA:1322:C:O2	2.41	0.53
1:AA:1361:G:C6	1:AA:1362:A:C8	2.96	0.53
1:AA:198:G:C4	1:AA:199:A:C8	2.96	0.53
1:AA:342:C:C4	1:AA:343:U:C5	2.96	0.53
1:AA:37:U:OP1	12:AL:121:ARG:N	2.39	0.53
1:AA:610:U:O4	1:AA:611:C:N4	2.41	0.53
1:AA:958:A:N1	1:AA:959:A:C2	2.76	0.53
4:AD:11:LEU:HG	4:AD:63:ARG:HD2	1.91	0.53
4:AD:32:CYS:O	4:AD:33:LYS:HB3	2.08	0.53
5:AE:80:THR:HG22	5:AE:122:ASN:OD1	2.07	0.53
7:AG:122:ASN:O	7:AG:124:LEU:N	2.41	0.53
9:AI:6:TYR:CG	9:AI:89:GLU:CD	2.81	0.53

Continued on next page...

Continued from previous page...

Atom-1	Atom-2	Interatomic distance (Å)	Clash overlap (Å)
12:AL:119:VAL:HG12	12:AL:120:LYS:O	2.09	0.53
14:AN:48:LEU:HD12	14:AN:49:GLN:OE1	2.09	0.53
14:AN:48:LEU:CD1	14:AN:49:GLN:OE1	2.55	0.53
15:AO:64:ARG:HD3	15:AO:67:LEU:HD22	1.90	0.53
20:AT:35:VAL:HG12	20:AT:36:TYR:N	2.23	0.53
22:AV:6:G:C6	22:AV:7:A:C6	2.96	0.53
23:AX:8:U:H3'	23:AX:9:A:H5''	1.90	0.53
24:BA:1045:C:O2	24:BA:1047:G:N1	2.40	0.53
24:BA:1693:U:H4'	24:BA:1694:C:OP2	2.09	0.53
24:BA:1863:G:C2	24:BA:1880:U:O2	2.61	0.53
1:AA:1494:G:C8	24:BA:1913:A:C5	2.97	0.53
24:BA:1916:A:H2'	24:BA:1917:U:O4'	2.08	0.53
24:BA:2117:A:C2	24:BA:2171:A:N1	2.77	0.53
24:BA:2133:G:C6	24:BA:2157:G:N7	2.77	0.53
24:BA:2119:A:C6	24:BA:2169:A:C5	2.97	0.53
24:BA:2246:G:H1'	24:BA:2426:A:C2	2.43	0.53
24:BA:2771:C:H2'	24:BA:2772:C:C6	2.44	0.53
24:BA:620:G:H4'	24:BA:621:A:O5'	2.09	0.53
24:BA:710:U:H2'	24:BA:711:G:C8	2.43	0.53
27:BD:104:VAL:O	27:BD:105:LYS:CB	2.56	0.53
28:BE:146:VAL:CG2	28:BE:147:LEU:N	2.71	0.53
24:BA:663:G:OP1	35:BL:17:LYS:CB	2.56	0.53
41:BR:45:GLU:O	41:BR:46:GLU:HG3	2.08	0.53
41:BR:49:ILE:HG23	41:BR:49:ILE:O	2.08	0.53
42:BS:4:ILE:HD12	42:BS:5:ALA:N	2.24	0.53
1:CA:1321:U:O2	19:CS:36:ARG:CZ	2.56	0.53
1:CA:1332:A:N3	1:CA:1332:A:H5'	2.23	0.53
1:CA:1332:A:N6	1:CA:1333:A:N1	2.55	0.53
1:CA:1416:G:C2'	1:CA:1417:G:H5'	2.38	0.53
1:CA:1408:A:C2	1:CA:1494:G:C6	2.96	0.53
1:CA:346:G:N7	39:DP:36:LYS:NZ	2.51	0.53
1:CA:374:A:O4'	1:CA:481:G:N2	2.42	0.53
1:CA:760:G:N7	1:CA:761:G:C8	2.76	0.53
1:CA:814:A:C8	1:CA:816:A:C8	2.96	0.53
1:CA:64:G:C8	1:CA:99:C:N4	2.77	0.53
2:CB:102:THR:HG22	2:CB:103:ASN:N	2.24	0.53
3:CC:37:PHE:CE2	3:CC:41:GLN:NE2	2.76	0.53
7:CG:127:ALA:O	7:CG:129:GLU:N	2.41	0.53
9:CI:30:ILE:O	9:CI:32:GLN:N	2.41	0.53
9:CI:79:ILE:O	9:CI:81:HIS:N	2.41	0.53
13:CM:87:ARG:CZ	13:CM:97:VAL:HG21	2.38	0.53

Continued on next page...

Continued from previous page...

Atom-1	Atom-2	Interatomic distance (Å)	Clash overlap (Å)
15:CO:36:ILE:CG2	15:CO:37:ASN:N	2.70	0.53
15:CO:53:ARG:O	15:CO:56:LEU:HB3	2.09	0.53
16:CP:61:VAL:O	16:CP:63:GLN:N	2.42	0.53
19:CS:34:TRP:O	19:CS:35:SER:C	2.46	0.53
21:CU:37:PHE:CG	21:CU:38:TYR:N	2.76	0.53
55:CY:153:ASP:O	55:CY:155:ARG:N	2.42	0.53
24:DA:1959:G:H2'	24:DA:1960:A:O4'	2.08	0.53
24:DA:2683:C:H4'	27:DD:13:ARG:NH1	2.23	0.53
24:DA:1163:G:N7	57:DA:3188:NMY:H232	2.24	0.53
24:DA:320:A:H4'	24:DA:322:A:C8	2.44	0.53
24:DA:819:A:C4	24:DA:820:A:C8	2.97	0.53
24:DA:960:A:H5''	24:DA:961:C:OP1	2.08	0.53
29:DF:73:VAL:CG2	29:DF:78:ILE:HD11	2.39	0.53
31:DH:3:VAL:HG23	31:DH:37:VAL:C	2.27	0.53
37:DN:108:ALA:HB3	37:DN:110:MET:CE	2.38	0.53
39:DP:1:SER:O	39:DP:5:LYS:HG2	2.07	0.53
39:DP:25:VAL:O	39:DP:43:GLU:HA	2.08	0.53
48:DY:26:PHE:CD1	48:DY:26:PHE:C	2.81	0.53
48:DY:6:LEU:CD1	48:DY:56:LEU:HD22	2.38	0.53
1:AA:1304:G:C5	1:AA:1305:G:C2	2.97	0.53
1:AA:1333:A:C8	1:AA:1334:G:C8	2.96	0.53
1:AA:1418:A:N1	24:BA:1948:G:O2'	2.38	0.53
1:AA:367:U:O2	1:AA:394:G:C2	2.61	0.53
1:AA:367:U:O2	1:AA:367:U:O4'	2.21	0.53
1:AA:414:A:C5	1:AA:431:A:C2	2.95	0.53
1:AA:59:A:N1	1:AA:331:G:N3	2.56	0.53
1:AA:68:G:C6	1:AA:69:G:H1'	2.42	0.53
1:AA:719:C:H3'	1:AA:720:C:C6	2.44	0.53
1:AA:881:G:C5	1:AA:882:C:C5	2.97	0.53
2:AB:163:VAL:HG11	2:AB:185:ALA:HB1	1.90	0.53
4:AD:57:GLU:O	4:AD:61:VAL:HG13	2.09	0.53
5:AE:81:LEU:CG	5:AE:147:MET:HG2	2.38	0.53
7:AG:115:SER:O	7:AG:117:ALA:N	2.41	0.53
8:AH:29:SER:O	8:AH:30:SER:HB3	2.09	0.53
9:AI:54:LEU:O	9:AI:55:VAL:CB	2.56	0.53
11:AK:35:THR:HB	11:AK:39:GLY:O	2.08	0.53
20:AT:59:ASP:O	20:AT:62:ALA:HB3	2.08	0.53
24:BA:1021:A:H2'	24:BA:1021:A:N3	2.23	0.53
24:BA:126:A:C6	24:BA:127:A:C2	2.96	0.53
24:BA:1346:G:O2'	24:BA:1347:A:O5'	2.27	0.53
24:BA:1464:G:H2'	24:BA:1465:G:C8	2.44	0.53

Continued on next page...

Continued from previous page...

Atom-1	Atom-2	Interatomic distance (Å)	Clash overlap (Å)
24:BA:1509:A:O2'	24:BA:1510:G:P	2.67	0.53
24:BA:1841:U:C2	24:BA:1842:G:C8	2.96	0.53
24:BA:1786:A:C6	24:BA:1938:A:C2	2.97	0.53
24:BA:1943:U:H4'	24:BA:1944:U:OP1	2.08	0.53
24:BA:2015:A:C2	50:B0:2:VAL:HG23	2.42	0.53
24:BA:2190:G:H2'	24:BA:2190:G:N3	2.22	0.53
24:BA:2413:G:H2'	24:BA:2414:G:H5'	1.89	0.53
24:BA:2547:A:H2'	24:BA:2548:U:C6	2.43	0.53
24:BA:2725:A:C4	24:BA:2727:A:C8	2.97	0.53
24:BA:407:G:N2	24:BA:421:C:C2	2.76	0.53
24:BA:654:A:O4'	24:BA:654:A:P	2.67	0.53
24:BA:848:C:N4	24:BA:849:A:N6	2.55	0.53
25:BB:78:A:N6	25:BB:98:G:O2'	2.41	0.53
28:BE:30:GLN:OE1	28:BE:95:LYS:CE	2.57	0.53
29:BF:27:VAL:HG23	29:BF:28:PRO:HD2	1.89	0.53
39:BP:58:PHE:N	39:BP:58:PHE:HD1	2.06	0.53
43:BT:63:VAL:HG21	43:BT:80:TRP:CE2	2.44	0.53
45:BV:29:ILE:CG2	45:BV:30:ILE:N	2.71	0.53
45:BV:63:ILE:O	45:BV:69:GLU:HA	2.07	0.53
45:BV:65:VAL:O	45:BV:65:VAL:HG23	2.07	0.53
1:CA:1309:G:C1'	1:CA:1329:A:C2	2.91	0.53
1:CA:448:A:C5	1:CA:487:A:C2	2.96	0.53
1:CA:545:C:C2'	1:CA:546:A:H5'	2.38	0.53
1:CA:613:C:P	4:CD:81:ARG:CZ	2.96	0.53
1:CA:680:C:C2	1:CA:711:G:N1	2.76	0.53
1:CA:793:U:O2	1:CA:1516:G:H4'	2.08	0.53
1:CA:829:G:H2'	1:CA:830:G:H5'	1.88	0.53
1:CA:966:G:H2'	9:CI:129:LYS:CE	2.38	0.53
2:CB:43:LEU:HD13	2:CB:46:THR:HG21	1.91	0.53
2:CB:90:PHE:HD1	2:CB:90:PHE:N	2.06	0.53
3:CC:42:TYR:HA	3:CC:45:LYS:HD3	1.91	0.53
4:CD:110:THR:OG1	4:CD:111:ARG:N	2.40	0.53
4:CD:118:VAL:O	4:CD:131:ASN:HA	2.07	0.53
6:CF:5:GLU:O	6:CF:6:ILE:HG13	2.08	0.53
9:CI:124:ARG:HB3	9:CI:124:ARG:CZ	2.37	0.53
11:CK:55:SER:C	11:CK:57:LYS:N	2.62	0.53
15:CO:61:SER:O	15:CO:65:LYS:CB	2.57	0.53
16:CP:48:GLU:HG3	16:CP:49:GLY:N	2.24	0.53
1:CA:254:G:OP1	17:CQ:70:THR:CG2	2.56	0.53
55:CY:116:ILE:HD13	55:CY:116:ILE:N	2.22	0.53
54:D4:25:VAL:CG1	54:D4:33:HIS:O	2.57	0.53

Continued on next page...

Continued from previous page...

Atom-1	Atom-2	Interatomic distance (Å)	Clash overlap (Å)
24:DA:1066:U:C4	24:DA:1069:A:OP2	2.62	0.53
24:DA:1351:C:O2'	24:DA:1571:A:N3	2.30	0.53
24:DA:1639:C:O2'	24:DA:2699:C:H4'	2.08	0.53
24:DA:1906:G:H2'	24:DA:1907:G:O5'	2.09	0.53
24:DA:2204:G:N2	24:DA:2205:A:N9	2.56	0.53
24:DA:2230:G:H2'	24:DA:2231:U:H6	1.73	0.53
24:DA:280:U:O4	24:DA:281:C:N4	2.42	0.53
24:DA:683:U:C2	24:DA:684:G:C8	2.97	0.53
24:DA:788:A:H5''	59:DA:3761:HOH:O	2.08	0.53
24:DA:80:G:C2	24:DA:81:G:C8	2.96	0.53
24:DA:825:A:H2'	24:DA:826:U:C6	2.44	0.53
24:DA:940:G:H3'	24:DA:941:A:H5''	1.90	0.53
27:DD:24:VAL:HA	27:DD:189:VAL:O	2.09	0.53
35:DL:79:LEU:CD1	35:DL:111:ILE:O	2.55	0.53
36:DM:73:ILE:HD12	36:DM:73:ILE:N	2.24	0.53
39:DP:114:ASN:O	39:DP:114:ASN:ND2	2.41	0.53
40:DQ:71:ASN:OD1	40:DQ:106:THR:HG23	2.09	0.53
24:DA:1322:A:O3'	42:DS:84:ARG:NH2	2.41	0.53
43:DT:44:LYS:HG3	43:DT:55:VAL:CG2	2.38	0.53
43:DT:59:ASN:OD1	43:DT:59:ASN:N	2.40	0.53
1:AA:1130:A:C2	1:AA:1146:A:N7	2.77	0.53
1:AA:1315:U:C5	1:AA:1316:G:C6	2.96	0.53
1:AA:1438:G:H2'	1:AA:1439:G:O5'	2.08	0.53
1:AA:405:U:OP1	1:AA:406:G:O2'	2.17	0.53
1:AA:43:C:C2	1:AA:44:A:C8	2.97	0.53
1:AA:44:A:H2'	1:AA:45:G:H5'	1.91	0.53
1:AA:834:U:H2'	1:AA:835:U:C6	2.43	0.53
2:AB:119:THR:O	2:AB:120:GLN:HB3	2.09	0.53
5:AE:84:PRO:O	5:AE:86:LYS:NZ	2.42	0.53
8:AH:89:LYS:HA	8:AH:92:LEU:HD13	1.89	0.53
9:AI:87:LEU:HD12	9:AI:88:MET:N	2.22	0.53
11:AK:25:ALA:HA	11:AK:30:THR:HG22	1.91	0.53
13:AM:86:TYR:N	19:AS:73:GLU:HB2	2.23	0.53
19:AS:80:TYR:CD1	19:AS:81:ARG:N	2.76	0.53
21:AU:15:ALA:O	21:AU:16:LEU:HD12	2.08	0.53
52:B2:34:ARG:NH1	52:B2:42:LEU:O	2.42	0.53
24:BA:1001:A:H2'	24:BA:1002:G:O4'	2.08	0.53
24:BA:1589:U:C5	24:BA:1590:A:N7	2.77	0.53
24:BA:1603:A:C3'	24:BA:1604:C:H5'	2.38	0.53
24:BA:1944:U:C5	24:BA:1955:U:C2	2.97	0.53
24:BA:2667:C:C2	24:BA:2668:G:C8	2.97	0.53

Continued on next page...

Continued from previous page...

Atom-1	Atom-2	Interatomic distance (Å)	Clash overlap (Å)
24:BA:2773:C:O2'	24:BA:2774:C:H5'	2.09	0.53
24:BA:532:A:H1'	24:BA:2021:C:H5	1.73	0.53
24:BA:572:A:O3'	24:BA:573:U:C4'	2.57	0.53
24:BA:608:A:C6	24:BA:609:A:N6	2.77	0.53
24:BA:85:G:OP1	44:BU:5:ARG:HG2	2.08	0.53
27:BD:141:ARG:O	27:BD:142:VAL:O	2.27	0.53
28:BE:149:ILE:HD11	28:BE:188:MET:CA	2.38	0.53
34:BK:62:VAL:HG11	34:BK:65:THR:CG2	2.39	0.53
40:BQ:35:PHE:O	40:BQ:39:ILE:HG22	2.08	0.53
42:BS:8:ARG:HG3	42:BS:102:HIS:CG	2.44	0.53
45:BV:80:HIS:CG	45:BV:83:LYS:O	2.61	0.53
48:BY:9:LYS:O	48:BY:12:GLU:HG2	2.09	0.53
49:BZ:9:THR:HG23	49:BZ:53:MET:HA	1.90	0.53
1:CA:1012:A:C5	1:CA:1018:G:N1	2.77	0.53
1:CA:1219:A:C4	1:CA:1220:G:C8	2.96	0.53
1:CA:410:G:H1'	1:CA:432:A:H61	1.71	0.53
1:CA:447:G:N2	1:CA:486:U:C5	2.76	0.53
1:CA:642:A:C5	1:CA:643:C:C4	2.96	0.53
1:CA:719:C:OP2	1:CA:720:C:N4	2.38	0.53
1:CA:736:C:H2'	1:CA:737:C:C5	2.44	0.53
1:CA:581:G:C5	1:CA:758:C:C5	2.96	0.53
1:CA:834:U:H2'	1:CA:835:U:C6	2.44	0.53
1:CA:926:G:H5'	1:CA:927:G:O5'	2.08	0.53
10:CJ:18:ILE:HD11	10:CJ:72:ARG:NH1	2.23	0.53
14:CN:45:VAL:O	14:CN:46:LEU:C	2.46	0.53
15:CO:73:LYS:O	15:CO:74:ASP:C	2.45	0.53
55:CY:65:LEU:CD2	55:CY:67:ILE:HG13	2.38	0.53
24:DA:1076:C:H2'	24:DA:1077:A:C8	2.43	0.53
24:DA:1324:G:C2	24:DA:1328:A:C6	2.95	0.53
24:DA:136:G:C4	24:DA:144:A:C2	2.96	0.53
24:DA:1500:G:C2'	24:DA:1501:G:H5'	2.39	0.53
24:DA:1394:U:H4'	24:DA:1603:A:H4'	1.90	0.53
24:DA:1734:G:C2	24:DA:1735:A:H1'	2.43	0.53
24:DA:2727:A:C6	24:DA:2728:U:O4	2.61	0.53
24:DA:2824:C:C4	24:DA:2825:G:C5	2.97	0.53
24:DA:29:U:O2	24:DA:1215:G:O2'	2.26	0.53
24:DA:459:U:OP1	52:D2:40:ALA:N	2.42	0.53
24:DA:536:G:P	57:DA:3186:NMY:H81	2.48	0.53
24:DA:871:U:H2'	24:DA:872:U:C6	2.44	0.53
31:DH:8:LYS:O	31:DH:9:VAL:C	2.46	0.53
36:DM:26:VAL:HG11	36:DM:133:LYS:HA	1.88	0.53

Continued on next page...

Continued from previous page...

Atom-1	Atom-2	Interatomic distance (Å)	Clash overlap (Å)
36:DM:73:ILE:HG21	36:DM:91:TYR:OH	2.08	0.53
41:DR:77:PHE:CE1	41:DR:79:ARG:CD	2.91	0.53
45:DV:72:VAL:HG12	45:DV:93:ARG:HA	1.90	0.53
47:DX:32:LEU:HD13	47:DX:49:ARG:NE	2.24	0.53
48:DY:50:VAL:HA	48:DY:53:VAL:HG13	1.89	0.53
1:AA:1073:U:H3'	1:AA:1074:G:H8	1.74	0.53
1:AA:1152:A:C4	1:AA:1153:G:C8	2.96	0.53
1:AA:1320:C:N4	1:AA:1321:U:C4	2.76	0.53
1:AA:1252:A:H2	1:AA:1355:G:HO2'	1.55	0.53
1:AA:1405:G:P	57:AA:1655:NMY:H191	2.23	0.53
1:AA:1491:G:H3'	12:AL:44:LYS:NZ	2.24	0.53
1:AA:159:G:N2	1:AA:161:A:P	2.82	0.53
1:AA:309:A:C2	1:AA:310:G:C5	2.96	0.53
1:AA:515:G:C2	1:AA:537:G:N2	2.76	0.53
1:AA:55:A:C6	31:DH:91:PHE:HA	2.44	0.53
1:AA:708:C:N3	1:AA:709:U:C5	2.76	0.53
1:AA:708:C:N3	1:AA:709:U:C4	2.77	0.53
1:AA:709:U:O2'	1:AA:710:G:C5'	2.57	0.53
1:AA:712:A:N1	1:AA:713:G:C2	2.76	0.53
1:AA:88:U:C4	1:AA:89:U:C4	2.97	0.53
1:AA:908:A:C2	1:AA:909:A:C5	2.97	0.53
3:AC:23:PHE:CD1	3:AC:23:PHE:C	2.82	0.53
4:AD:203:LEU:C	4:AD:203:LEU:HD12	2.29	0.53
5:AE:126:LYS:O	5:AE:127:ALA:HB2	2.08	0.53
5:AE:144:LEU:HD23	5:AE:144:LEU:N	2.23	0.53
8:AH:92:LEU:HD23	8:AH:117:ARG:NE	2.24	0.53
8:AH:94:LYS:HD2	8:AH:98:GLY:HA2	1.90	0.53
9:AI:54:LEU:O	9:AI:55:VAL:HB	2.09	0.53
13:AM:85:CYS:CB	19:AS:73:GLU:HG3	2.38	0.53
15:AO:78:TYR:C	15:AO:80:GLN:N	2.60	0.53
17:AQ:67:LEU:HD23	17:AQ:68:SER:N	2.24	0.53
1:AA:1014:A:C2	19:AS:34:TRP:CZ2	2.96	0.53
20:AT:71:LYS:HD3	20:AT:75:HIS:CE1	2.44	0.53
53:B3:6:VAL:HG12	53:B3:6:VAL:O	2.08	0.53
24:BA:1033:U:C4	24:BA:2750:A:C2	2.96	0.53
24:BA:1608:A:C8	24:BA:1611:C:N4	2.76	0.53
24:BA:1677:A:N6	59:BA:3770:HOH:O	2.40	0.53
24:BA:2027:G:C2	24:BA:2028:U:C2	2.96	0.53
24:BA:571:U:C4	24:BA:2030:A:N1	2.76	0.53
24:BA:2231:U:H2'	24:BA:2232:C:O4'	2.09	0.53
24:BA:246:C:H2'	24:BA:247:G:H5'	1.91	0.53

Continued on next page...

Continued from previous page...

Atom-1	Atom-2	Interatomic distance (Å)	Clash overlap (Å)
24:BA:2496:C:C2'	24:BA:2497:A:H5'	2.38	0.53
24:BA:354:A:C2'	24:BA:355:U:O5'	2.57	0.53
24:BA:55:G:N3	24:BA:56:A:C8	2.76	0.53
24:BA:856:G:C2	24:BA:922:C:C2	2.96	0.53
26:BC:184:GLU:O	26:BC:185:ALA:C	2.46	0.53
26:BC:65:ASP:OD2	26:BC:101:ARG:NH1	2.41	0.53
24:BA:2052:A:H4'	27:BD:148:GLN:O	2.08	0.53
29:BF:82:TYR:CD2	29:BF:83:PRO:O	2.62	0.53
30:BG:79:THR:HG22	30:BG:79:THR:O	2.07	0.53
35:BL:111:ILE:HG22	35:BL:112:LEU:N	2.23	0.53
38:BO:116:GLN:O	38:BO:117:PHE:HB3	2.08	0.53
40:BQ:95:ALA:O	40:BQ:99:VAL:HG12	2.08	0.53
41:BR:8:GLY:HA3	41:BR:23:GLU:HB2	1.91	0.53
31:BH:32:PRO:HA	47:BX:38:TRP:HB3	1.90	0.53
49:BZ:9:THR:HG22	49:BZ:54:VAL:CA	2.39	0.53
1:CA:1439:G:C6	1:CA:1440:U:N3	2.77	0.53
1:CA:270:A:C6	1:CA:271:C:N3	2.77	0.53
1:CA:409:U:C2'	1:CA:410:G:O5'	2.56	0.53
1:CA:493:A:H2'	1:CA:494:G:N3	2.23	0.53
1:CA:557:G:C6	1:CA:558:G:C6	2.96	0.53
3:CC:165:THR:HG22	3:CC:166:GLU:N	2.24	0.53
4:CD:148:LYS:O	4:CD:149:ALA:HB2	2.09	0.53
4:CD:165:ARG:O	4:CD:167:LYS:N	2.40	0.53
4:CD:50:ASP:O	4:CD:54:GLN:HG3	2.09	0.53
4:CD:79:ALA:CB	4:CD:90:LEU:HB3	2.39	0.53
8:CH:65:TYR:CD1	8:CH:70:ALA:HA	2.43	0.53
13:CM:3:ARG:O	13:CM:4:ILE:CG1	2.57	0.53
14:CN:42:TRP:CE2	14:CN:44:ALA:HB3	2.42	0.53
15:CO:56:LEU:HD23	15:CO:57:LEU:N	2.22	0.53
17:CQ:60:GLU:C	17:CQ:76:VAL:HG23	2.29	0.53
21:CU:10:GLU:HB2	21:CU:11:PRO:HD3	1.91	0.53
21:CU:6:VAL:HG12	21:CU:6:VAL:O	2.06	0.53
24:DA:1006:C:OP2	59:DA:3783:HOH:O	2.18	0.53
24:DA:1131:G:C4	33:DJ:77:HIS:ND1	2.77	0.53
24:DA:1022:G:N2	24:DA:1142:A:C2	2.76	0.53
24:DA:1310:G:N2	24:DA:1313:U:C4	2.76	0.53
24:DA:134:G:N2	24:DA:146:A:C4	2.77	0.53
24:DA:1656:C:H2'	24:DA:1657:U:H6	1.71	0.53
24:DA:1733:G:N1	24:DA:1734:G:C4	2.77	0.53
24:DA:1833:C:C2	24:DA:1834:U:C6	2.96	0.53
24:DA:2293:G:H2'	24:DA:2294:G:O4'	2.09	0.53

Continued on next page...

Continued from previous page...

Atom-1	Atom-2	Interatomic distance (Å)	Clash overlap (Å)
24:DA:2305:U:N3	29:DF:150:GLY:HA3	2.24	0.53
24:DA:2259:U:C6	24:DA:2427:C:C4	2.96	0.53
24:DA:2623:G:OP1	24:DA:2826:A:H1'	2.09	0.53
57:DA:3190:NMY:C16	57:DA:3190:NMY:N2	2.71	0.53
24:DA:58:G:N2	24:DA:70:G:C4	2.77	0.53
24:DA:825:A:H2'	24:DA:826:U:H6	1.73	0.53
24:DA:827:U:OP2	59:DA:3701:HOH:O	2.19	0.53
25:DB:61:G:C6	25:DB:62:C:N4	2.77	0.53
28:DE:18:THR:HG22	28:DE:19:PHE:CD2	2.44	0.53
29:DF:51:ASN:OD1	29:DF:51:ASN:N	2.41	0.53
36:DM:112:LEU:O	36:DM:113:ALA:C	2.47	0.53
38:DO:8:ILE:HD12	38:DO:8:ILE:C	2.29	0.53
43:DT:12:ARG:O	43:DT:13:ALA:HB2	2.09	0.53
44:DU:73:ASN:ND2	44:DU:76:THR:HG21	2.23	0.53
1:AA:100:G:H2'	1:AA:101:A:O4'	2.07	0.53
1:AA:1237:C:C4'	1:AA:1334:G:N2	2.72	0.53
1:AA:1332:A:N6	1:AA:1333:A:C6	2.77	0.53
1:AA:310:G:C6	1:AA:311:C:C4	2.97	0.53
1:AA:391:G:N2	1:AA:392:C:H1'	2.24	0.53
1:AA:725:G:N3	1:AA:726:C:C6	2.77	0.53
1:AA:906:A:O2'	1:AA:907:A:O5'	2.26	0.53
2:AB:175:GLU:O	2:AB:179:LEU:CD2	2.57	0.53
4:AD:145:ILE:HG23	4:AD:150:LYS:HE2	1.91	0.53
4:AD:21:LEU:O	4:AD:22:LYS:HB3	2.08	0.53
9:AI:118:LEU:O	9:AI:119:ARG:C	2.46	0.53
11:AK:26:SER:OG	11:AK:29:ASN:O	2.21	0.53
50:B0:1:ALA:O	50:B0:2:VAL:HG23	2.09	0.53
24:BA:1104:C:C2'	24:BA:1105:U:H5'	2.38	0.53
24:BA:1419:A:HO2'	24:BA:1421:G:H8	1.54	0.53
24:BA:145:C:C2	24:BA:146:A:N7	2.76	0.53
24:BA:1977:A:N6	24:BA:1978:A:C2	2.77	0.53
24:BA:2133:G:C5	24:BA:2157:G:C6	2.96	0.53
24:BA:2120:G:N2	24:BA:2179:C:C2	2.75	0.53
24:BA:2352:A:C4	24:BA:2366:A:C2	2.96	0.53
24:BA:807:U:H1'	24:BA:2445:G:OP1	2.08	0.53
24:BA:21:A:C2	24:BA:520:G:C4	2.96	0.53
24:BA:98:G:H1'	24:BA:103:A:H1'	1.89	0.53
27:BD:125:TRP:CD2	27:BD:160:LYS:CG	2.91	0.53
27:BD:61:THR:N	27:BD:64:GLU:OE2	2.41	0.53
30:BG:3:VAL:CG1	30:BG:68:ARG:HG2	2.38	0.53
31:BH:118:PRO:HD2	31:BH:119:ASN:H	1.72	0.53

Continued on next page...

Continued from previous page...

Atom-1	Atom-2	Interatomic distance (Å)	Clash overlap (Å)
24:BA:1059:G:H1'	32:BI:116:MET:HE1	1.90	0.53
35:BL:105:ILE:CG2	35:BL:106:GLU:N	2.71	0.53
24:BA:1190:G:OP1	35:BL:32:GLY:HA2	2.08	0.53
39:BP:63:ILE:HA	39:BP:68:GLY:HA2	1.91	0.53
43:BT:17:SER:N	43:BT:20:ALA:HB3	2.24	0.53
1:CA:1038:C:H2'	1:CA:1039:G:C8	2.44	0.53
1:CA:1322:C:O4'	1:CA:1322:C:O2	2.27	0.53
1:CA:922:G:N3	1:CA:1398:A:H2	2.07	0.53
1:CA:1492:A:C6	1:CA:1493:A:C2	2.96	0.53
1:CA:757:U:OP1	1:CA:822:U:O2'	2.24	0.53
1:CA:761:G:C6	1:CA:762:U:C5	2.97	0.53
2:CB:114:LEU:O	2:CB:116:ASP:N	2.42	0.53
9:CI:26:GLY:HA2	9:CI:57:MET:HE1	1.90	0.53
9:CI:38:TYR:OH	9:CI:75:GLN:OE1	2.09	0.53
12:CL:44:LYS:HB2	12:CL:45:PRO:HD3	1.91	0.53
14:CN:44:ALA:HB1	14:CN:47:LYS:HD3	1.91	0.53
15:CO:61:SER:O	15:CO:65:LYS:HB2	2.08	0.53
15:CO:66:LEU:C	15:CO:66:LEU:HD12	2.29	0.53
15:CO:8:THR:O	15:CO:11:ILE:CG1	2.56	0.53
17:CQ:68:SER:O	17:CQ:69:LYS:O	2.26	0.53
24:DA:120:U:H4'	24:DA:121:G:H5''	1.91	0.53
24:DA:167:A:N7	24:DA:168:G:C8	2.77	0.53
24:DA:1847:A:N3	24:DA:1848:A:N7	2.56	0.53
24:DA:1912:A:N1	24:DA:1919:A:N7	2.57	0.53
24:DA:1925:C:H2'	24:DA:1926:U:O4'	2.09	0.53
24:DA:210:C:H5''	52:D2:25:LYS:HE3	1.91	0.53
24:DA:2306:C:N4	24:DA:2307:G:C6	2.77	0.53
24:DA:2317:A:C2'	24:DA:2318:G:H5'	2.39	0.53
24:DA:2348:U:C2'	24:DA:2349:G:H5'	2.38	0.53
24:DA:2843:G:N2	24:DA:2844:G:H1'	2.24	0.53
24:DA:408:G:N1	24:DA:420:C:C2	2.77	0.53
24:DA:501:A:N6	24:DA:502:A:N1	2.56	0.53
24:DA:629:G:C2'	24:DA:630:G:H5'	2.38	0.53
24:DA:675:A:N3	24:DA:2443:C:O2'	2.36	0.53
24:DA:980:A:C6	24:DA:981:A:N1	2.76	0.53
26:DC:30:ALA:HB3	26:DC:31:PRO:HD3	1.91	0.53
36:DM:73:ILE:HG22	36:DM:74:THR:N	2.24	0.53
39:DP:20:ARG:HH21	39:DP:20:ARG:HG2	1.73	0.53
41:DR:14:VAL:HG22	41:DR:20:VAL:HG21	1.90	0.53
44:DU:30:SER:OG	44:DU:32:LYS:CG	2.57	0.53
44:DU:38:ILE:HD12	44:DU:39:ASN:N	2.23	0.53

Continued on next page...

Continued from previous page...

Atom-1	Atom-2	Interatomic distance (Å)	Clash overlap (Å)
1:AA:1039:G:C5	1:AA:1040:U:C5	2.96	0.53
1:AA:1363:A:C5	1:AA:1365:G:C6	2.97	0.53
1:AA:1376:U:H2'	1:AA:1377:A:C8	2.44	0.53
1:AA:1494:G:O6	57:AA:1655:NMY:H10	2.09	0.53
1:AA:1531:A:C6	1:AA:1532:U:C4	2.97	0.53
1:AA:184:G:O2'	1:AA:224:U:H5''	2.08	0.53
1:AA:260:G:H2'	1:AA:261:U:C6	2.44	0.53
1:AA:261:U:P	20:AT:71:LYS:NZ	2.82	0.53
1:AA:380:G:N2	1:AA:384:G:C5	2.77	0.53
1:AA:891:U:H2'	1:AA:892:A:C5'	2.39	0.53
1:AA:907:A:C2	1:AA:908:A:C8	2.97	0.53
7:AG:58:GLU:CA	7:AG:61:ALA:HB3	2.38	0.53
1:AA:599:C:P	8:AH:86:TYR:CD2	3.01	0.53
16:AP:4:ILE:CG2	16:AP:5:ARG:N	2.71	0.53
21:AU:24:GLU:CG	21:AU:25:LYS:H	2.21	0.53
51:B1:18:HIS:CE1	51:B1:40:PRO:CG	2.91	0.53
52:B2:44:VAL:O	52:B2:45:SER:CB	2.57	0.53
24:BA:1205:A:H4'	24:BA:1206:G:OP2	2.09	0.53
24:BA:1366:A:C2	24:BA:1367:A:C1'	2.92	0.53
24:BA:1414:C:C2	24:BA:1588:G:N2	2.77	0.53
24:BA:1876:A:C6	24:BA:1877:A:C6	2.97	0.53
24:BA:2345:G:C8	24:BA:2347:C:C5	2.97	0.53
24:BA:246:C:C2'	24:BA:247:G:H5'	2.39	0.53
24:BA:295:G:N2	24:BA:296:U:C2	2.76	0.53
57:BA:3165:NMY:C1	57:BA:3165:NMY:H17	2.22	0.53
24:BA:46:G:C2	24:BA:47:C:C5	2.96	0.53
24:BA:480:A:C2'	24:BA:481:G:OP1	2.57	0.53
24:BA:723:C:H2'	24:BA:724:U:O4'	2.09	0.53
24:BA:751:A:OP1	59:BA:3312:HOH:O	2.18	0.53
24:BA:784:G:O2'	24:BA:785:G:P	2.67	0.53
24:BA:878:A:H2'	24:BA:879:G:O4'	2.09	0.53
24:BA:1565:C:H5''	26:BC:17:LYS:CE	2.39	0.53
27:BD:45:TYR:OH	27:BD:81:GLU:OE1	2.27	0.53
28:BE:83:VAL:HG22	28:BE:83:VAL:O	2.09	0.53
44:BU:43:LYS:CE	44:BU:43:LYS:HA	2.38	0.53
48:BY:17:GLU:OE2	48:BY:18:LEU:N	2.42	0.53
1:CA:1111:A:N1	3:CC:177:THR:CG2	2.71	0.53
1:CA:1114:C:O2	1:CA:1114:C:C2'	2.53	0.53
1:CA:1142:G:H5'	1:CA:1143:G:OP2	2.08	0.53
1:CA:135:C:H2'	1:CA:136:C:H5'	1.91	0.53
1:CA:1371:G:C6	1:CA:1372:U:C4	2.97	0.53

Continued on next page...

Continued from previous page...

Atom-1	Atom-2	Interatomic distance (Å)	Clash overlap (Å)
1:CA:161:A:C6	1:CA:162:A:C6	2.97	0.53
1:CA:328:C:O2	1:CA:328:C:H2'	2.07	0.53
1:CA:438:U:C4	1:CA:494:G:N7	2.77	0.53
1:CA:62:U:OP1	1:CA:385:C:O2'	2.27	0.53
1:CA:63:C:C2'	1:CA:64:G:O5'	2.56	0.53
5:CE:13:GLU:CB	5:CE:39:VAL:HG12	2.38	0.53
6:CF:49:TYR:CD1	6:CF:49:TYR:N	2.77	0.53
17:CQ:20:SER:HA	17:CQ:47:HIS:HA	1.89	0.53
18:CR:23:TYR:CE2	18:CR:24:LYS:HG2	2.44	0.53
18:CR:48:ARG:HG3	18:CR:51:TYR:HD2	1.73	0.53
20:CT:67:ILE:CG1	20:CT:71:LYS:HG2	2.38	0.53
55:CY:65:LEU:HD22	55:CY:100:VAL:HG22	1.89	0.53
42:DS:19:LEU:HB3	50:D0:21:LEU:HD12	1.90	0.53
24:DA:1101:U:C2'	24:DA:1102:C:H5'	2.38	0.53
24:DA:1209:U:O2	24:DA:1238:G:C6	2.62	0.53
24:DA:1392:A:C6	24:DA:1393:A:N1	2.77	0.53
24:DA:1467:U:C4	24:DA:1546:G:C2	2.97	0.53
24:DA:1858:A:OP2	57:DA:3187:NMY:N7	2.37	0.53
24:DA:1866:A:C2	24:DA:1876:A:C5	2.97	0.53
24:DA:246:C:C2'	24:DA:247:G:H5'	2.39	0.53
24:DA:590:A:O2'	24:DA:591:U:H5'	2.09	0.53
24:DA:646:U:H3'	24:DA:647:G:H5''	1.90	0.53
24:DA:7:G:C6	24:DA:8:C:C4	2.96	0.53
24:DA:919:U:H2'	24:DA:920:A:H5'	1.90	0.53
26:DC:194:VAL:O	26:DC:195:GLY:O	2.26	0.53
24:DA:444:C:H4'	28:DE:44:ARG:HD2	1.91	0.53
24:DA:2315:G:H4'	29:DF:124:ARG:NH1	2.24	0.53
30:DG:93:TYR:CE1	30:DG:106:LEU:HA	2.44	0.53
31:DH:122:LEU:H	31:DH:122:LEU:HD23	1.73	0.53
37:DN:1:MET:O	37:DN:2:ARG:HB3	2.09	0.53
37:DN:67:PHE:HA	37:DN:70:THR:CG2	2.39	0.53
37:DN:72:ASP:CG	37:DN:75:ILE:HG22	2.29	0.53
42:DS:63:GLY:O	42:DS:64:ALA:HB3	2.09	0.53
44:DU:28:LEU:O	44:DU:30:SER:N	2.42	0.53
1:AA:1245:C:H2'	1:AA:1246:A:O4'	2.08	0.53
1:AA:1323:G:O6	19:AS:4:SER:OG	2.17	0.53
1:AA:405:U:O4	4:AD:2:ALA:N	2.41	0.53
1:AA:666:G:H5'	1:AA:726:C:H1'	1.90	0.53
1:AA:888:G:H1'	1:AA:909:A:H61	1.74	0.53
2:AB:23:TRP:CZ3	2:AB:25:PRO:HA	2.43	0.53
2:AB:27:MET:C	2:AB:29:PRO:HD2	2.29	0.53

Continued on next page...

Continued from previous page...

Atom-1	Atom-2	Interatomic distance (Å)	Clash overlap (Å)
4:AD:7:PRO:HB3	4:AD:9:LEU:HD21	1.89	0.53
14:AN:64:CYS:HG	14:AN:67:THR:HG1	1.57	0.53
15:AO:62:GLN:O	15:AO:65:LYS:N	2.42	0.53
21:AU:34:ARG:O	21:AU:35:ARG:O	2.27	0.53
9:AI:130:ARG:NH2	22:AV:35:A:OP2	2.40	0.53
22:AV:35:A:C2'	22:AV:36:A:H5''	2.38	0.53
24:BA:987:C:O2'	24:BA:1000:A:N3	2.34	0.53
24:BA:1566:A:OP1	26:BC:17:LYS:NZ	2.25	0.53
24:BA:1668:A:C2	24:BA:1670:C:N3	2.77	0.53
24:BA:1876:A:N7	24:BA:1877:A:N7	2.57	0.53
24:BA:1995:U:OP1	27:BD:128:ARG:CZ	2.57	0.53
24:BA:2025:C:H5'	27:BD:154:LYS:HZ1	1.74	0.53
24:BA:2095:A:C2	24:BA:2096:C:C5	2.97	0.53
24:BA:2114:A:C2	24:BA:2115:G:H1'	2.44	0.53
24:BA:2302:U:H2'	24:BA:2303:G:H5'	1.91	0.53
24:BA:2743:U:H2'	24:BA:2744:G:O4'	2.09	0.53
24:BA:49:A:C8	24:BA:51:G:N2	2.77	0.53
24:BA:64:A:H2'	24:BA:65:U:C6	2.44	0.53
24:BA:845:A:N1	24:BA:847:U:C5	2.77	0.53
26:BC:166:ARG:HG3	26:BC:166:ARG:O	2.08	0.53
28:BE:164:LEU:HD12	28:BE:164:LEU:C	2.30	0.53
31:BH:37:VAL:CG2	31:BH:38:PRO:HD2	2.39	0.53
37:BN:52:ILE:CG2	37:BN:94:TYR:CE2	2.92	0.53
42:BS:70:LYS:O	42:BS:72:THR:N	2.42	0.53
1:CA:1242:G:C6	1:CA:1243:C:C5	2.97	0.53
1:CA:289:G:C2'	1:CA:290:C:O5'	2.56	0.53
1:CA:493:A:C4	1:CA:494:G:C6	2.97	0.53
1:CA:543:U:C2	1:CA:544:G:C8	2.97	0.53
1:CA:673:A:C2	1:CA:674:G:C5	2.97	0.53
2:CB:101:LEU:CD1	2:CB:175:GLU:HB3	2.38	0.53
4:CD:167:LYS:HD2	4:CD:168:PRO:HD2	1.89	0.53
4:CD:73:ARG:O	4:CD:76:TYR:CG	2.62	0.53
7:CG:81:GLY:O	7:CG:83:SER:N	2.42	0.53
10:CJ:55:PRO:O	14:CN:69:ARG:NH2	2.42	0.53
11:CK:127:ARG:CB	21:CU:35:ARG:NH2	2.72	0.53
13:CM:14:HIS:CB	13:CM:17:ILE:CD1	2.86	0.53
13:CM:39:ILE:O	13:CM:41:GLU:N	2.41	0.53
55:CY:48:PRO:O	55:CY:49:THR:CB	2.57	0.53
24:DA:78:U:OP1	24:DA:102:U:O4	2.27	0.53
24:DA:103:A:C2'	24:DA:104:A:O5'	2.57	0.53
24:DA:1285:A:C6	24:DA:1329:U:C5	2.97	0.53

Continued on next page...

Continued from previous page...

Atom-1	Atom-2	Interatomic distance (Å)	Clash overlap (Å)
24:DA:1319:C:O2'	24:DA:1320:C:H5'	2.09	0.53
24:DA:1324:G:H1'	24:DA:1616:A:N6	2.24	0.53
24:DA:1670:C:OP1	59:DA:3435:HOH:O	2.19	0.53
24:DA:166:U:O2'	24:DA:167:A:H5'	2.09	0.53
24:DA:1701:A:C8	24:DA:1702:G:C8	2.97	0.53
24:DA:1794:A:H1'	24:DA:1900:A:N3	2.24	0.53
24:DA:2311:A:N7	29:DF:76:PHE:CD1	2.77	0.53
24:DA:2259:U:C5	24:DA:2427:C:N4	2.77	0.53
24:DA:2538:C:O2'	24:DA:2539:C:H5'	2.09	0.53
24:DA:480:A:H2'	24:DA:481:G:OP1	2.08	0.53
24:DA:76:C:O2'	48:DY:52:ARG:HA	2.08	0.53
24:DA:863:A:O2'	24:DA:864:G:H5'	2.09	0.53
24:DA:866:A:C2	24:DA:914:G:H5'	2.44	0.53
29:DF:45:ASP:OD1	29:DF:46:LYS:N	2.41	0.53
30:DG:30:GLY:O	30:DG:78:VAL:HG22	2.09	0.53
31:DH:11:ASN:O	31:DH:12:LEU:HD22	2.09	0.53
31:DH:66:ASN:HA	31:DH:69:ALA:HB3	1.90	0.53
39:DP:104:GLY:O	39:DP:107:ALA:N	2.41	0.53
40:DQ:87:VAL:HA	41:DR:49:ILE:CG2	2.39	0.53
48:DY:18:LEU:O	48:DY:22:LEU:HB3	2.09	0.53
1:AA:1158:C:O2'	2:AB:132:LYS:NZ	2.36	0.53
1:AA:1355:G:N1	1:AA:1368:A:C2	2.77	0.53
1:AA:39:G:O2'	1:AA:40:C:H5'	2.08	0.53
1:AA:437:U:O2	4:AD:120:HIS:CE1	2.62	0.53
1:AA:452:A:N6	1:AA:480:U:C2	2.77	0.53
1:AA:618:C:H3'	1:AA:619:U:H5''	1.91	0.53
2:AB:17:GLY:HA2	2:AB:203:ASN:N	2.24	0.53
4:AD:9:LEU:CD1	4:AD:10:LYS:HG2	2.39	0.53
4:AD:62:ARG:CD	4:AD:72:PHE:CE1	2.92	0.53
5:AE:84:PRO:HD3	5:AE:98:PRO:HD3	1.90	0.53
8:AH:106:THR:OG1	8:AH:121:LEU:CB	2.57	0.53
1:AA:37:U:OP1	12:AL:120:LYS:HG3	2.09	0.53
20:AT:67:ILE:HD11	20:AT:71:LYS:CB	2.39	0.53
1:AA:263:A:P	20:AT:74:ARG:NH1	2.82	0.53
21:AU:24:GLU:OE2	21:AU:25:LYS:CA	2.57	0.53
21:AU:26:ALA:HB1	23:AX:5:A:OP1	2.09	0.53
24:BA:1296:G:OP1	24:BA:2709:G:O2'	2.20	0.53
24:BA:1327:A:H2'	24:BA:1328:A:O4'	2.09	0.53
24:BA:118:A:N3	24:BA:178:G:H1'	2.24	0.53
24:BA:1883:U:C5	24:BA:1884:G:C5	2.96	0.53
24:BA:860:U:O2'	24:BA:2267:A:C5'	2.58	0.53

Continued on next page...

Continued from previous page...

Atom-1	Atom-2	Interatomic distance (Å)	Clash overlap (Å)
24:BA:2333:A:N7	24:BA:2335:A:C2	2.77	0.53
24:BA:24:G:H2'	24:BA:25:U:O4'	2.08	0.53
24:BA:2568:U:H5''	24:BA:2569:G:OP2	2.09	0.53
24:BA:265:A:H4'	24:BA:266:G:OP1	2.09	0.53
24:BA:2732:G:H4'	24:BA:2733:A:OP2	2.09	0.53
24:BA:481:G:P	44:BU:43:LYS:HG3	2.49	0.53
26:BC:234:GLY:O	26:BC:235:GLU:HB3	2.09	0.53
27:BD:61:THR:OG1	27:BD:64:GLU:OE2	2.26	0.53
33:BJ:18:VAL:CG1	33:BJ:55:ILE:O	2.57	0.53
38:BO:8:ILE:O	38:BO:9:ARG:C	2.47	0.53
39:BP:17:PRO:HD2	39:BP:83:ILE:CG1	2.39	0.53
44:BU:72:PHE:CZ	44:BU:77:GLY:HA2	2.44	0.53
1:CA:1261:A:C5	1:CA:1275:A:C4	2.97	0.53
1:CA:19:A:C2	1:CA:20:U:C2	2.97	0.53
1:CA:374:A:C2	1:CA:375:U:C2	2.97	0.53
1:CA:847:G:C2'	1:CA:848:C:H5'	2.38	0.53
1:CA:967:C:O4'	9:CI:129:LYS:HG3	2.09	0.53
2:CB:107:VAL:O	2:CB:110:SER:N	2.42	0.53
4:CD:58:LYS:HB2	4:CD:200:ILE:HG12	1.90	0.53
1:CA:430:A:OP2	4:CD:8:LYS:CG	2.55	0.53
9:CI:15:SER:OG	9:CI:75:GLN:N	2.42	0.53
11:CK:125:LYS:CG	11:CK:126:LYS:H	2.21	0.53
1:CA:706:A:C4	11:CK:44:TRP:HH2	2.27	0.53
12:CL:66:TYR:CD1	12:CL:66:TYR:C	2.82	0.53
1:CA:1309:G:P	13:CM:87:ARG:NH1	2.82	0.53
15:CO:89:ARG:CZ	24:DA:714:U:C4	2.91	0.53
18:CR:64:TYR:HB3	18:CR:65:LEU:HD23	1.90	0.53
24:DA:242:G:O5'	53:D3:2:LYS:HD2	2.09	0.53
24:DA:1014:A:C2	24:DA:1149:G:C2	2.98	0.53
24:DA:1567:G:C8	26:DC:82:TYR:CE2	2.97	0.53
24:DA:1568:G:H4'	26:DC:58:LYS:NZ	2.24	0.53
24:DA:1635:A:C2	24:DA:1636:U:C1'	2.92	0.53
24:DA:1858:A:C5	24:DA:1859:U:C5	2.97	0.53
24:DA:191:A:H2'	24:DA:192:C:C6	2.44	0.53
24:DA:1996:C:H4'	24:DA:1997:C:OP1	2.08	0.53
24:DA:784:G:H5'	24:DA:785:G:OP1	2.08	0.53
24:DA:947:A:O2'	24:DA:984:A:C2	2.57	0.53
25:DB:110:C:C4	25:DB:111:U:C5	2.96	0.53
25:DB:1:U:O4'	25:DB:1:U:P	2.66	0.53
31:DH:81:ALA:CB	31:DH:149:GLU:OE1	2.55	0.53
31:DH:33:GLN:HG2	31:DH:33:GLN:O	2.09	0.53

Continued on next page...

Continued from previous page...

Atom-1	Atom-2	Interatomic distance (Å)	Clash overlap (Å)
24:DA:528:A:OP2	33:DJ:116:ARG:NH2	2.42	0.53
35:DL:73:ILE:C	35:DL:105:ILE:HD13	2.30	0.53
40:DQ:37:ALA:HA	40:DQ:40:LYS:CE	2.39	0.53
42:DS:59:GLU:O	42:DS:64:ALA:HB2	2.09	0.53
1:AA:1489:G:C4	1:AA:1490:U:C6	2.96	0.52
1:AA:149:A:C2	1:AA:150:U:N1	2.77	0.52
57:AA:1655:NMY:H13	57:AA:1655:NMY:O12	2.09	0.52
1:AA:167:A:C6	1:AA:168:G:C5	2.96	0.52
1:AA:186:C:N4	1:AA:187:G:O6	2.42	0.52
1:AA:442:G:C6	1:AA:443:C:N3	2.77	0.52
2:AB:170:HIS:CD2	2:AB:171:ILE:HG13	2.44	0.52
3:AC:77:ILE:O	3:AC:78:GLY:C	2.47	0.52
6:AF:98:GLU:O	6:AF:99:ALA:O	2.27	0.52
12:AL:55:VAL:N	12:AL:63:VAL:O	2.42	0.52
17:AQ:79:VAL:O	17:AQ:80:GLU:HB2	2.09	0.52
21:AU:21:ARG:NE	23:AX:4:G:H1'	2.24	0.52
52:B2:24:THR:C	52:B2:26:ASN:H	2.12	0.52
24:BA:2419:U:P	53:B3:40:LYS:NZ	2.82	0.52
24:BA:1261:C:H2'	24:BA:1262:A:O5'	2.10	0.52
24:BA:1356:G:C6	24:BA:1357:C:N3	2.78	0.52
24:BA:1545:A:C8	24:BA:1546:G:C8	2.97	0.52
24:BA:1826:G:C5	24:BA:1827:U:C5	2.97	0.52
24:BA:827:U:O2'	24:BA:2068:U:C2	2.47	0.52
24:BA:2297:A:H2'	24:BA:2297:A:N3	2.22	0.52
24:BA:1638:C:H5''	24:BA:2710:C:O2	2.10	0.52
24:BA:2799:A:C5	24:BA:2801:G:C5	2.97	0.52
24:BA:77:G:H5''	48:BY:2:LYS:HD2	1.91	0.52
24:BA:817:C:H2'	24:BA:818:G:O4'	2.09	0.52
27:BD:47:ALA:CA	27:BD:84:LEU:HD22	2.39	0.52
28:BE:41:GLN:HG2	28:BE:43:THR:HG23	1.91	0.52
24:BA:659:G:O3'	28:BE:95:LYS:HB3	2.09	0.52
25:BB:45:A:N7	29:BF:91:ARG:NH1	2.57	0.52
30:BG:24:THR:HA	30:BG:33:THR:HG22	1.89	0.52
32:BI:20:SER:HB2	32:BI:21:PRO:CD	2.39	0.52
34:BK:42:THR:HA	34:BK:56:ASP:O	2.09	0.52
1:CA:1033:G:H2'	1:CA:1034:G:C5'	2.39	0.52
1:CA:1266:G:C2	1:CA:1270:G:C6	2.96	0.52
1:CA:1126:U:O2	1:CA:1280:A:H5'	2.09	0.52
1:CA:208:U:C6	1:CA:208:U:OP2	2.63	0.52
1:CA:65:A:N7	1:CA:381:C:N4	2.56	0.52
1:CA:668:G:H2'	1:CA:669:G:O4'	2.09	0.52

Continued on next page...

Continued from previous page...

Atom-1	Atom-2	Interatomic distance (Å)	Clash overlap (Å)
1:CA:737:C:H2'	1:CA:738:C:C6	2.43	0.52
1:CA:738:C:O2'	1:CA:739:C:P	2.67	0.52
1:CA:759:A:H2'	1:CA:760:G:O5'	2.09	0.52
1:CA:942:G:N1	1:CA:943:U:C4	2.77	0.52
1:CA:956:U:C2	1:CA:1225:A:C2	2.97	0.52
2:CB:166:ALA:HB3	2:CB:191:SER:HB3	1.90	0.52
3:CC:12:LEU:HD21	14:CN:91:GLY:HA2	1.89	0.52
3:CC:40:ARG:O	3:CC:44:THR:N	2.41	0.52
7:CG:103:TRP:CZ3	7:CG:104:ILE:HD13	2.44	0.52
10:CJ:12:ALA:HB3	10:CJ:18:ILE:CG2	2.39	0.52
13:CM:72:GLU:HA	13:CM:75:MET:SD	2.49	0.52
13:CM:80:LEU:HD11	13:CM:85:CYS:HB3	1.91	0.52
14:CN:55:SER:O	14:CN:56:SER:C	2.47	0.52
15:CO:27:VAL:O	15:CO:28:GLN:C	2.48	0.52
19:CS:18:LYS:CD	19:CS:31:LEU:CD1	2.86	0.52
19:CS:44:MET:O	19:CS:45:ILE:HB	2.09	0.52
24:DA:1700:A:C3'	24:DA:1701:A:H5'	2.39	0.52
24:DA:1681:G:N3	24:DA:1762:A:H2'	2.24	0.52
24:DA:2024:G:O3'	27:DD:154:LYS:HE2	2.07	0.52
24:DA:2298:A:C5	24:DA:2321:U:C5	2.97	0.52
24:DA:2498:C:O2'	24:DA:2499:C:H5'	2.08	0.52
24:DA:2757:A:C6	30:DG:66:THR:HG21	2.44	0.52
24:DA:359:G:C2'	24:DA:360:U:H5'	2.39	0.52
24:DA:614:A:O2'	24:DA:615:U:P	2.67	0.52
25:DB:77:U:OP2	45:DV:14:LYS:CD	2.57	0.52
26:DC:159:THR:H	26:DC:194:VAL:HG12	1.73	0.52
29:DF:121:PHE:CE2	29:DF:127:TYR:CE1	2.97	0.52
29:DF:48:LEU:HD12	29:DF:49:LEU:H	1.74	0.52
25:DB:43:C:H4'	29:DF:94:ARG:NH1	2.24	0.52
29:DF:98:PHE:C	29:DF:98:PHE:CD1	2.82	0.52
40:DQ:72:GLY:O	40:DQ:73:ILE:HB	2.09	0.52
44:DU:10:VAL:HG12	44:DU:71:ILE:HA	1.91	0.52
1:AA:159:G:O2'	1:AA:161:A:N7	2.23	0.52
1:AA:58:C:O2'	1:AA:59:A:H5'	2.09	0.52
1:AA:80:A:H2'	1:AA:81:A:O4'	2.09	0.52
2:AB:21:ARG:NE	2:AB:21:ARG:HA	2.23	0.52
4:AD:64:ILE:HG22	4:AD:111:ARG:NH1	2.24	0.52
8:AH:103:VAL:HG12	8:AH:103:VAL:O	2.08	0.52
11:AK:71:ALA:O	11:AK:74:VAL:HG23	2.09	0.52
1:AA:37:U:OP1	12:AL:120:LYS:CG	2.57	0.52
19:AS:74:PHE:O	19:AS:76:PRO:HD3	2.09	0.52

Continued on next page...

Continued from previous page...

Atom-1	Atom-2	Interatomic distance (Å)	Clash overlap (Å)
53:B3:28:LEU:HD11	53:B3:40:LYS:HE3	1.91	0.52
24:BA:1145:C:C2'	24:BA:1146:C:O5'	2.57	0.52
24:BA:1346:G:C2'	24:BA:1347:A:O5'	2.58	0.52
24:BA:1416:G:N7	24:BA:1417:C:C4	2.77	0.52
24:BA:1423:G:H2'	24:BA:1423:G:N3	2.24	0.52
24:BA:1600:C:OP2	59:BA:3716:HOH:O	2.19	0.52
24:BA:1802:A:O2'	24:BA:1803:A:OP1	2.26	0.52
24:BA:1794:A:O4'	24:BA:1900:A:C2	2.62	0.52
24:BA:2089:C:N3	24:BA:2090:A:N7	2.55	0.52
24:BA:2323:G:H2'	24:BA:2324:U:H5'	1.91	0.52
24:BA:2525:G:C2	24:BA:2526:G:N7	2.77	0.52
24:BA:2779:U:H4'	24:BA:2781:A:C8	2.43	0.52
57:BA:3167:NMY:O17	57:BA:3167:NMY:N2	2.42	0.52
24:BA:367:G:O6	24:BA:368:A:C2	2.63	0.52
24:BA:666:A:C5	24:BA:667:U:C5	2.97	0.52
24:BA:973:A:O4'	24:BA:1188:U:C6	2.61	0.52
25:BB:114:C:H2'	25:BB:114:C:O2	2.09	0.52
24:BA:2597:G:H5'	26:BC:240:GLY:HA3	1.92	0.52
43:BT:72:GLN:O	43:BT:74:ILE:HG23	2.09	0.52
47:BX:11:PRO:HA	47:BX:29:LEU:HD23	1.91	0.52
1:CA:1167:A:N7	1:CA:1169:A:N1	2.57	0.52
1:CA:1350:A:N1	1:CA:1351:U:O2	2.42	0.52
1:CA:975:A:N1	1:CA:1366:C:O2'	2.41	0.52
1:CA:1480:A:C5	1:CA:1481:U:C5	2.98	0.52
1:CA:1513:A:H2'	1:CA:1514:G:C8	2.44	0.52
1:CA:184:G:C5	1:CA:185:U:C5	2.96	0.52
1:CA:293:G:N3	1:CA:293:G:H2'	2.24	0.52
1:CA:327:A:C2	1:CA:329:A:C4	2.97	0.52
1:CA:484:G:H4'	1:CA:485:U:OP1	2.07	0.52
1:CA:587:G:C2	1:CA:755:G:C6	2.98	0.52
1:CA:596:A:N3	1:CA:596:A:H2'	2.24	0.52
1:CA:640:A:C6	1:CA:641:U:C4	2.98	0.52
1:CA:71:A:N1	1:CA:99:C:O2'	2.36	0.52
1:CA:894:G:C2'	1:CA:895:G:H5'	2.39	0.52
1:CA:919:A:C2'	1:CA:920:U:O5'	2.57	0.52
4:CD:5:LEU:O	4:CD:6:GLY:C	2.46	0.52
1:CA:972:C:P	10:CJ:59:LYS:CD	2.97	0.52
11:CK:32:VAL:HG12	11:CK:46:THR:OG1	2.08	0.52
13:CM:22:ILE:HD11	13:CM:25:VAL:HG13	1.90	0.52
14:CN:32:ASP:CG	14:CN:33:VAL:N	2.63	0.52
17:CQ:16:LYS:O	17:CQ:17:MET:CB	2.57	0.52

Continued on next page...

Continued from previous page...

Atom-1	Atom-2	Interatomic distance (Å)	Clash overlap (Å)
20:CT:3:ASN:O	20:CT:4:ILE:O	2.28	0.52
22:CV:24:G:N7	22:CV:25:C:C5	2.77	0.52
24:DA:1045:C:H4'	24:DA:1046:A:H5'	1.91	0.52
24:DA:1471:G:C2'	24:DA:1472:C:H5'	2.40	0.52
24:DA:1840:G:C5	24:DA:1841:U:C5	2.97	0.52
24:DA:2052:A:N7	27:DD:146:ILE:HD11	2.24	0.52
24:DA:2194:U:O2'	24:DA:2195:U:H5'	2.09	0.52
24:DA:2862:G:C6	24:DA:2863:C:C4	2.98	0.52
24:DA:1:G:N2	24:DA:2903:U:O2	2.42	0.52
24:DA:38:A:N3	24:DA:442:G:C2	2.77	0.52
24:DA:559:G:C5	24:DA:560:C:C5	2.98	0.52
24:DA:647:G:H2'	24:DA:648:G:O5'	2.09	0.52
26:DC:70:LYS:HD2	26:DC:95:TYR:CE1	2.45	0.52
27:DD:132:ALA:HA	27:DD:140:HIS:CD2	2.45	0.52
24:DA:674:G:H5''	28:DE:71:GLY:CA	2.39	0.52
35:DL:116:VAL:HG13	35:DL:138:ALA:CB	2.39	0.52
38:DO:53:THR:HG21	38:DO:65:THR:CG2	2.38	0.52
42:DS:14:ALA:O	42:DS:18:ARG:HG3	2.09	0.52
42:DS:83:LYS:HD3	42:DS:95:ARG:NH2	2.23	0.52
44:DU:38:ILE:HD12	44:DU:39:ASN:H	1.74	0.52
46:DW:45:PHE:CD1	46:DW:78:LYS:HB3	2.45	0.52
47:DX:18:SER:C	47:DX:20:ALA:H	2.11	0.52
1:AA:1102:A:C2'	1:AA:1103:C:H5'	2.40	0.52
1:AA:1225:A:H2'	1:AA:1226:C:C5	2.45	0.52
1:AA:1426:G:N2	1:AA:1475:G:H1'	2.24	0.52
1:AA:1505:G:H2'	23:AX:12:A:OP2	2.08	0.52
1:AA:212:G:C2	1:AA:213:G:C4	2.97	0.52
1:AA:572:A:OP1	1:AA:917:G:C5'	2.58	0.52
1:AA:744:C:H4'	1:AA:852:G:O2'	2.08	0.52
1:AA:862:C:H1'	1:AA:874:G:H5''	1.90	0.52
1:AA:758:C:H4'	1:AA:880:C:O2'	2.09	0.52
2:AB:208:ARG:O	2:AB:209:ALA:C	2.47	0.52
1:AA:1060:U:O4	3:AC:2:GLY:HA3	2.10	0.52
9:AI:63:LEU:N	9:AI:63:LEU:CD2	2.72	0.52
15:AO:85:LEU:HD12	15:AO:86:GLY:N	2.23	0.52
18:AR:72:ASP:O	21:AU:5:LYS:CE	2.57	0.52
24:BA:1353:A:C8	24:BA:1378:A:N6	2.77	0.52
24:BA:1791:A:C8	24:BA:1792:G:C8	2.97	0.52
24:BA:1847:A:O2'	24:BA:1848:A:H8	1.93	0.52
24:BA:2016:U:H2'	24:BA:2017:U:C6	2.44	0.52
24:BA:2666:C:C6	24:BA:2667:C:C5	2.98	0.52

Continued on next page...

Continued from previous page...

Atom-1	Atom-2	Interatomic distance (Å)	Clash overlap (Å)
24:BA:294:A:C5	24:BA:345:A:C2	2.98	0.52
24:BA:418:C:C4	24:BA:419:U:C4	2.97	0.52
24:BA:503:A:C6	24:BA:505:A:C6	2.96	0.52
24:BA:805:G:C4	24:BA:2068:U:OP1	2.62	0.52
24:BA:846:U:O2'	24:BA:847:U:H5''	2.09	0.52
24:BA:954:G:N3	24:BA:2274:A:C2	2.77	0.52
25:BB:45:A:N3	25:BB:45:A:H2'	2.24	0.52
24:BA:1792:G:OP1	26:BC:204:LEU:HD12	2.10	0.52
27:BD:98:VAL:C	27:BD:100:LEU:N	2.58	0.52
33:BJ:16:TYR:HA	33:BJ:138:GLN:O	2.09	0.52
37:BN:48:VAL:O	37:BN:51:LEU:N	2.42	0.52
44:BU:25:LYS:O	44:BU:26:ASN:HB3	2.09	0.52
1:CA:1092:A:H1'	1:CA:1183:U:O4	2.10	0.52
1:CA:988:G:N2	1:CA:1218:C:N3	2.58	0.52
1:CA:1329:A:C5	1:CA:1330:U:N1	2.78	0.52
1:CA:1372:U:C4	1:CA:1373:G:C5	2.97	0.52
1:CA:259:G:OP2	20:CT:78:ASN:ND2	2.42	0.52
1:CA:563:A:C5'	1:CA:566:G:N2	2.73	0.52
1:CA:887:G:N2	1:CA:911:U:C2	2.77	0.52
2:CB:99:GLY:N	2:CB:175:GLU:OE2	2.41	0.52
2:CB:186:ILE:HD11	2:CB:203:ASN:O	2.09	0.52
3:CC:12:LEU:HD21	14:CN:91:GLY:CA	2.38	0.52
3:CC:45:LYS:O	3:CC:46:GLU:C	2.47	0.52
7:CG:26:PHE:HA	7:CG:29:ILE:CG2	2.39	0.52
7:CG:70:ARG:NE	7:CG:96:ARG:CD	2.73	0.52
10:CJ:100:ILE:CD1	10:CJ:101:SER:N	2.72	0.52
12:CL:90:LEU:O	12:CL:90:LEU:HD13	2.09	0.52
17:CQ:45:HIS:HB3	17:CQ:71:LYS:HB3	1.91	0.52
21:CU:17:ARG:HG2	21:CU:20:LYS:CE	2.39	0.52
50:D0:10:SER:O	50:D0:13:GLY:N	2.43	0.52
24:DA:1093:G:H5''	24:DA:1094:U:P	2.50	0.52
24:DA:1881:C:H2'	24:DA:1882:U:O4'	2.10	0.52
24:DA:2249:U:O2'	24:DA:2252:G:OP2	2.25	0.52
24:DA:2325:G:C8	24:DA:2325:G:O5'	2.63	0.52
24:DA:2794:C:C2	24:DA:2802:G:N2	2.77	0.52
24:DA:328:U:C2'	24:DA:329:G:OP1	2.56	0.52
24:DA:500:G:N2	24:DA:502:A:H3'	2.25	0.52
24:DA:661:A:C8	24:DA:661:A:H3'	2.44	0.52
24:DA:927:A:H2'	24:DA:928:A:C8	2.44	0.52
25:DB:1:U:O2	25:DB:1:U:H2'	2.08	0.52
26:DC:90:ILE:HD12	26:DC:102:TYR:CD2	2.44	0.52

Continued on next page...

Continued from previous page...

Atom-1	Atom-2	Interatomic distance (Å)	Clash overlap (Å)
24:DA:1994:C:P	27:DD:132:ALA:HB3	2.50	0.52
29:DF:9:ASP:OD1	29:DF:10:GLU:N	2.41	0.52
29:DF:121:PHE:CE2	29:DF:162:ASP:C	2.83	0.52
29:DF:129:MET:N	29:DF:153:ILE:HD11	2.24	0.52
29:DF:40:GLY:O	29:DF:42:ALA:N	2.42	0.52
29:DF:76:PHE:HB2	29:DF:78:ILE:CG1	2.40	0.52
31:DH:80:ILE:CG1	31:DH:145:ASN:O	2.57	0.52
34:DK:94:PRO:HG3	34:DK:114:LYS:HD3	1.92	0.52
36:DM:136:MET:O	45:DV:79:ARG:NH2	2.42	0.52
41:DR:1:MET:HG3	41:DR:42:ALA:O	2.10	0.52
41:DR:41:ILE:CD1	41:DR:54:VAL:HG11	2.39	0.52
1:AA:1012:A:C2	1:AA:1018:G:C2	2.97	0.52
1:AA:1078:U:C2'	1:AA:1079:G:O5'	2.57	0.52
1:AA:1159:U:O4'	1:AA:1182:G:N2	2.43	0.52
1:AA:35:G:C4	1:AA:36:C:C5	2.98	0.52
1:AA:382:A:C4	1:AA:383:A:C8	2.98	0.52
1:AA:463:U:C4	1:AA:464:U:N3	2.77	0.52
1:AA:628:G:H2'	1:AA:629:A:C8	2.45	0.52
1:AA:862:C:C4	1:AA:863:U:H5	2.27	0.52
1:AA:939:G:C6	1:AA:940:C:N4	2.77	0.52
1:AA:949:A:C2'	1:AA:950:U:H5'	2.39	0.52
3:AC:57:ILE:CD1	3:AC:59:ARG:HE	2.22	0.52
4:AD:78:GLU:O	4:AD:81:ARG:HB3	2.09	0.52
5:AE:90:THR:O	5:AE:93:ARG:NH2	2.43	0.52
6:AF:14:GLN:OE1	6:AF:17:GLN:HG3	2.08	0.52
11:AK:82:LEU:HD21	11:AK:105:PHE:CD2	2.44	0.52
13:AM:22:ILE:HD13	13:AM:66:GLU:HG2	1.91	0.52
17:AQ:21:ILE:HG21	17:AQ:48:ASP:HB2	1.90	0.52
53:B3:21:PHE:O	53:B3:48:MET:HA	2.10	0.52
24:BA:1074:G:H2'	24:BA:1075:C:H5''	1.90	0.52
24:BA:1494:A:N1	24:BA:1495:A:C4	2.78	0.52
24:BA:1553:A:C5	24:BA:1555:G:C4	2.98	0.52
24:BA:1576:U:N3	24:BA:1577:C:C5	2.78	0.52
24:BA:1623:G:C6	24:BA:1624:U:C4	2.97	0.52
24:BA:1710:G:C2	24:BA:1749:A:C2	2.98	0.52
24:BA:2258:C:H4'	24:BA:2259:U:OP2	2.10	0.52
24:BA:2400:G:C5	24:BA:2401:U:C5	2.97	0.52
24:BA:481:G:C4	24:BA:507:A:C2	2.97	0.52
24:BA:853:C:O2	24:BA:925:A:C2	2.62	0.52
29:BF:43:ILE:HG22	29:BF:44:ALA:N	2.25	0.52
35:BL:114:GLY:O	35:BL:115:GLU:HB3	2.10	0.52

Continued on next page...

Continued from previous page...

Atom-1	Atom-2	Interatomic distance (Å)	Clash overlap (Å)
24:BA:810:U:H3'	35:BL:29:LYS:HA	1.90	0.52
35:BL:93:ASN:CB	35:BL:96:LYS:HD3	2.39	0.52
24:BA:2376:A:C5	38:BO:99:TYR:CD2	2.98	0.52
24:BA:2847:U:OP1	39:BP:95:LYS:HE2	2.09	0.52
40:BQ:38:VAL:HG13	40:BQ:38:VAL:O	2.07	0.52
40:BQ:46:TYR:C	40:BQ:46:TYR:CD1	2.82	0.52
42:BS:6:LYS:HD3	42:BS:104:THR:HB	1.92	0.52
45:BV:11:GLU:O	45:BV:12:GLN:HB3	2.09	0.52
48:BY:52:ARG:O	48:BY:53:VAL:C	2.48	0.52
1:CA:104:G:O2'	1:CA:105:G:H5'	2.10	0.52
1:CA:147:G:H2'	1:CA:148:G:C8	2.43	0.52
1:CA:413:G:H3'	1:CA:414:A:H5'	1.92	0.52
1:CA:605:U:H2'	1:CA:606:G:O5'	2.10	0.52
1:CA:673:A:C2	1:CA:674:G:C4	2.98	0.52
1:CA:688:G:N2	1:CA:700:G:C8	2.78	0.52
1:CA:705:G:C5	11:CK:44:TRP:CZ3	2.97	0.52
2:CB:54:LEU:HA	2:CB:57:LEU:HG	1.91	0.52
1:CA:620:C:H1'	4:CD:132:ILE:CD1	2.39	0.52
7:CG:150:ALA:HA	11:CK:61:PHE:CG	2.44	0.52
7:CG:7:ILE:HG22	7:CG:8:GLY:N	2.25	0.52
8:CH:99:LEU:N	8:CH:99:LEU:HD23	2.24	0.52
1:AA:412:A:H5''	11:CK:14:LYS:HZ2	1.75	0.52
12:CL:98:VAL:CG2	12:CL:98:VAL:O	2.57	0.52
15:CO:22:THR:O	15:CO:27:VAL:HG21	2.10	0.52
16:CP:75:ILE:HG13	16:CP:76:LYS:N	2.24	0.52
19:CS:71:LEU:HG	19:CS:71:LEU:O	2.10	0.52
3:AC:78:GLY:CA	21:CU:18:ARG:NE	2.72	0.52
23:CX:10:A:C4	23:CX:11:A:C8	2.97	0.52
24:DA:1087:G:C6	24:DA:1089:A:C2	2.97	0.52
24:DA:1239:G:H2'	24:DA:1240:U:O4'	2.09	0.52
24:DA:1731:G:C6	24:DA:1733:G:C4	2.97	0.52
24:DA:1736:U:O4	24:DA:1737:G:C2	2.62	0.52
24:DA:1737:G:C2'	24:DA:1738:G:N3	2.72	0.52
24:DA:1910:G:N3	24:DA:1921:G:C2	2.78	0.52
24:DA:1993:U:H2'	24:DA:1994:C:H5'	1.92	0.52
24:DA:2200:C:C2'	24:DA:2201:G:H5'	2.40	0.52
24:DA:2306:C:OP2	24:DA:2307:G:O2'	2.15	0.52
24:DA:271:G:C4	24:DA:367:G:N2	2.78	0.52
24:DA:277:G:N3	24:DA:277:G:H3'	2.24	0.52
57:DA:3184:NMY:C17	57:DA:3184:NMY:N2	2.73	0.52
24:DA:78:U:P	48:DY:2:LYS:HD3	2.50	0.52

Continued on next page...

Continued from previous page...

Atom-1	Atom-2	Interatomic distance (Å)	Clash overlap (Å)
24:DA:898:C:N4	24:DA:899:A:C4	2.77	0.52
24:DA:971:G:C2'	24:DA:972:A:O5'	2.57	0.52
25:DB:78:A:N6	25:DB:98:G:O2'	2.39	0.52
26:DC:176:ARG:NH1	26:DC:177:SER:HB3	2.25	0.52
27:DD:101:PHE:CD1	27:DD:104:VAL:HG11	2.41	0.52
29:DF:153:ILE:O	29:DF:154:THR:CB	2.58	0.52
32:DI:110:GLN:HG3	32:DI:111:THR:N	2.25	0.52
34:DK:91:SER:O	34:DK:93:GLN:N	2.42	0.52
24:DA:2845:U:H5''	39:DP:51:ASN:O	2.08	0.52
36:DM:136:MET:HE3	45:DV:57:TYR:CD1	2.45	0.52
1:AA:106:C:C2'	1:AA:107:G:C5'	2.87	0.52
1:AA:1239:A:H2'	1:AA:1298:U:O4	2.09	0.52
1:AA:158:G:C6	1:AA:159:G:N7	2.77	0.52
1:AA:292:G:N7	1:AA:293:G:H1'	2.24	0.52
1:AA:504:C:O4'	1:AA:510:A:N1	2.42	0.52
1:AA:694:A:C2	1:AA:695:A:H1'	2.43	0.52
1:AA:858:G:C8	1:AA:869:G:C6	2.98	0.52
1:AA:935:A:N1	7:AG:3:ARG:NH2	2.58	0.52
2:AB:188:ASP:HB2	2:AB:204:ASP:HB3	1.91	0.52
2:AB:219:ALA:O	2:AB:220:THR:HG23	2.10	0.52
4:AD:90:LEU:C	4:AD:90:LEU:HD12	2.30	0.52
6:AF:17:GLN:O	6:AF:21:MET:HG3	2.09	0.52
7:AG:133:THR:O	7:AG:136:LYS:NZ	2.43	0.52
9:AI:16:ALA:O	9:AI:67:VAL:HG23	2.09	0.52
50:B0:24:VAL:O	50:B0:26:SER:N	2.43	0.52
51:B1:5:ARG:HA	51:B1:24:LYS:O	2.09	0.52
24:BA:1064:C:C5	24:BA:1066:U:O2	2.62	0.52
24:BA:1069:A:C6	24:BA:1073:A:C6	2.97	0.52
24:BA:1097:U:C2	32:BI:7:TYR:O	2.63	0.52
24:BA:1365:A:C6	24:BA:1366:A:C6	2.98	0.52
24:BA:1370:C:H2'	24:BA:1371:G:C8	2.45	0.52
24:BA:1478:G:C2	24:BA:1479:G:C8	2.97	0.52
24:BA:1789:A:OP2	26:BC:220:ARG:CZ	2.58	0.52
24:BA:1794:A:H2'	24:BA:1795:C:H6	1.74	0.52
24:BA:2235:G:H2'	24:BA:2236:U:O4'	2.10	0.52
24:BA:2703:C:C2	24:BA:2704:C:C5	2.96	0.52
24:BA:2849:U:O2'	24:BA:2866:U:O2	2.25	0.52
24:BA:589:U:H2'	24:BA:590:A:H8	1.74	0.52
24:BA:792:A:C8	24:BA:2440:C:C2	2.97	0.52
24:BA:2304:G:P	29:BF:120:SER:OG	2.67	0.52
29:BF:7:TYR:HA	29:BF:11:VAL:CG2	2.40	0.52

Continued on next page...

Continued from previous page...

Atom-1	Atom-2	Interatomic distance (Å)	Clash overlap (Å)
29:BF:91:ARG:CG	29:BF:92:GLY:N	2.71	0.52
34:BK:39:ILE:HG22	34:BK:41:ILE:HG23	1.90	0.52
36:BM:49:ALA:HB2	36:BM:123:LYS:HB3	1.91	0.52
38:BO:5:SER:OG	38:BO:6:ALA:N	2.41	0.52
42:BS:37:THR:HG22	42:BS:38:TYR:N	2.24	0.52
42:BS:42:LYS:O	42:BS:46:LEU:HD12	2.10	0.52
1:CA:1051:C:N3	1:CA:1052:U:C5	2.78	0.52
1:CA:1085:U:H5'	1:CA:1094:G:C2	2.45	0.52
1:CA:1167:A:C5	1:CA:1169:A:N1	2.77	0.52
1:CA:1399:C:H4'	1:CA:1400:C:H5'	1.92	0.52
1:CA:220:G:H2'	1:CA:221:C:H5'	1.90	0.52
1:CA:613:C:H2'	1:CA:614:C:C6	2.44	0.52
1:CA:68:G:H5'	1:CA:171:A:O2'	2.09	0.52
1:CA:909:A:H2'	1:CA:910:C:H5'	1.90	0.52
1:CA:937:A:C5	1:CA:938:A:N7	2.77	0.52
3:CC:157:LEU:HD13	3:CC:164:ARG:HG2	1.90	0.52
4:CD:103:TYR:CD1	4:CD:104:ARG:N	2.77	0.52
6:CF:23:GLU:O	6:CF:24:ARG:C	2.47	0.52
8:CH:64:LYS:O	8:CH:65:TYR:CD1	2.63	0.52
9:CI:51:PRO:HB3	9:CI:103:PHE:CZ	2.45	0.52
9:CI:99:ARG:O	9:CI:102:GLY:N	2.43	0.52
11:CK:67:ALA:HA	11:CK:70:CYS:HB3	1.91	0.52
13:CM:81:MET:O	13:CM:82:ASP:C	2.48	0.52
14:CN:93:ILE:HG21	14:CN:96:LEU:HD23	1.89	0.52
1:CA:136:C:H1'	16:CP:1:MET:CE	2.37	0.52
18:CR:47:THR:OG1	18:CR:52:GLN:HB2	2.10	0.52
24:DA:1081:U:C4	24:DA:1082:U:O2	2.63	0.52
24:DA:1098:A:O3'	24:DA:1099:G:C8	2.63	0.52
24:DA:1010:A:N3	24:DA:1153:C:H1'	2.25	0.52
24:DA:1187:G:HO2'	24:DA:1188:U:H6	1.57	0.52
24:DA:1239:G:N7	24:DA:1240:U:C5	2.77	0.52
24:DA:1494:A:H2'	24:DA:1495:A:C8	2.44	0.52
24:DA:1590:A:C2	24:DA:1591:A:C4	2.98	0.52
24:DA:171:U:O2'	24:DA:172:A:H5'	2.10	0.52
24:DA:1735:A:C2	24:DA:1736:U:H1'	2.45	0.52
24:DA:222:A:C2	24:DA:233:A:H4'	2.44	0.52
24:DA:2303:G:C4	24:DA:2304:G:C8	2.97	0.52
24:DA:2531:A:N1	24:DA:2532:G:C4	2.78	0.52
24:DA:2722:G:H2'	24:DA:2723:C:H6	1.74	0.52
29:DF:116:LEU:HD22	29:DF:129:MET:HE2	1.91	0.52
31:DH:117:LEU:CD2	31:DH:119:ASN:N	2.73	0.52

Continued on next page...

Continued from previous page...

Atom-1	Atom-2	Interatomic distance (Å)	Clash overlap (Å)
32:DI:23:VAL:HG22	32:DI:24:GLY:N	2.25	0.52
24:DA:528:A:H5''	33:DJ:113:PRO:HG3	1.92	0.52
36:DM:114:ARG:HG3	36:DM:114:ARG:HH21	1.72	0.52
24:DA:1216:G:H5''	40:DQ:10:ARG:NH1	2.25	0.52
42:DS:22:ASP:HA	42:DS:25:ARG:HG3	1.90	0.52
42:DS:51:LEU:O	42:DS:54:ALA:N	2.42	0.52
1:AA:1275:A:C5	1:AA:1276:G:C8	2.97	0.52
1:AA:1537:U:O2	1:AA:1537:U:H2'	2.10	0.52
1:AA:181:A:C2	1:AA:195:A:C5	2.98	0.52
1:AA:202:G:C2	1:AA:216:U:O2	2.63	0.52
1:AA:261:U:OP1	20:AT:71:LYS:NZ	2.40	0.52
1:AA:449:G:H2'	1:AA:450:G:C8	2.45	0.52
1:AA:528:C:C5'	1:AA:529:G:OP2	2.58	0.52
1:AA:82:G:C2	1:AA:88:U:O2	2.63	0.52
4:AD:86:THR:HA	4:AD:89:ASN:HB2	1.92	0.52
5:AE:84:PRO:HA	5:AE:96:MET:O	2.10	0.52
7:AG:5:ARG:O	7:AG:6:VAL:C	2.47	0.52
10:AJ:27:GLU:O	10:AJ:31:ARG:HG2	2.10	0.52
11:AK:56:ARG:O	11:AK:57:LYS:C	2.48	0.52
11:AK:84:VAL:CG2	11:AK:85:MET:N	2.73	0.52
12:AL:114:ARG:O	12:AL:115:SER:C	2.47	0.52
17:AQ:29:VAL:HG12	17:AQ:30:LYS:O	2.09	0.52
20:AT:5:LYS:HG2	20:AT:5:LYS:O	2.09	0.52
23:AX:11:A:N6	23:AX:12:A:C2	2.78	0.52
52:B2:3:ARG:CB	52:B2:3:ARG:CZ	2.87	0.52
53:B3:31:ILE:O	53:B3:31:ILE:HG22	2.09	0.52
54:B4:36:ARG:O	54:B4:37:GLN:C	2.48	0.52
24:BA:1080:A:C2	24:BA:1081:U:C2	2.98	0.52
24:BA:1111:A:H4'	24:BA:1112:G:OP1	2.10	0.52
24:BA:1177:G:C6	24:BA:1178:C:C2	2.97	0.52
24:BA:1202:G:C6	24:BA:1203:U:N3	2.78	0.52
24:BA:126:A:N6	24:BA:127:A:N1	2.57	0.52
24:BA:1368:G:H5'	52:B2:25:LYS:CD	2.39	0.52
24:BA:1569:A:C6	24:BA:1570:A:C5	2.98	0.52
24:BA:164:C:H2'	24:BA:165:A:O4'	2.10	0.52
24:BA:1876:A:N6	24:BA:1877:A:N6	2.57	0.52
24:BA:2262:U:OP1	46:BW:41:ARG:NH1	2.42	0.52
24:BA:2546:U:H5''	24:BA:2547:A:OP1	2.09	0.52
24:BA:1050:A:C2	24:BA:2751:G:C6	2.98	0.52
24:BA:2876:G:H2'	24:BA:2877:G:O4'	2.10	0.52
24:BA:483:A:C2	24:BA:484:C:C2	2.97	0.52

Continued on next page...

Continued from previous page...

Atom-1	Atom-2	Interatomic distance (Å)	Clash overlap (Å)
24:BA:629:G:N3	24:BA:639:U:O2'	2.41	0.52
24:BA:6:A:N3	33:BJ:135:GLN:NE2	2.57	0.52
25:BB:14:U:H2'	25:BB:14:U:O2	2.10	0.52
25:BB:54:G:C4	29:BF:25:MET:HE1	2.43	0.52
26:BC:90:ILE:HD13	26:BC:102:TYR:CE1	2.44	0.52
24:BA:2682:A:C2	27:BD:23:PRO:HB3	2.44	0.52
30:BG:22:VAL:HG12	30:BG:35:THR:OG1	2.10	0.52
37:BN:29:VAL:HG13	37:BN:83:LEU:HD11	1.92	0.52
42:BS:17:VAL:HG21	42:BS:76:VAL:HG11	1.90	0.52
42:BS:63:GLY:O	42:BS:64:ALA:CB	2.58	0.52
43:BT:29:THR:HG23	43:BT:85:VAL:O	2.10	0.52
45:BV:87:GLN:O	45:BV:88:HIS:HB2	2.09	0.52
45:BV:77:VAL:CG2	45:BV:89:ILE:HG12	2.38	0.52
24:BA:96:C:H4'	48:BY:41:HIS:NE2	2.25	0.52
1:CA:1354:U:HO2'	1:CA:1355:G:P	2.31	0.52
1:CA:243:A:C2	1:CA:246:A:C8	2.98	0.52
1:CA:289:G:H2'	1:CA:290:C:O5'	2.09	0.52
1:CA:353:A:C2'	1:CA:354:G:OP2	2.57	0.52
1:CA:430:A:OP1	4:CD:9:LEU:CG	2.57	0.52
1:CA:414:A:N6	1:CA:431:A:N3	2.57	0.52
1:CA:702:A:O2'	1:CA:703:G:P	2.67	0.52
2:CB:151:ILE:O	2:CB:152:LYS:C	2.48	0.52
6:CF:25:TYR:O	6:CF:28:ALA:N	2.42	0.52
6:CF:69:GLU:O	6:CF:71:ILE:CG1	2.58	0.52
7:CG:148:ASN:O	7:CG:150:ALA:N	2.43	0.52
13:CM:66:GLU:HG2	13:CM:70:ARG:NH1	2.25	0.52
17:CQ:48:ASP:HA	17:CQ:75:LEU:HG	1.91	0.52
17:CQ:70:THR:CG2	17:CQ:71:LYS:N	2.71	0.52
18:CR:36:SER:HA	21:CU:4:ILE:CD1	2.40	0.52
18:CR:48:ARG:HG3	18:CR:51:TYR:CB	2.40	0.52
55:CY:25:SER:C	55:CY:26:LYS:HD2	2.30	0.52
51:D1:42:VAL:O	51:D1:43:ARG:C	2.48	0.52
24:DA:2390:U:O5'	53:D3:34:LYS:HE2	2.10	0.52
24:DA:1059:G:H5'	24:DA:1060:U:H2'	1.90	0.52
24:DA:188:G:H1'	24:DA:1365:A:N1	2.25	0.52
24:DA:1640:A:H2'	24:DA:1641:A:O4'	2.09	0.52
24:DA:1922:G:C5	24:DA:1923:U:C5	2.98	0.52
24:DA:2078:C:C2	24:DA:2079:U:C6	2.97	0.52
24:DA:2121:G:N7	24:DA:2122:U:C4	2.78	0.52
24:DA:2307:G:O6	29:DF:40:GLY:HA3	2.10	0.52
24:DA:2852:G:C2	24:DA:2853:C:C2	2.98	0.52

Continued on next page...

Continued from previous page...

Atom-1	Atom-2	Interatomic distance (Å)	Clash overlap (Å)
24:DA:360:U:O4	24:DA:361:G:C6	2.63	0.52
24:DA:457:A:H5'	24:DA:459:U:C1'	2.40	0.52
28:DE:149:ILE:HD12	28:DE:192:ALA:CB	2.40	0.52
34:DK:57:VAL:C	34:DK:58:LEU:HD23	2.29	0.52
43:DT:32:LEU:HD22	43:DT:32:LEU:N	2.24	0.52
1:AA:1057:G:O3'	3:AC:197:GLY:HA3	2.09	0.52
1:AA:1061:G:N7	1:AA:1062:U:C5	2.77	0.52
1:AA:1441:A:H3'	1:AA:1442:G:C8	2.45	0.52
1:AA:144:G:C4	1:AA:179:A:C2	2.97	0.52
1:AA:47:C:C6	1:AA:365:U:H2'	2.45	0.52
1:AA:684:U:H1'	11:AK:40:ASN:HA	1.92	0.52
1:AA:86:G:C2	1:AA:87:C:C2	2.98	0.52
1:AA:882:C:C2'	1:AA:883:C:H5'	2.39	0.52
1:AA:917:G:C2	1:AA:918:A:C4	2.98	0.52
1:AA:990:C:C2	1:AA:991:U:C5	2.98	0.52
5:AE:149:SER:HB3	5:AE:152:MET:HB3	1.91	0.52
8:AH:129:VAL:O	8:AH:130:ALA:HB2	2.10	0.52
9:AI:7:TYR:CD2	9:AI:19:VAL:O	2.63	0.52
10:AJ:34:ALA:O	10:AJ:35:GLN:CB	2.58	0.52
10:AJ:36:VAL:HG23	10:AJ:37:ARG:N	2.23	0.52
17:AQ:19:LYS:HG3	17:AQ:48:ASP:HB3	1.91	0.52
22:AV:66:U:H2'	22:AV:67:C:C6	2.45	0.52
23:AX:10:A:O2'	23:AX:11:A:P	2.65	0.52
50:B0:39:ARG:HB3	50:B0:40:HIS:CD2	2.45	0.52
24:BA:1131:G:O2'	24:BA:2026:U:H5'	2.10	0.52
24:BA:1144:A:C4	24:BA:1145:C:C5	2.98	0.52
24:BA:1206:G:C6	24:BA:1207:C:C4	2.98	0.52
24:BA:1286:A:N6	24:BA:1329:U:O2	2.43	0.52
24:BA:1353:A:O2'	24:BA:1354:A:H5'	2.09	0.52
24:BA:1906:G:C6	24:BA:1929:G:N2	2.78	0.52
24:BA:305:C:H1'	24:BA:313:G:N2	2.23	0.52
24:BA:329:G:H4'	24:BA:330:A:OP2	2.08	0.52
24:BA:373:U:C2	24:BA:374:A:C8	2.98	0.52
24:BA:507:A:C1'	24:BA:509:C:N3	2.72	0.52
25:BB:33:G:O6	25:BB:34:A:N6	2.42	0.52
27:BD:27:ILE:HG12	27:BD:187:LEU:O	2.10	0.52
25:BB:57:A:C8	29:BF:26:GLN:NE2	2.77	0.52
33:BJ:125:TYR:CD2	33:BJ:130:HIS:HA	2.44	0.52
24:BA:1187:G:H5''	41:BR:83:TYR:CE2	2.45	0.52
41:BR:24:LYS:HG2	41:BR:92:TRP:HB3	1.91	0.52
44:BU:57:ILE:N	44:BU:57:ILE:CD1	2.72	0.52

Continued on next page...

Continued from previous page...

Atom-1	Atom-2	Interatomic distance (Å)	Clash overlap (Å)
1:CA:1132:C:H2'	1:CA:1133:G:C8	2.44	0.52
1:CA:429:U:O5'	4:CD:9:LEU:HD22	2.10	0.52
1:CA:654:G:C8	1:CA:753:A:C6	2.97	0.52
1:CA:714:G:N3	1:CA:777:A:H1'	2.24	0.52
1:CA:71:A:OP2	1:CA:72:A:OP2	2.28	0.52
1:CA:750:C:C5	1:CA:751:U:C5	2.98	0.52
1:CA:919:A:H2'	1:CA:920:U:O5'	2.10	0.52
3:CC:107:ARG:O	3:CC:108:LYS:C	2.48	0.52
4:CD:104:ARG:NE	4:CD:170:TRP:CH2	2.78	0.52
4:CD:104:ARG:CD	4:CD:170:TRP:CZ2	2.92	0.52
5:CE:44:GLY:O	5:CE:45:ARG:HB2	2.09	0.52
1:CA:694:A:H5''	11:CK:55:SER:HB3	1.90	0.52
11:CK:81:ASN:O	11:CK:82:LEU:CB	2.58	0.52
12:CL:57:LEU:HD12	12:CL:57:LEU:O	2.10	0.52
24:DA:1060:U:C1'	24:DA:1062:G:OP2	2.58	0.52
24:DA:1059:G:C2	24:DA:1080:A:C4	2.96	0.52
24:DA:1321:A:C6	24:DA:1322:A:C5	2.98	0.52
24:DA:1372:U:HO2'	24:DA:1373:A:H5'	1.73	0.52
24:DA:1562:U:H2'	24:DA:1563:U:C6	2.44	0.52
24:DA:1653:G:P	37:DN:2:ARG:NH2	2.83	0.52
24:DA:2204:G:N2	24:DA:2205:A:C1'	2.73	0.52
24:DA:2532:G:O2'	24:DA:2657:A:N6	2.41	0.52
24:DA:2689:U:OP2	24:DA:2719:G:N2	2.31	0.52
24:DA:285:G:C2	24:DA:356:G:C4	2.97	0.52
26:DC:158:GLY:N	26:DC:194:VAL:CG1	2.73	0.52
28:DE:78:TRP:O	28:DE:81:GLY:N	2.40	0.52
29:DF:123:GLY:HA2	29:DF:162:ASP:CG	2.30	0.52
32:DI:24:GLY:O	32:DI:27:LEU:HD23	2.10	0.52
47:DX:52:ALA:O	47:DX:54:GLY:N	2.42	0.52
1:AA:1035:A:H2'	1:AA:1036:A:O4'	2.09	0.52
1:AA:1084:G:C5	1:AA:1085:U:C4	2.98	0.52
1:AA:1095:U:C4	1:AA:1096:C:C4	2.98	0.52
1:AA:1206:G:H4'	3:AC:192:THR:O	2.10	0.52
1:AA:1234:C:H1'	1:AA:1364:U:C6	2.45	0.52
1:AA:1324:A:C5	1:AA:1325:C:C6	2.97	0.52
1:AA:1352:C:C2	1:AA:1371:G:C2	2.98	0.52
1:AA:201:G:H2'	1:AA:202:G:C8	2.45	0.52
1:AA:123:U:H1'	1:AA:290:C:O2'	2.10	0.52
1:AA:487:A:C5	1:AA:488:C:C2	2.98	0.52
1:AA:705:G:N7	1:AA:706:A:N7	2.58	0.52
1:AA:939:G:N2	1:AA:1344:C:O2	2.43	0.52

Continued on next page...

Continued from previous page...

Atom-1	Atom-2	Interatomic distance (Å)	Clash overlap (Å)
2:AB:104:TRP:CD2	2:AB:108:ARG:HB3	2.45	0.52
3:AC:35:SER:HA	3:AC:38:LYS:HB3	1.91	0.52
4:AD:203:LEU:HD11	4:AD:204:TYR:CE1	2.45	0.52
4:AD:98:LEU:HD22	4:AD:118:VAL:CG1	2.40	0.52
10:AJ:96:VAL:HG23	10:AJ:96:VAL:O	2.09	0.52
11:AK:13:ARG:NH2	11:AK:77:TYR:CE2	2.78	0.52
11:AK:35:THR:OG1	11:AK:36:ASP:O	2.27	0.52
12:AL:32:GLY:CA	12:AL:56:ARG:O	2.58	0.52
21:AU:12:PHE:O	21:AU:13:ASP:HB2	2.10	0.52
53:B3:39:ARG:O	53:B3:43:LEU:CD1	2.58	0.52
53:B3:6:VAL:CG1	53:B3:6:VAL:O	2.57	0.52
24:BA:1078:U:O2'	24:BA:1088:A:OP1	2.28	0.52
24:BA:108:G:N1	24:BA:109:C:O2	2.43	0.52
24:BA:77:G:N2	24:BA:110:G:C4	2.78	0.52
24:BA:1275:A:C2	24:BA:1295:C:O2'	2.55	0.52
24:BA:1805:A:N3	26:BC:49:THR:HG22	2.24	0.52
24:BA:2311:A:O2'	24:BA:2312:U:OP1	2.28	0.52
24:BA:2326:C:H1'	24:BA:2327:A:OP1	2.10	0.52
24:BA:2335:A:C6	24:BA:2337:G:H1'	2.45	0.52
24:BA:563:A:N6	59:BA:3271:HOH:O	2.43	0.52
24:BA:572:A:C2	24:BA:573:U:O2	2.63	0.52
24:BA:850:U:O2'	24:BA:851:C:H5'	2.09	0.52
25:BB:29:A:C2	25:BB:30:C:C2	2.98	0.52
26:BC:62:ARG:HH21	26:BC:62:ARG:CG	2.23	0.52
26:BC:24:HIS:HB2	26:BC:81:GLU:HG3	1.92	0.52
28:BE:145:ASP:HB3	28:BE:184:ASP:OD1	2.10	0.52
30:BG:41:GLU:CB	30:BG:54:ARG:CZ	2.88	0.52
34:BK:121:GLU:CG	34:BK:122:VAL:H	2.22	0.52
35:BL:91:ASP:OD1	35:BL:94:THR:N	2.40	0.52
38:BO:48:LEU:N	38:BO:48:LEU:HD23	2.24	0.52
39:BP:103:THR:O	39:BP:105:LYS:N	2.43	0.52
1:CA:1439:G:OP2	20:CT:33:LYS:NZ	2.34	0.52
1:CA:262:A:H3'	1:CA:263:A:H8	1.75	0.52
1:CA:739:C:N4	1:CA:740:U:O4	2.43	0.52
1:CA:759:A:C2'	1:CA:760:G:O5'	2.58	0.52
1:CA:949:A:H2'	1:CA:950:U:O4'	2.10	0.52
4:CD:9:LEU:O	4:CD:10:LYS:C	2.48	0.52
4:CD:182:PHE:O	4:CD:183:LYS:CB	2.58	0.52
1:CA:1081:A:O3'	5:CE:23:LYS:NZ	2.42	0.52
6:CF:59:TYR:O	6:CF:60:VAL:CG1	2.50	0.52
7:CG:2:PRO:O	7:CG:3:ARG:C	2.48	0.52

Continued on next page...

Continued from previous page...

Atom-1	Atom-2	Interatomic distance (Å)	Clash overlap (Å)
8:CH:29:SER:HB3	8:CH:57:PRO:CB	2.40	0.52
8:CH:29:SER:CB	8:CH:57:PRO:HB2	2.40	0.52
1:CA:1151:A:O4'	10:CJ:41:PRO:HB3	2.10	0.52
12:CL:33:VAL:O	12:CL:55:VAL:HG23	2.10	0.52
16:CP:68:SER:O	16:CP:70:ARG:N	2.42	0.52
1:CA:958:A:C4	19:CS:55:ARG:NH2	2.78	0.52
21:CU:14:VAL:HG13	21:CU:16:LEU:HB3	1.91	0.52
22:CV:64:A:C4	22:CV:65:G:C8	2.97	0.52
55:CY:15:LYS:O	55:CY:15:LYS:HG3	2.09	0.52
24:DA:1242:U:H2'	24:DA:1243:C:C6	2.45	0.52
24:DA:1277:G:H5'	37:DN:20:MET:HE2	1.92	0.52
24:DA:2377:A:O2'	24:DA:2378:A:H5'	2.10	0.52
24:DA:2489:U:O2	24:DA:2491:U:C4	2.63	0.52
24:DA:2500:U:O2	24:DA:2504:U:C4	2.62	0.52
24:DA:2520:C:C6	24:DA:2567:G:H1'	2.45	0.52
24:DA:275:C:N3	24:DA:276:U:H1'	2.24	0.52
24:DA:304:U:O2'	24:DA:305:C:H5'	2.09	0.52
57:DA:3186:NMY:O4	57:DA:3186:NMY:N6	2.43	0.52
24:DA:482:A:P	44:DU:46:LYS:HZ1	2.32	0.52
24:DA:63:A:C2'	24:DA:64:A:H5'	2.40	0.52
24:DA:693:A:H1'	24:DA:1354:A:H1'	1.92	0.52
24:DA:977:G:C2	24:DA:978:G:C8	2.98	0.52
26:DC:124:LYS:O	26:DC:125:PRO:C	2.48	0.52
26:DC:176:ARG:HH11	26:DC:177:SER:HB3	1.75	0.52
28:DE:168:ASP:OD1	28:DE:169:VAL:N	2.43	0.52
31:DH:115:VAL:O	31:DH:116:ARG:HG3	2.10	0.52
24:DA:1277:G:C5'	37:DN:20:MET:HE1	2.40	0.52
38:DO:50:ALA:O	38:DO:51:ALA:CB	2.57	0.52
24:DA:85:G:OP1	44:DU:5:ARG:CD	2.56	0.52
25:DB:98:G:H22	45:DV:14:LYS:CE	2.23	0.52
48:DY:12:GLU:O	48:DY:15:ASN:HB3	2.10	0.52
48:DY:18:LEU:O	48:DY:18:LEU:HD13	2.10	0.52
1:AA:1014:A:C2	19:AS:34:TRP:CE2	2.98	0.52
1:AA:1003:G:C2	1:AA:1038:C:N3	2.78	0.52
1:AA:1133:G:H5'	1:AA:1134:G:P	2.50	0.52
1:AA:1277:C:O2'	1:AA:1279:G:H1'	2.10	0.52
1:AA:1385:G:N1	1:AA:1386:G:C5	2.78	0.52
1:AA:400:C:C4	1:AA:401:C:H5	2.28	0.52
1:AA:406:G:C4	1:AA:407:U:C5	2.98	0.52
1:AA:463:U:C5	1:AA:464:U:C4	2.98	0.52
1:AA:528:C:N4	1:AA:529:G:O6	2.43	0.52

Continued on next page...

Continued from previous page...

Atom-1	Atom-2	Interatomic distance (Å)	Clash overlap (Å)
1:AA:649:A:C6	1:AA:650:G:C8	2.98	0.52
1:AA:709:U:HO2'	1:AA:710:G:P	2.32	0.52
1:AA:780:A:P	11:AK:125:LYS:HG2	2.50	0.52
1:AA:942:G:N2	1:AA:943:U:C2	2.78	0.52
4:AD:197:GLU:O	4:AD:201:VAL:CG1	2.58	0.52
5:AE:125:ALA:O	5:AE:126:LYS:CB	2.57	0.52
1:AA:673:A:H5''	6:AF:86:ARG:NH1	2.24	0.52
7:AG:125:SER:C	7:AG:127:ALA:H	2.13	0.52
8:AH:64:LYS:C	8:AH:65:TYR:CD1	2.83	0.52
9:AI:19:VAL:HA	9:AI:65:ILE:HG22	1.92	0.52
10:AJ:36:VAL:HA	10:AJ:76:ILE:HG22	1.92	0.52
14:AN:49:GLN:C	14:AN:51:LEU:N	2.57	0.52
16:AP:57:ILE:O	16:AP:58:ALA:C	2.48	0.52
21:AU:21:ARG:O	21:AU:21:ARG:HG3	2.10	0.52
22:AV:70:G:C2	22:AV:71:G:C4	2.98	0.52
24:BA:1241:A:C2	24:BA:1242:U:H1'	2.45	0.52
24:BA:1483:G:N2	24:BA:1484:U:C2	2.78	0.52
24:BA:1854:A:H2'	24:BA:1855:U:H5'	1.92	0.52
24:BA:206:U:O2	24:BA:206:U:H2'	2.10	0.52
24:BA:2345:G:C8	24:BA:2347:C:C6	2.98	0.52
24:BA:2603:G:C5	24:BA:2604:U:C5	2.98	0.52
24:BA:2714:G:O2'	24:BA:2715:C:H5'	2.10	0.52
57:BA:3161:NMY:C17	57:BA:3161:NMY:N2	2.73	0.52
24:BA:320:A:P	28:BE:130:LYS:CE	2.98	0.52
24:BA:362:A:C3'	24:BA:363:G:C5'	2.88	0.52
24:BA:482:A:N6	24:BA:506:G:H1'	2.24	0.52
24:BA:545:U:C2'	24:BA:547:A:H5'	2.35	0.52
24:BA:602:A:N3	24:BA:655:A:C2	2.78	0.52
24:BA:616:A:H2'	24:BA:617:G:C5'	2.40	0.52
24:BA:661:A:H2'	24:BA:662:G:O4'	2.10	0.52
24:BA:855:G:N2	24:BA:923:G:C4	2.78	0.52
24:BA:1657:U:OP1	27:BD:141:ARG:N	2.43	0.52
30:BG:144:ALA:HA	30:BG:147:LEU:HD21	1.90	0.52
31:BH:67:ALA:O	31:BH:71:LYS:N	2.39	0.52
31:BH:64:ALA:O	31:BH:68:ARG:NH2	2.43	0.52
32:BI:121:ILE:O	32:BI:124:MET:N	2.42	0.52
33:BJ:139:VAL:HG22	33:BJ:140:LEU:N	2.25	0.52
33:BJ:64:VAL:HG11	33:BJ:89:PHE:CZ	2.44	0.52
24:BA:1666:G:OP1	34:BK:66:LYS:HE3	2.10	0.52
39:BP:96:LEU:O	39:BP:97:TYR:C	2.49	0.52
42:BS:75:PHE:CZ	42:BS:104:THR:HG21	2.45	0.52

Continued on next page...

Continued from previous page...

Atom-1	Atom-2	Interatomic distance (Å)	Clash overlap (Å)
42:BS:23:LEU:HD22	42:BS:35:ILE:HG21	1.92	0.52
42:BS:25:ARG:HG2	42:BS:74:ILE:HG23	1.92	0.52
42:BS:46:LEU:O	42:BS:47:VAL:CB	2.56	0.52
24:BA:58:G:OP1	43:BT:78:SER:CB	2.57	0.52
45:BV:48:MET:O	45:BV:51:GLN:HB3	2.10	0.52
1:CA:1014:A:C5'	19:CS:14:HIS:CE1	2.93	0.52
1:CA:1213:A:C8	1:CA:1215:G:C5	2.98	0.52
1:CA:1352:C:H2'	1:CA:1353:G:C1'	2.40	0.52
1:CA:1496:C:H5''	1:CA:1497:G:OP2	2.10	0.52
1:CA:201:G:C6	1:CA:217:C:O2	2.62	0.52
1:CA:64:G:N7	1:CA:99:C:C4	2.78	0.52
1:CA:869:G:H5''	1:CA:872:A:O4'	2.10	0.52
4:CD:167:LYS:CD	4:CD:168:PRO:HD2	2.39	0.52
11:CK:31:ILE:CG2	11:CK:46:THR:HG21	2.40	0.52
13:CM:49:SER:O	13:CM:50:GLU:C	2.48	0.52
15:CO:9:ALA:O	15:CO:10:LYS:C	2.48	0.52
18:CR:73:ARG:O	18:CR:74:HIS:CG	2.63	0.52
22:CV:63:G:OP1	51:D1:27:ARG:NH2	2.42	0.52
24:DA:1509:A:N3	24:DA:1510:G:C8	2.78	0.52
24:DA:1831:G:C2'	24:DA:1832:C:O5'	2.58	0.52
24:DA:2224:G:H4'	24:DA:2226:C:C2	2.45	0.52
24:DA:2522:U:O2'	24:DA:2647:U:OP1	2.15	0.52
24:DA:2784:U:C2	24:DA:2785:C:C5	2.98	0.52
24:DA:322:A:C5	24:DA:340:A:C2	2.97	0.52
24:DA:483:A:C8	24:DA:484:C:C5	2.98	0.52
24:DA:910:A:N1	24:DA:2277:G:H1'	2.25	0.52
27:DD:14:ILE:HB	27:DD:22:ILE:CG2	2.40	0.52
24:DA:2313:C:C1'	29:DF:36:ASN:ND2	2.72	0.52
30:DG:148:ARG:HA	30:DG:161:VAL:HG22	1.92	0.52
31:DH:77:THR:O	31:DH:78:VAL:CB	2.58	0.52
35:DL:4:ASN:OD1	35:DL:5:THR:HG22	2.08	0.52
40:DQ:60:TRP:CE2	40:DQ:92:LYS:HA	2.45	0.52
41:DR:25:LEU:CD1	41:DR:94:THR:OG1	2.58	0.52
43:DT:68:LYS:HE3	43:DT:69:ARG:N	2.24	0.52
1:AA:960:U:H2'	1:AA:1225:A:H62	1.74	0.52
1:AA:1240:U:OP2	7:AG:116:MET:N	2.43	0.52
1:AA:175:C:O2'	1:AA:1447:A:N1	2.41	0.52
1:AA:17:U:H4'	1:AA:1080:A:O4'	2.10	0.52
1:AA:182:A:N7	1:AA:184:G:C4	2.77	0.52
1:AA:275:G:C2	1:AA:276:G:C8	2.98	0.52
1:AA:294:U:C5'	1:AA:295:C:OP2	2.58	0.52

Continued on next page...

Continued from previous page...

Atom-1	Atom-2	Interatomic distance (Å)	Clash overlap (Å)
1:AA:392:C:HO2'	1:AA:482:A:H2	1.56	0.52
1:AA:614:C:H3'	1:AA:615:G:H5''	1.91	0.52
1:AA:790:A:C5	1:AA:791:G:C6	2.97	0.52
2:AB:73:LYS:O	2:AB:75:ALA:N	2.40	0.52
3:AC:53:SER:O	3:AC:54:ARG:HB3	2.10	0.52
4:AD:11:LEU:HD21	4:AD:63:ARG:HG2	1.92	0.52
5:AE:83:HIS:CG	5:AE:84:PRO:N	2.78	0.52
8:AH:102:ALA:O	8:AH:103:VAL:CB	2.57	0.52
8:AH:113:ASP:O	8:AH:117:ARG:HG2	2.09	0.52
8:AH:22:LYS:O	8:AH:65:TYR:OH	2.24	0.52
12:AL:118:GLY:O	12:AL:119:VAL:CB	2.57	0.52
12:AL:6:GLN:O	12:AL:9:ARG:N	2.43	0.52
16:AP:54:LEU:C	16:AP:54:LEU:HD23	2.30	0.52
1:AA:664:G:P	18:AR:53:ARG:HH22	2.29	0.52
19:AS:36:ARG:HB2	19:AS:72:GLY:CA	2.40	0.52
24:BA:137:U:OP2	24:BA:140:C:C4	2.63	0.52
24:BA:1385:A:C2	24:BA:1386:C:N3	2.78	0.52
24:BA:1681:G:N3	24:BA:1762:A:H2'	2.24	0.52
24:BA:1866:A:N3	24:BA:1876:A:C2	2.78	0.52
24:BA:2131:U:H5'	24:BA:2132:U:H5''	1.91	0.52
24:BA:2691:C:O2'	24:BA:2692:G:H5'	2.09	0.52
24:BA:391:A:C6	24:BA:392:U:C6	2.97	0.52
24:BA:608:A:C2	24:BA:621:A:C2	2.98	0.52
24:BA:659:G:C2	24:BA:660:C:C2	2.97	0.52
26:BC:24:HIS:CB	26:BC:81:GLU:HG3	2.40	0.52
30:BG:108:PHE:C	30:BG:110:HIS:N	2.62	0.52
34:BK:121:GLU:HG3	34:BK:122:VAL:N	2.24	0.52
34:BK:92:GLU:O	34:BK:93:GLN:O	2.28	0.52
24:BA:663:G:OP1	35:BL:17:LYS:N	2.43	0.52
36:BM:105:MET:CE	36:BM:113:ALA:HA	2.40	0.52
36:BM:18:ARG:HE	36:BM:18:ARG:HA	1.74	0.52
45:BV:89:ILE:HG22	45:BV:90:ASP:N	2.25	0.52
1:CA:1084:G:C6	1:CA:1085:U:C4	2.98	0.52
1:CA:1264:U:H2'	1:CA:1265:C:H5'	1.92	0.52
1:CA:1307:U:H3'	13:CM:98:ARG:NH2	2.25	0.52
1:CA:1329:A:C8	1:CA:1330:U:C6	2.98	0.52
1:CA:1400:C:H3'	1:CA:1401:G:H5'	1.92	0.52
1:CA:1506:U:C4'	11:CK:128:ARG:HD3	2.39	0.52
1:CA:212:G:N2	1:CA:213:G:C5	2.78	0.52
1:CA:220:G:C2'	1:CA:221:C:H5'	2.39	0.52
1:CA:406:G:C6	1:CA:495:A:C8	2.98	0.52

Continued on next page...

Continued from previous page...

Atom-1	Atom-2	Interatomic distance (Å)	Clash overlap (Å)
1:CA:4:U:H5''	1:CA:5:U:OP1	2.10	0.52
1:CA:663:A:N1	1:CA:743:A:C2	2.77	0.52
1:CA:665:A:OP2	18:CR:57:ARG:NH2	2.43	0.52
1:CA:706:A:N3	11:CK:44:TRP:HZ2	2.04	0.52
1:CA:763:G:C5	1:CA:764:C:C4	2.98	0.52
1:CA:974:A:P	14:CN:81:ARG:NH2	2.83	0.52
2:CB:184:PHE:CE2	2:CB:198:PHE:CD2	2.98	0.52
2:CB:50:PHE:HB3	2:CB:54:LEU:HB2	1.92	0.52
4:CD:22:LYS:NZ	4:CD:25:VAL:O	2.38	0.52
6:CF:21:MET:O	6:CF:23:GLU:CG	2.58	0.52
7:CG:54:SER:OG	7:CG:55:GLY:N	2.43	0.52
8:CH:34:VAL:HG23	8:CH:35:ALA:N	2.25	0.52
9:CI:30:ILE:HG13	9:CI:31:ASN:N	2.25	0.52
9:CI:40:GLY:O	9:CI:41:ARG:CB	2.57	0.52
9:CI:82:GLY:HA2	9:CI:85:ARG:NH1	2.25	0.52
11:CK:94:GLU:O	11:CK:97:ILE:N	2.42	0.52
12:CL:25:GLU:O	12:CL:26:ALA:C	2.49	0.52
12:CL:89:ASP:O	12:CL:90:LEU:C	2.48	0.52
16:CP:1:MET:HG2	16:CP:2:VAL:N	2.25	0.52
24:DA:1041:G:C2	24:DA:1042:G:C8	2.98	0.52
24:DA:1603:A:OP1	59:DA:3410:HOH:O	2.18	0.52
24:DA:1733:G:N1	24:DA:1734:G:C5	2.78	0.52
24:DA:192:C:H2'	24:DA:193:U:H5'	1.91	0.52
24:DA:2336:A:N3	24:DA:2385:C:H1'	2.25	0.52
24:DA:2754:U:O2'	24:DA:2756:U:OP1	2.23	0.52
24:DA:299:A:N3	24:DA:319:G:O2'	2.33	0.52
57:DA:3190:NMY:N19	57:DA:3190:NMY:N23	2.57	0.52
24:DA:407:G:C2	24:DA:421:C:C2	2.98	0.52
25:DB:15:A:O2'	25:DB:16:G:C5'	2.58	0.52
27:DD:108:ASP:OD2	27:DD:207:VAL:HG12	2.08	0.52
28:DE:98:LYS:NZ	59:DE:404:HOH:O	2.40	0.52
34:DK:4:GLU:O	34:DK:5:GLN:HG2	2.10	0.52
35:DL:98:ALA:O	35:DL:100:ILE:N	2.43	0.52
38:DO:87:ILE:O	38:DO:88:LYS:CG	2.58	0.52
41:DR:1:MET:HG2	41:DR:2:TYR:N	2.25	0.52
24:DA:1188:U:H4'	41:DR:81:LYS:O	2.10	0.52
42:DS:32:ALA:HA	42:DS:35:ILE:HD12	1.92	0.52
46:DW:28:GLY:CA	46:DW:66:LYS:HG2	2.39	0.52
1:AA:112:G:H2'	1:AA:113:G:H5'	1.93	0.51
1:AA:1311:A:C2	1:AA:1327:C:N3	2.78	0.51
1:AA:46:G:C6	1:AA:366:A:C2	2.97	0.51

Continued on next page...

Continued from previous page...

Atom-1	Atom-2	Interatomic distance (Å)	Clash overlap (Å)
1:AA:696:A:C5	1:AA:697:U:C5	2.99	0.51
1:AA:838:G:N3	1:AA:849:G:N2	2.57	0.51
4:AD:69:GLU:CA	4:AD:72:PHE:CE1	2.93	0.51
1:AA:827:U:O2'	8:AH:20:ALA:HB2	2.10	0.51
3:AC:6:HIS:CE1	14:AN:89:MET:HB3	2.45	0.51
16:AP:19:VAL:CG2	16:AP:37:GLY:N	2.71	0.51
1:AA:664:G:C5'	18:AR:53:ARG:HH21	2.23	0.51
24:BA:1038:G:N2	24:BA:1118:C:C2	2.79	0.51
24:BA:1270:C:H5''	24:BA:1271:G:H5'	1.92	0.51
24:BA:1532:A:C2	24:BA:1533:C:N4	2.78	0.51
24:BA:1542:U:H2'	24:BA:1543:G:O4'	2.09	0.51
24:BA:1589:U:H2'	24:BA:1590:A:C8	2.45	0.51
24:BA:1929:G:H2'	24:BA:1929:G:N3	2.25	0.51
24:BA:1937:A:H2'	24:BA:1939:U:OP2	2.10	0.51
24:BA:2185:U:C5	24:BA:2186:G:N7	2.78	0.51
24:BA:2260:C:H2'	24:BA:2261:C:H6	1.75	0.51
24:BA:199:A:C8	24:BA:2433:A:C6	2.97	0.51
24:BA:2454:G:C4	24:BA:2455:G:C8	2.98	0.51
24:BA:250:G:H2'	24:BA:251:A:C8	2.45	0.51
24:BA:2603:G:H2'	24:BA:2604:U:O5'	2.10	0.51
24:BA:2627:G:O2'	24:BA:2781:A:N1	2.18	0.51
24:BA:2798:U:H4'	24:BA:2799:A:C5'	2.40	0.51
24:BA:348:A:C8	24:BA:349:U:C5	2.98	0.51
24:BA:374:A:H2'	24:BA:374:A:N3	2.26	0.51
24:BA:398:C:OP2	47:BX:52:ALA:HB1	2.10	0.51
24:BA:416:U:C4	24:BA:417:C:C5	2.98	0.51
24:BA:481:G:OP2	44:BU:43:LYS:HG3	2.10	0.51
24:BA:59:U:H4'	24:BA:73:A:C5	2.46	0.51
27:BD:125:TRP:CG	27:BD:160:LYS:HE2	2.45	0.51
28:BE:109:LEU:HD11	28:BE:180:LEU:CD1	2.40	0.51
30:BG:51:PHE:CE2	30:BG:68:ARG:CB	2.92	0.51
33:BJ:16:TYR:CD1	33:BJ:16:TYR:N	2.76	0.51
1:CA:1000:A:C6	1:CA:1001:C:C4	2.98	0.51
1:CA:1153:G:C5	1:CA:1154:G:C8	2.98	0.51
1:CA:1298:U:O4'	1:CA:1299:A:C6	2.63	0.51
1:CA:425:G:C6	1:CA:426:U:C4	2.98	0.51
1:CA:27:G:C6	1:CA:557:G:C2	2.98	0.51
1:CA:657:U:H5'	15:CO:28:GLN:OE1	2.10	0.51
2:CB:159:ASP:O	2:CB:160:ALA:HB3	2.10	0.51
3:CC:7:PRO:O	3:CC:11:ARG:CD	2.58	0.51
3:CC:120:ILE:HG21	3:CC:198:VAL:HG21	1.92	0.51

Continued on next page...

Continued from previous page...

Atom-1	Atom-2	Interatomic distance (Å)	Clash overlap (Å)
3:CC:40:ARG:NH1	3:CC:55:ILE:O	2.43	0.51
6:CF:24:ARG:O	6:CF:27:ALA:N	2.44	0.51
11:CK:65:VAL:O	11:CK:65:VAL:HG23	2.10	0.51
12:CL:64:THR:HG23	12:CL:64:THR:O	2.09	0.51
13:CM:41:GLU:OE1	13:CM:41:GLU:HA	2.10	0.51
17:CQ:64:CYS:N	17:CQ:72:SER:O	2.43	0.51
19:CS:45:ILE:HA	19:CS:62:VAL:HG23	1.92	0.51
24:DA:1074:G:C6	24:DA:1075:C:C4	2.99	0.51
24:DA:1306:C:O2'	24:DA:1307:A:H5'	2.11	0.51
24:DA:1450:G:N2	24:DA:1462:C:C2	2.77	0.51
24:DA:2052:A:N6	24:DA:2618:G:C2	2.78	0.51
24:DA:2108:A:H2'	24:DA:2109:U:O5'	2.10	0.51
24:DA:2128:G:H2'	24:DA:2129:C:O5'	2.09	0.51
24:DA:2339:C:H2'	24:DA:2340:A:H8	1.75	0.51
24:DA:2422:C:O2'	24:DA:2423:U:P	2.68	0.51
24:DA:2819:G:OP1	59:DA:3811:HOH:O	2.19	0.51
24:DA:417:C:H2'	24:DA:418:C:H6	1.75	0.51
24:DA:957:C:N4	24:DA:2459:A:C8	2.78	0.51
29:DF:124:ARG:HH22	29:DF:126:ASN:ND2	2.08	0.51
29:DF:12:VAL:O	29:DF:13:LYS:C	2.48	0.51
30:DG:19:ASN:O	30:DG:22:VAL:CG2	2.57	0.51
34:DK:4:GLU:OE2	34:DK:23:LYS:NZ	2.36	0.51
34:DK:86:LEU:HD23	34:DK:86:LEU:N	2.24	0.51
35:DL:126:ARG:C	35:DL:127:VAL:CG2	2.79	0.51
40:DQ:2:ARG:HD2	40:DQ:2:ARG:O	2.10	0.51
41:DR:79:ARG:HD2	41:DR:80:ARG:H	1.75	0.51
1:AA:1256:A:H2'	1:AA:1278:G:N7	2.25	0.51
1:AA:1304:G:C6	1:AA:1305:G:N2	2.79	0.51
1:AA:1305:G:C2	1:AA:1331:G:O2'	2.63	0.51
1:AA:621:A:H2'	1:AA:622:A:O4'	2.09	0.51
1:AA:624:C:N3	1:AA:625:U:C4	2.79	0.51
1:AA:604:G:C2	1:AA:635:A:C2	2.98	0.51
1:AA:844:G:O2'	1:AA:845:A:N7	2.43	0.51
1:AA:891:U:C2'	1:AA:892:A:H5'	2.40	0.51
1:AA:992:U:O2	1:AA:993:G:C2	2.63	0.51
3:AC:101:ILE:HD12	3:AC:102:ASN:N	2.26	0.51
3:AC:65:ARG:O	3:AC:66:VAL:HB	2.10	0.51
4:AD:9:LEU:HG	4:AD:10:LYS:N	2.25	0.51
6:AF:10:VAL:CG2	6:AF:21:MET:CE	2.88	0.51
14:AN:45:VAL:HG22	14:AN:46:LEU:N	2.26	0.51
22:AV:72:C:O2'	22:AV:73:A:C5'	2.58	0.51

Continued on next page...

Continued from previous page...

Atom-1	Atom-2	Interatomic distance (Å)	Clash overlap (Å)
1:AA:1540:U:N3	23:AX:3:G:N2	2.57	0.51
24:BA:1148:U:H2'	24:BA:1149:G:O4'	2.10	0.51
24:BA:1202:G:C2	24:BA:1244:A:C2	2.98	0.51
24:BA:1684:G:C2	24:BA:1705:A:C2	2.99	0.51
24:BA:1869:G:N2	24:BA:1871:A:O2'	2.42	0.51
24:BA:1987:A:N3	24:BA:1987:A:H2'	2.25	0.51
24:BA:2011:U:O2	24:BA:2011:U:O4'	2.28	0.51
24:BA:2414:G:C2	24:BA:2415:G:C8	2.98	0.51
24:BA:2419:U:H2'	24:BA:2420:C:C6	2.44	0.51
24:BA:262:A:C2	24:BA:430:A:N3	2.78	0.51
24:BA:2636:C:H2'	24:BA:2637:U:C6	2.45	0.51
24:BA:861:A:N3	25:BB:79:G:O2'	2.43	0.51
24:BA:950:G:C6	24:BA:951:C:C4	2.99	0.51
25:BB:15:A:C5	25:BB:109:A:C2	2.99	0.51
27:BD:202:ILE:CG1	27:BD:202:ILE:O	2.59	0.51
24:BA:1205:A:C2	28:BE:165:HIS:CE1	2.98	0.51
29:BF:12:VAL:HG23	29:BF:13:LYS:H	1.75	0.51
30:BG:163:TYR:CB	30:BG:166:GLU:HB2	2.40	0.51
32:BI:116:MET:HB3	32:BI:124:MET:SD	2.50	0.51
33:BJ:86:GLN:HG2	33:BJ:87:ALA:N	2.26	0.51
24:BA:2640:G:P	33:BJ:96:ARG:NH1	2.84	0.51
35:BL:114:GLY:O	35:BL:115:GLU:CB	2.59	0.51
38:BO:21:LEU:HD12	38:BO:21:LEU:N	2.26	0.51
40:BQ:71:ASN:HB3	40:BQ:109:VAL:HG11	1.92	0.51
44:BU:12:VAL:HA	44:BU:69:VAL:HA	1.92	0.51
44:BU:73:ASN:O	44:BU:74:ALA:HB3	2.10	0.51
1:CA:951:G:H1'	1:CA:1231:G:N2	2.24	0.51
1:CA:1264:U:C2'	1:CA:1265:C:H5'	2.40	0.51
1:CA:188:C:O2	1:CA:189:A:C4	2.64	0.51
1:CA:380:G:C2	1:CA:384:G:N1	2.78	0.51
1:CA:499:A:C6	1:CA:547:A:C8	2.98	0.51
1:CA:688:G:C2	1:CA:700:G:N7	2.78	0.51
1:CA:869:G:H4'	1:CA:872:A:C8	2.45	0.51
1:CA:942:G:C6	1:CA:943:U:C4	2.98	0.51
2:CB:114:LEU:HG	2:CB:115:LYS:N	2.25	0.51
7:CG:120:LEU:O	7:CG:121:ALA:C	2.47	0.51
12:CL:56:ARG:O	12:CL:57:LEU:HG	2.09	0.51
13:CM:68:ASP:O	13:CM:71:ARG:N	2.44	0.51
1:CA:1202:U:C6	14:CN:69:ARG:NH1	2.78	0.51
16:CP:23:ASP:O	16:CP:24:SER:C	2.47	0.51
17:CQ:23:VAL:HG12	17:CQ:24:ALA:O	2.11	0.51

Continued on next page...

Continued from previous page...

Atom-1	Atom-2	Interatomic distance (Å)	Clash overlap (Å)
19:CS:60:VAL:CG1	19:CS:62:VAL:HG13	2.39	0.51
21:CU:20:LYS:HB2	21:CU:20:LYS:NZ	2.25	0.51
55:CY:13:MET:HA	55:CY:16:CYS:HB2	1.93	0.51
55:CY:143:LEU:CD1	55:CY:143:LEU:C	2.78	0.51
24:DA:1064:C:N3	24:DA:1066:U:N3	2.58	0.51
24:DA:1410:G:O6	24:DA:1591:A:N6	2.43	0.51
24:DA:160:A:H2'	24:DA:161:A:C8	2.45	0.51
24:DA:1801:A:C8	24:DA:2203:U:C5	2.98	0.51
24:DA:2553:G:H2'	24:DA:2554:U:O4'	2.10	0.51
24:DA:328:U:H2'	24:DA:329:G:OP1	2.10	0.51
27:DD:38:LYS:HE2	27:DD:45:TYR:OH	2.10	0.51
30:DG:75:VAL:CG2	30:DG:76:ILE:N	2.73	0.51
31:DH:50:ARG:O	31:DH:51:ARG:C	2.49	0.51
33:DJ:68:LYS:O	33:DJ:70:THR:N	2.43	0.51
34:DK:11:ALA:HB2	34:DK:83:ALA:HB1	1.91	0.51
35:DL:127:VAL:HG12	35:DL:131:ALA:HB3	1.91	0.51
35:DL:23:ILE:O	35:DL:26:GLY:N	2.37	0.51
44:DU:11:ILE:HG22	44:DU:21:ARG:HG2	1.93	0.51
1:AA:865:A:H5'	1:AA:1078:U:O4	2.10	0.51
1:AA:149:A:H2'	1:AA:149:A:N3	2.25	0.51
1:AA:1520:C:H2'	1:AA:1521:C:H6	1.74	0.51
1:AA:929:G:C4'	1:AA:1535:C:H5''	2.40	0.51
1:AA:158:G:C4	1:AA:159:G:C8	2.98	0.51
1:AA:546:A:OP1	4:AD:70:ARG:N	2.32	0.51
1:AA:978:A:N7	1:AA:1318:A:N6	2.59	0.51
4:AD:148:LYS:O	4:AD:149:ALA:HB3	2.10	0.51
4:AD:65:TYR:HB2	4:AD:67:VAL:HG23	1.90	0.51
6:AF:92:THR:HG22	6:AF:93:LYS:N	2.25	0.51
8:AH:106:THR:OG1	8:AH:121:LEU:HB3	2.09	0.51
8:AH:37:ALA:C	8:AH:39:VAL:N	2.63	0.51
9:AI:67:VAL:HG22	9:AI:68:LYS:N	2.25	0.51
16:AP:60:TRP:CE3	16:AP:60:TRP:HA	2.46	0.51
24:BA:1059:G:N2	24:BA:1080:A:H1'	2.26	0.51
24:BA:1338:G:O2'	43:BT:19:LYS:NZ	2.26	0.51
24:BA:1356:G:N1	24:BA:1357:C:O2	2.43	0.51
24:BA:1441:G:C2	24:BA:1551:A:N3	2.79	0.51
24:BA:1562:U:C4	24:BA:1563:U:C5	2.98	0.51
24:BA:182:A:C6	24:BA:183:C:C4	2.98	0.51
24:BA:1864:U:C2'	24:BA:1865:U:H5'	2.40	0.51
24:BA:2414:G:H21	24:BA:2415:G:H1'	1.74	0.51
24:BA:2415:G:N3	24:BA:2416:C:C6	2.78	0.51

Continued on next page...

Continued from previous page...

Atom-1	Atom-2	Interatomic distance (Å)	Clash overlap (Å)
24:BA:2455:G:H2'	24:BA:2456:C:C6	2.45	0.51
24:BA:2753:A:C4	24:BA:2754:U:C6	2.98	0.51
24:BA:386:G:H4'	24:BA:387:U:OP2	2.10	0.51
24:BA:667:U:H2'	24:BA:667:U:O2	2.10	0.51
24:BA:862:G:O2'	25:BB:78:A:N3	2.38	0.51
26:BC:261:ARG:NE	26:BC:262:THR:HG23	2.25	0.51
28:BE:109:LEU:O	28:BE:112:LEU:N	2.44	0.51
28:BE:119:ILE:O	28:BE:187:VAL:HA	2.10	0.51
28:BE:138:LEU:O	28:BE:139:LYS:C	2.49	0.51
32:BI:108:ILE:O	32:BI:109:ALA:HB3	2.09	0.51
33:BJ:75:TYR:HA	33:BJ:86:GLN:HB2	1.91	0.51
41:BR:12:HIS:N	41:BR:12:HIS:ND1	2.58	0.51
46:BW:31:VAL:CG2	46:BW:32:LEU:N	2.73	0.51
47:BX:31:ASN:O	47:BX:32:LEU:O	2.28	0.51
1:CA:1074:G:O3'	2:CB:102:THR:CG2	2.58	0.51
1:CA:2:A:C6	1:CA:3:A:N1	2.78	0.51
1:CA:363:A:N6	1:CA:364:A:C6	2.78	0.51
1:CA:437:U:C4	1:CA:438:U:C5	2.97	0.51
1:CA:502:A:OP1	12:CL:115:SER:HB3	2.10	0.51
2:CB:83:ALA:O	2:CB:84:ALA:C	2.49	0.51
4:CD:51:TYR:CA	4:CD:54:GLN:HB2	2.38	0.51
5:CE:82:GLN:NE2	5:CE:150:PRO:HD3	2.25	0.51
7:CG:67:GLU:C	7:CG:70:ARG:HB3	2.31	0.51
11:CK:59:THR:HB	11:CK:60:PRO:HD2	1.92	0.51
18:CR:24:LYS:O	18:CR:26:ILE:HG22	2.11	0.51
19:CS:16:LEU:HD12	19:CS:19:VAL:CG1	2.39	0.51
1:CA:722:G:OP2	21:CU:45:ARG:NH1	2.43	0.51
22:CV:30:G:N2	22:CV:41:C:C2	2.78	0.51
55:CY:114:THR:CG2	55:CY:115:LYS:N	2.72	0.51
53:D3:26:ALA:O	53:D3:27:ASN:CB	2.57	0.51
24:DA:1375:U:C5	24:DA:1376:C:C5	2.98	0.51
24:DA:1414:C:C5	24:DA:1415:U:C4	2.98	0.51
24:DA:1993:U:C2'	24:DA:1994:C:H5'	2.40	0.51
24:DA:2167:U:N3	24:DA:2170:A:OP2	2.43	0.51
24:DA:2471:A:N6	24:DA:2472:G:C2	2.78	0.51
24:DA:2483:C:H1'	36:DM:51:ARG:NH2	2.26	0.51
24:DA:1759:A:H4'	24:DA:2715:C:O4'	2.10	0.51
24:DA:507:A:N6	57:DA:3189:NMY:HN32	2.09	0.51
26:DC:216:ARG:HD3	26:DC:217:PRO:HD2	1.92	0.51
24:DA:1789:A:OP1	26:DC:220:ARG:HD3	2.09	0.51
29:DF:95:MET:O	29:DF:99:PHE:CD1	2.64	0.51

Continued on next page...

Continued from previous page...

Atom-1	Atom-2	Interatomic distance (Å)	Clash overlap (Å)
24:DA:2761:A:O2'	30:DG:142:GLN:NE2	2.43	0.51
31:DH:71:LYS:HE3	31:DH:108:VAL:HB	1.91	0.51
31:DH:82:SER:HB3	31:DH:146:VAL:HG23	1.91	0.51
32:DI:23:VAL:HG13	32:DI:24:GLY:H	1.75	0.51
37:DN:38:LEU:HB3	37:DN:39:PRO:HD3	1.92	0.51
38:DO:11:ALA:O	38:DO:13:ARG:N	2.44	0.51
24:DA:2846:G:OP1	39:DP:52:ARG:NH1	2.43	0.51
24:DA:584:C:OP1	40:DQ:5:ARG:HG3	2.09	0.51
1:AA:1074:G:C6	1:AA:1075:U:C4	2.98	0.51
1:AA:1091:U:C2	1:AA:1093:A:OP2	2.63	0.51
1:AA:121:U:O2'	1:AA:122:G:O5'	2.22	0.51
1:AA:213:G:N7	1:AA:214:C:C5	2.79	0.51
1:AA:298:A:H3'	1:AA:299:G:C8	2.44	0.51
1:AA:572:A:H1'	1:AA:917:G:O4'	2.10	0.51
1:AA:984:C:O2	1:AA:1222:G:N2	2.43	0.51
7:AG:132:GLY:O	7:AG:135:VAL:HG22	2.11	0.51
9:AI:129:LYS:O	9:AI:130:ARG:HG2	2.10	0.51
9:AI:38:TYR:CE2	9:AI:39:PHE:CE1	2.98	0.51
11:AK:101:ASN:OD1	11:AK:101:ASN:C	2.49	0.51
11:AK:125:LYS:HA	21:AU:35:ARG:CB	2.41	0.51
14:AN:25:GLU:OE1	14:AN:26:LEU:N	2.43	0.51
16:AP:19:VAL:HG21	16:AP:36:VAL:HG23	1.93	0.51
20:AT:67:ILE:HD11	20:AT:71:LYS:HE2	1.92	0.51
22:AV:33:U:O2	22:AV:35:A:C8	2.63	0.51
24:BA:1071:G:C1'	24:BA:1089:A:C8	2.94	0.51
24:BA:1199:U:H2'	24:BA:1200:C:C6	2.46	0.51
24:BA:1368:G:H5'	52:B2:25:LYS:HD2	1.92	0.51
24:BA:1448:G:C5	24:BA:1449:G:C5	2.99	0.51
24:BA:1553:A:C8	24:BA:1555:G:C6	2.98	0.51
24:BA:1843:C:H4'	26:BC:250:GLN:NE2	2.25	0.51
24:BA:1853:A:N1	24:BA:2087:G:H1'	2.26	0.51
24:BA:2179:C:H2'	24:BA:2180:U:C6	2.46	0.51
24:BA:2204:G:N3	24:BA:2205:A:C8	2.79	0.51
24:BA:910:A:N1	24:BA:2277:G:H1'	2.26	0.51
57:BA:3161:NMY:H14	57:BA:3161:NMY:H19	1.88	0.51
24:BA:613:A:H3'	24:BA:614:A:H5'	1.93	0.51
24:BA:621:A:H2'	24:BA:622:G:C5'	2.40	0.51
24:BA:682:G:C2	24:BA:683:U:C6	2.98	0.51
25:BB:8:C:O3'	38:BO:25:ARG:NH1	2.44	0.51
26:BC:175:LEU:HD12	26:BC:179:GLU:O	2.11	0.51
26:BC:74:PRO:HA	26:BC:116:GLN:OE1	2.11	0.51

Continued on next page...

Continued from previous page...

Atom-1	Atom-2	Interatomic distance (Å)	Clash overlap (Å)
30:BG:139:VAL:HG12	30:BG:143:VAL:HG23	1.93	0.51
34:BK:7:MET:HG2	34:BK:20:MET:CA	2.40	0.51
35:BL:4:ASN:OD1	35:BL:4:ASN:C	2.48	0.51
36:BM:89:VAL:CG1	36:BM:90:GLU:N	2.73	0.51
44:BU:94:PHE:CD1	44:BU:94:PHE:C	2.84	0.51
1:CA:1204:A:H2'	1:CA:1205:U:O4'	2.10	0.51
1:CA:1242:G:C6	1:CA:1243:C:H5	2.27	0.51
1:CA:1268:G:C6	1:CA:1269:A:C6	2.99	0.51
1:CA:126:G:H2'	1:CA:127:G:O4'	2.08	0.51
1:CA:1309:G:C2	1:CA:1329:A:C4	2.98	0.51
1:CA:489:C:H2'	1:CA:490:C:C6	2.44	0.51
1:CA:713:G:H21	1:CA:777:A:H4'	1.75	0.51
1:CA:96:U:HO2'	1:CA:97:G:P	2.33	0.51
3:CC:191:THR:O	3:CC:192:THR:C	2.49	0.51
7:CG:116:MET:HE1	7:CG:119:ARG:NH1	2.25	0.51
8:CH:56:LYS:O	8:CH:57:PRO:O	2.29	0.51
12:CL:44:LYS:HB3	12:CL:45:PRO:HD3	1.93	0.51
12:CL:83:ARG:NH2	12:CL:96:HIS:CG	2.78	0.51
15:CO:25:THR:OG1	15:CO:26:GLU:N	2.42	0.51
18:CR:48:ARG:HG3	18:CR:51:TYR:CD2	2.46	0.51
18:CR:39:ILE:HD11	18:CR:59:ILE:HD12	1.91	0.51
20:CT:3:ASN:O	20:CT:4:ILE:HG13	2.10	0.51
22:CV:9:A:C5	22:CV:46:G:N2	2.79	0.51
1:CA:693:G:C2	23:CX:10:A:N6	2.78	0.51
24:DA:1059:G:C4	24:DA:1060:U:C4	2.98	0.51
24:DA:1091:G:C6	24:DA:1101:U:N3	2.78	0.51
24:DA:140:C:O2	24:DA:140:C:O4'	2.28	0.51
24:DA:1439:A:N7	24:DA:1440:U:C2	2.78	0.51
24:DA:1483:G:C5	24:DA:1484:U:C6	2.98	0.51
24:DA:528:A:C2	24:DA:2042:A:H2'	2.45	0.51
24:DA:528:A:H2	24:DA:2043:C:H5'	1.76	0.51
24:DA:242:G:H5''	53:D3:63:TYR:CE2	2.46	0.51
24:DA:2447:G:O2'	24:DA:2500:U:OP2	2.17	0.51
24:DA:2553:G:O4'	24:DA:2582:G:O2'	2.25	0.51
24:DA:753:A:H2'	24:DA:754:U:C6	2.46	0.51
24:DA:863:A:H2'	24:DA:864:G:C8	2.44	0.51
24:DA:866:A:C8	24:DA:914:G:N1	2.78	0.51
24:DA:971:G:H2'	24:DA:972:A:O4'	2.10	0.51
26:DC:158:GLY:CA	26:DC:194:VAL:HG12	2.41	0.51
26:DC:64:VAL:HG21	26:DC:66:PHE:CD2	2.46	0.51
27:DD:107:VAL:HB	27:DD:204:LYS:O	2.10	0.51

Continued on next page...

Continued from previous page...

Atom-1	Atom-2	Interatomic distance (Å)	Clash overlap (Å)
28:DE:122:GLU:N	28:DE:122:GLU:OE1	2.41	0.51
29:DF:153:ILE:O	29:DF:154:THR:HB	2.09	0.51
29:DF:121:PHE:CD2	29:DF:162:ASP:CG	2.84	0.51
29:DF:19:PHE:O	29:DF:20:ASN:C	2.49	0.51
32:DI:21:PRO:HB2	32:DI:22:PRO:HD3	1.93	0.51
34:DK:105:ARG:HG2	34:DK:122:VAL:HG12	1.90	0.51
34:DK:77:ILE:CG1	39:DP:71:ARG:HG2	2.40	0.51
41:DR:21:ARG:NH2	41:DR:93:PHE:CE2	2.78	0.51
43:DT:4:GLU:O	43:DT:5:GLU:C	2.49	0.51
43:DT:73:ARG:CG	43:DT:73:ARG:HH21	2.23	0.51
46:DW:50:ASN:O	46:DW:50:ASN:CG	2.49	0.51
48:DY:32:ALA:HA	48:DY:37:LEU:HB3	1.92	0.51
1:AA:100:G:C8	1:AA:101:A:N7	2.78	0.51
1:AA:1092:A:N6	1:AA:1093:A:N6	2.59	0.51
1:AA:1171:A:C2	1:AA:1172:C:C2	2.98	0.51
1:AA:1159:U:C4	1:AA:1182:G:C5	2.98	0.51
1:AA:1350:A:C2	1:AA:1351:U:N3	2.79	0.51
1:AA:1421:G:C6	1:AA:1480:A:N1	2.78	0.51
1:AA:173:U:C6	1:AA:197:A:C2	2.99	0.51
1:AA:223:A:H2'	1:AA:224:U:C6	2.46	0.51
1:AA:419:C:C4	1:AA:420:U:C4	2.99	0.51
1:AA:512:U:C2	1:AA:513:C:C6	2.99	0.51
1:AA:594:U:O2	1:AA:646:G:C6	2.64	0.51
1:AA:734:G:C2	1:AA:735:C:C2	2.99	0.51
1:AA:697:U:O2	1:AA:798:U:H1'	2.10	0.51
2:AB:14:VAL:O	2:AB:15:HIS:ND1	2.42	0.51
2:AB:73:LYS:CD	2:AB:75:ALA:HB3	2.40	0.51
4:AD:59:GLN:HG3	4:AD:63:ARG:NH1	2.25	0.51
4:AD:65:TYR:CD2	4:AD:94:LEU:HD22	2.46	0.51
7:AG:131:LYS:N	7:AG:135:VAL:HG21	2.26	0.51
11:AK:46:THR:HG23	11:AK:49:GLY:CA	2.39	0.51
12:AL:97:THR:O	12:AL:98:VAL:C	2.48	0.51
13:AM:110:LYS:O	13:AM:111:GLY:C	2.48	0.51
14:AN:61:ARG:O	14:AN:62:ASN:CB	2.58	0.51
14:AN:88:ALA:HA	14:AN:93:ILE:HD12	1.92	0.51
15:AO:2:SER:O	15:AO:3:LEU:HD13	2.10	0.51
1:AA:332:G:P	20:AT:5:LYS:HD2	2.50	0.51
22:AV:65:G:C6	22:AV:66:U:O4	2.64	0.51
24:BA:1183:U:H2'	24:BA:1184:U:H6	1.76	0.51
24:BA:1346:G:N3	24:BA:1347:A:C8	2.78	0.51
24:BA:1429:G:O4'	24:BA:1568:G:C2'	2.58	0.51

Continued on next page...

Continued from previous page...

Atom-1	Atom-2	Interatomic distance (Å)	Clash overlap (Å)
24:BA:1856:U:O4	24:BA:1857:G:C6	2.64	0.51
24:BA:2138:G:C6	24:BA:2154:A:N1	2.79	0.51
24:BA:2157:G:HO2'	24:BA:2158:A:P	2.33	0.51
24:BA:2323:G:C6	24:BA:2324:U:C4	2.97	0.51
24:BA:2428:G:H5''	24:BA:2429:G:P	2.51	0.51
24:BA:2565:A:H62	34:BK:28:SER:CB	2.23	0.51
24:BA:379:G:H2'	24:BA:380:G:O5'	2.10	0.51
24:BA:494:G:O2'	24:BA:495:G:H5'	2.11	0.51
24:BA:627:A:O3'	24:BA:628:G:H8	1.94	0.51
24:BA:863:A:O2'	24:BA:864:G:H5'	2.11	0.51
26:BC:17:LYS:O	26:BC:18:VAL:HG23	2.10	0.51
31:BH:118:PRO:CD	31:BH:119:ASN:H	2.24	0.51
24:BA:1141:U:OP2	33:BJ:65:THR:CG2	2.59	0.51
47:BX:6:VAL:HG12	47:BX:7:THR:N	2.24	0.51
1:CA:1239:A:C2'	1:CA:1298:U:O4	2.58	0.51
1:CA:1493:A:C8	1:CA:1493:A:H3'	2.46	0.51
1:CA:174:A:C2	1:CA:175:C:C1'	2.94	0.51
1:CA:194:C:C5'	20:CT:60:ARG:NH1	2.73	0.51
1:CA:291:U:O2'	1:CA:292:G:H5'	2.09	0.51
1:CA:329:A:C2	1:CA:332:G:C4	2.99	0.51
1:CA:518:C:H2'	1:CA:530:G:C8	2.46	0.51
1:CA:840:C:C2'	1:CA:841:C:OP1	2.57	0.51
2:CB:101:LEU:O	2:CB:102:THR:C	2.48	0.51
2:CB:150:GLY:O	2:CB:151:ILE:C	2.49	0.51
2:CB:152:LYS:HG3	2:CB:153:ASP:N	2.25	0.51
4:CD:104:ARG:NH1	4:CD:171:LEU:HD23	2.25	0.51
4:CD:87:GLY:O	4:CD:91:LEU:HD12	2.11	0.51
7:CG:26:PHE:O	7:CG:27:VAL:C	2.48	0.51
11:CK:65:VAL:O	11:CK:65:VAL:HG22	2.11	0.51
12:CL:65:SER:HA	12:CL:95:TYR:CB	2.40	0.51
13:CM:111:GLY:O	13:CM:112:PRO:C	2.48	0.51
16:CP:61:VAL:C	16:CP:63:GLN:N	2.62	0.51
21:CU:12:PHE:CD2	21:CU:14:VAL:HG12	2.46	0.51
21:CU:18:ARG:CG	21:CU:18:ARG:O	2.58	0.51
50:D0:24:VAL:HG13	50:D0:25:THR:N	2.24	0.51
24:DA:1068:G:H4'	32:DI:10:LEU:HD11	1.91	0.51
24:DA:1205:A:H4'	24:DA:1206:G:OP2	2.10	0.51
24:DA:1265:A:O4'	24:DA:1267:U:C6	2.63	0.51
24:DA:1459:G:H2'	24:DA:1460:U:H5''	1.93	0.51
24:DA:2602:A:H4'	24:DA:2603:G:OP2	2.11	0.51
24:DA:2784:U:H2'	24:DA:2785:C:C6	2.46	0.51

Continued on next page...

Continued from previous page...

Atom-1	Atom-2	Interatomic distance (Å)	Clash overlap (Å)
24:DA:1205:A:O4'	57:DA:3190:NMV:H15	2.10	0.51
24:DA:38:A:C2	24:DA:442:G:C2	2.98	0.51
24:DA:604:G:H8	24:DA:604:G:H5''	1.76	0.51
25:DB:95:U:H2'	25:DB:96:G:C8	2.45	0.51
27:DD:22:ILE:HD11	27:DD:190:LYS:HB2	1.93	0.51
29:DF:62:GLN:OE1	29:DF:90:LEU:HB3	2.11	0.51
29:DF:34:THR:HB	29:DF:89:THR:HA	1.92	0.51
24:DA:2531:A:O4'	30:DG:173:ALA:CB	2.59	0.51
24:DA:2848:G:O3'	39:DP:92:ARG:NH1	2.43	0.51
40:DQ:82:LEU:HG	40:DQ:87:VAL:CG1	2.39	0.51
45:DV:48:MET:CA	45:DV:51:GLN:OE1	2.57	0.51
1:AA:1193:G:N3	1:AA:1193:G:H2'	2.26	0.51
1:AA:1315:U:HO2'	1:AA:1360:A:HO2'	1.58	0.51
1:AA:1347:G:N2	1:AA:1373:G:C4	2.79	0.51
1:AA:1533:C:O2	1:AA:1533:C:O4'	2.26	0.51
1:AA:337:G:O2'	1:AA:338:A:O5'	2.28	0.51
1:AA:460:A:C2	1:AA:461:A:C5	2.99	0.51
1:AA:571:U:H3'	1:AA:572:A:H5''	1.93	0.51
1:AA:769:G:C6	1:AA:770:C:C5	2.98	0.51
1:AA:908:A:C4	1:AA:909:A:C8	2.98	0.51
2:AB:17:GLY:HA3	2:AB:202:GLY:HA2	1.93	0.51
2:AB:219:ALA:O	2:AB:220:THR:OG1	2.29	0.51
3:AC:155:GLY:O	3:AC:156:ARG:C	2.48	0.51
5:AE:156:LYS:HG2	8:AH:64:LYS:NZ	2.26	0.51
5:AE:83:HIS:CG	5:AE:84:PRO:HD2	2.45	0.51
6:AF:96:VAL:CG2	6:AF:97:THR:N	2.73	0.51
10:AJ:5:ARG:CZ	10:AJ:79:PRO:HG3	2.40	0.51
11:AK:122:ARG:HG2	11:AK:123:PRO:O	2.11	0.51
11:AK:28:ASN:O	11:AK:57:LYS:HE3	2.11	0.51
14:AN:101:TRP:CD1	14:AN:101:TRP:N	2.77	0.51
20:AT:7:ALA:C	20:AT:9:LYS:H	2.14	0.51
59:BA:3723:HOH:O	52:B2:11:LYS:NZ	2.44	0.51
24:BA:1069:A:C6	24:BA:1074:G:N3	2.79	0.51
24:BA:1192:G:H2'	24:BA:1193:G:H5'	1.92	0.51
24:BA:1448:G:C6	24:BA:1464:G:N1	2.78	0.51
24:BA:1847:A:O2'	24:BA:1848:A:P	2.68	0.51
24:BA:2529:G:O4'	30:BG:174:LYS:NZ	2.43	0.51
24:BA:2491:U:C5'	24:BA:2570:G:H5''	2.40	0.51
24:BA:2581:G:C4	24:BA:2610:C:C5	2.98	0.51
24:BA:2726:A:O2'	24:BA:2727:A:C5'	2.58	0.51
24:BA:98:G:N3	24:BA:98:G:H2'	2.26	0.51

Continued on next page...

Continued from previous page...

Atom-1	Atom-2	Interatomic distance (Å)	Clash overlap (Å)
25:BB:61:G:C6	25:BB:62:C:C4	2.98	0.51
24:BA:691:C:P	26:BC:216:ARG:NH2	2.83	0.51
27:BD:34:VAL:CB	27:BD:48:ILE:HD11	2.40	0.51
29:BF:110:ILE:HG13	29:BF:110:ILE:O	2.10	0.51
29:BF:36:ASN:C	29:BF:36:ASN:OD1	2.49	0.51
36:BM:26:VAL:HG11	36:BM:132:THR:C	2.31	0.51
36:BM:11:LYS:HE3	36:BM:88:ASN:HA	1.91	0.51
24:BA:1287:A:C5'	37:BN:103:ARG:HD2	2.41	0.51
25:BB:49:C:H4'	38:BO:68:LYS:HE2	1.92	0.51
42:BS:33:LEU:HB3	42:BS:51:LEU:CD2	2.41	0.51
25:BB:75:G:C4'	45:BV:29:ILE:CD1	2.89	0.51
24:BA:2331:G:O3'	46:BW:43:THR:HG22	2.11	0.51
1:CA:1122:U:H2'	1:CA:1123:U:O4'	2.11	0.51
1:CA:1134:G:C2	1:CA:1135:U:C2	2.98	0.51
1:CA:1309:G:C4	1:CA:1329:A:C6	2.99	0.51
1:CA:769:G:H4'	1:CA:1513:A:H4'	1.93	0.51
1:CA:1536:C:C4	1:CA:1537:U:C4	2.99	0.51
1:CA:193:C:H2'	1:CA:194:C:C6	2.46	0.51
1:CA:214:C:H2'	1:CA:215:C:O5'	2.11	0.51
1:CA:64:G:H4'	1:CA:65:A:H3'	1.92	0.51
1:CA:668:G:C2	1:CA:669:G:C4	2.98	0.51
2:CB:206:ALA:O	2:CB:207:ILE:C	2.48	0.51
4:CD:100:ASN:OD1	4:CD:111:ARG:NH2	2.44	0.51
4:CD:91:LEU:C	4:CD:93:LEU:N	2.63	0.51
5:CE:106:ILE:CG1	5:CE:124:LEU:HB3	2.41	0.51
6:CF:40:GLU:O	6:CF:42:TRP:CD1	2.63	0.51
9:CI:81:HIS:O	9:CI:83:ILE:N	2.43	0.51
11:CK:13:ARG:O	11:CK:14:LYS:HB2	2.10	0.51
11:CK:52:PHE:CD1	11:CK:57:LYS:CE	2.94	0.51
12:CL:21:VAL:CG2	12:CL:21:VAL:O	2.58	0.51
13:CM:109:ARG:HB2	13:CM:109:ARG:CZ	2.39	0.51
19:CS:18:LYS:O	19:CS:19:VAL:C	2.49	0.51
21:CU:20:LYS:C	21:CU:22:SER:N	2.64	0.51
55:CY:158:ASP:CG	55:CY:159:ASP:N	2.64	0.51
55:CY:48:PRO:O	55:CY:49:THR:HB	2.11	0.51
55:CY:7:LYS:O	55:CY:11:VAL:HG12	2.11	0.51
24:DA:1141:U:OP2	33:DJ:65:THR:HG21	2.11	0.51
24:DA:1265:A:OP2	59:DA:3754:HOH:O	2.19	0.51
24:DA:136:G:N3	24:DA:144:A:C2	2.79	0.51
24:DA:1424:G:C2	24:DA:1425:G:H1'	2.46	0.51
24:DA:1558:C:N3	24:DA:1560:G:C2	2.79	0.51

Continued on next page...

Continued from previous page...

Atom-1	Atom-2	Interatomic distance (Å)	Clash overlap (Å)
24:DA:2656:U:OP2	24:DA:2664:G:N1	2.33	0.51
24:DA:538:A:OP2	57:DA:3186:NMY:C16	2.54	0.51
24:DA:575:A:H2'	24:DA:576:U:H5'	1.93	0.51
25:DB:10:G:H5'	25:DB:11:C:OP2	2.11	0.51
25:DB:91:C:H2'	25:DB:92:C:C6	2.45	0.51
30:DG:93:TYR:HA	30:DG:105:SER:O	2.10	0.51
30:DG:104:LEU:CD2	30:DG:106:LEU:HD21	2.40	0.51
31:DH:12:LEU:C	31:DH:12:LEU:HD23	2.31	0.51
1:AA:368:U:N3	31:DH:91:PHE:HB3	2.26	0.51
24:DA:1335:C:OP1	43:DT:68:LYS:HE2	2.10	0.51
44:DU:10:VAL:O	44:DU:21:ARG:HA	2.10	0.51
45:DV:90:ASP:OD1	45:DV:90:ASP:N	2.43	0.51
46:DW:51:VAL:O	46:DW:52:GLY:O	2.29	0.51
1:AA:1285:A:H5''	1:AA:1286:U:N3	2.25	0.51
1:AA:978:A:C2	1:AA:1319:A:N3	2.79	0.51
1:AA:1405:G:O2'	1:AA:1406:U:H5'	2.10	0.51
1:AA:1489:G:C5	1:AA:1490:U:C5	2.98	0.51
1:AA:411:A:C5	1:AA:429:U:C5	2.99	0.51
1:AA:503:C:O2	1:AA:510:A:H2	1.94	0.51
1:AA:541:G:C6	1:AA:542:G:C5	2.98	0.51
1:AA:775:G:O2'	1:AA:776:G:O5'	2.13	0.51
1:AA:96:U:O2'	1:AA:97:G:OP1	2.27	0.51
2:AB:131:LYS:HA	2:AB:134:ALA:HB3	1.91	0.51
3:AC:98:PRO:O	3:AC:99:ALA:HB3	2.10	0.51
4:AD:170:TRP:CD1	4:AD:186:PRO:HD3	2.45	0.51
4:AD:86:THR:O	4:AD:90:LEU:HD23	2.10	0.51
5:AE:60:ILE:HD12	5:AE:61:GLN:N	2.26	0.51
8:AH:10:MET:HE2	8:AH:33:LYS:HG2	1.93	0.51
1:AA:826:C:H5'	8:AH:27:MET:HE1	1.91	0.51
8:AH:48:ASP:OD1	8:AH:49:PHE:N	2.41	0.51
9:AI:100:LYS:O	9:AI:102:GLY:N	2.43	0.51
16:AP:19:VAL:C	16:AP:20:VAL:CG2	2.78	0.51
54:B4:30:GLU:HB2	54:B4:33:HIS:ND1	2.24	0.51
24:BA:2539:C:H5'	54:B4:3:VAL:HG21	1.93	0.51
24:BA:1239:G:C5	24:BA:1240:U:C5	2.98	0.51
24:BA:1277:G:H2'	24:BA:1278:C:O4'	2.11	0.51
24:BA:1350:C:C6	24:BA:1382:G:N2	2.78	0.51
24:BA:1268:A:C6	24:BA:2013:A:C8	2.98	0.51
24:BA:2048:G:N7	59:BA:3678:HOH:O	2.35	0.51
24:BA:2092:U:OP2	31:BH:27:ARG:NH2	2.44	0.51
24:BA:2330:G:C5	24:BA:2331:G:C8	2.99	0.51

Continued on next page...

Continued from previous page...

Atom-1	Atom-2	Interatomic distance (Å)	Clash overlap (Å)
24:BA:2447:G:C8	24:BA:2501:C:C6	2.99	0.51
24:BA:2562:U:H2'	24:BA:2563:U:H5'	1.92	0.51
24:BA:2782:G:C2	24:BA:2783:U:C6	2.99	0.51
24:BA:309:A:H1'	24:BA:329:G:N3	2.26	0.51
24:BA:573:U:O4	24:BA:2030:A:H3'	2.11	0.51
24:BA:605:G:H2'	24:BA:606:U:C6	2.46	0.51
24:BA:699:A:C8	24:BA:734:A:C2	2.98	0.51
29:BF:4:HIS:CG	29:BF:96:TRP:CD1	2.83	0.51
36:BM:108:VAL:CG1	36:BM:112:LEU:HB3	2.41	0.51
36:BM:41:LEU:HD21	36:BM:125:PRO:CD	2.41	0.51
39:BP:58:PHE:N	39:BP:58:PHE:CD1	2.77	0.51
43:BT:17:SER:HB2	43:BT:19:LYS:HE3	1.93	0.51
1:CA:1151:A:O2'	1:CA:1152:A:H5''	2.11	0.51
1:CA:1225:A:H2'	1:CA:1226:C:C6	2.46	0.51
1:CA:138:G:C6	1:CA:139:A:C6	2.99	0.51
1:CA:805:C:H2'	1:CA:806:C:H6	1.76	0.51
1:CA:81:A:H2'	1:CA:82:G:H5'	1.92	0.51
1:CA:832:G:H2'	1:CA:833:G:H5'	1.91	0.51
1:CA:931:C:O2	1:CA:932:C:C6	2.64	0.51
2:CB:144:LEU:HB2	2:CB:148:LEU:HD11	1.91	0.51
2:CB:164:ILE:HG23	2:CB:165:ASP:N	2.26	0.51
3:CC:61:ALA:O	3:CC:62:LYS:HB3	2.10	0.51
4:CD:187:GLU:O	4:CD:188:ARG:C	2.48	0.51
1:CA:795:C:O2	11:CK:128:ARG:CZ	2.58	0.51
11:CK:51:GLY:O	11:CK:52:PHE:CD1	2.64	0.51
11:CK:76:GLU:N	24:DA:2141:G:OP1	2.43	0.51
13:CM:68:ASP:HB3	13:CM:71:ARG:CD	2.41	0.51
13:CM:80:LEU:HA	13:CM:83:LEU:HD21	1.92	0.51
14:CN:54:ASP:HA	14:CN:59:ARG:HG2	1.91	0.51
16:CP:52:LEU:HD23	16:CP:57:ILE:HD11	1.92	0.51
1:CA:1312:G:N7	19:CS:3:ARG:HA	2.25	0.51
22:CV:27:G:C6	22:CV:43:C:N4	2.66	0.51
50:D0:54:ILE:O	50:D0:55:ALA:CB	2.58	0.51
24:DA:133:U:H2'	24:DA:134:G:O4'	2.10	0.51
24:DA:1414:C:C4	24:DA:1415:U:C5	2.99	0.51
24:DA:1494:A:C5	24:DA:1495:A:C5	2.99	0.51
24:DA:2061:G:N3	24:DA:2063:C:C4	2.79	0.51
24:DA:2483:C:C1'	36:DM:51:ARG:HH21	2.22	0.51
24:DA:2517:C:C5	24:DA:2542:A:C5	2.99	0.51
24:DA:2572:A:N7	27:DD:150:GLN:HB2	2.26	0.51
24:DA:2711:A:OP2	59:DA:3546:HOH:O	2.20	0.51

Continued on next page...

Continued from previous page...

Atom-1	Atom-2	Interatomic distance (Å)	Clash overlap (Å)
24:DA:2870:C:C4	24:DA:2871:U:C5	2.98	0.51
57:DA:3184:NMY:N2	57:DA:3184:NMY:C16	2.73	0.51
24:DA:34:U:O2'	24:DA:35:G:OP1	2.26	0.51
24:DA:223:A:N7	24:DA:422:A:H1'	2.26	0.51
24:DA:538:A:H8	57:DA:3186:NMY:H192	1.59	0.51
24:DA:605:G:C5	24:DA:606:U:C5	2.98	0.51
24:DA:933:A:H5'	24:DA:934:U:OP2	2.11	0.51
27:DD:125:TRP:CD2	27:DD:160:LYS:CG	2.94	0.51
29:DF:91:ARG:O	29:DF:92:GLY:O	2.29	0.51
30:DG:115:GLN:O	30:DG:115:GLN:HG2	2.10	0.51
30:DG:116:LEU:HD23	30:DG:117:PRO:HD3	1.92	0.51
30:DG:75:VAL:O	30:DG:79:THR:N	2.38	0.51
35:DL:28:GLY:O	35:DL:29:LYS:HB3	2.10	0.51
39:DP:28:LYS:HE3	39:DP:82:SER:HB2	1.92	0.51
40:DQ:81:GLY:CA	40:DQ:116:LEU:HD23	2.41	0.51
1:AA:109:A:H3'	1:AA:110:C:H5'	1.93	0.51
1:AA:1298:U:H4'	1:AA:1299:A:C4	2.46	0.51
1:AA:1329:A:C5'	13:AM:29:ARG:HD2	2.41	0.51
1:AA:1438:G:C4	1:AA:1439:G:C8	2.98	0.51
1:AA:15:G:C6	1:AA:16:A:C5	2.99	0.51
1:AA:307:C:C5	1:AA:308:C:C5	2.99	0.51
1:AA:391:G:C5	1:AA:392:C:C6	2.99	0.51
1:AA:428:G:C5'	4:AD:9:LEU:HD11	2.39	0.51
1:AA:465:A:C2	1:AA:466:A:C4	2.99	0.51
1:AA:56:U:C6	31:DH:91:PHE:CE2	2.99	0.51
1:AA:580:C:H4'	15:AO:57:LEU:CD1	2.41	0.51
1:AA:718:A:C8	1:AA:719:C:C5	2.99	0.51
1:AA:723:U:H2'	1:AA:855:U:H4'	1.92	0.51
1:AA:866:C:O2	1:AA:866:C:H2'	2.10	0.51
1:AA:1102:A:O2'	2:AB:97:LEU:O	2.28	0.51
3:AC:133:ALA:O	3:AC:137:ALA:HB3	2.09	0.51
4:AD:123:ILE:CG1	4:AD:124:MET:H	2.23	0.51
4:AD:62:ARG:HD2	4:AD:72:PHE:CZ	2.46	0.51
11:AK:46:THR:O	11:AK:50:SER:OG	2.18	0.51
12:AL:57:LEU:CD2	12:AL:59:ASN:OD1	2.59	0.51
13:AM:85:CYS:CB	19:AS:73:GLU:CG	2.89	0.51
16:AP:67:ILE:CG2	16:AP:71:VAL:HG21	2.40	0.51
18:AR:49:ALA:O	18:AR:52:GLN:HB3	2.11	0.51
19:AS:74:PHE:C	19:AS:76:PRO:HD3	2.31	0.51
22:AV:21:A:C8	22:AV:21:A:OP2	2.64	0.51
21:AU:26:ALA:CB	23:AX:5:A:C5'	2.88	0.51

Continued on next page...

Continued from previous page...

Atom-1	Atom-2	Interatomic distance (Å)	Clash overlap (Å)
24:BA:1206:G:C5	24:BA:1207:C:C5	2.99	0.51
24:BA:1225:G:OP1	41:BR:71:LYS:NZ	2.42	0.51
24:BA:1270:C:H5''	24:BA:1271:G:O5'	2.11	0.51
24:BA:1281:G:C2'	24:BA:1282:U:O5'	2.59	0.51
24:BA:1322:A:C5	24:BA:1323:C:C5	2.99	0.51
24:BA:1442:U:C4	24:BA:1443:U:C5	2.98	0.51
24:BA:1500:G:C5	24:BA:1501:G:N7	2.78	0.51
24:BA:1489:C:N3	24:BA:1501:G:C2	2.78	0.51
24:BA:1771:C:H2'	24:BA:1772:A:C8	2.46	0.51
24:BA:1856:U:O4	24:BA:1857:G:N1	2.44	0.51
24:BA:1921:G:O6	57:BA:3161:NMY:N7	2.37	0.51
24:BA:194:G:OP2	59:BA:3761:HOH:O	2.18	0.51
24:BA:2107:G:N2	24:BA:2108:A:N3	2.58	0.51
24:BA:2216:G:H2'	24:BA:2217:G:C8	2.45	0.51
24:BA:2295:C:C2	24:BA:2296:U:C5	2.99	0.51
24:BA:2737:G:C6	24:BA:2738:A:C6	2.99	0.51
24:BA:571:U:N3	24:BA:2030:A:C2	2.78	0.51
25:BB:33:G:C6	25:BB:34:A:C6	2.99	0.51
24:BA:729:G:P	26:BC:12:ARG:CZ	2.99	0.51
26:BC:197:ALA:O	26:BC:199:HIS:N	2.44	0.51
24:BA:1654:A:H2	27:BD:118:PHE:CD2	2.29	0.51
27:BD:150:GLN:O	27:BD:152:PRO:C	2.48	0.51
33:BJ:42:ALA:O	40:BQ:63:ARG:HD2	2.11	0.51
41:BR:49:ILE:HG12	41:BR:53:PHE:C	2.31	0.51
42:BS:74:ILE:CD1	42:BS:104:THR:O	2.59	0.51
42:BS:24:ILE:HA	42:BS:27:LYS:HG3	1.93	0.51
43:BT:16:VAL:CG2	43:BT:17:SER:N	2.72	0.51
44:BU:4:ILE:O	44:BU:5:ARG:HG3	2.11	0.51
1:CA:1048:G:H5'	14:CN:2:LYS:CE	2.41	0.51
1:CA:1057:G:N2	1:CA:1204:A:H1'	2.26	0.51
1:CA:1072:G:C5	1:CA:1073:U:C5	2.99	0.51
1:CA:112:G:N1	1:CA:330:C:C5	2.79	0.51
1:CA:1256:A:N6	1:CA:1277:C:C4	2.79	0.51
1:CA:1270:G:OP2	1:CA:1270:G:O4'	2.29	0.51
1:CA:37:U:OP1	12:CL:120:LYS:HD2	2.11	0.51
1:CA:68:G:C4'	1:CA:171:A:H1'	2.41	0.51
1:CA:760:G:N7	1:CA:761:G:N7	2.59	0.51
1:CA:894:G:O2'	1:CA:895:G:H5'	2.10	0.51
2:CB:90:PHE:HB2	2:CB:150:GLY:HA2	1.93	0.51
4:CD:164:GLN:C	4:CD:164:GLN:CD	2.69	0.51
5:CE:74:VAL:HG21	5:CE:76:LEU:HD11	1.92	0.51

Continued on next page...

Continued from previous page...

Atom-1	Atom-2	Interatomic distance (Å)	Clash overlap (Å)
7:CG:27:VAL:HG21	7:CG:40:GLU:OE1	2.10	0.51
8:CH:93:PRO:HG3	8:CH:125:ILE:CD1	2.41	0.51
9:CI:82:GLY:O	9:CI:86:ALA:N	2.43	0.51
12:CL:93:VAL:C	12:CL:94:ARG:HG3	2.31	0.51
13:CM:15:ALA:C	13:CM:17:ILE:HD12	2.31	0.51
1:CA:980:C:H4'	14:CN:59:ARG:NH1	2.26	0.51
10:CJ:65:TYR:OH	14:CN:85:ARG:HB2	2.10	0.51
1:CA:136:C:H1'	16:CP:1:MET:SD	2.50	0.51
20:CT:35:VAL:HG22	20:CT:50:ALA:HB1	1.92	0.51
55:CY:80:LYS:HA	55:CY:83:MET:CG	2.41	0.51
51:D1:50:GLU:CG	51:D1:51:ALA:N	2.74	0.51
53:D3:31:ILE:HD13	53:D3:34:LYS:HB3	1.91	0.51
24:DA:1062:G:N7	24:DA:1070:A:C5'	2.74	0.51
24:DA:1269:A:H2'	24:DA:1270:C:C6	2.45	0.51
24:DA:1369:G:C4	24:DA:1370:C:C6	2.99	0.51
24:DA:1415:U:O2	24:DA:1415:U:H2'	2.10	0.51
24:DA:155:A:H2'	24:DA:156:A:C8	2.45	0.51
24:DA:1760:C:C2'	24:DA:1761:C:H5'	2.41	0.51
24:DA:1847:A:O2'	24:DA:1848:A:C8	2.63	0.51
24:DA:2200:C:H2'	24:DA:2201:G:H5'	1.93	0.51
24:DA:2303:G:C5	24:DA:2304:G:C8	2.98	0.51
24:DA:2704:C:H2'	24:DA:2705:A:O4'	2.11	0.51
24:DA:447:A:C5	24:DA:473:G:C5	2.98	0.51
24:DA:565:C:OP1	41:DR:79:ARG:CZ	2.59	0.51
24:DA:944:C:OP1	59:DA:3261:HOH:O	2.19	0.51
26:DC:159:THR:N	26:DC:194:VAL:HG12	2.26	0.51
28:DE:119:ILE:HB	28:DE:187:VAL:HG22	1.92	0.51
28:DE:24:ASN:CG	28:DE:27:LEU:HD12	2.30	0.51
31:DH:50:ARG:HA	31:DH:50:ARG:NE	2.25	0.51
31:DH:5:LEU:O	31:DH:6:LEU:HD12	2.08	0.51
34:DK:98:ARG:HA	34:DK:118:LEU:HD22	1.93	0.51
35:DL:41:ARG:N	35:DL:41:ARG:HD2	2.26	0.51
44:DU:16:LYS:C	44:DU:16:LYS:CD	2.78	0.51
1:AA:109:A:N7	1:AA:326:G:H2'	2.26	0.51
1:AA:1192:C:C5	1:AA:1193:G:C8	2.99	0.51
1:AA:1438:G:C2'	1:AA:1439:G:O5'	2.58	0.51
1:AA:164:G:C5	1:AA:165:G:C8	2.99	0.51
1:AA:35:G:C5	1:AA:36:C:C5	2.98	0.51
1:AA:565:U:H3'	1:AA:566:G:H2'	1.93	0.51
3:AC:76:VAL:HG13	3:AC:83:ASP:OD2	2.11	0.51
3:AC:76:VAL:O	3:AC:84:VAL:HG13	2.10	0.51

Continued on next page...

Continued from previous page...

Atom-1	Atom-2	Interatomic distance (Å)	Clash overlap (Å)
4:AD:18:ASP:C	4:AD:19:LEU:HG	2.30	0.51
4:AD:61:VAL:CG2	4:AD:62:ARG:N	2.74	0.51
6:AF:54:LEU:C	6:AF:55:HIS:CG	2.83	0.51
1:AA:981:U:P	14:AN:8:ARG:NH1	2.84	0.51
21:AU:26:ALA:HB2	23:AX:5:A:H5''	1.92	0.51
24:BA:1085:A:N1	24:BA:1086:A:N6	2.59	0.51
24:BA:1326:U:C2'	24:BA:1327:A:H5'	2.41	0.51
24:BA:1347:A:OP1	59:BA:3756:HOH:O	2.18	0.51
24:BA:1587:G:C6	24:BA:1588:G:C5	2.99	0.51
24:BA:1602:U:H3'	24:BA:1603:A:C5'	2.40	0.51
24:BA:1965:C:H5''	24:BA:1966:A:H2'	1.93	0.51
24:BA:2719:G:C5'	39:BP:95:LYS:HZ3	2.24	0.51
24:BA:2744:G:H2'	24:BA:2744:G:N3	2.26	0.51
24:BA:2822:G:H2'	24:BA:2823:A:H5''	1.92	0.51
24:BA:57:C:H2'	24:BA:58:G:O4'	2.11	0.51
24:BA:948:C:N3	24:BA:949:G:N7	2.59	0.51
26:BC:220:ARG:O	26:BC:222:THR:N	2.44	0.51
33:BJ:29:ALA:HB3	33:BJ:108:MET:HE1	1.92	0.51
37:BN:28:LEU:O	37:BN:32:GLU:N	2.44	0.51
38:BO:61:GLN:O	38:BO:62:LEU:HB2	2.11	0.51
42:BS:28:LYS:O	42:BS:32:ALA:N	2.39	0.51
44:BU:69:VAL:O	44:BU:70:ALA:HB2	2.10	0.51
45:BV:80:HIS:ND1	45:BV:85:LYS:O	2.43	0.51
48:BY:60:LYS:O	48:BY:60:LYS:HG3	2.10	0.51
49:BZ:46:MET:O	49:BZ:50:VAL:HG12	2.11	0.51
1:CA:101:A:C5	1:CA:102:G:C8	2.99	0.51
1:CA:256:U:H2'	1:CA:257:G:O4'	2.11	0.51
1:CA:476:U:H2'	1:CA:477:C:C6	2.45	0.51
1:CA:545:C:H2'	1:CA:546:A:H5'	1.93	0.51
1:CA:66:A:O4'	1:CA:173:U:N3	2.44	0.51
1:CA:79:G:N2	1:CA:90:C:N3	2.58	0.51
2:CB:134:ALA:O	2:CB:137:ARG:HG2	2.10	0.51
3:CC:9:GLY:HA2	3:CC:12:LEU:HD13	1.93	0.51
3:CC:117:ALA:HB2	3:CC:200:VAL:CG2	2.40	0.51
1:CA:620:C:C1'	4:CD:132:ILE:HD11	2.40	0.51
4:CD:27:ALA:O	4:CD:28:ILE:HB	2.11	0.51
1:CA:1080:A:P	5:CE:52:LYS:NZ	2.84	0.51
7:CG:140:ASP:N	7:CG:140:ASP:OD1	2.43	0.51
11:CK:20:VAL:HG12	11:CK:36:ASP:C	2.32	0.51
11:CK:57:LYS:O	11:CK:58:SER:CB	2.59	0.51
12:CL:24:LEU:HG	12:CL:25:GLU:N	2.26	0.51

Continued on next page...

Continued from previous page...

Atom-1	Atom-2	Interatomic distance (Å)	Clash overlap (Å)
1:CA:1296:C:P	13:CM:14:HIS:CE1	3.04	0.51
13:CM:67:GLY:C	13:CM:71:ARG:NH2	2.64	0.51
14:CN:2:LYS:HZ2	14:CN:4:SER:HB3	1.76	0.51
15:CO:11:ILE:HD13	15:CO:31:LEU:HD11	1.92	0.51
15:CO:43:PHE:O	15:CO:47:LYS:HB3	2.11	0.51
52:D2:30:VAL:O	52:D2:33:ARG:HB2	2.11	0.51
53:D3:29:ARG:O	53:D3:30:HIS:HB3	2.10	0.51
54:D4:27:CYS:SG	54:D4:30:GLU:CD	2.89	0.51
24:DA:1068:G:N1	24:DA:1069:A:C6	2.79	0.51
24:DA:1157:G:H2'	24:DA:1157:G:N3	2.25	0.51
24:DA:1434:A:N3	24:DA:1435:G:N7	2.59	0.51
24:DA:1415:U:C6	24:DA:1588:G:C2	2.99	0.51
24:DA:1407:G:O6	24:DA:1595:C:N3	2.44	0.51
24:DA:161:A:C6	24:DA:162:U:C4	2.99	0.51
24:DA:1984:G:C2'	24:DA:1985:C:H5'	2.41	0.51
24:DA:2586:U:C2'	24:DA:2587:A:O5'	2.58	0.51
24:DA:445:C:C3'	24:DA:445:C:C6	2.94	0.51
24:DA:527:C:O2	24:DA:528:A:N6	2.44	0.51
24:DA:84:A:N6	24:DA:99:U:H5'	2.26	0.51
24:DA:995:C:H5'	24:DA:995:C:C6	2.45	0.51
28:DE:52:VAL:O	28:DE:53:THR:C	2.49	0.51
29:DF:116:LEU:HD23	29:DF:117:SER:N	2.25	0.51
29:DF:134:GLN:CG	29:DF:135:ILE:N	2.74	0.51
29:DF:153:ILE:CD1	29:DF:154:THR:N	2.74	0.51
29:DF:39:VAL:HG13	29:DF:40:GLY:N	2.25	0.51
24:DA:1081:U:H5'	32:DI:126:ARG:NH1	2.26	0.51
32:DI:96:LYS:O	32:DI:97:VAL:HB	2.11	0.51
38:DO:54:VAL:O	38:DO:56:LYS:N	2.44	0.51
38:DO:98:GLN:O	38:DO:100:HIS:N	2.43	0.51
43:DT:64:LYS:O	43:DT:64:LYS:HG2	2.10	0.51
45:DV:82:TYR:CD1	45:DV:82:TYR:N	2.79	0.51
45:DV:80:HIS:ND1	45:DV:83:LYS:HB2	2.26	0.51
24:DA:372:G:OP2	47:DX:60:LYS:HD3	2.10	0.51
1:AA:192:A:C6	1:AA:193:C:C4	2.99	0.51
1:AA:257:G:N2	1:AA:258:G:C5	2.79	0.51
1:AA:515:G:N1	1:AA:537:G:C2	2.79	0.51
1:AA:599:C:H2'	1:AA:600:A:C8	2.46	0.51
1:AA:792:A:H4'	1:AA:793:U:O5'	2.10	0.51
2:AB:80:VAL:HG12	2:AB:80:VAL:O	2.09	0.51
3:AC:12:LEU:O	3:AC:14:ILE:N	2.44	0.51
1:AA:508:U:H4'	4:AD:51:TYR:CE1	2.45	0.51

Continued on next page...

Continued from previous page...

Atom-1	Atom-2	Interatomic distance (Å)	Clash overlap (Å)
5:AE:115:LEU:HB3	5:AE:120:VAL:HG23	1.93	0.51
9:AI:50:GLN:NE2	9:AI:103:PHE:CE1	2.79	0.51
14:AN:24:ALA:O	14:AN:25:GLU:C	2.49	0.51
16:AP:57:ILE:O	16:AP:59:HIS:N	2.44	0.51
24:BA:1223:G:OP2	41:BR:68:ARG:NH1	2.44	0.51
24:BA:1270:C:C5'	24:BA:1271:G:O5'	2.59	0.51
24:BA:1392:A:C6	24:BA:1393:A:C6	2.99	0.51
24:BA:1586:A:C6	24:BA:1587:G:C4	2.99	0.51
24:BA:2259:U:H1'	24:BA:2427:C:C2	2.46	0.51
24:BA:2562:U:C2'	24:BA:2563:U:H5'	2.40	0.51
24:BA:2681:C:C5	24:BA:2724:U:C5	2.98	0.51
24:BA:2791:G:C2	24:BA:2806:C:O2	2.64	0.51
24:BA:391:A:C2	24:BA:411:G:N7	2.79	0.51
24:BA:668:A:C5	24:BA:670:A:C8	2.99	0.51
24:BA:729:G:OP2	26:BC:206:LYS:CE	2.58	0.51
24:BA:867:C:C2'	24:BA:868:U:H5'	2.41	0.51
24:BA:969:G:H2'	24:BA:970:U:H6	1.74	0.51
25:BB:85:G:C2	25:BB:86:G:C8	2.99	0.51
29:BF:37:MET:HG2	29:BF:151:LEU:HB2	1.93	0.51
30:BG:41:GLU:HB3	30:BG:54:ARG:CZ	2.40	0.51
34:BK:2:ILE:HG22	34:BK:33:ALA:O	2.11	0.51
36:BM:58:LYS:O	36:BM:59:ARG:C	2.50	0.51
37:BN:28:LEU:C	37:BN:28:LEU:HD13	2.31	0.51
37:BN:90:ARG:HG2	37:BN:94:TYR:CE1	2.46	0.51
38:BO:62:LEU:HD23	38:BO:65:THR:HA	1.92	0.51
41:BR:49:ILE:CG1	41:BR:53:PHE:N	2.74	0.51
42:BS:25:ARG:HA	42:BS:74:ILE:HG22	1.93	0.51
1:CA:1494:G:H2'	1:CA:1495:U:H5'	1.92	0.51
1:CA:1499:A:OP2	59:CA:1881:HOH:O	2.20	0.51
1:CA:155:A:C2	1:CA:167:A:C2	2.99	0.51
1:CA:262:A:H3'	1:CA:263:A:C8	2.46	0.51
1:CA:701:U:O2	1:CA:703:G:C6	2.64	0.51
1:CA:831:A:H5''	1:CA:832:G:OP2	2.11	0.51
2:CB:186:ILE:HD12	2:CB:201:PRO:O	2.11	0.51
3:CC:27:LYS:HD2	3:CC:27:LYS:N	2.25	0.51
7:CG:102:ARG:C	7:CG:104:ILE:N	2.63	0.51
7:CG:76:LYS:O	7:CG:77:SER:HB2	2.11	0.51
12:CL:82:ILE:O	12:CL:82:ILE:CG2	2.58	0.51
13:CM:36:ALA:O	13:CM:37:ALA:HB2	2.11	0.51
18:CR:28:THR:O	18:CR:29:LEU:C	2.49	0.51
22:CV:73:A:O2'	22:CV:74:C:OP2	2.23	0.51

Continued on next page...

Continued from previous page...

Atom-1	Atom-2	Interatomic distance (Å)	Clash overlap (Å)
24:DA:1364:G:C5	47:DX:1:SER:OG	2.62	0.51
24:DA:1724:G:O6	24:DA:1736:U:C2	2.64	0.51
24:DA:172:A:H2'	24:DA:173:A:C8	2.45	0.51
24:DA:563:A:C4	24:DA:2018:G:C2	2.99	0.51
24:DA:222:A:C5	24:DA:224:U:C2	2.99	0.51
24:DA:2297:A:N3	24:DA:2297:A:H2'	2.26	0.51
24:DA:2352:A:H5''	24:DA:2353:G:OP2	2.11	0.51
24:DA:819:A:C6	24:DA:820:A:C5	2.99	0.51
25:DB:53:A:O2'	25:DB:54:G:H5'	2.10	0.51
28:DE:149:ILE:HD12	28:DE:192:ALA:HB1	1.93	0.51
31:DH:64:ALA:O	31:DH:67:ALA:HB3	2.11	0.51
37:DN:2:ARG:HA	37:DN:5:LYS:HB2	1.93	0.51
40:DQ:20:ALA:HA	40:DQ:23:TYR:CE2	2.46	0.51
41:DR:14:VAL:HG13	41:DR:98:ILE:HG12	1.93	0.51
42:DS:36:LEU:HD13	42:DS:48:LYS:HA	1.93	0.51
42:DS:17:VAL:HG11	42:DS:76:VAL:HG11	1.93	0.51
47:DX:32:LEU:CD1	47:DX:49:ARG:NE	2.74	0.51
47:DX:60:LYS:O	47:DX:62:GLY:N	2.44	0.51
1:AA:1090:U:C2	1:AA:1091:U:C6	2.99	0.50
1:AA:1100:C:C2	1:AA:1102:A:H5'	2.46	0.50
1:AA:1152:A:C6	1:AA:1153:G:N7	2.79	0.50
1:AA:1306:A:C5	1:AA:1307:U:C5	3.00	0.50
1:AA:131:A:N1	1:AA:132:C:C4	2.78	0.50
1:AA:1386:G:O2'	1:AA:1387:G:H5'	2.11	0.50
1:AA:246:A:C4	1:AA:279:A:N1	2.79	0.50
1:AA:303:A:C5	1:AA:304:U:C5	2.99	0.50
1:AA:425:G:C2'	1:AA:426:U:H5'	2.41	0.50
1:AA:572:A:C4'	1:AA:572:A:OP1	2.59	0.50
1:AA:706:A:C6	1:AA:707:U:C4	2.99	0.50
1:AA:734:G:C6	1:AA:735:C:C4	2.99	0.50
3:AC:130:PHE:CZ	3:AC:131:ARG:HD3	2.46	0.50
1:AA:408:A:OP1	4:AD:110:THR:HG21	2.11	0.50
4:AD:138:SER:CB	4:AD:139:PRO:HD2	2.41	0.50
4:AD:145:ILE:O	4:AD:146:ARG:NH1	2.44	0.50
4:AD:195:ILE:HG23	4:AD:196:ASN:N	2.24	0.50
4:AD:65:TYR:CE2	4:AD:94:LEU:HB3	2.45	0.50
1:AA:1491:G:H3'	12:AL:44:LYS:HZ2	1.76	0.50
16:AP:41:PRO:O	16:AP:42:ILE:HG12	2.11	0.50
16:AP:52:LEU:O	16:AP:53:ASP:HB2	2.11	0.50
17:AQ:41:THR:HG22	17:AQ:42:THR:N	2.25	0.50
21:AU:26:ALA:HB3	23:AX:5:A:H5''	1.92	0.50

Continued on next page...

Continued from previous page...

Atom-1	Atom-2	Interatomic distance (Å)	Clash overlap (Å)
24:BA:1144:A:C6	24:BA:1145:C:N4	2.79	0.50
24:BA:1186:G:C6	24:BA:1187:G:C4	2.99	0.50
24:BA:1270:C:C5'	24:BA:1271:G:H5'	2.40	0.50
24:BA:1288:G:C4	24:BA:1327:A:N1	2.79	0.50
24:BA:147:C:N4	24:BA:148:U:O4	2.44	0.50
24:BA:1735:A:H2'	24:BA:1736:U:O4'	2.11	0.50
24:BA:1799:G:C2	24:BA:1819:A:OP2	2.64	0.50
24:BA:2015:A:C2'	24:BA:2016:U:H5'	2.41	0.50
24:BA:2107:G:N2	24:BA:2183:A:C2	2.78	0.50
24:BA:2345:G:C5	24:BA:2347:C:C5	2.99	0.50
24:BA:197:A:N6	24:BA:2430:A:H2'	2.26	0.50
24:BA:2525:G:C2	24:BA:2526:G:C5	2.99	0.50
24:BA:2721:A:C4	24:BA:2873:A:C8	2.99	0.50
24:BA:2822:G:OP1	27:BD:115:GLY:C	2.50	0.50
24:BA:481:G:H1'	24:BA:507:A:N1	2.25	0.50
24:BA:483:A:C6	24:BA:484:C:C2	2.99	0.50
24:BA:522:A:H2'	24:BA:523:C:O4'	2.10	0.50
24:BA:568:U:H2'	24:BA:570:G:OP2	2.11	0.50
24:BA:666:A:H2'	24:BA:667:U:H6	1.74	0.50
24:BA:915:C:C5	24:BA:916:G:C5	2.99	0.50
26:BC:221:GLY:O	26:BC:224:MET:HG3	2.10	0.50
27:BD:125:TRP:CD1	27:BD:160:LYS:HD3	2.47	0.50
29:BF:70:ARG:O	29:BF:72:SER:N	2.44	0.50
31:BH:24:GLY:O	31:BH:28:ASN:HB2	2.10	0.50
35:BL:128:THR:HG22	35:BL:131:ALA:CB	2.41	0.50
24:BA:636:G:O5'	35:BL:128:THR:OG1	2.28	0.50
24:BA:811:U:P	35:BL:29:LYS:HG3	2.51	0.50
37:BN:2:ARG:O	37:BN:3:HIS:C	2.48	0.50
43:BT:29:THR:OG1	43:BT:86:THR:HA	2.10	0.50
43:BT:2:ILE:HG23	43:BT:4:GLU:N	2.26	0.50
47:BX:55:MET:HA	47:BX:58:ILE:HG22	1.94	0.50
1:CA:1060:U:O2	1:CA:1061:G:C8	2.63	0.50
1:CA:1064:G:O3'	1:CA:1065:U:H4'	2.11	0.50
1:CA:120:A:H4'	1:CA:121:U:OP1	2.11	0.50
1:CA:1244:G:N7	1:CA:1245:C:C5	2.78	0.50
1:CA:1512:U:H2'	1:CA:1513:A:C8	2.46	0.50
1:CA:188:C:O2	1:CA:188:C:C2'	2.60	0.50
1:CA:59:A:C8	1:CA:354:G:C2	2.98	0.50
1:CA:429:U:C5	1:CA:431:A:N7	2.79	0.50
1:CA:669:G:C5	1:CA:670:G:N7	2.79	0.50
2:CB:104:TRP:O	2:CB:105:LYS:C	2.50	0.50

Continued on next page...

Continued from previous page...

Atom-1	Atom-2	Interatomic distance (Å)	Clash overlap (Å)
1:CA:828:U:H2'	2:CB:25:PRO:HB3	1.93	0.50
4:CD:98:LEU:C	4:CD:100:ASN:N	2.64	0.50
4:CD:58:LYS:HA	4:CD:200:ILE:HG12	1.92	0.50
7:CG:99:LEU:HG	7:CG:100:ALA:N	2.25	0.50
7:CG:58:GLU:HA	7:CG:61:ALA:HB2	1.91	0.50
8:CH:113:ASP:C	8:CH:115:ALA:N	2.64	0.50
9:CI:30:ILE:CG1	9:CI:31:ASN:N	2.74	0.50
9:CI:90:TYR:O	9:CI:91:ASP:O	2.28	0.50
16:CP:41:PRO:O	16:CP:42:ILE:HB	2.10	0.50
17:CQ:52:GLU:N	17:CQ:52:GLU:CD	2.64	0.50
20:CT:48:GLN:OE1	20:CT:48:GLN:N	2.44	0.50
55:CY:15:LYS:O	55:CY:15:LYS:CG	2.58	0.50
55:CY:182:LEU:HG	55:CY:183:MET:H	1.76	0.50
24:DA:1086:A:H5''	24:DA:1087:G:OP1	2.11	0.50
24:DA:1021:A:O2'	24:DA:1123:C:OP1	2.24	0.50
24:DA:1283:G:N2	24:DA:1285:A:H3'	2.25	0.50
24:DA:2229:U:H2'	24:DA:2230:G:H8	1.76	0.50
24:DA:2680:U:C2'	24:DA:2681:C:O5'	2.59	0.50
24:DA:2787:C:H2'	24:DA:2788:C:H6	1.76	0.50
24:DA:598:U:H2'	24:DA:599:A:C8	2.47	0.50
24:DA:831:G:C2'	24:DA:832:U:O5'	2.59	0.50
24:DA:956:G:OP1	36:DM:86:LYS:HD2	2.11	0.50
25:DB:53:A:N3	25:DB:54:G:C8	2.79	0.50
26:DC:140:VAL:HG21	26:DC:189:ALA:CB	2.41	0.50
33:DJ:29:ALA:HB3	33:DJ:108:MET:CE	2.41	0.50
37:DN:2:ARG:O	37:DN:4:ARG:N	2.43	0.50
43:DT:73:ARG:HH21	43:DT:73:ARG:HG3	1.76	0.50
48:DY:2:LYS:CG	48:DY:3:ALA:N	2.72	0.50
1:AA:1043:G:N1	1:AA:1044:A:C6	2.79	0.50
1:AA:1197:A:O2'	1:AA:1198:G:H5'	2.11	0.50
1:AA:199:A:C2	1:AA:200:G:C5	2.98	0.50
1:AA:599:C:H4'	8:AH:88:ARG:CZ	2.41	0.50
1:AA:982:U:H4'	1:AA:983:A:H5'	1.93	0.50
2:AB:130:THR:OG1	2:AB:132:LYS:N	2.44	0.50
2:AB:96:TRP:CE2	2:AB:172:ALA:HB2	2.46	0.50
3:AC:179:ARG:CG	3:AC:180:ALA:N	2.74	0.50
3:AC:36:ASP:OD2	3:AC:59:ARG:NH2	2.44	0.50
3:AC:42:TYR:OH	3:AC:46:GLU:OE1	2.24	0.50
6:AF:10:VAL:CG1	6:AF:11:HIS:N	2.74	0.50
7:AG:97:ASN:O	7:AG:100:ALA:N	2.44	0.50
11:AK:97:ILE:C	11:AK:97:ILE:HD12	2.32	0.50

Continued on next page...

Continued from previous page...

Atom-1	Atom-2	Interatomic distance (Å)	Clash overlap (Å)
21:AU:30:ALA:CB	21:AU:33:ARG:NH1	2.73	0.50
22:AV:75:C:OP2	22:AV:76:A:O3'	2.28	0.50
21:AU:26:ALA:CB	23:AX:5:A:O5'	2.59	0.50
52:B2:18:PHE:O	52:B2:21:ARG:N	2.44	0.50
24:BA:818:G:O6	24:BA:1187:G:C8	2.64	0.50
24:BA:1218:G:N2	24:BA:1232:G:N9	2.60	0.50
24:BA:1335:C:OP1	43:BT:68:LYS:CE	2.58	0.50
24:BA:1451:C:H1'	24:BA:1452:G:N7	2.27	0.50
24:BA:1816:C:C5	26:BC:61:TYR:CE2	2.99	0.50
24:BA:1934:C:C2'	24:BA:1935:G:O5'	2.58	0.50
24:BA:2098:U:C5	24:BA:2099:U:C6	3.00	0.50
24:BA:2484:G:H1'	36:BM:123:LYS:CE	2.41	0.50
24:BA:581:C:H2'	24:BA:582:A:C8	2.47	0.50
24:BA:810:U:OP1	35:BL:29:LYS:NZ	2.39	0.50
25:BB:61:G:C2	25:BB:62:C:C2	3.00	0.50
27:BD:14:ILE:HG22	27:BD:22:ILE:HD12	1.94	0.50
13:AM:3:ARG:NH1	29:BF:142:TYR:HB3	2.27	0.50
31:BH:147:VAL:CG2	31:BH:148:ALA:N	2.73	0.50
33:BJ:130:HIS:O	33:BJ:132:HIS:N	2.36	0.50
39:BP:54:LEU:O	39:BP:54:LEU:HD12	2.11	0.50
42:BS:16:LYS:HA	42:BS:19:LEU:HD13	1.91	0.50
1:CA:1077:G:N3	1:CA:1081:A:C2	2.79	0.50
1:CA:1435:G:H2'	1:CA:1436:U:C6	2.46	0.50
1:CA:1496:C:C5'	1:CA:1497:G:OP2	2.60	0.50
1:CA:1536:C:H2'	1:CA:1537:U:O4'	2.10	0.50
1:CA:354:G:C6	1:CA:355:C:N4	2.80	0.50
1:CA:584:G:H2'	1:CA:585:G:H8	1.76	0.50
1:CA:620:C:N4	1:CA:621:A:C6	2.79	0.50
1:CA:62:U:C2'	1:CA:63:C:H5'	2.41	0.50
1:CA:665:A:H2	1:CA:732:C:C5	2.30	0.50
1:CA:722:G:C2	1:CA:724:G:C8	2.98	0.50
1:CA:789:U:N3	1:CA:792:A:OP2	2.43	0.50
2:CB:169:GLU:O	2:CB:171:ILE:N	2.44	0.50
2:CB:23:TRP:CD1	2:CB:23:TRP:C	2.84	0.50
3:CC:190:HIS:CD2	3:CC:195:VAL:HG22	2.46	0.50
4:CD:62:ARG:CD	4:CD:72:PHE:CE2	2.93	0.50
7:CG:100:ALA:O	7:CG:104:ILE:HD11	2.11	0.50
11:CK:27:PHE:O	11:CK:28:ASN:C	2.50	0.50
12:CL:14:ARG:NH2	59:CL:201:HOH:O	2.44	0.50
24:DA:1152:C:O2'	24:DA:1153:C:H5'	2.11	0.50
24:DA:1517:G:C5	24:DA:1518:C:C5	2.99	0.50

Continued on next page...

Continued from previous page...

Atom-1	Atom-2	Interatomic distance (Å)	Clash overlap (Å)
24:DA:195:A:H2'	24:DA:198:C:N4	2.25	0.50
24:DA:2039:U:O2'	24:DA:2040:G:H5'	2.12	0.50
24:DA:2211:A:H1'	24:DA:2212:A:OP1	2.12	0.50
24:DA:2746:U:O4	24:DA:2755:C:H4'	2.11	0.50
24:DA:857:G:H5'	46:DW:69:PHE:CD2	2.46	0.50
24:DA:998:C:OP2	40:DQ:57:ARG:NH2	2.41	0.50
26:DC:158:GLY:HA3	26:DC:197:ALA:HB2	1.92	0.50
26:DC:197:ALA:O	26:DC:200:MET:HE1	2.11	0.50
27:DD:100:LEU:O	27:DD:100:LEU:HD13	2.11	0.50
29:DF:98:PHE:CD1	29:DF:99:PHE:N	2.80	0.50
31:DH:53:GLU:HG2	31:DH:54:LEU:N	2.26	0.50
24:DA:943:A:OP2	35:DL:39:LYS:HE2	2.10	0.50
28:DE:29:HIS:CE1	35:DL:8:PRO:HB3	2.46	0.50
36:DM:45:GLN:O	36:DM:48:ALA:HB3	2.11	0.50
39:DP:50:ARG:HD3	39:DP:57:ALA:HB3	1.93	0.50
40:DQ:82:LEU:N	40:DQ:82:LEU:CD1	2.74	0.50
41:DR:93:PHE:C	41:DR:93:PHE:CD1	2.85	0.50
1:AA:1097:C:H1'	1:AA:1170:A:H1'	1.93	0.50
1:AA:1273:C:N4	1:AA:1274:A:N7	2.59	0.50
1:AA:373:A:O2'	1:AA:374:A:H5'	2.11	0.50
1:AA:387:U:H3'	1:AA:387:U:H6	1.75	0.50
1:AA:782:A:N1	1:AA:801:U:N1	2.58	0.50
1:AA:780:A:H1'	1:AA:803:G:N2	2.25	0.50
1:AA:899:C:C5	1:AA:900:A:C5	2.99	0.50
1:AA:928:G:C2	1:AA:929:G:C4	3.00	0.50
3:AC:106:VAL:O	3:AC:107:ARG:C	2.49	0.50
5:AE:34:THR:OG1	5:AE:34:THR:O	2.29	0.50
6:AF:26:THR:O	6:AF:29:ILE:N	2.44	0.50
7:AG:26:PHE:O	7:AG:27:VAL:C	2.41	0.50
8:AH:87:LYS:HG3	8:AH:88:ARG:N	2.26	0.50
16:AP:7:ALA:HB1	16:AP:28:ARG:O	2.11	0.50
17:AQ:19:LYS:CE	17:AQ:48:ASP:O	2.60	0.50
17:AQ:8:LEU:O	17:AQ:60:GLU:HA	2.11	0.50
50:B0:25:THR:O	50:B0:27:LEU:N	2.45	0.50
24:BA:1347:A:C2'	24:BA:1348:C:O5'	2.59	0.50
24:BA:1351:C:O2'	24:BA:1571:A:H1'	2.11	0.50
24:BA:1356:G:C2	24:BA:1357:C:O2	2.65	0.50
24:BA:1448:G:H2'	24:BA:1449:G:C8	2.45	0.50
24:BA:1532:A:C2	24:BA:1533:C:C4	3.00	0.50
24:BA:2053:G:N2	24:BA:2054:A:H1'	2.26	0.50
24:BA:2280:G:O2'	24:BA:2388:A:N1	2.37	0.50

Continued on next page...

Continued from previous page...

Atom-1	Atom-2	Interatomic distance (Å)	Clash overlap (Å)
24:BA:273:G:C6	24:BA:274:C:N3	2.80	0.50
57:BA:3165:NMY:C1	57:BA:3165:NMY:N6	2.73	0.50
24:BA:586:A:C2	24:BA:1254:A:C2	3.00	0.50
24:BA:1565:C:H5'	26:BC:17:LYS:HE3	1.93	0.50
36:BM:105:MET:HE1	36:BM:113:ALA:HA	1.93	0.50
38:BO:28:VAL:HG13	38:BO:36:TYR:O	2.12	0.50
38:BO:22:GLY:HA2	38:BO:42:PRO:HB3	1.94	0.50
43:BT:35:ALA:O	43:BT:36:LYS:C	2.49	0.50
48:BY:5:GLU:O	48:BY:7:ARG:N	2.40	0.50
57:CA:1672:NMY:O17	57:CA:1672:NMY:N2	2.44	0.50
1:CA:298:A:C2	1:CA:299:G:H1'	2.46	0.50
1:CA:477:C:H2'	1:CA:478:A:C8	2.46	0.50
1:CA:444:G:C4	1:CA:491:G:C2	2.98	0.50
1:CA:612:C:N4	1:CA:613:C:N4	2.59	0.50
1:CA:628:G:C2	1:CA:629:A:C4	2.99	0.50
1:CA:679:C:H2'	1:CA:680:C:H5'	1.93	0.50
2:CB:71:GLY:HA2	2:CB:164:ILE:HG22	1.92	0.50
3:CC:22:TRP:HD1	3:CC:23:PHE:N	2.09	0.50
4:CD:97:ARG:O	4:CD:100:ASN:HB3	2.11	0.50
5:CE:87:GLY:C	5:CE:88:VAL:CG1	2.80	0.50
9:CI:51:PRO:O	9:CI:52:LEU:HD23	2.11	0.50
9:CI:92:GLU:CA	9:CI:92:GLU:OE2	2.59	0.50
12:CL:103:ASP:CG	12:CL:103:ASP:O	2.49	0.50
14:CN:15:LEU:HD23	14:CN:54:ASP:HB2	1.93	0.50
14:CN:66:GLN:HB2	14:CN:83:LYS:HZ3	1.76	0.50
17:CQ:10:GLY:CA	17:CQ:25:ILE:HD13	2.40	0.50
17:CQ:10:GLY:HA3	17:CQ:25:ILE:HD13	1.94	0.50
19:CS:44:MET:CE	19:CS:45:ILE:HG12	2.42	0.50
19:CS:40:ILE:HG13	19:CS:67:VAL:HA	1.92	0.50
55:CY:55:ALA:HB2	55:CY:69:VAL:HG13	1.92	0.50
24:DA:1515:A:H1'	24:DA:1557:C:H1'	1.94	0.50
24:DA:1586:A:H8	24:DA:1586:A:O5'	1.94	0.50
24:DA:1794:A:O2'	24:DA:1795:C:H5'	2.11	0.50
24:DA:2129:C:H2'	24:DA:2130:U:C5'	2.41	0.50
24:DA:2171:A:O2'	24:DA:2172:U:H5'	2.11	0.50
24:DA:2467:C:O2	36:DM:123:LYS:NZ	2.41	0.50
24:DA:250:G:C6	24:DA:251:A:C6	2.99	0.50
24:DA:654:A:H5'	24:DA:655:A:OP2	2.11	0.50
24:DA:709:U:O2'	24:DA:710:U:O5'	2.27	0.50
25:DB:35:C:H5'	25:DB:36:C:OP2	2.11	0.50
29:DF:174:PHE:O	29:DF:176:PHE:HB2	2.11	0.50

Continued on next page...

Continued from previous page...

Atom-1	Atom-2	Interatomic distance (Å)	Clash overlap (Å)
29:DF:56:LEU:HA	29:DF:59:ILE:HD12	1.93	0.50
34:DK:25:LEU:HD11	34:DK:38:ILE:CG2	2.41	0.50
36:DM:73:ILE:CG2	36:DM:74:THR:N	2.73	0.50
41:DR:41:ILE:O	41:DR:46:GLU:HG2	2.10	0.50
24:DA:2257:U:P	46:DW:11:ARG:NH2	2.84	0.50
46:DW:60:PHE:N	46:DW:60:PHE:CD1	2.79	0.50
47:DX:1:SER:O	47:DX:3:VAL:HG12	2.12	0.50
1:AA:1106:G:H2'	1:AA:1107:C:H6	1.77	0.50
1:AA:1207:G:H2'	1:AA:1208:C:C6	2.47	0.50
1:AA:1435:G:C5	1:AA:1436:U:C5	2.98	0.50
1:AA:258:G:N1	1:AA:269:C:C2	2.80	0.50
1:AA:279:A:H5''	1:AA:281:G:H5'	1.92	0.50
1:AA:684:U:O2'	1:AA:685:G:P	2.69	0.50
1:AA:872:A:N3	1:AA:872:A:H2'	2.25	0.50
2:AB:189:THR:CG2	2:AB:190:ASN:ND2	2.75	0.50
3:AC:162:ILE:O	3:AC:163:ALA:C	2.50	0.50
5:AE:33:PHE:N	5:AE:33:PHE:CD1	2.79	0.50
6:AF:23:GLU:O	6:AF:27:ALA:HB3	2.11	0.50
12:AL:58:THR:HG23	12:AL:58:THR:O	2.11	0.50
51:B1:11:VAL:O	51:B1:48:TYR:HA	2.11	0.50
53:B3:26:ALA:O	53:B3:27:ASN:CB	2.60	0.50
53:B3:6:VAL:HG12	53:B3:9:ALA:HB3	1.92	0.50
24:BA:10:A:H2'	24:BA:10:A:N3	2.26	0.50
24:BA:1168:G:C2'	24:BA:1169:A:O5'	2.60	0.50
24:BA:1358:G:N7	24:BA:1371:G:O6	2.44	0.50
24:BA:1413:A:C6	24:BA:1414:C:C4	3.00	0.50
24:BA:1413:A:C6	24:BA:1414:C:N3	2.79	0.50
24:BA:1562:U:C2	24:BA:1563:U:C6	3.00	0.50
24:BA:1665:A:N3	34:BK:1:MET:HE2	2.27	0.50
24:BA:1935:G:H1'	24:BA:1964:G:N2	2.27	0.50
24:BA:1663:G:C6	24:BA:1992:G:N7	2.80	0.50
24:BA:451:U:H2'	24:BA:453:A:OP2	2.11	0.50
24:BA:8:C:C2	24:BA:9:G:C8	2.99	0.50
26:BC:210:ALA:O	26:BC:212:TRP:N	2.44	0.50
24:BA:2830:C:O5'	27:BD:59:ARG:NH1	2.44	0.50
28:BE:111:GLU:HG2	28:BE:114:ARG:HE	1.77	0.50
24:BA:322:A:H3'	28:BE:163:ASN:OD1	2.10	0.50
24:BA:2313:C:H5''	29:BF:87:LYS:HG3	1.92	0.50
30:BG:72:ASN:HA	30:BG:75:VAL:CG1	2.42	0.50
24:BA:2639:A:O3'	33:BJ:96:ARG:NH1	2.45	0.50
35:BL:132:ARG:O	35:BL:136:GLU:HG2	2.12	0.50

Continued on next page...

Continued from previous page...

Atom-1	Atom-2	Interatomic distance (Å)	Clash overlap (Å)
24:BA:2719:G:H5'	39:BP:95:LYS:NZ	2.27	0.50
40:BQ:111:LYS:HD3	41:BR:48:LYS:HG3	1.93	0.50
44:BU:101:THR:CG2	44:BU:102:ILE:N	2.75	0.50
48:BY:49:ASP:O	48:BY:52:ARG:N	2.45	0.50
1:CA:1002:G:C2	1:CA:1039:G:C2	2.99	0.50
1:CA:16:A:H2'	1:CA:17:U:H5'	1.94	0.50
1:CA:232:G:C5	1:CA:233:C:C5	2.98	0.50
1:CA:437:U:O2'	1:CA:438:U:H5'	2.11	0.50
1:CA:624:C:O2'	1:CA:625:U:H5'	2.11	0.50
1:CA:790:A:C8	1:CA:791:G:C5	3.00	0.50
1:CA:768:A:OP1	1:CA:804:U:H4'	2.11	0.50
2:CB:132:LYS:O	2:CB:134:ALA:N	2.44	0.50
2:CB:205:ASP:O	2:CB:206:ALA:HB2	2.12	0.50
6:CF:16:GLU:O	6:CF:18:VAL:N	2.44	0.50
6:CF:18:VAL:HB	6:CF:19:PRO:CD	2.42	0.50
6:CF:51:ILE:C	6:CF:53:LYS:N	2.64	0.50
7:CG:99:LEU:HD12	7:CG:137:LYS:NZ	2.27	0.50
11:CK:127:ARG:HB2	21:CU:35:ARG:NH2	2.27	0.50
16:CP:51:ARG:O	16:CP:52:LEU:HD12	2.11	0.50
22:CV:58:A:H1'	22:CV:60:U:OP2	2.11	0.50
55:CY:134:ASP:O	55:CY:135:ALA:C	2.50	0.50
55:CY:5:ILE:O	55:CY:5:ILE:HG23	2.10	0.50
50:D0:39:ARG:O	50:D0:40:HIS:HB2	2.11	0.50
24:DA:1059:G:C6	24:DA:1060:U:O4	2.64	0.50
24:DA:1306:C:H41	24:DA:1606:C:H2'	1.75	0.50
24:DA:1638:C:H4'	24:DA:2710:C:O2	2.12	0.50
24:DA:1656:C:H2'	24:DA:1657:U:C6	2.46	0.50
24:DA:1855:U:C5	24:DA:1856:U:C5	2.99	0.50
1:CA:1483:A:H2	24:DA:1959:G:N3	2.09	0.50
24:DA:2406:A:H2'	24:DA:2406:A:OP2	2.11	0.50
24:DA:2245:U:O2'	24:DA:2436:G:OP2	2.23	0.50
24:DA:2846:G:H2'	24:DA:2847:U:O4'	2.11	0.50
24:DA:359:G:C5	24:DA:360:U:C5	2.99	0.50
24:DA:541:A:H2'	24:DA:542:C:O4'	2.11	0.50
24:DA:604:G:N2	24:DA:657:U:H4'	2.26	0.50
26:DC:11:GLY:O	26:DC:12:ARG:CB	2.60	0.50
29:DF:116:LEU:HD13	29:DF:129:MET:SD	2.52	0.50
30:DG:148:ARG:HA	30:DG:161:VAL:HG21	1.92	0.50
34:DK:88:ASN:N	34:DK:93:GLN:O	2.42	0.50
35:DL:90:VAL:HB	35:DL:122:VAL:HA	1.93	0.50
36:DM:33:LEU:HD11	36:DM:128:THR:OG1	2.12	0.50

Continued on next page...

Continued from previous page...

Atom-1	Atom-2	Interatomic distance (Å)	Clash overlap (Å)
38:DO:27:VAL:O	38:DO:27:VAL:CG2	2.60	0.50
41:DR:49:ILE:HG12	41:DR:52:PRO:HA	1.94	0.50
45:DV:8:VAL:HA	45:DV:40:ILE:CG2	2.41	0.50
49:DZ:23:LEU:HD11	49:DZ:50:VAL:HG11	1.93	0.50
1:AA:1431:A:N6	1:AA:1432:G:H1	2.09	0.50
1:AA:159:G:C6	1:AA:163:C:N4	2.80	0.50
1:AA:320:A:H2'	1:AA:321:A:C8	2.47	0.50
1:AA:383:A:N3	1:AA:383:A:H2'	2.26	0.50
2:AB:184:PHE:CE2	2:AB:198:PHE:CD2	2.99	0.50
3:AC:57:ILE:HD12	3:AC:59:ARG:HE	1.76	0.50
1:AA:619:U:H3	4:AD:131:ASN:HB3	1.76	0.50
4:AD:33:LYS:O	4:AD:34:ILE:O	2.29	0.50
1:AA:430:A:O5'	4:AD:9:LEU:HD23	2.11	0.50
8:AH:73:GLU:N	8:AH:130:ALA:O	2.44	0.50
8:AH:83:LEU:CD1	8:AH:83:LEU:C	2.79	0.50
8:AH:9:ASP:OD1	8:AH:9:ASP:C	2.50	0.50
1:AA:501:C:O3'	12:AL:115:SER:HB2	2.12	0.50
1:AA:265:G:H4'	17:AQ:67:LEU:O	2.11	0.50
20:AT:79:LEU:O	20:AT:80:THR:C	2.49	0.50
22:AV:40:C:O2	22:AV:41:C:C6	2.65	0.50
24:BA:1037:G:C2	24:BA:1119:U:O2	2.65	0.50
24:BA:1316:U:H2'	24:BA:1317:G:C8	2.47	0.50
24:BA:1737:G:C4	24:BA:1738:G:N2	2.79	0.50
24:BA:2267:A:H5''	24:BA:2268:A:C5'	2.41	0.50
24:BA:2553:G:N1	24:BA:2554:U:O2	2.43	0.50
24:BA:2767:C:H2'	24:BA:2768:U:H5'	1.93	0.50
24:BA:31:C:O3'	24:BA:1238:G:H5'	2.10	0.50
24:BA:378:C:C2'	24:BA:379:G:C5'	2.89	0.50
24:BA:404:A:C2	24:BA:406:G:C2	2.99	0.50
24:BA:416:U:C2	24:BA:417:C:C6	2.99	0.50
24:BA:571:U:C4	24:BA:575:A:C5	3.00	0.50
24:BA:586:A:H2	24:BA:809:G:N3	2.09	0.50
24:BA:586:A:H1'	24:BA:672:C:H1'	1.93	0.50
24:BA:981:A:N1	24:BA:2027:G:O2'	2.34	0.50
25:BB:11:C:H2'	25:BB:12:C:O4'	2.12	0.50
26:BC:11:GLY:O	26:BC:12:ARG:HB3	2.11	0.50
26:BC:246:PRO:HB2	26:BC:247:TRP:CE3	2.47	0.50
28:BE:194:LYS:O	28:BE:195:GLN:C	2.49	0.50
30:BG:108:PHE:O	30:BG:110:HIS:N	2.45	0.50
31:BH:85:GLY:N	31:BH:89:LYS:O	2.44	0.50
34:BK:9:ASN:OD1	34:BK:18:ARG:NH1	2.42	0.50

Continued on next page...

Continued from previous page...

Atom-1	Atom-2	Interatomic distance (Å)	Clash overlap (Å)
38:BO:35:ILE:HD11	38:BO:106:LEU:HD11	1.92	0.50
42:BS:74:ILE:HD12	42:BS:75:PHE:H	1.76	0.50
24:BA:1341:G:H4'	43:BT:60:THR:O	2.11	0.50
1:CA:1293:C:C2'	1:CA:1294:G:H5'	2.38	0.50
1:CA:1329:A:P	13:CM:28:THR:OG1	2.69	0.50
1:CA:1353:G:C6	1:CA:1370:G:C2	3.00	0.50
1:CA:1492:A:C2	1:CA:1493:A:C2	2.99	0.50
1:CA:356:A:H2'	1:CA:357:G:H5'	1.94	0.50
1:CA:375:U:H3'	1:CA:376:G:H5''	1.93	0.50
1:CA:39:G:C5	1:CA:40:C:C5	3.00	0.50
1:CA:453:G:C6	1:CA:454:G:C5	3.00	0.50
1:CA:49:U:C5	1:CA:364:A:C6	3.00	0.50
1:CA:678:U:H2'	1:CA:679:C:O4'	2.12	0.50
1:CA:899:C:H2'	1:CA:900:A:O4'	2.11	0.50
2:CB:43:LEU:O	2:CB:46:THR:N	2.45	0.50
3:CC:66:VAL:O	3:CC:67:THR:CB	2.59	0.50
1:CA:620:C:H1'	4:CD:132:ILE:HD11	1.92	0.50
4:CD:58:LYS:CA	4:CD:200:ILE:HG12	2.41	0.50
1:CA:1082:A:OP1	5:CE:23:LYS:CE	2.59	0.50
12:CL:104:CYS:O	12:CL:105:SER:HB3	2.10	0.50
13:CM:45:ILE:HA	13:CM:48:LEU:HG	1.93	0.50
18:CR:44:ILE:O	18:CR:45:THR:C	2.49	0.50
20:CT:69:LYS:HG3	20:CT:70:ASN:N	2.27	0.50
22:CV:73:A:O4'	22:CV:73:A:P	2.69	0.50
52:D2:25:LYS:HA	52:D2:28:ARG:NH2	2.26	0.50
24:DA:1239:G:C5	24:DA:1240:U:C5	3.00	0.50
24:DA:1814:G:H5''	26:DC:53:ILE:HD11	1.92	0.50
24:DA:221:A:C8	24:DA:266:G:C6	3.00	0.50
24:DA:2331:G:C6	24:DA:2332:C:N3	2.80	0.50
24:DA:2632:A:C2	24:DA:2787:C:C2	2.99	0.50
24:DA:477:A:O2'	24:DA:478:A:P	2.69	0.50
26:DC:72:GLY:O	26:DC:73:ILE:O	2.30	0.50
27:DD:160:LYS:HB2	27:DD:160:LYS:HZ2	1.76	0.50
27:DD:187:LEU:C	27:DD:187:LEU:HD13	2.31	0.50
28:DE:115:GLN:OE1	28:DE:117:ARG:HD3	2.12	0.50
28:DE:56:GLY:O	28:DE:57:LYS:C	2.49	0.50
33:DJ:42:ALA:O	40:DQ:63:ARG:HD3	2.12	0.50
41:DR:38:VAL:CG1	41:DR:57:GLY:O	2.60	0.50
42:DS:29:VAL:HG23	42:DS:69:LEU:C	2.32	0.50
44:DU:73:ASN:HB2	44:DU:78:LYS:O	2.11	0.50
46:DW:56:ASP:O	46:DW:57:HIS:CD2	2.65	0.50

Continued on next page...

Continued from previous page...

Atom-1	Atom-2	Interatomic distance (Å)	Clash overlap (Å)
47:DX:44:ARG:HG2	47:DX:45:PHE:N	2.25	0.50
49:DZ:15:ARG:O	49:DZ:20:LYS:HE3	2.10	0.50
1:AA:1030:U:H4'	1:AA:1030:U:OP1	2.11	0.50
1:AA:1321:U:C4	1:AA:1322:C:C5	3.00	0.50
1:AA:1465:A:C8	1:AA:1466:C:C5	3.00	0.50
1:AA:1538:C:H2'	1:AA:1539:C:O4'	2.12	0.50
1:AA:275:G:H2'	1:AA:275:G:N3	2.26	0.50
1:AA:279:A:OP1	1:AA:280:C:O2'	2.30	0.50
1:AA:282:A:H2'	1:AA:283:U:H5'	1.93	0.50
1:AA:457:G:N2	1:AA:476:U:C2	2.79	0.50
2:AB:14:VAL:HG22	2:AB:208:ARG:NH1	2.27	0.50
3:AC:64:ILE:O	3:AC:99:ALA:HA	2.12	0.50
5:AE:122:ASN:O	5:AE:123:VAL:O	2.28	0.50
8:AH:40:LEU:CB	8:AH:46:ILE:CG2	2.90	0.50
8:AH:66:PHE:O	8:AH:67:GLN:C	2.49	0.50
10:AJ:6:ILE:O	10:AJ:75:ASP:OD2	2.30	0.50
11:AK:101:ASN:OD1	11:AK:102:ALA:N	2.44	0.50
11:AK:35:THR:HA	11:AK:42:LEU:HD13	1.92	0.50
12:AL:57:LEU:C	12:AL:59:ASN:H	2.14	0.50
13:AM:26:GLY:O	13:AM:30:SER:OG	2.20	0.50
1:AA:627:G:OP2	16:AP:35:ARG:NH1	2.44	0.50
17:AQ:21:ILE:CG2	17:AQ:48:ASP:HB2	2.42	0.50
1:AA:238:A:OP1	17:AQ:40:ARG:CZ	2.59	0.50
21:AU:40:LYS:N	21:AU:41:PRO:HD2	2.26	0.50
22:AV:39:U:C2	22:AV:40:C:C5	2.99	0.50
1:AA:1506:U:OP2	23:AX:11:A:H5''	2.12	0.50
54:B4:25:VAL:HG12	54:B4:35:GLN:HB2	1.93	0.50
24:BA:1050:A:C2	24:BA:2751:G:C5	3.00	0.50
24:BA:1223:G:C6	24:BA:1227:G:C6	2.99	0.50
24:BA:1394:U:OP1	59:BA:3415:HOH:O	2.20	0.50
24:BA:1422:G:N2	24:BA:1423:G:C4	2.80	0.50
24:BA:1601:G:C6	24:BA:1602:U:C4	2.99	0.50
24:BA:1716:U:C5	24:BA:1743:G:N2	2.79	0.50
24:BA:1773:A:H2'	24:BA:1774:C:H5'	1.94	0.50
24:BA:1883:U:O4	24:BA:1884:G:C6	2.64	0.50
24:BA:2261:C:C2	24:BA:2280:G:N2	2.79	0.50
24:BA:2259:U:C4	24:BA:2427:C:N4	2.80	0.50
24:BA:2655:G:N3	24:BA:2664:G:C6	2.80	0.50
24:BA:2714:G:H2'	24:BA:2715:C:C5'	2.42	0.50
24:BA:2748:A:H1'	30:BG:66:THR:HG22	1.94	0.50
24:BA:2759:G:C5	24:BA:2760:C:C5	2.99	0.50

Continued on next page...

Continued from previous page...

Atom-1	Atom-2	Interatomic distance (Å)	Clash overlap (Å)
24:BA:2822:G:OP1	27:BD:115:GLY:CA	2.60	0.50
24:BA:319:G:C2'	24:BA:320:A:H5'	2.42	0.50
24:BA:324:A:C5	24:BA:325:G:C8	3.00	0.50
24:BA:391:A:C2	24:BA:392:U:H1'	2.47	0.50
24:BA:615:U:H3'	24:BA:616:A:C5'	2.39	0.50
24:BA:617:G:H2'	24:BA:618:G:O5'	2.12	0.50
24:BA:809:G:C2'	24:BA:810:U:H5'	2.41	0.50
24:BA:1805:A:N3	26:BC:49:THR:HG21	2.25	0.50
28:BE:149:ILE:CG1	28:BE:188:MET:HG2	2.42	0.50
30:BG:78:VAL:O	30:BG:78:VAL:HG13	2.12	0.50
31:BH:61:VAL:HG12	31:BH:61:VAL:O	2.12	0.50
32:BI:115:ASP:O	32:BI:116:MET:HB2	2.12	0.50
33:BJ:38:GLY:O	33:BJ:44:TYR:HB2	2.12	0.50
33:BJ:88:THR:HG23	33:BJ:91:GLU:HB2	1.94	0.50
40:BQ:59:LEU:O	40:BQ:62:ALA:N	2.45	0.50
44:BU:35:VAL:HG22	44:BU:38:ILE:CG2	2.42	0.50
24:BA:372:G:C6	47:BX:56:ARG:NH2	2.79	0.50
1:CA:1309:G:C4	1:CA:1329:A:C4	2.98	0.50
1:CA:182:A:N7	1:CA:184:G:C5	2.80	0.50
1:CA:402:G:C6	1:CA:403:C:C4	2.99	0.50
1:CA:516:U:C4	1:CA:517:G:C6	2.99	0.50
1:CA:579:A:C4	1:CA:763:G:N2	2.79	0.50
1:CA:673:A:H2'	1:CA:674:G:H8	1.77	0.50
1:CA:770:C:C2'	1:CA:771:G:H5'	2.42	0.50
1:CA:908:A:H2'	1:CA:909:A:C8	2.47	0.50
1:CA:921:U:H4'	5:CE:23:LYS:NZ	2.27	0.50
1:CA:967:C:H2'	1:CA:968:A:C8	2.47	0.50
4:CD:168:PRO:CG	4:CD:171:LEU:CD1	2.90	0.50
6:CF:47:LEU:HD13	6:CF:56:LYS:N	2.26	0.50
8:CH:117:ARG:O	8:CH:119:ALA:N	2.45	0.50
11:CK:80:LYS:O	11:CK:80:LYS:HG3	2.10	0.50
17:CQ:31:HIS:CE1	17:CQ:34:TYR:CD2	2.99	0.50
52:D2:2:LYS:HE3	52:D2:6:GLN:OE1	2.12	0.50
24:DA:1868:C:C2	24:DA:1869:G:H1'	2.46	0.50
24:DA:1927:A:N6	24:DA:1928:A:N6	2.60	0.50
24:DA:2730:C:H5	57:DA:3185:NMY:H22	1.72	0.50
24:DA:690:G:C4'	26:DC:216:ARG:HH21	2.24	0.50
24:DA:709:U:C2'	24:DA:710:U:O5'	2.59	0.50
24:DA:898:C:C5	24:DA:899:A:C8	3.00	0.50
28:DE:75:SER:HB3	28:DE:77:ILE:CD1	2.41	0.50
31:DH:72:ILE:HG21	31:DH:132:PHE:CD2	2.46	0.50

Continued on next page...

Continued from previous page...

Atom-1	Atom-2	Interatomic distance (Å)	Clash overlap (Å)
31:DH:77:THR:O	31:DH:78:VAL:HB	2.11	0.50
24:DA:1005:C:O2'	33:DJ:30:THR:HG21	2.12	0.50
35:DL:78:ARG:HA	35:DL:113:ALA:HB3	1.93	0.50
38:DO:58:ILE:O	38:DO:62:LEU:CD1	2.60	0.50
42:DS:25:ARG:HG2	42:DS:74:ILE:HG23	1.92	0.50
45:DV:43:ASP:O	45:DV:47:VAL:HG12	2.11	0.50
45:DV:45:ASP:O	45:DV:48:MET:HB3	2.11	0.50
1:AA:1122:U:C2'	1:AA:1123:U:C5'	2.89	0.50
1:AA:1361:G:C6	1:AA:1362:A:N7	2.80	0.50
1:AA:1376:U:C2	1:AA:1377:A:N7	2.80	0.50
1:AA:293:G:C4	1:AA:294:U:C5	3.00	0.50
1:AA:390:U:O2	1:AA:391:G:C8	2.65	0.50
1:AA:919:A:C4	1:AA:920:U:C5	3.00	0.50
3:AC:101:ILE:HD12	3:AC:102:ASN:CA	2.41	0.50
7:AG:101:MET:O	7:AG:105:VAL:HG22	2.12	0.50
11:AK:105:PHE:O	11:AK:107:ILE:HB	2.11	0.50
11:AK:45:ALA:HB1	11:AK:69:ARG:CG	2.41	0.50
11:AK:70:CYS:O	11:AK:74:VAL:CG2	2.59	0.50
16:AP:57:ILE:HG22	16:AP:58:ALA:N	2.27	0.50
18:AR:68:LEU:N	18:AR:68:LEU:HD12	2.27	0.50
20:AT:79:LEU:O	20:AT:83:ILE:N	2.43	0.50
52:B2:21:ARG:HG3	52:B2:27:GLY:O	2.11	0.50
53:B3:44:ARG:HB3	53:B3:45:PRO:HD3	1.94	0.50
24:BA:1305:C:O2	24:BA:1305:C:H2'	2.12	0.50
24:BA:1505:A:N1	24:BA:1506:U:C2	2.80	0.50
24:BA:1537:G:C2	24:BA:1538:G:H1'	2.46	0.50
24:BA:2271:G:O6	59:BA:3515:HOH:O	2.20	0.50
24:BA:295:G:C4	24:BA:344:A:C2	3.00	0.50
24:BA:434:U:H4'	24:BA:435:C:OP1	2.12	0.50
24:BA:616:A:H2'	24:BA:617:G:H5'	1.92	0.50
24:BA:86:G:C2	24:BA:97:C:C2	2.99	0.50
25:BB:113:C:H2'	25:BB:114:C:H6	1.77	0.50
26:BC:140:VAL:HG23	26:BC:190:THR:O	2.12	0.50
26:BC:143:VAL:HG21	26:BC:161:VAL:HG21	1.94	0.50
26:BC:16:VAL:CB	26:BC:203:VAL:HG22	2.42	0.50
27:BD:20:VAL:HG12	27:BD:21:SER:N	2.27	0.50
31:BH:24:GLY:O	31:BH:25:TYR:C	2.49	0.50
31:BH:37:VAL:HG23	31:BH:38:PRO:HD2	1.94	0.50
31:BH:84:ALA:HA	31:BH:90:LEU:HA	1.93	0.50
33:BJ:125:TYR:CE2	33:BJ:130:HIS:HB2	2.47	0.50
33:BJ:69:ARG:HA	33:BJ:89:PHE:CD2	2.47	0.50

Continued on next page...

Continued from previous page...

Atom-1	Atom-2	Interatomic distance (Å)	Clash overlap (Å)
33:BJ:75:TYR:HB3	33:BJ:84:ILE:HD11	1.93	0.50
34:BK:71:ARG:HG3	34:BK:72:PRO:HD2	1.93	0.50
35:BL:57:LEU:C	35:BL:59:ARG:H	2.15	0.50
42:BS:71:VAL:HG12	42:BS:71:VAL:O	2.12	0.50
47:BX:39:VAL:CG2	47:BX:44:ARG:O	2.59	0.50
48:BY:9:LYS:CB	48:BY:12:GLU:HG2	2.42	0.50
24:BA:76:C:O2'	48:BY:55:THR:HG21	2.12	0.50
1:CA:1014:A:OP2	19:CS:14:HIS:HB2	2.12	0.50
1:CA:1038:C:N4	1:CA:1039:G:O6	2.45	0.50
1:CA:1050:G:C2'	1:CA:1051:C:H5'	2.42	0.50
1:CA:1112:C:O2'	3:CC:179:ARG:HD3	2.12	0.50
1:CA:1153:G:C6	1:CA:1154:G:N7	2.80	0.50
1:CA:1239:A:N3	1:CA:1241:G:N1	2.60	0.50
1:CA:1366:C:C2	1:CA:1367:C:C5	3.00	0.50
1:CA:1397:C:O2'	1:CA:1398:A:P	2.69	0.50
1:CA:1524:C:H2'	1:CA:1525:G:O4'	2.12	0.50
1:CA:391:G:C5	1:CA:392:C:C6	2.99	0.50
1:CA:786:G:H5''	1:CA:787:A:OP2	2.11	0.50
2:CB:104:TRP:O	2:CB:106:THR:O	2.30	0.50
2:CB:171:ILE:HG22	2:CB:175:GLU:OE1	2.12	0.50
3:CC:130:PHE:CD2	3:CC:157:LEU:HD23	2.45	0.50
4:CD:153:SER:OG	4:CD:154:ARG:N	2.45	0.50
4:CD:154:ARG:O	4:CD:156:LYS:N	2.44	0.50
4:CD:4:TYR:CE1	4:CD:68:LEU:HD22	2.47	0.50
8:CH:59:LEU:HD12	8:CH:59:LEU:O	2.11	0.50
10:CJ:22:THR:C	10:CJ:24:GLU:H	2.14	0.50
10:CJ:42:LEU:HD22	10:CJ:71:LEU:HD13	1.94	0.50
14:CN:19:TYR:CD1	14:CN:19:TYR:C	2.85	0.50
14:CN:44:ALA:O	14:CN:47:LYS:HG2	2.12	0.50
16:CP:20:VAL:HG11	16:CP:32:PHE:CD2	2.46	0.50
1:CA:376:G:C4'	16:CP:5:ARG:HD2	2.41	0.50
18:CR:39:ILE:CG2	18:CR:40:VAL:N	2.74	0.50
19:CS:4:SER:O	19:CS:5:LEU:HB3	2.11	0.50
19:CS:69:HIS:O	19:CS:70:LYS:O	2.29	0.50
22:CV:9:A:O2'	22:CV:10:G:N7	2.43	0.50
55:CY:7:LYS:HA	55:CY:10:GLU:HB3	1.93	0.50
50:D0:27:LEU:HD23	50:D0:37:HIS:O	2.12	0.50
53:D3:31:ILE:HD11	53:D3:35:LYS:HE2	1.94	0.50
24:DA:1203:U:H1'	35:DL:4:ASN:HB3	1.93	0.50
24:DA:1918:A:HO2'	24:DA:1920:C:N4	2.09	0.50
24:DA:197:A:OP1	59:DA:3764:HOH:O	2.19	0.50

Continued on next page...

Continued from previous page...

Atom-1	Atom-2	Interatomic distance (Å)	Clash overlap (Å)
24:DA:2055:C:N4	59:DA:3532:HOH:O	2.44	0.50
24:DA:2498:C:H2'	24:DA:2499:C:H5'	1.93	0.50
24:DA:2792:A:N3	24:DA:2792:A:H2'	2.26	0.50
57:DA:3185:NMY:H16	57:DA:3185:NMY:N19	2.26	0.50
57:DA:3190:NMY:H1	57:DA:3190:NMY:O11	2.11	0.50
24:DA:591:U:C2'	24:DA:592:A:O5'	2.60	0.50
24:DA:778:G:C6	24:DA:779:U:C4	3.00	0.50
24:DA:192:C:O2'	24:DA:802:A:N3	2.44	0.50
29:DF:131:VAL:HG21	29:DF:151:LEU:HD23	1.94	0.50
29:DF:153:ILE:HD12	29:DF:154:THR:N	2.27	0.50
29:DF:95:MET:SD	29:DF:99:PHE:CE1	3.05	0.50
32:DI:27:LEU:O	32:DI:28:GLY:C	2.50	0.50
33:DJ:55:ILE:HA	33:DJ:123:LYS:O	2.12	0.50
36:DM:115:GLU:OE1	36:DM:119:LEU:HD11	2.11	0.50
38:DO:54:VAL:HG23	38:DO:55:GLU:H	1.77	0.50
44:DU:73:ASN:CB	44:DU:78:LYS:O	2.60	0.50
1:AA:1152:A:C2	1:AA:1153:G:N9	2.80	0.50
1:AA:1257:A:N3	1:AA:1257:A:H2'	2.27	0.50
1:AA:1237:C:H4'	1:AA:1334:G:N2	2.26	0.50
1:AA:1387:G:C6	1:AA:1388:C:N4	2.80	0.50
1:AA:246:A:C4	1:AA:279:A:C2	3.00	0.50
1:AA:40:C:H2'	1:AA:41:G:C8	2.47	0.50
1:AA:441:A:C2	1:AA:497:G:C6	3.00	0.50
1:AA:597:G:C5	1:AA:598:U:C6	3.00	0.50
1:AA:741:G:OP1	15:AO:35:GLN:NE2	2.45	0.50
1:AA:853:C:C2'	1:AA:854:U:O5'	2.60	0.50
2:AB:181:ILE:HG13	2:AB:182:PRO:O	2.12	0.50
2:AB:21:ARG:HA	2:AB:21:ARG:HE	1.77	0.50
2:AB:60:ILE:O	2:AB:61:ALA:HB2	2.11	0.50
4:AD:103:TYR:HE1	4:AD:114:ALA:CB	2.25	0.50
4:AD:95:GLU:HA	4:AD:104:ARG:HH11	1.77	0.50
4:AD:95:GLU:HG2	4:AD:96:GLY:N	2.25	0.50
5:AE:133:PRO:O	5:AE:136:VAL:HG12	2.11	0.50
6:AF:51:ILE:O	6:AF:51:ILE:HG12	2.12	0.50
7:AG:113:ASP:HB2	7:AG:119:ARG:HG2	1.94	0.50
7:AG:90:GLU:N	7:AG:90:GLU:OE1	2.45	0.50
8:AH:76:GLN:OE1	8:AH:76:GLN:N	2.45	0.50
10:AJ:42:LEU:HD23	10:AJ:71:LEU:CD2	2.42	0.50
19:AS:51:VAL:N	19:AS:58:VAL:O	2.43	0.50
21:AU:26:ALA:O	21:AU:28:VAL:N	2.45	0.50
22:AV:18:G:C5	22:AV:58:A:C6	3.00	0.50

Continued on next page...

Continued from previous page...

Atom-1	Atom-2	Interatomic distance (Å)	Clash overlap (Å)
51:B1:38:PHE:HB2	51:B1:45:HIS:CE1	2.46	0.50
24:BA:1232:G:C6	24:BA:1233:C:C4	3.00	0.50
24:BA:1273:U:H4'	24:BA:1275:A:OP2	2.10	0.50
24:BA:1423:G:C4	24:BA:1424:G:C8	3.00	0.50
24:BA:1571:A:C2	24:BA:1572:A:C4	2.99	0.50
24:BA:1332:G:O6	24:BA:1609:A:C8	2.65	0.50
24:BA:1808:A:H5'	24:BA:1809:A:C8	2.47	0.50
24:BA:193:U:O2	24:BA:193:U:H2'	2.11	0.50
24:BA:592:A:C5	24:BA:593:U:C5	2.99	0.50
24:BA:599:A:N1	24:BA:659:G:C6	2.79	0.50
24:BA:802:A:H2'	24:BA:802:A:N3	2.26	0.50
25:BB:45:A:N1	25:BB:46:A:C4	2.80	0.50
26:BC:132:ARG:HB3	26:BC:132:ARG:CZ	2.41	0.50
26:BC:254:LYS:HA	26:BC:254:LYS:CE	2.40	0.50
29:BF:154:THR:CG2	29:BF:155:ILE:N	2.75	0.50
30:BG:148:ARG:O	30:BG:150:TYR:N	2.45	0.50
35:BL:93:ASN:OD1	35:BL:93:ASN:O	2.30	0.50
38:BO:103:VAL:C	38:BO:105:ALA:N	2.64	0.50
39:BP:54:LEU:HD12	39:BP:76:HIS:HB2	1.94	0.50
39:BP:91:VAL:HG22	39:BP:92:ARG:N	2.26	0.50
40:BQ:95:ALA:O	40:BQ:99:VAL:CG1	2.60	0.50
1:CA:1166:G:N2	1:CA:1171:A:N6	2.59	0.50
1:CA:1516:G:C2	1:CA:1518:A:OP2	2.65	0.50
1:CA:1539:C:O2'	23:CX:4:G:N2	2.44	0.50
1:CA:258:G:C6	1:CA:259:G:C5	2.99	0.50
1:CA:416:G:C2'	1:CA:417:G:H5'	2.42	0.50
1:CA:42:G:H2'	1:CA:43:C:C6	2.46	0.50
1:CA:544:G:C6	1:CA:545:C:C4	3.00	0.50
1:CA:957:U:C2	1:CA:959:A:OP2	2.65	0.50
2:CB:47:VAL:CG2	2:CB:48:PRO:HD3	2.41	0.50
5:CE:102:GLY:O	5:CE:103:THR:HB	2.12	0.50
5:CE:126:LYS:HG3	5:CE:127:ALA:O	2.11	0.50
11:CK:127:ARG:CB	21:CU:35:ARG:HH22	2.25	0.50
1:AA:412:A:C4'	11:CK:14:LYS:HE3	2.42	0.50
11:CK:31:ILE:HA	11:CK:46:THR:HG21	1.94	0.50
12:CL:67:ILE:CD1	12:CL:72:HIS:CD2	2.95	0.50
14:CN:96:LEU:HD12	14:CN:96:LEU:O	2.12	0.50
16:CP:52:LEU:HD23	16:CP:57:ILE:CD1	2.42	0.50
1:CA:185:U:H4'	20:CT:69:LYS:HE2	1.92	0.50
55:CY:100:VAL:HG23	55:CY:100:VAL:O	2.10	0.50
24:DA:973:A:O4'	24:DA:1188:U:C6	2.65	0.50

Continued on next page...

Continued from previous page...

Atom-1	Atom-2	Interatomic distance (Å)	Clash overlap (Å)
24:DA:1313:U:H2'	24:DA:1610:A:C2	2.46	0.50
24:DA:1701:A:N7	24:DA:1702:G:C8	2.80	0.50
24:DA:2061:G:C2	24:DA:2063:C:C4	3.00	0.50
24:DA:2128:G:C5	24:DA:2129:C:N3	2.79	0.50
24:DA:220:G:C6	24:DA:427:U:C5	3.00	0.50
24:DA:2258:C:O2'	24:DA:2426:A:H4'	2.11	0.50
24:DA:2592:G:C5	24:DA:2593:U:C5	3.00	0.50
24:DA:2722:G:H4'	37:DN:4:ARG:HB2	1.93	0.50
24:DA:321:U:P	28:DE:130:LYS:HD2	2.51	0.50
24:DA:995:C:H6	24:DA:995:C:H5'	1.77	0.50
26:DC:163:ILE:HG22	26:DC:171:VAL:HG22	1.92	0.50
26:DC:71:ASP:OD1	26:DC:188:ARG:NH1	2.44	0.50
27:DD:8:LYS:HE3	27:DD:193:VAL:HG22	1.93	0.50
31:DH:71:LYS:O	31:DH:73:ASN:N	2.38	0.50
32:DI:121:ILE:HG22	32:DI:121:ILE:O	2.11	0.50
36:DM:54:THR:HG22	36:DM:55:ARG:N	2.25	0.50
47:DX:44:ARG:CG	47:DX:45:PHE:N	2.75	0.50
1:AA:1014:A:H2'	1:AA:1015:G:O4'	2.12	0.50
1:AA:1086:U:H2'	1:AA:1087:G:O5'	2.12	0.50
1:AA:1096:C:H2'	1:AA:1097:C:H6	1.77	0.50
1:AA:1227:A:C2	1:AA:1228:C:C2	3.00	0.50
1:AA:418:C:H1'	1:AA:540:G:O2'	2.12	0.50
1:AA:55:A:C5	31:DH:91:PHE:CE2	3.00	0.50
1:AA:638:U:C4	1:AA:639:G:N7	2.80	0.50
1:AA:709:U:O2'	1:AA:710:G:P	2.70	0.50
1:AA:779:C:O2'	1:AA:780:A:H5'	2.12	0.50
4:AD:25:VAL:HG22	4:AD:26:ARG:HG2	1.94	0.50
5:AE:157:ARG:CG	5:AE:158:GLY:N	2.68	0.50
6:AF:42:TRP:N	6:AF:42:TRP:CD1	2.79	0.50
6:AF:51:ILE:O	6:AF:54:LEU:HD21	2.12	0.50
9:AI:129:LYS:O	9:AI:129:LYS:HD2	2.12	0.50
18:AR:45:THR:O	18:AR:46:GLY:C	2.50	0.50
6:AF:49:TYR:CE2	18:AR:66:SER:HA	2.47	0.50
19:AS:44:MET:O	19:AS:62:VAL:HG21	2.12	0.50
24:BA:1071:G:N2	24:BA:1091:G:N7	2.59	0.50
24:BA:579:G:N3	24:BA:1262:A:C2	2.79	0.50
24:BA:1361:G:C6	24:BA:1371:G:N2	2.80	0.50
24:BA:137:U:O2'	24:BA:138:U:OP1	2.26	0.50
24:BA:1583:A:H4'	24:BA:1585:C:C4	2.47	0.50
24:BA:1605:C:H1'	24:BA:1610:A:C6	2.46	0.50
24:BA:1648:U:OP1	59:BA:3390:HOH:O	2.20	0.50

Continued on next page...

Continued from previous page...

Atom-1	Atom-2	Interatomic distance (Å)	Clash overlap (Å)
24:BA:1847:A:C2'	24:BA:1848:A:OP2	2.60	0.50
24:BA:2095:A:C2	24:BA:2096:C:C6	3.00	0.50
24:BA:2198:A:O2'	24:BA:2199:A:OP2	2.23	0.50
24:BA:228:C:C5'	24:BA:229:C:C6	2.95	0.50
24:BA:2406:A:N7	35:BL:69:ARG:NH2	2.60	0.50
24:BA:2704:C:N4	24:BA:2705:A:C2	2.79	0.50
24:BA:2734:A:N7	24:BA:2735:G:N7	2.59	0.50
24:BA:2761:A:C2	24:BA:2762:C:C6	3.00	0.50
24:BA:2766:A:C8	24:BA:2766:A:O5'	2.65	0.50
24:BA:310:A:N3	24:BA:312:G:C8	2.79	0.50
57:BA:3165:NMY:H1	57:BA:3165:NMY:HN61	1.74	0.50
24:BA:335:C:C4	24:BA:336:C:C5	3.00	0.50
24:BA:500:G:N2	24:BA:502:A:H3'	2.27	0.50
24:BA:608:A:H3'	24:BA:609:A:H8	1.77	0.50
24:BA:809:G:H2'	24:BA:810:U:H5'	1.94	0.50
25:BB:79:G:H2'	25:BB:80:U:O4'	2.12	0.50
24:BA:2820:A:C6	27:BD:197:THR:HG23	2.46	0.50
29:BF:98:PHE:C	29:BF:100:GLU:N	2.64	0.50
31:BH:80:ILE:HG23	31:BH:146:VAL:CG2	2.42	0.50
34:BK:118:LEU:O	34:BK:119:ALA:HB2	2.12	0.50
35:BL:50:PHE:CD1	35:BL:50:PHE:C	2.83	0.50
37:BN:14:SER:O	37:BN:15:SER:C	2.50	0.50
37:BN:43:GLU:O	37:BN:46:ARG:N	2.44	0.50
42:BS:36:LEU:O	42:BS:38:TYR:N	2.45	0.50
44:BU:39:ASN:O	44:BU:40:LEU:C	2.50	0.50
45:BV:14:LYS:O	45:BV:15:GLY:C	2.48	0.50
45:BV:72:VAL:CG2	45:BV:91:PHE:HB3	2.42	0.50
48:BY:52:ARG:HB3	48:BY:52:ARG:HH21	1.76	0.50
1:CA:1012:A:N6	1:CA:1013:G:N1	2.59	0.50
1:CA:1133:G:C5	1:CA:1134:G:C8	3.00	0.50
1:CA:1190:G:O2'	3:CC:3:GLN:CG	2.60	0.50
1:CA:1404:C:O4'	1:CA:1499:A:C2	2.65	0.50
1:CA:202:G:N3	1:CA:203:G:H1'	2.26	0.50
1:CA:205:A:H4'	1:CA:205:A:OP1	2.11	0.50
1:CA:316:C:C2	1:CA:317:U:C5	2.99	0.50
1:CA:356:A:C2'	1:CA:357:G:H5'	2.42	0.50
1:CA:519:C:H2'	1:CA:520:A:O4'	2.11	0.50
1:CA:673:A:H4'	6:CF:86:ARG:CZ	2.42	0.50
2:CB:123:ASP:N	2:CB:123:ASP:OD1	2.45	0.50
3:CC:9:GLY:CA	3:CC:12:LEU:HD13	2.41	0.50
4:CD:113:GLU:OE1	4:CD:113:GLU:CA	2.60	0.50

Continued on next page...

Continued from previous page...

Atom-1	Atom-2	Interatomic distance (Å)	Clash overlap (Å)
4:CD:132:ILE:HG13	4:CD:132:ILE:O	2.12	0.50
4:CD:19:LEU:CD1	4:CD:64:ILE:O	2.60	0.50
12:CL:114:ARG:HG3	12:CL:119:VAL:HB	1.94	0.50
24:DA:2615:U:C2	50:D0:3:GLN:HA	2.47	0.50
24:DA:1000:A:H62	24:DA:1154:G:H2'	1.76	0.50
24:DA:1069:A:C5	24:DA:1074:G:C6	3.00	0.50
24:DA:1353:A:C8	24:DA:1378:A:N6	2.80	0.50
24:DA:1369:G:C6	24:DA:1370:C:C4	3.00	0.50
24:DA:1620:G:O2'	24:DA:1621:U:H5'	2.12	0.50
24:DA:1926:U:H5'	24:DA:1927:A:OP2	2.12	0.50
24:DA:2063:C:C5	24:DA:2064:C:C5	3.00	0.50
24:DA:2076:U:O5'	24:DA:2076:U:O2	2.30	0.50
24:DA:2250:G:O5'	24:DA:2250:G:H8	1.95	0.50
24:DA:2298:A:OP1	29:DF:70:ARG:NH2	2.44	0.50
24:DA:2407:A:H2'	24:DA:2408:U:C6	2.46	0.50
24:DA:2671:G:C6	24:DA:2672:U:N3	2.80	0.50
24:DA:778:G:C5	24:DA:779:U:C4	3.00	0.50
26:DC:80:LEU:HD21	26:DC:105:ALA:HB2	1.93	0.50
26:DC:154:ALA:HB1	26:DC:159:THR:HG23	1.92	0.50
26:DC:230:PRO:CD	26:DC:246:PRO:O	2.59	0.50
27:DD:5:VAL:HG21	27:DD:80:TRP:CD2	2.47	0.50
28:DE:145:ASP:OD2	28:DE:166:LYS:NZ	2.44	0.50
28:DE:43:THR:O	28:DE:44:ARG:HB3	2.12	0.50
29:DF:59:ILE:HG23	29:DF:137:PHE:CE2	2.47	0.50
29:DF:98:PHE:HD1	29:DF:99:PHE:N	2.10	0.50
31:DH:76:GLU:O	31:DH:143:ILE:HG12	2.12	0.50
32:DI:33:ASN:OD1	32:DI:64:ARG:NH2	2.45	0.50
32:DI:89:SER:O	32:DI:91:LYS:N	2.44	0.50
24:DA:1141:U:OP2	33:DJ:65:THR:CG2	2.60	0.50
36:DM:71:LYS:HD3	36:DM:95:LEU:HD13	1.93	0.50
40:DQ:25:GLY:O	40:DQ:27:ARG:N	2.44	0.50
44:DU:85:ARG:HD3	44:DU:94:PHE:CE2	2.46	0.50
45:DV:65:VAL:O	45:DV:67:GLY:N	2.44	0.50
1:AA:1449:C:C2	1:AA:1455:G:N2	2.79	0.49
1:AA:1516:G:N3	1:AA:1516:G:C2'	2.74	0.49
1:AA:184:G:O2'	1:AA:224:U:C5'	2.60	0.49
1:AA:436:C:N3	1:AA:437:U:C5	2.80	0.49
1:AA:455:G:C2	1:AA:478:A:N1	2.80	0.49
1:AA:52:C:H2'	1:AA:53:A:C8	2.47	0.49
1:AA:72:A:H2'	1:AA:73:C:C6	2.47	0.49
1:AA:577:G:H4'	1:AA:817:C:OP1	2.12	0.49

Continued on next page...

Continued from previous page...

Atom-1	Atom-2	Interatomic distance (Å)	Clash overlap (Å)
1:AA:832:G:N2	1:AA:855:U:C2	2.80	0.49
1:AA:834:U:H2'	1:AA:835:U:H6	1.77	0.49
1:AA:885:G:N3	1:AA:914:A:C2	2.79	0.49
3:AC:15:VAL:HG23	3:AC:15:VAL:O	2.12	0.49
7:AG:27:VAL:CG1	7:AG:28:ASN:N	2.75	0.49
8:AH:102:ALA:O	8:AH:127:CYS:O	2.30	0.49
8:AH:84:ARG:O	8:AH:85:ILE:CG1	2.60	0.49
9:AI:81:HIS:O	9:AI:84:THR:OG1	2.24	0.49
11:AK:92:GLY:O	11:AK:93:ARG:C	2.50	0.49
12:AL:107:VAL:N	12:AL:117:TYR:O	2.45	0.49
12:AL:116:LYS:O	12:AL:117:TYR:HB2	2.11	0.49
12:AL:63:VAL:CG1	12:AL:64:THR:N	2.75	0.49
12:AL:8:VAL:HG12	12:AL:9:ARG:N	2.25	0.49
50:B0:30:ASP:HB3	50:B0:33:SER:OG	2.12	0.49
24:BA:180:G:OP1	52:B2:35:ARG:NH2	2.44	0.49
24:BA:1028:A:N6	24:BA:1125:G:H2'	2.27	0.49
24:BA:1062:G:H2'	24:BA:1063:G:C8	2.46	0.49
24:BA:110:G:N2	24:BA:111:A:C1'	2.75	0.49
24:BA:1248:G:N9	40:BQ:2:ARG:HB2	2.27	0.49
24:BA:1261:C:C2'	24:BA:1262:A:O5'	2.60	0.49
24:BA:1335:C:P	43:BT:68:LYS:CE	2.99	0.49
24:BA:136:G:C5	24:BA:137:U:O4	2.65	0.49
24:BA:1385:A:N6	24:BA:1403:A:C5	2.80	0.49
24:BA:1945:G:C5	24:BA:1946:U:C5	3.00	0.49
24:BA:2472:G:H3'	24:BA:2473:U:C5'	2.36	0.49
24:BA:2746:U:H4'	30:BG:138:GLN:HA	1.94	0.49
24:BA:422:A:N1	24:BA:423:A:C2	2.80	0.49
24:BA:507:A:O4'	24:BA:509:C:N3	2.45	0.49
24:BA:601:C:C4	24:BA:602:A:N7	2.80	0.49
25:BB:6:G:C4	25:BB:115:A:C2	2.99	0.49
26:BC:160:TYR:CD2	26:BC:176:ARG:NH1	2.79	0.49
27:BD:35:THR:O	27:BD:36:GLN:HB3	2.12	0.49
27:BD:38:LYS:HG3	27:BD:43:ASP:CG	2.32	0.49
27:BD:89:GLU:HG2	27:BD:90:PHE:H	1.77	0.49
30:BG:68:ARG:CG	30:BG:69:ALA:N	2.75	0.49
33:BJ:23:LYS:O	33:BJ:25:LEU:N	2.45	0.49
36:BM:69:PRO:HA	36:BM:94:ALA:HA	1.93	0.49
47:BX:1:SER:O	47:BX:3:VAL:N	2.43	0.49
47:BX:4:CYS:SG	47:BX:7:THR:HG22	2.51	0.49
48:BY:51:ALA:O	48:BY:55:THR:HB	2.11	0.49
49:BZ:23:LEU:O	49:BZ:27:GLY:N	2.41	0.49

Continued on next page...

Continued from previous page...

Atom-1	Atom-2	Interatomic distance (Å)	Clash overlap (Å)
1:CA:406:G:C5	1:CA:495:A:C5	3.00	0.49
1:CA:57:G:H2'	1:CA:58:C:O4'	2.12	0.49
1:CA:5:U:C4'	1:CA:6:G:O5'	2.60	0.49
1:CA:725:G:C2	1:CA:726:C:C2	3.00	0.49
1:CA:726:C:C2'	1:CA:727:G:H5'	2.42	0.49
1:CA:794:A:C6	1:CA:795:C:N4	2.80	0.49
1:CA:872:A:C5	1:CA:874:G:C8	3.00	0.49
1:CA:980:C:H3'	1:CA:981:U:C6	2.47	0.49
3:CC:72:ARG:N	3:CC:73:PRO:CD	2.75	0.49
4:CD:104:ARG:O	4:CD:165:ARG:NH2	2.44	0.49
5:CE:153:VAL:HG13	5:CE:154:ALA:N	2.26	0.49
7:CG:103:TRP:HZ3	7:CG:104:ILE:HD13	1.76	0.49
1:CA:966:G:H2'	9:CI:129:LYS:HD3	1.93	0.49
9:CI:50:GLN:N	9:CI:51:PRO:HD2	2.26	0.49
12:CL:57:LEU:HD12	12:CL:59:ASN:OD1	2.11	0.49
12:CL:87:VAL:H	12:CL:93:VAL:HG11	1.77	0.49
13:CM:89:LEU:C	13:CM:91:HIS:N	2.63	0.49
1:CA:1308:U:H5''	13:CM:97:VAL:HG11	1.94	0.49
16:CP:8:ARG:HG2	16:CP:8:ARG:O	2.11	0.49
19:CS:42:PRO:HD3	19:CS:67:VAL:HG21	1.94	0.49
22:CV:24:G:C4	22:CV:25:C:C6	2.99	0.49
24:DA:1059:G:C4	24:DA:1080:A:C2	2.99	0.49
24:DA:1139:G:O3'	33:DJ:26:GLY:CA	2.59	0.49
24:DA:1614:A:OP1	59:DA:3306:HOH:O	2.20	0.49
24:DA:1913:A:C2	24:DA:1914:C:H5'	2.47	0.49
24:DA:192:C:C2'	24:DA:193:U:H5'	2.42	0.49
24:DA:2040:G:H2'	24:DA:2041:U:O4'	2.12	0.49
24:DA:211:C:C2'	24:DA:212:G:H5'	2.43	0.49
24:DA:2286:G:P	51:D1:29:LYS:HE3	2.52	0.49
24:DA:222:A:C2	24:DA:233:A:C5'	2.95	0.49
24:DA:332:A:C2	24:DA:335:C:C5	3.00	0.49
26:DC:137:GLY:N	26:DC:163:ILE:O	2.41	0.49
27:DD:123:LYS:O	27:DD:124:ARG:HB3	2.12	0.49
27:DD:17:GLU:C	27:DD:19:GLY:H	2.15	0.49
28:DE:148:ILE:HD12	28:DE:187:VAL:CG1	2.42	0.49
29:DF:127:TYR:N	29:DF:155:ILE:HD11	2.27	0.49
31:DH:18:GLN:C	31:DH:19:VAL:HG22	2.32	0.49
32:DI:16:MET:SD	32:DI:19:PRO:HB3	2.52	0.49
36:DM:115:GLU:O	36:DM:119:LEU:HD12	2.12	0.49
43:DT:68:LYS:HZ2	43:DT:69:ARG:NE	2.10	0.49
1:AA:109:A:H3'	1:AA:110:C:C5'	2.42	0.49

Continued on next page...

Continued from previous page...

Atom-1	Atom-2	Interatomic distance (Å)	Clash overlap (Å)
1:AA:406:G:C2	1:AA:407:U:C6	3.00	0.49
1:AA:430:A:H2'	1:AA:431:A:H5'	1.94	0.49
1:AA:510:A:H1'	1:AA:543:U:O4'	2.12	0.49
1:AA:580:C:N4	1:AA:581:G:C6	2.80	0.49
1:AA:585:G:N3	1:AA:879:C:H4'	2.27	0.49
1:AA:869:G:C5'	1:AA:872:A:O4'	2.60	0.49
1:AA:965:U:O2	1:AA:969:A:C2	2.65	0.49
4:AD:142:VAL:HG13	4:AD:143:VAL:N	2.26	0.49
8:AH:13:ARG:NH2	8:AH:27:MET:HB2	2.27	0.49
8:AH:64:LYS:HE3	8:AH:66:PHE:CE1	2.47	0.49
9:AI:11:ARG:HB2	9:AI:16:ALA:HB2	1.94	0.49
12:AL:14:ARG:HD2	12:AL:14:ARG:N	2.26	0.49
16:AP:75:ILE:HA	16:AP:78:VAL:HG22	1.94	0.49
1:AA:1014:A:H5''	19:AS:14:HIS:CB	2.42	0.49
20:AT:67:ILE:HD13	20:AT:71:LYS:CE	2.42	0.49
22:AV:72:C:HO2'	22:AV:73:A:P	2.34	0.49
53:B3:26:ALA:O	53:B3:27:ASN:HB2	2.12	0.49
24:BA:1349:C:C2'	24:BA:1350:C:H5'	2.42	0.49
24:BA:1641:A:H2'	24:BA:1642:G:O4'	2.12	0.49
24:BA:182:A:C5	24:BA:183:C:C5	3.00	0.49
24:BA:1856:U:C4	24:BA:1857:G:C6	3.00	0.49
24:BA:1933:G:C6	24:BA:1934:C:C4	3.00	0.49
24:BA:2014:A:H2'	24:BA:2015:A:C8	2.47	0.49
24:BA:2459:A:C6	24:BA:2460:U:C2	3.00	0.49
24:BA:2480:C:O2'	24:BA:2481:G:H5'	2.11	0.49
24:BA:2527:C:H2'	24:BA:2528:U:O4'	2.11	0.49
24:BA:2543:G:O4'	24:BA:2766:A:H5'	2.12	0.49
24:BA:2768:U:N3	24:BA:2769:U:C6	2.80	0.49
24:BA:2799:A:N6	24:BA:2801:G:C6	2.80	0.49
24:BA:479:A:C2	24:BA:481:G:H5''	2.47	0.49
24:BA:536:G:C6	24:BA:537:G:C4	3.00	0.49
24:BA:547:A:H2'	24:BA:548:G:H5'	1.94	0.49
24:BA:604:G:O6	24:BA:625:G:C6	2.66	0.49
24:BA:749:A:C2	24:BA:753:A:O2'	2.65	0.49
24:BA:993:G:O2'	24:BA:994:C:H5'	2.12	0.49
25:BB:71:C:H2'	25:BB:72:G:C5'	2.41	0.49
26:BC:118:GLY:O	26:BC:129:LEU:HB3	2.13	0.49
26:BC:245:THR:CB	26:BC:246:PRO:CD	2.90	0.49
26:BC:259:ASN:O	26:BC:261:ARG:HG3	2.12	0.49
27:BD:125:TRP:CG	27:BD:160:LYS:CD	2.96	0.49
28:BE:149:ILE:HG12	28:BE:188:MET:CG	2.42	0.49

Continued on next page...

Continued from previous page...

Atom-1	Atom-2	Interatomic distance (Å)	Clash overlap (Å)
24:BA:2304:G:O2'	29:BF:130:GLY:N	2.45	0.49
34:BK:43:ILE:HG13	34:BK:56:ASP:HB2	1.93	0.49
24:BA:1453:A:C3'	37:BN:63:ARG:HH22	2.25	0.49
38:BO:30:ARG:HD3	38:BO:31:THR:N	2.27	0.49
1:CA:1304:G:C6	1:CA:1305:G:N2	2.80	0.49
1:CA:230:G:H4'	16:CP:25:ARG:NH2	2.27	0.49
1:CA:32:A:C2	1:CA:33:A:C4	3.00	0.49
1:CA:339:C:H2'	1:CA:340:U:C6	2.47	0.49
1:CA:692:U:C2'	1:CA:694:A:N7	2.75	0.49
1:CA:727:G:N1	1:CA:731:G:C6	2.81	0.49
1:CA:869:G:C5'	1:CA:872:A:O4'	2.59	0.49
1:CA:972:C:C2'	1:CA:973:G:H5'	2.42	0.49
2:CB:183:VAL:HG11	2:CB:197:ASP:N	2.27	0.49
4:CD:168:PRO:HB3	4:CD:171:LEU:HG	1.93	0.49
1:CA:878:A:H5''	8:CH:81:PRO:HG2	1.94	0.49
10:CJ:87:LEU:O	10:CJ:89:ARG:N	2.45	0.49
12:CL:72:HIS:CE1	12:CL:74:LEU:HD12	2.48	0.49
14:CN:2:LYS:HE3	14:CN:4:SER:OG	2.12	0.49
1:CA:1317:C:C5'	14:CN:56:SER:HG	2.16	0.49
15:CO:8:THR:O	15:CO:11:ILE:HD11	2.12	0.49
22:CV:67:C:N3	22:CV:68:C:C5	2.80	0.49
52:D2:2:LYS:HE3	52:D2:6:GLN:CD	2.33	0.49
24:DA:1165:A:C2	24:DA:1185:G:C2	2.99	0.49
24:DA:1358:G:N2	24:DA:1372:U:OP2	2.36	0.49
24:DA:1487:U:C2	24:DA:1503:A:C2	3.00	0.49
24:DA:1843:C:H5'	26:DC:250:GLN:OE1	2.12	0.49
24:DA:2092:U:OP1	24:DA:2199:A:O2'	2.29	0.49
24:DA:2547:A:H2'	24:DA:2548:U:C6	2.47	0.49
57:DA:3187:NMY:H14	57:DA:3187:NMY:N2	2.27	0.49
24:DA:412:A:C6	24:DA:2412:A:H1'	2.47	0.49
25:DB:44:G:P	29:DF:94:ARG:NH2	2.85	0.49
25:DB:74:U:H2'	25:DB:75:G:H5'	1.94	0.49
26:DC:32:LEU:O	26:DC:63:ILE:HG13	2.12	0.49
28:DE:101:TYR:O	28:DE:104:ALA:HB3	2.13	0.49
30:DG:104:LEU:HD21	30:DG:106:LEU:HD21	1.94	0.49
31:DH:71:LYS:HE3	31:DH:108:VAL:HG23	1.94	0.49
34:DK:1:MET:HE2	34:DK:67:LYS:HG2	1.94	0.49
35:DL:78:ARG:CA	35:DL:113:ALA:HB3	2.42	0.49
36:DM:74:THR:CG2	36:DM:86:LYS:HE2	2.41	0.49
38:DO:41:ALA:O	38:DO:43:ASN:N	2.45	0.49
38:DO:47:VAL:O	38:DO:48:LEU:HD12	2.12	0.49

Continued on next page...

Continued from previous page...

Atom-1	Atom-2	Interatomic distance (Å)	Clash overlap (Å)
38:DO:58:ILE:O	38:DO:62:LEU:HD11	2.11	0.49
39:DP:21:PRO:HA	39:DP:46:VAL:CG2	2.41	0.49
24:DA:2720:U:OP1	39:DP:52:ARG:NH2	2.43	0.49
39:DP:28:LYS:HZ2	39:DP:82:SER:N	2.10	0.49
40:DQ:78:PHE:O	40:DQ:82:LEU:HD13	2.12	0.49
43:DT:6:ARG:O	43:DT:9:LYS:N	2.43	0.49
46:DW:30:SER:O	46:DW:31:VAL:CB	2.60	0.49
47:DX:18:SER:C	47:DX:20:ALA:N	2.64	0.49
48:DY:13:GLU:C	48:DY:15:ASN:N	2.66	0.49
1:AA:1129:C:N4	1:AA:1139:G:HO2'	2.11	0.49
1:AA:1276:G:N3	1:AA:1282:C:O2'	2.40	0.49
1:AA:1299:A:H2'	1:AA:1301:U:C6	2.47	0.49
1:AA:1371:G:C6	1:AA:1372:U:C4	3.00	0.49
1:AA:1379:G:C4	1:AA:1380:U:C5	3.01	0.49
1:AA:1422:G:H2'	1:AA:1423:G:H5'	1.95	0.49
1:AA:1437:A:C2	1:AA:1438:G:N7	2.81	0.49
1:AA:284:C:N3	1:AA:285:C:C5	2.81	0.49
1:AA:316:C:C2	1:AA:317:U:C5	3.01	0.49
1:AA:109:A:C6	1:AA:326:G:C5	3.01	0.49
1:AA:389:A:C6	1:AA:390:U:H1'	2.48	0.49
1:AA:394:G:N2	1:AA:395:C:C1'	2.75	0.49
1:AA:511:C:O2	1:AA:512:U:C6	2.66	0.49
1:AA:56:U:H4'	31:DH:83:LYS:HE2	1.95	0.49
1:AA:572:A:H5'	1:AA:573:A:OP2	2.12	0.49
1:AA:965:U:O2	1:AA:969:A:C4	2.65	0.49
1:AA:96:U:O2'	1:AA:97:G:P	2.70	0.49
2:AB:104:TRP:HA	2:AB:107:VAL:HB	1.93	0.49
3:AC:76:VAL:O	3:AC:84:VAL:CG1	2.60	0.49
4:AD:145:ILE:CD1	4:AD:150:LYS:HZ1	2.24	0.49
4:AD:146:ARG:HB3	4:AD:148:LYS:HG2	1.94	0.49
4:AD:137:VAL:CG1	4:AD:182:PHE:CE2	2.95	0.49
4:AD:187:GLU:O	4:AD:188:ARG:C	2.50	0.49
4:AD:87:GLY:HA3	4:AD:197:GLU:HB3	1.94	0.49
9:AI:130:ARG:NH2	22:AV:33:U:C4	2.80	0.49
9:AI:47:VAL:C	9:AI:80:ARG:NH2	2.65	0.49
11:AK:98:ARG:O	11:AK:102:ALA:CB	2.60	0.49
11:AK:82:LEU:HD22	11:AK:105:PHE:CG	2.48	0.49
13:AM:65:VAL:O	13:AM:69:LEU:HB2	2.11	0.49
53:B3:36:ALA:O	53:B3:40:LYS:HB2	2.12	0.49
24:BA:1129:A:C2	24:BA:2569:G:N3	2.79	0.49
24:BA:1188:U:H4'	41:BR:81:LYS:O	2.13	0.49

Continued on next page...

Continued from previous page...

Atom-1	Atom-2	Interatomic distance (Å)	Clash overlap (Å)
24:BA:1392:A:C6	24:BA:1393:A:N6	2.80	0.49
24:BA:1463:C:H2'	24:BA:1464:G:C8	2.46	0.49
24:BA:160:A:C2	24:BA:161:A:C4	3.00	0.49
24:BA:160:A:C8	24:BA:167:A:C2	2.99	0.49
24:BA:169:G:C2	24:BA:170:U:C5	3.00	0.49
24:BA:1858:A:C2	24:BA:1859:U:H1'	2.47	0.49
24:BA:1906:G:C5	24:BA:1929:G:C2	3.00	0.49
24:BA:529:A:C4	24:BA:2023:C:C5	3.00	0.49
24:BA:2129:C:H2'	24:BA:2130:U:O4'	2.12	0.49
24:BA:2119:A:C6	24:BA:2170:A:C5	2.99	0.49
24:BA:2327:A:H3'	24:BA:2328:A:C8	2.47	0.49
24:BA:2704:C:N4	24:BA:2705:A:N1	2.61	0.49
24:BA:2840:C:H2'	24:BA:2841:C:C6	2.47	0.49
24:BA:359:G:O2'	24:BA:360:U:H5'	2.11	0.49
24:BA:482:A:C2	57:BA:3164:NMV:H62	2.47	0.49
24:BA:537:G:N2	24:BA:557:C:N4	2.60	0.49
24:BA:666:A:C4	24:BA:667:U:C5	3.00	0.49
24:BA:792:A:C8	24:BA:2440:C:O2	2.66	0.49
24:BA:823:C:H2'	24:BA:824:U:O5'	2.12	0.49
25:BB:24:G:O2'	25:BB:56:G:N7	2.38	0.49
30:BG:138:GLN:OE1	30:BG:139:VAL:CA	2.60	0.49
31:BH:27:ARG:CG	31:BH:28:ASN:N	2.75	0.49
1:AA:1432:G:OP2	39:BP:105:LYS:HE3	2.13	0.49
43:BT:20:ALA:HB1	43:BT:31:VAL:HG21	1.93	0.49
47:BX:19:HIS:C	47:BX:21:LEU:N	2.65	0.49
1:CA:1016:A:N7	1:CA:1017:U:H1'	2.26	0.49
1:CA:112:G:C2	1:CA:113:G:C8	2.99	0.49
1:CA:1501:C:C4	1:CA:1504:G:C4	3.00	0.49
1:CA:487:A:C6	1:CA:488:C:O2	2.65	0.49
1:CA:514:C:H2'	1:CA:515:G:O4'	2.11	0.49
1:CA:764:C:H2'	1:CA:765:G:O4'	2.11	0.49
1:CA:930:C:C4	1:CA:931:C:C5	3.00	0.49
2:CB:32:PHE:O	2:CB:32:PHE:CG	2.65	0.49
3:CC:152:GLU:HG3	3:CC:152:GLU:O	2.12	0.49
4:CD:104:ARG:CZ	4:CD:170:TRP:CD2	2.96	0.49
11:CK:51:GLY:C	11:CK:52:PHE:CD1	2.86	0.49
12:CL:61:PHE:CD1	12:CL:61:PHE:N	2.79	0.49
15:CO:57:LEU:O	15:CO:61:SER:N	2.44	0.49
1:CA:376:G:OP1	16:CP:6:LEU:HG	2.12	0.49
17:CQ:14:SER:HB2	17:CQ:22:VAL:HB	1.93	0.49
17:CQ:17:MET:HB3	17:CQ:20:SER:OG	2.13	0.49

Continued on next page...

Continued from previous page...

Atom-1	Atom-2	Interatomic distance (Å)	Clash overlap (Å)
18:CR:28:THR:HG23	18:CR:29:LEU:N	2.27	0.49
20:CT:20:HIS:O	20:CT:23:SER:N	2.43	0.49
1:CA:263:A:P	20:CT:74:ARG:HH22	2.34	0.49
21:CU:14:VAL:HG22	21:CU:16:LEU:N	2.27	0.49
22:CV:5:G:N1	22:CV:69:G:C6	2.80	0.49
24:DA:1062:G:O6	24:DA:1075:C:N4	2.45	0.49
24:DA:1277:G:C5'	37:DN:20:MET:CE	2.90	0.49
24:DA:1387:A:H2'	24:DA:1388:G:O4'	2.13	0.49
24:DA:1848:A:H2'	24:DA:1849:G:O4'	2.12	0.49
24:DA:2101:A:C2	24:DA:2189:U:C2	3.00	0.49
24:DA:2221:G:C4	24:DA:2222:C:C5	3.00	0.49
24:DA:2331:G:P	46:DW:44:LYS:NZ	2.85	0.49
24:DA:2813:A:C2	24:DA:2814:A:C4	3.00	0.49
25:DB:20:G:C2'	25:DB:21:G:H5'	2.42	0.49
28:DE:18:THR:CG2	28:DE:19:PHE:CE2	2.94	0.49
24:DA:674:G:O2'	28:DE:69:ARG:HD3	2.12	0.49
29:DF:137:PHE:HB3	29:DF:138:PRO:HD2	1.93	0.49
29:DF:15:LEU:HA	29:DF:18:GLU:HB3	1.94	0.49
29:DF:53:ALA:O	29:DF:57:ALA:N	2.41	0.49
33:DJ:119:PHE:C	33:DJ:119:PHE:CD1	2.85	0.49
39:DP:51:ASN:O	39:DP:52:ARG:HD3	2.13	0.49
40:DQ:82:LEU:HA	40:DQ:85:ALA:HB3	1.94	0.49
1:AA:1034:G:O2'	1:AA:1035:A:O5'	2.30	0.49
1:AA:112:G:C2'	1:AA:113:G:H5'	2.42	0.49
1:AA:1232:U:N3	1:AA:1233:G:N7	2.60	0.49
57:AA:1655:NMY:H91	24:BA:1913:A:H62	1.60	0.49
1:AA:318:G:C2	1:AA:319:G:C8	3.01	0.49
1:AA:32:A:C2'	1:AA:32:A:N3	2.75	0.49
1:AA:354:G:C2	1:AA:355:C:C5	3.00	0.49
1:AA:435:A:H2'	1:AA:436:C:O4'	2.13	0.49
1:AA:529:G:H5'	1:AA:530:G:OP2	2.13	0.49
1:AA:728:A:C6	1:AA:729:A:N6	2.79	0.49
1:AA:572:A:OP1	1:AA:917:G:H5''	2.12	0.49
1:AA:983:A:C8	1:AA:1201:A:N1	2.80	0.49
3:AC:162:ILE:HD12	3:AC:162:ILE:O	2.13	0.49
6:AF:80:PHE:CD1	6:AF:81:ASN:N	2.80	0.49
11:AK:81:ASN:HB3	11:AK:106:ARG:HB3	1.93	0.49
11:AK:82:LEU:O	11:AK:107:ILE:HA	2.13	0.49
12:AL:94:ARG:O	12:AL:95:TYR:CG	2.66	0.49
15:AO:19:ALA:O	15:AO:21:ASP:N	2.45	0.49
17:AQ:15:ASP:CG	17:AQ:16:LYS:N	2.66	0.49

Continued on next page...

Continued from previous page...

Atom-1	Atom-2	Interatomic distance (Å)	Clash overlap (Å)
19:AS:36:ARG:HD3	19:AS:72:GLY:HA2	1.95	0.49
19:AS:44:MET:HA	19:AS:47:LEU:HD22	1.94	0.49
20:AT:78:ASN:O	20:AT:81:ALA:N	2.46	0.49
20:AT:76:LYS:HA	20:AT:79:LEU:CD1	2.42	0.49
21:AU:24:GLU:HG2	21:AU:25:LYS:H	1.77	0.49
24:BA:1021:A:HO2'	24:BA:1022:G:P	2.35	0.49
24:BA:1359:A:H2'	24:BA:1360:G:H5'	1.94	0.49
24:BA:1404:C:N3	24:BA:1405:U:C5	2.81	0.49
24:BA:1529:G:H2'	24:BA:1530:G:O4'	2.12	0.49
24:BA:1965:C:OP1	24:BA:1966:A:O2'	2.29	0.49
24:BA:2027:G:C6	24:BA:2028:U:C4	3.00	0.49
24:BA:2095:A:C4	24:BA:2096:C:C5	3.01	0.49
24:BA:2243:U:H2'	24:BA:2244:U:C6	2.47	0.49
24:BA:2261:C:C2'	24:BA:2262:U:H5'	2.42	0.49
24:BA:2281:A:C2	24:BA:2282:G:C4	3.00	0.49
24:BA:2417:C:H2'	24:BA:2418:A:H8	1.76	0.49
24:BA:2444:G:OP2	28:BE:63:LYS:CE	2.60	0.49
24:BA:2776:A:C8	24:BA:2782:G:C6	3.01	0.49
24:BA:2804:U:C2	24:BA:2805:C:C6	3.00	0.49
24:BA:2887:A:H5''	24:BA:2888:C:OP2	2.12	0.49
24:BA:393:C:C2	24:BA:394:C:C5	3.00	0.49
24:BA:424:G:H2'	24:BA:425:G:O4'	2.13	0.49
24:BA:442:G:C4	24:BA:444:C:C5	3.00	0.49
24:BA:455:C:N3	24:BA:472:A:H2'	2.27	0.49
24:BA:811:U:OP1	35:BL:29:LYS:CA	2.59	0.49
25:BB:57:A:OP2	25:BB:58:A:OP2	2.30	0.49
25:BB:89:U:OP2	25:BB:89:U:H4'	2.13	0.49
27:BD:34:VAL:HG12	27:BD:94:GLN:O	2.13	0.49
24:BA:2811:G:H5'	27:BD:63:PRO:HG2	1.94	0.49
29:BF:100:GLU:HG2	29:BF:101:ARG:N	2.27	0.49
29:BF:36:ASN:HA	29:BF:87:LYS:CD	2.42	0.49
30:BG:154:GLU:OE2	30:BG:156:TYR:N	2.40	0.49
31:BH:103:VAL:CG1	31:BH:103:VAL:O	2.60	0.49
31:BH:138:VAL:HG13	31:BH:138:VAL:O	2.12	0.49
24:BA:666:A:H4'	35:BL:48:ARG:HD2	1.95	0.49
36:BM:77:PRO:O	36:BM:80:VAL:CG2	2.61	0.49
25:BB:8:C:P	38:BO:29:HIS:NE2	2.84	0.49
24:BA:2719:G:H5'	39:BP:95:LYS:HZ3	1.77	0.49
43:BT:19:LYS:HA	43:BT:22:THR:CG2	2.35	0.49
44:BU:43:LYS:HD3	44:BU:44:HIS:N	2.26	0.49
46:BW:54:GLY:O	46:BW:56:ASP:N	2.45	0.49

Continued on next page...

Continued from previous page...

Atom-1	Atom-2	Interatomic distance (Å)	Clash overlap (Å)
48:BY:2:LYS:C	48:BY:4:LYS:N	2.65	0.49
1:CA:1014:A:N7	1:CA:1015:G:C6	2.80	0.49
1:CA:1272:G:C5	1:CA:1273:C:C4	3.01	0.49
1:CA:1239:A:O2'	1:CA:1298:U:O4	2.26	0.49
1:CA:1311:A:C2	1:CA:1327:C:O2	2.65	0.49
1:CA:1401:G:C2	1:CA:1402:C:H1'	2.47	0.49
1:CA:1404:C:O2	1:CA:1519:A:O2'	2.27	0.49
1:CA:345:C:O2'	34:DK:108:ARG:NH2	2.44	0.49
1:CA:53:A:C2	1:CA:359:G:C2	3.00	0.49
1:CA:408:A:N1	1:CA:435:A:C6	2.80	0.49
1:CA:45:G:H2'	1:CA:46:G:O4'	2.12	0.49
1:CA:16:A:N1	1:CA:920:U:C2	2.81	0.49
2:CB:22:TYR:O	2:CB:23:TRP:CG	2.65	0.49
3:CC:142:MET:HG3	3:CC:170:GLU:HG2	1.93	0.49
3:CC:160:ALA:HB1	3:CC:162:ILE:HG22	1.94	0.49
3:CC:165:THR:HG22	3:CC:166:GLU:H	1.76	0.49
1:CA:1106:G:C2'	3:CC:169:ARG:NH1	2.76	0.49
4:CD:98:LEU:O	4:CD:99:ASP:C	2.50	0.49
5:CE:53:ALA:CB	5:CE:59:ALA:HA	2.43	0.49
7:CG:104:ILE:O	7:CG:108:ALA:N	2.43	0.49
7:CG:103:TRP:CZ2	7:CG:134:ALA:N	2.80	0.49
12:CL:65:SER:HA	12:CL:95:TYR:HB3	1.95	0.49
14:CN:85:ARG:HG3	14:CN:86:GLU:N	2.27	0.49
14:CN:93:ILE:HG21	14:CN:96:LEU:CG	2.43	0.49
18:CR:25:ASP:O	18:CR:26:ILE:C	2.51	0.49
1:CA:1539:C:O2	23:CX:4:G:C6	2.66	0.49
53:D3:39:ARG:O	53:D3:43:LEU:HD22	2.11	0.49
54:D4:30:GLU:O	54:D4:30:GLU:HG2	2.12	0.49
24:DA:1062:G:C4	24:DA:1063:G:N7	2.80	0.49
24:DA:1090:A:N3	24:DA:1090:A:H2'	2.27	0.49
24:DA:1480:C:H2'	24:DA:1481:U:O4'	2.13	0.49
24:DA:1922:G:H2'	24:DA:1923:U:O4'	2.12	0.49
24:DA:2060:A:O2'	24:DA:2061:G:OP2	2.29	0.49
24:DA:2104:C:C5	24:DA:2184:A:N6	2.80	0.49
24:DA:2793:C:O2	24:DA:2793:C:H2'	2.12	0.49
24:DA:287:G:C2	24:DA:354:A:C2	3.00	0.49
24:DA:2897:U:H2'	24:DA:2898:U:C6	2.47	0.49
24:DA:374:A:H61	24:DA:400:G:C2'	2.26	0.49
24:DA:418:C:C2	24:DA:419:U:C6	3.01	0.49
26:DC:160:TYR:CD2	26:DC:193:GLU:OE2	2.65	0.49
28:DE:128:ALA:HB1	28:DE:129:PRO:CD	2.42	0.49

Continued on next page...

Continued from previous page...

Atom-1	Atom-2	Interatomic distance (Å)	Clash overlap (Å)
28:DE:137:LYS:HG3	28:DE:141:MET:CE	2.41	0.49
31:DH:44:ILE:HG22	31:DH:45:GLU:N	2.27	0.49
31:DH:68:ARG:NH2	31:DH:134:VAL:HG23	2.28	0.49
1:AA:55:A:H61	31:DH:91:PHE:HA	1.76	0.49
35:DL:75:ALA:HB2	35:DL:105:ILE:HD12	1.94	0.49
38:DO:53:THR:O	38:DO:55:GLU:CB	2.60	0.49
40:DQ:73:ILE:CG2	40:DQ:73:ILE:O	2.59	0.49
41:DR:42:ALA:HA	41:DR:46:GLU:CB	2.38	0.49
45:DV:80:HIS:CE1	45:DV:83:LYS:HB2	2.47	0.49
48:DY:22:LEU:CD2	48:DY:23:ARG:N	2.74	0.49
48:DY:42:LEU:O	48:DY:46:VAL:HG23	2.11	0.49
1:AA:1257:A:N3	1:AA:1257:A:C2'	2.75	0.49
1:AA:1378:C:N3	1:AA:1379:G:H1'	2.28	0.49
1:AA:15:G:O2'	5:AE:29:ARG:NH1	2.46	0.49
1:AA:599:C:H4'	8:AH:88:ARG:NH2	2.28	0.49
1:AA:684:U:O2'	1:AA:685:G:O5'	2.30	0.49
1:AA:728:A:H2'	1:AA:729:A:C8	2.47	0.49
1:AA:757:U:O2'	1:AA:879:C:H1'	2.12	0.49
1:AA:780:A:C5'	11:AK:125:LYS:HG2	2.42	0.49
1:AA:782:A:N7	1:AA:783:C:C2	2.81	0.49
1:AA:782:A:C8	1:AA:783:C:C6	3.00	0.49
1:AA:919:A:C2	1:AA:920:U:C5	3.00	0.49
2:AB:68:LEU:CD2	2:AB:158:PRO:HB3	2.42	0.49
2:AB:222:ARG:HG2	2:AB:223:GLU:N	2.28	0.49
4:AD:49:SER:HB2	4:AD:51:TYR:CD2	2.47	0.49
12:AL:33:VAL:HG13	12:AL:56:ARG:HE	1.77	0.49
14:AN:35:ALA:O	14:AN:41:ARG:HB3	2.12	0.49
14:AN:41:ARG:O	14:AN:42:TRP:CE3	2.65	0.49
15:AO:57:LEU:C	15:AO:57:LEU:HD12	2.32	0.49
19:AS:12:ASP:OD1	19:AS:13:LEU:N	2.42	0.49
51:B1:27:ARG:O	51:B1:28:THR:CG2	2.60	0.49
24:BA:242:G:H5'	53:B3:63:TYR:CG	2.47	0.49
24:BA:1310:G:C2'	24:BA:1311:G:H5'	2.43	0.49
24:BA:1317:G:C2	24:BA:1336:A:C2	3.01	0.49
24:BA:1387:A:C4'	24:BA:1469:A:H1'	2.43	0.49
24:BA:1833:C:C4	24:BA:1834:U:C5	3.01	0.49
24:BA:2636:C:H2'	24:BA:2637:U:H6	1.78	0.49
24:BA:2680:U:O4'	27:BD:192:ALA:HB1	2.12	0.49
24:BA:2680:U:C2	24:BA:2681:C:C5	3.01	0.49
24:BA:2749:A:O3'	30:BG:61:TRP:CZ3	2.65	0.49
24:BA:277:G:O2'	24:BA:278:A:C2	2.65	0.49

Continued on next page...

Continued from previous page...

Atom-1	Atom-2	Interatomic distance (Å)	Clash overlap (Å)
24:BA:2867:G:O2'	24:BA:2868:A:OP2	2.27	0.49
24:BA:503:A:H5'	24:BA:505:A:OP1	2.12	0.49
24:BA:548:G:O5'	24:BA:549:G:OP1	2.30	0.49
24:BA:613:A:H2'	24:BA:614:A:H5''	1.94	0.49
24:BA:655:A:H4'	24:BA:656:G:OP1	2.12	0.49
24:BA:729:G:OP1	26:BC:12:ARG:CZ	2.61	0.49
27:BD:133:THR:HG23	27:BD:134:HIS:H	1.77	0.49
29:BF:5:ASP:O	29:BF:6:TYR:C	2.51	0.49
33:BJ:74:TYR:HB2	33:BJ:92:MET:HE2	1.94	0.49
34:BK:37:ASP:OD1	34:BK:37:ASP:N	2.46	0.49
34:BK:64:ARG:HD2	34:BK:79:PHE:HD2	1.76	0.49
35:BL:66:PHE:CD1	35:BL:66:PHE:N	2.81	0.49
36:BM:17:ASN:O	36:BM:38:ARG:NH1	2.45	0.49
37:BN:70:THR:O	37:BN:71:ARG:HB2	2.11	0.49
34:BK:76:VAL:HG12	39:BP:72:VAL:HG21	1.93	0.49
44:BU:4:ILE:HG22	44:BU:5:ARG:N	2.27	0.49
44:BU:71:ILE:CD1	44:BU:80:ASP:O	2.60	0.49
44:BU:11:ILE:HD11	44:BU:79:ALA:HB2	1.95	0.49
1:CA:1175:G:C2	1:CA:1176:A:N7	2.80	0.49
1:CA:1329:A:C5	1:CA:1330:U:C2	3.01	0.49
1:CA:214:C:C2'	1:CA:215:C:O5'	2.60	0.49
1:CA:355:C:C2	1:CA:356:A:C8	3.00	0.49
1:CA:451:A:C8	1:CA:452:A:C2	3.01	0.49
1:CA:515:G:C6	1:CA:516:U:N3	2.80	0.49
1:CA:597:G:OP1	17:CQ:27:ARG:NH1	2.46	0.49
1:CA:59:A:C8	1:CA:354:G:N1	2.80	0.49
1:CA:661:G:C2	1:CA:745:G:N1	2.81	0.49
1:CA:790:A:N7	1:CA:791:G:O6	2.46	0.49
1:CA:844:G:O2'	1:CA:845:A:C4	2.64	0.49
3:CC:107:ARG:N	3:CC:107:ARG:CD	2.75	0.49
4:CD:117:LEU:HD12	4:CD:118:VAL:N	2.27	0.49
1:CA:560:A:C4	5:CE:128:TYR:CE2	3.00	0.49
8:CH:92:LEU:CD2	8:CH:116:ALA:HB1	2.42	0.49
11:CK:87:LYS:HB3	11:CK:113:VAL:O	2.13	0.49
1:CA:1310:G:P	13:CM:79:ARG:HH21	2.35	0.49
13:CM:92:ARG:O	13:CM:92:ARG:HG3	2.12	0.49
1:CA:1216:A:OP1	14:CN:2:LYS:CE	2.60	0.49
17:CQ:25:ILE:CG2	17:CQ:26:GLU:N	2.76	0.49
54:D4:24:ARG:NH2	54:D4:36:ARG:HD2	2.27	0.49
24:DA:1491:G:C6	24:DA:1500:G:C2	3.01	0.49
24:DA:1581:G:C5	24:DA:1582:C:C5	3.01	0.49

Continued on next page...

Continued from previous page...

Atom-1	Atom-2	Interatomic distance (Å)	Clash overlap (Å)
24:DA:1627:G:C4	24:DA:1640:A:C2	3.01	0.49
24:DA:1632:A:H2'	24:DA:1633:G:C8	2.48	0.49
24:DA:1735:A:N1	24:DA:1736:U:H1'	2.27	0.49
24:DA:2198:A:HO2'	24:DA:2199:A:H8	1.58	0.49
24:DA:2315:G:O4'	29:DF:124:ARG:NH2	2.45	0.49
24:DA:2348:U:O2'	24:DA:2349:G:H5'	2.13	0.49
24:DA:280:U:C4	24:DA:281:C:C4	3.01	0.49
24:DA:538:A:OP2	57:DA:3186:NMY:C17	2.60	0.49
24:DA:45:G:H5'	24:DA:46:G:OP1	2.11	0.49
25:DB:42:C:C6	29:DF:65:LEU:HD22	2.47	0.49
25:DB:50:A:OP1	38:DO:68:LYS:HG3	2.12	0.49
26:DC:221:GLY:HA2	26:DC:224:MET:HE3	1.94	0.49
26:DC:33:LEU:O	26:DC:33:LEU:HD12	2.12	0.49
30:DG:75:VAL:HG23	30:DG:76:ILE:N	2.26	0.49
32:DI:28:GLY:CA	32:DI:32:VAL:HB	2.41	0.49
34:DK:105:ARG:NH1	34:DK:122:VAL:HG13	2.27	0.49
35:DL:26:GLY:O	35:DL:27:LEU:HG	2.12	0.49
40:DQ:104:ALA:O	40:DQ:107:ALA:HB3	2.12	0.49
41:DR:68:ARG:HG2	41:DR:92:TRP:CD2	2.47	0.49
43:DT:6:ARG:HD2	43:DT:6:ARG:C	2.32	0.49
44:DU:5:ARG:NH2	44:DU:6:ARG:HB3	2.27	0.49
48:DY:37:LEU:C	48:DY:37:LEU:HD12	2.33	0.49
48:DY:5:GLU:O	48:DY:5:GLU:HG2	2.10	0.49
1:AA:1429:A:C2	1:AA:1430:A:C4	3.00	0.49
1:AA:487:A:H2'	1:AA:488:C:O4'	2.12	0.49
1:AA:542:G:H2'	1:AA:543:U:H5'	1.95	0.49
1:AA:59:A:N3	1:AA:59:A:H2'	2.27	0.49
1:AA:730:G:H3'	1:AA:731:G:O4'	2.11	0.49
1:AA:749:A:C5	1:AA:750:C:C5	3.00	0.49
1:AA:994:A:N3	14:AN:4:SER:OG	2.34	0.49
2:AB:164:ILE:HG23	2:AB:165:ASP:H	1.77	0.49
2:AB:33:GLY:N	2:AB:40:ILE:HG23	2.28	0.49
3:AC:125:GLU:N	3:AC:125:GLU:OE2	2.46	0.49
6:AF:10:VAL:HG12	6:AF:11:HIS:N	2.28	0.49
8:AH:88:ARG:HE	8:AH:122:GLY:N	2.10	0.49
8:AH:12:THR:C	8:AH:14:ILE:N	2.64	0.49
8:AH:92:LEU:CD2	8:AH:117:ARG:HG2	2.43	0.49
8:AH:87:LYS:HD2	8:AH:93:PRO:HD3	1.94	0.49
13:AM:22:ILE:HG23	13:AM:25:VAL:HG13	1.95	0.49
13:AM:71:ARG:O	13:AM:75:MET:HG2	2.12	0.49
16:AP:17:TYR:N	16:AP:17:TYR:CD1	2.79	0.49

Continued on next page...

Continued from previous page...

Atom-1	Atom-2	Interatomic distance (Å)	Clash overlap (Å)
16:AP:26:ASN:O	16:AP:27:ALA:O	2.30	0.49
17:AQ:68:SER:C	17:AQ:70:THR:H	2.16	0.49
20:AT:55:GLN:HB3	20:AT:56:PRO:HD3	1.93	0.49
1:AA:1229:A:O2'	22:AV:30:G:OP1	2.27	0.49
24:BA:1283:G:N2	24:BA:1286:A:OP2	2.45	0.49
24:BA:1468:U:O2	24:BA:1525:A:C2	2.66	0.49
24:BA:1847:A:O2'	24:BA:1848:A:C8	2.65	0.49
24:BA:2221:G:C5	24:BA:2222:C:C5	3.01	0.49
24:BA:2409:G:H3'	24:BA:2410:G:H5''	1.94	0.49
24:BA:2519:U:C5	24:BA:2542:A:N7	2.81	0.49
24:BA:2657:A:C2'	24:BA:2658:C:H5'	2.43	0.49
24:BA:2687:U:C4	24:BA:2688:G:C6	3.00	0.49
24:BA:2697:G:H2'	24:BA:2698:U:O4'	2.13	0.49
24:BA:2744:G:C6	24:BA:2761:A:C6	3.01	0.49
24:BA:2884:U:O4	50:B0:39:ARG:HD3	2.13	0.49
24:BA:368:A:C2'	24:BA:369:U:H5'	2.42	0.49
24:BA:378:C:H2'	24:BA:379:G:H5''	1.94	0.49
24:BA:623:C:C2	24:BA:624:C:C6	3.00	0.49
24:BA:927:A:H2'	24:BA:928:A:O4'	2.11	0.49
27:BD:8:LYS:HD2	27:BD:195:GLY:O	2.13	0.49
30:BG:18:ILE:O	30:BG:18:ILE:HG12	2.12	0.49
30:BG:38:ASP:O	30:BG:40:VAL:N	2.46	0.49
31:BH:114:GLU:O	31:BH:115:VAL:C	2.51	0.49
31:BH:27:ARG:HG2	31:BH:28:ASN:N	2.28	0.49
34:BK:88:ASN:OD1	34:BK:91:SER:N	2.46	0.49
38:BO:18:LEU:HD13	38:BO:25:ARG:HD2	1.95	0.49
47:BX:7:THR:OG1	47:BX:7:THR:O	2.30	0.49
48:BY:56:LEU:O	48:BY:57:LEU:HB3	2.13	0.49
49:BZ:35:VAL:HG21	49:BZ:37:ARG:NH2	2.27	0.49
1:CA:1034:G:H2'	1:CA:1035:A:C8	2.48	0.49
1:CA:1125:U:C5	1:CA:1127:G:C5	3.00	0.49
1:CA:1216:A:C2	1:CA:1217:C:N3	2.81	0.49
1:CA:1365:G:C2'	1:CA:1366:C:H5'	2.42	0.49
1:CA:408:A:N3	1:CA:435:A:C2	2.81	0.49
1:CA:704:A:N6	1:CA:705:G:N1	2.60	0.49
1:CA:728:A:N6	1:CA:729:A:N6	2.61	0.49
2:CB:88:ASP:OD1	2:CB:88:ASP:N	2.45	0.49
7:CG:69:VAL:HG23	7:CG:138:ARG:NH2	2.27	0.49
8:CH:110:VAL:HG12	8:CH:111:MET:H	1.77	0.49
10:CJ:100:ILE:HD13	10:CJ:101:SER:N	2.28	0.49
1:CA:1226:C:H2'	13:CM:102:THR:HG23	1.93	0.49

Continued on next page...

Continued from previous page...

Atom-1	Atom-2	Interatomic distance (Å)	Clash overlap (Å)
15:CO:2:SER:O	15:CO:3:LEU:O	2.29	0.49
16:CP:37:GLY:HA3	16:CP:52:LEU:HA	1.95	0.49
19:CS:16:LEU:O	19:CS:17:LYS:C	2.51	0.49
20:CT:57:ILE:O	20:CT:58:VAL:C	2.49	0.49
21:CU:37:PHE:CE1	21:CU:41:PRO:HB3	2.47	0.49
22:CV:34:G:H8	22:CV:34:G:OP1	1.95	0.49
55:CY:145:ASP:O	55:CY:147:GLU:N	2.46	0.49
50:D0:52:LYS:HE2	50:D0:55:ALA:N	2.27	0.49
53:D3:23:HIS:ND1	53:D3:24:LYS:O	2.44	0.49
24:DA:1022:G:C5	24:DA:1140:C:C4	3.00	0.49
24:DA:1140:C:H5'	33:DJ:26:GLY:HA3	1.93	0.49
24:DA:1220:G:H2'	24:DA:1221:C:O4'	2.12	0.49
24:DA:1379:U:C5	24:DA:1379:U:OP1	2.66	0.49
24:DA:1434:A:C2	24:DA:1435:G:C5	3.00	0.49
24:DA:1834:U:H2'	24:DA:1834:U:O2	2.11	0.49
24:DA:2231:U:C4	24:DA:2232:C:C5	3.01	0.49
24:DA:2331:G:N2	24:DA:2385:C:C2	2.80	0.49
57:DA:3190:NMY:O17	57:DA:3190:NMY:C1	2.60	0.49
26:DC:195:GLY:O	26:DC:196:ASN:C	2.51	0.49
26:DC:203:VAL:O	26:DC:203:VAL:HG13	2.12	0.49
27:DD:129:THR:O	27:DD:129:THR:HG23	2.11	0.49
29:DF:126:ASN:HB3	29:DF:155:ILE:HD11	1.93	0.49
30:DG:165:ASP:N	30:DG:165:ASP:OD1	2.45	0.49
35:DL:39:LYS:NZ	59:DL:306:HOH:O	2.41	0.49
36:DM:72:PRO:HB2	36:DM:89:VAL:CG1	2.42	0.49
36:DM:72:PRO:HB3	36:DM:92:TRP:CZ3	2.47	0.49
40:DQ:65:ASN:HA	40:DQ:75:TYR:HB2	1.93	0.49
1:AA:1097:C:C2	1:AA:1098:C:C5	3.00	0.49
1:AA:1421:G:C4	1:AA:1480:A:C2	3.00	0.49
1:AA:14:U:H2'	1:AA:16:A:N7	2.28	0.49
1:AA:1405:G:C5'	57:AA:1655:NMY:H192	2.25	0.49
1:AA:393:A:C6	1:AA:394:G:C8	3.01	0.49
1:AA:414:A:H2'	1:AA:415:A:C8	2.48	0.49
1:AA:414:A:C6	1:AA:431:A:C2	3.00	0.49
1:AA:609:A:N3	1:AA:609:A:H2'	2.27	0.49
1:AA:681:A:N1	1:AA:710:G:C6	2.80	0.49
1:AA:780:A:OP1	11:AK:125:LYS:HG3	2.12	0.49
1:AA:905:U:H5	1:AA:906:A:C4	2.31	0.49
1:AA:965:U:O2	1:AA:969:A:N3	2.45	0.49
2:AB:188:ASP:HB2	2:AB:204:ASP:CB	2.43	0.49
5:AE:47:GLY:HA3	5:AE:70:ASN:O	2.12	0.49

Continued on next page...

Continued from previous page...

Atom-1	Atom-2	Interatomic distance (Å)	Clash overlap (Å)
6:AF:25:TYR:O	6:AF:27:ALA:N	2.45	0.49
6:AF:38:ARG:CD	6:AF:96:VAL:O	2.61	0.49
1:AA:1297:G:O2'	7:AG:114:LYS:NZ	2.45	0.49
7:AG:93:PRO:HA	7:AG:96:ARG:HB2	1.94	0.49
8:AH:7:ILE:HD12	8:AH:7:ILE:O	2.12	0.49
16:AP:54:LEU:O	16:AP:55:ASP:C	2.51	0.49
1:AA:376:G:H5'	16:AP:5:ARG:NE	2.27	0.49
1:AA:323:U:P	20:AT:25:ARG:HH22	2.34	0.49
20:AT:45:ALA:O	20:AT:47:ALA:N	2.46	0.49
24:BA:1125:G:C6	24:BA:1126:A:N6	2.80	0.49
24:BA:126:A:N7	24:BA:127:A:C6	2.81	0.49
24:BA:1408:G:C2	24:BA:1409:U:C2	3.01	0.49
24:BA:1419:A:C6	24:BA:1579:A:C2	3.01	0.49
24:BA:1946:U:H2'	24:BA:1947:C:C6	2.47	0.49
24:BA:2304:G:C4'	29:BF:129:MET:HA	2.42	0.49
24:BA:2758:A:C2	24:BA:2759:G:C1'	2.93	0.49
24:BA:359:G:C6	24:BA:360:U:N3	2.81	0.49
24:BA:483:A:H2'	24:BA:484:C:O5'	2.13	0.49
24:BA:511:U:O4	24:BA:512:G:N1	2.45	0.49
24:BA:525:U:OP1	24:BA:556:A:H4'	2.13	0.49
24:BA:563:A:C2	24:BA:564:C:C2	3.01	0.49
24:BA:613:A:H2'	24:BA:614:A:C5'	2.43	0.49
24:BA:622:G:H2'	24:BA:623:C:H6	1.78	0.49
24:BA:749:A:C5	24:BA:750:A:N7	2.81	0.49
24:BA:92:U:C5	24:BA:93:G:N7	2.80	0.49
25:BB:66:A:N1	25:BB:108:A:C4	2.81	0.49
27:BD:16:THR:HG22	27:BD:20:VAL:HB	1.94	0.49
27:BD:34:VAL:HB	27:BD:48:ILE:CD1	2.42	0.49
29:BF:127:TYR:O	29:BF:129:MET:HE1	2.13	0.49
29:BF:92:GLY:O	29:BF:93:GLU:HG2	2.12	0.49
30:BG:108:PHE:O	30:BG:109:SER:C	2.50	0.49
30:BG:71:LEU:O	30:BG:72:ASN:C	2.51	0.49
31:BH:115:VAL:O	31:BH:115:VAL:HG22	2.12	0.49
33:BJ:72:LYS:HB3	33:BJ:89:PHE:HB2	1.94	0.49
34:BK:118:LEU:HD23	34:BK:118:LEU:N	2.27	0.49
34:BK:11:ALA:O	34:BK:12:ASP:HB3	2.13	0.49
35:BL:77:ILE:HD11	35:BL:110:VAL:HG22	1.93	0.49
36:BM:25:ASP:OD1	36:BM:26:VAL:N	2.42	0.49
39:BP:88:ARG:NH1	39:BP:114:ASN:O	2.45	0.49
41:BR:51:VAL:HG12	41:BR:52:PRO:HD3	1.94	0.49
43:BT:30:ILE:C	43:BT:31:VAL:HG22	2.33	0.49

Continued on next page...

Continued from previous page...

Atom-1	Atom-2	Interatomic distance (Å)	Clash overlap (Å)
1:CA:1108:G:O6	59:CA:1858:HOH:O	2.20	0.49
1:CA:1306:A:C2	1:CA:1332:A:N3	2.81	0.49
1:CA:1309:G:N2	1:CA:1329:A:C1'	2.76	0.49
1:CA:270:A:C2	1:CA:271:C:C2	3.01	0.49
1:CA:37:U:O2'	1:CA:500:G:H4'	2.12	0.49
1:CA:761:G:N3	1:CA:762:U:C6	2.81	0.49
1:CA:9:G:H5'	5:CE:108:GLY:HA3	1.93	0.49
2:CB:142:GLU:O	2:CB:144:LEU:N	2.45	0.49
3:CC:157:LEU:O	3:CC:158:GLY:C	2.50	0.49
5:CE:23:LYS:HB3	5:CE:30:ILE:HG13	1.95	0.49
5:CE:74:VAL:CG2	5:CE:76:LEU:HD11	2.42	0.49
9:CI:99:ARG:CZ	9:CI:104:VAL:HG11	2.42	0.49
10:CJ:87:LEU:HD12	10:CJ:88:MET:N	2.27	0.49
1:AA:412:A:H4'	11:CK:14:LYS:HE3	1.94	0.49
13:CM:95:LEU:C	13:CM:109:ARG:NH2	2.65	0.49
13:CM:50:GLU:O	13:CM:51:GLY:C	2.50	0.49
15:CO:54:ARG:C	15:CO:56:LEU:N	2.66	0.49
1:CA:958:A:C5	19:CS:55:ARG:NH2	2.81	0.49
22:CV:24:G:C5	22:CV:25:C:C6	3.00	0.49
22:CV:63:G:C6	22:CV:64:A:C6	3.01	0.49
24:DA:1274:A:N3	24:DA:1297:C:H1'	2.27	0.49
24:DA:1404:C:H2'	24:DA:1405:U:H6	1.77	0.49
24:DA:1907:G:C6	24:DA:1908:C:C4	3.00	0.49
24:DA:205:G:O2'	24:DA:206:U:P	2.70	0.49
24:DA:2095:A:N1	24:DA:2194:U:C4	2.80	0.49
24:DA:2318:G:C6	24:DA:2319:G:C2	3.01	0.49
24:DA:627:A:O4'	24:DA:637:A:N6	2.46	0.49
24:DA:6:A:O2'	24:DA:7:G:H5'	2.12	0.49
24:DA:68:G:N2	24:DA:74:A:C4	2.81	0.49
28:DE:189:THR:O	28:DE:192:ALA:HB3	2.13	0.49
29:DF:129:MET:O	29:DF:153:ILE:HD11	2.13	0.49
29:DF:32:LYS:O	29:DF:33:ILE:HG13	2.12	0.49
30:DG:11:PRO:O	30:DG:14:VAL:HG13	2.12	0.49
35:DL:106:GLU:C	35:DL:107:PHE:CD1	2.86	0.49
35:DL:29:LYS:HG2	35:DL:30:THR:HG23	1.94	0.49
43:DT:36:LYS:O	43:DT:81:LYS:HD3	2.12	0.49
49:DZ:50:VAL:O	49:DZ:51:SER:C	2.51	0.49
1:AA:1006:G:H2'	1:AA:1007:U:C6	2.46	0.49
1:AA:1144:G:C6	1:AA:1145:A:N1	2.80	0.49
1:AA:1152:A:N3	1:AA:1153:G:C8	2.81	0.49
1:AA:1118:U:H1'	1:AA:1179:A:C5	2.48	0.49

Continued on next page...

Continued from previous page...

Atom-1	Atom-2	Interatomic distance (Å)	Clash overlap (Å)
1:AA:1385:G:C2	1:AA:1386:G:C4	3.00	0.49
1:AA:1408:A:C2	1:AA:1494:G:C5	3.00	0.49
1:AA:161:A:H2'	1:AA:162:A:C8	2.48	0.49
1:AA:174:A:C6	1:AA:175:C:C4	3.01	0.49
1:AA:529:G:C5'	1:AA:530:G:OP2	2.61	0.49
1:AA:858:G:O6	1:AA:869:G:H3'	2.13	0.49
2:AB:91:PHE:CE1	2:AB:150:GLY:HA2	2.48	0.49
2:AB:210:VAL:HG23	2:AB:211:THR:H	1.76	0.49
3:AC:23:PHE:CD2	10:AJ:13:PHE:CZ	3.01	0.49
1:AA:620:C:C2	4:AD:132:ILE:HG12	2.48	0.49
4:AD:132:ILE:HG13	4:AD:132:ILE:O	2.13	0.49
4:AD:200:ILE:O	4:AD:201:VAL:C	2.50	0.49
5:AE:147:MET:O	5:AE:148:ASN:C	2.50	0.49
5:AE:96:MET:CE	5:AE:125:ALA:HB2	2.43	0.49
7:AG:131:LYS:H	7:AG:135:VAL:HG21	1.77	0.49
10:AJ:26:VAL:HG12	10:AJ:27:GLU:N	2.26	0.49
16:AP:32:PHE:O	16:AP:32:PHE:HD1	1.95	0.49
53:B3:20:GLY:O	53:B3:21:PHE:CD1	2.66	0.49
24:BA:1076:C:C4	24:BA:1077:A:N7	2.81	0.49
24:BA:1131:G:C4	33:BJ:77:HIS:CD2	3.01	0.49
24:BA:114:U:N3	24:BA:115:C:C5	2.80	0.49
24:BA:1317:G:H5''	24:BA:1318:U:OP2	2.12	0.49
24:BA:1363:C:O2'	24:BA:1364:G:H5'	2.12	0.49
24:BA:1422:G:C2	24:BA:1423:G:C5	3.01	0.49
24:BA:1453:A:O3'	37:BN:63:ARG:NH2	2.43	0.49
24:BA:1494:A:C6	24:BA:1495:A:C4	3.01	0.49
24:BA:528:A:C2	24:BA:2042:A:H2'	2.48	0.49
24:BA:2118:U:OP1	24:BA:2147:A:O2'	2.17	0.49
24:BA:2376:A:C5	38:BO:99:TYR:CE2	3.01	0.49
24:BA:2668:G:C2	24:BA:2669:G:C8	3.00	0.49
24:BA:572:A:C5'	24:BA:573:U:OP2	2.61	0.49
24:BA:624:C:C2	24:BA:625:G:C8	3.01	0.49
24:BA:656:G:N7	24:BA:657:U:C5	2.81	0.49
24:BA:706:A:OP1	26:BC:6:LYS:NZ	2.32	0.49
24:BA:58:G:N3	24:BA:70:G:C2	2.80	0.49
24:BA:716:A:H3'	24:BA:717:C:H5''	1.94	0.49
24:BA:749:A:H5''	24:BA:750:A:OP2	2.12	0.49
24:BA:992:C:C2'	24:BA:993:G:H5'	2.43	0.49
26:BC:260:LYS:HA	26:BC:263:ASP:OD2	2.12	0.49
27:BD:178:VAL:CG2	27:BD:179:ARG:N	2.75	0.49
28:BE:164:LEU:HD11	28:BE:167:VAL:CB	2.41	0.49

Continued on next page...

Continued from previous page...

Atom-1	Atom-2	Interatomic distance (Å)	Clash overlap (Å)
29:BF:103:ILE:CG2	29:BF:174:PHE:CE1	2.95	0.49
29:BF:65:LEU:HG	29:BF:66:ILE:N	2.27	0.49
31:BH:110:VAL:CG1	31:BH:111:ALA:N	2.76	0.49
33:BJ:13:ARG:HD3	33:BJ:51:GLY:O	2.13	0.49
25:BB:91:C:P	36:BM:18:ARG:NE	2.86	0.49
37:BN:61:ALA:O	37:BN:65:LEU:HD13	2.13	0.49
34:BK:108:ARG:NH2	39:BP:33:GLU:CG	2.75	0.49
39:BP:51:ASN:O	39:BP:52:ARG:CD	2.61	0.49
40:BQ:87:VAL:CG1	40:BQ:89:ILE:HG23	2.38	0.49
43:BT:61:LEU:CD1	43:BT:82:LYS:CB	2.90	0.49
49:BZ:56:VAL:HG13	49:BZ:56:VAL:O	2.13	0.49
1:CA:1012:A:N1	1:CA:1013:G:C2	2.81	0.49
1:CA:1089:G:N2	1:CA:1090:U:H1'	2.28	0.49
1:CA:1216:A:C2	1:CA:1217:C:C2	3.01	0.49
1:CA:1266:G:C5	1:CA:1268:G:OP2	2.66	0.49
1:CA:35:G:C2	1:CA:550:G:C2	3.01	0.49
1:CA:541:G:C4	1:CA:542:G:C8	3.01	0.49
1:CA:577:G:N9	1:CA:816:A:C2	2.81	0.49
1:CA:853:C:N3	1:CA:854:U:C5	2.80	0.49
5:CE:84:PRO:HB3	5:CE:97:GLN:HG2	1.95	0.49
10:CJ:29:ALA:N	10:CJ:32:THR:HG22	2.27	0.49
1:CA:976:G:OP1	14:CN:71:HIS:HB3	2.12	0.49
17:CQ:63:GLU:HB2	17:CQ:73:TRP:CZ2	2.47	0.49
20:CT:57:ILE:C	20:CT:59:ASP:N	2.64	0.49
24:DA:2344:U:O2'	51:D1:35:LEU:HD22	2.13	0.49
24:DA:1166:G:C6	24:DA:1167:C:N4	2.81	0.49
24:DA:1208:C:C2	24:DA:1239:G:N2	2.80	0.49
24:DA:1246:A:C2'	24:DA:1247:A:O5'	2.61	0.49
24:DA:1688:U:H1'	24:DA:1701:A:C6	2.48	0.49
24:DA:1885:A:H2'	24:DA:1886:U:O4'	2.13	0.49
24:DA:1912:A:C2	24:DA:1919:A:C6	3.01	0.49
24:DA:2209:G:C6	24:DA:2210:U:C4	3.01	0.49
24:DA:222:A:C6	24:DA:224:U:O2	2.65	0.49
24:DA:2298:A:C2	24:DA:2321:U:C5	3.00	0.49
24:DA:2317:A:H2'	24:DA:2318:G:H5'	1.93	0.49
24:DA:2387:U:H5''	24:DA:2388:A:OP2	2.12	0.49
24:DA:322:A:C6	24:DA:340:A:C2	3.00	0.49
24:DA:95:A:H4'	48:DY:38:GLN:O	2.13	0.49
25:DB:80:U:H2'	25:DB:81:G:C8	2.48	0.49
26:DC:64:VAL:CG2	26:DC:66:PHE:HD2	2.25	0.49
27:DD:114:LYS:O	27:DD:167:ASN:N	2.44	0.49

Continued on next page...

Continued from previous page...

Atom-1	Atom-2	Interatomic distance (Å)	Clash overlap (Å)
29:DF:135:ILE:HG12	29:DF:142:TYR:CZ	2.48	0.49
31:DH:143:ILE:CG1	31:DH:144:VAL:N	2.75	0.49
32:DI:51:GLY:C	32:DI:52:LEU:HD12	2.33	0.49
57:DA:3186:NMY:H14	33:DJ:2:LYS:NZ	2.28	0.49
37:DN:53:THR:HG22	37:DN:94:TYR:OH	2.13	0.49
38:DO:112:GLU:OE2	38:DO:113:ALA:N	2.46	0.49
40:DQ:8:ILE:HG13	40:DQ:8:ILE:O	2.13	0.49
42:DS:37:THR:HG22	42:DS:38:TYR:CE2	2.48	0.49
48:DY:19:LEU:O	48:DY:19:LEU:CD2	2.61	0.49
48:DY:1:MET:O	48:DY:2:LYS:C	2.51	0.49
48:DY:50:VAL:HA	48:DY:53:VAL:CG1	2.43	0.49
48:DY:60:LYS:O	48:DY:61:ALA:HB3	2.12	0.49
1:AA:1160:G:OP1	2:AB:132:LYS:HE2	2.13	0.49
1:AA:1185:G:C5	1:AA:1186:G:N7	2.81	0.49
1:AA:1192:C:H5''	1:AA:1193:G:OP2	2.12	0.49
1:AA:1361:G:N1	1:AA:1362:A:N7	2.60	0.49
1:AA:1520:C:H2'	1:AA:1521:C:C6	2.48	0.49
1:AA:257:G:N2	1:AA:270:A:C2	2.81	0.49
1:AA:44:A:C2	1:AA:399:G:C2	3.01	0.49
1:AA:542:G:N1	1:AA:543:U:C5	2.80	0.49
1:AA:633:G:H2'	1:AA:634:C:H6	1.77	0.49
1:AA:786:G:C4	1:AA:787:A:C8	3.01	0.49
1:AA:881:G:C4	1:AA:882:C:C6	3.01	0.49
1:AA:976:G:C2	1:AA:1363:A:N3	2.80	0.49
2:AB:111:ILE:HA	2:AB:114:LEU:HD21	1.94	0.49
2:AB:114:LEU:O	2:AB:118:GLU:N	2.46	0.49
2:AB:138:THR:HG1	2:AB:139:ARG:H	1.61	0.49
3:AC:155:GLY:HA2	3:AC:163:ALA:CB	2.43	0.49
3:AC:87:LEU:O	3:AC:90:VAL:HG12	2.13	0.49
4:AD:9:LEU:CG	4:AD:10:LYS:N	2.75	0.49
9:AI:78:ALA:O	9:AI:79:ILE:C	2.51	0.49
16:AP:21:VAL:HG21	16:AP:60:TRP:CD1	2.47	0.49
16:AP:71:VAL:HG23	16:AP:72:ALA:N	2.28	0.49
20:AT:63:ALA:O	20:AT:65:GLY:N	2.46	0.49
21:AU:26:ALA:O	21:AU:27:GLY:C	2.51	0.49
24:BA:1651:G:O6	24:BA:2006:C:N3	2.46	0.49
24:BA:2230:G:H1'	47:BX:31:ASN:CA	2.43	0.49
24:BA:2287:A:N3	24:BA:2287:A:H2'	2.28	0.49
24:BA:228:C:H5''	24:BA:229:C:C6	2.48	0.49
24:BA:2326:C:O4'	24:BA:2327:A:OP1	2.31	0.49
24:BA:945:A:C5	24:BA:2448:A:C2	3.00	0.49

Continued on next page...

Continued from previous page...

Atom-1	Atom-2	Interatomic distance (Å)	Clash overlap (Å)
24:BA:2578:G:H4'	24:BA:2578:G:OP2	2.13	0.49
24:BA:2685:G:C2	24:BA:2725:A:C2	3.01	0.49
24:BA:2787:C:H2'	24:BA:2788:C:C6	2.48	0.49
24:BA:449:A:C2'	24:BA:450:G:O5'	2.61	0.49
24:BA:812:C:OP1	40:BQ:12:ARG:NH1	2.46	0.49
25:BB:116:G:C5	25:BB:117:G:N7	2.79	0.49
27:BD:104:VAL:O	27:BD:105:LYS:CG	2.61	0.49
28:BE:170:ARG:NH1	28:BE:179:SER:HG	2.08	0.49
28:BE:149:ILE:CD1	28:BE:188:MET:HG2	2.43	0.49
29:BF:93:GLU:C	29:BF:95:MET:H	2.14	0.49
30:BG:112:VAL:HG23	30:BG:113:ASP:N	2.27	0.49
34:BK:111:LYS:HG3	34:BK:112:PHE:CD2	2.47	0.49
34:BK:102:PRO:HA	34:BK:121:GLU:HB3	1.95	0.49
37:BN:69:ARG:O	37:BN:70:THR:HG23	2.12	0.49
25:BB:8:C:P	38:BO:29:HIS:CE1	3.06	0.49
38:BO:34:HIS:CE1	38:BO:65:THR:HB	2.48	0.49
41:BR:49:ILE:HG13	41:BR:51:VAL:O	2.12	0.49
41:BR:79:ARG:HA	41:BR:79:ARG:CZ	2.43	0.49
48:BY:17:GLU:HA	48:BY:20:ASN:CB	2.41	0.49
1:CA:1135:U:C2	1:CA:1137:C:O2	2.66	0.49
1:CA:1491:G:OP1	12:CL:43:LYS:HE2	2.12	0.49
1:CA:373:A:H1'	1:CA:481:G:N3	2.27	0.49
1:CA:451:A:O4'	1:CA:452:A:C2	2.66	0.49
1:CA:665:A:C2	1:CA:732:C:C4	3.01	0.49
1:CA:809:G:C2'	1:CA:810:C:O5'	2.60	0.49
2:CB:135:LEU:O	2:CB:138:THR:N	2.46	0.49
3:CC:84:VAL:HG12	3:CC:101:ILE:HD11	1.94	0.49
3:CC:39:VAL:O	3:CC:40:ARG:C	2.51	0.49
5:CE:25:VAL:O	5:CE:26:LYS:C	2.51	0.49
13:CM:109:ARG:HB2	13:CM:109:ARG:NH1	2.28	0.49
13:CM:87:ARG:O	13:CM:89:LEU:N	2.45	0.49
19:CS:5:LEU:O	19:CS:6:LYS:CG	2.60	0.49
1:CA:1320:C:H5'	19:CS:70:LYS:HB3	1.94	0.49
55:CY:33:SER:N	55:CY:34:PRO:HD3	2.27	0.49
24:DA:1069:A:C6	24:DA:1074:G:C5	3.00	0.49
24:DA:1076:C:H2'	24:DA:1077:A:N9	2.27	0.49
24:DA:1181:U:H2'	24:DA:1182:G:H8	1.74	0.49
24:DA:1288:G:C4	24:DA:1327:A:C2	3.01	0.49
24:DA:1338:G:H2'	24:DA:1339:G:O5'	2.12	0.49
24:DA:1355:G:N2	24:DA:1377:G:H1'	2.28	0.49
24:DA:1465:G:O2'	24:DA:1545:A:N1	2.41	0.49

Continued on next page...

Continued from previous page...

Atom-1	Atom-2	Interatomic distance (Å)	Clash overlap (Å)
24:DA:1601:G:OP1	43:DT:62:VAL:CG2	2.61	0.49
24:DA:1721:G:N1	24:DA:1738:G:C2	2.81	0.49
24:DA:1792:G:C2'	24:DA:1793:C:H5'	2.42	0.49
24:DA:2352:A:N1	46:DW:34:GLY:HA3	2.28	0.49
24:DA:2429:G:H5''	24:DA:2430:A:OP2	2.13	0.49
24:DA:2518:A:N3	24:DA:2518:A:H2'	2.28	0.49
24:DA:2737:G:H2'	24:DA:2738:A:C8	2.48	0.49
24:DA:520:G:C6	24:DA:521:U:C4	3.00	0.49
24:DA:559:G:O2'	24:DA:560:C:H5'	2.13	0.49
24:DA:622:G:O2'	24:DA:623:C:H5'	2.13	0.49
24:DA:947:A:H2'	24:DA:948:C:C6	2.48	0.49
26:DC:257:ARG:CG	26:DC:258:SER:N	2.74	0.49
24:DA:778:G:H5'	26:DC:47:ARG:NH1	2.27	0.49
28:DE:31:VAL:O	28:DE:34:ALA:HB3	2.13	0.49
33:DJ:6:ALA:HB2	33:DJ:45:THR:CG2	2.43	0.49
35:DL:13:LYS:HD2	35:DL:14:LYS:N	2.27	0.49
35:DL:89:VAL:HG13	35:DL:89:VAL:O	2.13	0.49
25:DB:27:C:OP2	38:DO:33:ARG:NH2	2.46	0.49
38:DO:8:ILE:HD12	38:DO:12:THR:CG2	2.43	0.49
39:DP:112:ARG:O	39:DP:113:LEU:HB3	2.12	0.49
1:AA:1003:G:N2	1:AA:1037:C:O2	2.45	0.49
1:AA:1088:G:C4	1:AA:1089:G:C8	3.01	0.49
1:AA:121:U:HO2'	1:AA:122:G:P	2.36	0.49
1:AA:1337:G:H5''	1:AA:1338:G:OP1	2.13	0.49
1:AA:1394:A:C8	1:AA:1394:A:O5'	2.66	0.49
57:AA:1656:NMY:N19	57:AA:1656:NMY:C16	2.75	0.49
1:AA:292:G:C5	1:AA:293:G:H1'	2.48	0.49
1:AA:425:G:C5	1:AA:426:U:C5	3.01	0.49
1:AA:445:G:N1	1:AA:446:G:C4	2.81	0.49
1:AA:441:A:N1	1:AA:497:G:C6	2.81	0.49
1:AA:602:A:C2	1:AA:637:C:O2	2.66	0.49
1:AA:650:G:H2'	1:AA:651:C:O4'	2.13	0.49
1:AA:664:G:H5''	18:AR:53:ARG:HH21	1.77	0.49
1:AA:76:G:H2'	1:AA:77:A:O4'	2.13	0.49
2:AB:99:GLY:O	2:AB:103:ASN:CB	2.61	0.49
2:AB:17:GLY:HA3	2:AB:41:ILE:HD13	1.95	0.49
4:AD:9:LEU:HD12	4:AD:10:LYS:H	1.76	0.49
4:AD:99:ASP:HB2	4:AD:115:ARG:NE	2.27	0.49
4:AD:188:ARG:HH22	4:AD:192:SER:CB	2.25	0.49
4:AD:44:ARG:O	4:AD:46:PRO:N	2.45	0.49
5:AE:114:VAL:O	5:AE:118:ALA:CB	2.61	0.49

Continued on next page...

Continued from previous page...

Atom-1	Atom-2	Interatomic distance (Å)	Clash overlap (Å)
9:AI:84:THR:OG1	9:AI:103:PHE:O	2.31	0.49
11:AK:128:ARG:C	11:AK:129:VAL:CG2	2.81	0.49
15:AO:53:ARG:O	15:AO:56:LEU:N	2.46	0.49
19:AS:50:ALA:HA	19:AS:59:PRO:HA	1.93	0.49
22:AV:19:G:O2'	22:AV:20:U:OP1	2.27	0.49
24:BA:1060:U:H4'	24:BA:1061:U:H5'	1.94	0.49
24:BA:1071:G:H2'	24:BA:1072:C:H5'	1.95	0.49
24:BA:1419:A:C5	24:BA:1579:A:N1	2.81	0.49
24:BA:1448:G:C6	24:BA:1464:G:C2	3.01	0.49
24:BA:1740:G:H2'	24:BA:1741:C:O4'	2.12	0.49
24:BA:1906:G:H2'	24:BA:1907:G:C5'	2.41	0.49
24:BA:218:A:C6	24:BA:219:A:C5	3.00	0.49
24:BA:226:A:N6	24:BA:227:A:N6	2.61	0.49
24:BA:2284:A:C3'	51:B1:5:ARG:HH12	2.25	0.49
24:BA:2418:A:O2'	24:BA:2419:U:P	2.68	0.49
24:BA:2496:C:H2'	24:BA:2497:A:H5'	1.95	0.49
24:BA:2706:A:C6	24:BA:2707:U:C2	3.01	0.49
24:BA:2747:G:H2'	24:BA:2748:A:C8	2.48	0.49
24:BA:545:U:O4	24:BA:547:A:O2'	2.30	0.49
24:BA:607:U:C6	24:BA:607:U:C3'	2.96	0.49
26:BC:90:ILE:HD13	26:BC:102:TYR:HE1	1.78	0.49
26:BC:136:VAL:CG1	26:BC:165:ALA:HA	2.43	0.49
26:BC:29:PHE:CD2	26:BC:81:GLU:OE2	2.66	0.49
28:BE:82:GLY:C	28:BE:84:THR:N	2.66	0.49
30:BG:121:THR:CG2	30:BG:122:ALA:N	2.76	0.49
24:BA:2684:U:O4'	34:BK:70:ARG:NH1	2.45	0.49
34:BK:76:VAL:HG12	39:BP:72:VAL:HG23	1.94	0.49
24:BA:2483:C:O2	36:BM:123:LYS:CE	2.61	0.49
38:BO:30:ARG:HA	38:BO:35:ILE:HA	1.95	0.49
40:BQ:105:PHE:HA	40:BQ:108:LEU:HD12	1.95	0.49
44:BU:41:VAL:HG21	44:BU:62:ALA:HB2	1.94	0.49
1:CA:1216:A:OP1	14:CN:2:LYS:HE2	2.13	0.49
1:CA:949:A:C2	1:CA:1233:G:C4	3.00	0.49
1:CA:1286:U:O2	1:CA:1286:U:C2'	2.60	0.49
1:CA:1329:A:C6	1:CA:1330:U:H1'	2.47	0.49
1:CA:606:G:C4	1:CA:633:G:O6	2.66	0.49
1:CA:679:C:O2	1:CA:712:A:C2	2.66	0.49
1:CA:858:G:C8	1:CA:869:G:O6	2.66	0.49
1:CA:892:A:O2'	1:CA:1415:G:H4'	2.13	0.49
1:CA:986:U:H2'	1:CA:987:G:O4'	2.13	0.49
2:CB:218:ALA:O	2:CB:221:VAL:HG13	2.13	0.49

Continued on next page...

Continued from previous page...

Atom-1	Atom-2	Interatomic distance (Å)	Clash overlap (Å)
4:CD:124:MET:SD	4:CD:146:ARG:HA	2.53	0.49
1:CA:738:C:OP2	6:CF:2:ARG:NH2	2.42	0.49
1:CA:1202:U:O4'	14:CN:69:ARG:HD2	2.13	0.49
20:CT:31:PHE:O	20:CT:32:ILE:C	2.51	0.49
20:CT:71:LYS:HD2	20:CT:74:ARG:HD2	1.95	0.49
22:CV:1:G:H4'	24:DA:2423:U:C2	2.47	0.49
22:CV:64:A:H2'	22:CV:65:G:C5'	2.42	0.49
55:CY:27:ILE:HD12	55:CY:27:ILE:C	2.33	0.49
24:DA:1219:U:H2'	24:DA:1220:G:C8	2.47	0.49
24:DA:1309:G:H4'	52:D2:7:PRO:HG2	1.95	0.49
24:DA:1321:A:N6	24:DA:1322:A:C6	2.81	0.49
24:DA:1433:A:C2'	24:DA:1434:A:O5'	2.61	0.49
24:DA:1750:G:H2'	24:DA:2860:A:C2	2.48	0.49
24:DA:1858:A:N6	24:DA:1884:G:H1'	2.28	0.49
24:DA:2003:A:H2'	24:DA:2004:G:O5'	2.13	0.49
24:DA:2314:A:N6	24:DA:2315:G:C6	2.80	0.49
24:DA:2446:G:C3'	24:DA:2447:G:H5''	2.42	0.49
24:DA:2531:A:C2	24:DA:2532:G:C1'	2.96	0.49
24:DA:2790:U:H5'	24:DA:2893:A:N7	2.28	0.49
24:DA:90:U:C4	24:DA:91:A:C5	3.01	0.49
25:DB:98:G:N1	45:DV:14:LYS:HG2	2.28	0.49
26:DC:113:ASP:N	26:DC:113:ASP:OD1	2.46	0.49
26:DC:230:PRO:HD2	26:DC:246:PRO:HA	1.95	0.49
29:DF:147:ARG:CG	29:DF:148:VAL:H	2.26	0.49
31:DH:66:ASN:O	31:DH:69:ALA:HB3	2.13	0.49
34:DK:111:LYS:C	34:DK:114:LYS:NZ	2.66	0.49
34:DK:14:SER:HA	34:DK:51:LYS:HZ2	1.76	0.49
37:DN:13:ASN:C	37:DN:15:SER:N	2.65	0.49
38:DO:51:ALA:HB1	38:DO:78:VAL:HG22	1.95	0.49
39:DP:20:ARG:HH21	39:DP:20:ARG:CG	2.26	0.49
40:DQ:91:ARG:C	40:DQ:93:ILE:N	2.62	0.49
40:DQ:39:ILE:HG21	41:DR:77:PHE:CE2	2.47	0.49
44:DU:17:ASP:O	44:DU:18:LYS:C	2.51	0.49
44:DU:5:ARG:HG3	44:DU:6:ARG:O	2.12	0.49
49:DZ:41:PRO:O	49:DZ:45:GLY:N	2.31	0.49
1:AA:1010:U:C4	1:AA:1020:G:N2	2.81	0.48
1:AA:1004:A:O2'	1:AA:1036:A:N1	2.32	0.48
1:AA:1088:G:C5	1:AA:1089:G:N7	2.81	0.48
1:AA:1343:G:H2'	1:AA:1344:C:C6	2.48	0.48
1:AA:1471:U:O2'	1:AA:1472:U:H5'	2.13	0.48
1:AA:207:C:O2	1:AA:207:C:C2'	2.59	0.48

Continued on next page...

Continued from previous page...

Atom-1	Atom-2	Interatomic distance (Å)	Clash overlap (Å)
1:AA:266:G:H1'	1:AA:268:U:OP2	2.13	0.48
1:AA:295:C:N3	1:AA:303:A:C2	2.81	0.48
1:AA:400:C:C2'	1:AA:401:C:H5'	2.43	0.48
1:AA:558:G:OP1	59:AA:1729:HOH:O	2.20	0.48
1:AA:597:G:C2	1:AA:598:U:H1'	2.49	0.48
1:AA:797:C:O2'	1:AA:798:U:H5'	2.13	0.48
1:AA:872:A:C5	1:AA:874:G:C8	3.01	0.48
1:AA:874:G:C6	1:AA:875:U:C5	3.01	0.48
1:AA:908:A:C2	1:AA:909:A:C4	3.00	0.48
2:AB:111:ILE:O	2:AB:114:LEU:HD23	2.13	0.48
2:AB:111:ILE:HA	2:AB:114:LEU:HD23	1.95	0.48
4:AD:124:MET:SD	4:AD:127:GLY:CA	3.01	0.48
4:AD:140:ASN:O	4:AD:141:ASP:HB3	2.12	0.48
4:AD:146:ARG:O	4:AD:148:LYS:N	2.46	0.48
1:AA:543:U:H5''	4:AD:14:ARG:NH1	2.28	0.48
4:AD:171:LEU:HD12	4:AD:172:GLU:N	2.27	0.48
7:AG:63:GLU:O	7:AG:63:GLU:CD	2.51	0.48
8:AH:10:MET:HE1	8:AH:36:ILE:HD11	1.94	0.48
12:AL:34:CYS:CA	12:AL:55:VAL:HG23	2.43	0.48
12:AL:57:LEU:HD23	12:AL:59:ASN:N	2.28	0.48
14:AN:3:GLN:OE1	14:AN:3:GLN:CA	2.60	0.48
20:AT:3:ASN:CG	20:AT:4:ILE:N	2.66	0.48
24:BA:1205:A:N1	28:BE:165:HIS:CE1	2.81	0.48
24:BA:1300:G:C5	24:BA:1634:A:O4'	2.66	0.48
24:BA:144:A:C6	24:BA:145:C:C4	3.00	0.48
24:BA:1672:A:N6	24:BA:1673:G:C6	2.81	0.48
24:BA:1874:C:C4	24:BA:1875:G:C6	3.01	0.48
24:BA:1794:A:H1'	24:BA:1900:A:C2	2.48	0.48
24:BA:1989:G:H2'	24:BA:1990:C:O4'	2.12	0.48
24:BA:2117:A:N1	24:BA:2171:A:N1	2.61	0.48
24:BA:2119:A:N7	24:BA:2170:A:C6	2.81	0.48
24:BA:1953:A:C2	24:BA:2549:G:N3	2.78	0.48
24:BA:2598:A:C8	24:BA:2599:G:H1'	2.48	0.48
24:BA:2776:A:O4'	24:BA:2778:A:C8	2.66	0.48
24:BA:2811:G:H5'	27:BD:63:PRO:CG	2.43	0.48
24:BA:347:A:C2	24:BA:348:A:C5	3.01	0.48
24:BA:447:A:N3	24:BA:473:G:C8	2.81	0.48
24:BA:63:A:C2	24:BA:64:A:C5	3.01	0.48
24:BA:748:G:O2'	24:BA:749:A:H5''	2.13	0.48
24:BA:751:A:N6	24:BA:789:A:C6	2.81	0.48
24:BA:877:A:O2'	24:BA:900:A:N6	2.46	0.48

Continued on next page...

Continued from previous page...

Atom-1	Atom-2	Interatomic distance (Å)	Clash overlap (Å)
24:BA:933:A:H5'	24:BA:934:U:OP2	2.12	0.48
25:BB:66:A:C4	25:BB:108:A:C6	3.01	0.48
25:BB:2:G:N3	25:BB:2:G:H2'	2.27	0.48
28:BE:138:LEU:O	28:BE:141:MET:N	2.46	0.48
28:BE:153:LEU:O	28:BE:155:GLU:N	2.46	0.48
31:BH:88:GLY:HA2	31:BH:125:THR:CG2	2.43	0.48
35:BL:42:SER:O	35:BL:43:GLY:C	2.51	0.48
38:BO:7:ARG:CD	38:BO:97:PHE:CZ	2.96	0.48
39:BP:96:LEU:C	39:BP:98:TYR:N	2.65	0.48
1:CA:920:U:O4'	1:CA:1080:A:C2	2.66	0.48
1:CA:1320:C:H5	1:CA:1321:U:N3	2.11	0.48
1:CA:1452:C:O4'	1:CA:1453:G:C2	2.66	0.48
1:CA:1460:C:H2'	1:CA:1461:G:O4'	2.12	0.48
1:CA:292:G:N7	1:CA:293:G:H1'	2.28	0.48
1:CA:6:G:H4'	1:CA:298:A:H4'	1.94	0.48
1:CA:632:U:OP1	1:CA:633:G:N7	2.46	0.48
1:CA:667:G:H2'	15:CO:49:ASP:OD2	2.12	0.48
2:CB:15:HIS:C	2:CB:16:PHE:CG	2.86	0.48
3:CC:63:SER:HB2	3:CC:98:PRO:O	2.12	0.48
4:CD:9:LEU:CD1	4:CD:10:LYS:H	2.25	0.48
5:CE:106:ILE:HG13	5:CE:124:LEU:CB	2.43	0.48
5:CE:69:ARG:O	5:CE:71:MET:N	2.46	0.48
9:CI:81:HIS:HB3	9:CI:85:ARG:CZ	2.43	0.48
11:CK:47:ALA:C	11:CK:57:LYS:HE2	2.32	0.48
15:CO:10:LYS:O	15:CO:11:ILE:C	2.51	0.48
55:CY:159:ASP:O	55:CY:162:LYS:HB2	2.13	0.48
55:CY:83:MET:HE3	55:CY:91:PRO:HD2	1.95	0.48
53:D3:34:LYS:HG3	53:D3:34:LYS:O	2.13	0.48
24:DA:1027:A:C6	24:DA:1126:A:N3	2.81	0.48
24:DA:1866:A:C2	24:DA:1876:A:C8	3.01	0.48
24:DA:1979:U:C2'	24:DA:1980:G:H5'	2.43	0.48
24:DA:2201:G:C2'	24:DA:2202:U:O5'	2.61	0.48
24:DA:2604:U:C4	24:DA:2605:U:C5	3.00	0.48
57:DA:3188:NMY:HN61	57:DA:3188:NMY:H4	1.49	0.48
24:DA:734:A:H2'	24:DA:735:A:C5'	2.40	0.48
24:DA:910:A:C6	24:DA:911:A:N6	2.81	0.48
26:DC:104:LEU:N	26:DC:104:LEU:HD13	2.25	0.48
26:DC:114:GLN:O	26:DC:124:LYS:HE3	2.13	0.48
30:DG:15:ASP:HB3	30:DG:26:LYS:HB3	1.95	0.48
31:DH:5:LEU:HD11	31:DH:15:LEU:N	2.28	0.48
31:DH:31:VAL:HG12	31:DH:32:PRO:HD3	1.95	0.48

Continued on next page...

Continued from previous page...

Atom-1	Atom-2	Interatomic distance (Å)	Clash overlap (Å)
31:DH:4:ILE:HG22	31:DH:18:GLN:CB	2.43	0.48
31:DH:90:LEU:CB	31:DH:92:GLY:O	2.61	0.48
32:DI:94:LYS:HG3	32:DI:95:ASP:N	2.28	0.48
36:DM:26:VAL:HG13	36:DM:26:VAL:O	2.13	0.48
24:DA:2276:G:OP2	36:DM:83:GLY:O	2.30	0.48
24:DA:997:G:OP1	40:DQ:91:ARG:CG	2.60	0.48
48:DY:40:SER:O	48:DY:42:LEU:N	2.45	0.48
1:AA:1004:A:C6	1:AA:1005:A:C6	3.01	0.48
1:AA:1192:C:C5'	1:AA:1193:G:OP2	2.61	0.48
1:AA:131:A:H2'	1:AA:131:A:N3	2.28	0.48
1:AA:1411:C:H2'	1:AA:1412:C:O5'	2.13	0.48
1:AA:1489:G:O2'	1:AA:1490:U:H5'	2.12	0.48
1:AA:293:G:C6	1:AA:294:U:C5	3.01	0.48
1:AA:356:A:H2	1:AA:368:U:O2	1.96	0.48
1:AA:392:C:H2'	1:AA:392:C:O2	2.13	0.48
1:AA:564:C:H5'	17:AQ:34:TYR:HE1	1.78	0.48
1:AA:686:U:H1'	1:AA:687:A:C8	2.49	0.48
1:AA:946:A:C6	1:AA:947:G:C6	3.01	0.48
2:AB:111:ILE:O	2:AB:112:LYS:C	2.52	0.48
2:AB:80:VAL:HG13	2:AB:80:VAL:O	2.12	0.48
3:AC:113:ALA:CB	3:AC:183:ASP:HB3	2.43	0.48
4:AD:161:LEU:HD23	4:AD:161:LEU:O	2.13	0.48
1:AA:6:G:O6	5:AE:99:ALA:HB1	2.13	0.48
9:AI:89:GLU:O	9:AI:94:LEU:CD1	2.61	0.48
13:AM:96:PRO:CG	13:AM:102:THR:HG22	2.42	0.48
14:AN:72:GLY:O	14:AN:80:SER:HA	2.13	0.48
16:AP:3:THR:HG22	16:AP:4:ILE:O	2.13	0.48
1:AA:664:G:P	18:AR:53:ARG:HH21	2.30	0.48
22:AV:21:A:H8	22:AV:21:A:OP2	1.97	0.48
50:B0:40:HIS:HA	50:B0:48:TYR:HE1	1.77	0.48
53:B3:28:LEU:CD1	53:B3:40:LYS:HG2	2.44	0.48
24:BA:1061:U:H1'	24:BA:1070:A:OP1	2.13	0.48
24:BA:1153:C:N4	24:BA:1154:G:C6	2.81	0.48
24:BA:1192:G:C2'	24:BA:1193:G:H5'	2.43	0.48
24:BA:1419:A:C3'	24:BA:1420:A:H5''	2.43	0.48
24:BA:1710:G:N2	24:BA:1749:A:N3	2.62	0.48
24:BA:2157:G:O2'	24:BA:2158:A:O5'	2.29	0.48
24:BA:221:A:C4	24:BA:266:G:N7	2.81	0.48
24:BA:2280:G:C6	24:BA:2281:A:N7	2.81	0.48
24:BA:2302:U:C2'	24:BA:2303:G:H5''	2.42	0.48
24:BA:2428:G:H4'	24:BA:2429:G:O5'	2.13	0.48

Continued on next page...

Continued from previous page...

Atom-1	Atom-2	Interatomic distance (Å)	Clash overlap (Å)
24:BA:2061:G:H5'	24:BA:2503:A:C2	2.48	0.48
57:BA:3165:NMV:N23	57:BA:3165:NMV:N19	2.60	0.48
24:BA:518:G:H4'	42:BS:18:ARG:CZ	2.43	0.48
24:BA:573:U:O2'	24:BA:574:A:H3'	2.13	0.48
25:BB:45:A:H2	25:BB:46:A:H1'	1.78	0.48
26:BC:166:ARG:CG	26:BC:166:ARG:O	2.61	0.48
26:BC:186:ASP:N	26:BC:186:ASP:OD1	2.46	0.48
28:BE:101:TYR:O	28:BE:104:ALA:HB3	2.13	0.48
28:BE:177:PRO:O	28:BE:181:ILE:HD12	2.13	0.48
33:BJ:18:VAL:HG13	33:BJ:56:VAL:HG12	1.95	0.48
34:BK:68:GLY:HA3	34:BK:77:ILE:O	2.13	0.48
35:BL:38:GLN:O	35:BL:41:ARG:HG3	2.12	0.48
40:BQ:108:LEU:O	40:BQ:111:LYS:N	2.46	0.48
43:BT:17:SER:O	43:BT:18:GLU:C	2.50	0.48
45:BV:77:VAL:O	45:BV:77:VAL:CG1	2.62	0.48
1:CA:1002:G:N2	1:CA:1039:G:C2	2.82	0.48
1:CA:1086:U:OP1	1:CA:1086:U:H4'	2.13	0.48
1:CA:1306:A:N7	1:CA:1307:U:C4	2.81	0.48
1:CA:149:A:H1'	1:CA:1446:A:C2	2.49	0.48
1:CA:844:G:N3	1:CA:845:A:C8	2.81	0.48
3:CC:88:ARG:HG3	3:CC:101:ILE:HG23	1.96	0.48
3:CC:174:PRO:HG2	3:CC:203:PHE:CZ	2.48	0.48
4:CD:123:ILE:HG22	4:CD:124:MET:N	2.27	0.48
4:CD:169:THR:HG22	4:CD:169:THR:O	2.12	0.48
4:CD:4:TYR:O	4:CD:5:LEU:CB	2.60	0.48
11:CK:35:THR:HG23	11:CK:36:ASP:H	1.76	0.48
11:CK:44:TRP:N	11:CK:44:TRP:CD1	2.80	0.48
14:CN:81:ARG:O	14:CN:82:ILE:C	2.51	0.48
18:CR:48:ARG:CG	18:CR:51:TYR:HB2	2.41	0.48
55:CY:7:LYS:O	55:CY:10:GLU:N	2.45	0.48
55:CY:20:PHE:HA	55:CY:23:GLN:HG2	1.95	0.48
55:CY:61:ASP:OD1	55:CY:64:THR:HG22	2.14	0.48
55:CY:78:VAL:HA	55:CY:81:ALA:HB3	1.95	0.48
53:D3:30:HIS:O	53:D3:31:ILE:HG13	2.13	0.48
24:DA:1022:G:O6	33:DJ:68:LYS:HE3	2.13	0.48
24:DA:118:A:N3	24:DA:178:G:H1'	2.29	0.48
24:DA:1362:C:H3'	24:DA:1362:C:C6	2.49	0.48
24:DA:1494:A:C8	24:DA:1495:A:N7	2.81	0.48
24:DA:1500:G:H2'	24:DA:1501:G:H5'	1.94	0.48
24:DA:1838:C:H4'	24:DA:1839:G:C8	2.48	0.48
24:DA:2122:U:O2'	24:DA:2123:G:O5'	2.31	0.48

Continued on next page...

Continued from previous page...

Atom-1	Atom-2	Interatomic distance (Å)	Clash overlap (Å)
24:DA:239:C:H1'	24:DA:259:G:N2	2.28	0.48
24:DA:415:A:N1	24:DA:2409:G:C6	2.81	0.48
24:DA:834:G:O2'	24:DA:2358:A:O2'	2.04	0.48
24:DA:945:A:C8	24:DA:2448:A:C2	3.01	0.48
25:DB:7:G:H5''	38:DO:29:HIS:CD2	2.48	0.48
26:DC:22:GLU:HG2	26:DC:22:GLU:O	2.13	0.48
26:DC:51:ARG:HD2	26:DC:51:ARG:H	1.78	0.48
27:DD:13:ARG:HD2	27:DD:15:PHE:CZ	2.49	0.48
27:DD:38:LYS:O	27:DD:46:ARG:HA	2.13	0.48
28:DE:74:LYS:O	28:DE:75:SER:C	2.50	0.48
24:DA:2531:A:O4'	30:DG:173:ALA:HB2	2.13	0.48
1:AA:1048:G:O3'	14:AN:2:LYS:NZ	2.47	0.48
1:AA:1090:U:H2'	1:AA:1090:U:O2	2.14	0.48
1:AA:1304:G:N2	1:AA:1334:G:O6	2.45	0.48
1:AA:1314:C:OP2	19:AS:6:LYS:CD	2.60	0.48
1:AA:1434:A:H2'	1:AA:1435:G:O4'	2.14	0.48
1:AA:1446:A:N1	1:AA:1447:A:C5	2.82	0.48
1:AA:186:C:H4'	20:AT:76:LYS:HG3	1.96	0.48
1:AA:211:G:O2'	1:AA:212:G:OP1	2.28	0.48
1:AA:32:A:C2'	1:AA:33:A:O5'	2.60	0.48
1:AA:380:G:C2	1:AA:384:G:C6	3.01	0.48
1:AA:217:C:O2'	1:AA:470:C:H1'	2.13	0.48
1:AA:495:A:C2	1:AA:496:A:C6	3.01	0.48
1:AA:502:A:OP1	12:AL:115:SER:N	2.46	0.48
1:AA:541:G:H2'	1:AA:542:G:O4'	2.14	0.48
1:AA:622:A:N7	1:AA:623:C:C6	2.81	0.48
1:AA:648:A:N6	1:AA:649:A:C6	2.81	0.48
1:AA:840:C:H3'	1:AA:841:C:C5'	2.43	0.48
1:AA:88:U:C4	1:AA:89:U:O4	2.66	0.48
2:AB:164:ILE:HG12	2:AB:165:ASP:N	2.28	0.48
3:AC:145:GLY:O	3:AC:146:ALA:O	2.30	0.48
4:AD:158:ALA:HA	4:AD:161:LEU:CD2	2.43	0.48
4:AD:62:ARG:HG3	4:AD:72:PHE:CE1	2.48	0.48
6:AF:51:ILE:O	6:AF:52:ASN:HB2	2.12	0.48
6:AF:8:PHE:CZ	6:AF:60:VAL:HG21	2.49	0.48
6:AF:37:HIS:CE1	6:AF:96:VAL:O	2.66	0.48
7:AG:113:ASP:OD2	7:AG:122:ASN:ND2	2.46	0.48
12:AL:121:ARG:O	12:AL:122:PRO:O	2.32	0.48
13:AM:34:LEU:HD22	13:AM:39:ILE:HG12	1.94	0.48
13:AM:84:GLY:O	13:AM:85:CYS:SG	2.67	0.48
14:AN:3:GLN:O	14:AN:6:LYS:HG2	2.12	0.48

Continued on next page...

Continued from previous page...

Atom-1	Atom-2	Interatomic distance (Å)	Clash overlap (Å)
22:AV:36:A:C2	23:AX:14:U:O2	2.67	0.48
51:B1:4:ILE:O	51:B1:5:ARG:C	2.52	0.48
53:B3:34:LYS:CE	53:B3:34:LYS:O	2.61	0.48
54:B4:25:VAL:HG11	54:B4:35:GLN:OE1	2.13	0.48
24:BA:1171:G:C6	24:BA:1172:C:N4	2.82	0.48
24:BA:2101:A:C2	24:BA:2102:G:N7	2.81	0.48
24:BA:2325:G:N1	24:BA:2326:C:N4	2.62	0.48
24:BA:2363:G:C2	24:BA:2364:C:C5	3.01	0.48
24:BA:240:C:H1'	24:BA:258:G:N2	2.28	0.48
24:BA:2473:U:H5'	24:BA:2475:C:N4	2.29	0.48
24:BA:2668:G:C2	24:BA:2669:G:N9	2.81	0.48
24:BA:2730:C:C5	57:BA:3165:NMY:O20	2.64	0.48
24:BA:2798:U:H4'	24:BA:2799:A:H5'	1.96	0.48
24:BA:414:C:H2'	24:BA:415:A:C8	2.48	0.48
24:BA:45:G:H5''	24:BA:46:G:H5'	1.94	0.48
24:BA:528:A:H2	24:BA:2043:C:C4'	2.26	0.48
24:BA:611:C:O2'	24:BA:612:G:H5'	2.13	0.48
24:BA:849:A:H2'	24:BA:850:U:C6	2.48	0.48
24:BA:993:G:H2'	24:BA:994:C:O5'	2.14	0.48
26:BC:24:HIS:HB3	26:BC:81:GLU:HG2	1.95	0.48
27:BD:180:VAL:CG2	27:BD:180:VAL:O	2.61	0.48
27:BD:29:VAL:N	27:BD:185:ASN:O	2.46	0.48
27:BD:33:ARG:CG	27:BD:33:ARG:O	2.61	0.48
28:BE:136:GLN:O	28:BE:137:LYS:C	2.51	0.48
29:BF:138:PRO:O	29:BF:139:GLU:C	2.50	0.48
30:BG:122:ALA:CB	30:BG:132:LEU:HB3	2.43	0.48
30:BG:122:ALA:HB2	30:BG:132:LEU:HB3	1.94	0.48
31:BH:7:ASP:O	31:BH:13:GLY:O	2.31	0.48
39:BP:112:ARG:O	39:BP:113:LEU:HD23	2.13	0.48
40:BQ:39:ILE:O	40:BQ:43:GLN:HG3	2.14	0.48
41:BR:68:ARG:HG2	41:BR:92:TRP:CE3	2.48	0.48
47:BX:31:ASN:O	47:BX:33:HIS:NE2	2.45	0.48
1:CA:1040:U:H2'	1:CA:1041:G:C8	2.48	0.48
1:CA:109:A:H3'	1:CA:110:C:H5'	1.94	0.48
1:CA:1225:A:H3'	13:CM:102:THR:HG21	1.95	0.48
1:CA:1320:C:C4	19:CS:36:ARG:NE	2.81	0.48
1:CA:1449:C:C4	1:CA:1450:U:C5	3.01	0.48
1:CA:490:C:C2	1:CA:491:G:C8	3.01	0.48
1:CA:613:C:O2'	1:CA:614:C:H5'	2.14	0.48
1:CA:688:G:C2	1:CA:700:G:C8	3.01	0.48
1:CA:762:U:O2	1:CA:762:U:H2'	2.14	0.48

Continued on next page...

Continued from previous page...

Atom-1	Atom-2	Interatomic distance (Å)	Clash overlap (Å)
1:CA:932:C:O2	1:CA:932:C:H2'	2.12	0.48
3:CC:72:ARG:C	3:CC:74:GLY:H	2.16	0.48
1:CA:429:U:C4'	4:CD:9:LEU:HD23	2.31	0.48
7:CG:17:LYS:N	7:CG:44:TYR:OH	2.45	0.48
8:CH:29:SER:OG	8:CH:57:PRO:CB	2.61	0.48
8:CH:29:SER:CB	8:CH:57:PRO:CB	2.91	0.48
9:CI:19:VAL:HG22	9:CI:65:ILE:HG12	1.96	0.48
10:CJ:6:ILE:O	10:CJ:76:ILE:CG2	2.61	0.48
10:CJ:96:VAL:O	10:CJ:96:VAL:HG13	2.13	0.48
11:CK:17:SER:HA	11:CK:79:ILE:HA	1.94	0.48
11:CK:81:ASN:HB3	11:CK:106:ARG:CZ	2.43	0.48
11:CK:94:GLU:O	11:CK:95:SER:C	2.52	0.48
15:CO:62:GLN:O	15:CO:63:ARG:C	2.50	0.48
16:CP:40:ASN:O	16:CP:43:ALA:N	2.47	0.48
19:CS:16:LEU:HD12	19:CS:19:VAL:HG12	1.95	0.48
50:D0:5:ASN:O	50:D0:7:PRO:HD3	2.12	0.48
24:DA:1191:G:C2'	24:DA:1192:G:H5'	2.43	0.48
24:DA:120:U:H4'	24:DA:121:G:C5'	2.43	0.48
24:DA:1794:A:H2'	24:DA:1795:C:C6	2.49	0.48
24:DA:190:A:H3'	24:DA:204:A:N6	2.28	0.48
24:DA:597:G:C2	24:DA:661:A:C2	3.01	0.48
24:DA:754:U:C2	24:DA:755:U:C5	3.02	0.48
24:DA:910:A:N6	24:DA:911:A:N6	2.61	0.48
24:DA:2228:G:OP1	26:DC:260:LYS:CE	2.61	0.48
24:DA:1666:G:C3'	34:DK:6:THR:HG22	2.43	0.48
36:DM:13:HIS:O	36:DM:14:LYS:C	2.51	0.48
38:DO:7:ARG:HA	38:DO:10:ARG:CZ	2.43	0.48
41:DR:16:GLU:HG2	41:DR:101:ILE:HG23	1.95	0.48
44:DU:84:PHE:CG	44:DU:85:ARG:N	2.74	0.48
45:DV:83:LYS:O	45:DV:85:LYS:N	2.46	0.48
1:AA:1012:A:N6	1:AA:1013:G:C6	2.82	0.48
1:AA:1041:G:C6	1:AA:1042:A:N7	2.81	0.48
1:AA:1074:G:O3'	2:AB:102:THR:CG2	2.61	0.48
1:AA:125:U:C2	1:AA:126:G:C8	3.01	0.48
1:AA:1275:A:N6	1:AA:1276:G:C6	2.80	0.48
1:AA:282:A:N7	1:AA:283:U:C5	2.81	0.48
1:AA:675:A:C4	1:AA:676:A:C8	3.01	0.48
1:AA:946:A:C4	1:AA:1236:A:C2	3.01	0.48
1:AA:986:U:O2	1:AA:1220:G:N2	2.47	0.48
3:AC:152:GLU:O	3:AC:198:VAL:HA	2.13	0.48
4:AD:68:LEU:O	4:AD:71:GLN:HB2	2.13	0.48

Continued on next page...

Continued from previous page...

Atom-1	Atom-2	Interatomic distance (Å)	Clash overlap (Å)
10:AJ:84:VAL:HG23	10:AJ:85:ASP:N	2.27	0.48
14:AN:41:ARG:O	14:AN:42:TRP:O	2.31	0.48
15:AO:56:LEU:O	15:AO:60:VAL:HG23	2.13	0.48
17:AQ:12:VAL:C	17:AQ:13:VAL:HG23	2.33	0.48
17:AQ:14:SER:HB3	17:AQ:22:VAL:HG12	1.95	0.48
17:AQ:63:GLU:O	17:AQ:64:CYS:HB3	2.14	0.48
11:AK:125:LYS:O	21:AU:34:ARG:CZ	2.60	0.48
24:BA:84:A:C2	24:BA:103:A:C5	3.01	0.48
24:BA:1163:G:N1	24:BA:1164:C:C5	2.81	0.48
24:BA:1278:C:O3'	37:BN:34:ILE:HD12	2.13	0.48
24:BA:1342:A:C6	24:BA:1345:C:C2	3.01	0.48
24:BA:1717:A:N6	24:BA:1743:G:O2'	2.46	0.48
24:BA:2063:C:O2	24:BA:2450:A:N1	2.46	0.48
24:BA:2134:A:N1	24:BA:2135:A:C4	2.81	0.48
24:BA:2231:U:C2	24:BA:2232:C:C6	3.01	0.48
24:BA:2357:G:C2	24:BA:2361:G:C6	3.01	0.48
24:BA:2424:C:C3'	24:BA:2424:C:C6	2.96	0.48
24:BA:2531:A:C4	24:BA:2532:G:C8	3.01	0.48
24:BA:2519:U:C6	24:BA:2542:A:C6	3.02	0.48
24:BA:2756:U:O4'	24:BA:2757:A:H5''	2.14	0.48
24:BA:278:A:C6	24:BA:362:A:C8	3.01	0.48
24:BA:2820:A:O2'	24:BA:2821:A:OP2	2.30	0.48
24:BA:292:U:H2'	24:BA:293:U:C6	2.49	0.48
24:BA:459:U:P	52:B2:39:ARG:CZ	3.01	0.48
24:BA:623:C:C2	24:BA:624:C:C5	3.01	0.48
24:BA:675:A:OP1	28:BE:58:LYS:NZ	2.42	0.48
24:BA:714:U:H2'	24:BA:716:A:N7	2.28	0.48
24:BA:812:C:H4'	40:BQ:12:ARG:NH1	2.24	0.48
27:BD:55:LYS:HB2	27:BD:76:GLY:O	2.12	0.48
24:BA:1205:A:C5	28:BE:165:HIS:CE1	3.02	0.48
29:BF:12:VAL:HG23	29:BF:13:LYS:N	2.28	0.48
29:BF:96:TRP:CH2	29:BF:99:PHE:CZ	3.01	0.48
37:BN:32:GLU:HA	37:BN:115:LEU:HD13	1.95	0.48
37:BN:37:THR:HG22	37:BN:39:PRO:N	2.28	0.48
39:BP:57:ALA:HB2	39:BP:74:GLN:OE1	2.14	0.48
44:BU:21:ARG:NH1	44:BU:72:PHE:CD2	2.82	0.48
48:BY:37:LEU:HD11	48:BY:39:GLN:HB2	1.95	0.48
1:CA:1105:A:C2	1:CA:1106:G:C5	3.02	0.48
1:CA:1192:C:H2'	1:CA:1193:G:O5'	2.13	0.48
1:CA:1302:C:C5	13:CM:17:ILE:HG21	2.48	0.48
1:CA:1533:C:C5'	1:CA:1534:A:OP1	2.61	0.48

Continued on next page...

Continued from previous page...

Atom-1	Atom-2	Interatomic distance (Å)	Clash overlap (Å)
1:CA:261:U:OP2	20:CT:71:LYS:CE	2.61	0.48
1:CA:349:A:O2'	1:CA:350:G:H5'	2.13	0.48
1:CA:451:A:C2	1:CA:480:U:C5	3.01	0.48
1:CA:543:U:O2'	1:CA:544:G:H5'	2.14	0.48
1:CA:27:G:C5	1:CA:557:G:N2	2.81	0.48
1:CA:607:A:C2	1:CA:608:A:N9	2.81	0.48
1:CA:66:A:C6	1:CA:67:C:C5	3.01	0.48
1:CA:767:A:H2'	1:CA:768:A:O4'	2.12	0.48
4:CD:185:LYS:O	4:CD:186:PRO:C	2.52	0.48
4:CD:19:LEU:C	4:CD:19:LEU:HD23	2.33	0.48
4:CD:56:ARG:CZ	4:CD:60:LYS:CE	2.91	0.48
7:CG:146:GLU:HA	7:CG:149:LYS:HB3	1.95	0.48
8:CH:63:LEU:HD13	8:CH:65:TYR:CD2	2.49	0.48
9:CI:39:PHE:CE1	9:CI:44:ALA:O	2.66	0.48
11:CK:52:PHE:HA	11:CK:56:ARG:CZ	2.44	0.48
16:CP:21:VAL:O	16:CP:33:ILE:CD1	2.62	0.48
16:CP:67:ILE:HG22	16:CP:71:VAL:HG21	1.94	0.48
17:CQ:12:VAL:O	17:CQ:13:VAL:HB	2.13	0.48
17:CQ:58:VAL:CG1	17:CQ:80:GLU:HG3	2.43	0.48
19:CS:55:ARG:HD3	19:CS:55:ARG:N	2.29	0.48
21:CU:11:PRO:O	21:CU:12:PHE:HB3	2.12	0.48
55:CY:58:THR:OG1	55:CY:59:VAL:N	2.46	0.48
50:D0:12:ARG:O	50:D0:16:ARG:HD2	2.13	0.48
24:DA:1048:A:C6	24:DA:1049:C:C4	3.01	0.48
24:DA:1087:G:N2	24:DA:1103:A:C4	2.82	0.48
24:DA:1252:G:C2	24:DA:1253:A:C2	3.01	0.48
24:DA:1535:A:H4'	24:DA:1536:C:OP2	2.14	0.48
24:DA:1986:C:H2'	24:DA:1987:A:O5'	2.13	0.48
24:DA:2080:A:OP1	47:DX:19:HIS:CD2	2.66	0.48
24:DA:2286:G:P	51:D1:29:LYS:CE	3.01	0.48
24:DA:2330:G:C3'	46:DW:44:LYS:HZ2	2.27	0.48
24:DA:945:A:C4	24:DA:2448:A:N3	2.81	0.48
24:DA:463:G:N1	24:DA:467:G:C6	2.81	0.48
24:DA:761:A:OP1	59:DA:3695:HOH:O	2.20	0.48
24:DA:729:G:H4'	24:DA:763:G:C5'	2.44	0.48
26:DC:122:ALA:HB3	26:DC:127:ASN:OD1	2.13	0.48
26:DC:20:ASN:CB	26:DC:23:LEU:HD11	2.44	0.48
31:DH:87:GLU:CD	31:DH:88:GLY:H	2.17	0.48
34:DK:7:MET:SD	34:DK:20:MET:HB2	2.54	0.48
38:DO:8:ILE:CD1	38:DO:12:THR:CG2	2.91	0.48
38:DO:93:ASP:O	38:DO:95:SER:N	2.45	0.48

Continued on next page...

Continued from previous page...

Atom-1	Atom-2	Interatomic distance (Å)	Clash overlap (Å)
42:DS:25:ARG:NH1	42:DS:74:ILE:HG23	2.28	0.48
44:DU:98:ASN:OD1	44:DU:98:ASN:O	2.30	0.48
1:AA:1061:G:OP2	3:AC:3:GLN:CD	2.52	0.48
1:AA:1314:C:OP2	19:AS:6:LYS:HG3	2.13	0.48
1:AA:1376:U:H2'	1:AA:1376:U:O2	2.12	0.48
1:AA:927:G:N2	1:AA:1391:U:H1'	2.27	0.48
1:AA:1402:C:H2'	1:AA:1403:C:O4'	2.14	0.48
1:AA:1422:G:C2'	1:AA:1423:G:H5'	2.43	0.48
1:AA:167:A:N1	1:AA:168:G:C5	2.81	0.48
1:AA:188:C:H2'	1:AA:189:A:O4'	2.12	0.48
1:AA:19:A:C2	1:AA:20:U:C2	3.02	0.48
1:AA:226:G:N3	1:AA:227:G:C8	2.81	0.48
1:AA:247:G:OP1	1:AA:247:G:H4'	2.12	0.48
1:AA:607:A:H2'	1:AA:608:A:C8	2.49	0.48
1:AA:659:U:H2'	1:AA:660:C:C6	2.48	0.48
1:AA:81:A:H2'	1:AA:82:G:H8	1.78	0.48
1:AA:872:A:C4	1:AA:874:G:N7	2.82	0.48
1:AA:882:C:H2'	1:AA:883:C:H5'	1.95	0.48
4:AD:118:VAL:O	4:AD:131:ASN:HA	2.13	0.48
6:AF:18:VAL:HG22	6:AF:19:PRO:HD3	1.95	0.48
6:AF:92:THR:O	6:AF:93:LYS:C	2.51	0.48
10:AJ:67:ILE:HG22	10:AJ:67:ILE:O	2.13	0.48
10:AJ:74:VAL:HG12	10:AJ:75:ASP:N	2.28	0.48
11:AK:35:THR:CB	11:AK:39:GLY:O	2.61	0.48
12:AL:42:PRO:HD3	12:AL:48:ALA:O	2.13	0.48
12:AL:57:LEU:O	12:AL:59:ASN:N	2.46	0.48
12:AL:86:ARG:HA	12:AL:94:ARG:HA	1.94	0.48
1:AA:950:U:P	13:AM:101:ARG:HH21	2.37	0.48
18:AR:48:ARG:O	18:AR:50:LYS:N	2.47	0.48
20:AT:27:MET:SD	20:AT:31:PHE:CZ	3.07	0.48
20:AT:75:HIS:O	20:AT:76:LYS:C	2.52	0.48
20:AT:80:THR:HA	20:AT:83:ILE:HG23	1.95	0.48
24:BA:1071:G:O4'	24:BA:1089:A:C8	2.67	0.48
24:BA:1295:C:C2	24:BA:1296:G:C8	3.01	0.48
24:BA:1395:A:O2'	24:BA:1397:U:C6	2.65	0.48
24:BA:1422:G:C4	24:BA:1423:G:C8	3.01	0.48
24:BA:1490:A:H2'	24:BA:1490:A:N3	2.29	0.48
24:BA:2021:C:OP1	50:B0:8:THR:HG21	2.14	0.48
24:BA:2328:A:C2	24:BA:2329:U:C2	3.01	0.48
24:BA:2392:A:H5''	53:B3:27:ASN:OD1	2.13	0.48
24:BA:2550:G:N2	24:BA:2559:C:H1'	2.29	0.48

Continued on next page...

Continued from previous page...

Atom-1	Atom-2	Interatomic distance (Å)	Clash overlap (Å)
24:BA:404:A:OP2	24:BA:404:A:H2'	2.13	0.48
24:BA:499:U:O3'	44:BU:42:LYS:HE2	2.13	0.48
24:BA:545:U:C5	24:BA:547:A:O3'	2.66	0.48
24:BA:547:A:O5'	24:BA:548:G:C6	2.66	0.48
24:BA:584:C:H2'	24:BA:585:G:O5'	2.13	0.48
24:BA:591:U:H2'	24:BA:592:A:C8	2.49	0.48
24:BA:845:A:N1	24:BA:847:U:C6	2.82	0.48
24:BA:970:U:C2	24:BA:971:G:C8	3.02	0.48
25:BB:28:C:OP1	38:BO:34:HIS:HB2	2.13	0.48
26:BC:161:VAL:HG12	26:BC:175:LEU:HA	1.95	0.48
27:BD:92:VAL:HG12	27:BD:93:GLY:N	2.28	0.48
28:BE:45:ALA:HB2	28:BE:89:PRO:HD3	1.96	0.48
30:BG:102:ILE:CD1	30:BG:116:LEU:HD11	2.44	0.48
33:BJ:65:THR:HG22	33:BJ:68:LYS:NZ	2.29	0.48
37:BN:73:ASN:C	37:BN:76:VAL:HG22	2.34	0.48
37:BN:79:LEU:C	37:BN:81:ASN:H	2.17	0.48
37:BN:82:GLU:O	37:BN:86:ARG:CB	2.61	0.48
41:BR:52:PRO:HG2	41:BR:53:PHE:CE2	2.48	0.48
24:BA:1223:G:P	41:BR:68:ARG:HH12	2.36	0.48
42:BS:41:LYS:O	42:BS:44:ALA:CB	2.61	0.48
45:BV:61:LEU:HB2	45:BV:72:VAL:CG1	2.43	0.48
45:BV:93:ARG:O	45:BV:93:ARG:HG3	2.12	0.48
46:BW:56:ASP:O	46:BW:57:HIS:HB2	2.14	0.48
24:BA:398:C:P	47:BX:31:ASN:HD21	2.36	0.48
1:CA:1041:G:O6	1:CA:1042:A:C6	2.66	0.48
1:CA:1049:U:O2'	1:CA:1050:G:P	2.72	0.48
1:CA:1073:U:H2'	1:CA:1074:G:O4'	2.13	0.48
1:CA:1154:G:N1	1:CA:1155:A:C5	2.81	0.48
1:CA:1353:G:C6	1:CA:1370:G:N2	2.81	0.48
1:CA:138:G:O6	1:CA:139:A:N6	2.47	0.48
1:CA:212:G:N3	1:CA:212:G:H2'	2.28	0.48
1:CA:626:G:H2'	1:CA:627:G:H8	1.79	0.48
1:CA:650:G:C6	1:CA:651:C:C4	3.01	0.48
1:CA:690:G:C2'	1:CA:691:G:O4'	2.49	0.48
1:CA:720:C:N4	1:CA:721:G:C2	2.81	0.48
1:CA:778:G:C2	1:CA:779:C:O2	2.67	0.48
3:CC:120:ILE:O	3:CC:123:GLN:N	2.47	0.48
4:CD:150:LYS:NZ	4:CD:177:LYS:O	2.47	0.48
4:CD:200:ILE:O	4:CD:201:VAL:C	2.52	0.48
6:CF:81:ASN:O	6:CF:82:ASP:C	2.51	0.48
9:CI:44:ALA:HA	9:CI:47:VAL:CG2	2.44	0.48

Continued on next page...

Continued from previous page...

Atom-1	Atom-2	Interatomic distance (Å)	Clash overlap (Å)
1:CA:1124:G:H4'	10:CJ:37:ARG:O	2.13	0.48
16:CP:1:MET:CG	16:CP:2:VAL:N	2.77	0.48
1:CA:1014:A:H5'	19:CS:14:HIS:CE1	2.48	0.48
19:CS:50:ALA:HB1	19:CS:57:HIS:CD2	2.49	0.48
20:CT:32:ILE:O	20:CT:34:LYS:N	2.43	0.48
21:CU:18:ARG:O	21:CU:18:ARG:HG3	2.12	0.48
1:CA:1526:G:OP2	21:CU:39:GLU:HB2	2.12	0.48
55:CY:129:ARG:HH11	55:CY:129:ARG:CG	2.27	0.48
55:CY:164:THR:O	55:CY:165:ASP:C	2.47	0.48
50:D0:53:VAL:O	50:D0:54:ILE:HG13	2.13	0.48
24:DA:1015:U:O2'	24:DA:1016:G:H5'	2.12	0.48
24:DA:1288:G:O2'	24:DA:1327:A:N1	2.38	0.48
24:DA:137:U:O2'	24:DA:138:U:OP1	2.24	0.48
24:DA:142:A:O2'	24:DA:143:C:P	2.72	0.48
24:DA:1486:U:H2'	24:DA:1487:U:O4'	2.13	0.48
24:DA:1418:G:N1	24:DA:1579:A:OP2	2.40	0.48
55:CY:126:VAL:CG1	24:DA:1963:U:O2	2.62	0.48
24:DA:2870:C:C5	24:DA:2871:U:C5	3.01	0.48
24:DA:732:C:H3'	24:DA:733:G:C8	2.48	0.48
24:DA:778:G:C5	24:DA:779:U:C5	3.01	0.48
24:DA:783:A:O2'	24:DA:785:G:OP1	2.24	0.48
24:DA:942:G:H2'	24:DA:943:A:O4'	2.13	0.48
24:DA:983:A:C6	24:DA:984:A:N1	2.81	0.48
25:DB:62:C:C2'	25:DB:63:C:O5'	2.61	0.48
24:DA:2228:G:P	26:DC:260:LYS:HD2	2.54	0.48
31:DH:38:PRO:HB2	31:DH:40:THR:HG23	1.95	0.48
32:DI:124:MET:O	32:DI:127:SER:N	2.37	0.48
33:DJ:136:GLN:N	33:DJ:137:PRO:HD3	2.27	0.48
37:DN:48:VAL:O	37:DN:51:LEU:HB2	2.13	0.48
38:DO:111:ARG:C	38:DO:113:ALA:N	2.67	0.48
42:DS:27:LYS:N	42:DS:27:LYS:HE2	2.28	0.48
48:DY:2:LYS:HG2	48:DY:3:ALA:N	2.29	0.48
48:DY:56:LEU:O	48:DY:56:LEU:HD12	2.14	0.48
1:AA:1090:U:C2	1:AA:1091:U:C5	3.01	0.48
1:AA:1304:G:C6	1:AA:1305:G:N1	2.81	0.48
1:AA:163:C:O2	1:AA:163:C:C2'	2.59	0.48
1:AA:212:G:N1	1:AA:213:G:C5	2.82	0.48
1:AA:258:G:H2'	1:AA:259:G:O4'	2.13	0.48
1:AA:394:G:N1	1:AA:395:C:C2	2.82	0.48
1:AA:893:C:C2	1:AA:894:G:C8	3.01	0.48
1:AA:921:U:H2'	1:AA:922:G:O4'	2.13	0.48

Continued on next page...

Continued from previous page...

Atom-1	Atom-2	Interatomic distance (Å)	Clash overlap (Å)
2:AB:57:LEU:CD1	2:AB:58:ASN:N	2.77	0.48
3:AC:153:VAL:O	3:AC:165:THR:O	2.31	0.48
3:AC:34:ASP:O	3:AC:38:LYS:N	2.47	0.48
1:AA:509:A:O5'	4:AD:51:TYR:OH	2.32	0.48
5:AE:21:VAL:O	5:AE:31:PHE:CB	2.62	0.48
5:AE:37:THR:HG22	5:AE:63:ALA:HB1	1.94	0.48
8:AH:63:LEU:HD23	8:AH:63:LEU:N	2.28	0.48
11:AK:25:ALA:HB3	11:AK:93:ARG:NH2	2.29	0.48
13:AM:106:ALA:O	13:AM:107:ARG:C	2.52	0.48
13:AM:23:TYR:CD1	13:AM:69:LEU:CD2	2.96	0.48
15:AO:78:TYR:O	15:AO:81:LEU:N	2.46	0.48
17:AQ:49:GLU:HG2	17:AQ:50:ASN:OD1	2.13	0.48
51:B1:50:GLU:HG3	51:B1:51:ALA:N	2.28	0.48
24:BA:1144:A:C6	24:BA:1145:C:C4	3.01	0.48
24:BA:1169:A:O5'	24:BA:1169:A:H8	1.96	0.48
24:BA:1216:G:C6	24:BA:1217:U:C4	3.02	0.48
24:BA:1553:A:N7	24:BA:1555:G:C6	2.81	0.48
24:BA:1563:U:O2	24:BA:1563:U:H2'	2.12	0.48
24:BA:1628:G:C5	24:BA:1629:U:C5	3.02	0.48
24:BA:1661:G:C5	24:BA:1662:U:C5	3.02	0.48
24:BA:1775:U:H2'	24:BA:1776:G:C5'	2.43	0.48
24:BA:1799:G:N7	26:BC:177:SER:HB3	2.27	0.48
24:BA:1863:G:C6	24:BA:1864:U:N3	2.82	0.48
24:BA:414:C:H1'	24:BA:1864:U:O2'	2.13	0.48
24:BA:1870:C:H5''	24:BA:1871:A:C8	2.49	0.48
24:BA:414:C:C2	24:BA:2410:G:N2	2.82	0.48
24:BA:2569:G:C2	24:BA:2570:G:C8	3.02	0.48
24:BA:2524:G:H2'	24:BA:2741:A:H2	1.78	0.48
24:BA:2788:C:H1'	24:BA:2810:A:H1'	1.94	0.48
24:BA:340:A:C8	24:BA:341:C:C5	3.01	0.48
24:BA:363:G:C6	24:BA:364:C:C4	3.01	0.48
24:BA:511:U:C5	24:BA:512:G:C5	3.02	0.48
24:BA:529:A:H4'	24:BA:530:G:OP1	2.11	0.48
24:BA:669:G:C6	24:BA:801:G:O6	2.67	0.48
24:BA:790:U:OP2	59:BA:3759:HOH:O	2.20	0.48
24:BA:937:C:C2	24:BA:938:G:C8	3.02	0.48
24:BA:969:G:H2'	24:BA:970:U:C6	2.48	0.48
25:BB:78:A:OP2	45:BV:18:ARG:NH2	2.47	0.48
26:BC:146:LYS:O	26:BC:149:LYS:HB3	2.14	0.48
27:BD:136:ASN:HD22	27:BD:140:HIS:CD2	2.32	0.48
28:BE:149:ILE:O	28:BE:149:ILE:CD1	2.61	0.48

Continued on next page...

Continued from previous page...

Atom-1	Atom-2	Interatomic distance (Å)	Clash overlap (Å)
35:BL:57:LEU:HG	35:BL:61:LEU:HD11	1.94	0.48
24:BA:2416:C:OP1	35:BL:64:PHE:HB2	2.13	0.48
37:BN:115:LEU:HD12	37:BN:115:LEU:N	2.28	0.48
39:BP:16:VAL:O	39:BP:16:VAL:HG12	2.13	0.48
44:BU:72:PHE:CE2	44:BU:74:ALA:HA	2.49	0.48
45:BV:31:TYR:OH	45:BV:90:ASP:OD2	2.23	0.48
46:BW:75:LYS:O	46:BW:76:ASN:C	2.50	0.48
1:CA:113:G:C6	1:CA:315:A:N6	2.80	0.48
1:CA:174:A:C2'	1:CA:175:C:H5'	2.44	0.48
1:CA:221:C:N3	1:CA:222:C:C5	2.81	0.48
1:CA:542:G:C2	1:CA:543:U:C6	3.01	0.48
1:CA:665:A:N7	1:CA:733:G:C2	2.82	0.48
1:CA:669:G:C6	1:CA:670:G:C5	3.01	0.48
1:CA:988:G:C2	1:CA:989:U:C2	3.01	0.48
3:CC:152:GLU:HB3	3:CC:167:TRP:HB2	1.96	0.48
4:CD:139:PRO:HA	4:CD:182:PHE:CE1	2.48	0.48
4:CD:71:GLN:OE1	4:CD:71:GLN:HA	2.12	0.48
4:CD:62:ARG:HD3	4:CD:72:PHE:CD2	2.49	0.48
4:CD:78:GLU:OE2	4:CD:79:ALA:N	2.44	0.48
4:CD:81:ARG:CG	4:CD:82:LEU:N	2.74	0.48
5:CE:34:THR:HB	5:CE:50:TYR:CE1	2.48	0.48
6:CF:87:SER:O	6:CF:88:MET:HB2	2.13	0.48
7:CG:133:THR:OG1	7:CG:133:THR:O	2.27	0.48
8:CH:115:ALA:HA	8:CH:118:GLN:HB2	1.95	0.48
12:CL:93:VAL:O	12:CL:94:ARG:HG3	2.14	0.48
13:CM:104:THR:OG1	13:CM:105:ASN:N	2.46	0.48
1:CA:995:C:C5'	14:CN:7:ALA:HB1	2.43	0.48
19:CS:41:PHE:CD1	19:CS:41:PHE:N	2.81	0.48
24:DA:1060:U:N1	24:DA:1062:G:H5'	2.29	0.48
24:DA:1068:G:C6	24:DA:1069:A:C5	3.02	0.48
24:DA:1185:G:H5''	24:DA:1186:G:OP1	2.13	0.48
24:DA:1277:G:H5''	37:DN:20:MET:HE1	1.94	0.48
24:DA:123:G:N2	24:DA:129:C:C2	2.81	0.48
24:DA:1676:A:H2'	24:DA:1677:A:O4'	2.14	0.48
24:DA:170:U:C2	24:DA:171:U:C6	3.01	0.48
24:DA:2204:G:C2'	24:DA:2205:A:O5'	2.61	0.48
24:DA:2425:A:C4'	24:DA:2427:C:C6	2.97	0.48
57:DA:3185:NMY:N23	57:DA:3185:NMY:O21	2.47	0.48
27:DD:101:PHE:C	27:DD:104:VAL:HG22	2.33	0.48
27:DD:5:VAL:HG21	27:DD:80:TRP:CG	2.49	0.48
28:DE:137:LYS:HD2	28:DE:141:MET:HE2	1.96	0.48

Continued on next page...

Continued from previous page...

Atom-1	Atom-2	Interatomic distance (Å)	Clash overlap (Å)
24:DA:600:G:H5''	28:DE:27:LEU:HD11	1.95	0.48
29:DF:62:GLN:CG	29:DF:94:ARG:HD2	2.43	0.48
29:DF:91:ARG:CG	29:DF:92:GLY:N	2.76	0.48
41:DR:3:ALA:HA	41:DR:40:MET:O	2.13	0.48
48:DY:52:ARG:O	48:DY:55:THR:HB	2.14	0.48
1:AA:1021:A:H2'	1:AA:1022:A:O4'	2.13	0.48
1:AA:1079:G:C2	1:AA:1080:A:N1	2.82	0.48
1:AA:1458:G:N2	1:AA:1459:G:C4	2.81	0.48
1:AA:256:U:H2'	1:AA:257:G:O4'	2.14	0.48
1:AA:47:C:O4'	1:AA:365:U:C2	2.67	0.48
1:AA:489:C:O2	1:AA:490:C:C5	2.67	0.48
1:AA:511:C:N3	1:AA:512:U:C5	2.82	0.48
1:AA:599:C:H4'	8:AH:88:ARG:HH12	1.79	0.48
1:AA:67:C:O2'	1:AA:68:G:O5'	2.32	0.48
1:AA:927:G:H4'	1:AA:1503:A:N7	2.27	0.48
1:AA:959:A:C4'	1:AA:985:C:H5'	2.44	0.48
4:AD:133:ALA:O	4:AD:134:SER:HB3	2.14	0.48
4:AD:95:GLU:HA	4:AD:104:ARG:NH1	2.28	0.48
6:AF:15:SER:O	6:AF:18:VAL:HG12	2.12	0.48
8:AH:31:LYS:O	8:AH:32:LEU:C	2.52	0.48
9:AI:50:GLN:NE2	9:AI:80:ARG:CZ	2.77	0.48
11:AK:125:LYS:HE3	11:AK:126:LYS:HG3	1.94	0.48
11:AK:82:LEU:CD2	11:AK:105:PHE:CD2	2.97	0.48
15:AO:87:LEU:C	15:AO:89:ARG:N	2.67	0.48
16:AP:2:VAL:HG12	16:AP:22:ALA:O	2.14	0.48
24:BA:1168:G:H2'	24:BA:1169:A:O5'	2.14	0.48
24:BA:1216:G:C2'	24:BA:1217:U:H5'	2.44	0.48
24:BA:1265:A:OP2	59:BA:3752:HOH:O	2.20	0.48
24:BA:1270:C:O2	24:BA:1270:C:H2'	2.12	0.48
24:BA:1401:G:C6	24:BA:1402:U:C4	3.01	0.48
24:BA:1710:G:N2	24:BA:1749:A:C4	2.82	0.48
24:BA:1859:U:C6	24:BA:1859:U:OP2	2.67	0.48
24:BA:2119:A:N6	24:BA:2169:A:N7	2.62	0.48
24:BA:2285:C:H3'	51:B1:24:LYS:HZ3	1.78	0.48
24:BA:2899:A:H2'	24:BA:2900:A:C8	2.48	0.48
24:BA:432:A:H2'	24:BA:433:C:O4'	2.14	0.48
24:BA:450:G:H2'	24:BA:451:U:H5''	1.96	0.48
24:BA:748:G:H2'	24:BA:750:A:OP2	2.13	0.48
24:BA:767:U:O2'	24:BA:768:G:C5'	2.62	0.48
24:BA:77:G:C2	24:BA:110:G:C4	3.02	0.48
24:BA:795:C:N4	24:BA:796:C:N4	2.62	0.48

Continued on next page...

Continued from previous page...

Atom-1	Atom-2	Interatomic distance (Å)	Clash overlap (Å)
25:BB:53:A:C4	25:BB:54:G:C8	3.01	0.48
24:BA:2599:G:N7	26:BC:235:GLU:HG2	2.29	0.48
27:BD:48:ILE:N	27:BD:84:LEU:HD22	2.29	0.48
29:BF:130:GLY:CA	29:BF:152:ASP:HA	2.44	0.48
29:BF:19:PHE:O	29:BF:20:ASN:HB2	2.13	0.48
30:BG:68:ARG:O	30:BG:72:ASN:N	2.47	0.48
31:BH:101:ASP:HA	31:BH:104:THR:HB	1.94	0.48
31:BH:130:VAL:CG2	31:BH:132:PHE:CE1	2.96	0.48
34:BK:7:MET:CA	34:BK:8:LEU:HD12	2.43	0.48
35:BL:111:ILE:HA	35:BL:128:THR:CG2	2.42	0.48
35:BL:20:GLY:O	35:BL:21:ARG:NE	2.47	0.48
36:BM:2:LEU:HD23	36:BM:68:PHE:CD2	2.49	0.48
37:BN:24:MET:CE	37:BN:44:LEU:HD13	2.44	0.48
24:BA:1454:C:P	37:BN:63:ARG:HH22	2.36	0.48
37:BN:79:LEU:O	37:BN:80:PHE:HB2	2.14	0.48
39:BP:97:TYR:HD1	39:BP:100:ARG:NH1	2.12	0.48
40:BQ:65:ASN:OD1	40:BQ:75:TYR:HB2	2.14	0.48
36:BM:36:VAL:HG13	45:BV:82:TYR:CE2	2.49	0.48
48:BY:57:LEU:HA	48:BY:60:LYS:HG2	1.95	0.48
24:BA:989:G:C5	49:BZ:13:ILE:HD12	2.49	0.48
1:CA:1157:A:N7	1:CA:1180:A:N6	2.62	0.48
1:CA:134:G:H2'	1:CA:135:C:O4'	2.14	0.48
1:CA:230:G:C2	1:CA:231:U:C2	3.02	0.48
1:CA:298:A:H2'	1:CA:299:G:C8	2.49	0.48
1:CA:391:G:C6	1:CA:392:C:C4	3.01	0.48
1:CA:651:C:C4	1:CA:652:U:O4	2.67	0.48
1:CA:706:A:N3	11:CK:44:TRP:CH2	2.81	0.48
1:CA:832:G:H2'	1:CA:832:G:N3	2.28	0.48
2:CB:47:VAL:CG2	2:CB:48:PRO:CD	2.92	0.48
2:CB:9:MET:SD	2:CB:9:MET:N	2.86	0.48
4:CD:102:VAL:O	4:CD:106:GLY:N	2.46	0.48
4:CD:116:GLN:OE1	4:CD:117:LEU:N	2.46	0.48
8:CH:63:LEU:C	8:CH:63:LEU:HD12	2.33	0.48
10:CJ:80:THR:O	10:CJ:83:THR:HG22	2.14	0.48
12:CL:122:PRO:O	12:CL:123:LYS:HD2	2.14	0.48
14:CN:32:ASP:O	14:CN:33:VAL:C	2.52	0.48
15:CO:75:VAL:O	15:CO:76:ALA:HB3	2.14	0.48
20:CT:46:ALA:O	20:CT:50:ALA:N	2.46	0.48
20:CT:61:GLN:HG3	20:CT:66:LEU:HD11	1.95	0.48
11:CK:126:LYS:O	21:CU:35:ARG:NH2	2.47	0.48
22:CV:26:A:C5	22:CV:27:G:N7	2.82	0.48

Continued on next page...

Continued from previous page...

Atom-1	Atom-2	Interatomic distance (Å)	Clash overlap (Å)
22:CV:2:C:N3	22:CV:3:C:N4	2.61	0.48
55:CY:100:VAL:O	55:CY:100:VAL:CG2	2.61	0.48
55:CY:153:ASP:OD1	55:CY:154:ARG:N	2.46	0.48
55:CY:159:ASP:HA	55:CY:162:LYS:HB2	1.95	0.48
24:DA:2015:A:C2	50:D0:2:VAL:HB	2.48	0.48
24:DA:210:C:OP1	52:D2:25:LYS:HE3	2.14	0.48
24:DA:70:G:H5''	24:DA:112:U:O2	2.13	0.48
24:DA:1417:C:N4	24:DA:1418:G:C6	2.81	0.48
24:DA:1433:A:C6	24:DA:1434:A:N6	2.82	0.48
24:DA:1686:C:H2'	24:DA:1687:G:H5'	1.94	0.48
24:DA:196:A:N3	24:DA:196:A:H2'	2.29	0.48
24:DA:2267:A:H5''	24:DA:2268:A:C5'	2.43	0.48
24:DA:2371:G:C2'	24:DA:2372:U:O5'	2.62	0.48
24:DA:560:C:OP2	59:DA:3249:HOH:O	2.20	0.48
24:DA:615:U:C4	28:DE:35:TYR:CE1	3.01	0.48
24:DA:697:G:C6	24:DA:698:C:N4	2.82	0.48
24:DA:910:A:N3	24:DA:2264:C:O2'	2.40	0.48
25:DB:75:G:H1'	45:DV:29:ILE:CG1	2.44	0.48
26:DC:140:VAL:HG23	26:DC:191:LEU:HA	1.96	0.48
27:DD:180:VAL:O	27:DD:180:VAL:HG12	2.13	0.48
29:DF:103:ILE:N	29:DF:103:ILE:HD12	2.29	0.48
24:DA:2310:C:C4	29:DF:76:PHE:CZ	3.02	0.48
29:DF:73:VAL:HG22	29:DF:78:ILE:HD12	1.95	0.48
34:DK:35:VAL:HA	34:DK:62:VAL:HG23	1.94	0.48
24:DA:2840:C:C5'	37:DN:53:THR:HG21	2.35	0.48
38:DO:51:ALA:HB3	38:DO:78:VAL:HG13	1.95	0.48
40:DQ:15:LYS:O	40:DQ:19:GLN:HG3	2.13	0.48
45:DV:14:LYS:O	45:DV:15:GLY:C	2.52	0.48
1:AA:1072:G:N2	1:AA:1104:G:H1'	2.29	0.48
1:AA:1256:A:O4'	1:AA:1258:G:C8	2.67	0.48
1:AA:1430:A:C2	1:AA:1471:U:C2	3.02	0.48
1:AA:1405:G:OP2	57:AA:1655:NMY:N19	2.44	0.48
1:AA:68:G:O4'	1:AA:171:A:H1'	2.14	0.48
1:AA:374:A:N3	1:AA:375:U:C6	2.81	0.48
1:AA:502:A:H5''	12:AL:115:SER:HB3	1.95	0.48
1:AA:652:U:HO2'	1:AA:653:U:P	2.30	0.48
1:AA:671:G:O3'	6:AF:79:ARG:NH2	2.46	0.48
1:AA:71:A:C2	1:AA:72:A:C4	3.02	0.48
1:AA:765:G:C5'	1:AA:766:A:OP1	2.62	0.48
1:AA:838:G:C2	1:AA:849:G:N3	2.82	0.48
2:AB:23:TRP:O	2:AB:23:TRP:CD2	2.67	0.48

Continued on next page...

Continued from previous page...

Atom-1	Atom-2	Interatomic distance (Å)	Clash overlap (Å)
2:AB:33:GLY:O	2:AB:34:ALA:HB3	2.14	0.48
1:AA:19:A:H5''	5:AE:91:GLY:CA	2.44	0.48
6:AF:62:MET:O	6:AF:63:ASN:C	2.52	0.48
9:AI:87:LEU:HD22	9:AI:95:ARG:HB3	1.96	0.48
10:AJ:29:ALA:HB1	10:AJ:36:VAL:CG1	2.44	0.48
1:AA:1313:U:P	19:AS:6:LYS:HD2	2.54	0.48
20:AT:67:ILE:HD11	20:AT:71:LYS:CE	2.43	0.48
20:AT:75:HIS:C	20:AT:79:LEU:HD11	2.33	0.48
24:BA:1171:G:N2	24:BA:1179:G:N3	2.62	0.48
24:BA:1205:A:O4'	57:BA:3163:NMY:H18	2.14	0.48
24:BA:1256:G:C5	24:BA:1257:C:C5	3.02	0.48
24:BA:1260:A:O2'	24:BA:1261:C:H5'	2.13	0.48
24:BA:1347:A:O2'	24:BA:1348:C:P	2.71	0.48
24:BA:1357:C:H3'	24:BA:1358:G:C8	2.49	0.48
24:BA:1628:G:C6	24:BA:1629:U:C5	3.01	0.48
24:BA:1799:G:N2	24:BA:1818:U:O2'	2.47	0.48
24:BA:1833:C:H2'	24:BA:1834:U:H6	1.78	0.48
24:BA:2283:C:H2'	24:BA:2284:A:H5'	1.96	0.48
24:BA:2352:A:C5	24:BA:2366:A:C2	3.01	0.48
24:BA:2407:A:N3	24:BA:2408:U:C6	2.82	0.48
24:BA:2420:C:OP1	53:B3:33:THR:N	2.44	0.48
24:BA:2424:C:C6	24:BA:2424:C:H3'	2.49	0.48
24:BA:2671:G:C2	24:BA:2672:U:C2	3.02	0.48
24:BA:2699:C:H2'	24:BA:2700:A:C8	2.49	0.48
24:BA:2748:A:C6	24:BA:2757:A:N7	2.82	0.48
24:BA:2753:A:C2'	24:BA:2754:U:H5'	2.44	0.48
24:BA:300:A:H1'	24:BA:319:G:O4'	2.13	0.48
24:BA:545:U:C5	24:BA:548:G:P	3.06	0.48
24:BA:993:G:C2'	24:BA:994:C:O5'	2.61	0.48
25:BB:45:A:N1	25:BB:46:A:N3	2.61	0.48
24:BA:1658:C:H5'	27:BD:138:LEU:CD2	2.44	0.48
28:BE:149:ILE:CD1	28:BE:188:MET:HA	2.43	0.48
30:BG:24:THR:O	30:BG:25:ILE:CG1	2.62	0.48
30:BG:91:VAL:O	30:BG:92:GLY:C	2.52	0.48
32:BI:127:SER:C	32:BI:128:ILE:HG13	2.34	0.48
34:BK:64:ARG:HB2	34:BK:83:ALA:HB3	1.95	0.48
35:BL:63:LYS:O	35:BL:64:PHE:HB3	2.13	0.48
39:BP:112:ARG:O	39:BP:113:LEU:CD2	2.61	0.48
42:BS:21:ALA:O	42:BS:23:LEU:N	2.46	0.48
44:BU:44:HIS:HB3	44:BU:57:ILE:HA	1.96	0.48
45:BV:77:VAL:HG13	45:BV:77:VAL:O	2.13	0.48

Continued on next page...

Continued from previous page...

Atom-1	Atom-2	Interatomic distance (Å)	Clash overlap (Å)
46:BW:31:VAL:HG22	46:BW:32:LEU:N	2.28	0.48
1:CA:1082:A:C2	1:CA:1083:U:O2	2.66	0.48
1:CA:1125:U:C4	10:CJ:40:ILE:HD11	2.49	0.48
1:CA:1142:G:H3'	1:CA:1143:G:O4'	2.13	0.48
1:CA:1261:A:N1	1:CA:1275:A:H1'	2.29	0.48
1:CA:1321:U:C5	1:CA:1322:C:C6	3.02	0.48
1:CA:198:G:C6	1:CA:220:G:N1	2.82	0.48
1:CA:636:U:H5'	17:CQ:6:ARG:NE	2.28	0.48
1:CA:651:C:N3	1:CA:652:U:C4	2.81	0.48
1:CA:706:A:C2	11:CK:44:TRP:HZ2	2.32	0.48
1:CA:706:A:HO2'	11:CK:24:HIS:CD2	2.30	0.48
1:CA:78:A:C6	1:CA:79:G:H1'	2.49	0.48
1:CA:577:G:H1'	1:CA:816:A:N3	2.29	0.48
2:CB:103:ASN:O	2:CB:107:VAL:HG13	2.14	0.48
1:CA:830:G:H5''	2:CB:23:TRP:HE1	1.78	0.48
4:CD:170:TRP:CD1	4:CD:170:TRP:O	2.67	0.48
7:CG:70:ARG:HD3	7:CG:96:ARG:CD	2.43	0.48
9:CI:42:GLU:O	9:CI:44:ALA:N	2.44	0.48
12:CL:117:TYR:CD1	12:CL:117:TYR:N	2.82	0.48
14:CN:15:LEU:HD23	14:CN:54:ASP:CB	2.44	0.48
16:CP:1:MET:HE2	16:CP:1:MET:H1	1.79	0.48
17:CQ:30:LYS:HG2	17:CQ:37:PHE:CE1	2.49	0.48
17:CQ:70:THR:HG23	17:CQ:71:LYS:N	2.28	0.48
18:CR:33:ILE:HG23	18:CR:33:ILE:O	2.14	0.48
19:CS:26:GLY:O	19:CS:27:ASP:C	2.52	0.48
19:CS:71:LEU:O	19:CS:71:LEU:CG	2.62	0.48
21:CU:11:PRO:O	21:CU:12:PHE:CB	2.61	0.48
55:CY:114:THR:HA	55:CY:117:VAL:HG22	1.96	0.48
55:CY:65:LEU:HD23	55:CY:66:LYS:C	2.34	0.48
24:DA:2020:A:H5'	50:D0:8:THR:HG22	1.95	0.48
54:D4:24:ARG:NH2	54:D4:36:ARG:CD	2.77	0.48
24:DA:1023:U:OP2	59:DA:3711:HOH:O	2.20	0.48
24:DA:1033:U:H4'	24:DA:1033:U:OP2	2.13	0.48
24:DA:1225:G:C2	24:DA:1226:A:C2	3.02	0.48
24:DA:1292:G:H2'	24:DA:1293:C:C6	2.49	0.48
24:DA:137:U:H2'	24:DA:140:C:O2	2.13	0.48
24:DA:1470:A:C8	24:DA:1471:G:C8	3.01	0.48
24:DA:1498:C:C5	24:DA:1499:C:C5	3.02	0.48
24:DA:1643:G:C2	24:DA:1644:C:H1'	2.49	0.48
24:DA:2107:G:O2'	24:DA:2108:A:O4'	2.27	0.48
24:DA:214:G:O2'	24:DA:217:A:H5'	2.14	0.48

Continued on next page...

Continued from previous page...

Atom-1	Atom-2	Interatomic distance (Å)	Clash overlap (Å)
24:DA:2323:G:H2'	24:DA:2324:U:C5'	2.44	0.48
24:DA:2402:U:HO2'	24:DA:2403:C:P	2.35	0.48
24:DA:2531:A:C2	24:DA:2532:G:C4	3.02	0.48
57:DA:3188:NMY:H172	57:DA:3188:NMY:C1	2.36	0.48
24:DA:342:A:H2'	24:DA:343:C:O4'	2.14	0.48
24:DA:451:U:C5	24:DA:453:A:C8	3.02	0.48
24:DA:591:U:H1'	53:D3:1:PRO:H2	1.78	0.48
24:DA:621:A:OP2	35:DL:99:ASN:ND2	2.47	0.48
24:DA:625:G:H2'	24:DA:626:A:C8	2.49	0.48
24:DA:661:A:H2'	24:DA:662:G:O4'	2.14	0.48
24:DA:834:G:C2	24:DA:835:C:C2	3.01	0.48
24:DA:984:A:C5'	24:DA:985:C:OP2	2.62	0.48
25:DB:83:G:C2'	25:DB:84:G:C5'	2.91	0.48
26:DC:114:GLN:O	26:DC:115:ILE:CG2	2.61	0.48
27:DD:160:LYS:HZ2	27:DD:160:LYS:H	1.61	0.48
28:DE:108:ILE:HD13	28:DE:181:ILE:HG23	1.96	0.48
28:DE:125:SER:OG	28:DE:126:VAL:N	2.46	0.48
30:DG:67:ALA:O	30:DG:68:ARG:C	2.52	0.48
34:DK:77:ILE:HG12	39:DP:71:ARG:HG2	1.95	0.48
34:DK:93:GLN:HG3	34:DK:94:PRO:HD2	1.96	0.48
36:DM:2:LEU:O	36:DM:3:GLN:HB3	2.13	0.48
39:DP:30:TRP:CZ3	39:DP:81:ASP:CG	2.87	0.48
40:DQ:75:TYR:C	40:DQ:75:TYR:CD1	2.87	0.48
41:DR:21:ARG:NH2	41:DR:93:PHE:CE1	2.82	0.48
42:DS:29:VAL:HG23	42:DS:69:LEU:O	2.13	0.48
44:DU:48:VAL:O	44:DU:53:GLN:HA	2.13	0.48
44:DU:73:ASN:HA	44:DU:95:PHE:CE1	2.49	0.48
46:DW:41:ARG:HA	46:DW:41:ARG:HE	1.78	0.48
47:DX:60:LYS:HG2	47:DX:61:LYS:N	2.29	0.48
1:AA:1008:U:C2	1:AA:1022:A:C2	3.02	0.48
1:AA:1047:G:H5''	14:AN:3:GLN:HG2	1.94	0.48
1:AA:126:G:OP1	1:AA:605:U:O2'	2.31	0.48
1:AA:1324:A:N7	1:AA:1325:C:C5	2.82	0.48
1:AA:1478:U:H2'	1:AA:1479:C:C6	2.49	0.48
1:AA:1492:A:H2'	1:AA:1493:A:O5'	2.11	0.48
1:AA:327:A:C2	1:AA:329:A:C4	3.02	0.48
1:AA:330:C:H2'	1:AA:331:G:H5'	1.95	0.48
1:AA:361:G:H2'	1:AA:362:G:H5'	1.96	0.48
1:AA:496:A:N3	1:AA:497:G:N7	2.61	0.48
1:AA:632:U:O2	1:AA:632:U:C2'	2.62	0.48
1:AA:683:G:O2'	1:AA:684:U:C5'	2.62	0.48

Continued on next page...

Continued from previous page...

Atom-1	Atom-2	Interatomic distance (Å)	Clash overlap (Å)
1:AA:72:A:C6	1:AA:73:C:N4	2.82	0.48
1:AA:979:C:C4	1:AA:980:C:N3	2.82	0.48
2:AB:91:PHE:CE1	2:AB:150:GLY:CA	2.97	0.48
2:AB:69:PHE:CD1	2:AB:90:PHE:O	2.67	0.48
7:AG:68:ASN:OD1	7:AG:128:ALA:HA	2.14	0.48
7:AG:92:ARG:CB	7:AG:93:PRO:HD2	2.44	0.48
9:AI:123:ARG:HB2	9:AI:123:ARG:NH1	2.28	0.48
16:AP:19:VAL:HG22	16:AP:37:GLY:C	2.33	0.48
1:AA:1221:G:H5'	19:AS:36:ARG:HH21	1.79	0.48
1:AA:958:A:N1	19:AS:54:GLY:HA2	2.28	0.48
24:BA:1068:G:N3	24:BA:1068:G:C2'	2.76	0.48
24:BA:1358:G:N2	24:BA:1372:U:OP2	2.31	0.48
24:BA:1422:G:C6	24:BA:1423:G:N7	2.82	0.48
24:BA:1517:G:C6	24:BA:1518:C:N3	2.82	0.48
24:BA:1712:U:C4	24:BA:1713:A:C6	3.02	0.48
24:BA:1819:A:H5'	26:BC:156:SER:OG	2.14	0.48
24:BA:187:G:C2	24:BA:210:C:C2	3.02	0.48
24:BA:1998:A:O3'	24:BA:2724:U:H4'	2.13	0.48
24:BA:2166:U:C3'	24:BA:2167:U:H5'	2.44	0.48
24:BA:2221:G:O2'	24:BA:2222:C:H5'	2.13	0.48
24:BA:962:G:H21	24:BA:2250:G:H1	1.61	0.48
24:BA:2348:U:OP2	53:B3:37:THR:HG21	2.13	0.48
24:BA:2668:G:C2	24:BA:2669:G:C4	3.01	0.48
24:BA:27:G:O2'	24:BA:28:A:P	2.70	0.48
57:BA:3163:NMY:C17	57:BA:3163:NMY:H2	2.43	0.48
24:BA:608:A:H3'	24:BA:609:A:C8	2.48	0.48
24:BA:755:U:H2'	24:BA:756:A:C8	2.49	0.48
25:BB:91:C:H2'	25:BB:92:C:C6	2.49	0.48
26:BC:188:ARG:O	26:BC:189:ALA:CB	2.61	0.48
29:BF:107:VAL:HG12	29:BF:108:PRO:HD3	1.96	0.48
29:BF:103:ILE:HG21	29:BF:174:PHE:CZ	2.48	0.48
30:BG:120:ILE:CD1	30:BG:134:GLY:HA3	2.43	0.48
37:BN:44:LEU:HA	37:BN:47:VAL:CG1	2.43	0.48
38:BO:94:ARG:O	38:BO:97:PHE:N	2.43	0.48
39:BP:83:ILE:CD1	39:BP:83:ILE:C	2.82	0.48
40:BQ:109:VAL:O	40:BQ:113:LYS:HB2	2.14	0.48
41:BR:49:ILE:CG1	41:BR:52:PRO:C	2.77	0.48
43:BT:61:LEU:CD1	43:BT:82:LYS:HB2	2.44	0.48
44:BU:4:ILE:O	44:BU:5:ARG:CG	2.62	0.48
45:BV:42:LEU:HD23	45:BV:42:LEU:N	2.28	0.48
24:BA:2387:U:H1'	46:BW:41:ARG:CD	2.43	0.48

Continued on next page...

Continued from previous page...

Atom-1	Atom-2	Interatomic distance (Å)	Clash overlap (Å)
47:BX:57:VAL:HG13	47:BX:58:ILE:N	2.29	0.48
48:BY:24:GLU:O	48:BY:26:PHE:N	2.47	0.48
1:CA:12:U:H4'	1:CA:526:C:H4'	1.96	0.48
1:CA:1309:G:H2'	1:CA:1310:G:C8	2.48	0.48
1:CA:1349:A:H5''	9:CI:123:ARG:HB2	1.96	0.48
1:CA:601:G:C6	1:CA:602:A:C6	3.02	0.48
1:CA:89:U:O2'	1:CA:90:C:H5'	2.14	0.48
1:CA:914:A:C6	1:CA:915:A:C5	3.01	0.48
2:CB:118:GLU:HA	2:CB:141:LEU:HD11	1.96	0.48
2:CB:166:ALA:HB2	2:CB:187:VAL:HA	1.96	0.48
3:CC:152:GLU:HB3	3:CC:167:TRP:CB	2.44	0.48
1:CA:620:C:C2	4:CD:132:ILE:CD1	2.97	0.48
4:CD:139:PRO:O	4:CD:140:ASN:C	2.53	0.48
4:CD:143:VAL:O	4:CD:144:SER:HB2	2.14	0.48
4:CD:149:ALA:HA	4:CD:152:GLN:CD	2.34	0.48
1:CA:542:G:H5'	4:CD:39:GLY:HA3	1.96	0.48
8:CH:7:ILE:N	8:CH:7:ILE:HD12	2.29	0.48
9:CI:12:ARG:O	9:CI:13:LYS:CB	2.61	0.48
11:CK:81:ASN:HB3	11:CK:106:ARG:NE	2.28	0.48
13:CM:54:ASP:O	13:CM:56:LEU:N	2.47	0.48
15:CO:31:LEU:CD1	15:CO:31:LEU:N	2.77	0.48
15:CO:6:GLU:OE1	15:CO:7:ALA:CA	2.62	0.48
16:CP:20:VAL:HG13	16:CP:34:GLU:O	2.14	0.48
16:CP:4:ILE:HD13	16:CP:21:VAL:HG12	1.96	0.48
17:CQ:48:ASP:O	17:CQ:49:GLU:C	2.52	0.48
55:CY:20:PHE:HB2	55:CY:124:ALA:HB1	1.95	0.48
55:CY:87:LEU:CB	55:CY:89:LEU:HG	2.44	0.48
51:D1:50:GLU:HG2	51:D1:51:ALA:N	2.29	0.48
54:D4:3:VAL:CG2	54:D4:3:VAL:O	2.62	0.48
24:DA:1015:U:C2'	24:DA:1016:G:H5'	2.44	0.48
24:DA:1188:U:O2'	24:DA:1189:A:H5'	2.13	0.48
24:DA:1301:A:C2	24:DA:1303:G:C6	3.01	0.48
24:DA:1434:A:H1'	24:DA:1435:G:C8	2.48	0.48
24:DA:181:A:H2'	24:DA:181:A:N3	2.29	0.48
24:DA:1832:C:H2'	24:DA:1833:C:O4'	2.14	0.48
24:DA:2064:C:H2'	24:DA:2065:C:C6	2.49	0.48
24:DA:2146:C:C6	24:DA:2146:C:OP1	2.67	0.48
24:DA:246:C:H2'	24:DA:247:G:H5'	1.95	0.48
24:DA:2780:G:OP2	33:DJ:120:ARG:NH2	2.47	0.48
24:DA:1:G:H2'	24:DA:2:G:H8	1.78	0.48
24:DA:450:G:N1	24:DA:454:A:OP2	2.40	0.48

Continued on next page...

Continued from previous page...

Atom-1	Atom-2	Interatomic distance (Å)	Clash overlap (Å)
24:DA:477:A:C2'	24:DA:478:A:O5'	2.61	0.48
24:DA:526:A:N1	24:DA:2625:G:O2'	2.44	0.48
24:DA:63:A:C2	24:DA:64:A:C8	3.01	0.48
24:DA:971:G:H2'	24:DA:972:A:O5'	2.14	0.48
24:DA:996:A:C2	24:DA:997:G:C8	3.01	0.48
24:DA:1695:G:N7	26:DC:13:ARG:NH2	2.61	0.48
24:DA:729:G:C6	26:DC:206:LYS:HB2	2.48	0.48
24:DA:782:A:C2	26:DC:224:MET:SD	3.07	0.48
27:DD:22:ILE:HD12	27:DD:23:PRO:N	2.29	0.48
27:DD:68:PHE:CD1	27:DD:75:ALA:HA	2.48	0.48
28:DE:154:ASP:OD1	28:DE:155:GLU:N	2.47	0.48
28:DE:23:PHE:CE1	35:DL:2:ARG:NH2	2.82	0.48
28:DE:79:ARG:O	28:DE:80:SER:HB2	2.14	0.48
29:DF:121:PHE:CG	29:DF:127:TYR:CZ	3.01	0.48
29:DF:137:PHE:CD1	29:DF:137:PHE:N	2.81	0.48
29:DF:95:MET:SD	29:DF:99:PHE:HE1	2.37	0.48
31:DH:76:GLU:C	31:DH:142:VAL:HG12	2.33	0.48
1:CA:345:C:HO2'	34:DK:108:ARG:HH22	1.61	0.48
34:DK:8:LEU:CD1	34:DK:19:VAL:HG12	2.43	0.48
34:DK:70:ARG:HD2	34:DK:76:VAL:CG2	2.44	0.48
35:DL:26:GLY:C	35:DL:27:LEU:HG	2.33	0.48
36:DM:36:VAL:HG22	45:DV:82:TYR:CD2	2.48	0.48
24:DA:2496:C:P	36:DM:81:ARG:NH2	2.83	0.48
37:DN:108:ALA:HB3	37:DN:110:MET:HE2	1.96	0.48
37:DN:71:ARG:CG	37:DN:71:ARG:HH21	2.27	0.48
38:DO:34:HIS:NE2	38:DO:54:VAL:CG1	2.76	0.48
40:DQ:90:ASP:OD2	41:DR:11:GLN:HB2	2.13	0.48
40:DQ:87:VAL:HB	41:DR:49:ILE:HG22	1.96	0.48
41:DR:7:SER:O	41:DR:9:GLY:N	2.40	0.48
43:DT:82:LYS:HD3	43:DT:84:TYR:CE1	2.49	0.48
47:DX:15:ASN:ND2	47:DX:23:ALA:HB1	2.29	0.48
1:AA:1152:A:C6	1:AA:1153:G:C5	3.02	0.48
1:AA:1298:U:O4'	1:AA:1299:A:C2	2.67	0.48
1:AA:551:U:C4	1:AA:552:U:C5	3.01	0.48
1:AA:71:A:C2	1:AA:72:A:C5	3.01	0.48
2:AB:53:ALA:HB3	2:AB:54:LEU:HD12	1.95	0.48
2:AB:96:TRP:CH2	2:AB:175:GLU:OE2	2.67	0.48
5:AE:136:VAL:O	5:AE:138:ARG:N	2.43	0.48
5:AE:83:HIS:CG	5:AE:84:PRO:CD	2.96	0.48
6:AF:9:MET:HB2	6:AF:85:ILE:HG12	1.96	0.48
9:AI:50:GLN:O	9:AI:51:PRO:C	2.50	0.48

Continued on next page...

Continued from previous page...

Atom-1	Atom-2	Interatomic distance (Å)	Clash overlap (Å)
9:AI:30:ILE:HG13	9:AI:65:ILE:HD12	1.95	0.48
11:AK:72:ASP:C	11:AK:74:VAL:H	2.17	0.48
11:AK:94:GLU:O	11:AK:96:THR:N	2.47	0.48
12:AL:4:VAL:HG22	12:AL:5:ASN:N	2.27	0.48
13:AM:21:SER:C	13:AM:22:ILE:HG22	2.35	0.48
16:AP:4:ILE:HG22	16:AP:5:ARG:N	2.29	0.48
16:AP:67:ILE:N	16:AP:67:ILE:HD12	2.29	0.48
1:AA:265:G:C2'	17:AQ:67:LEU:O	2.61	0.48
19:AS:36:ARG:HD3	19:AS:75:ALA:HB3	1.95	0.48
24:BA:1144:A:H2'	24:BA:1145:C:O5'	2.14	0.48
24:BA:1205:A:C5	28:BE:165:HIS:CG	3.02	0.48
24:BA:1462:C:C4'	24:BA:2702:G:H21	2.27	0.48
24:BA:1782:U:H1'	24:BA:2609:U:H5'	1.96	0.48
24:BA:1865:U:C5	24:BA:1875:G:C2	3.02	0.48
24:BA:2425:A:H5''	24:BA:2427:C:O4'	2.14	0.48
24:BA:2464:G:H2'	24:BA:2465:C:O4'	2.14	0.48
24:BA:2816:G:C5	24:BA:2817:U:C5	3.02	0.48
24:BA:2840:C:H2'	24:BA:2841:C:H6	1.79	0.48
24:BA:416:U:C4	24:BA:417:C:C4	3.02	0.48
24:BA:422:A:C6	24:BA:423:A:C6	3.01	0.48
24:BA:769:U:C2	24:BA:770:G:C8	3.02	0.48
25:BB:2:G:N2	25:BB:3:C:C2	2.82	0.48
29:BF:3:LEU:C	29:BF:3:LEU:HD12	2.34	0.48
31:BH:103:VAL:O	31:BH:103:VAL:HG13	2.14	0.48
37:BN:44:LEU:O	37:BN:48:VAL:HG23	2.13	0.48
40:BQ:78:PHE:O	40:BQ:78:PHE:CD1	2.67	0.48
42:BS:62:ASP:O	42:BS:63:GLY:C	2.52	0.48
44:BU:3:LYS:O	44:BU:82:VAL:HG21	2.14	0.48
44:BU:66:VAL:C	44:BU:68:ASN:N	2.67	0.48
44:BU:7:ASP:N	44:BU:24:VAL:HG23	2.28	0.48
45:BV:17:SER:HA	45:BV:20:LEU:HD13	1.96	0.48
48:BY:17:GLU:HA	48:BY:20:ASN:HB2	1.95	0.48
1:CA:1074:G:C5	1:CA:1075:U:C5	3.02	0.48
1:CA:1102:A:C2	1:CA:1103:C:C2	3.02	0.48
1:CA:1371:G:C5	1:CA:1372:U:C5	3.02	0.48
1:CA:193:C:H2'	1:CA:194:C:H6	1.79	0.48
1:CA:20:U:O4	1:CA:21:G:C6	2.67	0.48
1:CA:343:U:O3'	1:CA:344:A:H2'	2.13	0.48
1:CA:459:A:N1	1:CA:460:A:C6	2.82	0.48
1:CA:607:A:C4	1:CA:608:A:C8	3.02	0.48
1:CA:692:U:H2'	1:CA:694:A:C8	2.49	0.48

Continued on next page...

Continued from previous page...

Atom-1	Atom-2	Interatomic distance (Å)	Clash overlap (Å)
1:CA:847:G:H2'	1:CA:848:C:H5'	1.96	0.48
1:CA:940:C:N3	1:CA:941:G:C5	2.81	0.48
1:CA:983:A:H2'	1:CA:983:A:N3	2.29	0.48
1:CA:992:U:C2	1:CA:1043:G:N7	2.82	0.48
2:CB:144:LEU:HB2	2:CB:148:LEU:HD21	1.96	0.48
3:CC:128:VAL:O	3:CC:129:MET:CB	2.62	0.48
4:CD:77:LYS:O	4:CD:78:GLU:C	2.52	0.48
6:CF:32:ALA:O	6:CF:33:GLU:C	2.51	0.48
7:CG:123:GLU:HA	7:CG:126:ASP:OD2	2.14	0.48
7:CG:88:PRO:HD2	7:CG:151:PHE:CD1	2.49	0.48
10:CJ:81:GLU:O	10:CJ:85:ASP:CG	2.52	0.48
11:CK:57:LYS:O	11:CK:58:SER:HB2	2.14	0.48
12:CL:49:LEU:HD12	12:CL:49:LEU:N	2.29	0.48
13:CM:48:LEU:O	13:CM:48:LEU:HD13	2.14	0.48
1:CA:980:C:O2'	14:CN:12:ARG:NH2	2.47	0.48
14:CN:27:LYS:HA	14:CN:30:ILE:HG22	1.95	0.48
18:CR:28:THR:HG23	18:CR:29:LEU:HD12	1.96	0.48
22:CV:21:A:C4	22:CV:48:C:N3	2.82	0.48
55:CY:2:ILE:O	55:CY:5:ILE:N	2.47	0.48
12:CL:39:THR:OG1	55:CY:83:MET:O	2.21	0.48
24:DA:1338:G:C2'	24:DA:1339:G:O5'	2.62	0.48
24:DA:1458:U:O2	24:DA:1459:G:O6	2.31	0.48
24:DA:1821:A:O5'	24:DA:1821:A:H8	1.97	0.48
24:DA:204:A:H4'	24:DA:205:G:OP1	2.14	0.48
24:DA:2060:A:O2'	24:DA:2061:G:P	2.72	0.48
24:DA:2455:G:H2'	24:DA:2456:C:C6	2.49	0.48
24:DA:2519:U:C4	24:DA:2542:A:C5	3.01	0.48
24:DA:2743:U:H2'	24:DA:2744:G:O4'	2.13	0.48
15:CO:89:ARG:NH1	24:DA:714:U:C5	2.81	0.48
26:DC:156:SER:O	26:DC:159:THR:CG2	2.62	0.48
24:DA:1816:C:H3'	26:DC:61:TYR:CE1	2.49	0.48
29:DF:109:ARG:CZ	29:DF:136:ILE:O	2.61	0.48
29:DF:33:ILE:HA	29:DF:155:ILE:HA	1.95	0.48
37:DN:10:LEU:O	37:DN:12:ARG:HG3	2.14	0.48
40:DQ:37:ALA:CB	40:DQ:40:LYS:HE2	2.43	0.48
24:DA:1341:G:C2	43:DT:84:TYR:CD2	3.01	0.48
44:DU:73:ASN:O	44:DU:74:ALA:C	2.52	0.48
45:DV:80:HIS:CD2	45:DV:81:PRO:HD2	2.49	0.48
45:DV:87:GLN:HA	45:DV:87:GLN:OE1	2.14	0.48
49:DZ:13:ILE:HG22	49:DZ:14:GLY:N	2.29	0.48
1:AA:1086:U:O2'	1:AA:1087:G:H5'	2.13	0.47

Continued on next page...

Continued from previous page...

Atom-1	Atom-2	Interatomic distance (Å)	Clash overlap (Å)
1:AA:1220:G:H4'	19:AS:34:TRP:HB3	1.94	0.47
1:AA:1273:C:C4	1:AA:1274:A:N7	2.81	0.47
1:AA:1366:C:H2'	1:AA:1367:C:H6	1.79	0.47
1:AA:1411:C:C2'	1:AA:1412:C:O5'	2.62	0.47
1:AA:176:C:H2'	1:AA:176:C:O2	2.13	0.47
1:AA:337:G:C6	1:AA:338:A:C6	3.01	0.47
1:AA:341:C:C2	1:AA:349:A:C2	3.02	0.47
1:AA:371:A:H5''	1:AA:372:C:OP2	2.12	0.47
1:AA:392:C:C2	1:AA:393:A:C8	3.02	0.47
1:AA:395:C:C4	1:AA:396:C:N4	2.82	0.47
1:AA:428:G:H5'	4:AD:9:LEU:CD1	2.41	0.47
1:AA:511:C:O2'	1:AA:512:U:P	2.72	0.47
1:AA:529:G:H4'	1:AA:530:G:OP2	2.14	0.47
1:AA:577:G:N9	1:AA:816:A:C2	2.82	0.47
1:AA:678:U:C2	1:AA:713:G:N2	2.81	0.47
1:AA:684:U:H1'	11:AK:40:ASN:CA	2.43	0.47
1:AA:665:A:C2	1:AA:732:C:C5	3.01	0.47
1:AA:81:A:H2'	1:AA:82:G:C8	2.49	0.47
1:AA:893:C:H2'	1:AA:894:G:H5'	1.94	0.47
5:AE:83:HIS:CE1	5:AE:84:PRO:O	2.66	0.47
9:AI:50:GLN:CG	9:AI:51:PRO:CD	2.92	0.47
11:AK:52:PHE:CZ	11:AK:62:ALA:HA	2.49	0.47
12:AL:75:GLN:HG2	12:AL:76:GLU:CB	2.44	0.47
13:AM:31:LYS:HG3	13:AM:32:ALA:N	2.29	0.47
13:AM:16:VAL:HG12	13:AM:34:LEU:HD12	1.96	0.47
14:AN:48:LEU:O	14:AN:49:GLN:HB2	2.13	0.47
20:AT:27:MET:O	20:AT:27:MET:HG3	2.14	0.47
20:AT:79:LEU:HD12	20:AT:80:THR:H	1.79	0.47
21:AU:21:ARG:CZ	23:AX:4:G:H1'	2.43	0.47
11:AK:109:ASN:ND2	21:AU:6:VAL:O	2.47	0.47
51:B1:32:LYS:HD3	51:B1:50:GLU:HA	1.96	0.47
24:BA:1107:G:H2'	24:BA:1108:U:O4'	2.14	0.47
24:BA:1288:G:N3	24:BA:1327:A:C2	2.82	0.47
24:BA:1343:G:C5	24:BA:1344:U:O4	2.67	0.47
24:BA:1493:C:C3'	24:BA:1494:A:H5'	2.44	0.47
24:BA:1559:U:H4'	24:BA:1560:G:OP2	2.13	0.47
24:BA:1719:G:C6	24:BA:1720:U:C4	3.02	0.47
24:BA:2033:A:N6	24:BA:2036:C:C2	2.82	0.47
24:BA:2419:U:H5''	51:B1:21:THR:HG21	1.96	0.47
24:BA:2644:G:C8	24:BA:2645:G:C2	3.02	0.47
24:BA:2745:C:H2'	24:BA:2746:U:O4'	2.13	0.47

Continued on next page...

Continued from previous page...

Atom-1	Atom-2	Interatomic distance (Å)	Clash overlap (Å)
24:BA:2803:G:H2'	24:BA:2804:U:H6	1.77	0.47
24:BA:2721:A:H1'	24:BA:2873:A:O2'	2.14	0.47
24:BA:712:G:C2'	24:BA:713:G:H5'	2.44	0.47
25:BB:24:G:N2	25:BB:28:C:C2	2.81	0.47
25:BB:49:C:OP1	38:BO:102:ARG:HD3	2.13	0.47
26:BC:122:ALA:HB3	26:BC:127:ASN:ND2	2.29	0.47
26:BC:141:HIS:CB	26:BC:194:VAL:HG12	2.44	0.47
26:BC:212:TRP:HD1	26:BC:212:TRP:C	2.18	0.47
27:BD:34:VAL:CG2	27:BD:48:ILE:HG12	2.44	0.47
30:BG:89:VAL:HG23	30:BG:160:GLY:N	2.30	0.47
34:BK:23:LYS:HA	34:BK:23:LYS:HE3	1.96	0.47
34:BK:62:VAL:HG11	34:BK:65:THR:HG22	1.96	0.47
36:BM:73:ILE:HG22	36:BM:74:THR:N	2.29	0.47
24:BA:955:U:OP1	36:BM:86:LYS:HE2	2.14	0.47
39:BP:113:LEU:O	39:BP:113:LEU:HG	2.13	0.47
39:BP:47:ILE:HA	39:BP:96:LEU:HD12	1.96	0.47
40:BQ:104:ALA:O	40:BQ:107:ALA:HB3	2.14	0.47
40:BQ:51:GLN:O	40:BQ:54:ARG:CG	2.62	0.47
44:BU:12:VAL:HG11	44:BU:38:ILE:CD1	2.44	0.47
1:CA:1125:U:C5	10:CJ:40:ILE:CD1	2.97	0.47
1:CA:1286:U:O2	1:CA:1286:U:H2'	2.14	0.47
1:CA:1304:G:C6	1:CA:1305:G:C2	3.02	0.47
1:CA:1503:A:C8	1:CA:1531:A:N3	2.81	0.47
1:CA:149:A:C2	1:CA:150:U:N1	2.82	0.47
1:CA:390:U:C2	1:CA:391:G:C8	3.02	0.47
1:CA:588:G:N2	1:CA:589:U:H1'	2.29	0.47
1:CA:606:G:H2'	1:CA:607:A:OP1	2.14	0.47
1:CA:716:A:C2'	1:CA:717:U:O5'	2.62	0.47
1:CA:831:A:C5'	1:CA:832:G:OP2	2.62	0.47
3:CC:165:THR:CG2	3:CC:166:GLU:N	2.76	0.47
3:CC:169:ARG:HG3	3:CC:170:GLU:N	2.29	0.47
4:CD:138:SER:OG	4:CD:139:PRO:CD	2.62	0.47
4:CD:52:GLY:O	4:CD:55:LEU:HD12	2.13	0.47
5:CE:96:MET:HB3	5:CE:125:ALA:CB	2.44	0.47
6:CF:43:GLY:CA	6:CF:58:HIS:CD2	2.97	0.47
8:CH:58:GLU:O	8:CH:59:LEU:C	2.51	0.47
17:CQ:12:VAL:O	17:CQ:13:VAL:CB	2.62	0.47
19:CS:18:LYS:HD3	19:CS:31:LEU:CD1	2.44	0.47
20:CT:70:ASN:OD1	20:CT:70:ASN:N	2.39	0.47
1:CA:261:U:OP2	20:CT:71:LYS:HE2	2.14	0.47
20:CT:73:ALA:O	20:CT:77:ALA:N	2.46	0.47

Continued on next page...

Continued from previous page...

Atom-1	Atom-2	Interatomic distance (Å)	Clash overlap (Å)
55:CY:2:ILE:HD12	55:CY:3:SER:N	2.29	0.47
51:D1:12:SER:OG	51:D1:18:HIS:O	2.21	0.47
51:D1:49:LYS:O	51:D1:50:GLU:O	2.32	0.47
24:DA:819:A:C4	24:DA:1189:A:C2	3.02	0.47
24:DA:1244:A:OP1	35:DL:7:SER:CB	2.62	0.47
24:DA:1441:G:H2'	24:DA:1442:U:C6	2.48	0.47
24:DA:1666:G:O2'	34:DK:6:THR:CG2	2.62	0.47
24:DA:1873:G:C4	24:DA:1874:C:C6	3.02	0.47
24:DA:2152:G:N7	24:DA:2153:C:C4	2.82	0.47
24:DA:2209:G:C6	24:DA:2210:U:O4	2.67	0.47
24:DA:2315:G:O2'	29:DF:124:ARG:NE	2.46	0.47
24:DA:297:G:O3'	44:DU:84:PHE:CB	2.61	0.47
24:DA:416:U:H2'	24:DA:417:C:H6	1.79	0.47
24:DA:439:A:C6	24:DA:440:C:C4	3.02	0.47
24:DA:514:A:H1'	24:DA:581:C:O2'	2.14	0.47
26:DC:106:PRO:O	26:DC:107:LYS:C	2.52	0.47
31:DH:70:GLU:O	31:DH:71:LYS:O	2.32	0.47
33:DJ:5:THR:HB	33:DJ:7:LYS:CE	2.44	0.47
37:DN:15:SER:HA	37:DN:18:GLN:HB3	1.96	0.47
25:DB:30:C:OP1	38:DO:3:LYS:CE	2.62	0.47
40:DQ:51:GLN:O	40:DQ:54:ARG:N	2.45	0.47
41:DR:4:VAL:HA	41:DR:12:HIS:O	2.14	0.47
41:DR:51:VAL:HG23	41:DR:52:PRO:N	2.29	0.47
42:DS:23:LEU:CD1	42:DS:39:THR:HG21	2.44	0.47
44:DU:32:LYS:NZ	44:DU:64:ILE:C	2.58	0.47
1:AA:1264:U:C2	1:AA:1272:G:N2	2.80	0.47
1:AA:1295:U:H2'	1:AA:1296:C:C6	2.49	0.47
1:AA:1224:U:C4	1:AA:1322:C:O2	2.67	0.47
1:AA:37:U:P	12:AL:120:LYS:HA	2.54	0.47
1:AA:465:A:C6	1:AA:466:A:C6	3.02	0.47
1:AA:489:C:H2'	1:AA:489:C:O2	2.14	0.47
1:AA:625:U:H2'	1:AA:626:G:H8	1.79	0.47
1:AA:656:G:O2'	15:AO:28:GLN:NE2	2.46	0.47
1:AA:782:A:N7	1:AA:783:C:C4	2.83	0.47
1:AA:907:A:C2	1:AA:908:A:N9	2.82	0.47
2:AB:24:ASN:O	2:AB:26:LYS:N	2.47	0.47
3:AC:54:ARG:O	3:AC:54:ARG:HG3	2.14	0.47
4:AD:88:GLU:O	4:AD:92:ALA:N	2.47	0.47
5:AE:111:MET:CE	5:AE:125:ALA:HB1	2.44	0.47
8:AH:43:GLU:CG	8:AH:44:GLY:H	2.27	0.47
8:AH:78:VAL:HG12	8:AH:85:ILE:HD12	1.95	0.47

Continued on next page...

Continued from previous page...

Atom-1	Atom-2	Interatomic distance (Å)	Clash overlap (Å)
9:AI:51:PRO:O	9:AI:53:GLU:N	2.46	0.47
11:AK:93:ARG:CA	11:AK:93:ARG:NE	2.77	0.47
12:AL:31:ARG:O	12:AL:58:THR:HB	2.13	0.47
12:AL:86:ARG:CZ	12:AL:86:ARG:HB2	2.43	0.47
13:AM:114:LYS:CB	13:AM:115:PRO:HD3	2.44	0.47
18:AR:56:ALA:CA	18:AR:59:ILE:CG2	2.91	0.47
18:AR:60:LYS:HD3	18:AR:63:ARG:NH1	2.29	0.47
19:AS:18:LYS:C	19:AS:19:VAL:HG23	2.34	0.47
21:AU:26:ALA:HB2	23:AX:5:A:C5'	2.43	0.47
51:B1:28:THR:O	51:B1:29:LYS:CB	2.62	0.47
52:B2:35:ARG:O	52:B2:37:LYS:N	2.47	0.47
24:BA:1021:A:C2'	24:BA:1021:A:N3	2.77	0.47
24:BA:1053:C:C2	24:BA:1107:G:N2	2.83	0.47
24:BA:1172:C:N4	24:BA:1173:U:C2	2.82	0.47
24:BA:1190:G:P	35:BL:32:GLY:HA2	2.54	0.47
24:BA:142:A:C2'	24:BA:143:C:O5'	2.62	0.47
24:BA:2165:C:O2	24:BA:2165:C:C2'	2.61	0.47
24:BA:2211:A:H1'	24:BA:2212:A:OP1	2.13	0.47
24:BA:2211:A:C1'	24:BA:2212:A:OP1	2.62	0.47
24:BA:2204:G:O6	24:BA:2221:G:C5	2.67	0.47
24:BA:2295:C:P	38:BO:10:ARG:HH12	2.37	0.47
24:BA:2435:A:C6	24:BA:2436:G:N7	2.82	0.47
24:BA:2447:G:C4	24:BA:2501:C:C5	3.01	0.47
24:BA:2725:A:C5	24:BA:2727:A:C4	3.02	0.47
24:BA:2776:A:C2	24:BA:2778:A:C4	3.02	0.47
24:BA:2795:C:H2'	24:BA:2796:U:C6	2.48	0.47
24:BA:347:A:N1	24:BA:348:A:C6	2.82	0.47
24:BA:475:C:O4'	24:BA:509:C:C6	2.67	0.47
24:BA:615:U:H5''	24:BA:616:A:C8	2.49	0.47
24:BA:637:A:C6	24:BA:652:U:H4'	2.49	0.47
24:BA:871:U:H2'	24:BA:872:U:C6	2.49	0.47
25:BB:29:A:P	38:BO:32:PRO:HD2	2.54	0.47
26:BC:16:VAL:N	26:BC:203:VAL:HG22	2.29	0.47
26:BC:245:THR:CB	26:BC:246:PRO:HD2	2.44	0.47
26:BC:43:ASN:O	26:BC:44:ASN:C	2.53	0.47
27:BD:124:ARG:CD	27:BD:160:LYS:HZ1	2.28	0.47
27:BD:125:TRP:CD2	27:BD:160:LYS:HB2	2.50	0.47
24:BA:2773:C:OP1	27:BD:169:ARG:NH2	2.47	0.47
30:BG:138:GLN:O	30:BG:139:VAL:C	2.52	0.47
34:BK:108:ARG:NH2	39:BP:33:GLU:HG2	2.29	0.47
36:BM:41:LEU:HG	36:BM:96:ILE:HD11	1.96	0.47

Continued on next page...

Continued from previous page...

Atom-1	Atom-2	Interatomic distance (Å)	Clash overlap (Å)
24:BA:2294:G:C3'	38:BO:10:ARG:HH12	2.27	0.47
41:BR:63:VAL:HG13	41:BR:94:THR:CG2	2.45	0.47
42:BS:89:ALA:O	42:BS:90:LYS:HB2	2.14	0.47
47:BX:45:PHE:C	47:BX:46:VAL:HG13	2.34	0.47
49:BZ:36:GLU:O	49:BZ:37:ARG:NH1	2.47	0.47
1:CA:1025:U:H4'	1:CA:1026:G:C8	2.49	0.47
1:CA:1087:G:N2	1:CA:1099:G:H1'	2.29	0.47
1:CA:1345:U:C2	1:CA:1377:A:N1	2.82	0.47
1:CA:1501:C:C6	1:CA:1504:G:C8	3.02	0.47
1:CA:1507:A:H8	1:CA:1507:A:H5''	1.79	0.47
1:CA:1508:A:C6	1:CA:1509:C:C4	3.03	0.47
1:CA:175:C:H2'	1:CA:176:C:C6	2.49	0.47
1:CA:499:A:N3	1:CA:500:G:H1'	2.29	0.47
1:CA:654:G:C4	1:CA:655:A:C8	3.02	0.47
1:CA:702:A:H5''	1:CA:703:G:N7	2.29	0.47
1:CA:774:G:C6	1:CA:775:G:C5	3.02	0.47
1:CA:782:A:C6	1:CA:801:U:C6	3.02	0.47
1:CA:908:A:C2	1:CA:909:A:C5	3.02	0.47
1:CA:940:C:O2	1:CA:941:G:N9	2.47	0.47
1:CA:95:C:C2	1:CA:96:U:C5	3.02	0.47
3:CC:73:PRO:O	3:CC:77:ILE:CG1	2.62	0.47
1:CA:511:C:H5'	4:CD:44:ARG:NH1	2.30	0.47
6:CF:9:MET:HG3	6:CF:85:ILE:CG2	2.44	0.47
9:CI:25:ASN:N	9:CI:25:ASN:OD1	2.46	0.47
13:CM:14:HIS:CE1	13:CM:42:ASP:HB3	2.49	0.47
13:CM:68:ASP:HA	13:CM:71:ARG:NE	2.29	0.47
15:CO:24:SER:O	15:CO:27:VAL:CG2	2.62	0.47
11:CK:127:ARG:HB2	21:CU:35:ARG:HH22	1.79	0.47
21:CU:37:PHE:CD1	21:CU:37:PHE:C	2.88	0.47
50:D0:25:THR:HG23	50:D0:26:SER:N	2.30	0.47
50:D0:24:VAL:CG1	50:D0:25:THR:N	2.77	0.47
52:D2:34:ARG:NH1	52:D2:39:ARG:CD	2.76	0.47
52:D2:43:THR:O	52:D2:44:VAL:HG12	2.14	0.47
53:D3:25:HIS:CB	53:D3:43:LEU:HB3	2.43	0.47
24:DA:2466:C:H5''	54:D4:5:ALA:HB3	1.96	0.47
24:DA:1072:C:O2'	24:DA:1094:U:O4	2.31	0.47
24:DA:1361:G:C5	24:DA:1362:C:N4	2.81	0.47
24:DA:1539:U:H2'	24:DA:1540:G:C8	2.49	0.47
24:DA:1551:A:N6	59:DA:3633:HOH:O	2.47	0.47
24:DA:167:A:C5	24:DA:168:G:C8	3.02	0.47
24:DA:1773:A:H2'	24:DA:1774:C:C5'	2.43	0.47

Continued on next page...

Continued from previous page...

Atom-1	Atom-2	Interatomic distance (Å)	Clash overlap (Å)
24:DA:179:C:H2'	24:DA:180:G:O4'	2.14	0.47
24:DA:1885:A:C2	24:DA:1886:U:H1'	2.49	0.47
24:DA:2013:A:C2'	24:DA:2014:A:C5'	2.92	0.47
24:DA:2339:C:C2'	24:DA:2340:A:O5'	2.62	0.47
24:DA:773:U:H5'	26:DC:46:GLY:HA3	1.96	0.47
24:DA:839:U:C2	24:DA:940:G:C2	3.02	0.47
26:DC:244:VAL:CG2	26:DC:248:GLY:C	2.83	0.47
28:DE:131:THR:CG2	28:DE:162:ARG:NH1	2.77	0.47
24:DA:2531:A:H5'	30:DG:156:TYR:CZ	2.50	0.47
31:DH:71:LYS:C	31:DH:72:ILE:HG13	2.34	0.47
24:DA:2392:A:O2'	35:DL:60:ARG:O	2.27	0.47
24:DA:2484:G:OP1	36:DM:44:ARG:NE	2.46	0.47
39:DP:90:ALA:HB2	39:DP:112:ARG:HA	1.96	0.47
47:DX:38:TRP:NE1	47:DX:40:GLU:HG2	2.29	0.47
1:AA:1117:A:O3'	9:AI:106:ARG:HD2	2.14	0.47
1:AA:1182:G:C5'	1:AA:1183:U:H5'	2.44	0.47
1:AA:1054:C:H5'	1:AA:1196:A:C2	2.49	0.47
1:AA:1349:A:C4	1:AA:1350:A:C8	3.01	0.47
1:AA:1439:G:C2	1:AA:1440:U:C4	3.02	0.47
1:AA:227:G:H3'	1:AA:228:A:H8	1.78	0.47
1:AA:400:C:C4	1:AA:401:C:C5	3.02	0.47
1:AA:522:C:O2'	59:AA:1768:HOH:O	2.20	0.47
1:AA:858:G:N7	1:AA:869:G:C6	2.83	0.47
1:AA:85:U:C2	1:AA:86:G:C6	3.03	0.47
1:AA:888:G:H1'	1:AA:909:A:N6	2.30	0.47
2:AB:91:PHE:HE1	2:AB:150:GLY:HA2	1.79	0.47
2:AB:29:PRO:HG2	2:AB:30:PHE:CD1	2.49	0.47
6:AF:18:VAL:HG13	6:AF:19:PRO:HD2	1.96	0.47
8:AH:126:ILE:HG22	8:AH:127:CYS:HB3	1.95	0.47
8:AH:27:MET:CB	8:AH:28:PRO:HD2	2.44	0.47
1:AA:586:C:H5''	8:AH:82:GLY:HA2	1.96	0.47
9:AI:78:ALA:O	9:AI:82:GLY:N	2.40	0.47
10:AJ:23:ALA:O	10:AJ:26:VAL:N	2.47	0.47
10:AJ:34:ALA:O	10:AJ:35:GLN:HB3	2.15	0.47
11:AK:42:LEU:N	11:AK:42:LEU:HD12	2.29	0.47
12:AL:43:LYS:O	12:AL:45:PRO:HD3	2.14	0.47
13:AM:51:GLY:O	13:AM:54:ASP:N	2.48	0.47
13:AM:66:GLU:OE1	13:AM:67:GLY:N	2.41	0.47
10:AJ:52:LEU:HB2	14:AN:81:ARG:HD2	1.95	0.47
17:AQ:63:GLU:O	17:AQ:64:CYS:CB	2.61	0.47
20:AT:35:VAL:O	20:AT:36:TYR:C	2.52	0.47

Continued on next page...

Continued from previous page...

Atom-1	Atom-2	Interatomic distance (Å)	Clash overlap (Å)
21:AU:26:ALA:CB	23:AX:5:A:P	3.02	0.47
9:AI:130:ARG:HD2	22:AV:33:U:OP2	2.14	0.47
22:AV:50:U:H2'	22:AV:51:U:C5'	2.44	0.47
22:AV:63:G:H2'	22:AV:64:A:O4'	2.15	0.47
24:BA:1024:G:C6	24:BA:1025:G:C6	3.02	0.47
24:BA:1139:G:N2	24:BA:1140:C:C2	2.82	0.47
24:BA:116:C:H2'	24:BA:116:C:O2	2.15	0.47
24:BA:1285:A:N6	24:BA:1329:U:C6	2.82	0.47
24:BA:1360:G:O6	24:BA:1372:U:C6	2.67	0.47
24:BA:1877:A:C6	24:BA:1878:G:C4	3.03	0.47
24:BA:2019:A:H2'	24:BA:2020:A:O5'	2.14	0.47
24:BA:2145:C:H5''	24:BA:2146:C:P	2.54	0.47
24:BA:2221:G:H2'	24:BA:2222:C:H5'	1.94	0.47
24:BA:228:C:H4'	24:BA:229:C:H5''	1.96	0.47
24:BA:2563:U:O2	24:BA:2565:A:H8	1.96	0.47
24:BA:1759:A:C8	24:BA:2696:U:O2	2.66	0.47
24:BA:360:U:C4	24:BA:361:G:N2	2.83	0.47
24:BA:367:G:C6	24:BA:368:A:N3	2.82	0.47
24:BA:370:G:C6	24:BA:424:G:C8	3.03	0.47
24:BA:608:A:N6	24:BA:609:A:N6	2.63	0.47
24:BA:682:G:C4	24:BA:683:U:C5	3.02	0.47
24:BA:733:G:O6	24:BA:761:A:C8	2.68	0.47
24:BA:89:A:N3	24:BA:90:U:C6	2.82	0.47
24:BA:90:U:C2	24:BA:91:A:N7	2.83	0.47
24:BA:969:G:C4	24:BA:970:U:C5	3.02	0.47
24:BA:969:G:N2	24:BA:985:C:OP1	2.47	0.47
24:BA:84:A:N6	24:BA:99:U:C5'	2.77	0.47
26:BC:12:ARG:HA	26:BC:15:VAL:HG21	1.95	0.47
27:BD:16:THR:CG2	27:BD:20:VAL:HB	2.45	0.47
29:BF:111:ARG:C	29:BF:112:ASP:OD1	2.52	0.47
25:BB:57:A:O4'	29:BF:26:GLN:HG3	2.14	0.47
30:BG:37:ASN:O	30:BG:38:ASP:C	2.52	0.47
30:BG:3:VAL:O	30:BG:68:ARG:CD	2.61	0.47
31:BH:29:PHE:CD2	31:BH:30:LEU:N	2.82	0.47
32:BI:108:ILE:HG22	32:BI:109:ALA:H	1.80	0.47
36:BM:132:THR:HG22	36:BM:133:LYS:O	2.13	0.47
37:BN:106:ASP:OD1	37:BN:108:ALA:N	2.47	0.47
38:BO:99:TYR:O	38:BO:100:HIS:HB3	2.13	0.47
39:BP:113:LEU:O	39:BP:113:LEU:CG	2.63	0.47
42:BS:3:THR:HB	42:BS:58:ALA:HB1	1.89	0.47
1:CA:1150:A:O3'	10:CJ:43:PRO:HA	2.14	0.47

Continued on next page...

Continued from previous page...

Atom-1	Atom-2	Interatomic distance (Å)	Clash overlap (Å)
1:CA:1170:A:C8	1:CA:1171:A:C8	3.02	0.47
1:CA:1530:G:O2'	1:CA:1531:A:P	2.70	0.47
1:CA:188:C:C2	1:CA:189:A:C4	3.01	0.47
1:CA:509:A:C6	1:CA:510:A:N1	2.82	0.47
1:CA:739:C:C4	1:CA:740:U:C4	3.01	0.47
1:CA:895:G:H2'	1:CA:896:C:H6	1.79	0.47
1:CA:91:U:C5	1:CA:92:U:C2	3.02	0.47
1:CA:981:U:C4	1:CA:982:U:N3	2.82	0.47
2:CB:114:LEU:C	2:CB:114:LEU:HD12	2.34	0.47
2:CB:208:ARG:O	2:CB:212:LEU:CD1	2.63	0.47
2:CB:68:LEU:HA	2:CB:90:PHE:O	2.14	0.47
3:CC:152:GLU:HB2	3:CC:167:TRP:HB3	1.96	0.47
4:CD:153:SER:O	4:CD:155:VAL:N	2.47	0.47
1:CA:401:C:OP2	4:CD:70:ARG:CD	2.62	0.47
4:CD:82:LEU:HD11	4:CD:89:ASN:ND2	2.29	0.47
7:CG:146:GLU:O	7:CG:149:LYS:HB3	2.14	0.47
8:CH:111:MET:CG	8:CH:112:THR:H	2.27	0.47
8:CH:111:MET:CG	8:CH:112:THR:N	2.78	0.47
8:CH:95:VAL:CG2	8:CH:128:TYR:CD2	2.96	0.47
8:CH:10:MET:SD	8:CH:36:ILE:HD11	2.53	0.47
1:CA:967:C:C4'	9:CI:129:LYS:HG3	2.44	0.47
9:CI:21:ILE:O	9:CI:21:ILE:HG23	2.15	0.47
1:CA:1148:U:C5'	9:CI:9:THR:HG21	2.43	0.47
11:CK:63:ALA:HB2	11:CK:92:GLY:HA3	1.96	0.47
12:CL:104:CYS:O	12:CL:105:SER:OG	2.30	0.47
13:CM:69:LEU:O	13:CM:70:ARG:HG3	2.14	0.47
14:CN:77:PHE:N	14:CN:77:PHE:CD1	2.82	0.47
14:CN:77:PHE:HD1	14:CN:77:PHE:N	2.12	0.47
15:CO:13:SER:O	15:CO:14:GLU:HB3	2.13	0.47
19:CS:36:ARG:O	19:CS:38:SER:N	2.45	0.47
55:CY:152:ASP:O	55:CY:155:ARG:HG3	2.14	0.47
24:DA:1058:U:O2	24:DA:1081:U:N3	2.46	0.47
24:DA:1411:U:C4	24:DA:1412:U:C4	3.02	0.47
24:DA:1414:C:C2	24:DA:1415:U:H5	2.33	0.47
24:DA:1386:C:O2'	24:DA:1469:A:N3	2.31	0.47
24:DA:1494:A:H2'	24:DA:1495:A:O4'	2.14	0.47
24:DA:169:G:C2	24:DA:170:U:C5	3.02	0.47
24:DA:2206:C:H2'	24:DA:2207:C:O5'	2.14	0.47
24:DA:2290:G:H2'	24:DA:2291:U:C6	2.49	0.47
24:DA:2756:U:C1'	24:DA:2757:A:H5''	2.43	0.47
24:DA:2799:A:O2'	24:DA:2800:A:H5''	2.14	0.47

Continued on next page...

Continued from previous page...

Atom-1	Atom-2	Interatomic distance (Å)	Clash overlap (Å)
24:DA:1921:G:O6	57:DA:3184:NMY:C8	2.61	0.47
24:DA:340:A:H2'	24:DA:341:C:H5'	1.96	0.47
24:DA:602:A:O2'	24:DA:604:G:O2'	2.01	0.47
24:DA:661:A:C8	24:DA:661:A:C3'	2.97	0.47
25:DB:24:G:C6	25:DB:56:G:C2	3.01	0.47
27:DD:30:GLU:O	27:DD:31:ALA:C	2.52	0.47
29:DF:97:GLU:O	29:DF:98:PHE:C	2.51	0.47
31:DH:71:LYS:HE3	31:DH:108:VAL:CG2	2.43	0.47
31:DH:26:ALA:O	31:DH:32:PRO:HD3	2.14	0.47
33:DJ:133:ALA:O	33:DJ:134:ALA:C	2.52	0.47
40:DQ:39:ILE:HG22	40:DQ:43:GLN:HE21	1.79	0.47
45:DV:48:MET:O	45:DV:51:GLN:HG2	2.14	0.47
1:AA:1061:G:C6	1:AA:1062:U:C2	3.02	0.47
1:AA:1096:C:H2'	1:AA:1097:C:C6	2.50	0.47
1:AA:1304:G:N2	1:AA:1334:G:C6	2.82	0.47
1:AA:1499:A:H2'	1:AA:1500:A:H8	1.80	0.47
1:AA:180:U:O4	1:AA:195:A:OP2	2.32	0.47
1:AA:394:G:C2	1:AA:395:C:N1	2.83	0.47
1:AA:74:A:C2	1:AA:97:G:C6	3.02	0.47
1:AA:878:A:C5'	8:AH:81:PRO:HG2	2.44	0.47
1:AA:925:G:H5''	1:AA:926:G:OP1	2.14	0.47
2:AB:17:GLY:HA3	2:AB:41:ILE:CD1	2.45	0.47
3:AC:97:VAL:O	3:AC:98:PRO:O	2.32	0.47
4:AD:13:ARG:HB3	4:AD:13:ARG:CZ	2.43	0.47
4:AD:65:TYR:N	4:AD:65:TYR:CD1	2.80	0.47
4:AD:67:VAL:HG12	4:AD:68:LEU:N	2.28	0.47
4:AD:69:GLU:O	4:AD:73:ARG:HB2	2.13	0.47
5:AE:64:MET:O	5:AE:67:ALA:CB	2.63	0.47
11:AK:125:LYS:HA	21:AU:35:ARG:HA	1.97	0.47
12:AL:34:CYS:HA	12:AL:55:VAL:HA	1.96	0.47
14:AN:46:LEU:C	14:AN:48:LEU:N	2.67	0.47
14:AN:63:ARG:O	14:AN:64:CYS:C	2.51	0.47
17:AQ:27:ARG:NH2	17:AQ:40:ARG:NH1	2.62	0.47
20:AT:28:MET:CE	20:AT:61:GLN:CG	2.93	0.47
24:BA:2021:C:P	50:B0:8:THR:HG21	2.54	0.47
53:B3:55:GLY:O	53:B3:59:ALA:HB2	2.13	0.47
24:BA:1064:C:O2	24:BA:1075:C:C2	2.67	0.47
24:BA:140:C:O2	24:BA:140:C:O4'	2.31	0.47
24:BA:1518:C:H2'	24:BA:1519:G:C8	2.49	0.47
24:BA:1553:A:N7	24:BA:1555:G:C5	2.83	0.47
24:BA:1661:G:C6	24:BA:1662:U:C5	3.02	0.47

Continued on next page...

Continued from previous page...

Atom-1	Atom-2	Interatomic distance (Å)	Clash overlap (Å)
24:BA:1675:C:C4	24:BA:1676:A:C5	3.02	0.47
24:BA:2128:G:O6	24:BA:2160:C:N4	2.47	0.47
24:BA:2236:U:H2'	24:BA:2237:G:O4'	2.14	0.47
24:BA:2298:A:C6	24:BA:2299:U:O2	2.67	0.47
24:BA:2404:U:O4	24:BA:2405:G:C6	2.67	0.47
24:BA:2661:G:C6	24:BA:2662:A:C2	3.02	0.47
24:BA:2709:G:C6	24:BA:2710:C:C4	3.02	0.47
24:BA:2714:G:C2'	24:BA:2715:C:H5'	2.44	0.47
24:BA:2740:A:C5	24:BA:2764:A:N7	2.83	0.47
24:BA:2832:U:O4	24:BA:2883:A:H5''	2.15	0.47
24:BA:476:G:O4'	24:BA:505:A:C2	2.67	0.47
24:BA:543:G:C6	24:BA:544:C:C4	3.03	0.47
24:BA:655:A:H4'	24:BA:656:G:H5'	1.95	0.47
24:BA:860:U:H5''	24:BA:861:A:OP2	2.13	0.47
24:BA:958:U:H2'	25:BB:89:U:C2	2.49	0.47
24:BA:970:U:H2'	24:BA:971:G:H8	1.78	0.47
24:BA:1789:A:H5'	26:BC:219:VAL:HG22	1.96	0.47
28:BE:8:ALA:O	28:BE:9:GLN:C	2.50	0.47
29:BF:142:TYR:CD1	29:BF:142:TYR:O	2.68	0.47
29:BF:57:ALA:HB2	29:BF:64:PRO:HD3	1.95	0.47
31:BH:146:VAL:HG12	31:BH:146:VAL:O	2.14	0.47
31:BH:57:LYS:CG	31:BH:58:LEU:N	2.77	0.47
37:BN:69:ARG:O	37:BN:71:ARG:N	2.48	0.47
37:BN:96:ARG:O	37:BN:113:ILE:HD13	2.14	0.47
41:BR:74:ILE:O	41:BR:86:GLN:HA	2.14	0.47
43:BT:39:THR:CG2	43:BT:42:GLU:CG	2.92	0.47
44:BU:11:ILE:HA	44:BU:21:ARG:HA	1.96	0.47
1:CA:1133:G:N2	1:CA:1142:G:C2	2.82	0.47
1:CA:1219:A:H2'	1:CA:1220:G:O4'	2.13	0.47
1:CA:1387:G:C5	1:CA:1388:C:C5	3.02	0.47
1:CA:142:G:N2	1:CA:143:A:H1'	2.29	0.47
1:CA:1458:G:OP1	20:CT:30:THR:OG1	2.33	0.47
1:CA:373:A:N3	1:CA:374:A:C8	2.82	0.47
1:CA:685:G:C6	1:CA:686:U:O4	2.67	0.47
1:CA:815:A:N3	1:CA:1527:U:O2'	2.43	0.47
1:CA:833:G:O2'	1:CA:834:U:O5'	2.32	0.47
2:CB:117:LEU:HA	2:CB:120:GLN:HG2	1.97	0.47
2:CB:114:LEU:CD2	2:CB:144:LEU:HD13	2.44	0.47
2:CB:186:ILE:CD1	2:CB:201:PRO:O	2.63	0.47
4:CD:123:ILE:CG2	4:CD:124:MET:N	2.77	0.47
4:CD:144:SER:O	4:CD:145:ILE:C	2.53	0.47

Continued on next page...

Continued from previous page...

Atom-1	Atom-2	Interatomic distance (Å)	Clash overlap (Å)
4:CD:170:TRP:O	4:CD:182:PHE:CA	2.62	0.47
4:CD:19:LEU:HD12	4:CD:64:ILE:O	2.15	0.47
6:CF:3:HIS:HA	6:CF:64:VAL:O	2.14	0.47
1:CA:972:C:H4'	10:CJ:59:LYS:HB2	1.95	0.47
12:CL:44:LYS:CB	12:CL:45:PRO:CD	2.89	0.47
12:CL:24:LEU:HB2	12:CL:59:ASN:ND2	2.30	0.47
12:CL:94:ARG:NH1	12:CL:95:TYR:CD2	2.82	0.47
12:CL:98:VAL:HG22	12:CL:98:VAL:O	2.14	0.47
13:CM:11:ASP:O	13:CM:13:LYS:N	2.46	0.47
13:CM:73:ILE:HA	13:CM:76:SER:OG	2.15	0.47
20:CT:73:ALA:O	20:CT:74:ARG:C	2.53	0.47
21:CU:12:PHE:CD1	21:CU:12:PHE:N	2.81	0.47
21:CU:15:ALA:O	21:CU:16:LEU:HG	2.13	0.47
22:CV:2:C:O2'	22:CV:3:C:C6	2.59	0.47
55:CY:55:ALA:CB	55:CY:69:VAL:HG13	2.43	0.47
55:CY:6:ARG:O	55:CY:7:LYS:C	2.53	0.47
24:DA:1219:U:H2'	24:DA:1220:G:H8	1.79	0.47
24:DA:1224:U:H4'	41:DR:88:GLY:O	2.14	0.47
24:DA:1286:A:C6	24:DA:1329:U:C2	3.03	0.47
24:DA:1342:A:C2	24:DA:1345:C:C6	3.02	0.47
24:DA:1360:G:C6	24:DA:1361:G:H1'	2.49	0.47
24:DA:159:G:N2	24:DA:166:U:C4	2.82	0.47
24:DA:1737:G:C2	24:DA:1738:G:N2	2.82	0.47
24:DA:2056:G:H2'	24:DA:2056:G:N3	2.29	0.47
24:DA:2315:G:H1'	29:DF:124:ARG:NH2	2.28	0.47
24:DA:1638:C:H1'	24:DA:2698:U:O2'	2.14	0.47
24:DA:273:G:N2	24:DA:365:U:O2	2.47	0.47
24:DA:422:A:N1	24:DA:423:A:C2	2.82	0.47
24:DA:642:U:O2	24:DA:644:A:C8	2.68	0.47
24:DA:64:A:OP1	43:DT:77:ARG:HD2	2.14	0.47
24:DA:983:A:N7	24:DA:984:A:C6	2.82	0.47
24:DA:1799:G:O2'	26:DC:179:GLU:OE2	2.13	0.47
28:DE:1:MET:HG3	28:DE:14:VAL:HG23	1.96	0.47
33:DJ:120:ARG:O	33:DJ:123:LYS:HE3	2.15	0.47
38:DO:35:ILE:O	38:DO:53:THR:HG23	2.13	0.47
38:DO:54:VAL:O	38:DO:55:GLU:C	2.51	0.47
39:DP:96:LEU:HB2	39:DP:98:TYR:CE1	2.49	0.47
41:DR:101:ILE:CG1	41:DR:101:ILE:O	2.61	0.47
40:DQ:39:ILE:HG21	41:DR:77:PHE:CD2	2.49	0.47
46:DW:41:ARG:HA	46:DW:41:ARG:NE	2.29	0.47
24:DA:189:G:P	47:DX:25:LYS:HZ3	2.38	0.47

Continued on next page...

Continued from previous page...

Atom-1	Atom-2	Interatomic distance (Å)	Clash overlap (Å)
48:DY:18:LEU:O	48:DY:22:LEU:HB2	2.15	0.47
1:AA:1381:U:H1'	7:AG:78:ARG:CZ	2.45	0.47
1:AA:1385:G:C4	1:AA:1386:G:C8	3.03	0.47
1:AA:148:G:O2'	1:AA:1446:A:H2'	2.13	0.47
57:AA:1655:NMY:N9	24:BA:1913:A:N6	2.62	0.47
1:AA:337:G:H2'	1:AA:338:A:O5'	2.15	0.47
1:AA:69:G:H2'	1:AA:70:U:C5	2.49	0.47
1:AA:869:G:H5''	1:AA:872:A:O4'	2.14	0.47
1:AA:994:A:C2	14:AN:4:SER:HB2	2.49	0.47
2:AB:179:LEU:HD22	2:AB:179:LEU:N	2.29	0.47
2:AB:206:ALA:HB3	2:AB:209:ALA:HB3	1.97	0.47
3:AC:100:GLN:HG2	3:AC:101:ILE:O	2.13	0.47
3:AC:77:ILE:HG21	3:AC:103:ILE:HD13	1.95	0.47
4:AD:109:ALA:HB2	4:AD:158:ALA:CB	2.45	0.47
1:AA:409:U:O5'	4:AD:25:VAL:CG1	2.63	0.47
4:AD:80:ALA:HA	4:AD:86:THR:OG1	2.14	0.47
5:AE:111:MET:HE2	5:AE:125:ALA:CB	2.45	0.47
7:AG:26:PHE:O	7:AG:29:ILE:N	2.41	0.47
8:AH:113:ASP:N	8:AH:113:ASP:OD1	2.45	0.47
10:AJ:19:ASP:HA	10:AJ:22:THR:CG2	2.44	0.47
16:AP:6:LEU:CD1	16:AP:71:VAL:HG12	2.45	0.47
18:AR:72:ASP:N	18:AR:72:ASP:OD1	2.46	0.47
24:BA:1368:G:P	52:B2:25:LYS:HD2	2.54	0.47
53:B3:54:LEU:O	53:B3:58:ILE:CD1	2.62	0.47
24:BA:1204:A:C2	24:BA:1240:U:N3	2.79	0.47
24:BA:700:G:OP1	24:BA:1554:U:C5	2.67	0.47
24:BA:1569:A:C6	24:BA:1570:A:C6	3.03	0.47
24:BA:1676:A:C6	24:BA:1677:A:C5	3.03	0.47
24:BA:2031:A:C6	24:BA:2498:C:H1'	2.50	0.47
24:BA:2110:G:C6	24:BA:2120:G:H1'	2.50	0.47
24:BA:2133:G:N7	24:BA:2157:G:O6	2.48	0.47
24:BA:2171:A:H3'	24:BA:2173:A:N7	2.29	0.47
24:BA:2424:C:H5'	24:BA:2424:C:H6	1.80	0.47
24:BA:199:A:C6	24:BA:2434:A:C6	3.03	0.47
24:BA:2446:G:O3'	24:BA:2447:G:H4'	2.15	0.47
24:BA:2485:G:C2'	24:BA:2486:C:H5'	2.43	0.47
24:BA:2545:G:O2'	24:BA:2565:A:N1	2.41	0.47
24:BA:2617:U:O2'	24:BA:2618:G:H5'	2.14	0.47
24:BA:2727:A:C5	24:BA:2728:U:C4	3.02	0.47
24:BA:2821:A:O5'	27:BD:115:GLY:HA3	2.14	0.47
24:BA:340:A:C8	24:BA:341:C:C6	3.02	0.47

Continued on next page...

Continued from previous page...

Atom-1	Atom-2	Interatomic distance (Å)	Clash overlap (Å)
24:BA:969:G:C6	24:BA:970:U:C4	3.02	0.47
24:BA:1567:G:C8	26:BC:82:TYR:CE1	3.03	0.47
27:BD:47:ALA:HB1	27:BD:82:PHE:O	2.13	0.47
28:BE:5:LEU:O	28:BE:7:ASP:N	2.47	0.47
28:BE:58:LYS:HG3	28:BE:71:GLY:CA	2.44	0.47
33:BJ:115:GLY:HA2	33:BJ:118:MET:HG2	1.94	0.47
33:BJ:140:LEU:HD12	33:BJ:142:ILE:N	2.28	0.47
33:BJ:84:ILE:O	33:BJ:84:ILE:CG2	2.63	0.47
35:BL:29:LYS:O	35:BL:30:THR:HB	2.13	0.47
37:BN:28:LEU:O	37:BN:32:GLU:HA	2.14	0.47
37:BN:79:LEU:O	37:BN:81:ASN:N	2.45	0.47
38:BO:11:ALA:O	38:BO:12:THR:C	2.52	0.47
44:BU:43:LYS:HE2	44:BU:44:HIS:CE1	2.50	0.47
44:BU:69:VAL:HG23	44:BU:70:ALA:N	2.29	0.47
47:BX:4:CYS:SG	47:BX:7:THR:CG2	3.03	0.47
48:BY:52:ARG:HB3	48:BY:52:ARG:NH2	2.29	0.47
1:CA:1081:A:H2'	1:CA:1082:A:O4'	2.15	0.47
1:CA:1133:G:N1	1:CA:1142:G:C6	2.83	0.47
1:CA:1160:G:C5	1:CA:1181:G:O6	2.67	0.47
1:CA:1236:A:O2'	1:CA:1334:G:N2	2.47	0.47
1:CA:1239:A:C2	1:CA:1241:G:N1	2.82	0.47
1:CA:1293:C:H2'	1:CA:1294:G:C5'	2.44	0.47
1:CA:1456:A:H2'	1:CA:1457:G:O4'	2.15	0.47
1:CA:17:U:N3	1:CA:18:C:C4	2.83	0.47
1:CA:400:C:H2'	1:CA:401:C:C5'	2.44	0.47
1:CA:408:A:O4'	4:CD:154:ARG:NH2	2.45	0.47
1:CA:439:U:C5	1:CA:440:C:C4	3.01	0.47
1:CA:624:C:N3	1:CA:625:U:C2	2.83	0.47
1:CA:728:A:C2	1:CA:729:A:C4	3.03	0.47
1:CA:865:A:C6	1:CA:866:C:C4	3.03	0.47
1:CA:945:G:H2'	1:CA:945:G:N3	2.30	0.47
2:CB:16:PHE:CE2	2:CB:18:HIS:NE2	2.83	0.47
3:CC:157:LEU:HD12	3:CC:157:LEU:N	2.29	0.47
3:CC:187:SER:O	3:CC:198:VAL:HG12	2.15	0.47
4:CD:162:ALA:O	4:CD:163:GLU:C	2.53	0.47
4:CD:74:ASN:O	4:CD:78:GLU:OE1	2.31	0.47
7:CG:28:ASN:O	7:CG:31:MET:N	2.43	0.47
7:CG:66:LEU:HD12	7:CG:67:GLU:N	2.30	0.47
14:CN:42:TRP:CZ2	14:CN:44:ALA:HB3	2.49	0.47
16:CP:20:VAL:HG11	16:CP:32:PHE:CG	2.49	0.47
1:CA:597:G:O4'	17:CQ:28:PHE:CE1	2.67	0.47

Continued on next page...

Continued from previous page...

Atom-1	Atom-2	Interatomic distance (Å)	Clash overlap (Å)
19:CS:12:ASP:OD1	19:CS:14:HIS:CG	2.67	0.47
19:CS:30:PRO:HA	19:CS:48:THR:OG1	2.14	0.47
19:CS:74:PHE:O	19:CS:75:ALA:HB2	2.14	0.47
21:CU:33:ARG:O	21:CU:34:ARG:C	2.52	0.47
55:CY:27:ILE:HD12	55:CY:27:ILE:O	2.15	0.47
55:CY:5:ILE:HG12	55:CY:138:LYS:HD3	1.97	0.47
54:D4:27:CYS:HB3	54:D4:30:GLU:OE1	2.14	0.47
24:DA:1048:A:C5	24:DA:1049:C:C5	3.02	0.47
24:DA:1061:U:HO2'	24:DA:1062:G:P	2.35	0.47
24:DA:1087:G:C2	24:DA:1103:A:C2	3.02	0.47
24:DA:1533:C:N4	24:DA:1534:U:C4	2.82	0.47
24:DA:1589:U:H2'	24:DA:1590:A:C8	2.49	0.47
24:DA:1838:C:C5	24:DA:1899:A:C6	3.02	0.47
24:DA:1863:G:C2	24:DA:1880:U:O2	2.68	0.47
24:DA:251:A:C5	24:DA:252:G:H1'	2.50	0.47
24:DA:257:C:C2'	24:DA:258:G:H5'	2.44	0.47
24:DA:354:A:C6	24:DA:355:U:C4	3.02	0.47
24:DA:445:C:H2'	24:DA:446:G:O5'	2.14	0.47
24:DA:623:C:H2'	24:DA:624:C:C6	2.45	0.47
24:DA:80:G:N2	24:DA:81:G:C4	2.83	0.47
27:DD:129:THR:O	27:DD:129:THR:CG2	2.62	0.47
27:DD:73:VAL:HG23	27:DD:74:GLU:N	2.29	0.47
24:DA:1138:G:O2'	33:DJ:107:GLY:HA3	2.14	0.47
27:DD:12:THR:HG23	39:DP:8:GLU:OE2	2.14	0.47
40:DQ:84:LYS:C	40:DQ:86:SER:N	2.67	0.47
40:DQ:91:ARG:O	40:DQ:92:LYS:C	2.53	0.47
43:DT:43:ILE:O	43:DT:44:LYS:C	2.51	0.47
43:DT:6:ARG:HD3	43:DT:6:ARG:C	2.33	0.47
44:DU:24:VAL:HG13	44:DU:33:VAL:CG2	2.44	0.47
1:AA:1037:C:H2'	1:AA:1038:C:O4'	2.15	0.47
1:AA:1089:G:C4	1:AA:1090:U:C6	3.02	0.47
1:AA:1118:U:O2	1:AA:1179:A:C6	2.67	0.47
1:AA:1199:U:H5'	10:AJ:56:HIS:CE1	2.49	0.47
1:AA:1256:A:H5'	1:AA:1258:G:H1'	1.97	0.47
1:AA:1346:A:N1	1:AA:1374:A:H5''	2.30	0.47
1:AA:1385:G:O2'	1:AA:1386:G:H5'	2.13	0.47
1:AA:194:C:O2'	1:AA:195:A:H5'	2.15	0.47
1:AA:444:G:C5	1:AA:445:G:C8	3.03	0.47
1:AA:598:U:H2'	1:AA:598:U:O2	2.13	0.47
1:AA:751:U:C5	1:AA:752:G:C6	3.03	0.47
1:AA:905:U:H2'	1:AA:906:A:H5'	1.96	0.47

Continued on next page...

Continued from previous page...

Atom-1	Atom-2	Interatomic distance (Å)	Clash overlap (Å)
1:AA:950:U:C6	13:AM:101:ARG:CZ	2.98	0.47
2:AB:91:PHE:CD1	2:AB:91:PHE:C	2.85	0.47
1:AA:438:U:H5'	4:AD:120:HIS:HB3	1.96	0.47
4:AD:171:LEU:HD13	4:AD:173:VAL:HG23	1.92	0.47
4:AD:198:HIS:CE1	5:AE:104:GLY:O	2.68	0.47
6:AF:38:ARG:HG3	6:AF:96:VAL:O	2.14	0.47
6:AF:62:MET:HA	6:AF:62:MET:HE3	1.97	0.47
7:AG:110:LYS:O	7:AG:112:GLY:N	2.47	0.47
7:AG:138:ARG:HG2	7:AG:139:GLU:H	1.79	0.47
12:AL:101:ALA:O	12:AL:102:LEU:HG	2.14	0.47
16:AP:42:ILE:O	16:AP:43:ALA:C	2.50	0.47
19:AS:17:LYS:HG3	19:AS:18:LYS:H	1.76	0.47
20:AT:24:ARG:HA	20:AT:27:MET:HG3	1.95	0.47
20:AT:67:ILE:HD11	20:AT:71:LYS:HB3	1.97	0.47
22:AV:72:C:C2'	22:AV:73:A:C5'	2.92	0.47
53:B3:3:ILE:CG2	53:B3:62:PRO:HG3	2.45	0.47
24:BA:1347:A:HO2'	24:BA:1348:C:P	2.38	0.47
24:BA:1655:A:C2	24:BA:1656:C:H1'	2.49	0.47
24:BA:1651:G:C2	24:BA:2007:U:C2	3.02	0.47
24:BA:2078:C:C4	24:BA:2079:U:C5	3.03	0.47
24:BA:2297:A:N1	24:BA:2298:A:C8	2.83	0.47
24:BA:252:G:O2'	24:BA:253:C:H5'	2.15	0.47
24:BA:9:G:C5	24:BA:2629:U:C5	3.02	0.47
24:BA:2683:C:O2'	24:BA:2684:U:H5'	2.15	0.47
24:BA:2703:C:N3	24:BA:2704:C:N4	2.62	0.47
24:BA:2731:G:C6	24:BA:2732:G:C6	3.02	0.47
24:BA:277:G:H3'	24:BA:277:G:N3	2.29	0.47
24:BA:636:G:C6	35:BL:111:ILE:HD11	2.50	0.47
24:BA:745:G:H2'	24:BA:746:U:H5'	1.96	0.47
24:BA:84:A:N6	24:BA:99:U:H5'	2.29	0.47
25:BB:76:G:C2'	45:BV:78:GLN:OE1	2.62	0.47
26:BC:184:GLU:C	26:BC:186:ASP:N	2.65	0.47
24:BA:659:G:O3'	28:BE:95:LYS:CG	2.61	0.47
29:BF:3:LEU:HG	29:BF:99:PHE:CE1	2.49	0.47
31:BH:42:LYS:NZ	31:BH:43:ASN:OD1	2.46	0.47
24:BA:992:C:O3'	41:BR:74:ILE:HD13	2.15	0.47
43:BT:19:LYS:O	43:BT:23:ALA:N	2.48	0.47
1:CA:1256:A:O4'	1:CA:1258:G:C4	2.68	0.47
1:CA:1288:A:H2'	1:CA:1289:A:O4'	2.13	0.47
1:CA:1320:C:C2	19:CS:36:ARG:HD2	2.49	0.47
1:CA:1324:A:C2	1:CA:1325:C:C1'	2.95	0.47

Continued on next page...

Continued from previous page...

Atom-1	Atom-2	Interatomic distance (Å)	Clash overlap (Å)
1:CA:1355:G:C5	1:CA:1368:A:C2	3.02	0.47
1:CA:1517:G:C6	1:CA:1518:A:C6	3.03	0.47
1:CA:174:A:C2	1:CA:175:C:H1'	2.50	0.47
1:CA:109:A:H2'	1:CA:326:G:N2	2.30	0.47
1:CA:354:G:C4	1:CA:355:C:C5	3.03	0.47
1:CA:493:A:OP2	1:CA:493:A:C8	2.67	0.47
1:CA:575:G:C4'	1:CA:576:C:H5''	2.44	0.47
1:CA:67:C:H2'	1:CA:68:G:C8	2.50	0.47
2:CB:186:ILE:CD1	2:CB:203:ASN:O	2.63	0.47
3:CC:141:ALA:O	3:CC:146:ALA:CB	2.62	0.47
6:CF:46:GLN:HG3	6:CF:47:LEU:N	2.29	0.47
7:CG:122:ASN:OD1	7:CG:123:GLU:N	2.47	0.47
9:CI:96:SER:O	9:CI:99:ARG:HB3	2.14	0.47
11:CK:27:PHE:CG	11:CK:28:ASN:N	2.81	0.47
11:CK:80:LYS:O	11:CK:81:ASN:HB3	2.14	0.47
13:CM:14:HIS:C	13:CM:17:ILE:CD1	2.83	0.47
13:CM:16:VAL:HG12	13:CM:27:LYS:HD2	1.95	0.47
15:CO:54:ARG:O	15:CO:57:LEU:CD1	2.62	0.47
55:CY:155:ARG:O	55:CY:158:ASP:N	2.48	0.47
51:D1:31:GLU:O	51:D1:32:LYS:C	2.53	0.47
24:DA:117:G:C6	24:DA:119:A:N6	2.82	0.47
24:DA:1297:C:OP1	24:DA:2710:C:H4'	2.15	0.47
24:DA:1973:G:O2'	24:DA:1974:C:H5'	2.14	0.47
24:DA:2201:G:H2'	24:DA:2202:U:H6	1.80	0.47
24:DA:2204:G:C6	24:DA:2221:G:C4	3.03	0.47
24:DA:224:U:C4	24:DA:225:C:C5	3.03	0.47
24:DA:230:G:H2'	24:DA:231:A:O5'	2.14	0.47
24:DA:2352:A:N3	24:DA:2366:A:C2	2.83	0.47
24:DA:2579:C:OP1	59:DA:3540:HOH:O	2.20	0.47
24:DA:453:A:OP1	59:DA:3243:HOH:O	2.21	0.47
24:DA:686:U:O4	52:D2:12:ARG:HB2	2.15	0.47
24:DA:821:A:H5''	24:DA:822:G:O5'	2.15	0.47
25:DB:83:G:H2'	25:DB:84:G:H5'	1.96	0.47
26:DC:6:LYS:HB2	26:DC:7:PRO:CD	2.44	0.47
27:DD:139:SER:HB3	27:DD:142:VAL:HG21	1.97	0.47
29:DF:161:SER:HB2	29:DF:164:GLU:HG3	1.95	0.47
24:DA:2531:A:O5'	30:DG:173:ALA:HB1	2.15	0.47
30:DG:51:PHE:CD1	30:DG:68:ARG:HA	2.49	0.47
31:DH:59:ALA:O	31:DH:63:ALA:HB3	2.14	0.47
32:DI:123:ALA:CB	32:DI:126:ARG:NH2	2.77	0.47
32:DI:125:THR:C	32:DI:127:SER:H	2.17	0.47

Continued on next page...

Continued from previous page...

Atom-1	Atom-2	Interatomic distance (Å)	Clash overlap (Å)
34:DK:9:ASN:O	34:DK:83:ALA:HA	2.14	0.47
35:DL:4:ASN:OD1	35:DL:5:THR:CG2	2.62	0.47
37:DN:28:LEU:O	37:DN:32:GLU:N	2.46	0.47
41:DR:14:VAL:CG2	41:DR:20:VAL:HG21	2.44	0.47
41:DR:51:VAL:CB	41:DR:52:PRO:CD	2.93	0.47
24:DA:1614:A:N6	42:DS:87:PRO:O	2.47	0.47
44:DU:28:LEU:C	44:DU:30:SER:N	2.68	0.47
46:DW:28:GLY:N	46:DW:67:VAL:O	2.44	0.47
47:DX:39:VAL:O	47:DX:43:LYS:N	2.48	0.47
49:DZ:7:THR:O	49:DZ:54:VAL:HA	2.15	0.47
1:AA:1098:C:H2'	1:AA:1099:G:O4'	2.15	0.47
1:AA:1253:G:N2	1:AA:1254:A:C4	2.83	0.47
1:AA:1345:U:H4'	1:AA:1346:A:O5'	2.13	0.47
1:AA:1506:U:H2'	59:AA:1880:HOH:O	2.14	0.47
1:AA:27:G:O2'	1:AA:28:A:H5'	2.14	0.47
1:AA:323:U:H5''	20:AT:21:ASN:OD1	2.13	0.47
1:AA:33:A:C2'	1:AA:34:C:O5'	2.63	0.47
1:AA:564:C:C5	1:AA:565:U:C4	3.03	0.47
1:AA:401:C:O2'	1:AA:621:A:H1'	2.14	0.47
1:AA:676:A:C2	1:AA:677:U:C4	3.03	0.47
1:AA:853:C:H2'	1:AA:854:U:H6	1.79	0.47
1:AA:855:U:C2'	1:AA:856:C:H6	2.19	0.47
1:AA:973:G:H1'	10:AJ:56:HIS:CD2	2.50	0.47
3:AC:128:VAL:O	3:AC:129:MET:C	2.53	0.47
4:AD:103:TYR:CE1	4:AD:114:ALA:HB3	2.49	0.47
4:AD:105:MET:HG3	4:AD:171:LEU:HD22	1.97	0.47
4:AD:170:TRP:CD1	4:AD:184:ARG:O	2.68	0.47
5:AE:140:THR:HG23	5:AE:141:ILE:N	2.29	0.47
5:AE:48:PHE:CD1	5:AE:141:ILE:CD1	2.98	0.47
6:AF:4:TYR:O	6:AF:63:ASN:HA	2.15	0.47
8:AH:40:LEU:HB3	8:AH:46:ILE:CG2	2.43	0.47
9:AI:83:ILE:O	9:AI:86:ALA:HB3	2.14	0.47
12:AL:90:LEU:HB2	12:AL:93:VAL:HG11	1.95	0.47
14:AN:80:SER:O	14:AN:81:ARG:C	2.53	0.47
17:AQ:52:GLU:OE2	17:AQ:53:CYS:N	2.44	0.47
24:BA:1183:U:C2'	24:BA:1184:U:O5'	2.62	0.47
24:BA:1347:A:H2'	24:BA:1348:C:C6	2.48	0.47
24:BA:1358:G:O6	24:BA:1371:G:N7	2.48	0.47
24:BA:1667:G:N3	24:BA:1991:U:C5	2.83	0.47
24:BA:1864:U:H2'	24:BA:1865:U:H5'	1.95	0.47
24:BA:2413:G:C4	24:BA:2414:G:C8	3.03	0.47

Continued on next page...

Continued from previous page...

Atom-1	Atom-2	Interatomic distance (Å)	Clash overlap (Å)
24:BA:2524:G:C2	24:BA:2525:G:H1'	2.50	0.47
24:BA:2531:A:C2	24:BA:2532:G:H1'	2.49	0.47
24:BA:2723:C:N4	24:BA:2724:U:C4	2.82	0.47
24:BA:2740:A:N6	24:BA:2741:A:C6	2.83	0.47
24:BA:360:U:N3	24:BA:361:G:N2	2.63	0.47
24:BA:52:A:C2	24:BA:178:G:N3	2.82	0.47
27:BD:205:PRO:O	27:BD:206:ALA:C	2.52	0.47
27:BD:33:ARG:CG	27:BD:51:THR:HG22	2.45	0.47
28:BE:176:ASP:OD1	28:BE:179:SER:N	2.45	0.47
28:BE:84:THR:HG22	28:BE:85:PHE:N	2.29	0.47
33:BJ:130:HIS:O	33:BJ:130:HIS:CG	2.67	0.47
34:BK:64:ARG:HB3	34:BK:79:PHE:CD2	2.48	0.47
37:BN:82:GLU:O	37:BN:86:ARG:HB2	2.14	0.47
25:BB:113:C:H1'	38:BO:46:GLU:HA	1.97	0.47
42:BS:3:THR:CB	42:BS:58:ALA:CB	2.90	0.47
24:BA:495:G:H4'	42:BS:4:ILE:O	2.13	0.47
43:BT:80:TRP:N	43:BT:80:TRP:CD1	2.82	0.47
45:BV:52:ALA:O	45:BV:53:LYS:HB3	2.14	0.47
1:CA:1004:A:C2	1:CA:1026:G:C2	3.03	0.47
1:CA:1124:G:H5'	10:CJ:37:ARG:HB3	1.96	0.47
1:CA:1246:A:H2'	1:CA:1247:U:O4'	2.15	0.47
1:CA:1279:G:H5''	10:CJ:9:ARG:NH2	2.29	0.47
1:CA:1288:A:N1	1:CA:1371:G:H1'	2.30	0.47
1:CA:1400:C:H3'	1:CA:1401:G:C5'	2.45	0.47
1:CA:207:C:O2	1:CA:213:G:N2	2.48	0.47
1:CA:260:G:C2	1:CA:261:U:C4	3.02	0.47
1:CA:246:A:C2	1:CA:282:A:C6	3.03	0.47
1:CA:391:G:O6	1:CA:392:C:C4	2.68	0.47
1:CA:502:A:H2'	1:CA:503:C:O4'	2.15	0.47
1:CA:596:A:N6	1:CA:645:G:C6	2.83	0.47
1:CA:689:C:OP1	11:CK:48:GLY:HA3	2.15	0.47
1:CA:722:G:H3'	21:CU:45:ARG:CZ	2.43	0.47
1:CA:773:G:N2	1:CA:774:G:H1'	2.30	0.47
4:CD:117:LEU:C	4:CD:117:LEU:HD12	2.35	0.47
4:CD:138:SER:CB	4:CD:139:PRO:CD	2.92	0.47
10:CJ:53:ILE:HG12	10:CJ:61:ALA:HB1	1.96	0.47
12:CL:33:VAL:HG22	12:CL:79:VAL:HG13	1.96	0.47
13:CM:89:LEU:O	13:CM:90:ARG:C	2.53	0.47
14:CN:17:ASP:OD1	14:CN:18:LYS:N	2.48	0.47
1:CA:1317:C:H1'	14:CN:49:GLN:CD	2.33	0.47
16:CP:39:PHE:CD1	16:CP:39:PHE:C	2.86	0.47

Continued on next page...

Continued from previous page...

Atom-1	Atom-2	Interatomic distance (Å)	Clash overlap (Å)
19:CS:44:MET:O	19:CS:45:ILE:CB	2.62	0.47
19:CS:60:VAL:HG12	19:CS:62:VAL:CG1	2.45	0.47
20:CT:35:VAL:HG12	20:CT:79:LEU:CD2	2.45	0.47
22:CV:53:G:N2	22:CV:61:C:N3	2.62	0.47
22:CV:64:A:C4	22:CV:65:G:H8	2.32	0.47
24:DA:651:G:H4'	53:D3:17:GLY:HA3	1.97	0.47
24:DA:1414:C:C4	24:DA:1415:U:H5	2.33	0.47
24:DA:1452:G:H2'	24:DA:1457:U:O4	2.14	0.47
24:DA:1944:U:C2	24:DA:1955:U:O4'	2.68	0.47
24:DA:223:A:C8	24:DA:422:A:C1'	2.98	0.47
24:DA:2287:A:C4	24:DA:2289:G:N7	2.82	0.47
24:DA:2360:G:OP1	53:D3:50:SER:OG	2.33	0.47
24:DA:2523:G:H2'	24:DA:2524:G:H5'	1.97	0.47
24:DA:2714:G:C2'	24:DA:2715:C:H5'	2.44	0.47
57:DA:3190:NMY:H231	57:DA:3190:NMY:H13	1.97	0.47
24:DA:182:A:O2'	24:DA:433:C:O2'	1.94	0.47
24:DA:607:U:H2'	24:DA:608:A:H5'	1.97	0.47
24:DA:866:A:N7	24:DA:914:G:N1	2.62	0.47
24:DA:919:U:C2'	24:DA:920:A:H5'	2.44	0.47
25:DB:49:C:O2'	25:DB:50:A:H5'	2.15	0.47
27:DD:68:PHE:CD2	27:DD:75:ALA:HB2	2.50	0.47
31:DH:77:THR:HG22	31:DH:78:VAL:H	1.78	0.47
32:DI:27:LEU:HG	32:DI:28:GLY:N	2.30	0.47
32:DI:56:VAL:O	32:DI:57:VAL:O	2.33	0.47
37:DN:72:ASP:HB3	37:DN:75:ILE:CG2	2.44	0.47
40:DQ:109:VAL:HG12	40:DQ:113:LYS:CE	2.45	0.47
40:DQ:41:ALA:O	40:DQ:42:GLY:C	2.52	0.47
43:DT:22:THR:O	43:DT:25:GLU:HB2	2.13	0.47
47:DX:7:THR:HG21	47:DX:9:LYS:HD3	1.96	0.47
1:AA:1010:U:O4	1:AA:1011:C:N4	2.47	0.47
1:AA:101:A:C6	1:AA:102:G:C5	3.03	0.47
1:AA:1089:G:C5	1:AA:1090:U:C6	3.03	0.47
1:AA:1530:G:HO2'	1:AA:1531:A:P	2.35	0.47
1:AA:344:A:H4'	1:AA:345:C:OP2	2.15	0.47
1:AA:355:C:H2'	1:AA:356:A:C8	2.50	0.47
1:AA:664:G:N2	1:AA:742:G:C2	2.83	0.47
1:AA:685:G:C2	1:AA:686:U:O4	2.67	0.47
1:AA:985:C:C2	1:AA:1221:G:N2	2.83	0.47
2:AB:73:LYS:CE	2:AB:75:ALA:HB3	2.45	0.47
3:AC:14:ILE:N	3:AC:14:ILE:CD1	2.78	0.47
4:AD:102:VAL:CG1	4:AD:102:VAL:O	2.63	0.47

Continued on next page...

Continued from previous page...

Atom-1	Atom-2	Interatomic distance (Å)	Clash overlap (Å)
9:AI:28:ILE:HG21	9:AI:35:LEU:HB2	1.97	0.47
10:AJ:81:GLU:C	10:AJ:83:THR:N	2.67	0.47
15:AO:33:THR:O	15:AO:34:ALA:C	2.53	0.47
15:AO:49:ASP:OD2	15:AO:52:SER:HB2	2.14	0.47
1:AA:375:U:C3'	16:AP:5:ARG:NH2	2.77	0.47
17:AQ:31:HIS:O	17:AQ:33:ILE:N	2.47	0.47
19:AS:44:MET:O	19:AS:47:LEU:HB2	2.15	0.47
24:BA:1162:G:C6	24:BA:1163:G:N7	2.83	0.47
24:BA:1214:A:O2'	59:BA:3704:HOH:O	2.20	0.47
24:BA:1362:C:C4	24:BA:1363:C:C5	3.02	0.47
24:BA:1365:A:C5	24:BA:1366:A:N7	2.83	0.47
24:BA:414:C:H1'	24:BA:1864:U:H1'	1.97	0.47
24:BA:2010:G:H2'	24:BA:2011:U:O2	2.15	0.47
24:BA:2051:A:C2	24:BA:2614:A:C2	3.02	0.47
24:BA:2302:U:C2'	24:BA:2303:G:C5'	2.92	0.47
24:BA:2838:G:H2'	24:BA:2839:G:O4'	2.14	0.47
24:BA:442:G:C4	24:BA:444:C:H5	2.33	0.47
24:BA:809:G:O4'	24:BA:1254:A:H1'	2.14	0.47
24:BA:998:C:P	40:BQ:91:ARG:NH2	2.87	0.47
26:BC:153:LEU:N	26:BC:153:LEU:HD23	2.30	0.47
27:BD:53:GLY:O	27:BD:76:GLY:HA2	2.15	0.47
28:BE:28:VAL:O	28:BE:29:HIS:C	2.53	0.47
24:BA:2059:A:H4'	28:BE:64:GLY:O	2.15	0.47
29:BF:29:ARG:O	29:BF:30:VAL:C	2.53	0.47
30:BG:10:VAL:HG23	30:BG:14:VAL:HB	1.96	0.47
30:BG:19:ASN:HB3	30:BG:22:VAL:HG23	1.95	0.47
34:BK:7:MET:C	34:BK:8:LEU:HD12	2.35	0.47
35:BL:111:ILE:CG2	35:BL:112:LEU:H	2.27	0.47
35:BL:80:SER:OG	35:BL:81:ASP:N	2.47	0.47
38:BO:28:VAL:C	38:BO:29:HIS:CG	2.88	0.47
38:BO:34:HIS:ND1	38:BO:53:THR:HG23	2.30	0.47
38:BO:62:LEU:HD21	38:BO:70:ALA:HB2	1.95	0.47
39:BP:83:ILE:CD1	39:BP:84:SER:N	2.77	0.47
42:BS:20:VAL:HG11	42:BS:43:ALA:CB	2.44	0.47
43:BT:61:LEU:HD11	43:BT:82:LYS:HB3	1.96	0.47
31:BH:32:PRO:HA	47:BX:38:TRP:CB	2.45	0.47
47:BX:42:GLU:O	47:BX:43:LYS:CG	2.62	0.47
47:BX:45:PHE:N	47:BX:45:PHE:CD1	2.82	0.47
48:BY:9:LYS:HB3	48:BY:12:GLU:HG2	1.97	0.47
1:CA:1309:G:C2	1:CA:1328:C:C2	3.03	0.47
1:CA:1346:A:C8	1:CA:1348:U:O2	2.67	0.47

Continued on next page...

Continued from previous page...

Atom-1	Atom-2	Interatomic distance (Å)	Clash overlap (Å)
1:CA:142:G:C5	1:CA:143:A:N7	2.83	0.47
1:CA:191:G:C6	1:CA:192:A:C5	3.02	0.47
1:CA:665:A:C8	1:CA:733:G:N3	2.82	0.47
1:CA:66:A:O4'	1:CA:173:U:C4	2.68	0.47
1:CA:771:G:C2'	1:CA:772:U:H5'	2.44	0.47
1:CA:936:C:H2'	1:CA:937:A:O4'	2.14	0.47
1:CA:96:U:O2'	1:CA:97:G:O5'	2.29	0.47
1:CA:979:C:H2'	1:CA:980:C:H5'	1.97	0.47
3:CC:39:VAL:HG23	3:CC:40:ARG:N	2.29	0.47
4:CD:91:LEU:C	4:CD:93:LEU:H	2.18	0.47
5:CE:118:ALA:O	5:CE:120:VAL:CG2	2.62	0.47
8:CH:110:VAL:O	8:CH:111:MET:HB2	2.13	0.47
9:CI:52:LEU:HD13	9:CI:57:MET:HG2	1.97	0.47
10:CJ:18:ILE:HD11	10:CJ:72:ARG:CZ	2.45	0.47
19:CS:48:THR:C	19:CS:49:ILE:HG13	2.35	0.47
21:CU:17:ARG:HG2	21:CU:20:LYS:HE3	1.97	0.47
22:CV:68:C:O2'	22:CV:69:G:H5'	2.15	0.47
24:DA:1139:G:C2	24:DA:1140:C:C6	3.03	0.47
24:DA:1196:C:H2'	24:DA:1197:G:C8	2.49	0.47
24:DA:1220:G:O2'	24:DA:1221:C:H5'	2.14	0.47
24:DA:1331:G:O2'	24:DA:1332:G:H5'	2.15	0.47
24:DA:1356:G:C2	24:DA:1357:C:O2	2.67	0.47
24:DA:1622:G:C2	24:DA:1623:G:C8	3.03	0.47
24:DA:1760:C:H2'	24:DA:1761:C:H5'	1.96	0.47
24:DA:1806:C:C2'	24:DA:1807:G:O5'	2.62	0.47
24:DA:2097:A:C2	24:DA:2098:U:C2	3.02	0.47
55:CY:150:GLU:HB2	24:DA:2254:C:H1'	1.97	0.47
24:DA:2593:U:C2	24:DA:2594:C:C5	3.02	0.47
24:DA:2710:C:P	59:DA:3549:HOH:O	2.71	0.47
24:DA:2742:G:OP1	54:D4:36:ARG:HD3	2.15	0.47
24:DA:2691:C:O3'	24:DA:2871:U:H4'	2.15	0.47
57:DA:3189:NMY:N19	57:DA:3189:NMY:O21	2.47	0.47
24:DA:391:A:H1'	24:DA:411:G:O4'	2.14	0.47
24:DA:447:A:N7	24:DA:473:G:C6	2.82	0.47
24:DA:568:U:C2	24:DA:570:G:OP2	2.68	0.47
24:DA:621:A:OP2	24:DA:622:G:OP2	2.32	0.47
25:DB:11:C:C5	25:DB:12:C:C4	3.03	0.47
29:DF:126:ASN:CA	29:DF:155:ILE:HD11	2.45	0.47
29:DF:98:PHE:HA	29:DF:101:ARG:NH2	2.29	0.47
31:DH:108:VAL:O	31:DH:108:VAL:CG2	2.62	0.47
32:DI:125:THR:C	32:DI:127:SER:N	2.67	0.47

Continued on next page...

Continued from previous page...

Atom-1	Atom-2	Interatomic distance (Å)	Clash overlap (Å)
32:DI:96:LYS:O	32:DI:97:VAL:CB	2.62	0.47
33:DJ:47:HIS:C	33:DJ:114:LEU:HD11	2.35	0.47
33:DJ:6:ALA:CB	33:DJ:45:THR:CG2	2.93	0.47
36:DM:108:VAL:HG12	36:DM:109:PRO:CD	2.42	0.47
38:DO:100:HIS:O	38:DO:104:GLN:HB2	2.15	0.47
42:DS:18:ARG:HG2	42:DS:76:VAL:HG23	1.97	0.47
44:DU:37:GLY:HA2	44:DU:61:GLU:OE1	2.14	0.47
45:DV:65:VAL:O	45:DV:66:ASP:C	2.53	0.47
46:DW:49:ALA:HB3	46:DW:81:SER:OG	2.14	0.47
47:DX:32:LEU:HD12	47:DX:32:LEU:O	2.14	0.47
48:DY:19:LEU:HD23	48:DY:19:LEU:O	2.15	0.47
48:DY:43:LEU:O	48:DY:47:ARG:HG3	2.14	0.47
1:AA:1027:C:O2	1:AA:1035:A:N1	2.48	0.47
1:AA:1103:C:C2	1:AA:1104:G:C8	3.03	0.47
1:AA:1138:G:O2'	1:AA:1140:C:O5'	2.28	0.47
1:AA:1509:C:O2	1:AA:1509:C:H2'	2.13	0.47
1:AA:1517:G:H1'	24:BA:1919:A:O3'	2.14	0.47
1:AA:155:A:C2	1:AA:167:A:C4	3.02	0.47
1:AA:186:C:C2	1:AA:191:G:O6	2.68	0.47
1:AA:210:C:H4'	1:AA:211:G:H5''	1.96	0.47
1:AA:240:G:OP1	1:AA:240:G:C4'	2.62	0.47
1:AA:551:U:H2'	1:AA:552:U:C6	2.49	0.47
1:AA:587:G:O2'	1:AA:588:G:H5'	2.15	0.47
1:AA:6:G:O6	5:AE:99:ALA:CB	2.63	0.47
1:AA:777:A:H2'	1:AA:778:G:H8	1.80	0.47
1:AA:944:G:O5'	1:AA:945:G:OP2	2.32	0.47
2:AB:85:LEU:O	2:AB:86:SER:HB3	2.15	0.47
3:AC:35:SER:O	3:AC:38:LYS:N	2.48	0.47
5:AE:136:VAL:HG13	5:AE:137:VAL:N	2.29	0.47
5:AE:154:ALA:O	5:AE:156:LYS:N	2.48	0.47
8:AH:111:MET:CE	8:AH:116:ALA:CA	2.93	0.47
8:AH:26:THR:O	8:AH:27:MET:HG2	2.14	0.47
9:AI:20:PHE:CD1	9:AI:64:TYR:O	2.68	0.47
12:AL:90:LEU:HB2	12:AL:93:VAL:CG1	2.44	0.47
13:AM:78:LYS:O	13:AM:81:MET:N	2.48	0.47
16:AP:19:VAL:O	16:AP:20:VAL:HG22	2.15	0.47
19:AS:31:LEU:O	19:AS:32:ARG:HB3	2.13	0.47
50:B0:40:HIS:N	50:B0:40:HIS:CD2	2.81	0.47
52:B2:3:ARG:HB2	52:B2:3:ARG:NH2	2.30	0.47
24:BA:1142:A:H4'	33:BJ:27:ARG:HH22	1.79	0.47
24:BA:1321:A:C5	24:BA:1322:A:C5	3.03	0.47

Continued on next page...

Continued from previous page...

Atom-1	Atom-2	Interatomic distance (Å)	Clash overlap (Å)
24:BA:1381:G:N2	24:BA:1382:G:C1'	2.77	0.47
24:BA:1396:U:O4'	24:BA:1396:U:O2	2.33	0.47
24:BA:1672:A:C6	24:BA:1673:G:C5	3.03	0.47
24:BA:1794:A:C1'	24:BA:1900:A:C2	2.97	0.47
24:BA:181:A:H2'	24:BA:182:A:C8	2.50	0.47
24:BA:563:A:C6	24:BA:2018:G:C4	3.02	0.47
24:BA:2377:A:C1'	38:BO:92:PHE:HZ	2.28	0.47
24:BA:237:C:O2'	24:BA:238:C:H5'	2.15	0.47
24:BA:2714:G:H2'	24:BA:2715:C:O5'	2.15	0.47
24:BA:2748:A:O2'	24:BA:2749:A:P	2.72	0.47
24:BA:279:A:N6	24:BA:361:G:H1'	2.29	0.47
24:BA:2846:G:P	39:BP:51:ASN:HB2	2.55	0.47
24:BA:356:G:C6	24:BA:357:C:C4	3.03	0.47
24:BA:479:A:H4'	24:BA:480:A:OP1	2.15	0.47
24:BA:483:A:N1	24:BA:484:C:O2	2.47	0.47
24:BA:572:A:C3'	24:BA:573:U:O4'	2.60	0.47
24:BA:666:A:H4'	35:BL:48:ARG:CD	2.45	0.47
24:BA:666:A:H2'	24:BA:667:U:C6	2.49	0.47
24:BA:760:G:C2	24:BA:761:A:H1'	2.50	0.47
24:BA:829:A:N7	24:BA:2248:C:H5'	2.29	0.47
25:BB:89:U:H3'	25:BB:90:C:O4'	2.15	0.47
26:BC:106:PRO:HD2	26:BC:109:LEU:CD2	2.44	0.47
29:BF:151:LEU:C	29:BF:151:LEU:HD12	2.35	0.47
29:BF:3:LEU:O	29:BF:4:HIS:C	2.53	0.47
29:BF:93:GLU:O	29:BF:95:MET:CA	2.60	0.47
31:BH:113:SER:O	31:BH:114:GLU:C	2.53	0.47
34:BK:7:MET:HG2	34:BK:19:VAL:O	2.15	0.47
35:BL:119:PRO:HG3	35:BL:138:ALA:O	2.14	0.47
35:BL:132:ARG:HG2	35:BL:142:ILE:HD13	1.97	0.47
40:BQ:86:SER:CB	41:BR:51:VAL:HA	2.45	0.47
1:CA:101:A:C2'	1:CA:102:G:H5'	2.44	0.47
1:CA:1055:A:C6	1:CA:1206:G:C6	3.03	0.47
1:CA:1077:G:N2	1:CA:1080:A:OP2	2.44	0.47
1:CA:1290:G:H5'	7:CG:35:LYS:HE3	1.97	0.47
1:CA:1306:A:C8	1:CA:1307:U:C5	3.02	0.47
1:CA:1404:C:O4'	1:CA:1499:A:N1	2.48	0.47
1:CA:1513:A:C6	1:CA:1523:G:O6	2.68	0.47
1:CA:109:A:C6	1:CA:327:A:C6	3.03	0.47
1:CA:380:G:C2	1:CA:384:G:C6	3.03	0.47
1:CA:408:A:C6	1:CA:435:A:C6	3.03	0.47
1:CA:446:G:C6	1:CA:447:G:C4	3.03	0.47

Continued on next page...

Continued from previous page...

Atom-1	Atom-2	Interatomic distance (Å)	Clash overlap (Å)
1:CA:656:G:C4	1:CA:657:U:C5	3.02	0.47
1:CA:793:U:C3'	1:CA:794:A:H5''	2.44	0.47
4:CD:9:LEU:CD1	4:CD:10:LYS:HB3	2.44	0.47
5:CE:121:HIS:N	5:CE:121:HIS:CD2	2.82	0.47
9:CI:92:GLU:N	9:CI:92:GLU:OE2	2.48	0.47
13:CM:56:LEU:HD12	13:CM:57:ARG:N	2.29	0.47
13:CM:71:ARG:NH2	29:DF:109:ARG:NH1	2.62	0.47
14:CN:53:ARG:O	14:CN:55:SER:N	2.48	0.47
14:CN:64:CYS:SG	14:CN:83:LYS:CE	3.03	0.47
1:CA:750:C:O2'	15:CO:21:ASP:OD1	2.29	0.47
15:CO:82:ILE:HD13	15:CO:87:LEU:O	2.14	0.47
1:CA:375:U:O3'	16:CP:6:LEU:HD12	2.14	0.47
1:CA:958:A:N9	19:CS:55:ARG:NH2	2.63	0.47
55:CY:2:ILE:HG13	55:CY:3:SER:N	2.29	0.47
52:D2:2:LYS:CE	52:D2:6:GLN:CD	2.84	0.47
24:DA:1000:A:C6	24:DA:1001:A:C6	3.03	0.47
24:DA:1198:U:H2'	24:DA:1199:U:C6	2.49	0.47
24:DA:1277:G:H2'	24:DA:1278:C:C6	2.50	0.47
24:DA:1691:C:H2'	24:DA:1692:U:H5'	1.97	0.47
24:DA:189:G:C2'	24:DA:190:A:O5'	2.62	0.47
24:DA:204:A:H5'	24:DA:206:U:O4'	2.14	0.47
24:DA:2249:U:N3	24:DA:2253:G:OP2	2.48	0.47
24:DA:2303:G:O2'	24:DA:2304:G:H5'	2.14	0.47
24:DA:2407:A:H2'	24:DA:2408:U:H6	1.80	0.47
24:DA:1953:A:H2	24:DA:2549:G:N3	2.13	0.47
24:DA:360:U:O4	24:DA:361:G:N1	2.48	0.47
24:DA:417:C:C2	24:DA:418:C:C6	3.03	0.47
24:DA:61:C:C5'	48:DY:43:LEU:HD11	2.45	0.47
25:DB:53:A:C2	25:DB:54:G:N9	2.82	0.47
26:DC:64:VAL:HA	26:DC:102:TYR:CB	2.45	0.47
26:DC:128:THR:HA	26:DC:189:ALA:O	2.14	0.47
26:DC:64:VAL:HG23	26:DC:66:PHE:CD2	2.50	0.47
29:DF:163:GLU:O	29:DF:166:ARG:N	2.47	0.47
29:DF:92:GLY:N	29:DF:95:MET:HG2	2.30	0.47
31:DH:82:SER:HB2	31:DH:146:VAL:HG23	1.95	0.47
33:DJ:120:ARG:O	33:DJ:123:LYS:CE	2.62	0.47
33:DJ:32:LEU:O	33:DJ:33:ALA:C	2.53	0.47
34:DK:113:MET:SD	34:DK:116:ILE:CD1	3.01	0.47
36:DM:35:ALA:HB2	36:DM:102:LEU:HD21	1.96	0.47
41:DR:15:SER:C	41:DR:98:ILE:HD11	2.36	0.47
41:DR:82:HIS:O	41:DR:82:HIS:CG	2.66	0.47

Continued on next page...

Continued from previous page...

Atom-1	Atom-2	Interatomic distance (Å)	Clash overlap (Å)
42:DS:85:ILE:CD1	42:DS:85:ILE:N	2.76	0.47
46:DW:44:LYS:H	46:DW:44:LYS:HE2	1.77	0.47
47:DX:10:ARG:HG3	47:DX:11:PRO:HD2	1.97	0.47
47:DX:62:GLY:O	47:DX:64:ASP:N	2.48	0.47
1:AA:1005:A:H3'	1:AA:1006:G:C8	2.50	0.47
1:AA:109:A:H5'	1:AA:110:C:C5	2.50	0.47
1:AA:1124:G:O2'	1:AA:1125:U:OP2	2.30	0.47
1:AA:1189:U:OP1	14:AN:98:LYS:HE2	2.14	0.47
1:AA:1351:U:O2'	1:AA:1352:C:H5'	2.14	0.47
1:AA:1430:A:N6	1:AA:1431:A:N1	2.62	0.47
1:AA:400:C:H2'	1:AA:401:C:H5'	1.97	0.47
1:AA:435:A:C2	1:AA:436:C:N1	2.83	0.47
1:AA:651:C:C4	1:AA:652:U:O4	2.68	0.47
1:AA:575:G:O2'	1:AA:821:G:OP2	2.26	0.47
2:AB:144:LEU:O	2:AB:146:ASN:N	2.48	0.47
4:AD:10:LYS:C	4:AD:12:SER:N	2.66	0.47
4:AD:135:TYR:CD1	4:AD:135:TYR:C	2.87	0.47
4:AD:192:SER:HB2	6:CF:16:GLU:CD	2.35	0.47
6:AF:88:MET:CE	6:AF:90:MET:HG2	2.45	0.47
7:AG:92:ARG:HB3	7:AG:93:PRO:HD2	1.96	0.47
8:AH:11:LEU:HD13	8:AH:15:ARG:HH21	1.80	0.47
9:AI:67:VAL:HG21	9:AI:75:GLN:CG	2.44	0.47
9:AI:79:ILE:O	9:AI:80:ARG:C	2.52	0.47
9:AI:87:LEU:C	9:AI:87:LEU:HD12	2.34	0.47
13:AM:20:THR:CG2	13:AM:21:SER:N	2.78	0.47
14:AN:33:VAL:O	14:AN:34:ASN:CB	2.63	0.47
18:AR:53:ARG:CZ	18:AR:53:ARG:HB2	2.43	0.47
1:AA:1540:U:C2	23:AX:3:G:N2	2.83	0.47
54:B4:9:LYS:O	54:B4:10:LEU:C	2.53	0.47
24:BA:1241:A:H2'	24:BA:1241:A:N3	2.28	0.47
24:BA:1297:C:H2'	24:BA:1298:C:C6	2.50	0.47
24:BA:1364:G:H1'	24:BA:1368:G:N2	2.30	0.47
24:BA:1417:C:H2'	24:BA:1418:G:C1'	2.45	0.47
24:BA:147:C:N3	24:BA:148:U:C5	2.83	0.47
24:BA:1783:A:OP1	24:BA:1784:A:OP2	2.33	0.47
24:BA:1826:G:C6	24:BA:1827:U:C4	3.03	0.47
24:BA:1946:U:H2'	24:BA:1947:C:H6	1.79	0.47
24:BA:2005:A:O2'	24:BA:2049:G:OP1	2.27	0.47
24:BA:210:C:C2'	24:BA:211:C:O5'	2.63	0.47
24:BA:2285:C:P	51:B1:5:ARG:NH1	2.88	0.47
24:BA:2522:U:H2'	24:BA:2523:G:H5'	1.96	0.47

Continued on next page...

Continued from previous page...

Atom-1	Atom-2	Interatomic distance (Å)	Clash overlap (Å)
24:BA:2761:A:H2'	24:BA:2762:C:H5''	1.96	0.47
24:BA:2800:A:H3'	24:BA:2801:G:H5'	1.95	0.47
24:BA:315:G:H2'	24:BA:316:C:O4'	2.15	0.47
24:BA:321:U:OP2	28:BE:130:LYS:NZ	2.47	0.47
24:BA:523:C:O2'	24:BA:524:G:H5'	2.15	0.47
24:BA:531:C:H5''	24:BA:532:A:C5	2.50	0.47
24:BA:784:G:C2'	24:BA:785:G:OP2	2.63	0.47
24:BA:870:U:C4	24:BA:871:U:C5	3.03	0.47
24:BA:941:A:C2	24:BA:942:G:C4	3.03	0.47
25:BB:66:A:C2	25:BB:108:A:N1	2.83	0.47
26:BC:15:VAL:HG22	26:BC:205:GLY:HA3	1.96	0.47
28:BE:109:LEU:HA	28:BE:112:LEU:HD12	1.96	0.47
29:BF:7:TYR:CD1	29:BF:7:TYR:C	2.88	0.47
29:BF:91:ARG:HG3	29:BF:92:GLY:N	2.30	0.47
31:BH:49:ALA:O	31:BH:53:GLU:HB3	2.14	0.47
32:BI:64:ARG:HG3	32:BI:65:SER:N	2.29	0.47
32:BI:3:LYS:O	32:BI:7:TYR:CD2	2.68	0.47
34:BK:99:ILE:HD13	34:BK:115:ILE:HD12	1.96	0.47
34:BK:69:VAL:CG1	34:BK:77:ILE:HB	2.45	0.47
34:BK:99:ILE:CG2	34:BK:100:PHE:N	2.78	0.47
35:BL:132:ARG:NH1	35:BL:136:GLU:OE1	2.46	0.47
35:BL:122:VAL:CG1	35:BL:142:ILE:HG22	2.45	0.47
36:BM:1:MET:HE1	36:BM:44:ARG:HG2	1.94	0.47
37:BN:98:LEU:O	37:BN:112:TYR:N	2.47	0.47
37:BN:87:PHE:O	37:BN:88:ALA:C	2.53	0.47
40:BQ:97:ILE:HG13	40:BQ:98:ALA:N	2.29	0.47
41:BR:78:ARG:O	41:BR:79:ARG:C	2.52	0.47
42:BS:29:VAL:O	42:BS:30:SER:C	2.53	0.47
24:BA:1340:U:H3'	43:BT:61:LEU:HD23	1.96	0.47
44:BU:11:ILE:HA	44:BU:20:LYS:O	2.15	0.47
24:BA:328:U:H4'	44:BU:65:GLN:OE1	2.15	0.47
1:CA:1076:U:N3	1:CA:1082:A:C2	2.83	0.47
1:CA:1296:C:OP1	13:CM:14:HIS:CE1	2.68	0.47
1:CA:1320:C:H5	1:CA:1321:U:C4	2.33	0.47
1:CA:1321:U:O4	1:CA:1322:C:C5	2.68	0.47
1:CA:144:G:N2	1:CA:145:G:H1'	2.30	0.47
1:CA:1501:C:N4	1:CA:1504:G:C2	2.83	0.47
1:CA:408:A:C2	1:CA:435:A:C2	3.03	0.47
1:CA:499:A:C5	1:CA:547:A:N7	2.83	0.47
1:CA:595:A:HO2'	1:CA:596:A:P	2.38	0.47
1:CA:600:A:H2'	1:CA:601:G:H8	1.80	0.47

Continued on next page...

Continued from previous page...

Atom-1	Atom-2	Interatomic distance (Å)	Clash overlap (Å)
1:CA:658:C:O4'	15:CO:22:THR:HG21	2.14	0.47
1:CA:661:G:N2	1:CA:662:U:C2	2.83	0.47
1:CA:983:A:C2'	1:CA:983:A:N3	2.78	0.47
3:CC:60:PRO:O	3:CC:61:ALA:C	2.54	0.47
4:CD:168:PRO:HG3	4:CD:171:LEU:HD11	1.96	0.47
8:CH:113:ASP:C	8:CH:115:ALA:H	2.18	0.47
9:CI:54:LEU:C	9:CI:56:ASP:N	2.67	0.47
13:CM:48:LEU:HD13	13:CM:53:ILE:HD11	1.96	0.47
19:CS:15:LEU:C	19:CS:15:LEU:HD12	2.36	0.47
1:CA:1311:A:N7	19:CS:3:ARG:NH2	2.63	0.47
19:CS:48:THR:HG1	19:CS:49:ILE:N	2.09	0.47
20:CT:69:LYS:HE3	20:CT:70:ASN:HA	1.96	0.47
24:DA:1080:A:N1	24:DA:1081:U:C5	2.83	0.47
24:DA:1420:A:H1'	24:DA:1421:G:OP1	2.15	0.47
24:DA:151:C:H5'	24:DA:1360:G:OP1	2.15	0.47
24:DA:1847:A:H2'	24:DA:1848:A:H8	1.80	0.47
24:DA:2101:A:C2	24:DA:2102:G:C6	3.03	0.47
24:DA:2303:G:C2'	24:DA:2304:G:H5'	2.44	0.47
24:DA:2666:C:C5	24:DA:2667:C:C5	3.03	0.47
24:DA:2749:A:H5''	30:DG:1:SER:HB3	1.95	0.47
24:DA:280:U:C4	24:DA:281:C:N4	2.83	0.47
24:DA:283:G:C6	24:DA:284:U:C4	3.03	0.47
24:DA:415:A:C2	24:DA:2409:G:C2	3.03	0.47
24:DA:27:G:N2	24:DA:512:G:H1'	2.29	0.47
24:DA:637:A:H4'	24:DA:638:G:O5'	2.15	0.47
24:DA:809:G:C5	24:DA:810:U:C5	3.02	0.47
24:DA:814:C:H2'	24:DA:815:C:O5'	2.15	0.47
24:DA:852:U:C2	24:DA:926:G:N2	2.83	0.47
25:DB:78:A:C2	25:DB:99:A:C4	3.03	0.47
29:DF:123:GLY:O	29:DF:124:ARG:HG2	2.15	0.47
29:DF:12:VAL:HA	29:DF:15:LEU:CD1	2.45	0.47
29:DF:155:ILE:HD13	29:DF:156:THR:N	2.30	0.47
30:DG:136:ASP:O	30:DG:140:ILE:HG22	2.15	0.47
1:AA:55:A:N9	31:DH:91:PHE:CE2	2.83	0.47
32:DI:111:THR:O	32:DI:113:ALA:N	2.48	0.47
32:DI:21:PRO:CB	32:DI:22:PRO:HD3	2.45	0.47
24:DA:1097:U:O2'	32:DI:7:TYR:O	2.32	0.47
33:DJ:36:LEU:O	33:DJ:121:LYS:NZ	2.45	0.47
37:DN:32:GLU:O	37:DN:114:GLU:HA	2.13	0.47
39:DP:25:VAL:HG23	39:DP:85:VAL:HA	1.96	0.47
40:DQ:98:ALA:HB2	40:DQ:105:PHE:CD1	2.50	0.47

Continued on next page...

Continued from previous page...

Atom-1	Atom-2	Interatomic distance (Å)	Clash overlap (Å)
40:DQ:87:VAL:CG2	41:DR:49:ILE:HG21	2.45	0.47
41:DR:67:GLY:HA3	41:DR:93:PHE:CZ	2.50	0.47
24:DA:1266:G:H5''	42:DS:15:GLN:HE22	1.80	0.47
42:DS:37:THR:HG22	42:DS:38:TYR:CD2	2.50	0.47
42:DS:39:THR:O	42:DS:44:ALA:HB2	2.14	0.47
45:DV:26:PHE:CD1	45:DV:26:PHE:C	2.88	0.47
46:DW:10:THR:C	46:DW:11:ARG:HG3	2.35	0.47
24:DA:77:G:O3'	48:DY:2:LYS:CE	2.63	0.47
1:AA:1142:G:C5	1:AA:1143:G:H1'	2.50	0.47
1:AA:1233:G:H2'	1:AA:1234:C:C6	2.50	0.47
1:AA:1303:C:OP1	1:AA:1304:G:OP2	2.33	0.47
1:AA:1418:A:N6	1:AA:1482:G:O2'	2.46	0.47
1:AA:206:C:H2'	1:AA:207:C:O4'	2.14	0.47
1:AA:632:U:O2	1:AA:632:U:H2'	2.15	0.47
1:AA:660:C:H2'	1:AA:661:G:C8	2.50	0.47
1:AA:705:G:C8	1:AA:706:A:C8	3.03	0.47
1:AA:715:A:H2'	1:AA:716:A:O4'	2.15	0.47
1:AA:71:A:N1	1:AA:72:A:C5	2.82	0.47
1:AA:854:U:C2'	1:AA:855:U:O5'	2.62	0.47
1:AA:866:C:N3	1:AA:867:G:H1'	2.30	0.47
2:AB:163:VAL:HG13	2:AB:164:ILE:O	2.14	0.47
2:AB:164:ILE:HG23	2:AB:165:ASP:N	2.29	0.47
2:AB:26:LYS:HE2	2:AB:193:PRO:HD2	1.97	0.47
3:AC:12:LEU:C	3:AC:14:ILE:N	2.68	0.47
3:AC:72:ARG:HG3	3:AC:75:ILE:HB	1.97	0.47
4:AD:145:ILE:O	4:AD:146:ARG:CB	2.62	0.47
4:AD:94:LEU:O	4:AD:97:ARG:HB2	2.15	0.47
5:AE:111:MET:HE1	5:AE:125:ALA:HB1	1.97	0.47
6:AF:37:HIS:O	6:AF:38:ARG:O	2.33	0.47
7:AG:118:LEU:HA	7:AG:121:ALA:HB3	1.95	0.47
7:AG:43:VAL:HG12	7:AG:44:TYR:N	2.29	0.47
10:AJ:92:LEU:O	10:AJ:94:ALA:N	2.48	0.47
11:AK:29:ASN:OD1	11:AK:47:ALA:HB3	2.15	0.47
14:AN:45:VAL:HG13	14:AN:46:LEU:H	1.79	0.47
14:AN:63:ARG:HD3	14:AN:68:GLY:O	2.14	0.47
15:AO:11:ILE:CD1	15:AO:31:LEU:HB3	2.43	0.47
22:AV:51:U:H2'	22:AV:52:G:O4'	2.15	0.47
24:BA:1416:G:O2'	24:BA:1417:C:OP2	2.26	0.47
24:BA:1422:G:N3	24:BA:1423:G:C8	2.82	0.47
24:BA:1544:A:C6	24:BA:1545:A:C6	3.02	0.47
24:BA:1561:C:H2'	24:BA:1562:U:H6	1.80	0.47

Continued on next page...

Continued from previous page...

Atom-1	Atom-2	Interatomic distance (Å)	Clash overlap (Å)
24:BA:1584:U:H3'	24:BA:1584:U:O2	2.15	0.47
24:BA:1665:A:H5''	34:BK:66:LYS:HG2	1.96	0.47
24:BA:1801:A:H5'	24:BA:2203:U:O2'	2.14	0.47
24:BA:2097:A:C2	24:BA:2193:G:C2	3.02	0.47
24:BA:21:A:H2'	24:BA:22:C:O4'	2.14	0.47
24:BA:2204:G:C6	24:BA:2205:A:N7	2.83	0.47
24:BA:2209:G:C6	24:BA:2210:U:O4	2.68	0.47
24:BA:2343:U:H2'	24:BA:2344:U:C6	2.50	0.47
24:BA:2414:G:N3	24:BA:2415:G:C8	2.83	0.47
24:BA:2553:G:C6	24:BA:2554:U:O2	2.68	0.47
24:BA:2599:G:C8	26:BC:235:GLU:CB	2.98	0.47
24:BA:2759:G:H21	30:BG:138:GLN:HG3	1.79	0.47
24:BA:2790:U:C4'	24:BA:2791:G:OP1	2.63	0.47
24:BA:1708:C:O2'	24:BA:2860:A:O2'	2.25	0.47
24:BA:858:G:OP1	46:BW:78:LYS:NZ	2.43	0.47
24:BA:84:A:O2'	24:BA:85:G:OP2	2.31	0.47
24:BA:978:G:C2	24:BA:986:C:C2	3.02	0.47
26:BC:221:GLY:O	26:BC:224:MET:N	2.48	0.47
27:BD:113:SER:HB3	27:BD:166:GLY:CA	2.45	0.47
28:BE:123:LYS:HG2	28:BE:124:PHE:H	1.80	0.47
30:BG:120:ILE:HD12	30:BG:133:LYS:O	2.15	0.47
31:BH:71:LYS:CD	31:BH:71:LYS:C	2.83	0.47
33:BJ:25:LEU:O	33:BJ:28:LEU:HB3	2.15	0.47
24:BA:2377:A:H1'	38:BO:92:PHE:CZ	2.50	0.47
39:BP:92:ARG:O	39:BP:93:LYS:HB3	2.15	0.47
24:BA:2719:G:P	39:BP:95:LYS:NZ	2.88	0.47
40:BQ:59:LEU:C	40:BQ:59:LEU:HD12	2.34	0.47
24:BA:2352:A:C2	46:BW:33:ALA:HB1	2.50	0.47
1:CA:1014:A:C8	1:CA:1015:G:C4	3.03	0.47
1:CA:1034:G:C6	1:CA:1035:A:C6	3.03	0.47
1:CA:1045:C:H2'	1:CA:1046:A:H5'	1.97	0.47
1:CA:1092:A:C4	1:CA:1183:U:O4	2.68	0.47
1:CA:1452:C:C4'	1:CA:1453:G:C4	2.98	0.47
1:CA:173:U:H5'	1:CA:197:A:O4'	2.15	0.47
1:CA:230:G:N1	1:CA:231:U:C2	2.83	0.47
1:CA:459:A:C2	1:CA:460:A:C4	3.03	0.47
1:CA:445:G:O6	1:CA:489:C:N3	2.48	0.47
1:CA:716:A:H2'	1:CA:717:U:O5'	2.15	0.47
1:CA:842:U:N3	1:CA:844:G:OP1	2.48	0.47
1:CA:859:G:H2'	1:CA:860:A:O4'	2.15	0.47
1:CA:948:C:H2'	1:CA:949:A:H5'	1.97	0.47

Continued on next page...

Continued from previous page...

Atom-1	Atom-2	Interatomic distance (Å)	Clash overlap (Å)
2:CB:101:LEU:HG	2:CB:102:THR:CB	2.44	0.47
2:CB:22:TYR:HB3	2:CB:190:ASN:CB	2.42	0.47
4:CD:29:ASP:O	4:CD:31:LYS:NZ	2.47	0.47
5:CE:13:GLU:CB	5:CE:39:VAL:CG1	2.92	0.47
5:CE:56:VAL:N	5:CE:57:PRO:HD2	2.29	0.47
6:CF:3:HIS:C	6:CF:4:TYR:CD1	2.89	0.47
6:CF:69:GLU:O	6:CF:71:ILE:HG13	2.15	0.47
11:CK:80:LYS:O	11:CK:106:ARG:HG2	2.15	0.47
13:CM:22:ILE:O	13:CM:22:ILE:HD12	2.15	0.47
15:CO:25:THR:O	15:CO:27:VAL:N	2.48	0.47
16:CP:22:ALA:HA	16:CP:33:ILE:CD1	2.45	0.47
17:CQ:12:VAL:CG1	17:CQ:13:VAL:N	2.74	0.47
17:CQ:72:SER:C	17:CQ:73:TRP:CD1	2.89	0.47
1:CA:720:C:H5'	18:CR:41:PRO:HA	1.97	0.47
20:CT:78:ASN:O	20:CT:82:GLN:HG2	2.15	0.47
53:D3:44:ARG:N	53:D3:45:PRO:CD	2.78	0.47
24:DA:1103:A:C8	24:DA:1104:C:C5	3.03	0.47
24:DA:1249:U:H4'	40:DQ:3:VAL:CG2	2.44	0.47
24:DA:1364:G:H1'	24:DA:1368:G:N2	2.30	0.47
24:DA:145:C:H2'	24:DA:146:A:H8	1.79	0.47
24:DA:1850:G:C6	24:DA:1851:U:C4	3.02	0.47
24:DA:1865:U:C5	24:DA:1875:G:N1	2.83	0.47
24:DA:187:G:C6	24:DA:188:G:C5	3.03	0.47
24:DA:187:G:C6	24:DA:188:G:N7	2.83	0.47
24:DA:2193:G:C2	24:DA:2194:U:C5	3.03	0.47
24:DA:2373:G:C6	24:DA:2374:C:C4	3.02	0.47
24:DA:2418:A:OP1	53:D3:44:ARG:NH1	2.47	0.47
24:DA:2848:G:C4'	24:DA:2849:U:OP1	2.60	0.47
24:DA:2897:U:H2'	24:DA:2898:U:H6	1.80	0.47
24:DA:310:A:O2'	24:DA:311:A:OP2	2.30	0.47
57:DA:3190:NMY:O14	57:DA:3190:NMY:N19	2.48	0.47
24:DA:559:G:H2'	24:DA:560:C:H5'	1.97	0.47
24:DA:970:U:H1'	24:DA:985:C:OP1	2.15	0.47
26:DC:20:ASN:HB2	26:DC:23:LEU:CD1	2.42	0.47
26:DC:23:LEU:HD21	26:DC:89:ASN:ND2	2.29	0.47
27:DD:8:LYS:HB2	27:DD:201:LEU:HD11	1.97	0.47
24:DA:599:A:H4'	28:DE:26:ALA:HB1	1.97	0.47
30:DG:27:GLY:HA3	30:DG:78:VAL:HG13	1.96	0.47
31:DH:121:VAL:C	31:DH:123:ARG:N	2.64	0.47
31:DH:4:ILE:HG22	31:DH:18:GLN:HB3	1.97	0.47
32:DI:41:PHE:CD1	32:DI:41:PHE:C	2.88	0.47

Continued on next page...

Continued from previous page...

Atom-1	Atom-2	Interatomic distance (Å)	Clash overlap (Å)
37:DN:106:ASP:O	37:DN:107:ASN:CB	2.63	0.47
40:DQ:67:ALA:O	40:DQ:68:ALA:C	2.53	0.47
41:DR:72:VAL:O	41:DR:74:ILE:HD12	2.14	0.47
42:DS:20:VAL:HG21	42:DS:43:ALA:HB3	1.97	0.47
43:DT:34:VAL:O	43:DT:35:ALA:C	2.53	0.47
47:DX:35:HIS:N	47:DX:48:LEU:O	2.47	0.47
48:DY:18:LEU:O	48:DY:18:LEU:CD1	2.63	0.47
48:DY:23:ARG:HA	48:DY:23:ARG:CZ	2.45	0.47
1:AA:1043:G:O6	1:AA:1044:A:N6	2.48	0.46
1:AA:1179:A:H4'	9:AI:105:THR:HA	1.96	0.46
1:AA:1246:A:H1'	1:AA:1292:G:N2	2.31	0.46
1:AA:1338:G:H2'	1:AA:1339:A:C8	2.50	0.46
1:AA:515:G:N7	1:AA:516:U:C4	2.82	0.46
1:AA:50:A:N3	1:AA:52:C:C2	2.83	0.46
1:AA:597:G:N3	1:AA:598:U:H1'	2.29	0.46
1:AA:706:A:C4	1:AA:707:U:C5	3.03	0.46
1:AA:794:A:C2	1:AA:795:C:C2	3.02	0.46
1:AA:7:A:C8	1:AA:298:A:H1'	2.50	0.46
1:AA:9:G:OP2	5:AE:126:LYS:HG3	2.15	0.46
4:AD:137:VAL:HG12	4:AD:182:PHE:HZ	1.77	0.46
4:AD:10:LYS:N	4:AD:13:ARG:NH1	2.63	0.46
4:AD:170:TRP:O	4:AD:170:TRP:CG	2.68	0.46
1:AA:508:U:C3'	4:AD:51:TYR:OH	2.63	0.46
5:AE:156:LYS:HE2	8:AH:64:LYS:HZ2	1.79	0.46
6:AF:32:ALA:O	6:AF:34:GLY:N	2.48	0.46
8:AH:111:MET:CE	8:AH:116:ALA:N	2.78	0.46
15:AO:88:ARG:O	15:AO:89:ARG:C	2.53	0.46
16:AP:5:ARG:NH1	16:AP:6:LEU:HD13	2.30	0.46
17:AQ:28:PHE:O	17:AQ:29:VAL:HG23	2.15	0.46
18:AR:53:ARG:C	18:AR:57:ARG:NH1	2.68	0.46
19:AS:41:PHE:O	19:AS:44:MET:CG	2.63	0.46
21:AU:43:THR:O	21:AU:46:LYS:N	2.48	0.46
22:AV:65:G:C5	22:AV:66:U:C4	3.03	0.46
52:B2:13:ASN:O	52:B2:17:GLY:N	2.48	0.46
53:B3:38:LYS:CG	53:B3:39:ARG:N	2.78	0.46
24:BA:1032:A:H1'	54:B4:23:ILE:HD11	1.96	0.46
24:BA:1058:U:C2	24:BA:1059:G:C8	3.03	0.46
24:BA:10:A:C6	24:BA:11:C:C4	3.02	0.46
24:BA:1210:G:C3'	24:BA:1211:C:H5'	2.44	0.46
24:BA:1408:G:C6	24:BA:1409:U:N3	2.83	0.46
24:BA:1784:A:N6	59:BA:3694:HOH:O	2.47	0.46

Continued on next page...

Continued from previous page...

Atom-1	Atom-2	Interatomic distance (Å)	Clash overlap (Å)
24:BA:1936:A:N6	24:BA:1963:U:C4	2.83	0.46
24:BA:2026:U:C2	24:BA:2027:G:C8	3.03	0.46
24:BA:2333:A:N7	24:BA:2335:A:C4	2.82	0.46
24:BA:2366:A:H2'	24:BA:2367:G:O4'	2.15	0.46
24:BA:2413:G:C6	24:BA:2414:G:N7	2.83	0.46
24:BA:679:C:C2'	24:BA:680:C:H5'	2.44	0.46
24:BA:729:G:C5	26:BC:206:LYS:HB3	2.50	0.46
24:BA:71:A:C2	24:BA:73:A:C2	3.02	0.46
24:BA:784:G:H5''	26:BC:225:ASN:OD1	2.15	0.46
26:BC:85:ASN:HD22	26:BC:85:ASN:N	2.13	0.46
27:BD:115:GLY:HA2	27:BD:167:ASN:HB2	1.95	0.46
27:BD:20:VAL:CG1	27:BD:21:SER:N	2.78	0.46
24:BA:468:G:O3'	28:BE:55:SER:HB2	2.15	0.46
29:BF:172:PHE:O	29:BF:173:ASP:C	2.53	0.46
25:BB:44:G:H4'	29:BF:91:ARG:NH1	2.29	0.46
34:BK:35:VAL:HG23	34:BK:36:GLY:N	2.30	0.46
36:BM:65:ILE:O	36:BM:65:ILE:HG13	2.14	0.46
39:BP:87:ARG:NH1	39:BP:109:ILE:HD13	2.29	0.46
48:BY:41:HIS:CE1	48:BY:42:LEU:HD12	2.50	0.46
49:BZ:4:ILE:HG22	49:BZ:57:GLU:O	2.15	0.46
1:CA:1018:G:N7	1:CA:1019:A:N6	2.62	0.46
1:CA:109:A:C3'	1:CA:110:C:H5'	2.46	0.46
1:CA:1103:C:C4	1:CA:1104:G:N7	2.84	0.46
1:CA:139:A:H2'	1:CA:140:U:C6	2.50	0.46
1:CA:142:G:N3	1:CA:142:G:H2'	2.30	0.46
1:CA:1436:U:H2'	1:CA:1437:A:C8	2.50	0.46
1:CA:1447:A:O2'	1:CA:1448:C:O5'	2.26	0.46
1:CA:198:G:C6	1:CA:220:G:C2	3.02	0.46
1:CA:293:G:C4	1:CA:305:G:N2	2.83	0.46
1:CA:430:A:H4'	4:CD:7:PRO:HB3	1.96	0.46
1:CA:511:C:O2	1:CA:512:U:C2	2.68	0.46
1:CA:588:G:C4	1:CA:589:U:C6	3.03	0.46
1:CA:594:U:O2	1:CA:645:G:O6	2.33	0.46
2:CB:171:ILE:HG22	2:CB:175:GLU:CD	2.34	0.46
3:CC:110:GLU:OE1	3:CC:110:GLU:N	2.48	0.46
7:CG:138:ARG:O	7:CG:142:HIS:CB	2.63	0.46
1:CA:1302:C:C6	13:CM:17:ILE:HG21	2.49	0.46
16:CP:49:GLY:O	16:CP:50:THR:HG22	2.16	0.46
16:CP:21:VAL:HG11	16:CP:60:TRP:CD1	2.50	0.46
18:CR:31:ASN:O	18:CR:32:TYR:HB2	2.15	0.46
1:CA:194:C:O3'	20:CT:60:ARG:NH1	2.45	0.46

Continued on next page...

Continued from previous page...

Atom-1	Atom-2	Interatomic distance (Å)	Clash overlap (Å)
55:CY:1:MET:O	55:CY:4:ASP:HB2	2.15	0.46
55:CY:33:SER:C	55:CY:35:SER:H	2.18	0.46
54:D4:28:SER:OG	54:D4:29:ALA:N	2.47	0.46
24:DA:1031:G:N2	24:DA:1124:G:C4	2.83	0.46
24:DA:2013:A:C2'	24:DA:2014:A:H5'	2.42	0.46
24:DA:2092:U:H4'	24:DA:2093:G:O5'	2.16	0.46
24:DA:2344:U:O2'	51:D1:35:LEU:CD2	2.63	0.46
24:DA:2409:G:C6	24:DA:2410:G:C5	3.02	0.46
24:DA:2459:A:C2	24:DA:2460:U:H1'	2.50	0.46
24:DA:2461:A:H2'	24:DA:2462:C:C6	2.50	0.46
24:DA:2802:G:O5'	24:DA:2802:G:H8	1.98	0.46
24:DA:2824:C:N4	24:DA:2825:G:C5	2.84	0.46
24:DA:37:C:O2	24:DA:37:C:H2'	2.14	0.46
24:DA:35:G:H22	24:DA:450:G:H1'	1.79	0.46
24:DA:557:C:O2'	33:DJ:114:LEU:HD12	2.15	0.46
24:DA:574:A:H4'	24:DA:575:A:C5'	2.45	0.46
24:DA:71:A:OP1	24:DA:72:U:C2'	2.62	0.46
26:DC:267:VAL:CG2	26:DC:268:ARG:N	2.77	0.46
27:DD:109:VAL:HG22	27:DD:203:VAL:HG13	1.96	0.46
27:DD:49:GLN:HA	27:DD:80:TRP:O	2.16	0.46
27:DD:6:GLY:O	27:DD:7:LYS:HB2	2.15	0.46
28:DE:149:ILE:HD11	28:DE:188:MET:CG	2.44	0.46
29:DF:35:LEU:HD12	29:DF:153:ILE:HG22	1.97	0.46
30:DG:36:LEU:O	30:DG:37:ASN:C	2.53	0.46
31:DH:52:ALA:O	31:DH:55:GLU:HB3	2.15	0.46
33:DJ:93:ILE:HG22	33:DJ:97:PRO:HB3	1.97	0.46
34:DK:34:GLY:O	34:DK:62:VAL:HG22	2.15	0.46
24:DA:2840:C:OP1	37:DN:53:THR:HG21	2.15	0.46
43:DT:61:LEU:C	43:DT:61:LEU:HD12	2.35	0.46
24:DA:189:G:P	47:DX:25:LYS:HZ2	2.38	0.46
1:AA:1102:A:OP2	1:AA:1102:A:O4'	2.33	0.46
1:AA:1104:G:C2	1:AA:1105:A:C8	3.03	0.46
1:AA:1130:A:C2	1:AA:1146:A:C8	3.03	0.46
1:AA:1152:A:C2	1:AA:1153:G:C4	3.04	0.46
1:AA:1266:G:C4	1:AA:1268:G:OP2	2.68	0.46
1:AA:391:G:C6	1:AA:392:C:C6	3.03	0.46
1:AA:403:C:C2'	1:AA:404:G:C5'	2.90	0.46
1:AA:444:G:C4	1:AA:445:G:C8	3.03	0.46
1:AA:515:G:N2	1:AA:537:G:H1'	2.31	0.46
1:AA:551:U:C2	1:AA:552:U:C5	3.04	0.46
1:AA:688:G:O5'	11:AK:49:GLY:HA3	2.16	0.46

Continued on next page...

Continued from previous page...

Atom-1	Atom-2	Interatomic distance (Å)	Clash overlap (Å)
1:AA:74:A:C2'	1:AA:75:G:O4'	2.63	0.46
1:AA:74:A:N3	1:AA:97:G:N2	2.63	0.46
1:AA:784:A:H4'	24:BA:1837:C:OP1	2.15	0.46
1:AA:843:U:P	1:AA:846:G:N2	2.89	0.46
2:AB:170:HIS:C	2:AB:172:ALA:N	2.68	0.46
2:AB:84:ALA:CA	2:AB:218:ALA:CB	2.91	0.46
3:AC:161:GLU:CG	3:AC:161:GLU:O	2.63	0.46
3:AC:30:ALA:C	3:AC:32:ASN:N	2.69	0.46
1:AA:408:A:OP1	4:AD:112:ALA:HB3	2.15	0.46
4:AD:58:LYS:HA	4:AD:200:ILE:CD1	2.45	0.46
5:AE:116:GLU:CG	5:AE:117:VAL:HG23	2.45	0.46
5:AE:72:ILE:HG22	5:AE:73:ASN:N	2.30	0.46
7:AG:10:ARG:HG3	7:AG:11:LYS:N	2.30	0.46
7:AG:28:ASN:HA	7:AG:31:MET:HB2	1.95	0.46
10:AJ:19:ASP:HA	10:AJ:22:THR:HG22	1.96	0.46
10:AJ:63:ASP:HB3	10:AJ:65:TYR:CZ	2.50	0.46
11:AK:126:LYS:O	11:AK:127:ARG:CB	2.63	0.46
11:AK:46:THR:C	11:AK:48:GLY:N	2.66	0.46
13:AM:56:LEU:O	13:AM:59:GLU:N	2.48	0.46
14:AN:12:ARG:HG2	14:AN:54:ASP:HB3	1.97	0.46
14:AN:90:ARG:HB2	14:AN:90:ARG:CZ	2.45	0.46
14:AN:88:ALA:HA	14:AN:93:ILE:CD1	2.45	0.46
17:AQ:55:ILE:HG13	17:AQ:56:GLY:N	2.29	0.46
19:AS:20:GLU:OE1	19:AS:20:GLU:N	2.48	0.46
19:AS:75:ALA:O	19:AS:77:THR:HG23	2.16	0.46
1:AA:261:U:C5	20:AT:74:ARG:CZ	2.98	0.46
52:B2:16:HIS:CD2	52:B2:16:HIS:N	2.83	0.46
24:BA:1089:A:O2'	24:BA:1090:A:N7	2.45	0.46
24:BA:123:G:C5	59:BA:3222:HOH:O	2.67	0.46
24:BA:1256:G:C4	24:BA:1257:C:C5	3.03	0.46
24:BA:1285:A:C5	24:BA:1329:U:C5	3.04	0.46
24:BA:1500:G:O2'	26:BC:98:GLY:CA	2.63	0.46
24:BA:1531:C:H2'	24:BA:1532:A:H1'	1.97	0.46
24:BA:160:A:C8	24:BA:167:A:N1	2.83	0.46
24:BA:1829:A:H2'	24:BA:1830:C:H5'	1.97	0.46
24:BA:1844:C:H2'	24:BA:1845:G:O4'	2.14	0.46
24:BA:2180:U:C5	24:BA:2181:U:C4	3.03	0.46
24:BA:2183:A:C6	24:BA:2184:A:N1	2.84	0.46
24:BA:2230:G:H1'	47:BX:31:ASN:HA	1.96	0.46
24:BA:226:A:N6	24:BA:227:A:C6	2.83	0.46
24:BA:2308:G:O6	24:BA:2311:A:C5	2.69	0.46

Continued on next page...

Continued from previous page...

Atom-1	Atom-2	Interatomic distance (Å)	Clash overlap (Å)
24:BA:2333:A:N7	24:BA:2335:A:N3	2.62	0.46
24:BA:2736:A:C5	24:BA:2737:G:N7	2.83	0.46
24:BA:333:G:H5''	24:BA:334:C:OP2	2.15	0.46
24:BA:408:G:C5	24:BA:409:G:N7	2.83	0.46
24:BA:499:U:H4'	44:BU:42:LYS:HD2	1.96	0.46
24:BA:533:G:H5'	40:BQ:23:TYR:CD1	2.50	0.46
24:BA:584:C:OP1	40:BQ:5:ARG:HD3	2.14	0.46
24:BA:597:G:C6	24:BA:598:U:N3	2.83	0.46
24:BA:691:C:C2'	24:BA:692:C:H5'	2.46	0.46
25:BB:54:G:O2'	25:BB:55:U:H5'	2.16	0.46
26:BC:234:GLY:O	26:BC:235:GLU:CB	2.63	0.46
26:BC:44:ASN:C	26:BC:46:GLY:H	2.18	0.46
24:BA:443:A:H3'	28:BE:40:ARG:NH1	2.30	0.46
25:BB:54:G:C2	29:BF:25:MET:SD	3.08	0.46
30:BG:72:ASN:O	30:BG:75:VAL:HG13	2.16	0.46
31:BH:57:LYS:O	31:BH:61:VAL:HG23	2.15	0.46
33:BJ:43:GLU:O	33:BJ:44:TYR:C	2.54	0.46
36:BM:47:GLU:OE1	36:BM:50:ARG:HD3	2.15	0.46
36:BM:65:ILE:O	36:BM:65:ILE:CG1	2.63	0.46
38:BO:107:ALA:O	38:BO:110:ALA:HB3	2.15	0.46
38:BO:112:GLU:O	38:BO:113:ALA:HB2	2.15	0.46
38:BO:8:ILE:O	38:BO:11:ALA:N	2.48	0.46
39:BP:90:ALA:HB2	39:BP:112:ARG:N	2.29	0.46
24:BA:18:U:H5''	40:BQ:23:TYR:O	2.15	0.46
24:BA:993:G:H1'	41:BR:91:GLN:CG	2.45	0.46
43:BT:16:VAL:HG23	43:BT:17:SER:N	2.30	0.46
24:BA:63:A:C4'	43:BT:77:ARG:HD3	2.32	0.46
47:BX:36:ARG:HG2	47:BX:47:THR:HB	1.98	0.46
49:BZ:40:THR:HB	49:BZ:42:ALA:N	2.31	0.46
1:CA:1064:G:O6	1:CA:1193:G:C2	2.68	0.46
1:CA:1152:A:H2'	1:CA:1153:G:O4'	2.14	0.46
1:CA:126:G:C2	1:CA:127:G:C4	3.04	0.46
1:CA:923:A:C2	1:CA:1395:C:N3	2.83	0.46
1:CA:1478:U:H2'	1:CA:1479:C:H6	1.81	0.46
1:CA:175:C:C2	1:CA:176:C:C5	3.03	0.46
1:CA:246:A:N3	1:CA:247:G:H1'	2.30	0.46
1:CA:246:A:O3'	1:CA:247:G:H4'	2.15	0.46
1:CA:361:G:C2'	1:CA:362:G:H5'	2.45	0.46
1:CA:373:A:H2'	1:CA:481:G:H21	1.80	0.46
1:CA:392:C:N3	1:CA:393:A:N7	2.63	0.46
1:CA:406:G:N3	1:CA:406:G:H2'	2.29	0.46

Continued on next page...

Continued from previous page...

Atom-1	Atom-2	Interatomic distance (Å)	Clash overlap (Å)
1:CA:560:A:C5	5:CE:128:TYR:HE2	2.33	0.46
1:CA:641:U:H4'	8:CH:107:SER:O	2.15	0.46
1:CA:681:A:N1	1:CA:710:G:C6	2.84	0.46
2:CB:114:LEU:HD22	2:CB:144:LEU:HD13	1.97	0.46
2:CB:170:HIS:O	2:CB:173:ILE:HG13	2.15	0.46
2:CB:101:LEU:CD2	2:CB:175:GLU:CD	2.83	0.46
4:CD:58:LYS:HE2	4:CD:203:LEU:HD22	1.97	0.46
7:CG:111:ARG:NH1	7:CG:122:ASN:OD1	2.48	0.46
1:CA:706:A:O3'	11:CK:24:HIS:CD2	2.69	0.46
13:CM:3:ARG:CZ	13:CM:7:ILE:HA	2.46	0.46
14:CN:43:ASN:C	14:CN:45:VAL:N	2.69	0.46
16:CP:21:VAL:HG23	16:CP:33:ILE:HD13	1.96	0.46
19:CS:18:LYS:HD2	19:CS:31:LEU:HD13	1.96	0.46
22:CV:23:A:C6	22:CV:24:G:C6	3.03	0.46
22:CV:74:C:O2	22:CV:74:C:C2'	2.63	0.46
54:D4:16:ILE:HG22	54:D4:25:VAL:HG23	1.97	0.46
24:DA:1327:A:N6	24:DA:1328:A:C2	2.83	0.46
24:DA:1358:G:H2'	24:DA:1359:A:OP2	2.15	0.46
24:DA:1442:U:H2'	24:DA:1443:U:H6	1.80	0.46
24:DA:1772:A:H2'	24:DA:1773:A:O3'	2.15	0.46
24:DA:1266:G:O2'	24:DA:2012:G:O6	2.24	0.46
24:DA:961:C:C6	24:DA:2031:A:C6	3.03	0.46
24:DA:211:C:H2'	24:DA:212:G:O4'	2.14	0.46
24:DA:214:G:H2'	24:DA:216:A:O2'	2.15	0.46
24:DA:2476:A:C2	24:DA:2477:U:C2	3.04	0.46
24:DA:2502:G:C5'	24:DA:2503:A:H5''	2.45	0.46
24:DA:2529:G:OP1	30:DG:171:LYS:NZ	2.43	0.46
24:DA:2753:A:C2'	24:DA:2754:U:O5'	2.62	0.46
24:DA:391:A:H2'	24:DA:392:U:H5'	1.97	0.46
24:DA:183:C:O2	24:DA:432:A:H2	1.97	0.46
24:DA:646:U:H3'	24:DA:647:G:C5'	2.44	0.46
24:DA:654:A:N3	24:DA:654:A:H3'	2.30	0.46
24:DA:673:C:H4'	28:DE:77:ILE:CD1	2.45	0.46
15:CO:89:ARG:NE	24:DA:714:U:C5	2.83	0.46
24:DA:748:G:O6	24:DA:751:A:H5'	2.15	0.46
24:DA:954:G:OP1	36:DM:15:GLY:N	2.42	0.46
24:DA:975:A:H2'	24:DA:976:G:O5'	2.16	0.46
25:DB:3:C:C5	25:DB:4:C:C5	3.03	0.46
24:DA:1654:A:H2	27:DD:118:PHE:CD2	2.32	0.46
29:DF:135:ILE:HA	29:DF:140:ILE:HD12	1.97	0.46
33:DJ:36:LEU:HD11	33:DJ:122:LEU:HD13	1.96	0.46

Continued on next page...

Continued from previous page...

Atom-1	Atom-2	Interatomic distance (Å)	Clash overlap (Å)
36:DM:26:VAL:CG1	36:DM:133:LYS:HA	2.45	0.46
24:DA:2469:A:H4'	36:DM:55:ARG:HD2	1.97	0.46
1:AA:1219:A:H2'	1:AA:1220:G:O4'	2.15	0.46
1:AA:1431:A:C6	1:AA:1432:G:N1	2.82	0.46
1:AA:243:A:N1	1:AA:246:A:C8	2.83	0.46
1:AA:317:U:N3	1:AA:318:G:N7	2.63	0.46
1:AA:377:G:N2	1:AA:387:U:C2	2.83	0.46
1:AA:393:A:C4	1:AA:394:G:C8	3.03	0.46
1:AA:401:C:C2	1:AA:402:G:C8	3.03	0.46
1:AA:41:G:C2'	1:AA:42:G:H5'	2.44	0.46
1:AA:407:U:C2	1:AA:435:A:N1	2.84	0.46
1:AA:454:G:C2'	1:AA:455:G:H5'	2.46	0.46
1:AA:591:U:P	8:AH:31:LYS:HZ1	2.39	0.46
1:AA:748:G:N1	1:AA:749:A:C5	2.82	0.46
1:AA:764:C:H2'	1:AA:765:G:O4'	2.15	0.46
1:AA:577:G:C1'	1:AA:816:A:H2'	2.46	0.46
2:AB:79:ALA:O	2:AB:214:LEU:HD11	2.15	0.46
5:AE:141:ILE:C	5:AE:143:GLY:H	2.18	0.46
6:AF:4:TYR:HE2	6:AF:6:ILE:CD1	2.28	0.46
1:AA:599:C:O5'	8:AH:86:TYR:CD2	2.68	0.46
17:AQ:35:GLY:O	17:AQ:36:LYS:C	2.52	0.46
20:AT:55:GLN:HB3	20:AT:56:PRO:CD	2.45	0.46
20:AT:5:LYS:O	20:AT:6:SER:C	2.54	0.46
9:AI:130:ARG:CZ	22:AV:33:U:C5	2.98	0.46
51:B1:12:SER:HA	51:B1:48:TYR:CD2	2.49	0.46
24:BA:1171:G:N2	24:BA:1179:G:C4	2.83	0.46
24:BA:1172:C:N4	24:BA:1173:U:O2	2.49	0.46
24:BA:1197:G:H2'	24:BA:1198:U:H6	1.80	0.46
24:BA:1531:C:H3'	24:BA:1532:A:O4'	2.15	0.46
24:BA:1866:A:C2	24:BA:1876:A:N3	2.84	0.46
24:BA:189:G:O2'	24:BA:207:A:N6	2.48	0.46
24:BA:2024:G:H2'	24:BA:2025:C:O4'	2.15	0.46
24:BA:2294:G:H2'	24:BA:2295:C:O4'	2.16	0.46
24:BA:2331:G:C5	24:BA:2332:C:C5	3.03	0.46
24:BA:2397:G:N2	24:BA:2420:C:H1'	2.30	0.46
24:BA:2663:G:C5	24:BA:2664:G:C5	3.02	0.46
24:BA:308:G:N2	24:BA:477:A:N7	2.63	0.46
24:BA:319:G:O2'	24:BA:320:A:H5'	2.15	0.46
24:BA:282:A:C6	24:BA:359:G:N1	2.83	0.46
24:BA:271:G:C2	24:BA:367:G:C2	3.04	0.46
24:BA:483:A:C2	24:BA:484:C:H1'	2.50	0.46

Continued on next page...

Continued from previous page...

Atom-1	Atom-2	Interatomic distance (Å)	Clash overlap (Å)
24:BA:610:C:O2'	24:BA:611:C:H5'	2.14	0.46
24:BA:696:G:N3	24:BA:696:G:H2'	2.30	0.46
24:BA:770:G:C6	24:BA:771:G:C5	3.03	0.46
24:BA:811:U:OP2	35:BL:20:GLY:O	2.33	0.46
13:AM:92:ARG:NH1	24:BA:885:C:O3'	2.49	0.46
24:BA:569:U:H1'	24:BA:947:A:O4'	2.16	0.46
25:BB:85:G:N2	25:BB:92:C:O2	2.48	0.46
29:BF:39:VAL:O	29:BF:39:VAL:HG23	2.15	0.46
30:BG:163:TYR:N	30:BG:166:GLU:OE1	2.48	0.46
31:BH:48:GLU:OE1	31:BH:51:ARG:CZ	2.63	0.46
35:BL:62:PRO:O	53:B3:12:ARG:HG3	2.14	0.46
37:BN:3:HIS:O	37:BN:4:ARG:HB2	2.15	0.46
37:BN:52:ILE:CG2	37:BN:94:TYR:CD2	2.98	0.46
40:BQ:60:TRP:HB3	40:BQ:95:ALA:HB2	1.95	0.46
44:BU:38:ILE:HG23	44:BU:39:ASN:N	2.30	0.46
46:BW:47:ALA:HA	46:BW:51:VAL:HG12	1.97	0.46
47:BX:31:ASN:CG	47:BX:52:ALA:HB2	2.35	0.46
47:BX:58:ILE:HG13	47:BX:63:ILE:HA	1.96	0.46
49:BZ:50:VAL:HG23	49:BZ:53:MET:HG3	1.98	0.46
1:CA:108:G:N3	1:CA:108:G:H5'	2.30	0.46
1:CA:1095:U:C4	1:CA:1096:C:N4	2.83	0.46
1:CA:1100:C:O5'	2:CB:95:ARG:NH1	2.41	0.46
1:CA:1160:G:O6	1:CA:1181:G:O6	2.33	0.46
1:CA:1239:A:C8	1:CA:1298:U:C4	3.03	0.46
1:CA:1316:G:C2'	1:CA:1317:C:H5'	2.45	0.46
1:CA:1446:A:C2'	1:CA:1447:A:H5'	2.44	0.46
1:CA:179:A:N7	59:CA:1716:HOH:O	2.48	0.46
1:CA:204:G:C3'	1:CA:205:A:H5''	2.43	0.46
1:CA:258:G:H2'	1:CA:259:G:O5'	2.15	0.46
1:CA:370:C:H2'	1:CA:371:A:O4'	2.14	0.46
1:CA:438:U:N3	1:CA:494:G:N7	2.64	0.46
1:CA:945:G:O6	1:CA:1236:A:N1	2.48	0.46
1:CA:1055:A:C1'	3:CC:193:TYR:OH	2.64	0.46
3:CC:8:ASN:O	3:CC:9:GLY:C	2.53	0.46
4:CD:144:SER:O	4:CD:145:ILE:O	2.33	0.46
4:CD:3:ARG:CZ	4:CD:3:ARG:HB3	2.44	0.46
5:CE:89:HIS:ND1	5:CE:90:THR:HG23	2.30	0.46
5:CE:96:MET:HB3	5:CE:125:ALA:HB2	1.96	0.46
7:CG:116:MET:O	7:CG:118:LEU:N	2.48	0.46
9:CI:26:GLY:N	9:CI:59:GLU:OE1	2.47	0.46
9:CI:83:ILE:O	9:CI:87:LEU:HD13	2.15	0.46

Continued on next page...

Continued from previous page...

Atom-1	Atom-2	Interatomic distance (Å)	Clash overlap (Å)
12:CL:24:LEU:HB2	12:CL:59:ASN:HD22	1.80	0.46
15:CO:71:LYS:HA	15:CO:78:TYR:CE2	2.50	0.46
15:CO:8:THR:O	15:CO:11:ILE:HG13	2.16	0.46
17:CQ:58:VAL:HG12	17:CQ:80:GLU:HG3	1.96	0.46
1:CA:1317:C:H2'	19:CS:10:PHE:CZ	2.50	0.46
21:CU:14:VAL:HG22	21:CU:16:LEU:H	1.80	0.46
22:CV:5:G:C2	22:CV:6:G:C5	3.03	0.46
22:CV:75:C:H4'	22:CV:76:A:OP1	2.15	0.46
55:CY:13:MET:C	55:CY:15:LYS:N	2.68	0.46
55:CY:80:LYS:HA	55:CY:83:MET:HG3	1.97	0.46
24:DA:1067:A:H2'	24:DA:1067:A:N3	2.30	0.46
24:DA:1092:C:H2'	24:DA:1093:G:C4'	2.45	0.46
24:DA:1114:C:O2'	24:DA:1115:G:H5'	2.15	0.46
24:DA:1309:G:H2'	24:DA:1310:G:O4'	2.16	0.46
24:DA:141:G:OP2	24:DA:142:A:N6	2.47	0.46
24:DA:1623:G:N2	24:DA:1624:U:C2	2.83	0.46
24:DA:1629:U:O2	24:DA:2698:U:C5'	2.63	0.46
24:DA:1760:C:H2'	24:DA:1761:C:O4'	2.15	0.46
24:DA:185:G:H2'	24:DA:186:G:O4'	2.16	0.46
24:DA:1872:A:C8	24:DA:1873:G:C1'	2.98	0.46
24:DA:1853:A:C6	24:DA:1889:A:C5	3.02	0.46
24:DA:1853:A:C5	24:DA:1889:A:C6	3.02	0.46
24:DA:1839:G:C8	24:DA:1927:A:C1'	2.99	0.46
24:DA:965:C:C4'	24:DA:2273:A:H1'	2.45	0.46
24:DA:249:C:H4'	24:DA:250:G:H5''	1.97	0.46
24:DA:2722:G:H2'	24:DA:2723:C:C6	2.51	0.46
24:DA:2772:C:C2'	24:DA:2773:C:O5'	2.64	0.46
24:DA:2839:G:N2	24:DA:2880:C:N3	2.64	0.46
24:DA:407:G:C2	24:DA:421:C:N3	2.83	0.46
24:DA:475:C:C5	24:DA:481:G:O6	2.69	0.46
24:DA:528:A:C8	24:DA:528:A:H3'	2.50	0.46
24:DA:647:G:C2'	24:DA:648:G:O5'	2.64	0.46
24:DA:74:A:C5'	24:DA:74:A:N3	2.78	0.46
26:DC:55:GLY:O	26:DC:214:GLY:HA2	2.16	0.46
26:DC:78:GLU:OE1	26:DC:100:ARG:NH1	2.49	0.46
29:DF:78:ILE:O	29:DF:78:ILE:HD12	2.15	0.46
31:DH:137:GLU:C	31:DH:138:VAL:HG23	2.36	0.46
36:DM:34:LYS:HB3	36:DM:129:THR:HG23	1.97	0.46
37:DN:33:ILE:HD12	37:DN:33:ILE:C	2.36	0.46
37:DN:67:PHE:O	37:DN:69:ARG:O	2.33	0.46
40:DQ:13:HIS:CD2	40:DQ:31:TYR:CD1	3.03	0.46

Continued on next page...

Continued from previous page...

Atom-1	Atom-2	Interatomic distance (Å)	Clash overlap (Å)
40:DQ:87:VAL:CB	41:DR:49:ILE:CG2	2.93	0.46
44:DU:3:LYS:O	44:DU:4:ILE:HB	2.15	0.46
24:DA:2330:G:O2'	46:DW:44:LYS:HE3	2.16	0.46
47:DX:40:GLU:HA	47:DX:43:LYS:HD3	1.98	0.46
48:DY:37:LEU:HD11	48:DY:39:GLN:O	2.15	0.46
1:AA:1072:G:C6	1:AA:1073:U:C4	3.03	0.46
1:AA:1083:U:H5	1:AA:1084:G:C6	2.33	0.46
1:AA:1133:G:H3'	1:AA:1134:G:H8	1.78	0.46
1:AA:1170:A:N6	1:AA:1171:A:C2	2.83	0.46
1:AA:1245:C:C2	1:AA:1246:A:C8	3.03	0.46
1:AA:1126:U:O4'	1:AA:1281:C:H1'	2.15	0.46
1:AA:1409:C:H3'	1:AA:1409:C:C6	2.50	0.46
1:AA:1446:A:C2	1:AA:1447:A:C4	3.03	0.46
1:AA:1534:A:H4'	1:AA:1535:C:OP1	2.14	0.46
1:AA:236:A:H5''	17:AQ:44:LEU:CD2	2.45	0.46
1:AA:253:A:C2'	1:AA:254:G:O5'	2.64	0.46
1:AA:47:C:O4'	1:AA:365:U:N3	2.48	0.46
1:AA:375:U:OP1	16:AP:70:ARG:NH1	2.48	0.46
1:AA:39:G:C5	1:AA:404:G:C2	3.03	0.46
1:AA:505:G:H2'	1:AA:506:G:H8	1.81	0.46
1:AA:64:G:C2	1:AA:67:C:C4	3.03	0.46
1:AA:721:G:C6	1:AA:733:G:C2	3.04	0.46
1:AA:790:A:C6	1:AA:791:G:C6	3.03	0.46
1:AA:570:G:O4'	1:AA:820:U:C2	2.69	0.46
1:AA:1074:G:O3'	2:AB:102:THR:HG23	2.14	0.46
2:AB:72:THR:HG21	2:AB:169:GLU:OE2	2.16	0.46
2:AB:219:ALA:O	2:AB:220:THR:CB	2.63	0.46
3:AC:106:VAL:C	3:AC:108:LYS:N	2.67	0.46
4:AD:65:TYR:CE2	4:AD:94:LEU:HD22	2.51	0.46
4:AD:9:LEU:HD12	4:AD:10:LYS:HG2	1.98	0.46
5:AE:144:LEU:O	5:AE:147:MET:N	2.49	0.46
5:AE:74:VAL:HG23	5:AE:75:ALA:N	2.29	0.46
7:AG:88:PRO:HG3	7:AG:149:LYS:HA	1.98	0.46
1:AA:562:U:H1'	12:AL:12:ARG:HD2	1.97	0.46
14:AN:78:GLY:C	14:AN:79:LEU:HD23	2.35	0.46
18:AR:32:TYR:O	18:AR:40:VAL:HG12	2.15	0.46
1:AA:263:A:P	20:AT:74:ARG:HH11	2.38	0.46
24:BA:1058:U:C2	24:BA:1059:G:N7	2.83	0.46
24:BA:1172:C:C5	24:BA:1173:U:C2	3.04	0.46
24:BA:1359:A:C2	24:BA:1360:G:H1'	2.50	0.46
24:BA:1413:A:C2	24:BA:1414:C:C2	3.03	0.46

Continued on next page...

Continued from previous page...

Atom-1	Atom-2	Interatomic distance (Å)	Clash overlap (Å)
24:BA:1426:G:O2'	24:BA:1572:A:N6	2.44	0.46
24:BA:1719:G:H2'	24:BA:1720:U:O4'	2.16	0.46
22:AV:12:U:H4'	24:BA:1908:C:O2	2.15	0.46
24:BA:2115:G:H5''	24:BA:2116:G:OP2	2.15	0.46
24:BA:224:U:H2'	24:BA:225:C:O5'	2.15	0.46
24:BA:2321:U:C2'	24:BA:2322:A:OP1	2.64	0.46
24:BA:2403:C:C2	24:BA:2404:U:C6	3.03	0.46
24:BA:2511:U:O4	24:BA:2575:C:N3	2.48	0.46
24:BA:2592:G:H2'	24:BA:2593:U:O4'	2.15	0.46
24:BA:442:G:N3	24:BA:444:C:C5	2.84	0.46
24:BA:569:U:O4	24:BA:570:G:N1	2.48	0.46
24:BA:856:G:O2'	24:BA:857:G:H5'	2.15	0.46
24:BA:876:C:H2'	24:BA:877:A:O4'	2.15	0.46
24:BA:992:C:O3'	41:BR:74:ILE:HD11	2.16	0.46
26:BC:199:HIS:C	26:BC:201:LEU:H	2.19	0.46
27:BD:101:PHE:O	27:BD:180:VAL:HG23	2.15	0.46
28:BE:149:ILE:HD11	28:BE:188:MET:CB	2.46	0.46
28:BE:149:ILE:HD11	28:BE:188:MET:HG2	1.98	0.46
29:BF:103:ILE:HB	29:BF:174:PHE:CD1	2.49	0.46
31:BH:121:VAL:CG2	31:BH:122:LEU:HG	2.45	0.46
33:BJ:32:LEU:O	33:BJ:33:ALA:C	2.53	0.46
35:BL:115:GLU:O	35:BL:116:VAL:HB	2.15	0.46
38:BO:5:SER:O	38:BO:7:ARG:N	2.48	0.46
34:BK:79:PHE:CD1	39:BP:69:VAL:HG22	2.51	0.46
43:BT:39:THR:HG22	43:BT:42:GLU:CD	2.36	0.46
44:BU:72:PHE:O	44:BU:73:ASN:C	2.54	0.46
1:CA:1124:G:P	10:CJ:37:ARG:O	2.73	0.46
1:CA:1224:U:C4	1:CA:1322:C:C2	3.04	0.46
1:CA:1317:C:C5	1:CA:1318:A:C4	3.03	0.46
1:CA:205:A:H2'	1:CA:206:C:H5'	1.97	0.46
1:CA:626:G:H2'	1:CA:627:G:C8	2.49	0.46
1:CA:787:A:C4	1:CA:788:U:H6	2.33	0.46
1:CA:872:A:C4	1:CA:874:G:N7	2.83	0.46
1:CA:895:G:H2'	1:CA:896:C:C6	2.50	0.46
1:CA:979:C:C5	1:CA:1318:A:N1	2.84	0.46
2:CB:15:HIS:O	2:CB:16:PHE:CG	2.68	0.46
3:CC:73:PRO:HG3	3:CC:105:GLU:HG3	1.97	0.46
4:CD:20:PHE:CD1	4:CD:20:PHE:N	2.80	0.46
4:CD:4:TYR:O	4:CD:5:LEU:HB3	2.16	0.46
4:CD:65:TYR:O	4:CD:66:GLY:C	2.52	0.46
5:CE:68:ARG:CG	5:CE:69:ARG:N	2.78	0.46

Continued on next page...

Continued from previous page...

Atom-1	Atom-2	Interatomic distance (Å)	Clash overlap (Å)
7:CG:103:TRP:CD1	7:CG:137:LYS:HD3	2.50	0.46
1:CA:1372:U:OP1	9:CI:72:ILE:O	2.34	0.46
10:CJ:8:ILE:HD12	10:CJ:100:ILE:HG22	1.96	0.46
10:CJ:15:HIS:CG	10:CJ:16:ARG:N	2.81	0.46
11:CK:128:ARG:HD2	11:CK:129:VAL:N	2.30	0.46
12:CL:43:LYS:HG3	12:CL:44:LYS:N	2.30	0.46
12:CL:54:ARG:HA	12:CL:64:THR:HA	1.98	0.46
14:CN:18:LYS:HE3	14:CN:18:LYS:O	2.15	0.46
15:CO:25:THR:O	15:CO:26:GLU:C	2.53	0.46
16:CP:21:VAL:O	16:CP:33:ILE:HD12	2.16	0.46
1:CA:966:G:C4	22:CV:34:G:H4'	2.49	0.46
55:CY:2:ILE:CG1	55:CY:3:SER:N	2.78	0.46
24:DA:1006:C:C2	24:DA:1138:G:N2	2.84	0.46
24:DA:1011:G:H4'	24:DA:1011:G:OP1	2.16	0.46
24:DA:83:A:C2	24:DA:101:A:C2	3.04	0.46
24:DA:1071:G:H4'	24:DA:1089:A:OP2	2.16	0.46
24:DA:1074:G:H2'	24:DA:1075:C:C5'	2.46	0.46
24:DA:1142:A:C4	24:DA:1144:A:C8	3.03	0.46
24:DA:1340:U:C6	24:DA:1603:A:O4'	2.68	0.46
24:DA:1460:U:O2'	24:DA:1461:C:H5'	2.14	0.46
24:DA:134:G:N2	24:DA:146:A:C2	2.83	0.46
24:DA:1725:U:H2'	24:DA:1726:C:O4'	2.15	0.46
24:DA:1763:G:H2'	24:DA:1764:C:H5'	1.96	0.46
24:DA:2294:G:C5	24:DA:2295:C:C5	3.03	0.46
24:DA:2306:C:C4	24:DA:2307:G:C5	3.04	0.46
24:DA:1783:A:C2	24:DA:2587:A:C4	3.04	0.46
24:DA:2617:U:H2'	24:DA:2618:G:O4'	2.15	0.46
24:DA:2817:U:OP1	37:DN:42:LYS:NZ	2.47	0.46
24:DA:2821:A:H3'	24:DA:2821:A:OP2	2.16	0.46
57:DA:3187:NMY:H13	57:DA:3187:NMY:H12	1.40	0.46
24:DA:30:G:H2'	24:DA:31:C:C6	2.50	0.46
24:DA:370:G:C6	24:DA:424:G:C8	3.04	0.46
24:DA:547:A:N7	24:DA:548:G:C4	2.83	0.46
26:DC:251:THR:HG22	26:DC:252:LYS:N	2.31	0.46
27:DD:32:ASN:HB3	27:DD:50:VAL:HG21	1.96	0.46
27:DD:68:PHE:CE1	27:DD:75:ALA:HA	2.51	0.46
29:DF:144:LYS:O	29:DF:146:ASP:N	2.48	0.46
29:DF:39:VAL:CG1	29:DF:40:GLY:N	2.77	0.46
30:DG:108:PHE:C	30:DG:108:PHE:CD1	2.88	0.46
24:DA:1081:U:C5'	32:DI:126:ARG:NH1	2.78	0.46
32:DI:28:GLY:HA3	32:DI:32:VAL:CG1	2.45	0.46

Continued on next page...

Continued from previous page...

Atom-1	Atom-2	Interatomic distance (Å)	Clash overlap (Å)
24:DA:2640:G:OP1	33:DJ:95:ARG:NH1	2.49	0.46
36:DM:50:ARG:O	36:DM:53:MET:HG2	2.15	0.46
36:DM:73:ILE:CG2	36:DM:74:THR:H	2.29	0.46
25:DB:30:C:OP1	38:DO:3:LYS:HE3	2.15	0.46
43:DT:67:VAL:HG23	43:DT:68:LYS:N	2.31	0.46
45:DV:28:ALA:HB3	45:DV:40:ILE:CD1	2.46	0.46
47:DX:53:LYS:HB2	47:DX:53:LYS:NZ	2.30	0.46
1:AA:1004:A:H2'	1:AA:1005:A:O4'	2.16	0.46
1:AA:1055:A:N6	1:AA:1206:G:C5	2.84	0.46
1:AA:1365:G:N2	1:AA:1366:C:H1'	2.30	0.46
1:AA:1374:A:C4	1:AA:1375:A:C8	3.04	0.46
1:AA:1422:G:C2	1:AA:1423:G:C8	3.03	0.46
1:AA:141:G:N3	1:AA:223:A:C2	2.83	0.46
1:AA:224:U:C2'	1:AA:225:C:H5'	2.46	0.46
1:AA:412:A:O2'	1:AA:414:A:C5'	2.64	0.46
1:AA:501:C:O2	1:AA:549:C:O2'	2.22	0.46
1:AA:511:C:H1'	4:AD:41:HIS:CD2	2.50	0.46
1:AA:520:A:N1	1:AA:536:C:H1'	2.31	0.46
1:AA:778:G:C4	1:AA:779:C:C6	3.03	0.46
1:AA:806:C:H2'	1:AA:807:A:C8	2.51	0.46
1:AA:86:G:O2'	1:AA:87:C:OP2	2.32	0.46
1:AA:994:A:C2'	1:AA:995:C:H5'	2.45	0.46
2:AB:133:GLU:CD	2:AB:133:GLU:C	2.74	0.46
3:AC:107:ARG:O	3:AC:108:LYS:HB3	2.15	0.46
3:AC:18:TRP:C	3:AC:20:SER:H	2.18	0.46
4:AD:64:ILE:CG2	4:AD:111:ARG:NH1	2.78	0.46
7:AG:136:LYS:O	7:AG:139:GLU:N	2.49	0.46
8:AH:87:LYS:HE2	8:AH:93:PRO:CD	2.45	0.46
17:AQ:78:VAL:O	17:AQ:79:VAL:CG2	2.63	0.46
24:BA:1069:A:N1	24:BA:1073:A:C6	2.84	0.46
24:BA:142:A:N7	24:BA:143:C:C5	2.84	0.46
24:BA:180:G:H2'	24:BA:180:G:N3	2.30	0.46
24:BA:1850:G:C5	24:BA:1851:U:C5	3.03	0.46
24:BA:1920:C:O5'	24:BA:1920:C:H6	1.99	0.46
24:BA:2415:G:C5	24:BA:2416:C:C4	3.04	0.46
24:BA:2674:G:OP2	57:BA:3165:NMY:C12	2.63	0.46
24:BA:2771:C:O2	24:BA:2771:C:H2'	2.16	0.46
57:BA:3166:NMY:H15	33:BJ:2:LYS:NZ	2.30	0.46
24:BA:449:A:H2'	24:BA:450:G:C5'	2.45	0.46
24:BA:483:A:O3'	44:BU:47:PRO:HD3	2.16	0.46
24:BA:484:C:C2'	24:BA:485:C:O5'	2.63	0.46

Continued on next page...

Continued from previous page...

Atom-1	Atom-2	Interatomic distance (Å)	Clash overlap (Å)
24:BA:549:G:OP2	24:BA:550:C:OP1	2.33	0.46
24:BA:669:G:C5	24:BA:801:G:C6	3.04	0.46
24:BA:963:U:H2'	24:BA:964:C:C6	2.50	0.46
26:BC:128:THR:C	26:BC:129:LEU:HD23	2.35	0.46
26:BC:160:TYR:CG	26:BC:176:ARG:NH1	2.84	0.46
27:BD:51:THR:OG1	27:BD:76:GLY:HA3	2.15	0.46
28:BE:103:GLY:HA2	28:BE:106:LYS:CE	2.46	0.46
24:BA:2639:A:C3'	33:BJ:96:ARG:HH22	2.28	0.46
34:BK:104:THR:HB	34:BK:106:GLU:OE1	2.16	0.46
35:BL:115:GLU:O	35:BL:116:VAL:CB	2.63	0.46
38:BO:28:VAL:O	38:BO:29:HIS:CG	2.68	0.46
1:AA:1432:G:P	39:BP:105:LYS:HG2	2.56	0.46
40:BQ:75:TYR:C	40:BQ:75:TYR:CD1	2.89	0.46
1:CA:1013:G:H2'	1:CA:1015:G:OP2	2.15	0.46
1:CA:1018:G:H2'	1:CA:1019:A:C8	2.50	0.46
1:CA:1194:U:C5	1:CA:1195:C:C4	3.03	0.46
1:CA:1272:G:N7	1:CA:1273:C:C4	2.83	0.46
1:CA:1369:C:H2'	1:CA:1370:G:C1'	2.46	0.46
1:CA:311:C:H2'	1:CA:312:C:O4'	2.16	0.46
1:CA:361:G:H2'	1:CA:362:G:H5'	1.98	0.46
1:CA:444:G:N3	1:CA:491:G:C2	2.84	0.46
1:CA:474:G:C5	1:CA:475:C:C5	3.03	0.46
1:CA:713:G:N2	1:CA:777:A:H4'	2.31	0.46
2:CB:188:ASP:CG	2:CB:204:ASP:HB3	2.36	0.46
3:CC:33:LEU:HA	3:CC:36:ASP:HB2	1.97	0.46
4:CD:99:ASP:O	4:CD:114:ALA:CB	2.63	0.46
6:CF:9:MET:HE1	18:CR:65:LEU:HB2	1.96	0.46
7:CG:31:MET:HG3	7:CG:32:VAL:N	2.31	0.46
7:CG:32:VAL:O	7:CG:35:LYS:HB2	2.15	0.46
1:CA:538:G:H5''	12:CL:111:LYS:CG	2.45	0.46
15:CO:11:ILE:CD1	15:CO:12:VAL:N	2.77	0.46
15:CO:40:GLN:OE1	15:CO:41:GLY:N	2.48	0.46
19:CS:45:ILE:HD12	19:CS:63:THR:C	2.36	0.46
20:CT:72:ALA:O	20:CT:76:LYS:N	2.45	0.46
22:CV:67:C:N3	22:CV:68:C:C4	2.83	0.46
24:DA:139:U:O2	24:DA:141:G:N1	2.49	0.46
24:DA:1736:U:O4	24:DA:1737:G:N2	2.49	0.46
24:DA:1906:G:C2'	24:DA:1907:G:O5'	2.64	0.46
24:DA:1944:U:O2	24:DA:1955:U:H5''	2.15	0.46
24:DA:2080:A:OP1	47:DX:19:HIS:CG	2.69	0.46
24:DA:965:C:H4'	24:DA:2273:A:H1'	1.98	0.46

Continued on next page...

Continued from previous page...

Atom-1	Atom-2	Interatomic distance (Å)	Clash overlap (Å)
24:DA:2531:A:C6	24:DA:2532:G:C5	3.04	0.46
24:DA:2756:U:O4'	24:DA:2757:A:H5''	2.16	0.46
57:DA:3190:NMY:O3	57:DA:3190:NMY:N6	2.43	0.46
24:DA:556:A:H2'	24:DA:557:C:O4'	2.14	0.46
24:DA:563:A:C2	24:DA:564:C:C2	3.03	0.46
24:DA:670:A:H4'	24:DA:671:C:O5'	2.14	0.46
24:DA:882:G:N1	24:DA:883:G:C5	2.83	0.46
24:DA:995:C:OP2	40:DQ:53:LYS:HE3	2.15	0.46
26:DC:164:VAL:O	26:DC:164:VAL:HG22	2.15	0.46
26:DC:36:ASN:HB3	26:DC:59:GLN:O	2.16	0.46
29:DF:105:ILE:O	29:DF:108:PRO:CD	2.63	0.46
29:DF:135:ILE:HG12	29:DF:142:TYR:CE2	2.50	0.46
30:DG:93:TYR:CD1	30:DG:106:LEU:HA	2.50	0.46
57:DA:3186:NMY:H14	33:DJ:2:LYS:HZ1	1.81	0.46
36:DM:78:LEU:O	36:DM:79:ALA:HB3	2.16	0.46
36:DM:81:ARG:HH22	36:DM:82:MET:CB	2.29	0.46
39:DP:30:TRP:CH2	39:DP:81:ASP:CG	2.89	0.46
24:DA:2847:U:H3'	39:DP:94:ALA:HB2	1.97	0.46
45:DV:9:ARG:HG3	45:DV:40:ILE:CA	2.46	0.46
1:AA:1010:U:C4	1:AA:1011:C:N4	2.84	0.46
1:AA:1035:A:N7	1:AA:1036:A:C8	2.83	0.46
1:AA:1237:C:C6	1:AA:1336:C:N4	2.84	0.46
1:AA:1320:C:OP1	19:AS:70:LYS:HE2	2.16	0.46
1:AA:174:A:C2	1:AA:175:C:C1'	2.99	0.46
1:AA:213:G:C5	1:AA:214:C:C5	3.04	0.46
1:AA:512:U:H2'	1:AA:513:C:C6	2.51	0.46
1:AA:56:U:C5	31:DH:91:PHE:CZ	3.04	0.46
1:AA:577:G:O2'	1:AA:578:C:H5'	2.15	0.46
1:AA:616:G:C2	1:AA:625:U:O2	2.68	0.46
1:AA:780:A:C5'	11:AK:125:LYS:HE2	2.45	0.46
1:AA:809:G:C2'	1:AA:810:C:H5'	2.45	0.46
3:AC:22:TRP:CD1	3:AC:59:ARG:HB2	2.50	0.46
4:AD:61:VAL:HG22	4:AD:62:ARG:N	2.31	0.46
4:AD:98:LEU:CD1	4:AD:130:VAL:HG11	2.46	0.46
8:AH:64:LYS:O	8:AH:65:TYR:CD1	2.69	0.46
11:AK:128:ARG:O	11:AK:129:VAL:HG22	2.15	0.46
11:AK:15:GLN:HG3	11:AK:15:GLN:O	2.14	0.46
11:AK:84:VAL:HG22	11:AK:85:MET:N	2.29	0.46
13:AM:98:ARG:HD3	13:AM:100:GLN:HB2	1.98	0.46
14:AN:20:PHE:HA	14:AN:24:ALA:HB2	1.96	0.46
16:AP:19:VAL:HG21	16:AP:37:GLY:CA	2.46	0.46

Continued on next page...

Continued from previous page...

Atom-1	Atom-2	Interatomic distance (Å)	Clash overlap (Å)
22:AV:70:G:C2	22:AV:71:G:C5	3.03	0.46
24:BA:1193:G:O2'	24:BA:1194:A:H5'	2.15	0.46
24:BA:1288:G:C2'	24:BA:1327:A:N1	2.79	0.46
24:BA:1333:G:C2	24:BA:1334:G:C8	3.03	0.46
24:BA:1444:G:C4	24:BA:1445:G:C8	3.04	0.46
24:BA:1760:C:C6	24:BA:1761:C:C6	3.03	0.46
24:BA:2019:A:C2	24:BA:2020:A:C4	3.03	0.46
24:BA:2025:C:C2	24:BA:2026:U:C5	3.03	0.46
24:BA:2020:A:C2	24:BA:2035:G:C6	3.03	0.46
24:BA:2379:G:C6	24:BA:2380:C:N4	2.84	0.46
24:BA:227:A:N3	24:BA:2407:A:H1'	2.30	0.46
24:BA:2705:A:N7	24:BA:2706:A:C8	2.84	0.46
24:BA:545:U:C6	24:BA:547:A:O3'	2.69	0.46
24:BA:564:C:OP2	41:BR:79:ARG:CZ	2.64	0.46
24:BA:659:G:C4'	28:BE:95:LYS:HD3	2.46	0.46
24:BA:65:U:C2	24:BA:66:C:C5	3.03	0.46
24:BA:675:A:C6	24:BA:676:A:C6	3.04	0.46
24:BA:929:U:O2'	24:BA:930:G:H5'	2.16	0.46
25:BB:97:C:C5	25:BB:98:G:C8	3.04	0.46
26:BC:128:THR:HG23	26:BC:189:ALA:C	2.36	0.46
24:BA:2724:U:OP1	27:BD:116:LYS:HE2	2.16	0.46
29:BF:7:TYR:HA	29:BF:11:VAL:HG23	1.96	0.46
29:BF:12:VAL:HG23	29:BF:13:LYS:HG3	1.98	0.46
32:BI:72:THR:HB	32:BI:73:PRO:HD2	1.97	0.46
34:BK:45:GLU:HG2	34:BK:46:ALA:N	2.31	0.46
34:BK:77:ILE:CG2	34:BK:79:PHE:HE1	2.29	0.46
24:BA:2429:G:N7	35:BL:55:MET:HG2	2.31	0.46
36:BM:80:VAL:O	36:BM:81:ARG:C	2.54	0.46
42:BS:17:VAL:O	42:BS:20:VAL:CG1	2.64	0.46
43:BT:67:VAL:HG22	43:BT:76:ARG:CB	2.44	0.46
1:CA:1074:G:C6	1:CA:1075:U:C4	3.04	0.46
1:CA:1075:U:C2'	1:CA:1076:U:H5'	2.45	0.46
1:CA:1276:G:N3	1:CA:1282:C:H1'	2.31	0.46
1:CA:888:G:H4'	1:CA:1488:G:O2'	2.16	0.46
1:CA:150:U:H2'	1:CA:151:A:H8	1.80	0.46
1:CA:194:C:H4'	20:CT:60:ARG:HG2	1.97	0.46
1:CA:194:C:H5''	20:CT:60:ARG:CZ	2.45	0.46
1:CA:197:A:H4'	1:CA:198:G:O5'	2.16	0.46
1:CA:626:G:C2	1:CA:627:G:C4	3.03	0.46
1:CA:675:A:O2'	11:CK:116:ILE:CD1	2.63	0.46
1:CA:858:G:O6	1:CA:869:G:C8	2.68	0.46

Continued on next page...

Continued from previous page...

Atom-1	Atom-2	Interatomic distance (Å)	Clash overlap (Å)
1:CA:874:G:C6	1:CA:875:U:C4	3.04	0.46
1:CA:881:G:C6	1:CA:882:C:C5	3.04	0.46
1:CA:954:G:C4	1:CA:955:U:C5	3.03	0.46
2:CB:132:LYS:O	2:CB:133:GLU:C	2.54	0.46
4:CD:203:LEU:CD2	4:CD:204:TYR:CD2	2.96	0.46
4:CD:54:GLN:C	4:CD:58:LYS:HZ1	2.17	0.46
7:CG:39:ALA:O	7:CG:40:GLU:CG	2.64	0.46
9:CI:80:ARG:NE	9:CI:103:PHE:CZ	2.83	0.46
10:CJ:73:LEU:O	10:CJ:74:VAL:CB	2.64	0.46
11:CK:81:ASN:HA	11:CK:106:ARG:HG2	1.98	0.46
12:CL:35:THR:HG22	12:CL:36:ARG:N	2.31	0.46
12:CL:61:PHE:HD1	12:CL:61:PHE:N	2.14	0.46
12:CL:94:ARG:NH1	12:CL:95:TYR:CE2	2.84	0.46
13:CM:48:LEU:HB2	13:CM:52:GLN:CG	2.45	0.46
13:CM:68:ASP:HB3	13:CM:71:ARG:HD2	1.96	0.46
13:CM:87:ARG:C	13:CM:89:LEU:N	2.68	0.46
14:CN:67:THR:OG1	14:CN:68:GLY:N	2.46	0.46
1:CA:261:U:P	20:CT:71:LYS:NZ	2.88	0.46
22:CV:38:A:H2'	22:CV:38:A:N3	2.31	0.46
24:DA:2344:U:O5'	51:D1:36:LYS:HD3	2.16	0.46
24:DA:1182:G:H2'	24:DA:1183:U:H5'	1.98	0.46
24:DA:1234:U:C2'	24:DA:1235:G:H5'	2.45	0.46
24:DA:1301:A:C4	24:DA:1303:G:C8	3.04	0.46
24:DA:1359:A:C8	24:DA:1360:G:C8	3.04	0.46
24:DA:1505:A:C2	24:DA:1506:U:O2	2.69	0.46
24:DA:1588:G:C2	24:DA:1589:U:C6	3.04	0.46
24:DA:1809:A:N6	24:DA:1810:A:C6	2.84	0.46
24:DA:1857:G:H22	24:DA:1884:G:C2'	2.28	0.46
24:DA:1997:C:O2'	24:DA:1998:A:H5'	2.15	0.46
24:DA:223:A:C8	24:DA:422:A:H1'	2.51	0.46
24:DA:2318:G:C5	24:DA:2319:G:C6	3.04	0.46
24:DA:26:G:C6	24:DA:27:G:N1	2.84	0.46
24:DA:1654:A:H1'	24:DA:2823:A:H5'	1.98	0.46
24:DA:479:A:C2	24:DA:480:A:C5	3.04	0.46
24:DA:475:C:H4'	24:DA:510:C:H5'	1.98	0.46
24:DA:536:G:H2'	24:DA:537:G:H5'	1.97	0.46
24:DA:545:U:O2	24:DA:545:U:H3'	2.16	0.46
24:DA:63:A:C2	24:DA:64:A:C4	3.03	0.46
24:DA:994:C:H1'	41:DR:10:LYS:HE2	1.98	0.46
25:DB:57:A:C5	29:DF:25:MET:HG3	2.51	0.46
26:DC:175:LEU:C	26:DC:177:SER:N	2.65	0.46

Continued on next page...

Continued from previous page...

Atom-1	Atom-2	Interatomic distance (Å)	Clash overlap (Å)
28:DE:179:SER:O	28:DE:183:PHE:HD1	1.97	0.46
28:DE:149:ILE:HG12	28:DE:188:MET:HE3	1.97	0.46
29:DF:33:ILE:CD1	29:DF:99:PHE:CE1	2.98	0.46
30:DG:53:PRO:HG3	30:DG:61:TRP:CD2	2.51	0.46
31:DH:123:ARG:CG	31:DH:124:THR:N	2.71	0.46
33:DJ:64:VAL:HG22	33:DJ:68:LYS:HZ2	1.80	0.46
34:DK:76:VAL:HB	39:DP:72:VAL:HG21	1.97	0.46
34:DK:13:ASN:ND2	34:DK:97:THR:O	2.48	0.46
36:DM:44:ARG:HH21	36:DM:44:ARG:CG	2.25	0.46
37:DN:94:TYR:O	37:DN:116:VAL:HG22	2.16	0.46
38:DO:55:GLU:O	38:DO:56:LYS:C	2.54	0.46
39:DP:96:LEU:HD12	39:DP:96:LEU:O	2.15	0.46
1:AA:1108:G:C2'	1:AA:1109:C:O5'	2.63	0.46
1:AA:1170:A:N6	1:AA:1171:A:N3	2.64	0.46
1:AA:1330:U:C4	1:AA:1331:G:O6	2.69	0.46
1:AA:768:A:H5'	1:AA:1524:C:H1'	1.98	0.46
1:AA:4:U:C5'	1:AA:5:U:O4	2.63	0.46
1:AA:625:U:H2'	1:AA:626:G:C8	2.50	0.46
1:AA:712:A:H2'	1:AA:713:G:O4'	2.16	0.46
2:AB:120:GLN:HA	2:AB:123:ASP:HB2	1.97	0.46
2:AB:22:TYR:C	2:AB:23:TRP:CD1	2.89	0.46
4:AD:124:MET:SD	4:AD:128:ARG:N	2.89	0.46
5:AE:116:GLU:HG3	5:AE:117:VAL:HG23	1.98	0.46
5:AE:95:PHE:O	5:AE:125:ALA:HB1	2.16	0.46
5:AE:64:MET:O	5:AE:65:GLU:C	2.54	0.46
6:AF:10:VAL:CG1	6:AF:11:HIS:H	2.28	0.46
7:AG:46:ALA:CB	7:AG:117:ALA:O	2.63	0.46
9:AI:30:ILE:HG21	9:AI:38:TYR:CD2	2.50	0.46
12:AL:103:ASP:O	12:AL:104:CYS:O	2.34	0.46
14:AN:33:VAL:O	14:AN:34:ASN:CG	2.54	0.46
18:AR:28:THR:HB	18:AR:29:LEU:HD12	1.97	0.46
18:AR:51:TYR:O	18:AR:55:LEU:HD23	2.16	0.46
20:AT:28:MET:O	20:AT:32:ILE:HG13	2.16	0.46
1:AA:1505:G:C3'	23:AX:12:A:OP2	2.64	0.46
52:B2:8:SER:OG	52:B2:11:LYS:HB2	2.15	0.46
24:BA:1186:G:C2'	24:BA:1187:G:H5'	2.44	0.46
24:BA:1269:A:C6	24:BA:1270:C:N4	2.83	0.46
24:BA:1342:A:C8	24:BA:1397:U:C2	3.03	0.46
24:BA:1358:G:C5	24:BA:1371:G:C6	3.04	0.46
24:BA:1307:A:C6	24:BA:1622:G:C6	3.04	0.46
24:BA:1734:G:H2'	24:BA:1735:A:O4'	2.16	0.46

Continued on next page...

Continued from previous page...

Atom-1	Atom-2	Interatomic distance (Å)	Clash overlap (Å)
24:BA:1993:U:H4'	27:BD:133:THR:HG21	1.98	0.46
24:BA:2342:C:O2'	24:BA:2374:C:H5''	2.15	0.46
24:BA:2657:A:H4'	30:BG:91:VAL:HG21	1.97	0.46
24:BA:2888:C:O2	24:BA:2888:C:H2'	2.15	0.46
57:BA:3161:NMY:H1	57:BA:3161:NMY:O11	2.16	0.46
57:BA:3165:NMY:H2	57:BA:3165:NMY:C17	2.44	0.46
24:BA:513:A:H1'	40:BQ:10:ARG:HH12	1.80	0.46
24:BA:547:A:C8	24:BA:548:G:C2	3.04	0.46
24:BA:600:G:H4'	28:BE:27:LEU:CD1	2.45	0.46
24:BA:831:G:O2'	35:BL:38:GLN:HG3	2.16	0.46
25:BB:26:C:C5	25:BB:27:C:C4	3.04	0.46
26:BC:136:VAL:HG11	26:BC:165:ALA:HA	1.98	0.46
26:BC:72:GLY:O	26:BC:73:ILE:C	2.54	0.46
27:BD:125:TRP:CD1	27:BD:160:LYS:CD	2.99	0.46
28:BE:102:ARG:O	28:BE:106:LYS:HB3	2.15	0.46
28:BE:108:ILE:HG13	28:BE:109:LEU:N	2.31	0.46
30:BG:102:ILE:HD11	30:BG:116:LEU:HD11	1.96	0.46
36:BM:34:LYS:HB3	36:BM:129:THR:CG2	2.45	0.46
36:BM:65:ILE:O	36:BM:65:ILE:HD12	2.16	0.46
37:BN:57:THR:O	37:BN:58:ASP:C	2.54	0.46
24:BA:1453:A:N3	37:BN:77:ALA:CB	2.79	0.46
44:BU:39:ASN:HB3	44:BU:62:ALA:O	2.16	0.46
45:BV:65:VAL:O	45:BV:65:VAL:CG2	2.63	0.46
1:CA:1001:C:H2'	1:CA:1002:G:O4'	2.14	0.46
1:CA:1203:C:H2'	1:CA:1204:A:H5'	1.97	0.46
1:CA:1254:A:N3	1:CA:1255:G:C8	2.84	0.46
1:CA:1306:A:H2'	1:CA:1307:U:H5'	1.98	0.46
1:CA:1321:U:C6	1:CA:1322:C:H2'	2.51	0.46
1:CA:167:A:H2'	1:CA:168:G:O4'	2.15	0.46
1:CA:408:A:C6	1:CA:409:U:C4	3.03	0.46
1:CA:406:G:C4	1:CA:495:A:C5	3.03	0.46
1:CA:625:U:H2'	1:CA:626:G:C8	2.51	0.46
1:CA:727:G:C2	1:CA:731:G:C6	3.04	0.46
1:CA:782:A:C5	1:CA:783:C:C2	3.03	0.46
1:CA:796:C:O2'	1:CA:797:C:H5'	2.15	0.46
3:CC:19:ASN:O	3:CC:20:SER:HB3	2.16	0.46
1:CA:409:U:OP1	4:CD:22:LYS:HG3	2.15	0.46
5:CE:153:VAL:HG13	5:CE:154:ALA:H	1.81	0.46
5:CE:24:THR:OG1	5:CE:24:THR:O	2.33	0.46
6:CF:66:ALA:HB1	6:CF:67:PRO:HD2	1.98	0.46
1:CA:673:A:C5'	6:CF:86:ARG:NH1	2.78	0.46

Continued on next page...

Continued from previous page...

Atom-1	Atom-2	Interatomic distance (Å)	Clash overlap (Å)
1:CA:642:A:N7	8:CH:107:SER:HA	2.30	0.46
11:CK:86:VAL:N	11:CK:113:VAL:HG22	2.31	0.46
13:CM:98:ARG:HD2	13:CM:100:GLN:OE1	2.16	0.46
18:CR:60:LYS:HA	18:CR:63:ARG:HG3	1.97	0.46
22:CV:61:C:N4	22:CV:62:C:N4	2.63	0.46
55:CY:142:LEU:HD21	55:CY:148:ILE:CD1	2.46	0.46
55:CY:142:LEU:O	55:CY:142:LEU:CG	2.62	0.46
52:D2:34:ARG:HH11	52:D2:42:LEU:HA	1.80	0.46
24:DA:1218:G:C2	24:DA:1232:G:C5	3.04	0.46
24:DA:1337:G:O2'	24:DA:1338:G:H5'	2.15	0.46
24:DA:1369:G:C4	24:DA:1370:C:C5	3.04	0.46
24:DA:1483:G:C8	24:DA:1484:U:C5	3.03	0.46
24:DA:1518:C:O2'	24:DA:1519:G:H5'	2.16	0.46
24:DA:1678:A:C2	24:DA:1989:G:N2	2.83	0.46
24:DA:1719:G:N2	24:DA:1742:U:H1'	2.31	0.46
24:DA:1764:C:O2'	24:DA:1765:U:H5'	2.15	0.46
24:DA:1996:C:H4'	27:DD:128:ARG:HE	1.81	0.46
24:DA:2155:U:C5	24:DA:2156:G:C4	3.04	0.46
24:DA:2209:G:C2	24:DA:2216:G:C2	3.04	0.46
24:DA:2248:C:H2'	24:DA:2249:U:H5'	1.97	0.46
24:DA:2466:C:OP1	54:D4:4:ARG:CD	2.64	0.46
24:DA:2786:U:O2'	27:DD:66:GLY:HA3	2.16	0.46
24:DA:2817:U:H2'	24:DA:2818:U:O5'	2.16	0.46
24:DA:2836:U:H2'	24:DA:2837:A:C8	2.51	0.46
24:DA:530:G:N2	24:DA:2023:C:C5	2.84	0.46
24:DA:770:G:P	52:D2:11:LYS:HD2	2.56	0.46
24:DA:81:G:H2'	24:DA:82:U:O4'	2.16	0.46
26:DC:104:LEU:O	26:DC:106:PRO:HD3	2.16	0.46
26:DC:151:GLY:O	26:DC:152:GLN:HG3	2.14	0.46
26:DC:61:TYR:CD2	26:DC:62:ARG:O	2.69	0.46
27:DD:47:ALA:HA	27:DD:84:LEU:HG	1.97	0.46
28:DE:131:THR:O	28:DE:132:LYS:C	2.54	0.46
29:DF:123:GLY:C	29:DF:124:ARG:CG	2.84	0.46
30:DG:77:GLY:O	30:DG:78:VAL:HG23	2.15	0.46
31:DH:134:VAL:HG11	31:DH:138:VAL:HG21	1.98	0.46
34:DK:19:VAL:CG2	34:DK:41:ILE:HD12	2.45	0.46
36:DM:68:PHE:O	36:DM:69:PRO:O	2.34	0.46
37:DN:48:VAL:HG12	37:DN:52:ILE:HD13	1.97	0.46
41:DR:66:HIS:CD2	41:DR:94:THR:HB	2.51	0.46
42:DS:32:ALA:O	42:DS:36:LEU:HG	2.16	0.46
44:DU:73:ASN:CG	44:DU:76:THR:CG2	2.84	0.46

Continued on next page...

Continued from previous page...

Atom-1	Atom-2	Interatomic distance (Å)	Clash overlap (Å)
49:DZ:50:VAL:HG12	49:DZ:50:VAL:O	2.15	0.46
1:AA:100:G:C2'	1:AA:101:A:H5'	2.46	0.46
1:AA:1085:U:C6	1:AA:1094:G:N1	2.83	0.46
1:AA:1315:U:O4	1:AA:1316:G:N1	2.49	0.46
57:AA:1657:NMY:C15	57:AA:1657:NMY:N23	2.79	0.46
1:AA:200:G:C2	1:AA:201:G:C8	3.04	0.46
1:AA:258:G:C2'	1:AA:259:G:O5'	2.63	0.46
1:AA:393:A:C5	1:AA:394:G:C8	3.04	0.46
1:AA:436:C:N3	1:AA:437:U:C4	2.84	0.46
1:AA:607:A:H2'	1:AA:608:A:O4'	2.16	0.46
1:AA:826:C:C2	1:AA:827:U:C5	3.03	0.46
1:AA:982:U:O2	1:AA:1222:G:O6	2.34	0.46
1:AA:993:G:N2	1:AA:995:C:N4	2.63	0.46
2:AB:184:PHE:CD1	2:AB:184:PHE:N	2.84	0.46
2:AB:15:HIS:CE1	2:AB:208:ARG:HB3	2.51	0.46
2:AB:24:ASN:ND2	2:AB:26:LYS:HE3	2.31	0.46
3:AC:40:ARG:NH2	3:AC:57:ILE:HG12	2.31	0.46
4:AD:19:LEU:HB3	4:AD:64:ILE:HG12	1.96	0.46
4:AD:99:ASP:O	4:AD:102:VAL:N	2.47	0.46
5:AE:110:ALA:O	5:AE:111:MET:HB2	2.15	0.46
8:AH:106:THR:HG1	8:AH:121:LEU:HB3	1.80	0.46
8:AH:10:MET:O	8:AH:13:ARG:HG2	2.16	0.46
8:AH:12:THR:O	8:AH:16:ASN:OD1	2.34	0.46
9:AI:7:TYR:CD1	9:AI:8:GLY:N	2.84	0.46
10:AJ:6:ILE:N	10:AJ:6:ILE:HD12	2.31	0.46
11:AK:35:THR:CA	11:AK:42:LEU:HD13	2.46	0.46
12:AL:25:GLU:O	12:AL:27:CYS:HB2	2.16	0.46
13:AM:19:LEU:O	13:AM:22:ILE:CG2	2.64	0.46
15:AO:29:VAL:CG2	15:AO:66:LEU:HD22	2.46	0.46
21:AU:25:LYS:HZ1	23:AX:5:A:H4'	1.81	0.46
24:BA:1368:G:OP1	52:B2:25:LYS:CD	2.64	0.46
24:BA:1197:G:H2'	24:BA:1198:U:C6	2.51	0.46
24:BA:1450:G:C6	24:BA:1451:C:N4	2.84	0.46
24:BA:1548:A:H2'	24:BA:1549:A:C8	2.50	0.46
24:BA:1977:A:N6	24:BA:1978:A:N1	2.63	0.46
24:BA:2416:C:O2	24:BA:2416:C:H2'	2.15	0.46
24:BA:2678:C:C2	24:BA:2679:A:C8	3.04	0.46
24:BA:278:A:C5	24:BA:362:A:C4	3.04	0.46
24:BA:387:U:H4'	24:BA:388:G:OP1	2.14	0.46
24:BA:508:A:C3'	24:BA:509:C:H5'	2.45	0.46
24:BA:751:A:C5	24:BA:789:A:N1	2.84	0.46

Continued on next page...

Continued from previous page...

Atom-1	Atom-2	Interatomic distance (Å)	Clash overlap (Å)
24:BA:801:G:H3'	24:BA:802:A:H5'	1.98	0.46
24:BA:932:U:O2	24:BA:933:A:C5	2.69	0.46
25:BB:30:C:OP1	38:BO:3:LYS:HE3	2.16	0.46
26:BC:166:ARG:O	26:BC:167:ASP:C	2.54	0.46
27:BD:194:PRO:O	27:BD:195:GLY:O	2.33	0.46
29:BF:175:PRO:O	29:BF:176:PHE:CD2	2.69	0.46
31:BH:48:GLU:OE1	31:BH:51:ARG:NH1	2.48	0.46
31:BH:62:LEU:C	31:BH:62:LEU:HD13	2.36	0.46
36:BM:65:ILE:C	36:BM:65:ILE:HD12	2.36	0.46
37:BN:24:MET:HG2	37:BN:44:LEU:HD13	1.98	0.46
40:BQ:19:GLN:HB2	40:BQ:38:VAL:HG21	1.97	0.46
44:BU:35:VAL:HG22	44:BU:38:ILE:HG21	1.97	0.46
44:BU:3:LYS:HE3	44:BU:82:VAL:O	2.16	0.46
45:BV:26:PHE:CD1	45:BV:26:PHE:C	2.89	0.46
45:BV:44:HIS:O	45:BV:47:VAL:N	2.47	0.46
49:BZ:22:THR:O	49:BZ:23:LEU:C	2.54	0.46
1:CA:1146:A:C2	1:CA:1147:C:C2	3.04	0.46
1:CA:1157:A:C5	1:CA:1180:A:C6	3.04	0.46
1:CA:1014:A:N3	1:CA:1219:A:H1'	2.31	0.46
1:CA:1253:G:C2	1:CA:1254:A:C8	3.03	0.46
1:CA:1266:G:N2	1:CA:1270:G:C5	2.84	0.46
1:CA:1325:C:H2'	1:CA:1326:U:C6	2.51	0.46
1:CA:1512:U:H2'	1:CA:1513:A:H8	1.78	0.46
1:CA:1494:G:N7	57:CA:1672:NMY:N9	2.63	0.46
1:CA:428:G:C6	1:CA:430:A:N6	2.84	0.46
1:CA:464:U:H2'	1:CA:466:A:OP2	2.16	0.46
1:CA:504:C:H1'	1:CA:510:A:C4	2.51	0.46
1:CA:712:A:N6	1:CA:713:G:C6	2.84	0.46
1:CA:714:G:N2	1:CA:777:A:H1'	2.30	0.46
1:CA:948:C:C2'	1:CA:949:A:H5'	2.46	0.46
2:CB:49:MET:HE2	2:CB:199:VAL:HG13	1.98	0.46
2:CB:200:ILE:O	2:CB:201:PRO:O	2.34	0.46
3:CC:123:GLN:O	3:CC:124:LEU:C	2.54	0.46
1:CA:1055:A:C2'	3:CC:193:TYR:OH	2.64	0.46
4:CD:171:LEU:CD1	4:CD:171:LEU:C	2.84	0.46
5:CE:136:VAL:O	5:CE:139:ALA:HB3	2.16	0.46
6:CF:47:LEU:HD13	6:CF:56:LYS:CA	2.45	0.46
6:CF:70:VAL:O	6:CF:71:ILE:C	2.53	0.46
10:CJ:67:ILE:HD13	14:CN:96:LEU:HB2	1.98	0.46
10:CJ:8:ILE:HG22	10:CJ:9:ARG:N	2.31	0.46
12:CL:37:VAL:HA	12:CL:53:CYS:HA	1.97	0.46

Continued on next page...

Continued from previous page...

Atom-1	Atom-2	Interatomic distance (Å)	Clash overlap (Å)
13:CM:96:PRO:HA	13:CM:109:ARG:CZ	2.46	0.46
13:CM:48:LEU:O	13:CM:49:SER:C	2.53	0.46
55:CY:121:ALA:CB	55:CY:175:LEU:CD1	2.93	0.46
51:D1:28:THR:O	51:D1:29:LYS:HB3	2.16	0.46
24:DA:1177:G:C2	24:DA:1178:C:H1'	2.50	0.46
24:DA:1199:U:H2'	24:DA:1200:C:C6	2.51	0.46
24:DA:1243:C:C4	24:DA:1244:A:N7	2.84	0.46
24:DA:1691:C:C2'	24:DA:1692:U:H5'	2.45	0.46
24:DA:1848:A:H2'	24:DA:1849:G:C1'	2.46	0.46
24:DA:2089:C:C4	24:DA:2090:A:N7	2.84	0.46
24:DA:2335:A:C6	24:DA:2337:G:H1'	2.51	0.46
24:DA:2744:G:C2'	24:DA:2745:C:H5'	2.46	0.46
24:DA:361:G:O2'	24:DA:362:A:C8	2.69	0.46
24:DA:46:G:C2	24:DA:47:C:C4	3.03	0.46
24:DA:693:A:C5	24:DA:694:U:C4	3.04	0.46
24:DA:997:G:O2'	24:DA:998:C:H5'	2.16	0.46
24:DA:999:U:O2	24:DA:1157:G:C2	2.69	0.46
25:DB:51:G:O2'	25:DB:52:A:H5'	2.16	0.46
26:DC:39:SER:C	26:DC:41:GLY:H	2.19	0.46
27:DD:90:PHE:HA	27:DD:94:GLN:OE1	2.15	0.46
24:DA:2306:C:N4	29:DF:38:GLY:O	2.48	0.46
24:DA:2307:G:C6	29:DF:40:GLY:HA3	2.51	0.46
30:DG:71:LEU:O	30:DG:72:ASN:C	2.54	0.46
31:DH:81:ALA:O	31:DH:149:GLU:OE1	2.33	0.46
32:DI:99:LYS:HD2	32:DI:138:VAL:HB	1.97	0.46
36:DM:108:VAL:CG1	36:DM:112:LEU:HD22	2.46	0.46
38:DO:90:VAL:O	38:DO:117:PHE:CB	2.63	0.46
44:DU:82:VAL:HG12	44:DU:83:GLY:N	2.30	0.46
1:AA:1062:U:H2'	1:AA:1063:C:C6	2.51	0.46
1:AA:9:G:C2	1:AA:10:A:C4	3.03	0.46
1:AA:1297:G:H4'	1:AA:1298:U:H5'	1.97	0.46
1:AA:204:G:C5	1:AA:205:A:C5	3.04	0.46
1:AA:404:G:H2'	1:AA:405:U:H6	1.77	0.46
2:AB:70:VAL:HG23	2:AB:92:VAL:O	2.15	0.46
4:AD:166:GLU:O	4:AD:167:LYS:O	2.33	0.46
4:AD:79:ALA:HB2	4:AD:90:LEU:CA	2.45	0.46
7:AG:107:ALA:O	7:AG:110:LYS:N	2.48	0.46
8:AH:88:ARG:HG2	8:AH:89:LYS:H	1.80	0.46
1:AA:1342:C:H1'	9:AI:126:GLN:HG3	1.98	0.46
1:AA:707:U:H4'	11:AK:22:HIS:ND1	2.31	0.46
12:AL:40:THR:HG22	12:AL:41:THR:O	2.15	0.46

Continued on next page...

Continued from previous page...

Atom-1	Atom-2	Interatomic distance (Å)	Clash overlap (Å)
10:AJ:66:GLU:HG2	14:AN:99:ALA:HB3	1.98	0.46
1:AA:135:C:O2	16:AP:1:MET:HB3	2.16	0.46
19:AS:15:LEU:HD22	19:AS:35:SER:HB2	1.97	0.46
22:AV:49:C:H2'	22:AV:50:U:H6	1.81	0.46
53:B3:56:LEU:O	53:B3:57:VAL:CB	2.63	0.46
24:BA:565:C:H5'	24:BA:1253:A:N6	2.31	0.46
24:BA:1259:G:H2'	24:BA:1260:A:C8	2.51	0.46
24:BA:1358:G:C6	24:BA:1371:G:C5	3.04	0.46
24:BA:1429:G:C8	24:BA:1568:G:C5	3.03	0.46
24:BA:1465:G:C6	24:BA:1466:U:C4	3.04	0.46
24:BA:147:C:C4	24:BA:148:U:C4	3.03	0.46
24:BA:1532:A:H2'	24:BA:1533:C:C6	2.51	0.46
24:BA:1858:A:H2'	24:BA:1859:U:C6	2.51	0.46
24:BA:2101:A:C2	24:BA:2102:G:C8	3.04	0.46
24:BA:2116:G:H5''	24:BA:2117:A:P	2.56	0.46
24:BA:2221:G:C6	24:BA:2222:C:C5	3.04	0.46
24:BA:2379:G:H4'	38:BO:21:LEU:HD21	1.98	0.46
24:BA:2872:A:C2'	24:BA:2873:A:C5'	2.90	0.46
24:BA:312:G:H2'	24:BA:312:G:N3	2.31	0.46
24:BA:361:G:C2'	24:BA:362:A:O5'	2.63	0.46
24:BA:562:U:H1'	24:BA:2035:G:O2'	2.16	0.46
24:BA:568:U:C5	59:BA:3779:HOH:O	2.68	0.46
24:BA:831:G:H2'	24:BA:832:U:O5'	2.16	0.46
24:BA:94:A:H3'	24:BA:95:A:C8	2.51	0.46
26:BC:231:HIS:O	26:BC:233:GLY:N	2.49	0.46
26:BC:71:ASP:O	26:BC:73:ILE:HD12	2.15	0.46
29:BF:139:GLU:N	29:BF:139:GLU:OE1	2.49	0.46
29:BF:127:TYR:O	29:BF:155:ILE:CG2	2.64	0.46
29:BF:37:MET:HG2	29:BF:151:LEU:CB	2.46	0.46
31:BH:1:MET:O	31:BH:19:VAL:HG23	2.16	0.46
32:BI:100:ILE:HG22	32:BI:101:SER:N	2.31	0.46
34:BK:121:GLU:CG	34:BK:122:VAL:N	2.78	0.46
35:BL:82:LEU:HD12	35:BL:116:VAL:HG21	1.97	0.46
35:BL:94:THR:HG23	35:BL:95:LEU:N	2.31	0.46
42:BS:4:ILE:HD12	42:BS:105:VAL:O	2.16	0.46
42:BS:20:VAL:HG11	42:BS:43:ALA:HB1	1.98	0.46
43:BT:39:THR:O	43:BT:43:ILE:N	2.47	0.46
45:BV:88:HIS:CG	45:BV:89:ILE:N	2.84	0.46
1:CA:101:A:C6	1:CA:102:G:N7	2.84	0.46
1:CA:1124:G:O2'	1:CA:1127:G:O6	2.33	0.46
1:CA:1143:G:H2'	1:CA:1144:G:O4'	2.15	0.46

Continued on next page...

Continued from previous page...

Atom-1	Atom-2	Interatomic distance (Å)	Clash overlap (Å)
1:CA:1306:A:C2'	1:CA:1307:U:H5'	2.46	0.46
1:CA:1347:G:O2'	1:CA:1348:U:P	2.73	0.46
1:CA:175:C:H2'	1:CA:176:C:H6	1.81	0.46
1:CA:212:G:N2	1:CA:213:G:C4	2.84	0.46
1:CA:214:C:O2'	1:CA:215:C:P	2.72	0.46
1:CA:300:A:H2'	1:CA:301:G:O4'	2.15	0.46
1:CA:391:G:C5	1:CA:392:C:C5	3.04	0.46
1:CA:429:U:OP1	4:CD:13:ARG:NH1	2.49	0.46
1:CA:55:A:C4	1:CA:56:U:C6	3.04	0.46
1:CA:624:C:H2'	1:CA:625:U:C5'	2.46	0.46
1:CA:659:U:C2	1:CA:660:C:C5	3.04	0.46
1:CA:781:A:C3'	1:CA:782:A:H5'	2.46	0.46
4:CD:22:LYS:CG	4:CD:22:LYS:O	2.64	0.46
4:CD:55:LEU:HB2	4:CD:58:LYS:HD2	1.97	0.46
4:CD:8:LYS:O	4:CD:9:LEU:O	2.34	0.46
5:CE:136:VAL:CG2	5:CE:137:VAL:N	2.79	0.46
7:CG:40:GLU:HA	7:CG:43:VAL:HB	1.96	0.46
11:CK:128:ARG:C	11:CK:128:ARG:CD	2.83	0.46
14:CN:66:GLN:NE2	14:CN:79:LEU:HD21	2.31	0.46
22:CV:36:A:C6	22:CV:37:A:C8	3.03	0.46
55:CY:143:LEU:CD2	55:CY:153:ASP:HB2	2.46	0.46
24:DA:2466:C:C5'	54:D4:5:ALA:HB3	2.46	0.46
24:DA:1064:C:O2	24:DA:1064:C:C2'	2.64	0.46
24:DA:1191:G:O2'	24:DA:1192:G:H5'	2.16	0.46
24:DA:1517:G:C4	24:DA:1518:C:C5	3.04	0.46
24:DA:1351:C:O2'	24:DA:1571:A:C2'	2.63	0.46
24:DA:1296:G:N2	24:DA:1645:G:C4	2.84	0.46
24:DA:1690:A:C8	24:DA:1691:C:C5	3.04	0.46
24:DA:1805:A:H5''	26:DC:247:TRP:CD2	2.51	0.46
24:DA:1858:A:C5	24:DA:1859:U:C6	3.04	0.46
24:DA:1920:C:O2'	24:DA:1921:G:H5'	2.15	0.46
24:DA:2154:A:C6	24:DA:2155:U:C4	3.04	0.46
24:DA:2201:G:H2'	24:DA:2202:U:O5'	2.15	0.46
24:DA:2287:A:H2'	24:DA:2287:A:N3	2.31	0.46
24:DA:2289:G:C2	24:DA:2290:G:C8	3.04	0.46
24:DA:2799:A:C6	24:DA:2801:G:C4	3.04	0.46
24:DA:2622:U:O2'	24:DA:2825:G:N7	2.48	0.46
24:DA:2852:G:O2'	24:DA:2853:C:H5'	2.16	0.46
24:DA:297:G:O3'	44:DU:84:PHE:HB3	2.16	0.46
24:DA:715:A:C6	24:DA:716:A:C6	3.03	0.46
24:DA:782:A:H4'	24:DA:783:A:O5'	2.15	0.46

Continued on next page...

Continued from previous page...

Atom-1	Atom-2	Interatomic distance (Å)	Clash overlap (Å)
24:DA:909:A:H2'	24:DA:912:C:C5	2.51	0.46
24:DA:918:A:H5''	25:DB:97:C:O2'	2.16	0.46
26:DC:40:GLY:C	26:DC:53:ILE:HG22	2.37	0.46
26:DC:64:VAL:HG23	26:DC:66:PHE:HD2	1.80	0.46
28:DE:124:PHE:CD1	28:DE:124:PHE:C	2.89	0.46
29:DF:7:TYR:HA	29:DF:11:VAL:CG2	2.46	0.46
30:DG:155:PRO:O	30:DG:170:THR:HA	2.16	0.46
32:DI:28:GLY:HA2	32:DI:32:VAL:HB	1.97	0.46
34:DK:19:VAL:HG21	34:DK:41:ILE:CD1	2.46	0.46
38:DO:90:VAL:O	38:DO:117:PHE:HB3	2.15	0.46
41:DR:14:VAL:CG1	41:DR:98:ILE:HD13	2.46	0.46
42:DS:14:ALA:HB1	42:DS:18:ARG:CZ	2.46	0.46
44:DU:6:ARG:HG2	44:DU:7:ASP:OD1	2.15	0.46
48:DY:56:LEU:HA	48:DY:59:GLU:HB3	1.96	0.46
1:AA:1084:G:C5	1:AA:1085:U:N3	2.84	0.46
1:AA:1088:G:C2	1:AA:1089:G:C4	3.04	0.46
1:AA:1101:A:H1'	1:AA:1102:A:OP2	2.16	0.46
1:AA:1163:A:C2	1:AA:1174:G:C2	3.04	0.46
1:AA:1317:C:N3	19:AS:37:ARG:NH2	2.63	0.46
1:AA:1350:A:P	9:AI:123:ARG:HH12	2.39	0.46
1:AA:1358:U:OP1	14:AN:75:ARG:N	2.49	0.46
1:AA:236:A:H2'	1:AA:237:G:C8	2.51	0.46
1:AA:243:A:N1	1:AA:246:A:N7	2.64	0.46
1:AA:276:G:C2'	1:AA:277:C:H5'	2.46	0.46
1:AA:310:G:C5	1:AA:311:C:C5	3.03	0.46
1:AA:706:A:C4	1:AA:707:U:C6	3.04	0.46
1:AA:786:G:C6	1:AA:787:A:C8	3.03	0.46
1:AA:856:C:H2'	1:AA:857:C:H5'	1.97	0.46
1:AA:874:G:C4	1:AA:875:U:C5	3.04	0.46
1:AA:909:A:OP1	12:AL:18:LYS:HD2	2.16	0.46
1:AA:990:C:N4	1:AA:991:U:O4	2.49	0.46
3:AC:78:GLY:CA	21:CU:18:ARG:HE	2.29	0.46
4:AD:10:LYS:C	4:AD:12:SER:H	2.19	0.46
4:AD:142:VAL:CG1	4:AD:143:VAL:N	2.79	0.46
4:AD:7:PRO:CB	4:AD:9:LEU:HD21	2.47	0.46
5:AE:83:HIS:CD2	5:AE:84:PRO:CD	2.98	0.46
6:AF:5:GLU:HA	6:AF:63:ASN:HA	1.98	0.46
7:AG:38:THR:O	7:AG:42:ILE:HG23	2.15	0.46
8:AH:86:TYR:CD2	8:AH:123:GLY:HA2	2.51	0.46
9:AI:78:ALA:O	9:AI:81:HIS:N	2.49	0.46
1:AA:676:A:H4'	11:AK:115:PRO:HB2	1.98	0.46

Continued on next page...

Continued from previous page...

Atom-1	Atom-2	Interatomic distance (Å)	Clash overlap (Å)
13:AM:96:PRO:HG2	13:AM:102:THR:HG22	1.98	0.46
14:AN:73:PHE:HA	14:AN:80:SER:HA	1.96	0.46
24:BA:1770:G:C2'	24:BA:1771:C:H5'	2.46	0.46
24:BA:1904:G:O2'	24:BA:1905:C:H5'	2.16	0.46
24:BA:1910:G:C2	24:BA:1921:G:C4	3.04	0.46
24:BA:2074:U:H1'	24:BA:2598:A:N3	2.30	0.46
24:BA:237:C:C2'	24:BA:238:C:H5'	2.46	0.46
24:BA:2436:G:O2'	24:BA:2598:A:N1	2.40	0.46
57:BA:3166:NMY:O16	57:BA:3166:NMY:H1	2.16	0.46
24:BA:409:G:C2	24:BA:410:G:C4	3.04	0.46
24:BA:607:U:HO2'	24:BA:608:A:P	2.38	0.46
24:BA:850:U:H2'	24:BA:851:C:H6	1.80	0.46
24:BA:910:A:C4	36:BM:13:HIS:ND1	2.84	0.46
24:BA:936:A:H2'	24:BA:937:C:C6	2.51	0.46
26:BC:128:THR:HA	26:BC:190:THR:HA	1.97	0.46
31:BH:55:GLU:O	31:BH:57:LYS:N	2.48	0.46
38:BO:34:HIS:ND1	38:BO:65:THR:HB	2.31	0.46
40:BQ:52:ARG:HA	40:BQ:55:GLN:HB2	1.97	0.46
40:BQ:77:LYS:O	40:BQ:79:ILE:N	2.48	0.46
42:BS:47:VAL:O	42:BS:48:LYS:C	2.55	0.46
44:BU:94:PHE:HB2	44:BU:100:GLU:O	2.16	0.46
48:BY:48:ARG:O	48:BY:51:ALA:HB3	2.16	0.46
1:CA:1048:G:H2'	1:CA:1050:G:C8	2.51	0.46
1:CA:1089:G:O2'	1:CA:1090:U:P	2.74	0.46
1:CA:1408:A:H61	57:CA:1672:NMY:H1	1.81	0.46
1:CA:29:U:C2'	1:CA:30:U:H5'	2.46	0.46
1:CA:329:A:C2	1:CA:332:G:N9	2.84	0.46
1:CA:404:G:C5	1:CA:405:U:C5	3.04	0.46
1:CA:425:G:C6	1:CA:426:U:C5	3.04	0.46
1:CA:492:C:C4	1:CA:493:A:C2	3.04	0.46
1:CA:493:A:C5	1:CA:494:G:C6	3.04	0.46
1:CA:501:C:OP2	12:CL:121:ARG:NH1	2.49	0.46
1:CA:693:G:C6	1:CA:694:A:C6	3.04	0.46
1:CA:761:G:C4	1:CA:762:U:C6	3.03	0.46
1:CA:857:C:C5	1:CA:858:G:C5	3.03	0.46
2:CB:14:VAL:HG23	2:CB:14:VAL:O	2.16	0.46
3:CC:16:LYS:NZ	3:CC:182:ILE:O	2.44	0.46
4:CD:115:ARG:C	4:CD:117:LEU:N	2.69	0.46
4:CD:167:LYS:HD3	4:CD:168:PRO:HD3	1.97	0.46
4:CD:188:ARG:HG3	4:CD:189:SER:N	2.31	0.46
1:CA:642:A:C4	8:CH:106:THR:O	2.69	0.46

Continued on next page...

Continued from previous page...

Atom-1	Atom-2	Interatomic distance (Å)	Clash overlap (Å)
1:CA:1118:U:P	9:CI:106:ARG:HH12	2.38	0.46
1:CA:1370:G:O5'	9:CI:111:VAL:HG13	2.16	0.46
10:CJ:57:VAL:HG12	10:CJ:58:ASN:H	1.81	0.46
13:CM:11:ASP:OD1	13:CM:11:ASP:N	2.48	0.46
13:CM:66:GLU:CG	13:CM:70:ARG:NH1	2.78	0.46
14:CN:18:LYS:HA	14:CN:22:LYS:HE3	1.97	0.46
14:CN:26:LEU:O	14:CN:27:LYS:HG2	2.16	0.46
14:CN:19:TYR:CD1	14:CN:55:SER:HB3	2.51	0.46
14:CN:57:PRO:O	14:CN:58:SER:C	2.55	0.46
14:CN:66:GLN:N	14:CN:83:LYS:HZ3	2.14	0.46
1:CA:1217:C:OP1	14:CN:8:ARG:HD3	2.16	0.46
16:CP:32:PHE:CD1	16:CP:32:PHE:C	2.90	0.46
20:CT:3:ASN:HA	20:CT:8:LYS:HE3	1.97	0.46
24:DA:2360:G:P	53:D3:50:SER:OG	2.74	0.46
24:DA:100:U:C2	24:DA:101:A:N6	2.84	0.46
24:DA:1069:A:C8	24:DA:1074:G:C6	3.04	0.46
24:DA:1101:U:H2'	24:DA:1102:C:H5'	1.98	0.46
24:DA:1239:G:C5	57:DA:3190:NMY:C6	2.90	0.46
24:DA:1373:A:H2'	24:DA:1374:G:O4'	2.16	0.46
24:DA:1501:G:O2'	24:DA:1502:A:C5'	2.63	0.46
24:DA:1505:A:C2	24:DA:1506:U:N3	2.84	0.46
24:DA:159:G:N2	24:DA:166:U:C5	2.84	0.46
24:DA:1736:U:C3'	24:DA:1737:G:H5'	2.46	0.46
24:DA:1796:U:O2'	24:DA:1797:G:H5'	2.16	0.46
24:DA:1841:U:C4	24:DA:1842:G:N7	2.84	0.46
24:DA:1889:A:H1'	24:DA:2086:U:O2'	2.15	0.46
24:DA:1936:A:H2	24:DA:1943:U:O4	1.98	0.46
24:DA:2228:G:OP1	26:DC:260:LYS:HE2	2.16	0.46
24:DA:249:C:C5'	24:DA:2394:C:O2'	2.64	0.46
24:DA:273:G:C6	24:DA:274:C:N4	2.84	0.46
24:DA:2829:A:C5	24:DA:2830:C:C5	3.04	0.46
24:DA:342:A:O2'	24:DA:343:C:OP1	2.21	0.46
24:DA:616:A:H2'	24:DA:617:G:H5'	1.98	0.46
24:DA:61:C:H5'	48:DY:43:LEU:HD21	1.98	0.46
24:DA:761:A:OP1	59:DA:3694:HOH:O	2.20	0.46
24:DA:96:C:H4'	48:DY:41:HIS:NE2	2.30	0.46
26:DC:183:VAL:O	26:DC:184:GLU:C	2.52	0.46
24:DA:729:G:C5	26:DC:206:LYS:HB2	2.51	0.46
24:DA:1799:G:OP1	26:DC:257:ARG:CD	2.64	0.46
28:DE:149:ILE:HG12	28:DE:188:MET:HG2	1.97	0.46
30:DG:79:THR:HG22	30:DG:80:GLU:N	2.30	0.46

Continued on next page...

Continued from previous page...

Atom-1	Atom-2	Interatomic distance (Å)	Clash overlap (Å)
31:DH:53:GLU:O	31:DH:57:LYS:HB3	2.17	0.46
38:DO:26:LEU:C	38:DO:27:VAL:HG13	2.36	0.46
49:DZ:16:LEU:O	49:DZ:19:HIS:HB2	2.15	0.46
1:AA:1036:A:H5'	1:AA:1037:C:OP2	2.16	0.45
1:AA:1124:G:C2	1:AA:1127:G:C2	3.03	0.45
1:AA:1288:A:N1	1:AA:1371:G:H1'	2.31	0.45
1:AA:1371:G:OP1	9:AI:13:LYS:NZ	2.33	0.45
1:AA:141:G:H2'	1:AA:142:G:O4'	2.16	0.45
57:AA:1657:NMY:HN32	57:AA:1657:NMY:C15	2.28	0.45
1:AA:106:C:O2	1:AA:379:C:H4'	2.15	0.45
1:AA:430:A:H4'	4:AD:7:PRO:HB3	1.98	0.45
1:AA:438:U:C4	1:AA:494:G:C5	3.04	0.45
1:AA:74:A:H2'	1:AA:75:G:O4'	2.16	0.45
1:AA:805:C:N3	1:AA:806:C:C5	2.84	0.45
1:AA:809:G:H2'	1:AA:810:C:H5'	1.97	0.45
1:AA:931:C:C2	1:AA:932:C:C6	3.04	0.45
1:AA:938:A:C4	1:AA:939:G:C8	3.04	0.45
2:AB:23:TRP:HA	2:AB:189:THR:O	2.16	0.45
2:AB:9:MET:HG2	2:AB:47:VAL:HG21	1.98	0.45
4:AD:79:ALA:C	4:AD:81:ARG:N	2.69	0.45
5:AE:48:PHE:CD1	5:AE:141:ILE:HD11	2.51	0.45
7:AG:39:ALA:O	7:AG:42:ILE:HG13	2.15	0.45
9:AI:72:ILE:HD12	9:AI:72:ILE:N	2.31	0.45
10:AJ:6:ILE:CG2	10:AJ:7:ARG:N	2.79	0.45
12:AL:57:LEU:CD2	12:AL:59:ASN:CG	2.85	0.45
12:AL:3:THR:N	12:AL:6:GLN:OE1	2.49	0.45
18:AR:55:LEU:HD12	18:AR:55:LEU:O	2.16	0.45
1:AA:1320:C:O2	19:AS:72:GLY:HA3	2.16	0.45
24:BA:1144:A:C5	24:BA:1145:C:C5	3.04	0.45
24:BA:974:G:C2	24:BA:1186:G:N1	2.84	0.45
24:BA:579:G:C4	24:BA:1262:A:N1	2.84	0.45
24:BA:1268:A:H3'	24:BA:1269:A:H8	1.80	0.45
24:BA:1270:C:C5'	24:BA:1271:G:C5'	2.95	0.45
24:BA:1334:G:C6	24:BA:1335:C:C4	3.04	0.45
24:BA:1754:A:H4'	39:BP:98:TYR:CE2	2.52	0.45
24:BA:1798:U:O2'	24:BA:1802:A:N3	2.29	0.45
24:BA:807:U:O2'	24:BA:2060:A:N1	2.49	0.45
24:BA:2129:C:C5	24:BA:2130:U:C5	3.04	0.45
24:BA:2118:U:P	24:BA:2147:A:HO2'	2.36	0.45
24:BA:2142:A:N3	24:BA:2150:C:C2	2.83	0.45
24:BA:2123:G:N2	24:BA:2176:A:C4	2.84	0.45

Continued on next page...

Continued from previous page...

Atom-1	Atom-2	Interatomic distance (Å)	Clash overlap (Å)
24:BA:2478:A:H2'	24:BA:2479:U:O4'	2.17	0.45
24:BA:2753:A:H2'	24:BA:2754:U:H5'	1.98	0.45
57:BA:3167:NMY:C13	57:BA:3167:NMY:H17	2.29	0.45
24:BA:612:G:O2'	24:BA:613:A:C8	2.69	0.45
24:BA:63:A:C4'	43:BT:77:ARG:NH1	2.76	0.45
24:BA:841:G:H2'	24:BA:842:U:C6	2.51	0.45
24:BA:896:A:H3'	24:BA:897:C:H5'	1.99	0.45
24:BA:89:A:N1	24:BA:90:U:C5	2.84	0.45
24:BA:927:A:H2'	24:BA:928:A:C8	2.51	0.45
27:BD:85:ALA:HB3	27:BD:88:GLU:OE1	2.16	0.45
28:BE:95:LYS:HD2	28:BE:96:VAL:C	2.36	0.45
29:BF:116:LEU:O	29:BF:117:SER:C	2.55	0.45
29:BF:3:LEU:C	29:BF:5:ASP:N	2.66	0.45
29:BF:71:LYS:O	29:BF:72:SER:C	2.54	0.45
24:BA:1098:A:O3'	32:BI:4:VAL:HG11	2.16	0.45
33:BJ:88:THR:CG2	33:BJ:91:GLU:HB2	2.45	0.45
34:BK:64:ARG:HG2	34:BK:79:PHE:HE2	1.81	0.45
36:BM:10:ARG:HG3	36:BM:11:LYS:N	2.31	0.45
46:BW:67:VAL:HG12	46:BW:68:LYS:N	2.30	0.45
49:BZ:47:ILE:O	49:BZ:51:SER:N	2.49	0.45
1:CA:111:G:O2'	1:CA:389:A:H1'	2.16	0.45
1:CA:1134:G:N2	1:CA:1135:U:O2	2.49	0.45
1:CA:293:G:N2	1:CA:294:U:C1'	2.79	0.45
1:CA:573:A:C2	1:CA:574:A:C2	3.04	0.45
1:CA:580:C:N3	1:CA:581:G:C4	2.84	0.45
1:CA:661:G:N3	1:CA:745:G:N2	2.64	0.45
1:CA:706:A:O2'	11:CK:33:THR:OG1	2.32	0.45
1:CA:737:C:O2'	1:CA:738:C:O5'	2.33	0.45
1:CA:771:G:N2	1:CA:809:G:C4	2.84	0.45
1:CA:829:G:O2'	1:CA:830:G:H5'	2.16	0.45
1:CA:859:G:C2'	1:CA:860:A:O5'	2.64	0.45
1:CA:976:G:N7	1:CA:1362:A:N6	2.65	0.45
2:CB:101:LEU:HD11	2:CB:175:GLU:HB3	1.98	0.45
2:CB:68:LEU:HD12	2:CB:68:LEU:C	2.36	0.45
4:CD:77:LYS:C	4:CD:79:ALA:H	2.20	0.45
5:CE:41:ASP:OD1	5:CE:41:ASP:C	2.53	0.45
5:CE:87:GLY:O	5:CE:94:VAL:HG12	2.16	0.45
4:AD:193:ALA:HB1	6:CF:12:PRO:O	2.16	0.45
7:CG:123:GLU:O	7:CG:126:ASP:OD1	2.34	0.45
11:CK:44:TRP:O	11:CK:45:ALA:O	2.34	0.45
12:CL:67:ILE:HD12	12:CL:72:HIS:CD2	2.51	0.45

Continued on next page...

Continued from previous page...

Atom-1	Atom-2	Interatomic distance (Å)	Clash overlap (Å)
14:CN:23:ARG:O	14:CN:26:LEU:O	2.34	0.45
15:CO:36:ILE:O	15:CO:39:LEU:HB3	2.16	0.45
16:CP:32:PHE:CD1	16:CP:33:ILE:N	2.84	0.45
17:CQ:4:LYS:HD2	17:CQ:5:ILE:N	2.30	0.45
18:CR:26:ILE:O	18:CR:27:ALA:C	2.54	0.45
1:CA:1221:G:H5''	19:CS:36:ARG:CZ	2.45	0.45
19:CS:80:TYR:CG	19:CS:81:ARG:N	2.84	0.45
21:CU:6:VAL:CG1	21:CU:6:VAL:O	2.65	0.45
22:CV:24:G:C8	22:CV:25:C:C5	3.03	0.45
24:DA:1491:G:C5	24:DA:1500:G:N2	2.84	0.45
24:DA:1549:A:C5	24:DA:1550:C:C5	3.04	0.45
24:DA:1753:G:N2	24:DA:1756:G:OP2	2.49	0.45
24:DA:190:A:H3'	24:DA:204:A:H61	1.81	0.45
24:DA:1984:G:H2'	24:DA:1985:C:H5'	1.97	0.45
24:DA:2012:G:OP1	42:DS:98:LYS:HD2	2.16	0.45
24:DA:2048:G:C5	24:DA:2049:G:C8	3.03	0.45
24:DA:2337:G:C6	24:DA:2338:C:C4	3.04	0.45
24:DA:2474:U:H3'	24:DA:2475:C:C6	2.51	0.45
24:DA:2537:U:H2'	24:DA:2538:C:C6	2.51	0.45
24:DA:2539:C:C4	24:DA:2540:C:C5	3.04	0.45
24:DA:271:G:C4	24:DA:367:G:C2	3.04	0.45
24:DA:2819:G:C6	24:DA:2821:A:C2	3.04	0.45
24:DA:288:U:C4	24:DA:289:G:N7	2.84	0.45
24:DA:549:G:P	24:DA:549:G:H3'	2.56	0.45
24:DA:595:C:O2	24:DA:663:G:C2	2.69	0.45
24:DA:671:C:H5'	24:DA:671:C:C6	2.50	0.45
24:DA:814:C:C2'	24:DA:815:C:O5'	2.65	0.45
26:DC:244:VAL:HG23	26:DC:249:VAL:C	2.36	0.45
27:DD:91:THR:O	27:DD:92:VAL:C	2.54	0.45
28:DE:29:HIS:O	28:DE:30:GLN:C	2.55	0.45
29:DF:163:GLU:O	29:DF:166:ARG:HB3	2.15	0.45
29:DF:36:ASN:O	29:DF:151:LEU:HD12	2.16	0.45
29:DF:90:LEU:HD13	29:DF:95:MET:CB	2.45	0.45
30:DG:27:GLY:HA3	30:DG:78:VAL:CG1	2.45	0.45
36:DM:76:LYS:C	36:DM:77:PRO:O	2.54	0.45
38:DO:28:VAL:CG2	38:DO:29:HIS:N	2.78	0.45
38:DO:51:ALA:CB	38:DO:78:VAL:HG13	2.46	0.45
38:DO:55:GLU:O	38:DO:58:ILE:HG22	2.16	0.45
39:DP:110:LYS:N	39:DP:110:LYS:HE3	2.31	0.45
42:DS:87:PRO:O	42:DS:88:ARG:C	2.55	0.45
42:DS:88:ARG:O	42:DS:89:ALA:O	2.34	0.45

Continued on next page...

Continued from previous page...

Atom-1	Atom-2	Interatomic distance (Å)	Clash overlap (Å)
1:AA:1031:C:H4'	1:AA:1032:G:C2	2.51	0.45
1:AA:1122:U:C4	1:AA:1123:U:C6	3.04	0.45
1:AA:1286:U:HO2'	1:AA:1287:A:P	2.36	0.45
1:AA:1292:G:H2'	1:AA:1293:C:O4'	2.17	0.45
1:AA:1383:C:C2'	1:AA:1384:C:H5'	2.47	0.45
1:AA:292:G:N2	1:AA:309:A:C5	2.84	0.45
1:AA:373:A:C2	1:AA:374:A:C8	3.04	0.45
1:AA:709:U:C2'	1:AA:710:G:O5'	2.64	0.45
2:AB:99:GLY:O	2:AB:103:ASN:HB3	2.15	0.45
2:AB:169:GLU:C	2:AB:171:ILE:N	2.66	0.45
5:AE:83:HIS:CE1	5:AE:84:PRO:HB2	2.51	0.45
6:AF:23:GLU:O	6:AF:27:ALA:CB	2.65	0.45
8:AH:101:ILE:CG2	8:AH:103:VAL:HG23	2.47	0.45
8:AH:88:ARG:NE	8:AH:122:GLY:N	2.63	0.45
8:AH:32:LEU:O	8:AH:33:LYS:C	2.53	0.45
9:AI:13:LYS:O	9:AI:15:SER:N	2.48	0.45
9:AI:20:PHE:O	9:AI:64:TYR:O	2.33	0.45
12:AL:112:GLN:O	12:AL:113:ALA:CB	2.64	0.45
17:AQ:6:ARG:HA	17:AQ:6:ARG:NE	2.32	0.45
21:AU:39:GLU:O	21:AU:40:LYS:CB	2.63	0.45
52:B2:38:GLY:O	52:B2:39:ARG:C	2.55	0.45
24:BA:1085:A:C6	24:BA:1086:A:N6	2.84	0.45
24:BA:1091:G:O2'	24:BA:1092:C:OP2	2.25	0.45
24:BA:1164:C:H2'	24:BA:1165:A:C8	2.52	0.45
24:BA:1494:A:C4	24:BA:1495:A:C8	3.04	0.45
24:BA:1608:A:C4	24:BA:1611:C:C5	3.04	0.45
24:BA:1759:A:H4'	24:BA:2715:C:O4'	2.16	0.45
24:BA:1819:A:C5'	26:BC:156:SER:OG	2.65	0.45
24:BA:1954:G:O2'	24:BA:1956:U:O4	2.27	0.45
24:BA:197:A:C2'	24:BA:198:C:H5'	2.46	0.45
24:BA:1992:G:N2	24:BA:1996:C:O2'	2.50	0.45
24:BA:2024:G:C4	24:BA:2040:G:N2	2.85	0.45
24:BA:2078:C:C2	24:BA:2079:U:C6	3.04	0.45
24:BA:2104:C:O2	24:BA:2186:G:N2	2.49	0.45
24:BA:2219:U:C4	24:BA:2220:U:C4	3.05	0.45
24:BA:2325:G:C6	24:BA:2326:C:N4	2.84	0.45
24:BA:250:G:OP2	53:B3:12:ARG:NH1	2.49	0.45
24:BA:2514:U:H2'	24:BA:2515:C:H6	1.79	0.45
24:BA:261:G:C2	24:BA:262:A:C8	3.04	0.45
24:BA:2799:A:C5	24:BA:2801:G:C8	3.03	0.45
24:BA:634:C:H2'	24:BA:635:C:C6	2.51	0.45

Continued on next page...

Continued from previous page...

Atom-1	Atom-2	Interatomic distance (Å)	Clash overlap (Å)
24:BA:729:G:OP2	26:BC:206:LYS:NZ	2.47	0.45
24:BA:735:A:C8	24:BA:736:C:C5	3.05	0.45
25:BB:49:C:OP1	38:BO:101:GLY:HA3	2.15	0.45
24:BA:1803:A:H4'	26:BC:256:THR:OG1	2.16	0.45
26:BC:83:ASP:OD1	26:BC:83:ASP:C	2.55	0.45
29:BF:74:ALA:C	29:BF:76:PHE:N	2.69	0.45
29:BF:86:CYS:O	29:BF:87:LYS:HD3	2.16	0.45
34:BK:24:VAL:CG1	34:BK:33:ALA:N	2.79	0.45
35:BL:94:THR:CG2	35:BL:95:LEU:N	2.78	0.45
24:BA:869:G:O2'	36:BM:8:LYS:HD3	2.16	0.45
41:BR:4:VAL:HG23	41:BR:13:ARG:CA	2.46	0.45
44:BU:52:ASN:CG	44:BU:54:PRO:HD2	2.36	0.45
1:CA:1439:G:C6	1:CA:1440:U:C2	3.04	0.45
1:CA:1464:U:O2'	1:CA:1465:A:H5'	2.16	0.45
1:CA:160:A:H2'	1:CA:161:A:O4'	2.16	0.45
1:CA:330:C:H2'	1:CA:331:G:H5'	1.98	0.45
1:CA:25:C:C4	1:CA:558:G:N2	2.84	0.45
1:CA:300:A:H1'	1:CA:565:U:O2	2.16	0.45
1:CA:640:A:C5	1:CA:641:U:C5	3.04	0.45
1:CA:69:G:H2'	1:CA:70:U:C6	2.51	0.45
1:CA:778:G:H2'	1:CA:779:C:O4'	2.15	0.45
1:CA:892:A:C6	1:CA:893:C:C4	3.04	0.45
1:CA:930:C:N3	1:CA:931:C:C5	2.84	0.45
1:CA:64:G:C5	1:CA:99:C:C4	3.04	0.45
3:CC:59:ARG:HG2	3:CC:64:ILE:CG2	2.46	0.45
5:CE:81:LEU:HD13	5:CE:123:VAL:HG11	1.99	0.45
6:CF:24:ARG:HB2	6:CF:25:TYR:CD2	2.52	0.45
9:CI:124:ARG:CB	9:CI:125:PRO:HD2	2.46	0.45
10:CJ:75:ASP:C	10:CJ:75:ASP:OD1	2.54	0.45
13:CM:16:VAL:C	13:CM:17:ILE:HG13	2.37	0.45
14:CN:26:LEU:O	14:CN:27:LYS:CB	2.65	0.45
14:CN:63:ARG:CZ	14:CN:70:PRO:HG3	2.45	0.45
16:CP:10:GLY:HA3	16:CP:15:PRO:HA	1.97	0.45
18:CR:60:LYS:O	18:CR:63:ARG:HG3	2.17	0.45
55:CY:129:ARG:O	55:CY:132:ARG:HB3	2.16	0.45
24:DA:1061:U:O4'	24:DA:1061:U:O2	2.34	0.45
24:DA:1344:U:H4'	24:DA:1384:A:C6	2.51	0.45
24:DA:1422:G:C4	24:DA:1423:G:C8	3.04	0.45
24:DA:1485:U:H2'	24:DA:1486:U:C6	2.51	0.45
24:DA:1495:A:HO2'	24:DA:1579:A:H5'	1.81	0.45
24:DA:1538:G:OP2	24:DA:1538:G:H8	1.99	0.45

Continued on next page...

Continued from previous page...

Atom-1	Atom-2	Interatomic distance (Å)	Clash overlap (Å)
24:DA:1439:A:H2	24:DA:1553:A:C4	2.32	0.45
24:DA:1806:C:N4	24:DA:1807:G:C5	2.84	0.45
24:DA:1955:U:O2'	24:DA:2552:U:H4'	2.16	0.45
24:DA:2849:U:O4	39:DP:20:ARG:NH1	2.49	0.45
26:DC:149:LYS:HZ1	26:DC:152:GLN:CD	2.19	0.45
26:DC:80:LEU:HD21	26:DC:105:ALA:CB	2.47	0.45
31:DH:7:ASP:C	31:DH:15:LEU:HD22	2.37	0.45
32:DI:116:MET:HE1	32:DI:127:SER:O	2.16	0.45
33:DJ:77:HIS:C	33:DJ:79:GLY:H	2.19	0.45
34:DK:61:VAL:CG1	34:DK:87:LEU:HD21	2.46	0.45
35:DL:78:ARG:CB	35:DL:113:ALA:HB3	2.46	0.45
24:DA:85:G:OP1	44:DU:5:ARG:HA	2.16	0.45
24:DA:2257:U:H5'	46:DW:11:ARG:NH2	2.30	0.45
1:AA:101:A:N1	1:AA:102:G:C5	2.84	0.45
1:AA:1031:C:C5'	1:AA:1032:G:OP1	2.64	0.45
1:AA:1134:G:C6	1:AA:1135:U:H6	2.34	0.45
1:AA:1212:U:H4'	1:AA:1213:A:C8	2.51	0.45
1:AA:1369:C:H2'	1:AA:1370:G:C1'	2.46	0.45
1:AA:247:G:C6	1:AA:248:C:C5	3.03	0.45
1:AA:370:C:N3	1:AA:371:A:N7	2.65	0.45
1:AA:375:U:H2'	1:AA:375:U:O2	2.15	0.45
1:AA:537:G:P	12:AL:110:ARG:NH2	2.89	0.45
1:AA:738:C:H5''	6:AF:68:GLN:NE2	2.31	0.45
2:AB:86:SER:O	2:AB:87:CYS:C	2.55	0.45
4:AD:94:LEU:O	4:AD:100:ASN:HB2	2.17	0.45
1:AA:620:C:C1'	4:AD:132:ILE:HG12	2.41	0.45
4:AD:200:ILE:O	4:AD:203:LEU:N	2.50	0.45
4:AD:79:ALA:CB	4:AD:86:THR:HG23	2.45	0.45
7:AG:22:LEU:HA	7:AG:25:LYS:CE	2.47	0.45
8:AH:126:ILE:HG22	8:AH:127:CYS:N	2.31	0.45
1:AA:795:C:H4'	11:AK:128:ARG:NH1	2.31	0.45
15:AO:6:GLU:CD	15:AO:6:GLU:C	2.74	0.45
17:AQ:61:ILE:HD12	17:AQ:61:ILE:C	2.35	0.45
24:BA:2286:G:N7	51:B1:24:LYS:HD3	2.31	0.45
51:B1:28:THR:O	51:B1:29:LYS:HD2	2.16	0.45
24:BA:1087:G:C5	24:BA:1089:A:H1'	2.50	0.45
24:BA:1099:G:C6	24:BA:1100:C:C4	3.04	0.45
24:BA:111:A:C2	24:BA:112:U:C2	3.05	0.45
24:BA:114:U:C2	24:BA:115:C:C5	3.04	0.45
24:BA:1170:C:H2'	24:BA:1171:G:C8	2.51	0.45
24:BA:1180:U:C4	24:BA:1181:U:C2	3.04	0.45

Continued on next page...

Continued from previous page...

Atom-1	Atom-2	Interatomic distance (Å)	Clash overlap (Å)
24:BA:1210:G:C3'	24:BA:1211:C:C5'	2.94	0.45
24:BA:1267:U:C2'	24:BA:1268:A:H5''	2.42	0.45
24:BA:1408:G:N1	24:BA:1595:C:O2	2.50	0.45
24:BA:1443:U:C2	24:BA:1444:G:C8	3.04	0.45
24:BA:1491:G:C6	24:BA:1500:G:C2	3.04	0.45
24:BA:1725:U:H2'	24:BA:1726:C:O4'	2.16	0.45
24:BA:1913:A:HO2'	24:BA:1914:C:P	2.36	0.45
24:BA:528:A:N1	24:BA:2042:A:H2'	2.31	0.45
24:BA:2412:A:H2'	24:BA:2413:G:O4'	2.17	0.45
24:BA:2659:G:N2	24:BA:2663:G:C6	2.84	0.45
24:BA:2714:G:H2'	24:BA:2715:C:H5'	1.98	0.45
24:BA:2729:G:C5	24:BA:2730:C:C4	3.05	0.45
24:BA:2832:U:C2	24:BA:2834:G:C2	3.03	0.45
24:BA:54:G:N1	24:BA:55:G:C5	2.85	0.45
24:BA:611:C:C2'	24:BA:612:G:H5'	2.46	0.45
24:BA:616:A:C2'	24:BA:617:G:H5'	2.47	0.45
24:BA:687:C:H2'	24:BA:688:U:O4'	2.16	0.45
24:BA:831:G:C5	24:BA:832:U:C6	3.05	0.45
24:BA:872:U:H2'	24:BA:873:C:C6	2.51	0.45
28:BE:181:ILE:HG22	35:BL:3:LEU:HA	1.97	0.45
28:BE:58:LYS:CG	28:BE:71:GLY:HA2	2.46	0.45
29:BF:3:LEU:CD2	29:BF:99:PHE:CE1	2.99	0.45
25:BB:42:C:O2'	29:BF:62:GLN:HB3	2.16	0.45
29:BF:96:TRP:HA	29:BF:99:PHE:CD1	2.51	0.45
31:BH:137:GLU:O	31:BH:139:PHE:N	2.49	0.45
32:BI:56:VAL:HG22	32:BI:57:VAL:N	2.32	0.45
33:BJ:125:TYR:CE2	33:BJ:130:HIS:CA	2.99	0.45
33:BJ:15:TRP:C	33:BJ:16:TYR:CD1	2.90	0.45
36:BM:69:PRO:HA	36:BM:94:ALA:CA	2.46	0.45
39:BP:20:ARG:HB3	39:BP:21:PRO:HD3	1.96	0.45
39:BP:38:ARG:NH2	39:BP:38:ARG:HB3	2.32	0.45
24:BA:973:A:OP2	41:BR:81:LYS:HD2	2.17	0.45
42:BS:49:LYS:O	42:BS:49:LYS:HD2	2.16	0.45
45:BV:77:VAL:HG23	45:BV:89:ILE:HG12	1.98	0.45
46:BW:51:VAL:HA	46:BW:60:PHE:O	2.15	0.45
47:BX:15:ASN:HA	47:BX:24:THR:O	2.16	0.45
1:CA:1095:U:H2'	1:CA:1096:C:C6	2.51	0.45
1:CA:1055:A:N6	1:CA:1206:G:C6	2.85	0.45
1:CA:1230:C:H5'	22:CV:30:G:H4'	1.98	0.45
1:CA:1256:A:OP1	3:CC:27:LYS:NZ	2.49	0.45
1:CA:1280:A:O2'	1:CA:1281:C:C5'	2.64	0.45

Continued on next page...

Continued from previous page...

Atom-1	Atom-2	Interatomic distance (Å)	Clash overlap (Å)
1:CA:1310:G:C5'	13:CM:79:ARG:CZ	2.93	0.45
1:CA:1356:G:N2	1:CA:1367:C:C2	2.84	0.45
1:CA:1484:C:H2'	1:CA:1485:U:O4'	2.15	0.45
1:CA:1523:G:OP1	11:CK:126:LYS:CD	2.64	0.45
1:CA:243:A:C5	1:CA:245:U:C4	3.04	0.45
1:CA:338:A:C6	1:CA:339:C:C4	3.04	0.45
1:CA:406:G:C4	1:CA:495:A:C6	3.04	0.45
1:CA:63:C:O2'	1:CA:64:G:C5'	2.64	0.45
2:CB:69:PHE:CD1	2:CB:84:ALA:HB1	2.51	0.45
3:CC:97:VAL:HG13	3:CC:98:PRO:N	2.30	0.45
4:CD:32:CYS:HG	4:CD:33:LYS:H	1.59	0.45
5:CE:101:GLU:HA	5:CE:101:GLU:OE2	2.16	0.45
5:CE:141:ILE:C	5:CE:143:GLY:H	2.20	0.45
6:CF:69:GLU:O	6:CF:70:VAL:CG2	2.64	0.45
7:CG:32:VAL:HG13	7:CG:33:ASP:CG	2.37	0.45
8:CH:78:VAL:HG12	8:CH:127:CYS:CA	2.44	0.45
1:CA:600:A:P	8:CH:88:ARG:HG3	2.56	0.45
11:CK:63:ALA:O	11:CK:66:ALA:CB	2.65	0.45
12:CL:82:ILE:HG12	12:CL:95:TYR:CD2	2.51	0.45
13:CM:22:ILE:C	13:CM:22:ILE:HD12	2.36	0.45
15:CO:56:LEU:O	15:CO:59:MET:HG2	2.17	0.45
15:CO:82:ILE:CD1	15:CO:87:LEU:N	2.79	0.45
17:CQ:79:VAL:O	17:CQ:80:GLU:HB2	2.17	0.45
3:AC:78:GLY:HA2	21:CU:18:ARG:NE	2.31	0.45
54:D4:23:ILE:HD13	54:D4:23:ILE:N	2.31	0.45
54:D4:29:ALA:O	54:D4:30:GLU:HB3	2.16	0.45
54:D4:7:VAL:HG11	54:D4:36:ARG:O	2.16	0.45
24:DA:104:A:C6	24:DA:105:C:C4	3.05	0.45
24:DA:1078:U:H5''	24:DA:1079:C:O4'	2.16	0.45
24:DA:1095:A:C5	24:DA:1096:A:N6	2.85	0.45
24:DA:1378:A:N9	24:DA:1380:G:N7	2.63	0.45
24:DA:1619:G:C2'	24:DA:1620:G:H5'	2.47	0.45
24:DA:1659:G:C6	24:DA:1660:G:C5	3.04	0.45
24:DA:1866:A:C6	24:DA:1876:A:N7	2.84	0.45
24:DA:2037:A:C6	24:DA:2038:G:C6	3.04	0.45
24:DA:2143:C:N4	24:DA:2148:G:O6	2.50	0.45
24:DA:2390:U:OP2	53:D3:34:LYS:HE3	2.15	0.45
24:DA:2408:U:C2'	24:DA:2409:G:H5'	2.47	0.45
24:DA:2424:C:O2	24:DA:2429:G:O2'	2.27	0.45
24:DA:2569:G:C2	24:DA:2570:G:C8	3.04	0.45
24:DA:2532:G:O2'	24:DA:2657:A:C6	2.68	0.45

Continued on next page...

Continued from previous page...

Atom-1	Atom-2	Interatomic distance (Å)	Clash overlap (Å)
24:DA:2661:G:C6	24:DA:2662:A:N1	2.84	0.45
24:DA:2715:C:H6	24:DA:2715:C:O5'	1.99	0.45
24:DA:2720:U:C4	24:DA:2872:A:C2	3.04	0.45
24:DA:2783:U:H2'	24:DA:2784:U:C6	2.51	0.45
24:DA:2816:G:H2'	24:DA:2817:U:H5'	1.97	0.45
24:DA:1:G:H2'	24:DA:2:G:C8	2.50	0.45
24:DA:312:G:H5'	24:DA:331:C:O2'	2.17	0.45
24:DA:729:G:H4'	24:DA:763:G:H5'	1.97	0.45
24:DA:773:U:C5'	26:DC:46:GLY:HA3	2.46	0.45
24:DA:800:A:H4'	24:DA:801:G:O5'	2.16	0.45
24:DA:980:A:C6	24:DA:981:A:C6	3.04	0.45
26:DC:135:PRO:O	26:DC:136:VAL:C	2.55	0.45
29:DF:174:PHE:HD2	29:DF:176:PHE:CE1	2.35	0.45
31:DH:103:VAL:HG12	31:DH:108:VAL:HG22	1.97	0.45
34:DK:58:LEU:N	34:DK:58:LEU:HD23	2.31	0.45
37:DN:72:ASP:O	37:DN:75:ILE:HG23	2.16	0.45
38:DO:75:GLY:O	38:DO:110:ALA:HA	2.15	0.45
40:DQ:85:ALA:O	40:DQ:86:SER:HB2	2.15	0.45
44:DU:39:ASN:HB3	44:DU:62:ALA:HB3	1.98	0.45
24:DA:1365:A:HO2'	47:DX:10:ARG:HE	1.60	0.45
47:DX:31:ASN:HB2	47:DX:33:HIS:CE1	2.52	0.45
1:AA:1014:A:C2'	1:AA:1015:G:O4'	2.65	0.45
1:AA:1083:U:C5	1:AA:1084:G:C5	3.03	0.45
1:AA:1102:A:C6	1:AA:1103:C:C5	3.05	0.45
1:AA:1104:G:N1	1:AA:1105:A:C5	2.83	0.45
1:AA:1182:G:H5''	1:AA:1183:U:H5'	1.98	0.45
1:AA:1197:A:C2'	1:AA:1198:G:H5'	2.47	0.45
1:AA:143:A:N3	1:AA:143:A:H2'	2.31	0.45
1:AA:1408:A:C2	1:AA:1494:G:C6	3.03	0.45
1:AA:204:G:H3'	1:AA:205:A:C8	2.52	0.45
1:AA:349:A:H2'	1:AA:350:G:O4'	2.17	0.45
1:AA:363:A:H4'	12:AL:81:LEU:CD1	2.46	0.45
1:AA:505:G:N7	1:AA:535:A:C4	2.84	0.45
1:AA:73:C:O2'	1:AA:74:A:C8	2.64	0.45
1:AA:696:A:H1'	1:AA:786:G:O2'	2.17	0.45
1:AA:945:G:N3	1:AA:945:G:H2'	2.30	0.45
2:AB:151:ILE:O	2:AB:152:LYS:C	2.54	0.45
2:AB:43:LEU:O	2:AB:44:GLU:C	2.54	0.45
3:AC:5:VAL:CG1	3:AC:6:HIS:N	2.80	0.45
3:AC:83:ASP:O	3:AC:85:GLU:N	2.49	0.45
3:AC:87:LEU:HD12	3:AC:87:LEU:N	2.31	0.45

Continued on next page...

Continued from previous page...

Atom-1	Atom-2	Interatomic distance (Å)	Clash overlap (Å)
5:AE:48:PHE:CE1	5:AE:141:ILE:HD11	2.52	0.45
8:AH:11:LEU:HD21	8:AH:77:ARG:HG2	1.98	0.45
10:AJ:6:ILE:HD13	10:AJ:76:ILE:HG13	1.99	0.45
11:AK:51:GLY:O	11:AK:52:PHE:O	2.35	0.45
13:AM:15:ALA:O	13:AM:18:ALA:N	2.50	0.45
18:AR:26:ILE:N	18:AR:29:LEU:CD1	2.80	0.45
18:AR:34:THR:HG22	18:AR:38:LYS:O	2.16	0.45
19:AS:13:LEU:HG	19:AS:14:HIS:ND1	2.31	0.45
22:AV:17:C:H3'	22:AV:18:G:C5'	2.46	0.45
24:BA:84:A:N6	24:BA:101:A:C2	2.84	0.45
24:BA:1034:G:C4	24:BA:1122:G:C2	3.05	0.45
24:BA:1011:G:C4	24:BA:1151:A:C2	3.04	0.45
24:BA:116:C:N4	24:BA:117:G:C6	2.84	0.45
24:BA:1281:G:HO2'	24:BA:1282:U:P	2.39	0.45
24:BA:1409:U:C4	24:BA:1593:A:N1	2.85	0.45
24:BA:1588:G:H2'	24:BA:1589:U:C6	2.51	0.45
24:BA:158:U:H2'	24:BA:159:G:H5'	1.98	0.45
24:BA:1707:G:C6	24:BA:1708:C:C4	3.04	0.45
24:BA:1775:U:H2'	24:BA:1776:G:O5'	2.16	0.45
24:BA:2093:G:N2	24:BA:2197:U:C2	2.84	0.45
24:BA:2120:G:C2	24:BA:2121:G:C4	3.04	0.45
24:BA:2346:A:H3'	24:BA:2347:C:C5'	2.44	0.45
24:BA:2377:A:C2'	24:BA:2378:A:H5'	2.46	0.45
24:BA:2659:G:OP1	30:BG:157:LYS:HD3	2.17	0.45
24:BA:2681:C:C4	24:BA:2724:U:C4	3.04	0.45
24:BA:2768:U:C4	24:BA:2769:U:C5	3.04	0.45
24:BA:2848:G:OP2	39:BP:94:ALA:N	2.35	0.45
24:BA:410:G:C2	24:BA:2407:A:C5	3.05	0.45
24:BA:517:C:P	50:B0:9:ARG:NH2	2.88	0.45
24:BA:547:A:N7	24:BA:548:G:C2	2.85	0.45
24:BA:571:U:O2'	24:BA:573:U:O5'	2.35	0.45
24:BA:593:U:H2'	24:BA:594:U:C6	2.50	0.45
24:BA:614:A:O2'	24:BA:615:U:P	2.75	0.45
24:BA:644:A:H2'	24:BA:645:C:O4'	2.17	0.45
24:BA:712:G:N2	24:BA:720:U:H1'	2.32	0.45
24:BA:756:A:H2'	24:BA:757:G:O4'	2.16	0.45
24:BA:797:G:C4	24:BA:798:G:C8	3.05	0.45
24:BA:930:G:C2	24:BA:933:A:N7	2.84	0.45
25:BB:45:A:C2	25:BB:46:A:N3	2.85	0.45
25:BB:96:G:O2'	25:BB:97:C:H5'	2.16	0.45
29:BF:37:MET:SD	29:BF:56:LEU:HD23	2.56	0.45

Continued on next page...

Continued from previous page...

Atom-1	Atom-2	Interatomic distance (Å)	Clash overlap (Å)
31:BH:121:VAL:HB	31:BH:122:LEU:HG	1.93	0.45
33:BJ:15:TRP:CH2	33:BJ:53:TYR:HD2	2.34	0.45
35:BL:92:LEU:HD12	35:BL:93:ASN:N	2.31	0.45
37:BN:16:HIS:O	37:BN:17:ARG:C	2.55	0.45
42:BS:13:SER:O	42:BS:14:ALA:C	2.55	0.45
42:BS:88:ARG:CG	42:BS:88:ARG:HH21	2.29	0.45
44:BU:94:PHE:HB2	44:BU:101:THR:HA	1.98	0.45
44:BU:101:THR:HG22	44:BU:102:ILE:N	2.31	0.45
49:BZ:25:GLY:C	49:BZ:46:MET:HE1	2.37	0.45
1:CA:1036:A:N7	1:CA:1037:C:C4	2.84	0.45
1:CA:1054:C:OP1	59:CA:1839:HOH:O	2.20	0.45
1:CA:1371:G:C6	1:CA:1372:U:O4	2.69	0.45
1:CA:1421:G:HO2'	1:CA:1422:G:P	2.40	0.45
1:CA:192:A:C6	1:CA:193:C:C4	3.04	0.45
1:CA:310:G:C6	1:CA:311:C:C4	3.04	0.45
1:CA:444:G:C4	1:CA:491:G:N2	2.84	0.45
1:CA:453:G:C2'	1:CA:454:G:O5'	2.65	0.45
1:CA:69:G:N3	1:CA:69:G:H2'	2.31	0.45
1:CA:709:U:C2	1:CA:710:G:C8	3.05	0.45
2:CB:91:PHE:O	2:CB:150:GLY:CA	2.65	0.45
3:CC:120:ILE:O	3:CC:122:SER:N	2.50	0.45
3:CC:189:ALA:O	3:CC:190:HIS:CG	2.69	0.45
3:CC:83:ASP:O	3:CC:84:VAL:C	2.54	0.45
7:CG:51:ALA:HB2	7:CG:58:GLU:OE2	2.17	0.45
9:CI:51:PRO:HB3	9:CI:103:PHE:CE2	2.51	0.45
12:CL:44:LYS:O	12:CL:45:PRO:C	2.55	0.45
13:CM:96:PRO:HA	13:CM:109:ARG:NH2	2.31	0.45
15:CO:42:HIS:O	15:CO:45:GLU:O	2.34	0.45
15:CO:46:HIS:O	15:CO:47:LYS:HG3	2.16	0.45
19:CS:42:PRO:O	19:CS:43:ASN:CG	2.54	0.45
21:CU:10:GLU:OE1	21:CU:10:GLU:N	2.50	0.45
22:CV:53:G:H1	22:CV:58:A:H2'	1.80	0.45
24:DA:1026:G:H2'	24:DA:1027:A:C8	2.51	0.45
24:DA:1238:G:H21	24:DA:1239:G:H1'	1.80	0.45
24:DA:1276:A:O2'	37:DN:16:HIS:NE2	2.49	0.45
24:DA:1415:U:C6	24:DA:1588:G:N1	2.84	0.45
24:DA:142:A:C2	24:DA:143:C:O2	2.70	0.45
24:DA:1609:A:C2	24:DA:1616:A:C8	3.04	0.45
24:DA:1672:A:N6	24:DA:1673:G:C6	2.84	0.45
24:DA:1733:G:C2	24:DA:1734:G:C4	3.04	0.45
24:DA:1787:A:O5'	24:DA:1787:A:C8	2.70	0.45

Continued on next page...

Continued from previous page...

Atom-1	Atom-2	Interatomic distance (Å)	Clash overlap (Å)
24:DA:1913:A:N3	24:DA:1914:C:C5'	2.79	0.45
24:DA:1967:C:H2'	24:DA:1968:G:H5'	1.97	0.45
24:DA:2072:C:H5''	24:DA:2072:C:H6	1.82	0.45
24:DA:2162:G:H4'	24:DA:2171:A:C8	2.51	0.45
24:DA:2308:G:C5	29:DF:76:PHE:CE1	3.04	0.45
24:DA:2371:G:H2'	24:DA:2372:U:O5'	2.15	0.45
24:DA:2345:G:N3	24:DA:2381:A:H2'	2.30	0.45
24:DA:2590:A:H2'	24:DA:2591:C:C6	2.52	0.45
24:DA:2627:G:C6	24:DA:2628:C:N3	2.84	0.45
24:DA:2648:G:N2	24:DA:2673:G:H1'	2.32	0.45
24:DA:2888:C:H2'	24:DA:2889:C:C6	2.51	0.45
24:DA:292:U:H2'	24:DA:293:U:H5'	1.96	0.45
24:DA:389:G:H2'	24:DA:390:U:H5'	1.99	0.45
24:DA:776:G:H4'	24:DA:777:G:O5'	2.16	0.45
25:DB:110:C:H2'	25:DB:111:U:O4'	2.17	0.45
25:DB:42:C:N3	29:DF:89:THR:OG1	2.48	0.45
26:DC:173:LEU:H	26:DC:173:LEU:HD22	1.82	0.45
26:DC:226:PRO:CA	26:DC:232:GLY:HA2	2.47	0.45
28:DE:108:ILE:C	28:DE:108:ILE:HD12	2.36	0.45
32:DI:53:PRO:O	32:DI:54:ILE:HG23	2.16	0.45
32:DI:6:ALA:O	32:DI:58:ILE:CG2	2.64	0.45
33:DJ:68:LYS:O	33:DJ:69:ARG:C	2.55	0.45
34:DK:103:VAL:CG1	34:DK:107:LEU:HD13	2.46	0.45
34:DK:24:VAL:O	34:DK:24:VAL:HG13	2.16	0.45
38:DO:108:ASP:O	38:DO:109:ALA:C	2.55	0.45
39:DP:42:PHE:CD2	39:DP:71:ARG:HD3	2.52	0.45
44:DU:35:VAL:O	44:DU:37:GLY:N	2.50	0.45
47:DX:73:ARG:O	47:DX:75:GLU:N	2.47	0.45
48:DY:37:LEU:CD1	48:DY:37:LEU:C	2.85	0.45
1:AA:1009:U:H1'	1:AA:1021:A:N1	2.31	0.45
1:AA:109:A:N6	1:AA:326:G:C5	2.84	0.45
1:AA:1321:U:H5''	1:AA:1322:C:OP2	2.16	0.45
1:AA:1423:G:H2'	1:AA:1424:U:O4'	2.17	0.45
1:AA:1490:U:O2'	1:AA:1491:G:H5'	2.17	0.45
1:AA:941:G:C6	1:AA:1343:G:N1	2.85	0.45
2:AB:161:LEU:HB3	2:AB:183:VAL:HG22	1.97	0.45
4:AD:22:LYS:NZ	4:AD:25:VAL:HG13	2.31	0.45
1:AA:508:U:C5'	4:AD:51:TYR:CE2	2.98	0.45
5:AE:101:GLU:O	5:AE:101:GLU:OE1	2.35	0.45
7:AG:73:VAL:HA	7:AG:89:VAL:O	2.17	0.45
8:AH:9:ASP:OD1	8:AH:10:MET:N	2.50	0.45

Continued on next page...

Continued from previous page...

Atom-1	Atom-2	Interatomic distance (Å)	Clash overlap (Å)
8:AH:127:CYS:O	8:AH:128:TYR:HD1	1.99	0.45
21:AU:30:ALA:O	21:AU:31:GLU:C	2.55	0.45
22:AV:60:U:H5''	22:AV:61:C:H5	1.81	0.45
50:B0:32:THR:OG1	50:B0:50:GLY:HA2	2.16	0.45
52:B2:10:LEU:O	52:B2:14:ARG:HB2	2.17	0.45
24:BA:1241:A:C2	24:BA:1242:U:C1'	3.00	0.45
24:BA:1416:G:C8	24:BA:1417:C:C4	3.04	0.45
24:BA:1531:C:C5	24:BA:1532:A:C4	3.04	0.45
24:BA:15:G:C6	24:BA:16:C:C4	3.05	0.45
24:BA:1754:A:N1	24:BA:1755:A:C2	2.84	0.45
24:BA:1910:G:C6	24:BA:1921:G:C6	3.05	0.45
24:BA:1926:U:H1'	24:BA:1929:G:O6	2.17	0.45
24:BA:2088:A:H2'	24:BA:2089:C:H6	1.82	0.45
24:BA:2400:G:C6	24:BA:2401:U:C4	3.04	0.45
24:BA:2484:G:H2'	24:BA:2485:G:O5'	2.17	0.45
24:BA:2667:C:H2'	24:BA:2667:C:O2	2.15	0.45
24:BA:2714:G:C6	24:BA:2715:C:C4	3.05	0.45
24:BA:277:G:C2'	24:BA:277:G:N3	2.79	0.45
24:BA:2692:G:H1'	24:BA:2847:U:H1'	1.99	0.45
24:BA:30:G:C6	24:BA:511:U:O2	2.70	0.45
24:BA:520:G:H2'	24:BA:521:U:C6	2.52	0.45
24:BA:569:U:O4	24:BA:570:G:C6	2.69	0.45
24:BA:657:U:H2'	24:BA:658:U:C5	2.52	0.45
24:BA:669:G:C5	24:BA:801:G:O6	2.70	0.45
24:BA:742:A:C2	24:BA:756:A:C2	3.04	0.45
24:BA:733:G:N1	24:BA:761:A:C8	2.85	0.45
24:BA:82:U:H2'	24:BA:83:A:C8	2.51	0.45
24:BA:975:A:C2	24:BA:990:A:C8	3.05	0.45
25:BB:63:C:H2'	25:BB:64:G:O4'	2.17	0.45
26:BC:109:LEU:HD12	26:BC:110:LYS:N	2.31	0.45
26:BC:251:THR:CG2	26:BC:252:LYS:N	2.79	0.45
24:BA:320:A:OP1	28:BE:130:LYS:HE3	2.17	0.45
29:BF:172:PHE:CB	29:BF:174:PHE:CZ	3.00	0.45
29:BF:3:LEU:HD21	29:BF:99:PHE:CE1	2.52	0.45
24:BA:2748:A:H4'	30:BG:3:VAL:HG21	1.98	0.45
24:BA:2642:G:OP1	33:BJ:78:THR:HG21	2.17	0.45
36:BM:108:VAL:HG11	36:BM:112:LEU:HD23	1.98	0.45
36:BM:42:THR:HG23	36:BM:45:GLN:OE1	2.16	0.45
24:BA:63:A:H4'	43:BT:77:ARG:HH11	1.80	0.45
45:BV:87:GLN:O	45:BV:88:HIS:CB	2.64	0.45
1:CA:104:G:N2	1:CA:105:G:C4	2.84	0.45

Continued on next page...

Continued from previous page...

Atom-1	Atom-2	Interatomic distance (Å)	Clash overlap (Å)
1:CA:1106:G:H2'	3:CC:169:ARG:NH1	2.32	0.45
1:CA:1121:U:H2'	1:CA:1122:U:H5'	1.99	0.45
1:CA:1369:C:OP2	9:CI:114:LYS:HB3	2.17	0.45
1:CA:173:U:C5'	1:CA:197:A:O4'	2.64	0.45
1:CA:214:C:H2'	1:CA:215:C:C5'	2.47	0.45
1:CA:403:C:H2'	1:CA:404:G:O4'	2.17	0.45
1:CA:417:G:C6	1:CA:418:C:C4	3.05	0.45
1:CA:462:G:H3'	1:CA:463:U:C6	2.51	0.45
1:CA:371:A:H1'	1:CA:482:A:H1'	1.97	0.45
1:CA:483:C:H3'	1:CA:484:G:H8	1.81	0.45
1:CA:604:G:C2	1:CA:635:A:C2	3.04	0.45
1:CA:617:G:H4'	16:CP:46:LYS:CD	2.47	0.45
1:CA:615:G:C6	1:CA:626:G:O6	2.69	0.45
1:CA:660:C:H2'	1:CA:661:G:C8	2.52	0.45
1:CA:679:C:C2	1:CA:712:A:N1	2.85	0.45
1:CA:818:G:O2'	1:CA:819:A:H5'	2.16	0.45
2:CB:161:LEU:O	2:CB:183:VAL:O	2.34	0.45
4:CD:27:ALA:C	4:CD:28:ILE:HG13	2.37	0.45
5:CE:77:ASN:O	5:CE:80:THR:N	2.50	0.45
6:CF:99:ALA:O	6:CF:100:SER:HB3	2.17	0.45
8:CH:63:LEU:HD22	8:CH:65:TYR:CE2	2.52	0.45
9:CI:30:ILE:HG12	9:CI:33:ARG:HG2	1.98	0.45
13:CM:16:VAL:CG2	13:CM:41:GLU:OE1	2.65	0.45
14:CN:35:ALA:HA	14:CN:41:ARG:HB2	1.99	0.45
15:CO:20:ASN:O	15:CO:22:THR:N	2.50	0.45
15:CO:66:LEU:O	15:CO:67:LEU:C	2.54	0.45
1:CA:1526:G:P	21:CU:39:GLU:HB2	2.56	0.45
22:CV:1:G:H5'	24:DA:2423:U:N3	2.31	0.45
51:D1:24:LYS:HE3	51:D1:51:ALA:CB	2.47	0.45
24:DA:1081:U:O2'	32:DI:127:SER:HB3	2.17	0.45
24:DA:1340:U:H2'	24:DA:1340:U:O2	2.15	0.45
24:DA:140:C:O2'	24:DA:141:G:P	2.74	0.45
24:DA:1489:C:H6	24:DA:1489:C:H3'	1.82	0.45
24:DA:1538:G:N2	24:DA:1539:U:C2	2.85	0.45
24:DA:1495:A:O2'	24:DA:1579:A:H5'	2.17	0.45
24:DA:2192:U:O2'	24:DA:2193:G:H5'	2.17	0.45
24:DA:2415:G:H2'	24:DA:2416:C:C6	2.51	0.45
24:DA:2461:A:H1'	24:DA:2492:U:C2	2.51	0.45
24:DA:2544:G:H2'	24:DA:2545:G:O4'	2.16	0.45
24:DA:2754:U:H2'	24:DA:2756:U:OP1	2.17	0.45
57:DA:3189:NMY:H61	57:DA:3189:NMY:HO3	1.82	0.45

Continued on next page...

Continued from previous page...

Atom-1	Atom-2	Interatomic distance (Å)	Clash overlap (Å)
24:DA:370:G:C6	24:DA:424:G:C5	3.04	0.45
24:DA:377:G:C6	24:DA:378:C:C4	3.05	0.45
24:DA:477:A:O2'	24:DA:478:A:O5'	2.33	0.45
24:DA:480:A:C2'	24:DA:481:G:OP1	2.64	0.45
24:DA:621:A:H2'	24:DA:622:G:C5'	2.46	0.45
24:DA:715:A:H2'	24:DA:716:A:C8	2.51	0.45
24:DA:797:G:OP1	28:DE:57:LYS:CD	2.64	0.45
24:DA:875:G:H2'	24:DA:876:C:O4'	2.17	0.45
25:DB:50:A:C6	25:DB:51:G:C5	3.05	0.45
28:DE:129:PRO:CB	28:DE:159:LEU:HD11	2.47	0.45
30:DG:108:PHE:CD1	30:DG:110:HIS:C	2.90	0.45
31:DH:93:SER:HG	31:DH:122:LEU:CG	2.30	0.45
31:DH:31:VAL:HG13	31:DH:32:PRO:HD3	1.98	0.45
24:DA:1081:U:H5'	32:DI:126:ARG:HH12	1.81	0.45
33:DJ:142:ILE:OXT	33:DJ:142:ILE:HG23	2.15	0.45
34:DK:121:GLU:O	34:DK:122:VAL:C	2.54	0.45
48:DY:53:VAL:HG22	48:DY:54:LYS:N	2.30	0.45
1:AA:1061:G:OP2	3:AC:3:GLN:HG2	2.16	0.45
1:AA:1320:C:C4	1:AA:1321:U:C4	3.04	0.45
1:AA:1330:U:C4	1:AA:1331:G:C6	3.05	0.45
1:AA:1346:A:N3	1:AA:1348:U:C4	2.84	0.45
57:AA:1655:NMY:HN61	24:BA:1913:A:N6	2.13	0.45
1:AA:212:G:N2	1:AA:213:G:C4	2.84	0.45
1:AA:226:G:C4	1:AA:227:G:C8	3.05	0.45
1:AA:406:G:C8	1:AA:495:A:C2	3.04	0.45
1:AA:532:A:N1	1:AA:1207:G:H5'	2.32	0.45
1:AA:401:C:H1'	1:AA:622:A:H1'	1.97	0.45
1:AA:643:C:H5''	8:AH:32:LEU:HD21	1.99	0.45
1:AA:678:U:H1'	1:AA:777:A:O2'	2.17	0.45
1:AA:694:A:H2'	1:AA:695:A:O5'	2.17	0.45
1:AA:720:C:H1'	18:AR:39:ILE:CD1	2.46	0.45
1:AA:781:A:C4	1:AA:802:A:H2	2.32	0.45
1:AA:922:G:C6	1:AA:923:A:C6	3.05	0.45
1:AA:931:C:O2	1:AA:932:C:C6	2.70	0.45
1:AA:945:G:C2	1:AA:1337:G:C2	3.05	0.45
2:AB:10:LEU:HG	2:AB:13:GLY:HA2	1.99	0.45
2:AB:41:ILE:O	2:AB:41:ILE:HG22	2.16	0.45
2:AB:96:TRP:CZ3	2:AB:171:ILE:O	2.70	0.45
5:AE:116:GLU:CG	5:AE:117:VAL:N	2.80	0.45
5:AE:141:ILE:C	5:AE:143:GLY:N	2.70	0.45
6:AF:25:TYR:O	6:AF:28:ALA:N	2.42	0.45

Continued on next page...

Continued from previous page...

Atom-1	Atom-2	Interatomic distance (Å)	Clash overlap (Å)
6:AF:37:HIS:CG	6:AF:38:ARG:H	2.34	0.45
6:AF:38:ARG:HB2	6:AF:63:ASN:ND2	2.32	0.45
3:AC:22:TRP:CE3	10:AJ:95:GLY:HA2	2.52	0.45
12:AL:30:LYS:O	12:AL:82:ILE:N	2.49	0.45
1:AA:525:C:OP1	12:AL:86:ARG:CZ	2.64	0.45
13:AM:2:ALA:CB	13:AM:9:ILE:HD12	2.42	0.45
16:AP:4:ILE:O	16:AP:5:ARG:HB2	2.17	0.45
20:AT:24:ARG:HA	20:AT:27:MET:CB	2.47	0.45
24:BA:1063:G:O6	24:BA:1075:C:N3	2.49	0.45
24:BA:1203:U:O4	24:BA:1204:A:N1	2.50	0.45
24:BA:126:A:C5	24:BA:127:A:N1	2.84	0.45
24:BA:146:A:C2	24:BA:147:C:C6	3.05	0.45
24:BA:1541:C:C4	24:BA:1542:U:C2	3.05	0.45
24:BA:1551:A:N6	24:BA:1552:A:C6	2.85	0.45
24:BA:1429:G:N9	24:BA:1568:G:C4	2.85	0.45
24:BA:1586:A:N6	24:BA:1587:G:C6	2.85	0.45
24:BA:1839:G:C8	24:BA:1927:A:C1'	2.99	0.45
24:BA:184:C:O2	24:BA:213:A:C2	2.70	0.45
24:BA:1876:A:C8	24:BA:1877:A:C8	3.05	0.45
24:BA:1954:G:O2'	24:BA:1955:U:OP2	2.34	0.45
24:BA:2018:G:C2'	24:BA:2019:A:H5'	2.46	0.45
24:BA:2034:U:H2'	24:BA:2034:U:O2	2.17	0.45
24:BA:677:A:O2'	24:BA:2070:A:O3'	2.34	0.45
24:BA:2142:A:N1	24:BA:2149:U:O4	2.50	0.45
24:BA:2335:A:OP1	38:BO:13:ARG:HD2	2.16	0.45
24:BA:2391:G:N2	24:BA:2429:G:O4'	2.49	0.45
24:BA:2790:U:H4'	24:BA:2791:G:OP1	2.14	0.45
24:BA:319:G:C6	24:BA:320:A:C5	3.04	0.45
24:BA:348:A:C5	24:BA:349:U:C5	3.04	0.45
24:BA:488:G:C2	24:BA:493:G:O6	2.70	0.45
24:BA:564:C:P	41:BR:79:ARG:CZ	3.04	0.45
24:BA:2598:A:OP1	26:BC:233:GLY:O	2.34	0.45
28:BE:136:GLN:C	28:BE:138:LEU:N	2.70	0.45
30:BG:154:GLU:HG2	30:BG:155:PRO:CD	2.46	0.45
34:BK:63:VAL:HG12	34:BK:64:ARG:HG3	1.97	0.45
36:BM:132:THR:HG22	36:BM:133:LYS:N	2.32	0.45
39:BP:12:MET:HB2	39:BP:76:HIS:CD2	2.52	0.45
41:BR:71:LYS:HE2	41:BR:88:GLY:HA3	1.99	0.45
42:BS:79:GLY:HA2	42:BS:102:HIS:CE1	2.52	0.45
24:BA:1339:G:O5'	43:BT:19:LYS:HD2	2.17	0.45
43:BT:7:LEU:HG	43:BT:46:ALA:HB2	1.97	0.45

Continued on next page...

Continued from previous page...

Atom-1	Atom-2	Interatomic distance (Å)	Clash overlap (Å)
24:BA:2355:G:O4'	46:BW:36:ILE:HD11	2.16	0.45
47:BX:19:HIS:O	47:BX:21:LEU:N	2.49	0.45
1:CA:1018:G:H3'	1:CA:1019:A:C8	2.51	0.45
1:CA:1077:G:C6	1:CA:1081:A:C6	3.04	0.45
1:CA:1300:G:C6	1:CA:1334:G:N7	2.84	0.45
1:CA:1318:A:H5'	1:CA:1319:A:OP2	2.16	0.45
1:CA:1378:C:OP1	1:CA:1378:C:C6	2.70	0.45
1:CA:299:G:H2'	1:CA:300:A:C8	2.51	0.45
1:CA:555:U:H2'	1:CA:556:C:C6	2.52	0.45
1:CA:649:A:H2'	1:CA:650:G:H5''	1.98	0.45
1:CA:722:G:C6	1:CA:724:G:C4	3.05	0.45
1:CA:750:C:O2'	1:CA:751:U:H5'	2.17	0.45
1:CA:751:U:C4	1:CA:752:G:N1	2.84	0.45
1:CA:988:G:N2	1:CA:989:U:O2	2.50	0.45
2:CB:33:GLY:O	2:CB:34:ALA:HB2	2.15	0.45
3:CC:155:GLY:HA2	3:CC:163:ALA:HB1	1.99	0.45
4:CD:125:VAL:O	4:CD:127:GLY:N	2.46	0.45
4:CD:59:GLN:HA	4:CD:62:ARG:CG	2.46	0.45
5:CE:53:ALA:HB2	5:CE:59:ALA:HA	1.98	0.45
7:CG:70:ARG:NE	7:CG:96:ARG:HD2	2.31	0.45
8:CH:124:GLU:O	8:CH:126:ILE:HG13	2.15	0.45
17:CQ:21:ILE:CD1	17:CQ:46:VAL:CG1	2.93	0.45
19:CS:16:LEU:O	19:CS:19:VAL:N	2.50	0.45
19:CS:42:PRO:O	19:CS:43:ASN:CB	2.65	0.45
55:CY:177:ASP:OD1	55:CY:178:LYS:N	2.50	0.45
52:D2:32:ALA:O	52:D2:36:ALA:CB	2.65	0.45
53:D3:3:ILE:HG21	53:D3:62:PRO:HG2	1.99	0.45
24:DA:1064:C:N3	24:DA:1066:U:C2	2.85	0.45
24:DA:1254:A:H5''	24:DA:1255:U:C5'	2.47	0.45
24:DA:1301:A:C4	24:DA:1303:G:N7	2.85	0.45
24:DA:167:A:C8	24:DA:168:G:C8	3.05	0.45
24:DA:1737:G:O2'	24:DA:1738:G:C1'	2.64	0.45
24:DA:1797:G:C6	24:DA:1798:U:C4	3.05	0.45
24:DA:1839:G:C8	24:DA:1927:A:H1'	2.52	0.45
24:DA:1967:C:C2'	24:DA:1968:G:H5'	2.47	0.45
24:DA:1986:C:C2'	24:DA:1987:A:O5'	2.65	0.45
24:DA:200:U:C5	24:DA:201:C:C5	3.04	0.45
24:DA:2111:U:OP1	24:DA:2118:U:O2'	2.32	0.45
24:DA:221:A:C4	24:DA:266:G:N7	2.84	0.45
24:DA:2221:G:C2	24:DA:2222:C:C6	3.05	0.45
24:DA:2663:G:C4	24:DA:2664:G:C8	3.04	0.45

Continued on next page...

Continued from previous page...

Atom-1	Atom-2	Interatomic distance (Å)	Clash overlap (Å)
24:DA:475:C:N3	24:DA:481:G:C6	2.85	0.45
24:DA:563:A:N3	40:DQ:36:GLN:NE2	2.63	0.45
24:DA:605:G:C8	24:DA:606:U:C5	3.03	0.45
24:DA:629:G:H2'	24:DA:630:G:H5'	1.97	0.45
24:DA:651:G:OP1	53:D3:16:THR:HG21	2.16	0.45
24:DA:692:C:C2'	24:DA:693:A:O5'	2.65	0.45
26:DC:142:ASN:ND2	26:DC:151:GLY:HA3	2.32	0.45
26:DC:53:ILE:CG2	26:DC:54:GLY:N	2.78	0.45
27:DD:125:TRP:O	27:DD:126:ASN:HB2	2.15	0.45
28:DE:16:GLU:O	28:DE:20:GLY:N	2.50	0.45
29:DF:135:ILE:HG23	29:DF:135:ILE:O	2.17	0.45
29:DF:7:TYR:C	29:DF:8:LYS:O	2.55	0.45
31:DH:10:ALA:O	31:DH:12:LEU:HD22	2.16	0.45
32:DI:20:SER:O	32:DI:23:VAL:N	2.50	0.45
35:DL:79:LEU:HD13	35:DL:111:ILE:O	2.16	0.45
40:DQ:40:LYS:CG	40:DQ:41:ALA:H	2.30	0.45
44:DU:32:LYS:HE2	44:DU:65:GLN:HA	1.98	0.45
1:AA:1157:A:N1	1:AA:1181:G:C8	2.85	0.45
1:AA:1173:U:H2'	1:AA:1174:G:O4'	2.17	0.45
1:AA:1273:C:N3	1:AA:1274:A:C8	2.85	0.45
1:AA:1358:U:C6	1:AA:1359:C:C6	3.04	0.45
57:AA:1656:NMY:H14	57:AA:1656:NMY:HN21	1.82	0.45
1:AA:247:G:C2	1:AA:248:C:C6	3.05	0.45
1:AA:323:U:H5'	20:AT:18:ARG:HA	1.98	0.45
1:AA:461:A:C5	1:AA:462:G:C8	3.05	0.45
1:AA:49:U:C4	1:AA:364:A:C5	3.04	0.45
1:AA:551:U:N3	1:AA:552:U:C5	2.84	0.45
1:AA:597:G:H5'	1:AA:598:U:OP2	2.16	0.45
1:AA:929:G:O3'	1:AA:1535:C:H5''	2.16	0.45
2:AB:60:ILE:O	2:AB:60:ILE:CG2	2.64	0.45
3:AC:138:VAL:HG22	3:AC:149:ILE:HD13	1.99	0.45
4:AD:14:ARG:CG	4:AD:38:PRO:CB	2.94	0.45
9:AI:33:ARG:NH2	9:AI:37:GLN:OE1	2.49	0.45
12:AL:110:ARG:NH1	12:AL:113:ALA:HB3	2.32	0.45
13:AM:38:GLY:O	13:AM:39:ILE:HG23	2.16	0.45
14:AN:49:GLN:OE1	14:AN:49:GLN:HA	2.16	0.45
14:AN:80:SER:O	14:AN:83:LYS:N	2.48	0.45
15:AO:25:THR:O	15:AO:26:GLU:C	2.55	0.45
16:AP:36:VAL:O	16:AP:37:GLY:O	2.34	0.45
17:AQ:66:PRO:O	17:AQ:68:SER:N	2.49	0.45
22:AV:21:A:N1	22:AV:46:G:C2	2.85	0.45

Continued on next page...

Continued from previous page...

Atom-1	Atom-2	Interatomic distance (Å)	Clash overlap (Å)
52:B2:3:ARG:CB	52:B2:3:ARG:NH2	2.80	0.45
24:BA:2360:G:P	53:B3:50:SER:HG	2.39	0.45
53:B3:60:CYS:O	53:B3:61:LEU:HD23	2.17	0.45
54:B4:20:ASP:C	54:B4:22:VAL:H	2.20	0.45
24:BA:1142:A:H4'	33:BJ:27:ARG:NH2	2.31	0.45
24:BA:122:G:O6	24:BA:129:C:C4	2.70	0.45
24:BA:1288:G:O2'	24:BA:1327:A:N1	2.42	0.45
24:BA:1429:G:C8	24:BA:1568:G:C8	3.05	0.45
24:BA:1501:G:C2	24:BA:1502:A:C5	3.04	0.45
24:BA:1506:U:C4	24:BA:1507:C:N4	2.85	0.45
24:BA:1439:A:C2	24:BA:1553:A:C4	3.04	0.45
24:BA:1579:A:C2	24:BA:1580:A:N3	2.85	0.45
24:BA:1722:A:N6	24:BA:1737:G:O2'	2.50	0.45
24:BA:1738:G:C1'	24:BA:1739:A:OP2	2.64	0.45
24:BA:1808:A:H3'	24:BA:1809:A:H8	1.80	0.45
24:BA:1822:C:N4	59:BA:3659:HOH:O	2.48	0.45
24:BA:1833:C:C2	24:BA:1834:U:C5	3.05	0.45
24:BA:2248:C:H2'	24:BA:2249:U:H5'	1.99	0.45
24:BA:2307:G:H4'	24:BA:2308:G:O4'	2.17	0.45
24:BA:2572:A:O2'	24:BA:2575:C:OP1	2.29	0.45
24:BA:2639:A:O3'	33:BJ:96:ARG:CZ	2.65	0.45
24:BA:2668:G:H2'	24:BA:2669:G:O4'	2.16	0.45
24:BA:2714:G:C4	24:BA:2715:C:C6	3.04	0.45
24:BA:2799:A:C5	24:BA:2801:G:N7	2.84	0.45
24:BA:2884:U:O2	24:BA:2884:U:H2'	2.17	0.45
24:BA:410:G:N2	24:BA:2407:A:C5	2.85	0.45
24:BA:491:G:C2	24:BA:492:A:H1'	2.51	0.45
24:BA:783:A:C8	24:BA:784:G:H4'	2.51	0.45
24:BA:797:G:C2	24:BA:798:G:C4	3.04	0.45
24:BA:92:U:C4	24:BA:93:G:C5	3.04	0.45
24:BA:955:U:OP1	36:BM:86:LYS:CE	2.64	0.45
24:BA:947:A:O2'	24:BA:984:A:H2	2.00	0.45
26:BC:145:MET:HB2	26:BC:152:GLN:OE1	2.16	0.45
26:BC:34:GLU:O	26:BC:61:TYR:HB3	2.16	0.45
26:BC:39:SER:O	26:BC:41:GLY:N	2.50	0.45
27:BD:55:LYS:O	27:BD:57:ALA:N	2.49	0.45
29:BF:107:VAL:N	29:BF:108:PRO:HD2	2.31	0.45
29:BF:84:ILE:O	29:BF:84:ILE:HD12	2.17	0.45
32:BI:48:ILE:HD12	32:BI:49:GLU:N	2.32	0.45
33:BJ:103:ILE:HD12	33:BJ:103:ILE:C	2.36	0.45
24:BA:2675:A:H5'	34:BK:30:ARG:HA	1.99	0.45

Continued on next page...

Continued from previous page...

Atom-1	Atom-2	Interatomic distance (Å)	Clash overlap (Å)
36:BM:21:ALA:HB1	36:BM:100:LYS:CG	2.47	0.45
37:BN:108:ALA:O	37:BN:110:MET:HG2	2.17	0.45
37:BN:29:VAL:HG11	37:BN:79:LEU:HD13	1.98	0.45
41:BR:51:VAL:CB	41:BR:52:PRO:CD	2.95	0.45
41:BR:84:ARG:HG2	41:BR:84:ARG:O	2.16	0.45
42:BS:3:THR:HB	42:BS:58:ALA:HB2	1.99	0.45
42:BS:80:PRO:HD2	42:BS:100:THR:OG1	2.17	0.45
43:BT:2:ILE:HA	43:BT:3:ARG:C	2.37	0.45
1:CA:1154:G:C2	1:CA:1155:A:C8	3.05	0.45
1:CA:1252:A:C2	1:CA:1253:G:C4	3.05	0.45
1:CA:1447:A:HO2'	1:CA:1448:C:C5'	2.30	0.45
1:CA:1523:G:H5''	11:CK:125:LYS:NZ	2.32	0.45
1:CA:276:G:OP1	17:CQ:14:SER:OG	2.27	0.45
1:CA:384:G:C6	1:CA:385:C:N4	2.85	0.45
1:CA:599:C:H2'	1:CA:600:A:H8	1.81	0.45
1:CA:628:G:H2'	1:CA:629:A:H8	1.79	0.45
1:CA:680:C:O2	1:CA:711:G:N1	2.49	0.45
2:CB:15:HIS:C	2:CB:16:PHE:CD1	2.89	0.45
2:CB:90:PHE:CE2	2:CB:154:MET:HB3	2.52	0.45
3:CC:42:TYR:HA	3:CC:45:LYS:HG2	1.98	0.45
5:CE:44:GLY:HA2	5:CE:76:LEU:HD11	1.98	0.45
9:CI:12:ARG:O	9:CI:13:LYS:HB3	2.17	0.45
11:CK:63:ALA:O	11:CK:66:ALA:HB2	2.17	0.45
13:CM:17:ILE:HA	13:CM:20:THR:OG1	2.17	0.45
13:CM:57:ARG:HA	13:CM:60:VAL:HG12	1.99	0.45
14:CN:22:LYS:HE2	14:CN:23:ARG:HG2	1.99	0.45
20:CT:69:LYS:O	20:CT:71:LYS:N	2.49	0.45
20:CT:35:VAL:HG11	20:CT:79:LEU:HD22	1.98	0.45
20:CT:9:LYS:HA	20:CT:12:ILE:CD1	2.47	0.45
55:CY:133:ARG:NH2	24:DA:1941:C:N3	2.65	0.45
55:CY:14:ASP:O	55:CY:18:GLU:OE1	2.35	0.45
55:CY:159:ASP:O	55:CY:163:LEU:N	2.48	0.45
24:DA:1062:G:N7	24:DA:1070:A:H5'	2.31	0.45
24:DA:1132:U:H5'	33:DJ:84:ILE:HD13	1.98	0.45
24:DA:1239:G:O6	57:DA:3190:NMY:H62	2.16	0.45
24:DA:1532:A:H2'	24:DA:1533:C:O4'	2.17	0.45
24:DA:1588:G:C6	24:DA:1589:U:C4	3.04	0.45
24:DA:1821:A:H2'	24:DA:1822:C:C6	2.52	0.45
24:DA:1866:A:C2	24:DA:1876:A:N7	2.85	0.45
24:DA:1969:A:H1'	24:DA:1973:G:O4'	2.17	0.45
24:DA:2052:A:C2	24:DA:2053:G:C8	3.04	0.45

Continued on next page...

Continued from previous page...

Atom-1	Atom-2	Interatomic distance (Å)	Clash overlap (Å)
24:DA:2204:G:N7	24:DA:2221:G:C2	2.85	0.45
24:DA:2298:A:C6	24:DA:2321:U:C4	3.05	0.45
24:DA:2444:G:OP2	28:DE:63:LYS:CE	2.64	0.45
24:DA:2801:G:C2	24:DA:2802:G:C4	3.05	0.45
24:DA:279:A:C2'	24:DA:280:U:H5'	2.46	0.45
24:DA:611:C:C2'	24:DA:612:G:H5'	2.46	0.45
25:DB:111:U:H2'	25:DB:112:G:H8	1.81	0.45
25:DB:62:C:H2'	25:DB:63:C:O5'	2.17	0.45
26:DC:243:PRO:C	26:DC:244:VAL:HG12	2.36	0.45
26:DC:23:LEU:HD21	26:DC:89:ASN:HD21	1.81	0.45
27:DD:186:LEU:O	27:DD:187:LEU:HB2	2.17	0.45
27:DD:196:ALA:O	27:DD:197:THR:C	2.55	0.45
28:DE:3:LEU:HD22	28:DE:14:VAL:HG11	1.99	0.45
24:DA:801:G:C8	28:DE:50:ALA:HB2	2.52	0.45
28:DE:52:VAL:O	28:DE:54:GLY:N	2.49	0.45
31:DH:120:GLY:C	31:DH:122:LEU:N	2.57	0.45
36:DM:6:ARG:O	36:DM:7:THR:HG23	2.16	0.45
38:DO:31:THR:HG23	38:DO:32:PRO:CD	2.46	0.45
40:DQ:80:ASN:O	40:DQ:81:GLY:C	2.55	0.45
1:AA:1373:G:O4'	7:AG:34:GLY:O	2.35	0.45
1:AA:1423:G:C4	1:AA:1424:U:C5	3.04	0.45
1:AA:155:A:N1	1:AA:167:A:C6	2.85	0.45
1:AA:189:A:C5	1:AA:190:A:C6	3.05	0.45
1:AA:210:C:O2	1:AA:210:C:H3'	2.16	0.45
1:AA:27:G:C2'	1:AA:28:A:H5'	2.47	0.45
1:AA:304:U:H2'	1:AA:304:U:O2	2.16	0.45
1:AA:309:A:H2'	1:AA:310:G:H8	1.81	0.45
1:AA:376:G:H5''	16:AP:5:ARG:HD3	1.96	0.45
1:AA:391:G:C6	1:AA:392:C:C5	3.05	0.45
1:AA:449:G:C6	1:AA:450:G:C6	3.05	0.45
1:AA:803:G:O2'	1:AA:804:U:H5'	2.17	0.45
1:AA:863:U:O2	1:AA:863:U:C2'	2.64	0.45
1:AA:927:G:C4'	1:AA:1503:A:N7	2.80	0.45
1:AA:64:G:N7	1:AA:99:C:N4	2.65	0.45
2:AB:14:VAL:CG2	2:AB:208:ARG:NH1	2.79	0.45
2:AB:67:ILE:O	2:AB:160:ALA:O	2.35	0.45
4:AD:198:HIS:CE1	5:AE:105:ILE:HB	2.52	0.45
8:AH:39:VAL:O	8:AH:40:LEU:C	2.48	0.45
1:AA:598:U:O3'	8:AH:86:TYR:CD2	2.70	0.45
9:AI:89:GLU:O	9:AI:94:LEU:HD11	2.17	0.45
10:AJ:17:LEU:HD21	10:AJ:96:VAL:HG13	1.99	0.45

Continued on next page...

Continued from previous page...

Atom-1	Atom-2	Interatomic distance (Å)	Clash overlap (Å)
10:AJ:28:THR:OG1	10:AJ:87:LEU:HB3	2.17	0.45
11:AK:125:LYS:HB2	21:AU:35:ARG:HE	1.80	0.45
12:AL:16:VAL:O	12:AL:17:ALA:C	2.54	0.45
1:AA:1369:C:OP1	14:AN:101:TRP:CH2	2.70	0.45
15:AO:24:SER:O	15:AO:27:VAL:N	2.48	0.45
15:AO:82:ILE:HG13	15:AO:83:GLU:N	2.32	0.45
1:AA:1014:A:N3	19:AS:34:TRP:CZ2	2.85	0.45
19:AS:5:LEU:HD23	19:AS:6:LYS:N	2.32	0.45
1:AA:186:C:C5'	20:AT:76:LYS:HD2	2.46	0.45
51:B1:9:LYS:CE	51:B1:52:LYS:HD2	2.46	0.45
24:BA:1071:G:H2'	24:BA:1072:C:C5'	2.47	0.45
24:BA:1172:C:C5	24:BA:1173:U:N3	2.85	0.45
24:BA:1580:A:N7	24:BA:1581:G:H1'	2.32	0.45
24:BA:1300:G:C4	24:BA:1626:A:C2	3.05	0.45
24:BA:1710:G:N2	24:BA:1749:A:H1'	2.32	0.45
24:BA:1876:A:C8	24:BA:1877:A:N7	2.85	0.45
24:BA:2134:A:C6	24:BA:2135:A:C5	3.05	0.45
24:BA:2144:G:C2	24:BA:2146:C:O2	2.69	0.45
24:BA:2165:C:H2'	24:BA:2165:C:O2	2.16	0.45
24:BA:2204:G:C5	24:BA:2205:A:N7	2.84	0.45
24:BA:2254:C:H2'	24:BA:2255:G:C8	2.51	0.45
24:BA:2347:C:OP1	24:BA:2347:C:H4'	2.17	0.45
24:BA:2455:G:C6	24:BA:2456:C:N4	2.85	0.45
24:BA:2776:A:C5	24:BA:2782:G:C4	3.05	0.45
24:BA:2816:G:C6	24:BA:2817:U:C4	3.05	0.45
24:BA:338:G:N2	24:BA:339:U:H1'	2.31	0.45
24:BA:354:A:H2'	24:BA:355:U:O5'	2.17	0.45
24:BA:407:G:C2	24:BA:421:C:C2	3.04	0.45
24:BA:442:G:C2	24:BA:444:C:C5	3.04	0.45
24:BA:449:A:C4	24:BA:450:G:C8	3.05	0.45
24:BA:592:A:C4	24:BA:593:U:C5	3.04	0.45
24:BA:932:U:O2	24:BA:932:U:O4'	2.32	0.45
24:BA:980:A:C6	24:BA:981:A:N1	2.85	0.45
25:BB:66:A:C6	25:BB:108:A:C4	3.05	0.45
24:BA:2597:G:C5'	26:BC:240:GLY:HA3	2.46	0.45
26:BC:245:THR:HB	26:BC:246:PRO:CD	2.46	0.45
26:BC:30:ALA:O	26:BC:33:LEU:N	2.49	0.45
27:BD:33:ARG:HG2	27:BD:51:THR:CG2	2.46	0.45
28:BE:109:LEU:HD12	28:BE:112:LEU:HD12	1.99	0.45
24:BA:321:U:OP2	28:BE:130:LYS:HD2	2.16	0.45
28:BE:75:SER:O	28:BE:77:ILE:N	2.50	0.45

Continued on next page...

Continued from previous page...

Atom-1	Atom-2	Interatomic distance (Å)	Clash overlap (Å)
30:BG:122:ALA:HB2	30:BG:132:LEU:CB	2.47	0.45
24:BA:2531:A:H4'	30:BG:156:TYR:CE2	2.52	0.45
31:BH:109:GLU:O	31:BH:110:VAL:HG23	2.17	0.45
33:BJ:109:LEU:HD13	33:BJ:119:PHE:HB2	1.99	0.45
33:BJ:60:ASP:OD1	33:BJ:61:LYS:HD3	2.16	0.45
33:BJ:73:VAL:CG1	33:BJ:86:GLN:HG3	2.45	0.45
35:BL:54:GLN:O	35:BL:55:MET:C	2.55	0.45
35:BL:81:ASP:O	35:BL:81:ASP:CG	2.53	0.45
24:BA:954:G:OP2	36:BM:16:ARG:NH2	2.50	0.45
37:BN:38:LEU:HD23	37:BN:42:LYS:HD2	1.99	0.45
37:BN:73:ASN:HA	37:BN:76:VAL:HG13	1.98	0.45
37:BN:86:ARG:HG2	37:BN:86:ARG:O	2.17	0.45
38:BO:18:LEU:HD11	38:BO:25:ARG:HD2	1.99	0.45
38:BO:27:VAL:HG12	38:BO:28:VAL:H	1.81	0.45
44:BU:50:ALA:O	44:BU:52:ASN:N	2.50	0.45
46:BW:81:SER:O	46:BW:82:ILE:CG1	2.65	0.45
1:CA:1045:C:C2'	1:CA:1046:A:H5'	2.47	0.45
1:CA:1111:A:N1	3:CC:177:THR:CB	2.79	0.45
1:CA:1190:G:O2'	3:CC:3:GLN:HG2	2.17	0.45
1:CA:1211:U:C1'	1:CA:1212:U:OP2	2.64	0.45
1:CA:1503:A:OP1	1:CA:1531:A:H4'	2.15	0.45
1:CA:213:G:C4	1:CA:214:C:C5	3.05	0.45
1:CA:283:U:C5	1:CA:284:C:C4	3.05	0.45
1:CA:354:G:C5	1:CA:355:C:C5	3.05	0.45
1:CA:485:U:H4'	1:CA:486:U:OP2	2.17	0.45
1:CA:499:A:H4'	1:CA:500:G:OP1	2.17	0.45
1:CA:528:C:H2'	1:CA:529:G:H5'	1.99	0.45
1:CA:649:A:C3'	1:CA:650:G:H5''	2.47	0.45
1:CA:668:G:N2	1:CA:669:G:C4	2.85	0.45
1:CA:737:C:C2'	1:CA:738:C:O5'	2.63	0.45
1:CA:588:G:N9	1:CA:753:A:C2	2.84	0.45
1:CA:859:G:O2'	1:CA:860:A:P	2.73	0.45
2:CB:209:ALA:O	2:CB:212:LEU:HB2	2.16	0.45
3:CC:124:LEU:O	3:CC:127:ARG:N	2.50	0.45
6:CF:39:LEU:HD13	6:CF:40:GLU:H	1.77	0.45
7:CG:14:PRO:O	7:CG:15:ASP:O	2.35	0.45
7:CG:95:ARG:O	7:CG:99:LEU:HD23	2.17	0.45
10:CJ:64:GLN:O	14:CN:99:ALA:N	2.49	0.45
10:CJ:80:THR:O	10:CJ:84:VAL:HG13	2.17	0.45
11:CK:17:SER:O	11:CK:81:ASN:OD1	2.34	0.45
14:CN:1:ALA:HB2	14:CN:68:GLY:HA3	1.98	0.45

Continued on next page...

Continued from previous page...

Atom-1	Atom-2	Interatomic distance (Å)	Clash overlap (Å)
15:CO:51:HIS:O	15:CO:54:ARG:N	2.50	0.45
15:CO:78:TYR:HA	15:CO:81:LEU:HG	1.99	0.45
19:CS:63:THR:O	19:CS:66:MET:HG2	2.16	0.45
21:CU:5:LYS:O	21:CU:5:LYS:HD2	2.17	0.45
22:CV:14:A:H2'	22:CV:15:G:C4'	2.46	0.45
51:D1:16:THR:HG21	51:D1:39:ASP:OD2	2.16	0.45
52:D2:32:ALA:O	52:D2:36:ALA:HB3	2.17	0.45
24:DA:106:C:HO2'	24:DA:294:A:HO2'	1.62	0.45
24:DA:1077:A:C6	24:DA:1078:U:C2	3.04	0.45
24:DA:1265:A:C1'	24:DA:1267:U:C6	2.99	0.45
24:DA:1357:C:H2'	24:DA:1358:G:O4'	2.17	0.45
24:DA:1561:C:C2	24:DA:1562:U:C5	3.05	0.45
24:DA:1588:G:C2	24:DA:1589:U:C5	3.05	0.45
24:DA:1799:G:O6	26:DC:176:ARG:NH1	2.49	0.45
24:DA:2113:U:C2	24:DA:2114:A:N7	2.84	0.45
24:DA:2193:G:C2	24:DA:2194:U:C6	3.04	0.45
24:DA:2285:C:OP2	51:D1:5:ARG:HD2	2.17	0.45
24:DA:354:A:C5	24:DA:355:U:C4	3.05	0.45
24:DA:494:G:H4'	42:DS:6:LYS:HB2	1.98	0.45
24:DA:544:C:H3'	24:DA:545:U:C5	2.52	0.45
24:DA:55:G:N3	24:DA:127:A:H2	2.15	0.45
24:DA:580:U:O3'	40:DQ:30:VAL:HG13	2.17	0.45
24:DA:675:A:OP1	28:DE:58:LYS:HD2	2.16	0.45
24:DA:464:U:C2	24:DA:788:A:C6	3.05	0.45
26:DC:104:LEU:HD12	26:DC:104:LEU:N	2.31	0.45
27:DD:186:LEU:HD21	39:DP:3:ILE:CG2	2.46	0.45
28:DE:58:LYS:HG2	28:DE:60:TRP:O	2.16	0.45
29:DF:121:PHE:CD1	29:DF:162:ASP:OD1	2.70	0.45
29:DF:174:PHE:O	29:DF:175:PRO:C	2.54	0.45
31:DH:116:ARG:O	31:DH:118:PRO:N	2.50	0.45
31:DH:122:LEU:H	31:DH:122:LEU:CD2	2.29	0.45
33:DJ:64:VAL:HG22	33:DJ:68:LYS:NZ	2.32	0.45
34:DK:2:ILE:HD12	34:DK:2:ILE:C	2.36	0.45
36:DM:49:ALA:HB3	36:DM:124:LEU:HD21	1.97	0.45
36:DM:81:ARG:NH2	36:DM:82:MET:CB	2.79	0.45
40:DQ:87:VAL:HB	41:DR:49:ILE:CG2	2.47	0.45
42:DS:47:VAL:O	42:DS:48:LYS:C	2.54	0.45
44:DU:84:PHE:CD2	44:DU:85:ARG:N	2.84	0.45
44:DU:95:PHE:CE2	44:DU:102:ILE:CG1	3.00	0.45
1:AA:1037:C:H2'	1:AA:1038:C:C6	2.52	0.45
1:AA:1174:G:C2'	1:AA:1175:G:H5'	2.47	0.45

Continued on next page...

Continued from previous page...

Atom-1	Atom-2	Interatomic distance (Å)	Clash overlap (Å)
1:AA:123:U:C2'	1:AA:124:C:O5'	2.65	0.45
1:AA:1354:U:H2'	1:AA:1355:G:O4'	2.17	0.45
1:AA:32:A:C2	1:AA:33:A:C8	3.05	0.45
1:AA:34:C:N3	1:AA:35:G:N7	2.64	0.45
1:AA:451:A:N1	1:AA:480:U:C5	2.84	0.45
1:AA:53:A:H2'	1:AA:54:C:O5'	2.17	0.45
1:AA:59:A:C5	1:AA:354:G:C5	3.04	0.45
1:AA:723:U:H4'	1:AA:724:G:O5'	2.16	0.45
1:AA:854:U:C2	1:AA:871:U:O4	2.69	0.45
2:AB:189:THR:HG23	2:AB:190:ASN:HD22	1.82	0.45
2:AB:192:ASP:HA	2:AB:193:PRO:HD2	1.71	0.45
3:AC:151:VAL:HG12	3:AC:200:VAL:HA	1.99	0.45
4:AD:117:LEU:O	4:AD:118:VAL:CB	2.65	0.45
6:AF:54:LEU:O	6:AF:55:HIS:CG	2.70	0.45
9:AI:22:LYS:O	9:AI:62:ASP:N	2.48	0.45
12:AL:105:SER:C	12:AL:106:GLY:O	2.53	0.45
12:AL:43:LYS:C	12:AL:44:LYS:HG2	2.37	0.45
13:AM:7:ILE:O	13:AM:8:ASN:C	2.55	0.45
14:AN:62:ASN:C	14:AN:63:ARG:HG3	2.38	0.45
15:AO:87:LEU:HG	15:AO:88:ARG:H	1.82	0.45
20:AT:46:ALA:O	20:AT:47:ALA:C	2.55	0.45
21:AU:8:GLU:HB2	21:AU:12:PHE:CZ	2.52	0.45
22:AV:9:A:C2	22:AV:44:G:C8	3.05	0.45
54:B4:10:LEU:HD12	54:B4:10:LEU:N	2.32	0.45
24:BA:1061:U:C6	24:BA:1070:A:C4	3.04	0.45
24:BA:1029:A:N6	24:BA:1125:G:O2'	2.49	0.45
24:BA:1132:U:H5'	33:BJ:84:ILE:CD1	2.47	0.45
24:BA:1207:C:C2	24:BA:1208:C:C5	3.05	0.45
24:BA:1216:G:C5	24:BA:1217:U:C5	3.04	0.45
24:BA:1336:A:OP2	43:BT:68:LYS:NZ	2.35	0.45
24:BA:121:G:H5''	24:BA:149:A:C5'	2.47	0.45
24:BA:1545:A:N7	24:BA:1546:G:C8	2.85	0.45
24:BA:1419:A:C4	24:BA:1579:A:C2	3.05	0.45
24:BA:2011:U:H5	24:BA:2012:G:C4	2.34	0.45
24:BA:2012:G:OP1	42:BS:98:LYS:HD2	2.17	0.45
24:BA:2333:A:C8	24:BA:2335:A:N3	2.85	0.45
24:BA:2414:G:C2	24:BA:2415:G:C4	3.05	0.45
24:BA:2544:G:O2'	24:BA:2545:G:H5'	2.17	0.45
24:BA:279:A:C4	24:BA:280:U:C6	3.05	0.45
24:BA:2824:C:N4	24:BA:2825:G:C5	2.84	0.45
24:BA:2886:A:C5	50:B0:39:ARG:NH2	2.84	0.45

Continued on next page...

Continued from previous page...

Atom-1	Atom-2	Interatomic distance (Å)	Clash overlap (Å)
24:BA:990:A:C5'	57:BA:3162:NMV:H82	2.47	0.45
24:BA:327:G:O2'	24:BA:328:U:H5'	2.17	0.45
24:BA:362:A:H2'	24:BA:363:G:C5'	2.47	0.45
24:BA:493:G:O2'	24:BA:494:G:H5'	2.16	0.45
24:BA:509:C:HO2'	24:BA:510:C:P	2.39	0.45
24:BA:686:U:OP2	59:BA:3719:HOH:O	2.21	0.45
24:BA:83:A:O3'	24:BA:84:A:O4'	2.34	0.45
24:BA:851:C:O4'	49:BZ:46:MET:HG3	2.17	0.45
24:BA:934:U:H2'	24:BA:935:C:H6	1.81	0.45
25:BB:43:C:C5	25:BB:45:A:N6	2.85	0.45
26:BC:68:ARG:NH2	26:BC:117:SER:HB3	2.32	0.45
27:BD:62:LYS:N	27:BD:63:PRO:CD	2.80	0.45
28:BE:47:LYS:HB3	28:BE:51:GLU:CB	2.45	0.45
24:BA:2444:G:P	28:BE:63:LYS:HZ1	2.38	0.45
59:BA:3241:HOH:O	28:BE:81:GLY:HA2	2.16	0.45
29:BF:100:GLU:OE1	29:BF:101:ARG:N	2.50	0.45
31:BH:130:VAL:N	31:BH:142:VAL:O	2.50	0.45
34:BK:114:LYS:O	34:BK:117:SER:CB	2.65	0.45
34:BK:113:MET:O	34:BK:117:SER:HB2	2.17	0.45
36:BM:133:LYS:HG2	36:BM:134:THR:N	2.31	0.45
37:BN:28:LEU:HA	37:BN:34:ILE:HG12	1.98	0.45
37:BN:28:LEU:HD13	37:BN:29:VAL:N	2.31	0.45
38:BO:17:LYS:C	38:BO:21:LEU:HD13	2.37	0.45
38:BO:36:TYR:CD1	38:BO:36:TYR:N	2.83	0.45
24:BA:2377:A:C2'	38:BO:92:PHE:HZ	2.30	0.45
39:BP:31:VAL:HG11	39:BP:33:GLU:OE2	2.17	0.45
39:BP:64:SER:O	39:BP:65:ASN:C	2.55	0.45
41:BR:24:LYS:C	41:BR:25:LEU:HG	2.37	0.45
42:BS:51:LEU:O	42:BS:55:ILE:HG23	2.16	0.45
42:BS:88:ARG:HH21	42:BS:88:ARG:HG2	1.82	0.45
42:BS:95:ARG:O	42:BS:95:ARG:HG3	2.16	0.45
1:CA:1036:A:C5	1:CA:1037:C:C2	3.04	0.45
1:CA:1083:U:C5	1:CA:1084:G:C6	3.05	0.45
1:CA:1124:G:C5'	10:CJ:37:ARG:O	2.65	0.45
1:CA:1164:G:N3	1:CA:1164:G:H2'	2.32	0.45
1:CA:1096:C:C2'	1:CA:1170:A:O2'	2.65	0.45
1:CA:1326:U:H2'	1:CA:1327:C:O4'	2.16	0.45
1:CA:1376:U:H2'	1:CA:1377:A:C8	2.51	0.45
1:CA:215:C:C4	1:CA:216:U:C4	3.05	0.45
1:CA:329:A:C2	1:CA:332:G:C8	3.05	0.45
1:CA:390:U:O2'	1:CA:391:G:H5'	2.17	0.45

Continued on next page...

Continued from previous page...

Atom-1	Atom-2	Interatomic distance (Å)	Clash overlap (Å)
1:CA:631:C:OP1	1:CA:632:U:H5'	2.17	0.45
1:CA:656:G:N2	1:CA:751:U:C2	2.85	0.45
1:CA:858:G:C5	1:CA:869:G:C5	3.05	0.45
1:CA:922:G:C6	1:CA:923:A:C6	3.04	0.45
4:CD:78:GLU:C	4:CD:81:ARG:HB3	2.37	0.45
4:CD:97:ARG:NH1	4:CD:99:ASP:CG	2.69	0.45
6:CF:11:HIS:HB2	6:CF:12:PRO:HD2	1.98	0.45
9:CI:130:ARG:CZ	22:CV:33:U:H5	2.30	0.45
9:CI:52:LEU:HD22	9:CI:57:MET:HG2	1.99	0.45
10:CJ:15:HIS:O	10:CJ:17:LEU:N	2.47	0.45
11:CK:81:ASN:O	11:CK:82:LEU:HB3	2.16	0.45
17:CQ:59:VAL:HG22	17:CQ:78:VAL:HA	1.98	0.45
20:CT:5:LYS:O	20:CT:6:SER:C	2.53	0.45
50:D0:53:VAL:O	50:D0:54:ILE:CG1	2.65	0.45
24:DA:1072:C:O2	24:DA:1093:G:C6	2.70	0.45
24:DA:1212:G:N2	24:DA:1236:G:O2'	2.50	0.45
24:DA:14:A:C6	24:DA:526:A:C2	3.04	0.45
24:DA:1669:A:H2'	24:DA:1670:C:H5'	1.99	0.45
24:DA:219:A:N6	59:DA:3224:HOH:O	2.48	0.45
24:DA:2202:U:C5'	24:DA:2203:U:OP1	2.64	0.45
24:DA:2221:G:N3	24:DA:2222:C:C6	2.85	0.45
24:DA:2281:A:N1	24:DA:2282:G:C5	2.85	0.45
24:DA:408:G:C6	24:DA:420:C:N3	2.84	0.45
24:DA:547:A:N7	24:DA:548:G:N3	2.65	0.45
24:DA:848:C:H2'	24:DA:849:A:C8	2.52	0.45
24:DA:849:A:C6	24:DA:930:G:C6	3.05	0.45
26:DC:159:THR:HG22	26:DC:194:VAL:HG11	1.98	0.45
26:DC:80:LEU:CD2	26:DC:105:ALA:HB2	2.47	0.45
27:DD:93:GLY:O	27:DD:94:GLN:O	2.35	0.45
29:DF:90:LEU:HD13	29:DF:95:MET:HB3	1.99	0.45
24:DA:1080:A:O2'	32:DI:126:ARG:O	2.30	0.45
33:DJ:40:HIS:CE1	33:DJ:41:LYS:HG3	2.52	0.45
34:DK:33:ALA:CB	34:DK:39:ILE:HG22	2.47	0.45
34:DK:91:SER:O	34:DK:92:GLU:C	2.54	0.45
42:DS:29:VAL:HG21	42:DS:69:LEU:HB3	1.99	0.45
43:DT:27:SER:O	43:DT:28:ASN:C	2.55	0.45
43:DT:41:ALA:O	43:DT:43:ILE:N	2.50	0.45
43:DT:61:LEU:HD12	43:DT:82:LYS:HB3	1.98	0.45
1:AA:1001:C:H2'	1:AA:1002:G:C1'	2.47	0.45
1:AA:1005:A:H2'	1:AA:1006:G:OP1	2.17	0.45
1:AA:1086:U:C2'	1:AA:1087:G:O5'	2.65	0.45

Continued on next page...

Continued from previous page...

Atom-1	Atom-2	Interatomic distance (Å)	Clash overlap (Å)
1:AA:1125:U:H2'	1:AA:1127:G:N7	2.32	0.45
1:AA:1152:A:O2'	1:AA:1153:G:H5'	2.16	0.45
1:AA:1261:A:C5	1:AA:1262:C:C6	3.05	0.45
1:AA:1332:A:N6	1:AA:1333:A:N1	2.65	0.45
1:AA:1395:C:H5''	1:AA:1402:C:H4'	1.99	0.45
1:AA:184:G:C1'	1:AA:224:U:H4'	2.47	0.45
1:AA:487:A:C6	1:AA:488:C:O2	2.70	0.45
1:AA:640:A:O2'	8:AH:108:LYS:HD3	2.17	0.45
1:AA:895:G:C4	1:AA:896:C:C5	3.05	0.45
1:AA:918:A:C6	1:AA:919:A:C6	3.05	0.45
1:AA:958:A:N6	1:AA:959:A:C6	2.85	0.45
1:AA:961:U:OP2	1:AA:1223:C:H1'	2.17	0.45
2:AB:114:LEU:HG	2:AB:115:LYS:N	2.31	0.45
2:AB:184:PHE:CD2	2:AB:198:PHE:HB2	2.51	0.45
2:AB:204:ASP:OD1	2:AB:204:ASP:N	2.46	0.45
4:AD:116:GLN:NE2	4:AD:120:HIS:CE1	2.85	0.45
4:AD:137:VAL:CG1	4:AD:182:PHE:HE2	2.29	0.45
7:AG:121:ALA:O	7:AG:124:LEU:HB2	2.16	0.45
8:AH:88:ARG:O	8:AH:91:GLU:N	2.50	0.45
5:AE:147:MET:SD	8:AH:96:MET:CE	3.05	0.45
9:AI:97:GLU:HA	9:AI:100:LYS:CE	2.47	0.45
9:AI:115:LYS:O	9:AI:116:VAL:HG12	2.16	0.45
10:AJ:35:GLN:O	10:AJ:36:VAL:HG22	2.17	0.45
11:AK:17:SER:O	11:AK:79:ILE:HA	2.17	0.45
11:AK:31:ILE:CG2	11:AK:46:THR:HA	2.46	0.45
11:AK:94:GLU:HG3	11:AK:95:SER:N	2.31	0.45
14:AN:46:LEU:O	14:AN:47:LYS:C	2.55	0.45
19:AS:73:GLU:OE2	19:AS:74:PHE:CG	2.70	0.45
24:BA:114:U:C4	24:BA:115:C:C5	3.05	0.45
24:BA:1205:A:N3	57:BA:3163:NMY:H19	2.32	0.45
24:BA:1408:G:N1	24:BA:1409:U:C2	2.84	0.45
24:BA:1497:U:HO2'	24:BA:1498:C:P	2.39	0.45
24:BA:1521:G:C6	24:BA:1522:A:C6	3.05	0.45
24:BA:1819:A:H1'	24:BA:1821:A:C6	2.51	0.45
24:BA:1842:G:H1'	26:BC:242:HIS:CD2	2.52	0.45
24:BA:1994:C:P	27:BD:132:ALA:HB3	2.57	0.45
24:BA:2014:A:C2	24:BA:2015:A:C2	3.05	0.45
24:BA:2450:A:C2	24:BA:2451:A:C4	3.04	0.45
24:BA:2543:G:H5'	24:BA:2766:A:H4'	1.97	0.45
24:BA:2803:G:H2'	24:BA:2804:U:C6	2.52	0.45
24:BA:2821:A:O2'	24:BA:2826:A:N1	2.36	0.45

Continued on next page...

Continued from previous page...

Atom-1	Atom-2	Interatomic distance (Å)	Clash overlap (Å)
24:BA:324:A:C2	24:BA:325:G:H1'	2.51	0.45
24:BA:374:A:N6	24:BA:400:G:O2'	2.50	0.45
24:BA:578:G:C6	24:BA:2018:G:O4'	2.70	0.45
24:BA:710:U:O2	24:BA:722:A:C2	2.70	0.45
24:BA:767:U:C2'	24:BA:768:G:O5'	2.65	0.45
25:BB:100:G:H2'	25:BB:101:A:O4'	2.17	0.45
25:BB:38:C:C4	25:BB:39:A:N7	2.85	0.45
26:BC:62:ARG:HH11	26:BC:83:ASP:CG	2.21	0.45
27:BD:178:VAL:HG23	27:BD:179:ARG:N	2.31	0.45
27:BD:173:GLN:CD	27:BD:208:LYS:HE2	2.37	0.45
27:BD:46:ARG:O	27:BD:47:ALA:HB2	2.16	0.45
28:BE:105:LEU:O	28:BE:106:LYS:C	2.53	0.45
28:BE:164:LEU:HD11	28:BE:167:VAL:HG12	1.99	0.45
29:BF:36:ASN:HA	29:BF:87:LYS:CE	2.47	0.45
30:BG:15:ASP:O	30:BG:16:VAL:HG13	2.17	0.45
31:BH:49:ALA:O	31:BH:53:GLU:CB	2.65	0.45
37:BN:43:GLU:O	37:BN:45:ARG:N	2.50	0.45
38:BO:17:LYS:CG	38:BO:21:LEU:HD11	2.45	0.45
40:BQ:20:ALA:HA	40:BQ:23:TYR:CE2	2.52	0.45
24:BA:1156:A:P	40:BQ:54:ARG:NH2	2.83	0.45
43:BT:64:LYS:O	43:BT:65:GLY:C	2.55	0.45
49:BZ:9:THR:HG23	49:BZ:53:MET:CA	2.47	0.45
1:CA:1034:G:C2'	1:CA:1035:A:O4'	2.65	0.45
1:CA:1164:G:N1	1:CA:1165:U:C2	2.85	0.45
1:CA:1164:G:O6	1:CA:1172:C:N3	2.50	0.45
1:CA:1177:G:H2'	1:CA:1178:G:O5'	2.17	0.45
1:CA:1203:C:C2'	1:CA:1204:A:H5'	2.47	0.45
1:CA:1329:A:N7	1:CA:1330:U:C6	2.85	0.45
1:CA:1407:C:C2'	1:CA:1408:A:H5'	2.47	0.45
1:CA:1411:C:N3	1:CA:1412:C:C5	2.85	0.45
1:CA:1414:U:H2'	1:CA:1415:G:C8	2.51	0.45
1:CA:1506:U:O4'	11:CK:128:ARG:HG2	2.17	0.45
1:CA:1519:A:C8	1:CA:1520:C:H1'	2.52	0.45
1:CA:157:U:O2	1:CA:165:G:C6	2.70	0.45
1:CA:394:G:C5	1:CA:395:C:C5	3.05	0.45
1:CA:403:C:OP1	4:CD:134:SER:HB3	2.17	0.45
1:CA:409:U:H2'	1:CA:410:G:O5'	2.16	0.45
1:CA:493:A:H1'	1:CA:494:G:C2	2.51	0.45
1:CA:501:C:H1'	1:CA:549:C:H1'	1.99	0.45
1:CA:509:A:C5	1:CA:510:A:C6	3.05	0.45
1:CA:576:C:N4	1:CA:759:A:OP1	2.46	0.45

Continued on next page...

Continued from previous page...

Atom-1	Atom-2	Interatomic distance (Å)	Clash overlap (Å)
2:CB:13:GLY:O	2:CB:15:HIS:N	2.50	0.45
3:CC:138:VAL:O	3:CC:139:GLN:C	2.55	0.45
3:CC:14:ILE:HG23	3:CC:15:VAL:HG23	1.99	0.45
3:CC:5:VAL:O	3:CC:7:PRO:HD3	2.17	0.45
5:CE:144:LEU:HD12	5:CE:144:LEU:N	2.32	0.45
1:CA:671:G:C4'	6:CF:79:ARG:NH2	2.79	0.45
13:CM:19:LEU:O	13:CM:22:ILE:HG13	2.17	0.45
14:CN:96:LEU:C	14:CN:96:LEU:CD1	2.84	0.45
17:CQ:39:LYS:HG3	17:CQ:39:LYS:O	2.17	0.45
17:CQ:45:HIS:HB2	17:CQ:71:LYS:HB3	1.98	0.45
17:CQ:50:ASN:O	17:CQ:50:ASN:CG	2.56	0.45
17:CQ:8:LEU:HB2	17:CQ:61:ILE:HG23	1.99	0.45
17:CQ:46:VAL:HG23	17:CQ:73:TRP:C	2.36	0.45
18:CR:50:LYS:HG2	18:CR:50:LYS:O	2.17	0.45
6:CF:88:MET:SD	18:CR:61:ARG:HG3	2.57	0.45
22:CV:5:G:N1	22:CV:69:G:O6	2.50	0.45
24:DA:1056:G:C2	24:DA:1102:C:C5	3.05	0.45
24:DA:1197:G:H2'	24:DA:1198:U:C6	2.52	0.45
24:DA:1501:G:H2'	24:DA:1502:A:H8	1.81	0.45
24:DA:1533:C:H5'	24:DA:1534:U:OP2	2.17	0.45
24:DA:1714:U:P	24:DA:1714:U:C6	3.11	0.45
24:DA:1809:A:N1	24:DA:1810:A:C2	2.85	0.45
24:DA:1936:A:H2	24:DA:1943:U:H3	1.65	0.45
24:DA:1957:C:H5'	24:DA:1984:G:O2'	2.16	0.45
24:DA:200:U:C5	24:DA:201:C:C4	3.04	0.45
24:DA:2070:A:H2'	24:DA:2071:A:O4'	2.17	0.45
24:DA:2130:U:C5	24:DA:2131:U:C4	3.04	0.45
24:DA:2258:C:H4'	24:DA:2259:U:OP2	2.16	0.45
24:DA:2323:G:C2'	24:DA:2324:U:H5'	2.47	0.45
24:DA:2338:C:O2'	24:DA:2339:C:H5'	2.17	0.45
24:DA:2353:G:H4'	46:DW:32:LEU:HD12	1.99	0.45
24:DA:674:G:N2	24:DA:2444:G:O3'	2.49	0.45
24:DA:2061:G:H5'	24:DA:2503:A:C2	2.52	0.45
24:DA:2550:G:C6	24:DA:2551:C:C4	3.05	0.45
24:DA:2887:A:H2'	24:DA:2887:A:N3	2.31	0.45
24:DA:28:A:OP2	59:DA:3209:HOH:O	2.21	0.45
57:DA:3188:NMY:C17	57:DA:3188:NMY:C1	2.91	0.45
24:DA:542:C:H2'	24:DA:543:G:C8	2.52	0.45
24:DA:813:U:H2'	24:DA:814:C:H6	1.82	0.45
24:DA:918:A:H4'	25:DB:97:C:O2	2.17	0.45
25:DB:42:C:O2'	29:DF:62:GLN:HB3	2.17	0.45

Continued on next page...

Continued from previous page...

Atom-1	Atom-2	Interatomic distance (Å)	Clash overlap (Å)
26:DC:86:ARG:HH11	26:DC:86:ARG:HG3	1.81	0.45
28:DE:115:GLN:OE1	28:DE:117:ARG:CD	2.65	0.45
28:DE:118:LEU:HD11	28:DE:188:MET:HG3	1.99	0.45
28:DE:15:SER:O	28:DE:16:GLU:C	2.55	0.45
28:DE:27:LEU:O	28:DE:28:VAL:C	2.55	0.45
31:DH:18:GLN:O	31:DH:19:VAL:HG13	2.17	0.45
32:DI:120:ASP:CG	32:DI:121:ILE:N	2.71	0.45
32:DI:16:MET:O	32:DI:18:ASN:N	2.50	0.45
1:CA:345:C:H5''	39:DP:33:GLU:O	2.17	0.45
41:DR:52:PRO:HG2	41:DR:52:PRO:O	2.16	0.45
42:DS:75:PHE:CD1	42:DS:104:THR:HB	2.51	0.45
45:DV:65:VAL:O	45:DV:68:LYS:N	2.50	0.45
1:AA:1190:G:H5'	3:AC:176:HIS:NE2	2.32	0.44
1:AA:1191:A:P	1:AA:1191:A:H3'	2.57	0.44
1:AA:1237:C:C5	1:AA:1336:C:C4	3.05	0.44
1:AA:1387:G:C2'	1:AA:1388:C:O5'	2.65	0.44
1:AA:159:G:N2	1:AA:161:A:O5'	2.50	0.44
1:AA:214:C:C4	1:AA:215:C:N4	2.84	0.44
1:AA:338:A:O5'	1:AA:338:A:H8	1.99	0.44
1:AA:3:A:H1'	1:AA:613:C:O4'	2.16	0.44
1:AA:64:G:C2	1:AA:67:C:N4	2.85	0.44
1:AA:682:G:O2'	1:AA:683:G:H5'	2.17	0.44
1:AA:705:G:N7	1:AA:706:A:C8	2.85	0.44
1:AA:980:C:OP2	59:AA:1860:HOH:O	2.21	0.44
1:AA:990:C:C4	1:AA:991:U:O4	2.70	0.44
2:AB:113:ARG:O	2:AB:114:LEU:C	2.56	0.44
2:AB:96:TRP:HH2	2:AB:175:GLU:CD	2.21	0.44
2:AB:99:GLY:HA2	2:AB:175:GLU:CD	2.37	0.44
3:AC:130:PHE:CD1	3:AC:130:PHE:C	2.90	0.44
3:AC:14:ILE:CG2	3:AC:15:VAL:HG13	2.46	0.44
4:AD:10:LYS:O	4:AD:13:ARG:HG2	2.16	0.44
4:AD:174:ASP:OD1	4:AD:174:ASP:N	2.50	0.44
4:AD:86:THR:O	4:AD:90:LEU:CG	2.65	0.44
7:AG:118:LEU:O	7:AG:121:ALA:HB3	2.17	0.44
8:AH:56:LYS:O	8:AH:58:GLU:N	2.51	0.44
8:AH:64:LYS:O	8:AH:71:VAL:HG12	2.17	0.44
8:AH:71:VAL:HG13	8:AH:72:VAL:N	2.32	0.44
1:AA:1523:G:OP1	11:AK:128:ARG:NH2	2.49	0.44
18:AR:23:TYR:HB2	18:AR:62:ALA:HB2	1.98	0.44
1:AA:1221:G:H5'	19:AS:36:ARG:NE	2.32	0.44
21:AU:53:VAL:HG23	21:AU:54:LYS:H	1.82	0.44

Continued on next page...

Continued from previous page...

Atom-1	Atom-2	Interatomic distance (Å)	Clash overlap (Å)
22:AV:70:G:N1	22:AV:71:G:C6	2.85	0.44
24:BA:2015:A:C4	50:B0:2:VAL:HG21	2.52	0.44
51:B1:27:ARG:C	51:B1:28:THR:HG23	2.37	0.44
53:B3:44:ARG:N	53:B3:45:PRO:CD	2.80	0.44
24:BA:1177:G:O2'	24:BA:1178:C:H5'	2.16	0.44
24:BA:1357:C:C5	24:BA:1358:G:C6	3.05	0.44
24:BA:137:U:O2'	24:BA:139:U:H2'	2.16	0.44
24:BA:1442:U:N3	24:BA:1443:U:C5	2.84	0.44
24:BA:694:U:OP1	24:BA:1569:A:H1'	2.17	0.44
24:BA:1747:U:H2'	24:BA:1748:C:C6	2.52	0.44
24:BA:1974:C:C4	24:BA:1975:G:C8	3.05	0.44
24:BA:2112:G:C6	24:BA:2113:U:C2	3.05	0.44
24:BA:2201:G:C5	24:BA:2202:U:C5	3.05	0.44
24:BA:2402:U:O2	24:BA:2404:U:OP2	2.36	0.44
24:BA:2403:C:N3	24:BA:2404:U:C5	2.85	0.44
24:BA:2614:A:O4'	50:B0:1:ALA:HB1	2.17	0.44
24:BA:2734:A:C2'	24:BA:2735:G:C5'	2.94	0.44
24:BA:2810:A:H5''	27:BD:62:LYS:HD2	2.00	0.44
24:BA:332:A:C6	24:BA:335:C:C2	3.05	0.44
24:BA:398:C:OP2	47:BX:52:ALA:CB	2.65	0.44
24:BA:448:U:O2	24:BA:448:U:O2'	2.24	0.44
24:BA:477:A:N6	24:BA:478:A:C6	2.85	0.44
24:BA:479:A:C2	24:BA:481:G:C5'	3.00	0.44
24:BA:86:G:C2'	24:BA:87:U:O5'	2.65	0.44
25:BB:114:C:C4'	38:BO:47:VAL:HG12	2.46	0.44
26:BC:59:GLN:HG2	26:BC:84:PRO:HB2	1.99	0.44
31:BH:25:TYR:HD1	31:BH:25:TYR:N	2.15	0.44
34:BK:86:LEU:CD2	34:BK:86:LEU:N	2.80	0.44
37:BN:8:ARG:NE	37:BN:43:GLU:OE1	2.50	0.44
40:BQ:73:ILE:CG2	40:BQ:78:PHE:HB2	2.47	0.44
24:BA:564:C:OP1	41:BR:79:ARG:NH1	2.51	0.44
42:BS:17:VAL:CG2	42:BS:18:ARG:N	2.80	0.44
42:BS:18:ARG:O	42:BS:19:LEU:C	2.55	0.44
43:BT:47:VAL:HG12	43:BT:55:VAL:HG11	1.98	0.44
44:BU:95:PHE:CZ	44:BU:102:ILE:HD13	2.51	0.44
45:BV:75:GLN:HA	45:BV:75:GLN:OE1	2.16	0.44
49:BZ:26:LEU:HD23	49:BZ:46:MET:HE2	1.99	0.44
1:CA:101:A:H2'	1:CA:102:G:H5'	2.00	0.44
1:CA:113:G:O4'	1:CA:354:G:H4'	2.17	0.44
1:CA:1169:A:N7	1:CA:1170:A:N1	2.65	0.44
1:CA:1219:A:C6	1:CA:1220:G:C5	3.05	0.44

Continued on next page...

Continued from previous page...

Atom-1	Atom-2	Interatomic distance (Å)	Clash overlap (Å)
1:CA:1507:A:C2	1:CA:1508:A:C4	3.05	0.44
1:CA:223:A:C4	1:CA:224:U:C5	3.05	0.44
1:CA:293:G:N2	1:CA:294:U:H1'	2.32	0.44
1:CA:373:A:N3	1:CA:481:G:N2	2.62	0.44
1:CA:446:G:H2'	1:CA:446:G:N3	2.31	0.44
1:CA:621:A:H2'	1:CA:622:A:O4'	2.17	0.44
1:CA:771:G:O2'	1:CA:772:U:H5'	2.17	0.44
1:CA:860:A:H3'	1:CA:861:G:C8	2.52	0.44
2:CB:150:GLY:O	2:CB:152:LYS:HG2	2.16	0.44
1:CA:19:A:H5'	5:CE:91:GLY:HA3	1.98	0.44
6:CF:84:VAL:HG22	6:CF:85:ILE:N	2.33	0.44
7:CG:42:ILE:CG1	7:CG:43:VAL:N	2.80	0.44
7:CG:74:GLU:O	7:CG:88:PRO:HA	2.16	0.44
13:CM:65:VAL:O	13:CM:66:GLU:C	2.55	0.44
16:CP:32:PHE:HD1	16:CP:32:PHE:C	2.20	0.44
16:CP:39:PHE:CD1	16:CP:40:ASN:N	2.84	0.44
22:CV:14:A:H2'	22:CV:15:G:C5'	2.47	0.44
55:CY:2:ILE:O	55:CY:3:SER:C	2.56	0.44
55:CY:78:VAL:O	55:CY:79:GLU:C	2.56	0.44
24:DA:1059:G:N7	24:DA:1060:U:N3	2.65	0.44
24:DA:1087:G:C5	24:DA:1089:A:C2	3.04	0.44
24:DA:1299:G:N2	24:DA:1642:G:C6	2.85	0.44
24:DA:1341:G:C6	43:DT:84:TYR:CE2	3.05	0.44
24:DA:1519:G:C5	24:DA:1520:U:C5	3.05	0.44
24:DA:729:G:C4	24:DA:1775:U:O2	2.70	0.44
24:DA:1786:A:H1'	24:DA:1938:A:N6	2.32	0.44
24:DA:1928:A:H2'	24:DA:1929:G:O4'	2.17	0.44
24:DA:2088:A:N6	24:DA:2089:C:N4	2.65	0.44
24:DA:2199:A:N6	24:DA:2224:G:H1'	2.31	0.44
24:DA:252:G:O6	53:D3:7:ARG:HG3	2.18	0.44
24:DA:269:C:C2	24:DA:424:G:C2	3.05	0.44
24:DA:272:A:H2'	24:DA:273:G:C8	2.52	0.44
24:DA:585:G:O2'	28:DE:77:ILE:HG22	2.17	0.44
24:DA:655:A:N3	24:DA:656:G:H1'	2.31	0.44
24:DA:975:A:C2	24:DA:990:A:C8	3.05	0.44
28:DE:142:ALA:O	28:DE:143:LEU:HD23	2.17	0.44
28:DE:24:ASN:OD1	28:DE:27:LEU:HD12	2.18	0.44
29:DF:127:TYR:H	29:DF:155:ILE:HD11	1.82	0.44
29:DF:174:PHE:HD2	29:DF:176:PHE:CD1	2.35	0.44
25:DB:43:C:O2'	29:DF:90:LEU:HA	2.16	0.44
30:DG:140:ILE:HG23	30:DG:141:GLY:N	2.31	0.44

Continued on next page...

Continued from previous page...

Atom-1	Atom-2	Interatomic distance (Å)	Clash overlap (Å)
31:DH:130:VAL:HG23	31:DH:131:SER:N	2.31	0.44
36:DM:57:VAL:C	36:DM:58:LYS:O	2.53	0.44
36:DM:60:GLN:HG2	36:DM:61:GLY:N	2.31	0.44
37:DN:33:ILE:O	37:DN:34:ILE:CG1	2.65	0.44
38:DO:51:ALA:O	38:DO:74:VAL:HG11	2.17	0.44
24:DA:2334:U:OP2	38:DO:9:ARG:NE	2.50	0.44
43:DT:82:LYS:CD	43:DT:84:TYR:HE1	2.29	0.44
1:AA:1095:U:N3	1:AA:1096:C:C4	2.86	0.44
1:AA:116:A:N1	1:AA:313:A:O2'	2.47	0.44
1:AA:1329:A:OP1	13:AM:29:ARG:HD2	2.18	0.44
1:AA:1381:U:C2'	1:AA:1382:C:O5'	2.65	0.44
1:AA:1438:G:HO2'	1:AA:1439:G:P	2.40	0.44
1:AA:1459:G:H2'	1:AA:1460:C:H5'	1.99	0.44
1:AA:1465:A:N7	1:AA:1466:C:C5	2.85	0.44
1:AA:1535:C:O2	1:AA:1536:C:C5	2.70	0.44
1:AA:1539:C:C2	23:AX:4:G:N2	2.85	0.44
1:AA:258:G:N1	1:AA:269:C:O2	2.50	0.44
1:AA:298:A:H3'	1:AA:299:G:H8	1.80	0.44
1:AA:624:C:N3	1:AA:625:U:N3	2.64	0.44
1:AA:66:A:O4'	1:AA:173:U:C4	2.70	0.44
1:AA:790:A:C2	1:AA:1497:G:H5''	2.53	0.44
1:AA:794:A:C6	1:AA:795:C:N4	2.85	0.44
1:AA:888:G:C4	1:AA:889:A:N7	2.85	0.44
1:AA:928:G:N1	1:AA:929:G:C5	2.85	0.44
1:AA:997:U:H2'	1:AA:998:C:O4'	2.17	0.44
3:AC:33:LEU:HD12	3:AC:36:ASP:HB2	1.99	0.44
6:AF:55:HIS:ND1	6:AF:55:HIS:N	2.64	0.44
7:AG:42:ILE:C	7:AG:42:ILE:HD12	2.37	0.44
9:AI:50:GLN:HG2	9:AI:51:PRO:CD	2.47	0.44
10:AJ:78:GLU:HB2	10:AJ:80:THR:HG23	1.99	0.44
12:AL:25:GLU:O	12:AL:26:ALA:C	2.55	0.44
13:AM:31:LYS:O	13:AM:32:ALA:C	2.55	0.44
14:AN:51:LEU:O	14:AN:52:PRO:C	2.56	0.44
16:AP:51:ARG:HG2	16:AP:52:LEU:N	2.30	0.44
21:AU:43:THR:O	21:AU:44:GLU:C	2.55	0.44
51:B1:39:ASP:CG	51:B1:42:VAL:HG12	2.37	0.44
24:BA:127:A:OP2	52:B2:46:LYS:CE	2.65	0.44
24:BA:1069:A:N1	24:BA:1073:A:C5	2.85	0.44
24:BA:1108:U:C5	24:BA:1109:C:C5	3.05	0.44
24:BA:1171:G:H2'	24:BA:1172:C:O4'	2.18	0.44
24:BA:1195:G:O2'	24:BA:1196:C:H5'	2.17	0.44

Continued on next page...

Continued from previous page...

Atom-1	Atom-2	Interatomic distance (Å)	Clash overlap (Å)
24:BA:1203:U:C5	24:BA:1204:A:C4	3.05	0.44
24:BA:1216:G:H2'	24:BA:1217:U:H5'	2.00	0.44
24:BA:1238:G:O2'	24:BA:1239:G:H5'	2.16	0.44
24:BA:1823:G:N7	59:BA:3661:HOH:O	2.35	0.44
24:BA:189:G:H2'	24:BA:205:G:N2	2.32	0.44
24:BA:1987:A:C2	24:BA:1988:G:C5	3.05	0.44
24:BA:2352:A:H2'	24:BA:2353:G:C5'	2.45	0.44
24:BA:2369:A:N6	24:BA:2382:G:O6	2.50	0.44
24:BA:2525:G:N2	24:BA:2526:G:C5	2.85	0.44
24:BA:2591:C:H2'	24:BA:2592:G:H8	1.82	0.44
24:BA:2668:G:C4	24:BA:2669:G:C8	3.05	0.44
24:BA:2671:G:H2'	24:BA:2671:G:N3	2.32	0.44
24:BA:2720:U:C6	24:BA:2872:A:N6	2.84	0.44
24:BA:2628:C:O4'	24:BA:2781:A:C2	2.70	0.44
24:BA:2796:U:C4	24:BA:2798:U:C2	3.05	0.44
24:BA:392:U:N3	24:BA:393:C:C5	2.85	0.44
24:BA:371:A:N6	24:BA:402:A:OP2	2.47	0.44
24:BA:532:A:N3	24:BA:532:A:C2'	2.78	0.44
24:BA:584:C:H2'	24:BA:585:G:H8	1.81	0.44
24:BA:659:G:O2'	28:BE:95:LYS:HD3	2.17	0.44
24:BA:852:U:C4	24:BA:853:C:C4	3.05	0.44
25:BB:116:G:OP1	38:BO:55:GLU:HG3	2.17	0.44
26:BC:42:ARG:HH12	26:BC:48:ILE:HD11	1.82	0.44
26:BC:4:LYS:O	26:BC:5:CYS:C	2.55	0.44
28:BE:2:GLU:HG2	28:BE:13:THR:HG22	1.98	0.44
34:BK:31:ARG:C	34:BK:32:TYR:CD1	2.90	0.44
35:BL:37:GLY:O	35:BL:40:SER:OG	2.35	0.44
40:BQ:64:ILE:HG12	40:BQ:94:LEU:HB3	1.99	0.44
40:BQ:70:GLN:HA	40:BQ:70:GLN:OE1	2.17	0.44
40:BQ:7:VAL:C	40:BQ:9:ALA:N	2.71	0.44
41:BR:55:ASP:O	41:BR:56:GLY:O	2.35	0.44
42:BS:21:ALA:C	42:BS:23:LEU:H	2.20	0.44
45:BV:26:PHE:CD1	45:BV:27:PRO:O	2.70	0.44
1:CA:1012:A:N1	1:CA:1013:G:N3	2.65	0.44
1:CA:1114:C:N3	1:CA:1115:U:C4	2.85	0.44
1:CA:1142:G:N7	1:CA:1143:G:C4	2.85	0.44
1:CA:1204:A:C2	1:CA:1205:U:H1'	2.52	0.44
1:CA:121:U:C4'	1:CA:121:U:OP2	2.65	0.44
1:CA:1330:U:C5	1:CA:1331:G:C6	3.04	0.44
1:CA:1329:A:C2	1:CA:1330:U:H1'	2.52	0.44
1:CA:1435:G:C6	1:CA:1436:U:C4	3.05	0.44

Continued on next page...

Continued from previous page...

Atom-1	Atom-2	Interatomic distance (Å)	Clash overlap (Å)
1:CA:1449:C:N3	1:CA:1454:G:O6	2.51	0.44
1:CA:174:A:C6	1:CA:175:C:C6	3.05	0.44
1:CA:246:A:C6	1:CA:279:A:C8	3.05	0.44
1:CA:247:G:C6	1:CA:248:C:C5	3.05	0.44
1:CA:329:A:N1	1:CA:332:G:C4	2.85	0.44
1:CA:401:C:H2'	1:CA:402:G:C8	2.52	0.44
1:CA:444:G:C2'	1:CA:445:G:O5'	2.65	0.44
1:CA:374:A:H5''	1:CA:452:A:C2	2.52	0.44
1:CA:452:A:H8	1:CA:453:G:C8	2.35	0.44
1:CA:605:U:C2'	1:CA:606:G:O5'	2.65	0.44
1:CA:612:C:O2	1:CA:629:A:C2	2.71	0.44
1:CA:62:U:O2'	1:CA:63:C:H5'	2.17	0.44
1:CA:738:C:O2'	1:CA:739:C:H5'	2.13	0.44
1:CA:954:G:C2	1:CA:955:U:C2	3.06	0.44
1:CA:966:G:N3	9:CI:129:LYS:NZ	2.65	0.44
1:CA:987:G:C2	1:CA:1219:A:N1	2.85	0.44
1:CA:830:G:H5''	2:CB:23:TRP:NE1	2.32	0.44
2:CB:28:LYS:HB2	2:CB:29:PRO:HD3	1.99	0.44
2:CB:33:GLY:HA2	2:CB:40:ILE:HG23	1.98	0.44
2:CB:90:PHE:CE2	2:CB:154:MET:CB	3.01	0.44
4:CD:27:ALA:O	4:CD:28:ILE:CB	2.64	0.44
5:CE:115:LEU:HD22	5:CE:120:VAL:HG21	1.98	0.44
6:CF:43:GLY:HA2	6:CF:58:HIS:CD2	2.52	0.44
7:CG:136:LYS:HE2	7:CG:137:LYS:N	2.32	0.44
8:CH:106:THR:O	8:CH:107:SER:C	2.54	0.44
13:CM:108:THR:CG2	13:CM:109:ARG:HG3	2.47	0.44
13:CM:108:THR:HG22	13:CM:109:ARG:HG3	2.00	0.44
14:CN:41:ARG:O	14:CN:42:TRP:C	2.56	0.44
14:CN:93:ILE:HG21	14:CN:96:LEU:CD2	2.46	0.44
15:CO:10:LYS:HG2	15:CO:11:ILE:H	1.82	0.44
17:CQ:69:LYS:O	17:CQ:70:THR:CB	2.65	0.44
19:CS:13:LEU:O	19:CS:16:LEU:HB3	2.17	0.44
19:CS:31:LEU:O	19:CS:50:ALA:HB3	2.18	0.44
21:CU:29:LEU:HD23	21:CU:30:ALA:N	2.33	0.44
21:CU:41:PRO:C	21:CU:43:THR:N	2.71	0.44
22:CV:14:A:C2'	22:CV:15:G:H5'	2.47	0.44
55:CY:114:THR:HG22	55:CY:115:LYS:N	2.31	0.44
24:DA:686:U:HO2'	52:D2:5:PHE:HA	1.82	0.44
24:DA:1039:A:H2'	24:DA:1040:A:H5''	2.00	0.44
24:DA:1384:A:H1'	24:DA:1405:U:H1'	1.98	0.44
24:DA:134:G:C2	24:DA:146:A:C2	3.04	0.44

Continued on next page...

Continued from previous page...

Atom-1	Atom-2	Interatomic distance (Å)	Clash overlap (Å)
24:DA:1678:A:H2'	24:DA:1679:A:O4'	2.17	0.44
24:DA:152:A:C2	24:DA:175:G:C2	3.04	0.44
24:DA:1913:A:N3	24:DA:1914:C:H5''	2.31	0.44
55:CY:126:VAL:HG11	24:DA:1963:U:O2	2.17	0.44
24:DA:2179:C:C5	24:DA:2180:U:C5	3.05	0.44
24:DA:2194:U:N3	24:DA:2195:U:C5	2.85	0.44
24:DA:2270:A:H2'	24:DA:2271:G:C8	2.52	0.44
24:DA:2360:G:H1'	35:DL:60:ARG:HD3	1.99	0.44
24:DA:2404:U:O4	24:DA:2405:G:C6	2.70	0.44
24:DA:2444:G:OP2	28:DE:63:LYS:HE3	2.18	0.44
24:DA:2522:U:H2'	24:DA:2523:G:H5'	1.98	0.44
24:DA:368:A:C2'	24:DA:369:U:H5'	2.47	0.44
24:DA:718:A:H5''	24:DA:719:C:OP2	2.17	0.44
24:DA:749:A:N3	24:DA:1618:A:H2'	2.32	0.44
27:DD:50:VAL:HG23	27:DD:51:THR:N	2.32	0.44
27:DD:48:ILE:O	27:DD:81:GLU:HA	2.17	0.44
24:DA:1205:A:N1	28:DE:165:HIS:HB2	2.31	0.44
29:DF:121:PHE:CD1	29:DF:127:TYR:CD1	3.05	0.44
31:DH:116:ARG:HH12	31:DH:133:GLN:HA	1.83	0.44
37:DN:117:ASP:OD1	37:DN:118:ARG:N	2.50	0.44
39:DP:30:TRP:CE2	39:DP:39:LEU:CD1	3.01	0.44
41:DR:39:LEU:HA	41:DR:49:ILE:HG13	1.99	0.44
42:DS:15:GLN:O	42:DS:16:LYS:C	2.55	0.44
24:DA:856:G:O4'	46:DW:27:GLY:HA3	2.17	0.44
49:DZ:36:GLU:C	49:DZ:37:ARG:HG2	2.38	0.44
1:AA:104:G:C2'	1:AA:105:G:H5'	2.47	0.44
1:AA:1109:C:H2'	1:AA:1110:A:O4'	2.17	0.44
1:AA:1423:G:N2	1:AA:1478:U:H1'	2.32	0.44
1:AA:1486:G:H2'	1:AA:1487:G:C1'	2.47	0.44
1:AA:212:G:C2	1:AA:213:G:C8	3.05	0.44
1:AA:529:G:C4'	1:AA:530:G:OP2	2.65	0.44
1:AA:826:C:N3	1:AA:827:U:C5	2.85	0.44
1:AA:859:G:H2'	1:AA:860:A:O4'	2.18	0.44
1:AA:931:C:N3	1:AA:932:C:C5	2.86	0.44
1:AA:943:U:H2'	1:AA:944:G:H5'	2.00	0.44
2:AB:90:PHE:CG	2:AB:154:MET:CE	2.97	0.44
2:AB:76:ALA:CB	2:AB:210:VAL:HG11	2.46	0.44
2:AB:21:ARG:HD3	2:AB:23:TRP:CD1	2.52	0.44
4:AD:78:GLU:O	4:AD:81:ARG:CB	2.66	0.44
6:AF:77:THR:HB	6:AF:80:PHE:CD1	2.52	0.44
8:AH:84:ARG:O	8:AH:85:ILE:HG13	2.17	0.44

Continued on next page...

Continued from previous page...

Atom-1	Atom-2	Interatomic distance (Å)	Clash overlap (Å)
9:AI:30:ILE:O	9:AI:31:ASN:C	2.56	0.44
10:AJ:42:LEU:HD23	10:AJ:71:LEU:HG	1.98	0.44
13:AM:80:LEU:HD11	13:AM:88:GLY:HA2	1.99	0.44
17:AQ:31:HIS:HA	17:AQ:32:PRO:HD2	1.72	0.44
1:AA:564:C:H5'	17:AQ:34:TYR:CE1	2.52	0.44
17:AQ:58:VAL:O	17:AQ:59:VAL:HG13	2.16	0.44
23:AX:10:A:C4	23:AX:11:A:N7	2.84	0.44
51:B1:12:SER:N	51:B1:48:TYR:CD2	2.85	0.44
24:BA:2419:U:OP2	53:B3:32:LEU:HB3	2.18	0.44
24:BA:2538:C:O2'	54:B4:3:VAL:CG2	2.65	0.44
24:BA:1129:A:H1'	24:BA:2516:A:H1'	1.99	0.44
24:BA:1244:A:P	35:BL:7:SER:HG	2.39	0.44
24:BA:1763:G:H2'	24:BA:1764:C:H5'	1.99	0.44
24:BA:2094:A:C5'	31:BH:25:TYR:CD2	3.01	0.44
24:BA:2107:G:C2	24:BA:2108:A:N3	2.85	0.44
24:BA:2311:A:C2	29:BF:76:PHE:CB	2.99	0.44
24:BA:2408:U:N3	24:BA:2409:G:C5	2.85	0.44
24:BA:2477:U:H4'	24:BA:2479:U:O4	2.18	0.44
24:BA:2564:A:C2	24:BA:2647:U:H4'	2.53	0.44
24:BA:2703:C:O2'	24:BA:2704:C:P	2.76	0.44
24:BA:2048:G:H4'	24:BA:2823:A:C2	2.51	0.44
24:BA:2824:C:C4	24:BA:2825:G:N7	2.85	0.44
24:BA:85:G:OP1	44:BU:5:ARG:CB	2.65	0.44
24:BA:969:G:C5	24:BA:970:U:C5	3.06	0.44
25:BB:7:G:O3'	38:BO:29:HIS:CG	2.69	0.44
26:BC:160:TYR:CD1	26:BC:160:TYR:O	2.71	0.44
26:BC:175:LEU:CD1	26:BC:179:GLU:O	2.64	0.44
26:BC:183:VAL:HG12	26:BC:187:CYS:SG	2.57	0.44
26:BC:75:ALA:N	26:BC:116:GLN:OE1	2.50	0.44
24:BA:743:A:OP1	27:BD:135:GLY:HA2	2.18	0.44
31:BH:125:THR:OG1	31:BH:126:GLY:N	2.50	0.44
35:BL:73:ILE:HG23	35:BL:104:GLN:O	2.17	0.44
35:BL:2:ARG:HA	35:BL:5:THR:HG22	1.99	0.44
24:BA:2293:G:C5'	38:BO:94:ARG:NH2	2.81	0.44
24:BA:2330:G:H21	46:BW:42:GLY:HA2	1.81	0.44
48:BY:41:HIS:CE1	48:BY:42:LEU:CD1	3.00	0.44
49:BZ:26:LEU:CD2	49:BZ:46:MET:HE2	2.48	0.44
1:CA:1000:A:N3	1:CA:1041:G:N2	2.65	0.44
1:CA:105:G:C5	1:CA:106:C:C4	3.05	0.44
1:CA:1289:A:H5'	1:CA:1290:G:OP2	2.17	0.44
1:CA:1355:G:O6	1:CA:1367:C:N3	2.51	0.44

Continued on next page...

Continued from previous page...

Atom-1	Atom-2	Interatomic distance (Å)	Clash overlap (Å)
1:CA:1377:A:H4'	1:CA:1378:C:OP2	2.18	0.44
1:CA:141:G:H8	1:CA:141:G:O5'	2.00	0.44
1:CA:1521:C:N3	1:CA:1522:U:C4	2.85	0.44
1:CA:230:G:H2'	1:CA:231:U:O4'	2.17	0.44
1:CA:255:G:H2'	1:CA:256:U:C6	2.52	0.44
1:CA:490:C:H2'	1:CA:491:G:C8	2.52	0.44
1:CA:552:U:C2'	1:CA:553:A:H5'	2.48	0.44
1:CA:555:U:C4	1:CA:556:C:N4	2.85	0.44
1:CA:628:G:N2	1:CA:629:A:N3	2.66	0.44
1:CA:633:G:O2'	1:CA:634:C:O5'	2.29	0.44
1:CA:751:U:C5	1:CA:752:G:O6	2.71	0.44
1:CA:809:G:H2'	1:CA:810:C:O4'	2.18	0.44
1:CA:947:G:O3'	13:CM:108:THR:HB	2.18	0.44
2:CB:71:GLY:CA	2:CB:164:ILE:HG22	2.47	0.44
2:CB:220:THR:HG22	2:CB:221:VAL:N	2.32	0.44
7:CG:116:MET:CE	7:CG:119:ARG:NH1	2.81	0.44
7:CG:42:ILE:HG13	7:CG:43:VAL:HG23	1.99	0.44
1:CA:1344:C:OP1	9:CI:124:ARG:CZ	2.66	0.44
11:CK:37:ARG:HG3	11:CK:38:GLN:N	2.32	0.44
12:CL:112:GLN:O	12:CL:113:ALA:HB3	2.17	0.44
13:CM:24:GLY:CA	13:CM:69:LEU:CD2	2.94	0.44
13:CM:67:GLY:O	13:CM:71:ARG:NH2	2.50	0.44
14:CN:31:SER:O	14:CN:32:ASP:HB2	2.17	0.44
22:CV:52:G:C6	22:CV:53:G:C5	3.06	0.44
22:CV:52:G:C6	22:CV:53:G:C6	3.05	0.44
55:CY:11:VAL:O	55:CY:12:ARG:C	2.56	0.44
55:CY:156:SER:C	55:CY:158:ASP:O	2.56	0.44
50:D0:27:LEU:O	50:D0:28:SER:O	2.36	0.44
22:CV:62:C:O2'	51:D1:27:ARG:NH1	2.51	0.44
24:DA:1112:G:C5	24:DA:1113:U:C5	3.06	0.44
24:DA:1266:G:O2'	24:DA:1267:U:OP2	2.36	0.44
24:DA:1547:C:H2'	24:DA:1548:A:O4'	2.17	0.44
24:DA:163:C:H2'	24:DA:164:C:C6	2.53	0.44
24:DA:1650:A:H2'	24:DA:1651:G:H5''	1.99	0.44
24:DA:1819:A:H4'	24:DA:1820:U:H5''	1.98	0.44
24:DA:1845:G:N3	24:DA:1896:G:C2	2.85	0.44
24:DA:1847:A:C2'	24:DA:1848:A:C8	3.01	0.44
24:DA:1979:U:O2'	24:DA:1980:G:H5'	2.17	0.44
24:DA:2092:U:OP2	31:DH:27:ARG:NE	2.51	0.44
24:DA:2888:C:H2'	24:DA:2889:C:H6	1.82	0.44
24:DA:461:C:C2'	24:DA:462:C:H5'	2.47	0.44

Continued on next page...

Continued from previous page...

Atom-1	Atom-2	Interatomic distance (Å)	Clash overlap (Å)
24:DA:651:G:OP1	53:D3:18:LYS:HG2	2.17	0.44
24:DA:849:A:H2'	24:DA:850:U:C6	2.52	0.44
28:DE:129:PRO:HB3	28:DE:159:LEU:HD11	1.97	0.44
24:DA:2315:G:C4'	29:DF:124:ARG:HH22	2.31	0.44
31:DH:94:ILE:H	31:DH:122:LEU:HB2	1.76	0.44
33:DJ:65:THR:HG22	33:DJ:68:LYS:NZ	2.32	0.44
24:DA:2495:G:O2'	36:DM:82:MET:HE3	2.18	0.44
24:DA:2378:A:N3	38:DO:18:LEU:HD11	2.31	0.44
41:DR:52:PRO:O	41:DR:53:PHE:CB	2.65	0.44
24:DA:1312:U:C6	43:DT:64:LYS:HE3	2.52	0.44
1:AA:1004:A:H5'	1:AA:1024:G:N2	2.31	0.44
1:AA:1015:G:C5	1:AA:1016:A:C5	3.05	0.44
1:AA:1122:U:C4	1:AA:1123:U:C5	3.05	0.44
1:AA:1189:U:H5'	3:AC:5:VAL:HG21	1.98	0.44
1:AA:1299:A:C5	1:AA:1301:U:O2	2.71	0.44
1:AA:1319:A:OP1	19:AS:5:LEU:HD12	2.17	0.44
1:AA:131:A:C2	1:AA:132:C:C2	3.06	0.44
1:AA:1324:A:C6	1:AA:1325:C:C2	3.06	0.44
1:AA:1446:A:H2	1:AA:1447:A:C4	2.35	0.44
57:AA:1655:NMY:H172	57:AA:1655:NMY:H19	1.99	0.44
1:AA:253:A:N6	1:AA:274:A:N6	2.66	0.44
1:AA:38:G:N1	1:AA:397:A:OP1	2.50	0.44
1:AA:411:A:N7	1:AA:429:U:C5	2.85	0.44
1:AA:505:G:N7	1:AA:535:A:N3	2.66	0.44
2:AB:23:TRP:CZ3	2:AB:25:PRO:CB	3.01	0.44
3:AC:79:LYS:C	3:AC:81:GLY:N	2.70	0.44
4:AD:79:ALA:O	4:AD:80:ALA:C	2.56	0.44
5:AE:83:HIS:N	5:AE:147:MET:HE3	2.32	0.44
6:AF:47:LEU:HD21	6:AF:57:ALA:HB3	1.98	0.44
7:AG:127:ALA:CA	7:AG:135:VAL:HG11	2.37	0.44
8:AH:10:MET:C	8:AH:12:THR:N	2.71	0.44
1:AA:587:G:OP1	8:AH:84:ARG:NH2	2.50	0.44
9:AI:25:ASN:HA	9:AI:59:GLU:O	2.17	0.44
11:AK:40:ASN:O	11:AK:41:ALA:O	2.35	0.44
12:AL:24:LEU:O	12:AL:25:GLU:C	2.54	0.44
13:AM:22:ILE:O	13:AM:22:ILE:HG13	2.17	0.44
13:AM:16:VAL:HG13	13:AM:41:GLU:HA	1.97	0.44
13:AM:47:GLU:CG	13:AM:47:GLU:O	2.65	0.44
13:AM:65:VAL:O	13:AM:69:LEU:CB	2.65	0.44
13:AM:96:PRO:CA	13:AM:109:ARG:HG3	2.47	0.44
3:AC:18:TRP:CD1	14:AN:93:ILE:O	2.71	0.44

Continued on next page...

Continued from previous page...

Atom-1	Atom-2	Interatomic distance (Å)	Clash overlap (Å)
17:AQ:59:VAL:HB	17:AQ:60:GLU:H	1.68	0.44
18:AR:50:LYS:O	18:AR:53:ARG:N	2.51	0.44
1:AA:1318:A:H4'	19:AS:10:PHE:CE2	2.52	0.44
20:AT:71:LYS:HD3	20:AT:75:HIS:HE1	1.81	0.44
24:BA:1070:A:C8	24:BA:1096:A:O3'	2.71	0.44
24:BA:1322:A:N7	24:BA:1323:C:C5	2.85	0.44
24:BA:1478:G:N1	24:BA:1479:G:N7	2.64	0.44
24:BA:2057:G:OP2	59:BA:3490:HOH:O	2.21	0.44
24:BA:2295:C:N4	24:BA:2296:U:O4	2.49	0.44
24:BA:2303:G:N2	24:BA:2304:G:C4	2.85	0.44
24:BA:243:U:C2'	24:BA:244:A:H5''	2.48	0.44
24:BA:2593:U:H2'	24:BA:2594:C:H6	1.83	0.44
24:BA:2617:U:H2'	24:BA:2618:G:C5'	2.48	0.44
24:BA:2640:G:OP2	33:BJ:96:ARG:NH1	2.50	0.44
24:BA:270:A:C2	24:BA:369:U:H4'	2.52	0.44
24:BA:28:A:C2'	24:BA:29:U:H5'	2.47	0.44
24:BA:31:C:O3'	24:BA:1238:G:C5'	2.65	0.44
24:BA:391:A:N7	24:BA:392:U:C5	2.85	0.44
24:BA:532:A:H4'	24:BA:533:G:O4'	2.17	0.44
24:BA:681:G:H2'	24:BA:682:G:O4'	2.17	0.44
24:BA:881:G:N2	24:BA:882:G:C6	2.83	0.44
25:BB:15:A:C4	25:BB:109:A:C2	3.06	0.44
25:BB:45:A:C2	25:BB:46:A:N9	2.85	0.44
26:BC:134:ILE:HA	26:BC:135:PRO:HD3	1.82	0.44
24:BA:784:G:N1	26:BC:227:VAL:HG21	2.33	0.44
27:BD:98:VAL:C	27:BD:100:LEU:H	2.19	0.44
27:BD:120:GLY:C	27:BD:121:THR:HG22	2.38	0.44
27:BD:125:TRP:CB	27:BD:160:LYS:HE2	2.47	0.44
30:BG:148:ARG:C	30:BG:150:TYR:H	2.20	0.44
31:BH:130:VAL:HG21	31:BH:132:PHE:CE1	2.53	0.44
32:BI:128:ILE:HG22	32:BI:128:ILE:O	2.17	0.44
32:BI:7:TYR:O	32:BI:8:VAL:HG13	2.17	0.44
34:BK:88:ASN:HB3	34:BK:92:GLU:O	2.17	0.44
35:BL:64:PHE:N	35:BL:64:PHE:CD1	2.85	0.44
36:BM:78:LEU:HD23	36:BM:79:ALA:N	2.32	0.44
37:BN:43:GLU:O	37:BN:44:LEU:C	2.55	0.44
42:BS:3:THR:OG1	42:BS:58:ALA:HB1	2.18	0.44
24:BA:480:A:O3'	44:BU:43:LYS:HG3	2.17	0.44
24:BA:2262:U:OP1	46:BW:19:LYS:HG3	2.17	0.44
1:CA:1053:G:O2'	1:CA:1199:U:H5	2.00	0.44
1:CA:1057:G:H2'	1:CA:1058:G:O5'	2.17	0.44

Continued on next page...

Continued from previous page...

Atom-1	Atom-2	Interatomic distance (Å)	Clash overlap (Å)
1:CA:1258:G:H2'	1:CA:1259:C:H6	1.82	0.44
1:CA:1287:A:N6	1:CA:1288:A:C6	2.85	0.44
1:CA:1316:G:C4	1:CA:1318:A:OP2	2.70	0.44
1:CA:1371:G:C4	1:CA:1372:U:C5	3.05	0.44
1:CA:1435:G:C5	1:CA:1436:U:C4	3.05	0.44
1:CA:1514:G:C2	1:CA:1515:G:C4	3.06	0.44
1:CA:146:G:N2	1:CA:177:G:C8	2.85	0.44
1:CA:191:G:C4	1:CA:192:A:C8	3.05	0.44
1:CA:625:U:H2'	1:CA:626:G:H8	1.82	0.44
1:CA:581:G:C6	1:CA:758:C:C6	3.05	0.44
1:CA:789:U:C6	1:CA:791:G:OP2	2.69	0.44
1:CA:852:G:H2'	1:CA:853:C:O4'	2.18	0.44
1:CA:862:C:C5	1:CA:863:U:C5	3.05	0.44
1:CA:954:G:C5	1:CA:955:U:C4	3.05	0.44
3:CC:36:ASP:O	3:CC:39:VAL:HG22	2.17	0.44
4:CD:81:ARG:O	4:CD:82:LEU:HG	2.16	0.44
1:CA:934:C:OP2	7:CG:3:ARG:NH2	2.50	0.44
7:CG:43:VAL:O	7:CG:46:ALA:HB3	2.18	0.44
7:CG:7:ILE:CG2	7:CG:8:GLY:N	2.80	0.44
11:CK:20:VAL:HG22	11:CK:21:ALA:N	2.33	0.44
1:CA:705:G:N1	11:CK:44:TRP:CZ3	2.85	0.44
12:CL:52:VAL:HG23	12:CL:53:CYS:N	2.31	0.44
13:CM:25:VAL:O	13:CM:25:VAL:HG23	2.17	0.44
13:CM:40:ALA:O	13:CM:41:GLU:C	2.56	0.44
17:CQ:29:VAL:O	17:CQ:37:PHE:HA	2.17	0.44
19:CS:8:GLY:O	19:CS:9:PRO:O	2.36	0.44
22:CV:61:C:C4	22:CV:62:C:C5	3.05	0.44
22:CV:70:G:C2	22:CV:71:G:H1'	2.52	0.44
24:DA:1190:G:OP1	35:DL:32:GLY:CA	2.65	0.44
24:DA:124:G:C6	52:D2:19:ARG:NH1	2.85	0.44
24:DA:1394:U:C4	24:DA:1395:A:C6	3.05	0.44
24:DA:1478:G:C2'	24:DA:1478:G:N3	2.80	0.44
24:DA:1533:C:C2	24:DA:1534:U:H1'	2.52	0.44
24:DA:1558:C:C2	24:DA:1560:G:C4	3.05	0.44
24:DA:1561:C:N3	24:DA:1562:U:C5	2.85	0.44
24:DA:1619:G:C2'	24:DA:1620:G:C5'	2.94	0.44
24:DA:1627:G:C2	24:DA:1628:G:C8	3.05	0.44
24:DA:1838:C:C5	24:DA:1899:A:C5	3.06	0.44
24:DA:1936:A:C2	24:DA:1943:U:O4	2.70	0.44
24:DA:197:A:O4'	24:DA:2068:U:C2	2.71	0.44
24:DA:2204:G:HO2'	24:DA:2205:A:P	2.38	0.44

Continued on next page...

Continued from previous page...

Atom-1	Atom-2	Interatomic distance (Å)	Clash overlap (Å)
24:DA:2213:U:H4'	24:DA:2214:C:OP2	2.17	0.44
24:DA:2552:U:C2	24:DA:2554:U:H5''	2.53	0.44
24:DA:370:G:O6	24:DA:424:G:C5	2.71	0.44
24:DA:49:A:C5'	24:DA:51:G:O4'	2.66	0.44
24:DA:481:G:H1'	24:DA:507:A:N1	2.32	0.44
24:DA:646:U:C3'	24:DA:647:G:H5''	2.48	0.44
24:DA:649:G:H2'	24:DA:650:C:C6	2.52	0.44
24:DA:735:A:H2'	24:DA:736:C:O5'	2.17	0.44
28:DE:85:PHE:O	28:DE:86:ALA:C	2.56	0.44
34:DK:33:ALA:HB2	34:DK:39:ILE:HG22	1.99	0.44
36:DM:96:ILE:HG21	36:DM:126:ILE:CD1	2.47	0.44
40:DQ:5:ARG:O	40:DQ:6:GLY:C	2.56	0.44
41:DR:51:VAL:HB	41:DR:52:PRO:HD3	2.00	0.44
43:DT:35:ALA:O	43:DT:38:ALA:HB3	2.18	0.44
24:DA:1335:C:P	43:DT:68:LYS:HZ3	2.39	0.44
24:DA:499:U:H4'	44:DU:42:LYS:HE3	2.00	0.44
44:DU:11:ILE:HD11	44:DU:79:ALA:CB	2.48	0.44
1:AA:1095:U:N3	1:AA:1096:C:N3	2.65	0.44
1:AA:1129:C:C2	1:AA:1144:G:N2	2.85	0.44
1:AA:1166:G:N2	1:AA:1171:A:N6	2.65	0.44
1:AA:1224:U:O2'	1:AA:1322:C:OP1	2.34	0.44
1:AA:204:G:C6	1:AA:205:A:C6	3.06	0.44
1:AA:242:G:C2	1:AA:245:U:C4	3.05	0.44
1:AA:35:G:N1	1:AA:36:C:C4	2.85	0.44
1:AA:439:U:C4	1:AA:440:C:C5	3.06	0.44
1:AA:563:A:N1	1:AA:567:G:C2	2.86	0.44
1:AA:64:G:N1	1:AA:67:C:N4	2.65	0.44
1:AA:671:G:C6	1:AA:672:U:O2	2.71	0.44
1:AA:757:U:H2'	1:AA:758:C:O4'	2.17	0.44
3:AC:22:TRP:CE3	10:AJ:95:GLY:N	2.86	0.44
4:AD:102:VAL:C	4:AD:103:TYR:CD1	2.91	0.44
4:AD:124:MET:SD	4:AD:146:ARG:CZ	3.04	0.44
4:AD:16:GLY:HA2	4:AD:35:GLU:HB2	2.00	0.44
5:AE:95:PHE:O	5:AE:96:MET:HE3	2.18	0.44
6:AF:29:ILE:N	6:AF:29:ILE:HD12	2.33	0.44
6:AF:8:PHE:CE1	6:AF:60:VAL:HG21	2.52	0.44
7:AG:138:ARG:HG3	7:AG:139:GLU:N	2.33	0.44
7:AG:22:LEU:HA	7:AG:25:LYS:HE3	2.00	0.44
8:AH:101:ILE:CG2	8:AH:103:VAL:CG2	2.95	0.44
1:AA:590:U:OP1	8:AH:31:LYS:N	2.50	0.44
8:AH:78:VAL:CG2	8:AH:125:ILE:O	2.65	0.44

Continued on next page...

Continued from previous page...

Atom-1	Atom-2	Interatomic distance (Å)	Clash overlap (Å)
9:AI:67:VAL:HG11	9:AI:75:GLN:HG2	1.99	0.44
13:AM:68:ASP:O	13:AM:69:LEU:C	2.52	0.44
16:AP:20:VAL:HG11	16:AP:32:PHE:CD2	2.53	0.44
17:AQ:12:VAL:O	17:AQ:13:VAL:HG23	2.18	0.44
17:AQ:49:GLU:O	17:AQ:50:ASN:C	2.55	0.44
17:AQ:5:ILE:O	17:AQ:5:ILE:CG2	2.65	0.44
1:AA:235:C:H4'	17:AQ:73:TRP:CH2	2.52	0.44
1:AA:664:G:H5'	18:AR:53:ARG:NH2	2.33	0.44
22:AV:59:U:C4	22:AV:60:U:C4	3.06	0.44
50:B0:2:VAL:HG13	50:B0:3:GLN:CB	2.48	0.44
24:BA:2284:A:C3'	51:B1:5:ARG:NH1	2.81	0.44
54:B4:3:VAL:HG11	54:B4:36:ARG:NH2	2.32	0.44
24:BA:1086:A:H5'	24:BA:1087:G:OP1	2.18	0.44
24:BA:1185:G:H5''	59:BA:3581:HOH:O	2.17	0.44
24:BA:1283:G:N1	24:BA:1286:A:OP2	2.51	0.44
24:BA:1356:G:C6	24:BA:1357:C:C2	3.06	0.44
24:BA:1833:C:N3	24:BA:1834:U:C5	2.86	0.44
24:BA:1906:G:O2'	24:BA:1907:G:H5'	2.17	0.44
24:BA:2111:U:O2	24:BA:2111:U:O4'	2.35	0.44
24:BA:2131:U:H1'	24:BA:2133:G:H1'	2.00	0.44
24:BA:2123:G:C2	24:BA:2176:A:C4	3.06	0.44
24:BA:2379:G:O6	24:BA:2380:C:N4	2.50	0.44
24:BA:2382:G:H3'	24:BA:2383:G:H5'	1.99	0.44
24:BA:2467:C:H2'	24:BA:2468:A:H5'	2.00	0.44
24:BA:2683:C:C6	24:BA:2684:U:C5	3.06	0.44
24:BA:271:G:C2	24:BA:367:G:N3	2.86	0.44
24:BA:415:A:O2'	24:BA:1866:A:OP1	2.36	0.44
24:BA:583:G:C6	24:BA:584:C:N4	2.86	0.44
24:BA:781:A:C8	26:BC:217:PRO:HG2	2.53	0.44
24:BA:83:A:C2	24:BA:104:A:N6	2.86	0.44
25:BB:20:G:H2'	25:BB:21:G:C8	2.52	0.44
24:BA:320:A:OP1	28:BE:130:LYS:CE	2.65	0.44
29:BF:121:PHE:O	29:BF:122:ASP:C	2.55	0.44
29:BF:127:TYR:O	29:BF:155:ILE:HG22	2.17	0.44
31:BH:11:ASN:HB3	31:BH:12:LEU:HD23	1.99	0.44
32:BI:124:MET:O	32:BI:127:SER:O	2.36	0.44
33:BJ:122:LEU:HG	33:BJ:124:VAL:CG2	2.48	0.44
37:BN:115:LEU:HD12	37:BN:115:LEU:H	1.82	0.44
24:BA:2839:G:H4'	37:BN:49:GLU:OE1	2.17	0.44
38:BO:17:LYS:O	38:BO:19:GLN:N	2.50	0.44
38:BO:10:ARG:HG2	38:BO:96:GLY:HA2	1.98	0.44

Continued on next page...

Continued from previous page...

Atom-1	Atom-2	Interatomic distance (Å)	Clash overlap (Å)
39:BP:32:VAL:O	39:BP:33:GLU:C	2.55	0.44
41:BR:49:ILE:HG23	41:BR:51:VAL:O	2.18	0.44
1:CA:1116:U:C2	1:CA:1185:G:N1	2.86	0.44
1:CA:1239:A:N3	1:CA:1241:G:C2	2.86	0.44
1:CA:1281:C:O2'	1:CA:1282:C:C6	2.68	0.44
1:CA:937:A:H1'	1:CA:1379:G:N2	2.31	0.44
1:CA:198:G:C5	1:CA:220:G:N2	2.85	0.44
1:CA:257:G:O2'	1:CA:258:G:H5'	2.16	0.44
1:CA:299:G:C6	1:CA:300:A:C6	3.05	0.44
1:CA:653:U:H5'	8:CH:56:LYS:NZ	2.33	0.44
1:CA:666:G:N2	1:CA:741:G:C1'	2.81	0.44
1:CA:666:G:N1	1:CA:741:G:C5	2.86	0.44
1:CA:976:G:H5''	1:CA:1358:U:O2'	2.17	0.44
2:CB:135:LEU:HA	2:CB:138:THR:OG1	2.17	0.44
2:CB:51:ASN:O	2:CB:52:GLU:HB2	2.17	0.44
1:CA:546:A:P	4:CD:69:GLU:HB3	2.57	0.44
6:CF:63:ASN:HB2	6:CF:96:VAL:HG23	1.99	0.44
6:CF:9:MET:CE	6:CF:59:TYR:CE2	3.01	0.44
8:CH:103:VAL:HG23	8:CH:126:ILE:HB	1.98	0.44
10:CJ:41:PRO:O	10:CJ:42:LEU:HB3	2.18	0.44
11:CK:36:ASP:OD1	11:CK:39:GLY:N	2.47	0.44
13:CM:91:HIS:O	13:CM:92:ARG:HB3	2.17	0.44
14:CN:13:VAL:O	14:CN:16:ALA:HB3	2.18	0.44
1:CA:393:A:OP2	16:CP:12:LYS:HE3	2.17	0.44
17:CQ:21:ILE:HD11	17:CQ:46:VAL:HG11	1.98	0.44
19:CS:30:PRO:O	19:CS:49:ILE:HA	2.17	0.44
22:CV:43:C:C2'	22:CV:43:C:O2	2.65	0.44
55:CY:155:ARG:C	55:CY:157:GLN:N	2.65	0.44
51:D1:10:LEU:HD21	51:D1:33:LEU:CD2	2.47	0.44
24:DA:1073:A:O2'	24:DA:1074:G:OP1	2.30	0.44
24:DA:1360:G:N7	24:DA:1371:G:N2	2.65	0.44
24:DA:1385:A:C2	24:DA:1386:C:C2	3.05	0.44
24:DA:1471:G:C4	24:DA:1472:C:C5	3.05	0.44
24:DA:1759:A:C8	24:DA:2696:U:O2	2.71	0.44
24:DA:1944:U:O2	24:DA:1955:U:O4'	2.36	0.44
24:DA:2107:G:HO2'	24:DA:2108:A:C5'	2.31	0.44
24:DA:2205:A:C5	24:DA:2206:C:C5	3.06	0.44
24:DA:2571:U:O2'	27:DD:151:THR:HG22	2.16	0.44
24:DA:2636:C:C2'	24:DA:2637:U:O5'	2.65	0.44
24:DA:2727:A:C2'	24:DA:2728:U:H5'	2.48	0.44
24:DA:2779:U:OP1	24:DA:2780:G:H2'	2.18	0.44

Continued on next page...

Continued from previous page...

Atom-1	Atom-2	Interatomic distance (Å)	Clash overlap (Å)
24:DA:379:G:H2'	24:DA:380:G:O4'	2.18	0.44
24:DA:381:G:H2'	24:DA:382:A:H5'	2.00	0.44
24:DA:404:A:O4'	24:DA:406:G:N9	2.50	0.44
24:DA:404:A:C8	24:DA:406:G:C5	3.06	0.44
26:DC:20:ASN:HB3	26:DC:22:GLU:OE1	2.17	0.44
26:DC:51:ARG:O	26:DC:52:HIS:C	2.51	0.44
29:DF:155:ILE:HD13	29:DF:156:THR:CA	2.47	0.44
29:DF:121:PHE:CG	29:DF:162:ASP:OD1	2.70	0.44
33:DJ:6:ALA:CB	33:DJ:45:THR:HG21	2.47	0.44
39:DP:20:ARG:NH2	39:DP:20:ARG:HG2	2.33	0.44
24:DA:2848:G:OP2	39:DP:94:ALA:HB3	2.18	0.44
40:DQ:59:LEU:C	40:DQ:59:LEU:CD2	2.85	0.44
40:DQ:87:VAL:CA	41:DR:49:ILE:HG21	2.48	0.44
45:DV:71:LYS:NZ	45:DV:94:ALA:O	2.31	0.44
46:DW:41:ARG:O	46:DW:57:HIS:CD2	2.71	0.44
46:DW:51:VAL:HG11	46:DW:81:SER:C	2.37	0.44
1:AA:1054:C:P	59:AA:1846:HOH:O	2.76	0.44
1:AA:1095:U:O4	1:AA:1096:C:N4	2.51	0.44
1:AA:1159:U:C2	1:AA:1182:G:C2	3.06	0.44
1:AA:1242:G:H2'	1:AA:1243:C:O4'	2.16	0.44
1:AA:20:U:C2'	1:AA:21:G:H5'	2.48	0.44
1:AA:20:U:C5	1:AA:21:G:N7	2.86	0.44
1:AA:128:G:C2	1:AA:234:C:C2	3.06	0.44
1:AA:36:C:O2'	1:AA:501:C:H5''	2.18	0.44
1:AA:446:G:C6	1:AA:447:G:C4	3.06	0.44
1:AA:597:G:N7	1:AA:598:U:C5	2.86	0.44
1:AA:686:U:O2	1:AA:687:A:C8	2.71	0.44
1:AA:944:G:H5''	1:AA:945:G:OP2	2.18	0.44
2:AB:144:LEU:C	2:AB:146:ASN:N	2.70	0.44
2:AB:22:TYR:O	2:AB:23:TRP:O	2.35	0.44
2:AB:93:ASN:O	2:AB:93:ASN:CG	2.55	0.44
5:AE:125:ALA:O	5:AE:126:LYS:HB3	2.16	0.44
6:AF:51:ILE:O	6:AF:52:ASN:CB	2.66	0.44
11:AK:41:ALA:C	11:AK:42:LEU:HD12	2.38	0.44
12:AL:29:GLN:CB	12:AL:82:ILE:O	2.66	0.44
12:AL:73:ASN:ND2	12:AL:74:LEU:N	2.66	0.44
13:AM:48:LEU:HD13	13:AM:53:ILE:HG12	2.00	0.44
16:AP:21:VAL:HG11	16:AP:60:TRP:CD1	2.52	0.44
17:AQ:57:ASP:O	17:AQ:59:VAL:HG22	2.17	0.44
20:AT:44:LYS:CD	20:AT:87:ALA:HA	2.47	0.44
53:B3:57:VAL:C	53:B3:59:ALA:N	2.68	0.44

Continued on next page...

Continued from previous page...

Atom-1	Atom-2	Interatomic distance (Å)	Clash overlap (Å)
24:BA:1031:G:O6	24:BA:1032:A:C6	2.71	0.44
24:BA:1062:G:C6	24:BA:1063:G:O6	2.70	0.44
24:BA:1353:A:C4	24:BA:1378:A:N6	2.86	0.44
24:BA:1385:A:C6	24:BA:1403:A:C5	3.06	0.44
24:BA:1719:G:C4	24:BA:1720:U:C6	3.06	0.44
24:BA:1770:G:H2'	24:BA:1771:C:H5'	1.99	0.44
24:BA:1858:A:C6	24:BA:1859:U:C2	3.05	0.44
24:BA:1914:C:H2'	24:BA:1915:U:O4'	2.18	0.44
24:BA:1979:U:H2'	24:BA:1980:G:H5'	2.00	0.44
24:BA:2010:G:N3	24:BA:2011:U:O2	2.50	0.44
24:BA:2134:A:C2	24:BA:2135:A:C4	3.06	0.44
24:BA:2200:C:O5'	24:BA:2200:C:H6	2.00	0.44
24:BA:2280:G:N1	24:BA:2281:A:N7	2.66	0.44
24:BA:250:G:C5	24:BA:251:A:C5	3.05	0.44
24:BA:2590:A:C2	24:BA:2605:U:C2	3.05	0.44
24:BA:2603:G:H2'	24:BA:2604:U:C5'	2.48	0.44
24:BA:2619:C:OP1	27:BD:157:LYS:HE3	2.18	0.44
24:BA:2691:C:C2'	24:BA:2692:G:H5'	2.48	0.44
24:BA:2727:A:C5	24:BA:2728:U:O4	2.70	0.44
24:BA:2740:A:N1	24:BA:2764:A:C8	2.86	0.44
24:BA:279:A:N7	24:BA:280:U:C5	2.85	0.44
24:BA:30:G:H2'	24:BA:31:C:O4'	2.18	0.44
24:BA:378:C:C3'	24:BA:379:G:C5'	2.95	0.44
24:BA:426:C:C4	24:BA:427:U:C5	3.05	0.44
24:BA:445:C:N4	24:BA:446:G:O6	2.50	0.44
24:BA:447:A:N1	24:BA:454:A:O2'	2.43	0.44
24:BA:463:G:N1	24:BA:467:G:C6	2.86	0.44
24:BA:629:G:H5''	24:BA:650:C:O2'	2.16	0.44
24:BA:678:C:OP1	24:BA:2072:C:OP1	2.35	0.44
24:BA:823:C:C2'	24:BA:824:U:O5'	2.66	0.44
25:BB:20:G:C6	25:BB:21:G:C6	3.06	0.44
26:BC:159:THR:O	26:BC:194:VAL:HG13	2.18	0.44
27:BD:5:VAL:HG11	27:BD:80:TRP:CZ3	2.52	0.44
27:BD:89:GLU:O	27:BD:90:PHE:HB2	2.16	0.44
29:BF:135:ILE:C	29:BF:137:PHE:N	2.71	0.44
30:BG:88:LEU:O	30:BG:89:VAL:HG13	2.18	0.44
24:BA:2199:A:O4'	31:BH:28:ASN:OD1	2.36	0.44
31:BH:41:LYS:C	31:BH:44:ILE:HG22	2.38	0.44
34:BK:88:ASN:OD1	34:BK:93:GLN:OE1	2.35	0.44
36:BM:115:GLU:OE1	36:BM:115:GLU:N	2.51	0.44
45:BV:9:ARG:HB3	45:BV:41:GLU:HG2	1.99	0.44

Continued on next page...

Continued from previous page...

Atom-1	Atom-2	Interatomic distance (Å)	Clash overlap (Å)
47:BX:66:VAL:O	47:BX:67:LEU:C	2.56	0.44
49:BZ:37:ARG:O	49:BZ:38:GLU:O	2.35	0.44
1:CA:1126:U:O2	1:CA:1280:A:H2'	2.17	0.44
1:CA:1367:C:P	9:CI:116:VAL:HG22	2.57	0.44
1:CA:370:C:H2'	1:CA:371:A:H8	1.83	0.44
1:CA:390:U:O2	1:CA:391:G:C8	2.71	0.44
1:CA:686:U:O2	1:CA:687:A:C5	2.71	0.44
1:CA:745:G:H1'	1:CA:836:G:O2'	2.17	0.44
1:CA:782:A:C2	1:CA:801:U:H1'	2.52	0.44
1:CA:909:A:H2'	1:CA:910:C:C5'	2.47	0.44
1:CA:972:C:H2'	1:CA:973:G:H5'	2.00	0.44
1:CA:983:A:C8	1:CA:1201:A:N1	2.86	0.44
2:CB:181:ILE:O	2:CB:182:PRO:O	2.35	0.44
3:CC:126:ARG:O	3:CC:127:ARG:HB3	2.18	0.44
3:CC:128:VAL:O	3:CC:129:MET:HG2	2.18	0.44
4:CD:64:ILE:CG2	4:CD:65:TYR:CE2	3.00	0.44
4:AD:192:SER:OG	6:CF:16:GLU:HG2	2.18	0.44
6:CF:88:MET:O	6:CF:90:MET:HE1	2.18	0.44
7:CG:118:LEU:CD1	7:CG:118:LEU:N	2.81	0.44
7:CG:41:SER:O	7:CG:42:ILE:HG23	2.18	0.44
12:CL:25:GLU:C	12:CL:27:CYS:N	2.70	0.44
13:CM:95:LEU:C	13:CM:109:ARG:CZ	2.86	0.44
14:CN:43:ASN:C	14:CN:45:VAL:H	2.20	0.44
20:CT:61:GLN:CG	20:CT:66:LEU:HD11	2.48	0.44
22:CV:26:A:C6	22:CV:27:G:C5	3.06	0.44
24:DA:250:G:P	53:D3:12:ARG:HH12	2.40	0.44
53:D3:24:LYS:HG3	53:D3:25:HIS:O	2.18	0.44
53:D3:56:LEU:CD2	53:D3:56:LEU:N	2.70	0.44
54:D4:31:PRO:O	54:D4:33:HIS:N	2.51	0.44
24:DA:1095:A:C8	24:DA:1096:A:N7	2.86	0.44
24:DA:1588:G:C4	24:DA:1589:U:C5	3.06	0.44
24:DA:1605:C:C3'	24:DA:1606:C:H5'	2.48	0.44
24:DA:1726:C:N3	24:DA:1735:A:N1	2.65	0.44
24:DA:1797:G:C4	24:DA:1798:U:C6	3.06	0.44
24:DA:1856:U:H2'	24:DA:1857:G:O4'	2.18	0.44
24:DA:2052:A:H4'	27:DD:148:GLN:O	2.18	0.44
24:DA:2261:C:H3'	46:DW:16:SER:HB2	1.99	0.44
24:DA:2292:U:H2'	24:DA:2293:G:H8	1.77	0.44
24:DA:2393:U:H5''	35:DL:62:PRO:HB3	2.00	0.44
24:DA:2415:G:C2'	24:DA:2416:C:H5'	2.47	0.44
24:DA:2716:C:H2'	24:DA:2717:C:H5'	1.99	0.44

Continued on next page...

Continued from previous page...

Atom-1	Atom-2	Interatomic distance (Å)	Clash overlap (Å)
24:DA:2768:U:C4	24:DA:2769:U:C5	3.06	0.44
24:DA:394:C:C4	24:DA:395:U:C4	3.06	0.44
24:DA:416:U:C4	24:DA:417:C:C4	3.06	0.44
24:DA:439:A:H2'	24:DA:440:C:O4'	2.18	0.44
24:DA:503:A:C6	24:DA:506:G:C6	3.05	0.44
24:DA:601:C:O2'	24:DA:605:G:OP1	2.33	0.44
24:DA:721:A:C6	24:DA:722:A:C6	3.05	0.44
24:DA:789:A:N1	59:DA:3306:HOH:O	2.36	0.44
26:DC:161:VAL:HG13	26:DC:174:ARG:O	2.18	0.44
27:DD:170:VAL:HG12	27:DD:171:THR:O	2.18	0.44
27:DD:26:VAL:HG22	27:DD:26:VAL:O	2.18	0.44
29:DF:34:THR:HB	29:DF:89:THR:HG23	1.98	0.44
31:DH:44:ILE:CG2	31:DH:45:GLU:N	2.80	0.44
1:AA:56:U:C2	31:DH:91:PHE:CE2	3.05	0.44
33:DJ:105:VAL:O	33:DJ:106:LYS:C	2.56	0.44
33:DJ:60:ASP:OD1	33:DJ:126:ALA:O	2.36	0.44
24:DA:1132:U:H5'	33:DJ:84:ILE:CD1	2.47	0.44
34:DK:38:ILE:CD1	34:DK:92:GLU:OE2	2.66	0.44
36:DM:70:ASP:OD1	36:DM:70:ASP:C	2.54	0.44
25:DB:7:G:H5''	38:DO:29:HIS:NE2	2.31	0.44
24:DA:2849:U:H5''	39:DP:92:ARG:NH2	2.33	0.44
40:DQ:82:LEU:O	40:DQ:83:LYS:C	2.56	0.44
24:DA:85:G:P	44:DU:5:ARG:HH21	2.40	0.44
44:DU:71:ILE:HD13	44:DU:82:VAL:CG2	2.47	0.44
45:DV:76:ASP:O	45:DV:89:ILE:CG2	2.65	0.44
49:DZ:24:LEU:O	49:DZ:27:GLY:N	2.49	0.44
49:DZ:31:ILE:CG1	49:DZ:31:ILE:O	2.66	0.44
49:DZ:41:PRO:O	49:DZ:42:ALA:C	2.56	0.44
1:AA:1017:U:C6	1:AA:1017:U:OP2	2.71	0.44
1:AA:1105:A:N1	1:AA:1106:G:C5	2.85	0.44
1:AA:1130:A:C2	1:AA:1146:A:C5	3.06	0.44
1:AA:1055:A:C6	1:AA:1206:G:C5	3.06	0.44
1:AA:1347:G:N7	9:AI:109:ARG:CZ	2.80	0.44
1:AA:1422:G:N1	1:AA:1423:G:C5	2.86	0.44
1:AA:66:A:C4'	1:AA:173:U:C5	3.00	0.44
1:AA:276:G:C5	1:AA:277:C:C5	3.05	0.44
1:AA:43:C:H3'	16:AP:12:LYS:NZ	2.32	0.44
1:AA:44:A:OP1	16:AP:12:LYS:HB3	2.18	0.44
1:AA:479:U:H2'	1:AA:480:U:C5'	2.45	0.44
1:AA:31:G:N2	1:AA:47:C:H4'	2.33	0.44
1:AA:563:A:H5''	1:AA:565:U:O4	2.18	0.44

Continued on next page...

Continued from previous page...

Atom-1	Atom-2	Interatomic distance (Å)	Clash overlap (Å)
1:AA:730:G:C5'	1:AA:731:G:OP2	2.66	0.44
1:AA:854:U:H2'	1:AA:855:U:O5'	2.17	0.44
1:AA:895:G:C5	1:AA:896:C:C5	3.05	0.44
1:AA:899:C:C5	1:AA:900:A:N7	2.85	0.44
1:AA:929:G:C2'	1:AA:930:C:H5'	2.48	0.44
2:AB:17:GLY:HA2	2:AB:203:ASN:H	1.83	0.44
2:AB:42:ASN:OD1	2:AB:44:GLU:O	2.35	0.44
3:AC:3:GLN:C	3:AC:4:LYS:HG2	2.36	0.44
4:AD:10:LYS:HA	4:AD:13:ARG:HD2	2.00	0.44
5:AE:112:ARG:HD2	5:AE:113:ALA:N	2.32	0.44
5:AE:126:LYS:HD2	5:AE:128:TYR:CE1	2.53	0.44
5:AE:41:ASP:OD1	5:AE:42:GLY:N	2.50	0.44
1:AA:1232:U:H5''	9:AI:127:PHE:HA	1.99	0.44
1:AA:1151:A:H5''	10:AJ:44:THR:HG23	2.00	0.44
12:AL:80:ILE:HD12	12:AL:81:LEU:H	1.82	0.44
15:AO:25:THR:HA	15:AO:28:GLN:HB2	2.00	0.44
20:AT:35:VAL:O	20:AT:38:ALA:N	2.50	0.44
21:AU:22:SER:O	21:AU:23:CYS:SG	2.76	0.44
1:AA:966:G:C4	22:AV:34:G:H4'	2.52	0.44
52:B2:43:THR:OG1	52:B2:44:VAL:N	2.51	0.44
53:B3:57:VAL:O	53:B3:58:ILE:C	2.56	0.44
53:B3:6:VAL:HB	53:B3:60:CYS:HB3	2.00	0.44
54:B4:10:LEU:HD11	54:B4:35:GLN:OE1	2.18	0.44
24:BA:1131:G:H4'	24:BA:1132:U:OP1	2.18	0.44
24:BA:1183:U:HO2'	24:BA:1184:U:C5'	2.29	0.44
24:BA:1188:U:H2'	24:BA:1189:A:O5'	2.17	0.44
24:BA:1193:G:C2	24:BA:1194:A:C4	3.06	0.44
24:BA:579:G:C2	24:BA:1262:A:C4	3.06	0.44
24:BA:1500:G:C6	24:BA:1501:G:C5	3.05	0.44
24:BA:1521:G:C6	24:BA:1522:A:N6	2.86	0.44
24:BA:1740:G:C5	24:BA:1741:C:C4	3.06	0.44
24:BA:178:G:C2'	24:BA:179:C:H5'	2.48	0.44
24:BA:1946:U:O2'	24:BA:1947:C:C5'	2.64	0.44
24:BA:2102:G:C6	24:BA:2188:U:N3	2.86	0.44
24:BA:2138:G:C2	24:BA:2139:U:O2	2.71	0.44
24:BA:2812:G:H2'	24:BA:2813:A:O4'	2.17	0.44
24:BA:2852:G:H2'	24:BA:2853:C:O4'	2.18	0.44
24:BA:2731:G:C8	57:BA:3165:NMY:H21	2.49	0.44
24:BA:391:A:H4'	24:BA:412:A:O3'	2.18	0.44
24:BA:391:A:H5'	24:BA:412:A:H4'	1.99	0.44
24:BA:607:U:O2'	24:BA:608:A:OP1	2.35	0.44

Continued on next page...

Continued from previous page...

Atom-1	Atom-2	Interatomic distance (Å)	Clash overlap (Å)
24:BA:704:G:HO2'	24:BA:705:A:P	2.41	0.44
24:BA:880:G:C5	24:BA:881:G:C8	3.05	0.44
24:BA:995:C:H41	57:BA:3166:NMY:HN61	1.63	0.44
25:BB:73:A:N7	25:BB:104:A:C5	2.86	0.44
25:BB:79:G:C6	25:BB:80:U:C2	3.06	0.44
30:BG:88:LEU:N	30:BG:88:LEU:CD1	2.80	0.44
33:BJ:121:LYS:O	33:BJ:122:LEU:C	2.56	0.44
35:BL:23:ILE:HD12	35:BL:23:ILE:O	2.17	0.44
24:BA:2428:G:O2'	35:BL:54:GLN:HA	2.17	0.44
36:BM:54:THR:C	36:BM:56:ALA:N	2.71	0.44
36:BM:11:LYS:HD3	36:BM:86:LYS:HD3	1.99	0.44
39:BP:57:ALA:HB1	39:BP:73:PHE:O	2.16	0.44
41:BR:14:VAL:HG21	41:BR:98:ILE:CD1	2.48	0.44
42:BS:17:VAL:HG23	42:BS:76:VAL:HG21	1.99	0.44
47:BX:31:ASN:OD1	47:BX:52:ALA:CB	2.59	0.44
1:CA:1110:A:C6	1:CA:1111:A:C6	3.05	0.44
1:CA:1133:G:C2'	1:CA:1134:G:H5'	2.48	0.44
1:CA:949:A:C2	1:CA:1233:G:N3	2.86	0.44
1:CA:1318:A:C5'	1:CA:1319:A:OP2	2.65	0.44
1:CA:1492:A:O2'	1:CA:1493:A:P	2.75	0.44
1:CA:1500:A:H5''	1:CA:1508:A:H5''	2.00	0.44
1:CA:1523:G:OP1	11:CK:126:LYS:NZ	2.37	0.44
1:CA:17:U:H4'	1:CA:1080:A:O4'	2.18	0.44
1:CA:386:C:H2'	1:CA:387:U:H5''	1.98	0.44
1:CA:671:G:N2	1:CA:736:C:C2	2.85	0.44
1:CA:672:U:C2'	1:CA:673:A:O5'	2.65	0.44
1:CA:734:G:H2'	1:CA:735:C:C6	2.53	0.44
1:CA:826:C:H4'	8:CH:13:ARG:HD3	2.00	0.44
2:CB:106:THR:C	2:CB:108:ARG:N	2.71	0.44
3:CC:24:ALA:HB1	3:CC:28:GLU:HB2	2.00	0.44
4:CD:22:LYS:O	4:CD:22:LYS:HG2	2.17	0.44
4:CD:64:ILE:HG23	4:CD:65:TYR:CD2	2.52	0.44
8:CH:115:ALA:O	8:CH:116:ALA:C	2.56	0.44
9:CI:67:VAL:HG21	9:CI:79:ILE:CD1	2.47	0.44
9:CI:9:THR:HG22	9:CI:10:GLY:N	2.31	0.44
12:CL:23:ALA:O	12:CL:24:LEU:C	2.56	0.44
15:CO:64:ARG:HD2	15:CO:64:ARG:HA	1.70	0.44
1:CA:43:C:OP1	16:CP:12:LYS:HG2	2.17	0.44
17:CQ:21:ILE:HG13	17:CQ:46:VAL:CG1	2.47	0.44
1:CA:195:A:P	20:CT:60:ARG:NH1	2.91	0.44
22:CV:14:A:C5	22:CV:22:G:C2	3.06	0.44

Continued on next page...

Continued from previous page...

Atom-1	Atom-2	Interatomic distance (Å)	Clash overlap (Å)
55:CY:159:ASP:HA	55:CY:162:LYS:HG3	1.99	0.44
55:CY:2:ILE:HD12	55:CY:2:ILE:C	2.38	0.44
24:DA:2344:U:H2'	51:D1:35:LEU:CD2	2.47	0.44
24:DA:1094:U:H1'	24:DA:1098:A:C2	2.52	0.44
24:DA:1228:G:C6	24:DA:1229:C:C4	3.05	0.44
24:DA:1301:A:C2	24:DA:1303:G:C5	3.05	0.44
24:DA:1359:A:OP2	24:DA:1371:G:N1	2.46	0.44
24:DA:1593:A:H2'	24:DA:1594:U:O4'	2.17	0.44
24:DA:1651:G:C2	24:DA:2007:U:N3	2.86	0.44
24:DA:1741:C:C2	24:DA:1742:U:C6	3.06	0.44
24:DA:1823:G:C6	24:DA:1824:G:C5	3.06	0.44
24:DA:1925:C:H5''	24:DA:1926:U:OP2	2.18	0.44
24:DA:1953:A:C2	24:DA:2549:G:N3	2.86	0.44
24:DA:961:C:C4	24:DA:2031:A:C5	3.05	0.44
24:DA:2816:G:C2'	24:DA:2817:U:H5'	2.48	0.44
24:DA:2849:U:P	39:DP:92:ARG:NH1	2.90	0.44
24:DA:457:A:O4'	24:DA:459:U:C6	2.71	0.44
24:DA:550:C:OP2	33:DJ:2:LYS:NZ	2.49	0.44
24:DA:792:A:C4'	24:DA:793:A:H5'	2.48	0.44
24:DA:875:G:C2'	24:DA:876:C:H5'	2.47	0.44
24:DA:973:A:H5'	24:DA:1188:U:H1'	2.00	0.44
26:DC:164:VAL:CG1	26:DC:172:THR:O	2.66	0.44
27:DD:98:VAL:C	27:DD:100:LEU:N	2.69	0.44
27:DD:38:LYS:HE3	27:DD:45:TYR:OH	2.17	0.44
27:DD:45:TYR:OH	27:DD:81:GLU:OE2	2.35	0.44
29:DF:46:LYS:HG2	29:DF:47:LYS:N	2.32	0.44
30:DG:36:LEU:C	30:DG:38:ASP:N	2.69	0.44
31:DH:10:ALA:O	31:DH:11:ASN:C	2.55	0.44
31:DH:116:ARG:NH1	31:DH:133:GLN:HG3	2.32	0.44
31:DH:10:ALA:O	31:DH:12:LEU:CD2	2.66	0.44
32:DI:82:ALA:HB1	32:DI:108:ILE:HG12	2.00	0.44
32:DI:109:ALA:O	32:DI:110:GLN:C	2.56	0.44
32:DI:34:ILE:HG13	32:DI:34:ILE:O	2.17	0.44
33:DJ:110:PRO:HD2	33:DJ:118:MET:CE	2.48	0.44
33:DJ:117:ALA:HA	33:DJ:120:ARG:HE	1.82	0.44
34:DK:22:ILE:O	34:DK:22:ILE:HG12	2.17	0.44
35:DL:78:ARG:CZ	35:DL:113:ALA:HB1	2.47	0.44
35:DL:93:ASN:O	35:DL:94:THR:HG22	2.17	0.44
36:DM:121:ALA:O	36:DM:123:LYS:N	2.51	0.44
37:DN:103:ARG:NH2	37:DN:106:ASP:OD2	2.45	0.44
42:DS:7:HIS:HB2	42:DS:50:VAL:HG22	1.99	0.44

Continued on next page...

Continued from previous page...

Atom-1	Atom-2	Interatomic distance (Å)	Clash overlap (Å)
43:DT:74:ILE:HG13	43:DT:75:GLY:N	2.32	0.44
1:AA:1008:U:N3	1:AA:1021:A:N6	2.66	0.44
1:AA:1159:U:C4	1:AA:1182:G:C4	3.05	0.44
1:AA:1407:C:C2'	1:AA:1408:A:H5'	2.48	0.44
1:AA:1434:A:N6	1:AA:1435:G:C6	2.85	0.44
1:AA:1531:A:N6	1:AA:1532:U:C4	2.86	0.44
1:AA:202:G:H2'	1:AA:203:G:O4'	2.18	0.44
1:AA:293:G:H2'	1:AA:293:G:N3	2.33	0.44
1:AA:391:G:H3'	1:AA:392:C:H5''	1.99	0.44
1:AA:427:U:C4	1:AA:428:G:C6	3.06	0.44
1:AA:623:C:N3	1:AA:624:C:C6	2.86	0.44
1:AA:648:A:N1	1:AA:649:A:N3	2.66	0.44
1:AA:692:U:C2	1:AA:694:A:OP2	2.71	0.44
2:AB:17:GLY:N	2:AB:41:ILE:HD13	2.33	0.44
2:AB:207:ILE:HD13	2:AB:207:ILE:N	2.33	0.44
2:AB:21:ARG:HG3	2:AB:22:TYR:H	1.81	0.44
3:AC:154:SER:HA	3:AC:165:THR:HA	2.00	0.44
4:AD:103:TYR:HE1	4:AD:114:ALA:HB3	1.82	0.44
4:AD:107:PHE:CD1	4:AD:155:VAL:HG11	2.52	0.44
4:AD:26:ARG:HH22	4:AD:29:ASP:C	2.21	0.44
6:AF:10:VAL:CG2	6:AF:21:MET:HE2	2.48	0.44
7:AG:146:GLU:HG2	7:AG:149:LYS:HE3	2.00	0.44
7:AG:92:ARG:O	7:AG:93:PRO:O	2.36	0.44
9:AI:47:VAL:O	9:AI:80:ARG:CZ	2.66	0.44
9:AI:63:LEU:C	9:AI:63:LEU:HD23	2.38	0.44
9:AI:80:ARG:HD2	9:AI:103:PHE:CG	2.52	0.44
10:AJ:23:ALA:O	10:AJ:24:GLU:C	2.56	0.44
10:AJ:5:ARG:NH1	10:AJ:79:PRO:HG3	2.33	0.44
12:AL:118:GLY:C	12:AL:119:VAL:HG23	2.39	0.44
12:AL:56:ARG:CG	12:AL:56:ARG:O	2.65	0.44
1:AA:1329:A:P	13:AM:29:ARG:HD2	2.58	0.44
15:AO:27:VAL:CG1	15:AO:28:GLN:N	2.81	0.44
17:AQ:19:LYS:NZ	17:AQ:48:ASP:O	2.51	0.44
1:AA:637:C:OP1	17:AQ:6:ARG:NH2	2.51	0.44
20:AT:43:ASP:O	20:AT:47:ALA:HB2	2.17	0.44
24:BA:1084:A:C8	24:BA:1085:A:N7	2.85	0.44
24:BA:1153:C:C4	24:BA:1154:G:C5	3.06	0.44
24:BA:1435:G:C6	24:BA:1436:G:C5	3.06	0.44
24:BA:121:G:H4'	24:BA:148:U:H2'	2.00	0.44
24:BA:1602:U:C3'	24:BA:1603:A:C5'	2.96	0.44
24:BA:161:A:P	24:BA:162:U:H3'	2.58	0.44

Continued on next page...

Continued from previous page...

Atom-1	Atom-2	Interatomic distance (Å)	Clash overlap (Å)
24:BA:167:A:C8	24:BA:168:G:C8	3.05	0.44
24:BA:1753:G:H2'	24:BA:1755:A:OP2	2.17	0.44
24:BA:1902:C:C5	24:BA:1903:G:C8	3.06	0.44
24:BA:1975:G:C2	24:BA:1976:U:C2	3.06	0.44
24:BA:2140:G:N2	24:BA:2152:G:C4	2.86	0.44
24:BA:2259:U:C2	24:BA:2260:C:C6	3.06	0.44
24:BA:2291:U:OP1	24:BA:2380:C:O2'	2.29	0.44
24:BA:2292:U:H2'	24:BA:2293:G:O4'	2.18	0.44
24:BA:2335:A:N6	24:BA:2337:G:N3	2.66	0.44
24:BA:2415:G:H3'	24:BA:2416:C:H6	1.83	0.44
24:BA:2581:G:C8	24:BA:2610:C:N4	2.85	0.44
24:BA:2692:G:N3	24:BA:2847:U:O2'	2.44	0.44
24:BA:360:U:C4	24:BA:361:G:C2	3.05	0.44
24:BA:360:U:C5	24:BA:361:G:N1	2.86	0.44
24:BA:550:C:H2'	24:BA:550:C:O2	2.16	0.44
24:BA:58:G:N2	24:BA:70:G:C2	2.85	0.44
24:BA:745:G:C2'	24:BA:746:U:H5'	2.47	0.44
24:BA:831:G:C2'	24:BA:832:U:O5'	2.65	0.44
24:BA:910:A:H2'	24:BA:911:A:C8	2.53	0.44
25:BB:15:A:C8	25:BB:109:A:N6	2.86	0.44
24:BA:918:A:O2'	25:BB:80:U:O2'	2.11	0.44
25:BB:81:G:O6	25:BB:96:G:C6	2.71	0.44
25:BB:97:C:H2'	25:BB:98:G:H5'	1.98	0.44
26:BC:103:ILE:N	26:BC:103:ILE:HD12	2.33	0.44
26:BC:225:ASN:ND2	59:BC:402:HOH:O	2.50	0.44
26:BC:55:GLY:HA3	26:BC:211:ARG:CZ	2.48	0.44
24:BA:2304:G:H4'	29:BF:129:MET:HA	1.98	0.44
29:BF:36:ASN:HA	29:BF:87:LYS:HE3	1.99	0.44
29:BF:37:MET:SD	29:BF:56:LEU:HD22	2.57	0.44
35:BL:58:TYR:HA	53:B3:12:ARG:HD2	1.99	0.44
33:BJ:42:ALA:O	40:BQ:63:ARG:CD	2.66	0.44
41:BR:49:ILE:CG1	41:BR:51:VAL:O	2.66	0.44
1:CA:1041:G:C6	1:CA:1042:A:C6	3.06	0.44
1:CA:1088:G:C2'	1:CA:1089:G:O5'	2.65	0.44
1:CA:953:G:N3	1:CA:1229:A:C2	2.86	0.44
1:CA:1268:G:O6	1:CA:1269:A:N6	2.51	0.44
1:CA:1387:G:C4	1:CA:1388:C:C5	3.06	0.44
1:CA:1464:U:C2	1:CA:1465:A:C8	3.06	0.44
1:CA:184:G:C6	1:CA:185:U:C5	3.05	0.44
1:CA:275:G:P	17:CQ:16:LYS:HE3	2.57	0.44
1:CA:445:G:C6	1:CA:446:G:C4	3.06	0.44

Continued on next page...

Continued from previous page...

Atom-1	Atom-2	Interatomic distance (Å)	Clash overlap (Å)
1:CA:446:G:C6	1:CA:447:G:C5	3.06	0.44
1:CA:444:G:C6	1:CA:491:G:C6	3.05	0.44
1:CA:545:C:O2'	1:CA:549:C:H5''	2.17	0.44
1:CA:594:U:C2	1:CA:595:A:C2	3.06	0.44
1:CA:604:G:H2'	1:CA:605:U:O4'	2.17	0.44
2:CB:120:GLN:HA	2:CB:123:ASP:O	2.17	0.44
2:CB:75:ALA:O	2:CB:76:ALA:HB3	2.18	0.44
3:CC:150:LYS:HB3	3:CC:201:TRP:HB2	1.99	0.44
4:CD:97:ARG:HG3	4:CD:99:ASP:OD1	2.18	0.44
5:CE:151:GLU:CG	5:CE:152:MET:N	2.80	0.44
7:CG:121:ALA:O	7:CG:122:ASN:C	2.56	0.44
7:CG:110:LYS:CE	7:CG:133:THR:HG21	2.47	0.44
7:CG:18:PHE:CD2	7:CG:19:GLY:N	2.86	0.44
12:CL:44:LYS:HB3	12:CL:45:PRO:CD	2.48	0.44
13:CM:50:GLU:HA	13:CM:53:ILE:HD12	2.00	0.44
13:CM:85:CYS:SG	13:CM:87:ARG:N	2.91	0.44
14:CN:16:ALA:CA	14:CN:20:PHE:CE2	2.98	0.44
15:CO:9:ALA:O	15:CO:11:ILE:HG13	2.18	0.44
21:CU:5:LYS:O	21:CU:5:LYS:HD3	2.17	0.44
21:CU:6:VAL:HG13	21:CU:8:GLU:HG2	2.00	0.44
55:CY:109:ARG:O	55:CY:110:ARG:C	2.56	0.44
55:CY:153:ASP:O	55:CY:154:ARG:C	2.56	0.44
55:CY:38:ASP:CG	55:CY:52:ARG:HG2	2.38	0.44
24:DA:467:G:OP1	52:D2:33:ARG:HD2	2.18	0.44
24:DA:1008:A:N6	24:DA:1136:G:C6	2.86	0.44
24:DA:1048:A:C4	24:DA:1111:A:C2	3.05	0.44
24:DA:1360:G:N7	24:DA:1361:G:C8	2.85	0.44
24:DA:1633:G:C6	24:DA:1635:A:C5	3.06	0.44
24:DA:1841:U:N3	24:DA:1842:G:N7	2.66	0.44
24:DA:1869:G:N2	24:DA:1873:G:C5	2.86	0.44
24:DA:1865:U:C5	24:DA:1875:G:C2	3.06	0.44
24:DA:2282:G:C5	24:DA:2425:A:C6	3.06	0.44
24:DA:2549:G:HO2'	24:DA:2550:G:P	2.41	0.44
24:DA:298:G:OP1	44:DU:84:PHE:HD1	1.99	0.44
24:DA:388:G:N7	24:DA:390:U:H2'	2.32	0.44
24:DA:27:G:C2	24:DA:512:G:N3	2.86	0.44
24:DA:711:G:H2'	24:DA:712:G:O5'	2.17	0.44
24:DA:735:A:N7	24:DA:736:C:C4	2.86	0.44
24:DA:843:G:H2'	24:DA:844:A:C8	2.53	0.44
24:DA:929:U:C4	24:DA:930:G:N7	2.86	0.44
25:DB:47:C:C4	25:DB:48:U:C5	3.06	0.44

Continued on next page...

Continued from previous page...

Atom-1	Atom-2	Interatomic distance (Å)	Clash overlap (Å)
26:DC:157:ALA:HB1	26:DC:196:ASN:O	2.18	0.44
26:DC:259:ASN:CG	26:DC:260:LYS:N	2.70	0.44
26:DC:57:HIS:HD2	26:DC:58:LYS:O	2.01	0.44
26:DC:74:PRO:HB2	26:DC:96:LYS:CE	2.47	0.44
27:DD:8:LYS:HE3	27:DD:193:VAL:CG2	2.48	0.44
28:DE:150:THR:C	28:DE:192:ALA:HB2	2.38	0.44
29:DF:134:GLN:NE2	29:DF:149:ARG:HG3	2.32	0.44
31:DH:98:ASP:C	31:DH:100:ALA:H	2.21	0.44
31:DH:31:VAL:N	31:DH:32:PRO:CD	2.81	0.44
33:DJ:93:ILE:HG22	33:DJ:97:PRO:HG3	2.00	0.44
24:DA:672:C:C5	35:DL:42:SER:HB3	2.53	0.44
36:DM:72:PRO:HB2	36:DM:89:VAL:HG11	2.00	0.44
38:DO:108:ASP:HA	38:DO:111:ARG:CB	2.48	0.44
38:DO:17:LYS:HE2	38:DO:20:GLU:OE2	2.17	0.44
40:DQ:109:VAL:O	40:DQ:112:ALA:HB3	2.17	0.44
24:DA:584:C:P	40:DQ:5:ARG:HG3	2.58	0.44
40:DQ:5:ARG:O	40:DQ:7:VAL:N	2.50	0.44
40:DQ:89:ILE:HG23	40:DQ:93:ILE:HG21	2.00	0.44
47:DX:33:HIS:O	47:DX:49:ARG:HA	2.17	0.44
47:DX:7:THR:HG21	47:DX:9:LYS:CD	2.46	0.44
48:DY:30:MET:CG	48:DY:31:GLN:N	2.81	0.44
1:AA:1011:C:H2'	1:AA:1012:A:O4'	2.18	0.44
1:AA:1078:U:O2'	1:AA:1079:G:H5'	2.18	0.44
1:AA:941:G:C6	1:AA:1343:G:C6	3.06	0.44
1:AA:1342:C:O2'	1:AA:1343:G:H5'	2.18	0.44
1:AA:1371:G:C5	1:AA:1372:U:C4	3.06	0.44
1:AA:1392:G:H2'	1:AA:1393:U:O4'	2.18	0.44
1:AA:1465:A:N7	1:AA:1466:C:C4	2.86	0.44
1:AA:1428:A:N1	1:AA:1473:G:C6	2.86	0.44
1:AA:1505:G:H4'	1:AA:1506:U:C5'	2.46	0.44
1:AA:144:G:C2	1:AA:179:A:C2	3.06	0.44
1:AA:196:A:H5''	1:AA:197:A:OP1	2.17	0.44
1:AA:218:U:C4	1:AA:219:U:C4	3.06	0.44
1:AA:237:G:C6	1:AA:238:A:C5	3.06	0.44
1:AA:706:A:C6	1:AA:707:U:C5	3.05	0.44
1:AA:731:G:O2'	1:AA:732:C:H5'	2.18	0.44
1:AA:845:A:N3	1:AA:845:A:H2'	2.33	0.44
1:AA:862:C:H1'	1:AA:874:G:C5'	2.48	0.44
2:AB:10:LEU:HG	2:AB:13:GLY:CA	2.48	0.44
2:AB:166:ALA:O	2:AB:168:HIS:N	2.51	0.44
4:AD:94:LEU:O	4:AD:100:ASN:CB	2.65	0.44

Continued on next page...

Continued from previous page...

Atom-1	Atom-2	Interatomic distance (Å)	Clash overlap (Å)
4:AD:13:ARG:HB2	4:AD:33:LYS:HD3	2.00	0.44
4:AD:35:GLU:HG3	4:AD:36:GLN:N	2.33	0.44
4:AD:92:ALA:O	4:AD:93:LEU:HG	2.17	0.44
5:AE:102:GLY:O	5:AE:103:THR:C	2.57	0.44
6:AF:38:ARG:HB2	6:AF:63:ASN:CG	2.38	0.44
7:AG:30:LEU:HD23	7:AG:30:LEU:O	2.18	0.44
8:AH:96:MET:C	8:AH:98:GLY:N	2.68	0.44
1:AA:1226:C:N4	13:AM:103:LYS:HD2	2.32	0.44
14:AN:3:GLN:HA	14:AN:6:LYS:HE2	1.99	0.44
20:AT:71:LYS:O	20:AT:75:HIS:N	2.47	0.44
21:AU:24:GLU:O	21:AU:25:LYS:CB	2.64	0.44
24:BA:2284:A:O3'	51:B1:5:ARG:NH1	2.51	0.44
24:BA:459:U:OP1	52:B2:39:ARG:HA	2.18	0.44
24:BA:108:G:N1	24:BA:109:C:C2	2.86	0.44
24:BA:118:A:H8	24:BA:119:A:C8	2.35	0.44
24:BA:1205:A:H3'	24:BA:1206:G:H5'	2.00	0.44
24:BA:1372:U:O2	24:BA:1372:U:H2'	2.18	0.44
24:BA:1392:A:C5	24:BA:1393:A:N6	2.86	0.44
24:BA:1531:C:C3'	24:BA:1532:A:O4'	2.65	0.44
24:BA:1734:G:C2	24:BA:1735:A:C4	3.05	0.44
24:BA:1839:G:N3	24:BA:1839:G:H2'	2.32	0.44
24:BA:1926:U:H2'	24:BA:1928:A:N7	2.33	0.44
24:BA:1945:G:C4	24:BA:1946:U:C5	3.06	0.44
24:BA:209:C:C2'	24:BA:210:C:H5'	2.48	0.44
24:BA:2232:C:C4	24:BA:2233:U:C4	3.06	0.44
24:BA:2259:U:C5	24:BA:2427:C:C4	3.05	0.44
24:BA:2522:U:O2'	24:BA:2647:U:OP1	2.22	0.44
24:BA:2668:G:N3	24:BA:2669:G:C8	2.86	0.44
24:BA:2670:A:C2	24:BA:2671:G:C8	3.05	0.44
24:BA:301:G:H5'	24:BA:334:C:O2'	2.17	0.44
24:BA:1157:G:OP1	57:BA:3162:NMY:N9	2.51	0.44
24:BA:611:C:C6	24:BA:612:G:N7	2.86	0.44
24:BA:685:A:OP1	52:B2:15:SER:OG	2.25	0.44
24:BA:823:C:O2'	24:BA:824:U:H5'	2.17	0.44
24:BA:908:C:H1'	36:BM:70:ASP:OD2	2.17	0.44
24:BA:91:A:C4'	24:BA:92:U:O5'	2.62	0.44
25:BB:43:C:H4'	29:BF:62:GLN:CD	2.38	0.44
26:BC:211:ARG:HD2	26:BC:211:ARG:O	2.17	0.44
26:BC:225:ASN:O	26:BC:226:PRO:C	2.56	0.44
26:BC:30:ALA:N	26:BC:31:PRO:HD2	2.33	0.44
24:BA:2032:G:H1'	27:BD:150:GLN:OE1	2.17	0.44

Continued on next page...

Continued from previous page...

Atom-1	Atom-2	Interatomic distance (Å)	Clash overlap (Å)
28:BE:72:SER:C	28:BE:74:LYS:N	2.71	0.44
30:BG:144:ALA:O	30:BG:147:LEU:HD11	2.17	0.44
33:BJ:37:ARG:O	33:BJ:50:THR:HG23	2.18	0.44
33:BJ:74:TYR:N	33:BJ:74:TYR:CD1	2.85	0.44
34:BK:113:MET:HA	34:BK:116:ILE:HD12	1.98	0.44
35:BL:62:PRO:HD3	53:B3:26:ALA:CB	2.48	0.44
36:BM:33:LEU:HD21	36:BM:128:THR:HB	2.00	0.44
40:BQ:42:GLY:HA3	41:BR:75:VAL:HG11	2.00	0.44
43:BT:2:ILE:HA	43:BT:3:ARG:HB2	1.99	0.44
46:BW:24:LYS:HZ1	46:BW:35:SER:HB3	1.80	0.44
1:CA:1277:C:H2'	1:CA:1279:G:C8	2.53	0.44
1:CA:1299:A:OP2	1:CA:1299:A:H3'	2.17	0.44
1:CA:1309:G:P	13:CM:87:ARG:CZ	3.06	0.44
1:CA:1394:A:C5	1:CA:1501:C:H4'	2.52	0.44
1:CA:324:G:N2	1:CA:326:G:H3'	2.33	0.44
1:CA:394:G:H2'	1:CA:394:G:N3	2.33	0.44
1:CA:429:U:O5'	4:CD:9:LEU:CD2	2.65	0.44
1:CA:470:C:N3	1:CA:471:U:C4	2.85	0.44
1:CA:582:C:O2	1:CA:582:C:H2'	2.17	0.44
1:CA:631:C:H5''	1:CA:632:U:H5'	1.99	0.44
1:CA:730:G:O2'	1:CA:766:A:H5'	2.18	0.44
1:CA:958:A:C6	19:CS:55:ARG:NH1	2.86	0.44
1:CA:981:U:OP1	14:CN:8:ARG:NH2	2.47	0.44
2:CB:36:ASN:O	2:CB:37:LYS:HB3	2.17	0.44
4:CD:100:ASN:O	4:CD:102:VAL:N	2.50	0.44
4:CD:190:ASP:O	4:CD:191:LEU:O	2.36	0.44
7:CG:96:ARG:HA	7:CG:99:LEU:HD23	1.99	0.44
8:CH:113:ASP:CG	8:CH:114:ARG:N	2.71	0.44
8:CH:115:ALA:HA	8:CH:118:GLN:CB	2.48	0.44
10:CJ:93:ALA:HB1	10:CJ:96:VAL:HG11	1.99	0.44
1:CA:1506:U:O4'	11:CK:128:ARG:CD	2.66	0.44
15:CO:12:VAL:HG23	15:CO:13:SER:N	2.33	0.44
15:CO:64:ARG:NH1	15:CO:64:ARG:HG3	2.33	0.44
18:CR:41:PRO:HB3	18:CR:43:ARG:CZ	2.47	0.44
18:CR:60:LYS:HA	18:CR:63:ARG:HD2	1.99	0.44
22:CV:10:G:H8	22:CV:10:G:OP1	2.00	0.44
22:CV:2:C:OP2	22:CV:2:C:H2'	2.17	0.44
55:CY:11:VAL:HG22	55:CY:12:ARG:N	2.32	0.44
55:CY:13:MET:HE2	55:CY:131:VAL:HB	2.00	0.44
55:CY:27:ILE:HD11	55:CY:178:LYS:NZ	2.33	0.44
50:D0:25:THR:HG23	50:D0:26:SER:H	1.83	0.44

Continued on next page...

Continued from previous page...

Atom-1	Atom-2	Interatomic distance (Å)	Clash overlap (Å)
24:DA:111:A:C2	24:DA:112:U:C2	3.06	0.44
24:DA:1594:U:H2'	24:DA:1595:C:C6	2.53	0.44
24:DA:1680:U:C4	24:DA:1681:G:C6	3.06	0.44
24:DA:1652:A:C2	24:DA:2006:C:C2	3.06	0.44
24:DA:1651:G:N2	24:DA:2007:U:C2	2.86	0.44
24:DA:2089:C:C2	24:DA:2090:A:C8	3.06	0.44
24:DA:1801:A:N7	24:DA:2203:U:C5	2.86	0.44
24:DA:2280:G:O2'	24:DA:2281:A:H5'	2.18	0.44
24:DA:648:G:O2'	24:DA:2351:G:OP1	2.23	0.44
24:DA:2427:C:H5''	24:DA:2428:G:OP1	2.17	0.44
24:DA:426:C:H2'	24:DA:427:U:O4'	2.18	0.44
24:DA:630:G:N2	24:DA:634:C:C4	2.85	0.44
26:DC:173:LEU:HD22	26:DC:181:ARG:O	2.17	0.44
24:DA:773:U:C4'	26:DC:46:GLY:HA3	2.48	0.44
29:DF:30:VAL:O	29:DF:30:VAL:HG13	2.18	0.44
29:DF:44:ALA:C	29:DF:48:LEU:HD21	2.38	0.44
30:DG:23:ILE:C	30:DG:23:ILE:HD12	2.39	0.44
31:DH:88:GLY:CA	31:DH:125:THR:OG1	2.65	0.44
31:DH:143:ILE:HG13	31:DH:144:VAL:N	2.32	0.44
31:DH:60:GLU:O	31:DH:64:ALA:CB	2.65	0.44
34:DK:34:GLY:O	34:DK:62:VAL:CG2	2.66	0.44
24:DA:2816:G:H4'	37:DN:99:LYS:HE3	1.98	0.44
38:DO:111:ARG:O	38:DO:112:GLU:C	2.56	0.44
38:DO:68:LYS:O	38:DO:71:ALA:HB3	2.18	0.44
39:DP:45:VAL:O	39:DP:47:ILE:HG23	2.18	0.44
42:DS:54:ALA:HB2	42:DS:105:VAL:CG1	2.47	0.44
45:DV:43:ASP:O	45:DV:44:HIS:C	2.56	0.44
46:DW:50:ASN:C	46:DW:51:VAL:HG12	2.39	0.44
46:DW:80:ILE:HG22	46:DW:81:SER:N	2.32	0.44
1:AA:1114:C:O2	1:AA:1186:G:N2	2.46	0.43
1:AA:1229:A:C2	1:AA:1230:C:N3	2.86	0.43
1:AA:1349:A:H2'	1:AA:1349:A:N3	2.33	0.43
1:AA:147:G:N2	1:AA:176:C:C6	2.86	0.43
1:AA:153:C:C4	1:AA:168:G:O6	2.65	0.43
1:AA:176:C:O2	1:AA:177:G:C4	2.71	0.43
1:AA:374:A:O4'	1:AA:481:G:N2	2.51	0.43
1:AA:484:G:H4'	1:AA:485:U:C5'	2.48	0.43
1:AA:540:G:C5	1:AA:541:G:N7	2.86	0.43
1:AA:619:U:O2	4:AD:130:VAL:HG22	2.17	0.43
1:AA:708:C:O2	1:AA:709:U:C6	2.70	0.43
1:AA:799:G:O2'	1:AA:800:G:H5'	2.18	0.43

Continued on next page...

Continued from previous page...

Atom-1	Atom-2	Interatomic distance (Å)	Clash overlap (Å)
1:AA:807:A:C5	1:AA:808:C:C5	3.07	0.43
1:AA:888:G:H4'	1:AA:1488:G:O2'	2.18	0.43
5:AE:21:VAL:O	5:AE:31:PHE:HB3	2.18	0.43
5:AE:84:PRO:HD3	5:AE:98:PRO:CD	2.48	0.43
8:AH:125:ILE:O	8:AH:125:ILE:CG1	2.62	0.43
8:AH:16:ASN:HA	8:AH:19:ALA:HB3	2.00	0.43
1:AA:824:G:O4'	8:AH:2:SER:N	2.51	0.43
11:AK:104:GLY:O	11:AK:105:PHE:CG	2.71	0.43
13:AM:6:GLY:O	13:AM:8:ASN:N	2.51	0.43
14:AN:2:LYS:HB3	14:AN:5:MET:HB2	2.00	0.43
18:AR:34:THR:CG2	18:AR:38:LYS:HB3	2.48	0.43
19:AS:18:LYS:C	19:AS:19:VAL:CG2	2.87	0.43
22:AV:49:C:H2'	22:AV:50:U:C6	2.53	0.43
24:BA:108:G:N2	24:BA:109:C:H1'	2.33	0.43
24:BA:1144:A:C2'	24:BA:1145:C:O5'	2.66	0.43
24:BA:1203:U:C5	24:BA:1204:A:C5	3.06	0.43
24:BA:1218:G:N1	24:BA:1232:G:C5	2.85	0.43
24:BA:1287:A:C5	24:BA:1288:G:C6	3.06	0.43
24:BA:1361:G:C6	24:BA:1362:C:N4	2.86	0.43
24:BA:1469:A:C2	24:BA:1470:A:C5	3.06	0.43
24:BA:1515:A:H3'	24:BA:1516:G:H8	1.83	0.43
24:BA:1528:A:N6	24:BA:1543:G:O2'	2.51	0.43
24:BA:1904:G:H1'	24:BA:1927:A:N1	2.33	0.43
24:BA:2185:U:H2'	24:BA:2186:G:H5'	2.01	0.43
24:BA:2350:C:H2'	24:BA:2351:G:O4'	2.18	0.43
24:BA:2416:C:C4	24:BA:2417:C:N4	2.85	0.43
24:BA:2668:G:N2	24:BA:2669:G:C4	2.86	0.43
24:BA:29:U:H2'	24:BA:30:G:C8	2.53	0.43
24:BA:364:C:N3	24:BA:365:U:C4	2.85	0.43
24:BA:418:C:H2'	24:BA:419:U:H6	1.83	0.43
24:BA:718:A:H5''	24:BA:719:C:OP2	2.18	0.43
24:BA:675:A:C8	24:BA:804:A:C6	3.05	0.43
24:BA:852:U:H2'	24:BA:853:C:O4'	2.18	0.43
25:BB:22:U:H2'	25:BB:23:G:C8	2.53	0.43
26:BC:43:ASN:O	26:BC:46:GLY:N	2.50	0.43
26:BC:55:GLY:HA3	26:BC:211:ARG:NH2	2.33	0.43
27:BD:178:VAL:HG22	27:BD:188:LEU:HB2	1.99	0.43
29:BF:68:LYS:NZ	29:BF:82:TYR:O	2.51	0.43
29:BF:96:TRP:CZ2	29:BF:99:PHE:CZ	2.95	0.43
30:BG:138:GLN:OE1	30:BG:139:VAL:HA	2.18	0.43
31:BH:114:GLU:OE1	31:BH:133:GLN:C	2.56	0.43

Continued on next page...

Continued from previous page...

Atom-1	Atom-2	Interatomic distance (Å)	Clash overlap (Å)
32:BI:129:GLU:O	32:BI:133:ARG:N	2.50	0.43
32:BI:60:VAL:HB	32:BI:66:PHE:CE2	2.53	0.43
33:BJ:17:VAL:CG2	33:BJ:57:LEU:HD11	2.48	0.43
24:BA:2405:G:OP1	35:BL:70:LYS:CE	2.66	0.43
35:BL:73:ILE:C	35:BL:74:THR:HG22	2.38	0.43
37:BN:81:ASN:O	37:BN:85:PRO:HD2	2.18	0.43
40:BQ:80:ASN:O	40:BQ:84:LYS:HB2	2.17	0.43
42:BS:17:VAL:HG22	42:BS:76:VAL:HG11	1.98	0.43
48:BY:46:VAL:O	48:BY:47:ARG:C	2.56	0.43
49:BZ:22:THR:HG21	49:BZ:50:VAL:CG1	2.48	0.43
1:CA:1114:C:O2	1:CA:1115:U:N1	2.50	0.43
1:CA:1119:C:O2	1:CA:1155:A:C2	2.71	0.43
1:CA:51:A:O2'	1:CA:116:A:H4'	2.18	0.43
1:CA:1194:U:C5	1:CA:1195:C:N4	2.86	0.43
1:CA:1237:C:H2'	1:CA:1238:A:OP1	2.18	0.43
1:CA:1514:G:C2'	1:CA:1515:G:O5'	2.66	0.43
1:CA:468:A:C2	1:CA:469:C:N3	2.86	0.43
1:CA:604:G:C2	1:CA:635:A:N3	2.86	0.43
1:CA:716:A:C6	1:CA:717:U:N3	2.86	0.43
1:CA:738:C:H2'	1:CA:739:C:C6	2.53	0.43
2:CB:107:VAL:C	2:CB:109:GLN:N	2.70	0.43
2:CB:135:LEU:O	2:CB:135:LEU:HD12	2.17	0.43
2:CB:82:ASP:O	2:CB:83:ALA:C	2.55	0.43
3:CC:152:GLU:CB	3:CC:167:TRP:CB	2.96	0.43
4:CD:163:GLU:HA	4:CD:167:LYS:HE2	1.99	0.43
1:CA:613:C:OP1	4:CD:81:ARG:CZ	2.65	0.43
5:CE:107:ALA:HB3	5:CE:112:ARG:HA	2.00	0.43
6:CF:21:MET:O	6:CF:23:GLU:HG3	2.17	0.43
6:CF:37:HIS:O	6:CF:96:VAL:O	2.36	0.43
6:CF:88:MET:HE2	6:CF:90:MET:HE1	2.00	0.43
7:CG:103:TRP:CZ2	7:CG:133:THR:HG23	2.53	0.43
8:CH:89:LYS:HD3	8:CH:90:ASP:CA	2.48	0.43
15:CO:28:GLN:O	15:CO:29:VAL:C	2.57	0.43
16:CP:14:ARG:N	16:CP:15:PRO:HD3	2.33	0.43
19:CS:12:ASP:OD1	19:CS:14:HIS:CD2	2.71	0.43
55:CY:56:SER:O	55:CY:58:THR:HG23	2.17	0.43
51:D1:21:THR:OG1	53:D3:33:THR:HG22	2.17	0.43
24:DA:1218:G:C6	24:DA:1219:U:C4	3.06	0.43
24:DA:1225:G:N1	24:DA:1226:A:N1	2.66	0.43
24:DA:1533:C:N3	24:DA:1538:G:N2	2.62	0.43
24:DA:1606:C:O4'	24:DA:1608:A:C2	2.71	0.43

Continued on next page...

Continued from previous page...

Atom-1	Atom-2	Interatomic distance (Å)	Clash overlap (Å)
24:DA:1298:C:C2	24:DA:1643:G:N2	2.86	0.43
24:DA:18:U:OP1	40:DQ:29:ARG:NH2	2.51	0.43
24:DA:1995:U:H5''	24:DA:1996:C:H2'	1.99	0.43
24:DA:2259:U:H1'	24:DA:2427:C:C2	2.52	0.43
24:DA:2303:G:C6	24:DA:2304:G:C8	3.06	0.43
24:DA:2790:U:C4'	24:DA:2791:G:OP1	2.66	0.43
24:DA:29:U:C2'	24:DA:30:G:H5'	2.48	0.43
24:DA:507:A:H4'	24:DA:509:C:C6	2.53	0.43
24:DA:58:G:OP1	43:DT:78:SER:CB	2.66	0.43
24:DA:646:U:H5'	24:DA:647:G:H5''	2.00	0.43
24:DA:875:G:O2'	24:DA:876:C:H5'	2.18	0.43
29:DF:105:ILE:O	29:DF:108:PRO:HD2	2.17	0.43
29:DF:76:PHE:HB2	29:DF:78:ILE:HD11	1.99	0.43
30:DG:124:CYS:O	30:DG:125:PRO:C	2.55	0.43
31:DH:98:ASP:C	31:DH:100:ALA:N	2.71	0.43
31:DH:93:SER:CB	31:DH:122:LEU:HB2	2.45	0.43
1:CA:346:G:OP1	34:DK:108:ARG:NH2	2.51	0.43
34:DK:70:ARG:CD	34:DK:76:VAL:CG2	2.95	0.43
35:DL:111:ILE:CD1	35:DL:111:ILE:N	2.81	0.43
35:DL:38:GLN:C	35:DL:40:SER:H	2.22	0.43
37:DN:65:LEU:O	37:DN:66:ALA:C	2.56	0.43
38:DO:78:VAL:O	38:DO:82:ALA:CB	2.65	0.43
41:DR:77:PHE:CE1	41:DR:79:ARG:CG	3.01	0.43
24:DA:139:U:O4	43:DT:2:ILE:HG13	2.16	0.43
46:DW:11:ARG:CZ	46:DW:11:ARG:HB3	2.48	0.43
24:DA:381:G:OP1	47:DX:17:ARG:NH2	2.49	0.43
49:DZ:2:LYS:O	49:DZ:3:THR:C	2.56	0.43
1:AA:1033:G:H2'	1:AA:1034:G:H5'	2.00	0.43
1:AA:996:A:C2	1:AA:1046:A:H5'	2.52	0.43
1:AA:1048:G:C2	1:AA:1050:G:C5	3.06	0.43
1:AA:1270:G:H4'	1:AA:1314:C:H5'	2.00	0.43
1:AA:1355:G:N3	1:AA:1355:G:H2'	2.32	0.43
1:AA:1399:C:C2	1:AA:1401:G:C5	3.06	0.43
1:AA:1499:A:O2'	1:AA:1500:A:H5'	2.18	0.43
1:AA:1515:G:C4	1:AA:1516:G:C8	3.06	0.43
1:AA:258:G:C6	1:AA:269:C:C2	3.06	0.43
1:AA:378:G:N1	1:AA:386:C:C2	2.85	0.43
1:AA:392:C:O2'	1:AA:482:A:H2	2.01	0.43
1:AA:530:G:OP1	1:AA:531:U:H5'	2.17	0.43
1:AA:568:G:C2'	1:AA:569:C:H5'	2.48	0.43
1:AA:927:G:C6	1:AA:928:G:N7	2.86	0.43

Continued on next page...

Continued from previous page...

Atom-1	Atom-2	Interatomic distance (Å)	Clash overlap (Å)
1:AA:953:G:C6	1:AA:954:G:C4	3.05	0.43
2:AB:104:TRP:O	2:AB:107:VAL:N	2.51	0.43
2:AB:123:ASP:O	2:AB:124:GLY:C	2.55	0.43
2:AB:70:VAL:HA	2:AB:92:VAL:O	2.18	0.43
3:AC:172:ARG:O	3:AC:203:PHE:CD2	2.71	0.43
4:AD:125:VAL:HG22	4:AD:126:ASN:N	2.32	0.43
8:AH:15:ARG:HG3	8:AH:16:ASN:N	2.34	0.43
10:AJ:50:THR:HG22	10:AJ:64:GLN:OE1	2.18	0.43
11:AK:60:PRO:HB2	11:AK:95:SER:CB	2.48	0.43
11:AK:98:ARG:O	11:AK:102:ALA:HB2	2.18	0.43
13:AM:2:ALA:CA	13:AM:9:ILE:HD12	2.48	0.43
16:AP:60:TRP:O	16:AP:63:GLN:N	2.50	0.43
18:AR:55:LEU:CG	18:AR:55:LEU:O	2.66	0.43
51:B1:12:SER:CA	51:B1:48:TYR:CE2	3.01	0.43
24:BA:127:A:OP2	52:B2:46:LYS:HE3	2.18	0.43
24:BA:1069:A:C6	24:BA:1073:A:N6	2.86	0.43
24:BA:1115:G:HO2'	24:BA:1116:G:P	2.31	0.43
24:BA:1168:G:H2'	24:BA:1169:A:C8	2.53	0.43
24:BA:1413:A:N1	24:BA:1590:A:C2	2.86	0.43
24:BA:1622:G:C2	24:BA:1623:G:C8	3.05	0.43
24:BA:1675:C:H2'	24:BA:1676:A:O4'	2.18	0.43
24:BA:1931:U:O4	24:BA:1969:A:C8	2.70	0.43
24:BA:2104:C:C5	24:BA:2105:U:C4	3.05	0.43
24:BA:2413:G:C2	24:BA:2414:G:C8	3.06	0.43
24:BA:2417:C:O2'	24:BA:2418:A:H5'	2.18	0.43
24:BA:248:G:N3	24:BA:2431:U:H4'	2.32	0.43
24:BA:2644:G:N7	24:BA:2645:G:N1	2.67	0.43
24:BA:2807:U:O2	24:BA:2892:G:C2	2.71	0.43
24:BA:777:G:H2'	24:BA:778:G:O4'	2.18	0.43
24:BA:830:G:H4'	24:BA:831:G:OP2	2.17	0.43
25:BB:14:U:O4'	25:BB:106:G:N2	2.52	0.43
25:BB:45:A:N1	25:BB:46:A:C2	2.86	0.43
25:BB:57:A:C1'	29:BF:26:GLN:CD	2.86	0.43
25:BB:73:A:H3'	25:BB:74:U:C6	2.53	0.43
25:BB:75:G:O4'	45:BV:29:ILE:HD12	2.18	0.43
26:BC:141:HIS:HB3	26:BC:194:VAL:CG1	2.45	0.43
26:BC:52:HIS:HB3	26:BC:218:THR:HG23	2.00	0.43
26:BC:66:PHE:CD2	26:BC:155:ARG:NH2	2.86	0.43
27:BD:170:VAL:HG13	27:BD:194:PRO:HB3	2.00	0.43
28:BE:194:LYS:HA	28:BE:194:LYS:HD2	1.87	0.43
28:BE:82:GLY:O	28:BE:84:THR:CA	2.65	0.43

Continued on next page...

Continued from previous page...

Atom-1	Atom-2	Interatomic distance (Å)	Clash overlap (Å)
29:BF:129:MET:N	29:BF:129:MET:CE	2.82	0.43
24:BA:2306:C:O2	29:BF:149:ARG:NH1	2.50	0.43
29:BF:27:VAL:O	29:BF:29:ARG:N	2.50	0.43
30:BG:82:PHE:O	30:BG:133:LYS:HA	2.18	0.43
33:BJ:24:THR:O	33:BJ:25:LEU:C	2.57	0.43
34:BK:34:GLY:O	34:BK:37:ASP:OD1	2.36	0.43
35:BL:132:ARG:CG	35:BL:142:ILE:HD13	2.48	0.43
35:BL:78:ARG:HG3	35:BL:80:SER:OG	2.18	0.43
37:BN:47:VAL:C	37:BN:50:PRO:HD2	2.39	0.43
37:BN:75:ILE:O	37:BN:79:LEU:HD13	2.18	0.43
39:BP:83:ILE:N	39:BP:83:ILE:HD12	2.33	0.43
24:BA:1248:G:C8	40:BQ:2:ARG:HB2	2.54	0.43
43:BT:39:THR:CG2	43:BT:42:GLU:HB3	2.48	0.43
46:BW:55:ARG:HG3	46:BW:55:ARG:O	2.17	0.43
48:BY:49:ASP:HA	48:BY:52:ARG:CG	2.48	0.43
1:CA:1006:G:H2'	1:CA:1007:U:C6	2.53	0.43
1:CA:1035:A:N6	1:CA:1036:A:N6	2.66	0.43
1:CA:1072:G:C5	1:CA:1073:U:C4	3.06	0.43
1:CA:1192:C:C2'	1:CA:1193:G:O5'	2.67	0.43
1:CA:1412:C:H2'	1:CA:1413:A:H8	1.81	0.43
1:CA:354:G:C2	1:CA:355:C:C6	3.07	0.43
1:CA:369:G:C2	1:CA:393:A:C4	3.06	0.43
1:CA:406:G:C2	1:CA:407:U:C5	3.07	0.43
1:CA:412:A:H4'	1:CA:413:G:C5'	2.48	0.43
1:CA:520:A:N1	1:CA:536:C:H1'	2.33	0.43
1:CA:55:A:C5	1:CA:56:U:C5	3.07	0.43
1:CA:604:G:C6	1:CA:605:U:C4	3.07	0.43
1:CA:706:A:C6	1:CA:707:U:C4	3.06	0.43
1:CA:749:A:C2	1:CA:750:C:C2	3.06	0.43
1:CA:585:G:C2	1:CA:757:U:O2	2.71	0.43
1:CA:773:G:C2	1:CA:774:G:H1'	2.54	0.43
2:CB:152:LYS:CG	2:CB:153:ASP:N	2.80	0.43
3:CC:97:VAL:HG22	3:CC:98:PRO:HD2	2.00	0.43
4:CD:17:THR:O	4:CD:18:ASP:HB3	2.18	0.43
4:CD:58:LYS:HD3	4:CD:203:LEU:HD13	1.96	0.43
4:CD:59:GLN:HA	4:CD:62:ARG:HG2	2.00	0.43
1:CA:1082:A:P	5:CE:23:LYS:HZ3	2.40	0.43
7:CG:69:VAL:HG22	7:CG:70:ARG:N	2.33	0.43
9:CI:79:ILE:C	9:CI:81:HIS:N	2.69	0.43
14:CN:93:ILE:CG2	14:CN:96:LEU:HG	2.48	0.43
15:CO:11:ILE:HD12	15:CO:12:VAL:CA	2.47	0.43

Continued on next page...

Continued from previous page...

Atom-1	Atom-2	Interatomic distance (Å)	Clash overlap (Å)
15:CO:82:ILE:C	15:CO:84:ARG:N	2.70	0.43
16:CP:32:PHE:HD1	16:CP:33:ILE:N	2.16	0.43
16:CP:66:THR:C	16:CP:67:ILE:CG1	2.86	0.43
18:CR:47:THR:O	18:CR:48:ARG:C	2.56	0.43
20:CT:55:GLN:O	20:CT:56:PRO:C	2.52	0.43
55:CY:119:GLY:O	55:CY:120:GLU:C	2.55	0.43
55:CY:149:SER:O	55:CY:152:ASP:N	2.51	0.43
24:DA:125:A:C6	52:D2:10:LEU:HD13	2.53	0.43
24:DA:1024:G:O6	24:DA:1025:G:N1	2.51	0.43
24:DA:1378:A:C8	24:DA:1380:G:C5	3.05	0.43
24:DA:1489:C:C6	24:DA:1489:C:H3'	2.53	0.43
24:DA:1532:A:C2	24:DA:1533:C:N1	2.85	0.43
24:DA:1566:A:O2'	24:DA:1567:G:H5'	2.18	0.43
24:DA:1794:A:C1'	24:DA:1900:A:C2	3.00	0.43
24:DA:1870:C:H5''	24:DA:1871:A:C5	2.53	0.43
24:DA:1999:C:H5''	24:DA:2723:C:O2'	2.17	0.43
24:DA:2262:U:H2'	24:DA:2263:C:C6	2.53	0.43
24:DA:2428:G:H5''	24:DA:2429:G:O5'	2.18	0.43
24:DA:597:G:C5	24:DA:598:U:C5	3.06	0.43
24:DA:80:G:C2	24:DA:81:G:N9	2.86	0.43
24:DA:830:G:C4	24:DA:2448:A:C5	3.06	0.43
25:DB:46:A:C6	25:DB:47:C:N3	2.86	0.43
25:DB:77:U:C6	45:DV:14:LYS:NZ	2.84	0.43
26:DC:48:ILE:C	26:DC:48:ILE:HD12	2.38	0.43
31:DH:146:VAL:HG22	31:DH:147:VAL:H	1.84	0.43
32:DI:56:VAL:HG13	32:DI:57:VAL:N	2.32	0.43
33:DJ:110:PRO:CD	33:DJ:118:MET:CE	2.95	0.43
34:DK:57:VAL:O	34:DK:58:LEU:HB3	2.18	0.43
37:DN:56:LYS:NZ	37:DN:87:PHE:O	2.45	0.43
38:DO:63:LYS:CD	38:DO:63:LYS:N	2.81	0.43
39:DP:85:VAL:O	39:DP:85:VAL:HG22	2.18	0.43
40:DQ:45:ALA:O	40:DQ:49:ARG:HG3	2.18	0.43
49:DZ:6:ILE:CG2	49:DZ:54:VAL:HG21	2.48	0.43
1:AA:1153:G:C2'	1:AA:1154:G:O5'	2.65	0.43
1:AA:1261:A:C5	1:AA:1275:A:C2	3.07	0.43
1:AA:1363:A:C5	1:AA:1365:G:C5	3.07	0.43
1:AA:15:G:H5'	1:AA:1396:A:O2'	2.18	0.43
1:AA:1446:A:N3	1:AA:1446:A:C2'	2.79	0.43
1:AA:255:G:H2'	1:AA:256:U:C6	2.54	0.43
1:AA:293:G:C6	1:AA:294:U:C4	3.06	0.43
1:AA:419:C:C4	1:AA:420:U:C5	3.07	0.43

Continued on next page...

Continued from previous page...

Atom-1	Atom-2	Interatomic distance (Å)	Clash overlap (Å)
1:AA:491:G:N3	1:AA:491:G:H2'	2.32	0.43
1:AA:527:G:C6	1:AA:528:C:C5	3.06	0.43
1:AA:532:A:C2	1:AA:1207:G:C4'	2.99	0.43
1:AA:779:C:C2'	1:AA:780:A:H5'	2.48	0.43
1:AA:794:A:C6	1:AA:795:C:C4	3.06	0.43
2:AB:98:GLY:C	2:AB:100:MET:N	2.70	0.43
3:AC:186:THR:HG22	3:AC:187:SER:N	2.33	0.43
3:AC:59:ARG:HA	3:AC:64:ILE:HG22	2.00	0.43
4:AD:192:SER:OG	6:CF:16:GLU:CB	2.67	0.43
7:AG:142:HIS:C	7:AG:142:HIS:ND1	2.71	0.43
8:AH:39:VAL:HG12	8:AH:40:LEU:H	1.83	0.43
9:AI:107:ASP:OD2	9:AI:109:ARG:HB2	2.19	0.43
9:AI:28:ILE:HG12	9:AI:35:LEU:HD22	2.00	0.43
12:AL:47:SER:O	12:AL:48:ALA:HB2	2.19	0.43
13:AM:34:LEU:CD2	13:AM:39:ILE:HG21	2.49	0.43
13:AM:60:VAL:O	13:AM:62:LYS:N	2.51	0.43
14:AN:27:LYS:CA	14:AN:30:ILE:HB	2.48	0.43
14:AN:32:ASP:O	14:AN:33:VAL:C	2.56	0.43
19:AS:16:LEU:HD12	19:AS:17:LYS:N	2.33	0.43
21:AU:40:LYS:N	21:AU:41:PRO:CD	2.81	0.43
50:B0:39:ARG:O	50:B0:40:HIS:C	2.57	0.43
52:B2:9:VAL:O	52:B2:13:ASN:OD1	2.36	0.43
53:B3:30:HIS:CA	53:B3:32:LEU:HD13	2.48	0.43
54:B4:2:LYS:O	54:B4:35:GLN:HA	2.18	0.43
24:BA:1100:C:H2'	24:BA:1101:U:O4'	2.18	0.43
24:BA:1176:U:C2	24:BA:1177:G:C6	3.07	0.43
24:BA:1293:C:C4	24:BA:1294:U:C5	3.05	0.43
24:BA:1453:A:N3	37:BN:77:ALA:HB2	2.33	0.43
24:BA:1722:A:H2'	24:BA:1723:G:C8	2.53	0.43
24:BA:1733:G:C6	24:BA:1734:G:C5	3.06	0.43
24:BA:1802:A:HO2'	24:BA:1803:A:P	2.40	0.43
24:BA:2027:G:C4	24:BA:2028:U:C5	3.06	0.43
24:BA:2114:A:N6	24:BA:2115:G:N3	2.66	0.43
24:BA:2094:A:C2	24:BA:2196:C:H1'	2.54	0.43
24:BA:2199:A:H2'	24:BA:2200:C:O5'	2.18	0.43
24:BA:2757:A:C2	24:BA:2758:A:N7	2.86	0.43
24:BA:2861:U:C2	24:BA:2862:G:N7	2.87	0.43
57:BA:3162:NMY:O21	57:BA:3162:NMY:N19	2.52	0.43
57:BA:3163:NMY:H172	57:BA:3163:NMY:H2	1.99	0.43
24:BA:460:A:OP2	52:B2:41:ARG:NH1	2.50	0.43
24:BA:511:U:H2'	24:BA:512:G:H5'	1.98	0.43

Continued on next page...

Continued from previous page...

Atom-1	Atom-2	Interatomic distance (Å)	Clash overlap (Å)
24:BA:515:A:H2'	24:BA:516:C:H5'	2.00	0.43
24:BA:681:G:C4	24:BA:682:G:C8	3.05	0.43
24:BA:77:G:OP1	48:BY:52:ARG:NH1	2.50	0.43
24:BA:840:C:O2'	24:BA:841:G:H5'	2.18	0.43
24:BA:569:U:O2	24:BA:947:A:H4'	2.19	0.43
25:BB:43:C:H2'	29:BF:91:ARG:HE	1.82	0.43
26:BC:184:GLU:O	26:BC:187:CYS:SG	2.74	0.43
26:BC:224:MET:O	26:BC:232:GLY:CA	2.65	0.43
26:BC:62:ARG:NH1	26:BC:83:ASP:CG	2.72	0.43
30:BG:145:ALA:O	30:BG:146:ASP:C	2.57	0.43
30:BG:10:VAL:HG23	30:BG:14:VAL:CG1	2.48	0.43
31:BH:48:GLU:O	31:BH:51:ARG:HG2	2.18	0.43
34:BK:103:VAL:HG22	34:BK:104:THR:N	2.34	0.43
36:BM:10:ARG:CZ	36:BM:11:LYS:NZ	2.81	0.43
37:BN:12:ARG:HD3	37:BN:16:HIS:CD2	2.53	0.43
24:BA:2295:C:OP2	38:BO:10:ARG:NH1	2.51	0.43
39:BP:39:LEU:HD23	39:BP:39:LEU:C	2.39	0.43
24:BA:1266:G:N7	42:BS:16:LYS:HE2	2.33	0.43
44:BU:38:ILE:HG23	44:BU:39:ASN:H	1.83	0.43
25:BB:98:G:O6	45:BV:14:LYS:N	2.52	0.43
45:BV:77:VAL:HG23	45:BV:89:ILE:HG23	1.99	0.43
46:BW:24:LYS:CE	46:BW:36:ILE:O	2.66	0.43
49:BZ:22:THR:O	49:BZ:25:GLY:N	2.50	0.43
1:CA:1005:A:N6	1:CA:1024:G:O2'	2.51	0.43
1:CA:109:A:C8	1:CA:326:G:H2'	2.53	0.43
1:CA:1110:A:H2'	1:CA:1111:A:C8	2.54	0.43
1:CA:1228:C:OP1	13:CM:115:PRO:HG2	2.18	0.43
1:CA:1261:A:N6	1:CA:1275:A:C8	2.86	0.43
1:CA:1310:G:N2	1:CA:1328:C:C2	2.86	0.43
1:CA:1345:U:C4	1:CA:1377:A:C2	3.06	0.43
1:CA:16:A:H2'	1:CA:17:U:C5'	2.48	0.43
1:CA:17:U:O2	1:CA:18:C:C2	2.72	0.43
1:CA:340:U:O2'	1:CA:341:C:H5'	2.18	0.43
1:CA:520:A:N7	1:CA:521:G:C8	2.86	0.43
1:CA:608:A:C6	1:CA:609:A:C5	3.06	0.43
1:CA:843:U:OP1	1:CA:846:G:N1	2.50	0.43
3:CC:193:TYR:C	3:CC:193:TYR:CD1	2.91	0.43
7:CG:141:VAL:O	7:CG:145:ALA:N	2.51	0.43
7:CG:13:LEU:HD12	7:CG:15:ASP:N	2.33	0.43
7:CG:92:ARG:O	7:CG:96:ARG:HB2	2.17	0.43
11:CK:86:VAL:O	11:CK:113:VAL:N	2.44	0.43

Continued on next page...

Continued from previous page...

Atom-1	Atom-2	Interatomic distance (Å)	Clash overlap (Å)
12:CL:63:VAL:CG1	12:CL:64:THR:N	2.76	0.43
12:CL:82:ILE:CG2	12:CL:95:TYR:CE1	2.99	0.43
1:CA:1048:G:P	14:CN:3:GLN:HG2	2.59	0.43
15:CO:9:ALA:HB3	15:CO:10:LYS:HD3	2.00	0.43
17:CQ:59:VAL:HG12	17:CQ:60:GLU:O	2.18	0.43
22:CV:24:G:C5	22:CV:25:C:C5	3.07	0.43
55:CY:165:ASP:O	55:CY:168:ILE:N	2.51	0.43
55:CY:20:PHE:CD1	55:CY:21:LYS:N	2.87	0.43
50:D0:45:ASP:OD1	50:D0:45:ASP:N	2.51	0.43
51:D1:10:LEU:HD21	51:D1:33:LEU:HD21	2.00	0.43
24:DA:1038:G:H2'	24:DA:1039:A:C8	2.53	0.43
24:DA:1337:G:C2'	24:DA:1338:G:H5'	2.49	0.43
24:DA:135:U:O2'	24:DA:136:G:H5'	2.18	0.43
24:DA:1442:U:H2'	24:DA:1443:U:C6	2.53	0.43
24:DA:1838:C:H4'	24:DA:1839:G:N7	2.33	0.43
24:DA:2104:C:H5''	24:DA:2105:U:P	2.58	0.43
24:DA:2195:U:C4	24:DA:2196:C:C5	3.06	0.43
24:DA:2249:U:H4'	24:DA:2275:C:C5	2.54	0.43
24:DA:2248:C:C2'	24:DA:2249:U:H5'	2.47	0.43
24:DA:2482:A:N3	36:DM:51:ARG:NH2	2.66	0.43
24:DA:2483:C:O3'	36:DM:44:ARG:CZ	2.66	0.43
24:DA:260:G:C6	24:DA:261:G:C8	3.06	0.43
24:DA:2732:G:OP1	27:DD:208:LYS:HE2	2.18	0.43
24:DA:2744:G:H2'	24:DA:2745:C:H5'	1.98	0.43
24:DA:2903:U:O4'	24:DA:2903:U:O2	2.35	0.43
24:DA:310:A:O2'	24:DA:311:A:P	2.76	0.43
24:DA:354:A:C6	24:DA:355:U:N3	2.87	0.43
24:DA:497:A:H2'	24:DA:498:G:O4'	2.18	0.43
24:DA:579:G:H4'	24:DA:2017:U:H2'	1.98	0.43
24:DA:581:C:H2'	24:DA:582:A:H8	1.83	0.43
24:DA:638:G:H2'	24:DA:639:U:O4'	2.18	0.43
24:DA:68:G:H2'	24:DA:69:C:O4'	2.18	0.43
26:DC:157:ALA:O	26:DC:158:GLY:C	2.56	0.43
26:DC:164:VAL:HG12	26:DC:172:THR:O	2.19	0.43
24:DA:673:C:H4'	28:DE:77:ILE:HD13	2.00	0.43
31:DH:134:VAL:CG1	31:DH:135:HIS:N	2.82	0.43
31:DH:29:PHE:O	31:DH:33:GLN:NE2	2.52	0.43
31:DH:33:GLN:O	31:DH:34:GLY:C	2.56	0.43
32:DI:129:GLU:HG3	32:DI:130:GLY:N	2.33	0.43
33:DJ:29:ALA:HB3	33:DJ:108:MET:HE1	2.00	0.43
35:DL:118:THR:O	35:DL:120:VAL:HG12	2.18	0.43

Continued on next page...

Continued from previous page...

Atom-1	Atom-2	Interatomic distance (Å)	Clash overlap (Å)
38:DO:76:LYS:O	38:DO:79:ALA:N	2.42	0.43
41:DR:72:VAL:CG2	41:DR:72:VAL:O	2.67	0.43
42:DS:29:VAL:O	42:DS:30:SER:C	2.56	0.43
42:DS:4:ILE:O	42:DS:4:ILE:HG13	2.17	0.43
45:DV:65:VAL:C	45:DV:67:GLY:N	2.70	0.43
45:DV:77:VAL:CG2	45:DV:78:GLN:N	2.81	0.43
46:DW:50:ASN:OD1	46:DW:50:ASN:O	2.36	0.43
46:DW:62:LYS:O	46:DW:63:ALA:HB2	2.18	0.43
48:DY:18:LEU:CD1	48:DY:22:LEU:HD12	2.47	0.43
1:AA:1138:G:O2'	1:AA:1140:C:OP1	2.36	0.43
1:AA:1215:G:C2	1:AA:1216:A:C8	3.06	0.43
1:AA:1350:A:N7	9:AI:120:LYS:NZ	2.66	0.43
1:AA:146:G:C2'	1:AA:147:G:H5'	2.48	0.43
1:AA:185:U:O2	1:AA:185:U:H2'	2.17	0.43
1:AA:412:A:O5'	11:CK:16:VAL:CG1	2.67	0.43
1:AA:448:A:C8	1:AA:487:A:N1	2.86	0.43
1:AA:55:A:C2'	1:AA:56:U:H5'	2.48	0.43
1:AA:56:U:N1	31:DH:91:PHE:CE2	2.87	0.43
1:AA:600:A:O5'	8:AH:88:ARG:HD2	2.19	0.43
1:AA:600:A:C2	1:AA:601:G:C4	3.05	0.43
1:AA:660:C:C2'	1:AA:661:G:O4'	2.67	0.43
1:AA:786:G:C6	1:AA:787:A:N7	2.86	0.43
1:AA:77:A:H2'	1:AA:78:A:C8	2.54	0.43
1:AA:790:A:C8	1:AA:791:G:N7	2.86	0.43
1:AA:94:G:O4'	1:AA:95:C:C5	2.71	0.43
2:AB:175:GLU:O	2:AB:179:LEU:HD23	2.17	0.43
2:AB:20:THR:HG23	2:AB:21:ARG:N	2.33	0.43
2:AB:91:PHE:HE1	2:AB:150:GLY:CA	2.31	0.43
3:AC:2:GLY:O	3:AC:3:GLN:CG	2.67	0.43
3:AC:43:LEU:O	3:AC:45:LYS:N	2.51	0.43
3:AC:57:ILE:O	3:AC:58:GLU:CG	2.67	0.43
4:AD:125:VAL:HG22	4:AD:126:ASN:H	1.83	0.43
4:AD:132:ILE:O	4:AD:132:ILE:HG23	2.18	0.43
1:AA:8:A:C4'	5:AE:107:ALA:HA	2.48	0.43
6:AF:53:LYS:O	6:AF:54:LEU:HB3	2.19	0.43
1:AA:599:C:P	8:AH:86:TYR:HD2	2.40	0.43
9:AI:105:THR:HG23	9:AI:106:ARG:N	2.34	0.43
9:AI:54:LEU:O	9:AI:55:VAL:CG1	2.65	0.43
10:AJ:44:THR:HG22	10:AJ:70:HIS:HA	2.01	0.43
12:AL:34:CYS:HA	12:AL:55:VAL:HG23	2.01	0.43
15:AO:57:LEU:HD12	15:AO:58:ARG:N	2.32	0.43

Continued on next page...

Continued from previous page...

Atom-1	Atom-2	Interatomic distance (Å)	Clash overlap (Å)
16:AP:7:ALA:CB	16:AP:28:ARG:O	2.67	0.43
17:AQ:72:SER:HB2	17:AQ:73:TRP:CZ3	2.52	0.43
22:AV:18:G:C6	22:AV:58:A:C6	3.07	0.43
54:B4:19:ARG:O	54:B4:20:ASP:HB2	2.17	0.43
24:BA:1070:A:N7	24:BA:1096:A:O3'	2.51	0.43
24:BA:121:G:H5''	24:BA:149:A:H5'	2.00	0.43
24:BA:1668:A:O2'	24:BA:1674:G:C8	2.67	0.43
24:BA:1744:A:C2	24:BA:1745:A:H1'	2.54	0.43
24:BA:2307:G:N2	24:BA:2311:A:N7	2.67	0.43
24:BA:2337:G:C6	24:BA:2338:C:C4	3.06	0.43
24:BA:945:A:C4	24:BA:2448:A:C2	3.07	0.43
24:BA:2488:G:C4	24:BA:2489:U:C5	3.06	0.43
24:BA:2603:G:C4	24:BA:2604:U:C6	3.07	0.43
24:BA:2684:U:OP2	39:BP:50:ARG:NH1	2.51	0.43
24:BA:273:G:C6	24:BA:274:C:C4	3.06	0.43
24:BA:2834:G:C2'	24:BA:2835:A:H5''	2.49	0.43
24:BA:685:A:H4'	24:BA:686:U:O5'	2.17	0.43
24:BA:729:G:OP2	26:BC:206:LYS:HE3	2.19	0.43
24:BA:749:A:C5	24:BA:750:A:C8	3.06	0.43
24:BA:841:G:H2'	24:BA:842:U:H6	1.82	0.43
24:BA:956:G:N7	36:BM:14:LYS:HE3	2.33	0.43
25:BB:6:G:C6	25:BB:7:G:C6	3.06	0.43
25:BB:75:G:H4'	45:BV:29:ILE:CD1	2.49	0.43
26:BC:254:LYS:HE3	26:BC:255:LYS:N	2.33	0.43
26:BC:39:SER:C	26:BC:41:GLY:H	2.22	0.43
26:BC:50:THR:OG1	26:BC:53:ILE:CD1	2.66	0.43
28:BE:44:ARG:O	28:BE:45:ALA:CB	2.65	0.43
28:BE:8:ALA:O	28:BE:10:SER:CB	2.66	0.43
29:BF:145:VAL:C	29:BF:146:ASP:CG	2.77	0.43
30:BG:155:PRO:O	30:BG:170:THR:HG22	2.19	0.43
32:BI:30:GLN:OE1	32:BI:30:GLN:N	2.47	0.43
35:BL:122:VAL:HB	35:BL:142:ILE:HG23	1.99	0.43
36:BM:97:GLN:N	36:BM:97:GLN:OE1	2.50	0.43
37:BN:13:ASN:O	37:BN:14:SER:C	2.57	0.43
38:BO:48:LEU:CD2	38:BO:48:LEU:N	2.82	0.43
39:BP:74:GLN:O	39:BP:75:THR:C	2.56	0.43
40:BQ:71:ASN:CG	40:BQ:109:VAL:HG21	2.39	0.43
41:BR:16:GLU:HA	41:BR:98:ILE:CG2	2.48	0.43
43:BT:44:LYS:HA	43:BT:47:VAL:HB	2.00	0.43
46:BW:19:LYS:HG3	46:BW:41:ARG:HH12	1.82	0.43
1:CA:1087:G:H2'	1:CA:1088:G:H5'	2.00	0.43

Continued on next page...

Continued from previous page...

Atom-1	Atom-2	Interatomic distance (Å)	Clash overlap (Å)
1:CA:1137:C:O4'	1:CA:1138:G:N2	2.52	0.43
1:CA:1053:G:HO2'	1:CA:1199:U:H5	1.66	0.43
1:CA:1256:A:C6	1:CA:1277:C:C4	3.06	0.43
1:CA:978:A:H4'	1:CA:1322:C:C5	2.54	0.43
1:CA:158:G:C5	1:CA:159:G:N7	2.86	0.43
1:CA:227:G:H2'	1:CA:228:A:O4'	2.19	0.43
1:CA:257:G:N7	59:CA:1721:HOH:O	2.37	0.43
1:CA:322:C:H4'	20:CT:18:ARG:HG3	2.00	0.43
1:CA:552:U:C2	1:CA:553:A:C8	3.07	0.43
1:CA:625:U:H3'	1:CA:625:U:H6	1.84	0.43
1:CA:571:U:O2	1:CA:918:A:H5'	2.19	0.43
1:CA:957:U:O2'	1:CA:958:A:N7	2.50	0.43
1:CA:1074:G:H4'	2:CB:102:THR:HG22	1.99	0.43
2:CB:107:VAL:O	2:CB:108:ARG:C	2.56	0.43
2:CB:133:GLU:O	2:CB:137:ARG:HB3	2.18	0.43
2:CB:147:SER:O	2:CB:148:LEU:CB	2.66	0.43
2:CB:96:TRP:NE1	2:CB:172:ALA:HB2	2.34	0.43
3:CC:116:VAL:CG1	3:CC:117:ALA:N	2.82	0.43
4:CD:162:ALA:O	4:CD:165:ARG:HG3	2.18	0.43
4:CD:194:ASP:N	4:CD:194:ASP:OD1	2.49	0.43
6:CF:63:ASN:CB	6:CF:96:VAL:HG23	2.48	0.43
11:CK:57:LYS:CG	11:CK:58:SER:N	2.82	0.43
13:CM:96:PRO:N	13:CM:109:ARG:CZ	2.82	0.43
13:CM:80:LEU:CA	13:CM:83:LEU:HD21	2.48	0.43
13:CM:9:ILE:HG22	13:CM:9:ILE:O	2.17	0.43
14:CN:20:PHE:CD1	14:CN:21:ALA:N	2.87	0.43
14:CN:18:LYS:O	14:CN:22:LYS:CE	2.67	0.43
15:CO:89:ARG:HD3	24:DA:714:U:C5	2.53	0.43
19:CS:30:PRO:O	19:CS:49:ILE:CA	2.67	0.43
21:CU:32:VAL:O	21:CU:32:VAL:CG1	2.66	0.43
55:CY:152:ASP:O	55:CY:155:ARG:CG	2.66	0.43
50:D0:29:VAL:HA	50:D0:36:LYS:HA	1.99	0.43
24:DA:1362:C:C3'	24:DA:1362:C:C6	3.01	0.43
24:DA:137:U:C4	24:DA:140:C:H1'	2.52	0.43
24:DA:1419:A:OP1	24:DA:1419:A:C4'	2.62	0.43
24:DA:1600:C:O2'	24:DA:1601:G:H5'	2.18	0.43
24:DA:1809:A:C6	24:DA:1810:A:N1	2.87	0.43
24:DA:1815:A:C8	24:DA:1817:G:C4	3.06	0.43
24:DA:1926:U:O2	24:DA:1928:A:H3'	2.18	0.43
24:DA:2028:U:C4	24:DA:2029:G:C6	3.07	0.43
24:DA:2098:U:H2'	24:DA:2099:U:O4'	2.19	0.43

Continued on next page...

Continued from previous page...

Atom-1	Atom-2	Interatomic distance (Å)	Clash overlap (Å)
24:DA:2138:G:H2'	24:DA:2139:U:O4'	2.19	0.43
24:DA:2190:G:C2	24:DA:2191:A:C5	3.06	0.43
24:DA:2262:U:OP2	46:DW:16:SER:OG	2.32	0.43
24:DA:2415:G:H2'	24:DA:2416:C:H6	1.84	0.43
24:DA:2531:A:OP1	30:DG:174:LYS:CE	2.67	0.43
24:DA:2549:G:N2	24:DA:2550:G:C4	2.86	0.43
24:DA:2635:A:C6	24:DA:2636:C:C4	3.06	0.43
24:DA:2802:G:H2'	24:DA:2803:G:O4'	2.18	0.43
57:DA:3188:NMY:H2	57:DA:3188:NMY:C17	2.47	0.43
24:DA:831:G:C5	24:DA:832:U:C5	3.07	0.43
24:DA:846:U:O2'	24:DA:847:U:C6	2.71	0.43
24:DA:857:G:H2'	24:DA:858:G:O4'	2.18	0.43
24:DA:929:U:N3	24:DA:930:G:N7	2.66	0.43
26:DC:128:THR:CG2	26:DC:190:THR:OG1	2.66	0.43
24:DA:1824:G:N3	26:DC:251:THR:HG21	2.33	0.43
24:DA:2228:G:OP1	26:DC:260:LYS:HD2	2.18	0.43
27:DD:93:GLY:C	27:DD:94:GLN:O	2.56	0.43
29:DF:59:ILE:HG12	29:DF:137:PHE:CD2	2.52	0.43
29:DF:40:GLY:CA	29:DF:84:ILE:HD11	2.46	0.43
30:DG:12:ALA:O	30:DG:13:GLY:C	2.56	0.43
24:DA:2780:G:N1	33:DJ:102:GLU:OE2	2.51	0.43
40:DQ:80:ASN:HA	40:DQ:83:LYS:CG	2.48	0.43
44:DU:32:LYS:CE	44:DU:65:GLN:HA	2.48	0.43
1:AA:1058:G:H2'	1:AA:1059:C:O4'	2.19	0.43
1:AA:1102:A:C6	1:AA:1103:C:C4	3.07	0.43
1:AA:1155:A:H2'	1:AA:1156:G:C1'	2.49	0.43
1:AA:1220:G:H4'	19:AS:34:TRP:O	2.19	0.43
1:AA:1268:G:O2'	1:AA:1269:A:O4'	2.33	0.43
1:AA:1494:G:H8	24:BA:1913:A:C5	2.36	0.43
1:AA:164:G:C6	1:AA:165:G:C5	3.06	0.43
57:AA:1655:NMY:N23	57:AA:1655:NMY:O21	2.52	0.43
1:AA:34:C:C2	1:AA:35:G:C8	3.07	0.43
1:AA:364:A:C2	1:AA:365:U:C5	3.06	0.43
1:AA:396:C:C3'	1:AA:397:A:H5''	2.48	0.43
1:AA:504:C:C1'	1:AA:510:A:C2	3.01	0.43
1:AA:763:G:O2'	1:AA:764:C:H5'	2.18	0.43
1:AA:805:C:C2	1:AA:806:C:H5	2.35	0.43
1:AA:898:G:C2	1:AA:902:G:C6	3.06	0.43
1:AA:978:A:N7	1:AA:1318:A:C6	2.86	0.43
3:AC:14:ILE:C	3:AC:15:VAL:HG13	2.38	0.43
1:AA:1055:A:H2'	3:AC:156:ARG:HD3	2.00	0.43

Continued on next page...

Continued from previous page...

Atom-1	Atom-2	Interatomic distance (Å)	Clash overlap (Å)
3:AC:30:ALA:O	3:AC:32:ASN:N	2.51	0.43
3:AC:34:ASP:O	3:AC:38:LYS:CB	2.67	0.43
3:AC:38:LYS:O	3:AC:38:LYS:HG2	2.19	0.43
4:AD:182:PHE:HD1	4:AD:182:PHE:N	2.14	0.43
1:AA:541:G:O2'	4:AD:40:GLN:HB3	2.18	0.43
4:AD:70:ARG:O	4:AD:74:ASN:OD1	2.37	0.43
7:AG:97:ASN:O	7:AG:98:ALA:C	2.57	0.43
8:AH:10:MET:O	8:AH:12:THR:N	2.52	0.43
9:AI:117:GLY:C	9:AI:118:LEU:HD12	2.39	0.43
12:AL:57:LEU:CB	12:AL:61:PHE:HB2	2.49	0.43
13:AM:12:HIS:O	13:AM:13:LYS:HB2	2.18	0.43
13:AM:30:SER:O	13:AM:34:LEU:HD12	2.18	0.43
19:AS:41:PHE:O	19:AS:44:MET:HG3	2.18	0.43
20:AT:70:ASN:O	20:AT:71:LYS:C	2.54	0.43
51:B1:11:VAL:C	51:B1:48:TYR:CD2	2.91	0.43
24:BA:1232:G:C5	24:BA:1233:C:C5	3.06	0.43
24:BA:1398:C:OP1	43:BT:59:ASN:ND2	2.50	0.43
24:BA:1419:A:H2'	24:BA:1421:G:N7	2.33	0.43
24:BA:1423:G:C6	24:BA:1424:G:C5	3.06	0.43
24:BA:1444:G:C5	24:BA:1445:G:N7	2.86	0.43
24:BA:1495:A:N1	24:BA:1496:A:C6	2.86	0.43
24:BA:1512:C:H2'	24:BA:1513:U:C5'	2.47	0.43
24:BA:1782:U:H2'	24:BA:1783:A:H5'	1.99	0.43
24:BA:1885:A:N1	24:BA:1886:U:C2	2.86	0.43
24:BA:1917:U:H2'	24:BA:1918:A:H5'	2.00	0.43
24:BA:2109:U:OP1	24:BA:2150:C:H5'	2.18	0.43
24:BA:2206:C:O2'	24:BA:2207:C:H5'	2.18	0.43
24:BA:2360:G:N2	24:BA:2428:G:C6	2.87	0.43
24:BA:1956:U:H1'	24:BA:2552:U:OP1	2.18	0.43
24:BA:2662:A:C5	24:BA:2663:G:H1'	2.54	0.43
24:BA:2834:G:H2'	24:BA:2835:A:H5''	2.00	0.43
24:BA:464:U:H2'	24:BA:465:G:O4'	2.19	0.43
24:BA:783:A:C2'	24:BA:784:G:O5'	2.66	0.43
24:BA:974:G:C6	24:BA:1186:G:C6	3.07	0.43
24:BA:977:G:C2	24:BA:987:C:C2	3.05	0.43
25:BB:42:C:C5	29:BF:65:LEU:HD22	2.54	0.43
26:BC:245:THR:C	26:BC:247:TRP:H	2.21	0.43
27:BD:37:VAL:HG12	27:BD:38:LYS:N	2.33	0.43
28:BE:119:ILE:HG22	28:BE:187:VAL:HG23	2.01	0.43
24:BA:2303:G:O2'	29:BF:120:SER:O	2.37	0.43
29:BF:74:ALA:C	29:BF:76:PHE:H	2.20	0.43

Continued on next page...

Continued from previous page...

Atom-1	Atom-2	Interatomic distance (Å)	Clash overlap (Å)
31:BH:113:SER:O	31:BH:114:GLU:O	2.37	0.43
34:BK:2:ILE:HG13	34:BK:6:THR:HB	2.01	0.43
35:BL:56:PRO:HD2	35:BL:59:ARG:HD3	2.00	0.43
35:BL:77:ILE:O	35:BL:110:VAL:O	2.37	0.43
37:BN:9:GLN:O	37:BN:10:LEU:HB2	2.18	0.43
24:BA:2334:U:H5'	38:BO:12:THR:HG21	2.01	0.43
38:BO:56:LYS:O	38:BO:57:ALA:C	2.56	0.43
38:BO:80:GLU:OE1	38:BO:80:GLU:C	2.56	0.43
38:BO:99:TYR:O	38:BO:100:HIS:CB	2.66	0.43
42:BS:56:ALA:O	42:BS:58:ALA:N	2.52	0.43
42:BS:80:PRO:O	42:BS:100:THR:OG1	2.27	0.43
42:BS:84:ARG:HB2	42:BS:96:ILE:CG2	2.49	0.43
45:BV:44:HIS:NE2	45:BV:85:LYS:HG3	2.33	0.43
48:BY:49:ASP:C	48:BY:51:ALA:N	2.72	0.43
48:BY:9:LYS:O	48:BY:10:SER:C	2.56	0.43
1:CA:1049:U:H4'	1:CA:1050:G:H5''	1.99	0.43
1:CA:1158:C:C4	1:CA:1160:G:C8	3.06	0.43
1:CA:1242:G:N1	1:CA:1243:C:H5	2.16	0.43
1:CA:1280:A:O2'	1:CA:1281:C:H5'	2.19	0.43
1:CA:1432:G:P	39:DP:105:LYS:HD3	2.57	0.43
1:CA:158:G:C4	1:CA:159:G:C8	3.05	0.43
1:CA:297:G:C4	1:CA:299:G:OP2	2.72	0.43
1:CA:413:G:O6	4:CD:32:CYS:HA	2.18	0.43
1:CA:44:A:C2	1:CA:45:G:C4	3.07	0.43
1:CA:490:C:H2'	1:CA:491:G:O4'	2.19	0.43
1:CA:530:G:N3	1:CA:530:G:C2'	2.81	0.43
1:CA:585:G:C6	1:CA:586:C:C4	3.06	0.43
1:CA:792:A:N3	1:CA:794:A:C5	2.86	0.43
1:CA:933:G:OP2	7:CG:3:ARG:CD	2.66	0.43
1:CA:619:U:C2	4:CD:131:ASN:ND2	2.87	0.43
5:CE:102:GLY:O	5:CE:103:THR:CB	2.66	0.43
5:CE:110:ALA:O	5:CE:113:ALA:HB3	2.19	0.43
5:CE:15:LEU:C	5:CE:15:LEU:HD22	2.39	0.43
9:CI:105:THR:HG22	9:CI:106:ARG:N	2.33	0.43
9:CI:43:THR:O	9:CI:43:THR:HG23	2.18	0.43
11:CK:94:GLU:O	11:CK:96:THR:N	2.52	0.43
15:CO:11:ILE:CD1	15:CO:31:LEU:HD11	2.49	0.43
16:CP:6:LEU:CD1	16:CP:17:TYR:CD2	2.95	0.43
19:CS:35:SER:O	19:CS:38:SER:OG	2.21	0.43
22:CV:28:G:C6	22:CV:29:G:C6	3.06	0.43
22:CV:64:A:C5	22:CV:65:G:C8	3.06	0.43

Continued on next page...

Continued from previous page...

Atom-1	Atom-2	Interatomic distance (Å)	Clash overlap (Å)
55:CY:52:ARG:O	55:CY:54:LEU:N	2.51	0.43
50:D0:54:ILE:CG2	50:D0:55:ALA:N	2.80	0.43
24:DA:103:A:H2'	24:DA:104:A:O4'	2.18	0.43
24:DA:1078:U:H4'	24:DA:1079:C:C1'	2.48	0.43
24:DA:1154:G:H5''	24:DA:1155:A:OP2	2.18	0.43
24:DA:1196:C:H1'	24:DA:1226:A:C4	2.53	0.43
24:DA:1356:G:C2	24:DA:1376:C:O2	2.71	0.43
24:DA:1413:A:C2	24:DA:1414:C:O2	2.72	0.43
24:DA:1459:G:C5	24:DA:1461:C:C4	3.06	0.43
24:DA:1795:C:C4	24:DA:1796:U:C4	3.06	0.43
24:DA:2101:A:N3	24:DA:2189:U:C2	2.86	0.43
24:DA:2194:U:H2'	24:DA:2195:U:O4'	2.19	0.43
24:DA:389:G:C8	24:DA:2413:G:H4'	2.53	0.43
24:DA:2433:A:H5''	24:DA:2434:A:P	2.58	0.43
24:DA:2534:A:H2'	24:DA:2535:G:O5'	2.18	0.43
24:DA:2599:G:O2'	24:DA:2600:A:H5'	2.18	0.43
24:DA:2690:U:O2'	24:DA:2872:A:H1'	2.19	0.43
24:DA:2776:A:H4'	24:DA:2777:G:H5''	2.00	0.43
24:DA:2825:G:C3'	24:DA:2826:A:C5'	2.91	0.43
24:DA:322:A:H5'	24:DA:340:A:C1'	2.48	0.43
24:DA:3:U:O5'	24:DA:3:U:H6	2.01	0.43
24:DA:446:G:OP2	40:DQ:2:ARG:CZ	2.66	0.43
24:DA:452:G:C2'	24:DA:453:A:O5'	2.66	0.43
24:DA:452:G:C2	24:DA:453:A:C2	3.07	0.43
24:DA:592:A:C5	24:DA:593:U:C5	3.06	0.43
24:DA:747:U:C4	24:DA:2613:U:C4	3.06	0.43
24:DA:855:G:C5	24:DA:923:G:C2	3.06	0.43
24:DA:997:G:C2'	24:DA:998:C:H5'	2.48	0.43
26:DC:22:GLU:OE1	26:DC:22:GLU:N	2.43	0.43
26:DC:261:ARG:NH1	26:DC:261:ARG:HB3	2.33	0.43
29:DF:93:GLU:C	29:DF:95:MET:N	2.68	0.43
30:DG:102:ILE:HD12	30:DG:103:ASN:N	2.33	0.43
30:DG:68:ARG:HD2	30:DG:68:ARG:C	2.38	0.43
32:DI:125:THR:O	32:DI:127:SER:N	2.51	0.43
32:DI:87:SER:O	32:DI:88:GLY:C	2.56	0.43
33:DJ:99:ARG:O	33:DJ:100:VAL:C	2.57	0.43
33:DJ:57:LEU:O	33:DJ:58:ASN:HB2	2.18	0.43
33:DJ:76:HIS:HE1	33:DJ:85:LYS:HB2	1.82	0.43
33:DJ:88:THR:O	33:DJ:89:PHE:C	2.57	0.43
38:DO:108:ASP:HA	38:DO:111:ARG:CG	2.49	0.43
42:DS:18:ARG:HA	42:DS:76:VAL:HG21	1.99	0.43

Continued on next page...

Continued from previous page...

Atom-1	Atom-2	Interatomic distance (Å)	Clash overlap (Å)
45:DV:13:GLY:O	45:DV:14:LYS:O	2.36	0.43
1:AA:1122:U:C2'	1:AA:1123:U:H5'	2.49	0.43
1:AA:1157:A:C4'	1:AA:1158:C:C2	3.02	0.43
1:AA:1159:U:H4'	1:AA:1160:G:H5'	2.00	0.43
1:AA:978:A:C5	1:AA:1318:A:C6	3.07	0.43
1:AA:1379:G:C6	1:AA:1380:U:C4	3.06	0.43
1:AA:927:G:C2	1:AA:1391:U:O2	2.71	0.43
1:AA:1409:C:C6	1:AA:1409:C:C3'	3.02	0.43
1:AA:1438:G:C2	1:AA:1439:G:C8	3.07	0.43
1:AA:145:G:N2	1:AA:178:C:N3	2.66	0.43
1:AA:273:U:O4	1:AA:274:A:N6	2.51	0.43
1:AA:503:C:O2	1:AA:510:A:C2	2.72	0.43
1:AA:649:A:H3'	1:AA:650:G:H5''	1.99	0.43
1:AA:712:A:C2	1:AA:713:G:N3	2.86	0.43
1:AA:772:U:C2'	1:AA:773:G:H5'	2.49	0.43
1:AA:954:G:C5	1:AA:955:U:C5	3.06	0.43
2:AB:121:SER:O	2:AB:126:PHE:HB3	2.19	0.43
2:AB:23:TRP:CH2	2:AB:25:PRO:HB3	2.54	0.43
3:AC:12:LEU:HD23	3:AC:12:LEU:N	2.33	0.43
3:AC:173:VAL:HG13	3:AC:182:ILE:HD11	2.00	0.43
3:AC:7:PRO:O	3:AC:8:ASN:C	2.55	0.43
4:AD:166:GLU:O	4:AD:167:LYS:C	2.57	0.43
4:AD:181:THR:O	4:AD:182:PHE:CB	2.66	0.43
4:AD:54:GLN:O	4:AD:203:LEU:HD23	2.19	0.43
4:AD:98:LEU:HD13	4:AD:130:VAL:CG1	2.49	0.43
5:AE:149:SER:CB	5:AE:152:MET:HB3	2.48	0.43
10:AJ:15:HIS:CG	10:AJ:16:ARG:N	2.87	0.43
11:AK:40:ASN:O	11:AK:41:ALA:C	2.56	0.43
17:AQ:19:LYS:HE3	17:AQ:47:HIS:NE2	2.33	0.43
18:AR:56:ALA:N	18:AR:59:ILE:HG22	2.33	0.43
1:AA:1220:G:C4'	19:AS:34:TRP:HB3	2.48	0.43
24:BA:1139:G:O3'	33:BJ:26:GLY:HA3	2.18	0.43
24:BA:1186:G:O6	24:BA:1187:G:C2	2.72	0.43
24:BA:1517:G:C2	24:BA:1518:C:C2	3.06	0.43
24:BA:1553:A:C6	24:BA:1555:G:C4	3.07	0.43
24:BA:1670:C:H2'	24:BA:1671:U:O4'	2.18	0.43
24:BA:191:A:H2'	24:BA:192:C:O4'	2.19	0.43
24:BA:2024:G:O3'	27:BD:154:LYS:NZ	2.51	0.43
24:BA:201:C:C5	24:BA:202:U:C5	3.06	0.43
24:BA:2038:G:C6	24:BA:2039:U:C4	3.06	0.43
24:BA:2037:A:H2'	24:BA:2038:G:C8	2.53	0.43

Continued on next page...

Continued from previous page...

Atom-1	Atom-2	Interatomic distance (Å)	Clash overlap (Å)
24:BA:218:A:C5	24:BA:219:A:C5	3.06	0.43
24:BA:2326:C:C4'	24:BA:2327:A:OP1	2.66	0.43
24:BA:2428:G:C5'	24:BA:2429:G:O5'	2.66	0.43
24:BA:2560:A:C2'	24:BA:2561:U:H5'	2.48	0.43
24:BA:2649:C:C2'	24:BA:2650:U:H5'	2.49	0.43
24:BA:2666:C:C6	24:BA:2667:C:C6	3.07	0.43
24:BA:2892:G:H5''	24:BA:2894:G:N2	2.33	0.43
24:BA:463:G:N2	24:BA:466:A:C8	2.87	0.43
24:BA:499:U:O3'	44:BU:42:LYS:CD	2.66	0.43
24:BA:90:U:N3	24:BA:91:A:C5	2.86	0.43
24:BA:998:C:H2'	24:BA:999:U:O5'	2.18	0.43
26:BC:58:LYS:HG3	26:BC:59:GLN:H	1.83	0.43
13:AM:9:ILE:HG21	29:BF:142:TYR:CE1	2.54	0.43
29:BF:23:SER:HB3	29:BF:26:GLN:CD	2.39	0.43
34:BK:71:ARG:NH1	34:BK:106:GLU:OE2	2.51	0.43
36:BM:38:ARG:CZ	36:BM:38:ARG:CB	2.97	0.43
44:BU:46:LYS:HB3	44:BU:47:PRO:HD2	2.00	0.43
1:CA:1088:G:HO2'	1:CA:1089:G:P	2.41	0.43
1:CA:1216:A:C6	1:CA:1217:C:C4	3.07	0.43
1:CA:1270:G:OP2	1:CA:1270:G:H8	2.02	0.43
1:CA:1280:A:H5''	10:CJ:42:LEU:HD21	2.01	0.43
1:CA:1260:G:H4'	1:CA:1283:U:O2'	2.19	0.43
1:CA:323:U:H2'	1:CA:324:G:O4'	2.18	0.43
1:CA:376:G:O3'	16:CP:5:ARG:CD	2.65	0.43
1:CA:456:A:C8	1:CA:457:G:N7	2.87	0.43
1:CA:540:G:H2'	1:CA:541:G:O4'	2.18	0.43
1:CA:510:A:N3	1:CA:543:U:H1'	2.33	0.43
1:CA:700:G:O2'	1:CA:701:U:H5''	2.18	0.43
1:CA:728:A:H2'	1:CA:729:A:C8	2.54	0.43
1:CA:977:A:H1'	1:CA:982:U:O4	2.18	0.43
2:CB:57:LEU:HD12	2:CB:57:LEU:C	2.39	0.43
3:CC:112:ASP:OD1	3:CC:114:LYS:CG	2.65	0.43
3:CC:128:VAL:HG23	3:CC:129:MET:N	2.33	0.43
3:CC:160:ALA:C	3:CC:162:ILE:N	2.71	0.43
4:CD:138:SER:OG	4:CD:139:PRO:HD3	2.19	0.43
4:CD:19:LEU:O	4:CD:21:LEU:HG	2.19	0.43
4:CD:11:LEU:HD11	4:CD:63:ARG:HD3	1.99	0.43
5:CE:94:VAL:HG22	5:CE:95:PHE:N	2.33	0.43
1:CA:966:G:HO2'	9:CI:129:LYS:HG2	1.81	0.43
12:CL:90:LEU:HD11	12:CL:93:VAL:HB	2.00	0.43
14:CN:85:ARG:CG	14:CN:86:GLU:N	2.81	0.43

Continued on next page...

Continued from previous page...

Atom-1	Atom-2	Interatomic distance (Å)	Clash overlap (Å)
19:CS:45:ILE:CA	19:CS:62:VAL:HG23	2.48	0.43
20:CT:54:MET:HA	20:CT:57:ILE:HD11	1.99	0.43
21:CU:14:VAL:O	21:CU:14:VAL:HG13	2.18	0.43
55:CY:26:LYS:HD2	55:CY:26:LYS:N	2.34	0.43
55:CY:44:TYR:OH	55:CY:49:THR:HB	2.18	0.43
24:DA:245:G:N7	53:D3:7:ARG:NH1	2.66	0.43
24:DA:1069:A:N6	24:DA:1074:G:C4	2.87	0.43
24:DA:1444:G:C2	24:DA:1445:G:C4	3.06	0.43
24:DA:1575:C:H2'	24:DA:1576:U:O4'	2.19	0.43
24:DA:1576:U:O2'	24:DA:1577:C:H5'	2.18	0.43
24:DA:1858:A:C8	24:DA:1859:U:C5	3.07	0.43
1:CA:1483:A:C2	24:DA:1959:G:N3	2.86	0.43
24:DA:2205:A:C6	24:DA:2206:C:C4	3.07	0.43
24:DA:2342:C:H2'	24:DA:2343:U:O4'	2.18	0.43
24:DA:2061:G:C8	24:DA:2501:C:H4'	2.53	0.43
24:DA:2590:A:O2'	24:DA:2591:C:H5'	2.17	0.43
24:DA:2692:G:C6	24:DA:2718:G:N1	2.86	0.43
24:DA:2777:G:H5''	24:DA:2778:A:OP1	2.18	0.43
24:DA:2:G:H2'	24:DA:3:U:C6	2.54	0.43
24:DA:328:U:H4'	44:DU:65:GLN:CD	2.39	0.43
24:DA:343:C:OP1	24:DA:343:C:H4'	2.18	0.43
24:DA:528:A:C3'	24:DA:528:A:C8	3.02	0.43
25:DB:84:G:H2'	25:DB:85:G:O5'	2.18	0.43
25:DB:91:C:H2'	25:DB:92:C:H6	1.81	0.43
25:DB:98:G:H22	45:DV:14:LYS:HE3	1.83	0.43
26:DC:78:GLU:O	26:DC:79:ARG:HB3	2.19	0.43
27:DD:16:THR:OG1	27:DD:18:ASP:OD1	2.34	0.43
27:DD:33:ARG:NH2	27:DD:74:GLU:O	2.51	0.43
28:DE:5:LEU:O	28:DE:6:LYS:HB3	2.18	0.43
24:DA:2315:G:C4'	29:DF:124:ARG:NH2	2.82	0.43
29:DF:12:VAL:HA	29:DF:15:LEU:HD12	2.00	0.43
29:DF:87:LYS:CG	29:DF:88:VAL:N	2.80	0.43
29:DF:8:LYS:O	29:DF:9:ASP:C	2.55	0.43
30:DG:38:ASP:C	30:DG:38:ASP:OD1	2.56	0.43
32:DI:124:MET:O	32:DI:125:THR:C	2.56	0.43
32:DI:61:TYR:N	32:DI:61:TYR:CD1	2.87	0.43
33:DJ:101:ILE:O	33:DJ:104:ALA:N	2.52	0.43
36:DM:127:LYS:CE	36:DM:127:LYS:HA	2.48	0.43
39:DP:28:LYS:CE	39:DP:82:SER:HB2	2.47	0.43
40:DQ:37:ALA:O	40:DQ:38:VAL:CB	2.61	0.43
40:DQ:85:ALA:HB3	40:DQ:87:VAL:HG12	2.00	0.43

Continued on next page...

Continued from previous page...

Atom-1	Atom-2	Interatomic distance (Å)	Clash overlap (Å)
44:DU:65:GLN:O	44:DU:68:ASN:HB2	2.18	0.43
24:DA:2364:C:OP1	46:DW:55:ARG:NH1	2.49	0.43
47:DX:32:LEU:HD12	47:DX:32:LEU:C	2.38	0.43
48:DY:13:GLU:HG2	48:DY:57:LEU:HD23	2.01	0.43
49:DZ:24:LEU:O	49:DZ:25:GLY:C	2.56	0.43
1:AA:1032:G:N2	1:AA:1033:G:C1'	2.81	0.43
1:AA:120:A:O3'	1:AA:121:U:H4'	2.18	0.43
1:AA:1371:G:C5	1:AA:1372:U:C5	3.07	0.43
1:AA:1387:G:H2'	1:AA:1388:C:C6	2.54	0.43
1:AA:208:U:C2	1:AA:210:C:H1'	2.53	0.43
1:AA:428:G:C5'	4:AD:9:LEU:CD1	2.96	0.43
1:AA:442:G:C6	1:AA:493:A:C2	3.06	0.43
1:AA:496:A:C2	1:AA:497:G:C5	3.06	0.43
1:AA:542:G:N3	1:AA:543:U:C6	2.86	0.43
1:AA:552:U:H2'	1:AA:553:A:H8	1.79	0.43
1:AA:615:G:O6	1:AA:625:U:C2	2.72	0.43
1:AA:665:A:N1	1:AA:732:C:C4	2.87	0.43
1:AA:780:A:H5''	11:AK:125:LYS:CE	2.49	0.43
1:AA:910:C:H2'	1:AA:910:C:O2	2.19	0.43
1:AA:929:G:O2'	1:AA:930:C:H5'	2.19	0.43
1:AA:939:G:N1	1:AA:940:C:C4	2.87	0.43
1:AA:987:G:C2	1:AA:988:G:C4	3.07	0.43
2:AB:150:GLY:O	2:AB:151:ILE:HG23	2.18	0.43
2:AB:173:ILE:CD1	2:AB:195:GLY:O	2.67	0.43
3:AC:102:ASN:C	3:AC:102:ASN:OD1	2.57	0.43
6:AF:39:LEU:CD1	6:AF:39:LEU:C	2.87	0.43
8:AH:10:MET:CE	8:AH:33:LYS:HG2	2.48	0.43
9:AI:38:TYR:CE2	9:AI:39:PHE:CZ	3.07	0.43
10:AJ:61:ALA:C	10:AJ:62:ARG:HG2	2.38	0.43
1:AA:1226:C:H2'	13:AM:102:THR:O	2.18	0.43
13:AM:27:LYS:O	13:AM:30:SER:HB2	2.19	0.43
14:AN:12:ARG:NH1	14:AN:59:ARG:NH1	2.67	0.43
14:AN:8:ARG:HH12	14:AN:12:ARG:NH2	2.17	0.43
14:AN:69:ARG:HB3	14:AN:80:SER:OG	2.18	0.43
14:AN:74:LEU:O	14:AN:76:LYS:N	2.52	0.43
14:AN:82:ILE:O	14:AN:85:ARG:HB3	2.19	0.43
16:AP:49:GLY:O	16:AP:50:THR:OG1	2.27	0.43
18:AR:20:GLU:O	18:AR:21:ILE:C	2.57	0.43
19:AS:32:ARG:HD2	19:AS:57:HIS:CE1	2.54	0.43
20:AT:43:ASP:O	20:AT:44:LYS:C	2.57	0.43
21:AU:26:ALA:HB1	21:AU:30:ALA:HB3	2.00	0.43

Continued on next page...

Continued from previous page...

Atom-1	Atom-2	Interatomic distance (Å)	Clash overlap (Å)
22:AV:72:C:C2'	22:AV:73:A:H5'	2.48	0.43
24:BA:1132:U:H5'	33:BJ:84:ILE:HD12	2.00	0.43
24:BA:1235:G:C6	24:BA:1236:G:N1	2.87	0.43
24:BA:135:U:C2	24:BA:136:G:C8	3.07	0.43
24:BA:1478:G:C6	24:BA:1514:G:N2	2.86	0.43
24:BA:149:A:C5	24:BA:150:U:C5	3.06	0.43
24:BA:1511:G:HO2'	24:BA:1512:C:C1'	2.23	0.43
24:BA:1837:C:H2'	24:BA:1838:C:H5'	2.01	0.43
24:BA:1910:G:C2	24:BA:1921:G:N3	2.87	0.43
24:BA:1934:C:H2'	24:BA:1935:G:O5'	2.19	0.43
24:BA:2314:A:C5	24:BA:2315:G:N7	2.87	0.43
24:BA:2472:G:C2'	24:BA:2473:U:OP1	2.67	0.43
24:BA:2503:A:H4'	24:BA:2504:U:OP1	2.18	0.43
24:BA:2679:A:H2'	24:BA:2680:U:H5'	2.00	0.43
24:BA:2706:A:H2'	24:BA:2707:U:O4'	2.18	0.43
24:BA:2736:A:C5	24:BA:2737:G:C8	3.07	0.43
24:BA:275:C:C5	24:BA:276:U:O4'	2.72	0.43
24:BA:2791:G:N2	24:BA:2806:C:H1'	2.33	0.43
24:BA:309:A:H5'	44:BU:16:LYS:CE	2.49	0.43
57:BA:3166:NMY:H18	57:BA:3166:NMY:H171	2.01	0.43
24:BA:362:A:C2'	24:BA:363:G:H5'	2.49	0.43
24:BA:413:C:N3	24:BA:2411:A:C2	2.87	0.43
24:BA:675:A:N6	24:BA:676:A:N6	2.66	0.43
24:BA:932:U:C4'	24:BA:933:A:O5'	2.67	0.43
25:BB:30:C:H2'	25:BB:31:C:H5'	2.00	0.43
26:BC:123:ILE:CG2	26:BC:123:ILE:O	2.63	0.43
26:BC:196:ASN:O	26:BC:197:ALA:C	2.56	0.43
26:BC:62:ARG:NH1	26:BC:85:ASN:HB2	2.34	0.43
26:BC:90:ILE:C	26:BC:90:ILE:HD12	2.38	0.43
29:BF:121:PHE:C	29:BF:123:GLY:N	2.72	0.43
29:BF:92:GLY:O	29:BF:93:GLU:CG	2.66	0.43
30:BG:24:THR:O	30:BG:25:ILE:HG12	2.19	0.43
30:BG:88:LEU:HD22	30:BG:93:TYR:O	2.19	0.43
31:BH:121:VAL:CG2	31:BH:122:LEU:CD2	2.92	0.43
31:BH:65:ALA:O	31:BH:66:ASN:C	2.56	0.43
35:BL:105:ILE:HG22	35:BL:106:GLU:N	2.32	0.43
36:BM:18:ARG:NE	36:BM:18:ARG:CA	2.82	0.43
36:BM:51:ARG:O	36:BM:55:ARG:HB3	2.18	0.43
37:BN:55:ALA:HA	37:BN:80:PHE:CE1	2.54	0.43
41:BR:49:ILE:HG13	41:BR:52:PRO:HA	2.00	0.43
44:BU:12:VAL:HG22	44:BU:17:ASP:O	2.19	0.43

Continued on next page...

Continued from previous page...

Atom-1	Atom-2	Interatomic distance (Å)	Clash overlap (Å)
1:CA:1004:A:C6	1:CA:1005:A:C4	3.07	0.43
1:CA:1160:G:OP2	2:CB:132:LYS:NZ	2.36	0.43
1:CA:955:U:O4'	1:CA:1227:A:N6	2.51	0.43
1:CA:195:A:C6	1:CA:196:A:N1	2.87	0.43
1:CA:213:G:C5	1:CA:214:C:C5	3.07	0.43
1:CA:279:A:H5''	1:CA:281:G:O4'	2.19	0.43
1:CA:292:G:C2	1:CA:309:A:C2	3.06	0.43
1:CA:386:C:C2'	1:CA:387:U:H5''	2.48	0.43
1:CA:433:G:C6	1:CA:434:U:N3	2.87	0.43
1:CA:592:G:C6	1:CA:648:A:C6	3.06	0.43
1:CA:614:C:O2'	1:CA:615:G:OP1	2.33	0.43
1:CA:659:U:N3	1:CA:660:C:C5	2.87	0.43
1:CA:664:G:N2	1:CA:742:G:N2	2.66	0.43
1:CA:776:G:C2'	1:CA:777:A:OP2	2.66	0.43
2:CB:47:VAL:HG22	2:CB:48:PRO:HD3	2.01	0.43
3:CC:71:ALA:HB2	3:CC:106:VAL:HB	2.01	0.43
3:CC:23:PHE:CD1	3:CC:24:ALA:N	2.87	0.43
4:CD:203:LEU:HD23	4:CD:204:TYR:CG	2.53	0.43
5:CE:23:LYS:HB3	5:CE:30:ILE:CG1	2.49	0.43
5:CE:68:ARG:HG2	5:CE:69:ARG:N	2.34	0.43
6:CF:77:THR:HB	6:CF:80:PHE:CE1	2.53	0.43
6:CF:80:PHE:O	6:CF:82:ASP:N	2.52	0.43
8:CH:34:VAL:HG12	8:CH:59:LEU:HD23	2.01	0.43
11:CK:125:LYS:CB	11:CK:125:LYS:HZ2	2.32	0.43
11:CK:129:VAL:HG12	23:CX:10:A:C5'	2.48	0.43
11:CK:76:GLU:C	11:CK:78:GLY:H	2.22	0.43
13:CM:22:ILE:O	13:CM:23:TYR:CB	2.65	0.43
1:CA:452:A:C1'	16:CP:70:ARG:NH1	2.81	0.43
17:CQ:64:CYS:HB2	17:CQ:73:TRP:HA	2.01	0.43
17:CQ:80:GLU:C	17:CQ:81:LYS:HG3	2.39	0.43
18:CR:63:ARG:HB2	18:CR:70:TYR:CE1	2.54	0.43
22:CV:23:A:N6	22:CV:24:G:O6	2.51	0.43
24:DA:1071:G:N1	24:DA:1091:G:N7	2.67	0.43
24:DA:1140:C:OP2	33:DJ:68:LYS:NZ	2.52	0.43
24:DA:1351:C:H2'	24:DA:1352:U:C1'	2.48	0.43
24:DA:1857:G:C2	24:DA:1884:G:C4	3.06	0.43
24:DA:189:G:H2'	24:DA:205:G:H22	1.83	0.43
24:DA:245:G:O6	53:D3:7:ARG:HD3	2.19	0.43
24:DA:273:G:N1	24:DA:274:C:C4	2.86	0.43
24:DA:2756:U:H4'	24:DA:2757:A:O5'	2.18	0.43
24:DA:422:A:C2	24:DA:423:A:C2	3.07	0.43

Continued on next page...

Continued from previous page...

Atom-1	Atom-2	Interatomic distance (Å)	Clash overlap (Å)
24:DA:809:G:O2'	24:DA:810:U:H5'	2.17	0.43
27:DD:22:ILE:HA	27:DD:23:PRO:HD2	1.63	0.43
30:DG:54:ARG:O	30:DG:57:TYR:HB2	2.18	0.43
31:DH:117:LEU:CD2	31:DH:117:LEU:C	2.86	0.43
24:DA:1082:U:O4'	32:DI:117:THR:CG2	2.66	0.43
33:DJ:19:ASP:OD1	33:DJ:21:THR:HB	2.17	0.43
34:DK:14:SER:HA	34:DK:51:LYS:HZ1	1.84	0.43
24:DA:910:A:C5	36:DM:13:HIS:NE2	2.87	0.43
38:DO:43:ASN:C	38:DO:43:ASN:OD1	2.57	0.43
40:DQ:37:ALA:HA	40:DQ:40:LYS:HE2	2.01	0.43
42:DS:26:GLY:C	42:DS:27:LYS:HE2	2.39	0.43
42:DS:45:VAL:HG12	42:DS:46:LEU:N	2.33	0.43
43:DT:61:LEU:O	43:DT:61:LEU:HD12	2.19	0.43
47:DX:63:ILE:HD12	47:DX:63:ILE:O	2.18	0.43
48:DY:24:GLU:O	48:DY:27:ASN:N	2.52	0.43
1:AA:1104:G:C2	1:AA:1105:A:C5	3.07	0.43
1:AA:959:A:C2	1:AA:1222:G:O4'	2.71	0.43
1:AA:1287:A:N6	1:AA:1288:A:N6	2.67	0.43
1:AA:1364:U:O2	1:AA:1364:U:H2'	2.18	0.43
1:AA:1431:A:N6	1:AA:1432:G:N1	2.66	0.43
1:AA:1439:G:OP1	20:AT:33:LYS:NZ	2.46	0.43
1:AA:142:G:C5	1:AA:143:A:C8	3.07	0.43
1:AA:179:A:C6	1:AA:180:U:C2	3.07	0.43
1:AA:188:C:C2'	1:AA:189:A:O4'	2.66	0.43
1:AA:342:C:N4	1:AA:343:U:C4	2.87	0.43
1:AA:460:A:N3	1:AA:461:A:C8	2.87	0.43
1:AA:708:C:O2	1:AA:709:U:C5	2.72	0.43
1:AA:8:A:H5''	5:AE:126:LYS:HB2	2.00	0.43
2:AB:104:TRP:CE2	2:AB:108:ARG:HB3	2.53	0.43
2:AB:186:ILE:CD1	2:AB:213:TYR:CE2	3.01	0.43
3:AC:20:SER:OG	3:AC:40:ARG:NH2	2.52	0.43
4:AD:142:VAL:O	4:AD:143:VAL:HG22	2.18	0.43
4:AD:142:VAL:O	4:AD:143:VAL:O	2.37	0.43
4:AD:144:SER:C	4:AD:145:ILE:HG22	2.38	0.43
4:AD:158:ALA:HA	4:AD:161:LEU:HD21	2.00	0.43
5:AE:82:GLN:CD	5:AE:150:PRO:HB3	2.39	0.43
8:AH:101:ILE:HG23	8:AH:103:VAL:HG23	2.01	0.43
8:AH:20:ALA:O	8:AH:21:ASN:CB	2.66	0.43
10:AJ:49:PHE:O	10:AJ:65:TYR:N	2.49	0.43
11:AK:46:THR:O	11:AK:48:GLY:N	2.51	0.43
12:AL:19:SER:C	12:AL:21:VAL:N	2.72	0.43

Continued on next page...

Continued from previous page...

Atom-1	Atom-2	Interatomic distance (Å)	Clash overlap (Å)
14:AN:7:ALA:O	14:AN:8:ARG:C	2.57	0.43
17:AQ:20:SER:O	17:AQ:21:ILE:O	2.36	0.43
18:AR:53:ARG:CZ	18:AR:53:ARG:CB	2.93	0.43
19:AS:76:PRO:C	19:AS:77:THR:OG1	2.56	0.43
20:AT:67:ILE:HG23	20:AT:67:ILE:O	2.19	0.43
11:AK:112:ASP:HB2	21:AU:20:LYS:CD	2.48	0.43
42:BS:19:LEU:HB3	50:B0:21:LEU:CD1	2.48	0.43
51:B1:9:LYS:O	51:B1:50:GLU:CG	2.67	0.43
54:B4:33:HIS:O	54:B4:35:GLN:HG3	2.18	0.43
24:BA:1017:G:C6	24:BA:1018:U:C4	3.06	0.43
24:BA:1166:G:O2'	24:BA:1167:C:H5'	2.17	0.43
24:BA:1350:C:C4	24:BA:1382:G:N1	2.87	0.43
24:BA:1433:A:H5''	24:BA:1434:A:OP2	2.19	0.43
24:BA:146:A:C2	24:BA:147:C:C4	3.07	0.43
24:BA:1586:A:C5	24:BA:1587:G:C5	3.07	0.43
24:BA:1802:A:O2'	24:BA:1803:A:P	2.76	0.43
24:BA:1817:G:C2'	24:BA:1818:U:H5'	2.48	0.43
24:BA:1663:G:O6	24:BA:1992:G:C8	2.72	0.43
24:BA:2094:A:H2'	24:BA:2095:A:C8	2.53	0.43
24:BA:2164:C:P	24:BA:2170:A:HO2'	2.42	0.43
24:BA:214:G:O2'	24:BA:217:A:H5'	2.18	0.43
24:BA:858:G:C5	24:BA:2268:A:C2	3.07	0.43
24:BA:2408:U:C2	24:BA:2409:G:C8	3.06	0.43
24:BA:2522:U:C2'	24:BA:2523:G:H5'	2.48	0.43
24:BA:2547:A:N7	24:BA:2566:A:C8	2.87	0.43
24:BA:2575:C:H5''	24:BA:2576:G:OP2	2.19	0.43
24:BA:2675:A:C2'	24:BA:2676:C:H5'	2.49	0.43
24:BA:2858:C:H2'	24:BA:2859:G:O4'	2.19	0.43
24:BA:414:C:OP1	24:BA:1879:C:O2'	2.33	0.43
24:BA:447:A:C2	24:BA:473:G:C8	3.06	0.43
24:BA:447:A:OP1	40:BQ:4:LYS:NZ	2.51	0.43
24:BA:599:A:C2	24:BA:659:G:C5	3.07	0.43
24:BA:608:A:N3	24:BA:621:A:C2	2.87	0.43
24:BA:86:G:H2'	24:BA:87:U:O5'	2.19	0.43
25:BB:117:G:N2	25:BB:118:C:H1'	2.34	0.43
25:BB:24:G:C8	25:BB:56:G:C8	3.06	0.43
25:BB:61:G:N1	25:BB:62:C:C2	2.87	0.43
27:BD:104:VAL:O	27:BD:105:LYS:HG3	2.19	0.43
27:BD:11:MET:HG3	27:BD:25:THR:HA	1.99	0.43
27:BD:173:GLN:OE1	27:BD:208:LYS:HE2	2.19	0.43
28:BE:85:PHE:O	28:BE:86:ALA:C	2.56	0.43

Continued on next page...

Continued from previous page...

Atom-1	Atom-2	Interatomic distance (Å)	Clash overlap (Å)
30:BG:100:ASN:C	30:BG:116:LEU:HD13	2.39	0.43
30:BG:97:VAL:CG2	30:BG:124:CYS:SG	3.04	0.43
31:BH:8:LYS:O	31:BH:13:GLY:CA	2.67	0.43
33:BJ:136:GLN:N	33:BJ:137:PRO:CD	2.81	0.43
33:BJ:5:THR:O	33:BJ:5:THR:HG22	2.19	0.43
35:BL:73:ILE:O	35:BL:73:ILE:HG22	2.19	0.43
25:BB:114:C:O4'	38:BO:47:VAL:CG1	2.66	0.43
39:BP:27:VAL:O	39:BP:42:PHE:N	2.52	0.43
43:BT:13:ALA:O	43:BT:32:LEU:HB2	2.19	0.43
43:BT:68:LYS:HA	43:BT:68:LYS:HD2	1.71	0.43
45:BV:31:TYR:HB3	45:BV:37:PRO:HB3	2.00	0.43
1:CA:1093:A:C5	1:CA:1095:U:O4'	2.72	0.43
1:CA:113:G:C2	1:CA:315:A:N1	2.87	0.43
1:CA:1132:C:N3	1:CA:1142:G:O6	2.51	0.43
1:CA:954:G:N2	1:CA:1228:C:C5	2.87	0.43
1:CA:1502:A:C8	1:CA:1505:G:N2	2.87	0.43
1:CA:202:G:N2	1:CA:216:U:C2	2.87	0.43
1:CA:270:A:N1	1:CA:271:C:C2	2.86	0.43
1:CA:357:G:N1	1:CA:358:U:C4	2.87	0.43
1:CA:389:A:C6	1:CA:390:U:H1'	2.54	0.43
1:CA:426:U:C2	1:CA:427:U:C5	3.07	0.43
1:CA:406:G:N2	1:CA:437:U:O2	2.52	0.43
1:CA:568:G:N3	1:CA:568:G:H2'	2.33	0.43
1:CA:626:G:N2	1:CA:627:G:C4	2.87	0.43
1:CA:778:G:N2	1:CA:779:C:H1'	2.33	0.43
1:CA:778:G:N2	1:CA:779:C:O2	2.51	0.43
1:CA:836:G:C5	1:CA:851:G:C6	3.07	0.43
1:CA:954:G:C4	1:CA:955:U:C6	3.07	0.43
1:CA:968:A:H4'	1:CA:969:A:OP2	2.17	0.43
3:CC:14:ILE:HG13	3:CC:15:VAL:HG23	2.01	0.43
3:CC:160:ALA:O	3:CC:162:ILE:N	2.52	0.43
4:CD:104:ARG:CZ	4:CD:170:TRP:CZ2	3.01	0.43
7:CG:126:ASP:OD1	7:CG:126:ASP:C	2.57	0.43
7:CG:134:ALA:O	7:CG:135:VAL:C	2.57	0.43
7:CG:32:VAL:O	7:CG:33:ASP:C	2.57	0.43
8:CH:27:MET:HG2	8:CH:28:PRO:HD2	2.01	0.43
1:CA:966:G:H2'	9:CI:129:LYS:CG	2.48	0.43
9:CI:39:PHE:C	9:CI:39:PHE:CD1	2.91	0.43
10:CJ:18:ILE:HD12	10:CJ:19:ASP:N	2.34	0.43
1:CA:1506:U:O4'	11:CK:128:ARG:NE	2.51	0.43
14:CN:5:MET:O	14:CN:5:MET:CG	2.67	0.43

Continued on next page...

Continued from previous page...

Atom-1	Atom-2	Interatomic distance (Å)	Clash overlap (Å)
15:CO:54:ARG:O	15:CO:55:GLY:C	2.57	0.43
16:CP:61:VAL:O	16:CP:62:GLY:C	2.55	0.43
1:CA:635:A:O3'	17:CQ:6:ARG:NH2	2.52	0.43
20:CT:10:ARG:HD3	20:CT:10:ARG:HA	1.82	0.43
20:CT:35:VAL:CG1	20:CT:79:LEU:HD22	2.49	0.43
55:CY:5:ILE:HA	55:CY:8:ASP:HB2	2.01	0.43
50:D0:48:TYR:O	50:D0:49:ARG:C	2.57	0.43
24:DA:1098:A:H2'	24:DA:1099:G:C4	2.54	0.43
24:DA:1284:A:C2	24:DA:1285:A:C2	3.06	0.43
24:DA:1501:G:H2'	24:DA:1502:A:C5'	2.49	0.43
24:DA:1661:G:C5	24:DA:1662:U:C5	3.07	0.43
24:DA:1675:C:O2	24:DA:1675:C:H2'	2.19	0.43
24:DA:160:A:C4	24:DA:167:A:C2	3.07	0.43
24:DA:1680:U:H2'	24:DA:1681:G:O4'	2.19	0.43
24:DA:1992:G:H4'	24:DA:1993:U:OP1	2.19	0.43
24:DA:18:U:HO2'	24:DA:19:A:H5'	1.81	0.43
24:DA:2001:C:H4'	24:DA:2689:U:H2'	2.00	0.43
24:DA:2084:C:C4	24:DA:2085:U:C4	3.07	0.43
24:DA:2088:A:C6	24:DA:2089:C:C4	3.06	0.43
24:DA:2470:G:O2'	24:DA:2471:A:H5'	2.18	0.43
24:DA:2533:U:H2'	24:DA:2534:A:O4'	2.19	0.43
24:DA:2571:U:O2'	27:DD:151:THR:HG23	2.16	0.43
24:DA:261:G:C2	24:DA:262:A:C8	3.06	0.43
24:DA:271:G:C2	24:DA:367:G:N3	2.87	0.43
24:DA:2754:U:C2'	24:DA:2756:U:OP1	2.66	0.43
24:DA:2786:U:H2'	24:DA:2787:C:H6	1.84	0.43
24:DA:418:C:N3	24:DA:419:U:C5	2.87	0.43
24:DA:235:U:O2	24:DA:430:A:C2	2.71	0.43
24:DA:531:C:O2'	24:DA:563:A:H5''	2.19	0.43
24:DA:538:A:OP1	57:DA:3186:NMY:O17	2.37	0.43
24:DA:595:C:H2'	24:DA:596:U:H6	1.84	0.43
24:DA:674:G:H1'	28:DE:69:ARG:HD2	1.99	0.43
24:DA:695:G:C2	24:DA:696:G:C8	3.07	0.43
25:DB:50:A:H2'	25:DB:51:G:O5'	2.19	0.43
26:DC:132:ARG:O	26:DC:133:ASN:HB2	2.18	0.43
26:DC:16:VAL:N	26:DC:203:VAL:HG12	2.34	0.43
24:DA:321:U:C4'	28:DE:162:ARG:NH2	2.81	0.43
29:DF:7:TYR:HA	29:DF:11:VAL:HB	2.01	0.43
29:DF:28:PRO:HG3	29:DF:159:ALA:HA	2.01	0.43
29:DF:11:VAL:O	29:DF:15:LEU:HD12	2.18	0.43
24:DA:2531:A:H5'	30:DG:156:TYR:CE1	2.54	0.43

Continued on next page...

Continued from previous page...

Atom-1	Atom-2	Interatomic distance (Å)	Clash overlap (Å)
30:DG:89:VAL:O	30:DG:159:LYS:HA	2.19	0.43
31:DH:27:ARG:CG	31:DH:28:ASN:N	2.82	0.43
1:AA:1068:G:C6	1:AA:1069:C:N4	2.87	0.43
1:AA:1342:C:H2'	1:AA:1343:G:C8	2.54	0.43
1:AA:1360:A:H2'	1:AA:1361:G:C5'	2.49	0.43
1:AA:143:A:H5'	1:AA:144:G:O5'	2.19	0.43
1:AA:1480:A:C6	1:AA:1481:U:N3	2.87	0.43
1:AA:186:C:N3	1:AA:187:G:C6	2.87	0.43
1:AA:269:C:N4	1:AA:270:A:N6	2.67	0.43
1:AA:325:A:C6	1:AA:326:G:C2	3.06	0.43
1:AA:363:A:H2'	1:AA:364:A:O5'	2.19	0.43
1:AA:433:G:C6	1:AA:434:U:H1'	2.53	0.43
1:AA:467:U:H3'	1:AA:468:A:C5'	2.48	0.43
1:AA:50:A:N3	1:AA:52:C:O2	2.51	0.43
1:AA:734:G:N2	1:AA:735:C:C2	2.87	0.43
1:AA:750:C:O2'	15:AO:23:GLY:N	2.43	0.43
1:AA:581:G:N2	1:AA:759:A:OP2	2.46	0.43
1:AA:778:G:C5	1:AA:779:C:C5	3.07	0.43
1:AA:782:A:N1	1:AA:801:U:C2	2.87	0.43
1:AA:821:G:H2'	1:AA:821:G:N3	2.33	0.43
1:AA:926:G:H2'	1:AA:1505:G:N3	2.34	0.43
2:AB:20:THR:HG23	2:AB:21:ARG:H	1.83	0.43
2:AB:54:LEU:O	2:AB:57:LEU:CD1	2.67	0.43
3:AC:2:GLY:C	3:AC:3:GLN:HG3	2.39	0.43
4:AD:197:GLU:O	4:AD:201:VAL:HG11	2.18	0.43
4:AD:11:LEU:HD11	4:AD:63:ARG:HD2	2.00	0.43
6:AF:4:TYR:HE2	6:AF:6:ILE:CG1	2.32	0.43
6:AF:70:VAL:O	6:AF:74:LEU:N	2.50	0.43
8:AH:113:ASP:C	8:AH:115:ALA:N	2.72	0.43
8:AH:27:MET:CB	8:AH:28:PRO:CD	2.97	0.43
8:AH:27:MET:HB3	8:AH:28:PRO:HD2	2.00	0.43
8:AH:40:LEU:C	8:AH:46:ILE:HG23	2.39	0.43
8:AH:65:TYR:CD2	8:AH:70:ALA:HA	2.54	0.43
1:AA:966:G:O2'	9:AI:130:ARG:OXT	2.31	0.43
9:AI:52:LEU:HD21	9:AI:57:MET:SD	2.58	0.43
11:AK:25:ALA:O	11:AK:93:ARG:NH2	2.52	0.43
11:AK:97:ILE:HG13	11:AK:98:ARG:N	2.34	0.43
12:AL:59:ASN:O	12:AL:59:ASN:OD1	2.37	0.43
13:AM:46:SER:O	13:AM:47:GLU:HB3	2.18	0.43
15:AO:19:ALA:C	15:AO:21:ASP:N	2.72	0.43
18:AR:40:VAL:HG21	18:AR:44:ILE:HG21	2.01	0.43

Continued on next page...

Continued from previous page...

Atom-1	Atom-2	Interatomic distance (Å)	Clash overlap (Å)
20:AT:55:GLN:N	20:AT:56:PRO:HD2	2.33	0.43
52:B2:16:HIS:HB3	52:B2:21:ARG:NH1	2.34	0.43
24:BA:459:U:OP1	52:B2:39:ARG:CZ	2.67	0.43
52:B2:12:ARG:NH2	52:B2:44:VAL:CG2	2.81	0.43
24:BA:1070:A:H2'	24:BA:1097:U:O5'	2.19	0.43
24:BA:1136:G:C2	24:BA:1137:G:C8	3.07	0.43
24:BA:1309:G:OP1	52:B2:9:VAL:CG2	2.66	0.43
24:BA:1377:G:H5''	24:BA:1378:A:OP2	2.19	0.43
24:BA:1429:G:C1'	24:BA:1568:G:H1'	2.49	0.43
24:BA:1462:C:H2'	24:BA:1463:C:C6	2.54	0.43
24:BA:1570:A:N6	24:BA:1571:A:N6	2.67	0.43
24:BA:1575:C:H2'	24:BA:1576:U:O4'	2.19	0.43
24:BA:1609:A:N1	24:BA:1616:A:C5	2.87	0.43
24:BA:2024:G:OP2	24:BA:2034:U:H4'	2.18	0.43
24:BA:981:A:H4'	24:BA:2037:A:H5'	2.01	0.43
24:BA:2100:G:C6	24:BA:2101:A:C6	3.07	0.43
24:BA:2428:G:C4'	24:BA:2429:G:O5'	2.67	0.43
24:BA:242:G:O2'	24:BA:243:U:OP2	2.37	0.43
24:BA:2491:U:H5'	24:BA:2570:G:H5''	2.00	0.43
24:BA:2723:C:N4	24:BA:2724:U:N3	2.66	0.43
24:BA:452:G:N2	24:BA:458:G:C4	2.87	0.43
24:BA:857:G:H2'	24:BA:858:G:O4'	2.18	0.43
59:BA:3748:HOH:O	26:BC:220:ARG:CZ	2.66	0.43
27:BD:3:GLY:O	27:BD:4:LEU:HD12	2.19	0.43
27:BD:47:ALA:HA	27:BD:84:LEU:HD22	2.01	0.43
28:BE:138:LEU:O	28:BE:140:ASP:N	2.52	0.43
24:BA:1257:C:H5''	28:BE:78:TRP:CH2	2.54	0.43
29:BF:82:TYR:CE2	29:BF:83:PRO:O	2.72	0.43
29:BF:3:LEU:HD11	29:BF:99:PHE:CZ	2.54	0.43
30:BG:66:THR:O	30:BG:70:LEU:HB2	2.19	0.43
31:BH:80:ILE:HG23	31:BH:146:VAL:HG23	2.01	0.43
32:BI:129:GLU:OE2	32:BI:129:GLU:N	2.50	0.43
24:BA:2565:A:N6	34:BK:28:SER:HB3	2.33	0.43
35:BL:78:ARG:HG3	35:BL:113:ALA:CB	2.49	0.43
35:BL:78:ARG:CG	35:BL:113:ALA:HB2	2.48	0.43
24:BA:2880:C:O2'	37:BN:92:GLY:O	2.26	0.43
38:BO:7:ARG:HD3	38:BO:97:PHE:CZ	2.53	0.43
38:BO:80:GLU:O	38:BO:81:ARG:C	2.57	0.43
39:BP:42:PHE:CE1	39:BP:60:VAL:CG2	3.02	0.43
40:BQ:98:ALA:HB2	40:BQ:105:PHE:CD1	2.53	0.43
44:BU:66:VAL:C	44:BU:68:ASN:H	2.22	0.43

Continued on next page...

Continued from previous page...

Atom-1	Atom-2	Interatomic distance (Å)	Clash overlap (Å)
44:BU:71:ILE:CD1	44:BU:80:ASP:C	2.87	0.43
48:BY:60:LYS:O	48:BY:61:ALA:HB2	2.18	0.43
1:CA:1057:G:H5'	3:CC:155:GLY:HA3	2.01	0.43
1:CA:1290:G:C2'	1:CA:1291:U:H5'	2.45	0.43
1:CA:1293:C:C3'	1:CA:1294:G:C5'	2.97	0.43
1:CA:1298:U:O4'	1:CA:1299:A:C5	2.71	0.43
1:CA:1309:G:C8	1:CA:1329:A:C6	3.06	0.43
1:CA:142:G:C2	1:CA:143:A:H1'	2.53	0.43
1:CA:1523:G:OP1	11:CK:126:LYS:CG	2.63	0.43
1:CA:620:C:C4	1:CA:621:A:C5	3.07	0.43
1:CA:710:G:O2'	1:CA:711:G:H5'	2.19	0.43
1:CA:719:C:H4'	18:CR:38:LYS:HD3	2.00	0.43
1:CA:737:C:H2'	1:CA:738:C:H6	1.81	0.43
1:CA:856:C:O2	1:CA:856:C:H2'	2.18	0.43
1:CA:932:C:H5'	7:CG:4:ARG:HB2	2.01	0.43
2:CB:70:VAL:O	2:CB:163:VAL:HA	2.19	0.43
3:CC:138:VAL:HG23	3:CC:139:GLN:H	1.83	0.43
4:CD:103:TYR:CE1	4:CD:104:ARG:HB2	2.54	0.43
4:CD:167:LYS:HD3	4:CD:168:PRO:CD	2.49	0.43
4:CD:3:ARG:N	4:CD:68:LEU:HD21	2.33	0.43
6:CF:24:ARG:O	6:CF:27:ALA:HB3	2.19	0.43
7:CG:116:MET:O	7:CG:117:ALA:C	2.57	0.43
7:CG:64:VAL:HG12	7:CG:64:VAL:O	2.18	0.43
9:CI:117:GLY:O	9:CI:118:LEU:HD12	2.18	0.43
9:CI:7:TYR:CD2	9:CI:8:GLY:O	2.72	0.43
9:CI:80:ARG:NE	9:CI:103:PHE:CE1	2.87	0.43
10:CJ:9:ARG:C	10:CJ:10:LEU:HD12	2.38	0.43
10:CJ:19:ASP:HA	10:CJ:22:THR:HB	2.01	0.43
1:AA:412:A:O5'	11:CK:16:VAL:HG11	2.18	0.43
11:CK:31:ILE:HG22	11:CK:46:THR:HG21	2.01	0.43
14:CN:79:LEU:HD23	14:CN:83:LYS:HD3	2.00	0.43
19:CS:30:PRO:O	19:CS:31:LEU:HB3	2.18	0.43
20:CT:29:ARG:O	20:CT:33:LYS:CB	2.67	0.43
20:CT:31:PHE:O	20:CT:34:LYS:HG2	2.19	0.43
55:CY:126:VAL:O	55:CY:127:ALA:C	2.57	0.43
55:CY:146:LYS:HZ1	24:DA:2255:G:P	2.42	0.43
24:DA:467:G:OP1	52:D2:33:ARG:HB3	2.19	0.43
24:DA:1030:C:O2'	24:DA:1031:G:H5'	2.19	0.43
24:DA:112:U:C6	24:DA:113:U:C6	3.07	0.43
24:DA:1168:G:H2'	24:DA:1169:A:H8	1.84	0.43
24:DA:1211:C:H4'	24:DA:1212:G:OP2	2.19	0.43

Continued on next page...

Continued from previous page...

Atom-1	Atom-2	Interatomic distance (Å)	Clash overlap (Å)
24:DA:1504:A:H2'	24:DA:1504:A:N3	2.33	0.43
24:DA:1477:A:N6	24:DA:1514:G:O2'	2.52	0.43
24:DA:1550:C:O2	24:DA:1551:A:C8	2.71	0.43
24:DA:1300:G:C4	24:DA:1626:A:C2	3.07	0.43
24:DA:1737:G:O2'	24:DA:1738:G:H1'	2.19	0.43
24:DA:1772:A:N1	24:DA:1980:G:C6	2.87	0.43
24:DA:2326:C:H1'	24:DA:2327:A:OP1	2.19	0.43
24:DA:2496:C:OP1	36:DM:81:ARG:CZ	2.59	0.43
24:DA:2549:G:O2'	24:DA:2550:G:C5'	2.65	0.43
24:DA:2571:U:O2'	27:DD:151:THR:HG21	2.14	0.43
24:DA:2574:G:O2'	27:DD:148:GLN:HB3	2.18	0.43
24:DA:747:U:C4	24:DA:2613:U:C5	3.07	0.43
24:DA:216:A:C4	24:DA:432:A:C2	3.06	0.43
24:DA:817:C:O2'	24:DA:839:U:H5'	2.18	0.43
26:DC:182:LYS:N	26:DC:265:PHE:O	2.50	0.43
24:DA:1567:G:C2'	26:DC:84:PRO:HG3	2.46	0.43
27:DD:103:ASP:C	27:DD:104:VAL:CG2	2.87	0.43
24:DA:2822:G:OP2	27:DD:115:GLY:O	2.36	0.43
29:DF:90:LEU:HD12	29:DF:90:LEU:C	2.39	0.43
33:DJ:78:THR:OG1	33:DJ:80:HIS:HB2	2.19	0.43
39:DP:89:GLY:O	39:DP:112:ARG:NH1	2.52	0.43
39:DP:47:ILE:HA	39:DP:96:LEU:HD11	2.01	0.43
41:DR:52:PRO:O	41:DR:52:PRO:CG	2.65	0.43
45:DV:45:ASP:HA	45:DV:48:MET:HB3	1.99	0.43
1:AA:1002:G:C4	1:AA:1003:G:C8	3.06	0.43
1:AA:1242:G:C2	1:AA:1243:C:C2	3.07	0.43
1:AA:1438:G:H5''	20:AT:29:ARG:NH1	2.33	0.43
1:AA:1531:A:C2'	1:AA:1532:U:H5'	2.48	0.43
1:AA:174:A:C6	1:AA:175:C:C5	3.06	0.43
1:AA:144:G:C2	1:AA:179:A:N3	2.87	0.43
1:AA:314:C:O2'	1:AA:315:A:H5'	2.19	0.43
1:AA:320:A:C2	1:AA:334:C:N3	2.87	0.43
1:AA:361:G:C2'	1:AA:362:G:H5'	2.49	0.43
1:AA:542:G:O2'	1:AA:543:U:H5'	2.19	0.43
1:AA:680:C:O2'	1:AA:681:A:H5'	2.19	0.43
1:AA:731:G:C2'	1:AA:732:C:H5'	2.49	0.43
1:AA:781:A:C5	1:AA:802:A:C2	3.07	0.43
1:AA:969:A:H2'	1:AA:970:C:O4'	2.19	0.43
2:AB:57:LEU:CD1	2:AB:58:ASN:H	2.32	0.43
1:AA:1107:C:OP1	3:AC:172:ARG:HG2	2.19	0.43
3:AC:60:PRO:O	3:AC:63:SER:OG	2.36	0.43

Continued on next page...

Continued from previous page...

Atom-1	Atom-2	Interatomic distance (Å)	Clash overlap (Å)
4:AD:98:LEU:HD22	4:AD:118:VAL:HG11	1.98	0.43
4:AD:192:SER:O	4:AD:193:ALA:CB	2.67	0.43
4:AD:51:TYR:HA	4:AD:54:GLN:HG2	2.01	0.43
4:AD:93:LEU:N	4:AD:95:GLU:OE2	2.52	0.43
5:AE:116:GLU:HG3	5:AE:117:VAL:N	2.34	0.43
7:AG:148:ASN:C	7:AG:150:ALA:N	2.72	0.43
7:AG:22:LEU:O	7:AG:23:LEU:C	2.57	0.43
8:AH:82:GLY:O	8:AH:83:LEU:HB2	2.19	0.43
11:AK:125:LYS:HA	21:AU:35:ARG:CG	2.49	0.43
12:AL:52:VAL:HG23	12:AL:53:CYS:N	2.33	0.43
13:AM:38:GLY:C	13:AM:39:ILE:HG23	2.39	0.43
16:AP:12:LYS:O	16:AP:13:LYS:CB	2.67	0.43
1:AA:265:G:H21	17:AQ:69:LYS:HE3	1.83	0.43
20:AT:75:HIS:O	20:AT:79:LEU:CD1	2.66	0.43
21:AU:29:LEU:HD23	21:AU:30:ALA:N	2.34	0.43
22:AV:21:A:C6	22:AV:46:G:C5	3.06	0.43
50:B0:2:VAL:HG13	50:B0:3:GLN:HB2	2.01	0.43
24:BA:1223:G:N1	24:BA:1227:G:C5	2.87	0.43
24:BA:126:A:C4	52:B2:18:PHE:CE2	3.06	0.43
24:BA:1357:C:C5	24:BA:1358:G:C5	3.07	0.43
24:BA:1372:U:O2	24:BA:1373:A:C8	2.72	0.43
24:BA:1376:C:H2'	24:BA:1377:G:O4'	2.19	0.43
24:BA:1420:A:C2	24:BA:2211:A:C4	3.07	0.43
24:BA:1455:G:C2	24:BA:1456:G:C8	3.07	0.43
24:BA:1688:U:O2	24:BA:1700:A:H5''	2.19	0.43
24:BA:1724:G:C2'	24:BA:1725:U:O5'	2.66	0.43
24:BA:1869:G:N2	24:BA:1873:G:C6	2.87	0.43
24:BA:2020:A:N1	24:BA:2035:G:C6	2.87	0.43
24:BA:2094:A:H5'	31:BH:25:TYR:CD2	2.54	0.43
24:BA:2103:C:H2'	24:BA:2104:C:C5	2.54	0.43
24:BA:222:A:N6	24:BA:231:A:C2	2.87	0.43
24:BA:2284:A:C2'	24:BA:2285:C:O5'	2.67	0.43
24:BA:2694:G:C6	24:BA:2695:U:C4	3.07	0.43
24:BA:2898:U:H2'	24:BA:2899:A:H8	1.83	0.43
24:BA:496:G:C6	24:BA:497:A:C5	3.06	0.43
24:BA:584:C:C2'	24:BA:585:G:O5'	2.66	0.43
24:BA:89:A:C6	24:BA:90:U:C4	3.07	0.43
26:BC:154:ALA:C	26:BC:156:SER:H	2.22	0.43
26:BC:43:ASN:C	26:BC:45:ASN:N	2.70	0.43
26:BC:71:ASP:OD1	26:BC:118:GLY:HA2	2.18	0.43
27:BD:34:VAL:CG2	27:BD:48:ILE:HD11	2.49	0.43

Continued on next page...

Continued from previous page...

Atom-1	Atom-2	Interatomic distance (Å)	Clash overlap (Å)
28:BE:109:LEU:O	28:BE:111:GLU:N	2.52	0.43
32:BI:105:LEU:O	32:BI:108:ILE:O	2.37	0.43
34:BK:62:VAL:CG1	34:BK:65:THR:HG22	2.49	0.43
24:BA:2377:A:C2'	38:BO:92:PHE:CZ	3.02	0.43
39:BP:17:PRO:HG2	39:BP:83:ILE:HD11	2.01	0.43
40:BQ:77:LYS:O	40:BQ:78:PHE:C	2.57	0.43
41:BR:4:VAL:CG1	41:BR:40:MET:HB3	2.49	0.43
41:BR:41:ILE:CG1	41:BR:47:VAL:HG12	2.49	0.43
42:BS:43:ALA:O	42:BS:46:LEU:O	2.37	0.43
43:BT:61:LEU:CD1	43:BT:82:LYS:HB3	2.49	0.43
44:BU:7:ASP:O	44:BU:8:ASP:CB	2.67	0.43
45:BV:41:GLU:C	45:BV:42:LEU:HD23	2.39	0.43
46:BW:80:ILE:HD12	46:BW:80:ILE:N	2.33	0.43
47:BX:10:ARG:CB	47:BX:11:PRO:HD2	2.48	0.43
24:BA:398:C:P	47:BX:52:ALA:HB1	2.59	0.43
1:CA:1007:U:O4	1:CA:1022:A:N1	2.52	0.43
1:CA:1150:A:H2'	10:CJ:41:PRO:HB2	2.01	0.43
1:CA:1243:C:O2	1:CA:1243:C:C2'	2.66	0.43
1:CA:1272:G:C8	1:CA:1273:C:C5	3.07	0.43
1:CA:1279:G:H4'	1:CA:1280:A:OP1	2.17	0.43
1:CA:1298:U:C4'	1:CA:1299:A:C5	3.02	0.43
1:CA:1349:A:P	9:CI:120:LYS:HE3	2.58	0.43
1:CA:198:G:N2	1:CA:199:A:C4	2.87	0.43
1:CA:212:G:H2'	1:CA:213:G:C8	2.54	0.43
1:CA:292:G:N2	1:CA:309:A:C4	2.87	0.43
1:CA:412:A:C8	1:CA:413:G:C8	3.07	0.43
1:CA:429:U:H2'	1:CA:429:U:O2	2.19	0.43
1:CA:444:G:N1	1:CA:445:G:C5	2.87	0.43
1:CA:639:G:C6	1:CA:640:A:N7	2.87	0.43
1:CA:702:A:HO2'	1:CA:703:G:P	2.27	0.43
1:CA:704:A:C6	1:CA:705:G:C4	3.06	0.43
2:CB:147:SER:O	2:CB:148:LEU:HB3	2.19	0.43
2:CB:38:VAL:O	2:CB:39:HIS:C	2.57	0.43
2:CB:43:LEU:HA	2:CB:46:THR:HG23	2.00	0.43
2:CB:81:LYS:HE2	2:CB:91:PHE:CZ	2.54	0.43
4:CD:101:VAL:O	4:CD:102:VAL:HG23	2.19	0.43
4:CD:13:ARG:HH21	4:CD:37:ALA:HB1	1.83	0.43
4:CD:155:VAL:O	4:CD:156:LYS:C	2.57	0.43
4:CD:56:ARG:CZ	4:CD:60:LYS:HE2	2.49	0.43
4:CD:56:ARG:NE	4:CD:60:LYS:HE2	2.34	0.43
8:CH:93:PRO:HG3	8:CH:125:ILE:HD12	2.00	0.43

Continued on next page...

Continued from previous page...

Atom-1	Atom-2	Interatomic distance (Å)	Clash overlap (Å)
9:CI:67:VAL:HG21	9:CI:79:ILE:HD11	2.00	0.43
1:CA:706:A:H1'	11:CK:44:TRP:CH2	2.53	0.43
12:CL:29:GLN:CB	12:CL:82:ILE:O	2.67	0.43
12:CL:3:THR:HB	12:CL:6:GLN:HB2	2.01	0.43
12:CL:86:ARG:HG2	12:CL:87:VAL:N	2.34	0.43
13:CM:14:HIS:CB	13:CM:17:ILE:HD13	2.48	0.43
1:CA:1330:U:H5''	13:CM:23:TYR:CE1	2.54	0.43
15:CO:11:ILE:HD13	15:CO:31:LEU:CD1	2.48	0.43
15:CO:56:LEU:CD2	15:CO:57:LEU:N	2.82	0.43
20:CT:67:ILE:HG13	20:CT:71:LYS:CG	2.49	0.43
11:CK:109:ASN:HB2	21:CU:7:ARG:HD3	2.00	0.43
22:CV:15:G:C4	22:CV:16:U:O4	2.72	0.43
22:CV:39:U:OP2	22:CV:39:U:C6	2.72	0.43
55:CY:132:ARG:O	55:CY:133:ARG:C	2.57	0.43
24:DA:102:U:O2	24:DA:102:U:C2'	2.66	0.43
24:DA:1243:C:N3	24:DA:1244:A:C8	2.87	0.43
24:DA:1494:A:N6	24:DA:1495:A:C6	2.87	0.43
24:DA:1622:G:N3	24:DA:1623:G:C8	2.87	0.43
24:DA:1665:A:H2'	24:DA:1666:G:O4'	2.19	0.43
24:DA:168:G:H2'	24:DA:168:G:N3	2.33	0.43
24:DA:1782:U:C4	24:DA:2587:A:C2	3.06	0.43
24:DA:1876:A:C2	24:DA:1877:A:C4	3.07	0.43
24:DA:2002:G:OP1	37:DN:13:ASN:HA	2.19	0.43
24:DA:1651:G:C2	24:DA:2007:U:C2	3.07	0.43
24:DA:2061:G:N3	24:DA:2063:C:C5	2.86	0.43
24:DA:297:G:H2'	24:DA:298:G:O4'	2.19	0.43
24:DA:223:A:H2	24:DA:407:G:N3	2.16	0.43
24:DA:538:A:O2'	33:DJ:8:PRO:HD2	2.19	0.43
24:DA:730:A:OP2	24:DA:731:C:OP2	2.37	0.43
24:DA:813:U:H2'	24:DA:814:C:C6	2.54	0.43
24:DA:954:G:N3	24:DA:2274:A:C2	2.87	0.43
24:DA:970:U:O2'	24:DA:971:G:H5'	2.19	0.43
25:DB:23:G:C2	25:DB:61:G:C2	3.07	0.43
24:DA:2223:G:H4'	26:DC:264:LYS:NZ	2.34	0.43
24:DA:797:G:OP1	28:DE:57:LYS:CE	2.67	0.43
31:DH:116:ARG:O	31:DH:117:LEU:C	2.58	0.43
33:DJ:102:GLU:CG	33:DJ:124:VAL:HG11	2.49	0.43
33:DJ:114:LEU:O	33:DJ:118:MET:N	2.51	0.43
37:DN:49:GLU:HB2	37:DN:50:PRO:HD3	2.01	0.43
39:DP:72:VAL:HG23	39:DP:72:VAL:O	2.18	0.43
40:DQ:69:ARG:O	40:DQ:72:GLY:N	2.43	0.43

Continued on next page...

Continued from previous page...

Atom-1	Atom-2	Interatomic distance (Å)	Clash overlap (Å)
41:DR:23:GLU:O	41:DR:24:LYS:C	2.58	0.43
43:DT:92:ASN:C	43:DT:92:ASN:OD1	2.57	0.43
24:DA:2331:G:P	46:DW:44:LYS:HZ1	2.41	0.43
1:AA:1003:G:N1	1:AA:1036:A:N6	2.67	0.42
1:AA:1069:C:O4'	1:AA:1191:A:C2	2.72	0.42
1:AA:1078:U:H2'	1:AA:1079:G:C8	2.54	0.42
1:AA:1108:G:H2'	1:AA:1109:C:C5'	2.48	0.42
1:AA:1124:G:O2'	1:AA:1125:U:P	2.76	0.42
1:AA:1329:A:C5	1:AA:1330:U:C5	3.07	0.42
1:AA:1332:A:C6	1:AA:1333:A:C6	3.07	0.42
1:AA:1375:A:C2	1:AA:1376:U:H1'	2.54	0.42
1:AA:141:G:C2	1:AA:223:A:C2	3.06	0.42
57:AA:1657:NMY:HN21	57:AA:1657:NMY:H172	1.83	0.42
1:AA:177:G:OP1	20:AT:60:ARG:HD3	2.19	0.42
1:AA:205:A:C5	1:AA:206:C:N4	2.87	0.42
1:AA:227:G:H2'	1:AA:228:A:C8	2.53	0.42
1:AA:257:G:C2	1:AA:270:A:N1	2.86	0.42
1:AA:59:A:C5	1:AA:331:G:N2	2.87	0.42
1:AA:341:C:O2	1:AA:349:A:C2	2.72	0.42
1:AA:490:C:C4	1:AA:491:G:N7	2.87	0.42
1:AA:490:C:H2'	1:AA:491:G:O4'	2.19	0.42
1:AA:506:G:C5	1:AA:507:C:C4	3.07	0.42
1:AA:522:C:H2'	1:AA:523:A:C8	2.54	0.42
1:AA:540:G:O6	1:AA:541:G:C6	2.72	0.42
1:AA:550:G:C5	1:AA:551:U:C5	3.06	0.42
1:AA:575:G:H4'	1:AA:576:C:OP1	2.18	0.42
1:AA:681:A:N1	1:AA:710:G:C5	2.86	0.42
1:AA:830:G:O2'	1:AA:831:A:H5'	2.19	0.42
1:AA:935:A:C2	7:AG:3:ARG:NH2	2.87	0.42
1:AA:978:A:N6	1:AA:1318:A:C5	2.87	0.42
2:AB:104:TRP:CZ2	2:AB:155:GLY:HA2	2.54	0.42
2:AB:135:LEU:O	2:AB:138:THR:N	2.51	0.42
2:AB:170:HIS:O	2:AB:172:ALA:N	2.52	0.42
1:AA:828:U:O2'	2:AB:25:PRO:HB2	2.19	0.42
2:AB:63:ARG:O	2:AB:64:LYS:C	2.57	0.42
3:AC:112:ASP:OD2	3:AC:115:LEU:HB2	2.18	0.42
3:AC:125:GLU:C	3:AC:127:ARG:N	2.70	0.42
3:AC:150:LYS:HA	3:AC:168:TYR:O	2.19	0.42
3:AC:79:LYS:CE	1:CA:1539:C:OP2	2.66	0.42
4:AD:103:TYR:CE1	4:AD:114:ALA:CB	3.02	0.42
4:AD:136:GLN:HG3	4:AD:136:GLN:O	2.19	0.42

Continued on next page...

Continued from previous page...

Atom-1	Atom-2	Interatomic distance (Å)	Clash overlap (Å)
5:AE:107:ALA:HB1	5:AE:125:ALA:HB3	2.01	0.42
7:AG:125:SER:O	7:AG:127:ALA:N	2.51	0.42
8:AH:10:MET:HE2	8:AH:33:LYS:CG	2.49	0.42
8:AH:15:ARG:NH1	8:AH:15:ARG:HG2	2.33	0.42
12:AL:2:ALA:O	12:AL:3:THR:C	2.58	0.42
12:AL:44:LYS:HD2	12:AL:44:LYS:N	2.34	0.42
14:AN:19:TYR:O	14:AN:22:LYS:HB3	2.18	0.42
15:AO:25:THR:OG1	15:AO:26:GLU:N	2.52	0.42
16:AP:73:ALA:C	16:AP:74:LEU:HD23	2.40	0.42
17:AQ:12:VAL:O	17:AQ:22:VAL:O	2.37	0.42
17:AQ:29:VAL:CG1	17:AQ:30:LYS:N	2.82	0.42
19:AS:44:MET:O	19:AS:62:VAL:CG2	2.67	0.42
21:AU:14:VAL:O	21:AU:16:LEU:CD1	2.67	0.42
1:AA:1505:G:C2'	23:AX:12:A:OP2	2.66	0.42
50:B0:43:THR:O	50:B0:44:ALA:C	2.56	0.42
53:B3:28:LEU:HD12	53:B3:40:LYS:HG2	2.01	0.42
24:BA:105:C:H2'	24:BA:106:C:C6	2.54	0.42
24:BA:110:G:H2'	24:BA:111:A:H5'	2.01	0.42
24:BA:1195:G:C2'	24:BA:1196:C:H5'	2.49	0.42
24:BA:1223:G:C2	24:BA:1227:G:C4	3.07	0.42
24:BA:1300:G:C2	24:BA:1626:A:C6	3.07	0.42
24:BA:1531:C:C4	24:BA:1532:A:C2	3.07	0.42
24:BA:158:U:H2'	24:BA:159:G:C5'	2.49	0.42
24:BA:1592:C:H2'	24:BA:1593:A:C8	2.54	0.42
24:BA:2041:U:C5	24:BA:2042:A:N7	2.87	0.42
24:BA:2119:A:N6	24:BA:2170:A:N7	2.67	0.42
24:BA:21:A:C2	24:BA:520:G:N3	2.87	0.42
24:BA:2285:C:H3'	51:B1:24:LYS:NZ	2.34	0.42
24:BA:2302:U:N3	24:BA:2303:G:C8	2.87	0.42
24:BA:2367:G:C6	24:BA:2368:C:N4	2.86	0.42
24:BA:2524:G:O2'	24:BA:2740:A:N6	2.51	0.42
24:BA:2588:G:OP1	59:BA:3319:HOH:O	2.22	0.42
24:BA:2685:G:OP1	34:BK:78:ARG:NH2	2.52	0.42
24:BA:2814:A:C2'	24:BA:2815:C:H5'	2.49	0.42
24:BA:2813:A:H2'	24:BA:2814:A:O4'	2.19	0.42
24:BA:2886:A:C6	24:BA:2887:A:C5	3.07	0.42
24:BA:2886:A:C5	24:BA:2887:A:C8	3.07	0.42
24:BA:458:G:H22	24:BA:469:G:H2'	1.82	0.42
24:BA:483:A:C2	24:BA:484:C:O4'	2.72	0.42
24:BA:693:A:C5	24:BA:694:U:C5	3.07	0.42
24:BA:72:U:P	43:BT:6:ARG:HH22	2.42	0.42

Continued on next page...

Continued from previous page...

Atom-1	Atom-2	Interatomic distance (Å)	Clash overlap (Å)
25:BB:29:A:H2'	25:BB:30:C:O4'	2.19	0.42
26:BC:235:GLU:CG	26:BC:235:GLU:O	2.67	0.42
27:BD:39:ASP:OD1	27:BD:40:LEU:N	2.52	0.42
28:BE:176:ASP:OD1	28:BE:178:VAL:N	2.52	0.42
29:BF:127:TYR:C	29:BF:155:ILE:HG22	2.39	0.42
31:BH:27:ARG:O	31:BH:32:PRO:HG3	2.16	0.42
34:BK:27:GLY:HA3	34:BK:30:ARG:HB3	2.01	0.42
24:BA:1996:C:OP1	34:BK:31:ARG:CZ	2.67	0.42
36:BM:108:VAL:HG13	36:BM:109:PRO:HD2	2.01	0.42
25:BB:91:C:P	36:BM:18:ARG:NH1	2.89	0.42
36:BM:34:LYS:HD3	36:BM:99:GLY:HA2	2.01	0.42
37:BN:31:HIS:C	37:BN:33:ILE:H	2.21	0.42
37:BN:83:LEU:N	37:BN:83:LEU:HD23	2.33	0.42
39:BP:62:LYS:HG2	39:BP:63:ILE:N	2.34	0.42
24:BA:564:C:H1'	40:BQ:36:GLN:OE1	2.19	0.42
41:BR:26:ASP:O	41:BR:27:ILE:HD13	2.19	0.42
41:BR:83:TYR:C	41:BR:83:TYR:CD1	2.91	0.42
43:BT:29:THR:OG1	43:BT:86:THR:HG22	2.19	0.42
47:BX:7:THR:O	47:BX:8:GLY:C	2.58	0.42
49:BZ:24:LEU:HD22	49:BZ:24:LEU:HA	1.87	0.42
1:CA:1017:U:H2'	1:CA:1018:G:H5''	2.01	0.42
1:CA:1128:C:H4'	1:CA:1148:U:O2	2.19	0.42
1:CA:1158:C:N4	1:CA:1160:G:C5	2.87	0.42
1:CA:1316:G:N2	1:CA:1318:A:H3'	2.34	0.42
1:CA:1393:U:H2'	1:CA:1393:U:O2	2.18	0.42
1:CA:1503:A:H5'	1:CA:1531:A:H1'	2.01	0.42
1:CA:156:C:N4	1:CA:157:U:O2	2.52	0.42
1:CA:554:A:H5'	12:CL:26:ALA:HB1	2.01	0.42
1:CA:608:A:C4	1:CA:609:A:C8	3.07	0.42
1:CA:787:A:C2	1:CA:788:U:H1'	2.54	0.42
1:CA:957:U:O2	1:CA:959:A:OP2	2.37	0.42
4:CD:22:LYS:CG	4:CD:25:VAL:HG13	2.46	0.42
4:CD:30:THR:C	4:CD:31:LYS:HE2	2.39	0.42
4:CD:4:TYR:CE1	4:CD:63:ARG:NH2	2.87	0.42
4:CD:95:GLU:OE2	4:CD:100:ASN:ND2	2.52	0.42
7:CG:102:ARG:O	7:CG:103:TRP:C	2.58	0.42
7:CG:120:LEU:O	7:CG:122:ASN:CG	2.58	0.42
7:CG:126:ASP:OD1	7:CG:132:GLY:HA3	2.19	0.42
10:CJ:36:VAL:HA	10:CJ:75:ASP:OD1	2.18	0.42
11:CK:25:ALA:O	11:CK:26:SER:C	2.57	0.42
13:CM:114:LYS:N	13:CM:115:PRO:HD2	2.34	0.42

Continued on next page...

Continued from previous page...

Atom-1	Atom-2	Interatomic distance (Å)	Clash overlap (Å)
13:CM:114:LYS:N	13:CM:115:PRO:CD	2.82	0.42
13:CM:75:MET:HA	13:CM:78:LYS:HB2	2.01	0.42
17:CQ:63:GLU:HA	17:CQ:73:TRP:CE3	2.54	0.42
18:CR:48:ARG:CG	18:CR:51:TYR:HD2	2.31	0.42
20:CT:51:PHE:C	20:CT:53:GLU:N	2.70	0.42
22:CV:15:G:C2'	22:CV:16:U:C6	3.02	0.42
55:CY:159:ASP:HA	55:CY:162:LYS:CB	2.49	0.42
24:DA:1073:A:H3'	24:DA:1074:G:H5''	2.00	0.42
24:DA:1243:C:C2	24:DA:1244:A:C8	3.07	0.42
24:DA:137:U:O2'	24:DA:139:U:H2'	2.19	0.42
24:DA:1910:G:C6	24:DA:1921:G:C6	3.07	0.42
24:DA:1964:G:H3'	24:DA:1965:C:H5'	2.01	0.42
24:DA:2024:G:O3'	27:DD:154:LYS:CE	2.67	0.42
24:DA:2128:G:C5	24:DA:2129:C:C4	3.06	0.42
24:DA:227:A:C5	24:DA:2407:A:H1'	2.54	0.42
24:DA:2318:G:N7	24:DA:2319:G:C6	2.87	0.42
24:DA:2557:G:H2'	24:DA:2558:C:C6	2.54	0.42
24:DA:2614:A:O5'	24:DA:2614:A:H2'	2.19	0.42
24:DA:2618:G:HO2'	24:DA:2619:C:H5'	1.84	0.42
57:DA:3186:NMY:C14	57:DA:3186:NMY:N2	2.82	0.42
24:DA:79:C:O2'	24:DA:346:A:N3	2.41	0.42
24:DA:498:G:C6	24:DA:499:U:C4	3.07	0.42
24:DA:678:C:H2'	24:DA:679:C:C6	2.54	0.42
24:DA:735:A:N7	24:DA:736:C:C5	2.86	0.42
24:DA:910:A:H2'	24:DA:911:A:C8	2.54	0.42
26:DC:144:GLU:OE1	26:DC:147:PRO:HA	2.19	0.42
26:DC:203:VAL:O	26:DC:204:LEU:HB2	2.19	0.42
24:DA:2597:G:C5'	26:DC:239:PHE:O	2.61	0.42
24:DA:2314:A:H5''	29:DF:34:THR:HG21	2.00	0.42
29:DF:4:HIS:HB2	29:DF:96:TRP:CD2	2.54	0.42
30:DG:54:ARG:CD	30:DG:57:TYR:CE2	3.00	0.42
32:DI:17:ALA:O	32:DI:18:ASN:HB3	2.18	0.42
34:DK:111:LYS:HD2	34:DK:112:PHE:CE1	2.54	0.42
34:DK:61:VAL:HG12	34:DK:87:LEU:HD21	1.99	0.42
38:DO:44:GLY:C	38:DO:46:GLU:H	2.22	0.42
38:DO:5:SER:O	38:DO:6:ALA:C	2.55	0.42
40:DQ:109:VAL:CG1	40:DQ:113:LYS:HE2	2.49	0.42
25:DB:98:G:H22	45:DV:14:LYS:HE2	1.84	0.42
24:DA:189:G:OP1	47:DX:25:LYS:HD3	2.19	0.42
47:DX:30:PRO:C	47:DX:32:LEU:H	2.22	0.42
1:AA:1020:G:N2	1:AA:1021:A:C6	2.87	0.42

Continued on next page...

Continued from previous page...

Atom-1	Atom-2	Interatomic distance (Å)	Clash overlap (Å)
1:AA:1048:G:H2'	1:AA:1050:G:C8	2.54	0.42
1:AA:1269:A:C2	1:AA:1313:U:C1'	3.01	0.42
1:AA:1302:C:OP1	13:AM:13:LYS:CE	2.67	0.42
1:AA:1237:C:C6	1:AA:1336:C:C4	3.06	0.42
1:AA:1465:A:H2'	1:AA:1466:C:O4'	2.19	0.42
1:AA:328:C:H4'	1:AA:329:A:C5'	2.46	0.42
1:AA:36:C:H5''	12:AL:119:VAL:C	2.39	0.42
1:AA:646:G:C2'	1:AA:647:C:H5'	2.49	0.42
1:AA:791:G:C5	1:AA:792:A:N7	2.87	0.42
2:AB:39:HIS:HB2	2:AB:189:THR:HG21	2.01	0.42
2:AB:186:ILE:HA	2:AB:200:ILE:HB	2.01	0.42
3:AC:29:PHE:O	3:AC:33:LEU:N	2.49	0.42
4:AD:115:ARG:O	4:AD:117:LEU:O	2.36	0.42
4:AD:199:LEU:HD23	4:AD:199:LEU:HA	1.85	0.42
1:AA:10:A:P	5:AE:131:THR:HG21	2.58	0.42
5:AE:151:GLU:O	5:AE:155:ALA:N	2.52	0.42
9:AI:129:LYS:C	9:AI:130:ARG:HG2	2.39	0.42
11:AK:109:ASN:CG	11:AK:110:ILE:N	2.72	0.42
14:AN:2:LYS:HB3	14:AN:5:MET:CG	2.49	0.42
14:AN:87:ALA:O	14:AN:88:ALA:C	2.58	0.42
15:AO:11:ILE:C	15:AO:13:SER:N	2.72	0.42
17:AQ:29:VAL:HG13	17:AQ:30:LYS:N	2.34	0.42
1:AA:1220:G:C2'	19:AS:36:ARG:HH21	2.28	0.42
19:AS:47:LEU:O	19:AS:62:VAL:HG22	2.19	0.42
19:AS:71:LEU:O	19:AS:74:PHE:N	2.47	0.42
11:AK:89:PRO:HG3	21:AU:29:LEU:HD21	2.02	0.42
53:B3:6:VAL:CG1	53:B3:60:CYS:CB	2.97	0.42
24:BA:1075:C:C4	24:BA:1076:C:N4	2.87	0.42
24:BA:1172:C:C5	24:BA:1173:U:C4	3.07	0.42
24:BA:1322:A:O3'	42:BS:84:ARG:NH1	2.45	0.42
24:BA:1425:G:H2'	24:BA:1426:G:C8	2.54	0.42
24:BA:1606:C:C2'	24:BA:1607:C:OP2	2.66	0.42
24:BA:1832:C:N4	24:BA:1833:C:C4	2.86	0.42
24:BA:2142:A:N1	24:BA:2149:U:C4	2.87	0.42
24:BA:214:G:H1'	24:BA:217:A:H5'	2.01	0.42
24:BA:2204:G:C6	24:BA:2221:G:C4	3.08	0.42
24:BA:2377:A:N3	38:BO:92:PHE:HZ	2.14	0.42
24:BA:2496:C:P	36:BM:81:ARG:O	2.77	0.42
24:BA:2513:A:C6	24:BA:2574:G:C5	3.07	0.42
24:BA:250:G:C5	24:BA:251:A:C6	3.06	0.42
24:BA:2655:G:C2	24:BA:2664:G:C5	3.07	0.42

Continued on next page...

Continued from previous page...

Atom-1	Atom-2	Interatomic distance (Å)	Clash overlap (Å)
24:BA:2689:U:H4'	24:BA:2690:U:OP2	2.18	0.42
24:BA:2703:C:O2'	24:BA:2704:C:C5'	2.67	0.42
24:BA:2709:G:C6	24:BA:2710:C:N4	2.87	0.42
24:BA:2806:C:H2'	24:BA:2807:U:O4'	2.20	0.42
24:BA:375:G:N2	24:BA:376:G:H1'	2.34	0.42
24:BA:408:G:C6	24:BA:409:G:C5	3.07	0.42
24:BA:577:G:O2'	24:BA:578:G:H5'	2.18	0.42
24:BA:591:U:N3	24:BA:592:A:N7	2.67	0.42
24:BA:608:A:C3'	24:BA:609:A:H8	2.31	0.42
24:BA:876:C:C4	24:BA:877:A:C4	3.08	0.42
25:BB:21:G:H2'	25:BB:22:U:O4'	2.19	0.42
26:BC:58:LYS:O	26:BC:59:GLN:HG3	2.19	0.42
30:BG:115:GLN:CD	30:BG:115:GLN:N	2.72	0.42
30:BG:139:VAL:HG12	30:BG:143:VAL:CG2	2.49	0.42
32:BI:100:ILE:CG2	32:BI:105:LEU:HG	2.50	0.42
35:BL:91:ASP:H	35:BL:94:THR:HG22	1.83	0.42
35:BL:93:ASN:HB2	35:BL:96:LYS:HD3	2.01	0.42
25:BB:114:C:C4'	38:BO:47:VAL:CG1	2.97	0.42
25:BB:114:C:H4'	38:BO:47:VAL:CG1	2.49	0.42
39:BP:97:TYR:CD1	39:BP:100:ARG:NH1	2.88	0.42
41:BR:41:ILE:HD11	41:BR:47:VAL:HG12	2.02	0.42
43:BT:63:VAL:CG2	43:BT:80:TRP:CE2	3.02	0.42
44:BU:10:VAL:O	44:BU:21:ARG:HG2	2.19	0.42
44:BU:42:LYS:N	44:BU:59:GLU:OE1	2.51	0.42
45:BV:80:HIS:HB2	45:BV:83:LYS:NZ	2.34	0.42
49:BZ:50:VAL:CG2	49:BZ:53:MET:HG3	2.49	0.42
1:CA:105:G:H2'	1:CA:106:C:C6	2.53	0.42
1:CA:1175:G:C2	1:CA:1176:A:C8	3.07	0.42
1:CA:1192:C:H2'	1:CA:1193:G:O4'	2.19	0.42
1:CA:1245:C:H2'	1:CA:1246:A:C8	2.55	0.42
1:CA:1310:G:H5''	13:CM:79:ARG:CZ	2.49	0.42
1:CA:320:A:O2'	1:CA:1435:G:H1'	2.19	0.42
1:CA:31:G:O4'	1:CA:306:A:C2	2.72	0.42
1:CA:363:A:OP1	12:CL:30:LYS:HE3	2.19	0.42
1:CA:476:U:H2'	1:CA:477:C:H6	1.84	0.42
1:CA:760:G:H5'	1:CA:761:G:OP2	2.19	0.42
1:CA:794:A:O2'	1:CA:795:C:H5'	2.18	0.42
1:CA:807:A:C5	1:CA:808:C:N3	2.86	0.42
3:CC:111:LEU:HD21	3:CC:144:LEU:HB2	2.01	0.42
3:CC:116:VAL:HA	3:CC:119:SER:HB3	2.01	0.42
3:CC:156:ARG:CZ	3:CC:193:TYR:CZ	3.02	0.42

Continued on next page...

Continued from previous page...

Atom-1	Atom-2	Interatomic distance (Å)	Clash overlap (Å)
3:CC:175:LEU:HD11	3:CC:201:TRP:CD1	2.54	0.42
3:CC:73:PRO:HG3	3:CC:105:GLU:CG	2.49	0.42
4:CD:168:PRO:O	4:CD:169:THR:HB	2.18	0.42
6:CF:96:VAL:O	6:CF:97:THR:HG23	2.19	0.42
6:CF:98:GLU:O	6:CF:99:ALA:C	2.57	0.42
8:CH:11:LEU:HA	8:CH:11:LEU:HD13	1.88	0.42
1:CA:972:C:O2'	10:CJ:57:VAL:HA	2.19	0.42
11:CK:14:LYS:O	11:CK:15:GLN:CB	2.67	0.42
12:CL:44:LYS:HD2	12:CL:44:LYS:HA	1.89	0.42
14:CN:19:TYR:CE2	14:CN:51:LEU:HB3	2.54	0.42
1:CA:1014:A:C2	19:CS:34:TRP:CZ2	3.06	0.42
20:CT:69:LYS:O	20:CT:70:ASN:C	2.57	0.42
21:CU:10:GLU:CB	21:CU:11:PRO:CD	2.96	0.42
1:CA:723:U:OP1	21:CU:49:LYS:HG3	2.19	0.42
9:CI:130:ARG:CZ	22:CV:33:U:C6	3.02	0.42
55:CY:158:ASP:O	55:CY:160:VAL:N	2.45	0.42
50:D0:52:LYS:HE2	50:D0:55:ALA:CA	2.49	0.42
24:DA:2347:C:O2	51:D1:38:PHE:CD2	2.72	0.42
24:DA:1014:A:C2	24:DA:1149:G:N3	2.86	0.42
24:DA:1060:U:H4'	24:DA:1061:U:C5'	2.47	0.42
24:DA:1002:G:C6	24:DA:1154:G:N2	2.87	0.42
24:DA:1417:C:C4	24:DA:1418:G:C6	3.07	0.42
24:DA:1429:G:N3	24:DA:1568:G:C2	2.87	0.42
24:DA:1628:G:O2'	24:DA:1629:U:H5'	2.19	0.42
24:DA:1661:G:C4	24:DA:1662:U:C5	3.07	0.42
24:DA:1985:C:C2'	24:DA:1986:C:H5'	2.49	0.42
24:DA:2117:A:N3	24:DA:2117:A:H2'	2.33	0.42
24:DA:2128:G:C6	24:DA:2129:C:N3	2.87	0.42
24:DA:2219:U:H2'	24:DA:2220:U:O4'	2.18	0.42
24:DA:2221:G:C6	24:DA:2222:C:C5	3.07	0.42
24:DA:2075:U:C4	24:DA:2238:G:C6	3.08	0.42
24:DA:2326:C:C1'	24:DA:2327:A:OP1	2.66	0.42
22:CV:76:A:C2	24:DA:2421:G:C6	3.06	0.42
24:DA:2428:G:H5''	24:DA:2429:G:P	2.59	0.42
24:DA:2540:C:C2	24:DA:2541:A:C8	3.07	0.42
24:DA:2599:G:C2'	24:DA:2600:A:H5'	2.49	0.42
24:DA:283:G:H2'	24:DA:284:U:O4'	2.19	0.42
24:DA:2884:U:H5	50:D0:39:ARG:HG3	1.84	0.42
57:DA:3190:NMY:O17	57:DA:3190:NMY:H2	2.18	0.42
24:DA:330:A:H4'	24:DA:331:C:OP2	2.18	0.42
26:DC:138:SER:HB3	26:DC:163:ILE:HD11	2.00	0.42

Continued on next page...

Continued from previous page...

Atom-1	Atom-2	Interatomic distance (Å)	Clash overlap (Å)
26:DC:216:ARG:NH1	26:DC:216:ARG:HG3	2.34	0.42
24:DA:1789:A:H5''	26:DC:218:THR:O	2.19	0.42
26:DC:72:GLY:C	26:DC:73:ILE:HD12	2.39	0.42
29:DF:106:ALA:HA	29:DF:136:ILE:HG22	2.00	0.42
29:DF:127:TYR:CD1	29:DF:169:LEU:HD11	2.54	0.42
30:DG:25:ILE:HG21	30:DG:75:VAL:HA	2.01	0.42
33:DJ:117:ALA:HA	33:DJ:120:ARG:NE	2.35	0.42
24:DA:1666:G:H4'	34:DK:6:THR:CG2	2.49	0.42
24:DA:806:C:OP2	35:DL:37:GLY:CA	2.67	0.42
42:DS:51:LEU:C	42:DS:53:SER:N	2.73	0.42
44:DU:35:VAL:HB	44:DU:38:ILE:HG13	2.01	0.42
1:AA:1192:C:H3'	1:AA:1193:G:O4'	2.20	0.42
1:AA:1234:C:C1'	1:AA:1364:U:H6	2.31	0.42
1:AA:1355:G:C2	1:AA:1368:A:C2	3.07	0.42
1:AA:923:A:O4'	1:AA:1398:A:C2	2.72	0.42
1:AA:1457:G:C4	1:AA:1458:G:C8	3.07	0.42
1:AA:184:G:C5	1:AA:185:U:C5	3.06	0.42
1:AA:308:C:C2	1:AA:309:A:C8	3.08	0.42
1:AA:512:U:C2	1:AA:513:C:C5	3.07	0.42
1:AA:55:A:N1	31:DH:91:PHE:CA	2.82	0.42
1:AA:57:G:C5	1:AA:58:C:C4	3.07	0.42
1:AA:671:G:C3'	6:AF:79:ARG:HH22	2.32	0.42
1:AA:676:A:C2	1:AA:677:U:N3	2.87	0.42
1:AA:676:A:H5''	11:AK:115:PRO:CB	2.47	0.42
1:AA:707:U:C2	1:AA:708:C:C5	3.08	0.42
3:AC:2:GLY:O	3:AC:3:GLN:HG2	2.19	0.42
4:AD:104:ARG:O	4:AD:171:LEU:HD21	2.19	0.42
5:AE:141:ILE:O	5:AE:144:LEU:N	2.40	0.42
5:AE:44:GLY:O	5:AE:45:ARG:O	2.37	0.42
5:AE:34:THR:HB	5:AE:52:LYS:HB3	2.01	0.42
7:AG:126:ASP:C	7:AG:129:GLU:OE1	2.58	0.42
8:AH:104:VAL:HG11	8:AH:116:ALA:HB2	2.01	0.42
1:AA:1130:A:O2'	9:AI:5:GLN:NE2	2.52	0.42
11:AK:125:LYS:O	21:AU:35:ARG:HB2	2.20	0.42
13:AM:78:LYS:O	13:AM:79:ARG:C	2.56	0.42
16:AP:56:ARG:HA	16:AP:56:ARG:HD3	1.79	0.42
19:AS:36:ARG:CD	19:AS:72:GLY:HA2	2.49	0.42
23:AX:16:U:H3'	23:AX:16:U:P	2.58	0.42
54:B4:14:CYS:SG	54:B4:33:HIS:ND1	2.92	0.42
24:BA:1076:C:H2'	24:BA:1077:A:O4'	2.19	0.42
24:BA:1124:G:H2'	24:BA:1125:G:O4'	2.18	0.42

Continued on next page...

Continued from previous page...

Atom-1	Atom-2	Interatomic distance (Å)	Clash overlap (Å)
24:BA:1163:G:C5	24:BA:1164:C:C5	3.08	0.42
24:BA:1266:G:N2	24:BA:2012:G:H2'	2.34	0.42
24:BA:1429:G:C2	24:BA:1430:G:C4	3.07	0.42
24:BA:182:A:C8	24:BA:183:C:C5	3.08	0.42
24:BA:1835:G:H5'	24:BA:1835:G:H8	1.81	0.42
24:BA:2001:C:H1'	24:BA:2689:U:C4	2.55	0.42
24:BA:2058:A:N6	59:BA:3489:HOH:O	2.51	0.42
24:BA:2521:C:O2'	24:BA:2522:U:O5'	2.34	0.42
24:BA:2748:A:N1	24:BA:2749:A:C4	2.87	0.42
24:BA:2779:U:O4'	24:BA:2781:A:C5	2.72	0.42
24:BA:668:A:C2	24:BA:670:A:C6	3.06	0.42
24:BA:716:A:C3'	24:BA:717:C:H5''	2.49	0.42
24:BA:836:G:C5	24:BA:837:C:C4	3.08	0.42
24:BA:954:G:O3'	36:BM:13:HIS:CD2	2.72	0.42
25:BB:53:A:C4	25:BB:54:G:N7	2.87	0.42
27:BD:200:ASP:OD1	27:BD:200:ASP:N	2.52	0.42
28:BE:164:LEU:HD11	28:BE:167:VAL:CG1	2.48	0.42
28:BE:60:TRP:O	28:BE:61:ARG:O	2.37	0.42
30:BG:85:LYS:HG3	30:BG:164:ALA:HB3	2.01	0.42
31:BH:29:PHE:C	31:BH:29:PHE:CD1	2.92	0.42
31:BH:55:GLU:O	31:BH:59:ALA:HB3	2.20	0.42
24:BA:1141:U:OP2	33:BJ:65:THR:HG21	2.19	0.42
34:BK:39:ILE:HG23	34:BK:40:LYS:N	2.33	0.42
38:BO:16:ARG:HD2	38:BO:19:GLN:OE1	2.20	0.42
38:BO:62:LEU:HD21	38:BO:70:ALA:CB	2.49	0.42
39:BP:2:ASN:O	39:BP:3:ILE:C	2.57	0.42
39:BP:59:THR:OG1	39:BP:72:VAL:HG12	2.19	0.42
39:BP:58:PHE:HE1	39:BP:73:PHE:HB2	1.83	0.42
44:BU:11:ILE:HG23	44:BU:21:ARG:HG3	2.00	0.42
45:BV:54:ALA:C	45:BV:56:PHE:N	2.72	0.42
48:BY:42:LEU:CD1	48:BY:42:LEU:N	2.82	0.42
1:CA:1092:A:C6	1:CA:1093:A:C6	3.08	0.42
1:CA:110:C:N4	1:CA:111:G:C6	2.87	0.42
1:CA:1211:U:O4'	1:CA:1213:A:N3	2.53	0.42
1:CA:392:C:OP1	16:CP:8:ARG:NH2	2.46	0.42
1:CA:47:C:O2	1:CA:49:U:C5	2.73	0.42
1:CA:649:A:H3'	1:CA:650:G:H5''	2.00	0.42
1:CA:725:G:C2	1:CA:726:C:N1	2.87	0.42
1:CA:854:U:C2	1:CA:855:U:C5	3.08	0.42
2:CB:47:VAL:N	2:CB:48:PRO:HD2	2.35	0.42
3:CC:133:ALA:O	3:CC:137:ALA:HB2	2.18	0.42

Continued on next page...

Continued from previous page...

Atom-1	Atom-2	Interatomic distance (Å)	Clash overlap (Å)
3:CC:36:ASP:O	3:CC:39:VAL:CG2	2.67	0.42
4:CD:62:ARG:NH1	4:CD:69:GLU:N	2.66	0.42
4:CD:91:LEU:O	4:CD:93:LEU:N	2.49	0.42
6:CF:25:TYR:O	6:CF:26:THR:C	2.58	0.42
7:CG:99:LEU:CD1	7:CG:137:LYS:NZ	2.81	0.42
8:CH:6:PRO:O	8:CH:10:MET:N	2.53	0.42
8:CH:12:THR:HA	8:CH:15:ARG:NH2	2.35	0.42
8:CH:29:SER:HB3	8:CH:57:PRO:HB2	2.00	0.42
8:CH:32:LEU:C	8:CH:34:VAL:N	2.72	0.42
10:CJ:40:ILE:HG12	10:CJ:73:LEU:HD12	2.01	0.42
11:CK:20:VAL:CG2	11:CK:21:ALA:N	2.82	0.42
1:CA:952:U:O4	13:CM:103:LYS:HE3	2.19	0.42
15:CO:27:VAL:HG23	15:CO:28:GLN:N	2.28	0.42
18:CR:44:ILE:O	18:CR:46:GLY:N	2.52	0.42
19:CS:12:ASP:OD2	19:CS:37:ARG:NH2	2.52	0.42
19:CS:48:THR:HG1	19:CS:49:ILE:H	1.67	0.42
19:CS:31:LEU:O	19:CS:50:ALA:CB	2.67	0.42
13:CM:84:GLY:N	19:CS:74:PHE:CZ	2.87	0.42
55:CY:59:VAL:HG12	55:CY:60:GLU:N	2.35	0.42
51:D1:39:ASP:CG	51:D1:42:VAL:HG22	2.40	0.42
53:D3:25:HIS:HB2	53:D3:43:LEU:HB3	2.00	0.42
54:D4:31:PRO:C	54:D4:33:HIS:N	2.71	0.42
54:D4:25:VAL:HG11	54:D4:33:HIS:O	2.18	0.42
24:DA:1042:G:H2'	24:DA:1043:C:O4'	2.19	0.42
24:DA:1060:U:O4'	24:DA:1061:U:H3'	2.19	0.42
24:DA:1153:C:N4	24:DA:1154:G:C6	2.88	0.42
24:DA:1413:A:N1	24:DA:1414:C:O2	2.52	0.42
24:DA:1651:G:C6	24:DA:1652:A:C5	3.07	0.42
55:CY:133:ARG:NH2	24:DA:1941:C:O2	2.52	0.42
24:DA:208:C:C2'	24:DA:209:C:O5'	2.67	0.42
24:DA:2128:G:H2'	24:DA:2129:C:O4'	2.20	0.42
24:DA:2129:C:H3'	24:DA:2130:U:H5'	2.00	0.42
24:DA:2164:C:O2'	24:DA:2164:C:O2	2.23	0.42
24:DA:2166:U:O4	24:DA:2170:A:C6	2.70	0.42
24:DA:2221:G:H2'	24:DA:2222:C:H6	1.84	0.42
24:DA:223:A:C5	24:DA:422:A:C8	3.07	0.42
24:DA:2697:G:H2'	24:DA:2698:U:O4'	2.19	0.42
24:DA:26:G:C6	24:DA:27:G:C6	3.07	0.42
24:DA:2820:A:N1	37:DN:4:ARG:NH2	2.63	0.42
24:DA:2820:A:O2'	24:DA:2821:A:OP1	2.36	0.42
24:DA:646:U:C5'	24:DA:647:G:H5''	2.49	0.42

Continued on next page...

Continued from previous page...

Atom-1	Atom-2	Interatomic distance (Å)	Clash overlap (Å)
24:DA:778:G:C4	24:DA:779:U:C6	3.07	0.42
24:DA:900:A:C4	24:DA:901:C:C5	3.08	0.42
26:DC:87:SER:HB2	26:DC:157:ALA:H	1.84	0.42
26:DC:183:VAL:C	26:DC:184:GLU:O	2.56	0.42
26:DC:86:ARG:NH1	26:DC:86:ARG:CG	2.77	0.42
27:DD:124:ARG:HG2	27:DD:125:TRP:N	2.34	0.42
31:DH:148:ALA:O	31:DH:149:GLU:CB	2.66	0.42
31:DH:29:PHE:O	31:DH:30:LEU:O	2.36	0.42
34:DK:14:SER:HB2	34:DK:95:ILE:CG2	2.49	0.42
36:DM:17:ASN:O	36:DM:38:ARG:NH1	2.52	0.42
40:DQ:101:ASP:OD1	40:DQ:103:VAL:HG23	2.20	0.42
41:DR:59:ILE:HA	41:DR:101:ILE:HA	2.01	0.42
41:DR:16:GLU:N	41:DR:98:ILE:HD11	2.34	0.42
42:DS:33:LEU:HA	42:DS:33:LEU:HD12	1.90	0.42
24:DA:137:U:O2	43:DT:1:MET:CE	2.66	0.42
1:AA:1061:G:N7	1:AA:1062:U:C4	2.88	0.42
1:AA:1187:G:C6	1:AA:1188:A:C5	3.08	0.42
1:AA:1239:A:H4'	1:AA:1240:U:OP1	2.19	0.42
1:AA:1285:A:H5''	1:AA:1286:U:C4	2.54	0.42
1:AA:1385:G:C6	1:AA:1386:G:C5	3.07	0.42
1:AA:236:A:H5''	17:AQ:44:LEU:HD23	2.01	0.42
1:AA:518:C:H6	1:AA:530:G:H1'	1.84	0.42
1:AA:607:A:H2'	1:AA:608:A:H8	1.83	0.42
1:AA:67:C:C2'	1:AA:68:G:O5'	2.66	0.42
1:AA:696:A:O2'	1:AA:697:U:H5'	2.20	0.42
1:AA:577:G:H1'	1:AA:816:A:H2'	2.01	0.42
1:AA:892:A:C6	1:AA:893:C:C4	3.08	0.42
1:AA:958:A:N6	1:AA:959:A:N6	2.67	0.42
2:AB:10:LEU:O	2:AB:11:LYS:C	2.57	0.42
2:AB:16:PHE:CD2	2:AB:40:ILE:HD11	2.55	0.42
1:AA:1057:G:H5''	3:AC:154:SER:O	2.18	0.42
4:AD:9:LEU:CD1	4:AD:10:LYS:H	2.32	0.42
4:AD:14:ARG:HG3	4:AD:14:ARG:HH11	1.84	0.42
4:AD:53:VAL:C	4:AD:55:LEU:H	2.22	0.42
5:AE:10:GLU:O	5:AE:41:ASP:HA	2.20	0.42
6:AF:77:THR:HA	6:AF:80:PHE:CG	2.54	0.42
8:AH:111:MET:HE1	8:AH:116:ALA:CA	2.47	0.42
10:AJ:10:LEU:HD12	10:AJ:10:LEU:N	2.34	0.42
12:AL:52:VAL:HG23	12:AL:53:CYS:H	1.84	0.42
13:AM:60:VAL:C	13:AM:62:LYS:N	2.72	0.42
16:AP:19:VAL:C	16:AP:20:VAL:HG23	2.40	0.42

Continued on next page...

Continued from previous page...

Atom-1	Atom-2	Interatomic distance (Å)	Clash overlap (Å)
1:AA:235:C:O3'	17:AQ:73:TRP:HH2	2.02	0.42
19:AS:33:THR:O	19:AS:57:HIS:NE2	2.49	0.42
19:AS:52:HIS:ND1	19:AS:53:ASN:N	2.67	0.42
20:AT:69:LYS:HD3	20:AT:70:ASN:OD1	2.19	0.42
1:AA:261:U:P	20:AT:71:LYS:HZ3	2.41	0.42
22:AV:18:G:C4	22:AV:58:A:C2	3.08	0.42
24:BA:1097:U:C5	24:BA:1098:A:N3	2.88	0.42
24:BA:1361:G:C4	24:BA:1362:C:C5	3.07	0.42
24:BA:136:G:H2'	24:BA:137:U:C6	2.55	0.42
24:BA:153:U:H2'	24:BA:154:U:C6	2.54	0.42
24:BA:1466:U:O4'	24:BA:1545:A:C2	2.72	0.42
24:BA:170:U:H2'	24:BA:171:U:O5'	2.19	0.42
24:BA:1722:A:H2'	24:BA:1723:G:O4'	2.19	0.42
24:BA:1830:C:H2'	24:BA:1831:G:O5'	2.18	0.42
24:BA:18:U:OP1	40:BQ:25:GLY:N	2.49	0.42
24:BA:2018:G:O2'	24:BA:2019:A:H5'	2.20	0.42
24:BA:2097:A:N1	24:BA:2193:G:C2	2.87	0.42
24:BA:2316:G:C4'	29:BF:124:ARG:HD3	2.49	0.42
24:BA:2375:G:C5	24:BA:2377:A:OP2	2.73	0.42
24:BA:2375:G:N3	24:BA:2377:A:C8	2.87	0.42
24:BA:2529:G:C1'	30:BG:174:LYS:HZ2	2.32	0.42
24:BA:2690:U:C4	24:BA:2873:A:N1	2.87	0.42
24:BA:2729:G:C6	24:BA:2730:C:C4	3.08	0.42
24:BA:2776:A:N7	24:BA:2782:G:C4	2.87	0.42
24:BA:2861:U:H2'	24:BA:2862:G:O5'	2.19	0.42
24:BA:31:C:N4	59:BA:3212:HOH:O	2.52	0.42
24:BA:642:U:O2	24:BA:644:A:C8	2.72	0.42
24:BA:770:G:C2	24:BA:771:G:N9	2.88	0.42
24:BA:769:U:N3	24:BA:770:G:C8	2.87	0.42
24:BA:818:G:H5'	24:BA:839:U:OP1	2.20	0.42
24:BA:900:A:N7	24:BA:901:C:C4	2.88	0.42
25:BB:50:A:C6	25:BB:51:G:C5	3.07	0.42
26:BC:130:PRO:HB2	26:BC:133:ASN:HB2	2.01	0.42
26:BC:245:THR:OG1	26:BC:249:VAL:HG23	2.19	0.42
27:BD:11:MET:O	27:BD:12:THR:HG23	2.19	0.42
27:BD:35:THR:HG22	27:BD:71:ALA:HB1	2.02	0.42
27:BD:56:LYS:O	27:BD:57:ALA:C	2.57	0.42
24:BA:2810:A:O3'	27:BD:63:PRO:HD3	2.19	0.42
28:BE:27:LEU:O	28:BE:31:VAL:HG23	2.20	0.42
29:BF:2:LYS:HE2	29:BF:100:GLU:HG3	2.02	0.42
31:BH:13:GLY:O	31:BH:15:LEU:N	2.52	0.42

Continued on next page...

Continued from previous page...

Atom-1	Atom-2	Interatomic distance (Å)	Clash overlap (Å)
32:BI:85:ILE:HG22	32:BI:86:LYS:N	2.34	0.42
34:BK:17:ARG:HG2	34:BK:45:GLU:OE2	2.19	0.42
34:BK:64:ARG:HG2	34:BK:79:PHE:CE2	2.55	0.42
35:BL:89:VAL:O	35:BL:94:THR:HG21	2.19	0.42
36:BM:44:ARG:O	36:BM:48:ALA:HB2	2.19	0.42
37:BN:106:ASP:C	37:BN:106:ASP:OD1	2.56	0.42
38:BO:28:VAL:HG12	38:BO:36:TYR:O	2.19	0.42
42:BS:96:ILE:O	42:BS:97:LEU:HD13	2.19	0.42
43:BT:69:ARG:HA	43:BT:74:ILE:HG21	2.01	0.42
46:BW:24:LYS:HE3	46:BW:36:ILE:HG12	2.00	0.42
46:BW:82:ILE:O	46:BW:82:ILE:CG2	2.68	0.42
1:CA:1103:C:C4	1:CA:1104:G:C5	3.07	0.42
1:CA:1488:G:C2	1:CA:1489:G:C4	3.07	0.42
1:CA:27:G:H2'	1:CA:28:A:O4'	2.19	0.42
1:CA:371:A:C2	1:CA:372:C:C6	3.06	0.42
1:CA:375:U:C4	1:CA:376:G:N7	2.87	0.42
1:CA:430:A:OP1	4:CD:9:LEU:HD23	2.19	0.42
1:CA:541:G:H2'	1:CA:542:G:O4'	2.18	0.42
1:CA:543:U:N3	1:CA:544:G:C8	2.88	0.42
1:CA:588:G:C5	1:CA:589:U:C5	3.08	0.42
1:CA:705:G:C5	11:CK:44:TRP:HZ3	2.37	0.42
1:CA:782:A:N6	1:CA:801:U:C6	2.87	0.42
1:CA:90:C:C2	1:CA:91:U:C5	3.07	0.42
1:CA:94:G:C6	1:CA:98:A:C2	3.08	0.42
2:CB:101:LEU:HD11	2:CB:175:GLU:O	2.20	0.42
2:CB:58:ASN:HA	2:CB:61:ALA:HB3	2.02	0.42
3:CC:112:ASP:C	3:CC:112:ASP:OD1	2.57	0.42
9:CI:10:GLY:O	9:CI:11:ARG:HB3	2.20	0.42
10:CJ:40:ILE:HB	10:CJ:41:PRO:HD2	2.01	0.42
10:CJ:8:ILE:CB	10:CJ:74:VAL:HG11	2.47	0.42
10:CJ:88:MET:O	10:CJ:88:MET:HG3	2.19	0.42
12:CL:121:ARG:HB3	12:CL:124:ALA:HB2	2.02	0.42
13:CM:16:VAL:O	13:CM:27:LYS:NZ	2.51	0.42
13:CM:16:VAL:HA	13:CM:19:LEU:HD21	2.01	0.42
13:CM:24:GLY:O	13:CM:29:ARG:NH1	2.52	0.42
17:CQ:18:GLU:O	17:CQ:19:LYS:HG2	2.19	0.42
17:CQ:29:VAL:CG2	17:CQ:30:LYS:O	2.66	0.42
20:CT:54:MET:CA	20:CT:57:ILE:HD11	2.50	0.42
52:D2:26:ASN:O	52:D2:30:VAL:N	2.50	0.42
24:DA:1194:A:C2'	24:DA:1195:G:O5'	2.68	0.42
24:DA:1312:U:N1	43:DT:64:LYS:HE3	2.34	0.42

Continued on next page...

Continued from previous page...

Atom-1	Atom-2	Interatomic distance (Å)	Clash overlap (Å)
24:DA:1415:U:O2	24:DA:1415:U:H3'	2.19	0.42
24:DA:1599:U:C4	24:DA:1600:C:N4	2.87	0.42
24:DA:1718:G:C6	24:DA:1719:G:C5	3.06	0.42
24:DA:1893:C:C5	24:DA:1894:C:C5	3.07	0.42
24:DA:2109:U:H5''	24:DA:2110:G:P	2.59	0.42
24:DA:2140:G:N3	24:DA:2140:G:H2'	2.34	0.42
24:DA:2221:G:C6	24:DA:2222:C:C4	3.07	0.42
24:DA:2230:G:C4	24:DA:2231:U:C5	3.08	0.42
24:DA:231:A:N6	24:DA:232:G:C2	2.87	0.42
24:DA:2335:A:N6	24:DA:2337:G:N3	2.68	0.42
24:DA:2380:C:OP1	38:DO:17:LYS:NZ	2.52	0.42
24:DA:2407:A:N3	24:DA:2408:U:C5	2.87	0.42
24:DA:252:G:N3	24:DA:252:G:H2'	2.35	0.42
24:DA:2625:G:H2'	24:DA:2626:C:O4'	2.18	0.42
24:DA:1662:U:O2	24:DA:2687:U:H5''	2.20	0.42
24:DA:2820:A:H2'	24:DA:2821:A:OP1	2.19	0.42
24:DA:2881:U:O2'	24:DA:2882:A:C5'	2.68	0.42
24:DA:324:A:N6	24:DA:338:G:O2'	2.49	0.42
24:DA:431:U:C3'	24:DA:432:A:C5'	2.98	0.42
24:DA:467:G:O2'	24:DA:468:G:H5'	2.19	0.42
24:DA:483:A:H3'	24:DA:484:C:H6	1.84	0.42
24:DA:63:A:N1	24:DA:64:A:C5	2.88	0.42
24:DA:819:A:C5	24:DA:820:A:N7	2.87	0.42
24:DA:825:A:O2'	24:DA:826:U:H5'	2.20	0.42
24:DA:834:G:H8	24:DA:834:G:O5'	2.02	0.42
24:DA:842:U:C2'	24:DA:843:G:H5'	2.48	0.42
25:DB:5:U:H2'	25:DB:6:G:C8	2.54	0.42
26:DC:174:ARG:HB2	26:DC:180:MET:HG3	2.00	0.42
26:DC:128:THR:CG2	26:DC:190:THR:HA	2.49	0.42
24:DA:1816:C:H5''	26:DC:61:TYR:CE1	2.53	0.42
29:DF:137:PHE:N	29:DF:140:ILE:HD11	2.34	0.42
29:DF:6:TYR:O	29:DF:11:VAL:HG23	2.19	0.42
30:DG:114:HIS:ND1	30:DG:147:LEU:HD21	2.33	0.42
24:DA:2360:G:O3'	35:DL:61:LEU:HD21	2.18	0.42
36:DM:114:ARG:CG	36:DM:114:ARG:HH21	2.31	0.42
37:DN:2:ARG:HA	37:DN:5:LYS:HD2	1.97	0.42
37:DN:53:THR:OG1	37:DN:54:LEU:N	2.52	0.42
39:DP:91:VAL:HG21	39:DP:109:ILE:HD12	2.01	0.42
39:DP:15:ASP:O	39:DP:16:VAL:O	2.36	0.42
39:DP:3:ILE:HD13	39:DP:3:ILE:N	2.33	0.42
40:DQ:64:ILE:HG22	40:DQ:75:TYR:HD2	1.84	0.42

Continued on next page...

Continued from previous page...

Atom-1	Atom-2	Interatomic distance (Å)	Clash overlap (Å)
42:DS:69:LEU:HD23	42:DS:109:ASP:N	2.33	0.42
46:DW:10:THR:O	46:DW:11:ARG:CB	2.67	0.42
47:DX:38:TRP:HE1	47:DX:40:GLU:HG2	1.85	0.42
49:DZ:6:ILE:CG2	49:DZ:54:VAL:CG2	2.96	0.42
1:AA:1077:G:H5'	1:AA:1078:U:OP2	2.20	0.42
1:AA:1124:G:HO2'	1:AA:1125:U:P	2.42	0.42
1:AA:1061:G:C4	1:AA:1197:A:C2	3.07	0.42
1:AA:1275:A:C5	1:AA:1276:G:C5	3.08	0.42
1:AA:1290:G:H2'	1:AA:1291:U:O4'	2.19	0.42
1:AA:1292:G:H2'	1:AA:1293:C:C6	2.54	0.42
1:AA:978:A:N6	1:AA:1318:A:N7	2.68	0.42
1:AA:1363:A:C6	1:AA:1365:G:C6	3.07	0.42
1:AA:1423:G:H2'	1:AA:1424:U:H6	1.84	0.42
1:AA:925:G:C1'	1:AA:1502:A:C4	3.02	0.42
1:AA:172:A:C5	1:AA:174:A:N7	2.87	0.42
1:AA:236:A:H2'	1:AA:237:G:O4'	2.19	0.42
1:AA:316:C:N3	1:AA:317:U:C5	2.87	0.42
1:AA:412:A:H4'	11:CK:16:VAL:CG1	2.47	0.42
1:AA:482:A:H2'	1:AA:483:C:C5'	2.48	0.42
1:AA:570:G:C4	1:AA:571:U:C5	3.07	0.42
1:AA:725:G:C2	1:AA:726:C:C5	3.07	0.42
1:AA:886:G:N2	1:AA:912:C:C2	2.88	0.42
1:AA:927:G:H4'	1:AA:927:G:OP2	2.19	0.42
1:AA:981:U:OP1	14:AN:12:ARG:NH2	2.53	0.42
2:AB:104:TRP:O	2:AB:105:LYS:C	2.57	0.42
1:AA:1160:G:P	2:AB:132:LYS:HE2	2.60	0.42
2:AB:134:ALA:O	2:AB:138:THR:N	2.45	0.42
2:AB:161:LEU:HB3	2:AB:183:VAL:CG2	2.49	0.42
5:AE:15:LEU:O	5:AE:15:LEU:HD12	2.19	0.42
7:AG:137:LYS:CA	7:AG:140:ASP:HB2	2.49	0.42
7:AG:28:ASN:HA	7:AG:31:MET:CB	2.48	0.42
8:AH:56:LYS:O	8:AH:57:PRO:C	2.58	0.42
1:AA:947:G:OP2	13:AM:107:ARG:CZ	2.68	0.42
1:AA:1216:A:OP1	14:AN:4:SER:HB3	2.20	0.42
15:AO:11:ILE:CG1	15:AO:12:VAL:N	2.80	0.42
16:AP:21:VAL:HG21	16:AP:60:TRP:NE1	2.34	0.42
18:AR:52:GLN:HA	18:AR:55:LEU:HG	2.01	0.42
51:B1:12:SER:HA	51:B1:48:TYR:CE2	2.54	0.42
51:B1:50:GLU:CG	51:B1:51:ALA:N	2.83	0.42
24:BA:2420:C:H5''	51:B1:7:LYS:CE	2.49	0.42
24:BA:1281:G:H2'	24:BA:1282:U:O5'	2.20	0.42

Continued on next page...

Continued from previous page...

Atom-1	Atom-2	Interatomic distance (Å)	Clash overlap (Å)
24:BA:1388:G:O2'	24:BA:1389:G:H5'	2.20	0.42
24:BA:144:A:C5	24:BA:145:C:C5	3.06	0.42
24:BA:1735:A:C2	24:BA:1736:U:H1'	2.54	0.42
24:BA:2119:A:C2	24:BA:2170:A:O4'	2.72	0.42
24:BA:224:U:OP2	24:BA:408:G:N2	2.49	0.42
24:BA:2261:C:C2	24:BA:2262:U:C5	3.08	0.42
24:BA:2413:G:O2'	24:BA:2414:G:H5'	2.19	0.42
24:BA:2454:G:C5	24:BA:2455:G:C8	3.08	0.42
24:BA:2527:C:O2'	24:BA:2528:U:H5'	2.19	0.42
24:BA:2532:G:H3'	24:BA:2533:U:H6	1.84	0.42
24:BA:2706:A:N1	24:BA:2707:U:C2	2.88	0.42
24:BA:2748:A:O2'	24:BA:2749:A:C5'	2.67	0.42
24:BA:2750:A:OP2	30:BG:61:TRP:HZ3	2.02	0.42
24:BA:2834:G:O3'	27:BD:56:LYS:NZ	2.52	0.42
24:BA:359:G:C2	24:BA:360:U:O2	2.72	0.42
24:BA:494:G:N7	57:BA:3164:NMY:N9	2.63	0.42
24:BA:568:U:O4	41:BR:81:LYS:NZ	2.46	0.42
25:BB:35:C:H2'	25:BB:36:C:H5'	2.01	0.42
25:BB:45:A:C2	25:BB:46:A:H1'	2.54	0.42
25:BB:73:A:H3'	25:BB:74:U:H6	1.85	0.42
27:BD:34:VAL:HG21	27:BD:48:ILE:HD11	2.01	0.42
27:BD:85:ALA:N	27:BD:88:GLU:OE1	2.47	0.42
28:BE:178:VAL:O	28:BE:179:SER:C	2.58	0.42
29:BF:127:TYR:N	29:BF:155:ILE:CG2	2.83	0.42
29:BF:127:TYR:N	29:BF:155:ILE:HG21	2.34	0.42
33:BJ:88:THR:HG22	33:BJ:91:GLU:CD	2.39	0.42
24:BA:587:C:C2	35:BL:33:ARG:NH2	2.87	0.42
24:BA:1652:A:OP1	37:BN:8:ARG:HD3	2.18	0.42
42:BS:2:GLU:HA	42:BS:108:SER:HB3	2.00	0.42
24:BA:26:G:OP1	42:BS:80:PRO:HB3	2.19	0.42
43:BT:74:ILE:HD12	43:BT:75:GLY:N	2.34	0.42
49:BZ:19:HIS:O	49:BZ:22:THR:N	2.43	0.42
1:CA:114:U:C2'	1:CA:115:G:H5'	2.49	0.42
1:CA:1305:G:O2'	1:CA:1306:A:C5'	2.68	0.42
1:CA:154:U:O2	1:CA:168:G:C2	2.72	0.42
1:CA:181:A:N1	1:CA:195:A:C4	2.88	0.42
1:CA:195:A:N7	1:CA:196:A:N1	2.65	0.42
1:CA:232:G:C5	1:CA:233:C:C6	3.07	0.42
1:CA:246:A:O2'	1:CA:247:G:OP2	2.30	0.42
1:CA:635:A:C2	1:CA:636:U:C2	3.08	0.42
1:CA:773:G:C2	1:CA:774:G:N9	2.88	0.42

Continued on next page...

Continued from previous page...

Atom-1	Atom-2	Interatomic distance (Å)	Clash overlap (Å)
1:CA:787:A:C2'	1:CA:788:U:C5'	2.94	0.42
1:CA:994:A:H2'	1:CA:994:A:N3	2.35	0.42
2:CB:101:LEU:HD21	2:CB:175:GLU:CG	2.50	0.42
2:CB:114:LEU:O	2:CB:115:LYS:C	2.58	0.42
3:CC:128:VAL:O	3:CC:129:MET:HB2	2.18	0.42
3:CC:37:PHE:CD2	3:CC:37:PHE:O	2.72	0.42
4:CD:112:ALA:C	4:CD:113:GLU:OE1	2.58	0.42
4:CD:99:ASP:CA	4:CD:114:ALA:HB1	2.49	0.42
4:CD:171:LEU:HB3	4:CD:182:PHE:HA	2.01	0.42
4:CD:201:VAL:HG23	4:CD:202:GLU:N	2.34	0.42
5:CE:130:SER:OG	5:CE:132:ASN:HB3	2.19	0.42
6:CF:74:LEU:O	6:CF:75:GLU:C	2.57	0.42
7:CG:135:VAL:O	7:CG:138:ARG:HB2	2.18	0.42
7:CG:39:ALA:O	7:CG:40:GLU:HG2	2.19	0.42
8:CH:75:ILE:HD13	8:CH:129:VAL:HG22	2.01	0.42
12:CL:29:GLN:HG3	12:CL:81:LEU:HD21	2.02	0.42
12:CL:37:VAL:HG12	12:CL:53:CYS:HB2	2.02	0.42
13:CM:87:ARG:O	13:CM:91:HIS:N	2.41	0.42
14:CN:90:ARG:HD2	14:CN:92:GLU:CD	2.40	0.42
16:CP:18:GLN:O	16:CP:20:VAL:HG23	2.20	0.42
16:CP:22:ALA:O	16:CP:23:ASP:HB2	2.19	0.42
17:CQ:25:ILE:O	17:CQ:26:GLU:CG	2.68	0.42
20:CT:78:ASN:O	20:CT:81:ALA:HB3	2.19	0.42
24:DA:1048:A:C5	24:DA:1111:A:C2	3.07	0.42
24:DA:1067:A:C2	24:DA:1068:G:C8	3.07	0.42
24:DA:1074:G:H2'	24:DA:1075:C:H5'	2.02	0.42
24:DA:1104:C:N3	24:DA:1105:U:C5	2.88	0.42
24:DA:109:C:H2'	24:DA:110:G:O4'	2.20	0.42
24:DA:1385:A:OP1	24:DA:1385:A:H4'	2.20	0.42
24:DA:1794:A:H2'	24:DA:1795:C:H6	1.84	0.42
24:DA:1868:C:N3	24:DA:1873:G:O6	2.52	0.42
24:DA:1959:G:C2	24:DA:1960:A:C4	3.07	0.42
24:DA:223:A:C6	24:DA:408:G:O4'	2.73	0.42
24:DA:2243:U:H2'	24:DA:2244:U:H6	1.80	0.42
24:DA:226:A:N6	24:DA:227:A:N6	2.67	0.42
24:DA:2280:G:N3	24:DA:2281:A:C8	2.88	0.42
24:DA:2316:G:C6	24:DA:2317:A:C5	3.07	0.42
24:DA:2582:G:H2'	24:DA:2582:G:N3	2.35	0.42
24:DA:2798:U:H4'	24:DA:2799:A:C4	2.54	0.42
24:DA:2829:A:C6	24:DA:2830:C:C5	3.07	0.42
24:DA:2868:A:C2	24:DA:2869:G:N9	2.88	0.42

Continued on next page...

Continued from previous page...

Atom-1	Atom-2	Interatomic distance (Å)	Clash overlap (Å)
24:DA:307:G:N2	24:DA:310:A:C8	2.88	0.42
24:DA:523:C:H4'	24:DA:540:C:O2	2.18	0.42
24:DA:690:G:O2'	24:DA:691:C:H5'	2.18	0.42
24:DA:855:G:C4	24:DA:923:G:C2	3.07	0.42
24:DA:900:A:C2	24:DA:901:C:H1'	2.54	0.42
25:DB:17:C:H2'	25:DB:17:C:O2	2.19	0.42
26:DC:257:ARG:NH1	26:DC:259:ASN:HD21	2.18	0.42
27:DD:133:THR:HG22	27:DD:134:HIS:N	2.33	0.42
29:DF:98:PHE:O	29:DF:101:ARG:HG3	2.19	0.42
29:DF:137:PHE:HD1	29:DF:137:PHE:N	2.18	0.42
31:DH:68:ARG:HH21	31:DH:134:VAL:HG23	1.85	0.42
24:DA:6:A:C2'	33:DJ:135:GLN:OE1	2.67	0.42
33:DJ:6:ALA:HB2	33:DJ:45:THR:HG23	2.01	0.42
34:DK:77:ILE:HG13	39:DP:71:ARG:HG2	2.02	0.42
40:DQ:109:VAL:HG12	40:DQ:113:LYS:HE3	2.00	0.42
42:DS:18:ARG:NH2	42:DS:76:VAL:O	2.52	0.42
43:DT:44:LYS:HG3	43:DT:55:VAL:HG21	2.01	0.42
44:DU:73:ASN:O	44:DU:75:ALA:O	2.36	0.42
46:DW:61:ALA:HB1	46:DW:82:ILE:HD12	2.01	0.42
47:DX:60:LYS:O	47:DX:61:LYS:C	2.58	0.42
1:AA:1028:C:H2'	1:AA:1029:U:O4'	2.19	0.42
1:AA:1140:C:O2'	1:AA:1141:C:OP2	2.38	0.42
1:AA:1047:G:O2'	1:AA:1215:G:O2'	2.17	0.42
1:AA:1252:A:C6	1:AA:1253:G:C8	3.07	0.42
1:AA:1360:A:H2'	1:AA:1361:G:C4'	2.50	0.42
1:AA:1410:A:C2	1:AA:1411:C:C4	3.07	0.42
1:AA:167:A:H3'	1:AA:168:G:H5''	2.00	0.42
1:AA:299:G:H2'	1:AA:300:A:H8	1.80	0.42
1:AA:34:C:N4	1:AA:35:G:O6	2.53	0.42
1:AA:384:G:C2	1:AA:385:C:C2	3.07	0.42
1:AA:3:A:O3'	1:AA:5:U:O4	2.38	0.42
1:AA:4:U:O4'	1:AA:4:U:O2	2.37	0.42
1:AA:525:C:N4	1:AA:526:C:N4	2.68	0.42
1:AA:560:A:H5'	1:AA:566:G:C2	2.55	0.42
1:AA:596:A:C2	1:AA:597:G:C8	3.07	0.42
1:AA:893:C:C4	1:AA:894:G:N7	2.87	0.42
2:AB:99:GLY:HA2	2:AB:175:GLU:OE2	2.19	0.42
3:AC:12:LEU:HB3	3:AC:18:TRP:CH2	2.55	0.42
4:AD:145:ILE:HD13	4:AD:150:LYS:HE3	2.01	0.42
5:AE:135:ASN:O	5:AE:139:ALA:HB2	2.18	0.42
5:AE:16:ILE:HD13	5:AE:113:ALA:HB3	2.00	0.42

Continued on next page...

Continued from previous page...

Atom-1	Atom-2	Interatomic distance (Å)	Clash overlap (Å)
5:AE:39:VAL:O	5:AE:46:VAL:HG23	2.20	0.42
5:AE:89:HIS:CD2	5:AE:90:THR:HG23	2.55	0.42
8:AH:11:LEU:CD1	8:AH:15:ARG:NH2	2.81	0.42
9:AI:33:ARG:O	9:AI:34:SER:O	2.37	0.42
9:AI:99:ARG:O	9:AI:100:LYS:C	2.57	0.42
11:AK:83:GLU:HG2	11:AK:84:VAL:N	2.34	0.42
12:AL:35:THR:HB	12:AL:54:ARG:HB3	2.02	0.42
13:AM:16:VAL:HG23	13:AM:17:ILE:N	2.35	0.42
16:AP:15:PRO:HB2	16:AP:41:PRO:HG3	2.01	0.42
19:AS:32:ARG:CZ	19:AS:57:HIS:CD2	3.02	0.42
19:AS:51:VAL:N	19:AS:57:HIS:CE1	2.87	0.42
20:AT:72:ALA:O	20:AT:76:LYS:HG2	2.19	0.42
1:AA:186:C:H5'	20:AT:76:LYS:HD2	2.01	0.42
21:AU:53:VAL:HG23	21:AU:54:LYS:N	2.34	0.42
24:BA:1084:A:N7	24:BA:1085:A:C5	2.87	0.42
24:BA:1022:G:C4	24:BA:1140:C:N4	2.88	0.42
24:BA:1219:U:O2'	24:BA:1220:G:H5'	2.19	0.42
24:BA:1242:U:N3	24:BA:1243:C:C4	2.87	0.42
24:BA:1295:C:C4	24:BA:1296:G:N7	2.88	0.42
24:BA:1307:A:C5	24:BA:1308:A:N7	2.88	0.42
24:BA:1392:A:H2'	24:BA:1393:A:C8	2.55	0.42
24:BA:1385:A:C6	24:BA:1403:A:C4	3.08	0.42
24:BA:1429:G:H1'	24:BA:1568:G:H1'	2.00	0.42
24:BA:1435:G:C2'	24:BA:1436:G:H5'	2.49	0.42
24:BA:1458:U:H4'	24:BA:1459:G:O5'	2.19	0.42
24:BA:160:A:C6	24:BA:161:A:C6	3.07	0.42
24:BA:165:A:O2'	47:BX:43:LYS:NZ	2.52	0.42
24:BA:1670:C:C5	24:BA:1671:U:N3	2.87	0.42
24:BA:2138:G:C2	24:BA:2154:A:N1	2.88	0.42
24:BA:2138:G:N3	24:BA:2154:A:C2	2.87	0.42
24:BA:2138:G:N1	24:BA:2154:A:C6	2.87	0.42
24:BA:2164:C:O2'	24:BA:2165:C:H5'	2.19	0.42
24:BA:2094:A:H2	24:BA:2196:C:H1'	1.84	0.42
24:BA:2304:G:C1'	29:BF:129:MET:HA	2.50	0.42
24:BA:2357:G:C2	24:BA:2361:G:C5	3.08	0.42
24:BA:2417:C:C2	24:BA:2418:A:N7	2.87	0.42
24:BA:2572:A:N7	27:BD:150:GLN:HB2	2.35	0.42
24:BA:260:G:C6	24:BA:261:G:N7	2.87	0.42
24:BA:2796:U:C2	24:BA:2799:A:N1	2.87	0.42
24:BA:2880:C:N3	24:BA:2881:U:C5	2.88	0.42
24:BA:991:C:N4	57:BA:3162:NMY:O14	2.53	0.42

Continued on next page...

Continued from previous page...

Atom-1	Atom-2	Interatomic distance (Å)	Clash overlap (Å)
24:BA:38:A:C2	24:BA:39:G:C4	3.07	0.42
24:BA:391:A:C4	24:BA:392:U:H6	2.35	0.42
24:BA:464:U:H2'	24:BA:465:G:C8	2.55	0.42
24:BA:682:G:N3	24:BA:683:U:C6	2.87	0.42
24:BA:691:C:OP1	26:BC:216:ARG:NH2	2.44	0.42
24:BA:715:A:OP1	24:BA:715:A:H8	2.02	0.42
24:BA:995:C:N4	57:BA:3166:NMY:HN62	2.16	0.42
25:BB:10:G:N7	25:BB:11:C:C5	2.86	0.42
26:BC:24:HIS:HB3	26:BC:81:GLU:CG	2.50	0.42
24:BA:1491:G:C4	26:BC:97:ASP:O	2.73	0.42
27:BD:202:ILE:HG12	27:BD:202:ILE:O	2.20	0.42
28:BE:103:GLY:O	28:BE:106:LYS:HG2	2.19	0.42
24:BA:798:G:OP2	28:BE:56:GLY:HA3	2.18	0.42
29:BF:96:TRP:HA	29:BF:99:PHE:CE1	2.54	0.42
30:BG:32:LEU:CD1	30:BG:74:MET:HG2	2.49	0.42
33:BJ:31:GLU:O	33:BJ:34:ARG:HB3	2.20	0.42
33:BJ:74:TYR:CB	33:BJ:92:MET:CE	2.97	0.42
34:BK:107:LEU:O	34:BK:112:PHE:HB2	2.20	0.42
34:BK:48:PRO:HB2	34:BK:49:ARG:CZ	2.50	0.42
34:BK:99:ILE:HD13	34:BK:115:ILE:CD1	2.50	0.42
24:BA:2294:G:C5'	38:BO:10:ARG:NH1	2.82	0.42
39:BP:31:VAL:HG12	39:BP:32:VAL:N	2.34	0.42
39:BP:69:VAL:HG13	39:BP:70:GLU:N	2.34	0.42
42:BS:88:ARG:NH2	42:BS:88:ARG:CG	2.83	0.42
1:CA:1065:U:O2'	1:CA:1066:C:P	2.77	0.42
1:CA:1167:A:N7	1:CA:1169:A:C6	2.86	0.42
1:CA:1207:G:C6	1:CA:1208:C:C2	3.07	0.42
1:CA:1222:G:C2	1:CA:1223:C:C2	3.08	0.42
1:CA:1356:G:C2	1:CA:1367:C:O2	2.72	0.42
1:CA:1411:C:O2	1:CA:1411:C:H2'	2.18	0.42
1:CA:16:A:C3'	1:CA:17:U:H5'	2.50	0.42
1:CA:255:G:H4'	17:CQ:19:LYS:CG	2.48	0.42
1:CA:430:A:OP1	4:CD:9:LEU:HG	2.19	0.42
1:CA:518:C:C5	1:CA:530:G:C5	3.07	0.42
1:CA:719:C:C5	1:CA:720:C:C4	3.07	0.42
1:CA:727:G:N3	1:CA:731:G:C2	2.87	0.42
1:CA:786:G:N3	1:CA:797:C:O2	2.52	0.42
1:CA:815:A:C2	1:CA:1529:G:N3	2.87	0.42
3:CC:53:SER:CB	3:CC:115:LEU:HD21	2.49	0.42
4:CD:188:ARG:CG	4:CD:189:SER:N	2.82	0.42
4:CD:13:ARG:NE	4:CD:37:ALA:O	2.40	0.42

Continued on next page...

Continued from previous page...

Atom-1	Atom-2	Interatomic distance (Å)	Clash overlap (Å)
4:CD:52:GLY:O	4:CD:55:LEU:CD1	2.68	0.42
5:CE:140:THR:O	5:CE:144:LEU:HD12	2.19	0.42
6:CF:21:MET:HA	6:CF:24:ARG:HD2	2.01	0.42
8:CH:17:GLY:HA2	8:CH:22:LYS:CE	2.49	0.42
11:CK:24:HIS:ND1	11:CK:31:ILE:O	2.52	0.42
13:CM:96:PRO:HG3	13:CM:109:ARG:CD	2.49	0.42
14:CN:19:TYR:CD1	14:CN:20:PHE:N	2.87	0.42
1:CA:1317:C:H1'	14:CN:49:GLN:NE2	2.34	0.42
21:CU:36:GLU:O	21:CU:37:PHE:CB	2.68	0.42
22:CV:28:G:C6	22:CV:29:G:C5	3.08	0.42
22:CV:37:A:H5'	22:CV:38:A:OP2	2.20	0.42
55:CY:117:VAL:HG23	55:CY:118:ARG:N	2.35	0.42
51:D1:4:ILE:HG21	51:D1:25:ASN:ND2	2.34	0.42
52:D2:43:THR:O	52:D2:44:VAL:CG1	2.68	0.42
53:D3:31:ILE:HG13	53:D3:35:LYS:CE	2.49	0.42
53:D3:6:VAL:O	53:D3:9:ALA:N	2.53	0.42
24:DA:85:G:N3	24:DA:103:A:C2	2.88	0.42
24:DA:1042:G:C6	24:DA:1043:C:C4	3.07	0.42
24:DA:1059:G:C2	24:DA:1080:A:C5	3.07	0.42
24:DA:1078:U:H4'	24:DA:1079:C:O4'	2.20	0.42
24:DA:1103:A:H2'	24:DA:1104:C:H5'	2.01	0.42
24:DA:1263:U:O2'	50:D0:3:GLN:NE2	2.51	0.42
24:DA:1362:C:O2'	24:DA:1363:C:C5'	2.67	0.42
24:DA:1537:G:N2	24:DA:1538:G:C5	2.87	0.42
24:DA:1722:A:H2'	24:DA:1723:G:O4'	2.19	0.42
24:DA:18:U:H2'	24:DA:19:A:C8	2.55	0.42
24:DA:1766:G:C6	24:DA:1987:A:C6	3.07	0.42
24:DA:2036:C:O2'	24:DA:2037:A:H5'	2.19	0.42
24:DA:2253:G:C6	24:DA:2254:C:C4	3.08	0.42
24:DA:2281:A:N1	24:DA:2282:G:C6	2.88	0.42
24:DA:2335:A:N7	24:DA:2337:G:C6	2.88	0.42
24:DA:2425:A:O4'	24:DA:2427:C:C5	2.71	0.42
24:DA:2607:G:C6	24:DA:2608:G:C6	3.08	0.42
24:DA:2685:G:H2'	24:DA:2686:G:H8	1.84	0.42
24:DA:2786:U:C2'	24:DA:2787:C:O5'	2.68	0.42
24:DA:324:A:C8	24:DA:325:G:C8	3.07	0.42
24:DA:507:A:O4'	24:DA:509:C:C2	2.73	0.42
24:DA:611:C:H2'	24:DA:612:G:H5'	2.02	0.42
24:DA:782:A:C2	26:DC:224:MET:CG	3.01	0.42
24:DA:809:G:O4'	24:DA:1254:A:H1'	2.19	0.42
24:DA:79:C:C4	24:DA:80:G:N7	2.87	0.42

Continued on next page...

Continued from previous page...

Atom-1	Atom-2	Interatomic distance (Å)	Clash overlap (Å)
24:DA:823:C:C2'	24:DA:824:U:H5'	2.50	0.42
24:DA:877:A:N6	24:DA:899:A:N6	2.68	0.42
25:DB:115:A:C2	25:DB:116:G:C5	3.07	0.42
27:DD:133:THR:HG22	27:DD:134:HIS:H	1.85	0.42
28:DE:21:ARG:N	28:DE:110:SER:OG	2.52	0.42
29:DF:103:ILE:H	29:DF:103:ILE:HD12	1.85	0.42
29:DF:123:GLY:O	29:DF:124:ARG:CB	2.67	0.42
31:DH:77:THR:O	31:DH:78:VAL:CG2	2.67	0.42
34:DK:113:MET:O	34:DK:114:LYS:C	2.58	0.42
24:DA:956:G:P	36:DM:86:LYS:HD2	2.59	0.42
37:DN:72:ASP:HB3	37:DN:75:ILE:HG21	2.01	0.42
38:DO:109:ALA:O	38:DO:113:ALA:HB3	2.19	0.42
38:DO:87:ILE:O	38:DO:88:LYS:HG3	2.19	0.42
38:DO:94:ARG:O	38:DO:94:ARG:HG3	2.18	0.42
43:DT:41:ALA:C	43:DT:43:ILE:H	2.23	0.42
45:DV:44:HIS:O	45:DV:47:VAL:HG13	2.20	0.42
49:DZ:9:THR:O	49:DZ:31:ILE:HB	2.20	0.42
49:DZ:54:VAL:HG13	49:DZ:54:VAL:O	2.19	0.42
1:AA:1101:A:N1	2:AB:99:GLY:CA	2.82	0.42
1:AA:1146:A:C2	1:AA:1147:C:C2	3.08	0.42
1:AA:977:A:C2	1:AA:1224:U:C4	3.08	0.42
1:AA:1287:A:N6	1:AA:1288:A:C6	2.88	0.42
1:AA:1410:A:C2	1:AA:1411:C:C2	3.08	0.42
1:AA:1428:A:N1	1:AA:1473:G:N1	2.68	0.42
1:AA:232:G:H2'	1:AA:233:C:O4'	2.20	0.42
1:AA:293:G:C5	1:AA:305:G:N2	2.88	0.42
1:AA:391:G:N3	1:AA:391:G:H2'	2.35	0.42
1:AA:391:G:C2	1:AA:392:C:C1'	3.01	0.42
1:AA:44:A:N3	1:AA:399:G:C2	2.88	0.42
1:AA:515:G:N2	1:AA:537:G:C4	2.86	0.42
1:AA:66:A:O2'	1:AA:173:U:H2'	2.20	0.42
1:AA:763:G:C2'	1:AA:764:C:H5'	2.50	0.42
1:AA:780:A:H5''	11:AK:125:LYS:CD	2.49	0.42
1:AA:844:G:O2'	1:AA:845:A:C8	2.73	0.42
1:AA:846:G:N3	1:AA:847:G:C8	2.87	0.42
1:AA:856:C:C2'	1:AA:857:C:H5'	2.50	0.42
1:AA:949:A:C5	1:AA:950:U:C5	3.07	0.42
2:AB:104:TRP:O	2:AB:108:ARG:N	2.40	0.42
2:AB:200:ILE:HD12	2:AB:200:ILE:N	2.34	0.42
2:AB:38:VAL:HG12	2:AB:39:HIS:N	2.34	0.42
4:AD:143:VAL:O	4:AD:179:GLU:HB2	2.19	0.42

Continued on next page...

Continued from previous page...

Atom-1	Atom-2	Interatomic distance (Å)	Clash overlap (Å)
4:AD:200:ILE:C	4:AD:202:GLU:H	2.22	0.42
5:AE:43:ASN:O	5:AE:44:GLY:O	2.38	0.42
5:AE:96:MET:HE3	5:AE:125:ALA:HB2	2.01	0.42
7:AG:24:ALA:O	7:AG:28:ASN:CG	2.58	0.42
8:AH:10:MET:CE	8:AH:33:LYS:CG	2.98	0.42
1:AA:1117:A:O3'	9:AI:106:ARG:CD	2.68	0.42
11:AK:98:ARG:O	11:AK:102:ALA:HB3	2.20	0.42
11:AK:127:ARG:N	21:AU:34:ARG:NH2	2.68	0.42
11:AK:17:SER:O	11:AK:79:ILE:O	2.38	0.42
11:AK:96:THR:HG22	11:AK:97:ILE:N	2.34	0.42
1:AA:882:C:N4	12:AL:2:ALA:HB2	2.35	0.42
13:AM:101:ARG:O	13:AM:101:ARG:CG	2.68	0.42
13:AM:50:GLU:O	13:AM:53:ILE:HB	2.19	0.42
13:AM:85:CYS:O	13:AM:88:GLY:CA	2.67	0.42
15:AO:4:SER:OG	15:AO:7:ALA:HB2	2.20	0.42
17:AQ:68:SER:O	17:AQ:68:SER:OG	2.32	0.42
18:AR:52:GLN:C	18:AR:54:GLN:N	2.72	0.42
19:AS:52:HIS:CE1	19:AS:53:ASN:O	2.72	0.42
20:AT:24:ARG:HA	20:AT:27:MET:CG	2.50	0.42
22:AV:21:A:C6	22:AV:46:G:C4	3.08	0.42
22:AV:36:A:C5'	22:AV:36:A:H8	2.33	0.42
24:BA:103:A:C4	24:BA:104:A:C8	3.07	0.42
24:BA:1200:C:C2	24:BA:1246:A:C2	3.08	0.42
24:BA:1220:G:C5	24:BA:1230:A:C2	3.07	0.42
24:BA:1541:C:N3	24:BA:1542:U:C2	2.88	0.42
24:BA:1738:G:O4'	24:BA:1739:A:OP2	2.38	0.42
24:BA:2114:A:C6	24:BA:2115:G:N3	2.87	0.42
24:BA:230:G:C2	24:BA:231:A:N9	2.88	0.42
24:BA:2377:A:H2'	24:BA:2378:A:H5'	2.00	0.42
24:BA:2525:G:N3	24:BA:2525:G:H2'	2.34	0.42
24:BA:2534:A:H3'	24:BA:2535:G:H5''	2.02	0.42
24:BA:2648:G:C4	24:BA:2673:G:C2	3.08	0.42
24:BA:2683:C:N4	24:BA:2727:A:N3	2.68	0.42
57:BA:3165:NMY:N6	57:BA:3165:NMY:C3	2.73	0.42
24:BA:301:G:C2	24:BA:317:G:C4	3.08	0.42
24:BA:347:A:N1	24:BA:348:A:C5	2.88	0.42
24:BA:404:A:H1'	24:BA:405:U:OP2	2.19	0.42
24:BA:507:A:O4'	24:BA:509:C:C2	2.72	0.42
24:BA:570:G:N3	24:BA:2030:A:C8	2.88	0.42
24:BA:7:G:H4'	33:BJ:15:TRP:CH2	2.55	0.42
24:BA:915:C:C5	24:BA:916:G:N7	2.88	0.42

Continued on next page...

Continued from previous page...

Atom-1	Atom-2	Interatomic distance (Å)	Clash overlap (Å)
25:BB:91:C:OP2	36:BM:18:ARG:HD2	2.19	0.42
26:BC:148:GLY:O	26:BC:149:LYS:C	2.58	0.42
27:BD:105:LYS:O	27:BD:177:VAL:HG12	2.19	0.42
28:BE:146:VAL:HG13	28:BE:167:VAL:CG2	2.50	0.42
24:BA:659:G:H4'	28:BE:95:LYS:CB	2.50	0.42
29:BF:93:GLU:OE1	29:BF:93:GLU:HA	2.19	0.42
30:BG:41:GLU:OE1	30:BG:54:ARG:CA	2.67	0.42
30:BG:75:VAL:HG13	30:BG:76:ILE:H	1.85	0.42
31:BH:31:VAL:O	31:BH:33:GLN:N	2.52	0.42
34:BK:92:GLU:O	34:BK:93:GLN:HG2	2.19	0.42
36:BM:121:ALA:C	36:BM:123:LYS:H	2.23	0.42
37:BN:58:ASP:HA	37:BN:80:PHE:CD1	2.55	0.42
42:BS:48:LYS:O	42:BS:52:GLU:HG2	2.19	0.42
45:BV:61:LEU:HB2	45:BV:72:VAL:HG12	2.02	0.42
45:BV:88:HIS:C	45:BV:89:ILE:HG13	2.40	0.42
24:BA:2354:C:HO2'	46:BW:36:ILE:H	1.68	0.42
49:BZ:7:THR:N	49:BZ:55:LYS:O	2.51	0.42
1:CA:1014:A:C8	1:CA:1015:G:C5	3.08	0.42
1:CA:1031:C:H4'	1:CA:1032:G:OP2	2.20	0.42
1:CA:1082:A:OP1	5:CE:23:LYS:HE2	2.19	0.42
1:CA:107:G:H3'	1:CA:108:G:H5''	2.02	0.42
1:CA:1169:A:N7	1:CA:1170:A:C2	2.88	0.42
1:CA:1116:U:O2	1:CA:1185:G:C2	2.73	0.42
1:CA:1242:G:N1	1:CA:1243:C:C5	2.87	0.42
1:CA:1287:A:H2	1:CA:1353:G:N3	2.18	0.42
1:CA:1316:G:H2'	1:CA:1317:C:H5'	2.01	0.42
1:CA:17:U:C4'	1:CA:1080:A:O4'	2.68	0.42
1:CA:215:C:N4	1:CA:216:U:O4	2.52	0.42
1:CA:236:A:C4	1:CA:237:G:C8	3.08	0.42
1:CA:503:C:O2	1:CA:510:A:H2	2.02	0.42
1:CA:528:C:C2'	1:CA:529:G:H5'	2.50	0.42
1:CA:594:U:O2	1:CA:595:A:C2	2.72	0.42
1:CA:615:G:C4	1:CA:616:G:C8	3.08	0.42
1:CA:592:G:N1	1:CA:648:A:C4	2.88	0.42
1:CA:886:G:C6	1:CA:887:G:C4	3.07	0.42
1:CA:956:U:C2	1:CA:957:U:C6	3.07	0.42
2:CB:151:ILE:HG13	2:CB:152:LYS:N	2.34	0.42
2:CB:153:ASP:N	2:CB:153:ASP:OD1	2.52	0.42
2:CB:15:HIS:CD2	2:CB:15:HIS:C	2.93	0.42
4:CD:188:ARG:CG	4:CD:189:SER:H	2.32	0.42
4:CD:58:LYS:HE2	4:CD:203:LEU:HB3	2.00	0.42

Continued on next page...

Continued from previous page...

Atom-1	Atom-2	Interatomic distance (Å)	Clash overlap (Å)
6:CF:24:ARG:O	6:CF:25:TYR:C	2.57	0.42
6:CF:49:TYR:CE1	18:CR:66:SER:HA	2.54	0.42
6:CF:65:GLU:CG	6:CF:65:GLU:O	2.67	0.42
7:CG:103:TRP:HE3	7:CG:104:ILE:HG12	1.84	0.42
7:CG:107:ALA:O	7:CG:111:ARG:NH2	2.53	0.42
7:CG:39:ALA:O	7:CG:40:GLU:CB	2.67	0.42
10:CJ:35:GLN:OE1	10:CJ:80:THR:CG2	2.68	0.42
12:CL:63:VAL:O	12:CL:64:THR:CB	2.66	0.42
13:CM:96:PRO:HA	13:CM:109:ARG:NE	2.35	0.42
13:CM:19:LEU:O	13:CM:25:VAL:HG21	2.19	0.42
13:CM:75:MET:SD	29:DF:111:ARG:CD	3.08	0.42
15:CO:31:LEU:N	15:CO:31:LEU:HD12	2.35	0.42
19:CS:55:ARG:N	19:CS:55:ARG:CD	2.83	0.42
21:CU:28:VAL:HG13	21:CU:31:GLU:OE1	2.19	0.42
22:CV:14:A:C8	22:CV:22:G:N2	2.87	0.42
22:CV:61:C:N3	22:CV:62:C:C5	2.88	0.42
11:CK:129:VAL:HG12	23:CX:10:A:H5''	2.01	0.42
55:CY:41:VAL:HG22	55:CY:42:VAL:N	2.34	0.42
53:D3:15:LYS:O	53:D3:16:THR:CB	2.68	0.42
24:DA:1141:U:H4'	24:DA:1142:A:O4'	2.20	0.42
24:DA:992:C:C4	24:DA:1163:G:N1	2.88	0.42
24:DA:1243:C:H2'	24:DA:1244:A:O4'	2.19	0.42
24:DA:1249:U:H5'	40:DQ:3:VAL:HG13	2.02	0.42
24:DA:1289:C:O2'	24:DA:1330:C:H4'	2.19	0.42
24:DA:1503:A:H2'	24:DA:1504:A:C1'	2.50	0.42
24:DA:1599:U:OP1	43:DT:40:LYS:HG3	2.20	0.42
24:DA:169:G:C2	24:DA:170:U:C6	3.08	0.42
24:DA:1825:U:H2'	24:DA:1826:G:O4'	2.18	0.42
24:DA:1844:C:H2'	24:DA:1845:G:O4'	2.19	0.42
24:DA:1869:G:H2'	24:DA:1869:G:N3	2.35	0.42
24:DA:1869:G:H3'	24:DA:1870:C:H5'	2.00	0.42
24:DA:1947:C:N3	24:DA:1960:A:C2	2.88	0.42
24:DA:2146:C:H5''	24:DA:2147:A:O5'	2.20	0.42
24:DA:221:A:C8	24:DA:266:G:C5	3.07	0.42
24:DA:2286:G:OP2	51:D1:29:LYS:CE	2.68	0.42
24:DA:2312:U:OP1	29:DF:70:ARG:HB2	2.19	0.42
24:DA:2563:U:H1'	24:DA:2566:A:N6	2.34	0.42
24:DA:2796:U:C5	24:DA:2798:U:O4	2.72	0.42
24:DA:2794:C:C2	24:DA:2803:G:C2	3.07	0.42
24:DA:2869:G:C6	24:DA:2870:C:C4	3.08	0.42
24:DA:393:C:C2	24:DA:394:C:C5	3.08	0.42

Continued on next page...

Continued from previous page...

Atom-1	Atom-2	Interatomic distance (Å)	Clash overlap (Å)
24:DA:630:G:C4'	24:DA:640:C:H4'	2.47	0.42
24:DA:727:A:N6	24:DA:728:G:O6	2.52	0.42
24:DA:96:C:H4'	48:DY:41:HIS:CE1	2.55	0.42
26:DC:251:THR:O	26:DC:252:LYS:HB2	2.19	0.42
24:DA:1799:G:OP1	26:DC:257:ARG:NE	2.52	0.42
26:DC:66:PHE:CZ	26:DC:155:ARG:NE	2.87	0.42
28:DE:149:ILE:HD12	28:DE:149:ILE:C	2.40	0.42
24:DA:2310:C:N3	29:DF:76:PHE:CE2	2.87	0.42
30:DG:136:ASP:CG	30:DG:139:VAL:HG23	2.39	0.42
31:DH:116:ARG:NH1	31:DH:133:GLN:HA	2.34	0.42
32:DI:5:GLN:CD	32:DI:60:VAL:O	2.58	0.42
34:DK:67:LYS:HA	34:DK:67:LYS:HD2	1.80	0.42
37:DN:12:ARG:HD3	37:DN:16:HIS:CD2	2.54	0.42
37:DN:28:LEU:HA	37:DN:28:LEU:HD23	1.87	0.42
40:DQ:91:ARG:HA	40:DQ:94:LEU:HB2	2.02	0.42
42:DS:57:ASN:O	42:DS:61:ASN:HB2	2.19	0.42
24:DA:61:C:H5'	48:DY:43:LEU:HD11	2.02	0.42
1:AA:1029:U:O2	1:AA:1029:U:C2'	2.68	0.42
1:AA:129:A:H1'	1:AA:130:A:C8	2.55	0.42
1:AA:1321:U:C4	1:AA:1322:C:C6	3.08	0.42
1:AA:1374:A:C2'	1:AA:1375:A:H5'	2.50	0.42
1:AA:1422:G:C6	1:AA:1423:G:N7	2.88	0.42
1:AA:1453:G:C2	1:AA:1454:G:H1'	2.55	0.42
1:AA:1437:A:C2	1:AA:1465:A:C2	3.08	0.42
1:AA:1480:A:C5	1:AA:1481:U:C4	3.08	0.42
1:AA:254:G:C2'	1:AA:255:G:H5'	2.50	0.42
1:AA:55:A:C6	31:DH:91:PHE:CA	3.03	0.42
1:AA:577:G:C8	1:AA:816:A:N1	2.88	0.42
1:AA:577:G:C8	1:AA:816:A:C6	3.07	0.42
1:AA:840:C:C3'	1:AA:841:C:C5'	2.97	0.42
1:AA:865:A:N7	1:AA:866:C:C5	2.88	0.42
2:AB:183:VAL:CG1	2:AB:196:VAL:HG23	2.50	0.42
3:AC:87:LEU:H	3:AC:87:LEU:CD1	2.33	0.42
4:AD:103:TYR:C	4:AD:105:MET:H	2.23	0.42
1:AA:8:A:C6	4:AD:206:LYS:HG2	2.55	0.42
4:AD:71:GLN:O	4:AD:74:ASN:CG	2.58	0.42
5:AE:97:GLN:O	5:AE:123:VAL:HA	2.20	0.42
8:AH:94:LYS:HG2	8:AH:117:ARG:NH2	2.34	0.42
8:AH:29:SER:O	8:AH:30:SER:CB	2.66	0.42
1:AA:824:G:H1'	8:AH:2:SER:N	2.34	0.42
9:AI:75:GLN:O	9:AI:78:ALA:HB3	2.20	0.42

Continued on next page...

Continued from previous page...

Atom-1	Atom-2	Interatomic distance (Å)	Clash overlap (Å)
14:AN:88:ALA:CA	14:AN:93:ILE:CD1	2.97	0.42
18:AR:71:THR:HG1	18:AR:72:ASP:N	2.18	0.42
19:AS:15:LEU:HD21	19:AS:35:SER:HB2	2.02	0.42
19:AS:64:ASP:OD1	19:AS:64:ASP:N	2.51	0.42
21:AU:26:ALA:HB1	21:AU:30:ALA:CB	2.50	0.42
21:AU:37:PHE:O	21:AU:38:TYR:CD2	2.72	0.42
22:AV:40:C:O2	22:AV:40:C:H2'	2.19	0.42
35:BL:57:LEU:HD22	53:B3:53:ASP:CB	2.50	0.42
24:BA:1103:A:N7	24:BA:1104:C:C4	2.88	0.42
24:BA:1352:U:O2'	24:BA:1353:A:C5'	2.63	0.42
24:BA:1359:A:C2'	24:BA:1360:G:H5'	2.50	0.42
24:BA:1494:A:N3	24:BA:1494:A:H2'	2.35	0.42
24:BA:1509:A:O2'	24:BA:1510:G:OP2	2.28	0.42
24:BA:1419:A:N7	24:BA:1579:A:C6	2.87	0.42
24:BA:1633:G:C6	24:BA:1635:A:C4	3.08	0.42
24:BA:1722:A:C6	24:BA:1723:G:C6	3.07	0.42
24:BA:1838:C:C2	24:BA:1898:U:C4	3.08	0.42
24:BA:185:G:C4	24:BA:186:G:C8	3.08	0.42
24:BA:2028:U:H2'	24:BA:2029:G:O4'	2.19	0.42
24:BA:2107:G:C2'	24:BA:2108:A:O4'	2.68	0.42
24:BA:2250:G:O5'	24:BA:2250:G:H8	2.01	0.42
24:BA:2282:G:C5	24:BA:2425:A:N1	2.88	0.42
24:BA:2336:A:H61	46:BW:43:THR:HG21	1.85	0.42
24:BA:646:U:O4	24:BA:2368:C:H1'	2.19	0.42
24:BA:2714:G:N3	24:BA:2715:C:C6	2.88	0.42
24:BA:2691:C:C4	24:BA:2719:G:N2	2.87	0.42
24:BA:2803:G:N2	24:BA:2804:U:C2	2.87	0.42
24:BA:367:G:C6	24:BA:368:A:C2	3.07	0.42
24:BA:592:A:C6	24:BA:593:U:C4	3.08	0.42
24:BA:77:G:P	48:BY:52:ARG:NH2	2.93	0.42
24:BA:466:A:N1	24:BA:796:C:O4'	2.53	0.42
24:BA:895:U:C4	24:BA:897:C:N4	2.88	0.42
24:BA:90:U:H2'	24:BA:91:A:C8	2.55	0.42
24:BA:920:A:C2	24:BA:921:C:C2	3.08	0.42
24:BA:933:A:C5'	24:BA:934:U:OP2	2.67	0.42
25:BB:20:G:H2'	25:BB:21:G:O4'	2.20	0.42
27:BD:194:PRO:O	27:BD:195:GLY:C	2.58	0.42
27:BD:2:ILE:H	27:BD:2:ILE:HD13	1.85	0.42
28:BE:41:GLN:CG	28:BE:43:THR:HG23	2.50	0.42
24:BA:674:G:H4'	28:BE:70:SER:O	2.19	0.42
29:BF:152:ASP:OD1	29:BF:152:ASP:N	2.52	0.42

Continued on next page...

Continued from previous page...

Atom-1	Atom-2	Interatomic distance (Å)	Clash overlap (Å)
31:BH:61:VAL:HG13	31:BH:64:ALA:HB3	2.01	0.42
33:BJ:17:VAL:CG2	33:BJ:57:LEU:CD1	2.98	0.42
33:BJ:74:TYR:CD2	33:BJ:92:MET:HE3	2.54	0.42
34:BK:102:PRO:O	34:BK:103:VAL:HB	2.19	0.42
35:BL:22:GLY:C	35:BL:23:ILE:HG22	2.40	0.42
37:BN:32:GLU:CA	37:BN:115:LEU:HD13	2.49	0.42
37:BN:49:GLU:N	37:BN:50:PRO:CD	2.82	0.42
24:BA:2379:G:O3'	38:BO:17:LYS:NZ	2.53	0.42
24:BA:2294:G:P	38:BO:94:ARG:HH22	2.43	0.42
49:BZ:34:THR:HG22	49:BZ:35:VAL:N	2.34	0.42
1:CA:1083:U:H5	1:CA:1084:G:C2	2.38	0.42
1:CA:1177:G:N7	1:CA:1178:G:C5	2.88	0.42
1:CA:1269:A:C2	1:CA:1326:U:O2	2.73	0.42
1:CA:1237:C:C4'	1:CA:1334:G:N2	2.83	0.42
1:CA:1386:G:C2	1:CA:1387:G:C5	3.07	0.42
1:CA:1439:G:N1	1:CA:1440:U:C2	2.88	0.42
1:CA:145:G:C2	1:CA:146:G:C5	3.08	0.42
1:CA:14:U:O2	1:CA:16:A:OP2	2.38	0.42
1:CA:3:A:H4'	1:CA:613:C:H5'	2.02	0.42
1:CA:392:C:O2'	1:CA:483:C:H1'	2.19	0.42
1:CA:487:A:N7	1:CA:488:C:C2	2.88	0.42
1:CA:579:A:C5	1:CA:580:C:C5	3.07	0.42
1:CA:584:G:C6	1:CA:585:G:C6	3.08	0.42
1:CA:679:C:C2'	1:CA:680:C:H5'	2.49	0.42
1:CA:819:A:H4'	1:CA:820:U:OP2	2.20	0.42
2:CB:101:LEU:HD12	2:CB:179:LEU:CD1	2.50	0.42
3:CC:10:ILE:HG23	3:CC:11:ARG:HD2	2.02	0.42
4:CD:165:ARG:CZ	4:CD:167:LYS:C	2.88	0.42
4:CD:166:GLU:O	4:CD:167:LYS:O	2.38	0.42
6:CF:21:MET:O	6:CF:23:GLU:HG2	2.19	0.42
6:CF:74:LEU:C	6:CF:76:THR:N	2.73	0.42
6:CF:9:MET:HE1	6:CF:59:TYR:CE2	2.55	0.42
7:CG:70:ARG:HE	7:CG:96:ARG:HG2	1.84	0.42
8:CH:50:LYS:O	8:CH:59:LEU:HA	2.20	0.42
9:CI:123:ARG:NH1	9:CI:124:ARG:O	2.48	0.42
9:CI:130:ARG:NH1	22:CV:33:U:C6	2.87	0.42
9:CI:61:LEU:HD12	9:CI:61:LEU:C	2.40	0.42
13:CM:31:LYS:O	13:CM:31:LYS:HD2	2.19	0.42
14:CN:64:CYS:SG	14:CN:68:GLY:O	2.58	0.42
1:CA:393:A:OP2	16:CP:12:LYS:CE	2.68	0.42
18:CR:55:LEU:O	18:CR:58:ALA:HB3	2.20	0.42

Continued on next page...

Continued from previous page...

Atom-1	Atom-2	Interatomic distance (Å)	Clash overlap (Å)
20:CT:66:LEU:O	20:CT:67:ILE:CB	2.66	0.42
20:CT:73:ALA:O	20:CT:75:HIS:N	2.53	0.42
51:D1:28:THR:O	51:D1:29:LYS:CB	2.68	0.42
24:DA:466:A:P	52:D2:34:ARG:HH21	2.42	0.42
53:D3:5:THR:HG22	53:D3:61:LEU:HA	2.02	0.42
24:DA:1090:A:N1	24:DA:1091:G:C5	2.88	0.42
24:DA:1289:C:H2'	24:DA:1290:C:H6	1.84	0.42
24:DA:1310:G:N2	24:DA:1313:U:C5	2.88	0.42
24:DA:1430:G:H2'	24:DA:1431:A:O4'	2.18	0.42
24:DA:1474:U:H2'	24:DA:1475:G:H5'	2.01	0.42
24:DA:1478:G:C6	24:DA:1514:G:C2	3.07	0.42
24:DA:13:A:N3	24:DA:15:G:C6	2.88	0.42
24:DA:1866:A:N1	24:DA:1876:A:N7	2.68	0.42
24:DA:2024:G:H2'	24:DA:2025:C:O4'	2.19	0.42
24:DA:2277:G:H2'	24:DA:2278:A:O5'	2.20	0.42
24:DA:2329:U:H2'	24:DA:2330:G:O4'	2.20	0.42
24:DA:2414:G:O2'	24:DA:2415:G:H5'	2.20	0.42
24:DA:2605:U:H2'	24:DA:2606:C:C6	2.55	0.42
24:DA:2680:U:O2'	24:DA:2681:C:O5'	2.38	0.42
24:DA:2823:A:C5	24:DA:2824:C:C5	3.08	0.42
24:DA:2808:G:C2	24:DA:2891:U:C6	3.08	0.42
24:DA:294:A:H2'	24:DA:295:G:C5'	2.50	0.42
24:DA:329:G:O6	44:DU:16:LYS:CB	2.66	0.42
24:DA:34:U:O4'	24:DA:34:U:OP1	2.37	0.42
24:DA:408:G:O2'	24:DA:409:G:H5'	2.19	0.42
24:DA:729:G:C4	24:DA:1775:U:C2	3.08	0.42
24:DA:778:G:C4	24:DA:779:U:C5	3.07	0.42
24:DA:784:G:H4'	24:DA:785:G:O5'	2.19	0.42
25:DB:101:A:H2'	25:DB:102:G:O4'	2.20	0.42
26:DC:68:ARG:HG3	26:DC:128:THR:CG2	2.44	0.42
27:DD:39:ASP:OD1	27:DD:41:ALA:HB3	2.19	0.42
29:DF:172:PHE:O	29:DF:173:ASP:HB2	2.19	0.42
24:DA:2666:C:N4	30:DG:107:GLY:O	2.51	0.42
31:DH:121:VAL:O	31:DH:123:ARG:HG2	2.20	0.42
31:DH:147:VAL:O	31:DH:148:ALA:HB3	2.20	0.42
32:DI:41:PHE:CD1	32:DI:42:ASN:OD1	2.72	0.42
33:DJ:24:THR:O	33:DJ:25:LEU:C	2.58	0.42
35:DL:90:VAL:O	35:DL:123:ARG:N	2.51	0.42
1:AA:1074:G:H2'	1:AA:1074:G:N3	2.35	0.42
1:AA:1168:U:H5''	1:AA:1169:A:OP2	2.19	0.42
1:AA:1304:G:H2'	1:AA:1305:G:H1'	2.01	0.42

Continued on next page...

Continued from previous page...

Atom-1	Atom-2	Interatomic distance (Å)	Clash overlap (Å)
1:AA:1381:U:H1'	7:AG:78:ARG:NH2	2.35	0.42
1:AA:161:A:H2'	1:AA:162:A:O4'	2.19	0.42
1:AA:373:A:H2'	1:AA:374:A:O5'	2.19	0.42
1:AA:374:A:H2'	1:AA:375:U:H6	1.84	0.42
1:AA:425:G:C4	1:AA:426:U:C6	3.08	0.42
1:AA:509:A:C2'	1:AA:510:A:C8	3.00	0.42
1:AA:580:C:C4	1:AA:581:G:C5	3.08	0.42
1:AA:645:G:C4	1:AA:646:G:C8	3.08	0.42
1:AA:658:C:H2'	1:AA:659:U:H5'	2.00	0.42
1:AA:777:A:C4	1:AA:778:G:C8	3.08	0.42
1:AA:824:G:C1'	8:AH:2:SER:N	2.83	0.42
1:AA:86:G:H1'	1:AA:87:C:O4'	2.20	0.42
2:AB:57:LEU:HD13	2:AB:58:ASN:H	1.84	0.42
3:AC:40:ARG:HG2	3:AC:55:ILE:HD11	2.02	0.42
3:AC:79:LYS:HB3	3:AC:82:GLU:HG2	2.02	0.42
4:AD:135:TYR:CD1	4:AD:136:GLN:N	2.88	0.42
4:AD:55:LEU:HD22	4:AD:56:ARG:HD2	2.01	0.42
6:AF:32:ALA:O	6:AF:33:GLU:C	2.58	0.42
6:AF:42:TRP:O	6:AF:43:GLY:O	2.37	0.42
10:AJ:23:ALA:C	10:AJ:25:ILE:N	2.73	0.42
10:AJ:42:LEU:HB3	10:AJ:71:LEU:HD23	2.01	0.42
11:AK:16:VAL:CG1	11:AK:17:SER:N	2.83	0.42
12:AL:79:VAL:O	12:AL:103:ASP:HB2	2.20	0.42
13:AM:68:ASP:C	13:AM:72:GLU:OE1	2.58	0.42
14:AN:77:PHE:CD1	14:AN:77:PHE:N	2.87	0.42
16:AP:5:ARG:HG3	16:AP:6:LEU:O	2.20	0.42
19:AS:15:LEU:HD21	19:AS:33:THR:OG1	2.19	0.42
24:BA:1252:G:H2'	59:BA:3338:HOH:O	2.19	0.42
24:BA:1283:G:N2	24:BA:1286:A:H5'	2.35	0.42
24:BA:1319:C:H2'	24:BA:1319:C:O2	2.19	0.42
24:BA:1515:A:H5'	24:BA:1516:G:OP2	2.20	0.42
24:BA:1677:A:N1	24:BA:1678:A:C2	2.87	0.42
24:BA:2233:U:H2'	24:BA:2234:G:C8	2.54	0.42
24:BA:2331:G:C4	24:BA:2332:C:C6	3.07	0.42
24:BA:2657:A:H2'	24:BA:2658:C:C5'	2.50	0.42
24:BA:278:A:N6	24:BA:362:A:C8	2.88	0.42
24:BA:396:G:C6	24:BA:397:U:C4	3.08	0.42
24:BA:416:U:N3	24:BA:417:C:C5	2.88	0.42
24:BA:481:G:OP2	44:BU:43:LYS:HD2	2.19	0.42
24:BA:50:U:O2	24:BA:50:U:O2'	2.27	0.42
24:BA:572:A:C2	24:BA:573:U:C2	3.07	0.42

Continued on next page...

Continued from previous page...

Atom-1	Atom-2	Interatomic distance (Å)	Clash overlap (Å)
24:BA:630:G:N2	24:BA:634:C:C4	2.88	0.42
24:BA:658:U:C2	24:BA:659:G:C8	3.07	0.42
24:BA:65:U:N3	24:BA:66:C:C5	2.88	0.42
24:BA:850:U:H2'	24:BA:851:C:C6	2.55	0.42
24:BA:664:G:O2'	24:BA:940:G:OP1	2.27	0.42
24:BA:98:G:O2'	24:BA:103:A:C8	2.73	0.42
59:BA:3748:HOH:O	26:BC:220:ARG:NH1	2.52	0.42
28:BE:21:ARG:O	28:BE:110:SER:OG	2.35	0.42
28:BE:60:TRP:CZ2	28:BE:70:SER:HB2	2.54	0.42
29:BF:147:ARG:HD2	29:BF:149:ARG:HG2	2.01	0.42
30:BG:41:GLU:HB2	30:BG:54:ARG:CZ	2.50	0.42
30:BG:68:ARG:O	30:BG:69:ALA:C	2.56	0.42
31:BH:31:VAL:HB	31:BH:32:PRO:CD	2.49	0.42
35:BL:110:VAL:O	35:BL:111:ILE:HB	2.20	0.42
36:BM:71:LYS:HD2	36:BM:95:LEU:HD22	2.01	0.42
38:BO:79:ALA:HB2	38:BO:110:ALA:HA	2.01	0.42
40:BQ:77:LYS:O	40:BQ:80:ASN:N	2.53	0.42
42:BS:24:ILE:HA	42:BS:27:LYS:CG	2.49	0.42
48:BY:49:ASP:HA	48:BY:52:ARG:CD	2.49	0.42
1:CA:1084:G:N1	1:CA:1085:U:O4	2.53	0.42
1:CA:1266:G:C4	1:CA:1268:G:OP2	2.73	0.42
1:CA:1516:G:N3	1:CA:1518:A:OP2	2.52	0.42
1:CA:307:C:H5''	1:CA:308:C:OP2	2.20	0.42
1:CA:316:C:N3	1:CA:317:U:C5	2.88	0.42
1:CA:673:A:N1	1:CA:674:G:C6	2.88	0.42
1:CA:689:C:N3	1:CA:690:G:C5	2.88	0.42
1:CA:702:A:C5'	1:CA:703:G:N7	2.83	0.42
1:CA:667:G:N2	1:CA:740:U:O2	2.53	0.42
1:CA:824:G:H1'	8:CH:2:SER:CB	2.50	0.42
1:CA:942:G:C2	1:CA:1342:C:O2	2.73	0.42
2:CB:200:ILE:HD12	2:CB:200:ILE:N	2.35	0.42
2:CB:203:ASN:OD1	2:CB:205:ASP:N	2.53	0.42
3:CC:183:ASP:HB2	3:CC:204:LYS:HE3	2.02	0.42
5:CE:85:VAL:HG12	5:CE:96:MET:HG3	2.02	0.42
6:CF:90:MET:HB2	6:CF:90:MET:HE3	1.80	0.42
7:CG:124:LEU:O	7:CG:127:ALA:HB3	2.19	0.42
8:CH:7:ILE:CD1	8:CH:7:ILE:N	2.83	0.42
9:CI:57:MET:HB3	9:CI:60:LYS:NZ	2.35	0.42
10:CJ:51:VAL:O	10:CJ:62:ARG:HA	2.19	0.42
10:CJ:73:LEU:C	10:CJ:73:LEU:HD22	2.40	0.42
10:CJ:5:ARG:O	10:CJ:76:ILE:HG23	2.20	0.42

Continued on next page...

Continued from previous page...

Atom-1	Atom-2	Interatomic distance (Å)	Clash overlap (Å)
1:CA:1491:G:H5''	12:CL:43:LYS:CD	2.50	0.42
13:CM:84:GLY:C	19:CS:74:PHE:CZ	2.93	0.42
14:CN:93:ILE:HG21	14:CN:96:LEU:HG	2.01	0.42
1:CA:135:C:C2	16:CP:1:MET:HB2	2.54	0.42
22:CV:51:U:O2	22:CV:51:U:H2'	2.20	0.42
24:DA:1087:G:C6	24:DA:1089:A:H2	2.37	0.42
24:DA:1030:C:C4	24:DA:1125:G:N2	2.88	0.42
24:DA:1275:A:N3	24:DA:1276:A:H1'	2.35	0.42
24:DA:1292:G:H2'	24:DA:1293:C:H6	1.85	0.42
24:DA:1330:C:C2'	24:DA:1331:G:H5'	2.49	0.42
24:DA:1372:U:H2'	24:DA:1373:A:C5'	2.50	0.42
24:DA:137:U:C5	24:DA:140:C:C6	3.08	0.42
24:DA:1425:G:C6	24:DA:1426:G:N1	2.88	0.42
24:DA:1509:A:C4	24:DA:1510:G:C8	3.08	0.42
24:DA:1532:A:N1	24:DA:1533:C:C2	2.87	0.42
24:DA:1562:U:H2'	24:DA:1563:U:H6	1.84	0.42
24:DA:1661:G:C6	24:DA:1662:U:C4	3.08	0.42
24:DA:1935:G:C6	24:DA:1962:C:C5	3.08	0.42
24:DA:1979:U:H2'	24:DA:1980:G:H5'	2.01	0.42
24:DA:1989:G:H2'	24:DA:1990:C:O4'	2.19	0.42
24:DA:2194:U:C2	24:DA:2195:U:C6	3.07	0.42
24:DA:2222:C:N3	24:DA:2223:G:C8	2.87	0.42
24:DA:2318:G:H2'	24:DA:2319:G:O4'	2.19	0.42
24:DA:2371:G:C2	24:DA:2372:U:C6	3.08	0.42
24:DA:244:A:C2	24:DA:255:A:N3	2.87	0.42
24:DA:2676:C:C2'	24:DA:2677:G:H5'	2.49	0.42
24:DA:322:A:OP1	28:DE:162:ARG:HG2	2.19	0.42
24:DA:467:G:C2'	24:DA:468:G:H5'	2.49	0.42
24:DA:597:G:C6	24:DA:598:U:N3	2.87	0.42
24:DA:724:U:H2'	24:DA:725:G:O4'	2.20	0.42
24:DA:723:C:H2'	24:DA:724:U:O4'	2.20	0.42
24:DA:962:G:H2'	24:DA:963:U:O4'	2.20	0.42
26:DC:64:VAL:HA	26:DC:102:TYR:HB2	2.02	0.42
24:DA:778:G:C5'	26:DC:47:ARG:NH1	2.83	0.42
28:DE:157:LEU:O	28:DE:158:PHE:C	2.59	0.42
24:DA:1205:A:N1	28:DE:165:HIS:CB	2.83	0.42
28:DE:171:ASP:C	28:DE:173:THR:N	2.72	0.42
28:DE:21:ARG:HG2	28:DE:22:ASP:O	2.20	0.42
24:DA:675:A:OP1	28:DE:58:LYS:CD	2.68	0.42
29:DF:95:MET:O	29:DF:99:PHE:CE1	2.73	0.42
31:DH:86:ASP:O	31:DH:87:GLU:HB3	2.19	0.42

Continued on next page...

Continued from previous page...

Atom-1	Atom-2	Interatomic distance (Å)	Clash overlap (Å)
32:DI:97:VAL:CG1	32:DI:98:GLY:N	2.83	0.42
34:DK:60:ALA:HA	34:DK:87:LEU:HG	2.01	0.42
35:DL:50:PHE:CE1	35:DL:52:GLY:N	2.88	0.42
36:DM:21:ALA:CB	36:DM:98:PRO:O	2.68	0.42
41:DR:68:ARG:HG2	41:DR:92:TRP:CE3	2.54	0.42
43:DT:61:LEU:HD11	43:DT:82:LYS:CB	2.50	0.42
44:DU:64:ILE:HG13	44:DU:65:GLN:N	2.35	0.42
45:DV:80:HIS:CD2	45:DV:81:PRO:CD	3.03	0.42
46:DW:32:LEU:HB3	46:DW:64:ASP:OD1	2.20	0.42
47:DX:55:MET:O	47:DX:58:ILE:N	2.52	0.42
47:DX:62:GLY:O	47:DX:63:ILE:C	2.58	0.42
48:DY:51:ALA:O	48:DY:52:ARG:C	2.58	0.42
1:AA:1012:A:N3	1:AA:1018:G:C2	2.88	0.42
1:AA:1265:C:C4	1:AA:1266:G:C6	3.08	0.42
1:AA:186:C:N4	1:AA:187:G:C6	2.87	0.42
1:AA:418:C:N3	1:AA:419:C:C5	2.87	0.42
1:AA:441:A:N3	1:AA:497:G:C2	2.88	0.42
1:AA:687:A:C6	1:AA:704:A:N7	2.88	0.42
1:AA:764:C:C4	1:AA:765:G:C5	3.08	0.42
1:AA:809:G:C6	1:AA:810:C:C5	3.08	0.42
1:AA:810:C:H2'	1:AA:811:C:C6	2.54	0.42
1:AA:872:A:C8	1:AA:874:G:C8	3.08	0.42
2:AB:22:TYR:O	2:AB:23:TRP:C	2.57	0.42
1:AA:1112:C:H1'	3:AC:179:ARG:NH2	2.35	0.42
4:AD:62:ARG:CG	4:AD:72:PHE:CE1	3.03	0.42
6:AF:91:ARG:O	6:AF:92:THR:CB	2.68	0.42
7:AG:93:PRO:HA	7:AG:96:ARG:CB	2.50	0.42
8:AH:83:LEU:CD1	8:AH:83:LEU:O	2.68	0.42
9:AI:14:SER:OG	9:AI:14:SER:O	2.29	0.42
11:AK:107:ILE:CG2	11:AK:107:ILE:O	2.67	0.42
13:AM:22:ILE:C	13:AM:22:ILE:CD1	2.86	0.42
13:AM:31:LYS:HD2	13:AM:35:ALA:CB	2.50	0.42
13:AM:85:CYS:HB3	19:AS:74:PHE:CE1	2.54	0.42
14:AN:29:ILE:HA	14:AN:32:ASP:HB3	2.02	0.42
20:AT:10:ARG:O	20:AT:11:ALA:C	2.58	0.42
20:AT:66:LEU:C	20:AT:66:LEU:HD12	2.40	0.42
21:AU:30:ALA:CA	21:AU:33:ARG:CZ	2.94	0.42
50:B0:48:TYR:O	50:B0:49:ARG:HB2	2.19	0.42
24:BA:1099:G:C5	24:BA:1100:C:C5	3.08	0.42
24:BA:1230:A:C6	24:BA:1231:U:C4	3.07	0.42
24:BA:181:A:C2	24:BA:182:A:N3	2.88	0.42

Continued on next page...

Continued from previous page...

Atom-1	Atom-2	Interatomic distance (Å)	Clash overlap (Å)
24:BA:1872:A:N7	24:BA:1873:G:C1'	2.83	0.42
24:BA:2020:A:C6	24:BA:2022:U:C2	3.08	0.42
24:BA:201:C:C2'	24:BA:202:U:H5'	2.50	0.42
24:BA:2134:A:N1	24:BA:2135:A:C5	2.88	0.42
24:BA:2343:U:H2'	24:BA:2344:U:C5	2.54	0.42
24:BA:2345:G:N3	24:BA:2381:A:H2'	2.34	0.42
24:BA:242:G:H5''	53:B3:63:TYR:CE1	2.55	0.42
24:BA:2747:G:C6	24:BA:2754:U:C2	3.08	0.42
24:BA:342:A:H2'	24:BA:343:C:O5'	2.20	0.42
24:BA:364:C:N3	24:BA:365:U:N3	2.68	0.42
24:BA:392:U:C2	24:BA:393:C:C6	3.08	0.42
24:BA:499:U:O3'	44:BU:42:LYS:CE	2.68	0.42
24:BA:548:G:H3'	24:BA:548:G:C8	2.55	0.42
24:BA:637:A:N6	24:BA:652:U:H4'	2.35	0.42
24:BA:971:G:C2'	24:BA:972:A:H5'	2.49	0.42
25:BB:48:U:H2'	25:BB:49:C:H6	1.84	0.42
26:BC:221:GLY:C	26:BC:223:ALA:N	2.73	0.42
24:BA:2443:C:H5'	28:BE:63:LYS:NZ	2.35	0.42
29:BF:105:ILE:CG2	29:BF:138:PRO:HG2	2.50	0.42
29:BF:154:THR:HG23	29:BF:155:ILE:N	2.35	0.42
33:BJ:31:GLU:HG3	33:BJ:142:ILE:CD1	2.50	0.42
35:BL:125:LEU:N	35:BL:125:LEU:HD13	2.34	0.42
36:BM:103:TYR:CD1	36:BM:103:TYR:N	2.87	0.42
37:BN:116:VAL:HG23	37:BN:117:ASP:N	2.35	0.42
37:BN:37:THR:CG2	37:BN:38:LEU:N	2.83	0.42
39:BP:50:ARG:CZ	39:BP:52:ARG:HG3	2.50	0.42
39:BP:52:ARG:O	39:BP:53:GLY:C	2.58	0.42
45:BV:50:MET:O	45:BV:53:LYS:HG2	2.20	0.42
48:BY:17:GLU:O	48:BY:21:LEU:CD1	2.68	0.42
1:CA:1053:G:C4	1:CA:1199:U:C4	3.08	0.42
1:CA:1210:C:O4'	1:CA:1214:C:C4	2.73	0.42
1:CA:267:C:H2'	1:CA:268:U:C6	2.55	0.42
1:CA:291:U:O2	1:CA:310:G:C2	2.73	0.42
1:CA:408:A:N3	1:CA:408:A:H2'	2.35	0.42
1:CA:424:G:C2	1:CA:425:G:C8	3.08	0.42
1:CA:532:A:C3'	1:CA:533:A:C5'	2.96	0.42
1:CA:585:G:OP1	17:CQ:39:LYS:NZ	2.52	0.42
1:CA:6:G:N3	1:CA:6:G:H3'	2.35	0.42
1:CA:801:U:H2'	1:CA:802:A:O5'	2.20	0.42
1:CA:830:G:C6	1:CA:857:C:N3	2.88	0.42
1:CA:981:U:C5	1:CA:982:U:C2	3.08	0.42

Continued on next page...

Continued from previous page...

Atom-1	Atom-2	Interatomic distance (Å)	Clash overlap (Å)
3:CC:130:PHE:CE2	3:CC:157:LEU:HD23	2.55	0.42
3:CC:65:ARG:HA	3:CC:65:ARG:HD3	1.88	0.42
4:CD:9:LEU:HD11	4:CD:10:LYS:HE3	2.01	0.42
4:CD:137:VAL:HG12	4:CD:138:SER:N	2.35	0.42
4:CD:143:VAL:O	4:CD:144:SER:CB	2.68	0.42
4:CD:3:ARG:O	4:CD:4:TYR:C	2.57	0.42
4:CD:54:GLN:C	4:CD:58:LYS:NZ	2.73	0.42
5:CE:38:VAL:HG21	5:CE:114:VAL:HG12	2.02	0.42
5:CE:133:PRO:C	5:CE:135:ASN:H	2.17	0.42
5:CE:82:GLN:H	5:CE:147:MET:CE	2.33	0.42
5:CE:44:GLY:O	5:CE:45:ARG:CG	2.67	0.42
6:CF:9:MET:CE	18:CR:65:LEU:HB2	2.50	0.42
7:CG:123:GLU:O	7:CG:127:ALA:N	2.52	0.42
7:CG:66:LEU:HD12	7:CG:67:GLU:HB2	2.02	0.42
8:CH:113:ASP:O	8:CH:115:ALA:N	2.53	0.42
8:CH:77:ARG:NH1	8:CH:126:ILE:HG23	2.35	0.42
1:CA:967:C:N1	9:CI:129:LYS:HE2	2.35	0.42
9:CI:39:PHE:HB2	9:CI:44:ALA:HB3	2.00	0.42
9:CI:82:GLY:HA3	9:CI:85:ARG:NH1	2.35	0.42
12:CL:101:ALA:O	12:CL:103:ASP:N	2.49	0.42
12:CL:56:ARG:O	12:CL:57:LEU:CG	2.67	0.42
13:CM:48:LEU:CD1	13:CM:48:LEU:O	2.68	0.42
14:CN:31:SER:O	14:CN:32:ASP:CB	2.67	0.42
17:CQ:4:LYS:CE	17:CQ:5:ILE:O	2.68	0.42
18:CR:63:ARG:HA	18:CR:68:LEU:HG	2.02	0.42
20:CT:67:ILE:HG23	20:CT:71:LYS:CB	2.49	0.42
55:CY:143:LEU:O	55:CY:146:LYS:N	2.53	0.42
55:CY:78:VAL:O	55:CY:81:ALA:HB3	2.19	0.42
24:DA:1062:G:H2'	24:DA:1063:G:H5''	2.02	0.42
24:DA:1561:C:C4	24:DA:1562:U:C5	3.08	0.42
24:DA:1568:G:OP1	26:DC:84:PRO:HG2	2.20	0.42
24:DA:2002:G:H2'	24:DA:2003:A:H5'	2.01	0.42
24:DA:2032:G:O2'	27:DD:150:GLN:NE2	2.52	0.42
24:DA:2038:G:H2'	24:DA:2039:U:O4'	2.20	0.42
24:DA:2231:U:H2'	24:DA:2232:C:H6	1.84	0.42
24:DA:2298:A:C4	24:DA:2321:U:H5	2.33	0.42
24:DA:2412:A:H3'	24:DA:2413:G:C8	2.55	0.42
24:DA:2633:G:H3'	24:DA:2634:A:H5''	2.02	0.42
24:DA:416:U:C6	24:DA:417:C:C5	3.07	0.42
24:DA:538:A:C8	57:DA:3186:NMY:N19	2.87	0.42
24:DA:587:C:C4'	24:DA:588:U:H5'	2.48	0.42

Continued on next page...

Continued from previous page...

Atom-1	Atom-2	Interatomic distance (Å)	Clash overlap (Å)
25:DB:14:U:O2	25:DB:107:G:H4'	2.20	0.42
26:DC:154:ALA:CB	26:DC:159:THR:HG23	2.49	0.42
24:DA:764:A:C5	26:DC:207:ALA:CB	3.03	0.42
26:DC:211:ARG:HD2	26:DC:211:ARG:HA	1.77	0.42
27:DD:160:LYS:HB2	27:DD:160:LYS:NZ	2.34	0.42
27:DD:163:GLY:O	27:DD:164:GLN:C	2.58	0.42
27:DD:169:ARG:HG3	27:DD:169:ARG:O	2.20	0.42
30:DG:7:PRO:HB3	30:DG:50:THR:HG22	2.02	0.42
31:DH:45:GLU:C	31:DH:47:PHE:H	2.22	0.42
34:DK:2:ILE:HD11	34:DK:39:ILE:HG21	2.01	0.42
36:DM:47:GLU:O	36:DM:48:ALA:C	2.57	0.42
36:DM:3:GLN:HB2	36:DM:4:PRO:CD	2.50	0.42
24:DA:2496:C:P	36:DM:81:ARG:HH22	2.42	0.42
41:DR:24:LYS:CG	41:DR:25:LEU:N	2.83	0.42
41:DR:52:PRO:C	41:DR:53:PHE:CD1	2.94	0.42
44:DU:84:PHE:O	44:DU:94:PHE:CD2	2.72	0.42
47:DX:18:SER:O	47:DX:20:ALA:N	2.52	0.42
1:AA:1167:A:C8	1:AA:1169:A:C8	3.08	0.41
1:AA:132:C:OP1	20:AT:69:LYS:HE3	2.18	0.41
1:AA:155:A:C6	1:AA:167:A:C6	3.08	0.41
1:AA:16:A:C5	1:AA:17:U:H5	2.36	0.41
1:AA:454:G:O2'	1:AA:455:G:H5'	2.20	0.41
1:AA:586:C:H5''	8:AH:82:GLY:CA	2.49	0.41
1:AA:708:C:C2'	1:AA:709:U:O5'	2.68	0.41
1:AA:917:G:C6	1:AA:918:A:C6	3.08	0.41
1:AA:951:G:O6	1:AA:1230:C:N4	2.53	0.41
2:AB:205:ASP:O	2:AB:206:ALA:HB2	2.20	0.41
4:AD:119:SER:HA	4:AD:131:ASN:OD1	2.20	0.41
11:AK:30:THR:HG21	11:AK:92:GLY:HA3	2.02	0.41
13:AM:109:ARG:HA	13:AM:109:ARG:NE	2.35	0.41
13:AM:69:LEU:C	13:AM:69:LEU:HD23	2.41	0.41
14:AN:41:ARG:C	14:AN:42:TRP:CG	2.94	0.41
15:AO:24:SER:O	15:AO:25:THR:C	2.58	0.41
18:AR:52:GLN:O	18:AR:54:GLN:N	2.46	0.41
20:AT:19:LYS:HA	20:AT:19:LYS:HD2	1.87	0.41
21:AU:12:PHE:N	21:AU:12:PHE:CD1	2.86	0.41
21:AU:24:GLU:CG	21:AU:25:LYS:N	2.83	0.41
24:BA:2884:U:C4'	50:B0:49:ARG:NH2	2.83	0.41
51:B1:12:SER:HA	51:B1:48:TYR:CG	2.55	0.41
51:B1:6:GLU:O	51:B1:23:THR:HA	2.19	0.41
53:B3:38:LYS:HG2	53:B3:39:ARG:N	2.35	0.41

Continued on next page...

Continued from previous page...

Atom-1	Atom-2	Interatomic distance (Å)	Clash overlap (Å)
24:BA:100:U:H1'	24:BA:101:A:C8	2.55	0.41
24:BA:1059:G:C6	24:BA:1080:A:C2	3.08	0.41
24:BA:1072:C:C2	24:BA:1093:G:O6	2.73	0.41
24:BA:111:A:N1	24:BA:112:U:C2	2.88	0.41
24:BA:1266:G:OP1	50:B0:15:ARG:CD	2.68	0.41
24:BA:132:G:H2'	24:BA:133:U:C6	2.55	0.41
24:BA:1429:G:O6	24:BA:1564:C:N4	2.52	0.41
24:BA:1448:G:C2	24:BA:1464:G:N3	2.88	0.41
24:BA:1532:A:C6	24:BA:1533:C:N4	2.88	0.41
24:BA:1532:A:N1	24:BA:1533:C:N4	2.68	0.41
24:BA:1555:G:H2'	24:BA:1555:G:N3	2.34	0.41
24:BA:1711:A:H2	24:BA:1748:C:C2	2.36	0.41
24:BA:1841:U:C2'	24:BA:1842:G:O5'	2.68	0.41
24:BA:2078:C:O2'	24:BA:2079:U:H5'	2.20	0.41
24:BA:2104:C:C4	24:BA:2105:U:C4	3.08	0.41
24:BA:2102:G:C6	24:BA:2188:U:C2	3.07	0.41
24:BA:2667:C:N3	24:BA:2668:G:N7	2.67	0.41
24:BA:2731:G:O3'	27:BD:208:LYS:HE3	2.20	0.41
24:BA:2744:G:C6	24:BA:2761:A:N6	2.87	0.41
24:BA:2751:G:C6	30:BG:2:ARG:NH2	2.88	0.41
57:BA:3162:NMY:C2	57:BA:3162:NMY:H172	2.48	0.41
24:BA:379:G:C2'	24:BA:380:G:O5'	2.68	0.41
24:BA:467:G:H2'	24:BA:468:G:O4'	2.19	0.41
24:BA:625:G:N1	24:BA:626:A:C5	2.88	0.41
24:BA:636:G:C5	35:BL:111:ILE:HD11	2.55	0.41
24:BA:809:G:H4'	24:BA:1254:A:O4'	2.20	0.41
24:BA:863:A:C2'	24:BA:864:G:O5'	2.67	0.41
25:BB:109:A:C5	25:BB:110:C:C5	3.08	0.41
26:BC:184:GLU:O	26:BC:187:CYS:N	2.48	0.41
24:BA:2657:A:C4'	30:BG:91:VAL:HG21	2.49	0.41
35:BL:115:GLU:O	35:BL:116:VAL:HG12	2.19	0.41
39:BP:7:LEU:HD12	39:BP:7:LEU:O	2.20	0.41
24:BA:993:G:N2	41:BR:23:GLU:OE1	2.43	0.41
41:BR:1:MET:HG2	41:BR:43:ASN:CB	2.50	0.41
42:BS:7:HIS:C	42:BS:7:HIS:CD2	2.93	0.41
24:BA:2330:G:N2	46:BW:42:GLY:HA2	2.35	0.41
47:BX:31:ASN:O	47:BX:33:HIS:CD2	2.73	0.41
48:BY:2:LYS:HB3	48:BY:2:LYS:HE3	1.89	0.41
49:BZ:44:ARG:HA	49:BZ:47:ILE:CG1	2.48	0.41
24:BA:851:C:H4'	49:BZ:46:MET:HA	2.02	0.41
1:CA:1129:C:H4'	1:CA:1130:A:OP1	2.20	0.41

Continued on next page...

Continued from previous page...

Atom-1	Atom-2	Interatomic distance (Å)	Clash overlap (Å)
1:CA:1153:G:C4	1:CA:1154:G:C8	3.07	0.41
1:CA:1176:A:C2	1:CA:1177:G:C2	3.08	0.41
1:CA:1243:C:H2'	1:CA:1244:G:O4'	2.19	0.41
1:CA:1253:G:N3	1:CA:1254:A:C8	2.88	0.41
1:CA:1277:C:C2'	1:CA:1279:G:H8	2.33	0.41
1:CA:1347:G:O2'	1:CA:1348:U:OP2	2.32	0.41
1:CA:1363:A:C8	1:CA:1365:G:O6	2.73	0.41
1:CA:1372:U:OP2	9:CI:13:LYS:NZ	2.50	0.41
1:CA:1517:G:H5'	1:CA:1518:A:OP2	2.20	0.41
1:CA:246:A:C5	1:CA:279:A:C5	3.08	0.41
1:CA:263:A:OP1	20:CT:70:ASN:HB2	2.20	0.41
1:CA:425:G:C4	1:CA:426:U:C6	3.08	0.41
1:CA:607:A:N3	1:CA:608:A:C8	2.88	0.41
1:CA:859:G:H2'	1:CA:860:A:H8	1.83	0.41
2:CB:114:LEU:CG	2:CB:115:LYS:N	2.82	0.41
2:CB:183:VAL:CG2	2:CB:196:VAL:HG23	2.50	0.41
4:CD:14:ARG:NH1	4:CD:38:PRO:HB3	2.35	0.41
4:CD:107:PHE:O	4:CD:155:VAL:HG23	2.20	0.41
4:CD:97:ARG:CG	4:CD:99:ASP:OD1	2.68	0.41
8:CH:10:MET:HA	8:CH:27:MET:CE	2.50	0.41
8:CH:10:MET:HG2	8:CH:27:MET:SD	2.60	0.41
1:CA:966:G:H2'	9:CI:129:LYS:HG2	2.00	0.41
9:CI:7:TYR:CD2	9:CI:19:VAL:O	2.73	0.41
10:CJ:36:VAL:O	10:CJ:36:VAL:HG12	2.19	0.41
11:CK:43:GLY:C	11:CK:44:TRP:HD1	2.23	0.41
1:CA:1317:C:H1'	14:CN:49:GLN:CG	2.50	0.41
1:CA:1358:U:OP2	14:CN:75:ARG:NE	2.53	0.41
3:CC:9:GLY:HA2	14:CN:89:MET:O	2.20	0.41
19:CS:33:THR:OG1	19:CS:34:TRP:N	2.53	0.41
20:CT:31:PHE:CB	20:CT:54:MET:HG3	2.47	0.41
55:CY:160:VAL:HG12	55:CY:161:GLN:N	2.35	0.41
55:CY:17:VAL:O	55:CY:20:PHE:N	2.50	0.41
55:CY:6:ARG:O	55:CY:9:ALA:N	2.45	0.41
54:D4:31:PRO:C	54:D4:33:HIS:H	2.23	0.41
24:DA:1028:A:N3	24:DA:2486:C:O2'	2.42	0.41
24:DA:1041:G:H2'	24:DA:1041:G:N3	2.33	0.41
24:DA:1166:G:H2'	24:DA:1167:C:C6	2.54	0.41
24:DA:1212:G:H1'	24:DA:1236:G:N2	2.35	0.41
24:DA:1312:U:C4	43:DT:64:LYS:CD	3.01	0.41
24:DA:1335:C:OP1	43:DT:68:LYS:CE	2.68	0.41
24:DA:1350:C:C2	24:DA:1382:G:C2	3.08	0.41

Continued on next page...

Continued from previous page...

Atom-1	Atom-2	Interatomic distance (Å)	Clash overlap (Å)
24:DA:1358:G:O6	24:DA:1371:G:C8	2.71	0.41
24:DA:1559:U:H3'	24:DA:1560:G:C5'	2.48	0.41
24:DA:1670:C:C4	24:DA:1671:U:C2	3.08	0.41
24:DA:1688:U:O2	24:DA:1700:A:H8	2.03	0.41
24:DA:1806:C:C5	24:DA:1807:G:N7	2.88	0.41
24:DA:1990:C:H2'	24:DA:1991:U:C1'	2.49	0.41
24:DA:961:C:C5	24:DA:2031:A:C6	3.08	0.41
24:DA:2086:U:H2'	24:DA:2087:G:O4'	2.20	0.41
24:DA:2183:A:H2'	24:DA:2184:A:C8	2.55	0.41
24:DA:2231:U:N3	24:DA:2232:C:C5	2.89	0.41
24:DA:2276:G:C2'	24:DA:2277:G:H5'	2.50	0.41
24:DA:2303:G:C2	24:DA:2304:G:C8	3.08	0.41
24:DA:2359:C:HO2'	53:D3:53:ASP:CG	2.19	0.41
24:DA:2515:C:O2'	24:DA:2516:A:H5'	2.20	0.41
24:DA:195:A:H4'	24:DA:251:A:O2'	2.20	0.41
24:DA:2524:G:N2	24:DA:2525:G:H1'	2.34	0.41
24:DA:2578:G:P	59:DA:3484:HOH:O	2.77	0.41
24:DA:2714:G:H2'	24:DA:2715:C:C5'	2.50	0.41
24:DA:2816:G:C6	24:DA:2817:U:C4	3.09	0.41
24:DA:2817:U:C2'	24:DA:2818:U:O5'	2.68	0.41
24:DA:451:U:C6	24:DA:453:A:C8	3.08	0.41
24:DA:590:A:C2'	24:DA:591:U:H5'	2.50	0.41
24:DA:592:A:C4	24:DA:593:U:C5	3.07	0.41
24:DA:725:G:C6	24:DA:726:G:C6	3.08	0.41
24:DA:937:C:H2'	24:DA:938:G:O4'	2.20	0.41
25:DB:95:U:H2'	25:DB:96:G:H8	1.85	0.41
26:DC:257:ARG:CZ	26:DC:259:ASN:ND2	2.83	0.41
26:DC:48:ILE:O	26:DC:48:ILE:HD12	2.20	0.41
24:DA:1824:G:OP2	26:DC:52:HIS:CD2	2.73	0.41
28:DE:44:ARG:O	28:DE:45:ALA:CB	2.67	0.41
29:DF:80:GLN:CG	29:DF:81:GLY:N	2.83	0.41
29:DF:92:GLY:O	29:DF:93:GLU:C	2.58	0.41
24:DA:1190:G:C5'	35:DL:32:GLY:HA2	2.50	0.41
35:DL:85:VAL:HG22	35:DL:94:THR:HG23	2.01	0.41
37:DN:12:ARG:HD3	37:DN:16:HIS:CE1	2.54	0.41
37:DN:31:HIS:O	37:DN:32:GLU:HB2	2.20	0.41
39:DP:27:VAL:HG11	39:DP:73:PHE:CE1	2.55	0.41
40:DQ:38:VAL:HG12	40:DQ:39:ILE:N	2.34	0.41
44:DU:32:LYS:NZ	44:DU:32:LYS:CA	2.82	0.41
48:DY:5:GLU:C	48:DY:7:ARG:N	2.71	0.41
1:AA:1135:U:H2'	1:AA:1137:C:O2	2.19	0.41

Continued on next page...

Continued from previous page...

Atom-1	Atom-2	Interatomic distance (Å)	Clash overlap (Å)
1:AA:1215:G:N3	1:AA:1216:A:C8	2.88	0.41
1:AA:179:A:C6	1:AA:180:U:O2	2.73	0.41
1:AA:294:U:N3	1:AA:295:C:C4	2.88	0.41
1:AA:411:A:C5	1:AA:429:U:C4	3.08	0.41
1:AA:593:U:H2'	1:AA:594:U:O4'	2.19	0.41
1:AA:993:G:N3	1:AA:993:G:C2'	2.83	0.41
3:AC:102:ASN:CG	3:AC:103:ILE:N	2.72	0.41
3:AC:140:ASN:C	3:AC:140:ASN:OD1	2.59	0.41
3:AC:155:GLY:HA2	3:AC:163:ALA:HB1	2.00	0.41
4:AD:123:ILE:CD1	4:AD:144:SER:O	2.68	0.41
4:AD:46:PRO:O	4:AD:47:ARG:C	2.58	0.41
5:AE:12:GLN:CG	5:AE:117:VAL:HG13	2.51	0.41
9:AI:113:ARG:C	9:AI:114:LYS:O	2.55	0.41
9:AI:129:LYS:CG	22:AV:32:U:OP1	2.68	0.41
1:AA:1491:G:C3'	12:AL:44:LYS:HZ2	2.33	0.41
12:AL:55:VAL:HG12	12:AL:63:VAL:O	2.20	0.41
1:AA:950:U:C5	13:AM:101:ARG:CZ	3.03	0.41
13:AM:68:ASP:HB2	13:AM:71:ARG:CZ	2.50	0.41
14:AN:101:TRP:HD1	14:AN:101:TRP:N	2.18	0.41
19:AS:40:ILE:HD13	19:AS:69:HIS:O	2.20	0.41
20:AT:15:GLU:OE1	20:AT:19:LYS:HD3	2.20	0.41
24:BA:103:A:C5	24:BA:104:A:C8	3.07	0.41
24:BA:1053:C:O2	24:BA:1107:G:C2	2.73	0.41
24:BA:1163:G:C2	24:BA:1164:C:C5	3.08	0.41
24:BA:1169:A:H2'	24:BA:1170:C:O4'	2.20	0.41
24:BA:1182:G:C6	24:BA:1183:U:C4	3.08	0.41
24:BA:1189:A:H2'	24:BA:1190:G:O5'	2.19	0.41
24:BA:1309:G:H2'	24:BA:1310:G:O4'	2.19	0.41
24:BA:1361:G:C6	24:BA:1362:C:C4	3.08	0.41
24:BA:1413:A:N1	24:BA:1414:C:C2	2.88	0.41
24:BA:144:A:C5	24:BA:145:C:C4	3.08	0.41
24:BA:1483:G:C6	24:BA:1484:U:C4	3.08	0.41
24:BA:1799:G:O5'	24:BA:1819:A:N6	2.53	0.41
24:BA:1897:G:H2'	24:BA:1897:G:N3	2.35	0.41
24:BA:1987:A:C2	24:BA:1988:G:C8	3.08	0.41
24:BA:2016:U:HO2'	24:BA:2017:U:P	2.43	0.41
24:BA:2119:A:C5	24:BA:2170:A:C5	3.08	0.41
24:BA:2330:G:N3	46:BW:42:GLY:CA	2.83	0.41
24:BA:2347:C:C2	24:BA:2348:U:C5	3.09	0.41
24:BA:247:G:C2	24:BA:252:G:C6	3.08	0.41
24:BA:2705:A:N7	24:BA:2706:A:C4	2.88	0.41

Continued on next page...

Continued from previous page...

Atom-1	Atom-2	Interatomic distance (Å)	Clash overlap (Å)
24:BA:309:A:H5'	44:BU:16:LYS:CD	2.49	0.41
24:BA:311:A:C2	24:BA:328:U:O4	2.73	0.41
24:BA:353:C:C2'	24:BA:354:A:H5'	2.50	0.41
24:BA:362:A:H2'	24:BA:363:G:H5'	2.01	0.41
24:BA:499:U:C4	24:BA:500:G:C5	3.08	0.41
24:BA:608:A:C3'	24:BA:609:A:C8	3.03	0.41
24:BA:625:G:N2	24:BA:626:A:C4	2.88	0.41
24:BA:860:U:C6	24:BA:2268:A:O4'	2.73	0.41
24:BA:996:A:O3'	40:BQ:90:ASP:HB2	2.20	0.41
26:BC:42:ARG:NH1	26:BC:48:ILE:HD11	2.34	0.41
24:BA:2682:A:H2	27:BD:23:PRO:HB3	1.85	0.41
30:BG:86:LEU:HD22	30:BG:147:LEU:HD11	2.01	0.41
33:BJ:15:TRP:CH2	33:BJ:53:TYR:CD2	3.08	0.41
34:BK:7:MET:HG3	34:BK:20:MET:HB2	2.03	0.41
35:BL:109:LYS:HB3	35:BL:109:LYS:HE2	1.84	0.41
35:BL:57:LEU:CD1	35:BL:61:LEU:HD11	2.51	0.41
36:BM:108:VAL:HG11	36:BM:112:LEU:HB3	2.02	0.41
36:BM:53:MET:CB	36:BM:120:ALA:HB2	2.51	0.41
37:BN:9:GLN:O	37:BN:17:ARG:NH2	2.52	0.41
38:BO:18:LEU:HD12	38:BO:19:GLN:N	2.35	0.41
42:BS:20:VAL:CG1	42:BS:43:ALA:HB1	2.50	0.41
43:BT:19:LYS:HG2	43:BT:20:ALA:H	1.85	0.41
44:BU:71:ILE:HD11	44:BU:80:ASP:O	2.19	0.41
24:BA:335:C:H5'	44:BU:81:ARG:HD3	2.02	0.41
47:BX:58:ILE:O	47:BX:58:ILE:CG1	2.68	0.41
47:BX:64:ASP:O	47:BX:67:LEU:HG	2.20	0.41
49:BZ:12:ALA:O	49:BZ:13:ILE:C	2.58	0.41
1:CA:1035:A:H2'	1:CA:1036:A:C1'	2.50	0.41
1:CA:1046:A:H2'	1:CA:1047:G:H5'	2.01	0.41
1:CA:1089:G:C2	1:CA:1090:U:C2	3.08	0.41
1:CA:1242:G:C6	1:CA:1296:C:O2	2.72	0.41
1:CA:48:C:C6	1:CA:364:A:H2	2.38	0.41
1:CA:542:G:N2	1:CA:543:U:C2	2.88	0.41
1:CA:605:U:O2'	1:CA:606:G:H5'	2.20	0.41
1:CA:653:U:O2'	1:CA:654:G:H8	2.02	0.41
1:CA:794:A:C6	1:CA:795:C:C4	3.07	0.41
2:CB:221:VAL:O	2:CB:222:ARG:C	2.59	0.41
2:CB:45:LYS:C	2:CB:48:PRO:HD2	2.40	0.41
4:CD:19:LEU:HD22	4:CD:21:LEU:CD2	2.50	0.41
4:CD:19:LEU:HD22	4:CD:21:LEU:CG	2.47	0.41
5:CE:45:ARG:CD	5:CE:73:ASN:HA	2.50	0.41

Continued on next page...

Continued from previous page...

Atom-1	Atom-2	Interatomic distance (Å)	Clash overlap (Å)
8:CH:39:VAL:HG11	8:CH:112:THR:CG2	2.49	0.41
8:CH:29:SER:OG	8:CH:57:PRO:HB3	2.20	0.41
13:CM:45:ILE:O	13:CM:45:ILE:CG2	2.68	0.41
14:CN:35:ALA:CB	14:CN:41:ARG:CB	2.98	0.41
14:CN:45:VAL:HG23	14:CN:46:LEU:CD2	2.50	0.41
16:CP:17:TYR:CD1	16:CP:41:PRO:HG3	2.55	0.41
1:CA:261:U:N3	20:CT:74:ARG:NH2	2.67	0.41
55:CY:111:LYS:O	55:CY:112:ASP:C	2.51	0.41
55:CY:87:LEU:O	55:CY:89:LEU:HG	2.20	0.41
54:D4:36:ARG:O	54:D4:37:GLN:C	2.59	0.41
24:DA:1060:U:H1'	24:DA:1062:G:OP2	2.20	0.41
24:DA:1131:G:C5	33:DJ:77:HIS:ND1	2.88	0.41
24:DA:1162:G:N7	57:DA:3188:NMY:N19	2.44	0.41
24:DA:1168:G:H2'	24:DA:1169:A:C8	2.54	0.41
24:DA:1419:A:H3'	24:DA:1420:A:H5''	2.02	0.41
24:DA:1460:U:O2'	24:DA:1461:C:C5'	2.67	0.41
24:DA:1536:C:H4'	24:DA:1537:G:C2	2.55	0.41
24:DA:1569:A:C2'	24:DA:1570:A:H5'	2.49	0.41
24:DA:1606:C:H2'	24:DA:1607:C:OP2	2.19	0.41
24:DA:1639:C:C2'	24:DA:1640:A:H5'	2.50	0.41
24:DA:1670:C:C5	24:DA:1671:U:C4	3.08	0.41
24:DA:1730:C:H2'	24:DA:1731:G:OP2	2.20	0.41
24:DA:1866:A:N7	24:DA:1867:G:C8	2.88	0.41
24:DA:2061:G:C4	24:DA:2063:C:N4	2.88	0.41
24:DA:2186:G:H2'	24:DA:2187:U:O4'	2.21	0.41
24:DA:2206:C:C2'	24:DA:2207:C:O5'	2.68	0.41
24:DA:2526:G:H2'	24:DA:2527:C:C6	2.55	0.41
24:DA:2794:C:H2'	24:DA:2795:C:H6	1.86	0.41
24:DA:2794:C:H2'	24:DA:2795:C:C6	2.54	0.41
24:DA:2798:U:C3'	24:DA:2799:A:H5'	2.50	0.41
24:DA:311:A:C6	24:DA:328:U:C4	3.08	0.41
24:DA:479:A:N3	24:DA:481:G:H5''	2.34	0.41
24:DA:572:A:H3'	24:DA:573:U:O4'	2.19	0.41
24:DA:587:C:C3'	24:DA:588:U:C5'	2.91	0.41
24:DA:601:C:H2'	24:DA:602:A:O5'	2.21	0.41
24:DA:951:C:C2'	24:DA:952:G:H5'	2.45	0.41
24:DA:1789:A:P	26:DC:220:ARG:HE	2.43	0.41
28:DE:5:LEU:O	28:DE:6:LYS:CB	2.68	0.41
29:DF:163:GLU:C	29:DF:163:GLU:OE1	2.57	0.41
29:DF:92:GLY:O	29:DF:94:ARG:N	2.53	0.41
30:DG:87:GLN:NE2	30:DG:129:GLU:OE1	2.51	0.41

Continued on next page...

Continued from previous page...

Atom-1	Atom-2	Interatomic distance (Å)	Clash overlap (Å)
24:DA:2531:A:C5'	30:DG:156:TYR:CZ	3.03	0.41
30:DG:8:VAL:CG1	30:DG:49:LEU:HB2	2.50	0.41
30:DG:77:GLY:O	30:DG:135:ALA:HB1	2.20	0.41
31:DH:53:GLU:C	31:DH:55:GLU:H	2.22	0.41
31:DH:71:LYS:HE3	31:DH:108:VAL:CB	2.50	0.41
32:DI:124:MET:O	32:DI:126:ARG:N	2.53	0.41
32:DI:124:MET:C	32:DI:127:SER:HG	2.22	0.41
33:DJ:36:LEU:HD21	33:DJ:122:LEU:HB2	2.01	0.41
35:DL:61:LEU:HB3	35:DL:62:PRO:HD2	2.03	0.41
24:DA:911:A:C8	36:DM:9:PHE:HE2	2.38	0.41
37:DN:87:PHE:O	37:DN:88:ALA:C	2.56	0.41
38:DO:26:LEU:O	38:DO:27:VAL:O	2.38	0.41
38:DO:36:TYR:CD1	38:DO:36:TYR:N	2.88	0.41
38:DO:74:VAL:HG12	38:DO:78:VAL:HG22	2.01	0.41
38:DO:82:ALA:HB1	38:DO:87:ILE:HG12	2.02	0.41
38:DO:87:ILE:HD12	38:DO:88:LYS:CA	2.49	0.41
33:DJ:42:ALA:O	40:DQ:63:ARG:CD	2.68	0.41
40:DQ:80:ASN:HA	40:DQ:83:LYS:HG2	2.02	0.41
41:DR:15:SER:O	41:DR:16:GLU:C	2.57	0.41
46:DW:66:LYS:HB3	46:DW:83:GLU:HB2	2.02	0.41
47:DX:65:THR:CG2	47:DX:66:VAL:N	2.83	0.41
47:DX:63:ILE:HD11	47:DX:67:LEU:HD11	2.01	0.41
1:AA:1320:C:N3	1:AA:1321:U:C2	2.88	0.41
1:AA:1355:G:N1	1:AA:1368:A:N3	2.69	0.41
1:AA:1358:U:C6	1:AA:1359:C:C5	3.08	0.41
1:AA:138:G:C6	1:AA:226:G:N1	2.89	0.41
1:AA:928:G:H5'	1:AA:1503:A:H62	1.85	0.41
1:AA:342:C:C2'	1:AA:343:U:H5'	2.48	0.41
1:AA:354:G:C6	1:AA:355:C:C5	3.08	0.41
1:AA:369:G:N2	1:AA:393:A:H1'	2.35	0.41
1:AA:428:G:H4'	4:AD:9:LEU:HD13	2.02	0.41
1:AA:908:A:N1	1:AA:909:A:C5	2.88	0.41
1:AA:982:U:H4'	1:AA:983:A:C5'	2.49	0.41
4:AD:13:ARG:NE	4:AD:33:LYS:HD2	2.35	0.41
4:AD:70:ARG:NH1	59:AD:402:HOH:O	2.53	0.41
4:AD:69:GLU:N	4:AD:72:PHE:CE1	2.88	0.41
5:AE:16:ILE:CD1	5:AE:113:ALA:HB3	2.50	0.41
6:AF:36:ILE:HB	6:AF:64:VAL:HG22	2.01	0.41
7:AG:137:LYS:HA	7:AG:140:ASP:CB	2.50	0.41
7:AG:23:LEU:O	7:AG:26:PHE:HB3	2.20	0.41
8:AH:87:LYS:HG3	8:AH:88:ARG:HA	2.02	0.41

Continued on next page...

Continued from previous page...

Atom-1	Atom-2	Interatomic distance (Å)	Clash overlap (Å)
8:AH:88:ARG:HH11	8:AH:88:ARG:CB	2.23	0.41
5:AE:147:MET:SD	8:AH:96:MET:HE2	2.60	0.41
12:AL:75:GLN:C	12:AL:76:GLU:HG2	2.41	0.41
12:AL:87:VAL:CG1	12:AL:93:VAL:O	2.68	0.41
12:AL:87:VAL:CG2	12:AL:90:LEU:HD13	2.50	0.41
15:AO:11:ILE:O	15:AO:12:VAL:C	2.58	0.41
15:AO:87:LEU:CG	15:AO:88:ARG:N	2.83	0.41
17:AQ:12:VAL:O	17:AQ:13:VAL:CB	2.67	0.41
17:AQ:28:PHE:O	17:AQ:29:VAL:CG2	2.68	0.41
19:AS:40:ILE:HD12	19:AS:66:MET:O	2.21	0.41
20:AT:24:ARG:HA	20:AT:27:MET:HB3	2.02	0.41
50:B0:9:ARG:O	50:B0:12:ARG:HB3	2.19	0.41
53:B3:30:HIS:ND1	53:B3:31:ILE:HG13	2.34	0.41
24:BA:1011:G:C4	24:BA:1013:C:C6	3.08	0.41
24:BA:1268:A:H3'	24:BA:1269:A:C8	2.54	0.41
24:BA:1326:U:H2'	24:BA:1327:A:H5'	2.02	0.41
24:BA:1429:G:C5	24:BA:1568:G:C5	3.08	0.41
24:BA:1760:C:C2'	24:BA:1761:C:H5'	2.51	0.41
24:BA:1872:A:N7	24:BA:1873:G:H1'	2.35	0.41
24:BA:2057:G:N7	59:BA:3489:HOH:O	2.37	0.41
24:BA:2235:G:C2	24:BA:2236:U:C2	3.08	0.41
24:BA:2281:A:C2	24:BA:2282:G:C5	3.08	0.41
24:BA:2454:G:C6	24:BA:2499:C:N4	2.88	0.41
24:BA:2589:A:O2'	24:BA:2590:A:H5'	2.21	0.41
24:BA:2711:A:N7	24:BA:2714:G:C8	2.88	0.41
24:BA:278:A:C8	24:BA:362:A:C2	3.08	0.41
24:BA:282:A:C5	24:BA:283:G:N7	2.89	0.41
24:BA:402:A:C2'	24:BA:403:U:H5'	2.48	0.41
24:BA:624:C:N3	24:BA:625:G:N7	2.69	0.41
27:BD:125:TRP:HB2	27:BD:160:LYS:HE2	2.03	0.41
28:BE:71:GLY:O	28:BE:72:SER:HB2	2.20	0.41
29:BF:135:ILE:C	29:BF:135:ILE:HD12	2.41	0.41
31:BH:10:ALA:O	31:BH:11:ASN:HB2	2.20	0.41
31:BH:49:ALA:O	31:BH:53:GLU:N	2.54	0.41
32:BI:17:ALA:O	32:BI:18:ASN:HB3	2.21	0.41
32:BI:3:LYS:O	32:BI:7:TYR:CE2	2.73	0.41
37:BN:46:ARG:O	37:BN:50:PRO:HG2	2.21	0.41
38:BO:77:ALA:O	38:BO:81:ARG:N	2.48	0.41
43:BT:7:LEU:C	43:BT:7:LEU:HD23	2.41	0.41
45:BV:61:LEU:N	45:BV:72:VAL:O	2.49	0.41
1:CA:1088:G:H2'	1:CA:1089:G:O5'	2.20	0.41

Continued on next page...

Continued from previous page...

Atom-1	Atom-2	Interatomic distance (Å)	Clash overlap (Å)
1:CA:1130:A:C2	1:CA:1146:A:C6	3.09	0.41
1:CA:113:G:N2	1:CA:114:U:C2	2.89	0.41
1:CA:1211:U:O4'	1:CA:1213:A:C2	2.73	0.41
1:CA:1282:C:O2	1:CA:1283:U:N1	2.53	0.41
1:CA:1282:C:H2'	1:CA:1283:U:O4'	2.20	0.41
1:CA:1293:C:C3'	1:CA:1294:G:H5'	2.50	0.41
1:CA:1238:A:C5'	1:CA:1336:C:N4	2.80	0.41
1:CA:1416:G:H2'	1:CA:1417:G:H5'	2.02	0.41
1:CA:145:G:C2	1:CA:146:G:N7	2.89	0.41
1:CA:16:A:C5	1:CA:17:U:C5	3.08	0.41
1:CA:232:G:H1'	1:CA:262:A:N1	2.35	0.41
1:CA:386:C:C3'	1:CA:387:U:H5'	2.51	0.41
1:CA:44:A:H1'	1:CA:399:G:H22	1.84	0.41
1:CA:57:G:C6	1:CA:58:C:C4	3.08	0.41
1:CA:656:G:C5	1:CA:657:U:C5	3.08	0.41
1:CA:791:G:C4	1:CA:792:A:N7	2.89	0.41
1:CA:768:A:OP1	1:CA:804:U:C5'	2.68	0.41
1:CA:939:G:N3	1:CA:940:C:C6	2.89	0.41
1:CA:957:U:C2'	1:CA:957:U:O2	2.68	0.41
2:CB:142:GLU:O	2:CB:143:LYS:C	2.58	0.41
2:CB:82:ASP:OD2	2:CB:214:LEU:HD21	2.20	0.41
2:CB:220:THR:CG2	2:CB:221:VAL:N	2.84	0.41
2:CB:225:ARG:CG	2:CB:225:ARG:O	2.67	0.41
2:CB:52:GLU:O	2:CB:56:GLU:HB3	2.20	0.41
3:CC:167:TRP:O	3:CC:167:TRP:CG	2.72	0.41
4:CD:151:LYS:CE	4:CD:175:ALA:O	2.68	0.41
5:CE:46:VAL:CG1	5:CE:118:ALA:CB	2.98	0.41
6:CF:43:GLY:O	6:CF:58:HIS:HA	2.20	0.41
7:CG:47:LEU:O	7:CG:48:GLU:C	2.58	0.41
8:CH:80:ARG:CZ	8:CH:81:PRO:HD2	2.50	0.41
8:CH:95:VAL:HG13	8:CH:128:TYR:CE2	2.55	0.41
9:CI:115:LYS:O	9:CI:116:VAL:HG23	2.20	0.41
11:CK:24:HIS:HB3	11:CK:87:LYS:HG3	2.02	0.41
11:CK:51:GLY:C	11:CK:52:PHE:CG	2.94	0.41
12:CL:85:GLY:O	12:CL:95:TYR:N	2.53	0.41
12:CL:63:VAL:HG11	12:CL:95:TYR:CD2	2.56	0.41
14:CN:61:ARG:O	14:CN:62:ASN:HB2	2.20	0.41
17:CQ:4:LYS:HE3	17:CQ:7:THR:N	2.35	0.41
19:CS:19:VAL:CG2	19:CS:43:ASN:ND2	2.83	0.41
24:DA:1353:A:C6	24:DA:1354:A:C6	3.08	0.41
24:DA:1402:U:H5'	24:DA:1522:A:OP2	2.20	0.41

Continued on next page...

Continued from previous page...

Atom-1	Atom-2	Interatomic distance (Å)	Clash overlap (Å)
24:DA:1409:U:H2'	24:DA:1410:G:O4'	2.20	0.41
24:DA:156:A:H2'	24:DA:157:C:O4'	2.20	0.41
24:DA:179:C:O2'	24:DA:180:G:H5'	2.20	0.41
24:DA:1833:C:H2'	24:DA:1834:U:H6	1.85	0.41
24:DA:2163:A:H5''	24:DA:2170:A:H2'	2.02	0.41
24:DA:21:A:H2'	24:DA:22:C:H5'	2.02	0.41
24:DA:2339:C:H2'	24:DA:2340:A:O5'	2.20	0.41
24:DA:2441:U:C2'	24:DA:2442:C:H5'	2.51	0.41
24:DA:2655:G:HO2'	24:DA:2656:U:P	2.29	0.41
24:DA:368:A:O2'	24:DA:369:U:H5'	2.20	0.41
24:DA:391:A:C4	24:DA:392:U:C6	3.07	0.41
24:DA:609:A:H2'	24:DA:610:C:O4'	2.21	0.41
24:DA:81:G:C6	24:DA:82:U:C2	3.07	0.41
24:DA:879:G:C6	24:DA:880:G:C5	3.08	0.41
24:DA:849:A:N6	24:DA:930:G:O6	2.53	0.41
25:DB:14:U:OP2	25:DB:70:C:O2'	2.27	0.41
26:DC:144:GLU:OE1	26:DC:149:LYS:N	2.53	0.41
26:DC:257:ARG:HG3	26:DC:258:SER:N	2.35	0.41
27:DD:26:VAL:HB	27:DD:188:LEU:HD22	2.01	0.41
27:DD:62:LYS:N	27:DD:63:PRO:CD	2.83	0.41
29:DF:111:ARG:O	29:DF:113:PHE:N	2.53	0.41
24:DA:2308:G:C6	29:DF:76:PHE:CE1	3.08	0.41
30:DG:93:TYR:CE1	30:DG:106:LEU:CA	3.03	0.41
32:DI:2:LYS:NZ	32:DI:61:TYR:CE2	2.88	0.41
32:DI:69:VAL:HG12	32:DI:71:LYS:NZ	2.35	0.41
34:DK:4:GLU:O	34:DK:5:GLN:CG	2.68	0.41
35:DL:57:LEU:HD22	53:D3:53:ASP:HB3	2.02	0.41
24:DA:633:A:OP1	35:DL:71:ALA:HB2	2.21	0.41
35:DL:94:THR:HG22	35:DL:95:LEU:N	2.35	0.41
36:DM:7:THR:O	36:DM:8:LYS:C	2.59	0.41
43:DT:1:MET:O	43:DT:3:ARG:HB2	2.20	0.41
44:DU:24:VAL:HG22	44:DU:33:VAL:HG21	2.02	0.41
1:AA:1055:A:O2'	3:AC:161:GLU:HA	2.20	0.41
1:AA:1078:U:H2'	1:AA:1079:G:O5'	2.19	0.41
1:AA:1089:G:N7	1:AA:1090:U:C5	2.89	0.41
1:AA:1333:A:H2'	1:AA:1334:G:O4'	2.20	0.41
1:AA:1422:G:O2'	34:BK:49:ARG:NH2	2.52	0.41
1:AA:285:C:C4	1:AA:286:C:C5	3.08	0.41
1:AA:342:C:N4	1:AA:343:U:C5	2.89	0.41
1:AA:160:A:H4'	1:AA:344:A:C2	2.56	0.41
1:AA:360:G:C6	1:AA:361:G:C6	3.09	0.41

Continued on next page...

Continued from previous page...

Atom-1	Atom-2	Interatomic distance (Å)	Clash overlap (Å)
1:AA:460:A:C2	1:AA:461:A:C8	3.08	0.41
1:AA:600:A:H2'	1:AA:601:G:H8	1.84	0.41
1:AA:614:C:C3'	1:AA:615:G:H5''	2.50	0.41
1:AA:621:A:N6	1:AA:622:A:N1	2.69	0.41
1:AA:630:A:C4	1:AA:631:C:C6	3.08	0.41
1:AA:695:A:N1	1:AA:696:A:C2	2.89	0.41
1:AA:865:A:H2'	1:AA:866:C:O4'	2.19	0.41
1:AA:907:A:C4	1:AA:908:A:C8	3.08	0.41
1:AA:930:C:N3	1:AA:931:C:C5	2.88	0.41
1:AA:979:C:H5''	1:AA:980:C:O5'	2.21	0.41
2:AB:170:HIS:CD2	2:AB:171:ILE:H	2.38	0.41
2:AB:53:ALA:CB	2:AB:54:LEU:HD12	2.50	0.41
3:AC:16:LYS:CG	3:AC:17:PRO:HD2	2.50	0.41
4:AD:117:LEU:O	4:AD:118:VAL:HB	2.20	0.41
4:AD:20:PHE:CD1	4:AD:20:PHE:C	2.94	0.41
6:AF:22:ILE:HD12	6:AF:22:ILE:C	2.40	0.41
7:AG:66:LEU:HD23	7:AG:70:ARG:HD2	2.03	0.41
8:AH:30:SER:O	8:AH:34:VAL:HG23	2.20	0.41
8:AH:87:LYS:CG	8:AH:88:ARG:N	2.80	0.41
10:AJ:52:LEU:HA	10:AJ:62:ARG:HD2	2.02	0.41
10:AJ:17:LEU:CD2	10:AJ:96:VAL:HG13	2.51	0.41
11:AK:62:ALA:C	11:AK:65:VAL:HG12	2.40	0.41
13:AM:56:LEU:O	13:AM:58:ASP:N	2.53	0.41
16:AP:72:ALA:HA	16:AP:75:ILE:HG23	2.01	0.41
17:AQ:19:LYS:O	17:AQ:19:LYS:HG2	2.20	0.41
17:AQ:49:GLU:CG	17:AQ:50:ASN:OD1	2.69	0.41
53:B3:6:VAL:HG11	53:B3:60:CYS:CB	2.50	0.41
24:BA:1057:A:N3	24:BA:1057:A:H2'	2.35	0.41
24:BA:10:A:C5	24:BA:11:C:C5	3.09	0.41
24:BA:1159:U:H2'	24:BA:1160:G:C8	2.56	0.41
24:BA:1219:U:H2'	24:BA:1220:G:H8	1.85	0.41
24:BA:1230:A:C6	24:BA:1231:U:N3	2.88	0.41
24:BA:1288:G:C8	24:BA:1327:A:C6	3.08	0.41
24:BA:1347:A:C2	24:BA:1348:C:N1	2.88	0.41
24:BA:1473:G:C2	24:BA:1519:G:C2	3.08	0.41
24:BA:1494:A:C5	24:BA:1495:A:C5	3.08	0.41
24:BA:1498:C:C2'	24:BA:1499:C:O5'	2.68	0.41
24:BA:1428:C:C6	24:BA:1569:A:H5''	2.55	0.41
24:BA:1351:C:O2'	24:BA:1571:A:N3	2.45	0.41
24:BA:1610:A:H4'	24:BA:1611:C:OP2	2.20	0.41
24:BA:1684:G:C5	24:BA:1685:C:C5	3.09	0.41

Continued on next page...

Continued from previous page...

Atom-1	Atom-2	Interatomic distance (Å)	Clash overlap (Å)
24:BA:191:A:H2'	24:BA:192:C:C6	2.55	0.41
24:BA:1965:C:OP1	24:BA:1966:A:C2'	2.68	0.41
24:BA:2192:U:H2'	24:BA:2193:G:C8	2.55	0.41
24:BA:2204:G:O2'	26:BC:149:LYS:N	2.54	0.41
24:BA:2206:C:H2'	24:BA:2207:C:H5'	2.02	0.41
24:BA:2223:G:C6	24:BA:2224:G:C4	3.07	0.41
24:BA:2397:G:H2'	24:BA:2398:U:C6	2.56	0.41
24:BA:2417:C:C2'	24:BA:2418:A:H5'	2.51	0.41
24:BA:244:A:H8	24:BA:244:A:H5'	1.84	0.41
24:BA:2479:U:H5''	24:BA:2537:U:O4'	2.21	0.41
24:BA:2488:G:C4	24:BA:2489:U:C6	3.09	0.41
24:BA:2526:G:C2'	24:BA:2527:C:H5'	2.51	0.41
24:BA:2528:U:O2	24:BA:2536:G:C2	2.74	0.41
24:BA:2562:U:C4	24:BA:2563:U:H5	2.36	0.41
24:BA:2576:G:H3'	24:BA:2576:G:N3	2.34	0.41
24:BA:2634:A:C2	24:BA:2635:A:C4	3.08	0.41
24:BA:2692:G:C6	24:BA:2718:G:N1	2.89	0.41
24:BA:2744:G:H2'	24:BA:2745:C:H5'	2.02	0.41
24:BA:2746:U:H2'	24:BA:2747:G:H5'	2.02	0.41
24:BA:1033:U:C5	24:BA:2750:A:C2	3.08	0.41
24:BA:445:C:N4	24:BA:446:G:C6	2.88	0.41
24:BA:449:A:C6	24:BA:450:G:C5	3.09	0.41
24:BA:470:A:N1	24:BA:471:A:C2	2.89	0.41
24:BA:55:G:C4	24:BA:56:A:C8	3.08	0.41
25:BB:35:C:C2'	25:BB:36:C:H5'	2.50	0.41
26:BC:220:ARG:NH2	59:BC:407:HOH:O	2.53	0.41
28:BE:109:LEU:CD1	28:BE:180:LEU:CD1	2.98	0.41
28:BE:21:ARG:O	28:BE:22:ASP:C	2.59	0.41
24:BA:2302:U:O2'	29:BF:122:ASP:O	2.20	0.41
29:BF:36:ASN:CA	29:BF:87:LYS:HE3	2.50	0.41
29:BF:48:LEU:O	29:BF:49:LEU:C	2.59	0.41
31:BH:86:ASP:O	31:BH:87:GLU:CB	2.68	0.41
35:BL:125:LEU:HD22	35:BL:125:LEU:H	1.85	0.41
35:BL:4:ASN:C	35:BL:6:LEU:H	2.23	0.41
24:BA:1277:G:C5'	37:BN:20:MET:CE	2.97	0.41
24:BA:2719:G:C5'	39:BP:95:LYS:NZ	2.83	0.41
41:BR:101:ILE:O	41:BR:101:ILE:HG13	2.20	0.41
42:BS:66:ILE:O	42:BS:69:LEU:HB2	2.19	0.41
42:BS:70:LYS:O	42:BS:107:VAL:CG2	2.69	0.41
43:BT:30:ILE:CG1	43:BT:31:VAL:H	2.33	0.41
43:BT:31:VAL:O	43:BT:32:LEU:HB3	2.20	0.41

Continued on next page...

Continued from previous page...

Atom-1	Atom-2	Interatomic distance (Å)	Clash overlap (Å)
1:CA:1034:G:N1	1:CA:1035:A:C2	2.89	0.41
1:CA:1049:U:O2'	1:CA:1050:G:OP2	2.38	0.41
1:CA:1107:C:H2'	1:CA:1108:G:H5''	2.02	0.41
1:CA:1158:C:C6	1:CA:1160:G:H5'	2.54	0.41
1:CA:1219:A:O2'	1:CA:1220:G:H5'	2.19	0.41
1:CA:1305:G:N2	1:CA:1331:G:H1'	2.36	0.41
1:CA:1358:U:C5	1:CA:1359:C:C6	3.08	0.41
1:CA:1377:A:O2'	1:CA:1378:C:OP1	2.31	0.41
1:CA:1493:A:H8	1:CA:1493:A:H3'	1.84	0.41
1:CA:1494:G:OP2	57:CA:1672:NMY:N9	2.46	0.41
1:CA:189:A:N6	1:CA:190:A:C2	2.87	0.41
1:CA:346:G:P	34:DK:108:ARG:HH21	2.38	0.41
1:CA:500:G:C6	1:CA:501:C:C4	3.09	0.41
1:CA:509:A:N3	1:CA:543:U:O2'	2.44	0.41
1:CA:515:G:C5	1:CA:516:U:C4	3.08	0.41
1:CA:547:A:H4'	1:CA:548:G:O5'	2.21	0.41
1:CA:590:U:OP1	8:CH:30:SER:C	2.59	0.41
1:CA:681:A:C2	1:CA:710:G:C6	3.08	0.41
1:CA:771:G:N3	1:CA:809:G:N2	2.68	0.41
1:CA:901:A:C5	1:CA:902:G:H1'	2.55	0.41
3:CC:132:ARG:HD2	3:CC:135:LYS:HE3	2.03	0.41
3:CC:35:SER:O	3:CC:38:LYS:HE2	2.21	0.41
4:CD:176:GLY:C	4:CD:178:MET:H	2.24	0.41
6:CF:46:GLN:HA	6:CF:56:LYS:HG2	2.02	0.41
8:CH:117:ARG:C	8:CH:119:ALA:N	2.74	0.41
8:CH:78:VAL:CG1	8:CH:127:CYS:HA	2.46	0.41
8:CH:20:ALA:O	8:CH:21:ASN:HB2	2.21	0.41
10:CJ:59:LYS:O	10:CJ:59:LYS:HG2	2.19	0.41
10:CJ:91:ASP:OD1	10:CJ:92:LEU:N	2.53	0.41
12:CL:29:GLN:HB2	12:CL:82:ILE:O	2.20	0.41
1:CA:362:G:H5''	12:CL:58:THR:HG23	2.02	0.41
14:CN:101:TRP:N	14:CN:101:TRP:CD1	2.87	0.41
15:CO:25:THR:C	15:CO:27:VAL:N	2.74	0.41
3:AC:78:GLY:HA3	21:CU:18:ARG:NE	2.34	0.41
22:CV:65:G:N3	22:CV:65:G:H2'	2.34	0.41
55:CY:14:ASP:OD1	55:CY:14:ASP:C	2.59	0.41
24:DA:459:U:H5''	52:D2:40:ALA:HB2	2.02	0.41
53:D3:9:ALA:CB	53:D3:61:LEU:HD21	2.50	0.41
24:DA:1062:G:C2'	24:DA:1063:G:O5'	2.68	0.41
24:DA:1093:G:H4'	24:DA:1094:U:OP1	2.20	0.41
24:DA:1120:G:C6	24:DA:1121:C:C4	3.08	0.41

Continued on next page...

Continued from previous page...

Atom-1	Atom-2	Interatomic distance (Å)	Clash overlap (Å)
24:DA:1285:A:C5	24:DA:1329:U:C4	3.09	0.41
24:DA:1361:G:C5	24:DA:1362:C:C4	3.09	0.41
24:DA:1730:C:O2'	24:DA:1731:G:C8	2.73	0.41
24:DA:1917:U:H2'	24:DA:1918:A:H5'	2.02	0.41
24:DA:2080:A:C5'	47:DX:18:SER:HB2	2.48	0.41
24:DA:829:A:N7	24:DA:2248:C:H5'	2.36	0.41
24:DA:2335:A:N6	24:DA:2337:G:H1'	2.35	0.41
24:DA:261:G:N3	24:DA:261:G:H2'	2.34	0.41
24:DA:2646:C:H2'	24:DA:2647:U:O4'	2.21	0.41
24:DA:2663:G:C5	24:DA:2664:G:C5	3.08	0.41
24:DA:2679:A:O2'	24:DA:2680:U:H5'	2.20	0.41
24:DA:479:A:H4'	24:DA:480:A:C5'	2.50	0.41
24:DA:26:G:H1'	24:DA:514:A:N6	2.35	0.41
24:DA:60:G:O2'	24:DA:61:C:P	2.78	0.41
24:DA:927:A:C2	49:DZ:42:ALA:HB1	2.55	0.41
26:DC:100:ARG:O	26:DC:101:ARG:HG2	2.20	0.41
24:DA:1792:G:OP1	26:DC:204:LEU:HD23	2.20	0.41
28:DE:31:VAL:HG21	28:DE:104:ALA:HB2	2.01	0.41
29:DF:97:GLU:O	29:DF:100:GLU:HG2	2.19	0.41
29:DF:123:GLY:O	29:DF:124:ARG:CG	2.68	0.41
29:DF:73:VAL:CG2	29:DF:78:ILE:HD12	2.50	0.41
29:DF:95:MET:C	29:DF:99:PHE:CE1	2.93	0.41
31:DH:127:GLU:HG2	31:DH:143:ILE:HD12	2.03	0.41
32:DI:64:ARG:NE	32:DI:64:ARG:HA	2.36	0.41
33:DJ:58:ASN:N	33:DJ:127:GLY:O	2.53	0.41
33:DJ:18:VAL:CG1	33:DJ:19:ASP:N	2.83	0.41
33:DJ:65:THR:HG22	33:DJ:68:LYS:HZ1	1.85	0.41
38:DO:102:ARG:O	38:DO:105:ALA:HB3	2.20	0.41
25:DB:48:U:OP1	38:DO:30:ARG:NH2	2.53	0.41
38:DO:8:ILE:O	38:DO:11:ALA:N	2.54	0.41
39:DP:8:GLU:O	39:DP:12:MET:HG3	2.21	0.41
42:DS:13:SER:O	42:DS:14:ALA:C	2.59	0.41
44:DU:28:LEU:HA	44:DU:28:LEU:HD13	1.89	0.41
47:DX:76:LYS:NZ	47:DX:77:TYR:OXT	2.46	0.41
48:DY:18:LEU:CD1	48:DY:22:LEU:CD1	2.98	0.41
1:AA:1001:C:N3	1:AA:1039:G:O6	2.52	0.41
1:AA:1082:A:O2'	1:AA:1083:U:H5'	2.21	0.41
1:AA:1110:A:N6	1:AA:1111:A:N1	2.67	0.41
1:AA:1198:G:H2'	1:AA:1199:U:C6	2.55	0.41
1:AA:1283:U:H2'	1:AA:1284:C:C6	2.55	0.41
1:AA:978:A:C2	1:AA:1319:A:C4	3.09	0.41

Continued on next page...

Continued from previous page...

Atom-1	Atom-2	Interatomic distance (Å)	Clash overlap (Å)
1:AA:148:G:C4	1:AA:149:A:C8	3.09	0.41
1:AA:54:C:O2	1:AA:358:U:O2	2.38	0.41
1:AA:382:A:C8	1:AA:383:A:N7	2.88	0.41
1:AA:38:G:C2	1:AA:397:A:C4	3.09	0.41
1:AA:408:A:N1	1:AA:434:U:O2	2.53	0.41
1:AA:442:G:N1	1:AA:443:C:N3	2.68	0.41
1:AA:9:G:O6	1:AA:558:G:H2'	2.21	0.41
1:AA:598:U:O4	1:AA:599:C:C2	2.74	0.41
1:AA:621:A:C5	1:AA:622:A:C5	3.08	0.41
1:AA:764:C:C5	1:AA:765:G:N7	2.88	0.41
1:AA:94:G:N1	1:AA:98:A:C2	2.88	0.41
1:AA:986:U:H2'	1:AA:987:G:O4'	2.21	0.41
2:AB:21:ARG:C	2:AB:22:TYR:CG	2.94	0.41
2:AB:72:THR:O	2:AB:73:LYS:HB3	2.20	0.41
3:AC:108:LYS:HG3	3:AC:108:LYS:O	2.19	0.41
3:AC:30:ALA:O	3:AC:34:ASP:N	2.53	0.41
4:AD:157:ALA:O	4:AD:160:GLU:HB3	2.20	0.41
4:AD:55:LEU:CD2	4:AD:56:ARG:HD2	2.51	0.41
9:AI:38:TYR:CD2	9:AI:39:PHE:CD1	3.08	0.41
11:AK:125:LYS:HA	21:AU:35:ARG:CA	2.50	0.41
12:AL:43:LYS:HG2	12:AL:44:LYS:HG2	2.01	0.41
1:AA:1296:C:OP1	13:AM:14:HIS:CE1	2.73	0.41
14:AN:30:ILE:HG22	14:AN:31:SER:N	2.35	0.41
18:AR:28:THR:HB	18:AR:29:LEU:H	1.64	0.41
1:AA:664:G:H5''	18:AR:53:ARG:NH2	2.35	0.41
21:AU:14:VAL:CG2	21:AU:16:LEU:HD23	2.48	0.41
21:AU:26:ALA:HB3	23:AX:5:A:C5'	2.49	0.41
53:B3:56:LEU:O	53:B3:57:VAL:HB	2.20	0.41
24:BA:1040:A:OP1	45:BV:46:LYS:HE3	2.21	0.41
24:BA:1098:A:C5'	32:BI:7:TYR:OH	2.68	0.41
24:BA:1180:U:C5	24:BA:1181:U:C5	3.08	0.41
24:BA:1206:G:C6	24:BA:1207:C:N3	2.89	0.41
24:BA:1268:A:C4	24:BA:2013:A:C5	3.09	0.41
24:BA:1372:U:C2	24:BA:1373:A:C8	3.08	0.41
24:BA:1460:U:O2	24:BA:1460:U:O2'	2.23	0.41
24:BA:1498:C:O4'	24:BA:1577:C:C4'	2.69	0.41
24:BA:1702:G:H2'	24:BA:1703:G:O4'	2.20	0.41
24:BA:1866:A:N3	24:BA:1876:A:N3	2.68	0.41
24:BA:2055:C:H5'	24:BA:2056:G:O5'	2.20	0.41
24:BA:2502:G:C5'	24:BA:2503:A:C5'	2.97	0.41
24:BA:2526:G:O3'	54:B4:34:LYS:NZ	2.52	0.41

Continued on next page...

Continued from previous page...

Atom-1	Atom-2	Interatomic distance (Å)	Clash overlap (Å)
24:BA:2593:U:C2	24:BA:2594:C:C5	3.09	0.41
24:BA:2636:C:H4'	27:BD:81:GLU:CD	2.40	0.41
24:BA:2670:A:C2	24:BA:2671:G:C4	3.08	0.41
24:BA:449:A:C5	24:BA:450:G:C8	3.09	0.41
24:BA:492:A:N1	42:BS:49:LYS:NZ	2.68	0.41
24:BA:507:A:O4'	24:BA:509:C:O2	2.38	0.41
24:BA:751:A:C6	24:BA:789:A:C6	3.08	0.41
24:BA:852:U:C6	24:BA:853:C:C5	3.08	0.41
25:BB:64:G:C6	25:BB:65:U:N3	2.89	0.41
26:BC:93:VAL:HG11	26:BC:103:ILE:CD1	2.51	0.41
26:BC:105:ALA:HA	26:BC:106:PRO:HD3	1.92	0.41
26:BC:65:ASP:OD2	26:BC:68:ARG:HA	2.20	0.41
27:BD:104:VAL:O	27:BD:105:LYS:HB2	2.21	0.41
29:BF:68:LYS:CE	29:BF:81:GLY:C	2.89	0.41
32:BI:10:LEU:HD11	32:BI:23:VAL:HG11	2.02	0.41
35:BL:101:ILE:O	35:BL:105:ILE:HD13	2.21	0.41
37:BN:95:THR:N	37:BN:116:VAL:HG13	2.35	0.41
38:BO:79:ALA:HB1	38:BO:113:ALA:HB3	2.02	0.41
24:BA:580:U:O3'	40:BQ:30:VAL:HG13	2.21	0.41
24:BA:1225:G:OP1	41:BR:71:LYS:HE2	2.21	0.41
42:BS:47:VAL:O	42:BS:50:VAL:CA	2.68	0.41
43:BT:19:LYS:HG2	43:BT:20:ALA:N	2.36	0.41
43:BT:74:ILE:HD12	43:BT:74:ILE:C	2.41	0.41
45:BV:15:GLY:HA2	45:BV:18:ARG:HB3	2.02	0.41
45:BV:40:ILE:HG22	45:BV:41:GLU:N	2.36	0.41
45:BV:61:LEU:O	45:BV:72:VAL:HG12	2.20	0.41
46:BW:32:LEU:HB2	46:BW:64:ASP:OD1	2.20	0.41
1:CA:1016:A:C8	1:CA:1017:U:H1'	2.55	0.41
1:CA:1050:G:H2'	1:CA:1051:C:H5'	2.02	0.41
1:CA:1074:G:H2'	1:CA:1075:U:C6	2.55	0.41
1:CA:1237:C:H3'	1:CA:1238:A:H5'	2.01	0.41
1:CA:1256:A:N1	1:CA:1277:C:N4	2.67	0.41
1:CA:11:G:C5	1:CA:12:U:C5	3.08	0.41
1:CA:1312:G:N2	1:CA:1313:U:C2	2.88	0.41
1:CA:220:G:C2	1:CA:221:C:C6	3.09	0.41
1:CA:240:G:C2	1:CA:287:U:O2	2.74	0.41
1:CA:242:G:N2	1:CA:245:U:C6	2.88	0.41
1:CA:261:U:H5''	1:CA:262:A:OP2	2.21	0.41
1:CA:292:G:C5	1:CA:293:G:H1'	2.56	0.41
1:CA:370:C:C5	1:CA:371:A:N7	2.88	0.41
1:CA:393:A:N3	1:CA:394:G:C8	2.88	0.41

Continued on next page...

Continued from previous page...

Atom-1	Atom-2	Interatomic distance (Å)	Clash overlap (Å)
1:CA:406:G:N1	1:CA:407:U:C5	2.89	0.41
1:CA:428:G:C1'	1:CA:430:A:N7	2.83	0.41
1:CA:474:G:C6	1:CA:475:C:C4	3.09	0.41
1:CA:615:G:N3	1:CA:616:G:C8	2.88	0.41
1:CA:64:G:C8	1:CA:99:C:C4	3.08	0.41
1:CA:665:A:N7	1:CA:733:G:C4	2.88	0.41
1:CA:754:C:O4'	1:CA:754:C:O2	2.37	0.41
1:CA:587:G:N2	1:CA:755:G:C5	2.88	0.41
1:CA:95:C:H2'	1:CA:96:U:C5	2.55	0.41
2:CB:144:LEU:O	2:CB:145:GLU:C	2.58	0.41
2:CB:47:VAL:HG23	2:CB:48:PRO:HD3	2.03	0.41
3:CC:33:LEU:HD11	14:CN:77:PHE:O	2.20	0.41
1:CA:438:U:H4'	4:CD:120:HIS:CD2	2.56	0.41
4:CD:158:ALA:O	4:CD:161:LEU:HD22	2.20	0.41
4:CD:37:ALA:HA	4:CD:42:GLY:O	2.21	0.41
4:CD:5:LEU:O	4:CD:6:GLY:O	2.39	0.41
6:CF:91:ARG:O	6:CF:92:THR:CB	2.68	0.41
7:CG:107:ALA:HA	7:CG:110:LYS:HG2	2.03	0.41
11:CK:125:LYS:HG2	11:CK:126:LYS:H	1.84	0.41
1:CA:363:A:P	12:CL:30:LYS:HZ1	2.42	0.41
13:CM:24:GLY:N	13:CM:69:LEU:HD23	2.36	0.41
13:CM:87:ARG:O	13:CM:88:GLY:C	2.57	0.41
14:CN:2:LYS:HE3	14:CN:4:SER:CB	2.51	0.41
15:CO:4:SER:O	15:CO:5:THR:C	2.59	0.41
19:CS:15:LEU:HD12	19:CS:16:LEU:N	2.35	0.41
19:CS:45:ILE:HG13	19:CS:64:ASP:OD1	2.21	0.41
3:AC:78:GLY:HA3	21:CU:18:ARG:HE	1.85	0.41
21:CU:37:PHE:HB2	21:CU:40:LYS:HG2	2.03	0.41
22:CV:57:G:H2'	22:CV:58:A:C5'	2.46	0.41
55:CY:179:GLU:O	55:CY:182:LEU:HG	2.20	0.41
55:CY:56:SER:N	55:CY:68:ASN:O	2.54	0.41
52:D2:31:LEU:O	52:D2:35:ARG:N	2.48	0.41
24:DA:1122:G:H2'	24:DA:1122:G:N3	2.36	0.41
24:DA:1121:C:H2'	24:DA:1122:G:O4'	2.20	0.41
24:DA:1136:G:N2	24:DA:1137:G:C4	2.89	0.41
24:DA:1289:C:C2	24:DA:1290:C:C5	3.08	0.41
24:DA:1378:A:C4'	24:DA:1379:U:OP1	2.69	0.41
24:DA:1425:G:N2	24:DA:1573:G:N7	2.68	0.41
24:DA:1663:G:H2'	24:DA:1664:A:OP2	2.20	0.41
24:DA:1717:A:N6	24:DA:1743:G:H1'	2.35	0.41
24:DA:1752:C:O2'	24:DA:1753:G:H5'	2.20	0.41

Continued on next page...

Continued from previous page...

Atom-1	Atom-2	Interatomic distance (Å)	Clash overlap (Å)
24:DA:1797:G:C6	24:DA:1798:U:C5	3.08	0.41
24:DA:1911:U:O2	24:DA:1920:C:O2	2.38	0.41
24:DA:1984:G:C6	24:DA:1985:C:C5	3.08	0.41
24:DA:223:A:N1	24:DA:408:G:O4'	2.54	0.41
24:DA:2544:G:C2'	24:DA:2545:G:H5'	2.50	0.41
24:DA:2700:A:C2	24:DA:2708:G:C2	3.08	0.41
24:DA:1999:C:H5''	24:DA:2723:C:HO2'	1.84	0.41
24:DA:2814:A:C6	24:DA:2815:C:C4	3.09	0.41
24:DA:283:G:C6	24:DA:284:U:N3	2.89	0.41
57:DA:3185:NMY:O22	57:DA:3185:NMY:H16	2.21	0.41
24:DA:387:U:C6	24:DA:388:G:C5	3.08	0.41
24:DA:532:A:H4'	24:DA:533:G:C8	2.55	0.41
24:DA:536:G:H2'	24:DA:537:G:C5'	2.51	0.41
24:DA:554:U:O4	24:DA:555:G:C6	2.73	0.41
24:DA:893:C:H2'	24:DA:894:U:O4'	2.20	0.41
26:DC:115:ILE:HB	26:DC:127:ASN:ND2	2.36	0.41
28:DE:138:LEU:O	28:DE:139:LYS:C	2.58	0.41
30:DG:59:ASP:O	30:DG:62:ALA:N	2.54	0.41
32:DI:112:LYS:HD3	32:DI:116:MET:HE2	2.02	0.41
32:DI:41:PHE:C	32:DI:41:PHE:HD1	2.23	0.41
35:DL:100:ILE:HG23	35:DL:101:ILE:HG23	2.01	0.41
37:DN:2:ARG:HB3	37:DN:2:ARG:HH11	1.84	0.41
38:DO:62:LEU:CD2	38:DO:70:ALA:HA	2.50	0.41
40:DQ:82:LEU:HB3	40:DQ:87:VAL:HG13	2.01	0.41
44:DU:42:LYS:H	44:DU:42:LYS:HE2	1.85	0.41
45:DV:48:MET:O	45:DV:51:GLN:CG	2.69	0.41
47:DX:55:MET:O	47:DX:56:ARG:C	2.59	0.41
24:DA:851:C:O2'	49:DZ:42:ALA:O	2.33	0.41
1:AA:1015:G:O6	1:AA:1016:A:C6	2.74	0.41
1:AA:1069:C:O4'	1:AA:1191:A:H2	2.04	0.41
1:AA:1256:A:H2'	3:AC:27:LYS:HE2	2.01	0.41
1:AA:1352:C:H1'	1:AA:1371:G:N2	2.36	0.41
1:AA:1462:C:H2'	1:AA:1463:U:O4'	2.20	0.41
1:AA:1510:C:C2	1:AA:1526:G:N2	2.89	0.41
1:AA:243:A:C6	1:AA:246:A:N7	2.88	0.41
1:AA:294:U:N3	1:AA:295:C:C5	2.88	0.41
1:AA:317:U:C2	1:AA:318:G:N7	2.89	0.41
1:AA:354:G:C4	1:AA:355:C:C5	3.09	0.41
1:AA:543:U:C5'	4:AD:14:ARG:HH22	2.33	0.41
1:AA:677:U:C5	1:AA:678:U:C5	3.08	0.41
1:AA:667:G:P	1:AA:732:C:HO2'	2.43	0.41

Continued on next page...

Continued from previous page...

Atom-1	Atom-2	Interatomic distance (Å)	Clash overlap (Å)
1:AA:76:G:C2	1:AA:95:C:C2	3.08	0.41
1:AA:827:U:O2'	8:AH:20:ALA:CB	2.69	0.41
1:AA:830:G:C2	1:AA:857:C:C2	3.08	0.41
1:AA:909:A:H2'	1:AA:910:C:H6	1.86	0.41
1:AA:885:G:C2	1:AA:913:A:N1	2.89	0.41
1:AA:929:G:H2'	1:AA:930:C:C5'	2.50	0.41
2:AB:24:ASN:HB3	2:AB:26:LYS:NZ	2.35	0.41
5:AE:41:ASP:OD1	5:AE:43:ASN:N	2.47	0.41
6:AF:15:SER:O	6:AF:17:GLN:N	2.54	0.41
8:AH:78:VAL:N	8:AH:126:ILE:O	2.53	0.41
8:AH:94:LYS:HB3	8:AH:98:GLY:HA2	2.03	0.41
9:AI:128:SER:O	9:AI:129:LYS:C	2.59	0.41
9:AI:49:ARG:C	9:AI:51:PRO:HD2	2.41	0.41
12:AL:44:LYS:HB2	12:AL:45:PRO:CD	2.48	0.41
12:AL:75:GLN:HG2	12:AL:76:GLU:HG2	2.01	0.41
14:AN:15:LEU:HD11	14:AN:52:PRO:HB3	2.03	0.41
20:AT:38:ALA:HB1	20:AT:47:ALA:HA	2.01	0.41
20:AT:28:MET:HE1	20:AT:61:GLN:HB3	2.03	0.41
20:AT:75:HIS:C	20:AT:77:ALA:N	2.73	0.41
20:AT:6:SER:O	20:AT:7:ALA:C	2.59	0.41
22:AV:55:U:C2'	22:AV:57:G:N7	2.83	0.41
50:B0:2:VAL:O	50:B0:3:GLN:O	2.39	0.41
24:BA:1061:U:C5	24:BA:1070:A:C5	3.09	0.41
24:BA:1078:U:H5''	24:BA:1079:C:P	2.61	0.41
24:BA:1307:A:C5	24:BA:1308:A:C8	3.08	0.41
24:BA:1383:A:C2	24:BA:1384:A:C2	3.09	0.41
24:BA:137:U:H2'	24:BA:140:C:O2	2.20	0.41
24:BA:1494:A:C6	24:BA:1495:A:C6	3.08	0.41
24:BA:1721:G:HO2'	24:BA:1722:A:H8	1.67	0.41
24:BA:2110:G:C5	24:BA:2120:G:O4'	2.73	0.41
24:BA:2364:C:OP1	46:BW:55:ARG:NH1	2.53	0.41
24:BA:2258:C:O2'	24:BA:2427:C:OP2	2.24	0.41
24:BA:2529:G:O4'	30:BG:174:LYS:CD	2.65	0.41
24:BA:2676:C:O2	24:BA:2732:G:N2	2.51	0.41
24:BA:2803:G:O2'	24:BA:2804:U:H5'	2.20	0.41
24:BA:2805:C:H2'	24:BA:2806:C:C6	2.55	0.41
24:BA:2880:C:O4'	37:BN:91:ALA:HB3	2.21	0.41
57:BA:3165:NMY:H191	57:BA:3165:NMY:HN31	1.64	0.41
24:BA:2731:G:N7	57:BA:3165:NMY:O20	2.53	0.41
24:BA:359:G:N1	24:BA:360:U:O2	2.54	0.41
24:BA:599:A:H2'	24:BA:600:G:H5'	2.02	0.41

Continued on next page...

Continued from previous page...

Atom-1	Atom-2	Interatomic distance (Å)	Clash overlap (Å)
24:BA:615:U:C3'	24:BA:616:A:H5'	2.49	0.41
24:BA:729:G:OP1	26:BC:12:ARG:NH2	2.53	0.41
24:BA:699:A:N7	24:BA:734:A:C5	2.88	0.41
24:BA:747:U:C5	24:BA:2613:U:C5	3.08	0.41
24:BA:686:U:H2'	24:BA:788:A:N1	2.35	0.41
24:BA:825:A:C6	24:BA:833:A:N1	2.89	0.41
24:BA:855:G:C2	24:BA:923:G:C4	3.08	0.41
25:BB:75:G:HO2'	45:BV:88:HIS:CD2	2.24	0.41
26:BC:128:THR:OG1	26:BC:190:THR:HB	2.20	0.41
26:BC:225:ASN:O	26:BC:228:ASP:N	2.52	0.41
24:BA:1844:C:OP1	26:BC:254:LYS:CD	2.69	0.41
26:BC:29:PHE:CD2	26:BC:92:LEU:HD22	2.55	0.41
24:BA:1567:G:N7	26:BC:82:TYR:CE1	2.89	0.41
27:BD:2:ILE:CG1	27:BD:3:GLY:N	2.84	0.41
28:BE:150:THR:CG2	28:BE:153:LEU:HA	2.50	0.41
28:BE:194:LYS:O	28:BE:196:VAL:N	2.54	0.41
33:BJ:140:LEU:HD12	33:BJ:141:ASP:N	2.35	0.41
24:BA:538:A:H4'	33:BJ:7:LYS:HG2	2.02	0.41
34:BK:103:VAL:CG2	34:BK:107:LEU:HD13	2.50	0.41
35:BL:71:ALA:HA	35:BL:74:THR:CG2	2.51	0.41
36:BM:109:PRO:C	36:BM:111:GLU:N	2.71	0.41
38:BO:7:ARG:HD2	38:BO:97:PHE:CZ	2.56	0.41
41:BR:61:ALA:HB2	41:BR:98:ILE:HA	2.01	0.41
42:BS:13:SER:HB2	42:BS:16:LYS:HE3	2.02	0.41
43:BT:2:ILE:HA	43:BT:3:ARG:O	2.20	0.41
45:BV:10:LYS:O	45:BV:11:GLU:HG2	2.20	0.41
47:BX:18:SER:O	47:BX:21:LEU:HA	2.21	0.41
1:CA:1100:C:H2'	1:CA:1102:A:OP1	2.20	0.41
1:CA:1127:G:N3	1:CA:1127:G:C2'	2.78	0.41
1:CA:1114:C:C6	1:CA:1187:G:N2	2.88	0.41
1:CA:131:A:C2	1:CA:132:C:N3	2.88	0.41
1:CA:1431:A:N6	1:CA:1432:G:C6	2.86	0.41
1:CA:1507:A:H2'	1:CA:1508:A:O4'	2.20	0.41
1:CA:188:C:N3	1:CA:189:A:C4	2.89	0.41
1:CA:283:U:C4	1:CA:284:C:C4	3.09	0.41
1:CA:462:G:H2'	1:CA:462:G:N3	2.36	0.41
1:CA:466:A:H2'	1:CA:467:U:H5	1.83	0.41
1:CA:693:G:H2'	1:CA:694:A:O4'	2.21	0.41
1:CA:701:U:O2	1:CA:703:G:C2	2.74	0.41
1:CA:753:A:H5''	1:CA:754:C:O2	2.20	0.41
1:CA:775:G:N1	1:CA:776:G:C5	2.89	0.41

Continued on next page...

Continued from previous page...

Atom-1	Atom-2	Interatomic distance (Å)	Clash overlap (Å)
1:CA:854:U:H2'	1:CA:855:U:C6	2.56	0.41
1:CA:562:U:C4	1:CA:884:U:C6	3.09	0.41
4:CD:46:PRO:O	4:CD:48:LEU:HD23	2.21	0.41
7:CG:64:VAL:O	7:CG:128:ALA:HB2	2.20	0.41
9:CI:113:ARG:NH1	9:CI:114:LYS:O	2.54	0.41
9:CI:92:GLU:HA	9:CI:92:GLU:OE2	2.20	0.41
11:CK:63:ALA:CB	11:CK:92:GLY:CA	2.98	0.41
12:CL:16:VAL:CG1	12:CL:17:ALA:N	2.84	0.41
12:CL:67:ILE:HD12	12:CL:72:HIS:ND1	2.35	0.41
12:CL:87:VAL:N	12:CL:93:VAL:HG21	2.36	0.41
13:CM:68:ASP:OD2	13:CM:71:ARG:NH1	2.54	0.41
14:CN:45:VAL:C	14:CN:47:LYS:N	2.71	0.41
14:CN:56:SER:O	14:CN:57:PRO:O	2.39	0.41
14:CN:93:ILE:CG2	14:CN:96:LEU:HB3	2.51	0.41
15:CO:58:ARG:O	15:CO:62:GLN:CB	2.68	0.41
16:CP:2:VAL:O	16:CP:2:VAL:HG23	2.20	0.41
16:CP:56:ARG:HD2	16:CP:56:ARG:HA	1.67	0.41
17:CQ:19:LYS:HG3	17:CQ:19:LYS:O	2.21	0.41
20:CT:70:ASN:O	20:CT:73:ALA:HB3	2.21	0.41
22:CV:2:C:C2	22:CV:3:C:C4	3.09	0.41
9:CI:130:ARG:NE	22:CV:33:U:H5	2.17	0.41
22:CV:5:G:C4	22:CV:6:G:N7	2.89	0.41
24:DA:770:G:OP1	52:D2:11:LYS:HD2	2.20	0.41
54:D4:30:GLU:HG2	54:D4:33:HIS:CG	2.56	0.41
24:DA:1234:U:H2'	24:DA:1235:G:O4'	2.20	0.41
24:DA:132:G:H8	24:DA:132:G:O5'	2.02	0.41
24:DA:1411:U:N3	24:DA:1412:U:C4	2.88	0.41
24:DA:1560:G:C5	24:DA:1561:C:C5	3.08	0.41
24:DA:1566:A:C6	26:DC:212:TRP:CE3	3.09	0.41
24:DA:1671:U:O2'	24:DA:1673:G:N7	2.45	0.41
24:DA:1775:U:H2'	24:DA:1776:G:H5'	2.02	0.41
24:DA:1859:U:H2'	24:DA:1860:G:O4'	2.21	0.41
24:DA:1952:A:O4'	34:DK:42:THR:HG23	2.21	0.41
24:DA:1964:G:H4'	24:DA:1965:C:OP2	2.21	0.41
24:DA:2076:U:O4'	24:DA:2076:U:O2	2.39	0.41
24:DA:2134:A:N7	24:DA:2156:G:C2	2.88	0.41
24:DA:2187:U:H2'	24:DA:2188:U:O4'	2.20	0.41
24:DA:2210:U:O3'	24:DA:2211:A:H4'	2.20	0.41
24:DA:2469:A:C2	24:DA:2482:A:H1'	2.56	0.41
24:DA:259:G:O2'	24:DA:260:G:H5'	2.20	0.41
24:DA:261:G:N2	24:DA:262:A:C4	2.88	0.41

Continued on next page...

Continued from previous page...

Atom-1	Atom-2	Interatomic distance (Å)	Clash overlap (Å)
24:DA:2637:U:O4	24:DA:2638:G:C6	2.74	0.41
24:DA:2747:G:O6	24:DA:2755:C:H5''	2.21	0.41
24:DA:2756:U:H1'	24:DA:2757:A:H5''	2.02	0.41
24:DA:2812:G:H2'	24:DA:2813:A:O4'	2.21	0.41
57:DA:3190:NMY:C2	57:DA:3190:NMY:C16	2.97	0.41
24:DA:285:G:N1	24:DA:356:G:C5	2.88	0.41
24:DA:370:G:C6	24:DA:424:G:N7	2.89	0.41
24:DA:447:A:C4	24:DA:473:G:N7	2.88	0.41
24:DA:565:C:H5'	24:DA:1253:A:N6	2.35	0.41
24:DA:582:A:OP1	40:DQ:13:HIS:ND1	2.54	0.41
24:DA:585:G:O5'	24:DA:585:G:H8	2.04	0.41
24:DA:761:A:H5''	24:DA:762:U:OP1	2.21	0.41
24:DA:831:G:C6	24:DA:832:U:C4	3.09	0.41
24:DA:868:U:C4	24:DA:869:G:N7	2.88	0.41
24:DA:937:C:C2	24:DA:938:G:C8	3.08	0.41
26:DC:16:VAL:HB	26:DC:203:VAL:HB	2.03	0.41
26:DC:267:VAL:HG22	26:DC:268:ARG:N	2.35	0.41
26:DC:28:PRO:O	26:DC:33:LEU:CD2	2.69	0.41
28:DE:117:ARG:NH1	35:DL:2:ARG:HD2	2.35	0.41
32:DI:20:SER:CB	32:DI:21:PRO:CD	2.98	0.41
24:DA:7:G:H5'	33:DJ:132:HIS:CD2	2.56	0.41
40:DQ:41:ALA:O	40:DQ:43:GLN:N	2.53	0.41
40:DQ:93:ILE:O	40:DQ:96:ASP:N	2.54	0.41
42:DS:98:LYS:CB	42:DS:98:LYS:NZ	2.84	0.41
43:DT:68:LYS:HE3	43:DT:68:LYS:C	2.41	0.41
24:DA:2353:G:O2'	46:DW:33:ALA:O	2.27	0.41
24:DA:988:A:P	49:DZ:11:SER:HB3	2.60	0.41
1:AA:1053:G:C2	1:AA:1056:U:C5	3.08	0.41
1:AA:1062:U:C3'	1:AA:1063:C:C6	3.04	0.41
1:AA:1155:A:H5''	1:AA:1156:G:OP2	2.20	0.41
1:AA:1158:C:C5	1:AA:1160:G:C1'	3.03	0.41
1:AA:1092:A:C1'	1:AA:1183:U:O4	2.68	0.41
1:AA:1061:G:C2	1:AA:1197:A:N3	2.88	0.41
1:AA:10:A:H2'	1:AA:11:G:H8	1.84	0.41
1:AA:1221:G:H5'	19:AS:36:ARG:NH2	2.35	0.41
1:AA:1256:A:N6	1:AA:1277:C:N3	2.68	0.41
1:AA:139:A:H2'	1:AA:140:U:C6	2.54	0.41
1:AA:1508:A:H2'	1:AA:1509:C:O4'	2.21	0.41
1:AA:32:A:H2'	1:AA:33:A:O5'	2.21	0.41
1:AA:400:C:O5'	1:AA:400:C:H6	2.04	0.41
1:AA:575:G:C8	1:AA:881:G:N2	2.89	0.41

Continued on next page...

Continued from previous page...

Atom-1	Atom-2	Interatomic distance (Å)	Clash overlap (Å)
1:AA:5:U:H5''	1:AA:6:G:O4'	2.21	0.41
1:AA:701:U:O5'	1:AA:703:G:H5'	2.21	0.41
1:AA:803:G:C5	1:AA:804:U:C4	3.09	0.41
1:AA:961:U:O2'	1:AA:962:C:H5'	2.20	0.41
1:AA:979:C:OP2	1:AA:981:U:C4	2.73	0.41
1:AA:994:A:H2'	1:AA:995:C:H5'	2.01	0.41
2:AB:186:ILE:HD11	2:AB:203:ASN:O	2.21	0.41
2:AB:70:VAL:HG12	2:AB:163:VAL:CG2	2.50	0.41
4:AD:98:LEU:HD11	4:AD:123:ILE:HG22	2.02	0.41
4:AD:26:ARG:NH2	4:AD:29:ASP:C	2.73	0.41
6:AF:12:PRO:O	6:AF:15:SER:HB2	2.21	0.41
6:AF:43:GLY:HA2	6:AF:58:HIS:CG	2.56	0.41
8:AH:37:ALA:O	8:AH:39:VAL:N	2.54	0.41
8:AH:68:GLY:O	8:AH:69:LYS:O	2.38	0.41
9:AI:114:LYS:O	9:AI:115:LYS:CG	2.69	0.41
9:AI:87:LEU:HD22	9:AI:95:ARG:CB	2.51	0.41
1:AA:950:U:P	13:AM:101:ARG:NH2	2.94	0.41
14:AN:20:PHE:O	14:AN:22:LYS:N	2.53	0.41
14:AN:47:LYS:O	14:AN:48:LEU:O	2.39	0.41
20:AT:10:ARG:O	20:AT:13:GLN:HB3	2.20	0.41
20:AT:51:PHE:CD1	20:AT:52:ASN:N	2.89	0.41
24:BA:1017:G:N2	24:BA:1146:C:C2	2.89	0.41
24:BA:1026:G:H2'	24:BA:1027:A:H8	1.86	0.41
24:BA:1196:C:O4'	24:BA:1226:A:C2	2.74	0.41
24:BA:1441:G:H2'	24:BA:1442:U:C6	2.55	0.41
24:BA:1500:G:C4	24:BA:1501:G:C8	3.08	0.41
24:BA:1478:G:N2	24:BA:1513:U:O2	2.42	0.41
24:BA:1661:G:C5	24:BA:1662:U:H5	2.39	0.41
24:BA:1705:A:H2'	24:BA:1706:C:H5'	2.02	0.41
24:BA:1797:G:C6	24:BA:1798:U:C4	3.08	0.41
24:BA:186:G:H2'	24:BA:186:G:N3	2.36	0.41
24:BA:1876:A:H62	24:BA:1877:A:N6	2.18	0.41
24:BA:187:G:C2	24:BA:210:C:O2	2.74	0.41
24:BA:2114:A:N1	24:BA:2115:G:H1'	2.36	0.41
24:BA:2123:G:C4	24:BA:2124:G:C8	3.08	0.41
24:BA:2248:C:P	59:BA:3510:HOH:O	2.79	0.41
24:BA:230:G:C2	24:BA:231:A:C4	3.09	0.41
24:BA:2331:G:O2'	46:BW:43:THR:N	2.53	0.41
24:BA:2349:G:C5	24:BA:2350:C:C6	3.08	0.41
24:BA:2461:A:H1'	24:BA:2492:U:C2	2.55	0.41
24:BA:2554:U:H2'	24:BA:2555:U:C6	2.56	0.41

Continued on next page...

Continued from previous page...

Atom-1	Atom-2	Interatomic distance (Å)	Clash overlap (Å)
24:BA:259:G:C5	24:BA:260:G:N7	2.88	0.41
24:BA:2756:U:H4'	24:BA:2757:A:O5'	2.20	0.41
24:BA:277:G:H2'	24:BA:277:G:N3	2.34	0.41
24:BA:26:G:C6	24:BA:27:G:N1	2.88	0.41
24:BA:2845:U:H5''	39:BP:51:ASN:O	2.21	0.41
24:BA:2858:C:N4	24:BA:2859:G:C2	2.89	0.41
24:BA:59:U:H5'	24:BA:73:A:C6	2.56	0.41
24:BA:640:C:O2	24:BA:649:G:C2	2.74	0.41
24:BA:909:A:C6	24:BA:912:C:O2	2.74	0.41
25:BB:34:A:C6	25:BB:44:G:C8	3.09	0.41
35:BL:119:PRO:HB3	35:BL:139:GLY:C	2.40	0.41
35:BL:55:MET:HB3	35:BL:60:ARG:HG3	2.02	0.41
36:BM:26:VAL:HG13	36:BM:133:LYS:HA	2.02	0.41
24:BA:2485:G:P	36:BM:45:GLN:NE2	2.93	0.41
37:BN:38:LEU:O	37:BN:39:PRO:C	2.59	0.41
38:BO:18:LEU:HD12	38:BO:18:LEU:C	2.41	0.41
38:BO:28:VAL:O	38:BO:29:HIS:CD2	2.74	0.41
34:BK:73:ASP:O	39:BP:74:GLN:HG3	2.21	0.41
43:BT:68:LYS:HG3	43:BT:69:ARG:H	1.86	0.41
24:BA:483:A:H5''	44:BU:46:LYS:HG2	2.02	0.41
24:BA:297:G:OP1	44:BU:91:LYS:HD3	2.20	0.41
45:BV:29:ILE:HG13	45:BV:39:ALA:HA	2.02	0.41
24:BA:396:G:O2'	47:BX:29:LEU:O	2.38	0.41
47:BX:38:TRP:CE3	47:BX:44:ARG:O	2.74	0.41
49:BZ:22:THR:HG21	49:BZ:50:VAL:HG11	2.02	0.41
1:CA:1012:A:N6	1:CA:1018:G:C6	2.88	0.41
1:CA:1049:U:O4	14:CN:1:ALA:HB1	2.21	0.41
1:CA:1074:G:O3'	2:CB:102:THR:HG23	2.20	0.41
1:CA:1320:C:H1'	19:CS:72:GLY:HA3	2.02	0.41
1:CA:1306:A:C6	1:CA:1332:A:C2	3.08	0.41
1:CA:204:G:O6	1:CA:206:C:N4	2.53	0.41
1:CA:212:G:C2	1:CA:213:G:C5	3.09	0.41
1:CA:232:G:H2'	1:CA:233:C:O4'	2.20	0.41
1:CA:409:U:H2'	1:CA:410:G:C8	2.56	0.41
1:CA:624:C:C2'	1:CA:625:U:H5'	2.51	0.41
1:CA:590:U:N3	1:CA:650:G:N3	2.68	0.41
1:CA:660:C:O2	1:CA:661:G:C8	2.73	0.41
1:CA:676:A:H5''	11:CK:115:PRO:HB3	2.03	0.41
1:CA:693:G:C5	1:CA:694:A:C5	3.08	0.41
1:CA:919:A:O2'	1:CA:920:U:C5'	2.65	0.41
1:CA:946:A:H2'	1:CA:947:G:H8	1.85	0.41

Continued on next page...

Continued from previous page...

Atom-1	Atom-2	Interatomic distance (Å)	Clash overlap (Å)
2:CB:114:LEU:CD1	2:CB:144:LEU:HD13	2.50	0.41
2:CB:67:ILE:HG22	2:CB:68:LEU:N	2.36	0.41
3:CC:174:PRO:HD3	3:CC:203:PHE:CD2	2.56	0.41
5:CE:157:ARG:O	5:CE:158:GLY:C	2.59	0.41
5:CE:56:VAL:HB	5:CE:57:PRO:CD	2.50	0.41
6:CF:56:LYS:O	6:CF:57:ALA:CB	2.68	0.41
7:CG:25:LYS:O	7:CG:29:ILE:HG22	2.21	0.41
7:CG:69:VAL:O	7:CG:70:ARG:C	2.58	0.41
1:CA:826:C:H5'	8:CH:13:ARG:CZ	2.50	0.41
9:CI:25:ASN:OD1	9:CI:27:LYS:HE2	2.20	0.41
9:CI:45:ARG:HG3	9:CI:46:MET:SD	2.60	0.41
11:CK:34:ILE:HG22	11:CK:35:THR:H	1.84	0.41
11:CK:35:THR:CG2	11:CK:36:ASP:N	2.78	0.41
12:CL:52:VAL:HG22	12:CL:53:CYS:N	2.34	0.41
13:CM:83:LEU:HD23	13:CM:84:GLY:N	2.35	0.41
15:CO:82:ILE:HG13	15:CO:83:GLU:N	2.35	0.41
17:CQ:4:LYS:NZ	17:CQ:6:ARG:O	2.51	0.41
18:CR:65:LEU:HD23	18:CR:65:LEU:N	2.36	0.41
19:CS:18:LYS:O	19:CS:20:GLU:N	2.54	0.41
19:CS:41:PHE:O	19:CS:44:MET:HB3	2.21	0.41
21:CU:25:LYS:O	21:CU:26:ALA:C	2.59	0.41
22:CV:37:A:C2'	22:CV:38:A:H8	2.34	0.41
55:CY:114:THR:OG1	55:CY:182:LEU:CD2	2.69	0.41
54:D4:25:VAL:HG11	54:D4:35:GLN:OE1	2.21	0.41
24:DA:1057:A:N1	24:DA:1087:G:OP2	2.53	0.41
24:DA:1243:C:H1'	35:DL:4:ASN:O	2.21	0.41
24:DA:1323:C:OP1	42:DS:84:ARG:NH2	2.45	0.41
24:DA:1420:A:O2'	24:DA:1421:G:H5'	2.17	0.41
24:DA:1487:U:O2	24:DA:1503:A:C2	2.74	0.41
24:DA:160:A:C5	24:DA:167:A:N3	2.88	0.41
24:DA:1664:A:N6	24:DA:1665:A:N6	2.69	0.41
24:DA:1815:A:O4'	24:DA:1817:G:H1'	2.21	0.41
24:DA:197:A:N6	24:DA:2430:A:H2'	2.35	0.41
24:DA:2056:G:P	59:DA:3487:HOH:O	2.78	0.41
24:DA:2257:U:P	46:DW:11:ARG:HH21	2.44	0.41
24:DA:2406:A:OP1	59:DA:3562:HOH:O	2.22	0.41
24:DA:2534:A:C2'	24:DA:2535:G:O5'	2.68	0.41
24:DA:2589:A:P	59:DA:3311:HOH:O	2.77	0.41
24:DA:2592:G:C5	24:DA:2593:U:C6	3.09	0.41
24:DA:280:U:N3	24:DA:281:C:C4	2.89	0.41
24:DA:294:A:H2'	24:DA:295:G:H5'	2.03	0.41

Continued on next page...

Continued from previous page...

Atom-1	Atom-2	Interatomic distance (Å)	Clash overlap (Å)
24:DA:310:A:OP1	44:DU:15:GLY:N	2.47	0.41
24:DA:247:G:H4'	24:DA:386:G:C5	2.56	0.41
24:DA:625:G:C6	24:DA:626:A:N6	2.88	0.41
24:DA:693:A:H2'	24:DA:694:U:O4'	2.20	0.41
26:DC:157:ALA:CB	26:DC:199:HIS:HB3	2.50	0.41
27:DD:121:THR:HB	27:DD:127:PHE:CD2	2.56	0.41
27:DD:62:LYS:HB2	27:DD:63:PRO:HD3	2.03	0.41
28:DE:47:LYS:HB2	28:DE:52:VAL:HG22	2.03	0.41
29:DF:35:LEU:HB2	29:DF:88:VAL:CG1	2.50	0.41
32:DI:37:PHE:O	32:DI:41:PHE:CG	2.74	0.41
33:DJ:33:ALA:O	33:DJ:34:ARG:C	2.58	0.41
35:DL:68:SER:O	35:DL:69:ARG:HB3	2.18	0.41
36:DM:108:VAL:HG12	36:DM:112:LEU:HB2	2.02	0.41
36:DM:25:ASP:O	36:DM:27:SER:N	2.51	0.41
38:DO:7:ARG:HA	38:DO:10:ARG:NH1	2.35	0.41
38:DO:47:VAL:HG13	38:DO:48:LEU:H	1.81	0.41
40:DQ:51:GLN:O	40:DQ:52:ARG:C	2.59	0.41
41:DR:39:LEU:CD1	41:DR:39:LEU:N	2.84	0.41
41:DR:34:GLU:HB3	41:DR:60:LYS:CG	2.50	0.41
41:DR:77:PHE:CE1	41:DR:79:ARG:HG2	2.55	0.41
45:DV:34:LYS:HG3	45:DV:35:GLU:N	2.36	0.41
46:DW:10:THR:C	46:DW:11:ARG:CG	2.88	0.41
47:DX:32:LEU:HD13	47:DX:49:ARG:HE	1.81	0.41
1:AA:1080:A:C2'	1:AA:1081:A:O5'	2.69	0.41
1:AA:1104:G:C2	1:AA:1105:A:N9	2.89	0.41
1:AA:1249:C:H1'	9:AI:71:GLY:O	2.21	0.41
1:AA:1440:U:H2'	1:AA:1441:A:H5''	2.02	0.41
1:AA:154:U:H2'	1:AA:154:U:O2	2.21	0.41
1:AA:257:G:C2	1:AA:258:G:C5	3.08	0.41
1:AA:34:C:C4	1:AA:35:G:N7	2.89	0.41
1:AA:364:A:C2	1:AA:365:U:C4	3.09	0.41
1:AA:438:U:N3	1:AA:494:G:C6	2.89	0.41
1:AA:604:G:C2	1:AA:635:A:N3	2.89	0.41
1:AA:637:C:N4	1:AA:638:U:O4	2.53	0.41
1:AA:728:A:N6	1:AA:729:A:N6	2.68	0.41
1:AA:859:G:H2'	1:AA:860:A:C8	2.56	0.41
2:AB:96:TRP:CZ3	2:AB:175:GLU:OE2	2.74	0.41
3:AC:187:SER:HB3	3:AC:198:VAL:HG23	2.02	0.41
4:AD:98:LEU:O	4:AD:102:VAL:HG23	2.21	0.41
5:AE:42:GLY:O	5:AE:119:GLY:HA2	2.20	0.41
5:AE:38:VAL:CG2	5:AE:47:GLY:O	2.69	0.41

Continued on next page...

Continued from previous page...

Atom-1	Atom-2	Interatomic distance (Å)	Clash overlap (Å)
7:AG:6:VAL:HG13	7:AG:6:VAL:O	2.21	0.41
8:AH:18:GLN:NE2	8:AH:70:ALA:O	2.54	0.41
8:AH:36:ILE:C	8:AH:38:ASN:N	2.69	0.41
1:AA:598:U:O3'	8:AH:86:TYR:CG	2.74	0.41
10:AJ:53:ILE:HD11	14:AN:85:ARG:NH2	2.36	0.41
12:AL:67:ILE:O	12:AL:67:ILE:HG13	2.21	0.41
13:AM:56:LEU:HA	13:AM:59:GLU:HB3	2.02	0.41
1:AA:1203:C:H4'	14:AN:67:THR:HG22	2.02	0.41
15:AO:87:LEU:HD12	15:AO:88:ARG:N	2.36	0.41
17:AQ:12:VAL:HG21	17:AQ:54:GLY:O	2.20	0.41
17:AQ:72:SER:HB2	17:AQ:73:TRP:CE3	2.56	0.41
20:AT:23:SER:O	20:AT:27:MET:HB3	2.21	0.41
20:AT:35:VAL:HG21	20:AT:54:MET:SD	2.61	0.41
24:BA:1053:C:C4	24:BA:1054:A:N7	2.89	0.41
24:BA:1192:G:H2'	24:BA:1193:G:C5'	2.50	0.41
24:BA:1358:G:N7	24:BA:1371:G:C6	2.89	0.41
24:BA:1439:A:OP2	59:BA:3632:HOH:O	2.22	0.41
24:BA:1450:G:N1	24:BA:1451:C:N4	2.68	0.41
24:BA:1487:U:H2'	24:BA:1488:C:O4'	2.21	0.41
24:BA:1623:G:O2'	24:BA:1624:U:H5'	2.21	0.41
24:BA:1726:C:H2'	24:BA:1727:C:C6	2.55	0.41
24:BA:1733:G:C8	24:BA:1734:G:N7	2.89	0.41
24:BA:1880:U:H5''	24:BA:1880:U:H6	1.85	0.41
24:BA:1838:C:N4	24:BA:1898:U:H2'	2.35	0.41
24:BA:1901:A:OP2	26:BC:252:LYS:NZ	2.48	0.41
24:BA:2134:A:C2	24:BA:2135:A:N9	2.89	0.41
24:BA:2183:A:C5	24:BA:2184:A:C6	3.09	0.41
24:BA:2209:G:C5	24:BA:2210:U:C5	3.08	0.41
24:BA:2268:A:OP1	59:BA:3513:HOH:O	2.22	0.41
24:BA:230:G:C4	24:BA:231:A:C8	3.08	0.41
24:BA:2498:C:OP2	59:BA:3686:HOH:O	2.22	0.41
24:BA:2671:G:C4	24:BA:2672:U:C5	3.08	0.41
24:BA:2679:A:C2'	24:BA:2680:U:H5'	2.50	0.41
24:BA:2737:G:C2	24:BA:2738:A:C4	3.08	0.41
24:BA:2795:C:O2	24:BA:2802:G:C2	2.73	0.41
57:BA:3167:NMY:H13	57:BA:3167:NMY:H12	1.97	0.41
24:BA:560:C:H2'	24:BA:561:G:O4'	2.21	0.41
24:BA:681:G:H2'	24:BA:682:G:O5'	2.20	0.41
24:BA:7:G:C6	24:BA:8:C:C4	3.08	0.41
25:BB:56:G:N2	25:BB:59:A:C2	2.88	0.41
26:BC:176:ARG:CZ	26:BC:176:ARG:HB2	2.50	0.41

Continued on next page...

Continued from previous page...

Atom-1	Atom-2	Interatomic distance (Å)	Clash overlap (Å)
13:AM:9:ILE:CG2	29:BF:142:TYR:CE1	3.04	0.41
29:BF:3:LEU:HG	29:BF:99:PHE:CZ	2.56	0.41
29:BF:63:LYS:O	29:BF:63:LYS:HG2	2.21	0.41
31:BH:24:GLY:O	31:BH:28:ASN:CB	2.68	0.41
31:BH:29:PHE:O	31:BH:30:LEU:C	2.59	0.41
32:BI:36:GLU:HG2	32:BI:65:SER:CB	2.51	0.41
33:BJ:102:GLU:O	33:BJ:103:ILE:C	2.57	0.41
33:BJ:105:VAL:O	33:BJ:108:MET:N	2.53	0.41
24:BA:558:U:OP2	33:BJ:113:PRO:HG2	2.21	0.41
33:BJ:13:ARG:HB3	33:BJ:51:GLY:O	2.21	0.41
34:BK:91:SER:O	34:BK:92:GLU:C	2.57	0.41
36:BM:63:ILE:CG1	36:BM:64:TRP:N	2.81	0.41
37:BN:103:ARG:HD3	37:BN:110:MET:HE3	2.02	0.41
37:BN:51:LEU:HD23	37:BN:51:LEU:N	2.36	0.41
38:BO:101:GLY:C	38:BO:103:VAL:N	2.73	0.41
39:BP:51:ASN:O	39:BP:52:ARG:CG	2.69	0.41
42:BS:55:ILE:HG13	42:BS:56:ALA:N	2.36	0.41
24:BA:1341:G:C2	43:BT:84:TYR:HB3	2.55	0.41
47:BX:58:ILE:HG12	47:BX:58:ILE:O	2.21	0.41
1:CA:101:A:C4	1:CA:102:G:C8	3.09	0.41
1:CA:1086:U:O2'	1:CA:1087:G:C5'	2.68	0.41
1:CA:1132:C:H3'	1:CA:1133:G:C8	2.55	0.41
1:CA:1134:G:N3	1:CA:1135:U:H1'	2.36	0.41
1:CA:1145:A:C2'	1:CA:1146:A:OP2	2.69	0.41
1:CA:1158:C:N4	1:CA:1160:G:C8	2.88	0.41
1:CA:1239:A:C8	1:CA:1298:U:N3	2.88	0.41
57:CA:1672:NMY:H1	57:CA:1672:NMY:O11	2.21	0.41
1:CA:258:G:C2'	1:CA:259:G:O5'	2.68	0.41
1:CA:714:G:C2	1:CA:777:A:H1'	2.56	0.41
1:CA:81:A:H2'	1:CA:82:G:C5'	2.51	0.41
1:CA:881:G:C6	1:CA:882:C:C4	3.08	0.41
1:CA:961:U:O2	1:CA:983:A:C5	2.73	0.41
2:CB:164:ILE:HG23	2:CB:165:ASP:H	1.85	0.41
2:CB:49:MET:HE2	2:CB:199:VAL:HG22	2.03	0.41
2:CB:72:THR:HG1	2:CB:73:LYS:H	1.67	0.41
2:CB:69:PHE:CG	2:CB:84:ALA:HB1	2.55	0.41
3:CC:141:ALA:O	3:CC:146:ALA:HB2	2.20	0.41
3:CC:68:ILE:HG12	3:CC:68:ILE:O	2.21	0.41
4:CD:188:ARG:HG3	4:CD:189:SER:H	1.86	0.41
5:CE:155:ALA:C	5:CE:157:ARG:N	2.74	0.41
1:CA:1080:A:OP1	5:CE:52:LYS:HE2	2.20	0.41

Continued on next page...

Continued from previous page...

Atom-1	Atom-2	Interatomic distance (Å)	Clash overlap (Å)
5:CE:45:ARG:CZ	5:CE:73:ASN:OD1	2.69	0.41
1:CA:590:U:OP1	8:CH:31:LYS:N	2.54	0.41
1:CA:1371:G:H5''	9:CI:70:GLY:HA2	2.03	0.41
9:CI:83:ILE:HG22	9:CI:87:LEU:HD22	2.03	0.41
11:CK:112:ASP:O	11:CK:113:VAL:HG13	2.20	0.41
11:CK:76:GLU:C	11:CK:78:GLY:N	2.74	0.41
13:CM:3:ARG:HA	13:CM:8:ASN:O	2.20	0.41
13:CM:89:LEU:O	13:CM:91:HIS:N	2.54	0.41
13:CM:90:ARG:HG2	13:CM:96:PRO:O	2.21	0.41
15:CO:11:ILE:O	15:CO:12:VAL:C	2.57	0.41
20:CT:59:ASP:C	20:CT:61:GLN:N	2.74	0.41
22:CV:27:G:O2'	22:CV:28:G:H5'	2.21	0.41
22:CV:52:G:H2'	22:CV:53:G:O4'	2.21	0.41
55:CY:128:VAL:C	55:CY:130:ASN:N	2.73	0.41
55:CY:142:LEU:O	55:CY:148:ILE:HG12	2.21	0.41
55:CY:13:MET:O	55:CY:15:LYS:N	2.53	0.41
55:CY:180:ALA:C	55:CY:182:LEU:H	2.23	0.41
55:CY:43:GLU:C	55:CY:44:TYR:HD1	2.24	0.41
50:D0:43:THR:OG1	50:D0:47:TYR:HB2	2.20	0.41
54:D4:23:ILE:HD13	54:D4:23:ILE:H	1.86	0.41
24:DA:511:U:O3'	24:DA:1215:G:N2	2.54	0.41
24:DA:577:G:O2'	24:DA:1254:A:OP1	2.31	0.41
24:DA:137:U:O2'	24:DA:138:U:P	2.79	0.41
24:DA:1471:G:C6	24:DA:1472:C:N4	2.89	0.41
24:DA:1690:A:H3'	24:DA:1691:C:H6	1.86	0.41
24:DA:740:C:H5'	24:DA:1784:A:H3'	2.03	0.41
24:DA:1836:C:C4	24:DA:1837:C:C5	3.09	0.41
24:DA:2114:A:N3	24:DA:2114:A:H3'	2.36	0.41
24:DA:2163:A:OP1	24:DA:2171:A:C8	2.73	0.41
24:DA:2204:G:C2	24:DA:2205:A:N9	2.89	0.41
24:DA:2333:A:O3'	38:DO:9:ARG:CZ	2.66	0.41
24:DA:2335:A:C5	24:DA:2337:G:C4	3.08	0.41
24:DA:2373:G:C6	24:DA:2374:C:N4	2.89	0.41
24:DA:2393:U:H2'	24:DA:2394:C:C6	2.55	0.41
24:DA:260:G:C4	24:DA:261:G:C8	3.09	0.41
24:DA:2654:A:N1	24:DA:2665:A:H5''	2.36	0.41
24:DA:322:A:H5'	24:DA:340:A:H1'	2.02	0.41
24:DA:503:A:H4'	24:DA:504:A:H3'	2.01	0.41
24:DA:587:C:C4	24:DA:671:C:C6	3.09	0.41
24:DA:721:A:C6	24:DA:722:A:C5	3.08	0.41
26:DC:224:MET:O	26:DC:232:GLY:O	2.39	0.41

Continued on next page...

Continued from previous page...

Atom-1	Atom-2	Interatomic distance (Å)	Clash overlap (Å)
26:DC:44:ASN:OD1	26:DC:44:ASN:N	2.53	0.41
28:DE:129:PRO:CB	28:DE:159:LEU:CD1	2.99	0.41
29:DF:111:ARG:O	29:DF:112:ASP:OD1	2.38	0.41
30:DG:96:ALA:O	30:DG:102:ILE:HD12	2.21	0.41
31:DH:51:ARG:O	31:DH:54:LEU:N	2.54	0.41
31:DH:8:LYS:O	31:DH:9:VAL:O	2.39	0.41
33:DJ:19:ASP:OD1	33:DJ:21:THR:CB	2.69	0.41
33:DJ:51:GLY:C	33:DJ:121:LYS:HE3	2.41	0.41
36:DM:21:ALA:HB1	36:DM:100:LYS:CA	2.50	0.41
37:DN:31:HIS:O	37:DN:32:GLU:CB	2.69	0.41
24:DA:1453:A:N1	37:DN:74:GLU:HA	2.36	0.41
39:DP:29:VAL:O	39:DP:31:VAL:CG1	2.69	0.41
44:DU:83:GLY:O	44:DU:84:PHE:O	2.37	0.41
24:DA:2080:A:OP1	47:DX:19:HIS:NE2	2.53	0.41
1:AA:1018:G:C5	1:AA:1019:A:C6	3.08	0.41
1:AA:1025:U:C5'	1:AA:1026:G:O5'	2.68	0.41
1:AA:1031:C:H5''	1:AA:1032:G:OP1	2.21	0.41
1:AA:1117:A:O3'	9:AI:106:ARG:NE	2.53	0.41
1:AA:1238:A:C6	1:AA:1303:C:O4'	2.74	0.41
1:AA:124:C:N4	1:AA:125:U:O4	2.54	0.41
1:AA:1389:C:H2'	1:AA:1390:U:O4'	2.21	0.41
1:AA:1493:A:H5''	24:BA:1913:A:N6	2.31	0.41
1:AA:325:A:N6	1:AA:326:G:C6	2.89	0.41
1:AA:408:A:H2'	1:AA:409:U:O4'	2.21	0.41
1:AA:451:A:C1'	1:AA:452:A:C8	3.04	0.41
1:AA:504:C:H1'	1:AA:510:A:C4	2.56	0.41
1:AA:646:G:C5	1:AA:647:C:C5	3.08	0.41
1:AA:711:G:H2'	1:AA:712:A:H5'	1.99	0.41
1:AA:777:A:C2	1:AA:778:G:H1'	2.56	0.41
1:AA:780:A:C2	1:AA:803:G:N1	2.89	0.41
1:AA:891:U:C4	1:AA:906:A:C2	3.09	0.41
3:AC:57:ILE:C	3:AC:58:GLU:HG3	2.40	0.41
4:AD:13:ARG:HH11	4:AD:13:ARG:HG2	1.86	0.41
4:AD:157:ALA:O	4:AD:160:GLU:N	2.53	0.41
1:AA:8:A:C6	4:AD:206:LYS:CG	3.03	0.41
4:AD:11:LEU:CG	4:AD:63:ARG:HD2	2.50	0.41
5:AE:82:GLN:NE2	5:AE:150:PRO:HG3	2.35	0.41
5:AE:156:LYS:HD2	5:AE:156:LYS:O	2.21	0.41
7:AG:62:PHE:C	7:AG:62:PHE:CD1	2.93	0.41
1:AA:1342:C:H4'	9:AI:127:PHE:CE1	2.56	0.41
9:AI:43:THR:C	9:AI:45:ARG:H	2.24	0.41

Continued on next page...

Continued from previous page...

Atom-1	Atom-2	Interatomic distance (Å)	Clash overlap (Å)
11:AK:36:ASP:OD1	11:AK:39:GLY:C	2.60	0.41
12:AL:8:VAL:CG1	12:AL:9:ARG:N	2.84	0.41
13:AM:3:ARG:O	13:AM:4:ILE:HG13	2.20	0.41
13:AM:56:LEU:C	13:AM:58:ASP:N	2.72	0.41
13:AM:9:ILE:O	13:AM:9:ILE:HG13	2.20	0.41
16:AP:34:GLU:OE1	16:AP:36:VAL:CG1	2.69	0.41
16:AP:39:PHE:HD1	16:AP:40:ASN:N	2.19	0.41
18:AR:56:ALA:HA	18:AR:59:ILE:HG23	2.03	0.41
19:AS:68:GLY:O	19:AS:69:HIS:HB2	2.21	0.41
19:AS:79:THR:O	19:AS:79:THR:OG1	2.38	0.41
21:AU:21:ARG:NH2	23:AX:4:G:C1'	2.84	0.41
24:BA:1613:G:H4'	52:B2:3:ARG:NH2	2.36	0.41
24:BA:1006:C:N3	24:BA:1007:C:C5	2.89	0.41
24:BA:1021:A:O2'	24:BA:1022:G:P	2.78	0.41
24:BA:1124:G:H1'	54:B4:38:GLY:OXT	2.21	0.41
24:BA:1224:U:C5	24:BA:1225:G:C6	3.09	0.41
24:BA:1281:G:H2'	24:BA:1282:U:O4'	2.20	0.41
24:BA:1283:G:N2	24:BA:1285:A:H3'	2.36	0.41
24:BA:1357:C:C4	24:BA:1358:G:C6	3.09	0.41
24:BA:1450:G:C2	24:BA:1462:C:N3	2.89	0.41
24:BA:1489:C:O2	24:BA:1501:G:N3	2.54	0.41
24:BA:1531:C:N4	24:BA:1532:A:N1	2.68	0.41
24:BA:157:C:C2	24:BA:158:U:C6	3.09	0.41
24:BA:1593:A:H2'	24:BA:1594:U:N1	2.35	0.41
24:BA:1725:U:H2'	24:BA:1726:C:N1	2.36	0.41
24:BA:1799:G:C4'	24:BA:1800:C:H6	2.34	0.41
24:BA:2305:U:C4	24:BA:2306:C:C4	3.09	0.41
24:BA:2821:A:H2'	24:BA:2822:G:O4'	2.19	0.41
24:BA:2822:G:P	27:BD:115:GLY:HA3	2.61	0.41
24:BA:2854:G:C2	24:BA:2864:G:C2	3.09	0.41
24:BA:2831:G:O4'	24:BA:2883:A:C2	2.73	0.41
57:BA:3167:NMY:N2	57:BA:3167:NMY:O11	2.42	0.41
24:BA:320:A:H4'	24:BA:322:A:C8	2.56	0.41
24:BA:323:C:C4	24:BA:333:G:C8	3.09	0.41
24:BA:394:C:H2'	24:BA:395:U:O4'	2.20	0.41
24:BA:466:A:C2	24:BA:796:C:O4'	2.73	0.41
24:BA:936:A:C5	24:BA:937:C:C5	3.09	0.41
25:BB:25:U:C2'	25:BB:26:C:H5'	2.51	0.41
25:BB:30:C:C2'	25:BB:31:C:H5'	2.51	0.41
25:BB:58:A:H2'	25:BB:59:A:H5'	2.03	0.41
25:BB:77:U:O2	25:BB:77:U:H2'	2.20	0.41

Continued on next page...

Continued from previous page...

Atom-1	Atom-2	Interatomic distance (Å)	Clash overlap (Å)
26:BC:135:PRO:O	26:BC:137:GLY:N	2.53	0.41
26:BC:85:ASN:ND2	26:BC:85:ASN:N	2.69	0.41
30:BG:83:THR:HA	30:BG:132:LEU:O	2.21	0.41
31:BH:57:LYS:CD	31:BH:57:LYS:C	2.87	0.41
57:BA:3166:NMY:C14	33:BJ:2:LYS:NZ	2.83	0.41
34:BK:121:GLU:HG3	34:BK:122:VAL:H	1.85	0.41
25:BB:90:C:H5'	36:BM:18:ARG:HA	2.03	0.41
37:BN:29:VAL:HG11	37:BN:75:ILE:HG23	2.03	0.41
38:BO:6:ALA:C	38:BO:8:ILE:N	2.74	0.41
40:BQ:89:ILE:HD12	40:BQ:90:ASP:N	2.35	0.41
41:BR:21:ARG:NH2	41:BR:93:PHE:CZ	2.89	0.41
43:BT:1:MET:O	43:BT:2:ILE:CG1	2.69	0.41
44:BU:17:ASP:O	44:BU:19:GLY:N	2.53	0.41
44:BU:27:VAL:HB	44:BU:33:VAL:HG12	2.02	0.41
1:CA:1014:A:H5''	19:CS:14:HIS:CE1	2.55	0.41
1:CA:1133:G:H2'	1:CA:1134:G:H5'	2.02	0.41
1:CA:1133:G:N2	1:CA:1142:G:N3	2.68	0.41
1:CA:236:A:H2'	1:CA:237:G:H8	1.86	0.41
1:CA:406:G:C6	1:CA:407:U:C5	3.08	0.41
1:CA:433:G:C2'	1:CA:434:U:H5'	2.51	0.41
1:CA:445:G:C2	1:CA:446:G:H1'	2.56	0.41
1:CA:451:A:H4'	1:CA:452:A:O5'	2.20	0.41
1:CA:453:G:C4	1:CA:454:G:C8	3.08	0.41
1:CA:406:G:C6	1:CA:495:A:N7	2.89	0.41
1:CA:595:A:O2'	1:CA:596:A:P	2.78	0.41
1:CA:711:G:C2'	1:CA:712:A:O5'	2.69	0.41
1:CA:82:G:O6	1:CA:88:U:N3	2.53	0.41
1:CA:64:G:N9	1:CA:99:C:N4	2.68	0.41
2:CB:104:TRP:CD1	2:CB:108:ARG:HB2	2.56	0.41
3:CC:156:ARG:NH2	3:CC:193:TYR:CZ	2.89	0.41
1:CA:620:C:C1'	4:CD:132:ILE:CD1	2.99	0.41
4:CD:162:ALA:C	4:CD:164:GLN:N	2.73	0.41
4:CD:22:LYS:NZ	4:CD:25:VAL:HG22	2.35	0.41
4:CD:64:ILE:HG22	4:CD:65:TYR:CD2	2.54	0.41
4:CD:7:PRO:O	4:CD:9:LEU:CD1	2.68	0.41
8:CH:65:TYR:HD1	8:CH:70:ALA:HA	1.86	0.41
8:CH:81:PRO:O	8:CH:83:LEU:N	2.49	0.41
9:CI:13:LYS:O	9:CI:14:SER:HB2	2.20	0.41
9:CI:5:GLN:O	9:CI:6:TYR:HB3	2.21	0.41
11:CK:110:ILE:C	11:CK:110:ILE:HD12	2.41	0.41
12:CL:37:VAL:HG12	12:CL:53:CYS:CB	2.51	0.41

Continued on next page...

Continued from previous page...

Atom-1	Atom-2	Interatomic distance (Å)	Clash overlap (Å)
15:CO:31:LEU:O	15:CO:35:GLN:HB2	2.21	0.41
15:CO:62:GLN:O	15:CO:66:LEU:N	2.53	0.41
17:CQ:23:VAL:CG1	17:CQ:24:ALA:N	2.84	0.41
17:CQ:65:ARG:O	17:CQ:66:PRO:C	2.58	0.41
18:CR:56:ALA:O	18:CR:58:ALA:N	2.49	0.41
1:CA:722:G:C2	21:CU:45:ARG:NH2	2.88	0.41
21:CU:47:ARG:CG	21:CU:48:ALA:N	2.83	0.41
22:CV:14:A:O2'	22:CV:15:G:H5'	2.21	0.41
55:CY:2:ILE:HG13	55:CY:3:SER:H	1.86	0.41
24:DA:2021:C:P	50:D0:8:THR:HG21	2.61	0.41
51:D1:35:LEU:O	51:D1:48:TYR:HB2	2.21	0.41
52:D2:30:VAL:HG23	52:D2:33:ARG:HH11	1.86	0.41
54:D4:25:VAL:O	54:D4:25:VAL:HG12	2.21	0.41
24:DA:1381:G:C2'	24:DA:1382:G:H5'	2.50	0.41
24:DA:1416:G:HO2'	24:DA:1417:C:H6	1.63	0.41
24:DA:1418:G:H5'	24:DA:1419:A:OP2	2.21	0.41
24:DA:1454:C:H3'	24:DA:1454:C:OP2	2.21	0.41
24:DA:1482:G:C2	24:DA:1483:G:C8	3.09	0.41
24:DA:1542:U:H2'	24:DA:1543:G:C8	2.56	0.41
24:DA:1619:G:H2'	24:DA:1620:G:H5'	2.01	0.41
24:DA:1669:A:OP2	24:DA:1671:U:O4	2.39	0.41
24:DA:1757:A:H3'	24:DA:1758:U:H5''	2.02	0.41
24:DA:178:G:C6	24:DA:179:C:C4	3.09	0.41
24:DA:1842:G:C6	24:DA:1843:C:N3	2.89	0.41
24:DA:1869:G:N3	24:DA:1873:G:O6	2.54	0.41
24:DA:1871:A:C8	24:DA:1872:A:C5	3.08	0.41
24:DA:1917:U:C2'	24:DA:1918:A:H5'	2.51	0.41
24:DA:2026:U:C2	24:DA:2027:G:C8	3.09	0.41
24:DA:2037:A:H2'	24:DA:2038:G:O5'	2.21	0.41
24:DA:2108:A:C2'	24:DA:2109:U:O5'	2.68	0.41
24:DA:2117:A:N3	24:DA:2117:A:C2'	2.83	0.41
24:DA:2128:G:C8	24:DA:2129:C:C5	3.09	0.41
24:DA:2110:G:N2	24:DA:2180:U:C2	2.89	0.41
24:DA:222:A:N7	24:DA:224:U:C2	2.89	0.41
24:DA:230:G:C2'	24:DA:231:A:O5'	2.68	0.41
24:DA:2324:U:HO2'	24:DA:2325:G:P	2.43	0.41
24:DA:2417:C:C2	24:DA:2418:A:C8	3.08	0.41
24:DA:2503:A:H3'	24:DA:2503:A:OP2	2.21	0.41
24:DA:2731:G:N7	57:DA:3185:NMY:H21	2.36	0.41
57:DA:3188:NMY:H2	57:DA:3188:NMY:H171	2.03	0.41
24:DA:592:A:C6	24:DA:593:U:C4	3.09	0.41

Continued on next page...

Continued from previous page...

Atom-1	Atom-2	Interatomic distance (Å)	Clash overlap (Å)
24:DA:783:A:H2'	24:DA:784:G:C4'	2.50	0.41
24:DA:851:C:H2'	24:DA:852:U:C6	2.56	0.41
24:DA:940:G:H5''	24:DA:941:A:OP2	2.21	0.41
25:DB:54:G:O2'	25:DB:55:U:H5'	2.21	0.41
27:DD:90:PHE:CE2	27:DD:96:ILE:CD1	3.04	0.41
37:DN:106:ASP:O	37:DN:107:ASN:HB3	2.21	0.41
38:DO:108:ASP:O	38:DO:111:ARG:HB2	2.21	0.41
38:DO:79:ALA:HA	38:DO:115:LEU:HD12	2.03	0.41
42:DS:98:LYS:NZ	42:DS:98:LYS:HB2	2.35	0.41
1:AA:1014:A:N3	19:AS:34:TRP:CE2	2.88	0.41
1:AA:101:A:N6	1:AA:102:G:O6	2.54	0.41
1:AA:1069:C:H3'	1:AA:1069:C:H6	1.85	0.41
1:AA:1081:A:H2'	1:AA:1082:A:O4'	2.21	0.41
1:AA:1135:U:O2	1:AA:1135:U:C2'	2.69	0.41
1:AA:1208:C:C4	1:AA:1209:C:C4	3.09	0.41
1:AA:1224:U:O2'	19:AS:78:ARG:NH2	2.52	0.41
1:AA:1224:U:C2	1:AA:1322:C:O2	2.74	0.41
57:AA:1657:NMY:HN32	57:AA:1657:NMY:C14	2.31	0.41
1:AA:185:U:C4	1:AA:186:C:C5	3.09	0.41
1:AA:238:A:P	17:AQ:40:ARG:HH22	2.44	0.41
1:AA:397:A:O3'	1:AA:398:U:C5	2.74	0.41
1:AA:413:G:OP2	11:CK:16:VAL:HA	2.21	0.41
1:AA:683:G:O2'	1:AA:684:U:O5'	2.39	0.41
1:AA:710:G:O2'	1:AA:711:G:H5'	2.21	0.41
1:AA:728:A:N1	1:AA:729:A:N1	2.69	0.41
1:AA:917:G:N1	1:AA:918:A:C6	2.88	0.41
1:AA:945:G:C6	1:AA:1337:G:C5	3.09	0.41
1:AA:959:A:H5''	1:AA:960:U:OP2	2.21	0.41
3:AC:132:ARG:O	3:AC:134:MET:N	2.54	0.41
7:AG:13:LEU:CD2	7:AG:13:LEU:N	2.84	0.41
8:AH:43:GLU:CG	8:AH:44:GLY:N	2.84	0.41
9:AI:20:PHE:HD1	9:AI:64:TYR:HB3	1.85	0.41
11:AK:116:ILE:O	11:AK:116:ILE:CG2	2.69	0.41
14:AN:9:GLU:CD	14:AN:10:VAL:N	2.74	0.41
14:AN:64:CYS:HB2	14:AN:80:SER:CB	2.51	0.41
16:AP:12:LYS:O	16:AP:13:LYS:HB3	2.21	0.41
51:B1:24:LYS:HD2	51:B1:24:LYS:HA	1.83	0.41
52:B2:18:PHE:CD1	52:B2:18:PHE:C	2.94	0.41
53:B3:54:LEU:O	53:B3:55:GLY:C	2.59	0.41
24:BA:1047:G:N2	24:BA:1110:G:N9	2.69	0.41
24:BA:1281:G:O2'	24:BA:1282:U:P	2.79	0.41

Continued on next page...

Continued from previous page...

Atom-1	Atom-2	Interatomic distance (Å)	Clash overlap (Å)
24:BA:1342:A:N6	24:BA:1345:C:C2	2.89	0.41
24:BA:1378:A:N3	24:BA:1380:G:N7	2.69	0.41
24:BA:1384:A:O2'	24:BA:1404:C:O2	2.38	0.41
24:BA:1587:G:C4	24:BA:1588:G:C8	3.08	0.41
24:BA:1609:A:N3	24:BA:1616:A:O4'	2.52	0.41
24:BA:1820:U:C2	26:BC:200:MET:HB3	2.56	0.41
24:BA:1868:C:H2'	24:BA:1869:G:C1'	2.51	0.41
24:BA:18:U:O3'	40:BQ:22:GLY:HA2	2.20	0.41
24:BA:2073:C:O2'	26:BC:226:PRO:CB	2.66	0.41
24:BA:2102:G:N1	24:BA:2188:U:C2	2.89	0.41
24:BA:2112:G:H2'	24:BA:2112:G:N3	2.36	0.41
24:BA:2263:C:O2'	24:BA:2264:C:H5'	2.20	0.41
24:BA:2261:C:C2	24:BA:2280:G:C2	3.09	0.41
24:BA:2412:A:C2'	24:BA:2413:G:H5'	2.51	0.41
24:BA:2554:U:C6	24:BA:2555:U:C5	3.08	0.41
24:BA:2618:G:C5	24:BA:2619:C:C5	3.08	0.41
24:BA:2751:G:N2	24:BA:2751:G:OP1	2.54	0.41
24:BA:2822:G:O6	37:BN:2:ARG:HD2	2.21	0.41
24:BA:2864:G:C5	24:BA:2865:U:C4	3.09	0.41
24:BA:310:A:C2	24:BA:312:G:H1'	2.55	0.41
24:BA:450:G:N2	24:BA:454:A:OP2	2.53	0.41
24:BA:468:G:H2'	24:BA:469:G:H5'	2.02	0.41
24:BA:577:G:C6	24:BA:578:G:C6	3.09	0.41
24:BA:687:C:O4'	52:B2:4:THR:HA	2.21	0.41
24:BA:745:G:C3'	24:BA:746:U:H5'	2.50	0.41
24:BA:851:C:O2	24:BA:852:U:C6	2.73	0.41
24:BA:855:G:N3	24:BA:923:G:C2	2.89	0.41
27:BD:25:THR:HG23	27:BD:189:VAL:CG2	2.51	0.41
29:BF:28:PRO:HA	29:BF:158:THR:CB	2.45	0.41
25:BB:9:G:OP2	38:BO:15:ARG:NH2	2.53	0.41
40:BQ:59:LEU:O	40:BQ:60:TRP:C	2.58	0.41
40:BQ:74:SER:O	40:BQ:75:TYR:C	2.57	0.41
42:BS:50:VAL:HG21	42:BS:103:ILE:HD11	2.01	0.41
1:CA:1033:G:C6	1:CA:1034:G:N7	2.89	0.41
1:CA:1088:G:O2'	1:CA:1089:G:P	2.79	0.41
1:CA:1197:A:P	1:CA:1197:A:H3'	2.61	0.41
1:CA:1370:G:O5'	9:CI:111:VAL:CG1	2.69	0.41
1:CA:1420:U:H4'	24:DA:1950:G:OP1	2.20	0.41
1:CA:1494:G:H2'	1:CA:1495:U:C5'	2.51	0.41
1:CA:131:A:O2'	1:CA:262:A:H2'	2.20	0.41
1:CA:449:G:O5'	1:CA:449:G:H8	2.04	0.41

Continued on next page...

Continued from previous page...

Atom-1	Atom-2	Interatomic distance (Å)	Clash overlap (Å)
1:CA:563:A:H5''	1:CA:566:G:N2	2.36	0.41
1:CA:656:G:C6	1:CA:657:U:C4	3.08	0.41
1:CA:736:C:C2'	1:CA:737:C:C6	2.98	0.41
1:CA:787:A:C5	1:CA:788:U:C5	3.09	0.41
1:CA:90:C:O2'	1:CA:91:U:H5''	2.20	0.41
1:CA:939:G:O2'	1:CA:940:C:C5'	2.69	0.41
2:CB:133:GLU:OE1	2:CB:136:MET:SD	2.79	0.41
2:CB:23:TRP:HA	2:CB:190:ASN:CA	2.48	0.41
2:CB:32:PHE:CD1	2:CB:32:PHE:C	2.94	0.41
3:CC:68:ILE:CG1	3:CC:68:ILE:O	2.68	0.41
4:CD:108:GLY:O	4:CD:109:ALA:O	2.38	0.41
5:CE:25:VAL:CG2	5:CE:26:LYS:N	2.83	0.41
6:CF:69:GLU:CD	6:CF:70:VAL:H	2.25	0.41
10:CJ:48:ARG:CZ	14:CN:101:TRP:CH2	3.03	0.41
13:CM:80:LEU:HD12	13:CM:83:LEU:HD11	2.01	0.41
17:CQ:21:ILE:HD11	17:CQ:46:VAL:CG1	2.51	0.41
55:CY:121:ALA:HB2	55:CY:175:LEU:HD12	2.02	0.41
24:DA:1131:G:H4'	24:DA:1132:U:OP1	2.20	0.41
24:DA:1190:G:H5''	35:DL:32:GLY:CA	2.51	0.41
24:DA:1562:U:C2'	24:DA:1563:U:O5'	2.69	0.41
24:DA:1582:C:H2'	24:DA:1583:A:O4'	2.20	0.41
24:DA:1596:A:H2'	24:DA:1597:A:H5'	2.02	0.41
24:DA:1619:G:O5'	24:DA:1619:G:C8	2.74	0.41
24:DA:1668:A:O2'	24:DA:1674:G:N7	2.48	0.41
24:DA:1995:U:H5'	24:DA:1996:C:O5'	2.21	0.41
24:DA:2131:U:H5''	24:DA:2132:U:H5'	2.02	0.41
24:DA:2095:A:C2	24:DA:2194:U:N3	2.89	0.41
24:DA:197:A:H62	24:DA:2430:A:H2'	1.86	0.41
24:DA:199:A:N6	24:DA:2434:A:C5	2.89	0.41
24:DA:2474:U:H5''	24:DA:2475:C:OP2	2.20	0.41
24:DA:2712:C:H2'	24:DA:2714:G:O3'	2.21	0.41
24:DA:2731:G:C6	24:DA:2732:G:C6	3.09	0.41
24:DA:482:A:O5'	44:DU:46:LYS:NZ	2.53	0.41
24:DA:633:A:H5''	24:DA:634:C:OP2	2.21	0.41
24:DA:687:C:N4	24:DA:688:U:N3	2.69	0.41
24:DA:692:C:H3'	24:DA:692:C:C6	2.56	0.41
24:DA:693:A:C6	24:DA:694:U:C4	3.09	0.41
24:DA:733:G:O5'	24:DA:733:G:H8	2.03	0.41
24:DA:833:A:O4'	35:DL:51:GLU:HA	2.21	0.41
25:DB:53:A:C2'	25:DB:54:G:H5'	2.51	0.41
26:DC:100:ARG:O	26:DC:101:ARG:CG	2.69	0.41

Continued on next page...

Continued from previous page...

Atom-1	Atom-2	Interatomic distance (Å)	Clash overlap (Å)
26:DC:70:LYS:HD2	26:DC:95:TYR:CD2	2.55	0.41
28:DE:48:THR:C	28:DE:50:ALA:N	2.73	0.41
29:DF:35:LEU:HD13	29:DF:35:LEU:N	2.36	0.41
29:DF:62:GLN:HG2	29:DF:94:ARG:HD2	2.02	0.41
30:DG:142:GLN:O	30:DG:143:VAL:C	2.59	0.41
31:DH:111:ALA:O	31:DH:112:LYS:C	2.57	0.41
31:DH:132:PHE:CE2	31:DH:142:VAL:CG2	3.04	0.41
31:DH:50:ARG:HG3	31:DH:54:LEU:CD2	2.51	0.41
31:DH:5:LEU:HD11	31:DH:14:SER:C	2.41	0.41
32:DI:115:ASP:O	32:DI:116:MET:CB	2.69	0.41
33:DJ:9:GLU:O	33:DJ:10:THR:CG2	2.69	0.41
33:DJ:44:TYR:O	40:DQ:63:ARG:NE	2.47	0.41
33:DJ:77:HIS:HD2	33:DJ:79:GLY:N	2.18	0.41
34:DK:22:ILE:HG23	34:DK:41:ILE:HA	2.03	0.41
37:DN:12:ARG:CD	37:DN:16:HIS:CD2	3.04	0.41
38:DO:53:THR:HG21	38:DO:65:THR:HG22	2.02	0.41
42:DS:31:GLN:O	42:DS:35:ILE:HD12	2.20	0.41
44:DU:84:PHE:CD2	44:DU:85:ARG:HA	2.56	0.41
46:DW:19:LYS:O	46:DW:20:ARG:C	2.60	0.41
1:AA:1009:U:C2	1:AA:1021:A:N1	2.89	0.41
1:AA:1072:G:C5	1:AA:1073:U:C4	3.08	0.41
1:AA:1144:G:N1	1:AA:1145:A:C2	2.89	0.41
1:AA:1145:A:HO2'	1:AA:1146:A:H8	1.67	0.41
1:AA:1216:A:C2	1:AA:1217:C:C5	3.09	0.41
1:AA:1309:G:O6	1:AA:1329:A:C6	2.74	0.41
1:AA:164:G:C4	1:AA:165:G:C8	3.09	0.41
1:AA:173:U:C5	1:AA:197:A:C2	3.09	0.41
1:AA:219:U:H2'	1:AA:220:G:O4'	2.21	0.41
1:AA:247:G:N3	1:AA:282:A:C2	2.89	0.41
1:AA:254:G:N2	1:AA:255:G:H1'	2.35	0.41
1:AA:267:C:H2'	1:AA:268:U:H6	1.85	0.41
1:AA:396:C:H3'	1:AA:397:A:H5''	2.03	0.41
1:AA:414:A:H2'	1:AA:415:A:O4'	2.20	0.41
1:AA:41:G:C2	1:AA:42:G:C5	3.10	0.41
1:AA:429:U:H4'	1:AA:430:A:O5'	2.21	0.41
1:AA:476:U:H2'	1:AA:477:C:H6	1.86	0.41
1:AA:488:C:H2'	1:AA:489:C:H6	1.86	0.41
1:AA:543:U:C2'	1:AA:544:G:O5'	2.69	0.41
1:AA:565:U:OP2	1:AA:566:G:O2'	2.32	0.41
1:AA:692:U:H1'	1:AA:695:A:N7	2.36	0.41
1:AA:778:G:C2	1:AA:779:C:C2	3.09	0.41

Continued on next page...

Continued from previous page...

Atom-1	Atom-2	Interatomic distance (Å)	Clash overlap (Å)
1:AA:773:G:C6	1:AA:807:A:N1	2.89	0.41
1:AA:833:G:N2	1:AA:854:U:H1'	2.35	0.41
1:AA:976:G:C8	1:AA:1358:U:C2	3.09	0.41
2:AB:111:ILE:C	2:AB:113:ARG:N	2.74	0.41
2:AB:54:LEU:CD1	2:AB:54:LEU:N	2.83	0.41
3:AC:154:SER:HB3	3:AC:165:THR:HA	2.03	0.41
3:AC:113:ALA:HB3	3:AC:183:ASP:HB3	2.03	0.41
3:AC:53:SER:HA	3:AC:115:LEU:CD1	2.51	0.41
3:AC:72:ARG:O	3:AC:75:ILE:HG22	2.20	0.41
4:AD:98:LEU:HD13	4:AD:130:VAL:HG11	2.03	0.41
4:AD:184:ARG:O	4:AD:185:LYS:C	2.58	0.41
4:AD:20:PHE:CE2	4:AD:103:TYR:CD2	3.08	0.41
4:AD:48:LEU:HD22	4:AD:52:GLY:C	2.40	0.41
5:AE:31:PHE:CD1	5:AE:31:PHE:N	2.88	0.41
5:AE:76:LEU:HD23	5:AE:76:LEU:C	2.41	0.41
5:AE:83:HIS:ND1	5:AE:84:PRO:O	2.54	0.41
5:AE:95:PHE:CZ	5:AE:97:GLN:HG2	2.55	0.41
7:AG:62:PHE:C	7:AG:64:VAL:H	2.25	0.41
8:AH:13:ARG:CZ	8:AH:27:MET:HB2	2.51	0.41
8:AH:40:LEU:O	8:AH:44:GLY:CA	2.69	0.41
9:AI:49:ARG:O	9:AI:51:PRO:N	2.53	0.41
10:AJ:10:LEU:O	10:AJ:11:LYS:CB	2.69	0.41
1:AA:1060:U:H5'	10:AJ:53:ILE:HG12	2.02	0.41
11:AK:28:ASN:O	11:AK:57:LYS:CE	2.68	0.41
1:AA:551:U:O4'	12:AL:116:LYS:HD3	2.21	0.41
12:AL:51:LYS:HB2	12:AL:51:LYS:HE3	1.89	0.41
13:AM:31:LYS:HD2	13:AM:35:ALA:HB2	2.03	0.41
14:AN:12:ARG:CZ	14:AN:59:ARG:NH1	2.84	0.41
10:AJ:64:GLN:O	14:AN:98:LYS:HA	2.21	0.41
15:AO:89:ARG:NH1	24:BA:716:A:OP2	2.53	0.41
20:AT:3:ASN:O	20:AT:4:ILE:C	2.58	0.41
21:AU:9:ASN:C	21:AU:12:PHE:CE1	2.95	0.41
21:AU:26:ALA:HB3	23:AX:5:A:P	2.61	0.41
22:AV:8:U:H1'	22:AV:48:C:O2	2.21	0.41
52:B2:10:LEU:HD21	52:B2:14:ARG:CZ	2.50	0.41
53:B3:7:ARG:O	53:B3:10:ALA:HB3	2.21	0.41
24:BA:1069:A:N6	24:BA:1074:G:N3	2.68	0.41
24:BA:1091:G:C2	24:BA:1092:C:N4	2.90	0.41
24:BA:840:C:H4'	24:BA:1192:G:O2'	2.21	0.41
24:BA:1361:G:H2'	24:BA:1362:C:C6	2.56	0.41
24:BA:1408:G:C2	24:BA:1595:C:O2	2.74	0.41

Continued on next page...

Continued from previous page...

Atom-1	Atom-2	Interatomic distance (Å)	Clash overlap (Å)
24:BA:1434:A:OP1	24:BA:1434:A:H4'	2.20	0.41
24:BA:1449:G:N2	24:BA:1463:C:O2	2.54	0.41
24:BA:1865:U:C5	24:BA:1875:G:N1	2.88	0.41
24:BA:1914:C:O2	24:BA:1914:C:O4'	2.38	0.41
24:BA:1973:G:H2'	24:BA:1974:C:O4'	2.21	0.41
24:BA:1979:U:C2'	24:BA:1980:G:H5'	2.51	0.41
24:BA:217:A:H2'	24:BA:218:A:O4'	2.21	0.41
24:BA:227:A:H4'	24:BA:228:C:OP1	2.20	0.41
24:BA:232:G:H4'	24:BA:233:A:OP1	2.20	0.41
24:BA:2344:U:C2	51:B1:35:LEU:HD22	2.56	0.41
24:BA:827:U:OP1	24:BA:2429:G:OP2	2.39	0.41
24:BA:2553:G:H2'	24:BA:2554:U:O4'	2.21	0.41
24:BA:2583:G:H2'	24:BA:2584:U:O4'	2.20	0.41
24:BA:2581:G:C5	24:BA:2610:C:C4	3.09	0.41
24:BA:2627:G:H2'	24:BA:2781:A:C2	2.56	0.41
24:BA:2628:C:H1'	24:BA:2781:A:N3	2.36	0.41
24:BA:2816:G:C4	24:BA:2831:G:N2	2.89	0.41
24:BA:392:U:C2	24:BA:393:C:C5	3.09	0.41
24:BA:448:U:O2	24:BA:448:U:C2'	2.69	0.41
24:BA:483:A:C2'	24:BA:484:C:O5'	2.67	0.41
24:BA:657:U:H2'	24:BA:658:U:H6	1.79	0.41
24:BA:671:C:C2	24:BA:672:C:C5	3.09	0.41
24:BA:734:A:C5	24:BA:735:A:C8	3.09	0.41
24:BA:882:G:O6	24:BA:894:U:O2	2.39	0.41
25:BB:73:A:C4	25:BB:74:U:C6	3.09	0.41
26:BC:141:HIS:CE1	26:BC:190:THR:HG23	2.56	0.41
24:BA:729:G:P	26:BC:206:LYS:HE3	2.61	0.41
30:BG:120:ILE:HD13	30:BG:134:GLY:HA3	2.02	0.41
31:BH:129:GLU:HG2	31:BH:130:VAL:N	2.36	0.41
31:BH:55:GLU:O	31:BH:56:ALA:C	2.59	0.41
33:BJ:65:THR:HG22	33:BJ:68:LYS:HZ2	1.83	0.41
34:BK:103:VAL:HG22	34:BK:107:LEU:CD1	2.51	0.41
37:BN:29:VAL:CG1	37:BN:75:ILE:HG23	2.51	0.41
37:BN:56:LYS:C	37:BN:57:THR:OG1	2.58	0.41
40:BQ:46:TYR:C	40:BQ:46:TYR:HD1	2.23	0.41
42:BS:21:ALA:C	42:BS:23:LEU:N	2.74	0.41
43:BT:64:LYS:C	43:BT:64:LYS:HD2	2.40	0.41
45:BV:30:ILE:HB	45:BV:38:LEU:HD12	2.03	0.41
45:BV:52:ALA:O	45:BV:53:LYS:CB	2.68	0.41
47:BX:4:CYS:O	47:BX:6:VAL:N	2.54	0.41
48:BY:9:LYS:O	48:BY:12:GLU:HB2	2.20	0.41

Continued on next page...

Continued from previous page...

Atom-1	Atom-2	Interatomic distance (Å)	Clash overlap (Å)
49:BZ:19:HIS:O	49:BZ:22:THR:HB	2.20	0.41
1:CA:1067:A:H4'	1:CA:1068:G:O5'	2.19	0.41
1:CA:1243:C:O2	1:CA:1243:C:C3'	2.68	0.41
1:CA:1261:A:C6	1:CA:1275:A:N9	2.89	0.41
1:CA:1494:G:C2'	1:CA:1495:U:H5'	2.51	0.41
1:CA:295:C:H2'	1:CA:296:U:O4'	2.21	0.41
1:CA:383:A:H5''	1:CA:384:G:OP2	2.20	0.41
1:CA:419:C:C2	1:CA:420:U:C6	3.08	0.41
1:CA:428:G:C1'	1:CA:430:A:C8	3.03	0.41
1:CA:597:G:H1'	17:CQ:28:PHE:CZ	2.55	0.41
1:CA:702:A:H3'	1:CA:703:G:H8	1.85	0.41
1:CA:702:A:O5'	1:CA:703:G:N7	2.54	0.41
1:CA:803:G:OP1	59:CA:1801:HOH:O	2.21	0.41
1:CA:577:G:C8	1:CA:816:A:N1	2.89	0.41
1:CA:926:G:C6	1:CA:1505:G:C5	3.08	0.41
2:CB:133:GLU:O	2:CB:134:ALA:O	2.39	0.41
2:CB:114:LEU:CD1	2:CB:144:LEU:CD1	2.99	0.41
2:CB:47:VAL:HG22	2:CB:48:PRO:CD	2.51	0.41
4:CD:29:ASP:O	4:CD:31:LYS:CE	2.69	0.41
6:CF:32:ALA:O	6:CF:34:GLY:N	2.54	0.41
7:CG:134:ALA:C	7:CG:136:LYS:N	2.74	0.41
10:CJ:81:GLU:OE1	10:CJ:84:VAL:HG21	2.21	0.41
11:CK:87:LYS:HE2	11:CK:113:VAL:HB	2.03	0.41
11:CK:15:GLN:C	11:CK:16:VAL:HG22	2.40	0.41
12:CL:104:CYS:SG	12:CL:105:SER:N	2.94	0.41
12:CL:56:ARG:CG	12:CL:57:LEU:N	2.83	0.41
12:CL:86:ARG:CG	12:CL:87:VAL:N	2.84	0.41
14:CN:35:ALA:CB	14:CN:41:ARG:HB3	2.50	0.41
14:CN:48:LEU:O	14:CN:49:GLN:CB	2.68	0.41
18:CR:45:THR:HG23	18:CR:46:GLY:N	2.36	0.41
19:CS:80:TYR:O	19:CS:81:ARG:HB2	2.21	0.41
1:CA:261:U:C5	20:CT:74:ARG:CZ	3.03	0.41
22:CV:30:G:O5'	22:CV:30:G:H8	2.04	0.41
55:CY:109:ARG:O	55:CY:113:LEU:HB3	2.21	0.41
55:CY:85:SER:O	55:CY:87:LEU:HG	2.20	0.41
53:D3:7:ARG:HE	53:D3:7:ARG:HA	1.86	0.41
24:DA:1249:U:H4'	40:DQ:3:VAL:HG22	2.03	0.41
24:DA:1315:C:C2	24:DA:1338:G:C2	3.08	0.41
24:DA:1416:G:O2'	24:DA:1417:C:C6	2.74	0.41
24:DA:1561:C:C2'	24:DA:1562:U:H5'	2.51	0.41
24:DA:1659:G:C4	24:DA:2002:G:C2	3.09	0.41

Continued on next page...

Continued from previous page...

Atom-1	Atom-2	Interatomic distance (Å)	Clash overlap (Å)
24:DA:1705:A:N6	24:DA:1706:C:N4	2.69	0.41
24:DA:1842:G:C2	24:DA:1843:C:C2	3.08	0.41
24:DA:2014:A:H2'	24:DA:2015:A:N7	2.35	0.41
24:DA:217:A:N6	24:DA:218:A:C6	2.89	0.41
24:DA:2543:G:H2'	24:DA:2544:G:C8	2.55	0.41
24:DA:752:A:H62	24:DA:2609:U:H3	1.68	0.41
24:DA:335:C:N3	24:DA:336:C:C5	2.89	0.41
24:DA:38:A:O2'	28:DE:44:ARG:N	2.54	0.41
24:DA:570:G:H2'	24:DA:2030:A:C8	2.55	0.41
24:DA:607:U:C2'	24:DA:608:A:H5'	2.51	0.41
24:DA:751:A:C6	24:DA:789:A:C5	3.08	0.41
24:DA:805:G:OP2	35:DL:41:ARG:CG	2.68	0.41
24:DA:856:G:N2	24:DA:922:C:C2	2.89	0.41
25:DB:53:A:C2	25:DB:54:G:C4	3.10	0.41
26:DC:129:LEU:HB2	26:DC:134:ILE:CD1	2.51	0.41
26:DC:12:ARG:HD3	26:DC:12:ARG:O	2.21	0.41
26:DC:134:ILE:HA	26:DC:135:PRO:HD3	1.86	0.41
28:DE:138:LEU:HD23	28:DE:143:LEU:HD12	2.02	0.41
28:DE:162:ARG:HE	28:DE:162:ARG:N	2.19	0.41
29:DF:9:ASP:C	29:DF:13:LYS:HE2	2.41	0.41
29:DF:45:ASP:N	29:DF:48:LEU:HD21	2.36	0.41
30:DG:35:THR:HG22	30:DG:36:LEU:N	2.36	0.41
31:DH:88:GLY:HA3	31:DH:125:THR:OG1	2.21	0.41
32:DI:20:SER:O	32:DI:21:PRO:C	2.59	0.41
33:DJ:4:PHE:CE2	33:DJ:6:ALA:HB2	2.56	0.41
33:DJ:93:ILE:CG2	33:DJ:97:PRO:HB3	2.51	0.41
36:DM:82:MET:HB2	36:DM:82:MET:HE2	1.82	0.41
39:DP:112:ARG:O	39:DP:113:LEU:CG	2.69	0.41
24:DA:1250:G:H5''	40:DQ:5:ARG:HD3	2.02	0.41
41:DR:38:VAL:HG11	41:DR:57:GLY:O	2.21	0.41
42:DS:105:VAL:O	42:DS:105:VAL:HG13	2.19	0.41
42:DS:24:ILE:O	42:DS:26:GLY:N	2.53	0.41
24:DA:64:A:OP1	43:DT:77:ARG:CD	2.69	0.41
44:DU:35:VAL:O	44:DU:36:GLU:C	2.59	0.41
45:DV:31:TYR:HB3	45:DV:37:PRO:HB3	2.03	0.41
48:DY:23:ARG:NE	48:DY:23:ARG:HA	2.37	0.41
1:AA:1160:G:N7	1:AA:1161:C:C4	2.89	0.40
1:AA:127:G:C6	1:AA:128:G:C5	3.09	0.40
1:AA:1346:A:O4'	1:AA:1348:U:N1	2.54	0.40
1:AA:1409:C:C4	1:AA:1410:A:N7	2.89	0.40
1:AA:1436:U:H2'	1:AA:1437:A:H8	1.83	0.40

Continued on next page...

Continued from previous page...

Atom-1	Atom-2	Interatomic distance (Å)	Clash overlap (Å)
1:AA:1473:G:O2'	1:AA:1474:U:H5'	2.22	0.40
1:AA:361:G:H3'	1:AA:361:G:C8	2.56	0.40
1:AA:364:A:C2	1:AA:365:U:O4	2.74	0.40
1:AA:412:A:H3'	1:AA:413:G:C5'	2.52	0.40
1:AA:501:C:H3'	1:AA:501:C:C6	2.56	0.40
1:AA:626:G:H2'	1:AA:627:G:C8	2.56	0.40
1:AA:633:G:H2'	1:AA:634:C:C6	2.54	0.40
1:AA:600:A:C6	1:AA:639:G:C6	3.09	0.40
1:AA:689:C:OP1	11:AK:48:GLY:HA3	2.21	0.40
1:AA:772:U:O2'	1:AA:773:G:H5'	2.21	0.40
1:AA:949:A:C4	1:AA:950:U:C6	3.09	0.40
2:AB:177:ASN:OD1	2:AB:177:ASN:N	2.54	0.40
2:AB:221:VAL:O	2:AB:222:ARG:C	2.60	0.40
3:AC:106:VAL:O	3:AC:106:VAL:HG22	2.21	0.40
3:AC:139:GLN:HG3	3:AC:143:ARG:HG3	2.02	0.40
1:AA:1057:G:C5'	3:AC:154:SER:O	2.69	0.40
3:AC:206:GLU:N	3:AC:206:GLU:OE1	2.54	0.40
4:AD:135:TYR:CE1	4:AD:136:GLN:O	2.74	0.40
4:AD:62:ARG:HG3	4:AD:72:PHE:CD1	2.56	0.40
5:AE:107:ALA:CB	5:AE:125:ALA:HB3	2.51	0.40
8:AH:83:LEU:HD13	8:AH:84:ARG:O	2.21	0.40
10:AJ:15:HIS:ND1	10:AJ:16:ARG:N	2.69	0.40
11:AK:72:ASP:C	11:AK:74:VAL:N	2.73	0.40
14:AN:7:ALA:O	14:AN:11:LYS:HG2	2.22	0.40
17:AQ:53:CYS:SG	17:AQ:54:GLY:N	2.94	0.40
20:AT:73:ALA:O	20:AT:77:ALA:HB2	2.21	0.40
20:AT:80:THR:CA	20:AT:83:ILE:HG23	2.50	0.40
20:AT:80:THR:O	20:AT:83:ILE:N	2.54	0.40
20:AT:86:LEU:O	20:AT:87:ALA:C	2.59	0.40
21:AU:14:VAL:O	21:AU:16:LEU:HD11	2.22	0.40
22:AV:38:A:N7	22:AV:39:U:C5	2.89	0.40
22:AV:74:C:N3	24:BA:2253:G:C2	2.89	0.40
24:BA:1309:G:H4'	52:B2:7:PRO:HB2	2.03	0.40
24:BA:1090:A:N6	24:BA:1102:C:C2	2.89	0.40
24:BA:109:C:H2'	24:BA:110:G:O4'	2.21	0.40
24:BA:1176:U:N3	24:BA:1177:G:C6	2.89	0.40
24:BA:942:G:O2'	24:BA:1189:A:H1'	2.20	0.40
24:BA:1221:C:C4	24:BA:1222:U:C4	3.10	0.40
24:BA:1362:C:H2'	24:BA:1363:C:H6	1.86	0.40
24:BA:1421:G:C2	24:BA:1422:G:C5	3.08	0.40
24:BA:142:A:H2'	24:BA:143:C:O5'	2.20	0.40

Continued on next page...

Continued from previous page...

Atom-1	Atom-2	Interatomic distance (Å)	Clash overlap (Å)
24:BA:1474:U:C4	24:BA:1475:G:N2	2.90	0.40
24:BA:1534:U:O2'	24:BA:1537:G:O6	2.39	0.40
24:BA:1564:C:C2	24:BA:1565:C:C5	3.09	0.40
24:BA:1744:A:C2	24:BA:1745:A:N9	2.89	0.40
24:BA:1773:A:C2'	24:BA:1774:C:H5'	2.51	0.40
24:BA:2019:A:C2'	24:BA:2020:A:O5'	2.70	0.40
24:BA:2146:C:H4'	24:BA:2147:A:C8	2.56	0.40
24:BA:964:C:O2'	24:BA:2273:A:N3	2.35	0.40
24:BA:2295:C:N3	24:BA:2296:U:C5	2.89	0.40
24:BA:2412:A:H2'	24:BA:2413:G:H5'	2.02	0.40
24:BA:2420:C:OP1	53:B3:33:THR:HB	2.21	0.40
24:BA:2681:C:C4	24:BA:2724:U:C5	3.08	0.40
24:BA:2843:G:H2'	24:BA:2844:G:O4'	2.21	0.40
24:BA:228:C:O2	24:BA:418:C:H4'	2.21	0.40
24:BA:433:C:C2	24:BA:434:U:C5	3.09	0.40
24:BA:509:C:O2'	24:BA:510:C:P	2.79	0.40
24:BA:616:A:H2'	24:BA:617:G:O5'	2.21	0.40
24:BA:667:U:O2	24:BA:667:U:C2'	2.68	0.40
24:BA:68:G:H2'	24:BA:69:C:O4'	2.21	0.40
24:BA:838:C:H2'	24:BA:839:U:O4'	2.22	0.40
24:BA:881:G:N2	24:BA:895:U:H1'	2.37	0.40
24:BA:947:A:H2'	24:BA:948:C:C6	2.57	0.40
25:BB:114:C:H4'	38:BO:47:VAL:HG12	2.03	0.40
26:BC:71:ASP:HA	26:BC:117:SER:O	2.20	0.40
26:BC:124:LYS:HG2	26:BC:127:ASN:ND2	2.36	0.40
26:BC:14:HIS:O	26:BC:203:VAL:HG23	2.21	0.40
26:BC:210:ALA:C	26:BC:212:TRP:H	2.24	0.40
26:BC:24:HIS:CB	26:BC:81:GLU:CG	2.99	0.40
27:BD:159:LYS:HD2	27:BD:160:LYS:H	1.86	0.40
28:BE:72:SER:O	28:BE:74:LYS:N	2.54	0.40
29:BF:121:PHE:CE2	29:BF:127:TYR:HB2	2.56	0.40
29:BF:141:ASP:O	29:BF:143:ASP:N	2.54	0.40
29:BF:3:LEU:HA	29:BF:6:TYR:CB	2.50	0.40
29:BF:1:ALA:HB1	29:BF:4:HIS:CB	2.51	0.40
24:BA:2298:A:O3'	29:BF:71:LYS:HE3	2.22	0.40
31:BH:117:LEU:HD13	31:BH:121:VAL:HG22	2.04	0.40
33:BJ:114:LEU:HG	33:BJ:118:MET:HE3	2.03	0.40
33:BJ:114:LEU:O	33:BJ:115:GLY:C	2.59	0.40
34:BK:79:PHE:CD1	34:BK:79:PHE:N	2.88	0.40
36:BM:18:ARG:HE	36:BM:18:ARG:CA	2.34	0.40
36:BM:49:ALA:CB	36:BM:124:LEU:HD21	2.51	0.40

Continued on next page...

Continued from previous page...

Atom-1	Atom-2	Interatomic distance (Å)	Clash overlap (Å)
36:BM:53:MET:HG3	36:BM:120:ALA:HB2	2.03	0.40
37:BN:33:ILE:CD1	37:BN:114:GLU:HB3	2.50	0.40
37:BN:33:ILE:HG13	37:BN:118:ARG:NE	2.36	0.40
37:BN:28:LEU:O	37:BN:32:GLU:CA	2.69	0.40
37:BN:75:ILE:O	37:BN:79:LEU:HB2	2.21	0.40
37:BN:90:ARG:HG2	37:BN:94:TYR:CD1	2.56	0.40
25:BB:7:G:O3'	38:BO:29:HIS:CE1	2.74	0.40
39:BP:38:ARG:HH21	39:BP:38:ARG:CB	2.34	0.40
40:BQ:42:GLY:O	40:BQ:45:ALA:HB3	2.20	0.40
43:BT:8:LEU:HD22	48:BY:21:LEU:CD2	2.51	0.40
44:BU:95:PHE:CZ	44:BU:102:ILE:CD1	3.04	0.40
45:BV:89:ILE:CG2	45:BV:90:ASP:N	2.84	0.40
49:BZ:28:LEU:N	49:BZ:28:LEU:HD12	2.36	0.40
49:BZ:44:ARG:O	49:BZ:47:ILE:HG13	2.21	0.40
1:CA:1099:G:C6	1:CA:1100:C:O2	2.74	0.40
1:CA:1145:A:C1'	1:CA:1146:A:OP2	2.69	0.40
1:CA:1257:A:H4'	1:CA:1258:G:OP2	2.21	0.40
1:CA:1246:A:C2	1:CA:1292:G:N1	2.90	0.40
1:CA:1334:G:H3'	1:CA:1335:U:H5'	2.03	0.40
1:CA:288:A:H2'	1:CA:289:G:H4'	2.03	0.40
1:CA:58:C:C2'	1:CA:388:G:N7	2.84	0.40
1:CA:404:G:C4	1:CA:405:U:C5	3.09	0.40
1:CA:444:G:C5	1:CA:491:G:N1	2.88	0.40
1:CA:453:G:C5	1:CA:454:G:N7	2.89	0.40
1:CA:532:A:H4'	1:CA:533:A:OP2	2.21	0.40
1:CA:560:A:H5'	1:CA:566:G:N2	2.36	0.40
1:CA:626:G:N1	1:CA:627:G:C6	2.89	0.40
2:CB:131:LYS:HA	2:CB:131:LYS:HE3	2.01	0.40
2:CB:180:GLY:O	2:CB:181:ILE:C	2.60	0.40
3:CC:22:TRP:CH2	3:CC:36:ASP:CG	2.94	0.40
4:CD:168:PRO:HG2	4:CD:171:LEU:HD12	2.03	0.40
4:CD:78:GLU:HA	4:CD:81:ARG:CB	2.51	0.40
4:CD:87:GLY:O	4:CD:90:LEU:CD1	2.68	0.40
5:CE:152:MET:O	5:CE:156:LYS:HB3	2.21	0.40
6:CF:27:ALA:O	6:CF:30:THR:HG22	2.21	0.40
7:CG:16:PRO:HD2	7:CG:44:TYR:OH	2.21	0.40
8:CH:36:ILE:HG13	8:CH:37:ALA:N	2.36	0.40
10:CJ:6:ILE:HA	10:CJ:6:ILE:HD13	1.95	0.40
10:CJ:6:ILE:O	10:CJ:76:ILE:HG23	2.20	0.40
11:CK:51:GLY:O	11:CK:52:PHE:O	2.38	0.40
11:CK:84:VAL:HG12	11:CK:110:ILE:HG22	2.02	0.40

Continued on next page...

Continued from previous page...

Atom-1	Atom-2	Interatomic distance (Å)	Clash overlap (Å)
11:CK:96:THR:OG1	11:CK:97:ILE:N	2.54	0.40
12:CL:51:LYS:N	12:CL:51:LYS:CD	2.80	0.40
15:CO:36:ILE:HD11	15:CO:60:VAL:HG22	2.02	0.40
17:CQ:31:HIS:N	17:CQ:36:LYS:O	2.54	0.40
18:CR:25:ASP:CG	18:CR:28:THR:HG22	2.42	0.40
18:CR:60:LYS:HA	18:CR:63:ARG:CD	2.51	0.40
19:CS:20:GLU:HA	19:CS:23:VAL:HG22	2.04	0.40
20:CT:81:ALA:O	20:CT:85:LYS:HG3	2.21	0.40
21:CU:8:GLU:HG3	21:CU:16:LEU:CD1	2.48	0.40
22:CV:13:C:H2'	22:CV:14:A:H5'	2.01	0.40
22:CV:67:C:N4	22:CV:68:C:N4	2.68	0.40
22:CV:6:G:N2	22:CV:68:C:C2	2.89	0.40
55:CY:20:PHE:HB2	55:CY:124:ALA:CB	2.50	0.40
55:CY:50:PRO:O	55:CY:51:LEU:C	2.58	0.40
51:D1:24:LYS:HD2	51:D1:51:ALA:HB1	2.02	0.40
52:D2:3:ARG:NH1	52:D2:4:THR:HG22	2.37	0.40
53:D3:16:THR:HG22	53:D3:19:GLY:H	1.84	0.40
54:D4:10:LEU:CD1	54:D4:33:HIS:CE1	3.03	0.40
24:DA:1082:U:OP1	32:DI:123:ALA:HB3	2.21	0.40
24:DA:1459:G:C6	24:DA:1461:C:C4	3.09	0.40
24:DA:1486:U:H2'	24:DA:1487:U:C6	2.56	0.40
24:DA:1428:C:C5	24:DA:1569:A:H5'	2.57	0.40
24:DA:1878:G:C5	24:DA:1879:C:C4	3.09	0.40
24:DA:1878:G:C2	24:DA:1879:C:C2	3.09	0.40
24:DA:1918:A:O2'	24:DA:1920:C:C4	2.74	0.40
24:DA:2112:G:N3	24:DA:2112:G:H2'	2.36	0.40
24:DA:2129:C:H3'	24:DA:2130:U:C5'	2.51	0.40
24:DA:2330:G:C2'	46:DW:44:LYS:NZ	2.78	0.40
24:DA:2522:U:C2'	24:DA:2523:G:H5'	2.51	0.40
24:DA:2531:A:OP1	30:DG:174:LYS:HE2	2.21	0.40
24:DA:2689:U:C2	24:DA:2713:U:C6	3.09	0.40
24:DA:2749:A:N6	24:DA:2750:A:C6	2.89	0.40
24:DA:275:C:H2'	24:DA:276:U:H4'	2.03	0.40
24:DA:2829:A:C6	24:DA:2830:C:C4	3.09	0.40
24:DA:283:G:C2'	24:DA:284:U:H5'	2.51	0.40
24:DA:416:U:H2'	24:DA:417:C:C6	2.57	0.40
24:DA:447:A:OP2	59:DA:3210:HOH:O	2.21	0.40
24:DA:49:A:H5''	24:DA:51:G:O4'	2.21	0.40
24:DA:675:A:H4'	28:DE:62:GLN:OE1	2.21	0.40
24:DA:708:G:N2	24:DA:724:U:H1'	2.37	0.40
24:DA:785:G:C6	24:DA:786:C:C4	3.09	0.40

Continued on next page...

Continued from previous page...

Atom-1	Atom-2	Interatomic distance (Å)	Clash overlap (Å)
26:DC:244:VAL:HA	26:DC:251:THR:H	1.86	0.40
26:DC:30:ALA:C	26:DC:32:LEU:H	2.25	0.40
27:DD:160:LYS:H	27:DD:160:LYS:NZ	2.18	0.40
28:DE:48:THR:HG22	28:DE:51:GLU:HG2	2.03	0.40
29:DF:67:THR:OG1	29:DF:85:GLY:C	2.58	0.40
31:DH:29:PHE:CD2	31:DH:30:LEU:HD12	2.56	0.40
32:DI:110:GLN:O	32:DI:111:THR:C	2.59	0.40
33:DJ:48:VAL:CG1	33:DJ:50:THR:HG23	2.50	0.40
34:DK:114:LYS:N	34:DK:114:LYS:HD2	2.36	0.40
34:DK:97:THR:O	34:DK:97:THR:HG23	2.21	0.40
36:DM:73:ILE:HG21	36:DM:91:TYR:CZ	2.56	0.40
37:DN:48:VAL:HG12	37:DN:52:ILE:CD1	2.51	0.40
37:DN:53:THR:HA	37:DN:56:LYS:HD2	2.03	0.40
37:DN:26:GLY:CA	37:DN:75:ILE:HD11	2.47	0.40
41:DR:96:VAL:HG23	41:DR:96:VAL:O	2.21	0.40
43:DT:41:ALA:C	43:DT:43:ILE:N	2.74	0.40
44:DU:28:LEU:C	44:DU:30:SER:H	2.24	0.40
46:DW:51:VAL:HG22	46:DW:51:VAL:O	2.19	0.40
1:AA:1072:G:H22	1:AA:1104:G:H1'	1.87	0.40
1:AA:1103:C:H5''	2:AB:97:LEU:HD23	2.03	0.40
1:AA:1113:C:O2	1:AA:1113:C:H2'	2.20	0.40
1:AA:1195:C:C2	1:AA:1197:A:C8	3.09	0.40
1:AA:1366:C:H2'	1:AA:1367:C:C6	2.56	0.40
1:AA:226:G:O2'	1:AA:227:G:H5'	2.21	0.40
1:AA:276:G:C6	1:AA:277:C:C5	3.09	0.40
1:AA:49:U:C5	1:AA:364:A:C6	3.09	0.40
1:AA:448:A:N7	1:AA:486:U:N3	2.69	0.40
1:AA:778:G:C6	1:AA:779:C:C4	3.10	0.40
1:AA:87:C:H2'	1:AA:88:U:C6	2.56	0.40
1:AA:810:C:O2	1:AA:899:C:N4	2.54	0.40
1:AA:890:G:O2'	1:AA:906:A:N6	2.54	0.40
1:AA:976:G:H5'	1:AA:977:A:OP1	2.21	0.40
2:AB:17:GLY:C	2:AB:18:HIS:CG	2.95	0.40
2:AB:28:LYS:N	2:AB:29:PRO:CD	2.83	0.40
3:AC:2:GLY:C	3:AC:3:GLN:CG	2.90	0.40
3:AC:42:TYR:CZ	3:AC:46:GLU:OE1	2.74	0.40
4:AD:142:VAL:O	4:AD:180:GLY:O	2.38	0.40
4:AD:51:TYR:O	4:AD:54:GLN:HG2	2.20	0.40
4:AD:91:LEU:HD23	4:AD:94:LEU:HD12	2.03	0.40
6:AF:4:TYR:CE2	6:AF:6:ILE:HG12	2.55	0.40
7:AG:65:ALA:HB1	7:AG:127:ALA:HB3	2.02	0.40

Continued on next page...

Continued from previous page...

Atom-1	Atom-2	Interatomic distance (Å)	Clash overlap (Å)
1:AA:1007:U:OP1	14:AN:18:LYS:CE	2.69	0.40
18:AR:50:LYS:C	18:AR:52:GLN:N	2.74	0.40
19:AS:13:LEU:HA	19:AS:16:LEU:HD23	2.02	0.40
19:AS:20:GLU:HA	19:AS:23:VAL:CG1	2.51	0.40
19:AS:22:ALA:HB1	19:AS:27:ASP:HA	2.01	0.40
20:AT:37:ALA:O	20:AT:40:GLU:N	2.54	0.40
22:AV:39:U:H2'	22:AV:40:C:H6	1.86	0.40
52:B2:16:HIS:HB2	52:B2:21:ARG:HH12	1.86	0.40
24:BA:1055:G:O6	24:BA:1056:G:C6	2.74	0.40
24:BA:1062:G:C2	24:BA:1063:G:N1	2.89	0.40
24:BA:1145:C:H2'	24:BA:1146:C:O5'	2.21	0.40
24:BA:1324:G:C2	24:BA:1328:A:N6	2.89	0.40
24:BA:1422:G:C2	24:BA:1423:G:N9	2.89	0.40
24:BA:1456:G:C5	24:BA:1457:U:C5	3.09	0.40
24:BA:1474:U:C4	24:BA:1475:G:N1	2.88	0.40
24:BA:121:G:C4'	24:BA:149:A:H5'	2.46	0.40
24:BA:1346:G:C6	24:BA:1601:G:C6	3.10	0.40
24:BA:1747:U:H2'	24:BA:1748:C:H6	1.85	0.40
1:AA:1494:G:OP2	24:BA:1913:A:N6	2.54	0.40
24:BA:1950:G:N7	24:BA:1951:U:C5	2.89	0.40
24:BA:2127:G:O3'	24:BA:2128:G:O4'	2.39	0.40
24:BA:2284:A:H2'	24:BA:2285:C:O5'	2.20	0.40
24:BA:230:G:O2'	24:BA:231:A:H5'	2.21	0.40
24:BA:2328:A:H61	24:BA:2386:A:N6	2.19	0.40
24:BA:2415:G:N3	24:BA:2415:G:H2'	2.36	0.40
24:BA:2466:C:H5''	54:B4:6:SER:HB3	2.02	0.40
24:BA:2511:U:C5	24:BA:2512:C:C5	3.09	0.40
24:BA:2783:U:C2	24:BA:2784:U:C5	3.09	0.40
24:BA:2799:A:C6	24:BA:2801:G:C6	3.09	0.40
24:BA:301:G:OP1	24:BA:301:G:H4'	2.20	0.40
24:BA:301:G:C4	24:BA:302:C:C5	3.09	0.40
24:BA:538:A:OP2	57:BA:3166:NMY:H171	2.21	0.40
24:BA:493:G:H2'	24:BA:494:G:O4'	2.21	0.40
24:BA:753:A:H2'	24:BA:754:U:H6	1.85	0.40
24:BA:848:C:O2	24:BA:933:A:C2	2.74	0.40
24:BA:974:G:C4	24:BA:1186:G:C2	3.09	0.40
24:BA:982:C:H5''	24:BA:983:A:P	2.61	0.40
29:BF:100:GLU:O	29:BF:103:ILE:HG23	2.21	0.40
29:BF:3:LEU:HD13	29:BF:172:PHE:CE2	2.57	0.40
29:BF:56:LEU:O	29:BF:60:SER:OG	2.26	0.40
29:BF:78:ILE:HG23	29:BF:78:ILE:O	2.21	0.40

Continued on next page...

Continued from previous page...

Atom-1	Atom-2	Interatomic distance (Å)	Clash overlap (Å)
33:BJ:59:ALA:O	33:BJ:62:VAL:HG13	2.21	0.40
34:BK:102:PRO:HB3	34:BK:121:GLU:HB3	2.03	0.40
34:BK:13:ASN:O	34:BK:14:SER:C	2.60	0.40
35:BL:28:GLY:O	35:BL:29:LYS:C	2.58	0.40
35:BL:91:ASP:OD1	35:BL:94:THR:HB	2.21	0.40
36:BM:121:ALA:HB1	36:BM:128:THR:HG21	2.03	0.40
36:BM:54:THR:O	36:BM:55:ARG:C	2.59	0.40
36:BM:69:PRO:HB3	36:BM:94:ALA:N	2.36	0.40
37:BN:98:LEU:O	37:BN:112:TYR:HB2	2.22	0.40
40:BQ:78:PHE:CE1	40:BQ:82:LEU:HD11	2.57	0.40
45:BV:44:HIS:CE1	45:BV:85:LYS:HG3	2.56	0.40
48:BY:49:ASP:O	48:BY:50:VAL:C	2.59	0.40
49:BZ:22:THR:HG23	49:BZ:46:MET:HG2	2.03	0.40
1:CA:100:G:H2'	1:CA:101:A:O5'	2.21	0.40
1:CA:1053:G:H4'	1:CA:1055:A:OP1	2.20	0.40
1:CA:1154:G:N3	1:CA:1154:G:H2'	2.35	0.40
1:CA:1262:C:C4	1:CA:1263:C:N4	2.90	0.40
1:CA:1317:C:OP1	14:CN:57:PRO:HD2	2.22	0.40
1:CA:136:C:H1'	16:CP:1:MET:HE2	2.03	0.40
1:CA:146:G:C2	1:CA:177:G:C8	3.09	0.40
1:CA:198:G:C2	1:CA:199:A:C8	3.09	0.40
1:CA:255:G:O2'	1:CA:256:U:H5'	2.21	0.40
1:CA:342:C:C2	1:CA:348:G:N2	2.89	0.40
1:CA:65:A:C5	1:CA:381:C:C5	3.09	0.40
1:CA:539:A:N6	1:CA:540:G:O6	2.54	0.40
1:CA:560:A:N7	1:CA:566:G:C4	2.89	0.40
1:CA:631:C:C5'	1:CA:632:U:H5'	2.50	0.40
1:CA:704:A:N6	1:CA:705:G:C6	2.88	0.40
1:CA:760:G:C8	1:CA:761:G:N7	2.89	0.40
2:CB:107:VAL:O	2:CB:109:GLN:N	2.54	0.40
4:CD:78:GLU:CD	4:CD:78:GLU:N	2.75	0.40
5:CE:133:PRO:C	5:CE:135:ASN:N	2.70	0.40
6:CF:57:ALA:O	6:CF:58:HIS:O	2.39	0.40
6:CF:61:LEU:HG	6:CF:62:MET:H	1.86	0.40
7:CG:114:LYS:HG3	7:CG:118:LEU:HD23	2.04	0.40
1:CA:1343:G:H4'	9:CI:124:ARG:HG2	2.03	0.40
11:CK:32:VAL:O	11:CK:33:THR:HG23	2.21	0.40
11:CK:84:VAL:O	11:CK:85:MET:C	2.60	0.40
13:CM:19:LEU:HD12	13:CM:20:THR:N	2.36	0.40
14:CN:64:CYS:C	14:CN:83:LYS:NZ	2.74	0.40
15:CO:46:HIS:O	15:CO:48:LYS:N	2.48	0.40

Continued on next page...

Continued from previous page...

Atom-1	Atom-2	Interatomic distance (Å)	Clash overlap (Å)
16:CP:28:ARG:NH2	16:CP:29:ASN:OD1	2.54	0.40
18:CR:39:ILE:HG22	18:CR:40:VAL:N	2.35	0.40
18:CR:52:GLN:HA	18:CR:52:GLN:OE1	2.21	0.40
24:DA:1022:G:C6	24:DA:1141:U:C5	3.09	0.40
24:DA:1094:U:C2	24:DA:1096:A:OP2	2.73	0.40
24:DA:1131:G:C8	33:DJ:77:HIS:CE1	3.09	0.40
24:DA:1022:G:C5	24:DA:1140:C:N4	2.89	0.40
24:DA:1351:C:O3'	24:DA:1571:A:O2'	2.37	0.40
24:DA:1356:G:C6	24:DA:1357:C:N3	2.89	0.40
24:DA:1922:G:O6	24:DA:1923:U:C4	2.75	0.40
24:DA:1933:G:O2'	24:DA:1974:C:H4'	2.21	0.40
24:DA:1936:A:H2	24:DA:1943:U:C4	2.38	0.40
24:DA:2063:C:C4	24:DA:2064:C:C5	3.09	0.40
24:DA:2298:A:N3	24:DA:2321:U:C5	2.89	0.40
24:DA:2519:U:N3	24:DA:2541:A:C2	2.89	0.40
24:DA:452:G:N1	24:DA:453:A:C2	2.89	0.40
24:DA:460:A:C2	24:DA:470:A:C4	3.09	0.40
24:DA:666:A:H2'	24:DA:667:U:H6	1.86	0.40
24:DA:704:G:N2	24:DA:726:G:N3	2.69	0.40
24:DA:885:C:O2	24:DA:885:C:O4'	2.37	0.40
25:DB:93:C:H2'	25:DB:94:A:C8	2.56	0.40
26:DC:125:PRO:HA	26:DC:191:LEU:O	2.20	0.40
26:DC:154:ALA:HA	26:DC:159:THR:HG23	2.02	0.40
28:DE:161:ALA:N	28:DE:162:ARG:NE	2.67	0.40
29:DF:162:ASP:O	29:DF:163:GLU:C	2.59	0.40
30:DG:140:ILE:HG23	30:DG:141:GLY:H	1.86	0.40
31:DH:25:TYR:CD1	31:DH:30:LEU:HD13	2.57	0.40
31:DH:29:PHE:C	31:DH:32:PRO:HD2	2.41	0.40
24:DA:1082:U:P	32:DI:123:ALA:HB1	2.61	0.40
35:DL:23:ILE:O	35:DL:24:GLY:C	2.59	0.40
41:DR:14:VAL:HA	41:DR:18:GLN:OE1	2.20	0.40
1:AA:100:G:N7	1:AA:101:A:C5	2.89	0.40
1:AA:1153:G:H2'	1:AA:1154:G:O5'	2.20	0.40
1:AA:1202:U:H2'	1:AA:1203:C:H5'	2.02	0.40
1:AA:1241:G:C2	1:AA:1242:G:N7	2.89	0.40
1:AA:1415:G:C4	1:AA:1416:G:C8	3.10	0.40
1:AA:1424:U:C2	1:AA:1425:U:C6	3.10	0.40
1:AA:1425:U:C2'	1:AA:1426:G:H5'	2.52	0.40
1:AA:142:G:C2	1:AA:143:A:H1'	2.57	0.40
1:AA:154:U:C2	1:AA:168:G:N2	2.89	0.40
1:AA:20:U:H2'	1:AA:21:G:H5'	2.02	0.40

Continued on next page...

Continued from previous page...

Atom-1	Atom-2	Interatomic distance (Å)	Clash overlap (Å)
1:AA:401:C:O2	1:AA:402:G:C8	2.74	0.40
1:AA:407:U:OP1	4:AD:3:ARG:NH2	2.54	0.40
1:AA:425:G:H2'	1:AA:426:U:C5'	2.51	0.40
1:AA:37:U:O2'	1:AA:547:A:N1	2.40	0.40
1:AA:778:G:C4	1:AA:779:C:C5	3.09	0.40
1:AA:854:U:HO2'	1:AA:855:U:H5'	1.82	0.40
1:AA:906:A:O2'	1:AA:907:A:O4'	2.37	0.40
1:AA:919:A:C2'	1:AA:920:U:O5'	2.69	0.40
1:AA:958:A:N1	1:AA:959:A:N1	2.70	0.40
1:AA:977:A:N6	1:AA:1224:U:O5'	2.55	0.40
1:AA:97:G:C5	1:AA:98:A:H1'	2.56	0.40
2:AB:41:ILE:O	2:AB:42:ASN:O	2.39	0.40
2:AB:47:VAL:HG12	2:AB:48:PRO:N	2.36	0.40
3:AC:116:VAL:HG12	3:AC:200:VAL:HG21	2.02	0.40
3:AC:67:THR:C	3:AC:68:ILE:HG22	2.41	0.40
3:AC:77:ILE:HD12	3:AC:78:GLY:N	2.36	0.40
4:AD:172:GLU:C	4:AD:173:VAL:HG23	2.42	0.40
4:AD:58:LYS:HA	4:AD:200:ILE:HD11	2.03	0.40
5:AE:145:GLU:CG	5:AE:146:ASN:N	2.83	0.40
9:AI:11:ARG:HB3	9:AI:16:ALA:CB	2.52	0.40
9:AI:57:MET:SD	9:AI:58:VAL:CA	3.09	0.40
9:AI:6:TYR:HB3	9:AI:89:GLU:CD	2.42	0.40
13:AM:54:ASP:OD1	13:AM:54:ASP:C	2.60	0.40
15:AO:70:LEU:CB	15:AO:78:TYR:HE1	2.33	0.40
20:AT:78:ASN:O	20:AT:80:THR:N	2.54	0.40
24:BA:1007:C:H4'	33:BJ:109:LEU:O	2.21	0.40
24:BA:1073:A:H2'	24:BA:1074:G:H5'	2.04	0.40
24:BA:116:C:C4	24:BA:117:G:C5	3.08	0.40
24:BA:1189:A:C2'	24:BA:1190:G:O5'	2.69	0.40
24:BA:1324:G:C4	24:BA:1328:A:N6	2.89	0.40
24:BA:1398:C:N4	24:BA:1399:C:N4	2.69	0.40
24:BA:1485:U:H2'	24:BA:1486:U:O4'	2.21	0.40
24:BA:1613:G:N2	59:BA:3313:HOH:O	2.53	0.40
24:BA:170:U:C2'	24:BA:171:U:O5'	2.69	0.40
24:BA:1804:C:H6	24:BA:1804:C:O5'	2.04	0.40
24:BA:1838:C:H4'	24:BA:1839:G:H8	1.85	0.40
24:BA:1875:G:O2'	24:BA:1876:A:H5'	2.22	0.40
24:BA:1963:U:H6	24:BA:1963:U:H3'	1.87	0.40
24:BA:2043:C:H2'	24:BA:2044:C:H6	1.86	0.40
24:BA:2091:C:H1'	47:BX:33:HIS:CD2	2.57	0.40
24:BA:2156:G:C6	24:BA:2157:G:N2	2.89	0.40

Continued on next page...

Continued from previous page...

Atom-1	Atom-2	Interatomic distance (Å)	Clash overlap (Å)
24:BA:2358:A:C2	24:BA:2359:C:H1'	2.55	0.40
24:BA:2392:A:OP2	53:B3:30:HIS:NE2	2.53	0.40
24:BA:2412:A:C5	24:BA:2413:G:C8	3.09	0.40
24:BA:2419:U:C6	53:B3:32:LEU:CD2	3.04	0.40
24:BA:2438:U:O3'	24:BA:2439:A:H3'	2.21	0.40
24:BA:2513:A:C5	24:BA:2514:U:C4	3.09	0.40
24:BA:2703:C:N3	24:BA:2704:C:C4	2.90	0.40
24:BA:2712:C:H2'	24:BA:2714:G:O3'	2.21	0.40
24:BA:2729:G:C5	24:BA:2730:C:C5	3.09	0.40
24:BA:2761:A:C5	24:BA:2762:C:C5	3.10	0.40
24:BA:2886:A:C5	24:BA:2887:A:N7	2.90	0.40
24:BA:340:A:N7	24:BA:341:C:C6	2.89	0.40
24:BA:417:C:O2'	24:BA:418:C:H5'	2.21	0.40
24:BA:262:A:H2	24:BA:430:A:N3	2.18	0.40
24:BA:592:A:C5	24:BA:593:U:C4	3.09	0.40
24:BA:635:C:O2	24:BA:639:U:C5'	2.69	0.40
24:BA:741:U:C2	24:BA:757:G:N2	2.90	0.40
24:BA:877:A:C6	24:BA:899:A:C6	3.10	0.40
24:BA:932:U:O2	24:BA:933:A:C6	2.74	0.40
25:BB:6:G:N1	25:BB:7:G:C6	2.90	0.40
25:BB:96:G:C2'	25:BB:97:C:H5'	2.51	0.40
26:BC:39:SER:C	26:BC:41:GLY:N	2.74	0.40
26:BC:66:PHE:O	26:BC:151:GLY:N	2.50	0.40
27:BD:124:ARG:HB3	27:BD:160:LYS:CE	2.52	0.40
24:BA:2443:C:H5'	28:BE:63:LYS:HZ3	1.86	0.40
28:BE:83:VAL:O	28:BE:84:THR:C	2.59	0.40
29:BF:120:SER:CB	29:BF:127:TYR:CE1	3.02	0.40
30:BG:141:GLY:O	30:BG:145:ALA:CB	2.69	0.40
31:BH:82:SER:C	31:BH:83:LYS:HE2	2.41	0.40
33:BJ:1:MET:O	33:BJ:2:LYS:C	2.59	0.40
33:BJ:64:VAL:CG1	33:BJ:89:PHE:CZ	3.05	0.40
33:BJ:89:PHE:O	33:BJ:92:MET:HB2	2.22	0.40
34:BK:48:PRO:HB2	34:BK:49:ARG:NH1	2.36	0.40
36:BM:70:ASP:OD1	36:BM:70:ASP:N	2.45	0.40
37:BN:102:PHE:O	37:BN:102:PHE:CG	2.74	0.40
37:BN:33:ILE:HD13	37:BN:114:GLU:HB3	2.04	0.40
37:BN:60:VAL:CG1	37:BN:61:ALA:N	2.82	0.40
37:BN:97:ILE:HD12	37:BN:98:LEU:N	2.36	0.40
42:BS:17:VAL:CG2	42:BS:76:VAL:HG21	2.52	0.40
24:BA:483:A:H8	44:BU:44:HIS:CD2	2.39	0.40
45:BV:11:GLU:O	45:BV:12:GLN:CB	2.68	0.40

Continued on next page...

Continued from previous page...

Atom-1	Atom-2	Interatomic distance (Å)	Clash overlap (Å)
45:BV:24:ASN:O	45:BV:44:HIS:HB3	2.20	0.40
45:BV:32:GLY:HA3	45:BV:93:ARG:HG2	2.03	0.40
47:BX:29:LEU:HA	47:BX:29:LEU:HD23	1.82	0.40
49:BZ:26:LEU:CB	49:BZ:28:LEU:CD1	2.99	0.40
49:BZ:9:THR:HG22	49:BZ:54:VAL:HA	2.03	0.40
1:CA:1195:C:H5''	1:CA:1196:A:OP2	2.21	0.40
1:CA:951:G:C4	1:CA:1231:G:C2	3.10	0.40
1:CA:1454:G:C2'	1:CA:1455:G:O5'	2.70	0.40
1:CA:1445:U:O2	1:CA:1458:G:C6	2.74	0.40
1:CA:1492:A:HO2'	1:CA:1493:A:P	2.44	0.40
1:CA:1514:G:H2'	1:CA:1515:G:O5'	2.21	0.40
1:CA:198:G:C5	1:CA:220:G:C2	3.09	0.40
1:CA:310:G:OP1	16:CP:31:ARG:N	2.49	0.40
1:CA:466:A:C2'	1:CA:467:U:C5	3.03	0.40
1:CA:493:A:N3	1:CA:494:G:N1	2.69	0.40
1:CA:503:C:O5'	1:CA:503:C:H6	2.03	0.40
1:CA:636:U:H5''	17:CQ:6:ARG:CG	2.52	0.40
1:CA:673:A:N1	1:CA:674:G:C5	2.90	0.40
1:CA:788:U:H2'	1:CA:788:U:O2	2.20	0.40
1:CA:862:C:C5	1:CA:863:U:H5	2.38	0.40
2:CB:157:LEU:O	2:CB:158:PRO:C	2.59	0.40
3:CC:101:ILE:HD12	3:CC:101:ILE:C	2.42	0.40
3:CC:73:PRO:HG3	3:CC:105:GLU:HB2	2.03	0.40
4:CD:125:VAL:HG23	4:CD:126:ASN:N	2.36	0.40
6:CF:46:GLN:CG	6:CF:47:LEU:N	2.85	0.40
7:CG:16:PRO:HG2	7:CG:44:TYR:CE2	2.56	0.40
8:CH:29:SER:HB3	8:CH:57:PRO:HB3	2.03	0.40
9:CI:57:MET:O	9:CI:58:VAL:C	2.59	0.40
12:CL:2:ALA:O	12:CL:3:THR:C	2.59	0.40
14:CN:3:GLN:OE1	14:CN:6:LYS:NZ	2.36	0.40
15:CO:21:ASP:O	15:CO:27:VAL:HG11	2.20	0.40
16:CP:47:GLU:N	16:CP:47:GLU:OE1	2.53	0.40
17:CQ:63:GLU:N	17:CQ:73:TRP:CE3	2.90	0.40
20:CT:6:SER:OG	20:CT:7:ALA:N	2.54	0.40
21:CU:28:VAL:HG12	21:CU:28:VAL:O	2.20	0.40
11:CK:111:THR:HA	21:CU:4:ILE:O	2.22	0.40
53:D3:28:LEU:HD12	53:D3:32:LEU:HD22	2.04	0.40
24:DA:1079:C:N4	24:DA:1088:A:P	2.94	0.40
24:DA:1092:C:H2'	24:DA:1093:G:O4'	2.21	0.40
24:DA:1146:C:H2'	24:DA:1147:A:O4'	2.22	0.40
24:DA:1484:U:O2	24:DA:1484:U:C2'	2.69	0.40

Continued on next page...

Continued from previous page...

Atom-1	Atom-2	Interatomic distance (Å)	Clash overlap (Å)
24:DA:1494:A:N7	24:DA:1495:A:N7	2.68	0.40
24:DA:1534:U:H3'	24:DA:1536:C:H5	1.87	0.40
24:DA:1657:U:OP1	27:DD:141:ARG:N	2.46	0.40
24:DA:1863:G:N1	24:DA:1880:U:O2	2.53	0.40
24:DA:1917:U:C4	24:DA:1918:A:N7	2.89	0.40
24:DA:2000:C:C2'	24:DA:2001:C:H5'	2.52	0.40
24:DA:2069:G:C2	24:DA:2070:A:C8	3.10	0.40
24:DA:2253:G:C5	24:DA:2254:C:C5	3.09	0.40
24:DA:2305:U:H2'	24:DA:2306:C:C6	2.56	0.40
24:DA:2315:G:H4'	29:DF:124:ARG:HH22	1.86	0.40
24:DA:2480:C:N4	24:DA:2481:G:C6	2.90	0.40
24:DA:2642:G:H2'	24:DA:2643:G:H8	1.85	0.40
24:DA:2678:C:H2'	24:DA:2679:A:C8	2.57	0.40
24:DA:310:A:P	44:DU:15:GLY:HA2	2.61	0.40
24:DA:324:A:H2'	24:DA:325:G:O4'	2.21	0.40
24:DA:381:G:C2'	24:DA:382:A:H5'	2.52	0.40
24:DA:394:C:N4	24:DA:395:U:O4	2.54	0.40
24:DA:528:A:H8	24:DA:528:A:H3'	1.86	0.40
24:DA:536:G:C2'	24:DA:537:G:H5'	2.51	0.40
24:DA:674:G:H5''	28:DE:71:GLY:HA3	2.02	0.40
24:DA:79:C:C2	24:DA:80:G:C8	3.10	0.40
24:DA:817:C:H2'	24:DA:818:G:O4'	2.21	0.40
24:DA:852:U:C4	24:DA:853:C:N4	2.90	0.40
24:DA:956:G:N2	24:DA:960:A:OP2	2.52	0.40
25:DB:78:A:H2'	25:DB:79:G:O4'	2.21	0.40
27:DD:122:VAL:HG23	27:DD:123:LYS:N	2.36	0.40
27:DD:22:ILE:CD1	27:DD:190:LYS:HG3	2.51	0.40
28:DE:129:PRO:HA	28:DE:160:ALA:HB2	2.03	0.40
28:DE:131:THR:CG2	28:DE:162:ARG:HH12	2.34	0.40
28:DE:97:ASN:HB2	28:DE:100:MET:HG2	2.02	0.40
29:DF:98:PHE:HA	29:DF:101:ARG:CZ	2.51	0.40
29:DF:36:ASN:CG	29:DF:37:MET:N	2.75	0.40
30:DG:108:PHE:CE2	30:DG:111:PRO:HA	2.54	0.40
30:DG:137:LYS:O	30:DG:140:ILE:HG22	2.21	0.40
30:DG:154:GLU:HG3	30:DG:155:PRO:HD2	2.04	0.40
30:DG:16:VAL:HG13	30:DG:25:ILE:CD1	2.52	0.40
31:DH:117:LEU:HD23	31:DH:117:LEU:O	2.20	0.40
31:DH:132:PHE:HE2	31:DH:142:VAL:CG2	2.35	0.40
31:DH:25:TYR:CE1	31:DH:30:LEU:HD11	2.56	0.40
34:DK:119:ALA:HA	34:DK:120:PRO:HD3	1.80	0.40
34:DK:38:ILE:HD13	34:DK:92:GLU:OE2	2.21	0.40

Continued on next page...

Continued from previous page...

Atom-1	Atom-2	Interatomic distance (Å)	Clash overlap (Å)
34:DK:90:ASN:O	34:DK:91:SER:CB	2.67	0.40
35:DL:134:ALA:O	35:DL:137:ALA:HB3	2.22	0.40
24:DA:662:G:O3'	35:DL:16:GLY:HA2	2.22	0.40
24:DA:811:U:H2'	35:DL:21:ARG:HA	2.03	0.40
36:DM:29:GLY:HA3	36:DM:106:ASP:HB2	2.02	0.40
24:DA:533:G:O5'	40:DQ:23:TYR:CD1	2.73	0.40
40:DQ:49:ARG:NH2	41:DR:74:ILE:HG13	2.36	0.40
40:DQ:90:ASP:OD1	40:DQ:91:ARG:N	2.55	0.40
40:DQ:90:ASP:N	41:DR:11:GLN:OE1	2.47	0.40
41:DR:23:GLU:O	41:DR:24:LYS:O	2.38	0.40
41:DR:62:GLU:O	41:DR:64:VAL:HG23	2.20	0.40
48:DY:30:MET:HG3	48:DY:31:GLN:N	2.37	0.40
48:DY:13:GLU:HG2	48:DY:57:LEU:CD2	2.51	0.40
1:AA:100:G:C5	1:AA:101:A:C5	3.09	0.40
1:AA:1190:G:OP2	3:AC:5:VAL:HG23	2.21	0.40
1:AA:134:G:H2'	1:AA:135:C:C6	2.57	0.40
1:AA:1357:A:H5''	1:AA:1358:U:OP2	2.22	0.40
1:AA:1361:G:C2'	1:AA:1362:A:H5'	2.50	0.40
1:AA:1404:C:H1'	1:AA:1499:A:C2	2.56	0.40
1:AA:145:G:C6	1:AA:146:G:N7	2.89	0.40
1:AA:184:G:N2	1:AA:194:C:N3	2.69	0.40
1:AA:218:U:H2'	1:AA:219:U:C6	2.56	0.40
1:AA:355:C:C2	1:AA:356:A:C8	3.09	0.40
1:AA:45:G:H2'	1:AA:46:G:O5'	2.22	0.40
1:AA:71:A:N1	1:AA:72:A:C6	2.90	0.40
1:AA:736:C:H2'	1:AA:737:C:C6	2.56	0.40
1:AA:778:G:C5	1:AA:779:C:C4	3.09	0.40
1:AA:815:A:C2	1:AA:1529:G:C4	3.09	0.40
1:AA:837:U:H2'	1:AA:838:G:C8	2.57	0.40
1:AA:904:U:H2'	1:AA:905:U:O2	2.21	0.40
1:AA:9:G:C2	1:AA:10:A:C5	3.08	0.40
2:AB:163:VAL:HG11	2:AB:185:ALA:HA	2.01	0.40
2:AB:47:VAL:O	2:AB:50:PHE:N	2.52	0.40
3:AC:138:VAL:HG12	3:AC:139:GLN:N	2.37	0.40
3:AC:42:TYR:CE1	3:AC:46:GLU:CG	3.04	0.40
4:AD:47:ARG:HG2	4:AD:47:ARG:O	2.22	0.40
7:AG:111:ARG:HD3	7:AG:123:GLU:OE1	2.21	0.40
10:AJ:88:MET:O	10:AJ:89:ARG:HB2	2.22	0.40
11:AK:65:VAL:HA	11:AK:68:GLU:HB2	2.02	0.40
12:AL:42:PRO:HB2	12:AL:43:LYS:H	1.76	0.40
12:AL:75:GLN:HG2	12:AL:76:GLU:HB3	2.02	0.40

Continued on next page...

Continued from previous page...

Atom-1	Atom-2	Interatomic distance (Å)	Clash overlap (Å)
13:AM:42:ASP:OD1	13:AM:42:ASP:C	2.60	0.40
13:AM:60:VAL:C	13:AM:62:LYS:H	2.25	0.40
14:AN:88:ALA:N	14:AN:93:ILE:HD12	2.36	0.40
15:AO:25:THR:O	15:AO:28:GLN:HB2	2.22	0.40
15:AO:70:LEU:HB3	15:AO:78:TYR:CZ	2.57	0.40
15:AO:80:GLN:HA	15:AO:84:ARG:NH1	2.36	0.40
1:AA:376:G:OP1	16:AP:5:ARG:HD3	2.22	0.40
18:AR:57:ARG:HG3	18:AR:61:ARG:NH1	2.37	0.40
19:AS:71:LEU:N	19:AS:71:LEU:HD22	2.35	0.40
20:AT:12:ILE:O	20:AT:13:GLN:C	2.59	0.40
24:BA:1032:A:O3'	54:B4:16:ILE:CD1	2.69	0.40
24:BA:1074:G:C2'	24:BA:1075:C:H5''	2.50	0.40
24:BA:1016:G:N2	24:BA:1146:C:O2	2.54	0.40
24:BA:1302:A:H5'	24:BA:1608:A:OP1	2.22	0.40
24:BA:1381:G:C2	24:BA:1382:G:N9	2.89	0.40
24:BA:1309:G:H1	24:BA:1605:C:H42	1.69	0.40
24:BA:1670:C:H5	24:BA:1671:U:C4	2.36	0.40
24:BA:1715:G:O2'	24:BA:1743:G:O6	2.28	0.40
24:BA:1917:U:C2'	24:BA:1918:A:H5'	2.52	0.40
24:BA:195:A:H2'	24:BA:198:C:N4	2.36	0.40
24:BA:2024:G:C5	24:BA:2040:G:C2	3.09	0.40
24:BA:2226:C:C2'	24:BA:2226:C:O2	2.67	0.40
24:BA:2374:C:N4	24:BA:2375:G:O6	2.54	0.40
24:BA:2469:A:H4'	36:BM:55:ARG:HE	1.86	0.40
24:BA:2059:A:N6	24:BA:2503:A:H2'	2.37	0.40
24:BA:2856:A:C6	24:BA:2857:G:C5	3.10	0.40
24:BA:2869:G:C5	24:BA:2870:C:C5	3.10	0.40
24:BA:2900:A:C6	24:BA:2901:C:C4	3.09	0.40
24:BA:420:C:C2'	24:BA:421:C:O5'	2.69	0.40
24:BA:572:A:H5''	24:BA:573:U:OP2	2.21	0.40
24:BA:611:C:C6	24:BA:612:G:C8	3.09	0.40
24:BA:616:A:O2'	24:BA:617:G:H5'	2.22	0.40
24:BA:635:C:O2	24:BA:639:U:H5''	2.21	0.40
24:BA:811:U:C2	24:BA:1251:C:C6	3.09	0.40
24:BA:831:G:C5	24:BA:832:U:C5	3.10	0.40
25:BB:75:G:H4'	45:BV:29:ILE:HD11	2.02	0.40
24:BA:729:G:P	26:BC:12:ARG:NH2	2.95	0.40
26:BC:259:ASN:HA	26:BC:261:ARG:NH1	2.37	0.40
26:BC:57:HIS:ND1	26:BC:58:LYS:N	2.69	0.40
26:BC:92:LEU:HG	26:BC:93:VAL:N	2.36	0.40
26:BC:9:SER:OG	26:BC:10:PRO:CD	2.69	0.40

Continued on next page...

Continued from previous page...

Atom-1	Atom-2	Interatomic distance (Å)	Clash overlap (Å)
27:BD:112:THR:O	27:BD:113:SER:C	2.59	0.40
27:BD:151:THR:HG22	27:BD:152:PRO:CD	2.51	0.40
24:BA:2636:C:H4'	27:BD:81:GLU:OE1	2.21	0.40
28:BE:72:SER:C	28:BE:74:LYS:H	2.23	0.40
29:BF:68:LYS:HE2	29:BF:81:GLY:O	2.21	0.40
32:BI:100:ILE:CD1	32:BI:137:LEU:HD22	2.51	0.40
32:BI:23:VAL:CG1	32:BI:27:LEU:HG	2.52	0.40
33:BJ:122:LEU:HG	33:BJ:124:VAL:HG23	2.03	0.40
33:BJ:99:ARG:HG3	33:BJ:102:GLU:OE1	2.22	0.40
34:BK:109:SER:O	34:BK:110:GLU:C	2.60	0.40
39:BP:98:TYR:CZ	39:BP:99:LEU:HD21	2.56	0.40
44:BU:43:LYS:CE	44:BU:44:HIS:CE1	3.04	0.40
24:BA:2092:U:OP2	47:BX:35:HIS:NE2	2.54	0.40
1:CA:1072:G:C6	1:CA:1073:U:C4	3.09	0.40
1:CA:1100:C:C2'	1:CA:1102:A:OP1	2.69	0.40
1:CA:1124:G:H2'	1:CA:1145:A:N6	2.37	0.40
1:CA:1333:A:C8	1:CA:1334:G:C8	3.09	0.40
1:CA:1349:A:OP1	9:CI:123:ARG:N	2.53	0.40
1:CA:1439:G:C6	1:CA:1440:U:C4	3.09	0.40
1:CA:49:U:O4	1:CA:365:U:H5	2.04	0.40
1:CA:444:G:C2	1:CA:445:G:N9	2.89	0.40
1:CA:540:G:C4	1:CA:541:G:C8	3.09	0.40
1:CA:560:A:N7	1:CA:566:G:C5	2.89	0.40
1:CA:695:A:C6	1:CA:696:A:C6	3.10	0.40
1:CA:666:G:N1	1:CA:741:G:C8	2.90	0.40
2:CB:146:ASN:O	2:CB:146:ASN:OD1	2.40	0.40
4:CD:99:ASP:O	4:CD:114:ALA:HB1	2.21	0.40
4:CD:56:ARG:O	4:CD:60:LYS:HG3	2.21	0.40
7:CG:16:PRO:O	7:CG:17:LYS:HG3	2.22	0.40
8:CH:11:LEU:CD1	8:CH:75:ILE:HD11	2.51	0.40
9:CI:78:ALA:O	9:CI:81:HIS:CB	2.69	0.40
12:CL:33:VAL:CG1	12:CL:34:CYS:N	2.84	0.40
12:CL:81:LEU:O	12:CL:98:VAL:HG13	2.21	0.40
13:CM:13:LYS:O	13:CM:17:ILE:HD13	2.21	0.40
13:CM:80:LEU:HD21	13:CM:85:CYS:SG	2.62	0.40
14:CN:19:TYR:O	14:CN:23:ARG:HB2	2.21	0.40
15:CO:66:LEU:O	15:CO:69:TYR:CB	2.68	0.40
19:CS:12:ASP:OD1	19:CS:14:HIS:N	2.55	0.40
19:CS:13:LEU:HG	19:CS:14:HIS:N	2.36	0.40
20:CT:27:MET:HG3	20:CT:28:MET:N	2.36	0.40
20:CT:31:PHE:HB3	20:CT:54:MET:CG	2.50	0.40

Continued on next page...

Continued from previous page...

Atom-1	Atom-2	Interatomic distance (Å)	Clash overlap (Å)
20:CT:73:ALA:O	20:CT:77:ALA:HB3	2.22	0.40
23:CX:10:A:N3	23:CX:11:A:C8	2.89	0.40
23:CX:7:G:C6	23:CX:8:U:C5	3.09	0.40
52:D2:45:SER:O	52:D2:46:LYS:OXT	2.39	0.40
53:D3:54:LEU:O	53:D3:58:ILE:HD13	2.21	0.40
54:D4:29:ALA:C	54:D4:30:GLU:CD	2.80	0.40
24:DA:1091:G:O2'	24:DA:1092:C:H5'	2.22	0.40
24:DA:1097:U:O2'	24:DA:1098:A:OP1	2.36	0.40
24:DA:1223:G:C2	24:DA:1227:G:C5	3.09	0.40
24:DA:142:A:C2	24:DA:143:C:C2	3.09	0.40
24:DA:1478:G:C5	24:DA:1514:G:N2	2.90	0.40
24:DA:1489:C:C3'	24:DA:1489:C:C6	3.03	0.40
24:DA:1516:G:C2'	24:DA:1517:G:H5'	2.52	0.40
24:DA:1700:A:H5'	24:DA:1701:A:OP2	2.21	0.40
24:DA:1742:U:C4	24:DA:1743:G:C6	3.10	0.40
24:DA:1775:U:P	59:DA:3446:HOH:O	2.80	0.40
24:DA:2272:U:H5''	24:DA:2273:A:OP1	2.21	0.40
24:DA:2335:A:N7	24:DA:2337:G:C4	2.90	0.40
24:DA:1966:A:C2	24:DA:2592:G:H2'	2.56	0.40
24:DA:2564:A:C2	24:DA:2647:U:H4'	2.56	0.40
24:DA:2701:U:H3'	24:DA:2702:G:H5''	2.03	0.40
24:DA:2839:G:N2	24:DA:2880:C:C4	2.90	0.40
24:DA:298:G:H1'	24:DA:340:A:H61	1.86	0.40
24:DA:28:A:C5	24:DA:29:U:C5	3.09	0.40
24:DA:391:A:H2'	24:DA:392:U:C5'	2.51	0.40
24:DA:39:G:H2'	24:DA:40:U:C6	2.56	0.40
24:DA:412:A:C5	24:DA:2412:A:H1'	2.57	0.40
24:DA:477:A:O5'	24:DA:477:A:H8	2.03	0.40
24:DA:570:G:C2'	24:DA:571:U:H5'	2.52	0.40
24:DA:785:G:C5	24:DA:786:C:C4	3.09	0.40
25:DB:114:C:H2'	25:DB:115:A:O4'	2.21	0.40
25:DB:51:G:N1	25:DB:52:A:C6	2.88	0.40
25:DB:74:U:O4	25:DB:102:G:N2	2.39	0.40
26:DC:50:THR:CG2	26:DC:53:ILE:HD12	2.52	0.40
27:DD:103:ASP:O	27:DD:105:LYS:N	2.54	0.40
27:DD:113:SER:HB2	27:DD:167:ASN:N	2.36	0.40
27:DD:175:LEU:N	27:DD:175:LEU:HD23	2.37	0.40
27:DD:205:PRO:O	27:DD:206:ALA:C	2.60	0.40
28:DE:104:ALA:O	28:DE:108:ILE:HG23	2.21	0.40
29:DF:109:ARG:HD3	29:DF:136:ILE:O	2.22	0.40
30:DG:137:LYS:O	30:DG:140:ILE:CG2	2.70	0.40

Continued on next page...

Continued from previous page...

Atom-1	Atom-2	Interatomic distance (Å)	Clash overlap (Å)
32:DI:58:ILE:HG23	32:DI:59:THR:H	1.87	0.40
34:DK:33:ALA:CB	34:DK:39:ILE:CG2	3.00	0.40
34:DK:71:ARG:HB3	34:DK:72:PRO:HD2	2.03	0.40
35:DL:130:GLY:HA2	35:DL:133:ALA:HB3	2.03	0.40
35:DL:61:LEU:HB3	35:DL:62:PRO:CD	2.52	0.40
36:DM:20:LEU:HD23	36:DM:98:PRO:HG2	2.03	0.40
36:DM:63:ILE:HG22	36:DM:64:TRP:N	2.36	0.40
37:DN:44:LEU:HD23	37:DN:113:ILE:HD13	2.03	0.40
24:DA:2335:A:P	38:DO:13:ARG:HG3	2.61	0.40
39:DP:15:ASP:O	39:DP:16:VAL:HG23	2.20	0.40
39:DP:37:LYS:O	39:DP:37:LYS:HG2	2.22	0.40
40:DQ:93:ILE:HG22	40:DQ:94:LEU:N	2.37	0.40
35:DL:23:ILE:HD12	41:DR:84:ARG:HG2	2.04	0.40
43:DT:77:ARG:HG3	43:DT:78:SER:N	2.36	0.40
44:DU:24:VAL:CG2	44:DU:33:VAL:HG21	2.51	0.40
44:DU:84:PHE:CD2	44:DU:85:ARG:CA	3.04	0.40
45:DV:43:ASP:OD2	45:DV:46:LYS:HG2	2.21	0.40
47:DX:29:LEU:CB	47:DX:30:PRO:CD	3.00	0.40
48:DY:39:GLN:CB	48:DY:42:LEU:HD13	2.52	0.40
1:AA:1061:G:O5'	3:AC:3:GLN:NE2	2.55	0.40
1:AA:1076:U:C2	1:AA:1082:A:C2	3.09	0.40
1:AA:10:A:H2'	1:AA:11:G:C8	2.56	0.40
1:AA:1114:C:N3	1:AA:1115:U:C4	2.90	0.40
1:AA:114:U:O2'	1:AA:115:G:O5'	2.39	0.40
1:AA:1245:C:N3	1:AA:1246:A:C8	2.89	0.40
1:AA:125:U:N3	1:AA:126:G:N7	2.70	0.40
1:AA:1237:C:H2'	1:AA:1336:C:C5	2.56	0.40
1:AA:1358:U:H6	1:AA:1359:C:C5	2.39	0.40
1:AA:1345:U:C5	1:AA:1377:A:C2	3.10	0.40
1:AA:1509:C:C2'	1:AA:1509:C:O2	2.69	0.40
1:AA:157:U:O2	1:AA:164:G:O6	2.40	0.40
1:AA:406:G:N3	1:AA:407:U:C6	2.89	0.40
1:AA:435:A:N1	1:AA:436:C:N3	2.69	0.40
1:AA:460:A:N1	1:AA:461:A:C5	2.90	0.40
1:AA:693:G:OP1	11:AK:127:ARG:NH2	2.53	0.40
1:AA:702:A:H3'	1:AA:703:G:C5'	2.51	0.40
1:AA:78:A:C2	1:AA:92:U:O2	2.75	0.40
1:AA:244:U:C5	1:AA:894:G:C2	3.09	0.40
1:AA:995:C:N3	1:AA:1046:A:O2'	2.45	0.40
2:AB:163:VAL:HG11	2:AB:185:ALA:CA	2.51	0.40
2:AB:218:ALA:CA	2:AB:221:VAL:HG12	2.51	0.40

Continued on next page...

Continued from previous page...

Atom-1	Atom-2	Interatomic distance (Å)	Clash overlap (Å)
2:AB:70:VAL:CG1	2:AB:163:VAL:CG2	2.99	0.40
2:AB:90:PHE:CZ	2:AB:154:MET:HB2	2.56	0.40
3:AC:73:PRO:HB2	3:AC:77:ILE:HG12	2.03	0.40
4:AD:125:VAL:CG1	4:AD:126:ASN:N	2.78	0.40
4:AD:146:ARG:HA	4:AD:146:ARG:HD3	1.69	0.40
4:AD:35:GLU:O	4:AD:36:GLN:C	2.59	0.40
5:AE:136:VAL:C	5:AE:138:ARG:N	2.74	0.40
5:AE:74:VAL:CG2	5:AE:75:ALA:N	2.85	0.40
6:AF:26:THR:O	6:AF:27:ALA:C	2.57	0.40
7:AG:46:ALA:HB2	7:AG:117:ALA:O	2.21	0.40
8:AH:29:SER:OG	8:AH:30:SER:N	2.53	0.40
10:AJ:53:ILE:HG22	10:AJ:61:ALA:C	2.42	0.40
11:AK:45:ALA:HB2	11:AK:69:ARG:HG3	2.04	0.40
14:AN:22:LYS:HG3	14:AN:23:ARG:N	2.35	0.40
15:AO:17:ARG:O	15:AO:18:ASP:CG	2.60	0.40
15:AO:60:VAL:O	15:AO:61:SER:C	2.59	0.40
16:AP:59:HIS:O	16:AP:62:GLY:N	2.55	0.40
17:AQ:78:VAL:HG12	17:AQ:79:VAL:N	2.37	0.40
18:AR:55:LEU:HG	18:AR:55:LEU:O	2.21	0.40
20:AT:5:LYS:O	20:AT:7:ALA:N	2.54	0.40
51:B1:18:HIS:CG	51:B1:40:PRO:HG2	2.57	0.40
53:B3:6:VAL:HG11	53:B3:60:CYS:HB3	2.04	0.40
24:BA:1078:U:H5''	24:BA:1079:C:O5'	2.22	0.40
24:BA:1234:U:H2'	24:BA:1235:G:O4'	2.22	0.40
24:BA:137:U:O2'	24:BA:139:U:C2'	2.69	0.40
24:BA:1493:C:H3'	24:BA:1494:A:H5'	2.03	0.40
24:BA:1494:A:C2	24:BA:1495:A:N9	2.90	0.40
24:BA:1570:A:C6	24:BA:1571:A:C6	3.10	0.40
24:BA:1570:A:H2'	24:BA:1571:A:C8	2.57	0.40
24:BA:1627:G:N1	24:BA:1628:G:C5	2.90	0.40
24:BA:1668:A:H2	24:BA:1670:C:N3	2.18	0.40
24:BA:1829:A:C8	24:BA:1830:C:C5	3.10	0.40
24:BA:1963:U:H3'	24:BA:1963:U:C6	2.57	0.40
24:BA:2224:G:H4'	24:BA:2226:C:C2	2.56	0.40
24:BA:2226:C:H2'	24:BA:2226:C:O2	2.21	0.40
24:BA:2285:C:H5''	24:BA:2286:G:OP2	2.21	0.40
24:BA:2298:A:C6	24:BA:2299:U:C2	3.09	0.40
24:BA:2603:G:C2'	24:BA:2604:U:O5'	2.69	0.40
24:BA:2624:G:C2'	24:BA:2625:G:H5'	2.52	0.40
24:BA:2872:A:O2'	24:BA:2873:A:C5'	2.69	0.40
24:BA:2842:G:C2	24:BA:2876:G:C2	3.09	0.40

Continued on next page...

Continued from previous page...

Atom-1	Atom-2	Interatomic distance (Å)	Clash overlap (Å)
24:BA:2898:U:H2'	24:BA:2899:A:C8	2.56	0.40
24:BA:300:A:H1'	24:BA:319:G:C1'	2.52	0.40
24:BA:404:A:H5'	24:BA:406:G:O4'	2.22	0.40
24:BA:500:G:N1	24:BA:503:A:OP2	2.55	0.40
24:BA:734:A:C4	24:BA:735:A:C8	3.09	0.40
24:BA:853:C:C4	24:BA:854:C:C5	3.09	0.40
25:BB:85:G:C2	25:BB:92:C:O2	2.74	0.40
26:BC:245:THR:HG22	26:BC:246:PRO:CD	2.52	0.40
27:BD:125:TRP:CE2	27:BD:160:LYS:HD3	2.57	0.40
27:BD:8:LYS:CB	27:BD:201:LEU:HD11	2.52	0.40
28:BE:149:ILE:CG1	28:BE:188:MET:CG	3.00	0.40
31:BH:118:PRO:CD	31:BH:119:ASN:N	2.84	0.40
31:BH:121:VAL:CB	31:BH:122:LEU:CG	2.83	0.40
31:BH:31:VAL:C	31:BH:33:GLN:H	2.24	0.40
35:BL:77:ILE:O	35:BL:77:ILE:CG1	2.70	0.40
38:BO:33:ARG:O	38:BO:34:HIS:HB2	2.20	0.40
40:BQ:16:ILE:HG23	40:BQ:38:VAL:HG11	2.03	0.40
40:BQ:51:GLN:HA	40:BQ:54:ARG:HG2	2.04	0.40
44:BU:57:ILE:O	44:BU:57:ILE:HG22	2.21	0.40
24:BA:2355:G:C5'	46:BW:24:LYS:HE2	2.47	0.40
24:BA:2230:G:C1'	47:BX:31:ASN:HB3	2.42	0.40
1:CA:1026:G:O6	1:CA:1035:A:N1	2.55	0.40
1:CA:1077:G:C4	1:CA:1081:A:C2	3.09	0.40
1:CA:1187:G:H2'	1:CA:1188:A:O4'	2.22	0.40
1:CA:1261:A:C5	1:CA:1275:A:C5	3.10	0.40
1:CA:1282:C:H2'	1:CA:1282:C:O2	2.21	0.40
1:CA:1480:A:C6	1:CA:1481:U:C4	3.09	0.40
1:CA:1494:G:N2	1:CA:1495:U:N1	2.70	0.40
1:CA:201:G:H2'	1:CA:202:G:O4'	2.21	0.40
1:CA:272:C:C2'	1:CA:273:U:H5'	2.52	0.40
1:CA:346:G:H1'	39:DP:33:GLU:OE2	2.21	0.40
1:CA:592:G:C2	1:CA:593:U:H1'	2.57	0.40
1:CA:668:G:O4'	15:CO:49:ASP:HB2	2.22	0.40
1:CA:689:C:H2'	1:CA:689:C:O2	2.21	0.40
1:CA:787:A:O2'	1:CA:788:U:H5'	2.22	0.40
1:CA:861:G:C6	1:CA:862:C:C4	3.09	0.40
1:CA:881:G:C5	1:CA:882:C:C5	3.10	0.40
1:CA:979:C:C2'	1:CA:980:C:H5'	2.52	0.40
2:CB:91:PHE:N	2:CB:150:GLY:HA2	2.36	0.40
2:CB:21:ARG:NE	2:CB:21:ARG:HA	2.35	0.40
3:CC:126:ARG:O	3:CC:127:ARG:CB	2.69	0.40

Continued on next page...

Continued from previous page...

Atom-1	Atom-2	Interatomic distance (Å)	Clash overlap (Å)
3:CC:144:LEU:O	3:CC:145:GLY:C	2.59	0.40
4:CD:154:ARG:O	4:CD:155:VAL:C	2.60	0.40
4:CD:76:TYR:HD1	4:CD:76:TYR:C	2.23	0.40
4:CD:96:GLY:O	4:CD:97:ARG:C	2.59	0.40
1:CA:16:A:O2'	5:CE:21:VAL:HB	2.21	0.40
5:CE:89:HIS:CE1	5:CE:138:ARG:HD3	2.57	0.40
7:CG:26:PHE:C	7:CG:28:ASN:N	2.75	0.40
8:CH:103:VAL:HG23	8:CH:104:VAL:N	2.37	0.40
8:CH:112:THR:O	8:CH:116:ALA:HB2	2.22	0.40
9:CI:105:THR:CG2	9:CI:106:ARG:N	2.83	0.40
11:CK:17:SER:HB3	11:CK:79:ILE:H	1.85	0.40
11:CK:36:ASP:OD1	11:CK:39:GLY:C	2.60	0.40
11:CK:52:PHE:HB2	11:CK:57:LYS:HB2	2.03	0.40
12:CL:56:ARG:O	12:CL:57:LEU:HB3	2.21	0.40
12:CL:36:ARG:HH12	12:CL:76:GLU:HB2	1.85	0.40
12:CL:65:SER:CA	12:CL:95:TYR:HB3	2.52	0.40
13:CM:15:ALA:N	13:CM:17:ILE:CD1	2.84	0.40
16:CP:68:SER:O	16:CP:69:ASP:C	2.60	0.40
17:CQ:46:VAL:CG2	17:CQ:74:THR:HA	2.48	0.40
20:CT:3:ASN:C	20:CT:4:ILE:O	2.60	0.40
20:CT:61:GLN:HG3	20:CT:66:LEU:CD1	2.52	0.40
22:CV:5:G:N1	22:CV:6:G:C6	2.90	0.40
55:CY:42:VAL:HG13	55:CY:43:GLU:N	2.36	0.40
54:D4:19:ARG:C	54:D4:21:GLY:H	2.25	0.40
24:DA:1207:C:H6	24:DA:1207:C:O5'	2.05	0.40
24:DA:1278:C:H2'	24:DA:1279:G:C8	2.57	0.40
24:DA:1339:G:N2	24:DA:1603:A:H1'	2.37	0.40
24:DA:1372:U:H2'	24:DA:1373:A:H5'	2.04	0.40
24:DA:1418:G:H5''	24:DA:1419:A:OP2	2.21	0.40
24:DA:1429:G:O2'	24:DA:1430:G:H5'	2.22	0.40
24:DA:1435:G:C4	24:DA:1436:G:C8	3.10	0.40
24:DA:1553:A:C6	24:DA:1555:G:H1'	2.56	0.40
24:DA:167:A:H2'	24:DA:168:G:O4'	2.21	0.40
24:DA:1737:G:C2'	24:DA:1738:G:C4	2.94	0.40
24:DA:1934:C:H4'	24:DA:1974:C:O3'	2.21	0.40
24:DA:2039:U:O2'	24:DA:2040:G:C5'	2.70	0.40
24:DA:2096:C:H2'	24:DA:2097:A:O4'	2.22	0.40
24:DA:2327:A:H2'	24:DA:2328:A:C8	2.57	0.40
24:DA:2653:U:H5''	24:DA:2654:A:P	2.61	0.40
24:DA:2660:A:H2'	24:DA:2661:G:C8	2.57	0.40
57:DA:3185:NMY:H232	57:DA:3185:NMY:C15	2.51	0.40

Continued on next page...

Continued from previous page...

Atom-1	Atom-2	Interatomic distance (Å)	Clash overlap (Å)
24:DA:473:G:H2'	24:DA:473:G:N3	2.35	0.40
24:DA:639:U:H2'	24:DA:640:C:C6	2.57	0.40
24:DA:861:A:C2	24:DA:917:A:C4	3.10	0.40
25:DB:117:G:C6	25:DB:118:C:C4	3.10	0.40
26:DC:42:ARG:CA	26:DC:47:ARG:O	2.69	0.40
26:DC:67:LYS:O	26:DC:68:ARG:HB2	2.20	0.40
24:DA:2619:C:OP1	27:DD:157:LYS:HE3	2.21	0.40
24:DA:2830:C:H5''	27:DD:56:LYS:HD2	2.02	0.40
27:DD:85:ALA:O	27:DD:86:GLU:HB3	2.18	0.40
28:DE:193:VAL:O	28:DE:197:GLU:OE1	2.40	0.40
33:DJ:72:LYS:HD3	33:DJ:74:TYR:CE1	2.56	0.40
35:DL:11:GLY:O	35:DL:12:SER:O	2.39	0.40
36:DM:53:MET:HG3	36:DM:54:THR:N	2.36	0.40
38:DO:22:GLY:O	38:DO:42:PRO:HB3	2.21	0.40
40:DQ:27:ARG:HH22	40:DQ:40:LYS:HE2	1.86	0.40
40:DQ:80:ASN:ND2	40:DQ:83:LYS:HE2	2.36	0.40
41:DR:39:LEU:O	41:DR:40:MET:CB	2.67	0.40
42:DS:73:LYS:CB	42:DS:106:VAL:HG13	2.48	0.40
42:DS:55:ILE:CG1	42:DS:56:ALA:N	2.84	0.40
42:DS:66:ILE:HG13	42:DS:66:ILE:O	2.21	0.40
45:DV:20:LEU:HD11	45:DV:41:GLU:HB2	2.03	0.40
45:DV:26:PHE:CD2	45:DV:44:HIS:HA	2.57	0.40
46:DW:69:PHE:CD2	46:DW:80:ILE:CD1	3.05	0.40
47:DX:65:THR:HG23	47:DX:66:VAL:N	2.37	0.40

All (3) symmetry-related close contacts are listed below. The label for Atom-2 includes the symmetry operator and encoded unit-cell translations to be applied.

Atom-1	Atom-2	Interatomic distance (Å)	Clash overlap (Å)
31:BH:123:ARG:NH2	1:CA:358:U:OP1[4_555]	2.07	0.13
24:BA:2152:G:N2	1:CA:416:G:OP1[4_555]	2.15	0.05
24:DA:544:C:OP2	45:DV:34:LYS:NZ[4_545]	2.16	0.04

5.3 Torsion angles ⓘ

5.3.1 Protein backbone ⓘ

In the following table, the Percentiles column shows the percent Ramachandran outliers of the chain as a percentile score with respect to all X-ray entries followed by that with respect to entries of similar resolution.

The Analysed column shows the number of residues for which the backbone conformation was analysed, and the total number of residues.

Mol	Chain	Analysed	Favoured	Allowed	Outliers	Percentiles	
2	AB	216/241 (90%)	106 (49%)	51 (24%)	59 (27%)	0	0
2	CB	216/241 (90%)	110 (51%)	51 (24%)	55 (26%)	0	0
3	AC	204/233 (88%)	124 (61%)	46 (22%)	34 (17%)	0	1
3	CC	204/233 (88%)	122 (60%)	48 (24%)	34 (17%)	0	1
4	AD	203/206 (98%)	100 (49%)	48 (24%)	55 (27%)	0	0
4	CD	203/206 (98%)	92 (45%)	49 (24%)	62 (30%)	0	0
5	AE	148/167 (89%)	86 (58%)	30 (20%)	32 (22%)	0	0
5	CE	148/167 (89%)	106 (72%)	22 (15%)	20 (14%)	0	2
6	AF	98/135 (73%)	53 (54%)	27 (28%)	18 (18%)	0	1
6	CF	98/135 (73%)	47 (48%)	22 (22%)	29 (30%)	0	0
7	AG	149/179 (83%)	92 (62%)	33 (22%)	24 (16%)	0	1
7	CG	149/179 (83%)	65 (44%)	46 (31%)	38 (26%)	0	0
8	AH	127/130 (98%)	62 (49%)	37 (29%)	28 (22%)	0	0
8	CH	127/130 (98%)	80 (63%)	28 (22%)	19 (15%)	0	1
9	AI	125/130 (96%)	60 (48%)	36 (29%)	29 (23%)	0	0
9	CI	125/130 (96%)	61 (49%)	36 (29%)	28 (22%)	0	0
10	AJ	96/103 (93%)	62 (65%)	22 (23%)	12 (12%)	0	2
10	CJ	96/103 (93%)	55 (57%)	21 (22%)	20 (21%)	0	0
11	AK	115/129 (89%)	76 (66%)	19 (16%)	20 (17%)	0	1
11	CK	115/129 (89%)	52 (45%)	40 (35%)	23 (20%)	0	1
12	AL	121/124 (98%)	58 (48%)	28 (23%)	35 (29%)	0	0
12	CL	121/124 (98%)	72 (60%)	26 (22%)	23 (19%)	0	1
13	AM	112/118 (95%)	65 (58%)	19 (17%)	28 (25%)	0	0
13	CM	112/118 (95%)	55 (49%)	22 (20%)	35 (31%)	0	0
14	AN	92/101 (91%)	50 (54%)	21 (23%)	21 (23%)	0	0
14	CN	92/101 (91%)	64 (70%)	11 (12%)	17 (18%)	0	1
15	AO	86/89 (97%)	52 (60%)	20 (23%)	14 (16%)	0	1
15	CO	86/89 (97%)	42 (49%)	23 (27%)	21 (24%)	0	0
16	AP	80/82 (98%)	35 (44%)	27 (34%)	18 (22%)	0	0
16	CP	80/82 (98%)	39 (49%)	23 (29%)	18 (22%)	0	0

Continued on next page...

Continued from previous page...

Mol	Chain	Analysed	Favoured	Allowed	Outliers	Percentiles	
17	AQ	78/84 (93%)	40 (51%)	20 (26%)	18 (23%)	0	0
17	CQ	78/84 (93%)	51 (65%)	12 (15%)	15 (19%)	0	1
18	AR	53/75 (71%)	31 (58%)	8 (15%)	14 (26%)	0	0
18	CR	53/75 (71%)	28 (53%)	12 (23%)	13 (24%)	0	0
19	AS	77/92 (84%)	43 (56%)	23 (30%)	11 (14%)	0	1
19	CS	77/92 (84%)	35 (46%)	23 (30%)	19 (25%)	0	0
20	AT	83/87 (95%)	45 (54%)	23 (28%)	15 (18%)	0	1
20	CT	83/87 (95%)	42 (51%)	22 (26%)	19 (23%)	0	0
21	AU	49/71 (69%)	18 (37%)	16 (33%)	15 (31%)	0	0
21	CU	49/71 (69%)	23 (47%)	14 (29%)	12 (24%)	0	0
26	BC	269/273 (98%)	171 (64%)	48 (18%)	50 (19%)	0	1
26	DC	269/273 (98%)	187 (70%)	51 (19%)	31 (12%)	0	3
27	BD	207/209 (99%)	159 (77%)	29 (14%)	19 (9%)	1	5
27	DD	207/209 (99%)	159 (77%)	33 (16%)	15 (7%)	1	10
28	BE	199/201 (99%)	126 (63%)	49 (25%)	24 (12%)	0	2
28	DE	199/201 (99%)	131 (66%)	53 (27%)	15 (8%)	1	9
29	BF	175/179 (98%)	104 (59%)	44 (25%)	27 (15%)	0	1
29	DF	175/179 (98%)	96 (55%)	39 (22%)	40 (23%)	0	0
30	BG	174/177 (98%)	107 (62%)	43 (25%)	24 (14%)	0	2
30	DG	174/177 (98%)	127 (73%)	27 (16%)	20 (12%)	0	3
31	BH	147/149 (99%)	82 (56%)	39 (26%)	26 (18%)	0	1
31	DH	147/149 (99%)	67 (46%)	37 (25%)	43 (29%)	0	0
32	BI	139/142 (98%)	77 (55%)	45 (32%)	17 (12%)	0	2
32	DI	139/142 (98%)	65 (47%)	39 (28%)	35 (25%)	0	0
33	BJ	140/142 (99%)	108 (77%)	19 (14%)	13 (9%)	1	5
33	DJ	140/142 (99%)	110 (79%)	25 (18%)	5 (4%)	4	26
34	BK	120/123 (98%)	77 (64%)	29 (24%)	14 (12%)	0	3
34	DK	120/123 (98%)	95 (79%)	18 (15%)	7 (6%)	2	14
35	BL	141/144 (98%)	84 (60%)	35 (25%)	22 (16%)	0	1
35	DL	141/144 (98%)	98 (70%)	29 (21%)	14 (10%)	1	4
36	BM	134/136 (98%)	94 (70%)	27 (20%)	13 (10%)	1	5

Continued on next page...

Continued from previous page...

Mol	Chain	Analysed	Favoured	Allowed	Outliers	Percentiles	
36	DM	134/136 (98%)	94 (70%)	28 (21%)	12 (9%)	1	6
37	BN	118/127 (93%)	72 (61%)	30 (25%)	16 (14%)	0	2
37	DN	118/127 (93%)	84 (71%)	22 (19%)	12 (10%)	1	4
38	BO	114/117 (97%)	65 (57%)	30 (26%)	19 (17%)	0	1
38	DO	114/117 (97%)	64 (56%)	25 (22%)	25 (22%)	0	0
39	BP	112/115 (97%)	80 (71%)	18 (16%)	14 (12%)	0	2
39	DP	112/115 (97%)	92 (82%)	12 (11%)	8 (7%)	1	10
40	BQ	115/118 (98%)	98 (85%)	13 (11%)	4 (4%)	4	26
40	DQ	115/118 (98%)	89 (77%)	16 (14%)	10 (9%)	1	6
41	BR	101/103 (98%)	76 (75%)	18 (18%)	7 (7%)	1	10
41	DR	101/103 (98%)	67 (66%)	23 (23%)	11 (11%)	0	3
42	BS	108/110 (98%)	68 (63%)	22 (20%)	18 (17%)	0	1
42	DS	108/110 (98%)	77 (71%)	21 (19%)	10 (9%)	1	5
43	BT	91/100 (91%)	54 (59%)	26 (29%)	11 (12%)	0	2
43	DT	91/100 (91%)	60 (66%)	18 (20%)	13 (14%)	0	1
44	BU	100/104 (96%)	55 (55%)	21 (21%)	24 (24%)	0	0
44	DU	100/104 (96%)	73 (73%)	12 (12%)	15 (15%)	0	1
45	BV	92/94 (98%)	50 (54%)	26 (28%)	16 (17%)	0	1
45	DV	92/94 (98%)	79 (86%)	4 (4%)	9 (10%)	1	4
46	BW	73/85 (86%)	56 (77%)	9 (12%)	8 (11%)	0	3
46	DW	74/85 (87%)	51 (69%)	14 (19%)	9 (12%)	0	2
47	BX	75/78 (96%)	55 (73%)	10 (13%)	10 (13%)	0	2
47	DX	75/78 (96%)	51 (68%)	14 (19%)	10 (13%)	0	2
48	BY	61/63 (97%)	38 (62%)	17 (28%)	6 (10%)	1	4
48	DY	61/63 (97%)	31 (51%)	19 (31%)	11 (18%)	0	1
49	BZ	56/59 (95%)	42 (75%)	12 (21%)	2 (4%)	4	26
49	DZ	56/59 (95%)	37 (66%)	16 (29%)	3 (5%)	2	15
50	B0	54/57 (95%)	34 (63%)	9 (17%)	11 (20%)	0	1
50	D0	54/57 (95%)	36 (67%)	10 (18%)	8 (15%)	0	1
51	B1	48/55 (87%)	29 (60%)	15 (31%)	4 (8%)	1	7
51	D1	48/55 (87%)	28 (58%)	10 (21%)	10 (21%)	0	0

Continued on next page...

Continued from previous page...

Mol	Chain	Analysed	Favoured	Allowed	Outliers	Percentiles	
52	B2	44/46 (96%)	29 (66%)	8 (18%)	7 (16%)	0	1
52	D2	44/46 (96%)	31 (70%)	10 (23%)	3 (7%)	1	10
53	B3	62/65 (95%)	47 (76%)	9 (14%)	6 (10%)	1	5
53	D3	62/65 (95%)	47 (76%)	7 (11%)	8 (13%)	0	2
54	B4	36/38 (95%)	27 (75%)	7 (19%)	2 (6%)	2	14
54	D4	36/38 (95%)	26 (72%)	7 (19%)	3 (8%)	1	7
55	CY	181/185 (98%)	99 (55%)	52 (29%)	30 (17%)	0	1
All	All	11416/12155 (94%)	7014 (61%)	2503 (22%)	1899 (17%)	0	1

All (1899) Ramachandran outliers are listed below:

Mol	Chain	Res	Type
2	AB	11	LYS
2	AB	16	PHE
2	AB	23	TRP
2	AB	58	ASN
2	AB	64	LYS
2	AB	67	ILE
2	AB	73	LYS
2	AB	86	SER
2	AB	87	CYS
2	AB	120	GLN
2	AB	121	SER
2	AB	144	LEU
2	AB	148	LEU
2	AB	149	GLY
2	AB	152	LYS
2	AB	158	PRO
2	AB	159	ASP
2	AB	166	ALA
2	AB	170	HIS
2	AB	193	PRO
2	AB	201	PRO
2	AB	208	ARG
2	AB	222	ARG
3	AC	8	ASN
3	AC	54	ARG
3	AC	60	PRO
3	AC	74	GLY
3	AC	75	ILE

Continued on next page...

Continued from previous page...

Mol	Chain	Res	Type
3	AC	98	PRO
3	AC	99	ALA
3	AC	107	ARG
3	AC	108	LYS
3	AC	146	ALA
3	AC	156	ARG
4	AD	7	PRO
4	AD	9	LEU
4	AD	10	LYS
4	AD	15	GLU
4	AD	22	LYS
4	AD	23	SER
4	AD	24	GLY
4	AD	26	ARG
4	AD	30	THR
4	AD	33	LYS
4	AD	34	ILE
4	AD	36	GLN
4	AD	37	ALA
4	AD	92	ALA
4	AD	110	THR
4	AD	121	LYS
4	AD	132	ILE
4	AD	133	ALA
4	AD	134	SER
4	AD	139	PRO
4	AD	141	ASP
4	AD	143	VAL
4	AD	145	ILE
4	AD	146	ARG
4	AD	166	GLU
4	AD	167	LYS
4	AD	178	MET
4	AD	179	GLU
4	AD	189	SER
5	AE	26	LYS
5	AE	41	ASP
5	AE	45	ARG
5	AE	50	TYR
5	AE	69	ARG
5	AE	70	ASN
5	AE	100	SER

Continued on next page...

Continued from previous page...

Mol	Chain	Res	Type
5	AE	102	GLY
5	AE	108	GLY
5	AE	110	ALA
5	AE	123	VAL
5	AE	126	LYS
5	AE	127	ALA
5	AE	132	ASN
5	AE	134	ILE
5	AE	142	ASP
5	AE	157	ARG
5	AE	158	GLY
6	AF	12	PRO
6	AF	26	THR
6	AF	71	ILE
6	AF	77	THR
6	AF	78	PHE
6	AF	85	ILE
6	AF	91	ARG
6	AF	92	THR
6	AF	93	LYS
6	AF	99	ALA
7	AG	6	VAL
7	AG	22	LEU
7	AG	23	LEU
7	AG	27	VAL
7	AG	57	SER
7	AG	143	ARG
8	AH	21	ASN
8	AH	30	SER
8	AH	32	LEU
8	AH	36	ILE
8	AH	37	ALA
8	AH	40	LEU
8	AH	69	LYS
8	AH	75	ILE
8	AH	83	LEU
8	AH	87	LYS
8	AH	97	ALA
8	AH	103	VAL
8	AH	126	ILE
9	AI	34	SER
9	AI	36	GLU

Continued on next page...

Continued from previous page...

Mol	Chain	Res	Type
9	AI	38	TYR
9	AI	43	THR
9	AI	46	MET
9	AI	52	LEU
9	AI	55	VAL
9	AI	57	MET
9	AI	86	ALA
9	AI	87	LEU
9	AI	119	ARG
10	AJ	24	GLU
10	AJ	35	GLN
10	AJ	36	VAL
10	AJ	57	VAL
11	AK	14	LYS
11	AK	17	SER
11	AK	40	ASN
11	AK	41	ALA
11	AK	49	GLY
11	AK	52	PHE
11	AK	57	LYS
11	AK	65	VAL
11	AK	106	ARG
11	AK	125	LYS
11	AK	127	ARG
12	AL	4	VAL
12	AL	10	LYS
12	AL	24	LEU
12	AL	26	ALA
12	AL	35	THR
12	AL	39	THR
12	AL	42	PRO
12	AL	44	LYS
12	AL	58	THR
12	AL	86	ARG
12	AL	107	VAL
12	AL	115	SER
12	AL	117	TYR
12	AL	119	VAL
12	AL	122	PRO
13	AM	13	LYS
13	AM	14	HIS
13	AM	21	SER

Continued on next page...

Continued from previous page...

Mol	Chain	Res	Type
13	AM	32	ALA
13	AM	67	GLY
13	AM	77	ILE
13	AM	78	LYS
13	AM	85	CYS
13	AM	107	ARG
13	AM	114	LYS
14	AN	25	GLU
14	AN	26	LEU
14	AN	28	ALA
14	AN	33	VAL
14	AN	34	ASN
14	AN	42	TRP
14	AN	48	LEU
14	AN	58	SER
14	AN	81	ARG
15	AO	19	ALA
15	AO	34	ALA
15	AO	47	LYS
15	AO	79	THR
15	AO	85	LEU
15	AO	88	ARG
16	AP	2	VAL
16	AP	27	ALA
16	AP	32	PHE
16	AP	37	GLY
16	AP	43	ALA
16	AP	44	SER
17	AQ	17	MET
17	AQ	19	LYS
17	AQ	21	ILE
17	AQ	29	VAL
17	AQ	50	ASN
17	AQ	59	VAL
18	AR	21	ILE
18	AR	26	ILE
18	AR	28	THR
18	AR	29	LEU
18	AR	47	THR
18	AR	48	ARG
18	AR	49	ALA
18	AR	71	THR

Continued on next page...

Continued from previous page...

Mol	Chain	Res	Type
19	AS	18	LYS
19	AS	30	PRO
19	AS	42	PRO
20	AT	4	ILE
20	AT	6	SER
20	AT	8	LYS
20	AT	48	GLN
20	AT	49	LYS
20	AT	71	LYS
20	AT	78	ASN
20	AT	79	LEU
21	AU	11	PRO
21	AU	35	ARG
21	AU	40	LYS
26	BC	12	ARG
26	BC	18	VAL
26	BC	44	ASN
26	BC	52	HIS
26	BC	58	LYS
26	BC	59	GLN
26	BC	107	LYS
26	BC	108	GLY
26	BC	125	PRO
26	BC	130	PRO
26	BC	133	ASN
26	BC	136	VAL
26	BC	156	SER
26	BC	185	ALA
26	BC	188	ARG
26	BC	189	ALA
26	BC	195	GLY
26	BC	198	GLU
26	BC	215	VAL
26	BC	260	LYS
27	BD	57	ALA
27	BD	99	GLU
27	BD	102	ALA
27	BD	105	LYS
27	BD	138	LEU
27	BD	142	VAL
27	BD	152	PRO
27	BD	194	PRO

Continued on next page...

Continued from previous page...

Mol	Chain	Res	Type
27	BD	206	ALA
28	BE	8	ALA
28	BE	9	GLN
28	BE	61	ARG
28	BE	83	VAL
28	BE	84	THR
28	BE	95	LYS
28	BE	104	ALA
28	BE	131	THR
28	BE	137	LYS
28	BE	153	LEU
29	BF	71	LYS
29	BF	93	GLU
29	BF	94	ARG
29	BF	101	ARG
29	BF	117	SER
29	BF	122	ASP
29	BF	139	GLU
29	BF	146	ASP
29	BF	159	ALA
29	BF	173	ASP
29	BF	175	PRO
30	BG	19	ASN
30	BG	80	GLU
30	BG	91	VAL
30	BG	92	GLY
30	BG	117	PRO
30	BG	119	GLY
30	BG	125	PRO
31	BH	3	VAL
31	BH	15	LEU
31	BH	27	ARG
31	BH	35	LYS
31	BH	55	GLU
31	BH	57	LYS
31	BH	83	LYS
31	BH	108	VAL
31	BH	113	SER
31	BH	114	GLU
31	BH	115	VAL
31	BH	120	GLY
31	BH	139	PHE

Continued on next page...

Continued from previous page...

Mol	Chain	Res	Type
31	BH	141	LYS
32	BI	128	ILE
33	BJ	24	THR
33	BJ	25	LEU
33	BJ	81	ILE
33	BJ	109	LEU
33	BJ	110	PRO
33	BJ	131	ASN
34	BK	35	VAL
34	BK	93	GLN
34	BK	108	ARG
34	BK	119	ALA
35	BL	17	LYS
35	BL	30	THR
35	BL	36	LYS
35	BL	54	GLN
35	BL	62	PRO
35	BL	81	ASP
35	BL	103	ILE
35	BL	111	ILE
35	BL	115	GLU
35	BL	116	VAL
35	BL	124	GLY
36	BM	57	VAL
36	BM	59	ARG
36	BM	81	ARG
36	BM	82	MET
37	BN	22	ARG
37	BN	23	ASN
37	BN	57	THR
37	BN	90	ARG
37	BN	119	SER
38	BO	5	SER
38	BO	7	ARG
38	BO	12	THR
38	BO	34	HIS
38	BO	35	ILE
38	BO	68	LYS
38	BO	95	SER
38	BO	100	HIS
38	BO	104	GLN
38	BO	113	ALA

Continued on next page...

Continued from previous page...

Mol	Chain	Res	Type
39	BP	9	GLN
39	BP	65	ASN
39	BP	83	ILE
39	BP	84	SER
39	BP	93	LYS
39	BP	97	TYR
39	BP	110	LYS
40	BQ	85	ALA
40	BQ	86	SER
41	BR	79	ARG
42	BS	14	ALA
42	BS	36	LEU
42	BS	37	THR
42	BS	57	ASN
42	BS	59	GLU
42	BS	62	ASP
42	BS	64	ALA
42	BS	71	VAL
43	BT	2	ILE
43	BT	30	ILE
43	BT	31	VAL
43	BT	36	LYS
43	BT	38	ALA
44	BU	7	ASP
44	BU	18	LYS
44	BU	24	VAL
44	BU	36	GLU
44	BU	38	ILE
44	BU	42	LYS
44	BU	67	SER
44	BU	70	ALA
44	BU	74	ALA
44	BU	86	PHE
44	BU	96	LYS
44	BU	99	SER
45	BV	14	LYS
45	BV	15	GLY
45	BV	44	HIS
45	BV	55	GLU
45	BV	84	PRO
46	BW	56	ASP
46	BW	76	ASN

Continued on next page...

Continued from previous page...

Mol	Chain	Res	Type
46	BW	82	ILE
47	BX	9	LYS
47	BX	32	LEU
47	BX	46	VAL
48	BY	7	ARG
48	BY	25	GLN
49	BZ	38	GLU
50	B0	3	GLN
50	B0	25	THR
50	B0	26	SER
50	B0	40	HIS
50	B0	54	ILE
51	B1	12	SER
51	B1	29	LYS
52	B2	45	SER
53	B3	27	ASN
53	B3	57	VAL
54	B4	10	LEU
2	CB	11	LYS
2	CB	23	TRP
2	CB	31	ILE
2	CB	34	ALA
2	CB	39	HIS
2	CB	51	ASN
2	CB	52	GLU
2	CB	67	ILE
2	CB	68	LEU
2	CB	101	LEU
2	CB	102	THR
2	CB	112	LYS
2	CB	120	GLN
2	CB	127	ASP
2	CB	134	ALA
2	CB	147	SER
2	CB	148	LEU
2	CB	151	ILE
2	CB	158	PRO
2	CB	160	ALA
2	CB	170	HIS
2	CB	182	PRO
2	CB	183	VAL
2	CB	194	ASP

Continued on next page...

Continued from previous page...

Mol	Chain	Res	Type
2	CB	201	PRO
2	CB	206	ALA
2	CB	207	ILE
3	CC	9	GLY
3	CC	39	VAL
3	CC	40	ARG
3	CC	45	LYS
3	CC	46	GLU
3	CC	54	ARG
3	CC	61	ALA
3	CC	62	LYS
3	CC	66	VAL
3	CC	121	THR
3	CC	127	ARG
3	CC	129	MET
3	CC	160	ALA
3	CC	190	HIS
4	CD	4	TYR
4	CD	7	PRO
4	CD	9	LEU
4	CD	10	LYS
4	CD	18	ASP
4	CD	20	PHE
4	CD	28	ILE
4	CD	44	ARG
4	CD	58	LYS
4	CD	78	GLU
4	CD	81	ARG
4	CD	102	VAL
4	CD	107	PHE
4	CD	109	ALA
4	CD	110	THR
4	CD	111	ARG
4	CD	116	GLN
4	CD	117	LEU
4	CD	118	VAL
4	CD	125	VAL
4	CD	144	SER
4	CD	145	ILE
4	CD	148	LYS
4	CD	149	ALA
4	CD	154	ARG

Continued on next page...

Continued from previous page...

Mol	Chain	Res	Type
4	CD	163	GLU
4	CD	166	GLU
4	CD	168	PRO
4	CD	169	THR
4	CD	183	LYS
4	CD	186	PRO
4	CD	187	GLU
4	CD	188	ARG
4	CD	191	LEU
4	CD	192	SER
5	CE	12	GLN
5	CE	26	LYS
5	CE	45	ARG
5	CE	78	ASN
5	CE	101	GLU
5	CE	109	GLY
5	CE	120	VAL
5	CE	134	ILE
6	CF	16	GLU
6	CF	17	GLN
6	CF	21	MET
6	CF	22	ILE
6	CF	24	ARG
6	CF	25	TYR
6	CF	33	GLU
6	CF	57	ALA
6	CF	58	HIS
6	CF	63	ASN
6	CF	75	GLU
6	CF	82	ASP
6	CF	88	MET
6	CF	92	THR
6	CF	94	HIS
6	CF	99	ALA
7	CG	3	ARG
7	CG	22	LEU
7	CG	36	LYS
7	CG	37	SER
7	CG	42	ILE
7	CG	50	LEU
7	CG	70	ARG
7	CG	77	SER

Continued on next page...

Continued from previous page...

Mol	Chain	Res	Type
7	CG	78	ARG
7	CG	82	GLY
7	CG	121	ALA
7	CG	146	GLU
7	CG	151	PHE
8	CH	23	ALA
8	CH	52	GLU
8	CH	54	ASP
8	CH	57	PRO
8	CH	59	LEU
8	CH	67	GLN
8	CH	74	SER
8	CH	83	LEU
8	CH	111	MET
8	CH	116	ALA
9	CI	14	SER
9	CI	31	ASN
9	CI	40	GLY
9	CI	53	GLU
9	CI	54	LEU
9	CI	55	VAL
9	CI	58	VAL
9	CI	73	SER
9	CI	91	ASP
9	CI	113	ARG
9	CI	115	LYS
10	CJ	36	VAL
10	CJ	57	VAL
10	CJ	61	ALA
10	CJ	74	VAL
10	CJ	89	ARG
10	CJ	96	VAL
11	CK	14	LYS
11	CK	16	VAL
11	CK	25	ALA
11	CK	27	PHE
11	CK	28	ASN
11	CK	41	ALA
11	CK	45	ALA
11	CK	79	ILE
11	CK	91	PRO
11	CK	119	ASN

Continued on next page...

Continued from previous page...

Mol	Chain	Res	Type
11	CK	125	LYS
11	CK	126	LYS
12	CL	19	SER
12	CL	24	LEU
12	CL	25	GLU
12	CL	26	ALA
12	CL	43	LYS
12	CL	44	LYS
12	CL	56	ARG
12	CL	57	LEU
12	CL	58	THR
12	CL	64	THR
12	CL	94	ARG
12	CL	105	SER
13	CM	4	ILE
13	CM	5	ALA
13	CM	7	ILE
13	CM	25	VAL
13	CM	32	ALA
13	CM	33	ILE
13	CM	34	LEU
13	CM	37	ALA
13	CM	50	GLU
13	CM	66	GLU
13	CM	69	LEU
13	CM	70	ARG
13	CM	74	SER
13	CM	83	LEU
13	CM	96	PRO
13	CM	97	VAL
13	CM	105	ASN
13	CM	112	PRO
13	CM	113	ARG
14	CN	33	VAL
14	CN	42	TRP
14	CN	45	VAL
14	CN	46	LEU
14	CN	48	LEU
14	CN	57	PRO
14	CN	58	SER
14	CN	82	ILE
15	CO	3	LEU

Continued on next page...

Continued from previous page...

Mol	Chain	Res	Type
15	CO	9	ALA
15	CO	10	LYS
15	CO	11	ILE
15	CO	27	VAL
15	CO	56	LEU
15	CO	57	LEU
16	CP	42	ILE
16	CP	53	ASP
17	CQ	13	VAL
17	CQ	17	MET
17	CQ	55	ILE
17	CQ	69	LYS
17	CQ	75	LEU
17	CQ	82	ALA
18	CR	26	ILE
19	CS	4	SER
19	CS	5	LEU
19	CS	9	PRO
19	CS	28	LYS
19	CS	35	SER
19	CS	49	ILE
19	CS	67	VAL
19	CS	70	LYS
19	CS	75	ALA
20	CT	4	ILE
20	CT	6	SER
20	CT	20	HIS
20	CT	21	ASN
20	CT	45	ALA
20	CT	57	ILE
20	CT	58	VAL
21	CU	21	ARG
21	CU	25	LYS
21	CU	26	ALA
21	CU	34	ARG
21	CU	37	PHE
21	CU	38	TYR
21	CU	41	PRO
21	CU	42	THR
55	CY	49	THR
55	CY	51	LEU
55	CY	52	ARG

Continued on next page...

Continued from previous page...

Mol	Chain	Res	Type
55	CY	112	ASP
55	CY	120	GLU
55	CY	146	LYS
55	CY	150	GLU
55	CY	155	ARG
55	CY	156	SER
26	DC	5	CYS
26	DC	8	THR
26	DC	29	PHE
26	DC	52	HIS
26	DC	81	GLU
26	DC	119	VAL
26	DC	121	ALA
26	DC	122	ALA
26	DC	133	ASN
26	DC	172	THR
26	DC	176	ARG
26	DC	195	GLY
27	DD	7	LYS
27	DD	92	VAL
27	DD	94	GLN
27	DD	105	LYS
27	DD	134	HIS
27	DD	152	PRO
27	DD	197	THR
28	DE	4	VAL
28	DE	16	GLU
28	DE	49	ARG
28	DE	53	THR
28	DE	126	VAL
29	DF	8	LYS
29	DF	9	ASP
29	DF	33	ILE
29	DF	41	GLU
29	DF	46	LYS
29	DF	80	GLN
29	DF	88	VAL
29	DF	93	GLU
29	DF	120	SER
29	DF	124	ARG
29	DF	145	VAL
29	DF	153	ILE

Continued on next page...

Continued from previous page...

Mol	Chain	Res	Type
29	DF	154	THR
29	DF	155	ILE
29	DF	175	PRO
30	DG	37	ASN
30	DG	60	GLY
30	DG	94	ARG
31	DH	3	VAL
31	DH	9	VAL
31	DH	10	ALA
31	DH	12	LEU
31	DH	14	SER
31	DH	15	LEU
31	DH	28	ASN
31	DH	30	LEU
31	DH	41	LYS
31	DH	49	ALA
31	DH	50	ARG
31	DH	51	ARG
31	DH	71	LYS
31	DH	78	VAL
31	DH	84	ALA
31	DH	116	ARG
31	DH	121	VAL
31	DH	129	GLU
31	DH	134	VAL
31	DH	136	SER
31	DH	137	GLU
32	DI	9	LYS
32	DI	19	PRO
32	DI	20	SER
32	DI	23	VAL
32	DI	57	VAL
32	DI	62	ALA
32	DI	88	GLY
32	DI	89	SER
32	DI	97	VAL
32	DI	110	GLN
32	DI	112	LYS
32	DI	124	MET
32	DI	125	THR
33	DJ	6	ALA
34	DK	29	HIS

Continued on next page...

Continued from previous page...

Mol	Chain	Res	Type
34	DK	92	GLU
34	DK	108	ARG
35	DL	12	SER
35	DL	36	LYS
35	DL	42	SER
35	DL	81	ASP
35	DL	88	GLY
35	DL	99	ASN
36	DM	26	VAL
36	DM	29	GLY
36	DM	69	PRO
36	DM	82	MET
36	DM	84	LYS
37	DN	14	SER
37	DN	116	VAL
38	DO	13	ARG
38	DO	51	ALA
38	DO	76	LYS
38	DO	77	ALA
38	DO	88	LYS
38	DO	95	SER
38	DO	108	ASP
38	DO	111	ARG
39	DP	16	VAL
39	DP	93	LYS
39	DP	112	ARG
39	DP	113	LEU
40	DQ	38	VAL
40	DQ	73	ILE
41	DR	51	VAL
41	DR	52	PRO
41	DR	53	PHE
41	DR	57	GLY
42	DS	40	ASN
42	DS	46	LEU
42	DS	89	ALA
43	DT	5	GLU
43	DT	28	ASN
43	DT	36	LYS
43	DT	37	ASP
43	DT	52	GLU
43	DT	88	LYS

Continued on next page...

Continued from previous page...

Mol	Chain	Res	Type
43	DT	92	ASN
44	DU	29	SER
44	DU	76	THR
44	DU	84	PHE
44	DU	85	ARG
45	DV	14	LYS
45	DV	24	ASN
46	DW	30	SER
46	DW	49	ALA
46	DW	52	GLY
47	DX	2	ARG
47	DX	42	GLU
47	DX	52	ALA
47	DX	53	LYS
47	DX	60	LYS
47	DX	63	ILE
48	DY	22	LEU
48	DY	25	GLN
48	DY	37	LEU
48	DY	57	LEU
49	DZ	3	THR
50	D0	3	GLN
50	D0	23	ALA
50	D0	24	VAL
50	D0	25	THR
50	D0	26	SER
50	D0	28	SER
50	D0	54	ILE
51	D1	4	ILE
51	D1	31	GLU
51	D1	45	HIS
51	D1	50	GLU
52	D2	44	VAL
53	D3	15	LYS
53	D3	32	LEU
54	D4	30	GLU
2	AB	15	HIS
2	AB	19	GLN
2	AB	34	ALA
2	AB	42	ASN
2	AB	57	LEU
2	AB	61	ALA

Continued on next page...

Continued from previous page...

Mol	Chain	Res	Type
2	AB	75	ALA
2	AB	98	GLY
2	AB	112	LYS
2	AB	126	PHE
2	AB	145	GLU
2	AB	151	ILE
2	AB	155	GLY
2	AB	207	ILE
2	AB	210	VAL
3	AC	15	VAL
3	AC	28	GLU
3	AC	66	VAL
3	AC	78	GLY
3	AC	80	LYS
3	AC	141	ALA
4	AD	11	LEU
4	AD	41	HIS
4	AD	79	ALA
4	AD	80	ALA
4	AD	123	ILE
4	AD	128	ARG
4	AD	173	VAL
4	AD	182	PHE
4	AD	186	PRO
4	AD	188	ARG
4	AD	192	SER
4	AD	201	VAL
5	AE	12	GLN
5	AE	44	GLY
5	AE	83	HIS
5	AE	111	MET
5	AE	137	VAL
5	AE	138	ARG
6	AF	4	TYR
6	AF	33	GLU
6	AF	38	ARG
6	AF	43	GLY
6	AF	54	LEU
6	AF	56	LYS
7	AG	16	PRO
7	AG	26	PHE
7	AG	54	SER

Continued on next page...

Continued from previous page...

Mol	Chain	Res	Type
7	AG	93	PRO
7	AG	111	ARG
7	AG	116	MET
7	AG	123	GLU
7	AG	126	ASP
7	AG	140	ASP
8	AH	14	ILE
8	AH	28	PRO
8	AH	38	ASN
8	AH	71	VAL
8	AH	88	ARG
8	AH	104	VAL
9	AI	9	THR
9	AI	24	GLY
9	AI	53	GLU
9	AI	79	ILE
9	AI	101	ALA
9	AI	111	VAL
9	AI	116	VAL
9	AI	121	ALA
9	AI	125	PRO
10	AJ	11	LYS
10	AJ	70	HIS
10	AJ	93	ALA
11	AK	50	SER
11	AK	105	PHE
11	AK	114	THR
12	AL	5	ASN
12	AL	25	GLU
12	AL	51	LYS
12	AL	87	VAL
12	AL	92	GLY
12	AL	104	CYS
12	AL	110	ARG
12	AL	113	ALA
13	AM	4	ILE
13	AM	5	ALA
13	AM	11	ASP
13	AM	23	TYR
13	AM	38	GLY
13	AM	39	ILE
13	AM	66	GLU

Continued on next page...

Continued from previous page...

Mol	Chain	Res	Type
13	AM	89	LEU
13	AM	98	ARG
13	AM	111	GLY
14	AN	27	LYS
14	AN	45	VAL
14	AN	46	LEU
14	AN	47	LYS
14	AN	57	PRO
14	AN	62	ASN
15	AO	3	LEU
15	AO	20	ASN
15	AO	24	SER
15	AO	33	THR
15	AO	74	ASP
16	AP	22	ALA
16	AP	25	ARG
16	AP	53	ASP
16	AP	58	ALA
17	AQ	10	GLY
17	AQ	32	PRO
17	AQ	56	GLY
17	AQ	64	CYS
17	AQ	67	LEU
17	AQ	80	GLU
18	AR	54	GLN
18	AR	56	ALA
18	AR	72	ASP
19	AS	19	VAL
19	AS	77	THR
20	AT	35	VAL
20	AT	86	LEU
21	AU	12	PHE
21	AU	13	ASP
21	AU	23	CYS
21	AU	25	LYS
21	AU	27	GLY
21	AU	53	VAL
26	BC	40	GLY
26	BC	57	HIS
26	BC	121	ALA
26	BC	122	ALA
26	BC	123	ILE

Continued on next page...

Continued from previous page...

Mol	Chain	Res	Type
26	BC	204	LEU
26	BC	221	GLY
26	BC	232	GLY
26	BC	233	GLY
26	BC	235	GLU
27	BD	98	VAL
27	BD	113	SER
27	BD	195	GLY
28	BE	72	SER
28	BE	96	VAL
28	BE	116	ASP
28	BE	154	ASP
28	BE	155	GLU
29	BF	30	VAL
29	BF	43	ILE
29	BF	49	LEU
29	BF	72	SER
29	BF	99	PHE
29	BF	142	TYR
29	BF	144	LYS
29	BF	176	PHE
30	BG	39	ALA
30	BG	60	GLY
30	BG	149	ALA
30	BG	158	GLY
30	BG	174	LYS
31	BH	9	VAL
31	BH	14	SER
31	BH	30	LEU
31	BH	34	GLY
31	BH	89	LYS
31	BH	92	GLY
31	BH	118	PRO
31	BH	135	HIS
31	BH	138	VAL
32	BI	8	VAL
32	BI	36	GLU
32	BI	65	SER
32	BI	90	GLY
32	BI	92	PRO
33	BJ	78	THR
33	BJ	122	LEU

Continued on next page...

Continued from previous page...

Mol	Chain	Res	Type
34	BK	48	PRO
34	BK	73	ASP
34	BK	101	GLY
34	BK	103	VAL
35	BL	43	GLY
35	BL	74	THR
35	BL	86	GLU
35	BL	114	GLY
35	BL	138	ALA
36	BM	3	GLN
36	BM	55	ARG
36	BM	65	ILE
37	BN	3	HIS
37	BN	7	GLY
37	BN	70	THR
37	BN	71	ARG
37	BN	104	ALA
37	BN	118	ARG
38	BO	6	ALA
38	BO	69	ASP
38	BO	74	VAL
38	BO	81	ARG
39	BP	3	ILE
39	BP	10	GLU
39	BP	52	ARG
39	BP	104	GLY
40	BQ	6	GLY
40	BQ	78	PHE
41	BR	48	LYS
41	BR	53	PHE
41	BR	56	GLY
41	BR	57	GLY
42	BS	47	VAL
42	BS	63	GLY
43	BT	9	LYS
44	BU	8	ASP
44	BU	16	LYS
44	BU	37	GLY
44	BU	40	LEU
44	BU	50	ALA
44	BU	51	LEU
44	BU	69	VAL

Continued on next page...

Continued from previous page...

Mol	Chain	Res	Type
45	BV	9	ARG
45	BV	12	GLN
45	BV	24	ASN
45	BV	53	LYS
45	BV	74	ALA
45	BV	75	GLN
45	BV	88	HIS
46	BW	12	ASN
46	BW	33	ALA
47	BX	8	GLY
47	BX	21	LEU
48	BY	61	ALA
48	BY	62	GLY
50	B0	23	ALA
50	B0	32	THR
51	B1	13	SER
52	B2	36	ALA
2	CB	16	PHE
2	CB	35	ARG
2	CB	44	GLU
2	CB	45	LYS
2	CB	82	ASP
2	CB	87	CYS
2	CB	89	GLN
2	CB	108	ARG
2	CB	133	GLU
2	CB	143	LYS
2	CB	149	GLY
2	CB	152	LYS
2	CB	155	GLY
2	CB	193	PRO
2	CB	224	GLY
3	CC	20	SER
3	CC	36	ASP
3	CC	53	SER
3	CC	120	ILE
3	CC	141	ALA
3	CC	145	GLY
3	CC	166	GLU
3	CC	167	TRP
4	CD	5	LEU
4	CD	6	GLY

Continued on next page...

Continued from previous page...

Mol	Chain	Res	Type
4	CD	8	LYS
4	CD	69	GLU
4	CD	97	ARG
4	CD	99	ASP
4	CD	100	ASN
4	CD	101	VAL
4	CD	126	ASN
4	CD	140	ASN
4	CD	147	GLU
4	CD	153	SER
4	CD	182	PHE
4	CD	195	ILE
4	CD	201	VAL
5	CE	24	THR
5	CE	110	ALA
5	CE	135	ASN
5	CE	158	GLY
6	CF	2	ARG
6	CF	15	SER
6	CF	23	GLU
6	CF	43	GLY
6	CF	70	VAL
6	CF	71	ILE
6	CF	98	GLU
7	CG	18	PHE
7	CG	27	VAL
7	CG	34	GLY
7	CG	54	SER
7	CG	98	ALA
7	CG	99	LEU
7	CG	114	LYS
7	CG	120	LEU
7	CG	135	VAL
7	CG	149	LYS
8	CH	30	SER
8	CH	81	PRO
8	CH	82	GLY
8	CH	104	VAL
8	CH	110	VAL
8	CH	118	GLN
9	CI	10	GLY
9	CI	13	LYS

Continued on next page...

Continued from previous page...

Mol	Chain	Res	Type
9	CI	38	TYR
9	CI	41	ARG
9	CI	43	THR
9	CI	44	ALA
9	CI	78	ALA
9	CI	80	ARG
9	CI	96	SER
9	CI	109	ARG
10	CJ	6	ILE
10	CJ	17	LEU
10	CJ	23	ALA
10	CJ	76	ILE
10	CJ	79	PRO
10	CJ	86	ALA
11	CK	52	PHE
11	CK	82	LEU
11	CK	90	GLY
12	CL	63	VAL
12	CL	76	GLU
12	CL	118	GLY
13	CM	17	ILE
13	CM	27	LYS
13	CM	28	THR
13	CM	35	ALA
13	CM	40	ALA
13	CM	41	GLU
13	CM	44	LYS
13	CM	51	GLY
13	CM	55	THR
13	CM	56	LEU
13	CM	67	GLY
13	CM	88	GLY
14	CN	25	GLU
14	CN	32	ASP
14	CN	54	ASP
15	CO	24	SER
15	CO	55	GLY
15	CO	74	ASP
16	CP	23	ASP
16	CP	44	SER
16	CP	52	LEU
16	CP	62	GLY

Continued on next page...

Continued from previous page...

Mol	Chain	Res	Type
16	CP	67	ILE
16	CP	69	ASP
17	CQ	6	ARG
17	CQ	50	ASN
17	CQ	70	THR
18	CR	28	THR
18	CR	30	LYS
18	CR	32	TYR
18	CR	46	GLY
18	CR	58	ALA
19	CS	17	LYS
19	CS	37	ARG
19	CS	43	ASN
19	CS	45	ILE
20	CT	34	LYS
21	CU	9	ASN
21	CU	12	PHE
55	CY	31	ARG
55	CY	53	GLN
55	CY	86	ASP
55	CY	96	SER
55	CY	99	ARG
55	CY	107	GLU
55	CY	111	LYS
55	CY	133	ARG
55	CY	165	ASP
26	DC	12	ARG
26	DC	73	ILE
26	DC	150	GLY
26	DC	158	GLY
26	DC	259	ASN
26	DC	260	LYS
27	DD	31	ALA
27	DD	104	VAL
27	DD	113	SER
27	DD	187	LEU
28	DE	61	ARG
28	DE	86	ALA
28	DE	133	LEU
28	DE	155	GLU
29	DF	13	LYS
29	DF	38	GLY

Continued on next page...

Continued from previous page...

Mol	Chain	Res	Type
29	DF	40	GLY
29	DF	48	LEU
29	DF	59	ILE
29	DF	92	GLY
29	DF	106	ALA
29	DF	114	ARG
29	DF	135	ILE
30	DG	57	TYR
30	DG	58	ALA
30	DG	78	VAL
30	DG	79	THR
30	DG	81	GLY
30	DG	99	GLY
30	DG	108	PHE
30	DG	174	LYS
31	DH	34	GLY
31	DH	35	LYS
31	DH	72	ILE
31	DH	88	GLY
31	DH	115	VAL
31	DH	120	GLY
31	DH	122	LEU
31	DH	142	VAL
31	DH	143	ILE
31	DH	148	ALA
32	DI	11	GLN
32	DI	28	GLY
32	DI	48	ILE
32	DI	90	GLY
32	DI	116	MET
33	DJ	33	ALA
34	DK	5	GLN
34	DK	28	SER
34	DK	98	ARG
35	DL	17	LYS
35	DL	18	ARG
36	DM	56	ALA
37	DN	2	ARG
37	DN	3	HIS
37	DN	15	SER
37	DN	34	ILE
37	DN	70	THR

Continued on next page...

Continued from previous page...

Mol	Chain	Res	Type
38	DO	4	LYS
38	DO	27	VAL
38	DO	55	GLU
38	DO	89	ASP
38	DO	99	TYR
39	DP	52	ARG
39	DP	110	LYS
40	DQ	23	TYR
40	DQ	26	ALA
40	DQ	42	GLY
40	DQ	59	LEU
40	DQ	72	GLY
40	DQ	94	LEU
40	DQ	103	VAL
41	DR	24	LYS
41	DR	29	THR
41	DR	56	GLY
42	DS	25	ARG
42	DS	45	VAL
42	DS	88	ARG
43	DT	38	ALA
43	DT	42	GLU
43	DT	89	GLU
44	DU	4	ILE
44	DU	6	ARG
44	DU	7	ASP
44	DU	8	ASP
44	DU	16	LYS
44	DU	36	GLU
44	DU	55	GLY
44	DU	74	ALA
45	DV	15	GLY
45	DV	33	GLY
46	DW	11	ARG
46	DW	31	VAL
48	DY	14	LEU
48	DY	17	GLU
48	DY	41	HIS
49	DZ	14	GLY
49	DZ	51	SER
50	D0	55	ALA
51	D1	29	LYS

Continued on next page...

Continued from previous page...

Mol	Chain	Res	Type
51	D1	39	ASP
51	D1	46	VAL
53	D3	27	ASN
2	AB	48	PRO
2	AB	59	LYS
2	AB	76	ALA
2	AB	119	THR
2	AB	143	LYS
2	AB	164	ILE
2	AB	167	ASP
2	AB	194	ASP
2	AB	220	THR
3	AC	31	ASP
3	AC	63	SER
3	AC	129	MET
4	AD	111	ARG
4	AD	149	ALA
4	AD	169	THR
4	AD	174	ASP
5	AE	98	PRO
5	AE	103	THR
6	AF	53	LYS
7	AG	41	SER
7	AG	94	VAL
7	AG	96	ARG
7	AG	130	ASN
7	AG	149	LYS
8	AH	13	ARG
8	AH	46	ILE
8	AH	57	PRO
9	AI	45	ARG
9	AI	78	ALA
9	AI	114	LYS
10	AJ	88	MET
11	AK	15	GLN
11	AK	47	ALA
11	AK	93	ARG
12	AL	17	ALA
12	AL	20	ASN
12	AL	59	ASN
12	AL	105	SER
12	AL	108	LYS

Continued on next page...

Continued from previous page...

Mol	Chain	Res	Type
13	AM	22	ILE
13	AM	43	VAL
13	AM	62	LYS
13	AM	65	VAL
14	AN	20	PHE
14	AN	21	ALA
15	AO	78	TYR
16	AP	13	LYS
16	AP	16	PHE
16	AP	23	ASP
16	AP	36	VAL
16	AP	45	GLU
17	AQ	30	LYS
18	AR	46	GLY
20	AT	45	ALA
20	AT	69	LYS
20	AT	70	ASN
21	AU	24	GLU
26	BC	51	ARG
26	BC	113	ASP
26	BC	183	VAL
26	BC	197	ALA
26	BC	200	MET
26	BC	211	ARG
26	BC	247	TRP
27	BD	121	THR
27	BD	183	GLU
28	BE	18	THR
28	BE	129	PRO
29	BF	28	PRO
29	BF	136	ILE
29	BF	138	PRO
30	BG	38	ASP
31	BH	137	GLU
32	BI	20	SER
32	BI	83	ALA
32	BI	87	SER
32	BI	101	SER
34	BK	89	ASN
34	BK	91	SER
35	BL	80	SER
35	BL	104	GLN

Continued on next page...

Continued from previous page...

Mol	Chain	Res	Type
35	BL	142	ILE
36	BM	5	LYS
37	BN	44	LEU
38	BO	103	VAL
41	BR	7	SER
41	BR	51	VAL
42	BS	22	ASP
42	BS	40	ASN
42	BS	43	ALA
43	BT	56	GLU
44	BU	55	GLY
44	BU	88	ASP
44	BU	98	ASN
46	BW	37	ILE
47	BX	2	ARG
47	BX	20	ALA
47	BX	39	VAL
47	BX	73	ARG
48	BY	53	VAL
50	B0	55	ALA
52	B2	4	THR
52	B2	25	LYS
53	B3	20	GLY
53	B3	58	ILE
54	B4	37	GLN
2	CB	74	ARG
2	CB	105	LYS
2	CB	107	VAL
2	CB	115	LYS
2	CB	150	GLY
2	CB	208	ARG
3	CC	18	TRP
3	CC	25	ASN
3	CC	67	THR
3	CC	146	ALA
3	CC	161	GLU
4	CD	3	ARG
4	CD	32	CYS
4	CD	38	PRO
4	CD	93	LEU
4	CD	167	LYS
5	CE	69	ARG

Continued on next page...

Continued from previous page...

Mol	Chain	Res	Type
5	CE	70	ASN
5	CE	90	THR
5	CE	99	ALA
6	CF	13	ASP
6	CF	18	VAL
6	CF	81	ASN
6	CF	97	THR
7	CG	81	GLY
7	CG	122	ASN
7	CG	150	ALA
8	CH	29	SER
8	CH	124	GLU
9	CI	32	GLN
9	CI	107	ASP
10	CJ	16	ARG
10	CJ	32	THR
10	CJ	91	ASP
10	CJ	100	ILE
12	CL	90	LEU
12	CL	91	PRO
12	CL	111	LYS
13	CM	3	ARG
13	CM	84	GLY
14	CN	2	LYS
14	CN	21	ALA
14	CN	62	ASN
14	CN	81	ARG
15	CO	17	ARG
15	CO	19	ALA
15	CO	47	LYS
15	CO	59	MET
16	CP	28	ARG
16	CP	55	ASP
17	CQ	18	GLU
17	CQ	51	ASN
17	CQ	52	GLU
17	CQ	81	LYS
18	CR	29	LEU
18	CR	45	THR
18	CR	48	ARG
19	CS	27	ASP
19	CS	59	PRO

Continued on next page...

Continued from previous page...

Mol	Chain	Res	Type
20	CT	5	LYS
20	CT	47	ALA
20	CT	67	ILE
20	CT	73	ALA
21	CU	10	GLU
55	CY	103	PRO
55	CY	154	ARG
55	CY	164	THR
26	DC	79	ARG
26	DC	107	LYS
26	DC	123	ILE
26	DC	152	GLN
28	DE	57	LYS
28	DE	152	GLU
28	DE	172	ALA
28	DE	173	THR
29	DF	20	ASN
29	DF	104	THR
29	DF	111	ARG
29	DF	146	ASP
30	DG	67	ALA
30	DG	117	PRO
30	DG	118	ALA
30	DG	125	PRO
31	DH	81	ALA
31	DH	97	ARG
31	DH	138	VAL
31	DH	146	VAL
32	DI	7	TYR
32	DI	27	LEU
32	DI	59	THR
32	DI	115	ASP
35	DL	29	LYS
35	DL	69	ARG
36	DM	14	LYS
36	DM	58	LYS
38	DO	12	THR
38	DO	54	VAL
38	DO	112	GLU
40	DQ	6	GLY
42	DS	15	GLN
44	DU	18	LYS

Continued on next page...

Continued from previous page...

Mol	Chain	Res	Type
44	DU	75	ALA
45	DV	44	HIS
45	DV	46	LYS
45	DV	75	GLN
47	DX	19	HIS
47	DX	61	LYS
47	DX	74	GLY
48	DY	2	LYS
48	DY	51	ALA
51	D1	43	ARG
54	D4	32	LYS
54	D4	37	GLN
2	AB	95	ARG
2	AB	113	ARG
2	AB	124	GLY
2	AB	132	LYS
3	AC	13	GLY
3	AC	43	LEU
3	AC	44	THR
3	AC	83	ASP
3	AC	117	ALA
3	AC	163	ALA
4	AD	5	LEU
4	AD	35	GLU
4	AD	94	LEU
4	AD	125	VAL
4	AD	144	SER
5	AE	122	ASN
5	AE	148	ASN
6	AF	63	ASN
7	AG	3	ARG
8	AH	33	LYS
8	AH	39	VAL
8	AH	68	GLY
8	AH	70	ALA
8	AH	96	MET
9	AI	58	VAL
9	AI	91	ASP
11	AK	89	PRO
12	AL	83	ARG
12	AL	103	ASP
12	AL	112	GLN

Continued on next page...

Continued from previous page...

Mol	Chain	Res	Type
13	AM	24	GLY
13	AM	61	ALA
14	AN	75	ARG
15	AO	18	ASP
19	AS	43	ASN
20	AT	46	ALA
20	AT	63	ALA
21	AU	52	ALA
26	BC	5	CYS
26	BC	9	SER
26	BC	11	GLY
26	BC	269	ARG
27	BD	29	VAL
27	BD	104	VAL
28	BE	97	ASN
28	BE	110	SER
29	BF	174	PHE
30	BG	54	ARG
30	BG	129	GLU
30	BG	139	VAL
30	BG	161	VAL
30	BG	175	LYS
31	BH	91	PHE
32	BI	3	LYS
32	BI	100	ILE
33	BJ	2	LYS
33	BJ	97	PRO
34	BK	5	GLN
36	BM	43	ALA
36	BM	102	LEU
37	BN	45	ARG
37	BN	117	ASP
38	BO	13	ARG
38	BO	62	LEU
39	BP	33	GLU
39	BP	53	GLY
39	BP	87	ARG
42	BS	56	ALA
43	BT	41	ALA
43	BT	65	GLY
45	BV	54	ALA
45	BV	80	HIS

Continued on next page...

Continued from previous page...

Mol	Chain	Res	Type
46	BW	81	SER
48	BY	6	LEU
50	B0	49	ARG
50	B0	50	GLY
52	B2	5	PHE
3	CC	8	ASN
3	CC	16	LYS
4	CD	46	PRO
4	CD	90	LEU
4	CD	157	ALA
4	CD	193	ALA
6	CF	38	ARG
7	CG	11	LYS
7	CG	19	GLY
7	CG	26	PHE
7	CG	67	GLU
7	CG	117	ALA
7	CG	136	LYS
9	CI	6	TYR
9	CI	11	ARG
10	CJ	42	LEU
10	CJ	93	ALA
11	CK	30	THR
11	CK	61	PHE
11	CK	81	ASN
11	CK	84	VAL
13	CM	63	PHE
14	CN	51	LEU
14	CN	55	SER
15	CO	58	ARG
15	CO	69	TYR
15	CO	83	GLU
16	CP	31	ARG
16	CP	41	PRO
16	CP	46	LYS
16	CP	54	LEU
18	CR	33	ILE
19	CS	47	LEU
20	CT	32	ILE
20	CT	66	LEU
20	CT	69	LYS
20	CT	70	ASN

Continued on next page...

Continued from previous page...

Mol	Chain	Res	Type
55	CY	45	TYR
55	CY	106	THR
55	CY	134	ASP
55	CY	182	LEU
27	DD	41	ALA
28	DE	129	PRO
29	DF	162	ASP
30	DG	12	ALA
30	DG	106	LEU
30	DG	111	PRO
31	DH	106	ALA
32	DI	17	ALA
32	DI	22	PRO
32	DI	126	ARG
33	DJ	34	ARG
35	DL	3	LEU
35	DL	15	ALA
35	DL	130	GLY
36	DM	8	LYS
36	DM	87	GLY
36	DM	122	ALA
37	DN	69	ARG
37	DN	104	ALA
38	DO	47	VAL
38	DO	48	LEU
38	DO	56	LYS
38	DO	80	GLU
38	DO	94	ARG
38	DO	100	HIS
39	DP	105	LYS
41	DR	40	MET
41	DR	49	ILE
42	DS	84	ARG
43	DT	7	LEU
46	DW	63	ALA
48	DY	4	LYS
48	DY	18	LEU
51	D1	22	THR
51	D1	51	ALA
52	D2	33	ARG
53	D3	7	ARG
53	D3	16	THR

Continued on next page...

Continued from previous page...

Mol	Chain	Res	Type
2	AB	22	TYR
2	AB	25	PRO
2	AB	68	LEU
2	AB	74	ARG
2	AB	123	ASP
3	AC	162	ILE
3	AC	166	GLU
4	AD	138	SER
5	AE	84	PRO
5	AE	125	ALA
5	AE	155	ALA
7	AG	49	THR
7	AG	131	LYS
9	AI	35	LEU
10	AJ	75	ASP
10	AJ	80	THR
11	AK	78	GLY
13	AM	57	ARG
14	AN	64	CYS
15	AO	87	LEU
16	AP	42	ILE
16	AP	57	ILE
19	AS	53	ASN
21	AU	20	LYS
21	AU	21	ARG
21	AU	44	GLU
26	BC	73	ILE
27	BD	36	GLN
27	BD	90	PHE
28	BE	6	LYS
28	BE	80	SER
28	BE	136	GLN
29	BF	18	GLU
29	BF	27	VAL
29	BF	112	ASP
30	BG	11	PRO
30	BG	45	ALA
30	BG	109	SER
31	BH	32	PRO
32	BI	31	GLY
32	BI	96	LYS
33	BJ	82	GLY

Continued on next page...

Continued from previous page...

Mol	Chain	Res	Type
34	BK	72	PRO
34	BK	88	ASN
35	BL	58	TYR
36	BM	80	VAL
37	BN	15	SER
37	BN	100	CYS
38	BO	46	GLU
38	BO	83	LEU
42	BS	15	GLN
42	BS	65	ASP
43	BT	17	SER
43	BT	45	ALA
44	BU	56	GLY
45	BV	87	GLN
49	BZ	19	HIS
52	B2	8	SER
53	B3	62	PRO
2	CB	13	GLY
2	CB	14	VAL
2	CB	22	TYR
2	CB	28	LYS
2	CB	95	ARG
2	CB	130	THR
3	CC	38	LYS
4	CD	92	ALA
5	CE	32	SER
7	CG	15	ASP
7	CG	20	SER
7	CG	63	GLU
7	CG	103	TRP
7	CG	113	ASP
8	CH	15	ARG
9	CI	82	GLY
9	CI	99	ARG
10	CJ	15	HIS
11	CK	47	ALA
11	CK	117	PRO
12	CL	70	GLU
15	CO	8	THR
15	CO	26	GLU
15	CO	54	ARG
16	CP	33	ILE

Continued on next page...

Continued from previous page...

Mol	Chain	Res	Type
18	CR	57	ARG
18	CR	73	ARG
19	CS	26	GLY
19	CS	72	GLY
20	CT	33	LYS
20	CT	55	GLN
55	CY	71	ASP
26	DC	11	GLY
26	DC	18	VAL
26	DC	31	PRO
26	DC	111	ALA
26	DC	204	LEU
26	DC	239	PHE
26	DC	270	ARG
27	DD	23	PRO
27	DD	86	GLU
27	DD	206	ALA
29	DF	60	SER
29	DF	78	ILE
29	DF	90	LEU
29	DF	94	ARG
29	DF	98	PHE
29	DF	173	ASP
30	DG	68	ARG
30	DG	126	THR
31	DH	16	GLY
31	DH	99	ILE
31	DH	147	VAL
32	DI	34	ILE
32	DI	36	GLU
32	DI	39	LYS
32	DI	74	PRO
32	DI	92	PRO
33	DJ	25	LEU
33	DJ	69	ARG
34	DK	119	ALA
37	DN	42	LYS
37	DN	118	ARG
39	DP	87	ARG
42	DS	30	SER
43	DT	69	ARG
44	DU	98	ASN

Continued on next page...

Continued from previous page...

Mol	Chain	Res	Type
45	DV	84	PRO
47	DX	56	ARG
53	D3	50	SER
3	AC	73	PRO
3	AC	195	VAL
4	AD	122	ALA
4	AD	194	ASP
9	AI	47	VAL
10	AJ	44	THR
10	AJ	95	GLY
14	AN	52	PRO
16	AP	48	GLU
17	AQ	60	GLU
19	AS	70	LYS
21	AU	22	SER
26	BC	78	GLU
26	BC	106	PRO
26	BC	143	VAL
27	BD	56	LYS
28	BE	195	GLN
30	BG	6	ALA
32	BI	30	GLN
32	BI	84	GLY
36	BM	18	ARG
42	BS	35	ILE
45	BV	32	GLY
2	CB	73	LYS
3	CC	109	PRO
4	CD	82	LEU
4	CD	155	VAL
6	CF	7	VAL
7	CG	128	ALA
9	CI	127	PHE
11	CK	54	GLY
12	CL	3	THR
12	CL	38	TYR
12	CL	122	PRO
13	CM	23	TYR
15	CO	85	LEU
16	CP	18	GLN
16	CP	24	SER
18	CR	62	ALA

Continued on next page...

Continued from previous page...

Mol	Chain	Res	Type
20	CT	65	GLY
26	DC	136	VAL
28	DE	200	LEU
29	DF	44	ALA
29	DF	97	GLU
31	DH	95	GLY
32	DI	18	ASN
32	DI	21	PRO
32	DI	80	LYS
35	DL	27	LEU
37	DN	10	LEU
38	DO	3	LYS
42	DS	66	ILE
45	DV	66	ASP
52	D2	5	PHE
3	AC	52	VAL
4	AD	28	ILE
4	AD	45	LYS
11	AK	107	ILE
17	AQ	12	VAL
17	AQ	61	ILE
18	AR	41	PRO
19	AS	9	PRO
30	BG	25	ILE
30	BG	112	VAL
35	BL	23	ILE
11	CK	48	GLY
38	DO	42	PRO
46	DW	27	GLY
46	DW	51	VAL
2	AB	47	VAL
3	AC	7	PRO
3	AC	97	VAL
5	AE	133	PRO
8	AH	44	GLY
9	AI	71	GLY
12	AL	85	GLY
14	AN	72	GLY
19	AS	59	PRO
26	BC	246	PRO
28	BE	71	GLY
29	BF	148	VAL

Continued on next page...

Continued from previous page...

Mol	Chain	Res	Type
32	BI	19	PRO
33	BJ	115	GLY
33	BJ	137	PRO
42	BS	80	PRO
44	BU	53	GLN
53	B3	31	ILE
5	CE	74	VAL
5	CE	119	GLY
10	CJ	41	PRO
17	CQ	12	VAL
17	CQ	76	VAL
55	CY	34	PRO
26	DC	244	VAL
29	DF	75	GLY
29	DF	140	ILE
31	DH	144	VAL
38	DO	101	GLY
41	DR	88	GLY
43	DT	57	VAL
53	D3	20	GLY
2	AB	171	ILE
3	AC	72	ARG
13	AM	7	ILE
17	AQ	35	GLY
18	AR	69	PRO
19	AS	8	GLY
26	BC	243	PRO
35	BL	8	PRO
36	BM	36	VAL
46	BW	74	PRO
47	BX	63	ILE
52	B2	44	VAL
3	CC	52	VAL
5	CE	105	ILE
12	CL	93	VAL
55	CY	42	VAL
29	DF	43	ILE
31	DH	130	VAL
2	AB	163	VAL
7	AG	81	GLY
9	AI	50	GLN
12	AL	16	VAL

Continued on next page...

Continued from previous page...

Mol	Chain	Res	Type
17	AQ	13	VAL
26	BC	226	PRO
50	B0	53	VAL
19	CS	29	LYS
21	CU	28	VAL
55	CY	5	ILE
55	CY	48	PRO
32	DI	72	THR
46	DW	71	VAL
53	D3	17	GLY
12	AL	11	PRO
12	AL	37	VAL
26	BC	31	PRO
26	BC	244	VAL
34	BK	102	PRO
51	B1	30	PRO
3	CC	15	VAL
3	CC	159	GLY
16	CP	14	ARG
31	DH	118	PRO
32	DI	56	VAL
36	DM	77	PRO
41	DR	44	GLY

5.3.2 Protein sidechains ⓘ

In the following table, the Percentiles column shows the percent sidechain outliers of the chain as a percentile score with respect to all X-ray entries followed by that with respect to entries of similar resolution.

The Analysed column shows the number of residues for which the sidechain conformation was analysed, and the total number of residues.

Mol	Chain	Analysed	Rotameric	Outliers	Percentiles	
2	AB	180/199 (90%)	128 (71%)	52 (29%)	0	1
2	CB	180/199 (90%)	137 (76%)	43 (24%)	1	3
3	AC	170/190 (90%)	138 (81%)	32 (19%)	2	8
3	CC	170/190 (90%)	130 (76%)	40 (24%)	1	3
4	AD	172/173 (99%)	116 (67%)	56 (33%)	0	1
4	CD	172/173 (99%)	125 (73%)	47 (27%)	0	2

Continued on next page...

Continued from previous page...

Mol	Chain	Analysed	Rotameric	Outliers	Percentiles	
5	AE	113/126 (90%)	91 (80%)	22 (20%)	1	7
5	CE	113/126 (90%)	94 (83%)	19 (17%)	2	12
6	AF	87/116 (75%)	72 (83%)	15 (17%)	2	11
6	CF	87/116 (75%)	65 (75%)	22 (25%)	0	2
7	AG	124/147 (84%)	96 (77%)	28 (23%)	1	4
7	CG	124/147 (84%)	101 (82%)	23 (18%)	2	8
8	AH	104/105 (99%)	81 (78%)	23 (22%)	1	4
8	CH	104/105 (99%)	87 (84%)	17 (16%)	3	13
9	AI	105/107 (98%)	81 (77%)	24 (23%)	1	4
9	CI	105/107 (98%)	84 (80%)	21 (20%)	1	6
10	AJ	86/90 (96%)	73 (85%)	13 (15%)	3	16
10	CJ	86/90 (96%)	67 (78%)	19 (22%)	1	4
11	AK	90/99 (91%)	74 (82%)	16 (18%)	2	10
11	CK	90/99 (91%)	67 (74%)	23 (26%)	0	2
12	AL	103/104 (99%)	69 (67%)	34 (33%)	0	1
12	CL	103/104 (99%)	77 (75%)	26 (25%)	0	2
13	AM	92/96 (96%)	77 (84%)	15 (16%)	3	13
13	CM	92/96 (96%)	63 (68%)	29 (32%)	0	1
14	AN	79/84 (94%)	64 (81%)	15 (19%)	2	8
14	CN	79/84 (94%)	60 (76%)	19 (24%)	1	3
15	AO	76/77 (99%)	55 (72%)	21 (28%)	0	2
15	CO	76/77 (99%)	57 (75%)	19 (25%)	1	2
16	AP	65/65 (100%)	51 (78%)	14 (22%)	1	5
16	CP	65/65 (100%)	41 (63%)	24 (37%)	0	0
17	AQ	74/78 (95%)	59 (80%)	15 (20%)	1	6
17	CQ	74/78 (95%)	54 (73%)	20 (27%)	0	2
18	AR	48/65 (74%)	36 (75%)	12 (25%)	1	2
18	CR	48/65 (74%)	36 (75%)	12 (25%)	1	2
19	AS	70/79 (89%)	53 (76%)	17 (24%)	1	3
19	CS	70/79 (89%)	53 (76%)	17 (24%)	1	3
20	AT	65/66 (98%)	50 (77%)	15 (23%)	1	4

Continued on next page...

Continued from previous page...

Mol	Chain	Analysed	Rotameric	Outliers	Percentiles		
20	CT	65/66 (98%)	50 (77%)	15 (23%)	1	4	
21	AU	44/61 (72%)	30 (68%)	14 (32%)	0	1	
21	CU	44/61 (72%)	29 (66%)	15 (34%)	0	1	
26	BC	216/218 (99%)	164 (76%)	52 (24%)	1	3	
26	DC	216/218 (99%)	147 (68%)	69 (32%)	0	1	
27	BD	164/164 (100%)	131 (80%)	33 (20%)	1	6	
27	DD	164/164 (100%)	125 (76%)	39 (24%)	1	3	
28	BE	165/165 (100%)	133 (81%)	32 (19%)	1	7	
28	DE	165/165 (100%)	130 (79%)	35 (21%)	1	5	
29	BF	148/150 (99%)	115 (78%)	33 (22%)	1	4	
29	DF	148/150 (99%)	114 (77%)	34 (23%)	1	4	
30	BG	137/138 (99%)	108 (79%)	29 (21%)	1	5	
30	DG	137/138 (99%)	111 (81%)	26 (19%)	2	8	
31	BH	114/114 (100%)	83 (73%)	31 (27%)	0	2	
31	DH	114/114 (100%)	92 (81%)	22 (19%)	1	7	
32	BI	109/110 (99%)	101 (93%)	8 (7%)	16	49	
32	DI	109/110 (99%)	89 (82%)	20 (18%)	2	9	
33	BJ	116/116 (100%)	90 (78%)	26 (22%)	1	4	
33	DJ	116/116 (100%)	95 (82%)	21 (18%)	2	9	
34	BK	103/104 (99%)	81 (79%)	22 (21%)	1	5	
34	DK	103/104 (99%)	77 (75%)	26 (25%)	0	2	
35	BL	102/103 (99%)	76 (74%)	26 (26%)	0	2	
35	DL	102/103 (99%)	74 (72%)	28 (28%)	0	2	
36	BM	109/109 (100%)	80 (73%)	29 (27%)	0	2	
36	DM	109/109 (100%)	86 (79%)	23 (21%)	1	5	
37	BN	100/103 (97%)	81 (81%)	19 (19%)	2	8	
37	DN	100/103 (97%)	83 (83%)	17 (17%)	2	11	
38	BO	86/87 (99%)	67 (78%)	19 (22%)	1	4	
38	DO	86/87 (99%)	61 (71%)	25 (29%)	0	1	
39	BP	99/100 (99%)	81 (82%)	18 (18%)	2	9	
39	DP	99/100 (99%)	80 (81%)	19 (19%)	1	7	

Continued on next page...

Continued from previous page...

Mol	Chain	Analysed	Rotameric	Outliers	Percentiles	
40	BQ	89/90 (99%)	66 (74%)	23 (26%)	0	2
40	DQ	89/90 (99%)	69 (78%)	20 (22%)	1	4
41	BR	84/84 (100%)	66 (79%)	18 (21%)	1	5
41	DR	84/84 (100%)	70 (83%)	14 (17%)	2	12
42	BS	93/93 (100%)	70 (75%)	23 (25%)	1	2
42	DS	93/93 (100%)	68 (73%)	25 (27%)	0	2
43	BT	80/84 (95%)	57 (71%)	23 (29%)	0	1
43	DT	80/84 (95%)	62 (78%)	18 (22%)	1	4
44	BU	83/85 (98%)	61 (74%)	22 (26%)	0	2
44	DU	83/85 (98%)	63 (76%)	20 (24%)	1	3
45	BV	78/78 (100%)	60 (77%)	18 (23%)	1	4
45	DV	78/78 (100%)	63 (81%)	15 (19%)	1	7
46	BW	56/63 (89%)	45 (80%)	11 (20%)	1	7
46	DW	57/63 (90%)	48 (84%)	9 (16%)	3	14
47	BX	67/68 (98%)	47 (70%)	20 (30%)	0	1
47	DX	67/68 (98%)	56 (84%)	11 (16%)	2	13
48	BY	55/55 (100%)	47 (86%)	8 (14%)	4	18
48	DY	55/55 (100%)	43 (78%)	12 (22%)	1	5
49	BZ	48/49 (98%)	40 (83%)	8 (17%)	2	12
49	DZ	48/49 (98%)	42 (88%)	6 (12%)	5	24
50	B0	47/48 (98%)	39 (83%)	8 (17%)	2	11
50	D0	47/48 (98%)	38 (81%)	9 (19%)	2	7
51	B1	45/49 (92%)	39 (87%)	6 (13%)	4	21
51	D1	45/49 (92%)	36 (80%)	9 (20%)	1	6
52	B2	38/38 (100%)	26 (68%)	12 (32%)	0	1
52	D2	38/38 (100%)	33 (87%)	5 (13%)	5	21
53	B3	51/52 (98%)	37 (72%)	14 (28%)	0	2
53	D3	51/52 (98%)	36 (71%)	15 (29%)	0	1
54	B4	34/34 (100%)	27 (79%)	7 (21%)	1	6
54	D4	34/34 (100%)	23 (68%)	11 (32%)	0	1
55	CY	158/160 (99%)	122 (77%)	36 (23%)	1	4

Continued on next page...

Continued from previous page...

Mol	Chain	Analysed	Rotameric	Outliers	Percentiles
All	All	9485/9916 (96%)	7325 (77%)	2160 (23%)	1 4

All (2160) residues with a non-rotameric sidechain are listed below:

Mol	Chain	Res	Type
2	AB	15	HIS
2	AB	16	PHE
2	AB	19	GLN
2	AB	22	TYR
2	AB	26	LYS
2	AB	27	MET
2	AB	28	LYS
2	AB	37	LYS
2	AB	49	MET
2	AB	57	LEU
2	AB	59	LYS
2	AB	67	ILE
2	AB	68	LEU
2	AB	72	THR
2	AB	73	LYS
2	AB	77	SER
2	AB	80	VAL
2	AB	81	LYS
2	AB	91	PHE
2	AB	93	ASN
2	AB	96	TRP
2	AB	100	MET
2	AB	101	LEU
2	AB	102	THR
2	AB	106	THR
2	AB	108	ARG
2	AB	110	SER
2	AB	123	ASP
2	AB	126	PHE
2	AB	133	GLU
2	AB	141	LEU
2	AB	142	GLU
2	AB	144	LEU
2	AB	146	ASN
2	AB	157	LEU
2	AB	161	LEU
2	AB	163	VAL

Continued on next page...

Continued from previous page...

Mol	Chain	Res	Type
2	AB	173	ILE
2	AB	174	LYS
2	AB	175	GLU
2	AB	181	ILE
2	AB	183	VAL
2	AB	189	THR
2	AB	191	SER
2	AB	194	ASP
2	AB	197	ASP
2	AB	199	VAL
2	AB	205	ASP
2	AB	207	ILE
2	AB	214	LEU
2	AB	217	VAL
2	AB	222	ARG
3	AC	4	LYS
3	AC	14	ILE
3	AC	16	LYS
3	AC	25	ASN
3	AC	27	LYS
3	AC	37	PHE
3	AC	44	THR
3	AC	51	SER
3	AC	55	ILE
3	AC	67	THR
3	AC	68	ILE
3	AC	70	THR
3	AC	76	VAL
3	AC	82	GLU
3	AC	84	VAL
3	AC	97	VAL
3	AC	103	ILE
3	AC	105	GLU
3	AC	125	GLU
3	AC	129	MET
3	AC	134	MET
3	AC	138	VAL
3	AC	142	MET
3	AC	151	VAL
3	AC	153	VAL
3	AC	167	TRP
3	AC	168	TYR

Continued on next page...

Continued from previous page...

Mol	Chain	Res	Type
3	AC	175	LEU
3	AC	176	HIS
3	AC	182	ILE
3	AC	183	ASP
3	AC	198	VAL
4	AD	5	LEU
4	AD	9	LEU
4	AD	13	ARG
4	AD	14	ARG
4	AD	17	THR
4	AD	19	LEU
4	AD	20	PHE
4	AD	22	LYS
4	AD	25	VAL
4	AD	32	CYS
4	AD	33	LYS
4	AD	44	ARG
4	AD	47	ARG
4	AD	48	LEU
4	AD	49	SER
4	AD	58	LYS
4	AD	73	ARG
4	AD	74	ASN
4	AD	75	TYR
4	AD	77	LYS
4	AD	78	GLU
4	AD	82	LEU
4	AD	83	LYS
4	AD	91	LEU
4	AD	94	LEU
4	AD	95	GLU
4	AD	101	VAL
4	AD	105	MET
4	AD	107	PHE
4	AD	110	THR
4	AD	111	ARG
4	AD	115	ARG
4	AD	116	GLN
4	AD	123	ILE
4	AD	129	VAL
4	AD	130	VAL
4	AD	138	SER

Continued on next page...

Continued from previous page...

Mol	Chain	Res	Type
4	AD	145	ILE
4	AD	146	ARG
4	AD	147	GLU
4	AD	150	LYS
4	AD	155	VAL
4	AD	161	LEU
4	AD	163	GLU
4	AD	164	GLN
4	AD	173	VAL
4	AD	174	ASP
4	AD	178	MET
4	AD	181	THR
4	AD	182	PHE
4	AD	189	SER
4	AD	191	LEU
4	AD	192	SER
4	AD	194	ASP
4	AD	203	LEU
4	AD	205	SER
5	AE	24	THR
5	AE	31	PHE
5	AE	33	PHE
5	AE	34	THR
5	AE	36	LEU
5	AE	37	THR
5	AE	43	ASN
5	AE	50	TYR
5	AE	56	VAL
5	AE	64	MET
5	AE	65	GLU
5	AE	76	LEU
5	AE	85	VAL
5	AE	86	LYS
5	AE	93	ARG
5	AE	96	MET
5	AE	105	ILE
5	AE	115	LEU
5	AE	121	HIS
5	AE	124	LEU
5	AE	147	MET
5	AE	156	LYS
6	AF	18	VAL

Continued on next page...

Continued from previous page...

Mol	Chain	Res	Type
6	AF	22	ILE
6	AF	39	LEU
6	AF	51	ILE
6	AF	54	LEU
6	AF	55	HIS
6	AF	62	MET
6	AF	72	ASP
6	AF	80	PHE
6	AF	82	ASP
6	AF	85	ILE
6	AF	86	ARG
6	AF	88	MET
6	AF	91	ARG
6	AF	97	THR
7	AG	3	ARG
7	AG	9	GLN
7	AG	10	ARG
7	AG	11	LYS
7	AG	12	ILE
7	AG	21	GLU
7	AG	26	PHE
7	AG	29	ILE
7	AG	50	LEU
7	AG	59	LEU
7	AG	62	PHE
7	AG	66	LEU
7	AG	67	GLU
7	AG	70	ARG
7	AG	90	GLU
7	AG	91	VAL
7	AG	92	ARG
7	AG	94	VAL
7	AG	97	ASN
7	AG	106	GLU
7	AG	114	LYS
7	AG	116	MET
7	AG	120	LEU
7	AG	129	GLU
7	AG	136	LYS
7	AG	139	GLU
7	AG	140	ASP
7	AG	142	HIS

Continued on next page...

Continued from previous page...

Mol	Chain	Res	Type
8	AH	4	GLN
8	AH	5	ASP
8	AH	7	ILE
8	AH	9	ASP
8	AH	11	LEU
8	AH	15	ARG
8	AH	21	ASN
8	AH	32	LEU
8	AH	40	LEU
8	AH	41	LYS
8	AH	46	ILE
8	AH	55	THR
8	AH	63	LEU
8	AH	72	VAL
8	AH	75	ILE
8	AH	86	TYR
8	AH	92	LEU
8	AH	96	MET
8	AH	99	LEU
8	AH	108	LYS
8	AH	117	ARG
8	AH	121	LEU
8	AH	125	ILE
9	AI	15	SER
9	AI	18	ARG
9	AI	20	PHE
9	AI	31	ASN
9	AI	35	LEU
9	AI	39	PHE
9	AI	46	MET
9	AI	61	LEU
9	AI	63	LEU
9	AI	65	ILE
9	AI	66	THR
9	AI	68	LYS
9	AI	75	GLN
9	AI	79	ILE
9	AI	87	LEU
9	AI	90	TYR
9	AI	95	ARG
9	AI	99	ARG
9	AI	105	THR

Continued on next page...

Continued from previous page...

Mol	Chain	Res	Type
9	AI	106	ARG
9	AI	109	ARG
9	AI	122	ARG
9	AI	126	GLN
9	AI	129	LYS
10	AJ	8	ILE
10	AJ	19	ASP
10	AJ	25	ILE
10	AJ	28	THR
10	AJ	37	ARG
10	AJ	57	VAL
10	AJ	64	GLN
10	AJ	67	ILE
10	AJ	74	VAL
10	AJ	82	LYS
10	AJ	87	LEU
10	AJ	90	LEU
10	AJ	97	ASP
11	AK	23	ILE
11	AK	27	PHE
11	AK	31	ILE
11	AK	32	VAL
11	AK	35	THR
11	AK	59	THR
11	AK	74	VAL
11	AK	93	ARG
11	AK	96	THR
11	AK	97	ILE
11	AK	105	PHE
11	AK	107	ILE
11	AK	109	ASN
11	AK	113	VAL
11	AK	128	ARG
11	AK	129	VAL
12	AL	4	VAL
12	AL	8	VAL
12	AL	21	VAL
12	AL	24	LEU
12	AL	27	CYS
12	AL	29	GLN
12	AL	34	CYS
12	AL	38	TYR

Continued on next page...

Continued from previous page...

Mol	Chain	Res	Type
12	AL	44	LYS
12	AL	47	SER
12	AL	49	LEU
12	AL	50	ARG
12	AL	52	VAL
12	AL	55	VAL
12	AL	57	LEU
12	AL	58	THR
12	AL	64	THR
12	AL	65	SER
12	AL	66	TYR
12	AL	74	LEU
12	AL	75	GLN
12	AL	79	VAL
12	AL	82	ILE
12	AL	86	ARG
12	AL	87	VAL
12	AL	88	LYS
12	AL	93	VAL
12	AL	98	VAL
12	AL	102	LEU
12	AL	104	CYS
12	AL	109	ASP
12	AL	110	ARG
12	AL	112	GLN
12	AL	116	LYS
13	AM	14	HIS
13	AM	22	ILE
13	AM	25	VAL
13	AM	27	LYS
13	AM	29	ARG
13	AM	31	LYS
13	AM	66	GLU
13	AM	71	ARG
13	AM	75	MET
13	AM	80	LEU
13	AM	91	HIS
13	AM	101	ARG
13	AM	104	THR
13	AM	113	ARG
13	AM	114	LYS
14	AN	3	GLN

Continued on next page...

Continued from previous page...

Mol	Chain	Res	Type
14	AN	4	SER
14	AN	10	VAL
14	AN	15	LEU
14	AN	27	LYS
14	AN	43	ASN
14	AN	46	LEU
14	AN	47	LYS
14	AN	58	SER
14	AN	69	ARG
14	AN	71	HIS
14	AN	73	PHE
14	AN	79	LEU
14	AN	90	ARG
14	AN	101	TRP
15	AO	3	LEU
15	AO	6	GLU
15	AO	11	ILE
15	AO	14	GLU
15	AO	20	ASN
15	AO	21	ASP
15	AO	25	THR
15	AO	27	VAL
15	AO	28	GLN
15	AO	32	LEU
15	AO	33	THR
15	AO	39	LEU
15	AO	47	LYS
15	AO	57	LEU
15	AO	60	VAL
15	AO	65	LYS
15	AO	66	LEU
15	AO	67	LEU
15	AO	70	LEU
15	AO	77	ARG
15	AO	87	LEU
16	AP	2	VAL
16	AP	8	ARG
16	AP	14	ARG
16	AP	25	ARG
16	AP	28	ARG
16	AP	32	PHE
16	AP	39	PHE

Continued on next page...

Continued from previous page...

Mol	Chain	Res	Type
16	AP	45	GLU
16	AP	46	LYS
16	AP	52	LEU
16	AP	56	ARG
16	AP	68	SER
16	AP	75	ILE
16	AP	80	LYS
17	AQ	9	GLN
17	AQ	22	VAL
17	AQ	26	GLU
17	AQ	28	PHE
17	AQ	30	LYS
17	AQ	39	LYS
17	AQ	43	LYS
17	AQ	44	LEU
17	AQ	52	GLU
17	AQ	53	CYS
17	AQ	59	VAL
17	AQ	70	THR
17	AQ	76	VAL
17	AQ	77	ARG
17	AQ	79	VAL
18	AR	25	ASP
18	AR	26	ILE
18	AR	28	THR
18	AR	29	LEU
18	AR	39	ILE
18	AR	51	TYR
18	AR	55	LEU
18	AR	57	ARG
18	AR	59	ILE
18	AR	68	LEU
18	AR	71	THR
18	AR	73	ARG
19	AS	3	ARG
19	AS	4	SER
19	AS	10	PHE
19	AS	13	LEU
19	AS	20	GLU
19	AS	21	LYS
19	AS	36	ARG
19	AS	37	ARG

Continued on next page...

Continued from previous page...

Mol	Chain	Res	Type
19	AS	39	THR
19	AS	44	MET
19	AS	48	THR
19	AS	55	ARG
19	AS	60	VAL
19	AS	63	THR
19	AS	65	GLU
19	AS	69	HIS
19	AS	71	LEU
20	AT	3	ASN
20	AT	5	LYS
20	AT	10	ARG
20	AT	12	ILE
20	AT	15	GLU
20	AT	21	ASN
20	AT	24	ARG
20	AT	27	MET
20	AT	29	ARG
20	AT	30	THR
20	AT	51	PHE
20	AT	61	GLN
20	AT	69	LYS
20	AT	79	LEU
20	AT	83	ILE
21	AU	4	ILE
21	AU	7	ARG
21	AU	12	PHE
21	AU	16	LEU
21	AU	17	ARG
21	AU	20	LYS
21	AU	24	GLU
21	AU	28	VAL
21	AU	32	VAL
21	AU	39	GLU
21	AU	42	THR
21	AU	47	ARG
21	AU	49	LYS
21	AU	51	SER
26	BC	9	SER
26	BC	13	ARG
26	BC	18	VAL
26	BC	19	VAL

Continued on next page...

Continued from previous page...

Mol	Chain	Res	Type
26	BC	23	LEU
26	BC	49	THR
26	BC	58	LYS
26	BC	62	ARG
26	BC	63	ILE
26	BC	71	ASP
26	BC	77	VAL
26	BC	79	ARG
26	BC	85	ASN
26	BC	87	SER
26	BC	89	ASN
26	BC	97	ASP
26	BC	101	ARG
26	BC	109	LEU
26	BC	129	LEU
26	BC	133	ASN
26	BC	134	ILE
26	BC	136	VAL
26	BC	138	SER
26	BC	140	VAL
26	BC	146	LYS
26	BC	149	LYS
26	BC	159	THR
26	BC	161	VAL
26	BC	171	VAL
26	BC	173	LEU
26	BC	175	LEU
26	BC	177	SER
26	BC	181	ARG
26	BC	187	CYS
26	BC	188	ARG
26	BC	190	THR
26	BC	191	LEU
26	BC	198	GLU
26	BC	206	LYS
26	BC	212	TRP
26	BC	216	ARG
26	BC	218	THR
26	BC	237	ARG
26	BC	245	THR
26	BC	249	VAL
26	BC	251	THR

Continued on next page...

Continued from previous page...

Mol	Chain	Res	Type
26	BC	254	LYS
26	BC	255	LYS
26	BC	257	ARG
26	BC	261	ARG
26	BC	264	LYS
26	BC	265	PHE
27	BD	2	ILE
27	BD	9	VAL
27	BD	11	MET
27	BD	52	THR
27	BD	59	ARG
27	BD	60	VAL
27	BD	79	LEU
27	BD	81	GLU
27	BD	83	ARG
27	BD	84	LEU
27	BD	88	GLU
27	BD	89	GLU
27	BD	108	ASP
27	BD	110	THR
27	BD	113	SER
27	BD	116	LYS
27	BD	118	PHE
27	BD	124	ARG
27	BD	125	TRP
27	BD	129	THR
27	BD	134	HIS
27	BD	152	PRO
27	BD	157	LYS
27	BD	161	MET
27	BD	170	VAL
27	BD	176	ASP
27	BD	177	VAL
27	BD	180	VAL
27	BD	181	ASP
27	BD	186	LEU
27	BD	197	THR
27	BD	200	ASP
27	BD	202	ILE
28	BE	7	ASP
28	BE	12	LEU
28	BE	23	PHE

Continued on next page...

Continued from previous page...

Mol	Chain	Res	Type
28	BE	40	ARG
28	BE	63	LYS
28	BE	69	ARG
28	BE	70	SER
28	BE	73	ILE
28	BE	77	ILE
28	BE	78	TRP
28	BE	79	ARG
28	BE	95	LYS
28	BE	96	VAL
28	BE	99	LYS
28	BE	108	ILE
28	BE	109	LEU
28	BE	110	SER
28	BE	111	GLU
28	BE	113	VAL
28	BE	116	ASP
28	BE	133	LEU
28	BE	143	LEU
28	BE	144	GLU
28	BE	148	ILE
28	BE	159	LEU
28	BE	165	HIS
28	BE	167	VAL
28	BE	170	ARG
28	BE	175	ILE
28	BE	180	LEU
28	BE	195	GLN
28	BE	197	GLU
29	BF	2	LYS
29	BF	4	HIS
29	BF	6	TYR
29	BF	17	THR
29	BF	26	GLN
29	BF	27	VAL
29	BF	30	VAL
29	BF	31	GLU
29	BF	33	ILE
29	BF	47	LYS
29	BF	48	LEU
29	BF	56	LEU
29	BF	63	LYS

Continued on next page...

Continued from previous page...

Mol	Chain	Res	Type
29	BF	84	ILE
29	BF	86	CYS
29	BF	91	ARG
29	BF	94	ARG
29	BF	98	PHE
29	BF	99	PHE
29	BF	100	GLU
29	BF	110	ILE
29	BF	112	ASP
29	BF	116	LEU
29	BF	129	MET
29	BF	134	GLN
29	BF	141	ASP
29	BF	145	VAL
29	BF	146	ASP
29	BF	149	ARG
29	BF	153	ILE
29	BF	154	THR
29	BF	163	GLU
29	BF	169	LEU
30	BG	10	VAL
30	BG	16	VAL
30	BG	19	ASN
30	BG	24	THR
30	BG	25	ILE
30	BG	29	ASN
30	BG	32	LEU
30	BG	46	ASP
30	BG	49	LEU
30	BG	54	ARG
30	BG	68	ARG
30	BG	70	LEU
30	BG	71	LEU
30	BG	75	VAL
30	BG	79	THR
30	BG	80	GLU
30	BG	87	GLN
30	BG	88	LEU
30	BG	89	VAL
30	BG	98	LYS
30	BG	100	ASN
30	BG	101	VAL

Continued on next page...

Continued from previous page...

Mol	Chain	Res	Type
30	BG	110	HIS
30	BG	121	THR
30	BG	126	THR
30	BG	129	GLU
30	BG	132	LEU
30	BG	154	GLU
30	BG	168	VAL
31	BH	8	LYS
31	BH	9	VAL
31	BH	11	ASN
31	BH	12	LEU
31	BH	15	LEU
31	BH	25	TYR
31	BH	29	PHE
31	BH	30	LEU
31	BH	48	GLU
31	BH	50	ARG
31	BH	53	GLU
31	BH	54	LEU
31	BH	60	GLU
31	BH	62	LEU
31	BH	72	ILE
31	BH	75	LEU
31	BH	83	LYS
31	BH	89	LYS
31	BH	96	THR
31	BH	97	ARG
31	BH	103	VAL
31	BH	104	THR
31	BH	114	GLU
31	BH	115	VAL
31	BH	117	LEU
31	BH	119	ASN
31	BH	125	THR
31	BH	127	GLU
31	BH	130	VAL
31	BH	135	HIS
31	BH	146	VAL
32	BI	2	LYS
32	BI	54	ILE
32	BI	57	VAL
32	BI	61	TYR

Continued on next page...

Continued from previous page...

Mol	Chain	Res	Type
32	BI	78	LEU
32	BI	94	LYS
32	BI	104	GLN
32	BI	126	ARG
33	BJ	5	THR
33	BJ	11	VAL
33	BJ	13	ARG
33	BJ	14	ASP
33	BJ	16	TYR
33	BJ	18	VAL
33	BJ	25	LEU
33	BJ	30	THR
33	BJ	32	LEU
33	BJ	40	HIS
33	BJ	48	VAL
33	BJ	50	THR
33	BJ	61	LYS
33	BJ	64	VAL
33	BJ	68	LYS
33	BJ	69	ARG
33	BJ	73	VAL
33	BJ	75	TYR
33	BJ	78	THR
33	BJ	84	ILE
33	BJ	86	GLN
33	BJ	99	ARG
33	BJ	103	ILE
33	BJ	108	MET
33	BJ	136	GLN
33	BJ	140	LEU
34	BK	23	LYS
34	BK	24	VAL
34	BK	25	LEU
34	BK	29	HIS
34	BK	30	ARG
34	BK	31	ARG
34	BK	37	ASP
34	BK	40	LYS
34	BK	49	ARG
34	BK	58	LEU
34	BK	63	VAL
34	BK	71	ARG

Continued on next page...

Continued from previous page...

Mol	Chain	Res	Type
34	BK	80	ASP
34	BK	86	LEU
34	BK	88	ASN
34	BK	89	ASN
34	BK	93	GLN
34	BK	98	ARG
34	BK	104	THR
34	BK	115	ILE
34	BK	116	ILE
34	BK	118	LEU
35	BL	2	ARG
35	BL	3	LEU
35	BL	6	LEU
35	BL	18	ARG
35	BL	19	LEU
35	BL	21	ARG
35	BL	23	ILE
35	BL	35	HIS
35	BL	46	VAL
35	BL	47	ARG
35	BL	48	ARG
35	BL	60	ARG
35	BL	64	PHE
35	BL	66	PHE
35	BL	74	THR
35	BL	91	ASP
35	BL	93	ASN
35	BL	103	ILE
35	BL	104	GLN
35	BL	115	GLU
35	BL	116	VAL
35	BL	123	ARG
35	BL	125	LEU
35	BL	128	THR
35	BL	142	ILE
35	BL	144	GLU
36	BM	8	LYS
36	BM	18	ARG
36	BM	20	LEU
36	BM	24	THR
36	BM	26	VAL
36	BM	33	LEU

Continued on next page...

Continued from previous page...

Mol	Chain	Res	Type
36	BM	38	ARG
36	BM	42	THR
36	BM	45	GLN
36	BM	50	ARG
36	BM	55	ARG
36	BM	57	VAL
36	BM	60	GLN
36	BM	63	ILE
36	BM	64	TRP
36	BM	65	ILE
36	BM	67	VAL
36	BM	74	THR
36	BM	80	VAL
36	BM	88	ASN
36	BM	96	ILE
36	BM	103	TYR
36	BM	111	GLU
36	BM	115	GLU
36	BM	119	LEU
36	BM	127	LYS
36	BM	131	VAL
36	BM	134	THR
36	BM	135	VAL
37	BN	9	GLN
37	BN	27	SER
37	BN	28	LEU
37	BN	33	ILE
37	BN	38	LEU
37	BN	44	LEU
37	BN	46	ARG
37	BN	48	VAL
37	BN	60	VAL
37	BN	67	PHE
37	BN	70	THR
37	BN	71	ARG
37	BN	78	LYS
37	BN	82	GLU
37	BN	83	LEU
37	BN	90	ARG
37	BN	97	ILE
37	BN	98	LEU
37	BN	113	ILE

Continued on next page...

Continued from previous page...

Mol	Chain	Res	Type
38	BO	2	ASP
38	BO	16	ARG
38	BO	27	VAL
38	BO	28	VAL
38	BO	30	ARG
38	BO	31	THR
38	BO	35	ILE
38	BO	40	ILE
38	BO	47	VAL
38	BO	48	LEU
38	BO	67	ASN
38	BO	68	LYS
38	BO	69	ASP
38	BO	83	LEU
38	BO	89	ASP
38	BO	93	ASP
38	BO	100	HIS
38	BO	102	ARG
38	BO	106	LEU
39	BP	3	ILE
39	BP	28	LYS
39	BP	32	VAL
39	BP	38	ARG
39	BP	45	VAL
39	BP	49	ILE
39	BP	58	PHE
39	BP	65	ASN
39	BP	72	VAL
39	BP	77	SER
39	BP	83	ILE
39	BP	92	ARG
39	BP	99	LEU
39	BP	101	GLU
39	BP	102	ARG
39	BP	105	LYS
39	BP	109	ILE
39	BP	113	LEU
40	BQ	2	ARG
40	BQ	5	ARG
40	BQ	7	VAL
40	BQ	17	LEU
40	BQ	29	ARG

Continued on next page...

Continued from previous page...

Mol	Chain	Res	Type
40	BQ	33	VAL
40	BQ	38	VAL
40	BQ	39	ILE
40	BQ	40	LYS
40	BQ	46	TYR
40	BQ	50	ARG
40	BQ	57	ARG
40	BQ	59	LEU
40	BQ	73	ILE
40	BQ	77	LYS
40	BQ	89	ILE
40	BQ	91	ARG
40	BQ	93	ILE
40	BQ	94	LEU
40	BQ	97	ILE
40	BQ	99	VAL
40	BQ	106	THR
40	BQ	111	LYS
41	BR	12	HIS
41	BR	19	THR
41	BR	24	LYS
41	BR	32	THR
41	BR	34	GLU
41	BR	46	GLU
41	BR	48	LYS
41	BR	49	ILE
41	BR	51	VAL
41	BR	66	HIS
41	BR	70	GLU
41	BR	75	VAL
41	BR	79	ARG
41	BR	80	ARG
41	BR	83	TYR
41	BR	84	ARG
41	BR	90	ARG
41	BR	98	ILE
42	BS	2	GLU
42	BS	4	ILE
42	BS	6	LYS
42	BS	13	SER
42	BS	33	LEU
42	BS	46	LEU

Continued on next page...

Continued from previous page...

Mol	Chain	Res	Type
42	BS	49	LYS
42	BS	53	SER
42	BS	55	ILE
42	BS	59	GLU
42	BS	68	ASP
42	BS	69	LEU
42	BS	81	SER
42	BS	86	MET
42	BS	88	ARG
42	BS	92	ARG
42	BS	96	ILE
42	BS	97	LEU
42	BS	100	THR
42	BS	102	HIS
42	BS	104	THR
42	BS	105	VAL
42	BS	107	VAL
43	BT	1	MET
43	BT	2	ILE
43	BT	3	ARG
43	BT	5	GLU
43	BT	16	VAL
43	BT	19	LYS
43	BT	22	THR
43	BT	30	ILE
43	BT	31	VAL
43	BT	32	LEU
43	BT	40	LYS
43	BT	42	GLU
43	BT	43	ILE
43	BT	53	VAL
43	BT	55	VAL
43	BT	60	THR
43	BT	61	LEU
43	BT	62	VAL
43	BT	63	VAL
43	BT	73	ARG
43	BT	82	LYS
43	BT	91	GLN
43	BT	93	LEU
44	BU	6	ARG
44	BU	13	LEU

Continued on next page...

Continued from previous page...

Mol	Chain	Res	Type
44	BU	16	LYS
44	BU	17	ASP
44	BU	25	LYS
44	BU	27	VAL
44	BU	28	LEU
44	BU	30	SER
44	BU	34	ILE
44	BU	35	VAL
44	BU	40	LEU
44	BU	41	VAL
44	BU	42	LYS
44	BU	43	LYS
44	BU	58	VAL
44	BU	71	ILE
44	BU	73	ASN
44	BU	76	THR
44	BU	80	ASP
44	BU	86	PHE
44	BU	92	VAL
44	BU	93	ARG
45	BV	12	GLN
45	BV	17	SER
45	BV	29	ILE
45	BV	31	TYR
45	BV	38	LEU
45	BV	41	GLU
45	BV	42	LEU
45	BV	51	GLN
45	BV	66	ASP
45	BV	69	GLU
45	BV	71	LYS
45	BV	72	VAL
45	BV	76	ASP
45	BV	77	VAL
45	BV	78	GLN
45	BV	83	LYS
45	BV	86	LEU
45	BV	87	GLN
46	BW	12	ASN
46	BW	17	GLU
46	BW	24	LYS
46	BW	36	ILE

Continued on next page...

Continued from previous page...

Mol	Chain	Res	Type
46	BW	37	ILE
46	BW	43	THR
46	BW	58	THR
46	BW	66	LYS
46	BW	70	GLU
46	BW	78	LYS
46	BW	82	ILE
47	BX	3	VAL
47	BX	6	VAL
47	BX	7	THR
47	BX	10	ARG
47	BX	21	LEU
47	BX	22	ASN
47	BX	24	THR
47	BX	27	ARG
47	BX	43	LYS
47	BX	45	PHE
47	BX	46	VAL
47	BX	48	LEU
47	BX	49	ARG
47	BX	50	VAL
47	BX	56	ARG
47	BX	64	ASP
47	BX	65	THR
47	BX	67	LEU
47	BX	70	LEU
47	BX	75	GLU
48	BY	1	MET
48	BY	7	ARG
48	BY	17	GLU
48	BY	40	SER
48	BY	52	ARG
48	BY	53	VAL
48	BY	55	THR
48	BY	57	LEU
49	BZ	9	THR
49	BZ	13	ILE
49	BZ	24	LEU
49	BZ	36	GLU
49	BZ	40	THR
49	BZ	43	ILE
49	BZ	46	MET

Continued on next page...

Continued from previous page...

Mol	Chain	Res	Type
49	BZ	50	VAL
50	B0	3	GLN
50	B0	5	ASN
50	B0	9	ARG
50	B0	22	THR
50	B0	32	THR
50	B0	40	HIS
50	B0	53	VAL
50	B0	54	ILE
51	B1	9	LYS
51	B1	22	THR
51	B1	24	LYS
51	B1	27	ARG
51	B1	43	ARG
51	B1	49	LYS
52	B2	9	VAL
52	B2	10	LEU
52	B2	11	LYS
52	B2	13	ASN
52	B2	14	ARG
52	B2	16	HIS
52	B2	24	THR
52	B2	25	LYS
52	B2	26	ASN
52	B2	34	ARG
52	B2	39	ARG
52	B2	44	VAL
53	B3	6	VAL
53	B3	12	ARG
53	B3	13	PHE
53	B3	16	THR
53	B3	23	HIS
53	B3	24	LYS
53	B3	28	LEU
53	B3	34	LYS
53	B3	35	LYS
53	B3	40	LYS
53	B3	41	ARG
53	B3	46	LYS
53	B3	53	ASP
53	B3	60	CYS
54	B4	3	VAL

Continued on next page...

Continued from previous page...

Mol	Chain	Res	Type
54	B4	4	ARG
54	B4	10	LEU
54	B4	25	VAL
54	B4	26	ILE
54	B4	27	CYS
54	B4	36	ARG
2	CB	9	MET
2	CB	20	THR
2	CB	21	ARG
2	CB	22	TYR
2	CB	23	TRP
2	CB	26	LYS
2	CB	32	PHE
2	CB	36	ASN
2	CB	52	GLU
2	CB	81	LYS
2	CB	88	ASP
2	CB	89	GLN
2	CB	90	PHE
2	CB	92	VAL
2	CB	94	HIS
2	CB	96	TRP
2	CB	107	VAL
2	CB	108	ARG
2	CB	115	LYS
2	CB	117	LEU
2	CB	118	GLU
2	CB	122	GLN
2	CB	123	ASP
2	CB	127	ASP
2	CB	130	THR
2	CB	131	LYS
2	CB	135	LEU
2	CB	140	GLU
2	CB	148	LEU
2	CB	151	ILE
2	CB	153	ASP
2	CB	154	MET
2	CB	169	GLU
2	CB	183	VAL
2	CB	186	ILE
2	CB	188	ASP

Continued on next page...

Continued from previous page...

Mol	Chain	Res	Type
2	CB	196	VAL
2	CB	199	VAL
2	CB	204	ASP
2	CB	213	TYR
2	CB	220	THR
2	CB	221	VAL
2	CB	222	ARG
3	CC	3	GLN
3	CC	11	ARG
3	CC	16	LYS
3	CC	27	LYS
3	CC	33	LEU
3	CC	35	SER
3	CC	36	ASP
3	CC	38	LYS
3	CC	44	THR
3	CC	45	LYS
3	CC	47	LEU
3	CC	51	SER
3	CC	52	VAL
3	CC	55	ILE
3	CC	62	LYS
3	CC	65	ARG
3	CC	66	VAL
3	CC	68	ILE
3	CC	75	ILE
3	CC	80	LYS
3	CC	82	GLU
3	CC	83	ASP
3	CC	84	VAL
3	CC	89	LYS
3	CC	97	VAL
3	CC	101	ILE
3	CC	107	ARG
3	CC	108	LYS
3	CC	110	GLU
3	CC	112	ASP
3	CC	114	LYS
3	CC	115	LEU
3	CC	118	ASP
3	CC	122	SER
3	CC	162	ILE

Continued on next page...

Continued from previous page...

Mol	Chain	Res	Type
3	CC	165	THR
3	CC	175	LEU
3	CC	177	THR
3	CC	178	LEU
3	CC	200	VAL
4	CD	3	ARG
4	CD	11	LEU
4	CD	14	ARG
4	CD	29	ASP
4	CD	30	THR
4	CD	31	LYS
4	CD	34	ILE
4	CD	36	GLN
4	CD	49	SER
4	CD	50	ASP
4	CD	51	TYR
4	CD	54	GLN
4	CD	55	LEU
4	CD	58	LYS
4	CD	59	GLN
4	CD	61	VAL
4	CD	62	ARG
4	CD	63	ARG
4	CD	70	ARG
4	CD	76	TYR
4	CD	78	GLU
4	CD	90	LEU
4	CD	93	LEU
4	CD	94	LEU
4	CD	97	ARG
4	CD	103	TYR
4	CD	107	PHE
4	CD	113	GLU
4	CD	115	ARG
4	CD	116	GLN
4	CD	117	LEU
4	CD	130	VAL
4	CD	135	TYR
4	CD	138	SER
4	CD	141	ASP
4	CD	145	ILE
4	CD	152	GLN

Continued on next page...

Continued from previous page...

Mol	Chain	Res	Type
4	CD	155	VAL
4	CD	160	GLU
4	CD	161	LEU
4	CD	163	GLU
4	CD	171	LEU
4	CD	179	GLU
4	CD	190	ASP
4	CD	194	ASP
4	CD	199	LEU
4	CD	203	LEU
5	CE	12	GLN
5	CE	15	LEU
5	CE	20	ARG
5	CE	32	SER
5	CE	37	THR
5	CE	39	VAL
5	CE	54	ARG
5	CE	56	VAL
5	CE	78	ASN
5	CE	83	HIS
5	CE	117	VAL
5	CE	120	VAL
5	CE	121	HIS
5	CE	122	ASN
5	CE	124	LEU
5	CE	137	VAL
5	CE	142	ASP
5	CE	148	ASN
5	CE	157	ARG
6	CF	3	HIS
6	CF	4	TYR
6	CF	10	VAL
6	CF	18	VAL
6	CF	22	ILE
6	CF	33	GLU
6	CF	36	ILE
6	CF	39	LEU
6	CF	41	ASP
6	CF	42	TRP
6	CF	45	ARG
6	CF	49	TYR
6	CF	51	ILE

Continued on next page...

Continued from previous page...

Mol	Chain	Res	Type
6	CF	69	GLU
6	CF	70	VAL
6	CF	71	ILE
6	CF	78	PHE
6	CF	80	PHE
6	CF	86	ARG
6	CF	90	MET
6	CF	96	VAL
6	CF	97	THR
7	CG	3	ARG
7	CG	9	GLN
7	CG	12	ILE
7	CG	26	PHE
7	CG	29	ILE
7	CG	31	MET
7	CG	32	VAL
7	CG	35	LYS
7	CG	37	SER
7	CG	48	GLU
7	CG	50	LEU
7	CG	52	GLN
7	CG	70	ARG
7	CG	84	THR
7	CG	91	VAL
7	CG	99	LEU
7	CG	104	ILE
7	CG	109	ARG
7	CG	118	LEU
7	CG	130	ASN
7	CG	133	THR
7	CG	135	VAL
7	CG	140	ASP
8	CH	25	VAL
8	CH	27	MET
8	CH	29	SER
8	CH	32	LEU
8	CH	46	ILE
8	CH	59	LEU
8	CH	61	LEU
8	CH	78	VAL
8	CH	80	ARG
8	CH	87	LYS

Continued on next page...

Continued from previous page...

Mol	Chain	Res	Type
8	CH	89	LYS
8	CH	99	LEU
8	CH	103	VAL
8	CH	106	THR
8	CH	113	ASP
8	CH	121	LEU
8	CH	125	ILE
9	CI	7	TYR
9	CI	18	ARG
9	CI	20	PHE
9	CI	30	ILE
9	CI	32	GLN
9	CI	46	MET
9	CI	47	VAL
9	CI	49	ARG
9	CI	57	MET
9	CI	67	VAL
9	CI	72	ILE
9	CI	80	ARG
9	CI	81	HIS
9	CI	88	MET
9	CI	92	GLU
9	CI	98	LEU
9	CI	103	PHE
9	CI	109	ARG
9	CI	116	VAL
9	CI	120	LYS
9	CI	124	ARG
10	CJ	10	LEU
10	CJ	11	LYS
10	CJ	17	LEU
10	CJ	26	VAL
10	CJ	32	THR
10	CJ	35	GLN
10	CJ	46	LYS
10	CJ	48	ARG
10	CJ	50	THR
10	CJ	51	VAL
10	CJ	53	ILE
10	CJ	71	LEU
10	CJ	72	ARG
10	CJ	73	LEU

Continued on next page...

Continued from previous page...

Mol	Chain	Res	Type
10	CJ	74	VAL
10	CJ	76	ILE
10	CJ	80	THR
10	CJ	82	LYS
10	CJ	84	VAL
11	CK	13	ARG
11	CK	15	GLN
11	CK	16	VAL
11	CK	23	ILE
11	CK	27	PHE
11	CK	28	ASN
11	CK	31	ILE
11	CK	35	THR
11	CK	36	ASP
11	CK	46	THR
11	CK	52	PHE
11	CK	57	LYS
11	CK	65	VAL
11	CK	77	TYR
11	CK	87	LYS
11	CK	97	ILE
11	CK	100	LEU
11	CK	110	ILE
11	CK	111	THR
11	CK	119	ASN
11	CK	121	CYS
11	CK	125	LYS
11	CK	128	ARG
12	CL	3	THR
12	CL	6	GLN
12	CL	9	ARG
12	CL	15	LYS
12	CL	20	ASN
12	CL	25	GLU
12	CL	29	GLN
12	CL	47	SER
12	CL	51	LYS
12	CL	52	VAL
12	CL	55	VAL
12	CL	65	SER
12	CL	66	TYR
12	CL	67	ILE

Continued on next page...

Continued from previous page...

Mol	Chain	Res	Type
12	CL	74	LEU
12	CL	78	SER
12	CL	79	VAL
12	CL	82	ILE
12	CL	83	ARG
12	CL	90	LEU
12	CL	94	ARG
12	CL	95	TYR
12	CL	97	THR
12	CL	114	ARG
12	CL	117	TYR
12	CL	121	ARG
13	CM	4	ILE
13	CM	12	HIS
13	CM	16	VAL
13	CM	17	ILE
13	CM	20	THR
13	CM	23	TYR
13	CM	27	LYS
13	CM	28	THR
13	CM	29	ARG
13	CM	34	LEU
13	CM	43	VAL
13	CM	48	LEU
13	CM	52	GLN
13	CM	54	ASP
13	CM	57	ARG
13	CM	58	ASP
13	CM	63	PHE
13	CM	64	VAL
13	CM	68	ASP
13	CM	75	MET
13	CM	76	SER
13	CM	82	ASP
13	CM	83	LEU
13	CM	85	CYS
13	CM	90	ARG
13	CM	92	ARG
13	CM	101	ARG
13	CM	109	ARG
13	CM	113	ARG
14	CN	3	GLN

Continued on next page...

Continued from previous page...

Mol	Chain	Res	Type
14	CN	6	LYS
14	CN	10	VAL
14	CN	12	ARG
14	CN	13	VAL
14	CN	19	TYR
14	CN	22	LYS
14	CN	27	LYS
14	CN	30	ILE
14	CN	41	ARG
14	CN	46	LEU
14	CN	48	LEU
14	CN	50	THR
14	CN	55	SER
14	CN	58	SER
14	CN	60	GLN
14	CN	65	ARG
14	CN	96	LEU
14	CN	101	TRP
15	CO	6	GLU
15	CO	10	LYS
15	CO	20	ASN
15	CO	29	VAL
15	CO	35	GLN
15	CO	36	ILE
15	CO	40	GLN
15	CO	47	LYS
15	CO	48	LYS
15	CO	57	LEU
15	CO	64	ARG
15	CO	66	LEU
15	CO	67	LEU
15	CO	69	TYR
15	CO	78	TYR
15	CO	82	ILE
15	CO	87	LEU
15	CO	88	ARG
15	CO	89	ARG
16	CP	1	MET
16	CP	3	THR
16	CP	4	ILE
16	CP	6	LEU
16	CP	9	HIS

Continued on next page...

Continued from previous page...

Mol	Chain	Res	Type
16	CP	12	LYS
16	CP	14	ARG
16	CP	18	GLN
16	CP	19	VAL
16	CP	21	VAL
16	CP	31	ARG
16	CP	32	PHE
16	CP	33	ILE
16	CP	34	GLU
16	CP	39	PHE
16	CP	50	THR
16	CP	52	LEU
16	CP	56	ARG
16	CP	66	THR
16	CP	67	ILE
16	CP	70	ARG
16	CP	74	LEU
16	CP	75	ILE
16	CP	77	GLU
17	CQ	4	LYS
17	CQ	13	VAL
17	CQ	14	SER
17	CQ	15	ASP
17	CQ	29	VAL
17	CQ	31	HIS
17	CQ	33	ILE
17	CQ	36	LYS
17	CQ	40	ARG
17	CQ	42	THR
17	CQ	47	HIS
17	CQ	52	GLU
17	CQ	55	ILE
17	CQ	61	ILE
17	CQ	62	ARG
17	CQ	63	GLU
17	CQ	67	LEU
17	CQ	75	LEU
17	CQ	76	VAL
17	CQ	81	LYS
18	CR	20	GLU
18	CR	47	THR
18	CR	48	ARG

Continued on next page...

Continued from previous page...

Mol	Chain	Res	Type
18	CR	50	LYS
18	CR	53	ARG
18	CR	59	ILE
18	CR	60	LYS
18	CR	61	ARG
18	CR	63	ARG
18	CR	65	LEU
18	CR	66	SER
18	CR	68	LEU
19	CS	6	LYS
19	CS	24	GLU
19	CS	27	ASP
19	CS	32	ARG
19	CS	34	TRP
19	CS	40	ILE
19	CS	41	PHE
19	CS	43	ASN
19	CS	48	THR
19	CS	49	ILE
19	CS	56	GLN
19	CS	62	VAL
19	CS	67	VAL
19	CS	70	LYS
19	CS	71	LEU
19	CS	80	TYR
19	CS	81	ARG
20	CT	3	ASN
20	CT	4	ILE
20	CT	10	ARG
20	CT	12	ILE
20	CT	13	GLN
20	CT	34	LYS
20	CT	36	TYR
20	CT	55	GLN
20	CT	57	ILE
20	CT	59	ASP
20	CT	66	LEU
20	CT	67	ILE
20	CT	69	LYS
20	CT	70	ASN
20	CT	80	THR
21	CU	5	LYS

Continued on next page...

Continued from previous page...

Mol	Chain	Res	Type
21	CU	10	GLU
21	CU	12	PHE
21	CU	13	ASP
21	CU	16	LEU
21	CU	18	ARG
21	CU	20	LYS
21	CU	21	ARG
21	CU	22	SER
21	CU	23	CYS
21	CU	29	LEU
21	CU	36	GLU
21	CU	37	PHE
21	CU	40	LYS
21	CU	43	THR
55	CY	1	MET
55	CY	11	VAL
55	CY	15	LYS
55	CY	16	CYS
55	CY	17	VAL
55	CY	20	PHE
55	CY	37	LEU
55	CY	38	ASP
55	CY	42	VAL
55	CY	44	TYR
55	CY	54	LEU
55	CY	64	THR
55	CY	79	GLU
55	CY	82	ILE
55	CY	86	ASP
55	CY	98	ILE
55	CY	102	LEU
55	CY	105	LEU
55	CY	114	THR
55	CY	129	ARG
55	CY	130	ASN
55	CY	134	ASP
55	CY	136	ASN
55	CY	140	LYS
55	CY	142	LEU
55	CY	143	LEU
55	CY	144	LYS
55	CY	147	GLU

Continued on next page...

Continued from previous page...

Mol	Chain	Res	Type
55	CY	153	ASP
55	CY	154	ARG
55	CY	158	ASP
55	CY	159	ASP
55	CY	160	VAL
55	CY	172	GLU
55	CY	175	LEU
55	CY	178	LYS
26	DC	6	LYS
26	DC	8	THR
26	DC	9	SER
26	DC	12	ARG
26	DC	22	GLU
26	DC	32	LEU
26	DC	33	LEU
26	DC	35	LYS
26	DC	39	SER
26	DC	42	ARG
26	DC	50	THR
26	DC	51	ARG
26	DC	58	LYS
26	DC	63	ILE
26	DC	66	PHE
26	DC	67	LYS
26	DC	70	LYS
26	DC	73	ILE
26	DC	86	ARG
26	DC	87	SER
26	DC	92	LEU
26	DC	103	ILE
26	DC	104	LEU
26	DC	109	LEU
26	DC	110	LYS
26	DC	113	ASP
26	DC	114	GLN
26	DC	119	VAL
26	DC	120	ASP
26	DC	123	ILE
26	DC	128	THR
26	DC	133	ASN
26	DC	134	ILE
26	DC	139	THR

Continued on next page...

Continued from previous page...

Mol	Chain	Res	Type
26	DC	140	VAL
26	DC	142	ASN
26	DC	149	LYS
26	DC	155	ARG
26	DC	163	ILE
26	DC	172	THR
26	DC	173	LEU
26	DC	174	ARG
26	DC	176	ARG
26	DC	180	MET
26	DC	187	CYS
26	DC	188	ARG
26	DC	191	LEU
26	DC	194	VAL
26	DC	196	ASN
26	DC	200	MET
26	DC	201	LEU
26	DC	203	VAL
26	DC	204	LEU
26	DC	206	LYS
26	DC	212	TRP
26	DC	215	VAL
26	DC	216	ARG
26	DC	220	ARG
26	DC	237	ARG
26	DC	239	PHE
26	DC	244	VAL
26	DC	245	THR
26	DC	249	VAL
26	DC	256	THR
26	DC	258	SER
26	DC	259	ASN
26	DC	260	LYS
26	DC	267	VAL
26	DC	268	ARG
27	DD	9	VAL
27	DD	13	ARG
27	DD	20	VAL
27	DD	22	ILE
27	DD	24	VAL
27	DD	26	VAL
27	DD	28	GLU

Continued on next page...

Continued from previous page...

Mol	Chain	Res	Type
27	DD	30	GLU
27	DD	33	ARG
27	DD	38	LYS
27	DD	46	ARG
27	DD	48	ILE
27	DD	50	VAL
27	DD	56	LYS
27	DD	61	THR
27	DD	64	GLU
27	DD	67	HIS
27	DD	73	VAL
27	DD	74	GLU
27	DD	88	GLU
27	DD	91	THR
27	DD	92	VAL
27	DD	98	VAL
27	DD	103	ASP
27	DD	104	VAL
27	DD	118	PHE
27	DD	123	LYS
27	DD	128	ARG
27	DD	133	THR
27	DD	137	SER
27	DD	138	LEU
27	DD	151	THR
27	DD	159	LYS
27	DD	160	LYS
27	DD	168	GLU
27	DD	169	ARG
27	DD	186	LEU
27	DD	189	VAL
27	DD	197	THR
28	DE	5	LEU
28	DE	7	ASP
28	DE	9	GLN
28	DE	13	THR
28	DE	14	VAL
28	DE	41	GLN
28	DE	44	ARG
28	DE	46	GLN
28	DE	47	LYS
28	DE	48	THR

Continued on next page...

Continued from previous page...

Mol	Chain	Res	Type
28	DE	49	ARG
28	DE	51	GLU
28	DE	65	THR
28	DE	72	SER
28	DE	73	ILE
28	DE	77	ILE
28	DE	99	LYS
28	DE	108	ILE
28	DE	120	VAL
28	DE	127	GLU
28	DE	130	LYS
28	DE	137	LYS
28	DE	145	ASP
28	DE	152	GLU
28	DE	159	LEU
28	DE	162	ARG
28	DE	163	ASN
28	DE	164	LEU
28	DE	170	ARG
28	DE	171	ASP
28	DE	176	ASP
28	DE	185	LYS
28	DE	187	VAL
28	DE	193	VAL
28	DE	195	GLN
29	DF	3	LEU
29	DF	13	LYS
29	DF	15	LEU
29	DF	34	THR
29	DF	35	LEU
29	DF	41	GLU
29	DF	48	LEU
29	DF	56	LEU
29	DF	60	SER
29	DF	70	ARG
29	DF	80	GLN
29	DF	86	CYS
29	DF	89	THR
29	DF	90	LEU
29	DF	93	GLU
29	DF	95	MET
29	DF	101	ARG

Continued on next page...

Continued from previous page...

Mol	Chain	Res	Type
29	DF	103	ILE
29	DF	104	THR
29	DF	105	ILE
29	DF	112	ASP
29	DF	121	PHE
29	DF	124	ARG
29	DF	126	ASN
29	DF	132	ARG
29	DF	134	GLN
29	DF	136	ILE
29	DF	140	ILE
29	DF	141	ASP
29	DF	142	TYR
29	DF	152	ASP
29	DF	156	THR
29	DF	161	SER
29	DF	176	PHE
30	DG	2	ARG
30	DG	9	VAL
30	DG	16	VAL
30	DG	21	GLN
30	DG	22	VAL
30	DG	32	LEU
30	DG	33	THR
30	DG	34	ARG
30	DG	38	ASP
30	DG	42	VAL
30	DG	46	ASP
30	DG	71	LEU
30	DG	102	ILE
30	DG	103	ASN
30	DG	104	LEU
30	DG	106	LEU
30	DG	126	THR
30	DG	127	GLN
30	DG	130	ILE
30	DG	138	GLN
30	DG	146	ASP
30	DG	151	ARG
30	DG	161	VAL
30	DG	167	VAL
30	DG	170	THR

Continued on next page...

Continued from previous page...

Mol	Chain	Res	Type
30	DG	171	LYS
31	DH	12	LEU
31	DH	19	VAL
31	DH	20	ASN
31	DH	21	VAL
31	DH	25	TYR
31	DH	37	VAL
31	DH	44	ILE
31	DH	47	PHE
31	DH	50	ARG
31	DH	70	GLU
31	DH	82	SER
31	DH	91	PHE
31	DH	94	ILE
31	DH	96	THR
31	DH	108	VAL
31	DH	116	ARG
31	DH	122	LEU
31	DH	128	HIS
31	DH	137	GLU
31	DH	138	VAL
31	DH	141	LYS
31	DH	142	VAL
32	DI	8	VAL
32	DI	27	LEU
32	DI	33	ASN
32	DI	35	MET
32	DI	37	PHE
32	DI	41	PHE
32	DI	48	ILE
32	DI	56	VAL
32	DI	61	TYR
32	DI	70	THR
32	DI	81	LYS
32	DI	85	ILE
32	DI	91	LYS
32	DI	94	LYS
32	DI	95	ASP
32	DI	97	VAL
32	DI	106	GLN
32	DI	116	MET
32	DI	120	ASP

Continued on next page...

Continued from previous page...

Mol	Chain	Res	Type
32	DI	141	ASP
33	DJ	3	THR
33	DJ	7	LYS
33	DJ	11	VAL
33	DJ	14	ASP
33	DJ	34	ARG
33	DJ	37	ARG
33	DJ	40	HIS
33	DJ	48	VAL
33	DJ	60	ASP
33	DJ	64	VAL
33	DJ	67	ASN
33	DJ	68	LYS
33	DJ	70	THR
33	DJ	73	VAL
33	DJ	93	ILE
33	DJ	100	VAL
33	DJ	103	ILE
33	DJ	105	VAL
33	DJ	119	PHE
33	DJ	135	GLN
33	DJ	142	ILE
34	DK	2	ILE
34	DK	8	LEU
34	DK	10	VAL
34	DK	19	VAL
34	DK	22	ILE
34	DK	23	LYS
34	DK	25	LEU
34	DK	32	TYR
34	DK	42	THR
34	DK	47	ILE
34	DK	49	ARG
34	DK	61	VAL
34	DK	62	VAL
34	DK	76	VAL
34	DK	82	ASN
34	DK	86	LEU
34	DK	93	GLN
34	DK	95	ILE
34	DK	97	THR
34	DK	104	THR

Continued on next page...

Continued from previous page...

Mol	Chain	Res	Type
34	DK	105	ARG
34	DK	106	GLU
34	DK	111	LYS
34	DK	114	LYS
34	DK	116	ILE
34	DK	118	LEU
35	DL	2	ARG
35	DL	6	LEU
35	DL	14	LYS
35	DL	19	LEU
35	DL	21	ARG
35	DL	23	ILE
35	DL	27	LEU
35	DL	30	THR
35	DL	36	LYS
35	DL	41	ARG
35	DL	51	GLU
35	DL	54	GLN
35	DL	59	ARG
35	DL	64	PHE
35	DL	68	SER
35	DL	77	ILE
35	DL	82	LEU
35	DL	85	VAL
35	DL	86	GLU
35	DL	93	ASN
35	DL	94	THR
35	DL	100	ILE
35	DL	110	VAL
35	DL	112	LEU
35	DL	117	THR
35	DL	120	VAL
35	DL	126	ARG
35	DL	132	ARG
36	DM	2	LEU
36	DM	6	ARG
36	DM	24	THR
36	DM	25	ASP
36	DM	36	VAL
36	DM	44	ARG
36	DM	45	GLN
36	DM	47	GLU

Continued on next page...

Continued from previous page...

Mol	Chain	Res	Type
36	DM	58	LYS
36	DM	60	GLN
36	DM	70	ASP
36	DM	78	LEU
36	DM	81	ARG
36	DM	86	LYS
36	DM	95	LEU
36	DM	100	LYS
36	DM	104	GLU
36	DM	111	GLU
36	DM	114	ARG
36	DM	127	LYS
36	DM	128	THR
36	DM	131	VAL
36	DM	135	VAL
37	DN	1	MET
37	DN	2	ARG
37	DN	15	SER
37	DN	16	HIS
37	DN	20	MET
37	DN	27	SER
37	DN	28	LEU
37	DN	43	GLU
37	DN	51	LEU
37	DN	69	ARG
37	DN	71	ARG
37	DN	74	GLU
37	DN	81	ASN
37	DN	82	GLU
37	DN	110	MET
37	DN	116	VAL
37	DN	117	ASP
38	DO	3	LYS
38	DO	8	ILE
38	DO	15	ARG
38	DO	17	LYS
38	DO	21	LEU
38	DO	26	LEU
38	DO	27	VAL
38	DO	28	VAL
38	DO	31	THR
38	DO	36	TYR

Continued on next page...

Continued from previous page...

Mol	Chain	Res	Type
38	DO	47	VAL
38	DO	48	LEU
38	DO	53	THR
38	DO	60	GLU
38	DO	62	LEU
38	DO	67	ASN
38	DO	69	ASP
38	DO	78	VAL
38	DO	80	GLU
38	DO	84	GLU
38	DO	90	VAL
38	DO	95	SER
38	DO	108	ASP
38	DO	112	GLU
38	DO	115	LEU
39	DP	15	ASP
39	DP	16	VAL
39	DP	19	PHE
39	DP	20	ARG
39	DP	25	VAL
39	DP	26	GLU
39	DP	28	LYS
39	DP	30	TRP
39	DP	32	VAL
39	DP	33	GLU
39	DP	50	ARG
39	DP	85	VAL
39	DP	92	ARG
39	DP	96	LEU
39	DP	102	ARG
39	DP	109	ILE
39	DP	110	LYS
39	DP	111	GLU
39	DP	113	LEU
40	DQ	2	ARG
40	DQ	3	VAL
40	DQ	4	LYS
40	DQ	5	ARG
40	DQ	7	VAL
40	DQ	8	ILE
40	DQ	32	ARG
40	DQ	50	ARG

Continued on next page...

Continued from previous page...

Mol	Chain	Res	Type
40	DQ	53	LYS
40	DQ	55	GLN
40	DQ	58	GLN
40	DQ	59	LEU
40	DQ	71	ASN
40	DQ	73	ILE
40	DQ	79	ILE
40	DQ	83	LYS
40	DQ	84	LYS
40	DQ	91	ARG
40	DQ	103	VAL
40	DQ	116	LEU
41	DR	20	VAL
41	DR	26	ASP
41	DR	29	THR
41	DR	38	VAL
41	DR	41	ILE
41	DR	46	GLU
41	DR	58	VAL
41	DR	59	ILE
41	DR	70	GLU
41	DR	79	ARG
41	DR	84	ARG
41	DR	85	LYS
41	DR	94	THR
41	DR	101	ILE
42	DS	3	THR
42	DS	4	ILE
42	DS	7	HIS
42	DS	11	ARG
42	DS	13	SER
42	DS	19	LEU
42	DS	33	LEU
42	DS	39	THR
42	DS	46	LEU
42	DS	48	LYS
42	DS	55	ILE
42	DS	67	ASP
42	DS	68	ASP
42	DS	74	ILE
42	DS	76	VAL
42	DS	77	ASP

Continued on next page...

Continued from previous page...

Mol	Chain	Res	Type
42	DS	81	SER
42	DS	84	ARG
42	DS	85	ILE
42	DS	97	LEU
42	DS	98	LYS
42	DS	99	ARG
42	DS	104	THR
42	DS	105	VAL
42	DS	106	VAL
43	DT	5	GLU
43	DT	6	ARG
43	DT	7	LEU
43	DT	10	VAL
43	DT	17	SER
43	DT	28	ASN
43	DT	32	LEU
43	DT	34	VAL
43	DT	54	GLU
43	DT	58	VAL
43	DT	59	ASN
43	DT	63	VAL
43	DT	64	LYS
43	DT	68	LYS
43	DT	69	ARG
43	DT	73	ARG
43	DT	79	ASP
43	DT	89	GLU
44	DU	8	ASP
44	DU	10	VAL
44	DU	13	LEU
44	DU	16	LYS
44	DU	20	LYS
44	DU	27	VAL
44	DU	34	ILE
44	DU	36	GLU
44	DU	41	VAL
44	DU	42	LYS
44	DU	43	LYS
44	DU	46	LYS
44	DU	48	VAL
44	DU	60	LYS
44	DU	64	ILE

Continued on next page...

Continued from previous page...

Mol	Chain	Res	Type
44	DU	76	THR
44	DU	78	LYS
44	DU	81	ARG
44	DU	96	LYS
44	DU	98	ASN
45	DV	1	MET
45	DV	21	ARG
45	DV	26	PHE
45	DV	29	ILE
45	DV	34	LYS
45	DV	35	GLU
45	DV	38	LEU
45	DV	40	ILE
45	DV	51	GLN
45	DV	62	THR
45	DV	65	VAL
45	DV	72	VAL
45	DV	77	VAL
45	DV	82	TYR
45	DV	90	ASP
46	DW	19	LYS
46	DW	20	ARG
46	DW	31	VAL
46	DW	32	LEU
46	DW	44	LYS
46	DW	50	ASN
46	DW	60	PHE
46	DW	82	ILE
46	DW	85	GLU
47	DX	4	CYS
47	DX	10	ARG
47	DX	12	VAL
47	DX	21	LEU
47	DX	27	ARG
47	DX	29	LEU
47	DX	36	ARG
47	DX	45	PHE
47	DX	51	SER
47	DX	53	LYS
47	DX	63	ILE
48	DY	5	GLU
48	DY	8	GLU

Continued on next page...

Continued from previous page...

Mol	Chain	Res	Type
48	DY	13	GLU
48	DY	17	GLU
48	DY	18	LEU
48	DY	23	ARG
48	DY	26	PHE
48	DY	31	GLN
48	DY	37	LEU
48	DY	49	ASP
48	DY	53	VAL
48	DY	57	LEU
49	DZ	2	LYS
49	DZ	3	THR
49	DZ	4	ILE
49	DZ	23	LEU
49	DZ	29	ARG
49	DZ	34	THR
50	D0	14	MET
50	D0	16	ARG
50	D0	21	LEU
50	D0	22	THR
50	D0	27	LEU
50	D0	29	VAL
50	D0	33	SER
50	D0	35	GLU
50	D0	37	HIS
51	D1	10	LEU
51	D1	23	THR
51	D1	29	LYS
51	D1	31	GLU
51	D1	32	LYS
51	D1	35	LEU
51	D1	36	LYS
51	D1	45	HIS
51	D1	47	ILE
52	D2	1	MET
52	D2	30	VAL
52	D2	41	ARG
52	D2	42	LEU
52	D2	43	THR
53	D3	5	THR
53	D3	6	VAL
53	D3	7	ARG

Continued on next page...

Continued from previous page...

Mol	Chain	Res	Type
53	D3	12	ARG
53	D3	16	THR
53	D3	22	LYS
53	D3	28	LEU
53	D3	29	ARG
53	D3	30	HIS
53	D3	31	ILE
53	D3	34	LYS
53	D3	43	LEU
53	D3	46	LYS
53	D3	56	LEU
53	D3	61	LEU
54	D4	4	ARG
54	D4	11	CYS
54	D4	13	ASN
54	D4	16	ILE
54	D4	18	LYS
54	D4	23	ILE
54	D4	25	VAL
54	D4	27	CYS
54	D4	30	GLU
54	D4	32	LYS
54	D4	36	ARG

Some sidechains can be flipped to improve hydrogen bonding and reduce clashes. All (84) such sidechains are listed below:

Mol	Chain	Res	Type
2	AB	18	HIS
2	AB	190	ASN
3	AC	3	GLN
3	AC	69	HIS
4	AD	120	HIS
4	AD	198	HIS
9	AI	50	GLN
10	AJ	58	ASN
11	AK	24	HIS
12	AL	5	ASN
12	AL	96	HIS
14	AN	49	GLN
15	AO	20	ASN
15	AO	38	HIS
16	AP	63	GLN

Continued on next page...

Continued from previous page...

Mol	Chain	Res	Type
20	AT	75	HIS
26	BC	52	HIS
26	BC	85	ASN
26	BC	229	HIS
26	BC	242	HIS
27	BD	140	HIS
28	BE	92	HIS
31	BH	128	HIS
35	BL	38	GLN
35	BL	54	GLN
35	BL	104	GLN
39	BP	65	ASN
41	BR	66	HIS
41	BR	89	HIS
42	BS	7	HIS
42	BS	40	ASN
42	BS	61	ASN
44	BU	44	HIS
44	BU	68	ASN
49	BZ	8	GLN
49	BZ	33	HIS
50	B0	3	GLN
50	B0	37	HIS
50	B0	41	HIS
51	B1	25	ASN
2	CB	94	HIS
3	CC	6	HIS
3	CC	176	HIS
3	CC	190	HIS
4	CD	41	HIS
4	CD	54	GLN
4	CD	89	ASN
5	CE	121	HIS
6	CF	3	HIS
6	CF	58	HIS
11	CK	22	HIS
13	CM	105	ASN
14	CN	34	ASN
15	CO	42	HIS
15	CO	46	HIS
15	CO	51	HIS
17	CQ	45	HIS

Continued on next page...

Continued from previous page...

Mol	Chain	Res	Type
17	CQ	47	HIS
19	CS	43	ASN
19	CS	52	HIS
19	CS	69	HIS
20	CT	20	HIS
20	CT	78	ASN
55	CY	136	ASN
26	DC	57	HIS
26	DC	127	ASN
27	DD	150	GLN
28	DE	92	HIS
30	DG	142	GLN
31	DH	135	HIS
32	DI	29	GLN
33	DJ	130	HIS
33	DJ	132	HIS
35	DL	38	GLN
35	DL	54	GLN
37	DN	3	HIS
38	DO	38	GLN
40	DQ	43	GLN
40	DQ	80	ASN
41	DR	66	HIS
41	DR	89	HIS
41	DR	91	GLN
45	DV	44	HIS
45	DV	78	GLN

5.3.3 RNA ⓘ

Mol	Chain	Analysed	Backbone Outliers	Pucker Outliers
1	AA	1538/1542 (99%)	503 (32%)	0
1	CA	1537/1542 (99%)	498 (32%)	0
22	AV	75/76 (98%)	19 (25%)	0
22	CV	75/76 (98%)	27 (36%)	0
23	AX	15/24 (62%)	7 (46%)	0
23	CX	14/24 (58%)	6 (42%)	0
24	BA	2895/2904 (99%)	884 (30%)	0
24	DA	2895/2904 (99%)	826 (28%)	0
25	BB	117/120 (97%)	29 (24%)	0
25	DB	118/120 (98%)	24 (20%)	0

Continued on next page...

Continued from previous page...

Mol	Chain	Analysed	Backbone Outliers	Pucker Outliers
All	All	9279/9332 (99%)	2823 (30%)	0

All (2823) RNA backbone outliers are listed below:

Mol	Chain	Res	Type
1	AA	3	A
1	AA	4	U
1	AA	5	U
1	AA	8	A
1	AA	9	G
1	AA	13	U
1	AA	22	G
1	AA	29	U
1	AA	32	A
1	AA	33	A
1	AA	39	G
1	AA	42	G
1	AA	43	C
1	AA	45	G
1	AA	47	C
1	AA	48	C
1	AA	49	U
1	AA	50	A
1	AA	51	A
1	AA	62	U
1	AA	68	G
1	AA	70	U
1	AA	71	A
1	AA	73	C
1	AA	74	A
1	AA	75	G
1	AA	76	G
1	AA	83	C
1	AA	84	U
1	AA	85	U
1	AA	87	C
1	AA	88	U
1	AA	95	C
1	AA	96	U
1	AA	97	G
1	AA	107	G
1	AA	110	C

Continued on next page...

Continued from previous page...

Mol	Chain	Res	Type
1	AA	115	G
1	AA	116	A
1	AA	118	U
1	AA	120	A
1	AA	121	U
1	AA	122	G
1	AA	123	U
1	AA	124	C
1	AA	128	G
1	AA	130	A
1	AA	131	A
1	AA	132	C
1	AA	134	G
1	AA	135	C
1	AA	142	G
1	AA	144	G
1	AA	146	G
1	AA	151	A
1	AA	152	A
1	AA	154	U
1	AA	155	A
1	AA	156	C
1	AA	163	C
1	AA	167	A
1	AA	168	G
1	AA	177	G
1	AA	179	A
1	AA	183	C
1	AA	186	C
1	AA	191	G
1	AA	192	A
1	AA	196	A
1	AA	197	A
1	AA	199	A
1	AA	204	G
1	AA	205	A
1	AA	206	C
1	AA	208	U
1	AA	209	U
1	AA	210	C
1	AA	211	G
1	AA	212	G

Continued on next page...

Continued from previous page...

Mol	Chain	Res	Type
1	AA	214	C
1	AA	215	C
1	AA	226	G
1	AA	236	A
1	AA	238	A
1	AA	240	G
1	AA	245	U
1	AA	247	G
1	AA	250	A
1	AA	251	G
1	AA	253	A
1	AA	262	A
1	AA	265	G
1	AA	266	G
1	AA	267	C
1	AA	272	C
1	AA	275	G
1	AA	280	C
1	AA	284	C
1	AA	289	G
1	AA	293	G
1	AA	294	U
1	AA	298	A
1	AA	300	A
1	AA	302	G
1	AA	314	C
1	AA	321	A
1	AA	322	C
1	AA	328	C
1	AA	330	C
1	AA	331	G
1	AA	333	U
1	AA	334	C
1	AA	338	A
1	AA	346	G
1	AA	347	G
1	AA	349	A
1	AA	350	G
1	AA	351	G
1	AA	352	C
1	AA	353	A
1	AA	354	G

Continued on next page...

Continued from previous page...

Mol	Chain	Res	Type
1	AA	355	C
1	AA	356	A
1	AA	358	U
1	AA	367	U
1	AA	372	C
1	AA	373	A
1	AA	379	C
1	AA	381	C
1	AA	383	A
1	AA	391	G
1	AA	392	C
1	AA	393	A
1	AA	398	U
1	AA	403	C
1	AA	406	G
1	AA	409	U
1	AA	411	A
1	AA	412	A
1	AA	413	G
1	AA	421	U
1	AA	422	C
1	AA	423	G
1	AA	425	G
1	AA	428	G
1	AA	429	U
1	AA	430	A
1	AA	431	A
1	AA	432	A
1	AA	435	A
1	AA	436	C
1	AA	437	U
1	AA	439	U
1	AA	441	A
1	AA	442	G
1	AA	446	G
1	AA	447	G
1	AA	448	A
1	AA	451	A
1	AA	452	A
1	AA	463	U
1	AA	466	A
1	AA	467	U

Continued on next page...

Continued from previous page...

Mol	Chain	Res	Type
1	AA	468	A
1	AA	469	C
1	AA	474	G
1	AA	480	U
1	AA	481	G
1	AA	482	A
1	AA	483	C
1	AA	485	U
1	AA	486	U
1	AA	495	A
1	AA	500	G
1	AA	505	G
1	AA	508	U
1	AA	509	A
1	AA	511	C
1	AA	512	U
1	AA	518	C
1	AA	521	G
1	AA	523	A
1	AA	524	G
1	AA	529	G
1	AA	530	G
1	AA	532	A
1	AA	533	A
1	AA	544	G
1	AA	547	A
1	AA	551	U
1	AA	559	A
1	AA	560	A
1	AA	563	A
1	AA	564	C
1	AA	569	C
1	AA	571	U
1	AA	572	A
1	AA	573	A
1	AA	576	C
1	AA	577	G
1	AA	579	A
1	AA	585	G
1	AA	588	G
1	AA	589	U
1	AA	596	A

Continued on next page...

Continued from previous page...

Mol	Chain	Res	Type
1	AA	597	G
1	AA	598	U
1	AA	599	C
1	AA	600	A
1	AA	613	C
1	AA	615	G
1	AA	619	U
1	AA	627	G
1	AA	632	U
1	AA	640	A
1	AA	650	G
1	AA	653	U
1	AA	659	U
1	AA	661	G
1	AA	665	A
1	AA	667	G
1	AA	668	G
1	AA	670	G
1	AA	680	C
1	AA	683	G
1	AA	684	U
1	AA	685	G
1	AA	687	A
1	AA	692	U
1	AA	693	G
1	AA	695	A
1	AA	703	G
1	AA	709	U
1	AA	710	G
1	AA	721	G
1	AA	723	U
1	AA	724	G
1	AA	730	G
1	AA	731	G
1	AA	733	G
1	AA	745	G
1	AA	747	A
1	AA	748	G
1	AA	755	G
1	AA	759	A
1	AA	766	A
1	AA	767	A

Continued on next page...

Continued from previous page...

Mol	Chain	Res	Type
1	AA	774	G
1	AA	776	G
1	AA	778	G
1	AA	780	A
1	AA	784	A
1	AA	785	G
1	AA	787	A
1	AA	792	A
1	AA	793	U
1	AA	794	A
1	AA	802	A
1	AA	805	C
1	AA	808	C
1	AA	811	C
1	AA	813	U
1	AA	814	A
1	AA	815	A
1	AA	816	A
1	AA	817	C
1	AA	818	G
1	AA	819	A
1	AA	821	G
1	AA	822	U
1	AA	827	U
1	AA	828	U
1	AA	829	G
1	AA	830	G
1	AA	841	C
1	AA	842	U
1	AA	843	U
1	AA	844	G
1	AA	845	A
1	AA	846	G
1	AA	848	C
1	AA	849	G
1	AA	851	G
1	AA	852	G
1	AA	854	U
1	AA	856	C
1	AA	859	G
1	AA	867	G
1	AA	868	C

Continued on next page...

Continued from previous page...

Mol	Chain	Res	Type
1	AA	870	U
1	AA	872	A
1	AA	873	A
1	AA	880	C
1	AA	891	U
1	AA	893	C
1	AA	899	C
1	AA	900	A
1	AA	901	A
1	AA	902	G
1	AA	910	C
1	AA	911	U
1	AA	914	A
1	AA	919	A
1	AA	922	G
1	AA	925	G
1	AA	933	G
1	AA	934	C
1	AA	935	A
1	AA	942	G
1	AA	955	U
1	AA	960	U
1	AA	961	U
1	AA	966	G
1	AA	967	C
1	AA	968	A
1	AA	969	A
1	AA	971	G
1	AA	972	C
1	AA	974	A
1	AA	975	A
1	AA	976	G
1	AA	977	A
1	AA	980	C
1	AA	981	U
1	AA	983	A
1	AA	984	C
1	AA	985	C
1	AA	993	G
1	AA	1004	A
1	AA	1006	G
1	AA	1008	U

Continued on next page...

Continued from previous page...

Mol	Chain	Res	Type
1	AA	1009	U
1	AA	1015	G
1	AA	1018	G
1	AA	1019	A
1	AA	1020	G
1	AA	1021	A
1	AA	1025	U
1	AA	1026	G
1	AA	1028	C
1	AA	1030	U
1	AA	1032	G
1	AA	1033	G
1	AA	1034	G
1	AA	1035	A
1	AA	1036	A
1	AA	1037	C
1	AA	1043	G
1	AA	1044	A
1	AA	1049	U
1	AA	1050	G
1	AA	1065	U
1	AA	1066	C
1	AA	1069	C
1	AA	1070	U
1	AA	1078	U
1	AA	1079	G
1	AA	1080	A
1	AA	1084	G
1	AA	1086	U
1	AA	1087	G
1	AA	1092	A
1	AA	1093	A
1	AA	1094	G
1	AA	1095	U
1	AA	1101	A
1	AA	1102	A
1	AA	1103	C
1	AA	1105	A
1	AA	1109	C
1	AA	1113	C
1	AA	1118	U
1	AA	1123	U

Continued on next page...

Continued from previous page...

Mol	Chain	Res	Type
1	AA	1125	U
1	AA	1133	G
1	AA	1135	U
1	AA	1136	C
1	AA	1137	C
1	AA	1138	G
1	AA	1139	G
1	AA	1140	C
1	AA	1141	C
1	AA	1142	G
1	AA	1145	A
1	AA	1152	A
1	AA	1154	G
1	AA	1156	G
1	AA	1157	A
1	AA	1159	U
1	AA	1160	G
1	AA	1161	C
1	AA	1168	U
1	AA	1170	A
1	AA	1171	A
1	AA	1181	G
1	AA	1182	G
1	AA	1183	U
1	AA	1184	G
1	AA	1189	U
1	AA	1190	G
1	AA	1191	A
1	AA	1192	C
1	AA	1193	G
1	AA	1196	A
1	AA	1197	A
1	AA	1198	G
1	AA	1199	U
1	AA	1201	A
1	AA	1212	U
1	AA	1213	A
1	AA	1227	A
1	AA	1228	C
1	AA	1229	A
1	AA	1238	A
1	AA	1239	A

Continued on next page...

Continued from previous page...

Mol	Chain	Res	Type
1	AA	1240	U
1	AA	1241	G
1	AA	1250	A
1	AA	1253	G
1	AA	1256	A
1	AA	1264	U
1	AA	1267	C
1	AA	1275	A
1	AA	1277	C
1	AA	1278	G
1	AA	1280	A
1	AA	1281	C
1	AA	1282	C
1	AA	1286	U
1	AA	1287	A
1	AA	1292	G
1	AA	1298	U
1	AA	1299	A
1	AA	1301	U
1	AA	1302	C
1	AA	1305	G
1	AA	1308	U
1	AA	1317	C
1	AA	1318	A
1	AA	1320	C
1	AA	1322	C
1	AA	1326	U
1	AA	1327	C
1	AA	1328	C
1	AA	1332	A
1	AA	1335	U
1	AA	1336	C
1	AA	1338	G
1	AA	1346	A
1	AA	1350	A
1	AA	1353	G
1	AA	1355	G
1	AA	1357	A
1	AA	1359	C
1	AA	1360	A
1	AA	1361	G
1	AA	1363	A

Continued on next page...

Continued from previous page...

Mol	Chain	Res	Type
1	AA	1364	U
1	AA	1365	G
1	AA	1368	A
1	AA	1376	U
1	AA	1377	A
1	AA	1378	C
1	AA	1379	G
1	AA	1382	C
1	AA	1383	C
1	AA	1384	C
1	AA	1394	A
1	AA	1395	C
1	AA	1401	G
1	AA	1408	A
1	AA	1412	C
1	AA	1415	G
1	AA	1418	A
1	AA	1419	G
1	AA	1424	U
1	AA	1426	G
1	AA	1439	G
1	AA	1440	U
1	AA	1441	A
1	AA	1442	G
1	AA	1447	A
1	AA	1450	U
1	AA	1452	C
1	AA	1454	G
1	AA	1455	G
1	AA	1463	U
1	AA	1478	U
1	AA	1480	A
1	AA	1486	G
1	AA	1492	A
1	AA	1493	A
1	AA	1494	G
1	AA	1506	U
1	AA	1509	C
1	AA	1517	G
1	AA	1519	A
1	AA	1529	G
1	AA	1530	G

Continued on next page...

Continued from previous page...

Mol	Chain	Res	Type
1	AA	1534	A
1	AA	1535	C
1	AA	1536	C
1	AA	1539	C
22	AV	2	C
22	AV	17	C
22	AV	18	G
22	AV	19	G
22	AV	20	U
22	AV	21	A
22	AV	22	G
22	AV	33	U
22	AV	36	A
22	AV	45	U
22	AV	46	G
22	AV	52	G
22	AV	53	G
22	AV	58	A
22	AV	61	C
22	AV	69	G
22	AV	73	A
22	AV	75	C
22	AV	76	A
23	AX	3	G
23	AX	5	A
23	AX	9	A
23	AX	10	A
23	AX	11	A
23	AX	15	C
23	AX	16	U
24	BA	10	A
24	BA	12	U
24	BA	15	G
24	BA	23	G
24	BA	33	C
24	BA	34	U
24	BA	35	G
24	BA	37	C
24	BA	46	G
24	BA	47	C
24	BA	51	G
24	BA	58	G

Continued on next page...

Continued from previous page...

Mol	Chain	Res	Type
24	BA	62	U
24	BA	63	A
24	BA	70	G
24	BA	71	A
24	BA	74	A
24	BA	75	G
24	BA	78	U
24	BA	80	G
24	BA	84	A
24	BA	85	G
24	BA	87	U
24	BA	92	U
24	BA	94	A
24	BA	100	U
24	BA	101	A
24	BA	102	U
24	BA	110	G
24	BA	118	A
24	BA	119	A
24	BA	120	U
24	BA	126	A
24	BA	128	C
24	BA	137	U
24	BA	138	U
24	BA	139	U
24	BA	140	C
24	BA	141	G
24	BA	142	A
24	BA	147	C
24	BA	150	U
24	BA	151	C
24	BA	162	U
24	BA	163	C
24	BA	170	U
24	BA	181	A
24	BA	187	G
24	BA	196	A
24	BA	199	A
24	BA	204	A
24	BA	210	C
24	BA	211	C
24	BA	214	G

Continued on next page...

Continued from previous page...

Mol	Chain	Res	Type
24	BA	215	G
24	BA	216	A
24	BA	218	A
24	BA	221	A
24	BA	222	A
24	BA	223	A
24	BA	224	U
24	BA	227	A
24	BA	228	C
24	BA	233	A
24	BA	239	C
24	BA	241	A
24	BA	244	A
24	BA	248	G
24	BA	249	C
24	BA	255	A
24	BA	266	G
24	BA	272	A
24	BA	273	G
24	BA	276	U
24	BA	278	A
24	BA	282	A
24	BA	283	G
24	BA	284	U
24	BA	285	G
24	BA	301	G
24	BA	311	A
24	BA	316	C
24	BA	329	G
24	BA	330	A
24	BA	331	C
24	BA	333	G
24	BA	334	C
24	BA	335	C
24	BA	338	G
24	BA	341	C
24	BA	342	A
24	BA	346	A
24	BA	350	G
24	BA	353	C
24	BA	354	A
24	BA	355	U

Continued on next page...

Continued from previous page...

Mol	Chain	Res	Type
24	BA	359	G
24	BA	361	G
24	BA	362	A
24	BA	363	G
24	BA	367	G
24	BA	371	A
24	BA	372	G
24	BA	373	U
24	BA	379	G
24	BA	380	G
24	BA	384	A
24	BA	386	G
24	BA	388	G
24	BA	389	G
24	BA	391	A
24	BA	396	G
24	BA	399	U
24	BA	404	A
24	BA	405	U
24	BA	406	G
24	BA	411	G
24	BA	412	A
24	BA	413	C
24	BA	419	U
24	BA	421	C
24	BA	424	G
24	BA	429	A
24	BA	435	C
24	BA	447	A
24	BA	450	G
24	BA	451	U
24	BA	452	G
24	BA	455	C
24	BA	458	G
24	BA	473	G
24	BA	474	G
24	BA	479	A
24	BA	480	A
24	BA	481	G
24	BA	484	C
24	BA	490	C
24	BA	491	G

Continued on next page...

Continued from previous page...

Mol	Chain	Res	Type
24	BA	504	A
24	BA	505	A
24	BA	507	A
24	BA	508	A
24	BA	509	C
24	BA	510	C
24	BA	516	C
24	BA	530	G
24	BA	531	C
24	BA	532	A
24	BA	533	G
24	BA	543	G
24	BA	544	C
24	BA	545	U
24	BA	546	U
24	BA	547	A
24	BA	548	G
24	BA	549	G
24	BA	550	C
24	BA	557	C
24	BA	563	A
24	BA	573	U
24	BA	574	A
24	BA	575	A
24	BA	577	G
24	BA	579	G
24	BA	584	C
24	BA	585	G
24	BA	586	A
24	BA	587	C
24	BA	588	U
24	BA	600	G
24	BA	601	C
24	BA	603	A
24	BA	605	G
24	BA	608	A
24	BA	613	A
24	BA	614	A
24	BA	615	U
24	BA	616	A
24	BA	617	G
24	BA	619	G

Continued on next page...

Continued from previous page...

Mol	Chain	Res	Type
24	BA	620	G
24	BA	627	A
24	BA	631	A
24	BA	637	A
24	BA	644	A
24	BA	645	C
24	BA	647	G
24	BA	651	G
24	BA	653	U
24	BA	654	A
24	BA	655	A
24	BA	659	G
24	BA	661	A
24	BA	663	G
24	BA	668	A
24	BA	682	G
24	BA	686	U
24	BA	695	G
24	BA	696	G
24	BA	714	U
24	BA	715	A
24	BA	717	C
24	BA	718	A
24	BA	730	A
24	BA	737	C
24	BA	743	A
24	BA	746	U
24	BA	747	U
24	BA	748	G
24	BA	749	A
24	BA	753	A
24	BA	754	U
24	BA	757	G
24	BA	762	U
24	BA	764	A
24	BA	765	C
24	BA	771	G
24	BA	775	G
24	BA	776	G
24	BA	782	A
24	BA	784	G
24	BA	785	G

Continued on next page...

Continued from previous page...

Mol	Chain	Res	Type
24	BA	787	C
24	BA	789	A
24	BA	792	A
24	BA	794	A
24	BA	795	C
24	BA	799	G
24	BA	800	A
24	BA	801	G
24	BA	805	G
24	BA	811	U
24	BA	812	C
24	BA	813	U
24	BA	815	C
24	BA	819	A
24	BA	820	A
24	BA	824	U
24	BA	826	U
24	BA	827	U
24	BA	828	U
24	BA	830	G
24	BA	832	U
24	BA	836	G
24	BA	837	C
24	BA	845	A
24	BA	846	U
24	BA	847	U
24	BA	852	U
24	BA	856	G
24	BA	857	G
24	BA	858	G
24	BA	859	G
24	BA	860	U
24	BA	868	U
24	BA	878	A
24	BA	879	G
24	BA	880	G
24	BA	884	U
24	BA	893	C
24	BA	894	U
24	BA	896	A
24	BA	897	C
24	BA	910	A

Continued on next page...

Continued from previous page...

Mol	Chain	Res	Type
24	BA	915	C
24	BA	923	G
24	BA	924	G
24	BA	927	A
24	BA	931	U
24	BA	932	U
24	BA	933	A
24	BA	941	A
24	BA	945	A
24	BA	946	C
24	BA	952	G
24	BA	953	G
24	BA	958	U
24	BA	961	C
24	BA	973	A
24	BA	974	G
24	BA	982	C
24	BA	983	A
24	BA	985	C
24	BA	990	A
24	BA	993	G
24	BA	994	C
24	BA	995	C
24	BA	996	A
24	BA	997	G
24	BA	1005	C
24	BA	1008	A
24	BA	1009	A
24	BA	1012	U
24	BA	1013	C
24	BA	1017	G
24	BA	1020	A
24	BA	1021	A
24	BA	1022	G
24	BA	1023	U
24	BA	1025	G
24	BA	1026	G
24	BA	1027	A
24	BA	1033	U
24	BA	1046	A
24	BA	1056	G
24	BA	1057	A

Continued on next page...

Continued from previous page...

Mol	Chain	Res	Type
24	BA	1060	U
24	BA	1061	U
24	BA	1062	G
24	BA	1065	U
24	BA	1066	U
24	BA	1067	A
24	BA	1068	G
24	BA	1070	A
24	BA	1071	G
24	BA	1072	C
24	BA	1073	A
24	BA	1074	G
24	BA	1075	C
24	BA	1079	C
24	BA	1083	U
24	BA	1088	A
24	BA	1089	A
24	BA	1090	A
24	BA	1091	G
24	BA	1092	C
24	BA	1094	U
24	BA	1096	A
24	BA	1097	U
24	BA	1098	A
24	BA	1101	U
24	BA	1104	C
24	BA	1105	U
24	BA	1106	G
24	BA	1110	G
24	BA	1111	A
24	BA	1112	G
24	BA	1115	G
24	BA	1132	U
24	BA	1133	A
24	BA	1134	A
24	BA	1135	C
24	BA	1136	G
24	BA	1139	G
24	BA	1142	A
24	BA	1143	A
24	BA	1144	A
24	BA	1146	C

Continued on next page...

Continued from previous page...

Mol	Chain	Res	Type
24	BA	1155	A
24	BA	1169	A
24	BA	1172	C
24	BA	1173	U
24	BA	1174	U
24	BA	1175	A
24	BA	1176	U
24	BA	1177	G
24	BA	1181	U
24	BA	1184	U
24	BA	1186	G
24	BA	1189	A
24	BA	1205	A
24	BA	1211	C
24	BA	1212	G
24	BA	1217	U
24	BA	1218	G
24	BA	1224	U
24	BA	1227	G
24	BA	1229	C
24	BA	1237	A
24	BA	1238	G
24	BA	1248	G
24	BA	1250	G
24	BA	1253	A
24	BA	1256	G
24	BA	1262	A
24	BA	1266	G
24	BA	1268	A
24	BA	1269	A
24	BA	1271	G
24	BA	1272	A
24	BA	1275	A
24	BA	1282	U
24	BA	1284	A
24	BA	1286	A
24	BA	1288	G
24	BA	1292	G
24	BA	1300	G
24	BA	1301	A
24	BA	1306	C
24	BA	1317	G

Continued on next page...

Continued from previous page...

Mol	Chain	Res	Type
24	BA	1318	U
24	BA	1319	C
24	BA	1329	U
24	BA	1334	G
24	BA	1340	U
24	BA	1344	U
24	BA	1345	C
24	BA	1346	G
24	BA	1347	A
24	BA	1348	C
24	BA	1350	C
24	BA	1352	U
24	BA	1353	A
24	BA	1355	G
24	BA	1357	C
24	BA	1358	G
24	BA	1365	A
24	BA	1368	G
24	BA	1373	A
24	BA	1374	G
24	BA	1376	C
24	BA	1377	G
24	BA	1378	A
24	BA	1379	U
24	BA	1383	A
24	BA	1384	A
24	BA	1385	A
24	BA	1395	A
24	BA	1398	C
24	BA	1400	U
24	BA	1403	A
24	BA	1405	U
24	BA	1406	U
24	BA	1410	G
24	BA	1413	A
24	BA	1416	G
24	BA	1417	C
24	BA	1419	A
24	BA	1420	A
24	BA	1424	G
24	BA	1427	A
24	BA	1428	C

Continued on next page...

Continued from previous page...

Mol	Chain	Res	Type
24	BA	1429	G
24	BA	1433	A
24	BA	1434	A
24	BA	1435	G
24	BA	1436	G
24	BA	1444	G
24	BA	1451	C
24	BA	1452	G
24	BA	1458	U
24	BA	1460	U
24	BA	1464	G
24	BA	1476	U
24	BA	1482	G
24	BA	1486	U
24	BA	1490	A
24	BA	1494	A
24	BA	1495	A
24	BA	1496	A
24	BA	1497	U
24	BA	1498	C
24	BA	1499	C
24	BA	1503	A
24	BA	1504	A
24	BA	1510	G
24	BA	1511	G
24	BA	1515	A
24	BA	1517	G
24	BA	1519	G
24	BA	1522	A
24	BA	1524	G
24	BA	1532	A
24	BA	1533	C
24	BA	1534	U
24	BA	1535	A
24	BA	1536	C
24	BA	1537	G
24	BA	1538	G
24	BA	1548	A
24	BA	1555	G
24	BA	1563	U
24	BA	1566	A
24	BA	1569	A

Continued on next page...

Continued from previous page...

Mol	Chain	Res	Type
24	BA	1572	A
24	BA	1574	C
24	BA	1578	U
24	BA	1579	A
24	BA	1581	G
24	BA	1582	C
24	BA	1584	U
24	BA	1585	C
24	BA	1586	A
24	BA	1587	G
24	BA	1589	U
24	BA	1591	A
24	BA	1593	A
24	BA	1602	U
24	BA	1604	C
24	BA	1605	C
24	BA	1606	C
24	BA	1607	C
24	BA	1608	A
24	BA	1610	A
24	BA	1616	A
24	BA	1617	C
24	BA	1625	C
24	BA	1638	C
24	BA	1647	U
24	BA	1648	U
24	BA	1649	G
24	BA	1651	G
24	BA	1652	A
24	BA	1654	A
24	BA	1656	C
24	BA	1661	G
24	BA	1674	G
24	BA	1677	A
24	BA	1681	G
24	BA	1685	C
24	BA	1694	C
24	BA	1697	G
24	BA	1703	G
24	BA	1704	C
24	BA	1714	U
24	BA	1715	G

Continued on next page...

Continued from previous page...

Mol	Chain	Res	Type
24	BA	1716	U
24	BA	1725	U
24	BA	1729	U
24	BA	1730	C
24	BA	1731	G
24	BA	1733	G
24	BA	1735	A
24	BA	1739	A
24	BA	1743	G
24	BA	1750	G
24	BA	1752	C
24	BA	1757	A
24	BA	1762	A
24	BA	1764	C
24	BA	1765	U
24	BA	1773	A
24	BA	1775	U
24	BA	1776	G
24	BA	1781	U
24	BA	1785	A
24	BA	1791	A
24	BA	1800	C
24	BA	1801	A
24	BA	1803	A
24	BA	1808	A
24	BA	1809	A
24	BA	1811	G
24	BA	1812	U
24	BA	1816	C
24	BA	1818	U
24	BA	1819	A
24	BA	1821	A
24	BA	1828	G
24	BA	1829	A
24	BA	1835	G
24	BA	1841	U
24	BA	1842	G
24	BA	1847	A
24	BA	1848	A
24	BA	1858	A
24	BA	1859	U
24	BA	1867	G

Continued on next page...

Continued from previous page...

Mol	Chain	Res	Type
24	BA	1869	G
24	BA	1870	C
24	BA	1871	A
24	BA	1872	A
24	BA	1873	G
24	BA	1876	A
24	BA	1880	U
24	BA	1882	U
24	BA	1884	G
24	BA	1892	C
24	BA	1897	G
24	BA	1903	G
24	BA	1906	G
24	BA	1908	C
24	BA	1913	A
24	BA	1914	C
24	BA	1915	U
24	BA	1926	U
24	BA	1927	A
24	BA	1930	G
24	BA	1931	U
24	BA	1932	A
24	BA	1935	G
24	BA	1937	A
24	BA	1938	A
24	BA	1943	U
24	BA	1944	U
24	BA	1955	U
24	BA	1956	U
24	BA	1958	C
24	BA	1961	C
24	BA	1964	G
24	BA	1965	C
24	BA	1967	C
24	BA	1970	A
24	BA	1972	G
24	BA	1980	G
24	BA	1991	U
24	BA	1993	U
24	BA	1995	U
24	BA	1996	C
24	BA	1997	C

Continued on next page...

Continued from previous page...

Mol	Chain	Res	Type
24	BA	2001	C
24	BA	2002	G
24	BA	2004	G
24	BA	2006	C
24	BA	2007	U
24	BA	2008	C
24	BA	2017	U
24	BA	2018	G
24	BA	2020	A
24	BA	2023	C
24	BA	2025	C
24	BA	2027	G
24	BA	2030	A
24	BA	2031	A
24	BA	2033	A
24	BA	2034	U
24	BA	2035	G
24	BA	2036	C
24	BA	2043	C
24	BA	2044	C
24	BA	2049	G
24	BA	2051	A
24	BA	2055	C
24	BA	2056	G
24	BA	2060	A
24	BA	2061	G
24	BA	2062	A
24	BA	2063	C
24	BA	2068	U
24	BA	2069	G
24	BA	2070	A
24	BA	2072	C
24	BA	2076	U
24	BA	2080	A
24	BA	2081	U
24	BA	2092	U
24	BA	2093	G
24	BA	2095	A
24	BA	2096	C
24	BA	2099	U
24	BA	2105	U
24	BA	2109	U

Continued on next page...

Continued from previous page...

Mol	Chain	Res	Type
24	BA	2110	G
24	BA	2111	U
24	BA	2112	G
24	BA	2113	U
24	BA	2115	G
24	BA	2116	G
24	BA	2117	A
24	BA	2118	U
24	BA	2119	A
24	BA	2120	G
24	BA	2123	G
24	BA	2125	G
24	BA	2126	A
24	BA	2127	G
24	BA	2128	G
24	BA	2131	U
24	BA	2132	U
24	BA	2133	G
24	BA	2136	G
24	BA	2137	U
24	BA	2138	G
24	BA	2139	U
24	BA	2141	G
24	BA	2143	C
24	BA	2145	C
24	BA	2146	C
24	BA	2147	A
24	BA	2158	A
24	BA	2159	G
24	BA	2160	C
24	BA	2161	C
24	BA	2163	A
24	BA	2164	C
24	BA	2165	C
24	BA	2167	U
24	BA	2169	A
24	BA	2171	A
24	BA	2172	U
24	BA	2173	A
24	BA	2184	A
24	BA	2185	U
24	BA	2186	G

Continued on next page...

Continued from previous page...

Mol	Chain	Res	Type
24	BA	2189	U
24	BA	2190	G
24	BA	2198	A
24	BA	2199	A
24	BA	2200	C
24	BA	2203	U
24	BA	2204	G
24	BA	2207	C
24	BA	2211	A
24	BA	2212	A
24	BA	2213	U
24	BA	2215	C
24	BA	2218	G
24	BA	2225	A
24	BA	2226	C
24	BA	2230	G
24	BA	2238	G
24	BA	2239	G
24	BA	2250	G
24	BA	2252	G
24	BA	2262	U
24	BA	2264	C
24	BA	2265	U
24	BA	2268	A
24	BA	2278	A
24	BA	2283	C
24	BA	2285	C
24	BA	2286	G
24	BA	2287	A
24	BA	2289	G
24	BA	2295	C
24	BA	2299	U
24	BA	2303	G
24	BA	2304	G
24	BA	2305	U
24	BA	2307	G
24	BA	2309	A
24	BA	2310	C
24	BA	2311	A
24	BA	2312	U
24	BA	2313	C
24	BA	2321	U

Continued on next page...

Continued from previous page...

Mol	Chain	Res	Type
24	BA	2322	A
24	BA	2323	G
24	BA	2325	G
24	BA	2326	C
24	BA	2327	A
24	BA	2331	G
24	BA	2333	A
24	BA	2334	U
24	BA	2335	A
24	BA	2343	U
24	BA	2347	C
24	BA	2348	U
24	BA	2350	C
24	BA	2358	A
24	BA	2360	G
24	BA	2367	G
24	BA	2378	A
24	BA	2382	G
24	BA	2383	G
24	BA	2384	U
24	BA	2385	C
24	BA	2386	A
24	BA	2402	U
24	BA	2403	C
24	BA	2406	A
24	BA	2410	G
24	BA	2415	G
24	BA	2418	A
24	BA	2419	U
24	BA	2420	C
24	BA	2421	G
24	BA	2422	C
24	BA	2423	U
24	BA	2424	C
24	BA	2425	A
24	BA	2426	A
24	BA	2428	G
24	BA	2429	G
24	BA	2430	A
24	BA	2433	A
24	BA	2434	A
24	BA	2435	A

Continued on next page...

Continued from previous page...

Mol	Chain	Res	Type
24	BA	2441	U
24	BA	2444	G
24	BA	2447	G
24	BA	2448	A
24	BA	2470	G
24	BA	2473	U
24	BA	2474	U
24	BA	2476	A
24	BA	2480	C
24	BA	2482	A
24	BA	2484	G
24	BA	2488	G
24	BA	2491	U
24	BA	2493	U
24	BA	2501	C
24	BA	2502	G
24	BA	2505	G
24	BA	2513	A
24	BA	2514	U
24	BA	2518	A
24	BA	2521	C
24	BA	2522	U
24	BA	2523	G
24	BA	2524	G
24	BA	2525	G
24	BA	2529	G
24	BA	2534	A
24	BA	2535	G
24	BA	2536	G
24	BA	2547	A
24	BA	2554	U
24	BA	2563	U
24	BA	2566	A
24	BA	2567	G
24	BA	2568	U
24	BA	2569	G
24	BA	2572	A
24	BA	2573	C
24	BA	2574	G
24	BA	2576	G
24	BA	2585	U
24	BA	2591	C

Continued on next page...

Continued from previous page...

Mol	Chain	Res	Type
24	BA	2602	A
24	BA	2603	G
24	BA	2605	U
24	BA	2609	U
24	BA	2613	U
24	BA	2615	U
24	BA	2623	G
24	BA	2629	U
24	BA	2645	G
24	BA	2646	C
24	BA	2650	U
24	BA	2651	C
24	BA	2653	U
24	BA	2655	G
24	BA	2656	U
24	BA	2661	G
24	BA	2662	A
24	BA	2663	G
24	BA	2680	U
24	BA	2681	C
24	BA	2689	U
24	BA	2690	U
24	BA	2704	C
24	BA	2710	C
24	BA	2714	G
24	BA	2718	G
24	BA	2726	A
24	BA	2729	G
24	BA	2733	A
24	BA	2735	G
24	BA	2736	A
24	BA	2744	G
24	BA	2745	C
24	BA	2748	A
24	BA	2749	A
24	BA	2751	G
24	BA	2755	C
24	BA	2757	A
24	BA	2758	A
24	BA	2762	C
24	BA	2765	A
24	BA	2767	C

Continued on next page...

Continued from previous page...

Mol	Chain	Res	Type
24	BA	2768	U
24	BA	2778	A
24	BA	2781	A
24	BA	2791	G
24	BA	2792	A
24	BA	2793	C
24	BA	2794	C
24	BA	2797	U
24	BA	2798	U
24	BA	2799	A
24	BA	2808	G
24	BA	2820	A
24	BA	2821	A
24	BA	2833	U
24	BA	2834	G
24	BA	2837	A
24	BA	2848	G
24	BA	2852	G
24	BA	2861	U
24	BA	2863	C
24	BA	2866	U
24	BA	2867	G
24	BA	2873	A
24	BA	2879	A
24	BA	2880	C
24	BA	2883	A
24	BA	2884	U
24	BA	2886	A
24	BA	2887	A
24	BA	2893	A
24	BA	2895	G
24	BA	2903	U
25	BB	5	U
25	BB	8	C
25	BB	9	G
25	BB	11	C
25	BB	13	G
25	BB	15	A
25	BB	16	G
25	BB	23	G
25	BB	24	G
25	BB	32	U

Continued on next page...

Continued from previous page...

Mol	Chain	Res	Type
25	BB	35	C
25	BB	41	G
25	BB	44	G
25	BB	46	A
25	BB	49	C
25	BB	50	A
25	BB	51	G
25	BB	52	A
25	BB	53	A
25	BB	54	G
25	BB	56	G
25	BB	78	A
25	BB	88	C
25	BB	89	U
25	BB	90	C
25	BB	99	A
25	BB	109	A
25	BB	113	C
25	BB	116	G
1	CA	5	U
1	CA	6	G
1	CA	7	A
1	CA	9	G
1	CA	16	A
1	CA	17	U
1	CA	19	A
1	CA	21	G
1	CA	27	G
1	CA	31	G
1	CA	32	A
1	CA	33	A
1	CA	38	G
1	CA	39	G
1	CA	41	G
1	CA	47	C
1	CA	48	C
1	CA	51	A
1	CA	58	C
1	CA	60	A
1	CA	63	C
1	CA	64	G
1	CA	65	A

Continued on next page...

Continued from previous page...

Mol	Chain	Res	Type
1	CA	70	U
1	CA	71	A
1	CA	74	A
1	CA	75	G
1	CA	76	G
1	CA	78	A
1	CA	79	G
1	CA	80	A
1	CA	81	A
1	CA	82	G
1	CA	83	C
1	CA	85	U
1	CA	86	G
1	CA	87	C
1	CA	89	U
1	CA	90	C
1	CA	91	U
1	CA	92	U
1	CA	94	G
1	CA	95	C
1	CA	96	U
1	CA	97	G
1	CA	100	G
1	CA	101	A
1	CA	106	C
1	CA	108	G
1	CA	109	A
1	CA	110	C
1	CA	111	G
1	CA	115	G
1	CA	116	A
1	CA	118	U
1	CA	120	A
1	CA	121	U
1	CA	122	G
1	CA	123	U
1	CA	127	G
1	CA	130	A
1	CA	131	A
1	CA	139	A
1	CA	140	U
1	CA	143	A

Continued on next page...

Continued from previous page...

Mol	Chain	Res	Type
1	CA	144	G
1	CA	156	C
1	CA	163	C
1	CA	168	G
1	CA	173	U
1	CA	189	A
1	CA	195	A
1	CA	197	A
1	CA	199	A
1	CA	204	G
1	CA	205	A
1	CA	206	C
1	CA	208	U
1	CA	209	U
1	CA	210	C
1	CA	211	G
1	CA	214	C
1	CA	215	C
1	CA	220	G
1	CA	226	G
1	CA	240	G
1	CA	245	U
1	CA	247	G
1	CA	251	G
1	CA	252	U
1	CA	253	A
1	CA	259	G
1	CA	262	A
1	CA	266	G
1	CA	267	C
1	CA	273	U
1	CA	289	G
1	CA	290	C
1	CA	294	U
1	CA	299	G
1	CA	301	G
1	CA	317	U
1	CA	321	A
1	CA	328	C
1	CA	329	A
1	CA	330	C
1	CA	331	G

Continued on next page...

Continued from previous page...

Mol	Chain	Res	Type
1	CA	332	G
1	CA	343	U
1	CA	344	A
1	CA	346	G
1	CA	347	G
1	CA	348	G
1	CA	349	A
1	CA	352	C
1	CA	354	G
1	CA	355	C
1	CA	358	U
1	CA	367	U
1	CA	372	C
1	CA	376	G
1	CA	382	A
1	CA	384	G
1	CA	387	U
1	CA	388	G
1	CA	389	A
1	CA	390	U
1	CA	394	G
1	CA	400	C
1	CA	401	C
1	CA	406	G
1	CA	410	G
1	CA	411	A
1	CA	412	A
1	CA	413	G
1	CA	414	A
1	CA	421	U
1	CA	422	C
1	CA	423	G
1	CA	424	G
1	CA	427	U
1	CA	428	G
1	CA	429	U
1	CA	444	G
1	CA	446	G
1	CA	448	A
1	CA	454	G
1	CA	456	A
1	CA	458	U

Continued on next page...

Continued from previous page...

Mol	Chain	Res	Type
1	CA	462	G
1	CA	463	U
1	CA	465	A
1	CA	466	A
1	CA	467	U
1	CA	468	A
1	CA	474	G
1	CA	475	C
1	CA	481	G
1	CA	482	A
1	CA	483	C
1	CA	484	G
1	CA	485	U
1	CA	486	U
1	CA	492	C
1	CA	493	A
1	CA	496	A
1	CA	498	A
1	CA	505	G
1	CA	509	A
1	CA	511	C
1	CA	512	U
1	CA	513	C
1	CA	518	C
1	CA	527	G
1	CA	531	U
1	CA	532	A
1	CA	533	A
1	CA	536	C
1	CA	547	A
1	CA	549	C
1	CA	555	U
1	CA	559	A
1	CA	562	U
1	CA	563	A
1	CA	572	A
1	CA	573	A
1	CA	575	G
1	CA	576	C
1	CA	577	G
1	CA	580	C
1	CA	591	U

Continued on next page...

Continued from previous page...

Mol	Chain	Res	Type
1	CA	592	G
1	CA	595	A
1	CA	607	A
1	CA	610	U
1	CA	613	C
1	CA	614	C
1	CA	615	G
1	CA	619	U
1	CA	622	A
1	CA	632	U
1	CA	633	G
1	CA	634	C
1	CA	640	A
1	CA	650	G
1	CA	653	U
1	CA	658	C
1	CA	661	G
1	CA	665	A
1	CA	674	G
1	CA	679	C
1	CA	686	U
1	CA	692	U
1	CA	693	G
1	CA	694	A
1	CA	702	A
1	CA	703	G
1	CA	706	A
1	CA	712	A
1	CA	718	A
1	CA	719	C
1	CA	721	G
1	CA	722	G
1	CA	723	U
1	CA	724	G
1	CA	729	A
1	CA	731	G
1	CA	733	G
1	CA	734	G
1	CA	738	C
1	CA	739	C
1	CA	740	U
1	CA	747	A

Continued on next page...

Continued from previous page...

Mol	Chain	Res	Type
1	CA	753	A
1	CA	755	G
1	CA	756	C
1	CA	764	C
1	CA	766	A
1	CA	772	U
1	CA	774	G
1	CA	777	A
1	CA	778	G
1	CA	786	G
1	CA	787	A
1	CA	788	U
1	CA	789	U
1	CA	793	U
1	CA	794	A
1	CA	796	C
1	CA	810	C
1	CA	815	A
1	CA	817	C
1	CA	828	U
1	CA	829	G
1	CA	830	G
1	CA	831	A
1	CA	832	G
1	CA	833	G
1	CA	834	U
1	CA	838	G
1	CA	840	C
1	CA	841	C
1	CA	842	U
1	CA	843	U
1	CA	845	A
1	CA	846	G
1	CA	849	G
1	CA	850	U
1	CA	855	U
1	CA	859	G
1	CA	860	A
1	CA	867	G
1	CA	868	C
1	CA	872	A
1	CA	873	A

Continued on next page...

Continued from previous page...

Mol	Chain	Res	Type
1	CA	878	A
1	CA	880	C
1	CA	887	G
1	CA	890	G
1	CA	902	G
1	CA	906	A
1	CA	911	U
1	CA	914	A
1	CA	924	C
1	CA	926	G
1	CA	927	G
1	CA	934	C
1	CA	935	A
1	CA	938	A
1	CA	940	C
1	CA	942	G
1	CA	945	G
1	CA	948	C
1	CA	949	A
1	CA	960	U
1	CA	966	G
1	CA	967	C
1	CA	968	A
1	CA	969	A
1	CA	973	G
1	CA	975	A
1	CA	976	G
1	CA	977	A
1	CA	979	C
1	CA	983	A
1	CA	990	C
1	CA	991	U
1	CA	992	U
1	CA	993	G
1	CA	994	A
1	CA	996	A
1	CA	1002	G
1	CA	1004	A
1	CA	1007	U
1	CA	1009	U
1	CA	1015	G
1	CA	1018	G

Continued on next page...

Continued from previous page...

Mol	Chain	Res	Type
1	CA	1025	U
1	CA	1026	G
1	CA	1028	C
1	CA	1030	U
1	CA	1031	C
1	CA	1032	G
1	CA	1033	G
1	CA	1034	G
1	CA	1036	A
1	CA	1037	C
1	CA	1043	G
1	CA	1049	U
1	CA	1050	G
1	CA	1051	C
1	CA	1053	G
1	CA	1054	C
1	CA	1058	G
1	CA	1061	G
1	CA	1063	C
1	CA	1064	G
1	CA	1065	U
1	CA	1066	C
1	CA	1076	U
1	CA	1081	A
1	CA	1086	U
1	CA	1088	G
1	CA	1089	G
1	CA	1090	U
1	CA	1094	G
1	CA	1095	U
1	CA	1101	A
1	CA	1102	A
1	CA	1104	G
1	CA	1106	G
1	CA	1108	G
1	CA	1109	C
1	CA	1112	C
1	CA	1114	C
1	CA	1118	U
1	CA	1122	U
1	CA	1123	U
1	CA	1124	G

Continued on next page...

Continued from previous page...

Mol	Chain	Res	Type
1	CA	1125	U
1	CA	1127	G
1	CA	1128	C
1	CA	1133	G
1	CA	1135	U
1	CA	1136	C
1	CA	1137	C
1	CA	1139	G
1	CA	1140	C
1	CA	1141	C
1	CA	1142	G
1	CA	1143	G
1	CA	1145	A
1	CA	1146	A
1	CA	1151	A
1	CA	1152	A
1	CA	1153	G
1	CA	1155	A
1	CA	1157	A
1	CA	1158	C
1	CA	1159	U
1	CA	1160	G
1	CA	1161	C
1	CA	1167	A
1	CA	1168	U
1	CA	1169	A
1	CA	1175	G
1	CA	1178	G
1	CA	1182	G
1	CA	1183	U
1	CA	1184	G
1	CA	1186	G
1	CA	1193	G
1	CA	1196	A
1	CA	1197	A
1	CA	1199	U
1	CA	1203	C
1	CA	1212	U
1	CA	1213	A
1	CA	1215	G
1	CA	1219	A
1	CA	1232	U

Continued on next page...

Continued from previous page...

Mol	Chain	Res	Type
1	CA	1240	U
1	CA	1241	G
1	CA	1244	G
1	CA	1252	A
1	CA	1253	G
1	CA	1256	A
1	CA	1258	G
1	CA	1266	G
1	CA	1270	G
1	CA	1278	G
1	CA	1280	A
1	CA	1281	C
1	CA	1286	U
1	CA	1287	A
1	CA	1288	A
1	CA	1291	U
1	CA	1293	C
1	CA	1294	G
1	CA	1296	C
1	CA	1297	G
1	CA	1298	U
1	CA	1299	A
1	CA	1300	G
1	CA	1302	C
1	CA	1305	G
1	CA	1308	U
1	CA	1311	A
1	CA	1312	G
1	CA	1316	G
1	CA	1317	C
1	CA	1318	A
1	CA	1319	A
1	CA	1322	C
1	CA	1323	G
1	CA	1331	G
1	CA	1332	A
1	CA	1335	U
1	CA	1336	C
1	CA	1343	G
1	CA	1344	C
1	CA	1353	G
1	CA	1355	G

Continued on next page...

Continued from previous page...

Mol	Chain	Res	Type
1	CA	1358	U
1	CA	1360	A
1	CA	1361	G
1	CA	1363	A
1	CA	1366	C
1	CA	1367	C
1	CA	1368	A
1	CA	1378	C
1	CA	1379	G
1	CA	1389	C
1	CA	1392	G
1	CA	1393	U
1	CA	1394	A
1	CA	1397	C
1	CA	1398	A
1	CA	1400	C
1	CA	1401	G
1	CA	1402	C
1	CA	1411	C
1	CA	1412	C
1	CA	1413	A
1	CA	1415	G
1	CA	1416	G
1	CA	1419	G
1	CA	1422	G
1	CA	1428	A
1	CA	1441	A
1	CA	1446	A
1	CA	1448	C
1	CA	1452	C
1	CA	1453	G
1	CA	1454	G
1	CA	1455	G
1	CA	1462	C
1	CA	1479	C
1	CA	1482	G
1	CA	1492	A
1	CA	1493	A
1	CA	1494	G
1	CA	1496	C
1	CA	1497	G
1	CA	1506	U

Continued on next page...

Continued from previous page...

Mol	Chain	Res	Type
1	CA	1507	A
1	CA	1509	C
1	CA	1515	G
1	CA	1517	G
1	CA	1527	U
1	CA	1528	U
1	CA	1529	G
1	CA	1530	G
1	CA	1531	A
1	CA	1533	C
1	CA	1534	A
1	CA	1535	C
1	CA	1538	C
22	CV	2	C
22	CV	3	C
22	CV	5	G
22	CV	8	U
22	CV	9	A
22	CV	12	U
22	CV	17	C
22	CV	19	G
22	CV	20	U
22	CV	21	A
22	CV	22	G
22	CV	30	G
22	CV	34	G
22	CV	37	A
22	CV	39	U
22	CV	43	C
22	CV	45	U
22	CV	46	G
22	CV	48	C
22	CV	49	C
22	CV	61	C
22	CV	67	C
22	CV	72	C
22	CV	73	A
22	CV	74	C
22	CV	75	C
22	CV	76	A
23	CX	3	G
23	CX	4	G

Continued on next page...

Continued from previous page...

Mol	Chain	Res	Type
23	CX	9	A
23	CX	11	A
23	CX	14	U
23	CX	16	U
24	DA	2	G
24	DA	10	A
24	DA	12	U
24	DA	14	A
24	DA	15	G
24	DA	22	C
24	DA	23	G
24	DA	31	C
24	DA	33	C
24	DA	34	U
24	DA	35	G
24	DA	37	C
24	DA	39	G
24	DA	42	A
24	DA	45	G
24	DA	46	G
24	DA	49	A
24	DA	50	U
24	DA	51	G
24	DA	54	G
24	DA	55	G
24	DA	58	G
24	DA	61	C
24	DA	64	A
24	DA	71	A
24	DA	74	A
24	DA	75	G
24	DA	76	C
24	DA	77	G
24	DA	80	G
24	DA	84	A
24	DA	101	A
24	DA	102	U
24	DA	103	A
24	DA	104	A
24	DA	118	A
24	DA	119	A
24	DA	120	U

Continued on next page...

Continued from previous page...

Mol	Chain	Res	Type
24	DA	121	G
24	DA	122	G
24	DA	124	G
24	DA	127	A
24	DA	128	C
24	DA	132	G
24	DA	135	U
24	DA	137	U
24	DA	138	U
24	DA	139	U
24	DA	140	C
24	DA	141	G
24	DA	142	A
24	DA	143	C
24	DA	147	C
24	DA	150	U
24	DA	155	A
24	DA	157	C
24	DA	160	A
24	DA	162	U
24	DA	168	G
24	DA	181	A
24	DA	191	A
24	DA	196	A
24	DA	199	A
24	DA	209	C
24	DA	215	G
24	DA	216	A
24	DA	222	A
24	DA	230	G
24	DA	231	A
24	DA	233	A
24	DA	245	G
24	DA	248	G
24	DA	249	C
24	DA	250	G
24	DA	251	A
24	DA	252	G
24	DA	255	A
24	DA	264	C
24	DA	265	A
24	DA	266	G

Continued on next page...

Continued from previous page...

Mol	Chain	Res	Type
24	DA	276	U
24	DA	277	G
24	DA	288	U
24	DA	293	U
24	DA	294	A
24	DA	295	G
24	DA	302	C
24	DA	308	G
24	DA	309	A
24	DA	311	A
24	DA	323	C
24	DA	325	G
24	DA	329	G
24	DA	330	A
24	DA	331	C
24	DA	332	A
24	DA	343	C
24	DA	352	A
24	DA	362	A
24	DA	371	A
24	DA	372	G
24	DA	379	G
24	DA	380	G
24	DA	386	G
24	DA	389	G
24	DA	396	G
24	DA	405	U
24	DA	406	G
24	DA	408	G
24	DA	409	G
24	DA	411	G
24	DA	412	A
24	DA	420	C
24	DA	424	G
24	DA	432	A
24	DA	434	U
24	DA	435	C
24	DA	437	U
24	DA	440	C
24	DA	443	A
24	DA	445	C
24	DA	446	G

Continued on next page...

Continued from previous page...

Mol	Chain	Res	Type
24	DA	453	A
24	DA	454	A
24	DA	455	C
24	DA	459	U
24	DA	462	C
24	DA	477	A
24	DA	478	A
24	DA	479	A
24	DA	480	A
24	DA	481	G
24	DA	482	A
24	DA	483	A
24	DA	486	C
24	DA	487	C
24	DA	491	G
24	DA	505	A
24	DA	508	A
24	DA	528	A
24	DA	529	A
24	DA	532	A
24	DA	533	G
24	DA	538	A
24	DA	543	G
24	DA	544	C
24	DA	545	U
24	DA	546	U
24	DA	547	A
24	DA	548	G
24	DA	549	G
24	DA	550	C
24	DA	556	A
24	DA	557	C
24	DA	563	A
24	DA	569	U
24	DA	570	G
24	DA	573	U
24	DA	575	A
24	DA	576	U
24	DA	578	G
24	DA	586	A
24	DA	588	U
24	DA	589	U

Continued on next page...

Continued from previous page...

Mol	Chain	Res	Type
24	DA	602	A
24	DA	603	A
24	DA	604	G
24	DA	608	A
24	DA	609	A
24	DA	613	A
24	DA	614	A
24	DA	615	U
24	DA	618	G
24	DA	620	G
24	DA	621	A
24	DA	622	G
24	DA	630	G
24	DA	637	A
24	DA	645	C
24	DA	647	G
24	DA	648	G
24	DA	653	U
24	DA	654	A
24	DA	661	A
24	DA	662	G
24	DA	666	A
24	DA	667	U
24	DA	668	A
24	DA	671	C
24	DA	672	C
24	DA	676	A
24	DA	681	G
24	DA	686	U
24	DA	692	C
24	DA	693	A
24	DA	697	G
24	DA	710	U
24	DA	715	A
24	DA	716	A
24	DA	717	C
24	DA	718	A
24	DA	722	A
24	DA	729	G
24	DA	730	A
24	DA	736	C
24	DA	737	C

Continued on next page...

Continued from previous page...

Mol	Chain	Res	Type
24	DA	740	C
24	DA	746	U
24	DA	747	U
24	DA	757	G
24	DA	761	A
24	DA	764	A
24	DA	765	C
24	DA	775	G
24	DA	776	G
24	DA	782	A
24	DA	784	G
24	DA	785	G
24	DA	788	A
24	DA	789	A
24	DA	792	A
24	DA	794	A
24	DA	800	A
24	DA	805	G
24	DA	806	C
24	DA	811	U
24	DA	812	C
24	DA	815	C
24	DA	819	A
24	DA	824	U
24	DA	827	U
24	DA	828	U
24	DA	831	G
24	DA	832	U
24	DA	839	U
24	DA	844	A
24	DA	845	A
24	DA	846	U
24	DA	858	G
24	DA	859	G
24	DA	866	A
24	DA	867	C
24	DA	869	G
24	DA	878	A
24	DA	883	G
24	DA	884	U
24	DA	885	C
24	DA	893	C

Continued on next page...

Continued from previous page...

Mol	Chain	Res	Type
24	DA	894	U
24	DA	896	A
24	DA	899	A
24	DA	907	G
24	DA	910	A
24	DA	914	G
24	DA	915	C
24	DA	919	U
24	DA	927	A
24	DA	928	A
24	DA	932	U
24	DA	938	G
24	DA	941	A
24	DA	942	G
24	DA	943	A
24	DA	946	C
24	DA	947	A
24	DA	952	G
24	DA	953	G
24	DA	954	G
24	DA	955	U
24	DA	958	U
24	DA	959	A
24	DA	961	C
24	DA	972	A
24	DA	974	G
24	DA	976	G
24	DA	983	A
24	DA	984	A
24	DA	985	C
24	DA	990	A
24	DA	995	C
24	DA	996	A
24	DA	1012	U
24	DA	1013	C
24	DA	1016	G
24	DA	1023	U
24	DA	1025	G
24	DA	1027	A
24	DA	1033	U
24	DA	1040	A
24	DA	1044	C

Continued on next page...

Continued from previous page...

Mol	Chain	Res	Type
24	DA	1045	C
24	DA	1046	A
24	DA	1047	G
24	DA	1058	U
24	DA	1061	U
24	DA	1062	G
24	DA	1065	U
24	DA	1066	U
24	DA	1070	A
24	DA	1071	G
24	DA	1072	C
24	DA	1073	A
24	DA	1074	G
24	DA	1075	C
24	DA	1080	A
24	DA	1082	U
24	DA	1083	U
24	DA	1087	G
24	DA	1088	A
24	DA	1092	C
24	DA	1094	U
24	DA	1095	A
24	DA	1097	U
24	DA	1098	A
24	DA	1099	G
24	DA	1101	U
24	DA	1102	C
24	DA	1105	U
24	DA	1112	G
24	DA	1115	G
24	DA	1116	G
24	DA	1117	C
24	DA	1118	C
24	DA	1122	G
24	DA	1130	U
24	DA	1132	U
24	DA	1133	A
24	DA	1135	C
24	DA	1136	G
24	DA	1139	G
24	DA	1142	A
24	DA	1149	G

Continued on next page...

Continued from previous page...

Mol	Chain	Res	Type
24	DA	1151	A
24	DA	1154	G
24	DA	1156	A
24	DA	1157	G
24	DA	1174	U
24	DA	1175	A
24	DA	1176	U
24	DA	1177	G
24	DA	1178	C
24	DA	1179	G
24	DA	1180	U
24	DA	1184	U
24	DA	1190	G
24	DA	1204	A
24	DA	1206	G
24	DA	1213	A
24	DA	1216	G
24	DA	1222	U
24	DA	1227	G
24	DA	1238	G
24	DA	1244	A
24	DA	1247	A
24	DA	1248	G
24	DA	1253	A
24	DA	1256	G
24	DA	1258	U
24	DA	1266	G
24	DA	1268	A
24	DA	1270	C
24	DA	1271	G
24	DA	1272	A
24	DA	1273	U
24	DA	1300	G
24	DA	1301	A
24	DA	1306	C
24	DA	1307	A
24	DA	1308	A
24	DA	1313	U
24	DA	1318	U
24	DA	1321	A
24	DA	1339	G
24	DA	1341	G

Continued on next page...

Continued from previous page...

Mol	Chain	Res	Type
24	DA	1350	C
24	DA	1351	C
24	DA	1352	U
24	DA	1353	A
24	DA	1360	G
24	DA	1362	C
24	DA	1363	C
24	DA	1365	A
24	DA	1368	G
24	DA	1372	U
24	DA	1374	G
24	DA	1376	C
24	DA	1377	G
24	DA	1378	A
24	DA	1379	U
24	DA	1380	G
24	DA	1383	A
24	DA	1394	U
24	DA	1398	C
24	DA	1399	C
24	DA	1407	G
24	DA	1416	G
24	DA	1417	C
24	DA	1418	G
24	DA	1419	A
24	DA	1420	A
24	DA	1421	G
24	DA	1429	G
24	DA	1434	A
24	DA	1435	G
24	DA	1437	C
24	DA	1444	G
24	DA	1449	G
24	DA	1450	G
24	DA	1452	G
24	DA	1454	C
24	DA	1460	U
24	DA	1461	C
24	DA	1472	C
24	DA	1478	G
24	DA	1482	G
24	DA	1485	U

Continued on next page...

Continued from previous page...

Mol	Chain	Res	Type
24	DA	1489	C
24	DA	1490	A
24	DA	1493	C
24	DA	1497	U
24	DA	1501	G
24	DA	1502	A
24	DA	1504	A
24	DA	1505	A
24	DA	1508	A
24	DA	1509	A
24	DA	1510	G
24	DA	1511	G
24	DA	1515	A
24	DA	1516	G
24	DA	1523	U
24	DA	1533	C
24	DA	1534	U
24	DA	1537	G
24	DA	1539	U
24	DA	1546	G
24	DA	1547	C
24	DA	1552	A
24	DA	1554	U
24	DA	1562	U
24	DA	1563	U
24	DA	1566	A
24	DA	1569	A
24	DA	1571	A
24	DA	1578	U
24	DA	1583	A
24	DA	1584	U
24	DA	1594	U
24	DA	1597	A
24	DA	1598	A
24	DA	1606	C
24	DA	1607	C
24	DA	1608	A
24	DA	1609	A
24	DA	1620	G
24	DA	1628	G
24	DA	1630	A
24	DA	1634	A

Continued on next page...

Continued from previous page...

Mol	Chain	Res	Type
24	DA	1637	A
24	DA	1644	C
24	DA	1645	G
24	DA	1647	U
24	DA	1648	U
24	DA	1649	G
24	DA	1650	A
24	DA	1651	G
24	DA	1652	A
24	DA	1664	A
24	DA	1669	A
24	DA	1674	G
24	DA	1686	C
24	DA	1687	G
24	DA	1688	U
24	DA	1693	U
24	DA	1695	G
24	DA	1702	G
24	DA	1714	U
24	DA	1715	G
24	DA	1729	U
24	DA	1730	C
24	DA	1732	C
24	DA	1736	U
24	DA	1737	G
24	DA	1738	G
24	DA	1739	A
24	DA	1753	G
24	DA	1754	A
24	DA	1755	A
24	DA	1757	A
24	DA	1764	C
24	DA	1765	U
24	DA	1771	C
24	DA	1773	A
24	DA	1776	G
24	DA	1781	U
24	DA	1788	C
24	DA	1791	A
24	DA	1797	G
24	DA	1800	C
24	DA	1801	A

Continued on next page...

Continued from previous page...

Mol	Chain	Res	Type
24	DA	1802	A
24	DA	1808	A
24	DA	1810	A
24	DA	1811	G
24	DA	1816	C
24	DA	1828	G
24	DA	1829	A
24	DA	1831	G
24	DA	1832	C
24	DA	1833	C
24	DA	1834	U
24	DA	1836	C
24	DA	1845	G
24	DA	1846	G
24	DA	1849	G
24	DA	1851	U
24	DA	1866	A
24	DA	1868	C
24	DA	1869	G
24	DA	1870	C
24	DA	1872	A
24	DA	1873	G
24	DA	1874	C
24	DA	1876	A
24	DA	1877	A
24	DA	1881	C
24	DA	1882	U
24	DA	1890	A
24	DA	1891	G
24	DA	1903	G
24	DA	1906	G
24	DA	1907	G
24	DA	1912	A
24	DA	1914	C
24	DA	1916	A
24	DA	1923	U
24	DA	1924	C
24	DA	1925	C
24	DA	1926	U
24	DA	1927	A
24	DA	1929	G
24	DA	1930	G

Continued on next page...

Continued from previous page...

Mol	Chain	Res	Type
24	DA	1931	U
24	DA	1932	A
24	DA	1935	G
24	DA	1936	A
24	DA	1937	A
24	DA	1938	A
24	DA	1944	U
24	DA	1945	G
24	DA	1946	U
24	DA	1955	U
24	DA	1960	A
24	DA	1964	G
24	DA	1965	C
24	DA	1967	C
24	DA	1970	A
24	DA	1971	U
24	DA	1972	G
24	DA	1987	A
24	DA	1991	U
24	DA	1992	G
24	DA	1993	U
24	DA	1997	C
24	DA	2000	C
24	DA	2001	C
24	DA	2003	A
24	DA	2004	G
24	DA	2011	U
24	DA	2012	G
24	DA	2014	A
24	DA	2015	A
24	DA	2019	A
24	DA	2020	A
24	DA	2022	U
24	DA	2023	C
24	DA	2031	A
24	DA	2033	A
24	DA	2038	G
24	DA	2041	U
24	DA	2043	C
24	DA	2051	A
24	DA	2055	C
24	DA	2056	G

Continued on next page...

Continued from previous page...

Mol	Chain	Res	Type
24	DA	2060	A
24	DA	2061	G
24	DA	2062	A
24	DA	2069	G
24	DA	2072	C
24	DA	2078	C
24	DA	2088	A
24	DA	2089	C
24	DA	2092	U
24	DA	2095	A
24	DA	2102	G
24	DA	2105	U
24	DA	2109	U
24	DA	2110	G
24	DA	2111	U
24	DA	2112	G
24	DA	2113	U
24	DA	2114	A
24	DA	2115	G
24	DA	2116	G
24	DA	2117	A
24	DA	2118	U
24	DA	2119	A
24	DA	2122	U
24	DA	2123	G
24	DA	2126	A
24	DA	2127	G
24	DA	2128	G
24	DA	2129	C
24	DA	2130	U
24	DA	2131	U
24	DA	2132	U
24	DA	2133	G
24	DA	2134	A
24	DA	2136	G
24	DA	2138	G
24	DA	2141	G
24	DA	2142	A
24	DA	2145	C
24	DA	2146	C
24	DA	2147	A
24	DA	2154	A

Continued on next page...

Continued from previous page...

Mol	Chain	Res	Type
24	DA	2159	G
24	DA	2161	C
24	DA	2163	A
24	DA	2164	C
24	DA	2166	U
24	DA	2167	U
24	DA	2169	A
24	DA	2170	A
24	DA	2171	A
24	DA	2172	U
24	DA	2173	A
24	DA	2177	C
24	DA	2178	C
24	DA	2185	U
24	DA	2190	G
24	DA	2196	C
24	DA	2198	A
24	DA	2201	G
24	DA	2202	U
24	DA	2203	U
24	DA	2204	G
24	DA	2205	A
24	DA	2210	U
24	DA	2211	A
24	DA	2212	A
24	DA	2214	C
24	DA	2225	A
24	DA	2238	G
24	DA	2239	G
24	DA	2246	G
24	DA	2250	G
24	DA	2254	C
24	DA	2255	G
24	DA	2260	C
24	DA	2266	A
24	DA	2268	A
24	DA	2273	A
24	DA	2279	G
24	DA	2283	C
24	DA	2286	G
24	DA	2287	A
24	DA	2297	A

Continued on next page...

Continued from previous page...

Mol	Chain	Res	Type
24	DA	2305	U
24	DA	2311	A
24	DA	2324	U
24	DA	2325	G
24	DA	2327	A
24	DA	2333	A
24	DA	2335	A
24	DA	2340	A
24	DA	2345	G
24	DA	2346	A
24	DA	2347	C
24	DA	2349	G
24	DA	2353	G
24	DA	2358	A
24	DA	2359	C
24	DA	2360	G
24	DA	2366	A
24	DA	2383	G
24	DA	2385	C
24	DA	2389	G
24	DA	2397	G
24	DA	2402	U
24	DA	2403	C
24	DA	2406	A
24	DA	2409	G
24	DA	2411	A
24	DA	2414	G
24	DA	2420	C
24	DA	2422	C
24	DA	2423	U
24	DA	2425	A
24	DA	2428	G
24	DA	2429	G
24	DA	2430	A
24	DA	2433	A
24	DA	2434	A
24	DA	2435	A
24	DA	2440	C
24	DA	2441	U
24	DA	2447	G
24	DA	2448	A
24	DA	2453	A

Continued on next page...

Continued from previous page...

Mol	Chain	Res	Type
24	DA	2459	A
24	DA	2460	U
24	DA	2468	A
24	DA	2470	G
24	DA	2474	U
24	DA	2476	A
24	DA	2491	U
24	DA	2494	G
24	DA	2497	A
24	DA	2498	C
24	DA	2499	C
24	DA	2500	U
24	DA	2502	G
24	DA	2503	A
24	DA	2505	G
24	DA	2507	C
24	DA	2514	U
24	DA	2515	C
24	DA	2518	A
24	DA	2523	G
24	DA	2529	G
24	DA	2547	A
24	DA	2549	G
24	DA	2550	G
24	DA	2554	U
24	DA	2566	A
24	DA	2567	G
24	DA	2572	A
24	DA	2573	C
24	DA	2576	G
24	DA	2583	G
24	DA	2585	U
24	DA	2586	U
24	DA	2587	A
24	DA	2592	G
24	DA	2602	A
24	DA	2603	G
24	DA	2609	U
24	DA	2613	U
24	DA	2614	A
24	DA	2615	U
24	DA	2620	C

Continued on next page...

Continued from previous page...

Mol	Chain	Res	Type
24	DA	2629	U
24	DA	2630	G
24	DA	2633	G
24	DA	2634	A
24	DA	2636	C
24	DA	2637	U
24	DA	2645	G
24	DA	2648	G
24	DA	2653	U
24	DA	2654	A
24	DA	2656	U
24	DA	2658	C
24	DA	2661	G
24	DA	2663	G
24	DA	2670	A
24	DA	2671	G
24	DA	2681	C
24	DA	2682	A
24	DA	2688	G
24	DA	2689	U
24	DA	2690	U
24	DA	2693	G
24	DA	2707	U
24	DA	2720	U
24	DA	2726	A
24	DA	2729	G
24	DA	2733	A
24	DA	2744	G
24	DA	2745	C
24	DA	2746	U
24	DA	2748	A
24	DA	2752	C
24	DA	2754	U
24	DA	2757	A
24	DA	2761	A
24	DA	2762	C
24	DA	2765	A
24	DA	2769	U
24	DA	2773	C
24	DA	2777	G
24	DA	2778	A
24	DA	2779	U

Continued on next page...

Continued from previous page...

Mol	Chain	Res	Type
24	DA	2791	G
24	DA	2792	A
24	DA	2793	C
24	DA	2798	U
24	DA	2799	A
24	DA	2800	A
24	DA	2801	G
24	DA	2803	G
24	DA	2805	C
24	DA	2811	G
24	DA	2817	U
24	DA	2818	U
24	DA	2819	G
24	DA	2820	A
24	DA	2821	A
24	DA	2826	A
24	DA	2827	C
24	DA	2832	U
24	DA	2833	U
24	DA	2849	U
24	DA	2861	U
24	DA	2867	G
24	DA	2870	C
24	DA	2873	A
24	DA	2879	A
24	DA	2883	A
24	DA	2884	U
24	DA	2885	G
24	DA	2886	A
24	DA	2887	A
24	DA	2897	U
24	DA	2898	U
25	DB	2	G
25	DB	7	G
25	DB	9	G
25	DB	15	A
25	DB	16	G
25	DB	24	G
25	DB	25	U
25	DB	27	C
25	DB	35	C
25	DB	45	A

Continued on next page...

Continued from previous page...

Mol	Chain	Res	Type
25	DB	56	G
25	DB	62	C
25	DB	63	C
25	DB	66	A
25	DB	75	G
25	DB	76	G
25	DB	84	G
25	DB	85	G
25	DB	89	U
25	DB	90	C
25	DB	91	C
25	DB	99	A
25	DB	109	A
25	DB	119	A

There are no RNA pucker outliers to report.

5.4 Non-standard residues in protein, DNA, RNA chains [i](#)

There are no non-standard protein/DNA/RNA residues in this entry.

5.5 Carbohydrates [i](#)

There are no carbohydrates in this entry.

5.6 Ligand geometry [i](#)

Of 510 ligands modelled in this entry, 492 are monoatomic - leaving 18 for Mogul analysis.

In the following table, the Counts columns list the number of bonds (or angles) for which Mogul statistics could be retrieved, the number of bonds (or angles) that are observed in the model and the number of bonds (or angles) that are defined in the chemical component dictionary. The Link column lists molecule types, if any, to which the group is linked. The Z score for a bond length (or angle) is the number of standard deviations the observed value is removed from the expected value. A bond length (or angle) with $|Z| > 2$ is considered an outlier worth inspection. RMSZ is the root-mean-square of all Z scores of the bond lengths (or angles).

Mol	Type	Chain	Res	Link	Bond lengths			Bond angles		
					Counts	RMSZ	$\# Z > 2$	Counts	RMSZ	$\# Z > 2$
57	NMY	AA	1655	-	45,45,45	0.58	0	59,67,67	1.00	4 (6%)
57	NMY	AA	1656	-	45,45,45	2.27	12 (26%)	59,67,67	1.89	20 (33%)

Mol	Type	Chain	Res	Link	Bond lengths			Bond angles		
					Counts	RMSZ	# Z > 2	Counts	RMSZ	# Z > 2
57	NMY	AA	1657	-	45,45,45	2.30	12 (26%)	59,67,67	1.84	17 (28%)
57	NMY	BA	3161	-	45,45,45	0.52	0	59,67,67	1.06	4 (6%)
57	NMY	BA	3162	-	45,45,45	0.52	0	59,67,67	1.08	5 (8%)
57	NMY	BA	3163	-	45,45,45	2.29	10 (22%)	59,67,67	2.37	24 (40%)
57	NMY	BA	3164	-	45,45,45	2.25	11 (24%)	59,67,67	2.40	26 (44%)
57	NMY	BA	3165	-	45,45,45	0.53	0	59,67,67	1.14	5 (8%)
57	NMY	BA	3166	-	45,45,45	2.17	10 (22%)	59,67,67	2.30	16 (27%)
57	NMY	BA	3167	-	45,45,45	2.27	11 (24%)	59,67,67	1.98	14 (23%)
57	NMY	CA	1672	-	45,45,45	0.55	0	59,67,67	0.94	2 (3%)
57	NMY	DA	3184	-	45,45,45	0.59	0	59,67,67	1.28	5 (8%)
57	NMY	DA	3185	-	45,45,45	2.31	13 (28%)	59,67,67	1.78	16 (27%)
57	NMY	DA	3186	-	45,45,45	2.35	12 (26%)	59,67,67	2.30	15 (25%)
57	NMY	DA	3187	-	45,45,45	2.29	11 (24%)	59,67,67	1.55	14 (23%)
57	NMY	DA	3188	-	45,45,45	2.20	13 (28%)	59,67,67	1.96	21 (35%)
57	NMY	DA	3189	-	45,45,45	2.20	12 (26%)	59,67,67	2.32	23 (38%)
57	NMY	DA	3190	-	45,45,45	2.26	10 (22%)	59,67,67	2.62	26 (44%)

In the following table, the Chirals column lists the number of chiral outliers, the number of chiral centers analysed, the number of these observed in the model and the number defined in the chemical component dictionary. Similar counts are reported in the Torsion and Rings columns. '-' means no outliers of that kind were identified.

Mol	Type	Chain	Res	Link	Chirals	Torsions	Rings
57	NMY	AA	1655	-	-	1/18/94/94	0/4/4/4
57	NMY	AA	1656	-	-	0/18/94/94	0/4/4/4
57	NMY	AA	1657	-	-	1/18/94/94	0/4/4/4
57	NMY	BA	3161	-	-	0/18/94/94	0/4/4/4
57	NMY	BA	3162	-	-	0/18/94/94	0/4/4/4
57	NMY	BA	3163	-	-	0/18/94/94	0/4/4/4
57	NMY	BA	3164	-	-	0/18/94/94	0/4/4/4
57	NMY	BA	3165	-	-	0/18/94/94	0/4/4/4
57	NMY	BA	3166	-	-	0/18/94/94	0/4/4/4
57	NMY	BA	3167	-	-	0/18/94/94	0/4/4/4
57	NMY	CA	1672	-	-	0/18/94/94	0/4/4/4
57	NMY	DA	3184	-	-	0/18/94/94	0/4/4/4
57	NMY	DA	3185	-	-	0/18/94/94	0/4/4/4
57	NMY	DA	3186	-	-	0/18/94/94	0/4/4/4
57	NMY	DA	3187	-	-	0/18/94/94	0/4/4/4
57	NMY	DA	3188	-	-	0/18/94/94	0/4/4/4

Continued on next page...

Continued from previous page...

Mol	Type	Chain	Res	Link	Chirals	Torsions	Rings
57	NMY	DA	3189	-	-	0/18/94/94	0/4/4/4
57	NMY	DA	3190	-	-	1/18/94/94	0/4/4/4

All (137) bond length outliers are listed below:

Mol	Chain	Res	Type	Atoms	Z	Observed(Å)	Ideal(Å)
57	DA	3187	NMY	C20-C19	-10.01	1.40	1.53
57	DA	3186	NMY	C20-C19	-9.83	1.41	1.53
57	AA	1657	NMY	C20-C19	-9.81	1.41	1.53
57	DA	3190	NMY	C20-C19	-9.75	1.41	1.53
57	DA	3185	NMY	C20-C19	-9.70	1.41	1.53
57	BA	3167	NMY	C20-C19	-9.66	1.41	1.53
57	AA	1656	NMY	C20-C19	-9.54	1.41	1.53
57	BA	3163	NMY	C20-C19	-9.23	1.41	1.53
57	BA	3164	NMY	C20-C19	-9.20	1.41	1.53
57	DA	3189	NMY	C20-C19	-9.09	1.42	1.53
57	BA	3166	NMY	C20-C19	-9.03	1.42	1.53
57	DA	3188	NMY	C20-C19	-8.65	1.42	1.53
57	BA	3166	NMY	C3-C2	-5.71	1.46	1.53
57	DA	3185	NMY	C3-C2	-5.63	1.46	1.53
57	DA	3186	NMY	C3-C2	-5.31	1.46	1.53
57	BA	3167	NMY	C3-C2	-5.30	1.46	1.53
57	BA	3164	NMY	C3-C2	-5.15	1.47	1.53
57	AA	1657	NMY	C3-C2	-5.08	1.47	1.53
57	DA	3187	NMY	C3-C2	-5.01	1.47	1.53
57	DA	3186	NMY	C14-C15	-4.98	1.41	1.53
57	AA	1656	NMY	C3-C2	-4.97	1.47	1.53
57	DA	3190	NMY	C3-C2	-4.93	1.47	1.53
57	BA	3163	NMY	C14-C15	-4.82	1.42	1.53
57	DA	3188	NMY	C3-C2	-4.80	1.47	1.53
57	DA	3189	NMY	C3-C2	-4.76	1.47	1.53
57	BA	3163	NMY	C3-C2	-4.73	1.47	1.53
57	AA	1656	NMY	C14-C15	-4.60	1.42	1.53
57	DA	3185	NMY	C14-C15	-4.41	1.43	1.53
57	BA	3164	NMY	C14-C15	-4.40	1.43	1.53
57	DA	3188	NMY	C14-C15	-4.38	1.43	1.53
57	DA	3187	NMY	C14-C15	-4.31	1.43	1.53
57	BA	3167	NMY	C14-C15	-4.27	1.43	1.53
57	AA	1657	NMY	C14-C15	-4.21	1.43	1.53
57	DA	3186	NMY	C4-C3	-3.98	1.42	1.52
57	DA	3190	NMY	C4-C3	-3.96	1.42	1.52
57	BA	3163	NMY	C4-C3	-3.87	1.42	1.52

Continued on next page...

Continued from previous page...

Mol	Chain	Res	Type	Atoms	Z	Observed(Å)	Ideal(Å)
57	DA	3189	NMY	C14-C15	-3.84	1.44	1.53
57	DA	3185	NMY	C4-C3	-3.80	1.42	1.52
57	DA	3188	NMY	C13-C14	-3.80	1.48	1.52
57	DA	3189	NMY	C4-C3	-3.77	1.42	1.52
57	BA	3167	NMY	C4-C3	-3.70	1.42	1.52
57	DA	3188	NMY	C4-C3	-3.58	1.43	1.52
57	DA	3187	NMY	C4-C3	-3.53	1.43	1.52
57	BA	3164	NMY	O12-C12	-3.53	1.34	1.43
57	DA	3190	NMY	C14-C15	-3.52	1.45	1.53
57	BA	3166	NMY	C4-C3	-3.51	1.43	1.52
57	AA	1657	NMY	C4-C3	-3.51	1.43	1.52
57	BA	3163	NMY	C13-C14	-3.47	1.48	1.52
57	DA	3189	NMY	O12-C12	-3.46	1.35	1.43
57	DA	3190	NMY	O12-C12	-3.41	1.35	1.43
57	BA	3166	NMY	C14-C15	-3.38	1.45	1.53
57	BA	3166	NMY	O12-C12	-3.37	1.35	1.43
57	AA	1656	NMY	C4-C3	-3.35	1.43	1.52
57	AA	1657	NMY	C13-C14	-3.35	1.48	1.52
57	AA	1657	NMY	O12-C12	-3.30	1.35	1.43
57	BA	3167	NMY	O12-C12	-3.24	1.35	1.43
57	BA	3164	NMY	C4-C3	-3.22	1.44	1.52
57	BA	3164	NMY	C13-C14	-3.19	1.48	1.52
57	BA	3163	NMY	O12-C12	-3.19	1.35	1.43
57	AA	1656	NMY	O12-C12	-3.08	1.35	1.43
57	DA	3186	NMY	C13-C14	-3.07	1.48	1.52
57	DA	3186	NMY	O12-C12	-3.06	1.35	1.43
57	AA	1656	NMY	C13-C14	-2.97	1.49	1.52
57	DA	3185	NMY	C13-C14	-2.95	1.49	1.52
57	DA	3185	NMY	O12-C12	-2.95	1.36	1.43
57	DA	3188	NMY	O12-C12	-2.93	1.36	1.43
57	DA	3187	NMY	O12-C12	-2.91	1.36	1.43
57	BA	3163	NMY	O16-C16	-2.78	1.38	1.45
57	DA	3187	NMY	C13-C14	-2.77	1.49	1.52
57	DA	3189	NMY	C2-N2	-2.77	1.43	1.47
57	DA	3189	NMY	C13-C14	-2.69	1.49	1.52
57	DA	3187	NMY	O16-C16	-2.65	1.39	1.45
57	DA	3190	NMY	O16-C16	-2.60	1.39	1.45
57	BA	3167	NMY	C13-C14	-2.59	1.49	1.52
57	BA	3167	NMY	O14-C14	-2.55	1.37	1.43
57	AA	1656	NMY	O16-C16	-2.53	1.39	1.45
57	BA	3166	NMY	O16-C16	-2.51	1.39	1.45
57	DA	3186	NMY	C2-N2	-2.50	1.43	1.47

Continued on next page...

Continued from previous page...

Mol	Chain	Res	Type	Atoms	Z	Observed(Å)	Ideal(Å)
57	DA	3188	NMY	O22-C22	-2.50	1.38	1.44
57	BA	3163	NMY	O14-C14	-2.50	1.37	1.43
57	DA	3190	NMY	C13-C14	-2.48	1.49	1.52
57	DA	3190	NMY	O14-C14	-2.45	1.37	1.43
57	DA	3185	NMY	O14-C14	-2.38	1.37	1.43
57	BA	3164	NMY	O14-C14	-2.36	1.37	1.43
57	BA	3167	NMY	C2-N2	-2.35	1.43	1.47
57	BA	3166	NMY	O22-C22	-2.33	1.38	1.44
57	BA	3166	NMY	O14-C14	-2.32	1.37	1.43
57	DA	3186	NMY	O14-C14	-2.32	1.37	1.43
57	AA	1656	NMY	O14-C14	-2.31	1.37	1.43
57	AA	1657	NMY	O16-C16	-2.29	1.39	1.45
57	BA	3167	NMY	O16-C16	-2.28	1.39	1.45
57	DA	3188	NMY	C20-C21	-2.26	1.46	1.52
57	DA	3187	NMY	O14-C14	-2.25	1.37	1.43
57	AA	1656	NMY	C2-N2	-2.24	1.43	1.47
57	DA	3185	NMY	O16-C16	-2.23	1.40	1.45
57	AA	1657	NMY	O22-C22	-2.22	1.38	1.44
57	DA	3188	NMY	C2-N2	-2.21	1.43	1.47
57	DA	3187	NMY	C2-N2	-2.18	1.44	1.47
57	DA	3185	NMY	C2-N2	-2.17	1.44	1.47
57	BA	3166	NMY	C2-N2	-2.16	1.44	1.47
57	DA	3188	NMY	O14-C14	-2.16	1.38	1.43
57	DA	3185	NMY	O22-C22	-2.16	1.39	1.44
57	AA	1657	NMY	O14-C14	-2.15	1.38	1.43
57	DA	3189	NMY	O14-C14	-2.15	1.38	1.43
57	DA	3189	NMY	O16-C16	-2.15	1.40	1.45
57	DA	3186	NMY	C20-C21	-2.13	1.46	1.52
57	DA	3188	NMY	O16-C16	-2.08	1.40	1.45
57	AA	1657	NMY	C2-N2	-2.08	1.44	1.47
57	DA	3189	NMY	C10-C11	-2.08	1.47	1.52
57	AA	1656	NMY	C20-C21	-2.07	1.47	1.52
57	DA	3186	NMY	O22-C22	-2.03	1.39	1.44
57	BA	3164	NMY	C2-N2	-2.03	1.44	1.47
57	DA	3185	NMY	C20-C21	-2.02	1.47	1.52
57	BA	3164	NMY	O16-C13	2.10	1.45	1.41
57	BA	3163	NMY	O5-C5	2.27	1.49	1.44
57	DA	3190	NMY	O5-C5	2.38	1.50	1.44
57	AA	1657	NMY	O5-C5	2.38	1.50	1.44
57	DA	3186	NMY	O5-C5	2.48	1.50	1.44
57	AA	1656	NMY	O5-C5	2.51	1.50	1.44
57	DA	3187	NMY	O5-C5	2.59	1.50	1.44

Continued on next page...

Continued from previous page...

Mol	Chain	Res	Type	Atoms	Z	Observed(Å)	Ideal(Å)
57	BA	3167	NMY	O5-C5	2.65	1.50	1.44
57	DA	3185	NMY	O5-C5	2.82	1.51	1.44
57	BA	3167	NMY	O22-C18	2.86	1.48	1.41
57	BA	3166	NMY	O22-C18	2.88	1.49	1.41
57	DA	3189	NMY	O5-C5	2.92	1.51	1.44
57	DA	3188	NMY	O5-C5	2.93	1.51	1.44
57	BA	3164	NMY	O5-C5	2.94	1.51	1.44
57	DA	3190	NMY	O22-C18	3.00	1.49	1.41
57	DA	3188	NMY	O22-C18	3.05	1.49	1.41
57	DA	3185	NMY	O22-C18	3.08	1.49	1.41
57	AA	1657	NMY	O22-C18	3.20	1.49	1.41
57	DA	3189	NMY	O22-C18	3.23	1.49	1.41
57	DA	3186	NMY	O22-C18	3.31	1.50	1.41
57	BA	3164	NMY	O22-C18	3.32	1.50	1.41
57	AA	1656	NMY	O22-C18	3.45	1.50	1.41
57	BA	3163	NMY	O22-C18	3.46	1.50	1.41
57	DA	3187	NMY	O22-C18	3.46	1.50	1.41

All (257) bond angle outliers are listed below:

Mol	Chain	Res	Type	Atoms	Z	Observed(°)	Ideal(°)
57	BA	3163	NMY	C1-O1-C10	-6.39	102.42	118.00
57	DA	3190	NMY	C1-O1-C10	-5.75	104.00	118.00
57	DA	3189	NMY	C18-O18-C15	-5.28	105.14	118.00
57	AA	1657	NMY	C18-O18-C15	-5.26	105.18	118.00
57	DA	3186	NMY	O16-C13-C14	-5.16	98.20	104.97
57	DA	3188	NMY	C13-C14-C15	-4.97	96.01	102.07
57	DA	3190	NMY	C1-O5-C5	-4.95	104.39	113.72
57	BA	3163	NMY	C1-O5-C5	-4.72	104.82	113.72
57	DA	3189	NMY	C1-O1-C10	-4.61	106.76	118.00
57	DA	3184	NMY	C18-O18-C15	-4.55	106.91	118.00
57	DA	3190	NMY	C20-C19-N23	-4.41	102.04	111.00
57	BA	3164	NMY	C18-O18-C15	-4.38	107.33	118.00
57	DA	3189	NMY	O20-C20-C19	-4.37	102.87	110.31
57	BA	3166	NMY	C20-C19-N23	-4.29	102.27	111.00
57	DA	3189	NMY	C13-O11-C11	-4.23	107.68	118.00
57	DA	3190	NMY	C12-C11-C10	-4.20	101.94	111.65
57	BA	3166	NMY	C1-O1-C10	-4.17	107.84	118.00
57	DA	3188	NMY	C20-C19-N23	-4.13	102.61	111.00
57	BA	3164	NMY	O20-C20-C19	-4.11	103.32	110.31
57	DA	3189	NMY	C6-C5-C4	-4.06	105.83	113.30
57	DA	3185	NMY	O3-C3-C2	-4.04	103.43	110.31

Continued on next page...

Continued from previous page...

Mol	Chain	Res	Type	Atoms	Z	Observed(°)	Ideal(°)
57	BA	3166	NMY	O3-C3-C2	-4.03	103.46	110.31
57	AA	1656	NMY	C1-O5-C5	-3.88	106.41	113.72
57	DA	3186	NMY	C13-C14-C15	-3.85	97.38	102.07
57	BA	3166	NMY	O1-C10-C9	-3.82	100.13	108.96
57	AA	1657	NMY	C20-C19-N23	-3.79	103.29	111.00
57	DA	3187	NMY	C18-O18-C15	-3.75	108.87	118.00
57	DA	3189	NMY	C20-C19-N23	-3.71	103.47	111.00
57	BA	3163	NMY	O3-C3-C2	-3.53	104.31	110.31
57	BA	3166	NMY	O14-C14-C13	-3.52	102.19	111.85
57	DA	3190	NMY	O14-C14-C13	-3.43	102.44	111.85
57	AA	1656	NMY	C1-O1-C10	-3.40	109.72	118.00
57	BA	3164	NMY	O3-C3-C2	-3.37	104.57	110.31
57	DA	3185	NMY	C13-O11-C11	-3.36	109.82	118.00
57	BA	3163	NMY	O12-C12-C7	-3.29	103.74	109.82
57	DA	3186	NMY	C1-O1-C10	-3.28	110.00	118.00
57	DA	3187	NMY	C1-O1-C10	-3.25	110.09	118.00
57	AA	1657	NMY	O3-C3-C2	-3.24	104.80	110.31
57	BA	3161	NMY	C18-O18-C15	-3.24	110.11	118.00
57	BA	3163	NMY	C13-O11-C11	-3.17	110.27	118.00
57	CA	1672	NMY	C13-O11-C11	-3.16	110.30	118.00
57	BA	3167	NMY	C1-O5-C5	-3.15	107.78	113.72
57	AA	1656	NMY	C18-C19-N23	-3.13	104.56	110.20
57	DA	3186	NMY	C20-C19-N23	-3.12	104.67	111.00
57	DA	3188	NMY	O1-C10-C9	-3.08	101.83	108.96
57	DA	3185	NMY	C18-O18-C15	-3.06	110.55	118.00
57	BA	3167	NMY	C20-C19-N23	-3.04	104.81	111.00
57	DA	3188	NMY	O3-C3-C2	-3.04	105.13	110.31
57	AA	1656	NMY	C18-O18-C15	-3.04	110.59	118.00
57	AA	1656	NMY	C20-C19-N23	-3.04	104.82	111.00
57	AA	1655	NMY	C13-O11-C11	-2.92	110.87	118.00
57	DA	3185	NMY	O1-C10-C9	-2.92	102.21	108.96
57	BA	3163	NMY	O14-C14-C13	-2.91	103.86	111.85
57	DA	3185	NMY	C20-C19-N23	-2.85	105.21	111.00
57	DA	3188	NMY	O1-C1-C2	-2.79	102.92	108.20
57	BA	3164	NMY	C20-C19-N23	-2.78	105.34	111.00
57	BA	3161	NMY	C1-O1-C10	-2.76	111.27	118.00
57	DA	3184	NMY	C1-O1-C10	-2.76	111.28	118.00
57	AA	1656	NMY	O3-C3-C2	-2.75	105.63	110.31
57	DA	3188	NMY	O16-C13-C14	-2.74	101.37	104.97
57	BA	3164	NMY	O1-C10-C9	-2.74	102.63	108.96
57	BA	3167	NMY	C1-O1-C10	-2.72	111.37	118.00
57	DA	3188	NMY	O14-C14-C13	-2.70	104.44	111.85

Continued on next page...

Continued from previous page...

Mol	Chain	Res	Type	Atoms	Z	Observed(°)	Ideal(°)
57	DA	3185	NMY	O14-C14-C13	-2.60	104.72	111.85
57	DA	3185	NMY	C6-C5-C4	-2.60	108.53	113.30
57	BA	3163	NMY	O18-C15-C14	-2.58	102.97	111.47
57	DA	3190	NMY	C13-O11-C11	-2.57	111.75	118.00
57	BA	3165	NMY	C1-O1-C10	-2.56	111.75	118.00
57	BA	3167	NMY	O14-C14-C13	-2.56	104.83	111.85
57	DA	3187	NMY	C13-O11-C11	-2.55	111.78	118.00
57	AA	1657	NMY	C1-O1-C10	-2.55	111.78	118.00
57	BA	3164	NMY	O1-C1-C2	-2.55	103.37	108.20
57	BA	3162	NMY	C1-O1-C10	-2.54	111.81	118.00
57	BA	3165	NMY	C13-O11-C11	-2.54	111.81	118.00
57	BA	3162	NMY	C13-O11-C11	-2.54	111.81	118.00
57	BA	3162	NMY	C18-O18-C15	-2.52	111.85	118.00
57	DA	3190	NMY	O3-C3-C2	-2.52	106.02	110.31
57	DA	3190	NMY	O20-C20-C19	-2.52	106.03	110.31
57	DA	3189	NMY	O3-C3-C2	-2.49	106.07	110.31
57	DA	3185	NMY	C3-C2-N2	-2.49	105.94	111.00
57	BA	3166	NMY	O18-C18-O22	-2.48	104.67	110.70
57	CA	1672	NMY	C1-O1-C10	-2.48	111.95	118.00
57	DA	3185	NMY	O1-C1-C2	-2.45	103.56	108.20
57	AA	1656	NMY	O14-C14-C13	-2.44	105.15	111.85
57	AA	1656	NMY	C13-O11-C11	-2.43	112.08	118.00
57	DA	3189	NMY	O14-C14-C13	-2.41	105.23	111.85
57	BA	3166	NMY	C8-C7-C12	-2.38	106.60	110.14
57	BA	3164	NMY	O14-C14-C13	-2.36	105.37	111.85
57	DA	3188	NMY	C6-C5-C4	-2.32	109.03	113.30
57	DA	3186	NMY	C3-C2-N2	-2.32	106.29	111.00
57	AA	1657	NMY	O14-C14-C13	-2.31	105.51	111.85
57	DA	3187	NMY	O14-C14-C13	-2.29	105.56	111.85
57	DA	3188	NMY	C20-C21-C22	-2.28	106.19	110.22
57	DA	3186	NMY	C18-O18-C15	-2.26	112.50	118.00
57	DA	3187	NMY	C20-C19-N23	-2.23	106.46	111.00
57	BA	3167	NMY	O3-C3-C2	-2.22	106.54	110.31
57	BA	3163	NMY	C20-C19-N23	-2.20	106.52	111.00
57	DA	3184	NMY	C3-C2-N2	-2.20	106.52	111.00
57	DA	3189	NMY	C13-O16-C16	-2.19	98.02	106.20
57	BA	3161	NMY	C13-O11-C11	-2.17	112.71	118.00
57	BA	3163	NMY	O20-C20-C19	-2.17	106.62	110.31
57	AA	1657	NMY	C13-O11-C11	-2.16	112.74	118.00
57	DA	3187	NMY	C1-O5-C5	-2.15	109.67	113.72
57	DA	3186	NMY	O12-C12-C7	-2.15	105.86	109.82
57	DA	3186	NMY	O3-C3-C2	-2.15	106.66	110.31

Continued on next page...

Continued from previous page...

Mol	Chain	Res	Type	Atoms	Z	Observed(°)	Ideal(°)
57	AA	1655	NMY	C1-O1-C10	-2.12	112.83	118.00
57	BA	3164	NMY	C1-O1-C10	-2.12	112.83	118.00
57	AA	1656	NMY	O20-C20-C21	-2.11	105.77	110.36
57	AA	1657	NMY	O20-C20-C19	-2.11	106.73	110.31
57	BA	3164	NMY	O4-C4-C5	-2.06	104.08	109.28
57	AA	1657	NMY	O1-C1-C2	-2.06	104.30	108.20
57	BA	3163	NMY	C18-O18-C15	-2.04	113.02	118.00
57	BA	3167	NMY	O20-C20-C19	-2.04	106.85	110.31
57	DA	3190	NMY	C6-C5-C4	-2.01	109.59	113.30
57	DA	3188	NMY	O5-C1-C2	2.00	114.56	110.06
57	DA	3190	NMY	O22-C18-C19	2.01	114.58	110.06
57	DA	3187	NMY	O1-C10-C11	2.01	112.68	107.50
57	DA	3186	NMY	C11-C10-C9	2.01	115.23	111.28
57	AA	1656	NMY	C14-C15-C16	2.02	106.84	103.23
57	DA	3189	NMY	C8-C9-C10	2.02	114.71	109.54
57	BA	3166	NMY	C18-C19-C20	2.03	115.60	109.96
57	DA	3189	NMY	O17-C17-C16	2.04	118.20	111.34
57	BA	3164	NMY	O12-C12-C11	2.04	114.51	109.87
57	DA	3189	NMY	C1-C2-C3	2.04	115.65	109.96
57	BA	3166	NMY	C11-C10-C9	2.05	115.30	111.28
57	DA	3186	NMY	O22-C18-C19	2.07	114.72	110.06
57	DA	3185	NMY	O17-C17-C16	2.08	118.35	111.34
57	AA	1657	NMY	O11-C11-C10	2.08	112.86	107.50
57	BA	3163	NMY	C18-C19-C20	2.09	115.78	109.96
57	BA	3167	NMY	O17-C17-C16	2.10	118.40	111.34
57	AA	1657	NMY	O14-C14-C15	2.12	117.20	111.18
57	BA	3163	NMY	C20-C21-C22	2.12	113.95	110.22
57	DA	3189	NMY	C18-O22-C22	2.12	117.70	113.72
57	DA	3189	NMY	O22-C18-C19	2.12	114.83	110.06
57	BA	3165	NMY	O5-C5-C6	2.13	110.05	106.01
57	DA	3185	NMY	O1-C1-O5	2.15	115.91	110.70
57	DA	3188	NMY	O11-C13-O16	2.15	113.76	111.43
57	BA	3163	NMY	O11-C13-O16	2.19	113.80	111.43
57	DA	3188	NMY	O17-C17-C16	2.20	118.73	111.34
57	DA	3188	NMY	C1-O5-C5	2.21	117.89	113.72
57	DA	3187	NMY	O22-C18-C19	2.22	115.04	110.06
57	DA	3189	NMY	O11-C11-C10	2.22	113.20	107.50
57	BA	3165	NMY	O16-C13-C14	2.22	107.89	104.97
57	BA	3164	NMY	C11-C10-C9	2.23	115.67	111.28
57	AA	1655	NMY	C13-C14-C15	2.24	104.79	102.07
57	BA	3163	NMY	O17-C17-C16	2.24	118.88	111.34
57	AA	1655	NMY	O22-C22-C23	2.26	110.28	106.01

Continued on next page...

Continued from previous page...

Mol	Chain	Res	Type	Atoms	Z	Observed(°)	Ideal(°)
57	BA	3162	NMY	O5-C5-C4	2.27	113.84	109.66
57	BA	3164	NMY	O5-C5-C4	2.28	113.86	109.66
57	AA	1656	NMY	O22-C22-C23	2.30	110.37	106.01
57	DA	3190	NMY	O11-C11-C12	2.32	112.78	107.19
57	DA	3185	NMY	O5-C5-C4	2.33	113.94	109.66
57	DA	3186	NMY	O11-C11-C12	2.34	112.83	107.19
57	DA	3187	NMY	O18-C18-C19	2.34	112.65	108.20
57	DA	3189	NMY	O18-C18-C19	2.36	112.68	108.20
57	AA	1656	NMY	O11-C13-C14	2.36	112.86	107.96
57	BA	3163	NMY	O16-C16-C15	2.37	110.04	104.81
57	DA	3187	NMY	O11-C13-C14	2.42	112.97	107.96
57	BA	3163	NMY	O22-C22-C21	2.43	114.13	109.66
57	AA	1656	NMY	C18-O22-C22	2.43	118.30	113.72
57	BA	3163	NMY	O11-C13-C14	2.45	113.03	107.96
57	DA	3187	NMY	O22-C22-C21	2.48	114.23	109.66
57	DA	3190	NMY	O1-C1-C2	2.51	112.97	108.20
57	AA	1657	NMY	O18-C18-C19	2.52	112.99	108.20
57	DA	3188	NMY	C3-C4-C5	2.54	114.69	110.22
57	DA	3185	NMY	O11-C13-O16	2.56	114.20	111.43
57	AA	1656	NMY	C3-C4-C5	2.57	114.75	110.22
57	DA	3186	NMY	O11-C13-C14	2.60	113.35	107.96
57	AA	1656	NMY	O11-C11-C12	2.62	113.50	107.19
57	DA	3188	NMY	C1-C2-C3	2.66	117.35	109.96
57	DA	3188	NMY	O22-C18-C19	2.68	116.09	110.06
57	DA	3184	NMY	O5-C5-C6	2.68	111.09	106.01
57	AA	1656	NMY	O22-C18-C19	2.70	116.12	110.06
57	DA	3190	NMY	C1-C2-N2	2.70	115.08	110.20
57	BA	3164	NMY	O18-C18-C19	2.71	113.35	108.20
57	AA	1657	NMY	C18-C19-C20	2.72	117.53	109.96
57	BA	3164	NMY	C18-O22-C22	2.75	118.90	113.72
57	DA	3184	NMY	C13-C14-C15	2.76	105.43	102.07
57	AA	1656	NMY	O22-C22-C21	2.76	114.74	109.66
57	BA	3164	NMY	O11-C11-C12	2.76	113.84	107.19
57	BA	3164	NMY	C12-C7-N7	2.76	116.33	110.92
57	DA	3190	NMY	C12-C7-N7	2.77	116.34	110.92
57	AA	1656	NMY	O11-C11-C10	2.79	114.67	107.50
57	DA	3188	NMY	O5-C5-C6	2.79	111.30	106.01
57	AA	1657	NMY	O22-C22-C21	2.81	114.84	109.66
57	DA	3188	NMY	O1-C1-O5	2.87	117.66	110.70
57	BA	3166	NMY	O22-C22-C21	2.92	115.03	109.66
57	AA	1657	NMY	C8-C7-C12	2.93	114.50	110.14
57	DA	3187	NMY	C8-C7-C12	2.93	114.50	110.14

Continued on next page...

Continued from previous page...

Mol	Chain	Res	Type	Atoms	Z	Observed(°)	Ideal(°)
57	DA	3189	NMY	C8-C7-C12	2.97	114.56	110.14
57	BA	3164	NMY	O1-C1-O5	2.97	117.90	110.70
57	AA	1657	NMY	O5-C5-C4	2.97	115.13	109.66
57	DA	3189	NMY	O11-C13-C14	2.98	114.13	107.96
57	DA	3185	NMY	O18-C18-C19	2.98	113.86	108.20
57	DA	3188	NMY	O1-C10-C11	2.98	115.16	107.50
57	DA	3185	NMY	O11-C13-C14	3.04	114.25	107.96
57	BA	3166	NMY	C3-C4-C5	3.06	115.61	110.22
57	BA	3162	NMY	C13-C14-C15	3.06	105.80	102.07
57	DA	3190	NMY	O1-C10-C11	3.07	115.38	107.50
57	BA	3164	NMY	O1-C10-C11	3.10	115.47	107.50
57	DA	3190	NMY	C18-C19-C20	3.11	118.61	109.96
57	DA	3187	NMY	C13-C14-C15	3.13	105.89	102.07
57	BA	3163	NMY	C1-C2-N2	3.15	115.89	110.20
57	BA	3161	NMY	C13-C14-C15	3.16	105.92	102.07
57	DA	3190	NMY	O5-C5-C4	3.29	115.72	109.66
57	DA	3190	NMY	O17-C17-C16	3.32	122.52	111.34
57	DA	3190	NMY	O11-C11-C10	3.34	116.09	107.50
57	BA	3165	NMY	C13-C14-C15	3.34	106.14	102.07
57	BA	3163	NMY	C12-C11-C10	3.45	119.63	111.65
57	BA	3164	NMY	C8-C9-C10	3.47	118.42	109.54
57	DA	3186	NMY	O5-C5-C6	3.55	112.73	106.01
57	DA	3188	NMY	C18-C19-C20	3.56	119.85	109.96
57	AA	1657	NMY	C3-C4-C5	3.57	116.51	110.22
57	AA	1657	NMY	C20-C21-C22	3.58	116.52	110.22
57	DA	3185	NMY	O5-C5-C6	3.58	112.78	106.01
57	DA	3190	NMY	C8-C9-C10	3.59	118.73	109.54
57	BA	3163	NMY	C11-C10-C9	3.66	118.47	111.28
57	BA	3164	NMY	C18-C19-C20	3.72	120.32	109.96
57	BA	3163	NMY	O5-C5-C6	3.72	113.06	106.01
57	DA	3189	NMY	C18-C19-C20	3.74	120.36	109.96
57	BA	3164	NMY	C20-C21-C22	3.77	116.85	110.22
57	DA	3189	NMY	O22-C22-C21	3.78	116.62	109.66
57	DA	3190	NMY	C20-C21-C22	3.83	116.96	110.22
57	AA	1656	NMY	C13-C14-C15	3.88	106.80	102.07
57	DA	3187	NMY	O5-C5-C6	3.90	113.40	106.01
57	BA	3163	NMY	C8-C9-C10	3.91	119.55	109.54
57	DA	3188	NMY	O5-C5-C4	3.97	116.97	109.66
57	AA	1656	NMY	O5-C5-C6	4.05	113.67	106.01
57	BA	3167	NMY	O11-C11-C12	4.07	116.97	107.19
57	BA	3167	NMY	O11-C13-O16	4.15	115.92	111.43
57	BA	3167	NMY	O5-C5-C6	4.19	113.93	106.01

Continued on next page...

Continued from previous page...

Mol	Chain	Res	Type	Atoms	Z	Observed(°)	Ideal(°)
57	DA	3189	NMY	C20-C21-C22	4.23	117.68	110.22
57	BA	3167	NMY	C20-C21-C22	4.26	117.73	110.22
57	BA	3167	NMY	O18-C18-C19	4.28	116.32	108.20
57	DA	3190	NMY	O11-C13-C14	4.31	116.90	107.96
57	BA	3164	NMY	C3-C4-C5	4.39	117.95	110.22
57	BA	3166	NMY	O18-C18-C19	4.39	116.54	108.20
57	BA	3167	NMY	C13-C14-C15	4.43	107.47	102.07
57	BA	3164	NMY	O22-C22-C21	4.61	118.15	109.66
57	BA	3166	NMY	O11-C11-C10	4.63	119.40	107.50
57	DA	3190	NMY	O22-C22-C21	4.66	118.24	109.66
57	BA	3164	NMY	O5-C5-C6	4.68	114.86	106.01
57	DA	3190	NMY	C18-O18-C15	4.80	129.69	118.00
57	DA	3190	NMY	O11-C13-O16	4.95	116.79	111.43
57	BA	3163	NMY	C13-C14-C15	5.19	108.40	102.07
57	BA	3167	NMY	O22-C22-C21	5.31	119.45	109.66
57	BA	3164	NMY	C13-C14-C15	5.32	108.55	102.07
57	BA	3166	NMY	C12-C7-N7	5.39	121.48	110.92
57	BA	3164	NMY	O11-C13-O16	5.46	117.34	111.43
57	DA	3189	NMY	O11-C13-O16	5.47	117.35	111.43
57	BA	3166	NMY	C13-C14-C15	5.56	108.85	102.07
57	DA	3189	NMY	O5-C5-C6	5.61	116.62	106.01
57	BA	3163	NMY	C8-C7-C12	6.31	119.52	110.14
57	DA	3190	NMY	C13-C14-C15	6.44	109.92	102.07
57	DA	3186	NMY	C8-C7-C12	6.52	119.85	110.14
57	BA	3166	NMY	O11-C13-C14	6.98	122.43	107.96
57	DA	3186	NMY	O11-C13-O16	10.12	122.39	111.43

There are no chirality outliers.

All (3) torsion outliers are listed below:

Mol	Chain	Res	Type	Atoms
57	AA	1657	NMY	C15-O18-C18-C19
57	DA	3190	NMY	C18-O18-C15-C16
57	AA	1655	NMY	C15-O18-C18-C19

There are no ring outliers.

18 monomers are involved in 248 short contacts:

Mol	Chain	Res	Type	Clashes	Symm-Clashes
57	AA	1655	NMY	26	0
57	AA	1656	NMY	12	0

Continued on next page...

Continued from previous page...

Mol	Chain	Res	Type	Clashes	Symm-Clashes
57	AA	1657	NMY	10	0
57	BA	3161	NMY	14	0
57	BA	3162	NMY	16	0
57	BA	3163	NMY	11	0
57	BA	3164	NMY	3	0
57	BA	3165	NMY	25	0
57	BA	3166	NMY	13	0
57	BA	3167	NMY	5	0
57	CA	1672	NMY	6	0
57	DA	3184	NMY	17	0
57	DA	3185	NMY	13	0
57	DA	3186	NMY	19	0
57	DA	3187	NMY	4	0
57	DA	3188	NMY	12	0
57	DA	3189	NMY	10	0
57	DA	3190	NMY	32	0

5.7 Other polymers [i](#)

There are no such residues in this entry.

5.8 Polymer linkage issues [i](#)

There are no chain breaks in this entry.

6 Fit of model and data ⓘ

6.1 Protein, DNA and RNA chains ⓘ

In the following table, the column labelled ‘#RSRZ > 2’ contains the number (and percentage) of RSRZ outliers, followed by percent RSRZ outliers for the chain as percentile scores relative to all X-ray entries and entries of similar resolution. The OWAB column contains the minimum, median, 95th percentile and maximum values of the occupancy-weighted average B-factor per residue. The column labelled ‘Q < 0.9’ lists the number of (and percentage) of residues with an average occupancy less than 0.9.

Mol	Chain	Analysed	<RSRZ>	#RSRZ > 2		OWAB(Å ²)	Q < 0.9
1	AA	1539/1542 (99%)	-0.49	3 (0%)	94 95	67, 121, 207, 543	0
1	CA	1538/1542 (99%)	-0.50	5 (0%)	93 93	63, 120, 240, 527	0
2	AB	218/241 (90%)	0.70	31 (14%)	3 3	86, 172, 404, 542	0
2	CB	218/241 (90%)	0.62	31 (14%)	3 3	96, 215, 508, 545	0
3	AC	206/233 (88%)	0.47	20 (9%)	8 8	81, 139, 325, 514	0
3	CC	206/233 (88%)	0.25	9 (4%)	35 33	80, 120, 286, 513	0
4	AD	205/206 (99%)	0.64	28 (13%)	3 3	83, 161, 372, 537	0
4	CD	205/206 (99%)	0.40	21 (10%)	7 6	81, 148, 442, 537	0
5	AE	150/167 (89%)	0.01	4 (2%)	55 52	79, 130, 272, 478	0
5	CE	150/167 (89%)	0.29	6 (4%)	39 36	68, 114, 292, 527	0
6	AF	100/135 (74%)	0.04	4 (4%)	39 36	85, 142, 331, 528	0
6	CF	100/135 (74%)	0.50	7 (7%)	17 17	87, 178, 386, 531	0
7	AG	151/179 (84%)	0.21	12 (7%)	13 12	93, 161, 365, 539	0
7	CG	151/179 (84%)	0.79	25 (16%)	2 2	112, 234, 452, 540	0
8	AH	129/130 (99%)	0.26	9 (6%)	17 17	79, 145, 341, 424	0
8	CH	129/130 (99%)	0.54	13 (10%)	8 7	81, 121, 307, 437	0
9	AI	127/130 (97%)	0.50	15 (11%)	5 4	101, 180, 459, 535	0
9	CI	127/130 (97%)	0.93	27 (21%)	1 1	97, 216, 478, 540	0
10	AJ	98/103 (95%)	0.69	12 (12%)	5 4	95, 165, 363, 543	0
10	CJ	98/103 (95%)	1.38	21 (21%)	1 1	101, 202, 530, 543	0
11	AK	117/129 (90%)	0.33	6 (5%)	29 26	75, 112, 337, 492	0
11	CK	117/129 (90%)	1.14	28 (23%)	1 1	83, 243, 494, 531	0
12	AL	123/124 (99%)	0.58	13 (10%)	7 6	75, 109, 299, 403	0
12	CL	123/124 (99%)	-0.04	6 (4%)	30 28	62, 93, 294, 386	0

Continued on next page...

Continued from previous page...

Mol	Chain	Analysed	<RSRZ>	#RSRZ>2	OWAB(Å ²)	Q<0.9
13	AM	114/118 (96%)	0.41	10 (8%) 11 10	106, 239, 498, 530	0
13	CM	114/118 (96%)	1.21	30 (26%) 1 1	122, 312, 536, 547	0
14	AN	96/101 (95%)	0.29	4 (4%) 37 34	89, 175, 381, 527	0
14	CN	96/101 (95%)	0.62	11 (11%) 5 4	95, 183, 535, 545	0
15	AO	88/89 (98%)	0.29	6 (6%) 18 18	90, 136, 315, 374	0
15	CO	88/89 (98%)	0.31	4 (4%) 34 32	94, 176, 350, 510	0
16	AP	82/82 (100%)	1.14	20 (24%) 1 1	76, 125, 380, 528	0
16	CP	82/82 (100%)	1.14	17 (20%) 1 1	75, 115, 387, 524	0
17	AQ	80/84 (95%)	1.29	17 (21%) 1 1	88, 162, 370, 434	0
17	CQ	80/84 (95%)	0.30	3 (3%) 41 37	75, 141, 337, 496	0
18	AR	55/75 (73%)	0.31	3 (5%) 26 24	84, 115, 320, 391	0
18	CR	55/75 (73%)	0.34	6 (10%) 6 5	107, 159, 370, 440	0
19	AS	79/92 (85%)	1.50	21 (26%) 1 1	118, 215, 454, 530	0
19	CS	79/92 (85%)	1.79	31 (39%) 0 0	133, 302, 496, 542	0
20	AT	85/87 (97%)	0.32	2 (2%) 59 56	93, 158, 363, 497	0
20	CT	85/87 (97%)	0.58	10 (11%) 5 4	82, 128, 351, 491	0
21	AU	51/71 (71%)	0.20	2 (3%) 40 37	83, 133, 326, 395	0
21	CU	51/71 (71%)	0.31	5 (9%) 8 7	108, 193, 374, 512	0
22	AV	76/76 (100%)	-0.19	1 (1%) 77 75	63, 117, 160, 255	0
22	CV	76/76 (100%)	1.24	18 (23%) 1 1	61, 257, 424, 542	0
23	AX	16/24 (66%)	-0.21	0 100 100	76, 139, 214, 261	0
23	CX	15/24 (62%)	-0.05	1 (6%) 19 18	83, 191, 269, 339	0
24	BA	2897/2904 (99%)	-0.43	24 (0%) 86 85	54, 96, 294, 544	0
24	DA	2897/2904 (99%)	-0.30	89 (3%) 49 48	37, 67, 231, 547	0
25	BB	118/120 (98%)	-0.81	0 100 100	78, 151, 201, 231	0
25	DB	119/120 (99%)	-0.68	0 100 100	47, 88, 129, 188	0
26	BC	271/273 (99%)	0.25	7 (2%) 56 53	56, 106, 196, 362	0
26	DC	271/273 (99%)	0.04	3 (1%) 80 79	46, 81, 188, 348	0
27	BD	209/209 (100%)	0.00	5 (2%) 59 56	58, 88, 195, 401	0
27	DD	209/209 (100%)	-0.16	0 100 100	38, 57, 129, 253	0
28	BE	201/201 (100%)	0.35	19 (9%) 9 8	59, 105, 224, 424	0

Continued on next page...

Continued from previous page...

Mol	Chain	Analysed	<RSRZ>	#RSRZ>2	OWAB(Å ²)	Q<0.9
28	DE	201/201 (100%)	0.04	1 (0%) 90 90	40, 72, 155, 487	0
29	BF	177/179 (98%)	1.06	37 (20%) 1 1	125, 257, 446, 539	0
29	DF	177/179 (98%)	0.78	22 (12%) 4 4	76, 147, 367, 520	0
30	BG	176/177 (99%)	0.78	25 (14%) 3 3	93, 155, 360, 507	0
30	DG	176/177 (99%)	0.28	9 (5%) 29 26	54, 94, 190, 439	0
31	BH	149/149 (100%)	0.83	23 (15%) 2 2	15, 223, 436, 532	0
31	DH	149/149 (100%)	0.61	18 (12%) 5 4	25, 213, 475, 538	0
32	BI	141/142 (99%)	3.66	89 (63%) 0 0	126, 471, 546, 549	0
32	DI	141/142 (99%)	3.08	78 (55%) 0 0	123, 380, 542, 548	0
33	BJ	142/142 (100%)	0.17	1 (0%) 87 87	56, 83, 169, 348	0
33	DJ	142/142 (100%)	-0.13	0 100 100	38, 60, 146, 265	0
34	BK	122/123 (99%)	0.33	5 (4%) 38 35	65, 93, 197, 357	0
34	DK	122/123 (99%)	0.02	1 (0%) 86 85	43, 63, 112, 229	0
35	BL	143/144 (99%)	0.04	2 (1%) 75 73	55, 110, 265, 507	0
35	DL	143/144 (99%)	-0.29	0 100 100	41, 68, 170, 291	0
36	BM	136/136 (100%)	0.67	16 (11%) 5 4	65, 99, 208, 340	0
36	DM	136/136 (100%)	0.05	1 (0%) 87 87	47, 67, 153, 262	0
37	BN	120/127 (94%)	0.21	2 (1%) 70 67	66, 107, 190, 466	0
37	DN	120/127 (94%)	-0.16	0 100 100	40, 61, 151, 420	0
38	BO	116/117 (99%)	0.61	14 (12%) 5 4	96, 193, 363, 537	0
38	DO	116/117 (99%)	0.28	5 (4%) 36 34	66, 94, 183, 322	0
39	BP	114/115 (99%)	0.17	2 (1%) 69 66	71, 109, 288, 356	0
39	DP	114/115 (99%)	-0.21	0 100 100	47, 69, 178, 330	0
40	BQ	117/118 (99%)	0.00	0 100 100	55, 76, 170, 304	0
40	DQ	117/118 (99%)	-0.32	0 100 100	38, 54, 156, 310	0
41	BR	103/103 (100%)	0.07	1 (0%) 82 81	57, 92, 180, 286	0
41	DR	103/103 (100%)	-0.06	0 100 100	42, 68, 152, 458	0
42	BS	110/110 (100%)	0.12	3 (2%) 55 52	60, 92, 175, 299	0
42	DS	110/110 (100%)	-0.01	1 (0%) 84 83	38, 56, 115, 161	0
43	BT	93/100 (93%)	0.85	12 (12%) 4 3	93, 155, 337, 441	0
43	DT	93/100 (93%)	0.36	3 (3%) 48 46	56, 90, 192, 530	0

Continued on next page...

Continued from previous page...

Mol	Chain	Analysed	<RSRZ>	#RSRZ>2	OWAB(Å ²)	Q<0.9
44	BU	102/104 (98%)	0.62	13 (12%) 4 4	78, 133, 337, 443	0
44	DU	102/104 (98%)	-0.13	0 100 100	52, 82, 226, 299	0
45	BV	94/94 (100%)	0.64	8 (8%) 11 11	86, 144, 310, 421	0
45	DV	94/94 (100%)	0.32	3 (3%) 48 46	60, 94, 183, 336	0
46	BW	75/85 (88%)	0.53	4 (5%) 27 25	70, 113, 202, 321	0
46	DW	76/85 (89%)	0.09	1 (1%) 77 75	46, 70, 156, 244	0
47	BX	77/78 (98%)	0.03	0 100 100	62, 110, 268, 318	0
47	DX	77/78 (98%)	0.27	3 (3%) 40 37	48, 83, 165, 320	0
48	BY	63/63 (100%)	0.52	6 (9%) 9 8	95, 176, 353, 521	0
48	DY	63/63 (100%)	0.31	5 (7%) 13 12	58, 106, 283, 388	0
49	BZ	58/59 (98%)	0.39	2 (3%) 46 42	67, 93, 170, 515	0
49	DZ	58/59 (98%)	-0.08	1 (1%) 70 67	44, 59, 141, 198	0
50	B0	56/57 (98%)	0.01	2 (3%) 43 40	59, 98, 294, 405	0
50	D0	56/57 (98%)	-0.38	0 100 100	33, 64, 166, 282	0
51	B1	50/55 (90%)	2.29	26 (52%) 0 0	88, 147, 326, 377	0
51	D1	50/55 (90%)	1.93	22 (44%) 0 0	78, 120, 326, 532	0
52	B2	46/46 (100%)	0.19	0 100 100	70, 95, 239, 293	0
52	D2	46/46 (100%)	0.10	1 (2%) 62 60	54, 67, 171, 292	0
53	B3	64/65 (98%)	-0.03	0 100 100	67, 91, 201, 286	0
53	D3	64/65 (98%)	-0.06	0 100 100	47, 61, 161, 254	0
54	B4	38/38 (100%)	0.05	0 100 100	78, 108, 174, 322	0
54	D4	38/38 (100%)	0.19	0 100 100	53, 67, 150, 295	0
55	CY	183/185 (98%)	0.36	20 (10%) 6 5	53, 148, 442, 539	0
All	All	20909/21487 (97%)	0.07	1213 (5%) 24 23	15, 110, 357, 549	0

All (1213) RSRZ outliers are listed below:

Mol	Chain	Res	Type	RSRZ
32	BI	66	PHE	15.7
49	BZ	1	ALA	14.3
32	DI	53	PRO	14.1
32	DI	1	ALA	13.8
51	B1	17	GLY	13.5
7	CG	85	TYR	13.3

Continued on next page...

Continued from previous page...

Mol	Chain	Res	Type	RSRZ
4	AD	24	GLY	13.2
2	AB	9	MET	11.7
32	BI	59	THR	11.4
16	AP	47	GLU	11.3
32	BI	5	GLN	11.0
32	BI	2	LYS	11.0
32	DI	13	ALA	10.7
24	DA	2145	C	10.6
32	DI	68	PHE	10.3
24	DA	2138	G	10.3
19	CS	58	VAL	10.2
24	DA	2140	G	10.0
32	DI	52	LEU	9.8
38	BO	114	GLY	9.7
24	DA	2148	G	9.7
32	DI	2	LYS	9.6
32	BI	10	LEU	9.6
32	DI	15	GLY	9.5
29	DF	106	ALA	9.5
24	DA	2177	C	9.5
32	BI	95	ASP	9.5
32	DI	77	VAL	9.5
24	DA	2115	G	9.4
48	DY	62	GLY	9.1
32	BI	13	ALA	9.0
2	AB	88	ASP	9.0
55	CY	72	ARG	8.9
19	AS	13	LEU	8.9
4	AD	184	ARG	8.9
43	BT	83	ALA	8.8
22	CV	71	G	8.7
10	CJ	102	LEU	8.6
32	DI	48	ILE	8.6
24	DA	2144	G	8.6
32	BI	52	LEU	8.3
32	DI	11	GLN	8.3
19	CS	23	VAL	8.2
32	BI	40	ALA	8.1
32	DI	12	VAL	8.0
24	DA	2178	C	8.0
32	BI	53	PRO	8.0
11	CK	19	GLY	8.0

Continued on next page...

Continued from previous page...

Mol	Chain	Res	Type	RSRZ
11	CK	13	ARG	7.9
24	DA	2142	A	7.9
7	CG	90	GLU	7.9
32	DI	54	ILE	7.9
24	DA	2107	G	7.8
24	DA	2176	A	7.8
32	BI	21	PRO	7.8
22	CV	19	G	7.8
12	AL	124	ALA	7.7
31	DH	85	GLY	7.7
51	D1	51	ALA	7.7
32	DI	98	GLY	7.6
24	DA	2157	G	7.6
24	DA	2139	U	7.6
46	BW	85	GLU	7.6
24	DA	2117	A	7.6
9	CI	128	SER	7.6
32	BI	15	GLY	7.5
32	BI	54	ILE	7.4
32	BI	67	THR	7.4
24	DA	2105	U	7.4
19	AS	46	GLY	7.3
32	DI	3	LYS	7.3
32	BI	47	SER	7.2
51	B1	51	ALA	7.2
32	BI	11	GLN	7.2
24	DA	2158	A	7.1
32	DI	65	SER	7.1
16	CP	80	LYS	7.1
24	DA	846	U	7.1
32	DI	5	GLN	7.1
24	DA	2134	A	7.0
32	BI	12	VAL	7.0
22	CV	2	C	7.0
19	CS	65	GLU	6.9
24	BA	2172	U	6.8
4	AD	28	ILE	6.8
24	DA	2181	U	6.8
32	BI	20	SER	6.8
2	CB	155	GLY	6.7
24	DA	2141	G	6.7
24	DA	2180	U	6.7

Continued on next page...

Continued from previous page...

Mol	Chain	Res	Type	RSRZ
32	BI	70	THR	6.7
37	BN	119	SER	6.7
10	CJ	31	ARG	6.7
24	DA	2174	C	6.7
32	BI	65	SER	6.7
29	DF	109	ARG	6.7
24	DA	2163	A	6.6
11	CK	45	ALA	6.6
7	CG	59	LEU	6.6
32	BI	24	GLY	6.5
24	DA	2137	U	6.5
19	AS	37	ARG	6.5
32	BI	35	MET	6.5
32	DI	25	PRO	6.4
32	DI	138	VAL	6.4
24	DA	2147	A	6.4
32	DI	114	ALA	6.4
24	DA	2111	U	6.4
32	DI	139	VAL	6.4
32	BI	109	ALA	6.4
32	DI	90	GLY	6.4
32	BI	97	VAL	6.3
19	AS	11	ILE	6.3
22	CV	72	C	6.3
32	DI	99	LYS	6.3
24	DA	2123	G	6.2
12	CL	124	ALA	6.2
17	AQ	83	VAL	6.2
24	DA	2162	G	6.2
32	DI	55	PRO	6.2
4	AD	20	PHE	6.2
32	BI	3	LYS	6.2
10	AJ	35	GLN	6.1
24	DA	546	U	6.1
32	DI	14	ALA	6.1
24	DA	2104	C	6.1
24	DA	2143	C	6.1
32	BI	43	ALA	6.1
41	BR	50	GLY	6.1
32	DI	4	VAL	6.1
8	CH	128	TYR	6.1
24	DA	2175	C	6.0

Continued on next page...

Continued from previous page...

Mol	Chain	Res	Type	RSRZ
32	DI	86	LYS	6.0
32	DI	58	ILE	6.0
13	AM	67	GLY	6.0
43	BT	84	TYR	6.0
16	AP	74	LEU	6.0
32	BI	30	GLN	6.0
24	DA	2155	U	6.0
32	DI	88	GLY	5.9
32	BI	77	VAL	5.9
24	DA	2110	G	5.9
32	DI	70	THR	5.9
24	BA	1068	G	5.9
19	CS	22	ALA	5.9
24	DA	2136	G	5.9
19	AS	10	PHE	5.9
6	CF	7	VAL	5.8
32	DI	94	LYS	5.8
32	BI	68	PHE	5.8
24	DA	2120	G	5.8
9	CI	10	GLY	5.8
7	AG	50	LEU	5.8
24	DA	2127	G	5.7
32	DI	7	TYR	5.7
24	DA	2156	G	5.7
29	BF	170	ALA	5.7
51	B1	15	GLY	5.7
6	CF	83	ALA	5.6
2	AB	87	CYS	5.6
32	BI	39	LYS	5.6
24	BA	613	A	5.6
24	DA	2125	G	5.6
24	DA	2106	U	5.6
32	BI	6	ALA	5.6
32	BI	19	PRO	5.6
24	DA	2185	U	5.5
4	CD	76	TYR	5.5
10	CJ	12	ALA	5.5
7	CG	86	GLN	5.5
24	DA	2103	C	5.5
32	DI	113	ALA	5.5
37	BN	120	GLU	5.4
9	AI	97	GLU	5.4

Continued on next page...

Continued from previous page...

Mol	Chain	Res	Type	RSRZ
4	CD	198	HIS	5.4
31	BH	38	PRO	5.4
24	DA	2168	G	5.4
8	CH	27	MET	5.4
11	AK	126	LYS	5.4
24	DA	2153	C	5.4
22	CV	73	A	5.3
32	BI	111	THR	5.3
19	CS	75	ALA	5.3
32	BI	78	LEU	5.3
51	D1	27	ARG	5.3
43	BT	11	LEU	5.3
10	CJ	49	PHE	5.3
32	BI	28	GLY	5.3
32	BI	16	MET	5.3
24	DA	2112	G	5.3
29	BF	149	ARG	5.3
14	CN	33	VAL	5.3
24	DA	2124	G	5.3
32	DI	100	ILE	5.2
32	BI	42	ASN	5.2
15	AO	69	TYR	5.2
32	BI	37	PHE	5.2
32	BI	38	CYS	5.2
32	BI	69	VAL	5.2
32	BI	25	PRO	5.2
32	DI	45	THR	5.2
32	BI	60	VAL	5.2
32	DI	38	CYS	5.2
24	DA	2118	U	5.2
6	CF	61	LEU	5.1
32	BI	4	VAL	5.1
32	DI	67	THR	5.1
51	B1	16	THR	5.1
24	DA	2150	C	5.1
51	D1	4	ILE	5.1
24	DA	2119	A	5.1
32	DI	141	ASP	5.1
4	CD	28	ILE	5.1
19	AS	31	LEU	5.0
51	D1	52	LYS	5.0
24	DA	2109	U	5.0

Continued on next page...

Continued from previous page...

Mol	Chain	Res	Type	RSRZ
2	CB	62	SER	5.0
24	DA	2108	A	5.0
21	AU	27	GLY	5.0
16	AP	81	ALA	5.0
4	AD	104	ARG	5.0
32	DI	79	LEU	5.0
24	DA	2100	G	5.0
24	BA	546	U	5.0
32	BI	85	ILE	5.0
31	BH	21	VAL	4.9
9	CI	16	ALA	4.9
36	BM	136	MET	4.9
24	DA	2169	A	4.9
16	AP	80	LYS	4.9
24	DA	2173	A	4.9
19	AS	41	PHE	4.9
32	DI	16	MET	4.9
32	DI	66	PHE	4.9
24	DA	2154	A	4.9
4	AD	147	GLU	4.8
3	CC	25	ASN	4.8
10	CJ	34	ALA	4.8
22	CV	1	G	4.8
32	DI	92	PRO	4.8
4	AD	142	VAL	4.8
24	BA	1175	A	4.8
32	BI	48	ILE	4.8
2	CB	67	ILE	4.7
13	CM	40	ALA	4.7
32	BI	9	LYS	4.7
32	BI	96	LYS	4.7
8	CH	130	ALA	4.7
17	AQ	46	VAL	4.7
13	CM	56	LEU	4.7
13	CM	43	VAL	4.7
29	BF	131	VAL	4.7
14	CN	29	ILE	4.7
55	CY	70	PHE	4.7
32	BI	58	ILE	4.7
32	DI	78	LEU	4.7
3	AC	187	SER	4.7
10	CJ	36	VAL	4.7

Continued on next page...

Continued from previous page...

Mol	Chain	Res	Type	RSRZ
32	BI	31	GLY	4.7
32	DI	87	SER	4.7
32	BI	22	PRO	4.7
16	CP	22	ALA	4.6
32	BI	81	LYS	4.6
19	AS	45	ILE	4.6
3	AC	181	ASP	4.6
19	CS	53	ASN	4.6
30	BG	32	LEU	4.6
19	CS	68	GLY	4.6
32	BI	51	GLY	4.6
5	CE	51	GLY	4.6
4	AD	176	GLY	4.6
19	CS	30	PRO	4.6
24	BA	140	C	4.6
55	CY	44	TYR	4.6
52	D2	46	LYS	4.5
31	DH	84	ALA	4.5
32	BI	49	GLU	4.5
44	BU	53	GLN	4.5
32	BI	74	PRO	4.5
10	CJ	50	THR	4.5
20	AT	85	LYS	4.5
11	CK	69	ARG	4.5
19	AS	3	ARG	4.4
24	DA	2133	G	4.4
22	CV	50	U	4.4
7	CG	76	LYS	4.4
32	DI	108	ILE	4.4
4	AD	185	LYS	4.4
19	CS	46	GLY	4.4
55	CY	42	VAL	4.4
16	CP	21	VAL	4.4
6	CF	9	MET	4.4
19	CS	66	MET	4.4
17	AQ	4	LYS	4.4
9	AI	41	ARG	4.4
11	CK	68	GLU	4.3
32	BI	17	ALA	4.3
31	BH	18	GLN	4.3
10	CJ	30	LYS	4.3
31	BH	17	ASP	4.3

Continued on next page...

Continued from previous page...

Mol	Chain	Res	Type	RSRZ
13	CM	18	ALA	4.3
24	DA	2179	C	4.3
24	DA	2135	A	4.2
2	CB	25	PRO	4.2
13	CM	44	LYS	4.2
24	DA	2152	G	4.2
28	BE	188	MET	4.2
51	B1	20	TYR	4.2
9	CI	17	ALA	4.2
32	BI	36	GLU	4.2
55	CY	45	TYR	4.2
19	CS	44	MET	4.2
32	DI	115	ASP	4.2
2	CB	153	ASP	4.2
9	CI	104	VAL	4.2
30	BG	51	PHE	4.2
2	CB	165	ASP	4.2
4	CD	108	GLY	4.1
24	DA	2116	G	4.1
10	CJ	83	THR	4.1
32	BI	45	THR	4.1
9	AI	72	ILE	4.1
2	AB	74	ARG	4.1
38	BO	50	ALA	4.1
2	CB	74	ARG	4.1
16	CP	81	ALA	4.1
10	CJ	33	GLY	4.1
51	B1	36	LYS	4.1
55	CY	51	LEU	4.1
22	CV	54	U	4.1
3	CC	46	GLU	4.1
32	BI	139	VAL	4.1
9	CI	66	THR	4.1
24	BA	2144	G	4.1
24	BA	2118	U	4.0
29	BF	82	TYR	4.0
32	DI	24	GLY	4.0
32	BI	73	PRO	4.0
4	CD	4	TYR	4.0
24	DA	2172	U	4.0
5	AE	87	GLY	4.0
2	CB	51	ASN	4.0

Continued on next page...

Continued from previous page...

Mol	Chain	Res	Type	RSRZ
13	CM	35	ALA	4.0
31	DH	1	MET	4.0
24	BA	2142	A	4.0
17	AQ	45	HIS	4.0
32	BI	84	GLY	4.0
19	CS	56	GLN	4.0
9	AI	39	PHE	4.0
2	CB	124	GLY	3.9
32	DI	105	LEU	3.9
19	CS	74	PHE	3.9
17	AQ	20	SER	3.9
32	BI	83	ALA	3.9
7	CG	89	VAL	3.9
24	DA	2161	C	3.9
24	DA	2165	C	3.9
13	CM	95	LEU	3.9
19	AS	72	GLY	3.9
10	CJ	65	TYR	3.9
18	AR	55	LEU	3.9
9	CI	39	PHE	3.9
32	DI	91	LYS	3.9
15	CO	31	LEU	3.9
32	BI	32	VAL	3.9
29	BF	171	ALA	3.9
10	CJ	86	ALA	3.9
30	BG	112	VAL	3.9
29	BF	44	ALA	3.9
32	DI	47	SER	3.9
32	DI	97	VAL	3.8
50	B0	26	SER	3.8
31	DH	149	GLU	3.8
28	BE	118	LEU	3.8
32	BI	1	ALA	3.8
32	BI	137	LEU	3.8
11	CK	34	ILE	3.8
32	BI	34	ILE	3.8
9	CI	126	GLN	3.8
29	DF	1	ALA	3.8
15	CO	74	ASP	3.8
32	DI	28	GLY	3.8
24	DA	2126	A	3.8
32	BI	50	LYS	3.8

Continued on next page...

Continued from previous page...

Mol	Chain	Res	Type	RSRZ
55	CY	43	GLU	3.8
32	DI	20	SER	3.8
20	CT	3	ASN	3.8
9	CI	29	VAL	3.8
36	BM	65	ILE	3.8
10	AJ	100	ILE	3.8
19	AS	64	ASP	3.8
32	BI	86	LYS	3.8
13	CM	21	SER	3.8
17	AQ	25	ILE	3.8
18	AR	74	HIS	3.8
31	BH	120	GLY	3.8
51	B1	19	PHE	3.8
32	DI	57	VAL	3.7
18	CR	66	SER	3.7
20	CT	87	ALA	3.7
30	DG	173	ALA	3.7
32	BI	98	GLY	3.7
43	BT	44	LYS	3.7
31	BH	131	SER	3.7
32	BI	82	ALA	3.7
5	CE	35	ALA	3.7
44	BU	52	ASN	3.7
51	D1	12	SER	3.7
8	CH	3	MET	3.7
24	DA	2151	U	3.7
10	CJ	87	LEU	3.7
32	DI	112	LYS	3.7
14	CN	19	TYR	3.7
8	AH	123	GLY	3.7
24	DA	2188	U	3.7
9	AI	38	TYR	3.7
13	CM	39	ILE	3.7
13	AM	7	ILE	3.6
55	CY	50	PRO	3.6
45	BV	40	ILE	3.6
13	CM	59	GLU	3.6
28	BE	201	ALA	3.6
31	DH	95	GLY	3.6
55	CY	97	ASP	3.6
11	CK	32	VAL	3.6
32	DI	6	ALA	3.6

Continued on next page...

Continued from previous page...

Mol	Chain	Res	Type	RSRZ
7	CG	84	THR	3.6
32	DI	32	VAL	3.6
24	DA	2146	C	3.6
31	DH	102	ALA	3.5
22	CV	57	G	3.5
24	DA	2166	U	3.5
22	CV	49	C	3.5
51	D1	13	SER	3.5
10	AJ	30	LYS	3.5
18	CR	67	LEU	3.5
24	DA	2171	A	3.5
16	AP	75	ILE	3.5
30	DG	130	ILE	3.5
29	BF	175	PRO	3.5
28	BE	191	ASP	3.5
6	CF	8	PHE	3.5
32	BI	26	ALA	3.5
51	B1	48	TYR	3.5
15	CO	55	GLY	3.5
13	AM	86	TYR	3.5
32	BI	27	LEU	3.5
3	AC	146	ALA	3.5
11	AK	55	SER	3.5
21	AU	11	PRO	3.5
51	B1	18	HIS	3.5
1	AA	1032	G	3.5
19	AS	12	ASP	3.5
32	BI	46	ASP	3.4
30	BG	161	VAL	3.4
55	CY	88	GLY	3.4
31	DH	62	LEU	3.4
19	AS	75	ALA	3.4
10	CJ	63	ASP	3.4
51	B1	37	LYS	3.4
15	AO	24	SER	3.4
22	CV	56	C	3.4
2	CB	30	PHE	3.4
7	CG	152	ALA	3.4
31	BH	74	ALA	3.4
7	CG	131	LYS	3.4
30	BG	34	ARG	3.4
9	AI	43	THR	3.4

Continued on next page...

Continued from previous page...

Mol	Chain	Res	Type	RSRZ
29	BF	17	THR	3.4
9	CI	21	ILE	3.4
30	BG	130	ILE	3.4
24	DA	2114	A	3.4
29	DF	35	LEU	3.4
13	CM	99	GLY	3.4
4	AD	156	LYS	3.4
2	AB	157	LEU	3.4
13	AM	13	LYS	3.4
31	BH	20	ASN	3.4
8	AH	74	SER	3.4
32	DI	46	ASP	3.4
51	B1	32	LYS	3.4
10	CJ	29	ALA	3.3
4	CD	29	ASP	3.3
12	CL	95	TYR	3.3
55	CY	75	SER	3.3
31	BH	122	LEU	3.3
13	CM	92	ARG	3.3
24	DA	2170	A	3.3
24	DA	2187	U	3.3
9	AI	29	VAL	3.3
24	BA	1583	A	3.3
43	BT	85	VAL	3.3
24	DA	545	U	3.3
51	B1	52	LYS	3.3
30	BG	20	GLY	3.3
55	CY	66	LYS	3.3
7	CG	83	SER	3.3
12	CL	123	LYS	3.3
32	BI	100	ILE	3.3
32	DI	18	ASN	3.3
24	DA	2128	G	3.3
8	AH	129	VAL	3.3
44	BU	51	LEU	3.3
19	AS	32	ARG	3.3
31	BH	94	ILE	3.3
24	DA	2132	U	3.3
24	DA	2159	G	3.3
17	AQ	69	LYS	3.3
30	BG	50	THR	3.2
9	CI	51	PRO	3.2

Continued on next page...

Continued from previous page...

Mol	Chain	Res	Type	RSRZ
14	CN	43	ASN	3.2
11	AK	21	ALA	3.2
32	DI	75	ALA	3.2
29	DF	152	ASP	3.2
30	BG	8	VAL	3.2
29	DF	103	ILE	3.2
31	BH	34	GLY	3.2
32	BI	18	ASN	3.2
2	CB	157	LEU	3.2
29	BF	71	LYS	3.2
51	D1	19	PHE	3.2
13	CM	73	ILE	3.2
2	CB	166	ALA	3.2
32	DI	10	LEU	3.2
29	BF	39	VAL	3.2
17	AQ	55	ILE	3.2
32	DI	19	PRO	3.2
2	AB	156	GLY	3.2
15	AO	15	PHE	3.2
9	AI	44	ALA	3.2
22	CV	70	G	3.2
9	CI	65	ILE	3.2
19	AS	42	PRO	3.2
29	DF	173	ASP	3.2
32	DI	59	THR	3.2
29	DF	135	ILE	3.2
13	CM	82	ASP	3.2
19	CS	20	GLU	3.2
20	CT	85	LYS	3.1
8	CH	2	SER	3.1
2	CB	189	THR	3.1
9	CI	105	THR	3.1
16	AP	17	TYR	3.1
19	CS	71	LEU	3.1
55	CY	76	PRO	3.1
24	DA	1175	A	3.1
29	BF	92	GLY	3.1
13	CM	63	PHE	3.1
36	BM	31	PHE	3.1
45	BV	94	ALA	3.1
21	CU	34	ARG	3.1
51	D1	18	HIS	3.1

Continued on next page...

Continued from previous page...

Mol	Chain	Res	Type	RSRZ
11	CK	74	VAL	3.1
31	BH	149	GLU	3.1
1	CA	86	G	3.1
51	D1	14	ALA	3.1
2	CB	31	ILE	3.1
7	AG	14	PRO	3.1
7	AG	55	GLY	3.1
14	CN	68	GLY	3.1
16	CP	47	GLU	3.1
14	CN	58	SER	3.1
22	CV	3	C	3.1
24	BA	2103	C	3.1
32	DI	76	ALA	3.1
2	CB	125	THR	3.1
30	DG	94	ARG	3.1
55	CY	37	LEU	3.1
8	CH	49	PHE	3.1
24	DA	138	U	3.1
48	BY	20	ASN	3.1
50	B0	55	ALA	3.1
22	CV	18	G	3.1
2	AB	92	VAL	3.1
2	AB	68	LEU	3.1
32	BI	80	LYS	3.1
45	BV	86	LEU	3.1
14	CN	35	ALA	3.1
13	CM	84	GLY	3.1
32	BI	55	PRO	3.0
14	AN	33	VAL	3.0
10	CJ	101	SER	3.0
16	AP	34	GLU	3.0
29	BF	24	VAL	3.0
14	AN	20	PHE	3.0
4	AD	90	LEU	3.0
29	BF	16	MET	3.0
12	AL	84	GLY	3.0
19	AS	36	ARG	3.0
43	BT	80	TRP	3.0
31	BH	136	SER	3.0
11	CK	33	THR	3.0
19	CS	39	THR	3.0
38	BO	36	TYR	3.0

Continued on next page...

Continued from previous page...

Mol	Chain	Res	Type	RSRZ
6	AF	96	VAL	3.0
6	CF	68	GLN	3.0
13	CM	112	PRO	3.0
19	CS	63	THR	3.0
7	CG	135	VAL	3.0
4	AD	103	TYR	3.0
43	BT	82	LYS	3.0
29	DF	172	PHE	3.0
8	AH	104	VAL	3.0
2	AB	119	THR	3.0
29	BF	147	ARG	3.0
3	AC	189	ALA	3.0
28	BE	148	ILE	3.0
2	AB	161	LEU	3.0
17	AQ	50	ASN	3.0
9	AI	9	THR	3.0
4	AD	172	GLU	3.0
27	BD	10	GLY	3.0
8	AH	126	ILE	3.0
8	AH	130	ALA	3.0
31	BH	142	VAL	2.9
36	BM	33	LEU	2.9
24	DA	2164	C	2.9
7	CG	81	GLY	2.9
32	DI	51	GLY	2.9
16	AP	21	VAL	2.9
16	CP	43	ALA	2.9
43	DT	2	ILE	2.9
1	AA	84	U	2.9
29	DF	137	PHE	2.9
3	AC	188	GLU	2.9
38	BO	52	SER	2.9
51	D1	8	ILE	2.9
32	BI	135	MET	2.9
38	DO	38	GLN	2.9
42	BS	82	MET	2.9
16	AP	20	VAL	2.9
18	CR	65	LEU	2.9
2	CB	164	ILE	2.9
6	AF	66	ALA	2.9
2	AB	162	PHE	2.9
4	AD	151	LYS	2.9

Continued on next page...

Continued from previous page...

Mol	Chain	Res	Type	RSRZ
24	BA	2163	A	2.9
18	CR	62	ALA	2.9
19	CS	77	THR	2.9
19	CS	49	ILE	2.9
15	AO	30	ALA	2.9
13	AM	12	HIS	2.9
3	CC	57	ILE	2.9
16	CP	4	ILE	2.9
18	CR	68	LEU	2.9
44	BU	48	VAL	2.9
29	BF	86	CYS	2.9
19	AS	63	THR	2.9
16	CP	38	PHE	2.9
3	AC	170	GLU	2.9
10	AJ	31	ARG	2.9
32	BI	33	ASN	2.9
10	AJ	73	LEU	2.9
13	CM	64	VAL	2.9
16	AP	50	THR	2.9
32	BI	71	LYS	2.9
16	AP	22	ALA	2.9
13	AM	84	GLY	2.9
29	BF	15	LEU	2.9
9	AI	128	SER	2.8
16	AP	39	PHE	2.8
31	DH	132	PHE	2.8
4	CD	146	ARG	2.8
13	CM	5	ALA	2.8
24	DA	2184	A	2.8
11	CK	110	ILE	2.8
19	CS	61	PHE	2.8
4	AD	95	GLU	2.8
36	BM	102	LEU	2.8
16	AP	60	TRP	2.8
20	CT	61	GLN	2.8
8	AH	125	ILE	2.8
29	BF	66	ILE	2.8
30	DG	176	LYS	2.8
11	CK	21	ALA	2.8
45	DV	94	ALA	2.8
51	D1	42	VAL	2.8
32	DI	83	ALA	2.8

Continued on next page...

Continued from previous page...

Mol	Chain	Res	Type	RSRZ
24	BA	2141	G	2.8
31	BH	132	PHE	2.8
38	BO	28	VAL	2.8
12	AL	71	GLY	2.8
13	CM	69	LEU	2.8
30	BG	106	LEU	2.8
7	CG	62	PHE	2.8
24	DA	2102	G	2.8
12	AL	97	THR	2.8
6	CF	59	TYR	2.8
7	AG	46	ALA	2.8
12	AL	109	ASP	2.8
45	BV	76	ASP	2.8
2	AB	30	PHE	2.8
9	AI	36	GLU	2.8
29	BF	79	ARG	2.8
32	DI	33	ASN	2.8
2	CB	39	HIS	2.8
30	BG	119	GLY	2.8
3	CC	153	VAL	2.8
13	CM	93	ARG	2.8
7	AG	57	SER	2.8
13	AM	30	SER	2.8
16	CP	72	ALA	2.8
7	CG	79	ARG	2.8
24	BA	2131	U	2.7
10	AJ	74	VAL	2.7
44	BU	54	PRO	2.7
9	CI	50	GLN	2.7
39	BP	67	GLU	2.7
11	CK	14	LYS	2.7
32	DI	96	LYS	2.7
51	B1	35	LEU	2.7
3	AC	171	GLY	2.7
24	DA	2167	U	2.7
7	CG	12	ILE	2.7
7	CG	74	GLU	2.7
12	AL	80	ILE	2.7
32	DI	95	ASP	2.7
28	BE	147	LEU	2.7
2	AB	32	PHE	2.7
2	CB	32	PHE	2.7

Continued on next page...

Continued from previous page...

Mol	Chain	Res	Type	RSRZ
9	AI	16	ALA	2.7
11	CK	48	GLY	2.7
29	BF	41	GLU	2.7
51	B1	34	GLU	2.7
3	AC	177	THR	2.7
4	AD	174	ASP	2.7
7	AG	84	THR	2.7
4	AD	132	ILE	2.7
8	AH	29	SER	2.7
11	CK	84	VAL	2.7
29	BF	127	TYR	2.7
29	DF	171	ALA	2.7
32	DI	23	VAL	2.7
4	AD	107	PHE	2.7
32	BI	41	PHE	2.7
36	BM	28	PHE	2.7
24	DA	2182	U	2.7
34	BK	38	ILE	2.7
11	CK	42	LEU	2.7
4	CD	139	PRO	2.7
44	BU	86	PHE	2.7
3	AC	58	GLU	2.7
17	AQ	21	ILE	2.7
26	BC	102	TYR	2.7
47	DX	77	TYR	2.7
55	CY	67	ILE	2.7
48	BY	22	LEU	2.7
9	CI	58	VAL	2.7
8	CH	59	LEU	2.7
19	CS	64	ASP	2.7
24	BA	1176	U	2.7
32	BI	44	LYS	2.7
45	BV	26	PHE	2.7
32	DI	63	ASP	2.6
45	DV	91	PHE	2.6
19	CS	51	VAL	2.6
33	BJ	142	ILE	2.6
3	CC	12	LEU	2.6
31	DH	117	LEU	2.6
29	BF	121	PHE	2.6
30	BG	48	THR	2.6
24	BA	2117	A	2.6

Continued on next page...

Continued from previous page...

Mol	Chain	Res	Type	RSRZ
13	CM	105	ASN	2.6
30	BG	100	ASN	2.6
11	CK	111	THR	2.6
20	CT	36	TYR	2.6
28	DE	118	LEU	2.6
31	DH	72	ILE	2.6
4	CD	201	VAL	2.6
51	D1	50	GLU	2.6
11	CK	79	ILE	2.6
34	BK	39	ILE	2.6
4	CD	24	GLY	2.6
30	BG	144	ALA	2.6
16	CP	35	ARG	2.6
9	CI	6	TYR	2.6
13	CM	114	LYS	2.6
45	DV	63	ILE	2.6
2	AB	108	ARG	2.6
19	AS	74	PHE	2.6
38	BO	92	PHE	2.6
19	AS	69	HIS	2.6
32	BI	136	GLY	2.6
4	AD	105	MET	2.6
51	B1	8	ILE	2.6
26	BC	91	ALA	2.6
29	DF	74	ALA	2.6
29	DF	38	GLY	2.6
16	AP	76	LYS	2.6
7	CG	77	SER	2.6
35	BL	107	PHE	2.6
20	CT	33	LYS	2.6
29	BF	81	GLY	2.6
11	CK	100	LEU	2.6
51	B1	10	LEU	2.6
28	BE	161	ALA	2.6
19	CS	73	GLU	2.6
10	AJ	98	VAL	2.6
2	CB	18	HIS	2.6
4	CD	105	MET	2.6
16	AP	42	ILE	2.6
4	CD	27	ALA	2.6
32	BI	14	ALA	2.6
14	CN	54	ASP	2.6

Continued on next page...

Continued from previous page...

Mol	Chain	Res	Type	RSRZ
32	DI	137	LEU	2.6
10	AJ	69	THR	2.6
30	BG	24	THR	2.6
38	DO	92	PHE	2.5
2	AB	155	GLY	2.5
30	DG	161	VAL	2.5
11	CK	59	THR	2.5
10	CJ	47	GLU	2.5
48	BY	13	GLU	2.5
2	AB	213	TYR	2.5
39	BP	71	ARG	2.5
9	CI	20	PHE	2.5
14	CN	32	ASP	2.5
16	AP	32	PHE	2.5
7	CG	91	VAL	2.5
11	CK	64	GLN	2.5
30	BG	33	THR	2.5
44	BU	33	VAL	2.5
47	DX	76	LYS	2.5
51	D1	32	LYS	2.5
3	AC	172	ARG	2.5
11	AK	13	ARG	2.5
42	DS	1	MET	2.5
11	AK	129	VAL	2.5
2	AB	148	LEU	2.5
10	AJ	10	LEU	2.5
29	BF	154	THR	2.5
26	BC	79	ARG	2.5
2	CB	29	PRO	2.5
13	CM	65	VAL	2.5
16	CP	18	GLN	2.5
31	BH	37	VAL	2.5
31	DH	35	LYS	2.5
49	DZ	1	ALA	2.5
9	CI	63	LEU	2.5
10	CJ	90	LEU	2.5
16	AP	43	ALA	2.5
9	CI	40	GLY	2.5
14	CN	79	LEU	2.5
20	AT	38	ALA	2.5
26	DC	1	ALA	2.5
28	BE	11	ALA	2.5

Continued on next page...

Continued from previous page...

Mol	Chain	Res	Type	RSRZ
4	CD	150	LYS	2.5
3	CC	185	ASN	2.5
19	CS	3	ARG	2.5
12	AL	68	GLY	2.5
21	CU	11	PRO	2.5
7	AG	78	ARG	2.5
48	BY	1	MET	2.5
2	CB	66	LYS	2.5
4	CD	103	TYR	2.5
17	AQ	75	LEU	2.5
32	BI	113	ALA	2.5
2	AB	67	ILE	2.5
3	AC	196	ILE	2.5
29	DF	143	ASP	2.5
32	DI	140	GLU	2.5
46	BW	37	ILE	2.5
2	CB	154	MET	2.4
28	BE	125	SER	2.5
29	BF	90	LEU	2.4
32	BI	112	LYS	2.4
36	BM	17	ASN	2.4
36	BM	101	VAL	2.4
2	AB	106	THR	2.4
4	AD	136	GLN	2.4
11	CK	18	ASP	2.4
12	AL	67	ILE	2.4
13	CM	96	PRO	2.4
29	BF	111	ARG	2.4
48	DY	23	ARG	2.4
5	AE	32	SER	2.4
7	CG	20	SER	2.4
19	CS	57	HIS	2.4
20	CT	59	ASP	2.4
11	CK	20	VAL	2.4
16	CP	51	ARG	2.4
29	DF	98	PHE	2.4
2	CB	40	ILE	2.4
21	CU	24	GLU	2.4
29	BF	84	ILE	2.4
44	BU	49	PRO	2.4
55	CY	1	MET	2.4
36	BM	27	SER	2.4

Continued on next page...

Continued from previous page...

Mol	Chain	Res	Type	RSRZ
51	B1	3	GLY	2.4
2	CB	91	PHE	2.4
6	AF	91	ARG	2.4
29	DF	174	PHE	2.4
2	CB	60	ILE	2.4
24	BA	2164	C	2.4
28	BE	175	ILE	2.4
32	DI	49	GLU	2.4
35	BL	144	GLU	2.4
51	B1	30	PRO	2.4
13	AM	70	ARG	2.4
2	CB	28	LYS	2.4
16	AP	41	PRO	2.4
8	CH	71	VAL	2.4
27	BD	26	VAL	2.4
43	DT	8	LEU	2.4
2	AB	18	HIS	2.4
36	BM	103	TYR	2.4
29	BF	59	ILE	2.4
4	AD	110	THR	2.4
4	CD	140	ASN	2.4
9	CI	125	PRO	2.4
29	BF	116	LEU	2.4
19	CS	72	GLY	2.4
31	DH	138	VAL	2.4
7	CG	100	ALA	2.4
13	CM	23	TYR	2.4
19	CS	38	SER	2.4
42	BS	81	SER	2.4
28	BE	126	VAL	2.4
3	AC	180	ALA	2.4
4	AD	109	ALA	2.4
7	CG	128	ALA	2.4
18	CR	70	TYR	2.4
46	DW	85	GLU	2.4
51	D1	20	TYR	2.4
9	CI	46	MET	2.4
3	AC	174	PRO	2.4
19	CS	9	PRO	2.4
55	CY	101	PRO	2.4
29	DF	149	ARG	2.4
31	BH	3	VAL	2.4

Continued on next page...

Continued from previous page...

Mol	Chain	Res	Type	RSRZ
34	BK	103	VAL	2.4
19	CS	10	PHE	2.4
34	BK	79	PHE	2.4
9	CI	95	ARG	2.4
38	BO	37	ALA	2.4
2	AB	186	ILE	2.4
30	BG	23	ILE	2.4
36	BM	2	LEU	2.4
3	AC	13	GLY	2.4
8	CH	129	VAL	2.4
12	AL	83	ARG	2.4
11	CK	109	ASN	2.4
31	BH	124	THR	2.4
32	DI	26	ALA	2.4
38	DO	37	ALA	2.4
17	AQ	8	LEU	2.4
43	BT	87	LEU	2.4
2	AB	112	LYS	2.4
9	AI	129	LYS	2.4
32	DI	71	LYS	2.4
11	CK	23	ILE	2.4
16	AP	4	ILE	2.4
17	AQ	51	ASN	2.4
7	CG	73	VAL	2.3
6	AF	94	HIS	2.3
15	AO	20	ASN	2.3
29	BF	169	LEU	2.3
43	BT	61	LEU	2.3
28	BE	187	VAL	2.3
51	D1	21	THR	2.3
19	AS	61	PHE	2.3
31	BH	47	PHE	2.3
22	AV	76	A	2.3
34	DK	110	GLU	2.3
24	BA	846	U	2.3
11	AK	106	ARG	2.3
30	BG	86	LEU	2.3
36	BM	69	PRO	2.3
31	DH	110	VAL	2.3
31	DH	133	GLN	2.3
2	AB	95	ARG	2.3
55	CY	52	ARG	2.3

Continued on next page...

Continued from previous page...

Mol	Chain	Res	Type	RSRZ
10	CJ	41	PRO	2.3
7	CG	87	VAL	2.3
10	CJ	26	VAL	2.3
9	AI	90	TYR	2.3
14	CN	15	LEU	2.3
31	DH	57	LYS	2.3
5	AE	125	ALA	2.3
7	AG	23	LEU	2.3
28	BE	180	LEU	2.3
4	CD	107	PHE	2.3
8	CH	103	VAL	2.3
20	CT	58	VAL	2.3
29	BF	130	GLY	2.3
1	CA	85	U	2.3
24	DA	2149	U	2.3
24	DA	2189	U	2.3
7	CG	50	LEU	2.3
11	CK	126	LYS	2.3
20	CT	52	ASN	2.3
17	CQ	15	ASP	2.3
30	BG	113	ASP	2.3
45	BV	42	LEU	2.3
51	D1	10	LEU	2.3
48	DY	63	ALA	2.3
51	D1	41	VAL	2.3
5	CE	87	GLY	2.3
32	DI	22	PRO	2.3
16	AP	1	MET	2.3
3	CC	23	PHE	2.3
13	AM	58	ASP	2.3
13	CM	37	ALA	2.3
30	BG	25	ILE	2.3
23	CX	9	A	2.3
29	DF	45	ASP	2.3
30	BG	52	GLY	2.3
9	CI	93	SER	2.3
11	CK	75	LYS	2.3
28	BE	177	PRO	2.3
29	BF	83	PRO	2.3
24	DA	2129	C	2.3
29	DF	102	LEU	2.3
51	D1	33	LEU	2.3

Continued on next page...

Continued from previous page...

Mol	Chain	Res	Type	RSRZ
24	BA	138	U	2.3
16	CP	52	LEU	2.3
26	BC	204	LEU	2.3
29	BF	34	THR	2.3
51	B1	23	THR	2.3
36	BM	67	VAL	2.3
4	AD	101	VAL	2.3
9	AI	96	SER	2.3
9	CI	103	PHE	2.3
26	BC	103	ILE	2.3
28	BE	119	ILE	2.3
17	CQ	23	VAL	2.3
32	BI	114	ALA	2.3
24	BA	2156	G	2.2
3	AC	156	ARG	2.2
28	BE	150	THR	2.2
29	DF	68	LYS	2.2
17	CQ	83	VAL	2.2
11	CK	58	SER	2.2
16	CP	60	TRP	2.2
2	CB	27	MET	2.2
43	BT	50	LEU	2.2
14	AN	70	PRO	2.2
29	BF	30	VAL	2.2
4	CD	147	GLU	2.2
7	AG	9	GLN	2.2
2	AB	164	ILE	2.2
9	CI	83	ILE	2.2
29	BF	148	VAL	2.2
31	BH	110	VAL	2.2
12	CL	25	GLU	2.2
28	BE	172	ALA	2.2
43	BT	51	PHE	2.2
49	BZ	6	ILE	2.2
3	CC	168	TYR	2.2
7	AG	16	PRO	2.2
15	AO	63	ARG	2.2
13	CM	89	LEU	2.2
2	AB	31	ILE	2.2
21	CU	6	VAL	2.2
28	BE	149	ILE	2.2
30	DG	91	VAL	2.2

Continued on next page...

Continued from previous page...

Mol	Chain	Res	Type	RSRZ
31	DH	116	ARG	2.2
45	BV	77	VAL	2.2
51	B1	46	VAL	2.2
10	CJ	80	THR	2.2
12	AL	29	GLN	2.2
48	BY	36	GLN	2.2
29	BF	35	LEU	2.2
29	DF	151	LEU	2.2
36	BM	20	LEU	2.2
38	BO	87	ILE	2.2
51	B1	38	PHE	2.2
2	CB	187	VAL	2.2
32	BI	57	VAL	2.2
34	BK	24	VAL	2.2
51	D1	11	VAL	2.2
5	AE	50	TYR	2.2
22	CV	74	C	2.2
24	BA	2116	G	2.2
31	DH	81	ALA	2.2
48	DY	61	ALA	2.2
2	CB	156	GLY	2.2
4	AD	100	ASN	2.2
19	AS	65	GLU	2.2
32	DI	60	VAL	2.2
24	DA	1065	U	2.2
26	BC	217	PRO	2.2
3	CC	202	ILE	2.2
12	AL	93	VAL	2.2
2	AB	71	GLY	2.2
55	CY	95	GLY	2.2
44	BU	46	LYS	2.2
2	AB	189	THR	2.2
3	AC	195	VAL	2.2
13	AM	4	ILE	2.2
19	CS	79	THR	2.2
32	BI	23	VAL	2.2
44	BU	59	GLU	2.2
9	CI	24	GLY	2.2
11	CK	43	GLY	2.2
18	AR	51	TYR	2.2
22	CV	20	U	2.2
31	BH	121	VAL	2.2

Continued on next page...

Continued from previous page...

Mol	Chain	Res	Type	RSRZ
4	CD	159	LEU	2.1
13	CM	74	SER	2.1
44	BU	84	PHE	2.1
44	BU	41	VAL	2.1
30	BG	26	LYS	2.1
38	BO	51	ALA	2.1
7	CG	52	GLN	2.1
3	AC	173	VAL	2.1
5	CE	16	ILE	2.1
8	CH	104	VAL	2.1
12	CL	65	SER	2.1
26	DC	258	SER	2.1
51	D1	24	LYS	2.1
7	AG	8	GLY	2.1
20	CT	51	PHE	2.1
31	DH	36	ALA	2.1
36	BM	62	LYS	2.1
27	BD	186	LEU	2.1
2	AB	69	PHE	2.1
10	AJ	15	HIS	2.1
44	BU	44	HIS	2.1
51	D1	28	THR	2.1
7	AG	69	VAL	2.1
17	AQ	59	VAL	2.1
3	AC	53	SER	2.1
4	AD	5	LEU	2.1
51	B1	12	SER	2.1
4	CD	121	LYS	2.1
2	AB	221	VAL	2.1
48	BY	17	GLU	2.1
16	CP	62	GLY	2.1
31	BH	5	LEU	2.1
47	DX	8	GLY	2.1
1	CA	79	G	2.1
24	DA	2121	G	2.1
38	BO	93	ASP	2.1
14	AN	29	ILE	2.1
19	CS	19	VAL	2.1
27	BD	187	LEU	2.1
30	DG	88	LEU	2.1
43	DT	68	LYS	2.1
5	CE	127	ALA	2.1

Continued on next page...

Continued from previous page...

Mol	Chain	Res	Type	RSRZ
36	BM	21	ALA	2.1
29	BF	153	ILE	2.1
51	B1	4	ILE	2.1
8	AH	67	GLN	2.1
2	AB	145	GLU	2.1
10	AJ	86	ALA	2.1
30	BG	31	GLU	2.1
32	BI	103	ALA	2.1
16	CP	20	VAL	2.1
12	CL	77	HIS	2.1
51	B1	9	LYS	2.1
51	D1	15	GLY	2.1
31	BH	77	THR	2.1
17	AQ	13	VAL	2.1
21	CU	25	LYS	2.1
38	BO	27	VAL	2.1
38	DO	117	PHE	2.1
38	BO	53	THR	2.1
1	CA	78	A	2.1
51	B1	14	ALA	2.1
29	DF	9	ASP	2.1
42	BS	94	ASP	2.1
16	CP	1	MET	2.1
8	CH	102	ALA	2.1
24	BA	1065	U	2.1
46	BW	36	ILE	2.1
22	CV	17	C	2.1
2	CB	73	LYS	2.0
3	AC	23	PHE	2.0
26	BC	131	MET	2.1
12	AL	70	GLU	2.0
43	BT	6	ARG	2.0
17	AQ	44	LEU	2.0
24	BA	2111	U	2.0
29	BF	67	THR	2.0
30	BG	81	GLY	2.0
2	CB	63	ARG	2.0
48	DY	59	GLU	2.0
51	B1	6	GLU	2.0
38	BO	115	LEU	2.0
4	CD	151	LYS	2.0
8	CH	45	PHE	2.0

Continued on next page...

Continued from previous page...

Mol	Chain	Res	Type	RSRZ
28	BE	124	PHE	2.0
4	AD	170	TRP	2.0
15	CO	80	GLN	2.0
38	DO	93	ASP	2.0
4	AD	135	TYR	2.0
38	BO	49	VAL	2.0
4	CD	177	LYS	2.0
24	BA	2146	C	2.0
26	DC	163	ILE	2.0
46	BW	59	LEU	2.0
5	CE	85	VAL	2.0
9	CI	79	ILE	2.0
10	AJ	40	ILE	2.0
12	AL	81	LEU	2.0
36	DM	49	ALA	2.0
1	CA	87	C	2.0
27	BD	15	PHE	2.0
45	BV	3	THR	2.0
32	DI	29	GLN	2.0
2	AB	196	VAL	2.0
4	AD	183	LYS	2.0
30	BG	176	LYS	2.0
1	AA	844	G	2.0
3	AC	197	GLY	2.0
22	CV	6	G	2.0
13	CM	115	PRO	2.0
24	DA	2101	A	2.0
30	DG	166	GLU	2.0
17	AQ	9	GLN	2.0
30	DG	167	VAL	2.0
55	CY	36	LEU	2.0

6.2 Non-standard residues in protein, DNA, RNA chains [i](#)

There are no non-standard protein/DNA/RNA residues in this entry.

6.3 Carbohydrates [i](#)

There are no carbohydrates in this entry.

6.4 Ligands ⓘ

In the following table, the Atoms column lists the number of modelled atoms in the group and the number defined in the chemical component dictionary. LLDF column lists the quality of electron density of the group with respect to its neighbouring residues in protein, DNA or RNA chains. The B-factors column lists the minimum, median, 95th percentile and maximum values of B factors of atoms in the group. The column labelled 'Q < 0.9' lists the number of atoms with occupancy less than 0.9.

Mol	Type	Chain	Res	Atoms	RSCC	RSR	LLDF	B-factors(Å ²)	Q<0.9
56	MG	BA	3058	1/1	0.56	0.95	72.19	108,108,108,108	0
56	MG	CA	1640	1/1	0.91	0.99	60.32	114,114,114,114	0
56	MG	DA	3169	1/1	0.44	0.72	57.15	94,94,94,94	0
56	MG	DA	3057	1/1	0.49	0.84	50.29	114,114,114,114	0
56	MG	CA	1637	1/1	0.71	0.97	45.71	139,139,139,139	0
56	MG	BA	3025	1/1	0.25	0.46	42.95	103,103,103,103	0
56	MG	BA	3103	1/1	0.85	0.95	42.59	105,105,105,105	0
56	MG	CA	1636	1/1	0.78	1.24	42.15	134,134,134,134	0
56	MG	BA	3168	1/1	0.63	0.91	41.55	114,114,114,114	0
56	MG	DA	3113	1/1	0.87	0.49	38.81	106,106,106,106	0
56	MG	AA	1638	1/1	0.81	0.76	37.37	104,104,104,104	0
56	MG	DA	3167	1/1	0.29	0.73	34.24	84,84,84,84	0
56	MG	CA	1602	1/1	0.63	0.49	34.21	105,105,105,105	0
56	MG	BA	3104	1/1	0.94	0.59	33.37	106,106,106,106	0
56	MG	BA	3054	1/1	0.64	1.62	33.11	119,119,119,119	0
56	MG	AD	301	1/1	0.60	0.82	31.45	119,119,119,119	0
56	MG	DB	204	1/1	0.02	0.88	31.25	109,109,109,109	0
56	MG	BA	3013	1/1	0.53	0.54	31.09	114,114,114,114	0
56	MG	DA	3102	1/1	0.49	0.63	29.30	94,94,94,94	0
56	MG	DA	3192	1/1	0.06	0.48	29.22	95,95,95,95	0
56	MG	BA	3127	1/1	0.86	0.42	27.16	95,95,95,95	0
56	MG	DA	3129	1/1	0.70	1.85	26.51	124,124,124,124	0
56	MG	AA	1626	1/1	0.67	0.58	26.37	111,111,111,111	0
56	MG	BA	3107	1/1	0.56	0.45	25.79	106,106,106,106	0
56	MG	DA	3061	1/1	0.53	0.63	25.76	106,106,106,106	0
56	MG	BA	3129	1/1	0.70	0.62	23.34	107,107,107,107	0
56	MG	DA	3147	1/1	0.91	0.81	22.92	107,107,107,107	0
56	MG	CA	1659	1/1	0.38	0.65	22.39	110,110,110,110	0
56	MG	BA	3027	1/1	0.73	1.53	22.19	108,108,108,108	0
56	MG	CA	1612	1/1	0.75	0.40	21.31	116,116,116,116	0
56	MG	BA	3147	1/1	0.85	0.52	20.21	95,95,95,95	0
56	MG	DA	3079	1/1	0.65	0.50	19.94	99,99,99,99	0
56	MG	CA	1626	1/1	0.71	0.40	19.64	99,99,99,99	0
56	MG	DA	3013	1/1	0.91	0.47	19.21	107,107,107,107	0

Continued on next page...

Continued from previous page...

Mol	Type	Chain	Res	Atoms	RSCC	RSR	LLDF	B-factors(\AA^2)	Q<0.9
56	MG	DA	3071	1/1	0.76	0.42	18.44	97,97,97,97	0
56	MG	DA	3072	1/1	0.68	0.36	18.40	93,93,93,93	0
56	MG	BA	3148	1/1	0.66	0.47	17.41	101,101,101,101	0
56	MG	BA	3115	1/1	0.74	0.30	17.35	105,105,105,105	0
56	MG	BA	3077	1/1	0.83	0.52	17.35	121,121,121,121	0
56	MG	DA	3193	1/1	0.57	0.53	16.97	95,95,95,95	0
57	NMY	DA	3190	42/42	0.72	0.42	16.60	57,66,70,74	42
56	MG	DA	3106	1/1	0.89	0.52	16.01	100,100,100,100	0
56	MG	CA	1617	1/1	0.03	0.39	15.91	115,115,115,115	0
56	MG	DA	3146	1/1	0.86	0.36	15.77	76,76,76,76	0
56	MG	BA	3153	1/1	0.65	0.57	15.35	112,112,112,112	0
56	MG	DA	3064	1/1	0.45	0.32	15.34	95,95,95,95	0
56	MG	AA	1617	1/1	0.70	0.46	15.04	112,112,112,112	0
56	MG	BA	3109	1/1	0.81	0.38	14.48	106,106,106,106	0
56	MG	DA	3107	1/1	0.78	0.44	14.46	98,98,98,98	0
56	MG	BA	3008	1/1	0.90	0.30	14.44	107,107,107,107	0
56	MG	BA	3063	1/1	0.89	0.64	14.41	106,106,106,106	0
56	MG	AA	1602	1/1	0.80	0.51	14.24	106,106,106,106	0
56	MG	BA	3023	1/1	0.81	0.37	13.56	108,108,108,108	0
56	MG	BB	201	1/1	0.59	0.21	13.18	137,137,137,137	0
56	MG	DA	3094	1/1	0.66	0.35	13.07	87,87,87,87	0
56	MG	AA	1614	1/1	0.71	0.47	13.01	123,123,123,123	0
56	MG	BA	3022	1/1	0.51	0.73	12.40	110,110,110,110	0
56	MG	DA	3101	1/1	0.85	0.36	12.25	86,86,86,86	0
56	MG	BA	3011	1/1	0.81	0.43	11.77	81,81,81,81	0
57	NMY	BA	3164	42/42	0.83	0.33	11.67	90,100,104,105	42
56	MG	DA	3131	1/1	0.66	0.66	11.35	118,118,118,118	0
56	MG	AA	1633	1/1	0.09	0.37	11.29	128,128,128,128	0
56	MG	DO	201	1/1	0.56	0.54	11.23	109,109,109,109	0
56	MG	BB	202	1/1	0.83	0.69	11.08	123,123,123,123	0
56	MG	BA	3049	1/1	0.85	0.28	10.58	88,88,88,88	0
56	MG	BA	3070	1/1	0.30	0.35	10.42	90,90,90,90	0
56	MG	BA	3072	1/1	0.70	0.31	10.39	103,103,103,103	0
56	MG	DA	3157	1/1	0.86	0.38	10.24	96,96,96,96	0
56	MG	DA	3060	1/1	0.53	0.27	10.22	89,89,89,89	0
56	MG	CA	1646	1/1	0.85	0.32	9.83	95,95,95,95	0
56	MG	BA	3146	1/1	0.66	0.36	9.69	98,98,98,98	0
57	NMY	DA	3187	42/42	0.90	0.32	9.37	106,109,112,114	42
56	MG	BA	3044	1/1	0.84	0.32	9.36	114,114,114,114	0
56	MG	DA	3020	1/1	0.73	0.27	9.13	93,93,93,93	0
56	MG	DA	3009	1/1	0.87	0.36	9.04	102,102,102,102	0

Continued on next page...

Continued from previous page...

Mol	Type	Chain	Res	Atoms	RSCC	RSR	LLDF	B-factors(\AA^2)	Q<0.9
56	MG	DA	3048	1/1	0.88	0.35	8.98	96,96,96,96	0
56	MG	BA	3021	1/1	0.73	0.29	8.92	108,108,108,108	0
57	NMY	AA	1656	42/42	0.84	0.30	8.92	94,99,103,104	42
56	MG	BA	3005	1/1	0.63	0.25	8.82	106,106,106,106	0
56	MG	DA	3098	1/1	0.73	0.24	8.81	99,99,99,99	0
56	MG	DA	3069	1/1	0.52	0.31	8.75	81,81,81,81	0
56	MG	BA	3047	1/1	0.57	0.29	8.71	103,103,103,103	0
56	MG	BA	3095	1/1	0.50	0.35	8.63	107,107,107,107	0
56	MG	AA	1613	1/1	0.70	0.25	8.35	115,115,115,115	0
56	MG	DA	3127	1/1	0.60	0.32	8.33	77,77,77,77	0
56	MG	BA	3031	1/1	0.86	0.24	8.19	87,87,87,87	0
56	MG	AA	1621	1/1	0.85	0.39	8.16	116,116,116,116	0
56	MG	DA	3076	1/1	0.49	0.26	7.96	100,100,100,100	0
56	MG	AA	1652	1/1	0.83	0.37	7.81	101,101,101,101	0
56	MG	DA	3092	1/1	0.75	0.33	7.63	95,95,95,95	0
56	MG	DA	3051	1/1	0.82	0.27	7.63	86,86,86,86	0
56	MG	AA	1608	1/1	0.92	0.38	7.58	114,114,114,114	0
57	NMY	BA	3167	42/42	0.80	0.31	7.36	117,120,124,125	42
57	NMY	AA	1657	42/42	0.80	0.28	7.35	81,84,88,90	42
56	MG	BA	3030	1/1	0.72	0.32	7.27	94,94,94,94	0
57	NMY	BA	3163	42/42	0.81	0.30	7.23	89,98,100,101	42
56	MG	DA	3029	1/1	0.84	0.24	7.07	84,84,84,84	0
56	MG	AA	1630	1/1	0.81	0.31	6.92	105,105,105,105	0
56	MG	DA	3121	1/1	0.79	0.28	6.66	86,86,86,86	0
56	MG	DA	3158	1/1	0.93	0.29	6.62	91,91,91,91	0
56	MG	BA	3065	1/1	0.89	0.31	6.47	101,101,101,101	0
56	MG	BA	3119	1/1	0.89	0.20	6.45	106,106,106,106	0
56	MG	BA	3106	1/1	0.83	0.36	6.43	100,100,100,100	0
56	MG	AA	1644	1/1	0.74	0.41	6.05	106,106,106,106	0
56	MG	DA	3142	1/1	0.67	0.19	6.01	86,86,86,86	0
56	MG	BA	3108	1/1	0.74	0.31	5.95	99,99,99,99	0
56	MG	BA	3092	1/1	0.59	0.25	5.75	119,119,119,119	0
56	MG	DA	3038	1/1	0.95	0.25	5.71	81,81,81,81	0
56	MG	DA	3181	1/1	0.93	0.39	5.57	77,77,77,77	0
56	MG	BA	3078	1/1	0.65	0.23	5.36	119,119,119,119	0
57	NMY	BA	3165	42/42	0.82	0.30	5.26	79,84,87,90	42
56	MG	BA	3111	1/1	0.86	0.25	5.01	98,98,98,98	0
56	MG	CA	1614	1/1	0.88	0.21	4.95	120,120,120,120	0
56	MG	DA	3008	1/1	0.58	0.24	4.92	88,88,88,88	0
56	MG	BA	3170	1/1	0.88	0.39	4.88	88,88,88,88	0
56	MG	BA	3105	1/1	0.23	0.28	4.76	91,91,91,91	0

Continued on next page...

Continued from previous page...

Mol	Type	Chain	Res	Atoms	RSCC	RSR	LLDF	B-factors(\AA^2)	Q<0.9
56	MG	DA	3021	1/1	0.81	0.36	4.73	108,108,108,108	0
56	MG	DA	3017	1/1	0.87	0.25	4.66	76,76,76,76	0
57	NMY	DA	3186	42/42	0.91	0.27	4.46	53,58,64,71	42
56	MG	BA	3130	1/1	0.91	0.60	4.26	103,103,103,103	0
57	NMY	DA	3185	42/42	0.91	0.22	4.19	46,58,63,67	42
57	NMY	BA	3161	42/42	0.86	0.25	4.14	61,70,77,82	42
57	NMY	BA	3162	42/42	0.85	0.26	4.14	65,79,86,93	42
57	NMY	CA	1672	42/42	0.92	0.24	4.14	54,65,74,77	42
56	MG	DA	3036	1/1	0.83	0.30	4.04	90,90,90,90	0
56	MG	CA	1669	1/1	0.84	0.35	3.94	107,107,107,107	0
56	MG	DA	3111	1/1	0.81	0.44	3.81	102,102,102,102	0
56	MG	DA	3066	1/1	0.71	0.23	3.77	90,90,90,90	0
56	MG	DA	3022	1/1	0.33	0.28	3.62	81,81,81,81	0
57	NMY	DA	3189	42/42	0.91	0.23	3.60	55,63,70,72	42
56	MG	DB	201	1/1	0.40	0.22	3.58	113,113,113,113	0
56	MG	DA	3012	1/1	0.49	0.26	3.56	83,83,83,83	0
56	MG	AA	1619	1/1	0.74	0.22	3.50	95,95,95,95	0
56	MG	DA	3178	1/1	0.96	0.22	2.85	88,88,88,88	0
56	MG	CA	1641	1/1	0.90	0.22	2.81	85,85,85,85	0
57	NMY	DA	3184	42/42	0.88	0.25	2.52	57,71,80,89	42
56	MG	CA	1601	1/1	0.20	0.43	2.46	140,140,140,140	0
56	MG	DA	3028	1/1	0.85	0.31	2.46	85,85,85,85	0
56	MG	BA	3064	1/1	0.86	0.18	2.44	96,96,96,96	0
56	MG	BA	3140	1/1	0.93	0.22	2.36	101,101,101,101	0
56	MG	AA	1601	1/1	0.63	0.36	2.32	132,132,132,132	0
56	MG	BA	3056	1/1	0.79	0.18	2.26	99,99,99,99	0
56	MG	DA	3104	1/1	0.84	0.20	2.10	81,81,81,81	0
56	MG	DA	3153	1/1	0.84	0.20	2.02	95,95,95,95	0
56	MG	DA	3155	1/1	0.74	0.22	1.98	115,115,115,115	0
57	NMY	BA	3166	42/42	0.86	0.25	1.65	68,77,83,90	42
58	ZN	D4	101	1/1	0.94	0.44	1.58	162,162,162,162	0
56	MG	AA	1632	1/1	0.59	0.20	1.57	114,114,114,114	0
56	MG	AA	1641	1/1	0.67	0.42	1.56	105,105,105,105	0
57	NMY	DA	3188	42/42	0.94	0.21	1.54	45,60,66,70	42
56	MG	BA	3057	1/1	0.73	0.19	1.50	98,98,98,98	0
56	MG	AA	1637	1/1	0.90	0.23	1.48	103,103,103,103	0
56	MG	CA	1635	1/1	0.78	0.21	1.32	113,113,113,113	0
56	MG	BA	3046	1/1	0.91	0.18	1.28	109,109,109,109	0
56	MG	DA	3047	1/1	0.88	0.20	1.20	76,76,76,76	0
56	MG	DA	3128	1/1	0.78	0.20	1.18	92,92,92,92	0
56	MG	BA	3002	1/1	0.97	0.16	1.09	89,89,89,89	0

Continued on next page...

Continued from previous page...

Mol	Type	Chain	Res	Atoms	RSCC	RSR	LLDF	B-factors(Å ²)	Q<0.9
56	MG	DA	3005	1/1	0.90	0.16	0.96	88,88,88,88	0
57	NMY	AA	1655	42/42	0.89	0.21	0.93	61,73,90,121	0
56	MG	CA	1621	1/1	0.76	0.18	0.93	111,111,111,111	0
56	MG	CA	1616	1/1	0.52	0.14	0.82	98,98,98,98	0
56	MG	DA	3053	1/1	0.83	0.19	0.70	93,93,93,93	0
56	MG	BA	3035	1/1	0.92	0.18	0.66	94,94,94,94	0
56	MG	BA	3052	1/1	0.59	0.20	0.62	97,97,97,97	0
56	MG	AA	1615	1/1	0.83	0.14	0.50	112,112,112,112	0
56	MG	DA	3133	1/1	0.93	0.22	0.42	100,100,100,100	0
56	MG	BA	3016	1/1	0.84	0.17	0.40	83,83,83,83	0
56	MG	DA	3117	1/1	0.86	0.18	0.32	93,93,93,93	0
56	MG	DA	3056	1/1	0.80	0.16	0.17	86,86,86,86	0
56	MG	DA	3034	1/1	0.75	0.17	0.12	84,84,84,84	0
56	MG	BA	3132	1/1	0.84	0.18	0.09	96,96,96,96	0
56	MG	CA	1630	1/1	0.91	0.24	0.09	118,118,118,118	0
56	MG	DA	3062	1/1	0.71	0.18	0.05	76,76,76,76	0
56	MG	BA	3085	1/1	0.63	0.16	-0.02	95,95,95,95	0
58	ZN	B4	101	1/1	0.95	0.19	-0.29	186,186,186,186	0
56	MG	DE	301	1/1	0.84	0.12	-0.33	100,100,100,100	0
56	MG	DA	3074	1/1	0.64	0.13	-0.37	95,95,95,95	0
56	MG	DA	3046	1/1	0.73	0.15	-0.92	86,86,86,86	0
56	MG	BA	3039	1/1	0.96	0.15	-1.06	96,96,96,96	0
56	MG	BA	3036	1/1	0.89	0.14	-1.07	95,95,95,95	0
56	MG	CA	1662	1/1	0.97	0.12	-1.38	114,114,114,114	0
56	MG	DA	3063	1/1	0.97	0.11	-2.81	69,69,69,69	0
56	MG	BA	3128	1/1	0.90	0.12	-3.26	94,94,94,94	0
56	MG	BA	3048	1/1	0.83	0.09	-3.52	93,93,93,93	0
56	MG	CA	1619	1/1	0.83	0.13	-3.95	93,93,93,93	0
56	MG	AA	1611	1/1	0.94	0.07	-4.96	104,104,104,104	0
56	MG	CA	1604	1/1	0.94	0.10	-5.61	86,86,86,86	0
56	MG	DA	3126	1/1	0.95	0.14	-5.85	60,60,60,60	0
56	MG	DA	3002	1/1	0.88	0.08	-6.03	86,86,86,86	0
56	MG	BA	3067	1/1	0.84	0.11	-6.83	89,89,89,89	0
56	MG	DA	3037	1/1	0.88	0.25	-	72,72,72,72	0
56	MG	AA	1604	1/1	0.46	0.12	-	102,102,102,102	0
56	MG	DA	3059	1/1	0.38	0.47	-	92,92,92,92	0
56	MG	BA	3081	1/1	0.33	0.33	-	109,109,109,109	0
56	MG	DA	3137	1/1	0.15	0.55	-	93,93,93,93	0
56	MG	CA	1622	1/1	0.80	0.29	-	108,108,108,108	0
56	MG	BA	3157	1/1	0.61	1.00	-	97,97,97,97	0
56	MG	BA	3068	1/1	0.51	0.23	-	126,126,126,126	0
56	MG	DA	3086	1/1	0.82	0.11	-	97,97,97,97	0

Continued on next page...

Continued from previous page...

Mol	Type	Chain	Res	Atoms	RSCC	RSR	LLDF	B-factors(\AA^2)	Q<0.9
56	MG	AA	1612	1/1	0.81	0.13	-	107,107,107,107	0
56	MG	CA	1642	1/1	0.85	0.29	-	106,106,106,106	0
56	MG	DA	3089	1/1	0.96	0.12	-	97,97,97,97	0
56	MG	BA	3088	1/1	0.65	0.31	-	101,101,101,101	0
56	MG	BA	3040	1/1	0.23	0.23	-	112,112,112,112	0
56	MG	DA	3003	1/1	0.51	0.15	-	105,105,105,105	0
56	MG	DA	3083	1/1	0.45	0.32	-	82,82,82,82	0
56	MG	BA	3141	1/1	0.89	0.13	-	114,114,114,114	0
56	MG	CA	1613	1/1	0.72	0.16	-	103,103,103,103	0
56	MG	DA	3140	1/1	0.73	0.33	-	98,98,98,98	0
56	MG	DA	3093	1/1	0.92	0.62	-	105,105,105,105	0
56	MG	DA	3007	1/1	0.73	0.23	-	103,103,103,103	0
56	MG	BA	3001	1/1	0.63	0.18	-	99,99,99,99	0
56	MG	BA	3158	1/1	0.64	0.51	-	106,106,106,106	0
56	MG	BA	3075	1/1	0.52	0.40	-	104,104,104,104	0
56	MG	DA	3001	1/1	0.89	0.12	-	91,91,91,91	0
56	MG	BA	3069	1/1	0.48	0.57	-	129,129,129,129	0
56	MG	BA	3122	1/1	0.73	0.30	-	112,112,112,112	0
56	MG	DA	3032	1/1	0.85	0.52	-	97,97,97,97	0
56	MG	DA	3120	1/1	0.89	0.22	-	98,98,98,98	0
56	MG	BA	3121	1/1	0.74	0.34	-	110,110,110,110	0
56	MG	CA	1670	1/1	0.55	0.69	-	102,102,102,102	0
56	MG	DA	3148	1/1	0.78	0.38	-	60,60,60,60	0
56	MG	DA	3156	1/1	0.71	0.41	-	101,101,101,101	0
56	MG	DA	3068	1/1	0.66	0.89	-	117,117,117,117	0
56	MG	DA	3058	1/1	0.95	0.42	-	96,96,96,96	0
56	MG	AA	1639	1/1	0.79	0.95	-	113,113,113,113	0
56	MG	DA	3149	1/1	0.89	0.33	-	107,107,107,107	0
56	MG	BA	3152	1/1	0.35	0.84	-	115,115,115,115	0
56	MG	DA	3108	1/1	0.74	0.29	-	100,100,100,100	0
56	MG	DB	203	1/1	0.12	0.27	-	100,100,100,100	0
56	MG	CA	1620	1/1	0.49	0.26	-	118,118,118,118	0
56	MG	BA	3042	1/1	0.95	0.10	-	97,97,97,97	0
56	MG	DB	202	1/1	0.23	0.78	-	122,122,122,122	0
56	MG	CA	1651	1/1	0.08	1.06	-	103,103,103,103	0
56	MG	BA	3136	1/1	0.88	0.49	-	94,94,94,94	0
56	MG	BA	3149	1/1	0.52	0.67	-	85,85,85,85	0
56	MG	AA	1620	1/1	0.89	0.25	-	118,118,118,118	0
56	MG	DA	3122	1/1	0.81	0.28	-	97,97,97,97	0
56	MG	DA	3177	1/1	0.82	0.51	-	96,96,96,96	0
56	MG	CA	1647	1/1	0.38	0.57	-	112,112,112,112	0
56	MG	BA	3004	1/1	0.72	0.20	-	120,120,120,120	0

Continued on next page...

Continued from previous page...

Mol	Type	Chain	Res	Atoms	RSCC	RSR	LLDF	B-factors(\AA^2)	Q<0.9
56	MG	BC	301	1/1	0.41	0.75	-	122,122,122,122	0
56	MG	DA	3067	1/1	0.85	0.38	-	120,120,120,120	0
56	MG	BA	3091	1/1	0.77	0.36	-	115,115,115,115	0
56	MG	BA	3043	1/1	0.88	0.19	-	108,108,108,108	0
56	MG	BA	3033	1/1	0.91	0.51	-	98,98,98,98	0
56	MG	DA	3114	1/1	0.91	0.18	-	77,77,77,77	0
56	MG	DA	3182	1/1	0.54	0.34	-	96,96,96,96	0
56	MG	BA	3097	1/1	0.88	1.23	-	111,111,111,111	0
56	MG	DL	201	1/1	0.82	0.81	-	110,110,110,110	0
56	MG	DA	3050	1/1	0.78	0.24	-	86,86,86,86	0
56	MG	DA	3100	1/1	0.43	0.40	-	96,96,96,96	0
56	MG	DA	3159	1/1	0.88	0.52	-	90,90,90,90	0
56	MG	BA	3017	1/1	0.76	0.14	-	107,107,107,107	0
56	MG	CA	1645	1/1	0.68	0.42	-	96,96,96,96	0
56	MG	AA	1631	1/1	0.61	0.66	-	126,126,126,126	0
56	MG	AA	1634	1/1	0.95	0.51	-	120,120,120,120	0
56	MG	BA	3142	1/1	0.69	0.49	-	103,103,103,103	0
56	MG	BA	3118	1/1	0.73	0.45	-	109,109,109,109	0
56	MG	BA	3099	1/1	0.45	0.38	-	112,112,112,112	0
56	MG	DA	3143	1/1	0.95	1.31	-	79,79,79,79	0
56	MG	BA	3134	1/1	0.80	0.26	-	109,109,109,109	0
56	MG	AA	1645	1/1	0.79	0.33	-	93,93,93,93	0
56	MG	BA	3110	1/1	0.49	0.43	-	110,110,110,110	0
56	MG	BA	3155	1/1	0.66	0.88	-	114,114,114,114	0
56	MG	AA	1606	1/1	0.79	0.34	-	111,111,111,111	0
56	MG	DA	3138	1/1	0.76	0.73	-	81,81,81,81	0
56	MG	DA	3055	1/1	0.55	0.36	-	94,94,94,94	0
56	MG	DA	3011	1/1	0.65	0.53	-	103,103,103,103	0
56	MG	DA	3073	1/1	0.50	0.27	-	99,99,99,99	0
56	MG	AA	1618	1/1	0.81	0.27	-	96,96,96,96	0
56	MG	CA	1618	1/1	0.78	0.39	-	83,83,83,83	0
56	MG	DA	3019	1/1	0.91	0.29	-	78,78,78,78	0
56	MG	AA	1653	1/1	-0.28	0.63	-	106,106,106,106	0
56	MG	DA	3039	1/1	0.80	0.33	-	117,117,117,117	0
56	MG	BA	3074	1/1	0.87	0.36	-	115,115,115,115	0
56	MG	CA	1624	1/1	0.31	0.27	-	106,106,106,106	0
56	MG	DA	3082	1/1	0.78	0.26	-	92,92,92,92	0
56	MG	BA	3055	1/1	0.64	0.23	-	101,101,101,101	0
56	MG	DA	3173	1/1	0.79	0.47	-	90,90,90,90	0
56	MG	DA	3045	1/1	0.39	0.12	-	95,95,95,95	0
56	MG	CA	1634	1/1	0.57	0.33	-	120,120,120,120	0
56	MG	BA	3087	1/1	0.38	0.58	-	112,112,112,112	0

Continued on next page...

Continued from previous page...

Mol	Type	Chain	Res	Atoms	RSCC	RSR	LLDF	B-factors(\AA^2)	Q<0.9
56	MG	AA	1650	1/1	-0.01	3.08	-	118,118,118,118	0
56	MG	DA	3124	1/1	0.91	0.26	-	78,78,78,78	0
56	MG	CA	1615	1/1	0.40	0.18	-	112,112,112,112	0
56	MG	BA	3079	1/1	0.79	0.60	-	103,103,103,103	0
56	MG	DA	3150	1/1	0.70	0.70	-	78,78,78,78	0
56	MG	DA	3035	1/1	0.70	0.24	-	94,94,94,94	0
56	MG	CA	1650	1/1	0.85	0.50	-	102,102,102,102	0
56	MG	BA	3156	1/1	0.40	0.68	-	106,106,106,106	0
56	MG	DA	3172	1/1	0.50	0.45	-	109,109,109,109	0
56	MG	CA	1648	1/1	0.82	0.41	-	103,103,103,103	0
56	MG	DA	3077	1/1	0.82	0.41	-	98,98,98,98	0
56	MG	CA	1654	1/1	0.28	1.25	-	116,116,116,116	0
56	MG	BA	3131	1/1	0.37	0.40	-	114,114,114,114	0
56	MG	BA	3050	1/1	0.74	0.38	-	101,101,101,101	0
56	MG	DA	3175	1/1	0.94	0.71	-	75,75,75,75	0
56	MG	CA	1656	1/1	0.66	0.56	-	106,106,106,106	0
56	MG	DA	3164	1/1	0.77	0.67	-	94,94,94,94	0
56	MG	DA	3096	1/1	0.79	0.25	-	75,75,75,75	0
56	MG	BA	3034	1/1	0.76	0.16	-	88,88,88,88	0
56	MG	BA	3080	1/1	0.93	0.15	-	73,73,73,73	0
56	MG	CA	1653	1/1	0.24	0.55	-	99,99,99,99	0
56	MG	BA	3073	1/1	0.83	0.15	-	101,101,101,101	0
56	MG	BA	3100	1/1	0.73	0.36	-	107,107,107,107	0
56	MG	DA	3170	1/1	0.72	0.42	-	94,94,94,94	0
56	MG	DA	3179	1/1	0.39	0.36	-	113,113,113,113	0
56	MG	DA	3024	1/1	0.77	0.24	-	73,73,73,73	0
56	MG	DA	3139	1/1	0.68	0.56	-	77,77,77,77	0
56	MG	BA	3090	1/1	0.72	0.69	-	130,130,130,130	0
56	MG	BA	3084	1/1	0.92	0.19	-	95,95,95,95	0
56	MG	BA	3124	1/1	0.49	0.19	-	114,114,114,114	0
56	MG	DA	3054	1/1	0.90	0.25	-	93,93,93,93	0
56	MG	CA	1606	1/1	0.17	0.16	-	99,99,99,99	0
56	MG	AN	201	1/1	0.37	0.58	-	133,133,133,133	0
56	MG	BA	3045	1/1	0.92	0.16	-	118,118,118,118	0
56	MG	CA	1607	1/1	0.73	0.57	-	110,110,110,110	0
56	MG	BA	3151	1/1	0.82	0.66	-	92,92,92,92	0
56	MG	DA	3130	1/1	0.73	0.26	-	96,96,96,96	0
56	MG	AA	1609	1/1	0.76	0.34	-	111,111,111,111	0
56	MG	CA	1660	1/1	0.43	0.49	-	104,104,104,104	0
56	MG	BA	3015	1/1	0.32	0.25	-	115,115,115,115	0
56	MG	BA	3154	1/1	0.64	0.69	-	97,97,97,97	0
56	MG	BA	3143	1/1	0.66	0.53	-	103,103,103,103	0

Continued on next page...

Continued from previous page...

Mol	Type	Chain	Res	Atoms	RSCC	RSR	LLDF	B-factors(\AA^2)	Q<0.9
56	MG	DA	3174	1/1	0.62	0.58	-	105,105,105,105	0
56	MG	BA	3012	1/1	0.67	1.00	-	118,118,118,118	0
56	MG	DA	3031	1/1	0.86	0.28	-	108,108,108,108	0
56	MG	DA	3025	1/1	0.70	0.77	-	118,118,118,118	0
56	MG	BA	3028	1/1	0.96	0.28	-	89,89,89,89	0
56	MG	DA	3090	1/1	0.82	0.23	-	107,107,107,107	0
56	MG	AA	1642	1/1	0.81	0.23	-	94,94,94,94	0
56	MG	BA	3007	1/1	0.05	0.68	-	127,127,127,127	0
56	MG	CA	1655	1/1	0.58	0.31	-	117,117,117,117	0
56	MG	CA	1668	1/1	0.18	0.85	-	107,107,107,107	0
56	MG	DA	3194	1/1	0.75	0.56	-	90,90,90,90	0
56	MG	BA	3096	1/1	0.24	0.76	-	118,118,118,118	0
56	MG	CA	1632	1/1	0.68	1.22	-	128,128,128,128	0
56	MG	CA	1633	1/1	0.49	0.80	-	116,116,116,116	0
56	MG	DA	3075	1/1	0.90	0.42	-	106,106,106,106	0
56	MG	CA	1649	1/1	-0.01	1.11	-	107,107,107,107	0
56	MG	DA	3044	1/1	0.83	0.36	-	105,105,105,105	0
56	MG	DA	3165	1/1	0.80	0.67	-	78,78,78,78	0
56	MG	DA	3161	1/1	0.33	0.30	-	103,103,103,103	0
56	MG	CA	1665	1/1	0.52	0.40	-	112,112,112,112	0
56	MG	DA	3070	1/1	0.85	0.23	-	56,56,56,56	0
56	MG	BA	3019	1/1	0.67	0.23	-	101,101,101,101	0
56	MG	BA	3145	1/1	0.80	0.42	-	99,99,99,99	0
56	MG	AA	1651	1/1	0.72	0.22	-	119,119,119,119	0
56	MG	BA	3032	1/1	0.71	0.68	-	110,110,110,110	0
56	MG	DA	3151	1/1	-0.06	1.03	-	101,101,101,101	0
56	MG	BA	3010	1/1	0.89	0.12	-	85,85,85,85	0
56	MG	DA	3016	1/1	0.87	0.21	-	103,103,103,103	0
56	MG	DA	3118	1/1	0.83	0.28	-	88,88,88,88	0
56	MG	AA	1625	1/1	0.76	0.79	-	117,117,117,117	0
56	MG	CA	1658	1/1	0.83	0.65	-	115,115,115,115	0
56	MG	DA	3081	1/1	0.43	1.04	-	110,110,110,110	0
56	MG	DA	3163	1/1	0.88	0.26	-	99,99,99,99	0
56	MG	BA	3144	1/1	0.85	0.40	-	87,87,87,87	0
56	MG	BA	3150	1/1	0.92	0.62	-	95,95,95,95	0
56	MG	BA	3086	1/1	0.82	0.12	-	109,109,109,109	0
56	MG	BA	3137	1/1	0.90	0.39	-	82,82,82,82	0
56	MG	BA	3123	1/1	0.50	0.49	-	88,88,88,88	0
56	MG	BA	3139	1/1	0.83	0.77	-	83,83,83,83	0
56	MG	CA	1631	1/1	0.55	0.47	-	120,120,120,120	0
56	MG	AA	1646	1/1	0.51	0.63	-	95,95,95,95	0
56	MG	DA	3023	1/1	0.68	0.69	-	120,120,120,120	0

Continued on next page...

Continued from previous page...

Mol	Type	Chain	Res	Atoms	RSCC	RSR	LLDF	B-factors(\AA^2)	Q<0.9
56	MG	DA	3004	1/1	0.73	0.38	-	99,99,99,99	0
56	MG	BA	3062	1/1	0.83	0.47	-	91,91,91,91	0
56	MG	DA	3084	1/1	0.62	0.25	-	104,104,104,104	0
56	MG	CA	1609	1/1	0.47	0.32	-	117,117,117,117	0
56	MG	DA	3052	1/1	0.62	0.68	-	95,95,95,95	0
56	MG	DA	3014	1/1	0.86	0.23	-	90,90,90,90	0
56	MG	CA	1603	1/1	0.41	0.27	-	120,120,120,120	0
56	MG	BB	203	1/1	0.89	0.13	-	107,107,107,107	0
56	MG	DA	3091	1/1	0.93	0.23	-	104,104,104,104	0
56	MG	DA	3176	1/1	0.62	0.55	-	78,78,78,78	0
56	MG	AA	1654	1/1	-0.38	0.66	-	110,110,110,110	0
56	MG	CA	1638	1/1	0.66	0.70	-	113,113,113,113	0
56	MG	AA	1610	1/1	0.60	0.25	-	120,120,120,120	0
56	MG	BA	3113	1/1	0.94	0.41	-	121,121,121,121	0
56	MG	DA	3180	1/1	0.78	0.41	-	93,93,93,93	0
56	MG	DA	3152	1/1	0.31	0.78	-	105,105,105,105	0
56	MG	DA	3109	1/1	0.81	0.24	-	102,102,102,102	0
56	MG	BA	3133	1/1	0.80	0.36	-	106,106,106,106	0
56	MG	AA	1636	1/1	0.82	0.37	-	103,103,103,103	0
56	MG	AA	1648	1/1	-0.09	1.12	-	116,116,116,116	0
56	MG	DA	3154	1/1	0.86	0.67	-	86,86,86,86	0
56	MG	AA	1603	1/1	0.49	0.20	-	117,117,117,117	0
56	MG	AA	1607	1/1	0.64	0.23	-	116,116,116,116	0
56	MG	DA	3141	1/1	0.96	0.74	-	73,73,73,73	0
56	MG	BA	3098	1/1	0.73	0.36	-	100,100,100,100	0
56	MG	CA	1661	1/1	0.13	0.76	-	101,101,101,101	0
56	MG	BA	3114	1/1	0.67	0.28	-	120,120,120,120	0
56	MG	DA	3095	1/1	0.01	2.06	-	116,116,116,116	0
56	MG	DA	3041	1/1	0.91	0.11	-	81,81,81,81	0
56	MG	DA	3112	1/1	0.83	0.26	-	108,108,108,108	0
56	MG	DA	3168	1/1	0.94	0.20	-	89,89,89,89	0
56	MG	DA	3087	1/1	0.34	0.31	-	113,113,113,113	0
56	MG	BA	3026	1/1	0.44	0.79	-	134,134,134,134	0
56	MG	DA	3065	1/1	0.62	0.28	-	81,81,81,81	0
56	MG	DA	3110	1/1	0.77	0.26	-	93,93,93,93	0
56	MG	BA	3006	1/1	0.53	0.10	-	101,101,101,101	0
56	MG	BA	3125	1/1	0.28	0.43	-	100,100,100,100	0
56	MG	CA	1667	1/1	0.81	0.65	-	111,111,111,111	0
56	MG	CA	1643	1/1	0.81	0.41	-	103,103,103,103	0
56	MG	DA	3099	1/1	0.96	0.17	-	90,90,90,90	0
56	MG	CA	1605	1/1	0.60	0.17	-	97,97,97,97	0
56	MG	DA	3049	1/1	0.85	0.31	-	97,97,97,97	0

Continued on next page...

Continued from previous page...

Mol	Type	Chain	Res	Atoms	RSCC	RSR	LLDF	B-factors(\AA^2)	Q<0.9
56	MG	DA	3103	1/1	0.85	0.35	-	81,81,81,81	0
56	MG	BA	3159	1/1	0.36	0.75	-	109,109,109,109	0
56	MG	DA	3183	1/1	0.90	0.53	-	87,87,87,87	0
56	MG	BA	3061	1/1	0.74	0.29	-	85,85,85,85	0
56	MG	CA	1644	1/1	0.92	1.25	-	118,118,118,118	0
56	MG	DA	3006	1/1	0.62	0.20	-	92,92,92,92	0
56	MG	CA	1666	1/1	0.86	0.24	-	112,112,112,112	0
56	MG	DA	3105	1/1	0.83	0.40	-	90,90,90,90	0
56	MG	BA	3066	1/1	0.21	0.23	-	96,96,96,96	0
56	MG	CA	1663	1/1	0.81	0.43	-	82,82,82,82	0
56	MG	DA	3080	1/1	0.94	0.31	-	100,100,100,100	0
56	MG	AA	1635	1/1	0.89	0.25	-	105,105,105,105	0
56	MG	BA	3014	1/1	0.88	0.62	-	106,106,106,106	0
56	MG	AA	1629	1/1	0.39	0.53	-	118,118,118,118	0
56	MG	CA	1611	1/1	0.73	0.17	-	110,110,110,110	0
56	MG	BA	3093	1/1	0.88	0.51	-	109,109,109,109	0
56	MG	BA	3135	1/1	0.89	0.72	-	74,74,74,74	0
56	MG	DA	3043	1/1	0.83	0.14	-	90,90,90,90	0
56	MG	AA	1622	1/1	0.57	0.35	-	107,107,107,107	0
56	MG	CA	1627	1/1	0.57	0.32	-	111,111,111,111	0
56	MG	AA	1647	1/1	0.69	0.23	-	109,109,109,109	0
56	MG	BA	3037	1/1	0.95	0.75	-	97,97,97,97	0
56	MG	AA	1624	1/1	0.85	0.40	-	110,110,110,110	0
56	MG	DA	3144	1/1	0.95	0.19	-	108,108,108,108	0
56	MG	DA	3033	1/1	0.91	0.15	-	91,91,91,91	0
56	MG	BA	3138	1/1	0.77	0.71	-	88,88,88,88	0
56	MG	BA	3120	1/1	0.64	0.27	-	94,94,94,94	0
56	MG	DA	3115	1/1	0.46	0.18	-	95,95,95,95	0
56	MG	BA	3059	1/1	0.73	1.36	-	122,122,122,122	0
56	MG	BA	3003	1/1	0.68	0.23	-	115,115,115,115	0
56	MG	CX	101	1/1	0.69	1.13	-	112,112,112,112	0
56	MG	BA	3024	1/1	0.80	0.61	-	114,114,114,114	0
56	MG	BA	3076	1/1	0.88	0.37	-	120,120,120,120	0
56	MG	CA	1610	1/1	0.74	0.26	-	102,102,102,102	0
56	MG	BA	3041	1/1	0.68	0.16	-	96,96,96,96	0
56	MG	DA	3097	1/1	0.47	0.64	-	105,105,105,105	0
56	MG	DA	3030	1/1	0.77	0.20	-	76,76,76,76	0
56	MG	BA	3051	1/1	0.85	0.38	-	106,106,106,106	0
56	MG	BA	3169	1/1	0.86	0.29	-	101,101,101,101	0
56	MG	BA	3053	1/1	0.76	0.65	-	98,98,98,98	0
56	MG	BA	3083	1/1	0.61	0.21	-	110,110,110,110	0
56	MG	CA	1652	1/1	0.15	0.42	-	106,106,106,106	0

Continued on next page...

Continued from previous page...

Mol	Type	Chain	Res	Atoms	RSCC	RSR	LLDF	B-factors(\AA^2)	Q<0.9
56	MG	BA	3102	1/1	0.76	0.54	-	119,119,119,119	0
56	MG	BA	3094	1/1	0.92	0.23	-	92,92,92,92	0
56	MG	DA	3136	1/1	0.89	0.55	-	74,74,74,74	0
56	MG	DA	3116	1/1	0.77	0.20	-	107,107,107,107	0
56	MG	DA	3119	1/1	0.76	0.23	-	82,82,82,82	0
56	MG	CA	1671	1/1	0.92	0.28	-	96,96,96,96	0
56	MG	DA	3166	1/1	0.70	0.83	-	87,87,87,87	0
56	MG	AA	1640	1/1	0.64	0.45	-	110,110,110,110	0
56	MG	DA	3162	1/1	0.81	0.34	-	95,95,95,95	0
56	MG	BA	3126	1/1	0.48	0.30	-	110,110,110,110	0
56	MG	CA	1628	1/1	0.71	0.35	-	116,116,116,116	0
56	MG	DA	3015	1/1	0.86	0.75	-	124,124,124,124	0
56	MG	BA	3020	1/1	0.81	0.28	-	95,95,95,95	0
56	MG	AA	1643	1/1	0.85	0.18	-	110,110,110,110	0
56	MG	DA	3085	1/1	0.82	0.48	-	108,108,108,108	0
56	MG	DA	3123	1/1	0.59	0.33	-	102,102,102,102	0
56	MG	BA	3117	1/1	0.76	0.15	-	89,89,89,89	0
56	MG	DA	3042	1/1	0.81	0.71	-	105,105,105,105	0
56	MG	BA	3071	1/1	0.51	0.31	-	104,104,104,104	0
56	MG	AA	1616	1/1	0.72	0.49	-	113,113,113,113	0
56	MG	DA	3026	1/1	0.62	0.55	-	98,98,98,98	0
56	MG	BA	3112	1/1	0.80	0.36	-	101,101,101,101	0
56	MG	BQ	201	1/1	0.62	1.42	-	93,93,93,93	0
56	MG	AA	1623	1/1	0.48	1.08	-	119,119,119,119	0
56	MG	BA	3116	1/1	0.56	0.18	-	99,99,99,99	0
56	MG	AA	1628	1/1	0.69	0.36	-	116,116,116,116	0
56	MG	CA	1608	1/1	0.48	0.40	-	115,115,115,115	0
56	MG	DA	3132	1/1	0.85	0.15	-	96,96,96,96	0
56	MG	DA	3191	1/1	0.80	0.14	-	80,80,80,80	0
56	MG	BA	3060	1/1	0.82	0.41	-	106,106,106,106	0
56	MG	BA	3082	1/1	0.78	0.43	-	126,126,126,126	0
56	MG	BA	3029	1/1	0.89	0.23	-	99,99,99,99	0
56	MG	DA	3134	1/1	0.50	0.35	-	77,77,77,77	0
56	MG	DA	3160	1/1	0.89	0.77	-	92,92,92,92	0
56	MG	BA	3101	1/1	0.93	0.54	-	102,102,102,102	0
56	MG	AA	1649	1/1	0.61	1.02	-	90,90,90,90	0
56	MG	AA	1627	1/1	0.71	0.48	-	121,121,121,121	0
56	MG	BA	3018	1/1	0.70	0.77	-	118,118,118,118	0
56	MG	DA	3040	1/1	0.72	0.21	-	91,91,91,91	0
56	MG	BA	3038	1/1	0.92	0.22	-	104,104,104,104	0
56	MG	DA	3010	1/1	0.65	0.39	-	106,106,106,106	0
56	MG	CA	1623	1/1	0.38	0.75	-	117,117,117,117	0

Continued on next page...

Continued from previous page...

Mol	Type	Chain	Res	Atoms	RSCC	RSR	LLDF	B-factors(\AA^2)	Q<0.9
56	MG	CA	1657	1/1	0.31	1.34	-	119,119,119,119	0
56	MG	DA	3145	1/1	0.85	0.41	-	91,91,91,91	0
56	MG	DA	3171	1/1	0.47	0.38	-	108,108,108,108	0
56	MG	CA	1629	1/1	0.49	1.03	-	123,123,123,123	0
56	MG	BA	3089	1/1	0.85	0.19	-	109,109,109,109	0
56	MG	DA	3135	1/1	0.87	0.21	-	71,71,71,71	0
56	MG	CA	1625	1/1	0.84	0.20	-	107,107,107,107	0
56	MG	DA	3027	1/1	0.92	0.17	-	79,79,79,79	0
56	MG	DA	3088	1/1	0.60	0.19	-	115,115,115,115	0
56	MG	CA	1639	1/1	0.71	0.12	-	94,94,94,94	0
56	MG	DA	3018	1/1	0.47	0.76	-	102,102,102,102	0
56	MG	DA	3125	1/1	0.94	0.19	-	113,113,113,113	0
56	MG	AA	1605	1/1	0.80	0.36	-	121,121,121,121	0
56	MG	BA	3160	1/1	0.70	0.50	-	102,102,102,102	0
56	MG	DA	3078	1/1	0.86	0.19	-	84,84,84,84	0
56	MG	BA	3009	1/1	0.66	0.30	-	95,95,95,95	0
56	MG	CA	1664	1/1	0.86	0.30	-	112,112,112,112	0

6.5 Other polymers [i](#)

There are no such residues in this entry.