



Full wwPDB X-ray Structure Validation Report ⓘ

Feb 15, 2017 – 09:17 am GMT

PDB ID : 4V9P
Title : Control of ribosomal subunit rotation by elongation factor G
Authors : Pulk, A.; Cate, J.H.D.
Deposited on : 2013-05-03
Resolution : 2.90 Å(reported)

This is a Full wwPDB X-ray Structure Validation Report for a publicly released PDB entry.

We welcome your comments at validation@mail.wwpdb.org

A user guide is available at

<http://wwpdb.org/validation/2016/XrayValidationReportHelp>

with specific help available everywhere you see the ⓘ symbol.

The following versions of software and data (see [references ⓘ](#)) were used in the production of this report:

MolProbity : 4.02b-467
Mogul : 1.7.2 (RC1), CSD as538be (2017)
Xtriage (Phenix) : 1.9-1692
EDS : trunk28620
Percentile statistics : 20161228.v01 (using entries in the PDB archive December 28th 2016)
Refmac : 5.8.0135
CCP4 : 6.5.0
Ideal geometry (proteins) : Engh & Huber (2001)
Ideal geometry (DNA, RNA) : Parkinson et al. (1996)
Validation Pipeline (wwPDB-VP) : recalc28972

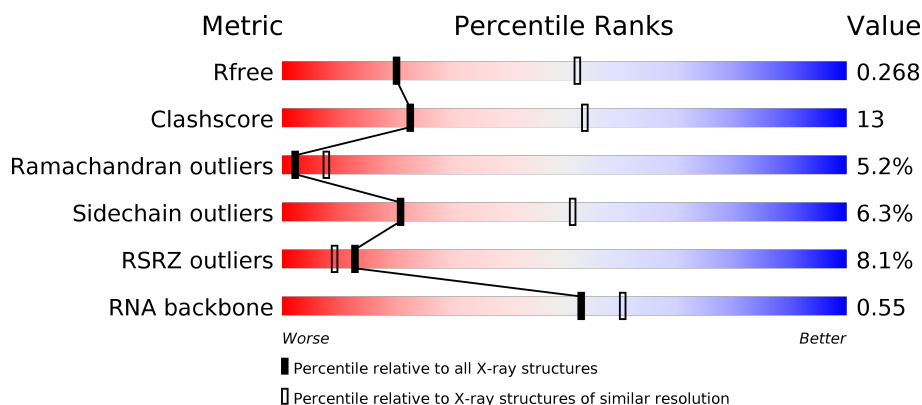
1 Overall quality at a glance

The following experimental techniques were used to determine the structure:

X-RAY DIFFRACTION

The reported resolution of this entry is 2.90 Å.

Percentile scores (ranging between 0-100) for global validation metrics of the entry are shown in the following graphic. The table shows the number of entries on which the scores are based.




























Metric	Whole archive (#Entries)	Similar resolution (#Entries, resolution range(Å))
R_{free}	100719	1586 (2.90-2.90)
Clashscore	112137	1807 (2.90-2.90)
Ramachandran outliers	110173	1768 (2.90-2.90)
Sidechain outliers	110143	1770 (2.90-2.90)
RSRZ outliers	101464	1596 (2.90-2.90)
RNA backbone	2435	1004 (3.20-2.60)

The table below summarises the geometric issues observed across the polymeric chains and their fit to the electron density. The red, orange, yellow and green segments on the lower bar indicate the fraction of residues that contain outliers for ≥ 3 , 2, 1 and 0 types of geometric quality criteria. A grey segment represents the fraction of residues that are not modelled. The numeric value for each fraction is indicated below the corresponding segment, with a dot representing fractions $\leq 5\%$. The upper red bar (where present) indicates the fraction of residues that have poor fit to the electron density. The numeric value is given above the bar.

Mol	Chain	Length	Quality of chain
1	AA	2904	<div> <div>2%</div> <div>47%</div> <div>38%</div> <div>11%</div> <div>..</div> </div>
1	CA	2904	<div> <div>2%</div> <div>53%</div> <div>33%</div> <div>11%</div> <div>..</div> </div>
1	EA	2904	<div> <div>2%</div> <div>50%</div> <div>34%</div> <div>12%</div> <div>..</div> </div>
1	GA	2904	<div> <div>2%</div> <div>54%</div> <div>33%</div> <div>11%</div> <div>..</div> </div>





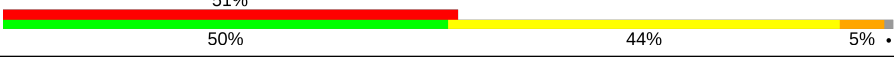
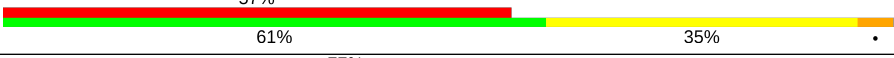
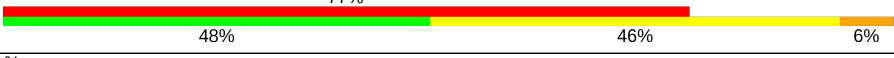
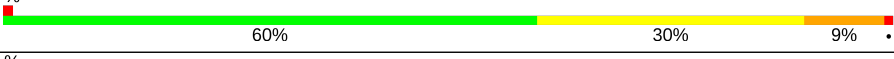

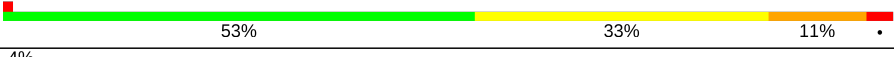

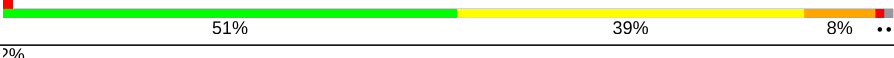








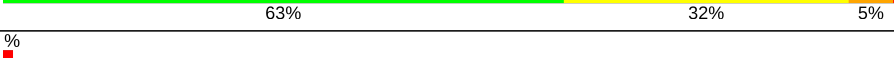




Continued on next page...

Continued from previous page...

Mol	Chain	Length	Quality of chain
2	AB	120	
2	CB	120	
2	EB	120	
2	GB	120	
3	AC	273	
3	CC	273	
3	EC	273	
3	GC	273	
4	AD	209	
4	CD	209	
4	ED	209	
4	GD	209	
5	AE	201	
5	CE	201	
5	EE	201	
5	GE	201	
6	AF	179	
6	CF	179	
6	EF	179	
6	GF	179	
7	AG	177	
7	CG	177	
7	EG	177	
7	GG	177	
8	AH	50	

Continued on next page...

Continued from previous page...

Mol	Chain	Length	Quality of chain
8	CH	50	
8	EH	50	
8	GH	50	
9	AI	142	
9	CI	142	
9	EI	142	
9	GI	142	
10	AJ	142	
10	CJ	142	
10	EJ	142	
10	GJ	142	
11	AK	123	
11	CK	123	
11	EK	123	
11	GK	123	
12	AL	144	
12	CL	144	
12	EL	144	
12	GL	144	
13	AM	136	
13	CM	136	
13	EM	136	
13	GM	136	
14	AN	127	
14	CN	127	

Continued on next page...

Continued from previous page...

Mol	Chain	Length	Quality of chain
14	EN	127	 % 62% 30% 6%
14	GN	127	 % 56% 36% 6%
15	AO	117	 9% 59% 37%
15	CO	117	 7% 69% 26%
15	EO	117	 3% 72% 24%
15	GO	117	 8% 66% 32%
16	AP	115	 % 51% 36% 10%
16	CP	115	 3% 54% 33% 10%
16	EP	115	 2% 59% 30% 10%
16	GP	115	 3% 56% 30% 11%
17	AQ	118	 % 64% 29% 6%
17	CQ	118	 3% 70% 21% 7%
17	EQ	118	 69% 22% 7%
17	GQ	118	 3% 67% 28%
18	AR	103	 4% 56% 40%
18	CR	103	 2% 56% 40%
18	ER	103	 % 59% 36% 5%
18	GR	103	 6% 69% 26% 5%
19	AS	110	 4% 71% 22% 7%
19	CS	110	 2% 70% 25% 5%
19	ES	110	 68% 22% 10%
19	GS	110	 7% 65% 28% 7%
20	AT	100	 10% 44% 35% 14% 7%
20	CT	100	 9% 36% 50% 7% 7%
20	ET	100	 8% 52% 29% 12% 7%

Continued on next page...

Continued from previous page...

Mol	Chain	Length	Quality of chain
20	GT	100	
21	AU	104	
21	CU	104	
21	EU	104	
21	GU	104	
22	AV	94	
22	CV	94	
22	EV	94	
22	GV	94	
23	AW	85	
23	CW	85	
23	EW	85	
23	GW	85	
24	AX	78	
24	CX	78	
24	EX	78	
24	GX	78	
25	AY	63	
25	CY	63	
25	EY	63	
25	GY	63	
26	AZ	59	
26	CZ	59	
26	EZ	59	
26	GZ	59	

Continued on next page...

Continued from previous page...

Mol	Chain	Length	Quality of chain
27	A0	57	
27	C0	57	
27	E0	57	
27	G0	57	
28	A1	55	
28	C1	55	
28	E1	55	
28	G1	55	
29	A2	46	
29	C2	46	
29	E2	46	
29	G2	46	
30	A3	65	
30	C3	65	
30	E3	65	
30	G3	65	
31	A4	38	
31	C4	38	
31	E4	38	
31	G4	38	
32	A5	165	
32	E5	165	
33	BA	1542	
33	DA	1542	
33	FA	1542	

Continued on next page...

Continued from previous page...

Mol	Chain	Length	Quality of chain
33	HA	1542	
34	BB	241	
34	DB	241	
34	FB	241	
34	HB	241	
35	BC	233	
35	DC	233	
35	FC	233	
35	HC	233	
36	BD	206	
36	DD	206	
36	FD	206	
36	HD	206	
37	BE	167	
37	DE	167	
37	FE	167	
37	HE	167	
38	BF	135	
38	DF	135	
38	FF	135	
38	HF	135	
39	BG	179	
39	DG	179	
39	FG	179	
39	HG	179	

Continued on next page...

Continued from previous page...

Mol	Chain	Length	Quality of chain
40	BH	130	
40	DH	130	
40	FH	130	
40	HH	130	
41	BI	130	
41	DI	130	
41	FI	130	
41	HI	130	
42	BJ	103	
42	DJ	103	
42	FJ	103	
42	HJ	103	
43	BK	129	
43	DK	129	
43	FK	129	
43	HK	129	
44	BL	124	
44	DL	124	
44	FL	124	
44	HL	124	
45	BM	118	
45	DM	118	
45	FM	118	
45	HM	118	
46	BN	101	

Continued on next page...

Continued from previous page...

Mol	Chain	Length	Quality of chain
46	DN	101	
46	FN	101	
46	HN	101	
47	BO	89	
47	DO	89	
47	FO	89	
47	HO	89	
48	BP	82	
48	DP	82	
48	FP	82	
48	HP	82	
49	BQ	84	
49	DQ	84	
49	FQ	84	
49	HQ	84	
50	BR	75	
50	DR	75	
50	FR	75	
50	HR	75	
51	BS	92	
51	DS	92	
51	FS	92	
51	HS	92	
52	BT	87	
52	DT	87	

Continued on next page...

Continued from previous page...

Mol	Chain	Length	Quality of chain
52	FT	87	
52	HT	87	
53	BU	71	
53	DU	71	
53	FU	71	
53	HU	71	
54	BV	704	
54	DV	704	
54	FV	704	
54	HV	704	
55	BW	6	
55	DW	6	
55	FW	6	

The following table lists non-polymeric compounds, carbohydrate monomers and non-standard residues in protein, DNA, RNA chains that are outliers for geometric or electron-density-fit criteria:

Mol	Type	Chain	Res	Chirality	Geometry	Clashes	Electron density
56	MG	AA	3009	-	-	-	X
56	MG	AA	3017	-	-	-	X
56	MG	AA	3028	-	-	-	X
56	MG	AA	3083	-	-	-	X
56	MG	AA	3098	-	-	-	X
56	MG	AA	3102	-	-	-	X
56	MG	AA	3107	-	-	-	X
56	MG	AA	3109	-	-	-	X
56	MG	AC	301	-	-	-	X
56	MG	AC	303	-	-	-	X
56	MG	BA	1606	-	-	-	X
56	MG	BA	1612	-	-	-	X
56	MG	BA	1614	-	-	-	X
56	MG	BA	1615	-	-	-	X
56	MG	BA	1619	-	-	-	X

Continued on next page...

Continued from previous page...

Mol	Type	Chain	Res	Chirality	Geometry	Clashes	Electron density
56	MG	BA	1622	-	-	-	X
56	MG	CA	3028	-	-	-	X
56	MG	CA	3037	-	-	-	X
56	MG	CA	3040	-	-	-	X
56	MG	CA	3073	-	-	-	X
56	MG	CA	3077	-	-	-	X
56	MG	CA	3079	-	-	-	X
56	MG	CA	3119	-	-	-	X
56	MG	DA	1616	-	-	-	X
56	MG	DA	1621	-	-	-	X
56	MG	DA	1628	-	-	-	X
56	MG	DA	1640	-	-	-	X
56	MG	EA	3009	-	-	-	X
56	MG	EA	3025	-	-	-	X
56	MG	EA	3042	-	-	-	X
56	MG	EA	3049	-	-	-	X
56	MG	EA	3064	-	-	-	X
56	MG	EA	3078	-	-	-	X
56	MG	EA	3099	-	-	-	X
56	MG	EA	3114	-	-	-	X
56	MG	EA	3118	-	-	-	X
56	MG	EA	3129	-	-	-	X
56	MG	EA	3131	-	-	-	X
56	MG	EQ	201	-	-	-	X
56	MG	FA	1609	-	-	-	X
56	MG	FA	1621	-	-	-	X
56	MG	FA	1623	-	-	-	X
56	MG	FA	1627	-	-	-	X
56	MG	GA	3004	-	-	-	X
56	MG	GA	3014	-	-	-	X
56	MG	GA	3030	-	-	-	X
56	MG	GA	3040	-	-	-	X
56	MG	GA	3060	-	-	-	X
56	MG	GA	3063	-	-	-	X
56	MG	GA	3078	-	-	-	X
56	MG	GA	3083	-	-	-	X
56	MG	GA	3102	-	-	-	X
56	MG	GA	3103	-	-	-	X
56	MG	GA	3108	-	-	-	X
56	MG	GA	3110	-	-	-	X
56	MG	GA	3114	-	-	-	X
56	MG	GA	3129	-	-	-	X

Continued on next page...

Continued from previous page...

Mol	Type	Chain	Res	Chirality	Geometry	Clashes	Electron density
56	MG	HA	1610	-	-	-	X
56	MG	HA	1612	-	-	-	X
56	MG	HA	1626	-	-	-	X
56	MG	HA	1632	-	-	-	X

2 Entry composition

There are 59 unique types of molecules in this entry. The entry contains 590573 atoms, of which 0 are hydrogens and 0 are deuteriums.

In the tables below, the ZeroOcc column contains the number of atoms modelled with zero occupancy, the AltConf column contains the number of residues with at least one atom in alternate conformation and the Trace column contains the number of residues modelled with at most 2 atoms.

- Molecule 1 is a RNA chain called 23S rRNA.

Mol	Chain	Residues	Atoms					ZeroOcc	AltConf	Trace
1	AA	2854	Total	C	N	O	P	0	0	0
			61274	27334	11279	19807	2854			
1	CA	2854	Total	C	N	O	P	0	0	0
			61274	27334	11279	19807	2854			
1	EA	2854	Total	C	N	O	P	0	0	0
			61274	27334	11279	19807	2854			
1	GA	2854	Total	C	N	O	P	0	0	0
			61274	27334	11279	19807	2854			

- Molecule 2 is a RNA chain called 5S rRNA.

Mol	Chain	Residues	Atoms					ZeroOcc	AltConf	Trace
2	AB	118	Total	C	N	O	P	0	0	0
			2529	1126	464	821	118			
2	CB	118	Total	C	N	O	P	0	0	0
			2529	1126	464	821	118			
2	EB	118	Total	C	N	O	P	0	0	0
			2529	1126	464	821	118			
2	GB	118	Total	C	N	O	P	0	0	0
			2529	1126	464	821	118			

- Molecule 3 is a protein called 50S ribosomal protein L2.

Mol	Chain	Residues	Atoms					ZeroOcc	AltConf	Trace
3	AC	271	Total	C	N	O	S	0	0	0
			2082	1288	423	364	7			
3	CC	271	Total	C	N	O	S	0	0	0
			2082	1288	423	364	7			
3	EC	271	Total	C	N	O	S	0	0	0
			2082	1288	423	364	7			
3	GC	271	Total	C	N	O	S	0	0	0
			2082	1288	423	364	7			

- Molecule 4 is a protein called 50S ribosomal protein L3.

Mol	Chain	Residues	Atoms					ZeroOcc	AltConf	Trace
4	AD	209	Total	C	N	O	S	0	0	0
			1565	979	288	294	4			
4	CD	209	Total	C	N	O	S	0	0	0
			1565	979	288	294	4			
4	ED	209	Total	C	N	O	S	0	0	0
			1565	979	288	294	4			
4	GD	209	Total	C	N	O	S	0	0	0
			1565	979	288	294	4			

- Molecule 5 is a protein called 50S ribosomal protein L4.

Mol	Chain	Residues	Atoms					ZeroOcc	AltConf	Trace
5	AE	201	Total	C	N	O	S	0	0	0
			1552	974	283	290	5			
5	CE	201	Total	C	N	O	S	0	0	0
			1552	974	283	290	5			
5	EE	201	Total	C	N	O	S	0	0	0
			1552	974	283	290	5			
5	GE	201	Total	C	N	O	S	0	0	0
			1552	974	283	290	5			

- Molecule 6 is a protein called 50S ribosomal protein L5.

Mol	Chain	Residues	Atoms					ZeroOcc	AltConf	Trace
6	AF	177	Total	C	N	O	S	0	0	0
			1410	899	249	256	6			
6	CF	177	Total	C	N	O	S	0	0	0
			1410	899	249	256	6			
6	EF	177	Total	C	N	O	S	0	0	0
			1410	899	249	256	6			
6	GF	177	Total	C	N	O	S	0	0	0
			1410	899	249	256	6			

- Molecule 7 is a protein called 50S ribosomal protein L6.

Mol	Chain	Residues	Atoms					ZeroOcc	AltConf	Trace
7	AG	176	Total	C	N	O	S	0	0	0
			1323	832	243	246	2			
7	CG	176	Total	C	N	O	S	0	0	0
			1323	832	243	246	2			
7	EG	176	Total	C	N	O	S	0	0	0
			1323	832	243	246	2			

Continued on next page...

Continued from previous page...

Mol	Chain	Residues	Atoms					ZeroOcc	AltConf	Trace
7	GG	176	Total	C	N	O	S	0	0	0
			1323	832	243	246	2			

- Molecule 8 is a protein called 50S ribosomal protein L9.

Mol	Chain	Residues	Atoms					ZeroOcc	AltConf	Trace
8	AH	50	Total	C	N	O	S	0	0	0
			384	247	68	68	1			
8	CH	50	Total	C	N	O	S	0	0	0
			384	247	68	68	1			
8	EH	50	Total	C	N	O	S	0	0	0
			384	247	68	68	1			
8	GH	50	Total	C	N	O	S	0	0	0
			384	247	68	68	1			

- Molecule 9 is a protein called 50S ribosomal protein L11.

Mol	Chain	Residues	Atoms					ZeroOcc	AltConf	Trace
9	AI	141	Total	C	N	O	S	0	0	0
			1032	651	179	196	6			
9	CI	141	Total	C	N	O	S	0	0	0
			1032	651	179	196	6			
9	EI	141	Total	C	N	O	S	0	0	0
			1032	651	179	196	6			
9	GI	141	Total	C	N	O	S	0	0	0
			1032	651	179	196	6			

- Molecule 10 is a protein called 50S ribosomal protein L13.

Mol	Chain	Residues	Atoms					ZeroOcc	AltConf	Trace
10	AJ	142	Total	C	N	O	S	0	0	0
			1129	714	212	199	4			
10	CJ	142	Total	C	N	O	S	0	0	0
			1129	714	212	199	4			
10	EJ	142	Total	C	N	O	S	0	0	0
			1129	714	212	199	4			
10	GJ	142	Total	C	N	O	S	0	0	0
			1129	714	212	199	4			

- Molecule 11 is a protein called 50S ribosomal protein L14.

Mol	Chain	Residues	Atoms					ZeroOcc	AltConf	Trace
11	AK	122	Total	C	N	O	S	0	0	0
			938	587	180	165	6			
11	CK	122	Total	C	N	O	S	0	0	0
			938	587	180	165	6			
11	EK	122	Total	C	N	O	S	0	0	0
			938	587	180	165	6			
11	GK	122	Total	C	N	O	S	0	0	0
			938	587	180	165	6			

- Molecule 12 is a protein called 50S ribosomal protein L15.

Mol	Chain	Residues	Atoms					ZeroOcc	AltConf	Trace
12	AL	143	Total	C	N	O	S	0	0	0
			1045	649	206	189	1			
12	CL	143	Total	C	N	O	S	0	0	0
			1045	649	206	189	1			
12	EL	143	Total	C	N	O	S	0	0	0
			1045	649	206	189	1			
12	GL	143	Total	C	N	O	S	0	0	0
			1045	649	206	189	1			

- Molecule 13 is a protein called 50S ribosomal protein L16.

Mol	Chain	Residues	Atoms					ZeroOcc	AltConf	Trace
13	AM	136	Total	C	N	O	S	0	0	0
			1074	686	205	177	6			
13	CM	136	Total	C	N	O	S	0	0	0
			1074	686	205	177	6			
13	EM	136	Total	C	N	O	S	0	0	0
			1074	686	205	177	6			
13	GM	136	Total	C	N	O	S	0	0	0
			1074	686	205	177	6			

- Molecule 14 is a protein called 50S ribosomal protein L17.

Mol	Chain	Residues	Atoms					ZeroOcc	AltConf	Trace
14	AN	120	Total	C	N	O	S	0	0	0
			960	593	196	166	5			
14	CN	120	Total	C	N	O	S	0	0	0
			960	593	196	166	5			
14	EN	120	Total	C	N	O	S	0	0	0
			960	593	196	166	5			

Continued on next page...

Continued from previous page...

Mol	Chain	Residues	Atoms					ZeroOcc	AltConf	Trace
14	GN	120	Total	C	N	O	S	0	0	0
			960	593	196	166	5			

- Molecule 15 is a protein called 50S ribosomal protein L18.

Mol	Chain	Residues	Atoms					ZeroOcc	AltConf	Trace
15	AO	116	Total	C	N	O		0	0	0
			892	552	178	162				
15	CO	116	Total	C	N	O		0	0	0
			892	552	178	162				
15	EO	116	Total	C	N	O		0	0	0
			892	552	178	162				
15	GO	116	Total	C	N	O		0	0	0
			892	552	178	162				

- Molecule 16 is a protein called 50S ribosomal protein L19.

Mol	Chain	Residues	Atoms					ZeroOcc	AltConf	Trace
16	AP	114	Total	C	N	O	S	0	0	0
			917	574	179	163	1			
16	CP	114	Total	C	N	O	S	0	0	0
			917	574	179	163	1			
16	EP	114	Total	C	N	O	S	0	0	0
			917	574	179	163	1			
16	GP	114	Total	C	N	O	S	0	0	0
			917	574	179	163	1			

- Molecule 17 is a protein called 50S ribosomal protein L20.

Mol	Chain	Residues	Atoms					ZeroOcc	AltConf	Trace
17	AQ	117	Total	C	N	O		0	0	0
			947	604	192	151				
17	CQ	117	Total	C	N	O		0	0	0
			947	604	192	151				
17	EQ	117	Total	C	N	O		0	0	0
			947	604	192	151				
17	GQ	117	Total	C	N	O		0	0	0
			947	604	192	151				

- Molecule 18 is a protein called 50S ribosomal protein L21.

Mol	Chain	Residues	Atoms					ZeroOcc	AltConf	Trace
18	AR	103	Total	C	N	O	S	0	0	0
			816	516	153	145	2			
18	CR	103	Total	C	N	O	S	0	0	0
			816	516	153	145	2			
18	ER	103	Total	C	N	O	S	0	0	0
			816	516	153	145	2			
18	GR	103	Total	C	N	O	S	0	0	0
			816	516	153	145	2			

- Molecule 19 is a protein called 50S ribosomal protein L22.

Mol	Chain	Residues	Atoms					ZeroOcc	AltConf	Trace
19	AS	110	Total	C	N	O	S	0	0	0
			857	532	166	156	3			
19	CS	110	Total	C	N	O	S	0	0	0
			857	532	166	156	3			
19	ES	110	Total	C	N	O	S	0	0	0
			857	532	166	156	3			
19	GS	110	Total	C	N	O	S	0	0	0
			857	532	166	156	3			

- Molecule 20 is a protein called 50S ribosomal protein L23.

Mol	Chain	Residues	Atoms					ZeroOcc	AltConf	Trace
20	AT	93	Total	C	N	O	S	0	0	0
			738	466	139	131	2			
20	CT	93	Total	C	N	O	S	0	0	0
			738	466	139	131	2			
20	ET	93	Total	C	N	O	S	0	0	0
			738	466	139	131	2			
20	GT	93	Total	C	N	O	S	0	0	0
			738	466	139	131	2			

- Molecule 21 is a protein called 50S ribosomal protein L24.

Mol	Chain	Residues	Atoms				ZeroOcc	AltConf	Trace
21	AU	102	Total	C	N	O	0	0	0
			779	492	146	141			
21	CU	102	Total	C	N	O	0	0	0
			779	492	146	141			
21	EU	102	Total	C	N	O	0	0	0
			779	492	146	141			

Continued on next page...

Continued from previous page...

Mol	Chain	Residues	Atoms				ZeroOcc	AltConf	Trace
21	GU	102	Total	C	N	O	0	0	0
			779	492	146	141			

- Molecule 22 is a protein called 50S ribosomal protein L25.

Mol	Chain	Residues	Atoms					ZeroOcc	AltConf	Trace
22	AV	94	Total	C	N	O	S	0	0	0
			753	479	137	134	3			
22	CV	94	Total	C	N	O	S	0	0	0
			753	479	137	134	3			
22	EV	94	Total	C	N	O	S	0	0	0
			753	479	137	134	3			
22	GV	94	Total	C	N	O	S	0	0	0
			753	479	137	134	3			

- Molecule 23 is a protein called 50S ribosomal protein L27.

Mol	Chain	Residues	Atoms					ZeroOcc	AltConf	Trace
23	AW	79	Total	C	N	O	S	0	0	0
			596	367	120	108	1			
23	CW	79	Total	C	N	O	S	0	0	0
			596	367	120	108	1			
23	EW	79	Total	C	N	O	S	0	0	0
			596	367	120	108	1			
23	GW	79	Total	C	N	O	S	0	0	0
			596	367	120	108	1			

- Molecule 24 is a protein called 50S ribosomal protein L28.

Mol	Chain	Residues	Atoms					ZeroOcc	AltConf	Trace
24	AX	77	Total	C	N	O	S	0	0	0
			625	388	129	106	2			
24	CX	77	Total	C	N	O	S	0	0	0
			625	388	129	106	2			
24	EX	77	Total	C	N	O	S	0	0	0
			625	388	129	106	2			
24	GX	77	Total	C	N	O	S	0	0	0
			625	388	129	106	2			

- Molecule 25 is a protein called 50S ribosomal protein L29.

Mol	Chain	Residues	Atoms					ZeroOcc	AltConf	Trace
25	AY	63	Total	C	N	O	S	0	0	0
			509	313	99	95	2			
25	CY	63	Total	C	N	O	S	0	0	0
			509	313	99	95	2			
25	EY	63	Total	C	N	O	S	0	0	0
			509	313	99	95	2			
25	GY	63	Total	C	N	O	S	0	0	0
			509	313	99	95	2			

- Molecule 26 is a protein called 50S ribosomal protein L30.

Mol	Chain	Residues	Atoms					ZeroOcc	AltConf	Trace
26	AZ	58	Total	C	N	O	S	0	0	0
			449	281	87	79	2			
26	CZ	58	Total	C	N	O	S	0	0	0
			449	281	87	79	2			
26	EZ	58	Total	C	N	O	S	0	0	0
			449	281	87	79	2			
26	GZ	58	Total	C	N	O	S	0	0	0
			449	281	87	79	2			

- Molecule 27 is a protein called 50S ribosomal protein L32.

Mol	Chain	Residues	Atoms					ZeroOcc	AltConf	Trace
27	A0	56	Total	C	N	O	S	0	0	0
			444	269	94	80	1			
27	C0	56	Total	C	N	O	S	0	0	0
			444	269	94	80	1			
27	E0	56	Total	C	N	O	S	0	0	0
			444	269	94	80	1			
27	G0	56	Total	C	N	O	S	0	0	0
			444	269	94	80	1			

- Molecule 28 is a protein called 50S ribosomal protein L33.

Mol	Chain	Residues	Atoms				ZeroOcc	AltConf	Trace
28	A1	50	Total	C	N	O	0	0	0
			409	263	75	71			
28	C1	50	Total	C	N	O	0	0	0
			409	263	75	71			
28	E1	50	Total	C	N	O	0	0	0
			409	263	75	71			

Continued on next page...

Continued from previous page...

Mol	Chain	Residues	Atoms				ZeroOcc	AltConf	Trace
28	G1	50	Total	C	N	O	0	0	0
			409	263	75	71			

- Molecule 29 is a protein called 50S ribosomal protein L34.

Mol	Chain	Residues	Atoms					ZeroOcc	AltConf	Trace
29	A2	46	Total	C	N	O	S	0	0	0
			377	228	90	57	2			
29	C2	46	Total	C	N	O	S	0	0	0
			377	228	90	57	2			
29	E2	46	Total	C	N	O	S	0	0	0
			377	228	90	57	2			
29	G2	46	Total	C	N	O	S	0	0	0
			377	228	90	57	2			

- Molecule 30 is a protein called 50S ribosomal protein L35.

Mol	Chain	Residues	Atoms					ZeroOcc	AltConf	Trace
30	A3	64	Total	C	N	O	S	0	0	0
			504	323	105	74	2			
30	C3	64	Total	C	N	O	S	0	0	0
			504	323	105	74	2			
30	E3	64	Total	C	N	O	S	0	0	0
			504	323	105	74	2			
30	G3	64	Total	C	N	O	S	0	0	0
			504	323	105	74	2			

- Molecule 31 is a protein called 50S ribosomal protein L36.

Mol	Chain	Residues	Atoms					ZeroOcc	AltConf	Trace
31	A4	38	Total	C	N	O	S	0	0	0
			302	185	65	48	4			
31	C4	38	Total	C	N	O	S	0	0	0
			302	185	65	48	4			
31	E4	38	Total	C	N	O	S	0	0	0
			302	185	65	48	4			
31	G4	38	Total	C	N	O	S	0	0	0
			302	185	65	48	4			

- Molecule 32 is a protein called 50S ribosomal protein L10.

Mol	Chain	Residues	Atoms					ZeroOcc	AltConf	Trace
32	A5	148	Total	C	N	O	S	0	0	0
			1117	705	196	209	7			
32	E5	144	Total	C	N	O	S	0	0	0
			1092	691	192	202	7			

- Molecule 33 is a RNA chain called 16S rRNA.

Mol	Chain	Residues	Atoms					ZeroOcc	AltConf	Trace
33	BA	1533	Total	C	N	O	P	0	0	0
			32895	14671	6036	10655	1533			
33	DA	1533	Total	C	N	O	P	0	0	0
			32895	14671	6036	10655	1533			
33	FA	1533	Total	C	N	O	P	0	0	0
			32895	14671	6036	10655	1533			
33	HA	1533	Total	C	N	O	P	0	0	0
			32895	14671	6036	10655	1533			

- Molecule 34 is a protein called 30S ribosomal protein S2.

Mol	Chain	Residues	Atoms					ZeroOcc	AltConf	Trace
34	BB	218	Total	C	N	O	S	0	0	0
			1704	1081	305	311	7			
34	DB	218	Total	C	N	O	S	0	0	0
			1704	1081	305	311	7			
34	FB	218	Total	C	N	O	S	0	0	0
			1704	1081	305	311	7			
34	HB	218	Total	C	N	O	S	0	0	0
			1704	1081	305	311	7			

- Molecule 35 is a protein called 30S ribosomal protein S3.

Mol	Chain	Residues	Atoms					ZeroOcc	AltConf	Trace
35	BC	206	Total	C	N	O	S	0	0	0
			1624	1028	305	288	3			
35	DC	206	Total	C	N	O	S	0	0	0
			1624	1028	305	288	3			
35	FC	206	Total	C	N	O	S	0	0	0
			1624	1028	305	288	3			
35	HC	206	Total	C	N	O	S	0	0	0
			1624	1028	305	288	3			

- Molecule 36 is a protein called 30S ribosomal protein S4.

Mol	Chain	Residues	Atoms					ZeroOcc	AltConf	Trace
36	BD	205	Total	C	N	O	S	0	0	0
			1643	1026	315	298	4			
36	DD	205	Total	C	N	O	S	0	0	0
			1643	1026	315	298	4			
36	FD	205	Total	C	N	O	S	0	0	0
			1643	1026	315	298	4			
36	HD	205	Total	C	N	O	S	0	0	0
			1643	1026	315	298	4			

- Molecule 37 is a protein called 30S ribosomal protein S5.

Mol	Chain	Residues	Atoms					ZeroOcc	AltConf	Trace
37	BE	150	Total	C	N	O	S	0	0	0
			1105	687	211	201	6			
37	DE	150	Total	C	N	O	S	0	0	0
			1105	687	211	201	6			
37	FE	150	Total	C	N	O	S	0	0	0
			1105	687	211	201	6			
37	HE	150	Total	C	N	O	S	0	0	0
			1105	687	211	201	6			

- Molecule 38 is a protein called 30S ribosomal protein S6.

Mol	Chain	Residues	Atoms					ZeroOcc	AltConf	Trace
38	BF	100	Total	C	N	O	S	0	0	0
			817	515	148	148	6			
38	DF	100	Total	C	N	O	S	0	0	0
			817	515	148	148	6			
38	FF	100	Total	C	N	O	S	0	0	0
			817	515	148	148	6			
38	HF	100	Total	C	N	O	S	0	0	0
			817	515	148	148	6			

- Molecule 39 is a protein called 30S ribosomal protein S7.

Mol	Chain	Residues	Atoms					ZeroOcc	AltConf	Trace
39	BG	151	Total	C	N	O	S	0	0	0
			1181	735	227	215	4			
39	DG	151	Total	C	N	O	S	0	0	0
			1181	735	227	215	4			
39	FG	151	Total	C	N	O	S	0	0	0
			1181	735	227	215	4			

Continued on next page...

Continued from previous page...

Mol	Chain	Residues	Atoms					ZeroOcc	AltConf	Trace
39	HG	151	Total	C	N	O	S	0	0	0
			1181	735	227	215	4			

- Molecule 40 is a protein called 30S ribosomal protein S8.

Mol	Chain	Residues	Atoms					ZeroOcc	AltConf	Trace
40	BH	129	Total	C	N	O	S	0	0	0
			979	616	173	184	6			
40	DH	129	Total	C	N	O	S	0	0	0
			979	616	173	184	6			
40	FH	129	Total	C	N	O	S	0	0	0
			979	616	173	184	6			
40	HH	129	Total	C	N	O	S	0	0	0
			979	616	173	184	6			

- Molecule 41 is a protein called 30S ribosomal protein S9.

Mol	Chain	Residues	Atoms					ZeroOcc	AltConf	Trace
41	BI	127	Total	C	N	O	S	0	0	0
			1022	634	206	179	3			
41	DI	127	Total	C	N	O	S	0	0	0
			1022	634	206	179	3			
41	FI	127	Total	C	N	O	S	0	0	0
			1022	634	206	179	3			
41	HI	127	Total	C	N	O	S	0	0	0
			1022	634	206	179	3			

- Molecule 42 is a protein called 30S ribosomal protein S10.

Mol	Chain	Residues	Atoms					ZeroOcc	AltConf	Trace
42	BJ	98	Total	C	N	O	S	0	0	0
			786	493	150	142	1			
42	DJ	98	Total	C	N	O	S	0	0	0
			786	493	150	142	1			
42	FJ	98	Total	C	N	O	S	0	0	0
			786	493	150	142	1			
42	HJ	98	Total	C	N	O	S	0	0	0
			786	493	150	142	1			

- Molecule 43 is a protein called 30S ribosomal protein S11.

Mol	Chain	Residues	Atoms					ZeroOcc	AltConf	Trace
43	BK	117	Total	C	N	O	S	0	0	0
			877	540	174	160	3			
43	DK	117	Total	C	N	O	S	0	0	0
			877	540	174	160	3			
43	FK	117	Total	C	N	O	S	0	0	0
			877	540	174	160	3			
43	HK	117	Total	C	N	O	S	0	0	0
			877	540	174	160	3			

- Molecule 44 is a protein called 30S ribosomal protein S12.

Mol	Chain	Residues	Atoms					ZeroOcc	AltConf	Trace
44	BL	123	Total	C	N	O	S	0	0	0
			955	590	196	165	4			
44	DL	123	Total	C	N	O	S	0	0	0
			955	590	196	165	4			
44	FL	123	Total	C	N	O	S	0	0	0
			955	590	196	165	4			
44	HL	123	Total	C	N	O	S	0	0	0
			955	590	196	165	4			

- Molecule 45 is a protein called 30S ribosomal protein S13.

Mol	Chain	Residues	Atoms					ZeroOcc	AltConf	Trace
45	BM	114	Total	C	N	O	S	0	0	0
			883	546	178	156	3			
45	DM	114	Total	C	N	O	S	0	0	0
			883	546	178	156	3			
45	FM	114	Total	C	N	O	S	0	0	0
			883	546	178	156	3			
45	HM	114	Total	C	N	O	S	0	0	0
			883	546	178	156	3			

- Molecule 46 is a protein called 30S ribosomal protein S14.

Mol	Chain	Residues	Atoms					ZeroOcc	AltConf	Trace
46	BN	96	Total	C	N	O	S	0	0	0
			774	483	160	128	3			
46	DN	96	Total	C	N	O	S	0	0	0
			774	483	160	128	3			
46	FN	96	Total	C	N	O	S	0	0	0
			774	483	160	128	3			

Continued on next page...

Continued from previous page...

Mol	Chain	Residues	Atoms					ZeroOcc	AltConf	Trace
46	HN	96	Total	C	N	O	S	0	0	0
			774	483	160	128	3			

- Molecule 47 is a protein called 30S ribosomal protein S15.

Mol	Chain	Residues	Atoms					ZeroOcc	AltConf	Trace
47	BO	88	Total	C	N	O	S	0	0	0
			714	439	144	130	1			
47	DO	88	Total	C	N	O	S	0	0	0
			714	439	144	130	1			
47	FO	88	Total	C	N	O	S	0	0	0
			714	439	144	130	1			
47	HO	88	Total	C	N	O	S	0	0	0
			714	439	144	130	1			

- Molecule 48 is a protein called 30S ribosomal protein S16.

Mol	Chain	Residues	Atoms					ZeroOcc	AltConf	Trace
48	BP	82	Total	C	N	O	S	0	0	0
			649	406	128	114	1			
48	DP	82	Total	C	N	O	S	0	0	0
			649	406	128	114	1			
48	FP	82	Total	C	N	O	S	0	0	0
			649	406	128	114	1			
48	HP	82	Total	C	N	O	S	0	0	0
			649	406	128	114	1			

- Molecule 49 is a protein called 30S ribosomal protein S17.

Mol	Chain	Residues	Atoms					ZeroOcc	AltConf	Trace
49	BQ	80	Total	C	N	O	S	0	0	0
			648	411	121	113	3			
49	DQ	80	Total	C	N	O	S	0	0	0
			648	411	121	113	3			
49	FQ	80	Total	C	N	O	S	0	0	0
			648	411	121	113	3			
49	HQ	80	Total	C	N	O	S	0	0	0
			648	411	121	113	3			

- Molecule 50 is a protein called 30S ribosomal protein S18.

Mol	Chain	Residues	Atoms				ZeroOcc	AltConf	Trace
50	BR	55	Total	C	N	O	0	0	0
			455	288	86	81			
50	DR	55	Total	C	N	O	0	0	0
			455	288	86	81			
50	FR	55	Total	C	N	O	0	0	0
			455	288	86	81			
50	HR	55	Total	C	N	O	0	0	0
			455	288	86	81			

- Molecule 51 is a protein called 30S ribosomal protein S19.

Mol	Chain	Residues	Atoms					ZeroOcc	AltConf	Trace
51	BS	79	Total	C	N	O	S	0	0	0
			637	408	120	107	2			
51	DS	79	Total	C	N	O	S	0	0	0
			637	408	120	107	2			
51	FS	79	Total	C	N	O	S	0	0	0
			637	408	120	107	2			
51	HS	79	Total	C	N	O	S	0	0	0
			637	408	120	107	2			

- Molecule 52 is a protein called 30S ribosomal protein S20.

Mol	Chain	Residues	Atoms					ZeroOcc	AltConf	Trace
52	BT	85	Total	C	N	O	S	0	0	0
			665	411	137	114	3			
52	DT	85	Total	C	N	O	S	0	0	0
			665	411	137	114	3			
52	FT	85	Total	C	N	O	S	0	0	0
			665	411	137	114	3			
52	HT	85	Total	C	N	O	S	0	0	0
			665	411	137	114	3			

- Molecule 53 is a protein called 30S ribosomal protein S21.

Mol	Chain	Residues	Atoms					ZeroOcc	AltConf	Trace
53	BU	51	Total	C	N	O	S	0	0	0
			425	265	86	73	1			
53	DU	51	Total	C	N	O	S	0	0	0
			425	265	86	73	1			
53	FU	51	Total	C	N	O	S	0	0	0
			425	265	86	73	1			

Continued on next page...

Continued from previous page...

Mol	Chain	Residues	Atoms					ZeroOcc	AltConf	Trace
53	HU	51	Total	C	N	O	S	0	0	0
			425	265	86	73	1			

- Molecule 54 is a protein called elongation factor G.

Mol	Chain	Residues	Atoms					ZeroOcc	AltConf	Trace
54	BV	689	Total	C	N	O	S	0	0	0
			5319	3345	919	1030	25			
54	DV	689	Total	C	N	O	S	0	0	0
			5319	3345	919	1030	25			
54	FV	689	Total	C	N	O	S	0	0	0
			5319	3345	919	1030	25			
54	HV	689	Total	C	N	O	S	0	0	0
			5319	3345	919	1030	25			

- Molecule 55 is a protein called Viomycin.

Mol	Chain	Residues	Atoms				ZeroOcc	AltConf	Trace
55	BW	6	Total	C	N	O	0	0	0
			48	25	13	10			
55	DW	6	Total	C	N	O	0	0	0
			48	25	13	10			
55	FW	6	Total	C	N	O	0	0	0
			48	25	13	10			

- Molecule 56 is MAGNESIUM ION (three-letter code: MG) (formula: Mg).

Mol	Chain	Residues	Atoms		ZeroOcc	AltConf
56	FA	41	Total	Mg	0	0
			41	41		
56	BA	40	Total	Mg	0	0
			40	40		
56	CA	134	Total	Mg	0	0
			134	134		
56	HE	1	Total	Mg	0	0
			1	1		
56	AB	4	Total	Mg	0	0
			4	4		
56	BL	1	Total	Mg	0	0
			1	1		
56	BE	1	Total	Mg	0	0
			1	1		

Continued on next page...

Continued from previous page...

Mol	Chain	Residues	Atoms		ZeroOcc	AltConf
56	GA	134	Total 134	Mg 134	0	0
56	DU	1	Total 1	Mg 1	0	0
56	EB	4	Total 4	Mg 4	0	0
56	FU	1	Total 1	Mg 1	0	0
56	FV	1	Total 1	Mg 1	0	0
56	C4	1	Total 1	Mg 1	0	0
56	AE	1	Total 1	Mg 1	0	0
56	AA	130	Total 130	Mg 130	0	0
56	FE	1	Total 1	Mg 1	0	0
56	GB	4	Total 4	Mg 4	0	0
56	DV	1	Total 1	Mg 1	0	0
56	EA	133	Total 133	Mg 133	0	0
56	BU	1	Total 1	Mg 1	0	0
56	GC	1	Total 1	Mg 1	0	0
56	AD	1	Total 1	Mg 1	0	0
56	HT	1	Total 1	Mg 1	0	0
56	GL	1	Total 1	Mg 1	0	0
56	DA	42	Total 42	Mg 42	0	0
56	EC	1	Total 1	Mg 1	0	0
56	HC	1	Total 1	Mg 1	0	0
56	BV	1	Total 1	Mg 1	0	0

Continued on next page...

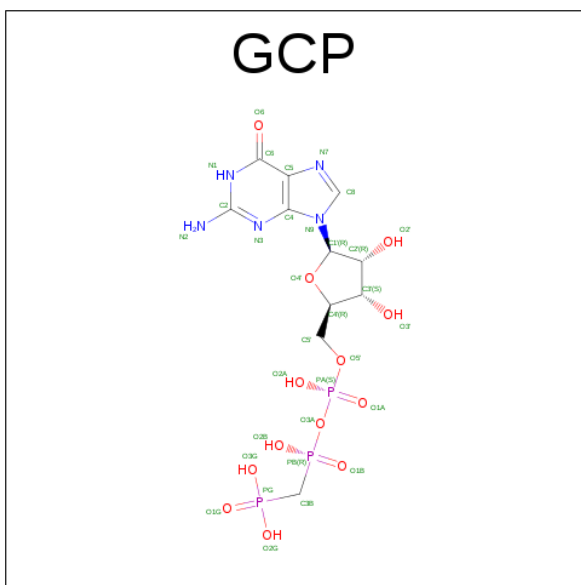
Continued from previous page...

Mol	Chain	Residues	Atoms		ZeroOcc	AltConf
56	CB	4	Total 4	Mg 4	0	0
56	GS	1	Total 1	Mg 1	0	0
56	AC	3	Total 3	Mg 3	0	0
56	EQ	1	Total 1	Mg 1	0	0
56	ED	2	Total 2	Mg 2	0	0
56	CD	1	Total 1	Mg 1	0	0
56	AT	1	Total 1	Mg 1	0	0
56	CE	1	Total 1	Mg 1	0	0
56	A3	1	Total 1	Mg 1	0	0
56	HA	40	Total 40	Mg 40	0	0
56	HV	1	Total 1	Mg 1	0	0

- Molecule 57 is ZINC ION (three-letter code: ZN) (formula: Zn).

Mol	Chain	Residues	Atoms		ZeroOcc	AltConf
57	E4	1	Total 1	Zn 1	0	0
57	G4	1	Total 1	Zn 1	0	0
57	A4	1	Total 1	Zn 1	0	0
57	C4	1	Total 1	Zn 1	0	0

- Molecule 58 is PHOSPHOMETHYLPHOSPHONIC ACID GUANYLATE ESTER (three-letter code: GCP) (formula: $C_{11}H_{18}N_5O_{13}P_3$).



Mol	Chain	Residues	Atoms					ZeroOcc	AltConf
58	BV	1	Total 32	C 11	N 5	O 13	P 3	0	0
58	DV	1	Total 32	C 11	N 5	O 13	P 3	0	0
58	FV	1	Total 32	C 11	N 5	O 13	P 3	0	0
58	HV	1	Total 32	C 11	N 5	O 13	P 3	0	0

- Molecule 59 is water.

Mol	Chain	Residues	Atoms	ZeroOcc	AltConf
59	AA	608	Total O 608 608	0	0
59	AB	19	Total O 19 19	0	0
59	AC	10	Total O 10 10	0	0
59	AD	3	Total O 3 3	0	0
59	AE	1	Total O 1 1	0	0
59	AJ	1	Total O 1 1	0	0
59	AL	7	Total O 7 7	0	0
59	AN	4	Total O 4 4	0	0

Continued on next page...

Continued from previous page...

Mol	Chain	Residues	Atoms	ZeroOcc	AltConf
59	AP	1	Total O 1 1	0	0
59	AQ	1	Total O 1 1	0	0
59	AS	1	Total O 1 1	0	0
59	AU	1	Total O 1 1	0	0
59	A0	1	Total O 1 1	0	0
59	A3	1	Total O 1 1	0	0
59	A4	2	Total O 2 2	0	0
59	BA	197	Total O 197 197	0	0
59	BC	1	Total O 1 1	0	0
59	BD	1	Total O 1 1	0	0
59	BI	1	Total O 1 1	0	0
59	BK	1	Total O 1 1	0	0
59	BN	3	Total O 3 3	0	0
59	BT	2	Total O 2 2	0	0
59	BU	1	Total O 1 1	0	0
59	BV	1	Total O 1 1	0	0
59	CA	604	Total O 604 604	0	0
59	CB	20	Total O 20 20	0	0
59	CC	11	Total O 11 11	0	0
59	CD	3	Total O 3 3	0	0
59	CE	1	Total O 1 1	0	0

Continued on next page...

Continued from previous page...

Mol	Chain	Residues	Atoms		ZeroOcc	AltConf
59	CF	1	Total 1	O 1	0	0
59	CJ	3	Total 3	O 3	0	0
59	CL	6	Total 6	O 6	0	0
59	CN	4	Total 4	O 4	0	0
59	CS	1	Total 1	O 1	0	0
59	CT	2	Total 2	O 2	0	0
59	C2	1	Total 1	O 1	0	0
59	C3	1	Total 1	O 1	0	0
59	C4	2	Total 2	O 2	0	0
59	DA	193	Total 193	O 193	0	0
59	DC	1	Total 1	O 1	0	0
59	DE	2	Total 2	O 2	0	0
59	DG	1	Total 1	O 1	0	0
59	DK	1	Total 1	O 1	0	0
59	DL	1	Total 1	O 1	0	0
59	DN	6	Total 6	O 6	0	0
59	DQ	1	Total 1	O 1	0	0
59	DT	1	Total 1	O 1	0	0
59	DU	1	Total 1	O 1	0	0
59	DV	1	Total 1	O 1	0	0
59	EA	617	Total 617	O 617	0	0

Continued on next page...

Continued from previous page...

Mol	Chain	Residues	Atoms		ZeroOcc	AltConf
59	EB	20	Total 20	O 20	0	0
59	EC	8	Total 8	O 8	0	0
59	ED	1	Total 1	O 1	0	0
59	EL	4	Total 4	O 4	0	0
59	EN	2	Total 2	O 2	0	0
59	ER	1	Total 1	O 1	0	0
59	ET	1	Total 1	O 1	0	0
59	EU	1	Total 1	O 1	0	0
59	E0	2	Total 2	O 2	0	0
59	E3	2	Total 2	O 2	0	0
59	E4	1	Total 1	O 1	0	0
59	FA	198	Total 198	O 198	0	0
59	FE	1	Total 1	O 1	0	0
59	FK	1	Total 1	O 1	0	0
59	FN	3	Total 3	O 3	0	0
59	FQ	1	Total 1	O 1	0	0
59	FT	4	Total 4	O 4	0	0
59	FV	1	Total 1	O 1	0	0
59	GA	607	Total 607	O 607	0	0
59	GB	19	Total 19	O 19	0	0
59	GC	9	Total 9	O 9	0	0

Continued on next page...

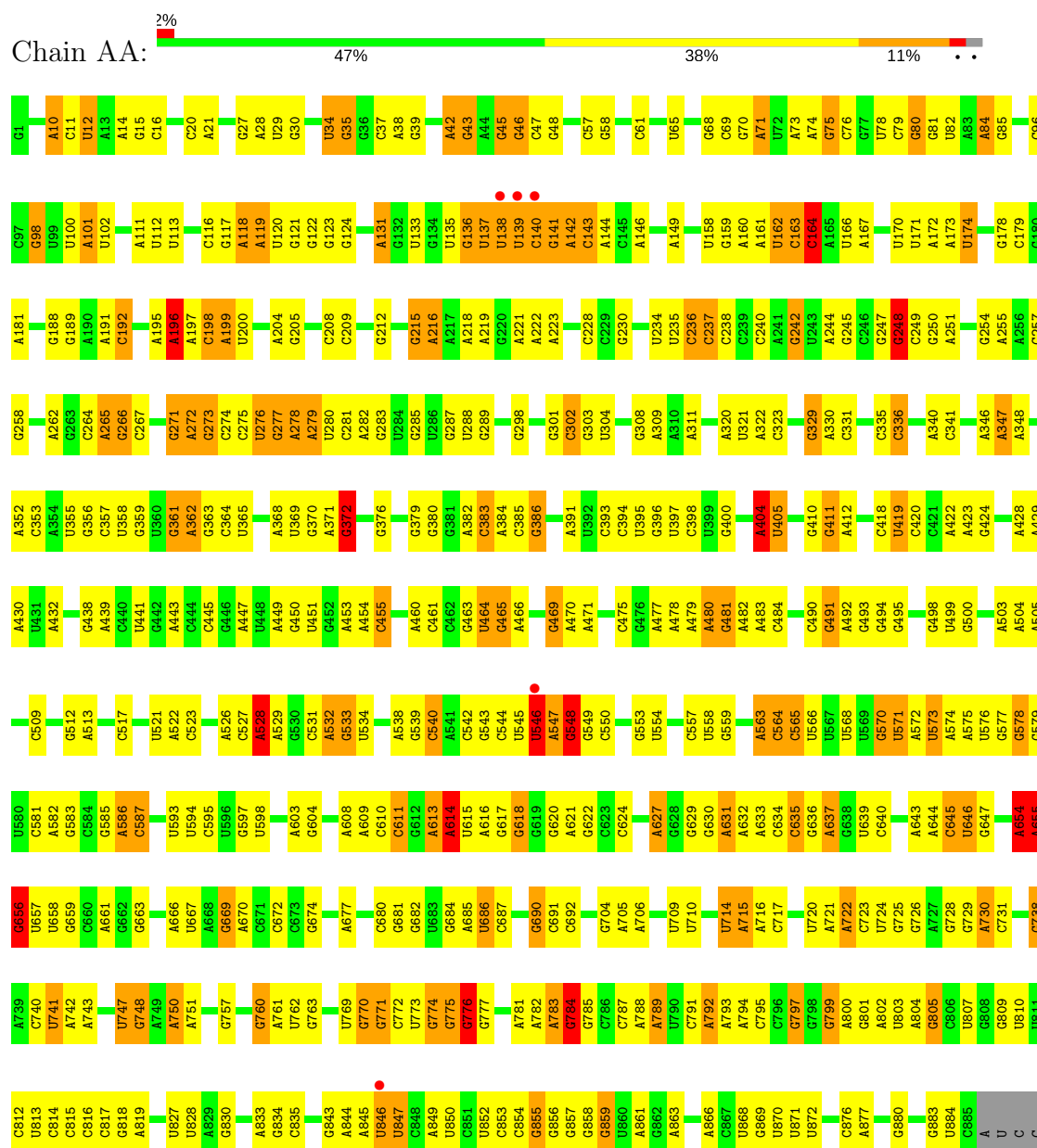
Continued from previous page...

Mol	Chain	Residues	Atoms		ZeroOcc	AltConf
59	GD	4	Total 4	O 4	0	0
59	GE	2	Total 2	O 2	0	0
59	GL	4	Total 4	O 4	0	0
59	GN	3	Total 3	O 3	0	0
59	GQ	1	Total 1	O 1	0	0
59	GR	2	Total 2	O 2	0	0
59	GS	1	Total 1	O 1	0	0
59	GT	1	Total 1	O 1	0	0
59	GU	2	Total 2	O 2	0	0
59	GV	1	Total 1	O 1	0	0
59	G2	2	Total 2	O 2	0	0
59	G3	1	Total 1	O 1	0	0
59	G4	1	Total 1	O 1	0	0
59	HA	197	Total 197	O 197	0	0
59	HD	1	Total 1	O 1	0	0
59	HE	3	Total 3	O 3	0	0
59	HN	5	Total 5	O 5	0	0
59	HT	1	Total 1	O 1	0	0
59	HU	1	Total 1	O 1	0	0
59	HV	1	Total 1	O 1	0	0

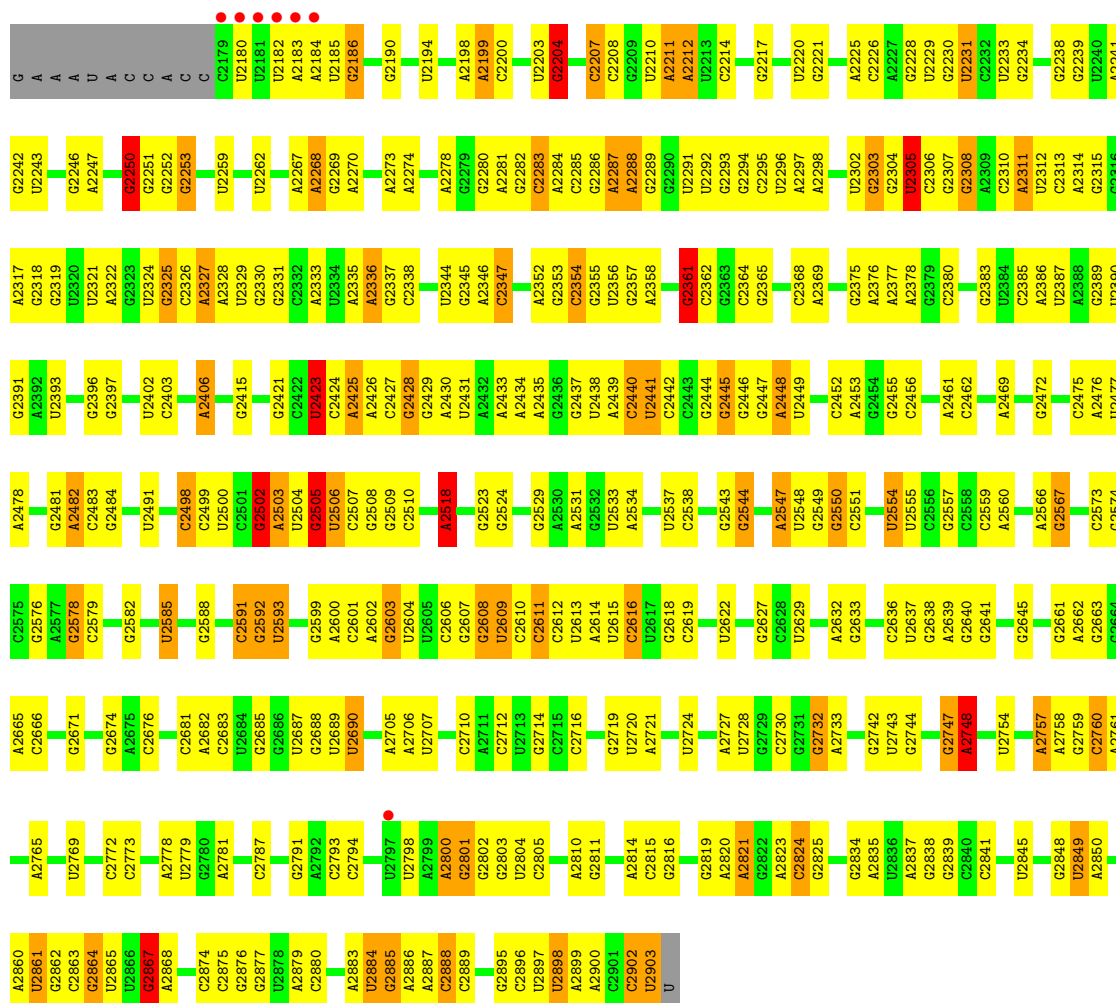
3 Residue-property plots

These plots are drawn for all protein, RNA and DNA chains in the entry. The first graphic for a chain summarises the proportions of the various outlier classes displayed in the second graphic. The second graphic shows the sequence view annotated by issues in geometry and electron density. Residues are color-coded according to the number of geometric quality criteria for which they contain at least one outlier: green = 0, yellow = 1, orange = 2 and red = 3 or more. A red dot above a residue indicates a poor fit to the electron density ($RSRZ > 2$). Stretches of 2 or more consecutive residues without any outlier are shown as a green connector. Residues present in the sample, but not in the model, are shown in grey.

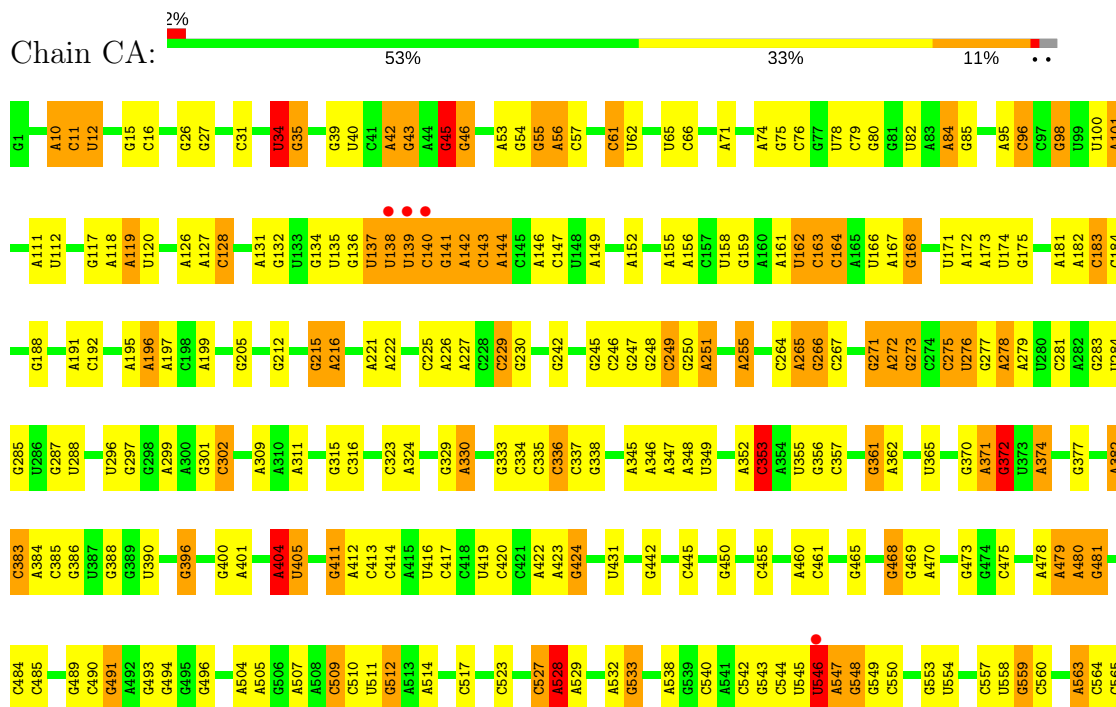
• Molecule 1: 23S rRNA



A2108	C2024	G1924	G1805	C1726	G1645	A1548	U1474	U1390	G1300	G1227	G1139	G1063	A984	C
U2109	C2025	C1924	C1806	C1727	C1646	A1548	U1475	U1394	A1301	U1231	C1140	C1064	C985	G
G	U2026	A1927	G1807	U1728	U1647	A1551	U1476	A1395	C1305	U1232	A1141	U1065	C989	A892
U	G2027	G1928	A1808	C1730	G1649	G1555	U1477	U1396	C1306	C1233	A1142	A1066	C991	C893
A	A2030	G1929	G1811	G1731	A1650	G1555	U1478	U1397	A1307	U1234	G1146	A1067	A896	A896
A	A2031	G1930	G1812	C1732	G1651	C1556	G1479	C1398	A1308	G1235	C1150	A1068	C897	C897
G	G2032	G1935	U1813	G1733	A1652	C1565	U1480	C1399	G1309	A1237	A1151	A1070	C898	C898
G	A2033	G1936	G1813	G1734	G1653	C1566	U1481	U1400	C1315	G1238	C1151	C1072	A910	A910
A	A2034	A1936	A1814	U1735	A1654	A1566	G1482	G1401	G1316	U1239	C1161	C1073	A911	A911
U	G2038	A1937	A1815	U1736	A1655	G1567	G1483	U1402	U1316	U1240	U999	C1074	A1000	A1000
A	U2039	A1938	A1816	U1737	C1656	G1568	G1484	A1403	G1317	U1241	A1165	C1075	A1001	A1001
C	A2040	A1939	G1817	C1738	U1657	A1569	U1486	C1404	U1318	U1242	A1166	C1076	G914	G914
G	C2043	U1943	U1818	A1739	C1658	C1574	U1487	U1405	C1319	U1243	G1177	C1077	C915	C915
U	U2047	U1944	A1819	G1740	A1665	U1574	U1488	U1406	A1322	A1244	G1178	C1078	G916	G916
G	G2048	G1945	G1820	U1741	G1666	U1578	C1493	A1410	A1246	G1245	C1167	U1077	A917	A917
G	C2050	U1955	G1823	U1742	G1667	U1581	A1494	G1411	A1247	U1246	G1168	U1078	A918	A918
A	A2051	U1956	G1824	A1744	A1668	G1582	A1495	U1410	A1327	A1248	C1170	A1080	U919	U919
G	A2052	U1957	G1825	A1745	A1669	C1583	A1496	U1412	A1328	U1249	G1171	U1081	A920	A920
G	G2053	C1957	G1826	U1746	A1670	U1584	G1500	G1416	U1329	G1250	C1172	U1082	C921	C921
C	A2054	C1958	A1829	U1747	U1671	U1584	G1501	U1417	G1331	C1251	U1173	U1083	C922	C922
U	C2055	U1964	C1830	C1748	A1672	C1585	G1504	G1418	G1332	A1253	A1174	A1084	G923	G923
U	G2056	U1965	G1831	G1753	G1673	A1586	A1504	A1419	A1336	U1254	U1175	A1085	A1014	A1014
U	C2057	U1966	C1832	G1674	G1674	U1587	A1508	A1420	G1337	U1255	G1176	A1086	A927	A927
G	A2058	C1967	G1833	A1754	C1675	C1587	A1509	G1424	G1338	G1256	C1177	A1088	U931	U931
G	A2059	G1968	U1841	A1755	A1676	A1591	A1509	U1425	G1339	C1257	U1179	A1089	U932	U932
A	A2060	A1969	G1842	U1758	A1677	C1592	A1510	G1426	U1340	U1258	U1180	A1090	A933	A933
G	G2061	U1970	G1843	U1759	U1683	A1593	G1511	U1427	U1341	U1259	U1181	G1091	U934	U934
C	A2062	U1971	C1843	C1760	U1684	C1595	U1512	C1428	A1342	A1260	U1182	U1092	C935	C935
U	U2063	G1972	A1847	G1761	C1685	C1595	U1513	U1429	G1343	C1261	U1183	U1093	A941	A941
U	C2065	G1975	A1848	C1764	C1686	G1601	U1514	G1437	U1344	A1262	U1184	U1094	A942	A942
G	G2066	U1976	A1849	U1765	G1687	U1602	A1515	U1438	G1345	U1263	G1185	U1097	A945	A945
G	A2067	A1977	A1853	C1771	A1690	C1604	G1516	A1431	C1350	A1264	G1186	A1098	A946	A946
G	G2069	G1980	G1857	A1772	C1691	C1605	U1519	A1434	C1351	U1265	U1187	G1099	A947	A947
A	A2070	U1991	A1858	A1773	U1692	C1606	U1520	G1436	U1352	U1267	A1188	U1105	C948	C948
C	A2071	C1990	U1865	C1774	U1693	C1607	G1521	U1437	G1360	A1268	A1189	G1106	G949	G949
C	C2072	G1992	A1866	U1775	C1694	A1608	U1522	U1438	U1361	A1269	G1190	G1107	G953	G953
U	U2076	U1993	G1869	U1779	G1695	A1610	U1523	U1438	G1362	C1270	G1193	A1032	G954	G954
U	A2081	U1994	C1870	A1780	A1705	G1613	A1524	G1441	G1363	G1271	C1196	G1110	U958	U958
A	A2082	C1996	A1871	U1781	C1706	A1616	G1525	U1442	A1365	U1272	G1197	A1111	A959	A959
G	G2087	A1997	A1872	U1782	G1710	A1616	G1526	U1443	G1368	U1273	U1198	U1112	A960	A960
A	A2094	U2006	G1875	A1784	A1711	A1616	G1527	G1444	G1369	A1276	U1199	U1113	C961	C961
C	C2093	C2006	G1878	U1789	U1712	G1619	G1528	G1447	C1370	G1279	G1202	G1122	U962	U962
A	A2097	U2007	C1879	U1790	U1713	G1622	G1530	G1448	G1371	G1281	A1205	G1125	C964	C964
G	U2098	A2015	G1884	A1791	G1715	G1623	A1531	G1452	G1377	G1282	G1206	A1126	G971	G971
C	C2100	U2016	C1884	U1796	U1716	U1624	C1532	U1456	U1379	A1285	C1207	G1052	A972	A972
C	G2101	U2017	G1906	U1797	A1717	A1625	U1534	U1457	G1380	A1286	G1215	U1130	A973	A973
A	A2019	G2018	G1906	G1797	G1718	A1626	A1535	U1458	A1383	G1288	G1216	U1132	G974	G974
G	C2103	C2019	A1913	U1798	G1719	G1627	A1536	G1459	A1384	A1291	U1219	A1133	A975	A975
C	C2104	A2020	C1914	G1799	A1722	C1638	U1538	G1464	A1386	C1297	G1220	C1135	A979	A979
C	U2105	C2021	U1915	C1800	G1723	G1643	U1539	G1469	C1387	C1297	U1223	G1136	A980	A980
U	U2106	U2022	U1915	A1801	G1724	G1643	U1543	A1469	A1387	C1298	U1223	G1137	C982	C982
U	G2107	C2023	A1916	A1802	U1725	C1644	A1544	A1470	G1389	G1299		G1138	A983	A983



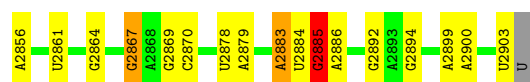
• Molecule 1: 23S rRNA



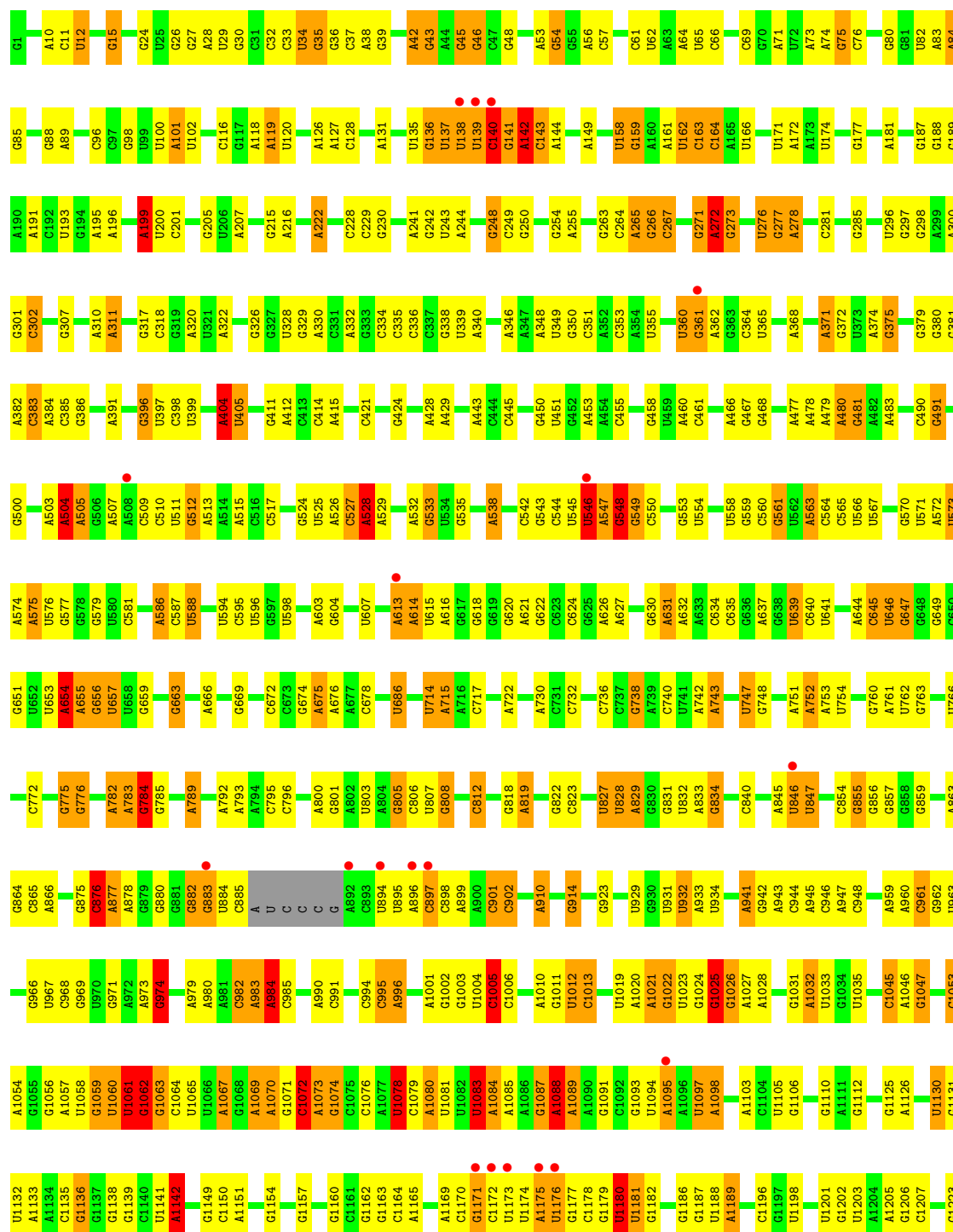
C1816	C1817	U1818	A1819	U1820	G1824	U1825	G1826	U1827	C1828	C1830	G1831	C1832	C1833	C1838	C1839	G1840	U1841	G1842	C1843	G1844	G1845	G1846	A1847	C1848	U1851	U1852	A1853	G1857	A1858	A1866	G1867	C1868	C1869	C1870	A1871	C1872	A1873	C1874	C1875	U1876	C1877	C1878	C1879	C1880	C1881	C1882	C1883	C1884	C1885	C1886	C1887	C1888	C1889	C1890	C1891	C1892	C1893	C1894	C1895	C1896	C1897	C1898	C1899	C1900	C1901	C1902	C1903	C1904	C1905	C1906	A1913	C1914	U1915																																																																																																																																																																				
A1739	G1740	A1744	A1745	G1753	A1754	G1755	G1756	A1757	U1758	A1759	C1760	C1761	A1762	G1763	C1764	U1765	G1770	A1773	C1774	G1775	G1776	U1777	U1778	U1779	U1780	G1781	U1782	A1783	A1784	A1785	A1786	C1790	A1791	G1792	C1793	A1794	C1795	U1796	G1797	U1798	U1799	U1800	A1801	A1802	A1803	C1804	C1805	C1806	C1807	C1808	C1809	C1810	C1811	C1812	C1813	C1814	A1815																																																																																																																																																																																				
A1630	A1635	U1636	A1637	U1647	U1648	G1649	G1650	A1652	G1653	A1654	A1655	C1656	G1663	A1668	A1669	C1670	U1671	G1672	G1673	C1674	C1675	A1676	A1677	A1678	G1679	C1684	U1685	C1686	G1687	G1688	G1689	A1690	U1691	C1692	C1693	C1694	C1695	C1696	C1697	C1698	C1699	C1700	C1701	C1702	C1703	C1704	C1705	C1706	C1707	C1708	C1709	C1710	C1711	C1712	C1713	C1714	C1715	C1716	C1717	C1718	C1719	C1720	C1721	C1722	C1723	C1724	C1725	C1726	C1727	C1728	C1729	C1730	C1731	C1732	C1733	C1734	A1735	U1736	C1737	A1738	C1739																																																																																																																																																												
A1525	C1526	G1527	U1533	U1534	U1535	C1536	G1537	C1541	A1549	C1550	C1558	A1566	A1569	A1570	A1571	A1572	U1578	G1581	C1582	U1583	A1584	C1585	A1593	U1594	C1595	U1602	A1603	C1604	C1605	C1606	C1607	A1608	A1609	A1610	G1613	A1614	C1615	A1616	C1617	A1618	C1619	G1620	U1621	G1622	G1623	C1624	C1625	C1626	C1627	C1628	C1629	C1630	C1631	C1632	C1633	C1634	C1635	C1636	C1637	C1638	C1639	C1640	C1641	C1642	C1643	C1644	C1645	C1646	C1647	C1648	C1649	C1650	C1651	C1652	C1653	C1654	C1655	C1656	C1657	C1658	C1659	C1660	C1661	C1662	C1663	C1664	C1665	C1666	C1667	C1668	C1669	C1670	C1671	C1672	C1673	C1674	C1675	C1676	C1677	C1678	C1679	C1680	C1681	C1682	C1683	C1684	C1685	C1686	C1687	C1688	C1689	C1690	C1691	C1692	C1693	C1694	C1695	C1696	C1697	C1698	C1699	C1700	C1701	C1702	C1703	C1704	C1705	C1706	C1707	C1708	C1709	C1710	C1711	C1712	C1713	C1714	C1715	C1716	C1717	C1718	C1719	C1720	C1721	C1722	C1723	C1724	C1725	C1726	C1727	C1728	C1729	C1730	C1731	C1732	C1733	C1734	C1735	C1736	C1737	C1738	C1739	C1740	C1741	C1742	C1743	C1744	C1745	C1746	C1747	C1748	C1749	C1750	C1751	C1752	C1753	C1754	C1755	C1756	C1757	C1758	C1759	C1760	C1761	C1762	C1763	C1764	C1765	C1766	C1767	C1768	C1769	C1770	C1771	C1772	C1773	C1774	C1775	C1776	C1777	C1778	C1779	C1780	C1781	C1782	C1783	C1784	C1785	C1786	C1787	C1788	C1789	C1790	C1791	C1792	C1793	C1794	C1795	C1796	C1797	C1798	C1799	C1800	C1801	C1802	C1803	C1804	C1805	C1806	C1807	C1808	C1809	C1810	C1811	C1812	C1813	C1814	C1815
A1630	A1635	U1636	A1637	U1647	U1648	G1649	G1650	A1652	G1653	A1654	A1655	C1656	G1663	A1668	A1669	C1670	U1671	G1672	G1673	C1674	C1675	A1676	A1677	A1678	G1679	C1684	U1685	C1686	G1687	G1688	G1689	A1690	U1691	C1692	C1693	C1694	C1695	C1696	C1697	C1698	C1699	C1700	C1701	C1702	C1703	C1704	C1705	C1706	C1707	C1708	C1709	C1710	C1711	C1712	C1713	C1714	C1715	C1716	C1717	C1718	C1719	C1720	C1721	C1722	C1723	C1724	C1725	C1726	C1727	C1728	C1729	C1730	C1731	C1732	C1733	C1734	A1735	U1736	C1737	A1738	C1739																																																																																																																																																												
A1525	C1526	G1527	U1533	U1534	U1535	C1536	G1537	C1541	A1549	C1550	C1558	A1566	A1569	A1570	A1571	A1572	U1578	G1581	C1582	U1583	A1584	C1585	A1593	U1594	C1595	U1602	A1603	C1604	C1605	C1606	C1607	A1608	A1609	A1610	G1613	A1614	C1615	A1616	C1617	A1618	C1619	G1620	U1621	G1622	G1623	C1624	C1625	C1626	C1627	C1628	C1629	C1630	C1631	C1632	C1633	C1634	C1635	C1636	C1637	C1638	C1639	C1640	C1641	C1642	C1643	C1644	C1645	C1646	C1647	C1648	C1649	C1650	C1651	C1652	C1653	C1654	C1655	C1656	C1657	C1658	C1659	C1660	C1661	C1662	C1663	C1664	C1665	C1666	C1667	C1668	C1669	C1670	C1671	C1672	C1673	C1674	C1675	C1676	C1677	C1678	C1679	C1680	C1681	C1682	C1683	C1684	C1685	C1686	C1687	C1688	C1689	C1690	C1691	C1692	C1693	C1694	C1695	C1696	C1697	C1698	C1699	C1700	C1701	C1702	C1703	C1704	C1705	C1706	C1707	C1708	C1709	C1710	C1711	C1712	C1713	C1714	C1715	C1716	C1717	C1718	C1719	C1720	C1721	C1722	C1723	C1724	C1725	C1726	C1727	C1728	C1729	C1730	C1731	C1732	C1733	C1734	C1735	C1736	C1737	C1738	C1739	C1740	C1741	C1742	C1743	C1744	C1745	C1746	C1747	C1748	C1749	C1750	C1751	C1752	C1753	C1754	C1755	C1756	C1757	C1758	C1759	C1760	C1761	C1762	C1763	C1764	C1765	C1766	C1767	C1768	C1769	C1770	C1771	C1772	C1773	C1774	C1775	C1776	C1777	C1778	C1779	C1780	C1781	C1782	C1783	C1784	C1785	C1786	C1787	C1788	C1789	C1790	C1791	C1792	C1793	C1794	C1795	C1796	C1797	C1798	C1799	C1800	C1801	C1802	C1803	C1804	C1805	C1806	C1807	C1808	C1809	C1810	C1811	C1812	C1813	C1814	C1815
A1630	A1635	U1636	A1637	U1647	U1648	G1649	G1650	A1652	G1653	A1654	A1655	C1656	G1663	A1668	A1669	C1670	U1671	G1672	G1673	C1674	C1675	A1676	A1677	A1678	G1679	C1684	U1685	C1686	G1687	G1688	G1689	A1690	U1691	C1692	C1693	C1694	C1695	C1696	C1697	C1698	C1699	C1700	C1701	C1702	C1703	C1704	C1705	C1706	C1707	C1708	C1709	C1710	C1711	C1712	C1713	C1714	C1715	C1716	C1717	C1718	C1719	C1720	C1721	C1722	C1723	C1724	C1725	C1726	C1727	C1728	C1729	C1730	C1731	C1732	C1733	C1734	A1735	U1736	C1737	A1738	C1739																																																																																																																																																												
A1525	C1526	G1527	U1533	U1534	U1535	C1536	G1537	C1541	A1549	C1550	C1558	A1566	A1569	A1570	A1571	A1572	U1578	G1581	C1582	U1583	A1584	C1585	A1593	U1594	C1595	U1602	A1603	C1604	C1605	C1606	C1607	A1608	A1609	A1610	G1613	A1614	C1615	A1616	C1617	A1618	C1619	G1620	U1621	G1622	G1623	C1624	C1625	C1626	C1627	C1628	C1629	C1630	C1631	C1632	C1633	C1634	C1635	C1636	C1637	C1638	C1639	C1640	C1641	C1642	C1643	C1644	C1645	C1646	C1647	C1648	C1649	C1650	C1651	C1652	C1653	C1654	C1655	C1656	C1657	C1658	C1659	C1660	C1661	C1662	C1663	C1664	C1665	C1666	C1667	C1668	C1669	C1670	C1671	C1672	C1673	C1674	C1675	C1676	C1677	C1678	C1679	C1680	C1681	C1682	C1683	C1684	C1685	C1686	C1687	C1688	C1689	C1690	C1691	C1692	C1693	C1694	C1695	C1696	C1697	C1698	C1699	C1700	C1701	C1702	C1703	C1704	C1705	C1706	C1707	C1708	C1709	C1710	C1711	C1712	C1713	C1714	C1715	C1716	C1717	C1718	C1719	C1720	C1721	C1722	C1723	C1724	C1725	C1726	C1727	C1728	C1729	C1730	C1731	C1732	C1733	C1734	C1735	C1736	C1737	C1738	C1739	C1740	C1741	C1742	C1743	C1744	C1745	C1746	C1747	C1748	C1749	C1750	C1751	C1752	C1753	C1754	C1755	C1756	C1757	C1758	C1759	C1760	C1761	C1762	C1763	C1764	C1765	C1766	C1767	C1768	C1769	C1770	C1771	C1772	C1773	C1774	C1775	C1776	C1777	C1778	C1779	C1780	C1781	C1782	C1783	C1784	C1785	C1786	C1787	C1788	C1789	C1790	C1791	C1792	C1793	C1794	C1795	C1796	C1797	C1798	C1799	C1800	C1801	C1802	C1803	C1804	C1805	C1806	C1807	C1808	C1809	C1810	C1811	C1812	C1813	C1814	C1815
A1630	A1635	U1636	A1637	U1647	U1648	G1649	G1650	A1652	G1653	A1654	A1655	C1656	G1663	A1668	A1669	C1670	U1671	G1672	G1673	C1674	C1675	A1676	A1677	A1678	G1679	C1684	U1685	C1686	G1687	G1688	G1689	A1690	U1691	C1692	C1693	C1694	C1695	C1696	C1697	C1698	C1699	C1700	C1701	C1702	C1703	C1704	C1705	C1706	C1707	C1708	C1709	C1710	C1711	C1712	C1713	C1714	C1715	C1716	C1717	C1718	C1719	C1720	C1721	C1722	C1723	C1724	C1725	C1726	C1727	C1728	C1729	C1730	C1731	C1732	C1733	C1734	A1735	U1736	C1737	A1738	C1739																																																																																																																																																												
A1525	C1526	G1527	U1533	U1534	U1535	C1536	G1537	C1541	A1549	C1550	C1558	A1566	A1569	A1570	A1571	A1572	U1578	G1581	C1582	U1583	A1584	C1585	A1593	U1594	C1595	U1602	A1603	C1604	C1605	C1606	C1607	A1608	A1609	A1610	G1613	A1614	C1615	A1616	C1617	A1618	C1619	G1620	U1621	G1622	G1623	C1624	C1625	C1626	C1627	C1628	C1629	C163																																																																																																																																																																																									

A1427	C1428	A1340	G1341	C1345	G1346	A1347	C1348	A1262	G1263	A1352	G1353	A1354	G1355	C1446	A1447	G1360	A1279	G1280	A1365	G1366	A1367	G1368	A1287	G1288	C1289	A1291	C1376	G1377	A1475	C1476	A1477	G1478	C1479	G1382	C1480	A1481	G1482	A1385	C1386	A1387	C1394	A1395	G1396	A1397	A1504	C1507	A1508	A1509	G1510	G1511	C1512	A1513	G1514	A1515	G1519	U1520	G1425	A1406	C1407	A1403	C1404	A1405	A1406	C1422	G1423	A1416	C1417	G1418	A1419	A1420	G1421	C1422	G1423	A1424	C1425	A1426	A1427	G1428	C1429	A1430	C1431	A1432	G1433	C1434	A1435	G1436	C1437	A1438	C1439	A1440	G1441	C1446	A1447	G1450	C1451	G1452	A1453	C1457	G1458	G1459	A1469	U1474	G1475	A1476	C1477	G1478	C1479	G1480	C1481	G1482	A1483	C1484	G1485	C1486	A1487	C1488	G1489	C1490	A1491	G1492	C1493	A1494	G1495	C1496	A1497	G1498	C1499	A1500	G1501	A1504	C1507	A1508	A1509	G1510	G1511	C1512	A1513	G1514	A1515	G1519	U1520	G1524	A1525	C1526	G1527	A1528	C1529	G1530	A1531	C1532	G1533	A1534	C1535	G1536	A1537	C1538	G1539	A1540	C1541	G1542	A1543	C1547	G1548	C1549	A1550	G1551	C1552	A1553	C1554	G1555	C1556	A1557	G1558	C1559	A1560	C1561	G1562	A1563	C1564	G1565	C1566	A1567	G1568	C1569	A1570	C1571	G1572	A1573	C1574	G1575	C1576	A1577	G1578	C1579	A1580	C1581	G1582	A1583	C1584	G1585	C1586	A1587	G1588	C1589	A1590	C1591	G1592	A1593	C1594	G1595	C1596	A1597	G1598	C1599	A1600	C1601	G1602	A1603	C1604	G1605	C1606	A1607	G1608	C1609	A1610	C1611	G1612	A1613	C1614	G1615	C1616	A1617	G1618	C1619	A1620	C1621	G1622	A1623	C1624	G1625	C1626	A1627	G1628	C1629	A1630	C1631	G1632	A1633	C1634	G1635	C1636	A1637	G1638	C1639	A1640	C1641	G1642	A1643	C1644	G1645	C1646	A1647	G1648	C1649	A1650	C1651	G1652	A1653	C1654	G1655	C1656	A1657	G1658	C1659	A1660	C1661	G1662	A1663	C1664	G1665	C1666	A1667	G1668	C1669	A1670	C1671	G1672	A1673	C1674	G1675	C1676	A1677	G1678	C1679	A1680	C1681	G1682	A1683	C1684	G1685	C1686	A1687	G1688	C1689	A1690	C1691	G1692	A1693	C1694	G1695	C1696	A1697	G1698	C1699	A1700	C1701	G1702	A1703	C1704	G1705	C1706	A1707	G1708	C1709	A1710	C1711	G1712	A1713	C1714	G1715	C1716	A1717	G1718	C1719	A1720	C1721	G1722	A1723	C1724	G1725	C1726	A1727	G1728	C1729	A1730	G1731	C1732	A1733	C1734	G1735	C1736	A1737	G1738	C1739	A1740	C1741	G1742	A1743	C1744	G1745	C1746	A1747	G1748	C1749	A1750	C1751	G1752	A1753	C1754	G1755	C1756	A1757	G1758	C1759	A1760	C1761	G1762	A1763	C1764	G1765	C1766	A1767	G1768	C1769	A1770	C1771	G1772	A1773	C1774	G1775	C1776	A1777	G1778	C1779	A1780	C1781	G1782	A1783	C1784	G1785	C1786	A1787	G1788	C1789	A1790	C1791	G1792	A1793	C1794	G1795	C1796	A1797	G1798	C1799	A1800	C1801	A1802	C1805	G1806	A1807	C1808	G1809	U1810	C1811	C1812	G1813	C1814	A1822	C1823	A1824	G1825	C1826	A1827	C1828	G1829	A1830	C1831	A1832	G1833	C1834	A1835	C1836	A1837	G1838	C1839	A1840	C1841	G1842	A1843	C1844	A1845	G1846	C1847	A																																																																																																																																																																																																																																																																																																																																																																																																																																																																																																																																																																																				
U846	U847	U848	U849	C855	C856	C857	C858	C859	U860	U861	C862	C865	U871	C875	C876	C877	C878	C879	U880	U881	C882	C883	U884	C885	A	U	C	C	C	U	C892	C893	C894	C895	U896	C971	A972	A973	A974	C975	C976	C977	C978	A979	A980	A981	A982	A983	A984	C987	C988	C989	C990	C991	C992	C993	C994	C995	A996	C997	C998	C999	A1000	G1001	G1002	G1003	C1004	C1005	C1006	C1007	A927	U778	U779	G780	A781	A782	A783	G784	G785	G786	G787	A788	A789	U790	C791	C792	C793	C794	C795	C796	C797	C798	C799	U800	U801	A802	C805	C806	U807	C808	C809	U810	U811	C812	U813	C814	A822	C823	A824	G825	C826	A827	C828	G829	A830	C831	A832	G833	A834	A835	C836	A837	A838	A839	A840	A841	A842	A843	A844	A845	G846	U779	G780	A781	A782	A783	G784	G785	G786	G787	A788	A789	U790	C791	C792	C793	C794	C795	C796	C797	C798	C799	U800	U801	A802	C805	C806	U807	C808	C809	U810	U811	C812	U813	C814	A822	C823	A824	G825	C826	A827	C828	G829	A830	C831	A832	G833	A834	A835	C836	A837	A838	A839	A840	A841	A842	A843	A844	A845	G846	U779	G780	A781	A782	A783	G784	G785	G786	G787	A788	A789	U790	C791	C792	C793	C794	C795	C796	C797	C798	C799	U800	U801	A802	C805	C806	U807	C808	C809	U810	U811	C812	U813	C814	A822	C823	A824	G825	C826	A827	C828	G829	A830	C831	A832	G833	A834	A835	C836	A837	A838	A839	A840	A841	A842	A843	A844	A845	G846	U779	G780	A781	A782	A783	G784	G785	G786	G787	A788	A789	U790	C791	C792	C793	C794	C795	C796	C797	C798	C799	U800	U801	A802	C805	C806	U807	C808	C809	U810	U811	C812	U813	C814	A822	C823	A824	G825	C826	A827	C828	G829	A830	C831	A832	G833	A834	A835	C836	A837	A838	A839	A840	A841	A842	A843	A844	A845	G846	U779	G780	A781	A782	A783	G784	G785	G786	G787	A788	A789	U790	C791	C792	C793	C794	C795	C796	C797	C798	C799	U800	U801	A802	C805	C806	U807	C808	C809	U810	U811	C812	U813	C814	A822	C823	A824	G825	C826	A827	C828	G829	A830	C831	A832	G833	A834	A835	C836	A837	A838	A839	A840	A841	A842	A843	A844	A845	G846	U779	G780	A781	A782	A783	G784	G785	G786	G787	A788	A789	U790	C791	C792	C793	C794	C795	C796	C797	C798	C799	U800	U801	A802	C805	C806	U807	C808	C809	U810	U811	C812	U813	C814	A822	C823	A824	G825	C826	A827	C828	G829	A830	C831	A832	G833	A834	A835	C836	A837	A838	A839	A840	A841	A842	A843	A844	A845	G846	U779	G780	A781	A782	A783	G784	G785	G786	G787	A788	A789	U790	C791	C792	C793	C794	C795	C796	C797	C798	C799	U800	U801	A802	C805	C806	U807	C808	C809	U810	U811	C812	U813	C814	A822	C823	A824	G825	C826	A827	C828	G829	A830	C831	A832	G833	A834	A835	C836	A837	A838	A839	A840	A841	A842	A843	A844	A845	G846	U779	G780	A781	A782	A783	G784	G785	G786	G787	A788	A789	U790	C791	C792	C793	C794	C795	C796	C797	C798	C799	U800	U801	A802	C805	C806	U807	C808	C809	U810	U811	C812	U813	C814	A822	C823	A824	G825	C826	A827	C828	G829	A830	C831	A832	G833	A834	A835	C836	A837	A838	A839	A840	A841	A842	A843	A844	A845	G846	U779	G780	A781	A782	A783	G784	G785	G786	G787	A788	A789	U790	C791	C792	C793	C794	C795	C796	C797	C798	C799	U800	U801	A802	C805	C806	U807	C808	C809	U810	U811	C812	U813	C814	A822	C823	A824	G825	C826	A827	C828	G829	A830	C831	A832	G833	A834	A835	C836	A837	A838	A839	A840	A841	A842	A843	A844	A845	G846	U779	G780	A781	A782	A783	G784	G785	G786	G787	A788	A789	U790	C791	C792	C793	C794	C795	C796	C797	C798	C799	U800	U801	A802	C805	C806	U807	C808	C809	U810	U811	C812	U813	C814	A822	C823	A824	G825	C826	A827	C828	G829	A830	C831	A832	G833	A834	A835	C836	A837	A838	A839	A840	A841	A842	A843	A844	A845	G846	U779	G780	A781	A782	A783	G784	G785	G786	G787	A788	A789	U790	C791	C792	C793	C794	C795	C796	C797	C798	C799	U800	U801	A802	C805	C806	U807	C808	C809	U810	U811	C812	U813	C814	A822	C823	A824	G825	C826	A827	C828	G829	A830	C831	A832	G833	A834	A835	C836	A837	A838	A839	A840	A841	A842	A843	A844	A845	G846	U779	G780	A781	A782	A783	G784	G785	G786	G787	A788	A789	U790	C791	C792	C793	C794	C795	C796	C797	C798	C799	U800	U801	A802	C805	C806	U807	C808	C809	U810	U811	C812	U813	C814	A822	C823	A824	G825	C826	A827	C828	G829	A830	C831	A832	G833	A834	A835	C836	A837	A838	A839	A840	A841	A842	A843	A844	A845	G846	U779	G780	A781	A782	A783	G784	G785	G786	G787	A788	A789	U790	C791	C792	C793	C794	C795	C796	C797	C798	C799	U800	U801	A802	C805	C806	U807	C808	C809	U810	U811	C812	U813	C814	A822	C823	A824	G825	C826	A827	C828	G829	A830	C831	A832	G833	A834	A835	C836	A837	A838	A839	A840	A841	A842	A843	A844	A845	G846	U779	G780	A781	A782	A783	G784	G785	G786	G787	A788	A789	U790	C791	C792	C793	C794	C795	C796	C797	C798	C799	U800	U801	A802	C805	C806	U807	C808	C809	U810	U811	C812	U813	C814	A822	C823	A824	G825	C826	A827	C828	G829	A830	C831	A832	G833	A834	A835	C836	A837	A838	A839	A840	A841	A842	A843	A844	A845	G846	U779	G780	A781	A782	A783	G784	G785	G786	G787	A788	A789	U790	C791	C792	C793	C794	C795	C796	C797	C798	C799	U800	U801	A802	C805	C806	U807	C808	C809	U810	U811	C812	U813	C814	A822	C823	A824	G825	C826	A827	C828	G829	A830	C831	A832	G833	A834	A835	C836	A837	A838	A839	A840	A841	A842	A843	A844	A845	G846	U779	G780	A781	A782	A783	G784	G785	G786	G787	A788	A789	U790	C791	C792	C793	C794	C795	C796	C797	C798	C799	U800	U801	A802	C805	C806	U807	C808	C809	U810	U811	C812	U813	C814	A822	C823	A824	G825	C826	A827	C828	G829	A830	C831	A832	G833	A834	A835	C836	A837	A838	A839	A840	A841	A842	A843	A844	A845	G846	U779	G78

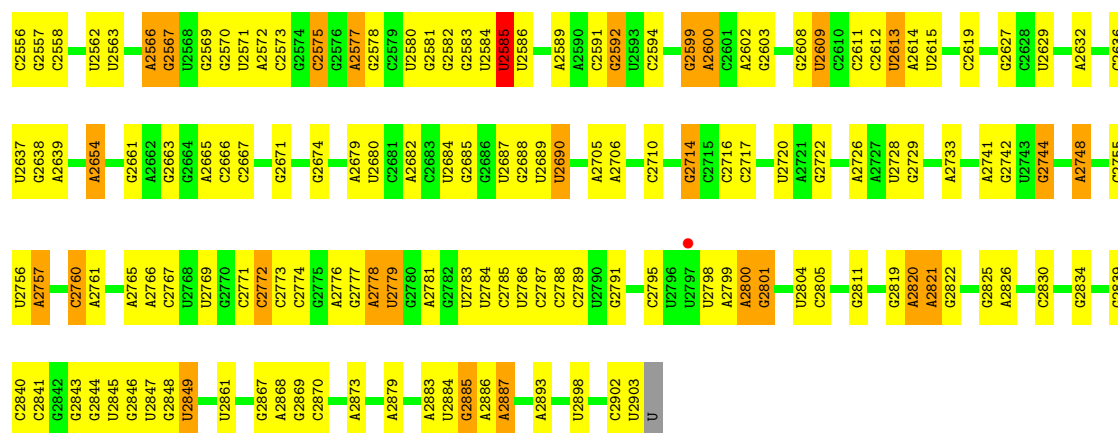




• Molecule 1: 23S rRNA

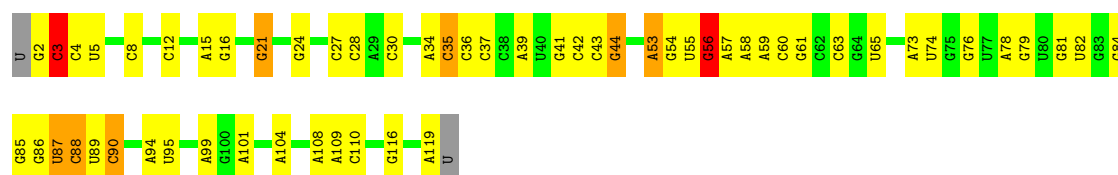


A2476	A2388	A2309	C2214	C2146	U2079	A1998	G1884	U1798	U1714	A1603	U1476	A1266
U2477	G2389	C2310	U2220	A2147	U2086	G2002	A1885	G1799	G1715	C1604	A1477	A1226
A2478	U2311	A2311	G2221	G2148	G2087	C2006	U1886	A1801	A1800	C1605	G1478	U1231
A2482	C2312	C2312	A2225	U2149	C2091	A2009	G1891	A1802	G1721	C1606	G1482	C1232
C2483	A2313	A2313	C2226	U2151	U2092	A2009	A1899	C1803	A1722	C1607	U1396	C1233
G2484	G2315	G2315	C2226	G2152	G2093	A2009	A1900	C1804	G1723	A1608	U1486	U1234
G2485	G2316	G2316	U2231	C2153	U2094	A2013	A1901	A1805	G1724	A1609	U1487	G1235
U2489	A2317	A2317	U2232	G2155	A2095	G2016	C1902	A1808	U1725	A1610	U1405	G1236
C2490	U2321	U2321	G2233	G2156	C2096	U2017	A1902	G1811	G1726	C1611	U1406	U1237
U2491	G2322	G2322	G2234	G2157	A2097	U2017	G1906	U1812	C1727	A1514	G1410	G1238
U2492	U2323	U2323	G2234	A	U2098	G2018	A1913	G1813	U1729	C1615	U1411	U1239
G2495	G2324	G2324	G2238	G	U2099	A2019	A1914	G1814	C1730	A1516	U1412	A1244
U2496	U2325	U2325	G2239	C	G2100	A2020	U1915	A1815	C1731	A1517	U1413	
G2499	G2326	G2326	U2243	C	A2101	C2021	U1916	G1816	C1732	A1518	A1508	
C2499	A2327	A2327	U2243	G	G2102	C2022	A1917	G1817	A1735	G1619	A1509	
U2500	G2328	G2328	G2246	A	C2103	C2023	U1917	G1817	U1736	U1620	G1510	
G2501	U2329	U2329	G2246	C	C2104	G2024	C1924	U1820	G1737	U1621	G1511	
C2501	C2330	C2330	A2247	U	U2105	C2025	C1925	U1820	G1738	G1622	C1512	
G2502	A2331	A2331	G2250	C	U2106	U2026	U1926	G1824	A1745	A1626	C1513	
U2503	U2332	U2332	G2250	U	G2107	G2027	U1927	U1825	A1746	G1627	A1532	
U2504	G2333	G2333	C2254	G	A2108	U2028	A1927	G1828	C1748	U1627	A1533	
C2492	A2334	A2334	C2254	A	U2109	G2029	U1928	G1828	U1745	G1628	U1534	
U2506	G2335	G2335	A2267	A	G2110	A2030	G1929	U1827	A1745	G1628	A1535	
C2507	A2336	A2336	A2267	A	U	A2031	G1930	G1828	A1746	U1628	A1536	
G2508	U2337	U2337	A2268	U	G	G2032	U1931	G1829	A1747	U1628	G1537	
A2509	G2338	G2338	A2268	U	C	U2033	A1936	G1830	A1748	U1636	A1545	
C2509	A2339	A2339	A2268	U	A	G2034	U1937	G1831	C1748	U1636	A1548	
U2511	G2340	G2340	A2270	C	A	U2034	A1938	G1832	U1758	U1636	A1549	
U2511	A2341	A2341	A2270	C	A	G2035	U1939	G1833	C1760	A1652	A1556	
U2511	G2342	G2342	A2271	C	A	U2036	U1940	G1834	C1761	A1653	C1556	
U2511	A2343	A2343	A2272	C	A	G2037	U1941	G1835	A1762	A1654	U1442	
U2511	G2344	G2344	A2273	C	A	U2038	U1942	G1836	C1764	C1656	U1443	
A2518	A2345	A2345	A2274	C	A	G2039	U1943	G1837	G1770	U1659	C1447	
U2519	G2346	G2346	A2274	C	A	U2040	U1944	G1838	A1773	A1664	G1448	
C2520	A2347	A2347	A2275	C	A	C2041	U1945	G1839	C1774	A1665	G1449	
G2526	U2348	U2348	A2276	U	G	C2042	U1946	G1840	U1778	A1666	G1450	
U2527	G2349	G2349	A2277	U	A	C2043	U1947	G1841	A1780	C1674	C1451	
C2527	A2350	A2350	A2278	U	G	G2044	U1948	G1842	U1781	C1675	A1569	
U2528	G2351	G2351	A2278	U	A	C2045	U1949	G1843	A1782	A1676	A1570	
G2529	U2352	U2352	A2278	U	G	G2046	U1950	G1844	A1784	A1677	U1576	
A2531	A2353	A2353	A2278	U	A	U2047	U1951	G1845	A1785	U1677	C1577	
U2531	G2354	G2354	A2278	U	G	G2048	U1952	G1846	C1788	U1682	U1578	
U2531	A2355	A2355	A2278	U	A	C2049	U1953	G1847	A1789	U1683	G1464	
A2534	U2356	U2356	A2278	U	G	G2050	U1954	G1848	C1790	U1684	U1581	
U2537	G2357	G2357	A2278	U	A	C2051	U1955	G1849	C1791	C1685	C1582	
G2538	A2358	A2358	A2278	U	G	G2052	U1956	G1850	A1791	C1686	A1583	
C2539	U2359	U2359	A2278	U	A	G2053	U1957	G1851	A1792	C1687	C1471	
G2543	A2360	A2360	A2278	U	G	G2054	U1958	G1852	A1793	U1688	C1472	
G2544	U2361	U2361	A2278	U	A	C2055	U1959	G1853	A1794	U1689	C1473	
U2547	G2362	G2362	A2278	U	G	G2056	U1960	G1854	A1795	U1690	U1474	
U2548	A2363	A2363	A2278	U	A	C2057	U1961	G1855	A1796	C1691	C1385	
G2549	U2364	U2364	A2278	U	G	G2058	U1962	G1856	A1797	U1692	A1386	
U2550	G2365	G2365	A2278	U	A	C2059	U1963	G1857	A1798	U1693	A1387	
C2551	A2366	A2366	A2278	U	G	G2060	U1964	G1858	A1799	C1694	C1388	
U2552	U2367	U2367	A2278	U	A	C2061	U1965	G1859	A1800	U1695	C1389	
G2553	G2368	G2368	A2278	U	G	G2062	U1966	G1860	A1801	U1696	C1390	
G2554	U2369	U2369	A2278	U	A	C2063	U1967	G1861	A1802	U1697	A1391	
U2557	A2370	A2370	A2278	U	G	G2064	U1968	G1862	A1803	U1698	A1392	
U2558	G2371	G2371	A2278	U	A	C2065	U1969	G1863	A1804	U1699	A1393	
G2559	U2372	U2372	A2278	U	G	G2066	U1970	G1864	A1805	U1700	C1394	
A2564	A2373	A2373	A2278	U	A	C2067	U1971	G1865	A1806	U1701	C1395	
U2564	G2374	G2374	A2278	U	G	G2068	U1972	G1866	A1807	U1702	C1396	
G2564	U2375	U2375	A2278	U	A	C2069	U1973	G1867	A1808	U1703	C1397	
U2565	A2376	A2376	A2278	U	G	G2070	U1974	G1868	A1809	U1704	C1398	
U2565	G2377	G2377	A2278	U	A	C2071	U1975	G1869	A1810	U1705	C1399	
U2565	U2378	U2378	A2278	U	G	G2072	U1976	G1870	A1811	U1706	C1400	
U2565	A2379	A2379	A2278	U	A	C2073	U1977	G1871	A1812	U1707	C1401	
U2565	G2380	G2380	A2278	U	G	G2074	U1978	G1872	A1813	U1708	C1402	
U2565	U2381	U2381	A2278	U	A	C2075	U1979	G1873	A1814	U1709	C1403	
U2565	A2382	A2382	A2278	U	G	G2076	U1980	G1874	A1815	U1710	C1404	
U2565	G2383	G2383	A2278	U	A	C2077	U1981	G1875	A1816	U1711	C1405	
U2565	U2384	U2384	A2278	U	G	G2078	U1982	G1876	A1817	U1712	C1406	
U2565	A2385	A2385	A2278	U	A	C2079	U1983	G1877	A1818	U1713	C1407	
U2565	G2386	G2386	A2278	U	G	G2080	U1984	G1878	A1819	U1714	C1408	
U2565	U2387	U2387	A2278	U	A	C2081	U1985	G1879	A1820	U1715	C1409	
U2565	A2388	A2388	A2278	U	G	G2082	U1986	G1880	A1821	U1716	C1410	
U2565	G2389	G2389	A2278	U	A	C2083	U1987	G1881	A1822	U1717	C1411	
U2565	U2390	U2390	A2278	U	G	G2084	U1988	G1882	A1823	U1718	C1412	
U2565	A2391	A2391	A2278	U	A	C2085	U1989	G1883	A1824	U1719	C1413	
U2565	G2392	G2392	A2278	U	G	G2086	U1990	G1884	A1825	U1720	C1414	
U2565	U2393	U2393	A2278	U	A	C2087	U1991	G1885	A1826	U1721	C1415	
U2565	A2394	A2394	A2278	U	G	G2088	U1992	G1886	A1827	U1722	C1416	
U2565	G2395	G2395	A2278	U	A	C2089	U1993	G1887	A1828	U1723	C1417	
U2565	U2396	U2396	A2278	U	G	G2090	U1994	G1888	A1829	U1724	C1418	
U2565	A2397	A2397	A2278	U	A	C2091	U1995	G1889	A1830	U1725	C1419	
U2565	G2398	G2398	A2278	U	G	G2092	U1996	G1890	A1831	U1726	C1420	
U2565	U2399	U2399	A2278	U	A	C2093	U1997	G1891	A1832	U1727	C1421	
U2565	A2400	A2400	A2278	U	G	G2094	U1998	G1892	A1833	U1728	C1422	
U2565	G2401	G2401	A2278	U	A	C2095	U1999	G1893	A1834	U1729	C1423	
U2565	U2402	U2402	A2278	U	G	G2096	U2000	G1894	A1835	U1730	C1424	
U2565	A2403	A2403	A2278	U	A	C2097	U2001	G1895	A1836	U1731	C1425	
U2565	G2404	G2404	A2278	U	G	G2098	U2002	G1896	A1837	U1732	C1426	
U2565	U2405	U2405	A2278	U	A	C2099	U2003	G1897	A1838	U1733	C1427	
U2565	A2406	A2406	A2278	U	G	G2100	U2004	G1898	A1839	U1734	C1428	
U2565	G2407	G2407	A2278	U	A	C2101	U2005	G1899	A1840	U1735	C1429	
U2565	U2408	U2408	A2278	U	G	G2102	U2006	G1900	A1841	U1736	C1430	
U2565	A2409	A2409	A2278	U	A	C2103	U2007	G1901	A1842	U1737	C1431	
U2565	G2410	G2410	A2278	U	G	G2104	U2008	G1902	A1843	U1738	C1432	
U2565	U2411	U2411	A2278	U	A	C2105	U2009	G1903	A1844	U1739	C1433	
U2565	A2412	A2412	A2278	U	G	G2106	U2010	G1904	A1845	U1740	C1434	
U2565	G2413	G2413	A2278	U	A	C2107	U2011	G1905	A1846	U1741	C1435	
U2565	U2414	U2414	A2278	U	G	G2108	U2012	G1906	A1847	U1742	C1436	
U2565	A2415	A2415	A2278	U	A	C2109	U2013	G1907	A1848	U1743	C1437	
U2565	G2416	G2416	A2278	U	G	G2110	U2014	G1908	A1849	U1744	C1438	
U2565	U2417	U2417	A2278	U	A	C2111	U2015	G1909	A1850	U1745	C1439	
U2565	A2418	A2418	A2278	U	G	G2112	U2016	G1910	A1851	U1746	C1440	
U2565	G2419	G2419	A2278	U	A	C2113	U2017	G1911	A1852	U1747	C1441	
U2565	U2420	U2420	A2278	U	G	G2114	U2018	G1912</				



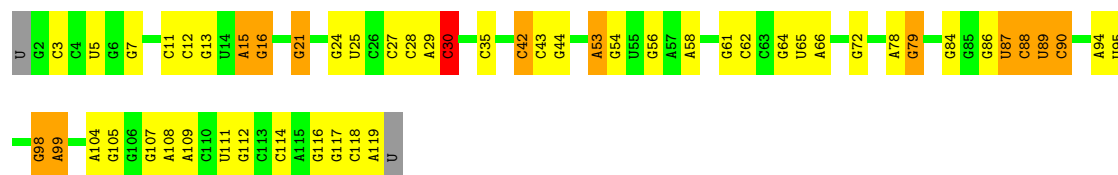
• Molecule 2: 5S rRNA

Chain AB: 51% 40% 6% ..



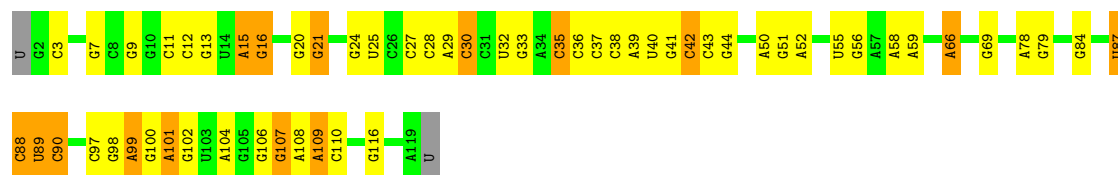
• Molecule 2: 5S rRNA

Chain CB: 54% 33% 10% ..



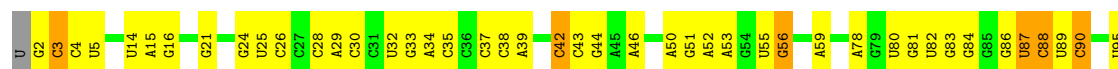
• Molecule 2: 5S rRNA

Chain EB: 51% 35% 13% .



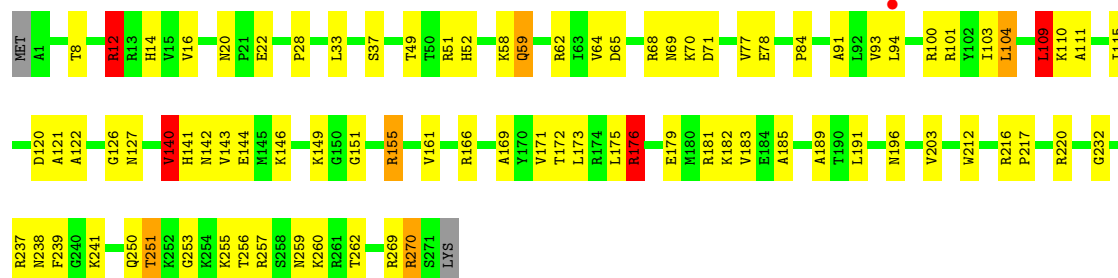
• Molecule 2: 5S rRNA

Chain GB: 52% 40% 6% ..

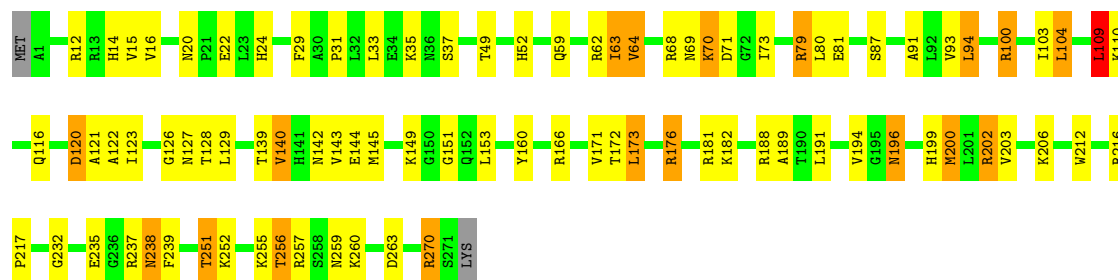




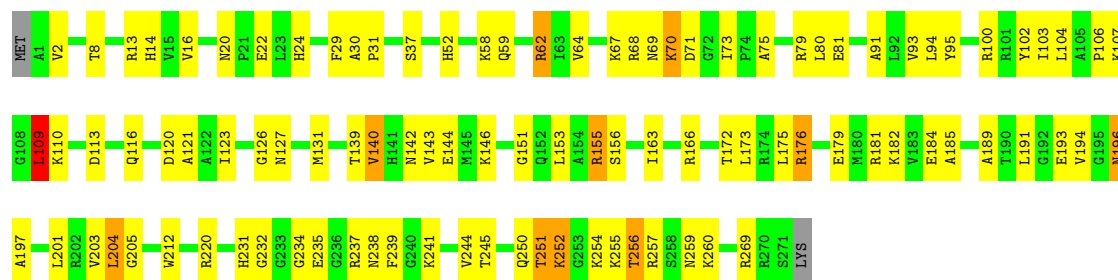
- Molecule 3: 50S ribosomal protein L2



- Molecule 3: 50S ribosomal protein L2

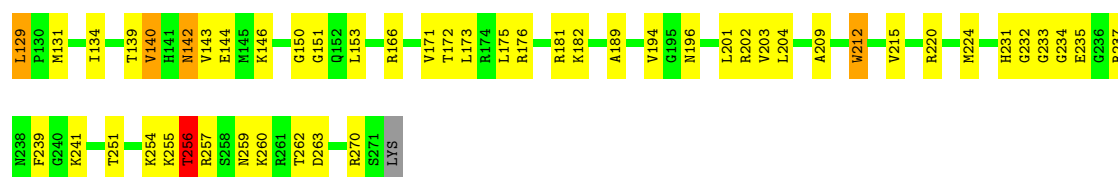


- Molecule 3: 50S ribosomal protein L2

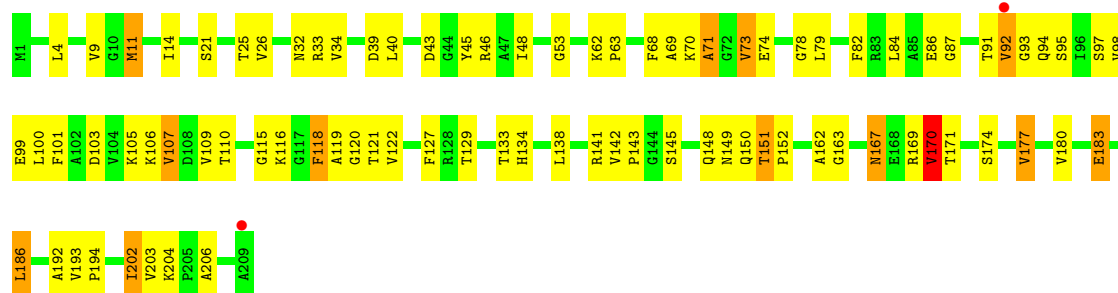


- Molecule 3: 50S ribosomal protein L2

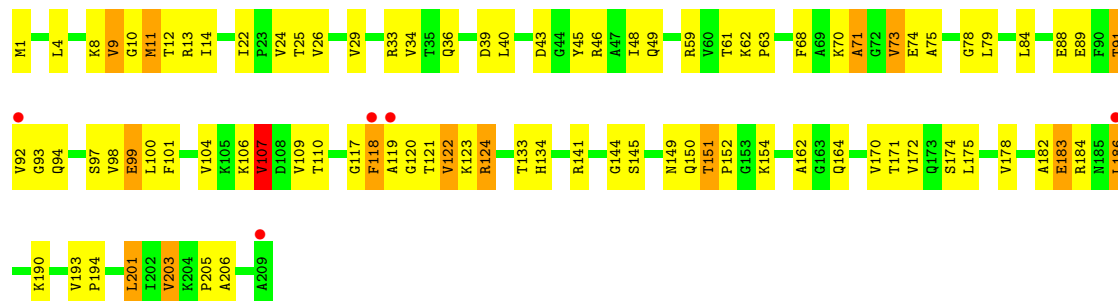




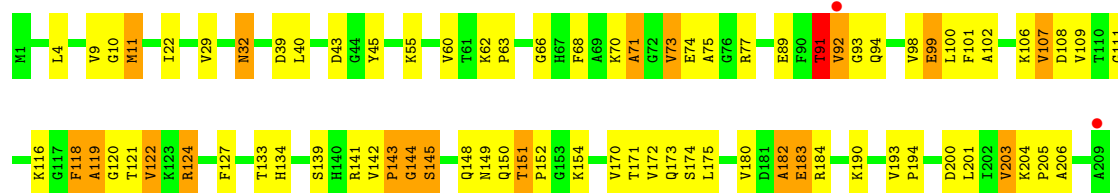
• Molecule 4: 50S ribosomal protein L3



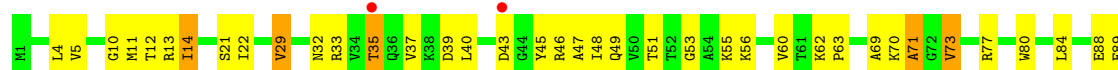
• Molecule 4: 50S ribosomal protein L3

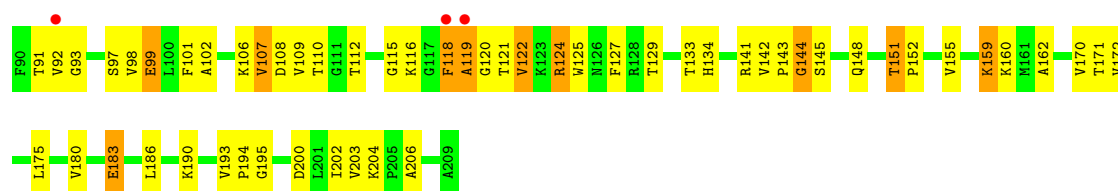


• Molecule 4: 50S ribosomal protein L3

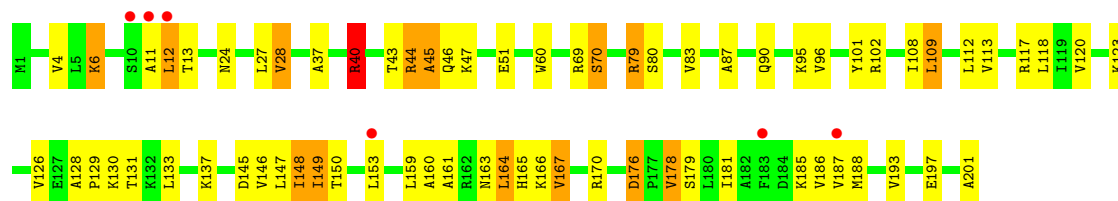


• Molecule 4: 50S ribosomal protein L3

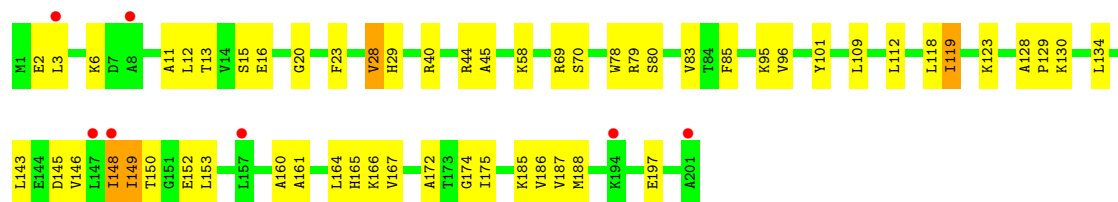
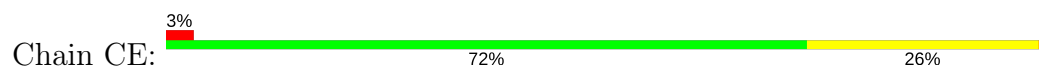




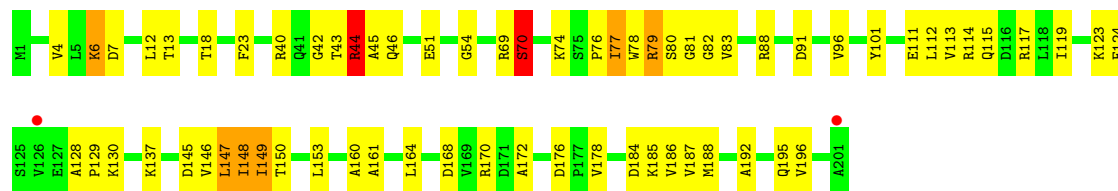
• Molecule 5: 50S ribosomal protein L4



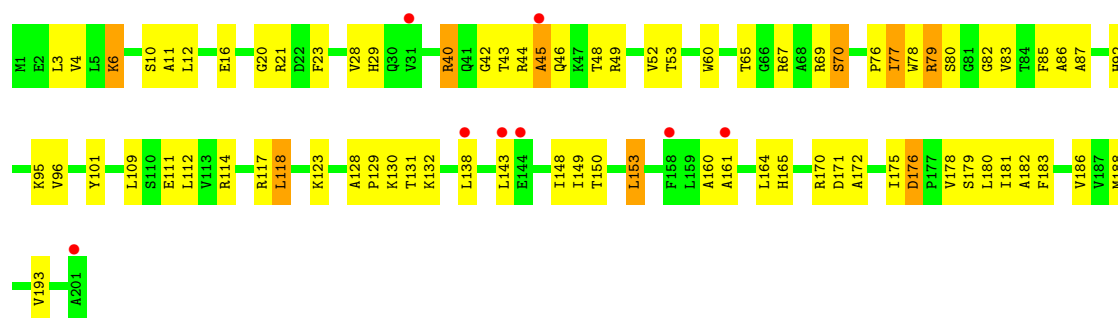
• Molecule 5: 50S ribosomal protein L4



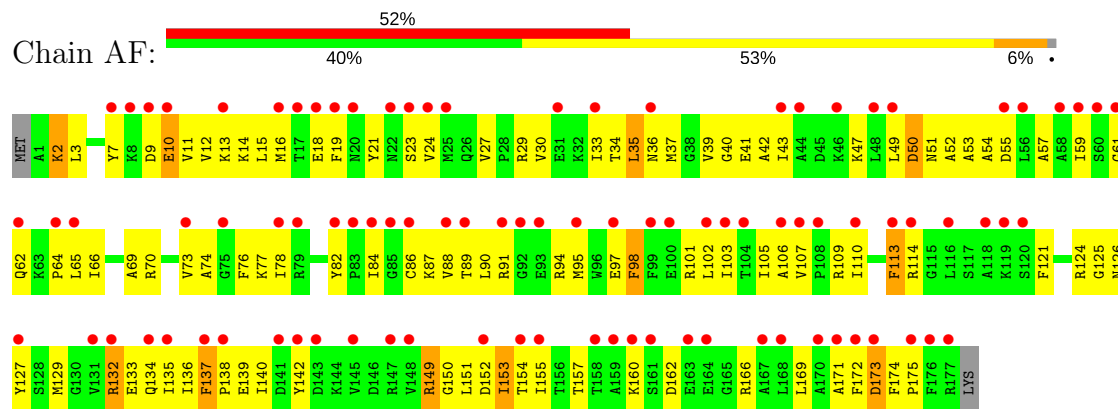
• Molecule 5: 50S ribosomal protein L4



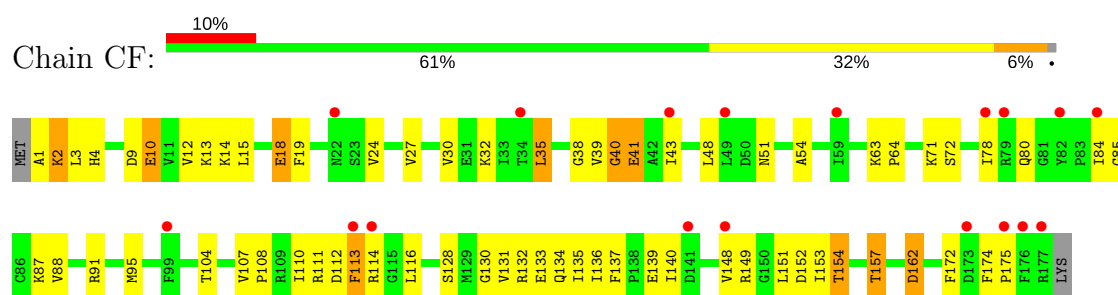
• Molecule 5: 50S ribosomal protein L4



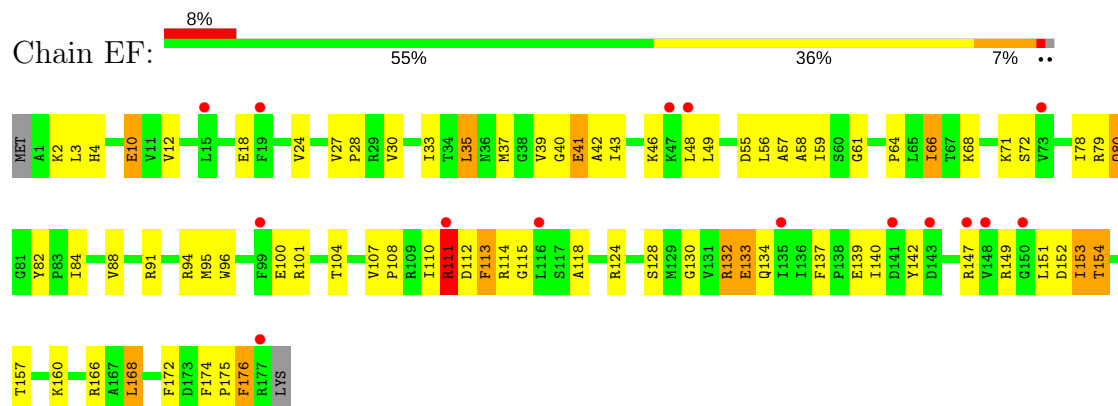
- Molecule 6: 50S ribosomal protein L5



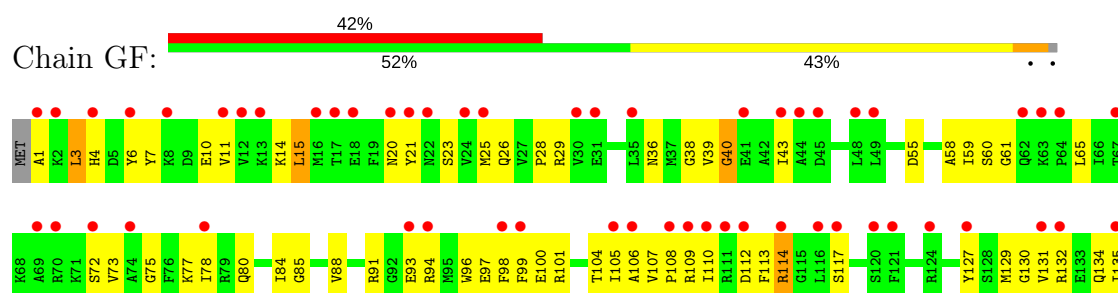
- Molecule 6: 50S ribosomal protein L5

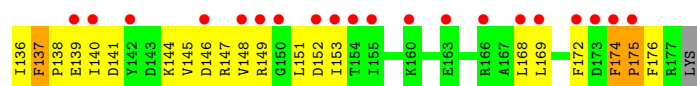


- Molecule 6: 50S ribosomal protein L5

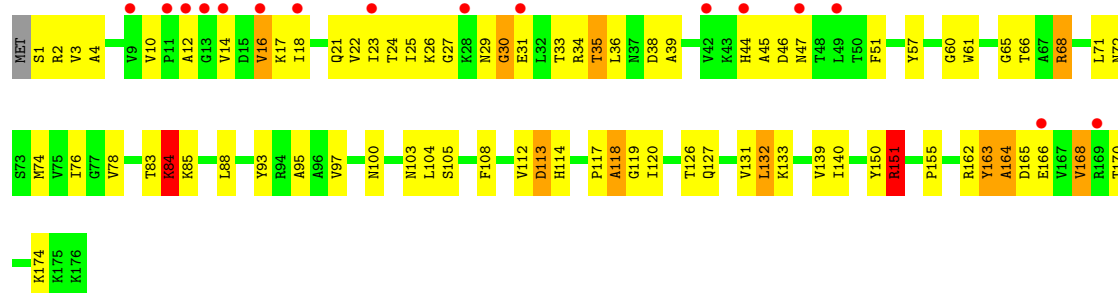


- Molecule 6: 50S ribosomal protein L5

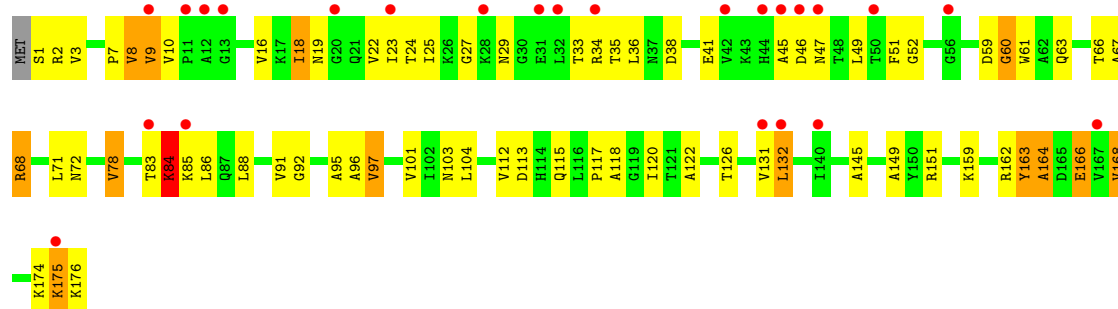




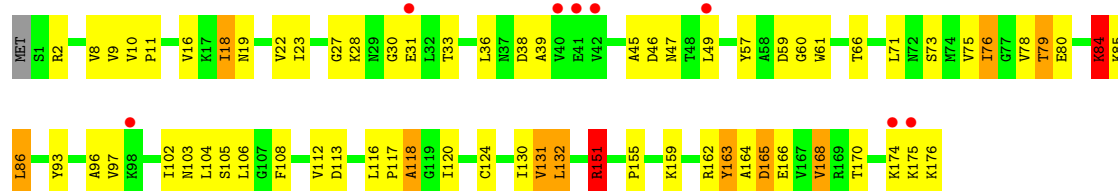
• Molecule 7: 50S ribosomal protein L6



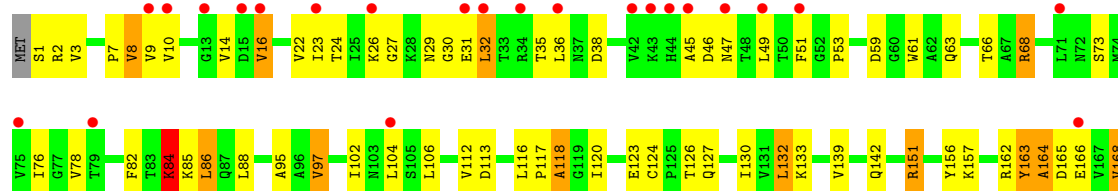
• Molecule 7: 50S ribosomal protein L6



• Molecule 7: 50S ribosomal protein L6

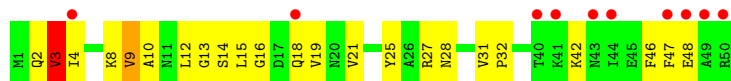


• Molecule 7: 50S ribosomal protein L6

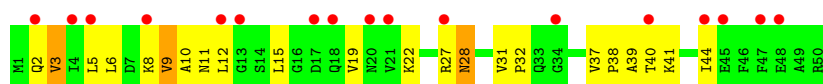




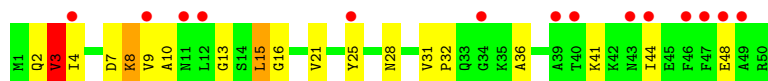
- Molecule 8: 50S ribosomal protein L9



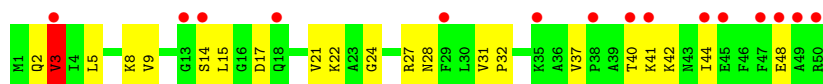
- Molecule 8: 50S ribosomal protein L9



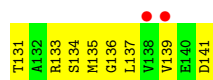
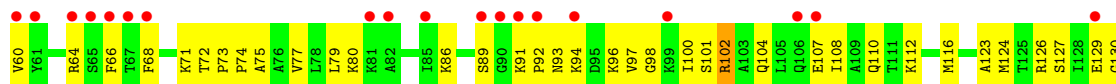
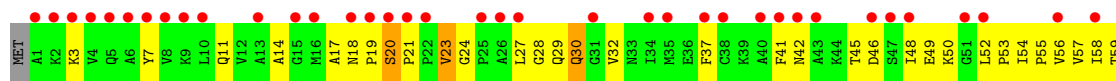
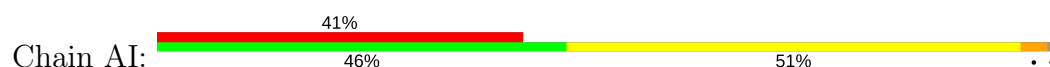
- Molecule 8: 50S ribosomal protein L9



- Molecule 8: 50S ribosomal protein L9

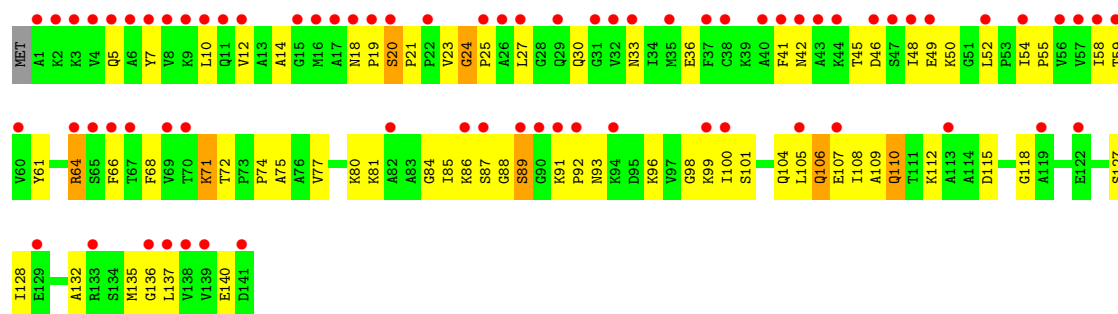


- Molecule 9: 50S ribosomal protein L11

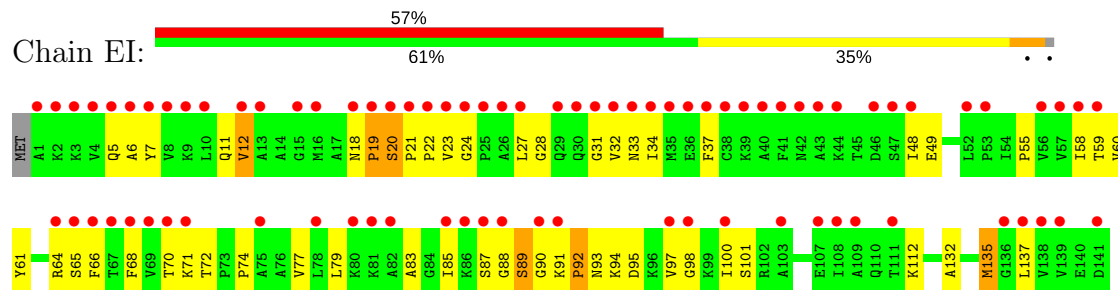


- Molecule 9: 50S ribosomal protein L11

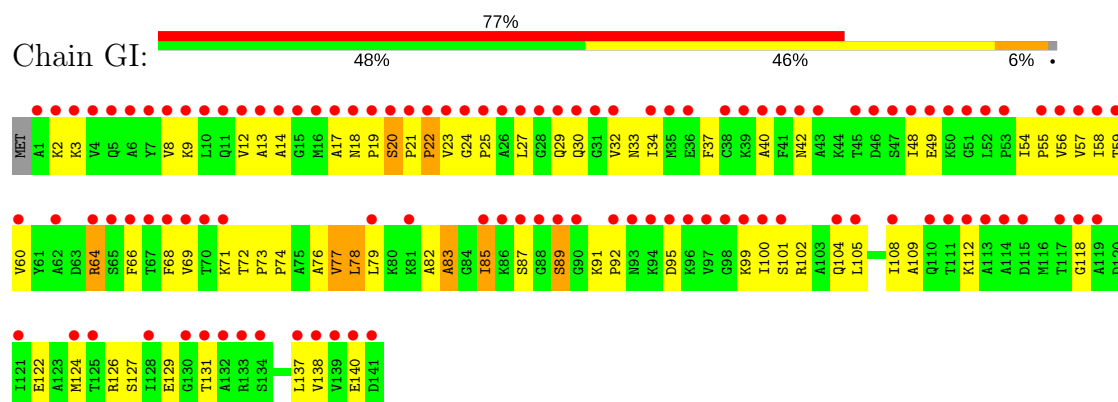




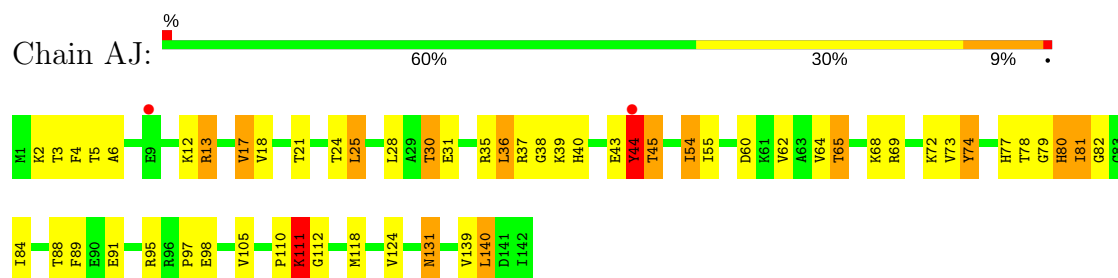
• Molecule 9: 50S ribosomal protein L11



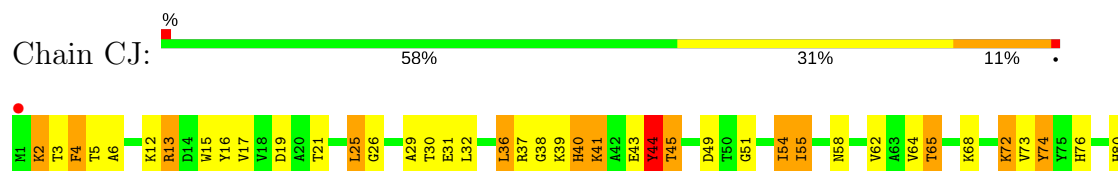
• Molecule 9: 50S ribosomal protein L11

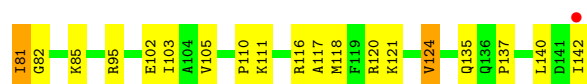


• Molecule 10: 50S ribosomal protein L13

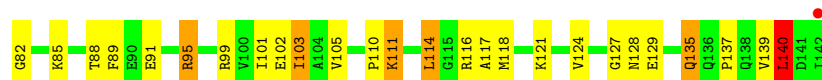
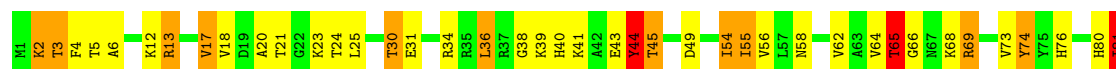


• Molecule 10: 50S ribosomal protein L13

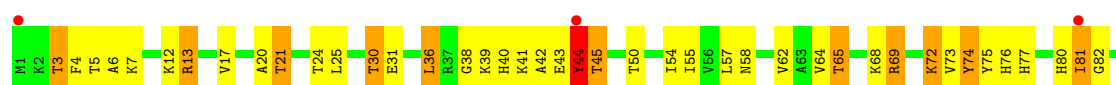




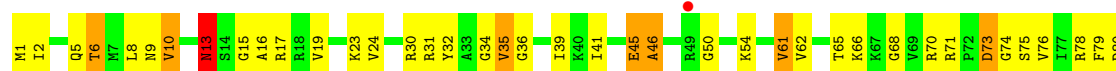
• Molecule 10: 50S ribosomal protein L13



• Molecule 10: 50S ribosomal protein L13




• Molecule 11: 50S ribosomal protein L14



• Molecule 11: 50S ribosomal protein L14

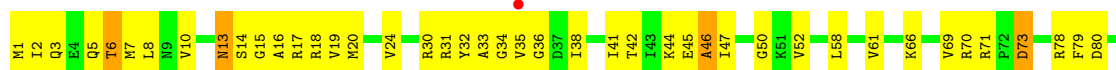


• Molecule 11: 50S ribosomal protein L14

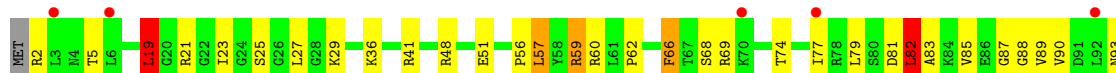




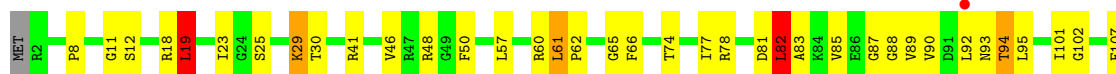
- Molecule 11: 50S ribosomal protein L14



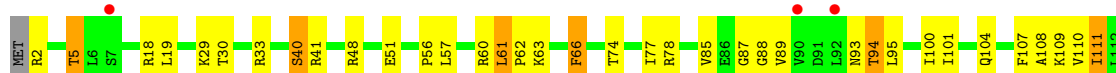
- Molecule 12: 50S ribosomal protein L15



- Molecule 12: 50S ribosomal protein L15

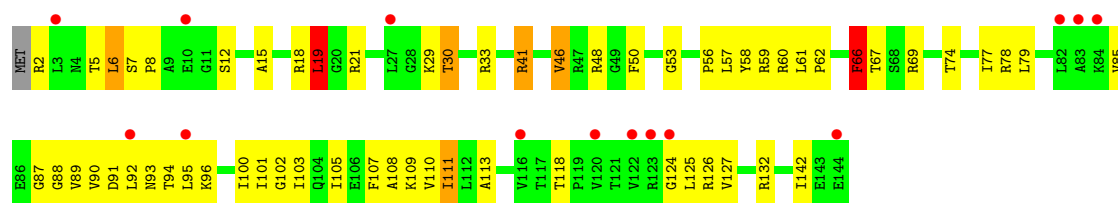


- Molecule 12: 50S ribosomal protein L15

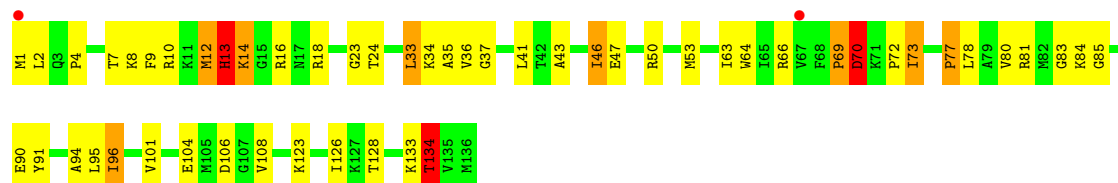


- Molecule 12: 50S ribosomal protein L15

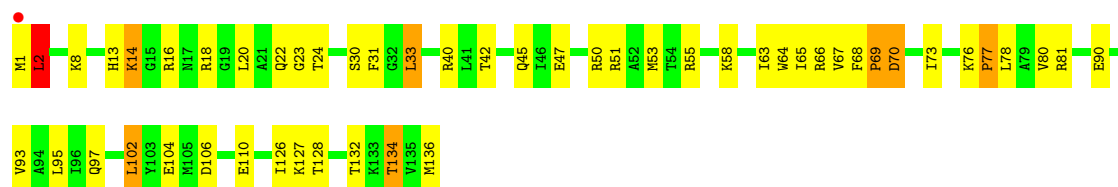




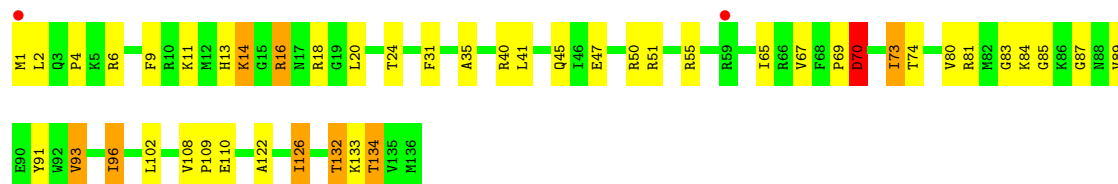
• Molecule 13: 50S ribosomal protein L16



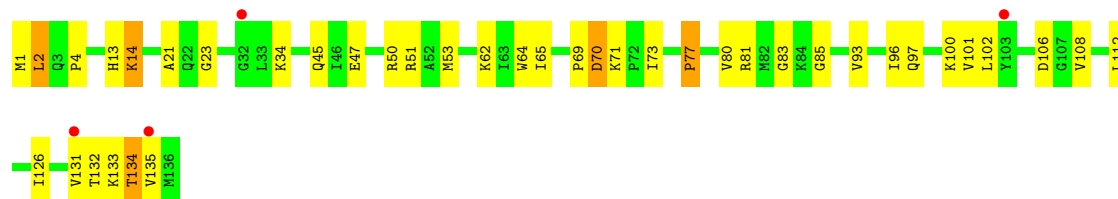
• Molecule 13: 50S ribosomal protein L16



• Molecule 13: 50S ribosomal protein L16

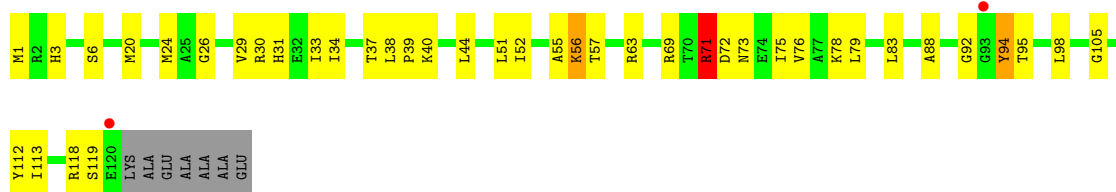


• Molecule 13: 50S ribosomal protein L16

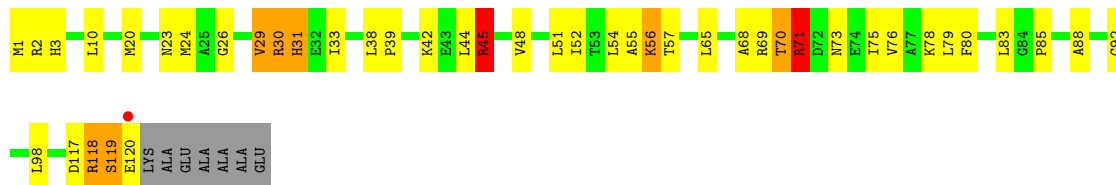


• Molecule 14: 50S ribosomal protein L17

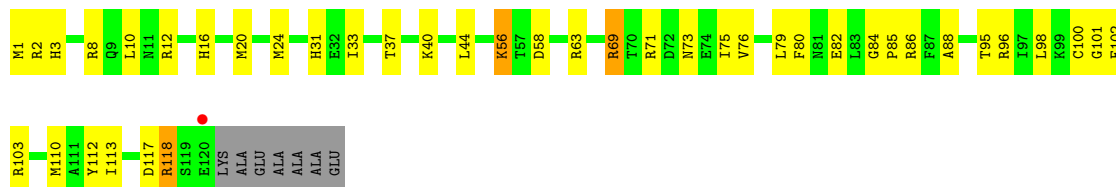




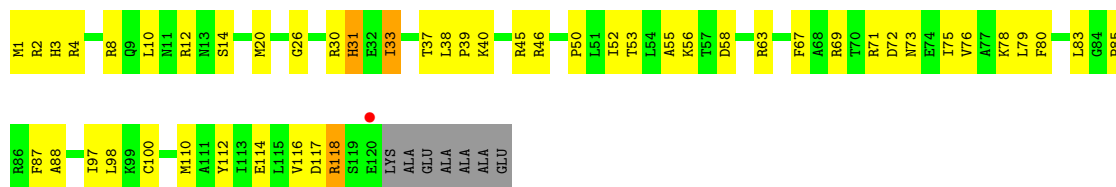
- Molecule 14: 50S ribosomal protein L17



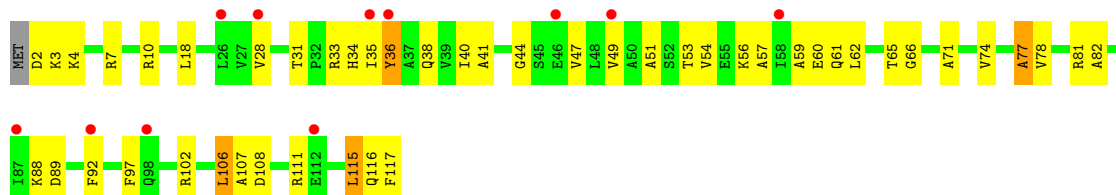
- Molecule 14: 50S ribosomal protein L17



- Molecule 14: 50S ribosomal protein L17

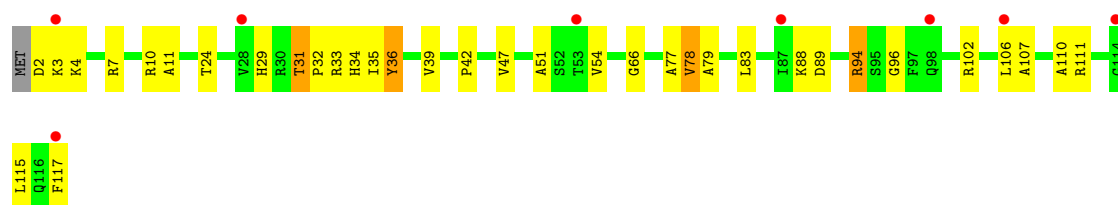


- Molecule 15: 50S ribosomal protein L18

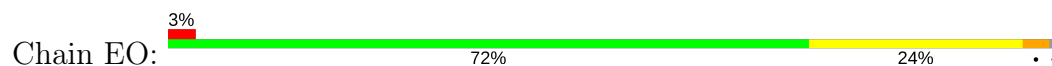


- Molecule 15: 50S ribosomal protein L18

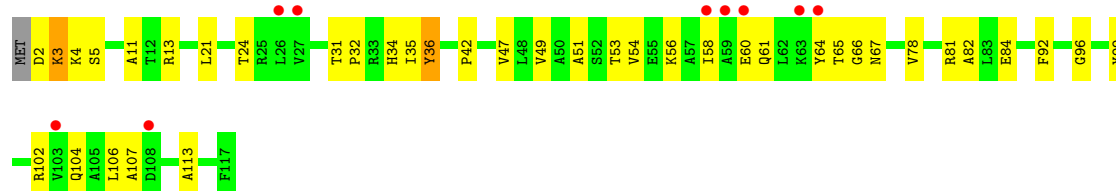




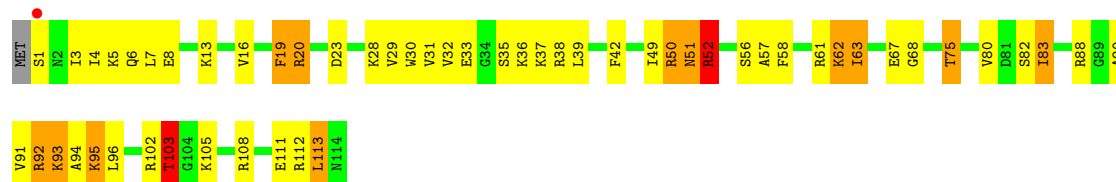
- Molecule 15: 50S ribosomal protein L18



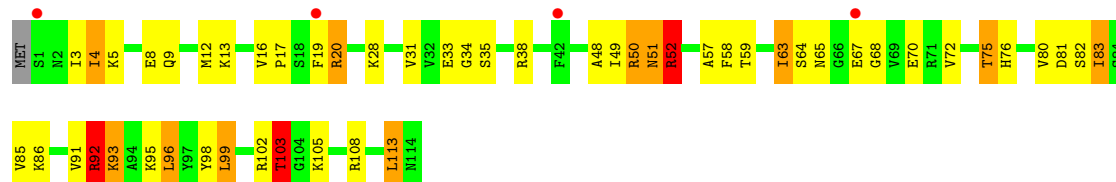
- Molecule 15: 50S ribosomal protein L18



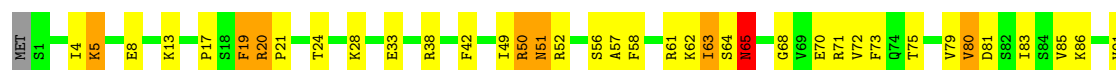
- Molecule 16: 50S ribosomal protein L19

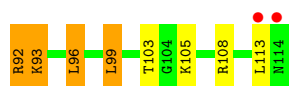


- Molecule 16: 50S ribosomal protein L19



- Molecule 16: 50S ribosomal protein L19

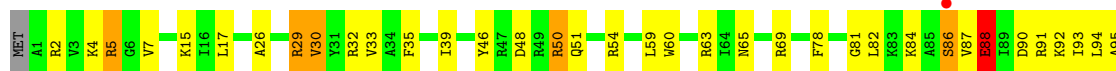




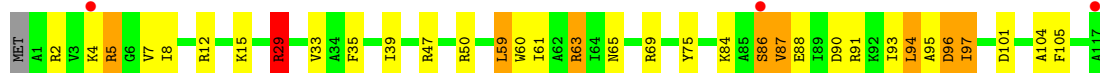
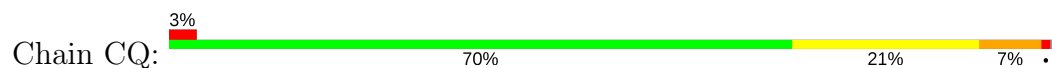
- Molecule 16: 50S ribosomal protein L19



- Molecule 17: 50S ribosomal protein L20



- Molecule 17: 50S ribosomal protein L20



- Molecule 17: 50S ribosomal protein L20

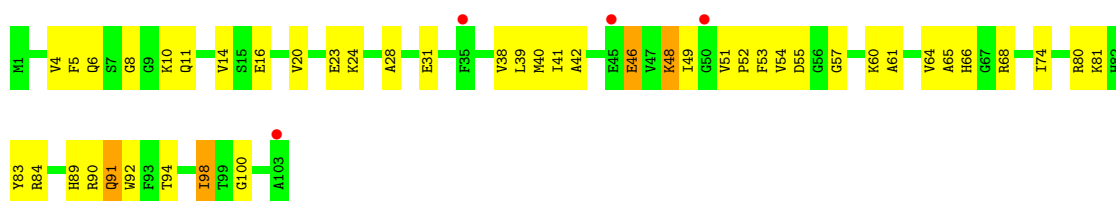


- Molecule 17: 50S ribosomal protein L20

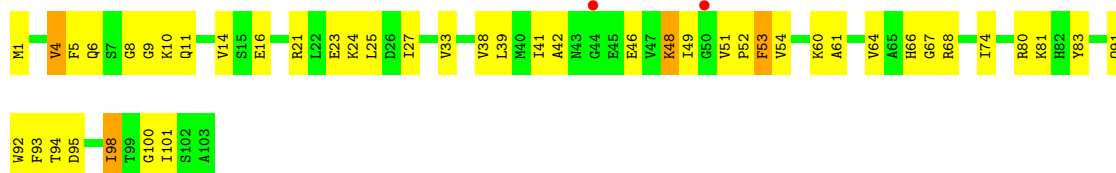


- Molecule 18: 50S ribosomal protein L21

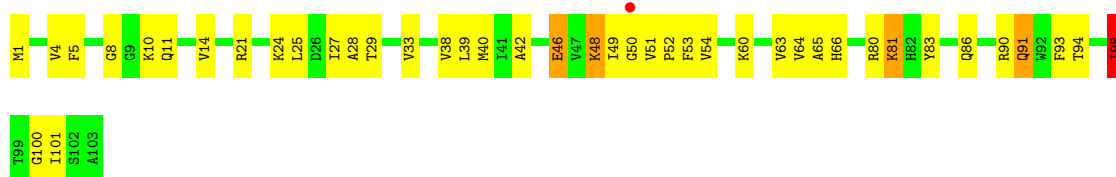




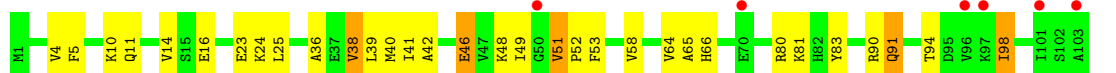
• Molecule 18: 50S ribosomal protein L21



• Molecule 18: 50S ribosomal protein L21



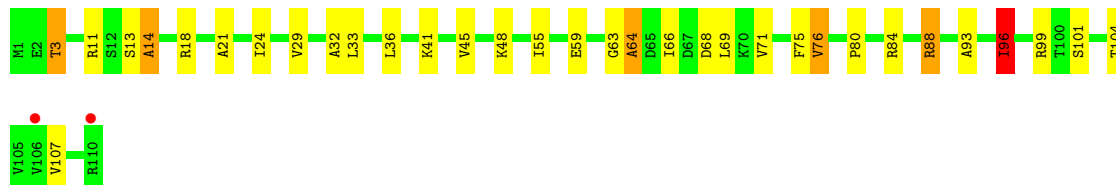
• Molecule 18: 50S ribosomal protein L21



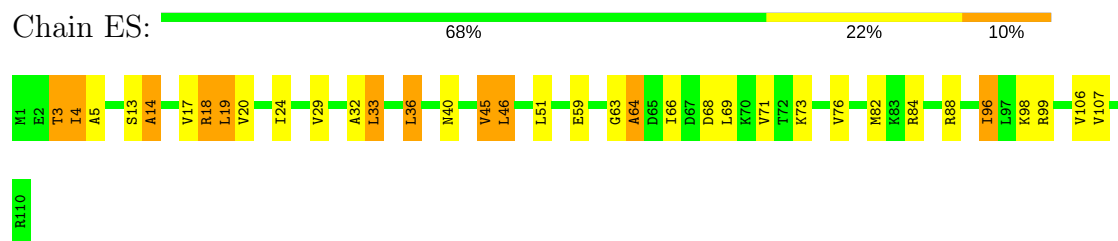
• Molecule 19: 50S ribosomal protein L22



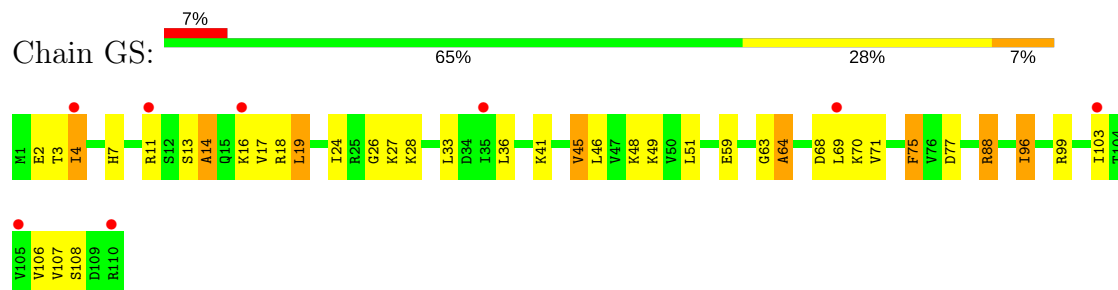
• Molecule 19: 50S ribosomal protein L22



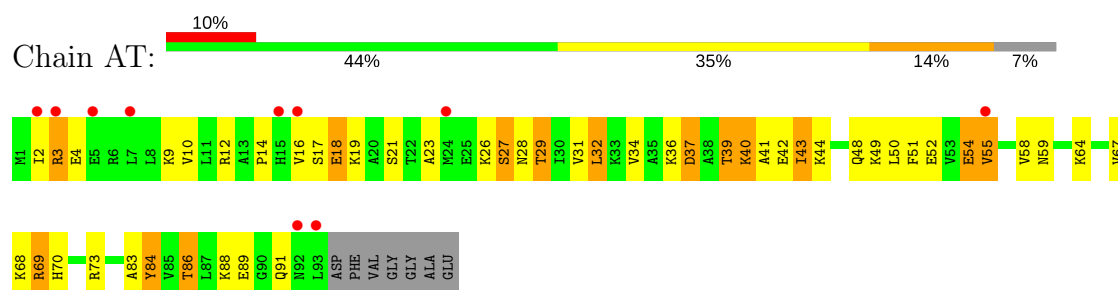
- Molecule 19: 50S ribosomal protein L22



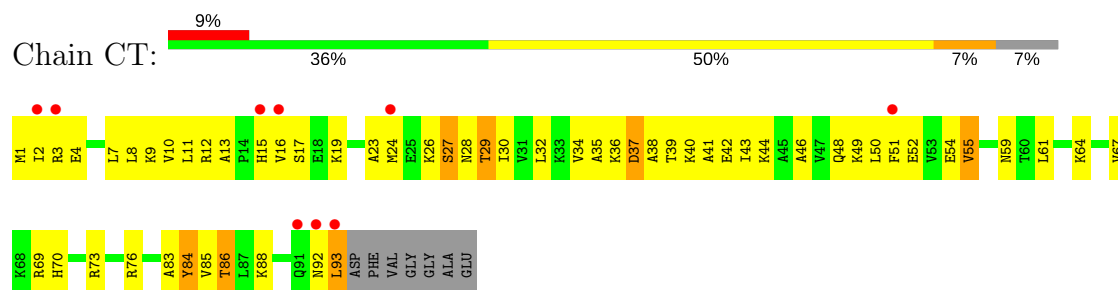
- Molecule 19: 50S ribosomal protein L22



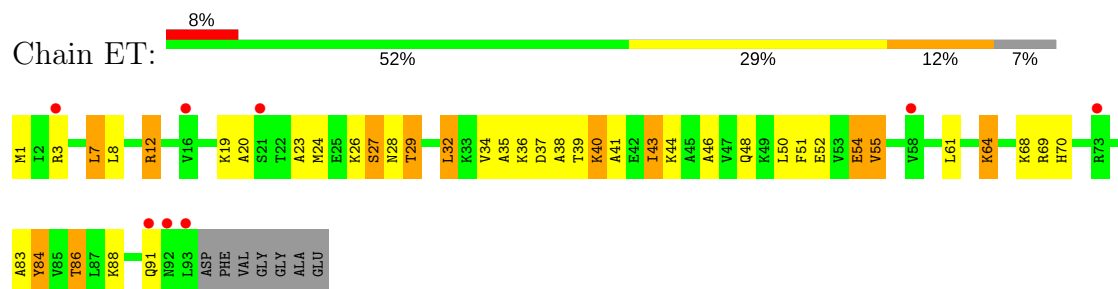
- Molecule 20: 50S ribosomal protein L23



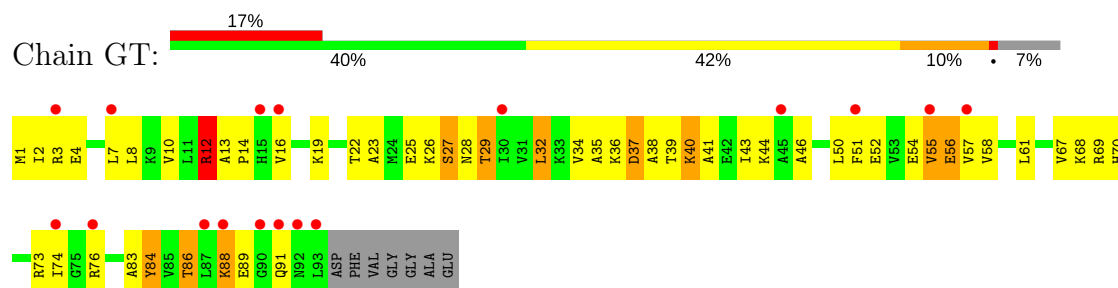
- Molecule 20: 50S ribosomal protein L23



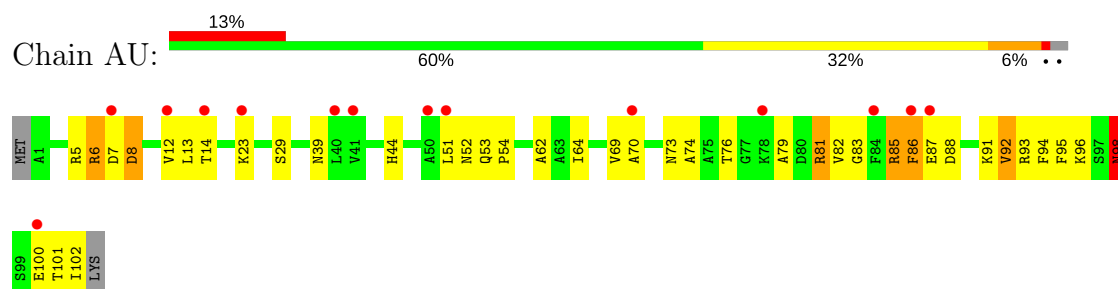
- Molecule 20: 50S ribosomal protein L23



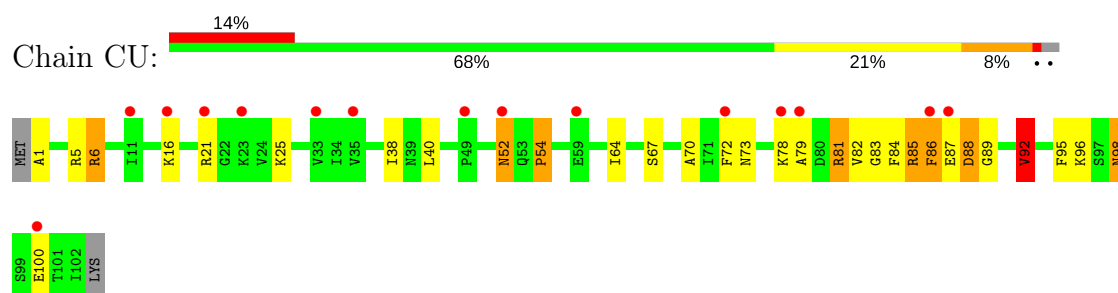
- Molecule 20: 50S ribosomal protein L23



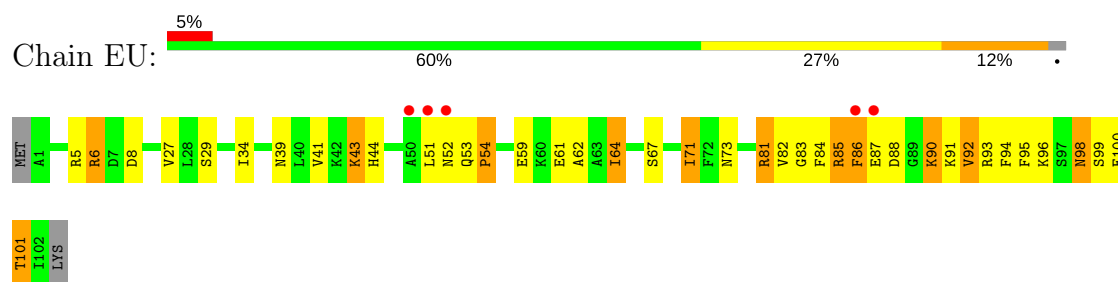
- Molecule 21: 50S ribosomal protein L24



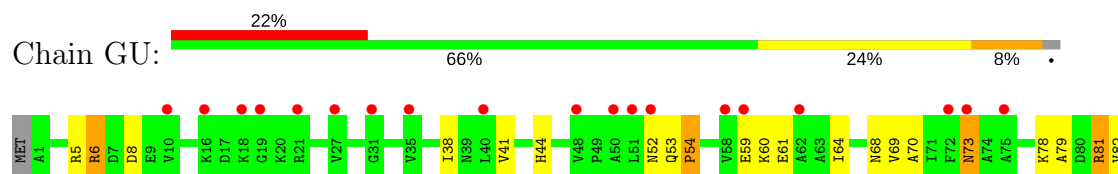
- Molecule 21: 50S ribosomal protein L24

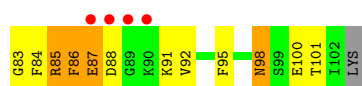


- Molecule 21: 50S ribosomal protein L24

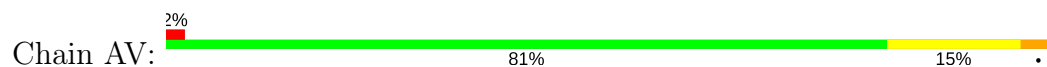


- Molecule 21: 50S ribosomal protein L24

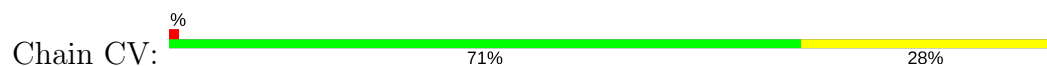




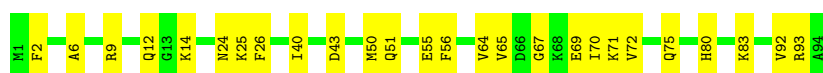
- Molecule 22: 50S ribosomal protein L25



- Molecule 22: 50S ribosomal protein L25



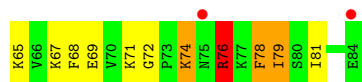
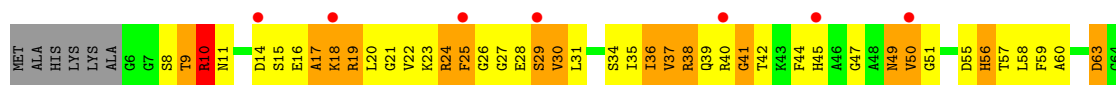
- Molecule 22: 50S ribosomal protein L25



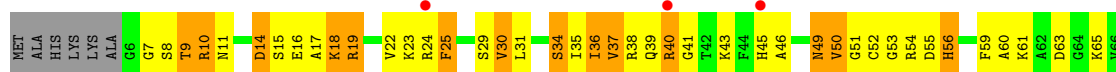
- Molecule 22: 50S ribosomal protein L25



- Molecule 23: 50S ribosomal protein L27

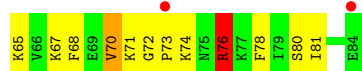
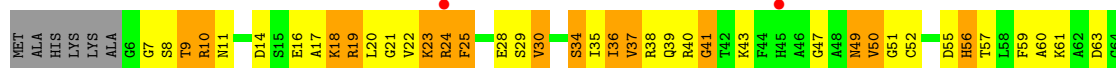


- Molecule 23: 50S ribosomal protein L27

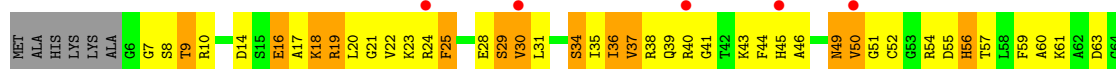




- Molecule 23: 50S ribosomal protein L27



- Molecule 23: 50S ribosomal protein L27



- Molecule 24: 50S ribosomal protein L28



- Molecule 24: 50S ribosomal protein L28



- Molecule 24: 50S ribosomal protein L28

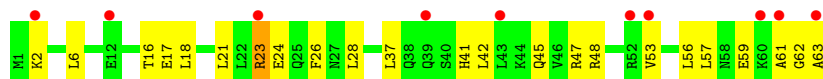


- Molecule 24: 50S ribosomal protein L28





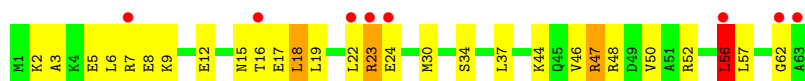
- Molecule 25: 50S ribosomal protein L29



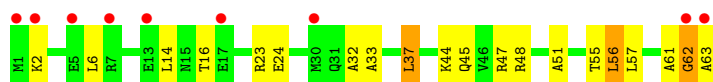
- Molecule 25: 50S ribosomal protein L29



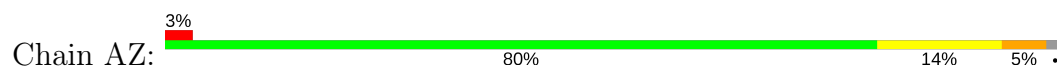
- Molecule 25: 50S ribosomal protein L29



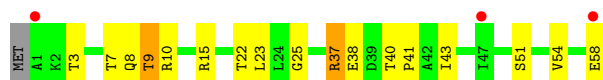
- Molecule 25: 50S ribosomal protein L29



- Molecule 26: 50S ribosomal protein L30



- Molecule 26: 50S ribosomal protein L30



- Molecule 26: 50S ribosomal protein L30

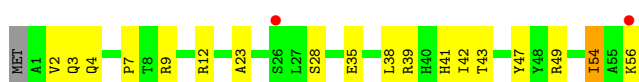




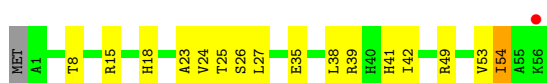
- Molecule 26: 50S ribosomal protein L30



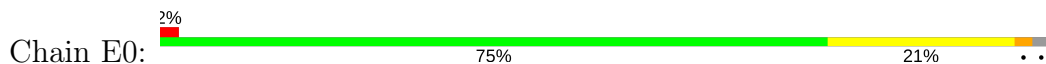
- Molecule 27: 50S ribosomal protein L32



- Molecule 27: 50S ribosomal protein L32



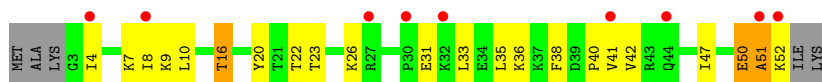
- Molecule 27: 50S ribosomal protein L32



- Molecule 27: 50S ribosomal protein L32

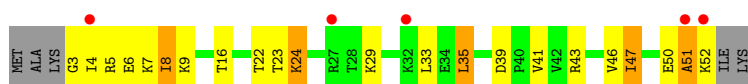


- Molecule 28: 50S ribosomal protein L33

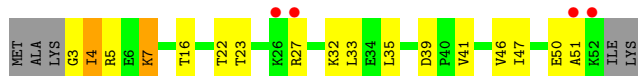


- Molecule 28: 50S ribosomal protein L33

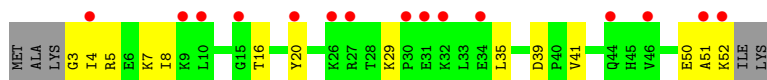




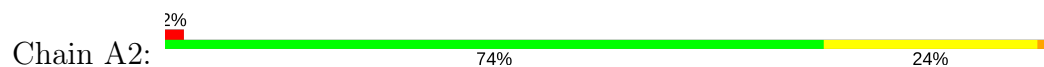
- Molecule 28: 50S ribosomal protein L33



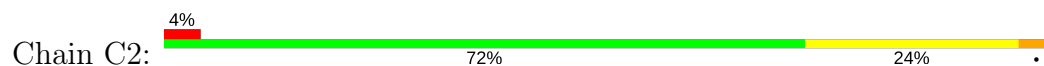
- Molecule 28: 50S ribosomal protein L33



- Molecule 29: 50S ribosomal protein L34



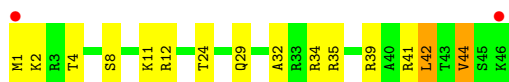
- Molecule 29: 50S ribosomal protein L34



- Molecule 29: 50S ribosomal protein L34



- Molecule 29: 50S ribosomal protein L34



- Molecule 30: 50S ribosomal protein L35






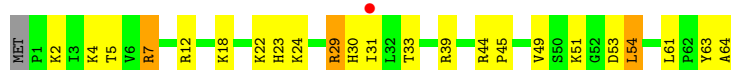
- Molecule 30: 50S ribosomal protein L35



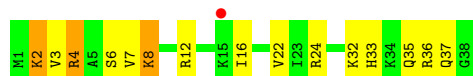
- Molecule 30: 50S ribosomal protein L35



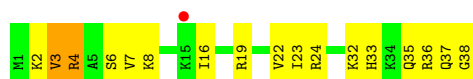
- Molecule 30: 50S ribosomal protein L35



- Molecule 31: 50S ribosomal protein L36



- Molecule 31: 50S ribosomal protein L36

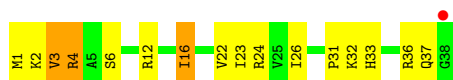


- Molecule 31: 50S ribosomal protein L36

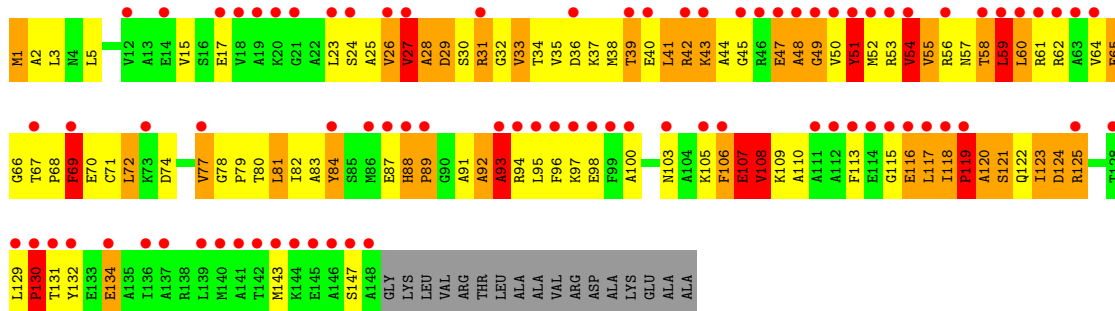
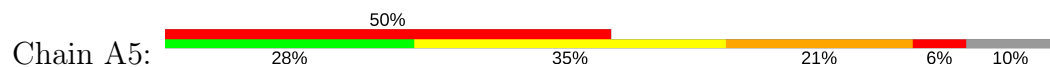


- Molecule 31: 50S ribosomal protein L36

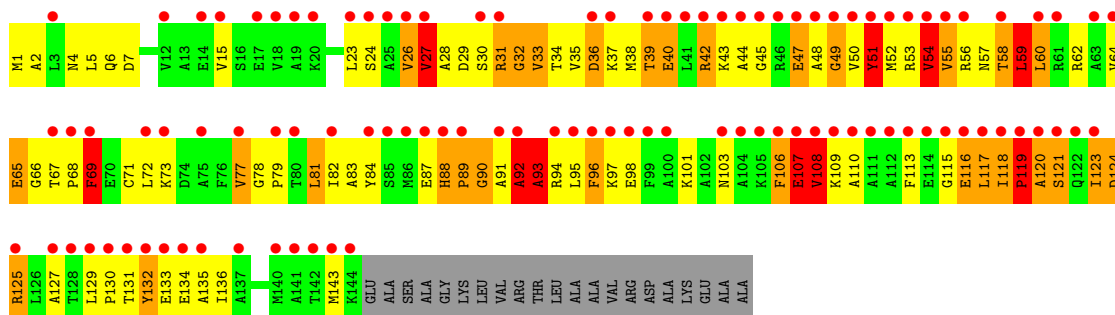
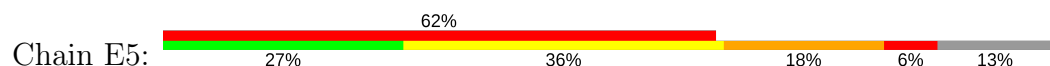




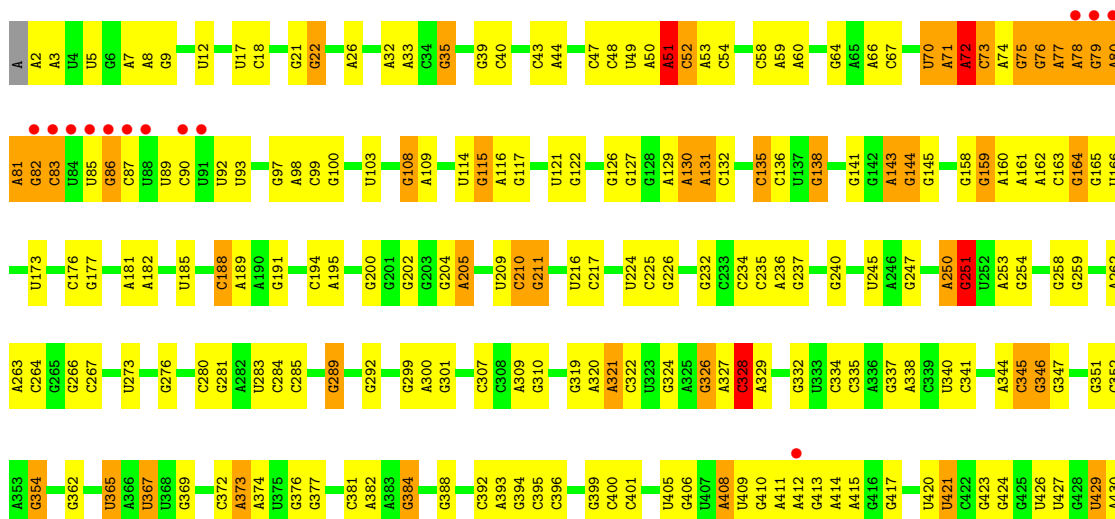
• Molecule 32: 50S ribosomal protein L10

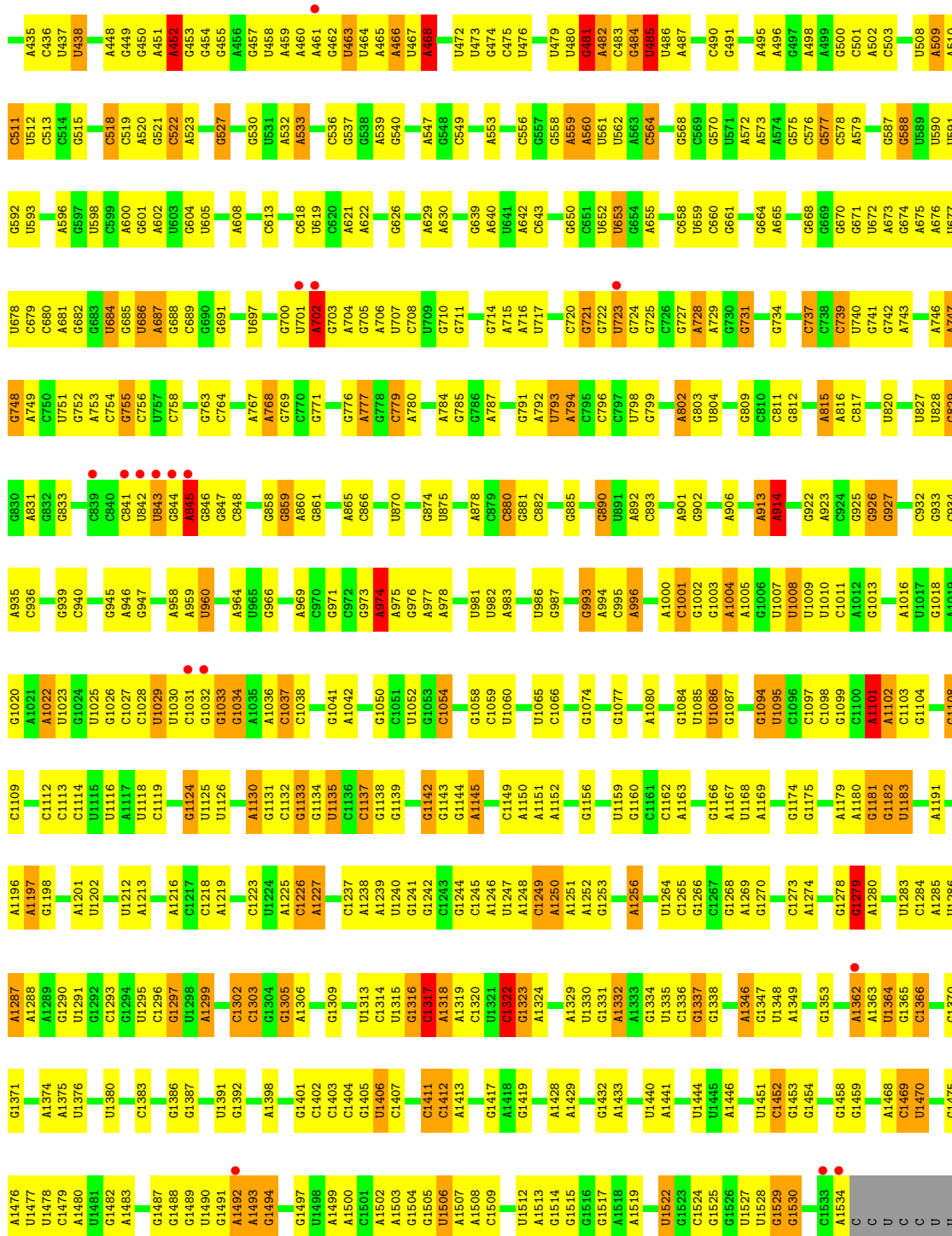


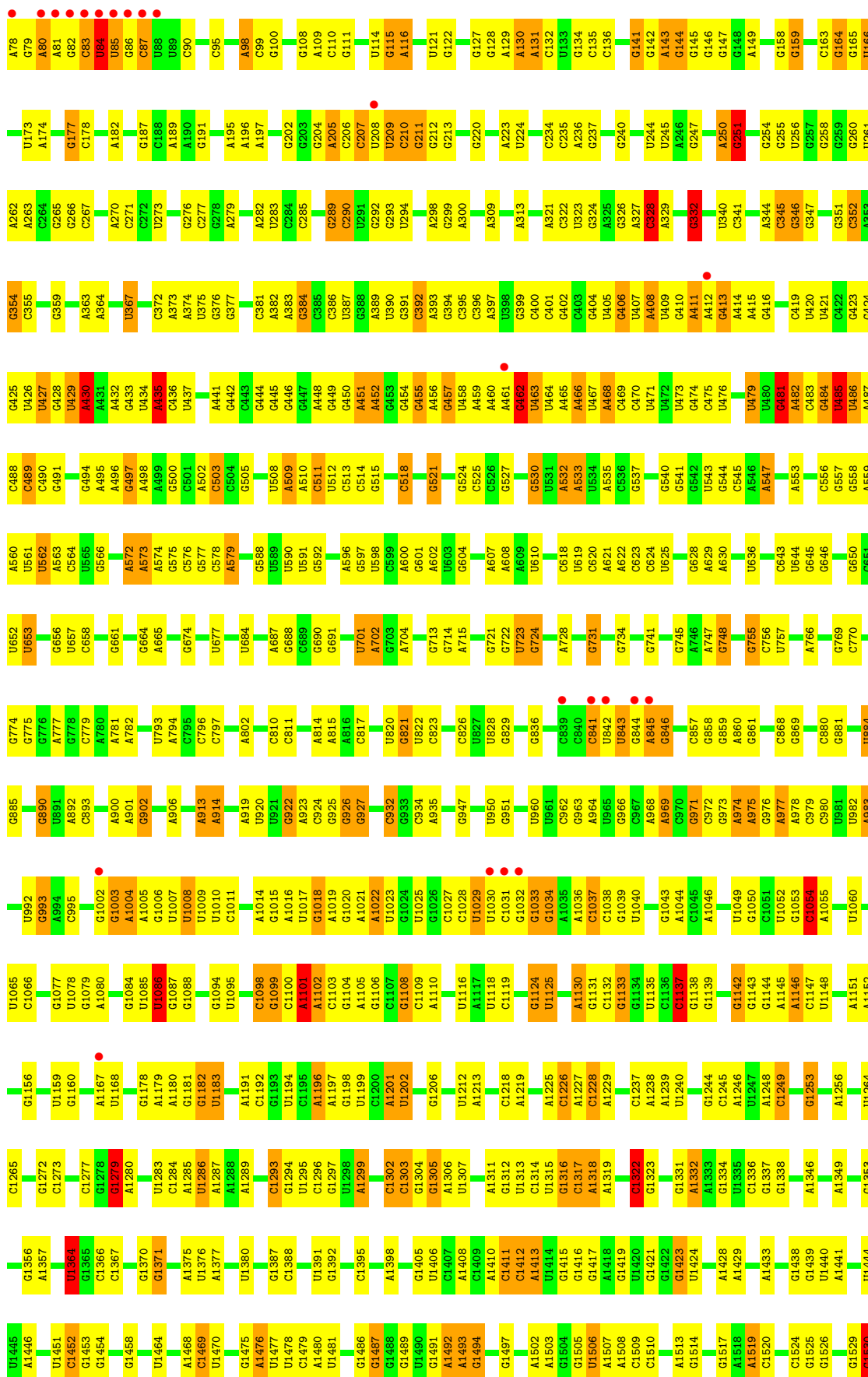
• Molecule 32: 50S ribosomal protein L10

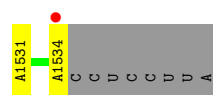


• Molecule 33: 16S rRNA

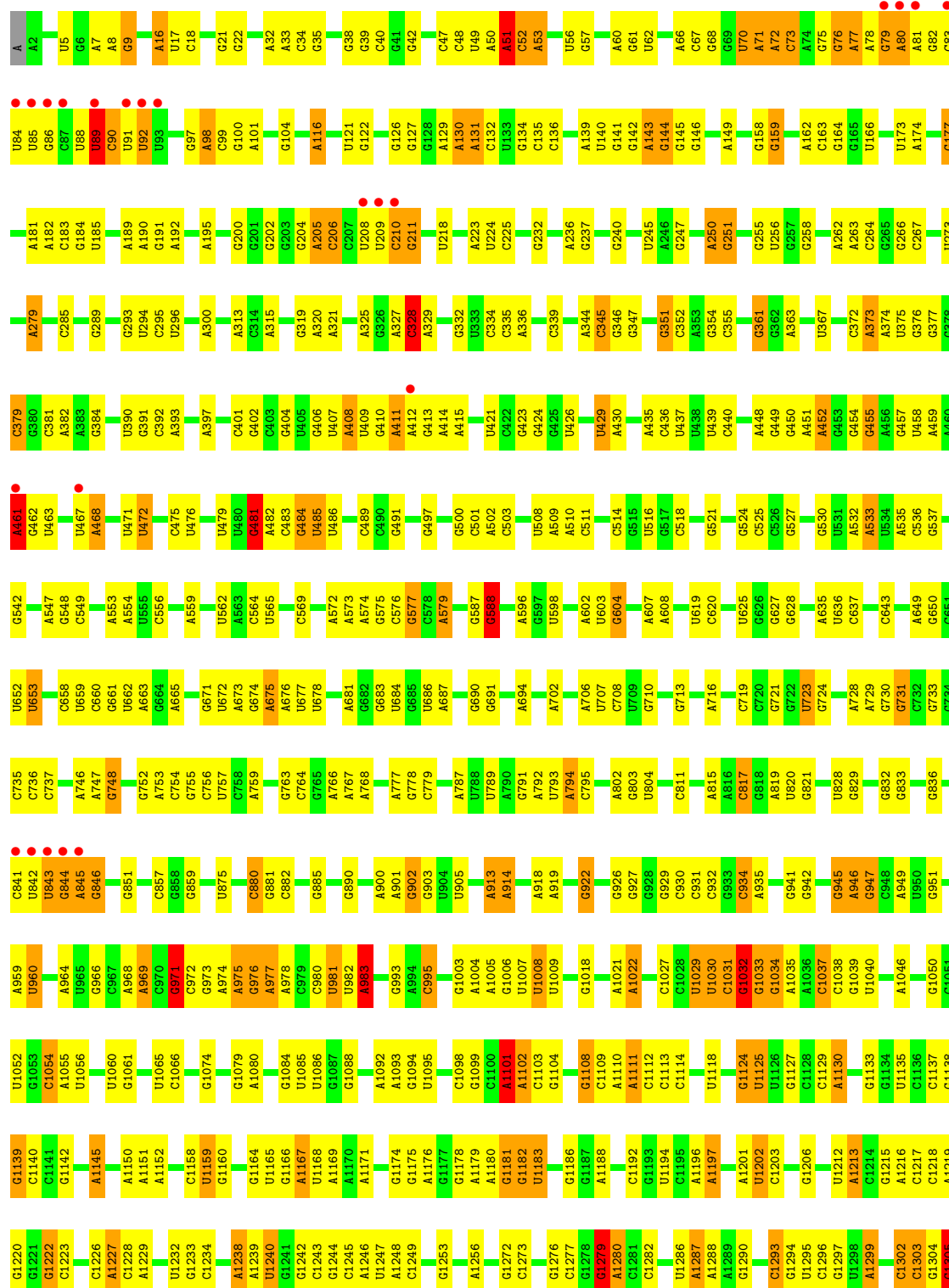


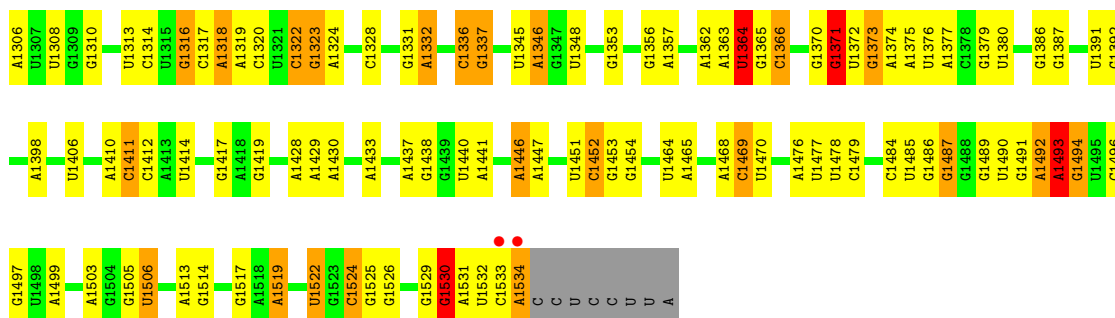




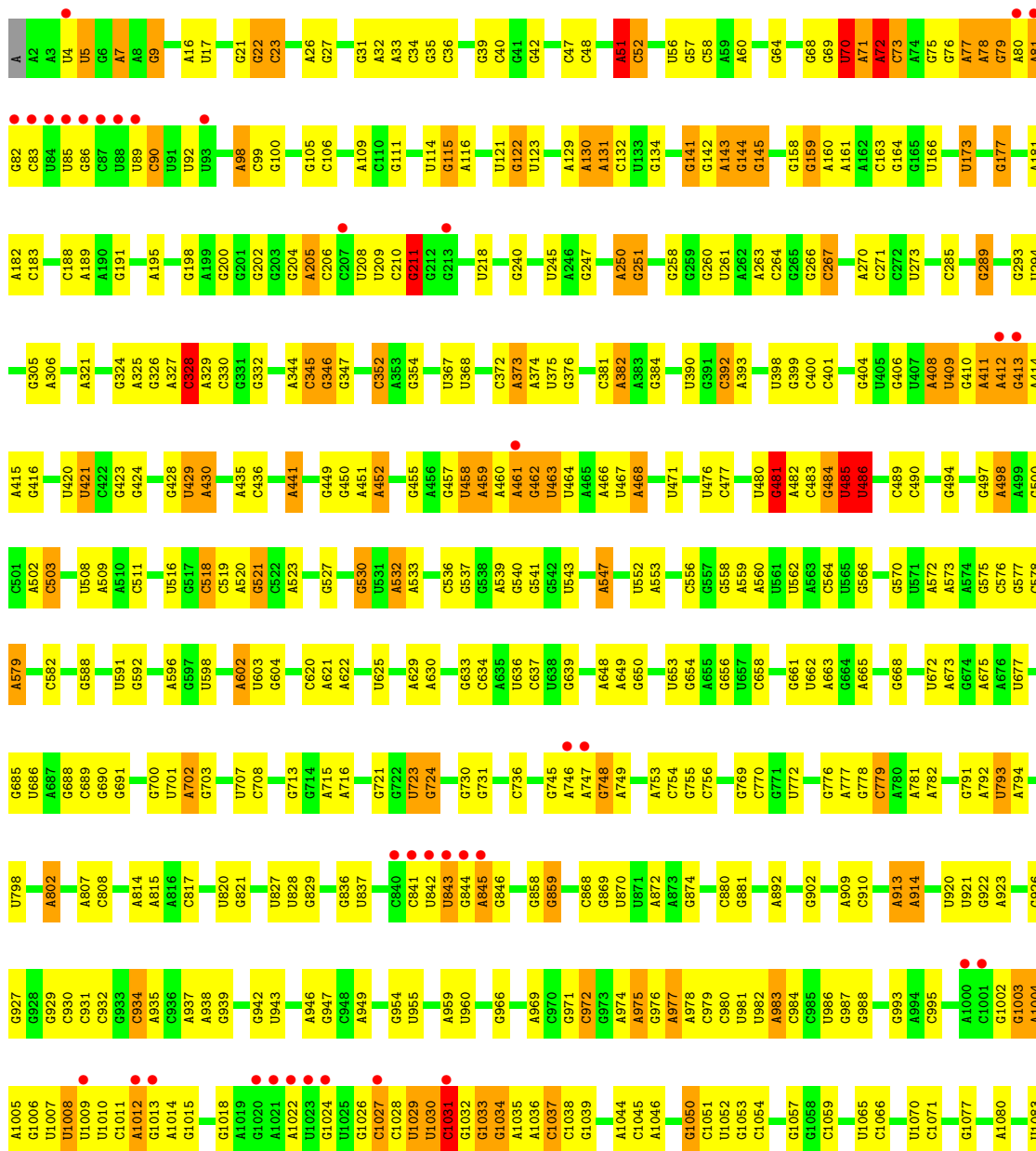


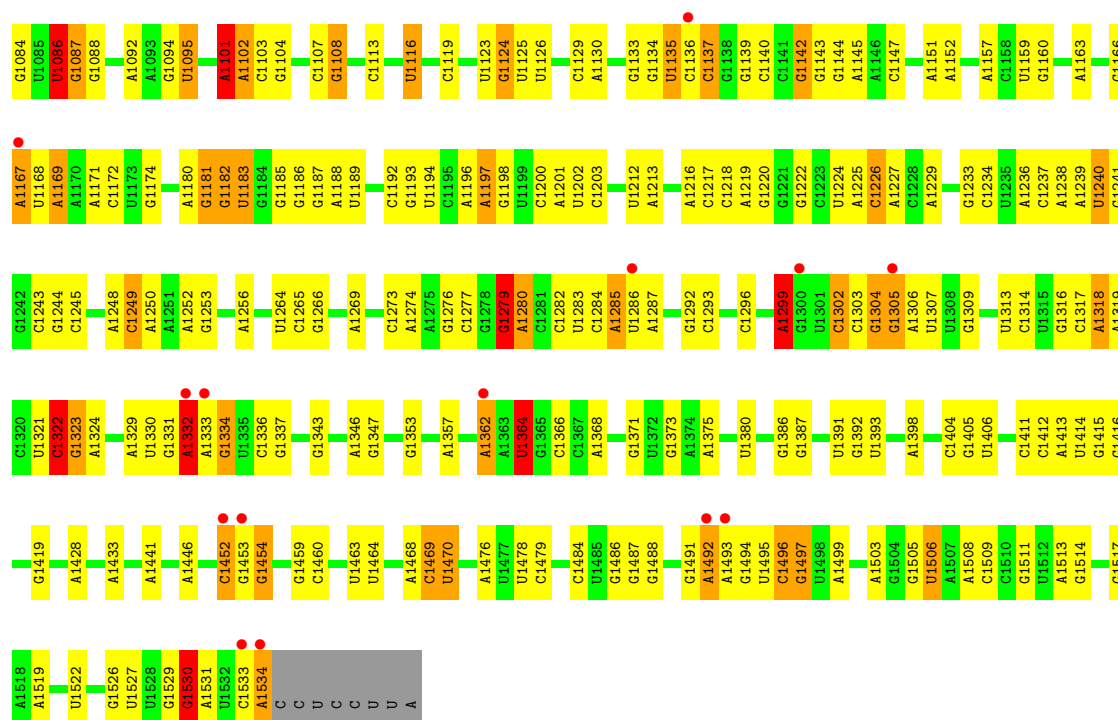
• Molecule 33: 16S rRNA



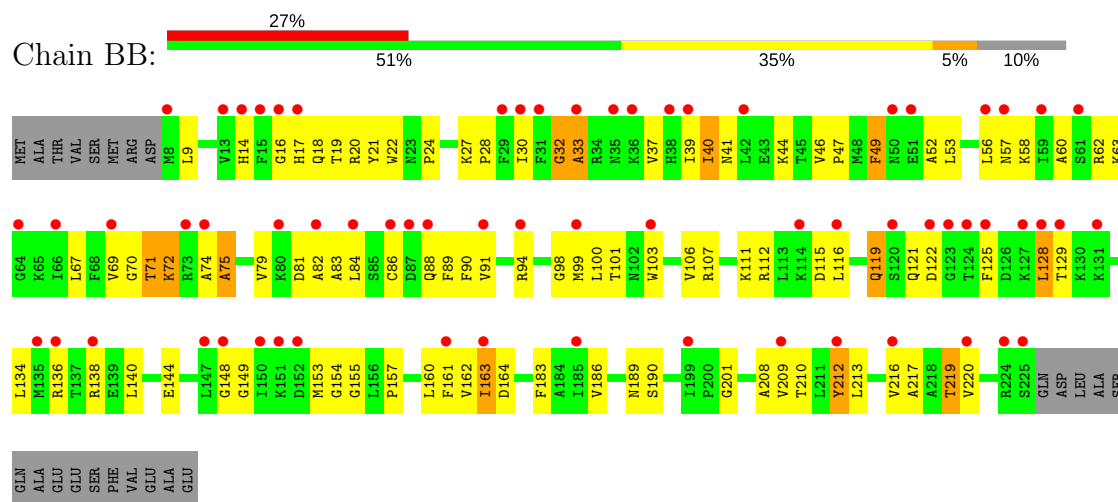


- Molecule 33: 16S rRNA

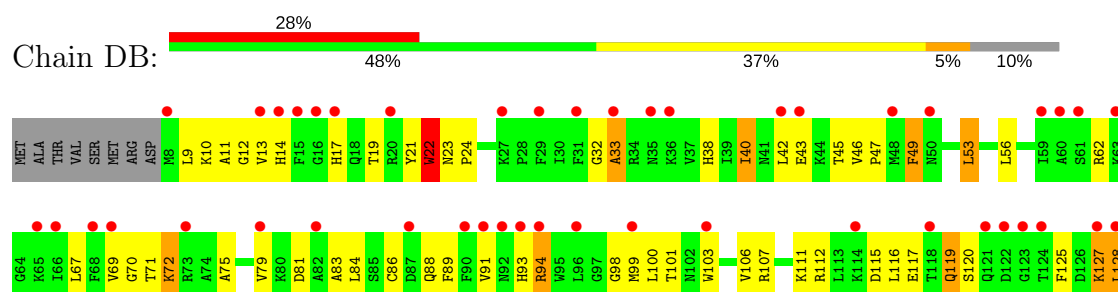


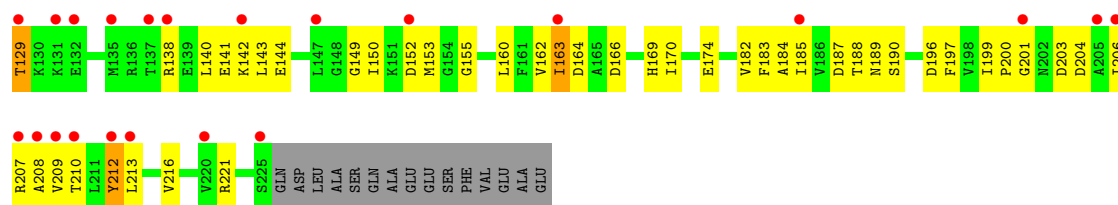


• Molecule 34: 30S ribosomal protein S2

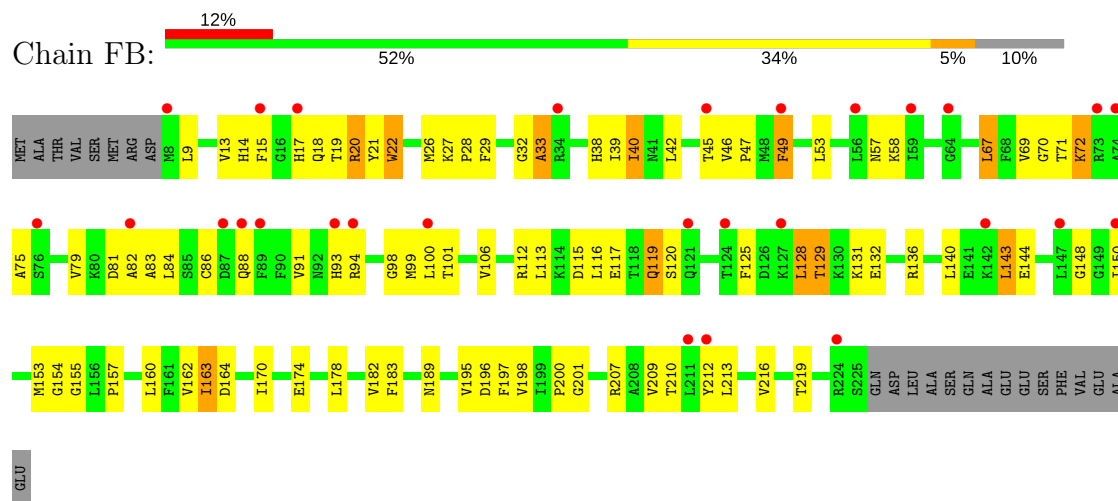


• Molecule 34: 30S ribosomal protein S2

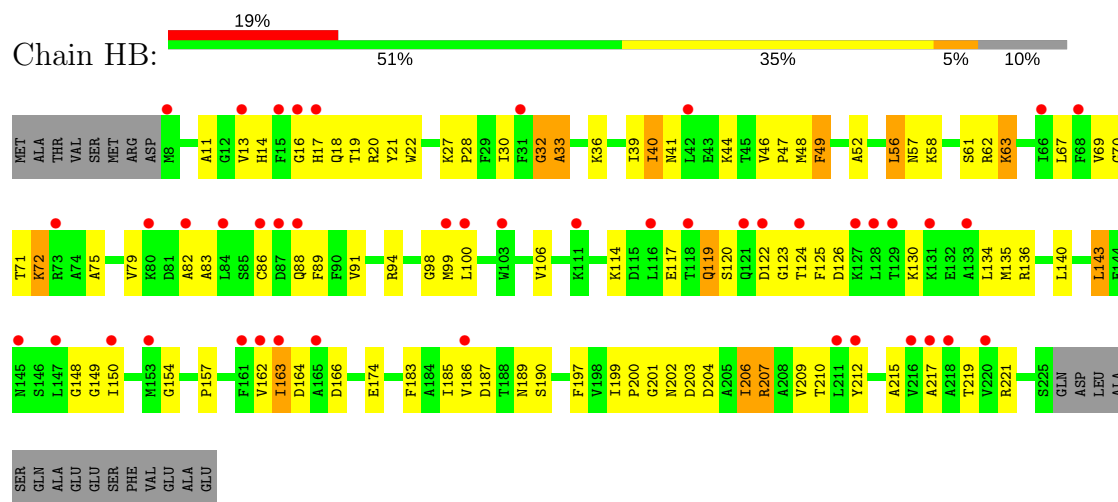




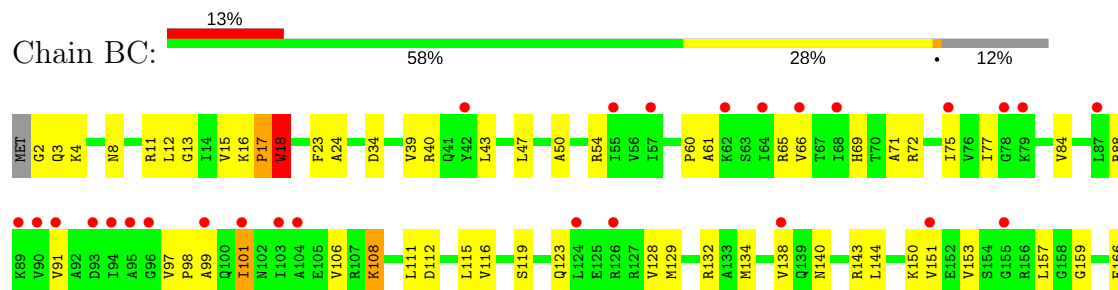
• Molecule 34: 30S ribosomal protein S2

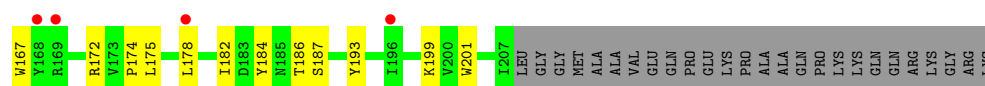


• Molecule 34: 30S ribosomal protein S2

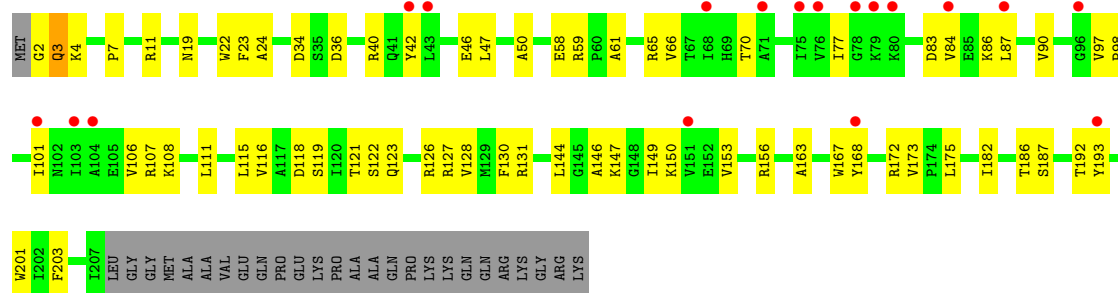


• Molecule 35: 30S ribosomal protein S3

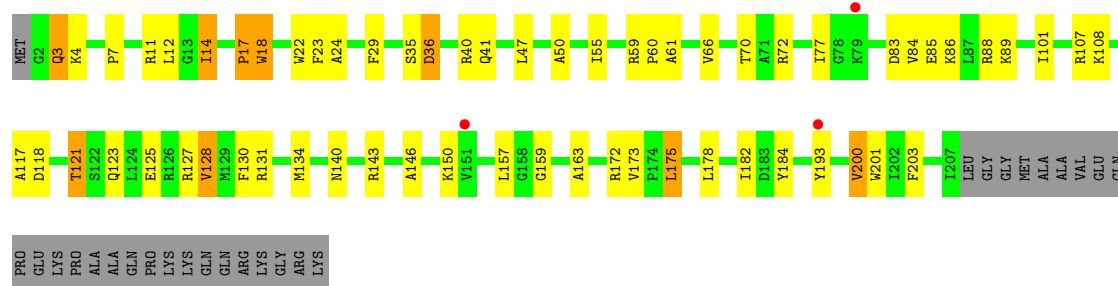




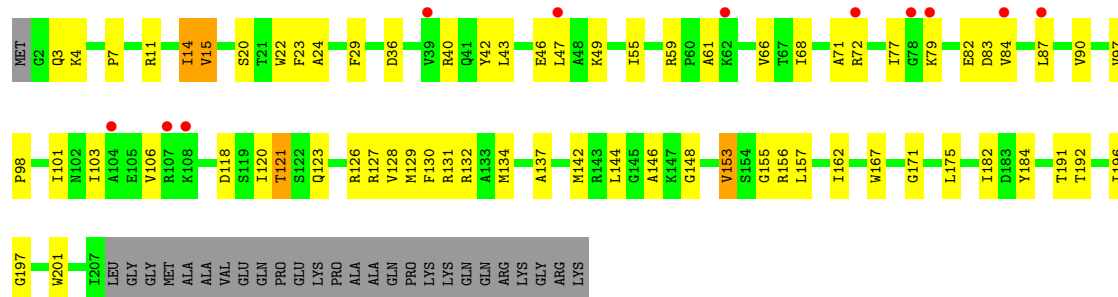
- Molecule 35: 30S ribosomal protein S3



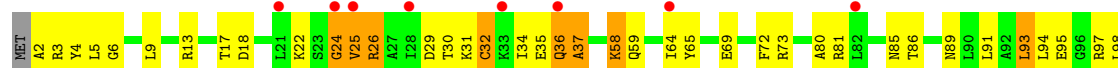
- Molecule 35: 30S ribosomal protein S3

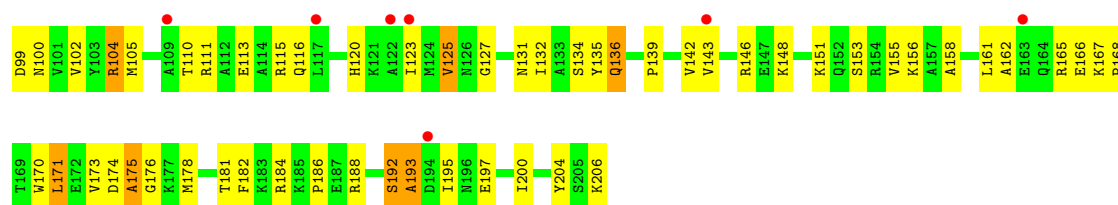


- Molecule 35: 30S ribosomal protein S3

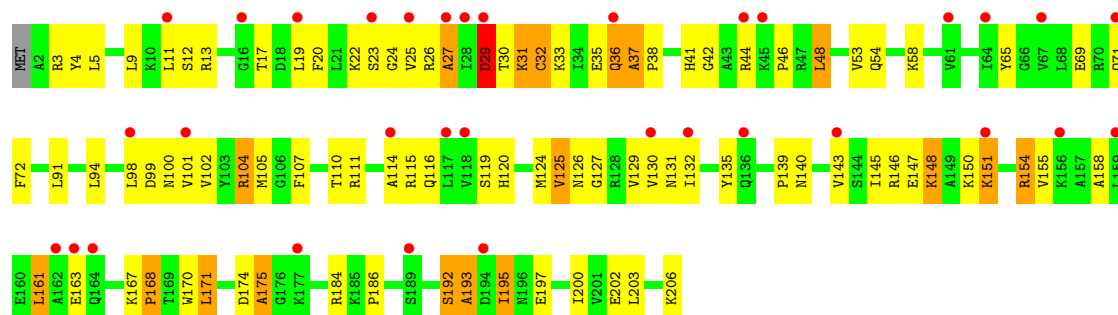


- Molecule 36: 30S ribosomal protein S4

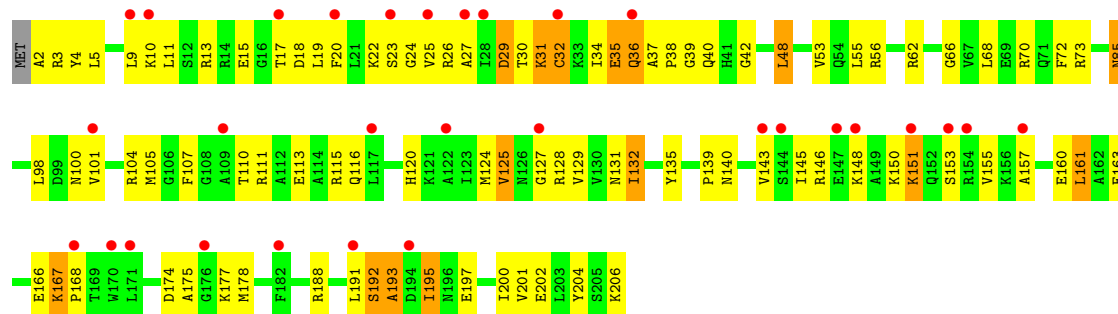




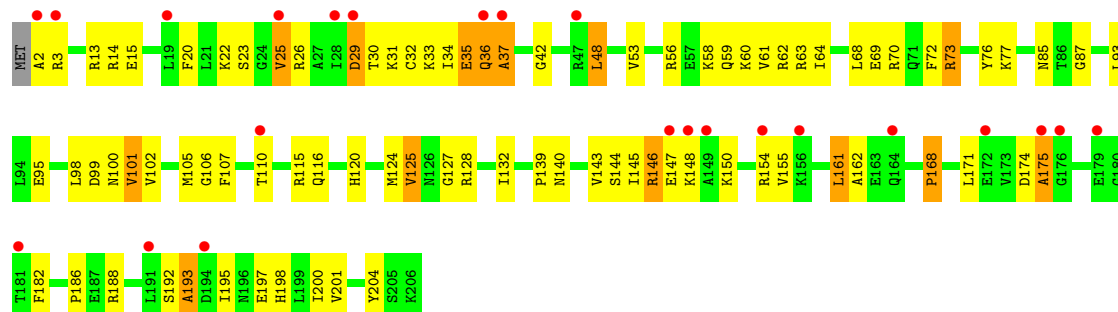
• Molecule 36: 30S ribosomal protein S4



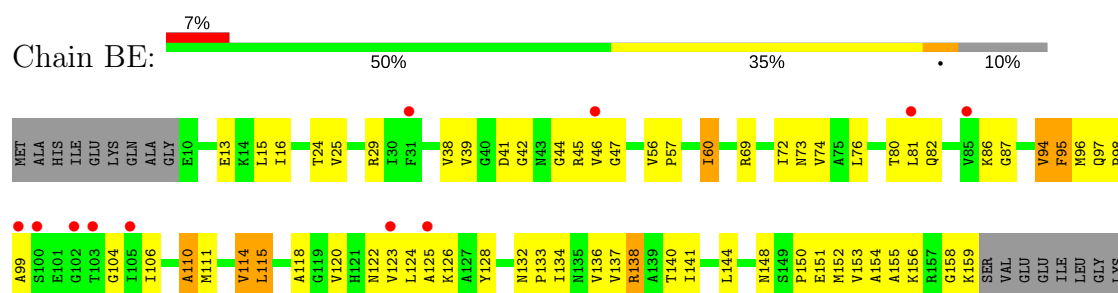
• Molecule 36: 30S ribosomal protein S4



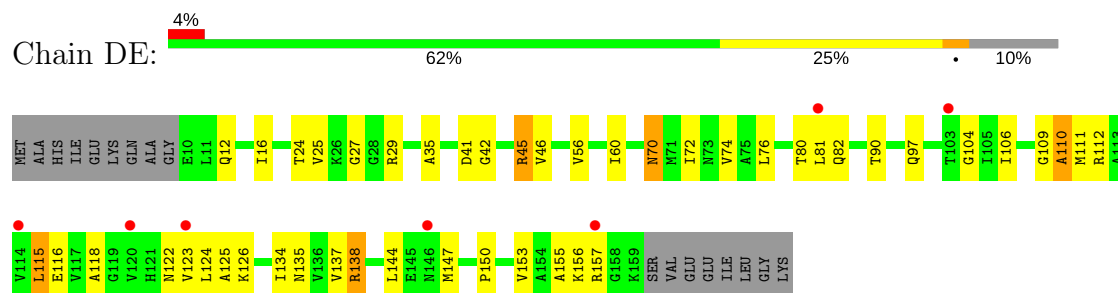
• Molecule 36: 30S ribosomal protein S4



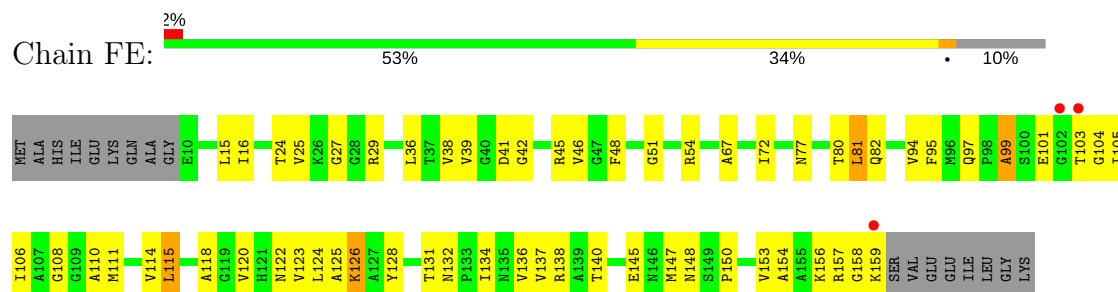
• Molecule 37: 30S ribosomal protein S5



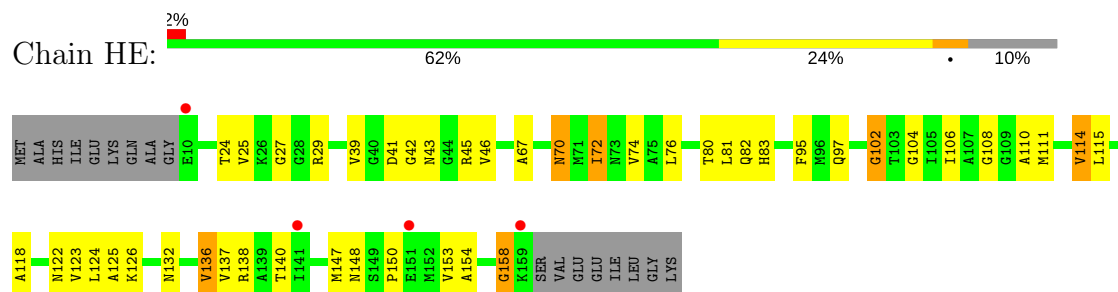
- Molecule 37: 30S ribosomal protein S5



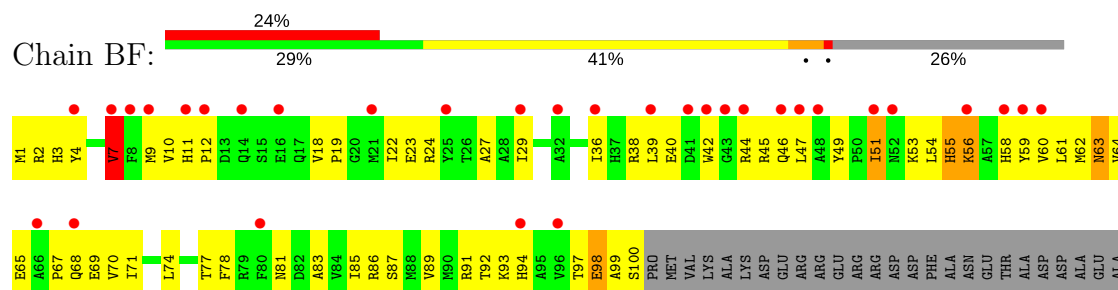
- Molecule 37: 30S ribosomal protein S5



- Molecule 37: 30S ribosomal protein S5

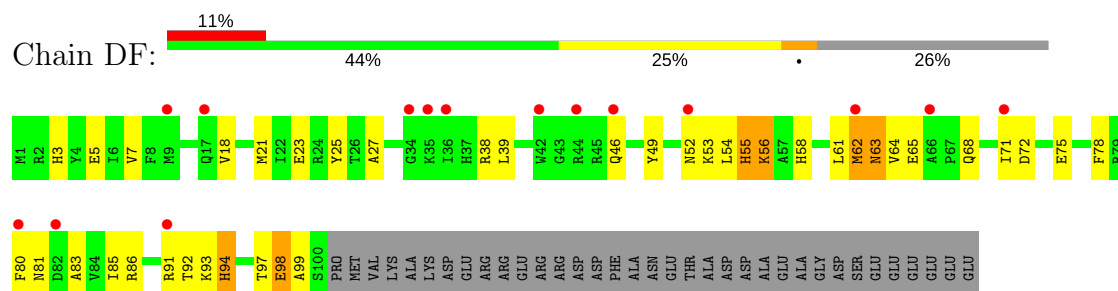


- Molecule 38: 30S ribosomal protein S6

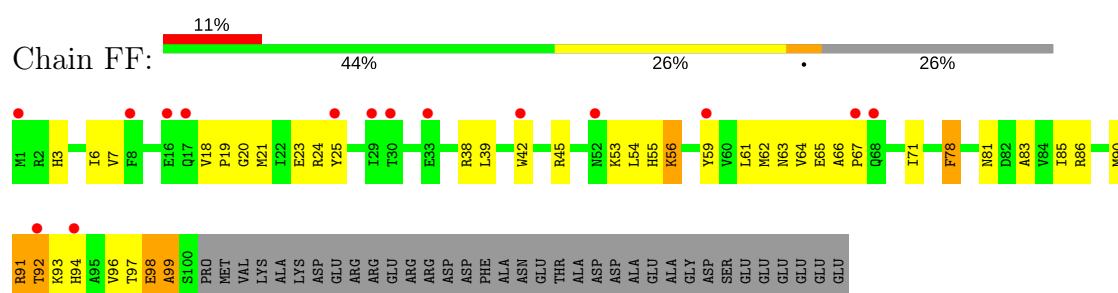


GLY
ASP
SER
GLU
GLU
GLU
GLU

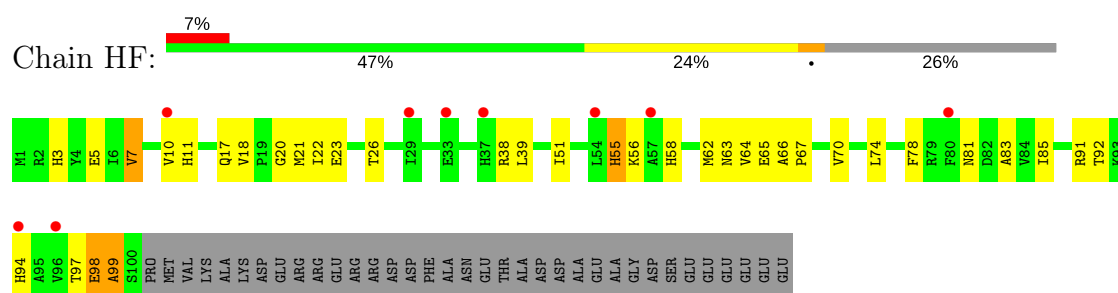
• Molecule 38: 30S ribosomal protein S6



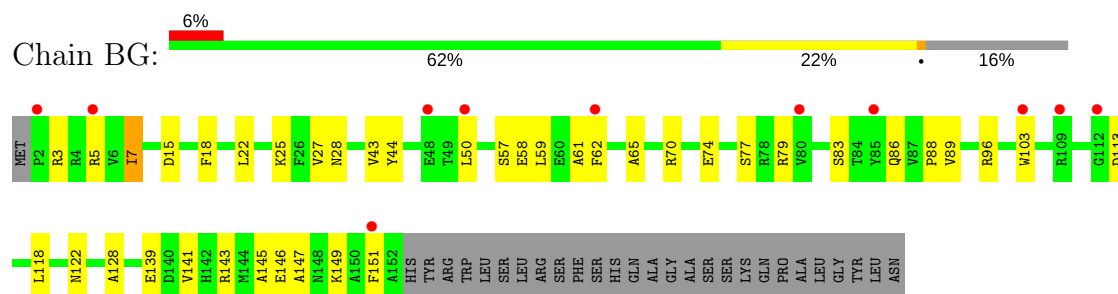
• Molecule 38: 30S ribosomal protein S6



• Molecule 38: 30S ribosomal protein S6

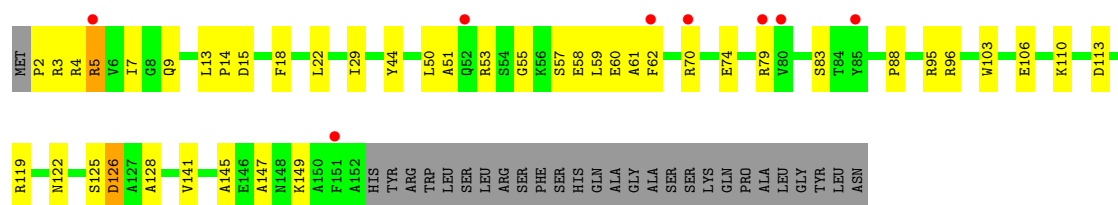


• Molecule 39: 30S ribosomal protein S7

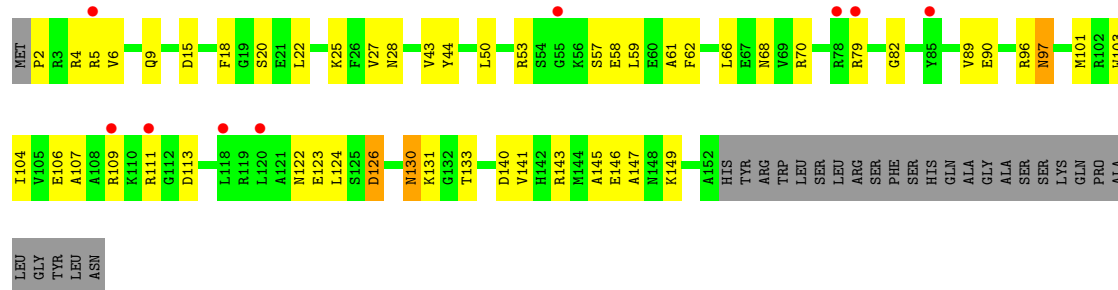


• Molecule 39: 30S ribosomal protein S7

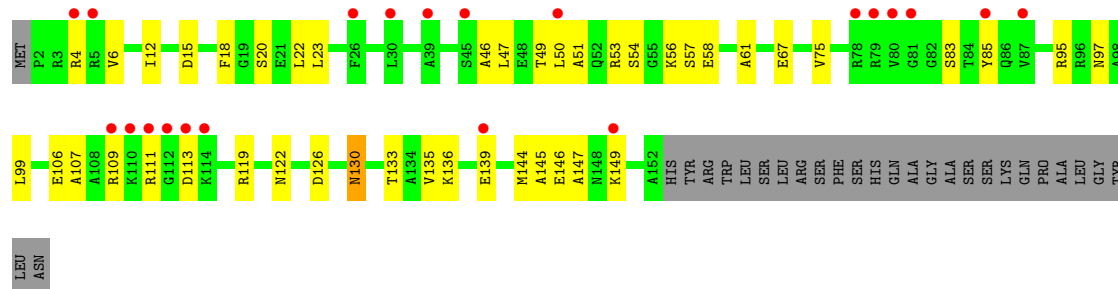




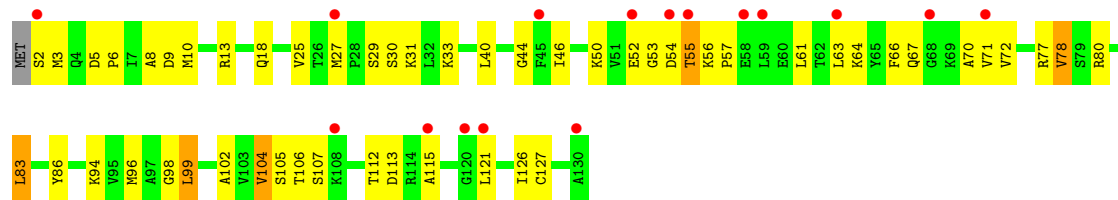
• Molecule 39: 30S ribosomal protein S7



• Molecule 39: 30S ribosomal protein S7



• Molecule 40: 30S ribosomal protein S8

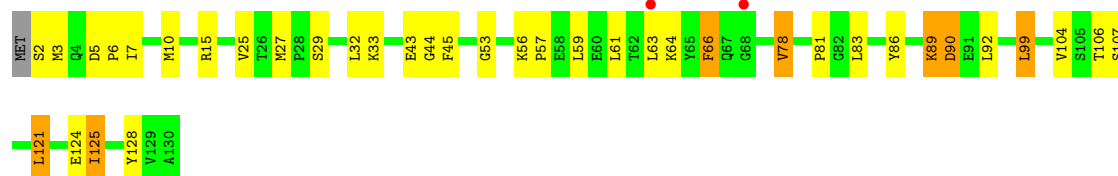
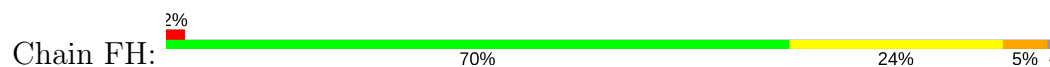


• Molecule 40: 30S ribosomal protein S8

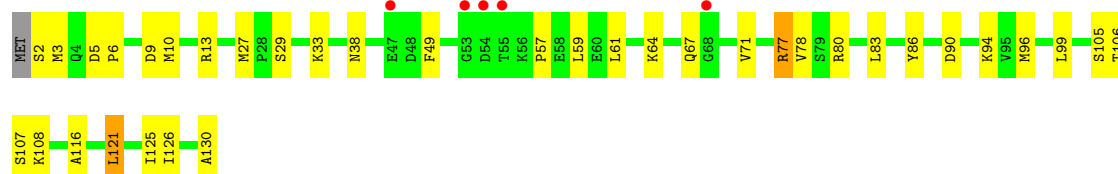




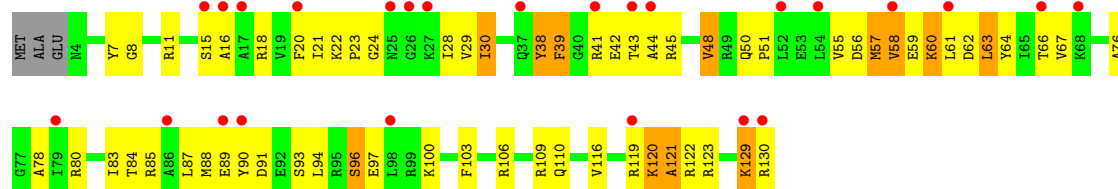
- Molecule 40: 30S ribosomal protein S8



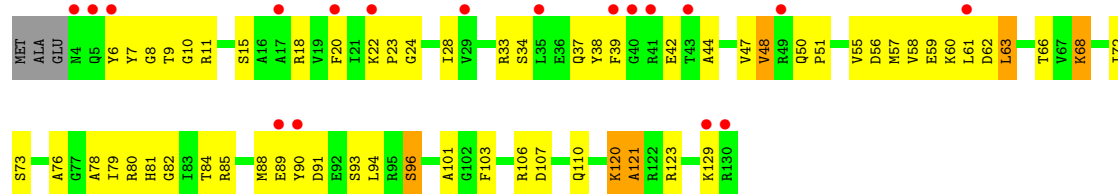
- Molecule 40: 30S ribosomal protein S8



- Molecule 41: 30S ribosomal protein S9

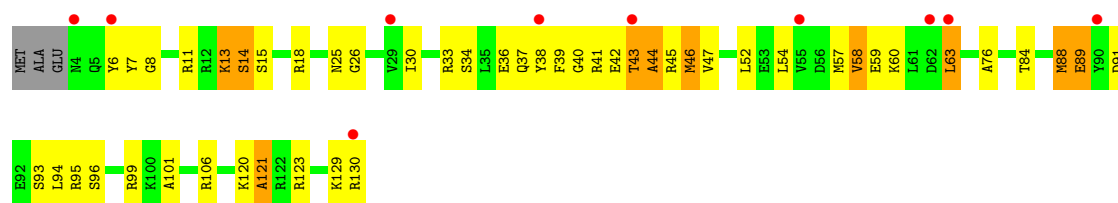


- Molecule 41: 30S ribosomal protein S9

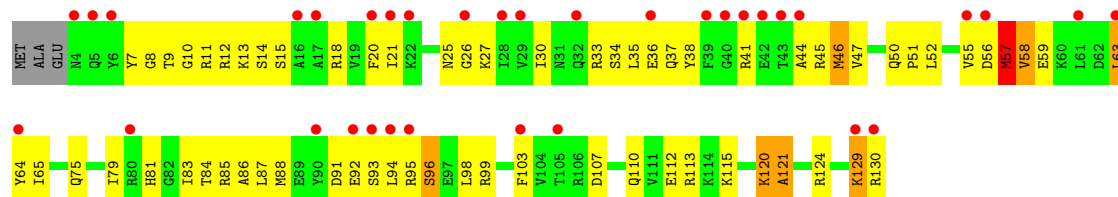


- Molecule 41: 30S ribosomal protein S9

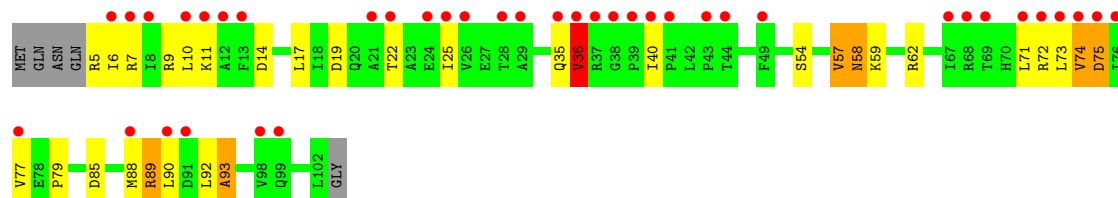
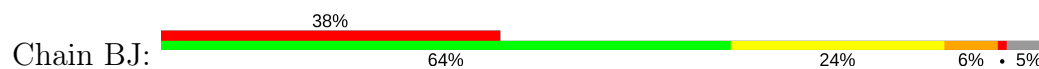




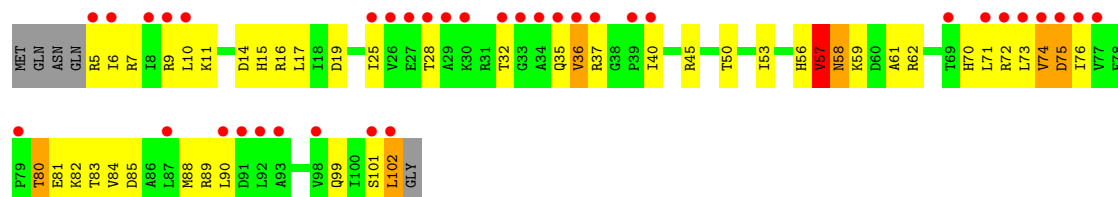
- Molecule 41: 30S ribosomal protein S9



- Molecule 42: 30S ribosomal protein S10



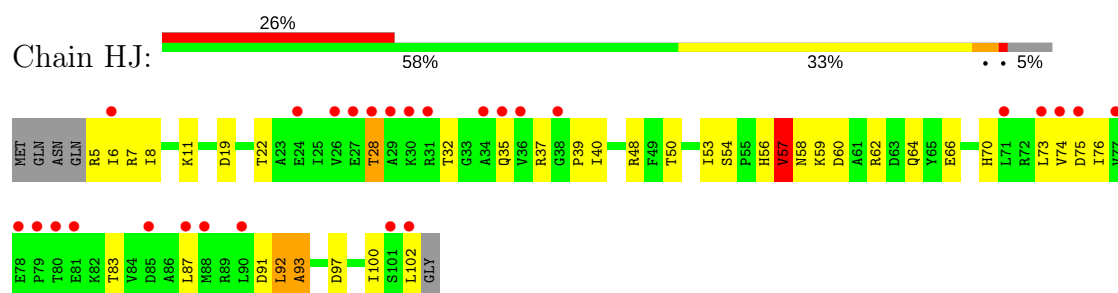
- Molecule 42: 30S ribosomal protein S10



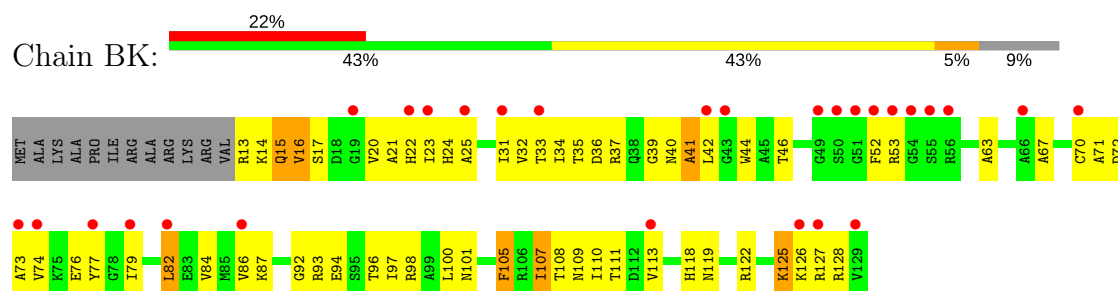
- Molecule 42: 30S ribosomal protein S10



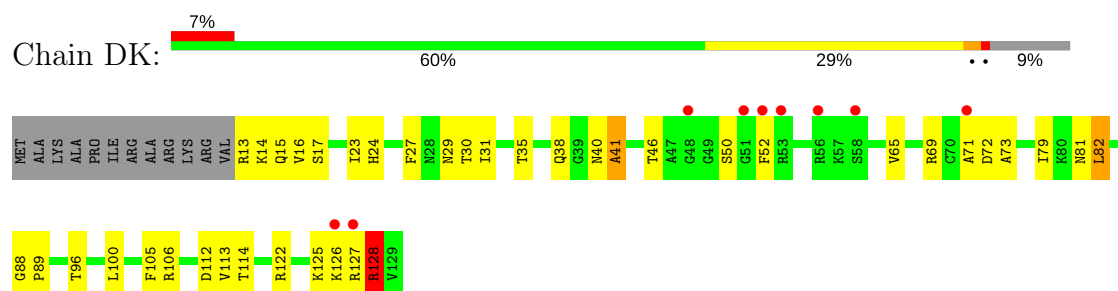
- Molecule 42: 30S ribosomal protein S10



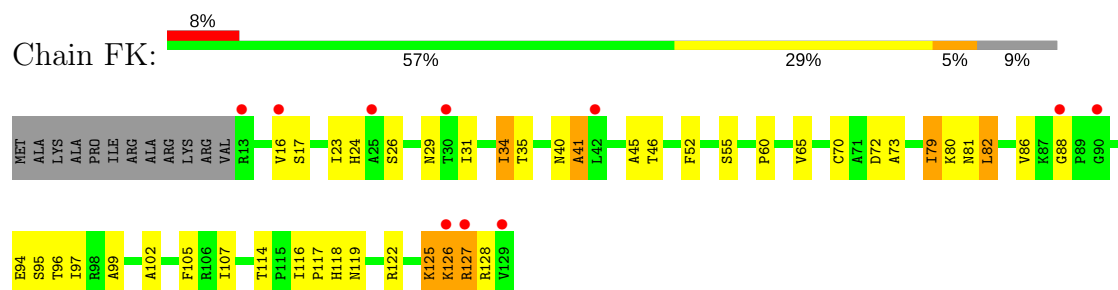
- Molecule 43: 30S ribosomal protein S11



- Molecule 43: 30S ribosomal protein S11



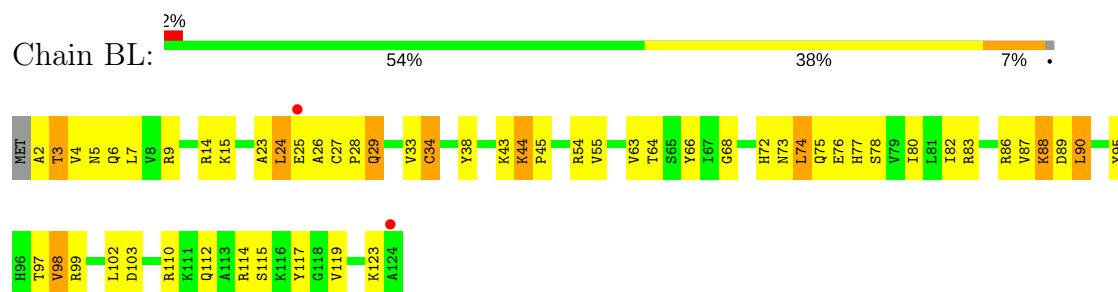
- Molecule 43: 30S ribosomal protein S11



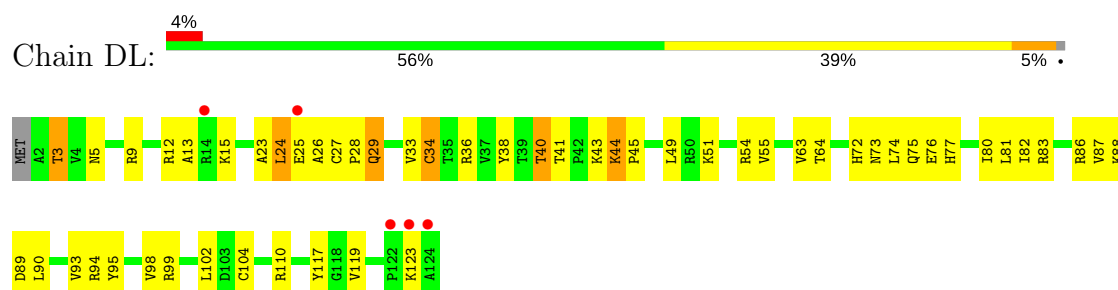
- Molecule 43: 30S ribosomal protein S11



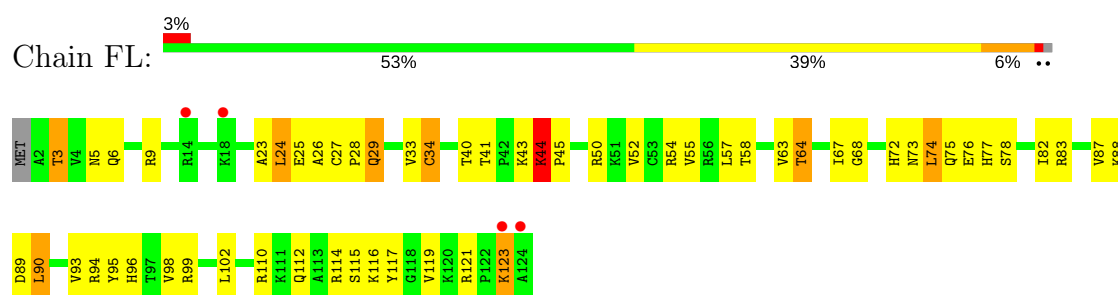
- Molecule 44: 30S ribosomal protein S12



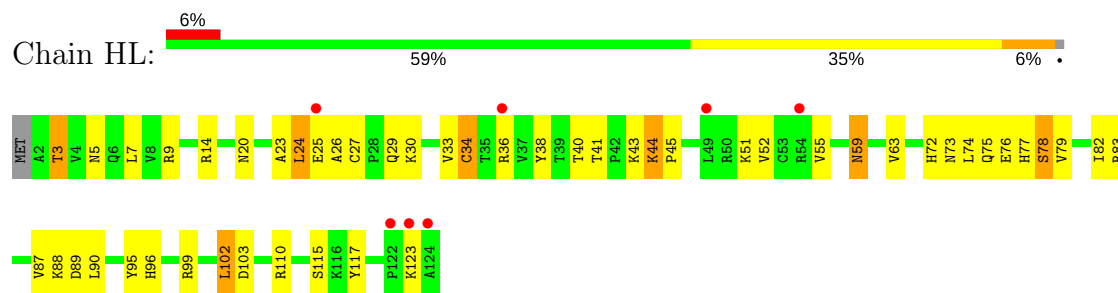
- Molecule 44: 30S ribosomal protein S12



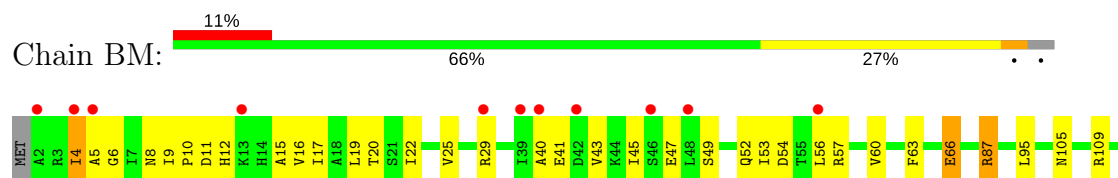
- Molecule 44: 30S ribosomal protein S12



- Molecule 44: 30S ribosomal protein S12

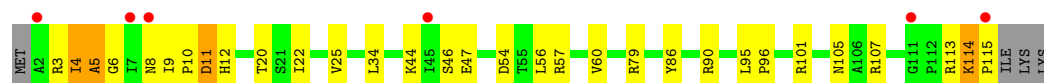
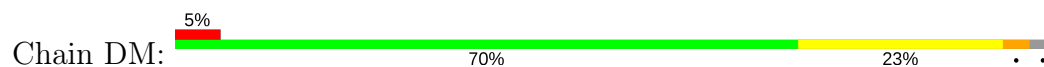


- Molecule 45: 30S ribosomal protein S13





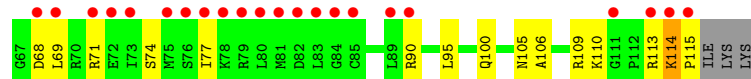
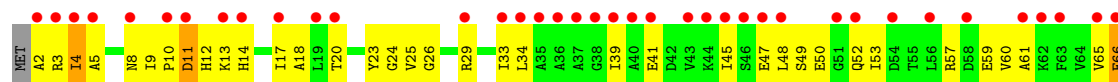
- Molecule 45: 30S ribosomal protein S13



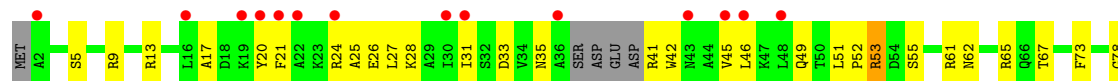
- Molecule 45: 30S ribosomal protein S13



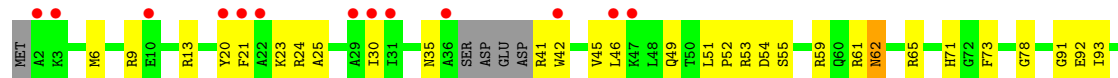
- Molecule 45: 30S ribosomal protein S13



- Molecule 46: 30S ribosomal protein S14



- Molecule 46: 30S ribosomal protein S14



W101

- Molecule 46: 30S ribosomal protein S14

Chain FN:  2% 60% 31% 5%




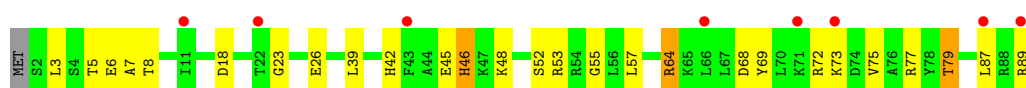
- Molecule 46: 30S ribosomal protein S14

Chain HN:  15% 58% 34% 5%




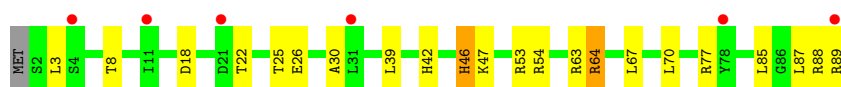
- Molecule 47: 30S ribosomal protein S15

Chain BO:  9% 69% 27% 5%




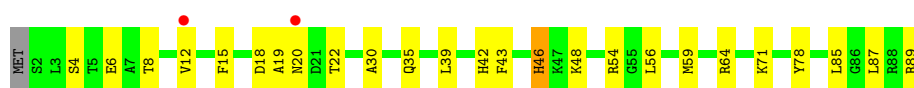
- Molecule 47: 30S ribosomal protein S15

Chain DO:  7% 74% 22% 5%




- Molecule 47: 30S ribosomal protein S15

Chain FO:  2% 71% 27% 5%

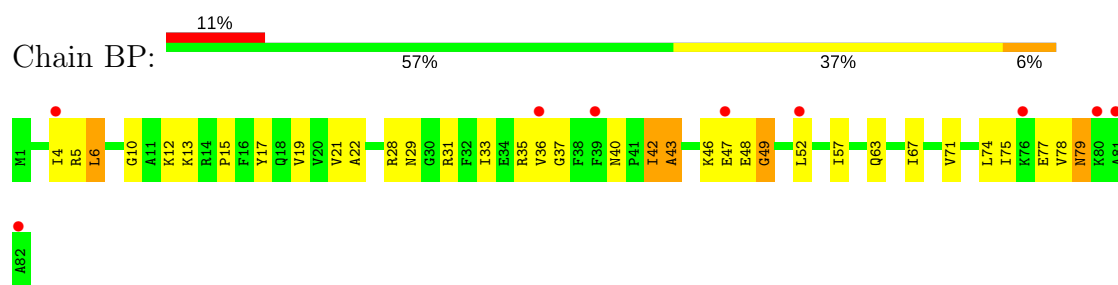


- Molecule 47: 30S ribosomal protein S15

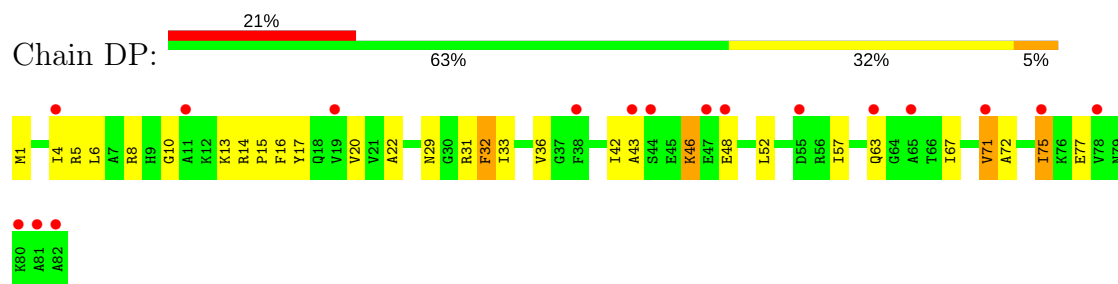
Chain HO:  3% 67% 28% 5%



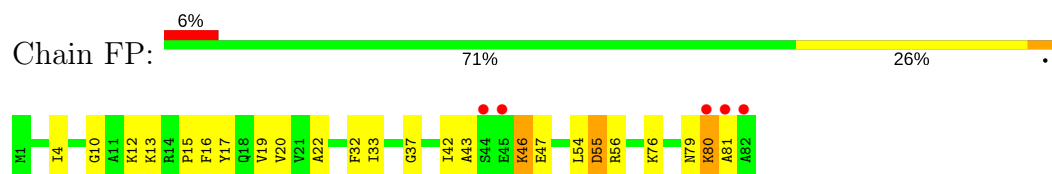
- Molecule 48: 30S ribosomal protein S16



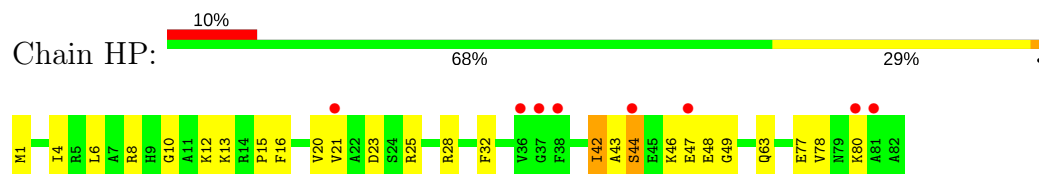
- Molecule 48: 30S ribosomal protein S16



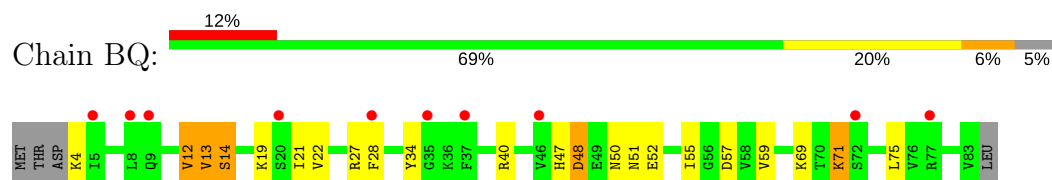
- Molecule 48: 30S ribosomal protein S16



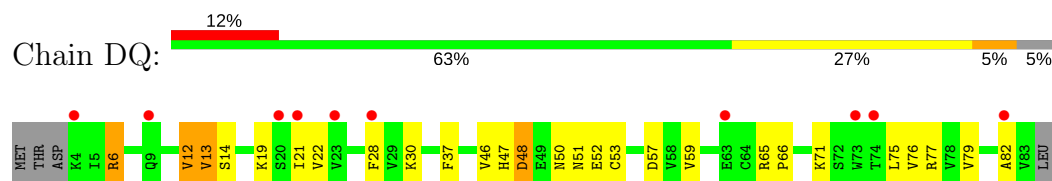
- Molecule 48: 30S ribosomal protein S16



- Molecule 49: 30S ribosomal protein S17



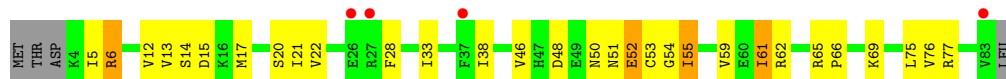
- Molecule 49: 30S ribosomal protein S17



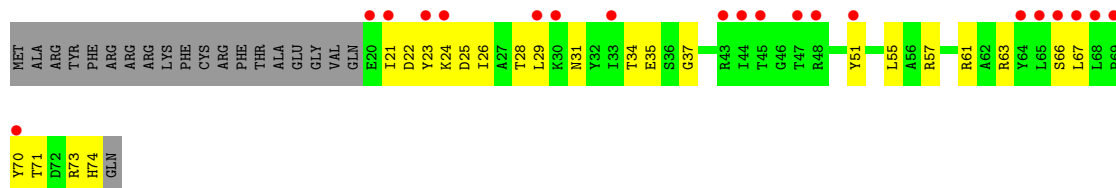
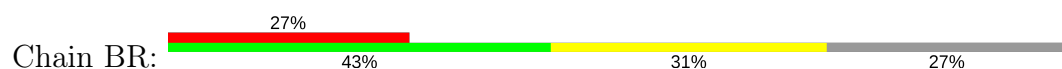
- Molecule 49: 30S ribosomal protein S17



- Molecule 49: 30S ribosomal protein S17



- Molecule 50: 30S ribosomal protein S18



- Molecule 50: 30S ribosomal protein S18



- Molecule 50: 30S ribosomal protein S18



- Molecule 50: 30S ribosomal protein S18

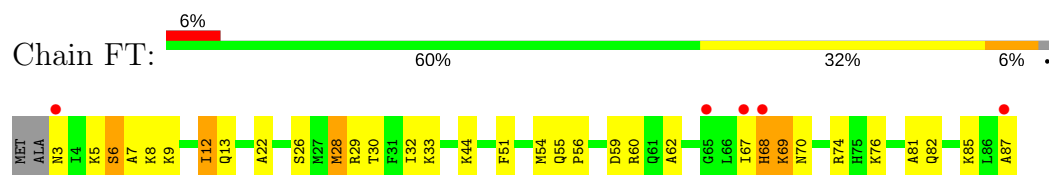


- Molecule 51: 30S ribosomal protein S19

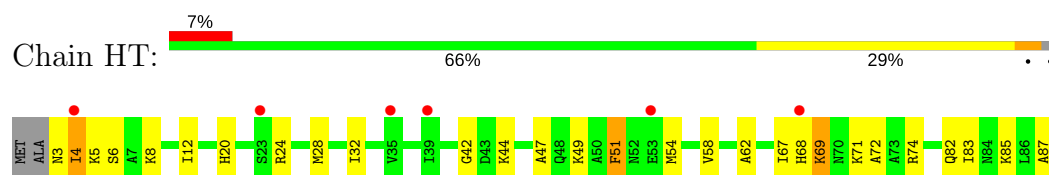




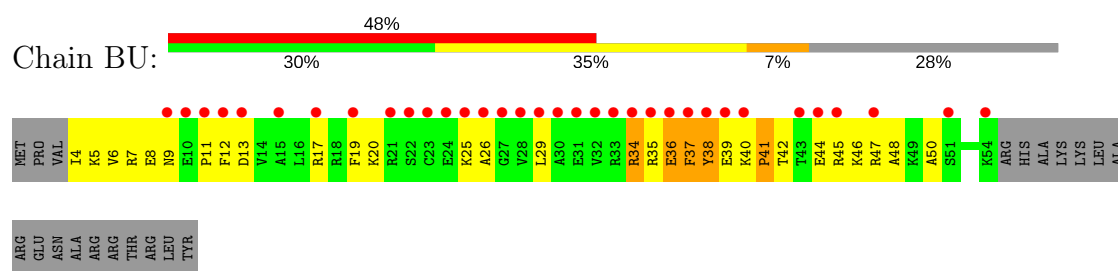
- Molecule 52: 30S ribosomal protein S20



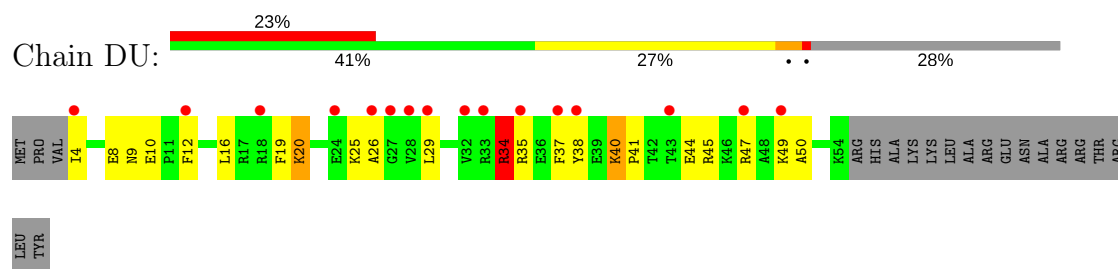
- Molecule 52: 30S ribosomal protein S20



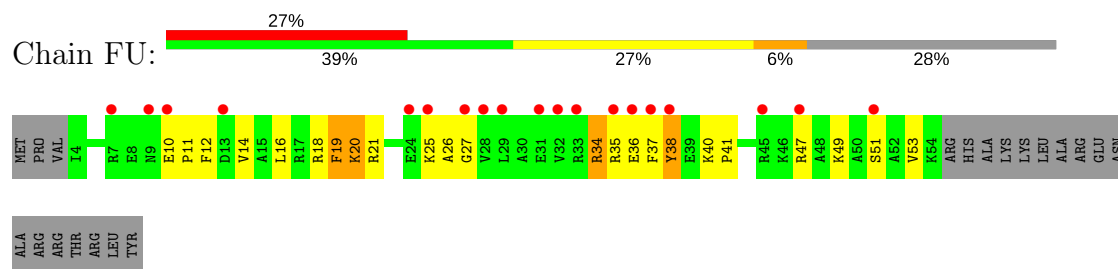
- Molecule 53: 30S ribosomal protein S21



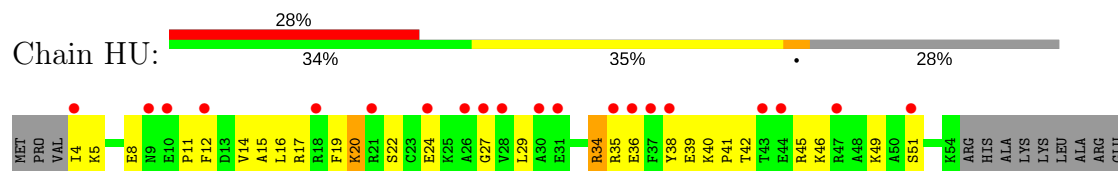
- Molecule 53: 30S ribosomal protein S21

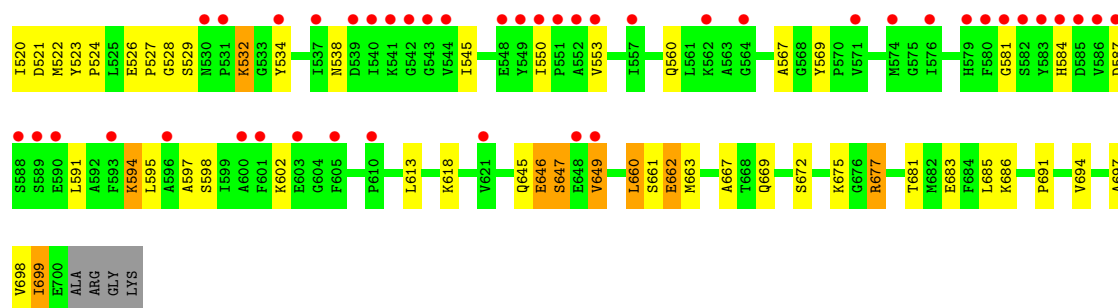


- Molecule 53: 30S ribosomal protein S21

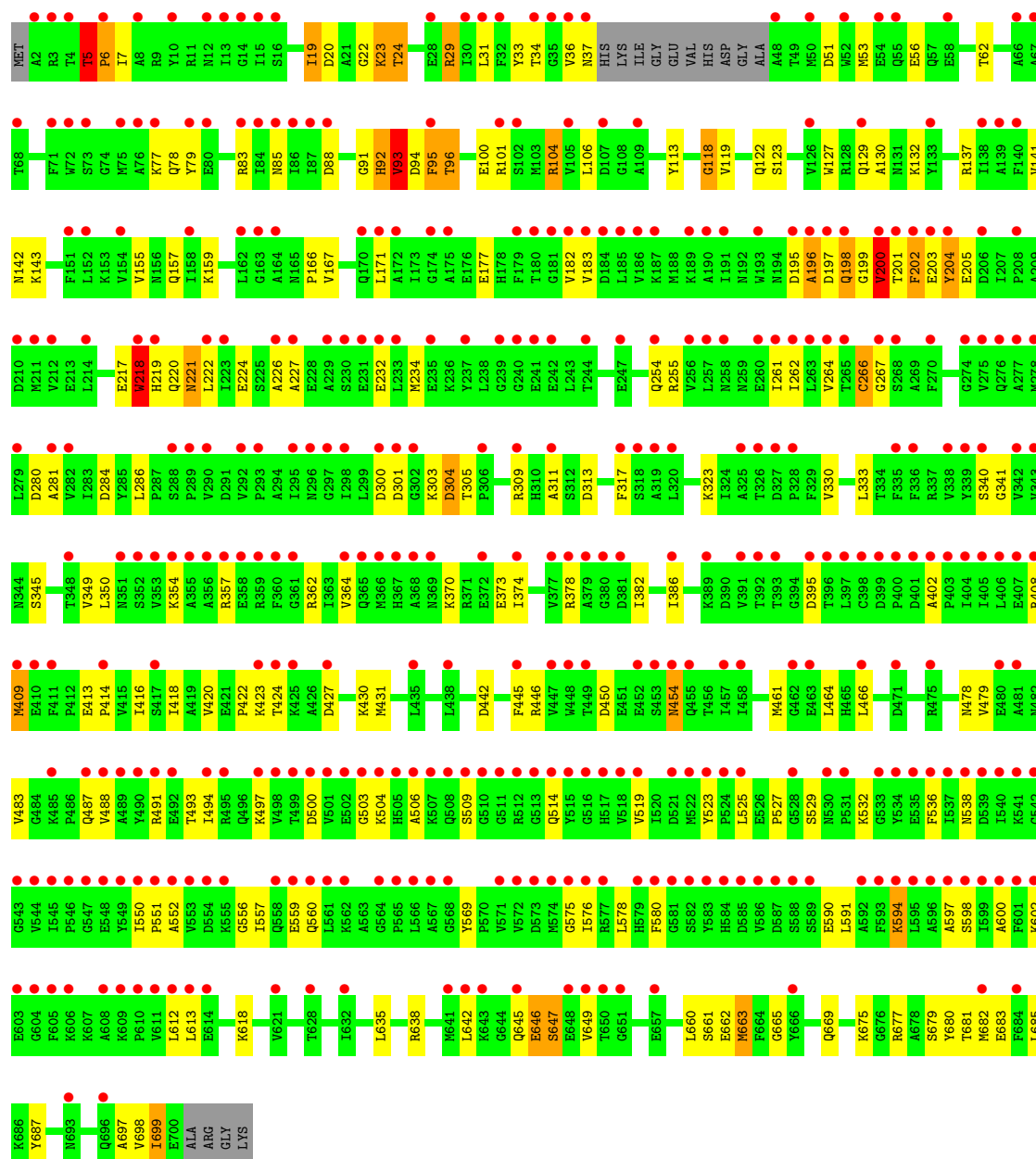


- Molecule 53: 30S ribosomal protein S21

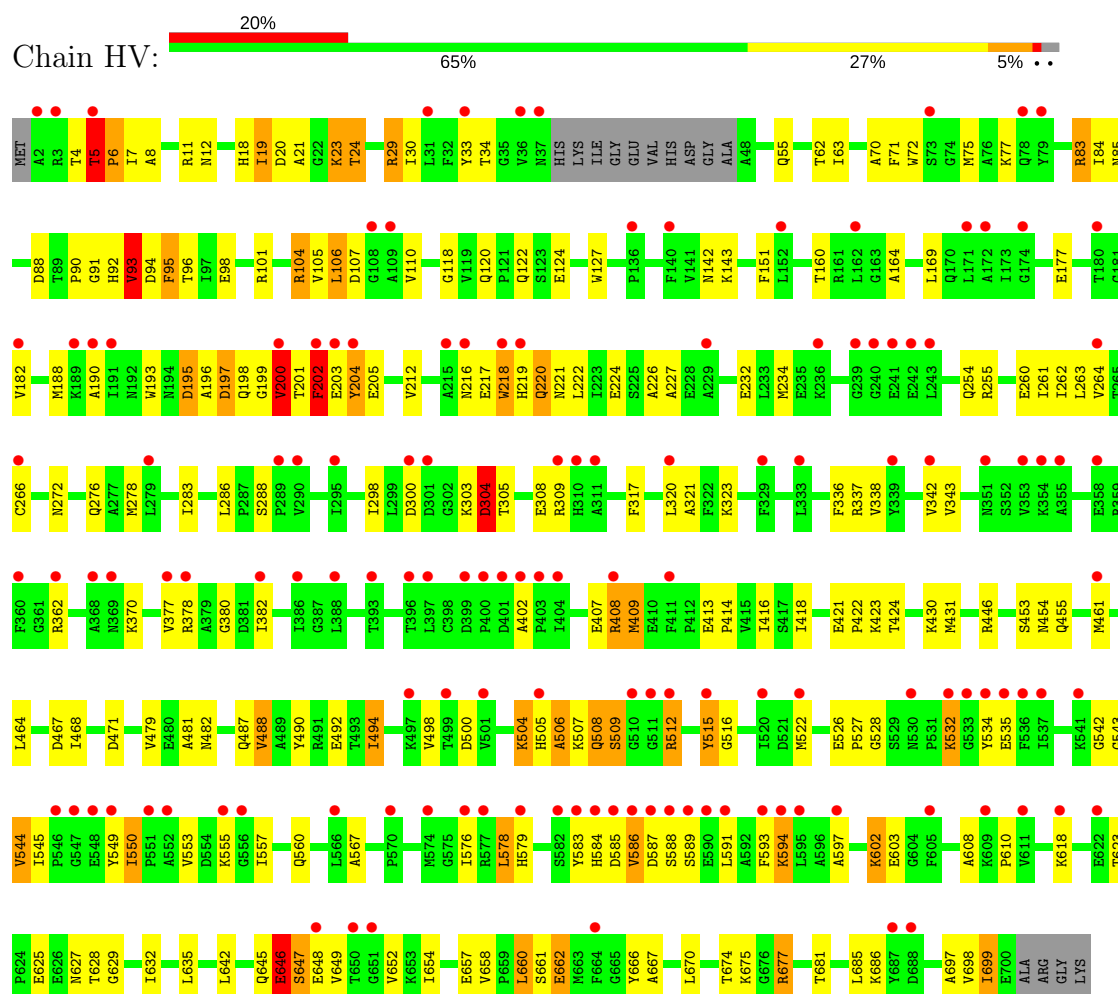




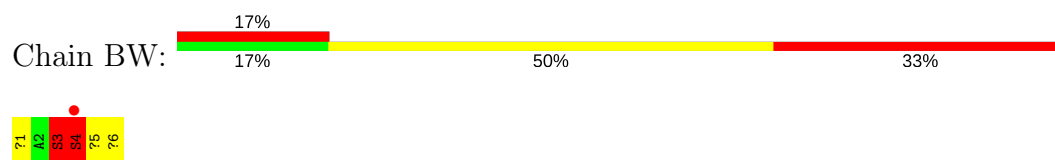
- Molecule 54: elongation factor G



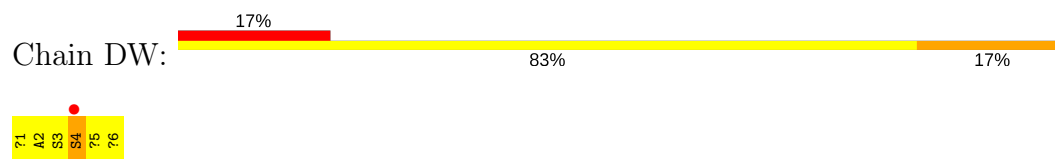
- Molecule 54: elongation factor G



• Molecule 55: Viomycin



• Molecule 55: Viomycin



• Molecule 55: Viomycin



4 Data and refinement statistics

Property	Value	Source
Space group	P 1 21 1	Depositor
Cell constants a, b, c, α , β , γ	361.14Å 360.51Å 429.73Å 90.00° 103.22° 90.00°	Depositor
Resolution (Å)	70.00 – 2.90 69.13 – 2.80	Depositor EDS
% Data completeness (in resolution range)	(Not available) (70.00-2.90) 77.4 (69.13-2.80)	Depositor EDS
R_{merge}	(Not available)	Depositor
R_{sym}	(Not available)	Depositor
$\langle I/\sigma(I) \rangle$ ¹	1.24 (at 2.81Å)	Xtriage
Refinement program	PHENIX	Depositor
R, R_{free}	0.215 , 0.267 0.215 , 0.268	Depositor DCC
R_{free} test set	3890 reflections (0.43%)	DCC
Wilson B-factor (Å ²)	54.5	Xtriage
Anisotropy	0.324	Xtriage
Bulk solvent k_{sol} (e/Å ³), B_{sol} (Å ²)	0.27 , 39.3	EDS
L-test for twinning ²	$\langle L \rangle = 0.45$, $\langle L^2 \rangle = 0.28$	Xtriage
Estimated twinning fraction	No twinning to report.	Xtriage
F_o, F_c correlation	0.92	EDS
Total number of atoms	590573	wwPDB-VP
Average B, all atoms (Å ²)	35.0	wwPDB-VP

Xtriage's analysis on translational NCS is as follows: *The analyses of the Patterson function reveals a significant off-origin peak that is 21.58 % of the origin peak, indicating pseudo translational symmetry. The chance of finding a peak of this or larger height randomly in a structure without pseudo translational symmetry is equal to 6.8072e-03.*

¹Intensities estimated from amplitudes.

²Theoretical values of $\langle |L| \rangle$, $\langle L^2 \rangle$ for acentric reflections are 0.5, 0.333 respectively for untwinned datasets, and 0.375, 0.2 for perfectly twinned datasets.

5 Model quality ⓘ

5.1 Standard geometry ⓘ

Bond lengths and bond angles in the following residue types are not validated in this section: ZN, DPP, MG, KBE, GCP, UAL, 5OH

The Z score for a bond length (or angle) is the number of standard deviations the observed value is removed from the expected value. A bond length (or angle) with $|Z| > 5$ is considered an outlier worth inspection. RMSZ is the root-mean-square of all Z scores of the bond lengths (or angles).

Mol	Chain	Bond lengths		Bond angles	
		RMSZ	$\# Z > 5$	RMSZ	$\# Z > 5$
1	AA	0.74	9/68626 (0.0%)	1.28	446/107056 (0.4%)
1	CA	0.76	7/68626 (0.0%)	1.27	404/107056 (0.4%)
1	EA	0.90	29/68626 (0.0%)	1.41	729/107056 (0.7%)
1	GA	0.72	11/68626 (0.0%)	1.25	345/107056 (0.3%)
2	AB	0.67	0/2828	1.20	13/4410 (0.3%)
2	CB	0.61	0/2828	1.15	11/4410 (0.2%)
2	EB	0.75	1/2828 (0.0%)	1.38	18/4410 (0.4%)
2	GB	0.62	0/2828	1.09	2/4410 (0.0%)
3	AC	0.55	0/2121	0.83	3/2852 (0.1%)
3	CC	0.60	0/2121	0.81	0/2852
3	EC	0.62	0/2121	0.83	1/2852 (0.0%)
3	GC	0.59	0/2121	0.84	1/2852 (0.0%)
4	AD	0.60	0/1586	0.81	1/2134 (0.0%)
4	CD	0.55	0/1586	0.75	1/2134 (0.0%)
4	ED	0.63	0/1586	0.81	0/2134
4	GD	0.54	0/1586	0.78	1/2134 (0.0%)
5	AE	0.50	0/1571	0.76	1/2113 (0.0%)
5	CE	0.53	0/1571	0.71	0/2113
5	EE	0.59	0/1571	0.79	2/2113 (0.1%)
5	GE	0.49	0/1571	0.68	0/2113
6	AF	0.69	0/1434	0.89	0/1926
6	CF	0.52	0/1434	0.70	0/1926
6	EF	0.51	0/1434	0.73	0/1926
6	GF	0.58	0/1434	0.77	1/1926 (0.1%)
7	AG	0.54	0/1343	0.72	0/1816
7	CG	0.52	0/1343	0.73	0/1816
7	EG	0.53	0/1343	0.74	0/1816
7	GG	0.52	0/1343	0.72	0/1816
8	AH	0.54	0/389	0.71	0/523
8	CH	0.60	0/389	0.76	0/523
8	EH	0.57	0/389	0.73	0/523
8	GH	0.57	0/389	0.74	0/523

Mol	Chain	Bond lengths		Bond angles	
		RMSZ	# Z >5	RMSZ	# Z >5
9	AI	0.58	0/1046	0.77	0/1410
9	CI	0.58	0/1046	0.74	0/1410
9	EI	0.61	0/1046	0.75	0/1410
9	GI	0.71	0/1046	0.84	0/1410
10	AJ	0.53	0/1152	0.77	0/1551
10	CJ	0.57	1/1152 (0.1%)	0.78	0/1551
10	EJ	0.70	1/1152 (0.1%)	0.82	1/1551 (0.1%)
10	GJ	0.55	1/1152 (0.1%)	0.71	0/1551
11	AK	0.62	0/947	0.79	0/1268
11	CK	0.63	0/947	0.78	0/1268
11	EK	0.59	0/947	0.83	0/1268
11	GK	0.55	0/947	0.80	0/1268
12	AL	0.53	0/1054	0.78	2/1403 (0.1%)
12	CL	0.53	0/1054	0.81	2/1403 (0.1%)
12	EL	0.61	0/1054	0.81	0/1403
12	GL	0.52	0/1054	0.78	0/1403
13	AM	0.61	1/1093 (0.1%)	0.81	1/1460 (0.1%)
13	CM	0.53	0/1093	0.75	0/1460
13	EM	0.62	0/1093	0.87	2/1460 (0.1%)
13	GM	0.52	0/1093	0.73	0/1460
14	AN	0.51	0/973	0.75	1/1301 (0.1%)
14	CN	0.46	0/973	0.77	4/1301 (0.3%)
14	EN	0.57	0/973	0.74	0/1301
14	GN	0.49	0/973	0.69	0/1301
15	AO	0.48	0/902	0.72	0/1209
15	CO	0.47	0/902	0.70	0/1209
15	EO	0.48	0/902	0.75	0/1209
15	GO	0.48	0/902	0.74	0/1209
16	AP	0.56	0/929	0.87	2/1242 (0.2%)
16	CP	0.56	0/929	0.85	2/1242 (0.2%)
16	EP	0.63	1/929 (0.1%)	0.89	1/1242 (0.1%)
16	GP	0.58	0/929	0.80	0/1242
17	AQ	0.56	0/960	0.75	1/1278 (0.1%)
17	CQ	0.60	0/960	0.78	1/1278 (0.1%)
17	EQ	0.70	0/960	0.88	2/1278 (0.2%)
17	GQ	0.53	0/960	0.74	0/1278
18	AR	0.59	0/829	0.75	0/1107
18	CR	0.59	0/829	0.75	0/1107
18	ER	0.68	2/829 (0.2%)	0.79	0/1107
18	GR	0.56	0/829	0.75	0/1107
19	AS	0.52	0/864	0.76	0/1156
19	CS	0.52	0/864	0.73	0/1156
19	ES	0.62	0/864	0.84	1/1156 (0.1%)

Mol	Chain	Bond lengths		Bond angles	
		RMSZ	# Z >5	RMSZ	# Z >5
19	GS	0.49	0/864	0.72	0/1156
20	AT	0.60	0/744	0.84	0/994
20	CT	0.56	0/744	0.89	0/994
20	ET	0.65	0/744	0.92	1/994 (0.1%)
20	GT	0.57	0/744	0.91	1/994 (0.1%)
21	AU	0.56	0/787	0.76	0/1051
21	CU	0.52	0/787	0.75	0/1051
21	EU	0.61	0/787	0.81	0/1051
21	GU	0.52	0/787	0.77	0/1051
22	AV	0.48	0/766	0.67	0/1025
22	CV	0.55	1/766 (0.1%)	0.67	0/1025
22	EV	0.57	0/766	0.72	0/1025
22	GV	0.47	0/766	0.65	0/1025
23	AW	0.63	0/603	0.93	1/797 (0.1%)
23	CW	0.70	0/603	0.94	1/797 (0.1%)
23	EW	0.78	0/603	0.97	1/797 (0.1%)
23	GW	0.66	0/603	0.92	0/797
24	AX	0.52	0/635	0.83	1/848 (0.1%)
24	CX	0.58	0/635	0.80	2/848 (0.2%)
24	EX	0.56	0/635	0.79	1/848 (0.1%)
24	GX	0.51	0/635	0.79	0/848
25	AY	0.47	0/510	0.75	0/677
25	CY	0.51	0/510	0.76	0/677
25	EY	0.54	0/510	0.85	1/677 (0.1%)
25	GY	0.55	0/510	0.79	1/677 (0.1%)
26	AZ	0.53	0/453	0.65	0/605
26	CZ	0.49	0/453	0.75	0/605
26	EZ	0.58	0/453	0.82	0/605
26	GZ	0.48	0/453	0.73	0/605
27	A0	0.50	0/450	0.77	0/599
27	C0	0.49	0/450	0.72	0/599
27	E0	0.68	1/450 (0.2%)	0.80	1/599 (0.2%)
27	G0	0.52	1/450 (0.2%)	0.69	0/599
28	A1	0.54	0/416	0.78	0/554
28	C1	0.51	0/416	0.76	0/554
28	E1	0.54	0/416	0.72	0/554
28	G1	0.54	0/416	0.73	0/554
29	A2	0.52	0/380	0.77	0/498
29	C2	0.56	0/380	0.73	0/498
29	E2	0.75	1/380 (0.3%)	0.84	1/498 (0.2%)
29	G2	0.59	0/380	0.75	0/498
30	A3	0.51	0/513	0.74	0/676
30	C3	0.54	0/513	0.68	0/676

Mol	Chain	Bond lengths		Bond angles	
		RMSZ	# Z >5	RMSZ	# Z >5
30	E3	0.64	0/513	0.81	0/676
30	G3	0.50	0/513	0.70	0/676
31	A4	0.61	0/303	0.78	0/397
31	C4	0.60	0/303	0.81	0/397
31	E4	0.60	0/303	0.82	0/397
31	G4	0.53	0/303	0.77	0/397
32	A5	0.83	0/1131	1.34	28/1524 (1.8%)
32	E5	0.74	0/1106	1.34	26/1490 (1.7%)
33	BA	0.64	0/36834	1.15	99/57462 (0.2%)
33	DA	0.63	0/36834	1.13	95/57462 (0.2%)
33	FA	0.65	1/36834 (0.0%)	1.18	114/57462 (0.2%)
33	HA	0.64	0/36834	1.13	101/57462 (0.2%)
34	BB	0.53	0/1735	0.72	0/2338
34	DB	0.49	0/1735	0.70	0/2338
34	FB	0.54	0/1735	0.73	0/2338
34	HB	0.52	0/1735	0.72	0/2338
35	BC	0.47	0/1651	0.64	0/2225
35	DC	0.47	0/1651	0.61	0/2225
35	FC	0.50	0/1651	0.71	0/2225
35	HC	0.48	0/1651	0.67	0/2225
36	BD	0.52	0/1665	0.74	0/2227
36	DD	0.54	0/1665	0.76	0/2227
36	FD	0.49	0/1665	0.71	0/2227
36	HD	0.52	0/1665	0.73	0/2227
37	BE	0.56	1/1118 (0.1%)	0.77	0/1504
37	DE	0.50	0/1118	0.74	0/1504
37	FE	0.54	0/1118	0.78	0/1504
37	HE	0.52	0/1118	0.76	0/1504
38	BF	0.64	0/835	0.75	0/1128
38	DF	0.55	0/835	0.73	0/1128
38	FF	0.54	0/835	0.73	0/1128
38	HF	0.58	0/835	0.72	0/1128
39	BG	0.48	0/1195	0.66	0/1602
39	DG	0.47	0/1195	0.66	0/1602
39	FG	0.51	0/1195	0.70	0/1602
39	HG	0.51	0/1195	0.73	0/1602
40	BH	0.48	0/989	0.63	0/1326
40	DH	0.50	0/989	0.65	0/1326
40	FH	0.50	0/989	0.72	0/1326
40	HH	0.45	0/989	0.66	0/1326
41	BI	0.52	0/1034	0.77	0/1375
41	DI	0.49	0/1034	0.72	1/1375 (0.1%)
41	FI	0.52	0/1034	0.80	0/1375

Mol	Chain	Bond lengths		Bond angles	
		RMSZ	# Z >5	RMSZ	# Z >5
41	HI	0.56	0/1034	0.76	1/1375 (0.1%)
42	BJ	0.53	0/796	0.73	1/1077 (0.1%)
42	DJ	0.55	0/796	0.75	0/1077
42	FJ	0.55	0/796	0.78	0/1077
42	HJ	0.54	0/796	0.77	0/1077
43	BK	0.59	0/893	0.81	0/1205
43	DK	0.51	0/893	0.80	1/1205 (0.1%)
43	FK	0.52	0/893	0.72	0/1205
43	HK	0.71	0/893	0.92	2/1205 (0.2%)
44	BL	0.55	0/969	0.78	0/1300
44	DL	0.54	0/969	0.79	0/1300
44	FL	0.51	0/969	0.75	1/1300 (0.1%)
44	HL	0.50	0/969	0.78	0/1300
45	BM	0.48	0/892	0.72	0/1193
45	DM	0.48	0/892	0.70	0/1193
45	FM	0.46	0/892	0.72	0/1193
45	HM	0.60	0/892	0.83	0/1193
46	BN	0.53	0/785	0.73	0/1043
46	DN	0.53	0/785	0.68	0/1043
46	FN	0.59	0/785	0.80	0/1043
46	HN	0.48	0/785	0.67	0/1043
47	BO	0.46	0/722	0.65	0/964
47	DO	0.47	0/722	0.64	0/964
47	FO	0.44	0/722	0.63	0/964
47	HO	0.50	0/722	0.68	0/964
48	BP	0.51	0/659	0.74	0/884
48	DP	0.52	0/659	0.72	0/884
48	FP	0.48	0/659	0.70	0/884
48	HP	0.51	0/659	0.67	0/884
49	BQ	0.51	0/657	0.73	0/881
49	DQ	0.50	0/657	0.74	0/881
49	FQ	0.49	0/657	0.66	0/881
49	HQ	0.51	0/657	0.75	0/881
50	BR	0.53	0/462	0.67	0/621
50	DR	0.50	0/462	0.71	0/621
50	FR	0.48	0/462	0.63	0/621
50	HR	0.53	0/462	0.77	1/621 (0.2%)
51	BS	0.47	0/652	0.78	0/877
51	DS	0.49	0/652	0.70	0/877
51	FS	0.48	0/652	0.72	0/877
51	HS	0.66	0/652	0.79	0/877
52	BT	0.50	0/671	0.65	0/888
52	DT	0.49	0/671	0.64	0/888

Mol	Chain	Bond lengths		Bond angles	
		RMSZ	# Z >5	RMSZ	# Z >5
52	FT	0.48	0/671	0.68	0/888
52	HT	0.49	0/671	0.72	0/888
53	BU	0.67	0/430	0.75	0/570
53	DU	0.67	0/430	0.83	1/570 (0.2%)
53	FU	0.69	0/430	0.83	0/570
53	HU	0.78	0/430	0.82	0/570
54	BV	0.48	0/5418	0.68	1/7329 (0.0%)
54	DV	0.46	0/5418	0.66	1/7329 (0.0%)
54	FV	0.57	0/5418	0.68	1/7329 (0.0%)
54	HV	0.50	0/5418	0.70	1/7329 (0.0%)
55	BW	2.44	1/11 (9.1%)	1.38	0/13
55	DW	2.31	1/11 (9.1%)	1.57	0/13
55	FW	2.44	1/11 (9.1%)	2.53	1/13 (7.7%)
All	All	0.68	73/635346 (0.0%)	1.13	2493/946873 (0.3%)

Chiral center outliers are detected by calculating the chiral volume of a chiral center and verifying if the center is modelled as a planar moiety or with the opposite hand. A planarity outlier is detected by checking planarity of atoms in a peptide group, atoms in a mainchain group or atoms of a sidechain that are expected to be planar.

Mol	Chain	#Chirality outliers	#Planarity outliers
3	CC	0	1
3	EC	0	1
3	GC	0	1
4	CD	0	2
4	ED	0	1
4	GD	0	1
32	A5	0	2
41	FI	0	1
44	BL	0	1
44	DL	0	1
44	FL	0	1
44	HL	0	1
54	BV	0	2
54	DV	0	2
54	FV	0	2
54	HV	0	3
All	All	0	23

All (73) bond length outliers are listed below:

Mol	Chain	Res	Type	Atoms	Z	Observed(Å)	Ideal(Å)
1	EA	984	A	N9-C4	-10.08	1.31	1.37
1	EA	528	A	N9-C4	-9.15	1.32	1.37
37	BE	94	VAL	CB-CG2	9.12	1.72	1.52
13	AM	13	HIS	CG-CD2	8.66	1.50	1.35
10	EJ	44	TYR	CD1-CE1	-7.92	1.27	1.39
2	EB	99	A	N9-C4	-7.52	1.33	1.37
1	EA	2447	G	C6-O6	7.51	1.30	1.24
22	CV	14	LYS	CD-CE	7.49	1.70	1.51
1	GA	1142	A	N9-C4	-7.45	1.33	1.37
27	E0	19	ASP	CB-CG	7.37	1.67	1.51
1	AA	984	A	N9-C4	-7.31	1.33	1.37
1	CA	984	A	N9-C4	-7.29	1.33	1.37
1	GA	528	A	N9-C4	-7.21	1.33	1.37
1	AA	783	A	N7-C5	-7.01	1.35	1.39
1	CA	783	A	N9-C4	-6.99	1.33	1.37
1	EA	984	A	C5-C6	-6.62	1.35	1.41
1	AA	1142	A	N9-C4	-6.61	1.33	1.37
1	CA	654	A	N9-C4	6.61	1.41	1.37
1	EA	1022	G	N7-C5	-6.56	1.35	1.39
1	EA	142	A	O3'-P	6.51	1.69	1.61
55	FW	3	SER	C-N	6.37	1.48	1.34
1	GA	142	A	O3'-P	6.35	1.68	1.61
1	AA	783	A	N9-C4	-6.34	1.34	1.37
55	BW	3	SER	C-N	6.34	1.48	1.34
1	AA	2053	G	N7-C5	-6.30	1.35	1.39
18	ER	86	GLN	CB-CG	6.29	1.69	1.52
1	EA	1263	U	C4-O4	6.28	1.28	1.23
1	EA	528	A	N3-C4	-6.26	1.31	1.34
1	EA	783	A	N9-C4	-6.25	1.34	1.37
1	EA	974	G	C5-C6	-6.23	1.36	1.42
55	DW	3	SER	C-N	6.22	1.48	1.34
10	GJ	44	TYR	CD1-CE1	-6.10	1.30	1.39
1	CA	783	A	N3-C4	-6.08	1.31	1.34
10	CJ	44	TYR	CD1-CE1	-6.01	1.30	1.39
1	EA	984	A	N7-C5	-5.93	1.35	1.39
1	EA	974	G	N9-C8	5.92	1.42	1.37
33	FA	461	A	N9-C4	5.89	1.41	1.37
1	EA	207	A	N9-C4	-5.86	1.34	1.37
1	EA	1142	A	N9-C4	-5.84	1.34	1.37
1	EA	808	G	N7-C5	-5.80	1.35	1.39
1	EA	752	A	C5-C6	-5.76	1.35	1.41
1	EA	793	A	N3-C4	-5.73	1.31	1.34
1	EA	2570	G	N9-C4	-5.71	1.33	1.38

Continued on next page...

Continued from previous page...

Mol	Chain	Res	Type	Atoms	Z	Observed(Å)	Ideal(Å)
1	EA	142	A	P-O5'	5.71	1.65	1.59
1	EA	972	A	C5-C6	-5.61	1.36	1.41
1	GA	808	G	N7-C5	-5.56	1.35	1.39
27	G0	19	ASP	CB-CG	5.54	1.63	1.51
1	GA	783	A	N9-C4	-5.52	1.34	1.37
1	GA	528	A	N3-C4	-5.48	1.31	1.34
1	GA	654	A	N9-C4	5.47	1.41	1.37
1	AA	2482	A	N9-C4	-5.42	1.34	1.37
1	EA	2250	G	N9-C8	5.41	1.41	1.37
1	GA	2183	A	N9-C4	5.33	1.41	1.37
1	GA	789	A	N9-C4	-5.33	1.34	1.37
1	CA	792	A	N9-C4	-5.32	1.34	1.37
1	EA	613	A	N9-C4	5.32	1.41	1.37
1	EA	734	A	N9-C4	-5.25	1.34	1.37
1	EA	1254	A	N3-C4	-5.25	1.31	1.34
1	CA	1902	C	N1-C6	-5.24	1.34	1.37
1	EA	251	A	N9-C4	-5.24	1.34	1.37
1	AA	896	A	N9-C4	5.18	1.41	1.37
1	CA	1899	A	N9-C4	-5.15	1.34	1.37
1	EA	972	A	N7-C5	-5.14	1.36	1.39
1	AA	984	A	C5-C6	-5.13	1.36	1.41
18	ER	86	GLN	CG-CD	5.12	1.62	1.51
29	E2	44	VAL	CA-CB	5.11	1.65	1.54
1	EA	1678	A	N3-C4	-5.10	1.31	1.34
1	GA	783	A	N3-C4	-5.10	1.31	1.34
16	EP	50	ARG	CB-CG	5.09	1.66	1.52
1	EA	1983	G	N9-C4	-5.08	1.33	1.38
1	GA	311	A	N9-C4	5.07	1.40	1.37
1	EA	752	A	N7-C5	-5.04	1.36	1.39
1	AA	1665	A	N7-C5	-5.02	1.36	1.39

All (2493) bond angle outliers are listed below:

Mol	Chain	Res	Type	Atoms	Z	Observed(°)	Ideal(°)
1	EA	834	G	N1-C6-O6	16.23	129.64	119.90
1	EA	984	A	C2-N3-C4	-15.83	102.68	110.60
1	EA	974	G	C4-C5-N7	15.17	116.87	110.80
1	AA	2544	G	N1-C6-O6	14.98	128.89	119.90
1	AA	2053	G	N1-C6-O6	14.67	128.70	119.90
1	AA	984	A	C2-N3-C4	-13.99	103.61	110.60
1	AA	2447	G	N1-C6-O6	13.87	128.22	119.90
1	CA	984	A	C2-N3-C4	-13.82	103.69	110.60

Continued on next page...

Continued from previous page...

Mol	Chain	Res	Type	Atoms	Z	Observed(°)	Ideal(°)
1	AA	1073	A	N1-C6-N6	-13.64	110.42	118.60
1	EA	974	G	C5-N7-C8	-13.56	97.52	104.30
1	EA	2447	G	C5-C6-N1	-13.53	104.73	111.50
1	EA	974	G	C6-C5-N7	-13.43	122.34	130.40
1	AA	2544	G	C6-C5-N7	-12.49	122.91	130.40
1	GA	984	A	C2-N3-C4	-12.29	104.45	110.60
1	EA	834	G	C5-C6-O6	-12.08	121.35	128.60
1	EA	1079	C	OP1-P-O3'	-11.91	78.99	105.20
1	CA	1087	G	OP1-P-O3'	-11.63	79.62	105.20
1	EA	1779	U	O5'-P-OP1	-11.48	95.37	105.70
1	EA	984	A	N3-C4-C5	11.48	134.83	126.80
1	GA	752	A	N1-C6-N6	11.17	125.30	118.60
1	EA	2447	G	N1-C6-O6	11.09	126.55	119.90
1	EA	2250	G	C2-N3-C4	-11.06	106.37	111.90
1	EA	829	A	O5'-P-OP2	-10.99	95.81	105.70
1	EA	974	G	N1-C6-O6	10.89	126.44	119.90
1	AA	2592	G	O5'-P-OP2	-10.85	95.93	105.70
1	CA	2544	G	N1-C6-O6	10.73	126.34	119.90
1	GA	834	G	N1-C6-O6	10.72	126.33	119.90
1	CA	752	A	N1-C6-N6	10.69	125.02	118.60
1	EA	2250	G	C5-N7-C8	-10.69	98.96	104.30
1	GA	1865	U	OP1-P-O3'	-10.66	81.75	105.20
1	GA	1866	A	OP1-P-OP2	10.65	135.57	119.60
1	GA	1925	C	C6-N1-C2	-10.65	116.04	120.30
1	AA	2447	G	C5-C6-O6	-10.55	122.27	128.60
1	EA	974	G	N7-C8-N9	10.50	118.35	113.10
1	CA	834	G	N1-C6-O6	10.48	126.19	119.90
1	EA	2076	U	C5-C4-O4	10.46	132.18	125.90
16	AP	52	ARG	NE-CZ-NH1	10.39	125.50	120.30
1	AA	738	G	O5'-P-OP2	-10.37	96.36	105.70
1	GA	834	G	C5-C6-N1	-10.35	106.32	111.50
1	AA	1073	A	C5-C6-N6	10.29	131.93	123.70
1	EA	2250	G	N3-C4-C5	10.27	133.74	128.60
1	EA	834	G	C6-C5-N7	-10.24	124.25	130.40
16	CP	52	ARG	NE-CZ-NH1	10.17	125.38	120.30
2	EB	66	A	N1-C6-N6	10.09	124.65	118.60
1	AA	1073	A	C5-N7-C8	10.07	108.93	103.90
1	AA	2053	G	C6-C5-N7	-10.03	124.38	130.40
1	EA	783	A	C2-N3-C4	-10.02	105.59	110.60
1	AA	2061	G	N1-C6-O6	10.01	125.91	119.90
1	EA	984	A	N1-C6-N6	10.01	124.61	118.60
1	EA	984	A	C5-C6-N1	-9.99	112.70	117.70

Continued on next page...

Continued from previous page...

Mol	Chain	Res	Type	Atoms	Z	Observed(°)	Ideal(°)
1	CA	1190	G	N1-C6-O6	9.97	125.88	119.90
1	EA	1606	C	N3-C2-O2	-9.96	114.92	121.90
33	HA	5	U	C2-N1-C1'	9.96	129.65	117.70
1	CA	2061	G	N1-C6-O6	9.95	125.87	119.90
1	EA	2053	G	N1-C6-O6	9.94	125.86	119.90
1	AA	1533	C	C6-N1-C2	-9.90	116.34	120.30
1	EA	2689	U	C5-C4-O4	9.88	131.82	125.90
1	EA	2511	U	O5'-P-OP2	-9.79	96.89	105.70
1	GA	2592	G	O5'-P-OP2	-9.74	96.93	105.70
1	EA	1779	U	N3-C4-O4	-9.71	112.61	119.40
1	AA	1073	A	C6-C5-N7	9.70	139.09	132.30
1	EA	528	A	C2-N3-C4	-9.68	105.76	110.60
17	EQ	29	ARG	NE-CZ-NH1	9.65	125.12	120.30
1	EA	2447	G	C4-C5-C6	9.65	124.59	118.80
1	EA	1027	A	N1-C6-N6	9.59	124.36	118.60
1	EA	974	G	C5-C6-O6	-9.58	122.85	128.60
1	CA	2250	G	C2-N3-C4	-9.57	107.12	111.90
1	EA	1263	U	N3-C4-C5	-9.52	108.89	114.60
1	GA	1865	U	OP2-P-O3'	-9.50	84.31	105.20
1	GA	1606	C	N3-C2-O2	-9.49	115.26	121.90
1	GA	1606	C	N1-C2-O2	9.40	124.54	118.90
1	EA	1943	U	C5-C4-O4	9.38	131.53	125.90
1	CA	2250	G	C4-C5-N7	9.33	114.53	110.80
1	AA	2361	G	O5'-P-OP2	-9.31	97.32	105.70
33	BA	251	G	N1-C6-O6	9.31	125.49	119.90
1	CA	546	U	O4'-C1'-N1	9.29	115.63	108.20
1	CA	1088	A	OP1-P-OP2	9.28	133.51	119.60
1	GA	1925	C	C5-C6-N1	9.27	125.64	121.00
32	A5	117	LEU	C-N-CA	9.27	144.88	121.70
1	AA	783	A	N7-C8-N9	9.26	118.43	113.80
1	EA	37	C	O5'-P-OP2	-9.24	97.38	105.70
1	EA	783	A	C5-N7-C8	-9.23	99.29	103.90
1	CA	2105	U	C5-C6-N1	9.22	127.31	122.70
1	EA	2544	G	N1-C6-O6	9.20	125.42	119.90
1	AA	2544	G	C5-C6-O6	-9.18	123.09	128.60
33	DA	207	C	C6-N1-C2	-9.17	116.63	120.30
32	A5	92	ALA	C-N-CA	9.15	144.58	121.70
1	EA	1606	C	N1-C2-O2	9.15	124.39	118.90
1	EA	1779	U	C5-C4-O4	9.14	131.39	125.90
1	EA	752	A	N1-C6-N6	9.14	124.08	118.60
12	AL	82	LEU	CA-CB-CG	9.13	136.31	115.30
12	CL	82	LEU	CA-CB-CG	9.13	136.30	115.30

Continued on next page...

Continued from previous page...

Mol	Chain	Res	Type	Atoms	Z	Observed(°)	Ideal(°)
1	GA	808	G	N1-C6-O6	9.13	125.38	119.90
1	GA	752	A	O4'-C1'-N9	9.11	115.49	108.20
1	GA	834	G	N7-C8-N9	9.10	117.65	113.10
1	AA	2053	G	N3-C2-N2	-9.04	113.57	119.90
1	GA	834	G	C8-N9-C4	-9.04	102.79	106.40
1	CA	1349	C	O5'-P-OP2	-9.02	97.58	105.70
32	E5	93	ALA	C-N-CA	9.01	144.21	121.70
1	EA	984	A	N3-C4-N9	-9.00	120.20	127.40
1	EA	2275	C	C6-N1-C2	-9.00	116.70	120.30
1	AA	1073	A	C4-C5-N7	-9.00	106.20	110.70
1	AA	783	A	C5-N7-C8	-8.96	99.42	103.90
1	EA	694	U	N3-C2-O2	-8.95	115.93	122.20
1	EA	62	U	N3-C2-O2	-8.92	115.96	122.20
1	EA	811	U	O5'-P-OP1	-8.92	97.67	105.70
1	AA	2053	G	C5-C6-N1	-8.92	107.04	111.50
1	EA	460	A	O5'-P-OP1	-8.91	97.68	105.70
1	EA	542	C	N3-C4-C5	-8.89	118.34	121.90
1	EA	2250	G	C4-C5-N7	8.87	114.35	110.80
1	EA	797	G	O5'-P-OP2	-8.86	97.73	105.70
1	CA	974	G	C6-C5-N7	-8.85	125.09	130.40
33	FA	51	A	P-O3'-C3'	8.85	130.31	119.70
1	AA	1958	C	N3-C2-O2	-8.84	115.72	121.90
1	GA	834	G	C4-C5-C6	8.81	124.09	118.80
1	EA	780	G	C8-N9-C4	-8.80	102.88	106.40
1	CA	2250	G	N1-C6-O6	8.79	125.17	119.90
1	EA	784	G	O4'-C1'-N9	-8.78	101.17	108.20
1	CA	2250	G	C5-N7-C8	-8.77	99.92	104.30
1	EA	972	A	N1-C6-N6	8.74	123.85	118.60
1	EA	2779	U	O5'-P-OP1	-8.74	97.83	105.70
1	CA	1913	A	C5-N7-C8	8.73	108.26	103.90
1	EA	2250	G	N3-C4-N9	-8.73	120.76	126.00
1	CA	1943	U	C5-C4-O4	8.72	131.13	125.90
1	GA	2572	A	O5'-P-OP2	-8.72	97.85	105.70
1	AA	1073	A	N7-C8-N9	-8.71	109.44	113.80
32	A5	93	ALA	C-N-CA	8.70	143.45	121.70
1	GA	1509	A	O4'-C1'-N9	8.69	115.16	108.20
1	CA	984	A	N3-C4-C5	8.65	132.85	126.80
1	EA	62	U	N1-C2-O2	8.64	128.85	122.80
1	CA	974	G	N7-C8-N9	8.62	117.41	113.10
2	CB	79	G	N3-C2-N2	8.62	125.94	119.90
1	GA	783	A	C5-N7-C8	-8.59	99.61	103.90
1	CA	2250	G	N3-C4-C5	8.57	132.88	128.60

Continued on next page...

Continued from previous page...

Mol	Chain	Res	Type	Atoms	Z	Observed(°)	Ideal(°)
3	AC	176	ARG	NE-CZ-NH2	8.55	124.58	120.30
1	EA	1355	G	N1-C6-O6	8.55	125.03	119.90
5	EE	44	ARG	NE-CZ-NH2	8.55	124.58	120.30
1	AA	783	A	N1-C6-N6	8.54	123.73	118.60
32	A5	77	VAL	C-N-CA	8.53	140.21	122.30
1	EA	550	C	O5'-P-OP2	-8.52	98.03	105.70
1	EA	834	G	N3-C2-N2	-8.46	113.98	119.90
2	EB	66	A	N9-C4-C5	-8.45	102.42	105.80
1	AA	783	A	C6-C5-N7	-8.43	126.40	132.30
1	EA	2250	G	N7-C8-N9	8.40	117.30	113.10
1	CA	2443	C	C6-N1-C2	-8.40	116.94	120.30
1	EA	2076	U	N3-C2-O2	-8.36	116.35	122.20
1	EA	1943	U	N3-C4-O4	-8.33	113.57	119.40
1	AA	2358	A	N1-C6-N6	-8.33	113.60	118.60
1	GA	528	A	C2-N3-C4	-8.31	106.44	110.60
1	AA	748	G	O4'-C1'-N9	8.31	114.85	108.20
33	HA	1087	G	C6-C5-N7	-8.31	125.42	130.40
32	E5	77	VAL	C-N-CA	8.26	139.65	122.30
1	CA	1606	C	N1-C2-O2	8.25	123.85	118.90
1	EA	984	A	C5-N7-C8	-8.25	99.78	103.90
1	EA	1263	U	C6-N1-C2	-8.24	116.05	121.00
1	EA	2385	C	O5'-P-OP2	-8.21	98.31	105.70
1	EA	2076	U	N3-C4-O4	-8.20	113.66	119.40
5	AE	40	ARG	NE-CZ-NH1	8.19	124.39	120.30
1	EA	1332	G	C5-C6-O6	-8.15	123.71	128.60
33	HA	481	G	C5-C6-O6	-8.14	123.71	128.60
33	BA	51	A	P-O3'-C3'	8.14	129.47	119.70
1	CA	2544	G	C6-C5-N7	-8.14	125.52	130.40
1	AA	2544	G	C4-C5-C6	8.13	123.68	118.80
32	E5	117	LEU	C-N-CA	8.13	142.02	121.70
33	BA	1507	A	O5'-P-OP1	-8.12	98.39	105.70
1	CA	654	A	C2-N3-C4	8.12	114.66	110.60
1	AA	795	C	O5'-P-OP1	-8.10	98.41	105.70
1	EA	1006	C	N1-C2-O2	-8.10	114.04	118.90
1	CA	752	A	C4-C5-N7	8.09	114.75	110.70
1	CA	1253	A	O5'-P-OP1	-8.09	98.42	105.70
1	EA	2447	G	C6-C5-N7	-8.09	125.55	130.40
1	AA	2053	G	C4-C5-C6	8.08	123.65	118.80
1	EA	941	A	C8-N9-C4	8.08	109.03	105.80
1	AA	974	G	C6-C5-N7	-8.06	125.56	130.40
33	BA	328	C	N1-C2-O2	8.06	123.73	118.90
1	CA	984	A	C5-C6-N1	-8.05	113.68	117.70

Continued on next page...

Continued from previous page...

Mol	Chain	Res	Type	Atoms	Z	Observed(°)	Ideal(°)
1	GA	808	G	C6-C5-N7	-8.04	125.58	130.40
1	AA	984	A	N1-C6-N6	8.04	123.42	118.60
1	AA	974	G	C4-C5-N7	8.03	114.01	110.80
1	GA	834	G	C6-C5-N7	-8.00	125.60	130.40
1	EA	961	C	O5'-P-OP2	-7.99	98.51	105.70
32	E5	92	ALA	C-N-CA	7.99	141.66	121.70
1	CA	974	G	C4-N9-C1'	7.98	136.88	126.50
1	CA	752	A	C5-C6-N6	-7.97	117.32	123.70
1	GA	752	A	C5-C6-N6	-7.96	117.33	123.70
33	BA	1101	A	P-O3'-C3'	7.96	129.25	119.70
23	AW	76	ARG	NE-CZ-NH2	7.95	124.28	120.30
1	CA	834	G	C5-C6-O6	-7.94	123.83	128.60
1	CA	2224	G	C5-C6-O6	-7.93	123.84	128.60
43	DK	128	ARG	NE-CZ-NH1	7.93	124.26	120.30
1	EA	520	G	N1-C6-O6	-7.92	115.15	119.90
1	GA	2071	A	O5'-P-OP2	-7.92	98.57	105.70
1	CA	671	C	C6-N1-C2	-7.91	117.14	120.30
1	EA	1190	G	C5-N7-C8	-7.90	100.35	104.30
1	CA	2038	G	N1-C6-O6	7.89	124.63	119.90
1	GA	808	G	C5-C6-O6	-7.89	123.87	128.60
32	A5	51	TYR	C-N-CA	7.88	141.39	121.70
1	EA	2146	C	OP1-P-O3'	7.88	122.53	105.20
1	AA	1936	A	C2-N3-C4	-7.87	106.67	110.60
1	EA	1073	A	O5'-P-OP1	-7.86	98.63	105.70
1	GA	984	A	N1-C2-N3	7.84	133.22	129.30
33	HA	1087	G	N7-C8-N9	7.84	117.02	113.10
33	DA	1099	G	C5-C6-O6	7.84	133.30	128.60
32	E5	54	VAL	CG1-CB-CG2	7.82	123.42	110.90
1	CA	834	G	C6-C5-N7	-7.80	125.72	130.40
1	EA	210	C	C6-N1-C2	7.80	123.42	120.30
1	GA	2402	U	O4'-C1'-N1	7.80	114.44	108.20
4	GD	151	THR	C-N-CD	7.80	144.78	128.40
32	E5	72	LEU	C-N-CA	7.80	141.19	121.70
33	HA	1086	U	N3-C2-O2	-7.79	116.75	122.20
1	EA	865	C	C6-N1-C2	7.79	123.42	120.30
1	EA	528	A	N3-C4-N9	-7.79	121.17	127.40
1	EA	694	U	C6-N1-C2	-7.79	116.33	121.00
33	BA	251	G	C5-C6-O6	-7.76	123.94	128.60
1	GA	1940	U	O5'-P-OP2	-7.75	98.72	105.70
1	EA	783	A	C4-C5-N7	7.75	114.57	110.70
1	CA	1190	G	C5-C6-O6	-7.73	123.96	128.60
33	FA	1279	G	N7-C8-N9	7.73	116.96	113.10

Continued on next page...

Continued from previous page...

Mol	Chain	Res	Type	Atoms	Z	Observed(°)	Ideal(°)
1	GA	863	A	O5'-P-OP2	-7.72	98.75	105.70
1	EA	821	A	O5'-P-OP2	-7.71	98.76	105.70
1	EA	2551	C	OP2-P-O3'	7.70	122.15	105.20
33	DA	1279	G	C8-N9-C4	-7.70	103.32	106.40
1	EA	1452	G	N3-C4-C5	7.70	132.45	128.60
1	EA	2053	G	C5-C6-O6	-7.69	123.98	128.60
1	EA	972	A	C5-C6-N6	-7.69	117.55	123.70
1	AA	783	A	C8-N9-C4	-7.68	102.73	105.80
1	CA	1793	C	O5'-P-OP2	-7.68	98.79	105.70
33	HA	51	A	P-O3'-C3'	7.67	128.91	119.70
1	AA	1257	C	N1-C2-O2	-7.67	114.30	118.90
1	CA	2290	G	N1-C6-O6	7.67	124.50	119.90
1	GA	743	A	O5'-P-OP2	-7.67	98.80	105.70
1	CA	1779	U	C5-C6-N1	-7.66	118.87	122.70
1	EA	2272	U	O5'-P-OP2	-7.66	98.81	105.70
32	E5	47	GLU	C-N-CA	7.65	140.83	121.70
1	CA	371	A	O5'-P-OP1	-7.65	98.82	105.70
33	DA	1099	G	N1-C6-O6	-7.65	115.31	119.90
1	CA	2544	G	C5-C6-N1	-7.64	107.68	111.50
1	GA	1142	A	C2-N3-C4	-7.64	106.78	110.60
1	AA	1534	U	C2-N1-C1'	7.64	126.86	117.70
1	AA	2253	G	N1-C6-O6	7.63	124.48	119.90
33	FA	1370	G	N1-C6-O6	7.63	124.48	119.90
1	GA	1072	C	N3-C2-O2	-7.63	116.56	121.90
1	CA	974	G	C8-N9-C4	-7.62	103.35	106.40
1	EA	794	A	N1-C6-N6	7.62	123.17	118.60
1	EA	528	A	N3-C4-C5	7.62	132.13	126.80
32	E5	119	PRO	C-N-CA	7.62	140.75	121.70
1	GA	2571	U	N3-C4-O4	7.61	124.73	119.40
1	EA	2515	C	N1-C2-O2	-7.61	114.33	118.90
1	EA	2054	A	O5'-P-OP1	-7.60	98.86	105.70
1	GA	586	A	O5'-P-OP1	-7.60	98.86	105.70
1	EA	2071	A	O5'-P-OP2	-7.59	98.87	105.70
1	EA	967	U	C6-N1-C2	-7.59	116.45	121.00
1	CA	249	C	N3-C4-N4	7.58	123.31	118.00
1	EA	527	C	N1-C2-O2	7.58	123.44	118.90
32	E5	27	VAL	CG1-CB-CG2	7.57	123.02	110.90
32	A5	49	GLY	C-N-CA	7.57	140.62	121.70
33	DA	51	A	P-O3'-C3'	7.56	128.78	119.70
1	CA	1898	U	C5-C4-O4	7.56	130.43	125.90
1	EA	752	A	C5-C6-N6	-7.55	117.66	123.70
1	CA	183	C	C6-N1-C2	-7.55	117.28	120.30

Continued on next page...

Continued from previous page...

Mol	Chain	Res	Type	Atoms	Z	Observed(°)	Ideal(°)
1	CA	996	A	O5'-P-OP1	-7.55	98.90	105.70
1	GA	752	A	C4-C5-N7	7.55	114.47	110.70
32	E5	49	GLY	C-N-CA	7.55	140.57	121.70
1	EA	470	A	OP1-P-OP2	-7.54	108.29	119.60
1	AA	1713	A	N1-C6-N6	7.53	123.12	118.60
1	AA	2447	G	O5'-P-OP1	-7.52	98.93	105.70
1	EA	2443	C	N1-C2-O2	-7.52	114.39	118.90
1	AA	1069	A	O4'-C1'-N9	7.51	114.21	108.20
1	AA	2482	A	N1-C6-N6	7.51	123.11	118.60
1	CA	1656	C	N1-C2-O2	-7.51	114.39	118.90
1	CA	1030	C	C6-N1-C2	7.51	123.30	120.30
1	CA	974	G	C5-N7-C8	-7.49	100.56	104.30
32	E5	123	ILE	CG1-CB-CG2	7.49	127.88	111.40
1	EA	974	G	C2-N3-C4	-7.49	108.16	111.90
1	AA	1142	A	C2-N3-C4	-7.49	106.86	110.60
32	A5	28	ALA	C-N-CA	7.48	140.40	121.70
1	EA	2557	G	N1-C6-O6	-7.48	115.41	119.90
1	GA	1413	A	N1-C6-N6	7.48	123.09	118.60
1	GA	984	A	N1-C6-N6	7.44	123.07	118.60
1	EA	30	G	O5'-P-OP1	-7.44	99.00	105.70
2	EB	66	A	C2-N3-C4	-7.44	106.88	110.60
1	EA	784	G	P-O3'-C3'	7.44	128.62	119.70
33	HA	5	U	C6-N1-C1'	-7.44	110.79	121.20
1	EA	1252	G	O5'-P-OP1	7.43	119.62	110.70
1	CA	783	A	C5-N7-C8	-7.43	100.18	103.90
1	EA	570	G	N1-C6-O6	7.43	124.36	119.90
1	AA	923	G	N3-C4-N9	7.43	130.46	126.00
33	DA	1279	G	N7-C8-N9	7.43	116.81	113.10
1	EA	974	G	C8-N9-C4	-7.42	103.43	106.40
1	CA	1970	A	C8-N9-C4	-7.42	102.83	105.80
1	EA	1829	A	O5'-P-OP1	-7.42	99.02	105.70
32	A5	47	GLU	C-N-CA	7.42	140.24	121.70
33	BA	1362	A	C8-N9-C4	7.42	108.77	105.80
1	GA	2146	C	C6-N1-C2	-7.42	117.33	120.30
1	EA	1141	U	C5-C6-N1	7.41	126.41	122.70
1	AA	586	A	O5'-P-OP1	-7.41	99.03	105.70
1	AA	2061	G	O5'-P-OP2	-7.41	99.03	105.70
20	GT	12	ARG	NE-CZ-NH1	7.41	124.00	120.30
1	GA	504	A	O4'-C1'-N9	7.40	114.12	108.20
1	EA	1823	G	N3-C2-N2	-7.39	114.72	119.90
1	AA	2445	G	C5-C6-O6	-7.39	124.17	128.60
1	CA	1061	U	N3-C2-O2	-7.39	117.03	122.20

Continued on next page...

Continued from previous page...

Mol	Chain	Res	Type	Atoms	Z	Observed(°)	Ideal(°)
33	DA	1370	G	C5-C6-N1	-7.38	107.81	111.50
1	EA	2150	C	C6-N1-C2	-7.38	117.35	120.30
1	EA	825	A	N1-C6-N6	-7.38	114.17	118.60
2	AB	3	C	C6-N1-C2	-7.37	117.35	120.30
1	EA	984	A	C4-C5-N7	7.37	114.38	110.70
1	EA	2584	U	N3-C4-O4	7.36	124.55	119.40
1	EA	2584	U	C5-C4-O4	-7.36	121.49	125.90
1	GA	784	G	O4'-C1'-N9	-7.35	102.32	108.20
1	EA	778	G	N1-C6-O6	7.35	124.31	119.90
1	CA	1087	G	OP2-P-O3'	-7.34	89.04	105.20
1	CA	372	G	N1-C6-O6	7.34	124.30	119.90
33	HA	1087	G	C4-N9-C1'	7.34	136.04	126.50
1	EA	578	G	C6-C5-N7	-7.33	126.00	130.40
1	AA	974	G	N7-C8-N9	7.32	116.76	113.10
1	CA	793	A	N1-C6-N6	7.32	122.99	118.60
32	A5	27	VAL	CG1-CB-CG2	7.31	122.60	110.90
24	AX	44	ARG	NE-CZ-NH2	7.31	123.96	120.30
1	CA	2544	G	C2-N3-C4	-7.31	108.25	111.90
33	FA	101	A	N1-C6-N6	7.31	122.98	118.60
1	EA	2510	C	C6-N1-C2	-7.30	117.38	120.30
1	GA	1779	U	C5-C4-O4	7.29	130.28	125.90
2	AB	101	A	C8-N9-C4	7.28	108.71	105.80
33	HA	1101	A	P-O3'-C3'	7.27	128.43	119.70
1	EA	1027	A	C6-C5-N7	-7.27	127.21	132.30
1	AA	1672	A	N9-C4-C5	-7.26	102.89	105.80
1	EA	626	A	N1-C6-N6	7.26	122.96	118.60
1	CA	2594	C	C6-N1-C2	-7.26	117.40	120.30
2	EB	102	G	OP2-P-O3'	7.26	121.16	105.20
1	AA	1069	A	N1-C6-N6	7.25	122.95	118.60
1	EA	520	G	C5-C6-O6	7.25	132.95	128.60
1	EA	2326	C	C6-N1-C2	-7.25	117.40	120.30
1	GA	834	G	C4-N9-C1'	7.25	135.92	126.50
1	GA	404	A	N1-C6-N6	7.24	122.95	118.60
33	HA	1299	A	N1-C6-N6	7.24	122.95	118.60
1	EA	2523	G	C8-N9-C4	-7.24	103.50	106.40
1	AA	2053	G	C5-C6-O6	-7.24	124.26	128.60
54	BV	93	VAL	N-CA-C	-7.23	91.48	111.00
1	EA	1983	G	C8-N9-C4	7.23	109.29	106.40
1	EA	2698	U	C5-C4-O4	7.23	130.24	125.90
54	DV	93	VAL	N-CA-C	-7.22	91.51	111.00
1	GA	1025	G	P-O3'-C3'	7.22	128.36	119.70
1	EA	2362	C	N1-C2-O2	-7.21	114.57	118.90

Continued on next page...

Continued from previous page...

Mol	Chain	Res	Type	Atoms	Z	Observed(°)	Ideal(°)
1	EA	982	C	N1-C2-O2	7.20	123.22	118.90
1	AA	974	G	C5-N7-C8	-7.20	100.70	104.30
33	BA	1362	A	O4'-C1'-N9	7.20	113.96	108.20
1	EA	783	A	N1-C6-N6	7.19	122.92	118.60
33	FA	1101	A	P-O3'-C3'	7.18	128.32	119.70
1	EA	2590	A	N1-C6-N6	-7.18	114.29	118.60
1	EA	2689	U	N3-C4-O4	-7.18	114.38	119.40
1	AA	781	A	O5'-P-OP1	-7.18	99.24	105.70
1	AA	923	G	N3-C4-C5	-7.17	125.01	128.60
1	EA	2579	C	N3-C4-C5	7.17	124.77	121.90
33	HA	1279	G	C8-N9-C4	-7.17	103.53	106.40
33	HA	1454	G	O5'-P-OP1	-7.17	99.25	105.70
1	EA	2290	G	N1-C6-O6	7.16	124.19	119.90
1	EA	301	G	P-O3'-C3'	7.16	128.29	119.70
1	AA	2544	G	C4-N9-C1'	7.15	135.79	126.50
1	EA	14	A	N1-C6-N6	7.13	122.88	118.60
1	GA	1378	A	P-O3'-C3'	7.13	128.26	119.70
33	FA	1279	G	C5-C6-O6	-7.13	124.33	128.60
1	EA	62	U	C2-N1-C1'	7.12	126.24	117.70
33	BA	1054	C	C6-N1-C2	-7.12	117.45	120.30
1	CA	974	G	C4-C5-N7	7.12	113.65	110.80
1	CA	1779	U	O4'-C1'-N1	7.11	113.89	108.20
1	GA	974	G	N7-C8-N9	7.11	116.65	113.10
1	AA	2601	C	C6-N1-C2	-7.10	117.46	120.30
33	DA	1099	G	C4-C5-N7	-7.10	107.96	110.80
1	GA	783	A	N1-C6-N6	7.10	122.86	118.60
33	HA	481	G	N9-C4-C5	-7.10	102.56	105.40
1	EA	1618	A	C8-N9-C4	-7.09	102.96	105.80
1	EA	1784	A	C8-N9-C4	7.09	108.64	105.80
1	AA	248	G	O5'-P-OP2	-7.08	99.33	105.70
32	E5	51	TYR	C-N-CA	7.08	139.40	121.70
1	CA	677	A	OP1-P-O3'	7.08	120.76	105.20
33	BA	250	A	P-O3'-C3'	7.07	128.19	119.70
1	EA	801	G	N3-C4-C5	-7.07	125.06	128.60
1	GA	783	A	N7-C8-N9	7.06	117.33	113.80
1	EA	914	G	N1-C6-O6	7.06	124.14	119.90
1	GA	2452	C	C6-N1-C2	7.06	123.12	120.30
1	EA	2053	G	C6-C5-N7	-7.06	126.17	130.40
33	HA	481	G	N3-C4-N9	7.06	130.24	126.00
32	E5	50	VAL	C-N-CA	7.06	139.34	121.70
1	CA	974	G	N1-C6-O6	7.05	124.13	119.90
33	BA	495	A	N1-C6-N6	-7.05	114.37	118.60

Continued on next page...

Continued from previous page...

Mol	Chain	Res	Type	Atoms	Z	Observed(°)	Ideal(°)
1	AA	784	G	P-O3'-C3'	7.05	128.16	119.70
33	BA	188	C	C6-N1-C2	-7.05	117.48	120.30
1	EA	2585	U	N3-C2-O2	-7.05	117.26	122.20
1	EA	565	C	C5-C4-N4	-7.05	115.27	120.20
1	GA	1824	G	N1-C6-O6	-7.04	115.67	119.90
1	EA	752	A	C4-C5-N7	7.04	114.22	110.70
33	FA	1061	G	O5'-P-OP2	-7.04	99.36	105.70
32	A5	72	LEU	C-N-CA	7.04	139.29	121.70
1	CA	1606	C	N3-C2-O2	-7.03	116.98	121.90
1	AA	140	C	N1-C2-O2	7.03	123.12	118.90
1	GA	1189	A	N1-C6-N6	7.02	122.81	118.60
33	BA	684	U	C6-N1-C2	-7.02	116.79	121.00
1	EA	2729	G	N3-C4-C5	-7.01	125.09	128.60
1	CA	1963	U	N3-C2-O2	-7.01	117.29	122.20
1	CA	1247	A	P-O3'-C3'	7.00	128.10	119.70
1	CA	1584	U	C5-C6-N1	6.99	126.20	122.70
1	EA	1079	C	OP2-P-O3'	-6.99	89.82	105.20
1	CA	249	C	C5-C4-N4	-6.99	115.31	120.20
1	EA	14	A	N9-C4-C5	-6.98	103.01	105.80
1	EA	776	G	N3-C4-C5	-6.98	125.11	128.60
33	BA	481	G	N1-C6-O6	-6.98	115.71	119.90
33	FA	328	C	N1-C2-O2	6.98	123.09	118.90
1	CA	1726	C	C5-C4-N4	-6.98	115.31	120.20
33	DA	1101	A	P-O3'-C3'	6.97	128.07	119.70
1	AA	1257	C	N3-C2-O2	6.97	126.78	121.90
1	CA	984	A	N1-C6-N6	6.96	122.78	118.60
1	AA	2544	G	C5-C6-N1	-6.96	108.02	111.50
1	CA	1088	A	P-O3'-C3'	6.96	128.05	119.70
33	FA	250	A	P-O3'-C3'	6.96	128.05	119.70
32	A5	119	PRO	C-N-CA	6.96	139.10	121.70
1	AA	984	A	N3-C4-C5	6.96	131.67	126.80
32	A5	50	VAL	C-N-CA	6.95	139.08	121.70
1	EA	752	A	C6-C5-N7	-6.95	127.43	132.30
32	E5	81	LEU	CB-CG-CD2	6.95	122.81	111.00
1	CA	2242	G	C8-N9-C4	-6.95	103.62	106.40
17	CQ	29	ARG	NE-CZ-NH1	6.95	123.77	120.30
1	EA	971	G	N1-C6-O6	6.94	124.06	119.90
1	CA	752	A	C5-N7-C8	-6.94	100.43	103.90
1	GA	2447	G	C5-C6-O6	-6.94	124.44	128.60
1	EA	14	A	C8-N9-C4	6.93	108.57	105.80
1	EA	55	G	N9-C4-C5	6.93	108.17	105.40
32	A5	81	LEU	CB-CG-CD2	6.93	122.78	111.00

Continued on next page...

Continued from previous page...

Mol	Chain	Res	Type	Atoms	Z	Observed(°)	Ideal(°)
1	GA	546	U	N3-C2-O2	-6.93	117.35	122.20
33	HA	913	A	P-O3'-C3'	6.93	128.01	119.70
1	EA	783	A	N7-C8-N9	6.92	117.26	113.80
2	EB	13	G	O5'-P-OP2	-6.92	99.47	105.70
1	CA	1725	U	C5-C6-N1	6.92	126.16	122.70
1	EA	528	A	C5-N7-C8	-6.92	100.44	103.90
1	AA	1672	A	C2-N3-C4	-6.91	107.15	110.60
1	EA	695	G	C5-C6-N1	-6.90	108.05	111.50
1	AA	542	C	N3-C4-C5	-6.90	119.14	121.90
1	AA	598	U	O5'-P-OP2	-6.90	99.49	105.70
1	AA	776	G	C5-C6-O6	6.90	132.74	128.60
33	BA	1362	A	N7-C8-N9	-6.89	110.35	113.80
1	AA	2447	G	C6-C5-N7	-6.89	126.27	130.40
1	EA	404	A	N1-C6-N6	6.89	122.73	118.60
1	EA	1088	A	P-O3'-C3'	6.89	127.97	119.70
1	EA	959	A	O5'-P-OP1	-6.89	99.50	105.70
1	AA	1737	G	N3-C4-C5	-6.88	125.16	128.60
1	AA	565	C	N1-C2-O2	6.88	123.03	118.90
1	EA	761	A	O5'-P-OP2	-6.88	99.51	105.70
33	HA	1362	A	O4'-C1'-N9	6.87	113.69	108.20
1	AA	2061	G	C5-C6-O6	-6.87	124.48	128.60
1	AA	984	A	C5-C6-N1	-6.87	114.27	117.70
1	EA	198	C	N3-C4-C5	6.87	124.65	121.90
1	EA	1619	G	O5'-P-OP2	-6.86	99.52	105.70
1	AA	331	C	N1-C2-O2	6.86	123.01	118.90
33	BA	1279	G	C8-N9-C4	-6.86	103.66	106.40
14	CN	71	ARG	NE-CZ-NH2	6.85	123.73	120.30
1	EA	397	U	O5'-P-OP2	-6.85	99.53	105.70
1	GA	784	G	P-O3'-C3'	6.85	127.92	119.70
1	GA	2510	C	O5'-P-OP2	-6.85	99.53	105.70
33	FA	472	U	C5-C6-N1	6.85	126.12	122.70
1	AA	984	A	N1-C2-N3	6.84	132.72	129.30
1	CA	1027	A	N1-C6-N6	6.84	122.71	118.60
1	CA	2775	G	N1-C6-O6	6.84	124.01	119.90
33	FA	817	C	O5'-P-OP2	6.84	118.91	110.70
1	AA	1378	A	N1-C6-N6	-6.84	114.50	118.60
1	GA	2360	G	N1-C6-O6	6.84	124.00	119.90
1	AA	1066	U	N3-C2-O2	-6.84	117.41	122.20
1	EA	2387	U	O5'-P-OP1	-6.84	99.54	105.70
33	HA	1087	G	C8-N9-C4	-6.84	103.67	106.40
1	EA	2788	C	C6-N1-C2	-6.83	117.57	120.30
33	FA	983	A	C2-N3-C4	6.83	114.02	110.60

Continued on next page...

Continued from previous page...

Mol	Chain	Res	Type	Atoms	Z	Observed(°)	Ideal(°)
1	CA	2592	G	O5'-P-OP2	-6.83	99.55	105.70
1	EA	1469	A	N1-C6-N6	-6.83	114.50	118.60
1	CA	559	G	O5'-P-OP1	-6.83	99.56	105.70
1	CA	573	U	C5-C6-N1	6.82	126.11	122.70
1	GA	812	C	N3-C2-O2	6.82	126.68	121.90
1	GA	974	G	C5-N7-C8	-6.82	100.89	104.30
1	CA	184	C	N1-C2-O2	-6.82	114.81	118.90
1	EA	512	G	O4'-C1'-N9	6.82	113.66	108.20
33	BA	936	C	C6-N1-C2	-6.82	117.57	120.30
1	CA	533	G	N1-C6-O6	6.82	123.99	119.90
1	EA	1332	G	N1-C6-O6	6.81	123.99	119.90
33	HA	602	A	N1-C6-N6	6.81	122.69	118.60
14	AN	71	ARG	NE-CZ-NH2	6.81	123.70	120.30
1	AA	656	G	O5'-P-OP2	-6.80	99.58	105.70
1	EA	1713	A	N1-C6-N6	6.80	122.68	118.60
33	FA	1305	G	C5-C6-O6	6.80	132.68	128.60
33	FA	472	U	C6-N1-C2	-6.80	116.92	121.00
33	FA	1032	G	C4-N9-C1'	6.77	135.31	126.50
1	EA	1263	U	C4-C5-C6	6.77	123.76	119.70
1	GA	2902	C	P-O3'-C3'	6.77	127.82	119.70
1	AA	1378	A	P-O3'-C3'	6.76	127.82	119.70
1	GA	2654	A	O5'-P-OP2	-6.76	99.61	105.70
1	AA	2681	C	C6-N1-C2	6.76	123.00	120.30
1	EA	967	U	N3-C2-O2	-6.76	117.47	122.20
1	CA	2250	G	C6-C5-N7	-6.76	126.34	130.40
17	AQ	29	ARG	NE-CZ-NH1	6.76	123.68	120.30
1	GA	1943	U	C5-C4-O4	6.75	129.95	125.90
1	EA	1452	G	N1-C6-O6	6.75	123.95	119.90
33	FA	983	A	N1-C6-N6	-6.75	114.55	118.60
33	BA	495	A	C5-C6-N6	6.75	129.10	123.70
1	EA	164	C	C6-N1-C2	-6.75	117.60	120.30
1	GA	1611	C	C6-N1-C2	6.75	123.00	120.30
1	AA	2305	U	O4'-C1'-N1	6.74	113.59	108.20
33	DA	95	C	N1-C2-O2	6.74	122.94	118.90
1	EA	973	A	O5'-P-OP1	-6.74	99.63	105.70
1	EA	1355	G	C6-C5-N7	-6.74	126.36	130.40
33	HA	250	A	P-O3'-C3'	6.74	127.79	119.70
33	FA	588	G	O5'-P-OP2	-6.74	99.64	105.70
33	BA	1362	A	C4-N9-C1'	-6.74	114.17	126.30
33	FA	913	A	P-O3'-C3'	6.73	127.78	119.70
1	EA	733	G	C5-C6-O6	-6.73	124.56	128.60
1	AA	1672	A	N1-C6-N6	6.72	122.63	118.60

Continued on next page...

Continued from previous page...

Mol	Chain	Res	Type	Atoms	Z	Observed(°)	Ideal(°)
33	HA	503	C	C6-N1-C2	-6.72	117.61	120.30
1	CA	2038	G	C6-C5-N7	-6.72	126.37	130.40
32	A5	123	ILE	CG1-CB-CG2	6.72	126.18	111.40
1	EA	2290	G	C6-C5-N7	-6.72	126.37	130.40
4	CD	151	THR	C-N-CD	6.71	142.50	128.40
14	CN	45	ARG	NE-CZ-NH1	6.71	123.66	120.30
1	CA	1762	A	N1-C6-N6	6.71	122.63	118.60
1	EA	2463	C	C5-C4-N4	-6.71	115.50	120.20
1	CA	1951	U	N1-C2-O2	-6.71	118.11	122.80
1	EA	1452	G	C2-N3-C4	-6.71	108.55	111.90
1	GA	2443	C	C6-N1-C2	-6.71	117.62	120.30
1	CA	783	A	N1-C6-N6	6.71	122.62	118.60
33	FA	1370	G	C5-C6-N1	-6.71	108.15	111.50
1	EA	2241	A	C8-N9-C4	-6.70	103.12	105.80
1	GA	775	G	O4'-C1'-N9	6.70	113.56	108.20
1	AA	1841	U	N1-C2-O2	-6.70	118.11	122.80
1	EA	2394	C	N1-C2-O2	-6.70	114.88	118.90
33	BA	1001	C	C6-N1-C2	-6.70	117.62	120.30
1	EA	1646	C	N3-C4-C5	6.70	124.58	121.90
1	EA	1772	A	O5'-P-OP2	-6.70	99.67	105.70
33	FA	1370	G	N3-C2-N2	-6.70	115.21	119.90
1	AA	570	G	C4-N9-C1'	6.69	135.20	126.50
1	EA	119	A	P-O3'-C3'	6.69	127.72	119.70
1	GA	1072	C	P-O3'-C3'	-6.69	111.68	119.70
1	EA	467	G	O5'-P-OP2	-6.68	99.69	105.70
1	AA	2551	C	OP2-P-O3'	6.67	119.89	105.20
33	FA	1032	G	N3-C4-C5	-6.67	125.26	128.60
1	AA	974	G	O4'-C1'-N9	6.67	113.53	108.20
1	EA	679	C	N3-C4-C5	6.67	124.57	121.90
1	AA	2065	C	C5-C4-N4	-6.66	115.54	120.20
33	FA	1101	A	N1-C6-N6	6.65	122.59	118.60
1	CA	512	G	O4'-C1'-N9	6.65	113.52	108.20
1	GA	1061	U	O4'-C1'-N1	6.65	113.52	108.20
1	EA	353	C	C6-N1-C2	-6.64	117.64	120.30
1	EA	834	G	C4-C5-C6	6.64	122.78	118.80
1	AA	512	G	O4'-C1'-N9	6.64	113.51	108.20
1	AA	2061	G	N3-C2-N2	-6.64	115.25	119.90
1	EA	1316	U	O5'-P-OP2	-6.64	99.72	105.70
1	EA	2423	U	P-O3'-C3'	6.64	127.67	119.70
33	FA	379	C	O5'-P-OP1	-6.64	99.73	105.70
1	CA	752	A	C6-C5-N7	-6.64	127.65	132.30
1	EA	2606	C	N1-C2-O2	-6.63	114.92	118.90

Continued on next page...

Continued from previous page...

Mol	Chain	Res	Type	Atoms	Z	Observed(°)	Ideal(°)
1	CA	1422	G	C5-C6-O6	-6.63	124.62	128.60
1	EA	1257	C	N3-C4-C5	-6.63	119.25	121.90
33	BA	913	A	P-O3'-C3'	6.62	127.64	119.70
1	CA	353	C	C6-N1-C2	-6.62	117.65	120.30
1	GA	834	G	N3-C2-N2	-6.62	115.27	119.90
33	HA	1496	C	C6-N1-C2	-6.62	117.65	120.30
1	AA	1202	G	C8-N9-C4	6.61	109.04	106.40
1	CA	984	A	N3-C4-N9	-6.61	122.11	127.40
1	EA	548	G	C8-N9-C4	-6.61	103.76	106.40
1	EA	688	U	O5'-P-OP2	-6.61	99.75	105.70
1	EA	443	A	N1-C6-N6	-6.60	114.64	118.60
33	BA	12	U	C5-C4-O4	6.59	129.86	125.90
1	EA	1263	U	N1-C2-N3	6.59	118.85	114.90
1	AA	570	G	N3-C4-C5	-6.58	125.31	128.60
1	EA	2253	G	C8-N9-C4	-6.58	103.77	106.40
1	EA	1083	U	N3-C2-O2	-6.58	117.60	122.20
1	AA	1269	A	C5-C6-N1	-6.57	114.41	117.70
33	HA	27	G	C8-N9-C4	-6.57	103.77	106.40
1	CA	1263	U	C6-N1-C2	-6.57	117.06	121.00
33	DA	1364	U	N1-C2-O2	6.56	127.39	122.80
33	FA	1030	U	O4'-C1'-N1	6.56	113.45	108.20
1	AA	911	A	N1-C6-N6	6.56	122.53	118.60
1	CA	2700	A	N9-C4-C5	-6.56	103.18	105.80
1	EA	1190	G	C4-C5-N7	6.56	113.42	110.80
32	E5	59	LEU	C-N-CA	6.56	138.09	121.70
33	HA	1299	A	C5-C6-N6	-6.55	118.46	123.70
1	GA	1382	G	O5'-P-OP1	6.55	118.56	110.70
1	AA	2888	C	C6-N1-C2	-6.55	117.68	120.30
32	A5	84	TYR	C-N-CA	6.55	138.08	121.70
1	CA	1963	U	N1-C2-O2	6.55	127.39	122.80
1	EA	1080	A	OP1-P-OP2	6.55	129.42	119.60
1	EA	1694	C	C6-N1-C2	-6.55	117.68	120.30
1	CA	465	G	N3-C4-C5	-6.54	125.33	128.60
33	FA	328	C	N3-C2-O2	-6.54	117.32	121.90
1	GA	2887	A	N1-C6-N6	6.54	122.52	118.60
1	GA	2452	C	C5-C4-N4	-6.54	115.62	120.20
32	A5	147	SER	C-N-CA	6.54	138.04	121.70
33	FA	339	C	C6-N1-C2	-6.53	117.69	120.30
1	AA	1656	C	C6-N1-C2	-6.53	117.69	120.30
13	EM	70	ASP	CB-CG-OD1	6.53	124.17	118.30
1	GA	678	C	C6-N1-C2	6.53	122.91	120.30
1	CA	974	G	C5-C6-O6	-6.52	124.69	128.60

Continued on next page...

Continued from previous page...

Mol	Chain	Res	Type	Atoms	Z	Observed(°)	Ideal(°)
1	EA	967	U	N3-C4-C5	-6.52	110.69	114.60
1	EA	2517	C	O4'-C1'-N1	6.52	113.42	108.20
1	GA	752	A	N9-C4-C5	-6.52	103.19	105.80
1	GA	1264	A	O5'-P-OP1	-6.52	99.83	105.70
1	EA	801	G	C8-N9-C4	-6.52	103.79	106.40
1	EA	2146	C	P-O3'-C3'	6.52	127.52	119.70
1	GA	2281	A	C8-N9-C4	6.52	108.41	105.80
33	DA	557	G	N3-C4-N9	6.52	129.91	126.00
1	AA	116	C	O5'-P-OP2	-6.51	99.84	105.70
1	EA	493	G	N1-C6-O6	6.51	123.81	119.90
33	DA	177	G	N3-C4-C5	-6.51	125.34	128.60
1	CA	2893	A	N1-C6-N6	6.51	122.51	118.60
1	AA	2772	C	N1-C2-O2	-6.51	115.00	118.90
1	EA	520	G	C8-N9-C4	-6.51	103.80	106.40
1	GA	1925	C	O5'-P-OP2	-6.51	99.84	105.70
1	AA	2544	G	C4-C5-N7	6.51	113.40	110.80
32	A5	40	GLU	C-N-CA	6.50	137.96	121.70
1	CA	546	U	C2-N1-C1'	6.50	125.50	117.70
1	EA	972	A	C4-C5-N7	6.50	113.95	110.70
1	EA	2676	C	N3-C4-C5	6.50	124.50	121.90
33	FA	733	G	N1-C6-O6	6.50	123.80	119.90
1	AA	670	A	O4'-C1'-N9	-6.50	103.00	108.20
1	AA	1394	U	N3-C2-O2	-6.49	117.66	122.20
33	BA	914	A	O5'-P-OP1	-6.49	99.86	105.70
1	CA	744	U	O5'-P-OP2	-6.49	99.86	105.70
1	EA	253	C	N3-C4-C5	6.49	124.50	121.90
1	EA	731	C	C6-N1-C2	-6.49	117.70	120.30
1	EA	2446	G	C8-N9-C4	6.49	109.00	106.40
2	EB	66	A	C4-C5-N7	6.49	113.94	110.70
1	AA	570	G	C4-C5-C6	6.48	122.69	118.80
1	EA	935	C	N1-C2-O2	-6.48	115.01	118.90
1	AA	57	C	C6-N1-C2	-6.48	117.71	120.30
1	EA	1662	U	N1-C2-O2	-6.48	118.27	122.80
33	BA	328	C	C2-N1-C1'	6.47	125.92	118.80
1	AA	2047	C	N3-C2-O2	6.47	126.43	121.90
1	AA	2482	A	C2-N3-C4	-6.47	107.37	110.60
1	GA	533	G	O5'-P-OP1	-6.47	99.88	105.70
1	CA	1313	U	C2-N1-C1'	6.46	125.45	117.70
1	EA	1250	G	O4'-C1'-N9	-6.46	103.03	108.20
1	AA	2437	G	C8-N9-C4	-6.46	103.82	106.40
1	GA	752	A	C6-C5-N7	-6.46	127.78	132.30
1	EA	2719	G	C5-C6-N1	-6.45	108.27	111.50

Continued on next page...

Continued from previous page...

Mol	Chain	Res	Type	Atoms	Z	Observed(°)	Ideal(°)
33	FA	355	C	O5'-P-OP1	-6.45	99.90	105.70
1	CA	2032	G	N3-C4-C5	6.44	131.82	128.60
1	AA	2505	G	N1-C2-N2	-6.44	110.40	116.20
1	CA	2061	G	C5-C6-N1	-6.44	108.28	111.50
1	GA	974	G	C8-N9-C4	-6.44	103.82	106.40
1	EA	2506	U	N1-C2-O2	6.44	127.31	122.80
1	GA	1984	G	O5'-P-OP2	-6.44	99.91	105.70
1	AA	2732	G	N3-C4-C5	-6.43	125.38	128.60
1	CA	2202	U	C5-C4-O4	6.43	129.76	125.90
1	EA	575	A	O5'-P-OP1	-6.43	99.91	105.70
33	FA	89	U	O4'-C1'-N1	6.43	113.35	108.20
1	AA	2447	G	N9-C4-C5	-6.43	102.83	105.40
32	E5	28	ALA	C-N-CA	6.43	137.78	121.70
33	BA	1001	C	C5-C6-N1	6.43	124.21	121.00
1	EA	447	A	N1-C6-N6	6.43	122.46	118.60
1	EA	520	G	N9-C4-C5	6.43	107.97	105.40
1	AA	1252	G	C4-C5-N7	-6.42	108.23	110.80
1	CA	1030	C	C5-C6-N1	-6.42	117.79	121.00
1	EA	790	U	O5'-P-OP1	6.42	118.41	110.70
1	EA	987	C	N1-C2-O2	-6.42	115.05	118.90
1	GA	654	A	C2-N3-C4	6.42	113.81	110.60
1	GA	795	C	O5'-P-OP1	-6.42	99.92	105.70
1	EA	372	G	C5-C6-O6	-6.42	124.75	128.60
1	EA	2064	C	N1-C2-O2	6.42	122.75	118.90
1	GA	1311	G	C8-N9-C4	-6.42	103.83	106.40
1	EA	570	G	C5-C6-O6	-6.42	124.75	128.60
1	EA	733	G	N1-C6-O6	6.42	123.75	119.90
1	CA	1713	A	N1-C6-N6	6.42	122.45	118.60
33	HA	485	U	N3-C2-O2	-6.41	117.71	122.20
33	HA	1031	C	C6-N1-C2	-6.41	117.73	120.30
1	GA	2508	G	N9-C4-C5	6.41	107.97	105.40
1	CA	528	A	C2-N3-C4	-6.41	107.39	110.60
1	AA	2243	U	O5'-P-OP1	-6.41	99.94	105.70
1	EA	268	C	N3-C4-N4	6.41	122.48	118.00
1	EA	846	U	P-O3'-C3'	6.41	127.39	119.70
1	EA	1407	G	C5-C6-O6	-6.41	124.76	128.60
32	E5	53	ARG	C-N-CA	6.41	137.71	121.70
1	AA	776	G	C5-C6-N1	-6.40	108.30	111.50
1	CA	2553	G	N3-C4-N9	6.40	129.84	126.00
1	EA	404	A	P-O3'-C3'	6.40	127.38	119.70
1	GA	2455	G	N3-C4-C5	-6.40	125.40	128.60
1	EA	1730	C	C2-N1-C1'	-6.40	111.76	118.80

Continued on next page...

Continued from previous page...

Mol	Chain	Res	Type	Atoms	Z	Observed(°)	Ideal(°)
1	CA	542	C	N3-C4-C5	-6.39	119.34	121.90
33	BA	890	G	O5'-P-OP1	6.39	118.37	110.70
23	EW	41	GLY	N-CA-C	-6.39	97.12	113.10
1	AA	2588	G	N9-C4-C5	6.39	107.95	105.40
33	FA	1526	G	C6-C5-N7	-6.39	126.57	130.40
33	DA	1228	C	N1-C2-O2	6.38	122.73	118.90
1	AA	2434	A	OP2-P-O3'	6.38	119.24	105.20
1	CA	2224	G	N1-C6-O6	6.38	123.73	119.90
33	DA	250	A	P-O3'-C3'	6.38	127.35	119.70
1	AA	2616	C	O5'-P-OP1	-6.38	99.96	105.70
1	CA	783	A	C2-N3-C4	-6.38	107.41	110.60
1	AA	548	G	C8-N9-C4	-6.37	103.85	106.40
1	EA	46	G	O5'-P-OP1	6.37	118.35	110.70
33	DA	1364	U	N3-C2-O2	-6.37	117.74	122.20
1	EA	2449	U	N3-C2-O2	-6.37	117.74	122.20
1	CA	2516	A	N1-C6-N6	-6.37	114.78	118.60
33	DA	1086	U	N3-C2-O2	-6.37	117.74	122.20
1	EA	1131	G	OP1-P-O3'	6.37	119.21	105.20
1	CA	1025	G	P-O3'-C3'	6.37	127.34	119.70
33	DA	435	A	C8-N9-C4	-6.36	103.25	105.80
1	EA	1936	A	C2-N3-C4	-6.36	107.42	110.60
32	E5	84	TYR	C-N-CA	6.36	137.60	121.70
1	CA	2354	C	C6-N1-C2	-6.36	117.76	120.30
1	EA	2061	G	N3-C4-N9	6.36	129.81	126.00
1	GA	2436	G	N9-C4-C5	6.35	107.94	105.40
33	HA	947	G	N1-C6-O6	6.35	123.71	119.90
33	FA	1526	G	N1-C6-O6	6.34	123.71	119.90
33	HA	1307	U	C5-C6-N1	6.34	125.87	122.70
1	CA	431	U	C6-N1-C2	-6.34	117.19	121.00
1	AA	1670	C	N1-C2-O2	-6.34	115.10	118.90
1	GA	1938	A	O4'-C1'-N9	6.33	113.27	108.20
1	AA	466	A	N1-C6-N6	6.33	122.40	118.60
1	EA	783	A	C6-C5-N7	-6.33	127.87	132.30
1	GA	2147	A	O4'-C1'-N9	-6.33	103.14	108.20
1	EA	776	G	C4-N9-C1'	6.33	134.73	126.50
1	GA	2006	C	C5-C6-N1	6.33	124.17	121.00
1	EA	1746	A	N1-C6-N6	6.33	122.40	118.60
1	EA	1025	G	P-O3'-C3'	6.33	127.29	119.70
1	EA	260	G	N1-C6-O6	-6.32	116.11	119.90
1	EA	545	U	C5-C6-N1	6.32	125.86	122.70
1	EA	2544	G	C5-C6-O6	-6.32	124.81	128.60
33	HA	1304	G	C8-N9-C4	-6.32	103.87	106.40

Continued on next page...

Continued from previous page...

Mol	Chain	Res	Type	Atoms	Z	Observed(°)	Ideal(°)
1	GA	808	G	N3-C4-N9	6.32	129.79	126.00
32	E5	108	VAL	CG1-CB-CG2	6.31	121.00	110.90
1	GA	1352	U	O5'-P-OP2	-6.31	100.02	105.70
1	GA	2067	G	C5-C6-O6	6.31	132.39	128.60
1	CA	527	C	N1-C2-O2	6.30	122.68	118.90
1	EA	546	U	O4'-C1'-N1	6.30	113.24	108.20
33	FA	361	G	O5'-P-OP1	-6.30	100.03	105.70
1	CA	1190	G	C5-N7-C8	-6.30	101.15	104.30
1	EA	2076	U	OP2-P-O3'	6.30	119.06	105.20
1	GA	2307	G	C5-C6-O6	-6.30	124.82	128.60
1	CA	1378	A	P-O3'-C3'	6.30	127.26	119.70
1	GA	1473	G	N1-C6-O6	-6.29	116.12	119.90
1	GA	2717	C	N1-C2-O2	6.29	122.68	118.90
1	EA	946	C	N1-C2-O2	-6.29	115.13	118.90
1	AA	1094	U	C6-N1-C2	-6.29	117.23	121.00
1	CA	1685	C	C6-N1-C2	-6.29	117.78	120.30
1	EA	732	C	N3-C4-C5	-6.29	119.39	121.90
1	EA	2765	A	O5'-P-OP1	-6.28	100.05	105.70
17	EQ	29	ARG	NE-CZ-NH2	-6.28	117.16	120.30
1	AA	237	C	N3-C4-N4	6.27	122.39	118.00
1	AA	2440	C	N3-C2-O2	-6.27	117.51	121.90
33	FA	481	G	N9-C4-C5	-6.27	102.89	105.40
41	HI	57	MET	CG-SD-CE	6.27	110.23	100.20
1	AA	793	A	O5'-P-OP2	-6.27	100.06	105.70
1	GA	62	U	C2-N1-C1'	6.27	125.22	117.70
33	BA	485	U	O5'-P-OP1	-6.27	100.06	105.70
33	BA	779	C	C6-N1-C2	-6.27	117.79	120.30
33	FA	1279	G	O4'-C1'-N9	-6.27	103.19	108.20
1	AA	1956	U	N3-C2-O2	-6.27	117.81	122.20
1	EA	2250	G	C8-N9-C4	-6.27	103.89	106.40
1	EA	1935	G	C8-N9-C4	-6.26	103.89	106.40
1	EA	2518	A	O4'-C1'-N9	-6.26	103.19	108.20
1	GA	1476	U	C5-C4-O4	-6.26	122.14	125.90
1	AA	1029	A	O5'-P-OP1	-6.26	100.07	105.70
33	DA	207	C	N3-C2-O2	-6.26	117.52	121.90
1	GA	1931	U	O5'-P-OP1	-6.25	100.07	105.70
1	AA	2050	C	O5'-P-OP2	-6.25	100.08	105.70
1	CA	1349	C	O5'-P-OP1	6.25	118.20	110.70
1	EA	2241	A	N9-C4-C5	6.25	108.30	105.80
1	GA	663	G	N1-C6-O6	6.24	123.65	119.90
1	GA	752	A	C5-N7-C8	-6.24	100.78	103.90
1	GA	2508	G	C4-C5-N7	-6.24	108.30	110.80

Continued on next page...

Continued from previous page...

Mol	Chain	Res	Type	Atoms	Z	Observed(°)	Ideal(°)
1	AA	783	A	C4-C5-N7	6.24	113.82	110.70
12	AL	19	LEU	CA-CB-CG	6.24	129.64	115.30
1	EA	493	G	C5-C6-O6	-6.23	124.86	128.60
1	CA	34	U	O4'-C1'-N1	-6.23	103.22	108.20
1	CA	404	A	P-O3'-C3'	6.23	127.17	119.70
1	GA	1779	U	C5-C6-N1	-6.23	119.59	122.70
1	CA	1422	G	N1-C6-O6	6.23	123.64	119.90
33	DA	62	U	C5-C4-O4	6.22	129.63	125.90
1	EA	2442	C	N1-C2-O2	-6.22	115.17	118.90
1	EA	971	G	C5-C6-N1	-6.22	108.39	111.50
1	CA	1989	G	C8-N9-C4	-6.22	103.91	106.40
33	BA	135	C	C6-N1-C2	6.22	122.79	120.30
1	EA	213	A	N1-C6-N6	6.22	122.33	118.60
1	AA	2204	G	C5-C6-O6	-6.21	124.87	128.60
1	EA	733	G	C6-C5-N7	-6.21	126.67	130.40
1	CA	2645	G	O5'-P-OP2	-6.21	100.11	105.70
33	FA	53	A	C8-N9-C4	-6.21	103.32	105.80
1	EA	670	A	O4'-C1'-N9	-6.20	103.24	108.20
1	CA	271	G	P-O3'-C3'	6.20	127.14	119.70
1	AA	1189	A	C5-C6-N1	-6.20	114.60	117.70
1	EA	978	G	N3-C4-N9	6.20	129.72	126.00
1	GA	1072	C	N1-C2-O2	6.20	122.62	118.90
1	CA	1083	U	N3-C2-O2	-6.20	117.86	122.20
1	EA	578	G	N1-C6-O6	6.20	123.62	119.90
33	BA	1322	C	N1-C2-O2	6.20	122.62	118.90
1	GA	263	G	O5'-P-OP2	-6.20	100.12	105.70
1	AA	1364	G	N3-C4-C5	6.19	131.70	128.60
1	EA	1287	A	C8-N9-C4	-6.19	103.32	105.80
1	AA	1252	G	N9-C4-C5	6.19	107.88	105.40
33	FA	461	A	C2-N3-C4	6.18	113.69	110.60
32	E5	40	GLU	C-N-CA	6.18	137.15	121.70
1	CA	1943	U	N3-C4-O4	-6.18	115.07	119.40
1	AA	855	G	C8-N9-C4	-6.18	103.93	106.40
1	AA	2253	G	C5-C6-O6	-6.18	124.89	128.60
1	CA	2336	A	N1-C6-N6	-6.17	114.89	118.60
32	E5	39	THR	C-N-CA	6.17	137.13	121.70
1	AA	774	G	N3-C4-C5	-6.17	125.51	128.60
1	CA	995	C	O4'-C1'-N1	-6.17	103.26	108.20
1	CA	2336	A	C5-C6-N6	6.17	128.64	123.70
33	BA	739	C	O5'-P-OP1	-6.17	100.15	105.70
1	GA	808	G	N9-C4-C5	-6.17	102.93	105.40
1	AA	1385	A	O4'-C1'-N9	6.17	113.14	108.20

Continued on next page...

Continued from previous page...

Mol	Chain	Res	Type	Atoms	Z	Observed(°)	Ideal(°)
1	AA	1556	C	O5'-P-OP2	-6.17	100.15	105.70
1	EA	569	U	N1-C2-O2	-6.17	118.48	122.80
1	GA	2448	A	N1-C6-N6	6.17	122.30	118.60
1	GA	783	A	C4-C5-N7	6.17	113.78	110.70
33	FA	880	C	O5'-P-OP2	-6.16	100.15	105.70
1	AA	1066	U	N1-C2-O2	6.16	127.11	122.80
33	HA	1012	A	C8-N9-C4	-6.16	103.34	105.80
1	AA	784	G	O5'-P-OP1	-6.16	100.16	105.70
1	EA	782	A	O5'-P-OP2	-6.16	100.16	105.70
1	EA	2498	C	C2-N3-C4	-6.16	116.82	119.90
1	AA	2250	G	C2-N3-C4	-6.15	108.82	111.90
1	EA	431	U	N3-C4-O4	6.15	123.71	119.40
1	EA	677	A	OP1-P-O3'	6.15	118.73	105.20
1	AA	1534	U	N3-C2-O2	-6.15	117.89	122.20
1	CA	2054	A	C8-N9-C4	-6.15	103.34	105.80
1	GA	2577	A	O5'-P-OP2	-6.15	100.16	105.70
1	EA	542	C	C6-N1-C2	-6.15	117.84	120.30
33	DA	244	U	N3-C2-O2	-6.14	117.90	122.20
1	CA	1027	A	C6-C5-N7	-6.14	128.00	132.30
1	CA	1617	C	O5'-P-OP2	-6.14	100.17	105.70
1	AA	1088	A	P-O3'-C3'	6.14	127.07	119.70
1	EA	549	G	N3-C4-N9	6.14	129.69	126.00
1	EA	841	G	N1-C6-O6	6.14	123.58	119.90
1	AA	1648	U	N3-C2-O2	6.14	126.50	122.20
1	GA	2495	G	N1-C6-O6	6.14	123.58	119.90
1	AA	2440	C	N1-C2-O2	6.13	122.58	118.90
1	AA	2902	C	P-O3'-C3'	6.13	127.06	119.70
33	FA	1032	G	C8-N9-C1'	-6.13	119.02	127.00
1	EA	470	A	O5'-P-OP2	6.13	118.06	110.70
1	GA	1478	G	N3-C2-N2	-6.13	115.61	119.90
1	AA	1174	U	O4'-C1'-N1	6.13	113.10	108.20
1	CA	869	G	N1-C6-O6	6.13	123.58	119.90
1	GA	512	G	O4'-C1'-N9	6.13	113.10	108.20
1	AA	1779	U	C5-C4-O4	6.13	129.58	125.90
1	EA	1902	C	C6-N1-C2	6.13	122.75	120.30
1	GA	829	A	C2-N3-C4	-6.13	107.54	110.60
1	CA	654	A	N3-C4-C5	-6.12	122.51	126.80
2	CB	99	A	O5'-P-OP1	-6.12	100.19	105.70
1	AA	2867	G	O5'-P-OP2	6.12	118.05	110.70
1	CA	2423	U	P-O3'-C3'	6.12	127.05	119.70
1	CA	1606	C	C2-N1-C1'	6.12	125.53	118.80
1	CA	1422	G	C6-C5-N7	-6.11	126.73	130.40

Continued on next page...

Continued from previous page...

Mol	Chain	Res	Type	Atoms	Z	Observed(°)	Ideal(°)
1	CA	1762	A	N9-C4-C5	-6.10	103.36	105.80
1	AA	528	A	C5-N7-C8	-6.10	100.85	103.90
1	CA	1087	G	P-O3'-C3'	6.10	127.02	119.70
1	GA	2447	G	N1-C6-O6	6.10	123.56	119.90
1	EA	1930	G	C4-N9-C1'	-6.09	118.58	126.50
1	GA	2534	A	N1-C6-N6	6.09	122.26	118.60
1	CA	2719	G	C5-C6-N1	-6.09	108.45	111.50
1	CA	533	G	N3-C2-N2	-6.09	115.64	119.90
1	GA	1943	U	N3-C4-O4	-6.09	115.14	119.40
1	GA	2599	G	C4-C5-N7	-6.09	108.36	110.80
33	HA	1334	G	N3-C4-N9	6.09	129.65	126.00
1	EA	786	C	OP2-P-O3'	6.09	118.59	105.20
16	AP	52	ARG	NE-CZ-NH2	-6.09	117.26	120.30
33	BA	1099	G	C5-C6-O6	6.09	132.25	128.60
1	EA	248	G	C5-C6-O6	-6.09	124.95	128.60
1	EA	501	A	O5'-P-OP2	-6.09	100.22	105.70
1	EA	2228	G	N1-C6-O6	6.09	123.55	119.90
1	GA	2571	U	C5-C4-O4	-6.09	122.25	125.90
1	AA	1073	A	C4-N9-C1'	-6.08	115.35	126.30
1	EA	2503	A	C5-C6-N6	-6.08	118.83	123.70
1	CA	470	A	OP1-P-OP2	-6.08	110.47	119.60
1	CA	1365	A	OP2-P-O3'	6.08	118.58	105.20
1	EA	1789	A	OP1-P-OP2	-6.08	110.48	119.60
33	FA	733	G	N3-C4-C5	6.08	131.64	128.60
1	GA	1087	G	C8-N9-C4	-6.08	103.97	106.40
1	AA	528	A	C2-N3-C4	-6.08	107.56	110.60
1	EA	2506	U	N3-C2-O2	-6.08	117.94	122.20
1	AA	2139	U	C5-C4-O4	-6.08	122.25	125.90
1	EA	694	U	O5'-P-OP2	-6.08	100.23	105.70
1	GA	119	A	P-O3'-C3'	6.08	126.99	119.70
1	GA	2073	C	C6-N1-C2	-6.08	117.87	120.30
1	CA	1088	A	O5'-P-OP1	6.08	117.99	110.70
1	EA	264	C	O5'-P-OP2	-6.08	100.23	105.70
1	AA	1142	A	N3-C4-C5	6.07	131.05	126.80
1	EA	1779	U	C2-N1-C1'	-6.07	110.41	117.70
1	EA	2391	G	O4'-C1'-N9	6.07	113.06	108.20
33	HA	206	C	C6-N1-C2	-6.07	117.87	120.30
1	AA	2614	A	N1-C6-N6	6.07	122.24	118.60
1	EA	776	G	C5-C6-N1	-6.07	108.46	111.50
1	AA	2505	G	N3-C4-N9	6.07	129.64	126.00
1	AA	974	G	C4-N9-C1'	6.07	134.38	126.50
1	CA	2551	C	OP2-P-O3'	6.07	118.54	105.20

Continued on next page...

Continued from previous page...

Mol	Chain	Res	Type	Atoms	Z	Observed(°)	Ideal(°)
1	EA	2509	G	C2-N3-C4	-6.07	108.87	111.90
1	AA	1305	C	C6-N1-C2	-6.06	117.88	120.30
32	A5	60	LEU	CB-CG-CD2	6.06	121.31	111.00
1	CA	2686	G	OP2-P-O3'	6.06	118.52	105.20
33	BA	496	A	O4'-C1'-N9	6.05	113.04	108.20
1	EA	264	C	O5'-P-OP1	6.05	117.97	110.70
1	EA	2503	A	N1-C6-N6	6.05	122.23	118.60
1	AA	2645	G	O4'-C1'-N9	6.05	113.04	108.20
1	EA	685	A	C8-N9-C4	-6.05	103.38	105.80
1	EA	2076	U	N1-C2-O2	6.05	127.04	122.80
1	EA	374	A	N1-C6-N6	6.05	122.23	118.60
1	GA	2022	U	N1-C2-N3	-6.05	111.27	114.90
1	GA	2360	G	C6-C5-N7	-6.05	126.77	130.40
1	CA	793	A	N9-C4-C5	-6.05	103.38	105.80
1	EA	987	C	C6-N1-C2	-6.05	117.88	120.30
1	AA	2020	A	N1-C6-N6	6.05	122.23	118.60
1	AA	2253	G	C6-C5-N7	-6.05	126.77	130.40
1	AA	2505	G	N3-C4-C5	-6.05	125.58	128.60
1	CA	933	A	C8-N9-C4	-6.05	103.38	105.80
1	GA	1606	C	P-O3'-C3'	6.05	126.96	119.70
32	A5	54	VAL	CG1-CB-CG2	6.04	120.57	110.90
1	GA	271	G	OP1-P-O3'	6.04	118.50	105.20
1	AA	2748	A	OP1-P-OP2	-6.04	110.54	119.60
1	EA	587	C	O5'-P-OP1	-6.04	100.26	105.70
1	EA	2595	G	N1-C6-O6	-6.04	116.28	119.90
1	EA	2788	C	N3-C2-O2	-6.04	117.67	121.90
1	AA	2505	G	N3-C2-N2	6.04	124.13	119.90
33	BA	728	A	N1-C6-N6	-6.04	114.98	118.60
33	FA	903	G	C6-C5-N7	-6.04	126.78	130.40
33	BA	686	U	O4'-C1'-N1	6.04	113.03	108.20
41	DI	68	LYS	CD-CE-NZ	6.04	125.58	111.70
1	AA	677	A	OP1-P-O3'	6.03	118.47	105.20
1	CA	583	G	N1-C6-O6	6.03	123.52	119.90
1	EA	1003	G	C8-N9-C4	-6.03	103.99	106.40
1	GA	1831	G	C8-N9-C4	-6.03	103.99	106.40
33	HA	578	C	N1-C2-O2	-6.03	115.28	118.90
1	CA	1049	C	C6-N1-C2	6.03	122.71	120.30
1	EA	2579	C	N1-C2-O2	6.03	122.52	118.90
1	GA	772	C	N1-C2-O2	-6.03	115.28	118.90
1	AA	1394	U	N1-C2-O2	6.03	127.02	122.80
1	CA	336	C	C6-N1-C2	-6.03	117.89	120.30
1	EA	2377	A	O5'-P-OP1	-6.03	100.28	105.70

Continued on next page...

Continued from previous page...

Mol	Chain	Res	Type	Atoms	Z	Observed(°)	Ideal(°)
1	EA	2428	G	O5'-P-OP2	-6.03	100.28	105.70
1	EA	995	C	O4'-C1'-N1	-6.03	103.38	108.20
33	FA	1032	G	N3-C4-N9	6.02	129.62	126.00
1	AA	1724	G	C4-N9-C1'	6.02	134.33	126.50
1	CA	2146	C	N1-C2-O2	6.02	122.51	118.90
25	GY	62	GLY	N-CA-C	6.02	128.15	113.10
1	EA	2584	U	N3-C2-O2	6.02	126.41	122.20
1	EA	473	G	O5'-P-OP2	-6.01	100.29	105.70
1	AA	1737	G	C8-N9-C4	-6.01	104.00	106.40
1	EA	984	A	C6-N1-C2	6.01	122.21	118.60
33	FA	1201	A	P-O3'-C3'	6.01	126.92	119.70
33	HA	5	U	C5-C4-O4	-6.01	122.29	125.90
1	EA	248	G	C8-N9-C4	6.01	108.80	106.40
1	CA	1951	U	N3-C2-O2	6.01	126.41	122.20
1	EA	195	A	O5'-P-OP2	-6.00	100.30	105.70
1	EA	1025	G	C8-N9-C4	-6.00	104.00	106.40
33	FA	1279	G	N1-C6-O6	6.00	123.50	119.90
1	CA	1475	G	P-O3'-C3'	6.00	126.91	119.70
33	FA	857	C	C6-N1-C2	-6.00	117.90	120.30
1	EA	941	A	O5'-P-OP1	-6.00	100.30	105.70
33	DA	1054	C	N1-C2-O2	-6.00	115.30	118.90
1	AA	2544	G	C8-N9-C1'	-6.00	119.20	127.00
1	EA	469	G	O5'-P-OP1	-6.00	100.31	105.70
1	GA	1478	G	N1-C6-O6	5.99	123.50	119.90
32	A5	59	LEU	C-N-CA	5.99	136.68	121.70
33	HA	485	U	N1-C2-O2	5.99	126.99	122.80
1	CA	785	G	O5'-P-OP1	-5.99	100.31	105.70
1	CA	1157	G	N1-C6-O6	5.99	123.50	119.90
1	EA	2581	G	N3-C4-N9	5.99	129.59	126.00
1	GA	1062	G	N3-C4-C5	-5.99	125.61	128.60
1	GA	2508	G	N3-C4-N9	-5.99	122.41	126.00
1	GA	2465	C	OP2-P-O3'	5.99	118.38	105.20
1	EA	839	U	C5-C4-O4	5.99	129.49	125.90
1	GA	2254	C	O5'-P-OP1	-5.99	100.31	105.70
1	GA	2107	G	P-O3'-C3'	5.99	126.88	119.70
43	HK	122	ARG	NE-CZ-NH2	-5.99	117.31	120.30
33	BA	1515	G	N1-C6-O6	5.98	123.49	119.90
1	CA	2544	G	C4-C5-C6	5.98	122.39	118.80
1	EA	1730	C	C5-C6-N1	-5.98	118.01	121.00
1	AA	205	G	O4'-C1'-N9	5.98	112.98	108.20
1	AA	991	C	C6-N1-C2	-5.98	117.91	120.30
1	CA	2517	C	O4'-C1'-N1	5.98	112.98	108.20

Continued on next page...

Continued from previous page...

Mol	Chain	Res	Type	Atoms	Z	Observed(°)	Ideal(°)
1	EA	1356	G	O5'-P-OP2	5.98	117.87	110.70
1	GA	1383	A	O4'-C1'-N9	5.98	112.98	108.20
33	HA	328	C	N1-C2-O2	5.98	122.49	118.90
33	DA	328	C	C2-N1-C1'	5.98	125.37	118.80
1	AA	2076	U	N3-C2-O2	-5.97	118.02	122.20
32	A5	39	THR	C-N-CA	5.97	136.63	121.70
1	EA	527	C	C2-N1-C1'	5.97	125.37	118.80
1	GA	1620	G	N1-C6-O6	5.97	123.48	119.90
3	GC	233	GLY	N-CA-C	-5.97	98.17	113.10
1	EA	361	G	N1-C6-O6	5.97	123.48	119.90
1	EA	752	A	O4'-C1'-N9	5.97	112.98	108.20
1	EA	776	G	C4-C5-N7	-5.97	108.41	110.80
1	AA	2053	G	O5'-P-OP2	5.97	117.87	110.70
1	EA	2017	U	C6-N1-C2	-5.97	117.42	121.00
1	GA	776	G	C5-C6-N1	-5.97	108.52	111.50
1	GA	2060	A	OP1-P-O3'	5.97	118.33	105.20
33	HA	1087	G	C4-C5-C6	5.97	122.38	118.80
1	CA	2030	A	N9-C4-C5	5.97	108.19	105.80
1	AA	2423	U	P-O3'-C3'	5.97	126.86	119.70
1	AA	2719	G	C5-C6-N1	-5.97	108.52	111.50
1	CA	1452	G	C6-C5-N7	-5.97	126.82	130.40
1	EA	669	G	N9-C4-C5	5.97	107.79	105.40
1	EA	802	A	O5'-P-OP2	-5.96	100.33	105.70
1	EA	2524	G	OP2-P-O3'	5.96	118.32	105.20
1	AA	531	C	N3-C2-O2	-5.96	117.73	121.90
1	AA	119	A	P-O3'-C3'	5.96	126.85	119.70
1	EA	1665	A	O5'-P-OP1	-5.96	100.34	105.70
33	FA	995	C	C6-N1-C2	5.96	122.68	120.30
1	CA	2455	G	N3-C4-C5	-5.96	125.62	128.60
33	DA	401	C	C6-N1-C2	-5.96	117.92	120.30
1	EA	818	G	C8-N9-C4	-5.96	104.02	106.40
1	EA	2332	C	N3-C4-C5	5.96	124.28	121.90
1	GA	1824	G	C5-C6-O6	5.96	132.17	128.60
54	HV	93	VAL	N-CA-C	-5.96	94.92	111.00
2	AB	63	C	C6-N1-C2	5.95	122.68	120.30
1	GA	272	A	O4'-C1'-N9	5.95	112.96	108.20
1	GA	812	C	N1-C2-O2	-5.95	115.33	118.90
1	AA	2146	C	C2-N1-C1'	5.95	125.34	118.80
33	FA	1530	G	C4-N9-C1'	-5.95	118.77	126.50
1	AA	797	G	OP1-P-O3'	5.95	118.28	105.20
3	AC	12	ARG	NE-CZ-NH1	5.94	123.27	120.30
1	CA	2020	A	C8-N9-C4	-5.94	103.42	105.80

Continued on next page...

Continued from previous page...

Mol	Chain	Res	Type	Atoms	Z	Observed(°)	Ideal(°)
1	CA	2516	A	C5-C6-N6	5.94	128.45	123.70
2	EB	36	C	C6-N1-C2	5.93	122.67	120.30
1	AA	1073	A	C8-N9-C4	5.93	108.17	105.80
2	EB	66	A	C5-C6-N1	-5.93	114.74	117.70
1	GA	2323	G	N1-C6-O6	5.93	123.46	119.90
1	CA	834	G	N3-C2-N2	-5.92	115.75	119.90
1	CA	132	G	N1-C6-O6	5.92	123.45	119.90
1	AA	2864	G	N1-C6-O6	-5.92	116.35	119.90
1	EA	1027	A	C4-C5-C6	5.92	119.96	117.00
33	DA	913	A	P-O3'-C3'	5.92	126.80	119.70
1	EA	1931	U	N3-C4-O4	5.92	123.54	119.40
33	FA	1279	G	C8-N9-C4	-5.92	104.03	106.40
1	GA	1509	A	P-O3'-C3'	5.92	126.80	119.70
1	EA	271	G	P-O3'-C3'	5.92	126.80	119.70
33	HA	639	G	C8-N9-C4	-5.92	104.03	106.40
1	EA	2575	C	N3-C4-C5	5.92	124.27	121.90
1	EA	586	A	O5'-P-OP1	-5.91	100.38	105.70
1	AA	559	G	N1-C6-O6	5.91	123.44	119.90
1	AA	1088	A	O4'-C1'-N9	-5.91	103.47	108.20
1	CA	793	A	C8-N9-C4	5.91	108.16	105.80
1	EA	1378	A	P-O3'-C3'	5.91	126.79	119.70
33	BA	768	A	O5'-P-OP1	-5.91	100.39	105.70
1	GA	2038	G	N1-C6-O6	5.90	123.44	119.90
33	HA	1086	U	C6-N1-C2	-5.90	117.46	121.00
1	GA	2455	G	N3-C4-N9	5.90	129.54	126.00
1	CA	1673	G	C8-N9-C4	5.90	108.76	106.40
1	EA	1999	C	OP2-P-O3'	5.90	118.18	105.20
10	EJ	140	LEU	CA-CB-CG	5.90	128.87	115.30
1	CA	117	G	O5'-P-OP1	5.90	117.78	110.70
1	CA	1190	G	C4-C5-N7	5.90	113.16	110.80
1	EA	375	G	C6-C5-N7	-5.90	126.86	130.40
1	EA	1030	C	N1-C2-O2	-5.90	115.36	118.90
1	EA	141	G	N3-C4-C5	-5.89	125.65	128.60
1	CA	583	G	C4-C5-N7	5.89	113.16	110.80
1	AA	1475	G	P-O3'-C3'	5.89	126.77	119.70
1	GA	2772	C	C6-N1-C2	-5.89	117.94	120.30
1	GA	404	A	P-O3'-C3'	5.89	126.76	119.70
1	CA	1263	U	N3-C4-C5	-5.88	111.07	114.60
1	CA	1857	G	P-O3'-C3'	5.88	126.76	119.70
1	EA	88	G	C5-C6-O6	5.88	132.13	128.60
1	EA	198	C	C2-N3-C4	-5.88	116.96	119.90
1	EA	1447	C	C6-N1-C2	-5.88	117.95	120.30

Continued on next page...

Continued from previous page...

Mol	Chain	Res	Type	Atoms	Z	Observed(°)	Ideal(°)
1	EA	1452	G	C5-N7-C8	-5.88	101.36	104.30
1	CA	442	G	C8-N9-C4	-5.88	104.05	106.40
1	EA	790	U	C2-N1-C1'	5.88	124.76	117.70
1	EA	2723	C	N3-C4-N4	-5.88	113.88	118.00
1	AA	336	C	C6-N1-C2	-5.88	117.95	120.30
1	AA	1823	G	O5'-P-OP1	-5.88	100.41	105.70
1	CA	2146	C	N3-C2-O2	-5.88	117.79	121.90
1	AA	2544	G	N7-C8-N9	5.88	116.04	113.10
1	EA	1520	U	C6-N1-C2	-5.88	117.47	121.00
33	BA	882	C	N1-C2-O2	-5.88	115.38	118.90
1	EA	2042	A	O5'-P-OP2	-5.88	100.41	105.70
33	DA	1405	G	O5'-P-OP1	-5.87	100.41	105.70
33	FA	945	G	N1-C6-O6	5.87	123.42	119.90
1	GA	2204	G	N1-C6-O6	5.87	123.42	119.90
1	EA	62	U	C6-N1-C1'	-5.87	112.98	121.20
1	EA	308	G	C5-C6-O6	-5.87	125.08	128.60
1	GA	2447	G	C8-N9-C4	5.87	108.75	106.40
1	AA	404	A	P-O3'-C3'	5.87	126.74	119.70
1	EA	2308	G	O4'-C1'-N9	-5.87	103.50	108.20
1	GA	2006	C	C6-N1-C2	-5.87	117.95	120.30
1	CA	396	G	N1-C6-O6	-5.87	116.38	119.90
33	DA	563	A	O4'-C1'-N9	5.87	112.89	108.20
1	GA	466	A	N1-C6-N6	-5.87	115.08	118.60
1	GA	789	A	C8-N9-C4	5.87	108.15	105.80
1	CA	2621	G	O5'-P-OP1	-5.87	100.42	105.70
1	CA	528	A	N1-C2-N3	5.87	132.23	129.30
33	DA	1178	G	C4-N9-C1'	5.87	134.12	126.50
1	GA	1703	G	C8-N9-C4	-5.87	104.05	106.40
33	FA	975	A	O5'-P-OP2	-5.86	100.42	105.70
1	CA	1025	G	OP2-P-O3'	5.86	118.10	105.20
1	EA	807	U	C6-N1-C2	-5.86	117.48	121.00
1	AA	680	C	C6-N1-C2	-5.86	117.95	120.30
1	EA	1218	G	C8-N9-C4	-5.86	104.06	106.40
1	GA	503	A	C8-N9-C4	-5.86	103.45	105.80
1	GA	1307	A	O5'-P-OP2	5.86	117.73	110.70
1	GA	1779	U	O5'-P-OP1	-5.86	100.43	105.70
1	AA	2610	C	N3-C2-O2	-5.86	117.80	121.90
1	CA	251	A	C2-N3-C4	5.86	113.53	110.60
1	CA	1779	U	O5'-P-OP1	-5.86	100.43	105.70
1	EA	1180	U	C2-N1-C1'	5.86	124.73	117.70
33	FA	1279	G	C5-N7-C8	-5.86	101.37	104.30
1	GA	1675	C	O5'-P-OP2	-5.86	100.43	105.70

Continued on next page...

Continued from previous page...

Mol	Chain	Res	Type	Atoms	Z	Observed(°)	Ideal(°)
1	AA	1936	A	N1-C2-N3	5.85	132.23	129.30
1	GA	2103	C	C5-C6-N1	5.85	123.93	121.00
1	AA	298	G	N1-C6-O6	5.85	123.41	119.90
1	AA	2142	A	OP2-P-O3'	5.85	118.07	105.20
1	CA	2017	U	N3-C4-O4	5.85	123.50	119.40
1	CA	729	G	C5-C6-O6	-5.85	125.09	128.60
1	CA	789	A	C8-N9-C4	-5.85	103.46	105.80
1	EA	1827	U	C6-N1-C2	-5.85	117.49	121.00
2	AB	37	C	C6-N1-C2	5.84	122.64	120.30
1	AA	352	A	N1-C6-N6	5.84	122.11	118.60
1	CA	1802	A	N1-C6-N6	-5.84	115.09	118.60
1	EA	2607	G	N3-C4-C5	-5.84	125.68	128.60
1	GA	882	G	P-O3'-C3'	5.84	126.71	119.70
33	HA	1279	G	N7-C8-N9	5.84	116.02	113.10
33	BA	1366	C	N1-C2-O2	-5.84	115.39	118.90
1	CA	1102	C	C6-N1-C2	5.84	122.64	120.30
53	DU	34	ARG	NE-CZ-NH2	5.84	123.22	120.30
1	EA	972	A	O5'-P-OP1	5.84	117.71	110.70
1	EA	2055	C	C6-N1-C2	5.84	122.64	120.30
33	FA	1530	G	O4'-C1'-N9	5.84	112.87	108.20
1	GA	855	G	C8-N9-C4	-5.84	104.06	106.40
33	BA	1480	A	N1-C6-N6	5.84	122.10	118.60
33	FA	1203	C	O5'-P-OP2	-5.84	100.45	105.70
1	EA	987	C	N3-C4-N4	5.83	122.08	118.00
33	FA	1114	C	C6-N1-C2	-5.83	117.97	120.30
33	HA	798	U	N3-C2-O2	5.83	126.28	122.20
1	AA	570	G	C8-N9-C4	-5.83	104.07	106.40
1	EA	1061	U	N1-C2-O2	5.83	126.88	122.80
1	EA	1188	U	OP2-P-O3'	5.83	118.03	105.20
1	EA	2885	G	N3-C4-C5	-5.83	125.68	128.60
1	GA	2042	A	N1-C6-N6	5.83	122.10	118.60
1	GA	2825	G	C8-N9-C4	-5.83	104.07	106.40
33	HA	1086	U	N1-C2-O2	5.83	126.88	122.80
1	GA	200	U	C5-C4-O4	5.83	129.40	125.90
1	EA	2508	G	N3-C2-N2	-5.83	115.82	119.90
1	AA	571	U	O4'-C1'-N1	5.83	112.86	108.20
33	BA	485	U	N1-C2-O2	5.83	126.88	122.80
1	EA	1348	C	C6-N1-C2	5.83	122.63	120.30
33	HA	1116	U	O5'-P-OP2	-5.83	100.46	105.70
32	A5	108	VAL	CG1-CB-CG2	5.82	120.22	110.90
1	EA	540	C	N1-C2-O2	-5.82	115.41	118.90
1	AA	2824	C	O5'-P-OP2	-5.82	100.46	105.70

Continued on next page...

Continued from previous page...

Mol	Chain	Res	Type	Atoms	Z	Observed(°)	Ideal(°)
1	CA	1963	U	C2-N1-C1'	5.82	124.69	117.70
33	HA	115	G	C8-N9-C4	-5.82	104.07	106.40
1	EA	207	A	N3-C4-C5	5.82	130.87	126.80
1	EA	644	A	N1-C6-N6	5.82	122.09	118.60
1	EA	774	G	C5-C6-O6	-5.82	125.11	128.60
1	EA	941	A	C4-C5-C6	-5.81	114.09	117.00
3	EC	109	LEU	CA-CB-CG	5.81	128.67	115.30
1	GA	2027	G	N3-C4-N9	5.81	129.49	126.00
1	CA	372	G	C5-C6-O6	-5.81	125.11	128.60
1	EA	2444	G	N1-C2-N3	5.81	127.39	123.90
1	CA	479	A	P-O3'-C3'	5.81	126.67	119.70
33	DA	251	G	N1-C6-O6	5.81	123.38	119.90
1	EA	1779	U	O4'-C1'-N1	5.81	112.85	108.20
1	CA	1190	G	N3-C2-N2	-5.80	115.84	119.90
1	CA	2608	G	O5'-P-OP2	-5.80	100.48	105.70
1	CA	2747	G	N1-C6-O6	5.80	123.38	119.90
33	DA	244	U	N1-C2-O2	5.80	126.86	122.80
1	CA	2250	G	N3-C4-N9	-5.80	122.52	126.00
1	EA	736	C	N3-C2-O2	5.80	125.96	121.90
1	EA	2498	C	N3-C4-C5	5.80	124.22	121.90
1	EA	794	A	N9-C4-C5	-5.79	103.48	105.80
1	EA	561	G	N1-C6-O6	-5.79	116.42	119.90
1	EA	1336	A	C8-N9-C4	-5.79	103.48	105.80
1	CA	1983	G	O5'-P-OP1	5.79	117.64	110.70
1	CA	2076	U	N3-C2-O2	-5.79	118.15	122.20
1	EA	733	G	C4-C5-N7	5.79	113.11	110.80
1	CA	528	A	C8-N9-C4	-5.78	103.49	105.80
1	CA	776	G	C5-C6-O6	5.78	132.07	128.60
1	CA	2594	C	O5'-P-OP1	-5.78	100.49	105.70
1	AA	1025	G	P-O3'-C3'	5.78	126.64	119.70
1	AA	1648	U	N1-C2-O2	-5.78	118.75	122.80
1	EA	1310	G	C5-C6-O6	5.78	132.07	128.60
1	CA	2433	A	O5'-P-OP2	-5.78	100.50	105.70
1	EA	2279	G	C5-C6-O6	-5.78	125.13	128.60
1	CA	2061	G	N3-C2-N2	-5.78	115.86	119.90
1	EA	631	A	O5'-P-OP1	-5.78	100.50	105.70
1	GA	375	G	C5-C6-N1	-5.78	108.61	111.50
1	GA	546	U	N1-C2-O2	5.78	126.84	122.80
1	AA	2262	U	C6-N1-C2	-5.77	117.54	121.00
1	CA	2032	G	C4-C5-N7	5.77	113.11	110.80
1	EA	271	G	OP1-P-O3'	5.77	117.90	105.20
1	CA	1256	G	N9-C4-C5	5.77	107.71	105.40

Continued on next page...

Continued from previous page...

Mol	Chain	Res	Type	Atoms	Z	Observed(°)	Ideal(°)
1	GA	991	C	C6-N1-C2	-5.77	117.99	120.30
1	EA	477	A	O5'-P-OP2	-5.77	100.51	105.70
1	AA	1958	C	N1-C2-O2	5.77	122.36	118.90
1	EA	801	G	N9-C4-C5	5.77	107.71	105.40
33	FA	450	G	N3-C4-C5	-5.77	125.72	128.60
1	GA	142	A	P-O3'-C3'	5.77	126.62	119.70
1	AA	2719	G	C4-N9-C1'	5.77	134.00	126.50
1	EA	1083	U	C6-N1-C2	-5.76	117.54	121.00
1	AA	469	G	C6-C5-N7	-5.76	126.94	130.40
1	CA	2061	G	C6-C5-N7	-5.76	126.94	130.40
1	EA	1780	A	OP1-P-O3'	5.76	117.87	105.20
1	AA	2067	G	C8-N9-C4	-5.76	104.10	106.40
1	EA	140	C	C6-N1-C2	-5.75	118.00	120.30
1	AA	2591	C	N1-C2-O2	-5.75	115.45	118.90
1	AA	991	C	N3-C4-C5	-5.75	119.60	121.90
1	CA	784	G	P-O3'-C3'	5.75	126.60	119.70
1	EA	1245	G	C8-N9-C4	5.75	108.70	106.40
1	GA	1996	C	O5'-P-OP2	-5.75	100.53	105.70
33	DA	557	G	N3-C4-C5	-5.75	125.73	128.60
1	GA	546	U	C2-N1-C1'	5.75	124.59	117.70
1	AA	2391	G	O4'-C1'-N9	5.74	112.79	108.20
1	EA	409	G	OP2-P-O3'	5.74	117.83	105.20
1	CA	1779	U	N3-C4-O4	-5.74	115.38	119.40
1	CA	1656	C	N3-C2-O2	5.74	125.92	121.90
1	EA	2510	C	N1-C2-O2	-5.74	115.46	118.90
1	GA	271	G	P-O3'-C3'	5.74	126.58	119.70
33	FA	481	G	C5-C6-O6	-5.73	125.16	128.60
33	FA	1305	G	C4-C5-N7	-5.73	108.51	110.80
33	DA	332	G	N3-C4-C5	5.73	131.47	128.60
33	DA	1489	G	C8-N9-C4	-5.73	104.11	106.40
1	EA	1291	C	C6-N1-C2	-5.73	118.01	120.30
1	GA	116	C	C6-N1-C2	-5.73	118.01	120.30
1	EA	1501	G	N1-C6-O6	5.73	123.34	119.90
1	GA	222	A	C8-N9-C4	5.73	108.09	105.80
1	CA	1794	A	C8-N9-C4	-5.73	103.51	105.80
33	FA	922	G	C8-N9-C4	-5.73	104.11	106.40
1	EA	140	C	N1-C2-O2	5.73	122.33	118.90
1	EA	810	U	O5'-P-OP2	-5.73	100.55	105.70
1	AA	1215	G	OP2-P-O3'	5.72	117.80	105.20
1	EA	195	A	C5-C6-N6	-5.72	119.12	123.70
1	EA	2581	G	N3-C4-C5	-5.72	125.74	128.60
1	GA	1063	G	C4-C5-N7	5.72	113.09	110.80

Continued on next page...

Continued from previous page...

Mol	Chain	Res	Type	Atoms	Z	Observed(°)	Ideal(°)
1	CA	1831	G	C8-N9-C4	-5.72	104.11	106.40
23	CW	40	ARG	NE-CZ-NH1	5.72	123.16	120.30
1	EA	2280	G	C8-N9-C4	-5.72	104.11	106.40
1	EA	2771	C	O5'-P-OP1	-5.72	100.55	105.70
1	EA	1252	G	O5'-P-OP2	-5.72	100.55	105.70
1	AA	1377	G	N1-C6-O6	-5.72	116.47	119.90
1	EA	782	A	C8-N9-C4	5.72	108.09	105.80
1	EA	1452	G	C4-C5-N7	5.72	113.09	110.80
1	GA	360	U	C5-C4-O4	-5.72	122.47	125.90
1	GA	467	G	O5'-P-OP2	-5.72	100.56	105.70
1	EA	1345	C	C6-N1-C2	-5.71	118.01	120.30
1	EA	2570	G	C6-C5-N7	5.71	133.83	130.40
1	EA	1555	G	C8-N9-C1'	-5.71	119.57	127.00
1	GA	207	A	C5-C6-N1	-5.71	114.84	117.70
1	CA	782	A	N1-C6-N6	-5.71	115.17	118.60
1	CA	1695	G	O5'-P-OP2	-5.71	100.56	105.70
1	EA	2052	A	C2-N3-C4	5.71	113.45	110.60
1	GA	140	C	N1-C2-O2	5.71	122.32	118.90
1	GA	1323	C	OP2-P-O3'	5.71	117.76	105.20
33	DA	530	G	N1-C6-O6	5.70	123.32	119.90
1	GA	1083	U	C6-N1-C2	-5.70	117.58	121.00
1	GA	1475	G	P-O3'-C3'	5.70	126.54	119.70
4	AD	151	THR	C-N-CD	5.70	140.37	128.40
1	GA	1093	G	C4-N9-C1'	5.70	133.91	126.50
33	HA	1087	G	C8-N9-C1'	-5.70	119.59	127.00
1	GA	2717	C	N3-C2-O2	-5.70	117.91	121.90
1	CA	1030	C	C2-N3-C4	-5.70	117.05	119.90
1	EA	578	G	N3-C4-N9	5.70	129.42	126.00
1	EA	865	C	N1-C2-N3	-5.70	115.21	119.20
2	EB	97	C	N3-C4-C5	5.69	124.18	121.90
33	HA	1137	C	C6-N1-C2	-5.69	118.02	120.30
1	CA	948	C	C6-N1-C2	-5.69	118.02	120.30
1	EA	2447	G	N3-C2-N2	-5.69	115.92	119.90
33	HA	1452	C	P-O3'-C3'	5.69	126.53	119.70
1	AA	2576	G	C6-C5-N7	-5.69	126.99	130.40
1	AA	2608	G	N1-C6-O6	5.69	123.31	119.90
1	GA	974	G	C4-C5-N7	5.69	113.08	110.80
1	AA	2639	A	N1-C6-N6	5.69	122.01	118.60
1	EA	669	G	C2-N3-C4	5.69	114.74	111.90
1	EA	972	A	C6-C5-N7	-5.69	128.32	132.30
1	AA	1737	G	N3-C4-N9	5.68	129.41	126.00
1	AA	2754	U	N3-C4-O4	5.68	123.38	119.40

Continued on next page...

Continued from previous page...

Mol	Chain	Res	Type	Atoms	Z	Observed(°)	Ideal(°)
1	GA	1937	A	O4'-C1'-N9	5.68	112.75	108.20
1	EA	776	G	C5-C6-O6	5.68	132.01	128.60
33	HA	409	U	O5'-P-OP2	-5.68	100.58	105.70
1	EA	2449	U	N1-C2-O2	5.68	126.78	122.80
1	AA	1216	G	OP2-P-O3'	5.68	117.70	105.20
1	EA	1931	U	C5-C4-O4	-5.68	122.49	125.90
1	EA	2009	A	N1-C6-N6	5.68	122.01	118.60
1	EA	1229	C	OP2-P-O3'	5.68	117.69	105.20
1	AA	1429	G	N3-C4-C5	-5.68	125.76	128.60
33	DA	1423	G	C8-N9-C4	-5.68	104.13	106.40
1	EA	812	C	N1-C2-O2	-5.68	115.49	118.90
1	GA	1413	A	C5-C6-N6	-5.68	119.16	123.70
33	HA	1322	C	N1-C2-O2	5.68	122.31	118.90
33	FA	577	G	N3-C4-N9	-5.67	122.59	126.00
33	HA	1187	G	O5'-P-OP1	-5.67	100.59	105.70
33	BA	200	G	N1-C6-O6	5.67	123.30	119.90
1	EA	515	A	N1-C6-N6	-5.67	115.20	118.60
1	GA	751	A	N1-C6-N6	5.67	122.00	118.60
1	AA	512	G	N3-C4-N9	-5.67	122.60	126.00
1	EA	2710	C	N3-C4-N4	-5.67	114.03	118.00
1	AA	1190	G	N3-C4-C5	5.67	131.43	128.60
33	FA	1430	A	N1-C6-N6	-5.67	115.20	118.60
1	GA	1062	G	C4-N9-C1'	5.67	133.87	126.50
1	GA	1313	U	C2-N1-C1'	5.67	124.50	117.70
33	HA	1322	C	C2-N1-C1'	5.67	125.03	118.80
1	EA	1694	C	N3-C4-C5	-5.67	119.63	121.90
1	AA	1672	A	C8-N9-C4	5.66	108.07	105.80
1	CA	2351	G	C5-C6-O6	-5.66	125.20	128.60
1	AA	1025	G	OP2-P-O3'	5.66	117.66	105.20
1	EA	473	G	C5-C6-O6	5.66	132.00	128.60
33	FA	1188	A	N1-C6-N6	-5.66	115.20	118.60
1	EA	2071	A	P-O3'-C3'	5.66	126.49	119.70
1	AA	2611	C	O5'-P-OP2	-5.66	100.61	105.70
1	CA	212	G	N1-C6-O6	-5.66	116.51	119.90
1	EA	1252	G	N9-C4-C5	5.66	107.66	105.40
1	GA	1653	G	N3-C4-C5	-5.66	125.77	128.60
33	DA	511	C	C6-N1-C2	-5.65	118.04	120.30
33	HA	22	G	N1-C6-O6	5.65	123.29	119.90
1	GA	796	C	N1-C2-O2	-5.65	115.51	118.90
33	HA	1527	U	O5'-P-OP2	-5.65	100.61	105.70
1	AA	1091	G	C4-N9-C1'	-5.65	119.15	126.50
33	DA	1395	C	C6-N1-C2	5.65	122.56	120.30

Continued on next page...

Continued from previous page...

Mol	Chain	Res	Type	Atoms	Z	Observed(°)	Ideal(°)
33	DA	947	G	O5'-P-OP1	-5.65	100.62	105.70
2	EB	107	G	C8-N9-C4	5.65	108.66	106.40
1	AA	2250	G	C4-C5-N7	5.65	113.06	110.80
1	GA	1619	G	C5-C6-O6	5.65	131.99	128.60
1	GA	2508	G	C6-C5-N7	5.65	133.79	130.40
1	AA	654	A	C2-N3-C4	5.64	113.42	110.60
1	GA	2612	C	N1-C2-O2	5.64	122.28	118.90
2	CB	98	G	N7-C8-N9	-5.64	110.28	113.10
1	GA	1906	G	O4'-C1'-N9	-5.64	103.69	108.20
1	EA	911	A	C8-N9-C4	-5.64	103.54	105.80
1	EA	2505	G	O5'-P-OP2	-5.64	100.62	105.70
2	AB	110	C	N1-C2-O2	5.64	122.28	118.90
1	AA	236	C	C6-N1-C2	-5.64	118.05	120.30
32	A5	60	LEU	CB-CG-CD1	5.64	120.58	111.00
1	GA	1433	A	C8-N9-C4	-5.64	103.55	105.80
1	EA	2070	A	OP1-P-O3'	5.63	117.60	105.20
33	FA	1112	C	O5'-P-OP1	-5.63	100.63	105.70
1	GA	368	A	C8-N9-C4	5.63	108.05	105.80
1	GA	2023	C	C6-N1-C2	-5.63	118.05	120.30
1	AA	687	C	N3-C4-N4	5.63	121.94	118.00
1	CA	945	A	C2-N3-C4	5.63	113.42	110.60
1	CA	56	A	O5'-P-OP1	-5.63	100.63	105.70
1	AA	271	G	P-O3'-C3'	5.63	126.46	119.70
1	CA	2241	A	C8-N9-C4	-5.63	103.55	105.80
33	FA	733	G	C5-C6-O6	-5.63	125.22	128.60
1	CA	974	G	C8-N9-C1'	-5.63	119.68	127.00
1	CA	2015	A	C2-N3-C4	5.63	113.41	110.60
1	CA	2362	C	C6-N1-C2	-5.63	118.05	120.30
1	EA	978	G	O5'-P-OP2	-5.63	100.64	105.70
1	EA	2489	U	OP2-P-O3'	5.63	117.58	105.20
1	CA	2017	U	N1-C2-O2	-5.63	118.86	122.80
1	AA	1238	G	O4'-C1'-N9	5.62	112.70	108.20
1	EA	1227	G	C5-C6-N1	-5.62	108.69	111.50
1	AA	2442	C	C6-N1-C2	-5.62	118.05	120.30
1	EA	1830	C	O5'-P-OP2	-5.62	100.64	105.70
1	EA	1985	C	OP1-P-OP2	-5.62	111.16	119.60
1	GA	740	C	C6-N1-C2	-5.62	118.05	120.30
1	GA	1025	G	OP2-P-O3'	5.62	117.57	105.20
1	GA	2282	G	N3-C4-C5	-5.62	125.79	128.60
2	GB	90	C	O5'-P-OP1	-5.62	100.64	105.70
1	CA	205	G	O4'-C1'-N9	5.62	112.70	108.20
1	CA	2659	G	C5-C6-N1	-5.62	108.69	111.50

Continued on next page...

Continued from previous page...

Mol	Chain	Res	Type	Atoms	Z	Observed(°)	Ideal(°)
32	E5	50	VAL	CA-CB-CG1	5.62	119.33	110.90
1	GA	2323	G	C6-C5-N7	-5.62	127.03	130.40
1	CA	2308	G	O4'-C1'-N9	-5.62	103.70	108.20
33	DA	115	G	N3-C4-C5	-5.62	125.79	128.60
1	EA	1971	U	O5'-P-OP2	-5.62	100.64	105.70
1	GA	2506	U	N3-C2-O2	-5.62	118.27	122.20
1	AA	1350	C	N1-C2-O2	-5.62	115.53	118.90
33	BA	1279	G	N7-C8-N9	5.62	115.91	113.10
1	CA	345	A	N1-C6-N6	5.61	121.97	118.60
1	CA	865	C	N1-C2-O2	5.61	122.27	118.90
1	CA	1606	C	P-O3'-C3'	5.61	126.44	119.70
1	EA	2440	C	C5-C4-N4	5.61	124.13	120.20
1	EA	2570	G	N1-C6-O6	-5.61	116.53	119.90
1	AA	2204	G	C4-C5-N7	5.61	113.05	110.80
33	DA	1322	C	C6-N1-C1'	-5.61	114.07	120.80
1	GA	1906	G	C8-N9-C4	-5.61	104.16	106.40
1	EA	595	C	O5'-P-OP2	-5.61	100.65	105.70
1	EA	2143	C	C6-N1-C2	-5.61	118.06	120.30
1	EA	2578	G	C5-C6-O6	5.61	131.97	128.60
33	DA	1322	C	C2-N1-C1'	5.61	124.97	118.80
1	CA	1174	U	C2-N1-C1'	5.61	124.43	117.70
1	CA	2799	A	N1-C6-N6	5.61	121.96	118.60
1	CA	2061	G	C2-N3-C4	-5.61	109.10	111.90
33	FA	481	G	O4'-C1'-N9	-5.61	103.72	108.20
1	AA	690	G	N3-C2-N2	-5.60	115.98	119.90
1	EA	819	A	C2-N3-C4	-5.60	107.80	110.60
1	GA	663	G	C5-C6-N1	-5.60	108.70	111.50
1	GA	2448	A	C5-C6-N6	-5.60	119.22	123.70
33	BA	1515	G	C5-C6-O6	-5.59	125.24	128.60
1	CA	1131	G	OP1-P-O3'	5.59	117.50	105.20
1	GA	54	G	OP1-P-O3'	5.59	117.51	105.20
1	CA	45	G	C4-C5-N7	-5.59	108.56	110.80
1	CA	583	G	C5-C6-O6	-5.59	125.25	128.60
1	EA	1543	G	O5'-P-OP1	-5.59	100.67	105.70
33	BA	1145	A	C4-C5-C6	-5.59	114.20	117.00
33	DA	1098	C	C6-N1-C2	-5.59	118.06	120.30
33	FA	1186	G	OP1-P-O3'	5.59	117.50	105.20
1	GA	2457	U	C6-N1-C2	-5.59	117.65	121.00
1	CA	614	A	N1-C6-N6	5.59	121.95	118.60
1	CA	2747	G	C6-C5-N7	-5.59	127.05	130.40
1	GA	458	G	C5-C6-O6	-5.59	125.25	128.60
1	AA	570	G	C6-C5-N7	-5.58	127.05	130.40

Continued on next page...

Continued from previous page...

Mol	Chain	Res	Type	Atoms	Z	Observed(°)	Ideal(°)
1	CA	2250	G	C5-C6-O6	-5.58	125.25	128.60
42	BJ	36	VAL	CG1-CB-CG2	-5.58	101.97	110.90
1	CA	1833	C	N3-C4-N4	-5.58	114.09	118.00
1	EA	1452	G	N3-C4-N9	-5.58	122.65	126.00
1	EA	2648	G	N1-C6-O6	5.58	123.25	119.90
1	AA	503	A	C8-N9-C4	-5.58	103.57	105.80
33	BA	321	A	N1-C6-N6	5.58	121.95	118.60
1	CA	2719	G	C4-C5-C6	5.58	122.15	118.80
33	HA	211	G	C2-N3-C4	5.58	114.69	111.90
1	CA	1215	G	N1-C6-O6	5.58	123.25	119.90
1	EA	1996	C	C6-N1-C2	5.58	122.53	120.30
1	GA	2072	C	C6-N1-C2	-5.58	118.07	120.30
33	DA	884	U	O4'-C1'-N1	5.57	112.66	108.20
1	GA	75	G	N1-C6-O6	5.57	123.24	119.90
1	GA	1063	G	C8-N9-C1'	-5.57	119.75	127.00
33	HA	5	U	C5-C6-N1	5.57	125.49	122.70
1	AA	196	A	N1-C6-N6	5.57	121.94	118.60
1	EA	479	A	P-O3'-C3'	5.57	126.39	119.70
33	HA	779	C	N3-C2-O2	-5.57	118.00	121.90
1	AA	2047	C	C6-N1-C2	5.57	122.53	120.30
1	CA	784	G	O4'-C1'-N9	-5.57	103.74	108.20
1	CA	1936	A	C2-N3-C4	-5.57	107.81	110.60
1	EA	2038	G	N1-C6-O6	5.57	123.24	119.90
33	FA	1522	U	O5'-P-OP2	-5.57	100.69	105.70
1	AA	1387	A	C8-N9-C4	-5.57	103.57	105.80
1	EA	398	C	C6-N1-C2	5.57	122.53	120.30
1	CA	914	G	N3-C4-C5	5.57	131.38	128.60
1	CA	2553	G	C6-C5-N7	-5.57	127.06	130.40
1	EA	542	C	C2-N3-C4	5.57	122.68	119.90
1	EA	673	C	C5-C4-N4	-5.57	116.30	120.20
1	GA	1328	A	O5'-P-OP2	-5.57	100.69	105.70
1	AA	783	A	C4-C5-C6	5.57	119.78	117.00
1	EA	846	U	N1-C1'-C2'	5.57	121.23	114.00
1	AA	1606	C	P-O3'-C3'	5.56	126.37	119.70
1	EA	2064	C	OP1-P-O3'	5.56	117.44	105.20
1	GA	1508	A	O4'-C1'-N9	5.56	112.65	108.20
1	CA	650	C	C6-N1-C2	-5.56	118.08	120.30
1	EA	2729	G	C4-N9-C1'	5.56	133.73	126.50
1	AA	921	C	N1-C2-O2	-5.56	115.56	118.90
1	AA	1169	A	N1-C6-N6	5.56	121.94	118.60
1	AA	1738	G	N3-C4-N9	-5.56	122.67	126.00
1	EA	2578	G	C4-C5-N7	-5.56	108.58	110.80

Continued on next page...

Continued from previous page...

Mol	Chain	Res	Type	Atoms	Z	Observed(°)	Ideal(°)
1	GA	1570	A	N1-C6-N6	5.56	121.94	118.60
1	EA	140	C	N3-C2-O2	-5.56	118.01	121.90
33	HA	5	U	O4'-C1'-N1	-5.56	103.75	108.20
33	HA	1362	A	N1-C6-N6	-5.56	115.27	118.60
1	AA	1649	G	N3-C4-C5	-5.56	125.82	128.60
1	EA	752	A	C5-N7-C8	-5.55	101.12	103.90
1	EA	814	C	N3-C2-O2	-5.55	118.01	121.90
1	EA	1125	G	C2-N3-C4	-5.55	109.12	111.90
1	GA	675	A	O5'-P-OP2	-5.55	100.70	105.70
1	AA	372	G	C4-N9-C1'	-5.55	119.28	126.50
1	AA	1026	G	C4-N9-C1'	5.55	133.72	126.50
33	BA	974	A	O5'-P-OP1	-5.55	100.70	105.70
33	FA	757	U	C6-N1-C2	5.55	124.33	121.00
33	FA	1282	C	C6-N1-C2	-5.55	118.08	120.30
33	BA	72	A	C8-N9-C4	-5.55	103.58	105.80
1	CA	1452	G	C4-N9-C1'	5.55	133.72	126.50
1	AA	2445	G	N1-C6-O6	5.55	123.23	119.90
33	BA	1054	C	N3-C2-O2	-5.55	118.02	121.90
1	CA	1094	U	O4'-C1'-N1	5.55	112.64	108.20
1	EA	121	G	C5-C6-O6	-5.55	125.27	128.60
1	EA	2084	C	N1-C2-O2	-5.55	115.57	118.90
1	EA	2429	G	O5'-P-OP1	5.55	117.36	110.70
1	GA	840	C	C6-N1-C2	5.55	122.52	120.30
1	GA	2423	U	P-O3'-C3'	5.55	126.36	119.70
1	AA	546	U	O4'-C1'-N1	5.55	112.64	108.20
1	AA	1687	G	N3-C4-C5	-5.55	125.83	128.60
1	CA	781	A	O5'-P-OP1	-5.55	100.71	105.70
1	AA	1728	C	C6-N1-C2	-5.54	118.08	120.30
1	EA	117	G	C8-N9-C4	-5.54	104.18	106.40
1	EA	694	U	N1-C2-N3	5.54	118.23	114.90
1	GA	542	C	N3-C4-C5	-5.54	119.68	121.90
33	HA	115	G	P-O3'-C3'	5.54	126.35	119.70
2	CB	89	U	O4'-C1'-N1	-5.54	103.77	108.20
1	AA	198	C	C5-C4-N4	-5.54	116.32	120.20
33	DA	574	A	C8-N9-C4	5.54	108.02	105.80
1	EA	1610	A	O5'-P-OP1	-5.54	100.71	105.70
1	GA	1063	G	N9-C4-C5	-5.54	103.18	105.40
33	HA	305	G	C8-N9-C4	-5.54	104.19	106.40
1	AA	1665	A	OP1-P-O3'	5.54	117.38	105.20
1	CA	2060	A	N9-C4-C5	5.54	108.02	105.80
1	EA	1321	A	C8-N9-C4	-5.54	103.58	105.80
1	EA	1782	U	N3-C2-O2	-5.54	118.33	122.20

Continued on next page...

Continued from previous page...

Mol	Chain	Res	Type	Atoms	Z	Observed(°)	Ideal(°)
1	EA	825	A	O5'-P-OP2	-5.53	100.72	105.70
1	EA	1156	A	OP1-P-O3'	5.53	117.37	105.20
1	AA	1270	C	O5'-P-OP1	-5.53	100.72	105.70
1	EA	1935	G	N9-C4-C5	5.53	107.61	105.40
1	EA	2048	G	C8-N9-C4	-5.53	104.19	106.40
2	EB	107	G	N9-C4-C5	-5.53	103.19	105.40
1	AA	2898	U	N1-C2-O2	-5.53	118.93	122.80
1	AA	2610	C	N1-C2-O2	5.53	122.22	118.90
1	CA	469	G	N1-C6-O6	5.53	123.22	119.90
1	EA	1730	C	C2-N3-C4	-5.53	117.14	119.90
1	GA	2076	U	N3-C2-O2	-5.52	118.33	122.20
1	AA	1369	G	N1-C6-O6	5.52	123.21	119.90
1	AA	2204	G	N1-C6-O6	5.52	123.21	119.90
1	EA	244	A	N1-C6-N6	5.52	121.91	118.60
1	EA	1328	A	OP2-P-O3'	5.52	117.34	105.20
1	AA	1180	U	C2-N1-C1'	5.52	124.32	117.70
1	AA	1644	C	O5'-P-OP1	-5.52	100.73	105.70
2	AB	101	A	N7-C8-N9	-5.52	111.04	113.80
1	EA	747	U	C5-C6-N1	5.52	125.46	122.70
32	E5	60	LEU	CB-CG-CD2	5.52	120.38	111.00
1	AA	2502	G	N9-C4-C5	5.52	107.61	105.40
32	A5	50	VAL	CA-CB-CG1	5.51	119.17	110.90
1	CA	1955	U	O4'-C1'-N1	5.51	112.61	108.20
2	CB	21	G	O5'-P-OP2	-5.51	100.74	105.70
33	DA	29	U	O5'-P-OP1	-5.51	100.74	105.70
1	EA	694	U	C5-C4-O4	5.51	129.21	125.90
16	EP	50	ARG	CB-CG-CD	5.51	125.93	111.60
1	CA	1784	A	C8-N9-C4	5.51	108.00	105.80
1	CA	2248	C	O5'-P-OP1	-5.51	100.74	105.70
1	EA	51	G	C5-C6-O6	5.51	131.91	128.60
1	EA	130	C	N1-C2-O2	-5.51	115.59	118.90
1	EA	578	G	C5-C6-O6	-5.51	125.29	128.60
1	EA	613	A	C8-N9-C4	-5.51	103.60	105.80
1	GA	451	U	O4'-C1'-N1	5.51	112.61	108.20
1	AA	200	U	N3-C2-O2	5.51	126.06	122.20
1	EA	180	G	C5-C6-O6	-5.51	125.29	128.60
1	EA	783	A	N3-C4-C5	5.51	130.66	126.80
1	EA	1124	G	N1-C6-O6	5.51	123.21	119.90
1	EA	914	G	C6-C5-N7	-5.51	127.09	130.40
1	EA	975	A	C8-N9-C4	-5.51	103.60	105.80
1	EA	141	G	C4-N9-C1'	5.51	133.66	126.50
33	FA	514	C	C6-N1-C2	-5.51	118.10	120.30

Continued on next page...

Continued from previous page...

Mol	Chain	Res	Type	Atoms	Z	Observed(°)	Ideal(°)
1	GA	808	G	C8-N9-C1'	-5.51	119.84	127.00
33	HA	1362	A	C6-C5-N7	5.51	136.15	132.30
33	DA	1099	G	N9-C4-C5	5.50	107.60	105.40
1	EA	2447	G	C4-N9-C1'	5.50	133.66	126.50
1	CA	832	U	O5'-P-OP1	5.50	117.30	110.70
1	EA	141	G	C8-N9-C4	-5.50	104.20	106.40
1	EA	790	U	O4'-C1'-N1	5.50	112.60	108.20
1	EA	923	G	N3-C4-N9	5.50	129.30	126.00
1	EA	2366	A	O5'-P-OP2	-5.50	100.75	105.70
1	AA	2146	C	C6-N1-C2	-5.50	118.10	120.30
1	EA	2042	A	C8-N9-C4	-5.50	103.60	105.80
1	GA	2006	C	N3-C4-N4	5.50	121.85	118.00
1	EA	1571	A	OP2-P-O3'	5.50	117.30	105.20
33	HA	779	C	N1-C2-O2	5.50	122.20	118.90
1	AA	2585	U	P-O3'-C3'	5.50	126.30	119.70
1	CA	1178	C	C6-N1-C2	-5.50	118.10	120.30
1	GA	1738	G	C8-N9-C4	-5.50	104.20	106.40
33	DA	462	G	C8-N9-C4	-5.50	104.20	106.40
33	DA	1530	G	C4-N9-C1'	-5.50	119.35	126.50
1	EA	830	G	OP1-P-OP2	5.50	127.84	119.60
1	EA	1141	U	C6-N1-C2	-5.50	117.70	121.00
32	A5	41	LEU	CB-CG-CD1	-5.49	101.66	111.00
33	BA	1362	A	C6-C5-N7	5.49	136.15	132.30
1	CA	1713	A	N9-C4-C5	-5.49	103.60	105.80
1	CA	1913	A	N7-C8-N9	-5.49	111.05	113.80
2	AB	76	G	N3-C4-N9	5.49	129.29	126.00
1	CA	1913	A	C4-C5-N7	-5.49	107.96	110.70
1	CA	2544	G	N1-C2-N3	5.49	127.19	123.90
1	EA	776	G	C4-C5-C6	5.49	122.09	118.80
33	FA	973	G	C8-N9-C4	-5.49	104.20	106.40
33	BA	1364	U	N3-C2-O2	-5.49	118.36	122.20
1	CA	783	A	C4-C5-N7	5.49	113.44	110.70
33	DA	328	C	N1-C2-O2	5.49	122.19	118.90
33	DA	351	G	C5-N7-C8	-5.49	101.56	104.30
33	HA	1530	G	C4-N9-C1'	-5.48	119.37	126.50
1	EA	1247	A	P-O3'-C3'	5.48	126.28	119.70
33	FA	450	G	N3-C4-N9	5.48	129.29	126.00
1	AA	2609	U	O5'-P-OP2	-5.48	100.77	105.70
1	EA	825	A	N9-C4-C5	5.48	107.99	105.80
24	EX	70	LEU	CA-CB-CG	5.48	127.90	115.30
1	AA	1651	G	OP1-P-OP2	-5.48	111.38	119.60
33	FA	1111	A	OP1-P-O3'	5.48	117.25	105.20

Continued on next page...

Continued from previous page...

Mol	Chain	Res	Type	Atoms	Z	Observed(°)	Ideal(°)
1	AA	2358	A	C5-C6-N6	5.48	128.08	123.70
14	CN	45	ARG	CG-CD-NE	5.48	123.30	111.80
1	CA	2414	G	N1-C6-O6	5.47	123.18	119.90
1	EA	375	G	C4-C5-C6	5.47	122.08	118.80
1	AA	655	A	C8-N9-C4	-5.47	103.61	105.80
1	EA	920	A	OP2-P-O3'	5.47	117.24	105.20
33	HA	328	C	N3-C2-O2	-5.47	118.07	121.90
1	AA	1261	C	OP1-P-OP2	-5.47	111.40	119.60
1	AA	2505	G	C6-C5-N7	-5.47	127.12	130.40
33	BA	251	G	N3-C2-N2	-5.47	116.07	119.90
1	EA	1394	U	O4'-C1'-N1	-5.47	103.83	108.20
1	EA	2179	C	C6-N1-C2	-5.47	118.11	120.30
1	EA	2700	A	C8-N9-C4	-5.47	103.61	105.80
33	DA	84	U	N3-C2-O2	-5.47	118.37	122.20
1	AA	559	G	C6-C5-N7	-5.47	127.12	130.40
33	FA	905	U	O5'-P-OP2	5.47	117.26	110.70
1	GA	2436	G	C8-N9-C4	-5.47	104.21	106.40
1	AA	2228	G	N1-C6-O6	5.46	123.18	119.90
33	BA	737	C	C6-N1-C2	-5.46	118.11	120.30
1	CA	834	G	N7-C8-N9	5.46	115.83	113.10
1	CA	1726	C	C6-N1-C1'	-5.46	114.24	120.80
1	EA	904	G	N3-C4-C5	5.46	131.33	128.60
1	GA	249	C	C2-N1-C1'	5.46	124.81	118.80
33	HA	70	U	C2-N1-C1'	5.46	124.26	117.70
1	AA	2397	G	N3-C4-N9	-5.46	122.72	126.00
33	BA	560	A	N1-C6-N6	5.46	121.88	118.60
2	AB	56	G	C4-N9-C1'	5.46	133.60	126.50
1	EA	2502	G	N3-C4-C5	-5.46	125.87	128.60
33	HA	1086	U	C2-N1-C1'	5.46	124.25	117.70
2	AB	8	C	N1-C2-O2	5.46	122.17	118.90
33	HA	1362	A	C4-N9-C1'	-5.46	116.48	126.30
1	AA	164	C	C6-N1-C2	-5.46	118.12	120.30
1	AA	771	G	OP2-P-O3'	5.46	117.20	105.20
33	DA	352	C	C6-N1-C2	5.46	122.48	120.30
33	BA	485	U	N3-C2-O2	-5.45	118.38	122.20
1	CA	787	C	C6-N1-C2	-5.45	118.12	120.30
1	AA	2502	G	C8-N9-C4	-5.45	104.22	106.40
1	CA	45	G	C5-C6-O6	5.45	131.87	128.60
1	EA	2595	G	C5-C6-N1	5.45	114.22	111.50
33	HA	1201	A	P-O3'-C3'	5.45	126.24	119.70
1	AA	792	A	C4-C5-N7	5.45	113.42	110.70
1	CA	1257	C	C6-N1-C2	-5.45	118.12	120.30

Continued on next page...

Continued from previous page...

Mol	Chain	Res	Type	Atoms	Z	Observed(°)	Ideal(°)
2	CB	98	G	N3-C4-N9	-5.45	122.73	126.00
5	EE	44	ARG	NE-CZ-NH1	-5.45	117.58	120.30
1	GA	1780	A	OP1-P-O3'	5.45	117.19	105.20
1	AA	1713	A	C5-C6-N6	-5.45	119.34	123.70
1	CA	673	C	N3-C4-N4	5.45	121.81	118.00
1	EA	2072	C	C6-N1-C2	-5.44	118.12	120.30
1	GA	1891	G	N1-C6-O6	5.44	123.17	119.90
1	AA	1695	G	N3-C4-N9	5.44	129.27	126.00
33	BA	115	G	P-O3'-C3'	5.44	126.23	119.70
1	EA	2279	G	N1-C6-O6	5.44	123.17	119.90
1	EA	997	G	C8-N9-C4	5.44	108.58	106.40
1	CA	1030	C	C2-N1-C1'	-5.44	112.82	118.80
1	EA	2419	U	N1-C2-O2	-5.44	118.99	122.80
1	EA	2555	U	N1-C2-O2	-5.44	118.99	122.80
1	AA	204	A	C8-N9-C4	5.44	107.97	105.80
1	EA	1606	C	C2-N1-C1'	5.44	124.78	118.80
1	AA	870	U	N3-C2-O2	5.43	126.00	122.20
1	CA	374	A	C8-N9-C4	5.43	107.97	105.80
1	CA	1967	C	O5'-P-OP2	-5.43	100.81	105.70
1	GA	2038	G	C5-C6-O6	-5.43	125.34	128.60
1	AA	816	C	C6-N1-C2	5.43	122.47	120.30
1	AA	1691	C	N1-C2-O2	-5.43	115.64	118.90
1	EA	972	A	OP1-P-O3'	5.43	117.15	105.20
1	GA	2410	G	N3-C2-N2	-5.43	116.10	119.90
33	HA	1031	C	O5'-P-OP1	-5.43	100.81	105.70
1	CA	1169	A	N1-C6-N6	5.43	121.86	118.60
1	CA	2526	G	N1-C6-O6	5.43	123.16	119.90
1	EA	180	G	N1-C6-O6	5.43	123.16	119.90
1	AA	931	U	P-O3'-C3'	5.43	126.22	119.70
1	AA	1713	A	N9-C4-C5	-5.43	103.63	105.80
1	CA	2351	G	C4-C5-N7	5.43	112.97	110.80
33	DA	485	U	N1-C2-O2	5.43	126.60	122.80
1	EA	260	G	C5-C6-O6	5.43	131.86	128.60
1	EA	570	G	C6-C5-N7	-5.43	127.14	130.40
1	EA	2215	C	O5'-P-OP1	-5.43	100.81	105.70
3	AC	176	ARG	NE-CZ-NH1	-5.43	117.59	120.30
33	DA	489	C	C6-N1-C2	-5.43	118.13	120.30
1	EA	733	G	N3-C4-N9	5.43	129.25	126.00
1	CA	1401	G	C8-N9-C4	-5.42	104.23	106.40
1	EA	124	G	N3-C4-N9	-5.42	122.75	126.00
1	EA	207	A	C2-N3-C4	-5.42	107.89	110.60
33	FA	481	G	N3-C4-N9	5.42	129.25	126.00

Continued on next page...

Continued from previous page...

Mol	Chain	Res	Type	Atoms	Z	Observed(°)	Ideal(°)
1	GA	2508	G	C5-C6-O6	5.42	131.85	128.60
1	AA	1328	A	O5'-P-OP1	5.42	117.21	110.70
1	CA	1386	C	C6-N1-C2	-5.42	118.13	120.30
1	AA	271	G	OP1-P-O3'	5.42	117.12	105.20
1	CA	923	G	N3-C4-N9	5.42	129.25	126.00
1	EA	622	G	OP2-P-O3'	5.42	117.13	105.20
1	CA	128	C	N1-C2-O2	-5.42	115.65	118.90
1	CA	2260	C	C6-N1-C2	-5.42	118.13	120.30
1	AA	546	U	C2-N1-C1'	5.42	124.20	117.70
1	CA	479	A	O4'-C1'-N9	5.42	112.53	108.20
1	CA	2623	G	N1-C6-O6	5.42	123.15	119.90
1	CA	2747	G	C5-C6-O6	-5.42	125.35	128.60
1	EA	2054	A	OP2-P-O3'	5.42	117.11	105.20
33	FA	913	A	C8-N9-C4	-5.42	103.63	105.80
1	CA	2513	A	N1-C6-N6	-5.42	115.35	118.60
32	A5	50	VAL	CG1-CB-CG2	5.41	119.56	110.90
1	CA	2685	G	C5-C6-N1	-5.41	108.79	111.50
1	CA	2766	A	O5'-P-OP2	-5.41	100.83	105.70
1	GA	199	A	N1-C6-N6	-5.41	115.35	118.60
1	AA	663	G	C2-N3-C4	-5.41	109.19	111.90
1	CA	517	C	C6-N1-C2	-5.41	118.14	120.30
1	EA	1321	A	O4'-C1'-N9	5.41	112.53	108.20
32	E5	60	LEU	CB-CG-CD1	5.41	120.20	111.00
1	GA	776	G	O4'-C1'-N9	-5.41	103.87	108.20
1	GA	1653	G	N3-C4-N9	5.41	129.25	126.00
1	AA	1670	C	N3-C2-O2	5.41	125.69	121.90
2	CB	79	G	N1-C2-N2	-5.41	111.33	116.20
33	DA	32	A	O5'-P-OP2	-5.41	100.83	105.70
1	EA	1746	A	C5-C6-N6	-5.41	119.37	123.70
1	GA	2282	G	C8-N9-C4	-5.41	104.24	106.40
1	EA	254	G	C8-N9-C4	5.41	108.56	106.40
1	CA	1509	A	P-O3'-C3'	5.41	126.19	119.70
1	CA	1921	G	C8-N9-C4	-5.41	104.24	106.40
1	EA	1068	G	N3-C4-C5	-5.41	125.90	128.60
1	EA	1475	G	P-O3'-C3'	5.41	126.19	119.70
1	EA	205	G	N1-C6-O6	-5.40	116.66	119.90
2	AB	85	G	N1-C6-O6	5.40	123.14	119.90
1	EA	624	C	O5'-P-OP1	5.40	117.18	110.70
1	EA	834	G	C4-C5-N7	5.40	112.96	110.80
33	FA	79	G	N3-C4-N9	5.40	129.24	126.00
1	GA	2455	G	OP2-P-O3'	5.40	117.08	105.20
1	CA	1839	G	C8-N9-C4	5.40	108.56	106.40

Continued on next page...

Continued from previous page...

Mol	Chain	Res	Type	Atoms	Z	Observed(°)	Ideal(°)
1	EA	511	U	OP2-P-O3'	5.40	117.08	105.20
1	EA	1656	C	C6-N1-C2	-5.40	118.14	120.30
1	GA	1827	U	C5-C6-N1	5.40	125.40	122.70
1	GA	1972	G	OP2-P-O3'	5.40	117.07	105.20
1	AA	770	G	N1-C6-O6	-5.39	116.66	119.90
1	AA	2608	G	O5'-P-OP2	-5.39	100.84	105.70
1	EA	2448	A	C8-N9-C4	-5.39	103.64	105.80
1	CA	1266	G	C8-N9-C4	5.39	108.56	106.40
1	CA	2232	C	N1-C2-O2	-5.39	115.66	118.90
1	CA	2250	G	OP1-P-O3'	5.39	117.06	105.20
1	EA	587	C	O4'-C1'-N1	-5.39	103.89	108.20
1	EA	2039	U	N3-C4-O4	5.39	123.17	119.40
1	EA	2539	C	C2-N3-C4	-5.39	117.20	119.90
1	AA	237	C	N3-C4-C5	-5.39	119.74	121.90
1	EA	1310	G	N9-C4-C5	5.39	107.56	105.40
1	EA	2611	C	N3-C4-N4	-5.39	114.23	118.00
1	GA	2307	G	N9-C4-C5	-5.39	103.24	105.40
1	AA	1833	C	N1-C2-O2	-5.39	115.67	118.90
33	DA	485	U	N3-C2-O2	-5.39	118.43	122.20
1	EA	1325	U	N3-C2-O2	-5.39	118.43	122.20
1	AA	298	G	C5-N7-C8	-5.39	101.61	104.30
2	AB	2	G	C4-N9-C1'	5.39	133.50	126.50
1	CA	1299	G	C5-C6-O6	-5.39	125.37	128.60
1	EA	2731	G	C6-C5-N7	-5.39	127.17	130.40
1	EA	1831	G	C8-N9-C4	-5.38	104.25	106.40
1	GA	1873	G	N3-C4-N9	5.38	129.23	126.00
1	EA	520	G	C4-C5-N7	-5.38	108.65	110.80
1	EA	1831	G	N9-C4-C5	5.38	107.55	105.40
1	AA	1998	A	O5'-P-OP2	-5.38	100.86	105.70
1	GA	1565	C	O5'-P-OP1	-5.38	100.86	105.70
1	AA	1395	A	O4'-C1'-N9	5.38	112.50	108.20
1	CA	1779	U	C5-C4-O4	5.38	129.13	125.90
1	AA	2544	G	N3-C4-N9	5.38	129.23	126.00
33	BA	319	G	C4-N9-C1'	-5.38	119.51	126.50
33	HA	1511	G	N1-C6-O6	5.38	123.13	119.90
1	AA	140	C	C2-N1-C1'	5.38	124.71	118.80
1	AA	1269	A	C2-N3-C4	-5.38	107.91	110.60
1	AA	2619	C	O5'-P-OP1	5.38	117.15	110.70
1	EA	915	C	N3-C2-O2	-5.38	118.14	121.90
1	AA	1916	A	N1-C6-N6	5.38	121.83	118.60
33	BA	365	U	N3-C4-O4	-5.37	115.64	119.40
1	CA	1840	G	N1-C6-O6	5.37	123.12	119.90

Continued on next page...

Continued from previous page...

Mol	Chain	Res	Type	Atoms	Z	Observed(°)	Ideal(°)
1	EA	180	G	N3-C4-C5	5.37	131.29	128.60
2	EB	66	A	C6-C5-N7	-5.37	128.54	132.30
33	FA	1524	C	N1-C2-O2	-5.37	115.68	118.90
1	GA	1093	G	C8-N9-C1'	-5.37	120.01	127.00
1	AA	298	G	C4-C5-N7	5.37	112.95	110.80
1	AA	1338	G	C8-N9-C4	-5.37	104.25	106.40
1	AA	2065	C	N3-C4-N4	5.37	121.76	118.00
1	EA	142	A	N1-C6-N6	5.37	121.82	118.60
1	EA	2754	U	N3-C4-C5	-5.37	111.38	114.60
1	GA	1447	C	O5'-P-OP1	-5.37	100.87	105.70
1	CA	1737	G	C8-N9-C4	-5.37	104.25	106.40
13	EM	16	ARG	NE-CZ-NH1	5.37	122.98	120.30
1	EA	2032	G	O5'-P-OP1	-5.36	100.87	105.70
1	EA	480	A	O5'-P-OP2	-5.36	100.87	105.70
1	EA	1131	G	C4-C5-N7	5.36	112.94	110.80
1	EA	1377	G	O5'-P-OP2	-5.36	100.88	105.70
1	EA	2455	G	N3-C4-C5	-5.36	125.92	128.60
1	GA	1130	U	C5-C4-O4	-5.36	122.69	125.90
1	GA	2140	G	O4'-C1'-N9	5.36	112.49	108.20
1	AA	2593	U	N1-C2-O2	-5.36	119.05	122.80
16	CP	52	ARG	NE-CZ-NH2	-5.36	117.62	120.30
1	EA	733	G	N9-C4-C5	-5.36	103.26	105.40
1	AA	2207	C	C6-N1-C2	-5.36	118.16	120.30
1	CA	876	C	P-O3'-C3'	5.36	126.13	119.70
1	CA	2224	G	C4-C5-N7	5.35	112.94	110.80
33	FA	1366	C	C6-N1-C2	5.35	122.44	120.30
1	CA	1996	C	O5'-P-OP1	-5.35	100.88	105.70
1	EA	2547	A	N9-C4-C5	5.35	107.94	105.80
1	AA	1091	G	C8-N9-C1'	5.35	133.96	127.00
1	AA	1233	C	O5'-P-OP1	-5.35	100.89	105.70
1	EA	1174	U	C5-C6-N1	5.35	125.37	122.70
1	EA	1249	U	O5'-P-OP2	-5.35	100.89	105.70
1	EA	2084	C	N3-C4-N4	5.35	121.75	118.00
1	GA	736	C	N3-C4-C5	5.35	124.04	121.90
1	GA	2502	G	N1-C6-O6	-5.35	116.69	119.90
1	AA	1544	A	C8-N9-C4	-5.35	103.66	105.80
1	EA	534	U	N1-C2-N3	5.35	118.11	114.90
1	AA	1122	G	N1-C2-N2	5.35	121.01	116.20
1	AA	1930	G	C4-N9-C1'	-5.35	119.55	126.50
33	BA	200	G	C5-C6-O6	-5.35	125.39	128.60
33	HA	177	G	C8-N9-C4	-5.35	104.26	106.40
1	EA	577	G	C4-C5-N7	-5.34	108.66	110.80

Continued on next page...

Continued from previous page...

Mol	Chain	Res	Type	Atoms	Z	Observed(°)	Ideal(°)
1	CA	1069	A	OP2-P-O3'	5.34	116.95	105.20
1	EA	1034	G	N9-C4-C5	5.34	107.54	105.40
1	GA	2498	C	C5-C4-N4	-5.34	116.46	120.20
1	AA	1690	A	N1-C6-N6	5.34	121.80	118.60
25	EY	56	LEU	CA-CB-CG	5.34	127.58	115.30
1	AA	464	U	OP2-P-O3'	5.34	116.95	105.20
1	AA	2053	G	C2-N3-C4	-5.34	109.23	111.90
1	AA	2550	G	C4-C5-N7	5.34	112.94	110.80
1	CA	2062	A	C8-N9-C4	5.34	107.94	105.80
1	EA	1670	C	C6-N1-C2	-5.34	118.16	120.30
1	EA	2608	G	N1-C6-O6	5.34	123.10	119.90
1	EA	2703	C	C6-N1-C2	-5.34	118.16	120.30
1	EA	2747	G	C5-C6-O6	-5.34	125.40	128.60
1	CA	776	G	C8-N9-C4	-5.34	104.27	106.40
1	EA	570	G	C4-C5-C6	5.34	122.00	118.80
2	EB	66	A	C8-N9-C4	5.34	107.94	105.80
1	CA	45	G	N1-C6-O6	-5.34	116.70	119.90
1	CA	2368	C	O5'-P-OP1	-5.34	100.90	105.70
33	DA	351	G	C4-C5-N7	5.34	112.94	110.80
1	EA	636	G	N1-C6-O6	5.34	123.10	119.90
1	EA	1965	C	N3-C4-C5	5.34	124.03	121.90
33	FA	1410	A	C8-N9-C4	-5.34	103.67	105.80
33	BA	996	A	O4'-C1'-N9	5.33	112.47	108.20
1	GA	2600	A	C8-N9-C4	-5.33	103.67	105.80
1	EA	776	G	C8-N9-C4	-5.33	104.27	106.40
1	EA	2712	C	N3-C2-O2	5.33	125.63	121.90
1	EA	785	G	N3-C4-C5	5.33	131.26	128.60
33	FA	1197	A	N1-C6-N6	5.33	121.80	118.60
33	HA	582	C	N3-C2-O2	5.33	125.63	121.90
1	AA	376	G	N3-C4-C5	-5.33	125.94	128.60
1	AA	2550	G	C6-C5-N7	-5.33	127.20	130.40
1	CA	1061	U	N1-C2-O2	5.33	126.53	122.80
1	CA	2590	A	C8-N9-C4	-5.33	103.67	105.80
1	EA	2211	A	P-O3'-C3'	5.33	126.09	119.70
1	EA	2228	G	C5-C6-O6	-5.33	125.40	128.60
1	EA	142	A	P-O3'-C3'	5.33	126.09	119.70
1	AA	1625	C	C6-N1-C2	5.33	122.43	120.30
1	AA	2228	G	C8-N9-C1'	-5.33	120.08	127.00
33	BA	684	U	N1-C2-N3	5.33	118.10	114.90
1	CA	2106	U	C5-C6-N1	5.33	125.36	122.70
1	GA	805	G	N3-C4-N9	5.33	129.19	126.00
1	AA	799	G	OP2-P-O3'	5.32	116.91	105.20

Continued on next page...

Continued from previous page...

Mol	Chain	Res	Type	Atoms	Z	Observed(°)	Ideal(°)
1	EA	2570	G	N3-C4-N9	-5.32	122.81	126.00
54	FV	93	VAL	N-CA-C	-5.32	96.63	111.00
1	GA	1847	A	P-O3'-C3'	5.32	126.09	119.70
1	AA	2252	G	C6-C5-N7	-5.32	127.21	130.40
33	BA	1099	G	N1-C6-O6	-5.32	116.71	119.90
1	EA	2431	U	O5'-P-OP2	-5.32	100.91	105.70
1	EA	2582	G	C8-N9-C4	-5.32	104.27	106.40
33	FA	575	G	C4-C5-N7	-5.32	108.67	110.80
1	AA	1319	C	C6-N1-C2	-5.32	118.17	120.30
1	CA	1830	C	C6-N1-C2	-5.32	118.17	120.30
1	CA	2444	G	C8-N9-C4	-5.32	104.27	106.40
1	EA	2585	U	N1-C2-O2	5.32	126.52	122.80
33	FA	1101	A	C5-C6-N6	-5.32	119.45	123.70
1	GA	458	G	N1-C6-O6	5.32	123.09	119.90
1	GA	2181	U	C2-N1-C1'	5.32	124.08	117.70
1	CA	2106	U	C6-N1-C2	-5.32	117.81	121.00
1	AA	2053	G	C4-N9-C1'	5.31	133.41	126.50
1	CA	860	U	O5'-P-OP2	-5.31	100.92	105.70
1	AA	2076	U	O4'-C1'-N1	5.31	112.45	108.20
1	EA	793	A	O5'-P-OP2	-5.31	100.92	105.70
1	EA	814	C	C2-N3-C4	-5.31	117.24	119.90
1	EA	847	U	N3-C2-O2	-5.31	118.48	122.20
33	HA	1101	A	N1-C6-N6	5.31	121.79	118.60
1	AA	1142	A	N3-C4-N9	-5.31	123.15	127.40
33	DA	430	A	N1-C6-N6	5.31	121.79	118.60
33	FA	1493	A	P-O3'-C3'	5.31	126.07	119.70
1	GA	2027	G	C6-C5-N7	-5.31	127.22	130.40
1	GA	2498	C	N3-C4-C5	5.31	124.02	121.90
1	CA	275	C	C6-N1-C2	-5.31	118.18	120.30
1	EA	1407	G	C8-N9-C4	5.31	108.52	106.40
1	GA	783	A	C8-N9-C4	-5.31	103.68	105.80
33	HA	145	G	C5-C6-N1	-5.31	108.85	111.50
1	CA	1157	G	C5-C6-N1	-5.31	108.85	111.50
1	EA	1777	U	N1-C2-N3	5.30	118.08	114.90
33	HA	23	C	N1-C2-O2	5.30	122.08	118.90
1	EA	1936	A	C8-N9-C4	5.30	107.92	105.80
33	FA	319	G	OP2-P-O3'	5.30	116.87	105.20
1	GA	732	C	O5'-P-OP1	-5.30	100.93	105.70
1	CA	1256	G	C8-N9-C4	-5.30	104.28	106.40
1	CA	1263	U	N1-C2-O2	-5.30	119.09	122.80
1	EA	2585	U	P-O3'-C3'	5.30	126.06	119.70
1	EA	2645	G	O4'-C1'-N9	5.30	112.44	108.20

Continued on next page...

Continued from previous page...

Mol	Chain	Res	Type	Atoms	Z	Observed(°)	Ideal(°)
1	EA	2694	G	C5-C6-O6	-5.30	125.42	128.60
1	GA	581	C	N3-C4-N4	5.30	121.71	118.00
1	AA	2251	G	N3-C4-N9	-5.30	122.82	126.00
33	FA	1305	G	N1-C6-O6	-5.30	116.72	119.90
1	GA	984	A	C6-C5-N7	-5.30	128.59	132.30
1	CA	132	G	C5-C6-O6	-5.30	125.42	128.60
33	DA	1137	C	N3-C2-O2	-5.30	118.19	121.90
1	GA	876	C	OP1-P-O3'	5.30	116.86	105.20
1	GA	1311	G	N7-C8-N9	5.30	115.75	113.10
50	HR	57	ARG	CB-CG-CD	-5.30	97.83	111.60
1	EA	1142	A	C2-N3-C4	-5.30	107.95	110.60
1	EA	2487	G	C4-C5-N7	5.30	112.92	110.80
33	DA	922	G	C8-N9-C4	-5.29	104.28	106.40
1	EA	752	A	N9-C1'-C2'	5.29	120.88	114.00
27	E0	19	ASP	CB-CG-OD2	5.29	123.06	118.30
1	AA	921	C	C6-N1-C2	5.29	122.42	120.30
1	CA	2465	C	C6-N1-C2	5.29	122.42	120.30
1	EA	451	U	O4'-C1'-N1	5.29	112.43	108.20
1	EA	1730	C	N3-C4-C5	5.29	124.02	121.90
1	AA	2072	C	O5'-P-OP1	-5.29	100.94	105.70
1	EA	1713	A	N9-C4-C5	-5.29	103.68	105.80
1	EA	2579	C	C4-C5-C6	-5.29	114.75	117.40
33	FA	981	U	C6-N1-C2	-5.29	117.83	121.00
1	CA	2290	G	C6-C5-N7	-5.29	127.23	130.40
1	AA	1574	C	C6-N1-C2	-5.29	118.19	120.30
1	CA	2348	U	C5-C4-O4	-5.29	122.73	125.90
1	CA	2433	A	N1-C6-N6	-5.29	115.43	118.60
1	GA	1025	G	N1-C6-O6	-5.29	116.73	119.90
33	HA	972	C	C6-N1-C2	5.29	122.42	120.30
1	EA	124	G	N1-C2-N2	5.29	120.96	116.20
33	HA	1012	A	N7-C8-N9	5.28	116.44	113.80
1	AA	2559	C	OP2-P-O3'	5.28	116.82	105.20
14	CN	71	ARG	NE-CZ-NH1	-5.28	117.66	120.30
33	FA	223	A	O5'-P-OP2	-5.28	100.95	105.70
1	GA	1687	G	N1-C6-O6	-5.28	116.73	119.90
33	BA	468	A	C4-C5-C6	5.28	119.64	117.00
1	EA	1288	G	O4'-C1'-N9	5.28	112.42	108.20
19	ES	19	LEU	CA-CB-CG	5.28	127.44	115.30
1	CA	229	C	N1-C2-O2	5.28	122.07	118.90
1	CA	765	C	N3-C4-C5	5.28	124.01	121.90
33	DA	427	U	O5'-P-OP2	5.28	117.03	110.70
33	DA	1413	A	C8-N9-C4	-5.28	103.69	105.80

Continued on next page...

Continued from previous page...

Mol	Chain	Res	Type	Atoms	Z	Observed(°)	Ideal(°)
1	EA	967	U	C5-C4-O4	5.28	129.06	125.90
1	GA	62	U	N3-C2-O2	-5.28	118.51	122.20
1	GA	2103	C	C6-N1-C2	-5.28	118.19	120.30
33	DA	251	G	C5-C6-O6	-5.27	125.44	128.60
1	EA	2030	A	O4'-C1'-N9	5.27	112.42	108.20
33	BA	880	C	C6-N1-C2	5.27	122.41	120.30
44	FL	44	LYS	C-N-CD	5.27	139.47	128.40
1	GA	2038	G	C6-C5-N7	-5.27	127.24	130.40
1	GA	2402	U	C5-C4-O4	5.27	129.06	125.90
1	GA	2575	C	N1-C2-O2	-5.27	115.74	118.90
1	AA	528	A	N1-C6-N6	5.27	121.76	118.60
33	DA	279	A	C5-N7-C8	-5.27	101.26	103.90
1	EA	1201	U	OP2-P-O3'	5.27	116.80	105.20
1	CA	843	G	C8-N9-C4	-5.27	104.29	106.40
1	EA	679	C	C2-N3-C4	-5.27	117.27	119.90
1	AA	1094	U	N3-C4-C5	-5.27	111.44	114.60
1	EA	129	C	N3-C4-C5	5.27	124.01	121.90
33	HA	1334	G	N3-C4-C5	-5.27	125.97	128.60
1	AA	760	G	N3-C2-N2	-5.27	116.21	119.90
1	CA	1355	G	C5-C6-N1	-5.27	108.87	111.50
1	EA	535	G	C2-N3-C4	-5.27	109.27	111.90
32	E5	50	VAL	CG1-CB-CG2	5.27	119.33	110.90
1	AA	2228	G	C4-N9-C1'	5.26	133.34	126.50
1	CA	1786	A	O4'-C1'-N9	5.26	112.41	108.20
1	CA	2250	G	N7-C8-N9	5.26	115.73	113.10
1	EA	2676	C	C6-N1-C2	5.26	122.41	120.30
1	CA	767	U	C5-C4-O4	5.26	129.06	125.90
1	GA	332	A	N1-C6-N6	-5.26	115.44	118.60
1	AA	611	C	OP2-P-O3'	5.26	116.77	105.20
33	BA	328	C	N3-C2-O2	-5.26	118.22	121.90
1	CA	609	A	N1-C6-N6	5.26	121.76	118.60
1	CA	2351	G	C6-C5-N7	-5.26	127.24	130.40
1	EA	1007	C	C6-N1-C2	5.26	122.40	120.30
1	GA	128	C	N1-C2-O2	-5.26	115.74	118.90
1	EA	1130	U	O5'-P-OP1	-5.26	100.97	105.70
1	EA	1422	G	C5-C6-O6	5.26	131.75	128.60
1	AA	2503	A	N1-C6-N6	5.26	121.75	118.60
1	EA	1340	U	O4'-C1'-N1	5.26	112.41	108.20
1	EA	2580	U	C6-N1-C2	-5.26	117.85	121.00
1	CA	168	G	N1-C6-O6	5.25	123.05	119.90
1	CA	377	G	N3-C4-C5	-5.25	125.97	128.60
1	EA	1118	C	N1-C2-O2	-5.25	115.75	118.90

Continued on next page...

Continued from previous page...

Mol	Chain	Res	Type	Atoms	Z	Observed(°)	Ideal(°)
33	BA	452	A	N1-C6-N6	5.25	121.75	118.60
1	CA	2037	A	C8-N9-C4	-5.25	103.70	105.80
1	CA	1827	U	N3-C2-O2	-5.25	118.52	122.20
1	GA	561	G	N3-C4-N9	-5.25	122.85	126.00
1	GA	738	G	O5'-P-OP2	-5.25	100.97	105.70
1	GA	982	C	N1-C2-O2	5.25	122.05	118.90
1	GA	2304	G	N3-C4-N9	-5.25	122.85	126.00
1	GA	649	G	C8-N9-C4	-5.25	104.30	106.40
1	AA	1726	C	C5-C4-N4	-5.25	116.53	120.20
1	CA	2361	G	O5'-P-OP2	-5.25	100.98	105.70
1	AA	1771	C	OP2-P-O3'	5.25	116.74	105.20
1	GA	195	A	N7-C8-N9	5.25	116.42	113.80
33	HA	1484	C	N1-C2-O2	-5.25	115.75	118.90
1	EA	454	A	OP2-P-O3'	5.25	116.74	105.20
1	EA	1512	C	O5'-P-OP2	5.25	116.99	110.70
1	GA	2893	A	C8-N9-C4	5.25	107.90	105.80
32	A5	53	ARG	C-N-CA	5.24	134.81	121.70
33	BA	1515	G	C6-C5-N7	-5.24	127.25	130.40
1	EA	2202	U	C5-C4-O4	5.24	129.05	125.90
33	HA	382	A	O5'-P-OP2	-5.24	100.98	105.70
1	AA	1779	U	O5'-P-OP1	-5.24	100.98	105.70
12	CL	19	LEU	CA-CB-CG	5.24	127.36	115.30
1	EA	443	A	N9-C4-C5	5.24	107.90	105.80
1	GA	2553	G	C8-N9-C4	-5.24	104.30	106.40
33	DA	1086	U	N1-C2-O2	5.24	126.47	122.80
33	DA	1370	G	N3-C2-N2	-5.24	116.23	119.90
1	EA	565	C	N3-C4-N4	5.24	121.67	118.00
1	EA	1407	G	N1-C6-O6	5.24	123.04	119.90
1	CA	2839	G	O5'-P-OP1	-5.24	100.99	105.70
1	AA	1069	A	OP2-P-O3'	5.24	116.72	105.20
33	BA	522	C	O5'-P-OP2	-5.24	100.99	105.70
33	BA	1530	G	C4-N9-C1'	-5.24	119.69	126.50
33	FA	79	G	N3-C4-C5	-5.24	125.98	128.60
33	FA	206	C	C6-N1-C2	-5.24	118.21	120.30
1	GA	639	U	N3-C2-O2	-5.24	118.53	122.20
1	CA	2109	U	O4'-C1'-N1	5.23	112.39	108.20
1	GA	1293	C	C6-N1-C2	-5.23	118.21	120.30
1	GA	2537	U	C5-C4-O4	5.23	129.04	125.90
1	AA	2606	C	N1-C2-O2	-5.23	115.76	118.90
2	EB	55	U	C6-N1-C2	-5.23	117.86	121.00
1	CA	2286	G	C4-C5-N7	5.23	112.89	110.80
1	EA	647	G	C5-C6-O6	5.23	131.74	128.60

Continued on next page...

Continued from previous page...

Mol	Chain	Res	Type	Atoms	Z	Observed(°)	Ideal(°)
1	CA	2440	C	N1-C2-O2	5.23	122.04	118.90
1	EA	941	A	N9-C4-C5	-5.23	103.71	105.80
1	AA	1383	A	C8-N9-C4	5.22	107.89	105.80
1	CA	794	A	C8-N9-C4	5.22	107.89	105.80
33	FA	183	C	C5-C6-N1	5.22	123.61	121.00
1	AA	419	U	N3-C2-O2	-5.22	118.54	122.20
33	BA	1366	C	N3-C2-O2	5.22	125.56	121.90
1	CA	16	C	C6-N1-C2	-5.22	118.21	120.30
1	CA	1779	U	C2-N1-C1'	-5.22	111.43	117.70
1	CA	1963	U	C6-N1-C2	-5.22	117.87	121.00
2	CB	30	C	C6-N1-C2	-5.22	118.21	120.30
33	DA	87	C	N1-C2-O2	5.22	122.03	118.90
1	EA	672	C	C6-N1-C2	-5.22	118.21	120.30
33	FA	536	C	C6-N1-C2	-5.22	118.21	120.30
1	GA	818	G	N9-C4-C5	5.22	107.49	105.40
1	GA	2410	G	N1-C6-O6	5.22	123.03	119.90
1	AA	2557	G	C8-N9-C4	-5.22	104.31	106.40
1	EA	259	G	N9-C4-C5	5.22	107.49	105.40
1	GA	1788	C	N1-C2-O2	-5.22	115.77	118.90
1	AA	1737	G	C4-N9-C1'	5.22	133.28	126.50
1	GA	1251	C	N3-C2-O2	-5.22	118.25	121.90
1	EA	1940	U	C2-N1-C1'	5.21	123.96	117.70
1	GA	1509	A	OP2-P-O3'	5.21	116.67	105.20
1	AA	2712	C	OP1-P-O3'	5.21	116.67	105.20
1	AA	212	G	OP2-P-O3'	5.21	116.67	105.20
1	EA	1180	U	C5-C6-N1	5.21	125.31	122.70
2	GB	119	A	O5'-P-OP2	5.21	116.95	110.70
33	HA	481	G	C4-C5-N7	5.21	112.89	110.80
1	CA	2038	G	C5-C6-O6	-5.21	125.47	128.60
33	BA	1364	U	N1-C2-O2	5.21	126.44	122.80
1	EA	519	U	O5'-P-OP2	-5.21	101.01	105.70
1	EA	1328	A	O5'-P-OP2	-5.21	101.01	105.70
33	FA	890	G	O4'-C1'-N9	5.21	112.37	108.20
1	GA	2211	A	P-O3'-C3'	5.21	125.95	119.70
1	AA	1509	A	P-O3'-C3'	5.21	125.95	119.70
33	BA	1522	U	N3-C2-O2	-5.21	118.56	122.20
1	EA	372	G	N1-C6-O6	5.21	123.02	119.90
1	EA	669	G	C4-C5-N7	-5.21	108.72	110.80
1	EA	2710	C	N1-C2-N3	5.21	122.84	119.20
1	AA	1724	G	C8-N9-C4	-5.21	104.32	106.40
1	AA	1724	G	N7-C8-N9	5.21	115.70	113.10
33	BA	108	G	N7-C8-N9	5.21	115.70	113.10

Continued on next page...

Continued from previous page...

Mol	Chain	Res	Type	Atoms	Z	Observed(°)	Ideal(°)
1	AA	1238	G	N3-C4-C5	-5.20	126.00	128.60
33	BA	384	G	C5-C6-O6	-5.20	125.48	128.60
1	CA	1142	A	C2-N3-C4	-5.20	108.00	110.60
33	DA	290	C	OP2-P-O3'	5.20	116.65	105.20
33	DA	728	A	N1-C6-N6	-5.20	115.48	118.60
33	BA	328	C	C6-N1-C1'	-5.20	114.56	120.80
1	CA	11	C	C6-N1-C2	5.20	122.38	120.30
1	AA	465	G	OP2-P-O3'	5.20	116.64	105.20
1	CA	834	G	C4-C5-C6	5.20	121.92	118.80
2	CB	53	A	N1-C6-N6	5.20	121.72	118.60
1	GA	375	G	N3-C4-N9	-5.20	122.88	126.00
1	GA	527	C	P-O3'-C3'	5.20	125.94	119.70
1	GA	766	U	OP2-P-O3'	5.20	116.64	105.20
33	BA	1483	A	O5'-P-OP1	-5.20	101.02	105.70
1	EA	992	C	C6-N1-C2	-5.20	118.22	120.30
1	GA	2221	G	C8-N9-C4	-5.20	104.32	106.40
1	GA	1250	G	C5-C6-O6	-5.20	125.48	128.60
1	AA	776	G	C4-C5-C6	5.20	121.92	118.80
1	CA	2338	C	O5'-P-OP1	-5.20	101.02	105.70
1	CA	2455	G	C4-C5-C6	5.20	121.92	118.80
1	GA	548	G	O4'-C1'-N9	5.20	112.36	108.20
33	HA	115	G	N3-C4-C5	-5.20	126.00	128.60
1	AA	1937	A	O4'-C1'-N9	5.19	112.36	108.20
1	EA	2278	A	C8-N9-C4	-5.19	103.72	105.80
1	AA	2106	U	C6-N1-C2	-5.19	117.88	121.00
1	EA	1422	G	N1-C6-O6	-5.19	116.78	119.90
1	EA	2754	U	C6-N1-C2	-5.19	117.88	121.00
33	FA	1373	G	N1-C6-O6	5.19	123.02	119.90
1	AA	540	C	N1-C2-O2	-5.19	115.78	118.90
33	BA	326	G	C5-C6-O6	5.19	131.72	128.60
1	EA	780	G	O5'-P-OP2	-5.19	101.03	105.70
1	EA	972	A	OP1-P-OP2	-5.19	111.81	119.60
33	BA	1317	C	C6-N1-C2	5.19	122.38	120.30
1	EA	776	G	N1-C2-N3	5.19	127.01	123.90
1	GA	1078	U	O4'-C1'-N1	5.19	112.35	108.20
1	EA	520	G	N3-C4-C5	-5.19	126.01	128.60
33	HA	1364	U	N1-C2-O2	5.19	126.43	122.80
1	AA	974	G	C8-N9-C4	-5.18	104.33	106.40
1	AA	2747	G	OP2-P-O3'	5.18	116.60	105.20
1	CA	255	A	O4'-C1'-N9	-5.18	104.05	108.20
1	CA	2313	C	C6-N1-C2	-5.18	118.23	120.30
1	EA	2754	U	N3-C4-O4	5.18	123.03	119.40

Continued on next page...

Continued from previous page...

Mol	Chain	Res	Type	Atoms	Z	Observed(°)	Ideal(°)
33	HA	776	G	N3-C4-C5	5.18	131.19	128.60
1	AA	192	C	C5-C6-N1	5.18	123.59	121.00
1	CA	984	A	N1-C2-N3	5.18	131.89	129.30
1	AA	776	G	C8-N9-C4	-5.18	104.33	106.40
1	CA	2003	A	N1-C6-N6	-5.18	115.49	118.60
1	EA	515	A	C8-N9-C4	-5.18	103.73	105.80
1	AA	242	G	C8-N9-C4	5.18	108.47	106.40
1	AA	2025	C	C5-C4-N4	-5.18	116.57	120.20
1	EA	1355	G	C5-C6-N1	-5.18	108.91	111.50
1	EA	2040	G	C8-N9-C4	-5.18	104.33	106.40
1	EA	2855	C	C6-N1-C2	-5.18	118.23	120.30
32	A5	108	VAL	CA-CB-CG1	5.18	118.67	110.90
1	CA	2032	G	C5-N7-C8	-5.18	101.71	104.30
1	EA	5	A	C8-N9-C4	-5.18	103.73	105.80
2	EB	104	A	N1-C6-N6	5.18	121.71	118.60
1	AA	2231	U	N3-C2-O2	-5.17	118.58	122.20
33	FA	183	C	C6-N1-C2	-5.17	118.23	120.30
33	HA	70	U	C5-C6-N1	5.17	125.29	122.70
1	CA	468	G	N3-C2-N2	-5.17	116.28	119.90
1	EA	2580	U	C5-C6-N1	5.17	125.29	122.70
1	CA	1970	A	N9-C4-C5	5.17	107.87	105.80
1	EA	1310	G	C8-N9-C4	-5.17	104.33	106.40
1	EA	2440	C	N3-C4-C5	-5.17	119.83	121.90
1	EA	2586	U	C5-C4-O4	-5.17	122.80	125.90
1	EA	2787	C	N3-C2-O2	-5.17	118.28	121.90
1	AA	669	G	N3-C2-N2	-5.17	116.28	119.90
1	AA	1831	G	N3-C4-C5	-5.17	126.02	128.60
1	AA	2560	A	O5'-P-OP2	-5.17	101.05	105.70
33	BA	351	G	N7-C8-N9	5.17	115.68	113.10
33	DA	1201	A	P-O3'-C3'	5.17	125.90	119.70
1	EA	518	G	C4-C5-C6	5.17	121.90	118.80
1	EA	820	A	OP2-P-O3'	5.17	116.57	105.20
33	HA	1087	G	N1-C6-O6	5.17	123.00	119.90
1	AA	1342	A	N1-C6-N6	5.17	121.70	118.60
1	EA	2714	G	C2-N3-C4	-5.17	109.32	111.90
1	EA	578	G	N9-C4-C5	-5.17	103.33	105.40
1	GA	1347	A	O5'-P-OP1	-5.17	101.05	105.70
33	HA	1332	A	O4'-C1'-N9	5.17	112.33	108.20
1	AA	2058	A	OP2-P-O3'	5.16	116.56	105.20
1	CA	748	G	O4'-C1'-N9	5.16	112.33	108.20
1	CA	866	A	N1-C6-N6	5.16	121.70	118.60
1	EA	935	C	N3-C2-O2	5.16	125.51	121.90

Continued on next page...

Continued from previous page...

Mol	Chain	Res	Type	Atoms	Z	Observed(°)	Ideal(°)
1	EA	1668	A	O4'-C1'-N9	-5.16	104.07	108.20
1	CA	988	A	N1-C6-N6	5.16	121.70	118.60
1	CA	1955	U	O5'-P-OP1	-5.16	101.05	105.70
1	EA	29	U	OP1-P-O3'	5.16	116.56	105.20
1	EA	835	C	O5'-P-OP2	-5.16	101.06	105.70
1	AA	1658	C	N1-C2-O2	-5.16	115.80	118.90
1	CA	830	G	N1-C6-O6	5.16	123.00	119.90
1	EA	248	G	O5'-P-OP1	5.16	116.89	110.70
1	EA	732	C	C6-N1-C2	-5.16	118.24	120.30
33	FA	339	C	N3-C2-O2	-5.16	118.29	121.90
1	AA	2445	G	N1-C2-N2	5.16	120.84	116.20
1	CA	117	G	O5'-P-OP2	-5.16	101.06	105.70
33	FA	1227	A	N1-C6-N6	5.16	121.69	118.60
1	GA	1032	A	C8-N9-C4	5.16	107.86	105.80
33	BA	1362	A	C4-C5-C6	-5.16	114.42	117.00
1	AA	1653	G	O5'-P-OP2	-5.16	101.06	105.70
1	CA	1913	A	N1-C6-N6	-5.15	115.51	118.60
1	EA	780	G	N9-C4-C5	5.15	107.46	105.40
1	GA	1438	U	N3-C4-O4	5.15	123.01	119.40
1	GA	1606	C	C2-N1-C1'	5.15	124.47	118.80
1	AA	921	C	N3-C2-O2	5.15	125.51	121.90
33	DA	557	G	C4-N9-C1'	5.15	133.20	126.50
1	EA	266	G	O5'-P-OP1	5.15	116.88	110.70
1	EA	2458	G	O5'-P-OP2	-5.15	101.06	105.70
33	DA	62	U	O5'-P-OP2	-5.15	101.06	105.70
1	EA	55	G	C4-C5-N7	-5.15	108.74	110.80
1	EA	2731	G	N3-C4-C5	-5.15	126.03	128.60
33	HA	1486	G	C6-C5-N7	-5.15	127.31	130.40
33	BA	1362	A	C8-N9-C1'	5.15	136.97	127.70
33	DA	177	G	C4-C5-N7	-5.15	108.74	110.80
1	EA	799	G	C2-N3-C4	-5.15	109.33	111.90
1	AA	801	G	N1-C6-O6	-5.15	116.81	119.90
1	AA	1099	G	N3-C4-C5	5.15	131.17	128.60
33	BA	384	G	N1-C6-O6	5.15	122.99	119.90
1	CA	1386	C	N3-C4-C5	-5.15	119.84	121.90
1	CA	2447	G	O4'-C1'-N9	5.15	112.32	108.20
1	EA	1322	A	N1-C6-N6	5.15	121.69	118.60
1	EA	1556	C	N3-C4-N4	-5.15	114.40	118.00
1	EA	1130	U	OP1-P-OP2	5.14	127.32	119.60
1	GA	2307	G	C8-N9-C4	5.14	108.46	106.40
43	HK	49	GLY	N-CA-C	5.14	125.96	113.10
1	AA	2303	G	C8-N9-C4	-5.14	104.34	106.40

Continued on next page...

Continued from previous page...

Mol	Chain	Res	Type	Atoms	Z	Observed(°)	Ideal(°)
1	AA	2361	G	OP1-P-OP2	5.14	127.31	119.60
1	AA	2560	A	C8-N9-C4	-5.14	103.74	105.80
33	BA	307	C	C6-N1-C2	5.14	122.36	120.30
1	CA	1997	C	C2-N1-C1'	-5.14	113.14	118.80
1	EA	1730	C	N3-C4-N4	-5.14	114.40	118.00
1	EA	2646	C	C5-C4-N4	-5.14	116.60	120.20
1	GA	901	C	C6-N1-C2	-5.14	118.24	120.30
24	CX	29	LEU	CA-CB-CG	5.14	127.12	115.30
1	AA	1655	A	N1-C6-N6	5.14	121.68	118.60
1	CA	1831	G	N9-C4-C5	5.14	107.46	105.40
33	DA	84	U	C6-N1-C2	-5.14	117.92	121.00
1	EA	2329	U	N3-C2-O2	5.14	125.80	122.20
1	GA	445	C	C6-N1-C2	-5.14	118.24	120.30
1	CA	473	G	O5'-P-OP2	-5.14	101.08	105.70
1	AA	2250	G	C6-C5-N7	-5.14	127.32	130.40
2	AB	53	A	C8-N9-C4	-5.14	103.75	105.80
33	FA	16	A	OP2-P-O3'	5.14	116.50	105.20
33	FA	1145	A	N9-C4-C5	5.14	107.86	105.80
33	HA	1364	U	C2-N1-C1'	5.14	123.86	117.70
33	DA	115	G	P-O3'-C3'	5.13	125.86	119.70
1	AA	557	C	C6-N1-C2	5.13	122.35	120.30
1	CA	843	G	N9-C4-C5	5.13	107.45	105.40
1	EA	1940	U	O5'-P-OP2	-5.13	101.08	105.70
33	HA	1304	G	N7-C8-N9	5.13	115.67	113.10
1	EA	809	G	N3-C4-C5	-5.13	126.03	128.60
1	EA	1373	A	O5'-P-OP2	-5.13	101.08	105.70
1	EA	2061	G	N3-C4-C5	-5.13	126.03	128.60
1	EA	2319	G	N1-C6-O6	5.13	122.98	119.90
1	AA	254	G	O5'-P-OP2	-5.13	101.08	105.70
1	AA	372	G	C8-N9-C1'	5.13	133.67	127.00
33	DA	810	C	O5'-P-OP2	-5.13	101.08	105.70
33	FA	1371	G	C8-N9-C4	-5.13	104.35	106.40
1	GA	191	A	C8-N9-C4	5.13	107.85	105.80
33	HA	772	U	O5'-P-OP1	5.13	116.85	110.70
1	AA	2567	G	C8-N9-C4	-5.13	104.35	106.40
33	BA	35	G	N1-C6-O6	5.13	122.97	119.90
1	EA	201	C	N3-C4-C5	5.13	123.95	121.90
33	BA	438	U	O4'-C1'-N1	5.12	112.30	108.20
1	EA	2232	C	N1-C2-O2	-5.12	115.83	118.90
1	AA	1695	G	N3-C4-C5	-5.12	126.04	128.60
33	BA	70	U	C2-N1-C1'	5.12	123.85	117.70
1	EA	849	A	C2-N3-C4	-5.12	108.04	110.60

Continued on next page...

Continued from previous page...

Mol	Chain	Res	Type	Atoms	Z	Observed(°)	Ideal(°)
1	EA	2056	G	O5'-P-OP2	-5.12	101.09	105.70
1	EA	2756	U	O5'-P-OP2	5.12	116.85	110.70
1	GA	421	C	C6-N1-C2	5.12	122.35	120.30
33	HA	541	G	N3-C4-C5	5.12	131.16	128.60
1	AA	445	C	C6-N1-C2	-5.12	118.25	120.30
1	CA	2587	A	N1-C6-N6	5.12	121.67	118.60
1	EA	447	A	C5-C6-N6	-5.12	119.60	123.70
1	EA	1959	G	O5'-P-OP2	-5.12	101.09	105.70
1	EA	2228	G	C6-C5-N7	-5.12	127.33	130.40
33	DA	451	A	P-O3'-C3'	5.12	125.84	119.70
1	EA	2822	G	OP2-P-O3'	5.12	116.47	105.20
55	FW	3	SER	N-CA-CB	-5.12	102.82	110.50
1	EA	2017	U	N3-C4-O4	5.12	122.98	119.40
33	FA	1364	U	C2-N1-C1'	5.12	123.84	117.70
33	FA	1525	G	C8-N9-C4	-5.12	104.35	106.40
1	GA	510	C	N1-C2-O2	5.12	121.97	118.90
1	AA	690	G	N9-C4-C5	5.12	107.45	105.40
33	DA	1526	G	O5'-P-OP1	-5.12	101.10	105.70
1	GA	542	C	C6-N1-C2	-5.12	118.25	120.30
1	GA	783	A	C6-C5-N7	-5.12	128.72	132.30
1	AA	117	G	N3-C4-C5	-5.11	126.04	128.60
1	AA	1626	A	P-O3'-C3'	5.11	125.84	119.70
1	CA	2032	G	C2-N3-C4	-5.11	109.34	111.90
1	GA	1438	U	C5-C4-O4	-5.11	122.83	125.90
1	AA	2544	G	N9-C4-C5	-5.11	103.36	105.40
33	DA	890	G	O4'-C1'-N9	5.11	112.29	108.20
1	EA	738	G	N1-C6-O6	-5.11	116.83	119.90
1	AA	331	C	N3-C2-O2	-5.11	118.32	121.90
1	AA	1298	C	C6-N1-C2	-5.11	118.26	120.30
1	AA	2447	G	C4-C5-N7	5.11	112.84	110.80
1	AA	2547	A	O4'-C1'-N9	5.11	112.29	108.20
2	CB	98	G	N1-C6-O6	-5.11	116.83	119.90
1	CA	528	A	C5-N7-C8	-5.11	101.35	103.90
1	EA	25	U	N3-C4-O4	5.11	122.98	119.40
1	EA	2525	G	OP2-P-O3'	5.11	116.44	105.20
1	EA	2696	U	N1-C2-O2	-5.11	119.22	122.80
1	AA	2608	G	C5-C6-O6	-5.11	125.53	128.60
1	CA	62	U	N3-C2-O2	-5.11	118.62	122.20
1	GA	969	G	C2-N3-C4	-5.11	109.35	111.90
1	CA	1422	G	C4-C5-N7	5.11	112.84	110.80
1	CA	2675	A	OP2-P-O3'	5.11	116.43	105.20
1	EA	379	G	N9-C4-C5	5.11	107.44	105.40

Continued on next page...

Continued from previous page...

Mol	Chain	Res	Type	Atoms	Z	Observed(°)	Ideal(°)
1	EA	528	A	C5-C6-N1	-5.11	115.15	117.70
1	EA	2447	G	C8-N9-C1'	-5.11	120.36	127.00
1	EA	2778	A	C8-N9-C4	-5.11	103.76	105.80
33	BA	468	A	C8-N9-C4	-5.10	103.76	105.80
1	AA	331	C	N3-C4-C5	5.10	123.94	121.90
1	AA	587	C	N3-C4-C5	-5.10	119.86	121.90
1	AA	1027	A	OP2-P-O3'	5.10	116.42	105.20
1	AA	2139	U	C2-N1-C1'	5.10	123.82	117.70
1	AA	2441	U	N3-C2-O2	-5.10	118.63	122.20
33	BA	758	C	N1-C2-O2	5.10	121.96	118.90
1	EA	1022	G	C5-C6-O6	-5.10	125.54	128.60
33	FA	16	A	N1-C6-N6	-5.10	115.54	118.60
1	GA	863	A	C8-N9-C4	-5.10	103.76	105.80
1	GA	1073	A	N1-C6-N6	5.10	121.66	118.60
1	GA	2585	U	P-O3'-C3'	5.10	125.82	119.70
1	AA	484	C	C6-N1-C2	5.10	122.34	120.30
1	AA	1534	U	N1-C2-O2	5.10	126.37	122.80
1	EA	2721	A	N9-C4-C5	5.10	107.84	105.80
1	GA	75	G	C6-C5-N7	-5.10	127.34	130.40
1	AA	636	G	C4-C5-N7	5.10	112.84	110.80
1	AA	741	U	OP1-P-O3'	5.10	116.42	105.20
1	AA	2518	A	OP1-P-O3'	5.10	116.42	105.20
33	DA	779	C	C6-N1-C2	-5.10	118.26	120.30
33	DA	821	G	N1-C6-O6	-5.10	116.84	119.90
1	EA	729	G	C4-N9-C1'	5.10	133.13	126.50
1	AA	447	A	C8-N9-C4	-5.10	103.76	105.80
33	DA	328	C	C6-N1-C1'	-5.10	114.68	120.80
1	EA	252	G	OP2-P-O3'	5.10	116.41	105.20
1	EA	2679	A	C6-N1-C2	-5.10	115.54	118.60
1	GA	200	U	C6-N1-C2	-5.10	117.94	121.00
1	EA	2731	G	N3-C4-N9	5.10	129.06	126.00
33	BA	845	A	C8-N9-C4	-5.09	103.76	105.80
33	DA	545	C	C6-N1-C2	-5.09	118.26	120.30
33	DA	902	G	N1-C6-O6	-5.09	116.84	119.90
1	GA	984	A	C5-C6-N1	-5.09	115.15	117.70
1	GA	1095	A	O5'-P-OP1	5.09	116.81	110.70
33	HA	530	G	N7-C8-N9	5.09	115.65	113.10
1	AA	404	A	OP2-P-O3'	5.09	116.40	105.20
1	AA	2719	G	C8-N9-C1'	-5.09	120.38	127.00
1	CA	246	C	OP2-P-O3'	5.09	116.40	105.20
1	CA	1157	G	C2-N3-C4	-5.09	109.35	111.90
33	DA	262	A	N1-C6-N6	-5.09	115.55	118.60

Continued on next page...

Continued from previous page...

Mol	Chain	Res	Type	Atoms	Z	Observed(°)	Ideal(°)
29	E2	43	THR	N-CA-C	5.09	124.75	111.00
1	AA	1969	A	N1-C6-N6	-5.09	115.55	118.60
33	BA	351	G	C5-N7-C8	-5.09	101.76	104.30
1	CA	1815	A	N1-C6-N6	-5.09	115.55	118.60
1	AA	2153	C	C5-C6-N1	5.09	123.54	121.00
1	CA	55	G	C8-N9-C4	-5.09	104.36	106.40
1	CA	2222	C	OP2-P-O3'	5.09	116.39	105.20
1	CA	2443	C	N3-C2-O2	-5.09	118.34	121.90
1	EA	965	C	C6-N1-C2	-5.09	118.27	120.30
1	GA	1925	C	C2-N3-C4	5.09	122.44	119.90
33	HA	486	U	N3-C2-O2	-5.09	118.64	122.20
6	GF	15	LEU	CA-CB-CG	-5.08	103.61	115.30
33	HA	1285	A	O4'-C1'-N9	5.08	112.27	108.20
1	AA	14	A	O5'-P-OP1	-5.08	101.12	105.70
1	AA	614	A	O4'-C1'-N9	-5.08	104.13	108.20
1	AA	1322	A	O5'-P-OP2	-5.08	101.12	105.70
33	FA	279	A	N7-C8-N9	5.08	116.34	113.80
1	GA	2307	G	N1-C6-O6	5.08	122.95	119.90
33	DA	701	U	P-O3'-C3'	5.08	125.80	119.70
1	EA	995	C	OP1-P-O3'	5.08	116.38	105.20
1	EA	2523	G	N7-C8-N9	5.08	115.64	113.10
1	GA	2071	A	P-O3'-C3'	5.08	125.80	119.70
33	DA	1178	G	C8-N9-C4	-5.08	104.37	106.40
33	FA	569	C	N3-C2-O2	-5.08	118.34	121.90
1	AA	564	C	C6-N1-C2	-5.08	118.27	120.30
1	AA	1190	G	C4-N9-C1'	-5.08	119.90	126.50
33	BA	702	A	O4'-C1'-N9	-5.08	104.14	108.20
1	CA	1983	G	OP2-P-O3'	5.08	116.37	105.20
33	HA	1362	A	C8-N9-C1'	5.08	136.84	127.70
1	AA	817	C	N3-C2-O2	-5.08	118.35	121.90
1	AA	1165	A	C8-N9-C4	-5.08	103.77	105.80
1	AA	1938	A	N1-C6-N6	-5.08	115.56	118.60
1	AA	2446	G	OP2-P-O3'	5.08	116.37	105.20
1	CA	271	G	OP1-P-O3'	5.08	116.36	105.20
1	CA	1073	A	O5'-P-OP2	5.08	116.79	110.70
2	EB	100	G	N1-C6-O6	5.08	122.94	119.90
1	AA	2867	G	O5'-P-OP1	-5.07	101.14	105.70
1	CA	1458	U	P-O3'-C3'	5.07	125.79	119.70
1	CA	1621	U	OP2-P-O3'	5.07	116.36	105.20
1	EA	1814	G	C5-C6-N1	-5.07	108.96	111.50
33	FA	1222	G	C5-C6-N1	-5.07	108.96	111.50
33	BA	684	U	N3-C2-O2	-5.07	118.65	122.20

Continued on next page...

Continued from previous page...

Mol	Chain	Res	Type	Atoms	Z	Observed(°)	Ideal(°)
33	FA	971	G	N3-C4-N9	5.07	129.04	126.00
33	FA	971	G	O4'-C1'-N9	5.07	112.26	108.20
1	AA	1532	A	C5-C6-N6	-5.07	119.64	123.70
33	BA	1201	A	P-O3'-C3'	5.07	125.78	119.70
1	EA	2512	C	N1-C2-O2	-5.07	115.86	118.90
33	FA	759	A	OP2-P-O3'	5.07	116.35	105.20
1	GA	528	A	N1-C2-N3	5.07	131.84	129.30
1	AA	635	C	C6-N1-C2	-5.07	118.27	120.30
2	AB	110	C	N3-C2-O2	-5.07	118.35	121.90
33	BA	328	C	C2-N3-C4	5.07	122.43	119.90
1	CA	2105	U	C2-N1-C1'	5.07	123.78	117.70
1	EA	625	G	C5-C6-O6	-5.07	125.56	128.60
1	GA	1005	C	O5'-P-OP2	-5.07	101.14	105.70
1	CA	1190	G	C6-C5-N7	-5.07	127.36	130.40
1	CA	1513	U	C5-C4-O4	5.07	128.94	125.90
1	GA	2152	G	N3-C4-C5	-5.07	126.07	128.60
1	CA	445	C	O5'-P-OP2	-5.06	101.14	105.70
1	EA	1763	G	N3-C4-C5	-5.06	126.07	128.60
1	EA	2023	C	O5'-P-OP2	-5.06	101.14	105.70
1	EA	2061	G	C8-N9-C1'	-5.06	120.42	127.00
1	GA	1063	G	C4-N9-C1'	5.06	133.08	126.50
1	GA	1825	U	O5'-P-OP2	-5.06	101.14	105.70
33	FA	351	G	C8-N9-C4	-5.06	104.38	106.40
1	GA	1022	G	C8-N9-C4	-5.06	104.38	106.40
33	HA	72	A	C8-N9-C4	-5.06	103.78	105.80
1	AA	1262	A	N1-C6-N6	5.06	121.64	118.60
1	AA	2251	G	O5'-P-OP1	-5.06	101.15	105.70
1	AA	2850	A	OP1-P-O3'	5.06	116.33	105.20
1	CA	2862	G	O5'-P-OP2	-5.06	101.15	105.70
1	EA	2510	C	C6-N1-C1'	5.06	126.87	120.80
1	EA	2581	G	N1-C2-N2	-5.06	111.65	116.20
1	GA	657	U	O5'-P-OP2	-5.06	101.15	105.70
1	GA	2599	G	C5-N7-C8	5.06	106.83	104.30
1	AA	2445	G	N3-C2-N2	-5.06	116.36	119.90
33	BA	468	A	C6-C5-N7	-5.06	128.76	132.30
33	DA	481	G	N9-C4-C5	-5.06	103.38	105.40
1	EA	871	U	N1-C2-O2	5.06	126.34	122.80
1	EA	2033	A	O5'-P-OP2	-5.06	101.15	105.70
33	FA	177	G	N3-C4-C5	-5.06	126.07	128.60
1	GA	1795	C	C6-N1-C2	-5.06	118.28	120.30
1	CA	1518	C	OP2-P-O3'	5.06	116.32	105.20
2	EB	100	G	C5-C6-O6	-5.06	125.57	128.60

Continued on next page...

Continued from previous page...

Mol	Chain	Res	Type	Atoms	Z	Observed(°)	Ideal(°)
1	GA	1291	C	N1-C2-O2	5.06	121.93	118.90
1	AA	1945	G	C4-N9-C1'	5.05	133.07	126.50
13	AM	70	ASP	CB-CG-OD1	5.05	122.85	118.30
1	CA	704	G	N9-C4-C5	-5.05	103.38	105.40
1	CA	1355	G	N3-C2-N2	-5.05	116.36	119.90
1	EA	1469	A	C5-C6-N6	5.05	127.74	123.70
1	AA	1261	C	O5'-P-OP2	5.05	116.76	110.70
1	EA	336	C	C6-N1-C2	-5.05	118.28	120.30
1	EA	732	C	OP1-P-O3'	5.05	116.32	105.20
1	EA	1290	C	C6-N1-C2	-5.05	118.28	120.30
1	AA	770	G	C5-C6-O6	5.05	131.63	128.60
33	DA	85	U	N3-C2-O2	-5.05	118.66	122.20
1	EA	860	U	O5'-P-OP2	-5.05	101.15	105.70
1	GA	200	U	N3-C2-O2	-5.05	118.67	122.20
1	AA	923	G	N1-C2-N2	-5.05	111.66	116.20
1	AA	2719	G	C4-C5-C6	5.05	121.83	118.80
1	CA	954	G	N3-C2-N2	-5.05	116.37	119.90
1	EA	2561	U	N3-C4-O4	5.05	122.94	119.40
1	GA	142	A	C4-C5-C6	5.05	119.53	117.00
1	GA	2031	A	C8-N9-C4	-5.05	103.78	105.80
1	EA	910	A	O5'-P-OP2	-5.05	101.16	105.70
1	EA	1983	G	N1-C6-O6	-5.05	116.87	119.90
33	FA	903	G	N1-C6-O6	5.05	122.93	119.90
1	AA	455	C	C6-N1-C2	-5.05	118.28	120.30
1	AA	2578	G	O5'-P-OP1	-5.05	101.16	105.70
1	AA	2640	G	OP2-P-O3'	5.05	116.30	105.20
33	BA	319	G	C8-N9-C1'	5.05	133.56	127.00
1	EA	197	A	C5-C6-N6	-5.05	119.66	123.70
1	EA	1061	U	N3-C2-O2	-5.05	118.67	122.20
1	GA	2067	G	N9-C4-C5	5.05	107.42	105.40
1	GA	249	C	C5-C4-N4	-5.04	116.67	120.20
1	AA	578	G	N3-C4-N9	5.04	129.03	126.00
1	AA	750	A	O5'-P-OP2	5.04	116.75	110.70
1	CA	2719	G	C4-N9-C1'	5.04	133.06	126.50
1	EA	801	G	OP2-P-O3'	5.04	116.29	105.20
1	EA	1224	U	C2-N1-C1'	-5.04	111.65	117.70
1	GA	195	A	C5-N7-C8	-5.04	101.38	103.90
33	HA	779	C	C6-N1-C2	-5.04	118.28	120.30
1	AA	16	C	C6-N1-C2	5.04	122.32	120.30
1	EA	204	A	C8-N9-C4	5.04	107.82	105.80
33	DA	1370	G	C8-N9-C4	-5.04	104.38	106.40
1	AA	1989	G	C5-C6-O6	5.04	131.62	128.60

Continued on next page...

Continued from previous page...

Mol	Chain	Res	Type	Atoms	Z	Observed(°)	Ideal(°)
33	BA	108	G	C4-C5-N7	5.04	112.82	110.80
1	EA	665	U	N3-C2-O2	5.04	125.73	122.20
1	GA	1088	A	P-O3'-C3'	5.04	125.75	119.70
1	AA	792	A	C5-N7-C8	-5.04	101.38	103.90
1	AA	931	U	C6-N1-C2	-5.04	117.98	121.00
1	AA	2250	G	O5'-P-OP2	-5.04	101.17	105.70
1	CA	2583	G	C6-C5-N7	-5.04	127.38	130.40
1	EA	1507	C	C6-N1-C2	-5.04	118.29	120.30
1	GA	639	U	C5-C4-O4	5.04	128.92	125.90
1	AA	466	A	C6-C5-N7	-5.03	128.78	132.30
1	AA	2585	U	C6-N1-C2	-5.03	117.98	121.00
2	EB	101	A	C2-N3-C4	-5.03	108.08	110.60
1	GA	2140	G	C5'-C4'-O4'	5.03	115.14	109.10
33	HA	1332	A	N9-C1'-C2'	5.03	120.54	114.00
1	AA	75	G	OP2-P-O3'	5.03	116.26	105.20
1	AA	995	C	O4'-C1'-N1	-5.03	104.18	108.20
1	EA	1565	C	N1-C2-O2	5.03	121.92	118.90
33	FA	1519	A	N1-C6-N6	-5.03	115.58	118.60
33	DA	1530	G	O4'-C1'-N9	5.03	112.22	108.20
1	EA	1132	U	C5-C6-N1	5.03	125.21	122.70
33	HA	1087	G	N1-C2-N3	5.03	126.92	123.90
1	EA	2606	C	C2-N1-C1'	-5.02	113.27	118.80
24	CX	63	ILE	CB-CA-C	-5.02	101.55	111.60
1	EA	613	A	N7-C8-N9	5.02	116.31	113.80
33	HA	947	G	C5-C6-O6	-5.02	125.59	128.60
1	CA	1407	G	N1-C6-O6	5.02	122.91	119.90
33	HA	1322	C	N3-C2-O2	-5.02	118.39	121.90
1	AA	197	A	N1-C6-N6	5.02	121.61	118.60
1	AA	1189	A	C2-N3-C4	-5.02	108.09	110.60
1	CA	404	A	OP2-P-O3'	5.02	116.24	105.20
1	EA	834	G	C5-C6-N1	-5.02	108.99	111.50
1	EA	907	G	OP2-P-O3'	5.02	116.24	105.20
1	EA	1263	U	C5-C4-O4	5.02	128.91	125.90
32	E5	92	ALA	N-CA-C	5.02	124.55	111.00
1	GA	1989	G	N1-C6-O6	-5.02	116.89	119.90
1	AA	1796	U	OP2-P-O3'	5.02	116.24	105.20
1	CA	2437	G	C6-C5-N7	-5.02	127.39	130.40
2	CB	98	G	C2-N3-C4	-5.02	109.39	111.90
1	EA	1403	A	N1-C6-N6	5.02	121.61	118.60
1	EA	1419	A	O4'-C1'-N9	5.02	112.21	108.20
33	FA	946	A	O5'-P-OP2	5.02	116.72	110.70
33	DA	503	C	C6-N1-C2	-5.02	118.29	120.30

Continued on next page...

Continued from previous page...

Mol	Chain	Res	Type	Atoms	Z	Observed(°)	Ideal(°)
1	GA	1666	G	C5-C6-O6	-5.02	125.59	128.60
1	AA	2358	A	N9-C4-C5	5.01	107.81	105.80
1	AA	2447	G	N3-C2-N2	-5.01	116.39	119.90
33	BA	495	A	N9-C4-C5	5.01	107.81	105.80
1	EA	805	G	OP2-P-O3'	5.01	116.23	105.20
1	EA	1245	G	N1-C2-N2	-5.01	111.69	116.20
1	EA	1694	C	O5'-P-OP2	5.01	116.72	110.70
20	ET	7	LEU	CB-CG-CD2	-5.01	102.48	111.00
1	GA	404	A	C6-C5-N7	-5.01	128.79	132.30
1	AA	192	C	C6-N1-C2	-5.01	118.30	120.30
1	EA	404	A	OP2-P-O3'	5.01	116.23	105.20
1	EA	793	A	N1-C2-N3	5.01	131.81	129.30
1	AA	2508	G	N1-C6-O6	5.01	122.91	119.90
1	CA	725	G	C6-C5-N7	-5.01	127.39	130.40
1	CA	2060	A	N1-C6-N6	-5.01	115.59	118.60
33	DA	1178	G	N3-C4-C5	-5.01	126.09	128.60
1	EA	518	G	N3-C4-C5	-5.01	126.09	128.60
1	EA	1225	G	O5'-P-OP1	-5.01	101.19	105.70
1	EA	1252	G	C8-N9-C4	-5.01	104.39	106.40
1	EA	1597	A	OP1-P-O3'	5.01	116.22	105.20
1	GA	1247	A	P-O3'-C3'	5.01	125.71	119.70
1	GA	2795	C	C6-N1-C2	-5.01	118.30	120.30
33	BA	1370	G	C5-C6-N1	-5.01	109.00	111.50
1	CA	570	G	C5-C6-N1	-5.01	109.00	111.50
1	CA	805	G	C6-C5-N7	-5.01	127.39	130.40
1	CA	1478	G	N1-C6-O6	5.01	122.91	119.90
1	CA	2607	G	C8-N9-C4	-5.01	104.40	106.40
33	DA	406	G	N3-C4-N9	5.01	129.00	126.00
1	EA	413	C	O5'-P-OP1	-5.01	101.19	105.70
1	EA	821	A	O5'-P-OP1	5.01	116.71	110.70
1	EA	2864	G	O5'-P-OP2	-5.01	101.19	105.70
33	FA	1202	U	O5'-P-OP1	-5.01	101.19	105.70
1	CA	196	A	O4'-C1'-N9	5.01	112.20	108.20
1	CA	1825	U	N1-C2-O2	-5.01	119.30	122.80
1	EA	374	A	C8-N9-C4	5.01	107.80	105.80
33	DA	34	C	N1-C2-O2	-5.00	115.90	118.90
1	EA	808	G	OP1-P-OP2	5.00	127.11	119.60
1	GA	2503	A	C2-N3-C4	5.00	113.10	110.60
1	AA	2252	G	N1-C6-O6	5.00	122.90	119.90
1	EA	187	G	N3-C4-C5	-5.00	126.10	128.60
1	EA	268	C	N1-C2-O2	-5.00	115.90	118.90
1	EA	1694	C	N3-C2-O2	-5.00	118.40	121.90

Continued on next page...

Continued from previous page...

Mol	Chain	Res	Type	Atoms	Z	Observed(°)	Ideal(°)
33	FA	947	G	O5'-P-OP2	5.00	116.70	110.70
1	GA	1142	A	C5-N7-C8	-5.00	101.40	103.90
1	GA	1180	U	N3-C2-O2	-5.00	118.70	122.20
1	GA	2067	G	C8-N9-C4	-5.00	104.40	106.40
1	CA	948	C	OP2-P-O3'	5.00	116.20	105.20
1	EA	1002	G	O5'-P-OP1	-5.00	101.20	105.70
1	EA	2584	U	N1-C2-O2	-5.00	119.30	122.80

There are no chirality outliers.

All (23) planarity outliers are listed below:

Mol	Chain	Res	Type	Group
32	A5	130	PRO	Peptide
32	A5	134	GLU	Peptide
44	BL	23	ALA	Peptide
54	BV	218	TRP	Peptide
54	BV	304	ASP	Peptide
3	CC	139	THR	Peptide
4	CD	10	GLY	Peptide
4	CD	9	VAL	Peptide
44	DL	23	ALA	Peptide
54	DV	218	TRP	Peptide
54	DV	304	ASP	Peptide
3	EC	139	THR	Peptide
4	ED	10	GLY	Peptide
41	FI	41	ARG	Peptide
44	FL	23	ALA	Peptide
54	FV	218	TRP	Peptide
54	FV	304	ASP	Peptide
3	GC	139	THR	Peptide
4	GD	10	GLY	Peptide
44	HL	23	ALA	Peptide
54	HV	218	TRP	Peptide
54	HV	304	ASP	Peptide
54	HV	588	SER	Peptide

5.2 Too-close contacts

In the following table, the Non-H and H(model) columns list the number of non-hydrogen atoms and hydrogen atoms in the chain respectively. The H(added) column lists the number of hydrogen atoms added and optimized by MolProbity. The Clashes column lists the number of clashes within

the asymmetric unit, whereas Symm-Clashes lists symmetry related clashes.

Mol	Chain	Non-H	H(model)	H(added)	Clashes	Symm-Clashes
1	AA	61274	0	30818	1057	0
1	CA	61274	0	30819	919	0
1	EA	61274	0	30819	835	0
1	GA	61274	0	30819	917	3
2	AB	2529	0	1281	36	0
2	CB	2529	0	1281	34	0
2	EB	2529	0	1281	35	0
2	GB	2529	0	1281	37	0
3	AC	2082	0	2157	67	0
3	CC	2082	0	2157	68	0
3	EC	2082	0	2157	65	0
3	GC	2082	0	2157	57	0
4	AD	1565	0	1616	78	0
4	CD	1565	0	1616	75	0
4	ED	1565	0	1616	72	0
4	GD	1565	0	1616	77	0
5	AE	1552	0	1619	63	0
5	CE	1552	0	1619	34	0
5	EE	1552	0	1619	42	0
5	GE	1552	0	1619	56	0
6	AF	1410	0	1447	133	0
6	CF	1410	0	1447	53	0
6	EF	1410	0	1447	60	0
6	GF	1410	0	1447	92	1
7	AG	1323	0	1374	65	0
7	CG	1323	0	1374	65	0
7	EG	1323	0	1374	48	0
7	GG	1323	0	1374	58	0
8	AH	384	0	405	12	0
8	CH	384	0	405	18	0
8	EH	384	0	405	15	0
8	GH	384	0	405	11	0
9	AI	1032	0	1088	70	0
9	CI	1032	0	1088	62	0
9	EI	1032	0	1088	48	0
9	GI	1032	0	1088	82	0
10	AJ	1129	0	1162	49	0
10	CJ	1129	0	1162	58	0
10	EJ	1129	0	1162	76	0
10	GJ	1129	0	1162	57	0
11	AK	938	0	1012	40	0
11	CK	938	0	1012	57	0

Continued on next page...

Continued from previous page...

Mol	Chain	Non-H	H(model)	H(added)	Clashes	Symm-Clashes
11	EK	938	0	1012	49	0
11	GK	938	0	1012	42	0
12	AL	1045	0	1117	51	0
12	CL	1045	0	1117	38	0
12	EL	1045	0	1117	35	0
12	GL	1045	0	1117	50	0
13	AM	1074	0	1157	29	0
13	CM	1074	0	1157	33	0
13	EM	1074	0	1157	29	0
13	GM	1074	0	1157	24	0
14	AN	960	0	1000	35	0
14	CN	960	0	1000	44	0
14	EN	960	0	1000	33	0
14	GN	960	0	1000	36	0
15	AO	892	0	923	41	0
15	CO	892	0	923	32	0
15	EO	892	0	923	21	0
15	GO	892	0	923	29	0
16	AP	917	0	965	63	0
16	CP	917	0	965	58	0
16	EP	917	0	965	52	0
16	GP	917	0	965	49	0
17	AQ	947	0	1022	53	0
17	CQ	947	0	1022	56	0
17	EQ	947	0	1022	58	0
17	GQ	947	0	1022	56	0
18	AR	816	0	839	41	0
18	CR	816	0	839	49	0
18	ER	816	0	839	46	0
18	GR	816	0	839	34	0
19	AS	857	0	922	21	0
19	CS	857	0	922	27	0
19	ES	857	0	922	26	0
19	GS	857	0	922	30	0
20	AT	738	0	807	51	0
20	CT	738	0	807	54	0
20	ET	738	0	807	34	0
20	GT	738	0	807	47	0
21	AU	779	0	834	31	0
21	CU	779	0	834	19	0
21	EU	779	0	834	28	0
21	GU	779	0	834	27	1

Continued on next page...

Continued from previous page...

Mol	Chain	Non-H	H(model)	H(added)	Clashes	Symm-Clashes
22	AV	753	0	780	10	0
22	CV	753	0	780	16	0
22	EV	753	0	780	16	0
22	GV	753	0	780	25	0
23	AW	596	0	610	83	0
23	CW	596	0	610	78	0
23	EW	596	0	610	100	0
23	GW	596	0	610	85	0
24	AX	625	0	655	21	0
24	CX	625	0	655	20	0
24	EX	625	0	655	26	0
24	GX	625	0	655	24	0
25	AY	509	0	543	12	0
25	CY	509	0	543	16	0
25	EY	509	0	543	17	0
25	GY	509	0	543	11	0
26	AZ	449	0	491	6	0
26	CZ	449	0	491	11	0
26	EZ	449	0	491	15	0
26	GZ	449	0	491	14	0
27	A0	444	0	461	20	0
27	C0	444	0	461	15	0
27	E0	444	0	461	6	0
27	G0	444	0	461	12	0
28	A1	409	0	440	18	0
28	C1	409	0	440	23	0
28	E1	409	0	440	14	0
28	G1	409	0	440	13	0
29	A2	377	0	418	12	0
29	C2	377	0	418	9	0
29	E2	377	0	418	15	0
29	G2	377	0	418	8	0
30	A3	504	0	574	20	0
30	C3	504	0	574	16	0
30	E3	504	0	574	14	0
30	G3	504	0	574	21	0
31	A4	302	0	340	14	0
31	C4	302	0	340	17	0
31	E4	302	0	340	14	0
31	G4	302	0	340	13	0
32	A5	1117	0	1155	135	0
32	E5	1092	0	1134	122	0

Continued on next page...

Continued from previous page...

Mol	Chain	Non-H	H(model)	H(added)	Clashes	Symm-Clashes
33	BA	32895	0	16553	571	0
33	DA	32895	0	16553	534	0
33	FA	32895	0	16553	435	3
33	HA	32895	0	16553	430	0
34	BB	1704	0	1732	67	0
34	DB	1704	0	1732	87	0
34	FB	1704	0	1732	79	0
34	HB	1704	0	1732	72	0
35	BC	1624	0	1696	52	0
35	DC	1624	0	1696	40	0
35	FC	1624	0	1696	38	0
35	HC	1624	0	1696	50	0
36	BD	1643	0	1707	80	0
36	DD	1643	0	1707	83	0
36	FD	1643	0	1707	73	0
36	HD	1643	0	1707	72	0
37	BE	1105	0	1148	61	0
37	DE	1105	0	1148	33	0
37	FE	1105	0	1148	50	0
37	HE	1105	0	1148	37	0
38	BF	817	0	808	51	0
38	DF	817	0	808	28	0
38	FF	817	0	808	28	0
38	HF	817	0	808	25	0
39	BG	1181	0	1238	25	0
39	DG	1181	0	1238	31	0
39	FG	1181	0	1238	35	0
39	HG	1181	0	1238	38	0
40	BH	979	0	1031	50	0
40	DH	979	0	1031	28	0
40	FH	979	0	1031	34	0
40	HH	979	0	1031	28	0
41	BI	1022	0	1070	58	0
41	DI	1022	0	1070	53	0
41	FI	1022	0	1070	44	0
41	HI	1022	0	1070	59	0
42	BJ	786	0	828	26	0
42	DJ	786	0	828	34	0
42	FJ	786	0	828	43	0
42	HJ	786	0	828	34	0
43	BK	877	0	887	75	0
43	DK	877	0	887	45	0

Continued on next page...

Continued from previous page...

Mol	Chain	Non-H	H(model)	H(added)	Clashes	Symm-Clashes
43	FK	877	0	887	38	0
43	HK	877	0	887	75	0
44	BL	955	0	1016	55	0
44	DL	955	0	1016	52	0
44	FL	955	0	1016	51	0
44	HL	955	0	1016	39	0
45	BM	883	0	941	26	0
45	DM	883	0	941	25	0
45	FM	883	0	941	34	0
45	HM	883	0	941	53	0
46	BN	774	0	824	32	0
46	DN	774	0	824	21	0
46	FN	774	0	824	30	0
46	HN	774	0	824	29	0
47	BO	714	0	734	18	0
47	DO	714	0	734	13	0
47	FO	714	0	734	17	0
47	HO	714	0	734	21	0
48	BP	649	0	666	29	0
48	DP	649	0	666	25	0
48	FP	649	0	666	18	0
48	HP	649	0	666	19	0
49	BQ	648	0	691	19	0
49	DQ	648	0	691	21	0
49	FQ	648	0	691	16	0
49	HQ	648	0	691	21	0
50	BR	455	0	478	19	0
50	DR	455	0	478	16	0
50	FR	455	0	478	16	0
50	HR	455	0	478	15	0
51	BS	637	0	665	23	0
51	DS	637	0	665	17	0
51	FS	637	0	665	30	0
51	HS	637	0	665	21	0
52	BT	665	0	714	30	0
52	DT	665	0	714	26	0
52	FT	665	0	714	30	0
52	HT	665	0	714	19	0
53	BU	425	0	449	40	0
53	DU	425	0	449	28	0
53	FU	425	0	449	24	0
53	HU	425	0	449	36	0

Continued on next page...

Continued from previous page...

Mol	Chain	Non-H	H(model)	H(added)	Clashes	Symm-Clashes
54	BV	5319	0	5228	105	0
54	DV	5319	0	5228	113	0
54	FV	5319	0	5229	111	0
54	HV	5319	0	5227	145	0
55	BW	48	0	41	7	0
55	DW	48	0	41	8	0
55	FW	48	0	39	9	0
56	A3	1	0	0	0	0
56	AA	130	0	0	0	0
56	AB	4	0	0	0	0
56	AC	3	0	0	0	0
56	AD	1	0	0	0	0
56	AE	1	0	0	0	0
56	AT	1	0	0	0	0
56	BA	40	0	0	0	0
56	BE	1	0	0	0	0
56	BL	1	0	0	0	0
56	BU	1	0	0	0	0
56	BV	1	0	0	0	0
56	C4	1	0	0	0	0
56	CA	134	0	0	0	0
56	CB	4	0	0	0	0
56	CD	1	0	0	0	0
56	CE	1	0	0	0	0
56	DA	42	0	0	0	0
56	DU	1	0	0	0	0
56	DV	1	0	0	0	0
56	EA	133	0	0	0	0
56	EB	4	0	0	0	0
56	EC	1	0	0	0	0
56	ED	2	0	0	0	0
56	EQ	1	0	0	0	0
56	FA	41	0	0	0	0
56	FE	1	0	0	0	0
56	FU	1	0	0	0	0
56	FV	1	0	0	0	0
56	GA	134	0	0	0	0
56	GB	4	0	0	0	0
56	GC	1	0	0	0	0
56	GL	1	0	0	0	0
56	GS	1	0	0	0	0
56	HA	40	0	0	0	0

Continued on next page...

Continued from previous page...

Mol	Chain	Non-H	H(model)	H(added)	Clashes	Symm-Clashes
56	HC	1	0	0	0	0
56	HE	1	0	0	0	0
56	HT	1	0	0	0	0
56	HV	1	0	0	0	0
57	A4	1	0	0	0	0
57	C4	1	0	0	0	0
57	E4	1	0	0	0	0
57	G4	1	0	0	0	0
58	BV	32	0	14	2	0
58	DV	32	0	14	1	0
58	FV	32	0	14	5	0
58	HV	32	0	14	1	0
59	A0	1	0	0	0	0
59	A3	1	0	0	0	0
59	A4	2	0	0	0	0
59	AA	608	0	0	111	0
59	AB	19	0	0	1	0
59	AC	10	0	0	0	0
59	AD	3	0	0	0	0
59	AE	1	0	0	0	0
59	AJ	1	0	0	1	0
59	AL	7	0	0	1	0
59	AN	4	0	0	0	0
59	AP	1	0	0	0	0
59	AQ	1	0	0	0	0
59	AS	1	0	0	0	0
59	AU	1	0	0	0	0
59	BA	197	0	0	36	0
59	BC	1	0	0	0	0
59	BD	1	0	0	0	0
59	BI	1	0	0	0	0
59	BK	1	0	0	0	0
59	BN	3	0	0	0	0
59	BT	2	0	0	0	0
59	BU	1	0	0	0	0
59	BV	1	0	0	1	0
59	C2	1	0	0	0	0
59	C3	1	0	0	0	0
59	C4	2	0	0	0	0
59	CA	604	0	0	104	0
59	CB	20	0	0	2	0
59	CC	11	0	0	4	0

Continued on next page...

Continued from previous page...

Mol	Chain	Non-H	H(model)	H(added)	Clashes	Symm-Clashes
59	CD	3	0	0	0	0
59	CE	1	0	0	0	0
59	CF	1	0	0	0	0
59	CJ	3	0	0	2	0
59	CL	6	0	0	1	0
59	CN	4	0	0	0	0
59	CS	1	0	0	0	0
59	CT	2	0	0	0	0
59	DA	193	0	0	32	0
59	DC	1	0	0	0	0
59	DE	2	0	0	0	0
59	DG	1	0	0	0	0
59	DK	1	0	0	0	0
59	DL	1	0	0	0	0
59	DN	6	0	0	0	0
59	DQ	1	0	0	0	0
59	DT	1	0	0	1	0
59	DU	1	0	0	0	0
59	DV	1	0	0	1	0
59	E0	2	0	0	0	0
59	E3	2	0	0	0	0
59	E4	1	0	0	0	0
59	EA	617	0	0	88	0
59	EB	20	0	0	1	0
59	EC	8	0	0	0	0
59	ED	1	0	0	0	0
59	EL	4	0	0	0	0
59	EN	2	0	0	0	0
59	ER	1	0	0	0	0
59	ET	1	0	0	0	0
59	EU	1	0	0	0	0
59	FA	198	0	0	21	0
59	FE	1	0	0	0	0
59	FK	1	0	0	0	0
59	FN	3	0	0	0	0
59	FQ	1	0	0	0	0
59	FT	4	0	0	1	0
59	FV	1	0	0	1	0
59	G2	2	0	0	0	0
59	G3	1	0	0	0	0
59	G4	1	0	0	0	0
59	GA	607	0	0	87	0

Continued on next page...

Continued from previous page...

Mol	Chain	Non-H	H(model)	H(added)	Clashes	Symm-Clashes
59	GB	19	0	0	1	0
59	GC	9	0	0	2	0
59	GD	4	0	0	0	0
59	GE	2	0	0	0	0
59	GL	4	0	0	1	0
59	GN	3	0	0	0	0
59	GQ	1	0	0	0	0
59	GR	2	0	0	0	0
59	GS	1	0	0	0	0
59	GT	1	0	0	0	0
59	GU	2	0	0	0	0
59	GV	1	0	0	1	0
59	HA	197	0	0	33	0
59	HD	1	0	0	0	0
59	HE	3	0	0	0	0
59	HN	5	0	0	0	0
59	HT	1	0	0	0	0
59	HU	1	0	0	0	0
59	HV	1	0	0	1	0
All	All	590573	0	402393	12569	4

The all-atom clashscore is defined as the number of clashes found per 1000 atoms (including hydrogen atoms). The all-atom clashscore for this structure is 13.

All (12569) close contacts within the same asymmetric unit are listed below, sorted by their clash magnitude.

Atom-1	Atom-2	Interatomic distance (Å)	Clash overlap (Å)
32:A5:117:LEU:CD2	32:A5:120:ALA:HA	1.56	1.35
32:A5:24:SER:CB	32:A5:116:GLU:HG2	1.59	1.32
32:A5:24:SER:O	32:A5:116:GLU:HB3	1.37	1.24
32:E5:117:LEU:CD2	32:E5:120:ALA:HA	1.70	1.20
32:E5:24:SER:CB	32:E5:116:GLU:HG2	1.75	1.16
32:E5:24:SER:HB2	32:E5:116:GLU:HG2	1.08	1.08
32:E5:117:LEU:HD22	32:E5:120:ALA:HA	1.08	1.07
32:E5:24:SER:O	32:E5:116:GLU:HB3	1.54	1.07
32:A5:117:LEU:HD22	32:A5:120:ALA:HA	1.08	1.05
32:A5:24:SER:HB2	32:A5:116:GLU:CG	1.87	1.03
1:GA:1154:G:OP2	17:GQ:57:ARG:NH1	1.96	0.98
33:FA:411:A:OP1	36:FD:26:ARG:NH2	1.97	0.97
43:FK:126:LYS:O	53:FU:34:ARG:NH1	1.97	0.96
1:AA:1332:G:OP1	59:AA:3752:HOH:O	1.84	0.95

Continued on next page...

Continued from previous page...

Atom-1	Atom-2	Interatomic distance (Å)	Clash overlap (Å)
1:EA:1818:U:OP2	3:EC:155:ARG:NH1	1.98	0.95
1:GA:254:G:N7	30:G3:4:LYS:NZ	2.14	0.95
1:CA:1820:U:OP1	3:CC:176:ARG:NH2	2.00	0.95
9:AI:89:SER:OG	9:AI:135:MET:SD	2.26	0.94
1:AA:1670:C:OP2	59:AA:3715:HOH:O	1.85	0.94
1:EA:996:A:OP2	17:EQ:91:ARG:NH2	2.01	0.94
54:HV:55:GLN:NE2	54:HV:471:ASP:OD2	2.01	0.94
1:EA:2499:C:OP2	59:EA:3681:HOH:O	1.85	0.94
32:A5:24:SER:CB	32:A5:116:GLU:CG	2.43	0.93
32:E5:26:VAL:HG21	32:E5:115:GLY:H	1.34	0.93
1:EA:2503:A:OP1	59:EA:3667:HOH:O	1.87	0.93
32:A5:129:LEU:O	32:A5:131:THR:N	2.03	0.92
1:AA:1669:A:OP2	59:AA:3715:HOH:O	1.86	0.92
32:E5:103:ASN:ND2	32:E5:107:GLU:O	2.03	0.92
32:A5:71:CYS:HB3	32:A5:117:LEU:HD12	1.52	0.91
1:GA:996:A:OP2	17:GQ:91:ARG:NH2	2.03	0.91
32:E5:26:VAL:CG2	32:E5:115:GLY:H	1.82	0.91
32:A5:24:SER:O	32:A5:116:GLU:CB	2.18	0.91
32:A5:117:LEU:CD2	32:A5:120:ALA:CA	2.47	0.91
1:EA:1024:G:OP2	59:EA:3705:HOH:O	1.88	0.91
33:DA:547:A:OP1	59:DA:1727:HOH:O	1.90	0.90
32:A5:24:SER:HB2	32:A5:116:GLU:HG2	0.91	0.90
1:EA:2428:G:OP1	59:EA:3696:HOH:O	1.88	0.90
34:BB:119:GLN:OE1	34:BB:136:ARG:NH2	2.04	0.90
1:CA:2720:U:OP1	16:CP:52:ARG:NH2	2.04	0.90
43:DK:14:LYS:O	39:HG:130:ASN:ND2	2.04	0.90
1:CA:973:A:OP2	18:CR:81:LYS:NZ	2.04	0.90
1:EA:2025:C:OP2	59:EA:3474:HOH:O	1.89	0.90
1:AA:1606:C:N4	59:AA:3409:HOH:O	2.04	0.90
36:BD:58:LYS:NZ	36:BD:59:GLN:OE1	2.06	0.89
39:FG:68:ASN:OD1	39:FG:130:ASN:ND2	2.06	0.89
41:FI:57:MET:SD	41:FI:58:VAL:N	2.46	0.89
32:A5:71:CYS:HA	32:A5:117:LEU:CD1	2.02	0.89
33:FA:510:A:OP2	59:FA:1724:HOH:O	1.90	0.89
1:CA:996:A:OP2	17:CQ:91:ARG:NH2	2.07	0.88
6:AF:125:GLY:O	6:AF:157:THR:OG1	1.89	0.88
1:AA:2499:C:OP2	59:AA:3676:HOH:O	1.92	0.88
1:AA:2298:A:OP1	6:AF:70:ARG:NH2	2.06	0.88
32:E5:26:VAL:HG21	32:E5:115:GLY:N	1.89	0.88
1:GA:1172:C:N4	1:GA:1177:G:O6	2.06	0.88
33:BA:1309:G:OP1	45:BM:87:ARG:NH1	2.07	0.88

Continued on next page...

Continued from previous page...

Atom-1	Atom-2	Interatomic distance (Å)	Clash overlap (Å)
1:EA:1153:C:OP2	59:EA:3358:HOH:O	1.91	0.88
33:FA:181:A:N7	59:FA:1876:HOH:O	2.06	0.88
1:EA:1669:A:OP2	59:EA:3719:HOH:O	1.90	0.87
1:GA:827:U:OP1	59:GA:3341:HOH:O	1.92	0.87
1:AA:1417:C:HO2'	1:AA:1587:G:HO2'	1.10	0.87
32:E5:30:SER:O	32:E5:31:ARG:HB2	1.72	0.87
1:CA:912:C:OP1	13:CM:8:LYS:NZ	2.08	0.87
1:AA:1456:G:OP2	59:AA:3415:HOH:O	1.93	0.87
1:GA:2448:A:OP2	59:GA:3678:HOH:O	1.91	0.87
1:CA:1380:G:OP2	59:CA:3741:HOH:O	1.91	0.86
32:A5:117:LEU:HD22	32:A5:120:ALA:CA	2.00	0.86
33:BA:1505:G:N1	59:BA:1867:HOH:O	2.07	0.86
3:CC:68:ARG:NH2	3:CC:126:GLY:O	2.08	0.86
43:HK:127:ARG:O	53:HU:34:ARG:NH1	2.08	0.86
1:CA:2499:C:OP2	59:CA:3676:HOH:O	1.93	0.86
1:EA:1025:G:O2'	59:EA:3706:HOH:O	1.93	0.86
41:FI:42:GLU:O	41:FI:44:ALA:N	2.08	0.86
33:HA:946:A:HO2'	33:HA:1333:A:HO2'	1.10	0.86
1:AA:1025:G:O2'	59:AA:3701:HOH:O	1.94	0.86
1:AA:954:G:OP2	13:AM:16:ARG:NH2	2.09	0.86
1:AA:558:U:OP1	10:AJ:111:LYS:NZ	2.07	0.86
1:EA:783:A:OP2	59:EA:3314:HOH:O	1.92	0.86
10:GJ:4:PHE:N	10:GJ:44:TYR:OH	2.09	0.86
54:FV:92:HIS:O	54:FV:122:GLN:NE2	2.09	0.86
33:HA:770:C:N4	59:HA:1755:HOH:O	2.09	0.86
32:A5:33:VAL:N	32:A5:36:ASP:OD2	2.09	0.86
36:DD:100:ASN:OD1	36:DD:111:ARG:NH1	2.09	0.86
1:GA:973:A:OP2	18:GR:81:LYS:NZ	2.08	0.86
1:AA:2574:G:OP1	59:AA:3703:HOH:O	1.92	0.85
1:CA:1358:G:N7	59:CA:3401:HOH:O	2.08	0.85
33:DA:823:C:HO2'	40:DH:2:SER:N	1.75	0.85
1:AA:1307:A:OP2	59:AA:3409:HOH:O	1.94	0.85
1:AA:2204:G:OP2	3:AC:146:LYS:NZ	2.08	0.85
1:CA:31:C:OP1	59:CA:3694:HOH:O	1.94	0.85
33:BA:978:A:OP2	33:BA:1362:A:N6	2.08	0.85
1:CA:1604:C:OP2	59:CA:3407:HOH:O	1.94	0.85
54:DV:219:HIS:O	54:DV:222:LEU:N	2.10	0.85
1:GA:783:A:OP2	59:GA:3313:HOH:O	1.93	0.85
1:AA:818:G:OP2	59:AA:3571:HOH:O	1.94	0.85
1:AA:923:G:H1'	23:AW:23:LYS:HD3	1.57	0.85
1:GA:1774:C:OP1	59:GA:3441:HOH:O	1.93	0.85

Continued on next page...

Continued from previous page...

Atom-1	Atom-2	Interatomic distance (Å)	Clash overlap (Å)
1:EA:1774:C:OP1	59:EA:3446:HOH:O	1.93	0.85
11:CK:78:ARG:NH1	16:CP:70:GLU:OE2	2.10	0.85
44:FL:75:GLN:O	44:FL:77:HIS:N	2.10	0.85
32:A5:30:SER:O	32:A5:31:ARG:HB2	1.74	0.85
33:DA:978:A:HO2'	33:DA:1322:C:H5	1.25	0.85
1:AA:576:U:OP1	59:AA:3663:HOH:O	1.94	0.85
1:AA:996:A:OP2	17:AQ:91:ARG:NH2	2.10	0.85
1:GA:2499:C:OP2	59:GA:3678:HOH:O	1.94	0.84
1:EA:2430:A:O5'	59:EA:3343:HOH:O	1.93	0.84
1:GA:1253:A:N7	59:GA:3330:HOH:O	2.11	0.84
43:BK:127:ARG:O	53:BU:34:ARG:NH1	2.11	0.84
34:HB:57:ASN:ND2	34:HB:219:THR:O	2.11	0.84
1:GA:945:A:OP1	59:GA:3346:HOH:O	1.96	0.83
54:HV:526:GLU:O	54:HV:528:GLY:N	2.09	0.83
33:BA:1504:G:N3	59:BA:1867:HOH:O	2.10	0.83
32:E5:26:VAL:HG11	32:E5:77:VAL:CG1	2.07	0.83
1:AA:2324:U:H3'	1:AA:2325:G:H5''	1.59	0.83
33:FA:1433:A:OP2	59:FA:1836:HOH:O	1.95	0.83
33:FA:195:A:OP1	52:FT:60:ARG:NH1	2.10	0.83
1:CA:1783:A:OP1	59:CA:3687:HOH:O	1.96	0.83
1:GA:819:A:OP2	1:GA:1187:G:N2	2.10	0.83
1:AA:2884:U:O2	27:A0:49:ARG:NE	2.10	0.83
1:CA:731:C:OP2	59:CA:3293:HOH:O	1.97	0.83
33:BA:1130:A:OP1	41:BI:18:ARG:NH2	2.11	0.83
33:DA:684:U:O2'	43:DK:40:ASN:O	1.96	0.83
2:EB:43:C:O2	6:EF:91:ARG:NH2	2.12	0.83
1:GA:2009:A:OP1	19:GS:41:LYS:NZ	2.11	0.83
22:GV:18:ARG:NE	59:GV:101:HOH:O	2.11	0.83
1:EA:2743:U:OP2	59:EA:3816:HOH:O	1.96	0.83
32:A5:103:ASN:ND2	32:A5:107:GLU:O	2.12	0.83
1:EA:570:G:O6	59:EA:3684:HOH:O	1.97	0.82
35:FC:36:ASP:OD1	35:FC:59:ARG:NH1	2.13	0.82
1:CA:2324:U:H3'	1:CA:2325:G:H5''	1.60	0.82
32:E5:33:VAL:HG12	32:E5:34:THR:H	1.44	0.82
3:AC:69:ASN:O	3:AC:71:ASP:N	2.13	0.82
9:CI:72:THR:OG1	9:CI:112:LYS:NZ	2.11	0.82
1:EA:1371:G:N7	59:EA:3401:HOH:O	2.10	0.82
33:HA:1116:U:O2'	41:HI:110:GLN:NE2	2.12	0.82
16:AP:35:SER:OG	33:BA:345:C:OP1	1.96	0.82
36:BD:100:ASN:OD1	36:BD:111:ARG:NH1	2.12	0.82
1:EA:2248:C:OP2	59:EA:3507:HOH:O	1.96	0.82

Continued on next page...

Continued from previous page...

Atom-1	Atom-2	Interatomic distance (Å)	Clash overlap (Å)
1:AA:2707:U:O2	14:AN:71:ARG:NH1	2.12	0.82
12:CL:102:GLY:N	59:CL:202:HOH:O	2.13	0.82
43:HK:18:ASP:O	43:HK:37:ARG:NE	2.13	0.82
33:DA:83:C:N3	33:DA:87:C:N4	2.28	0.82
1:EA:1395:A:OP1	59:EA:3411:HOH:O	1.97	0.82
1:EA:2005:A:OP1	59:EA:3380:HOH:O	1.95	0.82
33:FA:1532:U:O4	53:FU:47:ARG:NH1	2.12	0.82
32:A5:71:CYS:CB	32:A5:117:LEU:HD12	2.10	0.82
1:EA:954:G:OP2	13:EM:16:ARG:NH2	2.13	0.82
33:FA:533:A:OP1	59:FA:1845:HOH:O	1.97	0.82
32:A5:33:VAL:HG12	32:A5:34:THR:H	1.44	0.81
1:AA:1509:A:O2'	1:AA:1510:G:OP2	1.97	0.81
1:CA:990:A:OP2	59:CA:3593:HOH:O	1.97	0.81
54:FV:203:GLU:O	54:FV:205:GLU:N	2.13	0.81
1:GA:923:G:H1'	23:GW:23:LYS:HD3	1.62	0.81
43:HK:108:THR:O	43:HK:109:ASN:ND2	2.12	0.81
13:AM:83:GLY:O	13:AM:85:GLY:N	2.12	0.81
1:GA:2503:A:OP1	59:GA:3662:HOH:O	1.98	0.81
1:EA:2575:C:OP2	59:EA:3709:HOH:O	1.97	0.81
1:GA:2247:A:OP1	59:GA:3505:HOH:O	1.96	0.81
1:GA:1157:G:OP1	59:GA:3593:HOH:O	1.98	0.81
1:CA:2269:G:OP1	59:CA:3506:HOH:O	1.99	0.81
39:DG:2:PRO:O	39:DG:4:ARG:N	2.14	0.81
33:HA:1366:C:O2'	42:HJ:62:ARG:NH2	2.14	0.81
1:CA:1395:A:OP1	59:CA:3409:HOH:O	1.99	0.81
43:DK:127:ARG:O	53:DU:34:ARG:NH1	2.14	0.81
2:AB:57:A:O2'	6:AF:160:LYS:NZ	2.14	0.81
1:EA:1509:A:O2'	1:EA:1510:G:OP2	1.99	0.81
1:EA:1998:A:OP2	4:ED:141:ARG:NH2	2.14	0.81
33:HA:1003:G:O6	33:HA:1036:A:N6	2.14	0.80
1:AA:1014:A:OP2	59:AA:3593:HOH:O	1.99	0.80
1:CA:299:A:OP2	59:CA:3549:HOH:O	1.98	0.80
1:EA:1676:A:OP2	59:EA:3762:HOH:O	1.98	0.80
12:GL:33:ARG:O	59:GL:304:HOH:O	1.99	0.80
1:AA:1268:A:OP1	59:AA:3375:HOH:O	1.99	0.80
41:DI:57:MET:SD	41:DI:58:VAL:N	2.54	0.80
54:HV:93:VAL:O	54:HV:95:PHE:N	2.14	0.80
1:AA:2499:C:O2	59:AA:3528:HOH:O	1.99	0.80
1:CA:1509:A:O2'	1:CA:1510:G:OP2	1.99	0.80
1:EA:2331:G:O2'	23:EW:39:GLN:O	2.00	0.80
34:FB:14:HIS:O	34:FB:14:HIS:ND1	2.14	0.80

Continued on next page...

Continued from previous page...

Atom-1	Atom-2	Interatomic distance (Å)	Clash overlap (Å)
1:AA:1818:U:OP2	3:AC:155:ARG:NH1	2.15	0.80
54:BV:219:HIS:O	54:BV:222:LEU:N	2.15	0.80
54:BV:92:HIS:O	54:BV:122:GLN:NE2	2.15	0.80
33:HA:937:A:OP2	59:HA:1773:HOH:O	2.00	0.80
16:AP:50:ARG:NE	16:AP:57:ALA:O	2.13	0.80
33:DA:951:G:OP2	45:DM:101:ARG:NH2	2.15	0.80
34:FB:20:ARG:HA	34:FB:20:ARG:NE	1.97	0.80
1:CA:2884:U:O2	27:C0:39:ARG:NH2	2.13	0.79
1:CA:1153:C:OP2	59:CA:3354:HOH:O	1.98	0.79
1:GA:1820:U:OP1	3:GC:176:ARG:NH2	2.15	0.79
16:GP:4:ILE:O	16:GP:6:GLN:N	2.15	0.79
1:CA:2503:A:OP1	59:CA:3663:HOH:O	1.98	0.79
1:CA:1998:A:OP2	4:CD:141:ARG:NH2	2.15	0.79
1:GA:2428:G:OP1	59:GA:3690:HOH:O	1.99	0.79
32:A5:26:VAL:HG11	32:A5:77:VAL:CG1	2.11	0.79
1:AA:761:A:N7	59:AA:3292:HOH:O	2.15	0.79
33:DA:1125:U:OP2	33:DA:1145:A:N6	2.15	0.79
1:CA:1774:C:OP1	59:CA:3440:HOH:O	1.99	0.79
43:DK:126:LYS:O	53:DU:34:ARG:NH1	2.16	0.79
1:AA:2503:A:OP1	59:AA:3662:HOH:O	2.01	0.79
14:CN:117:ASP:O	14:CN:119:SER:N	2.16	0.79
1:EA:1106:G:OP1	32:E5:62:ARG:NH2	2.15	0.79
1:EA:137:U:O2'	1:EA:138:U:OP2	2.01	0.79
33:FA:1320:C:N3	51:FS:36:ARG:NH1	2.30	0.79
16:CP:50:ARG:NE	16:CP:57:ALA:O	2.16	0.79
1:EA:2204:G:OP2	3:EC:146:LYS:NZ	2.15	0.79
1:EA:163:C:O2'	1:EA:164:C:O5'	2.01	0.79
1:AA:1227:G:OP2	17:AQ:15:LYS:NZ	2.15	0.78
1:EA:250:G:OP2	30:E3:12:ARG:NH1	2.17	0.78
33:HA:1095:U:OP2	59:HA:1862:HOH:O	2.01	0.78
46:HN:91:GLY:O	46:HN:93:ILE:N	2.15	0.78
1:CA:1265:A:OP2	59:CA:3737:HOH:O	2.01	0.78
1:CA:2139:U:O2'	1:CA:2152:G:O6	2.01	0.78
1:CA:2136:G:O6	1:CA:2155:U:N3	2.15	0.78
1:CA:1798:U:OP2	3:CC:270:ARG:NH2	2.16	0.78
12:CL:93:ASN:O	12:CL:95:LEU:N	2.17	0.78
4:ED:91:THR:OG1	4:ED:92:VAL:N	2.12	0.78
54:HV:422:PRO:O	54:HV:424:THR:N	2.17	0.78
5:GE:21:ARG:O	5:GE:114:ARG:NH2	2.16	0.78
1:GA:85:G:OP1	21:GU:6:ARG:N	2.16	0.78
33:FA:516:U:O4	59:FA:1845:HOH:O	2.01	0.78

Continued on next page...

Continued from previous page...

Atom-1	Atom-2	Interatomic distance (Å)	Clash overlap (Å)
10:AJ:43:GLU:O	10:AJ:45:THR:N	2.17	0.78
1:CA:923:G:H1'	23:CW:23:LYS:HD3	1.66	0.78
1:EA:923:G:H1'	23:EW:23:LYS:HD3	1.63	0.78
1:GA:450:G:O6	59:GA:3243:HOH:O	1.99	0.78
1:AA:863:A:OP2	59:AA:3718:HOH:O	2.00	0.78
3:EC:68:ARG:NH2	3:EC:126:GLY:O	2.17	0.78
1:GA:504:A:O2'	1:GA:505:A:OP1	2.00	0.78
33:HA:460:A:N6	33:HA:471:U:O4	2.15	0.78
36:DD:35:GLU:O	36:DD:37:ALA:N	2.16	0.78
13:EM:83:GLY:O	13:EM:85:GLY:N	2.16	0.78
1:GA:1604:C:OP2	59:GA:3410:HOH:O	2.01	0.78
35:HC:49:LYS:O	35:HC:72:ARG:NH2	2.17	0.78
10:AJ:39:LYS:O	59:AJ:201:HOH:O	2.01	0.78
33:BA:1376:U:OP2	39:BG:25:LYS:NZ	2.15	0.78
33:DA:578:C:OP1	59:DA:1740:HOH:O	2.01	0.78
33:DA:411:A:OP1	36:DD:26:ARG:NH2	2.16	0.78
14:EN:73:ASN:HA	14:EN:76:VAL:HG12	1.64	0.78
1:CA:1938:A:OP2	59:CA:3719:HOH:O	2.01	0.78
32:E5:73:LYS:HB2	32:E5:117:LEU:HD11	1.66	0.78
1:EA:946:C:OP2	59:EA:3347:HOH:O	2.02	0.78
54:FV:23:LYS:NZ	58:FV:801:GCP:O2G	2.17	0.78
54:HV:62:THR:O	59:HV:901:HOH:O	2.01	0.78
1:CA:954:G:OP2	13:CM:16:ARG:NH2	2.17	0.78
1:GA:526:A:OP1	59:GA:3247:HOH:O	2.01	0.78
1:GA:2592:G:OP1	59:GA:3465:HOH:O	2.01	0.77
1:GA:621:A:OP2	59:GA:3292:HOH:O	2.01	0.77
1:AA:410:G:OP2	59:AA:3557:HOH:O	2.00	0.77
54:DV:93:VAL:O	54:DV:95:PHE:N	2.18	0.77
13:EM:1:MET:HB2	13:EM:47:GLU:HG3	1.67	0.77
1:AA:1272:A:OP1	59:AA:3382:HOH:O	2.01	0.77
1:AA:2142:A:N6	1:AA:2148:G:N7	2.32	0.77
33:BA:1095:U:OP2	59:BA:1859:HOH:O	2.01	0.77
54:FV:645:GLN:O	54:FV:647:SER:N	2.17	0.77
1:AA:799:G:N7	59:AA:3319:HOH:O	2.18	0.77
54:BV:93:VAL:O	54:BV:95:PHE:N	2.18	0.77
1:EA:1023:U:OP2	59:EA:3706:HOH:O	2.03	0.77
54:FV:93:VAL:O	54:FV:95:PHE:N	2.18	0.77
1:GA:2016:U:OP1	59:GA:3275:HOH:O	2.00	0.77
44:HL:75:GLN:O	44:HL:77:HIS:N	2.18	0.77
1:AA:576:U:OP1	59:AA:3662:HOH:O	2.02	0.77
3:AC:68:ARG:NH2	3:AC:126:GLY:O	2.18	0.77

Continued on next page...

Continued from previous page...

Atom-1	Atom-2	Interatomic distance (Å)	Clash overlap (Å)
2:CB:43:C:O2	6:CF:91:ARG:NH2	2.17	0.77
1:EA:31:C:OP1	59:EA:3701:HOH:O	2.01	0.77
33:HA:1134:G:N2	33:HA:1140:C:N3	2.31	0.77
1:AA:1998:A:OP2	4:AD:141:ARG:NH2	2.18	0.77
1:CA:733:G:N7	59:CA:3294:HOH:O	2.18	0.77
43:HK:81:ASN:ND2	43:HK:108:THR:OG1	2.17	0.77
17:CQ:91:ARG:NH1	18:CR:11:GLN:O	2.17	0.77
4:CD:46:ARG:NH2	4:CD:88:GLU:OE2	2.18	0.77
32:E5:117:LEU:CD2	32:E5:120:ALA:CA	2.59	0.77
1:EA:1658:C:OP1	59:EA:3804:HOH:O	2.02	0.77
10:GJ:43:GLU:O	10:GJ:45:THR:N	2.18	0.77
32:A5:117:LEU:HD23	32:A5:120:ALA:HA	1.66	0.77
1:AA:1076:C:O2'	9:AI:93:ASN:ND2	2.18	0.77
1:AA:2483:C:N3	13:AM:123:LYS:NZ	2.33	0.77
33:BA:691:G:O6	43:BK:53:ARG:NH2	2.18	0.77
1:EA:2588:G:OP1	59:EA:3797:HOH:O	2.03	0.77
1:AA:1187:G:OP2	59:AA:3366:HOH:O	2.02	0.76
1:CA:2849:U:OP2	16:CP:92:ARG:NH1	2.18	0.76
53:BU:4:ILE:O	53:BU:17:ARG:NH1	2.16	0.76
1:EA:411:G:OP1	59:EA:3559:HOH:O	2.02	0.76
1:GA:2139:U:O2'	1:GA:2152:G:N7	2.18	0.76
1:AA:962:G:OP1	59:AA:3353:HOH:O	2.02	0.76
5:AE:170:ARG:NH2	5:AE:176:ASP:OD1	2.18	0.76
1:CA:1153:C:OP2	59:CA:3356:HOH:O	2.03	0.76
33:DA:323:U:OP2	59:DA:1837:HOH:O	2.02	0.76
1:AA:2743:U:O4	59:AA:3779:HOH:O	2.03	0.76
1:CA:1824:G:OP2	59:CA:3648:HOH:O	2.03	0.76
1:EA:963:U:OP1	59:EA:3354:HOH:O	2.02	0.76
46:FN:91:GLY:O	46:FN:93:ILE:N	2.18	0.76
1:GA:2243:U:OP1	59:GA:3729:HOH:O	2.02	0.76
17:AQ:63:ARG:NH1	17:AQ:95:ALA:O	2.17	0.76
9:CI:89:SER:OG	9:CI:135:MET:SD	2.43	0.76
46:DN:91:GLY:O	46:DN:93:ILE:N	2.19	0.76
1:GA:1001:A:OP2	59:GA:3726:HOH:O	2.04	0.76
1:CA:945:A:OP2	59:CA:3342:HOH:O	2.03	0.76
54:FV:219:HIS:O	54:FV:222:LEU:N	2.18	0.76
9:GI:73:PRO:O	9:GI:112:LYS:NZ	2.13	0.76
20:GT:39:THR:O	20:GT:41:ALA:N	2.18	0.76
39:HG:113:ASP:OD2	39:HG:122:ASN:ND2	2.18	0.76
1:EA:826:U:OP1	59:EA:3696:HOH:O	2.03	0.76
1:GA:2306:C:N4	6:GF:38:GLY:O	2.19	0.76

Continued on next page...

Continued from previous page...

Atom-1	Atom-2	Interatomic distance (Å)	Clash overlap (Å)
1:GA:2589:A:OP1	59:GA:3312:HOH:O	2.02	0.76
33:HA:723:U:O2'	33:HA:724:G:OP1	2.03	0.76
1:CA:1913:A:H62	33:DA:1494:G:H5'	1.51	0.76
33:DA:1130:A:OP1	41:DI:18:ARG:NH2	2.19	0.76
1:EA:2582:G:OP2	59:EA:3702:HOH:O	2.04	0.76
1:GA:2324:U:H3'	1:GA:2325:G:H5''	1.67	0.76
1:GA:2427:C:OP1	59:GA:3690:HOH:O	2.03	0.76
33:HA:1266:G:N2	33:HA:1269:A:OP2	2.19	0.76
33:HA:1304:G:O2'	33:HA:1333:A:N6	2.18	0.76
1:GA:2498:C:OP2	59:GA:3678:HOH:O	2.04	0.76
33:HA:537:G:OP2	59:HA:1894:HOH:O	2.04	0.76
1:AA:1799:G:OP2	3:AC:269:ARG:NH2	2.19	0.75
12:AL:36:LYS:O	59:AL:207:HOH:O	2.03	0.75
1:CA:1444:G:OP2	59:CA:3629:HOH:O	2.04	0.75
1:EA:2592:G:OP1	59:EA:3464:HOH:O	2.04	0.75
33:FA:913:A:OP1	44:FL:44:LYS:NZ	2.19	0.75
23:GW:7:GLY:O	23:GW:10:ARG:NH1	2.19	0.75
54:BV:79:TYR:OH	54:BV:284:ASP:OD1	2.03	0.75
1:CA:2356:U:H4'	23:CW:16:GLU:HG3	1.67	0.75
54:DV:92:HIS:O	54:DV:122:GLN:NE2	2.19	0.75
33:BA:362:G:N7	59:BA:1714:HOH:O	2.19	0.75
10:CJ:6:ALA:HB3	10:CJ:45:THR:HG21	1.69	0.75
1:AA:1265:A:OP2	59:AA:3741:HOH:O	2.05	0.75
32:E5:26:VAL:HG11	32:E5:77:VAL:HG13	1.68	0.75
1:CA:1913:A:H2'	55:DW:4:SER:HA	1.68	0.75
1:CA:862:G:OP2	59:CA:3714:HOH:O	2.05	0.75
33:DA:1137:C:O2	33:DA:1138:G:N2	2.20	0.75
33:FA:537:G:OP1	44:FL:110:ARG:NH2	2.19	0.75
54:FV:313:ASP:OD2	54:FV:378:ARG:NH1	2.20	0.75
33:HA:980:C:OP2	59:HA:1832:HOH:O	2.04	0.75
1:AA:991:C:OP2	59:AA:3592:HOH:O	2.05	0.75
41:BI:57:MET:HA	41:BI:60:LYS:HG2	1.67	0.75
33:DA:572:A:OP2	59:DA:1738:HOH:O	2.04	0.75
1:AA:1012:U:OP2	17:AQ:69:ARG:NH1	2.19	0.75
33:DA:204:G:H3'	33:DA:205:A:H5''	1.67	0.75
40:DH:9:ASP:OD1	40:DH:13:ARG:NH1	2.19	0.75
1:GA:1783:A:OP1	59:GA:3687:HOH:O	2.03	0.75
16:GP:104:GLY:O	16:GP:106:ALA:N	2.20	0.75
33:BA:320:A:OP2	59:BA:1709:HOH:O	2.03	0.75
50:BR:26:ILE:HG21	50:BR:67:LEU:HB3	1.68	0.75
1:EA:2448:A:OP2	59:EA:3681:HOH:O	2.03	0.75

Continued on next page...

Continued from previous page...

Atom-1	Atom-2	Interatomic distance (Å)	Clash overlap (Å)
1:GA:2714:G:OP2	59:GA:3545:HOH:O	2.03	0.75
33:HA:1050:G:O2'	54:HV:542:GLY:O	2.02	0.75
1:CA:2588:G:OP2	59:CA:3542:HOH:O	2.03	0.75
35:DC:19:ASN:O	35:DC:40:ARG:NH2	2.20	0.75
1:EA:2062:A:OP1	59:EA:3495:HOH:O	2.04	0.75
1:GA:607:U:OP1	59:GA:3287:HOH:O	2.05	0.75
6:GF:23:SER:OG	6:GF:26:GLN:N	2.18	0.75
48:BP:28:ARG:NH2	48:BP:29:ASN:OD1	2.19	0.74
2:CB:58:A:OP2	59:CB:1308:HOH:O	2.03	0.74
33:BA:689:C:HO2'	33:BA:705:G:HO2'	1.36	0.74
43:BK:126:LYS:O	53:BU:34:ARG:NH1	2.21	0.74
33:BA:483:C:O2	48:BP:13:LYS:NZ	2.21	0.74
35:FC:85:GLU:OE1	35:FC:88:ARG:NH1	2.20	0.74
23:GW:35:ILE:O	23:GW:37:VAL:N	2.20	0.74
14:CN:73:ASN:HA	14:CN:76:VAL:HG12	1.69	0.74
1:GA:971:G:OP2	1:GA:974:G:N2	2.21	0.74
47:BO:64:ARG:NH1	47:BO:68:ASP:OD1	2.20	0.74
36:FD:85:ASN:ND2	37:FE:101:GLU:OE1	2.20	0.74
42:FJ:59:LYS:O	42:FJ:62:ARG:NH1	2.21	0.74
1:GA:587:C:OP2	12:GL:21:ARG:NH1	2.19	0.74
1:CA:2270:A:OP1	59:CA:3510:HOH:O	2.05	0.74
1:GA:1395:A:OP2	59:GA:3408:HOH:O	2.04	0.74
1:GA:1664:A:OP1	59:GA:3423:HOH:O	2.05	0.74
1:GA:1926:U:O4	1:GA:1929:G:N1	2.19	0.74
1:GA:2430:A:OP2	59:GA:3341:HOH:O	2.06	0.74
23:GW:36:ILE:O	23:GW:39:GLN:NE2	2.21	0.74
33:HA:1433:A:OP2	59:HA:1837:HOH:O	2.05	0.74
1:EA:1153:C:OP2	59:EA:3359:HOH:O	2.04	0.74
46:BN:91:GLY:O	46:BN:93:ILE:N	2.21	0.74
1:CA:1010:A:OP2	59:CA:3767:HOH:O	2.04	0.74
34:DB:14:HIS:ND1	34:DB:14:HIS:O	2.20	0.74
33:HA:1416:G:N7	59:HA:1793:HOH:O	2.21	0.74
34:BB:20:ARG:O	34:BB:22:TRP:N	2.21	0.74
4:CD:39:ASP:OD1	4:CD:40:LEU:N	2.20	0.74
23:EW:23:LYS:HE2	23:EW:24:ARG:HB3	1.69	0.74
1:GA:1063:G:H21	1:GA:1064:C:H1'	1.51	0.74
39:BG:113:ASP:OD2	39:BG:122:ASN:ND2	2.21	0.74
1:CA:1774:C:OP1	59:CA:3444:HOH:O	2.05	0.74
37:DE:155:ALA:HB1	40:DH:66:PHE:CZ	2.23	0.74
23:EW:35:ILE:O	23:EW:37:VAL:N	2.21	0.74
24:AX:1:SER:O	24:AX:49:ARG:NH2	2.21	0.74

Continued on next page...

Continued from previous page...

Atom-1	Atom-2	Interatomic distance (Å)	Clash overlap (Å)
33:DA:1033:G:H2'	33:DA:1034:G:H5'	1.69	0.74
48:DP:63:GLN:OE1	48:DP:63:GLN:N	2.21	0.74
34:HB:14:HIS:ND1	34:HB:14:HIS:O	2.20	0.74
54:DV:560:GLN:OE1	54:DV:560:GLN:N	2.20	0.73
33:HA:978:A:OP2	33:HA:1362:A:N6	2.20	0.73
33:DA:1052:U:OP1	59:DA:1823:HOH:O	2.06	0.73
1:EA:2324:U:H3'	1:EA:2325:G:H5''	1.70	0.73
1:GA:2755:C:O2	59:GA:3805:HOH:O	2.05	0.73
9:GI:109:ALA:HB1	9:GI:124:MET:HB2	1.70	0.73
1:AA:1824:G:OP2	59:AA:3651:HOH:O	2.06	0.73
33:FA:1303:C:OP1	59:FA:1791:HOH:O	2.05	0.73
1:GA:1998:A:OP2	4:GD:141:ARG:NH2	2.20	0.73
33:HA:1220:G:OP1	51:HS:37:ARG:NE	2.22	0.73
1:AA:999:U:OP2	59:AA:3356:HOH:O	2.06	0.73
2:AB:59:A:O2'	15:AO:3:LYS:NZ	2.14	0.73
1:CA:509:C:O3'	59:CA:3757:HOH:O	2.06	0.73
1:CA:567:U:OP1	59:CA:3254:HOH:O	2.07	0.73
52:DT:78:ASN:ND2	59:DT:101:HOH:O	2.18	0.73
33:FA:1522:U:OP1	43:FK:128:ARG:NH2	2.22	0.73
1:CA:2588:G:OP1	59:CA:3313:HOH:O	2.06	0.73
20:CT:9:LYS:O	20:CT:12:ARG:NH1	2.22	0.73
32:E5:71:CYS:HA	32:E5:117:LEU:CD1	2.19	0.73
1:EA:1658:C:OP1	59:EA:3648:HOH:O	2.05	0.73
1:AA:990:A:OP2	59:AA:3590:HOH:O	2.05	0.73
1:CA:197:A:OP1	59:CA:3747:HOH:O	2.06	0.73
42:DJ:32:THR:OG1	42:DJ:82:LYS:O	2.07	0.73
1:EA:410:G:OP2	59:EA:3561:HOH:O	2.05	0.73
1:AA:1551:A:N6	59:AA:3625:HOH:O	2.21	0.73
41:BI:50:GLN:OE1	41:BI:80:ARG:NH1	2.22	0.73
1:EA:1380:G:N2	1:EA:1570:A:N1	2.35	0.73
21:EU:98:ASN:O	21:EU:100:GLU:N	2.20	0.73
1:GA:1617:C:OP1	59:GA:3416:HOH:O	2.06	0.73
33:HA:1180:A:OP2	41:HI:99:ARG:NH2	2.22	0.73
54:HV:219:HIS:O	54:HV:222:LEU:N	2.21	0.73
1:AA:762:U:OP1	59:AA:3685:HOH:O	2.06	0.73
1:AA:945:A:OP1	59:AA:3347:HOH:O	2.06	0.73
33:BA:204:G:H3'	33:BA:205:A:H5''	1.70	0.73
43:BK:20:VAL:HG23	43:BK:37:ARG:HA	1.70	0.73
1:EA:883:G:N3	1:EA:893:C:N4	2.37	0.73
33:HA:1108:G:O6	59:HA:1862:HOH:O	2.06	0.73
21:AU:98:ASN:O	21:AU:100:GLU:N	2.21	0.72

Continued on next page...

Continued from previous page...

Atom-1	Atom-2	Interatomic distance (Å)	Clash overlap (Å)
33:BA:964:A:OP1	59:BA:1828:HOH:O	2.07	0.72
33:BA:537:G:OP1	44:BL:110:ARG:NH2	2.22	0.72
33:DA:100:G:OP2	59:DA:1870:HOH:O	2.07	0.72
33:FA:1345:U:OP2	59:FA:1766:HOH:O	2.06	0.72
32:A5:103:ASN:ND2	32:A5:109:LYS:O	2.21	0.72
41:BI:57:MET:SD	41:BI:58:VAL:N	2.61	0.72
1:EA:1782:U:OP1	59:EA:3687:HOH:O	2.06	0.72
33:FA:934:C:OP1	59:FA:1768:HOH:O	2.06	0.72
37:FE:111:MET:HB2	37:FE:140:THR:HG21	1.71	0.72
1:CA:163:C:O2'	1:CA:164:C:O5'	2.06	0.72
1:EA:982:C:O3'	59:EA:3563:HOH:O	2.06	0.72
1:GA:1636:U:OP2	59:GA:3642:HOH:O	2.06	0.72
17:GQ:91:ARG:NH1	18:GR:11:GLN:O	2.22	0.72
12:AL:93:ASN:O	12:AL:95:LEU:N	2.22	0.72
33:BA:687:A:N6	33:BA:703:G:N3	2.37	0.72
1:CA:1780:A:OP1	59:CA:3683:HOH:O	2.07	0.72
3:EC:69:ASN:O	3:EC:71:ASP:N	2.22	0.72
1:GA:1263:U:OP1	27:G0:12:ARG:NH1	2.23	0.72
1:GA:963:U:OP1	59:GA:3351:HOH:O	2.05	0.72
4:ED:118:PHE:O	4:ED:120:GLY:N	2.21	0.72
10:EJ:6:ALA:HB3	10:EJ:45:THR:HG21	1.72	0.72
12:EL:93:ASN:OD1	12:EL:94:THR:N	2.23	0.72
1:AA:1186:G:OP2	59:AA:3591:HOH:O	2.07	0.72
1:EA:1376:C:OP1	59:EA:3398:HOH:O	2.07	0.72
1:GA:2025:C:OP2	59:GA:3473:HOH:O	2.06	0.72
1:GA:2744:G:N2	7:GG:142:GLN:OE1	2.23	0.72
33:HA:1194:U:H5'	37:HE:27:GLY:HA2	1.72	0.72
1:AA:2477:U:O2	31:A4:4:ARG:NH2	2.23	0.72
1:CA:576:U:OP1	59:CA:3661:HOH:O	2.06	0.72
33:HA:521:G:OP2	44:HL:51:LYS:NZ	2.23	0.72
32:A5:1:MET:SD	32:A5:2:ALA:N	2.58	0.72
37:BE:82:GLN:HG2	37:BE:150:PRO:HD3	1.71	0.72
1:CA:2102:G:N2	1:CA:2188:U:H3	1.88	0.72
44:DL:75:GLN:O	44:DL:77:HIS:N	2.22	0.72
1:EA:254:G:N7	30:E3:4:LYS:NZ	2.38	0.72
1:EA:2243:U:OP1	59:EA:3736:HOH:O	2.08	0.72
33:FA:1417:G:O6	59:FA:1794:HOH:O	2.08	0.72
16:GP:63:ILE:HA	16:GP:68:GLY:HA2	1.70	0.72
1:AA:250:G:OP2	30:A3:12:ARG:NH1	2.22	0.72
1:AA:731:C:OP2	59:AA:3295:HOH:O	2.07	0.72
23:AW:36:ILE:O	23:AW:39:GLN:NE2	2.22	0.72

Continued on next page...

Continued from previous page...

Atom-1	Atom-2	Interatomic distance (Å)	Clash overlap (Å)
33:HA:195:A:OP2	59:HA:1876:HOH:O	2.07	0.72
1:AA:1352:U:OP2	59:AA:3397:HOH:O	2.08	0.72
23:CW:7:GLY:O	23:CW:10:ARG:NH1	2.22	0.72
1:EA:1970:A:OP2	59:EA:3468:HOH:O	2.07	0.72
1:GA:572:A:OP1	59:GA:3563:HOH:O	2.08	0.72
1:CA:818:G:OP2	59:CA:3572:HOH:O	2.07	0.71
1:CA:1913:A:N6	33:DA:1493:A:H2'	2.05	0.71
35:FC:40:ARG:NH1	35:FC:55:ILE:O	2.23	0.71
9:AI:73:PRO:O	9:AI:112:LYS:NZ	2.21	0.71
11:AK:70:ARG:NH1	11:AK:74:GLY:O	2.23	0.71
23:AW:9:THR:HG23	23:AW:10:ARG:HD3	1.72	0.71
36:HD:25:VAL:HG23	36:HD:26:ARG:H	1.56	0.71
33:DA:1303:C:OP1	59:DA:1788:HOH:O	2.08	0.71
1:EA:1248:G:OP2	5:EE:44:ARG:NH1	2.23	0.71
32:A5:24:SER:HB3	32:A5:116:GLU:CD	2.10	0.71
33:BA:803:G:OP1	59:BA:1749:HOH:O	2.09	0.71
1:EA:1077:A:H4'	9:EI:93:ASN:HB2	1.73	0.71
1:GA:910:A:OP1	59:GA:3714:HOH:O	2.08	0.71
33:HA:782:A:OP1	59:HA:1812:HOH:O	2.07	0.71
54:BV:309:ARG:NH2	54:BV:402:ALA:O	2.24	0.71
33:BA:1007:U:H2'	33:BA:1008:U:H5'	1.71	0.71
23:CW:37:VAL:HG13	23:CW:55:ASP:O	1.91	0.71
1:AA:2547:A:H2'	1:AA:2548:U:C6	2.26	0.71
20:AT:39:THR:O	20:AT:41:ALA:N	2.23	0.71
54:BV:203:GLU:O	54:BV:205:GLU:N	2.24	0.71
1:GA:1088:A:O2'	1:GA:1089:A:OP1	2.08	0.71
46:HN:27:LEU:O	46:HN:31:ILE:N	2.24	0.71
32:A5:30:SER:O	32:A5:31:ARG:CB	2.39	0.71
1:CA:2331:G:O2'	23:CW:39:GLN:O	2.07	0.71
33:FA:1524:C:OP2	59:FA:1897:HOH:O	2.08	0.71
1:GA:15:G:OP2	59:GA:3549:HOH:O	2.08	0.71
1:AA:2874:C:OP1	59:AA:3791:HOH:O	2.08	0.71
1:AA:784:G:OP2	59:AA:3312:HOH:O	2.08	0.71
53:DU:44:GLU:OE2	53:DU:45:ARG:NH1	2.24	0.71
1:EA:2550:G:OP1	59:EA:3719:HOH:O	2.08	0.71
1:EA:789:A:N1	59:EA:3312:HOH:O	2.23	0.71
44:FL:44:LYS:HB3	44:FL:45:PRO:HD3	1.70	0.71
1:GA:1079:C:O2'	1:GA:1080:A:OP1	2.08	0.71
1:GA:1095:A:C6	54:HV:628:THR:HA	2.25	0.71
1:GA:1163:G:OP1	18:GR:24:LYS:NZ	2.19	0.71
1:GA:1268:A:OP1	59:GA:3376:HOH:O	2.08	0.71

Continued on next page...

Continued from previous page...

Atom-1	Atom-2	Interatomic distance (Å)	Clash overlap (Å)
3:GC:68:ARG:NH2	3:GC:126:GLY:O	2.23	0.71
24:GX:32:LEU:O	24:GX:33:HIS:ND1	2.24	0.71
33:HA:404:G:O6	36:HD:2:ALA:N	2.24	0.71
33:HA:404:G:O2'	33:HA:498:A:N1	2.21	0.71
54:HV:508:GLN:O	54:HV:508:GLN:NE2	2.24	0.71
1:AA:1187:G:O6	59:AA:3571:HOH:O	2.08	0.71
1:AA:945:A:OP2	59:AA:3345:HOH:O	2.08	0.71
1:AA:990:A:OP2	59:AA:3592:HOH:O	2.09	0.71
33:BA:1502:A:N7	59:BA:1867:HOH:O	2.23	0.71
23:EW:9:THR:OG1	23:EW:10:ARG:N	2.23	0.71
36:FD:35:GLU:O	36:FD:37:ALA:N	2.24	0.71
1:GA:276:U:O2'	1:GA:278:A:N6	2.24	0.71
1:AA:1186:G:OP2	59:AA:3592:HOH:O	2.08	0.70
1:AA:981:A:OP1	59:AA:3587:HOH:O	2.08	0.70
10:AJ:131:ASN:N	10:AJ:131:ASN:OD1	2.23	0.70
1:AA:1322:A:OP1	19:AS:11:ARG:NE	2.24	0.70
21:AU:6:ARG:NH2	21:AU:7:ASP:OD1	2.24	0.70
1:CA:557:C:OP1	59:CA:3246:HOH:O	2.09	0.70
1:CA:962:G:OP1	59:CA:3352:HOH:O	2.09	0.70
32:E5:24:SER:O	32:E5:116:GLU:CB	2.37	0.70
32:E5:94:ARG:O	32:E5:97:LYS:N	2.24	0.70
12:EL:93:ASN:O	12:EL:95:LEU:N	2.24	0.70
1:GA:1774:C:OP1	59:GA:3443:HOH:O	2.08	0.70
1:GA:800:A:OP1	59:GA:3323:HOH:O	2.09	0.70
29:E2:43:THR:O	29:E2:44:VAL:HB	1.90	0.70
1:EA:1604:C:OP2	59:EA:3409:HOH:O	2.08	0.70
33:FA:934:C:OP1	59:FA:1765:HOH:O	2.09	0.70
45:FM:11:ASP:OD1	45:FM:12:HIS:N	2.24	0.70
54:FV:79:TYR:OH	54:FV:284:ASP:OD1	2.06	0.70
33:HA:858:G:N7	59:HA:1819:HOH:O	2.24	0.70
39:HG:126:ASP:O	39:HG:130:ASN:N	2.24	0.70
43:DK:125:LYS:HE3	53:DU:35:ARG:HE	1.56	0.70
1:EA:2269:G:O2'	23:EW:18:LYS:HG2	1.91	0.70
1:AA:1670:C:OP1	59:AA:3434:HOH:O	2.07	0.70
1:AA:2592:G:OP1	59:AA:3462:HOH:O	2.09	0.70
1:AA:2387:U:O2'	23:AW:38:ARG:NH2	2.23	0.70
38:BF:91:ARG:HG2	38:BF:92:THR:H	1.55	0.70
1:CA:675:A:OP2	59:CA:3327:HOH:O	2.10	0.70
17:CQ:91:ARG:HE	17:CQ:93:ILE:CG2	2.04	0.70
33:DA:1007:U:H2'	33:DA:1008:U:H5'	1.72	0.70
33:DA:533:A:O2'	33:DA:535:A:OP2	2.05	0.70

Continued on next page...

Continued from previous page...

Atom-1	Atom-2	Interatomic distance (Å)	Clash overlap (Å)
11:EK:78:ARG:NH1	16:EP:70:GLU:OE2	2.25	0.70
33:FA:1152:A:OP1	42:FJ:70:HIS:ND1	2.24	0.70
33:HA:1296:C:O3'	33:HA:1302:C:N4	2.25	0.70
1:AA:730:A:OP2	59:AA:3687:HOH:O	2.10	0.70
1:AA:787:C:OP1	59:AA:3746:HOH:O	2.09	0.70
1:AA:1336:A:OP1	20:AT:68:LYS:NZ	2.24	0.70
32:E5:26:VAL:CG2	32:E5:115:GLY:N	2.48	0.70
12:GL:93:ASN:OD1	12:GL:94:THR:N	2.23	0.70
43:HK:114:THR:OG1	53:HU:24:GLU:OE1	2.09	0.70
17:EQ:63:ARG:NH1	17:EQ:95:ALA:O	2.25	0.70
44:FL:34:CYS:HA	44:FL:55:VAL:HA	1.72	0.70
33:HA:937:A:OP2	59:HA:1775:HOH:O	2.09	0.70
33:HA:490:C:OP1	36:HD:146:ARG:NH2	2.24	0.70
54:HV:509:SER:OG	54:HV:512:ARG:O	2.10	0.70
38:BF:23:GLU:O	38:BF:27:ALA:N	2.24	0.70
16:CP:50:ARG:HG2	16:CP:57:ALA:H	1.56	0.70
33:DA:881:G:OP2	44:DL:9:ARG:NH2	2.25	0.70
1:EA:1031:G:H4'	31:E4:6:SER:HB2	1.74	0.70
1:GA:803:U:OP2	59:GA:3321:HOH:O	2.09	0.70
45:HM:23:TYR:N	45:HM:66:GLU:OE2	2.24	0.70
51:HS:35:SER:HG	51:HS:38:SER:HG	1.36	0.70
52:HT:3:ASN:O	52:HT:5:LYS:N	2.21	0.70
1:AA:1267:U:OP2	59:AA:3368:HOH:O	2.10	0.70
1:AA:975:A:OP2	59:AA:3583:HOH:O	2.10	0.70
6:AF:11:VAL:HG13	6:AF:171:ALA:HB3	1.72	0.70
33:BA:2:A:N6	33:BA:3:A:N1	2.40	0.70
45:DM:114:LYS:HB2	45:DM:115:PRO:HD3	1.74	0.70
39:FG:57:SER:OG	39:FG:58:GLU:N	2.25	0.70
33:DA:1296:C:O3'	33:DA:1302:C:N4	2.25	0.70
1:EA:622:G:OP2	59:EA:3806:HOH:O	2.09	0.70
10:EJ:64:VAL:O	10:EJ:65:THR:HB	1.90	0.70
37:FE:45:ARG:HA	37:FE:72:ILE:O	1.92	0.70
54:FV:422:PRO:O	54:FV:424:THR:N	2.25	0.70
1:AA:450:G:OP2	59:AA:3237:HOH:O	2.10	0.70
33:BA:558:G:OP1	59:BA:1837:HOH:O	2.10	0.70
1:EA:2136:G:OP2	1:EA:2155:U:N3	2.24	0.70
1:GA:1248:G:OP2	5:GE:44:ARG:NH1	2.25	0.70
33:HA:1027:C:O2'	33:HA:1034:G:N2	2.24	0.70
1:AA:1069:A:C5	1:AA:1073:A:N7	2.59	0.69
34:BB:14:HIS:ND1	34:BB:14:HIS:O	2.25	0.69
54:BV:422:PRO:O	54:BV:424:THR:N	2.24	0.69

Continued on next page...

Continued from previous page...

Atom-1	Atom-2	Interatomic distance (Å)	Clash overlap (Å)
8:CH:27:ARG:NH1	24:CX:63:ILE:HG12	2.07	0.69
34:FB:132:GLU:OE2	34:FB:136:ARG:NH1	2.25	0.69
34:FB:140:LEU:O	34:FB:144:GLU:N	2.23	0.69
1:GA:1676:A:OP2	59:GA:3753:HOH:O	2.10	0.69
9:GI:33:ASN:ND2	9:GI:64:ARG:O	2.24	0.69
1:AA:1813:G:H1'	3:AC:49:THR:HG21	1.73	0.69
6:AF:49:LEU:HD11	6:AF:86:CYS:SG	2.32	0.69
33:FA:1304:G:OP2	59:FA:1791:HOH:O	2.10	0.69
16:CP:33:GLU:OE2	16:CP:38:ARG:NH2	2.26	0.69
1:EA:1670:C:OP1	59:EA:3436:HOH:O	2.11	0.69
23:EW:37:VAL:HG12	23:EW:38:ARG:H	1.57	0.69
33:FA:1366:C:O2'	42:FJ:62:ARG:NH2	2.24	0.69
1:GA:948:C:O2	1:GA:984:A:O2'	2.10	0.69
1:AA:122:G:N7	59:AA:3213:HOH:O	2.25	0.69
33:BA:1500:A:OP2	59:BA:1869:HOH:O	2.09	0.69
45:BM:5:ALA:HB2	45:BM:60:VAL:HG13	1.74	0.69
1:CA:1913:A:N7	33:DA:1494:G:H4'	2.07	0.69
17:CQ:91:ARG:HB2	17:CQ:94:LEU:HB2	1.75	0.69
47:DO:47:LYS:O	47:DO:53:ARG:NH2	2.25	0.69
32:E5:71:CYS:HB3	32:E5:117:LEU:HD12	1.75	0.69
32:E5:93:ALA:HA	32:E5:130:PRO:HG2	1.74	0.69
1:EA:1938:A:OP2	59:EA:3727:HOH:O	2.10	0.69
46:HN:64:CYS:SG	46:HN:67:THR:OG1	2.50	0.69
9:GI:29:GLN:OE1	54:HV:647:SER:OG	2.10	0.69
1:AA:769:U:OP1	59:AA:3712:HOH:O	2.11	0.69
1:AA:783:A:OP2	59:AA:3312:HOH:O	2.09	0.69
1:AA:142:A:C2	20:AT:2:ILE:HG23	2.28	0.69
33:BA:1500:A:OP1	59:BA:1797:HOH:O	2.10	0.69
32:E5:30:SER:O	32:E5:31:ARG:CB	2.40	0.69
6:EF:139:GLU:OE1	6:EF:139:GLU:N	2.26	0.69
23:EW:9:THR:HG23	23:EW:10:ARG:HD3	1.74	0.69
1:GA:784:G:OP2	59:GA:3313:HOH:O	2.10	0.69
1:AA:1456:G:O6	59:AA:3412:HOH:O	2.10	0.69
33:BA:689:C:OP1	43:BK:46:THR:OG1	2.10	0.69
45:BM:11:ASP:OD1	45:BM:12:HIS:N	2.24	0.69
1:CA:2711:A:OP1	59:CA:3543:HOH:O	2.11	0.69
33:DA:1524:C:OP2	43:DK:125:LYS:NZ	2.24	0.69
1:EA:480:A:OP2	21:EU:43:LYS:NZ	2.24	0.69
23:GW:9:THR:OG1	23:GW:10:ARG:N	2.26	0.69
33:HA:808:C:OP2	47:HO:48:LYS:NZ	2.19	0.69
41:HI:92:GLU:O	41:HI:96:SER:OG	2.09	0.69

Continued on next page...

Continued from previous page...

Atom-1	Atom-2	Interatomic distance (Å)	Clash overlap (Å)
33:BA:509:A:OP2	59:BA:1721:HOH:O	2.10	0.69
33:BA:978:A:HO2'	33:BA:1322:C:H5	1.38	0.69
1:CA:276:U:O2'	1:CA:278:A:N7	2.25	0.69
33:BA:1499:A:OP2	59:BA:1869:HOH:O	2.10	0.69
36:BD:35:GLU:O	36:BD:37:ALA:N	2.25	0.69
20:CT:44:LYS:HG3	20:CT:55:VAL:HG11	1.75	0.69
1:EA:192:C:N3	59:EA:3325:HOH:O	2.26	0.69
34:FB:20:ARG:HA	34:FB:20:ARG:CZ	2.23	0.69
1:GA:572:A:OP2	18:GR:80:ARG:NH2	2.26	0.69
15:AO:2:ASP:OD2	15:AO:3:LYS:HG2	1.92	0.69
1:AA:2353:G:H1'	23:AW:30:VAL:CG1	2.22	0.69
33:BA:1468:A:H2'	33:BA:1469:C:H5'	1.75	0.69
20:CT:37:ASP:OD1	20:CT:37:ASP:N	2.24	0.69
33:FA:315:A:OP2	59:FA:1708:HOH:O	2.10	0.69
43:HK:16:VAL:O	43:HK:37:ARG:NH2	2.26	0.69
1:AA:564:C:O2	1:AA:578:G:N2	2.26	0.69
1:CA:2022:U:OP1	59:CA:3656:HOH:O	2.10	0.69
54:DV:645:GLN:O	54:DV:647:SER:N	2.26	0.69
41:FI:36:GLU:HA	41:FI:40:GLY:HA3	1.75	0.69
14:CN:117:ASP:OD1	14:CN:118:ARG:N	2.26	0.69
17:CQ:63:ARG:NH1	17:CQ:95:ALA:O	2.25	0.69
18:CR:46:GLU:OE2	18:CR:46:GLU:N	2.26	0.69
1:AA:1223:G:OP1	18:AR:68:ARG:NH1	2.25	0.68
34:BB:115:ASP:O	34:BB:119:GLN:NE2	2.25	0.68
1:CA:635:C:OP2	12:CL:126:ARG:NH1	2.26	0.68
1:CA:2707:U:O2	14:CN:71:ARG:NH1	2.26	0.68
33:DA:1304:G:O6	59:DA:1785:HOH:O	2.09	0.68
1:EA:2522:U:O2'	1:EA:2647:U:OP1	2.11	0.68
1:GA:990:A:OP2	59:GA:3592:HOH:O	2.10	0.68
1:AA:1079:C:H2'	1:AA:1080:A:H5'	1.75	0.68
1:AA:2331:G:O2'	23:AW:39:GLN:O	2.10	0.68
28:C1:3:GLY:O	28:C1:5:ARG:N	2.25	0.68
1:CA:948:C:O2	1:CA:984:A:O2'	2.12	0.68
18:CR:42:ALA:HA	18:CR:46:GLU:HB2	1.75	0.68
37:FE:159:LYS:O	40:FH:64:LYS:NZ	2.24	0.68
1:GA:1010:A:OP2	59:GA:3766:HOH:O	2.10	0.68
10:GJ:81:ILE:HG13	10:GJ:82:GLY:N	2.09	0.68
23:AW:38:ARG:HD2	23:AW:38:ARG:N	2.08	0.68
58:BV:801:GCP:O3G	59:BV:901:HOH:O	2.11	0.68
33:HA:1222:G:O6	59:HA:1832:HOH:O	2.09	0.68
1:AA:1009:A:OP2	59:AA:3771:HOH:O	2.10	0.68

Continued on next page...

Continued from previous page...

Atom-1	Atom-2	Interatomic distance (Å)	Clash overlap (Å)
1:AA:629:G:N3	1:AA:639:U:O2'	2.26	0.68
4:AD:33:ARG:NH1	4:AD:53:GLY:O	2.26	0.68
41:BI:57:MET:O	41:BI:59:GLU:N	2.24	0.68
1:CA:1670:C:OP1	59:CA:3433:HOH:O	2.10	0.68
1:CA:2429:G:OP1	59:CA:3339:HOH:O	2.11	0.68
7:EG:165:ASP:OD1	7:EG:165:ASP:N	2.25	0.68
54:FV:23:LYS:HB3	58:FV:801:GCP:O1B	1.94	0.68
1:AA:2006:C:OP1	59:AA:3375:HOH:O	2.10	0.68
17:AQ:81:GLY:HA2	17:AQ:116:LEU:HD13	1.74	0.68
39:BG:15:ASP:OD1	39:BG:44:TYR:OH	2.11	0.68
1:AA:2503:A:OP1	59:AA:3663:HOH:O	2.12	0.68
1:AA:621:A:OP2	59:AA:3291:HOH:O	2.12	0.68
1:CA:1353:A:O3'	3:CC:35:LYS:NZ	2.27	0.68
33:DA:1505:G:OP2	59:DA:1866:HOH:O	2.10	0.68
1:GA:2387:U:O2'	23:GW:38:ARG:NH2	2.27	0.68
33:HA:401:C:O2'	33:HA:621:A:O2'	2.02	0.68
1:AA:1272:A:OP1	59:AA:3383:HOH:O	2.10	0.68
6:CF:139:GLU:OE1	6:CF:139:GLU:N	2.26	0.68
33:FA:1033:G:H2'	33:FA:1034:G:H5'	1.74	0.68
35:FC:3:GLN:N	35:FC:3:GLN:OE1	2.27	0.68
33:HA:1198:G:OP2	59:HA:1831:HOH:O	2.12	0.68
1:CA:826:U:OP1	59:CA:3339:HOH:O	2.11	0.68
33:DA:1412:C:OP1	44:DL:54:ARG:NH1	2.27	0.68
54:FV:309:ARG:NH2	54:FV:402:ALA:O	2.27	0.68
32:A5:54:VAL:HG22	32:A5:83:ALA:HB1	1.76	0.68
35:BC:71:ALA:HA	35:BC:106:VAL:HG22	1.76	0.68
51:BS:36:ARG:NH2	51:BS:75:ALA:O	2.25	0.68
53:BU:6:VAL:HG13	53:BU:17:ARG:HD3	1.76	0.68
41:BI:57:MET:HA	41:BI:60:LYS:CG	2.23	0.68
33:DA:1468:A:H2'	33:DA:1469:C:H5'	1.76	0.68
33:FA:116:A:OP2	59:FA:1885:HOH:O	2.12	0.68
1:GA:567:U:OP1	59:GA:3258:HOH:O	2.12	0.68
1:GA:2204:G:OP2	3:GC:146:LYS:NZ	2.26	0.68
7:GG:46:ASP:OD1	7:GG:47:ASN:N	2.26	0.68
43:HK:88:GLY:H	43:HK:114:THR:HG22	1.58	0.68
1:AA:616:A:H4'	5:AE:101:TYR:CE2	2.29	0.67
2:AB:87:U:H3'	2:AB:88:C:H5'	1.74	0.67
33:BA:689:C:O2'	33:BA:705:G:O2'	2.09	0.67
1:CA:981:A:OP1	59:CA:3588:HOH:O	2.10	0.67
1:EA:2110:G:OP1	1:EA:2148:G:N1	2.26	0.67
1:GA:616:A:H4'	5:GE:101:TYR:CE2	2.28	0.67

Continued on next page...

Continued from previous page...

Atom-1	Atom-2	Interatomic distance (Å)	Clash overlap (Å)
16:GP:50:ARG:HG2	16:GP:57:ALA:H	1.59	0.67
1:AA:1371:G:N7	59:AA:3400:HOH:O	2.27	0.67
20:AT:50:LEU:HD12	20:AT:50:LEU:H	1.57	0.67
46:BN:27:LEU:HA	46:BN:31:ILE:HD13	1.77	0.67
1:CA:2105:U:H3	1:CA:2107:G:H5''	1.60	0.67
1:CA:2700:A:N1	59:CA:3674:HOH:O	2.27	0.67
1:CA:621:A:OP2	59:CA:3292:HOH:O	2.10	0.67
10:CJ:81:ILE:HG13	10:CJ:82:GLY:N	2.09	0.67
23:CW:24:ARG:HH12	23:CW:82:GLU:HB2	1.59	0.67
46:DN:49:GLN:N	46:DN:49:GLN:OE1	2.26	0.67
32:E5:57:ASN:O	32:E5:59:LEU:N	2.27	0.67
33:FA:1007:U:H2'	33:FA:1008:U:H5'	1.75	0.67
52:FT:60:ARG:NH2	59:FT:104:HOH:O	2.27	0.67
1:GA:1509:A:O2'	1:GA:1510:G:OP2	2.10	0.67
33:BA:264:C:OP2	59:BA:1801:HOH:O	2.10	0.67
1:CA:818:G:OP2	59:CA:3575:HOH:O	2.11	0.67
33:DA:608:A:OP2	59:DA:1849:HOH:O	2.12	0.67
1:GA:2356:U:H4'	23:GW:16:GLU:HG3	1.77	0.67
1:AA:2685:G:OP1	11:AK:78:ARG:NH2	2.27	0.67
16:AP:52:ARG:HH11	16:AP:52:ARG:HG3	1.59	0.67
22:CV:4:ILE:HD11	22:CV:50:MET:SD	2.34	0.67
1:EA:1695:G:N7	3:EC:13:ARG:NH2	2.42	0.67
39:FG:15:ASP:OD1	39:FG:44:TYR:OH	2.12	0.67
54:HV:92:HIS:O	54:HV:122:GLN:NE2	2.26	0.67
47:BO:26:GLU:OE2	47:BO:77:ARG:NH1	2.26	0.67
1:CA:761:A:OP1	59:CA:3293:HOH:O	2.13	0.67
14:CN:42:LYS:O	14:CN:45:ARG:NH1	2.26	0.67
23:CW:9:THR:OG1	23:CW:10:ARG:N	2.27	0.67
33:DA:1199:U:OP1	59:DA:1824:HOH:O	2.13	0.67
33:DA:414:A:OP2	59:DA:1717:HOH:O	2.13	0.67
54:FV:560:GLN:N	54:FV:560:GLN:OE1	2.27	0.67
1:GA:1784:A:OP2	59:GA:3687:HOH:O	2.13	0.67
9:GI:23:VAL:HG23	9:GI:24:GLY:H	1.59	0.67
33:BA:35:G:O2'	44:BL:115:SER:O	2.09	0.67
54:DV:500:ASP:N	54:DV:521:ASP:OD1	2.27	0.67
1:AA:1780:A:OP1	59:AA:3683:HOH:O	2.13	0.67
43:BK:108:THR:O	43:BK:109:ASN:ND2	2.27	0.67
1:GA:137:U:O2'	1:GA:138:U:OP2	2.11	0.67
1:GA:2800:A:H3'	1:GA:2801:G:C5'	2.24	0.67
20:GT:37:ASP:OD1	20:GT:37:ASP:N	2.27	0.67
1:AA:2057:G:OP2	59:AA:3484:HOH:O	2.11	0.67

Continued on next page...

Continued from previous page...

Atom-1	Atom-2	Interatomic distance (Å)	Clash overlap (Å)
4:AD:148:GLN:HB2	4:AD:152:PRO:HG2	1.77	0.67
20:AT:19:LYS:O	20:AT:23:ALA:N	2.28	0.67
33:BA:1119:C:OP2	41:BI:11:ARG:NH2	2.27	0.67
54:BV:313:ASP:OD2	54:BV:378:ARG:NH1	2.27	0.67
1:GA:1253:A:N7	59:GA:3329:HOH:O	2.28	0.67
1:AA:30:G:N7	59:AA:3212:HOH:O	2.28	0.67
23:AW:35:ILE:O	23:AW:37:VAL:N	2.27	0.67
33:DA:1003:G:N2	33:DA:1005:A:OP1	2.28	0.67
51:DS:36:ARG:NH2	51:DS:75:ALA:O	2.27	0.67
33:DA:723:U:H2'	53:DU:49:LYS:HG2	1.76	0.67
1:EA:297:G:OP2	59:EA:3227:HOH:O	2.12	0.67
3:EC:131:MET:O	3:EC:166:ARG:NH1	2.28	0.67
42:FJ:35:GLN:HG2	42:FJ:77:VAL:H	1.60	0.67
54:FV:78:GLN:NE2	54:FV:280:ASP:OD2	2.28	0.67
30:G3:23:HIS:ND1	30:G3:24:LYS:O	2.26	0.67
1:GA:1361:G:OP2	59:GA:3611:HOH:O	2.12	0.67
33:HA:181:A:N7	59:HA:1878:HOH:O	2.26	0.67
33:HA:1522:U:OP1	43:HK:128:ARG:NH2	2.28	0.67
1:CA:2324:U:H3'	1:CA:2325:G:C5'	2.24	0.67
14:CN:118:ARG:O	14:CN:120:GLU:N	2.28	0.67
46:DN:21:PHE:HA	46:DN:25:ALA:HB3	1.76	0.67
32:E5:24:SER:HB3	32:E5:116:GLU:HG2	1.77	0.67
1:EA:790:U:O5'	59:EA:3752:HOH:O	2.12	0.67
33:FA:1279:G:H2'	33:FA:1279:G:N3	2.10	0.67
33:FA:1468:A:H2'	33:FA:1469:C:H5'	1.77	0.67
33:FA:509:A:OP2	59:FA:1724:HOH:O	2.12	0.67
40:FH:53:GLY:HA3	40:FH:57:PRO:HA	1.74	0.67
33:HA:1166:G:N1	33:HA:1169:A:OP2	2.28	0.67
1:AA:1327:A:OP1	59:AA:3605:HOH:O	2.13	0.66
33:BA:1225:A:H2'	33:BA:1226:C:C5	2.30	0.66
44:BL:75:GLN:O	44:BL:77:HIS:N	2.29	0.66
47:BO:39:LEU:O	47:BO:42:HIS:N	2.27	0.66
3:CC:52:HIS:ND1	59:CC:306:HOH:O	2.25	0.66
6:CF:162:ASP:N	6:CF:162:ASP:OD1	2.28	0.66
23:CW:37:VAL:HG12	23:CW:38:ARG:H	1.60	0.66
37:DE:82:GLN:HG2	37:DE:150:PRO:HD3	1.77	0.66
1:EA:1664:A:OP1	59:EA:3424:HOH:O	2.12	0.66
1:EA:2502:G:OP2	59:EA:3490:HOH:O	2.11	0.66
1:GA:1279:G:H4'	14:GN:31:HIS:HD2	1.60	0.66
37:HE:70:ASN:O	37:HE:70:ASN:ND2	2.27	0.66
32:A5:26:VAL:HG11	32:A5:77:VAL:HG11	1.77	0.66

Continued on next page...

Continued from previous page...

Atom-1	Atom-2	Interatomic distance (Å)	Clash overlap (Å)
1:CA:1914:C:OP2	55:DW:5:UAL:N2	2.27	0.66
1:CA:740:C:OP2	59:CA:3688:HOH:O	2.12	0.66
35:DC:34:ASP:OD2	46:DN:65:ARG:NH1	2.28	0.66
33:HA:579:A:O2'	47:HO:54:ARG:NH1	2.27	0.66
43:BK:33:THR:HA	43:BK:44:TRP:HB3	1.76	0.66
1:CA:560:C:O3'	59:CA:3592:HOH:O	2.13	0.66
46:DN:20:TYR:O	46:DN:24:ARG:N	2.28	0.66
53:DU:10:GLU:OE2	39:HG:149:LYS:NZ	2.27	0.66
1:GA:2109:U:H2'	1:GA:2110:G:H5''	1.75	0.66
33:HA:71:A:O2'	33:HA:72:A:O4'	2.12	0.66
1:AA:1176:U:O2'	1:AA:1177:G:O4'	2.13	0.66
1:AA:218:A:OP2	59:AA:3226:HOH:O	2.13	0.66
1:AA:945:A:OP2	59:AA:3343:HOH:O	2.13	0.66
5:AE:46:GLN:HG3	5:AE:87:ALA:HB3	1.77	0.66
44:BL:34:CYS:HA	44:BL:55:VAL:HA	1.77	0.66
36:DD:99:ASP:OD1	36:DD:100:ASN:N	2.29	0.66
1:EA:2429:G:OP2	59:EA:3344:HOH:O	2.12	0.66
23:GW:51:GLY:HA3	23:GW:59:PHE:CE1	2.30	0.66
40:HH:9:ASP:OD1	40:HH:13:ARG:NH1	2.29	0.66
21:AU:98:ASN:ND2	21:AU:100:GLU:HB2	2.11	0.66
43:BK:101:ASN:ND2	53:BU:13:ASP:O	2.28	0.66
54:BV:78:GLN:NE2	54:BV:280:ASP:OD2	2.28	0.66
1:CA:2448:A:OP2	59:CA:3676:HOH:O	2.13	0.66
46:HN:54:ASP:OD1	46:HN:59:ARG:NH1	2.28	0.66
1:AA:411:G:OP2	1:AA:2406:A:O2'	2.12	0.66
2:AB:43:C:O2	6:AF:91:ARG:NH2	2.28	0.66
1:AA:2312:U:H4'	6:AF:84:ILE:HG23	1.77	0.66
18:AR:10:LYS:NZ	18:AR:23:GLU:OE1	2.29	0.66
34:BB:140:LEU:O	34:BB:144:GLU:N	2.27	0.66
54:BV:8:ALA:O	54:BV:288:SER:OG	2.14	0.66
1:CA:802:A:OP1	59:CA:3326:HOH:O	2.12	0.66
10:CJ:19:ASP:OD1	10:CJ:58:ASN:ND2	2.28	0.66
13:CM:30:SER:OG	13:CM:106:ASP:OD1	2.12	0.66
1:EA:958:U:OP2	13:EM:14:LYS:NZ	2.28	0.66
1:GA:1327:A:OP2	59:GA:3606:HOH:O	2.13	0.66
1:GA:624:C:O2'	1:GA:657:U:OP1	2.13	0.66
3:GC:257:ARG:NH1	3:GC:263:ASP:OD1	2.29	0.66
33:HA:1508:A:OP1	59:HA:1800:HOH:O	2.13	0.66
33:HA:769:G:H4'	33:HA:1513:A:H4'	1.77	0.66
1:AA:1174:U:O2'	1:AA:1176:U:O4'	2.13	0.66
33:BA:1166:G:N1	33:BA:1169:A:OP2	2.29	0.66

Continued on next page...

Continued from previous page...

Atom-1	Atom-2	Interatomic distance (Å)	Clash overlap (Å)
10:CJ:110:PRO:HB2	10:CJ:111:LYS:HG2	1.78	0.66
1:EA:652:U:OP1	1:EA:654:A:N6	2.28	0.66
1:EA:2353:G:H1'	23:EW:30:VAL:CG1	2.26	0.66
34:FB:32:GLY:HA3	34:FB:39:ILE:H	1.59	0.66
33:HA:7:A:N3	59:HA:1838:HOH:O	2.28	0.66
32:A5:57:ASN:O	32:A5:59:LEU:N	2.29	0.66
15:AO:56:LYS:O	15:AO:60:GLU:N	2.28	0.66
23:AW:37:VAL:HG12	23:AW:38:ARG:H	1.61	0.66
1:CA:761:A:N7	59:CA:3294:HOH:O	2.29	0.66
2:CB:87:U:H3'	2:CB:88:C:H5'	1.77	0.66
1:CA:1279:G:H4'	14:CN:31:HIS:CD2	2.30	0.66
33:DA:532:A:N6	35:DC:192:THR:O	2.29	0.66
41:DI:7:TYR:HE1	41:DI:18:ARG:HB2	1.59	0.66
33:FA:263:A:OP1	52:FT:74:ARG:NH1	2.28	0.66
6:GF:3:LEU:O	6:GF:7:TYR:N	2.28	0.66
15:GO:2:ASP:O	15:GO:5:SER:N	2.28	0.66
33:HA:352:C:OP2	59:HA:1892:HOH:O	2.14	0.66
4:AD:118:PHE:HD1	4:AD:119:ALA:H	1.42	0.66
39:BG:146:GLU:HA	39:BG:149:LYS:HE2	1.78	0.66
1:CA:1153:C:OP2	59:CA:3355:HOH:O	2.14	0.66
1:CA:2033:A:OP1	59:CA:3476:HOH:O	2.14	0.66
5:EE:44:ARG:HG3	5:EE:44:ARG:HH21	1.61	0.66
33:FA:608:A:OP2	59:FA:1852:HOH:O	2.13	0.66
33:FA:33:A:O2'	44:FL:29:GLN:OE1	2.05	0.66
1:GA:1808:A:N1	24:GX:27:ARG:HD2	2.11	0.66
32:E5:73:LYS:HG2	32:E5:117:LEU:HD21	1.77	0.66
32:E5:33:VAL:N	32:E5:36:ASP:OD2	2.29	0.66
1:EA:1789:A:OP2	3:EC:220:ARG:NH1	2.27	0.66
34:FB:182:VAL:N	34:FB:196:ASP:OD2	2.29	0.66
33:FA:1491:G:H2'	55:FW:6:5OH:HA	1.78	0.66
1:AA:370:G:OP2	59:AA:3552:HOH:O	2.14	0.65
23:AW:49:ASN:ND2	23:AW:50:VAL:O	2.29	0.65
55:BW:3:SER:O	55:BW:5:UAL:N	2.29	0.65
33:DA:515:G:N7	59:DA:1844:HOH:O	2.29	0.65
46:FN:52:PRO:O	46:FN:53:ARG:HB2	1.96	0.65
1:GA:1239:G:OP1	59:GA:3692:HOH:O	2.14	0.65
1:GA:2062:A:OP1	59:GA:3492:HOH:O	2.13	0.65
23:GW:49:ASN:ND2	23:GW:79:ILE:O	2.28	0.65
33:HA:1468:A:H2'	33:HA:1469:C:H5'	1.77	0.65
1:AA:2676:C:O2	1:AA:2732:G:N2	2.29	0.65
33:BA:1126:U:O4	42:BJ:9:ARG:NH1	2.28	0.65

Continued on next page...

Continued from previous page...

Atom-1	Atom-2	Interatomic distance (Å)	Clash overlap (Å)
54:BV:560:GLN:OE1	54:BV:560:GLN:N	2.30	0.65
1:CA:2306:C:N4	6:CF:38:GLY:O	2.28	0.65
21:CU:98:ASN:O	21:CU:100:GLU:N	2.29	0.65
23:CW:9:THR:HG23	23:CW:10:ARG:HD3	1.76	0.65
2:EB:87:U:H3'	2:EB:88:C:H5'	1.77	0.65
6:EF:28:PRO:HB2	6:EF:168:LEU:HD23	1.77	0.65
1:EA:1187:G:H5''	18:ER:83:TYR:CE2	2.30	0.65
43:FK:127:ARG:O	53:FU:34:ARG:NH1	2.29	0.65
45:FM:114:LYS:HB2	45:FM:115:PRO:HD3	1.77	0.65
33:FA:483:C:O2	48:FP:13:LYS:NZ	2.28	0.65
1:GA:2269:G:OP1	59:GA:3507:HOH:O	2.14	0.65
4:GD:118:PHE:O	4:GD:120:GLY:N	2.29	0.65
15:GO:49:VAL:HG21	15:GO:82:ALA:HA	1.78	0.65
1:GA:328:U:O2'	21:GU:68:ASN:OD1	2.11	0.65
52:BT:30:THR:HA	52:BT:33:LYS:HG3	1.77	0.65
1:CA:2438:U:O2'	1:CA:2440:C:OP1	2.12	0.65
1:CA:450:G:OP2	59:CA:3238:HOH:O	2.13	0.65
37:FE:115:LEU:HD23	37:FE:123:VAL:HG21	1.78	0.65
44:FL:63:VAL:HG21	44:FL:95:TYR:CE1	2.31	0.65
1:GA:823:C:N3	1:GA:834:G:N2	2.38	0.65
1:GA:963:U:OP2	59:GA:3352:HOH:O	2.13	0.65
14:GN:73:ASN:HA	14:GN:76:VAL:HG12	1.78	0.65
17:GQ:91:ARG:HE	17:GQ:93:ILE:CG2	2.10	0.65
33:HA:1505:G:OP1	59:HA:1800:HOH:O	2.12	0.65
1:AA:624:C:O2'	1:AA:657:U:OP1	2.15	0.65
33:BA:1197:A:OP1	59:BA:1829:HOH:O	2.13	0.65
33:BA:878:A:OP2	40:BH:80:ARG:NH1	2.30	0.65
33:DA:1433:A:OP2	59:DA:1829:HOH:O	2.13	0.65
33:FA:1310:G:OP2	45:FM:87:ARG:NH2	2.29	0.65
33:FA:351:G:OP1	52:FT:3:ASN:N	2.29	0.65
33:FA:553:A:O2'	44:FL:26:ALA:O	2.14	0.65
33:HA:922:G:H4'	37:HE:25:VAL:HA	1.79	0.65
43:HK:125:LYS:O	53:HU:34:ARG:NH2	2.29	0.65
10:AJ:81:ILE:HG13	10:AJ:82:GLY:N	2.12	0.65
43:BK:25:ALA:N	43:BK:87:LYS:O	2.27	0.65
1:CA:1262:A:OP2	19:CS:99:ARG:NH2	2.29	0.65
53:DU:12:PHE:CE1	53:DU:16:LEU:HD12	2.30	0.65
1:EA:1655:A:H5'	4:ED:118:PHE:CD1	2.31	0.65
40:FH:3:MET:HE1	40:FH:6:PRO:HA	1.79	0.65
1:GA:136:G:H1	1:GA:143:C:H42	1.42	0.65
1:GA:2058:A:OP1	59:GA:3273:HOH:O	2.14	0.65

Continued on next page...

Continued from previous page...

Atom-1	Atom-2	Interatomic distance (Å)	Clash overlap (Å)
20:GT:12:ARG:HH11	20:GT:12:ARG:HG2	1.61	0.65
44:HL:34:CYS:HA	44:HL:55:VAL:HA	1.79	0.65
1:AA:587:C:OP2	12:AL:21:ARG:NH1	2.29	0.65
1:CA:2547:A:H2'	1:CA:2548:U:C6	2.31	0.65
5:CE:15:SER:N	5:CE:197:GLU:OE2	2.30	0.65
1:CA:2469:A:O3'	13:CM:55:ARG:NH1	2.30	0.65
33:DA:204:G:H3'	33:DA:205:A:C5'	2.26	0.65
33:FA:1229:A:OP2	45:FM:113:ARG:NH1	2.29	0.65
33:FA:491:G:OP1	36:FD:148:LYS:NZ	2.30	0.65
3:GC:255:LYS:O	3:GC:257:ARG:N	2.30	0.65
33:HA:1033:G:H2'	33:HA:1034:G:H5'	1.78	0.65
1:AA:1437:C:H2'	1:AA:1438:U:C6	2.31	0.65
1:AA:1248:G:OP2	5:AE:44:ARG:NH1	2.29	0.65
55:DW:5:UAL:O	55:DW:6:5OH:NP	2.29	0.65
23:EW:70:VAL:C	23:EW:71:LYS:HD2	2.17	0.65
17:GQ:65:ASN:OD1	17:GQ:69:ARG:NH2	2.28	0.65
36:HD:30:THR:HG22	36:HD:31:LYS:H	1.60	0.65
1:AA:1913:A:O2'	55:BW:3:SER:O	2.13	0.65
5:CE:29:HIS:HD2	12:CL:8:PRO:CA	2.09	0.65
1:EA:2478:A:H5'	31:E4:32:LYS:HD3	1.79	0.65
33:FA:363:A:OP2	59:FA:1892:HOH:O	2.13	0.65
33:FA:981:U:OP1	46:FN:9:ARG:NH1	2.29	0.65
1:AA:1332:G:OP1	59:AA:3754:HOH:O	2.14	0.65
1:AA:1444:G:OP2	59:AA:3628:HOH:O	2.15	0.65
1:CA:2016:U:H2'	1:CA:2017:U:C6	2.32	0.65
33:DA:131:A:H2'	33:DA:132:C:C6	2.32	0.65
37:DE:41:ASP:OD1	37:DE:42:GLY:N	2.30	0.65
2:EB:101:A:N7	59:EB:1318:HOH:O	2.29	0.65
4:ED:91:THR:O	4:ED:93:GLY:N	2.29	0.65
44:FL:68:GLY:O	44:FL:99:ARG:NH1	2.29	0.65
14:AN:20:MET:HE1	14:AN:40:LYS:HG2	1.79	0.65
1:AA:2356:U:H4'	23:AW:16:GLU:HG3	1.79	0.65
33:BA:1513:A:H2'	33:BA:1514:G:C8	2.31	0.65
1:CA:2757:A:N1	7:CG:66:THR:HG21	2.12	0.65
12:EL:110:VAL:O	12:EL:111:ILE:HB	1.97	0.65
41:FI:40:GLY:HA2	41:FI:45:ARG:HD3	1.79	0.65
46:FN:30:ILE:O	46:FN:35:ASN:ND2	2.30	0.65
54:HV:512:ARG:HD3	54:HV:589:SER:HB3	1.79	0.65
1:CA:1332:G:OP1	59:CA:3750:HOH:O	2.15	0.64
54:DV:505:HIS:HB3	54:DV:516:GLY:H	1.61	0.64
15:EO:76:LYS:NZ	15:EO:80:GLU:OE2	2.29	0.64

Continued on next page...

Continued from previous page...

Atom-1	Atom-2	Interatomic distance (Å)	Clash overlap (Å)
1:GA:141:G:N2	20:GT:1:MET:O	2.30	0.64
46:HN:49:GLN:N	46:HN:49:GLN:OE1	2.29	0.64
19:AS:24:ILE:HG22	19:AS:71:VAL:HG21	1.79	0.64
33:BA:1256:A:O2'	33:BA:1278:G:O6	2.11	0.64
41:BI:89:GLU:HG3	41:BI:90:TYR:N	2.12	0.64
29:C2:1:MET:SD	29:C2:2:LYS:N	2.64	0.64
16:CP:52:ARG:HH11	16:CP:52:ARG:HG3	1.60	0.64
50:DR:41:PRO:HB2	50:DR:43:ARG:HG2	1.79	0.64
1:GA:822:G:OP1	59:GA:3338:HOH:O	2.14	0.64
7:GG:82:PHE:O	7:GG:84:LYS:NZ	2.26	0.64
33:HA:1101:A:H4'	33:HA:1102:A:O5'	1.98	0.64
33:HA:814:A:OP2	59:HA:1756:HOH:O	2.15	0.64
53:HU:41:PRO:O	53:HU:45:ARG:N	2.26	0.64
32:A5:24:SER:HB3	32:A5:116:GLU:OE2	1.97	0.64
1:AA:1271:G:OP2	59:AA:3382:HOH:O	2.13	0.64
1:CA:862:G:OP2	59:CA:3712:HOH:O	2.15	0.64
33:DA:324:G:O6	59:DA:1840:HOH:O	2.13	0.64
33:DA:579:A:O2'	47:DO:54:ARG:NH1	2.31	0.64
1:EA:161:A:H3'	1:EA:162:U:H5''	1.80	0.64
1:EA:2714:G:OP2	59:EA:3546:HOH:O	2.15	0.64
1:EA:787:C:OP1	59:EA:3751:HOH:O	2.15	0.64
1:EA:141:G:N1	20:ET:1:MET:O	2.31	0.64
1:GA:100:U:H4'	1:GA:101:A:O5'	1.98	0.64
1:GA:517:C:OP2	27:G0:9:ARG:NH2	2.30	0.64
1:GA:876:C:H4'	1:GA:877:A:OP1	1.96	0.64
54:HV:8:ALA:O	54:HV:288:SER:OG	2.14	0.64
5:AE:128:ALA:O	5:AE:130:LYS:N	2.30	0.64
16:AP:50:ARG:HG2	16:AP:57:ALA:N	2.12	0.64
1:CA:2661:G:C6	1:CA:2662:A:C2	2.85	0.64
11:EK:108:ARG:NH2	16:EP:33:GLU:O	2.30	0.64
23:EW:39:GLN:HB2	23:EW:41:GLY:O	1.98	0.64
1:AA:1970:A:OP2	59:AA:3470:HOH:O	2.14	0.64
7:AG:1:SER:O	7:AG:4:ALA:N	2.28	0.64
1:CA:572:A:OP2	18:CR:80:ARG:NH2	2.29	0.64
23:CW:35:ILE:O	23:CW:37:VAL:N	2.30	0.64
1:EA:2145:C:H3'	1:EA:2146:C:H5''	1.80	0.64
1:EA:1845:G:OP1	3:EC:255:LYS:NZ	2.30	0.64
4:GD:46:ARG:NH2	4:GD:88:GLU:OE2	2.29	0.64
33:HA:1152:A:OP1	42:HJ:70:HIS:ND1	2.30	0.64
42:HJ:8:ILE:HG12	42:HJ:100:ILE:HG12	1.78	0.64
1:AA:2365:G:H4'	23:AW:59:PHE:CZ	2.32	0.64

Continued on next page...

Continued from previous page...

Atom-1	Atom-2	Interatomic distance (Å)	Clash overlap (Å)
15:AO:3:LYS:HG3	15:AO:4:LYS:H	1.62	0.64
17:AQ:91:ARG:HE	17:AQ:93:ILE:CG2	2.11	0.64
1:CA:2353:G:H1'	23:CW:30:VAL:CG1	2.27	0.64
32:E5:26:VAL:HG11	32:E5:77:VAL:HG11	1.79	0.64
1:EA:2346:A:H3'	1:EA:2347:C:H5''	1.80	0.64
10:GJ:80:HIS:O	10:GJ:82:GLY:N	2.30	0.64
33:HA:516:U:O2'	33:HA:519:C:N3	2.29	0.64
32:A5:100:ALA:HB2	32:A5:125:ARG:HE	1.63	0.64
24:AX:70:LEU:O	24:AX:74:GLY:N	2.30	0.64
33:BA:1492:A:OP2	55:BW:1:KBE:NZ	2.31	0.64
33:BA:58:C:O2'	33:BA:388:G:N7	2.25	0.64
1:CA:1782:U:OP1	59:CA:3682:HOH:O	2.14	0.64
32:E5:93:ALA:HB3	32:E5:95:LEU:HD23	1.79	0.64
16:EP:50:ARG:HG3	16:EP:57:ALA:O	1.98	0.64
16:GP:50:ARG:NE	16:GP:57:ALA:O	2.28	0.64
32:A5:56:ARG:O	32:A5:57:ASN:ND2	2.30	0.64
1:AA:1828:G:OP2	59:AA:3792:HOH:O	2.15	0.64
1:AA:42:A:H2'	1:AA:43:G:H5'	1.79	0.64
23:AW:9:THR:OG1	23:AW:10:ARG:N	2.28	0.64
44:BL:83:ARG:HB2	44:BL:98:VAL:HG23	1.79	0.64
48:BP:4:ILE:HG13	48:BP:21:VAL:CG1	2.28	0.64
1:CA:1813:G:H1'	3:CC:49:THR:HG21	1.79	0.64
1:CA:2478:A:H5'	31:C4:32:LYS:HD3	1.80	0.64
1:CA:512:G:N7	59:CA:3758:HOH:O	2.30	0.64
16:CP:50:ARG:HG2	16:CP:57:ALA:N	2.12	0.64
1:EA:1658:C:OP1	59:EA:3651:HOH:O	2.14	0.64
3:EC:16:VAL:H	3:EC:203:VAL:HG12	1.62	0.64
11:EK:70:ARG:NH1	11:EK:74:GLY:O	2.31	0.64
17:EQ:63:ARG:HH12	17:EQ:96:ASP:HA	1.63	0.64
34:FB:57:ASN:ND2	34:FB:219:THR:O	2.31	0.64
33:FA:880:C:OP1	44:FL:5:ASN:ND2	2.31	0.64
54:FV:24:THR:HB	58:FV:801:GCP:O2B	1.98	0.64
1:GA:1080:A:O2'	9:GI:126:ARG:NE	2.31	0.64
1:AA:2289:G:N2	1:AA:2344:U:O2	2.31	0.64
1:AA:2311:A:H1'	6:AF:84:ILE:HD11	1.80	0.64
6:CF:35:LEU:HB3	6:CF:153:ILE:HG22	1.79	0.64
1:EA:1154:G:OP2	17:EQ:57:ARG:NH1	2.30	0.64
1:EA:2478:A:OP2	31:E4:2:LYS:NZ	2.28	0.64
33:FA:204:G:H3'	33:FA:205:A:H5''	1.79	0.64
23:GW:19:ARG:HA	23:GW:34:SER:HA	1.79	0.64
1:AA:1088:A:O2'	1:AA:1089:A:OP1	2.15	0.64

Continued on next page...

Continued from previous page...

Atom-1	Atom-2	Interatomic distance (Å)	Clash overlap (Å)
1:AA:2346:A:H3'	1:AA:2347:C:H5''	1.80	0.64
1:AA:948:C:O2	1:AA:984:A:O2'	2.16	0.64
1:AA:1568:G:OP2	3:AC:62:ARG:NH1	2.31	0.64
7:AG:118:ALA:O	7:AG:120:ILE:N	2.28	0.64
1:CA:2499:C:OP1	59:CA:3678:HOH:O	2.15	0.64
1:CA:1805:A:N3	3:CC:49:THR:OG1	2.30	0.64
16:CP:50:ARG:CG	16:CP:57:ALA:H	2.11	0.64
44:DL:34:CYS:HA	44:DL:55:VAL:HA	1.79	0.64
1:EA:2518:A:OP2	59:EA:3533:HOH:O	2.15	0.64
6:EF:33:ILE:HG23	6:EF:153:ILE:HD11	1.79	0.64
33:FA:1031:C:O2'	33:FA:1032:G:N3	2.28	0.64
1:GA:2478:A:H5'	31:G4:32:LYS:HD3	1.79	0.64
32:A5:27:VAL:HG13	32:A5:83:ALA:HB3	1.79	0.63
1:AA:1131:G:OP1	10:AJ:82:GLY:HA2	1.98	0.63
1:AA:1723:G:O6	1:AA:1737:G:O2'	2.09	0.63
54:BV:526:GLU:O	54:BV:528:GLY:N	2.31	0.63
1:CA:161:A:H3'	1:CA:162:U:H5''	1.79	0.63
33:DA:38:G:N1	33:DA:397:A:OP1	2.28	0.63
1:EA:2205:A:OP1	3:EC:67:LYS:NZ	2.29	0.63
36:FD:116:GLN:O	36:FD:120:HIS:ND1	2.31	0.63
20:GT:8:LEU:HD12	20:GT:46:ALA:HA	1.79	0.63
1:AA:1010:A:OP2	59:AA:3771:HOH:O	2.15	0.63
1:AA:2103:C:H2'	1:AA:2104:C:H5'	1.79	0.63
43:BK:24:HIS:HB3	43:BK:31:ILE:HG13	1.81	0.63
1:CA:685:A:O2'	1:CA:773:U:O4	2.11	0.63
11:EK:113:MET:SD	11:EK:116:ILE:HD11	2.37	0.63
1:GA:161:A:H3'	1:GA:162:U:H5''	1.81	0.63
1:GA:189:G:O6	1:GA:205:G:O2'	2.09	0.63
17:GQ:63:ARG:NH1	17:GQ:95:ALA:O	2.29	0.63
33:HA:143:A:H5'	33:HA:144:G:H5'	1.79	0.63
52:BT:3:ASN:OD1	52:BT:4:ILE:N	2.31	0.63
1:CA:1187:G:H5''	18:CR:83:TYR:CE2	2.33	0.63
19:GS:18:ARG:O	19:GS:19:LEU:HB2	1.97	0.63
45:BM:11:ASP:HA	45:BM:45:ILE:HB	1.81	0.63
3:CC:257:ARG:NH1	3:CC:263:ASP:OD1	2.31	0.63
7:CG:1:SER:O	7:CG:3:VAL:N	2.32	0.63
1:GA:163:C:O2'	1:GA:164:C:O5'	2.16	0.63
45:HM:3:ARG:HD2	45:HM:9:ILE:HG22	1.81	0.63
16:AP:50:ARG:HG2	16:AP:57:ALA:H	1.63	0.63
54:DV:422:PRO:O	54:DV:424:THR:N	2.32	0.63
28:E1:3:GLY:O	28:E1:5:ARG:N	2.32	0.63

Continued on next page...

Continued from previous page...

Atom-1	Atom-2	Interatomic distance (Å)	Clash overlap (Å)
11:EK:80:ASP:OD2	16:EP:61:ARG:NH1	2.31	0.63
16:EP:63:ILE:HA	16:EP:68:GLY:HA2	1.81	0.63
26:GZ:40:THR:HG23	26:GZ:43:ILE:H	1.62	0.63
45:HM:33:ILE:HA	45:HM:59:GLU:HG2	1.80	0.63
1:AA:2406:A:N3	12:AL:69:ARG:NH2	2.46	0.63
33:BA:417:G:OP2	59:BA:1717:HOH:O	2.15	0.63
1:CA:2270:A:OP1	59:CA:3512:HOH:O	2.16	0.63
1:CA:2387:U:O2'	23:CW:38:ARG:NH2	2.31	0.63
20:ET:8:LEU:HD12	20:ET:46:ALA:HA	1.80	0.63
23:EW:37:VAL:HA	23:EW:39:GLN:HG2	1.79	0.63
54:FV:538:ASN:ND2	54:FV:550:ILE:HG21	2.13	0.63
1:GA:2346:A:H3'	1:GA:2347:C:H5''	1.80	0.63
9:GI:122:GLU:HG2	9:GI:126:ARG:HH12	1.63	0.63
35:HC:71:ALA:HA	35:HC:106:VAL:HG22	1.81	0.63
48:HP:46:LYS:HG3	48:HP:47:GLU:H	1.64	0.63
1:AA:1079:C:C2'	1:AA:1080:A:H5'	2.29	0.63
1:AA:27:G:O2'	1:AA:28:A:OP2	2.17	0.63
16:AP:19:PHE:N	16:AP:19:PHE:CD1	2.67	0.63
33:BA:811:C:O2'	33:BA:901:A:N1	2.30	0.63
33:BA:684:U:O2	43:BK:41:ALA:HB3	1.99	0.63
3:CC:68:ARG:O	3:CC:188:ARG:NH2	2.31	0.63
24:CX:70:LEU:O	24:CX:74:GLY:N	2.31	0.63
33:DA:1101:A:H4'	33:DA:1102:A:O5'	1.98	0.63
33:DA:1229:A:OP2	45:DM:113:ARG:NH1	2.32	0.63
33:FA:1376:U:OP2	39:FG:25:LYS:NZ	2.29	0.63
48:FP:10:GLY:HA3	48:FP:15:PRO:HA	1.81	0.63
5:GE:149:ILE:HD11	5:GE:172:ALA:HA	1.81	0.63
9:AI:14:ALA:HB3	9:AI:50:LYS:HA	1.81	0.63
23:AW:28:GLU:O	23:AW:30:VAL:N	2.31	0.63
1:CA:2109:U:H2'	1:CA:2110:G:H5''	1.79	0.63
1:EA:1913:A:C6	54:FV:591:LEU:HG	2.34	0.63
4:ED:106:LYS:HB3	4:ED:206:ALA:HB3	1.81	0.63
10:EJ:80:HIS:O	10:EJ:82:GLY:N	2.32	0.63
23:EW:37:VAL:HG13	23:EW:55:ASP:O	1.98	0.63
23:EW:39:GLN:HG3	23:EW:40:ARG:H	1.64	0.63
33:FA:1452:C:H4'	33:FA:1453:G:O5'	1.99	0.63
33:FA:88:U:H2'	33:FA:89:U:C6	2.33	0.63
37:HE:111:MET:HB2	37:HE:140:THR:HG21	1.80	0.63
1:AA:301:G:OP2	21:AU:81:ARG:NH1	2.29	0.63
33:BA:1522:U:OP1	43:BK:128:ARG:NH2	2.32	0.63
38:DF:81:ASN:OD1	38:DF:83:ALA:N	2.30	0.63

Continued on next page...

Continued from previous page...

Atom-1	Atom-2	Interatomic distance (Å)	Clash overlap (Å)
1:EA:2547:A:H2'	1:EA:2548:U:C6	2.33	0.63
1:EA:572:A:OP2	18:ER:80:ARG:NH2	2.31	0.63
3:EC:80:LEU:HD11	3:EC:109:LEU:HG	1.81	0.63
54:FV:62:THR:O	59:FV:901:HOH:O	2.16	0.63
37:HE:82:GLN:HG2	37:HE:150:PRO:HD3	1.81	0.63
1:AA:100:U:H4'	1:AA:101:A:O5'	1.99	0.62
21:AU:98:ASN:O	21:AU:98:ASN:ND2	2.24	0.62
43:BK:35:THR:HA	43:BK:42:LEU:HG	1.81	0.62
1:CA:141:G:N2	20:CT:1:MET:O	2.32	0.62
10:EJ:64:VAL:CG1	10:EJ:68:LYS:HB2	2.29	0.62
17:EQ:91:ARG:HH21	17:EQ:93:ILE:HG21	1.64	0.62
46:FN:49:GLN:N	46:FN:49:GLN:OE1	2.32	0.62
42:BJ:35:GLN:HG3	42:BJ:36:VAL:H	1.63	0.62
1:CA:2009:A:OP1	19:CS:41:LYS:NZ	2.29	0.62
1:CA:411:G:OP2	1:CA:2406:A:O2'	2.15	0.62
23:EW:18:LYS:HA	23:EW:36:ILE:HB	1.82	0.62
1:GA:244:A:OP2	30:G3:7:ARG:NH2	2.30	0.62
4:AD:149:ASN:OD1	4:AD:150:GLN:N	2.31	0.62
33:BA:276:G:OP1	49:BQ:14:SER:OG	2.13	0.62
33:BA:702:A:H5''	33:BA:703:G:N7	2.13	0.62
12:CL:82:LEU:HB2	12:CL:90:VAL:HG21	1.80	0.62
33:DA:1296:C:H4'	33:DA:1302:C:N3	2.14	0.62
36:DD:65:TYR:O	36:DD:115:ARG:NH1	2.33	0.62
16:EP:50:ARG:CB	16:EP:57:ALA:H	2.13	0.62
33:FA:451:A:H4'	33:FA:452:A:O5'	1.99	0.62
52:FT:68:HIS:O	52:FT:69:LYS:NZ	2.33	0.62
33:BA:933:G:O6	39:BG:3:ARG:NH1	2.32	0.62
1:CA:1279:G:H4'	14:CN:31:HIS:HD2	1.64	0.62
26:CZ:8:GLN:O	26:CZ:10:ARG:N	2.32	0.62
33:DA:41:G:H2'	33:DA:42:G:C8	2.35	0.62
34:DB:53:LEU:HA	34:DB:56:LEU:HB3	1.81	0.62
1:EA:1918:A:O2'	1:EA:1920:C:N4	2.32	0.62
1:EA:555:G:O2'	1:EA:556:A:OP2	2.16	0.62
17:EQ:91:ARG:HH11	18:ER:11:GLN:N	1.97	0.62
1:GA:1268:A:C2	1:GA:2013:A:C4	2.86	0.62
10:GJ:64:VAL:HG11	10:GJ:69:ARG:HB2	1.81	0.62
33:HA:416:G:OP2	59:HA:1717:HOH:O	2.16	0.62
28:A1:26:LYS:HD3	28:A1:52:LYS:HE2	1.82	0.62
6:AF:11:VAL:HA	6:AF:14:LYS:HG2	1.81	0.62
6:AF:27:VAL:O	6:AF:29:ARG:NH1	2.33	0.62
36:BD:3:ARG:CZ	36:BD:115:ARG:HD3	2.29	0.62

Continued on next page...

Continued from previous page...

Atom-1	Atom-2	Interatomic distance (Å)	Clash overlap (Å)
36:BD:65:TYR:O	36:BD:115:ARG:NH1	2.32	0.62
7:CG:46:ASP:OD1	7:CG:47:ASN:N	2.32	0.62
32:A5:94:ARG:O	32:A5:97:LYS:N	2.33	0.62
1:AA:250:G:C6	1:AA:251:A:C6	2.88	0.62
1:AA:275:C:H3'	1:AA:276:U:H5''	1.82	0.62
42:BJ:5:ARG:HB3	42:BJ:77:VAL:HA	1.82	0.62
3:CC:69:ASN:O	3:CC:71:ASP:N	2.32	0.62
15:CO:2:ASP:OD1	15:CO:3:LYS:N	2.32	0.62
36:DD:116:GLN:HG2	36:DD:120:HIS:CD2	2.35	0.62
1:EA:1131:G:OP1	10:EJ:82:GLY:HA2	2.00	0.62
1:EA:726:G:O2'	1:EA:727:A:OP2	2.16	0.62
4:ED:102:ALA:HA	4:ED:180:VAL:HG11	1.80	0.62
33:FA:158:G:H2'	33:FA:159:G:H5'	1.81	0.62
1:GA:1857:G:O2'	1:GA:1858:A:OP2	2.15	0.62
16:GP:50:ARG:CD	16:GP:51:ASN:N	2.62	0.62
33:HA:202:G:HO2'	33:HA:468:A:H8	1.45	0.62
20:AT:50:LEU:HD23	25:AY:26:PHE:CE2	2.35	0.62
43:BK:23:ILE:HG13	43:BK:86:VAL:HA	1.81	0.62
45:BM:54:ASP:HA	45:BM:57:ARG:HB3	1.82	0.62
33:DA:971:G:O6	33:DA:1364:U:O2'	2.13	0.62
1:EA:1824:G:OP2	59:EA:3653:HOH:O	2.16	0.62
35:FC:83:ASP:O	35:FC:86:LYS:HG2	2.00	0.62
1:GA:855:G:N3	23:GW:23:LYS:HD2	2.14	0.62
41:HI:57:MET:N	41:HI:57:MET:SD	2.73	0.62
1:AA:1378:A:O2'	1:AA:1380:G:N7	2.30	0.62
1:AA:748:G:C8	1:AA:750:A:C8	2.87	0.62
33:BA:1313:U:P	51:BS:6:LYS:HG2	2.40	0.62
19:CS:69:LEU:HG	19:CS:107:VAL:HG22	1.82	0.62
37:DE:111:MET:CE	37:DE:125:ALA:HB1	2.29	0.62
40:DH:53:GLY:HA3	40:DH:57:PRO:HA	1.81	0.62
37:FE:97:GLN:HB2	37:FE:124:LEU:HB2	1.81	0.62
33:HA:1010:U:H2'	33:HA:1011:C:C6	2.35	0.62
37:HE:41:ASP:OD1	37:HE:42:GLY:N	2.33	0.62
54:HV:203:GLU:O	54:HV:205:GLU:N	2.33	0.62
4:AD:106:LYS:HB3	4:AD:206:ALA:HB3	1.82	0.62
1:CA:654:A:N3	1:CA:654:A:H3'	2.14	0.62
35:DC:77:ILE:HA	35:DC:84:VAL:HG23	1.80	0.62
32:E5:26:VAL:O	32:E5:27:VAL:HB	1.98	0.62
32:E5:26:VAL:CG1	32:E5:77:VAL:HG11	2.30	0.62
42:FJ:53:ILE:HG12	42:FJ:61:ALA:HB1	1.82	0.62
33:HA:1239:A:H61	33:HA:1299:A:H61	1.47	0.62

Continued on next page...

Continued from previous page...

Atom-1	Atom-2	Interatomic distance (Å)	Clash overlap (Å)
33:HA:1239:A:N6	33:HA:1299:A:H61	1.98	0.62
37:HE:111:MET:CB	37:HE:140:THR:HG21	2.30	0.62
43:HK:125:LYS:O	53:HU:34:ARG:NE	2.33	0.62
1:AA:2543:G:H2'	1:AA:2544:G:C8	2.35	0.62
43:BK:15:GLN:HA	43:BK:77:TYR:O	2.00	0.62
1:EA:100:U:H4'	1:EA:101:A:O5'	1.99	0.62
1:EA:1107:G:H5''	32:E5:58:THR:CG2	2.29	0.62
16:GP:50:ARG:CG	16:GP:57:ALA:H	2.13	0.62
33:HA:1329:A:OP1	45:HM:26:GLY:N	2.32	0.62
43:HK:111:THR:HG22	53:HU:5:LYS:HB2	1.81	0.62
6:AF:36:ASN:O	6:AF:151:LEU:HB2	2.00	0.61
33:BA:1033:G:H2'	33:BA:1034:G:H5'	1.81	0.61
33:BA:195:A:OP1	52:BT:60:ARG:NH1	2.33	0.61
11:EK:71:ARG:HG3	11:EK:105:ARG:NH2	2.15	0.61
35:FC:17:PRO:O	35:FC:18:TRP:HB2	2.00	0.61
38:BF:81:ASN:OD1	38:BF:83:ALA:N	2.33	0.61
33:DA:1119:C:OP1	41:DI:85:ARG:NH1	2.33	0.61
35:DC:7:PRO:O	35:DC:11:ARG:NH1	2.32	0.61
1:EA:2429:G:OP2	59:EA:3342:HOH:O	2.16	0.61
34:FB:99:MET:HA	34:FB:106:VAL:HG21	1.82	0.61
23:GW:37:VAL:HB	23:GW:38:ARG:HH11	1.64	0.61
1:AA:450:G:O6	59:AA:3243:HOH:O	2.14	0.61
3:AC:255:LYS:O	3:AC:257:ARG:N	2.33	0.61
6:CF:1:ALA:HB3	6:CF:4:HIS:HB3	1.83	0.61
16:CP:50:ARG:CD	16:CP:51:ASN:N	2.64	0.61
16:EP:50:ARG:HB3	16:EP:57:ALA:H	1.65	0.61
11:GK:78:ARG:NH1	16:GP:70:GLU:OE2	2.33	0.61
5:AE:4:VAL:HG12	5:AE:6:LYS:H	1.65	0.61
44:BL:44:LYS:HB3	44:BL:45:PRO:HD3	1.81	0.61
44:BL:72:HIS:ND1	44:BL:73:ASN:O	2.33	0.61
39:DG:113:ASP:OD2	39:DG:122:ASN:ND2	2.33	0.61
1:EA:1665:A:OP2	59:EA:3426:HOH:O	2.16	0.61
1:EA:1784:A:N6	59:EA:3688:HOH:O	2.26	0.61
3:EC:144:GLU:HA	3:EC:151:GLY:HA2	1.80	0.61
1:EA:1913:A:C6	33:FA:1494:G:H5'	2.36	0.61
32:A5:91:ALA:C	32:A5:93:ALA:H	2.03	0.61
1:AA:2481:G:HO2'	1:AA:2482:A:H8	1.47	0.61
5:AE:150:THR:HG21	5:AE:153:LEU:HA	1.82	0.61
49:BQ:48:ASP:OD2	49:BQ:52:GLU:N	2.33	0.61
54:BV:190:ALA:N	54:BV:205:GLU:O	2.32	0.61
1:CA:2742:G:OP2	31:C4:24:ARG:NH1	2.30	0.61

Continued on next page...

Continued from previous page...

Atom-1	Atom-2	Interatomic distance (Å)	Clash overlap (Å)
25:CY:51:ALA:O	25:CY:55:THR:N	2.33	0.61
36:DD:58:LYS:NZ	36:DD:69:GLU:OE1	2.32	0.61
31:E4:36:ARG:HG2	31:E4:37:GLN:H	1.64	0.61
17:EQ:63:ARG:HH22	17:EQ:96:ASP:N	1.98	0.61
23:EW:18:LYS:CA	23:EW:36:ILE:HB	2.30	0.61
23:EW:36:ILE:O	23:EW:39:GLN:NE2	2.34	0.61
1:GA:1301:A:OP1	59:GA:3640:HOH:O	2.16	0.61
9:GI:79:LEU:HA	9:GI:83:ALA:HB3	1.83	0.61
14:GN:12:ARG:NE	14:GN:20:MET:HE3	2.15	0.61
32:A5:44:ALA:O	32:A5:49:GLY:N	2.33	0.61
1:AA:983:A:OP2	59:AA:3580:HOH:O	2.16	0.61
1:CA:1266:G:OP1	27:C0:15:ARG:NE	2.30	0.61
1:CA:2683:C:O2	11:CK:70:ARG:NH2	2.32	0.61
2:CB:5:U:O2'	2:CB:27:C:O2	2.17	0.61
14:CN:29:VAL:HG11	14:CN:75:ILE:HG23	1.80	0.61
1:CA:1913:A:N7	33:DA:1494:G:H5'	2.15	0.61
12:EL:109:LYS:HG2	12:EL:126:ARG:HB3	1.83	0.61
33:FA:1182:G:H4'	33:FA:1183:U:C5'	2.31	0.61
33:FA:73:C:H6	33:FA:73:C:H5'	1.65	0.61
44:FL:110:ARG:NH1	44:FL:112:GLN:O	2.33	0.61
1:GA:1778:U:H2'	1:GA:1784:A:N6	2.16	0.61
6:GF:15:LEU:HD11	6:GF:168:LEU:HA	1.83	0.61
1:GA:1080:A:H4'	9:GI:126:ARG:HD2	1.83	0.61
33:HA:1277:C:HO2'	33:HA:1279:G:H8	1.49	0.61
33:HA:1306:A:H1'	33:HA:1332:A:C4	2.36	0.61
33:HA:73:C:H6	33:HA:73:C:H5'	1.66	0.61
1:CA:2297:A:N1	1:CA:2321:U:H5	1.98	0.61
2:CB:42:C:OP1	6:CF:63:LYS:NZ	2.26	0.61
23:CW:39:GLN:NE2	23:CW:56:HIS:O	2.34	0.61
10:EJ:4:PHE:N	10:EJ:44:TYR:OH	2.34	0.61
46:FN:61:ARG:O	46:FN:62:ASN:HB2	1.99	0.61
5:GE:128:ALA:O	5:GE:130:LYS:N	2.34	0.61
10:GJ:39:LYS:HA	10:GJ:43:GLU:HG3	1.83	0.61
40:BH:10:MET:HE1	40:BH:33:LYS:HA	1.83	0.61
1:CA:1731:G:H1'	1:CA:1733:G:C8	2.36	0.61
22:CV:72:VAL:HG12	22:CV:93:ARG:HA	1.82	0.61
1:EA:84:A:H4'	1:EA:85:G:O5'	2.01	0.61
6:EF:33:ILE:CG2	6:EF:153:ILE:HD11	2.29	0.61
33:FA:461:A:N3	33:FA:461:A:H3'	2.15	0.61
1:GA:1440:U:H2'	1:GA:1441:G:H8	1.65	0.61
1:GA:558:U:H5''	10:GJ:111:LYS:HE3	1.82	0.61

Continued on next page...

Continued from previous page...

Atom-1	Atom-2	Interatomic distance (Å)	Clash overlap (Å)
6:GF:105:ILE:HG12	6:GF:138:PRO:HG3	1.83	0.61
34:HB:20:ARG:O	34:HB:22:TRP:N	2.33	0.61
37:HE:104:GLY:CA	37:HE:122:ASN:HA	2.31	0.61
17:AQ:4:LYS:HG3	17:AQ:5:ARG:H	1.66	0.61
1:CA:2346:A:H3'	1:CA:2347:C:H5''	1.82	0.61
33:DA:814:A:OP2	59:DA:1759:HOH:O	2.16	0.61
32:E5:59:LEU:HD23	32:E5:62:ARG:HE	1.66	0.61
1:EA:2448:A:OP1	59:EA:3683:HOH:O	2.16	0.61
34:FB:69:VAL:HG23	34:FB:162:VAL:HB	1.82	0.61
9:GI:12:VAL:HG22	9:GI:23:VAL:HG13	1.81	0.61
16:AP:50:ARG:CD	16:AP:57:ALA:H	2.13	0.61
17:AQ:91:ARG:HH21	17:AQ:93:ILE:HG21	1.66	0.61
1:AA:1336:A:P	20:AT:68:LYS:NZ	2.74	0.61
33:BA:1029:U:O2'	33:BA:1033:G:N2	2.34	0.61
33:BA:922:G:H4'	37:BE:25:VAL:HA	1.83	0.61
37:BE:104:GLY:CA	37:BE:122:ASN:HA	2.31	0.61
38:BF:38:ARG:HB3	38:BF:63:ASN:HB2	1.82	0.61
38:BF:74:LEU:O	38:BF:77:THR:OG1	2.17	0.61
44:BL:110:ARG:NH1	44:BL:112:GLN:O	2.34	0.61
54:DV:156:ASN:O	54:DV:160:THR:OG1	2.19	0.61
36:FD:66:GLY:O	36:FD:115:ARG:NH2	2.34	0.61
1:GA:1003:G:O2'	1:GA:1010:A:N1	2.26	0.61
1:GA:2324:U:H3'	1:GA:2325:G:C5'	2.31	0.61
42:HJ:73:LEU:O	42:HJ:75:ASP:N	2.34	0.61
50:HR:54:GLN:HA	50:HR:57:ARG:HD3	1.81	0.61
32:A5:24:SER:C	32:A5:116:GLU:HB3	2.20	0.60
14:AN:73:ASN:HA	14:AN:76:VAL:HG12	1.82	0.60
33:BA:1279:G:H2'	33:BA:1279:G:N3	2.16	0.60
31:C4:36:ARG:HG2	31:C4:37:GLN:H	1.66	0.60
1:CA:1901:A:OP2	3:CC:252:LYS:NZ	2.27	0.60
33:DA:429:U:O3'	36:DD:22:LYS:NZ	2.34	0.60
42:DJ:37:ARG:NH1	42:DJ:75:ASP:OD2	2.34	0.60
54:DV:79:TYR:OH	54:DV:284:ASP:OD1	2.13	0.60
6:EF:10:GLU:O	6:EF:12:VAL:N	2.34	0.60
10:EJ:128:ASN:ND2	10:EJ:129:GLU:OE2	2.34	0.60
42:FJ:32:THR:HG21	42:FJ:83:THR:HA	1.82	0.60
33:HA:324:G:N7	59:HA:1842:HOH:O	2.31	0.60
42:HJ:37:ARG:CZ	42:HJ:76:ILE:HA	2.31	0.60
32:A5:25:ALA:C	32:A5:116:GLU:OE1	2.39	0.60
5:AE:148:ILE:HA	5:AE:187:VAL:HB	1.81	0.60
33:BA:460:A:N6	33:BA:472:U:O4	2.35	0.60

Continued on next page...

Continued from previous page...

Atom-1	Atom-2	Interatomic distance (Å)	Clash overlap (Å)
41:BI:57:MET:CA	41:BI:60:LYS:HG2	2.31	0.60
1:CA:1425:G:H2'	1:CA:1426:G:C8	2.36	0.60
33:DA:299:G:O6	59:DA:1836:HOH:O	2.15	0.60
7:EG:84:LYS:HG3	7:EG:132:LEU:N	2.16	0.60
1:EA:2757:A:N1	7:EG:66:THR:HG21	2.16	0.60
1:EA:2707:U:O2	14:EN:71:ARG:NH1	2.34	0.60
54:FV:538:ASN:HD22	54:FV:550:ILE:HG21	1.65	0.60
1:GA:2450:A:OP2	59:GA:3677:HOH:O	2.15	0.60
1:GA:2478:A:OP2	31:G4:2:LYS:NZ	2.34	0.60
2:GB:87:U:H3'	2:GB:88:C:H5'	1.83	0.60
4:GD:4:LEU:HD23	4:GD:101:PHE:CE2	2.36	0.60
16:GP:50:ARG:CZ	16:GP:56:SER:HB3	2.30	0.60
40:HH:5:ASP:OD2	40:HH:77:ARG:NH1	2.34	0.60
46:HN:61:ARG:O	46:HN:62:ASN:HB2	2.01	0.60
32:A5:24:SER:HB3	32:A5:116:GLU:CG	2.25	0.60
33:BA:204:G:H3'	33:BA:205:A:C5'	2.31	0.60
54:BV:221:ASN:HA	54:BV:224:GLU:HB3	1.83	0.60
7:CG:8:VAL:HG13	7:CG:9:VAL:H	1.66	0.60
23:CW:24:ARG:NH1	23:CW:65:LYS:HB2	2.16	0.60
3:EC:16:VAL:N	3:EC:203:VAL:HG12	2.17	0.60
1:EA:1064:C:H4'	9:EI:90:GLY:H	1.66	0.60
12:EL:77:ILE:HD11	12:EL:108:ALA:HB1	1.84	0.60
34:FB:163:ILE:HG23	34:FB:164:ASP:H	1.66	0.60
38:FF:91:ARG:O	38:FF:92:THR:OG1	2.18	0.60
1:GA:875:G:H2'	1:GA:876:C:H5'	1.82	0.60
4:GD:124:ARG:HD2	4:GD:125:TRP:NE1	2.16	0.60
1:AA:2550:G:OP1	59:AA:3715:HOH:O	2.16	0.60
33:BA:1166:G:O2'	33:BA:1169:A:N6	2.34	0.60
33:BA:1417:G:O6	59:BA:1795:HOH:O	2.12	0.60
6:CF:35:LEU:CD1	6:CF:88:VAL:HB	2.32	0.60
1:EA:2352:A:C6	23:EW:30:VAL:HG11	2.37	0.60
26:EZ:8:GLN:O	26:EZ:9:THR:HG22	2.01	0.60
33:FA:1228:C:P	45:FM:107:ARG:HH22	2.24	0.60
1:GA:1088:A:O2'	1:GA:1089:A:P	2.59	0.60
1:GA:1279:G:H4'	14:GN:31:HIS:CD2	2.35	0.60
16:GP:50:ARG:HG2	16:GP:57:ALA:N	2.16	0.60
24:GX:42:GLU:OE2	24:GX:77:TYR:OH	2.20	0.60
54:HV:560:GLN:N	54:HV:560:GLN:OE1	2.32	0.60
54:HV:632:ILE:HD12	54:HV:642:LEU:HD22	1.83	0.60
1:AA:161:A:H2	1:AA:2217:G:HO2'	1.49	0.60
33:BA:660:C:H2'	33:BA:661:G:O4'	2.02	0.60

Continued on next page...

Continued from previous page...

Atom-1	Atom-2	Interatomic distance (Å)	Clash overlap (Å)
36:DD:13:ARG:NH1	36:DD:37:ALA:O	2.34	0.60
54:DV:222:LEU:O	54:DV:226:ALA:N	2.35	0.60
9:CI:25:PRO:HB3	54:DV:649:VAL:HA	1.84	0.60
32:E5:127:ALA:HA	32:E5:129:LEU:HG	1.82	0.60
17:EQ:60:TRP:CE2	17:EQ:93:ILE:HB	2.36	0.60
33:FA:880:C:OP2	44:FL:3:THR:HG21	2.01	0.60
1:GA:137:U:HO2'	1:GA:138:U:P	2.24	0.60
1:GA:528:A:C2	1:GA:2043:C:H4'	2.37	0.60
1:GA:833:A:H2'	1:GA:834:G:C8	2.36	0.60
43:HK:26:SER:OG	43:HK:29:ASN:O	2.18	0.60
38:BF:47:LEU:HD11	38:BF:51:ILE:HG22	1.82	0.60
4:CD:118:PHE:HD1	4:CD:119:ALA:H	1.49	0.60
25:CY:6:LEU:CD1	25:CY:56:LEU:HD11	2.32	0.60
34:DB:22:TRP:CG	34:DB:23:ASN:N	2.69	0.60
33:FA:62:U:O2'	33:FA:379:C:O2	2.18	0.60
47:FO:39:LEU:O	47:FO:42:HIS:N	2.35	0.60
1:GA:1828:G:OP1	59:GA:3789:HOH:O	2.16	0.60
3:GC:69:ASN:O	3:GC:71:ASP:N	2.34	0.60
33:HA:1304:G:OP2	59:HA:1790:HOH:O	2.16	0.60
9:AI:19:PRO:CG	9:AI:23:VAL:HG23	2.31	0.60
14:AN:56:LYS:HD2	14:AN:88:ALA:HA	1.83	0.60
33:BA:1264:U:H2'	33:BA:1265:C:C6	2.36	0.60
33:BA:335:C:O2'	33:BA:1433:A:N3	2.33	0.60
33:DA:518:C:H2'	33:DA:530:G:C8	2.36	0.60
54:DV:78:GLN:NE2	54:DV:280:ASP:OD2	2.35	0.60
1:EA:2742:G:OP1	31:E4:36:ARG:HD3	2.01	0.60
1:EA:1028:A:N6	1:EA:1125:G:H2'	2.16	0.60
1:EA:855:G:N3	23:EW:23:LYS:HD2	2.17	0.60
4:ED:29:VAL:HB	4:ED:98:VAL:HG22	1.84	0.60
11:EK:105:ARG:HD3	11:EK:105:ARG:H	1.67	0.60
23:EW:37:VAL:HB	23:EW:38:ARG:HH11	1.65	0.60
12:GL:93:ASN:O	12:GL:95:LEU:N	2.34	0.60
33:HA:1147:C:O2	41:HI:18:ARG:NH1	2.34	0.60
34:HB:32:GLY:HA3	34:HB:39:ILE:H	1.65	0.60
1:AA:654:A:H3'	1:AA:654:A:N3	2.17	0.60
19:CS:24:ILE:HG13	19:CS:36:LEU:HD11	1.82	0.60
33:DA:1182:G:H4'	33:DA:1183:U:C5'	2.31	0.60
1:EA:1084:A:N6	1:EA:1085:A:N1	2.50	0.60
1:EA:1386:C:H2'	1:EA:1387:A:C8	2.36	0.60
1:GA:1779:U:H5	1:GA:1784:A:N7	1.99	0.60
1:GA:2353:G:H1'	23:GW:30:VAL:CG1	2.31	0.60

Continued on next page...

Continued from previous page...

Atom-1	Atom-2	Interatomic distance (Å)	Clash overlap (Å)
25:GY:32:ALA:HB2	25:GY:37:LEU:HD12	1.83	0.60
49:HQ:12:VAL:O	49:HQ:14:SER:N	2.32	0.60
1:AA:2016:U:H2'	1:AA:2017:U:C6	2.37	0.60
1:AA:85:G:OP1	21:AU:6:ARG:N	2.35	0.60
47:BO:75:VAL:O	47:BO:79:THR:OG1	2.19	0.60
33:BA:1320:C:O2	51:BS:36:ARG:NH1	2.35	0.60
1:CA:1156:A:OP2	59:CA:3359:HOH:O	2.17	0.60
1:CA:1913:A:N7	33:DA:1494:G:C4'	2.64	0.60
1:CA:666:A:H4'	12:CL:48:ARG:HD2	1.84	0.60
3:CC:91:ALA:HB3	3:CC:103:ILE:HG22	1.83	0.60
9:CI:91:LYS:O	9:CI:135:MET:HE1	2.02	0.60
33:DA:363:A:H1'	44:DL:29:GLN:NE2	2.17	0.60
53:DU:4:ILE:N	53:DU:20:LYS:HZ1	1.99	0.60
32:E5:91:ALA:HB1	32:E5:130:PRO:HB3	1.84	0.60
3:EC:110:LYS:NZ	3:EC:113:ASP:OD1	2.24	0.60
33:FA:1468:A:C2'	33:FA:1469:C:H5'	2.32	0.60
1:GA:1181:U:H2'	1:GA:1182:G:C8	2.36	0.60
1:GA:450:G:O6	59:GA:3238:HOH:O	2.13	0.60
1:GA:1804:C:OP1	3:GC:256:THR:OG1	2.20	0.60
10:AJ:44:TYR:CD1	17:AQ:59:LEU:HD11	2.37	0.60
16:AP:50:ARG:CD	16:AP:51:ASN:N	2.65	0.60
28:C1:47:ILE:H	28:C1:47:ILE:HD12	1.67	0.60
1:CA:1248:G:C5	17:CQ:2:ARG:HG3	2.37	0.60
19:CS:24:ILE:HG22	19:CS:71:VAL:HG21	1.84	0.60
20:CT:39:THR:O	20:CT:41:ALA:N	2.34	0.60
33:DA:977:A:OP2	59:DA:1775:HOH:O	2.17	0.60
50:DR:22:ASP:OD1	50:DR:24:LYS:N	2.31	0.60
18:ER:42:ALA:HA	18:ER:46:GLU:CB	2.32	0.60
1:GA:2674:G:H4'	11:GK:30:ARG:HG3	1.84	0.60
9:GI:78:LEU:HA	9:GI:82:ALA:HB3	1.82	0.60
4:GD:13:ARG:NH1	11:GK:73:ASP:O	2.35	0.60
33:HA:677:U:H3	33:HA:713:G:H22	1.50	0.60
32:A5:106:PHE:O	32:A5:108:VAL:N	2.35	0.59
32:A5:71:CYS:CA	32:A5:117:LEU:CD1	2.77	0.59
1:AA:1594:U:H2'	1:AA:1595:C:C6	2.37	0.59
1:AA:568:U:O4	18:AR:81:LYS:NZ	2.35	0.59
33:BA:1412:C:OP1	44:BL:54:ARG:NH1	2.33	0.59
42:BJ:35:GLN:HG2	42:BJ:77:VAL:HB	1.85	0.59
54:BV:222:LEU:O	54:BV:226:ALA:N	2.33	0.59
1:CA:2269:G:O2'	23:CW:18:LYS:HG2	2.02	0.59
10:CJ:39:LYS:HA	10:CJ:43:GLU:HG3	1.83	0.59

Continued on next page...

Continued from previous page...

Atom-1	Atom-2	Interatomic distance (Å)	Clash overlap (Å)
17:CQ:29:ARG:HG3	17:CQ:29:ARG:HH11	1.67	0.59
17:CQ:63:ARG:NH1	17:CQ:96:ASP:HA	2.18	0.59
33:DA:207:C:H2'	33:DA:208:U:C5	2.37	0.59
39:FG:70:ARG:HG3	39:FG:96:ARG:HG2	1.83	0.59
33:HA:1513:A:H2'	33:HA:1514:G:C8	2.37	0.59
45:HM:57:ARG:HA	45:HM:60:VAL:HG12	1.84	0.59
1:AA:1069:A:N3	1:AA:1073:A:N6	2.49	0.59
4:AD:62:LYS:HB2	4:AD:63:PRO:HD3	1.83	0.59
6:AF:51:ASN:O	6:AF:54:ALA:N	2.35	0.59
13:AM:33:LEU:HD22	13:AM:128:THR:HB	1.84	0.59
33:BA:1124:G:H3'	33:BA:1145:A:H62	1.66	0.59
4:CD:149:ASN:OD1	4:CD:150:GLN:N	2.35	0.59
54:DV:58:GLU:OE1	54:DV:475:ARG:NH2	2.32	0.59
10:EJ:3:THR:HB	10:EJ:44:TYR:OH	2.02	0.59
17:EQ:65:ASN:OD1	17:EQ:69:ARG:NH2	2.35	0.59
33:FA:1101:A:H4'	33:FA:1102:A:O5'	2.01	0.59
33:FA:1494:G:N7	55:FW:2:DPP:N	2.50	0.59
28:G1:3:GLY:O	28:G1:5:ARG:N	2.29	0.59
2:GB:2:G:H1	2:GB:119:A:HO3'	1.47	0.59
47:HO:46:HIS:C	47:HO:48:LYS:H	2.06	0.59
32:A5:24:SER:C	32:A5:116:GLU:CB	2.71	0.59
1:AA:1135:C:OP2	59:AA:3701:HOH:O	2.15	0.59
1:AA:1300:G:H4'	1:AA:1301:A:H5'	1.83	0.59
1:AA:34:U:O2'	1:AA:35:G:OP1	2.19	0.59
1:AA:526:A:OP1	59:AA:3246:HOH:O	2.16	0.59
9:AI:80:LYS:HG3	9:AI:86:LYS:HG2	1.84	0.59
12:AL:85:VAL:HG22	12:AL:94:THR:HG22	1.85	0.59
33:BA:451:A:N6	33:BA:480:U:H2'	2.17	0.59
33:BA:831:A:OP1	34:BB:20:ARG:NE	2.35	0.59
1:CA:1913:A:C2'	55:DW:4:SER:HA	2.32	0.59
3:CC:255:LYS:O	3:CC:257:ARG:N	2.34	0.59
5:CE:149:ILE:HD11	5:CE:172:ALA:HA	1.84	0.59
7:CG:23:ILE:HG21	7:CG:71:LEU:HD11	1.85	0.59
9:CI:80:LYS:HG3	9:CI:86:LYS:HA	1.84	0.59
34:DB:163:ILE:HG23	34:DB:164:ASP:H	1.67	0.59
1:EA:1820:U:OP1	3:EC:176:ARG:NH2	2.34	0.59
4:ED:68:PHE:HB3	4:ED:73:VAL:HG12	1.83	0.59
20:ET:50:LEU:HD12	20:ET:50:LEU:H	1.67	0.59
33:FA:1316:G:N2	33:FA:1318:A:H3'	2.17	0.59
33:FA:131:A:H2'	33:FA:132:C:C6	2.37	0.59
33:FA:1318:A:N3	51:FS:37:ARG:NH1	2.49	0.59

Continued on next page...

Continued from previous page...

Atom-1	Atom-2	Interatomic distance (Å)	Clash overlap (Å)
1:GA:277:G:H1'	1:GA:361:G:H1	1.66	0.59
33:HA:1306:A:N3	33:HA:1332:A:H1'	2.18	0.59
33:HA:461:A:H2'	33:HA:462:G:H5'	1.85	0.59
36:HD:13:ARG:NH1	36:HD:37:ALA:O	2.35	0.59
18:AR:49:ILE:HD12	18:AR:52:PRO:HA	1.84	0.59
33:BA:717:U:O2'	33:BA:734:G:O4'	2.15	0.59
44:BL:14:ARG:NH1	44:BL:15:LYS:HG2	2.18	0.59
54:BV:645:GLN:O	54:BV:647:SER:N	2.35	0.59
1:CA:302:C:O3'	21:CU:78:LYS:NZ	2.34	0.59
33:DA:70:U:HO2'	33:DA:71:A:H8	1.49	0.59
2:EB:41:G:N7	6:EF:68:LYS:NZ	2.50	0.59
17:EQ:63:ARG:NH1	17:EQ:96:ASP:HA	2.17	0.59
19:ES:18:ARG:O	19:ES:19:LEU:CB	2.49	0.59
33:FA:1319:A:P	51:FS:5:LEU:HD11	2.43	0.59
1:GA:2346:A:H3'	1:GA:2347:C:C5'	2.32	0.59
1:GA:248:G:H5'	1:GA:250:G:N7	2.17	0.59
33:HA:1203:C:OP1	59:HA:1777:HOH:O	2.17	0.59
33:HA:747:A:C6	33:HA:748:G:C5	2.91	0.59
36:HD:116:GLN:O	36:HD:120:HIS:ND1	2.35	0.59
36:HD:15:GLU:OE2	36:HD:56:ARG:NH2	2.35	0.59
1:AA:523:C:O2	1:AA:554:U:O2'	2.21	0.59
34:BB:153:MET:O	34:BB:155:GLY:N	2.35	0.59
36:BD:116:GLN:HG2	36:BD:120:HIS:CD2	2.37	0.59
1:CA:1131:G:OP1	10:CJ:82:GLY:HA2	2.02	0.59
1:CA:1790:C:OP2	59:CA:3771:HOH:O	2.17	0.59
1:CA:2248:C:OP2	59:CA:3502:HOH:O	2.16	0.59
1:EA:1014:A:OP2	59:EA:3597:HOH:O	2.17	0.59
1:EA:1378:A:H4'	1:EA:1379:U:OP1	2.02	0.59
6:EF:134:GLN:HG3	6:EF:140:ILE:HG12	1.82	0.59
7:EG:104:LEU:HD12	7:EG:112:VAL:HG21	1.84	0.59
7:EG:46:ASP:OD1	7:EG:47:ASN:N	2.34	0.59
17:EQ:91:ARG:HE	17:EQ:93:ILE:CG2	2.14	0.59
54:FV:221:ASN:OD1	54:FV:221:ASN:N	2.36	0.59
1:GA:1070:A:H5'	1:GA:1072:C:OP2	2.02	0.59
2:GB:59:A:OP2	59:GB:1309:HOH:O	2.17	0.59
6:GF:169:LEU:HB3	6:GF:176:PHE:CZ	2.38	0.59
1:GA:1187:G:H5''	18:GR:83:TYR:CE2	2.38	0.59
33:HA:1391:U:H2'	33:HA:1392:G:C8	2.37	0.59
33:HA:489:C:H5''	36:HD:128:ARG:HH22	1.66	0.59
48:HP:43:ALA:O	48:HP:46:LYS:HG2	2.03	0.59
20:AT:2:ILE:HG22	20:AT:3:ARG:HD2	1.84	0.59

Continued on next page...

Continued from previous page...

Atom-1	Atom-2	Interatomic distance (Å)	Clash overlap (Å)
33:BA:21:G:OP1	59:BA:1815:HOH:O	2.17	0.59
41:BI:22:LYS:O	41:BI:62:ASP:N	2.30	0.59
2:CB:90:C:H5'	13:CM:18:ARG:HG2	1.83	0.59
7:CG:97:VAL:HG11	7:CG:122:ALA:O	2.03	0.59
43:DK:35:THR:OG1	43:DK:40:ASN:N	2.32	0.59
1:EA:2584:U:O4	59:EA:3702:HOH:O	2.13	0.59
6:EF:41:GLU:HB2	6:EF:48:LEU:HD23	1.83	0.59
33:FA:677:U:H3	33:FA:713:G:H22	1.49	0.59
43:FK:24:HIS:HB3	43:FK:31:ILE:HG13	1.83	0.59
4:GD:5:VAL:H	4:GD:32:ASN:HD21	1.50	0.59
16:GP:50:ARG:HH11	16:GP:75:THR:HG21	1.68	0.59
18:GR:49:ILE:HD12	18:GR:52:PRO:HA	1.85	0.59
33:HA:1468:A:C2'	33:HA:1469:C:H5'	2.33	0.59
33:HA:1495:U:H2'	33:HA:1496:C:O2	2.03	0.59
37:HE:111:MET:HE1	37:HE:125:ALA:HB1	1.85	0.59
39:HG:126:ASP:O	39:HG:130:ASN:HA	2.02	0.59
32:A5:26:VAL:HG11	32:A5:77:VAL:HG13	1.84	0.59
28:C1:7:LYS:HE3	30:C3:33:THR:HG21	1.84	0.59
33:DA:826:C:O2	40:DH:16:ASN:ND2	2.35	0.59
46:DN:30:ILE:O	46:DN:35:ASN:ND2	2.35	0.59
32:E5:116:GLU:HG3	32:E5:117:LEU:H	1.67	0.59
33:FA:1493:A:OP2	55:FW:6:5OH:NP	2.36	0.59
34:FB:115:ASP:O	34:FB:119:GLN:NE2	2.36	0.59
37:FE:126:LYS:HG2	37:FE:128:TYR:CZ	2.38	0.59
38:FF:38:ARG:HG2	38:FF:39:LEU:N	2.18	0.59
1:GA:2502:G:H5'	1:GA:2503:A:H5''	1.84	0.59
4:GD:118:PHE:CD1	4:GD:119:ALA:N	2.71	0.59
33:HA:401:C:OP2	36:HD:70:ARG:NH1	2.35	0.59
1:AA:1084:A:H5'	32:A5:55:VAL:HG13	1.83	0.59
46:BN:20:TYR:O	46:BN:24:ARG:N	2.36	0.59
53:BU:41:PRO:O	53:BU:44:GLU:N	2.36	0.59
1:CA:100:U:H4'	1:CA:101:A:O5'	2.03	0.59
1:CA:1335:C:OP2	59:CA:3385:HOH:O	2.17	0.59
18:CR:39:LEU:HA	18:CR:49:ILE:HG21	1.85	0.59
23:CW:17:ALA:O	23:CW:18:LYS:HB2	2.03	0.59
43:DK:88:GLY:H	43:DK:114:THR:HG22	1.67	0.59
32:E5:64:VAL:O	32:E5:68:PRO:HD2	2.02	0.59
23:EW:28:GLU:O	23:EW:30:VAL:N	2.35	0.59
33:FA:922:G:H4'	37:FE:25:VAL:HA	1.84	0.59
45:FM:107:ARG:O	45:FM:111:GLY:N	2.34	0.59
1:GA:140:C:H4'	1:GA:141:G:H21	1.68	0.59

Continued on next page...

Continued from previous page...

Atom-1	Atom-2	Interatomic distance (Å)	Clash overlap (Å)
1:GA:579:G:C2	1:GA:1262:A:C5	2.90	0.59
6:GF:134:GLN:HG3	6:GF:140:ILE:HD13	1.85	0.59
33:HA:547:A:OP1	59:HA:1730:HOH:O	2.17	0.59
36:HD:188:ARG:NE	36:HD:197:GLU:OE2	2.36	0.59
1:AA:242:G:H5''	30:A3:63:TYR:CE2	2.38	0.59
1:AA:2478:A:H5'	31:A4:32:LYS:HD3	1.85	0.59
1:CA:2105:U:H2'	1:CA:2106:U:H6	1.68	0.59
1:CA:752:A:H62	1:CA:2609:U:H3	1.51	0.59
18:CR:66:HIS:CD2	18:CR:94:THR:HG22	2.38	0.59
33:DA:1192:C:OP2	35:DC:4:LYS:NZ	2.32	0.59
7:EG:38:ASP:N	7:EG:38:ASP:OD1	2.36	0.59
23:EW:7:GLY:O	23:EW:10:ARG:NH1	2.35	0.59
36:FD:100:ASN:OD1	36:FD:111:ARG:NH1	2.35	0.59
37:FE:41:ASP:OD1	37:FE:42:GLY:N	2.35	0.59
29:G2:34:ARG:NH1	29:G2:41:ARG:O	2.36	0.59
1:GA:1450:G:C6	1:GA:1451:C:N4	2.70	0.59
1:GA:1993:U:H4'	4:GD:133:THR:HG21	1.84	0.59
1:GA:666:A:H4'	12:GL:48:ARG:HD2	1.83	0.59
20:GT:19:LYS:O	20:GT:23:ALA:N	2.35	0.59
40:HH:3:MET:HE1	40:HH:6:PRO:HA	1.84	0.59
1:AA:469:G:O6	29:A2:37:LYS:NZ	2.35	0.59
13:AM:1:MET:HB2	13:AM:47:GLU:HG3	1.84	0.59
1:CA:999:U:OP1	59:CA:3357:HOH:O	2.17	0.59
4:CD:106:LYS:HB3	4:CD:206:ALA:HB3	1.84	0.59
16:CP:38:ARG:NH1	33:DA:346:G:H4'	2.17	0.59
34:DB:117:GLU:HA	34:DB:120:SER:HB2	1.84	0.59
41:DI:51:PRO:HB3	41:DI:84:THR:CG2	2.33	0.59
1:EA:975:A:OP2	59:EA:3587:HOH:O	2.16	0.59
34:FB:81:ASP:O	34:FB:84:LEU:N	2.34	0.59
1:EA:1913:A:N6	54:FV:591:LEU:HG	2.18	0.59
12:GL:95:LEU:HD22	12:GL:100:ILE:HD11	1.83	0.59
35:HC:40:ARG:NH1	35:HC:55:ILE:O	2.36	0.59
1:AA:1728:C:O2	1:AA:1731:G:N2	2.36	0.58
1:AA:1789:A:OP2	3:AC:220:ARG:NH1	2.36	0.58
4:AD:46:ARG:NH2	4:AD:87:GLY:O	2.35	0.58
1:CA:2800:A:H3'	1:CA:2801:G:C5'	2.32	0.58
1:CA:1654:A:O2'	4:CD:118:PHE:CG	2.55	0.58
1:CA:1080:A:H1'	9:CI:127:SER:HA	1.84	0.58
54:DV:8:ALA:O	54:DV:288:SER:OG	2.16	0.58
9:EI:135:MET:SD	9:EI:135:MET:N	2.76	0.58
16:EP:50:ARG:CD	16:EP:51:ASN:H	2.16	0.58

Continued on next page...

Continued from previous page...

Atom-1	Atom-2	Interatomic distance (Å)	Clash overlap (Å)
33:HA:35:G:O2'	44:HL:115:SER:O	2.16	0.58
54:HV:697:ALA:O	54:HV:699:ILE:N	2.36	0.58
1:AA:161:A:H3'	1:AA:162:U:H5''	1.84	0.58
1:AA:2210:U:H4'	1:AA:2211:A:H5'	1.84	0.58
7:AG:46:ASP:OD1	7:AG:47:ASN:N	2.34	0.58
44:BL:87:VAL:O	44:BL:89:ASP:N	2.37	0.58
1:CA:2211:A:O2'	1:CA:2212:A:OP1	2.17	0.58
1:CA:2831:G:N7	4:CD:59:ARG:NH1	2.50	0.58
1:CA:856:G:H1'	23:CW:23:LYS:HB3	1.85	0.58
33:DA:770:C:OP2	59:DA:1754:HOH:O	2.17	0.58
33:DA:980:C:OP1	59:DA:1827:HOH:O	2.17	0.58
32:E5:44:ALA:HB1	32:E5:52:MET:HB2	1.83	0.58
1:EA:1913:A:C5	33:FA:1494:G:H4'	2.38	0.58
1:EA:2311:A:N3	6:EF:84:ILE:HD11	2.17	0.58
6:EF:71:LYS:HD3	6:EF:72:SER:N	2.18	0.58
1:GA:1031:G:H4'	31:G4:6:SER:HB2	1.85	0.58
5:GE:170:ARG:NH2	5:GE:176:ASP:OD2	2.36	0.58
23:GW:9:THR:HG23	23:GW:10:ARG:HD3	1.83	0.58
26:GZ:8:GLN:O	26:GZ:10:ARG:N	2.35	0.58
35:HC:79:LYS:N	35:HC:82:GLU:OE1	2.34	0.58
49:HQ:17:MET:SD	49:HQ:20:SER:OG	2.50	0.58
52:HT:82:GLN:HA	52:HT:85:LYS:HB2	1.83	0.58
1:AA:2593:U:O4	59:AA:3775:HOH:O	2.16	0.58
6:AF:55:ASP:O	6:AF:59:ILE:N	2.33	0.58
33:BA:706:A:H2'	33:BA:707:U:H5'	1.85	0.58
33:DA:1108:G:C5	33:DA:1109:C:C5	2.91	0.58
36:DD:30:THR:HG22	36:DD:31:LYS:H	1.68	0.58
1:EA:287:G:H2'	1:EA:288:U:C6	2.38	0.58
10:EJ:110:PRO:HB2	10:EJ:111:LYS:HG2	1.85	0.58
25:EY:56:LEU:O	25:EY:57:LEU:HB3	2.02	0.58
1:GA:2141:G:C6	1:GA:2151:U:H1'	2.39	0.58
7:GG:38:ASP:OD1	7:GG:38:ASP:N	2.36	0.58
22:GV:4:ILE:HD11	22:GV:50:MET:SD	2.43	0.58
25:GY:56:LEU:O	25:GY:57:LEU:HB3	2.02	0.58
39:HG:106:GLU:HA	39:HG:109:ARG:HE	1.68	0.58
1:AA:137:U:O2'	1:AA:138:U:OP2	2.20	0.58
1:AA:2253:G:OP1	59:AA:3504:HOH:O	2.17	0.58
1:AA:2314:A:H2'	1:AA:2315:G:C8	2.37	0.58
1:AA:2683:C:O2	11:AK:70:ARG:NH2	2.37	0.58
1:AA:78:U:H2'	1:AA:79:C:C6	2.37	0.58
4:AD:110:THR:HB	4:AD:202:ILE:HG22	1.85	0.58

Continued on next page...

Continued from previous page...

Atom-1	Atom-2	Interatomic distance (Å)	Clash overlap (Å)
9:CI:71:LYS:HD2	9:CI:71:LYS:H	1.69	0.58
33:DA:462:G:N2	33:DA:470:C:N3	2.45	0.58
1:EA:1125:G:O6	59:EA:3603:HOH:O	2.14	0.58
17:EQ:63:ARG:HH12	17:EQ:96:ASP:CA	2.16	0.58
33:FA:1158:C:O3'	34:FB:131:LYS:NZ	2.32	0.58
37:FE:82:GLN:HG2	37:FE:150:PRO:HD3	1.85	0.58
6:AF:135:ILE:HG12	6:AF:140:ILE:HG21	1.85	0.58
9:CI:14:ALA:HA	9:CI:45:THR:CG2	2.34	0.58
23:CW:37:VAL:HB	23:CW:38:ARG:HH11	1.69	0.58
46:DN:54:ASP:OD1	46:DN:59:ARG:NH1	2.35	0.58
32:E5:106:PHE:O	32:E5:108:VAL:N	2.36	0.58
32:E5:91:ALA:O	32:E5:93:ALA:N	2.36	0.58
1:EA:654:A:N3	1:EA:654:A:H3'	2.18	0.58
1:EA:84:A:P	21:EU:5:ARG:NH2	2.77	0.58
23:EW:51:GLY:HA3	23:EW:59:PHE:CE1	2.39	0.58
1:GA:1277:G:H5'	14:GN:20:MET:HE2	1.86	0.58
48:HP:46:LYS:HG3	48:HP:47:GLU:N	2.19	0.58
54:HV:453:SER:O	54:HV:455:GLN:N	2.36	0.58
1:AA:1288:G:C4	1:AA:1327:A:C2	2.92	0.58
1:AA:2849:U:H4'	1:AA:2868:A:C2	2.38	0.58
10:AJ:80:HIS:O	10:AJ:82:GLY:N	2.37	0.58
18:AR:42:ALA:HA	18:AR:46:GLU:HB2	1.86	0.58
43:BK:23:ILE:HG22	43:BK:32:VAL:HG22	1.85	0.58
44:BL:24:LEU:HG	44:BL:25:GLU:H	1.67	0.58
6:CF:72:SER:HB2	6:CF:80:GLN:HB2	1.84	0.58
17:CQ:91:ARG:HH11	18:CR:11:GLN:N	2.01	0.58
23:CW:19:ARG:CZ	23:CW:22:VAL:HB	2.34	0.58
33:DA:457:G:N2	33:DA:476:U:O2	2.36	0.58
1:EA:1313:U:H2'	1:EA:1610:A:C2	2.38	0.58
1:EA:2328:A:H2'	1:EA:2329:U:C6	2.38	0.58
1:EA:528:A:C2	1:EA:2043:C:H4'	2.39	0.58
51:FS:5:LEU:HD12	51:FS:5:LEU:N	2.18	0.58
33:HA:1116:U:H4'	41:HI:110:GLN:HE22	1.69	0.58
1:AA:2330:G:C2	1:AA:2386:A:C2	2.92	0.58
6:AF:52:ALA:HB2	6:AF:149:ARG:HD3	1.86	0.58
9:AI:98:GLY:CA	9:AI:137:LEU:HD22	2.33	0.58
16:AP:50:ARG:CG	16:AP:57:ALA:H	2.17	0.58
9:CI:14:ALA:HB3	9:CI:50:LYS:HA	1.84	0.58
46:DN:52:PRO:O	46:DN:55:SER:HB3	2.04	0.58
1:EA:84:A:N1	1:EA:98:G:O2'	2.28	0.58
23:EW:41:GLY:O	23:EW:43:LYS:N	2.33	0.58

Continued on next page...

Continued from previous page...

Atom-1	Atom-2	Interatomic distance (Å)	Clash overlap (Å)
24:EX:29:LEU:H	24:EX:29:LEU:HD23	1.68	0.58
33:FA:1166:G:N1	33:FA:1169:A:OP2	2.36	0.58
49:FQ:15:ASP:HA	49:FQ:21:ILE:CD1	2.33	0.58
50:FR:22:ASP:OD1	50:FR:24:LYS:N	2.34	0.58
44:FL:123:LYS:NZ	54:FV:301:ASP:OD2	2.27	0.58
1:GA:1437:C:H2'	1:GA:1438:U:C6	2.39	0.58
41:HI:45:ARG:HG3	41:HI:46:MET:SD	2.44	0.58
43:HK:34:ILE:CD1	43:HK:70:CYS:HB2	2.33	0.58
1:AA:163:C:O2'	1:AA:164:C:O5'	2.20	0.58
1:AA:191:A:H2'	1:AA:192:C:C6	2.38	0.58
6:AF:53:ALA:HA	6:AF:64:PRO:HG2	1.85	0.58
9:AI:23:VAL:HB	9:AI:27:LEU:HB3	1.86	0.58
33:BA:1329:A:H5'	45:BM:29:ARG:HD3	1.86	0.58
5:CE:119:ILE:HD13	5:CE:187:VAL:HA	1.86	0.58
11:CK:70:ARG:HD3	11:CK:76:VAL:HG22	1.86	0.58
23:CW:49:ASN:HA	23:CW:61:LYS:HB2	1.86	0.58
32:E5:60:LEU:O	32:E5:64:VAL:HB	2.04	0.58
36:FD:192:SER:OG	36:FD:193:ALA:N	2.36	0.58
3:GC:91:ALA:HB3	3:GC:103:ILE:HG22	1.86	0.58
33:HA:131:A:H2'	33:HA:132:C:C6	2.39	0.58
33:HA:1229:A:OP2	45:HM:113:ARG:NH1	2.37	0.58
1:AA:2025:C:OP2	59:AA:3474:HOH:O	2.17	0.58
1:AA:2324:U:H3'	1:AA:2325:G:C5'	2.32	0.58
7:AG:162:ARG:CZ	7:AG:168:VAL:HG21	2.34	0.58
20:AT:50:LEU:HD23	25:AY:26:PHE:CD2	2.38	0.58
33:BA:746:A:H2'	33:BA:747:A:C8	2.39	0.58
44:BL:99:ARG:HB2	44:BL:117:TYR:HA	1.86	0.58
46:BN:27:LEU:HA	46:BN:31:ILE:CD1	2.34	0.58
54:BV:697:ALA:O	54:BV:699:ILE:N	2.37	0.58
3:CC:140:VAL:HG13	3:CC:189:ALA:HB1	1.86	0.58
3:CC:29:PHE:CE2	3:CC:31:PRO:HG2	2.38	0.58
33:DA:524:G:H2'	33:DA:525:C:C6	2.39	0.58
34:DB:69:VAL:HG23	34:DB:162:VAL:HB	1.86	0.58
24:EX:69:GLU:O	24:EX:71:ARG:N	2.37	0.58
37:FE:36:LEU:HD21	37:FE:137:VAL:CG1	2.34	0.58
1:GA:265:A:H4'	1:GA:266:G:OP1	2.04	0.58
54:HV:23:LYS:O	54:HV:24:THR:OG1	2.22	0.58
1:AA:983:A:C6	1:AA:984:A:C2	2.92	0.58
6:AF:59:ILE:HG22	6:AF:98:PHE:CE1	2.39	0.58
7:AG:25:ILE:HG22	7:AG:78:VAL:HG21	1.86	0.58
9:AI:72:THR:OG1	9:AI:112:LYS:NZ	2.37	0.58

Continued on next page...

Continued from previous page...

Atom-1	Atom-2	Interatomic distance (Å)	Clash overlap (Å)
33:BA:1124:G:H2'	33:BA:1145:A:N6	2.19	0.58
54:BV:500:ASP:N	54:BV:521:ASP:OD1	2.36	0.58
4:CD:133:THR:HG23	4:CD:134:HIS:N	2.19	0.58
18:CR:16:GLU:HA	18:CR:98:ILE:HG22	1.86	0.58
36:DD:154:ARG:O	36:DD:158:ALA:N	2.37	0.58
1:EA:34:U:O2'	1:EA:35:G:OP1	2.18	0.58
1:GA:1805:A:N3	3:GC:49:THR:HG23	2.19	0.58
1:GA:42:A:H2'	1:GA:43:G:H5'	1.85	0.58
1:GA:783:A:C8	1:GA:784:G:H4'	2.39	0.58
4:GD:133:THR:HG23	4:GD:134:HIS:N	2.19	0.58
4:GD:33:ARG:NH1	4:GD:53:GLY:O	2.36	0.58
1:GA:1205:A:C5	5:GE:165:HIS:NE2	2.71	0.58
7:GG:22:VAL:O	7:GG:22:VAL:HG23	2.03	0.58
35:HC:42:TYR:CE2	35:HC:90:VAL:HG21	2.39	0.58
39:HG:57:SER:OG	39:HG:58:GLU:N	2.30	0.58
40:HH:106:THR:HG21	40:HH:121:LEU:HD13	1.84	0.58
1:AA:996:A:H4'	17:AQ:91:ARG:CD	2.34	0.57
14:AN:29:VAL:HG11	14:AN:75:ILE:HG23	1.85	0.57
33:BA:1028:C:N4	33:BA:1029:U:O2	2.36	0.57
33:BA:994:A:C5	33:BA:1216:A:H4'	2.38	0.57
33:BA:568:G:O6	44:BL:2:ALA:N	2.37	0.57
1:CA:528:A:C2	1:CA:2043:C:H4'	2.38	0.57
7:CG:88:LEU:HD11	7:CG:95:ALA:HB2	1.86	0.57
33:DA:922:G:H4'	37:DE:25:VAL:HA	1.85	0.57
34:DB:10:LYS:O	34:DB:12:GLY:N	2.35	0.57
33:DA:1525:G:OP1	43:DK:122:ARG:NH2	2.37	0.57
1:EA:126:A:O5'	29:E2:19:ARG:HG3	2.03	0.57
1:EA:2578:G:H1'	4:ED:144:GLY:HA2	1.85	0.57
34:FB:112:ARG:CZ	34:FB:116:LEU:HD21	2.34	0.57
4:GD:97:SER:OG	4:GD:98:VAL:N	2.37	0.57
1:AA:1798:U:OP2	3:AC:270:ARG:NH2	2.37	0.57
1:AA:1938:A:OP2	59:AA:3722:HOH:O	2.18	0.57
1:AA:579:G:O2'	1:AA:2019:A:OP1	2.21	0.57
6:AF:139:GLU:N	6:AF:139:GLU:OE1	2.37	0.57
1:AA:572:A:OP2	18:AR:80:ARG:NH2	2.37	0.57
34:BB:81:ASP:O	34:BB:84:LEU:N	2.37	0.57
33:BA:885:G:OP1	44:BL:15:LYS:NZ	2.37	0.57
1:CA:1534:U:H3'	1:CA:1536:C:C5	2.39	0.57
1:CA:963:U:OP1	59:CA:3351:HOH:O	2.17	0.57
9:CI:107:GLU:HA	9:CI:110:GLN:HB3	1.85	0.57
33:DA:178:C:OP2	59:DA:1873:HOH:O	2.17	0.57

Continued on next page...

Continued from previous page...

Atom-1	Atom-2	Interatomic distance (Å)	Clash overlap (Å)
33:DA:83:C:HO2'	33:DA:84:U:H5	1.51	0.57
33:DA:1152:A:OP1	42:DJ:70:HIS:ND1	2.37	0.57
1:EA:242:G:H5''	30:E3:63:TYR:CE2	2.39	0.57
33:FA:1323:G:O6	51:FS:4:SER:OG	2.22	0.57
1:GA:2365:G:H4'	23:GW:59:PHE:CZ	2.39	0.57
6:GF:15:LEU:CD1	6:GF:168:LEU:HA	2.34	0.57
10:GJ:25:LEU:HB2	10:GJ:62:VAL:HG21	1.87	0.57
15:GO:51:ALA:HB3	15:GO:78:VAL:HG13	1.86	0.57
1:EA:1730:C:N4	35:HC:103:ILE:HB	2.19	0.57
36:HD:72:PHE:CZ	36:HD:200:ILE:HD11	2.40	0.57
1:AA:2800:A:H3'	1:AA:2801:G:C5'	2.34	0.57
4:AD:120:GLY:HA2	4:AD:162:ALA:HA	1.86	0.57
23:AW:40:ARG:HG3	23:AW:56:HIS:CD2	2.39	0.57
33:BA:1004:A:O2'	33:BA:1036:A:N1	2.33	0.57
37:BE:110:ALA:O	37:BE:111:MET:HB3	2.04	0.57
1:CA:1723:G:O6	1:CA:1737:G:O2'	2.12	0.57
1:CA:1869:G:H3'	1:CA:1870:C:H5''	1.87	0.57
1:CA:2427:C:H5''	1:CA:2428:G:OP1	2.03	0.57
1:CA:2886:A:C2	1:CA:2887:A:H1'	2.38	0.57
20:CT:50:LEU:HD12	20:CT:50:LEU:H	1.69	0.57
43:DK:13:ARG:HG2	43:DK:14:LYS:N	2.19	0.57
1:EA:1439:A:OP2	59:EA:3627:HOH:O	2.16	0.57
33:FA:402:G:N7	59:FA:1727:HOH:O	2.33	0.57
53:FU:34:ARG:HH21	53:FU:35:ARG:HD2	1.68	0.57
1:GA:2334:U:O3'	15:GO:13:ARG:NH1	2.36	0.57
33:HA:629:A:H2'	33:HA:630:A:O4'	2.04	0.57
1:AA:2375:G:N2	1:AA:2378:A:OP2	2.33	0.57
1:AA:572:A:OP1	59:AA:3562:HOH:O	2.17	0.57
33:BA:250:A:H4'	33:BA:251:G:O5'	2.04	0.57
33:BA:259:G:OP2	59:BA:1704:HOH:O	2.16	0.57
36:BD:136:GLN:HE21	36:BD:136:GLN:HA	1.69	0.57
37:BE:111:MET:HE1	37:BE:125:ALA:HB1	1.86	0.57
37:BE:24:THR:HA	37:BE:29:ARG:HA	1.85	0.57
1:CA:172:A:H2'	1:CA:173:A:C8	2.40	0.57
1:CA:1913:A:C2	54:DV:591:LEU:HG	2.40	0.57
6:CF:51:ASN:O	6:CF:54:ALA:N	2.38	0.57
33:DA:143:A:H5'	33:DA:144:G:H5'	1.85	0.57
37:DE:24:THR:HA	37:DE:29:ARG:HA	1.87	0.57
37:DE:97:GLN:HB2	37:DE:124:LEU:HB2	1.86	0.57
32:E5:26:VAL:CG1	32:E5:77:VAL:CG1	2.80	0.57
23:EW:55:ASP:O	23:EW:57:THR:N	2.37	0.57

Continued on next page...

Continued from previous page...

Atom-1	Atom-2	Interatomic distance (Å)	Clash overlap (Å)
35:FC:159:GLY:HA2	35:FC:193:TYR:CE1	2.38	0.57
37:FE:157:ARG:HD3	40:FH:45:PHE:CZ	2.39	0.57
41:FI:6:TYR:CD1	41:FI:89:GLU:HB2	2.39	0.57
23:GW:46:ALA:HB3	23:GW:79:ILE:O	2.04	0.57
25:GY:61:ALA:O	25:GY:63:ALA:N	2.35	0.57
33:HA:844:G:H2'	33:HA:845:A:H5''	1.87	0.57
34:HB:82:ALA:O	34:HB:88:GLN:NE2	2.38	0.57
41:HI:25:ASN:HB2	41:HI:27:LYS:HE3	1.85	0.57
45:HM:14:HIS:O	45:HM:18:ALA:N	2.34	0.57
33:BA:143:A:H5'	33:BA:144:G:H5'	1.87	0.57
52:BT:44:LYS:HA	52:BT:87:ALA:HB1	1.87	0.57
1:CA:242:G:H5''	30:C3:63:TYR:CE2	2.39	0.57
3:CC:237:ARG:NH2	59:CC:309:HOH:O	2.38	0.57
4:CD:97:SER:OG	4:CD:98:VAL:N	2.38	0.57
18:CR:49:ILE:HD12	18:CR:52:PRO:HA	1.85	0.57
1:CA:76:C:OP1	25:CY:48:ARG:NH1	2.36	0.57
32:E5:56:ARG:O	32:E5:57:ASN:ND2	2.38	0.57
32:E5:93:ALA:HB3	32:E5:95:LEU:CD2	2.35	0.57
1:EA:684:G:OP1	29:E2:16:HIS:ND1	2.34	0.57
17:EQ:97:ILE:HD11	17:EQ:105:PHE:HA	1.87	0.57
33:FA:204:G:H3'	33:FA:205:A:C5'	2.35	0.57
36:FD:151:LYS:HA	36:FD:155:VAL:HG13	1.85	0.57
1:GA:1938:A:OP2	59:GA:3719:HOH:O	2.17	0.57
2:GB:26:C:H1'	2:GB:117:G:H1'	1.85	0.57
17:GQ:84:LYS:O	17:GQ:86:SER:N	2.38	0.57
43:HK:55:SER:HA	43:HK:57:LYS:HE3	1.85	0.57
1:AA:2537:U:H2'	1:AA:2538:C:C6	2.39	0.57
1:CA:1786:A:H1'	1:CA:1938:A:N6	2.20	0.57
1:CA:2707:U:O4	59:CA:3674:HOH:O	2.17	0.57
24:CX:30:PRO:HB2	24:CX:32:LEU:CD1	2.35	0.57
33:DA:409:U:H2'	33:DA:410:G:O4'	2.04	0.57
41:DI:94:LEU:O	41:DI:96:SER:N	2.31	0.57
54:DV:100:GLU:OE1	54:DV:132:LYS:NZ	2.33	0.57
16:EP:50:ARG:CG	16:EP:57:ALA:O	2.51	0.57
54:FV:171:LEU:O	54:FV:183:VAL:N	2.36	0.57
33:HA:844:G:C3'	33:HA:845:A:H5''	2.34	0.57
1:AA:1105:U:H2'	1:AA:1106:G:C8	2.40	0.57
4:AD:99:GLU:HG3	4:AD:100:LEU:N	2.20	0.57
20:AT:28:ASN:HA	20:AT:91:GLN:OE1	2.04	0.57
33:BA:626:G:OP1	48:BP:35:ARG:NH2	2.38	0.57
34:BB:90:PHE:N	34:BB:149:GLY:O	2.37	0.57

Continued on next page...

Continued from previous page...

Atom-1	Atom-2	Interatomic distance (Å)	Clash overlap (Å)
35:BC:115:LEU:O	35:BC:119:SER:N	2.33	0.57
42:BJ:10:LEU:HB2	42:BJ:72:ARG:HB2	1.86	0.57
33:BA:33:A:O2'	44:BL:29:GLN:OE1	2.15	0.57
1:CA:2101:A:C2	1:CA:2102:G:C2	2.93	0.57
1:CA:250:G:OP2	30:C3:12:ARG:NH1	2.38	0.57
4:CD:68:PHE:C	4:CD:73:VAL:HG12	2.25	0.57
5:CE:112:LEU:HD13	5:CE:186:VAL:HG11	1.85	0.57
17:CQ:91:ARG:HH21	17:CQ:93:ILE:HG21	1.69	0.57
34:DB:98:GLY:C	34:DB:100:LEU:H	2.08	0.57
34:FB:46:VAL:HA	34:FB:49:PHE:CE2	2.39	0.57
11:GK:18:ARG:HD3	11:GK:45:GLU:HG3	1.86	0.57
17:GQ:64:ILE:HD11	17:GQ:92:LYS:O	2.04	0.57
33:HA:523:A:H61	44:HL:89:ASP:HB2	1.70	0.57
54:HV:591:LEU:O	54:HV:594:LYS:N	2.37	0.57
10:AJ:111:LYS:CD	10:AJ:112:GLY:H	2.16	0.57
12:AL:110:VAL:O	12:AL:111:ILE:HB	2.05	0.57
33:BA:1101:A:H4'	33:BA:1102:A:O5'	2.04	0.57
1:CA:2013:A:N3	19:CS:88:ARG:NH1	2.52	0.57
1:CA:1800:C:OP2	3:CC:181:ARG:NH1	2.37	0.57
17:CQ:91:ARG:HE	17:CQ:93:ILE:HG21	1.69	0.57
18:CR:49:ILE:HB	18:CR:51:VAL:O	2.05	0.57
33:DA:1033:G:H2'	33:DA:1034:G:C5'	2.35	0.57
1:EA:2103:C:H2'	1:EA:2104:C:H5'	1.86	0.57
9:EI:28:GLY:HA2	9:EI:32:VAL:HB	1.86	0.57
33:FA:1194:U:H5'	37:FE:27:GLY:HA2	1.85	0.57
1:AA:1106:G:OP1	32:A5:62:ARG:NH2	2.32	0.57
1:AA:276:U:O2'	1:AA:278:A:N7	2.37	0.57
1:AA:2834:G:O6	1:AA:2879:A:H2'	2.04	0.57
1:AA:335:C:O5'	59:AA:3549:HOH:O	2.16	0.57
1:AA:84:A:H4'	1:AA:85:G:O5'	2.05	0.57
11:AK:17:ARG:HB2	11:AK:45:GLU:HB3	1.87	0.57
12:AL:85:VAL:CG2	12:AL:94:THR:HG22	2.34	0.57
33:BA:618:C:N3	33:BA:622:A:N6	2.53	0.57
1:CA:34:U:O2'	1:CA:35:G:OP1	2.20	0.57
33:DA:39:G:H2'	33:DA:40:C:C6	2.40	0.57
53:DU:34:ARG:NE	53:DU:35:ARG:HG3	2.19	0.57
1:EA:1078:U:O2'	1:EA:1088:A:OP1	2.17	0.57
10:EJ:43:GLU:O	10:EJ:45:THR:N	2.38	0.57
33:FA:1181:G:O2'	33:FA:1182:G:C8	2.58	0.57
1:GA:2331:G:O2'	1:GA:2336:A:N1	2.38	0.57
1:GA:84:A:H4'	1:GA:85:G:O5'	2.05	0.57

Continued on next page...

Continued from previous page...

Atom-1	Atom-2	Interatomic distance (Å)	Clash overlap (Å)
16:GP:50:ARG:HD2	16:GP:51:ASN:N	2.19	0.57
17:GQ:91:ARG:HE	17:GQ:93:ILE:HG21	1.68	0.57
20:GT:27:SER:O	20:GT:28:ASN:ND2	2.38	0.57
23:GW:55:ASP:O	23:GW:57:THR:N	2.37	0.57
32:A5:129:LEU:HB3	32:A5:130:PRO:HD2	1.87	0.57
32:A5:70:GLU:N	32:A5:70:GLU:OE1	2.38	0.57
3:AC:161:VAL:HG11	3:AC:173:LEU:HD23	1.85	0.57
33:BA:117:G:N7	59:BA:1886:HOH:O	2.33	0.57
33:BA:906:A:N1	59:BA:1762:HOH:O	2.33	0.57
33:BA:946:A:H2'	33:BA:947:G:C8	2.40	0.57
1:CA:2539:C:H5'	31:C4:3:VAL:HG21	1.87	0.57
1:CA:2657:A:O3'	7:CG:159:LYS:NZ	2.37	0.57
32:E5:43:LYS:NZ	32:E5:98:GLU:HB2	2.20	0.57
1:EA:1327:A:N6	1:EA:1328:A:C2	2.73	0.57
1:EA:645:C:O2	1:EA:645:C:O2'	2.14	0.57
1:EA:731:C:N4	59:EA:3691:HOH:O	2.38	0.57
18:ER:49:ILE:HD12	18:ER:52:PRO:HA	1.87	0.57
1:GA:1070:A:H5'	1:GA:1072:C:P	2.45	0.57
17:GQ:4:LYS:HG3	17:GQ:5:ARG:H	1.69	0.57
42:HJ:5:ARG:HG3	42:HJ:6:ILE:HG13	1.85	0.57
1:AA:1263:U:OP1	27:A0:12:ARG:NH1	2.36	0.56
1:AA:1176:U:H2'	1:AA:1177:G:C8	2.40	0.56
1:AA:517:C:OP2	27:A0:9:ARG:NH2	2.38	0.56
4:AD:97:SER:OG	4:AD:98:VAL:N	2.38	0.56
11:AK:73:ASP:OD1	11:AK:74:GLY:N	2.36	0.56
18:AR:49:ILE:HB	18:AR:51:VAL:O	2.05	0.56
33:BA:1182:G:H4'	33:BA:1183:U:C5'	2.35	0.56
33:BA:1218:C:H2'	33:BA:1219:A:C8	2.40	0.56
40:BH:53:GLY:HA3	40:BH:57:PRO:HA	1.86	0.56
50:BR:37:GLY:O	50:BR:63:ARG:NH2	2.38	0.56
20:CT:54:GLU:HB2	20:CT:88:LYS:HG3	1.87	0.56
41:DI:11:ARG:H	41:DI:81:HIS:HD2	1.53	0.56
44:DL:43:LYS:HG2	44:DL:44:LYS:H	1.70	0.56
1:EA:1107:G:H4'	32:E5:81:LEU:HA	1.85	0.56
7:EG:174:LYS:O	7:EG:176:LYS:N	2.36	0.56
16:EP:108:ARG:NH1	33:FA:1464:U:OP2	2.37	0.56
33:FA:250:A:H4'	33:FA:251:G:O5'	2.05	0.56
1:GA:2800:A:H3'	1:GA:2801:G:H5'	1.86	0.56
23:GW:37:VAL:HG12	23:GW:38:ARG:H	1.69	0.56
34:HB:114:LYS:HA	34:HB:117:GLU:HG2	1.87	0.56
38:HF:38:ARG:HB3	38:HF:63:ASN:HB2	1.87	0.56

Continued on next page...

Continued from previous page...

Atom-1	Atom-2	Interatomic distance (Å)	Clash overlap (Å)
43:HK:75:LYS:O	43:HK:78:GLY:N	2.37	0.56
1:AA:1078:U:H5''	1:AA:1079:C:OP1	2.05	0.56
1:AA:528:A:C2	1:AA:2043:C:H4'	2.40	0.56
9:AI:123:ALA:HA	9:AI:126:ARG:CZ	2.34	0.56
12:AL:95:LEU:HD23	12:AL:100:ILE:HD11	1.87	0.56
15:AO:51:ALA:HB3	15:AO:78:VAL:HG13	1.87	0.56
33:BA:158:G:H2'	33:BA:159:G:H5'	1.87	0.56
36:BD:73:ARG:HD3	36:BD:204:TYR:CE2	2.40	0.56
37:BE:45:ARG:HA	37:BE:72:ILE:O	2.05	0.56
1:CA:1378:A:H4'	1:CA:1379:U:OP1	2.05	0.56
1:CA:1669:A:OP2	59:CA:3711:HOH:O	2.18	0.56
1:CA:1938:A:OP2	59:CA:3718:HOH:O	2.18	0.56
1:CA:2346:A:H3'	1:CA:2347:C:C5'	2.35	0.56
15:CO:31:THR:HG23	15:CO:32:PRO:HD2	1.86	0.56
33:DA:414:A:H2'	33:DA:415:A:O4'	2.04	0.56
33:DA:620:C:H1'	36:DD:132:ILE:CD1	2.35	0.56
33:DA:619:U:N3	36:DD:131:ASN:HB3	2.19	0.56
37:DE:16:ILE:HG23	37:DE:110:ALA:HB2	1.87	0.56
1:EA:1421:G:C2	1:EA:1422:G:C8	2.93	0.56
1:GA:1064:C:N4	1:GA:1065:U:O4	2.38	0.56
1:GA:1383:A:N7	1:GA:1384:A:C6	2.73	0.56
1:GA:2611:C:OP2	59:GA:3537:HOH:O	2.17	0.56
1:GA:1205:A:C4	5:GE:165:HIS:NE2	2.73	0.56
33:HA:518:C:H2'	33:HA:530:G:C8	2.40	0.56
35:HC:142:MET:HE1	35:HC:171:GLY:HA3	1.86	0.56
43:HK:34:ILE:HD11	43:HK:70:CYS:HB2	1.86	0.56
1:AA:2505:G:HO2'	1:AA:2506:U:H6	1.53	0.56
1:AA:2518:A:OP2	59:AA:3531:HOH:O	2.18	0.56
1:AA:2627:G:O2'	1:AA:2781:A:N1	2.35	0.56
2:AB:34:A:N6	2:AB:44:G:O2'	2.37	0.56
46:BN:61:ARG:O	46:BN:62:ASN:HB2	2.05	0.56
49:BQ:12:VAL:HG12	49:BQ:13:VAL:N	2.21	0.56
1:CA:271:G:H4'	1:CA:272:A:OP1	2.05	0.56
44:DL:72:HIS:ND1	44:DL:73:ASN:O	2.37	0.56
54:DV:313:ASP:OD2	54:DV:378:ARG:NH1	2.39	0.56
1:EA:2062:A:N7	1:EA:2503:A:N6	2.53	0.56
26:EZ:8:GLN:O	26:EZ:10:ARG:N	2.38	0.56
33:FA:1192:C:OP2	35:FC:4:LYS:NZ	2.31	0.56
33:FA:17:U:H2'	33:FA:18:C:C6	2.40	0.56
34:FB:79:VAL:O	34:FB:83:ALA:HB3	2.05	0.56
38:FF:64:VAL:HG12	38:FF:65:GLU:N	2.20	0.56

Continued on next page...

Continued from previous page...

Atom-1	Atom-2	Interatomic distance (Å)	Clash overlap (Å)
31:G4:36:ARG:HG2	31:G4:37:GLN:H	1.70	0.56
1:GA:1174:U:H5'	1:GA:1175:A:OP2	2.06	0.56
1:GA:1605:C:H2'	1:GA:1606:C:H5'	1.87	0.56
1:GA:2304:G:H4'	6:GF:129:MET:HA	1.87	0.56
1:GA:45:G:H5''	1:GA:46:G:H5'	1.86	0.56
33:HA:51:A:H4'	33:HA:52:C:O5'	2.05	0.56
41:HI:52:LEU:HA	41:HI:57:MET:HG3	1.86	0.56
45:HM:114:LYS:CB	45:HM:115:PRO:HD3	2.36	0.56
43:HK:107:ILE:HG23	53:HU:12:PHE:HE2	1.70	0.56
54:HV:195:ASP:OD1	54:HV:196:ALA:N	2.38	0.56
1:AA:1824:G:N3	3:AC:251:THR:HG21	2.20	0.56
37:BE:46:VAL:HG12	37:BE:47:GLY:N	2.19	0.56
45:BM:20:THR:HA	45:BM:25:VAL:HG23	1.87	0.56
50:BR:63:ARG:HB3	50:BR:70:TYR:CZ	2.40	0.56
1:CA:1007:C:OP1	10:CJ:37:ARG:NH2	2.37	0.56
4:CD:12:THR:HG22	4:CD:13:ARG:N	2.21	0.56
8:CH:10:ALA:O	8:CH:12:LEU:N	2.35	0.56
12:CL:87:GLY:O	12:CL:89:VAL:N	2.37	0.56
20:CT:54:GLU:HG3	20:CT:88:LYS:HB2	1.87	0.56
33:DA:108:G:OP2	33:DA:108:G:N2	2.38	0.56
33:DA:202:G:O2'	33:DA:468:A:H2'	2.05	0.56
40:DH:106:THR:HG21	40:DH:121:LEU:HD22	1.86	0.56
41:DI:10:GLY:HA2	41:DI:81:HIS:CD2	2.41	0.56
54:DV:338:VAL:HG21	54:DV:377:VAL:HG12	1.88	0.56
19:ES:63:GLY:O	19:ES:64:ALA:HB3	2.05	0.56
1:EA:2387:U:O2'	23:EW:38:ARG:NH2	2.38	0.56
44:FL:44:LYS:HB3	44:FL:45:PRO:CD	2.36	0.56
1:GA:1226:A:OP1	17:GQ:15:LYS:NZ	2.34	0.56
1:GA:1779:U:C5	1:GA:1784:A:N7	2.73	0.56
1:GA:2107:G:H1	1:GA:2182:U:H2'	1.70	0.56
4:GD:39:ASP:OD1	4:GD:40:LEU:N	2.37	0.56
43:HK:125:LYS:O	53:HU:34:ARG:CZ	2.54	0.56
43:HK:15:GLN:NE2	43:HK:78:GLY:O	2.38	0.56
45:HM:20:THR:HA	45:HM:25:VAL:HG23	1.87	0.56
49:HQ:50:ASN:O	49:HQ:52:GLU:N	2.38	0.56
32:A5:116:GLU:CG	32:A5:117:LEU:H	2.19	0.56
1:AA:384:A:H2'	1:AA:385:C:H5'	1.87	0.56
6:AF:15:LEU:HA	6:AF:18:GLU:HB2	1.87	0.56
6:AF:37:MET:SD	6:AF:52:ALA:HB1	2.46	0.56
14:AN:26:GLY:CA	14:AN:75:ILE:HD13	2.34	0.56
16:AP:52:ARG:HG3	16:AP:52:ARG:NH1	2.20	0.56

Continued on next page...

Continued from previous page...

Atom-1	Atom-2	Interatomic distance (Å)	Clash overlap (Å)
17:AQ:93:ILE:O	17:AQ:96:ASP:N	2.39	0.56
17:AQ:94:LEU:HD22	18:AR:11:GLN:HB2	1.88	0.56
1:CA:1045:C:O2	1:CA:1047:G:N1	2.37	0.56
1:CA:195:A:N7	59:CA:3747:HOH:O	2.33	0.56
1:CA:855:G:H1'	23:CW:23:LYS:HE3	1.88	0.56
33:DA:1098:C:OP2	34:DB:142:LYS:NZ	2.33	0.56
33:DA:135:C:O2	48:DP:1:MET:N	2.38	0.56
45:DM:114:LYS:CB	45:DM:115:PRO:HD3	2.35	0.56
1:EA:2107:G:N2	1:EA:2108:A:H1'	2.21	0.56
9:EI:79:LEU:HA	9:EI:83:ALA:HB3	1.87	0.56
17:EQ:91:ARG:HH11	18:ER:11:GLN:H	1.51	0.56
33:FA:210:C:H4'	33:FA:211:G:C2	2.40	0.56
33:FA:971:G:O6	33:FA:1364:U:O2'	2.21	0.56
1:GA:2325:G:C6	1:GA:2326:C:N4	2.73	0.56
33:HA:1244:G:H2'	33:HA:1245:C:C6	2.40	0.56
54:HV:309:ARG:NH2	54:HV:402:ALA:O	2.38	0.56
1:AA:1088:A:HO2'	1:AA:1089:A:P	2.28	0.56
12:AL:79:LEU:HA	12:AL:82:LEU:HD11	1.88	0.56
33:BA:1299:A:H2'	33:BA:1299:A:N3	2.19	0.56
33:BA:885:G:O2'	33:BA:914:A:N1	2.36	0.56
49:BQ:12:VAL:HG13	49:BQ:21:ILE:CG1	2.36	0.56
54:BV:221:ASN:HA	54:BV:224:GLU:CB	2.36	0.56
1:CA:2365:G:H4'	23:CW:59:PHE:CE2	2.40	0.56
23:CW:23:LYS:HE2	23:CW:24:ARG:HB3	1.88	0.56
33:DA:1299:A:N3	33:DA:1299:A:H2'	2.20	0.56
33:DA:260:G:N2	33:DA:265:G:N7	2.54	0.56
33:DA:8:A:N6	36:DD:202:GLU:O	2.39	0.56
54:DV:203:GLU:O	54:DV:205:GLU:N	2.39	0.56
1:EA:1069:A:N7	1:EA:1073:A:N6	2.53	0.56
11:EK:121:GLU:OE2	16:EP:64:SER:OG	2.23	0.56
20:ET:40:LYS:CA	20:ET:43:ILE:HG23	2.36	0.56
36:FD:150:LYS:HG2	36:FD:178:MET:SD	2.45	0.56
36:FD:188:ARG:NE	36:FD:197:GLU:OE2	2.38	0.56
1:GA:2714:G:OP2	59:GA:3544:HOH:O	2.18	0.56
1:GA:1789:A:OP2	3:GC:220:ARG:NH1	2.39	0.56
5:GE:131:THR:HG23	5:GE:164:LEU:CD2	2.36	0.56
16:GP:105:LYS:HA	16:GP:108:ARG:HD3	1.87	0.56
23:GW:28:GLU:O	23:GW:30:VAL:N	2.38	0.56
23:GW:41:GLY:C	23:GW:43:LYS:H	2.07	0.56
43:HK:74:VAL:HG23	43:HK:79:ILE:HD12	1.86	0.56
12:AL:93:ASN:OD1	12:AL:94:THR:N	2.37	0.56

Continued on next page...

Continued from previous page...

Atom-1	Atom-2	Interatomic distance (Å)	Clash overlap (Å)
14:AN:38:LEU:HB3	14:AN:39:PRO:HD3	1.87	0.56
33:BA:408:A:OP1	36:BD:110:THR:HG21	2.06	0.56
1:CA:1437:C:H2'	1:CA:1438:U:C6	2.40	0.56
1:CA:1913:A:H62	33:DA:1493:A:H2'	1.69	0.56
1:CA:229:C:OP2	59:CA:3236:HOH:O	2.17	0.56
3:CC:14:HIS:O	3:CC:203:VAL:HG11	2.05	0.56
10:CJ:80:HIS:O	10:CJ:82:GLY:N	2.39	0.56
33:DA:607:A:C2	33:DA:608:A:C4	2.94	0.56
33:DA:722:G:O2'	33:DA:724:G:OP1	2.16	0.56
43:DK:13:ARG:HG2	43:DK:14:LYS:H	1.69	0.56
1:EA:2356:U:H5''	23:EW:16:GLU:HG2	1.88	0.56
19:ES:17:VAL:C	19:ES:18:ARG:O	2.39	0.56
54:FV:418:ILE:HG21	54:FV:466:LEU:HD23	1.87	0.56
3:GC:68:ARG:NE	3:GC:103:ILE:HD11	2.21	0.56
7:GG:30:GLY:O	7:GG:32:LEU:N	2.37	0.56
16:GP:50:ARG:CD	16:GP:51:ASN:H	2.18	0.56
17:GQ:86:SER:O	17:GQ:88:GLU:N	2.38	0.56
42:HJ:91:ASP:OD1	42:HJ:92:LEU:N	2.34	0.56
9:AI:23:VAL:HG23	9:AI:24:GLY:H	1.70	0.56
15:AO:66:GLY:HA2	15:AO:102:ARG:NH1	2.20	0.56
1:AA:534:U:O2'	17:AQ:48:ASP:OD2	2.23	0.56
54:BV:142:ASN:OD1	54:BV:143:LYS:N	2.34	0.56
1:CA:1300:G:H4'	1:CA:1301:A:H5'	1.88	0.56
1:CA:1779:U:H5	1:CA:1784:A:N7	2.04	0.56
16:CP:83:ILE:O	16:CP:83:ILE:HG12	2.04	0.56
1:CA:2354:C:H4'	23:CW:31:LEU:HD22	1.87	0.56
23:CW:72:GLY:O	23:CW:74:LYS:N	2.35	0.56
37:DE:45:ARG:HA	37:DE:72:ILE:O	2.05	0.56
54:DV:190:ALA:N	54:DV:205:GLU:O	2.39	0.56
1:EA:1605:C:C2'	1:EA:1606:C:H5'	2.35	0.56
1:EA:1993:U:H4'	4:ED:133:THR:HG21	1.86	0.56
3:EC:107:LYS:N	3:EC:193:GLU:O	2.35	0.56
49:FQ:48:ASP:HB2	49:FQ:75:LEU:HD23	1.87	0.56
1:GA:453:A:OP1	59:GA:3238:HOH:O	2.17	0.56
1:GA:931:U:OP1	26:GZ:29:ARG:NH1	2.38	0.56
6:GF:134:GLN:O	6:GF:136:ILE:N	2.33	0.56
7:GG:84:LYS:HZ3	7:GG:133:LYS:HG2	1.71	0.56
10:GJ:110:PRO:HB2	10:GJ:111:LYS:HG2	1.88	0.56
36:HD:58:LYS:NZ	36:HD:69:GLU:OE2	2.38	0.56
43:HK:81:ASN:CB	43:HK:106:ARG:O	2.54	0.56
54:HV:586:VAL:HG22	54:HV:587:ASP:N	2.21	0.56

Continued on next page...

Continued from previous page...

Atom-1	Atom-2	Interatomic distance (Å)	Clash overlap (Å)
4:AD:98:VAL:HG12	4:AD:180:VAL:HG13	1.87	0.56
4:AD:186:LEU:HD11	16:AP:3:ILE:HG21	1.87	0.56
11:AK:98:ARG:HA	11:AK:118:LEU:HD23	1.87	0.56
15:AO:77:ALA:HB1	15:AO:81:ARG:HH22	1.70	0.56
17:AQ:60:TRP:CE2	17:AQ:93:ILE:HB	2.41	0.56
1:CA:468:G:N7	29:C2:39:ARG:NH2	2.54	0.56
15:CO:31:THR:HG22	15:CO:34:HIS:H	1.71	0.56
23:CW:24:ARG:CZ	23:CW:65:LYS:HB2	2.36	0.56
1:EA:2803:G:H2'	1:EA:2804:U:C6	2.40	0.56
1:EA:527:C:H4'	1:EA:528:A:O5'	2.05	0.56
9:EI:7:TYR:HA	9:EI:58:ILE:HB	1.87	0.56
21:EU:53:GLN:N	21:EU:54:PRO:HD2	2.20	0.56
33:FA:143:A:H5'	33:FA:144:G:H5'	1.88	0.56
1:GA:2557:G:H2'	1:GA:2558:C:C6	2.41	0.56
1:GA:2766:A:C2	1:GA:2767:C:C6	2.93	0.56
15:GO:2:ASP:O	15:GO:4:LYS:N	2.39	0.56
33:HA:769:G:O6	59:HA:1755:HOH:O	2.17	0.56
54:HV:190:ALA:N	54:HV:205:GLU:O	2.38	0.56
1:AA:2834:G:H2'	1:AA:2879:A:N6	2.21	0.56
12:AL:77:ILE:CD1	12:AL:108:ALA:HB1	2.36	0.56
19:AS:71:VAL:HG23	19:AS:71:VAL:O	2.05	0.56
36:BD:65:TYR:CE2	36:BD:94:LEU:HB3	2.41	0.56
44:BL:44:LYS:CB	44:BL:45:PRO:HD3	2.36	0.56
52:BT:81:ALA:O	52:BT:85:LYS:NZ	2.36	0.56
8:CH:9:VAL:HG11	8:CH:12:LEU:HD12	1.86	0.56
21:CU:1:ALA:HB1	21:CU:84:PHE:CZ	2.41	0.56
33:DA:1049:U:C2	33:DA:1201:A:C2	2.93	0.56
33:DA:263:A:OP1	52:DT:74:ARG:NH1	2.39	0.56
33:DA:41:G:H2'	33:DA:42:G:H8	1.70	0.56
49:DQ:12:VAL:HG22	49:DQ:21:ILE:HD11	1.87	0.56
49:DQ:50:ASN:O	49:DQ:52:GLU:N	2.38	0.56
32:E5:93:ALA:CA	32:E5:130:PRO:HG2	2.35	0.56
1:EA:1425:G:H2'	1:EA:1426:G:C8	2.41	0.56
14:EN:100:CYS:SG	14:EN:101:GLY:N	2.78	0.56
33:FA:1530:G:H2'	33:FA:1531:A:C8	2.41	0.56
44:FL:72:HIS:ND1	44:FL:73:ASN:O	2.35	0.56
1:GA:1095:A:C4	54:HV:632:ILE:CG1	2.89	0.56
1:GA:2275:C:O2'	13:GM:83:GLY:O	2.22	0.56
1:GA:2311:A:H3'	1:GA:2312:U:C6	2.41	0.56
3:GC:14:HIS:O	3:GC:203:VAL:HG11	2.06	0.56
43:HK:14:LYS:O	43:HK:15:GLN:HB3	2.06	0.56

Continued on next page...

Continued from previous page...

Atom-1	Atom-2	Interatomic distance (Å)	Clash overlap (Å)
43:HK:21:ALA:CB	43:HK:82:LEU:HD13	2.36	0.56
43:HK:74:VAL:CG2	43:HK:79:ILE:HD12	2.36	0.56
1:GA:1095:A:C4	54:HV:632:ILE:HG13	2.41	0.56
1:AA:172:A:H2'	1:AA:173:A:C8	2.40	0.56
15:AO:53:THR:HB	15:AO:65:THR:CG2	2.36	0.56
23:AW:51:GLY:HA3	23:AW:59:PHE:CE1	2.41	0.56
41:BI:21:ILE:HG23	41:BI:61:LEU:HD13	1.87	0.56
42:BJ:35:GLN:HG3	42:BJ:36:VAL:N	2.21	0.56
33:BA:880:C:OP2	44:BL:3:THR:HG21	2.06	0.56
54:BV:217:GLU:O	54:BV:220:GLN:N	2.38	0.56
1:CA:85:G:OP1	21:CU:6:ARG:N	2.39	0.56
36:DD:27:ALA:O	36:DD:31:LYS:NZ	2.37	0.56
47:DO:39:LEU:O	47:DO:42:HIS:N	2.38	0.56
53:DU:34:ARG:HH21	53:DU:35:ARG:HD2	1.71	0.56
32:E5:24:SER:CB	32:E5:116:GLU:CG	2.67	0.56
1:EA:1533:C:C4	1:EA:1534:U:C5	2.94	0.56
1:EA:2016:U:H2'	1:EA:2017:U:C6	2.41	0.56
1:EA:2019:A:H4'	17:EQ:33:VAL:HG21	1.87	0.56
1:EA:2821:A:OP2	14:EN:3:HIS:NE2	2.39	0.56
1:EA:882:G:H2'	1:EA:883:G:H5'	1.88	0.56
5:EE:149:ILE:HD11	5:EE:172:ALA:HA	1.88	0.56
5:EE:77:ILE:HG12	5:EE:78:TRP:CE3	2.41	0.56
26:EZ:23:LEU:HD21	26:EZ:53:MET:HE1	1.88	0.56
33:FA:1124:G:H3'	33:FA:1145:A:H62	1.71	0.56
33:FA:1277:C:O2'	33:FA:1279:G:H8	1.89	0.56
33:FA:844:G:C2'	33:FA:845:A:H5''	2.36	0.56
1:GA:1926:U:H2'	1:GA:1927:A:C8	2.41	0.56
9:GI:2:LYS:HG3	9:GI:3:LYS:H	1.71	0.56
33:HA:1243:C:OP1	59:HA:1792:HOH:O	2.18	0.56
38:HF:3:HIS:H	38:HF:92:THR:HG23	1.70	0.56
39:HG:15:ASP:HB3	39:HG:20:SER:H	1.71	0.56
1:AA:1722:A:C6	1:AA:1739:A:C4	2.94	0.55
1:AA:597:G:C2	1:AA:661:A:C2	2.94	0.55
11:AK:15:GLY:O	11:AK:46:ALA:HA	2.06	0.55
33:BA:577:G:C8	33:BA:816:A:C6	2.94	0.55
41:BI:44:ALA:HB1	41:BI:76:ALA:CB	2.36	0.55
27:C0:24:VAL:O	27:C0:25:THR:OG1	2.22	0.55
1:CA:1277:G:H5'	14:CN:20:MET:HE2	1.86	0.55
1:CA:1605:C:H2'	1:CA:1606:C:H5'	1.88	0.55
12:CL:110:VAL:O	12:CL:111:ILE:HB	2.07	0.55
33:DA:381:C:H2'	33:DA:382:A:O4'	2.05	0.55

Continued on next page...

Continued from previous page...

Atom-1	Atom-2	Interatomic distance (Å)	Clash overlap (Å)
33:DA:572:A:OP1	59:DA:1736:HOH:O	2.18	0.55
54:DV:382:ILE:O	54:DV:382:ILE:HD12	2.06	0.55
1:EA:2362:C:OP1	30:E3:39:ARG:NH1	2.39	0.55
9:EI:20:SER:HB3	9:EI:21:PRO:HD3	1.89	0.55
16:EP:13:LYS:NZ	16:EP:80:VAL:HG12	2.20	0.55
21:EU:85:ARG:HD3	21:EU:86:PHE:N	2.21	0.55
36:FD:48:LEU:HD21	36:FD:53:VAL:N	2.21	0.55
15:GO:34:HIS:O	15:GO:102:ARG:NH1	2.37	0.55
33:HA:1313:U:H3	33:HA:1324:A:H61	1.53	0.55
32:A5:26:VAL:O	32:A5:27:VAL:HB	2.06	0.55
1:AA:855:G:N3	23:AW:23:LYS:HD2	2.21	0.55
3:AC:176:ARG:HH21	3:AC:176:ARG:CG	2.19	0.55
1:AA:2821:A:H4'	4:AD:167:ASN:OD1	2.05	0.55
6:AF:2:LYS:HG2	6:AF:3:LEU:HD22	1.88	0.55
7:AG:12:ALA:HB2	1:EA:2790:U:H2'	1.87	0.55
18:AR:68:ARG:HD3	18:AR:92:TRP:CE2	2.41	0.55
23:AW:17:ALA:HA	23:AW:35:ILE:HG23	1.89	0.55
23:AW:37:VAL:HB	23:AW:38:ARG:HD2	1.88	0.55
23:AW:76:ARG:HH21	23:AW:76:ARG:CG	2.19	0.55
33:BA:131:A:H2'	33:BA:132:C:C6	2.42	0.55
33:BA:1413:A:C2	33:BA:1488:G:C2	2.94	0.55
33:BA:600:A:H2'	33:BA:601:G:H8	1.71	0.55
33:BA:701:U:H5''	33:BA:703:G:C4	2.42	0.55
35:BC:8:ASN:OD1	35:BC:16:LYS:NZ	2.37	0.55
54:BV:127:TRP:HH2	54:BV:262:ILE:HD13	1.70	0.55
54:BV:414:PRO:HA	54:BV:461:MET:SD	2.45	0.55
54:BV:545:ILE:HD11	54:BV:581:GLY:HA3	1.87	0.55
7:CG:84:LYS:HG2	7:CG:85:LYS:H	1.71	0.55
22:CV:36:ALA:O	22:CV:93:ARG:NH1	2.37	0.55
34:DB:187:ASP:HB2	34:DB:203:ASP:HB3	1.88	0.55
45:DM:4:ILE:O	45:DM:6:GLY:N	2.40	0.55
51:DS:36:ARG:HH12	51:DS:77:THR:HG22	1.70	0.55
32:E5:47:GLU:HG2	32:E5:95:LEU:HD21	1.86	0.55
33:FA:1299:A:H2'	33:FA:1299:A:N3	2.22	0.55
51:FS:3:ARG:O	51:FS:4:SER:OG	2.23	0.55
54:FV:418:ILE:HG12	54:FV:483:VAL:HG12	1.88	0.55
1:GA:653:U:H3'	1:GA:654:A:H5''	1.88	0.55
4:GD:106:LYS:O	4:GD:107:VAL:HB	2.05	0.55
4:GD:55:LYS:NZ	4:GD:60:VAL:HA	2.21	0.55
20:GT:50:LEU:H	20:GT:50:LEU:HD12	1.71	0.55
33:HA:1003:G:N2	33:HA:1005:A:H5'	2.21	0.55

Continued on next page...

Continued from previous page...

Atom-1	Atom-2	Interatomic distance (Å)	Clash overlap (Å)
33:HA:1192:C:OP2	35:HC:4:LYS:NZ	2.32	0.55
33:HA:411:A:OP1	36:HD:26:ARG:NH2	2.39	0.55
44:HL:24:LEU:O	44:HL:26:ALA:N	2.39	0.55
1:AA:2884:U:H5	27:A0:39:ARG:CZ	2.19	0.55
31:A4:36:ARG:HG2	31:A4:37:GLN:H	1.71	0.55
32:A5:26:VAL:CG2	32:A5:115:GLY:H	2.19	0.55
1:AA:666:A:H4'	12:AL:48:ARG:HD2	1.87	0.55
4:AD:11:MET:HE1	4:AD:192:ALA:HA	1.88	0.55
4:AD:82:PHE:CE2	4:AD:202:ILE:HD11	2.41	0.55
23:AW:18:LYS:HG3	23:AW:19:ARG:H	1.71	0.55
1:CA:2134:A:H2'	1:CA:2135:A:C8	2.41	0.55
1:CA:528:A:H2	1:CA:2043:C:H4'	1.69	0.55
28:E1:32:LYS:HA	28:E1:51:ALA:HB3	1.89	0.55
1:EA:833:A:H2'	1:EA:834:G:C8	2.42	0.55
1:EA:998:C:OP2	17:EQ:57:ARG:NH2	2.39	0.55
5:EE:148:ILE:HA	5:EE:187:VAL:HB	1.87	0.55
1:EA:528:A:OP2	10:EJ:116:ARG:NH2	2.37	0.55
11:EK:18:ARG:HB2	11:EK:45:GLU:CG	2.37	0.55
17:EQ:60:TRP:CZ2	17:EQ:93:ILE:HB	2.41	0.55
33:FA:1491:G:H2'	55:FW:6:5OH:CA	2.35	0.55
54:FV:679:SER:OG	54:FV:680:TYR:N	2.39	0.55
1:GA:2145:C:H3'	1:GA:2146:C:H5''	1.89	0.55
1:GA:2362:C:OP1	30:G3:39:ARG:NH1	2.38	0.55
4:GD:12:THR:HG22	4:GD:13:ARG:N	2.22	0.55
12:GL:101:ILE:HG23	12:GL:105:ILE:HG13	1.88	0.55
1:AA:2336:A:C6	23:AW:40:ARG:HD2	2.42	0.55
1:AA:646:U:C4	1:AA:2368:C:H1'	2.41	0.55
1:AA:933:A:OP2	59:AA:3575:HOH:O	2.18	0.55
4:AD:133:THR:HG23	4:AD:134:HIS:N	2.21	0.55
4:AD:186:LEU:HD21	16:AP:7:LEU:HD21	1.87	0.55
22:AV:6:ALA:HB1	22:AV:40:ILE:CG2	2.36	0.55
25:AY:56:LEU:O	25:AY:57:LEU:HB3	2.04	0.55
26:AZ:8:GLN:O	26:AZ:10:ARG:N	2.39	0.55
33:BA:769:G:H4'	33:BA:1513:A:H4'	1.89	0.55
34:BB:209:VAL:HG23	34:BB:210:THR:H	1.70	0.55
38:BF:64:VAL:HG12	38:BF:65:GLU:N	2.22	0.55
2:CB:11:C:O2'	2:CB:15:A:N6	2.39	0.55
11:CK:5:GLN:HA	11:CK:20:MET:SD	2.46	0.55
25:CY:6:LEU:HD12	25:CY:56:LEU:HD11	1.87	0.55
34:DB:83:ALA:O	34:DB:88:GLN:HG3	2.06	0.55
35:DC:147:LYS:HB2	35:DC:203:PHE:CD2	2.41	0.55

Continued on next page...

Continued from previous page...

Atom-1	Atom-2	Interatomic distance (Å)	Clash overlap (Å)
36:DD:107:PHE:CD2	36:DD:145:ILE:HD11	2.41	0.55
1:EA:2138:G:H1'	1:EA:2154:A:C6	2.41	0.55
1:EA:2387:U:H1'	23:EW:38:ARG:NE	2.22	0.55
3:EC:14:HIS:O	3:EC:203:VAL:HG11	2.07	0.55
10:EJ:64:VAL:HG11	10:EJ:68:LYS:HB2	1.89	0.55
39:FG:50:LEU:CD1	39:FG:61:ALA:HB1	2.36	0.55
1:GA:752:A:N6	1:GA:2609:U:H3	2.04	0.55
6:GF:25:MET:O	6:GF:29:ARG:NH1	2.40	0.55
18:GR:10:LYS:NZ	18:GR:23:GLU:OE1	2.31	0.55
35:HC:42:TYR:CZ	35:HC:90:VAL:HG21	2.42	0.55
36:HD:99:ASP:OD1	36:HD:100:ASN:N	2.39	0.55
6:AF:27:VAL:HG13	6:AF:29:ARG:HH11	1.72	0.55
11:AK:99:ILE:HG21	11:AK:119:ALA:HB2	1.89	0.55
33:BA:1033:G:H2'	33:BA:1034:G:C5'	2.37	0.55
33:BA:26:A:N6	33:BA:558:G:O2'	2.35	0.55
33:BA:890:G:O2'	33:BA:906:A:N6	2.39	0.55
40:BH:25:VAL:HG23	40:BH:63:LEU:HD21	1.88	0.55
50:BR:22:ASP:OD1	50:BR:24:LYS:N	2.32	0.55
1:CA:2325:G:C6	1:CA:2326:C:N4	2.73	0.55
3:CC:144:GLU:HA	3:CC:151:GLY:HA2	1.87	0.55
7:CG:112:VAL:HG23	7:CG:113:ASP:N	2.22	0.55
1:EA:1105:U:H2'	1:EA:1106:G:C8	2.42	0.55
1:EA:1605:C:H2'	1:EA:1606:C:H5'	1.89	0.55
1:EA:644:A:H2'	1:EA:645:C:O4'	2.07	0.55
21:EU:39:ASN:HB3	21:EU:62:ALA:O	2.07	0.55
1:GA:1141:U:H4'	1:GA:1142:A:O4'	2.06	0.55
1:GA:1440:U:H2'	1:GA:1441:G:C8	2.42	0.55
9:GI:101:SER:HA	9:GI:140:GLU:HG2	1.89	0.55
33:HA:1030:U:H4'	33:HA:1031:C:OP1	2.06	0.55
46:HN:21:PHE:HA	46:HN:25:ALA:HB3	1.88	0.55
33:HA:483:C:O2	48:HP:13:LYS:NZ	2.39	0.55
54:HV:11:ARG:HE	54:HV:283:ILE:HA	1.72	0.55
1:AA:644:A:H2'	1:AA:645:C:O4'	2.07	0.55
1:AA:846:U:HO2'	1:AA:847:U:P	2.30	0.55
1:AA:1820:U:OP1	3:AC:176:ARG:NH2	2.39	0.55
18:AR:66:HIS:CG	18:AR:94:THR:HG22	2.42	0.55
40:BH:112:THR:HG23	40:BH:115:ALA:H	1.71	0.55
46:BN:31:ILE:HD12	46:BN:31:ILE:N	2.20	0.55
54:BV:223:ILE:O	54:BV:227:ALA:N	2.38	0.55
4:CD:36:GLN:HB3	4:CD:49:GLN:HE21	1.70	0.55
8:CH:2:GLN:HB2	8:CH:39:ALA:HB3	1.89	0.55

Continued on next page...

Continued from previous page...

Atom-1	Atom-2	Interatomic distance (Å)	Clash overlap (Å)
11:CK:105:ARG:N	11:CK:105:ARG:HD3	2.22	0.55
1:CA:958:U:OP2	13:CM:14:LYS:NZ	2.37	0.55
33:DA:73:C:H6	33:DA:73:C:H5'	1.71	0.55
41:DI:44:ALA:HA	41:DI:47:VAL:HG13	1.87	0.55
1:EA:2331:G:O2'	1:EA:2336:A:N1	2.40	0.55
1:EA:2531:A:OP1	7:EG:174:LYS:HE3	2.07	0.55
37:FE:104:GLY:CA	37:FE:122:ASN:HA	2.37	0.55
1:GA:2520:C:C6	1:GA:2567:G:H1'	2.41	0.55
6:GF:60:SER:HB2	6:GF:88:VAL:HG11	1.89	0.55
11:GK:107:LEU:O	11:GK:109:SER:N	2.37	0.55
18:GR:66:HIS:CG	18:GR:94:THR:HG22	2.42	0.55
1:GA:2331:G:O2'	23:GW:39:GLN:O	2.15	0.55
43:HK:87:LYS:HA	43:HK:114:THR:HG22	1.89	0.55
45:HM:11:ASP:OD1	45:HM:12:HIS:N	2.37	0.55
49:HQ:21:ILE:HG23	49:HQ:46:VAL:HB	1.87	0.55
37:BE:46:VAL:CG2	37:BE:118:ALA:HA	2.36	0.55
33:BA:685:G:H4'	43:BK:41:ALA:O	2.06	0.55
33:DA:1279:G:H2'	33:DA:1279:G:N3	2.20	0.55
32:E5:29:ASP:HA	32:E5:108:VAL:HG11	1.89	0.55
1:EA:1607:C:H4'	1:EA:1608:A:O5'	2.06	0.55
5:EE:4:VAL:HG12	5:EE:6:LYS:H	1.72	0.55
1:EA:994:C:H3'	17:EQ:53:LYS:HE2	1.89	0.55
39:FG:4:ARG:HG3	39:FG:5:ARG:N	2.22	0.55
1:GA:1441:G:H2'	1:GA:1442:U:H6	1.71	0.55
1:GA:1938:A:OP2	59:GA:3718:HOH:O	2.18	0.55
1:GA:2406:A:C2	12:GL:69:ARG:NH2	2.75	0.55
33:HA:1491:G:H5'	33:HA:1492:A:OP1	2.06	0.55
34:HB:40:ILE:HG21	34:HB:201:GLY:HA2	1.88	0.55
36:HD:145:ILE:CD1	36:HD:155:VAL:HG21	2.37	0.55
37:HE:45:ARG:HA	37:HE:72:ILE:O	2.06	0.55
43:HK:19:GLY:HA2	43:HK:37:ARG:HG3	1.89	0.55
44:HL:72:HIS:ND1	44:HL:73:ASN:O	2.39	0.55
1:AA:1753:G:OP1	16:AP:92:ARG:NE	2.32	0.55
1:AA:142:A:H2	20:AT:2:ILE:HG23	1.72	0.55
21:AU:73:ASN:OD1	21:AU:76:THR:N	2.29	0.55
35:BC:34:ASP:OD2	46:BN:65:ARG:NH1	2.40	0.55
54:BV:497:LYS:HG2	54:BV:523:TYR:HB2	1.88	0.55
1:CA:265:A:H4'	1:CA:266:G:OP1	2.07	0.55
1:CA:527:C:H4'	1:CA:528:A:O5'	2.06	0.55
33:DA:212:G:H2'	33:DA:213:G:H8	1.71	0.55
42:DJ:7:ARG:NH1	42:DJ:75:ASP:OD2	2.40	0.55

Continued on next page...

Continued from previous page...

Atom-1	Atom-2	Interatomic distance (Å)	Clash overlap (Å)
54:DV:697:ALA:O	54:DV:699:ILE:N	2.40	0.55
1:EA:28:A:H1'	1:EA:513:A:C2	2.42	0.55
19:ES:33:LEU:HD13	19:ES:51:LEU:HD23	1.89	0.55
1:EA:85:G:P	21:EU:27:VAL:HG11	2.47	0.55
23:EW:37:VAL:HG12	23:EW:38:ARG:N	2.21	0.55
33:FA:707:U:H2'	33:FA:708:C:C6	2.42	0.55
33:FA:429:U:O3'	36:FD:22:LYS:NZ	2.39	0.55
33:FA:401:C:OP2	36:FD:70:ARG:NH1	2.37	0.55
28:G1:8:ILE:HD12	28:G1:52:LYS:HB2	1.89	0.55
1:GA:654:A:N3	1:GA:654:A:H3'	2.21	0.55
3:GC:16:VAL:H	3:GC:203:VAL:HG12	1.71	0.55
5:GE:46:GLN:HG3	5:GE:87:ALA:H	1.70	0.55
1:GA:1064:C:H4'	9:GI:89:SER:HB2	1.89	0.55
23:GW:40:ARG:HG3	23:GW:56:HIS:CG	2.42	0.55
37:HE:104:GLY:HA2	37:HE:122:ASN:HA	1.88	0.55
32:A5:33:VAL:HG12	32:A5:34:THR:N	2.20	0.55
1:AA:1458:U:H4'	1:AA:1459:G:O5'	2.07	0.55
1:AA:2328:A:H2'	1:AA:2329:U:C6	2.42	0.55
1:AA:38:A:O2'	5:AE:43:THR:HA	2.07	0.55
1:AA:42:A:H2'	1:AA:43:G:C5'	2.37	0.55
1:AA:460:A:P	29:A2:41:ARG:HH12	2.30	0.55
1:AA:527:C:H4'	1:AA:528:A:O5'	2.07	0.55
1:AA:443:A:N7	5:AE:40:ARG:HD2	2.21	0.55
23:AW:17:ALA:O	23:AW:18:LYS:HB2	2.06	0.55
33:BA:1468:A:C2'	33:BA:1469:C:H5'	2.36	0.55
37:BE:111:MET:CE	37:BE:125:ALA:HB1	2.37	0.55
53:BU:41:PRO:O	53:BU:45:ARG:HD3	2.06	0.55
1:CA:586:A:C2	1:CA:1254:A:C2	2.95	0.55
1:CA:1731:G:O2'	1:CA:1732:C:H3'	2.06	0.55
12:CL:77:ILE:HD11	12:CL:108:ALA:HB1	1.88	0.55
33:DA:1478:U:H2'	33:DA:1479:C:C6	2.42	0.55
33:DA:844:G:H2'	33:DA:845:A:H5''	1.88	0.55
54:DV:164:ALA:HB1	54:DV:262:ILE:HD11	1.89	0.55
16:EP:21:PRO:HD3	16:EP:49:ILE:HD12	1.89	0.55
33:FA:1180:A:OP2	41:FI:99:ARG:NH2	2.40	0.55
45:FM:29:ARG:NH2	45:FM:63:PHE:HB2	2.22	0.55
53:FU:40:LYS:N	53:FU:41:PRO:CD	2.69	0.55
3:GC:143:VAL:HB	3:GC:153:LEU:HB2	1.87	0.55
25:GY:23:ARG:HA	25:GY:23:ARG:HE	1.72	0.55
43:HK:80:LYS:O	43:HK:106:ARG:N	2.34	0.55
44:HL:44:LYS:CB	44:HL:45:PRO:HD3	2.37	0.55

Continued on next page...

Continued from previous page...

Atom-1	Atom-2	Interatomic distance (Å)	Clash overlap (Å)
45:HM:74:SER:HA	45:HM:77:ILE:HD12	1.89	0.55
1:AA:1515:A:HO2'	1:AA:1556:C:HO2'	1.43	0.55
1:AA:279:A:N6	1:AA:361:G:H1'	2.22	0.55
1:AA:2724:U:P	4:AD:116:LYS:HZ2	2.30	0.55
16:AP:50:ARG:HD2	16:AP:51:ASN:N	2.22	0.55
33:BA:71:A:O2'	33:BA:72:A:O4'	2.24	0.55
1:CA:858:G:N2	1:CA:919:U:O4	2.39	0.55
4:CD:118:PHE:HZ	14:CN:1:MET:HB2	1.71	0.55
17:CQ:97:ILE:HD13	17:CQ:104:ALA:HB3	1.88	0.55
32:E5:116:GLU:CG	32:E5:117:LEU:H	2.20	0.55
1:EA:1808:A:N1	24:EX:27:ARG:HD2	2.22	0.55
1:EA:2593:U:O4	59:EA:3781:HOH:O	2.16	0.55
1:EA:594:U:H2'	1:EA:595:C:C6	2.41	0.55
17:EQ:29:ARG:HG3	17:EQ:29:ARG:HH11	1.72	0.55
43:FK:88:GLY:H	43:FK:114:THR:CG2	2.20	0.55
46:FN:45:VAL:HG23	46:FN:46:LEU:H	1.72	0.55
1:GA:1072:C:N4	1:GA:1094:U:N3	2.55	0.55
1:GA:1095:A:C8	54:HV:632:ILE:HB	2.41	0.55
1:GA:1925:C:N3	1:GA:1926:U:C4	2.75	0.55
1:GA:1059:G:H21	9:GI:127:SER:HA	1.72	0.55
12:GL:127:VAL:HG11	12:GL:142:ILE:HG21	1.89	0.55
18:GR:42:ALA:HA	18:GR:46:GLU:HB2	1.89	0.55
32:A5:60:LEU:O	32:A5:64:VAL:HB	2.06	0.54
1:AA:655:A:H4'	1:AA:656:G:OP1	2.05	0.54
1:CA:2103:C:H2'	1:CA:2104:C:H5'	1.89	0.54
1:CA:2287:A:C8	1:CA:2289:G:C8	2.94	0.54
1:CA:545:U:H3'	1:CA:546:U:H4'	1.89	0.54
1:CA:577:G:O2'	1:CA:1254:A:OP1	2.25	0.54
23:CW:37:VAL:HB	23:CW:38:ARG:NH1	2.22	0.54
33:DA:573:A:OP2	59:DA:1737:HOH:O	2.18	0.54
34:DB:71:THR:HG22	34:DB:72:LYS:H	1.71	0.54
46:DN:61:ARG:O	46:DN:62:ASN:HB2	2.06	0.54
32:E5:71:CYS:CB	32:E5:117:LEU:HD12	2.36	0.54
32:E5:95:LEU:H	32:E5:95:LEU:HD22	1.72	0.54
1:EA:1654:A:O2'	4:ED:118:PHE:CD2	2.60	0.54
4:ED:149:ASN:OD1	4:ED:150:GLN:N	2.40	0.54
16:EP:28:LYS:O	16:EP:80:VAL:O	2.25	0.54
33:FA:35:G:N3	44:FL:115:SER:OG	2.40	0.54
34:FB:49:PHE:HB2	34:FB:212:TYR:CZ	2.42	0.54
35:FC:77:ILE:HA	35:FC:84:VAL:HG23	1.88	0.54
36:FD:30:THR:HG22	36:FD:31:LYS:H	1.72	0.54

Continued on next page...

Continued from previous page...

Atom-1	Atom-2	Interatomic distance (Å)	Clash overlap (Å)
54:FV:697:ALA:O	54:FV:699:ILE:N	2.40	0.54
29:G2:1:MET:SD	29:G2:2:LYS:N	2.77	0.54
1:GA:1327:A:N6	1:GA:1328:A:C2	2.74	0.54
1:GA:163:C:O2'	1:GA:164:C:P	2.65	0.54
1:GA:2589:A:OP1	59:GA:3313:HOH:O	2.18	0.54
15:GO:66:GLY:HA2	15:GO:102:ARG:NH1	2.22	0.54
38:HF:91:ARG:HG3	38:HF:92:THR:H	1.71	0.54
32:A5:25:ALA:N	32:A5:116:GLU:OE1	2.40	0.54
32:A5:25:ALA:CA	32:A5:116:GLU:OE1	2.55	0.54
1:AA:1028:A:N6	1:AA:1125:G:H2'	2.22	0.54
1:AA:1722:A:H2'	1:AA:1723:G:O4'	2.08	0.54
1:AA:523:C:H4'	1:AA:540:C:O2	2.07	0.54
33:BA:590:U:H2'	33:BA:591:U:C6	2.42	0.54
33:BA:675:A:C6	33:BA:676:A:C5	2.94	0.54
33:BA:725:G:OP1	33:BA:833:G:N2	2.39	0.54
34:BB:19:THR:OG1	34:BB:20:ARG:N	2.40	0.54
35:BC:111:LEU:HD13	35:BC:144:LEU:HD11	1.88	0.54
36:BD:151:LYS:HA	36:BD:155:VAL:HG13	1.89	0.54
50:BR:57:ARG:HE	50:BR:61:ARG:NH2	2.05	0.54
53:BU:26:ALA:HA	53:BU:29:LEU:HB3	1.87	0.54
1:CA:1053:C:C2	1:CA:1054:A:C8	2.94	0.54
1:CA:1731:G:N2	1:CA:1733:G:O6	2.36	0.54
11:CK:99:ILE:HG21	11:CK:119:ALA:HB2	1.89	0.54
33:DA:1077:G:N2	33:DA:1080:A:OP2	2.37	0.54
33:DA:769:G:H4'	33:DA:1513:A:H4'	1.89	0.54
38:DF:64:VAL:HG12	38:DF:65:GLU:N	2.21	0.54
39:DG:57:SER:OG	39:DG:58:GLU:N	2.37	0.54
42:DJ:16:ARG:HA	42:DJ:19:ASP:OD1	2.07	0.54
42:DJ:25:ILE:HG21	42:DJ:74:VAL:HG13	1.88	0.54
32:E5:58:THR:HB	32:E5:82:ILE:HB	1.89	0.54
1:EA:971:G:O2'	1:EA:983:A:N3	2.37	0.54
3:EC:68:ARG:HD3	3:EC:103:ILE:HD11	1.89	0.54
1:EA:443:A:N7	5:EE:40:ARG:HD3	2.22	0.54
10:EJ:76:HIS:CE1	10:EJ:85:LYS:HB2	2.42	0.54
11:EK:71:ARG:CG	11:EK:105:ARG:NH2	2.71	0.54
16:EP:50:ARG:HG2	16:EP:57:ALA:N	2.22	0.54
55:FW:3:SER:OG	55:FW:3:SER:O	2.21	0.54
1:GA:2210:U:H4'	1:GA:2211:A:H5'	1.89	0.54
13:GM:50:ARG:HD3	13:GM:65:ILE:HD11	1.88	0.54
1:GA:1012:U:OP2	17:GQ:69:ARG:NH1	2.40	0.54
36:HD:58:LYS:HG3	36:HD:59:GLN:N	2.22	0.54

Continued on next page...

Continued from previous page...

Atom-1	Atom-2	Interatomic distance (Å)	Clash overlap (Å)
1:AA:1532:A:N6	1:AA:1534:U:O4	2.41	0.54
1:AA:1805:A:N3	3:AC:49:THR:OG1	2.39	0.54
1:AA:191:A:H2'	1:AA:192:C:H6	1.72	0.54
1:AA:2406:A:C4	12:AL:69:ARG:NH2	2.76	0.54
17:AQ:63:ARG:NH1	17:AQ:96:ASP:HA	2.22	0.54
1:AA:2365:G:H4'	23:AW:59:PHE:CE1	2.42	0.54
33:BA:1181:G:O2'	33:BA:1182:G:C8	2.60	0.54
33:BA:1198:G:O6	59:BA:1781:HOH:O	2.18	0.54
33:BA:263:A:OP1	52:BT:74:ARG:NH1	2.38	0.54
33:BA:564:C:N4	59:BA:1733:HOH:O	2.26	0.54
33:BA:706:A:C2'	33:BA:707:U:H5'	2.37	0.54
36:BD:110:THR:HG23	36:BD:113:GLU:H	1.71	0.54
36:BD:105:MET:SD	36:BD:143:VAL:CG1	2.96	0.54
1:CA:1271:G:OP2	59:CA:3382:HOH:O	2.18	0.54
36:BD:156:LYS:NZ	1:CA:1541:C:OP1	2.40	0.54
1:CA:2466:C:OP1	31:C4:4:ARG:HG2	2.07	0.54
4:CD:124:ARG:NH1	4:CD:164:GLN:O	2.40	0.54
8:CH:5:LEU:HD21	8:CH:12:LEU:HD13	1.89	0.54
10:CJ:17:VAL:HG23	10:CJ:137:PRO:HB2	1.88	0.54
35:DC:123:GLN:HB3	35:DC:128:VAL:HG11	1.90	0.54
54:DV:142:ASN:OD1	54:DV:143:LYS:N	2.39	0.54
1:EA:1731:G:H1'	1:EA:1733:G:O4'	2.07	0.54
1:EA:2110:G:O3'	1:EA:2148:G:N2	2.34	0.54
1:EA:2557:G:H2'	1:EA:2558:C:C6	2.42	0.54
4:ED:118:PHE:CD1	4:ED:119:ALA:N	2.75	0.54
5:EE:128:ALA:O	5:EE:130:LYS:N	2.41	0.54
8:EH:2:GLN:O	8:EH:3:VAL:HG22	2.07	0.54
13:EM:24:THR:O	13:EM:24:THR:OG1	2.25	0.54
33:FA:9:G:H5'	37:FE:108:GLY:HA3	1.89	0.54
35:FC:11:ARG:NH2	35:FC:182:ILE:HG13	2.23	0.54
39:FG:18:PHE:CE1	39:FG:58:GLU:HG2	2.42	0.54
48:FP:54:LEU:HD22	48:FP:80:LYS:HD2	1.88	0.54
50:FR:27:ALA:HA	50:FR:30:LYS:HE3	1.89	0.54
1:GA:1385:A:H1'	1:GA:1386:C:C6	2.43	0.54
1:GA:1607:C:H4'	1:GA:1608:A:O5'	2.07	0.54
3:GC:115:ILE:HG22	3:GC:116:GLN:N	2.22	0.54
33:HA:1126:U:N3	33:HA:1280:A:OP1	2.39	0.54
33:HA:9:G:H5'	37:HE:108:GLY:HA3	1.89	0.54
33:HA:1368:A:OP1	41:HI:113:ARG:NH2	2.39	0.54
45:HM:66:GLU:O	45:HM:69:LEU:N	2.40	0.54
50:HR:34:THR:OG1	50:HR:35:GLU:N	2.40	0.54

Continued on next page...

Continued from previous page...

Atom-1	Atom-2	Interatomic distance (Å)	Clash overlap (Å)
1:AA:2152:G:H2'	1:AA:2153:C:O4'	2.07	0.54
1:AA:2615:U:C2	27:A0:3:GLN:HA	2.42	0.54
1:AA:37:C:O2'	5:AE:45:ALA:HA	2.08	0.54
6:AF:105:ILE:HD11	6:AF:138:PRO:HG2	1.90	0.54
7:AG:84:LYS:HG3	7:AG:131:VAL:HA	1.87	0.54
17:AQ:78:PHE:CZ	17:AQ:82:LEU:HD11	2.43	0.54
33:BA:71:A:C2	33:BA:72:A:C4	2.96	0.54
1:CA:2742:G:OP1	31:C4:36:ARG:HD3	2.07	0.54
1:CA:1428:C:C5	1:CA:1569:A:H5''	2.43	0.54
11:CK:105:ARG:H	11:CK:105:ARG:HD3	1.73	0.54
16:CP:63:ILE:HA	16:CP:68:GLY:HA2	1.89	0.54
33:DA:1084:G:C5	33:DA:1085:U:C4	2.96	0.54
33:DA:482:A:C2	33:DA:483:C:H1'	2.42	0.54
52:DT:70:ASN:N	52:DT:70:ASN:OD1	2.41	0.54
1:EA:2146:C:H4'	1:EA:2147:A:OP1	2.06	0.54
1:EA:666:A:H4'	12:EL:48:ARG:HD2	1.89	0.54
11:EK:70:ARG:O	11:EK:71:ARG:HB2	2.08	0.54
16:EP:19:PHE:CD1	16:EP:19:PHE:N	2.76	0.54
17:EQ:91:ARG:HB2	17:EQ:94:LEU:HB2	1.89	0.54
33:FA:263:A:P	52:FT:74:ARG:NH1	2.81	0.54
1:GA:1079:C:C2'	1:GA:1080:A:H5''	2.38	0.54
1:GA:1442:U:H2'	1:GA:1443:U:C6	2.42	0.54
1:GA:2205:A:OP1	3:GC:67:LYS:NZ	2.40	0.54
3:GC:255:LYS:O	3:GC:256:THR:HG22	2.07	0.54
12:GL:87:GLY:O	12:GL:89:VAL:N	2.41	0.54
33:HA:392:C:OP1	48:HP:8:ARG:NH2	2.40	0.54
1:AA:1722:A:C6	1:AA:1723:G:C4	2.96	0.54
2:AB:41:G:H2'	6:AF:65:LEU:HD13	1.89	0.54
9:AI:102:ARG:HD2	9:AI:102:ARG:H	1.72	0.54
1:AA:1080:A:H1'	9:AI:127:SER:HA	1.88	0.54
10:AJ:4:PHE:CG	10:AJ:5:THR:N	2.75	0.54
18:AR:60:LYS:H	18:AR:100:GLY:HA3	1.72	0.54
20:AT:32:LEU:H	20:AT:83:ALA:HB3	1.73	0.54
34:BB:69:VAL:HG23	34:BB:162:VAL:HB	1.89	0.54
50:BR:25:ASP:O	50:BR:28:THR:N	2.41	0.54
1:CA:1993:U:H4'	4:CD:133:THR:HG21	1.88	0.54
23:CW:18:LYS:HA	23:CW:36:ILE:HB	1.90	0.54
33:DA:962:C:H1'	33:DA:1201:A:H62	1.71	0.54
34:DB:67:LEU:HD21	34:DB:91:VAL:HG23	1.88	0.54
38:DF:75:GLU:O	38:DF:78:PHE:N	2.38	0.54
54:DV:591:LEU:O	54:DV:594:LYS:N	2.40	0.54

Continued on next page...

Continued from previous page...

Atom-1	Atom-2	Interatomic distance (Å)	Clash overlap (Å)
32:E5:23:LEU:H	32:E5:87:GLU:HB2	1.73	0.54
1:EA:2155:U:H2'	1:EA:2156:G:H5'	1.90	0.54
1:EA:2447:G:N2	59:EA:3680:HOH:O	2.03	0.54
1:EA:479:A:N3	1:EA:481:G:H5''	2.21	0.54
1:EA:518:G:H4'	19:ES:18:ARG:NH1	2.22	0.54
1:EA:958:U:H2'	2:EB:89:U:C6	2.43	0.54
3:EC:68:ARG:NE	3:EC:103:ILE:HD11	2.22	0.54
1:EA:1654:A:O2'	4:ED:118:PHE:CG	2.60	0.54
20:ET:54:GLU:HB2	20:ET:88:LYS:HG3	1.90	0.54
24:EX:70:LEU:HD13	24:EX:75:GLU:CB	2.38	0.54
37:FE:111:MET:HE1	37:FE:125:ALA:HB1	1.90	0.54
41:FI:54:LEU:HD21	41:FI:101:ALA:CB	2.37	0.54
52:FT:62:ALA:HA	52:FT:67:ILE:HG22	1.88	0.54
1:GA:1386:C:H2'	1:GA:1387:A:C8	2.42	0.54
1:GA:1794:A:H2'	1:GA:1795:C:C6	2.42	0.54
6:GF:101:ARG:HA	6:GF:104:THR:HG22	1.89	0.54
6:GF:3:LEU:HA	6:GF:6:TYR:HB2	1.88	0.54
9:GI:18:ASN:N	9:GI:19:PRO:HD3	2.21	0.54
22:GV:2:PHE:HB3	22:GV:50:MET:HE1	1.90	0.54
33:HA:1123:U:H4'	42:HJ:39:PRO:HD2	1.88	0.54
43:HK:70:CYS:SG	43:HK:71:ALA:N	2.81	0.54
1:AA:1779:U:H5	1:AA:1784:A:N7	2.05	0.54
1:AA:84:A:N1	1:AA:98:G:O2'	2.36	0.54
5:AE:108:ILE:HD12	12:AL:2:ARG:NH2	2.23	0.54
33:BA:710:G:OP1	38:BF:53:LYS:NZ	2.34	0.54
36:BD:197:GLU:O	36:BD:200:ILE:N	2.40	0.54
43:BK:35:THR:HG21	43:BK:39:GLY:HA2	1.89	0.54
49:BQ:50:ASN:O	49:BQ:52:GLU:N	2.40	0.54
1:CA:1031:G:H4'	31:C4:6:SER:HB2	1.89	0.54
1:CA:138:U:OP1	1:CA:139:U:H3'	2.07	0.54
1:CA:1485:U:H2'	1:CA:1486:U:C6	2.42	0.54
1:CA:323:C:N4	1:CA:333:G:N7	2.56	0.54
1:CA:475:C:C4	1:CA:481:G:O6	2.60	0.54
10:CJ:4:PHE:CG	10:CJ:5:THR:N	2.76	0.54
24:CX:36:ARG:HG2	24:CX:47:THR:HG22	1.89	0.54
33:DA:250:A:H4'	33:DA:251:G:O5'	2.06	0.54
33:DA:446:G:N2	33:DA:489:C:C2	2.75	0.54
1:EA:1025:G:H4'	1:EA:1026:G:OP2	2.07	0.54
16:EP:4:ILE:HG22	16:EP:5:LYS:H	1.72	0.54
11:EK:76:VAL:HB	16:EP:72:VAL:HG22	1.89	0.54
41:FI:45:ARG:O	41:FI:47:VAL:N	2.40	0.54

Continued on next page...

Continued from previous page...

Atom-1	Atom-2	Interatomic distance (Å)	Clash overlap (Å)
44:FL:24:LEU:O	44:FL:26:ALA:N	2.40	0.54
1:GA:322:A:H5'	1:GA:340:A:H1'	1.88	0.54
2:GB:78:A:OP2	22:GV:18:ARG:NH2	2.34	0.54
12:GL:74:THR:HG22	12:GL:107:PHE:HB2	1.89	0.54
33:HA:1478:U:H2'	33:HA:1479:C:C6	2.43	0.54
1:GA:1067:A:N3	54:HV:645:GLN:NE2	2.56	0.54
1:AA:1297:C:O2	1:AA:1643:G:N2	2.31	0.54
1:AA:1509:A:HO2'	1:AA:1510:G:P	2.31	0.54
1:AA:2880:C:H1'	14:AN:92:GLY:H	1.73	0.54
1:AA:495:G:N3	19:AS:61:ASN:ND2	2.49	0.54
1:AA:523:C:O3'	1:AA:539:G:N2	2.41	0.54
1:AA:594:U:H2'	1:AA:595:C:C6	2.43	0.54
10:AJ:6:ALA:HB3	10:AJ:45:THR:HG21	1.89	0.54
13:AM:35:ALA:O	13:AM:37:GLY:N	2.37	0.54
1:AA:1336:A:P	20:AT:68:LYS:HZ2	2.31	0.54
23:AW:37:VAL:HG13	23:AW:55:ASP:C	2.28	0.54
38:BF:9:MET:HG3	38:BF:85:ILE:HG13	1.90	0.54
49:BQ:12:VAL:HG12	49:BQ:13:VAL:H	1.72	0.54
1:CA:2101:A:C2	1:CA:2102:G:N2	2.76	0.54
4:CD:151:THR:HG22	4:CD:152:PRO:HD3	1.88	0.54
7:CG:84:LYS:HD2	7:CG:84:LYS:N	2.22	0.54
20:CT:29:THR:CA	20:CT:86:THR:HA	2.38	0.54
1:EA:170:U:H2'	1:EA:171:U:C6	2.43	0.54
4:ED:68:PHE:C	4:ED:73:VAL:HG12	2.27	0.54
33:FA:913:A:H4'	33:FA:914:A:O5'	2.07	0.54
47:FO:71:LYS:HD3	47:FO:78:TYR:CZ	2.43	0.54
1:GA:1079:C:H2'	1:GA:1080:A:H5''	1.89	0.54
1:GA:1869:G:H3'	1:GA:1870:C:H5''	1.90	0.54
1:GA:2135:A:N6	1:GA:2156:G:O2'	2.41	0.54
1:GA:823:C:H42	1:GA:834:G:H1	1.56	0.54
50:HR:32:TYR:CD2	50:HR:55:LEU:HD21	2.43	0.54
54:HV:127:TRP:HH2	54:HV:262:ILE:HD13	1.72	0.54
32:A5:71:CYS:HA	32:A5:117:LEU:HD11	1.87	0.54
1:AA:2280:G:C2	1:AA:2281:A:C8	2.96	0.54
1:AA:945:A:C5	1:AA:2448:A:C2	2.95	0.54
9:AI:20:SER:HB3	9:AI:21:PRO:HD3	1.89	0.54
12:AL:79:LEU:H	12:AL:113:ALA:HB3	1.73	0.54
14:AN:37:THR:OG1	14:AN:40:LYS:HD2	2.08	0.54
53:BU:44:GLU:O	53:BU:48:ALA:N	2.40	0.54
28:C1:50:GLU:HG2	28:C1:51:ALA:N	2.22	0.54
1:CA:324:A:N6	1:CA:338:G:O2'	2.41	0.54

Continued on next page...

Continued from previous page...

Atom-1	Atom-2	Interatomic distance (Å)	Clash overlap (Å)
1:CA:983:A:N6	1:CA:984:A:N1	2.55	0.54
33:DA:1086:U:O2'	33:DA:1087:G:H5'	2.08	0.54
39:DG:15:ASP:OD1	39:DG:44:TYR:OH	2.24	0.54
1:EA:2324:U:H3'	1:EA:2325:G:C5'	2.36	0.54
7:EG:39:ALA:HA	7:EG:57:TYR:CD2	2.43	0.54
9:EI:89:SER:HA	9:EI:97:VAL:HG21	1.90	0.54
23:EW:23:LYS:CE	23:EW:24:ARG:HB3	2.38	0.54
34:FB:46:VAL:HA	34:FB:49:PHE:CZ	2.43	0.54
34:FB:57:ASN:HB2	34:FB:219:THR:CG2	2.37	0.54
33:FA:972:C:P	42:FJ:59:LYS:HD3	2.47	0.54
33:FA:951:G:OP2	45:FM:101:ARG:NH2	2.41	0.54
52:FT:68:HIS:C	52:FT:69:LYS:HG3	2.28	0.54
6:GF:39:VAL:HG13	6:GF:40:GLY:H	1.73	0.54
1:GA:996:A:H4'	17:GQ:91:ARG:NE	2.23	0.54
33:HA:204:G:H3'	33:HA:205:A:H5''	1.90	0.54
33:HA:409:U:H5''	36:HD:25:VAL:CG2	2.38	0.54
36:HD:72:PHE:CE2	36:HD:200:ILE:HD11	2.42	0.54
37:HE:81:LEU:CD2	37:HE:123:VAL:HG12	2.37	0.54
38:HF:51:ILE:HG21	38:HF:85:ILE:HD12	1.90	0.54
54:HV:221:ASN:HA	54:HV:224:GLU:HB3	1.90	0.54
1:AA:2313:C:H2'	1:AA:2314:A:H8	1.73	0.54
1:AA:265:A:H4'	1:AA:266:G:OP1	2.07	0.54
1:AA:383:C:N3	1:AA:391:A:N6	2.56	0.54
1:AA:460:A:OP1	29:A2:41:ARG:NH1	2.41	0.54
1:AA:645:C:O2'	1:AA:645:C:O2	2.21	0.54
16:AP:63:ILE:HA	16:AP:68:GLY:HA2	1.90	0.54
17:AQ:81:GLY:HA2	17:AQ:116:LEU:CD1	2.38	0.54
1:AA:855:G:C2	23:AW:23:LYS:HD2	2.43	0.54
41:BI:29:VAL:HB	41:BI:64:TYR:HA	1.89	0.54
41:BI:96:SER:O	41:BI:100:LYS:HG3	2.07	0.54
43:BK:111:THR:HA	53:BU:4:ILE:O	2.07	0.54
1:CA:1028:A:N6	1:CA:1125:G:H2'	2.23	0.54
1:CA:1386:C:H2'	1:CA:1387:A:C8	2.43	0.54
1:CA:1604:C:H5'	59:CA:3404:HOH:O	2.08	0.54
3:CC:63:ILE:HG22	3:CC:64:VAL:N	2.22	0.54
23:CW:39:GLN:HG3	23:CW:41:GLY:O	2.07	0.54
24:CX:34:SER:OG	24:CX:34:SER:O	2.26	0.54
34:DB:13:VAL:HG23	34:DB:207:ARG:NH1	2.23	0.54
1:EA:2582:G:C2	1:EA:2583:G:C8	2.95	0.54
1:EA:910:A:N3	1:EA:2264:C:O2'	2.38	0.54
5:EE:150:THR:HG21	5:EE:153:LEU:HA	1.88	0.54

Continued on next page...

Continued from previous page...

Atom-1	Atom-2	Interatomic distance (Å)	Clash overlap (Å)
6:EF:175:PRO:O	6:EF:176:PHE:CG	2.60	0.54
39:FG:97:ASN:OD1	39:FG:97:ASN:N	2.41	0.54
54:FV:556:GLY:HA3	54:FV:597:ALA:HB3	1.88	0.54
12:GL:110:VAL:O	12:GL:111:ILE:HB	2.07	0.54
33:HA:1053:G:N7	33:HA:1200:C:H5''	2.23	0.54
33:HA:451:A:H4'	33:HA:452:A:O5'	2.08	0.54
33:HA:954:G:H2'	33:HA:955:U:C6	2.42	0.54
35:HC:7:PRO:HG2	35:HC:184:TYR:CG	2.43	0.54
43:HK:53:ARG:NH2	43:HK:54:GLY:O	2.41	0.54
54:HV:646:GLU:O	54:HV:647:SER:HB2	2.08	0.54
1:AA:192:C:OP1	59:AA:3733:HOH:O	2.19	0.54
6:AF:35:LEU:HD22	6:AF:35:LEU:N	2.23	0.54
33:BA:1237:C:O2	33:BA:1334:G:O2'	2.24	0.54
33:BA:1316:G:N2	33:BA:1318:A:H3'	2.23	0.54
33:BA:600:A:H2'	33:BA:601:G:C8	2.43	0.54
37:BE:44:GLY:HA2	37:BE:76:LEU:HD13	1.90	0.54
39:BG:57:SER:OG	39:BG:58:GLU:N	2.37	0.54
49:BQ:50:ASN:ND2	49:BQ:50:ASN:O	2.41	0.54
53:BU:44:GLU:HA	53:BU:47:ARG:HB3	1.90	0.54
1:CA:1272:A:OP1	59:CA:3382:HOH:O	2.18	0.54
1:CA:1354:A:OP1	3:CC:35:LYS:NZ	2.40	0.54
1:CA:1936:A:H2	1:CA:1943:U:C5	2.26	0.54
1:CA:2502:G:H5'	1:CA:2503:A:H5''	1.89	0.54
4:CD:106:LYS:HB3	4:CD:206:ALA:CB	2.38	0.54
1:CA:597:G:O2'	12:CL:11:GLY:O	2.25	0.54
33:DA:1417:G:O6	59:DA:1792:HOH:O	2.18	0.54
33:DA:652:U:O2'	33:DA:653:U:OP2	2.21	0.54
33:DA:426:U:H5''	36:DD:37:ALA:HB1	1.90	0.54
44:DL:24:LEU:O	44:DL:26:ALA:N	2.41	0.54
1:EA:2800:A:H3'	1:EA:2801:G:C5'	2.38	0.54
20:ET:32:LEU:H	20:ET:83:ALA:HB3	1.73	0.54
33:FA:484:G:H4'	33:FA:485:U:O5'	2.08	0.54
44:FL:3:THR:HG22	44:FL:5:ASN:N	2.23	0.54
1:GA:2547:A:H2'	1:GA:2548:U:C6	2.42	0.54
4:GD:62:LYS:HB2	4:GD:63:PRO:HD3	1.89	0.54
1:GA:1070:A:C2	9:GI:8:VAL:HA	2.42	0.54
10:GJ:64:VAL:HG13	10:GJ:65:THR:N	2.23	0.54
12:GL:77:ILE:CD1	12:GL:108:ALA:HB1	2.38	0.54
21:GU:98:ASN:O	21:GU:100:GLU:N	2.39	0.54
33:HA:1077:G:N2	33:HA:1080:A:OP2	2.38	0.54
33:HA:211:G:N3	33:HA:211:G:H3'	2.23	0.54

Continued on next page...

Continued from previous page...

Atom-1	Atom-2	Interatomic distance (Å)	Clash overlap (Å)
41:HI:10:GLY:HA2	41:HI:81:HIS:CD2	2.43	0.54
42:HJ:35:GLN:CG	42:HJ:37:ARG:HE	2.21	0.54
1:GA:1095:A:H61	54:HV:623:THR:HG21	1.72	0.54
1:AA:2061:G:OP2	59:AA:3490:HOH:O	2.18	0.53
1:AA:271:G:H4'	1:AA:272:A:OP1	2.08	0.53
1:AA:322:A:H5'	1:AA:340:A:H1'	1.90	0.53
15:AO:108:ASP:HA	15:AO:111:ARG:HG3	1.91	0.53
33:BA:1331:G:O2'	33:BA:1332:A:P	2.65	0.53
33:BA:51:A:H4'	33:BA:52:C:O5'	2.08	0.53
43:BK:82:LEU:HD22	43:BK:105:PHE:CD1	2.43	0.53
1:CA:2311:A:N3	6:CF:84:ILE:HD11	2.23	0.53
20:CT:39:THR:HB	20:CT:42:GLU:HB2	1.88	0.53
33:DA:509:A:C6	33:DA:510:A:N1	2.76	0.53
34:DB:209:VAL:HG23	34:DB:210:THR:H	1.73	0.53
51:DS:47:LEU:HD23	51:DS:48:THR:H	1.72	0.53
32:E5:27:VAL:HG13	32:E5:83:ALA:HB3	1.90	0.53
1:EA:558:U:H5''	10:EJ:111:LYS:HE3	1.90	0.53
33:FA:501:C:H2'	33:FA:502:A:H8	1.73	0.53
1:GA:1603:A:OP1	59:GA:3408:HOH:O	2.18	0.53
1:GA:2886:A:C2	1:GA:2887:A:H1'	2.43	0.53
5:GE:46:GLN:HG3	5:GE:87:ALA:HB3	1.89	0.53
33:HA:1011:C:H2'	33:HA:1012:A:H5'	1.90	0.53
33:HA:859:G:OP2	33:HA:869:G:N1	2.38	0.53
34:HB:67:LEU:HD21	34:HB:91:VAL:HG23	1.88	0.53
41:HI:44:ALA:HA	41:HI:47:VAL:HG13	1.90	0.53
32:A5:15:VAL:HG22	32:A5:66:GLY:HA3	1.89	0.53
32:A5:95:LEU:H	32:A5:95:LEU:HD22	1.74	0.53
1:AA:1141:U:H4'	1:AA:1142:A:O4'	2.08	0.53
1:AA:171:U:H2'	1:AA:172:A:H8	1.73	0.53
1:AA:1857:G:C2	1:AA:1884:G:N3	2.76	0.53
6:AF:137:PHE:CD1	6:AF:138:PRO:HD2	2.43	0.53
33:BA:1493:A:H3'	55:BW:3:SER:HB2	1.90	0.53
34:BB:107:ARG:HG2	34:BB:111:LYS:HE3	1.90	0.53
43:BK:22:HIS:O	43:BK:32:VAL:HA	2.07	0.53
43:BK:63:ALA:HB2	43:BK:92:GLY:HA3	1.90	0.53
33:BA:668:G:H4'	47:BO:48:LYS:HB2	1.89	0.53
1:CA:546:U:O2'	1:CA:547:A:H4'	2.08	0.53
1:CA:716:A:P	47:DO:89:ARG:HH12	2.31	0.53
1:CA:2353:G:H1'	23:CW:30:VAL:HG12	1.89	0.53
16:CP:108:ARG:NH1	33:DA:1464:U:OP2	2.38	0.53
39:DG:145:ALA:C	39:DG:147:ALA:H	2.10	0.53

Continued on next page...

Continued from previous page...

Atom-1	Atom-2	Interatomic distance (Å)	Clash overlap (Å)
32:E5:93:ALA:N	32:E5:130:PRO:HG2	2.23	0.53
1:EA:1288:G:C4	1:EA:1327:A:C2	2.97	0.53
3:EC:2:VAL:HG11	3:EC:201:LEU:HD23	1.88	0.53
7:EG:10:VAL:O	7:EG:10:VAL:HG23	2.08	0.53
8:EH:8:LYS:O	8:EH:13:GLY:HA3	2.09	0.53
12:EL:95:LEU:HD22	12:EL:100:ILE:HD11	1.89	0.53
33:FA:881:G:OP2	44:FL:9:ARG:NH2	2.41	0.53
34:FB:83:ALA:HA	34:FB:88:GLN:NE2	2.23	0.53
1:GA:1582:C:O2'	1:GA:1585:C:N3	2.32	0.53
1:GA:1605:C:C2'	1:GA:1606:C:H5'	2.37	0.53
1:GA:1906:G:H5'	1:GA:1906:G:H8	1.72	0.53
1:GA:566:U:OP1	59:GA:3331:HOH:O	2.18	0.53
1:GA:966:G:O6	59:GA:3333:HOH:O	2.17	0.53
10:GJ:64:VAL:HG22	10:GJ:68:LYS:HB2	1.89	0.53
12:GL:90:VAL:HG13	12:GL:95:LEU:HD21	1.91	0.53
19:GS:2:GLU:HA	19:GS:108:SER:CB	2.38	0.53
1:GA:2354:C:H4'	23:GW:31:LEU:HD22	1.89	0.53
34:HB:46:VAL:HB	34:HB:47:PRO:HD3	1.89	0.53
54:HV:585:ASP:O	54:HV:586:VAL:HB	2.09	0.53
29:A2:1:MET:SD	29:A2:2:LYS:N	2.82	0.53
6:AF:33:ILE:O	6:AF:90:LEU:N	2.41	0.53
12:AL:87:GLY:O	12:AL:89:VAL:N	2.42	0.53
33:BA:1452:C:H4'	33:BA:1453:G:O5'	2.09	0.53
16:AP:33:GLU:OE2	33:BA:345:C:H4'	2.08	0.53
33:BA:981:U:H5	33:BA:982:U:HO2'	1.55	0.53
34:BB:46:VAL:HB	34:BB:47:PRO:HD3	1.90	0.53
44:BL:44:LYS:CB	44:BL:45:PRO:CD	2.86	0.53
11:CK:66:LYS:HA	11:CK:79:PHE:O	2.09	0.53
20:CT:1:MET:HG2	20:CT:2:ILE:N	2.23	0.53
29:E2:44:VAL:HG12	29:E2:44:VAL:O	2.09	0.53
1:EA:2720:U:OP1	16:EP:52:ARG:NH2	2.38	0.53
1:EA:861:A:C2	1:EA:917:A:C4	2.97	0.53
14:EN:12:ARG:NE	14:EN:20:MET:HE3	2.23	0.53
15:EO:34:HIS:O	15:EO:102:ARG:NH1	2.41	0.53
34:FB:82:ALA:O	34:FB:88:GLN:NE2	2.41	0.53
33:FA:756:C:HO2'	40:FH:2:SER:N	2.07	0.53
42:FJ:19:ASP:HA	42:FJ:22:THR:HG22	1.90	0.53
45:FM:54:ASP:HA	45:FM:57:ARG:HB3	1.89	0.53
52:FT:28:MET:HE1	52:FT:32:ILE:HD11	1.89	0.53
1:GA:1105:U:H2'	1:GA:1106:G:C8	2.44	0.53
1:GA:1627:G:C2	1:GA:1628:G:C8	2.96	0.53

Continued on next page...

Continued from previous page...

Atom-1	Atom-2	Interatomic distance (Å)	Clash overlap (Å)
1:GA:2101:A:N6	1:GA:2187:U:O4	2.40	0.53
1:GA:2269:G:O2'	23:GW:18:LYS:HG2	2.08	0.53
1:GA:2849:U:OP2	16:GP:92:ARG:NH1	2.41	0.53
6:GF:3:LEU:HD13	6:GF:6:TYR:CD2	2.44	0.53
16:GP:58:PHE:CD1	16:GP:75:THR:HG22	2.43	0.53
33:HA:129:A:H1'	33:HA:130:A:C8	2.43	0.53
34:HB:20:ARG:HH11	34:HB:20:ARG:HA	1.72	0.53
36:HD:3:ARG:CZ	36:HD:115:ARG:NE	2.71	0.53
28:A1:7:LYS:HA	28:A1:23:THR:HG22	1.91	0.53
1:AA:1069:A:C4	1:AA:1073:A:N7	2.76	0.53
1:AA:1447:C:H2'	1:AA:1448:G:C8	2.44	0.53
1:AA:945:A:C4	1:AA:2448:A:C2	2.96	0.53
7:AG:104:LEU:HB2	7:AG:112:VAL:HG21	1.88	0.53
9:AI:131:THR:O	9:AI:134:SER:OG	2.27	0.53
25:AY:28:LEU:HD21	25:AY:42:LEU:HD23	1.91	0.53
33:BA:1297:G:OP1	33:BA:1302:C:N4	2.41	0.53
33:BA:299:G:O6	59:BA:1838:HOH:O	2.19	0.53
33:BA:880:C:OP1	44:BL:5:ASN:ND2	2.37	0.53
35:BC:60:PRO:HB3	35:BC:65:ARG:NH2	2.23	0.53
37:BE:106:ILE:HD11	37:BE:124:LEU:CD2	2.38	0.53
39:BG:145:ALA:C	39:BG:147:ALA:H	2.12	0.53
42:BJ:88:MET:O	42:BJ:90:LEU:N	2.42	0.53
48:BP:36:VAL:HG11	48:BP:57:ILE:HG12	1.89	0.53
49:BQ:59:VAL:HG11	49:BQ:75:LEU:HD23	1.91	0.53
52:BT:83:ILE:O	52:BT:87:ALA:HB3	2.08	0.53
1:CA:2698:U:H2'	1:CA:2699:C:C6	2.43	0.53
1:CA:42:A:H2'	1:CA:43:G:H5'	1.91	0.53
13:CM:1:MET:O	13:CM:2:LEU:HB2	2.08	0.53
33:DA:1099:G:H2'	33:DA:1100:C:C6	2.43	0.53
34:DB:53:LEU:HD22	34:DB:56:LEU:HD23	1.91	0.53
43:DK:24:HIS:HB3	43:DK:31:ILE:HG13	1.89	0.53
1:EA:1088:A:O2'	1:EA:1089:A:P	2.67	0.53
3:EC:255:LYS:O	3:EC:257:ARG:N	2.41	0.53
1:EA:85:G:OP1	21:EU:6:ARG:N	2.40	0.53
23:EW:41:GLY:C	23:EW:43:LYS:H	2.09	0.53
33:FA:1228:C:OP1	45:FM:107:ARG:NH2	2.42	0.53
33:FA:1238:A:H5'	33:FA:1336:C:H41	1.73	0.53
35:FC:118:ASP:O	35:FC:121:THR:HG22	2.08	0.53
1:GA:967:U:H2'	1:GA:968:C:C6	2.43	0.53
3:GC:104:LEU:O	3:GC:105:ALA:HB3	2.09	0.53
3:GC:16:VAL:N	3:GC:203:VAL:HG12	2.22	0.53

Continued on next page...

Continued from previous page...

Atom-1	Atom-2	Interatomic distance (Å)	Clash overlap (Å)
1:GA:1568:G:H4'	3:GC:58:LYS:HB3	1.91	0.53
4:GD:106:LYS:HD3	4:GD:206:ALA:HB3	1.89	0.53
1:GA:2393:U:H5'	12:GL:60:ARG:O	2.09	0.53
12:GL:85:VAL:CG2	12:GL:94:THR:HG22	2.39	0.53
33:HA:1496:C:C5	33:HA:1497:G:C5	2.96	0.53
1:AA:1913:A:H4'	1:AA:1914:C:H5''	1.91	0.53
1:AA:2314:A:OP1	6:AF:87:LYS:NZ	2.38	0.53
1:AA:451:U:C2	1:AA:453:A:N7	2.77	0.53
2:AB:116:G:H4'	15:AO:54:VAL:HG12	1.89	0.53
21:AU:39:ASN:HD22	21:AU:64:ILE:CG2	2.22	0.53
33:BA:1527:U:OP2	53:BU:39:GLU:HG2	2.08	0.53
40:BH:44:GLY:O	40:BH:64:LYS:NZ	2.41	0.53
1:CA:2039:U:H2'	1:CA:2040:G:C8	2.44	0.53
1:CA:570:G:O6	59:CA:3678:HOH:O	2.16	0.53
3:CC:172:THR:HG22	3:CC:182:LYS:HG2	1.90	0.53
8:CH:27:ARG:HH12	24:CX:63:ILE:HG12	1.72	0.53
33:DA:389:A:C6	33:DA:390:U:H1'	2.44	0.53
35:DC:156:ARG:H	35:DC:163:ALA:HA	1.74	0.53
1:EA:2375:G:N2	1:EA:2378:A:OP2	2.41	0.53
1:EA:322:A:H5'	1:EA:340:A:H1'	1.91	0.53
22:EV:75:GLN:HB2	22:EV:92:VAL:HG23	1.90	0.53
54:FV:281:ALA:HA	54:FV:284:ASP:HB2	1.90	0.53
1:GA:2305:U:H1'	6:GF:132:ARG:HA	1.91	0.53
21:GU:73:ASN:HA	21:GU:95:PHE:HE2	1.73	0.53
33:HA:975:A:H8	33:HA:1357:A:HO2'	1.55	0.53
35:HC:36:ASP:OD1	35:HC:59:ARG:NH1	2.32	0.53
36:HD:105:MET:SD	36:HD:143:VAL:CG1	2.96	0.53
38:HF:18:VAL:HG11	38:HF:58:HIS:CD2	2.43	0.53
43:HK:57:LYS:HD2	43:HK:57:LYS:H	1.74	0.53
1:AA:1913:A:H4'	1:AA:1914:C:C5'	2.39	0.53
2:AB:60:C:C2	2:AB:61:G:C8	2.97	0.53
3:AC:144:GLU:HA	3:AC:151:GLY:HA2	1.89	0.53
15:AO:36:TYR:CD1	15:AO:36:TYR:N	2.75	0.53
18:AR:39:LEU:HA	18:AR:49:ILE:HG21	1.89	0.53
36:BD:170:TRP:CD2	36:BD:186:PRO:HB3	2.44	0.53
33:BA:405:U:O4	36:BD:2:ALA:N	2.41	0.53
37:BE:95:PHE:CD1	37:BE:95:PHE:C	2.82	0.53
40:BH:18:GLN:NE2	40:BH:70:ALA:HB1	2.24	0.53
43:BK:107:ILE:CG2	53:BU:8:GLU:HB2	2.38	0.53
46:BN:49:GLN:HA	46:BN:51:LEU:CD2	2.38	0.53
49:BQ:19:LYS:O	49:BQ:47:HIS:ND1	2.42	0.53

Continued on next page...

Continued from previous page...

Atom-1	Atom-2	Interatomic distance (Å)	Clash overlap (Å)
10:CJ:43:GLU:O	10:CJ:45:THR:N	2.42	0.53
11:CK:76:VAL:HB	16:CP:72:VAL:HG22	1.90	0.53
33:DA:129:A:H1'	33:DA:130:A:C8	2.44	0.53
33:DA:404:G:C2	33:DA:405:U:C2	2.97	0.53
33:DA:484:G:H4'	33:DA:485:U:O5'	2.09	0.53
34:DB:46:VAL:HA	34:DB:49:PHE:CE2	2.43	0.53
51:DS:36:ARG:HH12	51:DS:77:THR:CG2	2.22	0.53
1:EA:2286:G:OP2	28:E1:5:ARG:NH2	2.42	0.53
1:EA:2038:G:H2'	1:EA:2039:U:O4'	2.08	0.53
1:EA:2267:A:H5''	1:EA:2268:A:H5'	1.90	0.53
1:EA:573:U:O2'	1:EA:574:A:H3'	2.07	0.53
2:EB:37:C:C5	2:EB:38:C:C4	2.96	0.53
23:EW:49:ASN:C	23:EW:49:ASN:OD1	2.46	0.53
34:FB:70:GLY:HA2	34:FB:163:ILE:HG22	1.89	0.53
37:FE:114:VAL:CG1	37:FE:137:VAL:HG23	2.39	0.53
42:FJ:37:ARG:CZ	42:FJ:77:VAL:HG21	2.37	0.53
11:GK:24:VAL:HG12	11:GK:30:ARG:HD2	1.91	0.53
1:GA:1198:U:O3'	17:GQ:4:LYS:HE3	2.08	0.53
1:AA:672:C:C2	1:AA:809:G:N2	2.77	0.53
3:AC:16:VAL:N	3:AC:203:VAL:HG12	2.24	0.53
6:AF:34:THR:HG22	6:AF:89:THR:HG23	1.90	0.53
6:AF:33:ILE:HB	6:AF:90:LEU:HB2	1.91	0.53
20:AT:49:LYS:HB2	20:AT:50:LEU:HD12	1.91	0.53
43:BK:23:ILE:HD11	43:BK:86:VAL:HG22	1.90	0.53
28:C1:39:ASP:OD1	28:C1:41:VAL:HG22	2.08	0.53
1:CA:971:G:OP2	1:CA:974:G:N2	2.42	0.53
17:CQ:4:LYS:HG3	17:CQ:5:ARG:H	1.74	0.53
33:DA:1468:A:C2'	33:DA:1469:C:H5'	2.38	0.53
33:DA:600:A:H2'	33:DA:601:G:H8	1.74	0.53
36:DD:48:LEU:HD21	36:DD:53:VAL:N	2.23	0.53
48:DP:8:ARG:O	48:DP:29:ASN:ND2	2.42	0.53
31:E4:22:VAL:HG11	31:E4:24:ARG:NH1	2.24	0.53
1:EA:1300:G:H4'	1:EA:1301:A:H5'	1.90	0.53
1:EA:1478:G:H1	1:EA:1513:U:H3	1.56	0.53
1:EA:2152:G:H2'	1:EA:2153:C:H5'	1.91	0.53
7:EG:84:LYS:HG3	7:EG:132:LEU:H	1.72	0.53
20:ET:44:LYS:HG3	20:ET:55:VAL:HG11	1.89	0.53
23:EW:49:ASN:OD1	23:EW:50:VAL:N	2.42	0.53
33:FA:643:C:H5''	40:FH:32:LEU:HD22	1.90	0.53
31:G4:22:VAL:HG21	31:G4:36:ARG:HG2	1.89	0.53
1:GA:1508:A:OP1	1:GA:1508:A:H4'	2.08	0.53

Continued on next page...

Continued from previous page...

Atom-1	Atom-2	Interatomic distance (Å)	Clash overlap (Å)
1:GA:243:U:OP1	30:G3:5:THR:OG1	2.20	0.53
4:GD:151:THR:CG2	4:GD:152:PRO:HD3	2.39	0.53
42:HJ:6:ILE:O	42:HJ:76:ILE:HB	2.09	0.53
43:HK:98:ARG:NH2	53:HU:15:ALA:HB3	2.24	0.53
47:HO:87:LEU:C	47:HO:89:ARG:H	2.12	0.53
54:HV:124:GLU:OE2	54:HV:677:ARG:NH1	2.42	0.53
54:HV:535:GLU:O	54:HV:576:ILE:N	2.37	0.53
1:AA:1508:A:H2'	1:AA:1509:A:C8	2.44	0.53
11:AK:16:ALA:HB2	11:AK:86:LEU:HD11	1.91	0.53
39:BG:65:ALA:HA	39:BG:128:ALA:HA	1.91	0.53
44:BL:27:CYS:HB2	44:BL:28:PRO:CD	2.39	0.53
1:CA:1936:A:N6	1:CA:1963:U:N3	2.57	0.53
1:CA:45:G:H5''	1:CA:46:G:H5'	1.91	0.53
1:CA:846:U:HO2'	1:CA:847:U:P	2.32	0.53
1:CA:975:A:H1'	1:CA:990:A:C2	2.44	0.53
1:CA:995:C:H6	1:CA:995:C:H5'	1.74	0.53
11:CK:24:VAL:HG13	11:CK:33:ALA:HB2	1.90	0.53
22:CV:62:THR:HA	22:CV:71:LYS:HA	1.91	0.53
26:CZ:22:THR:O	26:CZ:25:GLY:N	2.42	0.53
36:DD:12:SER:HA	36:DD:19:LEU:HD13	1.90	0.53
1:EA:2155:U:H2'	1:EA:2156:G:C5'	2.39	0.53
1:EA:747:U:C5	1:EA:2613:U:C5	2.96	0.53
3:EC:254:LYS:O	3:EC:256:THR:N	2.41	0.53
4:ED:133:THR:HG23	4:ED:134:HIS:N	2.24	0.53
7:EG:73:SER:HA	7:EG:76:ILE:HG23	1.89	0.53
9:EI:60:VAL:HG22	9:EI:66:PHE:CG	2.44	0.53
48:FP:55:ASP:OD1	48:FP:56:ARG:N	2.41	0.53
12:GL:58:TYR:O	30:G3:12:ARG:NE	2.42	0.53
1:GA:1073:A:N7	1:GA:1074:G:N2	2.55	0.53
1:GA:1478:G:H1	1:GA:1513:U:H3	1.57	0.53
6:GF:139:GLU:N	6:GF:139:GLU:OE1	2.42	0.53
34:HB:163:ILE:HG23	34:HB:164:ASP:H	1.73	0.53
46:HN:10:GLU:OE2	46:HN:61:ARG:N	2.42	0.53
1:GA:885:C:OP1	51:HS:56:GLN:NE2	2.41	0.53
32:A5:74:ASP:OD1	32:A5:77:VAL:HG21	2.08	0.53
1:AA:1022:G:O2'	59:AA:3702:HOH:O	2.07	0.53
1:AA:1132:U:H5'	10:AJ:84:ILE:HD13	1.91	0.53
1:AA:686:U:H2'	1:AA:788:A:N1	2.24	0.53
4:AD:39:ASP:OD1	4:AD:40:LEU:N	2.42	0.53
9:AI:19:PRO:HG2	9:AI:23:VAL:HG23	1.91	0.53
10:AJ:4:PHE:HB3	10:AJ:44:TYR:CZ	2.44	0.53

Continued on next page...

Continued from previous page...

Atom-1	Atom-2	Interatomic distance (Å)	Clash overlap (Å)
16:AP:50:ARG:CD	16:AP:51:ASN:H	2.22	0.53
18:AR:61:ALA:HB2	18:AR:98:ILE:HA	1.91	0.53
33:BA:791:G:C6	33:BA:792:A:N7	2.77	0.53
40:BH:29:SER:OG	40:BH:30:SER:N	2.42	0.53
42:BJ:54:SER:O	46:BN:81:ARG:NH1	2.38	0.53
43:BK:33:THR:HA	43:BK:44:TRP:CB	2.39	0.53
33:BA:1317:C:C1'	46:BN:49:GLN:HG2	2.39	0.53
52:BT:5:LYS:HE3	52:BT:7:ALA:H	1.74	0.53
1:CA:42:A:H2'	1:CA:43:G:C5'	2.39	0.53
4:CD:29:VAL:HB	4:CD:98:VAL:HG22	1.90	0.53
9:CI:46:ASP:HA	9:CI:50:LYS:HD2	1.90	0.53
13:CM:24:THR:OG1	13:CM:24:THR:O	2.27	0.53
33:DA:964:A:OP1	59:DA:1824:HOH:O	2.19	0.53
1:EA:747:U:C4	1:EA:2613:U:C4	2.97	0.53
1:EA:1993:U:H4'	4:ED:133:THR:CG2	2.39	0.53
14:EN:33:ILE:HD11	14:EN:118:ARG:CD	2.38	0.53
49:FQ:50:ASN:ND2	49:FQ:50:ASN:O	2.42	0.53
54:FV:221:ASN:HA	54:FV:224:GLU:HB3	1.89	0.53
1:GA:1288:G:C4	1:GA:1327:A:C2	2.97	0.53
1:GA:2591:C:OP1	3:GC:237:ARG:HG3	2.09	0.53
10:GJ:81:ILE:HG13	10:GJ:82:GLY:H	1.72	0.53
34:HB:19:THR:O	34:HB:20:ARG:NH1	2.41	0.53
34:HB:71:THR:O	34:HB:72:LYS:HG2	2.09	0.53
36:HD:73:ARG:O	36:HD:76:TYR:N	2.41	0.53
41:HI:21:ILE:CD1	41:HI:86:ALA:HB3	2.39	0.53
1:AA:1360:G:OP2	59:AA:3609:HOH:O	2.18	0.53
1:AA:583:G:N7	59:AA:3282:HOH:O	2.34	0.53
4:AD:116:LYS:O	4:AD:118:PHE:CE2	2.62	0.53
7:AG:38:ASP:N	7:AG:38:ASP:OD1	2.42	0.53
14:AN:55:ALA:O	14:AN:57:THR:N	2.41	0.53
19:AS:20:VAL:HG21	19:AS:44:ALA:HA	1.91	0.53
22:AV:42:LEU:HD23	22:AV:42:LEU:N	2.24	0.53
23:AW:19:ARG:HD3	23:AW:22:VAL:HB	1.91	0.53
34:BB:89:PHE:HB3	34:BB:149:GLY:O	2.08	0.53
40:BH:18:GLN:NE2	40:BH:72:VAL:H	2.06	0.53
43:BK:31:ILE:HA	43:BK:46:THR:HB	1.91	0.53
53:BU:9:ASN:HB2	53:BU:11:PRO:HD2	1.90	0.53
1:CA:1219:U:H2'	1:CA:1220:G:H8	1.73	0.53
1:CA:1605:C:C2'	1:CA:1606:C:H5'	2.39	0.53
1:CA:2423:U:H6	1:CA:2423:U:H5'	1.73	0.53
11:CK:71:ARG:HB2	11:CK:105:ARG:NH2	2.24	0.53

Continued on next page...

Continued from previous page...

Atom-1	Atom-2	Interatomic distance (Å)	Clash overlap (Å)
20:CT:92:ASN:HB3	20:CT:93:LEU:HD13	1.90	0.53
33:DA:1033:G:C2'	33:DA:1034:G:H5'	2.39	0.53
33:DA:1530:G:H2'	33:DA:1531:A:C8	2.44	0.53
54:DV:4:THR:CG2	54:DV:378:ARG:CZ	2.87	0.53
32:E5:118:ILE:HB	32:E5:119:PRO:CD	2.39	0.53
1:EA:1076:C:H1'	9:EI:92:PRO:HB3	1.90	0.53
1:EA:1084:A:OP2	32:E5:55:VAL:HA	2.09	0.53
1:EA:224:U:O4	1:EA:419:U:O2'	2.27	0.53
1:EA:674:G:H1'	5:EE:69:ARG:CD	2.38	0.53
4:ED:99:GLU:HG3	4:ED:100:LEU:N	2.24	0.53
9:EI:19:PRO:HG2	9:EI:23:VAL:HG22	1.91	0.53
9:EI:6:ALA:HB3	9:EI:60:VAL:HB	1.90	0.53
17:EQ:94:LEU:C	17:EQ:96:ASP:H	2.12	0.53
21:EU:81:ARG:O	21:EU:96:LYS:HG2	2.09	0.53
1:GA:1300:G:H4'	1:GA:1301:A:H5'	1.90	0.53
8:GH:24:GLY:O	8:GH:28:ASN:HB2	2.09	0.53
18:GR:49:ILE:HB	18:GR:51:VAL:O	2.09	0.53
33:HA:1279:G:H2'	33:HA:1279:G:N3	2.23	0.53
33:HA:995:C:N3	33:HA:1046:A:O2'	2.40	0.53
34:HB:209:VAL:HG23	34:HB:210:THR:H	1.74	0.53
32:A5:26:VAL:CG1	32:A5:77:VAL:HG11	2.38	0.52
1:AA:1107:G:H4'	32:A5:81:LEU:HA	1.90	0.52
1:AA:783:A:C8	1:AA:784:G:H4'	2.44	0.52
23:AW:55:ASP:O	23:AW:57:THR:N	2.41	0.52
33:BA:1181:G:O2'	33:BA:1182:G:C5	2.63	0.52
33:BA:591:U:H2'	33:BA:592:G:H8	1.73	0.52
33:BA:881:G:P	44:BL:9:ARG:HH22	2.32	0.52
1:CA:1342:A:O2'	1:CA:1344:U:OP2	2.21	0.52
1:CA:84:A:H4'	1:CA:85:G:O5'	2.09	0.52
18:CR:66:HIS:CG	18:CR:94:THR:HG22	2.44	0.52
33:DA:1411:C:H2'	33:DA:1412:C:C6	2.45	0.52
34:DB:140:LEU:O	34:DB:144:GLU:N	2.41	0.52
38:DF:38:ARG:HG2	38:DF:39:LEU:N	2.23	0.52
42:DJ:5:ARG:HG3	42:DJ:6:ILE:HG13	1.90	0.52
42:DJ:71:LEU:O	42:DJ:72:ARG:NH1	2.42	0.52
43:DK:52:PHE:HE2	43:DK:65:VAL:HG11	1.74	0.52
1:EA:118:A:C8	1:EA:119:A:C8	2.97	0.52
1:EA:2305:U:H5''	6:EF:130:GLY:HA3	1.91	0.52
9:EI:23:VAL:CG2	9:EI:27:LEU:HD23	2.38	0.52
11:EK:72:PRO:O	11:EK:74:GLY:N	2.39	0.52
16:EP:92:ARG:O	16:EP:93:LYS:HB2	2.10	0.52

Continued on next page...

Continued from previous page...

Atom-1	Atom-2	Interatomic distance (Å)	Clash overlap (Å)
33:FA:1492:A:C2'	33:FA:1493:A:H5''	2.40	0.52
39:FG:66:LEU:HD11	39:FG:101:MET:HG3	1.91	0.52
44:FL:44:LYS:CB	44:FL:45:PRO:CD	2.87	0.52
30:G3:49:VAL:CG2	30:G3:54:LEU:HD13	2.39	0.52
1:GA:2502:G:C5'	1:GA:2503:A:H5''	2.39	0.52
1:GA:491:G:O6	19:GS:49:LYS:NZ	2.38	0.52
21:GU:52:ASN:C	21:GU:54:PRO:HD2	2.28	0.52
23:GW:67:LYS:HG3	23:GW:69:GLU:HG3	1.91	0.52
35:HC:11:ARG:NH2	35:HC:182:ILE:HG13	2.23	0.52
32:A5:131:THR:O	32:A5:134:GLU:N	2.43	0.52
1:AA:1388:G:H2'	1:AA:1389:G:H8	1.74	0.52
5:AE:40:ARG:HG3	5:AE:40:ARG:HH11	1.75	0.52
7:AG:120:ILE:HD11	7:AG:139:VAL:HG12	1.91	0.52
15:AO:7:ARG:HA	15:AO:10:ARG:NH2	2.24	0.52
33:BA:1432:G:O2'	59:BA:1835:HOH:O	2.10	0.52
35:BC:11:ARG:NH2	35:BC:182:ILE:HG13	2.24	0.52
42:BJ:57:VAL:HG12	42:BJ:58:ASN:N	2.23	0.52
43:BK:35:THR:OG1	43:BK:36:ASP:N	2.42	0.52
1:CA:545:U:C2	1:CA:547:A:H5'	2.44	0.52
4:CD:48:ILE:HG23	4:CD:84:LEU:HD11	1.91	0.52
7:CG:104:LEU:HB2	7:CG:112:VAL:HG21	1.92	0.52
14:CN:48:VAL:O	14:CN:51:LEU:N	2.42	0.52
20:CT:67:VAL:HG12	20:CT:76:ARG:HG3	1.91	0.52
33:DA:59:A:C5	33:DA:354:G:C6	2.98	0.52
34:DB:81:ASP:O	34:DB:84:LEU:N	2.42	0.52
49:DQ:14:SER:HB3	49:DQ:22:VAL:HG22	1.90	0.52
32:E5:23:LEU:HD11	32:E5:96:PHE:CZ	2.44	0.52
1:EA:1913:A:H4'	1:EA:1914:C:C5'	2.39	0.52
1:EA:381:G:OP1	24:EX:17:ARG:NH2	2.43	0.52
1:EA:974:G:H8	1:EA:990:A:H62	1.54	0.52
7:EG:85:LYS:HG2	7:EG:131:VAL:HG12	1.91	0.52
13:EM:74:THR:HG22	13:EM:89:VAL:HA	1.90	0.52
22:EV:6:ALA:HB1	22:EV:40:ILE:HG22	1.91	0.52
34:FB:46:VAL:HB	34:FB:47:PRO:HD3	1.91	0.52
36:FD:34:ILE:O	36:FD:35:GLU:HB3	2.08	0.52
33:FA:684:U:O2'	43:FK:40:ASN:O	2.18	0.52
1:GA:1062:G:H2'	1:GA:1063:G:C8	2.45	0.52
1:GA:2582:G:C2	1:GA:2583:G:C8	2.97	0.52
1:GA:2654:A:N1	1:GA:2665:A:H5''	2.24	0.52
1:GA:460:A:OP1	29:G2:41:ARG:NH1	2.40	0.52
2:GB:50:A:OP2	15:GO:67:ASN:HA	2.10	0.52

Continued on next page...

Continued from previous page...

Atom-1	Atom-2	Interatomic distance (Å)	Clash overlap (Å)
5:GE:161:ALA:HA	5:GE:164:LEU:HB2	1.91	0.52
13:GM:64:TRP:HZ3	13:GM:106:ASP:HB2	1.73	0.52
16:GP:108:ARG:HH12	33:HA:1464:U:P	2.32	0.52
37:HE:24:THR:HA	37:HE:29:ARG:HA	1.90	0.52
1:AA:2103:C:N4	1:AA:2186:G:H1	2.08	0.52
1:AA:616:A:H4'	5:AE:101:TYR:CZ	2.45	0.52
1:AA:2757:A:N1	7:AG:66:THR:HG21	2.24	0.52
33:BA:1401:G:C2	33:BA:1402:C:H1'	2.44	0.52
33:BA:81:A:H2'	33:BA:82:G:H5''	1.91	0.52
36:BD:192:SER:OG	36:BD:193:ALA:N	2.43	0.52
51:BS:31:LEU:O	51:BS:50:ALA:N	2.40	0.52
7:CG:83:THR:HA	7:CG:84:LYS:NZ	2.23	0.52
12:CL:109:LYS:HG2	12:CL:126:ARG:HB2	1.90	0.52
16:CP:50:ARG:HD3	16:CP:51:ASN:H	1.74	0.52
33:DA:619:U:H3	36:DD:131:ASN:HB3	1.73	0.52
1:EA:271:G:H4'	1:EA:272:A:OP1	2.10	0.52
11:EK:76:VAL:HB	16:EP:72:VAL:CG2	2.39	0.52
52:FT:6:SER:C	52:FT:8:LYS:H	2.13	0.52
1:GA:1064:C:H4'	9:GI:89:SER:CB	2.38	0.52
1:GA:1057:A:N6	1:GA:1087:G:OP2	2.39	0.52
1:GA:2304:G:H22	1:GA:2312:U:H3	1.57	0.52
1:GA:598:U:H4'	12:GL:12:SER:HB2	1.90	0.52
6:GF:3:LEU:HA	6:GF:6:TYR:CB	2.40	0.52
16:GP:50:ARG:CD	16:GP:57:ALA:H	2.22	0.52
33:HA:373:A:H1'	33:HA:481:G:H1'	1.91	0.52
33:HA:981:U:O4	59:HA:1832:HOH:O	2.19	0.52
42:HJ:37:ARG:NH2	42:HJ:76:ILE:HG23	2.23	0.52
54:HV:494:ILE:HA	54:HV:610:PRO:HA	1.90	0.52
1:AA:2327:A:H2'	1:AA:2328:A:C8	2.44	0.52
3:AC:91:ALA:HB3	3:AC:103:ILE:HG22	1.91	0.52
14:AN:78:LYS:HG2	14:AN:83:LEU:HD23	1.92	0.52
15:AO:107:ALA:O	15:AO:111:ARG:HG2	2.08	0.52
16:AP:52:ARG:CG	16:AP:52:ARG:HH11	2.20	0.52
18:AR:66:HIS:CD2	18:AR:94:THR:HG22	2.44	0.52
23:AW:40:ARG:HG3	23:AW:56:HIS:CG	2.45	0.52
33:BA:560:A:C5	37:BE:128:TYR:CE2	2.96	0.52
36:BD:30:THR:HG22	36:BD:31:LYS:H	1.75	0.52
1:CA:1288:G:C4	1:CA:1327:A:C2	2.98	0.52
1:CA:1602:U:OP2	20:CT:64:LYS:NZ	2.41	0.52
1:CA:2105:U:N3	1:CA:2107:G:H5''	2.24	0.52
6:CF:10:GLU:O	6:CF:12:VAL:N	2.41	0.52

Continued on next page...

Continued from previous page...

Atom-1	Atom-2	Interatomic distance (Å)	Clash overlap (Å)
9:CI:88:GLY:O	9:CI:89:SER:OG	2.26	0.52
12:CL:85:VAL:HG22	12:CL:94:THR:HG22	1.90	0.52
16:CP:50:ARG:CD	16:CP:51:ASN:H	2.23	0.52
16:CP:52:ARG:HH11	16:CP:52:ARG:CG	2.22	0.52
22:CV:2:PHE:HB2	22:CV:61:LEU:HG	1.90	0.52
25:CY:56:LEU:O	25:CY:57:LEU:HB3	2.08	0.52
33:DA:374:A:C5	33:DA:375:U:C5	2.98	0.52
33:DA:407:U:C2	33:DA:408:A:C8	2.97	0.52
33:DA:618:C:H1'	48:DP:14:ARG:CZ	2.39	0.52
41:DI:34:SER:HB3	41:DI:37:GLN:CG	2.39	0.52
43:DK:23:ILE:HG21	43:DK:96:THR:HG21	1.91	0.52
1:EA:577:G:O2'	1:EA:1254:A:OP1	2.28	0.52
1:EA:163:C:O2'	1:EA:164:C:P	2.67	0.52
4:ED:4:LEU:HD23	4:ED:101:PHE:CE2	2.43	0.52
9:EI:27:LEU:HD13	9:EI:34:ILE:HD12	1.91	0.52
12:EL:74:THR:HG22	12:EL:107:PHE:HB2	1.92	0.52
20:ET:39:THR:O	20:ET:41:ALA:N	2.43	0.52
33:FA:181:A:N6	33:FA:195:A:C8	2.77	0.52
36:FD:27:ALA:C	36:FD:29:ASP:N	2.59	0.52
47:FO:15:PHE:CE2	47:FO:85:LEU:HD11	2.44	0.52
1:GA:142:A:H2'	1:GA:143:C:C6	2.45	0.52
2:GB:95:U:H2'	2:GB:96:G:H8	1.75	0.52
16:GP:96:LEU:HB3	16:GP:99:LEU:HD23	1.92	0.52
33:HA:1505:G:H4'	33:HA:1506:U:H5''	1.91	0.52
36:HD:29:ASP:O	36:HD:31:LYS:NZ	2.26	0.52
1:AA:2478:A:P	31:A4:2:LYS:HZ1	2.32	0.52
1:AA:2333:A:OP1	23:AW:76:ARG:NH1	2.38	0.52
1:AA:470:A:C2	1:AA:471:A:C4	2.97	0.52
3:AC:12:ARG:HG2	3:AC:12:ARG:HH11	1.74	0.52
5:AE:150:THR:HG21	5:AE:153:LEU:CA	2.40	0.52
10:AJ:44:TYR:CE2	17:AQ:99:VAL:HG21	2.45	0.52
18:AR:49:ILE:HG22	18:AR:53:PHE:C	2.30	0.52
23:AW:18:LYS:HG3	23:AW:19:ARG:N	2.25	0.52
23:AW:39:GLN:HG2	23:AW:41:GLY:H	1.74	0.52
23:AW:71:LYS:HB2	23:AW:78:PHE:CE2	2.44	0.52
34:BB:88:GLN:OE1	34:BB:220:VAL:HG21	2.09	0.52
43:BK:107:ILE:HG21	53:BU:8:GLU:HB2	1.90	0.52
54:BV:4:THR:HG21	54:BV:378:ARG:HG3	1.92	0.52
1:CA:2853:C:C2	1:CA:2854:G:C8	2.97	0.52
1:CA:374:A:N6	1:CA:400:G:O2'	2.42	0.52
1:CA:384:A:H2'	1:CA:385:C:H5'	1.92	0.52

Continued on next page...

Continued from previous page...

Atom-1	Atom-2	Interatomic distance (Å)	Clash overlap (Å)
1:CA:996:A:H4'	17:CQ:91:ARG:HG2	1.92	0.52
4:CD:62:LYS:HB2	4:CD:63:PRO:HD3	1.90	0.52
33:DA:206:C:H2'	33:DA:207:C:O4'	2.09	0.52
33:DA:677:U:H3	33:DA:713:G:H22	1.58	0.52
36:DD:91:LEU:HD12	36:DD:91:LEU:N	2.25	0.52
42:DJ:74:VAL:HG12	42:DJ:75:ASP:N	2.24	0.52
44:DL:99:ARG:HA	44:DL:104:CYS:SG	2.49	0.52
58:DV:801:GCP:O3G	59:DV:901:HOH:O	2.19	0.52
1:EA:784:G:OP1	59:EA:3797:HOH:O	2.17	0.52
1:EA:2232:C:P	24:EX:26:ARG:HH22	2.33	0.52
36:FD:105:MET:SD	36:FD:143:VAL:CG1	2.98	0.52
41:FI:129:LYS:HG3	41:FI:130:ARG:N	2.25	0.52
1:GA:1474:U:H2'	1:GA:1475:G:H5'	1.91	0.52
2:GB:39:A:O2'	2:GB:46:A:N1	2.39	0.52
17:GQ:91:ARG:NH2	17:GQ:93:ILE:HD13	2.25	0.52
18:GR:16:GLU:HA	18:GR:98:ILE:HG22	1.92	0.52
22:GV:75:GLN:HB2	22:GV:92:VAL:CG2	2.39	0.52
26:GZ:8:GLN:O	26:GZ:9:THR:HG22	2.08	0.52
33:HA:202:G:O2'	33:HA:468:A:H2'	2.10	0.52
33:HA:21:G:H2'	33:HA:22:G:C8	2.44	0.52
33:HA:70:U:HO2'	33:HA:71:A:H8	1.58	0.52
45:HM:74:SER:HA	45:HM:77:ILE:HB	1.92	0.52
49:HQ:48:ASP:HB2	49:HQ:75:LEU:HD23	1.92	0.52
54:HV:4:THR:CG2	54:HV:378:ARG:HG3	2.39	0.52
1:AA:1913:A:N7	33:BA:1494:G:H4'	2.25	0.52
1:AA:236:C:H2'	1:AA:237:C:H6	1.75	0.52
1:AA:368:A:N6	1:AA:369:U:O4	2.43	0.52
1:AA:479:A:N3	1:AA:481:G:H5''	2.24	0.52
1:AA:684:G:C2	1:AA:794:A:C2	2.97	0.52
5:AE:164:LEU:HB3	5:AE:167:VAL:HG13	1.91	0.52
7:AG:84:LYS:HG3	7:AG:132:LEU:H	1.74	0.52
9:AI:74:PRO:HG2	9:AI:77:VAL:HG21	1.91	0.52
15:AO:36:TYR:HD1	15:AO:36:TYR:N	2.08	0.52
20:AT:37:ASP:N	20:AT:37:ASP:OD1	2.40	0.52
34:BB:163:ILE:HG23	34:BB:164:ASP:H	1.73	0.52
37:BE:16:ILE:HD13	37:BE:137:VAL:HG21	1.90	0.52
1:CA:1872:A:H2'	1:CA:1873:G:O4'	2.10	0.52
1:CA:2867:G:O2'	1:CA:2868:A:OP2	2.27	0.52
1:CA:1614:A:N1	19:CS:93:ALA:HB2	2.25	0.52
33:DA:1147:C:H4'	41:DI:7:TYR:CE2	2.44	0.52
33:DA:664:G:H22	33:DA:741:G:H1	1.58	0.52

Continued on next page...

Continued from previous page...

Atom-1	Atom-2	Interatomic distance (Å)	Clash overlap (Å)
35:DC:36:ASP:OD1	35:DC:59:ARG:NH1	2.40	0.52
33:DA:1148:U:O2'	41:DI:68:LYS:HE2	2.10	0.52
43:DK:82:LEU:HD22	43:DK:105:PHE:HB3	1.92	0.52
1:EA:653:U:H3'	1:EA:654:A:H5''	1.90	0.52
3:EC:16:VAL:N	3:EC:203:VAL:CG1	2.72	0.52
15:EO:34:HIS:CD2	15:EO:54:VAL:HG23	2.44	0.52
21:EU:94:PHE:HA	21:EU:101:THR:HA	1.92	0.52
23:EW:18:LYS:HG3	23:EW:19:ARG:N	2.24	0.52
33:FA:71:A:O2'	33:FA:72:A:O4'	2.27	0.52
34:FB:70:GLY:HA2	34:FB:163:ILE:CG2	2.40	0.52
43:FK:88:GLY:H	43:FK:114:THR:HG22	1.74	0.52
1:GA:1341:G:C6	20:GT:84:TYR:CE1	2.98	0.52
10:GJ:4:PHE:HB3	10:GJ:44:TYR:CZ	2.44	0.52
1:GA:994:C:H3'	17:GQ:53:LYS:HE2	1.91	0.52
18:GR:46:GLU:OE2	18:GR:46:GLU:N	2.39	0.52
45:HM:29:ARG:NH2	45:HM:60:VAL:HA	2.24	0.52
48:HP:10:GLY:HA3	48:HP:15:PRO:HA	1.91	0.52
32:A5:118:ILE:HB	32:A5:119:PRO:CD	2.40	0.52
1:AA:1088:A:O2'	1:AA:1089:A:P	2.67	0.52
1:AA:1386:C:H2'	1:AA:1387:A:C8	2.43	0.52
1:AA:2346:A:H3'	1:AA:2347:C:C5'	2.39	0.52
2:AB:4:C:H2'	2:AB:5:U:C6	2.44	0.52
17:AQ:29:ARG:HH11	17:AQ:29:ARG:HG2	1.75	0.52
33:BA:1150:A:N6	33:BA:1151:A:N6	2.58	0.52
33:BA:299:G:C6	33:BA:300:A:C6	2.98	0.52
33:BA:728:A:C6	33:BA:729:A:C6	2.98	0.52
45:BM:15:ALA:N	45:BM:41:GLU:O	2.42	0.52
1:CA:2134:A:H3'	1:CA:2135:A:H5''	1.92	0.52
1:CA:983:A:C6	1:CA:984:A:C2	2.97	0.52
3:CC:68:ARG:HD3	3:CC:103:ILE:HD11	1.90	0.52
8:CH:12:LEU:HB2	8:CH:19:VAL:HG11	1.91	0.52
13:CM:13:HIS:O	13:CM:14:LYS:HB2	2.09	0.52
16:CP:4:ILE:HG22	16:CP:5:LYS:H	1.75	0.52
17:CQ:65:ASN:HD22	17:CQ:75:TYR:HB2	1.75	0.52
18:CR:42:ALA:HA	18:CR:46:GLU:CB	2.39	0.52
33:DA:322:C:OP2	33:DA:328:C:N4	2.42	0.52
40:DH:96:MET:O	40:DH:99:LEU:HG	2.10	0.52
1:EA:1001:A:OP2	59:EA:3732:HOH:O	2.18	0.52
1:EA:811:U:C2	1:EA:1251:C:C5	2.97	0.52
33:FA:409:U:H2'	33:FA:410:G:O4'	2.09	0.52
34:FB:153:MET:O	34:FB:155:GLY:N	2.39	0.52

Continued on next page...

Continued from previous page...

Atom-1	Atom-2	Interatomic distance (Å)	Clash overlap (Å)
40:FH:125:ILE:HD11	40:FH:128:TYR:CE1	2.44	0.52
1:GA:1001:A:C8	1:GA:1002:G:C8	2.98	0.52
1:GA:1654:A:OP2	14:GN:1:MET:HA	2.10	0.52
1:GA:2427:C:H5''	1:GA:2428:G:OP1	2.10	0.52
17:GQ:63:ARG:NH1	17:GQ:96:ASP:HA	2.25	0.52
23:GW:37:VAL:HG13	23:GW:55:ASP:C	2.30	0.52
33:HA:1323:G:H2'	33:HA:1324:A:C8	2.44	0.52
42:HJ:28:THR:O	42:HJ:32:THR:HG22	2.10	0.52
33:HA:553:A:O2'	44:HL:26:ALA:O	2.28	0.52
54:HV:492:GLU:OE1	54:HV:567:ALA:N	2.38	0.52
1:AA:1053:C:C2	1:AA:1054:A:C8	2.98	0.52
1:AA:1306:C:H3'	59:AA:3409:HOH:O	2.09	0.52
1:AA:2305:U:H2'	1:AA:2306:C:O4'	2.09	0.52
2:AB:55:U:O3'	6:AF:23:SER:OG	2.18	0.52
23:AW:44:PHE:O	23:AW:78:PHE:HA	2.10	0.52
33:BA:1386:G:H2'	33:BA:1387:G:C8	2.45	0.52
38:BF:7:VAL:O	38:BF:7:VAL:HG22	2.10	0.52
45:BM:25:VAL:HG12	45:BM:29:ARG:HH12	1.73	0.52
51:BS:37:ARG:O	51:BS:70:LYS:HD2	2.09	0.52
51:BS:49:ILE:CD1	51:BS:71:LEU:HD22	2.40	0.52
54:BV:64:THR:OG1	54:BV:323:LYS:NZ	2.40	0.52
1:CA:1012:U:OP2	17:CQ:69:ARG:NH1	2.43	0.52
1:CA:1913:A:H62	33:DA:1494:G:C5'	2.21	0.52
1:CA:2331:G:N3	1:CA:2336:A:C2	2.78	0.52
1:CA:55:G:H2'	1:CA:56:A:H8	1.75	0.52
1:CA:2529:G:H4'	7:CG:174:LYS:HD3	1.92	0.52
1:CA:1022:G:N7	10:CJ:68:LYS:HE2	2.25	0.52
12:CL:85:VAL:CG2	12:CL:94:THR:HG22	2.39	0.52
17:CQ:97:ILE:CD1	17:CQ:104:ALA:HB3	2.40	0.52
1:CA:992:C:H4'	18:CR:74:ILE:HD13	1.90	0.52
33:DA:1284:C:H3'	33:DA:1285:A:H8	1.75	0.52
33:DA:395:C:H2'	33:DA:396:C:C6	2.45	0.52
33:DA:495:A:C2	33:DA:496:A:C6	2.97	0.52
44:DL:44:LYS:HB3	44:DL:45:PRO:HD3	1.92	0.52
32:E5:91:ALA:CB	32:E5:130:PRO:HB3	2.40	0.52
1:EA:1452:G:H2'	1:EA:1457:U:O4	2.10	0.52
1:EA:2267:A:H5''	1:EA:2268:A:C5'	2.39	0.52
1:EA:2291:U:H2'	1:EA:2292:U:C6	2.44	0.52
12:EL:95:LEU:CD2	12:EL:100:ILE:HD11	2.40	0.52
14:EN:73:ASN:HA	14:EN:76:VAL:CG1	2.35	0.52
18:ER:49:ILE:HB	18:ER:51:VAL:O	2.10	0.52

Continued on next page...

Continued from previous page...

Atom-1	Atom-2	Interatomic distance (Å)	Clash overlap (Å)
20:ET:69:ARG:CD	20:ET:70:HIS:H	2.23	0.52
33:FA:1084:G:C5	33:FA:1085:U:C4	2.98	0.52
33:FA:1125:U:OP2	33:FA:1145:A:N6	2.42	0.52
33:FA:1216:A:H2'	33:FA:1217:C:H6	1.75	0.52
33:FA:978:A:HO2'	33:FA:1322:C:H5	1.57	0.52
40:FH:106:THR:HG21	40:FH:121:LEU:HD22	1.92	0.52
42:FJ:91:ASP:OD1	42:FJ:92:LEU:N	2.43	0.52
54:FV:196:ALA:O	54:FV:198:GLN:N	2.42	0.52
1:GA:1188:U:H2'	1:GA:1189:A:H8	1.74	0.52
4:GD:124:ARG:HD2	4:GD:125:TRP:CD1	2.45	0.52
4:GD:4:LEU:HD12	4:GD:32:ASN:ND2	2.25	0.52
38:HF:20:GLY:O	38:HF:23:GLU:HB3	2.09	0.52
1:AA:1543:G:HO2'	1:AA:1544:A:H8	1.56	0.52
1:AA:2500:U:O2'	1:AA:2504:U:OP1	2.25	0.52
1:AA:947:A:HO2'	1:AA:984:A:H2	1.57	0.52
4:AD:92:VAL:O	4:AD:92:VAL:HG12	2.09	0.52
7:AG:84:LYS:HG3	7:AG:131:VAL:CA	2.40	0.52
9:AI:58:ILE:HG22	9:AI:60:VAL:HG23	1.91	0.52
11:AK:13:ASN:O	11:AK:15:GLY:N	2.41	0.52
16:AP:80:VAL:O	16:AP:82:SER:N	2.41	0.52
22:AV:72:VAL:HG12	22:AV:93:ARG:HA	1.91	0.52
33:BA:78:A:N7	33:BA:93:U:H4'	2.24	0.52
38:BF:7:VAL:HA	38:BF:60:VAL:O	2.10	0.52
33:DA:51:A:H4'	33:DA:52:C:O5'	2.10	0.52
52:DT:58:VAL:HG12	52:DT:72:ALA:HB1	1.92	0.52
1:EA:1066:U:O2'	1:EA:1068:G:N7	2.35	0.52
1:EA:1141:U:H4'	1:EA:1142:A:O4'	2.10	0.52
1:EA:2025:C:OP2	59:EA:3475:HOH:O	2.19	0.52
1:EA:78:U:H2'	1:EA:79:C:C6	2.45	0.52
6:EF:132:ARG:O	6:EF:133:GLU:HB3	2.10	0.52
18:ER:14:VAL:HG11	18:ER:98:ILE:HG13	1.92	0.52
34:FB:21:TYR:CD1	34:FB:21:TYR:N	2.78	0.52
35:FC:35:SER:OG	35:FC:59:ARG:NH2	2.42	0.52
51:FS:4:SER:O	51:FS:6:LYS:N	2.41	0.52
54:FV:159:LYS:HB2	54:FV:166:PRO:HG3	1.92	0.52
54:FV:227:ALA:HB1	54:FV:234:MET:CB	2.40	0.52
1:GA:1019:U:OP1	1:GA:1035:U:O2'	2.26	0.52
1:GA:2091:C:O2	24:GX:33:HIS:NE2	2.42	0.52
26:GZ:24:LEU:O	26:GZ:27:GLY:N	2.38	0.52
40:HH:106:THR:HG21	40:HH:121:LEU:HD22	1.92	0.52
46:HN:48:LEU:O	46:HN:51:LEU:HG	2.10	0.52

Continued on next page...

Continued from previous page...

Atom-1	Atom-2	Interatomic distance (Å)	Clash overlap (Å)
1:AA:1069:A:N7	1:AA:1074:G:C5	2.78	0.52
1:AA:28:A:H1'	1:AA:513:A:C2	2.45	0.52
8:AH:12:LEU:HB2	8:AH:19:VAL:HG11	1.91	0.52
14:AN:26:GLY:HA2	14:AN:75:ILE:HD13	1.90	0.52
23:AW:18:LYS:CA	23:AW:36:ILE:HB	2.40	0.52
33:BA:210:C:H4'	33:BA:211:G:C2	2.45	0.52
33:BA:815:A:N7	33:BA:1509:C:O2'	2.34	0.52
1:CA:788:A:H3'	1:CA:790:U:H5	1.75	0.52
7:CG:84:LYS:CG	7:CG:85:LYS:H	2.23	0.52
17:CQ:29:ARG:HH11	17:CQ:29:ARG:CG	2.23	0.52
33:DA:475:C:H2'	33:DA:476:U:C6	2.45	0.52
41:DI:24:GLY:HA3	41:DI:62:ASP:HB2	1.92	0.52
49:DQ:21:ILE:HG23	49:DQ:46:VAL:HB	1.91	0.52
54:DV:151:PHE:CE1	54:DV:266:CYS:HB3	2.45	0.52
54:DV:505:HIS:HB3	54:DV:516:GLY:N	2.24	0.52
29:E2:10:LEU:HD11	29:E2:14:ARG:HE	1.75	0.52
29:E2:34:ARG:NH1	29:E2:39:ARG:HD3	2.24	0.52
7:AG:17:LYS:HG3	1:EA:3:U:H4'	1.92	0.52
11:EK:121:GLU:HG2	11:EK:122:VAL:H	1.75	0.52
13:EM:47:GLU:OE1	13:EM:51:ARG:NH1	2.42	0.52
14:EN:58:ASP:OD2	14:EN:63:ARG:NH2	2.43	0.52
23:EW:16:GLU:O	23:EW:17:ALA:HB3	2.10	0.52
23:EW:19:ARG:HA	23:EW:34:SER:HA	1.92	0.52
33:FA:1492:A:H2'	33:FA:1493:A:C5'	2.40	0.52
33:FA:51:A:H4'	33:FA:52:C:O5'	2.10	0.52
40:FH:10:MET:HG3	40:FH:27:MET:SD	2.50	0.52
35:FC:60:PRO:HB3	42:FJ:94:ALA:HB2	1.92	0.52
1:GA:2199:A:H3'	1:GA:2200:C:H6	1.74	0.52
1:GA:2298:A:N1	1:GA:2321:U:C4	2.78	0.52
1:GA:443:A:N7	5:GE:40:ARG:HG2	2.25	0.52
16:GP:19:PHE:O	16:GP:20:ARG:HB2	2.10	0.52
17:GQ:57:ARG:HA	17:GQ:60:TRP:CE3	2.45	0.52
33:HA:250:A:H4'	33:HA:251:G:O5'	2.10	0.52
34:HB:126:ASP:HB3	34:HB:130:LYS:HE3	1.92	0.52
42:HJ:35:GLN:HG3	42:HJ:37:ARG:NE	2.25	0.52
28:A1:8:ILE:HG12	28:A1:51:ALA:HA	1.92	0.51
30:A3:44:ARG:N	30:A3:45:PRO:HD2	2.24	0.51
1:AA:111:A:C2	1:AA:112:U:C2	2.98	0.51
1:AA:1532:A:H3'	1:AA:1533:C:C6	2.45	0.51
1:AA:1800:C:OP2	3:AC:181:ARG:NH1	2.43	0.51
3:AC:12:ARG:CG	3:AC:12:ARG:HH11	2.22	0.51

Continued on next page...

Continued from previous page...

Atom-1	Atom-2	Interatomic distance (Å)	Clash overlap (Å)
3:AC:16:VAL:H	3:AC:203:VAL:HG12	1.74	0.51
11:AK:113:MET:SD	11:AK:116:ILE:HD11	2.49	0.51
5:AE:108:ILE:CD1	12:AL:2:ARG:NH1	2.73	0.51
33:BA:1086:U:O2'	33:BA:1087:G:H5'	2.10	0.51
33:BA:1492:A:H2'	33:BA:1493:A:H5'	1.90	0.51
33:BA:254:G:O3'	49:BQ:71:LYS:NZ	2.43	0.51
52:BT:3:ASN:O	52:BT:5:LYS:N	2.40	0.51
1:CA:2473:U:C4	1:CA:2474:U:C4	2.98	0.51
11:CK:23:LYS:HE2	11:CK:23:LYS:HA	1.91	0.51
14:CN:80:PHE:O	14:CN:85:PRO:HD3	2.10	0.51
16:CP:92:ARG:O	16:CP:93:LYS:HB2	2.10	0.51
23:CW:19:ARG:HA	23:CW:34:SER:HA	1.91	0.51
23:CW:24:ARG:HG3	23:CW:65:LYS:HD3	1.92	0.51
33:DA:890:G:O2'	33:DA:906:A:N6	2.43	0.51
41:DI:23:PRO:HA	41:DI:61:LEU:HA	1.90	0.51
44:DL:87:VAL:HG11	44:DL:90:LEU:HD23	1.91	0.51
1:EA:2615:U:C2	27:E0:3:GLN:HA	2.44	0.51
9:EI:58:ILE:HD13	9:EI:68:PHE:HB2	1.92	0.51
11:EK:107:LEU:O	11:EK:109:SER:N	2.35	0.51
11:EK:1:MET:HG3	11:EK:67:LYS:HD3	1.91	0.51
33:FA:1228:C:OP1	45:FM:107:ARG:NH1	2.43	0.51
36:FD:197:GLU:O	36:FD:200:ILE:N	2.42	0.51
30:G3:61:LEU:HB3	30:G3:64:ALA:HB2	1.92	0.51
1:GA:1061:U:C2	9:GI:9:LYS:HG3	2.45	0.51
2:GB:117:G:C6	2:GB:118:C:C4	2.98	0.51
4:GD:108:ASP:N	4:GD:204:LYS:O	2.43	0.51
20:GT:54:GLU:HB2	20:GT:88:LYS:HG3	1.91	0.51
42:HJ:37:ARG:HD2	42:HJ:75:ASP:O	2.10	0.51
1:AA:774:G:N2	1:AA:787:C:O2'	2.40	0.51
7:AG:51:PHE:CZ	7:AG:68:ARG:HA	2.45	0.51
1:AA:2376:A:N1	15:AO:92:PHE:HB3	2.25	0.51
23:AW:21:GLY:HA2	23:AW:25:PHE:CE2	2.45	0.51
33:BA:374:A:O4'	33:BA:481:G:N2	2.44	0.51
33:BA:658:C:C2	33:BA:749:A:C2	2.98	0.51
33:BA:681:A:N3	33:BA:710:G:N2	2.57	0.51
33:BA:780:A:H5''	43:BK:125:LYS:HD2	1.91	0.51
33:BA:844:G:H2'	33:BA:845:A:H5''	1.91	0.51
33:BA:993:G:H2'	33:BA:993:G:N3	2.25	0.51
1:CA:1206:G:C5	1:CA:1207:C:C5	2.99	0.51
12:CL:127:VAL:HG23	12:CL:131:ALA:HB3	1.91	0.51
1:CA:2820:A:OP2	14:CN:2:ARG:NH2	2.44	0.51

Continued on next page...

Continued from previous page...

Atom-1	Atom-2	Interatomic distance (Å)	Clash overlap (Å)
17:CQ:63:ARG:HH22	17:CQ:96:ASP:N	2.09	0.51
33:DA:416:G:O6	59:DA:1720:HOH:O	2.18	0.51
34:DB:115:ASP:O	34:DB:119:GLN:NE2	2.43	0.51
33:DA:1228:C:OP1	45:DM:107:ARG:NH1	2.43	0.51
53:DU:41:PRO:O	53:DU:45:ARG:HD3	2.11	0.51
54:DV:195:ASP:OD1	54:DV:196:ALA:N	2.44	0.51
1:EA:1474:U:H2'	1:EA:1475:G:H5'	1.92	0.51
1:EA:2134:A:O2'	1:EA:2156:G:N2	2.42	0.51
7:EG:106:LEU:O	7:EG:151:ARG:NH1	2.40	0.51
16:EP:50:ARG:HG2	16:EP:57:ALA:H	1.75	0.51
24:EX:36:ARG:HG2	24:EX:47:THR:CG2	2.40	0.51
40:FH:2:SER:OG	40:FH:3:MET:N	2.42	0.51
41:FI:57:MET:O	41:FI:60:LYS:N	2.38	0.51
1:GA:1181:U:H2'	1:GA:1182:G:H8	1.74	0.51
2:GB:78:A:C2	2:GB:99:A:C4	2.98	0.51
7:GG:29:ASN:OD1	7:GG:30:GLY:N	2.44	0.51
20:GT:55:VAL:HG12	20:GT:56:GLU:N	2.25	0.51
21:GU:85:ARG:HD3	21:GU:86:PHE:N	2.26	0.51
33:HA:1306:A:H1'	33:HA:1332:A:N9	2.25	0.51
33:HA:98:A:H2'	33:HA:99:C:C6	2.45	0.51
34:HB:83:ALA:O	34:HB:88:GLN:HG3	2.10	0.51
43:HK:68:GLU:O	43:HK:70:CYS:N	2.32	0.51
44:HL:44:LYS:HB3	44:HL:45:PRO:HD3	1.92	0.51
1:AA:323:C:H6	1:AA:1205:A:N1	2.07	0.51
1:AA:478:A:N1	1:AA:500:G:H4'	2.25	0.51
1:AA:871:U:H2'	1:AA:872:U:C6	2.45	0.51
9:AI:14:ALA:HB2	9:AI:54:ILE:HD11	1.93	0.51
16:AP:5:LYS:H	16:AP:8:GLU:HG3	1.75	0.51
23:AW:72:GLY:O	23:AW:74:LYS:N	2.37	0.51
33:BA:587:G:C2	33:BA:755:G:C6	2.98	0.51
34:BB:49:PHE:HB3	34:BB:212:TYR:OH	2.09	0.51
33:BA:60:A:O2'	52:BT:5:LYS:HE2	2.10	0.51
53:BU:34:ARG:HH21	53:BU:35:ARG:HD2	1.74	0.51
53:BU:37:PHE:CD2	53:BU:41:PRO:HB3	2.46	0.51
53:BU:37:PHE:HB3	53:BU:41:PRO:HD3	1.91	0.51
1:CA:1322:A:OP1	19:CS:11:ARG:NE	2.38	0.51
1:CA:2339:C:H2'	1:CA:2340:A:C8	2.45	0.51
13:CM:66:ARG:NH1	13:CM:104:GLU:OE1	2.43	0.51
35:DC:42:TYR:CE2	35:DC:90:VAL:HG21	2.46	0.51
36:DD:125:VAL:O	36:DD:127:GLY:N	2.42	0.51
1:EA:1072:C:H5'	1:EA:1073:A:OP1	2.10	0.51

Continued on next page...

Continued from previous page...

Atom-1	Atom-2	Interatomic distance (Å)	Clash overlap (Å)
1:EA:1590:A:OP2	59:EA:3620:HOH:O	2.19	0.51
1:EA:545:U:H2'	1:EA:546:U:O3'	2.10	0.51
3:EC:109:LEU:HD23	3:EC:110:LYS:H	1.76	0.51
1:EA:1141:U:H6	10:EJ:65:THR:CG2	2.24	0.51
1:EA:568:U:O4	18:ER:81:LYS:NZ	2.43	0.51
40:FH:106:THR:HG22	40:FH:107:SER:N	2.25	0.51
42:FJ:88:MET:O	42:FJ:90:LEU:N	2.43	0.51
43:FK:52:PHE:CE2	43:FK:65:VAL:HG11	2.45	0.51
33:FA:1496:C:OP1	54:FV:509:SER:HB2	2.09	0.51
1:GA:1258:U:H2'	1:GA:1259:G:C8	2.44	0.51
1:GA:1924:C:C4	1:GA:1925:C:N4	2.79	0.51
1:GA:45:G:C5'	1:GA:46:G:H5'	2.40	0.51
9:GI:19:PRO:HD2	9:GI:23:VAL:HG23	1.91	0.51
1:GA:1061:U:N3	9:GI:9:LYS:HG3	2.25	0.51
16:GP:33:GLU:OE1	33:HA:346:G:O4'	2.29	0.51
33:HA:404:G:N7	36:HD:2:ALA:HB3	2.25	0.51
33:BA:1007:U:H2'	33:BA:1008:U:C5'	2.38	0.51
33:BA:410:G:OP1	36:BD:26:ARG:NH1	2.31	0.51
33:BA:684:U:C4	33:BA:685:G:C5	2.98	0.51
43:BK:15:GLN:HG3	43:BK:16:VAL:N	2.26	0.51
1:CA:2502:G:C5'	1:CA:2503:A:H5''	2.40	0.51
2:CB:7:G:H4'	15:CO:29:HIS:CD2	2.45	0.51
11:CK:76:VAL:HB	16:CP:72:VAL:CG2	2.40	0.51
23:CW:18:LYS:HG3	23:CW:19:ARG:N	2.26	0.51
33:DA:382:A:H2'	33:DA:383:A:C8	2.46	0.51
34:DB:79:VAL:HG22	34:DB:213:LEU:HD21	1.91	0.51
35:DC:111:LEU:HD13	35:DC:144:LEU:HD11	1.91	0.51
44:DL:63:VAL:HG22	44:DL:64:THR:N	2.26	0.51
54:DV:591:LEU:HD11	54:DV:595:LEU:HG	1.92	0.51
32:E5:54:VAL:HG22	32:E5:83:ALA:HB1	1.93	0.51
1:EA:855:G:C2	23:EW:23:LYS:HD2	2.45	0.51
2:EB:41:G:H3'	2:EB:42:C:H5''	1.93	0.51
10:EJ:73:VAL:HG23	10:EJ:74:TYR:H	1.76	0.51
11:EK:105:ARG:HD3	11:EK:122:VAL:HG12	1.92	0.51
13:EM:40:ARG:HD3	13:EM:93:VAL:HG11	1.93	0.51
13:EM:55:ARG:HD2	13:EM:55:ARG:O	2.10	0.51
1:EA:996:A:H4'	17:EQ:91:ARG:NE	2.26	0.51
33:FA:1033:G:H2'	33:FA:1034:G:C5'	2.39	0.51
33:FA:451:A:C2	33:FA:481:G:C6	2.98	0.51
33:FA:791:G:C6	33:FA:792:A:N7	2.78	0.51
33:FA:846:G:OP1	50:FR:48:ARG:NH1	2.43	0.51

Continued on next page...

Continued from previous page...

Atom-1	Atom-2	Interatomic distance (Å)	Clash overlap (Å)
36:FD:22:LYS:C	36:FD:24:GLY:H	2.13	0.51
41:FI:38:TYR:HD1	41:FI:39:PHE:CD2	2.29	0.51
42:FJ:7:ARG:HB3	42:FJ:101:SER:HB2	1.93	0.51
46:FN:42:TRP:O	46:FN:45:VAL:HG22	2.10	0.51
1:GA:2339:C:H2'	1:GA:2340:A:C8	2.45	0.51
6:GF:3:LEU:CD2	6:GF:100:GLU:HB2	2.40	0.51
10:GJ:6:ALA:HB3	10:GJ:45:THR:HG21	1.91	0.51
14:GN:45:ARG:HD3	14:GN:97:ILE:HD11	1.93	0.51
16:GP:50:ARG:HD3	16:GP:51:ASN:H	1.75	0.51
20:GT:44:LYS:HG3	20:GT:55:VAL:HG11	1.92	0.51
33:HA:374:A:H5''	33:HA:452:A:C2	2.46	0.51
43:HK:24:HIS:HB3	43:HK:31:ILE:HG12	1.91	0.51
54:HV:414:PRO:HA	54:HV:461:MET:SD	2.50	0.51
32:A5:77:VAL:C	32:A5:79:PRO:HD2	2.30	0.51
1:AA:1725:U:H2'	1:AA:1726:C:C6	2.45	0.51
1:AA:397:U:H2'	1:AA:398:C:C6	2.45	0.51
3:AC:68:ARG:NE	3:AC:103:ILE:HD11	2.24	0.51
1:AA:1654:A:O2'	4:AD:118:PHE:CG	2.63	0.51
8:AH:9:VAL:O	8:AH:13:GLY:N	2.42	0.51
9:AI:100:ILE:HG22	9:AI:101:SER:N	2.25	0.51
2:AB:28:C:OP1	15:AO:31:THR:HG21	2.10	0.51
1:AA:2336:A:N6	23:AW:40:ARG:CB	2.74	0.51
24:AX:44:ARG:NH2	24:AX:77:TYR:HE1	2.09	0.51
34:BB:67:LEU:HD21	34:BB:91:VAL:HG23	1.92	0.51
37:BE:41:ASP:OD1	37:BE:42:GLY:N	2.43	0.51
1:CA:1913:A:C2	54:DV:591:LEU:HD12	2.45	0.51
1:CA:963:U:OP2	59:CA:3352:HOH:O	2.19	0.51
5:CE:23:PHE:CE1	5:CE:28:VAL:HG11	2.45	0.51
6:CF:39:VAL:H	6:CF:85:GLY:HA2	1.75	0.51
35:DC:115:LEU:O	35:DC:119:SER:N	2.40	0.51
50:DR:34:THR:OG1	50:DR:35:GLU:N	2.43	0.51
1:EA:1868:C:N4	1:EA:1869:G:O6	2.44	0.51
6:EF:3:LEU:HD11	6:EF:172:PHE:HD2	1.75	0.51
12:EL:132:ARG:HG3	12:EL:142:ILE:HD12	1.93	0.51
14:EN:33:ILE:HG12	14:EN:118:ARG:CZ	2.41	0.51
17:EQ:91:ARG:NH1	18:ER:11:GLN:O	2.44	0.51
34:FB:98:GLY:C	34:FB:100:LEU:H	2.14	0.51
40:FH:106:THR:HG21	40:FH:121:LEU:HD13	1.91	0.51
42:FJ:71:LEU:O	42:FJ:72:ARG:NH1	2.42	0.51
1:GA:1073:A:H3'	1:GA:1074:G:H5''	1.91	0.51
1:GA:1202:G:C5	1:GA:1203:U:C4	2.98	0.51

Continued on next page...

Continued from previous page...

Atom-1	Atom-2	Interatomic distance (Å)	Clash overlap (Å)
1:GA:2619:C:H5'	4:GD:155:VAL:O	2.10	0.51
1:GA:875:G:C2'	1:GA:876:C:H5'	2.40	0.51
5:GE:178:VAL:O	5:GE:182:ALA:N	2.40	0.51
33:HA:1323:G:O6	51:HS:4:SER:OG	2.19	0.51
37:HE:106:ILE:HD11	37:HE:124:LEU:CD2	2.40	0.51
46:HN:41:ARG:HG2	46:HN:42:TRP:N	2.26	0.51
1:AA:1437:C:H2'	1:AA:1438:U:H6	1.73	0.51
1:AA:1782:U:OP1	59:AA:3683:HOH:O	2.19	0.51
1:AA:1993:U:H4'	4:AD:133:THR:HG21	1.92	0.51
1:AA:2297:A:N1	1:AA:2321:U:H5	2.08	0.51
1:AA:2848:G:O2'	1:AA:2867:G:N2	2.40	0.51
1:AA:2834:G:H2'	1:AA:2879:A:H61	1.76	0.51
13:AM:53:MET:HE3	13:AM:63:ILE:HD13	1.91	0.51
17:AQ:35:PHE:CZ	17:AQ:39:ILE:HD11	2.45	0.51
18:AR:49:ILE:HG22	18:AR:54:VAL:N	2.25	0.51
18:AR:16:GLU:HA	18:AR:98:ILE:HG22	1.92	0.51
24:AX:76:LYS:HG3	24:AX:77:TYR:H	1.74	0.51
33:BA:159:G:N2	33:BA:162:A:OP2	2.43	0.51
42:BJ:74:VAL:HG12	42:BJ:75:ASP:N	2.25	0.51
33:BA:754:C:OP1	47:BO:72:ARG:NH2	2.44	0.51
1:CA:2246:G:H2'	1:CA:2247:A:C8	2.46	0.51
1:CA:2314:A:OP1	6:CF:87:LYS:NZ	2.44	0.51
1:CA:45:G:H5''	1:CA:46:G:OP1	2.11	0.51
1:CA:45:G:C5'	1:CA:46:G:H5'	2.40	0.51
2:CB:79:G:O6	22:CV:14:LYS:NZ	2.31	0.51
4:CD:4:LEU:HD23	4:CD:101:PHE:CE2	2.45	0.51
22:CV:42:LEU:HD23	22:CV:47:VAL:HG21	1.93	0.51
23:CW:30:VAL:HG23	23:CW:60:ALA:O	2.10	0.51
33:DA:562:U:H1'	44:DL:12:ARG:HB3	1.92	0.51
28:E1:4:ILE:HD13	28:E1:27:ARG:NH1	2.26	0.51
1:EA:2145:C:H3'	1:EA:2146:C:C5'	2.41	0.51
1:EA:2343:U:O2'	1:EA:2373:G:O2'	2.29	0.51
1:EA:2760:C:H2'	1:EA:2761:A:H5'	1.92	0.51
3:EC:244:VAL:HG12	3:EC:250:GLN:HA	1.92	0.51
1:EA:1256:G:C2'	5:EE:77:ILE:HD11	2.41	0.51
9:EI:79:LEU:HA	9:EI:83:ALA:CB	2.41	0.51
11:EK:70:ARG:HD3	11:EK:76:VAL:HG22	1.91	0.51
1:EA:201:C:OP1	24:EX:17:ARG:NH1	2.44	0.51
51:FS:5:LEU:O	51:FS:6:LYS:HE3	2.11	0.51
1:GA:1024:G:C8	1:GA:1025:G:H2'	2.46	0.51
1:GA:2098:U:C4	1:GA:2099:U:C4	2.99	0.51

Continued on next page...

Continued from previous page...

Atom-1	Atom-2	Interatomic distance (Å)	Clash overlap (Å)
1:GA:2358:A:C4	1:GA:2359:C:C6	2.98	0.51
1:GA:646:U:H3'	1:GA:647:G:H5''	1.93	0.51
1:GA:996:A:H4'	17:GQ:91:ARG:CD	2.41	0.51
9:GI:55:PRO:HB2	9:GI:71:LYS:HD2	1.92	0.51
11:GK:15:GLY:O	11:GK:46:ALA:HA	2.11	0.51
15:GO:34:HIS:CD2	15:GO:54:VAL:HG23	2.46	0.51
17:GQ:25:GLY:HA2	17:GQ:29:ARG:NH1	2.26	0.51
24:GX:52:ALA:O	24:GX:53:LYS:HB3	2.10	0.51
36:HD:193:ALA:HB3	36:HD:195:ILE:HG23	1.93	0.51
40:HH:10:MET:HE2	40:HH:33:LYS:HG2	1.92	0.51
43:HK:98:ARG:CZ	53:HU:15:ALA:HB3	2.41	0.51
32:A5:39:THR:HA	32:A5:42:ARG:HD2	1.93	0.51
1:AA:1535:A:H4'	1:AA:1536:C:OP2	2.10	0.51
1:AA:776:G:N1	1:AA:2072:C:OP1	2.38	0.51
1:AA:2303:G:C6	1:AA:2304:G:N7	2.79	0.51
17:AQ:91:ARG:HH11	18:AR:11:GLN:H	1.59	0.51
1:AA:1808:A:O2'	24:AX:2:ARG:NH1	2.44	0.51
35:BC:123:GLN:HB3	35:BC:128:VAL:HG11	1.93	0.51
36:BD:65:TYR:O	36:BD:115:ARG:NH2	2.43	0.51
37:BE:94:VAL:HG21	37:BE:140:THR:HG22	1.93	0.51
39:BG:59:LEU:O	39:BG:62:PHE:HB3	2.10	0.51
43:BK:84:VAL:HG21	43:BK:100:LEU:HD21	1.92	0.51
28:C1:33:LEU:H	28:C1:51:ALA:HB3	1.75	0.51
1:CA:372:G:O4'	24:CX:60:LYS:HE3	2.11	0.51
3:CC:79:ARG:NH2	3:CC:81:GLU:OE2	2.38	0.51
20:CT:48:GLN:O	20:CT:52:GLU:HA	2.10	0.51
25:CY:1:MET:H3	25:CY:2:LYS:HD2	1.76	0.51
33:DA:79:G:H3'	33:DA:80:A:C8	2.46	0.51
34:DB:49:PHE:HB2	34:DB:212:TYR:CE2	2.46	0.51
44:DL:38:TYR:OH	44:DL:54:ARG:HD2	2.10	0.51
48:DP:4:ILE:HD13	48:DP:67:ILE:HD13	1.92	0.51
53:DU:41:PRO:O	53:DU:45:ARG:N	2.40	0.51
32:E5:91:ALA:HB3	32:E5:130:PRO:HB2	1.93	0.51
20:ET:27:SER:O	20:ET:28:ASN:ND2	2.44	0.51
23:EW:34:SER:OG	23:EW:36:ILE:HG22	2.10	0.51
33:FA:625:U:H4'	48:FP:16:PHE:CE2	2.46	0.51
33:FA:8:A:C5	36:FD:206:LYS:HB3	2.46	0.51
36:FD:201:VAL:HG12	37:FE:103:THR:HG23	1.92	0.51
37:FE:46:VAL:CG1	37:FE:118:ALA:HA	2.41	0.51
1:GA:2006:C:O5'	1:GA:2006:C:H6	1.94	0.51
1:GA:2472:G:H2'	1:GA:2475:C:H42	1.75	0.51

Continued on next page...

Continued from previous page...

Atom-1	Atom-2	Interatomic distance (Å)	Clash overlap (Å)
1:GA:479:A:N3	1:GA:481:G:H5''	2.26	0.51
3:GC:131:MET:O	3:GC:166:ARG:NH1	2.43	0.51
11:GK:99:ILE:HG21	11:GK:119:ALA:HB2	1.92	0.51
17:GQ:65:ASN:HD22	17:GQ:75:TYR:CB	2.24	0.51
33:HA:1386:G:H2'	33:HA:1387:G:H8	1.75	0.51
1:AA:2423:U:H5'	1:AA:2423:U:H6	1.76	0.51
1:AA:273:G:N2	1:AA:365:U:C2	2.78	0.51
1:AA:762:U:H4'	1:AA:763:G:O5'	2.11	0.51
6:AF:69:ALA:N	6:AF:82:TYR:O	2.44	0.51
23:AW:41:GLY:HA2	23:AW:44:PHE:CE2	2.45	0.51
24:AX:39:VAL:HG22	24:AX:44:ARG:O	2.10	0.51
24:AX:34:SER:HA	24:AX:48:LEU:O	2.11	0.51
33:BA:1296:C:H4'	33:BA:1302:C:N3	2.26	0.51
33:BA:1411:C:H2'	33:BA:1412:C:C6	2.45	0.51
36:BD:139:PRO:HB3	36:BD:184:ARG:HA	1.91	0.51
37:BE:46:VAL:CG1	37:BE:47:GLY:N	2.73	0.51
37:BE:96:MET:HE3	37:BE:115:LEU:HD21	1.92	0.51
1:CA:127:A:H5''	1:CA:128:C:C6	2.45	0.51
1:CA:2318:G:C5	1:CA:2319:G:C6	2.99	0.51
1:CA:348:A:H2'	1:CA:349:U:O4'	2.11	0.51
1:CA:655:A:H4'	1:CA:656:G:OP1	2.11	0.51
1:CA:947:A:HO2'	1:CA:984:A:H2	1.57	0.51
1:CA:995:C:O2'	1:CA:996:A:OP2	2.23	0.51
11:CK:107:LEU:O	11:CK:109:SER:N	2.39	0.51
15:CO:51:ALA:HB3	15:CO:78:VAL:HG13	1.93	0.51
19:CS:63:GLY:O	19:CS:64:ALA:HB3	2.10	0.51
26:CZ:40:THR:HG23	26:CZ:43:ILE:H	1.75	0.51
33:DA:236:A:H2'	33:DA:237:G:C8	2.46	0.51
34:DB:141:GLU:HA	34:DB:144:GLU:HB2	1.93	0.51
39:DG:18:PHE:CD2	39:DG:59:LEU:HD21	2.46	0.51
52:DT:3:ASN:O	52:DT:5:LYS:N	2.29	0.51
32:E5:103:ASN:ND2	32:E5:109:LYS:O	2.44	0.51
32:E5:131:THR:HB	32:E5:134:GLU:HG3	1.92	0.51
1:EA:1458:U:H4'	1:EA:1459:G:O5'	2.11	0.51
1:EA:1796:U:H2'	1:EA:1797:G:H8	1.75	0.51
1:EA:2243:U:H2'	1:EA:2244:U:C6	2.46	0.51
1:EA:2685:G:OP1	11:EK:78:ARG:NH2	2.44	0.51
1:EA:1256:G:O2'	5:EE:77:ILE:HD11	2.11	0.51
7:EG:162:ARG:CZ	7:EG:168:VAL:HG21	2.40	0.51
10:EJ:44:TYR:C	10:EJ:44:TYR:CD1	2.83	0.51
14:EN:24:MET:HG2	14:EN:44:LEU:HD22	1.92	0.51

Continued on next page...

Continued from previous page...

Atom-1	Atom-2	Interatomic distance (Å)	Clash overlap (Å)
20:ET:40:LYS:O	20:ET:44:LYS:N	2.37	0.51
34:FB:183:PHE:CE2	34:FB:197:PHE:CD2	2.98	0.51
33:FA:620:C:H1'	36:FD:132:ILE:HG12	1.93	0.51
36:FD:25:VAL:HA	36:FD:161:LEU:CD2	2.41	0.51
43:FK:94:GLU:O	43:FK:97:ILE:HG22	2.10	0.51
28:G1:16:THR:HB	28:G1:41:VAL:HG21	1.93	0.51
1:GA:1289:C:O2'	1:GA:1330:C:H4'	2.10	0.51
1:GA:34:U:O2'	1:GA:35:G:OP1	2.26	0.51
5:GE:44:ARG:HG3	5:GE:44:ARG:HH21	1.75	0.51
6:GF:141:ASP:HB3	6:GF:144:LYS:HB2	1.92	0.51
6:GF:11:VAL:HA	6:GF:172:PHE:CE1	2.46	0.51
9:GI:14:ALA:HB2	9:GI:54:ILE:HD12	1.91	0.51
18:GR:66:HIS:CD2	18:GR:94:THR:HG22	2.45	0.51
21:GU:92:VAL:CG2	21:GU:101:THR:HG23	2.41	0.51
34:HB:70:GLY:HA2	34:HB:163:ILE:HG22	1.93	0.51
50:HR:41:PRO:HB2	50:HR:43:ARG:HG2	1.91	0.51
28:A1:7:LYS:HE3	30:A3:33:THR:HG21	1.93	0.51
32:A5:23:LEU:H	32:A5:87:GLU:HB2	1.76	0.51
1:AA:248:G:H5'	1:AA:250:G:N7	2.26	0.51
1:AA:2815:C:C2	1:AA:2816:G:C8	2.99	0.51
2:AB:81:G:C5	2:AB:82:U:C5	2.99	0.51
6:AF:134:GLN:HG2	6:AF:135:ILE:HG13	1.92	0.51
20:AT:89:GLU:O	20:AT:91:GLN:N	2.41	0.51
22:AV:31:TYR:O	22:AV:93:ARG:N	2.36	0.51
23:AW:63:ASP:N	23:AW:63:ASP:OD1	2.43	0.51
33:BA:1386:G:H2'	33:BA:1387:G:H8	1.75	0.51
33:BA:642:A:C6	33:BA:643:C:C4	2.98	0.51
33:BA:73:C:H6	33:BA:73:C:H5'	1.76	0.51
38:BF:42:TRP:HB2	38:BF:59:TYR:HB2	1.93	0.51
54:BV:441:GLU:OE1	54:BV:472:ARG:NH2	2.42	0.51
1:CA:1857:G:O2'	1:CA:1858:A:OP2	2.28	0.51
1:CA:2104:C:H41	1:CA:2183:A:H61	1.59	0.51
1:CA:2311:A:H3'	1:CA:2312:U:C6	2.46	0.51
1:CA:2636:C:H2'	1:CA:2637:U:C6	2.46	0.51
1:CA:27:G:C4	1:CA:512:G:N2	2.79	0.51
1:CA:747:U:C5	1:CA:2613:U:C5	2.99	0.51
1:CA:783:A:C8	1:CA:784:G:H4'	2.46	0.51
7:CG:84:LYS:CG	7:CG:132:LEU:H	2.24	0.51
33:DA:35:G:H2'	33:DA:36:C:C6	2.46	0.51
36:DD:9:LEU:HD21	36:DD:22:LYS:HG3	1.93	0.51
39:DG:51:ALA:O	39:DG:55:GLY:N	2.43	0.51

Continued on next page...

Continued from previous page...

Atom-1	Atom-2	Interatomic distance (Å)	Clash overlap (Å)
41:DI:7:TYR:CG	41:DI:8:GLY:N	2.78	0.51
54:DV:217:GLU:O	54:DV:220:GLN:N	2.43	0.51
1:EA:1869:G:H3'	1:EA:1870:C:H5''	1.92	0.51
1:EA:2657:A:O3'	7:EG:159:LYS:NZ	2.43	0.51
10:EJ:135:GLN:CD	10:EJ:135:GLN:N	2.63	0.51
11:EK:17:ARG:HB2	11:EK:45:GLU:HB2	1.93	0.51
15:EO:49:VAL:HG21	15:EO:82:ALA:HA	1.93	0.51
18:ER:21:ARG:NH2	18:ER:93:PHE:CZ	2.79	0.51
18:ER:39:LEU:HA	18:ER:49:ILE:HG21	1.92	0.51
19:ES:69:LEU:HG	19:ES:107:VAL:HG13	1.92	0.51
33:FA:1414:U:O2	33:FA:1487:G:N2	2.43	0.51
51:FS:37:ARG:O	51:FS:70:LYS:HD2	2.09	0.51
1:GA:1723:G:H3'	1:GA:1724:G:C8	2.45	0.51
1:GA:1993:U:H4'	4:GD:133:THR:CG2	2.40	0.51
1:GA:2423:U:H6	1:GA:2423:U:H5'	1.76	0.51
3:GC:16:VAL:N	3:GC:203:VAL:CG1	2.74	0.51
3:GC:29:PHE:CE2	3:GC:31:PRO:HG2	2.45	0.51
6:GF:1:ALA:HB3	6:GF:4:HIS:HB2	1.92	0.51
1:GA:2898:U:O2'	10:GJ:134:ALA:O	2.25	0.51
14:GN:117:ASP:OD1	14:GN:118:ARG:N	2.44	0.51
23:GW:9:THR:HG23	23:GW:10:ARG:CD	2.40	0.51
33:HA:1003:G:N2	33:HA:1037:C:O2	2.43	0.51
33:HA:461:A:H3'	33:HA:461:A:N3	2.26	0.51
41:HI:55:VAL:O	41:HI:94:LEU:CD2	2.59	0.51
43:HK:15:GLN:OE1	43:HK:78:GLY:HA3	2.10	0.51
54:HV:488:VAL:HB	54:HV:490:TYR:CE2	2.46	0.51
1:AA:404:A:H1'	1:AA:405:U:OP2	2.11	0.51
3:AC:259:ASN:OD1	3:AC:262:THR:N	2.40	0.51
9:AI:107:GLU:HA	9:AI:110:GLN:HB3	1.93	0.51
16:AP:19:PHE:N	16:AP:19:PHE:HD1	2.09	0.51
33:BA:1004:A:H2'	33:BA:1005:A:O4'	2.11	0.51
33:BA:1156:G:O2'	33:BA:1180:A:N6	2.39	0.51
33:BA:847:G:H2'	33:BA:848:C:C6	2.46	0.51
52:BT:9:LYS:HA	52:BT:12:ILE:HG23	1.91	0.51
12:CL:123:ARG:HA	12:CL:143:GLU:O	2.11	0.51
23:CW:17:ALA:HA	23:CW:35:ILE:HG23	1.92	0.51
33:DA:1294:G:C6	33:DA:1295:U:C4	2.99	0.51
35:DC:193:TYR:CD1	35:DC:193:TYR:N	2.78	0.51
39:DG:4:ARG:HG3	39:DG:5:ARG:N	2.25	0.51
37:DE:157:ARG:HG2	40:DH:43:GLU:O	2.11	0.51
44:DL:81:LEU:HB3	44:DL:98:VAL:CG1	2.41	0.51

Continued on next page...

Continued from previous page...

Atom-1	Atom-2	Interatomic distance (Å)	Clash overlap (Å)
49:DQ:12:VAL:O	49:DQ:13:VAL:HB	2.10	0.51
54:DV:196:ALA:O	54:DV:198:GLN:N	2.44	0.51
1:EA:272:A:O2'	1:EA:273:G:O5'	2.26	0.51
16:EP:42:PHE:CE1	16:EP:62:LYS:HD2	2.46	0.51
26:EZ:8:GLN:HB3	26:EZ:31:ILE:HA	1.91	0.51
33:FA:524:G:H2'	33:FA:525:C:C6	2.45	0.51
33:FA:660:C:H2'	33:FA:661:G:O4'	2.11	0.51
33:FA:574:A:HO2'	33:FA:882:C:HO2'	1.57	0.51
42:FJ:35:GLN:HG3	42:FJ:36:VAL:H	1.75	0.51
42:FJ:85:ASP:OD2	42:FJ:89:ARG:NH2	2.44	0.51
51:FS:63:THR:HG22	51:FS:64:ASP:N	2.26	0.51
51:FS:7:LYS:HE2	51:FS:7:LYS:HA	1.93	0.51
1:GA:2665:A:C2	1:GA:2666:C:C6	2.99	0.51
1:GA:639:U:H2'	1:GA:640:C:C6	2.46	0.51
1:GA:1321:A:O2'	19:GS:11:ARG:NH2	2.44	0.51
41:HI:95:ARG:HA	41:HI:98:LEU:HB3	1.93	0.51
42:HJ:50:THR:HG21	42:HJ:64:GLN:HE21	1.76	0.51
44:HL:44:LYS:CB	44:HL:45:PRO:CD	2.89	0.51
50:HR:36:SER:HB3	53:HU:4:ILE:HG12	1.92	0.51
32:A5:74:ASP:HA	32:A5:77:VAL:HG23	1.93	0.50
1:AA:1080:A:H2'	1:AA:1081:U:O4'	2.11	0.50
1:AA:2804:U:H2'	1:AA:2805:C:C6	2.46	0.50
4:AD:151:THR:HG22	4:AD:152:PRO:HD3	1.92	0.50
5:AE:108:ILE:HD11	12:AL:2:ARG:NH1	2.26	0.50
19:AS:18:ARG:O	19:AS:19:LEU:CB	2.59	0.50
21:AU:53:GLN:N	21:AU:54:PRO:HD2	2.26	0.50
21:AU:91:LYS:O	21:AU:92:VAL:HG12	2.11	0.50
1:CA:2314:A:H2'	1:CA:2315:G:C8	2.45	0.50
1:CA:2745:C:C4	1:CA:2746:U:C4	2.99	0.50
1:CA:1998:A:P	4:CD:141:ARG:HH22	2.34	0.50
11:CK:61:VAL:CG2	11:CK:87:LEU:HD11	2.41	0.50
1:CA:141:G:N1	20:CT:1:MET:O	2.44	0.50
33:DA:1391:U:H2'	33:DA:1392:G:C8	2.46	0.50
33:DA:71:A:O2'	33:DA:72:A:O4'	2.29	0.50
42:DJ:28:THR:O	42:DJ:32:THR:HG22	2.11	0.50
48:DP:52:LEU:HD23	48:DP:75:ILE:HG22	1.92	0.50
54:DV:114:CYS:SG	54:DV:143:LYS:HD2	2.51	0.50
1:EA:1107:G:OP1	32:E5:59:LEU:N	2.43	0.50
32:E5:43:LYS:HZ3	32:E5:98:GLU:HB2	1.75	0.50
1:EA:45:G:C5'	1:EA:46:G:H5'	2.41	0.50
9:EI:31:GLY:O	9:EI:60:VAL:HG11	2.11	0.50

Continued on next page...

Continued from previous page...

Atom-1	Atom-2	Interatomic distance (Å)	Clash overlap (Å)
10:EJ:36:LEU:O	10:EJ:121:LYS:NZ	2.44	0.50
10:EJ:6:ALA:CB	10:EJ:45:THR:HG21	2.41	0.50
1:EA:2683:C:O2	11:EK:70:ARG:NH2	2.44	0.50
19:ES:69:LEU:HG	19:ES:107:VAL:CG1	2.41	0.50
49:FQ:76:VAL:HG23	49:FQ:77:ARG:H	1.77	0.50
1:GA:1924:C:H2'	1:GA:1925:C:C6	2.47	0.50
1:GA:631:A:N3	1:GA:2415:G:O2'	2.40	0.50
6:GF:134:GLN:HG2	6:GF:135:ILE:N	2.26	0.50
10:GJ:3:THR:HB	10:GJ:44:TYR:OH	2.10	0.50
23:GW:45:HIS:HB2	23:GW:50:VAL:HG13	1.93	0.50
33:HA:1007:U:H2'	33:HA:1008:U:H5'	1.94	0.50
33:HA:1083:U:H5''	33:HA:1086:U:C5	2.46	0.50
33:HA:1330:U:H5''	45:HM:23:TYR:CZ	2.45	0.50
33:HA:844:G:C2'	33:HA:845:A:H5''	2.41	0.50
46:HN:51:LEU:HB3	46:HN:52:PRO:CD	2.41	0.50
32:A5:29:ASP:HA	32:A5:108:VAL:HG11	1.91	0.50
3:AC:28:PRO:HG2	3:AC:33:LEU:HD11	1.93	0.50
5:AE:46:GLN:HG3	5:AE:87:ALA:H	1.76	0.50
7:AG:39:ALA:HB1	7:AG:57:TYR:CD2	2.46	0.50
9:AI:98:GLY:HA3	9:AI:137:LEU:HD13	1.92	0.50
17:AQ:26:ALA:HB1	17:AQ:30:VAL:CG2	2.41	0.50
17:AQ:63:ARG:HH12	17:AQ:95:ALA:C	2.14	0.50
19:AS:69:LEU:HG	19:AS:107:VAL:HG22	1.93	0.50
33:BA:451:A:H4'	33:BA:452:A:O5'	2.10	0.50
52:BT:6:SER:C	52:BT:8:LYS:H	2.14	0.50
54:BV:552:ALA:O	54:BV:556:GLY:N	2.40	0.50
1:CA:1607:C:H4'	1:CA:1608:A:O5'	2.10	0.50
1:CA:163:C:O2'	1:CA:164:C:P	2.69	0.50
1:CA:279:A:N6	1:CA:361:G:H1'	2.26	0.50
1:CA:668:A:H2'	1:CA:670:A:H62	1.76	0.50
10:CJ:81:ILE:HG13	10:CJ:82:GLY:H	1.76	0.50
21:CU:6:ARG:NH2	21:CU:25:LYS:O	2.44	0.50
22:CV:6:ALA:HB1	22:CV:40:ILE:CG2	2.41	0.50
33:DA:1010:U:H2'	33:DA:1011:C:C6	2.46	0.50
33:DA:386:C:C4	33:DA:387:U:C5	2.99	0.50
36:DD:91:LEU:HD21	36:DD:195:ILE:HD11	1.92	0.50
37:DE:110:ALA:O	37:DE:111:MET:HB3	2.11	0.50
37:DE:90:THR:HB	37:DE:135:ASN:ND2	2.26	0.50
38:DF:5:GLU:OE1	50:DR:24:LYS:HE2	2.12	0.50
51:DS:31:LEU:HD13	51:DS:47:LEU:HD21	1.93	0.50
51:DS:45:ILE:HA	51:DS:62:VAL:CG1	2.40	0.50

Continued on next page...

Continued from previous page...

Atom-1	Atom-2	Interatomic distance (Å)	Clash overlap (Å)
1:EA:1647:U:P	1:EA:1647:U:H3'	2.51	0.50
1:EA:2661:G:C6	1:EA:2662:A:C2	2.99	0.50
4:ED:70:LYS:O	4:ED:71:ALA:CB	2.58	0.50
6:EF:39:VAL:HG13	6:EF:40:GLY:H	1.76	0.50
24:EX:39:VAL:HG22	24:EX:44:ARG:O	2.11	0.50
33:FA:21:G:H2'	33:FA:22:G:C8	2.46	0.50
37:FE:106:ILE:HD11	37:FE:124:LEU:CD2	2.41	0.50
39:FG:146:GLU:HA	39:FG:149:LYS:HE2	1.93	0.50
42:FJ:32:THR:CG2	42:FJ:83:THR:HA	2.42	0.50
52:FT:30:THR:HA	52:FT:33:LYS:HG3	1.94	0.50
1:GA:2075:U:C4	1:GA:2238:G:C6	3.00	0.50
3:GC:77:VAL:HG23	3:GC:111:ALA:HA	1.94	0.50
9:GI:99:LYS:HA	9:GI:137:LEU:HD11	1.94	0.50
11:GK:114:LYS:HE3	11:GK:118:LEU:HD11	1.93	0.50
20:GT:67:VAL:O	20:GT:68:LYS:HG3	2.11	0.50
39:HG:107:ALA:HB2	39:HG:133:THR:HG23	1.92	0.50
45:HM:106:ALA:HB3	45:HM:110:LYS:HD2	1.93	0.50
51:HS:51:VAL:HG22	51:HS:71:LEU:HD21	1.92	0.50
1:AA:2134:A:O2'	1:AA:2135:A:O4'	2.29	0.50
1:AA:545:U:H3'	1:AA:546:U:H4'	1.93	0.50
1:AA:620:G:H4'	1:AA:621:A:O5'	2.12	0.50
1:AA:1799:G:O2'	3:AC:179:GLU:OE2	2.28	0.50
3:AC:93:VAL:HG21	3:AC:115:ILE:HD11	1.93	0.50
10:AJ:73:VAL:HG23	10:AJ:74:TYR:H	1.76	0.50
11:AK:36:GLY:HA2	11:AK:62:VAL:O	2.12	0.50
15:AO:35:ILE:HG21	15:AO:71:ALA:HA	1.94	0.50
18:AR:48:LYS:O	18:AR:48:LYS:HE2	2.11	0.50
33:BA:978:A:O2'	33:BA:1322:C:H5	1.93	0.50
36:BD:58:LYS:HE2	36:BD:69:GLU:OE2	2.11	0.50
54:BV:169:LEU:HB2	54:BV:263:LEU:HB3	1.94	0.50
1:CA:1474:U:H2'	1:CA:1475:G:H5'	1.93	0.50
1:CA:2327:A:H2'	1:CA:2328:A:C8	2.46	0.50
1:CA:788:A:H3'	1:CA:790:U:C5	2.46	0.50
1:CA:876:C:C2'	1:CA:877:A:O5'	2.59	0.50
6:CF:38:GLY:HA2	6:CF:85:GLY:HA3	1.94	0.50
10:CJ:38:GLY:O	10:CJ:43:GLU:HB2	2.11	0.50
23:CW:41:GLY:C	23:CW:43:LYS:H	2.13	0.50
9:EI:72:THR:OG1	9:EI:112:LYS:NZ	2.45	0.50
10:EJ:81:ILE:HG23	10:EJ:82:GLY:H	1.76	0.50
13:EM:11:LYS:HE2	13:EM:87:GLY:O	2.11	0.50
1:EA:400:G:N7	24:EX:56:ARG:NH1	2.59	0.50

Continued on next page...

Continued from previous page...

Atom-1	Atom-2	Interatomic distance (Å)	Clash overlap (Å)
36:FD:125:VAL:O	36:FD:127:GLY:N	2.44	0.50
36:FD:72:PHE:CZ	36:FD:200:ILE:HD11	2.47	0.50
43:FK:52:PHE:HE2	43:FK:65:VAL:HG11	1.76	0.50
44:FL:114:ARG:HB3	44:FL:119:VAL:HB	1.94	0.50
48:FP:19:VAL:HG12	48:FP:37:GLY:C	2.32	0.50
50:FR:27:ALA:O	50:FR:30:LYS:HG2	2.12	0.50
54:FV:663:MET:HG2	54:FV:682:MET:SD	2.50	0.50
1:GA:1063:G:C6	1:GA:1076:C:N3	2.79	0.50
1:GA:1847:A:H5''	1:GA:1848:A:N7	2.26	0.50
1:GA:1835:G:H1'	1:GA:1931:U:C2	2.46	0.50
1:GA:2537:U:H2'	1:GA:2538:C:C6	2.46	0.50
3:GC:144:GLU:HA	3:GC:151:GLY:HA2	1.92	0.50
4:GD:151:THR:HG22	4:GD:152:PRO:HD3	1.92	0.50
10:GJ:73:VAL:HG23	10:GJ:74:TYR:H	1.75	0.50
16:GP:92:ARG:O	16:GP:93:LYS:HB2	2.11	0.50
54:HV:85:ASN:HD22	54:HV:382:ILE:HG13	1.76	0.50
32:A5:24:SER:C	32:A5:116:GLU:CG	2.79	0.50
1:AA:1198:U:H2'	1:AA:1199:U:C6	2.46	0.50
1:AA:1477:A:N6	1:AA:1514:G:O2'	2.43	0.50
1:AA:1605:C:C2'	1:AA:1606:C:H5'	2.42	0.50
1:AA:1607:C:H4'	1:AA:1608:A:O5'	2.12	0.50
1:AA:613:A:HO2'	1:AA:614:A:P	2.34	0.50
1:AA:772:C:N4	59:AA:3711:HOH:O	2.27	0.50
1:AA:1789:A:P	3:AC:220:ARG:HH11	2.35	0.50
6:AF:57:ALA:HA	6:AF:62:GLN:O	2.11	0.50
16:AP:13:LYS:NZ	16:AP:80:VAL:HB	2.26	0.50
16:AP:50:ARG:CZ	16:AP:56:SER:HB3	2.41	0.50
37:BE:133:PRO:HA	37:BE:136:VAL:CG1	2.42	0.50
52:BT:62:ALA:HA	52:BT:67:ILE:HG22	1.92	0.50
1:CA:1970:A:OP2	59:CA:3469:HOH:O	2.20	0.50
1:CA:61:C:OP2	25:CY:47:ARG:NH2	2.38	0.50
11:CK:18:ARG:HB2	11:CK:45:GLU:HG3	1.94	0.50
12:CL:92:LEU:HA	12:CL:125:LEU:HD21	1.94	0.50
18:CR:24:LYS:HA	18:CR:94:THR:HG23	1.94	0.50
34:DB:125:PHE:O	34:DB:125:PHE:CG	2.64	0.50
34:DB:22:TRP:HB3	34:DB:38:HIS:NE2	2.26	0.50
34:DB:72:LYS:NZ	34:DB:204:ASP:HB3	2.27	0.50
39:DG:70:ARG:HG3	39:DG:96:ARG:HG2	1.93	0.50
44:DL:99:ARG:HD2	44:DL:104:CYS:SG	2.51	0.50
52:DT:6:SER:C	52:DT:8:LYS:H	2.14	0.50
54:DV:497:LYS:HG2	54:DV:523:TYR:HB2	1.93	0.50

Continued on next page...

Continued from previous page...

Atom-1	Atom-2	Interatomic distance (Å)	Clash overlap (Å)
1:EA:2104:C:H2'	1:EA:2105:U:C4'	2.41	0.50
1:EA:2427:C:H5''	1:EA:2428:G:OP1	2.11	0.50
4:ED:70:LYS:O	4:ED:71:ALA:HB3	2.11	0.50
7:EG:75:VAL:O	7:EG:79:THR:HG22	2.10	0.50
33:FA:224:U:C2	33:FA:225:C:C5	2.99	0.50
33:FA:78:A:HO2'	33:FA:79:G:H8	1.59	0.50
33:FA:946:A:H2'	33:FA:947:G:C8	2.46	0.50
34:FB:86:CYS:SG	34:FB:88:GLN:NE2	2.85	0.50
1:GA:1006:C:C2	1:GA:1138:G:N2	2.79	0.50
1:GA:1177:G:H2'	1:GA:1178:C:O4'	2.11	0.50
1:GA:2232:C:P	24:GX:26:ARG:HH22	2.34	0.50
1:GA:42:A:H2'	1:GA:43:G:C5'	2.41	0.50
33:HA:71:A:N6	33:HA:100:G:C8	2.80	0.50
41:HI:21:ILE:CD1	41:HI:87:LEU:HD12	2.42	0.50
43:HK:53:ARG:HH12	43:HK:57:LYS:HB3	1.76	0.50
45:HM:114:LYS:HB2	45:HM:115:PRO:HD3	1.93	0.50
3:AC:140:VAL:CG2	3:AC:189:ALA:HB1	2.42	0.50
3:AC:166:ARG:HB3	3:AC:171:VAL:HG12	1.93	0.50
9:AI:18:ASN:N	9:AI:19:PRO:HD3	2.27	0.50
20:AT:69:ARG:HG3	20:AT:70:HIS:H	1.76	0.50
24:AX:29:LEU:HD23	24:AX:29:LEU:N	2.27	0.50
33:BA:1279:G:OP2	42:BJ:11:LYS:NZ	2.44	0.50
33:BA:1444:U:H1'	33:BA:1459:G:N2	2.26	0.50
33:BA:687:A:C6	33:BA:703:G:N3	2.79	0.50
46:BN:21:PHE:HA	46:BN:25:ALA:HB3	1.92	0.50
1:CA:1378:A:C4	1:CA:1380:G:N7	2.80	0.50
1:CA:778:G:C6	1:CA:779:U:N3	2.80	0.50
1:CA:833:A:H2'	1:CA:834:G:C8	2.47	0.50
1:CA:959:A:C6	1:CA:960:A:C6	3.00	0.50
3:CC:123:ILE:O	3:CC:123:ILE:HG13	2.12	0.50
9:CI:98:GLY:HA3	9:CI:137:LEU:HD22	1.94	0.50
12:CL:93:ASN:OD1	12:CL:94:THR:N	2.44	0.50
33:DA:1513:A:H2'	33:DA:1514:G:C8	2.47	0.50
33:DA:444:G:C6	33:DA:491:G:C6	3.00	0.50
33:DA:448:A:H3'	33:DA:449:G:C8	2.47	0.50
37:DE:46:VAL:HG11	37:DE:118:ALA:HB2	1.93	0.50
40:DH:106:THR:HG21	40:DH:121:LEU:HD13	1.94	0.50
43:DK:81:ASN:HB3	43:DK:106:ARG:HB3	1.94	0.50
52:DT:62:ALA:HB1	52:DT:69:LYS:H	1.75	0.50
32:E5:35:VAL:HA	32:E5:38:MET:SD	2.52	0.50
1:EA:2481:G:HO2'	1:EA:2482:A:H8	1.60	0.50

Continued on next page...

Continued from previous page...

Atom-1	Atom-2	Interatomic distance (Å)	Clash overlap (Å)
1:EA:2705:A:H2'	1:EA:2706:A:O4'	2.11	0.50
1:EA:460:A:OP1	29:E2:41:ARG:NH1	2.38	0.50
1:EA:527:C:OP1	59:EA:3249:HOH:O	2.19	0.50
2:EB:41:G:H3'	2:EB:42:C:C5'	2.41	0.50
4:ED:118:PHE:HZ	14:EN:1:MET:HB3	1.77	0.50
17:EQ:97:ILE:HD11	17:EQ:105:PHE:CA	2.41	0.50
33:FA:451:A:H8	33:FA:452:A:C5	2.30	0.50
33:FA:747:A:N6	33:FA:748:G:C6	2.79	0.50
45:FM:49:SER:HB2	45:FM:52:GLN:HB2	1.92	0.50
1:GA:1476:U:OP2	1:GA:1514:G:N1	2.40	0.50
2:GB:43:C:O2	6:GF:91:ARG:NH2	2.44	0.50
16:GP:105:LYS:HA	16:GP:108:ARG:CD	2.41	0.50
16:GP:92:ARG:O	16:GP:92:ARG:HG2	2.12	0.50
23:GW:23:LYS:HE2	23:GW:24:ARG:HB3	1.92	0.50
1:GA:201:C:OP1	24:GX:17:ARG:NH1	2.45	0.50
33:HA:1296:C:H4'	33:HA:1302:C:N3	2.27	0.50
33:HA:502:A:H2'	33:HA:503:C:O4'	2.11	0.50
33:HA:778:G:C6	33:HA:779:C:N3	2.80	0.50
41:HI:21:ILE:HG12	41:HI:63:LEU:CD1	2.42	0.50
43:HK:55:SER:HA	43:HK:57:LYS:CE	2.42	0.50
49:HQ:17:MET:HB3	49:HQ:20:SER:HB3	1.92	0.50
1:AA:1025:G:H4'	1:AA:1026:G:OP2	2.11	0.50
1:AA:1605:C:H2'	1:AA:1606:C:H5'	1.93	0.50
1:AA:2849:U:N3	1:AA:2867:G:O4'	2.37	0.50
1:AA:394:C:N3	1:AA:395:U:C4	2.80	0.50
1:AA:747:U:OP2	19:AS:90:LYS:NZ	2.44	0.50
1:AA:996:A:H4'	17:AQ:91:ARG:HG2	1.93	0.50
21:AU:82:VAL:HG12	21:AU:83:GLY:N	2.26	0.50
33:BA:324:G:N2	33:BA:326:G:H3'	2.27	0.50
37:BE:136:VAL:O	37:BE:138:ARG:N	2.44	0.50
39:BG:88:PRO:HD2	39:BG:151:PHE:O	2.11	0.50
41:BI:120:LYS:O	41:BI:121:ALA:HB3	2.12	0.50
44:BL:33:VAL:HG21	54:BV:429:GLU:HG3	1.93	0.50
1:CA:1025:G:N2	59:CA:3700:HOH:O	2.29	0.50
1:CA:1088:A:H5''	1:CA:1088:A:C8	2.47	0.50
1:CA:1168:G:H3'	1:CA:1169:A:C8	2.47	0.50
1:CA:1220:G:C2	1:CA:1221:C:C2	2.99	0.50
1:CA:2331:G:O2'	1:CA:2336:A:N1	2.45	0.50
1:CA:875:G:C2'	1:CA:876:C:H5'	2.41	0.50
16:CP:9:GLN:HA	16:CP:12:MET:SD	2.52	0.50
23:CW:60:ALA:HA	23:CW:81:ILE:HD12	1.94	0.50

Continued on next page...

Continued from previous page...

Atom-1	Atom-2	Interatomic distance (Å)	Clash overlap (Å)
25:CY:3:ALA:HA	25:CY:6:LEU:CB	2.41	0.50
33:DA:1277:C:O2'	33:DA:1279:G:H8	1.94	0.50
33:DA:1478:U:H2'	33:DA:1479:C:H6	1.77	0.50
34:DB:189:ASN:OD1	34:DB:190:SER:N	2.44	0.50
35:DC:42:TYR:CZ	35:DC:90:VAL:HG21	2.46	0.50
36:DD:12:SER:OG	36:DD:17:THR:O	2.22	0.50
38:DF:97:THR:O	38:DF:98:GLU:HB3	2.12	0.50
49:DQ:76:VAL:HG23	49:DQ:77:ARG:H	1.75	0.50
33:DA:1014:A:C2	51:DS:34:TRP:CZ2	2.99	0.50
54:DV:345:SER:N	54:DV:375:LYS:O	2.32	0.50
1:EA:934:U:H2'	1:EA:935:C:C6	2.46	0.50
6:EF:137:PHE:HB2	6:EF:140:ILE:HD12	1.94	0.50
6:EF:39:VAL:HG11	6:EF:49:LEU:HB2	1.94	0.50
20:ET:48:GLN:O	20:ET:52:GLU:HA	2.11	0.50
33:FA:158:G:H2'	33:FA:159:G:C5'	2.42	0.50
36:FD:9:LEU:HD21	36:FD:22:LYS:HG3	1.94	0.50
49:FQ:27:ARG:HG2	49:FQ:40:ARG:O	2.11	0.50
1:GA:1071:G:N3	1:GA:1072:C:H1'	2.26	0.50
1:GA:2140:G:N7	1:GA:2152:G:H1'	2.27	0.50
1:GA:2680:U:H5'	4:GD:194:PRO:HA	1.93	0.50
1:GA:846:U:O2'	1:GA:847:U:O5'	2.28	0.50
6:GF:174:PHE:CD2	6:GF:176:PHE:CE2	3.00	0.50
14:GN:38:LEU:HB3	14:GN:39:PRO:HD3	1.93	0.50
20:GT:54:GLU:HG3	20:GT:88:LYS:HB2	1.92	0.50
35:HC:127:ARG:O	35:HC:127:ARG:HG3	2.11	0.50
54:HV:164:ALA:HB1	54:HV:262:ILE:HD11	1.94	0.50
32:A5:45:GLY:HA2	32:A5:49:GLY:HA2	1.94	0.50
1:AA:1857:G:O2'	1:AA:1858:A:OP2	2.21	0.50
1:AA:2269:G:O2'	23:AW:18:LYS:HG2	2.12	0.50
7:AG:4:ALA:HB2	7:AG:65:GLY:HA2	1.92	0.50
1:AA:2415:G:H4'	12:AL:66:PHE:HB2	1.94	0.50
33:BA:463:U:H5'	33:BA:464:U:OP2	2.11	0.50
34:BB:56:LEU:HD21	34:BB:216:VAL:HG13	1.93	0.50
40:BH:10:MET:HE2	40:BH:33:LYS:HG2	1.94	0.50
44:BL:34:CYS:HA	44:BL:54:ARG:O	2.12	0.50
1:CA:1009:A:OP2	59:CA:3766:HOH:O	2.20	0.50
1:CA:2107:G:N2	1:CA:2108:A:H1'	2.27	0.50
3:CC:16:VAL:H	3:CC:203:VAL:HG12	1.76	0.50
7:CG:25:ILE:HG22	7:CG:78:VAL:HG21	1.92	0.50
12:CL:57:LEU:HD11	12:CL:61:LEU:HD21	1.94	0.50
16:CP:50:ARG:HD3	16:CP:51:ASN:N	2.27	0.50

Continued on next page...

Continued from previous page...

Atom-1	Atom-2	Interatomic distance (Å)	Clash overlap (Å)
21:CU:81:ARG:O	21:CU:96:LYS:HG2	2.12	0.50
33:DA:1237:C:O2	33:DA:1334:G:O2'	2.24	0.50
33:DA:1415:G:C6	33:DA:1486:G:C6	3.00	0.50
33:DA:299:G:C6	33:DA:300:A:C6	3.00	0.50
33:DA:9:G:OP2	37:DE:126:LYS:NZ	2.30	0.50
34:DB:67:LEU:HD22	34:DB:69:VAL:HG13	1.94	0.50
40:DH:112:THR:HG23	40:DH:115:ALA:H	1.77	0.50
43:DK:88:GLY:H	43:DK:114:THR:CG2	2.24	0.50
43:DK:16:VAL:O	43:DK:17:SER:HB3	2.11	0.50
54:DV:96:THR:O	54:DV:99:VAL:N	2.41	0.50
1:EA:1253:A:OP1	17:EQ:32:ARG:NH1	2.44	0.50
1:EA:1930:G:O2'	1:EA:1968:G:O6	2.20	0.50
9:EI:11:GLN:HG3	9:EI:55:PRO:HA	1.94	0.50
10:EJ:43:GLU:O	10:EJ:44:TYR:C	2.49	0.50
11:EK:10:VAL:HG21	11:EK:16:ALA:HB3	1.92	0.50
1:EA:996:A:H4'	17:EQ:91:ARG:HG2	1.93	0.50
25:EY:8:GLU:O	25:EY:12:GLU:HB2	2.12	0.50
33:FA:1242:G:C6	33:FA:1243:C:C4	2.99	0.50
33:BA:210:C:N3	33:FA:211:G:OP2	2.45	0.50
33:FA:42:G:N2	33:FA:401:C:O2	2.45	0.50
35:FC:173:VAL:HG12	35:FC:175:LEU:HD13	1.93	0.50
37:FE:104:GLY:HA2	37:FE:122:ASN:HA	1.94	0.50
1:GA:2394:C:OP1	30:G3:29:ARG:NH2	2.44	0.50
1:GA:2297:A:N1	1:GA:2321:U:H5	2.09	0.50
1:GA:2531:A:H5'	7:GG:156:TYR:CE1	2.47	0.50
1:GA:2756:U:H1'	1:GA:2757:A:H5''	1.92	0.50
8:GH:40:THR:C	8:GH:42:LYS:H	2.14	0.50
9:GI:124:MET:O	9:GI:127:SER:OG	2.26	0.50
16:GP:103:THR:HG23	16:GP:103:THR:O	2.11	0.50
24:GX:76:LYS:HG3	24:GX:77:TYR:H	1.76	0.50
1:AA:1339:G:N2	1:AA:1603:A:H1'	2.27	0.50
1:AA:2062:A:OP1	59:AA:3491:HOH:O	2.20	0.50
1:AA:2106:U:H3	1:AA:2184:A:HO2'	1.55	0.50
1:AA:2106:U:N3	1:AA:2184:A:O2'	2.43	0.50
1:AA:585:G:C6	1:AA:1251:C:C2	3.00	0.50
1:AA:947:A:H2'	1:AA:948:C:C6	2.46	0.50
4:AD:86:GLU:N	4:AD:86:GLU:CD	2.65	0.50
6:AF:7:TYR:HD1	6:AF:172:PHE:HZ	1.60	0.50
10:AJ:30:THR:HG22	10:AJ:31:GLU:N	2.26	0.50
21:AU:85:ARG:HD3	21:AU:86:PHE:N	2.27	0.50
33:BA:1084:G:C5	33:BA:1085:U:C4	3.00	0.50

Continued on next page...

Continued from previous page...

Atom-1	Atom-2	Interatomic distance (Å)	Clash overlap (Å)
33:BA:1246:A:C2	33:BA:1247:U:C2	3.00	0.50
33:BA:409:U:OP1	36:BD:24:GLY:HA3	2.12	0.50
33:BA:704:A:C4	33:BA:705:G:C8	2.99	0.50
37:BE:155:ALA:HB1	40:BH:66:PHE:CZ	2.46	0.50
1:CA:545:U:H2'	1:CA:546:U:O3'	2.11	0.50
11:CK:13:ASN:N	11:CK:13:ASN:OD1	2.42	0.50
5:CE:29:HIS:HD2	12:CL:8:PRO:HA	1.75	0.50
16:CP:52:ARG:HG3	16:CP:52:ARG:NH1	2.26	0.50
1:CA:994:C:O2	18:CR:10:LYS:HE2	2.12	0.50
20:CT:13:ALA:HB1	25:CY:33:ALA:HB1	1.94	0.50
33:DA:885:G:OP1	44:DL:15:LYS:NZ	2.37	0.50
34:DB:112:ARG:HG2	34:DB:116:LEU:HD23	1.94	0.50
1:EA:1737:G:C5'	1:EA:1738:G:P	3.00	0.50
1:EA:2352:A:C4	1:EA:2366:A:C2	3.00	0.50
1:EA:2804:U:H2'	1:EA:2805:C:C6	2.47	0.50
16:EP:96:LEU:HB3	16:EP:99:LEU:HD22	1.94	0.50
24:EX:39:VAL:HG21	24:EX:42:GLU:HB2	1.93	0.50
36:FD:39:GLY:H	36:FD:42:GLY:HA3	1.77	0.50
41:FI:57:MET:O	41:FI:59:GLU:N	2.45	0.50
29:G2:35:ARG:HG2	29:G2:42:LEU:HD21	1.93	0.50
7:GG:51:PHE:CE1	7:GG:68:ARG:HA	2.47	0.50
2:GB:114:C:H1'	15:GO:47:VAL:HG11	1.93	0.50
18:GR:24:LYS:HA	18:GR:94:THR:HG23	1.94	0.50
23:GW:18:LYS:HG3	23:GW:19:ARG:N	2.27	0.50
23:GW:56:HIS:N	23:GW:56:HIS:CD2	2.80	0.50
34:HB:67:LEU:HD22	34:HB:69:VAL:HG13	1.94	0.50
34:HB:69:VAL:HG23	34:HB:162:VAL:HB	1.93	0.50
1:AA:2054:A:H2'	27:A0:4:GLN:NE2	2.27	0.50
28:A1:36:LYS:HG3	28:A1:47:ILE:HD12	1.94	0.50
31:A4:7:VAL:HG23	31:A4:8:LYS:H	1.76	0.50
1:AA:1378:A:H4'	1:AA:1379:U:OP1	2.12	0.50
1:AA:247:G:N7	1:AA:249:C:C2	2.80	0.50
1:AA:2611:C:H2'	1:AA:2612:C:H6	1.77	0.50
1:AA:335:C:H5''	21:AU:81:ARG:HD3	1.94	0.50
5:AE:37:ALA:HA	5:AE:40:ARG:HD3	1.94	0.50
10:AJ:72:LYS:HE3	10:AJ:74:TYR:CE1	2.47	0.50
11:AK:80:ASP:HB2	16:AP:67:GLU:HG3	1.93	0.50
33:BA:420:U:C2'	33:BA:421:U:H5''	2.41	0.50
52:BT:18:ARG:O	52:BT:22:ALA:N	2.43	0.50
54:BV:550:ILE:N	54:BV:551:PRO:CD	2.75	0.50
1:CA:1292:G:H2'	1:CA:1293:C:C6	2.47	0.50

Continued on next page...

Continued from previous page...

Atom-1	Atom-2	Interatomic distance (Å)	Clash overlap (Å)
1:CA:1509:A:HO2'	1:CA:1510:G:P	2.35	0.50
1:CA:422:A:C2	1:CA:423:A:C4	3.00	0.50
1:CA:653:U:H3'	1:CA:654:A:H5''	1.94	0.50
7:CG:59:ASP:HB3	7:CG:63:GLN:HG2	1.93	0.50
12:CL:77:ILE:CD1	12:CL:108:ALA:HB1	2.42	0.50
14:CN:26:GLY:CA	14:CN:75:ILE:HD13	2.42	0.50
33:DA:211:G:H3'	33:DA:211:G:N3	2.27	0.50
33:DA:481:G:H4'	33:DA:481:G:OP1	2.12	0.50
38:DF:91:ARG:NE	38:DF:93:LYS:HD3	2.26	0.50
44:DL:43:LYS:HG2	44:DL:44:LYS:HG3	1.93	0.50
1:EA:1078:U:H5''	1:EA:1079:C:OP1	2.12	0.50
1:EA:2337:G:C2	1:EA:2338:C:C6	3.00	0.50
1:EA:2724:U:P	4:ED:116:LYS:HZ2	2.35	0.50
4:ED:62:LYS:HB2	4:ED:63:PRO:HD3	1.92	0.50
10:EJ:65:THR:CG2	10:EJ:66:GLY:N	2.74	0.50
18:ER:1:MET:HA	18:ER:42:ALA:O	2.12	0.50
23:EW:40:ARG:HB2	23:EW:56:HIS:CD2	2.46	0.50
33:FA:1151:A:C2	33:FA:1152:A:C5	3.00	0.50
34:FB:18:GLN:HG2	34:FB:189:ASN:ND2	2.27	0.50
44:FL:34:CYS:HA	44:FL:54:ARG:O	2.12	0.50
1:GA:1655:A:H5'	4:GD:118:PHE:CD1	2.46	0.50
1:GA:2307:G:O6	6:GF:40:GLY:HA3	2.12	0.50
9:GI:23:VAL:HB	9:GI:27:LEU:HD23	1.94	0.50
14:GN:85:PRO:HA	14:GN:88:ALA:HB2	1.94	0.50
17:GQ:81:GLY:O	17:GQ:85:ALA:N	2.40	0.50
17:GQ:91:ARG:HH21	17:GQ:93:ILE:HG21	1.74	0.50
21:GU:64:ILE:HD11	21:GU:69:VAL:HG11	1.93	0.50
21:GU:82:VAL:HG12	21:GU:83:GLY:N	2.27	0.50
24:GX:17:ARG:N	24:GX:17:ARG:HD2	2.27	0.50
33:HA:1032:G:C2	33:HA:1033:G:H1'	2.47	0.50
33:HA:1218:C:H2'	33:HA:1219:A:C8	2.47	0.50
33:HA:409:U:H2'	33:HA:410:G:O4'	2.12	0.50
33:HA:463:U:H5'	33:HA:464:U:OP2	2.12	0.50
35:HC:71:ALA:HA	35:HC:106:VAL:CG2	2.42	0.50
36:HD:95:GLU:HG2	36:HD:186:PRO:HG3	1.93	0.50
42:HJ:54:SER:O	46:HN:81:ARG:NH1	2.43	0.50
52:HT:47:ALA:HB1	52:HT:83:ILE:HG22	1.93	0.50
30:A3:23:HIS:ND1	30:A3:24:LYS:O	2.38	0.49
7:AG:168:VAL:HG23	7:AG:168:VAL:O	2.12	0.49
9:AI:19:PRO:HG2	9:AI:24:GLY:H	1.76	0.49
10:AJ:25:LEU:HB2	10:AJ:62:VAL:HG21	1.94	0.49

Continued on next page...

Continued from previous page...

Atom-1	Atom-2	Interatomic distance (Å)	Clash overlap (Å)
12:AL:81:ASP:O	12:AL:83:ALA:N	2.38	0.49
33:BA:1317:C:OP2	46:BN:28:LYS:NZ	2.42	0.49
34:BB:49:PHE:HA	34:BB:52:ALA:HB3	1.93	0.49
54:BV:119:VAL:HB	54:BV:161:ARG:HD2	1.94	0.49
54:BV:345:SER:N	54:BV:375:LYS:O	2.36	0.49
54:BV:584:HIS:HB2	54:BV:587:ASP:HB2	1.94	0.49
1:CA:2478:A:OP2	31:C4:2:LYS:NZ	2.42	0.49
1:CA:335:C:O2	21:CU:67:SER:OG	2.28	0.49
9:CI:55:PRO:O	9:CI:71:LYS:HG3	2.12	0.49
20:CT:16:VAL:O	20:CT:17:SER:OG	2.28	0.49
33:DA:1491:G:H5'	33:DA:1492:A:OP1	2.12	0.49
33:DA:158:G:H2'	33:DA:159:G:C5'	2.42	0.49
33:DA:149:A:C2	33:DA:174:A:C2	2.99	0.49
35:DC:47:LEU:HB3	35:DC:50:ALA:HB3	1.93	0.49
38:DF:38:ARG:HB3	38:DF:63:ASN:HB2	1.93	0.49
41:DI:84:THR:HG21	41:DI:103:PHE:HB3	1.94	0.49
32:E5:130:PRO:C	32:E5:132:TYR:N	2.63	0.49
1:EA:2511:U:O2'	4:ED:143:PRO:O	2.24	0.49
6:EF:128:SER:HA	6:EF:154:THR:HA	1.94	0.49
9:EI:24:GLY:O	9:EI:27:LEU:HG	2.12	0.49
15:EO:53:THR:HB	15:EO:65:THR:CG2	2.42	0.49
18:ER:42:ALA:HA	18:ER:46:GLU:HB2	1.94	0.49
23:EW:30:VAL:O	23:EW:30:VAL:HG22	2.12	0.49
34:FB:14:HIS:O	34:FB:14:HIS:CG	2.65	0.49
36:FD:9:LEU:HD12	36:FD:32:CYS:SG	2.52	0.49
42:FJ:80:THR:O	42:FJ:83:THR:N	2.42	0.49
54:FV:95:PHE:CE1	54:FV:464:LEU:HD22	2.47	0.49
1:GA:1187:G:OP2	59:GA:3366:HOH:O	2.19	0.49
1:GA:1310:G:O6	1:GA:1311:G:N2	2.45	0.49
1:GA:2312:U:O2	6:GF:36:ASN:ND2	2.41	0.49
1:GA:301:G:H1'	1:GA:302:C:C6	2.47	0.49
1:GA:478:A:N1	1:GA:500:G:H4'	2.27	0.49
1:GA:545:U:H2'	1:GA:546:U:O3'	2.12	0.49
1:GA:898:C:H2'	1:GA:899:A:O4'	2.12	0.49
4:GD:102:ALA:HA	4:GD:180:VAL:HG11	1.93	0.49
1:GA:2811:G:P	4:GD:62:LYS:HG2	2.52	0.49
24:GX:69:GLU:O	24:GX:70:LEU:HB2	2.11	0.49
1:GA:76:C:OP1	25:GY:48:ARG:NH1	2.45	0.49
33:HA:144:G:H2'	33:HA:145:G:O4'	2.12	0.49
33:HA:158:G:H2'	33:HA:159:G:H5'	1.94	0.49
35:HC:97:VAL:HB	35:HC:98:PRO:HD2	1.94	0.49

Continued on next page...

Continued from previous page...

Atom-1	Atom-2	Interatomic distance (Å)	Clash overlap (Å)
40:HH:29:SER:HB3	40:HH:57:PRO:HB2	1.94	0.49
43:HK:98:ARG:NH1	53:HU:15:ALA:HB3	2.27	0.49
1:AA:1031:G:H4'	31:A4:6:SER:HB2	1.93	0.49
1:AA:11:C:C2'	1:AA:12:U:H5'	2.42	0.49
1:AA:1262:A:OP2	19:AS:99:ARG:NH2	2.45	0.49
1:AA:2661:G:H5'	54:BV:19:ILE:HG13	1.94	0.49
1:AA:2793:C:H2'	1:AA:2794:C:C6	2.47	0.49
1:AA:742:A:H2'	1:AA:743:A:C8	2.48	0.49
1:AA:857:G:H2'	1:AA:858:G:O4'	2.13	0.49
10:AJ:88:THR:HG22	10:AJ:91:GLU:CD	2.32	0.49
13:AM:50:ARG:HA	13:AM:53:MET:HE2	1.92	0.49
17:AQ:91:ARG:HD3	18:AR:11:GLN:HB2	1.94	0.49
33:BA:1142:G:C2	33:BA:1143:G:H1'	2.47	0.49
33:BA:1144:G:N1	33:BA:1145:A:C2	2.80	0.49
33:BA:913:A:H4'	33:BA:914:A:O5'	2.12	0.49
34:BB:49:PHE:CD1	34:BB:49:PHE:C	2.86	0.49
37:BE:104:GLY:HA3	37:BE:122:ASN:HA	1.92	0.49
1:CA:1647:U:P	1:CA:1647:U:H3'	2.52	0.49
1:CA:590:A:H2'	1:CA:591:U:C6	2.46	0.49
1:CA:616:A:H4'	5:CE:101:TYR:CE2	2.47	0.49
10:CJ:41:LYS:C	10:CJ:43:GLU:H	2.15	0.49
10:CJ:64:VAL:CG1	10:CJ:68:LYS:HB2	2.41	0.49
16:CP:50:ARG:CD	16:CP:57:ALA:H	2.25	0.49
17:CQ:91:ARG:HD3	18:CR:11:GLN:HB2	1.94	0.49
19:CS:71:VAL:O	19:CS:71:VAL:HG23	2.13	0.49
33:DA:1509:C:H2'	33:DA:1510:C:H6	1.77	0.49
33:DA:451:A:H4'	33:DA:452:A:O5'	2.12	0.49
33:DA:972:C:P	42:DJ:59:LYS:HD3	2.52	0.49
35:DC:83:ASP:O	35:DC:86:LYS:HG2	2.12	0.49
52:DT:4:ILE:HG22	52:DT:4:ILE:O	2.13	0.49
1:EA:1590:A:H2'	1:EA:1591:A:H8	1.78	0.49
1:EA:225:C:H2'	1:EA:226:A:O4'	2.11	0.49
1:EA:265:A:H4'	1:EA:266:G:OP1	2.11	0.49
10:EJ:38:GLY:O	10:EJ:43:GLU:HB2	2.12	0.49
23:EW:37:VAL:HG13	23:EW:56:HIS:HB2	1.94	0.49
25:EY:18:LEU:O	25:EY:22:LEU:HB2	2.11	0.49
33:FA:1233:G:H2'	33:FA:1234:C:C6	2.47	0.49
33:FA:1492:A:H2'	33:FA:1493:A:H5''	1.93	0.49
36:FD:72:PHE:CE2	36:FD:200:ILE:HD11	2.47	0.49
1:GA:415:A:O2'	1:GA:1866:A:OP1	2.30	0.49
1:GA:2785:C:O3'	4:GD:70:LYS:NZ	2.44	0.49

Continued on next page...

Continued from previous page...

Atom-1	Atom-2	Interatomic distance (Å)	Clash overlap (Å)
3:GC:93:VAL:HG22	3:GC:115:ILE:HD12	1.93	0.49
1:GA:1256:G:O2'	5:GE:77:ILE:HD11	2.11	0.49
9:GI:25:PRO:HB2	54:HV:646:GLU:C	2.32	0.49
20:GT:61:LEU:HD12	20:GT:61:LEU:C	2.32	0.49
33:HA:1413:A:C2	33:HA:1488:G:C2	3.00	0.49
33:HA:746:A:C6	33:HA:747:A:N6	2.80	0.49
34:HB:30:ILE:HG23	34:HB:32:GLY:H	1.77	0.49
34:HB:20:ARG:NH2	34:HB:36:LYS:HD2	2.27	0.49
34:HB:49:PHE:C	34:HB:49:PHE:CD1	2.84	0.49
1:AA:1684:G:H2'	1:AA:1685:C:C6	2.47	0.49
1:AA:572:A:C2	1:AA:2033:A:C2	3.00	0.49
1:AA:2273:A:H2'	1:AA:2274:A:C8	2.48	0.49
5:AE:160:ALA:O	5:AE:161:ALA:HB3	2.12	0.49
5:AE:40:ARG:HH11	5:AE:40:ARG:CG	2.25	0.49
8:AH:14:SER:O	8:AH:16:GLY:N	2.44	0.49
33:BA:114:U:O2'	33:BA:115:G:H5'	2.12	0.49
37:BE:134:ILE:HD12	37:BE:134:ILE:H	1.77	0.49
44:BL:25:GLU:HB2	44:BL:27:CYS:SG	2.52	0.49
45:BM:8:ASN:OD1	45:BM:9:ILE:N	2.45	0.49
49:BQ:59:VAL:CG1	49:BQ:75:LEU:HD23	2.42	0.49
54:BV:105:VAL:O	54:BV:337:ARG:NH1	2.45	0.49
1:CA:1458:U:H4'	1:CA:1459:G:O5'	2.12	0.49
1:CA:1729:U:H5'	1:CA:1730:C:O5'	2.13	0.49
1:CA:1737:G:C4	1:CA:1738:G:N2	2.81	0.49
1:CA:2740:A:H2'	1:CA:2741:A:C8	2.48	0.49
1:CA:2884:U:C5	27:C0:49:ARG:HG2	2.47	0.49
1:CA:729:G:C6	3:CC:206:LYS:HB2	2.47	0.49
9:CI:71:LYS:HD2	9:CI:71:LYS:N	2.26	0.49
10:CJ:81:ILE:CG1	10:CJ:82:GLY:N	2.75	0.49
37:DE:104:GLY:CA	37:DE:122:ASN:HA	2.43	0.49
41:DI:50:GLN:OE1	41:DI:80:ARG:NH1	2.44	0.49
42:DJ:15:HIS:HB3	42:DJ:70:HIS:CE1	2.47	0.49
32:E5:73:LYS:CB	32:E5:117:LEU:HD21	2.42	0.49
1:EA:1186:G:O3'	59:EA:3573:HOH:O	2.19	0.49
1:EA:248:G:H5'	1:EA:250:G:N7	2.27	0.49
7:EG:116:LEU:HD23	7:EG:120:ILE:HG22	1.94	0.49
22:EV:72:VAL:HG12	22:EV:93:ARG:HA	1.93	0.49
24:EX:34:SER:HA	24:EX:49:ARG:HA	1.94	0.49
33:FA:56:U:H2'	33:FA:57:G:C8	2.46	0.49
36:FD:4:TYR:CZ	36:FD:11:LEU:HD11	2.47	0.49
48:FP:43:ALA:HB1	48:FP:46:LYS:HD3	1.95	0.49

Continued on next page...

Continued from previous page...

Atom-1	Atom-2	Interatomic distance (Å)	Clash overlap (Å)
51:FS:3:ARG:HH12	51:FS:68:GLY:CA	2.26	0.49
54:FV:556:GLY:HA2	54:FV:594:LYS:HG2	1.93	0.49
1:GA:2639:A:C2	1:GA:2778:A:C8	3.00	0.49
7:GG:104:LEU:HB2	7:GG:112:VAL:HG21	1.94	0.49
7:GG:8:VAL:CG1	7:GG:49:LEU:H	2.25	0.49
13:GM:71:LYS:HB3	13:GM:93:VAL:O	2.11	0.49
17:GQ:4:LYS:HD2	17:GQ:7:VAL:HG12	1.94	0.49
35:HC:106:VAL:HG23	35:HC:106:VAL:O	2.13	0.49
33:HA:393:A:OP2	48:HP:12:LYS:HD2	2.12	0.49
32:A5:35:VAL:HA	32:A5:38:MET:SD	2.52	0.49
1:AA:1188:U:H2'	1:AA:1189:A:H8	1.77	0.49
1:AA:1405:U:H2'	1:AA:1406:U:C6	2.47	0.49
1:AA:1853:A:N1	1:AA:2087:G:H1'	2.27	0.49
1:AA:2393:U:H5'	12:AL:60:ARG:O	2.13	0.49
1:AA:1993:U:H4'	4:AD:133:THR:CG2	2.42	0.49
6:AF:169:LEU:O	6:AF:174:PHE:HB3	2.12	0.49
6:AF:98:PHE:HA	6:AF:101:ARG:CZ	2.42	0.49
7:AG:10:VAL:HG23	7:AG:10:VAL:O	2.12	0.49
1:AA:258:G:H1'	12:AL:104:GLN:NE2	2.27	0.49
16:AP:50:ARG:HD3	16:AP:51:ASN:H	1.76	0.49
19:AS:4:ILE:HG12	19:AS:5:ALA:N	2.28	0.49
20:AT:69:ARG:CG	20:AT:70:HIS:H	2.25	0.49
33:BA:510:A:OP2	59:BA:1722:HOH:O	2.19	0.49
33:BA:591:U:H2'	33:BA:592:G:C8	2.47	0.49
36:BD:95:GLU:OE2	36:BD:104:ARG:NE	2.39	0.49
37:BE:104:GLY:HA2	37:BE:122:ASN:HA	1.94	0.49
1:CA:1219:U:C2	1:CA:1220:G:C8	3.01	0.49
1:CA:1526:C:H2'	1:CA:1527:G:O4'	2.12	0.49
1:CA:792:A:C6	1:CA:2440:C:C6	3.00	0.49
1:CA:2204:G:H4'	3:CC:149:LYS:HG3	1.94	0.49
6:CF:132:ARG:O	6:CF:133:GLU:HB3	2.12	0.49
6:CF:134:GLN:O	6:CF:136:ILE:N	2.38	0.49
15:CO:111:ARG:NH2	15:CO:117:PHE:O	2.45	0.49
23:CW:17:ALA:O	23:CW:18:LYS:CB	2.60	0.49
33:DA:22:G:OP1	59:DA:1807:HOH:O	2.20	0.49
33:DA:292:G:N2	33:DA:309:A:C4	2.80	0.49
33:DA:731:G:H5'	33:DA:766:A:H4'	1.94	0.49
33:DA:745:G:O3'	33:DA:836:G:N2	2.44	0.49
35:DC:186:THR:HG22	35:DC:187:SER:N	2.26	0.49
54:DV:309:ARG:NE	54:DV:316:PRO:HG2	2.27	0.49
1:EA:1568:G:OP1	3:EC:62:ARG:NH1	2.45	0.49

Continued on next page...

Continued from previous page...

Atom-1	Atom-2	Interatomic distance (Å)	Clash overlap (Å)
1:EA:2143:C:H5''	1:EA:2146:C:H42	1.77	0.49
1:EA:532:A:N7	1:EA:2021:C:O2'	2.42	0.49
1:EA:783:A:C8	1:EA:784:G:H4'	2.47	0.49
5:EE:192:ALA:O	5:EE:195:GLN:N	2.45	0.49
6:EF:43:ILE:HG21	6:EF:78:ILE:HG22	1.94	0.49
6:EF:66:ILE:H	6:EF:66:ILE:HD13	1.78	0.49
7:EG:79:THR:OG1	7:EG:80:GLU:N	2.41	0.49
9:EI:98:GLY:HA3	9:EI:137:LEU:HD22	1.94	0.49
10:EJ:45:THR:O	10:EJ:45:THR:HG23	2.13	0.49
16:EP:50:ARG:HG2	16:EP:56:SER:HB3	1.93	0.49
1:EA:996:A:H4'	17:EQ:91:ARG:CD	2.42	0.49
19:ES:18:ARG:C	19:ES:20:VAL:H	2.15	0.49
1:EA:2013:A:N3	19:ES:88:ARG:NH1	2.61	0.49
33:FA:1302:C:O2	45:FM:17:ILE:CD1	2.60	0.49
45:FM:20:THR:HA	45:FM:25:VAL:HG23	1.93	0.49
54:FV:382:ILE:HD12	54:FV:382:ILE:O	2.13	0.49
1:GA:28:A:H1'	1:GA:513:A:C2	2.47	0.49
5:GE:138:LEU:HB3	5:GE:143:LEU:O	2.12	0.49
7:GG:16:VAL:HA	7:GG:24:THR:O	2.12	0.49
9:GI:82:ALA:HB1	9:GI:108:ILE:CD1	2.42	0.49
1:GA:296:U:O3'	21:GU:91:LYS:NZ	2.45	0.49
1:GA:2336:A:H61	23:GW:40:ARG:CB	2.25	0.49
33:HA:934:C:OP1	59:HA:1766:HOH:O	2.20	0.49
32:A5:59:LEU:HD23	32:A5:62:ARG:HE	1.77	0.49
1:AA:1287:A:N7	14:AN:105:GLY:HA3	2.27	0.49
1:AA:2070:A:O2'	1:AA:2071:A:H5'	2.13	0.49
1:AA:2270:A:OP2	59:AA:3513:HOH:O	2.19	0.49
6:AF:9:ASP:O	6:AF:10:GLU:HG3	2.12	0.49
1:AA:2748:A:H1'	7:AG:66:THR:CG2	2.42	0.49
16:AP:19:PHE:O	16:AP:20:ARG:CB	2.60	0.49
23:AW:38:ARG:CD	23:AW:38:ARG:N	2.75	0.49
33:BA:1335:U:H5''	33:BA:1337:G:N2	2.28	0.49
33:BA:843:U:N3	33:BA:844:G:N7	2.60	0.49
1:CA:1725:U:H2'	1:CA:1726:C:C5	2.48	0.49
1:CA:2795:C:H2'	1:CA:2796:U:C6	2.48	0.49
3:CC:140:VAL:CG1	3:CC:189:ALA:HB1	2.42	0.49
4:CD:33:ARG:NH2	4:CD:74:GLU:O	2.46	0.49
18:CR:61:ALA:HB2	18:CR:98:ILE:HA	1.94	0.49
33:DA:1248:A:H2'	33:DA:1249:C:C6	2.48	0.49
33:DA:1296:C:H4'	33:DA:1302:C:C4	2.48	0.49
53:DU:40:LYS:N	53:DU:41:PRO:CD	2.74	0.49

Continued on next page...

Continued from previous page...

Atom-1	Atom-2	Interatomic distance (Å)	Clash overlap (Å)
1:EA:2064:C:H2'	1:EA:2065:C:C6	2.47	0.49
1:EA:2148:G:P	1:EA:2149:U:H1'	2.51	0.49
1:EA:45:G:H5''	1:EA:46:G:OP1	2.13	0.49
1:EA:545:U:H6	1:EA:545:U:O5'	1.95	0.49
3:EC:109:LEU:HD23	3:EC:110:LYS:N	2.27	0.49
3:EC:251:THR:HG22	3:EC:252:LYS:H	1.78	0.49
4:ED:148:GLN:HB2	4:ED:152:PRO:HG2	1.94	0.49
1:EA:2771:C:O2'	4:ED:173:GLN:OE1	2.29	0.49
6:EF:59:ILE:HD12	6:EF:140:ILE:HD11	1.94	0.49
7:EG:155:PRO:O	7:EG:170:THR:HA	2.13	0.49
9:EI:23:VAL:HG23	9:EI:24:GLY:H	1.78	0.49
17:EQ:29:ARG:CG	17:EQ:29:ARG:HH11	2.25	0.49
23:EW:67:LYS:O	23:EW:68:PHE:HB2	2.12	0.49
1:EA:927:A:O2'	26:EZ:38:GLU:OE1	2.28	0.49
33:FA:530:G:H3'	33:FA:530:G:N3	2.27	0.49
33:FA:731:G:H5'	33:FA:766:A:H4'	1.93	0.49
33:FA:80:A:C2	33:FA:90:C:N3	2.80	0.49
34:FB:13:VAL:HG23	34:FB:207:ARG:HD2	1.93	0.49
34:FB:49:PHE:HB2	34:FB:212:TYR:OH	2.12	0.49
36:FD:29:ASP:OD1	36:FD:30:THR:N	2.39	0.49
37:FE:114:VAL:HG11	37:FE:137:VAL:HG23	1.94	0.49
39:FG:145:ALA:C	39:FG:147:ALA:H	2.15	0.49
54:FV:222:LEU:O	54:FV:226:ALA:N	2.42	0.49
1:GA:479:A:H4'	1:GA:480:A:OP1	2.11	0.49
1:GA:635:C:O2'	1:GA:639:U:OP1	2.28	0.49
1:GA:882:G:C2	1:GA:895:U:H1'	2.47	0.49
1:GA:2355:G:H4'	23:GW:20:LEU:CD1	2.42	0.49
36:HD:48:LEU:HD21	36:HD:53:VAL:N	2.27	0.49
36:HD:62:ARG:HH21	36:HD:68:LEU:HA	1.78	0.49
37:HE:95:PHE:CZ	37:HE:97:GLN:HG2	2.48	0.49
38:HF:66:ALA:HB1	38:HF:67:PRO:HD2	1.92	0.49
41:HI:11:ARG:HB2	41:HI:15:SER:O	2.12	0.49
1:AA:1084:A:N6	1:AA:1085:A:N1	2.60	0.49
1:AA:583:G:N2	1:AA:1258:U:C2	2.81	0.49
1:AA:1464:G:HO2'	1:AA:1528:A:HO2'	1.50	0.49
5:AE:24:ASN:O	5:AE:28:VAL:HG12	2.13	0.49
6:AF:103:ILE:HG21	6:AF:173:ASP:CB	2.42	0.49
7:AG:10:VAL:HB	7:AG:14:VAL:HG21	1.94	0.49
9:AI:56:VAL:HG21	9:AI:68:PHE:CE1	2.47	0.49
5:AE:108:ILE:CD1	12:AL:2:ARG:CZ	2.91	0.49
1:AA:996:A:H4'	17:AQ:91:ARG:NE	2.28	0.49

Continued on next page...

Continued from previous page...

Atom-1	Atom-2	Interatomic distance (Å)	Clash overlap (Å)
33:BA:1412:C:H2'	33:BA:1413:A:C8	2.47	0.49
33:BA:678:U:H2'	33:BA:679:C:C6	2.47	0.49
33:BA:81:A:N6	33:BA:83:C:O2	2.43	0.49
37:BE:154:ALA:O	37:BE:158:GLY:N	2.38	0.49
41:BI:41:ARG:CA	41:BI:45:ARG:HD3	2.42	0.49
47:BO:69:TYR:CZ	47:BO:73:LYS:HG3	2.48	0.49
51:BS:44:MET:HA	51:BS:47:LEU:HD12	1.94	0.49
1:CA:1141:U:H4'	1:CA:1142:A:O4'	2.13	0.49
1:CA:1206:G:C6	1:CA:1207:C:C4	3.00	0.49
1:CA:1400:U:H2'	1:CA:1401:G:C8	2.48	0.49
1:CA:2392:A:C8	1:CA:2429:G:C2	3.01	0.49
1:CA:573:U:O2'	1:CA:574:A:H3'	2.13	0.49
3:CC:235:GLU:OE1	59:CC:308:HOH:O	2.20	0.49
3:CC:70:LYS:HD2	3:CC:73:ILE:HD13	1.95	0.49
7:CG:84:LYS:HG3	7:CG:132:LEU:O	2.12	0.49
13:CM:1:MET:O	13:CM:2:LEU:CB	2.61	0.49
15:CO:79:ALA:O	15:CO:83:LEU:HD22	2.12	0.49
21:CU:16:LYS:NZ	21:CU:40:LEU:O	2.46	0.49
23:CW:67:LYS:N	23:CW:80:SER:O	2.45	0.49
23:CW:67:LYS:O	23:CW:68:PHE:HB2	2.13	0.49
23:CW:46:ALA:HB3	23:CW:79:ILE:O	2.13	0.49
33:DA:289:G:C6	33:DA:290:C:N4	2.81	0.49
33:DA:40:C:H2'	33:DA:41:G:C8	2.46	0.49
54:DV:298:ILE:HG23	54:DV:304:ASP:HA	1.95	0.49
54:DV:455:GLN:NE2	54:DV:487:GLN:OE1	2.46	0.49
1:EA:1107:G:H5''	32:E5:58:THR:HG23	1.95	0.49
4:ED:107:VAL:O	4:ED:174:SER:O	2.31	0.49
1:EA:443:A:C8	5:EE:40:ARG:HD3	2.47	0.49
7:EG:84:LYS:HG2	7:EG:85:LYS:N	2.28	0.49
20:ET:40:LYS:N	20:ET:43:ILE:HG23	2.27	0.49
21:EU:73:ASN:HD22	21:EU:95:PHE:HD2	1.58	0.49
33:FA:1108:G:C5	33:FA:1109:C:C5	3.01	0.49
33:FA:1296:C:O3'	33:FA:1302:C:N4	2.45	0.49
33:FA:8:A:C6	36:FD:206:LYS:HB3	2.48	0.49
48:FP:4:ILE:HD12	48:FP:4:ILE:N	2.27	0.49
53:FU:12:PHE:CZ	53:FU:16:LEU:HD12	2.48	0.49
16:GP:20:ARG:HD2	16:GP:112:ARG:NH1	2.28	0.49
1:GA:2720:U:H5''	16:GP:52:ARG:HH21	1.77	0.49
1:GA:1154:G:P	17:GQ:57:ARG:NH1	2.85	0.49
33:HA:1007:U:H2'	33:HA:1008:U:C5'	2.43	0.49
33:HA:1181:G:C2	33:HA:1182:G:N2	2.81	0.49

Continued on next page...

Continued from previous page...

Atom-1	Atom-2	Interatomic distance (Å)	Clash overlap (Å)
34:HB:49:PHE:HB2	34:HB:212:TYR:OH	2.13	0.49
36:HD:107:PHE:HD2	36:HD:145:ILE:HD11	1.77	0.49
37:HE:74:VAL:HG12	37:HE:76:LEU:HD12	1.94	0.49
47:HO:9:ALA:HA	47:HO:12:VAL:HG12	1.94	0.49
54:HV:635:LEU:HD12	54:HV:658:VAL:HG11	1.93	0.49
1:AA:1041:G:H1	1:AA:1114:C:H42	1.61	0.49
1:AA:1532:A:H3'	1:AA:1533:C:H6	1.78	0.49
1:AA:1534:U:H3'	1:AA:1536:C:C4	2.48	0.49
1:AA:163:C:HO2'	1:AA:164:C:C5'	2.25	0.49
1:AA:247:G:H4'	1:AA:386:G:C5	2.47	0.49
1:AA:2835:A:C2	1:AA:2879:A:C5	3.00	0.49
1:AA:2311:A:N1	6:AF:43:ILE:HG21	2.27	0.49
20:AT:29:THR:HA	20:AT:86:THR:HA	1.94	0.49
23:AW:26:GLY:O	23:AW:27:GLY:C	2.51	0.49
23:AW:37:VAL:HG13	23:AW:55:ASP:O	2.13	0.49
33:BA:59:A:C5	33:BA:354:G:C6	3.01	0.49
33:BA:408:A:C2	33:BA:409:U:C2	3.00	0.49
33:BA:652:U:O2'	33:BA:653:U:OP2	2.23	0.49
33:BA:860:A:H2'	33:BA:861:G:O4'	2.12	0.49
44:BL:25:GLU:O	44:BL:26:ALA:C	2.51	0.49
44:BL:29:GLN:HB2	44:BL:82:ILE:O	2.13	0.49
49:BQ:12:VAL:CG1	49:BQ:21:ILE:HD11	2.43	0.49
1:CA:1232:G:C5	1:CA:1233:C:C5	3.01	0.49
1:CA:1268:A:OP2	59:CA:3379:HOH:O	2.20	0.49
3:CC:16:VAL:N	3:CC:203:VAL:HG12	2.28	0.49
5:CE:146:VAL:HG12	5:CE:185:LYS:HB2	1.95	0.49
12:CL:81:ASP:O	12:CL:83:ALA:N	2.44	0.49
16:CP:13:LYS:HE3	16:CP:76:HIS:HA	1.94	0.49
26:CZ:40:THR:CG2	26:CZ:43:ILE:HG23	2.43	0.49
33:DA:1033:G:C2'	33:DA:1034:G:C5'	2.90	0.49
33:DA:450:G:C5	33:DA:481:G:O6	2.66	0.49
33:DA:975:A:N1	33:DA:1366:C:O2'	2.43	0.49
35:DC:58:GLU:HG3	35:DC:65:ARG:HB3	1.95	0.49
39:DG:13:LEU:HD23	39:DG:14:PRO:O	2.12	0.49
31:E4:15:LYS:HB3	31:E4:26:ILE:HD13	1.95	0.49
1:EA:1163:G:C2	1:EA:1164:C:C5	3.00	0.49
1:EA:1288:G:C5	1:EA:1327:A:C2	3.01	0.49
1:EA:1857:G:O2'	1:EA:1858:A:OP2	2.29	0.49
1:EA:2346:A:H3'	1:EA:2347:C:C5'	2.43	0.49
1:EA:2760:C:C2'	1:EA:2761:A:H5'	2.43	0.49
3:EC:68:ARG:CD	3:EC:103:ILE:HD11	2.43	0.49

Continued on next page...

Continued from previous page...

Atom-1	Atom-2	Interatomic distance (Å)	Clash overlap (Å)
4:ED:22:ILE:HG23	4:ED:190:LYS:HD2	1.93	0.49
5:EE:188:MET:CE	5:EE:196:VAL:HG21	2.42	0.49
7:EG:104:LEU:HB2	7:EG:112:VAL:CG2	2.43	0.49
16:EP:4:ILE:HG22	16:EP:8:GLU:HG3	1.95	0.49
20:ET:34:VAL:O	20:ET:34:VAL:HG23	2.11	0.49
33:FA:960:U:O2'	33:FA:1223:C:H4'	2.13	0.49
33:FA:1296:C:H4'	33:FA:1302:C:N3	2.27	0.49
33:FA:134:G:H1'	33:FA:325:A:C5	2.48	0.49
33:FA:9:G:OP2	37:FE:126:LYS:NZ	2.41	0.49
38:FF:3:HIS:H	38:FF:92:THR:HG23	1.77	0.49
48:FP:79:ASN:O	48:FP:80:LYS:CB	2.60	0.49
1:GA:2314:A:H2'	1:GA:2315:G:C8	2.48	0.49
1:GA:2336:A:N6	23:GW:40:ARG:CB	2.75	0.49
2:GB:51:G:H5''	15:GO:64:TYR:CD2	2.48	0.49
2:GB:95:U:H2'	2:GB:96:G:C8	2.48	0.49
7:GG:162:ARG:HD3	7:GG:166:GLU:HG2	1.94	0.49
10:GJ:76:HIS:CE1	10:GJ:85:LYS:HB2	2.47	0.49
39:HG:133:THR:HA	39:HG:136:LYS:HB3	1.95	0.49
41:HI:7:TYR:CG	41:HI:8:GLY:N	2.81	0.49
33:HA:537:G:H5''	44:HL:110:ARG:NH1	2.28	0.49
32:A5:110:ALA:HB1	32:A5:113:PHE:CE1	2.48	0.49
1:AA:1122:G:H2'	1:AA:1122:G:N3	2.28	0.49
1:AA:1231:U:H2'	1:AA:1232:G:H8	1.78	0.49
1:AA:813:U:H2'	1:AA:814:C:C6	2.48	0.49
4:AD:110:THR:HG23	4:AD:171:THR:HG22	1.95	0.49
16:AP:102:ARG:O	16:AP:103:THR:HG22	2.12	0.49
23:AW:24:ARG:HD2	23:AW:24:ARG:C	2.32	0.49
33:BA:1095:U:OP2	59:BA:1860:HOH:O	2.20	0.49
33:BA:1101:A:H61	34:BB:101:THR:HG21	1.78	0.49
33:BA:655:A:C2	33:BA:754:C:N4	2.81	0.49
33:BA:746:A:C6	33:BA:747:A:N6	2.80	0.49
33:BA:865:A:H2'	33:BA:866:C:C6	2.47	0.49
37:BE:87:GLY:O	37:BE:94:VAL:HG12	2.13	0.49
43:BK:82:LEU:O	43:BK:108:THR:HB	2.12	0.49
49:BQ:47:HIS:HB2	49:BQ:71:LYS:HE2	1.94	0.49
1:CA:2478:A:P	31:C4:2:LYS:HZ1	2.35	0.49
1:CA:1088:A:O2'	1:CA:1089:A:P	2.70	0.49
1:CA:1378:A:O2'	1:CA:1380:G:OP2	2.31	0.49
1:CA:481:G:C4	1:CA:507:A:C2	3.00	0.49
1:CA:84:A:P	21:CU:5:ARG:NH2	2.86	0.49
1:CA:878:A:N6	1:CA:899:A:O2'	2.46	0.49

Continued on next page...

Continued from previous page...

Atom-1	Atom-2	Interatomic distance (Å)	Clash overlap (Å)
2:CB:86:G:H2'	2:CB:87:U:H5''	1.94	0.49
3:CC:24:HIS:HB2	3:CC:79:ARG:HG3	1.95	0.49
5:CE:148:ILE:HA	5:CE:187:VAL:HB	1.94	0.49
7:CG:68:ARG:NH1	7:CG:72:ASN:HD22	2.11	0.49
12:CL:18:ARG:O	12:CL:19:LEU:HB3	2.13	0.49
20:CT:24:MET:HG3	20:CT:29:THR:CG2	2.43	0.49
16:CP:35:SER:OG	33:DA:345:C:OP1	2.19	0.49
33:DA:562:U:O2	44:DL:13:ALA:N	2.45	0.49
36:DD:161:LEU:H	36:DD:161:LEU:HD22	1.77	0.49
54:DV:584:HIS:HB2	54:DV:587:ASP:HB2	1.94	0.49
1:EA:1024:G:H21	1:EA:1144:A:C4'	2.26	0.49
4:ED:106:LYS:HB3	4:ED:206:ALA:CB	2.43	0.49
16:EP:58:PHE:CD1	16:EP:75:THR:HG22	2.48	0.49
33:FA:1129:C:O2'	33:FA:1139:G:N7	2.30	0.49
33:FA:414:A:H2'	33:FA:415:A:O4'	2.13	0.49
33:FA:489:C:H5''	36:FD:128:ARG:HH22	1.77	0.49
39:FG:4:ARG:O	39:FG:6:VAL:N	2.45	0.49
42:FJ:7:ARG:HD2	42:FJ:73:LEU:HD11	1.94	0.49
46:FN:73:PHE:CZ	46:FN:78:GLY:HA2	2.46	0.49
1:GA:1028:A:N6	1:GA:1125:G:H2'	2.27	0.49
1:GA:1085:A:H1'	1:GA:1105:U:H1'	1.94	0.49
1:GA:1171:G:N2	1:GA:1178:C:N3	2.60	0.49
1:GA:158:U:C2'	1:GA:159:G:H5'	2.43	0.49
1:GA:527:C:H4'	1:GA:528:A:O5'	2.12	0.49
5:GE:16:GLU:O	5:GE:20:GLY:N	2.35	0.49
9:GI:18:ASN:ND2	9:GI:37:PHE:O	2.43	0.49
10:GJ:73:VAL:HB	10:GJ:75:TYR:CE2	2.48	0.49
21:GU:95:PHE:CD1	21:GU:95:PHE:N	2.79	0.49
34:HB:134:LEU:C	34:HB:136:ARG:H	2.16	0.49
53:HU:42:THR:O	53:HU:46:LYS:N	2.45	0.49
27:A0:54:ILE:HG22	27:A0:56:LYS:H	1.77	0.49
1:AA:1534:U:O2	1:AA:1536:C:N3	2.46	0.49
1:AA:2724:U:OP1	4:AD:116:LYS:NZ	2.42	0.49
1:AA:2885:G:H2'	1:AA:2886:A:O4'	2.12	0.49
1:AA:419:U:H2'	1:AA:420:C:C6	2.47	0.49
6:AF:127:TYR:HB3	6:AF:155:ILE:HB	1.95	0.49
6:AF:49:LEU:HA	6:AF:52:ALA:HB3	1.95	0.49
16:AP:4:ILE:HG22	16:AP:5:LYS:H	1.77	0.49
19:AS:4:ILE:HB	19:AS:106:VAL:HG22	1.94	0.49
23:AW:9:THR:HG23	23:AW:10:ARG:CD	2.43	0.49
24:AX:77:TYR:CD1	24:AX:77:TYR:C	2.87	0.49

Continued on next page...

Continued from previous page...

Atom-1	Atom-2	Interatomic distance (Å)	Clash overlap (Å)
33:BA:1273:C:H2'	33:BA:1274:A:O4'	2.13	0.49
33:BA:803:G:C5	33:BA:804:U:C4	3.01	0.49
41:BI:30:ILE:HG12	41:BI:38:TYR:CD2	2.48	0.49
1:CA:1913:A:N3	54:DV:591:LEU:CD1	2.76	0.49
1:CA:2745:C:N4	1:CA:2746:U:O4	2.46	0.49
1:CA:545:U:N3	1:CA:547:A:H4'	2.28	0.49
7:CG:175:LYS:O	7:CG:176:LYS:CB	2.60	0.49
1:CA:2415:G:H4'	12:CL:65:GLY:O	2.13	0.49
14:CN:55:ALA:O	14:CN:57:THR:N	2.46	0.49
15:CO:36:TYR:N	15:CO:36:TYR:CD1	2.81	0.49
17:CQ:91:ARG:HH11	18:CR:11:GLN:H	1.60	0.49
33:DA:1142:G:C2	33:DA:1143:G:H1'	2.47	0.49
33:DA:1049:U:C2	33:DA:1201:A:H2	2.31	0.49
33:DA:1507:A:C2	33:DA:1508:A:C5	3.01	0.49
33:DA:560:A:H5'	33:DA:566:G:N2	2.28	0.49
34:DB:163:ILE:HG12	34:DB:164:ASP:N	2.28	0.49
38:DF:55:HIS:N	38:DF:55:HIS:ND1	2.61	0.49
40:DH:3:MET:CE	40:DH:6:PRO:HA	2.43	0.49
41:DI:57:MET:O	41:DI:59:GLU:N	2.44	0.49
45:DM:10:PRO:O	45:DM:11:ASP:HB2	2.13	0.49
1:EA:2358:A:C4	1:EA:2359:C:C6	3.01	0.49
1:EA:272:A:O2'	1:EA:273:G:P	2.71	0.49
1:EA:2885:G:H2'	1:EA:2886:A:O4'	2.13	0.49
3:EC:116:GLN:N	3:EC:127:ASN:OD1	2.45	0.49
13:EM:51:ARG:HH11	13:EM:51:ARG:CG	2.26	0.49
1:EA:335:C:H5''	21:EU:81:ARG:HD3	1.94	0.49
23:EW:18:LYS:N	23:EW:36:ILE:HB	2.28	0.49
24:EX:36:ARG:CG	24:EX:47:THR:HG22	2.43	0.49
33:FA:673:A:H1'	50:FR:64:TYR:HD2	1.77	0.49
40:FH:90:ASP:OD1	40:FH:90:ASP:N	2.34	0.49
44:FL:83:ARG:HB2	44:FL:98:VAL:HG23	1.95	0.49
46:FN:53:ARG:C	46:FN:55:SER:H	2.16	0.49
54:FV:418:ILE:HG12	54:FV:483:VAL:CG1	2.43	0.49
1:GA:742:A:H2'	1:GA:743:A:C8	2.48	0.49
7:GG:163:TYR:O	7:GG:164:ALA:CB	2.60	0.49
9:GI:20:SER:HB3	9:GI:21:PRO:HD3	1.94	0.49
33:HA:1144:G:N1	33:HA:1145:A:C2	2.81	0.49
37:HE:41:ASP:OD1	37:HE:43:ASN:N	2.38	0.49
45:HM:8:ASN:OD1	45:HM:9:ILE:N	2.43	0.49
1:AA:1197:G:H2'	1:AA:1198:U:H6	1.78	0.49
1:AA:449:A:C6	1:AA:450:G:C5	3.01	0.49

Continued on next page...

Continued from previous page...

Atom-1	Atom-2	Interatomic distance (Å)	Clash overlap (Å)
1:AA:804:A:H5''	1:AA:805:G:OP1	2.13	0.49
2:AB:3:C:H2'	2:AB:4:C:H6	1.78	0.49
5:AE:108:ILE:HG12	5:AE:181:ILE:HG12	1.93	0.49
9:AI:104:GLN:HG2	9:AI:108:ILE:HD12	1.95	0.49
9:AI:17:ALA:HB2	9:AI:41:PHE:CE2	2.47	0.49
2:AB:90:C:H5'	13:AM:18:ARG:HG2	1.94	0.49
33:BA:1134:G:N2	33:BA:1135:U:O2	2.46	0.49
42:BJ:14:ASP:HB3	42:BJ:17:LEU:HB3	1.95	0.49
1:CA:1405:U:H2'	1:CA:1406:U:C6	2.48	0.49
1:CA:2109:U:HO2'	1:CA:2180:U:C4'	2.26	0.49
1:CA:2557:G:H2'	1:CA:2558:C:C6	2.48	0.49
6:CF:137:PHE:HB2	6:CF:140:ILE:HD12	1.94	0.49
6:CF:41:GLU:HB2	6:CF:48:LEU:HD23	1.95	0.49
7:CG:27:GLY:HA3	7:CG:78:VAL:HB	1.95	0.49
10:CJ:43:GLU:O	10:CJ:44:TYR:C	2.51	0.49
2:CB:28:C:OP1	15:CO:31:THR:HG21	2.13	0.49
20:CT:32:LEU:H	20:CT:83:ALA:HB3	1.77	0.49
33:DA:624:C:H4'	48:DP:10:GLY:O	2.13	0.49
36:DD:98:LEU:HD23	36:DD:102:VAL:HG23	1.95	0.49
36:DD:105:MET:SD	36:DD:143:VAL:HG13	2.53	0.49
1:EA:1874:C:H2'	1:EA:1875:G:O4'	2.13	0.49
1:EA:198:C:OP2	59:EA:3755:HOH:O	2.20	0.49
1:EA:319:G:C4	1:EA:333:G:N2	2.81	0.49
1:EA:1799:G:O2'	3:EC:179:GLU:OE2	2.20	0.49
5:EE:51:GLU:OE2	5:EE:88:ARG:NH1	2.40	0.49
5:EE:70:SER:OG	5:EE:70:SER:O	2.30	0.49
9:EI:59:THR:O	9:EI:66:PHE:HB2	2.12	0.49
10:EJ:44:TYR:O	10:EJ:44:TYR:HD1	1.96	0.49
23:EW:17:ALA:O	23:EW:18:LYS:CB	2.60	0.49
23:EW:37:VAL:CA	23:EW:39:GLN:HG2	2.43	0.49
33:FA:471:U:H2'	33:FA:472:U:H6	1.78	0.49
34:FB:213:LEU:O	34:FB:216:VAL:HG22	2.13	0.49
36:FD:197:GLU:HA	36:FD:200:ILE:HG22	1.95	0.49
38:FF:42:TRP:HB2	38:FF:59:TYR:HB2	1.95	0.49
43:FK:34:ILE:HD11	43:FK:70:CYS:SG	2.52	0.49
1:GA:1926:U:C6	1:GA:1926:U:H3'	2.48	0.49
4:GD:159:LYS:HD2	4:GD:160:LYS:N	2.27	0.49
4:GD:97:SER:C	4:GD:99:GLU:HG2	2.33	0.49
6:GF:137:PHE:CD1	6:GF:138:PRO:HD2	2.48	0.49
6:GF:105:ILE:HG12	6:GF:138:PRO:CG	2.43	0.49
7:GG:162:ARG:HB3	7:GG:166:GLU:HG2	1.94	0.49

Continued on next page...

Continued from previous page...

Atom-1	Atom-2	Interatomic distance (Å)	Clash overlap (Å)
12:GL:132:ARG:HG3	12:GL:142:ILE:HD12	1.95	0.49
12:GL:46:VAL:CG1	12:GL:50:PHE:HB3	2.43	0.49
20:GT:29:THR:HB	20:GT:86:THR:HG22	1.95	0.49
35:HC:23:PHE:CD1	35:HC:24:ALA:N	2.81	0.49
35:HC:77:ILE:HA	35:HC:84:VAL:HG23	1.94	0.49
42:HJ:6:ILE:HG23	42:HJ:100:ILE:HG21	1.94	0.49
44:HL:43:LYS:HG2	44:HL:44:LYS:HG3	1.95	0.49
53:HU:4:ILE:N	53:HU:19:PHE:CE1	2.81	0.49
1:GA:1095:A:N6	54:HV:628:THR:HA	2.28	0.49
1:AA:1206:G:C6	1:AA:1207:C:C4	3.01	0.48
1:AA:1328:A:H2'	1:AA:1330:C:C4	2.48	0.48
6:AF:24:VAL:O	6:AF:27:VAL:HG12	2.13	0.48
7:AG:84:LYS:CG	7:AG:85:LYS:N	2.75	0.48
9:AI:57:VAL:HG23	9:AI:71:LYS:HE3	1.95	0.48
9:AI:37:PHE:CD1	9:AI:68:PHE:HE2	2.31	0.48
11:AK:39:ILE:HG13	11:AK:41:ILE:CD1	2.43	0.48
15:AO:106:LEU:HG	15:AO:107:ALA:N	2.27	0.48
25:AY:61:ALA:O	25:AY:63:ALA:N	2.41	0.48
33:BA:1477:U:H2'	33:BA:1478:U:C6	2.48	0.48
1:CA:1079:C:C2'	1:CA:1080:A:H5'	2.42	0.48
1:CA:945:A:C4	1:CA:2448:A:C2	3.01	0.48
1:CA:2585:U:O2'	1:CA:2586:U:P	2.71	0.48
1:CA:485:C:C4	1:CA:496:G:N1	2.80	0.48
1:CA:730:A:OP2	59:CA:3686:HOH:O	2.20	0.48
4:CD:107:VAL:CG2	4:CD:203:VAL:HG23	2.42	0.48
7:CG:96:ALA:O	7:CG:97:VAL:HB	2.12	0.48
10:CJ:73:VAL:HG23	10:CJ:74:TYR:H	1.77	0.48
1:CA:812:C:H4'	17:CQ:12:ARG:HH22	1.79	0.48
33:DA:324:G:N2	33:DA:326:G:H3'	2.28	0.48
42:DJ:7:ARG:HB3	42:DJ:101:SER:HB2	1.94	0.48
44:DL:3:THR:HG22	44:DL:5:ASN:N	2.28	0.48
32:E5:117:LEU:HD23	32:E5:121:SER:N	2.27	0.48
1:EA:1360:G:O6	1:EA:1372:U:C2	2.66	0.48
1:EA:435:C:H2'	1:EA:436:C:H5'	1.95	0.48
1:EA:613:A:C8	1:EA:616:A:N1	2.80	0.48
4:ED:73:VAL:HG23	4:ED:74:GLU:H	1.77	0.48
21:EU:82:VAL:HG12	21:EU:83:GLY:N	2.27	0.48
34:FB:209:VAL:HG23	34:FB:210:THR:H	1.78	0.48
35:FC:123:GLN:HB3	35:FC:128:VAL:CG1	2.43	0.48
39:FG:146:GLU:HA	39:FG:149:LYS:HB2	1.94	0.48
43:FK:99:ALA:HA	43:FK:102:ALA:HB3	1.94	0.48

Continued on next page...

Continued from previous page...

Atom-1	Atom-2	Interatomic distance (Å)	Clash overlap (Å)
1:GA:1353:A:C8	1:GA:1378:A:N6	2.81	0.48
1:GA:2779:U:C6	1:GA:2781:A:C2	3.01	0.48
1:GA:762:U:H4'	1:GA:763:G:O5'	2.13	0.48
6:GF:99:PHE:CZ	6:GF:172:PHE:HD2	2.31	0.48
7:GG:22:VAL:HG12	7:GG:36:LEU:CD1	2.43	0.48
33:HA:1237:C:O2	33:HA:1334:G:O2'	2.30	0.48
43:HK:93:ARG:HH22	53:HU:20:LYS:CD	2.26	0.48
1:AA:1151:A:OP1	17:AQ:84:LYS:NZ	2.46	0.48
4:AD:110:THR:HB	4:AD:202:ILE:CG2	2.42	0.48
7:AG:108:PHE:HE1	7:AG:151:ARG:NH1	2.11	0.48
9:AI:41:PHE:HD1	9:AI:68:PHE:CZ	2.30	0.48
11:AK:10:VAL:HG11	11:AK:16:ALA:HB3	1.95	0.48
12:AL:56:PRO:HD2	12:AL:59:ARG:HB2	1.95	0.48
1:AA:2330:G:H1'	23:AW:38:ARG:HB3	1.95	0.48
40:BH:64:LYS:HB3	40:BH:71:VAL:HG21	1.95	0.48
43:BK:107:ILE:HG21	53:BU:12:PHE:CD1	2.48	0.48
43:BK:94:GLU:O	43:BK:97:ILE:HG22	2.13	0.48
54:BV:28:GLU:CD	54:BV:49:THR:HA	2.33	0.48
1:CA:1069:A:N7	1:CA:1073:A:N6	2.61	0.48
1:CA:1124:G:H1'	31:C4:38:GLY:OXT	2.13	0.48
1:CA:2024:G:O3'	4:CD:154:LYS:NZ	2.34	0.48
1:CA:247:G:N7	1:CA:249:C:C2	2.81	0.48
2:CB:114:C:H1'	15:CO:47:VAL:HG11	1.95	0.48
3:CC:171:VAL:HG12	3:CC:173:LEU:CD1	2.43	0.48
3:CC:68:ARG:NE	3:CC:103:ILE:HD11	2.28	0.48
4:CD:120:GLY:HA2	4:CD:162:ALA:CB	2.43	0.48
9:CI:14:ALA:HB2	9:CI:54:ILE:HD11	1.94	0.48
10:CJ:43:GLU:O	10:CJ:45:THR:HG22	2.13	0.48
1:CA:1187:G:H5''	18:CR:83:TYR:CZ	2.48	0.48
20:CT:1:MET:HG2	20:CT:2:ILE:H	1.76	0.48
16:CP:33:GLU:OE1	33:DA:345:C:H4'	2.12	0.48
33:DA:495:A:C2	33:DA:496:A:N6	2.81	0.48
33:DA:932:C:H5'	39:DG:4:ARG:HE	1.78	0.48
34:DB:94:ARG:H	34:DB:94:ARG:HD3	1.78	0.48
36:DD:54:GLN:HB3	36:DD:203:LEU:HD13	1.95	0.48
41:DI:48:VAL:HG12	41:DI:79:ILE:CG2	2.42	0.48
42:DJ:56:HIS:O	42:DJ:57:VAL:HG12	2.12	0.48
54:DV:9:ARG:NH1	54:DV:80:GLU:HG3	2.27	0.48
1:EA:1509:A:C2	1:EA:1510:G:C4	3.02	0.48
1:EA:858:G:C4	1:EA:2268:A:C2	3.01	0.48
1:EA:422:A:C2	1:EA:423:A:C4	3.02	0.48

Continued on next page...

Continued from previous page...

Atom-1	Atom-2	Interatomic distance (Å)	Clash overlap (Å)
1:EA:639:U:H2'	1:EA:640:C:C6	2.48	0.48
9:EI:12:VAL:HG11	9:EI:22:PRO:HB3	1.95	0.48
26:EZ:38:GLU:O	26:EZ:43:ILE:HG12	2.13	0.48
33:FA:811:C:O2'	33:FA:901:A:N1	2.41	0.48
41:FI:120:LYS:O	41:FI:121:ALA:HB3	2.13	0.48
44:FL:50:ARG:HG3	44:FL:90:LEU:HD11	1.95	0.48
48:FP:22:ALA:HA	48:FP:33:ILE:HG13	1.94	0.48
1:GA:1258:U:H2'	1:GA:1259:G:H8	1.78	0.48
1:GA:1458:U:H4'	1:GA:1459:G:O5'	2.13	0.48
1:GA:69:C:O2	1:GA:73:A:O2'	2.24	0.48
3:GC:254:LYS:O	3:GC:256:THR:N	2.46	0.48
13:GM:62:LYS:HD3	13:GM:64:TRP:CH2	2.48	0.48
15:GO:92:PHE:CZ	15:GO:107:ALA:HB2	2.48	0.48
17:GQ:63:ARG:HH22	17:GQ:96:ASP:N	2.11	0.48
20:GT:35:ALA:HB3	20:GT:38:ALA:HB2	1.94	0.48
22:GV:2:PHE:HB2	22:GV:61:LEU:HD12	1.94	0.48
23:GW:37:VAL:HG22	23:GW:55:ASP:O	2.13	0.48
36:HD:37:ALA:HA	36:HD:42:GLY:HA3	1.95	0.48
39:HG:145:ALA:O	39:HG:147:ALA:N	2.47	0.48
48:HP:4:ILE:HG13	48:HP:21:VAL:CG1	2.43	0.48
54:HV:261:ILE:HD11	54:HV:263:LEU:CD2	2.43	0.48
1:AA:1082:U:O2'	32:A5:41:LEU:HD13	2.13	0.48
32:A5:41:LEU:O	32:A5:45:GLY:N	2.45	0.48
32:A5:60:LEU:HD23	32:A5:78:GLY:HA3	1.95	0.48
1:AA:123:G:OP2	59:AA:3218:HOH:O	2.20	0.48
1:AA:2599:G:C2	1:AA:2600:A:C4	3.01	0.48
1:AA:482:A:H1'	1:AA:498:G:N2	2.28	0.48
3:AC:140:VAL:HG21	3:AC:189:ALA:HB1	1.96	0.48
4:AD:4:LEU:HD23	4:AD:101:PHE:CE2	2.48	0.48
5:AE:108:ILE:CD1	5:AE:181:ILE:HG12	2.44	0.48
6:AF:134:GLN:HG3	6:AF:140:ILE:HG12	1.95	0.48
9:AI:135:MET:HB3	9:AI:137:LEU:HD21	1.95	0.48
23:AW:37:VAL:HB	23:AW:38:ARG:HH11	1.78	0.48
25:AY:45:GLN:O	25:AY:47:ARG:N	2.46	0.48
36:BD:174:ASP:OD2	36:BD:176:GLY:N	2.45	0.48
43:BK:24:HIS:HB3	43:BK:31:ILE:CG1	2.43	0.48
54:BV:9:ARG:NH1	54:BV:80:GLU:HG3	2.27	0.48
1:CA:167:A:C2	1:CA:168:G:H1'	2.48	0.48
1:CA:2880:C:H1'	14:CN:92:GLY:H	1.79	0.48
5:CE:128:ALA:O	5:CE:130:LYS:N	2.46	0.48
1:CA:1205:A:N1	5:CE:165:HIS:HB2	2.28	0.48

Continued on next page...

Continued from previous page...

Atom-1	Atom-2	Interatomic distance (Å)	Clash overlap (Å)
11:CK:17:ARG:HD3	11:CK:47:ILE:CD1	2.43	0.48
1:CA:996:A:H4'	17:CQ:91:ARG:NE	2.28	0.48
20:CT:50:LEU:HD23	25:CY:26:PHE:CD2	2.48	0.48
25:CY:3:ALA:HA	25:CY:6:LEU:HB3	1.95	0.48
33:DA:1239:A:H62	33:DA:1299:A:N6	2.11	0.48
33:DA:158:G:H2'	33:DA:159:G:H5'	1.94	0.48
35:DC:150:LYS:HG3	35:DC:201:TRP:CE3	2.48	0.48
36:DD:146:ARG:CZ	36:DD:148:LYS:HD2	2.43	0.48
36:DD:37:ALA:HA	36:DD:42:GLY:HA3	1.94	0.48
37:DE:106:ILE:HD11	37:DE:124:LEU:CD2	2.43	0.48
33:DA:1408:A:H61	55:DW:1:KBE:HA	1.78	0.48
1:EA:2394:C:OP1	30:E3:29:ARG:NH2	2.46	0.48
1:EA:2326:C:H4'	1:EA:2327:A:OP1	2.13	0.48
6:EF:79:ARG:O	6:EF:82:TYR:HB2	2.13	0.48
12:EL:18:ARG:O	12:EL:19:LEU:HB3	2.12	0.48
23:EW:23:LYS:HE2	23:EW:24:ARG:CB	2.39	0.48
33:FA:381:C:H2'	33:FA:382:A:O4'	2.13	0.48
33:FA:471:U:H2'	33:FA:472:U:C6	2.48	0.48
42:FJ:35:GLN:CD	42:FJ:77:VAL:HB	2.33	0.48
1:EA:716:A:OP1	47:FO:89:ARG:NH1	2.45	0.48
1:GA:2267:A:H5''	1:GA:2268:A:C5'	2.44	0.48
1:GA:866:A:C8	1:GA:914:G:C2	3.00	0.48
4:GD:29:VAL:HB	4:GD:98:VAL:HG22	1.95	0.48
1:GA:2845:U:H5''	16:GP:51:ASN:O	2.13	0.48
16:GP:5:LYS:NZ	16:GP:9:GLN:OE1	2.47	0.48
20:GT:29:THR:CA	20:GT:86:THR:HA	2.43	0.48
37:HE:97:GLN:HB2	37:HE:124:LEU:HB2	1.94	0.48
33:HA:756:C:HO2'	40:HH:2:SER:N	2.11	0.48
42:HJ:32:THR:HG23	42:HJ:83:THR:OG1	2.13	0.48
43:HK:96:THR:HG22	43:HK:97:ILE:N	2.28	0.48
32:A5:122:GLN:CG	32:A5:123:ILE:H	2.25	0.48
1:AA:1315:C:O2'	1:AA:1316:U:H5'	2.13	0.48
1:AA:1842:G:H2'	1:AA:1843:C:C6	2.49	0.48
1:AA:573:U:O2'	1:AA:574:A:H3'	2.14	0.48
1:AA:980:A:C6	1:AA:981:A:N1	2.81	0.48
1:AA:2354:C:H4'	23:AW:31:LEU:HD22	1.94	0.48
33:BA:1284:C:H3'	33:BA:1285:A:H8	1.79	0.48
33:BA:1492:A:H2'	33:BA:1493:A:C5'	2.44	0.48
33:BA:465:A:H2'	33:BA:466:A:C8	2.48	0.48
33:BA:697:U:O2	33:BA:798:U:H1'	2.14	0.48
41:BI:51:PRO:HB3	41:BI:84:THR:HG22	1.94	0.48

Continued on next page...

Continued from previous page...

Atom-1	Atom-2	Interatomic distance (Å)	Clash overlap (Å)
43:BK:107:ILE:HD12	53:BU:8:GLU:HB2	1.95	0.48
45:BM:29:ARG:HH21	45:BM:63:PHE:CB	2.27	0.48
28:C1:33:LEU:N	28:C1:51:ALA:HB3	2.29	0.48
1:CA:1088:A:H8	1:CA:1088:A:H5''	1.78	0.48
1:CA:1296:G:OP1	1:CA:2709:G:O2'	2.23	0.48
1:CA:2484:G:C2	1:CA:2485:G:C8	3.02	0.48
1:CA:2677:G:H2'	1:CA:2678:C:C6	2.48	0.48
1:CA:674:G:H1'	5:CE:69:ARG:CD	2.44	0.48
3:CC:80:LEU:HD11	3:CC:109:LEU:HG	1.96	0.48
6:CF:71:LYS:HD3	6:CF:72:SER:N	2.28	0.48
8:CH:9:VAL:HG12	8:CH:10:ALA:N	2.27	0.48
9:CI:72:THR:HB	9:CI:115:ASP:CG	2.33	0.48
23:CW:51:GLY:HA3	23:CW:59:PHE:CE2	2.49	0.48
34:DB:183:PHE:CE2	34:DB:197:PHE:CD2	3.00	0.48
39:DG:88:PRO:HG3	39:DG:149:LYS:HA	1.95	0.48
40:DH:86:TYR:CE1	40:DH:124:GLU:HB2	2.48	0.48
54:DV:196:ALA:C	54:DV:198:GLN:N	2.67	0.48
54:DV:309:ARG:NH2	54:DV:402:ALA:HB1	2.29	0.48
1:EA:1824:G:O2'	3:EC:245:THR:HG22	2.14	0.48
1:EA:2075:U:H2'	1:EA:2238:G:N2	2.28	0.48
1:EA:620:G:H4'	1:EA:621:A:O5'	2.13	0.48
1:EA:846:U:O2'	1:EA:847:U:OP2	2.31	0.48
9:EI:58:ILE:HG23	9:EI:66:PHE:CE1	2.48	0.48
10:EJ:25:LEU:HB2	10:EJ:62:VAL:HG21	1.96	0.48
13:EM:41:LEU:HG	13:EM:96:ILE:HD13	1.95	0.48
17:EQ:91:ARG:HD3	18:ER:11:GLN:HB2	1.95	0.48
23:EW:23:LYS:HE2	23:EW:24:ARG:N	2.28	0.48
26:EZ:40:THR:CG2	26:EZ:43:ILE:HG23	2.43	0.48
47:FO:30:ALA:HA	47:FO:85:LEU:HD21	1.95	0.48
12:GL:62:PRO:HG2	30:G3:24:LYS:HD3	1.94	0.48
1:GA:929:U:H4'	26:GZ:37:ARG:NH2	2.28	0.48
4:GD:98:VAL:HG12	4:GD:180:VAL:HG23	1.95	0.48
1:GA:1060:U:H4'	9:GI:9:LYS:HZ1	1.77	0.48
23:GW:17:ALA:O	23:GW:18:LYS:HB2	2.14	0.48
33:HA:413:G:N2	33:HA:428:G:H1'	2.28	0.48
33:HA:922:G:H2'	33:HA:923:A:C8	2.49	0.48
37:HE:80:THR:OG1	37:HE:81:LEU:N	2.46	0.48
50:HR:22:ASP:OD1	50:HR:24:LYS:HE3	2.13	0.48
32:A5:48:ALA:HB3	32:A5:51:TYR:HB3	1.94	0.48
1:AA:833:A:H2'	1:AA:834:G:C8	2.48	0.48
8:AH:31:VAL:HB	8:AH:32:PRO:CD	2.43	0.48

Continued on next page...

Continued from previous page...

Atom-1	Atom-2	Interatomic distance (Å)	Clash overlap (Å)
20:AT:28:ASN:HB3	20:AT:91:GLN:HE22	1.79	0.48
33:BA:1174:G:C2	33:BA:1175:G:C8	3.01	0.48
33:BA:381:C:H2'	33:BA:382:A:O4'	2.13	0.48
33:BA:763:G:H2'	33:BA:764:C:C6	2.48	0.48
34:BB:32:GLY:HA3	34:BB:39:ILE:H	1.77	0.48
37:BE:159:LYS:HE2	40:BH:64:LYS:HE3	1.95	0.48
33:BA:674:G:H4'	50:BR:70:TYR:CE2	2.49	0.48
54:BV:11:ARG:HE	54:BV:283:ILE:HA	1.78	0.48
1:CA:2154:A:H3'	1:CA:2155:U:H4'	1.94	0.48
1:CA:2345:G:N3	1:CA:2381:A:H2'	2.28	0.48
1:CA:2499:C:O2	59:CA:3526:HOH:O	2.20	0.48
4:CD:34:VAL:HG22	4:CD:94:GLN:H	1.79	0.48
6:CF:32:LYS:HD3	6:CF:91:ARG:NH1	2.28	0.48
1:CA:2364:C:H4'	23:CW:55:ASP:OD1	2.14	0.48
25:CY:18:LEU:O	25:CY:22:LEU:HB2	2.13	0.48
33:DA:1412:C:H2'	33:DA:1413:A:C8	2.48	0.48
33:DA:652:U:O3'	40:DH:56:LYS:NZ	2.43	0.48
33:DA:653:U:H5'	40:DH:56:LYS:HE2	1.95	0.48
1:EA:1131:G:N2	1:EA:2024:G:H21	2.11	0.48
1:EA:1727:C:H2'	1:EA:1728:C:O4'	2.13	0.48
2:EB:35:C:H5'	2:EB:35:C:H6	1.78	0.48
11:EK:19:VAL:CG2	11:EK:41:ILE:HG23	2.44	0.48
20:ET:29:THR:CA	20:ET:86:THR:HA	2.43	0.48
20:ET:44:LYS:HG3	20:ET:55:VAL:CG1	2.44	0.48
21:EU:90:LYS:HE3	21:EU:90:LYS:HA	1.96	0.48
23:EW:21:GLY:HA2	23:EW:25:PHE:CE2	2.49	0.48
33:FA:949:A:C1'	33:FA:1364:U:H5	2.27	0.48
33:FA:33:A:H2'	33:FA:34:C:C6	2.48	0.48
36:FD:193:ALA:HB3	36:FD:195:ILE:HG23	1.95	0.48
54:FV:142:ASN:OD1	54:FV:143:LYS:N	2.42	0.48
54:FV:167:VAL:HG21	54:FV:261:ILE:CD1	2.44	0.48
1:GA:1726:C:N3	1:GA:1735:A:C2	2.82	0.48
1:GA:1925:C:H6	1:GA:1925:C:O5'	1.97	0.48
1:GA:2043:C:O2'	59:GA:3248:HOH:O	2.20	0.48
1:GA:2846:G:H2'	1:GA:2847:U:O4'	2.14	0.48
3:GC:259:ASN:OD1	3:GC:262:THR:N	2.39	0.48
20:GT:51:PHE:C	20:GT:52:GLU:HG2	2.33	0.48
8:GH:27:ARG:HH22	24:GX:58:ILE:HG22	1.78	0.48
33:HA:1264:U:H2'	33:HA:1265:C:C6	2.48	0.48
33:HA:134:G:H1'	33:HA:325:A:C5	2.49	0.48
33:HA:484:G:H4'	33:HA:485:U:O5'	2.12	0.48

Continued on next page...

Continued from previous page...

Atom-1	Atom-2	Interatomic distance (Å)	Clash overlap (Å)
33:HA:872:A:C8	33:HA:874:G:C8	3.01	0.48
34:HB:11:ALA:HB1	34:HB:14:HIS:CD2	2.48	0.48
37:HE:154:ALA:O	37:HE:158:GLY:N	2.46	0.48
38:HF:55:HIS:N	38:HF:55:HIS:ND1	2.60	0.48
54:HV:550:ILE:HA	54:HV:553:VAL:HG12	1.95	0.48
28:A1:36:LYS:CG	28:A1:47:ILE:HD12	2.44	0.48
29:A2:34:ARG:NH1	29:A2:41:ARG:O	2.47	0.48
30:A3:44:ARG:N	30:A3:45:PRO:CD	2.76	0.48
32:A5:71:CYS:HA	32:A5:117:LEU:HD13	1.92	0.48
1:AA:1027:A:H2'	1:AA:1126:A:N6	2.28	0.48
1:AA:1857:G:N2	1:AA:1884:G:O2'	2.42	0.48
1:AA:2103:C:H42	1:AA:2186:G:H1	1.61	0.48
1:AA:716:A:OP1	47:BO:89:ARG:NH1	2.46	0.48
5:AE:112:LEU:HD13	5:AE:186:VAL:HG11	1.96	0.48
7:AG:112:VAL:HG23	7:AG:113:ASP:N	2.28	0.48
7:AG:60:GLY:O	7:AG:61:TRP:HB2	2.14	0.48
33:BA:1306:A:C2	33:BA:1332:A:H1'	2.47	0.48
33:BA:1505:G:H4'	33:BA:1506:U:H5''	1.96	0.48
33:BA:676:A:C6	33:BA:677:U:C4	3.01	0.48
35:BC:159:GLY:HA2	35:BC:193:TYR:CE1	2.49	0.48
38:BF:49:TYR:CE2	50:BR:66:SER:HA	2.49	0.48
40:BH:46:ILE:HD12	40:BH:61:LEU:HD22	1.95	0.48
41:BI:20:PHE:HD2	41:BI:64:TYR:HD2	1.59	0.48
51:BS:23:VAL:O	51:BS:26:GLY:N	2.46	0.48
43:BK:109:ASN:HD21	53:BU:7:ARG:HD2	1.79	0.48
1:CA:834:G:H5'	30:C3:56:LEU:HD21	1.96	0.48
1:CA:1021:A:N3	1:CA:1021:A:H3'	2.28	0.48
1:CA:143:C:O2'	20:CT:3:ARG:NH1	2.46	0.48
1:CA:725:G:C6	1:CA:726:G:N1	2.82	0.48
3:CC:94:LEU:HD22	3:CC:100:ARG:NH1	2.29	0.48
3:CC:16:VAL:HB	3:CC:203:VAL:HB	1.94	0.48
3:CC:238:ASN:OD1	59:CC:310:HOH:O	2.20	0.48
10:CJ:102:GLU:CG	10:CJ:124:VAL:HG21	2.43	0.48
22:CV:75:GLN:HB2	22:CV:92:VAL:HG23	1.95	0.48
1:CA:716:A:OP1	47:DO:89:ARG:NH1	2.47	0.48
50:DR:23:TYR:HA	50:DR:58:ALA:HB1	1.95	0.48
31:E4:15:LYS:HB3	31:E4:26:ILE:CD1	2.44	0.48
32:E5:51:TYR:C	32:E5:51:TYR:CD1	2.86	0.48
1:EA:1248:G:C4	17:EQ:2:ARG:HD2	2.49	0.48
1:EA:2020:A:H5'	27:E0:8:THR:CG2	2.44	0.48
3:EC:68:ARG:HD3	3:EC:103:ILE:CD1	2.43	0.48

Continued on next page...

Continued from previous page...

Atom-1	Atom-2	Interatomic distance (Å)	Clash overlap (Å)
3:EC:106:PRO:O	3:EC:109:LEU:HD13	2.14	0.48
8:EH:21:VAL:HG21	8:EH:25:TYR:CD2	2.49	0.48
19:ES:84:ARG:HB2	19:ES:96:ILE:HG23	1.95	0.48
33:FA:554:A:H5'	44:FL:26:ALA:HB1	1.94	0.48
33:FA:66:A:C2	33:FA:67:C:C6	3.01	0.48
42:FJ:40:ILE:HB	42:FJ:73:LEU:HB3	1.95	0.48
44:FL:83:ARG:NH2	44:FL:96:HIS:CD2	2.82	0.48
1:GA:1747:U:H2'	1:GA:1748:C:C6	2.48	0.48
1:GA:2019:A:H4'	17:GQ:33:VAL:HG21	1.96	0.48
1:GA:2108:A:H62	1:GA:2180:U:C2'	2.25	0.48
1:GA:563:A:O5'	17:GQ:40:LYS:NZ	2.43	0.48
1:GA:748:G:OP2	19:GS:88:ARG:HG3	2.13	0.48
1:GA:994:C:H1'	18:GR:10:LYS:HE2	1.96	0.48
4:GD:120:GLY:HA2	4:GD:162:ALA:CB	2.43	0.48
1:GA:2305:U:H5''	6:GF:130:GLY:HA3	1.96	0.48
11:GK:5:GLN:O	11:GK:6:THR:HB	2.14	0.48
1:GA:2415:G:H4'	12:GL:66:PHE:HB2	1.95	0.48
22:GV:5:ASN:N	22:GV:5:ASN:OD1	2.34	0.48
33:HA:1304:G:H2'	33:HA:1332:A:N1	2.28	0.48
33:HA:1330:U:O4	33:HA:1331:G:N1	2.47	0.48
33:HA:836:G:C6	33:HA:837:U:N3	2.82	0.48
41:HI:112:GLU:OE2	41:HI:115:LYS:NZ	2.35	0.48
41:HI:41:ARG:CA	41:HI:45:ARG:HD3	2.43	0.48
33:HA:881:G:P	44:HL:9:ARG:HH22	2.37	0.48
49:HQ:46:VAL:HG21	49:HQ:61:ILE:HD13	1.95	0.48
51:HS:49:ILE:HD13	51:HS:71:LEU:HD21	1.95	0.48
54:HV:255:ARG:CG	54:HV:260:GLU:HB2	2.44	0.48
1:AA:1131:G:C4	10:AJ:77:HIS:ND1	2.78	0.48
1:AA:163:C:O2'	1:AA:164:C:P	2.72	0.48
1:AA:2229:U:H2'	1:AA:2230:G:H8	1.78	0.48
1:AA:2814:A:C5	1:AA:2815:C:C5	3.02	0.48
4:AD:70:LYS:O	4:AD:71:ALA:HB3	2.14	0.48
6:AF:106:ALA:O	6:AF:136:ILE:HD12	2.14	0.48
11:AK:9:ASN:O	11:AK:83:ALA:HA	2.14	0.48
33:BA:1319:A:OP1	51:BS:70:LYS:NZ	2.46	0.48
33:BA:685:G:C4'	43:BK:41:ALA:O	2.62	0.48
33:BA:79:G:O2'	33:BA:80:A:O5'	2.31	0.48
29:C2:1:MET:CG	29:C2:2:LYS:N	2.77	0.48
1:CA:1324:G:C4	1:CA:1328:A:N6	2.82	0.48
1:CA:1723:G:H3'	1:CA:1724:G:C8	2.49	0.48
1:CA:1715:G:N2	1:CA:1744:A:OP2	2.41	0.48

Continued on next page...

Continued from previous page...

Atom-1	Atom-2	Interatomic distance (Å)	Clash overlap (Å)
1:CA:1831:G:C4	1:CA:1975:G:N2	2.81	0.48
1:CA:2267:A:H5''	1:CA:2268:A:H5'	1.95	0.48
1:CA:2755:C:O2'	1:CA:2756:U:H2'	2.14	0.48
1:CA:2884:U:C6	27:C0:49:ARG:HG2	2.48	0.48
2:CB:72:G:O2'	2:CB:104:A:N6	2.43	0.48
6:CF:110:ILE:O	6:CF:112:ASP:N	2.47	0.48
6:CF:39:VAL:HG13	6:CF:40:GLY:N	2.29	0.48
10:CJ:15:TRP:C	10:CJ:16:TYR:CD1	2.86	0.48
11:CK:18:ARG:H	11:CK:45:GLU:HB2	1.78	0.48
15:CO:51:ALA:CB	15:CO:78:VAL:HG13	2.44	0.48
11:CK:80:ASP:HB2	16:CP:67:GLU:HG3	1.95	0.48
33:DA:1295:U:H5''	8:GH:15:LEU:HD13	1.95	0.48
43:DK:15:GLN:HG2	39:HG:139:GLU:OE2	2.14	0.48
44:DL:33:VAL:HG21	54:DV:429:GLU:HG3	1.94	0.48
44:DL:44:LYS:CB	44:DL:45:PRO:HD3	2.43	0.48
54:DV:320:LEU:HD23	54:DV:321:ALA:N	2.29	0.48
54:DV:526:GLU:O	54:DV:528:GLY:N	2.46	0.48
1:EA:1079:C:C2'	1:EA:1080:A:H5'	2.43	0.48
1:EA:1405:U:H2'	1:EA:1406:U:C6	2.49	0.48
1:EA:118:A:N3	1:EA:178:G:H1'	2.27	0.48
1:EA:2502:G:C5'	1:EA:2503:A:H5''	2.43	0.48
11:EK:61:VAL:HG22	11:EK:87:LEU:HD11	1.96	0.48
23:EW:37:VAL:HG13	23:EW:55:ASP:C	2.34	0.48
33:FA:1054:C:OP2	59:FA:1780:HOH:O	2.20	0.48
33:FA:1150:A:H1'	33:FA:1280:A:N6	2.29	0.48
33:FA:1391:U:H2'	33:FA:1392:G:C8	2.49	0.48
33:FA:426:U:H4'	36:FD:40:GLN:HA	1.94	0.48
40:FH:99:LEU:H	40:FH:99:LEU:HD23	1.79	0.48
41:FI:34:SER:HB3	41:FI:37:GLN:HG2	1.94	0.48
1:GA:1176:U:O2'	1:GA:1177:G:C8	2.66	0.48
1:GA:2307:G:H4'	1:GA:2308:G:C5'	2.43	0.48
7:GG:97:VAL:HG11	7:GG:123:GLU:HA	1.95	0.48
11:GK:80:ASP:OD1	16:GP:61:ARG:NH1	2.46	0.48
13:GM:13:HIS:O	13:GM:14:LYS:HB3	2.11	0.48
16:GP:98:TYR:CE1	16:GP:99:LEU:HD22	2.49	0.48
17:GQ:39:ILE:O	17:GQ:43:GLN:HG3	2.14	0.48
19:GS:63:GLY:O	19:GS:64:ALA:HB3	2.12	0.48
1:GA:139:U:O2'	20:GT:1:MET:HA	2.13	0.48
20:GT:69:ARG:CD	20:GT:70:HIS:H	2.27	0.48
33:HA:1004:A:H5'	33:HA:1024:G:N2	2.28	0.48
33:HA:60:A:O2'	52:HT:5:LYS:HD2	2.13	0.48

Continued on next page...

Continued from previous page...

Atom-1	Atom-2	Interatomic distance (Å)	Clash overlap (Å)
33:HA:656:G:H4'	47:HO:62:GLN:HE22	1.78	0.48
34:HB:27:LYS:N	34:HB:28:PRO:CD	2.77	0.48
39:HG:126:ASP:O	39:HG:130:ASN:CA	2.61	0.48
43:HK:109:ASN:ND2	53:HU:8:GLU:HB2	2.29	0.48
54:HV:625:GLU:HA	54:HV:628:THR:HG23	1.95	0.48
1:GA:1095:A:N1	54:HV:654:ILE:HD11	2.28	0.48
14:AN:98:LEU:HD22	27:A0:42:ILE:HD11	1.96	0.48
1:AA:1250:G:OP2	12:AL:21:ARG:NH2	2.47	0.48
1:AA:11:C:H2'	1:AA:12:U:H5'	1.95	0.48
1:AA:138:U:OP1	1:AA:139:U:H3'	2.14	0.48
1:AA:852:U:H2'	1:AA:853:C:H6	1.78	0.48
1:AA:975:A:C2	1:AA:990:A:C8	3.01	0.48
3:AC:109:LEU:HD23	3:AC:110:LYS:N	2.29	0.48
5:AE:149:ILE:O	5:AE:188:MET:HA	2.14	0.48
9:AI:116:MET:SD	9:AI:124:MET:HE3	2.53	0.48
10:AJ:81:ILE:CG1	10:AJ:82:GLY:N	2.76	0.48
1:AA:2336:A:H61	23:AW:40:ARG:CB	2.26	0.48
33:BA:1009:U:H3	33:BA:1020:G:H1	1.60	0.48
33:BA:727:G:C2	33:BA:731:G:C2	3.02	0.48
33:BA:767:A:C2	33:BA:768:A:C4	3.02	0.48
33:BA:776:G:N2	33:BA:802:A:OP2	2.44	0.48
35:BC:77:ILE:HA	35:BC:84:VAL:HG23	1.96	0.48
40:BH:83:LEU:HD23	44:BL:4:VAL:HG11	1.96	0.48
45:BM:4:ILE:HA	45:BM:57:ARG:HG3	1.94	0.48
54:BV:497:LYS:HG2	54:BV:524:PRO:HD2	1.94	0.48
28:C1:50:GLU:O	28:C1:51:ALA:HB2	2.14	0.48
1:CA:1174:U:H5'	1:CA:1175:A:OP2	2.13	0.48
1:CA:137:U:H5	1:CA:140:C:H1'	1.78	0.48
1:CA:995:C:H5'	1:CA:995:C:C6	2.49	0.48
4:CD:151:THR:CG2	4:CD:152:PRO:HD3	2.43	0.48
9:CI:106:GLN:HG2	9:CI:107:GLU:N	2.28	0.48
14:CN:26:GLY:HA2	14:CN:75:ILE:HD13	1.96	0.48
33:DA:600:A:H2'	33:DA:601:G:C8	2.49	0.48
33:DA:42:G:HO2'	33:DA:622:A:H2	1.55	0.48
33:DA:645:G:C2	33:DA:646:G:C8	3.02	0.48
34:DB:99:MET:HA	34:DB:106:VAL:HG21	1.95	0.48
34:DB:67:LEU:HD13	34:DB:160:LEU:HD11	1.95	0.48
34:DB:70:GLY:CA	34:DB:163:ILE:HG22	2.44	0.48
44:DL:63:VAL:HG21	44:DL:95:TYR:CE1	2.49	0.48
54:DV:259:ASN:ND2	54:DV:259:ASN:O	2.37	0.48
29:E2:43:THR:O	29:E2:44:VAL:CB	2.59	0.48

Continued on next page...

Continued from previous page...

Atom-1	Atom-2	Interatomic distance (Å)	Clash overlap (Å)
1:EA:1022:G:N2	1:EA:1142:A:C2	2.81	0.48
1:EA:846:U:O2'	1:EA:847:U:P	2.71	0.48
1:EA:95:A:C2	1:EA:96:C:H1'	2.49	0.48
3:EC:231:HIS:HA	3:EC:241:LYS:HE3	1.96	0.48
10:EJ:99:ARG:O	10:EJ:103:ILE:HG23	2.14	0.48
23:EW:17:ALA:O	23:EW:18:LYS:HB2	2.14	0.48
33:FA:1092:A:C6	33:FA:1093:A:C6	3.02	0.48
41:FI:88:MET:SD	41:FI:89:GLU:N	2.87	0.48
44:FL:44:LYS:CB	44:FL:45:PRO:HD3	2.41	0.48
1:GA:1172:C:C5	1:GA:1173:U:H1'	2.48	0.48
1:GA:2108:A:N1	1:GA:2181:U:H5	2.12	0.48
1:GA:2307:G:H4'	1:GA:2308:G:O4'	2.14	0.48
1:GA:2461:A:H1'	1:GA:2492:U:C2	2.48	0.48
1:GA:2684:U:C4	1:GA:2685:G:N7	2.82	0.48
6:GF:39:VAL:HG13	6:GF:40:GLY:N	2.28	0.48
9:GI:76:ALA:O	9:GI:78:LEU:N	2.46	0.48
17:GQ:93:ILE:O	17:GQ:96:ASP:N	2.46	0.48
26:GZ:3:THR:HA	26:GZ:37:ARG:O	2.14	0.48
33:HA:1283:U:H2'	33:HA:1284:C:C6	2.49	0.48
33:HA:685:G:C2	33:HA:686:U:C4	3.02	0.48
39:HG:106:GLU:HA	39:HG:109:ARG:NE	2.28	0.48
45:HM:4:ILE:HB	45:HM:57:ARG:NH2	2.28	0.48
54:HV:200:VAL:HG23	54:HV:201:THR:HG23	1.96	0.48
32:A5:71:CYS:CA	32:A5:117:LEU:HD12	2.42	0.48
32:A5:43:LYS:NZ	32:A5:98:GLU:OE1	2.43	0.48
1:AA:1223:G:C6	1:AA:1227:G:C6	3.02	0.48
1:AA:1344:U:H4'	1:AA:1384:A:C5	2.49	0.48
1:AA:1537:G:C2	1:AA:1538:G:H1'	2.49	0.48
1:AA:215:G:H4'	1:AA:216:A:H4'	1.95	0.48
1:AA:2622:U:O2'	1:AA:2825:G:N7	2.46	0.48
1:AA:475:C:O2	1:AA:479:A:N6	2.46	0.48
1:AA:958:U:H5''	1:AA:959:A:O5'	2.14	0.48
1:AA:974:G:H8	1:AA:990:A:H62	1.61	0.48
9:AI:20:SER:HA	9:AI:24:GLY:HA3	1.94	0.48
9:AI:14:ALA:HA	9:AI:45:THR:CG2	2.43	0.48
10:AJ:60:ASP:HB3	10:AJ:97:PRO:HG2	1.95	0.48
12:AL:2:ARG:O	12:AL:5:THR:HG22	2.14	0.48
23:AW:23:LYS:HE2	23:AW:24:ARG:CB	2.44	0.48
33:BA:926:G:C6	33:BA:1505:G:C5	3.01	0.48
33:BA:224:U:C2	33:BA:225:C:C5	3.02	0.48
33:BA:340:U:H2'	33:BA:341:C:C6	2.49	0.48

Continued on next page...

Continued from previous page...

Atom-1	Atom-2	Interatomic distance (Å)	Clash overlap (Å)
33:BA:716:A:C5	33:BA:717:U:C4	3.02	0.48
35:BC:129:MET:HB2	35:BC:132:ARG:HG3	1.96	0.48
35:BC:47:LEU:HB3	35:BC:50:ALA:HB3	1.96	0.48
1:CA:1857:G:N2	1:CA:1884:G:O2'	2.39	0.48
1:CA:2419:U:H2'	1:CA:2420:C:C6	2.49	0.48
1:CA:2834:G:H2'	1:CA:2879:A:N6	2.29	0.48
1:CA:558:U:H5''	10:CJ:111:LYS:HE3	1.95	0.48
1:CA:945:A:OP1	59:CA:3347:HOH:O	2.20	0.48
3:CC:251:THR:HG22	3:CC:252:LYS:H	1.79	0.48
3:CC:259:ASN:O	3:CC:260:LYS:HB2	2.14	0.48
6:CF:15:LEU:HA	6:CF:18:GLU:HB2	1.95	0.48
6:CF:39:VAL:HG13	6:CF:40:GLY:H	1.79	0.48
7:CG:18:ILE:HD12	7:CG:19:ASN:N	2.29	0.48
7:CG:51:PHE:CD1	7:CG:68:ARG:HG2	2.49	0.48
9:CI:52:LEU:N	9:CI:52:LEU:HD12	2.28	0.48
17:CQ:91:ARG:NH2	17:CQ:93:ILE:HD13	2.29	0.48
18:CR:27:ILE:HG13	18:CR:33:VAL:CG1	2.44	0.48
22:CV:4:ILE:HD12	22:CV:47:VAL:HG22	1.95	0.48
33:DA:212:G:H2'	33:DA:213:G:C8	2.49	0.48
35:DC:11:ARG:NH2	35:DC:182:ILE:HG13	2.29	0.48
43:DK:24:HIS:HB3	43:DK:31:ILE:CG1	2.44	0.48
43:DK:127:ARG:O	53:DU:34:ARG:CZ	2.61	0.48
29:E2:31:LEU:HD22	29:E2:42:LEU:HD13	1.94	0.48
1:EA:1853:A:N1	1:EA:2087:G:H1'	2.29	0.48
1:EA:1012:U:OP2	17:EQ:69:ARG:NH1	2.47	0.48
21:EU:41:VAL:O	21:EU:59:GLU:HA	2.14	0.48
33:FA:945:G:C6	33:FA:1337:G:C5	3.02	0.48
36:FD:174:ASP:OD2	36:FD:177:LYS:N	2.37	0.48
41:FI:42:GLU:C	41:FI:44:ALA:H	2.16	0.48
47:FO:4:SER:OG	47:FO:6:GLU:HG2	2.14	0.48
1:GA:2020:A:H5'	27:G0:8:THR:CG2	2.44	0.48
1:GA:1258:U:O4'	5:GE:79:ARG:HD2	2.14	0.48
1:GA:2142:A:C5	1:GA:2144:G:H8	2.31	0.48
1:GA:2547:A:C2	1:GA:2562:U:C2	3.01	0.48
4:GD:35:THR:OG1	4:GD:49:GLN:OE1	2.31	0.48
10:GJ:45:THR:HG21	10:GJ:50:THR:HG21	1.95	0.48
17:GQ:65:ASN:HD22	17:GQ:75:TYR:HB3	1.79	0.48
21:GU:95:PHE:HD1	21:GU:95:PHE:N	2.12	0.48
33:HA:977:A:N6	33:HA:1224:U:O5'	2.46	0.48
41:HI:21:ILE:HG12	41:HI:63:LEU:HD12	1.96	0.48
14:AN:112:TYR:HE1	27:A0:56:LYS:HZ1	1.61	0.48

Continued on next page...

Continued from previous page...

Atom-1	Atom-2	Interatomic distance (Å)	Clash overlap (Å)
1:AA:1475:G:H1'	1:AA:1476:U:OP2	2.14	0.48
1:AA:1737:G:C2	1:AA:1738:G:N2	2.82	0.48
1:AA:2330:G:N2	1:AA:2386:A:N3	2.62	0.48
1:AA:546:U:O2'	1:AA:547:A:H4'	2.14	0.48
2:AB:73:A:C4	2:AB:104:A:C2	3.02	0.48
5:AE:146:VAL:HG12	5:AE:185:LYS:HB2	1.96	0.48
1:AA:2311:A:C2	6:AF:76:PHE:HB3	2.49	0.48
7:AG:84:LYS:HG3	7:AG:132:LEU:N	2.29	0.48
7:AG:88:LEU:HD11	7:AG:95:ALA:HB2	1.95	0.48
9:AI:60:VAL:HG22	9:AI:66:PHE:CB	2.44	0.48
11:AK:61:VAL:HG11	11:AK:112:PHE:CE1	2.49	0.48
11:AK:2:ILE:HD12	11:AK:8:LEU:HD11	1.96	0.48
13:AM:46:ILE:HD13	13:AM:47:GLU:N	2.29	0.48
17:AQ:91:ARG:NH1	18:AR:11:GLN:O	2.47	0.48
20:AT:9:LYS:O	20:AT:12:ARG:NH1	2.45	0.48
33:BA:1375:A:P	39:BG:28:ASN:HD22	2.37	0.48
33:BA:1417:G:N2	33:BA:1482:G:H2'	2.29	0.48
33:BA:922:G:H2'	33:BA:923:A:C8	2.49	0.48
33:BA:945:G:C6	33:BA:1337:G:C5	3.02	0.48
35:BC:106:VAL:HG23	35:BC:106:VAL:O	2.14	0.48
40:BH:54:ASP:CG	40:BH:55:THR:H	2.18	0.48
43:BK:44:TRP:HA	43:BK:70:CYS:SG	2.54	0.48
44:BL:87:VAL:C	44:BL:89:ASP:H	2.17	0.48
48:BP:4:ILE:HG13	48:BP:21:VAL:HG12	1.94	0.48
54:BV:20:ASP:N	58:BV:801:GCP:H3B1	2.29	0.48
54:BV:430:LYS:HG2	54:BV:479:VAL:CG2	2.43	0.48
1:CA:1088:A:O2'	1:CA:1089:A:OP1	2.32	0.48
1:CA:819:A:OP2	1:CA:1187:G:N2	2.30	0.48
11:CK:10:VAL:HG21	11:CK:16:ALA:CB	2.44	0.48
12:CL:12:SER:OG	12:CL:12:SER:O	2.32	0.48
13:CM:77:PRO:HD2	13:CM:80:VAL:HG11	1.95	0.48
33:DA:926:G:C6	33:DA:1505:G:C5	3.02	0.48
1:EA:2105:U:H2'	1:EA:2106:U:O4'	2.14	0.48
1:EA:994:C:O2	18:ER:10:LYS:HE3	2.13	0.48
6:EF:61:GLY:HA3	6:EF:94:ARG:NH1	2.29	0.48
10:EJ:39:LYS:HA	10:EJ:43:GLU:HG3	1.96	0.48
1:EA:580:U:O3'	17:EQ:30:VAL:CG1	2.61	0.48
17:EQ:91:ARG:NH1	18:ER:10:LYS:HB3	2.29	0.48
26:EZ:39:ASP:OD2	26:EZ:44:ARG:NH1	2.46	0.48
33:FA:794:A:C6	33:FA:795:C:N3	2.82	0.48
34:FB:40:ILE:HG21	34:FB:201:GLY:HA2	1.96	0.48

Continued on next page...

Continued from previous page...

Atom-1	Atom-2	Interatomic distance (Å)	Clash overlap (Å)
38:FF:18:VAL:HA	38:FF:21:MET:SD	2.54	0.48
43:FK:35:THR:HB	43:FK:40:ASN:H	1.78	0.48
33:FA:554:A:C5'	44:FL:26:ALA:HB1	2.43	0.48
54:FV:536:PHE:CZ	54:FV:578:LEU:HD23	2.49	0.48
33:FA:1493:A:H8	55:FW:3:SER:OG	1.97	0.48
1:GA:1013:C:OP2	59:GA:3595:HOH:O	2.19	0.48
1:GA:1656:C:OP1	4:GD:141:ARG:NH1	2.46	0.48
1:GA:1715:G:N2	1:GA:1744:A:OP2	2.46	0.48
1:GA:2287:A:C4	1:GA:2289:G:N7	2.81	0.48
1:GA:1782:U:C6	1:GA:2609:U:C5	3.02	0.48
1:GA:2705:A:OP2	59:GA:3670:HOH:O	2.20	0.48
1:GA:2773:C:OP1	4:GD:171:THR:HG23	2.13	0.48
1:GA:576:U:OP1	59:GA:3661:HOH:O	2.20	0.48
1:GA:651:G:H5'	30:G3:18:LYS:HG3	1.95	0.48
4:GD:190:LYS:O	4:GD:190:LYS:HG3	2.14	0.48
5:GE:181:ILE:HG12	12:GL:2:ARG:HH21	1.77	0.48
10:GJ:30:THR:HG22	10:GJ:31:GLU:N	2.28	0.48
33:HA:1011:C:H2'	33:HA:1012:A:C5'	2.44	0.48
33:HA:461:A:C2'	33:HA:462:G:H5'	2.43	0.48
34:HB:20:ARG:HA	34:HB:20:ARG:NH1	2.29	0.48
36:HD:26:ARG:NH1	36:HD:31:LYS:HE3	2.28	0.48
38:HF:3:HIS:HB2	38:HF:92:THR:HG23	1.96	0.48
41:HI:129:LYS:HG3	41:HI:130:ARG:H	1.78	0.48
33:HA:656:G:H4'	47:HO:62:GLN:NE2	2.29	0.48
1:AA:1187:G:H5''	18:AR:83:TYR:CE2	2.49	0.47
1:AA:160:A:C6	1:AA:161:A:C6	3.02	0.47
1:AA:2230:G:H2'	1:AA:2231:U:C6	2.48	0.47
1:AA:2303:G:C4	1:AA:2304:G:C8	3.02	0.47
1:AA:2864:G:C5	1:AA:2865:U:C4	3.02	0.47
5:AE:46:GLN:HG3	5:AE:87:ALA:CB	2.44	0.47
6:AF:10:GLU:HG2	6:AF:13:LYS:CD	2.44	0.47
9:AI:19:PRO:HG3	9:AI:23:VAL:HG23	1.95	0.47
12:AL:74:THR:HG22	12:AL:107:PHE:HB2	1.96	0.47
18:AR:39:LEU:HB3	18:AR:49:ILE:HD13	1.95	0.47
21:AU:52:ASN:C	21:AU:54:PRO:HD2	2.34	0.47
33:BA:1512:U:H2'	33:BA:1513:A:H8	1.79	0.47
33:BA:373:A:H1'	33:BA:481:G:H1'	1.96	0.47
33:BA:575:G:C5	33:BA:881:G:C2	3.02	0.47
33:BA:75:G:H3'	33:BA:76:G:H8	1.79	0.47
35:BC:88:ARG:HB2	35:BC:101:ILE:HG21	1.95	0.47
39:BG:50:LEU:CD1	39:BG:61:ALA:HB1	2.43	0.47

Continued on next page...

Continued from previous page...

Atom-1	Atom-2	Interatomic distance (Å)	Clash overlap (Å)
42:BJ:25:ILE:HG21	42:BJ:74:VAL:HG11	1.96	0.47
43:BK:16:VAL:HG12	43:BK:79:ILE:HG12	1.96	0.47
1:CA:1000:A:N6	1:CA:1001:A:N1	2.62	0.47
1:CA:1069:A:C4	1:CA:1073:A:N7	2.82	0.47
1:CA:1079:C:H2'	1:CA:1080:A:H5'	1.95	0.47
1:CA:1770:G:C5	1:CA:1983:G:C6	3.01	0.47
4:CD:193:VAL:HB	4:CD:194:PRO:HD2	1.96	0.47
7:CG:96:ALA:HB3	7:CG:103:ASN:HB3	1.96	0.47
7:CG:84:LYS:CG	7:CG:85:LYS:N	2.77	0.47
11:CK:24:VAL:HG12	11:CK:30:ARG:HD3	1.95	0.47
19:CS:59:GLU:HA	19:CS:64:ALA:HB2	1.95	0.47
23:CW:40:ARG:H	23:CW:56:HIS:HB3	1.78	0.47
34:DB:185:ILE:HA	34:DB:199:ILE:HB	1.95	0.47
54:DV:219:HIS:NE2	54:DV:221:ASN:HB2	2.29	0.47
32:E5:33:VAL:HG12	32:E5:34:THR:N	2.21	0.47
32:E5:58:THR:CB	32:E5:82:ILE:HB	2.44	0.47
1:EA:1011:G:OP1	17:EQ:76:SER:OG	2.25	0.47
1:EA:1142:A:C2	1:EA:1144:A:C1'	2.97	0.47
1:EA:1770:G:C5	1:EA:1983:G:C6	3.02	0.47
1:EA:2358:A:C5	1:EA:2359:C:C5	3.02	0.47
1:EA:2741:A:H2'	1:EA:2742:G:O4'	2.14	0.47
1:EA:725:G:C6	1:EA:726:G:N1	2.82	0.47
1:EA:846:U:H1'	1:EA:847:U:C5	2.49	0.47
6:EF:111:ARG:NE	45:FM:75:MET:SD	2.86	0.47
10:EJ:12:LYS:O	10:EJ:13:ARG:HB2	2.14	0.47
14:EN:37:THR:OG1	14:EN:40:LYS:HD2	2.14	0.47
16:EP:50:ARG:CD	16:EP:51:ASN:N	2.77	0.47
1:EA:2849:U:P	16:EP:92:ARG:HH12	2.37	0.47
18:ER:98:ILE:O	18:ER:98:ILE:HG22	2.14	0.47
33:FA:1478:U:H2'	33:FA:1479:C:C6	2.50	0.47
33:FA:542:G:OP1	36:FD:10:LYS:HE3	2.14	0.47
37:FE:38:VAL:HG11	37:FE:114:VAL:HA	1.96	0.47
41:FI:25:ASN:HA	41:FI:59:GLU:O	2.14	0.47
54:FV:113:TYR:O	54:FV:142:ASN:N	2.47	0.47
1:GA:1083:U:C6	1:GA:1085:A:OP2	2.67	0.47
1:GA:1536:C:H1'	1:GA:1537:G:N2	2.29	0.47
2:GB:28:C:H2'	2:GB:29:A:C8	2.49	0.47
4:GD:110:THR:HG23	4:GD:171:THR:HG22	1.95	0.47
6:GF:134:GLN:HG3	6:GF:140:ILE:CG1	2.43	0.47
6:GF:21:TYR:CE2	6:GF:28:PRO:HD3	2.48	0.47
10:GJ:12:LYS:O	10:GJ:13:ARG:HB2	2.14	0.47

Continued on next page...

Continued from previous page...

Atom-1	Atom-2	Interatomic distance (Å)	Clash overlap (Å)
11:GK:61:VAL:CG2	11:GK:87:LEU:HD11	2.44	0.47
14:GN:26:GLY:HA2	14:GN:75:ILE:HD13	1.95	0.47
17:GQ:4:LYS:HE2	17:GQ:7:VAL:CG1	2.43	0.47
22:GV:63:ILE:HD12	22:GV:72:VAL:HG21	1.94	0.47
33:HA:1309:G:C6	33:HA:1329:A:C2	3.02	0.47
33:HA:715:A:H2'	33:HA:716:A:C8	2.49	0.47
33:HA:736:C:OP1	50:HR:61:ARG:NE	2.47	0.47
36:HD:61:VAL:HA	36:HD:64:ILE:HD12	1.96	0.47
38:HF:22:ILE:O	38:HF:26:THR:OG1	2.21	0.47
44:HL:87:VAL:O	44:HL:89:ASP:N	2.47	0.47
1:AA:136:G:H1	1:AA:143:C:H42	1.61	0.47
1:AA:2302:U:H2'	1:AA:2303:G:H8	1.79	0.47
1:AA:2773:C:OP1	4:AD:171:THR:HG23	2.14	0.47
1:AA:2841:C:C2	1:AA:2877:G:N2	2.82	0.47
1:AA:2884:U:O4'	1:AA:2884:U:O2	2.32	0.47
1:AA:363:G:H2'	1:AA:364:C:C6	2.49	0.47
4:AD:193:VAL:HB	4:AD:194:PRO:HD2	1.96	0.47
6:AF:121:PHE:CE1	6:AF:166:ARG:HD3	2.49	0.47
6:AF:133:GLU:H	6:AF:150:GLY:CA	2.27	0.47
10:AJ:111:LYS:HD2	10:AJ:112:GLY:H	1.77	0.47
13:AM:106:ASP:O	13:AM:108:VAL:N	2.47	0.47
14:AN:71:ARG:HH21	14:AN:71:ARG:CG	2.27	0.47
35:BC:23:PHE:CD1	35:BC:24:ALA:N	2.82	0.47
36:BD:105:MET:HG2	36:BD:171:LEU:HD22	1.95	0.47
37:BE:114:VAL:HG21	37:BE:141:ILE:CD1	2.44	0.47
37:BE:151:GLU:HG2	37:BE:152:MET:HG2	1.96	0.47
38:BF:97:THR:O	38:BF:98:GLU:HB3	2.12	0.47
39:BG:70:ARG:CG	39:BG:96:ARG:HG2	2.44	0.47
41:BI:91:ASP:HB2	41:BI:93:SER:H	1.79	0.47
48:BP:52:LEU:HD13	48:BP:78:VAL:HG21	1.96	0.47
52:BT:55:GLN:N	52:BT:56:PRO:HD2	2.29	0.47
1:CA:1083:U:C6	1:CA:1085:A:OP2	2.67	0.47
1:CA:1613:G:C2	1:CA:1619:G:C5	3.02	0.47
1:CA:2340:A:H2'	1:CA:2341:G:C8	2.49	0.47
1:CA:419:U:H2'	1:CA:420:C:H6	1.78	0.47
1:CA:597:G:C2	1:CA:661:A:C2	3.02	0.47
7:CG:38:ASP:N	7:CG:38:ASP:OD1	2.47	0.47
15:CO:111:ARG:HD3	15:CO:117:PHE:CE1	2.48	0.47
23:CW:39:GLN:CG	23:CW:41:GLY:O	2.62	0.47
33:DA:1132:C:H2'	33:DA:1133:G:C8	2.50	0.47
33:DA:796:C:OP1	43:DK:128:ARG:HB3	2.13	0.47

Continued on next page...

Continued from previous page...

Atom-1	Atom-2	Interatomic distance (Å)	Clash overlap (Å)
46:DN:42:TRP:O	46:DN:45:VAL:HG22	2.14	0.47
1:EA:1079:C:C2	1:EA:1088:A:C6	3.02	0.47
1:EA:2137:U:O4	1:EA:2155:U:O2'	2.22	0.47
1:EA:2835:A:N7	1:EA:2878:U:C5	2.82	0.47
1:EA:284:U:H2'	1:EA:285:G:C8	2.49	0.47
8:EH:3:VAL:CG2	8:EH:36:ALA:HB1	2.44	0.47
9:EI:33:ASN:ND2	9:EI:65:SER:OG	2.47	0.47
1:EA:2360:G:O4'	12:EL:60:ARG:NH2	2.47	0.47
23:EW:65:LYS:O	23:EW:81:ILE:HA	2.13	0.47
33:FA:98:A:H2'	33:FA:99:C:C6	2.49	0.47
36:FD:13:ARG:NH1	36:FD:37:ALA:O	2.44	0.47
37:FE:81:LEU:HD12	37:FE:147:MET:SD	2.54	0.47
33:FA:1379:G:N7	39:FG:2:PRO:HB2	2.29	0.47
54:FV:24:THR:CB	58:FV:801:GCP:O2B	2.60	0.47
1:GA:1004:U:O2'	1:GA:1005:C:OP2	2.32	0.47
1:GA:1073:A:H3'	1:GA:1074:G:C5'	2.44	0.47
1:GA:1087:G:O2'	1:GA:1088:A:P	2.72	0.47
1:GA:1223:G:N2	1:GA:1226:A:OP2	2.38	0.47
1:GA:1773:A:C5	1:GA:1829:A:H1'	2.50	0.47
9:GI:57:VAL:HG12	9:GI:58:ILE:N	2.29	0.47
17:GQ:91:ARG:NE	17:GQ:93:ILE:HG21	2.29	0.47
23:GW:18:LYS:N	23:GW:36:ILE:HB	2.28	0.47
37:HE:80:THR:HB	37:HE:122:ASN:ND2	2.30	0.47
38:HF:17:GLN:O	38:HF:21:MET:N	2.46	0.47
43:HK:84:VAL:N	43:HK:109:ASN:O	2.47	0.47
44:HL:38:TYR:HB2	44:HL:52:VAL:HG23	1.95	0.47
46:HN:35:ASN:HB2	46:HN:41:ARG:HD3	1.96	0.47
51:HS:51:VAL:CG2	51:HS:71:LEU:HD21	2.43	0.47
1:AA:1219:U:H2'	1:AA:1220:G:H8	1.79	0.47
1:AA:1970:A:H4'	1:AA:1971:U:OP1	2.14	0.47
1:AA:2452:C:C4	1:AA:2453:A:C6	3.03	0.47
1:AA:2682:A:C8	4:AD:11:MET:CG	2.97	0.47
1:AA:608:A:C6	1:AA:609:A:C6	3.02	0.47
7:AG:84:LYS:HG2	7:AG:85:LYS:N	2.29	0.47
12:AL:82:LEU:HB2	12:AL:90:VAL:HG21	1.97	0.47
15:AO:38:GLN:HB3	15:AO:47:VAL:HG21	1.96	0.47
20:AT:28:ASN:OD1	20:AT:29:THR:HB	2.14	0.47
22:AV:76:ASP:OD1	22:AV:77:VAL:N	2.48	0.47
25:AY:6:LEU:CD1	25:AY:56:LEU:HD11	2.45	0.47
26:AZ:38:GLU:HG3	26:AZ:43:ILE:HD12	1.96	0.47
33:BA:1162:C:H2'	33:BA:1163:A:C8	2.49	0.47

Continued on next page...

Continued from previous page...

Atom-1	Atom-2	Interatomic distance (Å)	Clash overlap (Å)
33:BA:483:C:H5''	33:BA:484:G:OP2	2.14	0.47
33:BA:490:C:H2'	33:BA:491:G:H8	1.79	0.47
33:BA:874:G:C5	33:BA:875:U:C5	3.02	0.47
33:BA:993:G:H22	33:BA:996:A:H62	1.63	0.47
54:BV:195:ASP:OD1	54:BV:196:ALA:N	2.46	0.47
1:CA:2332:C:H5'	1:CA:2336:A:N6	2.29	0.47
1:CA:2537:U:H2'	1:CA:2538:C:C6	2.49	0.47
1:CA:2577:A:H5''	1:CA:2578:G:H5'	1.96	0.47
1:CA:2899:A:H2'	1:CA:2900:A:C8	2.49	0.47
1:CA:273:G:N2	1:CA:365:U:C2	2.82	0.47
1:CA:78:U:H2'	1:CA:79:C:C6	2.50	0.47
1:CA:979:A:H2'	1:CA:982:C:H42	1.78	0.47
4:CD:172:VAL:HG23	4:CD:194:PRO:HD3	1.96	0.47
10:CJ:44:TYR:HD1	10:CJ:44:TYR:O	1.97	0.47
23:CW:8:SER:O	23:CW:9:THR:HG22	2.14	0.47
33:DA:1366:C:O2'	42:DJ:62:ARG:NH2	2.47	0.47
33:DA:562:U:C4	33:DA:884:U:C5	3.02	0.47
33:DA:995:C:N3	33:DA:1046:A:O2'	2.45	0.47
34:DB:209:VAL:HG23	34:DB:210:THR:N	2.29	0.47
35:DC:118:ASP:O	35:DC:121:THR:HG22	2.14	0.47
41:DI:11:ARG:HG3	41:DI:106:ARG:HE	1.79	0.47
1:EA:1885:A:H2'	1:EA:1886:U:O4'	2.14	0.47
1:EA:2071:A:H2'	1:EA:2072:C:C6	2.49	0.47
1:EA:404:A:H1'	1:EA:405:U:OP2	2.14	0.47
5:EE:76:PRO:HA	5:EE:82:GLY:HA3	1.96	0.47
6:EF:134:GLN:HE22	6:EF:149:ARG:HB3	1.80	0.47
6:EF:30:VAL:HA	6:EF:157:THR:HG22	1.96	0.47
6:EF:39:VAL:HG13	6:EF:40:GLY:N	2.29	0.47
10:EJ:43:GLU:O	10:EJ:45:THR:HG22	2.14	0.47
2:EB:28:C:OP1	15:EO:31:THR:HG21	2.14	0.47
25:EY:15:ASN:O	25:EY:19:LEU:HB2	2.14	0.47
33:FA:1021:A:C2'	33:FA:1022:A:H5'	2.44	0.47
33:FA:832:G:C2	33:FA:833:G:C8	3.03	0.47
41:FI:6:TYR:CD1	41:FI:89:GLU:CB	2.97	0.47
31:G4:2:LYS:HD3	31:G4:4:ARG:HH22	1.79	0.47
1:GA:1720:U:H2'	1:GA:1721:G:O4'	2.15	0.47
1:GA:2059:A:C2	1:GA:2503:A:C6	3.02	0.47
1:GA:481:G:C4	1:GA:507:A:C2	3.01	0.47
1:GA:806:C:C2	1:GA:807:U:C5	3.02	0.47
1:GA:901:C:O2'	1:GA:902:C:P	2.73	0.47
3:GC:28:PRO:HG2	3:GC:33:LEU:HD11	1.97	0.47

Continued on next page...

Continued from previous page...

Atom-1	Atom-2	Interatomic distance (Å)	Clash overlap (Å)
7:GG:10:VAL:O	7:GG:10:VAL:HG23	2.14	0.47
7:GG:97:VAL:HG23	7:GG:124:CYS:SG	2.54	0.47
9:GI:55:PRO:HB2	9:GI:71:LYS:CD	2.44	0.47
10:GJ:4:PHE:CG	10:GJ:5:THR:N	2.82	0.47
10:GJ:4:PHE:N	10:GJ:44:TYR:HH	2.10	0.47
10:GJ:64:VAL:O	10:GJ:65:THR:HG22	2.14	0.47
10:GJ:73:VAL:HG23	10:GJ:74:TYR:N	2.30	0.47
17:GQ:91:ARG:HH11	18:GR:11:GLN:N	2.12	0.47
23:GW:23:LYS:HE2	23:GW:24:ARG:CB	2.44	0.47
33:HA:701:U:H5'	33:HA:703:G:O4'	2.14	0.47
33:HA:880:C:OP1	44:HL:5:ASN:ND2	2.45	0.47
36:HD:3:ARG:NH2	36:HD:115:ARG:HE	2.12	0.47
40:HH:78:VAL:HG11	40:HH:125:ILE:HD11	1.95	0.47
45:HM:106:ALA:HB3	45:HM:110:LYS:CD	2.44	0.47
48:HP:63:GLN:N	48:HP:63:GLN:OE1	2.47	0.47
52:HT:28:MET:HE1	52:HT:67:ILE:CD1	2.44	0.47
54:HV:221:ASN:HA	54:HV:224:GLU:CB	2.45	0.47
1:AA:1285:A:N6	1:AA:1329:U:C6	2.82	0.47
1:AA:20:C:O2'	1:AA:21:A:H5'	2.14	0.47
1:AA:2615:U:H1'	27:A0:3:GLN:HB3	1.96	0.47
1:AA:2661:G:H2'	1:AA:2662:A:O4'	2.14	0.47
1:AA:39:G:N2	1:AA:441:U:C2	2.82	0.47
18:AR:54:VAL:CG2	18:AR:57:GLY:HA3	2.44	0.47
33:BA:1181:G:C2	33:BA:1182:G:N2	2.83	0.47
33:BA:86:G:H21	33:BA:87:C:H41	1.62	0.47
33:BA:76:G:H1	33:BA:93:U:H3	1.61	0.47
35:BC:123:GLN:HB3	35:BC:128:VAL:CG1	2.44	0.47
40:BH:10:MET:CE	40:BH:33:LYS:HA	2.45	0.47
43:BK:82:LEU:HD13	43:BK:105:PHE:CE1	2.48	0.47
44:BL:7:LEU:HD23	49:BQ:34:TYR:CE1	2.49	0.47
30:C3:41:ARG:HG3	30:C3:44:ARG:NH2	2.29	0.47
1:CA:1485:U:H3	1:CA:1504:A:H61	1.61	0.47
1:CA:2031:A:N3	1:CA:2455:G:O2'	2.33	0.47
1:CA:2070:A:O2'	1:CA:2071:A:H5'	2.14	0.47
1:CA:2698:U:H2'	1:CA:2699:C:H6	1.79	0.47
1:CA:2622:U:O2'	1:CA:2825:G:N7	2.47	0.47
1:CA:419:U:H2'	1:CA:420:C:C6	2.49	0.47
1:CA:684:G:OP1	29:C2:21:ARG:NH1	2.47	0.47
2:CB:7:G:H5'	15:CO:29:HIS:CD2	2.49	0.47
20:CT:4:GLU:N	20:CT:4:GLU:OE1	2.48	0.47
2:CB:12:C:C5	23:CW:72:GLY:HA3	2.49	0.47

Continued on next page...

Continued from previous page...

Atom-1	Atom-2	Interatomic distance (Å)	Clash overlap (Å)
26:CZ:40:THR:OG1	26:CZ:41:PRO:HD2	2.13	0.47
33:DA:1002:G:C2	33:DA:1003:G:C4	3.03	0.47
33:DA:597:G:C2	33:DA:644:U:C2	3.03	0.47
41:DI:120:LYS:O	41:DI:121:ALA:HB3	2.13	0.47
50:DR:22:ASP:OD1	50:DR:24:LYS:HE3	2.14	0.47
54:DV:223:ILE:O	54:DV:227:ALA:N	2.47	0.47
54:DV:514:GLN:HA	54:DV:587:ASP:O	2.14	0.47
1:EA:1079:C:H2'	1:EA:1080:A:H5'	1.95	0.47
1:EA:1239:G:P	59:EA:3699:HOH:O	2.72	0.47
1:EA:1323:C:OP1	19:ES:98:LYS:NZ	2.39	0.47
1:EA:1800:C:OP2	3:EC:181:ARG:NH1	2.47	0.47
1:EA:2505:G:HO2'	1:EA:2506:U:H6	1.61	0.47
9:EI:48:ILE:HG13	9:EI:49:GLU:H	1.78	0.47
17:EQ:91:ARG:NH2	17:EQ:93:ILE:HD13	2.29	0.47
20:ET:40:LYS:HA	20:ET:43:ILE:HG23	1.97	0.47
26:EZ:26:LEU:O	26:EZ:37:ARG:NH1	2.44	0.47
33:FA:70:U:HO2'	33:FA:71:A:H8	1.62	0.47
33:FA:842:U:H3'	33:FA:843:U:C5'	2.44	0.47
36:FD:73:ARG:HD3	36:FD:204:TYR:CE2	2.49	0.47
49:FQ:62:ARG:HG2	49:FQ:76:VAL:HG13	1.96	0.47
27:G0:33:SER:OG	27:G0:35:GLU:HG3	2.15	0.47
1:GA:1061:U:N1	9:GI:9:LYS:HD2	2.30	0.47
1:GA:1383:A:N7	1:GA:1384:A:C5	2.82	0.47
1:GA:48:G:N2	1:GA:177:G:H21	2.12	0.47
1:GA:2336:A:H61	23:GW:40:ARG:HB2	1.79	0.47
1:GA:307:G:N2	1:GA:310:A:C8	2.82	0.47
6:GF:114:ARG:N	6:GF:114:ARG:HD2	2.29	0.47
9:GI:79:LEU:HD22	9:GI:85:ILE:HD11	1.96	0.47
10:GJ:3:THR:HG21	17:GQ:60:TRP:HE1	1.79	0.47
11:GK:24:VAL:HG13	11:GK:33:ALA:HB2	1.96	0.47
1:GA:142:A:C2	20:GT:2:ILE:HG12	2.49	0.47
23:GW:51:GLY:HA3	23:GW:59:PHE:CZ	2.49	0.47
33:HA:399:G:H2'	33:HA:400:C:C6	2.49	0.47
34:HB:67:LEU:HD12	34:HB:157:PRO:CG	2.44	0.47
35:HC:42:TYR:CZ	35:HC:46:GLU:HG3	2.50	0.47
41:HI:11:ARG:H	41:HI:81:HIS:HD2	1.61	0.47
41:HI:41:ARG:HA	41:HI:45:ARG:HD3	1.97	0.47
52:HT:62:ALA:HA	52:HT:67:ILE:HG22	1.96	0.47
54:HV:169:LEU:HB2	54:HV:263:LEU:HB3	1.96	0.47
1:AA:553:G:H2'	1:AA:554:U:O4'	2.15	0.47
4:AD:46:ARG:HB3	4:AD:84:LEU:HB2	1.96	0.47

Continued on next page...

Continued from previous page...

Atom-1	Atom-2	Interatomic distance (Å)	Clash overlap (Å)
6:AF:39:VAL:HG21	6:AF:42:ALA:HB2	1.97	0.47
14:AN:24:MET:HG2	14:AN:44:LEU:HD22	1.96	0.47
33:BA:1025:U:H5''	33:BA:1026:G:H5'	1.97	0.47
33:BA:1119:C:OP1	41:BI:85:ARG:NH1	2.45	0.47
33:BA:1402:C:H2'	33:BA:1403:C:O4'	2.14	0.47
33:BA:234:C:H2'	33:BA:235:C:H6	1.80	0.47
33:BA:590:U:H2'	33:BA:591:U:H6	1.79	0.47
45:BM:4:ILE:O	45:BM:6:GLY:N	2.46	0.47
50:BR:71:THR:HG23	50:BR:74:HIS:H	1.79	0.47
1:CA:1380:G:N2	1:CA:1570:A:N1	2.62	0.47
1:CA:1936:A:H2	1:CA:1943:U:H5	1.61	0.47
1:CA:301:G:H4'	1:CA:302:C:OP1	2.15	0.47
1:CA:84:A:N1	1:CA:98:G:O2'	2.34	0.47
7:CG:68:ARG:HH12	7:CG:72:ASN:HD22	1.63	0.47
21:CU:88:ASP:OD2	21:CU:89:GLY:N	2.48	0.47
33:DA:17:U:H2'	33:DA:18:C:C6	2.49	0.47
34:DB:32:GLY:O	34:DB:33:ALA:CB	2.63	0.47
38:DF:68:GLN:HA	38:DF:71:ILE:CG2	2.45	0.47
39:DG:53:ARG:NH2	39:DG:122:ASN:OD1	2.45	0.47
32:E5:123:ILE:HG12	32:E5:124:ASP:N	2.30	0.47
1:EA:819:A:C4	1:EA:1189:A:C2	3.03	0.47
1:EA:1416:G:C4	1:EA:1417:C:C5	3.02	0.47
1:EA:1437:C:H2'	1:EA:1438:U:C6	2.48	0.47
1:EA:2376:A:H2'	1:EA:2377:A:O4'	2.15	0.47
1:EA:857:G:H1'	23:EW:19:ARG:HD3	1.96	0.47
4:ED:182:ALA:O	4:ED:184:ARG:N	2.47	0.47
16:EP:72:VAL:O	16:EP:72:VAL:HG23	2.15	0.47
20:ET:19:LYS:O	20:ET:20:ALA:C	2.52	0.47
1:EA:2330:G:O2'	23:EW:38:ARG:O	2.25	0.47
33:FA:489:C:H5''	36:FD:128:ARG:NH2	2.30	0.47
33:FA:76:G:C2	33:FA:77:A:H1'	2.50	0.47
39:FG:106:GLU:HA	39:FG:109:ARG:NE	2.30	0.47
44:FL:40:THR:HG22	44:FL:41:THR:N	2.29	0.47
45:FM:29:ARG:NH2	45:FM:63:PHE:CB	2.77	0.47
51:FS:3:ARG:O	51:FS:4:SER:CB	2.61	0.47
54:FV:130:ALA:HB1	54:FV:137:ARG:CZ	2.44	0.47
1:GA:1317:G:C2	1:GA:1336:A:C2	3.03	0.47
1:GA:1392:A:N7	20:GT:19:LYS:HD2	2.29	0.47
1:GA:2286:G:P	28:G1:29:LYS:CE	3.02	0.47
1:GA:381:G:OP1	24:GX:17:ARG:NH2	2.47	0.47
5:GE:12:LEU:HD21	5:GE:193:VAL:HB	1.97	0.47

Continued on next page...

Continued from previous page...

Atom-1	Atom-2	Interatomic distance (Å)	Clash overlap (Å)
19:GS:26:GLY:H	19:GS:71:VAL:HG23	1.80	0.47
20:GT:13:ALA:HB1	25:GY:33:ALA:HB1	1.96	0.47
33:HA:1197:A:OP1	59:HA:1831:HOH:O	2.20	0.47
33:HA:748:G:C6	33:HA:749:A:C5	3.03	0.47
34:HB:187:ASP:OD2	34:HB:202:ASN:HA	2.14	0.47
39:HG:130:ASN:HB2	39:HG:135:VAL:HG21	1.96	0.47
54:HV:217:GLU:O	54:HV:220:GLN:N	2.48	0.47
1:AA:1091:G:H1'	31:A4:12:ARG:NH1	2.30	0.47
32:A5:117:LEU:CD2	32:A5:120:ALA:C	2.83	0.47
1:AA:112:U:H2'	1:AA:113:U:H5'	1.96	0.47
1:AA:2523:G:C2'	1:AA:2524:G:H5'	2.44	0.47
16:AP:91:VAL:O	16:AP:92:ARG:HG2	2.14	0.47
33:BA:1248:A:C4	33:BA:1290:G:N2	2.83	0.47
33:BA:1493:A:N1	54:BV:591:LEU:HB2	2.29	0.47
38:BF:1:MET:HG3	38:BF:67:PRO:HA	1.96	0.47
43:BK:71:ALA:HB1	43:BK:105:PHE:CE2	2.50	0.47
44:BL:3:THR:HG22	44:BL:5:ASN:N	2.29	0.47
46:BN:26:GLU:HG2	46:BN:27:LEU:HD12	1.95	0.47
48:BP:74:LEU:O	48:BP:78:VAL:HG23	2.15	0.47
50:BR:34:THR:OG1	50:BR:35:GLU:N	2.48	0.47
53:BU:42:THR:HA	53:BU:45:ARG:HB2	1.96	0.47
54:BV:93:VAL:HG22	54:BV:94:ASP:H	1.80	0.47
12:CL:57:LEU:CD2	30:C3:53:ASP:HB3	2.45	0.47
3:CC:68:ARG:CD	3:CC:103:ILE:HD11	2.45	0.47
1:CA:2787:C:H1'	4:CD:63:PRO:HG3	1.97	0.47
9:CI:89:SER:CB	9:CI:135:MET:SD	3.02	0.47
12:CL:74:THR:HG22	12:CL:107:PHE:HB2	1.95	0.47
13:CM:47:GLU:OE2	13:CM:51:ARG:NH2	2.47	0.47
18:CR:39:LEU:HD23	18:CR:53:PHE:HD1	1.80	0.47
18:CR:60:LYS:H	18:CR:100:GLY:HA3	1.79	0.47
33:DA:1452:C:H4'	33:DA:1453:G:O5'	2.15	0.47
33:DA:391:G:C6	33:DA:392:C:C4	3.02	0.47
33:DA:973:G:H3'	33:DA:974:A:H5''	1.97	0.47
34:DB:71:THR:HG23	34:DB:93:HIS:C	2.34	0.47
36:DD:72:PHE:CE2	36:DD:200:ILE:HD11	2.50	0.47
37:DE:112:ARG:O	37:DE:116:GLU:N	2.40	0.47
40:DH:29:SER:HB2	40:DH:59:LEU:HB2	1.95	0.47
43:DK:35:THR:HG1	43:DK:40:ASN:H	1.59	0.47
46:DN:45:VAL:HG23	46:DN:46:LEU:N	2.29	0.47
1:EA:1219:U:H2'	1:EA:1220:G:C8	2.50	0.47
1:EA:754:U:H2'	1:EA:755:U:C6	2.50	0.47

Continued on next page...

Continued from previous page...

Atom-1	Atom-2	Interatomic distance (Å)	Clash overlap (Å)
4:ED:77:ARG:NH2	4:ED:200:ASP:OD1	2.41	0.47
6:EF:42:ALA:HB1	6:EF:46:LYS:HA	1.96	0.47
33:FA:184:G:H2'	33:FA:185:U:C6	2.49	0.47
33:FA:408:A:OP1	36:FD:110:THR:HG21	2.14	0.47
33:FA:67:C:H2'	33:FA:68:G:C8	2.50	0.47
33:FA:995:C:N3	33:FA:1046:A:O2'	2.46	0.47
39:FG:53:ARG:NH2	39:FG:122:ASN:OD1	2.40	0.47
44:FL:25:GLU:HB2	44:FL:27:CYS:SG	2.54	0.47
44:FL:82:ILE:HG23	44:FL:95:TYR:HB3	1.97	0.47
30:G3:44:ARG:N	30:G3:45:PRO:HD2	2.30	0.47
30:G3:23:HIS:CD2	30:G3:49:VAL:HG12	2.50	0.47
1:GA:1813:G:N3	3:GC:49:THR:CG2	2.78	0.47
1:GA:26:G:C6	1:GA:27:G:N1	2.83	0.47
1:GA:547:A:H3'	1:GA:548:G:C5'	2.44	0.47
1:GA:655:A:H4'	1:GA:656:G:OP1	2.14	0.47
2:GB:37:C:C5	2:GB:38:C:C4	3.02	0.47
6:GF:151:LEU:HD13	6:GF:153:ILE:HG23	1.96	0.47
6:GF:78:ILE:HG21	6:GF:84:ILE:CD1	2.45	0.47
9:GI:12:VAL:HG22	9:GI:23:VAL:CG1	2.43	0.47
9:GI:57:VAL:HB	9:GI:69:VAL:HB	1.97	0.47
1:GA:995:C:N3	10:GJ:3:THR:OG1	2.48	0.47
22:GV:72:VAL:HG12	22:GV:93:ARG:HA	1.96	0.47
33:HA:1142:G:C2	33:HA:1143:G:H1'	2.50	0.47
1:EA:1487:U:H5''	33:HA:412:A:C8	2.49	0.47
33:HA:685:G:N1	33:HA:686:U:O4	2.47	0.47
33:HA:690:G:H2'	33:HA:691:G:O4'	2.14	0.47
44:HL:63:VAL:HG21	44:HL:95:TYR:HE1	1.79	0.47
1:AA:2390:U:P	30:A3:34:LYS:HZ1	2.37	0.47
1:AA:1084:A:OP2	32:A5:55:VAL:HA	2.14	0.47
1:AA:1555:G:C2	1:AA:1556:C:C6	3.02	0.47
1:AA:279:A:H2'	1:AA:280:U:H5'	1.97	0.47
1:AA:422:A:C2	1:AA:423:A:C4	3.02	0.47
1:AA:547:A:H5''	1:AA:548:G:C8	2.49	0.47
1:AA:961:C:C4	1:AA:2031:A:C5	3.03	0.47
6:AF:64:PRO:HG3	6:AF:88:VAL:CG2	2.44	0.47
16:AP:4:ILE:O	16:AP:6:GLN:N	2.48	0.47
16:AP:57:ALA:O	16:AP:58:PHE:HB3	2.13	0.47
21:AU:70:ALA:CB	21:AU:79:ALA:HB1	2.44	0.47
23:AW:45:HIS:HB2	23:AW:50:VAL:HG13	1.97	0.47
34:BB:69:VAL:CG2	34:BB:162:VAL:HB	2.45	0.47
37:BE:156:LYS:HB3	40:BH:71:VAL:HG13	1.95	0.47

Continued on next page...

Continued from previous page...

Atom-1	Atom-2	Interatomic distance (Å)	Clash overlap (Å)
38:BF:24:ARG:HA	38:BF:27:ALA:HB3	1.96	0.47
33:BA:1348:U:H4'	41:BI:122:ARG:HG3	1.96	0.47
41:BI:7:TYR:CG	41:BI:8:GLY:N	2.81	0.47
48:BP:77:GLU:C	48:BP:79:ASN:H	2.18	0.47
54:BV:236:LYS:HE2	54:BV:241:GLU:HG3	1.96	0.47
54:BV:31:LEU:HA	54:BV:34:THR:HG22	1.96	0.47
54:BV:539:ASP:OD2	54:BV:577:ARG:NE	2.41	0.47
1:CA:1178:C:N4	1:CA:1179:G:O6	2.48	0.47
1:CA:1205:A:C5	5:CE:165:HIS:CD2	3.03	0.47
9:CI:104:GLN:HA	9:CI:108:ILE:HD12	1.97	0.47
9:CI:109:ALA:CB	9:CI:128:ILE:HG13	2.43	0.47
15:CO:35:ILE:HB	15:CO:102:ARG:NH1	2.29	0.47
19:CS:84:ARG:HB2	19:CS:96:ILE:HG23	1.96	0.47
33:DA:1492:A:C2'	33:DA:1493:A:H5''	2.45	0.47
33:DA:164:G:C2	33:DA:165:G:C8	3.03	0.47
41:DI:91:ASP:CG	41:DI:93:SER:HB3	2.35	0.47
48:DP:46:LYS:CE	48:DP:48:GLU:H	2.27	0.47
54:DV:200:VAL:HG23	54:DV:201:THR:HG23	1.95	0.47
1:EA:2039:U:H2'	1:EA:2040:G:C8	2.50	0.47
1:EA:528:A:C2	1:EA:2042:A:H2'	2.49	0.47
1:EA:283:G:C2	1:EA:284:U:H1'	2.50	0.47
1:EA:612:G:O2'	1:EA:613:A:C8	2.68	0.47
10:EJ:4:PHE:CG	10:EJ:5:THR:N	2.82	0.47
16:EP:17:PRO:HG3	16:EP:83:ILE:O	2.15	0.47
24:EX:36:ARG:HG2	24:EX:47:THR:HG22	1.95	0.47
33:FA:104:G:OP2	52:FT:13:GLN:NE2	2.42	0.47
33:FA:1232:U:N3	33:FA:1233:G:C8	2.82	0.47
33:FA:279:A:H8	33:FA:279:A:H5'	1.80	0.47
33:FA:658:C:H2'	33:FA:659:U:H6	1.79	0.47
41:FI:26:GLY:N	41:FI:59:GLU:OE1	2.44	0.47
42:FJ:80:THR:O	42:FJ:83:THR:HG22	2.15	0.47
1:GA:1760:C:H2'	1:GA:1761:C:O4'	2.14	0.47
1:GA:271:G:H4'	1:GA:272:A:OP1	2.15	0.47
1:GA:2757:A:N1	7:GG:66:THR:HG21	2.29	0.47
7:GG:8:VAL:HG11	7:GG:49:LEU:HB2	1.97	0.47
12:GL:56:PRO:HD2	12:GL:59:ARG:HB2	1.97	0.47
5:GE:28:VAL:HG23	12:GL:6:LEU:HD21	1.96	0.47
15:GO:81:ARG:O	15:GO:84:GLU:HB3	2.14	0.47
17:GQ:91:ARG:HD3	18:GR:11:GLN:HB2	1.96	0.47
18:GR:49:ILE:O	18:GR:49:ILE:HG13	2.14	0.47
22:GV:60:VAL:O	22:GV:61:LEU:HD13	2.15	0.47

Continued on next page...

Continued from previous page...

Atom-1	Atom-2	Interatomic distance (Å)	Clash overlap (Å)
23:GW:72:GLY:N	23:GW:73:PRO:CD	2.78	0.47
24:GX:70:LEU:HD23	24:GX:73:ARG:HH11	1.78	0.47
33:HA:791:G:C6	33:HA:792:A:N7	2.82	0.47
41:HI:57:MET:HG2	41:HI:58:VAL:H	1.80	0.47
41:HI:83:ILE:O	41:HI:87:LEU:HD13	2.14	0.47
45:HM:11:ASP:OD1	45:HM:45:ILE:HD13	2.14	0.47
54:HV:557:ILE:HG21	54:HV:576:ILE:CD1	2.45	0.47
32:A5:88:HIS:CB	32:A5:89:PRO:HD3	2.44	0.47
1:AA:1000:A:OP1	59:AA:3726:HOH:O	2.21	0.47
1:AA:980:A:C4	1:AA:1136:G:O4'	2.68	0.47
1:AA:1753:G:N2	1:AA:1755:A:H3'	2.30	0.47
1:AA:118:A:N3	1:AA:178:G:H1'	2.29	0.47
1:AA:219:A:N3	1:AA:234:U:O2'	2.45	0.47
1:AA:2406:A:OP1	59:AA:3558:HOH:O	2.19	0.47
1:AA:2742:G:OP1	31:A4:36:ARG:HD3	2.15	0.47
1:AA:714:U:H5'	1:AA:715:A:OP2	2.14	0.47
5:AE:164:LEU:CB	5:AE:167:VAL:HG13	2.45	0.47
6:AF:11:VAL:CG1	6:AF:171:ALA:HB3	2.43	0.47
6:AF:49:LEU:HD11	6:AF:86:CYS:HB3	1.96	0.47
7:AG:39:ALA:HA	7:AG:57:TYR:CE2	2.49	0.47
9:AI:14:ALA:HB1	9:AI:45:THR:HG22	1.95	0.47
1:AA:2336:A:N6	23:AW:40:ARG:HB3	2.30	0.47
36:BD:64:ILE:HG22	36:BD:65:TYR:CD1	2.49	0.47
38:BF:46:GLN:OE1	38:BF:55:HIS:HB3	2.15	0.47
52:BT:81:ALA:O	52:BT:85:LYS:CG	2.62	0.47
1:CA:1392:A:C6	1:CA:1393:A:C6	3.02	0.47
1:CA:1936:A:C2	1:CA:1943:U:H5	2.33	0.47
1:CA:996:A:H4'	17:CQ:91:ARG:CD	2.44	0.47
2:CB:53:A:O5'	2:CB:53:A:H8	1.98	0.47
4:CD:22:ILE:HG23	4:CD:190:LYS:HD2	1.96	0.47
6:CF:10:GLU:HA	6:CF:13:LYS:HB2	1.97	0.47
6:CF:131:VAL:HG22	6:CF:151:LEU:H	1.79	0.47
7:CG:163:TYR:O	7:CG:164:ALA:HB3	2.14	0.47
14:CN:24:MET:HE2	14:CN:44:LEU:HD13	1.97	0.47
16:CP:4:ILE:O	16:CP:5:LYS:HB3	2.15	0.47
18:CR:39:LEU:HB3	18:CR:49:ILE:HD13	1.96	0.47
20:CT:49:LYS:O	20:CT:52:GLU:N	2.48	0.47
1:CA:855:G:N3	23:CW:23:LYS:HD2	2.30	0.47
26:CZ:8:GLN:O	26:CZ:9:THR:HG22	2.14	0.47
33:DA:1130:A:H1'	33:DA:1146:A:C2	2.49	0.47
34:DB:72:LYS:HZ2	34:DB:204:ASP:HB3	1.80	0.47

Continued on next page...

Continued from previous page...

Atom-1	Atom-2	Interatomic distance (Å)	Clash overlap (Å)
34:DB:46:VAL:HB	34:DB:47:PRO:HD3	1.96	0.47
38:DF:61:LEU:HD12	38:DF:62:MET:H	1.79	0.47
32:E5:110:ALA:HB1	32:E5:113:PHE:CE1	2.49	0.47
1:EA:2311:A:H3'	1:EA:2312:U:C6	2.49	0.47
1:EA:2711:A:OP2	59:EA:3545:HOH:O	2.20	0.47
12:EL:85:VAL:HG22	12:EL:94:THR:HG22	1.96	0.47
17:EQ:56:PHE:O	17:EQ:59:LEU:N	2.48	0.47
17:EQ:93:ILE:HG23	17:EQ:94:LEU:N	2.28	0.47
23:EW:37:VAL:CG1	23:EW:38:ARG:H	2.19	0.47
23:EW:49:ASN:HB2	23:EW:60:ALA:HA	1.96	0.47
33:FA:1331:G:O2'	33:FA:1332:A:P	2.72	0.47
34:FB:170:ILE:H	34:FB:170:ILE:HD12	1.80	0.47
37:FE:46:VAL:HG11	37:FE:118:ALA:HB2	1.97	0.47
33:FA:1375:A:P	39:FG:28:ASN:HD22	2.38	0.47
43:FK:88:GLY:N	43:FK:114:THR:HG22	2.28	0.47
45:FM:43:VAL:HG13	45:FM:47:GLU:HG2	1.97	0.47
51:FS:5:LEU:O	51:FS:7:LYS:N	2.47	0.47
54:FV:420:VAL:HG12	54:FV:483:VAL:HG13	1.96	0.47
1:GA:1996:C:OP1	11:GK:31:ARG:NE	2.47	0.47
1:GA:2636:C:H2'	1:GA:2637:U:C6	2.49	0.47
9:GI:56:VAL:N	9:GI:71:LYS:HD2	2.30	0.47
14:GN:67:PHE:O	14:GN:71:ARG:HD2	2.15	0.47
19:GS:71:VAL:O	19:GS:71:VAL:HG23	2.15	0.47
52:HT:6:SER:C	52:HT:8:LYS:H	2.17	0.47
54:HV:430:LYS:HG2	54:HV:479:VAL:CG2	2.45	0.47
1:AA:1441:G:H2'	1:AA:1442:U:C6	2.50	0.47
1:AA:1474:U:H2'	1:AA:1475:G:H5'	1.95	0.47
1:AA:2352:A:N1	23:AW:30:VAL:HG11	2.30	0.47
1:AA:2481:G:O2'	1:AA:2482:A:H8	1.97	0.47
1:AA:2509:G:C5	1:AA:2510:C:C5	3.03	0.47
1:AA:2632:A:C2	1:AA:2633:G:C5	3.03	0.47
1:AA:1654:A:O2'	4:AD:118:PHE:CD2	2.66	0.47
10:AJ:77:HIS:CD2	10:AJ:79:GLY:H	2.33	0.47
13:AM:23:GLY:O	13:AM:101:VAL:HG12	2.15	0.47
23:AW:8:SER:O	23:AW:9:THR:HG22	2.15	0.47
33:BA:652:U:O3'	40:BH:56:LYS:NZ	2.44	0.47
34:BB:125:PHE:CG	34:BB:125:PHE:O	2.67	0.47
35:BC:184:TYR:OH	35:BC:199:LYS:HD3	2.14	0.47
35:BC:54:ARG:HB3	35:BC:69:HIS:HB2	1.97	0.47
36:BD:36:GLN:O	36:BD:37:ALA:HB2	2.14	0.47
43:BK:13:ARG:O	43:BK:15:GLN:N	2.48	0.47

Continued on next page...

Continued from previous page...

Atom-1	Atom-2	Interatomic distance (Å)	Clash overlap (Å)
43:BK:34:ILE:HB	43:BK:74:VAL:HG11	1.96	0.47
45:BM:49:SER:HB2	45:BM:52:GLN:HB2	1.96	0.47
48:BP:28:ARG:HG2	48:BP:28:ARG:HH21	1.80	0.47
54:BV:525:LEU:HD21	54:BV:535:GLU:HB2	1.96	0.47
1:CA:1916:A:H2'	1:CA:1917:U:O4'	2.14	0.47
1:CA:221:A:C4	1:CA:266:G:N7	2.83	0.47
1:CA:2901:C:N4	1:CA:2902:C:N4	2.63	0.47
1:CA:511:U:C5	1:CA:512:G:C5	3.02	0.47
2:CB:94:A:OP2	59:CB:1314:HOH:O	2.21	0.47
9:CI:12:VAL:HG21	9:CI:41:PHE:HE1	1.80	0.47
33:DA:1451:U:O2'	33:DA:1452:C:OP1	2.26	0.47
33:DA:512:U:H2'	33:DA:513:C:C6	2.49	0.47
34:DB:207:ARG:HG3	34:DB:208:ALA:N	2.30	0.47
35:DC:106:VAL:HG23	35:DC:106:VAL:O	2.15	0.47
36:DD:174:ASP:O	36:DD:175:ALA:HB2	2.14	0.47
41:DI:38:TYR:HD2	41:DI:39:PHE:CD2	2.33	0.47
54:DV:31:LEU:HA	54:DV:34:THR:HG22	1.95	0.47
1:EA:1913:A:H4'	1:EA:1914:C:H5''	1.97	0.47
1:EA:2287:A:C8	1:EA:2289:G:C8	3.02	0.47
1:EA:42:A:H2'	1:EA:43:G:H5'	1.97	0.47
1:EA:995:C:H6	1:EA:995:C:H5'	1.80	0.47
9:EI:33:ASN:CB	9:EI:65:SER:HA	2.44	0.47
12:EL:122:VAL:HG22	12:EL:142:ILE:HG12	1.96	0.47
15:EO:36:TYR:N	15:EO:36:TYR:CD1	2.83	0.47
19:ES:59:GLU:HA	19:ES:64:ALA:CB	2.45	0.47
23:EW:37:VAL:HB	23:EW:38:ARG:NH1	2.29	0.47
33:FA:255:G:C6	33:FA:256:U:C4	3.03	0.47
33:FA:976:G:H2'	33:FA:1362:A:N1	2.29	0.47
34:FB:70:GLY:CA	34:FB:163:ILE:HG22	2.45	0.47
37:FE:157:ARG:HD2	40:FH:43:GLU:O	2.15	0.47
39:FG:9:GLN:OE1	39:FG:9:GLN:N	2.48	0.47
49:FQ:59:VAL:CG2	49:FQ:75:LEU:CD1	2.93	0.47
1:GA:1131:G:C5	10:GJ:77:HIS:CE1	3.03	0.47
1:GA:1283:G:N2	1:GA:1285:A:H3'	2.30	0.47
1:GA:1681:G:O2'	1:GA:1762:A:N3	2.41	0.47
1:GA:2267:A:H5''	1:GA:2268:A:H5'	1.95	0.47
1:GA:553:G:H2'	1:GA:554:U:O4'	2.14	0.47
1:GA:747:U:C4	1:GA:2613:U:C4	3.02	0.47
1:GA:834:G:H8	1:GA:834:G:O5'	1.97	0.47
9:GI:85:ILE:HD12	9:GI:100:ILE:HG21	1.95	0.47
33:HA:1513:A:H2'	33:HA:1514:G:H8	1.80	0.47

Continued on next page...

Continued from previous page...

Atom-1	Atom-2	Interatomic distance (Å)	Clash overlap (Å)
33:HA:51:A:N7	33:HA:114:U:O2'	2.47	0.47
33:HA:747:A:C6	33:HA:748:G:C6	3.03	0.47
33:HA:982:U:H4'	33:HA:983:A:O5'	2.14	0.47
45:HM:95:LEU:C	45:HM:109:ARG:HG2	2.34	0.47
54:HV:382:ILE:O	54:HV:382:ILE:HD12	2.15	0.47
54:HV:494:ILE:HD13	54:HV:494:ILE:H	1.79	0.47
30:A3:33:THR:HG23	30:A3:34:LYS:N	2.29	0.47
1:AA:1070:A:H5'	1:AA:1072:C:OP2	2.14	0.47
1:AA:1476:U:C5	1:AA:1514:G:N2	2.82	0.47
1:AA:1796:U:H2'	1:AA:1797:G:C8	2.50	0.47
1:AA:570:G:H2'	1:AA:2030:A:N7	2.30	0.47
1:AA:2787:C:H1'	4:AD:63:PRO:HG3	1.96	0.47
1:AA:71:A:C2	1:AA:73:A:C2	3.03	0.47
2:AB:78:A:H2'	2:AB:79:G:O4'	2.14	0.47
3:AC:78:GLU:OE1	3:AC:100:ARG:NH1	2.47	0.47
5:AE:113:VAL:HG12	5:AE:118:LEU:HD12	1.97	0.47
6:AF:121:PHE:HB3	6:AF:162:ASP:OD2	2.15	0.47
6:AF:90:LEU:HB3	6:AF:95:MET:HA	1.97	0.47
11:AK:66:LYS:HA	11:AK:79:PHE:O	2.15	0.47
12:AL:23:ILE:HD12	18:AR:84:ARG:NE	2.30	0.47
14:AN:55:ALA:HB2	14:AN:79:LEU:HB3	1.97	0.47
20:AT:54:GLU:HG3	20:AT:88:LYS:HB2	1.96	0.47
22:AV:75:GLN:HB2	22:AV:92:VAL:HG22	1.97	0.47
23:AW:44:PHE:CE2	23:AW:76:ARG:HD3	2.50	0.47
1:AA:1808:A:N1	24:AX:27:ARG:HD2	2.29	0.47
33:BA:1401:G:C6	33:BA:1402:C:C2	3.03	0.47
33:BA:481:G:HO2'	33:BA:482:A:H8	1.59	0.47
33:BA:720:C:N4	33:BA:721:G:C2	2.83	0.47
33:BA:8:A:C5	36:BD:206:LYS:HB3	2.50	0.47
33:BA:1216:A:H5''	46:BN:5:SER:HB3	1.97	0.47
46:BN:73:PHE:CZ	46:BN:78:GLY:HA2	2.49	0.47
48:BP:46:LYS:HG3	48:BP:47:GLU:N	2.30	0.47
1:CA:1387:A:H5'	1:CA:1469:A:H1'	1.97	0.47
1:CA:1447:C:H2'	1:CA:1448:G:C8	2.49	0.47
1:CA:2105:U:H2'	1:CA:2106:U:C6	2.49	0.47
1:CA:2210:U:H4'	1:CA:2211:A:H5'	1.97	0.47
1:CA:1993:U:H4'	4:CD:133:THR:CG2	2.45	0.47
4:CD:70:LYS:O	4:CD:71:ALA:CB	2.63	0.47
10:CJ:32:LEU:O	10:CJ:36:LEU:HB2	2.14	0.47
14:CN:78:LYS:HE2	14:CN:83:LEU:HD11	1.96	0.47
11:CK:108:ARG:HH21	16:CP:34:GLY:HA3	1.78	0.47

Continued on next page...

Continued from previous page...

Atom-1	Atom-2	Interatomic distance (Å)	Clash overlap (Å)
16:CP:85:VAL:HG13	16:CP:86:LYS:N	2.30	0.47
24:CX:29:LEU:H	24:CX:29:LEU:HD22	1.80	0.47
33:DA:521:G:OP2	44:DL:51:LYS:NZ	2.40	0.47
33:DA:841:C:N3	33:DA:843:U:C6	2.83	0.47
33:DA:927:G:N2	33:DA:1391:U:H1'	2.30	0.47
34:DB:9:LEU:HG	34:DB:42:LEU:HD13	1.97	0.47
35:DC:97:VAL:HB	35:DC:98:PRO:HD2	1.97	0.47
33:DA:625:U:H4'	48:DP:16:PHE:CE2	2.50	0.47
54:DV:138:ILE:HG12	54:DV:286:LEU:HD21	1.97	0.47
54:DV:36:VAL:HG12	54:DV:37:ASN:H	1.79	0.47
30:E3:22:LYS:HA	30:E3:47:ALA:O	2.15	0.47
10:EJ:118:MET:HA	10:EJ:121:LYS:HE2	1.97	0.47
11:EK:14:SER:HB2	11:EK:95:ILE:HD11	1.96	0.47
12:EL:87:GLY:O	12:EL:89:VAL:N	2.48	0.47
19:ES:24:ILE:HG22	19:ES:71:VAL:HG21	1.97	0.47
33:FA:1428:A:H2'	33:FA:1429:A:O4'	2.15	0.47
34:FB:83:ALA:HA	34:FB:88:GLN:HE21	1.80	0.47
38:FF:86:ARG:NH2	50:FR:64:TYR:HB3	2.30	0.47
39:FG:113:ASP:N	39:FG:113:ASP:OD1	2.46	0.47
42:FJ:35:GLN:HG2	42:FJ:78:GLU:N	2.30	0.47
42:FJ:10:LEU:HG	42:FJ:98:VAL:HG22	1.96	0.47
53:FU:10:GLU:H	53:FU:11:PRO:HD3	1.80	0.47
1:GA:1056:G:H5''	1:GA:1057:A:O4'	2.15	0.47
1:GA:1069:A:O2'	1:GA:1070:A:OP2	2.30	0.47
1:GA:1164:C:H2'	1:GA:1165:A:H8	1.79	0.47
1:GA:644:A:H2'	1:GA:645:C:O4'	2.15	0.47
6:GF:112:ASP:O	6:GF:114:ARG:NE	2.47	0.47
6:GF:11:VAL:HG11	6:GF:96:TRP:CH2	2.50	0.47
9:GI:58:ILE:HG23	9:GI:66:PHE:CE2	2.50	0.47
11:GK:108:ARG:NH1	11:GK:113:MET:HE1	2.29	0.47
23:GW:40:ARG:HG3	23:GW:56:HIS:CD2	2.50	0.47
33:HA:451:A:C2	33:HA:480:U:C4	3.02	0.47
33:HA:668:G:HO2'	47:HO:46:HIS:HD1	1.62	0.47
33:HA:1113:C:H4'	35:HC:14:ILE:HG21	1.97	0.47
41:HI:44:ALA:O	41:HI:47:VAL:HG22	2.14	0.47
43:HK:46:THR:OG1	43:HK:47:ALA:N	2.40	0.47
45:HM:34:LEU:HD22	45:HM:39:ILE:HB	1.96	0.47
54:HV:544:VAL:HG12	54:HV:545:ILE:N	2.29	0.47
32:A5:51:TYR:CD1	32:A5:51:TYR:C	2.89	0.47
1:AA:1486:U:H2'	1:AA:1487:U:C6	2.50	0.47
1:AA:1747:U:H2'	1:AA:1748:C:C6	2.50	0.47

Continued on next page...

Continued from previous page...

Atom-1	Atom-2	Interatomic distance (Å)	Clash overlap (Å)
1:AA:2211:A:O2'	1:AA:2212:A:OP1	2.25	0.47
1:AA:221:A:C4	1:AA:266:G:N7	2.83	0.47
1:AA:563:A:C4	1:AA:2018:G:C2	3.03	0.47
1:AA:834:G:C6	1:AA:835:C:C4	3.03	0.47
1:AA:971:G:OP2	1:AA:974:G:N2	2.48	0.47
2:AB:3:C:H2'	2:AB:4:C:C6	2.50	0.47
1:AA:674:G:H1'	5:AE:69:ARG:CD	2.46	0.47
6:AF:107:VAL:HG11	6:AF:175:PRO:HG2	1.95	0.47
7:AG:12:ALA:CB	1:EA:2790:U:H2'	2.45	0.47
7:AG:25:ILE:HD12	7:AG:74:MET:HB2	1.97	0.47
7:AG:72:ASN:OD1	7:AG:76:ILE:HD11	2.15	0.47
10:AJ:73:VAL:HG23	10:AJ:74:TYR:N	2.30	0.47
18:AR:8:GLY:O	18:AR:10:LYS:HE3	2.14	0.47
19:AS:13:SER:O	19:AS:14:ALA:CB	2.62	0.47
1:AA:2352:A:C6	23:AW:30:VAL:HG11	2.50	0.47
23:AW:49:ASN:ND2	23:AW:59:PHE:O	2.46	0.47
1:AA:927:A:O2'	26:AZ:38:GLU:OE1	2.27	0.47
33:BA:1296:C:O3'	33:BA:1302:C:N4	2.48	0.47
35:BC:175:LEU:HD11	35:BC:201:TRP:HD1	1.79	0.47
38:BF:3:HIS:H	38:BF:92:THR:HG23	1.80	0.47
41:BI:94:LEU:O	41:BI:96:SER:N	2.42	0.47
45:BM:4:ILE:HG13	45:BM:4:ILE:O	2.15	0.47
54:BV:33:TYR:CE1	54:BV:199:GLY:HA3	2.50	0.47
1:CA:1223:G:N2	1:CA:1226:A:OP2	2.39	0.47
1:CA:2064:C:H2'	1:CA:2065:C:C6	2.49	0.47
1:CA:2286:G:H5''	1:CA:2287:A:O4'	2.15	0.47
1:CA:980:A:C6	1:CA:981:A:N1	2.83	0.47
2:CB:53:A:H2'	2:CB:54:G:O4'	2.15	0.47
2:CB:98:G:N1	22:CV:14:LYS:HE3	2.30	0.47
14:CN:71:ARG:CG	14:CN:71:ARG:HH21	2.28	0.47
20:CT:29:THR:HA	20:CT:86:THR:HA	1.97	0.47
23:CW:75:ASN:OD1	23:CW:76:ARG:N	2.48	0.47
33:DA:919:A:O2'	33:DA:920:U:H5'	2.15	0.47
33:DA:402:G:H5'	36:DD:71:GLN:NE2	2.30	0.47
38:DF:92:THR:O	38:DF:93:LYS:HG2	2.15	0.47
45:DM:4:ILE:HA	45:DM:57:ARG:HG3	1.97	0.47
46:DN:6:MET:SD	46:DN:9:ARG:CZ	3.03	0.47
33:DA:254:G:O3'	49:DQ:71:LYS:NZ	2.48	0.47
52:DT:44:LYS:HB2	52:DT:87:ALA:HB1	1.97	0.47
54:DV:11:ARG:HE	54:DV:283:ILE:HA	1.79	0.47
1:EA:2478:A:P	31:E4:2:LYS:HZ1	2.37	0.47

Continued on next page...

Continued from previous page...

Atom-1	Atom-2	Interatomic distance (Å)	Clash overlap (Å)
32:E5:51:TYR:HE2	32:E5:90:GLY:HA3	1.79	0.47
1:EA:1381:G:H2'	1:EA:1382:G:H5'	1.97	0.47
1:EA:1486:U:H2'	1:EA:1487:U:C6	2.50	0.47
1:EA:1964:G:H4'	1:EA:1965:C:OP2	2.15	0.47
1:EA:1854:A:H2	1:EA:2087:G:N3	2.13	0.47
1:EA:2773:C:H2'	1:EA:2774:C:H6	1.80	0.47
4:ED:108:ASP:N	4:ED:204:LYS:O	2.48	0.47
7:EG:18:ILE:HD12	7:EG:19:ASN:N	2.30	0.47
22:EV:9:ARG:NH2	22:EV:12:GLN:HA	2.30	0.47
23:EW:18:LYS:H	23:EW:36:ILE:N	2.13	0.47
26:EZ:35:VAL:HG22	26:EZ:37:ARG:CZ	2.45	0.47
44:FL:94:ARG:HB2	44:FL:95:TYR:CE1	2.50	0.47
52:FT:28:MET:HG3	52:FT:29:ARG:N	2.30	0.47
54:FV:450:ASP:O	54:FV:454:ASN:ND2	2.48	0.47
1:GA:1257:C:O2'	5:GE:79:ARG:N	2.48	0.47
1:GA:27:G:N2	1:GA:512:G:H1'	2.30	0.47
1:GA:864:G:C6	1:GA:865:C:N4	2.83	0.47
9:GI:91:LYS:HB2	9:GI:95:ASP:OD1	2.15	0.47
12:GL:66:PHE:CD1	12:GL:66:PHE:C	2.87	0.47
23:GW:40:ARG:HG2	23:GW:52:CYS:SG	2.55	0.47
23:GW:67:LYS:O	23:GW:68:PHE:HB2	2.15	0.47
43:DK:38:GLN:NE2	39:HG:67:GLU:OE2	2.46	0.47
44:HL:24:LEU:HG	44:HL:25:GLU:N	2.30	0.47
1:GA:1095:A:C4	54:HV:628:THR:O	2.68	0.47
1:AA:1057:A:C6	1:AA:1086:A:C2	3.02	0.46
1:AA:1328:A:H2'	1:AA:1330:C:C5	2.50	0.46
1:AA:1534:U:H5'	1:AA:1535:A:P	2.54	0.46
1:AA:171:U:H2'	1:AA:172:A:C8	2.49	0.46
1:AA:2312:U:C4	1:AA:2313:C:C5	3.03	0.46
1:AA:235:U:H2'	1:AA:236:C:C6	2.50	0.46
1:AA:320:A:C4	5:AE:131:THR:HG21	2.50	0.46
1:AA:47:C:C4	1:AA:48:G:N7	2.83	0.46
3:AC:16:VAL:N	3:AC:203:VAL:CG1	2.78	0.46
6:AF:11:VAL:HG12	6:AF:15:LEU:HD12	1.96	0.46
6:AF:7:TYR:HD1	6:AF:172:PHE:CZ	2.33	0.46
12:AL:57:LEU:CD1	30:A3:53:ASP:HB3	2.46	0.46
14:AN:52:ILE:HB	14:AN:94:TYR:CD2	2.50	0.46
17:AQ:63:ARG:HH12	17:AQ:96:ASP:CA	2.28	0.46
23:AW:35:ILE:HA	23:AW:57:THR:HG23	1.97	0.46
24:AX:52:ALA:O	24:AX:53:LYS:HB3	2.15	0.46
26:AZ:26:LEU:O	26:AZ:37:ARG:NH1	2.46	0.46

Continued on next page...

Continued from previous page...

Atom-1	Atom-2	Interatomic distance (Å)	Clash overlap (Å)
33:BA:449:G:H2'	33:BA:450:G:C8	2.49	0.46
35:BC:175:LEU:HD11	35:BC:201:TRP:CD1	2.50	0.46
39:BG:74:GLU:O	39:BG:89:VAL:N	2.42	0.46
41:BI:24:GLY:H	41:BI:61:LEU:HA	1.79	0.46
44:BL:44:LYS:HB3	44:BL:45:PRO:CD	2.45	0.46
44:BL:63:VAL:HG22	44:BL:64:THR:N	2.30	0.46
46:BN:45:VAL:HG23	46:BN:46:LEU:H	1.79	0.46
46:BN:9:ARG:HB3	46:BN:13:ARG:NH1	2.30	0.46
51:BS:80:TYR:CD1	51:BS:81:ARG:N	2.84	0.46
52:BT:4:ILE:O	52:BT:4:ILE:HG22	2.15	0.46
1:CA:1226:A:OP1	17:CQ:15:LYS:NZ	2.36	0.46
1:CA:1248:G:OP2	5:CE:44:ARG:NH1	2.44	0.46
1:CA:2280:G:C2	1:CA:2281:A:C8	3.03	0.46
4:CD:99:GLU:HG3	4:CD:100:LEU:N	2.30	0.46
4:CD:14:ILE:HG13	4:CD:14:ILE:O	2.14	0.46
7:CG:22:VAL:HG22	7:CG:36:LEU:CD1	2.45	0.46
20:CT:50:LEU:O	20:CT:51:PHE:HB2	2.15	0.46
24:CX:52:ALA:O	24:CX:53:LYS:HB3	2.15	0.46
33:DA:1194:U:H5'	37:DE:27:GLY:HA2	1.95	0.46
1:CA:1913:A:N6	33:DA:1494:G:H5'	2.26	0.46
33:DA:376:G:H2'	33:DA:377:G:H8	1.79	0.46
1:EA:1183:U:H2'	1:EA:1184:U:C6	2.50	0.46
1:EA:2392:A:C8	1:EA:2429:G:C2	3.03	0.46
1:EA:2576:G:O2'	1:EA:2579:C:OP2	2.22	0.46
1:EA:1664:A:C2	1:EA:2726:A:C8	3.03	0.46
1:EA:336:C:H2'	1:EA:337:C:H6	1.80	0.46
1:EA:570:G:OP1	1:EA:972:A:O2'	2.20	0.46
1:EA:875:G:C2'	1:EA:876:C:H5'	2.45	0.46
4:ED:107:VAL:H	4:ED:206:ALA:H	1.62	0.46
1:EA:1257:C:O2'	5:EE:79:ARG:N	2.48	0.46
9:EI:19:PRO:HD2	9:EI:23:VAL:HG21	1.96	0.46
23:EW:18:LYS:H	23:EW:36:ILE:CA	2.28	0.46
23:EW:23:LYS:HE2	23:EW:24:ARG:CA	2.45	0.46
33:FA:1305:G:HO2'	33:FA:1306:A:H8	1.62	0.46
34:FB:117:GLU:HA	34:FB:120:SER:HB2	1.97	0.46
34:FB:49:PHE:HB2	34:FB:212:TYR:CE2	2.50	0.46
36:FD:110:THR:HG23	36:FD:113:GLU:H	1.80	0.46
36:FD:3:ARG:CZ	36:FD:115:ARG:NE	2.78	0.46
39:FG:59:LEU:O	39:FG:62:PHE:HB3	2.15	0.46
40:FH:29:SER:HB2	40:FH:59:LEU:HB2	1.97	0.46
41:FI:91:ASP:OD1	41:FI:94:LEU:HD13	2.15	0.46

Continued on next page...

Continued from previous page...

Atom-1	Atom-2	Interatomic distance (Å)	Clash overlap (Å)
44:FL:114:ARG:NH2	44:FL:121:ARG:HA	2.31	0.46
1:GA:1926:U:C6	1:GA:1926:U:C3'	2.98	0.46
1:GA:1659:G:C6	1:GA:2002:G:C6	3.03	0.46
1:GA:2804:U:H2'	1:GA:2805:C:C6	2.49	0.46
1:GA:883:G:N2	1:GA:894:U:H1'	2.30	0.46
8:GH:41:LYS:HA	8:GH:44:ILE:HG12	1.97	0.46
13:GM:1:MET:O	13:GM:2:LEU:HB2	2.16	0.46
16:GP:19:PHE:CE1	16:GP:83:ILE:HD11	2.50	0.46
24:GX:29:LEU:H	24:GX:29:LEU:HD23	1.80	0.46
33:HA:1107:C:C4	33:HA:1108:G:C8	3.03	0.46
33:HA:420:U:C2'	33:HA:421:U:H5''	2.45	0.46
33:HA:60:A:OP1	33:HA:111:G:N2	2.37	0.46
36:HD:124:MET:HG3	36:HD:144:SER:OG	2.15	0.46
42:HJ:7:ARG:HG3	42:HJ:75:ASP:HA	1.97	0.46
53:HU:40:LYS:N	53:HU:41:PRO:CD	2.79	0.46
32:A5:58:THR:HG21	32:A5:82:ILE:N	2.30	0.46
1:AA:1722:A:N6	1:AA:1723:G:C6	2.83	0.46
1:AA:1725:U:N3	1:AA:1726:C:N4	2.63	0.46
1:AA:1936:A:H2	1:AA:1943:U:C5	2.34	0.46
1:AA:2304:G:H4'	6:AF:129:MET:HA	1.97	0.46
1:AA:2425:A:C5'	1:AA:2427:C:O4'	2.63	0.46
1:AA:287:G:H2'	1:AA:288:U:C6	2.50	0.46
4:AD:106:LYS:HB3	4:AD:206:ALA:H	1.80	0.46
1:AA:2312:U:H5'	6:AF:84:ILE:HD13	1.96	0.46
11:AK:61:VAL:HG13	11:AK:87:LEU:HD11	1.97	0.46
15:AO:111:ARG:NH2	15:AO:117:PHE:O	2.48	0.46
33:BA:448:A:C4	33:BA:487:A:C2	3.03	0.46
35:BC:119:SER:O	35:BC:123:GLN:HG3	2.16	0.46
36:BD:26:ARG:NH2	36:BD:31:LYS:HG2	2.31	0.46
38:BF:40:GLU:CD	38:BF:61:LEU:HD23	2.36	0.46
39:BG:139:GLU:O	39:BG:143:ARG:HB2	2.15	0.46
33:BA:598:U:H4'	40:BH:86:TYR:CG	2.50	0.46
41:BI:55:VAL:HG11	41:BI:87:LEU:HD21	1.96	0.46
41:BI:91:ASP:CG	41:BI:93:SER:HB3	2.36	0.46
33:BA:958:A:N6	51:BS:77:THR:O	2.48	0.46
52:BT:85:LYS:O	52:BT:86:LEU:HB2	2.15	0.46
54:BV:266:CYS:SG	54:BV:267:GLY:N	2.89	0.46
1:CA:1076:C:O2'	9:CI:93:ASN:HB3	2.15	0.46
1:CA:1614:A:OP1	59:CA:3308:HOH:O	2.21	0.46
1:CA:2017:U:H5''	1:CA:2018:G:P	2.55	0.46
1:CA:2193:G:H2'	1:CA:2194:U:H6	1.80	0.46

Continued on next page...

Continued from previous page...

Atom-1	Atom-2	Interatomic distance (Å)	Clash overlap (Å)
1:CA:388:G:N7	1:CA:390:U:H2'	2.30	0.46
4:CD:11:MET:HA	4:CD:24:VAL:O	2.14	0.46
9:CI:109:ALA:HB2	9:CI:128:ILE:HG13	1.97	0.46
9:CI:98:GLY:CA	9:CI:137:LEU:HD22	2.45	0.46
9:CI:52:LEU:HD11	9:CI:81:LYS:HE2	1.97	0.46
33:DA:110:C:N4	33:DA:111:G:C6	2.83	0.46
33:DA:454:G:N2	33:DA:479:U:O2	2.44	0.46
41:DI:33:ARG:HD2	41:DI:38:TYR:HD1	1.81	0.46
41:DI:28:ILE:HG13	41:DI:63:LEU:HD21	1.97	0.46
48:DP:67:ILE:HG21	48:DP:72:ALA:HA	1.96	0.46
32:E5:73:LYS:CG	32:E5:117:LEU:HD21	2.43	0.46
32:E5:29:ASP:OD1	32:E5:29:ASP:N	2.49	0.46
32:E5:98:GLU:HA	32:E5:101:LYS:HB2	1.96	0.46
1:EA:1531:C:H2'	1:EA:1532:A:O4'	2.15	0.46
1:EA:1737:G:H5''	1:EA:1738:G:OP2	2.14	0.46
1:EA:1786:A:H1'	1:EA:1938:A:N6	2.30	0.46
1:EA:1882:U:O2'	1:EA:1883:U:H5'	2.15	0.46
1:EA:752:A:H62	1:EA:2609:U:H3	1.63	0.46
5:EE:160:ALA:O	5:EE:161:ALA:HB3	2.14	0.46
7:EG:8:VAL:CG1	7:EG:49:LEU:HB2	2.44	0.46
18:ER:39:LEU:O	18:ER:49:ILE:HG23	2.16	0.46
21:EU:53:GLN:N	21:EU:54:PRO:CD	2.78	0.46
23:EW:72:GLY:N	23:EW:73:PRO:CD	2.79	0.46
33:FA:1060:U:OP1	46:FN:85:ARG:NH2	2.43	0.46
33:FA:1505:G:H4'	33:FA:1506:U:H5''	1.97	0.46
36:FD:3:ARG:NE	36:FD:115:ARG:HD3	2.31	0.46
33:FA:598:U:H4'	40:FH:86:TYR:CD2	2.51	0.46
52:FT:55:GLN:N	52:FT:56:PRO:HD2	2.30	0.46
28:G1:7:LYS:HE3	30:G3:33:THR:HG21	1.97	0.46
1:GA:1234:U:H2'	1:GA:1235:G:O4'	2.15	0.46
1:GA:1267:U:O3'	59:GA:3375:HOH:O	2.20	0.46
1:GA:2352:A:C6	1:GA:2366:A:C4	3.03	0.46
2:GB:119:A:OP2	2:GB:119:A:H4'	2.15	0.46
3:GC:166:ARG:O	3:GC:166:ARG:HG3	2.16	0.46
5:GE:45:ALA:C	5:GE:46:GLN:HG2	2.35	0.46
6:GF:146:ASP:OD1	45:HM:71:ARG:NE	2.44	0.46
7:GG:112:VAL:HG23	7:GG:113:ASP:N	2.29	0.46
7:GG:175:LYS:O	7:GG:176:LYS:CB	2.63	0.46
10:GJ:135:GLN:CD	10:GJ:135:GLN:N	2.68	0.46
12:GL:18:ARG:O	12:GL:19:LEU:HB3	2.14	0.46
33:HA:1044:A:C5	33:HA:1045:C:H1'	2.50	0.46

Continued on next page...

Continued from previous page...

Atom-1	Atom-2	Interatomic distance (Å)	Clash overlap (Å)
33:HA:260:G:H2'	33:HA:261:U:C6	2.49	0.46
33:HA:368:U:C6	54:HV:362:ARG:HD3	2.50	0.46
34:HB:183:PHE:CE2	34:HB:197:PHE:CD2	3.03	0.46
37:HE:81:LEU:HB3	37:HE:147:MET:HE2	1.97	0.46
53:HU:34:ARG:HG3	53:HU:35:ARG:H	1.80	0.46
1:AA:2884:U:C5	27:A0:39:ARG:CZ	2.98	0.46
1:AA:1307:A:C5	1:AA:1308:A:N7	2.84	0.46
1:AA:1605:C:O4'	1:AA:1610:A:C6	2.69	0.46
1:AA:1651:G:N2	1:AA:2007:U:C2	2.83	0.46
1:AA:2267:A:H5''	1:AA:2268:A:H5'	1.97	0.46
1:AA:2287:A:C4	1:AA:2289:G:N7	2.83	0.46
1:AA:321:U:N1	5:AE:159:LEU:HD23	2.30	0.46
1:AA:479:A:H4'	1:AA:480:A:OP1	2.14	0.46
1:AA:1568:G:H4'	3:AC:58:LYS:HB3	1.97	0.46
3:AC:65:ASP:OD2	3:AC:101:ARG:NH1	2.46	0.46
13:AM:1:MET:O	13:AM:2:LEU:HB3	2.15	0.46
16:AP:30:TRP:CE3	16:AP:39:LEU:HD12	2.50	0.46
33:BA:780:A:C2	33:BA:803:G:C6	3.03	0.46
39:BG:27:VAL:HG12	39:BG:43:VAL:HG21	1.97	0.46
54:BV:4:THR:HG21	54:BV:378:ARG:CZ	2.45	0.46
33:BA:1493:A:OP1	55:BW:1:KBE:NZ	2.48	0.46
1:CA:1672:A:N6	1:CA:1673:G:C6	2.83	0.46
1:CA:26:G:OP1	19:CS:80:PRO:HB3	2.16	0.46
1:CA:460:A:OP1	29:C2:41:ARG:NH1	2.48	0.46
4:CD:117:GLY:C	4:CD:118:PHE:CD2	2.89	0.46
4:CD:8:LYS:HB2	4:CD:201:LEU:CD2	2.45	0.46
5:CE:3:LEU:O	5:CE:11:ALA:HA	2.16	0.46
9:CI:59:THR:O	9:CI:66:PHE:HB2	2.15	0.46
10:CJ:73:VAL:HG23	10:CJ:74:TYR:N	2.30	0.46
11:CK:2:ILE:O	11:CK:6:THR:OG1	2.25	0.46
14:CN:56:LYS:HD2	14:CN:88:ALA:HA	1.97	0.46
19:CS:75:PHE:CE1	19:CS:104:THR:HB	2.51	0.46
20:CT:93:LEU:HD13	20:CT:93:LEU:N	2.30	0.46
24:CX:39:VAL:HG22	24:CX:44:ARG:O	2.15	0.46
33:DA:1078:U:H4'	37:DE:138:ARG:CZ	2.46	0.46
33:DA:1144:G:N2	33:DA:1146:A:H62	2.13	0.46
33:DA:292:G:C2	33:DA:309:A:C2	3.03	0.46
33:DA:608:A:O5'	59:DA:1850:HOH:O	2.21	0.46
36:DD:4:TYR:O	36:DD:5:LEU:HB2	2.15	0.46
37:DE:80:THR:HB	37:DE:122:ASN:OD1	2.15	0.46
42:DJ:80:THR:O	42:DJ:83:THR:N	2.49	0.46

Continued on next page...

Continued from previous page...

Atom-1	Atom-2	Interatomic distance (Å)	Clash overlap (Å)
46:DN:9:ARG:HB3	46:DN:13:ARG:NH1	2.30	0.46
1:EA:1060:U:H4'	1:EA:1061:U:H5''	1.97	0.46
1:EA:1314:C:OP1	59:EA:3758:HOH:O	2.21	0.46
1:EA:526:A:O2'	1:EA:2043:C:O2	2.30	0.46
1:EA:2349:G:OP2	30:E3:41:ARG:HD3	2.15	0.46
6:EF:72:SER:HB2	6:EF:80:GLN:HB3	1.96	0.46
14:EN:117:ASP:OD1	14:EN:118:ARG:N	2.48	0.46
15:EO:2:ASP:HB3	15:EO:5:SER:HB2	1.98	0.46
17:EQ:78:PHE:CE1	17:EQ:82:LEU:HD11	2.49	0.46
20:ET:35:ALA:HB3	20:ET:38:ALA:HB2	1.98	0.46
33:FA:533:A:O2'	33:FA:535:A:OP2	2.24	0.46
43:FK:126:LYS:O	43:FK:127:ARG:HB2	2.16	0.46
45:FM:10:PRO:O	45:FM:11:ASP:HB2	2.15	0.46
45:FM:43:VAL:CG1	45:FM:47:GLU:HG2	2.45	0.46
46:FN:54:ASP:OD1	46:FN:59:ARG:NH1	2.46	0.46
1:GA:1171:G:C2	1:GA:1172:C:C5	3.03	0.46
1:GA:2105:U:H3'	1:GA:2106:U:H5''	1.97	0.46
1:GA:2283:C:H5''	1:GA:2389:G:O2'	2.16	0.46
1:GA:2569:G:C2	1:GA:2570:G:C8	3.03	0.46
1:GA:301:G:H4'	1:GA:302:C:OP1	2.15	0.46
1:GA:379:G:C6	1:GA:380:G:C5	3.03	0.46
1:GA:640:C:C4	1:GA:641:U:C4	3.03	0.46
10:GJ:17:VAL:HG13	10:GJ:57:LEU:CD2	2.46	0.46
19:GS:69:LEU:HG	19:GS:107:VAL:HG22	1.96	0.46
26:GZ:3:THR:H	26:GZ:38:GLU:HA	1.81	0.46
33:HA:1276:G:N3	33:HA:1282:C:O2'	2.45	0.46
33:HA:328:C:O2	33:HA:328:C:C2'	2.63	0.46
34:HB:67:LEU:HD12	34:HB:157:PRO:HG2	1.97	0.46
33:HA:1092:A:H5''	39:HG:4:ARG:NH2	2.31	0.46
51:HS:36:ARG:HB3	51:HS:72:GLY:CA	2.45	0.46
1:AA:1937:A:N7	1:AA:1939:U:H2'	2.31	0.46
1:AA:2305:U:H1'	6:AF:132:ARG:HA	1.98	0.46
1:AA:237:C:H2'	1:AA:238:C:C6	2.50	0.46
1:AA:792:A:C6	1:AA:2440:C:C6	3.03	0.46
1:AA:2860:A:N7	1:AA:2861:U:H1'	2.31	0.46
4:AD:106:LYS:HB3	4:AD:206:ALA:CB	2.45	0.46
6:AF:39:VAL:HG13	6:AF:40:GLY:H	1.79	0.46
7:AG:27:GLY:N	7:AG:78:VAL:HG13	2.31	0.46
15:AO:51:ALA:CB	15:AO:78:VAL:HG13	2.45	0.46
17:AQ:63:ARG:HH12	17:AQ:96:ASP:HA	1.81	0.46
17:AQ:91:ARG:HH11	18:AR:11:GLN:N	2.12	0.46

Continued on next page...

Continued from previous page...

Atom-1	Atom-2	Interatomic distance (Å)	Clash overlap (Å)
1:AA:856:G:H1'	23:AW:23:LYS:HB3	1.97	0.46
2:AB:12:C:C4	23:AW:72:GLY:HA3	2.50	0.46
33:BA:1013:G:N2	33:BA:1016:A:OP2	2.48	0.46
33:BA:236:A:H2'	33:BA:237:G:C8	2.50	0.46
33:BA:202:G:O2'	33:BA:468:A:C8	2.68	0.46
35:BC:140:ASN:HA	35:BC:143:ARG:HB2	1.97	0.46
38:BF:91:ARG:CG	38:BF:92:THR:H	2.25	0.46
42:BJ:57:VAL:CG1	42:BJ:58:ASN:N	2.78	0.46
42:BJ:40:ILE:HD12	42:BJ:73:LEU:HD23	1.98	0.46
44:BL:43:LYS:HG2	44:BL:44:LYS:H	1.80	0.46
48:BP:4:ILE:HD12	48:BP:4:ILE:N	2.29	0.46
49:BQ:12:VAL:HG23	49:BQ:57:ASP:O	2.16	0.46
1:CA:1353:A:C8	1:CA:1378:A:N6	2.83	0.46
1:CA:2892:G:H5''	1:CA:2894:G:N2	2.30	0.46
1:CA:559:G:OP1	10:CJ:111:LYS:HD3	2.15	0.46
1:CA:95:A:C2	1:CA:96:C:H1'	2.50	0.46
4:CD:149:ASN:CG	4:CD:150:GLN:H	2.16	0.46
17:CQ:91:ARG:NE	17:CQ:93:ILE:CG2	2.75	0.46
33:DA:1004:A:O2'	33:DA:1036:A:N1	2.42	0.46
33:DA:1492:A:C2	33:DA:1493:A:C4	3.02	0.46
33:DA:454:G:H1	33:DA:479:U:H3	1.63	0.46
34:DB:206:ILE:H	34:DB:206:ILE:HD12	1.80	0.46
36:DD:168:PRO:CB	36:DD:171:LEU:CD1	2.94	0.46
36:DD:41:HIS:CD2	36:DD:44:ARG:HH21	2.33	0.46
37:DE:134:ILE:HD12	37:DE:134:ILE:H	1.80	0.46
43:DK:128:ARG:HH11	43:DK:128:ARG:HG2	1.80	0.46
46:DN:21:PHE:C	46:DN:23:LYS:H	2.18	0.46
48:DP:71:VAL:O	48:DP:75:ILE:HG23	2.15	0.46
49:DQ:30:LYS:HB3	49:DQ:37:PHE:CE2	2.51	0.46
28:E1:22:THR:OG1	28:E1:23:THR:N	2.46	0.46
32:E5:67:THR:C	32:E5:69:PHE:N	2.69	0.46
1:EA:1060:U:H4'	1:EA:1061:U:C5'	2.44	0.46
1:EA:2542:A:H4'	1:EA:2543:G:H8	1.80	0.46
1:EA:795:C:H6	1:EA:795:C:O5'	1.97	0.46
18:ER:48:LYS:HE2	18:ER:48:LYS:O	2.15	0.46
33:FA:159:G:N2	33:FA:162:A:OP2	2.49	0.46
35:FC:130:PHE:CE2	35:FC:157:LEU:HD23	2.50	0.46
45:FM:54:ASP:HA	45:FM:57:ARG:CB	2.45	0.46
54:FV:119:VAL:O	54:FV:123:SER:OG	2.31	0.46
1:GA:1070:A:N1	9:GI:8:VAL:HA	2.29	0.46
1:GA:1432:G:H2'	1:GA:1433:A:C8	2.50	0.46

Continued on next page...

Continued from previous page...

Atom-1	Atom-2	Interatomic distance (Å)	Clash overlap (Å)
1:GA:2250:G:OP1	1:GA:2275:C:O2'	2.15	0.46
1:GA:566:U:H2'	1:GA:567:U:O4'	2.15	0.46
3:GC:209:ALA:HA	3:GC:212:TRP:NE1	2.30	0.46
1:GA:2830:C:O3'	4:GD:56:LYS:NZ	2.46	0.46
5:GE:3:LEU:O	5:GE:11:ALA:HA	2.15	0.46
8:GH:31:VAL:HB	8:GH:32:PRO:HD3	1.97	0.46
24:GX:34:SER:HA	24:GX:48:LEU:O	2.15	0.46
33:HA:1005:A:H2'	33:HA:1006:G:O4'	2.16	0.46
33:HA:1533:C:H3'	33:HA:1534:A:C5'	2.46	0.46
41:HI:12:ARG:HH11	41:HI:13:LYS:HB2	1.80	0.46
43:HK:126:LYS:HE3	43:HK:127:ARG:HH21	1.81	0.46
44:HL:79:VAL:HG12	44:HL:102:LEU:HD23	1.97	0.46
44:HL:87:VAL:C	44:HL:89:ASP:H	2.19	0.46
45:HM:68:ASP:HA	45:HM:71:ARG:HD3	1.97	0.46
28:A1:16:THR:HG21	28:A1:42:VAL:HG23	1.97	0.46
1:AA:1024:G:C8	1:AA:1025:G:H2'	2.51	0.46
1:AA:43:G:H8	1:AA:43:G:H5'	1.81	0.46
1:AA:633:A:OP1	12:AL:68:SER:OG	2.29	0.46
1:AA:634:C:H2'	1:AA:635:C:C6	2.50	0.46
1:AA:802:A:C5	1:AA:803:U:C4	3.04	0.46
4:AD:69:ALA:HA	4:AD:73:VAL:CG1	2.45	0.46
5:AE:197:GLU:O	5:AE:201:ALA:N	2.48	0.46
10:AJ:17:VAL:HG23	10:AJ:139:VAL:HA	1.98	0.46
18:AR:14:VAL:HG22	18:AR:20:VAL:HG11	1.98	0.46
20:AT:31:VAL:HA	20:AT:83:ALA:HB3	1.98	0.46
33:BA:1493:A:OP2	55:BW:6:5OH:NQ	2.46	0.46
33:BA:1527:U:O4	59:BA:1863:HOH:O	2.20	0.46
33:BA:292:G:O2'	33:BA:608:A:N6	2.49	0.46
33:BA:202:G:O2'	33:BA:468:A:H2'	2.15	0.46
33:BA:681:A:N3	33:BA:710:G:C2	2.83	0.46
34:BB:209:VAL:HG23	34:BB:210:THR:N	2.30	0.46
35:BC:150:LYS:HG3	35:BC:201:TRP:CE3	2.50	0.46
37:BE:110:ALA:O	37:BE:111:MET:CB	2.64	0.46
33:BA:1322:C:OP1	51:BS:78:ARG:NH2	2.49	0.46
54:BV:193:TRP:CH2	54:BV:276:GLN:HB2	2.50	0.46
1:CA:134:G:O6	1:CA:144:A:N6	2.49	0.46
1:CA:1709:U:H2'	1:CA:1710:G:H8	1.81	0.46
1:CA:1869:G:N2	1:CA:1873:G:C6	2.83	0.46
1:CA:2584:U:O4	59:CA:3697:HOH:O	2.21	0.46
1:CA:564:C:O2	1:CA:578:G:N2	2.49	0.46
1:CA:1077:A:H4'	9:CI:93:ASN:HD22	1.80	0.46

Continued on next page...

Continued from previous page...

Atom-1	Atom-2	Interatomic distance (Å)	Clash overlap (Å)
13:CM:33:LEU:CD2	13:CM:128:THR:HB	2.46	0.46
14:CN:98:LEU:HB3	27:C0:42:ILE:HD11	1.98	0.46
20:CT:69:ARG:CG	20:CT:70:HIS:H	2.29	0.46
24:CX:69:GLU:O	24:CX:70:LEU:HB2	2.15	0.46
33:DA:924:C:O2'	33:DA:1502:A:N1	2.37	0.46
33:DA:490:C:C2	33:DA:491:G:C8	3.04	0.46
33:DA:601:G:C2	33:DA:602:A:C4	3.03	0.46
33:DA:913:A:H4'	33:DA:914:A:O5'	2.16	0.46
34:DB:162:VAL:HG22	34:DB:184:ALA:CB	2.46	0.46
38:DF:46:GLN:HA	38:DF:56:LYS:HG2	1.97	0.46
44:DL:3:THR:HG22	44:DL:5:ASN:H	1.79	0.46
1:EA:1076:C:H2'	1:EA:1077:A:O4'	2.15	0.46
1:EA:579:G:H2'	1:EA:580:U:C6	2.50	0.46
1:EA:856:G:H1'	23:EW:23:LYS:HB3	1.97	0.46
6:EF:110:ILE:O	6:EF:112:ASP:N	2.48	0.46
7:EG:112:VAL:HG23	7:EG:113:ASP:N	2.30	0.46
10:EJ:49:ASP:HB2	10:EJ:114:LEU:HD21	1.97	0.46
1:EA:1341:G:C6	20:ET:84:TYR:CE1	3.03	0.46
20:ET:54:GLU:HG3	20:ET:88:LYS:HB2	1.98	0.46
21:EU:84:PHE:O	21:EU:85:ARG:HB3	2.15	0.46
23:EW:9:THR:HG1	23:EW:10:ARG:H	1.62	0.46
23:EW:37:VAL:CG1	23:EW:55:ASP:O	2.62	0.46
25:EY:6:LEU:O	25:EY:7:ARG:HB3	2.14	0.46
33:FA:627:G:H2'	33:FA:628:G:O4'	2.16	0.46
35:FC:130:PHE:CG	35:FC:131:ARG:N	2.84	0.46
33:FA:1118:U:C5'	41:FI:106:ARG:HD2	2.46	0.46
47:FO:35:GLN:HB3	47:FO:59:MET:HE1	1.96	0.46
54:FV:24:THR:OG1	54:FV:88:ASP:OD2	2.34	0.46
54:FV:19:ILE:CD1	54:FV:92:HIS:H	2.29	0.46
1:GA:1378:A:H4'	1:GA:1379:U:OP1	2.16	0.46
1:GA:1857:G:O2'	1:GA:1858:A:P	2.74	0.46
1:GA:2556:C:H2'	1:GA:2557:G:O4'	2.15	0.46
4:GD:77:ARG:NH2	4:GD:200:ASP:OD1	2.43	0.46
11:GK:18:ARG:HB2	11:GK:45:GLU:CG	2.45	0.46
12:GL:79:LEU:H	12:GL:113:ALA:HB3	1.81	0.46
20:GT:28:ASN:HA	20:GT:91:GLN:HE22	1.80	0.46
33:HA:1182:G:H4'	33:HA:1183:U:C5'	2.46	0.46
33:HA:22:G:C6	33:HA:23:C:C4	3.04	0.46
33:HA:398:U:H2'	33:HA:399:G:C8	2.50	0.46
33:HA:539:A:H2'	33:HA:540:G:C8	2.50	0.46
33:HA:843:U:O4	33:HA:844:G:N2	2.49	0.46

Continued on next page...

Continued from previous page...

Atom-1	Atom-2	Interatomic distance (Å)	Clash overlap (Å)
46:HN:51:LEU:HB3	46:HN:52:PRO:HD2	1.98	0.46
54:HV:298:ILE:HG23	54:HV:304:ASP:HA	1.97	0.46
32:A5:88:HIS:CB	32:A5:89:PRO:CD	2.94	0.46
1:AA:1060:U:H4'	1:AA:1061:U:C5'	2.46	0.46
1:AA:1479:G:C2	1:AA:1480:C:C2	3.04	0.46
1:AA:1666:G:N7	59:AA:3425:HOH:O	2.36	0.46
1:AA:945:A:C4	1:AA:2448:A:N3	2.84	0.46
1:AA:2687:U:H2'	1:AA:2688:G:O4'	2.14	0.46
1:AA:2747:G:O2'	7:AG:66:THR:HG22	2.15	0.46
1:AA:852:U:H2'	1:AA:853:C:C6	2.50	0.46
12:AL:19:LEU:HB2	12:AL:27:LEU:HD13	1.98	0.46
12:AL:2:ARG:C	12:AL:5:THR:HG22	2.36	0.46
15:AO:57:ALA:O	15:AO:61:GLN:NE2	2.48	0.46
33:BA:1022:A:H2'	33:BA:1023:U:O4'	2.15	0.46
33:BA:395:C:H2'	33:BA:396:C:C6	2.50	0.46
36:BD:95:GLU:O	36:BD:100:ASN:ND2	2.49	0.46
37:BE:96:MET:CE	37:BE:115:LEU:HD11	2.45	0.46
40:BH:8:ALA:HA	40:BH:77:ARG:HD3	1.98	0.46
30:C3:23:HIS:ND1	30:C3:24:LYS:O	2.43	0.46
1:CA:1615:C:C5	1:CA:1617:C:C4	3.03	0.46
1:CA:250:G:C6	1:CA:251:A:C6	3.04	0.46
1:CA:287:G:H2'	1:CA:288:U:C6	2.51	0.46
1:CA:2886:A:C6	27:C0:39:ARG:CZ	2.98	0.46
1:CA:746:U:O4	59:CA:3306:HOH:O	2.17	0.46
1:CA:869:G:C5	1:CA:870:U:C5	3.04	0.46
7:CG:59:ASP:HB3	7:CG:63:GLN:CG	2.46	0.46
17:CQ:35:PHE:CZ	17:CQ:39:ILE:HD11	2.51	0.46
17:CQ:91:ARG:NH2	17:CQ:93:ILE:HG21	2.31	0.46
33:DA:843:U:H2'	33:DA:844:G:H5'	1.97	0.46
36:DD:72:PHE:CZ	36:DD:200:ILE:HD11	2.50	0.46
36:DD:3:ARG:CZ	36:DD:115:ARG:HD3	2.46	0.46
39:DG:79:ARG:HD2	39:DG:83:SER:O	2.15	0.46
52:DT:68:HIS:C	52:DT:69:LYS:HG3	2.36	0.46
32:E5:125:ARG:HA	32:E5:125:ARG:CZ	2.45	0.46
32:E5:129:LEU:C	32:E5:131:THR:H	2.19	0.46
1:EA:1778:U:H2'	1:EA:1784:A:H62	1.81	0.46
1:EA:2145:C:C3'	1:EA:2146:C:H5''	2.46	0.46
1:EA:2326:C:C6	1:EA:2326:C:H3'	2.51	0.46
1:EA:2443:C:H2'	1:EA:2444:G:H8	1.80	0.46
1:EA:2776:A:C6	1:EA:2778:A:C6	3.04	0.46
3:EC:156:SER:O	3:EC:194:VAL:HG21	2.16	0.46

Continued on next page...

Continued from previous page...

Atom-1	Atom-2	Interatomic distance (Å)	Clash overlap (Å)
3:EC:259:ASN:O	3:EC:260:LYS:HB2	2.15	0.46
5:EE:168:ASP:OD2	5:EE:170:ARG:NE	2.38	0.46
10:EJ:17:VAL:HG22	10:EJ:137:PRO:HB2	1.96	0.46
10:EJ:2:LYS:H	10:EJ:2:LYS:CD	2.28	0.46
21:EU:71:ILE:HD11	21:EU:81:ARG:N	2.31	0.46
33:FA:1489:G:C2'	33:FA:1490:U:H5'	2.45	0.46
33:FA:236:A:H2'	33:FA:237:G:C8	2.51	0.46
34:FB:148:GLY:C	34:FB:150:ILE:H	2.18	0.46
35:FC:175:LEU:HD11	35:FC:201:TRP:CD1	2.50	0.46
39:FG:104:ILE:HG21	39:FG:124:LEU:CD1	2.45	0.46
41:FI:57:MET:O	41:FI:60:LYS:HG2	2.16	0.46
33:FA:579:A:O2'	47:FO:54:ARG:NH1	2.49	0.46
1:GA:1025:G:H4'	1:GA:1026:G:OP2	2.14	0.46
1:GA:577:G:O2'	1:GA:1254:A:OP1	2.33	0.46
1:GA:1392:A:C6	1:GA:1393:A:C6	3.04	0.46
1:GA:1395:A:P	59:GA:3406:HOH:O	2.73	0.46
1:GA:2028:U:C4	1:GA:2029:G:C6	3.03	0.46
1:GA:2847:U:C5	1:GA:2848:G:C5	3.03	0.46
4:GD:119:ALA:HB1	4:GD:124:ARG:HB2	1.96	0.46
18:GR:39:LEU:HA	18:GR:49:ILE:HG21	1.98	0.46
1:GA:2013:A:N3	19:GS:88:ARG:NH1	2.64	0.46
33:HA:289:G:OP2	59:HA:1887:HOH:O	2.20	0.46
33:HA:7:A:H1'	59:HA:1838:HOH:O	2.15	0.46
37:HE:114:VAL:HG11	37:HE:137:VAL:HG23	1.97	0.46
37:HE:46:VAL:HG22	37:HE:118:ALA:HA	1.97	0.46
33:HA:972:C:P	42:HJ:59:LYS:HD3	2.55	0.46
43:HK:80:LYS:O	43:HK:105:PHE:HA	2.15	0.46
51:HS:36:ARG:HE	51:HS:72:GLY:HA2	1.81	0.46
54:HV:586:VAL:HG13	54:HV:587:ASP:H	1.80	0.46
1:AA:1638:C:H4'	1:AA:2710:C:O2	2.15	0.46
1:AA:2390:U:OP2	30:A3:34:LYS:NZ	2.48	0.46
1:AA:45:G:H5''	1:AA:46:G:H5'	1.97	0.46
3:AC:51:ARG:HB3	3:AC:52:HIS:CD2	2.50	0.46
7:AG:108:PHE:CE1	7:AG:151:ARG:CZ	2.98	0.46
1:AA:2748:A:H1'	7:AG:66:THR:HG22	1.98	0.46
10:AJ:64:VAL:CG2	10:AJ:89:PHE:CZ	2.99	0.46
20:AT:39:THR:HB	20:AT:42:GLU:HB2	1.97	0.46
20:AT:4:GLU:OE1	20:AT:4:GLU:N	2.48	0.46
26:AZ:40:THR:HG23	26:AZ:43:ILE:H	1.80	0.46
33:BA:815:A:C2	33:BA:1529:G:C4	3.04	0.46
33:BA:164:G:C2	33:BA:165:G:C8	3.04	0.46

Continued on next page...

Continued from previous page...

Atom-1	Atom-2	Interatomic distance (Å)	Clash overlap (Å)
33:BA:17:U:H2'	33:BA:18:C:C6	2.51	0.46
33:BA:621:A:H2'	33:BA:622:A:C8	2.51	0.46
33:BA:714:G:H21	33:BA:777:A:H1'	1.81	0.46
34:BB:18:GLN:HG2	34:BB:189:ASN:ND2	2.30	0.46
37:BE:97:GLN:HB2	37:BE:124:LEU:HB2	1.98	0.46
43:BK:122:ARG:CZ	53:BU:36:GLU:HB2	2.46	0.46
54:BV:382:ILE:O	54:BV:382:ILE:HD12	2.15	0.46
1:CA:1072:C:H5'	1:CA:1073:A:OP1	2.16	0.46
1:CA:1439:A:OP2	59:CA:3626:HOH:O	2.21	0.46
1:CA:1796:U:H2'	1:CA:1797:G:C8	2.51	0.46
1:CA:1874:C:H2'	1:CA:1875:G:O4'	2.16	0.46
1:CA:2105:U:H3'	1:CA:2105:U:C6	2.50	0.46
1:CA:593:U:H2'	1:CA:594:U:C6	2.51	0.46
1:CA:2305:U:H5''	6:CF:130:GLY:HA3	1.96	0.46
7:CG:85:LYS:HG2	7:CG:131:VAL:HG12	1.97	0.46
1:CA:1077:A:H4'	9:CI:93:ASN:ND2	2.30	0.46
12:CL:132:ARG:HG3	12:CL:142:ILE:HD12	1.98	0.46
23:CW:29:SER:OG	23:CW:30:VAL:HG12	2.16	0.46
33:DA:860:A:H2'	33:DA:861:G:O4'	2.16	0.46
46:DN:51:LEU:HB3	46:DN:52:PRO:CD	2.46	0.46
48:DP:52:LEU:CD2	48:DP:75:ILE:HG22	2.45	0.46
49:DQ:12:VAL:HG23	49:DQ:57:ASP:O	2.15	0.46
51:DS:11:ILE:HG22	51:DS:38:SER:HB3	1.97	0.46
51:DS:36:ARG:HE	51:DS:72:GLY:CA	2.29	0.46
12:EL:57:LEU:CD2	30:E3:53:ASP:HB3	2.45	0.46
1:EA:137:U:HO2'	1:EA:138:U:P	2.36	0.46
1:EA:616:A:H4'	5:EE:101:TYR:CE2	2.51	0.46
9:EI:6:ALA:CB	9:EI:60:VAL:HB	2.46	0.46
10:EJ:64:VAL:HG12	10:EJ:68:LYS:HB2	1.97	0.46
11:EK:105:ARG:O	11:EK:108:ARG:HB2	2.15	0.46
14:EN:12:ARG:HD3	14:EN:16:HIS:CD2	2.51	0.46
16:EP:19:PHE:O	16:EP:20:ARG:CB	2.62	0.46
33:FA:1297:G:P	33:FA:1302:C:H42	2.38	0.46
33:FA:652:U:O2'	33:FA:653:U:OP2	2.24	0.46
33:FA:983:A:N3	33:FA:983:A:C2'	2.79	0.46
44:FL:87:VAL:HG11	44:FL:90:LEU:HD22	1.96	0.46
44:FL:99:ARG:HB2	44:FL:117:TYR:HA	1.98	0.46
33:FA:375:U:H4'	48:FP:17:TYR:CE2	2.51	0.46
1:GA:1019:U:C5	1:GA:1020:A:N7	2.84	0.46
1:GA:26:G:C5	1:GA:27:G:C6	3.03	0.46
1:GA:277:G:C8	1:GA:360:U:O4	2.69	0.46

Continued on next page...

Continued from previous page...

Atom-1	Atom-2	Interatomic distance (Å)	Clash overlap (Å)
1:GA:880:G:N2	1:GA:898:C:H1'	2.30	0.46
3:GC:16:VAL:HG23	3:GC:203:VAL:HG11	1.98	0.46
5:GE:109:LEU:O	5:GE:112:LEU:N	2.48	0.46
6:GF:110:ILE:HD12	6:GF:113:PHE:CD1	2.51	0.46
6:GF:78:ILE:HG21	6:GF:84:ILE:HD11	1.97	0.46
12:GL:2:ARG:HA	12:GL:5:THR:HG21	1.97	0.46
16:GP:13:LYS:HE3	16:GP:76:HIS:HA	1.97	0.46
16:GP:58:PHE:HD1	16:GP:75:THR:HG22	1.80	0.46
19:GS:59:GLU:HA	19:GS:64:ALA:HB2	1.98	0.46
33:HA:747:A:N6	33:HA:748:G:O6	2.49	0.46
34:HB:117:GLU:HA	34:HB:120:SER:HB2	1.96	0.46
34:HB:16:GLY:HA3	34:HB:40:ILE:HG23	1.98	0.46
35:HC:7:PRO:CG	35:HC:184:TYR:CG	2.99	0.46
36:HD:76:TYR:HE2	36:HD:201:VAL:HG13	1.80	0.46
40:HH:106:THR:CG2	40:HH:121:LEU:HD13	2.45	0.46
44:HL:59:ASN:HD22	44:HL:59:ASN:H	1.64	0.46
46:HN:41:ARG:NH1	46:HN:45:VAL:HG21	2.31	0.46
47:HO:45:GLU:O	47:HO:46:HIS:HB2	2.15	0.46
54:HV:177:GLU:OE1	54:HV:177:GLU:N	2.45	0.46
1:AA:1021:A:C5	1:AA:1023:U:C5	3.03	0.46
1:AA:1494:A:C2	1:AA:1495:A:C4	3.04	0.46
1:AA:1772:A:N1	1:AA:1980:G:C6	2.84	0.46
1:AA:2100:G:N7	1:AA:2190:G:N1	2.63	0.46
1:AA:2326:C:H4'	1:AA:2327:A:OP1	2.16	0.46
1:AA:2336:A:H61	23:AW:40:ARG:HB2	1.80	0.46
1:AA:2886:A:C5	27:A0:39:ARG:CZ	2.99	0.46
1:AA:533:G:C6	1:AA:534:U:C4	3.04	0.46
1:AA:587:C:O2'	12:AL:19:LEU:HD22	2.16	0.46
15:AO:53:THR:HB	15:AO:65:THR:HG21	1.98	0.46
21:AU:39:ASN:HB3	21:AU:62:ALA:O	2.16	0.46
33:BA:1283:U:H2'	33:BA:1284:C:C6	2.51	0.46
33:BA:681:A:C2	33:BA:710:G:N1	2.84	0.46
33:BA:842:U:H3'	33:BA:843:U:C5'	2.46	0.46
36:BD:31:LYS:HD3	36:BD:31:LYS:N	2.31	0.46
37:BE:15:LEU:HD22	37:BE:60:ILE:HG21	1.98	0.46
40:BH:102:ALA:O	40:BH:104:VAL:HG12	2.16	0.46
40:BH:94:LYS:HG2	40:BH:98:GLY:N	2.31	0.46
43:BK:98:ARG:O	43:BK:100:LEU:N	2.49	0.46
45:BM:11:ASP:HB2	45:BM:45:ILE:HG21	1.97	0.46
30:C3:33:THR:HG23	30:C3:34:LYS:N	2.31	0.46
31:C4:36:ARG:HG2	31:C4:37:GLN:N	2.30	0.46

Continued on next page...

Continued from previous page...

Atom-1	Atom-2	Interatomic distance (Å)	Clash overlap (Å)
1:CA:1107:G:C5	1:CA:1108:U:C5	3.04	0.46
1:CA:1500:G:H2'	1:CA:1501:G:H8	1.81	0.46
1:CA:1517:G:C2	1:CA:1518:C:C2	3.04	0.46
1:CA:528:A:H2	1:CA:2043:C:C5'	2.29	0.46
1:CA:1853:A:N1	1:CA:2087:G:H1'	2.30	0.46
1:CA:2318:G:C6	1:CA:2319:G:N1	2.84	0.46
1:CA:2605:U:H2'	1:CA:2606:C:C6	2.51	0.46
1:CA:370:G:O2'	1:CA:424:G:OP1	2.26	0.46
1:CA:53:A:C8	1:CA:54:G:C8	3.04	0.46
1:CA:784:G:O2'	1:CA:785:G:OP2	2.31	0.46
3:CC:33:LEU:CD2	3:CC:62:ARG:HD3	2.46	0.46
8:CH:9:VAL:CG1	8:CH:12:LEU:HD12	2.45	0.46
9:CI:48:ILE:HG13	9:CI:49:GLU:H	1.81	0.46
11:CK:10:VAL:HG21	11:CK:16:ALA:HB3	1.97	0.46
11:CK:34:GLY:O	11:CK:36:GLY:N	2.47	0.46
33:DA:1007:U:H2'	33:DA:1008:U:C5'	2.42	0.46
33:DA:1289:A:N1	33:DA:1371:G:O2'	2.41	0.46
33:DA:435:A:C5	33:DA:436:C:C5	3.03	0.46
35:DC:42:TYR:CZ	35:DC:46:GLU:HG3	2.51	0.46
41:DI:38:TYR:CD2	41:DI:39:PHE:CD2	3.03	0.46
41:DI:48:VAL:HG12	41:DI:79:ILE:HG21	1.97	0.46
42:DJ:32:THR:CG2	42:DJ:83:THR:HA	2.45	0.46
44:DL:24:LEU:HG	44:DL:25:GLU:H	1.81	0.46
44:DL:44:LYS:CB	44:DL:45:PRO:CD	2.94	0.46
53:DU:4:ILE:N	53:DU:19:PHE:HE2	2.14	0.46
1:EA:2105:U:H3'	1:EA:2106:U:H5''	1.98	0.46
1:EA:2783:U:H2'	1:EA:2784:U:C6	2.51	0.46
1:EA:657:U:H2'	1:EA:658:U:C6	2.50	0.46
5:EE:111:GLU:OE1	5:EE:115:GLN:NE2	2.49	0.46
10:EJ:73:VAL:HG23	10:EJ:74:TYR:N	2.31	0.46
11:EK:17:ARG:HB2	11:EK:45:GLU:CB	2.46	0.46
14:EN:79:LEU:O	14:EN:80:PHE:HB2	2.15	0.46
1:EA:2849:U:OP2	16:EP:92:ARG:NH1	2.49	0.46
22:EV:70:ILE:O	22:EV:71:LYS:HB2	2.15	0.46
23:EW:51:GLY:HA3	23:EW:59:PHE:CZ	2.51	0.46
24:EX:63:ILE:HG22	24:EX:67:LEU:CD2	2.46	0.46
25:EY:52:ARG:O	25:EY:56:LEU:HD22	2.15	0.46
33:FA:16:A:C2'	33:FA:17:U:H5'	2.46	0.46
37:FE:156:LYS:HA	40:FH:66:PHE:CD2	2.51	0.46
54:FV:85:ASN:HD22	54:FV:382:ILE:HG13	1.81	0.46
54:FV:427:ASP:O	54:FV:430:LYS:N	2.49	0.46

Continued on next page...

Continued from previous page...

Atom-1	Atom-2	Interatomic distance (Å)	Clash overlap (Å)
1:GA:1059:G:C6	1:GA:1080:A:N1	2.84	0.46
1:GA:1171:G:H1'	1:GA:1179:G:H1	1.80	0.46
2:GB:117:G:P	15:GO:56:LYS:HE2	2.56	0.46
6:GF:43:ILE:CD1	6:GF:77:LYS:HD2	2.45	0.46
11:GK:66:LYS:HA	11:GK:79:PHE:O	2.15	0.46
1:GA:910:A:C4	13:GM:13:HIS:CE1	3.03	0.46
18:GR:49:ILE:HG22	18:GR:53:PHE:C	2.36	0.46
19:GS:2:GLU:HA	19:GS:108:SER:HB2	1.96	0.46
21:GU:60:LYS:HG3	21:GU:61:GLU:H	1.80	0.46
22:GV:14:LYS:HG3	22:GV:15:GLY:N	2.31	0.46
33:HA:1129:C:H5''	41:HI:18:ARG:NH2	2.31	0.46
33:HA:141:G:C4	33:HA:142:G:C8	3.04	0.46
33:HA:625:U:H4'	48:HP:16:PHE:CE2	2.51	0.46
36:HD:98:LEU:O	36:HD:101:VAL:HG12	2.15	0.46
36:HD:31:LYS:N	36:HD:31:LYS:HD3	2.31	0.46
37:HE:83:HIS:CG	40:HH:96:MET:HE2	2.51	0.46
46:HN:31:ILE:HG23	46:HN:45:VAL:HB	1.96	0.46
47:HO:14:GLU:O	47:HO:84:ARG:NH2	2.49	0.46
33:HA:668:G:O2'	47:HO:46:HIS:ND1	2.46	0.46
51:HS:63:THR:HG22	51:HS:64:ASP:N	2.30	0.46
54:HV:127:TRP:CH2	54:HV:262:ILE:HD13	2.51	0.46
32:A5:108:VAL:HG12	32:A5:109:LYS:N	2.31	0.46
1:AA:1107:G:H5''	32:A5:58:THR:CG2	2.46	0.46
1:AA:1533:C:O2	1:AA:1534:U:C6	2.69	0.46
1:AA:1735:A:C2	1:AA:1736:U:N1	2.84	0.46
1:AA:1734:G:H2'	1:AA:1735:A:H8	1.80	0.46
1:AA:761:A:OP1	59:AA:3295:HOH:O	2.20	0.46
2:AB:53:A:H2'	2:AB:54:G:O4'	2.16	0.46
5:AE:131:THR:HG23	5:AE:164:LEU:HD13	1.98	0.46
6:AF:153:ILE:HD12	6:AF:154:THR:N	2.30	0.46
6:AF:35:LEU:HD21	6:AF:90:LEU:HG	1.98	0.46
7:AG:163:TYR:O	7:AG:164:ALA:HB3	2.16	0.46
16:AP:92:ARG:O	16:AP:93:LYS:HB2	2.16	0.46
1:AA:1161:C:H1'	18:AR:8:GLY:O	2.16	0.46
20:AT:29:THR:CA	20:AT:86:THR:HA	2.45	0.46
1:AA:483:A:C8	21:AU:44:HIS:HD2	2.34	0.46
1:AA:923:G:C1'	23:AW:23:LYS:HD3	2.39	0.46
25:AY:17:GLU:HB2	25:AY:53:VAL:HG11	1.98	0.46
33:BA:629:A:H2'	33:BA:630:A:O4'	2.15	0.46
33:BA:926:G:C6	33:BA:1505:G:C6	3.03	0.46
33:BA:986:U:H2'	33:BA:987:G:O4'	2.16	0.46

Continued on next page...

Continued from previous page...

Atom-1	Atom-2	Interatomic distance (Å)	Clash overlap (Å)
35:BC:108:LYS:HD3	35:BC:144:LEU:HD13	1.97	0.46
33:BA:1074:G:OP1	37:BE:69:ARG:NH2	2.49	0.46
44:BL:14:ARG:CZ	44:BL:15:LYS:HG2	2.46	0.46
54:BV:127:TRP:CH2	54:BV:262:ILE:HD13	2.51	0.46
1:CA:142:A:C2	20:CT:2:ILE:HG23	2.51	0.46
1:CA:163:C:HO2'	1:CA:164:C:C5'	2.27	0.46
1:CA:1726:C:N4	1:CA:1735:A:C2	2.84	0.46
1:CA:958:U:H5''	1:CA:959:A:O5'	2.16	0.46
7:CG:118:ALA:O	7:CG:120:ILE:N	2.44	0.46
11:CK:121:GLU:HG2	11:CK:122:VAL:H	1.81	0.46
18:CR:49:ILE:O	18:CR:49:ILE:HG13	2.16	0.46
19:CS:96:ILE:C	19:CS:96:ILE:HD13	2.35	0.46
33:DA:811:C:O2'	33:DA:901:A:N1	2.46	0.46
33:DA:950:U:H2'	33:DA:951:G:C8	2.51	0.46
36:DD:124:MET:HA	36:DD:129:VAL:HA	1.97	0.46
45:DM:114:LYS:HB2	45:DM:115:PRO:CD	2.44	0.46
54:DV:497:LYS:HG2	54:DV:524:PRO:HD2	1.96	0.46
1:EA:1535:A:H4'	1:EA:1536:C:OP2	2.16	0.46
1:EA:2061:G:H5''	1:EA:2503:A:C2	2.50	0.46
1:EA:2093:G:N7	1:EA:2225:A:H2'	2.31	0.46
1:EA:2138:G:N3	1:EA:2154:A:N6	2.63	0.46
1:EA:2484:G:C2	1:EA:2485:G:C8	3.04	0.46
1:EA:362:A:C5	1:EA:363:G:C8	3.03	0.46
1:EA:945:A:OP2	59:EA:3346:HOH:O	2.21	0.46
2:EB:78:A:H2'	2:EB:79:G:O4'	2.16	0.46
1:EA:1654:A:O2'	4:ED:118:PHE:CB	2.64	0.46
4:ED:119:ALA:CB	4:ED:124:ARG:HB2	2.46	0.46
6:EF:118:ALA:HB1	6:EF:166:ARG:HD2	1.98	0.46
10:EJ:65:THR:HG23	10:EJ:66:GLY:N	2.31	0.46
10:EJ:69:ARG:HH11	10:EJ:69:ARG:HG3	1.81	0.46
11:EK:103:VAL:O	11:EK:122:VAL:HB	2.16	0.46
1:EA:636:G:C6	12:EL:111:ILE:HD11	2.51	0.46
13:EM:31:PHE:CZ	13:EM:110:GLU:HA	2.51	0.46
1:EA:2355:G:H4'	23:EW:20:LEU:HD12	1.97	0.46
1:EA:923:G:C1'	23:EW:23:LYS:HD3	2.40	0.46
25:EY:46:VAL:O	25:EY:50:VAL:HG23	2.15	0.46
33:FA:131:A:C2	33:FA:132:C:C4	3.04	0.46
33:FA:390:U:H2'	33:FA:391:G:C8	2.51	0.46
33:FA:843:U:H2'	33:FA:844:G:H5'	1.97	0.46
38:FF:21:MET:HA	38:FF:24:ARG:HH21	1.81	0.46
41:FI:33:ARG:HD2	41:FI:38:TYR:HD2	1.81	0.46

Continued on next page...

Continued from previous page...

Atom-1	Atom-2	Interatomic distance (Å)	Clash overlap (Å)
54:FV:221:ASN:HA	54:FV:224:GLU:CB	2.46	0.46
1:GA:1149:G:H2'	1:GA:1150:C:C6	2.51	0.46
1:GA:1405:U:H2'	1:GA:1406:U:C6	2.51	0.46
1:GA:384:A:H2'	1:GA:385:C:H5'	1.98	0.46
1:GA:594:U:H3	1:GA:663:G:H1	1.63	0.46
3:GC:232:GLY:CA	59:GC:402:HOH:O	2.63	0.46
5:GE:4:VAL:HG12	5:GE:6:LYS:H	1.81	0.46
7:GG:84:LYS:HE2	7:GG:133:LYS:HG2	1.97	0.46
9:GI:83:ALA:HB2	9:GI:105:LEU:CD2	2.45	0.46
10:GJ:43:GLU:O	10:GJ:44:TYR:C	2.54	0.46
13:GM:34:LYS:HD2	13:GM:131:VAL:HG11	1.98	0.46
1:GA:996:A:H4'	17:GQ:91:ARG:HG2	1.97	0.46
19:GS:33:LEU:HD12	19:GS:51:LEU:HD23	1.97	0.46
20:GT:40:LYS:O	20:GT:44:LYS:N	2.46	0.46
23:GW:41:GLY:C	23:GW:43:LYS:N	2.69	0.46
34:HB:123:GLY:O	34:HB:125:PHE:N	2.49	0.46
33:HA:409:U:H5''	36:HD:25:VAL:HG22	1.97	0.46
37:HE:104:GLY:HA3	37:HE:122:ASN:HA	1.97	0.46
43:HK:16:VAL:HG13	43:HK:17:SER:N	2.31	0.46
43:HK:70:CYS:O	43:HK:74:VAL:HG22	2.16	0.46
49:HQ:76:VAL:HG23	49:HQ:77:ARG:H	1.79	0.46
54:HV:507:LYS:NZ	54:HV:591:LEU:HD12	2.31	0.46
54:HV:583:TYR:CE1	54:HV:585:ASP:HA	2.51	0.46
1:AA:2133:G:N3	1:AA:2133:G:H5'	2.31	0.46
1:AA:725:G:C6	1:AA:726:G:N1	2.84	0.46
5:AE:108:ILE:HD12	12:AL:2:ARG:HH22	1.81	0.46
17:AQ:63:ARG:NH2	17:AQ:92:LYS:O	2.49	0.46
33:BA:181:A:H1'	33:BA:194:C:N4	2.31	0.46
33:BA:642:A:N7	40:BH:107:SER:HA	2.31	0.46
33:BA:705:G:H2'	33:BA:706:A:H5'	1.98	0.46
33:BA:780:A:C2	33:BA:803:G:N1	2.83	0.46
34:BB:112:ARG:NE	34:BB:116:LEU:HD21	2.31	0.46
34:BB:70:GLY:HA2	34:BB:163:ILE:HG22	1.98	0.46
34:BB:79:VAL:O	34:BB:83:ALA:HB3	2.16	0.46
38:BF:11:HIS:ND1	38:BF:12:PRO:HD2	2.31	0.46
38:BF:18:VAL:O	38:BF:22:ILE:HG13	2.16	0.46
38:BF:77:THR:O	38:BF:81:ASN:HB2	2.16	0.46
40:BH:29:SER:HB3	40:BH:57:PRO:HB2	1.97	0.46
52:BT:29:ARG:O	52:BT:33:LYS:HG2	2.16	0.46
1:CA:2038:G:H2'	1:CA:2039:U:O4'	2.16	0.46
1:CA:2803:G:H2'	1:CA:2804:U:C6	2.51	0.46

Continued on next page...

Continued from previous page...

Atom-1	Atom-2	Interatomic distance (Å)	Clash overlap (Å)
1:CA:39:G:H2'	1:CA:40:U:C6	2.51	0.46
1:CA:580:U:H2'	1:CA:581:C:C6	2.51	0.46
1:CA:657:U:H2'	1:CA:658:U:C6	2.52	0.46
1:CA:995:C:HO2'	1:CA:996:A:P	2.37	0.46
6:CF:43:ILE:HG22	6:CF:78:ILE:HG22	1.97	0.46
7:CG:23:ILE:HG22	7:CG:24:THR:N	2.31	0.46
1:CA:1294:U:O2	14:CN:23:ASN:ND2	2.49	0.46
18:CR:21:ARG:NH2	18:CR:93:PHE:CE2	2.85	0.46
21:CU:73:ASN:HA	21:CU:95:PHE:CE2	2.51	0.46
23:CW:18:LYS:CA	23:CW:36:ILE:HB	2.46	0.46
33:DA:1116:U:O3'	41:DI:110:GLN:NE2	2.48	0.46
33:DA:255:G:H2'	33:DA:256:U:C6	2.51	0.46
34:DB:22:TRP:CH2	34:DB:24:PRO:HA	2.51	0.46
42:DJ:10:LEU:HB2	42:DJ:72:ARG:HB2	1.98	0.46
44:DL:83:ARG:HG2	44:DL:83:ARG:HH11	1.81	0.46
54:DV:337:ARG:HA	54:DV:382:ILE:HG22	1.97	0.46
28:E1:47:ILE:N	28:E1:47:ILE:HD12	2.31	0.46
29:E2:12:ARG:NH1	29:E2:44:VAL:HG13	2.31	0.46
1:EA:1056:G:H5''	1:EA:1057:A:O4'	2.16	0.46
1:EA:1319:C:O2	1:EA:1334:G:C2	2.69	0.46
1:EA:2074:U:H2'	1:EA:2075:U:C6	2.51	0.46
1:EA:517:C:OP2	27:E0:9:ARG:NH2	2.48	0.46
1:EA:566:U:H2'	1:EA:567:U:O4'	2.16	0.46
1:EA:574:A:OP2	59:EA:3266:HOH:O	2.20	0.46
1:EA:609:A:H2'	1:EA:610:C:O4'	2.16	0.46
1:EA:626:A:C2	12:EL:78:ARG:HD3	2.51	0.46
6:EF:113:PHE:CZ	6:EF:115:GLY:HA2	2.51	0.46
7:EG:162:ARG:NH1	7:EG:168:VAL:HG21	2.31	0.46
10:EJ:20:ALA:O	10:EJ:23:LYS:N	2.46	0.46
10:EJ:44:TYR:O	10:EJ:45:THR:HG22	2.15	0.46
1:EA:1141:U:C6	10:EJ:65:THR:CG2	2.99	0.46
13:EM:35:ALA:HB2	13:EM:102:LEU:HD21	1.98	0.46
33:FA:1346:A:N1	33:FA:1374:A:H5''	2.31	0.46
33:FA:16:A:O2'	33:FA:17:U:H5'	2.16	0.46
35:FC:7:PRO:HG2	35:FC:184:TYR:CG	2.51	0.46
40:FH:78:VAL:HG21	40:FH:125:ILE:HD11	1.98	0.46
54:FV:104:ARG:HD2	54:FV:104:ARG:C	2.37	0.46
1:GA:1071:G:C2	1:GA:1072:C:H1'	2.51	0.46
1:GA:1970:A:OP2	59:GA:3467:HOH:O	2.21	0.46
1:GA:2291:U:H2'	1:GA:2292:U:C6	2.51	0.46
1:GA:278:A:N3	1:GA:278:A:H2'	2.30	0.46

Continued on next page...

Continued from previous page...

Atom-1	Atom-2	Interatomic distance (Å)	Clash overlap (Å)
1:GA:571:U:H3'	18:GR:80:ARG:NH2	2.30	0.46
1:GA:793:A:OP2	1:GA:2071:A:O2'	2.34	0.46
1:GA:846:U:O2'	1:GA:847:U:P	2.73	0.46
1:GA:83:A:H2'	1:GA:84:A:N7	2.31	0.46
4:GD:116:LYS:O	4:GD:118:PHE:CD2	2.68	0.46
4:GD:186:LEU:HD21	16:GP:7:LEU:HD21	1.98	0.46
6:GF:61:GLY:CA	6:GF:94:ARG:HD2	2.46	0.46
11:GK:16:ALA:O	11:GK:17:ARG:HB2	2.15	0.46
11:GK:19:VAL:HG13	11:GK:41:ILE:HB	1.98	0.46
13:GM:64:TRP:CZ3	13:GM:106:ASP:HB2	2.51	0.46
15:GO:58:ILE:O	15:GO:61:GLN:NE2	2.49	0.46
21:GU:85:ARG:HD2	21:GU:87:GLU:HA	1.98	0.46
22:GV:80:HIS:CD2	22:GV:82:TYR:H	2.34	0.46
33:HA:428:G:C5	33:HA:430:A:C6	3.04	0.46
33:HA:746:A:H2'	33:HA:747:A:C8	2.51	0.46
33:HA:942:G:O2'	33:HA:943:U:H5'	2.16	0.46
34:HB:72:LYS:HZ2	34:HB:204:ASP:HB3	1.81	0.46
39:HG:54:SER:O	39:HG:56:LYS:N	2.48	0.46
54:HV:62:THR:OG1	58:HV:801:GCP:O1G	2.33	0.46
1:AA:1722:A:N6	1:AA:1739:A:C8	2.84	0.45
1:AA:1723:G:H3'	1:AA:1724:G:C8	2.51	0.45
1:AA:2241:A:H2'	1:AA:2242:G:C8	2.51	0.45
1:AA:2478:A:OP2	31:A4:2:LYS:NZ	2.48	0.45
1:AA:582:A:C2	1:AA:1259:G:C2	3.05	0.45
1:AA:659:G:H4'	5:AE:95:LYS:HD3	1.98	0.45
6:AF:109:ARG:HE	6:AF:136:ILE:HA	1.80	0.45
9:AI:48:ILE:HG13	9:AI:49:GLU:H	1.81	0.45
20:AT:44:LYS:HG3	20:AT:55:VAL:HG11	1.98	0.45
1:AA:2269:G:H4'	23:AW:18:LYS:HE2	1.98	0.45
33:BA:234:C:H2'	33:BA:235:C:C6	2.51	0.45
33:BA:399:G:H2'	33:BA:400:C:C6	2.50	0.45
33:BA:484:G:H4'	33:BA:485:U:O5'	2.15	0.45
33:BA:76:G:N2	33:BA:77:A:HO2'	2.14	0.45
37:BE:13:GLU:CB	37:BE:39:VAL:HG12	2.46	0.45
47:BO:6:GLU:HG3	47:BO:7:ALA:N	2.31	0.45
48:BP:22:ALA:HA	48:BP:33:ILE:HG13	1.98	0.45
1:CA:1161:C:H1'	18:CR:8:GLY:O	2.16	0.45
1:CA:1441:G:H2'	1:CA:1442:U:C6	2.51	0.45
1:CA:1790:C:H2'	1:CA:1791:A:C5	2.51	0.45
1:CA:523:C:H4'	1:CA:540:C:O2	2.16	0.45
1:CA:669:G:N2	1:CA:670:A:C2	2.84	0.45

Continued on next page...

Continued from previous page...

Atom-1	Atom-2	Interatomic distance (Å)	Clash overlap (Å)
1:CA:974:G:C4	1:CA:1186:G:C2	3.03	0.45
3:CC:20:ASN:OD1	3:CC:22:GLU:HG2	2.15	0.45
6:CF:39:VAL:C	6:CF:41:GLU:H	2.20	0.45
8:CH:31:VAL:HB	8:CH:32:PRO:CD	2.46	0.45
10:CJ:25:LEU:HB2	10:CJ:62:VAL:HG21	1.98	0.45
23:CW:37:VAL:HG13	23:CW:55:ASP:C	2.36	0.45
33:DA:260:G:H2'	33:DA:261:U:C6	2.51	0.45
34:DB:150:ILE:O	34:DB:152:ASP:N	2.50	0.45
34:DB:70:GLY:HA2	34:DB:163:ILE:HG22	1.98	0.45
43:DK:31:ILE:HA	43:DK:46:THR:HA	1.98	0.45
45:DM:5:ALA:HB2	45:DM:60:VAL:HG13	1.98	0.45
49:DQ:12:VAL:HG12	49:DQ:13:VAL:H	1.80	0.45
52:DT:67:ILE:HD11	52:DT:71:LYS:HE2	1.98	0.45
28:E1:16:THR:HG21	28:E1:41:VAL:CG2	2.45	0.45
1:EA:1079:C:C2	1:EA:1088:A:N6	2.84	0.45
1:EA:2602:A:H4'	1:EA:2603:G:OP2	2.16	0.45
1:EA:2636:C:H2'	1:EA:2637:U:C6	2.51	0.45
1:EA:356:G:H2'	1:EA:357:C:C6	2.51	0.45
1:EA:384:A:H2'	1:EA:385:C:H5'	1.97	0.45
1:EA:475:C:C4	1:EA:481:G:O6	2.69	0.45
1:EA:2682:A:H8	4:ED:11:MET:HG2	1.81	0.45
10:EJ:4:PHE:O	10:EJ:44:TYR:OH	2.28	0.45
11:EK:10:VAL:HG11	11:EK:16:ALA:HB3	1.98	0.45
12:EL:78:ARG:CZ	12:EL:113:ALA:HB1	2.46	0.45
12:EL:62:PRO:HG2	30:E3:24:LYS:HD3	1.98	0.45
13:EM:73:ILE:HG21	13:EM:91:TYR:CZ	2.51	0.45
16:EP:49:ILE:HG22	16:EP:50:ARG:N	2.31	0.45
17:EQ:91:ARG:HE	17:EQ:93:ILE:HG21	1.80	0.45
20:ET:50:LEU:O	20:ET:51:PHE:HB2	2.16	0.45
23:EW:24:ARG:CG	23:EW:65:LYS:HD3	2.46	0.45
34:FB:20:ARG:HH22	34:FB:38:HIS:CD2	2.34	0.45
42:FJ:35:GLN:CG	42:FJ:77:VAL:H	2.27	0.45
46:FN:46:LEU:HG	46:FN:46:LEU:O	2.16	0.45
54:FV:227:ALA:HB1	54:FV:234:MET:HB2	1.98	0.45
1:GA:1073:A:OP1	1:GA:1074:G:N2	2.49	0.45
1:GA:1173:U:C2'	1:GA:1174:U:O5'	2.65	0.45
1:GA:1507:C:C4	1:GA:1508:A:H2	2.34	0.45
1:GA:1394:U:H4'	1:GA:1603:A:H4'	1.97	0.45
1:GA:2345:G:N3	1:GA:2381:A:H2'	2.31	0.45
1:GA:277:G:C2'	1:GA:278:A:OP2	2.64	0.45
5:GE:48:THR:HG22	5:GE:86:ALA:HB3	1.99	0.45

Continued on next page...

Continued from previous page...

Atom-1	Atom-2	Interatomic distance (Å)	Clash overlap (Å)
7:GG:84:LYS:HG3	7:GG:132:LEU:N	2.31	0.45
11:GK:10:VAL:HG11	11:GK:16:ALA:CB	2.47	0.45
1:GA:1266:G:N7	19:GS:16:LYS:HE3	2.31	0.45
21:GU:78:LYS:HG2	21:GU:79:ALA:N	2.31	0.45
33:HA:481:G:H4'	33:HA:481:G:OP1	2.14	0.45
33:HA:502:A:H2'	33:HA:503:C:C6	2.51	0.45
33:HA:986:U:H2'	33:HA:987:G:O4'	2.16	0.45
35:HC:83:ASP:O	35:HC:87:LEU:HG	2.16	0.45
40:HH:38:ASN:HA	40:HH:49:PHE:HE1	1.81	0.45
41:HI:55:VAL:CA	41:HI:94:LEU:HD23	2.46	0.45
33:HA:368:U:C5	54:HV:362:ARG:HD3	2.51	0.45
54:HV:515:TYR:O	54:HV:593:PHE:CZ	2.69	0.45
54:HV:553:VAL:HG23	54:HV:597:ALA:HB2	1.97	0.45
1:AA:1464:G:O2'	1:AA:1528:A:O2'	2.22	0.45
1:AA:1500:G:C6	1:AA:1501:G:N7	2.84	0.45
1:AA:1719:G:N2	1:AA:1742:U:H1'	2.31	0.45
1:AA:2267:A:H5''	1:AA:2268:A:C5'	2.47	0.45
1:AA:2376:A:C2	15:AO:92:PHE:HB3	2.51	0.45
1:AA:250:G:P	30:A3:12:ARG:HH12	2.39	0.45
1:AA:42:A:C2'	1:AA:43:G:C5'	2.94	0.45
1:AA:593:U:H2'	1:AA:594:U:C6	2.52	0.45
1:AA:709:U:H2'	1:AA:710:U:O4'	2.16	0.45
6:AF:10:GLU:HG2	6:AF:13:LYS:HD3	1.98	0.45
13:AM:33:LEU:CD2	13:AM:128:THR:HB	2.46	0.45
24:AX:69:GLU:O	24:AX:70:LEU:HB2	2.16	0.45
33:BA:1028:C:N4	33:BA:1034:G:C2	2.85	0.45
33:BA:1113:C:H2'	33:BA:1114:C:H6	1.81	0.45
33:BA:1331:G:HO2'	33:BA:1332:A:P	2.38	0.45
33:BA:705:G:C2'	33:BA:706:A:H5'	2.46	0.45
37:BE:56:VAL:N	37:BE:57:PRO:HD2	2.31	0.45
41:BI:15:SER:HB2	41:BI:78:ALA:HB2	1.98	0.45
48:BP:40:ASN:O	48:BP:42:ILE:N	2.49	0.45
54:BV:453:SER:O	54:BV:455:GLN:N	2.49	0.45
1:CA:1098:A:C5	1:CA:1099:G:C8	3.04	0.45
1:CA:1327:A:N6	1:CA:1328:A:C2	2.84	0.45
1:CA:1341:G:H1	20:CT:24:MET:HE2	1.81	0.45
1:CA:1381:G:H2'	1:CA:1382:G:H5'	1.98	0.45
1:CA:1736:U:N3	1:CA:1737:G:H1'	2.31	0.45
1:CA:1760:C:H2'	1:CA:1761:C:O4'	2.16	0.45
1:CA:2107:G:H2'	1:CA:2108:A:O5'	2.16	0.45
1:CA:2273:A:H2'	1:CA:2274:A:C8	2.52	0.45

Continued on next page...

Continued from previous page...

Atom-1	Atom-2	Interatomic distance (Å)	Clash overlap (Å)
1:CA:2790:U:C5	1:CA:2893:A:C2	3.05	0.45
1:CA:634:C:H2'	1:CA:635:C:C6	2.51	0.45
1:CA:878:A:C2	1:CA:900:A:C4	3.04	0.45
1:CA:929:U:H4'	26:CZ:37:ARG:NH2	2.31	0.45
5:CE:16:GLU:O	5:CE:20:GLY:N	2.50	0.45
7:CG:174:LYS:NZ	7:CG:176:LYS:OXT	2.33	0.45
33:DA:109:A:H2'	33:DA:326:G:N2	2.31	0.45
33:DA:374:A:C6	33:DA:375:U:C4	3.04	0.45
38:DF:91:ARG:HG2	38:DF:92:THR:H	1.82	0.45
42:DJ:81:GLU:HA	42:DJ:84:VAL:HG12	1.97	0.45
45:DM:54:ASP:HA	45:DM:57:ARG:HB3	1.98	0.45
54:DV:188:MET:HE1	54:DV:218:TRP:CD1	2.52	0.45
1:EA:1161:C:H1'	18:ER:8:GLY:O	2.15	0.45
1:EA:613:A:O2'	1:EA:614:A:OP1	2.33	0.45
59:EA:3653:HOH:O	3:EC:52:HIS:ND1	2.27	0.45
4:ED:39:ASP:OD1	4:ED:40:LEU:N	2.48	0.45
5:EE:146:VAL:HG12	5:EE:185:LYS:HB2	1.97	0.45
8:EH:21:VAL:HG21	8:EH:25:TYR:HD2	1.80	0.45
18:ER:98:ILE:O	18:ER:98:ILE:CG2	2.63	0.45
23:EW:49:ASN:HA	23:EW:61:LYS:HB2	1.98	0.45
33:FA:71:A:C6	33:FA:100:G:C8	3.04	0.45
33:FA:1159:U:C4	33:FA:1182:G:C5	3.04	0.45
33:FA:295:C:H2'	33:FA:296:U:C6	2.51	0.45
33:FA:61:G:H2'	33:FA:62:U:O4'	2.16	0.45
33:FA:653:U:H5'	40:FH:56:LYS:CE	2.47	0.45
33:FA:89:U:O2'	33:FA:90:C:OP2	2.33	0.45
33:FA:97:G:C5	33:FA:98:A:H1'	2.51	0.45
34:FB:45:THR:HG22	34:FB:49:PHE:HD2	1.80	0.45
38:FF:98:GLU:HG3	38:FF:99:ALA:N	2.31	0.45
40:FH:5:ASP:HB2	40:FH:81:PRO:HG3	1.97	0.45
41:FI:45:ARG:HG3	41:FI:46:MET:N	2.31	0.45
44:FL:25:GLU:O	44:FL:26:ALA:C	2.54	0.45
51:FS:49:ILE:HD11	51:FS:62:VAL:CG2	2.47	0.45
51:FS:34:TRP:HD1	51:FS:52:HIS:CD2	2.34	0.45
29:G2:12:ARG:HH11	29:G2:44:VAL:HG11	1.82	0.45
1:GA:980:A:C4	1:GA:1136:G:O4'	2.70	0.45
1:GA:1548:A:H2'	1:GA:1549:A:C8	2.51	0.45
1:GA:26:G:C6	1:GA:27:G:C6	3.04	0.45
1:GA:36:G:C6	1:GA:37:C:C5	3.05	0.45
3:GC:104:LEU:O	3:GC:105:ALA:CB	2.64	0.45
7:GG:59:ASP:HB3	7:GG:63:GLN:HG2	1.99	0.45

Continued on next page...

Continued from previous page...

Atom-1	Atom-2	Interatomic distance (Å)	Clash overlap (Å)
23:GW:16:GLU:HA	23:GW:16:GLU:OE1	2.16	0.45
33:HA:730:G:O6	47:HO:51:HIS:NE2	2.47	0.45
34:HB:206:ILE:N	34:HB:206:ILE:HD13	2.31	0.45
33:HA:1123:U:O2'	42:HJ:39:PRO:O	2.32	0.45
44:HL:3:THR:HG22	44:HL:5:ASN:H	1.80	0.45
46:HN:27:LEU:HB3	46:HN:31:ILE:HD12	1.97	0.45
1:AA:1723:G:H2'	1:AA:1724:G:C8	2.51	0.45
1:AA:1801:A:OP2	3:AC:149:LYS:NZ	2.48	0.45
1:AA:1843:C:H5'	3:AC:250:GLN:OE1	2.16	0.45
1:AA:2298:A:C6	1:AA:2321:U:C4	3.05	0.45
1:AA:2461:A:H2'	1:AA:2462:C:C6	2.51	0.45
1:AA:428:A:H2'	1:AA:429:A:C8	2.51	0.45
1:AA:760:G:O6	1:AA:761:A:C2	2.69	0.45
1:AA:849:A:H2'	1:AA:850:U:C6	2.51	0.45
3:AC:59:GLN:NE2	3:AC:84:PRO:O	2.49	0.45
4:AD:149:ASN:CG	4:AD:150:GLN:H	2.19	0.45
7:AG:29:ASN:OD1	7:AG:30:GLY:N	2.49	0.45
9:AI:42:ASN:HA	9:AI:45:THR:HB	1.98	0.45
9:AI:46:ASP:HA	9:AI:50:LYS:HD2	1.98	0.45
10:AJ:81:ILE:HG13	10:AJ:82:GLY:H	1.79	0.45
1:AA:2674:G:H4'	11:AK:30:ARG:HG3	1.97	0.45
12:AL:87:GLY:C	12:AL:89:VAL:H	2.19	0.45
17:AQ:30:VAL:HG23	17:AQ:33:VAL:HB	1.97	0.45
20:AT:32:LEU:N	20:AT:83:ALA:HB3	2.31	0.45
24:AX:31:ASN:OD1	24:AX:33:HIS:NE2	2.50	0.45
36:BD:91:LEU:HA	36:BD:94:LEU:HD12	1.99	0.45
38:BF:18:VAL:HB	38:BF:19:PRO:CD	2.46	0.45
42:BJ:22:THR:OG1	42:BJ:72:ARG:HG3	2.17	0.45
43:BK:31:ILE:HG22	43:BK:46:THR:HB	1.98	0.45
48:BP:4:ILE:HD13	48:BP:67:ILE:HD13	1.98	0.45
54:BV:218:TRP:CZ3	54:BV:223:ILE:HB	2.51	0.45
54:BV:224:GLU:HG3	54:BV:237:TYR:CE2	2.51	0.45
1:CA:2019:A:H4'	17:CQ:33:VAL:HG21	1.98	0.45
1:CA:2193:G:H2'	1:CA:2194:U:C6	2.52	0.45
1:CA:649:G:H2'	1:CA:650:C:O4'	2.17	0.45
1:CA:744:U:O4	1:CA:745:G:C6	2.70	0.45
7:CG:10:VAL:O	7:CG:10:VAL:HG23	2.15	0.45
33:DA:1144:G:N1	33:DA:1145:A:C2	2.85	0.45
33:DA:1376:U:H2'	33:DA:1377:A:C8	2.51	0.45
33:DA:293:G:C6	33:DA:294:U:C4	3.05	0.45
33:DA:844:G:C2'	33:DA:845:A:H5''	2.47	0.45

Continued on next page...

Continued from previous page...

Atom-1	Atom-2	Interatomic distance (Å)	Clash overlap (Å)
34:DB:11:ALA:HB1	34:DB:14:HIS:CD2	2.51	0.45
34:DB:45:THR:HA	34:DB:200:PRO:HG2	1.97	0.45
34:DB:40:ILE:HG21	34:DB:201:GLY:HA2	1.98	0.45
43:DK:35:THR:OG1	43:DK:41:ALA:N	2.50	0.45
44:DL:29:GLN:HB2	44:DL:82:ILE:O	2.17	0.45
53:DU:47:ARG:HA	53:DU:50:ALA:HB3	1.98	0.45
54:DV:318:SER:HB3	54:DV:404:ILE:HD11	1.98	0.45
1:EA:1526:C:H2'	1:EA:1527:G:O4'	2.15	0.45
1:EA:2824:C:C4	1:EA:2825:G:C5	3.04	0.45
1:EA:372:G:O4'	24:EX:60:LYS:HE3	2.16	0.45
1:EA:911:A:C5	13:EM:9:PHE:CD2	3.04	0.45
2:EB:109:A:H2'	2:EB:110:C:C6	2.51	0.45
3:EC:16:VAL:HB	3:EC:203:VAL:HB	1.98	0.45
6:EF:107:VAL:HG12	6:EF:113:PHE:CE2	2.51	0.45
10:EJ:44:TYR:HD2	17:EQ:63:ARG:HG2	1.79	0.45
1:EA:2333:A:OP2	23:EW:76:ARG:NH1	2.48	0.45
33:FA:1021:A:H2'	33:FA:1022:A:H5'	1.98	0.45
33:FA:1376:U:H2'	33:FA:1377:A:C8	2.52	0.45
33:FA:918:A:H2'	33:FA:919:A:C8	2.51	0.45
1:GA:2246:G:H1'	1:GA:2426:A:C2	2.51	0.45
1:GA:326:G:N2	1:GA:336:C:O2	2.47	0.45
1:GA:27:G:C2	1:GA:512:G:N3	2.85	0.45
1:GA:783:A:H8	1:GA:784:G:H4'	1.80	0.45
3:GC:104:LEU:HD23	3:GC:142:ASN:HB2	1.99	0.45
1:GA:2531:A:OP1	7:GG:174:LYS:CE	2.65	0.45
7:GG:53:PRO:HD3	7:GG:61:TRP:CE3	2.52	0.45
15:GO:3:LYS:HG3	15:GO:4:LYS:H	1.81	0.45
20:GT:55:VAL:O	20:GT:56:GLU:HB3	2.16	0.45
20:GT:29:THR:HA	20:GT:86:THR:HA	1.98	0.45
22:GV:2:PHE:HB2	22:GV:61:LEU:HG	1.99	0.45
23:GW:24:ARG:HD3	23:GW:65:LYS:HG2	1.98	0.45
33:HA:723:U:O2'	33:HA:724:G:P	2.74	0.45
35:HC:22:TRP:NE1	35:HC:36:ASP:OD2	2.47	0.45
36:HD:20:PHE:HB3	36:HD:23:SER:OG	2.16	0.45
43:HK:71:ALA:HB1	43:HK:75:LYS:HD2	1.98	0.45
45:HM:68:ASP:O	45:HM:71:ARG:HB2	2.17	0.45
54:HV:602:LYS:O	54:HV:603:GLU:HB3	2.17	0.45
1:AA:1714:U:H5'	1:AA:1715:G:H5'	1.99	0.45
1:AA:2023:C:OP1	59:AA:3658:HOH:O	2.21	0.45
1:AA:2287:A:C8	1:AA:2289:G:C8	3.04	0.45
7:AG:27:GLY:HA3	7:AG:78:VAL:HG13	1.99	0.45

Continued on next page...

Continued from previous page...

Atom-1	Atom-2	Interatomic distance (Å)	Clash overlap (Å)
16:AP:30:TRP:CE2	16:AP:39:LEU:HD11	2.50	0.45
17:AQ:91:ARG:HH21	17:AQ:93:ILE:HD13	1.82	0.45
18:AR:90:ARG:O	18:AR:91:GLN:HB3	2.16	0.45
33:BA:1239:A:H62	33:BA:1299:A:N6	2.14	0.45
33:BA:973:G:H2'	33:BA:974:A:OP1	2.17	0.45
38:BF:40:GLU:HB2	38:BF:42:TRP:HE1	1.81	0.45
42:BJ:35:GLN:HG2	42:BJ:77:VAL:CB	2.47	0.45
45:BM:29:ARG:NH2	45:BM:63:PHE:HB3	2.31	0.45
1:CA:2286:G:P	28:C1:29:LYS:HE2	2.56	0.45
31:C4:2:LYS:HD3	31:C4:4:ARG:NH2	2.31	0.45
1:CA:1165:A:H2'	1:CA:1166:G:H8	1.81	0.45
1:CA:2046:G:H1'	27:C0:18:HIS:CE1	2.51	0.45
1:CA:2071:A:C2	1:CA:2072:C:C2	3.04	0.45
1:CA:2328:A:H2'	1:CA:2329:U:C6	2.52	0.45
1:CA:2457:U:C4	1:CA:2458:G:C6	3.04	0.45
1:CA:1783:A:H5'	1:CA:2608:G:H4'	1.99	0.45
1:CA:2834:G:O6	1:CA:2879:A:H2'	2.16	0.45
1:CA:2846:G:H2'	1:CA:2847:U:O4'	2.17	0.45
1:CA:489:G:C6	1:CA:491:G:C2	3.04	0.45
1:CA:570:G:H2'	1:CA:2030:A:N7	2.31	0.45
1:CA:765:C:H2'	1:CA:766:U:C6	2.51	0.45
3:CC:109:LEU:CG	3:CC:110:LYS:H	2.29	0.45
5:CE:134:LEU:CD2	5:CE:161:ALA:HB2	2.47	0.45
6:CF:107:VAL:HG11	6:CF:116:LEU:HD21	1.99	0.45
16:CP:96:LEU:HB3	16:CP:99:LEU:CD2	2.46	0.45
19:CS:13:SER:O	19:CS:14:ALA:CB	2.64	0.45
33:DA:1004:A:H2'	33:DA:1005:A:O4'	2.15	0.45
33:DA:202:G:O2'	33:DA:468:A:C8	2.70	0.45
33:DA:979:C:H1'	33:DA:1317:C:N4	2.32	0.45
48:DP:36:VAL:HG11	48:DP:57:ILE:HG12	1.98	0.45
53:DU:10:GLU:O	53:DU:12:PHE:N	2.47	0.45
1:EA:181:A:C2	1:EA:182:A:C4	3.04	0.45
4:ED:148:GLN:OE1	4:ED:152:PRO:HG2	2.16	0.45
13:EM:31:PHE:CE1	13:EM:110:GLU:HG3	2.50	0.45
1:EA:1279:G:H4'	14:EN:31:HIS:CD2	2.52	0.45
17:EQ:91:ARG:NH2	17:EQ:93:ILE:HG21	2.29	0.45
33:FA:736:C:H2'	33:FA:737:C:C6	2.52	0.45
38:FF:45:ARG:O	38:FF:56:LYS:HA	2.16	0.45
38:FF:66:ALA:HB1	38:FF:67:PRO:HD2	1.98	0.45
33:FA:643:C:H5'	40:FH:32:LEU:HD13	1.98	0.45
50:FR:63:ARG:HB3	50:FR:70:TYR:CE1	2.51	0.45

Continued on next page...

Continued from previous page...

Atom-1	Atom-2	Interatomic distance (Å)	Clash overlap (Å)
51:FS:56:GLN:CD	51:FS:57:HIS:H	2.20	0.45
54:FV:317:PHE:HA	54:FV:341:GLY:HA3	1.99	0.45
54:FV:96:THR:HG22	54:FV:129:GLN:HE22	1.81	0.45
28:G1:8:ILE:HG21	28:G1:51:ALA:HA	1.98	0.45
30:G3:49:VAL:HG23	30:G3:54:LEU:HD13	1.99	0.45
1:GA:1032:A:H1'	31:G4:23:ILE:HD13	1.97	0.45
1:GA:646:U:C4	1:GA:2368:C:H1'	2.52	0.45
3:GC:232:GLY:HA2	59:GC:402:HOH:O	2.16	0.45
5:GE:150:THR:HG21	5:GE:153:LEU:HA	1.98	0.45
7:GG:162:ARG:NH1	7:GG:168:VAL:HG21	2.31	0.45
11:GK:69:VAL:HG21	11:GK:106:GLU:CD	2.36	0.45
14:GN:8:ARG:HB3	14:GN:10:LEU:HD22	1.98	0.45
14:GN:33:ILE:HD11	14:GN:112:TYR:CD1	2.51	0.45
1:GA:24:G:H1'	19:GS:77:ASP:HB3	1.99	0.45
33:HA:1014:A:N7	33:HA:1015:G:C6	2.84	0.45
33:HA:72:A:H2'	33:HA:73:C:C5'	2.46	0.45
36:HD:107:PHE:CE2	36:HD:145:ILE:HG13	2.51	0.45
36:HD:124:MET:CE	36:HD:146:ARG:HG2	2.46	0.45
38:HF:64:VAL:HG12	38:HF:65:GLU:N	2.32	0.45
54:HV:105:VAL:HG23	54:HV:106:LEU:N	2.32	0.45
1:AA:2297:A:C2	1:AA:2321:U:H5	2.35	0.45
1:AA:705:A:C6	1:AA:706:A:C5	3.05	0.45
6:AF:49:LEU:HD12	6:AF:52:ALA:HB3	1.97	0.45
13:AM:13:HIS:O	13:AM:14:LYS:CB	2.64	0.45
15:AO:115:LEU:HD12	15:AO:116:GLN:H	1.81	0.45
33:BA:1058:G:H2'	33:BA:1059:C:O4'	2.16	0.45
33:BA:1346:A:N1	33:BA:1374:A:H5''	2.31	0.45
33:BA:64:G:C8	33:BA:99:C:N4	2.84	0.45
33:BA:722:G:O3'	33:BA:723:U:H2'	2.17	0.45
33:BA:76:G:N3	33:BA:76:G:H2'	2.32	0.45
33:BA:993:G:H2'	33:BA:995:C:H41	1.82	0.45
36:BD:25:VAL:HG23	36:BD:26:ARG:H	1.81	0.45
37:BE:38:VAL:HG21	37:BE:114:VAL:HG23	1.98	0.45
37:BE:38:VAL:HG11	37:BE:114:VAL:HA	1.98	0.45
37:BE:76:LEU:HD12	37:BE:76:LEU:N	2.31	0.45
38:BF:12:PRO:HA	38:BF:44:ARG:HD3	1.99	0.45
38:BF:4:TYR:HB3	38:BF:89:VAL:HG23	1.99	0.45
43:BK:34:ILE:HG13	43:BK:70:CYS:SG	2.57	0.45
45:BM:56:LEU:O	45:BM:60:VAL:HG12	2.17	0.45
48:BP:46:LYS:HG3	48:BP:47:GLU:H	1.81	0.45
1:CA:1176:U:H2'	1:CA:1177:G:C8	2.51	0.45

Continued on next page...

Continued from previous page...

Atom-1	Atom-2	Interatomic distance (Å)	Clash overlap (Å)
1:CA:2744:G:C2	1:CA:2761:A:C4	3.05	0.45
1:CA:334:C:OP1	1:CA:336:C:N4	2.47	0.45
3:CC:145:MET:SD	3:CC:153:LEU:HD11	2.56	0.45
4:CD:110:THR:HG23	4:CD:171:THR:HG22	1.98	0.45
5:CE:149:ILE:HG23	5:CE:188:MET:HA	1.98	0.45
11:CK:15:GLY:O	11:CK:46:ALA:HA	2.16	0.45
13:CM:50:ARG:CD	13:CM:65:ILE:HD11	2.47	0.45
20:CT:61:LEU:HD12	20:CT:61:LEU:C	2.36	0.45
20:CT:29:THR:CB	20:CT:86:THR:HA	2.47	0.45
33:DA:1311:A:C6	33:DA:1312:G:N7	2.85	0.45
33:DA:16:A:N1	33:DA:919:A:H2	2.14	0.45
33:DA:209:U:H5'	33:DA:210:C:O5'	2.15	0.45
33:DA:276:G:C6	33:DA:277:C:C5	3.04	0.45
33:DA:298:A:H2'	33:DA:299:G:C8	2.51	0.45
33:DA:57:G:C6	33:DA:58:C:N3	2.84	0.45
34:DB:53:LEU:HD23	34:DB:53:LEU:N	2.31	0.45
37:DE:81:LEU:HD11	37:DE:144:LEU:HD22	1.97	0.45
38:DF:23:GLU:O	38:DF:27:ALA:N	2.47	0.45
38:DF:98:GLU:HG3	38:DF:99:ALA:N	2.32	0.45
41:DI:47:VAL:CG2	41:DI:76:ALA:HB1	2.46	0.45
51:DS:49:ILE:CD1	51:DS:71:LEU:HD22	2.46	0.45
43:DK:126:LYS:C	53:DU:34:ARG:HH12	2.19	0.45
54:DV:492:GLU:OE1	54:DV:567:ALA:N	2.44	0.45
32:E5:4:ASN:O	32:E5:5:LEU:C	2.54	0.45
32:E5:93:ALA:HA	32:E5:130:PRO:CG	2.45	0.45
1:EA:1083:U:C6	1:EA:1085:A:OP2	2.70	0.45
1:EA:1353:A:C8	1:EA:1378:A:N6	2.84	0.45
1:EA:1439:A:C2	1:EA:1553:A:C4	3.03	0.45
1:EA:1773:A:N7	1:EA:1829:A:H1'	2.32	0.45
1:EA:1770:G:C6	1:EA:1983:G:C6	3.04	0.45
2:EB:38:C:O4'	15:EO:100:HIS:NE2	2.50	0.45
6:EF:151:LEU:HD12	6:EF:152:ASP:N	2.31	0.45
9:EI:19:PRO:HD2	9:EI:23:VAL:CG2	2.47	0.45
1:EA:995:C:H42	10:EJ:2:LYS:HB2	1.80	0.45
12:EL:95:LEU:HB2	12:EL:101:ILE:HD12	1.99	0.45
14:EN:103:ARG:HB2	14:EN:110:MET:HE2	1.97	0.45
21:EU:53:GLN:HG2	21:EU:54:PRO:HD3	1.98	0.45
26:EZ:24:LEU:O	26:EZ:27:GLY:N	2.47	0.45
33:FA:202:G:HO2'	33:FA:468:A:H8	1.64	0.45
36:FD:10:LYS:NZ	36:FD:38:PRO:O	2.47	0.45
38:FF:21:MET:HB3	38:FF:25:TYR:CE2	2.51	0.45

Continued on next page...

Continued from previous page...

Atom-1	Atom-2	Interatomic distance (Å)	Clash overlap (Å)
52:FT:51:PHE:CD1	52:FT:51:PHE:C	2.90	0.45
54:FV:113:TYR:O	54:FV:141:VAL:HA	2.17	0.45
19:GS:19:LEU:HB3	27:G0:21:LEU:HG	1.99	0.45
1:GA:2017:U:H5''	1:GA:2018:G:P	2.56	0.45
1:GA:273:G:N2	1:GA:365:U:C2	2.84	0.45
1:GA:374:A:H2'	1:GA:375:G:O4'	2.17	0.45
5:GE:23:PHE:CG	5:GE:111:GLU:HG3	2.52	0.45
6:GF:134:GLN:HG3	6:GF:140:ILE:CD1	2.45	0.45
6:GF:147:ARG:HG3	6:GF:148:VAL:N	2.31	0.45
1:GA:855:G:C2	23:GW:23:LYS:HD2	2.51	0.45
23:GW:28:GLU:OE2	23:GW:29:SER:OG	2.31	0.45
33:HA:375:U:C4	33:HA:376:G:N7	2.85	0.45
33:HA:64:G:OP1	33:HA:382:A:N6	2.50	0.45
33:HA:532:A:N7	35:HC:192:THR:OG1	2.34	0.45
33:HA:575:G:C6	33:HA:821:G:N7	2.85	0.45
33:HA:436:C:O2'	36:HD:154:ARG:HG3	2.17	0.45
1:GA:2661:G:H5'	54:HV:19:ILE:HG13	1.99	0.45
1:AA:1005:C:H1'	1:AA:1012:U:C4	2.52	0.45
1:AA:1060:U:H4'	1:AA:1061:U:H5''	1.97	0.45
1:AA:1340:U:H4'	1:AA:1341:G:OP2	2.17	0.45
1:AA:141:G:C5	20:AT:2:ILE:HD11	2.51	0.45
1:AA:1724:G:H2'	1:AA:1725:U:C6	2.51	0.45
1:AA:2051:A:H2'	1:AA:2578:G:OP1	2.17	0.45
6:AF:19:PHE:HB2	6:AF:21:TYR:CE1	2.51	0.45
8:AH:28:ASN:C	8:AH:32:PRO:HG2	2.37	0.45
13:AM:8:LYS:HE3	13:AM:9:PHE:CE2	2.52	0.45
34:BB:27:LYS:N	34:BB:28:PRO:CD	2.80	0.45
37:BE:106:ILE:HD11	37:BE:124:LEU:HD22	1.99	0.45
38:BF:10:VAL:HB	38:BF:58:HIS:HB3	1.97	0.45
38:BF:67:PRO:HB2	38:BF:69:GLU:HG2	1.99	0.45
46:BN:53:ARG:NH2	51:BS:37:ARG:HH21	2.15	0.45
48:BP:48:GLU:HG3	48:BP:49:GLY:H	1.80	0.45
54:BV:468:ILE:HA	54:BV:471:ASP:HB3	1.99	0.45
54:BV:532:LYS:HD3	54:BV:534:TYR:H	1.81	0.45
1:CA:1232:G:C6	1:CA:1233:C:C4	3.05	0.45
1:CA:137:U:O2'	1:CA:138:U:OP2	2.33	0.45
1:CA:2109:U:H4'	1:CA:2180:U:H1'	1.99	0.45
2:CB:118:C:H2'	2:CB:119:A:H8	1.82	0.45
4:CD:45:TYR:N	4:CD:45:TYR:CD1	2.84	0.45
1:CA:2293:G:OP1	15:CO:94:ARG:NH2	2.50	0.45
16:CP:13:LYS:NZ	16:CP:80:VAL:HB	2.32	0.45

Continued on next page...

Continued from previous page...

Atom-1	Atom-2	Interatomic distance (Å)	Clash overlap (Å)
17:CQ:63:ARG:HH22	17:CQ:95:ALA:C	2.20	0.45
20:CT:7:LEU:O	20:CT:10:VAL:HG13	2.16	0.45
22:CV:80:HIS:HD2	22:CV:83:LYS:N	2.14	0.45
33:DA:18:C:H1'	33:DA:1079:G:H21	1.81	0.45
33:DA:1151:A:C2	33:DA:1152:A:C5	3.04	0.45
33:DA:513:C:H2'	33:DA:514:C:C6	2.52	0.45
33:DA:83:C:H2'	33:DA:84:U:C6	2.51	0.45
34:DB:207:ARG:HG3	34:DB:208:ALA:H	1.80	0.45
36:DD:24:GLY:O	36:DD:26:ARG:N	2.49	0.45
48:DP:46:LYS:HE2	48:DP:48:GLU:H	1.82	0.45
48:DP:4:ILE:N	48:DP:4:ILE:HD12	2.32	0.45
49:DQ:47:HIS:HB2	49:DQ:71:LYS:HE2	1.97	0.45
53:DU:37:PHE:HA	53:DU:40:LYS:HE2	1.99	0.45
1:EA:1712:U:H3	1:EA:1746:A:H61	1.63	0.45
1:EA:1637:A:H5'	1:EA:1760:C:O2'	2.16	0.45
1:EA:1784:A:H4'	1:EA:1785:A:O5'	2.17	0.45
1:EA:340:A:H2'	1:EA:341:C:H5'	1.98	0.45
6:EF:33:ILE:HG13	6:EF:95:MET:SD	2.57	0.45
1:EA:558:U:O3'	10:EJ:111:LYS:HE3	2.17	0.45
33:FA:1178:G:OP1	41:FI:95:ARG:NH2	2.50	0.45
33:FA:1356:G:H2'	33:FA:1357:A:C8	2.51	0.45
33:FA:658:C:O4'	47:FO:22:THR:OG1	2.34	0.45
33:FA:844:G:H2'	33:FA:845:A:H5''	1.97	0.45
36:FD:151:LYS:HA	36:FD:155:VAL:CG1	2.46	0.45
38:FF:81:ASN:OD1	38:FF:83:ALA:N	2.43	0.45
54:FV:155:VAL:HG22	54:FV:264:VAL:HG11	1.99	0.45
54:FV:53:MET:HB2	54:FV:56:GLU:CG	2.46	0.45
1:GA:1072:C:N4	1:GA:1094:U:C2	2.85	0.45
1:GA:1665:A:OP2	59:GA:3424:HOH:O	2.21	0.45
1:GA:1683:U:H2'	1:GA:1684:G:C8	2.51	0.45
1:GA:38:A:C2	1:GA:39:G:C4	3.05	0.45
1:GA:477:A:N6	1:GA:500:G:O2'	2.49	0.45
1:GA:27:G:C4	1:GA:512:G:N2	2.85	0.45
1:GA:65:U:H2'	1:GA:66:C:C6	2.52	0.45
1:GA:833:A:C6	1:GA:834:G:C6	3.05	0.45
1:GA:979:A:H2'	1:GA:982:C:H42	1.82	0.45
4:GD:33:ARG:NH2	4:GD:51:THR:HG23	2.32	0.45
6:GF:141:ASP:O	6:GF:145:VAL:HG13	2.16	0.45
7:GG:35:THR:HG22	7:GG:36:LEU:N	2.32	0.45
9:GI:17:ALA:HB3	9:GI:42:ASN:HD21	1.82	0.45
10:GJ:38:GLY:O	10:GJ:43:GLU:HB2	2.16	0.45

Continued on next page...

Continued from previous page...

Atom-1	Atom-2	Interatomic distance (Å)	Clash overlap (Å)
23:GW:21:GLY:HA2	23:GW:25:PHE:CE2	2.52	0.45
23:GW:8:SER:O	23:GW:9:THR:HG22	2.17	0.45
33:HA:105:G:H2'	33:HA:106:C:C6	2.52	0.45
33:HA:449:G:N1	33:HA:450:G:C6	2.85	0.45
33:HA:560:A:H5'	33:HA:566:G:N2	2.31	0.45
35:HC:155:GLY:O	35:HC:156:ARG:HB2	2.17	0.45
39:HG:111:ARG:HD2	39:HG:119:ARG:HA	1.98	0.45
39:HG:147:ALA:HB1	43:HK:61:PHE:CE1	2.51	0.45
39:HG:54:SER:C	39:HG:56:LYS:H	2.19	0.45
41:HI:26:GLY:N	41:HI:59:GLU:O	2.50	0.45
41:HI:57:MET:CE	41:HI:58:VAL:H	2.29	0.45
48:HP:23:ASP:OD2	48:HP:25:ARG:NE	2.47	0.45
14:AN:98:LEU:HB3	27:A0:42:ILE:CD1	2.47	0.45
30:A3:41:ARG:HG3	30:A3:44:ARG:NH2	2.32	0.45
1:AA:1021:A:C6	1:AA:1023:U:C5	3.05	0.45
1:AA:1233:C:C4	1:AA:1234:U:C5	3.05	0.45
1:AA:236:C:H2'	1:AA:237:C:C6	2.52	0.45
1:AA:729:G:H2'	1:AA:1775:U:H1'	1.99	0.45
2:AB:21:G:N7	59:AB:1305:HOH:O	2.36	0.45
6:AF:55:ASP:O	6:AF:59:ILE:HG12	2.17	0.45
9:AI:28:GLY:C	9:AI:32:VAL:HB	2.37	0.45
33:BA:1085:U:O4'	33:BA:1094:G:C6	2.69	0.45
33:BA:771:G:C6	33:BA:809:G:N1	2.85	0.45
43:BK:31:ILE:HB	43:BK:46:THR:CG2	2.47	0.45
33:BA:740:U:H4'	47:BO:39:LEU:CD1	2.47	0.45
47:BO:52:SER:O	47:BO:55:GLY:N	2.49	0.45
49:BQ:27:ARG:HG3	49:BQ:40:ARG:HB2	1.99	0.45
54:BV:660:LEU:O	54:BV:662:GLU:N	2.46	0.45
54:BV:85:ASN:HD22	54:BV:382:ILE:HG13	1.82	0.45
28:C1:24:LYS:HZ3	28:C1:51:ALA:HB1	1.82	0.45
1:CA:996:A:C6	1:CA:1160:G:C2	3.04	0.45
1:CA:2199:A:C8	1:CA:2200:C:C5	3.05	0.45
1:CA:2700:A:N6	59:CA:3674:HOH:O	2.50	0.45
1:CA:2707:U:C4	59:CA:3674:HOH:O	2.65	0.45
7:CG:145:ALA:O	7:CG:149:ALA:N	2.45	0.45
1:CA:995:C:H42	10:CJ:2:LYS:HB2	1.82	0.45
13:CM:70:ASP:C	13:CM:70:ASP:OD1	2.55	0.45
14:CN:78:LYS:HG2	14:CN:83:LEU:CD1	2.46	0.45
15:CO:66:GLY:HA2	15:CO:102:ARG:NH1	2.31	0.45
16:CP:17:PRO:HD2	16:CP:83:ILE:HD13	1.99	0.45
18:CR:53:PHE:N	18:CR:53:PHE:CD1	2.82	0.45

Continued on next page...

Continued from previous page...

Atom-1	Atom-2	Interatomic distance (Å)	Clash overlap (Å)
33:DA:1084:G:P	33:DA:1086:U:C5	3.10	0.45
1:CA:1913:A:N7	33:DA:1494:G:C5'	2.79	0.45
33:DA:323:U:H4'	52:DT:17:ALA:HB3	1.99	0.45
33:DA:399:G:C2	33:DA:400:C:C2	3.05	0.45
35:DC:3:GLN:OE1	35:DC:3:GLN:N	2.49	0.45
36:DD:65:TYR:O	36:DD:115:ARG:NH2	2.50	0.45
50:DR:33:ILE:HA	50:DR:40:VAL:HG23	1.99	0.45
1:EA:1019:U:H3	1:EA:1142:A:H62	1.65	0.45
1:EA:2639:A:C2	1:EA:2778:A:C8	3.04	0.45
1:EA:58:G:N2	1:EA:70:G:C4	2.85	0.45
1:EA:714:U:H5'	1:EA:715:A:OP2	2.16	0.45
1:EA:855:G:H1'	23:EW:23:LYS:HE3	1.98	0.45
2:EB:106:G:H2'	2:EB:107:G:O4'	2.17	0.45
1:EA:2682:A:C8	4:ED:11:MET:HG2	2.51	0.45
5:EE:42:GLY:O	5:EE:43:THR:OG1	2.35	0.45
7:EG:163:TYR:O	7:EG:164:ALA:HB3	2.17	0.45
14:EN:1:MET:O	14:EN:2:ARG:CB	2.64	0.45
16:EP:49:ILE:CG2	16:EP:50:ARG:N	2.79	0.45
20:ET:32:LEU:N	20:ET:83:ALA:HB3	2.31	0.45
1:EA:102:U:N3	25:EY:2:LYS:HB2	2.32	0.45
40:FH:89:LYS:HG3	40:FH:90:ASP:N	2.31	0.45
41:FI:6:TYR:CG	41:FI:89:GLU:CB	3.00	0.45
43:FK:17:SER:O	43:FK:80:LYS:N	2.48	0.45
38:FF:86:ARG:HH21	50:FR:64:TYR:HB3	1.82	0.45
53:FU:10:GLU:CG	53:FU:11:PRO:HD3	2.47	0.45
53:FU:40:LYS:N	53:FU:41:PRO:HD2	2.32	0.45
54:FV:427:ASP:HB3	54:FV:479:VAL:HG13	1.99	0.45
54:FV:430:LYS:HG2	54:FV:479:VAL:CG2	2.47	0.45
1:GA:1421:G:C2	1:GA:1422:G:C8	3.05	0.45
1:GA:1555:G:C2	1:GA:1556:C:C6	3.05	0.45
1:GA:1936:A:C2	1:GA:1945:G:C4	3.05	0.45
1:GA:2526:G:C5	1:GA:2527:C:C5	3.05	0.45
1:GA:64:A:H2'	1:GA:65:U:C6	2.50	0.45
1:GA:832:U:H2'	1:GA:833:A:C8	2.52	0.45
10:GJ:114:LEU:O	10:GJ:117:ALA:N	2.50	0.45
17:GQ:60:TRP:CE2	17:GQ:93:ILE:HB	2.52	0.45
20:GT:55:VAL:O	20:GT:56:GLU:CB	2.64	0.45
20:GT:4:GLU:O	20:GT:8:LEU:HD23	2.17	0.45
33:HA:1237:C:H1'	33:HA:1334:G:O2'	2.16	0.45
33:HA:204:G:H3'	33:HA:205:A:C5'	2.47	0.45
33:HA:42:G:N2	33:HA:401:C:C2	2.84	0.45

Continued on next page...

Continued from previous page...

Atom-1	Atom-2	Interatomic distance (Å)	Clash overlap (Å)
33:HA:913:A:H4'	33:HA:914:A:O5'	2.17	0.45
34:HB:140:LEU:O	34:HB:143:LEU:N	2.49	0.45
34:HB:209:VAL:HG23	34:HB:210:THR:N	2.31	0.45
34:HB:72:LYS:NZ	34:HB:204:ASP:HB3	2.32	0.45
42:HJ:48:ARG:NH1	42:HJ:66:GLU:OE1	2.50	0.45
43:HK:43:GLY:HA3	43:HK:74:VAL:HG11	1.99	0.45
43:HK:75:LYS:HE2	43:HK:79:ILE:O	2.16	0.45
54:HV:104:ARG:NH2	54:HV:408:ARG:H	2.15	0.45
28:A1:8:ILE:HD11	28:A1:50:GLU:HG3	1.98	0.45
32:A5:91:ALA:C	32:A5:93:ALA:N	2.70	0.45
1:AA:1847:A:N3	1:AA:1847:A:H2'	2.32	0.45
1:AA:1857:G:O2'	1:AA:1858:A:P	2.74	0.45
1:AA:2246:G:H2'	1:AA:2247:A:C8	2.51	0.45
1:AA:2455:G:H2'	1:AA:2456:C:C6	2.52	0.45
1:AA:422:A:C6	1:AA:423:A:C5	3.05	0.45
1:AA:45:G:H5''	1:AA:46:G:OP1	2.17	0.45
3:AC:93:VAL:HG12	3:AC:101:ARG:H	1.81	0.45
5:AE:170:ARG:NH2	5:AE:179:SER:OG	2.50	0.45
6:AF:74:ALA:O	6:AF:77:LYS:N	2.48	0.45
8:AH:2:GLN:C	8:AH:3:VAL:HG13	2.37	0.45
10:AJ:77:HIS:HD2	10:AJ:78:THR:N	2.15	0.45
14:AN:33:ILE:HD11	27:A0:54:ILE:CD1	2.47	0.45
16:AP:33:GLU:OE1	16:AP:38:ARG:NH2	2.46	0.45
18:AR:74:ILE:N	18:AR:74:ILE:HD12	2.31	0.45
21:AU:81:ARG:O	21:AU:96:LYS:HG2	2.16	0.45
33:BA:1097:C:H2'	33:BA:1098:C:O4'	2.17	0.45
33:BA:1331:G:O2'	33:BA:1332:A:O5'	2.34	0.45
33:BA:367:U:C6	33:BA:394:G:N2	2.85	0.45
33:BA:892:A:C6	33:BA:893:C:C4	3.05	0.45
34:BB:41:ASN:ND2	34:BB:44:LYS:HB2	2.32	0.45
36:BD:125:VAL:O	36:BD:127:GLY:N	2.44	0.45
36:BD:64:ILE:HG22	36:BD:65:TYR:HD1	1.82	0.45
41:BI:63:LEU:HD13	41:BI:63:LEU:N	2.32	0.45
43:BK:107:ILE:O	43:BK:107:ILE:HG23	2.17	0.45
44:BL:73:ASN:O	44:BL:74:LEU:HB2	2.17	0.45
45:BM:6:GLY:HA3	45:BM:66:GLU:HG3	1.98	0.45
48:BP:10:GLY:HA3	48:BP:15:PRO:HA	1.98	0.45
48:BP:36:VAL:O	48:BP:36:VAL:HG12	2.16	0.45
51:BS:49:ILE:HD11	51:BS:71:LEU:HD22	1.99	0.45
53:BU:40:LYS:N	53:BU:41:PRO:CD	2.80	0.45
1:CA:2105:U:H2'	1:CA:2106:U:H5''	1.99	0.45

Continued on next page...

Continued from previous page...

Atom-1	Atom-2	Interatomic distance (Å)	Clash overlap (Å)
1:CA:2326:C:H4'	1:CA:2327:A:OP1	2.17	0.45
2:CB:104:A:H2'	2:CB:105:G:O4'	2.17	0.45
3:CC:116:GLN:NE2	3:CC:120:ASP:OD1	2.48	0.45
6:CF:172:PHE:O	6:CF:174:PHE:N	2.50	0.45
10:CJ:72:LYS:HD2	10:CJ:74:TYR:CZ	2.52	0.45
17:CQ:97:ILE:HD12	17:CQ:101:ASP:O	2.17	0.45
19:CS:33:LEU:HD12	19:CS:48:LYS:HE3	1.99	0.45
33:DA:1306:A:N6	33:DA:1331:G:H1'	2.32	0.45
33:DA:60:A:C3'	52:DT:5:LYS:HD2	2.47	0.45
34:DB:49:PHE:CD1	34:DB:49:PHE:C	2.89	0.45
34:DB:70:GLY:HA2	34:DB:163:ILE:CG2	2.47	0.45
46:DN:45:VAL:HG23	46:DN:46:LEU:H	1.82	0.45
53:DU:37:PHE:CD1	53:DU:40:LYS:HE2	2.51	0.45
32:E5:117:LEU:CD2	32:E5:120:ALA:C	2.85	0.45
32:E5:4:ASN:O	32:E5:7:ASP:N	2.49	0.45
1:EA:1050:A:C4	1:EA:2751:G:C2	3.05	0.45
1:EA:1174:U:H5'	1:EA:1175:A:OP2	2.16	0.45
1:EA:1206:G:C6	1:EA:1207:C:C4	3.04	0.45
1:EA:2246:G:H2'	1:EA:2247:A:C8	2.52	0.45
1:EA:443:A:C5	5:EE:40:ARG:HD3	2.52	0.45
3:EC:203:VAL:O	3:EC:205:GLY:N	2.49	0.45
13:EM:41:LEU:HD21	13:EM:126:ILE:HD11	1.98	0.45
13:EM:20:LEU:N	13:EM:20:LEU:HD22	2.31	0.45
14:EN:8:ARG:HB3	14:EN:10:LEU:HD22	1.99	0.45
14:EN:98:LEU:HD22	27:E0:42:ILE:HD11	1.99	0.45
21:EU:98:ASN:ND2	21:EU:100:GLU:OE1	2.50	0.45
22:EV:51:GLN:HA	22:EV:56:PHE:CG	2.52	0.45
24:EX:44:ARG:HG2	24:EX:45:PHE:N	2.32	0.45
33:FA:1218:C:H2'	33:FA:1219:A:C8	2.51	0.45
33:FA:686:U:O2'	33:FA:687:A:OP2	2.23	0.45
34:FB:27:LYS:N	34:FB:28:PRO:CD	2.80	0.45
37:FE:39:VAL:HG22	37:FE:67:ALA:HB1	1.99	0.45
37:FE:80:THR:CB	37:FE:122:ASN:OD1	2.64	0.45
54:FV:414:PRO:HA	54:FV:461:MET:SD	2.57	0.45
54:FV:638:ARG:NH2	54:FV:669:GLN:OE1	2.50	0.45
1:GA:1252:G:C4	1:GA:1253:A:C2	3.05	0.45
1:GA:2839:G:C5	1:GA:2840:C:C5	3.04	0.45
2:GB:82:U:N3	2:GB:83:G:N7	2.64	0.45
5:GE:176:ASP:OD1	5:GE:178:VAL:N	2.50	0.45
5:GE:117:ARG:NH2	5:GE:183:PHE:O	2.47	0.45
6:GF:58:ALA:HB3	6:GF:139:GLU:HG2	1.99	0.45

Continued on next page...

Continued from previous page...

Atom-1	Atom-2	Interatomic distance (Å)	Clash overlap (Å)
6:GF:58:ALA:HB3	6:GF:139:GLU:CG	2.47	0.45
10:GJ:64:VAL:CG2	10:GJ:68:LYS:HB2	2.46	0.45
11:GK:108:ARG:HD2	11:GK:116:ILE:CD1	2.47	0.45
14:GN:46:ARG:O	14:GN:50:PRO:HG2	2.17	0.45
20:GT:69:ARG:HG3	20:GT:70:HIS:ND1	2.32	0.45
21:GU:73:ASN:HA	21:GU:95:PHE:CE2	2.52	0.45
33:HA:1002:G:N2	33:HA:1003:G:N3	2.64	0.45
33:HA:1331:G:O2'	33:HA:1332:A:P	2.74	0.45
35:HC:20:SER:OG	35:HC:40:ARG:NH2	2.49	0.45
37:HE:39:VAL:HG22	37:HE:67:ALA:HB1	1.99	0.45
42:HJ:56:HIS:O	42:HJ:57:VAL:HG12	2.16	0.45
45:HM:29:ARG:NH2	45:HM:33:ILE:HD11	2.31	0.45
51:HS:34:TRP:CE2	51:HS:57:HIS:HE1	2.35	0.45
53:HU:19:PHE:CD1	53:HU:19:PHE:O	2.70	0.45
32:A5:51:TYR:CD1	32:A5:52:MET:HG2	2.52	0.45
1:AA:1276:A:N7	1:AA:1645:G:C2	2.85	0.45
1:AA:1500:G:C4	1:AA:1501:G:C8	3.05	0.45
1:AA:1477:A:C2	1:AA:1515:A:C5	3.05	0.45
1:AA:1613:G:C2	1:AA:1619:G:C5	3.04	0.45
1:AA:1817:G:H2'	1:AA:1818:U:H5'	1.98	0.45
1:AA:2296:U:C2	1:AA:2333:A:C2	3.04	0.45
1:AA:2318:G:C5	1:AA:2319:G:C6	3.05	0.45
1:AA:2887:A:C5	1:AA:2888:C:C5	3.05	0.45
3:AC:259:ASN:O	3:AC:260:LYS:HB2	2.17	0.45
4:AD:121:THR:HB	4:AD:127:PHE:CD2	2.52	0.45
5:AE:147:LEU:HB3	5:AE:186:VAL:HG23	1.99	0.45
6:AF:12:VAL:HG22	6:AF:16:MET:HG3	1.98	0.45
6:AF:39:VAL:HG11	6:AF:42:ALA:HB2	1.98	0.45
6:AF:49:LEU:HD11	6:AF:86:CYS:CB	2.47	0.45
10:AJ:36:LEU:CD1	10:AJ:54:ILE:HG22	2.47	0.45
16:AP:49:ILE:HG22	16:AP:50:ARG:N	2.31	0.45
20:AT:50:LEU:CD1	20:AT:50:LEU:H	2.28	0.45
33:BA:77:A:H2	33:BA:92:U:N3	2.15	0.45
34:BB:116:LEU:HD12	34:BB:140:LEU:HD11	1.99	0.45
36:BD:26:ARG:C	36:BD:26:ARG:HD3	2.36	0.45
54:BV:188:MET:HE1	54:BV:218:TRP:CD1	2.52	0.45
1:CA:1078:U:H5''	1:CA:1079:C:OP1	2.16	0.45
1:CA:2591:C:H2'	1:CA:2592:G:C8	2.51	0.45
1:CA:2704:C:N4	1:CA:2705:A:C6	2.85	0.45
1:CA:42:A:C2'	1:CA:43:G:H5''	2.47	0.45
1:CA:479:A:H4'	1:CA:480:A:OP1	2.17	0.45

Continued on next page...

Continued from previous page...

Atom-1	Atom-2	Interatomic distance (Å)	Clash overlap (Å)
6:CF:152:ASP:OD1	6:CF:152:ASP:N	2.50	0.45
17:CQ:84:LYS:O	17:CQ:86:SER:N	2.50	0.45
23:CW:45:HIS:HB2	23:CW:50:VAL:HG13	1.99	0.45
33:DA:1228:C:P	45:DM:107:ARG:HH22	2.39	0.45
33:DA:1305:G:N2	33:DA:1331:G:O2'	2.50	0.45
33:DA:72:A:H2'	33:DA:73:C:C5'	2.47	0.45
39:DG:113:ASP:HB2	39:DG:119:ARG:HG3	1.98	0.45
49:DQ:77:ARG:NH2	49:DQ:79:VAL:HG22	2.32	0.45
1:EA:1256:G:H2'	5:EE:77:ILE:HD11	1.99	0.45
1:EA:2849:U:N3	1:EA:2867:G:O4'	2.48	0.45
1:EA:223:A:C5	1:EA:422:A:C8	3.05	0.45
1:EA:784:G:OP2	59:EA:3314:HOH:O	2.20	0.45
1:EA:84:A:P	21:EU:5:ARG:HH21	2.39	0.45
4:AD:70:LYS:NZ	7:EG:31:GLU:OE2	2.50	0.45
17:EQ:57:ARG:HA	17:EQ:60:TRP:CE3	2.52	0.45
19:ES:45:VAL:HG22	19:ES:46:LEU:HD23	1.97	0.45
22:EV:55:GLU:OE1	22:EV:55:GLU:N	2.39	0.45
33:FA:1166:G:N2	33:FA:1171:A:N6	2.64	0.45
33:FA:690:G:H2'	33:FA:691:G:O4'	2.17	0.45
34:FB:125:PHE:O	34:FB:125:PHE:CG	2.70	0.45
34:FB:32:GLY:HA2	34:FB:39:ILE:HB	1.99	0.45
51:FS:3:ARG:HH12	51:FS:68:GLY:HA3	1.81	0.45
52:FT:62:ALA:HB1	52:FT:69:LYS:H	1.81	0.45
53:FU:51:SER:O	53:FU:53:VAL:N	2.43	0.45
54:FV:557:ILE:HG21	54:FV:576:ILE:HD12	1.98	0.45
28:G1:39:ASP:OD1	28:G1:41:VAL:HG22	2.17	0.45
28:G1:8:ILE:HG23	28:G1:52:LYS:HB2	1.98	0.45
1:GA:277:G:H1'	1:GA:361:G:N1	2.31	0.45
1:GA:350:G:H2'	1:GA:351:C:O4'	2.16	0.45
1:GA:792:A:N3	1:GA:2072:C:O2'	2.45	0.45
1:GA:996:A:C5	1:GA:1160:G:C2	3.05	0.45
4:GD:124:ARG:CD	4:GD:125:TRP:CE2	3.00	0.45
9:GI:33:ASN:HB2	9:GI:60:VAL:HG11	1.99	0.45
22:GV:75:GLN:HB2	22:GV:92:VAL:HG22	1.99	0.45
33:HA:1087:G:O5'	33:HA:1087:G:H8	1.99	0.45
33:HA:1181:G:O2'	33:HA:1182:G:N7	2.50	0.45
33:HA:1277:C:O2'	33:HA:1279:G:H8	1.99	0.45
35:HC:118:ASP:O	35:HC:121:THR:HG22	2.17	0.45
39:HG:83:SER:HB2	39:HG:85:TYR:CE2	2.52	0.45
42:HJ:19:ASP:HA	42:HJ:22:THR:HG22	1.98	0.45
43:HK:101:ASN:HA	43:HK:105:PHE:O	2.16	0.45

Continued on next page...

Continued from previous page...

Atom-1	Atom-2	Interatomic distance (Å)	Clash overlap (Å)
43:HK:35:THR:HG23	43:HK:36:ASP:N	2.31	0.45
43:HK:79:ILE:HG23	43:HK:81:ASN:O	2.17	0.45
43:HK:81:ASN:HB2	43:HK:106:ARG:O	2.17	0.45
45:HM:2:ALA:CA	45:HM:53:ILE:HD13	2.47	0.45
49:HQ:55:ILE:HD12	49:HQ:55:ILE:C	2.37	0.45
1:AA:1019:U:H3	1:AA:1142:A:H62	1.65	0.45
1:AA:1183:U:H2'	1:AA:1184:U:C6	2.52	0.45
1:AA:1807:G:H2'	1:AA:1808:A:H5'	2.00	0.45
1:AA:2104:C:H2'	1:AA:2105:U:O4'	2.17	0.45
2:AB:5:U:O2'	2:AB:27:C:O2	2.32	0.45
4:AD:107:VAL:HA	4:AD:204:LYS:O	2.16	0.45
4:AD:107:VAL:O	4:AD:174:SER:O	2.35	0.45
9:AI:98:GLY:HA3	9:AI:137:LEU:CD1	2.46	0.45
20:AT:34:VAL:O	20:AT:34:VAL:HG23	2.17	0.45
20:AT:43:ILE:CD1	20:AT:58:VAL:HG21	2.47	0.45
13:AM:34:LYS:HE2	22:AV:81:PRO:O	2.17	0.45
33:BA:1010:U:H2'	33:BA:1011:C:C6	2.52	0.45
33:BA:473:U:C2	33:BA:474:G:C8	3.05	0.45
35:BC:134:MET:O	35:BC:138:VAL:HG23	2.16	0.45
41:BI:51:PRO:HB3	41:BI:84:THR:CG2	2.47	0.45
44:BL:25:GLU:CB	44:BL:27:CYS:SG	3.05	0.45
54:BV:298:ILE:HG23	54:BV:304:ASP:HA	1.99	0.45
1:CA:1027:A:C6	1:CA:1126:A:N3	2.85	0.45
1:CA:1060:U:H4'	1:CA:1061:U:H5''	1.98	0.45
1:CA:141:G:H5''	1:CA:142:A:C5	2.52	0.45
1:CA:1271:G:O2'	1:CA:1618:A:OP1	2.31	0.45
1:CA:1870:C:H3'	1:CA:1871:A:C8	2.51	0.45
1:CA:2020:A:H5'	27:C0:8:THR:CG2	2.47	0.45
1:CA:2489:U:O2	1:CA:2491:U:C4	2.70	0.45
1:CA:547:A:H5''	1:CA:548:G:N7	2.31	0.45
1:CA:778:G:C6	1:CA:779:U:C4	3.05	0.45
5:CE:118:LEU:HD23	5:CE:186:VAL:HG13	1.99	0.45
10:CJ:117:ALA:HA	10:CJ:120:ARG:HH21	1.82	0.45
11:CK:118:LEU:O	11:CK:119:ALA:HB3	2.17	0.45
11:CK:88:ASN:N	11:CK:95:ILE:CG2	2.80	0.45
4:CD:186:LEU:HD21	16:CP:3:ILE:CG2	2.46	0.45
33:DA:1239:A:C2	33:DA:1297:G:C2	3.05	0.45
33:DA:1319:A:OP1	51:DS:70:LYS:NZ	2.43	0.45
33:DA:327:A:O2'	33:DA:328:C:O4'	2.26	0.45
34:DB:79:VAL:O	34:DB:83:ALA:HB3	2.17	0.45
36:DD:124:MET:HB3	36:DD:129:VAL:HA	1.99	0.45

Continued on next page...

Continued from previous page...

Atom-1	Atom-2	Interatomic distance (Å)	Clash overlap (Å)
36:DD:98:LEU:N	36:DD:135:TYR:O	2.49	0.45
36:DD:37:ALA:H	36:DD:38:PRO:HD3	1.82	0.45
37:DE:74:VAL:HG12	37:DE:76:LEU:HD12	1.98	0.45
40:DH:47:GLU:HB3	40:DH:62:THR:OG1	2.17	0.45
41:DI:42:GLU:C	41:DI:44:ALA:H	2.19	0.45
46:DN:41:ARG:NH1	46:DN:45:VAL:HG21	2.32	0.45
48:DP:20:VAL:CG2	48:DP:32:PHE:HB2	2.47	0.45
1:CA:1913:A:C2	54:DV:514:GLN:NE2	2.85	0.45
54:DV:591:LEU:HD13	54:DV:591:LEU:C	2.37	0.45
29:E2:31:LEU:HD22	29:E2:42:LEU:CD1	2.47	0.45
32:E5:23:LEU:HD11	32:E5:96:PHE:CE2	2.52	0.45
32:E5:87:GLU:OE2	32:E5:95:LEU:HD23	2.17	0.45
1:EA:102:U:O4	25:EY:3:ALA:N	2.41	0.45
1:EA:118:A:H3'	1:EA:119:A:H5''	1.99	0.45
1:EA:1381:G:C2'	1:EA:1382:G:H5'	2.47	0.45
1:EA:1479:G:C2	1:EA:1480:C:C2	3.05	0.45
1:EA:1913:A:H1'	55:FW:4:SER:HA	1.99	0.45
1:EA:2052:A:OP1	4:ED:145:SER:HA	2.17	0.45
1:EA:2210:U:H4'	1:EA:2211:A:H5'	1.99	0.45
6:EF:33:ILE:HD12	6:EF:95:MET:HG3	1.99	0.45
7:EG:39:ALA:CB	7:EG:57:TYR:CD2	2.99	0.45
11:EK:10:VAL:HG21	11:EK:17:ARG:H	1.82	0.45
23:EW:50:VAL:HG12	23:EW:51:GLY:N	2.31	0.45
33:FA:1125:U:C5	33:FA:1127:G:C5	3.05	0.45
33:FA:374:A:H5''	33:FA:452:A:C2	2.52	0.45
33:FA:649:A:H2'	33:FA:650:G:O4'	2.17	0.45
40:FH:3:MET:CE	40:FH:6:PRO:HA	2.47	0.45
41:FI:120:LYS:O	41:FI:121:ALA:CB	2.65	0.45
45:FM:23:TYR:CD2	45:FM:69:LEU:HD23	2.52	0.45
46:FN:41:ARG:HG3	46:FN:42:TRP:CE3	2.52	0.45
46:FN:42:TRP:CD1	46:FN:45:VAL:HG13	2.52	0.45
53:FU:12:PHE:CZ	53:FU:16:LEU:CD1	3.00	0.45
53:FU:34:ARG:NH2	53:FU:35:ARG:HD2	2.32	0.45
1:GA:2307:G:N2	1:GA:2311:A:H2'	2.32	0.45
1:GA:2599:G:N7	3:GC:234:GLY:O	2.50	0.45
1:GA:2679:A:O2'	1:GA:2680:U:H5'	2.16	0.45
1:GA:428:A:H2'	1:GA:429:A:C8	2.52	0.45
1:GA:828:U:H2'	1:GA:829:A:C8	2.52	0.45
1:GA:980:A:O3'	59:GA:3587:HOH:O	2.21	0.45
6:GF:140:ILE:CG2	6:GF:145:VAL:HG12	2.46	0.45
10:GJ:58:ASN:N	10:GJ:127:GLY:O	2.44	0.45

Continued on next page...

Continued from previous page...

Atom-1	Atom-2	Interatomic distance (Å)	Clash overlap (Å)
10:GJ:44:TYR:HD1	10:GJ:44:TYR:O	2.00	0.45
12:GL:101:ILE:HG22	12:GL:102:GLY:N	2.31	0.45
12:GL:110:VAL:HB	12:GL:127:VAL:HG23	1.99	0.45
17:GQ:91:ARG:NE	17:GQ:93:ILE:CG2	2.79	0.45
18:GR:41:ILE:O	18:GR:46:GLU:HB2	2.17	0.45
22:GV:2:PHE:H	22:GV:61:LEU:HD12	1.82	0.45
23:GW:18:LYS:HE3	23:GW:19:ARG:CG	2.47	0.45
23:GW:19:ARG:CZ	23:GW:22:VAL:HB	2.47	0.45
33:HA:1070:U:H2'	33:HA:1071:C:C6	2.51	0.45
33:HA:1088:G:H21	33:HA:1167:A:N6	2.15	0.45
33:HA:1171:A:C2	33:HA:1172:C:C2	3.05	0.45
33:HA:173:U:H6	33:HA:198:G:HO2'	1.64	0.45
33:HA:747:A:N6	33:HA:748:G:C6	2.85	0.45
33:HA:753:A:H4'	33:HA:754:C:O5'	2.17	0.45
33:HA:929:G:C6	33:HA:930:C:C4	3.05	0.45
34:HB:57:ASN:HB2	34:HB:219:THR:CG2	2.46	0.45
46:HN:73:PHE:CZ	46:HN:78:GLY:HA2	2.52	0.45
54:HV:72:TRP:HB2	54:HV:84:ILE:HD11	2.00	0.45
32:A5:27:VAL:HG23	32:A5:110:ALA:HA	1.99	0.44
1:AA:1060:U:N3	1:AA:1088:A:H2	2.15	0.44
1:AA:1179:G:H2'	1:AA:1180:U:O4'	2.17	0.44
1:AA:1247:A:H1'	1:AA:1248:G:OP1	2.17	0.44
1:AA:1411:U:H2'	1:AA:1412:U:O4'	2.17	0.44
1:AA:2337:G:N2	1:AA:2338:C:C2	2.85	0.44
1:AA:276:U:C2	1:AA:277:G:C2	3.05	0.44
1:AA:788:A:OP1	1:AA:791:C:N4	2.42	0.44
6:AF:110:ILE:HB	6:AF:113:PHE:HB2	1.99	0.44
6:AF:12:VAL:HG22	6:AF:16:MET:SD	2.57	0.44
6:AF:64:PRO:HG3	6:AF:88:VAL:HG23	1.98	0.44
6:AF:90:LEU:HD11	6:AF:98:PHE:HB3	1.99	0.44
7:AG:22:VAL:CG1	7:AG:34:ARG:HB3	2.47	0.44
9:AI:75:ALA:HB2	9:AI:112:LYS:HE2	2.00	0.44
9:AI:58:ILE:HG22	9:AI:59:THR:N	2.32	0.44
16:AP:111:GLU:N	16:AP:111:GLU:OE1	2.50	0.44
16:AP:33:GLU:CD	16:AP:38:ARG:HH22	2.21	0.44
22:AV:38:LEU:HD21	22:AV:65:VAL:HG21	1.98	0.44
23:AW:60:ALA:CB	23:AW:81:ILE:CD1	2.96	0.44
33:BA:1060:U:C4	35:BC:2:GLY:N	2.85	0.44
33:BA:515:G:N7	59:BA:1848:HOH:O	2.36	0.44
33:BA:66:A:C2	33:BA:67:C:C6	3.04	0.44
33:BA:705:G:C4	33:BA:706:A:C8	3.04	0.44

Continued on next page...

Continued from previous page...

Atom-1	Atom-2	Interatomic distance (Å)	Clash overlap (Å)
33:BA:578:C:O2'	33:BA:728:A:N3	2.42	0.44
34:BB:98:GLY:HA2	34:BB:101:THR:HG22	1.99	0.44
40:BH:106:THR:HG22	40:BH:107:SER:N	2.32	0.44
41:BI:20:PHE:O	41:BI:63:LEU:HA	2.17	0.44
44:BL:24:LEU:O	44:BL:26:ALA:N	2.50	0.44
50:BR:21:ILE:HD12	50:BR:22:ASP:N	2.32	0.44
54:BV:56:GLU:HB2	54:BV:61:ILE:O	2.17	0.44
1:CA:1105:U:H2'	1:CA:1106:G:C8	2.51	0.44
1:CA:1733:G:N7	1:CA:1734:G:C8	2.86	0.44
1:CA:2199:A:H3'	1:CA:2200:C:H6	1.82	0.44
1:CA:612:G:N2	59:CA:3288:HOH:O	2.50	0.44
3:CC:143:VAL:O	3:CC:151:GLY:HA2	2.17	0.44
7:CG:8:VAL:HG11	7:CG:49:LEU:HB2	1.99	0.44
8:CH:5:LEU:O	8:CH:6:LEU:HD12	2.17	0.44
9:CI:132:ALA:O	9:CI:137:LEU:HB2	2.17	0.44
10:CJ:118:MET:HA	10:CJ:121:LYS:HE2	1.99	0.44
15:CO:24:THR:HG22	15:CO:42:PRO:HD3	1.99	0.44
16:CP:33:GLU:OE1	33:DA:346:G:O4'	2.35	0.44
20:CT:35:ALA:HB3	20:CT:38:ALA:HB2	1.99	0.44
21:CU:73:ASN:HA	21:CU:95:PHE:HE2	1.82	0.44
33:DA:393:A:C2	33:DA:394:G:C8	3.05	0.44
33:DA:448:A:N6	33:DA:487:A:H1'	2.32	0.44
36:DD:170:TRP:CD2	36:DD:186:PRO:HB3	2.53	0.44
39:DG:125:SER:O	39:DG:128:ALA:N	2.48	0.44
52:DT:30:THR:HA	52:DT:33:LYS:HG3	1.99	0.44
32:E5:2:ALA:HB3	32:E5:6:GLN:HB2	1.99	0.44
1:EA:1067:A:C8	54:FV:642:LEU:HB2	2.52	0.44
1:EA:301:G:C6	1:EA:317:G:C6	3.05	0.44
1:EA:348:A:H2'	1:EA:349:U:O4'	2.16	0.44
1:EA:734:A:C5	1:EA:735:A:C8	3.05	0.44
2:EB:16:G:C5	2:EB:69:G:C2	3.05	0.44
5:EE:112:LEU:HD13	5:EE:186:VAL:HG11	1.99	0.44
6:EF:107:VAL:N	6:EF:108:PRO:CD	2.80	0.44
6:EF:24:VAL:O	6:EF:27:VAL:HG12	2.16	0.44
9:EI:66:PHE:CE1	9:EI:68:PHE:HD2	2.36	0.44
18:ER:53:PHE:CD1	18:ER:53:PHE:N	2.84	0.44
21:EU:86:PHE:CE1	21:EU:101:THR:HG21	2.52	0.44
22:EV:43:ASP:OD1	22:EV:43:ASP:C	2.55	0.44
1:EA:855:G:H21	23:EW:23:LYS:HG2	1.82	0.44
26:EZ:5:LYS:N	26:EZ:5:LYS:HD2	2.32	0.44
33:FA:328:C:O2	33:FA:328:C:C2'	2.65	0.44

Continued on next page...

Continued from previous page...

Atom-1	Atom-2	Interatomic distance (Å)	Clash overlap (Å)
33:FA:502:A:H2'	33:FA:503:C:O4'	2.17	0.44
33:FA:60:A:O3'	52:FT:5:LYS:HE3	2.17	0.44
40:FH:59:LEU:HD21	40:FH:61:LEU:HD21	1.99	0.44
49:FQ:75:LEU:HD11	49:FQ:77:ARG:O	2.17	0.44
52:FT:5:LYS:O	52:FT:7:ALA:N	2.50	0.44
53:FU:19:PHE:O	53:FU:19:PHE:HD1	1.99	0.44
54:FV:137:ARG:CG	54:FV:262:ILE:HG12	2.47	0.44
54:FV:5:THR:HG23	54:FV:6:PRO:HD3	1.99	0.44
1:GA:2286:G:P	28:G1:29:LYS:HE2	2.57	0.44
1:GA:1011:G:C4	1:GA:1151:A:C2	3.05	0.44
1:GA:1796:U:H2'	1:GA:1797:G:C8	2.52	0.44
1:GA:2407:A:OP1	59:GA:3558:HOH:O	2.21	0.44
1:GA:2840:C:C2	1:GA:2841:C:C5	3.05	0.44
1:GA:397:U:H2'	1:GA:398:C:C6	2.51	0.44
1:GA:882:G:N2	1:GA:895:U:H1'	2.32	0.44
2:GB:80:U:H2'	2:GB:81:G:C8	2.51	0.44
6:GF:117:SER:O	6:GF:127:TYR:OH	2.35	0.44
6:GF:38:GLY:HA2	6:GF:85:GLY:HA3	1.98	0.44
7:GG:59:ASP:HB3	7:GG:63:GLN:CG	2.47	0.44
10:GJ:88:THR:O	10:GJ:91:GLU:N	2.50	0.44
1:GA:1665:A:H5''	11:GK:66:LYS:HG3	2.00	0.44
12:GL:2:ARG:HA	12:GL:5:THR:CG2	2.47	0.44
14:GN:71:ARG:HG3	14:GN:71:ARG:HH21	1.82	0.44
23:GW:17:ALA:O	23:GW:18:LYS:CB	2.64	0.44
25:GY:44:LYS:HE3	25:GY:48:ARG:NH2	2.32	0.44
33:HA:441:A:H61	33:HA:494:G:H22	1.64	0.44
40:HH:105:SER:HB2	40:HH:126:ILE:HD11	1.99	0.44
42:HJ:59:LYS:HG3	42:HJ:60:ASP:N	2.32	0.44
46:HN:20:TYR:O	46:HN:23:LYS:HB3	2.16	0.44
49:HQ:62:ARG:HG2	49:HQ:76:VAL:HG13	1.98	0.44
49:HQ:6:ARG:HB3	49:HQ:6:ARG:CZ	2.47	0.44
50:HR:33:ILE:HA	50:HR:40:VAL:HG23	1.99	0.44
54:HV:197:ASP:O	54:HV:199:GLY:N	2.50	0.44
54:HV:63:ILE:HG21	54:HV:468:ILE:HD12	1.99	0.44
32:A5:108:VAL:CG1	32:A5:109:LYS:N	2.80	0.44
1:AA:1252:G:N3	17:AQ:32:ARG:HD2	2.32	0.44
1:AA:1386:C:H1'	1:AA:1470:A:H1'	1.98	0.44
1:AA:1813:G:H1'	3:AC:49:THR:CG2	2.45	0.44
1:AA:1878:G:H2'	1:AA:1879:C:C6	2.53	0.44
1:AA:1996:C:H4'	1:AA:1997:C:OP1	2.17	0.44
1:AA:2138:G:N2	1:AA:2151:U:OP2	2.50	0.44

Continued on next page...

Continued from previous page...

Atom-1	Atom-2	Interatomic distance (Å)	Clash overlap (Å)
1:AA:2344:U:H4'	1:AA:2345:G:OP1	2.17	0.44
1:AA:880:G:N2	1:AA:898:C:C2	2.85	0.44
4:AD:151:THR:CG2	4:AD:152:PRO:HD3	2.46	0.44
1:AA:2311:A:N1	6:AF:43:ILE:CG2	2.80	0.44
12:AL:2:ARG:HA	12:AL:5:THR:HG22	1.98	0.44
1:AA:1279:G:H4'	14:AN:31:HIS:CD2	2.52	0.44
16:AP:92:ARG:CG	16:AP:92:ARG:O	2.65	0.44
20:AT:29:THR:HB	20:AT:86:THR:HG22	1.99	0.44
21:AU:6:ARG:HG3	21:AU:7:ASP:N	2.31	0.44
33:BA:1383:C:OP1	59:BA:1822:HOH:O	2.21	0.44
33:BA:756:C:HO2'	40:BH:2:SER:N	2.14	0.44
33:BA:76:G:N2	33:BA:77:A:O2'	2.50	0.44
34:BB:209:VAL:O	34:BB:213:LEU:HB2	2.18	0.44
35:BC:172:ARG:NH1	35:BC:174:PRO:HG3	2.32	0.44
37:BE:110:ALA:HB1	37:BE:137:VAL:CG2	2.47	0.44
42:BJ:85:ASP:OD1	42:BJ:89:ARG:NH2	2.49	0.44
44:BL:66:TYR:CE2	44:BL:68:GLY:HA2	2.52	0.44
44:BL:82:ILE:HG23	44:BL:95:TYR:HB3	1.99	0.44
48:BP:52:LEU:HD23	48:BP:75:ILE:HG12	1.99	0.44
1:CA:2297:A:C2	1:CA:2321:U:H5	2.36	0.44
1:CA:2543:G:H2'	1:CA:2544:G:C8	2.53	0.44
1:CA:528:A:OP2	10:CJ:116:ARG:NH2	2.47	0.44
1:CA:594:U:H2'	1:CA:595:C:C6	2.51	0.44
7:CG:24:THR:HG23	7:CG:34:ARG:HG2	1.99	0.44
9:CI:20:SER:H	9:CI:21:PRO:CD	2.30	0.44
10:CJ:12:LYS:O	10:CJ:13:ARG:HB2	2.17	0.44
11:CK:71:ARG:CG	11:CK:105:ARG:NH2	2.80	0.44
16:CP:28:LYS:HB2	16:CP:82:SER:HB3	1.99	0.44
16:CP:64:SER:OG	16:CP:65:ASN:ND2	2.49	0.44
33:DA:1022:A:H2'	33:DA:1023:U:O4'	2.18	0.44
33:DA:451:A:C8	33:DA:452:A:C6	3.04	0.44
33:DA:487:A:C5	33:DA:488:C:C2	3.06	0.44
36:DD:105:MET:SD	36:DD:143:VAL:CG1	3.06	0.44
42:DJ:80:THR:HB	42:DJ:82:LYS:HB2	1.99	0.44
42:DJ:85:ASP:OD2	42:DJ:89:ARG:NH2	2.50	0.44
33:DA:880:C:OP2	44:DL:3:THR:HG21	2.17	0.44
1:EA:1171:G:N2	1:EA:1179:G:C4	2.86	0.44
1:EA:42:A:H2'	1:EA:43:G:C5'	2.47	0.44
1:EA:674:G:H1'	5:EE:69:ARG:HD2	1.97	0.44
16:EP:50:ARG:CG	16:EP:57:ALA:H	2.29	0.44
18:ER:64:VAL:O	18:ER:65:ALA:HB3	2.16	0.44

Continued on next page...

Continued from previous page...

Atom-1	Atom-2	Interatomic distance (Å)	Clash overlap (Å)
23:EW:19:ARG:NE	23:EW:22:VAL:HB	2.33	0.44
23:EW:24:ARG:HG3	23:EW:65:LYS:HD3	1.99	0.44
33:FA:1007:U:C2'	33:FA:1008:U:H5'	2.45	0.44
33:FA:1386:G:H2'	33:FA:1387:G:H8	1.82	0.44
33:FA:1513:A:H2'	33:FA:1514:G:C8	2.52	0.44
33:FA:819:A:H4'	33:FA:820:U:OP2	2.18	0.44
34:FB:100:LEU:HD23	34:FB:178:LEU:CD2	2.47	0.44
34:FB:29:PHE:HD1	34:FB:200:PRO:HG3	1.83	0.44
37:FE:137:VAL:HG13	37:FE:137:VAL:O	2.17	0.44
42:FJ:35:GLN:HG2	42:FJ:77:VAL:N	2.30	0.44
42:FJ:74:VAL:HG12	42:FJ:75:ASP:N	2.32	0.44
44:FL:63:VAL:HG22	44:FL:64:THR:N	2.31	0.44
45:FM:91:HIS:HA	45:FM:109:ARG:HH22	1.83	0.44
54:FV:350:LEU:HD13	54:FV:357:ARG:HG3	1.98	0.44
1:GA:1131:G:OP1	10:GJ:82:GLY:HA2	2.17	0.44
1:GA:1477:A:C2	1:GA:1515:A:C5	3.05	0.44
1:GA:1626:A:C2'	1:GA:1627:G:OP2	2.65	0.44
1:GA:317:G:C6	1:GA:318:C:C4	3.05	0.44
1:GA:32:C:N4	1:GA:33:C:N4	2.65	0.44
1:GA:371:A:O2'	24:GX:60:LYS:NZ	2.50	0.44
2:GB:111:U:H2'	2:GB:112:G:H8	1.82	0.44
6:GF:98:PHE:HA	6:GF:101:ARG:HG2	1.99	0.44
14:GN:53:THR:HA	14:GN:56:LYS:HG3	1.99	0.44
20:GT:34:VAL:O	20:GT:34:VAL:HG23	2.16	0.44
23:GW:17:ALA:HA	23:GW:35:ILE:HG23	1.98	0.44
33:HA:1038:C:H2'	33:HA:1039:G:C8	2.52	0.44
33:HA:1526:G:OP1	53:HU:39:GLU:HB2	2.17	0.44
36:HD:193:ALA:C	36:HD:195:ILE:H	2.21	0.44
37:HE:111:MET:HA	37:HE:114:VAL:HG13	1.99	0.44
40:HH:96:MET:SD	40:HH:130:ALA:HB1	2.56	0.44
41:HI:34:SER:O	41:HI:37:GLN:N	2.50	0.44
43:HK:20:VAL:O	43:HK:35:THR:HG22	2.18	0.44
50:HR:63:ARG:HB3	50:HR:70:TYR:CZ	2.52	0.44
1:AA:1068:G:C3'	1:AA:1069:A:H5''	2.48	0.44
1:AA:1327:A:OP2	59:AA:3604:HOH:O	2.20	0.44
1:AA:1389:G:C2	1:AA:1390:U:C2	3.04	0.44
1:AA:1519:G:C6	1:AA:1520:U:C4	3.06	0.44
1:AA:2071:A:H2'	1:AA:2072:C:C6	2.52	0.44
1:AA:2199:A:H3'	1:AA:2200:C:H6	1.82	0.44
1:AA:2291:U:H2'	1:AA:2292:U:C6	2.52	0.44
1:AA:2333:A:O4'	1:AA:2335:A:H1'	2.17	0.44

Continued on next page...

Continued from previous page...

Atom-1	Atom-2	Interatomic distance (Å)	Clash overlap (Å)
1:AA:493:G:H2'	1:AA:494:G:O4'	2.18	0.44
1:AA:657:U:H2'	1:AA:658:U:C6	2.52	0.44
3:AC:68:ARG:HD3	3:AC:103:ILE:HD11	2.00	0.44
15:AO:88:LYS:O	15:AO:89:ASP:HB2	2.16	0.44
1:AA:2849:U:OP2	16:AP:92:ARG:HB2	2.17	0.44
17:AQ:84:LYS:O	17:AQ:86:SER:N	2.51	0.44
20:AT:48:GLN:O	20:AT:52:GLU:HA	2.17	0.44
33:BA:1116:U:HO2'	41:BI:110:GLN:CD	2.17	0.44
33:BA:160:A:H2'	33:BA:161:A:O4'	2.16	0.44
33:BA:49:U:O4	33:BA:365:U:H5	2.00	0.44
33:BA:43:C:H2'	33:BA:44:A:O4'	2.17	0.44
33:BA:687:A:C2	33:BA:704:A:C5	3.04	0.44
33:BA:723:U:O2'	33:BA:724:G:H5'	2.16	0.44
33:BA:844:G:C3'	33:BA:845:A:H5''	2.46	0.44
33:BA:881:G:OP2	44:BL:9:ARG:NH2	2.51	0.44
33:BA:613:C:P	36:BD:81:ARG:HH11	2.41	0.44
48:BP:6:LEU:HG	48:BP:17:TYR:HB3	1.99	0.44
1:CA:1286:A:C6	1:CA:1329:U:C2	3.05	0.44
1:CA:2267:A:H5''	1:CA:2268:A:C5'	2.47	0.44
1:CA:2297:A:N1	1:CA:2321:U:C5	2.82	0.44
1:CA:275:C:H3'	1:CA:276:U:H5''	2.00	0.44
2:CB:13:G:N2	2:CB:16:G:N3	2.65	0.44
3:CC:122:ALA:O	3:CC:127:ASN:ND2	2.45	0.44
4:CD:121:THR:O	4:CD:122:VAL:HB	2.18	0.44
6:CF:128:SER:HA	6:CF:154:THR:HA	1.99	0.44
10:CJ:76:HIS:CE1	10:CJ:85:LYS:HB2	2.52	0.44
15:CO:34:HIS:CD2	15:CO:54:VAL:HG23	2.53	0.44
19:CS:18:ARG:HG3	19:CS:76:VAL:HG13	1.99	0.44
20:CT:29:THR:HB	20:CT:86:THR:HA	1.98	0.44
23:CW:14:ASP:OD2	23:CW:16:GLU:OE1	2.35	0.44
33:DA:1421:G:C2	33:DA:1480:A:N3	2.85	0.44
33:DA:354:G:C4	33:DA:355:C:C5	3.05	0.44
33:DA:636:U:H5'	49:DQ:6:ARG:HH12	1.82	0.44
33:DA:797:C:OP1	43:DK:126:LYS:HD2	2.17	0.44
33:DA:857:C:OP2	59:DA:1814:HOH:O	2.21	0.44
37:DE:111:MET:O	37:DE:115:LEU:HB2	2.17	0.44
38:DF:49:TYR:HB3	50:DR:74:HIS:CG	2.52	0.44
3:CC:123:ILE:HG12	38:DF:80:PHE:CD1	2.53	0.44
40:DH:11:LEU:CD1	40:DH:77:ARG:HG2	2.48	0.44
43:DK:52:PHE:CE2	43:DK:65:VAL:HG11	2.53	0.44
54:DV:660:LEU:O	54:DV:662:GLU:N	2.43	0.44

Continued on next page...

Continued from previous page...

Atom-1	Atom-2	Interatomic distance (Å)	Clash overlap (Å)
27:E0:24:VAL:O	27:E0:26:SER:N	2.40	0.44
1:EA:2529:G:O6	31:E4:32:LYS:NZ	2.51	0.44
1:EA:1223:G:C6	1:EA:1227:G:C6	3.06	0.44
1:EA:1312:U:C2	1:EA:1603:A:C2	3.06	0.44
1:EA:138:U:H5'	1:EA:139:U:H5''	1.99	0.44
1:EA:21:A:O2'	1:EA:22:C:H5'	2.17	0.44
1:EA:2657:A:N7	1:EA:2658:C:C5	2.85	0.44
1:EA:2661:G:H5'	54:FV:19:ILE:HG13	1.99	0.44
1:EA:2800:A:H3'	1:EA:2801:G:H5''	2.00	0.44
1:EA:581:C:H2'	1:EA:582:A:C8	2.53	0.44
3:EC:196:ASN:O	3:EC:197:ALA:HB3	2.17	0.44
5:EE:111:GLU:HA	5:EE:114:ARG:NH1	2.33	0.44
6:EF:100:GLU:O	6:EF:104:THR:HG22	2.18	0.44
6:EF:142:TYR:OH	45:FM:71:ARG:HG3	2.17	0.44
7:EG:108:PHE:CZ	7:EG:151:ARG:NH1	2.86	0.44
9:EI:85:ILE:H	9:EI:85:ILE:HD12	1.81	0.44
10:EJ:55:ILE:HG13	10:EJ:56:VAL:N	2.32	0.44
23:EW:23:LYS:HE2	23:EW:24:ARG:H	1.83	0.44
23:EW:8:SER:O	23:EW:9:THR:HG22	2.17	0.44
33:FA:949:A:H1'	33:FA:1364:U:H5	1.82	0.44
33:FA:295:C:H2'	33:FA:296:U:H6	1.83	0.44
34:FB:128:LEU:O	34:FB:129:THR:HG23	2.18	0.44
35:FC:123:GLN:HB3	35:FC:128:VAL:HG13	2.00	0.44
35:FC:140:ASN:HA	35:FC:143:ARG:HB3	1.99	0.44
41:FI:129:LYS:HE2	41:FI:130:ARG:HG2	1.99	0.44
54:FV:23:LYS:O	54:FV:24:THR:OG1	2.32	0.44
1:GA:2615:U:C2	27:G0:3:GLN:HA	2.51	0.44
1:GA:1394:U:C4	1:GA:1395:A:C6	3.06	0.44
1:GA:1746:A:H2'	1:GA:1747:U:C6	2.52	0.44
1:GA:2220:U:H2'	1:GA:2221:G:C8	2.52	0.44
1:GA:2543:G:C6	1:GA:2544:G:C6	3.05	0.44
1:GA:2840:C:H2'	1:GA:2841:C:H6	1.82	0.44
1:GA:515:A:H2	1:GA:1260:A:N3	2.14	0.44
4:GD:70:LYS:O	4:GD:71:ALA:HB3	2.18	0.44
6:GF:43:ILE:HD12	6:GF:77:LYS:HD2	1.99	0.44
16:GP:4:ILE:HG22	16:GP:8:GLU:HG3	1.99	0.44
16:GP:50:ARG:NE	16:GP:57:ALA:H	2.15	0.44
20:GT:50:LEU:O	20:GT:51:PHE:HB2	2.17	0.44
24:GX:2:ARG:CD	24:GX:29:LEU:HD12	2.47	0.44
33:HA:1244:G:C6	33:HA:1245:C:N4	2.86	0.44
33:HA:1413:A:H2'	33:HA:1414:U:O4'	2.17	0.44

Continued on next page...

Continued from previous page...

Atom-1	Atom-2	Interatomic distance (Å)	Clash overlap (Å)
33:HA:620:C:H1'	36:HD:132:ILE:CD1	2.47	0.44
33:HA:68:G:C6	33:HA:69:G:H1'	2.52	0.44
33:HA:81:A:H5'	33:HA:90:C:N4	2.32	0.44
34:HB:49:PHE:HB2	34:HB:212:TYR:CE1	2.53	0.44
34:HB:89:PHE:HB3	34:HB:149:GLY:O	2.17	0.44
35:HC:123:GLN:HB3	35:HC:128:VAL:HG11	1.99	0.44
33:HA:408:A:OP1	36:HD:110:THR:HG21	2.17	0.44
36:HD:161:LEU:H	36:HD:161:LEU:HD22	1.82	0.44
39:HG:23:LEU:HD21	39:HG:47:LEU:HD21	1.99	0.44
40:HH:78:VAL:HG11	40:HH:125:ILE:CD1	2.47	0.44
46:HN:41:ARG:CG	46:HN:42:TRP:N	2.80	0.44
46:HN:6:MET:HE2	46:HN:63:ARG:HH22	1.82	0.44
47:HO:35:GLN:HB3	47:HO:59:MET:HE1	2.00	0.44
52:HT:58:VAL:HG13	52:HT:72:ALA:HA	1.99	0.44
1:AA:1063:G:H2'	1:AA:1064:C:O4'	2.16	0.44
1:AA:1187:G:HO2'	1:AA:1188:U:H6	1.66	0.44
1:AA:1256:G:C6	1:AA:1257:C:N4	2.85	0.44
1:AA:1394:U:H4'	1:AA:1603:A:H4'	2.00	0.44
1:AA:2758:A:C2'	1:AA:2759:G:H5'	2.48	0.44
1:AA:463:G:N2	1:AA:465:G:H3'	2.31	0.44
1:AA:471:A:OP1	5:AE:79:ARG:NH1	2.43	0.44
4:AD:91:THR:O	4:AD:93:GLY:N	2.42	0.44
5:AE:164:LEU:HB3	5:AE:167:VAL:CG1	2.47	0.44
6:AF:3:LEU:HD12	6:AF:172:PHE:CD1	2.53	0.44
2:AB:56:G:OP1	6:AF:23:SER:HB2	2.17	0.44
6:AF:36:ASN:CG	6:AF:37:MET:N	2.71	0.44
1:AA:2311:A:C2	6:AF:43:ILE:CG2	3.01	0.44
13:AM:133:LYS:O	13:AM:134:THR:HB	2.16	0.44
13:AM:4:PRO:CG	13:AM:70:ASP:HA	2.47	0.44
14:AN:73:ASN:HA	14:AN:76:VAL:CG1	2.46	0.44
34:BB:134:LEU:O	34:BB:138:ARG:HG2	2.17	0.44
36:BD:97:ARG:HB3	36:BD:99:ASP:OD1	2.17	0.44
28:C1:50:GLU:CG	28:C1:51:ALA:N	2.80	0.44
28:C1:8:ILE:HD11	28:C1:22:THR:HG23	1.99	0.44
31:C4:7:VAL:HG23	31:C4:8:LYS:H	1.83	0.44
1:CA:138:U:H5'	1:CA:139:U:H5''	1.98	0.44
1:CA:2105:U:C3'	1:CA:2105:U:C6	3.00	0.44
1:CA:283:G:C2	1:CA:284:U:H1'	2.52	0.44
1:CA:315:G:H2'	1:CA:316:C:C6	2.52	0.44
1:CA:686:U:OP2	59:CA:3708:HOH:O	2.20	0.44
6:CF:24:VAL:O	6:CF:27:VAL:HG12	2.17	0.44

Continued on next page...

Continued from previous page...

Atom-1	Atom-2	Interatomic distance (Å)	Clash overlap (Å)
9:CI:41:PHE:HA	9:CI:68:PHE:CZ	2.51	0.44
13:CM:67:VAL:HG11	13:CM:102:LEU:HD12	2.00	0.44
15:CO:107:ALA:O	15:CO:111:ARG:HG2	2.18	0.44
1:CA:1754:A:O3'	16:CP:102:ARG:NH2	2.50	0.44
16:CP:82:SER:C	16:CP:83:ILE:HG22	2.38	0.44
19:CS:18:ARG:HA	19:CS:21:ALA:HB3	1.99	0.44
1:CA:2365:G:H4'	23:CW:59:PHE:CZ	2.53	0.44
33:DA:1377:A:C6	39:DG:7:ILE:CD1	3.01	0.44
33:DA:413:G:H1'	33:DA:428:G:H21	1.82	0.44
33:DA:543:U:C2	33:DA:544:G:C8	3.05	0.44
34:DB:9:LEU:CD1	34:DB:42:LEU:HD13	2.47	0.44
36:DD:197:GLU:HA	36:DD:200:ILE:CG2	2.48	0.44
37:DE:35:ALA:CB	37:DE:60:ILE:HA	2.47	0.44
41:DI:89:GLU:HG3	41:DI:90:TYR:N	2.33	0.44
45:DM:20:THR:HA	45:DM:25:VAL:HG23	1.99	0.44
50:DR:27:ALA:HA	50:DR:30:LYS:HE3	1.99	0.44
54:DV:669:GLN:O	54:DV:672:SER:N	2.51	0.44
28:E1:33:LEU:H	28:E1:51:ALA:HB2	1.81	0.44
30:E3:26:ALA:O	30:E3:27:ASN:HB2	2.18	0.44
1:EA:1073:A:C2	1:EA:1074:G:H1'	2.52	0.44
1:EA:1239:G:H2'	1:EA:1240:U:O4'	2.17	0.44
1:EA:1913:A:N7	33:FA:1494:G:H4'	2.31	0.44
1:EA:2478:A:C8	1:EA:2479:U:C5	3.06	0.44
1:EA:481:G:C4	1:EA:507:A:C2	3.05	0.44
1:EA:752:A:P	29:E2:3:ARG:HH12	2.40	0.44
1:EA:881:G:C2	1:EA:882:G:C8	3.05	0.44
11:EK:18:ARG:HB2	11:EK:45:GLU:HG2	1.97	0.44
12:EL:95:LEU:HD13	12:EL:101:ILE:HD11	1.98	0.44
22:EV:2:PHE:CD1	22:EV:50:MET:HE3	2.52	0.44
23:EW:25:PHE:O	23:EW:65:LYS:HA	2.17	0.44
24:EX:34:SER:OG	24:EX:34:SER:O	2.36	0.44
36:FD:62:ARG:HH21	36:FD:68:LEU:HA	1.82	0.44
39:FG:70:ARG:CG	39:FG:96:ARG:HG2	2.46	0.44
45:FM:4:ILE:O	45:FM:6:GLY:N	2.46	0.44
46:FN:21:PHE:HA	46:FN:25:ALA:HB3	1.98	0.44
33:FA:1314:C:OP2	51:FS:6:LYS:HD2	2.18	0.44
54:FV:100:GLU:OE1	54:FV:132:LYS:NZ	2.51	0.44
1:GA:1027:A:C6	1:GA:1126:A:C4	3.05	0.44
1:GA:1262:A:OP2	19:GS:99:ARG:NH2	2.51	0.44
1:GA:142:A:H5''	1:GA:142:A:H8	1.82	0.44
1:GA:2819:G:H2'	1:GA:2821:A:N7	2.31	0.44

Continued on next page...

Continued from previous page...

Atom-1	Atom-2	Interatomic distance (Å)	Clash overlap (Å)
1:GA:2834:G:H2'	1:GA:2879:A:N6	2.33	0.44
1:GA:630:G:N2	1:GA:632:A:H3'	2.32	0.44
1:GA:983:A:N6	1:GA:984:A:C2	2.86	0.44
1:GA:974:G:H8	1:GA:990:A:H62	1.66	0.44
1:GA:2578:G:H1'	4:GD:144:GLY:HA2	2.00	0.44
5:GE:118:LEU:HA	5:GE:186:VAL:HG13	2.00	0.44
8:GH:14:SER:OG	8:GH:17:ASP:OD2	2.28	0.44
8:GH:31:VAL:HB	8:GH:32:PRO:CD	2.48	0.44
10:GJ:44:TYR:CD2	17:GQ:63:ARG:HG2	2.53	0.44
14:GN:10:LEU:N	14:GN:10:LEU:HD22	2.33	0.44
18:GR:42:ALA:HA	18:GR:46:GLU:CB	2.47	0.44
33:HA:1273:C:H2'	33:HA:1274:A:O4'	2.17	0.44
33:HA:598:U:H4'	40:HH:86:TYR:CD2	2.53	0.44
33:HA:602:A:H2'	33:HA:603:U:C6	2.53	0.44
33:HA:77:A:H2'	33:HA:78:A:H5'	1.99	0.44
33:HA:1193:G:OP2	35:HC:167:TRP:HH2	2.01	0.44
38:HF:38:ARG:HG2	38:HF:39:LEU:N	2.32	0.44
38:HF:5:GLU:OE2	50:HR:24:LYS:HE2	2.17	0.44
39:HG:95:ARG:NH2	39:HG:99:LEU:HD21	2.33	0.44
45:HM:57:ARG:CA	45:HM:60:VAL:HG12	2.47	0.44
51:HS:64:ASP:OD1	51:HS:64:ASP:N	2.50	0.44
33:HA:1314:C:OP2	51:HS:6:LYS:HD2	2.17	0.44
32:A5:51:TYR:CE1	32:A5:52:MET:HG2	2.52	0.44
1:AA:2031:A:C6	1:AA:2498:C:H1'	2.51	0.44
1:AA:2081:U:H2'	1:AA:2082:A:C8	2.53	0.44
1:AA:2313:C:H4'	6:AF:36:ASN:CG	2.38	0.44
1:AA:2548:U:C4	1:AA:2549:G:N7	2.86	0.44
1:AA:655:A:N3	1:AA:656:G:H1'	2.33	0.44
1:AA:843:G:H2'	1:AA:844:A:C8	2.52	0.44
4:AD:169:ARG:O	4:AD:170:VAL:HG13	2.18	0.44
7:AG:155:PRO:O	7:AG:170:THR:HA	2.18	0.44
7:AG:23:ILE:HG22	7:AG:24:THR:N	2.33	0.44
10:AJ:44:TYR:HB2	17:AQ:63:ARG:HB3	1.99	0.44
12:AL:122:VAL:HG22	12:AL:142:ILE:HG12	1.99	0.44
15:AO:40:ILE:HA	15:AO:47:VAL:HA	1.99	0.44
1:AA:2376:A:N1	15:AO:92:PHE:HD2	2.16	0.44
33:BA:1191:A:OP1	35:BC:4:LYS:NZ	2.42	0.44
33:BA:1513:A:H2'	33:BA:1514:G:H8	1.79	0.44
33:BA:436:C:H2'	33:BA:437:U:H6	1.81	0.44
33:BA:511:C:C2	33:BA:512:U:C5	3.05	0.44
36:BD:65:TYR:CD1	36:BD:65:TYR:N	2.86	0.44

Continued on next page...

Continued from previous page...

Atom-1	Atom-2	Interatomic distance (Å)	Clash overlap (Å)
41:BI:38:TYR:CD1	41:BI:39:PHE:HD2	2.36	0.44
43:BK:111:THR:HG22	53:BU:5:LYS:HG2	2.00	0.44
43:BK:127:ARG:O	53:BU:34:ARG:CZ	2.64	0.44
43:BK:42:LEU:HD13	43:BK:77:TYR:HD2	1.82	0.44
53:BU:41:PRO:O	53:BU:45:ARG:N	2.50	0.44
27:C0:38:LEU:HB2	27:C0:41:HIS:HB2	1.98	0.44
1:CA:1069:A:C5	1:CA:1073:A:C5	3.06	0.44
1:CA:1913:A:H2'	55:DW:4:SER:CA	2.42	0.44
1:CA:2294:G:P	15:CO:94:ARG:HH12	2.40	0.44
2:CB:65:U:C4	2:CB:108:A:C4	3.05	0.44
5:CE:12:LEU:HD13	5:CE:12:LEU:O	2.17	0.44
6:CF:151:LEU:C	6:CF:151:LEU:HD12	2.38	0.44
9:CI:107:GLU:HA	9:CI:110:GLN:CB	2.47	0.44
2:CB:116:G:H4'	15:CO:54:VAL:O	2.18	0.44
22:CV:80:HIS:CD2	22:CV:83:LYS:HB2	2.53	0.44
23:CW:35:ILE:O	23:CW:36:ILE:C	2.56	0.44
33:DA:1316:G:N2	33:DA:1318:A:H3'	2.33	0.44
33:DA:210:C:O2'	33:DA:211:G:N2	2.50	0.44
33:DA:621:A:C6	33:DA:622:A:C6	3.06	0.44
36:DD:192:SER:OG	36:DD:193:ALA:N	2.46	0.44
36:DD:20:PHE:CD1	36:DD:20:PHE:N	2.84	0.44
36:DD:26:ARG:O	36:DD:27:ALA:HB2	2.17	0.44
36:DD:65:TYR:CE2	36:DD:94:LEU:HB3	2.53	0.44
37:DE:110:ALA:O	37:DE:111:MET:CB	2.65	0.44
40:DH:46:ILE:HD12	40:DH:61:LEU:HD22	2.00	0.44
54:DV:112:VAL:HG12	54:DV:113:TYR:N	2.32	0.44
32:E5:106:PHE:CG	32:E5:107:GLU:N	2.86	0.44
1:EA:2037:A:H2'	1:EA:2038:G:C8	2.52	0.44
1:EA:60:G:C6	1:EA:74:A:C6	3.06	0.44
1:EA:945:A:C4	1:EA:2448:A:C2	3.05	0.44
4:ED:68:PHE:CE1	4:ED:75:ALA:HA	2.53	0.44
7:EG:118:ALA:O	7:EG:120:ILE:N	2.44	0.44
7:EG:60:GLY:O	7:EG:61:TRP:HB2	2.18	0.44
10:EJ:12:LYS:O	10:EJ:13:ARG:CB	2.66	0.44
11:EK:61:VAL:CG2	11:EK:87:LEU:HD11	2.47	0.44
11:EK:99:ILE:C	11:EK:100:PHE:HD1	2.21	0.44
13:EM:132:THR:HG23	13:EM:133:LYS:N	2.33	0.44
16:EP:91:VAL:O	16:EP:92:ARG:HG2	2.17	0.44
23:EW:41:GLY:C	23:EW:43:LYS:N	2.70	0.44
33:FA:1033:G:C2'	33:FA:1034:G:C5'	2.95	0.44
33:FA:1033:G:C2'	33:FA:1034:G:H5'	2.46	0.44

Continued on next page...

Continued from previous page...

Atom-1	Atom-2	Interatomic distance (Å)	Clash overlap (Å)
33:FA:1039:G:H2'	33:FA:1040:U:H6	1.82	0.44
33:FA:681:A:C2	33:FA:710:G:C2	3.05	0.44
33:FA:982:U:H4'	33:FA:983:A:O5'	2.17	0.44
34:FB:195:VAL:HG11	34:FB:198:VAL:HA	2.00	0.44
34:FB:9:LEU:HD23	34:FB:9:LEU:O	2.17	0.44
36:FD:139:PRO:O	36:FD:140:ASN:HB2	2.18	0.44
36:FD:17:THR:HG22	36:FD:18:ASP:N	2.33	0.44
38:FF:18:VAL:HB	38:FF:19:PRO:CD	2.47	0.44
51:FS:49:ILE:H	51:FS:49:ILE:HD12	1.83	0.44
54:FV:20:ASP:O	54:FV:22:GLY:N	2.44	0.44
1:GA:1053:C:C2	1:GA:1054:A:C8	3.06	0.44
1:GA:1482:G:H1	1:GA:1508:A:N6	2.15	0.44
1:GA:1684:G:H2'	1:GA:1685:C:C6	2.52	0.44
1:GA:1865:U:C5	1:GA:1875:G:C2	3.05	0.44
1:GA:1916:A:H2'	1:GA:1917:U:O4'	2.18	0.44
1:GA:2614:A:C4	27:G0:1:ALA:HB1	2.53	0.44
1:GA:2705:A:H2'	1:GA:2706:A:O4'	2.18	0.44
1:GA:29:U:H2'	1:GA:30:G:C8	2.51	0.44
1:GA:504:A:O2'	1:GA:505:A:P	2.75	0.44
1:GA:56:A:C2	1:GA:57:C:C2	3.06	0.44
3:GC:109:LEU:O	3:GC:110:LYS:HB3	2.18	0.44
3:GC:140:VAL:CG1	3:GC:189:ALA:HB1	2.47	0.44
5:GE:10:SER:O	5:GE:11:ALA:HB3	2.17	0.44
6:GF:7:TYR:HA	6:GF:11:VAL:CG2	2.47	0.44
7:GG:1:SER:O	7:GG:3:VAL:N	2.50	0.44
7:GG:27:GLY:HA3	7:GG:78:VAL:HG12	1.99	0.44
9:GI:79:LEU:HD11	9:GI:131:THR:HG22	2.00	0.44
9:GI:13:ALA:H	9:GI:23:VAL:HG13	1.83	0.44
9:GI:57:VAL:O	9:GI:68:PHE:HB2	2.18	0.44
23:GW:39:GLN:HG2	23:GW:40:ARG:N	2.32	0.44
33:HA:1463:U:H2'	33:HA:1464:U:C6	2.52	0.44
35:HC:42:TYR:HD2	35:HC:43:LEU:HD12	1.82	0.44
37:HE:132:ASN:O	37:HE:136:VAL:HG12	2.17	0.44
38:HF:10:VAL:HG12	38:HF:11:HIS:N	2.33	0.44
43:HK:68:GLU:C	43:HK:70:CYS:H	2.15	0.44
54:HV:227:ALA:HB1	54:HV:234:MET:CB	2.48	0.44
54:HV:464:LEU:O	54:HV:467:ASP:HB3	2.17	0.44
54:HV:632:ILE:HG23	54:HV:642:LEU:CD2	2.47	0.44
32:A5:88:HIS:HB3	32:A5:89:PRO:HD3	1.98	0.44
1:AA:1197:G:H2'	1:AA:1198:U:C6	2.53	0.44
1:AA:121:G:C2	1:AA:131:A:C5	3.06	0.44

Continued on next page...

Continued from previous page...

Atom-1	Atom-2	Interatomic distance (Å)	Clash overlap (Å)
1:AA:2108:A:O2'	1:AA:2109:U:O5'	2.29	0.44
1:AA:2325:G:C6	1:AA:2326:C:N4	2.85	0.44
1:AA:2472:G:H2'	1:AA:2475:C:H42	1.82	0.44
1:AA:2727:A:C6	1:AA:2728:U:C4	3.06	0.44
1:AA:273:G:H2'	1:AA:274:C:C6	2.52	0.44
1:AA:720:U:H2'	1:AA:721:A:C8	2.52	0.44
1:AA:692:C:C2	1:AA:771:G:C2	3.06	0.44
2:AB:43:C:H4'	6:AF:62:GLN:HE21	1.82	0.44
5:AE:108:ILE:HD12	12:AL:2:ARG:CZ	2.48	0.44
5:AE:178:VAL:CG2	5:AE:179:SER:N	2.81	0.44
6:AF:126:ASN:ND2	6:AF:157:THR:H	2.16	0.44
6:AF:18:GLU:HB3	6:AF:19:PHE:CD1	2.53	0.44
12:AL:109:LYS:HB3	12:AL:111:ILE:CD1	2.48	0.44
18:AR:5:PHE:HE1	18:AR:14:VAL:HG21	1.83	0.44
20:AT:50:LEU:O	20:AT:51:PHE:HB2	2.18	0.44
33:BA:1037:C:C2	33:BA:1038:C:C5	3.06	0.44
33:BA:108:G:N2	33:BA:108:G:OP2	2.49	0.44
33:BA:129:A:H1'	33:BA:130:A:C8	2.52	0.44
33:BA:1314:C:C2	33:BA:1315:U:C5	3.06	0.44
33:BA:561:U:OP2	59:BA:1814:HOH:O	2.21	0.44
33:BA:858:G:O2'	33:BA:859:G:H5'	2.17	0.44
34:BB:30:ILE:HG23	34:BB:32:GLY:H	1.82	0.44
34:BB:86:CYS:SG	34:BB:88:GLN:NE2	2.90	0.44
34:BB:98:GLY:C	34:BB:100:LEU:H	2.21	0.44
36:BD:151:LYS:HB3	36:BD:178:MET:SD	2.58	0.44
41:BI:7:TYR:HE1	41:BI:18:ARG:HB2	1.83	0.44
33:BA:707:U:H5''	43:BK:22:HIS:ND1	2.32	0.44
44:BL:38:TYR:HE1	44:BL:54:ARG:HG3	1.83	0.44
54:BV:200:VAL:HG23	54:BV:201:THR:HG23	2.00	0.44
1:CA:1866:A:H2'	1:CA:1867:G:O4'	2.18	0.44
1:CA:2141:G:N1	1:CA:2150:C:O2	2.46	0.44
1:CA:2799:A:N6	1:CA:2801:G:C6	2.86	0.44
7:CG:132:LEU:HD23	7:CG:132:LEU:N	2.32	0.44
11:CK:47:ILE:HG23	11:CK:48:PRO:N	2.33	0.44
15:CO:24:THR:HG22	15:CO:42:PRO:CD	2.48	0.44
17:CQ:63:ARG:HH12	17:CQ:96:ASP:CA	2.31	0.44
23:CW:49:ASN:ND2	23:CW:50:VAL:O	2.50	0.44
24:CX:52:ALA:O	24:CX:53:LYS:CB	2.66	0.44
26:CZ:7:THR:O	26:CZ:54:VAL:HA	2.17	0.44
33:DA:282:A:C8	33:DA:283:U:C5	3.06	0.44
33:DA:487:A:C6	33:DA:488:C:C2	3.05	0.44

Continued on next page...

Continued from previous page...

Atom-1	Atom-2	Interatomic distance (Å)	Clash overlap (Å)
33:DA:495:A:N1	33:DA:496:A:N6	2.65	0.44
33:DA:60:A:O3'	52:DT:5:LYS:NZ	2.44	0.44
33:DA:982:U:H4'	33:DA:983:A:O5'	2.18	0.44
37:DE:56:VAL:O	37:DE:60:ILE:HG13	2.17	0.44
38:DF:18:VAL:HG21	38:DF:58:HIS:CD2	2.52	0.44
41:DI:51:PRO:HB3	41:DI:84:THR:HG22	1.98	0.44
42:DJ:88:MET:O	42:DJ:90:LEU:N	2.49	0.44
44:DL:24:LEU:HG	44:DL:25:GLU:N	2.33	0.44
54:DV:124:GLU:OE2	54:DV:677:ARG:NH1	2.51	0.44
54:DV:532:LYS:HD3	54:DV:534:TYR:H	1.83	0.44
54:DV:591:LEU:HD13	54:DV:591:LEU:O	2.17	0.44
32:E5:31:ARG:HB3	32:E5:108:VAL:HG22	1.99	0.44
1:EA:1090:A:C2	1:EA:1102:C:H1'	2.53	0.44
1:EA:1857:G:O2'	1:EA:1858:A:P	2.76	0.44
1:EA:2281:A:O2'	1:EA:2282:G:H5'	2.18	0.44
1:EA:2485:G:H5''	13:EM:45:GLN:HE21	1.80	0.44
1:EA:2855:C:H2'	1:EA:2856:A:H8	1.82	0.44
1:EA:44:A:C2	1:EA:45:G:C4	3.05	0.44
1:EA:545:U:H3'	1:EA:546:U:H4'	1.99	0.44
59:EA:3237:HOH:O	5:EE:81:GLY:HA2	2.18	0.44
6:EF:118:ALA:HB1	6:EF:166:ARG:CD	2.47	0.44
9:EI:5:GLN:NE2	9:EI:61:TYR:HA	2.32	0.44
1:EA:1198:U:O3'	17:EQ:4:LYS:HE3	2.17	0.44
18:ER:1:MET:SD	18:ER:101:ILE:HG21	2.58	0.44
20:ET:19:LYS:O	20:ET:23:ALA:N	2.49	0.44
24:EX:70:LEU:HD13	24:EX:75:GLU:HB2	1.98	0.44
33:FA:619:U:N3	36:FD:131:ASN:HB3	2.32	0.44
41:FI:94:LEU:O	41:FI:96:SER:N	2.48	0.44
33:FA:706:A:H4'	43:FK:31:ILE:HD11	2.00	0.44
44:FL:74:LEU:HA	44:FL:78:SER:OG	2.17	0.44
46:FN:53:ARG:C	46:FN:55:SER:N	2.71	0.44
47:FO:46:HIS:O	47:FO:48:LYS:N	2.46	0.44
48:FP:43:ALA:HB1	48:FP:46:LYS:HZ2	1.82	0.44
1:GA:1328:A:H2'	1:GA:1330:C:C4	2.53	0.44
1:GA:1486:U:H2'	1:GA:1487:U:C6	2.52	0.44
1:GA:1773:A:N7	1:GA:1829:A:H1'	2.32	0.44
1:GA:2038:G:H2'	1:GA:2039:U:O4'	2.18	0.44
1:GA:2292:U:H2'	1:GA:2293:G:C8	2.53	0.44
1:GA:2336:A:N6	23:GW:40:ARG:HB3	2.32	0.44
1:GA:2594:C:C2	1:GA:2600:A:C2	3.06	0.44
1:GA:2783:U:H2'	1:GA:2784:U:C6	2.53	0.44

Continued on next page...

Continued from previous page...

Atom-1	Atom-2	Interatomic distance (Å)	Clash overlap (Å)
1:GA:714:U:H5'	1:GA:715:A:OP2	2.17	0.44
5:GE:43:THR:OG1	5:GE:43:THR:O	2.36	0.44
6:GF:110:ILE:HG12	6:GF:136:ILE:HG21	2.00	0.44
13:GM:50:ARG:HA	13:GM:53:MET:HE2	1.99	0.44
1:GA:2820:A:OP2	14:GN:2:ARG:NH2	2.51	0.44
17:GQ:81:GLY:HA2	17:GQ:116:LEU:CD1	2.47	0.44
36:HD:13:ARG:HG2	36:HD:34:ILE:HA	2.00	0.44
33:HA:1375:A:OP1	39:HG:12:ILE:CD1	2.65	0.44
39:HG:145:ALA:C	39:HG:147:ALA:H	2.20	0.44
39:HG:49:THR:O	39:HG:53:ARG:HB2	2.17	0.44
41:HI:120:LYS:O	41:HI:121:ALA:HB3	2.17	0.44
33:HA:880:C:P	44:HL:5:ASN:HD22	2.40	0.44
53:HU:14:VAL:HG23	53:HU:16:LEU:HG	1.99	0.44
54:HV:200:VAL:HG23	54:HV:201:THR:N	2.32	0.44
1:AA:2207:C:H2'	1:AA:2208:C:H6	1.83	0.44
1:AA:2318:G:C6	1:AA:2319:G:C6	3.06	0.44
6:AF:65:LEU:HD12	6:AF:66:ILE:N	2.32	0.44
6:AF:7:TYR:OH	6:AF:27:VAL:CG1	2.65	0.44
9:AI:96:LYS:HG3	9:AI:136:GLY:HA3	2.00	0.44
10:AJ:25:LEU:HB2	10:AJ:62:VAL:CG2	2.48	0.44
14:AN:94:TYR:N	14:AN:94:TYR:CD1	2.85	0.44
15:AO:111:ARG:HD3	15:AO:117:PHE:CE1	2.52	0.44
18:AR:28:ALA:HB3	18:AR:31:GLU:HG2	2.00	0.44
20:AT:14:PRO:HA	20:AT:32:LEU:HB3	2.00	0.44
22:AV:62:THR:HA	22:AV:71:LYS:HA	1.99	0.44
24:AX:39:VAL:HG13	24:AX:46:VAL:HG23	1.98	0.44
8:AH:27:ARG:HH12	24:AX:63:ILE:CG1	2.31	0.44
33:BA:1001:C:H2'	33:BA:1002:G:H8	1.82	0.44
33:BA:1133:G:N2	33:BA:1142:G:H1'	2.33	0.44
33:BA:1314:C:N4	51:BS:4:SER:HA	2.32	0.44
33:BA:1524:C:H2'	33:BA:1525:G:C8	2.52	0.44
33:BA:320:A:C2	33:BA:334:C:N3	2.85	0.44
33:BA:677:U:C4	33:BA:678:U:C4	3.05	0.44
33:BA:680:C:C2	33:BA:711:G:N2	2.86	0.44
33:BA:74:A:C2	33:BA:97:G:C4	3.06	0.44
34:BB:161:PHE:HA	34:BB:183:PHE:O	2.17	0.44
34:BB:82:ALA:HB1	34:BB:217:ALA:CB	2.48	0.44
38:BF:29:ILE:HG21	38:BF:36:ILE:HG23	1.99	0.44
40:BH:3:MET:HE1	40:BH:6:PRO:HA	1.99	0.44
41:BI:103:PHE:CD1	41:BI:103:PHE:N	2.85	0.44
43:BK:87:LYS:HE2	43:BK:113:VAL:HG23	2.00	0.44

Continued on next page...

Continued from previous page...

Atom-1	Atom-2	Interatomic distance (Å)	Clash overlap (Å)
51:BS:33:THR:HB	51:BS:35:SER:H	1.82	0.44
28:C1:9:LYS:N	28:C1:9:LYS:HD2	2.32	0.44
31:C4:19:ARG:O	31:C4:22:VAL:HG12	2.18	0.44
1:CA:1817:G:H2'	1:CA:1818:U:H5'	2.00	0.44
1:CA:1983:G:O2'	1:CA:1984:G:H5'	2.18	0.44
1:CA:2315:G:H2'	1:CA:2316:G:H8	1.81	0.44
1:CA:2582:G:C2	1:CA:2583:G:C8	3.05	0.44
1:CA:2760:C:C2'	1:CA:2761:A:H5'	2.47	0.44
1:CA:880:G:H1	1:CA:897:C:N4	2.15	0.44
7:CG:25:ILE:CG2	7:CG:78:VAL:HG21	2.47	0.44
14:CN:51:LEU:HD21	14:CN:70:THR:HG22	1.98	0.44
15:CO:79:ALA:HB2	15:CO:110:ALA:HA	1.98	0.44
16:CP:50:ARG:NH1	16:CP:75:THR:HG21	2.32	0.44
17:CQ:91:ARG:NE	17:CQ:93:ILE:HG21	2.32	0.44
22:CV:30:ILE:HD11	22:CV:63:ILE:HD13	1.99	0.44
33:DA:1477:U:H2'	33:DA:1478:U:C6	2.52	0.44
33:DA:922:G:H2'	33:DA:923:A:C8	2.53	0.44
36:DD:168:PRO:HB2	36:DD:171:LEU:CD1	2.48	0.44
41:DI:11:ARG:HB2	41:DI:15:SER:O	2.18	0.44
41:DI:34:SER:HB3	41:DI:37:GLN:HG2	1.99	0.44
44:DL:110:ARG:HB3	44:DL:119:VAL:HG21	1.99	0.44
33:DA:375:U:H4'	48:DP:17:TYR:CE2	2.53	0.44
33:DA:376:G:H5''	48:DP:5:ARG:HB2	1.99	0.44
32:E5:88:HIS:CB	32:E5:89:PRO:CD	2.96	0.44
1:EA:1057:A:C6	1:EA:1086:A:C2	3.05	0.44
1:EA:181:A:H2'	1:EA:182:A:C8	2.53	0.44
1:EA:2297:A:C2	1:EA:2298:A:C8	3.06	0.44
1:EA:2489:U:O2	1:EA:2491:U:C4	2.71	0.44
1:EA:2508:G:H2'	1:EA:2509:G:H8	1.83	0.44
1:EA:419:U:H2'	1:EA:420:C:H6	1.82	0.44
1:EA:476:G:H4'	1:EA:502:A:N1	2.33	0.44
1:EA:708:G:N2	1:EA:724:U:H1'	2.33	0.44
1:EA:790:U:P	59:EA:3752:HOH:O	2.74	0.44
3:EC:20:ASN:OD1	3:EC:22:GLU:HG2	2.16	0.44
9:EI:34:ILE:HA	9:EI:37:PHE:CD2	2.52	0.44
13:EM:1:MET:O	13:EM:2:LEU:HB3	2.18	0.44
15:EO:3:LYS:HG3	15:EO:4:LYS:H	1.83	0.44
17:EQ:86:SER:O	17:EQ:87:VAL:C	2.56	0.44
23:EW:19:ARG:HE	23:EW:22:VAL:HB	1.82	0.44
23:EW:17:ALA:HA	23:EW:35:ILE:HG23	1.98	0.44
33:FA:1492:A:C3'	33:FA:1493:A:C5'	2.95	0.44

Continued on next page...

Continued from previous page...

Atom-1	Atom-2	Interatomic distance (Å)	Clash overlap (Å)
33:FA:481:G:H4'	33:FA:481:G:OP1	2.17	0.44
33:FA:968:A:H4'	33:FA:969:A:OP2	2.18	0.44
34:FB:209:VAL:HG23	34:FB:210:THR:N	2.33	0.44
35:FC:107:ARG:O	35:FC:108:LYS:HB2	2.18	0.44
40:FH:7:ILE:HD11	40:FH:32:LEU:HD23	2.00	0.44
43:FK:31:ILE:HB	43:FK:46:THR:HG22	1.99	0.44
43:FK:96:THR:HG23	43:FK:97:ILE:N	2.33	0.44
53:FU:18:ARG:O	53:FU:21:ARG:N	2.51	0.44
54:FV:255:ARG:HG2	54:FV:261:ILE:HG22	2.00	0.44
1:GA:1188:U:H4'	18:GR:81:LYS:O	2.17	0.44
1:GA:1535:A:H4'	1:GA:1536:C:OP2	2.16	0.44
6:GF:59:ILE:HD13	6:GF:137:PHE:CE2	2.53	0.44
7:GG:165:ASP:OD1	7:GG:165:ASP:N	2.46	0.44
11:GK:70:ARG:O	11:GK:71:ARG:HB2	2.18	0.44
20:GT:3:ARG:HH21	20:GT:7:LEU:HD21	1.83	0.44
1:GA:335:C:H5''	21:GU:81:ARG:HD3	1.99	0.44
33:HA:1006:G:H2'	33:HA:1007:U:C6	2.53	0.44
33:HA:1347:G:N2	33:HA:1373:G:H2'	2.33	0.44
33:HA:636:U:H2'	33:HA:637:C:C6	2.53	0.44
33:HA:72:A:C2'	33:HA:73:C:H5''	2.48	0.44
34:HB:212:TYR:HA	34:HB:215:ALA:HB3	2.00	0.44
34:HB:30:ILE:CG2	34:HB:32:GLY:H	2.31	0.44
41:HI:94:LEU:O	41:HI:96:SER:N	2.45	0.44
42:HJ:6:ILE:HB	42:HJ:76:ILE:HB	2.00	0.44
44:HL:40:THR:HG22	44:HL:41:THR:N	2.32	0.44
54:HV:110:VAL:HG11	54:HV:278:MET:SD	2.58	0.44
54:HV:90:PRO:HG2	54:HV:98:GLU:HB2	2.00	0.44
1:AA:2886:A:C6	27:A0:39:ARG:CZ	3.01	0.44
28:A1:8:ILE:HD12	28:A1:9:LYS:H	1.83	0.44
32:A5:51:TYR:HE1	32:A5:52:MET:SD	2.39	0.44
1:AA:1064:C:C2'	1:AA:1065:U:H5'	2.48	0.44
1:AA:1327:A:C2'	1:AA:1328:A:H5'	2.48	0.44
1:AA:1401:G:C5	1:AA:1402:U:C5	3.06	0.44
1:AA:1387:A:H5'	1:AA:1469:A:H1'	2.00	0.44
1:AA:1705:A:C5	1:AA:1706:C:C4	3.05	0.44
1:AA:2819:G:H2'	1:AA:2821:A:N7	2.33	0.44
1:AA:2821:A:OP2	14:AN:3:HIS:NE2	2.51	0.44
1:AA:669:G:N3	1:AA:669:G:C2'	2.80	0.44
1:AA:760:G:H2'	1:AA:761:A:O4'	2.18	0.44
1:AA:681:G:C2	1:AA:797:G:C2	3.06	0.44
1:AA:974:G:O2'	1:AA:989:G:N2	2.49	0.44

Continued on next page...

Continued from previous page...

Atom-1	Atom-2	Interatomic distance (Å)	Clash overlap (Å)
2:AB:119:A:N3	2:AB:119:A:H2'	2.33	0.44
4:AD:33:ARG:NH2	4:AD:74:GLU:O	2.51	0.44
6:AF:61:GLY:HA3	6:AF:94:ARG:CZ	2.48	0.44
11:AK:118:LEU:N	11:AK:118:LEU:HD12	2.32	0.44
17:AQ:97:ILE:HD13	17:AQ:98:ALA:N	2.33	0.44
18:AR:64:VAL:O	18:AR:65:ALA:HB3	2.17	0.44
19:AS:17:VAL:HG11	19:AS:103:ILE:HG12	1.99	0.44
33:BA:109:A:H2'	33:BA:326:G:N2	2.33	0.44
33:BA:659:U:C2	33:BA:747:A:N1	2.86	0.44
33:BA:681:A:H2'	33:BA:682:G:C8	2.52	0.44
33:BA:72:A:H2'	33:BA:73:C:C5'	2.48	0.44
34:BB:103:TRP:CZ3	34:BB:107:ARG:HD3	2.53	0.44
34:BB:116:LEU:HB3	34:BB:140:LEU:HD11	2.00	0.44
36:BD:102:VAL:HG21	36:BD:123:ILE:CD1	2.47	0.44
36:BD:4:TYR:O	36:BD:5:LEU:HB2	2.17	0.44
36:BD:4:TYR:CZ	36:BD:6:GLY:HA3	2.53	0.44
37:BE:115:LEU:HG	37:BE:120:VAL:HG21	1.99	0.44
43:BK:93:ARG:NH2	53:BU:20:LYS:CB	2.81	0.44
46:BN:67:THR:CG2	46:BN:83:LYS:HE3	2.48	0.44
48:BP:19:VAL:HG12	48:BP:37:GLY:C	2.38	0.44
33:BA:176:C:H4'	52:BT:24:ARG:NH2	2.33	0.44
54:BV:219:HIS:C	54:BV:221:ASN:N	2.70	0.44
54:BV:514:GLN:HE21	54:BV:514:GLN:CA	2.30	0.44
54:BV:416:ILE:HG12	54:BV:667:ALA:HB3	1.98	0.44
1:CA:1030:C:OP2	13:CM:127:LYS:NZ	2.35	0.44
1:CA:1248:G:OP2	5:CE:44:ARG:NH2	2.50	0.44
1:CA:352:A:H3'	1:CA:353:C:H6	1.83	0.44
1:CA:416:U:H2'	1:CA:417:C:O4'	2.18	0.44
1:CA:479:A:N3	1:CA:481:G:H5''	2.33	0.44
1:CA:784:G:C2'	1:CA:785:G:OP2	2.66	0.44
6:CF:18:GLU:HB3	6:CF:19:PHE:CD1	2.53	0.44
9:CI:42:ASN:HA	9:CI:45:THR:HB	2.00	0.44
10:CJ:44:TYR:O	10:CJ:45:THR:HG22	2.18	0.44
10:CJ:64:VAL:O	10:CJ:65:THR:HG22	2.18	0.44
11:CK:63:VAL:HG12	11:CK:64:ARG:HG3	2.00	0.44
17:CQ:61:ILE:HG23	17:CQ:75:TYR:CE2	2.53	0.44
19:CS:63:GLY:O	19:CS:64:ALA:CB	2.65	0.44
22:CV:11:GLU:HB3	22:CV:16:ALA:HB2	1.99	0.44
33:DA:1054:C:O2	33:DA:1196:A:C5	2.71	0.44
33:DA:1087:G:C2	33:DA:1088:G:N7	2.86	0.44
33:DA:1285:A:H4'	33:DA:1286:U:C5	2.53	0.44

Continued on next page...

Continued from previous page...

Atom-1	Atom-2	Interatomic distance (Å)	Clash overlap (Å)
33:DA:1331:G:HO2'	33:DA:1332:A:P	2.41	0.44
33:DA:1423:G:C6	33:DA:1424:U:C4	3.06	0.44
33:DA:399:G:H2'	33:DA:400:C:C6	2.52	0.44
33:DA:426:U:H2'	33:DA:427:U:C6	2.53	0.44
33:DA:448:A:C4	33:DA:487:A:C2	3.05	0.44
33:DA:57:G:C6	33:DA:58:C:C4	3.06	0.44
34:DB:209:VAL:O	34:DB:213:LEU:HB2	2.18	0.44
34:DB:56:LEU:HD21	34:DB:216:VAL:HG11	2.00	0.44
40:DH:103:VAL:HG12	40:DH:126:ILE:HD13	2.00	0.44
41:DI:78:ALA:O	41:DI:82:GLY:N	2.51	0.44
42:DJ:6:ILE:HB	42:DJ:76:ILE:HB	1.98	0.44
49:DQ:75:LEU:HD11	49:DQ:77:ARG:O	2.17	0.44
52:DT:51:PHE:CZ	52:DT:76:LYS:HB2	2.52	0.44
54:DV:218:TRP:N	54:DV:218:TRP:CD1	2.85	0.44
54:DV:94:ASP:O	54:DV:461:MET:HB2	2.18	0.44
1:EA:687:C:H5''	29:E2:2:LYS:HE2	2.00	0.44
1:EA:102:U:C4	25:EY:2:LYS:HB2	2.53	0.44
1:EA:1141:U:H6	10:EJ:65:THR:HG21	1.83	0.44
1:EA:1579:A:H2'	1:EA:1580:A:C8	2.53	0.44
1:EA:2766:A:H2'	1:EA:2766:A:N3	2.33	0.44
1:EA:2835:A:C2	1:EA:2879:A:C5	3.06	0.44
1:EA:419:U:H2'	1:EA:420:C:C6	2.53	0.44
1:EA:518:G:C4	1:EA:519:U:C5	3.06	0.44
1:EA:933:A:H5'	1:EA:934:U:OP2	2.17	0.44
3:EC:80:LEU:CD1	3:EC:109:LEU:HG	2.48	0.44
7:EG:84:LYS:CG	7:EG:85:LYS:N	2.80	0.44
9:EI:100:ILE:HG22	9:EI:101:SER:N	2.33	0.44
9:EI:27:LEU:CD1	9:EI:34:ILE:HD12	2.48	0.44
10:EJ:44:TYR:O	10:EJ:45:THR:HB	2.18	0.44
14:EN:69:ARG:O	14:EN:71:ARG:N	2.47	0.44
2:EB:116:G:H4'	15:EO:54:VAL:CG1	2.48	0.44
16:EP:105:LYS:O	16:EP:108:ARG:HD3	2.18	0.44
11:EK:120:PRO:HB2	16:EP:65:ASN:ND2	2.32	0.44
2:EB:98:G:H1	22:EV:14:LYS:HB2	1.81	0.44
22:EV:25:LYS:O	22:EV:26:PHE:HB3	2.18	0.44
26:EZ:40:THR:HG23	26:EZ:43:ILE:H	1.83	0.44
33:FA:1110:A:N6	33:FA:1111:A:C6	2.86	0.44
33:FA:1294:G:C6	33:FA:1295:U:C4	3.06	0.44
33:FA:293:G:C6	33:FA:294:U:C4	3.06	0.44
33:FA:901:A:N7	33:FA:902:G:H1'	2.33	0.44
33:FA:972:C:OP1	42:FJ:59:LYS:NZ	2.47	0.44

Continued on next page...

Continued from previous page...

Atom-1	Atom-2	Interatomic distance (Å)	Clash overlap (Å)
34:FB:67:LEU:HD12	34:FB:157:PRO:HG2	2.00	0.44
34:FB:71:THR:O	34:FB:72:LYS:HG2	2.17	0.44
42:FJ:57:VAL:CG1	42:FJ:58:ASN:N	2.80	0.44
44:FL:90:LEU:HB3	44:FL:93:VAL:CG2	2.48	0.44
45:FM:79:ARG:NH1	51:FS:65:GLU:HG2	2.32	0.44
53:FU:34:ARG:CG	53:FU:35:ARG:H	2.30	0.44
54:FV:317:PHE:CE2	54:FV:349:VAL:HG11	2.53	0.44
1:GA:1079:C:C3'	1:GA:1080:A:H5''	2.48	0.44
1:GA:1565:C:C5	1:GA:1567:G:C6	3.06	0.44
1:GA:1996:C:H4'	1:GA:1997:C:OP1	2.18	0.44
1:GA:383:C:N3	1:GA:391:A:N6	2.66	0.44
1:GA:620:G:H4'	1:GA:621:A:O5'	2.18	0.44
1:GA:675:A:N3	1:GA:2443:C:O2'	2.46	0.44
1:GA:932:U:O2'	1:GA:934:U:O4	2.35	0.44
5:GE:46:GLN:HG3	5:GE:87:ALA:CB	2.48	0.44
9:GI:79:LEU:HA	9:GI:85:ILE:HD13	1.99	0.44
10:GJ:17:VAL:HG23	10:GJ:137:PRO:HB2	1.99	0.44
15:GO:35:ILE:HB	15:GO:102:ARG:HH11	1.82	0.44
17:GQ:86:SER:HB3	18:GR:51:VAL:HG12	1.98	0.44
22:GV:6:ALA:HB1	22:GV:40:ILE:CG2	2.48	0.44
23:GW:50:VAL:HG12	23:GW:51:GLY:N	2.33	0.44
24:GX:34:SER:O	24:GX:34:SER:OG	2.31	0.44
33:HA:114:U:O2'	33:HA:115:G:H5'	2.17	0.44
33:HA:909:A:H2'	33:HA:910:C:O4'	2.18	0.44
35:HC:129:MET:SD	35:HC:132:ARG:HD2	2.58	0.44
37:HE:114:VAL:CG1	37:HE:137:VAL:HG23	2.48	0.44
39:HG:130:ASN:HB2	39:HG:135:VAL:CG2	2.48	0.44
45:HM:114:LYS:CB	45:HM:115:PRO:CD	2.96	0.44
54:HV:666:TYR:CE2	54:HV:670:LEU:HD22	2.52	0.44
54:HV:19:ILE:HD12	54:HV:92:HIS:HA	1.99	0.44
1:AA:1022:G:N2	1:AA:1142:A:C2	2.86	0.44
1:AA:1683:U:H2'	1:AA:1684:G:C8	2.52	0.44
1:AA:2376:A:H2'	1:AA:2377:A:O4'	2.18	0.44
1:AA:2444:G:C6	1:AA:2445:G:N7	2.86	0.44
1:AA:2849:U:C4	1:AA:2867:G:N3	2.86	0.44
1:AA:953:G:N2	1:AA:964:C:O2	2.46	0.44
6:AF:2:LYS:HD3	6:AF:3:LEU:HD23	1.99	0.44
12:AL:2:ARG:O	12:AL:2:ARG:HG2	2.18	0.44
16:AP:42:PHE:CE1	16:AP:62:LYS:HG3	2.52	0.44
21:AU:8:ASP:H	21:AU:23:LYS:HG3	1.83	0.44
23:AW:18:LYS:HA	23:AW:36:ILE:HB	2.00	0.44

Continued on next page...

Continued from previous page...

Atom-1	Atom-2	Interatomic distance (Å)	Clash overlap (Å)
33:BA:1478:U:H2'	33:BA:1479:C:C6	2.52	0.44
33:BA:671:G:C6	33:BA:672:U:C4	3.06	0.44
36:BD:136:GLN:NE2	36:BD:136:GLN:HA	2.32	0.44
33:BA:1366:C:O2'	42:BJ:62:ARG:NH2	2.51	0.44
42:BJ:92:LEU:O	42:BJ:93:ALA:HB3	2.18	0.44
44:BL:97:THR:O	44:BL:97:THR:HG22	2.18	0.44
1:AA:1913:A:N3	55:BW:4:SER:CA	2.81	0.44
1:CA:1733:G:C8	1:CA:1734:G:C8	3.06	0.44
1:CA:152:A:C2	1:CA:175:G:C2	3.06	0.44
1:CA:2136:G:H2'	1:CA:2136:G:N3	2.33	0.44
9:CI:23:VAL:HG23	9:CI:24:GLY:H	1.83	0.44
10:CJ:3:THR:CB	10:CJ:44:TYR:OH	2.66	0.44
16:CP:96:LEU:HB3	16:CP:99:LEU:HD22	2.00	0.44
17:CQ:91:ARG:CB	17:CQ:94:LEU:HB2	2.45	0.44
21:CU:82:VAL:HG12	21:CU:83:GLY:N	2.33	0.44
33:DA:1021:A:C2'	33:DA:1022:A:H5'	2.48	0.44
34:DB:150:ILE:O	34:DB:153:MET:N	2.49	0.44
33:DA:620:C:H1'	36:DD:132:ILE:HG12	2.00	0.44
40:DH:10:MET:HE1	40:DH:33:LYS:HA	2.00	0.44
42:DJ:9:ARG:HB2	42:DJ:99:GLN:HB2	1.99	0.44
45:DM:3:ARG:HA	45:DM:8:ASN:O	2.18	0.44
33:DA:483:C:O2	48:DP:13:LYS:NZ	2.50	0.44
33:DA:1314:C:C6	51:DS:6:LYS:HD3	2.53	0.44
54:DV:553:VAL:HG23	54:DV:597:ALA:HB2	2.00	0.44
32:E5:88:HIS:CB	32:E5:89:PRO:HD3	2.48	0.44
32:E5:88:HIS:HB3	32:E5:89:PRO:HD3	2.00	0.44
1:EA:1730:C:OP1	1:EA:1730:C:H4'	2.18	0.44
1:EA:2869:G:C6	1:EA:2870:C:C4	3.05	0.44
1:EA:86:G:C2	1:EA:87:U:C5	3.06	0.44
1:EA:947:A:O2'	1:EA:984:A:H2	2.01	0.44
3:EC:75:ALA:HB2	3:EC:95:TYR:CD2	2.53	0.44
4:ED:107:VAL:HA	4:ED:204:LYS:O	2.18	0.44
4:ED:111:GLY:HA3	4:ED:194:PRO:HG2	1.99	0.44
4:ED:91:THR:O	4:ED:92:VAL:C	2.55	0.44
6:EF:4:HIS:ND1	6:EF:96:TRP:NE1	2.66	0.44
8:EH:8:LYS:O	8:EH:13:GLY:CA	2.66	0.44
9:EI:132:ALA:HA	9:EI:135:MET:CE	2.48	0.44
10:EJ:58:ASN:N	10:EJ:127:GLY:O	2.44	0.44
10:EJ:44:TYR:O	10:EJ:45:THR:CB	2.66	0.44
11:EK:13:ASN:O	11:EK:15:GLY:N	2.37	0.44
11:EK:92:GLU:O	11:EK:93:GLN:HB2	2.18	0.44

Continued on next page...

Continued from previous page...

Atom-1	Atom-2	Interatomic distance (Å)	Clash overlap (Å)
14:EN:103:ARG:HB2	14:EN:110:MET:CE	2.48	0.44
16:EP:50:ARG:CD	16:EP:56:SER:HB3	2.48	0.44
16:EP:92:ARG:O	16:EP:92:ARG:HG2	2.18	0.44
10:EJ:44:TYR:CD2	17:EQ:63:ARG:HG2	2.52	0.44
18:ER:49:ILE:HG22	18:ER:54:VAL:N	2.33	0.44
18:ER:5:PHE:HE1	18:ER:14:VAL:HG21	1.82	0.44
19:ES:13:SER:O	19:ES:14:ALA:CB	2.66	0.44
33:FA:192:A:N3	52:FT:55:GLN:NE2	2.65	0.44
34:FB:101:THR:HB	34:FB:174:GLU:HG3	2.00	0.44
37:FE:147:MET:O	37:FE:147:MET:HG3	2.17	0.44
39:FG:111:ARG:HE	39:FG:123:GLU:HG2	1.83	0.44
42:FJ:10:LEU:CD2	42:FJ:22:THR:HA	2.48	0.44
44:FL:116:LYS:O	44:FL:117:TYR:HB2	2.17	0.44
1:GA:2199:A:H3'	1:GA:2200:C:C6	2.52	0.44
1:GA:2776:A:C6	1:GA:2778:A:C6	3.06	0.44
1:GA:2868:A:C2	1:GA:2869:G:C4	3.06	0.44
1:GA:674:G:H1'	5:GE:69:ARG:CD	2.48	0.44
2:GB:32:U:C1'	2:GB:53:A:H61	2.31	0.44
6:GF:110:ILE:HG21	6:GF:114:ARG:NH2	2.33	0.44
6:GF:174:PHE:CD2	6:GF:175:PRO:HD2	2.53	0.44
9:GI:32:VAL:HG12	9:GI:33:ASN:H	1.83	0.44
9:GI:78:LEU:HD13	9:GI:105:LEU:HD22	1.99	0.44
20:GT:7:LEU:O	20:GT:10:VAL:HG13	2.18	0.44
20:GT:67:VAL:HB	20:GT:76:ARG:HG3	1.99	0.44
20:GT:69:ARG:O	20:GT:74:ILE:HD12	2.18	0.44
33:HA:1026:G:H2'	33:HA:1027:C:H5'	1.98	0.44
33:HA:1116:U:C4'	41:HI:110:GLN:HE22	2.30	0.44
33:HA:1530:G:H2'	33:HA:1531:A:C8	2.53	0.44
33:HA:460:A:H2'	33:HA:460:A:N3	2.33	0.44
34:HB:13:VAL:H	34:HB:207:ARG:CZ	2.31	0.44
34:HB:67:LEU:CD2	34:HB:69:VAL:HG13	2.48	0.44
34:HB:86:CYS:C	34:HB:88:GLN:H	2.21	0.44
39:HG:51:ALA:HB1	39:HG:57:SER:O	2.17	0.44
40:HH:116:ALA:HA	40:HH:121:LEU:HD11	2.00	0.44
45:HM:13:LYS:HE3	45:HM:17:ILE:HG22	1.99	0.44
48:HP:20:VAL:HG21	48:HP:32:PHE:CG	2.53	0.44
52:HT:67:ILE:HG13	52:HT:71:LYS:HD3	2.00	0.44
30:A3:14:LYS:HB3	30:A3:22:LYS:HE2	2.00	0.43
32:A5:67:THR:C	32:A5:69:PHE:N	2.71	0.43
1:AA:1511:G:H2'	1:AA:1512:C:C6	2.53	0.43
1:AA:1957:C:H2'	1:AA:1958:C:C6	2.53	0.43

Continued on next page...

Continued from previous page...

Atom-1	Atom-2	Interatomic distance (Å)	Clash overlap (Å)
1:AA:223:A:C6	1:AA:422:A:C5	3.06	0.43
1:AA:2303:G:C5	1:AA:2304:G:N7	2.86	0.43
1:AA:2431:U:O2	1:AA:2433:A:C8	2.71	0.43
1:AA:2554:U:H2'	1:AA:2555:U:C6	2.53	0.43
1:AA:358:U:H2'	1:AA:359:G:C8	2.53	0.43
1:AA:721:A:H2'	1:AA:722:A:C8	2.53	0.43
1:AA:809:G:C6	1:AA:810:U:C4	3.06	0.43
4:AD:118:PHE:CD1	4:AD:119:ALA:N	2.82	0.43
6:AF:12:VAL:HG21	6:AF:24:VAL:HG23	1.99	0.43
6:AF:94:ARG:HA	6:AF:97:GLU:HB2	1.99	0.43
1:AA:2676:C:P	11:AK:31:ARG:HH12	2.41	0.43
1:AA:2690:U:N3	14:AN:6:SER:O	2.47	0.43
33:BA:1244:G:C6	33:BA:1245:C:C4	3.06	0.43
33:BA:1317:C:OP1	46:BN:21:PHE:CE2	2.71	0.43
33:BA:202:G:HO2'	33:BA:468:A:H8	1.62	0.43
33:BA:426:U:H2'	33:BA:427:U:C6	2.52	0.43
33:BA:676:A:C4	33:BA:677:U:C5	3.06	0.43
37:BE:156:LYS:O	40:BH:64:LYS:NZ	2.42	0.43
40:BH:13:ARG:NH1	40:BH:27:MET:HB2	2.31	0.43
43:BK:21:ALA:HA	43:BK:34:ILE:HG12	2.00	0.43
54:BV:217:GLU:O	54:BV:220:GLN:CA	2.65	0.43
1:CA:1028:A:H61	1:CA:1125:G:H2'	1.83	0.43
1:CA:1164:C:H2'	1:CA:1165:A:H8	1.82	0.43
1:CA:1572:A:OP2	59:CA:3619:HOH:O	2.21	0.43
1:CA:2037:A:H2'	1:CA:2038:G:C8	2.53	0.43
1:CA:569:U:C4	1:CA:570:G:C6	3.06	0.43
1:CA:760:G:H2'	1:CA:761:A:O4'	2.18	0.43
2:CB:66:A:H61	2:CB:107:G:H2'	1.83	0.43
4:CD:9:VAL:HG13	4:CD:26:VAL:HB	2.00	0.43
5:CE:160:ALA:O	5:CE:161:ALA:HB3	2.18	0.43
6:CF:43:ILE:CG2	6:CF:78:ILE:HG22	2.48	0.43
8:CH:28:ASN:C	8:CH:32:PRO:HG2	2.38	0.43
9:CI:100:ILE:HG22	9:CI:101:SER:N	2.32	0.43
9:CI:23:VAL:HG23	9:CI:27:LEU:HD23	2.00	0.43
9:CI:5:GLN:NE2	9:CI:61:TYR:CD1	2.86	0.43
10:CJ:44:TYR:O	10:CJ:45:THR:CB	2.66	0.43
11:CK:103:VAL:O	11:CK:122:VAL:HB	2.18	0.43
14:CN:52:ILE:HA	14:CN:79:LEU:HD23	2.00	0.43
18:CR:9:GLY:C	18:CR:10:LYS:HG3	2.39	0.43
23:CW:23:LYS:HE2	23:CW:24:ARG:CB	2.48	0.43
33:DA:340:U:H2'	33:DA:341:C:C6	2.53	0.43

Continued on next page...

Continued from previous page...

Atom-1	Atom-2	Interatomic distance (Å)	Clash overlap (Å)
33:DA:658:C:O4'	47:DO:22:THR:OG1	2.36	0.43
33:DA:79:G:H3'	33:DA:80:A:H8	1.83	0.43
41:DI:57:MET:HA	41:DI:60:LYS:CG	2.48	0.43
46:DN:53:ARG:NH2	51:DS:37:ARG:HH21	2.16	0.43
50:DR:57:ARG:HE	50:DR:61:ARG:HH12	1.66	0.43
38:DF:91:ARG:HD2	50:DR:57:ARG:HH21	1.83	0.43
1:EA:1532:A:C6	1:EA:1533:C:C4	3.06	0.43
1:EA:1665:A:H5''	11:EK:66:LYS:HG3	2.00	0.43
1:EA:26:G:C6	1:EA:27:G:C6	3.05	0.43
1:EA:764:A:N1	1:EA:1789:A:O2'	2.47	0.43
1:EA:1789:A:P	3:EC:220:ARG:HH11	2.40	0.43
3:EC:75:ALA:HB2	3:EC:95:TYR:HA	2.00	0.43
5:EE:147:LEU:O	5:EE:168:ASP:O	2.36	0.43
6:EF:55:ASP:O	6:EF:58:ALA:N	2.51	0.43
10:EJ:101:ILE:O	10:EJ:105:VAL:HG13	2.18	0.43
11:EK:5:GLN:O	11:EK:6:THR:HB	2.18	0.43
19:ES:40:ASN:OD1	19:ES:40:ASN:N	2.51	0.43
1:EA:483:A:C8	21:EU:44:HIS:HD2	2.35	0.43
21:EU:5:ARG:HH11	21:EU:93:ARG:HG3	1.83	0.43
22:EV:6:ALA:HB1	22:EV:40:ILE:CG2	2.48	0.43
33:FA:1272:G:C6	33:FA:1273:C:C4	3.06	0.43
33:FA:448:A:N6	33:FA:449:G:C2	2.86	0.43
33:FA:502:A:C2	33:FA:503:C:C2	3.06	0.43
33:FA:70:U:O2'	33:FA:71:A:H8	2.01	0.43
34:FB:53:LEU:CD2	34:FB:216:VAL:HG12	2.48	0.43
37:FE:99:ALA:O	37:FE:122:ASN:ND2	2.51	0.43
1:GA:1607:C:N4	1:GA:1622:G:OP2	2.39	0.43
1:GA:1885:A:H2'	1:GA:1886:U:O4'	2.18	0.43
1:GA:570:G:C4	1:GA:2030:A:N7	2.86	0.43
1:GA:2051:A:N6	1:GA:2614:A:C8	2.86	0.43
1:GA:2070:A:C2	1:GA:2071:A:C4	3.06	0.43
1:GA:2105:U:C4	1:GA:2106:U:C5	3.06	0.43
1:GA:2108:A:H62	1:GA:2180:U:H2'	1.83	0.43
1:GA:2409:G:H2'	1:GA:2410:G:O4'	2.18	0.43
1:GA:375:G:H1	1:GA:399:U:H3	1.66	0.43
1:GA:84:A:P	21:GU:5:ARG:NH2	2.91	0.43
1:GA:897:C:H2'	1:GA:898:C:C6	2.53	0.43
2:GB:33:G:O2'	2:GB:34:A:H5'	2.18	0.43
4:GD:121:THR:O	4:GD:122:VAL:HB	2.17	0.43
8:GH:2:GLN:C	8:GH:3:VAL:HG13	2.38	0.43
17:GQ:91:ARG:NH2	17:GQ:93:ILE:HG21	2.32	0.43

Continued on next page...

Continued from previous page...

Atom-1	Atom-2	Interatomic distance (Å)	Clash overlap (Å)
19:GS:13:SER:O	19:GS:14:ALA:HB2	2.17	0.43
20:GT:32:LEU:H	20:GT:83:ALA:HB3	1.83	0.43
22:GV:80:HIS:HD2	22:GV:83:LYS:N	2.16	0.43
33:HA:661:G:C2	33:HA:745:G:C2	3.06	0.43
33:HA:827:U:C4	33:HA:870:U:C2	3.06	0.43
34:HB:148:GLY:C	34:HB:150:ILE:H	2.22	0.43
34:HB:79:VAL:O	34:HB:83:ALA:HB3	2.18	0.43
35:HC:175:LEU:HD11	35:HC:201:TRP:CD1	2.53	0.43
36:HD:107:PHE:CD2	36:HD:145:ILE:HG13	2.53	0.43
36:HD:60:LYS:HD2	36:HD:195:ILE:HG22	2.00	0.43
36:HD:29:ASP:OD1	36:HD:30:THR:N	2.42	0.43
38:HF:26:THR:HG22	38:HF:62:MET:HE3	2.00	0.43
39:HG:113:ASP:O	39:HG:119:ARG:NH2	2.50	0.43
40:HH:3:MET:CE	40:HH:6:PRO:HA	2.48	0.43
45:HM:49:SER:HB2	45:HM:52:GLN:HB2	2.00	0.43
45:HM:57:ARG:HG3	45:HM:60:VAL:CG1	2.48	0.43
48:HP:43:ALA:O	48:HP:44:SER:C	2.56	0.43
49:HQ:14:SER:HB3	49:HQ:22:VAL:HG22	1.99	0.43
54:HV:29:ARG:NH1	54:HV:29:ARG:HA	2.33	0.43
9:GI:29:GLN:NE2	54:HV:625:GLU:OE1	2.37	0.43
1:AA:1062:G:C6	1:AA:1077:A:N1	2.86	0.43
1:AA:1522:A:O4'	1:AA:1524:G:C8	2.71	0.43
1:AA:1568:G:P	3:AC:62:ARG:NH1	2.91	0.43
1:AA:356:G:C6	1:AA:357:C:C4	3.05	0.43
1:AA:45:G:C5'	1:AA:46:G:H5'	2.48	0.43
3:AC:68:ARG:HD3	3:AC:103:ILE:CD1	2.48	0.43
4:AD:118:PHE:HZ	14:AN:1:MET:HB3	1.84	0.43
4:AD:48:ILE:HG23	4:AD:84:LEU:HD11	2.01	0.43
4:AD:78:GLY:C	4:AD:79:LEU:HD12	2.39	0.43
6:AF:107:VAL:CG1	6:AF:113:PHE:CZ	3.01	0.43
7:AG:126:THR:HG22	7:AG:127:GLN:N	2.33	0.43
11:AK:5:GLN:O	11:AK:6:THR:HB	2.18	0.43
15:AO:74:VAL:O	15:AO:77:ALA:HB3	2.18	0.43
16:AP:33:GLU:HB2	16:AP:38:ARG:HH22	1.82	0.43
16:AP:50:ARG:NE	16:AP:57:ALA:H	2.16	0.43
33:BA:1095:U:OP2	59:BA:1862:HOH:O	2.21	0.43
33:BA:652:U:O4	33:BA:752:G:O2'	2.30	0.43
33:BA:671:G:C2	33:BA:672:U:C2	3.06	0.43
33:BA:570:G:H1'	33:BA:820:U:C4	2.53	0.43
42:BJ:6:ILE:HD11	42:BJ:79:PRO:HB3	1.99	0.43
1:CA:1062:G:C2	1:CA:1063:G:C4	3.06	0.43

Continued on next page...

Continued from previous page...

Atom-1	Atom-2	Interatomic distance (Å)	Clash overlap (Å)
1:CA:1354:A:H2'	1:CA:1355:G:O4'	2.18	0.43
1:CA:1937:A:N7	1:CA:1939:U:H2'	2.33	0.43
1:CA:2139:U:C2'	1:CA:2152:G:O6	2.65	0.43
1:CA:2307:G:N2	1:CA:2311:A:H2'	2.33	0.43
1:CA:2313:C:H2'	1:CA:2314:A:H8	1.83	0.43
1:CA:2485:G:H5''	13:CM:45:GLN:HE21	1.83	0.43
1:CA:2521:C:H42	1:CA:2544:G:H1	1.65	0.43
1:CA:2884:U:C2'	1:CA:2884:U:O2	2.66	0.43
1:CA:947:A:O2'	1:CA:984:A:H2	2.01	0.43
2:CB:78:A:H2'	2:CB:79:G:O4'	2.18	0.43
1:CA:588:U:H1'	5:CE:85:PHE:CD1	2.53	0.43
6:CF:134:GLN:HG2	6:CF:135:ILE:N	2.34	0.43
6:CF:148:VAL:HG23	6:CF:149:ARG:N	2.33	0.43
9:CI:20:SER:N	9:CI:21:PRO:CD	2.81	0.43
10:CJ:26:GLY:HA2	10:CJ:29:ALA:HB3	1.99	0.43
10:CJ:4:PHE:C	10:CJ:44:TYR:CE1	2.91	0.43
13:CM:136:MET:HE2	13:CM:136:MET:HB3	1.88	0.43
15:CO:11:ALA:HB2	15:CO:96:GLY:N	2.33	0.43
16:CP:50:ARG:HD2	16:CP:51:ASN:N	2.32	0.43
18:CR:49:ILE:HG22	18:CR:54:VAL:HG23	1.99	0.43
24:CX:40:GLU:O	24:CX:43:LYS:HD2	2.18	0.43
24:CX:70:LEU:HB3	24:CX:75:GLU:HB2	2.00	0.43
33:DA:1005:A:H2'	33:DA:1006:G:O4'	2.18	0.43
33:DA:441:A:H5''	33:DA:442:G:OP2	2.18	0.43
33:DA:444:G:C4	33:DA:445:G:C8	3.06	0.43
33:DA:463:U:H5'	33:DA:464:U:OP2	2.18	0.43
34:DB:107:ARG:HG2	34:DB:111:LYS:HE3	2.00	0.43
34:DB:49:PHE:HB2	34:DB:212:TYR:HE2	1.83	0.43
35:DC:22:TRP:HB3	35:DC:59:ARG:H	1.84	0.43
39:DG:57:SER:HB3	39:DG:60:GLU:CG	2.48	0.43
41:DI:11:ARG:HG3	41:DI:106:ARG:NE	2.33	0.43
41:DI:120:LYS:O	41:DI:121:ALA:CB	2.66	0.43
33:DA:1525:G:P	43:DK:122:ARG:HH22	2.41	0.43
43:DK:27:PHE:CE2	43:DK:89:PRO:HG2	2.53	0.43
44:DL:27:CYS:HB2	44:DL:28:PRO:CD	2.48	0.43
53:DU:40:LYS:N	53:DU:41:PRO:HD2	2.32	0.43
28:E1:47:ILE:H	28:E1:47:ILE:HD12	1.82	0.43
1:EA:1006:C:C2	1:EA:1138:G:N2	2.86	0.43
1:EA:1446:C:H2'	1:EA:1447:C:C6	2.53	0.43
1:EA:1476:U:H4'	1:EA:1732:C:H2'	2.00	0.43
1:EA:45:G:H5''	1:EA:46:G:H5'	2.00	0.43

Continued on next page...

Continued from previous page...

Atom-1	Atom-2	Interatomic distance (Å)	Clash overlap (Å)
1:EA:27:G:N2	1:EA:512:G:H1'	2.33	0.43
1:EA:613:A:N7	1:EA:616:A:N1	2.66	0.43
2:EB:51:G:H5''	15:EO:64:TYR:CD2	2.54	0.43
6:EF:142:TYR:CD1	6:EF:142:TYR:C	2.91	0.43
1:EA:2415:G:H4'	12:EL:66:PHE:HB2	2.00	0.43
16:EP:80:VAL:O	16:EP:81:ASP:HB3	2.18	0.43
1:EA:973:A:H5''	18:ER:81:LYS:HG3	1.98	0.43
18:ER:90:ARG:O	18:ER:91:GLN:HB3	2.18	0.43
22:EV:64:VAL:HG12	22:EV:67:GLY:HA2	1.99	0.43
25:EY:15:ASN:O	25:EY:19:LEU:N	2.50	0.43
33:FA:1098:C:C4	33:FA:1099:G:N7	2.86	0.43
33:FA:224:U:N3	33:FA:225:C:C5	2.86	0.43
33:FA:407:U:C2	33:FA:408:A:C8	3.06	0.43
33:FA:929:G:C6	33:FA:930:C:C4	3.06	0.43
44:FL:90:LEU:HB3	44:FL:93:VAL:HG21	2.00	0.43
50:FR:34:THR:OG1	50:FR:35:GLU:N	2.52	0.43
1:GA:1447:C:H1'	1:GA:1545:A:H1'	2.00	0.43
1:GA:613:A:O2'	1:GA:614:A:OP1	2.31	0.43
5:GE:172:ALA:O	5:GE:175:ILE:HG22	2.18	0.43
6:GF:107:VAL:HB	6:GF:108:PRO:HD3	1.99	0.43
6:GF:10:GLU:OE1	6:GF:14:LYS:NZ	2.50	0.43
1:GA:2310:C:N3	6:GF:75:GLY:HA3	2.33	0.43
11:GK:10:VAL:HG21	11:GK:16:ALA:HB3	2.00	0.43
13:GM:47:GLU:OE1	13:GM:51:ARG:NH2	2.51	0.43
16:GP:25:VAL:HG12	16:GP:46:VAL:HG23	2.00	0.43
17:GQ:94:LEU:HD22	18:GR:11:GLN:HB2	1.99	0.43
19:GS:28:LYS:HG2	19:GS:70:LYS:HG3	2.00	0.43
1:GA:102:U:C4	25:GY:2:LYS:HB2	2.53	0.43
26:GZ:11:SER:OG	26:GZ:12:ALA:N	2.52	0.43
33:HA:1240:U:H3'	33:HA:1241:G:C5'	2.48	0.43
33:HA:373:A:C1'	33:HA:481:G:H1'	2.49	0.43
33:HA:746:A:N1	33:HA:747:A:N6	2.66	0.43
33:HA:842:U:H3'	33:HA:843:U:C5'	2.47	0.43
39:HG:122:ASN:O	39:HG:126:ASP:HB2	2.18	0.43
41:HI:30:ILE:CD1	41:HI:79:ILE:HD11	2.48	0.43
43:HK:24:HIS:O	43:HK:31:ILE:HG23	2.18	0.43
43:HK:75:LYS:C	43:HK:78:GLY:H	2.21	0.43
48:HP:48:GLU:OE1	48:HP:49:GLY:N	2.47	0.43
53:HU:34:ARG:CG	53:HU:35:ARG:H	2.31	0.43
54:HV:12:ASN:ND2	54:HV:107:ASP:OD2	2.47	0.43
28:A1:9:LYS:N	28:A1:9:LYS:HD2	2.34	0.43

Continued on next page...

Continued from previous page...

Atom-1	Atom-2	Interatomic distance (Å)	Clash overlap (Å)
30:A3:31:ILE:O	30:A3:31:ILE:HG13	2.17	0.43
32:A5:64:VAL:O	32:A5:68:PRO:HD2	2.18	0.43
1:AA:1017:G:C2	1:AA:1146:C:C2	3.07	0.43
1:AA:1403:A:C2	1:AA:1404:C:C2	3.06	0.43
1:AA:1424:G:H2'	1:AA:1425:G:O4'	2.18	0.43
1:AA:962:G:H21	1:AA:2250:G:H1	1.67	0.43
1:AA:2421:G:OP2	28:A1:7:LYS:NZ	2.50	0.43
1:AA:834:G:C5	1:AA:835:C:C5	3.07	0.43
4:AD:120:GLY:HA2	4:AD:162:ALA:CB	2.47	0.43
6:AF:10:GLU:O	6:AF:12:VAL:N	2.47	0.43
7:AG:165:ASP:N	7:AG:165:ASP:OD1	2.39	0.43
7:AG:23:ILE:HD12	7:AG:23:ILE:H	1.84	0.43
7:AG:84:LYS:CG	7:AG:85:LYS:H	2.30	0.43
14:AN:95:THR:CG2	14:AN:113:ILE:HG13	2.48	0.43
17:AQ:63:ARG:HH22	17:AQ:96:ASP:N	2.16	0.43
33:BA:1391:U:H2'	33:BA:1392:G:C8	2.53	0.43
33:BA:373:A:O2'	33:BA:374:A:H5'	2.18	0.43
33:BA:429:U:O3'	36:BD:22:LYS:NZ	2.49	0.43
33:BA:763:G:H2'	33:BA:764:C:H6	1.83	0.43
33:BA:811:C:N4	33:BA:812:G:C6	2.86	0.43
35:BC:72:ARG:HB3	35:BC:75:ILE:HG22	1.99	0.43
37:BE:86:LYS:HG3	37:BE:94:VAL:O	2.17	0.43
40:BH:6:PRO:O	40:BH:9:ASP:N	2.51	0.43
43:BK:113:VAL:HG12	50:BR:73:ARG:NH1	2.33	0.43
33:BA:707:U:H5''	43:BK:22:HIS:CE1	2.52	0.43
54:BV:200:VAL:HG23	54:BV:201:THR:N	2.33	0.43
54:BV:231:GLU:O	54:BV:235:GLU:N	2.46	0.43
1:CA:2556:C:H2'	1:CA:2557:G:O4'	2.18	0.43
4:CD:106:LYS:HB3	4:CD:206:ALA:H	1.83	0.43
4:CD:25:THR:HG21	4:CD:193:VAL:HG22	2.00	0.43
9:CI:19:PRO:HD3	9:CI:41:PHE:CE2	2.53	0.43
9:CI:33:ASN:HD22	9:CI:64:ARG:HG3	1.84	0.43
10:CJ:45:THR:O	10:CJ:45:THR:HG23	2.17	0.43
33:DA:1191:A:OP1	35:DC:4:LYS:NZ	2.41	0.43
33:DA:116:A:H61	33:DA:313:A:H1'	1.84	0.43
34:DB:116:LEU:O	34:DB:119:GLN:HG2	2.18	0.43
38:DF:68:GLN:HA	38:DF:71:ILE:HG22	1.99	0.43
39:DG:74:GLU:OE2	39:DG:95:ARG:NE	2.48	0.43
41:DI:7:TYR:CD1	41:DI:20:PHE:HE1	2.36	0.43
48:DP:22:ALA:HA	48:DP:33:ILE:HG13	2.00	0.43
54:DV:23:LYS:O	54:DV:24:THR:OG1	2.34	0.43

Continued on next page...

Continued from previous page...

Atom-1	Atom-2	Interatomic distance (Å)	Clash overlap (Å)
54:DV:360:PHE:CD2	54:DV:363:ILE:HD11	2.53	0.43
32:E5:40:GLU:O	32:E5:40:GLU:CG	2.66	0.43
1:EA:102:U:C2	25:EY:2:LYS:HD3	2.54	0.43
1:EA:1613:G:C2	1:EA:1619:G:C5	3.07	0.43
1:EA:163:C:O2'	1:EA:164:C:C5'	2.66	0.43
1:EA:1716:U:H3	1:EA:1744:A:H62	1.66	0.43
1:EA:1779:U:H5	1:EA:1784:A:N7	2.15	0.43
1:EA:1950:G:N2	1:EA:1956:U:O4	2.50	0.43
1:EA:2365:G:H4'	23:EW:59:PHE:CZ	2.53	0.43
1:EA:2423:U:H5'	1:EA:2423:U:H6	1.83	0.43
1:EA:2769:U:OP1	10:EJ:95:ARG:NH2	2.51	0.43
5:EE:23:PHE:HB2	5:EE:111:GLU:HG2	2.00	0.43
5:EE:77:ILE:HG13	5:EE:77:ILE:O	2.16	0.43
1:EA:1077:A:C4'	9:EI:93:ASN:HB2	2.44	0.43
11:EK:19:VAL:HG22	11:EK:41:ILE:HG13	2.00	0.43
12:EL:56:PRO:O	12:EL:60:ARG:HG3	2.17	0.43
2:EB:9:G:HO2'	15:EO:45:SER:HG	1.62	0.43
17:EQ:93:ILE:O	17:EQ:96:ASP:N	2.51	0.43
33:FA:1175:G:H2'	33:FA:1176:A:H8	1.84	0.43
33:FA:327:A:O3'	33:FA:328:C:H4'	2.17	0.43
33:FA:607:A:C2	33:FA:608:A:C4	3.06	0.43
36:FD:191:LEU:HD12	36:FD:191:LEU:O	2.17	0.43
38:FF:78:PHE:N	38:FF:78:PHE:CD1	2.87	0.43
40:FH:25:VAL:HG23	40:FH:63:LEU:HD21	2.00	0.43
41:FI:43:THR:O	41:FI:44:ALA:HB3	2.19	0.43
42:FJ:40:ILE:O	42:FJ:72:ARG:HA	2.18	0.43
42:FJ:49:PHE:CD2	46:FN:77:PHE:HZ	2.36	0.43
49:FQ:31:HIS:CE1	49:FQ:34:TYR:CD2	3.07	0.43
54:FV:491:ARG:HG2	54:FV:687:TYR:CZ	2.53	0.43
54:FV:560:GLN:NE2	54:FV:598:SER:HA	2.33	0.43
1:GA:1392:A:N6	1:GA:1393:A:N6	2.66	0.43
1:GA:1791:A:H5''	3:GC:204:LEU:HD23	2.01	0.43
1:GA:570:G:H2'	1:GA:2030:A:N7	2.33	0.43
1:GA:2093:G:O2'	1:GA:2094:A:H5'	2.19	0.43
1:GA:2352:A:C6	23:GW:30:VAL:HG11	2.53	0.43
1:GA:2563:U:H1'	1:GA:2566:A:N6	2.33	0.43
1:GA:1783:A:H5'	1:GA:2608:G:H4'	2.00	0.43
1:GA:2766:A:H2'	1:GA:2766:A:N3	2.33	0.43
3:GC:166:ARG:HB3	3:GC:171:VAL:HG12	2.00	0.43
13:GM:132:THR:CG2	13:GM:133:LYS:N	2.80	0.43
2:GB:116:G:H4'	15:GO:54:VAL:HG12	2.00	0.43

Continued on next page...

Continued from previous page...

Atom-1	Atom-2	Interatomic distance (Å)	Clash overlap (Å)
19:GS:75:PHE:N	19:GS:75:PHE:CD1	2.86	0.43
24:GX:30:PRO:HB2	24:GX:32:LEU:CD1	2.48	0.43
33:HA:267:C:OP2	49:HQ:69:LYS:NZ	2.45	0.43
33:HA:922:G:C6	33:HA:923:A:C6	3.06	0.43
34:HB:14:HIS:O	34:HB:14:HIS:CG	2.71	0.43
36:HD:139:PRO:O	36:HD:140:ASN:HB2	2.18	0.43
41:HI:56:ASP:N	41:HI:57:MET:SD	2.91	0.43
32:A5:121:SER:HG	32:A5:122:GLN:H	1.65	0.43
1:AA:1309:G:H4'	29:A2:7:PRO:HG2	2.01	0.43
1:AA:1670:C:OP1	59:AA:3432:HOH:O	2.21	0.43
1:AA:1796:U:H2'	1:AA:1797:G:H8	1.83	0.43
1:AA:2065:C:H1'	1:AA:2449:U:H3	1.83	0.43
1:AA:2207:C:H2'	1:AA:2208:C:C6	2.54	0.43
1:AA:2305:U:C4	1:AA:2306:C:C4	3.06	0.43
1:AA:257:C:H2'	1:AA:258:G:O4'	2.19	0.43
1:AA:303:G:H2'	1:AA:304:U:O4'	2.17	0.43
1:AA:577:G:O2'	1:AA:1254:A:OP1	2.36	0.43
1:AA:609:A:H2'	1:AA:610:C:O4'	2.17	0.43
1:AA:959:A:C6	1:AA:960:A:C6	3.07	0.43
5:AE:12:LEU:CD1	5:AE:120:VAL:HG21	2.48	0.43
1:AA:2531:A:OP1	7:AG:174:LYS:CE	2.66	0.43
9:AI:29:GLN:O	9:AI:30:GLN:HB3	2.17	0.43
11:AK:35:VAL:HG12	11:AK:36:GLY:N	2.32	0.43
11:AK:19:VAL:CG1	11:AK:41:ILE:HG13	2.48	0.43
12:AL:2:ARG:HA	12:AL:5:THR:CG2	2.48	0.43
16:AP:50:ARG:NH2	16:AP:51:ASN:OD1	2.51	0.43
24:AX:29:LEU:H	24:AX:29:LEU:HD23	1.83	0.43
24:AX:52:ALA:O	24:AX:53:LYS:CB	2.66	0.43
33:BA:414:A:H2'	33:BA:415:A:C8	2.54	0.43
33:BA:829:G:H4'	34:BB:24:PRO:HG3	1.99	0.43
37:BE:72:ILE:HG12	37:BE:73:ASN:N	2.33	0.43
37:BE:95:PHE:C	37:BE:95:PHE:HD1	2.21	0.43
38:BF:38:ARG:HG2	38:BF:39:LEU:N	2.33	0.43
38:BF:70:VAL:O	38:BF:74:LEU:N	2.51	0.43
43:BK:67:ALA:HB2	43:BK:96:THR:OG1	2.19	0.43
44:BL:87:VAL:HG11	44:BL:90:LEU:HD22	1.99	0.43
45:BM:40:ALA:HB3	45:BM:43:VAL:HG23	2.00	0.43
50:BR:63:ARG:HB3	50:BR:70:TYR:CE2	2.54	0.43
51:BS:55:ARG:HH22	51:BS:79:THR:HG21	1.83	0.43
54:BV:342:VAL:CG2	54:BV:378:ARG:HD2	2.48	0.43
54:BV:36:VAL:HG12	54:BV:37:ASN:N	2.34	0.43

Continued on next page...

Continued from previous page...

Atom-1	Atom-2	Interatomic distance (Å)	Clash overlap (Å)
54:BV:553:VAL:HG23	54:BV:597:ALA:HB2	2.00	0.43
1:CA:1714:U:H5'	1:CA:1715:G:H5'	1.99	0.43
1:CA:1815:A:C8	1:CA:1817:G:C4	3.07	0.43
1:CA:2211:A:O2'	1:CA:2212:A:P	2.76	0.43
1:CA:2567:G:H2'	1:CA:2568:U:C6	2.53	0.43
1:CA:2677:G:H2'	1:CA:2678:C:H6	1.83	0.43
1:CA:309:A:C5	1:CA:330:A:C6	3.06	0.43
1:CA:493:G:H2'	1:CA:494:G:O4'	2.18	0.43
1:CA:580:U:H2'	1:CA:581:C:H6	1.84	0.43
1:CA:760:G:O6	1:CA:761:A:C2	2.71	0.43
1:CA:846:U:O2'	1:CA:847:U:P	2.75	0.43
4:CD:119:ALA:HB1	4:CD:123:LYS:HB3	1.99	0.43
4:CD:118:PHE:CD1	4:CD:119:ALA:N	2.84	0.43
4:CD:12:THR:CG2	4:CD:13:ARG:N	2.81	0.43
7:CG:84:LYS:HE2	7:CG:132:LEU:C	2.38	0.43
7:CG:163:TYR:O	7:CG:164:ALA:CB	2.67	0.43
7:CG:29:ASN:OD1	7:CG:78:VAL:HA	2.18	0.43
1:CA:1081:U:O3'	9:CI:118:GLY:HA2	2.18	0.43
10:CJ:32:LEU:CD2	10:CJ:54:ILE:HG12	2.48	0.43
13:CM:40:ARG:HD3	13:CM:93:VAL:HG21	1.99	0.43
17:CQ:63:ARG:HH12	17:CQ:96:ASP:HA	1.82	0.43
1:CA:2352:A:N1	23:CW:30:VAL:HG11	2.33	0.43
23:CW:24:ARG:NH1	23:CW:82:GLU:HB2	2.30	0.43
33:DA:1349:A:P	41:DI:120:LYS:HE2	2.57	0.43
33:DA:270:A:H2'	33:DA:271:C:C6	2.54	0.43
33:DA:441:A:H61	33:DA:494:G:H22	1.66	0.43
33:DA:484:G:C5	33:DA:486:U:H1'	2.53	0.43
33:DA:505:G:C8	33:DA:535:A:C4	3.07	0.43
54:DV:342:VAL:HG13	54:DV:378:ARG:HD3	2.00	0.43
54:DV:5:THR:HG23	54:DV:6:PRO:CD	2.48	0.43
30:E3:23:HIS:ND1	30:E3:24:LYS:O	2.45	0.43
31:E4:33:HIS:O	31:E4:35:GLN:HG3	2.18	0.43
31:E4:2:LYS:HD3	31:E4:4:ARG:HH22	1.83	0.43
1:EA:1083:U:H4'	32:E5:37:LYS:HE2	1.99	0.43
1:EA:1450:G:C6	1:EA:1451:C:N4	2.87	0.43
1:EA:172:A:H2'	1:EA:173:A:C8	2.53	0.43
1:EA:2138:G:N3	1:EA:2154:A:N1	2.66	0.43
1:EA:2636:C:HO2'	4:ED:45:TYR:HH	1.61	0.43
1:EA:2698:U:H2'	1:EA:2699:C:C6	2.54	0.43
1:EA:108:G:O2'	1:EA:347:A:N3	2.37	0.43
1:EA:27:G:C2	1:EA:512:G:N3	2.86	0.43

Continued on next page...

Continued from previous page...

Atom-1	Atom-2	Interatomic distance (Å)	Clash overlap (Å)
1:EA:61:C:H2'	1:EA:62:U:H5'	2.00	0.43
1:EA:1693:U:O2'	3:EC:13:ARG:NH2	2.51	0.43
3:EC:140:VAL:HG13	3:EC:189:ALA:HB1	2.00	0.43
4:ED:107:VAL:HA	4:ED:205:PRO:HA	2.00	0.43
11:EK:47:ILE:HG23	11:EK:48:PRO:N	2.34	0.43
14:EN:98:LEU:HB2	14:EN:112:TYR:HB2	2.00	0.43
17:EQ:88:GLU:HG2	18:ER:49:ILE:HG13	2.00	0.43
23:EW:72:GLY:N	23:EW:73:PRO:HD2	2.32	0.43
33:FA:1239:A:H4'	33:FA:1240:U:H5''	2.01	0.43
33:FA:1297:G:OP1	33:FA:1302:C:N4	2.45	0.43
33:FA:373:A:H1'	33:FA:481:G:H1'	2.00	0.43
36:FD:188:ARG:NH2	36:FD:197:GLU:OE2	2.49	0.43
38:FF:38:ARG:HG2	38:FF:39:LEU:H	1.84	0.43
38:FF:38:ARG:NH1	38:FF:61:LEU:HD21	2.34	0.43
39:FG:107:ALA:HB1	39:FG:133:THR:HG23	2.00	0.43
43:FK:35:THR:HG22	43:FK:41:ALA:HA	2.00	0.43
45:FM:95:LEU:C	45:FM:109:ARG:HG2	2.39	0.43
45:FM:4:ILE:HA	45:FM:57:ARG:CZ	2.49	0.43
46:FN:28:LYS:HD2	46:FN:29:ALA:HA	2.01	0.43
48:FP:42:ILE:HG22	48:FP:43:ALA:N	2.33	0.43
33:FA:735:C:H5'	50:FR:60:LYS:HD3	2.00	0.43
53:FU:37:PHE:O	53:FU:38:TYR:CB	2.66	0.43
54:FV:519:VAL:HB	54:FV:580:PHE:HB2	2.01	0.43
1:GA:2478:A:P	31:G4:2:LYS:HZ1	2.41	0.43
1:GA:1268:A:H2'	1:GA:1269:A:O4'	2.18	0.43
1:GA:1441:G:H2'	1:GA:1442:U:C6	2.53	0.43
1:GA:1448:G:C2	1:GA:1464:G:C2	3.07	0.43
1:GA:1652:A:C2	1:GA:2006:C:N3	2.87	0.43
1:GA:1864:U:O3'	1:GA:2409:G:N2	2.51	0.43
1:GA:2637:U:H2'	1:GA:2638:G:H5'	2.01	0.43
1:GA:404:A:H1'	1:GA:405:U:OP2	2.19	0.43
2:GB:82:U:C2	2:GB:83:G:C8	3.06	0.43
1:GA:320:A:OP2	5:GE:132:LYS:HD3	2.18	0.43
6:GF:72:SER:HB2	6:GF:80:GLN:HB3	2.01	0.43
7:GG:106:LEU:HB3	7:GG:151:ARG:HD3	2.00	0.43
9:GI:104:GLN:O	9:GI:105:LEU:HB2	2.19	0.43
11:GK:105:ARG:H	11:GK:105:ARG:HD3	1.83	0.43
14:GN:76:VAL:O	14:GN:80:PHE:HD2	2.00	0.43
33:HA:1119:C:OP1	41:HI:85:ARG:NH1	2.52	0.43
33:HA:1181:G:O2'	33:HA:1182:G:C8	2.72	0.43
33:HA:1330:U:O4	33:HA:1331:G:C6	2.71	0.43

Continued on next page...

Continued from previous page...

Atom-1	Atom-2	Interatomic distance (Å)	Clash overlap (Å)
33:HA:792:A:H4'	33:HA:793:U:O5'	2.18	0.43
33:HA:988:G:H1'	33:HA:1015:G:H22	1.84	0.43
33:HA:69:G:O6	33:HA:98:A:N6	2.52	0.43
34:HB:187:ASP:HB2	34:HB:203:ASP:HB3	2.01	0.43
33:HA:543:U:P	36:HD:14:ARG:HH21	2.42	0.43
38:HF:26:THR:HG22	38:HF:62:MET:CE	2.48	0.43
41:HI:55:VAL:O	41:HI:56:ASP:HB3	2.18	0.43
44:HL:24:LEU:HD22	44:HL:59:ASN:HB2	2.01	0.43
31:A4:7:VAL:O	31:A4:8:LYS:HG2	2.18	0.43
32:A5:100:ALA:CB	32:A5:125:ARG:HE	2.28	0.43
1:AA:1171:G:N2	1:AA:1179:G:C5	2.86	0.43
1:AA:1654:A:O2'	4:AD:118:PHE:CB	2.66	0.43
1:AA:1693:U:C4	1:AA:1977:A:C4	3.06	0.43
1:AA:208:C:H2'	1:AA:209:C:H6	1.83	0.43
1:AA:2603:G:C6	1:AA:2604:U:C4	3.06	0.43
1:AA:2705:A:H2'	1:AA:2706:A:O4'	2.18	0.43
1:AA:274:C:C4	1:AA:275:C:C4	3.06	0.43
1:AA:322:A:OP2	5:AE:163:ASN:HB2	2.18	0.43
1:AA:80:G:C2	1:AA:81:G:C8	3.07	0.43
2:AB:60:C:H2'	2:AB:61:G:O4'	2.19	0.43
4:AD:11:MET:H	4:AD:26:VAL:H	1.66	0.43
6:AF:152:ASP:N	6:AF:152:ASP:OD1	2.49	0.43
7:AG:18:ILE:HG12	7:AG:23:ILE:HG13	1.99	0.43
7:AG:35:THR:OG1	7:AG:36:LEU:N	2.51	0.43
9:AI:74:PRO:HG2	9:AI:77:VAL:CG2	2.49	0.43
11:AK:24:VAL:CG1	11:AK:30:ARG:HD3	2.48	0.43
13:AM:1:MET:O	13:AM:2:LEU:CB	2.66	0.43
14:AN:30:ARG:NH2	14:AN:72:ASP:OD2	2.51	0.43
17:AQ:65:ASN:OD1	17:AQ:69:ARG:NH2	2.51	0.43
18:AR:51:VAL:HB	18:AR:52:PRO:CD	2.48	0.43
19:AS:63:GLY:O	19:AS:64:ALA:HB3	2.17	0.43
26:AZ:5:LYS:HD2	26:AZ:5:LYS:N	2.33	0.43
33:BA:1227:A:N3	33:BA:1227:A:H3'	2.33	0.43
33:BA:1502:A:H5'	33:BA:1504:G:N7	2.34	0.43
33:BA:522:C:N4	33:BA:523:A:C6	2.87	0.43
33:BA:675:A:N6	33:BA:676:A:C6	2.87	0.43
33:BA:680:C:H2'	33:BA:681:A:C8	2.54	0.43
33:BA:701:U:H4'	33:BA:702:A:O5'	2.19	0.43
33:BA:72:A:C2'	33:BA:73:C:H5''	2.49	0.43
34:BB:128:LEU:O	34:BB:129:THR:HG23	2.19	0.43
35:BC:13:GLY:HA3	46:BN:97:LYS:HE3	2.01	0.43

Continued on next page...

Continued from previous page...

Atom-1	Atom-2	Interatomic distance (Å)	Clash overlap (Å)
41:BI:44:ALA:HB1	41:BI:76:ALA:HB3	2.00	0.43
41:BI:67:VAL:HG13	41:BI:67:VAL:O	2.19	0.43
41:BI:89:GLU:HG3	41:BI:90:TYR:H	1.81	0.43
44:BL:74:LEU:CD1	44:BL:80:ILE:HG21	2.49	0.43
45:BM:22:ILE:HG23	45:BM:66:GLU:HG2	1.99	0.43
1:CA:1153:C:OP1	17:CQ:75:TYR:OH	2.30	0.43
1:CA:1385:A:H1'	1:CA:1386:C:C6	2.53	0.43
1:CA:182:A:C6	1:CA:183:C:C4	3.07	0.43
1:CA:2024:G:C4	1:CA:2040:G:N2	2.86	0.43
1:CA:2283:C:H5''	1:CA:2389:G:O2'	2.18	0.43
1:CA:2311:A:H3'	1:CA:2312:U:C5	2.53	0.43
1:CA:2406:A:OP1	59:CA:3561:HOH:O	2.21	0.43
1:CA:608:A:C6	1:CA:609:A:C6	3.06	0.43
2:CB:111:U:H2'	2:CB:112:G:H8	1.84	0.43
7:CG:112:VAL:HG23	7:CG:113:ASP:H	1.80	0.43
7:CG:60:GLY:O	7:CG:61:TRP:HB2	2.19	0.43
11:CK:14:SER:HB2	11:CK:95:ILE:HD11	1.99	0.43
11:CK:19:VAL:CG1	11:CK:41:ILE:CG1	2.97	0.43
11:CK:18:ARG:HB2	11:CK:45:GLU:CG	2.48	0.43
17:CQ:65:ASN:ND2	17:CQ:75:TYR:HB2	2.32	0.43
18:CR:68:ARG:HD3	18:CR:92:TRP:CZ2	2.54	0.43
20:CT:32:LEU:O	20:CT:34:VAL:HG13	2.18	0.43
33:DA:1105:A:H2'	33:DA:1106:G:H8	1.84	0.43
33:DA:1110:A:OP2	59:DA:1855:HOH:O	2.21	0.43
33:DA:1130:A:N6	33:DA:1131:G:O6	2.51	0.43
33:DA:1124:G:H3'	33:DA:1145:A:N6	2.33	0.43
33:DA:1201:A:H1'	33:DA:1202:U:OP2	2.18	0.43
33:DA:1272:G:H2'	33:DA:1273:C:C6	2.54	0.43
33:DA:1305:G:H21	33:DA:1332:A:H2	1.67	0.43
33:DA:1481:U:O4	59:DA:1793:HOH:O	2.21	0.43
33:DA:374:A:O2'	33:DA:451:A:OP2	2.27	0.43
34:DB:14:HIS:O	34:DB:14:HIS:CG	2.70	0.43
34:DB:86:CYS:SG	34:DB:221:ARG:HA	2.59	0.43
35:DC:126:ARG:O	35:DC:127:ARG:HB3	2.19	0.43
30:E3:49:VAL:CG2	30:E3:54:LEU:CD1	2.96	0.43
1:EA:1068:G:H21	1:EA:1096:A:H5'	1.83	0.43
1:EA:747:U:C4	1:EA:2613:U:C5	3.06	0.43
1:EA:565:C:H2'	1:EA:566:U:O4'	2.19	0.43
1:EA:948:C:O2	1:EA:984:A:O2'	2.37	0.43
7:EG:22:VAL:HG22	7:EG:36:LEU:CD1	2.49	0.43
10:EJ:64:VAL:CG2	10:EJ:89:PHE:CZ	3.01	0.43

Continued on next page...

Continued from previous page...

Atom-1	Atom-2	Interatomic distance (Å)	Clash overlap (Å)
1:EA:1198:U:H4'	17:EQ:4:LYS:NZ	2.34	0.43
18:ER:51:VAL:HB	18:ER:52:PRO:HD2	2.00	0.43
33:FA:1244:G:H2'	33:FA:1245:C:C6	2.54	0.43
33:FA:375:U:C4	33:FA:376:G:N7	2.86	0.43
33:FA:977:A:H2'	33:FA:978:A:H5''	2.00	0.43
36:FD:36:GLN:O	36:FD:37:ALA:HB2	2.18	0.43
37:FE:111:MET:O	37:FE:115:LEU:HD22	2.18	0.43
39:FG:15:ASP:HB3	39:FG:20:SER:H	1.83	0.43
41:FI:7:TYR:CG	41:FI:8:GLY:N	2.86	0.43
44:FL:102:LEU:N	44:FL:102:LEU:CD1	2.82	0.43
33:FA:719:C:O2'	50:FR:38:LYS:HB3	2.19	0.43
1:GA:1838:C:C5	1:GA:1899:A:C5	3.06	0.43
1:GA:2387:U:H1'	23:GW:38:ARG:NE	2.33	0.43
1:GA:2720:U:OP1	16:GP:52:ARG:NH2	2.51	0.43
4:GD:14:ILE:HG23	4:GD:22:ILE:HB	2.01	0.43
5:GE:44:ARG:HG3	5:GE:44:ARG:NH2	2.33	0.43
12:GL:91:ASP:HB3	12:GL:94:THR:OG1	2.18	0.43
15:GO:66:GLY:HA2	15:GO:102:ARG:CZ	2.49	0.43
16:GP:9:GLN:HA	16:GP:12:MET:HG3	2.01	0.43
23:GW:49:ASN:HA	23:GW:61:LYS:HB2	2.01	0.43
33:HA:1051:C:C4	33:HA:1052:U:C4	3.07	0.43
33:HA:1163:A:C2	33:HA:1174:G:C2	3.07	0.43
33:HA:978:A:C6	33:HA:1318:A:C6	3.06	0.43
34:HB:119:GLN:HA	34:HB:122:ASP:HB2	2.00	0.43
37:HE:46:VAL:HG21	37:HE:118:ALA:HB2	2.01	0.43
37:HE:80:THR:HB	37:HE:122:ASN:HD21	1.84	0.43
38:HF:70:VAL:O	38:HF:74:LEU:N	2.52	0.43
33:HA:390:U:H4'	48:HP:28:ARG:NH2	2.33	0.43
53:HU:19:PHE:O	53:HU:22:SER:HB3	2.18	0.43
32:A5:68:PRO:HA	32:A5:72:LEU:CG	2.47	0.43
1:AA:122:G:O5'	1:AA:122:G:H8	2.02	0.43
1:AA:1285:A:N7	1:AA:1329:U:C4	2.86	0.43
1:AA:1425:G:H2'	1:AA:1426:G:C8	2.53	0.43
1:AA:1444:G:N2	1:AA:1548:A:C4	2.86	0.43
1:AA:340:A:H2'	1:AA:341:C:H5'	2.01	0.43
1:AA:684:G:OP1	29:A2:21:ARG:NH1	2.49	0.43
4:AD:32:ASN:N	4:AD:32:ASN:HD22	2.16	0.43
6:AF:97:GLU:O	6:AF:101:ARG:HG2	2.19	0.43
7:AG:26:LYS:CG	7:AG:27:GLY:N	2.81	0.43
15:AO:31:THR:CG2	15:AO:34:HIS:H	2.32	0.43
17:AQ:46:TYR:CZ	17:AQ:50:ARG:CZ	3.02	0.43

Continued on next page...

Continued from previous page...

Atom-1	Atom-2	Interatomic distance (Å)	Clash overlap (Å)
20:AT:19:LYS:O	20:AT:23:ALA:HB3	2.18	0.43
33:BA:1144:G:C2	33:BA:1145:A:C2	3.07	0.43
33:BA:1181:G:O2'	33:BA:1182:G:N7	2.47	0.43
33:BA:1512:U:H2'	33:BA:1513:A:C8	2.53	0.43
33:BA:376:G:H2'	33:BA:377:G:H8	1.83	0.43
34:BB:32:GLY:O	34:BB:33:ALA:CB	2.66	0.43
35:BC:186:THR:HG22	35:BC:187:SER:N	2.34	0.43
36:BD:105:MET:SD	36:BD:143:VAL:HG13	2.58	0.43
38:BF:61:LEU:HG	38:BF:62:MET:H	1.84	0.43
42:BJ:57:VAL:CG1	42:BJ:58:ASN:H	2.32	0.43
46:BN:42:TRP:CD1	46:BN:45:VAL:HG13	2.54	0.43
54:BV:396:THR:HG21	54:BV:406:LEU:HD13	2.00	0.43
54:BV:546:PRO:HD3	54:BV:583:TYR:CE2	2.53	0.43
30:C3:44:ARG:N	30:C3:45:PRO:HD2	2.33	0.43
1:CA:1025:G:H4'	1:CA:1026:G:OP2	2.18	0.43
1:CA:1164:C:H2'	1:CA:1165:A:C8	2.54	0.43
1:CA:1901:A:H2'	1:CA:1902:C:C6	2.53	0.43
1:CA:2133:G:H5''	1:CA:2155:U:C5	2.53	0.43
1:CA:2661:G:H5'	54:DV:19:ILE:HG13	1.99	0.43
1:CA:356:G:C6	1:CA:357:C:C4	3.07	0.43
3:CC:199:HIS:O	3:CC:202:ARG:HG3	2.19	0.43
4:CD:14:ILE:HD11	4:CD:178:VAL:CG1	2.48	0.43
9:CI:10:LEU:HD23	9:CI:23:VAL:CG1	2.48	0.43
14:CN:51:LEU:HD21	14:CN:70:THR:CG2	2.48	0.43
20:CT:69:ARG:CD	20:CT:70:HIS:H	2.31	0.43
1:CA:2263:C:N4	23:CW:11:ASN:OD1	2.51	0.43
26:CZ:37:ARG:HH11	26:CZ:37:ARG:HG3	1.83	0.43
33:DA:1244:G:H2'	33:DA:1245:C:C6	2.54	0.43
33:DA:1331:G:O2'	33:DA:1332:A:P	2.77	0.43
33:DA:469:C:C5	33:DA:470:C:C5	3.06	0.43
33:DA:597:G:C8	33:DA:598:U:C5	3.06	0.43
33:DA:755:G:N2	33:DA:756:C:C2	2.86	0.43
36:DD:163:GLU:HA	36:DD:167:LYS:HE2	2.01	0.43
40:DH:63:LEU:N	40:DH:63:LEU:HD22	2.34	0.43
45:DM:22:ILE:HB	45:DM:25:VAL:HG22	1.99	0.43
54:DV:500:ASP:HA	54:DV:520:ILE:O	2.19	0.43
28:E1:46:VAL:HG12	28:E1:47:ILE:N	2.34	0.43
31:E4:36:ARG:HG2	31:E4:37:GLN:N	2.32	0.43
1:EA:100:U:C2	1:EA:101:A:N6	2.86	0.43
1:EA:1099:G:C2	1:EA:1100:C:C6	3.07	0.43
1:EA:996:A:C6	1:EA:1160:G:C2	3.06	0.43

Continued on next page...

Continued from previous page...

Atom-1	Atom-2	Interatomic distance (Å)	Clash overlap (Å)
1:EA:1478:G:H2'	1:EA:1479:G:H8	1.84	0.43
1:EA:1509:A:O2'	1:EA:1510:G:P	2.76	0.43
1:EA:2024:G:O3'	4:ED:154:LYS:NZ	2.38	0.43
1:EA:2722:G:H2'	1:EA:2723:C:C6	2.54	0.43
1:EA:272:A:O2'	1:EA:273:G:H8	2.02	0.43
1:EA:96:C:H2'	1:EA:97:C:C6	2.53	0.43
3:EC:172:THR:HG22	3:EC:182:LYS:HG2	2.01	0.43
12:EL:77:ILE:O	12:EL:110:VAL:O	2.37	0.43
1:EA:2364:C:H4'	23:EW:55:ASP:OD1	2.19	0.43
26:EZ:39:ASP:CG	26:EZ:44:ARG:HH11	2.22	0.43
33:FA:1179:A:H2'	33:FA:1180:A:O4'	2.18	0.43
33:FA:1182:G:H4'	33:FA:1183:U:H5''	2.00	0.43
34:FB:53:LEU:HD22	34:FB:216:VAL:HG12	2.01	0.43
34:FB:15:PHE:O	34:FB:40:ILE:HG12	2.19	0.43
36:FD:124:MET:HG2	36:FD:129:VAL:HA	2.00	0.43
39:FG:79:ARG:NH2	39:FG:82:GLY:HA2	2.33	0.43
43:FK:125:LYS:HB2	53:FU:35:ARG:HG2	2.01	0.43
43:FK:122:ARG:HG3	53:FU:36:GLU:HB2	2.00	0.43
54:FV:177:GLU:N	54:FV:177:GLU:OE1	2.50	0.43
54:FV:416:ILE:CD1	54:FV:665:GLY:HA2	2.48	0.43
1:GA:2347:C:HO2'	28:G1:20:TYR:HH	1.60	0.43
1:GA:1857:G:C2	1:GA:1884:G:N3	2.86	0.43
1:GA:2270:A:N6	59:GA:3509:HOH:O	2.41	0.43
1:GA:2336:A:N6	23:GW:40:ARG:HB2	2.33	0.43
1:GA:2577:A:H5''	1:GA:2578:G:H5'	2.01	0.43
2:GB:51:G:H21	2:GB:53:A:N6	2.16	0.43
6:GF:134:GLN:C	6:GF:136:ILE:N	2.72	0.43
9:GI:19:PRO:HD2	9:GI:24:GLY:H	1.84	0.43
14:GN:75:ILE:O	14:GN:79:LEU:HD12	2.19	0.43
14:GN:79:LEU:O	14:GN:80:PHE:HB2	2.17	0.43
17:GQ:65:ASN:ND2	17:GQ:75:TYR:CB	2.81	0.43
19:GS:63:GLY:O	19:GS:64:ALA:CB	2.65	0.43
1:GA:142:A:C2	20:GT:2:ILE:HG23	2.53	0.43
33:HA:122:G:C5	33:HA:123:U:C5	3.07	0.43
33:HA:1306:A:O5'	33:HA:1306:A:H8	2.02	0.43
34:HB:99:MET:HA	34:HB:106:VAL:HG21	1.99	0.43
34:HB:32:GLY:HA2	34:HB:39:ILE:HB	2.00	0.43
37:HE:83:HIS:CD2	40:HH:96:MET:CE	3.02	0.43
33:HA:1226:C:P	45:HM:90:ARG:HH12	2.42	0.43
54:HV:18:HIS:ND1	54:HV:122:GLN:HB2	2.33	0.43
54:HV:505:HIS:O	54:HV:506:ALA:HB3	2.19	0.43

Continued on next page...

Continued from previous page...

Atom-1	Atom-2	Interatomic distance (Å)	Clash overlap (Å)
54:HV:583:TYR:HD1	54:HV:584:HIS:C	2.22	0.43
30:A3:27:ASN:O	30:A3:35:LYS:NZ	2.49	0.43
32:A5:51:TYR:HD1	32:A5:52:MET:N	2.15	0.43
1:AA:1072:C:H5'	1:AA:1073:A:OP1	2.19	0.43
1:AA:2353:G:H1'	23:AW:30:VAL:HG12	1.99	0.43
1:AA:2637:U:H2'	1:AA:2638:G:H5'	1.99	0.43
1:AA:2720:U:H2'	1:AA:2721:A:C8	2.53	0.43
1:AA:2760:C:C2'	1:AA:2761:A:H5'	2.49	0.43
1:AA:2810:A:H2'	1:AA:2811:G:O4'	2.18	0.43
1:AA:728:G:H4'	3:AC:12:ARG:HD3	1.99	0.43
1:AA:775:G:C2	1:AA:777:G:O6	2.72	0.43
5:AE:120:VAL:CG2	5:AE:193:VAL:HG21	2.49	0.43
6:AF:105:ILE:CD1	6:AF:138:PRO:HG2	2.48	0.43
8:AH:4:ILE:HG21	8:AH:47:PHE:HB2	2.00	0.43
9:AI:57:VAL:HG23	9:AI:71:LYS:CE	2.49	0.43
9:AI:77:VAL:C	9:AI:79:LEU:H	2.22	0.43
10:AJ:111:LYS:CE	10:AJ:112:GLY:H	2.30	0.43
12:AL:82:LEU:CB	12:AL:90:VAL:HG21	2.48	0.43
4:AD:115:GLY:O	14:AN:3:HIS:NE2	2.49	0.43
16:AP:33:GLU:OE1	16:AP:38:ARG:NH1	2.48	0.43
33:BA:301:G:O2'	59:BA:1733:HOH:O	2.21	0.43
33:BA:539:A:H2'	33:BA:540:G:C8	2.53	0.43
33:BA:939:G:C6	33:BA:940:C:N4	2.87	0.43
35:BC:151:VAL:O	35:BC:167:TRP:HA	2.19	0.43
36:BD:132:ILE:HD12	36:BD:134:SER:N	2.34	0.43
40:BH:50:LYS:HE3	40:BH:52:GLU:OE1	2.19	0.43
40:BH:5:ASP:OD2	40:BH:8:ALA:HB2	2.19	0.43
41:BI:38:TYR:CD1	41:BI:39:PHE:CD2	3.07	0.43
33:BA:1059:C:O3'	46:BN:85:ARG:NH2	2.52	0.43
48:BP:42:ILE:HG22	48:BP:43:ALA:N	2.34	0.43
28:C1:35:LEU:CD2	28:C1:35:LEU:N	2.82	0.43
30:C3:44:ARG:N	30:C3:45:PRO:CD	2.81	0.43
1:CA:1006:C:C2	1:CA:1138:G:N2	2.86	0.43
1:CA:1057:A:C2	1:CA:1058:U:C5	3.06	0.43
1:CA:1093:G:C6	1:CA:1094:U:C4	3.07	0.43
1:CA:1139:G:O2'	1:CA:1143:A:N1	2.31	0.43
1:CA:990:A:H1'	1:CA:1156:A:N3	2.33	0.43
1:CA:565:C:H4'	1:CA:1253:A:N6	2.34	0.43
1:CA:1478:G:H22	1:CA:1513:U:H3	1.65	0.43
1:CA:1719:G:H2'	1:CA:1720:U:O4'	2.18	0.43
1:CA:2259:U:C4	1:CA:2427:C:N4	2.87	0.43

Continued on next page...

Continued from previous page...

Atom-1	Atom-2	Interatomic distance (Å)	Clash overlap (Å)
1:CA:2783:U:H2'	1:CA:2784:U:H6	1.84	0.43
9:CI:66:PHE:HE2	9:CI:68:PHE:HB3	1.83	0.43
11:CK:5:GLN:O	11:CK:6:THR:HB	2.18	0.43
13:CM:42:THR:O	13:CM:45:GLN:N	2.49	0.43
17:CQ:87:VAL:HB	18:CR:52:PRO:HD3	2.00	0.43
33:DA:1036:A:H3'	33:DA:1037:C:C6	2.53	0.43
33:DA:202:G:HO2'	33:DA:468:A:H8	1.63	0.43
33:DA:223:A:H2'	33:DA:224:U:H6	1.83	0.43
33:DA:484:G:N7	33:DA:486:U:H1'	2.34	0.43
33:DA:643:C:H5''	40:DH:32:LEU:HD22	2.00	0.43
41:DI:51:PRO:HB3	41:DI:84:THR:HG23	1.99	0.43
43:DK:112:ASP:O	53:DU:4:ILE:HG23	2.18	0.43
43:DK:82:LEU:CD2	43:DK:105:PHE:HB3	2.49	0.43
44:DL:99:ARG:HB2	44:DL:117:TYR:HA	2.00	0.43
45:DM:95:LEU:HB3	45:DM:96:PRO:HD2	2.00	0.43
49:DQ:19:LYS:HA	49:DQ:48:ASP:O	2.18	0.43
54:DV:317:PHE:CE1	54:DV:343:VAL:CG2	3.02	0.43
54:DV:333:LEU:CD2	54:DV:386:ILE:HG12	2.49	0.43
54:DV:495:ARG:O	54:DV:524:PRO:HG3	2.17	0.43
1:EA:1314:C:O2	1:EA:1314:C:H2'	2.19	0.43
1:EA:138:U:OP1	1:EA:139:U:H3'	2.19	0.43
1:EA:1385:A:C6	1:EA:1403:A:C5	3.07	0.43
1:EA:1868:C:N4	1:EA:1869:G:C6	2.86	0.43
1:EA:2142:A:N7	1:EA:2147:A:C4	2.87	0.43
1:EA:2297:A:N1	1:EA:2321:U:H5	2.17	0.43
1:EA:2353:G:H1'	23:EW:30:VAL:HG13	2.00	0.43
1:EA:587:C:O2	12:EL:33:ARG:NH2	2.51	0.43
1:EA:995:C:H42	10:EJ:2:LYS:CB	2.32	0.43
2:EB:90:C:H5'	13:EM:18:ARG:HG2	2.01	0.43
10:EJ:114:LEU:O	10:EJ:117:ALA:N	2.51	0.43
18:ER:60:LYS:H	18:ER:100:GLY:HA3	1.83	0.43
18:ER:27:ILE:HG13	18:ER:33:VAL:CG1	2.48	0.43
23:EW:35:ILE:HA	23:EW:57:THR:HG23	2.00	0.43
33:FA:1164:G:C6	33:FA:1165:U:C4	3.07	0.43
33:FA:1308:U:OP1	45:FM:97:VAL:N	2.40	0.43
33:FA:142:G:H2'	33:FA:142:G:N3	2.33	0.43
33:FA:1486:G:H2'	33:FA:1487:G:O4'	2.18	0.43
35:FC:22:TRP:HB3	35:FC:59:ARG:HB2	2.00	0.43
40:FH:89:LYS:HG3	40:FH:90:ASP:H	1.84	0.43
54:FV:559:GLU:HB3	54:FV:560:GLN:OE1	2.18	0.43
27:G0:37:HIS:HB3	27:G0:43:THR:HG22	2.01	0.43

Continued on next page...

Continued from previous page...

Atom-1	Atom-2	Interatomic distance (Å)	Clash overlap (Å)
1:GA:2421:G:P	28:G1:7:LYS:NZ	2.92	0.43
1:GA:1322:A:C6	1:GA:1323:C:C4	3.07	0.43
1:GA:1669:A:H5''	1:GA:2550:G:OP1	2.19	0.43
1:GA:573:U:O2'	1:GA:574:A:H3'	2.19	0.43
1:GA:807:U:OP2	12:GL:41:ARG:NH1	2.52	0.43
13:GM:50:ARG:CD	13:GM:65:ILE:HD11	2.48	0.43
13:GM:77:PRO:HD2	13:GM:80:VAL:HG11	1.99	0.43
15:GO:104:GLN:O	15:GO:107:ALA:HB3	2.19	0.43
18:GR:36:ALA:HA	18:GR:58:VAL:HA	2.00	0.43
21:GU:41:VAL:O	21:GU:59:GLU:HA	2.19	0.43
23:GW:51:GLY:CA	23:GW:59:PHE:CZ	3.01	0.43
33:HA:79:G:O4'	33:HA:79:G:P	2.77	0.43
34:HB:32:GLY:O	34:HB:33:ALA:CB	2.66	0.43
36:HD:34:ILE:O	36:HD:35:GLU:HB3	2.19	0.43
50:HR:57:ARG:O	50:HR:61:ARG:HD2	2.18	0.43
54:HV:255:ARG:HG2	54:HV:260:GLU:HB2	2.01	0.43
54:HV:151:PHE:CE1	54:HV:264:VAL:HG12	2.54	0.43
54:HV:338:VAL:HG21	54:HV:377:VAL:HG12	2.00	0.43
54:HV:660:LEU:O	54:HV:662:GLU:N	2.46	0.43
31:A4:33:HIS:O	31:A4:35:GLN:HG3	2.18	0.43
32:A5:105:LYS:HB2	32:A5:107:GLU:OE2	2.19	0.43
1:AA:1205:A:N1	5:AE:165:HIS:HB2	2.34	0.43
1:AA:1565:C:C5	1:AA:1567:G:C6	3.07	0.43
1:AA:1710:G:H2'	1:AA:1711:A:C8	2.54	0.43
1:AA:2314:A:C2	1:AA:2315:G:C4	3.07	0.43
1:AA:244:A:H2'	1:AA:245:G:O4'	2.19	0.43
1:AA:807:U:OP1	12:AL:36:LYS:NZ	2.27	0.43
1:AA:868:U:C4	1:AA:869:G:N7	2.86	0.43
5:AE:108:ILE:HG23	5:AE:109:LEU:N	2.32	0.43
6:AF:101:ARG:CG	6:AF:137:PHE:HZ	2.32	0.43
6:AF:172:PHE:O	6:AF:174:PHE:N	2.52	0.43
6:AF:47:LYS:HA	6:AF:50:ASP:OD2	2.18	0.43
9:AI:130:GLY:HA2	9:AI:133:ARG:HB3	2.01	0.43
33:BA:126:G:C2'	33:BA:127:G:O5'	2.67	0.43
33:BA:185:U:O2	52:BT:76:LYS:NZ	2.52	0.43
33:BA:309:A:H2'	33:BA:310:G:H8	1.84	0.43
33:BA:502:A:H2'	33:BA:503:C:O4'	2.19	0.43
33:BA:714:G:C6	33:BA:715:A:C6	3.06	0.43
34:BB:16:GLY:HA3	34:BB:40:ILE:HG23	2.01	0.43
39:BG:118:LEU:O	39:BG:122:ASN:N	2.44	0.43
39:BG:18:PHE:CZ	39:BG:58:GLU:HG2	2.54	0.43

Continued on next page...

Continued from previous page...

Atom-1	Atom-2	Interatomic distance (Å)	Clash overlap (Å)
41:BI:28:ILE:HG23	41:BI:63:LEU:HD23	2.00	0.43
33:BA:1291:U:H4'	41:BI:42:GLU:HG3	2.01	0.43
43:BK:73:ALA:HA	43:BK:76:GLU:HG3	2.00	0.43
48:BP:36:VAL:HG11	48:BP:57:ILE:CG1	2.48	0.43
54:BV:34:THR:HG21	54:BV:70:ALA:CB	2.48	0.43
12:CL:62:PRO:HG2	30:C3:24:LYS:HD3	1.99	0.43
1:CA:2708:G:H1'	14:CN:71:ARG:CZ	2.48	0.43
1:CA:2799:A:C6	1:CA:2801:G:C4	3.07	0.43
4:CD:91:THR:C	4:CD:93:GLY:H	2.22	0.43
8:CH:27:ARG:NH1	24:CX:63:ILE:CG1	2.80	0.43
9:CI:74:PRO:HG2	9:CI:77:VAL:HG21	2.01	0.43
10:CJ:31:GLU:HG3	10:CJ:142:ILE:HG22	2.01	0.43
13:CM:22:GLN:O	13:CM:24:THR:N	2.51	0.43
16:CP:92:ARG:O	16:CP:92:ARG:HG2	2.18	0.43
18:CR:4:VAL:HG23	18:CR:39:LEU:HB2	2.00	0.43
21:CU:86:PHE:HB2	21:CU:92:VAL:CG1	2.48	0.43
36:DD:146:ARG:CZ	36:DD:148:LYS:CD	2.97	0.43
36:DD:36:GLN:O	36:DD:37:ALA:HB2	2.18	0.43
36:DD:4:TYR:CZ	36:DD:11:LEU:HD11	2.54	0.43
36:DD:91:LEU:HD12	36:DD:91:LEU:H	1.84	0.43
41:DI:11:ARG:HA	41:DI:78:ALA:HB1	2.00	0.43
42:DJ:53:ILE:HG23	42:DJ:62:ARG:HA	2.01	0.43
43:DK:88:GLY:N	43:DK:114:THR:HG22	2.32	0.43
44:DL:87:VAL:C	44:DL:89:ASP:H	2.22	0.43
45:DM:3:ARG:HG2	45:DM:9:ILE:CG2	2.49	0.43
52:DT:55:GLN:N	52:DT:56:PRO:HD2	2.33	0.43
9:CI:25:PRO:CB	54:DV:649:VAL:HA	2.48	0.43
32:E5:110:ALA:CB	32:E5:113:PHE:CE2	3.02	0.43
32:E5:54:VAL:O	32:E5:56:ARG:N	2.52	0.43
1:EA:1088:A:O2'	1:EA:1089:A:OP1	2.34	0.43
1:EA:1172:C:N3	1:EA:1173:U:H1'	2.33	0.43
1:EA:1296:G:OP1	1:EA:2709:G:O2'	2.22	0.43
1:EA:2321:U:H5'	1:EA:2322:A:OP2	2.19	0.43
1:EA:2680:U:H5'	4:ED:194:PRO:HA	2.01	0.43
1:EA:2836:U:C4	1:EA:2883:A:N6	2.87	0.43
1:EA:681:G:C2	1:EA:797:G:C2	3.07	0.43
1:EA:880:G:C2	1:EA:898:C:C2	3.07	0.43
6:EF:43:ILE:CG2	6:EF:78:ILE:HG22	2.49	0.43
11:EK:105:ARG:HD2	11:EK:122:VAL:HG13	1.99	0.43
12:EL:127:VAL:HG11	12:EL:142:ILE:HG21	2.01	0.43
13:EM:1:MET:O	13:EM:2:LEU:CB	2.66	0.43

Continued on next page...

Continued from previous page...

Atom-1	Atom-2	Interatomic distance (Å)	Clash overlap (Å)
15:EO:71:ALA:O	15:EO:74:VAL:N	2.51	0.43
15:EO:88:LYS:O	15:EO:89:ASP:HB2	2.19	0.43
19:ES:71:VAL:CG2	19:ES:71:VAL:O	2.67	0.43
20:ET:3:ARG:NH2	20:ET:7:LEU:HD21	2.34	0.43
21:EU:91:LYS:O	21:EU:92:VAL:HG12	2.19	0.43
33:FA:1109:C:OP1	59:FA:1856:HOH:O	2.21	0.43
33:FA:1492:A:H62	33:FA:1493:A:N6	2.17	0.43
33:FA:320:A:C2	33:FA:334:C:N3	2.86	0.43
33:FA:978:A:O2'	33:FA:1322:C:H5	2.01	0.43
34:FB:67:LEU:HD13	34:FB:160:LEU:HD11	2.01	0.43
34:FB:22:TRP:O	34:FB:22:TRP:CG	2.70	0.43
34:FB:46:VAL:HG22	34:FB:49:PHE:CZ	2.54	0.43
37:FE:16:ILE:HD12	37:FE:137:VAL:HG11	2.00	0.43
41:FI:91:ASP:CG	41:FI:93:SER:HB3	2.39	0.43
33:FA:1060:U:H5''	42:FJ:53:ILE:HD12	2.01	0.43
43:FK:79:ILE:CD1	43:FK:81:ASN:O	2.67	0.43
33:FA:393:A:OP2	48:FP:12:LYS:HD2	2.18	0.43
52:FT:81:ALA:O	52:FT:85:LYS:HG2	2.18	0.43
54:FV:217:GLU:O	54:FV:220:GLN:N	2.51	0.43
54:FV:255:ARG:HB3	54:FV:261:ILE:HG21	2.01	0.43
54:FV:364:VAL:CG2	54:FV:386:ILE:HD11	2.48	0.43
54:FV:552:ALA:HB1	54:FV:590:GLU:O	2.19	0.43
1:GA:686:U:O2	29:G2:11:LYS:HE3	2.17	0.43
1:GA:1584:U:H2'	1:GA:1585:C:H5'	2.00	0.43
1:GA:2108:A:N1	1:GA:2181:U:C5	2.87	0.43
1:GA:266:G:C6	1:GA:267:C:C5	3.07	0.43
1:GA:53:A:C8	1:GA:54:G:C8	3.07	0.43
1:GA:962:G:H2'	1:GA:963:U:H6	1.84	0.43
1:GA:2787:C:H1'	4:GD:63:PRO:HG3	2.01	0.43
5:GE:65:THR:C	5:GE:67:ARG:H	2.21	0.43
1:GA:2531:A:OP1	7:GG:174:LYS:HE3	2.18	0.43
9:GI:18:ASN:N	9:GI:19:PRO:CD	2.81	0.43
1:GA:558:U:H5''	10:GJ:111:LYS:CE	2.46	0.43
10:GJ:64:VAL:HG13	10:GJ:65:THR:O	2.19	0.43
16:GP:33:GLU:OE1	33:HA:345:C:H4'	2.19	0.43
33:HA:987:G:N2	33:HA:1218:C:O2	2.46	0.43
33:HA:1305:G:O2'	33:HA:1306:A:C8	2.72	0.43
33:HA:109:A:C6	33:HA:326:G:C6	3.07	0.43
33:HA:633:G:H2'	33:HA:634:C:C6	2.54	0.43
33:HA:688:G:C5	33:HA:700:G:C2	3.07	0.43
34:HB:98:GLY:C	34:HB:100:LEU:H	2.21	0.43

Continued on next page...

Continued from previous page...

Atom-1	Atom-2	Interatomic distance (Å)	Clash overlap (Å)
34:HB:58:LYS:NZ	34:HB:62:ARG:HG3	2.33	0.43
40:HH:106:THR:HG22	40:HH:107:SER:N	2.34	0.43
44:HL:24:LEU:HG	44:HL:25:GLU:H	1.84	0.43
48:HP:4:ILE:N	48:HP:4:ILE:HD12	2.34	0.43
54:HV:75:MET:HE1	54:HV:202:PHE:HZ	1.83	0.43
54:HV:549:TYR:CD2	54:HV:593:PHE:CD2	3.07	0.43
54:HV:657:GLU:OE1	54:HV:686:LYS:NZ	2.51	0.43
12:AL:62:PRO:HG2	30:A3:24:LYS:HD3	2.01	0.43
1:AA:1000:A:C6	1:AA:1001:A:C6	3.06	0.43
1:AA:170:U:H2'	1:AA:171:U:C6	2.54	0.43
1:AA:1927:A:C6	1:AA:1928:A:C6	3.07	0.43
1:AA:208:C:H2'	1:AA:209:C:C6	2.54	0.43
1:AA:2211:A:O2'	1:AA:2212:A:P	2.77	0.43
1:AA:2362:C:OP1	30:A3:39:ARG:NH1	2.52	0.43
1:AA:2823:A:C5	1:AA:2824:C:C5	3.07	0.43
1:AA:277:G:H2'	1:AA:361:G:O6	2.19	0.43
1:AA:639:U:H2'	1:AA:640:C:C6	2.54	0.43
1:AA:846:U:O2'	1:AA:847:U:O5'	2.33	0.43
3:AC:141:HIS:H	3:AC:141:HIS:CD2	2.37	0.43
4:AD:91:THR:C	4:AD:93:GLY:H	2.21	0.43
5:AE:118:LEU:HD23	5:AE:186:VAL:HG13	2.00	0.43
5:AE:120:VAL:HG21	5:AE:193:VAL:HG21	2.01	0.43
6:AF:162:ASP:HB3	6:AF:166:ARG:NH1	2.32	0.43
6:AF:3:LEU:HD12	6:AF:172:PHE:HD1	1.83	0.43
7:AG:83:THR:HB	7:AG:84:LYS:HE2	1.99	0.43
9:AI:137:LEU:N	9:AI:137:LEU:HD23	2.34	0.43
10:AJ:38:GLY:O	10:AJ:43:GLU:HB2	2.19	0.43
13:AM:12:MET:HB2	13:AM:72:PRO:HD2	2.01	0.43
2:AB:12:C:C5	23:AW:72:GLY:HA3	2.54	0.43
33:BA:1149:C:N3	33:BA:1150:A:C5	2.87	0.43
33:BA:1287:A:H2'	33:BA:1288:A:C8	2.54	0.43
33:BA:1295:U:N3	33:BA:1296:C:C4	2.86	0.43
33:BA:670:G:C2	33:BA:737:C:C2	3.06	0.43
36:BD:80:ALA:HA	36:BD:86:THR:CG2	2.48	0.43
36:BD:91:LEU:HD12	36:BD:91:LEU:H	1.83	0.43
37:BE:56:VAL:HG12	37:BE:60:ILE:CD1	2.49	0.43
33:BA:1376:U:P	39:BG:25:LYS:HZ1	2.34	0.43
40:BH:40:LEU:HB3	40:BH:46:ILE:HG12	2.01	0.43
42:BJ:19:ASP:HB3	42:BJ:72:ARG:HH21	1.83	0.43
43:BK:84:VAL:HG21	43:BK:100:LEU:CD2	2.48	0.43
44:BL:24:LEU:C	44:BL:26:ALA:H	2.22	0.43

Continued on next page...

Continued from previous page...

Atom-1	Atom-2	Interatomic distance (Å)	Clash overlap (Å)
52:BT:68:HIS:C	52:BT:69:LYS:HG3	2.39	0.43
53:BU:34:ARG:HH11	53:BU:34:ARG:CG	2.30	0.43
54:BV:105:VAL:HG23	54:BV:106:LEU:N	2.34	0.43
1:AA:1913:A:N6	54:BV:507:LYS:NZ	2.67	0.43
31:C4:33:HIS:O	31:C4:35:GLN:HG3	2.19	0.43
1:CA:119:A:H3'	59:CA:3800:HOH:O	2.19	0.43
1:CA:1734:G:H2'	1:CA:1735:A:H8	1.83	0.43
1:CA:1764:C:O2'	1:CA:1765:U:H5'	2.19	0.43
1:CA:1838:C:N4	1:CA:1898:U:H2'	2.33	0.43
1:CA:2039:U:H2'	1:CA:2040:G:H8	1.84	0.43
1:CA:2104:C:H2'	1:CA:2105:U:O5'	2.19	0.43
1:CA:2402:U:O2'	1:CA:2403:C:O5'	2.35	0.43
1:CA:2544:G:H2'	1:CA:2545:G:H8	1.84	0.43
1:CA:2821:A:OP2	14:CN:3:HIS:CE1	2.72	0.43
5:CE:12:LEU:O	5:CE:13:THR:HB	2.18	0.43
6:CF:30:VAL:HA	6:CF:157:THR:HB	2.01	0.43
7:CG:35:THR:HG22	7:CG:36:LEU:N	2.33	0.43
1:CA:956:G:H5''	13:CM:76:LYS:HD2	2.00	0.43
1:CA:1279:G:C4'	14:CN:31:HIS:CD2	3.01	0.43
19:CS:18:ARG:CG	19:CS:76:VAL:HG13	2.49	0.43
33:DA:202:G:H21	33:DA:466:A:H61	1.67	0.43
33:DA:206:C:H42	33:DA:213:G:H1	1.66	0.43
33:DA:367:U:C4	33:DA:394:G:N1	2.87	0.43
33:DA:435:A:C6	33:DA:436:C:C4	3.06	0.43
33:DA:843:U:OP1	33:DA:846:G:N2	2.52	0.43
36:DD:44:ARG:C	36:DD:46:PRO:HD3	2.39	0.43
39:DG:59:LEU:O	39:DG:62:PHE:HB3	2.19	0.43
41:DI:72:ILE:HG23	41:DI:73:SER:N	2.34	0.43
45:DM:3:ARG:HG2	45:DM:9:ILE:HG23	2.01	0.43
46:DN:20:TYR:HB2	46:DN:55:SER:OG	2.19	0.43
47:DO:3:LEU:HD23	47:DO:8:THR:HG22	2.00	0.43
53:DU:8:GLU:HG3	53:DU:12:PHE:CZ	2.54	0.43
1:CA:1913:A:C2	54:DV:591:LEU:CD1	3.01	0.43
32:E5:91:ALA:CB	32:E5:130:PRO:CB	2.96	0.43
1:EA:2272:U:H5''	1:EA:2273:A:OP1	2.19	0.43
1:EA:2577:A:H5''	1:EA:2578:G:H5'	2.00	0.43
1:EA:272:A:HO2'	1:EA:273:G:P	2.41	0.43
3:EC:203:VAL:O	3:EC:204:LEU:HB2	2.18	0.43
1:EA:1799:G:OP2	3:EC:269:ARG:NH2	2.52	0.43
3:EC:24:HIS:CE1	3:EC:79:ARG:NH2	2.87	0.43
3:EC:81:GLU:OE1	3:EC:102:TYR:OH	2.17	0.43

Continued on next page...

Continued from previous page...

Atom-1	Atom-2	Interatomic distance (Å)	Clash overlap (Å)
5:EE:54:GLY:N	5:EE:74:LYS:HE2	2.34	0.43
7:EG:86:LEU:HB3	7:EG:162:ARG:O	2.19	0.43
23:EW:67:LYS:N	23:EW:80:SER:O	2.52	0.43
33:FA:376:G:H2'	33:FA:377:G:H8	1.84	0.43
33:FA:652:U:C2	33:FA:752:G:N2	2.87	0.43
33:FA:673:A:H2'	33:FA:674:G:C8	2.54	0.43
33:FA:694:A:N1	33:FA:787:A:O2'	2.50	0.43
34:FB:163:ILE:HG12	34:FB:164:ASP:N	2.33	0.43
35:FC:131:ARG:HA	35:FC:134:MET:HE2	2.00	0.43
36:FD:163:GLU:HG2	36:FD:167:LYS:HZ1	1.83	0.43
39:FG:126:ASP:OD1	39:FG:131:LYS:HG3	2.19	0.43
41:FI:34:SER:O	41:FI:37:GLN:N	2.51	0.43
51:FS:15:LEU:HD13	51:FS:33:THR:HG21	2.00	0.43
54:FV:200:VAL:HG23	54:FV:201:THR:HG23	2.01	0.43
54:FV:503:GLY:HA3	54:FV:600:ALA:HB2	2.01	0.43
1:GA:1064:C:C4	1:GA:1065:U:C4	3.07	0.43
1:GA:187:G:O2'	1:GA:1365:A:N3	2.43	0.43
1:GA:1647:U:H3'	1:GA:1647:U:P	2.59	0.43
1:GA:228:C:H4'	1:GA:229:C:H5''	2.00	0.43
1:GA:2834:G:O6	1:GA:2879:A:H2'	2.19	0.43
1:GA:193:U:O3'	1:GA:803:U:H4'	2.18	0.43
4:GD:106:LYS:HB3	4:GD:206:ALA:CB	2.49	0.43
4:GD:124:ARG:HD2	4:GD:125:TRP:CE2	2.54	0.43
6:GF:151:LEU:CD1	6:GF:153:ILE:HG23	2.49	0.43
12:GL:109:LYS:HB3	12:GL:111:ILE:CD1	2.49	0.43
13:GM:135:VAL:HG11	22:GV:57:TYR:CD2	2.54	0.43
23:GW:23:LYS:O	23:GW:66:VAL:HB	2.19	0.43
1:GA:2231:U:OP1	24:GX:29:LEU:HD23	2.19	0.43
25:GY:6:LEU:HD13	25:GY:56:LEU:HD11	2.00	0.43
33:HA:1330:U:OP1	45:HM:24:GLY:N	2.51	0.43
33:HA:1496:C:C5	33:HA:1497:G:C4	3.07	0.43
33:HA:458:U:H2'	33:HA:459:A:C8	2.54	0.43
33:HA:930:C:O2'	33:HA:931:C:H5'	2.19	0.43
34:HB:32:GLY:O	34:HB:33:ALA:HB3	2.19	0.43
34:HB:61:SER:C	34:HB:63:LYS:H	2.22	0.43
43:HK:14:LYS:NZ	43:HK:15:GLN:O	2.43	0.43
33:HA:689:C:OP1	43:HK:46:THR:CB	2.66	0.43
44:HL:44:LYS:HB2	44:HL:45:PRO:CD	2.49	0.43
44:HL:83:ARG:NH2	44:HL:96:HIS:CD2	2.87	0.43
45:HM:48:LEU:HG	45:HM:52:GLN:HB3	2.01	0.43
31:A4:7:VAL:O	31:A4:35:GLN:NE2	2.44	0.43

Continued on next page...

Continued from previous page...

Atom-1	Atom-2	Interatomic distance (Å)	Clash overlap (Å)
32:A5:59:LEU:HG	32:A5:61:ARG:HG2	2.01	0.43
1:AA:1783:A:OP2	59:AA:3683:HOH:O	2.21	0.43
1:AA:2376:A:O2'	15:AO:111:ARG:NH1	2.45	0.43
1:AA:2387:U:H1'	23:AW:38:ARG:HE	1.84	0.43
1:AA:2665:A:C2	1:AA:2666:C:C2	3.07	0.43
1:AA:393:C:H2'	1:AA:394:C:H6	1.84	0.43
1:AA:498:G:C6	1:AA:499:U:C4	3.06	0.43
1:AA:565:C:H2'	1:AA:566:U:O4'	2.19	0.43
1:AA:571:U:C4	1:AA:2030:A:N1	2.87	0.43
1:AA:581:C:H2'	1:AA:582:A:C8	2.54	0.43
1:AA:617:G:OP1	5:AE:102:ARG:NE	2.47	0.43
1:AA:880:G:H1	1:AA:897:C:N4	2.16	0.43
1:AA:995:C:O2'	1:AA:996:A:P	2.77	0.43
59:AA:3304:HOH:O	4:AD:138:LEU:HD11	2.18	0.43
6:AF:51:ASN:O	6:AF:55:ASP:N	2.51	0.43
10:AJ:37:ARG:HG3	10:AJ:118:MET:SD	2.59	0.43
12:AL:122:VAL:CG2	12:AL:142:ILE:HG12	2.49	0.43
21:AU:53:GLN:N	21:AU:54:PRO:CD	2.82	0.43
23:AW:49:ASN:ND2	23:AW:50:VAL:N	2.66	0.43
33:BA:1504:G:C2	59:BA:1867:HOH:O	2.61	0.43
33:BA:176:C:H4'	52:BT:24:ARG:HH22	1.84	0.43
16:AP:36:LYS:NZ	33:BA:346:G:N7	2.62	0.43
33:BA:747:A:H5'	33:BA:748:G:OP2	2.18	0.43
33:BA:842:U:H3'	33:BA:843:U:H5''	2.01	0.43
34:BB:14:HIS:CB	34:BB:208:ALA:HB2	2.49	0.43
35:BC:153:VAL:CG2	35:BC:157:LEU:HD21	2.49	0.43
36:BD:171:LEU:N	36:BD:171:LEU:HD12	2.33	0.43
36:BD:173:VAL:HG22	36:BD:174:ASP:H	1.83	0.43
38:BF:42:TRP:HE3	38:BF:45:ARG:NE	2.16	0.43
40:BH:96:MET:O	40:BH:99:LEU:HG	2.19	0.43
54:BV:231:GLU:HA	54:BV:234:MET:HG2	2.00	0.43
27:C0:24:VAL:C	27:C0:26:SER:H	2.22	0.43
28:C1:24:LYS:HE3	28:C1:29:LYS:O	2.18	0.43
1:CA:1005:C:C2	1:CA:1143:A:C5	3.07	0.43
1:CA:2230:G:H2'	1:CA:2231:U:C6	2.54	0.43
3:CC:109:LEU:HG	3:CC:110:LYS:H	1.83	0.43
4:CD:68:PHE:HB3	4:CD:73:VAL:HG12	2.00	0.43
6:CF:151:LEU:CD1	6:CF:153:ILE:HG23	2.49	0.43
7:CG:23:ILE:H	7:CG:23:ILE:HD12	1.84	0.43
7:CG:35:THR:HG22	7:CG:36:LEU:H	1.84	0.43
7:CG:41:GLU:HG2	7:CG:52:GLY:O	2.19	0.43

Continued on next page...

Continued from previous page...

Atom-1	Atom-2	Interatomic distance (Å)	Clash overlap (Å)
10:CJ:64:VAL:HG11	10:CJ:68:LYS:HB2	2.01	0.43
11:CK:72:PRO:O	11:CK:74:GLY:N	2.46	0.43
13:CM:64:TRP:CZ3	13:CM:106:ASP:HB2	2.54	0.43
15:CO:36:TYR:N	15:CO:36:TYR:HD1	2.17	0.43
1:CA:142:A:H2	20:CT:2:ILE:HG23	1.82	0.43
20:CT:32:LEU:O	20:CT:83:ALA:HB2	2.19	0.43
23:CW:16:GLU:O	23:CW:17:ALA:HB3	2.19	0.43
23:CW:72:GLY:N	23:CW:73:PRO:CD	2.81	0.43
33:DA:1003:G:O6	33:DA:1036:A:N6	2.51	0.43
33:DA:1086:U:O2	33:DA:1086:U:C2'	2.67	0.43
33:DA:1124:G:H3'	33:DA:1145:A:H62	1.83	0.43
33:DA:1453:G:H3'	33:DA:1453:G:N3	2.34	0.43
33:DA:881:G:P	44:DL:9:ARG:HH22	2.41	0.43
41:DI:22:LYS:O	41:DI:62:ASP:N	2.49	0.43
43:DK:71:ALA:CB	43:DK:105:PHE:HE2	2.32	0.43
33:DA:537:G:H5''	44:DL:110:ARG:NH1	2.33	0.43
47:DO:42:HIS:CE1	47:DO:46:HIS:HD2	2.37	0.43
48:DP:10:GLY:HA3	48:DP:15:PRO:HA	2.00	0.43
54:DV:336:PHE:HE2	54:DV:385:ALA:HB2	1.84	0.43
32:E5:110:ALA:HB1	32:E5:113:PHE:CZ	2.53	0.43
1:EA:1568:G:H4'	3:EC:58:LYS:HB3	2.00	0.43
1:EA:2037:A:C6	1:EA:2038:G:C6	3.06	0.43
1:EA:2892:G:H5''	1:EA:2894:G:N2	2.34	0.43
1:EA:79:C:C4	1:EA:80:G:N7	2.86	0.43
1:EA:996:A:C5	1:EA:1160:G:N2	2.87	0.43
7:EG:124:CYS:SG	7:EG:130:ILE:HG12	2.59	0.43
10:EJ:44:TYR:HD1	10:EJ:44:TYR:C	2.23	0.43
13:EM:4:PRO:CG	13:EM:70:ASP:HA	2.49	0.43
14:EN:56:LYS:HD2	14:EN:88:ALA:HA	2.00	0.43
16:EP:50:ARG:HD3	16:EP:51:ASN:H	1.83	0.43
22:EV:75:GLN:HA	22:EV:75:GLN:OE1	2.19	0.43
33:FA:1034:G:O2'	33:FA:1035:A:H5'	2.18	0.43
33:FA:1130:A:OP1	41:FI:18:ARG:NH2	2.52	0.43
33:FA:1248:A:C4	33:FA:1290:G:N2	2.87	0.43
33:FA:1244:G:C4	33:FA:1294:G:N2	2.87	0.43
33:FA:142:G:H3'	33:FA:143:A:H8	1.84	0.43
33:FA:189:A:C6	33:FA:190:A:C6	3.07	0.43
33:FA:390:U:H2'	33:FA:391:G:H8	1.84	0.43
33:FA:404:G:O6	36:FD:2:ALA:N	2.51	0.43
35:FC:150:LYS:HE3	35:FC:201:TRP:CZ3	2.54	0.43
39:FG:106:GLU:HA	39:FG:109:ARG:HE	1.83	0.43

Continued on next page...

Continued from previous page...

Atom-1	Atom-2	Interatomic distance (Å)	Clash overlap (Å)
45:FM:54:ASP:O	45:FM:58:ASP:HB2	2.19	0.43
1:GA:1196:C:O4'	1:GA:1226:A:C2	2.72	0.43
1:GA:1840:G:N3	1:GA:1840:G:H2'	2.33	0.43
1:GA:1906:G:OP1	1:GA:1930:G:N7	2.51	0.43
1:GA:2051:A:H61	1:GA:2614:A:C2'	2.31	0.43
1:GA:760:G:H2'	1:GA:761:A:O4'	2.19	0.43
4:GD:55:LYS:HE2	4:GD:60:VAL:HA	2.01	0.43
7:GG:118:ALA:O	7:GG:120:ILE:N	2.42	0.43
13:GM:1:MET:O	13:GM:2:LEU:CB	2.66	0.43
23:GW:23:LYS:HE2	23:GW:24:ARG:N	2.34	0.43
33:HA:1299:A:H2'	33:HA:1299:A:N3	2.33	0.43
33:HA:327:A:O2'	33:HA:328:C:O4'	2.29	0.43
35:HC:123:GLN:HB3	35:HC:128:VAL:CG1	2.49	0.43
35:HC:142:MET:HE2	35:HC:148:GLY:HA2	2.00	0.43
36:HD:73:ARG:NH1	36:HD:77:LYS:HE3	2.34	0.43
41:HI:9:THR:HG22	41:HI:10:GLY:N	2.34	0.43
41:HI:57:MET:HG2	41:HI:58:VAL:N	2.34	0.43
45:HM:10:PRO:O	45:HM:11:ASP:HB2	2.19	0.43
45:HM:48:LEU:HD21	45:HM:53:ILE:HA	2.01	0.43
47:HO:16:GLY:C	47:HO:18:ASP:H	2.22	0.43
47:HO:41:GLY:O	47:HO:44:ALA:HB2	2.19	0.43
54:HV:142:ASN:OD1	54:HV:143:LYS:N	2.45	0.43
1:GA:1095:A:OP1	54:HV:629:GLY:CA	2.67	0.43
1:AA:2886:A:C2	27:A0:28:SER:HB3	2.54	0.42
28:A1:7:LYS:HE3	30:A3:33:THR:CG2	2.48	0.42
32:A5:54:VAL:HA	32:A5:84:TYR:O	2.19	0.42
1:AA:1006:C:C2	1:AA:1138:G:N2	2.87	0.42
1:AA:1591:A:H2'	1:AA:1592:C:C6	2.53	0.42
1:AA:1668:A:N1	1:AA:1675:C:N4	2.67	0.42
1:AA:608:A:H2'	1:AA:609:A:C8	2.54	0.42
1:AA:631:A:N3	1:AA:2415:G:O2'	2.38	0.42
1:AA:740:C:H5'	1:AA:1784:A:H3'	2.01	0.42
1:AA:846:U:O2'	1:AA:847:U:P	2.77	0.42
2:AB:55:U:H2'	2:AB:56:G:C8	2.54	0.42
2:AB:65:U:C4	2:AB:108:A:C4	3.06	0.42
4:AD:142:VAL:HB	4:AD:143:PRO:CD	2.49	0.42
6:AF:35:LEU:CD2	6:AF:35:LEU:N	2.82	0.42
7:AG:104:LEU:HD12	7:AG:112:VAL:HG21	2.01	0.42
11:AK:62:VAL:CG1	11:AK:65:THR:HG22	2.48	0.42
16:AP:19:PHE:O	16:AP:20:ARG:HB2	2.19	0.42
20:AT:39:THR:HB	20:AT:42:GLU:CB	2.48	0.42

Continued on next page...

Continued from previous page...

Atom-1	Atom-2	Interatomic distance (Å)	Clash overlap (Å)
20:AT:59:ASN:O	20:AT:84:TYR:HB2	2.18	0.42
33:BA:1238:A:C8	33:BA:1303:C:H1'	2.54	0.42
33:BA:280:C:H4'	33:BA:281:G:OP2	2.19	0.42
33:BA:518:C:H2'	33:BA:530:G:C8	2.54	0.42
35:BC:43:LEU:HD11	35:BC:91:VAL:CG2	2.48	0.42
36:BD:98:LEU:HB2	36:BD:135:TYR:HB3	2.01	0.42
40:BH:78:VAL:HG23	40:BH:127:CYS:HA	2.01	0.42
40:BH:99:LEU:N	40:BH:99:LEU:HD23	2.34	0.42
43:BK:97:ILE:HD11	43:BK:110:ILE:HD13	2.00	0.42
53:BU:46:LYS:O	53:BU:50:ALA:N	2.39	0.42
54:BV:30:ILE:O	54:BV:34:THR:HG22	2.19	0.42
29:C2:12:ARG:HH11	29:C2:44:VAL:HG11	1.83	0.42
29:C2:31:LEU:HD22	29:C2:42:LEU:CD1	2.49	0.42
1:CA:1316:U:H2'	1:CA:1317:G:C8	2.53	0.42
1:CA:2094:A:P	8:CH:22:LYS:HD2	2.59	0.42
1:CA:478:A:C6	1:CA:480:A:C6	3.07	0.42
3:CC:68:ARG:HD3	3:CC:103:ILE:CD1	2.48	0.42
6:CF:41:GLU:HB2	6:CF:48:LEU:CD2	2.49	0.42
9:CI:41:PHE:HA	9:CI:68:PHE:HZ	1.84	0.42
9:CI:87:SER:OG	9:CI:88:GLY:N	2.52	0.42
9:CI:99:LYS:HA	9:CI:137:LEU:HB3	1.99	0.42
10:CJ:44:TYR:O	10:CJ:45:THR:HB	2.19	0.42
11:CK:118:LEU:HD12	11:CK:118:LEU:N	2.34	0.42
11:CK:9:ASN:O	11:CK:83:ALA:HA	2.19	0.42
13:CM:20:LEU:HD22	13:CM:20:LEU:N	2.34	0.42
17:CQ:60:TRP:CE2	17:CQ:93:ILE:HB	2.54	0.42
19:CS:107:VAL:O	19:CS:107:VAL:HG13	2.19	0.42
19:CS:29:VAL:CG1	19:CS:55:ILE:HD11	2.48	0.42
33:DA:757:U:OP1	33:DA:822:U:O2'	2.26	0.42
39:DG:122:ASN:O	39:DG:126:ASP:HB2	2.18	0.42
52:DT:58:VAL:CG1	52:DT:72:ALA:HB1	2.48	0.42
54:DV:177:GLU:N	54:DV:177:GLU:OE1	2.46	0.42
1:EA:12:U:O2	1:EA:12:U:H2'	2.18	0.42
1:EA:1378:A:C4	1:EA:1380:G:N7	2.87	0.42
1:EA:2017:U:H5''	1:EA:2018:G:P	2.59	0.42
1:EA:2107:G:C6	1:EA:2108:A:C8	3.06	0.42
1:EA:2331:G:N3	1:EA:2336:A:C2	2.87	0.42
1:EA:2502:G:H5'	1:EA:2503:A:H5''	2.01	0.42
1:EA:2537:U:H2'	1:EA:2538:C:C6	2.54	0.42
1:EA:2665:A:C2	1:EA:2666:C:C6	3.06	0.42
1:EA:2855:C:H2'	1:EA:2856:A:C8	2.54	0.42

Continued on next page...

Continued from previous page...

Atom-1	Atom-2	Interatomic distance (Å)	Clash overlap (Å)
2:EB:11:C:O2'	2:EB:15:A:N6	2.51	0.42
5:EE:117:ARG:HA	5:EE:185:LYS:HD3	2.01	0.42
1:EA:2747:G:O2'	7:EG:66:THR:HG22	2.19	0.42
10:EJ:18:VAL:HG22	10:EJ:140:LEU:HD13	2.00	0.42
33:FA:1484:C:H2'	33:FA:1485:U:O4'	2.19	0.42
33:FA:683:G:C6	33:FA:684:U:C4	3.07	0.42
33:FA:746:A:N1	33:FA:747:A:N6	2.67	0.42
33:FA:746:A:H2'	33:FA:747:A:C8	2.54	0.42
34:FB:53:LEU:HD21	34:FB:212:TYR:CE1	2.54	0.42
35:FC:77:ILE:HA	35:FC:84:VAL:CG2	2.48	0.42
36:FD:15:GLU:HG3	36:FD:19:LEU:HD11	2.01	0.42
37:FE:95:PHE:CZ	37:FE:97:GLN:HG2	2.54	0.42
38:FF:90:MET:SD	50:FR:61:ARG:NE	2.92	0.42
39:FG:145:ALA:O	39:FG:147:ALA:N	2.51	0.42
1:GA:2627:G:N2	1:GA:2777:G:OP2	2.51	0.42
1:GA:548:G:H4'	1:GA:549:G:C2	2.54	0.42
1:GA:588:U:H1'	5:GE:85:PHE:CD1	2.54	0.42
1:GA:669:G:N1	1:GA:801:G:O6	2.52	0.42
2:GB:110:C:C4	2:GB:111:U:C5	3.06	0.42
2:GB:52:A:N7	15:GO:64:TYR:OH	2.43	0.42
2:GB:55:U:H2'	2:GB:56:G:C8	2.54	0.42
2:GB:86:G:H2'	2:GB:87:U:H5''	2.01	0.42
9:GI:55:PRO:HG2	9:GI:72:THR:O	2.18	0.42
10:GJ:111:LYS:CG	10:GJ:112:GLY:H	2.32	0.42
10:GJ:123:LYS:N	10:GJ:123:LYS:CD	2.81	0.42
11:GK:2:ILE:HD12	11:GK:8:LEU:HD11	2.01	0.42
1:GA:2379:G:H4'	15:GO:21:LEU:HD11	2.01	0.42
21:GU:70:ALA:CB	21:GU:79:ALA:HB1	2.49	0.42
23:GW:40:ARG:HE	23:GW:56:HIS:CD2	2.37	0.42
24:GX:52:ALA:O	24:GX:53:LYS:CB	2.67	0.42
33:HA:1193:G:P	35:HC:167:TRP:CH2	3.12	0.42
34:HB:70:GLY:HA2	34:HB:163:ILE:CG2	2.49	0.42
36:HD:102:VAL:HG13	36:HD:107:PHE:HB2	2.01	0.42
37:HE:111:MET:CE	37:HE:125:ALA:HB1	2.49	0.42
33:HA:981:U:O2'	46:HN:61:ARG:NE	2.52	0.42
49:HQ:15:ASP:OD1	49:HQ:54:GLY:HA2	2.19	0.42
50:HR:36:SER:HB3	53:HU:4:ILE:CG1	2.50	0.42
54:HV:627:ASN:ND2	54:HV:674:THR:HA	2.34	0.42
54:HV:416:ILE:HG12	54:HV:667:ALA:HB3	2.00	0.42
28:A1:31:GLU:OE2	28:A1:31:GLU:N	2.43	0.42
32:A5:17:GLU:HA	32:A5:88:HIS:CE1	2.55	0.42

Continued on next page...

Continued from previous page...

Atom-1	Atom-2	Interatomic distance (Å)	Clash overlap (Å)
32:A5:68:PRO:HA	32:A5:72:LEU:HD11	2.01	0.42
32:A5:47:GLU:HG2	32:A5:95:LEU:HD21	2.01	0.42
1:AA:1219:U:H2'	1:AA:1220:G:C8	2.53	0.42
1:AA:1341:G:OP1	1:AA:1397:U:N3	2.49	0.42
1:AA:2310:C:H2'	6:AF:76:PHE:CE2	2.53	0.42
1:AA:2331:G:O2'	1:AA:2336:A:N1	2.52	0.42
1:AA:2283:C:C2	1:AA:2389:G:C2	3.07	0.42
1:AA:2425:A:H5'	1:AA:2427:C:O4'	2.19	0.42
1:AA:262:A:C2	1:AA:430:A:N3	2.87	0.42
1:AA:308:G:N2	1:AA:477:A:C8	2.86	0.42
1:AA:400:G:N7	24:AX:56:ARG:NH1	2.68	0.42
1:AA:58:G:N2	1:AA:70:G:C4	2.88	0.42
1:AA:934:U:H2'	1:AA:935:C:C6	2.54	0.42
10:AJ:81:ILE:CG1	10:AJ:82:GLY:H	2.33	0.42
11:AK:107:LEU:HD21	11:AK:115:ILE:HG21	2.01	0.42
13:AM:73:ILE:HG21	13:AM:91:TYR:CZ	2.53	0.42
17:AQ:88:GLU:O	17:AQ:88:GLU:HG3	2.19	0.42
33:BA:1241:G:H2'	33:BA:1242:G:H8	1.83	0.42
33:BA:1266:G:C6	33:BA:1270:G:C6	3.08	0.42
33:BA:1404:C:H2'	33:BA:1405:G:C8	2.54	0.42
33:BA:232:G:H1'	33:BA:262:A:N1	2.34	0.42
33:BA:475:C:H2'	33:BA:476:U:C6	2.54	0.42
35:BC:11:ARG:O	35:BC:13:GLY:N	2.52	0.42
35:BC:39:VAL:CG2	35:BC:40:ARG:N	2.81	0.42
36:BD:188:ARG:HH12	36:BD:192:SER:HB2	1.84	0.42
37:BE:156:LYS:HD2	40:BH:71:VAL:HA	2.00	0.42
41:BI:42:GLU:O	41:BI:45:ARG:HG2	2.19	0.42
46:BN:26:GLU:C	46:BN:28:LYS:H	2.22	0.42
46:BN:33:ASP:O	46:BN:35:ASN:N	2.52	0.42
33:BA:376:G:H5''	48:BP:5:ARG:HB2	2.02	0.42
53:BU:34:ARG:CG	53:BU:35:ARG:H	2.32	0.42
54:BV:598:SER:O	54:BV:602:LYS:HD3	2.19	0.42
1:CA:1593:A:H2'	1:CA:1594:U:O4'	2.18	0.42
1:CA:1709:U:H2'	1:CA:1710:G:C8	2.54	0.42
1:CA:171:U:H2'	1:CA:172:A:H8	1.84	0.42
1:CA:2145:C:H3'	1:CA:2146:C:C5'	2.49	0.42
1:CA:2555:U:C5	1:CA:2556:C:C2	3.08	0.42
1:CA:853:C:H2'	1:CA:854:C:C6	2.54	0.42
3:CC:200:MET:HB3	3:CC:200:MET:HE2	1.95	0.42
1:CA:1824:G:OP2	3:CC:52:HIS:CE1	2.72	0.42
4:CD:101:PHE:O	4:CD:104:VAL:N	2.51	0.42

Continued on next page...

Continued from previous page...

Atom-1	Atom-2	Interatomic distance (Å)	Clash overlap (Å)
4:CD:8:LYS:HB2	4:CD:201:LEU:HD22	2.00	0.42
20:CT:11:LEU:O	25:CY:29:ARG:NH1	2.47	0.42
23:CW:49:ASN:C	23:CW:49:ASN:ND2	2.71	0.42
24:CX:44:ARG:HG2	24:CX:45:PHE:N	2.34	0.42
33:DA:1387:G:C6	33:DA:1388:C:N4	2.87	0.42
33:DA:354:G:C6	33:DA:355:C:N4	2.87	0.42
33:DA:690:G:H2'	33:DA:691:G:O4'	2.18	0.42
33:DA:77:A:H8	33:DA:77:A:H5''	1.84	0.42
33:DA:922:G:C6	33:DA:923:A:C6	3.07	0.42
34:DB:150:ILE:HG13	34:DB:153:MET:HB3	2.00	0.42
34:DB:67:LEU:HB3	34:DB:160:LEU:HD12	2.00	0.42
36:DD:23:SER:H	36:DD:110:THR:HG22	1.84	0.42
37:DE:46:VAL:HG12	37:DE:118:ALA:HA	2.02	0.42
38:DF:52:ASN:O	38:DF:53:LYS:CB	2.67	0.42
43:DK:14:LYS:O	43:DK:15:GLN:HB3	2.19	0.42
33:DA:674:G:H4'	50:DR:70:TYR:CE1	2.54	0.42
52:DT:83:ILE:O	52:DT:87:ALA:HB3	2.19	0.42
1:EA:651:G:H5'	30:E3:18:LYS:HG3	2.01	0.42
32:E5:118:ILE:HB	32:E5:119:PRO:HD3	2.01	0.42
32:E5:113:PHE:O	32:E5:123:ILE:HB	2.20	0.42
1:EA:1591:A:H2'	1:EA:1592:C:C6	2.54	0.42
1:EA:1706:C:C2	1:EA:1757:A:H5'	2.54	0.42
1:EA:1817:G:H2'	1:EA:1818:U:H5'	1.99	0.42
1:EA:2579:C:OP1	59:EA:3540:HOH:O	2.22	0.42
1:EA:2724:U:OP1	4:ED:116:LYS:NZ	2.38	0.42
1:EA:546:U:O2'	1:EA:547:A:H4'	2.18	0.42
2:EB:51:G:C6	2:EB:52:A:C6	3.06	0.42
4:ED:32:ASN:HD22	4:ED:32:ASN:N	2.18	0.42
5:EE:145:ASP:HB3	5:EE:184:ASP:HB2	2.01	0.42
6:EF:134:GLN:OE1	6:EF:149:ARG:HB3	2.19	0.42
6:EF:41:GLU:HB2	6:EF:48:LEU:CD2	2.49	0.42
10:EJ:64:VAL:HG21	10:EJ:89:PHE:CZ	2.54	0.42
24:EX:28:PHE:CD1	24:EX:28:PHE:N	2.87	0.42
24:EX:38:TRP:NE1	24:EX:40:GLU:HB2	2.34	0.42
33:FA:1166:G:N2	33:FA:1171:A:C6	2.87	0.42
33:FA:451:A:N1	33:FA:481:G:C5	2.87	0.42
34:FB:132:GLU:HG2	34:FB:132:GLU:O	2.20	0.42
34:FB:20:ARG:HH12	34:FB:38:HIS:HD2	1.68	0.42
34:FB:20:ARG:O	34:FB:22:TRP:N	2.47	0.42
41:FI:11:ARG:HB2	41:FI:15:SER:O	2.19	0.42
1:GA:1019:U:C6	1:GA:1020:A:N7	2.88	0.42

Continued on next page...

Continued from previous page...

Atom-1	Atom-2	Interatomic distance (Å)	Clash overlap (Å)
1:GA:1045:C:O2	1:GA:1047:G:N1	2.52	0.42
1:GA:1088:A:HO2'	1:GA:1089:A:P	2.38	0.42
1:GA:2277:G:C6	1:GA:2278:A:N7	2.87	0.42
1:GA:2051:A:C6	1:GA:2614:A:C8	3.08	0.42
1:GA:2885:G:H2'	1:GA:2886:A:O4'	2.19	0.42
1:GA:300:A:H2'	1:GA:334:C:H1'	2.01	0.42
1:GA:635:C:P	12:GL:126:ARG:NH1	2.92	0.42
1:GA:675:A:C6	1:GA:676:A:C6	3.07	0.42
1:GA:933:A:H5'	1:GA:934:U:OP2	2.19	0.42
2:GB:32:U:H2'	2:GB:33:G:C8	2.54	0.42
2:GB:3:C:H2'	2:GB:4:C:C6	2.54	0.42
4:GD:106:LYS:HB3	4:GD:206:ALA:HB3	2.01	0.42
4:GD:80:TRP:CD1	4:GD:202:ILE:HD11	2.55	0.42
9:GI:74:PRO:O	9:GI:77:VAL:HG13	2.19	0.42
10:GJ:114:LEU:O	10:GJ:117:ALA:HB3	2.19	0.42
11:GK:5:GLN:O	11:GK:6:THR:CB	2.66	0.42
14:GN:33:ILE:CG1	14:GN:114:GLU:HB3	2.49	0.42
1:GA:2722:G:H4'	14:GN:4:ARG:HB2	2.01	0.42
21:GU:86:PHE:O	21:GU:87:GLU:HB3	2.20	0.42
23:GW:71:LYS:HB3	23:GW:72:GLY:H	1.69	0.42
33:HA:1059:C:O3'	46:HN:85:ARG:NH2	2.52	0.42
33:HA:160:A:H2'	33:HA:161:A:O4'	2.18	0.42
33:HA:381:C:H2'	33:HA:382:A:O4'	2.19	0.42
33:HA:977:A:O2'	33:HA:979:C:OP2	2.35	0.42
35:HC:130:PHE:CG	35:HC:131:ARG:N	2.87	0.42
36:HD:147:GLU:HA	36:HD:150:LYS:HD2	2.01	0.42
38:HF:78:PHE:CD1	38:HF:78:PHE:N	2.86	0.42
33:HA:1248:A:H4'	41:HI:33:ARG:HH12	1.84	0.42
43:HK:13:ARG:O	43:HK:14:LYS:HB3	2.19	0.42
51:HS:29:LYS:HB3	51:HS:30:PRO:HD2	2.01	0.42
53:HU:19:PHE:CD1	53:HU:19:PHE:C	2.92	0.42
43:HK:93:ARG:HH22	53:HU:20:LYS:HD2	1.83	0.42
43:HK:122:ARG:NH1	53:HU:36:GLU:HG3	2.34	0.42
54:HV:317:PHE:CE1	54:HV:343:VAL:CG2	3.02	0.42
54:HV:34:THR:HG21	54:HV:70:ALA:CB	2.49	0.42
1:AA:1533:C:H2'	1:AA:1534:U:H5''	2.02	0.42
1:AA:2269:G:C2	1:AA:2270:A:C8	3.07	0.42
1:AA:2897:U:H2'	1:AA:2898:U:C6	2.53	0.42
1:AA:320:A:H4'	1:AA:322:A:C8	2.54	0.42
1:AA:309:A:C2'	1:AA:329:G:HO2'	2.29	0.42
1:AA:347:A:C2	1:AA:348:A:C4	3.07	0.42

Continued on next page...

Continued from previous page...

Atom-1	Atom-2	Interatomic distance (Å)	Clash overlap (Å)
1:AA:35:G:C4	1:AA:454:A:C2	3.08	0.42
1:AA:866:A:C8	1:AA:914:G:C2	3.07	0.42
1:AA:973:A:O4'	1:AA:1188:U:C6	2.72	0.42
2:AB:58:A:C5	2:AB:59:A:C8	3.07	0.42
6:AF:90:LEU:CD1	6:AF:98:PHE:HB3	2.49	0.42
7:AG:38:ASP:CG	7:AG:39:ALA:H	2.22	0.42
8:AH:31:VAL:HB	8:AH:32:PRO:HD3	1.99	0.42
16:AP:58:PHE:HD1	16:AP:75:THR:HG22	1.84	0.42
19:AS:71:VAL:CG2	19:AS:71:VAL:O	2.66	0.42
33:BA:1349:A:P	41:BI:120:LYS:HE2	2.59	0.42
33:BA:1406:U:C5	33:BA:1407:C:C5	3.07	0.42
33:BA:685:G:O2'	33:BA:686:U:H5'	2.19	0.42
33:BA:707:U:H2'	33:BA:708:C:C6	2.54	0.42
34:BB:71:THR:O	34:BB:72:LYS:HG2	2.18	0.42
36:BD:9:LEU:CD2	36:BD:22:LYS:CG	2.97	0.42
40:BH:112:THR:CG2	40:BH:115:ALA:H	2.32	0.42
46:BN:53:ARG:C	46:BN:55:SER:H	2.22	0.42
52:BT:66:LEU:HD12	52:BT:66:LEU:C	2.39	0.42
54:BV:495:ARG:HD2	54:BV:611:VAL:HB	2.02	0.42
1:CA:1786:A:C4	1:CA:1938:A:C6	3.07	0.42
1:CA:2096:C:H2'	1:CA:2097:A:C8	2.53	0.42
1:CA:2101:A:N1	1:CA:2102:G:N1	2.68	0.42
1:CA:2742:G:N7	59:CA:3774:HOH:O	2.36	0.42
1:CA:528:A:H3'	1:CA:528:A:H8	1.83	0.42
1:CA:646:U:H3'	1:CA:647:G:H5''	2.01	0.42
1:CA:880:G:N2	1:CA:898:C:C2	2.87	0.42
1:CA:910:A:H2'	1:CA:911:A:C8	2.55	0.42
4:CD:22:ILE:HG23	4:CD:190:LYS:CD	2.49	0.42
12:CL:78:ARG:HA	12:CL:113:ALA:HB3	2.00	0.42
13:CM:2:LEU:HD12	13:CM:69:PRO:HD2	2.01	0.42
14:CN:30:ARG:HG2	14:CN:31:HIS:CE1	2.53	0.42
14:CN:55:ALA:HA	14:CN:80:PHE:CE1	2.55	0.42
15:CO:3:LYS:HG3	15:CO:4:LYS:H	1.82	0.42
15:CO:88:LYS:O	15:CO:89:ASP:HB2	2.19	0.42
18:CR:21:ARG:NH2	18:CR:93:PHE:CZ	2.88	0.42
33:DA:1055:A:C8	33:DA:1206:G:C2	3.07	0.42
33:DA:1253:G:N1	33:DA:1285:A:N6	2.68	0.42
33:DA:207:C:C2'	33:DA:208:U:C5	3.03	0.42
33:DA:454:G:C2'	33:DA:455:G:H5'	2.49	0.42
33:DA:513:C:H2'	33:DA:514:C:H6	1.85	0.42
34:DB:127:LYS:O	34:DB:129:THR:N	2.52	0.42

Continued on next page...

Continued from previous page...

Atom-1	Atom-2	Interatomic distance (Å)	Clash overlap (Å)
36:DD:104:ARG:NH1	36:DD:111:ARG:HH22	2.17	0.42
52:DT:3:ASN:CG	52:DT:4:ILE:N	2.73	0.42
43:DK:125:LYS:O	53:DU:34:ARG:CZ	2.68	0.42
54:DV:105:VAL:HG23	54:DV:106:LEU:N	2.35	0.42
27:E0:33:SER:OG	27:E0:35:GLU:HG3	2.20	0.42
32:E5:45:GLY:HA2	32:E5:49:GLY:HA2	2.01	0.42
1:EA:2076:U:O2	1:EA:2076:U:O4'	2.38	0.42
1:EA:2148:G:OP2	1:EA:2149:U:H1'	2.19	0.42
1:EA:215:G:H4'	1:EA:216:A:H4'	2.00	0.42
1:EA:2325:G:C6	1:EA:2326:C:N4	2.88	0.42
1:EA:843:G:C2	1:EA:936:A:C2	3.08	0.42
1:EA:983:A:C6	1:EA:984:A:C2	3.08	0.42
5:EE:111:GLU:HG2	5:EE:114:ARG:NH1	2.34	0.42
6:EF:101:ARG:HA	6:EF:104:THR:HG22	2.00	0.42
7:EG:96:ALA:HB3	7:EG:103:ASN:HB3	2.00	0.42
8:EH:28:ASN:C	8:EH:32:PRO:HG2	2.39	0.42
11:EK:15:GLY:O	11:EK:47:ILE:N	2.48	0.42
14:EN:44:LEU:HD23	14:EN:113:ILE:HD13	2.01	0.42
16:EP:71:ARG:HD3	16:EP:73:PHE:CZ	2.54	0.42
17:EQ:67:ALA:HB1	17:EQ:105:PHE:CE2	2.54	0.42
26:EZ:9:THR:HG22	26:EZ:53:MET:O	2.18	0.42
33:FA:135:C:H2'	33:FA:136:C:H5'	2.00	0.42
16:EP:38:ARG:CZ	33:FA:345:C:H5'	2.49	0.42
33:FA:49:U:C2	33:FA:361:G:N2	2.87	0.42
33:FA:300:A:H1'	33:FA:565:U:O2	2.19	0.42
33:FA:941:G:H2'	33:FA:942:G:O5'	2.19	0.42
35:FC:22:TRP:HB3	35:FC:59:ARG:H	1.85	0.42
36:FD:107:PHE:HD2	36:FD:145:ILE:CG1	2.32	0.42
36:FD:98:LEU:N	36:FD:135:TYR:O	2.51	0.42
38:FF:42:TRP:CD1	38:FF:42:TRP:N	2.87	0.42
43:FK:16:VAL:HG13	43:FK:17:SER:N	2.34	0.42
43:FK:60:PRO:O	43:FK:95:SER:OG	2.18	0.42
47:FO:8:THR:O	47:FO:12:VAL:HG23	2.19	0.42
54:FV:330:VAL:HG21	54:FV:333:LEU:HD21	2.02	0.42
54:FV:493:THR:HG22	54:FV:613:LEU:HD21	1.99	0.42
54:FV:497:LYS:HG2	54:FV:523:TYR:HB2	2.01	0.42
1:GA:1279:G:C6	1:GA:1292:G:C6	3.07	0.42
1:GA:1674:G:N2	1:GA:1677:A:N1	2.65	0.42
1:GA:2210:U:H4'	1:GA:2211:A:C5'	2.49	0.42
1:GA:2359:C:H2'	1:GA:2360:G:C8	2.55	0.42
1:GA:2526:G:C6	1:GA:2527:C:C4	3.08	0.42

Continued on next page...

Continued from previous page...

Atom-1	Atom-2	Interatomic distance (Å)	Clash overlap (Å)
1:GA:2840:C:H2'	1:GA:2841:C:C6	2.54	0.42
1:GA:548:G:H4'	1:GA:549:G:N2	2.33	0.42
1:GA:574:A:H4'	1:GA:575:A:O5'	2.19	0.42
1:GA:634:C:H5''	12:GL:126:ARG:HH12	1.84	0.42
1:GA:753:A:H2'	1:GA:754:U:H6	1.84	0.42
1:GA:88:G:C2	1:GA:89:A:C8	3.07	0.42
4:GD:119:ALA:CB	4:GD:124:ARG:HB2	2.49	0.42
14:GN:58:ASP:OD2	14:GN:63:ARG:NH2	2.52	0.42
18:GR:5:PHE:HE1	18:GR:14:VAL:HG21	1.85	0.42
20:GT:54:GLU:HG3	20:GT:88:LYS:H	1.85	0.42
34:HB:185:ILE:HA	34:HB:199:ILE:HG13	2.01	0.42
35:HC:120:ILE:HD11	35:HC:137:ALA:HB2	2.01	0.42
36:HD:145:ILE:HG22	36:HD:146:ARG:O	2.19	0.42
44:HL:30:LYS:O	44:HL:82:ILE:HG22	2.18	0.42
33:HA:552:U:H5'	44:HL:83:ARG:HH11	1.84	0.42
45:HM:50:GLU:HA	45:HM:53:ILE:HD12	2.01	0.42
46:HN:45:VAL:HG23	46:HN:46:LEU:H	1.84	0.42
49:HQ:75:LEU:HD11	49:HQ:77:ARG:O	2.19	0.42
54:HV:272:ASN:O	54:HV:276:GLN:NE2	2.52	0.42
54:HV:4:THR:CG2	54:HV:378:ARG:CZ	2.98	0.42
32:A5:123:ILE:O	32:A5:124:ASP:CB	2.68	0.42
1:AA:1132:U:H5'	10:AJ:84:ILE:CD1	2.49	0.42
1:AA:1267:U:O3'	59:AA:3376:HOH:O	2.20	0.42
1:AA:1341:G:N2	1:AA:1398:C:H4'	2.35	0.42
1:AA:138:U:H5'	1:AA:139:U:H5''	2.02	0.42
1:AA:1906:G:N2	1:AA:1924:C:O2	2.38	0.42
1:AA:2533:U:H2'	1:AA:2534:A:H5'	2.01	0.42
1:AA:42:A:C2'	1:AA:43:G:H5'	2.48	0.42
1:AA:443:A:H2	1:AA:1245:G:N3	2.17	0.42
1:AA:594:U:H2'	1:AA:595:C:H6	1.81	0.42
1:AA:65:U:O2'	20:AT:73:ARG:NH1	2.52	0.42
4:AD:118:PHE:HD1	4:AD:119:ALA:N	2.11	0.42
5:AE:24:ASN:ND2	5:AE:27:LEU:HB2	2.34	0.42
7:AG:114:HIS:HB2	7:AG:150:TYR:HE2	1.84	0.42
7:AG:108:PHE:HE1	7:AG:151:ARG:CZ	2.32	0.42
7:AG:84:LYS:HZ2	7:AG:133:LYS:HE3	1.83	0.42
8:AH:21:VAL:CG2	8:AH:25:TYR:HD2	2.32	0.42
13:AM:64:TRP:HZ3	13:AM:106:ASP:HB2	1.84	0.42
17:AQ:29:ARG:HH11	17:AQ:29:ARG:CG	2.33	0.42
1:AA:1601:G:P	20:AT:64:LYS:HZ1	2.42	0.42
21:AU:94:PHE:HA	21:AU:101:THR:HA	2.00	0.42

Continued on next page...

Continued from previous page...

Atom-1	Atom-2	Interatomic distance (Å)	Clash overlap (Å)
33:BA:787:A:C2	33:BA:796:C:N3	2.87	0.42
36:BD:65:TYR:HD1	36:BD:65:TYR:N	2.16	0.42
36:BD:69:GLU:OE1	36:BD:73:ARG:NE	2.52	0.42
38:BF:55:HIS:ND1	38:BF:55:HIS:N	2.67	0.42
42:BJ:7:ARG:HA	42:BJ:75:ASP:HA	2.02	0.42
46:BN:41:ARG:NH1	46:BN:45:VAL:HG21	2.35	0.42
49:BQ:13:VAL:HA	49:BQ:55:ILE:HD13	2.02	0.42
53:BU:44:GLU:HG2	53:BU:47:ARG:HD2	2.01	0.42
1:CA:11:C:C2'	1:CA:12:U:H5'	2.49	0.42
1:CA:1663:G:C6	1:CA:1992:G:N7	2.88	0.42
1:CA:2145:C:H3'	1:CA:2146:C:H5''	1.99	0.42
1:CA:245:G:O6	30:C3:7:ARG:HD2	2.19	0.42
1:CA:2599:G:C2	1:CA:2600:A:C4	3.07	0.42
1:CA:2686:G:C5	1:CA:2687:U:C4	3.07	0.42
1:CA:608:A:H2'	1:CA:609:A:C8	2.55	0.42
1:CA:728:G:H4'	3:CC:12:ARG:HD3	2.00	0.42
4:CD:73:VAL:HG23	4:CD:74:GLU:H	1.83	0.42
9:CI:58:ILE:HG23	9:CI:66:PHE:CE2	2.54	0.42
10:CJ:13:ARG:HD3	10:CJ:51:GLY:O	2.19	0.42
11:CK:39:ILE:HG13	11:CK:41:ILE:CD1	2.49	0.42
11:CK:19:VAL:HG11	11:CK:41:ILE:HG12	2.01	0.42
16:CP:50:ARG:NE	16:CP:57:ALA:H	2.17	0.42
17:CQ:97:ILE:HD11	17:CQ:105:PHE:N	2.35	0.42
20:CT:8:LEU:N	20:CT:8:LEU:HD12	2.34	0.42
33:DA:1053:G:N7	33:DA:1199:U:H3'	2.34	0.42
33:DA:1311:A:H2'	33:DA:1312:G:O5'	2.19	0.42
33:DA:1377:A:C5	39:DG:7:ILE:HD11	2.54	0.42
33:DA:1507:A:N1	33:DA:1508:A:C6	2.88	0.42
33:DA:66:A:C2	33:DA:67:C:C6	3.07	0.42
33:DA:714:G:H2'	33:DA:715:A:C8	2.54	0.42
33:DA:842:U:H3'	33:DA:843:U:C5'	2.49	0.42
34:DB:103:TRP:CH2	34:DB:155:GLY:HA2	2.55	0.42
36:DD:116:GLN:O	36:DD:119:SER:HB3	2.20	0.42
42:DJ:53:ILE:HG12	42:DJ:62:ARG:H	1.84	0.42
42:DJ:11:LYS:HE2	42:DJ:71:LEU:HD21	2.02	0.42
42:DJ:40:ILE:HD12	42:DJ:73:LEU:HD23	2.01	0.42
44:DL:90:LEU:HB3	44:DL:93:VAL:CG2	2.48	0.42
54:DV:173:ILE:HD11	54:DV:183:VAL:HG23	2.01	0.42
54:DV:303:LYS:HA	54:DV:303:LYS:CE	2.49	0.42
32:E5:108:VAL:HG12	32:E5:109:LYS:N	2.34	0.42
1:EA:1385:A:H1'	1:EA:1386:C:C6	2.54	0.42

Continued on next page...

Continued from previous page...

Atom-1	Atom-2	Interatomic distance (Å)	Clash overlap (Å)
1:EA:1714:U:H5'	1:EA:1715:G:H5'	1.99	0.42
1:EA:1783:A:H5'	1:EA:2608:G:H4'	2.02	0.42
1:EA:631:A:N6	1:EA:632:A:C2	2.87	0.42
1:EA:819:A:OP2	1:EA:1187:G:N2	2.36	0.42
1:EA:973:A:OP2	18:ER:81:LYS:NZ	2.39	0.42
2:EB:11:C:C4	2:EB:12:C:C4	3.07	0.42
2:EB:27:C:C5	2:EB:28:C:C5	3.08	0.42
8:EH:4:ILE:O	8:EH:36:ALA:HA	2.20	0.42
10:EJ:4:PHE:O	10:EJ:44:TYR:CE1	2.73	0.42
11:EK:28:SER:O	11:EK:29:HIS:HB2	2.20	0.42
11:EK:35:VAL:HG12	11:EK:36:GLY:N	2.34	0.42
16:EP:85:VAL:HG13	16:EP:86:LYS:N	2.35	0.42
18:ER:24:LYS:HA	18:ER:94:THR:HG23	2.01	0.42
19:ES:63:GLY:O	19:ES:64:ALA:CB	2.67	0.42
33:FA:1056:U:OP1	35:FC:163:ALA:N	2.36	0.42
33:FA:1219:A:H2'	33:FA:1220:G:C8	2.54	0.42
33:FA:144:G:C2	33:FA:145:G:C4	3.07	0.42
33:FA:1477:U:H2'	33:FA:1478:U:C6	2.54	0.42
33:FA:1486:G:C6	33:FA:1487:G:C6	3.07	0.42
36:FD:9:LEU:HD21	36:FD:22:LYS:CG	2.49	0.42
36:FD:202:GLU:OE2	37:FE:105:ILE:HG23	2.20	0.42
41:FI:129:LYS:HG3	41:FI:130:ARG:HG2	2.00	0.42
33:FA:675:A:O2'	43:FK:116:ILE:O	2.35	0.42
43:FK:16:VAL:O	43:FK:17:SER:HB3	2.19	0.42
43:FK:82:LEU:HD11	43:FK:105:PHE:CG	2.54	0.42
44:FL:3:THR:HG22	44:FL:6:GLN:H	1.84	0.42
1:GA:2429:G:H4'	59:GA:3339:HOH:O	2.20	0.42
1:GA:277:G:H2'	1:GA:278:A:OP2	2.19	0.42
1:GA:297:G:C6	1:GA:298:G:C4	3.07	0.42
1:GA:511:U:OP2	59:GA:3757:HOH:O	2.21	0.42
1:GA:535:G:C6	1:GA:559:G:C6	3.07	0.42
1:GA:634:C:H2'	1:GA:635:C:C6	2.54	0.42
4:GD:115:GLY:O	14:GN:3:HIS:NE2	2.51	0.42
5:GE:153:LEU:HD22	5:GE:171:ASP:HB3	2.01	0.42
5:GE:92:HIS:N	5:GE:92:HIS:CD2	2.87	0.42
6:GF:174:PHE:CD2	6:GF:176:PHE:CZ	3.07	0.42
12:GL:57:LEU:CD2	30:G3:53:ASP:HB3	2.49	0.42
14:GN:30:ARG:NH2	14:GN:72:ASP:OD2	2.52	0.42
18:GR:4:VAL:HG23	18:GR:39:LEU:HB2	2.01	0.42
33:HA:1124:G:H3'	33:HA:1145:A:N6	2.34	0.42
33:HA:1225:A:H2'	33:HA:1226:C:C5	2.54	0.42

Continued on next page...

Continued from previous page...

Atom-1	Atom-2	Interatomic distance (Å)	Clash overlap (Å)
33:HA:1492:A:N3	33:HA:1492:A:H5''	2.33	0.42
33:HA:328:C:O2	33:HA:328:C:H2'	2.19	0.42
33:HA:648:A:H2'	33:HA:649:A:C8	2.54	0.42
35:HC:126:ARG:O	35:HC:126:ARG:HG2	2.20	0.42
41:HI:129:LYS:HG3	41:HI:130:ARG:N	2.35	0.42
33:HA:949:A:OP1	45:HM:100:GLN:HG2	2.19	0.42
45:HM:10:PRO:O	45:HM:11:ASP:CB	2.67	0.42
30:A3:22:LYS:HA	30:A3:47:ALA:O	2.19	0.42
1:AA:1069:A:C1'	1:AA:1073:A:H62	2.33	0.42
1:AA:1316:U:H2'	1:AA:1317:G:H8	1.85	0.42
1:AA:1341:G:C2	1:AA:1398:C:H4'	2.54	0.42
1:AA:1935:G:H1'	1:AA:1964:G:N2	2.34	0.42
1:AA:2017:U:H5''	1:AA:2018:G:P	2.59	0.42
1:AA:2283:C:H5''	1:AA:2389:G:O2'	2.19	0.42
1:AA:2837:A:C2	1:AA:2838:G:C5	3.07	0.42
1:AA:379:G:C6	1:AA:380:G:C5	3.08	0.42
2:AB:39:A:C2	2:AB:44:G:C2	3.07	0.42
6:AF:89:THR:HG21	6:AF:91:ARG:CZ	2.49	0.42
10:AJ:18:VAL:HG22	10:AJ:140:LEU:CD1	2.50	0.42
15:AO:49:VAL:HG21	15:AO:82:ALA:HA	2.01	0.42
17:AQ:91:ARG:HB2	17:AQ:94:LEU:HB2	2.02	0.42
20:AT:69:ARG:HG3	20:AT:70:HIS:N	2.34	0.42
21:AU:86:PHE:CG	21:AU:92:VAL:HG11	2.54	0.42
25:AY:23:ARG:HA	25:AY:23:ARG:HE	1.83	0.42
33:BA:1033:G:C2'	33:BA:1034:G:H5''	2.50	0.42
33:BA:1000:A:C2	33:BA:1041:G:C2	3.08	0.42
33:BA:1102:A:H2'	33:BA:1103:C:C6	2.54	0.42
33:BA:1118:U:C5'	41:BI:106:ARG:HD2	2.50	0.42
33:BA:1251:A:H2'	33:BA:1252:A:C8	2.54	0.42
33:BA:1363:A:O2'	33:BA:1365:G:N7	2.42	0.42
33:BA:283:U:C4	33:BA:284:C:C4	3.07	0.42
33:BA:598:U:H4'	40:BH:86:TYR:CD2	2.55	0.42
33:BA:844:G:C2'	33:BA:845:A:H5''	2.48	0.42
34:BB:57:ASN:ND2	34:BB:219:THR:O	2.52	0.42
34:BB:67:LEU:HD12	34:BB:157:PRO:HG3	2.02	0.42
35:BC:88:ARG:CZ	35:BC:101:ILE:HG22	2.50	0.42
36:BD:4:TYR:CZ	36:BD:6:GLY:CA	3.03	0.42
39:BG:79:ARG:HD2	39:BG:83:SER:O	2.18	0.42
43:BK:126:LYS:HE3	43:BK:127:ARG:NH2	2.34	0.42
43:BK:71:ALA:HB1	43:BK:105:PHE:HE2	1.84	0.42
47:BO:39:LEU:O	47:BO:42:HIS:HB3	2.19	0.42

Continued on next page...

Continued from previous page...

Atom-1	Atom-2	Interatomic distance (Å)	Clash overlap (Å)
51:BS:55:ARG:NH2	51:BS:79:THR:HG21	2.34	0.42
54:BV:177:GLU:HG2	54:BV:178:HIS:CD2	2.54	0.42
54:BV:218:TRP:CD1	54:BV:218:TRP:N	2.88	0.42
54:BV:360:PHE:CD2	54:BV:363:ILE:HD11	2.54	0.42
54:BV:89:THR:HB	54:BV:90:PRO:CD	2.50	0.42
1:CA:2243:U:H2'	1:CA:2244:U:C6	2.54	0.42
1:CA:2590:A:H2'	1:CA:2591:C:C6	2.54	0.42
1:CA:2636:C:H2'	1:CA:2637:U:H6	1.83	0.42
1:CA:2758:A:C2'	1:CA:2759:G:H5'	2.49	0.42
1:CA:857:G:H2'	1:CA:858:G:O4'	2.19	0.42
3:CC:173:LEU:N	3:CC:173:LEU:CD1	2.82	0.42
1:CA:2531:A:P	7:CG:174:LYS:HE3	2.59	0.42
10:CJ:111:LYS:N	59:CJ:202:HOH:O	2.52	0.42
17:CQ:93:ILE:O	17:CQ:96:ASP:N	2.50	0.42
18:CR:67:GLY:C	18:CR:93:PHE:CE1	2.93	0.42
33:DA:1118:U:O4'	33:DA:1179:A:H1'	2.19	0.42
33:DA:1508:A:C2	33:DA:1509:C:C2	3.07	0.42
33:DA:1519:A:C8	33:DA:1520:C:H1'	2.54	0.42
33:DA:2:A:N6	33:DA:3:A:N1	2.68	0.42
33:DA:661:G:N3	33:DA:745:G:N2	2.67	0.42
33:DA:71:A:N1	33:DA:99:C:O2'	2.53	0.42
34:DB:153:MET:O	34:DB:155:GLY:N	2.49	0.42
38:DF:97:THR:O	38:DF:98:GLU:CB	2.67	0.42
39:DG:9:GLN:N	39:DG:9:GLN:OE1	2.52	0.42
43:DK:128:ARG:HH11	43:DK:128:ARG:CG	2.32	0.42
44:DL:29:GLN:NE2	44:DL:29:GLN:N	2.68	0.42
44:DL:49:LEU:O	44:DL:51:LYS:HD2	2.19	0.42
33:DA:1014:A:OP2	51:DS:18:LYS:CE	2.67	0.42
32:E5:108:VAL:CG1	32:E5:109:LYS:N	2.82	0.42
1:EA:1061:U:O4'	1:EA:1061:U:O2	2.38	0.42
1:EA:1290:C:H2'	1:EA:1291:C:C6	2.54	0.42
1:EA:1319:C:C2'	1:EA:1320:C:H5'	2.49	0.42
1:EA:68:G:H2'	1:EA:69:C:O4'	2.19	0.42
1:EA:787:C:P	59:EA:3750:HOH:O	2.78	0.42
5:EE:12:LEU:O	5:EE:13:THR:HB	2.20	0.42
6:EF:37:MET:HG3	6:EF:56:LEU:HD11	2.00	0.42
7:EG:27:GLY:HA3	7:EG:78:VAL:HG12	2.01	0.42
14:EN:33:ILE:HD11	14:EN:118:ARG:HD3	2.01	0.42
18:ER:66:HIS:CD2	18:ER:94:THR:HG22	2.54	0.42
20:ET:26:LYS:O	20:ET:27:SER:CB	2.68	0.42
21:EU:39:ASN:HB2	21:EU:64:ILE:HG21	2.02	0.42

Continued on next page...

Continued from previous page...

Atom-1	Atom-2	Interatomic distance (Å)	Clash overlap (Å)
33:FA:263:A:H2'	33:FA:264:C:C6	2.54	0.42
33:FA:763:G:H2'	33:FA:764:C:C6	2.55	0.42
33:FA:845:A:H5'	33:FA:846:G:O4'	2.20	0.42
37:FE:134:ILE:HD12	37:FE:134:ILE:H	1.84	0.42
40:FH:89:LYS:HA	40:FH:92:LEU:HG	2.01	0.42
46:FN:20:TYR:O	46:FN:23:LYS:HB3	2.20	0.42
49:FQ:74:THR:HG22	49:FQ:75:LEU:N	2.34	0.42
53:FU:25:LYS:HG2	53:FU:26:ALA:H	1.84	0.42
1:GA:1062:G:C2'	1:GA:1063:G:C8	3.02	0.42
1:GA:1091:G:O2'	31:G4:12:ARG:NH1	2.53	0.42
1:GA:1206:G:C6	1:GA:1207:C:C4	3.07	0.42
1:GA:1361:G:C6	1:GA:1362:C:N4	2.87	0.42
1:GA:1576:U:C2	1:GA:1577:C:C5	3.08	0.42
1:GA:2849:U:O4	16:GP:20:ARG:NH1	2.47	0.42
1:GA:594:U:H2'	1:GA:595:C:C6	2.54	0.42
3:GC:231:HIS:HA	3:GC:241:LYS:HE3	2.01	0.42
1:GA:2032:G:H21	4:GD:151:THR:HB	1.83	0.42
5:GE:76:PRO:HA	5:GE:82:GLY:HA3	2.01	0.42
7:GG:126:THR:HG22	7:GG:127:GLN:N	2.33	0.42
7:GG:162:ARG:CZ	7:GG:168:VAL:HG21	2.49	0.42
10:GJ:81:ILE:CG1	10:GJ:82:GLY:H	2.32	0.42
5:GE:29:HIS:HA	12:GL:6:LEU:HD22	2.00	0.42
19:GS:107:VAL:O	19:GS:107:VAL:HG13	2.20	0.42
33:HA:293:G:C6	33:HA:294:U:C4	3.08	0.42
34:HB:41:ASN:ND2	34:HB:44:LYS:HB2	2.34	0.42
36:HD:174:ASP:O	36:HD:175:ALA:HB2	2.19	0.42
40:HH:106:THR:CG2	40:HH:121:LEU:HD22	2.49	0.42
45:HM:114:LYS:HB3	45:HM:115:PRO:HD3	2.02	0.42
45:HM:57:ARG:O	45:HM:60:VAL:HG12	2.19	0.42
43:HK:86:VAL:HG21	53:HU:17:ARG:HH22	1.84	0.42
54:HV:337:ARG:HA	54:HV:382:ILE:HG22	2.00	0.42
32:A5:29:ASP:N	32:A5:29:ASP:OD1	2.52	0.42
1:AA:1307:A:C5	1:AA:1308:A:C8	3.07	0.42
1:AA:1622:G:C2	1:AA:1623:G:C8	3.07	0.42
1:AA:1857:G:C4	1:AA:1884:G:N2	2.88	0.42
1:AA:2103:C:C2'	1:AA:2104:C:H5'	2.48	0.42
1:AA:954:G:O2'	1:AA:2274:A:N1	2.41	0.42
1:AA:228:C:O2	1:AA:418:C:H4'	2.19	0.42
1:AA:2023:C:O2'	1:AA:2618:G:OP1	2.29	0.42
1:AA:301:G:C4	1:AA:302:C:C5	3.08	0.42
1:AA:336:C:OP2	59:AA:3549:HOH:O	2.20	0.42

Continued on next page...

Continued from previous page...

Atom-1	Atom-2	Interatomic distance (Å)	Clash overlap (Å)
1:AA:422:A:C6	1:AA:423:A:C6	3.08	0.42
1:AA:934:U:C2	1:AA:935:C:C5	3.08	0.42
3:AC:169:ALA:O	3:AC:185:ALA:HB3	2.18	0.42
4:AD:118:PHE:O	4:AD:163:GLY:O	2.38	0.42
6:AF:39:VAL:HG13	6:AF:40:GLY:N	2.35	0.42
7:AG:84:LYS:CG	7:AG:132:LEU:H	2.32	0.42
9:AI:139:VAL:HG13	9:AI:141:ASP:HB2	2.00	0.42
33:BA:1458:G:H5'	52:BT:27:MET:HB2	2.02	0.42
33:BA:253:A:OP1	49:BQ:69:LYS:NZ	2.37	0.42
33:BA:59:A:C2	33:BA:354:G:C8	3.08	0.42
33:BA:414:A:H2'	33:BA:415:A:O4'	2.19	0.42
33:BA:533:A:C2	33:BA:536:C:C5	3.08	0.42
33:BA:676:A:H2'	33:BA:677:U:H6	1.84	0.42
33:BA:704:A:C5	33:BA:705:G:C5	3.07	0.42
33:BA:728:A:H2'	33:BA:729:A:C8	2.54	0.42
33:BA:741:G:H2'	33:BA:742:G:H8	1.84	0.42
33:BA:779:C:N4	33:BA:780:A:C6	2.88	0.42
33:BA:791:G:O6	33:BA:792:A:N6	2.45	0.42
35:BC:144:LEU:HD12	35:BC:144:LEU:O	2.19	0.42
36:BD:13:ARG:HG2	36:BD:35:GLU:H	1.85	0.42
37:BE:114:VAL:HG21	37:BE:141:ILE:HD11	2.02	0.42
38:BF:78:PHE:N	38:BF:78:PHE:CD1	2.88	0.42
41:BI:39:PHE:HB2	41:BI:42:GLU:HB2	2.02	0.42
52:BT:44:LYS:HB3	52:BT:87:ALA:HA	2.02	0.42
43:BK:86:VAL:HG21	53:BU:17:ARG:NH2	2.34	0.42
1:CA:1713:A:H61	1:CA:1745:A:H61	1.68	0.42
1:CA:1970:A:H4'	1:CA:1971:U:OP1	2.19	0.42
1:CA:2188:U:H2'	1:CA:2189:U:H5'	2.02	0.42
1:CA:2207:C:H2'	1:CA:2208:C:H6	1.85	0.42
1:CA:2246:G:H1'	1:CA:2426:A:C2	2.53	0.42
1:CA:2340:A:H2'	1:CA:2341:G:H8	1.85	0.42
1:CA:2518:A:N3	1:CA:2518:A:H2'	2.34	0.42
1:CA:26:G:C6	1:CA:27:G:N1	2.87	0.42
1:CA:2747:G:O6	1:CA:2755:C:H5''	2.20	0.42
1:CA:2804:U:H2'	1:CA:2805:C:C6	2.54	0.42
1:CA:2814:A:C5	1:CA:2815:C:C5	3.07	0.42
1:CA:528:A:C8	1:CA:528:A:H3'	2.55	0.42
1:CA:996:A:C5	1:CA:1160:G:C2	3.07	0.42
7:CG:51:PHE:CE1	7:CG:68:ARG:HG2	2.55	0.42
9:CI:91:LYS:O	9:CI:135:MET:CE	2.68	0.42
11:CK:19:VAL:CG1	11:CK:41:ILE:HG13	2.50	0.42

Continued on next page...

Continued from previous page...

Atom-1	Atom-2	Interatomic distance (Å)	Clash overlap (Å)
16:CP:98:TYR:CE2	16:CP:99:LEU:HD13	2.54	0.42
18:CR:41:ILE:O	18:CR:46:GLU:HB2	2.19	0.42
22:CV:14:LYS:HG3	22:CV:15:GLY:N	2.34	0.42
33:DA:1143:G:H2'	33:DA:1144:G:H8	1.85	0.42
33:DA:1264:U:H2'	33:DA:1265:C:C6	2.55	0.42
33:DA:146:G:C2	33:DA:147:G:C4	3.07	0.42
33:DA:195:A:C5	33:DA:196:A:C6	3.08	0.42
33:DA:628:G:C2	33:DA:629:A:C4	3.08	0.42
33:DA:734:G:N2	50:DR:64:TYR:CE1	2.86	0.42
33:DA:925:G:C2	33:DA:927:G:C8	3.08	0.42
35:DC:116:VAL:O	35:DC:119:SER:HB3	2.20	0.42
45:DM:114:LYS:CB	45:DM:115:PRO:CD	2.97	0.42
45:DM:12:HIS:HA	45:DM:44:LYS:NZ	2.34	0.42
48:DP:67:ILE:HG23	48:DP:71:VAL:CG1	2.49	0.42
52:DT:67:ILE:HG13	52:DT:71:LYS:HD3	2.02	0.42
53:DU:12:PHE:CZ	53:DU:16:LEU:HB2	2.55	0.42
54:DV:691:PRO:HB2	54:DV:694:VAL:HG23	2.01	0.42
32:E5:54:VAL:CG2	32:E5:83:ALA:HB1	2.50	0.42
1:EA:1188:U:H4'	18:ER:81:LYS:O	2.20	0.42
1:EA:1230:A:H2'	1:EA:1231:U:O4'	2.19	0.42
1:EA:1676:A:N6	1:EA:1677:A:C6	2.88	0.42
1:EA:2553:G:C2	1:EA:2583:G:H1'	2.54	0.42
1:EA:594:U:H2'	1:EA:595:C:H6	1.85	0.42
1:EA:60:G:O2'	1:EA:62:U:OP2	2.28	0.42
1:EA:721:A:H2'	1:EA:722:A:C8	2.54	0.42
2:EB:58:A:N7	2:EB:59:A:N7	2.68	0.42
4:ED:174:SER:O	4:ED:175:LEU:HB2	2.19	0.42
15:EO:59:ALA:HA	15:EO:62:LEU:HD12	2.01	0.42
21:EU:71:ILE:N	21:EU:71:ILE:HD12	2.34	0.42
23:EW:23:LYS:CG	23:EW:24:ARG:N	2.83	0.42
33:FA:1005:A:H2'	33:FA:1006:G:O4'	2.19	0.42
33:FA:1213:A:C5	33:FA:1215:G:C4	3.07	0.42
33:FA:1216:A:H2'	33:FA:1217:C:C6	2.54	0.42
33:FA:1313:U:H2'	33:FA:1314:C:C6	2.55	0.42
33:FA:149:A:C2	33:FA:174:A:C2	3.07	0.42
33:FA:116:A:H61	33:FA:313:A:H1'	1.84	0.42
33:FA:501:C:H2'	33:FA:502:A:C8	2.54	0.42
33:FA:672:U:H2'	33:FA:673:A:C8	2.55	0.42
33:FA:803:G:C6	33:FA:804:U:C4	3.07	0.42
35:FC:14:ILE:HD13	35:FC:14:ILE:N	2.35	0.42
36:FD:157:ALA:O	36:FD:160:GLU:HB3	2.19	0.42

Continued on next page...

Continued from previous page...

Atom-1	Atom-2	Interatomic distance (Å)	Clash overlap (Å)
41:FI:57:MET:SD	41:FI:58:VAL:CA	3.07	0.42
44:FL:24:LEU:HG	44:FL:25:GLU:N	2.34	0.42
46:FN:73:PHE:HE1	46:FN:75:ARG:HA	1.85	0.42
49:FQ:27:ARG:NH1	49:FQ:29:VAL:HG11	2.34	0.42
49:FQ:8:LEU:HD22	49:FQ:73:TRP:CH2	2.55	0.42
51:FS:31:LEU:HD22	51:FS:49:ILE:HG23	2.00	0.42
52:FT:5:LYS:NZ	52:FT:7:ALA:HB2	2.34	0.42
1:GA:1231:U:H2'	1:GA:1232:G:H8	1.84	0.42
1:GA:1784:A:H4'	1:GA:1785:A:O5'	2.19	0.42
1:GA:1901:A:H2'	1:GA:1902:C:C6	2.55	0.42
1:GA:2682:A:C8	4:GD:11:MET:CG	3.02	0.42
1:GA:2771:C:H2'	1:GA:2772:C:C6	2.55	0.42
1:GA:538:A:H4'	10:GJ:7:LYS:HG2	2.01	0.42
5:GE:52:VAL:HG12	5:GE:53:THR:N	2.34	0.42
7:GG:86:LEU:HD12	7:GG:130:ILE:HB	2.02	0.42
14:GN:37:THR:OG1	14:GN:40:LYS:HD2	2.20	0.42
14:GN:52:ILE:O	14:GN:55:ALA:N	2.51	0.42
23:GW:30:VAL:O	23:GW:30:VAL:HG22	2.19	0.42
23:GW:35:ILE:O	23:GW:36:ILE:C	2.58	0.42
23:GW:76:ARG:HD3	23:GW:76:ARG:HA	1.88	0.42
1:GA:396:G:H1'	24:GX:28:PHE:HB3	2.02	0.42
33:HA:16:A:C2'	33:HA:17:U:H5'	2.50	0.42
33:HA:71:A:C2	33:HA:72:A:C4	3.08	0.42
36:HD:36:GLN:O	36:HD:37:ALA:HB2	2.20	0.42
59:HA:1838:HOH:O	37:HE:126:LYS:HD2	2.20	0.42
40:HH:59:LEU:HD21	40:HH:61:LEU:HD21	2.02	0.42
33:HA:1116:U:C3'	41:HI:110:GLN:HE22	2.33	0.42
41:HI:50:GLN:N	41:HI:51:PRO:HD2	2.35	0.42
33:HA:1059:C:O2'	42:HJ:53:ILE:O	2.34	0.42
47:HO:39:LEU:O	47:HO:42:HIS:N	2.53	0.42
51:HS:3:ARG:O	51:HS:4:SER:HB2	2.19	0.42
54:HV:586:VAL:HG22	54:HV:587:ASP:H	1.84	0.42
28:A1:22:THR:OG1	28:A1:23:THR:N	2.50	0.42
32:A5:81:LEU:C	32:A5:82:ILE:HG12	2.40	0.42
1:AA:1316:U:H2'	1:AA:1317:G:C8	2.54	0.42
1:AA:133:U:H3	1:AA:146:A:H61	1.66	0.42
1:AA:1416:G:O2'	1:AA:1417:C:H6	2.02	0.42
1:AA:1754:A:C6	1:AA:1755:A:C6	3.06	0.42
1:AA:1764:C:C4	1:AA:1765:U:C5	3.07	0.42
1:AA:2720:U:OP1	16:AP:52:ARG:NH2	2.53	0.42
1:AA:69:C:H2'	1:AA:70:G:C8	2.54	0.42

Continued on next page...

Continued from previous page...

Atom-1	Atom-2	Interatomic distance (Å)	Clash overlap (Å)
1:AA:705:A:C2	1:AA:706:A:C4	3.07	0.42
2:AB:86:G:H2'	2:AB:87:U:H5''	2.01	0.42
3:AC:270:ARG:HG2	3:AC:270:ARG:HH11	1.84	0.42
15:AO:77:ALA:HB1	15:AO:81:ARG:NH2	2.34	0.42
16:AP:58:PHE:CD1	16:AP:75:THR:HG22	2.55	0.42
18:AR:4:VAL:HG23	18:AR:39:LEU:HB2	2.02	0.42
19:AS:17:VAL:C	19:AS:18:ARG:O	2.54	0.42
33:BA:1033:G:C2'	33:BA:1034:G:C5'	2.98	0.42
33:BA:1112:C:N3	35:BC:178:LEU:HB2	2.34	0.42
33:BA:1428:A:H2'	33:BA:1429:A:O4'	2.20	0.42
33:BA:592:G:C2	33:BA:593:U:C2	3.08	0.42
33:BA:664:G:N2	33:BA:742:G:C2	2.88	0.42
33:BA:716:A:C6	33:BA:717:U:C4	3.07	0.42
33:BA:77:A:C2	33:BA:92:U:N3	2.88	0.42
34:BB:67:LEU:HD12	34:BB:157:PRO:CG	2.49	0.42
35:BC:77:ILE:HA	35:BC:84:VAL:CG2	2.49	0.42
36:BD:146:ARG:NH2	36:BD:148:LYS:HD2	2.34	0.42
38:BF:38:ARG:CB	38:BF:63:ASN:HB2	2.49	0.42
38:BF:86:ARG:HD2	38:BF:87:SER:N	2.35	0.42
39:BG:22:LEU:CD1	39:BG:62:PHE:HE2	2.33	0.42
40:BH:105:SER:HB2	40:BH:126:ILE:HD11	2.02	0.42
43:BK:118:HIS:O	43:BK:119:ASN:HB2	2.20	0.42
33:BA:553:A:O2'	44:BL:26:ALA:O	2.37	0.42
54:BV:560:GLN:NE2	54:BV:598:SER:OG	2.52	0.42
28:C1:24:LYS:NZ	28:C1:51:ALA:HB1	2.34	0.42
1:CA:1188:U:H4'	18:CR:81:LYS:O	2.20	0.42
1:CA:1857:G:O2'	1:CA:1858:A:P	2.77	0.42
1:CA:2313:C:H5''	6:CF:87:LYS:HD3	2.01	0.42
1:CA:2437:G:N2	1:CA:2438:U:C2	2.88	0.42
1:CA:2682:A:C8	4:CD:11:MET:CG	3.03	0.42
1:CA:2700:A:C6	59:CA:3674:HOH:O	2.71	0.42
1:CA:374:A:C2	1:CA:401:A:C4	3.07	0.42
1:CA:582:A:H2'	1:CA:583:G:C8	2.54	0.42
2:CB:94:A:C5	2:CB:95:U:C5	3.08	0.42
3:CC:87:SER:O	3:CC:196:ASN:ND2	2.49	0.42
9:CI:36:GLU:HG3	9:CI:36:GLU:O	2.19	0.42
11:CK:61:VAL:HG21	11:CK:112:PHE:CE1	2.54	0.42
23:CW:39:GLN:HG2	23:CW:40:ARG:N	2.35	0.42
26:CZ:38:GLU:HG3	26:CZ:40:THR:HG22	2.01	0.42
33:DA:114:U:O2'	33:DA:115:G:H5'	2.20	0.42
33:DA:1444:U:H3	33:DA:1458:G:H1	1.68	0.42

Continued on next page...

Continued from previous page...

Atom-1	Atom-2	Interatomic distance (Å)	Clash overlap (Å)
33:DA:560:A:H4'	33:DA:561:U:H5''	2.01	0.42
34:DB:86:CYS:C	34:DB:88:GLN:H	2.21	0.42
35:DC:131:ARG:HD2	35:DC:168:TYR:OH	2.19	0.42
38:DF:64:VAL:HG12	38:DF:65:GLU:H	1.83	0.42
40:DH:106:THR:HG22	40:DH:107:SER:N	2.35	0.42
44:DL:36:ARG:NH1	44:DL:38:TYR:HE1	2.18	0.42
44:DL:55:VAL:HG21	44:DL:80:ILE:HD11	2.01	0.42
45:DM:11:ASP:OD2	45:DM:46:SER:OG	2.37	0.42
54:DV:416:ILE:HG12	54:DV:667:ALA:HB3	2.00	0.42
28:E1:7:LYS:HA	28:E1:23:THR:HG22	2.01	0.42
32:E5:62:ARG:O	32:E5:65:GLU:N	2.53	0.42
1:EA:1021:A:C6	1:EA:1023:U:C5	3.07	0.42
1:EA:1324:G:C4	1:EA:1328:A:N6	2.87	0.42
1:EA:1519:G:C5	1:EA:1520:U:C5	3.08	0.42
1:EA:1585:C:H2'	1:EA:1586:A:O4'	2.20	0.42
1:EA:1906:G:C5	1:EA:1929:G:N2	2.88	0.42
1:EA:531:C:C5	1:EA:2035:G:C2	3.08	0.42
1:EA:2425:A:C5'	1:EA:2427:C:O4'	2.68	0.42
1:EA:2556:C:H2'	1:EA:2557:G:O4'	2.20	0.42
1:EA:2854:G:H2'	1:EA:2855:C:C6	2.55	0.42
1:EA:64:A:H2'	1:EA:65:U:C6	2.55	0.42
1:EA:861:A:H2'	1:EA:862:G:O4'	2.20	0.42
5:EE:149:ILE:O	5:EE:188:MET:HA	2.20	0.42
6:EF:118:ALA:HB2	6:EF:176:PHE:CD1	2.54	0.42
6:EF:152:ASP:N	6:EF:152:ASP:OD1	2.53	0.42
7:EG:93:TYR:HA	7:EG:105:SER:O	2.20	0.42
7:EG:39:ALA:HA	7:EG:57:TYR:CE2	2.55	0.42
7:EG:23:ILE:HG12	7:EG:71:LEU:HD11	2.02	0.42
7:EG:9:VAL:O	7:EG:11:PRO:HD3	2.19	0.42
9:EI:74:PRO:HG2	9:EI:77:VAL:HG21	2.01	0.42
16:EP:91:VAL:HG23	16:EP:92:ARG:N	2.35	0.42
17:EQ:86:SER:HB2	18:ER:50:GLY:O	2.20	0.42
33:FA:1055:A:C6	33:FA:1206:G:C5	3.08	0.42
33:FA:1276:G:H2'	33:FA:1277:C:O4'	2.20	0.42
33:FA:1323:G:H2'	33:FA:1324:A:C8	2.54	0.42
33:FA:158:G:C2'	33:FA:159:G:H5'	2.48	0.42
33:FA:983:A:H2'	33:FA:983:A:N3	2.35	0.42
34:FB:91:VAL:HG12	34:FB:93:HIS:O	2.19	0.42
35:FC:47:LEU:HB3	35:FC:50:ALA:HB3	2.01	0.42
36:FD:4:TYR:O	36:FD:5:LEU:HB2	2.18	0.42
38:FF:38:ARG:CZ	38:FF:96:VAL:HG23	2.50	0.42

Continued on next page...

Continued from previous page...

Atom-1	Atom-2	Interatomic distance (Å)	Clash overlap (Å)
45:FM:11:ASP:HA	45:FM:45:ILE:HB	2.01	0.42
52:FT:44:LYS:HE2	52:FT:87:ALA:HA	2.02	0.42
1:GA:1078:U:O2	1:GA:1088:A:H2'	2.20	0.42
1:GA:1355:G:C2	1:GA:1356:G:C8	3.08	0.42
1:GA:1428:C:C5	1:GA:1569:A:H5''	2.55	0.42
1:GA:171:U:H2'	1:GA:172:A:H8	1.85	0.42
1:GA:2140:G:C8	1:GA:2152:G:N3	2.88	0.42
1:GA:242:G:H5''	30:G3:63:TYR:CE2	2.54	0.42
1:GA:199:A:C8	1:GA:2433:A:N6	2.88	0.42
1:GA:2760:C:C2'	1:GA:2761:A:H5'	2.50	0.42
1:GA:854:C:H2'	1:GA:855:G:H8	1.85	0.42
7:GG:104:LEU:H	7:GG:112:VAL:HG22	1.84	0.42
7:GG:14:VAL:HA	7:GG:26:LYS:O	2.19	0.42
7:GG:84:LYS:HG2	7:GG:85:LYS:N	2.35	0.42
9:GI:40:ALA:HB1	9:GI:68:PHE:CD2	2.54	0.42
1:GA:2355:G:H4'	23:GW:20:LEU:HD12	2.01	0.42
33:HA:1151:A:C2	33:HA:1152:A:C5	3.07	0.42
33:HA:1284:C:C5	33:HA:1285:A:C8	3.08	0.42
33:HA:142:G:H2'	33:HA:142:G:N3	2.34	0.42
33:HA:1496:C:H2'	33:HA:1497:G:O4'	2.19	0.42
33:HA:270:A:H2'	33:HA:271:C:C6	2.55	0.42
33:HA:35:G:H2'	33:HA:36:C:C6	2.54	0.42
33:HA:42:G:HO2'	33:HA:622:A:H2	1.65	0.42
33:HA:689:C:OP1	43:HK:46:THR:OG1	2.37	0.42
34:HB:18:GLN:HG2	34:HB:189:ASN:OD1	2.20	0.42
36:HD:106:GLY:HA3	36:HD:162:ALA:CB	2.50	0.42
36:HD:204:TYR:CD1	36:HD:204:TYR:N	2.86	0.42
33:HA:1343:G:H4'	41:HI:124:ARG:HB3	2.00	0.42
41:HI:30:ILE:CD1	41:HI:79:ILE:CD1	2.98	0.42
43:HK:100:LEU:HG	43:HK:105:PHE:CB	2.50	0.42
44:HL:36:ARG:HD3	44:HL:38:TYR:HE1	1.84	0.42
45:HM:2:ALA:N	45:HM:53:ILE:HD13	2.34	0.42
45:HM:60:VAL:CG2	45:HM:65:VAL:HG12	2.49	0.42
54:HV:193:TRP:CH2	54:HV:276:GLN:HB2	2.55	0.42
54:HV:632:ILE:HG23	54:HV:642:LEU:HD22	2.01	0.42
31:A4:22:VAL:HG12	31:A4:24:ARG:HG3	2.01	0.42
32:A5:125:ARG:CZ	32:A5:125:ARG:HA	2.50	0.42
1:AA:1021:A:N3	1:AA:1021:A:H3'	2.35	0.42
1:AA:1288:G:C5	1:AA:1327:A:C2	3.08	0.42
1:AA:173:A:C6	1:AA:174:U:C4	3.08	0.42
1:AA:1783:A:OP1	59:AA:3690:HOH:O	2.21	0.42

Continued on next page...

Continued from previous page...

Atom-1	Atom-2	Interatomic distance (Å)	Clash overlap (Å)
1:AA:1814:G:C6	1:AA:1815:A:C6	3.07	0.42
1:AA:1831:G:C4	1:AA:1975:G:N2	2.87	0.42
1:AA:2578:G:H2'	1:AA:2579:C:H6	1.83	0.42
1:AA:2888:C:H2'	1:AA:2889:C:H6	1.85	0.42
1:AA:362:A:C5	1:AA:363:G:C8	3.07	0.42
1:AA:854:C:H2'	1:AA:855:G:H8	1.84	0.42
2:AB:81:G:C6	2:AB:82:U:C4	3.07	0.42
3:AC:143:VAL:O	3:AC:151:GLY:HA2	2.19	0.42
6:AF:135:ILE:H	6:AF:140:ILE:HG12	1.85	0.42
9:AI:123:ALA:HA	9:AI:126:ARG:NH1	2.35	0.42
9:AI:60:VAL:HG22	9:AI:66:PHE:HB3	2.01	0.42
14:AN:75:ILE:O	14:AN:79:LEU:HD12	2.19	0.42
2:AB:59:A:H4'	15:AO:3:LYS:NZ	2.34	0.42
1:AA:2355:G:H4'	23:AW:20:LEU:HD12	2.01	0.42
33:BA:1151:A:C2	33:BA:1152:A:C5	3.08	0.42
33:BA:511:C:C2	33:BA:512:U:C6	3.07	0.42
33:BA:512:U:H2'	33:BA:513:C:C6	2.55	0.42
33:BA:664:G:H22	33:BA:741:G:H1	1.68	0.42
33:BA:71:A:N6	33:BA:100:G:N7	2.67	0.42
33:BA:72:A:C5	33:BA:73:C:C5	3.08	0.42
33:BA:844:G:N2	33:BA:845:A:N3	2.68	0.42
33:BA:859:G:H2'	33:BA:860:A:C8	2.54	0.42
34:BB:40:ILE:HG21	34:BB:201:GLY:HA2	2.01	0.42
35:BC:128:VAL:HG22	35:BC:129:MET:N	2.35	0.42
41:BI:28:ILE:HA	41:BI:63:LEU:CD2	2.50	0.42
48:BP:6:LEU:HD13	48:BP:71:VAL:CG2	2.50	0.42
1:CA:155:A:H2'	1:CA:156:A:C8	2.54	0.42
1:CA:1989:G:H2'	1:CA:1990:C:O4'	2.20	0.42
1:CA:2103:C:N4	1:CA:2184:A:H2	2.18	0.42
1:CA:2751:G:N3	1:CA:2751:G:H2'	2.34	0.42
1:CA:2760:C:H2'	1:CA:2761:A:H5'	2.02	0.42
1:CA:2869:G:H2'	1:CA:2870:C:O4'	2.20	0.42
1:CA:682:G:H5'	29:C2:26:ASN:ND2	2.35	0.42
4:CD:182:ALA:O	4:CD:184:ARG:N	2.53	0.42
5:CE:29:HIS:CD2	12:CL:8:PRO:N	2.88	0.42
1:CA:675:A:OP1	5:CE:58:LYS:HE2	2.20	0.42
7:CG:101:VAL:HG12	7:CG:115:GLN:HA	2.01	0.42
7:CG:168:VAL:O	7:CG:168:VAL:HG23	2.19	0.42
8:CH:37:VAL:HG23	8:CH:38:PRO:HD2	2.02	0.42
26:CZ:38:GLU:O	26:CZ:43:ILE:HG12	2.20	0.42
33:DA:1239:A:H62	33:DA:1299:A:H62	1.67	0.42

Continued on next page...

Continued from previous page...

Atom-1	Atom-2	Interatomic distance (Å)	Clash overlap (Å)
33:DA:1302:C:OP1	33:DA:1302:C:C5	2.73	0.42
33:DA:1451:U:C2'	33:DA:1452:C:OP1	2.67	0.42
33:DA:28:A:H2'	33:DA:29:U:O4'	2.19	0.42
33:DA:448:A:H3'	33:DA:449:G:H8	1.83	0.42
33:DA:688:G:N3	33:DA:704:A:C2	2.87	0.42
33:DA:575:G:C5	33:DA:881:G:C2	3.08	0.42
34:DB:89:PHE:HB3	34:DB:149:GLY:O	2.20	0.42
42:DJ:61:ALA:O	42:DJ:62:ARG:HB2	2.20	0.42
44:DL:90:LEU:HB3	44:DL:93:VAL:HG21	2.01	0.42
52:DT:85:LYS:O	52:DT:86:LEU:HB2	2.19	0.42
54:DV:298:ILE:HG22	54:DV:299:LEU:N	2.34	0.42
54:DV:75:MET:HE1	54:DV:202:PHE:HZ	1.85	0.42
32:E5:92:ALA:C	32:E5:130:PRO:HG3	2.39	0.42
1:EA:15:G:C6	1:EA:16:C:C4	3.08	0.42
1:EA:560:C:O2	17:EQ:47:ARG:NH1	2.52	0.42
1:EA:694:U:C2	1:EA:695:G:C8	3.08	0.42
1:EA:897:C:H2'	1:EA:898:C:C6	2.54	0.42
8:EH:15:LEU:N	8:EH:15:LEU:HD22	2.34	0.42
9:EI:18:ASN:N	9:EI:19:PRO:HD3	2.35	0.42
9:EI:91:LYS:HB2	9:EI:95:ASP:HB3	2.02	0.42
10:EJ:41:LYS:C	10:EJ:43:GLU:H	2.23	0.42
10:EJ:54:ILE:HD12	10:EJ:55:ILE:N	2.35	0.42
14:EN:8:ARG:CB	14:EN:10:LEU:HD22	2.50	0.42
16:EP:50:ARG:CG	16:EP:56:SER:HB3	2.50	0.42
18:ER:39:LEU:HB3	18:ER:49:ILE:HD13	2.02	0.42
36:FD:124:MET:HG3	36:FD:146:ARG:HG2	2.02	0.42
36:FD:107:PHE:CD2	36:FD:145:ILE:HG12	2.55	0.42
38:FF:6:ILE:HD11	38:FF:71:ILE:HD13	2.01	0.42
41:FI:6:TYR:CG	41:FI:89:GLU:HB3	2.55	0.42
42:FJ:35:GLN:HG3	42:FJ:36:VAL:N	2.34	0.42
52:FT:59:ASP:OD1	52:FT:76:LYS:NZ	2.51	0.42
43:FK:125:LYS:CB	53:FU:35:ARG:HG2	2.49	0.42
54:FV:227:ALA:HB1	54:FV:234:MET:HB3	2.02	0.42
1:GA:1430:G:H2'	1:GA:1431:A:O4'	2.20	0.42
1:GA:1770:G:C5	1:GA:1983:G:C6	3.07	0.42
1:GA:2086:U:H2'	1:GA:2087:G:C8	2.55	0.42
1:GA:1372:U:O2'	1:GA:2212:A:N3	2.44	0.42
1:GA:2233:U:H2'	1:GA:2234:G:C8	2.54	0.42
1:GA:2584:U:O4	59:GA:3699:HOH:O	2.22	0.42
1:GA:272:A:HO2'	1:GA:273:G:H8	1.68	0.42
1:GA:659:G:H4'	5:GE:95:LYS:HD3	2.02	0.42

Continued on next page...

Continued from previous page...

Atom-1	Atom-2	Interatomic distance (Å)	Clash overlap (Å)
1:GA:752:A:H62	1:GA:2609:U:H3	1.66	0.42
3:GC:129:LEU:O	3:GC:134:ILE:HD11	2.19	0.42
1:GA:1798:U:OP1	3:GC:257:ARG:HB2	2.20	0.42
3:GC:91:ALA:HB3	3:GC:103:ILE:CG2	2.50	0.42
4:GD:55:LYS:CE	4:GD:60:VAL:HA	2.50	0.42
2:GB:42:C:C5	6:GF:65:LEU:HD22	2.55	0.42
7:GG:22:VAL:HG12	7:GG:36:LEU:HD12	2.02	0.42
7:GG:23:ILE:HG22	7:GG:24:THR:N	2.35	0.42
9:GI:108:ILE:HG22	9:GI:108:ILE:O	2.20	0.42
9:GI:59:THR:O	9:GI:66:PHE:HB2	2.19	0.42
10:GJ:36:LEU:O	10:GJ:121:LYS:NZ	2.52	0.42
11:GK:38:ILE:HD11	11:GK:112:PHE:HZ	1.84	0.42
14:GN:100:CYS:SG	14:GN:110:MET:HB3	2.60	0.42
17:GQ:26:ALA:HA	17:GQ:30:VAL:HG23	2.02	0.42
19:GS:24:ILE:HG22	19:GS:71:VAL:HG21	2.02	0.42
26:GZ:23:LEU:CD1	26:GZ:50:VAL:HG11	2.50	0.42
33:HA:1216:A:H2'	33:HA:1217:C:H6	1.84	0.42
33:HA:1233:G:H2'	33:HA:1234:C:C6	2.54	0.42
33:HA:31:G:H5'	33:HA:306:A:C2	2.54	0.42
36:HD:182:PHE:HZ	36:HD:186:PRO:HD3	1.84	0.42
39:HG:50:LEU:CD1	39:HG:61:ALA:HB1	2.50	0.42
39:HG:4:ARG:O	39:HG:6:VAL:N	2.50	0.42
41:HI:20:PHE:CD2	41:HI:64:TYR:HD2	2.37	0.42
47:HO:46:HIS:C	47:HO:48:LYS:N	2.72	0.42
49:HQ:65:ARG:HG3	49:HQ:66:PRO:HD2	2.02	0.42
53:HU:49:LYS:C	53:HU:51:SER:N	2.73	0.42
54:HV:342:VAL:HG22	54:HV:378:ARG:HD2	2.01	0.42
54:HV:627:ASN:C	54:HV:629:GLY:H	2.23	0.42
32:A5:23:LEU:HG	32:A5:24:SER:N	2.34	0.42
32:A5:55:VAL:HG12	32:A5:57:ASN:HD21	1.85	0.42
1:AA:1166:G:H2'	1:AA:1167:C:C6	2.54	0.42
1:AA:1400:U:H2'	1:AA:1401:G:C8	2.55	0.42
1:AA:1495:A:C6	1:AA:1496:A:C6	3.08	0.42
1:AA:279:A:N7	1:AA:361:G:C2	2.87	0.42
1:AA:2794:C:H42	1:AA:2802:G:H1	1.66	0.42
1:AA:681:G:H2'	1:AA:682:G:O4'	2.20	0.42
2:AB:35:C:H2'	2:AB:36:C:O4'	2.20	0.42
3:AC:216:ARG:HB3	3:AC:217:PRO:HD2	2.01	0.42
6:AF:103:ILE:HG21	6:AF:173:ASP:HB3	2.01	0.42
6:AF:124:ARG:HA	6:AF:160:LYS:O	2.19	0.42
6:AF:24:VAL:O	6:AF:27:VAL:CG1	2.67	0.42

Continued on next page...

Continued from previous page...

Atom-1	Atom-2	Interatomic distance (Å)	Clash overlap (Å)
12:AL:95:LEU:HD11	12:AL:125:LEU:HD11	2.02	0.42
18:AR:89:HIS:NE2	18:AR:91:GLN:HB2	2.35	0.42
33:BA:1295:U:H2'	33:BA:1296:C:C6	2.55	0.42
33:BA:687:A:H2	33:BA:704:A:C5	2.38	0.42
33:BA:705:G:C5	33:BA:706:A:C8	3.07	0.42
33:BA:72:A:H2'	33:BA:73:C:H5'	2.02	0.42
34:BB:67:LEU:HD22	34:BB:69:VAL:HG13	2.01	0.42
34:BB:9:LEU:O	34:BB:9:LEU:HD23	2.20	0.42
35:BC:153:VAL:HG23	35:BC:157:LEU:HD21	2.01	0.42
35:BC:17:PRO:O	35:BC:18:TRP:CE3	2.73	0.42
36:BD:170:TRP:HA	36:BD:184:ARG:NE	2.35	0.42
37:BE:155:ALA:HB1	40:BH:66:PHE:CE1	2.55	0.42
33:BA:1347:G:C8	41:BI:109:ARG:HB3	2.54	0.42
43:BK:109:ASN:ND2	53:BU:7:ARG:HG2	2.35	0.42
33:BA:1302:C:O2	45:BM:17:ILE:CD1	2.68	0.42
46:BN:17:ALA:HA	46:BN:55:SER:O	2.19	0.42
33:BA:1223:C:P	51:BS:78:ARG:NH1	2.93	0.42
53:BU:25:LYS:HG2	53:BU:26:ALA:H	1.84	0.42
28:C1:22:THR:OG1	28:C1:23:THR:N	2.51	0.42
1:CA:1001:A:C8	1:CA:1002:G:C8	3.08	0.42
1:CA:1519:G:H2'	1:CA:1520:U:O4'	2.19	0.42
1:CA:1739:A:H2'	1:CA:1740:G:O4'	2.20	0.42
1:CA:1851:U:C4	1:CA:1852:U:C4	3.08	0.42
1:CA:191:A:H2'	1:CA:192:C:C6	2.54	0.42
1:CA:2075:U:C4	1:CA:2238:G:C6	3.08	0.42
1:CA:2304:G:H22	1:CA:2312:U:H3	1.67	0.42
1:CA:2432:A:N6	1:CA:2433:A:N6	2.67	0.42
1:CA:2544:G:H8	1:CA:2544:G:O5'	2.02	0.42
1:CA:2823:A:C5	1:CA:2824:C:C5	3.08	0.42
1:CA:323:C:C4	1:CA:333:G:C8	3.08	0.42
1:CA:404:A:H1'	1:CA:405:U:OP2	2.20	0.42
1:CA:744:U:C4	1:CA:745:G:C5	3.08	0.42
1:CA:692:C:C2	1:CA:771:G:C2	3.08	0.42
2:CB:61:G:C6	2:CB:62:C:C4	3.07	0.42
3:CC:216:ARG:HB3	3:CC:217:PRO:HD2	2.01	0.42
4:CD:120:GLY:HA2	4:CD:162:ALA:HA	2.00	0.42
4:CD:182:ALA:C	4:CD:184:ARG:N	2.73	0.42
7:CG:83:THR:HA	7:CG:84:LYS:CE	2.49	0.42
12:CL:29:LYS:HG2	12:CL:30:THR:HG23	2.01	0.42
15:CO:79:ALA:HA	15:CO:115:LEU:HD22	2.01	0.42
16:CP:59:THR:OG1	16:CP:72:VAL:HG12	2.19	0.42

Continued on next page...

Continued from previous page...

Atom-1	Atom-2	Interatomic distance (Å)	Clash overlap (Å)
19:CS:32:ALA:O	19:CS:36:LEU:HD12	2.20	0.42
20:CT:15:HIS:O	20:CT:17:SER:N	2.52	0.42
21:CU:95:PHE:N	21:CU:95:PHE:CD1	2.86	0.42
33:DA:1314:C:O2'	33:DA:1315:U:H5'	2.20	0.42
33:DA:165:G:H2'	33:DA:166:U:C6	2.55	0.42
33:DA:432:A:H2'	33:DA:433:G:O4'	2.20	0.42
35:DC:173:VAL:HG12	35:DC:175:LEU:HD13	2.01	0.42
36:DD:98:LEU:CD1	36:DD:130:VAL:HG11	2.50	0.42
38:DF:3:HIS:CD2	38:DF:94:HIS:HA	2.55	0.42
41:DI:57:MET:HE2	41:DI:57:MET:HB2	1.97	0.42
44:DL:54:ARG:HA	44:DL:64:THR:HA	2.01	0.42
47:DO:25:THR:HG21	47:DO:70:LEU:HG	2.01	0.42
54:DV:342:VAL:HG22	54:DV:378:ARG:HD2	2.01	0.42
32:E5:77:VAL:C	32:E5:79:PRO:HD2	2.40	0.42
1:EA:586:A:C2	1:EA:1254:A:C2	3.08	0.42
1:EA:1602:U:OP2	20:ET:64:LYS:HE3	2.20	0.42
1:EA:1796:U:H2'	1:EA:1797:G:C8	2.53	0.42
1:EA:2002:G:C6	1:EA:2003:A:N7	2.87	0.42
1:EA:2461:A:H1'	1:EA:2492:U:C2	2.54	0.42
1:EA:2637:U:H2'	1:EA:2638:G:H5'	2.01	0.42
1:EA:416:U:H2'	1:EA:417:C:C6	2.55	0.42
19:ES:13:SER:O	19:ES:14:ALA:HB2	2.19	0.42
25:EY:5:GLU:O	25:EY:8:GLU:HB2	2.20	0.42
33:FA:1008:U:H2'	33:FA:1009:U:O4'	2.20	0.42
33:FA:224:U:H2'	33:FA:225:C:C6	2.55	0.42
33:FA:789:U:O2	33:FA:791:G:C8	2.73	0.42
33:FA:875:U:O2'	40:FH:15:ARG:NH1	2.50	0.42
33:FA:91:U:H2'	33:FA:92:U:C6	2.55	0.42
34:FB:71:THR:HG22	34:FB:72:LYS:H	1.84	0.42
37:FE:80:THR:OG1	37:FE:81:LEU:N	2.52	0.42
39:FG:89:VAL:HG22	39:FG:90:GLU:N	2.35	0.42
53:FU:20:LYS:N	53:FU:20:LYS:HE2	2.35	0.42
54:FV:523:TYR:CE2	54:FV:525:LEU:HD11	2.55	0.42
1:GA:1084:A:N6	1:GA:1085:A:N1	2.67	0.42
1:GA:1097:U:C5	1:GA:1098:A:C8	3.08	0.42
1:GA:1381:G:H2'	1:GA:1382:G:H5'	2.01	0.42
1:GA:1654:A:O2'	4:GD:118:PHE:CB	2.68	0.42
1:GA:2741:A:H2'	1:GA:2742:G:O4'	2.20	0.42
1:GA:2773:C:H2'	1:GA:2774:C:H6	1.84	0.42
1:GA:364:C:H2'	1:GA:365:U:C6	2.54	0.42
1:GA:565:C:H2'	1:GA:566:U:O4'	2.20	0.42

Continued on next page...

Continued from previous page...

Atom-1	Atom-2	Interatomic distance (Å)	Clash overlap (Å)
1:GA:572:A:H5''	1:GA:573:U:OP2	2.20	0.42
4:GD:47:ALA:HA	4:GD:84:LEU:HG	2.01	0.42
6:GF:105:ILE:HD13	6:GF:138:PRO:HG2	2.02	0.42
6:GF:148:VAL:HG23	6:GF:149:ARG:H	1.85	0.42
6:GF:1:ALA:HB1	6:GF:97:GLU:HG3	2.02	0.42
7:GG:88:LEU:HD23	7:GG:88:LEU:N	2.34	0.42
9:GI:29:GLN:HE22	54:HV:652:VAL:CG2	2.32	0.42
11:GK:34:GLY:O	11:GK:36:GLY:N	2.53	0.42
12:GL:92:LEU:HD21	12:GL:124:GLY:HA3	2.01	0.42
1:GA:626:A:C2	12:GL:78:ARG:HD3	2.55	0.42
13:GM:108:VAL:HG13	13:GM:112:LEU:HB3	2.01	0.42
18:GR:64:VAL:O	18:GR:65:ALA:HB3	2.20	0.42
21:GU:100:GLU:O	21:GU:101:THR:HB	2.20	0.42
23:GW:49:ASN:HB3	23:GW:81:ILE:CD1	2.50	0.42
25:GY:51:ALA:O	25:GY:55:THR:N	2.49	0.42
33:HA:1035:A:C8	33:HA:1036:A:C8	3.07	0.42
33:HA:1057:G:O3'	35:HC:197:GLY:HA3	2.20	0.42
33:HA:1323:G:C6	33:HA:1324:A:N6	2.88	0.42
33:HA:1469:C:H2'	33:HA:1470:U:C5'	2.50	0.42
33:HA:858:G:C2'	33:HA:859:G:H5'	2.49	0.42
33:HA:858:G:O2'	33:HA:859:G:H5'	2.20	0.42
36:HD:87:GLY:HA2	36:HD:201:VAL:HG21	2.01	0.42
38:HF:98:GLU:HG3	38:HF:99:ALA:N	2.35	0.42
39:HG:46:ALA:O	39:HG:50:LEU:HB2	2.19	0.42
41:HI:129:LYS:CG	41:HI:130:ARG:H	2.31	0.42
54:HV:4:THR:HG21	54:HV:378:ARG:HG3	2.01	0.42
28:A1:10:LEU:HB2	28:A1:20:TYR:HB2	2.02	0.42
32:A5:15:VAL:HG12	32:A5:15:VAL:O	2.19	0.42
1:AA:160:A:C8	1:AA:167:A:C6	3.08	0.42
1:AA:1728:C:O2	1:AA:1731:G:C2	2.73	0.42
1:AA:1865:U:C5	1:AA:1875:G:C2	3.08	0.42
1:AA:2019:A:H4'	17:AQ:33:VAL:HG21	2.02	0.42
1:AA:2210:U:H4'	1:AA:2211:A:C5'	2.47	0.42
1:AA:2307:G:H4'	1:AA:2308:G:C5'	2.50	0.42
1:AA:2336:A:N6	23:AW:40:ARG:HB2	2.34	0.42
1:AA:2438:U:O2'	1:AA:2439:A:H5''	2.20	0.42
1:AA:277:G:O2'	1:AA:278:A:OP2	2.30	0.42
1:AA:464:U:H5'	29:A2:5:PHE:CD1	2.54	0.42
1:AA:613:A:O2'	1:AA:614:A:OP1	2.29	0.42
1:AA:724:U:H2'	1:AA:725:G:O4'	2.19	0.42
3:AC:16:VAL:HG23	3:AC:203:VAL:HG11	2.01	0.42

Continued on next page...

Continued from previous page...

Atom-1	Atom-2	Interatomic distance (Å)	Clash overlap (Å)
3:AC:20:ASN:OD1	3:AC:22:GLU:HG2	2.19	0.42
9:AI:93:ASN:HA	9:AI:135:MET:CE	2.50	0.42
10:AJ:110:PRO:HB2	10:AJ:111:LYS:HG3	2.01	0.42
10:AJ:35:ARG:HA	10:AJ:40:HIS:CE1	2.55	0.42
11:AK:107:LEU:O	11:AK:109:SER:N	2.45	0.42
13:AM:41:LEU:HD12	13:AM:96:ILE:HG21	2.02	0.42
15:AO:59:ALA:HA	15:AO:62:LEU:HD12	2.01	0.42
17:AQ:4:LYS:HD2	17:AQ:7:VAL:HG12	2.02	0.42
20:AT:10:VAL:HG21	20:AT:43:ILE:HA	2.01	0.42
20:AT:40:LYS:O	20:AT:44:LYS:N	2.49	0.42
23:AW:67:LYS:O	23:AW:68:PHE:HB2	2.19	0.42
23:AW:67:LYS:HG3	23:AW:69:GLU:HG3	2.00	0.42
33:BA:103:U:O4	59:BA:1870:HOH:O	2.21	0.42
33:BA:438:U:H4'	36:BD:120:HIS:ND1	2.35	0.42
33:BA:639:G:C2	33:BA:640:A:C8	3.07	0.42
33:BA:77:A:N7	33:BA:79:G:C4	2.88	0.42
33:BA:77:A:N7	33:BA:79:G:N3	2.68	0.42
34:BB:67:LEU:HB3	34:BB:160:LEU:HD12	2.01	0.42
35:BC:88:ARG:HB2	35:BC:101:ILE:CG2	2.50	0.42
36:BD:174:ASP:O	36:BD:175:ALA:HB2	2.19	0.42
41:BI:18:ARG:HE	41:BI:66:THR:HB	1.84	0.42
42:BJ:25:ILE:CG2	42:BJ:74:VAL:HG11	2.49	0.42
43:BK:52:PHE:CD1	43:BK:52:PHE:N	2.87	0.42
45:BM:45:ILE:N	45:BM:45:ILE:HD12	2.35	0.42
46:BN:42:TRP:O	46:BN:45:VAL:HG22	2.20	0.42
50:BR:35:GLU:HB2	53:BU:19:PHE:CE2	2.54	0.42
53:BU:44:GLU:HG2	53:BU:47:ARG:NH1	2.34	0.42
14:CN:33:ILE:HD11	27:C0:54:ILE:CD1	2.50	0.42
1:CA:1054:A:C4	1:CA:1055:G:C8	3.08	0.42
1:CA:1084:A:N3	1:CA:1105:U:O2'	2.47	0.42
1:CA:1594:U:H2'	1:CA:1595:C:C6	2.54	0.42
1:CA:2728:U:O2'	1:CA:2729:G:OP2	2.33	0.42
1:CA:2884:U:H4'	27:C0:49:ARG:NH2	2.35	0.42
1:CA:450:G:OP2	59:CA:3239:HOH:O	2.22	0.42
1:CA:871:U:H4'	13:CM:68:PHE:CE2	2.55	0.42
2:CB:116:G:H2'	2:CB:117:G:C8	2.55	0.42
1:CA:1654:A:O2'	4:CD:118:PHE:CB	2.68	0.42
4:CD:70:LYS:O	4:CD:71:ALA:HB3	2.20	0.42
5:CE:146:VAL:HG23	5:CE:167:VAL:HG13	2.02	0.42
6:CF:107:VAL:N	6:CF:108:PRO:CD	2.83	0.42
6:CF:64:PRO:HA	6:CF:88:VAL:CG2	2.49	0.42

Continued on next page...

Continued from previous page...

Atom-1	Atom-2	Interatomic distance (Å)	Clash overlap (Å)
10:CJ:74:TYR:HE1	10:CJ:103:ILE:HD11	1.84	0.42
11:CK:20:MET:CE	11:CK:44:LYS:HE3	2.50	0.42
21:CU:21:ARG:CZ	21:CU:72:PHE:CE2	3.02	0.42
33:DA:1306:A:C5	33:DA:1307:U:C5	3.08	0.42
33:DA:135:C:H2'	33:DA:136:C:H5'	2.01	0.42
33:DA:1492:A:H2'	33:DA:1493:A:C5'	2.50	0.42
34:DB:79:VAL:HA	34:DB:213:LEU:HD21	2.02	0.42
35:DC:70:THR:C	35:DC:106:VAL:HG22	2.40	0.42
36:DD:147:GLU:HA	36:DD:150:LYS:HD2	2.02	0.42
41:DI:55:VAL:HG13	41:DI:94:LEU:HD22	2.02	0.42
42:DJ:80:THR:HB	42:DJ:83:THR:H	1.84	0.42
54:DV:30:ILE:O	54:DV:34:THR:HG22	2.20	0.42
55:DW:2:DPP:HA	55:DW:6:5OH:O	2.20	0.42
1:EA:1199:U:H2'	1:EA:1200:C:C6	2.55	0.42
1:EA:320:A:OP1	5:EE:130:LYS:HE3	2.19	0.42
4:ED:193:VAL:HB	4:ED:194:PRO:HD2	2.02	0.42
6:EF:147:ARG:HG3	6:EF:149:ARG:H	1.85	0.42
10:EJ:88:THR:HG23	10:EJ:91:GLU:H	1.84	0.42
12:EL:19:LEU:HD23	12:EL:19:LEU:C	2.41	0.42
1:EA:994:C:H1'	18:ER:10:LYS:HE2	2.01	0.42
19:ES:4:ILE:HG13	19:ES:5:ALA:N	2.34	0.42
20:ET:54:GLU:HG3	20:ET:88:LYS:N	2.35	0.42
22:EV:80:HIS:HD2	22:EV:83:LYS:H	1.66	0.42
1:EA:2336:A:N6	23:EW:40:ARG:HG2	2.35	0.42
33:FA:1039:G:C5	33:FA:1040:U:C5	3.07	0.42
33:FA:263:A:OP2	52:FT:74:ARG:NH1	2.53	0.42
34:FB:140:LEU:HA	34:FB:143:LEU:HD23	2.02	0.42
39:FG:27:VAL:HG12	39:FG:43:VAL:HG21	2.02	0.42
46:FN:26:GLU:CG	46:FN:27:LEU:HD12	2.50	0.42
51:FS:44:MET:HA	51:FS:47:LEU:HD12	2.01	0.42
54:FV:354:LYS:HE2	54:FV:395:ASP:OD2	2.20	0.42
28:G1:7:LYS:HE3	30:G3:33:THR:CG2	2.49	0.42
30:G3:51:LYS:HA	30:G3:54:LEU:HD22	2.01	0.42
1:GA:1283:G:N2	1:GA:1329:U:O4	2.52	0.42
1:GA:1745:A:H2'	1:GA:1746:A:O4'	2.20	0.42
1:GA:1926:U:H2'	1:GA:1927:A:N7	2.34	0.42
1:GA:2276:G:OP2	13:GM:85:GLY:N	2.50	0.42
1:GA:2286:G:H5''	1:GA:2287:A:O4'	2.20	0.42
1:GA:564:C:C4	1:GA:565:C:C5	3.08	0.42
1:GA:65:U:H2'	1:GA:66:C:H6	1.85	0.42
1:GA:822:G:H2'	1:GA:823:C:H6	1.84	0.42

Continued on next page...

Continued from previous page...

Atom-1	Atom-2	Interatomic distance (Å)	Clash overlap (Å)
3:GC:123:ILE:O	3:GC:123:ILE:HG13	2.19	0.42
9:GI:85:ILE:N	9:GI:85:ILE:HD12	2.34	0.42
10:GJ:45:THR:O	10:GJ:45:THR:HG23	2.19	0.42
12:GL:96:LYS:HD3	12:GL:103:ILE:HA	2.00	0.42
14:GN:87:PHE:CE1	14:GN:116:VAL:HG12	2.55	0.42
17:GQ:57:ARG:NH1	17:GQ:61:ILE:HD11	2.35	0.42
17:GQ:60:TRP:O	17:GQ:63:ARG:HG3	2.19	0.42
19:GS:17:VAL:HG11	19:GS:103:ILE:HG12	2.02	0.42
33:HA:1171:A:H2'	33:HA:1172:C:C6	2.54	0.42
33:HA:1264:U:H2'	33:HA:1265:C:H6	1.85	0.42
33:HA:270:A:C5	33:HA:271:C:C4	3.07	0.42
34:HB:52:ALA:O	34:HB:56:LEU:HB2	2.20	0.42
40:HH:106:THR:HG22	40:HH:108:LYS:H	1.85	0.42
43:HK:125:LYS:HZ1	53:HU:36:GLU:H	1.68	0.42
46:HN:9:ARG:O	46:HN:13:ARG:HG3	2.19	0.42
54:HV:218:TRP:N	54:HV:218:TRP:CD1	2.86	0.42
54:HV:227:ALA:HB1	54:HV:234:MET:HB2	2.01	0.42
27:A0:38:LEU:HB2	27:A0:41:HIS:HB2	2.00	0.41
27:A0:3:GLN:OE1	27:A0:7:PRO:HD3	2.20	0.41
1:AA:1401:G:C6	1:AA:1402:U:C4	3.08	0.41
1:AA:1291:C:H4'	1:AA:1537:G:P	2.60	0.41
1:AA:170:U:H2'	1:AA:171:U:H6	1.85	0.41
1:AA:2313:C:N4	59:AA:3518:HOH:O	2.51	0.41
1:AA:830:G:C4	1:AA:2448:A:C5	3.09	0.41
1:AA:545:U:O5'	1:AA:545:U:H6	2.03	0.41
1:AA:704:G:N2	1:AA:726:G:C4	2.88	0.41
1:AA:799:G:N1	1:AA:800:A:N6	2.68	0.41
3:AC:14:HIS:O	3:AC:203:VAL:HG11	2.19	0.41
3:AC:175:LEU:CD1	3:AC:175:LEU:N	2.83	0.41
6:AF:101:ARG:O	6:AF:137:PHE:CE2	2.73	0.41
9:AI:80:LYS:HG3	9:AI:86:LYS:CG	2.50	0.41
10:AJ:88:THR:HG22	10:AJ:91:GLU:CG	2.50	0.41
11:AK:80:ASP:OD2	16:AP:61:ARG:NH1	2.53	0.41
16:AP:105:LYS:O	16:AP:108:ARG:HD3	2.20	0.41
16:AP:105:LYS:HA	16:AP:108:ARG:HD2	2.02	0.41
19:AS:54:ALA:HB1	19:AS:107:VAL:HG12	2.02	0.41
21:AU:12:VAL:HA	21:AU:69:VAL:HG12	2.02	0.41
23:AW:39:GLN:HG3	23:AW:42:THR:H	1.85	0.41
33:BA:1149:C:OP2	41:BI:11:ARG:NH1	2.53	0.41
33:BA:109:A:C4	33:BA:327:A:C2	3.08	0.41
33:BA:53:A:C2	33:BA:54:C:H1'	2.55	0.41

Continued on next page...

Continued from previous page...

Atom-1	Atom-2	Interatomic distance (Å)	Clash overlap (Å)
33:BA:619:U:H3	36:BD:131:ASN:HB3	1.85	0.41
33:BA:653:U:H5'	40:BH:56:LYS:HE2	2.01	0.41
33:BA:677:U:C4	33:BA:678:U:C5	3.08	0.41
37:BE:16:ILE:HD11	37:BE:38:VAL:HG21	2.01	0.41
40:BH:102:ALA:HB3	40:BH:113:ASP:HB3	2.02	0.41
43:BK:31:ILE:HB	43:BK:46:THR:HG22	2.02	0.41
43:BK:40:ASN:O	43:BK:41:ALA:O	2.38	0.41
33:BA:880:C:P	44:BL:5:ASN:HD22	2.43	0.41
44:BL:34:CYS:SG	44:BL:78:SER:HB2	2.60	0.41
1:CA:1060:U:H4'	1:CA:1061:U:C5'	2.50	0.41
1:CA:1062:G:C6	1:CA:1077:A:N1	2.88	0.41
1:CA:1867:G:C2'	1:CA:1868:C:H5'	2.49	0.41
1:CA:1268:A:C6	1:CA:2013:A:C8	3.07	0.41
1:CA:2136:G:H22	1:CA:2156:G:H5''	1.85	0.41
1:CA:2425:A:C5'	1:CA:2427:C:O4'	2.68	0.41
1:CA:2436:G:C2	1:CA:2437:G:C8	3.08	0.41
1:CA:2588:G:OP1	59:CA:3314:HOH:O	2.21	0.41
1:CA:558:U:O3'	10:CJ:111:LYS:HE3	2.20	0.41
1:CA:56:A:C6	1:CA:57:C:C4	3.07	0.41
1:CA:622:G:OP2	59:CA:3795:HOH:O	2.22	0.41
1:CA:685:A:C2	1:CA:689:A:C6	3.08	0.41
1:CA:722:A:H2'	1:CA:723:C:C6	2.55	0.41
1:CA:796:C:H2'	1:CA:797:G:C8	2.55	0.41
2:CB:64:G:H2'	2:CB:65:U:C6	2.54	0.41
2:CB:78:A:N6	2:CB:98:G:O2'	2.49	0.41
4:CD:78:GLY:C	4:CD:79:LEU:HD12	2.40	0.41
9:CI:71:LYS:HB3	9:CI:71:LYS:NZ	2.34	0.41
11:CK:64:ARG:HG2	11:CK:79:PHE:CE2	2.55	0.41
33:DA:1060:U:C4	35:DC:2:GLY:N	2.88	0.41
33:DA:429:U:H1'	33:DA:430:A:H5''	2.02	0.41
33:DA:434:U:H2'	33:DA:435:A:H8	1.85	0.41
33:DA:436:C:N3	33:DA:437:U:C5	2.88	0.41
33:DA:857:C:H2'	33:DA:858:G:O4'	2.20	0.41
36:DD:23:SER:HB2	36:DD:110:THR:HG22	2.02	0.41
36:DD:13:ARG:HG2	36:DD:35:GLU:H	1.85	0.41
36:DD:174:ASP:O	36:DD:175:ALA:CB	2.68	0.41
36:DD:48:LEU:CD2	36:DD:53:VAL:HG12	2.49	0.41
39:DG:70:ARG:CG	39:DG:96:ARG:HD3	2.50	0.41
41:DI:18:ARG:HG3	41:DI:66:THR:HB	2.02	0.41
47:DO:64:ARG:NH2	47:DO:88:ARG:HD3	2.35	0.41
54:DV:219:HIS:C	54:DV:221:ASN:N	2.73	0.41

Continued on next page...

Continued from previous page...

Atom-1	Atom-2	Interatomic distance (Å)	Clash overlap (Å)
28:E1:39:ASP:OD1	28:E1:41:VAL:HG22	2.19	0.41
32:E5:43:LYS:O	32:E5:47:GLU:HB2	2.20	0.41
1:EA:137:U:O2'	1:EA:138:U:P	2.77	0.41
1:EA:1639:C:C2'	1:EA:1640:A:H5'	2.50	0.41
1:EA:1935:G:H1'	1:EA:1964:G:N2	2.35	0.41
1:EA:2081:U:H2'	1:EA:2082:A:C8	2.55	0.41
1:EA:221:A:N1	1:EA:265:A:O2'	2.46	0.41
1:EA:2365:G:H4'	23:EW:59:PHE:CE1	2.55	0.41
1:EA:2393:U:H5''	12:EL:62:PRO:HB3	2.02	0.41
1:EA:2461:A:H2'	1:EA:2462:C:C6	2.55	0.41
1:EA:2507:C:C2	1:EA:2508:G:C8	3.08	0.41
1:EA:2591:C:OP1	3:EC:237:ARG:HG3	2.19	0.41
1:EA:2786:U:H4'	4:ED:66:GLY:O	2.20	0.41
1:EA:481:G:C2	1:EA:507:A:C4	3.08	0.41
1:EA:855:G:H21	23:EW:23:LYS:CG	2.33	0.41
7:EG:162:ARG:HD3	7:EG:166:GLU:HG2	2.01	0.41
10:EJ:44:TYR:CZ	17:EQ:59:LEU:HD11	2.54	0.41
10:EJ:81:ILE:HG12	10:EJ:82:GLY:N	2.35	0.41
11:EK:106:GLU:OE1	11:EK:106:GLU:N	2.53	0.41
15:EO:110:ALA:HB1	15:EO:115:LEU:HD23	2.02	0.41
1:EA:73:A:OP1	25:EY:47:ARG:HD2	2.20	0.41
33:FA:1088:G:H21	33:FA:1167:A:N6	2.18	0.41
33:FA:1246:A:H2'	33:FA:1247:U:O4'	2.20	0.41
33:FA:139:A:H2'	33:FA:140:U:H6	1.84	0.41
35:FC:123:GLN:O	35:FC:128:VAL:HG13	2.20	0.41
35:FC:70:THR:HG22	35:FC:72:ARG:H	1.84	0.41
37:FE:81:LEU:CD2	37:FE:123:VAL:HG12	2.50	0.41
40:FH:10:MET:HE1	40:FH:33:LYS:HA	2.02	0.41
42:FJ:10:LEU:HD11	42:FJ:25:ILE:HD12	2.01	0.41
44:FL:87:VAL:C	44:FL:89:ASP:H	2.23	0.41
49:FQ:59:VAL:CG2	49:FQ:75:LEU:HD13	2.49	0.41
33:FA:264:C:H4'	49:FQ:65:ARG:HD2	2.02	0.41
51:FS:40:ILE:HD11	51:FS:71:LEU:HD23	2.02	0.41
52:FT:22:ALA:O	52:FT:26:SER:N	2.49	0.41
1:GA:1473:G:H2'	1:GA:1474:U:O4'	2.20	0.41
1:GA:171:U:H2'	1:GA:172:A:C8	2.55	0.41
1:GA:2024:G:C4	1:GA:2040:G:N2	2.88	0.41
1:GA:2108:A:C4	1:GA:2182:U:O2	2.73	0.41
1:GA:2637:U:C2'	1:GA:2638:G:H5'	2.50	0.41
1:GA:2787:C:H2'	1:GA:2788:C:C6	2.55	0.41
1:GA:348:A:H2'	1:GA:349:U:O4'	2.20	0.41

Continued on next page...

Continued from previous page...

Atom-1	Atom-2	Interatomic distance (Å)	Clash overlap (Å)
1:GA:966:G:C6	1:GA:967:U:C4	3.08	0.41
1:GA:782:A:C2	3:GC:224:MET:SD	3.13	0.41
5:GE:149:ILE:HG23	5:GE:188:MET:HG3	2.02	0.41
7:GG:88:LEU:HD11	7:GG:95:ALA:HB2	2.02	0.41
9:GI:100:ILE:O	9:GI:140:GLU:HG2	2.20	0.41
11:GK:71:ARG:HG2	11:GK:105:ARG:HH21	1.84	0.41
13:GM:23:GLY:O	13:GM:101:VAL:HG12	2.20	0.41
17:GQ:94:LEU:C	17:GQ:96:ASP:H	2.22	0.41
19:GS:45:VAL:CG2	19:GS:46:LEU:N	2.83	0.41
20:GT:57:VAL:HG22	20:GT:58:VAL:N	2.35	0.41
21:GU:78:LYS:CG	21:GU:79:ALA:N	2.83	0.41
22:GV:62:THR:HG22	22:GV:71:LYS:HG2	2.02	0.41
24:GX:39:VAL:HG21	24:GX:42:GLU:HB2	2.01	0.41
33:HA:946:A:O2'	33:HA:1333:A:O2'	1.95	0.41
33:HA:938:A:C6	33:HA:939:G:C5	3.08	0.41
33:HA:981:U:H5	33:HA:982:U:HO2'	1.63	0.41
36:HD:105:MET:HG2	36:HD:171:LEU:HD13	2.01	0.41
36:HD:85:ASN:HA	37:HE:102:GLY:HA2	2.02	0.41
40:HH:80:ARG:HH21	40:HH:83:LEU:CB	2.33	0.41
43:HK:55:SER:HA	43:HK:57:LYS:NZ	2.34	0.41
46:HN:26:GLU:HG3	46:HN:27:LEU:HD12	2.02	0.41
51:HS:15:LEU:HD13	51:HS:33:THR:HG21	2.02	0.41
51:HS:41:PHE:HB3	51:HS:42:PRO:HD2	2.02	0.41
52:HT:28:MET:O	52:HT:32:ILE:HG13	2.20	0.41
53:HU:14:VAL:CG2	53:HU:16:LEU:HG	2.50	0.41
54:HV:20:ASP:O	54:HV:21:ALA:HB3	2.20	0.41
54:HV:4:THR:HG22	54:HV:378:ARG:HG3	2.02	0.41
28:A1:36:LYS:HG3	28:A1:47:ILE:CD1	2.48	0.41
1:AA:1716:U:H2'	1:AA:1717:A:C8	2.55	0.41
1:AA:1739:A:H2'	1:AA:1740:G:O4'	2.19	0.41
1:AA:2093:G:O2'	1:AA:2094:A:H5'	2.20	0.41
1:AA:2097:A:C6	1:AA:2098:U:C4	3.08	0.41
1:AA:215:G:C4'	1:AA:216:A:H4'	2.50	0.41
1:AA:2292:U:H2'	1:AA:2293:G:C8	2.55	0.41
1:AA:2313:C:O4'	6:AF:36:ASN:ND2	2.53	0.41
1:AA:240:C:O2'	1:AA:257:C:N4	2.47	0.41
1:AA:2803:G:H2'	1:AA:2804:U:C6	2.55	0.41
1:AA:582:A:H2'	1:AA:583:G:C8	2.56	0.41
6:AF:11:VAL:N	6:AF:13:LYS:HB3	2.35	0.41
9:AI:102:ARG:HG2	9:AI:141:ASP:HA	2.02	0.41
1:AA:2641:G:H5''	10:AJ:78:THR:HG22	2.01	0.41

Continued on next page...

Continued from previous page...

Atom-1	Atom-2	Interatomic distance (Å)	Clash overlap (Å)
14:AN:34:ILE:HG12	14:AN:113:ILE:HG23	2.01	0.41
14:AN:20:MET:HE1	14:AN:40:LYS:CE	2.50	0.41
15:AO:7:ARG:HD2	15:AO:97:PHE:CZ	2.55	0.41
16:AP:3:ILE:O	16:AP:7:LEU:HD23	2.20	0.41
16:AP:94:ALA:C	16:AP:95:LYS:HD2	2.39	0.41
18:AR:49:ILE:HG22	18:AR:54:VAL:HG12	2.02	0.41
19:AS:48:LYS:O	19:AS:51:LEU:N	2.53	0.41
23:AW:76:ARG:HH21	23:AW:76:ARG:HG2	1.85	0.41
33:BA:115:G:C2	33:BA:289:G:C5	3.08	0.41
33:BA:158:G:H2'	33:BA:159:G:C5'	2.49	0.41
33:BA:685:G:C2	33:BA:686:U:N3	2.89	0.41
37:BE:15:LEU:HD22	37:BE:60:ILE:CG2	2.51	0.41
38:BF:9:MET:O	38:BF:85:ILE:HG12	2.21	0.41
41:BI:119:ARG:O	41:BI:119:ARG:HG2	2.18	0.41
44:BL:24:LEU:HG	44:BL:25:GLU:N	2.32	0.41
45:BM:16:VAL:O	45:BM:20:THR:HG23	2.20	0.41
47:BO:42:HIS:CE1	47:BO:46:HIS:CD2	3.09	0.41
50:BR:51:TYR:O	50:BR:55:LEU:HD13	2.19	0.41
54:BV:322:PHE:O	54:BV:335:PHE:HB2	2.20	0.41
1:CA:1177:G:H2'	1:CA:1178:C:O4'	2.20	0.41
1:CA:1239:G:H2'	1:CA:1240:U:O4'	2.19	0.41
1:CA:1310:G:C2'	1:CA:1311:G:H5'	2.50	0.41
1:CA:1359:A:C8	1:CA:1373:A:C2	3.08	0.41
1:CA:1674:G:N2	1:CA:1677:A:N1	2.67	0.41
1:CA:1845:G:OP1	3:CC:255:LYS:NZ	2.49	0.41
1:CA:2393:U:H5'	12:CL:60:ARG:O	2.19	0.41
1:CA:2838:G:C6	1:CA:2839:G:C5	3.08	0.41
1:CA:714:U:H5'	1:CA:715:A:OP2	2.20	0.41
1:CA:878:A:C6	1:CA:900:A:C8	3.08	0.41
1:CA:992:C:H4'	18:CR:74:ILE:CD1	2.50	0.41
2:CB:29:A:H2'	2:CB:30:C:C6	2.55	0.41
3:CC:255:LYS:O	3:CC:256:THR:OG1	2.28	0.41
4:CD:174:SER:O	4:CD:175:LEU:HB2	2.20	0.41
1:CA:2531:A:OP2	7:CG:174:LYS:HG2	2.20	0.41
13:CM:13:HIS:O	13:CM:14:LYS:CB	2.68	0.41
13:CM:53:MET:HE3	13:CM:63:ILE:HD13	2.02	0.41
1:CA:1453:A:C8	14:CN:73:ASN:HB3	2.55	0.41
18:CR:39:LEU:O	18:CR:49:ILE:HG23	2.21	0.41
20:CT:30:ILE:HG13	20:CT:85:VAL:HB	2.02	0.41
20:CT:54:GLU:HG3	20:CT:88:LYS:N	2.35	0.41
21:CU:52:ASN:C	21:CU:54:PRO:HD2	2.40	0.41

Continued on next page...

Continued from previous page...

Atom-1	Atom-2	Interatomic distance (Å)	Clash overlap (Å)
23:CW:23:LYS:HG3	23:CW:24:ARG:N	2.34	0.41
24:CX:32:LEU:O	24:CX:33:HIS:CG	2.73	0.41
33:DA:460:A:H61	33:DA:471:U:H3	1.68	0.41
42:DJ:102:LEU:HD13	42:DJ:102:LEU:H	1.85	0.41
42:DJ:14:ASP:HB3	42:DJ:17:LEU:HB3	2.02	0.41
44:DL:82:ILE:HG23	44:DL:95:TYR:HB3	2.02	0.41
46:DN:73:PHE:CZ	46:DN:78:GLY:HA2	2.54	0.41
49:DQ:59:VAL:CG2	49:DQ:75:LEU:CD1	2.98	0.41
1:EA:1780:A:OP1	59:EA:3687:HOH:O	2.22	0.41
1:EA:1866:A:C6	1:EA:1876:A:N7	2.88	0.41
1:EA:2682:A:C8	4:ED:11:MET:CG	3.03	0.41
1:EA:2747:G:H2'	1:EA:2748:A:C8	2.55	0.41
2:EB:20:G:C6	2:EB:21:G:C5	3.08	0.41
8:EH:31:VAL:HB	8:EH:32:PRO:CD	2.50	0.41
10:EJ:25:LEU:HB2	10:EJ:62:VAL:CG2	2.50	0.41
11:EK:16:ALA:O	11:EK:17:ARG:HB2	2.20	0.41
20:ET:61:LEU:C	20:ET:61:LEU:HD12	2.40	0.41
23:EW:10:ARG:O	23:EW:11:ASN:HB2	2.19	0.41
23:EW:23:LYS:HG3	23:EW:24:ARG:N	2.35	0.41
33:FA:1079:G:C2	33:FA:1080:A:C2	3.08	0.41
33:FA:1102:A:H2'	33:FA:1103:C:C6	2.55	0.41
33:FA:129:A:H1'	33:FA:130:A:C8	2.55	0.41
33:FA:1363:A:C8	33:FA:1365:G:C5	3.08	0.41
33:FA:38:G:C2	33:FA:397:A:C2	3.09	0.41
33:FA:436:C:C2	33:FA:437:U:C5	3.07	0.41
33:FA:778:G:C6	33:FA:779:C:N3	2.88	0.41
39:FG:140:ASP:O	39:FG:143:ARG:HB3	2.20	0.41
42:FJ:57:VAL:O	42:FJ:58:ASN:HB2	2.20	0.41
44:FL:27:CYS:HB2	44:FL:28:PRO:CD	2.49	0.41
46:FN:28:LYS:HG3	46:FN:29:ALA:N	2.35	0.41
48:FP:46:LYS:HB2	48:FP:47:GLU:H	1.74	0.41
52:FT:62:ALA:CA	52:FT:67:ILE:HG22	2.50	0.41
31:G4:16:ILE:HA	31:G4:24:ARG:O	2.19	0.41
1:GA:1095:A:C4	54:HV:632:ILE:HG12	2.54	0.41
1:GA:11:C:C2'	1:GA:12:U:H5'	2.50	0.41
1:GA:126:A:C6	1:GA:127:A:N1	2.88	0.41
1:GA:1843:C:H2'	1:GA:1844:C:C6	2.54	0.41
1:GA:2140:G:H5''	1:GA:2141:G:OP2	2.21	0.41
1:GA:2305:U:O3'	6:GF:132:ARG:NH1	2.53	0.41
1:GA:595:C:H2'	1:GA:596:U:C6	2.55	0.41
1:GA:901:C:O2'	1:GA:902:C:O5'	2.34	0.41

Continued on next page...

Continued from previous page...

Atom-1	Atom-2	Interatomic distance (Å)	Clash overlap (Å)
4:GD:37:VAL:HG23	4:GD:91:THR:HB	2.02	0.41
6:GF:106:ALA:HB2	6:GF:137:PHE:CD1	2.55	0.41
6:GF:134:GLN:CG	6:GF:135:ILE:N	2.83	0.41
6:GF:3:LEU:HD13	6:GF:6:TYR:CG	2.55	0.41
8:GH:21:VAL:HG22	8:GH:22:LYS:H	1.85	0.41
1:GA:1059:G:N2	9:GI:127:SER:HA	2.35	0.41
9:GI:48:ILE:HG13	9:GI:49:GLU:H	1.85	0.41
10:GJ:25:LEU:HB2	10:GJ:62:VAL:CG2	2.49	0.41
59:GA:3350:HOH:O	12:GL:53:GLY:N	2.35	0.41
19:GS:59:GLU:HA	19:GS:64:ALA:CB	2.50	0.41
33:HA:1102:A:H2'	33:HA:1103:C:C6	2.55	0.41
33:HA:264:C:H4'	49:HQ:65:ARG:HD2	2.02	0.41
33:HA:414:A:H2'	33:HA:415:A:O4'	2.20	0.41
34:HB:119:GLN:NE2	34:HB:136:ARG:NH2	2.69	0.41
34:HB:199:ILE:O	34:HB:199:ILE:HG13	2.20	0.41
38:HF:81:ASN:OD1	38:HF:83:ALA:N	2.49	0.41
42:HJ:92:LEU:O	42:HJ:93:ALA:CB	2.68	0.41
49:HQ:14:SER:HB3	49:HQ:22:VAL:CG2	2.50	0.41
32:A5:60:LEU:HD23	32:A5:64:VAL:HG21	2.01	0.41
32:A5:67:THR:CG2	32:A5:72:LEU:HA	2.50	0.41
1:AA:1265:A:O4'	1:AA:1267:U:C6	2.73	0.41
1:AA:1713:A:H61	1:AA:1745:A:H61	1.67	0.41
1:AA:498:G:C5	1:AA:499:U:C5	3.08	0.41
1:AA:666:A:H2'	1:AA:667:U:H6	1.85	0.41
1:AA:934:U:H2'	1:AA:935:C:H6	1.85	0.41
1:AA:983:A:N6	1:AA:984:A:C2	2.88	0.41
4:AD:68:PHE:C	4:AD:73:VAL:HG12	2.41	0.41
5:AE:126:VAL:HG23	5:AE:137:LYS:HD2	2.01	0.41
6:AF:37:MET:HE2	6:AF:151:LEU:HB3	2.03	0.41
7:AG:85:LYS:HG2	7:AG:131:VAL:HG12	2.02	0.41
7:AG:23:ILE:HG21	7:AG:71:LEU:CD1	2.50	0.41
9:AI:123:ALA:HB2	9:AI:126:ARG:NH2	2.36	0.41
9:AI:52:LEU:HB3	9:AI:53:PRO:HD2	2.02	0.41
16:AP:1:SER:H2	16:AP:4:ILE:HG13	1.85	0.41
16:AP:52:ARG:CG	16:AP:52:ARG:NH1	2.82	0.41
16:AP:23:ASP:OD1	16:AP:88:ARG:HA	2.20	0.41
17:AQ:97:ILE:HD11	17:AQ:105:PHE:HA	2.03	0.41
19:AS:18:ARG:CG	19:AS:76:VAL:HG13	2.50	0.41
33:BA:1151:A:C4	33:BA:1152:A:N7	2.89	0.41
33:BA:453:G:C5	33:BA:454:G:N7	2.88	0.41
33:BA:751:U:H1'	47:BO:23:GLY:O	2.20	0.41

Continued on next page...

Continued from previous page...

Atom-1	Atom-2	Interatomic distance (Å)	Clash overlap (Å)
33:BA:792:A:C2	33:BA:794:A:C2	3.09	0.41
34:BB:70:GLY:HA2	34:BB:163:ILE:CG2	2.50	0.41
34:BB:74:ALA:O	34:BB:75:ALA:HB2	2.19	0.41
36:BD:139:PRO:HA	36:BD:182:PHE:HD2	1.85	0.41
36:BD:72:PHE:CZ	36:BD:200:ILE:HD11	2.55	0.41
37:BE:74:VAL:HG13	37:BE:144:LEU:HB3	2.00	0.41
38:BF:38:ARG:HG2	38:BF:39:LEU:H	1.84	0.41
38:BF:10:VAL:N	38:BF:58:HIS:O	2.53	0.41
39:BG:103:TRP:CH2	39:BG:141:VAL:HG21	2.56	0.41
46:BN:31:ILE:CD1	46:BN:31:ILE:N	2.82	0.41
47:BO:45:GLU:HG3	47:BO:46:HIS:N	2.35	0.41
50:BR:22:ASP:OD1	50:BR:24:LYS:HE3	2.21	0.41
1:CA:643:A:C8	28:C1:43:ARG:HD3	2.55	0.41
28:C1:6:GLU:OE1	28:C1:52:LYS:NZ	2.52	0.41
31:C4:3:VAL:O	31:C4:4:ARG:O	2.38	0.41
1:CA:1392:A:N6	1:CA:1393:A:N6	2.68	0.41
1:CA:1622:G:C2	1:CA:1623:G:C8	3.08	0.41
1:CA:1726:C:N4	1:CA:1735:A:H2	2.18	0.41
1:CA:2052:A:C2	1:CA:2053:G:C8	3.08	0.41
1:CA:215:G:H4'	1:CA:216:A:H4'	2.02	0.41
1:CA:2517:C:C6	1:CA:2542:A:N7	2.88	0.41
1:CA:2685:G:OP1	11:CK:78:ARG:NH2	2.53	0.41
1:CA:42:A:C2'	1:CA:43:G:C5'	2.98	0.41
3:CC:16:VAL:N	3:CC:203:VAL:CG1	2.83	0.41
4:CD:172:VAL:CG2	4:CD:194:PRO:HD3	2.51	0.41
14:CN:38:LEU:HB3	14:CN:39:PRO:HD3	2.01	0.41
17:CQ:87:VAL:O	17:CQ:88:GLU:HB3	2.19	0.41
1:CA:855:G:C2	23:CW:23:LYS:HD2	2.56	0.41
33:DA:1313:U:H2'	33:DA:1314:C:C6	2.55	0.41
33:DA:1366:C:H2'	33:DA:1367:C:C6	2.54	0.41
33:DA:1428:A:H2'	33:DA:1429:A:O4'	2.20	0.41
33:DA:376:G:C2	33:DA:377:G:N7	2.88	0.41
33:DA:497:G:H2'	33:DA:498:A:C8	2.55	0.41
34:DB:182:VAL:N	34:DB:196:ASP:OD2	2.53	0.41
34:DB:83:ALA:HA	34:DB:88:GLN:NE2	2.35	0.41
36:DD:161:LEU:HD13	36:DD:161:LEU:N	2.36	0.41
39:DG:53:ARG:HG3	1:GA:2096:C:O2'	2.20	0.41
44:DL:43:LYS:HG2	44:DL:44:LYS:N	2.34	0.41
32:E5:39:THR:HA	32:E5:42:ARG:HD2	2.02	0.41
32:E5:78:GLY:N	32:E5:79:PRO:HD2	2.35	0.41
1:EA:1054:A:C2	1:EA:1055:G:C4	3.08	0.41

Continued on next page...

Continued from previous page...

Atom-1	Atom-2	Interatomic distance (Å)	Clash overlap (Å)
1:EA:1447:C:O2'	1:EA:1544:A:N3	2.46	0.41
1:EA:2187:U:H3'	1:EA:2188:U:C5	2.55	0.41
1:EA:2197:U:C5	1:EA:2224:G:C6	3.08	0.41
1:EA:2687:U:H2'	1:EA:2688:G:O4'	2.20	0.41
1:EA:559:G:OP1	10:EJ:111:LYS:HD3	2.20	0.41
1:EA:879:G:C2	1:EA:880:G:C5	3.07	0.41
4:ED:89:GLU:HG2	4:ED:94:GLN:CD	2.40	0.41
12:EL:61:LEU:HD13	12:EL:61:LEU:N	2.35	0.41
14:EN:95:THR:CG2	14:EN:113:ILE:HG13	2.50	0.41
15:EO:53:THR:HB	15:EO:65:THR:HB	2.02	0.41
18:ER:28:ALA:O	18:ER:63:VAL:HG21	2.19	0.41
19:ES:29:VAL:O	19:ES:33:LEU:HD22	2.21	0.41
19:ES:82:MET:HB2	19:ES:98:LYS:HB2	2.02	0.41
33:FA:126:G:C2'	33:FA:127:G:O5'	2.69	0.41
33:FA:232:G:H1'	33:FA:262:A:N1	2.36	0.41
33:FA:454:G:C2'	33:FA:455:G:H5'	2.50	0.41
33:FA:836:G:C6	33:FA:851:G:C5	3.08	0.41
33:FA:959:A:C2	33:FA:1222:G:O4'	2.73	0.41
41:FI:63:LEU:N	41:FI:63:LEU:CD2	2.83	0.41
46:FN:43:ASN:O	46:FN:45:VAL:N	2.53	0.41
51:FS:12:ASP:HB3	51:FS:14:HIS:CE1	2.55	0.41
54:FV:330:VAL:CG2	54:FV:333:LEU:HD21	2.50	0.41
54:FV:36:VAL:HG12	54:FV:37:ASN:H	1.85	0.41
1:EA:1913:A:H1'	55:FW:4:SER:CA	2.50	0.41
27:G0:24:VAL:C	27:G0:26:SER:H	2.21	0.41
31:G4:31:PRO:C	31:G4:33:HIS:H	2.23	0.41
1:GA:1458:U:H5'	1:GA:1459:G:N3	2.35	0.41
1:GA:1703:G:HO2'	33:HA:1428:A:HO2'	1.68	0.41
1:GA:2024:G:H2'	1:GA:2025:C:O4'	2.20	0.41
1:GA:966:G:H4'	1:GA:2272:U:O2	2.19	0.41
1:GA:2419:U:H2'	1:GA:2420:C:C6	2.55	0.41
1:GA:2728:U:O2'	1:GA:2729:G:H8	2.03	0.41
1:GA:2799:A:C6	1:GA:2801:G:C5	3.09	0.41
1:GA:36:G:C5	1:GA:37:C:C5	3.09	0.41
1:GA:524:G:C6	1:GA:525:U:C4	3.08	0.41
1:GA:560:C:N4	1:GA:561:G:C6	2.88	0.41
1:GA:806:C:N3	1:GA:807:U:C5	2.88	0.41
3:GC:204:LEU:HG	3:GC:209:ALA:HB1	2.02	0.41
7:GG:163:TYR:O	7:GG:164:ALA:HB3	2.20	0.41
15:GO:36:TYR:N	15:GO:36:TYR:CD1	2.88	0.41
17:GQ:86:SER:O	17:GQ:87:VAL:C	2.57	0.41

Continued on next page...

Continued from previous page...

Atom-1	Atom-2	Interatomic distance (Å)	Clash overlap (Å)
20:GT:14:PRO:HB2	20:GT:16:VAL:HG23	2.02	0.41
20:GT:54:GLU:HG3	20:GT:88:LYS:CB	2.50	0.41
21:GU:70:ALA:HB3	21:GU:79:ALA:HB1	2.03	0.41
22:GV:76:ASP:OD1	22:GV:77:VAL:N	2.53	0.41
23:GW:23:LYS:HE2	23:GW:24:ARG:CA	2.51	0.41
1:GA:2364:C:H4'	23:GW:55:ASP:OD1	2.20	0.41
33:HA:1157:A:C6	33:HA:1180:A:C6	3.08	0.41
33:HA:570:G:H1'	33:HA:820:U:C4	2.55	0.41
33:HA:807:A:C5	33:HA:808:C:C4	3.08	0.41
40:HH:10:MET:HE1	40:HH:33:LYS:HA	2.00	0.41
42:HJ:8:ILE:CD1	42:HJ:76:ILE:HD11	2.49	0.41
45:HM:14:HIS:HB2	45:HM:17:ILE:HD12	2.01	0.41
50:HR:32:TYR:HE2	50:HR:47:THR:HG21	1.85	0.41
54:HV:320:LEU:HD23	54:HV:321:ALA:N	2.35	0.41
1:AA:1526:C:H2'	1:AA:1527:G:O4'	2.20	0.41
1:AA:1715:G:N2	1:AA:1744:A:OP2	2.45	0.41
1:AA:42:A:C2'	1:AA:43:G:H5''	2.50	0.41
1:AA:910:A:C6	1:AA:911:A:C6	3.08	0.41
3:AC:172:THR:HG22	3:AC:182:LYS:HG2	2.02	0.41
4:AD:21:SER:H	11:AK:73:ASP:H	1.67	0.41
4:AD:70:LYS:O	4:AD:71:ALA:CB	2.68	0.41
6:AF:103:ILE:HD13	6:AF:173:ASP:HB2	2.03	0.41
6:AF:62:GLN:HB2	6:AF:88:VAL:HG13	2.03	0.41
1:AA:2531:A:OP1	7:AG:174:LYS:HE3	2.21	0.41
9:AI:24:GLY:O	9:AI:27:LEU:HG	2.20	0.41
10:AJ:12:LYS:O	10:AJ:13:ARG:CB	2.68	0.41
10:AJ:36:LEU:HD11	10:AJ:54:ILE:HG22	2.02	0.41
12:AL:51:GLU:OE1	12:AL:57:LEU:N	2.47	0.41
1:AA:2294:G:H5''	15:AO:10:ARG:HD3	2.01	0.41
18:AR:24:LYS:HA	18:AR:94:THR:HG23	2.02	0.41
24:AX:37:PHE:CE2	24:AX:58:ILE:HG21	2.55	0.41
33:BA:704:A:C6	33:BA:705:G:C5	3.08	0.41
33:BA:575:G:C4	33:BA:881:G:C2	3.08	0.41
35:BC:140:ASN:HA	35:BC:143:ARG:CB	2.50	0.41
37:BE:80:THR:HG23	37:BE:81:LEU:O	2.21	0.41
52:BT:34:LYS:O	52:BT:37:ALA:HB3	2.21	0.41
1:CA:2286:G:P	28:C1:29:LYS:CE	3.08	0.41
1:CA:1234:U:H2'	1:CA:1235:G:O4'	2.20	0.41
1:CA:1770:G:C6	1:CA:1983:G:C6	3.08	0.41
1:CA:1813:G:H1'	3:CC:49:THR:CG2	2.47	0.41
1:CA:2799:A:C6	1:CA:2801:G:C5	3.09	0.41

Continued on next page...

Continued from previous page...

Atom-1	Atom-2	Interatomic distance (Å)	Clash overlap (Å)
1:CA:510:C:H2'	1:CA:511:U:O4'	2.21	0.41
1:CA:26:G:H1'	1:CA:514:A:N6	2.36	0.41
3:CC:255:LYS:C	3:CC:257:ARG:H	2.23	0.41
7:CG:162:ARG:CZ	7:CG:168:VAL:HG21	2.50	0.41
10:CJ:111:LYS:HA	59:CJ:202:HOH:O	2.19	0.41
10:CJ:72:LYS:HD2	10:CJ:74:TYR:CE2	2.56	0.41
11:CK:16:ALA:HB2	11:CK:86:LEU:HD11	2.02	0.41
11:CK:20:MET:HG3	11:CK:21:CYS:N	2.34	0.41
13:CM:31:PHE:CE2	13:CM:110:GLU:HA	2.55	0.41
17:CQ:65:ASN:OD1	17:CQ:69:ARG:NH2	2.54	0.41
33:DA:134:G:H2'	33:DA:135:C:O4'	2.20	0.41
33:DA:1480:A:H2'	33:DA:1481:U:O4'	2.19	0.41
33:DA:207:C:H2'	33:DA:208:U:C6	2.55	0.41
33:DA:820:U:H4'	33:DA:821:G:OP2	2.21	0.41
33:DA:926:G:C6	33:DA:1505:G:C6	3.09	0.41
39:DG:106:GLU:O	39:DG:110:LYS:HG2	2.20	0.41
40:DH:89:LYS:HG3	40:DH:90:ASP:N	2.34	0.41
43:DK:50:SER:HA	43:DK:69:ARG:NH1	2.34	0.41
46:DN:20:TYR:N	46:DN:20:TYR:CD1	2.89	0.41
1:EA:1061:U:H3'	1:EA:1062:G:C5'	2.50	0.41
1:EA:1250:G:N7	12:EL:18:ARG:NH1	2.51	0.41
1:EA:2394:C:H5''	12:EL:63:LYS:HE2	2.02	0.41
1:EA:544:C:N4	1:EA:548:G:OP1	2.52	0.41
1:EA:2599:G:N7	3:EC:234:GLY:O	2.53	0.41
9:EI:87:SER:OG	9:EI:88:GLY:N	2.53	0.41
18:ER:66:HIS:CG	18:ER:94:THR:HG22	2.56	0.41
23:EW:50:VAL:HB	23:EW:61:LYS:CD	2.51	0.41
33:FA:1138:G:H2'	33:FA:1140:C:H6	1.84	0.41
33:FA:439:U:H2'	33:FA:440:C:H5'	2.02	0.41
33:FA:678:U:O2	33:FA:713:G:N2	2.53	0.41
35:FC:127:ARG:O	35:FC:127:ARG:HG3	2.20	0.41
49:FQ:46:VAL:HG12	49:FQ:47:HIS:N	2.35	0.41
54:FV:536:PHE:CE1	54:FV:578:LEU:HD23	2.56	0.41
1:GA:1256:G:C2'	5:GE:77:ILE:HD11	2.50	0.41
1:GA:1983:G:O2'	1:GA:1984:G:H5'	2.21	0.41
1:GA:2024:G:OP2	1:GA:2034:U:H4'	2.21	0.41
1:GA:528:A:H2	1:GA:2043:C:C5'	2.33	0.41
1:GA:2386:A:H4'	23:GW:54:ARG:O	2.20	0.41
1:GA:2869:G:C2	1:GA:2870:C:C2	3.08	0.41
1:GA:56:A:C6	1:GA:57:C:C4	3.08	0.41
1:GA:995:C:O2'	1:GA:996:A:P	2.79	0.41

Continued on next page...

Continued from previous page...

Atom-1	Atom-2	Interatomic distance (Å)	Clash overlap (Å)
2:GB:5:U:C2	2:GB:116:G:N2	2.88	0.41
6:GF:140:ILE:HG23	6:GF:145:VAL:HG12	2.01	0.41
6:GF:11:VAL:HG11	6:GF:96:TRP:CZ2	2.55	0.41
33:DA:1295:U:H5''	8:GH:15:LEU:CD1	2.49	0.41
9:GI:60:VAL:HG22	9:GI:66:PHE:CD1	2.55	0.41
10:GJ:41:LYS:C	10:GJ:43:GLU:H	2.24	0.41
10:GJ:72:LYS:HB2	10:GJ:89:PHE:HB2	2.02	0.41
14:GN:26:GLY:CA	14:GN:75:ILE:HD13	2.50	0.41
2:GB:52:A:H61	15:GO:32:PRO:HB2	1.85	0.41
16:GP:86:LYS:O	16:GP:87:ARG:HB2	2.19	0.41
17:GQ:25:GLY:CA	17:GQ:29:ARG:NH1	2.84	0.41
19:GS:4:ILE:CG2	19:GS:106:VAL:HG22	2.49	0.41
21:GU:82:VAL:CG1	21:GU:83:GLY:N	2.84	0.41
23:GW:22:VAL:CG1	23:GW:25:PHE:CE1	3.03	0.41
23:GW:41:GLY:HA2	23:GW:44:PHE:CE2	2.56	0.41
33:HA:1404:C:H2'	33:HA:1405:G:C8	2.55	0.41
33:HA:484:G:N7	33:HA:486:U:H1'	2.35	0.41
33:HA:658:C:O4'	47:HO:22:THR:OG1	2.38	0.41
33:HA:71:A:N6	33:HA:100:G:N7	2.68	0.41
33:HA:72:A:H2'	33:HA:73:C:H5'	2.02	0.41
33:HA:892:A:O2'	33:HA:1415:G:H4'	2.20	0.41
34:HB:166:ASP:OD2	34:HB:190:SER:HA	2.20	0.41
35:HC:130:PHE:CE1	35:HC:157:LEU:HD23	2.56	0.41
36:HD:168:PRO:HG2	36:HD:171:LEU:HD11	2.03	0.41
41:HI:34:SER:HB3	41:HI:37:GLN:HG2	2.02	0.41
33:HA:1249:C:O2'	41:HI:75:GLN:OE1	2.33	0.41
43:HK:110:ILE:HG22	53:HU:17:ARG:NH1	2.35	0.41
47:HO:17:ARG:HH12	47:HO:77:ARG:NH1	2.18	0.41
54:HV:532:LYS:C	54:HV:534:TYR:H	2.23	0.41
54:HV:71:PHE:CE1	54:HV:83:ARG:HG3	2.55	0.41
29:A2:44:VAL:O	29:A2:44:VAL:HG12	2.21	0.41
32:A5:58:THR:HG21	32:A5:82:ILE:H	1.86	0.41
32:A5:28:ALA:HA	32:A5:81:LEU:HD22	2.03	0.41
1:AA:1500:G:C5	1:AA:1501:G:N7	2.89	0.41
1:AA:1619:G:O2'	29:A2:1:MET:N	2.38	0.41
1:AA:198:C:O2'	1:AA:199:A:H5''	2.20	0.41
1:AA:2291:U:OP1	1:AA:2380:C:O2'	2.23	0.41
1:AA:630:G:N2	1:AA:632:A:H3'	2.35	0.41
1:AA:729:G:C4	1:AA:1775:U:C2	3.08	0.41
1:AA:861:A:C2	1:AA:917:A:C4	3.08	0.41
4:AD:106:LYS:O	4:AD:107:VAL:HB	2.20	0.41

Continued on next page...

Continued from previous page...

Atom-1	Atom-2	Interatomic distance (Å)	Clash overlap (Å)
4:AD:202:ILE:HD13	4:AD:202:ILE:C	2.41	0.41
5:AE:109:LEU:O	5:AE:112:LEU:N	2.53	0.41
5:AE:149:ILE:HD12	5:AE:188:MET:SD	2.60	0.41
6:AF:11:VAL:C	6:AF:13:LYS:N	2.70	0.41
9:AI:55:PRO:O	9:AI:71:LYS:HB2	2.21	0.41
33:BA:1108:G:C5	33:BA:1109:C:C5	3.08	0.41
33:BA:994:A:C4	33:BA:1216:A:H4'	2.56	0.41
33:BA:1305:G:H22	33:BA:1331:G:H2'	1.85	0.41
33:BA:1412:C:C2	33:BA:1489:G:N2	2.89	0.41
33:BA:1508:A:OP1	59:BA:1797:HOH:O	2.22	0.41
33:BA:559:A:OP2	37:BE:126:LYS:NZ	2.52	0.41
34:BB:99:MET:HA	34:BB:106:VAL:HG21	2.01	0.41
34:BB:134:LEU:C	34:BB:136:ARG:H	2.24	0.41
34:BB:83:ALA:O	34:BB:88:GLN:HG3	2.21	0.41
38:BF:2:ARG:HD2	38:BF:92:THR:OG1	2.20	0.41
38:BF:46:GLN:NE2	38:BF:56:LYS:HG3	2.35	0.41
39:BG:7:ILE:HD13	39:BG:7:ILE:N	2.36	0.41
41:BI:57:MET:HA	41:BI:60:LYS:HD3	2.02	0.41
41:BI:7:TYR:CD1	41:BI:20:PHE:CE1	3.08	0.41
50:BR:29:LEU:O	50:BR:31:ASN:N	2.54	0.41
33:BA:1314:C:H41	51:BS:4:SER:HA	1.85	0.41
52:BT:85:LYS:O	52:BT:86:LEU:CB	2.69	0.41
54:BV:227:ALA:HB1	54:BV:234:MET:HB3	2.03	0.41
30:C3:22:LYS:HA	30:C3:47:ALA:O	2.20	0.41
1:CA:111:A:C2	1:CA:112:U:C2	3.09	0.41
1:CA:1178:C:C4	1:CA:1179:G:N7	2.89	0.41
1:CA:1205:A:H4'	1:CA:1206:G:OP2	2.21	0.41
1:CA:1316:U:C2	1:CA:1337:G:N2	2.88	0.41
1:CA:1483:G:C6	1:CA:1484:U:C4	3.08	0.41
1:CA:1778:U:H2'	1:CA:1784:A:N6	2.35	0.41
1:CA:1828:G:OP1	59:CA:3453:HOH:O	2.21	0.41
1:CA:1872:A:C8	1:CA:1873:G:C8	3.07	0.41
1:CA:1857:G:C2	1:CA:1884:G:N3	2.89	0.41
1:CA:2666:C:C5	1:CA:2667:C:C5	3.09	0.41
1:CA:945:A:C5	1:CA:2448:A:C2	3.08	0.41
9:CI:96:LYS:HG3	9:CI:136:GLY:HA3	2.02	0.41
10:CJ:81:ILE:CG1	10:CJ:82:GLY:H	2.31	0.41
14:CN:45:ARG:CG	14:CN:45:ARG:HH11	2.34	0.41
14:CN:51:LEU:O	14:CN:54:LEU:HB3	2.20	0.41
16:CP:102:ARG:O	16:CP:103:THR:HG22	2.20	0.41
18:CR:1:MET:HA	18:CR:42:ALA:O	2.20	0.41

Continued on next page...

Continued from previous page...

Atom-1	Atom-2	Interatomic distance (Å)	Clash overlap (Å)
18:CR:48:LYS:H	18:CR:48:LYS:HE3	1.85	0.41
18:CR:49:ILE:HG22	18:CR:54:VAL:N	2.35	0.41
33:DA:1015:G:H2'	33:DA:1016:A:O4'	2.21	0.41
33:DA:1087:G:C2	33:DA:1088:G:C5	3.08	0.41
33:DA:1492:A:H2'	33:DA:1492:A:N3	2.36	0.41
33:DA:223:A:C5	33:DA:224:U:C5	3.09	0.41
33:DA:354:G:N1	33:DA:355:C:C4	2.89	0.41
33:DA:363:A:C6	33:DA:364:A:C6	3.09	0.41
33:DA:407:U:H2'	33:DA:408:A:H8	1.86	0.41
33:DA:610:U:O4	59:DA:1847:HOH:O	2.21	0.41
33:DA:844:G:C3'	33:DA:845:A:H5''	2.50	0.41
34:DB:166:ASP:O	34:DB:169:HIS:HB2	2.20	0.41
34:DB:71:THR:O	34:DB:72:LYS:HG2	2.20	0.41
35:DC:107:ARG:O	35:DC:108:LYS:HB2	2.20	0.41
36:DD:91:LEU:HD11	36:DD:197:GLU:HG2	2.02	0.41
36:DD:30:THR:HG22	36:DD:31:LYS:N	2.35	0.41
40:DH:47:GLU:N	40:DH:64:LYS:HG3	2.36	0.41
43:DK:29:ASN:OD1	43:DK:30:THR:N	2.54	0.41
50:DR:21:ILE:HD12	50:DR:22:ASP:N	2.35	0.41
33:DA:332:G:OP2	52:DT:5:LYS:HB2	2.20	0.41
1:EA:1313:U:C2'	1:EA:1610:A:C2	3.04	0.41
1:EA:1661:G:OP1	59:EA:3439:HOH:O	2.22	0.41
1:EA:2340:A:H2'	1:EA:2341:G:C8	2.55	0.41
1:EA:2400:G:C6	1:EA:2401:U:C4	3.09	0.41
1:EA:2443:C:O2'	1:EA:2444:G:H5'	2.20	0.41
1:EA:2464:G:H2'	1:EA:2465:C:O4'	2.21	0.41
1:EA:2655:G:HO2'	1:EA:2656:U:P	2.43	0.41
1:EA:608:A:C2	1:EA:621:A:C2	3.08	0.41
3:EC:143:VAL:HB	3:EC:153:LEU:HB2	2.03	0.41
5:EE:124:PHE:CZ	5:EE:137:LYS:HD3	2.56	0.41
6:EF:35:LEU:HD12	6:EF:88:VAL:HB	2.01	0.41
10:EJ:30:THR:HG22	10:EJ:31:GLU:N	2.36	0.41
12:EL:77:ILE:N	12:EL:77:ILE:HD12	2.36	0.41
1:EA:2707:U:C2'	14:EN:71:ARG:HH11	2.34	0.41
2:EB:116:G:H4'	15:EO:54:VAL:HG12	2.02	0.41
18:ER:21:ARG:NH2	18:ER:93:PHE:CE2	2.88	0.41
19:ES:32:ALA:O	19:ES:36:LEU:HD22	2.20	0.41
24:EX:63:ILE:HG22	24:EX:67:LEU:HD23	2.02	0.41
25:EY:23:ARG:HA	25:EY:23:ARG:HE	1.86	0.41
33:FA:1533:C:H3'	33:FA:1534:A:C5'	2.50	0.41
33:FA:1533:C:H3'	33:FA:1534:A:H5''	2.03	0.41

Continued on next page...

Continued from previous page...

Atom-1	Atom-2	Interatomic distance (Å)	Clash overlap (Å)
33:FA:22:G:H4'	33:FA:885:G:C8	2.55	0.41
33:FA:753:A:H4'	33:FA:754:C:O5'	2.21	0.41
33:FA:964:A:OP1	59:FA:1828:HOH:O	2.22	0.41
34:FB:116:LEU:O	34:FB:119:GLN:HG2	2.20	0.41
34:FB:174:GLU:O	34:FB:178:LEU:HB2	2.21	0.41
34:FB:86:CYS:C	34:FB:88:GLN:H	2.24	0.41
41:FI:52:LEU:HB3	41:FI:57:MET:HG2	2.03	0.41
41:FI:47:VAL:CG2	41:FI:76:ALA:HB1	2.50	0.41
42:FJ:101:SER:C	42:FJ:102:LEU:HD22	2.41	0.41
45:FM:87:ARG:HG2	45:FM:97:VAL:CG1	2.50	0.41
46:FN:21:PHE:HD1	46:FN:55:SER:HG	1.65	0.41
47:FO:43:PHE:CE2	47:FO:56:LEU:HD22	2.56	0.41
54:FV:364:VAL:HG23	54:FV:386:ILE:HD11	2.02	0.41
1:GA:241:A:O2'	30:G3:2:LYS:NZ	2.54	0.41
1:GA:1354:A:H2'	1:GA:1355:G:O4'	2.19	0.41
1:GA:1378:A:C2'	59:GA:3740:HOH:O	2.69	0.41
1:GA:1803:A:O2'	3:GC:256:THR:HG21	2.21	0.41
1:GA:2078:C:O2'	1:GA:2079:U:H5'	2.21	0.41
1:GA:2096:C:H2'	1:GA:2097:A:C8	2.55	0.41
1:GA:2355:G:C2	1:GA:2363:G:C4	3.07	0.41
1:GA:2489:U:O2	1:GA:2491:U:C4	2.74	0.41
1:GA:943:A:N1	1:GA:944:C:C4	2.89	0.41
1:GA:983:A:C6	1:GA:984:A:C2	3.08	0.41
2:GB:117:G:C5	2:GB:118:C:C5	3.08	0.41
6:GF:131:VAL:HB	6:GF:136:ILE:HD11	2.01	0.41
6:GF:152:ASP:OD1	6:GF:152:ASP:N	2.54	0.41
6:GF:3:LEU:HD13	6:GF:6:TYR:HB3	2.02	0.41
7:GG:61:TRP:CE3	7:GG:61:TRP:HA	2.56	0.41
11:GK:24:VAL:CG1	11:GK:30:ARG:HD2	2.50	0.41
1:GA:2485:G:H5''	13:GM:45:GLN:HE21	1.84	0.41
15:GO:11:ALA:HB2	15:GO:96:GLY:N	2.35	0.41
20:GT:22:THR:O	20:GT:25:GLU:N	2.51	0.41
22:GV:2:PHE:HB2	22:GV:61:LEU:CD1	2.51	0.41
22:GV:75:GLN:HB2	22:GV:92:VAL:HG23	2.01	0.41
33:HA:1008:U:H2'	33:HA:1009:U:H6	1.85	0.41
33:HA:1321:U:C4	33:HA:1322:C:C5	3.08	0.41
34:HB:20:ARG:C	34:HB:22:TRP:N	2.74	0.41
38:HF:51:ILE:CG2	38:HF:85:ILE:HD12	2.50	0.41
41:HI:91:ASP:CG	41:HI:93:SER:HB3	2.41	0.41
44:HL:73:ASN:ND2	44:HL:103:ASP:O	2.51	0.41
44:HL:38:TYR:HD2	44:HL:52:VAL:HG23	1.86	0.41

Continued on next page...

Continued from previous page...

Atom-1	Atom-2	Interatomic distance (Å)	Clash overlap (Å)
45:HM:48:LEU:HD21	45:HM:52:GLN:C	2.41	0.41
46:HN:52:PRO:O	46:HN:55:SER:HB3	2.21	0.41
48:HP:42:ILE:HG22	48:HP:43:ALA:N	2.34	0.41
49:HQ:59:VAL:CG2	49:HQ:75:LEU:CD1	2.98	0.41
51:HS:41:PHE:CE1	51:HS:67:VAL:O	2.73	0.41
52:HT:51:PHE:C	52:HT:51:PHE:CD1	2.94	0.41
54:HV:222:LEU:O	54:HV:226:ALA:N	2.50	0.41
54:HV:557:ILE:HG21	54:HV:576:ILE:HD12	2.01	0.41
32:A5:118:ILE:CB	32:A5:119:PRO:CD	2.99	0.41
1:AA:1452:G:H2'	1:AA:1457:U:O4	2.21	0.41
1:AA:1528:A:OP2	1:AA:1543:G:N2	2.53	0.41
1:AA:1532:A:H61	1:AA:1539:U:H3	1.69	0.41
1:AA:1710:G:H2'	1:AA:1711:A:H8	1.86	0.41
1:AA:2281:A:C2	1:AA:2282:G:C5	3.09	0.41
1:AA:2837:A:H2'	1:AA:2838:G:H8	1.86	0.41
1:AA:2895:G:H2'	1:AA:2896:C:C6	2.56	0.41
1:AA:68:G:H2'	1:AA:69:C:O4'	2.20	0.41
3:AC:166:ARG:HG3	3:AC:166:ARG:O	2.20	0.41
5:AE:117:ARG:HA	5:AE:185:LYS:HD3	2.01	0.41
5:AE:60:TRP:CE2	5:AE:70:SER:HB3	2.56	0.41
1:AA:2313:C:H4'	6:AF:36:ASN:OD1	2.21	0.41
7:AG:112:VAL:HG23	7:AG:113:ASP:H	1.86	0.41
9:AI:14:ALA:O	9:AI:45:THR:HG21	2.20	0.41
11:AK:34:GLY:O	11:AK:36:GLY:N	2.54	0.41
14:AN:29:VAL:CG1	14:AN:75:ILE:HG23	2.51	0.41
33:BA:127:G:N2	33:BA:235:C:C2	2.89	0.41
33:BA:590:U:OP1	40:BH:31:LYS:HG2	2.20	0.41
33:BA:784:A:C6	33:BA:799:G:C2	3.08	0.41
36:BD:167:LYS:HA	36:BD:168:PRO:HD3	1.88	0.41
36:BD:168:PRO:HB2	36:BD:171:LEU:CD1	2.50	0.41
38:BF:97:THR:O	38:BF:98:GLU:CB	2.69	0.41
43:BK:35:THR:HA	43:BK:42:LEU:CG	2.49	0.41
45:BM:114:LYS:H	45:BM:115:PRO:CD	2.33	0.41
51:BS:11:ILE:HB	51:BS:41:PHE:HE2	1.85	0.41
54:BV:29:ARG:HG3	54:BV:269:ALA:HB1	2.03	0.41
1:CA:1635:A:C6	1:CA:1636:U:C2	3.09	0.41
1:CA:2352:A:N1	23:CW:30:VAL:HG21	2.35	0.41
4:CD:1:MET:HG2	4:CD:205:PRO:HG3	2.03	0.41
6:CF:32:LYS:HA	6:CF:95:MET:SD	2.61	0.41
7:CG:25:ILE:O	7:CG:33:THR:OG1	2.37	0.41
9:CI:85:ILE:HG22	9:CI:86:LYS:N	2.35	0.41

Continued on next page...

Continued from previous page...

Atom-1	Atom-2	Interatomic distance (Å)	Clash overlap (Å)
10:CJ:38:GLY:O	10:CJ:40:HIS:N	2.53	0.41
16:CP:48:ALA:CB	16:CP:95:LYS:HG3	2.51	0.41
18:CR:51:VAL:HB	18:CR:52:PRO:CD	2.51	0.41
18:CR:49:ILE:HG22	18:CR:53:PHE:C	2.40	0.41
20:CT:19:LYS:O	20:CT:23:ALA:HB3	2.20	0.41
20:CT:59:ASN:O	20:CT:83:ALA:O	2.38	0.41
1:CA:2352:A:C6	23:CW:30:VAL:HG11	2.55	0.41
33:DA:1029:U:H1'	33:DA:1033:G:N2	2.36	0.41
33:DA:1415:G:C4	33:DA:1416:G:C8	3.08	0.41
33:DA:21:G:N2	33:DA:22:G:C6	2.88	0.41
33:DA:419:C:C4	33:DA:420:U:C4	3.08	0.41
33:DA:53:A:C2	33:DA:359:G:C2	3.09	0.41
33:DA:590:U:H2'	33:DA:591:U:C6	2.55	0.41
33:DA:629:A:H2'	33:DA:630:A:O4'	2.21	0.41
33:DA:811:C:H4'	33:DA:900:A:N6	2.35	0.41
33:DA:9:G:N7	33:DA:558:G:O2'	2.51	0.41
36:DD:139:PRO:HB3	36:DD:184:ARG:HA	2.02	0.41
37:DE:70:ASN:ND2	37:DE:70:ASN:O	2.40	0.41
39:DG:103:TRP:CH2	39:DG:141:VAL:HG21	2.55	0.41
43:DK:72:ASP:O	43:DK:73:ALA:HB3	2.21	0.41
44:DL:24:LEU:C	44:DL:26:ALA:H	2.23	0.41
44:DL:86:ARG:HA	44:DL:94:ARG:HA	2.03	0.41
49:DQ:50:ASN:O	49:DQ:50:ASN:ND2	2.53	0.41
54:DV:4:THR:HG21	54:DV:378:ARG:CZ	2.50	0.41
32:E5:31:ARG:HA	32:E5:31:ARG:HD3	1.80	0.41
1:EA:1366:A:C6	1:EA:1367:A:C4	3.09	0.41
1:EA:1440:U:H2'	1:EA:1441:G:H8	1.85	0.41
1:EA:2025:C:H2'	1:EA:2026:U:C6	2.56	0.41
1:EA:2899:A:H2'	1:EA:2900:A:C8	2.56	0.41
1:EA:518:G:H4'	19:ES:18:ARG:CZ	2.51	0.41
1:EA:57:C:H2'	1:EA:58:G:O4'	2.21	0.41
3:EC:163:ILE:HG12	3:EC:173:LEU:CD1	2.50	0.41
3:EC:91:ALA:HB3	3:EC:103:ILE:HG22	2.03	0.41
8:EH:31:VAL:HB	8:EH:32:PRO:HD3	2.02	0.41
10:EJ:44:TYR:HB2	17:EQ:63:ARG:HB3	2.03	0.41
13:EM:108:VAL:HG13	13:EM:109:PRO:HD2	2.02	0.41
23:EW:60:ALA:HA	23:EW:81:ILE:HD12	2.03	0.41
33:FA:1287:A:H2'	33:FA:1288:A:C8	2.56	0.41
33:FA:1451:U:C2'	33:FA:1452:C:OP1	2.68	0.41
33:FA:602:A:H2'	33:FA:603:U:C6	2.55	0.41
37:FE:77:ASN:HB2	37:FE:82:GLN:NE2	2.36	0.41

Continued on next page...

Continued from previous page...

Atom-1	Atom-2	Interatomic distance (Å)	Clash overlap (Å)
42:FJ:35:GLN:O	42:FJ:36:VAL:HB	2.20	0.41
33:FA:694:A:OP1	43:FK:55:SER:HB3	2.21	0.41
44:FL:57:LEU:HD21	44:FL:82:ILE:HG13	2.02	0.41
46:FN:26:GLU:HG2	46:FN:27:LEU:HD12	2.03	0.41
46:FN:6:MET:HE2	46:FN:63:ARG:HH22	1.86	0.41
47:FO:19:ALA:O	47:FO:20:ASN:HB2	2.20	0.41
50:FR:71:THR:HG23	50:FR:73:ARG:H	1.86	0.41
52:FT:9:LYS:HA	52:FT:12:ILE:CG2	2.50	0.41
1:GA:1021:A:N3	1:GA:1021:A:H3'	2.35	0.41
1:GA:1410:G:C6	1:GA:1411:U:C4	3.08	0.41
1:GA:2104:C:H2'	1:GA:2105:U:C4'	2.51	0.41
1:GA:2340:A:H2'	1:GA:2341:G:C8	2.56	0.41
1:GA:2346:A:O4'	1:GA:2383:G:C1'	2.69	0.41
1:GA:414:C:O4'	1:GA:1863:G:N2	2.54	0.41
1:GA:511:U:C5	1:GA:512:G:C5	3.08	0.41
1:GA:84:A:H62	1:GA:101:A:H2	1.68	0.41
1:GA:801:G:O4'	5:GE:49:ARG:NE	2.53	0.41
6:GF:55:ASP:HB3	6:GF:140:ILE:HD11	2.03	0.41
6:GF:141:ASP:O	6:GF:144:LYS:N	2.50	0.41
9:GI:85:ILE:HA	9:GI:100:ILE:HD12	2.01	0.41
9:GI:122:GLU:HG2	9:GI:126:ARG:NH1	2.33	0.41
9:GI:34:ILE:HA	9:GI:37:PHE:CD1	2.56	0.41
11:GK:13:ASN:OD1	11:GK:13:ASN:N	2.48	0.41
13:GM:21:ALA:CB	13:GM:100:LYS:N	2.84	0.41
22:GV:31:TYR:HB3	22:GV:37:PRO:HB3	2.03	0.41
33:HA:1012:A:C6	33:HA:1013:G:C6	3.09	0.41
33:HA:1083:U:C5	33:HA:1084:G:C6	3.09	0.41
33:HA:591:U:C2	33:HA:592:G:C8	3.09	0.41
35:HC:162:ILE:HD12	35:HC:162:ILE:O	2.21	0.41
36:HD:192:SER:O	36:HD:193:ALA:HB2	2.21	0.41
41:HI:94:LEU:O	41:HI:98:LEU:N	2.48	0.41
42:HJ:11:LYS:CG	42:HJ:97:ASP:HB3	2.50	0.41
43:HK:81:ASN:HB3	43:HK:106:ARG:O	2.18	0.41
49:HQ:5:ILE:O	49:HQ:5:ILE:HG13	2.20	0.41
52:HT:42:GLY:O	52:HT:44:LYS:N	2.53	0.41
52:HT:62:ALA:CA	52:HT:67:ILE:HG22	2.51	0.41
54:HV:645:GLN:O	54:HV:646:GLU:C	2.59	0.41
32:A5:129:LEU:CB	32:A5:130:PRO:HD2	2.50	0.41
1:AA:1056:G:OP1	32:A5:34:THR:OG1	2.34	0.41
1:AA:1107:G:H5''	32:A5:58:THR:HG23	2.02	0.41
1:AA:1482:G:C4	1:AA:1483:G:C8	3.09	0.41

Continued on next page...

Continued from previous page...

Atom-1	Atom-2	Interatomic distance (Å)	Clash overlap (Å)
1:AA:189:G:P	24:AX:13:THR:HG21	2.61	0.41
1:AA:195:A:H3'	1:AA:196:A:H4'	2.03	0.41
1:AA:2720:U:H4'	1:AA:2845:U:O2'	2.21	0.41
1:AA:2862:G:C5	1:AA:2863:C:C5	3.09	0.41
1:AA:2875:C:O2'	1:AA:2876:G:H5'	2.20	0.41
1:AA:2899:A:H2'	1:AA:2900:A:C8	2.55	0.41
1:AA:438:G:H2'	1:AA:439:A:C8	2.56	0.41
2:AB:94:A:H2'	2:AB:95:U:C6	2.56	0.41
1:AA:1843:C:O2'	3:AC:253:GLY:O	2.27	0.41
6:AF:121:PHE:CZ	6:AF:166:ARG:N	2.88	0.41
6:AF:73:VAL:HG22	6:AF:78:ILE:HD11	2.03	0.41
17:AQ:94:LEU:C	17:AQ:96:ASP:H	2.24	0.41
20:AT:54:GLU:HG3	20:AT:88:LYS:N	2.35	0.41
21:AU:39:ASN:HD22	21:AU:64:ILE:HG21	1.85	0.41
1:AA:102:U:C4	25:AY:2:LYS:HB2	2.56	0.41
1:AA:76:C:OP1	25:AY:48:ARG:NH1	2.53	0.41
33:BA:1077:G:N2	33:BA:1080:A:OP2	2.43	0.41
33:BA:1179:A:H2'	33:BA:1180:A:O4'	2.21	0.41
33:BA:126:G:OP1	33:BA:605:U:O2'	2.28	0.41
33:BA:1323:G:H2'	33:BA:1324:A:C8	2.55	0.41
33:BA:109:A:C6	33:BA:327:A:C6	3.09	0.41
33:BA:673:A:C4	33:BA:734:G:N2	2.89	0.41
33:BA:784:A:H2'	33:BA:785:G:H8	1.85	0.41
38:BF:62:MET:HG3	38:BF:63:ASN:N	2.36	0.41
38:BF:92:THR:O	38:BF:93:LYS:HG2	2.20	0.41
39:BG:77:SER:N	39:BG:86:GLN:OE1	2.54	0.41
41:BI:39:PHE:HA	41:BI:42:GLU:OE1	2.21	0.41
33:BA:1317:C:O4'	46:BN:49:GLN:HG2	2.21	0.41
54:BV:218:TRP:HZ3	54:BV:223:ILE:HB	1.86	0.41
54:BV:53:MET:HB2	54:BV:56:GLU:CG	2.50	0.41
1:CA:126:A:O5'	29:C2:19:ARG:HG3	2.21	0.41
12:CL:57:LEU:HD22	30:C3:53:ASP:HB3	2.02	0.41
31:C4:19:ARG:O	31:C4:22:VAL:N	2.54	0.41
1:CA:1022:G:C5	1:CA:1140:C:C4	3.09	0.41
1:CA:10:A:C5	1:CA:11:C:C5	3.09	0.41
1:CA:146:A:H2'	1:CA:147:C:C6	2.56	0.41
1:CA:2881:U:O2'	1:CA:2882:A:H5'	2.21	0.41
1:CA:898:C:H2'	1:CA:899:A:O4'	2.20	0.41
4:CD:106:LYS:CB	4:CD:206:ALA:H	2.33	0.41
4:CD:61:THR:OG1	4:CD:63:PRO:HD2	2.21	0.41
6:CF:112:ASP:OD1	6:CF:113:PHE:N	2.54	0.41

Continued on next page...

Continued from previous page...

Atom-1	Atom-2	Interatomic distance (Å)	Clash overlap (Å)
6:CF:3:LEU:HD12	6:CF:172:PHE:CD2	2.55	0.41
7:CG:92:GLY:HA2	54:DV:147:MET:CE	2.51	0.41
10:CJ:54:ILE:HD12	10:CJ:55:ILE:N	2.35	0.41
12:CL:23:ILE:N	12:CL:23:ILE:HD12	2.35	0.41
14:CN:1:MET:O	14:CN:2:ARG:CB	2.69	0.41
20:CT:26:LYS:O	20:CT:27:SER:CB	2.68	0.41
21:CU:70:ALA:CB	21:CU:79:ALA:HB1	2.50	0.41
23:CW:60:ALA:CB	23:CW:81:ILE:CD1	2.98	0.41
33:DA:1225:A:H2'	33:DA:1226:C:C5	2.56	0.41
33:DA:1283:U:H2'	33:DA:1284:C:C6	2.56	0.41
11:CK:98:ARG:HH21	33:DA:340:U:P	2.44	0.41
33:DA:409:U:H2'	33:DA:410:G:C8	2.56	0.41
33:DA:455:G:C2	33:DA:456:A:C4	3.09	0.41
33:DA:841:C:H42	33:DA:843:U:H5	1.68	0.41
33:DA:868:C:N4	33:DA:869:G:C2	2.89	0.41
33:DA:962:C:H2'	33:DA:963:G:O4'	2.21	0.41
34:DB:98:GLY:C	34:DB:100:LEU:N	2.73	0.41
35:DC:121:THR:CG2	35:DC:122:SER:N	2.84	0.41
36:DD:27:ALA:C	36:DD:29:ASP:N	2.74	0.41
36:DD:35:GLU:HG3	36:DD:36:GLN:N	2.35	0.41
37:DE:156:LYS:NZ	40:DH:71:VAL:O	2.43	0.41
41:DI:6:TYR:CG	41:DI:89:GLU:OE1	2.74	0.41
48:DP:43:ALA:HB1	48:DP:46:LYS:HD2	2.02	0.41
52:DT:66:LEU:HD12	52:DT:66:LEU:C	2.41	0.41
1:EA:2283:C:H5''	1:EA:2389:G:O2'	2.20	0.41
1:EA:277:G:C2'	1:EA:278:A:OP2	2.69	0.41
1:EA:714:U:H5''	47:FO:89:ARG:NH2	2.36	0.41
1:EA:820:A:H2'	1:EA:821:A:O4'	2.21	0.41
2:EB:11:C:N4	2:EB:12:C:N4	2.69	0.41
2:EB:66:A:C2	2:EB:108:A:C6	3.09	0.41
6:EF:57:ALA:HB2	6:EF:64:PRO:HD3	2.03	0.41
10:EJ:121:LYS:HE3	10:EJ:121:LYS:HB2	1.86	0.41
15:EO:106:LEU:HD23	15:EO:107:ALA:N	2.35	0.41
25:EY:44:LYS:O	25:EY:48:ARG:HG2	2.21	0.41
33:FA:1437:A:H2'	33:FA:1438:G:H8	1.86	0.41
33:FA:145:G:N1	33:FA:146:G:C5	2.89	0.41
33:FA:604:G:C2	33:FA:635:A:C2	3.08	0.41
33:FA:820:U:H4'	33:FA:821:G:OP2	2.20	0.41
33:FA:981:U:H5	33:FA:982:U:HO2'	1.63	0.41
34:FB:113:LEU:HD11	34:FB:144:GLU:HG2	2.01	0.41
48:FP:20:VAL:CG2	48:FP:32:PHE:HB2	2.51	0.41

Continued on next page...

Continued from previous page...

Atom-1	Atom-2	Interatomic distance (Å)	Clash overlap (Å)
38:FF:42:TRP:HH2	50:FR:24:LYS:HB3	1.85	0.41
38:FF:59:TYR:CE2	50:FR:67:LEU:HD21	2.55	0.41
52:FT:68:HIS:C	52:FT:69:LYS:HZ3	2.21	0.41
54:FV:118:GLY:CA	54:FV:157:GLN:OE1	2.69	0.41
54:FV:218:TRP:N	54:FV:218:TRP:CD1	2.89	0.41
1:GA:2420:C:H5'	28:G1:7:LYS:HZ3	1.85	0.41
31:G4:36:ARG:HG2	31:G4:37:GLN:N	2.35	0.41
1:GA:1292:G:H2'	1:GA:1293:C:C6	2.56	0.41
1:GA:1471:G:C5	1:GA:1472:C:C5	3.09	0.41
1:GA:2056:G:N3	1:GA:2056:G:H2'	2.35	0.41
1:GA:2333:A:O4'	1:GA:2335:A:H1'	2.21	0.41
1:GA:338:G:N2	1:GA:339:U:H1'	2.35	0.41
1:GA:396:G:C5	1:GA:397:U:C5	3.08	0.41
1:GA:468:G:N7	29:G2:39:ARG:NH2	2.68	0.41
1:GA:947:A:O2'	1:GA:984:A:H2	2.03	0.41
3:GC:66:PHE:HB3	3:GC:150:GLY:O	2.20	0.41
5:GE:23:PHE:HB2	5:GE:111:GLU:HG2	2.02	0.41
5:GE:160:ALA:O	5:GE:161:ALA:HB3	2.21	0.41
9:GI:79:LEU:CA	9:GI:85:ILE:HD13	2.50	0.41
10:GJ:20:ALA:O	10:GJ:21:THR:C	2.58	0.41
10:GJ:81:ILE:CG1	10:GJ:82:GLY:N	2.76	0.41
11:GK:1:MET:HE2	11:GK:32:TYR:CE1	2.56	0.41
17:GQ:60:TRP:CZ2	17:GQ:93:ILE:HB	2.56	0.41
1:GA:2354:C:C4'	23:GW:31:LEU:HD22	2.51	0.41
33:HA:1028:C:C5	33:HA:1029:U:C2	3.08	0.41
33:HA:1134:G:C2	33:HA:1135:U:C2	3.08	0.41
33:HA:1181:G:O2'	33:HA:1182:G:C5	2.69	0.41
33:HA:1236:A:H1'	33:HA:1333:A:N1	2.36	0.41
33:HA:56:U:H2'	33:HA:57:G:C8	2.56	0.41
33:HA:57:G:C6	33:HA:58:C:C4	3.09	0.41
33:HA:978:A:C4	33:HA:1319:A:C2	3.09	0.41
35:HC:14:ILE:O	35:HC:15:VAL:HG22	2.21	0.41
35:HC:7:PRO:HG2	35:HC:184:TYR:CD2	2.55	0.41
42:HJ:50:THR:CG2	42:HJ:64:GLN:HG2	2.50	0.41
43:HK:92:GLY:O	43:HK:96:THR:HB	2.21	0.41
44:HL:43:LYS:HG2	44:HL:44:LYS:H	1.84	0.41
47:HO:6:GLU:HG3	47:HO:7:ALA:N	2.36	0.41
48:HP:46:LYS:CG	48:HP:47:GLU:H	2.30	0.41
54:HV:338:VAL:O	54:HV:380:GLY:N	2.39	0.41
54:HV:5:THR:HG23	54:HV:6:PRO:HD3	2.03	0.41
28:A1:33:LEU:N	28:A1:51:ALA:HB3	2.36	0.41

Continued on next page...

Continued from previous page...

Atom-1	Atom-2	Interatomic distance (Å)	Clash overlap (Å)
32:A5:37:LYS:O	32:A5:38:MET:C	2.58	0.41
1:AA:1111:A:N3	1:AA:1112:G:H1'	2.35	0.41
1:AA:10:A:C5	1:AA:11:C:C5	3.08	0.41
1:AA:1582:C:H2'	1:AA:1585:C:H42	1.85	0.41
1:AA:2632:A:C2	1:AA:2633:G:N7	2.88	0.41
1:AA:2902:C:C2'	1:AA:2903:U:O5'	2.68	0.41
1:AA:611:C:C2	1:AA:618:G:N2	2.88	0.41
1:AA:666:A:H2'	1:AA:667:U:C6	2.56	0.41
1:AA:84:A:P	21:AU:5:ARG:NH2	2.94	0.41
1:AA:892:A:C2	1:AA:893:C:N3	2.89	0.41
1:AA:996:A:H4'	17:AQ:91:ARG:CG	2.51	0.41
3:AC:68:ARG:CD	3:AC:103:ILE:HD11	2.51	0.41
1:AA:2730:C:O3'	4:AD:174:SER:CB	2.69	0.41
5:AE:130:LYS:HB3	5:AE:133:LEU:HG	2.02	0.41
6:AF:30:VAL:HG22	6:AF:95:MET:SD	2.60	0.41
7:AG:104:LEU:HB2	7:AG:112:VAL:CG2	2.51	0.41
9:AI:58:ILE:CG2	9:AI:60:VAL:HG23	2.50	0.41
10:AJ:84:ILE:HG23	10:AJ:84:ILE:O	2.21	0.41
1:AA:2364:C:H4'	23:AW:55:ASP:OD1	2.20	0.41
23:AW:24:ARG:HD3	23:AW:65:LYS:HE2	2.02	0.41
33:BA:1137:C:O2	33:BA:1138:G:N2	2.54	0.41
33:BA:21:G:H2'	33:BA:22:G:C8	2.55	0.41
33:BA:705:G:H2'	33:BA:706:A:O4'	2.20	0.41
33:BA:827:U:C2	33:BA:870:U:C4	3.09	0.41
34:BB:189:ASN:OD1	34:BB:190:SER:N	2.53	0.41
34:BB:60:ALA:HB2	34:BB:220:VAL:HG12	2.02	0.41
35:BC:144:LEU:H	35:BC:144:LEU:HG	1.78	0.41
36:BD:155:VAL:HA	36:BD:158:ALA:HB3	2.02	0.41
44:BL:114:ARG:HB3	44:BL:119:VAL:HB	2.03	0.41
48:BP:12:LYS:HG2	48:BP:13:LYS:HG2	2.02	0.41
1:CA:1089:A:O2'	1:CA:1090:A:N7	2.48	0.41
1:CA:1269:A:OP2	59:CA:3381:HOH:O	2.22	0.41
1:CA:1360:G:C6	1:CA:1372:U:C2	3.09	0.41
1:CA:1753:G:N1	1:CA:1756:G:OP2	2.48	0.41
1:CA:1831:G:C4	1:CA:1832:C:C5	3.09	0.41
1:CA:2075:U:H2'	1:CA:2238:G:N2	2.35	0.41
1:CA:2746:U:C5	1:CA:2747:G:N7	2.89	0.41
1:CA:2832:U:C4	1:CA:2834:G:N2	2.88	0.41
1:CA:336:C:C2	1:CA:337:C:C5	3.08	0.41
1:CA:288:U:H3	1:CA:352:A:H61	1.68	0.41
1:CA:370:G:C6	1:CA:424:G:C8	3.09	0.41

Continued on next page...

Continued from previous page...

Atom-1	Atom-2	Interatomic distance (Å)	Clash overlap (Å)
1:CA:382:A:C2	1:CA:383:C:H1'	2.55	0.41
1:CA:563:A:C6	1:CA:2018:G:C4	3.09	0.41
1:CA:572:A:H5''	1:CA:573:U:OP2	2.21	0.41
16:CP:80:VAL:O	16:CP:81:ASP:HB3	2.21	0.41
21:CU:84:PHE:O	21:CU:85:ARG:HB3	2.21	0.41
33:DA:1018:G:O6	33:DA:1019:A:N6	2.53	0.41
33:DA:1025:U:H6	33:DA:1025:U:O5'	2.04	0.41
33:DA:1043:G:C2	33:DA:1044:A:C5	3.09	0.41
33:DA:1182:G:H4'	33:DA:1183:U:H5'	2.02	0.41
33:DA:425:G:H2'	33:DA:426:U:O4'	2.20	0.41
33:DA:436:C:C2	33:DA:437:U:C5	3.09	0.41
33:DA:540:G:C6	33:DA:541:G:C5	3.08	0.41
33:DA:747:A:C6	33:DA:748:G:C6	3.09	0.41
33:DA:98:A:H2'	33:DA:99:C:C6	2.56	0.41
34:DB:162:VAL:HG22	34:DB:184:ALA:HB1	2.02	0.41
34:DB:187:ASP:CG	34:DB:188:THR:H	2.24	0.41
35:DC:23:PHE:CD1	35:DC:24:ALA:N	2.88	0.41
36:DD:26:ARG:HD2	36:DD:31:LYS:HD3	2.03	0.41
37:DE:81:LEU:HB3	37:DE:147:MET:HE1	2.03	0.41
39:DG:113:ASP:HB2	39:DG:119:ARG:CG	2.50	0.41
33:DA:1375:A:H4'	39:DG:29:ILE:HD13	2.03	0.41
49:DQ:12:VAL:HG12	49:DQ:13:VAL:N	2.36	0.41
43:DK:113:VAL:HG12	50:DR:73:ARG:NH1	2.36	0.41
54:DV:310:HIS:O	54:DV:312:SER:N	2.53	0.41
54:DV:318:SER:CB	54:DV:404:ILE:HD11	2.51	0.41
54:DV:538:ASN:ND2	54:DV:550:ILE:HG21	2.36	0.41
32:E5:136:ILE:HD12	32:E5:136:ILE:H	1.84	0.41
32:E5:51:TYR:CE2	32:E5:90:GLY:HA3	2.55	0.41
1:EA:1195:G:O2'	1:EA:1226:A:N1	2.40	0.41
1:EA:1340:U:H4'	1:EA:1341:G:OP2	2.20	0.41
1:EA:1532:A:H3'	1:EA:1533:C:H6	1.86	0.41
1:EA:1565:C:C5	1:EA:1567:G:C6	3.08	0.41
1:EA:1906:G:C6	1:EA:1929:G:N2	2.89	0.41
1:EA:1937:A:N7	1:EA:1939:U:H2'	2.36	0.41
1:EA:2139:U:H4'	1:EA:2151:U:O4	2.21	0.41
1:EA:2776:A:H4'	1:EA:2777:G:H5''	2.01	0.41
1:EA:65:U:O2'	1:EA:456:C:N3	2.47	0.41
1:EA:603:A:C8	1:EA:655:A:C6	3.08	0.41
1:EA:857:G:H2'	1:EA:858:G:O4'	2.21	0.41
14:EN:82:GLU:O	14:EN:86:ARG:HB2	2.21	0.41
16:EP:80:VAL:HG12	16:EP:81:ASP:N	2.36	0.41

Continued on next page...

Continued from previous page...

Atom-1	Atom-2	Interatomic distance (Å)	Clash overlap (Å)
17:EQ:91:ARG:CB	17:EQ:94:LEU:HB2	2.50	0.41
33:FA:1074:G:N3	33:FA:1102:A:C2	2.89	0.41
33:FA:1239:A:C2	33:FA:1296:C:N3	2.89	0.41
33:FA:1371:G:C6	33:FA:1372:U:C4	3.09	0.41
33:FA:1446:A:N1	33:FA:1447:A:C6	2.89	0.41
33:FA:587:G:C2'	33:FA:588:G:OP2	2.69	0.41
33:FA:674:G:N2	43:FK:118:HIS:HB2	2.36	0.41
33:FA:900:A:H2'	33:FA:901:A:O4'	2.21	0.41
37:FE:72:ILE:HD11	37:FE:145:GLU:HG3	2.03	0.41
37:FE:48:PHE:CD1	37:FE:48:PHE:C	2.93	0.41
37:FE:77:ASN:O	37:FE:80:THR:HG22	2.20	0.41
41:FI:6:TYR:CE1	41:FI:89:GLU:HB2	2.55	0.41
42:FJ:19:ASP:HA	42:FJ:22:THR:CG2	2.51	0.41
44:FL:3:THR:HG22	44:FL:5:ASN:H	1.86	0.41
44:FL:52:VAL:C	44:FL:67:ILE:CD1	2.89	0.41
33:FA:625:U:H4'	48:FP:16:PHE:CD2	2.56	0.41
48:FP:76:LYS:NZ	48:FP:81:ALA:HB3	2.36	0.41
1:GA:1087:G:C2	1:GA:1103:A:N3	2.88	0.41
1:GA:443:A:H1'	1:GA:1201:U:O4'	2.20	0.41
1:GA:1256:G:C6	1:GA:1257:C:N4	2.89	0.41
1:GA:1794:A:H2'	1:GA:1795:C:H6	1.85	0.41
1:GA:2755:C:HO2'	1:GA:2756:U:H6	1.68	0.41
1:GA:2755:C:O2'	1:GA:2756:U:H2'	2.21	0.41
1:GA:2821:A:O2'	1:GA:2826:A:N1	2.47	0.41
4:GD:112:THR:O	4:GD:195:GLY:HA2	2.20	0.41
6:GF:137:PHE:HD1	6:GF:138:PRO:HD2	1.86	0.41
7:GG:102:ILE:HD11	7:GG:116:LEU:HG	2.02	0.41
7:GG:132:LEU:HD23	7:GG:132:LEU:N	2.35	0.41
9:GI:126:ARG:HA	9:GI:129:GLU:HG3	2.03	0.41
9:GI:12:VAL:H	9:GI:23:VAL:CG1	2.34	0.41
9:GI:57:VAL:HG22	9:GI:71:LYS:HE3	2.02	0.41
9:GI:78:LEU:HB3	9:GI:105:LEU:HD23	2.03	0.41
10:GJ:65:THR:CG2	10:GJ:68:LYS:HE3	2.51	0.41
16:GP:57:ALA:O	16:GP:58:PHE:HB3	2.21	0.41
18:GR:51:VAL:HB	18:GR:52:PRO:CD	2.51	0.41
21:GU:84:PHE:O	21:GU:85:ARG:HB3	2.21	0.41
23:GW:30:VAL:HA	23:GW:60:ALA:HB3	2.03	0.41
23:GW:70:VAL:C	23:GW:71:LYS:HD2	2.41	0.41
33:HA:1086:U:O2'	33:HA:1087:G:H5'	2.19	0.41
33:HA:1306:A:C6	33:HA:1331:G:H1'	2.56	0.41
33:HA:452:A:C8	33:HA:452:A:H3'	2.56	0.41

Continued on next page...

Continued from previous page...

Atom-1	Atom-2	Interatomic distance (Å)	Clash overlap (Å)
34:HB:19:THR:HG23	34:HB:36:LYS:O	2.20	0.41
34:HB:44:LYS:HE3	34:HB:48:MET:HE2	2.03	0.41
36:HD:145:ILE:HD11	36:HD:155:VAL:HG21	2.03	0.41
42:HJ:57:VAL:HG22	42:HJ:58:ASN:H	1.85	0.41
47:HO:72:ARG:NH2	47:HO:73:LYS:HE2	2.35	0.41
51:HS:66:MET:SD	51:HS:74:PHE:HZ	2.42	0.41
43:HK:89:PRO:HB3	53:HU:29:LEU:HD13	2.03	0.41
54:HV:33:TYR:CE1	54:HV:199:GLY:HA3	2.56	0.41
32:A5:60:LEU:CD2	32:A5:64:VAL:HG21	2.51	0.41
1:AA:1239:G:H2'	1:AA:1240:U:O4'	2.21	0.41
1:AA:1533:C:H2'	1:AA:1533:C:O2	2.20	0.41
1:AA:1537:G:C4	1:AA:1538:G:H1'	2.55	0.41
1:AA:1735:A:C6	1:AA:1736:U:C5	3.09	0.41
1:AA:2138:G:N2	1:AA:2151:U:P	2.94	0.41
1:AA:2259:U:C2	1:AA:2427:C:N3	2.89	0.41
1:AA:2636:C:H2'	1:AA:2637:U:C6	2.55	0.41
1:AA:277:G:C2'	1:AA:278:A:OP2	2.69	0.41
1:AA:521:U:H2'	1:AA:522:A:C8	2.56	0.41
1:AA:643:A:N1	1:AA:2369:A:O2'	2.51	0.41
1:AA:919:U:H2'	1:AA:920:A:O4'	2.21	0.41
2:AB:74:U:O2	22:AV:29:ILE:HD13	2.20	0.41
3:AC:77:VAL:HG23	3:AC:111:ALA:HA	2.02	0.41
5:AE:147:LEU:HD12	5:AE:149:ILE:HG12	2.03	0.41
6:AF:102:LEU:O	6:AF:106:ALA:HB3	2.21	0.41
7:AG:100:ASN:HB3	4:ED:92:VAL:CG1	2.50	0.41
9:AI:18:ASN:N	9:AI:19:PRO:CD	2.83	0.41
10:AJ:64:VAL:HG11	10:AJ:68:LYS:HB2	2.02	0.41
13:AM:69:PRO:HA	13:AM:94:ALA:HB2	2.02	0.41
16:AP:90:ALA:HB2	16:AP:112:ARG:HA	2.01	0.41
20:AT:26:LYS:O	20:AT:27:SER:CB	2.68	0.41
21:AU:73:ASN:O	21:AU:74:ALA:HB3	2.21	0.41
23:AW:58:LEU:HD23	23:AW:79:ILE:HG13	2.02	0.41
33:BA:1250:A:C4	33:BA:1287:A:C6	3.09	0.41
33:BA:1302:C:OP1	33:BA:1302:C:C5	2.74	0.41
33:BA:1324:A:H4'	33:BA:1362:A:H4'	2.03	0.41
33:BA:1330:U:O4	33:BA:1331:G:N1	2.54	0.41
33:BA:742:G:N2	33:BA:743:A:C4	2.89	0.41
33:BA:588:G:C8	33:BA:753:A:C2	3.09	0.41
36:BD:158:ALA:O	36:BD:162:ALA:HB2	2.21	0.41
36:BD:17:THR:HG22	36:BD:18:ASP:N	2.36	0.41
36:BD:91:LEU:N	36:BD:91:LEU:HD12	2.36	0.41

Continued on next page...

Continued from previous page...

Atom-1	Atom-2	Interatomic distance (Å)	Clash overlap (Å)
37:BE:132:ASN:HA	37:BE:133:PRO:HD2	1.92	0.41
37:BE:159:LYS:HE2	40:BH:64:LYS:CE	2.51	0.41
37:BE:57:PRO:O	37:BE:60:ILE:HG12	2.20	0.41
38:BF:68:GLN:HA	38:BF:71:ILE:HG22	2.03	0.41
40:BH:3:MET:CE	40:BH:6:PRO:HA	2.51	0.41
41:BI:11:ARG:HB3	41:BI:16:ALA:HA	2.01	0.41
47:BO:3:LEU:HD23	47:BO:8:THR:HG22	2.01	0.41
51:BS:15:LEU:HD13	51:BS:33:THR:HG21	2.02	0.41
52:BT:67:ILE:HD11	52:BT:71:LYS:CE	2.51	0.41
54:BV:196:ALA:C	54:BV:198:GLN:N	2.74	0.41
54:BV:236:LYS:O	54:BV:241:GLU:HB3	2.21	0.41
1:CA:1142:A:C2	1:CA:1144:A:C1'	3.04	0.41
1:CA:1142:A:C4	1:CA:1144:A:C8	3.09	0.41
1:CA:1999:C:H2'	1:CA:2000:C:O4'	2.21	0.41
1:CA:65:U:H2'	1:CA:66:C:C6	2.56	0.41
1:CA:936:A:C6	1:CA:937:C:N4	2.89	0.41
3:CC:160:TYR:C	3:CC:160:TYR:CD1	2.94	0.41
4:CD:118:PHE:O	4:CD:120:GLY:N	2.46	0.41
5:CE:2:GLU:OE1	5:CE:11:ALA:HB1	2.21	0.41
9:CI:12:VAL:HG21	9:CI:41:PHE:CE1	2.56	0.41
10:CJ:64:VAL:O	10:CJ:65:THR:CB	2.69	0.41
11:CK:105:ARG:O	11:CK:108:ARG:HB2	2.21	0.41
15:CO:31:THR:HG23	15:CO:32:PRO:CD	2.49	0.41
15:CO:7:ARG:HA	15:CO:10:ARG:NH2	2.36	0.41
16:CP:50:ARG:H	16:CP:50:ARG:CD	2.33	0.41
1:CA:1198:U:O3'	17:CQ:4:LYS:HE3	2.21	0.41
17:CQ:94:LEU:C	17:CQ:96:ASP:H	2.23	0.41
23:CW:18:LYS:HG3	23:CW:19:ARG:H	1.86	0.41
33:DA:1006:G:H2'	33:DA:1007:U:C6	2.56	0.41
33:DA:1016:A:N7	33:DA:1017:U:H1'	2.36	0.41
33:DA:1156:G:HO2'	33:DA:1180:A:N6	2.18	0.41
33:DA:1015:G:N2	33:DA:1218:C:O2	2.51	0.41
33:DA:1245:C:C4	33:DA:1246:A:N7	2.89	0.41
33:DA:465:A:H2'	33:DA:466:A:C8	2.56	0.41
33:DA:57:G:C5	33:DA:58:C:C4	3.09	0.41
33:DA:968:A:H4'	33:DA:969:A:OP2	2.21	0.41
34:DB:170:ILE:H	34:DB:170:ILE:HD12	1.85	0.41
34:DB:49:PHE:HD1	34:DB:212:TYR:HH	1.66	0.41
33:DA:410:G:P	36:DD:26:ARG:HE	2.44	0.41
39:DG:50:LEU:CD1	39:DG:61:ALA:HB1	2.50	0.41
43:DK:15:GLN:HG2	39:HG:139:GLU:CD	2.41	0.41

Continued on next page...

Continued from previous page...

Atom-1	Atom-2	Interatomic distance (Å)	Clash overlap (Å)
48:DP:36:VAL:HG12	48:DP:36:VAL:O	2.19	0.41
51:DS:40:ILE:HB	51:DS:66:MET:O	2.21	0.41
54:DV:30:ILE:HG21	54:DV:86:ILE:HD11	2.03	0.41
29:E2:42:LEU:HB3	29:E2:43:THR:HG23	2.01	0.41
31:E4:4:ARG:O	31:E4:37:GLN:O	2.39	0.41
32:E5:47:GLU:CG	32:E5:95:LEU:HD21	2.48	0.41
1:EA:1105:U:H2'	1:EA:1106:G:H8	1.81	0.41
1:EA:1458:U:H5'	1:EA:1459:G:N3	2.35	0.41
1:EA:1697:G:OP2	1:EA:1698:A:O2'	2.35	0.41
1:EA:1786:A:C4	1:EA:1938:A:C6	3.09	0.41
1:EA:2201:G:H2'	1:EA:2202:U:O4'	2.20	0.41
1:EA:27:G:C4	1:EA:512:G:N2	2.89	0.41
1:EA:308:G:N2	1:EA:477:A:C8	2.89	0.41
1:EA:563:A:C6	1:EA:564:C:C4	3.09	0.41
1:EA:884:U:H2'	1:EA:885:C:H5'	2.03	0.41
2:EB:29:A:H2'	2:EB:30:C:O4'	2.21	0.41
3:EC:234:GLY:O	3:EC:235:GLU:HB2	2.21	0.41
4:ED:118:PHE:HZ	14:EN:1:MET:CB	2.34	0.41
6:EF:30:VAL:CG1	6:EF:96:TRP:CH2	3.04	0.41
7:EG:102:ILE:CG1	7:EG:116:LEU:HD11	2.51	0.41
1:EA:2467:C:H1'	13:EM:122:ALA:HB1	2.03	0.41
14:EN:96:ARG:O	14:EN:113:ILE:HA	2.21	0.41
21:EU:34:ILE:HG23	21:EU:61:GLU:HB3	2.02	0.41
22:EV:80:HIS:HD2	22:EV:83:LYS:N	2.18	0.41
23:EW:22:VAL:CG1	23:EW:25:PHE:CE1	3.04	0.41
33:FA:1304:G:C6	33:FA:1305:G:N2	2.88	0.41
33:FA:200:G:N2	33:FA:218:U:C2	2.89	0.41
33:FA:728:A:N6	33:FA:729:A:N6	2.69	0.41
34:FB:9:LEU:HB2	34:FB:42:LEU:CD2	2.51	0.41
35:FC:23:PHE:CD1	35:FC:24:ALA:N	2.89	0.41
37:FE:94:VAL:HG11	37:FE:140:THR:CG2	2.50	0.41
33:FA:716:A:N3	43:FK:119:ASN:O	2.53	0.41
43:FK:45:ALA:HB3	43:FK:70:CYS:HB2	2.02	0.41
33:FA:880:C:P	44:FL:5:ASN:HD22	2.44	0.41
47:FO:15:PHE:CZ	47:FO:85:LEU:HD11	2.56	0.41
54:FV:127:TRP:CH2	54:FV:262:ILE:HD13	2.56	0.41
14:GN:98:LEU:HD22	27:G0:42:ILE:HD11	2.03	0.41
1:GA:528:A:H2	1:GA:2043:C:H5'	1.85	0.41
1:GA:2482:A:C5	1:GA:2483:C:C5	3.08	0.41
1:GA:2539:C:H5'	31:G4:3:VAL:HG21	2.02	0.41
1:GA:2690:U:C4	1:GA:2873:A:N1	2.88	0.41

Continued on next page...

Continued from previous page...

Atom-1	Atom-2	Interatomic distance (Å)	Clash overlap (Å)
1:GA:941:A:H2'	1:GA:942:G:O4'	2.21	0.41
1:GA:960:A:H5''	1:GA:961:C:OP2	2.21	0.41
4:GD:148:GLN:HB2	4:GD:152:PRO:HG2	2.03	0.41
4:GD:91:THR:O	4:GD:93:GLY:N	2.49	0.41
5:GE:60:TRP:NE1	5:GE:70:SER:HB3	2.36	0.41
6:GF:60:SER:CB	6:GF:88:VAL:HG11	2.51	0.41
12:GL:110:VAL:CG2	12:GL:127:VAL:HB	2.51	0.41
14:GN:31:HIS:N	14:GN:31:HIS:ND1	2.69	0.41
16:GP:80:VAL:O	16:GP:81:ASP:HB3	2.20	0.41
26:GZ:38:GLU:HG3	26:GZ:40:THR:HG22	2.03	0.41
33:HA:200:G:N2	33:HA:218:U:C2	2.89	0.41
33:HA:429:U:O3'	36:HD:22:LYS:NZ	2.54	0.41
33:HA:460:A:N1	33:HA:462:G:C8	2.89	0.41
33:HA:949:A:H1'	33:HA:1364:U:C5	2.56	0.41
34:HB:217:ALA:O	34:HB:221:ARG:HB2	2.21	0.41
35:HC:22:TRP:HB3	35:HC:59:ARG:HB2	2.03	0.41
40:HH:10:MET:HG3	40:HH:27:MET:SD	2.60	0.41
42:HJ:87:LEU:O	42:HJ:91:ASP:OD2	2.39	0.41
43:HK:23:ILE:HD11	43:HK:86:VAL:HG22	2.01	0.41
45:HM:29:ARG:HH22	45:HM:33:ILE:HD11	1.86	0.41
45:HM:29:ARG:NH1	45:HM:33:ILE:HD11	2.36	0.41
49:HQ:59:VAL:CG2	49:HQ:75:LEU:HD13	2.50	0.41
52:HT:68:HIS:HB3	52:HT:69:LYS:NZ	2.36	0.41
54:HV:85:ASN:ND2	54:HV:382:ILE:HG13	2.35	0.41
54:HV:488:VAL:HG21	54:HV:661:SER:HB3	2.02	0.41
54:HV:504:LYS:HA	54:HV:516:GLY:O	2.20	0.41
54:HV:498:VAL:CG2	54:HV:608:ALA:HB2	2.51	0.41
32:A5:39:THR:HA	32:A5:42:ARG:CD	2.51	0.41
1:AA:1107:G:OP1	32:A5:59:LEU:N	2.54	0.41
1:AA:1140:C:P	10:AJ:68:LYS:HZ3	2.43	0.41
1:AA:123:G:C6	1:AA:124:G:C5	3.08	0.41
1:AA:1530:G:C6	1:AA:1531:C:C4	3.09	0.41
1:AA:1676:A:H2'	1:AA:1677:A:O4'	2.21	0.41
1:AA:1760:C:H2'	1:AA:1761:C:O4'	2.21	0.41
1:AA:2838:G:H2'	1:AA:2839:G:O4'	2.21	0.41
1:AA:216:A:C8	1:AA:432:A:C6	3.09	0.41
1:AA:690:G:H2'	1:AA:691:C:C6	2.56	0.41
1:AA:815:C:C2	1:AA:1193:G:C2	3.09	0.41
1:AA:858:G:H3'	1:AA:859:G:C8	2.55	0.41
4:AD:14:ILE:HG13	4:AD:14:ILE:O	2.20	0.41
4:AD:34:VAL:HG22	4:AD:94:GLN:H	1.85	0.41

Continued on next page...

Continued from previous page...

Atom-1	Atom-2	Interatomic distance (Å)	Clash overlap (Å)
6:AF:121:PHE:HZ	6:AF:166:ARG:N	2.18	0.41
6:AF:50:ASP:OD1	6:AF:50:ASP:N	2.54	0.41
10:AJ:12:LYS:O	10:AJ:13:ARG:HB2	2.21	0.41
11:AK:70:ARG:HD3	11:AK:76:VAL:HG22	2.03	0.41
1:AA:910:A:C4	13:AM:13:HIS:CD2	3.09	0.41
15:AO:33:ARG:HG2	15:AO:34:HIS:CE1	2.56	0.41
15:AO:41:ALA:O	15:AO:44:GLY:N	2.46	0.41
21:AU:13:LEU:HD11	21:AU:70:ALA:HB2	2.02	0.41
25:AY:41:HIS:CD2	25:AY:42:LEU:HD12	2.56	0.41
33:BA:1451:U:C2'	33:BA:1452:C:OP1	2.69	0.41
33:BA:1489:G:C5	33:BA:1490:U:C5	3.09	0.41
33:BA:1492:A:C2'	33:BA:1493:A:C5'	2.98	0.41
33:BA:519:C:N4	33:BA:520:A:C6	2.89	0.41
33:BA:523:A:C2	33:BA:527:G:O6	2.74	0.41
35:BC:17:PRO:HG2	35:BC:18:TRP:H	1.86	0.41
35:BC:97:VAL:HB	35:BC:98:PRO:HD2	2.02	0.41
44:BL:103:ASP:OD1	44:BL:103:ASP:N	2.52	0.41
50:BR:34:THR:O	50:BR:37:GLY:N	2.54	0.41
43:BK:93:ARG:HH22	53:BU:20:LYS:HB2	1.85	0.41
1:CA:1053:C:N3	1:CA:1054:A:N7	2.69	0.41
1:CA:1729:U:C5'	1:CA:1730:C:O5'	2.69	0.41
1:CA:1732:C:O2'	1:CA:1733:G:H5'	2.21	0.41
1:CA:2140:G:O6	1:CA:2152:G:C8	2.73	0.41
4:CD:68:PHE:CE2	4:CD:75:ALA:HB1	2.56	0.41
10:CJ:49:ASP:CG	10:CJ:121:LYS:HZ3	2.24	0.41
11:CK:5:GLN:O	11:CK:6:THR:CB	2.68	0.41
12:CL:23:ILE:N	12:CL:23:ILE:CD1	2.84	0.41
13:CM:50:ARG:HA	13:CM:53:MET:HE2	2.02	0.41
14:CN:10:LEU:HD22	14:CN:10:LEU:N	2.36	0.41
16:CP:19:PHE:CZ	16:CP:83:ILE:CD1	3.04	0.41
17:CQ:7:VAL:HG23	17:CQ:8:ILE:N	2.36	0.41
19:CS:29:VAL:HG13	19:CS:55:ILE:HD11	2.02	0.41
25:CY:17:GLU:HB2	25:CY:53:VAL:HG11	2.03	0.41
33:DA:1009:U:H3	33:DA:1020:G:H1	1.69	0.41
33:DA:144:G:N2	33:DA:145:G:H1'	2.35	0.41
33:DA:1493:A:O2'	33:DA:1494:G:OP1	2.32	0.41
33:DA:473:U:C2	33:DA:474:G:C8	3.08	0.41
33:DA:591:U:H2'	33:DA:592:G:H8	1.86	0.41
33:DA:69:G:H3'	33:DA:70:U:H6	1.86	0.41
33:DA:892:A:C6	33:DA:893:C:C4	3.09	0.41
36:DD:151:LYS:HA	36:DD:155:VAL:HG13	2.03	0.41

Continued on next page...

Continued from previous page...

Atom-1	Atom-2	Interatomic distance (Å)	Clash overlap (Å)
41:DI:101:ALA:HB1	41:DI:103:PHE:CE1	2.56	0.41
42:DJ:57:VAL:HG22	42:DJ:58:ASN:H	1.85	0.41
44:DL:102:LEU:CD1	44:DL:102:LEU:N	2.84	0.41
47:DO:26:GLU:OE2	47:DO:77:ARG:HD2	2.20	0.41
52:DT:62:ALA:HA	52:DT:67:ILE:HG22	2.02	0.41
29:E2:10:LEU:HD21	29:E2:14:ARG:NH1	2.36	0.41
32:E5:132:TYR:O	32:E5:133:GLU:HG3	2.21	0.41
32:E5:32:GLY:HA2	32:E5:36:ASP:OD2	2.21	0.41
1:EA:980:A:C4	1:EA:1136:G:O4'	2.74	0.41
1:EA:1854:A:C2	1:EA:2087:G:N3	2.89	0.41
1:EA:258:G:H1'	12:EL:104:GLN:NE2	2.36	0.41
1:EA:2788:C:H2'	1:EA:2789:C:C6	2.56	0.41
1:EA:278:A:N1	1:EA:362:A:C8	2.89	0.41
1:EA:370:G:O2'	1:EA:424:G:OP1	2.33	0.41
1:EA:878:A:H3'	1:EA:879:G:C8	2.56	0.41
1:EA:979:A:H2'	1:EA:982:C:H42	1.86	0.41
3:EC:184:GLU:O	3:EC:185:ALA:HB3	2.21	0.41
4:ED:121:THR:HB	4:ED:127:PHE:CD2	2.55	0.41
7:EG:84:LYS:HB2	7:EG:132:LEU:H	1.86	0.41
9:EI:70:THR:OG1	9:EI:71:LYS:N	2.54	0.41
10:EJ:102:GLU:HG3	10:EJ:124:VAL:HG21	2.02	0.41
17:EQ:86:SER:O	17:EQ:88:GLU:N	2.54	0.41
33:FA:1151:A:C2	33:FA:1152:A:C4	3.08	0.41
33:FA:139:A:H2'	33:FA:140:U:C6	2.56	0.41
33:FA:250:A:C4'	33:FA:251:G:O5'	2.69	0.41
33:FA:335:C:H2'	33:FA:336:A:C8	2.55	0.41
33:FA:676:A:H1'	43:FK:117:PRO:HB3	2.02	0.41
36:FD:116:GLN:NE2	36:FD:120:HIS:NE2	2.69	0.41
38:FF:20:GLY:O	38:FF:23:GLU:HB3	2.21	0.41
43:FK:72:ASP:O	43:FK:73:ALA:HB3	2.20	0.41
43:FK:23:ILE:HD11	43:FK:86:VAL:HG22	2.02	0.41
46:FN:21:PHE:C	46:FN:23:LYS:H	2.23	0.41
42:FJ:49:PHE:CE2	46:FN:77:PHE:HZ	2.39	0.41
51:FS:40:ILE:HG12	51:FS:71:LEU:CD2	2.51	0.41
33:FA:1314:C:C5	51:FS:6:LYS:HD3	2.56	0.41
54:FV:22:GLY:HA2	58:FV:801:GCP:O1A	2.20	0.41
54:FV:266:CYS:SG	54:FV:267:GLY:N	2.94	0.41
1:GA:1332:G:H2'	1:GA:1332:G:N3	2.35	0.41
1:GA:2098:U:H3	1:GA:2191:A:H61	1.67	0.41
1:GA:2447:G:C5	1:GA:2500:U:C5	3.08	0.41
1:GA:2687:U:H2'	1:GA:2688:G:O4'	2.21	0.41

Continued on next page...

Continued from previous page...

Atom-1	Atom-2	Interatomic distance (Å)	Clash overlap (Å)
1:GA:2632:A:H61	1:GA:2786:U:H3	1.69	0.41
1:GA:2869:G:H2'	1:GA:2870:C:C6	2.56	0.41
1:GA:479:A:HO2'	1:GA:481:G:H8	1.63	0.41
1:GA:645:C:H2'	1:GA:647:G:N7	2.36	0.41
2:GB:14:U:O2	2:GB:107:G:H4'	2.20	0.41
4:GD:45:TYR:CD1	4:GD:45:TYR:N	2.89	0.41
11:GK:108:ARG:HD2	11:GK:116:ILE:HD11	2.02	0.41
11:GK:118:LEU:N	11:GK:118:LEU:HD12	2.35	0.41
4:GD:21:SER:H	11:GK:73:ASP:H	1.68	0.41
12:GL:7:SER:HB2	12:GL:8:PRO:HD2	2.03	0.41
15:GO:24:THR:HG22	15:GO:42:PRO:HD3	2.03	0.41
22:GV:62:THR:HA	22:GV:71:LYS:HA	2.03	0.41
26:GZ:5:LYS:HD2	26:GZ:5:LYS:N	2.36	0.41
33:HA:1284:C:C5	33:HA:1285:A:H8	2.39	0.41
33:HA:672:U:H2'	33:HA:673:A:C8	2.55	0.41
33:HA:868:C:N4	33:HA:869:G:C2	2.89	0.41
38:HF:21:MET:HB3	38:HF:21:MET:HE2	1.84	0.41
41:HI:30:ILE:HA	41:HI:65:ILE:O	2.21	0.41
44:HL:63:VAL:HG21	44:HL:95:TYR:CE1	2.55	0.41
53:HU:14:VAL:CG2	53:HU:16:LEU:CD2	2.99	0.41
9:GI:25:PRO:HB3	54:HV:647:SER:CA	2.50	0.41
32:A5:123:ILE:HG12	32:A5:124:ASP:N	2.36	0.41
32:A5:31:ARG:HD3	32:A5:31:ARG:HA	1.84	0.41
32:A5:58:THR:HB	32:A5:82:ILE:HB	2.03	0.41
32:A5:93:ALA:HB3	32:A5:95:LEU:HD23	2.03	0.41
1:AA:1084:A:H5'	32:A5:55:VAL:HA	2.03	0.41
1:AA:2207:C:C2	1:AA:2208:C:C5	3.09	0.41
1:AA:2502:G:C5'	1:AA:2503:A:H5''	2.51	0.41
1:AA:2591:C:OP1	3:AC:237:ARG:HG3	2.21	0.41
1:AA:2615:U:P	59:AA:3740:HOH:O	2.79	0.41
1:AA:2845:U:O3'	16:AP:52:ARG:NH1	2.54	0.41
1:AA:722:A:H2'	1:AA:723:C:O4'	2.21	0.41
1:AA:751:A:C6	1:AA:789:A:C5	3.09	0.41
4:AD:105:LYS:HA	4:AD:177:VAL:HG13	2.02	0.41
6:AF:169:LEU:HG	6:AF:174:PHE:CD2	2.56	0.41
9:AI:91:LYS:HG2	9:AI:97:VAL:HG21	2.03	0.41
12:AL:81:ASP:O	12:AL:82:LEU:HD22	2.21	0.41
11:AK:80:ASP:CB	16:AP:67:GLU:HG3	2.51	0.41
18:AR:83:TYR:C	18:AR:83:TYR:CD1	2.95	0.41
1:AA:1266:G:C8	19:AS:15:GLN:NE2	2.89	0.41
20:AT:17:SER:H	20:AT:21:SER:CB	2.34	0.41

Continued on next page...

Continued from previous page...

Atom-1	Atom-2	Interatomic distance (Å)	Clash overlap (Å)
21:AU:95:PHE:HE1	21:AU:102:ILE:HB	1.86	0.41
33:BA:1041:G:C2	33:BA:1042:A:C5	3.08	0.41
33:BA:1251:A:H2'	33:BA:1252:A:O4'	2.21	0.41
33:BA:1469:C:H2'	33:BA:1470:U:O4'	2.21	0.41
33:BA:601:G:C2	33:BA:602:A:C4	3.09	0.41
33:BA:686:U:C4	33:BA:687:A:N6	2.89	0.41
33:BA:722:G:O2'	33:BA:723:U:H2'	2.20	0.41
33:BA:724:G:N2	33:BA:725:G:H1'	2.36	0.41
36:BD:30:THR:HG22	36:BD:31:LYS:N	2.36	0.41
36:BD:89:ASN:O	36:BD:93:LEU:HD22	2.21	0.41
40:BH:13:ARG:HH11	40:BH:27:MET:CB	2.33	0.41
43:BK:72:ASP:O	43:BK:73:ALA:HB3	2.21	0.41
44:BL:86:ARG:NH2	44:BL:88:LYS:HG3	2.36	0.41
54:BV:407:GLU:O	54:BV:408:ARG:CB	2.69	0.41
28:C1:46:VAL:HG12	28:C1:47:ILE:N	2.36	0.41
1:CA:973:A:C8	1:CA:1188:U:C2	3.09	0.41
1:CA:1240:U:P	59:CA:3695:HOH:O	2.79	0.41
1:CA:1341:G:OP1	1:CA:1397:U:N3	2.50	0.41
1:CA:1842:G:H2'	1:CA:1843:C:C6	2.56	0.41
1:CA:2070:A:C2'	1:CA:2071:A:H5'	2.51	0.41
1:CA:2105:U:H5'	1:CA:2105:U:H6	1.86	0.41
1:CA:2145:C:H5'	1:CA:2147:A:OP1	2.21	0.41
1:CA:225:C:C4	1:CA:226:A:C8	3.09	0.41
1:CA:226:A:C6	1:CA:227:A:C6	3.09	0.41
1:CA:2795:C:H2'	1:CA:2796:U:H6	1.85	0.41
1:CA:296:U:H2'	1:CA:297:G:C8	2.55	0.41
1:CA:738:G:C6	1:CA:739:A:C2	3.09	0.41
2:CB:111:U:H2'	2:CB:112:G:C8	2.56	0.41
5:CE:143:LEU:HB3	5:CE:146:VAL:HG11	2.01	0.41
8:CH:2:GLN:CB	8:CH:39:ALA:HB3	2.51	0.41
9:CI:101:SER:CB	9:CI:140:GLU:HB3	2.51	0.41
17:CQ:5:ARG:HA	17:CQ:8:ILE:HD11	2.02	0.41
18:CR:14:VAL:HG11	18:CR:98:ILE:HG13	2.03	0.41
19:CS:29:VAL:HG21	19:CS:107:VAL:HG21	2.02	0.41
20:CT:70:HIS:HB3	20:CT:73:ARG:O	2.20	0.41
20:CT:8:LEU:HD23	20:CT:46:ALA:HA	2.02	0.41
23:CW:53:GLY:O	23:CW:56:HIS:N	2.53	0.41
25:CY:9:LYS:O	25:CY:12:GLU:HB2	2.21	0.41
33:DA:1028:C:C5	33:DA:1029:U:C4	3.08	0.41
33:DA:1218:C:H2'	33:DA:1219:A:C8	2.56	0.41
33:DA:1293:C:H2'	33:DA:1294:G:O4'	2.21	0.41

Continued on next page...

Continued from previous page...

Atom-1	Atom-2	Interatomic distance (Å)	Clash overlap (Å)
33:DA:623:C:C4	33:DA:624:C:C5	3.09	0.41
33:DA:71:A:C2	33:DA:72:A:C4	3.09	0.41
33:DA:661:G:C2	33:DA:745:G:C2	3.09	0.41
33:DA:774:G:C6	33:DA:775:G:C5	3.09	0.41
33:DA:781:A:C3'	33:DA:782:A:H5'	2.51	0.41
34:DB:70:GLY:CA	34:DB:163:ILE:CG2	2.98	0.41
35:DC:42:TYR:HE2	35:DC:87:LEU:HD22	1.86	0.41
36:DD:98:LEU:HB2	36:DD:135:TYR:HB3	2.03	0.41
36:DD:58:LYS:HD3	36:DD:203:LEU:HD23	2.03	0.41
41:DI:120:LYS:CG	41:DI:123:ARG:HB3	2.51	0.41
49:DQ:12:VAL:HG12	49:DQ:14:SER:H	1.85	0.41
53:DU:25:LYS:HG2	53:DU:26:ALA:H	1.86	0.41
54:DV:193:TRP:CH2	54:DV:276:GLN:HB2	2.56	0.41
54:DV:90:PRO:HG2	54:DV:98:GLU:HB2	2.02	0.41
1:EA:1149:G:H2'	1:EA:1150:C:C6	2.55	0.41
1:EA:1434:A:H2'	1:EA:1435:G:C8	2.55	0.41
1:EA:2184:A:H2'	1:EA:2185:U:C5	2.55	0.41
1:EA:2502:G:H5''	1:EA:2503:A:H5''	2.02	0.41
1:EA:2646:C:H2'	1:EA:2647:U:O4'	2.21	0.41
1:EA:296:U:H2'	1:EA:297:G:C8	2.57	0.41
1:EA:60:G:C6	1:EA:74:A:N6	2.89	0.41
1:EA:958:U:H5''	1:EA:959:A:O5'	2.21	0.41
2:EB:32:U:C2	2:EB:51:G:N2	2.89	0.41
2:EB:33:G:C4	2:EB:50:A:C2	3.09	0.41
4:ED:45:TYR:CD1	4:ED:45:TYR:N	2.89	0.41
6:EF:147:ARG:HG3	6:EF:149:ARG:N	2.36	0.41
6:EF:33:ILE:CG2	6:EF:153:ILE:CD1	2.98	0.41
8:EH:15:LEU:N	8:EH:15:LEU:CD2	2.84	0.41
1:EA:1076:C:O2'	9:EI:92:PRO:HB3	2.21	0.41
13:EM:67:VAL:HG11	13:EM:102:LEU:HD12	2.03	0.41
16:EP:24:THR:O	16:EP:24:THR:OG1	2.37	0.41
18:ER:49:ILE:HD12	18:ER:53:PHE:H	1.85	0.41
23:EW:50:VAL:HB	23:EW:61:LYS:HD2	2.03	0.41
24:EX:40:GLU:O	24:EX:43:LYS:HD2	2.20	0.41
33:FA:1174:G:C2	33:FA:1175:G:C8	3.08	0.41
33:FA:1451:U:H5''	33:FA:1452:C:C5	2.55	0.41
33:FA:662:U:H2'	33:FA:663:A:C8	2.56	0.41
34:FB:20:ARG:O	34:FB:21:TYR:HB2	2.21	0.41
34:FB:26:MET:HE3	34:FB:29:PHE:CD2	2.56	0.41
35:FC:77:ILE:O	35:FC:83:ASP:HB2	2.20	0.41
37:FE:24:THR:HA	37:FE:29:ARG:HA	2.03	0.41

Continued on next page...

Continued from previous page...

Atom-1	Atom-2	Interatomic distance (Å)	Clash overlap (Å)
38:FF:53:LYS:O	38:FF:54:LEU:HB2	2.20	0.41
38:FF:92:THR:O	38:FF:93:LYS:HG2	2.20	0.41
39:FG:103:TRP:CH2	39:FG:141:VAL:HG21	2.56	0.41
42:FJ:37:ARG:NH2	42:FJ:77:VAL:HG21	2.36	0.41
42:FJ:50:THR:HB	42:FJ:64:GLN:HG2	2.02	0.41
47:FO:35:GLN:NE2	47:FO:39:LEU:HD21	2.36	0.41
52:FT:69:LYS:HB2	52:FT:70:ASN:H	1.80	0.41
53:FU:12:PHE:CE2	53:FU:14:VAL:O	2.74	0.41
54:FV:29:ARG:HA	54:FV:29:ARG:NH1	2.36	0.41
54:FV:31:LEU:HA	54:FV:34:THR:HG22	2.02	0.41
27:G0:54:ILE:HG23	27:G0:56:LYS:HE3	2.03	0.41
1:GA:1180:U:H2'	1:GA:1180:U:O2	2.21	0.41
1:GA:1386:C:H2'	1:GA:1387:A:H8	1.82	0.41
1:GA:1616:A:H4'	1:GA:1617:C:OP2	2.20	0.41
1:GA:1954:G:N1	1:GA:1986:C:OP1	2.44	0.41
1:GA:2070:A:C2'	1:GA:2071:A:H5'	2.51	0.41
1:GA:2108:A:N7	1:GA:2180:U:O2	2.54	0.41
4:GD:142:VAL:HB	4:GD:143:PRO:HD2	2.04	0.41
5:GE:170:ARG:NH2	5:GE:179:SER:OG	2.54	0.41
6:GF:134:GLN:CG	6:GF:135:ILE:H	2.34	0.41
6:GF:134:GLN:OE1	6:GF:149:ARG:HB3	2.21	0.41
9:GI:82:ALA:HB1	9:GI:108:ILE:HD13	2.03	0.41
11:GK:7:MET:SD	11:GK:20:MET:HB2	2.61	0.41
12:GL:46:VAL:HG13	12:GL:50:PHE:HB3	2.03	0.41
1:GA:2406:A:N3	12:GL:69:ARG:NH2	2.68	0.41
13:GM:4:PRO:CG	13:GM:70:ASP:HA	2.51	0.41
18:GR:90:ARG:O	18:GR:91:GLN:HB3	2.21	0.41
33:HA:1193:G:P	35:HC:167:TRP:HH2	2.45	0.41
33:HA:263:A:OP1	52:HT:74:ARG:NH1	2.49	0.41
33:HA:33:A:H2'	33:HA:34:C:C6	2.56	0.41
33:HA:26:A:N6	33:HA:558:G:O2'	2.47	0.41
33:HA:701:U:H4'	33:HA:702:A:O5'	2.20	0.41
33:HA:707:U:H2'	33:HA:708:C:C6	2.55	0.41
1:EA:1730:C:N4	35:HC:103:ILE:O	2.49	0.41
36:HD:125:VAL:O	36:HD:127:GLY:N	2.49	0.41
38:HF:74:LEU:HG	38:HF:78:PHE:CZ	2.56	0.41
39:HG:75:VAL:HG11	39:HG:144:MET:HG3	2.01	0.41
41:HI:35:LEU:HG	41:HI:36:GLU:N	2.36	0.41
41:HI:57:MET:CG	41:HI:58:VAL:H	2.34	0.41
44:HL:25:GLU:HB2	44:HL:27:CYS:SG	2.61	0.41
44:HL:36:ARG:HD3	44:HL:38:TYR:CE1	2.56	0.41

Continued on next page...

Continued from previous page...

Atom-1	Atom-2	Interatomic distance (Å)	Clash overlap (Å)
51:HS:63:THR:CG2	51:HS:64:ASP:N	2.84	0.41
54:HV:585:ASP:O	54:HV:586:VAL:CB	2.68	0.41
30:A3:3:ILE:HG21	30:A3:62:PRO:HG3	2.03	0.40
32:A5:62:ARG:O	32:A5:65:GLU:N	2.54	0.40
1:AA:1196:C:H2'	1:AA:1197:G:C8	2.56	0.40
1:AA:1270:C:H5''	1:AA:1271:G:O5'	2.21	0.40
1:AA:1341:G:C6	20:AT:84:TYR:CE1	3.10	0.40
1:AA:1339:G:H21	1:AA:1603:A:H1'	1.86	0.40
1:AA:1623:G:C6	1:AA:1624:U:C4	3.09	0.40
1:AA:1740:G:H2'	1:AA:1741:C:O4'	2.21	0.40
1:AA:178:G:C6	1:AA:179:C:C5	3.08	0.40
1:AA:2425:A:H5''	1:AA:2427:C:O4'	2.20	0.40
1:AA:741:U:C4	1:AA:757:G:N1	2.89	0.40
1:AA:979:A:H2'	1:AA:982:C:H42	1.86	0.40
3:AC:143:VAL:C	3:AC:151:GLY:HA2	2.42	0.40
3:AC:255:LYS:C	3:AC:257:ARG:H	2.24	0.40
4:AD:107:VAL:H	4:AD:206:ALA:H	1.69	0.40
5:AE:47:LYS:HB3	5:AE:51:GLU:HG3	2.03	0.40
6:AF:134:GLN:CG	6:AF:140:ILE:HG12	2.50	0.40
6:AF:151:LEU:HD12	6:AF:152:ASP:N	2.37	0.40
7:AG:22:VAL:HG22	7:AG:36:LEU:CD1	2.51	0.40
8:AH:4:ILE:HD11	8:AH:18:GLN:HE21	1.85	0.40
11:AK:1:MET:HE2	11:AK:32:TYR:CE1	2.56	0.40
13:AM:66:ARG:NH1	13:AM:104:GLU:OE1	2.53	0.40
15:AO:7:ARG:HA	15:AO:10:ARG:HH22	1.86	0.40
17:AQ:46:TYR:CZ	17:AQ:50:ARG:NH2	2.89	0.40
17:AQ:60:TRP:O	17:AQ:63:ARG:HG3	2.21	0.40
23:AW:30:VAL:O	23:AW:30:VAL:HG22	2.20	0.40
33:BA:1451:U:H5''	33:BA:1452:C:H5	1.86	0.40
33:BA:216:U:H2'	33:BA:217:C:C6	2.56	0.40
33:BA:704:A:C5	33:BA:705:G:N7	2.88	0.40
33:BA:716:A:C6	33:BA:717:U:N3	2.89	0.40
33:BA:727:G:N2	33:BA:731:G:C4	2.89	0.40
36:BD:165:ARG:O	36:BD:167:LYS:N	2.55	0.40
36:BD:142:VAL:HG12	36:BD:181:THR:OG1	2.21	0.40
33:BA:8:A:N7	36:BD:206:LYS:HB3	2.35	0.40
45:BM:95:LEU:C	45:BM:109:ARG:HG2	2.42	0.40
46:BN:93:ILE:HG21	46:BN:96:LEU:HD22	2.03	0.40
49:BQ:12:VAL:HG13	49:BQ:21:ILE:HG13	2.03	0.40
54:BV:131:ASN:OD1	54:BV:137:ARG:NH2	2.46	0.40
54:BV:75:MET:HG2	54:BV:280:ASP:OD2	2.21	0.40

Continued on next page...

Continued from previous page...

Atom-1	Atom-2	Interatomic distance (Å)	Clash overlap (Å)
28:C1:7:LYS:HE3	30:C3:33:THR:CG2	2.48	0.40
1:CA:1279:G:O2'	1:CA:1280:G:H5'	2.20	0.40
1:CA:1354:A:C8	1:CA:1355:G:C8	3.09	0.40
1:CA:1486:U:H2'	1:CA:1487:U:C6	2.56	0.40
1:CA:1630:A:N1	1:CA:1637:A:C6	2.89	0.40
1:CA:2107:G:C2	1:CA:2108:A:H1'	2.57	0.40
1:CA:2687:U:H2'	1:CA:2688:G:O4'	2.22	0.40
1:CA:2747:G:O2'	7:CG:66:THR:HG22	2.21	0.40
1:CA:484:C:H2'	1:CA:485:C:H6	1.87	0.40
1:CA:579:G:OP1	59:CA:3277:HOH:O	2.22	0.40
1:CA:936:A:H2'	1:CA:937:C:C6	2.56	0.40
6:CF:148:VAL:HG23	6:CF:149:ARG:H	1.86	0.40
8:CH:38:PRO:HB2	8:CH:40:THR:HG23	2.03	0.40
8:CH:41:LYS:O	8:CH:44:ILE:HG12	2.21	0.40
9:CI:104:GLN:O	9:CI:105:LEU:HB2	2.20	0.40
11:CK:71:ARG:HB3	11:CK:72:PRO:HD2	2.03	0.40
14:CN:71:ARG:HG2	14:CN:71:ARG:HH21	1.86	0.40
17:CQ:60:TRP:O	17:CQ:63:ARG:HG3	2.21	0.40
17:CQ:75:TYR:CD1	17:CQ:75:TYR:C	2.94	0.40
20:CT:54:GLU:HG3	20:CT:88:LYS:H	1.86	0.40
24:CX:34:SER:HA	24:CX:48:LEU:O	2.20	0.40
24:CX:46:VAL:HG11	24:CX:77:TYR:CD1	2.56	0.40
24:CX:6:VAL:HG22	24:CX:7:THR:HG23	2.03	0.40
33:DA:1106:G:O3'	35:DC:172:ARG:HG3	2.22	0.40
33:DA:1244:G:C6	33:DA:1245:C:C4	3.08	0.40
33:DA:1491:G:H2'	55:DW:6:5OH:O	2.21	0.40
33:DA:276:G:C5	33:DA:277:C:C5	3.09	0.40
33:DA:844:G:H21	33:DA:845:A:N6	2.20	0.40
34:DB:42:LEU:HG	34:DB:43:GLU:N	2.37	0.40
39:DG:145:ALA:C	39:DG:147:ALA:N	2.74	0.40
41:DI:11:ARG:HA	41:DI:78:ALA:CB	2.51	0.40
54:DV:560:GLN:NE2	54:DV:598:SER:CB	2.84	0.40
28:E1:16:THR:HB	28:E1:41:VAL:HG21	2.02	0.40
28:E1:50:GLU:HG2	28:E1:51:ALA:N	2.37	0.40
1:EA:1001:A:H2'	1:EA:1002:G:O4'	2.21	0.40
1:EA:1446:C:H2'	1:EA:1447:C:H6	1.85	0.40
1:EA:1893:C:C5	1:EA:1894:C:C5	3.09	0.40
1:EA:2097:A:C6	1:EA:2098:U:C4	3.10	0.40
1:EA:2134:A:H3'	1:EA:2134:A:OP1	2.21	0.40
1:EA:2314:A:H2'	1:EA:2315:G:C8	2.56	0.40
1:EA:830:G:H4'	1:EA:831:G:OP2	2.22	0.40

Continued on next page...

Continued from previous page...

Atom-1	Atom-2	Interatomic distance (Å)	Clash overlap (Å)
1:EA:941:A:H2'	1:EA:942:G:O4'	2.21	0.40
7:EG:84:LYS:CB	7:EG:132:LEU:H	2.33	0.40
9:EI:33:ASN:HB3	9:EI:65:SER:HA	2.02	0.40
9:EI:58:ILE:HG22	9:EI:59:THR:N	2.36	0.40
16:EP:96:LEU:HB3	16:EP:99:LEU:CD2	2.50	0.40
10:EJ:44:TYR:CE1	17:EQ:59:LEU:HD11	2.56	0.40
18:ER:49:ILE:HG22	18:ER:53:PHE:C	2.41	0.40
20:ET:12:ARG:HG2	20:ET:12:ARG:HH11	1.86	0.40
20:ET:20:ALA:O	20:ET:24:MET:HB2	2.20	0.40
20:ET:28:ASN:HA	20:ET:91:GLN:OE1	2.21	0.40
20:ET:54:GLU:HB2	20:ET:88:LYS:HB2	2.02	0.40
25:EY:30:MET:O	25:EY:34:SER:N	2.51	0.40
33:FA:1118:U:H1'	33:FA:1179:A:C4	2.56	0.40
33:FA:1374:A:O3'	39:FG:28:ASN:ND2	2.51	0.40
33:FA:1464:U:H2'	33:FA:1465:A:C8	2.57	0.40
33:FA:9:G:OP2	37:FE:126:LYS:CE	2.69	0.40
34:FB:32:GLY:O	34:FB:33:ALA:CB	2.69	0.40
35:FC:117:ALA:HB2	35:FC:200:VAL:CG1	2.50	0.40
36:FD:72:PHE:CZ	36:FD:200:ILE:CD1	3.04	0.40
33:FA:8:A:N6	36:FD:202:GLU:O	2.49	0.40
36:FD:34:ILE:O	36:FD:35:GLU:CB	2.69	0.40
33:FA:1328:C:H5''	45:FM:28:THR:HG21	2.03	0.40
45:FM:80:LEU:HD11	45:FM:87:ARG:HH21	1.87	0.40
46:FN:25:ALA:O	46:FN:28:LYS:CG	2.69	0.40
1:GA:2394:C:P	30:G3:29:ARG:HH21	2.44	0.40
1:GA:1081:U:O3'	9:GI:118:GLY:HA2	2.22	0.40
1:GA:1162:G:C6	1:GA:1163:G:N7	2.89	0.40
1:GA:1456:G:C5	1:GA:1457:U:C5	3.09	0.40
1:GA:1863:G:H4'	1:GA:2411:A:H4'	2.02	0.40
1:GA:1866:A:H8	1:GA:1866:A:O5'	2.04	0.40
1:GA:2025:C:H2'	1:GA:2026:U:C6	2.56	0.40
1:GA:2580:U:C5	1:GA:2581:G:C6	3.08	0.40
1:GA:2843:G:C2	1:GA:2844:G:C4	3.09	0.40
1:GA:672:C:H42	1:GA:808:G:H1	1.68	0.40
3:GC:259:ASN:O	3:GC:260:LYS:HB2	2.21	0.40
4:GD:121:THR:HB	4:GD:127:PHE:CD2	2.56	0.40
4:GD:69:ALA:HA	4:GD:73:VAL:CG1	2.50	0.40
5:GE:175:ILE:HD11	5:GE:180:LEU:HD11	2.02	0.40
9:GI:85:ILE:H	9:GI:100:ILE:HD12	1.85	0.40
11:GK:52:VAL:CG1	11:GK:95:ILE:CD1	3.00	0.40
15:GO:53:THR:HB	15:GO:65:THR:HG21	2.03	0.40

Continued on next page...

Continued from previous page...

Atom-1	Atom-2	Interatomic distance (Å)	Clash overlap (Å)
11:GK:80:ASP:HB2	16:GP:67:GLU:HG3	2.03	0.40
16:GP:85:VAL:HG13	16:GP:86:LYS:N	2.35	0.40
19:GS:36:LEU:HD23	19:GS:48:LYS:HA	2.03	0.40
23:GW:49:ASN:HB2	23:GW:60:ALA:HA	2.03	0.40
33:HA:1185:G:C6	33:HA:1186:G:C5	3.09	0.40
33:HA:920:U:H2'	33:HA:921:U:C6	2.56	0.40
44:HL:99:ARG:HB2	44:HL:117:TYR:HA	2.03	0.40
45:HM:33:ILE:HD13	45:HM:59:GLU:HB3	2.04	0.40
45:HM:9:ILE:O	45:HM:9:ILE:HG13	2.21	0.40
52:HT:62:ALA:HB1	52:HT:69:LYS:H	1.84	0.40
54:HV:188:MET:HE3	54:HV:218:TRP:CD1	2.57	0.40
1:AA:770:G:P	29:A2:11:LYS:HE3	2.61	0.40
1:AA:2478:A:OP2	31:A4:2:LYS:HE3	2.22	0.40
32:A5:54:VAL:O	32:A5:55:VAL:C	2.59	0.40
1:AA:1062:G:N2	1:AA:1063:G:C4	2.90	0.40
1:AA:2038:G:H2'	1:AA:2039:U:O4'	2.21	0.40
1:AA:2297:A:N1	1:AA:2321:U:C5	2.89	0.40
1:AA:282:A:H2'	1:AA:283:G:C8	2.57	0.40
1:AA:627:A:O4'	1:AA:637:A:N6	2.55	0.40
1:AA:760:G:C6	1:AA:761:A:N3	2.89	0.40
1:AA:830:G:C4	1:AA:2448:A:C6	3.09	0.40
6:AF:18:GLU:HB3	6:AF:19:PHE:CE1	2.56	0.40
6:AF:59:ILE:HD12	6:AF:139:GLU:HB2	2.03	0.40
8:AH:42:LYS:HE2	8:AH:46:PHE:CZ	2.57	0.40
9:AI:93:ASN:HB2	9:AI:135:MET:HE1	2.02	0.40
11:AK:71:ARG:HG3	11:AK:105:ARG:CZ	2.50	0.40
16:AP:32:VAL:HG22	16:AP:37:LYS:HD2	2.04	0.40
17:AQ:51:GLN:O	17:AQ:54:ARG:N	2.52	0.40
21:AU:82:VAL:CG1	21:AU:83:GLY:N	2.84	0.40
23:AW:23:LYS:HE2	23:AW:24:ARG:HB3	2.03	0.40
33:BA:144:G:H2'	33:BA:145:G:O4'	2.22	0.40
33:BA:1453:G:N3	33:BA:1453:G:H3'	2.35	0.40
33:BA:1491:G:H5'	33:BA:1492:A:OP1	2.21	0.40
33:BA:675:A:N1	33:BA:676:A:C4	2.90	0.40
34:BB:121:GLN:NE2	34:BB:122:ASP:OD1	2.55	0.40
33:BA:1060:U:C5	35:BC:2:GLY:HA3	2.56	0.40
35:BC:88:ARG:HG3	35:BC:99:ALA:O	2.21	0.40
40:BH:2:SER:OG	40:BH:3:MET:N	2.53	0.40
41:BI:129:LYS:HG3	41:BI:130:ARG:HG2	2.02	0.40
41:BI:48:VAL:HG22	41:BI:83:ILE:HD11	2.03	0.40
43:BK:96:THR:HG23	43:BK:97:ILE:N	2.36	0.40

Continued on next page...

Continued from previous page...

Atom-1	Atom-2	Interatomic distance (Å)	Clash overlap (Å)
53:BU:12:PHE:CG	53:BU:13:ASP:N	2.88	0.40
54:BV:538:ASN:ND2	54:BV:550:ILE:HG21	2.36	0.40
1:CA:1100:C:C4	1:CA:1101:U:C5	3.09	0.40
1:CA:1027:A:C5	1:CA:1126:A:C2	3.09	0.40
1:CA:1269:A:O5'	1:CA:1269:A:H8	2.04	0.40
1:CA:2149:U:C5	1:CA:2150:C:H1'	2.56	0.40
1:CA:2526:G:C6	1:CA:2527:C:C4	3.10	0.40
1:CA:2840:C:C2	1:CA:2841:C:C5	3.09	0.40
1:CA:560:C:O2	17:CQ:47:ARG:NH1	2.52	0.40
1:CA:620:G:H4'	1:CA:621:A:O5'	2.22	0.40
1:CA:936:A:C6	1:CA:937:C:C4	3.09	0.40
1:CA:954:G:C2	1:CA:964:C:O2	2.75	0.40
1:CA:980:A:C5	1:CA:981:A:C6	3.09	0.40
9:CI:7:TYR:O	9:CI:7:TYR:CD1	2.74	0.40
11:CK:118:LEU:HD12	11:CK:118:LEU:H	1.85	0.40
14:CN:24:MET:HG2	14:CN:44:LEU:HD13	2.03	0.40
14:CN:65:LEU:O	14:CN:68:ALA:N	2.54	0.40
16:CP:19:PHE:O	16:CP:20:ARG:CB	2.69	0.40
25:CY:7:ARG:H	25:CY:60:LYS:HZ1	1.69	0.40
33:DA:127:G:C6	33:DA:128:G:N7	2.89	0.40
33:DA:141:G:C4	33:DA:142:G:C8	3.09	0.40
33:DA:142:G:H2'	33:DA:142:G:N3	2.37	0.40
33:DA:1438:G:C2'	33:DA:1439:G:H5'	2.52	0.40
33:DA:490:C:H2'	33:DA:491:G:H8	1.85	0.40
33:DA:656:G:H2'	33:DA:657:U:H6	1.86	0.40
34:DB:127:LYS:HG3	34:DB:128:LEU:N	2.35	0.40
34:DB:138:ARG:HA	34:DB:141:GLU:HG2	2.03	0.40
36:DD:102:VAL:HG12	36:DD:114:ALA:HB1	2.04	0.40
36:DD:139:PRO:O	36:DD:140:ASN:HB2	2.21	0.40
36:DD:35:GLU:C	36:DD:37:ALA:H	2.24	0.40
44:DL:87:VAL:HG11	44:DL:90:LEU:CD2	2.52	0.40
38:DF:86:ARG:HH21	50:DR:64:TYR:HB3	1.87	0.40
51:DS:36:ARG:HE	51:DS:72:GLY:HA3	1.87	0.40
54:DV:493:THR:HG22	54:DV:613:LEU:HD21	2.03	0.40
32:E5:59:LEU:HD23	32:E5:62:ARG:NE	2.32	0.40
32:E5:15:VAL:HG22	32:E5:66:GLY:HA3	2.03	0.40
1:EA:1346:G:H2'	1:EA:1347:A:H8	1.85	0.40
1:EA:488:G:N2	1:EA:493:G:O6	2.54	0.40
2:EB:39:A:H2'	2:EB:40:U:C6	2.56	0.40
3:EC:29:PHE:CE2	3:EC:31:PRO:HG2	2.56	0.40
4:ED:193:VAL:HG21	4:ED:201:LEU:HD21	2.03	0.40

Continued on next page...

Continued from previous page...

Atom-1	Atom-2	Interatomic distance (Å)	Clash overlap (Å)
4:ED:68:PHE:O	4:ED:73:VAL:HG12	2.22	0.40
8:EH:21:VAL:CG2	8:EH:25:TYR:HD2	2.34	0.40
8:EH:41:LYS:O	8:EH:44:ILE:HG12	2.22	0.40
11:EK:43:ILE:HG13	11:EK:56:ASP:HB2	2.03	0.40
18:ER:29:THR:O	18:ER:29:THR:HG22	2.22	0.40
24:EX:68:ALA:C	24:EX:69:GLU:O	2.59	0.40
33:FA:1037:C:N4	33:FA:1038:C:N4	2.69	0.40
33:FA:52:C:H2'	33:FA:53:A:H8	1.85	0.40
33:FA:636:U:H2'	33:FA:637:C:C6	2.55	0.40
33:FA:767:A:H2'	33:FA:768:A:O4'	2.21	0.40
33:FA:930:C:C4	33:FA:931:C:C5	3.09	0.40
33:FA:980:C:C5	33:FA:981:U:C2	3.10	0.40
36:FD:192:SER:O	36:FD:193:ALA:HB2	2.20	0.40
38:FF:42:TRP:HE3	38:FF:45:ARG:HH21	1.69	0.40
40:FH:86:TYR:CE1	40:FH:124:GLU:HB2	2.57	0.40
41:FI:13:LYS:O	41:FI:14:SER:HB3	2.21	0.40
42:FJ:35:GLN:O	42:FJ:36:VAL:CB	2.69	0.40
49:FQ:75:LEU:HD12	49:FQ:76:VAL:N	2.36	0.40
51:FS:63:THR:CG2	51:FS:64:ASP:N	2.84	0.40
33:FA:723:U:H2'	53:FU:49:LYS:HD3	2.03	0.40
54:FV:362:ARG:NH2	54:FV:373:GLU:OE2	2.46	0.40
1:GA:1058:U:H2'	1:GA:1059:G:H8	1.86	0.40
1:GA:1072:C:O2	1:GA:1072:C:H2'	2.19	0.40
1:GA:137:U:O2'	1:GA:138:U:P	2.74	0.40
1:GA:1614:A:N7	59:GA:3310:HOH:O	2.37	0.40
1:GA:1815:A:C8	1:GA:1817:G:C4	3.09	0.40
1:GA:1770:G:C6	1:GA:1983:G:C6	3.09	0.40
1:GA:2070:A:O2'	1:GA:2071:A:H5'	2.22	0.40
1:GA:2100:G:C6	1:GA:2190:G:C6	3.09	0.40
1:GA:2422:C:H2'	1:GA:2424:C:C6	2.56	0.40
1:GA:2666:C:C5	1:GA:2667:C:C5	3.09	0.40
1:GA:1297:C:OP1	1:GA:2710:C:H4'	2.21	0.40
1:GA:2886:A:N6	27:G0:39:ARG:CD	2.84	0.40
1:GA:880:G:C2	1:GA:898:C:H1'	2.55	0.40
1:GA:945:A:C4	1:GA:2448:A:C2	3.10	0.40
4:GD:48:ILE:HD13	4:GD:89:GLU:OE2	2.20	0.40
1:GA:2311:A:H1'	6:GF:84:ILE:HD11	2.04	0.40
11:GK:13:ASN:O	11:GK:14:SER:OG	2.32	0.40
11:GK:42:THR:HG23	11:GK:44:LYS:HE2	2.03	0.40
15:GO:2:ASP:OD1	15:GO:3:LYS:N	2.54	0.40
18:GR:38:VAL:O	18:GR:53:PHE:HA	2.21	0.40

Continued on next page...

Continued from previous page...

Atom-1	Atom-2	Interatomic distance (Å)	Clash overlap (Å)
19:GS:27:LYS:O	19:GS:71:VAL:HG22	2.20	0.40
20:GT:26:LYS:O	20:GT:27:SER:CB	2.69	0.40
1:GA:923:G:C1'	23:GW:23:LYS:HD3	2.43	0.40
33:HA:1459:G:C6	33:HA:1460:C:C4	3.09	0.40
33:HA:520:A:N1	33:HA:536:C:H1'	2.36	0.40
33:HA:959:A:O2'	33:HA:984:C:O2'	2.35	0.40
35:HC:134:MET:SD	35:HC:153:VAL:CG1	3.09	0.40
38:HF:97:THR:O	38:HF:98:GLU:HG2	2.21	0.40
39:HG:97:ASN:OD1	39:HG:97:ASN:N	2.55	0.40
40:HH:59:LEU:HD21	40:HH:61:LEU:CD2	2.52	0.40
40:HH:64:LYS:HB3	40:HH:71:VAL:HG21	2.02	0.40
41:HI:84:THR:HG21	41:HI:103:PHE:HB3	2.03	0.40
45:HM:57:ARG:O	45:HM:61:ALA:N	2.54	0.40
46:HN:20:TYR:O	46:HN:24:ARG:N	2.54	0.40
46:HN:28:LYS:HA	46:HN:31:ILE:HB	2.03	0.40
48:HP:78:VAL:HG12	48:HP:78:VAL:O	2.21	0.40
52:HT:85:LYS:C	52:HT:87:ALA:H	2.25	0.40
53:HU:29:LEU:C	53:HU:29:LEU:HD23	2.41	0.40
1:AA:2015:A:C2	27:A0:2:VAL:CG2	3.04	0.40
1:AA:1066:U:H2'	1:AA:1068:G:N7	2.36	0.40
1:AA:1517:G:N2	1:AA:1732:C:C2	2.90	0.40
1:AA:1529:G:H2'	1:AA:1530:G:O4'	2.22	0.40
1:AA:1992:G:C2	1:AA:1997:C:N3	2.89	0.40
1:AA:2053:G:N2	1:AA:2616:C:O2	2.55	0.40
1:AA:2204:G:H4'	3:AC:149:LYS:HG3	2.04	0.40
1:AA:2220:U:H2'	1:AA:2221:G:H8	1.86	0.40
1:AA:2607:G:H2'	1:AA:2608:G:O4'	2.21	0.40
1:AA:2637:U:C2'	1:AA:2638:G:H5'	2.52	0.40
1:AA:372:G:O4'	24:AX:60:LYS:HE3	2.22	0.40
1:AA:787:C:P	59:AA:3745:HOH:O	2.80	0.40
4:AD:118:PHE:HZ	14:AN:1:MET:CB	2.34	0.40
1:AA:2730:C:O3'	4:AD:174:SER:HB3	2.20	0.40
1:AA:2304:G:O2'	6:AF:152:ASP:HB3	2.20	0.40
9:AI:102:ARG:N	9:AI:139:VAL:CG2	2.85	0.40
9:AI:89:SER:OG	9:AI:135:MET:CE	2.69	0.40
10:AJ:98:GLU:HB3	10:AJ:124:VAL:HG23	2.04	0.40
13:AM:43:ALA:O	13:AM:46:ILE:HD13	2.21	0.40
13:AM:77:PRO:HD2	13:AM:80:VAL:HG11	2.04	0.40
20:AT:18:GLU:O	20:AT:21:SER:N	2.55	0.40
20:AT:43:ILE:HD13	20:AT:44:LYS:N	2.36	0.40
23:AW:10:ARG:O	23:AW:11:ASN:HB2	2.21	0.40

Continued on next page...

Continued from previous page...

Atom-1	Atom-2	Interatomic distance (Å)	Clash overlap (Å)
33:BA:1492:A:C2'	33:BA:1493:A:H5''	2.51	0.40
33:BA:138:G:C6	33:BA:226:G:C6	3.10	0.40
33:BA:322:C:OP2	33:BA:328:C:N4	2.55	0.40
33:BA:400:C:C2'	33:BA:401:C:H5'	2.52	0.40
33:BA:501:C:H1'	33:BA:549:C:H1'	2.03	0.40
33:BA:688:G:C5	33:BA:700:G:C2	3.09	0.40
33:BA:792:A:H4'	33:BA:793:U:O5'	2.21	0.40
33:BA:79:G:O2'	33:BA:80:A:O4'	2.40	0.40
34:BB:40:ILE:HG13	34:BB:41:ASN:N	2.36	0.40
36:BD:32:CYS:SG	36:BD:34:ILE:N	2.95	0.40
38:BF:99:ALA:O	38:BF:100:SER:HB2	2.22	0.40
48:BP:63:GLN:N	48:BP:63:GLN:OE1	2.54	0.40
51:BS:12:ASP:OD2	51:BS:37:ARG:HD2	2.22	0.40
1:CA:1002:G:C6	1:CA:1003:G:C5	3.09	0.40
1:CA:754:U:O2'	1:CA:1272:A:N1	2.50	0.40
1:CA:1522:A:H4'	1:CA:1524:G:C8	2.56	0.40
1:CA:1936:A:C2	1:CA:1945:G:C4	3.10	0.40
1:CA:571:U:C4	1:CA:2030:A:C6	3.09	0.40
1:CA:2147:A:H3'	1:CA:2148:G:O4'	2.21	0.40
1:CA:2345:G:C5	1:CA:2381:A:C2	3.08	0.40
1:CA:2355:G:C6	1:CA:2356:U:C4	3.09	0.40
1:CA:2585:U:HO2'	1:CA:2586:U:P	2.44	0.40
1:CA:553:G:H2'	1:CA:554:U:O4'	2.22	0.40
1:CA:812:C:OP1	17:CQ:12:ARG:NH2	2.54	0.40
1:CA:874:G:C4	1:CA:875:G:C8	3.09	0.40
3:CC:166:ARG:HB3	3:CC:171:VAL:HG22	2.02	0.40
3:CC:15:VAL:HA	3:CC:203:VAL:CG1	2.52	0.40
4:CD:91:THR:O	4:CD:93:GLY:N	2.48	0.40
1:CA:659:G:H4'	5:CE:95:LYS:HD3	2.04	0.40
7:CG:67:ALA:O	7:CG:71:LEU:HD23	2.21	0.40
11:CK:3:GLN:CG	11:CK:4:GLU:N	2.85	0.40
12:CL:61:LEU:O	30:C3:12:ARG:HD3	2.22	0.40
18:CR:5:PHE:HE1	18:CR:14:VAL:HG21	1.85	0.40
18:CR:10:LYS:NZ	18:CR:23:GLU:OE1	2.55	0.40
18:CR:64:VAL:N	18:CR:95:ASP:O	2.54	0.40
20:CT:69:ARG:CG	20:CT:70:HIS:N	2.85	0.40
33:DA:1410:A:H2'	33:DA:1411:C:C6	2.57	0.40
33:DA:1476:A:H2'	33:DA:1477:U:O4'	2.21	0.40
33:DA:1486:G:H2'	33:DA:1487:G:O4'	2.21	0.40
33:DA:701:U:H4'	33:DA:702:A:O5'	2.21	0.40
35:DC:130:PHE:CD2	35:DC:131:ARG:N	2.90	0.40

Continued on next page...

Continued from previous page...

Atom-1	Atom-2	Interatomic distance (Å)	Clash overlap (Å)
40:DH:105:SER:HB2	40:DH:126:ILE:HD11	2.03	0.40
41:DI:7:TYR:CD1	41:DI:20:PHE:CE1	3.09	0.40
43:DK:79:ILE:HB	43:DK:105:PHE:HE1	1.85	0.40
45:DM:54:ASP:HA	45:DM:57:ARG:CB	2.52	0.40
49:DQ:12:VAL:O	49:DQ:13:VAL:CB	2.69	0.40
49:DQ:65:ARG:HG3	49:DQ:66:PRO:HD2	2.03	0.40
33:DA:1438:G:OP1	52:DT:29:ARG:HD3	2.22	0.40
53:DU:29:LEU:C	53:DU:29:LEU:HD23	2.42	0.40
53:DU:40:LYS:H	53:DU:41:PRO:CD	2.35	0.40
1:EA:107:G:C2	1:EA:108:G:C8	3.10	0.40
1:EA:1652:A:C2	1:EA:2006:C:N3	2.89	0.40
1:EA:2442:C:H2'	1:EA:2443:C:H6	1.86	0.40
1:EA:2676:C:O2	1:EA:2732:G:N2	2.54	0.40
1:EA:303:G:N2	1:EA:315:G:C4	2.90	0.40
1:EA:635:C:O2'	1:EA:639:U:H5''	2.21	0.40
4:ED:119:ALA:HB3	4:ED:124:ARG:HB2	2.03	0.40
1:EA:2787:C:H1'	4:ED:63:PRO:HG3	2.03	0.40
6:EF:124:ARG:HA	6:EF:160:LYS:O	2.21	0.40
8:EH:2:GLN:C	8:EH:3:VAL:HG13	2.41	0.40
12:EL:2:ARG:HA	12:EL:5:THR:CG2	2.51	0.40
17:EQ:40:LYS:HB2	17:EQ:40:LYS:NZ	2.36	0.40
1:EA:1198:U:H4'	17:EQ:4:LYS:HZ2	1.86	0.40
23:EW:52:CYS:SG	23:EW:56:HIS:HA	2.61	0.40
33:FA:1239:A:H62	33:FA:1299:A:N6	2.19	0.40
33:FA:730:G:C5	33:FA:731:G:H1'	2.57	0.40
36:FD:20:PHE:N	36:FD:20:PHE:CD1	2.89	0.40
40:FH:44:GLY:O	40:FH:64:LYS:NZ	2.48	0.40
43:FK:26:SER:OG	43:FK:29:ASN:N	2.50	0.40
54:FV:33:TYR:CE1	54:FV:199:GLY:HA3	2.55	0.40
54:FV:442:ASP:OD1	54:FV:445:PHE:N	2.55	0.40
33:FA:1494:G:N7	55:FW:1:KBE:CA	2.84	0.40
29:G2:29:GLN:HA	29:G2:32:ALA:HB3	2.03	0.40
1:GA:1343:G:H1'	1:GA:1597:A:C4	2.57	0.40
1:GA:1626:A:O2'	1:GA:1627:G:P	2.80	0.40
1:GA:2016:U:H2'	1:GA:2017:U:C6	2.57	0.40
1:GA:2144:G:N2	1:GA:2147:A:C2	2.89	0.40
1:GA:2358:A:C5	1:GA:2359:C:C5	3.10	0.40
1:GA:782:A:H5'	1:GA:783:A:C2	2.57	0.40
1:GA:831:G:OP1	59:GA:3347:HOH:O	2.22	0.40
1:GA:994:C:OP1	17:GQ:52:ARG:NH1	2.49	0.40
1:GA:2591:C:P	3:GC:237:ARG:HG3	2.62	0.40

Continued on next page...

Continued from previous page...

Atom-1	Atom-2	Interatomic distance (Å)	Clash overlap (Å)
4:GD:172:VAL:CG2	4:GD:194:PRO:HD3	2.51	0.40
4:GD:5:VAL:HG21	4:GD:80:TRP:HB2	2.04	0.40
7:GG:104:LEU:HD12	7:GG:112:VAL:HG21	2.02	0.40
7:GG:30:GLY:HA3	7:GG:78:VAL:HA	2.03	0.40
14:GN:33:ILE:HD11	14:GN:112:TYR:HD1	1.86	0.40
14:GN:78:LYS:HG2	14:GN:83:LEU:CD1	2.52	0.40
16:GP:28:LYS:O	16:GP:80:VAL:O	2.39	0.40
17:GQ:40:LYS:O	17:GQ:43:GLN:N	2.55	0.40
17:GQ:4:LYS:CE	17:GQ:7:VAL:CG1	3.00	0.40
20:GT:73:ARG:NH2	20:GT:73:ARG:HB3	2.36	0.40
23:GW:60:ALA:HA	23:GW:81:ILE:HD11	2.03	0.40
33:HA:1033:G:C2'	33:HA:1034:G:H5'	2.49	0.40
33:HA:1188:A:H2'	33:HA:1189:U:O4'	2.21	0.40
33:HA:1508:A:H2'	33:HA:1509:C:O4'	2.22	0.40
33:HA:188:C:H2'	33:HA:189:A:O4'	2.21	0.40
33:HA:476:U:O2'	33:HA:477:C:H5'	2.22	0.40
33:HA:781:A:C4	33:HA:802:A:C2	3.09	0.40
34:HB:32:GLY:CA	34:HB:39:ILE:H	2.31	0.40
35:HC:47:LEU:CD1	35:HC:68:ILE:HD13	2.51	0.40
36:HD:147:GLU:O	36:HD:148:LYS:C	2.59	0.40
45:HM:34:LEU:CD1	45:HM:41:GLU:HA	2.51	0.40
50:HR:55:LEU:O	50:HR:59:ILE:N	2.32	0.40
52:HT:20:HIS:CE1	52:HT:24:ARG:HD3	2.57	0.40
43:HK:107:ILE:HG12	53:HU:12:PHE:HZ	1.87	0.40
54:HV:212:VAL:O	54:HV:216:ASN:N	2.50	0.40
54:HV:407:GLU:O	54:HV:408:ARG:HB3	2.22	0.40
54:HV:421:GLU:O	54:HV:481:ALA:HB1	2.21	0.40
33:HA:1051:C:H5''	54:HV:543:GLY:HA3	2.02	0.40
54:HV:578:LEU:HD13	54:HV:579:HIS:H	1.86	0.40
27:A0:43:THR:HG23	27:A0:47:TYR:O	2.22	0.40
32:A5:100:ALA:HB3	32:A5:125:ARG:HD2	2.03	0.40
1:AA:1088:A:H61	9:AI:130:GLY:HA3	1.85	0.40
1:AA:1410:G:H2'	1:AA:1411:U:C6	2.55	0.40
1:AA:1736:U:H2'	1:AA:1737:G:O4'	2.22	0.40
1:AA:2233:U:H2'	1:AA:2234:G:C8	2.57	0.40
1:AA:2285:C:H5'	1:AA:2288:A:N6	2.37	0.40
1:AA:2427:C:H5''	1:AA:2428:G:OP1	2.21	0.40
1:AA:29:U:H2'	1:AA:30:G:C8	2.57	0.40
1:AA:624:C:H1'	1:AA:657:U:H5''	2.03	0.40
1:AA:807:U:OP2	12:AL:36:LYS:HD3	2.21	0.40
3:AC:122:ALA:O	3:AC:127:ASN:ND2	2.52	0.40

Continued on next page...

Continued from previous page...

Atom-1	Atom-2	Interatomic distance (Å)	Clash overlap (Å)
3:AC:173:LEU:HD11	3:AC:183:VAL:HB	2.04	0.40
7:AG:93:TYR:HA	7:AG:105:SER:O	2.22	0.40
9:AI:57:VAL:CG1	9:AI:58:ILE:N	2.84	0.40
11:AK:65:THR:HG1	11:AK:68:GLY:H	1.70	0.40
12:AL:90:VAL:HB	12:AL:122:VAL:HG12	2.03	0.40
1:AA:1248:G:C6	17:AQ:2:ARG:HD2	2.57	0.40
23:AW:28:GLU:OE2	23:AW:29:SER:OG	2.37	0.40
33:BA:1268:G:C6	33:BA:1269:A:N6	2.89	0.40
33:BA:1314:C:H2'	33:BA:1315:U:C6	2.56	0.40
33:BA:337:G:H2'	33:BA:338:A:C8	2.56	0.40
33:BA:706:A:C6	33:BA:707:U:C2	3.09	0.40
33:BA:739:C:O2	47:BO:42:HIS:HE1	2.05	0.40
33:BA:827:U:C4	33:BA:870:U:C2	3.10	0.40
33:BA:973:G:C2'	33:BA:974:A:OP1	2.70	0.40
34:BB:58:LYS:NZ	34:BB:62:ARG:HG3	2.37	0.40
36:BD:58:LYS:HB2	36:BD:200:ILE:HG13	2.04	0.40
38:BF:44:ARG:HA	38:BF:58:HIS:HA	2.03	0.40
39:BG:65:ALA:HB2	39:BG:128:ALA:HB2	2.03	0.40
41:BI:97:GLU:HA	41:BI:100:LYS:HG3	2.03	0.40
47:BO:53:ARG:O	47:BO:57:LEU:HG	2.21	0.40
38:BF:7:VAL:HG11	50:BR:23:TYR:OH	2.22	0.40
54:BV:227:ALA:HB1	54:BV:234:MET:CB	2.52	0.40
54:BV:304:ASP:O	54:BV:305:THR:HG22	2.20	0.40
54:BV:342:VAL:CG1	54:BV:378:ARG:HD3	2.52	0.40
1:CA:1421:G:C2	1:CA:1422:G:C8	3.10	0.40
1:CA:1675:C:H2'	1:CA:1676:A:O4'	2.22	0.40
1:CA:1684:G:H2'	1:CA:1685:C:C6	2.57	0.40
1:CA:1268:A:C2	1:CA:2013:A:C4	3.08	0.40
1:CA:2020:A:H5'	27:C0:8:THR:HG22	2.03	0.40
1:CA:2704:C:C4	1:CA:2705:A:C5	3.10	0.40
1:CA:2831:G:O4'	1:CA:2883:A:C2	2.74	0.40
1:CA:413:C:H2'	1:CA:414:C:C6	2.56	0.40
1:CA:574:A:H4'	1:CA:575:A:O5'	2.21	0.40
1:CA:783:A:H8	1:CA:784:G:H4'	1.86	0.40
1:CA:922:C:HO2'	23:CW:25:PHE:HE1	1.66	0.40
3:CC:128:THR:C	3:CC:129:LEU:HD12	2.42	0.40
4:CD:107:VAL:H	4:CD:206:ALA:H	1.69	0.40
5:CE:150:THR:HG21	5:CE:153:LEU:HA	2.03	0.40
5:CE:145:ASP:HA	5:CE:166:LYS:HB3	2.02	0.40
6:CF:9:ASP:O	6:CF:10:GLU:CB	2.70	0.40
7:CG:35:THR:C	7:CG:36:LEU:HD22	2.42	0.40

Continued on next page...

Continued from previous page...

Atom-1	Atom-2	Interatomic distance (Å)	Clash overlap (Å)
7:CG:83:THR:O	7:CG:84:LYS:HB3	2.21	0.40
12:CL:101:ILE:HG22	12:CL:102:GLY:N	2.37	0.40
12:CL:82:LEU:HD21	12:CL:116:VAL:CG2	2.51	0.40
15:CO:31:THR:HG22	15:CO:33:ARG:H	1.87	0.40
16:CP:4:ILE:HG22	16:CP:8:GLU:HG3	2.02	0.40
10:CJ:44:TYR:HA	17:CQ:59:LEU:HD21	2.02	0.40
23:CW:73:PRO:HG2	23:CW:76:ARG:CB	2.52	0.40
33:DA:1039:G:H2'	33:DA:1040:U:H6	1.86	0.40
33:DA:1102:A:H2'	33:DA:1103:C:C6	2.56	0.40
33:DA:1198:G:C6	33:DA:1199:U:C4	3.09	0.40
33:DA:1356:G:H2'	33:DA:1357:A:C8	2.56	0.40
33:DA:1507:A:H2'	33:DA:1508:A:C8	2.56	0.40
33:DA:187:G:O2'	33:DA:189:A:N7	2.42	0.40
33:DA:197:A:N1	33:DA:220:G:O2'	2.47	0.40
33:DA:449:G:H2'	33:DA:450:G:C8	2.56	0.40
33:DA:502:A:H2'	33:DA:503:C:C6	2.56	0.40
33:DA:992:U:H4'	33:DA:993:G:C5'	2.52	0.40
38:DF:85:ILE:O	38:DF:86:ARG:C	2.60	0.40
40:DH:7:ILE:HG23	40:DH:36:ILE:HD11	2.04	0.40
41:DI:33:ARG:HD2	41:DI:38:TYR:CD1	2.56	0.40
44:DL:40:THR:OG1	44:DL:41:THR:N	2.54	0.40
47:DO:63:ARG:HG2	47:DO:67:LEU:CD1	2.52	0.40
48:DP:6:LEU:HB3	48:DP:17:TYR:HB3	2.02	0.40
54:DV:15:ILE:HG22	54:DV:23:LYS:HG3	2.03	0.40
54:DV:92:HIS:HB3	54:DV:93:VAL:H	1.64	0.40
54:DV:93:VAL:HG22	54:DV:94:ASP:H	1.87	0.40
1:EA:1082:U:N3	1:EA:1083:U:C2	2.90	0.40
1:EA:31:C:O2'	1:EA:1238:G:H5'	2.21	0.40
1:EA:186:G:O2'	1:EA:187:G:H5'	2.22	0.40
1:EA:2289:G:C2	1:EA:2290:G:C8	3.09	0.40
1:EA:2352:A:C6	1:EA:2366:A:C4	3.09	0.40
1:EA:2402:U:O2'	1:EA:2403:C:O5'	2.37	0.40
1:EA:327:G:H2'	1:EA:328:U:C6	2.55	0.40
1:EA:634:C:H6	1:EA:634:C:O5'	2.04	0.40
1:EA:683:U:C2'	1:EA:684:G:O5'	2.69	0.40
3:EC:70:LYS:HD2	3:EC:73:ILE:HD12	2.03	0.40
4:ED:139:SER:HB2	4:ED:142:VAL:HG21	2.03	0.40
4:ED:68:PHE:CE2	4:ED:75:ALA:HB1	2.57	0.40
9:EI:27:LEU:CD1	9:EI:34:ILE:CD1	2.98	0.40
14:EN:84:GLY:N	14:EN:85:PRO:HD2	2.36	0.40
16:EP:50:ARG:O	16:EP:51:ASN:HB2	2.22	0.40

Continued on next page...

Continued from previous page...

Atom-1	Atom-2	Interatomic distance (Å)	Clash overlap (Å)
1:EA:1262:A:OP2	19:ES:99:ARG:NH2	2.54	0.40
24:EX:32:LEU:O	24:EX:33:HIS:CG	2.74	0.40
24:EX:52:ALA:O	24:EX:53:LYS:HB3	2.22	0.40
33:FA:1138:G:H2'	33:FA:1140:C:C6	2.57	0.40
33:FA:1336:C:H4'	33:FA:1337:G:H5'	2.03	0.40
33:FA:475:C:H2'	33:FA:476:U:H6	1.85	0.40
33:FA:548:G:H2'	33:FA:549:C:C6	2.57	0.40
35:FC:172:ARG:NH1	35:FC:203:PHE:HE2	2.19	0.40
43:FK:118:HIS:O	43:FK:119:ASN:HB2	2.21	0.40
45:FM:90:ARG:NH2	45:FM:95:LEU:HB3	2.37	0.40
52:FT:68:HIS:HB3	52:FT:69:LYS:HZ2	1.87	0.40
54:FV:550:ILE:N	54:FV:551:PRO:CD	2.84	0.40
54:FV:523:TYR:CZ	54:FV:575:GLY:HA3	2.56	0.40
1:GA:1394:U:C5	1:GA:1395:A:C5	3.09	0.40
1:GA:1471:G:C6	1:GA:1472:C:C4	3.10	0.40
1:GA:1482:G:O6	1:GA:1508:A:N1	2.55	0.40
1:GA:1872:A:C8	1:GA:1873:G:C1'	3.04	0.40
1:GA:2364:C:H2'	1:GA:2365:G:O4'	2.21	0.40
1:GA:2511:U:O4	1:GA:2575:C:N3	2.55	0.40
1:GA:2585:U:O2'	1:GA:2586:U:P	2.80	0.40
1:GA:2043:C:H1'	1:GA:2779:U:O4	2.22	0.40
1:GA:2788:C:H2'	1:GA:2789:C:C6	2.57	0.40
1:GA:483:A:C8	21:GU:44:HIS:HD2	2.39	0.40
3:GC:93:VAL:CG2	3:GC:115:ILE:HD12	2.52	0.40
3:GC:181:ARG:NH2	3:GC:182:LYS:O	2.55	0.40
3:GC:57:HIS:CD2	3:GC:58:LYS:H	2.40	0.40
6:GF:109:ARG:O	6:GF:109:ARG:HG2	2.22	0.40
6:GF:107:VAL:HG13	6:GF:113:PHE:CZ	2.56	0.40
6:GF:3:LEU:HD13	6:GF:6:TYR:CB	2.52	0.40
6:GF:73:VAL:HG22	6:GF:78:ILE:HD11	2.04	0.40
7:GG:120:ILE:CD1	7:GG:139:VAL:HG12	2.51	0.40
7:GG:73:SER:HA	7:GG:76:ILE:HG22	2.04	0.40
9:GI:101:SER:HA	9:GI:140:GLU:CG	2.51	0.40
9:GI:12:VAL:HG23	9:GI:13:ALA:N	2.36	0.40
12:GL:30:THR:O	12:GL:33:ARG:HG2	2.21	0.40
18:GR:41:ILE:HG22	18:GR:42:ALA:N	2.36	0.40
13:GM:34:LYS:HE2	22:GV:81:PRO:O	2.21	0.40
23:GW:39:GLN:HG2	23:GW:41:GLY:H	1.86	0.40
23:GW:75:ASN:O	23:GW:76:ARG:CB	2.69	0.40
25:GY:45:GLN:O	25:GY:47:ARG:N	2.55	0.40
33:HA:1193:G:OP1	35:HC:167:TRP:CH2	2.74	0.40

Continued on next page...

Continued from previous page...

Atom-1	Atom-2	Interatomic distance (Å)	Clash overlap (Å)
33:HA:1252:A:H61	33:HA:1285:A:N6	2.20	0.40
33:HA:654:G:C2	33:HA:753:A:C4	3.09	0.40
36:HD:59:GLN:O	36:HD:63:ARG:HG3	2.21	0.40
50:HR:34:THR:HG22	50:HR:38:LYS:O	2.22	0.40
28:A1:38:PHE:CE1	28:A1:40:PRO:HA	2.57	0.40
29:A2:12:ARG:HH11	29:A2:44:VAL:HG11	1.87	0.40
32:A5:3:LEU:CD1	32:A5:5:LEU:HG	2.51	0.40
32:A5:78:GLY:N	32:A5:79:PRO:HD2	2.37	0.40
32:A5:58:THR:OG1	32:A5:82:ILE:HB	2.22	0.40
1:AA:1150:C:H2'	1:AA:1151:A:O5'	2.22	0.40
1:AA:1168:G:H3'	1:AA:1169:A:H8	1.87	0.40
1:AA:762:U:N3	1:AA:1431:A:OP1	2.48	0.40
1:AA:1906:G:H5'	1:AA:1929:G:O2'	2.22	0.40
1:AA:2153:C:H5''	1:AA:2154:A:P	2.62	0.40
1:AA:2294:G:H2'	1:AA:2295:C:H6	1.86	0.40
1:AA:2357:G:C2	1:AA:2361:G:C5	3.09	0.40
1:AA:2793:C:H2'	1:AA:2794:C:H6	1.83	0.40
1:AA:288:U:H2'	1:AA:289:G:H8	1.87	0.40
1:AA:491:G:C5	1:AA:492:A:C8	3.10	0.40
1:AA:532:A:N1	1:AA:2020:A:H1'	2.36	0.40
1:AA:685:A:O2'	1:AA:773:U:O4	2.36	0.40
1:AA:892:A:C2	1:AA:893:C:C2	3.10	0.40
1:AA:945:A:C2	1:AA:2448:A:C4	3.10	0.40
4:AD:45:TYR:CD1	4:AD:45:TYR:N	2.89	0.40
5:AE:145:ASP:HA	5:AE:166:LYS:O	2.21	0.40
6:AF:87:LYS:O	6:AF:88:VAL:HG23	2.21	0.40
11:AK:71:ARG:HA	11:AK:71:ARG:HD3	1.94	0.40
11:AK:8:LEU:CD1	11:AK:82:ASN:HB3	2.51	0.40
16:AP:28:LYS:O	16:AP:80:VAL:O	2.39	0.40
18:AR:41:ILE:O	18:AR:46:GLU:HB2	2.20	0.40
19:AS:24:ILE:HD11	19:AS:36:LEU:HD13	2.02	0.40
21:AU:5:ARG:HH11	21:AU:93:ARG:CG	2.34	0.40
33:BA:1239:A:H62	33:BA:1299:A:H62	1.69	0.40
33:BA:1248:A:H2'	33:BA:1249:C:C6	2.57	0.40
33:BA:1313:U:H2'	33:BA:1314:C:C6	2.57	0.40
33:BA:135:C:H2'	33:BA:136:C:H5'	2.04	0.40
33:BA:1527:U:H2'	33:BA:1528:U:C6	2.57	0.40
33:BA:188:C:H2'	33:BA:189:A:O4'	2.22	0.40
33:BA:369:G:C4	33:BA:393:A:C2	3.10	0.40
33:BA:710:G:H5''	38:BF:53:LYS:NZ	2.36	0.40
33:BA:763:G:N2	33:BA:764:C:C2	2.89	0.40

Continued on next page...

Continued from previous page...

Atom-1	Atom-2	Interatomic distance (Å)	Clash overlap (Å)
33:BA:925:G:C6	33:BA:927:G:N7	2.90	0.40
33:BA:959:A:H5''	33:BA:960:U:OP2	2.21	0.40
35:BC:112:ASP:O	35:BC:116:VAL:HG23	2.22	0.40
35:BC:16:LYS:HG3	35:BC:17:PRO:HD2	2.02	0.40
37:BE:159:LYS:HZ2	40:BH:66:PHE:HD2	1.70	0.40
41:BI:23:PRO:HA	41:BI:61:LEU:HA	2.03	0.40
42:BJ:71:LEU:O	42:BJ:72:ARG:NH1	2.51	0.40
44:BL:14:ARG:HH12	44:BL:15:LYS:HG2	1.87	0.40
44:BL:3:THR:HB	44:BL:6:GLN:CG	2.52	0.40
33:BA:393:A:OP2	48:BP:12:LYS:HD2	2.22	0.40
52:BT:39:ILE:HD12	52:BT:82:GLN:HB3	2.03	0.40
53:BU:4:ILE:HD13	53:BU:20:LYS:HD3	2.04	0.40
28:C1:16:THR:HG21	28:C1:41:VAL:HG23	2.03	0.40
1:CA:1152:C:H3'	59:CA:3354:HOH:O	2.21	0.40
1:CA:1549:A:C6	1:CA:1550:C:C4	3.09	0.40
1:CA:1668:A:H4'	1:CA:1669:A:O5'	2.22	0.40
1:CA:1815:A:C5	1:CA:1817:G:C6	3.09	0.40
1:CA:2675:A:N1	1:CA:2676:C:C2	2.89	0.40
1:CA:2884:U:H3	27:C0:39:ARG:CZ	2.35	0.40
4:CD:14:ILE:HG12	4:CD:22:ILE:HB	2.03	0.40
5:CE:152:GLU:O	5:CE:153:LEU:HB3	2.22	0.40
6:CF:2:LYS:HG3	6:CF:3:LEU:HD22	2.02	0.40
6:CF:71:LYS:HE2	6:CF:71:LYS:HA	2.03	0.40
7:CG:85:LYS:HG2	7:CG:131:VAL:CB	2.51	0.40
9:CI:75:ALA:HB2	9:CI:112:LYS:HE2	2.02	0.40
11:CK:19:VAL:HG13	11:CK:41:ILE:HG23	2.04	0.40
13:CM:2:LEU:HD11	13:CM:68:PHE:CE2	2.57	0.40
14:CN:79:LEU:O	14:CN:80:PHE:HB2	2.21	0.40
15:CO:11:ALA:HB2	15:CO:96:GLY:CA	2.52	0.40
16:CP:49:ILE:HG22	16:CP:50:ARG:N	2.36	0.40
16:CP:57:ALA:O	16:CP:58:PHE:HB3	2.21	0.40
16:CP:91:VAL:O	16:CP:92:ARG:HG2	2.21	0.40
17:CQ:35:PHE:CE2	17:CQ:39:ILE:HD11	2.56	0.40
19:CS:76:VAL:HG23	19:CS:101:SER:HB2	2.04	0.40
20:CT:54:GLU:HB2	20:CT:88:LYS:CG	2.50	0.40
1:CA:1341:G:C6	20:CT:84:TYR:CE1	3.10	0.40
23:CW:18:LYS:N	23:CW:36:ILE:HB	2.36	0.40
23:CW:39:GLN:HG2	23:CW:41:GLY:H	1.85	0.40
23:CW:51:GLY:CA	23:CW:59:PHE:CZ	3.05	0.40
23:CW:51:GLY:HA3	23:CW:59:PHE:CZ	2.56	0.40
33:DA:1038:C:H2'	33:DA:1039:G:C8	2.56	0.40

Continued on next page...

Continued from previous page...

Atom-1	Atom-2	Interatomic distance (Å)	Clash overlap (Å)
33:DA:144:G:H2'	33:DA:145:G:O4'	2.22	0.40
33:DA:1505:G:H4'	33:DA:1506:U:H5''	2.03	0.40
33:DA:234:C:H2'	33:DA:235:C:H6	1.87	0.40
33:DA:383:A:C5	33:DA:384:G:H1'	2.57	0.40
33:DA:1101:A:H61	34:DB:101:THR:HG21	1.86	0.40
37:DE:109:GLY:O	37:DE:110:ALA:HB3	2.22	0.40
37:DE:81:LEU:CD2	37:DE:123:VAL:HG12	2.52	0.40
38:DF:21:MET:HB3	38:DF:25:TYR:CE2	2.57	0.40
42:DJ:57:VAL:O	42:DJ:58:ASN:HB2	2.22	0.40
33:DA:553:A:O2'	44:DL:26:ALA:O	2.39	0.40
45:DM:34:LEU:HD23	45:DM:56:LEU:HD22	2.03	0.40
45:DM:79:ARG:HH11	51:DS:65:GLU:HG2	1.86	0.40
45:DM:86:TYR:CZ	45:DM:90:ARG:HD3	2.56	0.40
47:DO:30:ALA:HA	47:DO:85:LEU:HD21	2.03	0.40
54:DV:319:ALA:HB2	54:DV:338:VAL:HA	2.03	0.40
54:DV:532:LYS:C	54:DV:534:TYR:N	2.75	0.40
54:DV:545:ILE:HD11	54:DV:581:GLY:HA3	2.03	0.40
1:EA:2391:G:H3'	30:E3:31:ILE:HD11	2.02	0.40
1:EA:2823:A:C5	1:EA:2824:C:C5	3.09	0.40
1:EA:81:G:HO2'	1:EA:295:G:HO2'	1.67	0.40
1:EA:329:G:O4'	1:EA:477:A:H1'	2.21	0.40
1:EA:65:U:H2'	1:EA:66:C:C6	2.56	0.40
2:EB:24:G:N2	2:EB:28:C:C2	2.89	0.40
2:EB:7:G:C5'	15:EO:29:HIS:CE1	3.04	0.40
3:EC:30:ALA:N	3:EC:31:PRO:HD2	2.37	0.40
4:ED:107:VAL:HG13	4:ED:203:VAL:HG23	2.03	0.40
4:ED:121:THR:O	4:ED:122:VAL:HG23	2.21	0.40
4:ED:151:THR:HG22	4:ED:152:PRO:HD3	2.03	0.40
4:ED:55:LYS:HD3	4:ED:60:VAL:HG22	2.04	0.40
6:EF:172:PHE:O	6:EF:174:PHE:N	2.54	0.40
7:EG:30:GLY:HA3	7:EG:78:VAL:HG13	2.03	0.40
10:EJ:18:VAL:HG23	10:EJ:54:ILE:HD13	2.02	0.40
11:EK:108:ARG:HD2	11:EK:116:ILE:CD1	2.52	0.40
13:EM:50:ARG:HD3	13:EM:65:ILE:HD11	2.03	0.40
19:ES:73:LYS:HB3	19:ES:106:VAL:HB	2.03	0.40
20:ET:29:THR:HA	20:ET:86:THR:HA	2.03	0.40
1:EA:923:G:N3	23:EW:23:LYS:CD	2.85	0.40
1:EA:2352:A:N1	23:EW:30:VAL:HG11	2.36	0.40
23:EW:38:ARG:N	23:EW:38:ARG:HD3	2.37	0.40
33:FA:1113:C:C1'	35:FC:178:LEU:HD23	2.52	0.40
33:FA:1223:C:P	51:FS:78:ARG:NH1	2.95	0.40

Continued on next page...

Continued from previous page...

Atom-1	Atom-2	Interatomic distance (Å)	Clash overlap (Å)
33:FA:1293:C:H2'	33:FA:1294:G:O4'	2.22	0.40
33:FA:1348:U:C5	33:FA:1373:G:N2	2.90	0.40
33:FA:1411:C:O2'	33:FA:1412:C:H5'	2.21	0.40
33:FA:653:U:H5'	40:FH:56:LYS:HE3	2.03	0.40
33:FA:671:G:N2	33:FA:672:U:H1'	2.37	0.40
33:FA:949:A:O4'	33:FA:1364:U:H5	2.04	0.40
37:FE:114:VAL:HG22	37:FE:115:LEU:HD13	2.02	0.40
37:FE:132:ASN:O	37:FE:136:VAL:HG23	2.22	0.40
37:FE:154:ALA:O	37:FE:158:GLY:HA3	2.21	0.40
41:FI:6:TYR:CG	41:FI:89:GLU:HB2	2.57	0.40
44:FL:24:LEU:C	44:FL:26:ALA:H	2.23	0.40
1:EA:716:A:P	47:FO:89:ARG:NH1	2.94	0.40
50:FR:55:LEU:O	50:FR:58:ALA:N	2.55	0.40
53:FU:12:PHE:CZ	53:FU:16:LEU:HG	2.57	0.40
54:FV:29:ARG:HA	54:FV:29:ARG:CZ	2.51	0.40
54:FV:51:ASP:HB3	54:FV:56:GLU:HG3	2.04	0.40
1:GA:1533:C:C4	1:GA:1534:U:C5	3.10	0.40
1:GA:1131:G:N2	1:GA:2024:G:H21	2.19	0.40
1:GA:2220:U:H2'	1:GA:2221:G:H8	1.86	0.40
1:GA:2287:A:C5	1:GA:2289:G:C8	3.10	0.40
1:GA:2550:G:C6	1:GA:2551:C:C4	3.10	0.40
1:GA:2748:A:H1'	7:GG:66:THR:HG22	2.04	0.40
1:GA:2821:A:H2'	1:GA:2822:G:O4'	2.21	0.40
1:GA:613:A:HO2'	1:GA:614:A:P	2.43	0.40
1:GA:856:G:H2'	1:GA:857:G:C8	2.56	0.40
4:GD:193:VAL:HB	4:GD:194:PRO:HD2	2.03	0.40
6:GF:3:LEU:HG	6:GF:100:GLU:HB2	2.03	0.40
1:GA:2748:A:H1'	7:GG:66:THR:CG2	2.52	0.40
9:GI:21:PRO:HB2	9:GI:22:PRO:HD3	2.04	0.40
10:GJ:45:THR:CG2	10:GJ:50:THR:HG21	2.51	0.40
12:GL:92:LEU:HA	12:GL:125:LEU:HD21	2.03	0.40
12:GL:77:ILE:HD12	12:GL:77:ILE:N	2.37	0.40
15:GO:11:ALA:HB2	15:GO:96:GLY:CA	2.51	0.40
20:GT:89:GLU:O	20:GT:91:GLN:N	2.50	0.40
24:GX:39:VAL:HG13	24:GX:46:VAL:HG12	2.03	0.40
26:GZ:15:ARG:N	26:GZ:15:ARG:HD2	2.36	0.40
26:GZ:40:THR:OG1	26:GZ:41:PRO:HD2	2.22	0.40
33:HA:1034:G:N2	33:HA:1035:A:C6	2.89	0.40
33:HA:1392:G:C5	33:HA:1393:U:C5	3.10	0.40
33:HA:158:G:H2'	33:HA:159:G:C5'	2.52	0.40
33:HA:661:G:N3	33:HA:745:G:N2	2.70	0.40

Continued on next page...

Continued from previous page...

Atom-1	Atom-2	Interatomic distance (Å)	Clash overlap (Å)
33:HA:662:U:H2'	33:HA:663:A:C8	2.56	0.40
35:HC:191:THR:HG21	35:HC:196:ILE:HD12	2.03	0.40
36:HD:105:MET:HB3	36:HD:107:PHE:HE1	1.85	0.40
39:HG:18:PHE:CE1	39:HG:58:GLU:HG2	2.56	0.40
42:HJ:40:ILE:HB	42:HJ:73:LEU:HB3	2.03	0.40
51:HS:36:ARG:C	51:HS:38:SER:H	2.25	0.40
52:HT:4:ILE:O	52:HT:4:ILE:HG22	2.21	0.40
54:HV:30:ILE:O	54:HV:34:THR:HG22	2.21	0.40
54:HV:24:THR:OG1	54:HV:88:ASP:OD2	2.39	0.40

All (4) symmetry-related close contacts are listed below. The label for Atom-2 includes the symmetry operator and encoded unit-cell translations to be applied.

Atom-1	Atom-2	Interatomic distance (Å)	Clash overlap (Å)
33:FA:1029:U:O3'	1:GA:1508:A:N6[1_565]	2.13	0.07
33:FA:1029:U:OP2	1:GA:1509:A:N6[1_565]	2.16	0.04
33:FA:1029:U:O2'	1:GA:1508:A:N6[1_565]	2.16	0.04
6:GF:20:ASN:ND2	21:GU:52:ASN:OD1[2_556]	2.18	0.02

5.3 Torsion angles ⓘ

5.3.1 Protein backbone ⓘ

In the following table, the Percentiles column shows the percent Ramachandran outliers of the chain as a percentile score with respect to all X-ray entries followed by that with respect to entries of similar resolution.

The Analysed column shows the number of residues for which the backbone conformation was analysed, and the total number of residues.

Mol	Chain	Analysed	Favoured	Allowed	Outliers	Percentiles	
3	AC	269/273 (98%)	220 (82%)	34 (13%)	15 (6%)	2	6
3	CC	269/273 (98%)	218 (81%)	35 (13%)	16 (6%)	2	6
3	EC	269/273 (98%)	219 (81%)	36 (13%)	14 (5%)	2	8
3	GC	269/273 (98%)	225 (84%)	30 (11%)	14 (5%)	2	8
4	AD	207/209 (99%)	161 (78%)	33 (16%)	13 (6%)	1	4
4	CD	207/209 (99%)	160 (77%)	33 (16%)	14 (7%)	1	4
4	ED	207/209 (99%)	155 (75%)	34 (16%)	18 (9%)	1	2

Continued on next page...

Continued from previous page...

Mol	Chain	Analysed	Favoured	Allowed	Outliers	Percentiles	
4	GD	207/209 (99%)	158 (76%)	34 (16%)	15 (7%)	1	3
5	AE	199/201 (99%)	163 (82%)	24 (12%)	12 (6%)	2	5
5	CE	199/201 (99%)	161 (81%)	26 (13%)	12 (6%)	2	5
5	EE	199/201 (99%)	162 (81%)	25 (13%)	12 (6%)	2	5
5	GE	199/201 (99%)	162 (81%)	25 (13%)	12 (6%)	2	5
6	AF	175/179 (98%)	128 (73%)	41 (23%)	6 (3%)	4	18
6	CF	175/179 (98%)	132 (75%)	37 (21%)	6 (3%)	4	18
6	EF	175/179 (98%)	139 (79%)	29 (17%)	7 (4%)	3	14
6	GF	175/179 (98%)	132 (75%)	40 (23%)	3 (2%)	11	36
7	AG	174/177 (98%)	124 (71%)	33 (19%)	17 (10%)	1	1
7	CG	174/177 (98%)	123 (71%)	37 (21%)	14 (8%)	1	2
7	EG	174/177 (98%)	120 (69%)	43 (25%)	11 (6%)	1	4
7	GG	174/177 (98%)	118 (68%)	41 (24%)	15 (9%)	1	2
8	AH	48/50 (96%)	24 (50%)	19 (40%)	5 (10%)	0	1
8	CH	48/50 (96%)	23 (48%)	19 (40%)	6 (12%)	0	1
8	EH	48/50 (96%)	24 (50%)	19 (40%)	5 (10%)	0	1
8	GH	48/50 (96%)	24 (50%)	21 (44%)	3 (6%)	1	4
9	AI	139/142 (98%)	87 (63%)	45 (32%)	7 (5%)	2	8
9	CI	139/142 (98%)	92 (66%)	37 (27%)	10 (7%)	1	3
9	EI	139/142 (98%)	90 (65%)	42 (30%)	7 (5%)	2	8
9	GI	139/142 (98%)	89 (64%)	38 (27%)	12 (9%)	1	2
10	AJ	140/142 (99%)	114 (81%)	18 (13%)	8 (6%)	2	6
10	CJ	140/142 (99%)	113 (81%)	19 (14%)	8 (6%)	2	6
10	EJ	140/142 (99%)	113 (81%)	19 (14%)	8 (6%)	2	6
10	GJ	140/142 (99%)	114 (81%)	17 (12%)	9 (6%)	1	4
11	AK	120/123 (98%)	93 (78%)	17 (14%)	10 (8%)	1	2
11	CK	120/123 (98%)	91 (76%)	21 (18%)	8 (7%)	1	4
11	EK	120/123 (98%)	92 (77%)	17 (14%)	11 (9%)	1	2
11	GK	120/123 (98%)	92 (77%)	19 (16%)	9 (8%)	1	3
12	AL	141/144 (98%)	107 (76%)	26 (18%)	8 (6%)	2	6
12	CL	141/144 (98%)	107 (76%)	27 (19%)	7 (5%)	2	8

Continued on next page...

Continued from previous page...

Mol	Chain	Analysed	Favoured	Allowed	Outliers	Percentiles	
12	EL	141/144 (98%)	108 (77%)	26 (18%)	7 (5%)	2	8
12	GL	141/144 (98%)	109 (77%)	25 (18%)	7 (5%)	2	8
13	AM	134/136 (98%)	105 (78%)	22 (16%)	7 (5%)	2	8
13	CM	134/136 (98%)	111 (83%)	16 (12%)	7 (5%)	2	8
13	EM	134/136 (98%)	110 (82%)	18 (13%)	6 (4%)	3	11
13	GM	134/136 (98%)	112 (84%)	16 (12%)	6 (4%)	3	11
14	AN	118/127 (93%)	101 (86%)	15 (13%)	2 (2%)	11	36
14	CN	118/127 (93%)	98 (83%)	17 (14%)	3 (2%)	6	25
14	EN	118/127 (93%)	101 (86%)	14 (12%)	3 (2%)	6	25
14	GN	118/127 (93%)	98 (83%)	19 (16%)	1 (1%)	22	57
15	AO	114/117 (97%)	99 (87%)	14 (12%)	1 (1%)	20	54
15	CO	114/117 (97%)	96 (84%)	17 (15%)	1 (1%)	20	54
15	EO	114/117 (97%)	96 (84%)	18 (16%)	0	100	100
15	GO	114/117 (97%)	97 (85%)	13 (11%)	4 (4%)	4	17
16	AP	112/115 (97%)	83 (74%)	22 (20%)	7 (6%)	1	4
16	CP	112/115 (97%)	81 (72%)	22 (20%)	9 (8%)	1	2
16	EP	112/115 (97%)	83 (74%)	22 (20%)	7 (6%)	1	4
16	GP	112/115 (97%)	79 (70%)	21 (19%)	12 (11%)	0	1
17	AQ	115/118 (98%)	101 (88%)	9 (8%)	5 (4%)	3	12
17	CQ	115/118 (98%)	102 (89%)	9 (8%)	4 (4%)	4	17
17	EQ	115/118 (98%)	102 (89%)	8 (7%)	5 (4%)	3	12
17	GQ	115/118 (98%)	103 (90%)	7 (6%)	5 (4%)	3	12
18	AR	101/103 (98%)	83 (82%)	15 (15%)	3 (3%)	5	20
18	CR	101/103 (98%)	83 (82%)	15 (15%)	3 (3%)	5	20
18	ER	101/103 (98%)	83 (82%)	15 (15%)	3 (3%)	5	20
18	GR	101/103 (98%)	84 (83%)	13 (13%)	4 (4%)	3	14
19	AS	108/110 (98%)	93 (86%)	10 (9%)	5 (5%)	3	11
19	CS	108/110 (98%)	96 (89%)	8 (7%)	4 (4%)	4	16
19	ES	108/110 (98%)	91 (84%)	12 (11%)	5 (5%)	3	11
19	GS	108/110 (98%)	92 (85%)	11 (10%)	5 (5%)	3	11
20	AT	91/100 (91%)	59 (65%)	24 (26%)	8 (9%)	1	2

Continued on next page...

Continued from previous page...

Mol	Chain	Analysed	Favoured	Allowed	Outliers	Percentiles	
20	CT	91/100 (91%)	60 (66%)	23 (25%)	8 (9%)	1	2
20	ET	91/100 (91%)	59 (65%)	25 (28%)	7 (8%)	1	3
20	GT	91/100 (91%)	60 (66%)	22 (24%)	9 (10%)	1	1
21	AU	100/104 (96%)	73 (73%)	18 (18%)	9 (9%)	1	2
21	CU	100/104 (96%)	74 (74%)	16 (16%)	10 (10%)	1	1
21	EU	100/104 (96%)	74 (74%)	13 (13%)	13 (13%)	0	1
21	GU	100/104 (96%)	73 (73%)	18 (18%)	9 (9%)	1	2
22	AV	92/94 (98%)	82 (89%)	9 (10%)	1 (1%)	17	48
22	CV	92/94 (98%)	79 (86%)	12 (13%)	1 (1%)	17	48
22	EV	92/94 (98%)	82 (89%)	9 (10%)	1 (1%)	17	48
22	GV	92/94 (98%)	83 (90%)	8 (9%)	1 (1%)	17	48
23	AW	77/85 (91%)	41 (53%)	19 (25%)	17 (22%)	0	0
23	CW	77/85 (91%)	42 (54%)	21 (27%)	14 (18%)	0	0
23	EW	77/85 (91%)	42 (54%)	19 (25%)	16 (21%)	0	0
23	GW	77/85 (91%)	42 (54%)	21 (27%)	14 (18%)	0	0
24	AX	75/78 (96%)	65 (87%)	7 (9%)	3 (4%)	3	14
24	CX	75/78 (96%)	64 (85%)	8 (11%)	3 (4%)	3	14
24	EX	75/78 (96%)	64 (85%)	9 (12%)	2 (3%)	6	23
24	GX	75/78 (96%)	65 (87%)	9 (12%)	1 (1%)	14	43
25	AY	61/63 (97%)	40 (66%)	19 (31%)	2 (3%)	4	18
25	CY	61/63 (97%)	43 (70%)	17 (28%)	1 (2%)	11	37
25	EY	61/63 (97%)	38 (62%)	19 (31%)	4 (7%)	1	4
25	GY	61/63 (97%)	42 (69%)	17 (28%)	2 (3%)	4	18
26	AZ	56/59 (95%)	49 (88%)	5 (9%)	2 (4%)	4	17
26	CZ	56/59 (95%)	49 (88%)	5 (9%)	2 (4%)	4	17
26	EZ	56/59 (95%)	48 (86%)	6 (11%)	2 (4%)	4	17
26	GZ	56/59 (95%)	49 (88%)	5 (9%)	2 (4%)	4	17
27	A0	54/57 (95%)	45 (83%)	6 (11%)	3 (6%)	2	6
27	C0	54/57 (95%)	45 (83%)	6 (11%)	3 (6%)	2	6
27	E0	54/57 (95%)	45 (83%)	6 (11%)	3 (6%)	2	6
27	G0	54/57 (95%)	45 (83%)	6 (11%)	3 (6%)	2	6

Continued on next page...

Continued from previous page...

Mol	Chain	Analysed	Favoured	Allowed	Outliers	Percentiles	
28	A1	48/55 (87%)	40 (83%)	5 (10%)	3 (6%)	1	4
28	C1	48/55 (87%)	40 (83%)	6 (12%)	2 (4%)	3	12
28	E1	48/55 (87%)	42 (88%)	5 (10%)	1 (2%)	8	30
28	G1	48/55 (87%)	41 (85%)	5 (10%)	2 (4%)	3	12
29	A2	44/46 (96%)	39 (89%)	4 (9%)	1 (2%)	7	27
29	C2	44/46 (96%)	39 (89%)	4 (9%)	1 (2%)	7	27
29	E2	44/46 (96%)	39 (89%)	4 (9%)	1 (2%)	7	27
29	G2	44/46 (96%)	39 (89%)	4 (9%)	1 (2%)	7	27
30	A3	62/65 (95%)	56 (90%)	4 (6%)	2 (3%)	5	19
30	C3	62/65 (95%)	56 (90%)	4 (6%)	2 (3%)	5	19
30	E3	62/65 (95%)	55 (89%)	5 (8%)	2 (3%)	5	19
30	G3	62/65 (95%)	56 (90%)	4 (6%)	2 (3%)	5	19
31	A4	36/38 (95%)	31 (86%)	2 (6%)	3 (8%)	1	2
31	C4	36/38 (95%)	31 (86%)	3 (8%)	2 (6%)	2	6
31	E4	36/38 (95%)	31 (86%)	2 (6%)	3 (8%)	1	2
31	G4	36/38 (95%)	30 (83%)	4 (11%)	2 (6%)	2	6
32	A5	146/165 (88%)	80 (55%)	44 (30%)	22 (15%)	0	0
32	E5	142/165 (86%)	80 (56%)	39 (28%)	23 (16%)	0	0
34	BB	216/241 (90%)	147 (68%)	57 (26%)	12 (6%)	2	6
34	DB	216/241 (90%)	145 (67%)	59 (27%)	12 (6%)	2	6
34	FB	216/241 (90%)	146 (68%)	60 (28%)	10 (5%)	3	11
34	HB	216/241 (90%)	149 (69%)	55 (26%)	12 (6%)	2	6
35	BC	204/233 (88%)	180 (88%)	16 (8%)	8 (4%)	3	14
35	DC	204/233 (88%)	177 (87%)	23 (11%)	4 (2%)	9	31
35	FC	204/233 (88%)	181 (89%)	17 (8%)	6 (3%)	5	21
35	HC	204/233 (88%)	183 (90%)	16 (8%)	5 (2%)	6	25
36	BD	203/206 (98%)	157 (77%)	34 (17%)	12 (6%)	2	6
36	DD	203/206 (98%)	157 (77%)	30 (15%)	16 (8%)	1	2
36	FD	203/206 (98%)	155 (76%)	34 (17%)	14 (7%)	1	3
36	HD	203/206 (98%)	159 (78%)	35 (17%)	9 (4%)	3	11
37	BE	148/167 (89%)	124 (84%)	19 (13%)	5 (3%)	4	18

Continued on next page...

Continued from previous page...

Mol	Chain	Analysed	Favoured	Allowed	Outliers	Percentiles	
37	DE	148/167 (89%)	125 (84%)	18 (12%)	5 (3%)	4	18
37	FE	148/167 (89%)	122 (82%)	22 (15%)	4 (3%)	6	23
37	HE	148/167 (89%)	122 (82%)	22 (15%)	4 (3%)	6	23
38	BF	98/135 (73%)	73 (74%)	20 (20%)	5 (5%)	2	8
38	DF	98/135 (73%)	71 (72%)	20 (20%)	7 (7%)	1	3
38	FF	98/135 (73%)	72 (74%)	16 (16%)	10 (10%)	1	1
38	HF	98/135 (73%)	75 (76%)	18 (18%)	5 (5%)	2	8
39	BG	149/179 (83%)	126 (85%)	23 (15%)	0	100	100
39	DG	149/179 (83%)	123 (83%)	25 (17%)	1 (1%)	25	60
39	FG	149/179 (83%)	126 (85%)	23 (15%)	0	100	100
39	HG	149/179 (83%)	122 (82%)	25 (17%)	2 (1%)	14	43
40	BH	127/130 (98%)	108 (85%)	18 (14%)	1 (1%)	22	57
40	DH	127/130 (98%)	110 (87%)	15 (12%)	2 (2%)	11	37
40	FH	127/130 (98%)	113 (89%)	12 (9%)	2 (2%)	11	37
40	HH	127/130 (98%)	111 (87%)	16 (13%)	0	100	100
41	BI	125/130 (96%)	96 (77%)	21 (17%)	8 (6%)	1	4
41	DI	125/130 (96%)	99 (79%)	19 (15%)	7 (6%)	2	6
41	FI	125/130 (96%)	97 (78%)	22 (18%)	6 (5%)	2	10
41	HI	125/130 (96%)	98 (78%)	21 (17%)	6 (5%)	2	10
42	BJ	96/103 (93%)	73 (76%)	16 (17%)	7 (7%)	1	3
42	DJ	96/103 (93%)	72 (75%)	18 (19%)	6 (6%)	1	4
42	FJ	96/103 (93%)	73 (76%)	17 (18%)	6 (6%)	1	4
42	HJ	96/103 (93%)	73 (76%)	19 (20%)	4 (4%)	3	12
43	BK	115/129 (89%)	92 (80%)	17 (15%)	6 (5%)	2	8
43	DK	115/129 (89%)	90 (78%)	23 (20%)	2 (2%)	11	36
43	FK	115/129 (89%)	92 (80%)	20 (17%)	3 (3%)	6	24
43	HK	115/129 (89%)	87 (76%)	24 (21%)	4 (4%)	4	17
44	BL	121/124 (98%)	95 (78%)	17 (14%)	9 (7%)	1	3
44	DL	121/124 (98%)	95 (78%)	18 (15%)	8 (7%)	1	4
44	FL	121/124 (98%)	96 (79%)	17 (14%)	8 (7%)	1	4
44	HL	121/124 (98%)	97 (80%)	15 (12%)	9 (7%)	1	3

Continued on next page...

Continued from previous page...

Mol	Chain	Analysed	Favoured	Allowed	Outliers	Percentiles	
45	BM	112/118 (95%)	98 (88%)	8 (7%)	6 (5%)	2	7
45	DM	112/118 (95%)	99 (88%)	7 (6%)	6 (5%)	2	7
45	FM	112/118 (95%)	98 (88%)	9 (8%)	5 (4%)	3	11
45	HM	112/118 (95%)	91 (81%)	14 (12%)	7 (6%)	1	4
46	BN	92/101 (91%)	71 (77%)	18 (20%)	3 (3%)	4	18
46	DN	92/101 (91%)	71 (77%)	19 (21%)	2 (2%)	8	29
46	FN	92/101 (91%)	69 (75%)	20 (22%)	3 (3%)	4	18
46	HN	92/101 (91%)	70 (76%)	20 (22%)	2 (2%)	8	29
47	BO	86/89 (97%)	72 (84%)	12 (14%)	2 (2%)	7	27
47	DO	86/89 (97%)	73 (85%)	11 (13%)	2 (2%)	7	27
47	FO	86/89 (97%)	72 (84%)	12 (14%)	2 (2%)	7	27
47	HO	86/89 (97%)	70 (81%)	14 (16%)	2 (2%)	7	27
48	BP	80/82 (98%)	60 (75%)	16 (20%)	4 (5%)	2	8
48	DP	80/82 (98%)	62 (78%)	16 (20%)	2 (2%)	6	25
48	FP	80/82 (98%)	65 (81%)	13 (16%)	2 (2%)	6	25
48	HP	80/82 (98%)	61 (76%)	15 (19%)	4 (5%)	2	8
49	BQ	78/84 (93%)	54 (69%)	19 (24%)	5 (6%)	1	4
49	DQ	78/84 (93%)	56 (72%)	16 (20%)	6 (8%)	1	3
49	FQ	78/84 (93%)	57 (73%)	18 (23%)	3 (4%)	4	15
49	HQ	78/84 (93%)	57 (73%)	16 (20%)	5 (6%)	1	4
50	BR	53/75 (71%)	41 (77%)	12 (23%)	0	100	100
50	DR	53/75 (71%)	43 (81%)	10 (19%)	0	100	100
50	FR	53/75 (71%)	40 (76%)	13 (24%)	0	100	100
50	HR	53/75 (71%)	43 (81%)	10 (19%)	0	100	100
51	BS	77/92 (84%)	69 (90%)	7 (9%)	1 (1%)	14	43
51	DS	77/92 (84%)	70 (91%)	6 (8%)	1 (1%)	14	43
51	FS	77/92 (84%)	67 (87%)	6 (8%)	4 (5%)	2	8
51	HS	77/92 (84%)	68 (88%)	9 (12%)	0	100	100
52	BT	83/87 (95%)	66 (80%)	15 (18%)	2 (2%)	7	27
52	DT	83/87 (95%)	69 (83%)	11 (13%)	3 (4%)	4	17
52	FT	83/87 (95%)	66 (80%)	15 (18%)	2 (2%)	7	27

Continued on next page...

Continued from previous page...

Mol	Chain	Analysed	Favoured	Allowed	Outliers	Percentiles	
52	HT	83/87 (95%)	68 (82%)	14 (17%)	1 (1%)	15	46
53	BU	49/71 (69%)	25 (51%)	20 (41%)	4 (8%)	1	2
53	DU	49/71 (69%)	27 (55%)	20 (41%)	2 (4%)	3	13
53	FU	49/71 (69%)	28 (57%)	19 (39%)	2 (4%)	3	13
53	HU	49/71 (69%)	24 (49%)	22 (45%)	3 (6%)	2	5
54	BV	685/704 (97%)	559 (82%)	90 (13%)	36 (5%)	2	7
54	DV	685/704 (97%)	558 (82%)	92 (13%)	35 (5%)	2	8
54	FV	685/704 (97%)	556 (81%)	91 (13%)	38 (6%)	2	7
54	HV	685/704 (97%)	556 (81%)	91 (13%)	38 (6%)	2	7
55	BW	2/6 (33%)	0	0	2 (100%)	0	0
55	DW	2/6 (33%)	1 (50%)	1 (50%)	0	100	100
55	FW	2/6 (33%)	2 (100%)	0	0	100	100
All	All	25122/26708 (94%)	19751 (79%)	4073 (16%)	1298 (5%)	2	8

All (1298) Ramachandran outliers are listed below:

Mol	Chain	Res	Type
3	AC	70	LYS
3	AC	104	LEU
3	AC	121	ALA
3	AC	140	VAL
3	AC	256	THR
4	AD	43	ASP
4	AD	73	VAL
4	AD	92	VAL
4	AD	118	PHE
4	AD	122	VAL
4	AD	170	VAL
5	AE	45	ALA
5	AE	80	SER
7	AG	2	ARG
7	AG	84	LYS
7	AG	168	VAL
8	AH	3	VAL
9	AI	30	GLN
10	AJ	13	ARG
10	AJ	21	THR
10	AJ	44	TYR

Continued on next page...

Continued from previous page...

Mol	Chain	Res	Type
10	AJ	45	THR
10	AJ	81	ILE
11	AK	35	VAL
12	AL	66	PHE
13	AM	69	PRO
13	AM	84	LYS
14	AN	119	SER
16	AP	20	ARG
16	AP	51	ASN
16	AP	93	LYS
16	AP	103	THR
19	AS	3	THR
19	AS	64	ALA
19	AS	96	ILE
20	AT	27	SER
20	AT	29	THR
20	AT	36	LYS
20	AT	86	THR
21	AU	6	ARG
21	AU	87	GLU
21	AU	92	VAL
21	AU	98	ASN
23	AW	9	THR
23	AW	14	ASP
23	AW	30	VAL
23	AW	34	SER
23	AW	36	ILE
24	AX	76	LYS
25	AY	62	GLY
27	A0	35	GLU
28	A1	51	ALA
30	A3	22	LYS
31	A4	4	ARG
32	A5	27	VAL
32	A5	33	VAL
32	A5	48	ALA
32	A5	54	VAL
32	A5	55	VAL
32	A5	69	PHE
32	A5	88	HIS
32	A5	93	ALA
32	A5	107	GLU

Continued on next page...

Continued from previous page...

Mol	Chain	Res	Type
32	A5	108	VAL
32	A5	120	ALA
32	A5	124	ASP
32	A5	130	PRO
34	BB	21	TYR
34	BB	33	ALA
34	BB	40	ILE
34	BB	72	LYS
34	BB	75	ALA
34	BB	128	LEU
35	BC	17	PRO
35	BC	18	TRP
35	BC	101	ILE
36	BD	24	GLY
36	BD	29	ASP
36	BD	36	GLN
36	BD	37	ALA
36	BD	175	ALA
36	BD	193	ALA
37	BE	99	ALA
38	BF	98	GLU
42	BJ	36	VAL
42	BJ	57	VAL
43	BK	14	LYS
43	BK	16	VAL
43	BK	41	ALA
43	BK	105	PHE
44	BL	3	THR
44	BL	24	LEU
44	BL	44	LYS
44	BL	76	GLU
45	BM	10	PRO
45	BM	47	GLU
45	BM	114	LYS
46	BN	52	PRO
46	BN	53	ARG
46	BN	92	GLU
49	BQ	12	VAL
49	BQ	13	VAL
49	BQ	14	SER
49	BQ	51	ASN
52	BT	86	LEU

Continued on next page...

Continued from previous page...

Mol	Chain	Res	Type
54	BV	5	THR
54	BV	24	THR
54	BV	93	VAL
54	BV	195	ASP
54	BV	197	ASP
54	BV	200	VAL
54	BV	204	TYR
54	BV	304	ASP
54	BV	423	LYS
54	BV	454	ASN
54	BV	529	SER
54	BV	646	GLU
54	BV	647	SER
54	BV	662	GLU
54	BV	698	VAL
55	BW	4	SER
3	CC	70	LYS
3	CC	104	LEU
3	CC	140	VAL
4	CD	43	ASP
4	CD	71	ALA
4	CD	73	VAL
4	CD	118	PHE
4	CD	122	VAL
4	CD	170	VAL
5	CE	175	ILE
6	CF	10	GLU
6	CF	111	ARG
7	CG	2	ARG
7	CG	8	VAL
7	CG	9	VAL
7	CG	84	LYS
8	CH	3	VAL
8	CH	9	VAL
8	CH	11	ASN
9	CI	20	SER
9	CI	89	SER
9	CI	92	PRO
10	CJ	13	ARG
10	CJ	21	THR
10	CJ	44	TYR
10	CJ	45	THR

Continued on next page...

Continued from previous page...

Mol	Chain	Res	Type
10	CJ	65	THR
10	CJ	81	ILE
11	CK	35	VAL
11	CK	108	ARG
12	CL	66	PHE
13	CM	2	LEU
13	CM	14	LYS
13	CM	69	PRO
14	CN	118	ARG
14	CN	119	SER
16	CP	51	ASN
16	CP	93	LYS
16	CP	103	THR
19	CS	3	THR
19	CS	14	ALA
19	CS	64	ALA
20	CT	27	SER
20	CT	29	THR
21	CU	6	ARG
21	CU	87	GLU
21	CU	88	ASP
21	CU	98	ASN
23	CW	9	THR
23	CW	14	ASP
23	CW	18	LYS
23	CW	30	VAL
23	CW	34	SER
23	CW	36	ILE
24	CX	76	LYS
26	CZ	9	THR
27	C0	23	ALA
27	C0	35	GLU
28	C1	4	ILE
28	C1	51	ALA
30	C3	22	LYS
31	C4	4	ARG
34	DB	21	TYR
34	DB	22	TRP
34	DB	33	ALA
34	DB	40	ILE
34	DB	72	LYS
34	DB	75	ALA

Continued on next page...

Continued from previous page...

Mol	Chain	Res	Type
34	DB	119	GLN
34	DB	127	LYS
35	DC	101	ILE
36	DD	25	VAL
36	DD	27	ALA
36	DD	29	ASP
36	DD	36	GLN
36	DD	37	ALA
36	DD	193	ALA
37	DE	138	ARG
38	DF	98	GLU
39	DG	3	ARG
41	DI	56	ASP
41	DI	121	ALA
41	DI	129	LYS
42	DJ	57	VAL
43	DK	41	ALA
44	DL	3	THR
44	DL	24	LEU
44	DL	34	CYS
44	DL	44	LYS
44	DL	76	GLU
44	DL	123	LYS
45	DM	4	ILE
45	DM	114	LYS
46	DN	92	GLU
49	DQ	6	ARG
49	DQ	12	VAL
49	DQ	13	VAL
49	DQ	51	ASN
52	DT	4	ILE
52	DT	86	LEU
54	DV	5	THR
54	DV	7	ILE
54	DV	24	THR
54	DV	93	VAL
54	DV	195	ASP
54	DV	197	ASP
54	DV	200	VAL
54	DV	204	TYR
54	DV	304	ASP
54	DV	423	LYS

Continued on next page...

Continued from previous page...

Mol	Chain	Res	Type
54	DV	454	ASN
54	DV	529	SER
54	DV	646	GLU
3	EC	70	LYS
3	EC	104	LEU
3	EC	121	ALA
3	EC	140	VAL
4	ED	43	ASP
4	ED	71	ALA
4	ED	73	VAL
4	ED	91	THR
4	ED	92	VAL
4	ED	119	ALA
4	ED	122	VAL
4	ED	170	VAL
4	ED	183	GLU
5	EE	79	ARG
5	EE	123	LYS
6	EF	10	GLU
6	EF	111	ARG
6	EF	113	PHE
6	EF	176	PHE
7	EG	84	LYS
7	EG	168	VAL
8	EH	3	VAL
8	EH	10	ALA
9	EI	12	VAL
9	EI	20	SER
9	EI	92	PRO
10	EJ	13	ARG
10	EJ	21	THR
10	EJ	44	TYR
10	EJ	45	THR
10	EJ	81	ILE
12	EL	66	PHE
13	EM	13	HIS
13	EM	69	PRO
13	EM	84	LYS
14	EN	118	ARG
16	EP	20	ARG
16	EP	93	LYS
16	EP	103	THR

Continued on next page...

Continued from previous page...

Mol	Chain	Res	Type
19	ES	3	THR
19	ES	14	ALA
20	ET	27	SER
20	ET	29	THR
21	EU	6	ARG
21	EU	92	VAL
21	EU	98	ASN
23	EW	9	THR
23	EW	14	ASP
23	EW	18	LYS
23	EW	34	SER
23	EW	36	ILE
23	EW	56	HIS
23	EW	74	LYS
24	EX	76	LYS
27	E0	35	GLU
28	E1	4	ILE
29	E2	44	VAL
30	E3	22	LYS
31	E4	4	ARG
32	E5	27	VAL
32	E5	31	ARG
32	E5	48	ALA
32	E5	54	VAL
32	E5	58	THR
32	E5	69	PHE
32	E5	88	HIS
32	E5	92	ALA
32	E5	93	ALA
32	E5	107	GLU
32	E5	108	VAL
32	E5	120	ALA
32	E5	124	ASP
34	FB	33	ALA
34	FB	40	ILE
34	FB	72	LYS
34	FB	75	ALA
34	FB	119	GLN
34	FB	128	LEU
35	FC	101	ILE
36	FD	29	ASP
36	FD	36	GLN

Continued on next page...

Continued from previous page...

Mol	Chain	Res	Type
36	FD	175	ALA
36	FD	193	ALA
37	FE	99	ALA
38	FF	91	ARG
38	FF	92	THR
38	FF	98	GLU
40	FH	89	LYS
41	FI	43	THR
41	FI	44	ALA
41	FI	121	ALA
42	FJ	36	VAL
42	FJ	57	VAL
43	FK	41	ALA
44	FL	3	THR
44	FL	24	LEU
44	FL	44	LYS
44	FL	76	GLU
44	FL	123	LYS
45	FM	47	GLU
46	FN	53	ARG
46	FN	92	GLU
49	FQ	51	ASN
51	FS	4	SER
53	FU	38	TYR
54	FV	6	PRO
54	FV	7	ILE
54	FV	24	THR
54	FV	93	VAL
54	FV	94	ASP
54	FV	195	ASP
54	FV	197	ASP
54	FV	200	VAL
54	FV	204	TYR
54	FV	409	MET
54	FV	423	LYS
54	FV	529	SER
54	FV	646	GLU
54	FV	662	GLU
3	GC	70	LYS
3	GC	105	ALA
3	GC	140	VAL
3	GC	256	THR

Continued on next page...

Continued from previous page...

Mol	Chain	Res	Type
4	GD	43	ASP
4	GD	73	VAL
4	GD	119	ALA
4	GD	122	VAL
4	GD	170	VAL
5	GE	123	LYS
6	GF	93	GLU
7	GG	2	ARG
7	GG	9	VAL
7	GG	32	LEU
7	GG	84	LYS
7	GG	164	ALA
7	GG	168	VAL
8	GH	3	VAL
9	GI	77	VAL
9	GI	85	ILE
9	GI	92	PRO
10	GJ	13	ARG
10	GJ	21	THR
10	GJ	44	TYR
10	GJ	45	THR
10	GJ	81	ILE
11	GK	35	VAL
12	GL	66	PHE
12	GL	88	GLY
13	GM	2	LEU
13	GM	69	PRO
15	GO	3	LYS
15	GO	113	ALA
16	GP	4	ILE
16	GP	5	LYS
16	GP	51	ASN
16	GP	93	LYS
19	GS	3	THR
19	GS	14	ALA
19	GS	64	ALA
20	GT	27	SER
20	GT	29	THR
20	GT	36	LYS
20	GT	55	VAL
20	GT	56	GLU
21	GU	6	ARG

Continued on next page...

Continued from previous page...

Mol	Chain	Res	Type
21	GU	88	ASP
21	GU	98	ASN
23	GW	9	THR
23	GW	14	ASP
23	GW	18	LYS
23	GW	34	SER
23	GW	36	ILE
23	GW	37	VAL
23	GW	56	HIS
25	GY	62	GLY
28	G1	4	ILE
30	G3	22	LYS
31	G4	4	ARG
34	HB	40	ILE
34	HB	72	LYS
34	HB	119	GLN
35	HC	101	ILE
36	HD	25	VAL
36	HD	29	ASP
36	HD	35	GLU
36	HD	175	ALA
36	HD	193	ALA
38	HF	98	GLU
39	HG	130	ASN
41	HI	121	ALA
41	HI	129	LYS
42	HJ	28	THR
42	HJ	57	VAL
42	HJ	93	ALA
43	HK	81	ASN
44	HL	24	LEU
44	HL	34	CYS
44	HL	44	LYS
44	HL	76	GLU
44	HL	78	SER
45	HM	4	ILE
45	HM	11	ASP
45	HM	66	GLU
45	HM	114	LYS
48	HP	44	SER
49	HQ	13	VAL
49	HQ	51	ASN

Continued on next page...

Continued from previous page...

Mol	Chain	Res	Type
49	HQ	53	CYS
52	HT	4	ILE
53	HU	11	PRO
54	HV	5	THR
54	HV	7	ILE
54	HV	24	THR
54	HV	93	VAL
54	HV	94	ASP
54	HV	195	ASP
54	HV	198	GLN
54	HV	200	VAL
54	HV	204	TYR
54	HV	300	ASP
54	HV	304	ASP
54	HV	409	MET
54	HV	423	LYS
54	HV	454	ASN
54	HV	506	ALA
54	HV	527	PRO
54	HV	544	VAL
54	HV	586	VAL
54	HV	647	SER
3	AC	64	VAL
3	AC	109	LEU
3	AC	142	ASN
3	AC	239	PHE
4	AD	107	VAL
4	AD	183	GLU
5	AE	129	PRO
7	AG	16	VAL
7	AG	31	GLU
7	AG	45	ALA
8	AH	10	ALA
9	AI	11	GLN
10	AJ	65	THR
11	AK	13	ASN
11	AK	50	GLY
11	AK	108	ARG
12	AL	88	GLY
12	AL	111	ILE
13	AM	14	LYS
13	AM	36	VAL

Continued on next page...

Continued from previous page...

Mol	Chain	Res	Type
16	AP	113	LEU
19	AS	14	ALA
20	AT	40	LYS
21	AU	85	ARG
23	AW	10	ARG
23	AW	18	LYS
23	AW	37	VAL
23	AW	50	VAL
23	AW	56	HIS
23	AW	74	LYS
26	AZ	9	THR
27	A0	23	ALA
28	A1	4	ILE
31	A4	8	LYS
32	A5	31	ARG
32	A5	58	THR
32	A5	92	ALA
34	BB	17	HIS
34	BB	119	GLN
35	BC	66	VAL
36	BD	25	VAL
36	BD	125	VAL
37	BE	138	ARG
41	BI	60	LYS
41	BI	121	ALA
44	BL	34	CYS
44	BL	88	LYS
44	BL	123	LYS
45	BM	4	ILE
45	BM	105	ASN
47	BO	18	ASP
52	BT	4	ILE
54	BV	7	ILE
54	BV	118	GLY
54	BV	198	GLN
54	BV	202	PHE
54	BV	300	ASP
54	BV	409	MET
54	BV	500	ASP
54	BV	649	VAL
3	CC	37	SER
3	CC	109	LEU

Continued on next page...

Continued from previous page...

Mol	Chain	Res	Type
3	CC	121	ALA
3	CC	142	ASN
4	CD	92	VAL
4	CD	107	VAL
5	CE	45	ALA
5	CE	79	ARG
5	CE	123	LYS
6	CF	113	PHE
6	CF	175	PRO
7	CG	45	ALA
7	CG	117	PRO
7	CG	164	ALA
7	CG	168	VAL
9	CI	30	GLN
9	CI	84	GLY
11	CK	13	ASN
11	CK	50	GLY
12	CL	29	LYS
12	CL	88	GLY
12	CL	111	ILE
14	CN	56	LYS
16	CP	113	LEU
19	CS	96	ILE
20	CT	36	LYS
20	CT	40	LYS
20	CT	86	THR
21	CU	92	VAL
23	CW	37	VAL
23	CW	56	HIS
23	CW	74	LYS
26	CZ	3	THR
36	DD	125	VAL
36	DD	175	ALA
38	DF	56	LYS
38	DF	63	ASN
42	DJ	74	VAL
45	DM	47	GLU
45	DM	105	ASN
49	DQ	53	CYS
49	DQ	82	ALA
54	DV	118	GLY
54	DV	198	GLN

Continued on next page...

Continued from previous page...

Mol	Chain	Res	Type
54	DV	202	PHE
54	DV	300	ASP
54	DV	409	MET
54	DV	500	ASP
54	DV	506	ALA
54	DV	649	VAL
54	DV	661	SER
54	DV	662	GLU
54	DV	698	VAL
3	EC	37	SER
3	EC	109	LEU
3	EC	142	ASN
3	EC	239	PHE
4	ED	99	GLU
4	ED	107	VAL
4	ED	118	PHE
5	EE	45	ALA
5	EE	80	SER
7	EG	2	ARG
7	EG	117	PRO
9	EI	19	PRO
9	EI	94	LYS
10	EJ	65	THR
11	EK	13	ASN
11	EK	35	VAL
11	EK	50	GLY
11	EK	108	ARG
12	EL	29	LYS
12	EL	88	GLY
12	EL	111	ILE
16	EP	51	ASN
17	EQ	87	VAL
19	ES	64	ALA
19	ES	96	ILE
20	ET	36	LYS
20	ET	86	THR
21	EU	51	LEU
21	EU	52	ASN
21	EU	85	ARG
21	EU	87	GLU
21	EU	88	ASP
23	EW	29	SER

Continued on next page...

Continued from previous page...

Mol	Chain	Res	Type
23	EW	30	VAL
23	EW	37	VAL
23	EW	50	VAL
25	EY	62	GLY
27	E0	23	ALA
32	E5	33	VAL
32	E5	55	VAL
32	E5	132	TYR
34	FB	154	GLY
34	FB	163	ILE
35	FC	61	ALA
36	FD	23	SER
36	FD	35	GLU
37	FE	138	ARG
38	FF	56	LYS
41	FI	46	MET
42	FJ	74	VAL
44	FL	34	CYS
45	FM	4	ILE
45	FM	105	ASN
48	FP	80	LYS
51	FS	5	LEU
54	FV	5	THR
54	FV	118	GLY
54	FV	198	GLN
54	FV	300	ASP
54	FV	304	ASP
54	FV	454	ASN
54	FV	506	ALA
54	FV	649	VAL
54	FV	698	VAL
3	GC	109	LEU
3	GC	121	ALA
3	GC	142	ASN
3	GC	270	ARG
4	GD	107	VAL
4	GD	118	PHE
5	GE	45	ALA
5	GE	79	ARG
5	GE	80	SER
5	GE	129	PRO
6	GF	175	PRO

Continued on next page...

Continued from previous page...

Mol	Chain	Res	Type
7	GG	16	VAL
7	GG	45	ALA
7	GG	117	PRO
9	GI	30	GLN
9	GI	78	LEU
9	GI	138	VAL
10	GJ	65	THR
10	GJ	74	TYR
11	GK	50	GLY
11	GK	108	ARG
12	GL	111	ILE
13	GM	14	LYS
14	GN	118	ARG
16	GP	103	THR
16	GP	104	GLY
16	GP	113	LEU
17	GQ	5	ARG
17	GQ	86	SER
19	GS	96	ILE
20	GT	40	LYS
20	GT	86	THR
21	GU	53	GLN
21	GU	54	PRO
21	GU	85	ARG
21	GU	87	GLU
23	GW	30	VAL
23	GW	50	VAL
23	GW	74	LYS
26	GZ	9	THR
27	G0	23	ALA
27	G0	35	GLU
34	HB	17	HIS
34	HB	33	ALA
34	HB	75	ALA
34	HB	163	ILE
36	HD	36	GLN
36	HD	125	VAL
37	HE	110	ALA
37	HE	138	ARG
37	HE	158	GLY
41	HI	58	VAL
43	HK	41	ALA

Continued on next page...

Continued from previous page...

Mol	Chain	Res	Type
43	HK	69	ARG
44	HL	3	THR
44	HL	88	LYS
46	HN	92	GLU
47	HO	18	ASP
47	HO	46	HIS
48	HP	42	ILE
54	HV	118	GLY
54	HV	197	ASP
54	HV	202	PHE
54	HV	509	SER
54	HV	649	VAL
54	HV	662	GLU
54	HV	698	VAL
3	AC	37	SER
3	AC	94	LEU
4	AD	71	ALA
5	AE	70	SER
5	AE	79	ARG
5	AE	123	LYS
6	AF	113	PHE
7	AG	97	VAL
7	AG	166	GLU
8	AH	9	VAL
9	AI	3	LYS
9	AI	20	SER
9	AI	64	ARG
10	AJ	111	LYS
11	AK	46	ALA
11	AK	119	ALA
12	AL	29	LYS
14	AN	56	LYS
17	AQ	5	ARG
21	AU	51	LEU
23	AW	76	ARG
26	AZ	3	THR
28	A1	50	GLU
32	A5	89	PRO
32	A5	118	ILE
32	A5	119	PRO
34	BB	163	ILE
35	BC	12	LEU

Continued on next page...

Continued from previous page...

Mol	Chain	Res	Type
35	BC	61	ALA
36	BD	166	GLU
37	BE	98	PRO
37	BE	110	ALA
38	BF	7	VAL
38	BF	56	LYS
38	BF	94	HIS
41	BI	129	LYS
42	BJ	74	VAL
42	BJ	89	ARG
44	BL	74	LEU
48	BP	42	ILE
53	BU	36	GLU
54	BV	6	PRO
54	BV	323	LYS
54	BV	408	ARG
54	BV	506	ALA
54	BV	527	PRO
3	CC	239	PHE
3	CC	256	THR
4	CD	183	GLU
5	CE	70	SER
5	CE	80	SER
7	CG	7	PRO
7	CG	16	VAL
9	CI	18	ASN
10	CJ	74	TYR
16	CP	20	ARG
17	CQ	5	ARG
21	CU	52	ASN
21	CU	85	ARG
23	CW	10	ARG
23	CW	50	VAL
23	CW	78	PHE
25	CY	24	GLU
34	DB	17	HIS
34	DB	128	LEU
34	DB	163	ILE
35	DC	61	ALA
35	DC	66	VAL
38	DF	62	MET
42	DJ	35	GLN

Continued on next page...

Continued from previous page...

Mol	Chain	Res	Type
42	DJ	58	ASN
44	DL	88	LYS
45	DM	11	ASP
47	DO	18	ASP
47	DO	46	HIS
54	DV	6	PRO
54	DV	94	ASP
54	DV	647	SER
3	EC	94	LEU
3	EC	256	THR
4	ED	145	SER
5	EE	6	LYS
7	EG	45	ALA
10	EJ	74	TYR
11	EK	46	ALA
12	EL	41	ARG
13	EM	14	LYS
16	EP	65	ASN
16	EP	113	LEU
17	EQ	86	SER
17	EQ	88	GLU
20	ET	40	LYS
21	EU	81	ARG
23	EW	78	PHE
24	EX	69	GLU
25	EY	24	GLU
26	EZ	3	THR
26	EZ	9	THR
30	E3	31	ILE
32	E5	90	GLY
32	E5	118	ILE
32	E5	119	PRO
34	FB	17	HIS
35	FC	17	PRO
35	FC	66	VAL
36	FD	125	VAL
37	FE	110	ALA
38	FF	63	ASN
38	FF	94	HIS
44	FL	74	LEU
44	FL	88	LYS
45	FM	11	ASP

Continued on next page...

Continued from previous page...

Mol	Chain	Res	Type
45	FM	114	LYS
47	FO	46	HIS
49	FQ	53	CYS
54	FV	202	PHE
54	FV	323	LYS
54	FV	408	ARG
54	FV	500	ASP
54	FV	647	SER
3	GC	37	SER
3	GC	94	LEU
3	GC	239	PHE
4	GD	145	SER
4	GD	183	GLU
7	GG	7	PRO
8	GH	9	VAL
9	GI	83	ALA
9	GI	87	SER
11	GK	13	ASN
12	GL	29	LYS
13	GM	134	THR
15	GO	60	GLU
16	GP	20	ARG
17	GQ	90	ASP
19	GS	19	LEU
23	GW	78	PHE
26	GZ	3	THR
30	G3	31	ILE
35	HC	61	ALA
38	HF	56	LYS
39	HG	146	GLU
44	HL	123	LYS
45	HM	105	ASN
48	HP	80	LYS
49	HQ	52	GLU
54	HV	500	ASP
3	AC	59	GLN
3	AC	196	ASN
6	AF	2	LYS
6	AF	10	GLU
7	AG	33	THR
7	AG	44	HIS
7	AG	117	PRO

Continued on next page...

Continued from previous page...

Mol	Chain	Res	Type
8	AH	8	LYS
8	AH	15	LEU
10	AJ	74	TYR
11	AK	93	GLN
17	AQ	87	VAL
19	AS	19	LEU
20	AT	84	TYR
23	AW	17	ALA
23	AW	29	SER
25	AY	24	GLU
27	A0	54	ILE
31	A4	16	ILE
36	BD	153	SER
41	BI	56	ASP
43	BK	15	GLN
43	BK	17	SER
47	BO	46	HIS
51	BS	6	LYS
53	BU	38	TYR
54	BV	305	THR
54	BV	311	ALA
54	BV	413	GLU
54	BV	648	GLU
55	BW	3	SER
3	CC	64	VAL
3	CC	94	LEU
4	CD	99	GLU
4	CD	109	VAL
4	CD	145	SER
5	CE	6	LYS
6	CF	2	LYS
7	CG	175	LYS
8	CH	8	LYS
9	CI	64	ARG
9	CI	110	GLN
11	CK	46	ALA
11	CK	93	GLN
13	CM	77	PRO
13	CM	134	THR
17	CQ	86	SER
17	CQ	87	VAL
17	CQ	90	ASP

Continued on next page...

Continued from previous page...

Mol	Chain	Res	Type
18	CR	98	ILE
20	CT	84	TYR
21	CU	81	ARG
22	CV	69	GLU
24	CX	17	ARG
24	CX	53	LYS
31	C4	16	ILE
36	DD	151	LYS
37	DE	12	GLN
37	DE	45	ARG
37	DE	110	ALA
38	DF	54	LEU
38	DF	94	HIS
41	DI	120	LYS
44	DL	74	LEU
45	DM	5	ALA
54	DV	305	THR
54	DV	323	LYS
54	DV	413	GLU
5	EE	70	SER
5	EE	129	PRO
6	EF	2	LYS
7	EG	16	VAL
7	EG	33	THR
7	EG	97	VAL
7	EG	151	ARG
7	EG	175	LYS
8	EH	8	LYS
8	EH	9	VAL
9	EI	64	ARG
11	EK	3	GLN
11	EK	93	GLN
13	EM	134	THR
14	EN	56	LYS
17	EQ	5	ARG
19	ES	18	ARG
21	EU	54	PRO
32	E5	135	ALA
34	FB	22	TRP
36	FD	85	ASN
38	FF	62	MET
46	FN	62	ASN

Continued on next page...

Continued from previous page...

Mol	Chain	Res	Type
47	FO	18	ASP
48	FP	46	LYS
51	FS	6	LYS
52	FT	6	SER
54	FV	305	THR
54	FV	345	SER
54	FV	413	GLU
3	GC	64	VAL
4	GD	71	ALA
4	GD	109	VAL
5	GE	153	LEU
7	GG	31	GLU
7	GG	118	ALA
8	GH	8	LYS
11	GK	46	ALA
11	GK	93	GLN
12	GL	41	ARG
15	GO	99	TYR
16	GP	92	ARG
20	GT	88	LYS
22	GV	71	LYS
23	GW	29	SER
25	GY	24	GLU
34	HB	21	TYR
34	HB	135	MET
35	HC	66	VAL
37	HE	102	GLY
38	HF	94	HIS
38	HF	99	ALA
41	HI	120	LYS
42	HJ	74	VAL
44	HL	74	LEU
45	HM	5	ALA
45	HM	47	GLU
49	HQ	6	ARG
53	HU	38	TYR
54	HV	305	THR
54	HV	323	LYS
54	HV	408	ARG
54	HV	413	GLU
54	HV	646	GLU
54	HV	648	GLU

Continued on next page...

Continued from previous page...

Mol	Chain	Res	Type
3	AC	232	GLY
4	AD	109	VAL
5	AE	6	LYS
5	AE	13	THR
5	AE	83	VAL
5	AE	96	VAL
6	AF	132	ARG
6	AF	149	ARG
6	AF	173	ASP
7	AG	113	ASP
7	AG	118	ALA
7	AG	164	ALA
9	AI	129	GLU
11	AK	6	THR
11	AK	118	LEU
12	AL	19	LEU
12	AL	41	ARG
12	AL	82	LEU
12	AL	94	THR
13	AM	73	ILE
13	AM	77	PRO
17	AQ	88	GLU
17	AQ	90	ASP
18	AR	40	MET
18	AR	91	GLN
18	AR	98	ILE
20	AT	55	VAL
21	AU	8	ASP
21	AU	81	ARG
21	AU	88	ASP
23	AW	78	PHE
24	AX	17	ARG
30	A3	31	ILE
32	A5	29	ASP
32	A5	80	THR
34	BB	154	GLY
38	BF	54	LEU
41	BI	96	SER
41	BI	120	LYS
42	BJ	93	ALA
44	BL	98	VAL
48	BP	79	ASN

Continued on next page...

Continued from previous page...

Mol	Chain	Res	Type
49	BQ	71	LYS
53	BU	37	PHE
54	BV	94	ASP
54	BV	308	GLU
54	BV	661	SER
3	CC	59	GLN
3	CC	200	MET
3	CC	238	ASN
4	CD	11	MET
5	CE	83	VAL
5	CE	96	VAL
7	CG	97	VAL
7	CG	166	GLU
9	CI	106	GLN
10	CJ	4	PHE
12	CL	19	LEU
12	CL	41	ARG
12	CL	94	THR
13	CM	73	ILE
15	CO	77	ALA
16	CP	92	ARG
16	CP	105	LYS
18	CR	91	GLN
20	CT	55	VAL
23	CW	52	CYS
27	C0	54	ILE
30	C3	31	ILE
34	DB	62	ARG
36	DD	33	LYS
36	DD	148	LYS
36	DD	154	ARG
51	DS	6	LYS
52	DT	7	ALA
53	DU	38	TYR
54	DV	311	ALA
54	DV	408	ARG
54	DV	527	PRO
54	DV	569	TYR
3	EC	59	GLN
3	EC	64	VAL
4	ED	109	VAL
4	ED	182	ALA

Continued on next page...

Continued from previous page...

Mol	Chain	Res	Type
5	EE	7	ASP
5	EE	83	VAL
5	EE	96	VAL
6	EF	133	GLU
7	EG	118	ALA
9	EI	89	SER
11	EK	6	THR
11	EK	118	LEU
11	EK	119	ALA
12	EL	40	SER
18	ER	40	MET
18	ER	98	ILE
20	ET	55	VAL
20	ET	84	TYR
21	EU	8	ASP
22	EV	69	GLU
23	EW	76	ARG
25	EY	9	LYS
27	E0	54	ILE
31	E4	8	LYS
31	E4	16	ILE
32	E5	36	ASP
32	E5	89	PRO
35	FC	18	TRP
35	FC	146	ALA
36	FD	166	GLU
36	FD	167	LYS
38	FF	99	ALA
41	FI	58	VAL
42	FJ	58	ASN
42	FJ	75	ASP
42	FJ	89	ARG
43	FK	126	LYS
43	FK	127	ARG
49	FQ	71	LYS
52	FT	68	HIS
54	FV	92	HIS
54	FV	196	ALA
54	FV	661	SER
3	GC	59	GLN
3	GC	196	ASN
4	GD	175	LEU

Continued on next page...

Continued from previous page...

Mol	Chain	Res	Type
5	GE	70	SER
5	GE	83	VAL
5	GE	96	VAL
7	GG	97	VAL
7	GG	170	THR
9	GI	20	SER
9	GI	89	SER
10	GJ	111	LYS
11	GK	6	THR
12	GL	19	LEU
13	GM	73	ILE
13	GM	77	PRO
17	GQ	85	ALA
18	GR	91	GLN
18	GR	98	ILE
20	GT	84	TYR
21	GU	81	ARG
23	GW	76	ARG
31	G4	16	ILE
34	HB	200	PRO
35	HC	146	ALA
36	HD	37	ALA
38	HF	7	VAL
41	HI	107	ASP
43	HK	17	SER
48	HP	77	GLU
54	HV	308	GLU
54	HV	550	ILE
3	AC	238	ASN
4	AD	11	MET
4	AD	95	SER
4	AD	145	SER
5	AE	11	ALA
5	AE	148	ILE
7	AG	151	ARG
11	AK	75	SER
13	AM	134	THR
15	AO	77	ALA
16	AP	63	ILE
17	AQ	86	SER
22	AV	71	LYS
24	AX	53	LYS

Continued on next page...

Continued from previous page...

Mol	Chain	Res	Type
32	A5	32	GLY
34	BB	32	GLY
36	BD	85	ASN
36	BD	192	SER
41	BI	39	PHE
42	BJ	58	ASN
42	BJ	75	ASP
45	BM	66	GLU
48	BP	43	ALA
53	BU	41	PRO
54	BV	569	TYR
3	CC	196	ASN
3	CC	232	GLY
8	CH	15	LEU
8	CH	28	ASN
11	CK	119	ALA
16	CP	63	ILE
20	CT	28	ASN
23	CW	76	ARG
35	DC	146	ALA
36	DD	32	CYS
36	DD	126	ASN
36	DD	192	SER
38	DF	7	VAL
40	DH	50	LYS
41	DI	9	THR
41	DI	96	SER
41	DI	107	ASP
42	DJ	36	VAL
42	DJ	75	ASP
43	DK	100	LEU
46	DN	62	ASN
48	DP	77	GLU
53	DU	9	ASN
3	EC	232	GLY
3	EC	238	ASN
4	ED	11	MET
5	EE	46	GLN
6	EF	132	ARG
10	EJ	111	LYS
12	EL	94	THR
13	EM	73	ILE

Continued on next page...

Continued from previous page...

Mol	Chain	Res	Type
14	EN	102	PHE
16	EP	63	ILE
17	EQ	90	ASP
18	ER	91	GLN
21	EU	99	SER
21	EU	101	THR
23	EW	10	ARG
23	EW	23	LYS
23	EW	47	GLY
25	EY	17	GLU
32	E5	32	GLY
36	FD	151	LYS
36	FD	153	SER
36	FD	192	SER
41	FI	13	LYS
54	FV	311	ALA
54	FV	527	PRO
54	FV	569	TYR
4	GD	99	GLU
5	GE	6	LYS
6	GF	40	GLY
9	GI	64	ARG
10	GJ	42	ALA
11	GK	118	LEU
11	GK	119	ALA
12	GL	15	ALA
16	GP	63	ILE
17	GQ	87	VAL
18	GR	40	MET
23	GW	16	GLU
24	GX	17	ARG
28	G1	50	GLU
41	HI	96	SER
46	HN	62	ASN
54	HV	6	PRO
9	AI	92	PRO
40	BH	78	VAL
5	CE	129	PRO
5	CE	174	GLY
7	GG	8	VAL
9	GI	22	PRO
34	HB	32	GLY

Continued on next page...

Continued from previous page...

Mol	Chain	Res	Type
16	AP	83	ILE
23	AW	41	GLY
37	BE	123	VAL
4	CD	144	GLY
16	CP	4	ILE
48	DP	42	ILE
5	EE	148	ILE
38	FF	7	VAL
5	GE	148	ILE
27	G0	54	ILE
35	HC	15	VAL
7	AG	119	GLY
20	AT	16	VAL
23	AW	47	GLY
35	BC	108	LYS
48	BP	49	GLY
5	CE	148	ILE
7	CG	60	GLY
9	CI	24	GLY
36	DD	168	PRO
37	DE	137	VAL
4	ED	143	PRO
4	ED	144	GLY
36	FD	168	PRO
38	FF	85	ILE
4	GD	144	GLY
5	GE	42	GLY
16	GP	83	ILE
21	GU	38	ILE
53	HU	27	GLY
29	A2	44	VAL
34	BB	148	GLY
41	BI	58	VAL
6	CF	40	GLY
11	CK	72	PRO
13	CM	23	GLY
18	CR	101	ILE
29	C2	44	VAL
8	EH	16	GLY
37	FE	51	GLY
53	FU	27	GLY
54	FV	91	GLY

Continued on next page...

Continued from previous page...

Mol	Chain	Res	Type
16	GP	34	GLY
18	GR	51	VAL
29	G2	44	VAL
34	HB	154	GLY
36	HD	168	PRO
7	AG	30	GLY
35	BC	15	VAL
21	CU	38	ILE
21	CU	54	PRO
40	DH	78	VAL
54	DV	120	GLN
11	EK	72	PRO
40	FH	78	VAL
51	FS	29	LYS
4	GD	92	VAL
54	HV	91	GLY
54	HV	120	GLN

5.3.2 Protein sidechains ⓘ

In the following table, the Percentiles column shows the percent sidechain outliers of the chain as a percentile score with respect to all X-ray entries followed by that with respect to entries of similar resolution.

The Analysed column shows the number of residues for which the sidechain conformation was analysed, and the total number of residues.

Mol	Chain	Analysed	Rotameric	Outliers	Percentiles	
3	AC	216/218 (99%)	203 (94%)	13 (6%)	22	54
3	CC	216/218 (99%)	201 (93%)	15 (7%)	18	46
3	EC	216/218 (99%)	200 (93%)	16 (7%)	16	42
3	GC	216/218 (99%)	198 (92%)	18 (8%)	13	36
4	AD	164/164 (100%)	153 (93%)	11 (7%)	19	48
4	CD	164/164 (100%)	156 (95%)	8 (5%)	29	63
4	ED	164/164 (100%)	155 (94%)	9 (6%)	25	58
4	GD	164/164 (100%)	156 (95%)	8 (5%)	29	63
5	AE	165/165 (100%)	154 (93%)	11 (7%)	19	48
5	CE	165/165 (100%)	158 (96%)	7 (4%)	34	69
5	EE	165/165 (100%)	153 (93%)	12 (7%)	16	43

Continued on next page...

Continued from previous page...

Mol	Chain	Analysed	Rotameric	Outliers	Percentiles	
5	GE	165/165 (100%)	160 (97%)	5 (3%)	46	80
6	AF	148/150 (99%)	140 (95%)	8 (5%)	26	59
6	CF	148/150 (99%)	139 (94%)	9 (6%)	22	53
6	EF	148/150 (99%)	138 (93%)	10 (7%)	18	47
6	GF	148/150 (99%)	144 (97%)	4 (3%)	50	82
7	AG	137/138 (99%)	126 (92%)	11 (8%)	14	38
7	CG	137/138 (99%)	126 (92%)	11 (8%)	14	38
7	EG	137/138 (99%)	125 (91%)	12 (9%)	12	34
7	GG	137/138 (99%)	130 (95%)	7 (5%)	28	62
8	AH	40/40 (100%)	38 (95%)	2 (5%)	28	62
8	CH	40/40 (100%)	39 (98%)	1 (2%)	53	83
8	EH	40/40 (100%)	36 (90%)	4 (10%)	9	27
8	GH	40/40 (100%)	36 (90%)	4 (10%)	9	27
9	AI	109/110 (99%)	105 (96%)	4 (4%)	39	74
9	CI	109/110 (99%)	108 (99%)	1 (1%)	82	95
9	EI	109/110 (99%)	108 (99%)	1 (1%)	82	95
9	GI	109/110 (99%)	108 (99%)	1 (1%)	82	95
10	AJ	116/116 (100%)	97 (84%)	19 (16%)	2	8
10	CJ	116/116 (100%)	102 (88%)	14 (12%)	6	17
10	EJ	116/116 (100%)	96 (83%)	20 (17%)	2	7
10	GJ	116/116 (100%)	103 (89%)	13 (11%)	7	21
11	AK	103/104 (99%)	93 (90%)	10 (10%)	9	29
11	CK	103/104 (99%)	94 (91%)	9 (9%)	12	34
11	EK	103/104 (99%)	95 (92%)	8 (8%)	15	39
11	GK	103/104 (99%)	96 (93%)	7 (7%)	18	47
12	AL	102/103 (99%)	96 (94%)	6 (6%)	23	55
12	CL	102/103 (99%)	96 (94%)	6 (6%)	23	55
12	EL	102/103 (99%)	97 (95%)	5 (5%)	29	63
12	GL	102/103 (99%)	94 (92%)	8 (8%)	15	39
13	AM	109/109 (100%)	94 (86%)	15 (14%)	4	12
13	CM	109/109 (100%)	96 (88%)	13 (12%)	6	18

Continued on next page...

Continued from previous page...

Mol	Chain	Analysed	Rotameric	Outliers	Percentiles	
13	EM	109/109 (100%)	100 (92%)	9 (8%)	13	36
13	GM	109/109 (100%)	102 (94%)	7 (6%)	20	50
14	AN	100/103 (97%)	94 (94%)	6 (6%)	22	54
14	CN	100/103 (97%)	93 (93%)	7 (7%)	18	45
14	EN	100/103 (97%)	98 (98%)	2 (2%)	60	87
14	GN	100/103 (97%)	96 (96%)	4 (4%)	36	71
15	AO	86/87 (99%)	81 (94%)	5 (6%)	23	56
15	CO	86/87 (99%)	80 (93%)	6 (7%)	18	45
15	EO	86/87 (99%)	79 (92%)	7 (8%)	14	38
15	GO	86/87 (99%)	83 (96%)	3 (4%)	41	75
16	AP	99/100 (99%)	85 (86%)	14 (14%)	4	12
16	CP	99/100 (99%)	88 (89%)	11 (11%)	7	21
16	EP	99/100 (99%)	91 (92%)	8 (8%)	14	38
16	GP	99/100 (99%)	88 (89%)	11 (11%)	7	21
17	AQ	89/90 (99%)	83 (93%)	6 (7%)	19	48
17	CQ	89/90 (99%)	82 (92%)	7 (8%)	14	39
17	EQ	89/90 (99%)	80 (90%)	9 (10%)	9	27
17	GQ	89/90 (99%)	86 (97%)	3 (3%)	42	76
18	AR	84/84 (100%)	79 (94%)	5 (6%)	22	54
18	CR	84/84 (100%)	78 (93%)	6 (7%)	17	44
18	ER	84/84 (100%)	77 (92%)	7 (8%)	13	36
18	GR	84/84 (100%)	80 (95%)	4 (5%)	30	64
19	AS	93/93 (100%)	85 (91%)	8 (9%)	12	35
19	CS	93/93 (100%)	86 (92%)	7 (8%)	16	42
19	ES	93/93 (100%)	84 (90%)	9 (10%)	9	29
19	GS	93/93 (100%)	86 (92%)	7 (8%)	16	42
20	AT	80/84 (95%)	71 (89%)	9 (11%)	7	21
20	CT	80/84 (95%)	77 (96%)	3 (4%)	38	73
20	ET	80/84 (95%)	73 (91%)	7 (9%)	12	34
20	GT	80/84 (95%)	76 (95%)	4 (5%)	28	62
21	AU	83/85 (98%)	79 (95%)	4 (5%)	30	64

Continued on next page...

Continued from previous page...

Mol	Chain	Analysed	Rotameric	Outliers	Percentiles	
21	CU	83/85 (98%)	80 (96%)	3 (4%)	40	75
21	EU	83/85 (98%)	76 (92%)	7 (8%)	13	36
21	GU	83/85 (98%)	80 (96%)	3 (4%)	40	75
22	AV	78/78 (100%)	73 (94%)	5 (6%)	20	50
22	CV	78/78 (100%)	75 (96%)	3 (4%)	38	73
22	EV	78/78 (100%)	76 (97%)	2 (3%)	51	83
22	GV	78/78 (100%)	75 (96%)	3 (4%)	38	73
23	AW	59/63 (94%)	49 (83%)	10 (17%)	2	7
23	CW	59/63 (94%)	51 (86%)	8 (14%)	4	12
23	EW	59/63 (94%)	52 (88%)	7 (12%)	6	18
23	GW	59/63 (94%)	53 (90%)	6 (10%)	8	26
24	AX	67/68 (98%)	61 (91%)	6 (9%)	11	33
24	CX	67/68 (98%)	60 (90%)	7 (10%)	8	25
24	EX	67/68 (98%)	60 (90%)	7 (10%)	8	25
24	GX	67/68 (98%)	61 (91%)	6 (9%)	11	33
25	AY	55/55 (100%)	49 (89%)	6 (11%)	7	22
25	CY	55/55 (100%)	53 (96%)	2 (4%)	40	75
25	EY	55/55 (100%)	49 (89%)	6 (11%)	7	22
25	GY	55/55 (100%)	51 (93%)	4 (7%)	16	43
26	AZ	48/49 (98%)	44 (92%)	4 (8%)	13	36
26	CZ	48/49 (98%)	43 (90%)	5 (10%)	8	25
26	EZ	48/49 (98%)	44 (92%)	4 (8%)	13	36
26	GZ	48/49 (98%)	43 (90%)	5 (10%)	8	25
27	A0	47/48 (98%)	47 (100%)	0	100	100
27	C0	47/48 (98%)	45 (96%)	2 (4%)	33	68
27	E0	47/48 (98%)	45 (96%)	2 (4%)	33	68
27	G0	47/48 (98%)	47 (100%)	0	100	100
28	A1	45/49 (92%)	42 (93%)	3 (7%)	19	48
28	C1	45/49 (92%)	41 (91%)	4 (9%)	11	33
28	E1	45/49 (92%)	43 (96%)	2 (4%)	33	67
28	G1	45/49 (92%)	44 (98%)	1 (2%)	57	86

Continued on next page...

Continued from previous page...

Mol	Chain	Analysed	Rotameric	Outliers	Percentiles	
29	A2	38/38 (100%)	37 (97%)	1 (3%)	51	83
29	C2	38/38 (100%)	35 (92%)	3 (8%)	14	39
29	E2	38/38 (100%)	33 (87%)	5 (13%)	5	14
29	G2	38/38 (100%)	34 (90%)	4 (10%)	8	24
30	A3	51/52 (98%)	49 (96%)	2 (4%)	37	72
30	C3	51/52 (98%)	50 (98%)	1 (2%)	60	87
30	E3	51/52 (98%)	47 (92%)	4 (8%)	15	39
30	G3	51/52 (98%)	47 (92%)	4 (8%)	15	39
31	A4	34/34 (100%)	32 (94%)	2 (6%)	23	55
31	C4	34/34 (100%)	32 (94%)	2 (6%)	23	55
31	E4	34/34 (100%)	32 (94%)	2 (6%)	23	55
31	G4	34/34 (100%)	31 (91%)	3 (9%)	12	34
32	A5	112/123 (91%)	95 (85%)	17 (15%)	3	10
32	E5	110/123 (89%)	96 (87%)	14 (13%)	5	15
34	BB	180/199 (90%)	171 (95%)	9 (5%)	28	62
34	DB	180/199 (90%)	171 (95%)	9 (5%)	28	62
34	FB	180/199 (90%)	172 (96%)	8 (4%)	33	67
34	HB	180/199 (90%)	170 (94%)	10 (6%)	25	57
35	BC	170/190 (90%)	167 (98%)	3 (2%)	64	89
35	DC	170/190 (90%)	166 (98%)	4 (2%)	54	84
35	FC	170/190 (90%)	158 (93%)	12 (7%)	17	44
35	HC	170/190 (90%)	164 (96%)	6 (4%)	41	75
36	BD	172/173 (99%)	163 (95%)	9 (5%)	27	61
36	DD	172/173 (99%)	162 (94%)	10 (6%)	23	56
36	FD	172/173 (99%)	162 (94%)	10 (6%)	23	56
36	HD	172/173 (99%)	163 (95%)	9 (5%)	27	61
37	BE	113/126 (90%)	107 (95%)	6 (5%)	26	60
37	DE	113/126 (90%)	110 (97%)	3 (3%)	50	82
37	FE	113/126 (90%)	104 (92%)	9 (8%)	14	38
37	HE	113/126 (90%)	106 (94%)	7 (6%)	21	52
38	BF	87/116 (75%)	83 (95%)	4 (5%)	31	65

Continued on next page...

Continued from previous page...

Mol	Chain	Analysed	Rotameric	Outliers	Percentiles	
38	DF	87/116 (75%)	85 (98%)	2 (2%)	56	85
38	FF	87/116 (75%)	84 (97%)	3 (3%)	42	76
38	HF	87/116 (75%)	85 (98%)	2 (2%)	56	85
39	BG	124/147 (84%)	122 (98%)	2 (2%)	68	90
39	DG	124/147 (84%)	121 (98%)	3 (2%)	54	84
39	FG	124/147 (84%)	120 (97%)	4 (3%)	44	78
39	HG	124/147 (84%)	123 (99%)	1 (1%)	85	96
40	BH	104/105 (99%)	98 (94%)	6 (6%)	23	56
40	DH	104/105 (99%)	97 (93%)	7 (7%)	19	48
40	FH	104/105 (99%)	97 (93%)	7 (7%)	19	48
40	HH	104/105 (99%)	98 (94%)	6 (6%)	23	56
41	BI	105/107 (98%)	96 (91%)	9 (9%)	12	35
41	DI	105/107 (98%)	102 (97%)	3 (3%)	48	81
41	FI	105/107 (98%)	98 (93%)	7 (7%)	19	48
41	HI	105/107 (98%)	99 (94%)	6 (6%)	24	56
42	BJ	86/90 (96%)	85 (99%)	1 (1%)	75	93
42	DJ	86/90 (96%)	80 (93%)	6 (7%)	18	45
42	FJ	86/90 (96%)	84 (98%)	2 (2%)	56	85
42	HJ	86/90 (96%)	83 (96%)	3 (4%)	41	75
43	BK	90/99 (91%)	87 (97%)	3 (3%)	43	77
43	DK	90/99 (91%)	88 (98%)	2 (2%)	57	86
43	FK	90/99 (91%)	85 (94%)	5 (6%)	25	57
43	HK	90/99 (91%)	82 (91%)	8 (9%)	11	33
44	BL	103/104 (99%)	100 (97%)	3 (3%)	48	81
44	DL	103/104 (99%)	101 (98%)	2 (2%)	62	88
44	FL	103/104 (99%)	97 (94%)	6 (6%)	23	56
44	HL	103/104 (99%)	94 (91%)	9 (9%)	12	34
45	BM	92/96 (96%)	89 (97%)	3 (3%)	43	77
45	DM	92/96 (96%)	92 (100%)	0	100	100
45	FM	92/96 (96%)	92 (100%)	0	100	100
45	HM	92/96 (96%)	92 (100%)	0	100	100

Continued on next page...

Continued from previous page...

Mol	Chain	Analysed	Rotameric	Outliers	Percentiles	
46	BN	79/84 (94%)	79 (100%)	0	100	100
46	DN	79/84 (94%)	78 (99%)	1 (1%)	73	93
46	FN	79/84 (94%)	75 (95%)	4 (5%)	28	62
46	HN	79/84 (94%)	77 (98%)	2 (2%)	53	83
47	BO	76/77 (99%)	72 (95%)	4 (5%)	26	60
47	DO	76/77 (99%)	74 (97%)	2 (3%)	51	83
47	FO	76/77 (99%)	74 (97%)	2 (3%)	51	83
47	HO	76/77 (99%)	74 (97%)	2 (3%)	51	83
48	BP	65/65 (100%)	63 (97%)	2 (3%)	45	79
48	DP	65/65 (100%)	60 (92%)	5 (8%)	15	40
48	FP	65/65 (100%)	64 (98%)	1 (2%)	70	91
48	HP	65/65 (100%)	63 (97%)	2 (3%)	45	79
49	BQ	74/78 (95%)	70 (95%)	4 (5%)	26	59
49	DQ	74/78 (95%)	72 (97%)	2 (3%)	50	82
49	FQ	74/78 (95%)	73 (99%)	1 (1%)	71	91
49	HQ	74/78 (95%)	69 (93%)	5 (7%)	18	47
50	BR	48/65 (74%)	48 (100%)	0	100	100
50	DR	48/65 (74%)	48 (100%)	0	100	100
50	FR	48/65 (74%)	46 (96%)	2 (4%)	34	69
50	HR	48/65 (74%)	48 (100%)	0	100	100
51	BS	70/79 (89%)	69 (99%)	1 (1%)	71	91
51	DS	70/79 (89%)	67 (96%)	3 (4%)	33	68
51	FS	70/79 (89%)	64 (91%)	6 (9%)	12	35
51	HS	70/79 (89%)	67 (96%)	3 (4%)	33	68
52	BT	65/66 (98%)	60 (92%)	5 (8%)	15	40
52	DT	65/66 (98%)	58 (89%)	7 (11%)	7	23
52	FT	65/66 (98%)	60 (92%)	5 (8%)	15	40
52	HT	65/66 (98%)	60 (92%)	5 (8%)	15	40
53	BU	44/61 (72%)	42 (96%)	2 (4%)	32	66
53	DU	44/61 (72%)	41 (93%)	3 (7%)	18	47
53	FU	44/61 (72%)	41 (93%)	3 (7%)	18	47

Continued on next page...

Continued from previous page...

Mol	Chain	Analysed	Rotameric	Outliers	Percentiles	
53	HU	44/61 (72%)	42 (96%)	2 (4%)	32	66
54	BV	557/578 (96%)	503 (90%)	54 (10%)	9	29
54	DV	557/578 (96%)	508 (91%)	49 (9%)	12	34
54	FV	557/578 (96%)	508 (91%)	49 (9%)	12	34
54	HV	557/578 (96%)	507 (91%)	50 (9%)	11	33
55	BW	2/2 (100%)	1 (50%)	1 (50%)	0	0
55	DW	2/2 (100%)	1 (50%)	1 (50%)	0	0
55	FW	2/2 (100%)	2 (100%)	0	100	100
All	All	20824/21780 (96%)	19507 (94%)	1317 (6%)	21	51

All (1317) residues with a non-rotameric sidechain are listed below:

Mol	Chain	Res	Type
3	AC	8	THR
3	AC	12	ARG
3	AC	104	LEU
3	AC	109	LEU
3	AC	120	ASP
3	AC	140	VAL
3	AC	155	ARG
3	AC	176	ARG
3	AC	191	LEU
3	AC	212	TRP
3	AC	241	LYS
3	AC	251	THR
3	AC	270	ARG
4	AD	9	VAL
4	AD	25	THR
4	AD	103	ASP
4	AD	129	THR
4	AD	167	ASN
4	AD	170	VAL
4	AD	177	VAL
4	AD	183	GLU
4	AD	186	LEU
4	AD	202	ILE
4	AD	203	VAL
5	AE	12	LEU
5	AE	28	VAL

Continued on next page...

Continued from previous page...

Mol	Chain	Res	Type
5	AE	40	ARG
5	AE	44	ARG
5	AE	90	GLN
5	AE	109	LEU
5	AE	149	ILE
5	AE	164	LEU
5	AE	167	VAL
5	AE	176	ASP
5	AE	178	VAL
6	AF	35	LEU
6	AF	41	GLU
6	AF	50	ASP
6	AF	98	PHE
6	AF	114	ARG
6	AF	137	PHE
6	AF	142	TYR
6	AF	153	ILE
7	AG	3	VAL
7	AG	16	VAL
7	AG	21	GLN
7	AG	35	THR
7	AG	68	ARG
7	AG	84	LYS
7	AG	103	ASN
7	AG	132	LEU
7	AG	140	ILE
7	AG	151	ARG
7	AG	163	TYR
8	AH	3	VAL
8	AH	48	GLU
9	AI	7	TYR
9	AI	23	VAL
9	AI	94	LYS
9	AI	102	ARG
10	AJ	2	LYS
10	AJ	3	THR
10	AJ	17	VAL
10	AJ	24	THR
10	AJ	25	LEU
10	AJ	28	LEU
10	AJ	30	THR
10	AJ	36	LEU

Continued on next page...

Continued from previous page...

Mol	Chain	Res	Type
10	AJ	44	TYR
10	AJ	54	ILE
10	AJ	55	ILE
10	AJ	65	THR
10	AJ	69	ARG
10	AJ	80	HIS
10	AJ	95	ARG
10	AJ	105	VAL
10	AJ	111	LYS
10	AJ	131	ASN
10	AJ	140	LEU
11	AK	10	VAL
11	AK	13	ASN
11	AK	23	LYS
11	AK	45	GLU
11	AK	54	LYS
11	AK	61	VAL
11	AK	73	ASP
11	AK	92	GLU
11	AK	95	ILE
11	AK	105	ARG
12	AL	25	SER
12	AL	57	LEU
12	AL	59	ARG
12	AL	82	LEU
12	AL	121	THR
12	AL	127	VAL
13	AM	7	THR
13	AM	10	ARG
13	AM	12	MET
13	AM	13	HIS
13	AM	24	THR
13	AM	33	LEU
13	AM	46	ILE
13	AM	70	ASP
13	AM	78	LEU
13	AM	81	ARG
13	AM	90	GLU
13	AM	95	LEU
13	AM	96	ILE
13	AM	126	ILE
13	AM	134	THR

Continued on next page...

Continued from previous page...

Mol	Chain	Res	Type
14	AN	51	LEU
14	AN	63	ARG
14	AN	69	ARG
14	AN	71	ARG
14	AN	94	TYR
14	AN	118	ARG
15	AO	18	LEU
15	AO	28	VAL
15	AO	36	TYR
15	AO	106	LEU
15	AO	115	LEU
16	AP	16	VAL
16	AP	19	PHE
16	AP	29	VAL
16	AP	31	VAL
16	AP	50	ARG
16	AP	52	ARG
16	AP	62	LYS
16	AP	75	THR
16	AP	83	ILE
16	AP	92	ARG
16	AP	95	LYS
16	AP	96	LEU
16	AP	103	THR
16	AP	113	LEU
17	AQ	17	LEU
17	AQ	30	VAL
17	AQ	50	ARG
17	AQ	88	GLU
17	AQ	96	ASP
17	AQ	97	ILE
18	AR	6	GLN
18	AR	38	VAL
18	AR	46	GLU
18	AR	48	LYS
18	AR	55	ASP
19	AS	3	THR
19	AS	4	ILE
19	AS	36	LEU
19	AS	41	LYS
19	AS	45	VAL
19	AS	66	ILE

Continued on next page...

Continued from previous page...

Mol	Chain	Res	Type
19	AS	76	VAL
19	AS	96	ILE
20	AT	3	ARG
20	AT	18	GLU
20	AT	32	LEU
20	AT	37	ASP
20	AT	39	THR
20	AT	43	ILE
20	AT	54	GLU
20	AT	67	VAL
20	AT	69	ARG
21	AU	14	THR
21	AU	29	SER
21	AU	86	PHE
21	AU	98	ASN
22	AV	18	ARG
22	AV	31	TYR
22	AV	42	LEU
22	AV	61	LEU
22	AV	92	VAL
23	AW	10	ARG
23	AW	15	SER
23	AW	19	ARG
23	AW	24	ARG
23	AW	25	PHE
23	AW	38	ARG
23	AW	49	ASN
23	AW	63	ASP
23	AW	76	ARG
23	AW	79	ILE
24	AX	26	ARG
24	AX	29	LEU
24	AX	46	VAL
24	AX	47	THR
24	AX	65	THR
24	AX	77	TYR
25	AY	16	THR
25	AY	18	LEU
25	AY	21	LEU
25	AY	23	ARG
25	AY	37	LEU
25	AY	59	GLU

Continued on next page...

Continued from previous page...

Mol	Chain	Res	Type
26	AZ	8	GLN
26	AZ	23	LEU
26	AZ	37	ARG
26	AZ	40	THR
28	A1	16	THR
28	A1	35	LEU
28	A1	41	VAL
29	A2	42	LEU
30	A3	5	THR
30	A3	30	HIS
31	A4	2	LYS
31	A4	3	VAL
32	A5	1	MET
32	A5	26	VAL
32	A5	42	ARG
32	A5	43	LYS
32	A5	51	TYR
32	A5	59	LEU
32	A5	65	GLU
32	A5	69	PHE
32	A5	96	PHE
32	A5	106	PHE
32	A5	107	GLU
32	A5	116	GLU
32	A5	121	SER
32	A5	125	ARG
32	A5	130	PRO
32	A5	132	TYR
32	A5	143	MET
34	BB	37	VAL
34	BB	49	PHE
34	BB	53	LEU
34	BB	63	LYS
34	BB	71	THR
34	BB	94	ARG
34	BB	186	VAL
34	BB	212	TYR
34	BB	219	THR
35	BC	3	GLN
35	BC	18	TRP
35	BC	166	GLU
36	BD	26	ARG

Continued on next page...

Continued from previous page...

Mol	Chain	Res	Type
36	BD	32	CYS
36	BD	58	LYS
36	BD	93	LEU
36	BD	104	ARG
36	BD	136	GLN
36	BD	161	LEU
36	BD	171	LEU
36	BD	195	ILE
37	BE	60	ILE
37	BE	95	PHE
37	BE	114	VAL
37	BE	115	LEU
37	BE	148	ASN
37	BE	153	VAL
38	BF	7	VAL
38	BF	51	ILE
38	BF	55	HIS
38	BF	63	ASN
39	BG	5	ARG
39	BG	7	ILE
40	BH	55	THR
40	BH	67	GLN
40	BH	83	LEU
40	BH	99	LEU
40	BH	104	VAL
40	BH	121	LEU
41	BI	30	ILE
41	BI	38	TYR
41	BI	43	THR
41	BI	48	VAL
41	BI	57	MET
41	BI	63	LEU
41	BI	88	MET
41	BI	116	VAL
41	BI	123	ARG
42	BJ	59	LYS
43	BK	82	LEU
43	BK	107	ILE
43	BK	125	LYS
44	BL	29	GLN
44	BL	90	LEU
44	BL	102	LEU

Continued on next page...

Continued from previous page...

Mol	Chain	Res	Type
45	BM	19	LEU
45	BM	53	ILE
45	BM	87	ARG
47	BO	5	THR
47	BO	64	ARG
47	BO	79	THR
47	BO	87	LEU
48	BP	6	LEU
48	BP	31	ARG
49	BQ	4	LYS
49	BQ	22	VAL
49	BQ	28	PHE
49	BQ	48	ASP
51	BS	36	ARG
52	BT	5	LYS
52	BT	12	ILE
52	BT	49	LYS
52	BT	54	MET
52	BT	69	LYS
53	BU	34	ARG
53	BU	38	TYR
54	BV	5	THR
54	BV	19	ILE
54	BV	23	LYS
54	BV	29	ARG
54	BV	57	GLN
54	BV	77	LYS
54	BV	83	ARG
54	BV	95	PHE
54	BV	96	THR
54	BV	101	ARG
54	BV	103	MET
54	BV	104	ARG
54	BV	106	LEU
54	BV	160	THR
54	BV	182	VAL
54	BV	200	VAL
54	BV	202	PHE
54	BV	204	TYR
54	BV	220	GLN
54	BV	232	GLU
54	BV	254	GLN

Continued on next page...

Continued from previous page...

Mol	Chain	Res	Type
54	BV	266	CYS
54	BV	286	LEU
54	BV	291	ASP
54	BV	303	LYS
54	BV	320	LEU
54	BV	370	LYS
54	BV	409	MET
54	BV	418	ILE
54	BV	431	MET
54	BV	446	ARG
54	BV	480	GLU
54	BV	482	ASN
54	BV	487	GLN
54	BV	488	VAL
54	BV	494	ILE
54	BV	504	LYS
54	BV	508	GLN
54	BV	514	GLN
54	BV	522	MET
54	BV	532	LYS
54	BV	558	GLN
54	BV	594	LYS
54	BV	602	LYS
54	BV	612	LEU
54	BV	618	LYS
54	BV	646	GLU
54	BV	660	LEU
54	BV	675	LYS
54	BV	677	ARG
54	BV	681	THR
54	BV	683	GLU
54	BV	685	LEU
54	BV	699	ILE
55	BW	4	SER
3	CC	63	ILE
3	CC	79	ARG
3	CC	93	VAL
3	CC	100	ARG
3	CC	104	LEU
3	CC	109	LEU
3	CC	120	ASP
3	CC	173	LEU

Continued on next page...

Continued from previous page...

Mol	Chain	Res	Type
3	CC	176	ARG
3	CC	191	LEU
3	CC	194	VAL
3	CC	202	ARG
3	CC	212	TRP
3	CC	251	THR
3	CC	270	ARG
4	CD	89	GLU
4	CD	91	THR
4	CD	107	VAL
4	CD	124	ARG
4	CD	183	GLU
4	CD	186	LEU
4	CD	201	LEU
4	CD	203	VAL
5	CE	28	VAL
5	CE	40	ARG
5	CE	78	TRP
5	CE	109	LEU
5	CE	119	ILE
5	CE	149	ILE
5	CE	164	LEU
6	CF	14	LYS
6	CF	18	GLU
6	CF	35	LEU
6	CF	41	GLU
6	CF	104	THR
6	CF	114	ARG
6	CF	154	THR
6	CF	157	THR
6	CF	162	ASP
7	CG	18	ILE
7	CG	68	ARG
7	CG	78	VAL
7	CG	84	LYS
7	CG	86	LEU
7	CG	91	VAL
7	CG	126	THR
7	CG	132	LEU
7	CG	151	ARG
7	CG	163	TYR
7	CG	166	GLU

Continued on next page...

Continued from previous page...

Mol	Chain	Res	Type
8	CH	3	VAL
9	CI	71	LYS
10	CJ	2	LYS
10	CJ	25	LEU
10	CJ	30	THR
10	CJ	36	LEU
10	CJ	40	HIS
10	CJ	41	LYS
10	CJ	54	ILE
10	CJ	55	ILE
10	CJ	72	LYS
10	CJ	95	ARG
10	CJ	105	VAL
10	CJ	124	VAL
10	CJ	135	GLN
10	CJ	140	LEU
11	CK	13	ASN
11	CK	20	MET
11	CK	23	LYS
11	CK	47	ILE
11	CK	73	ASP
11	CK	92	GLU
11	CK	95	ILE
11	CK	97	THR
11	CK	105	ARG
12	CL	25	SER
12	CL	46	VAL
12	CL	50	PHE
12	CL	61	LEU
12	CL	82	LEU
12	CL	118	THR
13	CM	2	LEU
13	CM	33	LEU
13	CM	58	LYS
13	CM	70	ASP
13	CM	78	LEU
13	CM	81	ARG
13	CM	90	GLU
13	CM	95	LEU
13	CM	97	GLN
13	CM	102	LEU
13	CM	126	ILE

Continued on next page...

Continued from previous page...

Mol	Chain	Res	Type
13	CM	132	THR
13	CM	134	THR
14	CN	29	VAL
14	CN	30	ARG
14	CN	31	HIS
14	CN	45	ARG
14	CN	69	ARG
14	CN	70	THR
14	CN	71	ARG
15	CO	31	THR
15	CO	36	TYR
15	CO	39	VAL
15	CO	78	VAL
15	CO	94	ARG
15	CO	106	LEU
16	CP	16	VAL
16	CP	31	VAL
16	CP	50	ARG
16	CP	52	ARG
16	CP	75	THR
16	CP	83	ILE
16	CP	92	ARG
16	CP	96	LEU
16	CP	99	LEU
16	CP	103	THR
16	CP	113	LEU
17	CQ	29	ARG
17	CQ	50	ARG
17	CQ	59	LEU
17	CQ	63	ARG
17	CQ	94	LEU
17	CQ	96	ASP
17	CQ	97	ILE
18	CR	4	VAL
18	CR	6	GLN
18	CR	25	LEU
18	CR	38	VAL
18	CR	48	LYS
18	CR	53	PHE
19	CS	3	THR
19	CS	45	VAL
19	CS	66	ILE

Continued on next page...

Continued from previous page...

Mol	Chain	Res	Type
19	CS	68	ASP
19	CS	76	VAL
19	CS	88	ARG
19	CS	96	ILE
20	CT	37	ASP
20	CT	43	ILE
20	CT	93	LEU
21	CU	64	ILE
21	CU	86	PHE
21	CU	92	VAL
22	CV	18	ARG
22	CV	20	LEU
22	CV	24	ASN
23	CW	15	SER
23	CW	19	ARG
23	CW	25	PHE
23	CW	49	ASN
23	CW	54	ARG
23	CW	63	ASP
23	CW	76	ARG
23	CW	77	LYS
24	CX	6	VAL
24	CX	26	ARG
24	CX	27	ARG
24	CX	29	LEU
24	CX	34	SER
24	CX	65	THR
24	CX	77	TYR
25	CY	16	THR
25	CY	37	LEU
26	CZ	15	ARG
26	CZ	23	LEU
26	CZ	37	ARG
26	CZ	51	SER
26	CZ	58	GLU
27	C0	27	LEU
27	C0	53	VAL
28	C1	8	ILE
28	C1	24	LYS
28	C1	35	LEU
28	C1	47	ILE
29	C2	4	THR

Continued on next page...

Continued from previous page...

Mol	Chain	Res	Type
29	C2	8	SER
29	C2	42	LEU
30	C3	5	THR
31	C4	3	VAL
31	C4	23	ILE
34	DB	19	THR
34	DB	22	TRP
34	DB	49	PHE
34	DB	53	LEU
34	DB	94	ARG
34	DB	129	THR
34	DB	143	LEU
34	DB	174	GLU
34	DB	212	TYR
35	DC	3	GLN
35	DC	149	ILE
35	DC	153	VAL
35	DC	167	TRP
36	DD	29	ASP
36	DD	31	LYS
36	DD	32	CYS
36	DD	48	LEU
36	DD	101	VAL
36	DD	104	ARG
36	DD	161	LEU
36	DD	171	LEU
36	DD	195	ILE
36	DD	206	LYS
37	DE	70	ASN
37	DE	115	LEU
37	DE	153	VAL
38	DF	55	HIS
38	DF	72	ASP
39	DG	5	ARG
39	DG	22	LEU
39	DG	126	ASP
40	DH	77	ARG
40	DH	80	ARG
40	DH	83	LEU
40	DH	90	ASP
40	DH	99	LEU
40	DH	121	LEU

Continued on next page...

Continued from previous page...

Mol	Chain	Res	Type
40	DH	125	ILE
41	DI	48	VAL
41	DI	63	LEU
41	DI	88	MET
42	DJ	36	VAL
42	DJ	45	ARG
42	DJ	50	THR
42	DJ	57	VAL
42	DJ	80	THR
42	DJ	102	LEU
43	DK	82	LEU
43	DK	128	ARG
44	DL	29	GLN
44	DL	40	THR
46	DN	71	HIS
47	DO	64	ARG
47	DO	87	LEU
48	DP	31	ARG
48	DP	32	PHE
48	DP	46	LYS
48	DP	71	VAL
48	DP	75	ILE
49	DQ	28	PHE
49	DQ	48	ASP
51	DS	13	LEU
51	DS	61	PHE
51	DS	64	ASP
52	DT	5	LYS
52	DT	8	LYS
52	DT	12	ILE
52	DT	49	LYS
52	DT	54	MET
52	DT	69	LYS
52	DT	70	ASN
53	DU	20	LYS
53	DU	34	ARG
53	DU	40	LYS
54	DV	5	THR
54	DV	19	ILE
54	DV	23	LYS
54	DV	29	ARG
54	DV	77	LYS

Continued on next page...

Continued from previous page...

Mol	Chain	Res	Type
54	DV	83	ARG
54	DV	95	PHE
54	DV	96	THR
54	DV	103	MET
54	DV	104	ARG
54	DV	106	LEU
54	DV	116	VAL
54	DV	135	VAL
54	DV	160	THR
54	DV	182	VAL
54	DV	200	VAL
54	DV	202	PHE
54	DV	204	TYR
54	DV	220	GLN
54	DV	232	GLU
54	DV	254	GLN
54	DV	259	ASN
54	DV	266	CYS
54	DV	286	LEU
54	DV	303	LYS
54	DV	370	LYS
54	DV	409	MET
54	DV	431	MET
54	DV	446	ARG
54	DV	480	GLU
54	DV	487	GLN
54	DV	488	VAL
54	DV	494	ILE
54	DV	504	LYS
54	DV	522	MET
54	DV	532	LYS
54	DV	594	LYS
54	DV	602	LYS
54	DV	618	LYS
54	DV	646	GLU
54	DV	660	LEU
54	DV	663	MET
54	DV	675	LYS
54	DV	677	ARG
54	DV	681	THR
54	DV	683	GLU
54	DV	685	LEU

Continued on next page...

Continued from previous page...

Mol	Chain	Res	Type
54	DV	686	LYS
54	DV	699	ILE
55	DW	4	SER
3	EC	8	THR
3	EC	62	ARG
3	EC	93	VAL
3	EC	100	ARG
3	EC	109	LEU
3	EC	120	ASP
3	EC	123	ILE
3	EC	155	ARG
3	EC	175	LEU
3	EC	176	ARG
3	EC	191	LEU
3	EC	196	ASN
3	EC	204	LEU
3	EC	212	TRP
3	EC	251	THR
3	EC	252	LYS
4	ED	9	VAL
4	ED	32	ASN
4	ED	91	THR
4	ED	124	ARG
4	ED	151	THR
4	ED	171	THR
4	ED	172	VAL
4	ED	183	GLU
4	ED	203	VAL
5	EE	18	THR
5	EE	44	ARG
5	EE	70	SER
5	EE	77	ILE
5	EE	91	ASP
5	EE	113	VAL
5	EE	119	ILE
5	EE	147	LEU
5	EE	149	ILE
5	EE	164	LEU
5	EE	176	ASP
5	EE	178	VAL
6	EF	18	GLU
6	EF	35	LEU

Continued on next page...

Continued from previous page...

Mol	Chain	Res	Type
6	EF	41	GLU
6	EF	66	ILE
6	EF	80	GLN
6	EF	111	ARG
6	EF	114	ARG
6	EF	153	ILE
6	EF	154	THR
6	EF	168	LEU
7	EG	18	ILE
7	EG	28	LYS
7	EG	59	ASP
7	EG	76	ILE
7	EG	79	THR
7	EG	84	LYS
7	EG	86	LEU
7	EG	131	VAL
7	EG	132	LEU
7	EG	151	ARG
7	EG	163	TYR
7	EG	165	ASP
8	EH	3	VAL
8	EH	7	ASP
8	EH	15	LEU
8	EH	48	GLU
9	EI	135	MET
10	EJ	2	LYS
10	EJ	3	THR
10	EJ	17	VAL
10	EJ	24	THR
10	EJ	30	THR
10	EJ	34	ARG
10	EJ	36	LEU
10	EJ	40	HIS
10	EJ	44	TYR
10	EJ	54	ILE
10	EJ	55	ILE
10	EJ	65	THR
10	EJ	69	ARG
10	EJ	81	ILE
10	EJ	95	ARG
10	EJ	103	ILE
10	EJ	114	LEU

Continued on next page...

Continued from previous page...

Mol	Chain	Res	Type
10	EJ	135	GLN
10	EJ	139	VAL
10	EJ	140	LEU
11	EK	10	VAL
11	EK	23	LYS
11	EK	41	ILE
11	EK	51	LYS
11	EK	73	ASP
11	EK	92	GLU
11	EK	95	ILE
11	EK	105	ARG
12	EL	5	THR
12	EL	30	THR
12	EL	40	SER
12	EL	51	GLU
12	EL	61	LEU
13	EM	6	ARG
13	EM	70	ASP
13	EM	80	VAL
13	EM	81	ARG
13	EM	93	VAL
13	EM	96	ILE
13	EM	126	ILE
13	EM	132	THR
13	EM	134	THR
14	EN	69	ARG
14	EN	75	ILE
15	EO	31	THR
15	EO	36	TYR
15	EO	78	VAL
15	EO	94	ARG
15	EO	98	GLN
15	EO	102	ARG
15	EO	106	LEU
16	EP	5	LYS
16	EP	19	PHE
16	EP	65	ASN
16	EP	79	VAL
16	EP	80	VAL
16	EP	92	ARG
16	EP	96	LEU
16	EP	99	LEU

Continued on next page...

Continued from previous page...

Mol	Chain	Res	Type
17	EQ	7	VAL
17	EQ	29	ARG
17	EQ	40	LYS
17	EQ	50	ARG
17	EQ	89	ILE
17	EQ	93	ILE
17	EQ	94	LEU
17	EQ	96	ASP
17	EQ	97	ILE
18	ER	4	VAL
18	ER	25	LEU
18	ER	38	VAL
18	ER	46	GLU
18	ER	48	LYS
18	ER	81	LYS
18	ER	98	ILE
19	ES	3	THR
19	ES	4	ILE
19	ES	33	LEU
19	ES	36	LEU
19	ES	45	VAL
19	ES	46	LEU
19	ES	66	ILE
19	ES	68	ASP
19	ES	76	VAL
20	ET	12	ARG
20	ET	32	LEU
20	ET	37	ASP
20	ET	43	ILE
20	ET	54	GLU
20	ET	64	LYS
20	ET	68	LYS
21	EU	29	SER
21	EU	43	LYS
21	EU	64	ILE
21	EU	67	SER
21	EU	71	ILE
21	EU	86	PHE
21	EU	90	LYS
22	EV	24	ASN
22	EV	65	VAL
23	EW	19	ARG

Continued on next page...

Continued from previous page...

Mol	Chain	Res	Type
23	EW	24	ARG
23	EW	25	PHE
23	EW	49	ASN
23	EW	63	ASP
23	EW	70	VAL
23	EW	76	ARG
24	EX	6	VAL
24	EX	17	ARG
24	EX	26	ARG
24	EX	65	THR
24	EX	69	GLU
24	EX	70	LEU
24	EX	77	TYR
25	EY	16	THR
25	EY	18	LEU
25	EY	23	ARG
25	EY	37	LEU
25	EY	47	ARG
25	EY	56	LEU
26	EZ	37	ARG
26	EZ	40	THR
26	EZ	51	SER
26	EZ	56	VAL
27	E0	27	LEU
27	E0	53	VAL
28	E1	7	LYS
28	E1	35	LEU
29	E2	1	MET
29	E2	4	THR
29	E2	8	SER
29	E2	24	THR
29	E2	42	LEU
30	E3	7	ARG
30	E3	30	HIS
30	E3	49	VAL
30	E3	54	LEU
31	E4	3	VAL
31	E4	26	ILE
32	E5	1	MET
32	E5	26	VAL
32	E5	42	ARG
32	E5	51	TYR

Continued on next page...

Continued from previous page...

Mol	Chain	Res	Type
32	E5	59	LEU
32	E5	65	GLU
32	E5	69	PHE
32	E5	96	PHE
32	E5	106	PHE
32	E5	107	GLU
32	E5	116	GLU
32	E5	121	SER
32	E5	125	ARG
32	E5	143	MET
34	FB	19	THR
34	FB	20	ARG
34	FB	49	PHE
34	FB	58	LYS
34	FB	67	LEU
34	FB	94	ARG
34	FB	129	THR
34	FB	143	LEU
35	FC	3	GLN
35	FC	12	LEU
35	FC	14	ILE
35	FC	29	PHE
35	FC	36	ASP
35	FC	41	GLN
35	FC	89	LYS
35	FC	121	THR
35	FC	125	GLU
35	FC	128	VAL
35	FC	175	LEU
35	FC	200	VAL
36	FD	31	LYS
36	FD	32	CYS
36	FD	48	LEU
36	FD	55	LEU
36	FD	56	ARG
36	FD	101	VAL
36	FD	104	ARG
36	FD	132	ILE
36	FD	161	LEU
36	FD	195	ILE
37	FE	15	LEU
37	FE	54	ARG

Continued on next page...

Continued from previous page...

Mol	Chain	Res	Type
37	FE	81	LEU
37	FE	115	LEU
37	FE	120	VAL
37	FE	126	LYS
37	FE	131	THR
37	FE	148	ASN
37	FE	153	VAL
38	FF	55	HIS
38	FF	78	PHE
38	FF	97	THR
39	FG	22	LEU
39	FG	97	ASN
39	FG	126	ASP
39	FG	130	ASN
40	FH	66	PHE
40	FH	83	LEU
40	FH	90	ASP
40	FH	99	LEU
40	FH	104	VAL
40	FH	121	LEU
40	FH	125	ILE
41	FI	14	SER
41	FI	30	ILE
41	FI	63	LEU
41	FI	84	THR
41	FI	88	MET
41	FI	89	GLU
41	FI	123	ARG
42	FJ	50	THR
42	FJ	87	LEU
43	FK	34	ILE
43	FK	79	ILE
43	FK	82	LEU
43	FK	107	ILE
43	FK	125	LYS
44	FL	29	GLN
44	FL	33	VAL
44	FL	43	LYS
44	FL	58	THR
44	FL	64	THR
44	FL	90	LEU
46	FN	28	LYS

Continued on next page...

Continued from previous page...

Mol	Chain	Res	Type
46	FN	48	LEU
46	FN	49	GLN
46	FN	53	ARG
47	FO	64	ARG
47	FO	87	LEU
48	FP	55	ASP
49	FQ	28	PHE
50	FR	21	ILE
50	FR	28	THR
51	FS	6	LYS
51	FS	13	LEU
51	FS	49	ILE
51	FS	56	GLN
51	FS	58	VAL
51	FS	64	ASP
52	FT	12	ILE
52	FT	28	MET
52	FT	54	MET
52	FT	69	LYS
52	FT	82	GLN
53	FU	19	PHE
53	FU	20	LYS
53	FU	34	ARG
54	FV	5	THR
54	FV	19	ILE
54	FV	23	LYS
54	FV	29	ARG
54	FV	77	LYS
54	FV	83	ARG
54	FV	95	PHE
54	FV	96	THR
54	FV	101	ARG
54	FV	104	ARG
54	FV	106	LEU
54	FV	182	VAL
54	FV	200	VAL
54	FV	202	PHE
54	FV	204	TYR
54	FV	218	TRP
54	FV	221	ASN
54	FV	232	GLU
54	FV	254	GLN

Continued on next page...

Continued from previous page...

Mol	Chain	Res	Type
54	FV	266	CYS
54	FV	286	LEU
54	FV	303	LYS
54	FV	340	SER
54	FV	370	LYS
54	FV	374	ILE
54	FV	409	MET
54	FV	431	MET
54	FV	446	ARG
54	FV	478	ASN
54	FV	487	GLN
54	FV	488	VAL
54	FV	494	ILE
54	FV	504	LYS
54	FV	514	GLN
54	FV	532	LYS
54	FV	594	LYS
54	FV	602	LYS
54	FV	612	LEU
54	FV	618	LYS
54	FV	635	LEU
54	FV	646	GLU
54	FV	660	LEU
54	FV	663	MET
54	FV	675	LYS
54	FV	677	ARG
54	FV	681	THR
54	FV	683	GLU
54	FV	685	LEU
54	FV	699	ILE
3	GC	27	LYS
3	GC	35	LYS
3	GC	62	ARG
3	GC	93	VAL
3	GC	104	LEU
3	GC	109	LEU
3	GC	129	LEU
3	GC	172	THR
3	GC	173	LEU
3	GC	175	LEU
3	GC	194	VAL
3	GC	201	LEU

Continued on next page...

Continued from previous page...

Mol	Chain	Res	Type
3	GC	202	ARG
3	GC	212	TRP
3	GC	215	VAL
3	GC	235	GLU
3	GC	251	THR
3	GC	256	THR
4	GD	14	ILE
4	GD	29	VAL
4	GD	35	THR
4	GD	124	ARG
4	GD	129	THR
4	GD	159	LYS
4	GD	183	GLU
4	GD	203	VAL
5	GE	40	ARG
5	GE	77	ILE
5	GE	78	TRP
5	GE	118	LEU
5	GE	176	ASP
6	GF	3	LEU
6	GF	114	ARG
6	GF	137	PHE
6	GF	174	PHE
7	GG	68	ARG
7	GG	84	LYS
7	GG	86	LEU
7	GG	132	LEU
7	GG	151	ARG
7	GG	157	LYS
7	GG	163	TYR
8	GH	3	VAL
8	GH	5	LEU
8	GH	37	VAL
8	GH	48	GLU
9	GI	102	ARG
10	GJ	3	THR
10	GJ	24	THR
10	GJ	30	THR
10	GJ	36	LEU
10	GJ	40	HIS
10	GJ	54	ILE
10	GJ	55	ILE

Continued on next page...

Continued from previous page...

Mol	Chain	Res	Type
10	GJ	69	ARG
10	GJ	72	LYS
10	GJ	95	ARG
10	GJ	131	ASN
10	GJ	135	GLN
10	GJ	140	LEU
11	GK	3	GLN
11	GK	47	ILE
11	GK	58	LEU
11	GK	73	ASP
11	GK	98	ARG
11	GK	105	ARG
11	GK	111	LYS
12	GL	6	LEU
12	GL	19	LEU
12	GL	30	THR
12	GL	46	VAL
12	GL	61	LEU
12	GL	66	PHE
12	GL	67	THR
12	GL	118	THR
13	GM	70	ASP
13	GM	81	ARG
13	GM	96	ILE
13	GM	97	GLN
13	GM	102	LEU
13	GM	126	ILE
13	GM	134	THR
14	GN	14	SER
14	GN	31	HIS
14	GN	33	ILE
14	GN	69	ARG
15	GO	31	THR
15	GO	36	TYR
15	GO	106	LEU
16	GP	7	LEU
16	GP	20	ARG
16	GP	25	VAL
16	GP	36	LYS
16	GP	38	ARG
16	GP	39	LEU
16	GP	50	ARG

Continued on next page...

Continued from previous page...

Mol	Chain	Res	Type
16	GP	69	VAL
16	GP	92	ARG
16	GP	99	LEU
16	GP	113	LEU
17	GQ	50	ARG
17	GQ	56	PHE
17	GQ	96	ASP
18	GR	25	LEU
18	GR	38	VAL
18	GR	46	GLU
18	GR	48	LYS
19	GS	4	ILE
19	GS	7	HIS
19	GS	45	VAL
19	GS	68	ASP
19	GS	75	PHE
19	GS	88	ARG
19	GS	96	ILE
20	GT	12	ARG
20	GT	32	LEU
20	GT	37	ASP
20	GT	43	ILE
21	GU	8	ASP
21	GU	73	ASN
21	GU	86	PHE
22	GV	5	ASN
22	GV	20	LEU
22	GV	42	LEU
23	GW	19	ARG
23	GW	25	PHE
23	GW	49	ASN
23	GW	63	ASP
23	GW	70	VAL
23	GW	76	ARG
24	GX	6	VAL
24	GX	10	ARG
24	GX	26	ARG
24	GX	34	SER
24	GX	60	LYS
24	GX	77	TYR
25	GY	14	LEU
25	GY	16	THR

Continued on next page...

Continued from previous page...

Mol	Chain	Res	Type
25	GY	37	LEU
25	GY	56	LEU
26	GZ	2	LYS
26	GZ	8	GLN
26	GZ	15	ARG
26	GZ	37	ARG
26	GZ	40	THR
28	G1	35	LEU
29	G2	4	THR
29	G2	8	SER
29	G2	24	THR
29	G2	42	LEU
30	G3	7	ARG
30	G3	29	ARG
30	G3	30	HIS
30	G3	54	LEU
31	G4	1	MET
31	G4	3	VAL
31	G4	26	ILE
34	HB	49	PHE
34	HB	56	LEU
34	HB	63	LYS
34	HB	94	ARG
34	HB	124	THR
34	HB	143	LEU
34	HB	174	GLU
34	HB	186	VAL
34	HB	206	ILE
34	HB	207	ARG
35	HC	3	GLN
35	HC	14	ILE
35	HC	29	PHE
35	HC	121	THR
35	HC	144	LEU
35	HC	153	VAL
36	HD	32	CYS
36	HD	33	LYS
36	HD	48	LEU
36	HD	73	ARG
36	HD	93	LEU
36	HD	101	VAL
36	HD	146	ARG

Continued on next page...

Continued from previous page...

Mol	Chain	Res	Type
36	HD	161	LEU
36	HD	198	HIS
37	HE	70	ASN
37	HE	72	ILE
37	HE	114	VAL
37	HE	115	LEU
37	HE	136	VAL
37	HE	148	ASN
37	HE	153	VAL
38	HF	7	VAL
38	HF	55	HIS
39	HG	22	LEU
40	HH	67	GLN
40	HH	77	ARG
40	HH	90	ASP
40	HH	94	LYS
40	HH	99	LEU
40	HH	121	LEU
41	HI	14	SER
41	HI	38	TYR
41	HI	46	MET
41	HI	57	MET
41	HI	63	LEU
41	HI	88	MET
42	HJ	57	VAL
42	HJ	92	LEU
42	HJ	102	LEU
43	HK	31	ILE
43	HK	57	LYS
43	HK	70	CYS
43	HK	74	VAL
43	HK	82	LEU
43	HK	96	THR
43	HK	97	ILE
43	HK	125	LYS
44	HL	7	LEU
44	HL	14	ARG
44	HL	20	ASN
44	HL	29	GLN
44	HL	33	VAL
44	HL	59	ASN
44	HL	78	SER

Continued on next page...

Continued from previous page...

Mol	Chain	Res	Type
44	HL	90	LEU
44	HL	102	LEU
46	HN	31	ILE
46	HN	85	ARG
47	HO	64	ARG
47	HO	87	LEU
48	HP	1	MET
48	HP	6	LEU
49	HQ	28	PHE
49	HQ	33	ILE
49	HQ	38	ILE
49	HQ	55	ILE
49	HQ	61	ILE
51	HS	13	LEU
51	HS	23	VAL
51	HS	64	ASP
52	HT	12	ILE
52	HT	49	LYS
52	HT	51	PHE
52	HT	54	MET
52	HT	69	LYS
53	HU	20	LYS
53	HU	34	ARG
54	HV	5	THR
54	HV	19	ILE
54	HV	23	LYS
54	HV	29	ARG
54	HV	77	LYS
54	HV	83	ARG
54	HV	95	PHE
54	HV	96	THR
54	HV	101	ARG
54	HV	104	ARG
54	HV	106	LEU
54	HV	160	THR
54	HV	182	VAL
54	HV	200	VAL
54	HV	202	PHE
54	HV	204	TYR
54	HV	220	GLN
54	HV	232	GLU
54	HV	254	GLN

Continued on next page...

Continued from previous page...

Mol	Chain	Res	Type
54	HV	266	CYS
54	HV	286	LEU
54	HV	303	LYS
54	HV	336	PHE
54	HV	370	LYS
54	HV	409	MET
54	HV	418	ILE
54	HV	431	MET
54	HV	446	ARG
54	HV	482	ASN
54	HV	487	GLN
54	HV	488	VAL
54	HV	494	ILE
54	HV	504	LYS
54	HV	508	GLN
54	HV	512	ARG
54	HV	515	TYR
54	HV	522	MET
54	HV	532	LYS
54	HV	555	LYS
54	HV	578	LEU
54	HV	594	LYS
54	HV	602	LYS
54	HV	618	LYS
54	HV	646	GLU
54	HV	660	LEU
54	HV	675	LYS
54	HV	677	ARG
54	HV	681	THR
54	HV	685	LEU
54	HV	699	ILE

Some sidechains can be flipped to improve hydrogen bonding and reduce clashes. All (87) such sidechains are listed below:

Mol	Chain	Res	Type
3	AC	141	HIS
6	AF	62	GLN
9	AI	93	ASN
15	AO	29	HIS
15	AO	34	HIS
18	AR	66	HIS
21	AU	39	ASN

Continued on next page...

Continued from previous page...

Mol	Chain	Res	Type
22	AV	80	HIS
34	BB	88	GLN
40	BH	18	GLN
43	BK	109	ASN
47	BO	46	HIS
50	BR	31	ASN
54	BV	122	GLN
54	BV	178	HIS
54	BV	276	GLN
54	BV	465	HIS
54	BV	584	HIS
4	CD	49	GLN
5	CE	29	HIS
13	CM	13	HIS
15	CO	34	HIS
18	CR	66	HIS
21	CU	98	ASN
22	CV	80	HIS
23	CW	49	ASN
34	DB	57	ASN
37	DE	89	HIS
39	DG	130	ASN
41	DI	81	HIS
43	DK	109	ASN
44	DL	29	GLN
46	DN	35	ASN
47	DO	46	HIS
48	DP	18	GLN
54	DV	178	HIS
54	DV	276	GLN
54	DV	465	HIS
54	DV	584	HIS
7	EG	115	GLN
9	EI	33	ASN
15	EO	29	HIS
15	EO	34	HIS
21	EU	98	ASN
22	EV	80	HIS
23	EW	39	GLN
27	E0	18	HIS
34	FB	38	HIS
34	FB	57	ASN

Continued on next page...

Continued from previous page...

Mol	Chain	Res	Type
34	FB	88	GLN
36	FD	116	GLN
42	FJ	35	GLN
43	FK	109	ASN
46	FN	35	ASN
51	FS	14	HIS
51	FS	52	HIS
51	FS	56	GLN
54	FV	122	GLN
54	FV	276	GLN
54	FV	310	HIS
54	FV	367	HIS
54	FV	454	ASN
3	GC	24	HIS
3	GC	36	ASN
3	GC	141	HIS
4	GD	32	ASN
13	GM	13	HIS
15	GO	34	HIS
18	GR	66	HIS
20	GT	92	ASN
22	GV	80	HIS
34	HB	57	ASN
36	HD	116	GLN
41	HI	81	HIS
41	HI	110	GLN
42	HJ	56	HIS
43	HK	81	ASN
43	HK	109	ASN
44	HL	59	ASN
44	HL	96	HIS
51	HS	52	HIS
51	HS	57	HIS
52	HT	20	HIS
54	HV	55	GLN
54	HV	122	GLN
54	HV	465	HIS
54	HV	579	HIS

5.3.3 RNA ⓘ

Mol	Chain	Analysed	Backbone Outliers	Pucker Outliers
1	AA	2850/2904 (98%)	472 (16%)	0
1	CA	2850/2904 (98%)	470 (16%)	0
1	EA	2850/2904 (98%)	471 (16%)	0
1	GA	2850/2904 (98%)	471 (16%)	0
2	AB	117/120 (97%)	17 (14%)	0
2	CB	117/120 (97%)	18 (15%)	0
2	EB	117/120 (97%)	17 (14%)	0
2	GB	117/120 (97%)	19 (16%)	0
33	BA	1532/1542 (99%)	272 (17%)	0
33	DA	1532/1542 (99%)	269 (17%)	0
33	FA	1532/1542 (99%)	265 (17%)	0
33	HA	1532/1542 (99%)	273 (17%)	0
All	All	17996/18264 (98%)	3034 (16%)	0

All (3034) RNA backbone outliers are listed below:

Mol	Chain	Res	Type
1	AA	10	A
1	AA	12	U
1	AA	15	G
1	AA	34	U
1	AA	35	G
1	AA	42	A
1	AA	43	G
1	AA	45	G
1	AA	46	G
1	AA	61	C
1	AA	71	A
1	AA	74	A
1	AA	75	G
1	AA	80	G
1	AA	82	U
1	AA	84	A
1	AA	96	C
1	AA	98	G
1	AA	101	A
1	AA	118	A
1	AA	119	A
1	AA	120	U
1	AA	131	A
1	AA	135	U
1	AA	136	G
1	AA	137	U

Continued on next page...

Continued from previous page...

Mol	Chain	Res	Type
1	AA	138	U
1	AA	139	U
1	AA	140	C
1	AA	141	G
1	AA	142	A
1	AA	143	C
1	AA	144	A
1	AA	149	A
1	AA	158	U
1	AA	159	G
1	AA	162	U
1	AA	163	C
1	AA	164	C
1	AA	166	U
1	AA	174	U
1	AA	181	A
1	AA	188	G
1	AA	196	A
1	AA	199	A
1	AA	215	G
1	AA	216	A
1	AA	222	A
1	AA	230	G
1	AA	248	G
1	AA	255	A
1	AA	264	C
1	AA	265	A
1	AA	266	G
1	AA	267	C
1	AA	272	A
1	AA	273	G
1	AA	276	U
1	AA	277	G
1	AA	278	A
1	AA	279	A
1	AA	281	C
1	AA	285	G
1	AA	302	C
1	AA	311	A
1	AA	329	G
1	AA	330	A
1	AA	346	A

Continued on next page...

Continued from previous page...

Mol	Chain	Res	Type
1	AA	347	A
1	AA	353	C
1	AA	355	U
1	AA	361	G
1	AA	362	A
1	AA	371	A
1	AA	372	G
1	AA	382	A
1	AA	383	C
1	AA	386	G
1	AA	396	G
1	AA	404	A
1	AA	405	U
1	AA	411	G
1	AA	412	A
1	AA	424	G
1	AA	455	C
1	AA	461	C
1	AA	480	A
1	AA	481	G
1	AA	490	C
1	AA	491	G
1	AA	504	A
1	AA	505	A
1	AA	509	C
1	AA	528	A
1	AA	529	A
1	AA	532	A
1	AA	533	G
1	AA	538	A
1	AA	543	G
1	AA	544	C
1	AA	546	U
1	AA	547	A
1	AA	548	G
1	AA	549	G
1	AA	550	C
1	AA	563	A
1	AA	573	U
1	AA	575	A
1	AA	586	A
1	AA	603	A

Continued on next page...

Continued from previous page...

Mol	Chain	Res	Type
1	AA	604	G
1	AA	613	A
1	AA	614	A
1	AA	615	U
1	AA	618	G
1	AA	622	G
1	AA	627	A
1	AA	631	A
1	AA	637	A
1	AA	645	C
1	AA	646	U
1	AA	647	G
1	AA	654	A
1	AA	655	A
1	AA	656	G
1	AA	686	U
1	AA	714	U
1	AA	715	A
1	AA	717	C
1	AA	722	A
1	AA	730	A
1	AA	738	G
1	AA	747	U
1	AA	775	G
1	AA	776	G
1	AA	782	A
1	AA	784	G
1	AA	785	G
1	AA	789	A
1	AA	805	G
1	AA	812	C
1	AA	819	A
1	AA	827	U
1	AA	828	U
1	AA	845	A
1	AA	846	U
1	AA	847	U
1	AA	859	G
1	AA	876	C
1	AA	877	A
1	AA	883	G
1	AA	884	U

Continued on next page...

Continued from previous page...

Mol	Chain	Res	Type
1	AA	896	A
1	AA	897	C
1	AA	910	A
1	AA	914	G
1	AA	915	C
1	AA	932	U
1	AA	941	A
1	AA	946	C
1	AA	959	A
1	AA	961	C
1	AA	974	G
1	AA	983	A
1	AA	985	C
1	AA	995	C
1	AA	996	A
1	AA	1005	C
1	AA	1012	U
1	AA	1013	C
1	AA	1021	A
1	AA	1022	G
1	AA	1023	U
1	AA	1026	G
1	AA	1033	U
1	AA	1045	C
1	AA	1046	A
1	AA	1047	G
1	AA	1051	G
1	AA	1053	C
1	AA	1059	G
1	AA	1060	U
1	AA	1061	U
1	AA	1062	G
1	AA	1069	A
1	AA	1070	A
1	AA	1072	C
1	AA	1078	U
1	AA	1080	A
1	AA	1083	U
1	AA	1084	A
1	AA	1088	A
1	AA	1089	A
1	AA	1094	U

Continued on next page...

Continued from previous page...

Mol	Chain	Res	Type
1	AA	1097	U
1	AA	1098	A
1	AA	1110	G
1	AA	1111	A
1	AA	1112	G
1	AA	1130	U
1	AA	1132	U
1	AA	1133	A
1	AA	1135	C
1	AA	1136	G
1	AA	1139	G
1	AA	1142	A
1	AA	1169	A
1	AA	1170	C
1	AA	1171	G
1	AA	1175	A
1	AA	1176	U
1	AA	1180	U
1	AA	1181	U
1	AA	1186	G
1	AA	1236	G
1	AA	1238	G
1	AA	1244	A
1	AA	1248	G
1	AA	1250	G
1	AA	1253	A
1	AA	1256	G
1	AA	1266	G
1	AA	1271	G
1	AA	1272	A
1	AA	1273	U
1	AA	1281	G
1	AA	1300	G
1	AA	1301	A
1	AA	1305	C
1	AA	1306	C
1	AA	1317	G
1	AA	1352	U
1	AA	1365	A
1	AA	1368	G
1	AA	1378	A
1	AA	1379	U

Continued on next page...

Continued from previous page...

Mol	Chain	Res	Type
1	AA	1383	A
1	AA	1386	C
1	AA	1395	A
1	AA	1397	U
1	AA	1416	G
1	AA	1419	A
1	AA	1420	A
1	AA	1427	A
1	AA	1428	C
1	AA	1434	A
1	AA	1435	G
1	AA	1452	G
1	AA	1459	G
1	AA	1476	U
1	AA	1482	G
1	AA	1493	C
1	AA	1504	A
1	AA	1508	A
1	AA	1510	G
1	AA	1512	C
1	AA	1515	A
1	AA	1524	G
1	AA	1531	C
1	AA	1533	C
1	AA	1535	A
1	AA	1536	C
1	AA	1566	A
1	AA	1569	A
1	AA	1578	U
1	AA	1581	G
1	AA	1583	A
1	AA	1584	U
1	AA	1585	C
1	AA	1607	C
1	AA	1608	A
1	AA	1610	A
1	AA	1616	A
1	AA	1627	G
1	AA	1647	U
1	AA	1648	U
1	AA	1649	G
1	AA	1652	A

Continued on next page...

Continued from previous page...

Mol	Chain	Res	Type
1	AA	1674	G
1	AA	1714	U
1	AA	1715	G
1	AA	1723	G
1	AA	1729	U
1	AA	1730	C
1	AA	1732	C
1	AA	1737	G
1	AA	1738	G
1	AA	1739	A
1	AA	1744	A
1	AA	1758	U
1	AA	1764	C
1	AA	1773	A
1	AA	1782	U
1	AA	1791	A
1	AA	1800	C
1	AA	1801	A
1	AA	1802	A
1	AA	1808	A
1	AA	1811	G
1	AA	1816	C
1	AA	1829	A
1	AA	1833	C
1	AA	1847	A
1	AA	1848	A
1	AA	1858	A
1	AA	1866	A
1	AA	1869	G
1	AA	1870	C
1	AA	1871	A
1	AA	1872	A
1	AA	1884	G
1	AA	1906	G
1	AA	1913	A
1	AA	1914	C
1	AA	1927	A
1	AA	1929	G
1	AA	1930	G
1	AA	1937	A
1	AA	1938	A
1	AA	1955	U

Continued on next page...

Continued from previous page...

Mol	Chain	Res	Type
1	AA	1967	C
1	AA	1970	A
1	AA	1971	U
1	AA	1972	G
1	AA	1991	U
1	AA	1993	U
1	AA	1997	C
1	AA	2017	U
1	AA	2020	A
1	AA	2022	U
1	AA	2023	C
1	AA	2027	G
1	AA	2031	A
1	AA	2033	A
1	AA	2043	C
1	AA	2055	C
1	AA	2056	G
1	AA	2060	A
1	AA	2061	G
1	AA	2062	A
1	AA	2069	G
1	AA	2072	C
1	AA	2104	C
1	AA	2106	U
1	AA	2107	G
1	AA	2108	A
1	AA	2109	U
1	AA	2110	G
1	AA	2134	A
1	AA	2135	A
1	AA	2137	U
1	AA	2138	G
1	AA	2139	U
1	AA	2140	G
1	AA	2142	A
1	AA	2143	C
1	AA	2144	G
1	AA	2145	C
1	AA	2146	C
1	AA	2147	A
1	AA	2148	G
1	AA	2149	U

Continued on next page...

Continued from previous page...

Mol	Chain	Res	Type
1	AA	2150	C
1	AA	2151	U
1	AA	2152	G
1	AA	2153	C
1	AA	2154	A
1	AA	2155	U
1	AA	2156	G
1	AA	2157	G
1	AA	2180	U
1	AA	2182	U
1	AA	2183	A
1	AA	2185	U
1	AA	2186	G
1	AA	2194	U
1	AA	2198	A
1	AA	2199	A
1	AA	2203	U
1	AA	2204	G
1	AA	2211	A
1	AA	2212	A
1	AA	2214	C
1	AA	2225	A
1	AA	2226	C
1	AA	2238	G
1	AA	2239	G
1	AA	2250	G
1	AA	2268	A
1	AA	2278	A
1	AA	2283	C
1	AA	2284	A
1	AA	2286	G
1	AA	2287	A
1	AA	2288	A
1	AA	2305	U
1	AA	2308	G
1	AA	2311	A
1	AA	2317	A
1	AA	2322	A
1	AA	2325	G
1	AA	2327	A
1	AA	2336	A
1	AA	2347	C

Continued on next page...

Continued from previous page...

Mol	Chain	Res	Type
1	AA	2354	C
1	AA	2361	G
1	AA	2383	G
1	AA	2385	C
1	AA	2396	G
1	AA	2402	U
1	AA	2403	C
1	AA	2406	A
1	AA	2423	U
1	AA	2424	C
1	AA	2425	A
1	AA	2426	A
1	AA	2428	G
1	AA	2429	G
1	AA	2430	A
1	AA	2435	A
1	AA	2441	U
1	AA	2448	A
1	AA	2469	A
1	AA	2476	A
1	AA	2484	G
1	AA	2491	U
1	AA	2498	C
1	AA	2502	G
1	AA	2505	G
1	AA	2506	U
1	AA	2507	C
1	AA	2518	A
1	AA	2529	G
1	AA	2554	U
1	AA	2566	A
1	AA	2567	G
1	AA	2573	C
1	AA	2582	G
1	AA	2585	U
1	AA	2602	A
1	AA	2603	G
1	AA	2609	U
1	AA	2613	U
1	AA	2629	U
1	AA	2663	G
1	AA	2671	G

Continued on next page...

Continued from previous page...

Mol	Chain	Res	Type
1	AA	2689	U
1	AA	2690	U
1	AA	2714	G
1	AA	2716	C
1	AA	2733	A
1	AA	2744	G
1	AA	2748	A
1	AA	2757	A
1	AA	2760	C
1	AA	2765	A
1	AA	2769	U
1	AA	2778	A
1	AA	2779	U
1	AA	2791	G
1	AA	2798	U
1	AA	2800	A
1	AA	2801	G
1	AA	2820	A
1	AA	2821	A
1	AA	2849	U
1	AA	2861	U
1	AA	2867	G
1	AA	2883	A
1	AA	2884	U
1	AA	2885	G
1	AA	2903	U
2	AB	3	C
2	AB	15	A
2	AB	16	G
2	AB	21	G
2	AB	24	G
2	AB	30	C
2	AB	35	C
2	AB	42	C
2	AB	44	G
2	AB	56	G
2	AB	84	G
2	AB	87	U
2	AB	88	C
2	AB	89	U
2	AB	90	C
2	AB	99	A

Continued on next page...

Continued from previous page...

Mol	Chain	Res	Type
2	AB	109	A
33	BA	5	U
33	BA	7	A
33	BA	9	G
33	BA	22	G
33	BA	32	A
33	BA	39	G
33	BA	40	C
33	BA	47	C
33	BA	48	C
33	BA	50	A
33	BA	51	A
33	BA	52	C
33	BA	70	U
33	BA	71	A
33	BA	72	A
33	BA	73	C
33	BA	75	G
33	BA	76	G
33	BA	77	A
33	BA	78	A
33	BA	79	G
33	BA	80	A
33	BA	81	A
33	BA	82	G
33	BA	83	C
33	BA	85	U
33	BA	86	G
33	BA	89	U
33	BA	90	C
33	BA	98	A
33	BA	116	A
33	BA	121	U
33	BA	122	G
33	BA	130	A
33	BA	131	A
33	BA	138	G
33	BA	141	G
33	BA	143	A
33	BA	144	G
33	BA	159	G
33	BA	163	C

Continued on next page...

Continued from previous page...

Mol	Chain	Res	Type
33	BA	164	G
33	BA	166	U
33	BA	173	U
33	BA	177	G
33	BA	182	A
33	BA	191	G
33	BA	205	A
33	BA	209	U
33	BA	210	C
33	BA	211	G
33	BA	240	G
33	BA	245	U
33	BA	247	G
33	BA	251	G
33	BA	258	G
33	BA	266	G
33	BA	267	C
33	BA	273	U
33	BA	285	C
33	BA	289	G
33	BA	321	A
33	BA	328	C
33	BA	329	A
33	BA	332	G
33	BA	344	A
33	BA	345	C
33	BA	346	G
33	BA	347	G
33	BA	352	C
33	BA	354	G
33	BA	367	U
33	BA	372	C
33	BA	373	A
33	BA	384	G
33	BA	392	C
33	BA	406	G
33	BA	408	A
33	BA	411	A
33	BA	412	A
33	BA	413	G
33	BA	421	U
33	BA	423	G

Continued on next page...

Continued from previous page...

Mol	Chain	Res	Type
33	BA	424	G
33	BA	429	U
33	BA	430	A
33	BA	435	A
33	BA	452	A
33	BA	455	G
33	BA	457	G
33	BA	458	U
33	BA	459	A
33	BA	461	A
33	BA	462	G
33	BA	463	U
33	BA	466	A
33	BA	467	U
33	BA	468	A
33	BA	479	U
33	BA	481	G
33	BA	482	A
33	BA	484	G
33	BA	485	U
33	BA	486	U
33	BA	498	A
33	BA	500	G
33	BA	508	U
33	BA	509	A
33	BA	511	C
33	BA	518	C
33	BA	521	G
33	BA	527	G
33	BA	532	A
33	BA	533	A
33	BA	547	A
33	BA	556	C
33	BA	559	A
33	BA	562	U
33	BA	564	C
33	BA	572	A
33	BA	573	A
33	BA	576	C
33	BA	577	G
33	BA	579	A
33	BA	588	G

Continued on next page...

Continued from previous page...

Mol	Chain	Res	Type
33	BA	596	A
33	BA	604	G
33	BA	650	G
33	BA	653	U
33	BA	665	A
33	BA	687	A
33	BA	702	A
33	BA	721	G
33	BA	723	U
33	BA	731	G
33	BA	747	A
33	BA	748	G
33	BA	755	G
33	BA	777	A
33	BA	793	U
33	BA	794	A
33	BA	802	A
33	BA	815	A
33	BA	817	C
33	BA	828	U
33	BA	829	G
33	BA	841	C
33	BA	843	U
33	BA	845	A
33	BA	846	G
33	BA	859	G
33	BA	902	G
33	BA	914	A
33	BA	926	G
33	BA	927	G
33	BA	932	C
33	BA	934	C
33	BA	935	A
33	BA	960	U
33	BA	966	G
33	BA	969	A
33	BA	971	G
33	BA	974	A
33	BA	975	A
33	BA	976	G
33	BA	977	A
33	BA	983	A

Continued on next page...

Continued from previous page...

Mol	Chain	Res	Type
33	BA	993	G
33	BA	1003	G
33	BA	1004	A
33	BA	1008	U
33	BA	1018	G
33	BA	1022	A
33	BA	1027	C
33	BA	1029	U
33	BA	1030	U
33	BA	1031	C
33	BA	1032	G
33	BA	1033	G
33	BA	1034	G
33	BA	1037	C
33	BA	1050	G
33	BA	1052	U
33	BA	1054	C
33	BA	1065	U
33	BA	1066	C
33	BA	1086	U
33	BA	1094	G
33	BA	1095	U
33	BA	1101	A
33	BA	1102	A
33	BA	1104	G
33	BA	1108	G
33	BA	1124	G
33	BA	1125	U
33	BA	1130	A
33	BA	1131	G
33	BA	1132	C
33	BA	1133	G
33	BA	1135	U
33	BA	1137	C
33	BA	1139	G
33	BA	1142	G
33	BA	1159	U
33	BA	1160	G
33	BA	1167	A
33	BA	1168	U
33	BA	1181	G
33	BA	1182	G

Continued on next page...

Continued from previous page...

Mol	Chain	Res	Type
33	BA	1183	U
33	BA	1196	A
33	BA	1197	A
33	BA	1202	U
33	BA	1212	U
33	BA	1213	A
33	BA	1226	C
33	BA	1227	A
33	BA	1240	U
33	BA	1249	C
33	BA	1250	A
33	BA	1253	G
33	BA	1256	A
33	BA	1279	G
33	BA	1280	A
33	BA	1286	U
33	BA	1287	A
33	BA	1293	C
33	BA	1297	G
33	BA	1299	A
33	BA	1302	C
33	BA	1303	C
33	BA	1305	G
33	BA	1316	G
33	BA	1317	C
33	BA	1318	A
33	BA	1322	C
33	BA	1323	G
33	BA	1332	A
33	BA	1336	C
33	BA	1337	G
33	BA	1338	G
33	BA	1346	A
33	BA	1353	G
33	BA	1364	U
33	BA	1371	G
33	BA	1380	U
33	BA	1398	A
33	BA	1406	U
33	BA	1411	C
33	BA	1412	C
33	BA	1419	G

Continued on next page...

Continued from previous page...

Mol	Chain	Res	Type
33	BA	1440	U
33	BA	1441	A
33	BA	1446	A
33	BA	1452	C
33	BA	1454	G
33	BA	1469	C
33	BA	1470	U
33	BA	1475	G
33	BA	1476	A
33	BA	1487	G
33	BA	1492	A
33	BA	1493	A
33	BA	1494	G
33	BA	1497	G
33	BA	1503	A
33	BA	1506	U
33	BA	1517	G
33	BA	1519	A
33	BA	1529	G
33	BA	1530	G
33	BA	1534	A
1	CA	10	A
1	CA	12	U
1	CA	15	G
1	CA	34	U
1	CA	35	G
1	CA	42	A
1	CA	43	G
1	CA	45	G
1	CA	46	G
1	CA	61	C
1	CA	71	A
1	CA	74	A
1	CA	75	G
1	CA	80	G
1	CA	82	U
1	CA	84	A
1	CA	96	C
1	CA	98	G
1	CA	101	A
1	CA	118	A
1	CA	119	A

Continued on next page...

Continued from previous page...

Mol	Chain	Res	Type
1	CA	120	U
1	CA	131	A
1	CA	135	U
1	CA	136	G
1	CA	137	U
1	CA	138	U
1	CA	139	U
1	CA	140	C
1	CA	141	G
1	CA	142	A
1	CA	143	C
1	CA	144	A
1	CA	149	A
1	CA	158	U
1	CA	159	G
1	CA	162	U
1	CA	163	C
1	CA	164	C
1	CA	166	U
1	CA	174	U
1	CA	181	A
1	CA	188	G
1	CA	196	A
1	CA	199	A
1	CA	215	G
1	CA	216	A
1	CA	222	A
1	CA	230	G
1	CA	248	G
1	CA	255	A
1	CA	264	C
1	CA	265	A
1	CA	266	G
1	CA	267	C
1	CA	272	A
1	CA	273	G
1	CA	276	U
1	CA	277	G
1	CA	278	A
1	CA	281	C
1	CA	285	G
1	CA	302	C

Continued on next page...

Continued from previous page...

Mol	Chain	Res	Type
1	CA	311	A
1	CA	329	G
1	CA	330	A
1	CA	346	A
1	CA	347	A
1	CA	353	C
1	CA	355	U
1	CA	361	G
1	CA	362	A
1	CA	371	A
1	CA	372	G
1	CA	382	A
1	CA	383	C
1	CA	386	G
1	CA	396	G
1	CA	404	A
1	CA	405	U
1	CA	411	G
1	CA	412	A
1	CA	424	G
1	CA	455	C
1	CA	461	C
1	CA	480	A
1	CA	481	G
1	CA	490	C
1	CA	491	G
1	CA	504	A
1	CA	505	A
1	CA	509	C
1	CA	528	A
1	CA	529	A
1	CA	532	A
1	CA	533	G
1	CA	538	A
1	CA	543	G
1	CA	544	C
1	CA	546	U
1	CA	547	A
1	CA	548	G
1	CA	549	G
1	CA	550	C
1	CA	563	A

Continued on next page...

Continued from previous page...

Mol	Chain	Res	Type
1	CA	573	U
1	CA	575	A
1	CA	586	A
1	CA	588	U
1	CA	603	A
1	CA	604	G
1	CA	613	A
1	CA	614	A
1	CA	615	U
1	CA	618	G
1	CA	622	G
1	CA	627	A
1	CA	631	A
1	CA	637	A
1	CA	645	C
1	CA	646	U
1	CA	647	G
1	CA	654	A
1	CA	655	A
1	CA	656	G
1	CA	686	U
1	CA	714	U
1	CA	715	A
1	CA	717	C
1	CA	722	A
1	CA	730	A
1	CA	738	G
1	CA	747	U
1	CA	775	G
1	CA	776	G
1	CA	782	A
1	CA	784	G
1	CA	785	G
1	CA	805	G
1	CA	812	C
1	CA	819	A
1	CA	827	U
1	CA	828	U
1	CA	845	A
1	CA	846	U
1	CA	847	U
1	CA	859	G

Continued on next page...

Continued from previous page...

Mol	Chain	Res	Type
1	CA	876	C
1	CA	877	A
1	CA	883	G
1	CA	896	A
1	CA	897	C
1	CA	910	A
1	CA	914	G
1	CA	915	C
1	CA	932	U
1	CA	941	A
1	CA	946	C
1	CA	959	A
1	CA	961	C
1	CA	974	G
1	CA	983	A
1	CA	984	A
1	CA	985	C
1	CA	995	C
1	CA	996	A
1	CA	1005	C
1	CA	1012	U
1	CA	1013	C
1	CA	1021	A
1	CA	1022	G
1	CA	1023	U
1	CA	1026	G
1	CA	1033	U
1	CA	1045	C
1	CA	1046	A
1	CA	1047	G
1	CA	1053	C
1	CA	1059	G
1	CA	1060	U
1	CA	1061	U
1	CA	1062	G
1	CA	1069	A
1	CA	1070	A
1	CA	1072	C
1	CA	1074	G
1	CA	1078	U
1	CA	1080	A
1	CA	1083	U

Continued on next page...

Continued from previous page...

Mol	Chain	Res	Type
1	CA	1084	A
1	CA	1088	A
1	CA	1089	A
1	CA	1094	U
1	CA	1097	U
1	CA	1098	A
1	CA	1110	G
1	CA	1111	A
1	CA	1112	G
1	CA	1130	U
1	CA	1132	U
1	CA	1133	A
1	CA	1135	C
1	CA	1136	G
1	CA	1139	G
1	CA	1142	A
1	CA	1169	A
1	CA	1170	C
1	CA	1171	G
1	CA	1175	A
1	CA	1176	U
1	CA	1180	U
1	CA	1181	U
1	CA	1186	G
1	CA	1236	G
1	CA	1238	G
1	CA	1244	A
1	CA	1248	G
1	CA	1250	G
1	CA	1253	A
1	CA	1256	G
1	CA	1266	G
1	CA	1271	G
1	CA	1272	A
1	CA	1273	U
1	CA	1281	G
1	CA	1300	G
1	CA	1301	A
1	CA	1305	C
1	CA	1306	C
1	CA	1317	G
1	CA	1352	U

Continued on next page...

Continued from previous page...

Mol	Chain	Res	Type
1	CA	1365	A
1	CA	1368	G
1	CA	1378	A
1	CA	1379	U
1	CA	1383	A
1	CA	1386	C
1	CA	1395	A
1	CA	1397	U
1	CA	1416	G
1	CA	1419	A
1	CA	1420	A
1	CA	1427	A
1	CA	1428	C
1	CA	1435	G
1	CA	1452	G
1	CA	1459	G
1	CA	1460	U
1	CA	1476	U
1	CA	1482	G
1	CA	1493	C
1	CA	1504	A
1	CA	1508	A
1	CA	1510	G
1	CA	1515	A
1	CA	1524	G
1	CA	1533	C
1	CA	1535	A
1	CA	1536	C
1	CA	1558	C
1	CA	1566	A
1	CA	1569	A
1	CA	1578	U
1	CA	1581	G
1	CA	1583	A
1	CA	1584	U
1	CA	1585	C
1	CA	1607	C
1	CA	1608	A
1	CA	1610	A
1	CA	1627	G
1	CA	1647	U
1	CA	1648	U

Continued on next page...

Continued from previous page...

Mol	Chain	Res	Type
1	CA	1649	G
1	CA	1652	A
1	CA	1674	G
1	CA	1714	U
1	CA	1715	G
1	CA	1723	G
1	CA	1729	U
1	CA	1730	C
1	CA	1731	G
1	CA	1732	C
1	CA	1737	G
1	CA	1738	G
1	CA	1739	A
1	CA	1744	A
1	CA	1758	U
1	CA	1764	C
1	CA	1773	A
1	CA	1776	G
1	CA	1782	U
1	CA	1791	A
1	CA	1800	C
1	CA	1801	A
1	CA	1802	A
1	CA	1808	A
1	CA	1811	G
1	CA	1816	C
1	CA	1829	A
1	CA	1833	C
1	CA	1847	A
1	CA	1848	A
1	CA	1858	A
1	CA	1866	A
1	CA	1869	G
1	CA	1870	C
1	CA	1871	A
1	CA	1872	A
1	CA	1884	G
1	CA	1906	G
1	CA	1913	A
1	CA	1914	C
1	CA	1927	A
1	CA	1929	G

Continued on next page...

Continued from previous page...

Mol	Chain	Res	Type
1	CA	1930	G
1	CA	1937	A
1	CA	1938	A
1	CA	1955	U
1	CA	1967	C
1	CA	1970	A
1	CA	1971	U
1	CA	1972	G
1	CA	1991	U
1	CA	1993	U
1	CA	1997	C
1	CA	2017	U
1	CA	2020	A
1	CA	2022	U
1	CA	2023	C
1	CA	2027	G
1	CA	2031	A
1	CA	2033	A
1	CA	2043	C
1	CA	2055	C
1	CA	2056	G
1	CA	2060	A
1	CA	2061	G
1	CA	2062	A
1	CA	2069	G
1	CA	2072	C
1	CA	2104	C
1	CA	2105	U
1	CA	2106	U
1	CA	2108	A
1	CA	2109	U
1	CA	2110	G
1	CA	2134	A
1	CA	2135	A
1	CA	2138	G
1	CA	2139	U
1	CA	2140	G
1	CA	2142	A
1	CA	2143	C
1	CA	2144	G
1	CA	2145	C
1	CA	2147	A

Continued on next page...

Continued from previous page...

Mol	Chain	Res	Type
1	CA	2148	G
1	CA	2150	C
1	CA	2151	U
1	CA	2153	C
1	CA	2154	A
1	CA	2155	U
1	CA	2156	G
1	CA	2157	G
1	CA	2180	U
1	CA	2182	U
1	CA	2183	A
1	CA	2185	U
1	CA	2186	G
1	CA	2194	U
1	CA	2198	A
1	CA	2199	A
1	CA	2203	U
1	CA	2204	G
1	CA	2211	A
1	CA	2212	A
1	CA	2214	C
1	CA	2225	A
1	CA	2226	C
1	CA	2238	G
1	CA	2239	G
1	CA	2250	G
1	CA	2268	A
1	CA	2273	A
1	CA	2278	A
1	CA	2283	C
1	CA	2284	A
1	CA	2286	G
1	CA	2287	A
1	CA	2288	A
1	CA	2305	U
1	CA	2308	G
1	CA	2311	A
1	CA	2322	A
1	CA	2325	G
1	CA	2327	A
1	CA	2335	A
1	CA	2336	A

Continued on next page...

Continued from previous page...

Mol	Chain	Res	Type
1	CA	2347	C
1	CA	2354	C
1	CA	2361	G
1	CA	2383	G
1	CA	2385	C
1	CA	2396	G
1	CA	2402	U
1	CA	2403	C
1	CA	2406	A
1	CA	2423	U
1	CA	2424	C
1	CA	2425	A
1	CA	2426	A
1	CA	2428	G
1	CA	2429	G
1	CA	2430	A
1	CA	2435	A
1	CA	2441	U
1	CA	2448	A
1	CA	2476	A
1	CA	2484	G
1	CA	2491	U
1	CA	2498	C
1	CA	2502	G
1	CA	2505	G
1	CA	2506	U
1	CA	2507	C
1	CA	2518	A
1	CA	2529	G
1	CA	2554	U
1	CA	2556	C
1	CA	2566	A
1	CA	2567	G
1	CA	2573	C
1	CA	2576	G
1	CA	2582	G
1	CA	2585	U
1	CA	2602	A
1	CA	2603	G
1	CA	2609	U
1	CA	2613	U
1	CA	2629	U

Continued on next page...

Continued from previous page...

Mol	Chain	Res	Type
1	CA	2663	G
1	CA	2671	G
1	CA	2689	U
1	CA	2690	U
1	CA	2714	G
1	CA	2716	C
1	CA	2733	A
1	CA	2744	G
1	CA	2748	A
1	CA	2757	A
1	CA	2760	C
1	CA	2765	A
1	CA	2769	U
1	CA	2778	A
1	CA	2779	U
1	CA	2791	G
1	CA	2798	U
1	CA	2799	A
1	CA	2800	A
1	CA	2801	G
1	CA	2820	A
1	CA	2821	A
1	CA	2849	U
1	CA	2861	U
1	CA	2867	G
1	CA	2883	A
1	CA	2884	U
1	CA	2885	G
1	CA	2903	U
2	CB	3	C
2	CB	15	A
2	CB	16	G
2	CB	21	G
2	CB	24	G
2	CB	25	U
2	CB	30	C
2	CB	35	C
2	CB	42	C
2	CB	44	G
2	CB	56	G
2	CB	84	G
2	CB	87	U

Continued on next page...

Continued from previous page...

Mol	Chain	Res	Type
2	CB	88	C
2	CB	89	U
2	CB	90	C
2	CB	99	A
2	CB	109	A
33	DA	5	U
33	DA	7	A
33	DA	9	G
33	DA	22	G
33	DA	32	A
33	DA	39	G
33	DA	40	C
33	DA	48	C
33	DA	50	A
33	DA	51	A
33	DA	52	C
33	DA	62	U
33	DA	63	C
33	DA	64	G
33	DA	70	U
33	DA	71	A
33	DA	72	A
33	DA	73	C
33	DA	75	G
33	DA	76	G
33	DA	77	A
33	DA	78	A
33	DA	80	A
33	DA	81	A
33	DA	82	G
33	DA	83	C
33	DA	84	U
33	DA	85	U
33	DA	86	G
33	DA	90	C
33	DA	98	A
33	DA	116	A
33	DA	121	U
33	DA	122	G
33	DA	130	A
33	DA	131	A
33	DA	141	G

Continued on next page...

Continued from previous page...

Mol	Chain	Res	Type
33	DA	143	A
33	DA	144	G
33	DA	159	G
33	DA	163	C
33	DA	164	G
33	DA	166	U
33	DA	173	U
33	DA	177	G
33	DA	182	A
33	DA	191	G
33	DA	205	A
33	DA	209	U
33	DA	210	C
33	DA	211	G
33	DA	240	G
33	DA	245	U
33	DA	247	G
33	DA	251	G
33	DA	258	G
33	DA	266	G
33	DA	267	C
33	DA	273	U
33	DA	285	C
33	DA	289	G
33	DA	321	A
33	DA	328	C
33	DA	329	A
33	DA	332	G
33	DA	344	A
33	DA	345	C
33	DA	346	G
33	DA	347	G
33	DA	352	C
33	DA	354	G
33	DA	367	U
33	DA	372	C
33	DA	373	A
33	DA	384	G
33	DA	392	C
33	DA	406	G
33	DA	408	A
33	DA	411	A

Continued on next page...

Continued from previous page...

Mol	Chain	Res	Type
33	DA	412	A
33	DA	413	G
33	DA	421	U
33	DA	423	G
33	DA	424	G
33	DA	429	U
33	DA	430	A
33	DA	435	A
33	DA	452	A
33	DA	455	G
33	DA	457	G
33	DA	458	U
33	DA	459	A
33	DA	461	A
33	DA	462	G
33	DA	463	U
33	DA	466	A
33	DA	467	U
33	DA	468	A
33	DA	479	U
33	DA	481	G
33	DA	482	A
33	DA	484	G
33	DA	485	U
33	DA	486	U
33	DA	497	G
33	DA	500	G
33	DA	508	U
33	DA	509	A
33	DA	511	C
33	DA	518	C
33	DA	521	G
33	DA	527	G
33	DA	532	A
33	DA	533	A
33	DA	547	A
33	DA	556	C
33	DA	559	A
33	DA	562	U
33	DA	564	C
33	DA	572	A
33	DA	573	A

Continued on next page...

Continued from previous page...

Mol	Chain	Res	Type
33	DA	576	C
33	DA	577	G
33	DA	579	A
33	DA	588	G
33	DA	596	A
33	DA	604	G
33	DA	650	G
33	DA	653	U
33	DA	665	A
33	DA	687	A
33	DA	702	A
33	DA	721	G
33	DA	723	U
33	DA	724	G
33	DA	731	G
33	DA	748	G
33	DA	755	G
33	DA	777	A
33	DA	793	U
33	DA	794	A
33	DA	802	A
33	DA	815	A
33	DA	817	C
33	DA	828	U
33	DA	829	G
33	DA	841	C
33	DA	843	U
33	DA	845	A
33	DA	846	G
33	DA	859	G
33	DA	902	G
33	DA	914	A
33	DA	926	G
33	DA	927	G
33	DA	932	C
33	DA	934	C
33	DA	935	A
33	DA	960	U
33	DA	966	G
33	DA	969	A
33	DA	971	G
33	DA	974	A

Continued on next page...

Continued from previous page...

Mol	Chain	Res	Type
33	DA	975	A
33	DA	976	G
33	DA	977	A
33	DA	983	A
33	DA	993	G
33	DA	1003	G
33	DA	1004	A
33	DA	1008	U
33	DA	1018	G
33	DA	1022	A
33	DA	1027	C
33	DA	1029	U
33	DA	1030	U
33	DA	1031	C
33	DA	1032	G
33	DA	1033	G
33	DA	1034	G
33	DA	1037	C
33	DA	1050	G
33	DA	1054	C
33	DA	1065	U
33	DA	1066	C
33	DA	1086	U
33	DA	1094	G
33	DA	1095	U
33	DA	1101	A
33	DA	1102	A
33	DA	1104	G
33	DA	1108	G
33	DA	1124	G
33	DA	1125	U
33	DA	1130	A
33	DA	1133	G
33	DA	1135	U
33	DA	1137	C
33	DA	1139	G
33	DA	1142	G
33	DA	1146	A
33	DA	1159	U
33	DA	1160	G
33	DA	1167	A
33	DA	1168	U

Continued on next page...

Continued from previous page...

Mol	Chain	Res	Type
33	DA	1181	G
33	DA	1182	G
33	DA	1183	U
33	DA	1196	A
33	DA	1197	A
33	DA	1202	U
33	DA	1212	U
33	DA	1213	A
33	DA	1226	C
33	DA	1227	A
33	DA	1238	A
33	DA	1240	U
33	DA	1249	C
33	DA	1253	G
33	DA	1256	A
33	DA	1279	G
33	DA	1280	A
33	DA	1286	U
33	DA	1287	A
33	DA	1293	C
33	DA	1299	A
33	DA	1302	C
33	DA	1303	C
33	DA	1305	G
33	DA	1316	G
33	DA	1317	C
33	DA	1318	A
33	DA	1322	C
33	DA	1323	G
33	DA	1332	A
33	DA	1336	C
33	DA	1337	G
33	DA	1338	G
33	DA	1346	A
33	DA	1353	G
33	DA	1364	U
33	DA	1371	G
33	DA	1380	U
33	DA	1398	A
33	DA	1406	U
33	DA	1411	C
33	DA	1412	C

Continued on next page...

Continued from previous page...

Mol	Chain	Res	Type
33	DA	1419	G
33	DA	1440	U
33	DA	1441	A
33	DA	1446	A
33	DA	1452	C
33	DA	1454	G
33	DA	1469	C
33	DA	1470	U
33	DA	1475	G
33	DA	1476	A
33	DA	1487	G
33	DA	1492	A
33	DA	1493	A
33	DA	1494	G
33	DA	1497	G
33	DA	1503	A
33	DA	1506	U
33	DA	1517	G
33	DA	1519	A
33	DA	1529	G
33	DA	1530	G
33	DA	1534	A
1	EA	10	A
1	EA	12	U
1	EA	15	G
1	EA	34	U
1	EA	35	G
1	EA	42	A
1	EA	43	G
1	EA	45	G
1	EA	46	G
1	EA	61	C
1	EA	71	A
1	EA	74	A
1	EA	75	G
1	EA	80	G
1	EA	82	U
1	EA	84	A
1	EA	96	C
1	EA	98	G
1	EA	101	A
1	EA	118	A

Continued on next page...

Continued from previous page...

Mol	Chain	Res	Type
1	EA	119	A
1	EA	120	U
1	EA	131	A
1	EA	135	U
1	EA	136	G
1	EA	137	U
1	EA	138	U
1	EA	139	U
1	EA	140	C
1	EA	141	G
1	EA	142	A
1	EA	143	C
1	EA	144	A
1	EA	149	A
1	EA	158	U
1	EA	159	G
1	EA	162	U
1	EA	163	C
1	EA	164	C
1	EA	166	U
1	EA	174	U
1	EA	181	A
1	EA	188	G
1	EA	196	A
1	EA	199	A
1	EA	215	G
1	EA	216	A
1	EA	222	A
1	EA	230	G
1	EA	248	G
1	EA	255	A
1	EA	264	C
1	EA	265	A
1	EA	266	G
1	EA	267	C
1	EA	272	A
1	EA	273	G
1	EA	276	U
1	EA	277	G
1	EA	278	A
1	EA	279	A
1	EA	281	C

Continued on next page...

Continued from previous page...

Mol	Chain	Res	Type
1	EA	285	G
1	EA	302	C
1	EA	311	A
1	EA	329	G
1	EA	330	A
1	EA	346	A
1	EA	347	A
1	EA	353	C
1	EA	355	U
1	EA	361	G
1	EA	362	A
1	EA	371	A
1	EA	372	G
1	EA	382	A
1	EA	383	C
1	EA	386	G
1	EA	396	G
1	EA	404	A
1	EA	405	U
1	EA	411	G
1	EA	412	A
1	EA	424	G
1	EA	455	C
1	EA	461	C
1	EA	480	A
1	EA	481	G
1	EA	490	C
1	EA	491	G
1	EA	504	A
1	EA	505	A
1	EA	509	C
1	EA	528	A
1	EA	529	A
1	EA	532	A
1	EA	533	G
1	EA	538	A
1	EA	543	G
1	EA	544	C
1	EA	546	U
1	EA	547	A
1	EA	548	G
1	EA	549	G

Continued on next page...

Continued from previous page...

Mol	Chain	Res	Type
1	EA	550	C
1	EA	563	A
1	EA	573	U
1	EA	575	A
1	EA	586	A
1	EA	588	U
1	EA	603	A
1	EA	604	G
1	EA	613	A
1	EA	614	A
1	EA	615	U
1	EA	618	G
1	EA	622	G
1	EA	627	A
1	EA	631	A
1	EA	637	A
1	EA	645	C
1	EA	646	U
1	EA	647	G
1	EA	654	A
1	EA	655	A
1	EA	656	G
1	EA	686	U
1	EA	714	U
1	EA	715	A
1	EA	717	C
1	EA	722	A
1	EA	730	A
1	EA	738	G
1	EA	747	U
1	EA	775	G
1	EA	776	G
1	EA	782	A
1	EA	784	G
1	EA	785	G
1	EA	805	G
1	EA	812	C
1	EA	819	A
1	EA	827	U
1	EA	828	U
1	EA	845	A
1	EA	846	U

Continued on next page...

Continued from previous page...

Mol	Chain	Res	Type
1	EA	847	U
1	EA	859	G
1	EA	876	C
1	EA	877	A
1	EA	883	G
1	EA	896	A
1	EA	897	C
1	EA	902	C
1	EA	910	A
1	EA	914	G
1	EA	915	C
1	EA	932	U
1	EA	941	A
1	EA	946	C
1	EA	959	A
1	EA	961	C
1	EA	974	G
1	EA	983	A
1	EA	995	C
1	EA	996	A
1	EA	1012	U
1	EA	1013	C
1	EA	1021	A
1	EA	1022	G
1	EA	1023	U
1	EA	1025	G
1	EA	1026	G
1	EA	1033	U
1	EA	1045	C
1	EA	1046	A
1	EA	1047	G
1	EA	1053	C
1	EA	1059	G
1	EA	1060	U
1	EA	1061	U
1	EA	1062	G
1	EA	1069	A
1	EA	1070	A
1	EA	1072	C
1	EA	1078	U
1	EA	1080	A
1	EA	1083	U

Continued on next page...

Continued from previous page...

Mol	Chain	Res	Type
1	EA	1084	A
1	EA	1088	A
1	EA	1089	A
1	EA	1097	U
1	EA	1098	A
1	EA	1110	G
1	EA	1111	A
1	EA	1112	G
1	EA	1130	U
1	EA	1132	U
1	EA	1133	A
1	EA	1135	C
1	EA	1136	G
1	EA	1139	G
1	EA	1142	A
1	EA	1155	A
1	EA	1169	A
1	EA	1170	C
1	EA	1171	G
1	EA	1174	U
1	EA	1175	A
1	EA	1176	U
1	EA	1177	G
1	EA	1180	U
1	EA	1181	U
1	EA	1186	G
1	EA	1236	G
1	EA	1238	G
1	EA	1244	A
1	EA	1248	G
1	EA	1250	G
1	EA	1253	A
1	EA	1256	G
1	EA	1266	G
1	EA	1271	G
1	EA	1272	A
1	EA	1273	U
1	EA	1281	G
1	EA	1300	G
1	EA	1301	A
1	EA	1305	C
1	EA	1306	C

Continued on next page...

Continued from previous page...

Mol	Chain	Res	Type
1	EA	1317	G
1	EA	1352	U
1	EA	1365	A
1	EA	1368	G
1	EA	1378	A
1	EA	1379	U
1	EA	1383	A
1	EA	1386	C
1	EA	1395	A
1	EA	1397	U
1	EA	1416	G
1	EA	1419	A
1	EA	1420	A
1	EA	1427	A
1	EA	1428	C
1	EA	1435	G
1	EA	1452	G
1	EA	1453	A
1	EA	1459	G
1	EA	1476	U
1	EA	1482	G
1	EA	1493	C
1	EA	1504	A
1	EA	1508	A
1	EA	1509	A
1	EA	1510	G
1	EA	1515	A
1	EA	1524	G
1	EA	1531	C
1	EA	1533	C
1	EA	1535	A
1	EA	1536	C
1	EA	1566	A
1	EA	1569	A
1	EA	1578	U
1	EA	1581	G
1	EA	1583	A
1	EA	1584	U
1	EA	1585	C
1	EA	1607	C
1	EA	1608	A
1	EA	1610	A

Continued on next page...

Continued from previous page...

Mol	Chain	Res	Type
1	EA	1627	G
1	EA	1647	U
1	EA	1648	U
1	EA	1649	G
1	EA	1652	A
1	EA	1674	G
1	EA	1714	U
1	EA	1715	G
1	EA	1723	G
1	EA	1729	U
1	EA	1730	C
1	EA	1732	C
1	EA	1733	G
1	EA	1737	G
1	EA	1738	G
1	EA	1739	A
1	EA	1744	A
1	EA	1758	U
1	EA	1764	C
1	EA	1773	A
1	EA	1776	G
1	EA	1782	U
1	EA	1791	A
1	EA	1800	C
1	EA	1801	A
1	EA	1802	A
1	EA	1808	A
1	EA	1811	G
1	EA	1816	C
1	EA	1829	A
1	EA	1833	C
1	EA	1847	A
1	EA	1848	A
1	EA	1858	A
1	EA	1869	G
1	EA	1870	C
1	EA	1871	A
1	EA	1872	A
1	EA	1884	G
1	EA	1906	G
1	EA	1913	A
1	EA	1914	C

Continued on next page...

Continued from previous page...

Mol	Chain	Res	Type
1	EA	1927	A
1	EA	1929	G
1	EA	1930	G
1	EA	1937	A
1	EA	1938	A
1	EA	1955	U
1	EA	1967	C
1	EA	1970	A
1	EA	1971	U
1	EA	1972	G
1	EA	1991	U
1	EA	1993	U
1	EA	1997	C
1	EA	2017	U
1	EA	2020	A
1	EA	2022	U
1	EA	2023	C
1	EA	2031	A
1	EA	2033	A
1	EA	2043	C
1	EA	2055	C
1	EA	2056	G
1	EA	2060	A
1	EA	2061	G
1	EA	2062	A
1	EA	2069	G
1	EA	2072	C
1	EA	2104	C
1	EA	2105	U
1	EA	2106	U
1	EA	2107	G
1	EA	2108	A
1	EA	2110	G
1	EA	2134	A
1	EA	2137	U
1	EA	2138	G
1	EA	2139	U
1	EA	2140	G
1	EA	2142	A
1	EA	2143	C
1	EA	2144	G
1	EA	2145	C

Continued on next page...

Continued from previous page...

Mol	Chain	Res	Type
1	EA	2146	C
1	EA	2147	A
1	EA	2148	G
1	EA	2149	U
1	EA	2150	C
1	EA	2151	U
1	EA	2152	G
1	EA	2153	C
1	EA	2154	A
1	EA	2156	G
1	EA	2180	U
1	EA	2181	U
1	EA	2182	U
1	EA	2183	A
1	EA	2185	U
1	EA	2186	G
1	EA	2187	U
1	EA	2194	U
1	EA	2198	A
1	EA	2199	A
1	EA	2203	U
1	EA	2204	G
1	EA	2211	A
1	EA	2212	A
1	EA	2214	C
1	EA	2225	A
1	EA	2226	C
1	EA	2238	G
1	EA	2239	G
1	EA	2250	G
1	EA	2268	A
1	EA	2273	A
1	EA	2278	A
1	EA	2283	C
1	EA	2284	A
1	EA	2286	G
1	EA	2287	A
1	EA	2305	U
1	EA	2308	G
1	EA	2311	A
1	EA	2317	A
1	EA	2322	A

Continued on next page...

Continued from previous page...

Mol	Chain	Res	Type
1	EA	2325	G
1	EA	2327	A
1	EA	2335	A
1	EA	2336	A
1	EA	2347	C
1	EA	2354	C
1	EA	2383	G
1	EA	2385	C
1	EA	2396	G
1	EA	2402	U
1	EA	2403	C
1	EA	2406	A
1	EA	2423	U
1	EA	2424	C
1	EA	2425	A
1	EA	2426	A
1	EA	2428	G
1	EA	2429	G
1	EA	2430	A
1	EA	2435	A
1	EA	2441	U
1	EA	2448	A
1	EA	2476	A
1	EA	2484	G
1	EA	2491	U
1	EA	2498	C
1	EA	2502	G
1	EA	2505	G
1	EA	2506	U
1	EA	2507	C
1	EA	2518	A
1	EA	2529	G
1	EA	2554	U
1	EA	2556	C
1	EA	2566	A
1	EA	2567	G
1	EA	2573	C
1	EA	2582	G
1	EA	2585	U
1	EA	2602	A
1	EA	2603	G
1	EA	2609	U

Continued on next page...

Continued from previous page...

Mol	Chain	Res	Type
1	EA	2613	U
1	EA	2629	U
1	EA	2663	G
1	EA	2671	G
1	EA	2689	U
1	EA	2690	U
1	EA	2714	G
1	EA	2716	C
1	EA	2733	A
1	EA	2744	G
1	EA	2748	A
1	EA	2757	A
1	EA	2760	C
1	EA	2765	A
1	EA	2769	U
1	EA	2778	A
1	EA	2779	U
1	EA	2791	G
1	EA	2798	U
1	EA	2799	A
1	EA	2800	A
1	EA	2801	G
1	EA	2820	A
1	EA	2821	A
1	EA	2849	U
1	EA	2861	U
1	EA	2867	G
1	EA	2883	A
1	EA	2884	U
1	EA	2885	G
1	EA	2903	U
2	EB	3	C
2	EB	15	A
2	EB	16	G
2	EB	21	G
2	EB	25	U
2	EB	30	C
2	EB	35	C
2	EB	42	C
2	EB	44	G
2	EB	56	G
2	EB	84	G

Continued on next page...

Continued from previous page...

Mol	Chain	Res	Type
2	EB	87	U
2	EB	88	C
2	EB	89	U
2	EB	90	C
2	EB	99	A
2	EB	109	A
33	FA	5	U
33	FA	7	A
33	FA	9	G
33	FA	32	A
33	FA	39	G
33	FA	40	C
33	FA	47	C
33	FA	48	C
33	FA	50	A
33	FA	51	A
33	FA	52	C
33	FA	70	U
33	FA	71	A
33	FA	72	A
33	FA	73	C
33	FA	75	G
33	FA	76	G
33	FA	77	A
33	FA	80	A
33	FA	81	A
33	FA	82	G
33	FA	83	C
33	FA	84	U
33	FA	85	U
33	FA	86	G
33	FA	89	U
33	FA	90	C
33	FA	92	U
33	FA	98	A
33	FA	116	A
33	FA	121	U
33	FA	122	G
33	FA	130	A
33	FA	131	A
33	FA	141	G
33	FA	143	A

Continued on next page...

Continued from previous page...

Mol	Chain	Res	Type
33	FA	144	G
33	FA	159	G
33	FA	163	C
33	FA	164	G
33	FA	166	U
33	FA	173	U
33	FA	177	G
33	FA	182	A
33	FA	191	G
33	FA	205	A
33	FA	206	C
33	FA	208	U
33	FA	209	U
33	FA	210	C
33	FA	211	G
33	FA	240	G
33	FA	245	U
33	FA	247	G
33	FA	251	G
33	FA	258	G
33	FA	266	G
33	FA	267	C
33	FA	273	U
33	FA	285	C
33	FA	289	G
33	FA	321	A
33	FA	328	C
33	FA	329	A
33	FA	332	G
33	FA	344	A
33	FA	345	C
33	FA	346	G
33	FA	347	G
33	FA	352	C
33	FA	354	G
33	FA	367	U
33	FA	372	C
33	FA	373	A
33	FA	384	G
33	FA	392	C
33	FA	406	G
33	FA	408	A

Continued on next page...

Continued from previous page...

Mol	Chain	Res	Type
33	FA	411	A
33	FA	412	A
33	FA	413	G
33	FA	421	U
33	FA	423	G
33	FA	424	G
33	FA	429	U
33	FA	430	A
33	FA	435	A
33	FA	452	A
33	FA	455	G
33	FA	457	G
33	FA	458	U
33	FA	459	A
33	FA	461	A
33	FA	462	G
33	FA	463	U
33	FA	467	U
33	FA	468	A
33	FA	479	U
33	FA	481	G
33	FA	482	A
33	FA	484	G
33	FA	485	U
33	FA	486	U
33	FA	497	G
33	FA	500	G
33	FA	508	U
33	FA	511	C
33	FA	518	C
33	FA	521	G
33	FA	527	G
33	FA	532	A
33	FA	533	A
33	FA	547	A
33	FA	556	C
33	FA	559	A
33	FA	562	U
33	FA	564	C
33	FA	572	A
33	FA	573	A
33	FA	576	C

Continued on next page...

Continued from previous page...

Mol	Chain	Res	Type
33	FA	577	G
33	FA	579	A
33	FA	588	G
33	FA	596	A
33	FA	604	G
33	FA	653	U
33	FA	665	A
33	FA	675	A
33	FA	702	A
33	FA	721	G
33	FA	723	U
33	FA	724	G
33	FA	731	G
33	FA	748	G
33	FA	755	G
33	FA	777	A
33	FA	793	U
33	FA	794	A
33	FA	802	A
33	FA	815	A
33	FA	817	C
33	FA	828	U
33	FA	829	G
33	FA	841	C
33	FA	843	U
33	FA	844	G
33	FA	845	A
33	FA	846	G
33	FA	859	G
33	FA	902	G
33	FA	914	A
33	FA	926	G
33	FA	927	G
33	FA	932	C
33	FA	934	C
33	FA	935	A
33	FA	960	U
33	FA	966	G
33	FA	969	A
33	FA	971	G
33	FA	974	A
33	FA	975	A

Continued on next page...

Continued from previous page...

Mol	Chain	Res	Type
33	FA	976	G
33	FA	977	A
33	FA	983	A
33	FA	993	G
33	FA	1003	G
33	FA	1004	A
33	FA	1008	U
33	FA	1018	G
33	FA	1022	A
33	FA	1027	C
33	FA	1029	U
33	FA	1030	U
33	FA	1031	C
33	FA	1032	G
33	FA	1033	G
33	FA	1034	G
33	FA	1037	C
33	FA	1050	G
33	FA	1052	U
33	FA	1054	C
33	FA	1065	U
33	FA	1066	C
33	FA	1086	U
33	FA	1094	G
33	FA	1095	U
33	FA	1101	A
33	FA	1102	A
33	FA	1104	G
33	FA	1108	G
33	FA	1124	G
33	FA	1125	U
33	FA	1130	A
33	FA	1133	G
33	FA	1135	U
33	FA	1137	C
33	FA	1139	G
33	FA	1142	G
33	FA	1159	U
33	FA	1160	G
33	FA	1167	A
33	FA	1168	U
33	FA	1181	G

Continued on next page...

Continued from previous page...

Mol	Chain	Res	Type
33	FA	1182	G
33	FA	1183	U
33	FA	1196	A
33	FA	1197	A
33	FA	1202	U
33	FA	1212	U
33	FA	1213	A
33	FA	1226	C
33	FA	1227	A
33	FA	1238	A
33	FA	1240	U
33	FA	1249	C
33	FA	1253	G
33	FA	1256	A
33	FA	1279	G
33	FA	1280	A
33	FA	1286	U
33	FA	1287	A
33	FA	1293	C
33	FA	1299	A
33	FA	1302	C
33	FA	1303	C
33	FA	1305	G
33	FA	1316	G
33	FA	1317	C
33	FA	1318	A
33	FA	1322	C
33	FA	1323	G
33	FA	1332	A
33	FA	1336	C
33	FA	1337	G
33	FA	1346	A
33	FA	1353	G
33	FA	1364	U
33	FA	1371	G
33	FA	1380	U
33	FA	1398	A
33	FA	1406	U
33	FA	1411	C
33	FA	1419	G
33	FA	1440	U
33	FA	1441	A

Continued on next page...

Continued from previous page...

Mol	Chain	Res	Type
33	FA	1446	A
33	FA	1452	C
33	FA	1454	G
33	FA	1469	C
33	FA	1470	U
33	FA	1476	A
33	FA	1487	G
33	FA	1492	A
33	FA	1493	A
33	FA	1494	G
33	FA	1497	G
33	FA	1499	A
33	FA	1503	A
33	FA	1506	U
33	FA	1517	G
33	FA	1519	A
33	FA	1529	G
33	FA	1530	G
33	FA	1534	A
1	GA	10	A
1	GA	12	U
1	GA	15	G
1	GA	34	U
1	GA	35	G
1	GA	42	A
1	GA	43	G
1	GA	45	G
1	GA	46	G
1	GA	61	C
1	GA	71	A
1	GA	74	A
1	GA	75	G
1	GA	80	G
1	GA	82	U
1	GA	84	A
1	GA	96	C
1	GA	98	G
1	GA	101	A
1	GA	118	A
1	GA	119	A
1	GA	120	U
1	GA	131	A

Continued on next page...

Continued from previous page...

Mol	Chain	Res	Type
1	GA	135	U
1	GA	136	G
1	GA	137	U
1	GA	138	U
1	GA	139	U
1	GA	140	C
1	GA	141	G
1	GA	142	A
1	GA	143	C
1	GA	144	A
1	GA	149	A
1	GA	158	U
1	GA	159	G
1	GA	162	U
1	GA	163	C
1	GA	164	C
1	GA	166	U
1	GA	174	U
1	GA	181	A
1	GA	188	G
1	GA	196	A
1	GA	199	A
1	GA	215	G
1	GA	216	A
1	GA	222	A
1	GA	230	G
1	GA	248	G
1	GA	255	A
1	GA	264	C
1	GA	265	A
1	GA	266	G
1	GA	267	C
1	GA	272	A
1	GA	273	G
1	GA	276	U
1	GA	277	G
1	GA	278	A
1	GA	281	C
1	GA	285	G
1	GA	302	C
1	GA	311	A
1	GA	329	G

Continued on next page...

Continued from previous page...

Mol	Chain	Res	Type
1	GA	330	A
1	GA	346	A
1	GA	353	C
1	GA	355	U
1	GA	361	G
1	GA	362	A
1	GA	371	A
1	GA	372	G
1	GA	382	A
1	GA	383	C
1	GA	386	G
1	GA	396	G
1	GA	404	A
1	GA	405	U
1	GA	411	G
1	GA	412	A
1	GA	424	G
1	GA	455	C
1	GA	461	C
1	GA	480	A
1	GA	481	G
1	GA	490	C
1	GA	491	G
1	GA	504	A
1	GA	505	A
1	GA	509	C
1	GA	528	A
1	GA	529	A
1	GA	532	A
1	GA	533	G
1	GA	538	A
1	GA	543	G
1	GA	544	C
1	GA	546	U
1	GA	547	A
1	GA	548	G
1	GA	549	G
1	GA	550	C
1	GA	563	A
1	GA	573	U
1	GA	575	A
1	GA	586	A

Continued on next page...

Continued from previous page...

Mol	Chain	Res	Type
1	GA	588	U
1	GA	603	A
1	GA	604	G
1	GA	613	A
1	GA	614	A
1	GA	615	U
1	GA	618	G
1	GA	622	G
1	GA	627	A
1	GA	631	A
1	GA	637	A
1	GA	645	C
1	GA	646	U
1	GA	647	G
1	GA	654	A
1	GA	655	A
1	GA	656	G
1	GA	686	U
1	GA	714	U
1	GA	715	A
1	GA	717	C
1	GA	722	A
1	GA	730	A
1	GA	738	G
1	GA	747	U
1	GA	775	G
1	GA	776	G
1	GA	782	A
1	GA	784	G
1	GA	785	G
1	GA	789	A
1	GA	805	G
1	GA	812	C
1	GA	819	A
1	GA	827	U
1	GA	828	U
1	GA	845	A
1	GA	846	U
1	GA	847	U
1	GA	859	G
1	GA	876	C
1	GA	877	A

Continued on next page...

Continued from previous page...

Mol	Chain	Res	Type
1	GA	878	A
1	GA	883	G
1	GA	884	U
1	GA	896	A
1	GA	897	C
1	GA	902	C
1	GA	910	A
1	GA	914	G
1	GA	932	U
1	GA	941	A
1	GA	946	C
1	GA	959	A
1	GA	961	C
1	GA	974	G
1	GA	983	A
1	GA	984	A
1	GA	985	C
1	GA	995	C
1	GA	996	A
1	GA	1005	C
1	GA	1012	U
1	GA	1013	C
1	GA	1021	A
1	GA	1022	G
1	GA	1023	U
1	GA	1025	G
1	GA	1026	G
1	GA	1033	U
1	GA	1045	C
1	GA	1046	A
1	GA	1047	G
1	GA	1053	C
1	GA	1059	G
1	GA	1060	U
1	GA	1061	U
1	GA	1062	G
1	GA	1067	A
1	GA	1069	A
1	GA	1070	A
1	GA	1072	C
1	GA	1074	G
1	GA	1078	U

Continued on next page...

Continued from previous page...

Mol	Chain	Res	Type
1	GA	1080	A
1	GA	1083	U
1	GA	1084	A
1	GA	1088	A
1	GA	1089	A
1	GA	1097	U
1	GA	1098	A
1	GA	1110	G
1	GA	1112	G
1	GA	1130	U
1	GA	1132	U
1	GA	1133	A
1	GA	1135	C
1	GA	1136	G
1	GA	1139	G
1	GA	1142	A
1	GA	1169	A
1	GA	1170	C
1	GA	1171	G
1	GA	1175	A
1	GA	1176	U
1	GA	1180	U
1	GA	1181	U
1	GA	1186	G
1	GA	1236	G
1	GA	1238	G
1	GA	1244	A
1	GA	1248	G
1	GA	1250	G
1	GA	1253	A
1	GA	1256	G
1	GA	1266	G
1	GA	1271	G
1	GA	1272	A
1	GA	1273	U
1	GA	1281	G
1	GA	1300	G
1	GA	1301	A
1	GA	1305	C
1	GA	1306	C
1	GA	1313	U
1	GA	1317	G

Continued on next page...

Continued from previous page...

Mol	Chain	Res	Type
1	GA	1352	U
1	GA	1365	A
1	GA	1368	G
1	GA	1378	A
1	GA	1379	U
1	GA	1383	A
1	GA	1386	C
1	GA	1395	A
1	GA	1397	U
1	GA	1416	G
1	GA	1419	A
1	GA	1420	A
1	GA	1427	A
1	GA	1428	C
1	GA	1434	A
1	GA	1435	G
1	GA	1452	G
1	GA	1459	G
1	GA	1476	U
1	GA	1482	G
1	GA	1493	C
1	GA	1503	A
1	GA	1504	A
1	GA	1508	A
1	GA	1510	G
1	GA	1512	C
1	GA	1515	A
1	GA	1524	G
1	GA	1531	C
1	GA	1533	C
1	GA	1535	A
1	GA	1536	C
1	GA	1566	A
1	GA	1569	A
1	GA	1578	U
1	GA	1581	G
1	GA	1583	A
1	GA	1584	U
1	GA	1585	C
1	GA	1607	C
1	GA	1608	A
1	GA	1610	A

Continued on next page...

Continued from previous page...

Mol	Chain	Res	Type
1	GA	1627	G
1	GA	1647	U
1	GA	1648	U
1	GA	1649	G
1	GA	1652	A
1	GA	1674	G
1	GA	1714	U
1	GA	1715	G
1	GA	1723	G
1	GA	1729	U
1	GA	1730	C
1	GA	1731	G
1	GA	1732	C
1	GA	1737	G
1	GA	1738	G
1	GA	1739	A
1	GA	1744	A
1	GA	1758	U
1	GA	1764	C
1	GA	1773	A
1	GA	1791	A
1	GA	1800	C
1	GA	1801	A
1	GA	1802	A
1	GA	1808	A
1	GA	1811	G
1	GA	1816	C
1	GA	1833	C
1	GA	1847	A
1	GA	1848	A
1	GA	1858	A
1	GA	1869	G
1	GA	1870	C
1	GA	1871	A
1	GA	1872	A
1	GA	1884	G
1	GA	1906	G
1	GA	1913	A
1	GA	1914	C
1	GA	1927	A
1	GA	1929	G
1	GA	1930	G

Continued on next page...

Continued from previous page...

Mol	Chain	Res	Type
1	GA	1937	A
1	GA	1938	A
1	GA	1955	U
1	GA	1967	C
1	GA	1970	A
1	GA	1971	U
1	GA	1972	G
1	GA	1991	U
1	GA	1993	U
1	GA	1997	C
1	GA	2017	U
1	GA	2020	A
1	GA	2022	U
1	GA	2023	C
1	GA	2031	A
1	GA	2033	A
1	GA	2043	C
1	GA	2055	C
1	GA	2056	G
1	GA	2060	A
1	GA	2061	G
1	GA	2062	A
1	GA	2069	G
1	GA	2072	C
1	GA	2104	C
1	GA	2105	U
1	GA	2106	U
1	GA	2107	G
1	GA	2108	A
1	GA	2109	U
1	GA	2110	G
1	GA	2134	A
1	GA	2135	A
1	GA	2137	U
1	GA	2138	G
1	GA	2140	G
1	GA	2141	G
1	GA	2142	A
1	GA	2143	C
1	GA	2144	G
1	GA	2145	C
1	GA	2147	A

Continued on next page...

Continued from previous page...

Mol	Chain	Res	Type
1	GA	2148	G
1	GA	2149	U
1	GA	2150	C
1	GA	2151	U
1	GA	2152	G
1	GA	2153	C
1	GA	2155	U
1	GA	2156	G
1	GA	2157	G
1	GA	2180	U
1	GA	2182	U
1	GA	2183	A
1	GA	2185	U
1	GA	2186	G
1	GA	2194	U
1	GA	2198	A
1	GA	2199	A
1	GA	2203	U
1	GA	2204	G
1	GA	2211	A
1	GA	2212	A
1	GA	2214	C
1	GA	2225	A
1	GA	2226	C
1	GA	2238	G
1	GA	2239	G
1	GA	2250	G
1	GA	2268	A
1	GA	2273	A
1	GA	2278	A
1	GA	2283	C
1	GA	2284	A
1	GA	2286	G
1	GA	2287	A
1	GA	2288	A
1	GA	2305	U
1	GA	2308	G
1	GA	2311	A
1	GA	2317	A
1	GA	2322	A
1	GA	2325	G
1	GA	2327	A

Continued on next page...

Continued from previous page...

Mol	Chain	Res	Type
1	GA	2335	A
1	GA	2336	A
1	GA	2347	C
1	GA	2354	C
1	GA	2361	G
1	GA	2383	G
1	GA	2385	C
1	GA	2396	G
1	GA	2402	U
1	GA	2403	C
1	GA	2406	A
1	GA	2423	U
1	GA	2424	C
1	GA	2425	A
1	GA	2426	A
1	GA	2428	G
1	GA	2429	G
1	GA	2430	A
1	GA	2435	A
1	GA	2441	U
1	GA	2448	A
1	GA	2476	A
1	GA	2484	G
1	GA	2491	U
1	GA	2498	C
1	GA	2502	G
1	GA	2505	G
1	GA	2506	U
1	GA	2507	C
1	GA	2518	A
1	GA	2529	G
1	GA	2554	U
1	GA	2566	A
1	GA	2567	G
1	GA	2573	C
1	GA	2585	U
1	GA	2602	A
1	GA	2603	G
1	GA	2609	U
1	GA	2613	U
1	GA	2629	U
1	GA	2663	G

Continued on next page...

Continued from previous page...

Mol	Chain	Res	Type
1	GA	2671	G
1	GA	2689	U
1	GA	2690	U
1	GA	2714	G
1	GA	2716	C
1	GA	2726	A
1	GA	2733	A
1	GA	2744	G
1	GA	2748	A
1	GA	2757	A
1	GA	2760	C
1	GA	2765	A
1	GA	2769	U
1	GA	2778	A
1	GA	2779	U
1	GA	2791	G
1	GA	2798	U
1	GA	2800	A
1	GA	2801	G
1	GA	2820	A
1	GA	2821	A
1	GA	2849	U
1	GA	2861	U
1	GA	2867	G
1	GA	2883	A
1	GA	2884	U
1	GA	2885	G
1	GA	2903	U
2	GB	3	C
2	GB	15	A
2	GB	16	G
2	GB	21	G
2	GB	24	G
2	GB	25	U
2	GB	30	C
2	GB	35	C
2	GB	42	C
2	GB	44	G
2	GB	56	G
2	GB	84	G
2	GB	87	U
2	GB	88	C

Continued on next page...

Continued from previous page...

Mol	Chain	Res	Type
2	GB	89	U
2	GB	90	C
2	GB	99	A
2	GB	109	A
2	GB	119	A
33	HA	4	U
33	HA	5	U
33	HA	7	A
33	HA	9	G
33	HA	32	A
33	HA	39	G
33	HA	40	C
33	HA	47	C
33	HA	48	C
33	HA	51	A
33	HA	52	C
33	HA	70	U
33	HA	71	A
33	HA	72	A
33	HA	73	C
33	HA	75	G
33	HA	76	G
33	HA	77	A
33	HA	78	A
33	HA	79	G
33	HA	80	A
33	HA	81	A
33	HA	82	G
33	HA	83	C
33	HA	85	U
33	HA	86	G
33	HA	89	U
33	HA	90	C
33	HA	92	U
33	HA	98	A
33	HA	116	A
33	HA	121	U
33	HA	122	G
33	HA	130	A
33	HA	131	A
33	HA	141	G
33	HA	143	A

Continued on next page...

Continued from previous page...

Mol	Chain	Res	Type
33	HA	144	G
33	HA	159	G
33	HA	163	C
33	HA	164	G
33	HA	166	U
33	HA	173	U
33	HA	177	G
33	HA	182	A
33	HA	183	C
33	HA	191	G
33	HA	205	A
33	HA	208	U
33	HA	209	U
33	HA	210	C
33	HA	211	G
33	HA	240	G
33	HA	245	U
33	HA	247	G
33	HA	251	G
33	HA	258	G
33	HA	266	G
33	HA	267	C
33	HA	273	U
33	HA	285	C
33	HA	289	G
33	HA	321	A
33	HA	328	C
33	HA	329	A
33	HA	330	C
33	HA	332	G
33	HA	344	A
33	HA	345	C
33	HA	346	G
33	HA	347	G
33	HA	352	C
33	HA	354	G
33	HA	367	U
33	HA	372	C
33	HA	373	A
33	HA	384	G
33	HA	392	C
33	HA	406	G

Continued on next page...

Continued from previous page...

Mol	Chain	Res	Type
33	HA	408	A
33	HA	411	A
33	HA	412	A
33	HA	413	G
33	HA	421	U
33	HA	423	G
33	HA	424	G
33	HA	429	U
33	HA	430	A
33	HA	435	A
33	HA	441	A
33	HA	452	A
33	HA	455	G
33	HA	457	G
33	HA	458	U
33	HA	459	A
33	HA	461	A
33	HA	462	G
33	HA	463	U
33	HA	466	A
33	HA	467	U
33	HA	468	A
33	HA	481	G
33	HA	482	A
33	HA	484	G
33	HA	485	U
33	HA	486	U
33	HA	497	G
33	HA	498	A
33	HA	500	G
33	HA	508	U
33	HA	509	A
33	HA	511	C
33	HA	518	C
33	HA	521	G
33	HA	527	G
33	HA	532	A
33	HA	533	A
33	HA	547	A
33	HA	556	C
33	HA	559	A
33	HA	562	U

Continued on next page...

Continued from previous page...

Mol	Chain	Res	Type
33	HA	564	C
33	HA	572	A
33	HA	573	A
33	HA	576	C
33	HA	577	G
33	HA	579	A
33	HA	588	G
33	HA	596	A
33	HA	604	G
33	HA	650	G
33	HA	653	U
33	HA	665	A
33	HA	675	A
33	HA	702	A
33	HA	721	G
33	HA	723	U
33	HA	724	G
33	HA	731	G
33	HA	748	G
33	HA	755	G
33	HA	777	A
33	HA	793	U
33	HA	794	A
33	HA	802	A
33	HA	815	A
33	HA	817	C
33	HA	828	U
33	HA	829	G
33	HA	841	C
33	HA	843	U
33	HA	845	A
33	HA	846	G
33	HA	859	G
33	HA	902	G
33	HA	914	A
33	HA	926	G
33	HA	927	G
33	HA	932	C
33	HA	934	C
33	HA	935	A
33	HA	960	U
33	HA	966	G

Continued on next page...

Continued from previous page...

Mol	Chain	Res	Type
33	HA	969	A
33	HA	971	G
33	HA	974	A
33	HA	975	A
33	HA	976	G
33	HA	977	A
33	HA	983	A
33	HA	993	G
33	HA	1003	G
33	HA	1004	A
33	HA	1008	U
33	HA	1018	G
33	HA	1022	A
33	HA	1027	C
33	HA	1029	U
33	HA	1030	U
33	HA	1031	C
33	HA	1033	G
33	HA	1034	G
33	HA	1037	C
33	HA	1050	G
33	HA	1054	C
33	HA	1065	U
33	HA	1066	C
33	HA	1086	U
33	HA	1094	G
33	HA	1095	U
33	HA	1101	A
33	HA	1102	A
33	HA	1104	G
33	HA	1108	G
33	HA	1124	G
33	HA	1125	U
33	HA	1130	A
33	HA	1133	G
33	HA	1135	U
33	HA	1136	C
33	HA	1137	C
33	HA	1139	G
33	HA	1142	G
33	HA	1159	U
33	HA	1160	G

Continued on next page...

Continued from previous page...

Mol	Chain	Res	Type
33	HA	1167	A
33	HA	1168	U
33	HA	1169	A
33	HA	1181	G
33	HA	1182	G
33	HA	1183	U
33	HA	1196	A
33	HA	1197	A
33	HA	1202	U
33	HA	1212	U
33	HA	1213	A
33	HA	1226	C
33	HA	1227	A
33	HA	1238	A
33	HA	1240	U
33	HA	1249	C
33	HA	1250	A
33	HA	1253	G
33	HA	1256	A
33	HA	1279	G
33	HA	1280	A
33	HA	1286	U
33	HA	1287	A
33	HA	1292	G
33	HA	1293	C
33	HA	1299	A
33	HA	1302	C
33	HA	1303	C
33	HA	1305	G
33	HA	1316	G
33	HA	1317	C
33	HA	1318	A
33	HA	1322	C
33	HA	1323	G
33	HA	1332	A
33	HA	1336	C
33	HA	1337	G
33	HA	1346	A
33	HA	1353	G
33	HA	1364	U
33	HA	1371	G
33	HA	1380	U

Continued on next page...

Continued from previous page...

Mol	Chain	Res	Type
33	HA	1398	A
33	HA	1406	U
33	HA	1411	C
33	HA	1412	C
33	HA	1419	G
33	HA	1441	A
33	HA	1446	A
33	HA	1452	C
33	HA	1453	G
33	HA	1454	G
33	HA	1469	C
33	HA	1470	U
33	HA	1476	A
33	HA	1487	G
33	HA	1492	A
33	HA	1493	A
33	HA	1494	G
33	HA	1497	G
33	HA	1499	A
33	HA	1503	A
33	HA	1506	U
33	HA	1517	G
33	HA	1519	A
33	HA	1529	G
33	HA	1530	G
33	HA	1534	A

There are no RNA pucker outliers to report.

5.4 Non-standard residues in protein, DNA, RNA chains ⓘ

12 non-standard protein/DNA/RNA residues are modelled in this entry.

In the following table, the Counts columns list the number of bonds (or angles) for which Mogul statistics could be retrieved, the number of bonds (or angles) that are observed in the model and the number of bonds (or angles) that are defined in the chemical component dictionary. The Link column lists molecule types, if any, to which the group is linked. The Z score for a bond length (or angle) is the number of standard deviations the observed value is removed from the expected value. A bond length (or angle) with $|Z| > 2$ is considered an outlier worth inspection. RMSZ is the root-mean-square of all Z scores of the bond lengths (or angles).

Mol	Type	Chain	Res	Link	Bond lengths			Bond angles		
					Counts	RMSZ	# Z > 2	Counts	RMSZ	# Z > 2
55	KBE	BW	1	55	8,8,9	1.03	1 (12%)	7,8,10	1.00	1 (14%)
55	DPP	BW	2	55	4,5,6	1.11	0	1,5,7	1.50	0
55	UAL	BW	5	55	8,8,9	3.48	5 (62%)	4,9,11	4.60	1 (25%)
55	5OH	BW	6	55	8,12,13	1.51	1 (12%)	5,16,18	1.42	1 (20%)
55	KBE	DW	1	55	8,8,9	1.05	1 (12%)	7,8,10	1.05	1 (14%)
55	DPP	DW	2	55	4,5,6	0.86	0	1,5,7	1.50	0
55	UAL	DW	5	55	8,8,9	3.21	5 (62%)	4,9,11	4.40	1 (25%)
55	5OH	DW	6	55	8,12,13	1.57	2 (25%)	5,16,18	1.50	1 (20%)
55	KBE	FW	1	55	8,8,9	1.09	1 (12%)	7,8,10	1.84	1 (14%)
55	DPP	FW	2	55	4,5,6	1.35	1 (25%)	1,5,7	1.42	0
55	UAL	FW	5	55	8,8,9	3.10	5 (62%)	4,9,11	2.76	1 (25%)
55	5OH	FW	6	55	8,12,13	1.79	2 (25%)	5,16,18	1.75	2 (40%)

In the following table, the Chirals column lists the number of chiral outliers, the number of chiral centers analysed, the number of these observed in the model and the number defined in the chemical component dictionary. Similar counts are reported in the Torsion and Rings columns. '-' means no outliers of that kind were identified.

Mol	Type	Chain	Res	Link	Chirals	Torsions	Rings
55	KBE	BW	1	55	-	0/7/7/8	0/0/0/0
55	DPP	BW	2	55	-	0/2/4/6	0/0/0/0
55	UAL	BW	5	55	-	0/3/7/9	0/0/0/0
55	5OH	BW	6	55	-	0/2/18/20	0/1/1/1
55	KBE	DW	1	55	-	0/7/7/8	0/0/0/0
55	DPP	DW	2	55	-	0/2/4/6	0/0/0/0
55	UAL	DW	5	55	-	0/3/7/9	0/0/0/0
55	5OH	DW	6	55	-	0/2/18/20	0/1/1/1
55	KBE	FW	1	55	-	0/7/7/8	0/0/0/0
55	DPP	FW	2	55	-	0/2/4/6	0/0/0/0
55	UAL	FW	5	55	-	0/3/7/9	0/0/0/0
55	5OH	FW	6	55	-	0/2/18/20	0/1/1/1

All (24) bond length outliers are listed below:

Mol	Chain	Res	Type	Atoms	Z	Observed(Å)	Ideal(Å)
55	FW	6	5OH	CR-CB	-2.66	1.48	1.53
55	DW	6	5OH	CR-CB	-2.59	1.48	1.53
55	FW	1	KBE	CB-N	-2.51	1.40	1.47
55	DW	1	KBE	CB-N	-2.47	1.40	1.47
55	BW	1	KBE	CB-N	-2.41	1.40	1.47

Continued on next page...

Continued from previous page...

Mol	Chain	Res	Type	Atoms	Z	Observed(Å)	Ideal(Å)
55	DW	5	UAL	CA-N	2.22	1.40	1.34
55	FW	2	DPP	CA-C	2.34	1.53	1.50
55	FW	5	UAL	C-CA	2.70	1.49	1.45
55	FW	5	UAL	CA-N	2.70	1.41	1.34
55	BW	5	UAL	CA-N	2.82	1.42	1.34
55	FW	5	UAL	C1-N1	3.12	1.45	1.40
55	DW	6	5OH	CQ-NQ	3.13	1.41	1.34
55	BW	6	5OH	CQ-NQ	3.28	1.42	1.34
55	BW	5	UAL	C1-N1	3.36	1.45	1.40
55	DW	5	UAL	C-CA	3.40	1.50	1.45
55	FW	6	5OH	CQ-NQ	3.41	1.42	1.34
55	DW	5	UAL	C1-N1	3.47	1.46	1.40
55	FW	5	UAL	CB-N1	3.95	1.45	1.35
55	BW	5	UAL	C-CA	4.13	1.51	1.45
55	DW	5	UAL	CB-N1	4.17	1.46	1.35
55	BW	5	UAL	CB-N1	4.35	1.46	1.35
55	FW	5	UAL	CB-CA	5.95	1.50	1.35
55	DW	5	UAL	CB-CA	5.95	1.50	1.35
55	BW	5	UAL	CB-CA	6.29	1.51	1.35

All (10) bond angle outliers are listed below:

Mol	Chain	Res	Type	Atoms	Z	Observed(°)	Ideal(°)
55	BW	5	UAL	O-C-CA	-8.91	114.08	125.47
55	DW	5	UAL	O-C-CA	-8.52	114.58	125.47
55	FW	5	UAL	O-C-CA	-4.98	119.11	125.47
55	DW	6	5OH	O-C-CA	-2.56	119.17	125.15
55	FW	6	5OH	O-C-CA	-2.18	120.07	125.15
55	BW	1	KBE	O-C-CA	-2.16	118.47	125.48
55	BW	6	5OH	C-CA-N	-2.09	105.65	109.86
55	DW	1	KBE	O-C-CA	-2.04	118.88	125.48
55	FW	6	5OH	C-CA-N	2.69	115.28	109.86
55	FW	1	KBE	CB-CA-C	4.41	118.93	112.25

There are no chirality outliers.

There are no torsion outliers.

There are no ring outliers.

10 monomers are involved in 14 short contacts:

Mol	Chain	Res	Type	Clashes	Symm-Clashes
55	BW	1	KBE	2	0

Continued on next page...

Continued from previous page...

Mol	Chain	Res	Type	Clashes	Symm-Clashes
55	BW	5	UAL	1	0
55	BW	6	5OH	1	0
55	DW	1	KBE	1	0
55	DW	2	DPP	1	0
55	DW	5	UAL	2	0
55	DW	6	5OH	3	0
55	FW	1	KBE	1	0
55	FW	2	DPP	1	0
55	FW	6	5OH	3	0

5.5 Carbohydrates [i](#)

There are no carbohydrates in this entry.

5.6 Ligand geometry [i](#)

Of 748 ligands modelled in this entry, 744 are monoatomic - leaving 4 for Mogul analysis.

In the following table, the Counts columns list the number of bonds (or angles) for which Mogul statistics could be retrieved, the number of bonds (or angles) that are observed in the model and the number of bonds (or angles) that are defined in the chemical component dictionary. The Link column lists molecule types, if any, to which the group is linked. The Z score for a bond length (or angle) is the number of standard deviations the observed value is removed from the expected value. A bond length (or angle) with $|Z| > 2$ is considered an outlier worth inspection. RMSZ is the root-mean-square of all Z scores of the bond lengths (or angles).

Mol	Type	Chain	Res	Link	Bond lengths			Bond angles		
					Counts	RMSZ	# $ Z > 2$	Counts	RMSZ	# $ Z > 2$
58	GCP	BV	801	56	25,34,34	2.84	9 (36%)	28,54,54	1.42	3 (10%)
58	GCP	DV	801	56	25,34,34	2.80	8 (32%)	28,54,54	1.25	3 (10%)
58	GCP	FV	801	56	25,34,34	2.57	8 (32%)	28,54,54	1.22	2 (7%)
58	GCP	HV	801	56	25,34,34	2.70	9 (36%)	28,54,54	1.38	3 (10%)

In the following table, the Chirals column lists the number of chiral outliers, the number of chiral centers analysed, the number of these observed in the model and the number defined in the chemical component dictionary. Similar counts are reported in the Torsion and Rings columns. '-' means no outliers of that kind were identified.

Mol	Type	Chain	Res	Link	Chirals	Torsions	Rings
58	GCP	BV	801	56	-	0/18/38/38	0/3/3/3
58	GCP	DV	801	56	-	0/18/38/38	0/3/3/3

Continued on next page...

Continued from previous page...

Mol	Type	Chain	Res	Link	Chirals	Torsions	Rings
58	GCP	FV	801	56	-	0/18/38/38	0/3/3/3
58	GCP	HV	801	56	-	0/18/38/38	0/3/3/3

All (34) bond length outliers are listed below:

Mol	Chain	Res	Type	Atoms	Z	Observed(Å)	Ideal(Å)
58	FV	801	GCP	C4-N9	-10.32	1.34	1.47
58	BV	801	GCP	C5-C6	-7.95	1.38	1.53
58	BV	801	GCP	C4-N9	-7.94	1.37	1.47
58	DV	801	GCP	C5-C6	-7.77	1.39	1.53
58	DV	801	GCP	C4-N9	-7.77	1.37	1.47
58	HV	801	GCP	C5-C6	-7.50	1.39	1.53
58	HV	801	GCP	C4-N9	-7.24	1.38	1.47
58	BV	801	GCP	C2'-C3'	-4.24	1.42	1.53
58	DV	801	GCP	C2'-C3'	-4.19	1.42	1.53
58	HV	801	GCP	C2'-C3'	-4.06	1.42	1.53
58	DV	801	GCP	C8-N9	-3.95	1.34	1.46
58	BV	801	GCP	C8-N9	-3.86	1.35	1.46
58	FV	801	GCP	C8-N9	-3.86	1.35	1.46
58	HV	801	GCP	C8-N9	-3.69	1.35	1.46
58	DV	801	GCP	C2'-C1'	-2.93	1.44	1.53
58	BV	801	GCP	C2'-C1'	-2.70	1.45	1.53
58	DV	801	GCP	C3'-C4'	-2.69	1.46	1.53
58	HV	801	GCP	C3'-C4'	-2.58	1.46	1.53
58	BV	801	GCP	C3'-C4'	-2.57	1.46	1.53
58	FV	801	GCP	C5-C6	-2.42	1.48	1.53
58	HV	801	GCP	C2'-C1'	-2.33	1.46	1.53
58	BV	801	GCP	PB-O3A	-2.22	1.55	1.58
58	FV	801	GCP	C2-N1	-2.19	1.35	1.44
58	BV	801	GCP	C6-N1	2.06	1.36	1.33
58	HV	801	GCP	O4'-C4'	2.10	1.49	1.45
58	FV	801	GCP	PB-O2B	2.13	1.61	1.56
58	DV	801	GCP	C6-N1	2.19	1.37	1.33
58	BV	801	GCP	O4'-C1'	2.36	1.47	1.42
58	HV	801	GCP	O4'-C1'	2.62	1.48	1.42
58	HV	801	GCP	C6-N1	2.62	1.37	1.33
58	DV	801	GCP	O4'-C1'	2.65	1.48	1.42
58	FV	801	GCP	PB-O3A	2.67	1.61	1.58
58	FV	801	GCP	PG-O2G	2.76	1.61	1.54
58	FV	801	GCP	PG-O3G	2.79	1.61	1.54

All (11) bond angle outliers are listed below:

Mol	Chain	Res	Type	Atoms	Z	Observed(°)	Ideal(°)
58	HV	801	GCP	PA-O3A-PB	-4.41	118.16	132.39
58	BV	801	GCP	C4'-O4'-C1'	-4.17	100.17	109.47
58	BV	801	GCP	PA-O3A-PB	-3.79	120.17	132.39
58	FV	801	GCP	PA-O3A-PB	-3.68	120.54	132.39
58	DV	801	GCP	C4'-O4'-C1'	-3.59	101.47	109.47
58	DV	801	GCP	PA-O3A-PB	-3.21	122.03	132.39
58	HV	801	GCP	C4'-O4'-C1'	-2.89	103.03	109.47
58	DV	801	GCP	C2'-C3'-C4'	2.13	106.78	102.62
58	BV	801	GCP	O3G-PG-C3B	2.21	111.77	106.40
58	FV	801	GCP	C3'-C2'-C1'	2.53	106.29	101.43
58	HV	801	GCP	C3'-C2'-C1'	2.64	106.50	101.43

There are no chirality outliers.

There are no torsion outliers.

There are no ring outliers.

4 monomers are involved in 9 short contacts:

Mol	Chain	Res	Type	Clashes	Symm-Clashes
58	BV	801	GCP	2	0
58	DV	801	GCP	1	0
58	FV	801	GCP	5	0
58	HV	801	GCP	1	0

5.7 Other polymers [i](#)

There are no such residues in this entry.

5.8 Polymer linkage issues [i](#)

There are no chain breaks in this entry.

6 Fit of model and data ⓘ

6.1 Protein, DNA and RNA chains ⓘ

In the following table, the column labelled ‘#RSRZ> 2’ contains the number (and percentage) of RSRZ outliers, followed by percent RSRZ outliers for the chain as percentile scores relative to all X-ray entries and entries of similar resolution. The OWAB column contains the minimum, median, 95th percentile and maximum values of the occupancy-weighted average B-factor per residue. The column labelled ‘Q< 0.9’ lists the number of (and percentage) of residues with an average occupancy less than 0.9.

Mol	Chain	Analysed	<RSRZ>	#RSRZ>2	OWAB(Å ²)	Q<0.9
1	AA	2854/2904 (98%)	-0.24	60 (2%) 64 60	4, 28, 65, 87	0
1	CA	2854/2904 (98%)	-0.26	58 (2%) 65 62	3, 25, 63, 88	0
1	EA	2854/2904 (98%)	-0.25	45 (1%) 72 70	1, 14, 60, 92	0
1	GA	2854/2904 (98%)	-0.22	65 (2%) 61 57	5, 29, 68, 89	0
2	AB	118/120 (98%)	-0.49	0 100 100	18, 48, 62, 72	0
2	CB	118/120 (98%)	-0.61	0 100 100	18, 41, 54, 72	0
2	EB	118/120 (98%)	-0.52	0 100 100	3, 25, 45, 56	0
2	GB	118/120 (98%)	-0.52	1 (0%) 86 85	23, 44, 61, 78	0
3	AC	271/273 (99%)	-0.14	1 (0%) 92 92	5, 26, 40, 60	0
3	CC	271/273 (99%)	-0.23	0 100 100	2, 18, 34, 44	0
3	EC	271/273 (99%)	-0.30	0 100 100	1, 15, 32, 57	0
3	GC	271/273 (99%)	-0.28	0 100 100	3, 17, 30, 42	0
4	AD	209/209 (100%)	-0.09	2 (0%) 82 81	6, 27, 47, 60	0
4	CD	209/209 (100%)	-0.02	5 (2%) 59 55	3, 31, 52, 61	0
4	ED	209/209 (100%)	-0.18	2 (0%) 82 81	1, 20, 43, 56	0
4	GD	209/209 (100%)	0.08	5 (2%) 59 55	4, 36, 54, 62	0
5	AE	201/201 (100%)	0.17	6 (2%) 51 44	7, 33, 55, 63	0
5	CE	201/201 (100%)	0.13	7 (3%) 44 38	4, 33, 54, 60	0
5	EE	201/201 (100%)	-0.05	2 (0%) 82 81	2, 19, 45, 69	0
5	GE	201/201 (100%)	0.25	8 (3%) 39 34	7, 41, 56, 67	0
6	AF	177/179 (98%)	2.43	93 (52%) 0 0	45, 61, 71, 79	0
6	CF	177/179 (98%)	0.66	18 (10%) 7 5	32, 49, 63, 67	0
6	EF	177/179 (98%)	0.55	15 (8%) 11 8	19, 42, 61, 68	0
6	GF	177/179 (98%)	2.01	75 (42%) 0 0	36, 61, 72, 76	0

Continued on next page...

Continued from previous page...

Mol	Chain	Analysed	<RSRZ>	#RSRZ>2		OWAB(Å ²)	Q<0.9
7	AG	176/177 (99%)	0.41	16 (9%)	10 7	20, 42, 60, 69	0
7	CG	176/177 (99%)	0.61	24 (13%)	3 2	23, 46, 61, 69	0
7	EG	176/177 (99%)	0.11	8 (4%)	34 29	19, 37, 55, 63	0
7	GG	176/177 (99%)	0.60	23 (13%)	4 2	32, 48, 63, 68	0
8	AH	50/50 (100%)	1.28	10 (20%)	1 1	28, 51, 67, 77	0
8	CH	50/50 (100%)	1.48	17 (34%)	0 0	39, 56, 68, 74	0
8	EH	50/50 (100%)	1.31	14 (28%)	1 0	24, 49, 69, 79	0
8	GH	50/50 (100%)	1.16	15 (30%)	1 0	26, 46, 64, 69	0
9	AI	141/142 (99%)	2.13	58 (41%)	0 0	44, 64, 75, 82	0
9	CI	141/142 (99%)	2.46	73 (51%)	0 0	49, 63, 73, 76	0
9	EI	141/142 (99%)	2.84	81 (57%)	0 0	48, 65, 77, 82	0
9	GI	141/142 (99%)	3.94	109 (77%)	0 0	49, 68, 77, 81	0
10	AJ	142/142 (100%)	-0.10	2 (1%)	75 74	12, 29, 41, 60	0
10	CJ	142/142 (100%)	-0.03	2 (1%)	75 74	13, 29, 42, 58	0
10	EJ	142/142 (100%)	-0.19	1 (0%)	87 86	3, 13, 30, 47	0
10	GJ	142/142 (100%)	0.05	5 (3%)	44 38	15, 32, 47, 61	0
11	AK	122/123 (99%)	-0.20	1 (0%)	86 85	5, 19, 34, 54	0
11	CK	122/123 (99%)	-0.14	2 (1%)	72 70	9, 22, 39, 56	0
11	EK	122/123 (99%)	-0.07	2 (1%)	72 70	4, 18, 37, 49	0
11	GK	122/123 (99%)	0.19	2 (1%)	72 70	13, 27, 42, 59	0
12	AL	143/144 (99%)	0.21	7 (4%)	30 26	10, 30, 48, 58	0
12	CL	143/144 (99%)	0.04	2 (1%)	75 74	3, 29, 47, 62	0
12	EL	143/144 (99%)	0.09	3 (2%)	64 60	1, 18, 39, 54	0
12	GL	143/144 (99%)	0.48	14 (9%)	8 6	10, 35, 53, 67	0
13	AM	136/136 (100%)	-0.07	2 (1%)	74 72	8, 19, 37, 55	0
13	CM	136/136 (100%)	-0.08	1 (0%)	87 86	8, 21, 38, 56	0
13	EM	136/136 (100%)	-0.21	2 (1%)	74 72	1, 11, 29, 60	0
13	GM	136/136 (100%)	0.18	4 (2%)	52 46	11, 28, 45, 58	0
14	AN	120/127 (94%)	0.08	2 (1%)	70 68	14, 29, 41, 62	0
14	CN	120/127 (94%)	0.00	1 (0%)	86 85	18, 31, 43, 62	0
14	EN	120/127 (94%)	-0.10	1 (0%)	86 85	6, 19, 32, 61	0

Continued on next page...

Continued from previous page...

Mol	Chain	Analysed	<RSRZ>	#RSRZ>2	OWAB(Å ²)	Q<0.9
14	GN	120/127 (94%)	-0.00	1 (0%) 86 85	19, 31, 43, 72	0
15	AO	116/117 (99%)	0.60	11 (9%) 9 6	28, 47, 56, 62	0
15	CO	116/117 (99%)	0.40	8 (6%) 18 13	28, 42, 55, 61	0
15	EO	116/117 (99%)	0.09	3 (2%) 56 51	16, 30, 43, 55	0
15	GO	116/117 (99%)	0.49	9 (7%) 14 10	28, 40, 58, 63	0
16	AP	114/115 (99%)	0.08	1 (0%) 84 83	13, 31, 47, 62	0
16	CP	114/115 (99%)	0.06	4 (3%) 44 38	17, 35, 49, 62	0
16	EP	114/115 (99%)	-0.21	2 (1%) 69 66	6, 24, 43, 66	0
16	GP	114/115 (99%)	0.21	4 (3%) 44 38	14, 35, 50, 59	0
17	AQ	117/118 (99%)	0.01	1 (0%) 84 83	10, 26, 43, 56	0
17	CQ	117/118 (99%)	-0.05	3 (2%) 56 51	6, 24, 39, 60	0
17	EQ	117/118 (99%)	-0.18	0 100 100	2, 9, 25, 46	0
17	GQ	117/118 (99%)	0.15	4 (3%) 46 39	19, 29, 42, 56	0
18	AR	103/103 (100%)	0.17	4 (3%) 40 35	10, 37, 52, 60	0
18	CR	103/103 (100%)	0.06	2 (1%) 67 64	9, 34, 49, 63	0
18	ER	103/103 (100%)	-0.19	1 (0%) 82 81	2, 21, 41, 52	0
18	GR	103/103 (100%)	0.46	6 (5%) 24 19	13, 40, 53, 63	0
19	AS	110/110 (100%)	0.15	4 (3%) 43 37	13, 28, 45, 62	0
19	CS	110/110 (100%)	0.11	2 (1%) 69 66	7, 27, 45, 65	0
19	ES	110/110 (100%)	-0.10	0 100 100	2, 12, 36, 49	0
19	GS	110/110 (100%)	0.40	8 (7%) 16 11	12, 31, 50, 69	0
20	AT	93/100 (93%)	0.59	10 (10%) 6 4	18, 37, 58, 63	0
20	CT	93/100 (93%)	0.36	9 (9%) 8 6	14, 37, 57, 67	0
20	ET	93/100 (93%)	0.36	8 (8%) 11 8	6, 24, 53, 61	0
20	GT	93/100 (93%)	0.65	17 (18%) 1 1	19, 36, 57, 62	0
21	AU	102/104 (98%)	0.73	14 (13%) 3 2	24, 40, 56, 64	0
21	CU	102/104 (98%)	0.76	15 (14%) 3 2	24, 41, 61, 73	0
21	EU	102/104 (98%)	0.34	5 (4%) 30 26	13, 28, 51, 65	0
21	GU	102/104 (98%)	1.24	23 (22%) 1 0	32, 46, 63, 75	0
22	AV	94/94 (100%)	-0.12	2 (2%) 64 60	23, 38, 48, 57	0
22	CV	94/94 (100%)	0.00	1 (1%) 80 79	25, 39, 52, 67	0

Continued on next page...

Continued from previous page...

Mol	Chain	Analysed	<RSRZ>	#RSRZ>2	OWAB(Å ²)	Q<0.9
22	EV	94/94 (100%)	-0.34	0 100 100	9, 22, 40, 45	0
22	GV	94/94 (100%)	0.20	3 (3%) 48 42	29, 42, 55, 60	0
23	AW	79/85 (92%)	0.54	9 (11%) 6 4	17, 35, 52, 61	0
23	CW	79/85 (92%)	0.41	4 (5%) 29 24	15, 29, 51, 65	0
23	EW	79/85 (92%)	0.38	4 (5%) 29 24	5, 17, 44, 50	0
23	GW	79/85 (92%)	0.52	6 (7%) 15 10	15, 33, 55, 63	0
24	AX	77/78 (98%)	0.34	2 (2%) 56 51	16, 31, 47, 57	0
24	CX	77/78 (98%)	0.08	1 (1%) 77 76	8, 22, 46, 49	0
24	EX	77/78 (98%)	0.01	0 100 100	4, 18, 40, 50	0
24	GX	77/78 (98%)	-0.01	1 (1%) 77 76	14, 25, 46, 56	0
25	AY	63/63 (100%)	0.96	10 (15%) 2 1	30, 47, 61, 65	0
25	CY	63/63 (100%)	0.63	6 (9%) 9 6	27, 44, 58, 67	0
25	EY	63/63 (100%)	0.75	8 (12%) 4 3	13, 33, 51, 70	0
25	GY	63/63 (100%)	1.11	9 (14%) 3 2	29, 45, 60, 68	0
26	AZ	58/59 (98%)	0.37	2 (3%) 46 39	15, 31, 55, 71	0
26	CZ	58/59 (98%)	0.25	3 (5%) 28 23	17, 30, 53, 65	0
26	EZ	58/59 (98%)	-0.14	1 (1%) 70 68	2, 10, 35, 59	0
26	GZ	58/59 (98%)	0.27	3 (5%) 28 23	20, 32, 51, 53	0
27	A0	56/57 (98%)	0.37	2 (3%) 43 37	11, 33, 54, 62	0
27	C0	56/57 (98%)	0.18	1 (1%) 69 66	8, 35, 50, 60	0
27	E0	56/57 (98%)	0.11	1 (1%) 69 66	3, 25, 48, 56	0
27	G0	56/57 (98%)	0.31	3 (5%) 26 22	15, 35, 58, 67	0
28	A1	50/55 (90%)	1.09	9 (18%) 2 1	27, 38, 51, 61	0
28	C1	50/55 (90%)	0.79	5 (10%) 8 6	21, 35, 48, 59	0
28	E1	50/55 (90%)	0.44	4 (8%) 13 10	11, 26, 44, 47	0
28	G1	50/55 (90%)	1.24	15 (30%) 1 0	25, 38, 55, 61	0
29	A2	46/46 (100%)	0.07	1 (2%) 62 59	9, 22, 34, 55	0
29	C2	46/46 (100%)	-0.04	2 (4%) 36 31	7, 14, 30, 54	0
29	E2	46/46 (100%)	-0.22	1 (2%) 62 59	2, 7, 15, 53	0
29	G2	46/46 (100%)	0.05	2 (4%) 36 31	8, 17, 28, 51	0
30	A3	64/65 (98%)	-0.00	0 100 100	12, 22, 37, 40	0

Continued on next page...

Continued from previous page...

Mol	Chain	Analysed	<RSRZ>	#RSRZ>2	OWAB(Å ²)	Q<0.9
30	C3	64/65 (98%)	-0.04	0 100 100	10, 18, 27, 35	0
30	E3	64/65 (98%)	-0.13	0 100 100	2, 8, 14, 27	0
30	G3	64/65 (98%)	0.04	1 (1%) 72 70	13, 22, 37, 48	0
31	A4	38/38 (100%)	0.10	1 (2%) 56 51	13, 22, 36, 38	0
31	C4	38/38 (100%)	0.14	1 (2%) 56 51	14, 27, 39, 46	0
31	E4	38/38 (100%)	-0.14	0 100 100	5, 16, 35, 38	0
31	G4	38/38 (100%)	0.34	1 (2%) 56 51	22, 33, 44, 49	0
32	A5	148/165 (89%)	2.99	83 (56%) 0 0	36, 54, 65, 74	0
32	E5	144/165 (87%)	3.51	102 (70%) 0 0	35, 61, 72, 82	0
33	BA	1533/1542 (99%)	-0.26	29 (1%) 67 64	11, 42, 70, 91	0
33	DA	1533/1542 (99%)	-0.27	25 (1%) 72 70	12, 43, 69, 85	0
33	FA	1533/1542 (99%)	-0.27	25 (1%) 72 70	8, 33, 61, 85	0
33	HA	1533/1542 (99%)	-0.13	51 (3%) 47 40	15, 41, 72, 90	0
34	BB	218/241 (90%)	1.32	65 (29%) 1 0	41, 58, 69, 79	0
34	DB	218/241 (90%)	1.46	67 (30%) 0 0	40, 57, 69, 79	0
34	FB	218/241 (90%)	0.69	28 (12%) 4 3	26, 49, 63, 69	0
34	HB	218/241 (90%)	1.11	45 (20%) 1 1	33, 51, 67, 73	0
35	BC	206/233 (88%)	0.63	31 (15%) 3 2	30, 50, 60, 69	0
35	DC	206/233 (88%)	0.41	18 (8%) 11 8	35, 50, 60, 67	0
35	FC	206/233 (88%)	-0.08	3 (1%) 74 72	13, 30, 46, 58	0
35	HC	206/233 (88%)	0.32	11 (5%) 27 23	21, 40, 56, 66	0
36	BD	205/206 (99%)	0.39	15 (7%) 16 11	23, 39, 57, 64	0
36	DD	205/206 (99%)	0.89	33 (16%) 2 1	26, 47, 60, 65	0
36	FD	205/206 (99%)	0.70	30 (14%) 3 2	27, 44, 60, 73	0
36	HD	205/206 (99%)	0.59	23 (11%) 6 4	25, 47, 61, 79	0
37	BE	150/167 (89%)	0.23	11 (7%) 16 11	17, 48, 63, 76	0
37	DE	150/167 (89%)	0.16	7 (4%) 32 28	25, 45, 62, 71	0
37	FE	150/167 (89%)	-0.09	3 (2%) 65 62	18, 34, 50, 65	0
37	HE	150/167 (89%)	0.06	4 (2%) 55 50	21, 37, 54, 67	0
38	BF	100/135 (74%)	1.50	32 (32%) 0 0	50, 62, 70, 74	0
38	DF	100/135 (74%)	0.61	15 (15%) 3 2	32, 49, 62, 69	0

Continued on next page...

Continued from previous page...

Mol	Chain	Analysed	<RSRZ>	#RSRZ>2	OWAB(Å ²)	Q<0.9
38	FF	100/135 (74%)	0.77	15 (15%) 3 2	32, 51, 63, 66	0
38	HF	100/135 (74%)	0.54	9 (9%) 10 7	31, 51, 64, 71	0
39	BG	151/179 (84%)	0.38	11 (7%) 16 11	28, 49, 60, 66	0
39	DG	151/179 (84%)	0.34	8 (5%) 27 23	32, 46, 58, 63	0
39	FG	151/179 (84%)	0.33	9 (5%) 23 17	23, 39, 55, 63	0
39	HG	151/179 (84%)	0.79	21 (13%) 3 2	32, 48, 62, 68	0
40	BH	129/130 (99%)	0.70	16 (12%) 4 3	40, 51, 62, 70	0
40	DH	129/130 (99%)	0.58	14 (10%) 6 4	28, 47, 59, 73	0
40	FH	129/130 (99%)	-0.04	2 (1%) 72 70	20, 32, 47, 66	0
40	HH	129/130 (99%)	0.27	5 (3%) 40 35	23, 35, 51, 69	0
41	BI	127/130 (97%)	1.01	25 (19%) 1 1	24, 52, 65, 70	0
41	DI	127/130 (97%)	0.97	18 (14%) 3 2	31, 52, 64, 74	0
41	FI	127/130 (97%)	0.39	10 (7%) 13 10	14, 43, 60, 69	0
41	HI	127/130 (97%)	1.29	34 (26%) 1 0	29, 55, 70, 75	0
42	BJ	98/103 (95%)	1.83	39 (39%) 0 0	30, 55, 68, 72	0
42	DJ	98/103 (95%)	1.73	36 (36%) 0 0	35, 57, 70, 74	0
42	FJ	98/103 (95%)	0.54	12 (12%) 5 3	14, 32, 59, 65	0
42	HJ	98/103 (95%)	1.27	27 (27%) 1 0	30, 51, 69, 78	0
43	BK	117/129 (90%)	1.36	28 (23%) 1 0	33, 56, 66, 80	0
43	DK	117/129 (90%)	0.16	9 (7%) 14 10	26, 41, 56, 60	0
43	FK	117/129 (90%)	0.44	10 (8%) 11 8	18, 42, 59, 64	0
43	HK	117/129 (90%)	1.41	32 (27%) 1 0	23, 50, 70, 74	0
44	BL	123/124 (99%)	-0.10	2 (1%) 72 70	15, 24, 43, 74	0
44	DL	123/124 (99%)	0.02	5 (4%) 38 32	20, 34, 48, 61	0
44	FL	123/124 (99%)	-0.07	4 (3%) 47 40	9, 28, 44, 67	0
44	HL	123/124 (99%)	0.19	7 (5%) 24 19	21, 37, 55, 63	0
45	BM	114/118 (96%)	0.64	13 (11%) 6 4	28, 49, 64, 74	0
45	DM	114/118 (96%)	0.45	6 (5%) 27 23	36, 50, 63, 67	0
45	FM	114/118 (96%)	0.52	12 (10%) 7 5	19, 45, 63, 68	0
45	HM	114/118 (96%)	2.55	60 (52%) 0 0	42, 63, 72, 75	0
46	BN	96/101 (95%)	0.60	14 (14%) 3 2	32, 46, 60, 65	0

Continued on next page...

Continued from previous page...

Mol	Chain	Analysed	<RSRZ>	#RSRZ>2	OWAB(Å ²)	Q<0.9
46	DN	96/101 (95%)	0.58	13 (13%) 3 2	30, 49, 62, 65	0
46	FN	96/101 (95%)	0.00	2 (2%) 64 60	11, 24, 53, 60	0
46	HN	96/101 (95%)	0.59	15 (15%) 2 1	27, 47, 64, 70	0
47	BO	88/89 (98%)	0.59	8 (9%) 10 7	35, 50, 61, 64	0
47	DO	88/89 (98%)	0.47	6 (6%) 18 13	31, 45, 56, 61	0
47	FO	88/89 (98%)	0.36	2 (2%) 61 57	23, 37, 49, 56	0
47	HO	88/89 (98%)	0.19	3 (3%) 46 39	22, 39, 53, 70	0
48	BP	82/82 (100%)	0.65	9 (10%) 6 4	24, 35, 61, 68	0
48	DP	82/82 (100%)	1.16	17 (20%) 1 1	28, 43, 62, 79	0
48	FP	82/82 (100%)	0.24	5 (6%) 22 17	21, 34, 62, 77	0
48	HP	82/82 (100%)	0.47	8 (9%) 8 6	22, 39, 62, 71	0
49	BQ	80/84 (95%)	0.75	10 (12%) 4 3	30, 45, 55, 63	0
49	DQ	80/84 (95%)	0.79	10 (12%) 4 3	29, 44, 57, 68	0
49	FQ	80/84 (95%)	0.23	4 (5%) 30 25	22, 38, 54, 63	0
49	HQ	80/84 (95%)	0.34	4 (5%) 30 25	27, 41, 51, 57	0
50	BR	55/75 (73%)	1.75	20 (36%) 0 0	46, 55, 66, 69	0
50	DR	55/75 (73%)	0.76	9 (16%) 2 1	35, 44, 60, 66	0
50	FR	55/75 (73%)	0.43	6 (10%) 6 4	35, 44, 53, 61	0
50	HR	55/75 (73%)	0.47	5 (9%) 10 7	26, 40, 55, 64	0
51	BS	79/92 (85%)	0.32	5 (6%) 21 16	30, 44, 59, 64	0
51	DS	79/92 (85%)	0.67	9 (11%) 6 4	36, 49, 63, 67	0
51	FS	79/92 (85%)	-0.20	2 (2%) 58 53	22, 32, 52, 63	0
51	HS	79/92 (85%)	2.44	42 (53%) 0 0	43, 58, 70, 74	0
52	BT	85/87 (97%)	0.53	5 (5%) 23 18	25, 40, 50, 59	0
52	DT	85/87 (97%)	0.53	7 (8%) 12 9	30, 40, 55, 73	0
52	FT	85/87 (97%)	0.22	5 (5%) 23 18	24, 36, 50, 63	0
52	HT	85/87 (97%)	0.71	6 (7%) 17 12	23, 38, 53, 56	0
53	BU	51/71 (71%)	3.68	34 (66%) 0 0	53, 62, 71, 82	0
53	DU	51/71 (71%)	1.58	16 (31%) 0 0	40, 54, 69, 74	0
53	FU	51/71 (71%)	1.37	19 (37%) 0 0	40, 53, 65, 69	0
53	HU	51/71 (71%)	2.31	20 (39%) 0 0	40, 57, 67, 71	0

Continued on next page...

Continued from previous page...

Mol	Chain	Analysed	<RSRZ>	#RSRZ>2	OWAB(Å ²)	Q<0.9
54	BV	689/704 (97%)	0.39	65 (9%) 9 6	18, 46, 66, 76	0
54	DV	689/704 (97%)	0.58	94 (13%) 3 2	27, 50, 68, 77	0
54	FV	689/704 (97%)	2.68	366 (53%) 0 0	33, 66, 76, 82	0
54	HV	689/704 (97%)	1.00	138 (20%) 1 1	32, 56, 70, 80	0
55	BW	2/6 (33%)	4.02	1 (50%) 0 0	41, 41, 41, 43	2 (100%)
55	DW	2/6 (33%)	3.38	1 (50%) 0 0	40, 40, 40, 44	2 (100%)
55	FW	2/6 (33%)	2.97	2 (100%) 0 0	41, 41, 41, 42	2 (100%)
All	All	43562/44972 (96%)	0.24	3538 (8%) 13 9	1, 37, 66, 92	6 (0%)

All (3538) RSRZ outliers are listed below:

Mol	Chain	Res	Type	RSRZ
48	DP	81	ALA	20.0
32	A5	112	ALA	16.9
9	GI	8	VAL	16.9
26	AZ	1	ALA	16.7
54	FV	588	SER	15.3
43	BK	19	GLY	15.2
9	GI	105	LEU	14.9
54	FV	550	ILE	14.8
54	HV	585	ASP	13.5
54	FV	582	SER	13.4
9	EI	8	VAL	13.4
54	FV	581	GLY	13.4
54	FV	544	VAL	12.6
32	E5	51	TYR	12.6
33	BA	78	A	12.5
43	HK	30	THR	12.4
54	FV	490	TYR	12.0
21	GU	87	GLU	11.9
54	HV	589	SER	11.7
32	A5	142	THR	11.6
28	C1	52	LYS	11.4
32	A5	136	ILE	11.4
9	EI	38	CYS	11.2
9	GI	56	VAL	10.9
51	DS	3	ARG	10.8
32	A5	88	HIS	10.5
45	HM	2	ALA	10.4
54	FV	517	HIS	10.4

Continued on next page...

Continued from previous page...

Mol	Chain	Res	Type	RSRZ
28	A1	52	LYS	10.4
6	AF	176	PHE	10.3
41	HI	43	THR	10.3
54	FV	536	PHE	10.2
54	FV	543	GLY	10.2
48	BP	81	ALA	10.2
1	EA	2157	G	10.1
32	E5	88	HIS	10.1
54	FV	185	LEU	10.0
48	BP	82	ALA	10.0
54	FV	553	VAL	9.9
54	DV	549	TYR	9.9
45	HM	35	ALA	9.8
43	BK	70	CYS	9.7
54	FV	542	GLY	9.7
51	HS	68	GLY	9.7
9	EI	67	THR	9.6
1	EA	2133	G	9.6
6	GF	174	PHE	9.6
32	E5	48	ALA	9.6
32	E5	128	THR	9.6
54	HV	588	SER	9.5
54	FV	596	ALA	9.5
9	GI	1	ALA	9.4
8	AH	47	PHE	9.4
32	A5	48	ALA	9.4
54	FV	554	ASP	9.4
54	FV	14	GLY	9.3
32	E5	50	VAL	9.3
32	A5	113	PHE	9.2
50	BR	20	GLU	9.2
54	DV	593	PHE	9.2
9	GI	90	GLY	9.2
32	E5	96	PHE	9.2
9	CI	27	LEU	9.2
1	CA	2180	U	9.2
51	HS	30	PRO	9.1
6	AF	108	PRO	9.1
1	GA	2152	G	9.0
54	FV	369	ASN	9.0
32	A5	130	PRO	9.0
54	FV	403	PRO	8.9

Continued on next page...

Continued from previous page...

Mol	Chain	Res	Type	RSRZ
1	AA	2157	G	8.9
33	DA	86	G	8.8
53	BU	29	LEU	8.6
42	BJ	38	GLY	8.4
53	BU	38	TYR	8.4
9	EI	9	LYS	8.4
9	GI	4	VAL	8.4
9	CI	136	GLY	8.4
9	GI	29	GLN	8.4
9	GI	138	VAL	8.4
54	FV	336	PHE	8.4
32	E5	89	PRO	8.4
6	AF	155	ILE	8.3
52	DT	87	ALA	8.3
32	E5	24	SER	8.3
54	FV	174	GLY	8.3
42	BJ	36	VAL	8.3
39	HG	112	GLY	8.3
21	GU	51	LEU	8.2
6	GF	140	ILE	8.2
42	BJ	76	ILE	8.2
32	E5	18	VAL	8.1
54	FV	87	ILE	8.1
54	FV	202	PHE	8.1
1	EA	1175	A	8.1
9	AI	20	SER	8.1
6	GF	44	ALA	8.1
33	DA	78	A	8.1
54	FV	519	VAL	8.0
32	A5	50	VAL	8.0
54	FV	583	TYR	8.0
32	E5	116	GLU	8.0
53	BU	27	GLY	8.0
9	GI	87	SER	8.0
41	FI	130	ARG	7.9
54	FV	499	THR	7.9
54	HV	583	TYR	7.9
32	A5	141	ALA	7.9
54	FV	355	ALA	7.9
54	HV	515	TYR	7.9
42	BJ	6	ILE	7.8
9	AI	4	VAL	7.8

Continued on next page...

Continued from previous page...

Mol	Chain	Res	Type	RSRZ
53	BU	12	PHE	7.8
32	A5	46	ARG	7.8
1	AA	2108	A	7.8
9	EI	7	TYR	7.8
54	DV	550	ILE	7.8
54	FV	579	HIS	7.8
9	GI	97	VAL	7.8
42	DJ	76	ILE	7.7
6	GF	1	ALA	7.7
32	A5	137	ALA	7.7
32	E5	19	ALA	7.7
34	HB	128	LEU	7.7
32	A5	84	TYR	7.7
54	FV	402	ALA	7.7
28	G1	52	LYS	7.6
32	A5	111	ALA	7.6
53	BU	39	GLU	7.6
48	FP	81	ALA	7.6
54	DV	553	VAL	7.6
32	A5	140	MET	7.6
54	FV	600	ALA	7.6
32	E5	84	TYR	7.6
41	BI	43	THR	7.6
54	FV	559	GLU	7.6
54	FV	509	SER	7.5
9	GI	6	ALA	7.5
9	GI	25	PRO	7.5
9	CI	58	ILE	7.5
16	AP	1	SER	7.5
9	AI	3	LYS	7.4
6	AF	168	LEU	7.4
54	BV	593	PHE	7.4
36	FD	36	GLN	7.4
54	FV	105	VAL	7.4
9	CI	1	ALA	7.4
32	E5	49	GLY	7.3
55	BW	4	SER	7.3
33	DA	85	U	7.3
6	GF	116	LEU	7.3
54	FV	3	ARG	7.3
48	DP	80	LYS	7.3
6	GF	173	ASP	7.3

Continued on next page...

Continued from previous page...

Mol	Chain	Res	Type	RSRZ
54	FV	555	LYS	7.3
9	CI	7	TYR	7.3
6	GF	45	ASP	7.3
53	BU	24	GLU	7.3
9	GI	93	ASN	7.3
20	GT	16	VAL	7.2
32	E5	112	ALA	7.2
54	DV	542	GLY	7.2
41	BI	130	ARG	7.2
1	AA	1175	A	7.2
54	FV	339	TYR	7.2
32	A5	139	LEU	7.2
54	FV	397	LEU	7.2
54	FV	378	ARG	7.2
1	EA	2150	C	7.2
32	A5	51	TYR	7.2
32	A5	131	THR	7.2
9	AI	67	THR	7.1
32	E5	118	ILE	7.1
51	HS	47	LEU	7.1
21	CU	86	PHE	7.1
32	A5	61	ARG	7.1
36	HD	194	ASP	7.1
34	HB	8	MET	7.0
54	FV	351	ASN	7.0
45	HM	75	MET	7.0
9	AI	38	CYS	7.0
54	FV	612	LEU	7.0
9	EI	19	PRO	7.0
46	BN	46	LEU	7.0
53	HU	35	ARG	7.0
9	GI	21	PRO	6.9
34	DB	128	LEU	6.9
53	BU	32	VAL	6.9
1	GA	1175	A	6.9
9	EI	90	GLY	6.9
32	E5	111	ALA	6.9
1	AA	2152	G	6.9
25	GY	63	ALA	6.9
54	FV	567	ALA	6.9
52	HT	4	ILE	6.9
25	CY	63	ALA	6.9

Continued on next page...

Continued from previous page...

Mol	Chain	Res	Type	RSRZ
54	FV	580	PHE	6.9
54	FV	37	ASN	6.8
54	FV	584	HIS	6.8
50	BR	64	TYR	6.8
33	FA	1534	A	6.8
54	FV	513	GLY	6.8
9	AI	21	PRO	6.8
54	FV	298	ILE	6.8
12	CL	92	LEU	6.8
32	E5	117	LEU	6.8
32	A5	143	MET	6.8
42	HJ	34	ALA	6.8
25	EY	63	ALA	6.8
42	DJ	6	ILE	6.8
54	FV	353	VAL	6.8
9	AI	26	ALA	6.8
32	A5	118	ILE	6.8
45	BM	5	ALA	6.7
48	FP	44	SER	6.7
1	AA	2150	C	6.7
54	HV	522	MET	6.7
6	AF	171	ALA	6.7
54	DV	583	TYR	6.7
9	EI	1	ALA	6.7
54	FV	531	PRO	6.7
54	DV	580	PHE	6.7
32	A5	24	SER	6.7
54	HV	404	ILE	6.7
9	AI	89	SER	6.7
9	EI	6	ALA	6.6
53	HU	12	PHE	6.6
54	FV	219	HIS	6.6
9	GI	3	LYS	6.6
45	HM	4	ILE	6.6
9	CI	6	ALA	6.6
8	AH	48	GLU	6.6
35	BC	68	ILE	6.6
53	BU	13	ASP	6.6
42	HJ	29	ALA	6.6
34	DB	87	ASP	6.6
43	HK	107	ILE	6.6
9	GI	125	THR	6.6

Continued on next page...

Continued from previous page...

Mol	Chain	Res	Type	RSRZ
7	AG	31	GLU	6.6
54	DV	541	LYS	6.6
1	EA	2151	U	6.5
1	AA	1727	C	6.5
54	FV	566	LEU	6.5
34	BB	8	MET	6.5
54	FV	208	PRO	6.5
55	DW	4	SER	6.5
54	FV	498	VAL	6.5
54	FV	595	LEU	6.5
36	FD	28	ILE	6.5
6	AF	60	SER	6.5
54	HV	190	ALA	6.5
9	CI	90	GLY	6.5
51	HS	61	PHE	6.5
54	FV	547	GLY	6.5
38	BF	47	LEU	6.5
1	GA	2157	G	6.5
9	GI	59	THR	6.5
34	DB	8	MET	6.4
54	FV	279	LEU	6.4
39	HG	5	ARG	6.4
54	HV	584	HIS	6.4
54	FV	183	VAL	6.4
6	AF	56	LEU	6.4
42	BJ	74	VAL	6.4
54	HV	37	ASN	6.4
6	AF	142	TYR	6.4
43	HK	126	LYS	6.4
9	GI	67	THR	6.4
9	GI	41	PHE	6.4
9	GI	86	LYS	6.4
54	FV	585	ASP	6.4
54	FV	610	PRO	6.4
41	DI	130	ARG	6.4
54	FV	200	VAL	6.4
50	BR	29	LEU	6.3
40	DH	68	GLY	6.3
41	BI	17	ALA	6.3
53	BU	28	VAL	6.3
54	FV	518	VAL	6.3
9	GI	2	LYS	6.3

Continued on next page...

Continued from previous page...

Mol	Chain	Res	Type	RSRZ
54	FV	184	ASP	6.3
43	HK	79	ILE	6.3
54	DV	300	ASP	6.3
23	GW	45	HIS	6.3
9	GI	89	SER	6.3
6	GF	175	PRO	6.3
54	DV	511	GLY	6.3
53	DU	38	TYR	6.3
1	CA	2141	G	6.3
51	HS	48	THR	6.2
34	BB	87	ASP	6.2
43	BK	53	ARG	6.2
54	FV	359	ARG	6.2
9	AI	2	LYS	6.2
40	HH	53	GLY	6.2
54	FV	404	ILE	6.2
32	E5	137	ALA	6.2
54	FV	508	GLN	6.2
45	HM	5	ALA	6.2
53	BU	23	CYS	6.2
40	BH	68	GLY	6.2
54	BV	511	GLY	6.2
4	GD	92	VAL	6.2
54	DV	509	SER	6.2
9	GI	85	ILE	6.2
32	E5	119	PRO	6.2
54	DV	306	PRO	6.2
38	BF	59	TYR	6.2
9	GI	23	VAL	6.1
1	CA	2148	G	6.1
45	HM	72	GLU	6.1
15	AO	58	ILE	6.1
53	BU	43	THR	6.1
54	FV	381	ASP	6.1
34	BB	73	ARG	6.1
35	BC	94	ILE	6.1
9	EI	10	LEU	6.1
29	E2	46	LYS	6.1
53	HU	4	ILE	6.1
9	AI	91	LYS	6.1
9	GI	139	VAL	6.1
33	HA	88	U	6.1

Continued on next page...

Continued from previous page...

Mol	Chain	Res	Type	RSRZ
9	EI	4	VAL	6.1
9	GI	58	ILE	6.1
45	HM	80	LEU	6.1
20	AT	16	VAL	6.1
9	GI	7	TYR	6.1
54	FV	86	ILE	6.1
1	GA	2136	G	6.1
54	FV	539	ASP	6.0
36	HD	36	GLN	6.0
54	HV	369	ASN	6.0
23	CW	24	ARG	6.0
9	EI	32	VAL	6.0
17	GQ	86	SER	6.0
6	AF	64	PRO	6.0
45	HM	71	ARG	6.0
54	FV	551	PRO	6.0
32	A5	19	ALA	6.0
16	GP	1	SER	6.0
54	FV	396	THR	6.0
9	EI	35	MET	6.0
54	HV	339	TYR	6.0
1	EA	2148	G	6.0
21	AU	87	GLU	6.0
32	E5	23	LEU	6.0
35	BC	78	GLY	6.0
39	HG	110	LYS	6.0
54	FV	501	VAL	6.0
32	A5	94	ARG	6.0
54	FV	548	GLU	6.0
1	AA	1535	A	6.0
54	HV	511	GLY	6.0
54	FV	278	MET	6.0
32	E5	67	THR	6.0
6	AF	145	VAL	6.0
9	CI	5	GLN	5.9
6	AF	20	ASN	5.9
21	CU	52	ASN	5.9
54	BV	541	LYS	5.9
54	FV	203	GLU	5.9
9	AI	1	ALA	5.9
34	BB	15	PHE	5.9
54	FV	275	VAL	5.9

Continued on next page...

Continued from previous page...

Mol	Chain	Res	Type	RSRZ
9	EI	24	GLY	5.9
9	EI	137	LEU	5.9
54	FV	406	LEU	5.9
48	HP	81	ALA	5.9
9	AI	25	PRO	5.9
9	AI	92	PRO	5.9
33	DA	461	A	5.9
1	EA	2141	G	5.9
6	GF	105	ILE	5.9
32	E5	108	VAL	5.9
54	FV	549	TYR	5.8
32	E5	113	PHE	5.8
34	DB	73	ARG	5.8
34	BB	17	HIS	5.8
36	DD	28	ILE	5.8
9	CI	3	LYS	5.8
32	A5	49	GLY	5.8
32	E5	68	PRO	5.8
1	GA	2103	C	5.8
7	CG	47	ASN	5.8
54	FV	232	GLU	5.8
54	FV	541	LYS	5.8
54	FV	151	PHE	5.8
48	BP	80	LYS	5.8
51	DS	27	ASP	5.7
43	HK	52	PHE	5.7
9	EI	23	VAL	5.7
54	FV	290	VAL	5.7
54	HV	549	TYR	5.7
54	HV	397	LEU	5.7
45	BM	46	SER	5.7
33	BA	86	G	5.7
42	DJ	30	LYS	5.7
1	AA	2149	U	5.7
54	FV	296	ASN	5.7
54	FV	2	ALA	5.7
54	FV	360	PHE	5.7
54	FV	603	GLU	5.7
1	AA	2107	G	5.7
9	GI	98	GLY	5.7
54	BV	542	GLY	5.7
9	GI	13	ALA	5.6

Continued on next page...

Continued from previous page...

Mol	Chain	Res	Type	RSRZ
54	FV	186	VAL	5.6
54	FV	534	TYR	5.6
54	FV	358	GLU	5.6
54	FV	386	ILE	5.6
54	FV	574	MET	5.6
9	AI	8	VAL	5.6
9	GI	57	VAL	5.6
23	AW	45	HIS	5.6
53	BU	11	PRO	5.6
43	HK	73	ALA	5.6
43	HK	127	ARG	5.6
6	AF	164	GLU	5.6
32	E5	130	PRO	5.6
42	DJ	91	ASP	5.6
34	DB	16	GLY	5.6
45	FM	113	ARG	5.6
32	A5	89	PRO	5.6
26	CZ	1	ALA	5.6
52	BT	87	ALA	5.6
6	AF	158	THR	5.6
54	FV	244	THR	5.6
9	AI	22	PRO	5.6
45	HM	46	SER	5.6
53	BU	15	ALA	5.6
54	FV	410	GLU	5.6
32	A5	117	LEU	5.6
42	FJ	38	GLY	5.6
42	BJ	75	ASP	5.6
54	FV	587	ASP	5.6
6	AF	167	ALA	5.6
1	AA	2140	G	5.6
9	AI	90	GLY	5.6
53	BU	47	ARG	5.6
45	HM	40	ALA	5.5
54	BV	517	HIS	5.5
54	HV	551	PRO	5.5
9	GI	38	CYS	5.5
32	E5	106	PHE	5.5
44	DL	124	ALA	5.5
45	HM	36	ALA	5.5
51	HS	69	HIS	5.5
32	E5	60	LEU	5.5

Continued on next page...

Continued from previous page...

Mol	Chain	Res	Type	RSRZ
48	DP	82	ALA	5.5
9	GI	10	LEU	5.5
9	GI	70	THR	5.5
9	AI	37	PHE	5.5
34	DB	17	HIS	5.5
9	EI	12	VAL	5.5
32	E5	47	GLU	5.5
32	E5	36	ASP	5.5
1	GA	1870	C	5.5
32	E5	141	ALA	5.5
54	FV	233	LEU	5.5
44	FL	14	ARG	5.5
21	GU	52	ASN	5.5
45	HM	58	ASP	5.5
6	AF	131	VAL	5.5
8	EH	40	THR	5.5
9	AI	48	ILE	5.5
54	FV	138	ILE	5.5
54	FV	66	ALA	5.4
54	FV	507	LYS	5.4
6	AF	92	GLY	5.4
9	CI	17	ALA	5.4
1	EA	2156	G	5.4
54	BV	530	ASN	5.4
42	BJ	12	ALA	5.4
32	A5	14	GLU	5.4
9	GI	34	ILE	5.4
51	BS	27	ASP	5.4
36	DD	27	ALA	5.4
51	HS	60	VAL	5.4
45	HM	3	ARG	5.4
32	A5	144	LYS	5.4
25	EY	62	GLY	5.4
9	EI	21	PRO	5.4
52	DT	68	HIS	5.4
9	AI	9	LYS	5.4
54	FV	480	GLU	5.4
53	HU	26	ALA	5.4
9	GI	65	SER	5.4
34	DB	123	GLY	5.4
32	E5	109	LYS	5.4
45	HM	47	GLU	5.4

Continued on next page...

Continued from previous page...

Mol	Chain	Res	Type	RSRZ
53	HU	44	GLU	5.4
38	BF	42	TRP	5.4
32	E5	20	LYS	5.3
1	AA	2134	A	5.3
51	HS	67	VAL	5.3
32	E5	140	MET	5.3
6	AF	175	PRO	5.3
1	AA	2106	U	5.3
54	FV	276	GLN	5.3
6	AF	107	VAL	5.3
45	HM	51	GLY	5.3
7	AG	11	PRO	5.3
9	CI	10	LEU	5.3
9	CI	8	VAL	5.3
54	FV	511	GLY	5.3
9	GI	68	PHE	5.3
9	CI	48	ILE	5.3
1	CA	2149	U	5.3
9	AI	19	PRO	5.3
39	HG	113	ASP	5.3
33	BA	82	G	5.3
54	HV	400	PRO	5.3
42	DJ	5	ARG	5.3
54	FV	258	ASN	5.3
10	GJ	142	ILE	5.3
8	GH	49	ALA	5.3
6	AF	99	PHE	5.2
54	FV	204	TYR	5.2
54	FV	218	TRP	5.2
40	HH	54	ASP	5.2
9	GI	69	VAL	5.2
54	FV	586	VAL	5.2
53	HU	21	ARG	5.2
41	DI	4	ASN	5.2
54	FV	576	ILE	5.2
6	AF	24	VAL	5.2
32	E5	143	MET	5.2
54	FV	577	ARG	5.2
48	FP	82	ALA	5.2
54	DV	539	ASP	5.2
41	HI	90	TYR	5.2
21	GU	31	GLY	5.2

Continued on next page...

Continued from previous page...

Mol	Chain	Res	Type	RSRZ
32	E5	99	PHE	5.2
54	FV	71	PHE	5.2
9	GI	92	PRO	5.2
21	GU	88	ASP	5.2
54	FV	506	ALA	5.2
9	GI	45	THR	5.2
15	AO	26	LEU	5.2
1	CA	1175	A	5.2
33	HA	747	A	5.2
54	FV	516	GLY	5.2
42	DJ	98	VAL	5.2
33	HA	82	G	5.2
9	EI	43	ALA	5.2
41	HI	130	ARG	5.2
6	AF	104	THR	5.1
33	DA	845	A	5.1
54	BV	298	ILE	5.1
9	GI	5	GLN	5.1
54	BV	508	GLN	5.1
1	AA	1728	C	5.1
42	BJ	7	ARG	5.1
6	AF	61	GLY	5.1
27	A0	26	SER	5.1
54	FV	348	THR	5.1
54	FV	463	GLU	5.1
8	CH	44	ILE	5.1
32	A5	56	ARG	5.1
43	HK	82	LEU	5.1
42	DJ	74	VAL	5.1
1	GA	2153	C	5.1
9	EI	20	SER	5.1
54	FV	593	PHE	5.1
4	CD	209	ALA	5.1
33	DA	84	U	5.1
1	CA	2157	G	5.1
28	E1	52	LYS	5.1
32	E5	61	ARG	5.1
21	GU	89	GLY	5.1
34	DB	209	VAL	5.1
36	DD	118	VAL	5.1
41	BI	44	ALA	5.1
1	GA	1537	G	5.1

Continued on next page...

Continued from previous page...

Mol	Chain	Res	Type	RSRZ
6	AF	95	MET	5.0
7	CG	45	ALA	5.0
23	EW	45	HIS	5.0
9	GI	27	LEU	5.0
54	FV	85	ASN	5.0
1	EA	2109	U	5.0
54	DV	548	GLU	5.0
9	CI	9	LYS	5.0
33	HA	87	C	5.0
54	DV	519	VAL	5.0
54	FV	377	VAL	5.0
28	A1	27	ARG	5.0
54	HV	593	PHE	5.0
54	HV	587	ASP	5.0
9	EI	108	ILE	5.0
54	BV	339	TYR	5.0
9	EI	37	PHE	5.0
6	AF	119	LYS	5.0
34	HB	87	ASP	5.0
1	GA	2138	G	5.0
9	GI	24	GLY	5.0
8	EH	49	ALA	5.0
7	CG	32	LEU	5.0
33	FA	844	G	5.0
41	HI	6	TYR	5.0
9	GI	28	GLY	5.0
6	AF	17	THR	5.0
32	A5	77	VAL	5.0
38	FF	17	GLN	5.0
42	HJ	30	LYS	5.0
32	E5	46	ARG	5.0
9	EI	41	PHE	5.0
9	EI	87	SER	5.0
54	DV	307	ALA	5.0
9	AI	61	TYR	4.9
53	BU	44	GLU	4.9
54	DV	506	ALA	4.9
54	FV	502	GLU	4.9
9	CI	4	VAL	4.9
54	FV	357	ARG	4.9
1	GA	2102	G	4.9
37	DE	123	VAL	4.9

Continued on next page...

Continued from previous page...

Mol	Chain	Res	Type	RSRZ
9	EI	40	ALA	4.9
48	BP	47	GLU	4.9
41	BI	129	LYS	4.9
45	HM	114	LYS	4.9
9	EI	47	SER	4.9
20	ET	16	VAL	4.9
1	GA	2137	U	4.9
9	CI	29	GLN	4.9
54	FV	602	LYS	4.9
1	AA	2151	U	4.9
9	CI	52	LEU	4.9
15	AO	87	ILE	4.9
41	HI	20	PHE	4.9
54	FV	405	ILE	4.9
52	BT	68	HIS	4.9
54	FV	571	VAL	4.9
34	FB	17	HIS	4.9
42	DJ	39	PRO	4.9
33	FA	845	A	4.9
54	DV	582	SER	4.9
8	EH	48	GLU	4.8
43	HK	32	VAL	4.8
9	EI	141	ASP	4.8
54	FV	515	TYR	4.8
9	GI	66	PHE	4.8
33	HA	80	A	4.8
33	HA	89	U	4.8
1	AA	2133	G	4.8
28	C1	51	ALA	4.8
45	HM	37	ALA	4.8
10	GJ	1	MET	4.8
34	FB	8	MET	4.8
1	AA	2179	C	4.8
34	DB	15	PHE	4.8
9	GI	119	ALA	4.8
35	HC	87	LEU	4.8
36	DD	29	ASP	4.8
54	FV	263	LEU	4.8
9	GI	30	GLN	4.8
36	FD	23	SER	4.8
1	GA	2184	A	4.8
6	AF	163	GLU	4.8

Continued on next page...

Continued from previous page...

Mol	Chain	Res	Type	RSRZ
17	GQ	87	VAL	4.8
6	CF	114	ARG	4.8
32	A5	96	PHE	4.8
1	AA	2180	U	4.8
9	CI	2	LYS	4.8
54	FV	181	GLY	4.8
6	AF	177	ARG	4.8
9	CI	40	ALA	4.8
54	FV	171	LEU	4.8
32	E5	134	GLU	4.8
42	BJ	29	ALA	4.8
23	AW	40	ARG	4.7
54	BV	553	VAL	4.7
54	FV	367	HIS	4.7
42	HJ	73	LEU	4.7
9	GI	31	GLY	4.7
41	DI	90	TYR	4.7
9	GI	42	ASN	4.7
44	FL	124	ALA	4.7
43	BK	113	VAL	4.7
6	AF	59	ILE	4.7
9	EI	75	ALA	4.7
37	DE	157	ARG	4.7
54	FV	561	LEU	4.7
54	FV	523	TYR	4.7
32	E5	54	VAL	4.7
32	E5	142	THR	4.7
6	GF	109	ARG	4.7
34	BB	56	LEU	4.7
54	FV	325	ALA	4.7
43	HK	50	SER	4.7
54	BV	510	GLY	4.7
54	FV	267	GLY	4.7
23	CW	40	ARG	4.7
34	HB	17	HIS	4.7
9	AI	10	LEU	4.7
53	BU	9	ASN	4.7
53	BU	31	GLU	4.7
9	EI	56	VAL	4.7
34	DB	68	PHE	4.7
35	BC	93	ASP	4.7
54	FV	210	ASP	4.7

Continued on next page...

Continued from previous page...

Mol	Chain	Res	Type	RSRZ
32	A5	31	ARG	4.7
32	E5	27	VAL	4.7
9	AI	82	ALA	4.7
54	FV	68	THR	4.7
54	HV	537	ILE	4.7
6	AF	102	LEU	4.6
41	HI	63	LEU	4.6
32	A5	67	THR	4.6
50	HR	20	GLU	4.6
32	A5	147	SER	4.6
4	ED	92	VAL	4.6
53	BU	35	ARG	4.6
9	CI	59	THR	4.6
53	BU	19	PHE	4.6
6	AF	88	VAL	4.6
1	CA	2152	G	4.6
8	AH	49	ALA	4.6
54	FV	458	ILE	4.6
9	GI	131	THR	4.6
54	DV	543	GLY	4.6
54	FV	191	ILE	4.6
42	HJ	87	LEU	4.6
18	AR	103	ALA	4.6
54	FV	319	ALA	4.6
33	HA	1453	G	4.6
54	FV	270	PHE	4.6
14	GN	120	GLU	4.6
51	HS	31	LEU	4.6
54	DV	584	HIS	4.6
54	BV	580	PHE	4.6
9	GI	20	SER	4.6
54	BV	603	GLU	4.6
25	GY	62	GLY	4.6
32	E5	43	LYS	4.6
33	DA	1534	A	4.6
49	DQ	74	THR	4.6
54	FV	297	GLY	4.6
34	DB	205	ALA	4.6
43	HK	102	ALA	4.6
54	FV	230	SER	4.6
9	CI	69	VAL	4.5
9	EI	97	VAL	4.5

Continued on next page...

Continued from previous page...

Mol	Chain	Res	Type	RSRZ
9	GI	32	VAL	4.5
21	AU	51	LEU	4.5
52	FT	3	ASN	4.5
1	GA	2108	A	4.5
53	BU	17	ARG	4.5
54	FV	522	MET	4.5
7	GG	44	HIS	4.5
32	A5	116	GLU	4.5
53	HU	38	TYR	4.5
53	DU	47	ARG	4.5
54	FV	182	VAL	4.5
42	BJ	25	ILE	4.5
53	HU	43	THR	4.5
27	G0	55	ALA	4.5
54	FV	366	MET	4.5
54	BV	583	TYR	4.5
18	ER	50	GLY	4.5
54	FV	257	LEU	4.5
8	AH	4	ILE	4.5
54	FV	521	ASP	4.5
36	DD	117	LEU	4.5
33	BA	844	G	4.5
54	HV	541	LYS	4.5
1	EA	1535	A	4.5
6	GF	117	SER	4.5
45	HM	43	VAL	4.5
53	HU	28	VAL	4.5
54	FV	435	LEU	4.5
6	GF	43	ILE	4.5
9	CI	25	PRO	4.5
9	GI	140	GLU	4.5
13	CM	1	MET	4.5
28	A1	51	ALA	4.5
54	FV	495	ARG	4.5
9	CI	91	LYS	4.5
54	BV	509	SER	4.5
6	AF	82	TYR	4.5
50	BR	70	TYR	4.5
6	GF	168	LEU	4.5
1	CA	1727	C	4.5
46	BN	22	ALA	4.5
9	EI	66	PHE	4.5

Continued on next page...

Continued from previous page...

Mol	Chain	Res	Type	RSRZ
12	GL	92	LEU	4.5
21	EU	87	GLU	4.5
39	HG	85	TYR	4.5
41	HI	21	ILE	4.5
54	FV	295	ILE	4.5
53	BU	40	LYS	4.5
34	DB	152	ASP	4.5
7	GG	43	LYS	4.5
5	AE	11	ALA	4.5
32	A5	106	PHE	4.5
54	DV	581	GLY	4.5
54	FV	12	ASN	4.5
54	HV	301	ASP	4.5
53	HU	10	GLU	4.5
54	FV	231	GLU	4.5
6	EF	111	ARG	4.5
1	CA	2151	U	4.5
32	A5	27	VAL	4.5
1	CA	2147	A	4.4
43	HK	51	GLY	4.4
9	EI	3	LYS	4.4
49	FQ	4	LYS	4.4
34	BB	91	VAL	4.4
54	DV	544	VAL	4.4
32	E5	25	ALA	4.4
33	FA	86	G	4.4
33	HA	1305	G	4.4
6	GF	108	PRO	4.4
19	AS	110	ARG	4.4
38	BF	41	ASP	4.4
45	HM	34	LEU	4.4
53	BU	25	LYS	4.4
54	FV	172	ALA	4.4
1	AA	2147	A	4.4
1	CA	896	A	4.4
48	FP	80	LYS	4.4
6	GF	172	PHE	4.4
9	CI	37	PHE	4.4
41	BI	16	ALA	4.4
41	HI	41	ARG	4.4
53	BU	21	ARG	4.4
42	DJ	75	ASP	4.4

Continued on next page...

Continued from previous page...

Mol	Chain	Res	Type	RSRZ
1	AA	1537	G	4.4
1	AA	2143	C	4.4
8	CH	12	LEU	4.4
9	CI	42	ASN	4.4
20	ET	93	LEU	4.4
33	BA	845	A	4.4
43	BK	127	ARG	4.4
34	DB	124	THR	4.4
6	AF	62	GLN	4.4
37	FE	159	LYS	4.4
33	FA	841	C	4.4
1	CA	2106	U	4.4
33	HA	845	A	4.4
7	GG	45	ALA	4.4
34	HB	124	THR	4.4
54	FV	306	PRO	4.4
45	HM	83	LEU	4.4
6	GF	30	VAL	4.4
7	EG	42	VAL	4.4
1	GA	2146	C	4.4
6	GF	21	TYR	4.4
34	HB	129	THR	4.4
54	FV	50	MET	4.4
34	HB	127	LYS	4.4
6	GF	149	ARG	4.4
9	CI	35	MET	4.4
34	BB	99	MET	4.4
54	BV	306	PRO	4.4
54	BV	589	SER	4.4
1	EA	2149	U	4.4
53	DU	4	ILE	4.4
1	CA	2150	C	4.3
32	A5	125	ARG	4.3
42	HJ	81	GLU	4.3
32	E5	131	THR	4.3
51	HS	25	SER	4.3
42	DJ	26	VAL	4.3
6	GF	20	ASN	4.3
38	BF	52	ASN	4.3
54	FV	512	ARG	4.3
6	AF	7	TYR	4.3
54	DV	510	GLY	4.3

Continued on next page...

Continued from previous page...

Mol	Chain	Res	Type	RSRZ
21	EU	86	PHE	4.3
9	GI	62	ALA	4.3
44	BL	124	ALA	4.3
54	HV	552	ALA	4.3
18	CR	50	GLY	4.3
1	GA	2183	A	4.3
28	G1	27	ARG	4.3
1	CA	2109	U	4.3
43	DK	52	PHE	4.3
6	AF	31	GLU	4.3
33	HA	86	G	4.3
1	AA	1730	C	4.3
6	GF	99	PHE	4.3
41	DI	129	LYS	4.3
45	HM	73	ILE	4.3
53	DU	12	PHE	4.3
6	GF	4	HIS	4.3
54	FV	573	ASP	4.3
45	BM	115	PRO	4.3
11	GK	110	GLU	4.3
34	HB	131	LYS	4.3
9	CI	82	ALA	4.3
36	FD	27	ALA	4.3
36	HD	149	ALA	4.3
1	GA	1536	C	4.3
50	BR	47	THR	4.3
54	FV	424	THR	4.3
35	BC	89	LYS	4.3
43	BK	82	LEU	4.3
9	GI	124	MET	4.3
32	E5	26	VAL	4.3
32	E5	127	ALA	4.3
36	DD	11	LEU	4.3
41	BI	26	GLY	4.3
46	HN	26	GLU	4.3
54	FV	407	GLU	4.3
46	HN	21	PHE	4.3
1	GA	1727	C	4.3
32	E5	14	GLU	4.2
35	BC	87	LEU	4.2
34	HB	163	ILE	4.2
35	BC	103	ILE	4.2

Continued on next page...

Continued from previous page...

Mol	Chain	Res	Type	RSRZ
6	GF	93	GLU	4.2
28	G1	51	ALA	4.2
39	HG	111	ARG	4.2
54	FV	293	PRO	4.2
45	HM	39	ILE	4.2
33	FA	843	U	4.2
1	GA	2143	C	4.2
1	AA	896	A	4.2
26	EZ	1	ALA	4.2
36	DD	23	SER	4.2
54	FV	175	ALA	4.2
41	DI	5	GLN	4.2
54	DV	360	PHE	4.2
35	BC	64	ILE	4.2
51	HS	3	ARG	4.2
54	BV	307	ALA	4.2
33	HA	1534	A	4.2
32	E5	94	ARG	4.2
32	E5	115	GLY	4.2
54	FV	528	GLY	4.2
54	FV	455	GLN	4.2
9	EI	70	THR	4.2
54	FV	54	GLU	4.2
34	BB	224	ARG	4.2
54	FV	83	ARG	4.2
1	CA	1537	G	4.2
43	HK	61	PHE	4.2
19	GS	110	ARG	4.2
41	DI	43	THR	4.2
43	HK	49	GLY	4.2
41	HI	44	ALA	4.2
46	HN	17	ALA	4.2
20	ET	91	GLN	4.2
38	DF	80	PHE	4.2
33	HA	1021	A	4.2
42	DJ	8	ILE	4.2
6	GF	106	ALA	4.1
51	HS	29	LYS	4.2
9	AI	5	GLN	4.1
9	GI	12	VAL	4.1
51	HS	33	THR	4.1
9	CI	43	ALA	4.1

Continued on next page...

Continued from previous page...

Mol	Chain	Res	Type	RSRZ
41	BI	90	TYR	4.1
32	E5	69	PHE	4.1
53	BU	34	ARG	4.1
53	DU	35	ARG	4.1
9	CI	65	SER	4.1
9	GI	94	LYS	4.1
6	AF	16	MET	4.1
54	HV	295	ILE	4.1
33	BA	83	C	4.1
21	CU	87	GLU	4.1
54	FV	28	GLU	4.1
32	A5	60	LEU	4.1
53	FU	35	ARG	4.1
54	HV	342	VAL	4.1
1	GA	2107	G	4.1
32	E5	92	ALA	4.1
42	HJ	74	VAL	4.1
32	A5	52	MET	4.1
9	GI	52	LEU	4.1
42	DJ	87	LEU	4.1
45	BM	48	LEU	4.1
8	GH	18	GLN	4.1
54	FV	560	GLN	4.1
33	HA	1022	A	4.1
36	HD	28	ILE	4.1
53	FU	47	ARG	4.1
53	DU	49	LYS	4.1
32	A5	146	ALA	4.1
40	DH	130	ALA	4.1
41	HI	32	GLN	4.1
9	GI	141	ASP	4.1
1	CA	2134	A	4.1
1	EA	1508	A	4.1
54	FV	497	LYS	4.1
9	GI	22	PRO	4.1
25	AY	2	LYS	4.1
43	HK	80	LYS	4.1
54	BV	512	ARG	4.1
54	HV	548	GLU	4.1
54	FV	292	VAL	4.1
54	HV	264	VAL	4.1
24	AX	70	LEU	4.1

Continued on next page...

Continued from previous page...

Mol	Chain	Res	Type	RSRZ
9	EI	42	ASN	4.1
34	DB	132	GLU	4.1
46	HN	24	ARG	4.1
54	HV	219	HIS	4.1
35	BC	42	TYR	4.1
54	FV	666	TYR	4.1
8	AH	44	ILE	4.1
5	GE	138	LEU	4.1
42	BJ	99	GLN	4.1
9	GI	81	LYS	4.1
54	DV	551	PRO	4.0
15	GO	26	LEU	4.0
36	DD	36	GLN	4.0
9	CI	66	PHE	4.0
38	DF	36	ILE	4.0
54	FV	84	ILE	4.0
7	CG	175	LYS	4.0
39	HG	114	LYS	4.0
32	A5	95	LEU	4.0
42	BJ	37	ARG	4.0
53	HU	18	ARG	4.0
6	AF	83	PRO	4.0
21	CU	23	LYS	4.0
34	BB	36	LYS	4.0
42	BJ	98	VAL	4.0
54	FV	374	ILE	4.0
1	AA	2145	C	4.0
54	FV	411	PHE	4.0
54	HV	536	PHE	4.0
23	GW	24	ARG	4.0
33	BA	79	G	4.0
46	FN	21	PHE	4.0
9	CI	47	SER	4.0
19	CS	110	ARG	4.0
54	HV	216	ASN	4.0
12	GL	10	GLU	4.0
9	AI	52	LEU	4.0
33	DA	83	C	4.0
34	FB	124	THR	4.0
40	DH	55	THR	4.0
42	DJ	29	ALA	4.0
33	BA	85	U	4.0

Continued on next page...

Continued from previous page...

Mol	Chain	Res	Type	RSRZ
41	HI	36	GLU	4.0
54	FV	598	SER	4.0
53	BU	26	ALA	4.0
54	FV	4	THR	4.0
54	FV	190	ALA	4.0
54	FV	13	ILE	4.0
54	FV	609	LYS	4.0
36	HD	176	GLY	4.0
38	BF	9	MET	4.0
33	FA	87	C	4.0
9	AI	94	LYS	4.0
34	DB	122	ASP	4.0
36	DD	130	VAL	4.0
54	FV	565	PRO	4.0
54	DV	530	ASN	4.0
54	FV	15	ILE	4.0
1	AA	1726	C	3.9
46	HN	19	LYS	3.9
54	FV	300	ASP	3.9
9	EI	58	ILE	3.9
54	DV	589	SER	3.9
54	FV	505	HIS	3.9
6	GF	17	THR	3.9
32	E5	77	VAL	3.9
33	BA	841	C	3.9
51	HS	19	VAL	3.9
49	DQ	4	LYS	3.9
1	EA	2140	G	3.9
41	FI	90	TYR	3.9
9	CI	26	ALA	3.9
19	GS	11	ARG	3.9
32	E5	31	ARG	3.9
1	CA	1870	C	3.9
48	HP	80	LYS	3.9
6	GF	139	GLU	3.9
1	CA	1174	U	3.9
45	BM	114	LYS	3.9
45	FM	7	ILE	3.9
32	A5	145	GLU	3.9
1	EA	896	A	3.9
9	EI	65	SER	3.9
45	BM	4	ILE	3.9

Continued on next page...

Continued from previous page...

Mol	Chain	Res	Type	RSRZ
32	E5	95	LEU	3.9
34	DB	31	PHE	3.9
46	DN	46	LEU	3.9
34	BB	50	ASN	3.9
27	A0	56	LYS	3.9
38	HF	96	VAL	3.9
39	HG	87	VAL	3.9
54	FV	611	VAL	3.9
7	AG	13	GLY	3.9
33	HA	1024	G	3.9
1	EA	2143	C	3.9
39	DG	5	ARG	3.9
54	BV	592	ALA	3.9
32	E5	52	MET	3.9
53	FU	38	TYR	3.9
51	HS	46	GLY	3.9
45	HM	13	LYS	3.9
54	FV	222	LEU	3.9
54	FV	613	LEU	3.9
6	AF	118	ALA	3.9
9	GI	35	MET	3.9
55	FW	4	SER	3.9
1	GA	2155	U	3.9
1	AA	2146	C	3.9
9	EI	91	LYS	3.8
9	GI	48	ILE	3.8
42	BJ	77	VAL	3.8
7	GG	51	PHE	3.8
38	HF	80	PHE	3.8
42	BJ	73	LEU	3.8
7	GG	47	ASN	3.8
37	HE	159	LYS	3.8
45	FM	114	LYS	3.8
54	FV	368	ALA	3.8
36	FD	25	VAL	3.8
39	HG	80	VAL	3.8
43	BK	55	SER	3.8
1	AA	2136	G	3.8
25	CY	62	GLY	3.8
34	DB	163	ILE	3.8
53	DU	28	VAL	3.8
54	FV	510	GLY	3.8

Continued on next page...

Continued from previous page...

Mol	Chain	Res	Type	RSRZ
51	HS	28	LYS	3.8
42	BJ	72	ARG	3.8
54	FV	356	ALA	3.8
1	AA	1870	C	3.8
9	EI	30	GLN	3.8
33	HA	1452	C	3.8
51	HS	66	MET	3.8
6	AF	78	ILE	3.8
54	BV	549	TYR	3.8
50	BR	69	PRO	3.8
54	FV	163	GLY	3.8
9	GI	108	ILE	3.8
9	AI	27	LEU	3.8
1	GA	896	A	3.8
54	BV	581	GLY	3.8
9	AI	99	LYS	3.8
34	DB	103	TRP	3.8
35	BC	101	ILE	3.8
38	BF	36	ILE	3.8
51	HS	40	ILE	3.8
54	BV	585	ASP	3.8
54	DV	540	ILE	3.8
54	BV	582	SER	3.8
6	GF	132	ARG	3.8
45	HM	44	LYS	3.8
6	AF	89	THR	3.8
20	CT	2	ILE	3.8
38	FF	92	THR	3.8
53	BU	37	PHE	3.8
54	DV	557	ILE	3.8
9	GI	137	LEU	3.8
1	CA	1726	C	3.8
20	GT	76	ARG	3.8
54	FV	72	TRP	3.8
4	AD	209	ALA	3.8
9	GI	132	ALA	3.8
54	FV	354	LYS	3.8
38	BF	14	GLN	3.8
8	GH	44	ILE	3.8
9	AI	42	ASN	3.8
42	BJ	40	ILE	3.8
53	BU	33	ARG	3.8

Continued on next page...

Continued from previous page...

Mol	Chain	Res	Type	RSRZ
42	DJ	28	THR	3.8
39	DG	85	TYR	3.8
50	DR	64	TYR	3.8
48	HP	37	GLY	3.8
54	DV	512	ARG	3.8
1	CA	2133	G	3.8
34	BB	114	LYS	3.8
34	DB	36	LYS	3.8
9	EI	22	PRO	3.8
9	EI	26	ALA	3.8
9	GI	49	GLU	3.8
14	CN	120	GLU	3.8
53	HU	47	ARG	3.8
32	A5	86	MET	3.7
34	BB	131	LYS	3.7
34	DB	135	MET	3.7
54	BV	369	ASN	3.7
1	AA	2183	A	3.7
34	BB	16	GLY	3.7
41	HI	80	ARG	3.7
54	HV	108	GLY	3.7
34	DB	114	LYS	3.7
45	FM	39	ILE	3.7
32	A5	129	LEU	3.7
54	FV	265	THR	3.7
54	FV	302	GLY	3.7
1	AA	1724	G	3.7
33	DA	841	C	3.7
38	BF	66	ALA	3.7
9	CI	41	PHE	3.7
15	GO	58	ILE	3.7
34	DB	66	ILE	3.7
34	HB	220	VAL	3.7
35	DC	68	ILE	3.7
54	FV	545	ILE	3.7
1	AA	2137	U	3.7
54	FV	409	MET	3.7
32	A5	42	ARG	3.7
41	HI	22	LYS	3.7
34	BB	120	SER	3.7
41	HI	93	SER	3.7
54	FV	48	ALA	3.7

Continued on next page...

Continued from previous page...

Mol	Chain	Res	Type	RSRZ
9	EI	34	ILE	3.7
35	DC	101	ILE	3.7
41	HI	61	LEU	3.7
46	FN	30	ILE	3.7
33	DA	88	U	3.7
54	FV	211	MET	3.7
54	HV	512	ARG	3.7
18	GR	70	GLU	3.7
43	BK	43	GLY	3.7
42	FJ	35	GLN	3.7
54	BV	515	TYR	3.7
9	CI	67	THR	3.7
44	HL	124	ALA	3.7
9	AI	85	ILE	3.7
9	EI	138	VAL	3.7
33	HA	81	A	3.7
42	DJ	36	VAL	3.7
1	GA	2181	U	3.7
6	AF	160	LYS	3.7
9	EI	81	LYS	3.7
21	GU	59	GLU	3.7
42	HJ	85	ASP	3.7
1	GA	2156	G	3.7
33	DA	82	G	3.7
34	BB	124	THR	3.7
42	HJ	101	SER	3.7
6	AF	73	VAL	3.7
6	AF	135	ILE	3.7
1	CA	1728	C	3.7
9	CI	137	LEU	3.7
17	GQ	4	LYS	3.7
33	DA	1031	C	3.7
33	FA	83	C	3.7
54	FV	657	GLU	3.7
38	BF	58	HIS	3.7
54	HV	368	ALA	3.7
54	HV	532	LYS	3.7
40	HH	55	THR	3.7
25	CY	5	GLU	3.7
45	HM	69	LEU	3.7
33	HA	1533	C	3.7
32	E5	122	GLN	3.7

Continued on next page...

Continued from previous page...

Mol	Chain	Res	Type	RSRZ
9	CI	38	CYS	3.7
23	EW	24	ARG	3.7
5	GE	144	GLU	3.7
33	HA	413	G	3.7
46	BN	21	PHE	3.7
54	DV	515	TYR	3.7
9	AI	65	SER	3.7
9	EI	111	THR	3.7
12	GL	3	LEU	3.7
35	DC	87	LEU	3.7
51	HS	39	THR	3.7
6	GF	112	ASP	3.7
24	AX	44	ARG	3.7
32	E5	100	ALA	3.7
35	BC	95	ALA	3.7
40	HH	47	GLU	3.7
32	A5	132	TYR	3.7
32	E5	79	PRO	3.7
36	BD	143	VAL	3.7
54	HV	386	ILE	3.7
54	DV	513	GLY	3.6
8	EH	47	PHE	3.6
1	EA	2134	A	3.6
9	CI	18	ASN	3.6
6	GF	78	ILE	3.6
8	EH	44	ILE	3.6
9	EI	52	LEU	3.6
21	CU	49	PRO	3.6
45	HM	77	ILE	3.6
45	HM	68	ASP	3.6
20	CT	91	GLN	3.6
14	AN	120	GLU	3.6
54	HV	229	ALA	3.6
9	GI	60	VAL	3.6
42	DJ	25	ILE	3.6
43	BK	31	ILE	3.6
54	FV	338	VAL	3.6
6	GF	111	ARG	3.6
7	GG	34	ARG	3.6
1	AA	2141	G	3.6
1	CA	2138	G	3.6
1	GA	2140	G	3.6

Continued on next page...

Continued from previous page...

Mol	Chain	Res	Type	RSRZ
9	EI	2	LYS	3.6
43	HK	105	PHE	3.6
32	E5	53	ARG	3.6
35	BC	66	VAL	3.6
35	BC	91	VAL	3.6
47	BO	87	LEU	3.6
49	FQ	83	VAL	3.6
54	DV	239	GLY	3.6
8	CH	48	GLU	3.6
9	AI	16	MET	3.6
34	BB	127	LYS	3.6
35	BC	169	ARG	3.6
46	BN	48	LEU	3.6
29	C2	46	LYS	3.6
9	GI	101	SER	3.6
32	A5	63	ALA	3.6
46	BN	2	ALA	3.6
9	EI	48	ILE	3.6
28	G1	4	ILE	3.6
34	HB	100	LEU	3.6
38	BF	51	ILE	3.6
54	FV	599	ILE	3.6
6	AF	127	TYR	3.6
54	FV	514	GLN	3.6
43	BK	52	PHE	3.6
21	GU	50	ALA	3.6
54	FV	139	ALA	3.6
34	HB	66	ILE	3.6
41	BI	61	LEU	3.6
41	HI	94	LEU	3.6
53	DU	32	VAL	3.6
54	DV	404	ILE	3.6
54	HV	358	GLU	3.6
9	GI	14	ALA	3.6
40	DH	116	ALA	3.6
54	BV	311	ALA	3.6
32	A5	134	GLU	3.6
34	DB	91	VAL	3.6
45	BM	2	ALA	3.6
6	AF	49	LEU	3.6
39	HG	30	LEU	3.6
48	DP	19	VAL	3.6

Continued on next page...

Continued from previous page...

Mol	Chain	Res	Type	RSRZ
6	GF	70	ARG	3.6
6	GF	124	ARG	3.6
45	HM	82	ASP	3.6
32	E5	40	GLU	3.5
6	GF	12	VAL	3.5
42	BJ	28	THR	3.5
43	DK	127	ARG	3.5
9	GI	19	PRO	3.5
1	GA	846	U	3.5
6	GF	127	TYR	3.5
50	HR	64	TYR	3.5
9	EI	98	GLY	3.5
34	DB	208	ALA	3.5
9	EI	100	ILE	3.5
37	BE	100	SER	3.5
42	DJ	101	SER	3.5
54	DV	397	LEU	3.5
32	E5	39	THR	3.5
54	FV	524	PRO	3.5
34	BB	31	PHE	3.5
53	HU	27	GLY	3.5
32	A5	148	ALA	3.5
54	FV	597	ALA	3.5
41	HI	55	VAL	3.5
9	GI	110	GLN	3.5
42	DJ	37	ARG	3.5
54	FV	237	TYR	3.5
1	GA	1726	C	3.5
9	GI	51	GLY	3.5
46	DN	29	ALA	3.5
26	CZ	58	GLU	3.5
6	AF	91	ARG	3.5
32	E5	56	ARG	3.5
34	HB	15	PHE	3.5
54	HV	497	LYS	3.5
6	AF	25	MET	3.5
34	BB	212	TYR	3.5
35	HC	78	GLY	3.5
1	EA	1536	C	3.5
6	CF	148	VAL	3.5
32	A5	58	THR	3.5
37	DE	103	THR	3.5

Continued on next page...

Continued from previous page...

Mol	Chain	Res	Type	RSRZ
38	BF	80	PHE	3.5
1	CA	2108	A	3.5
6	AF	65	LEU	3.5
32	E5	120	ALA	3.5
32	A5	114	GLU	3.5
42	BJ	35	GLN	3.5
54	HV	648	GLU	3.5
9	EI	71	LYS	3.5
6	AF	9	ASP	3.5
6	GF	150	GLY	3.5
34	DB	14	HIS	3.5
54	DV	310	HIS	3.5
1	CA	140	C	3.5
7	EG	175	LYS	3.5
9	AI	81	LYS	3.5
32	E5	12	VAL	3.5
41	BI	37	GLN	3.5
45	HM	85	CYS	3.5
54	BV	336	PHE	3.5
54	FV	503	GLY	3.5
9	GI	111	THR	3.5
42	BJ	44	THR	3.5
6	GF	22	ASN	3.5
45	DM	8	ASN	3.5
9	GI	79	LEU	3.5
34	DB	213	LEU	3.5
54	FV	492	GLU	3.5
15	GO	27	VAL	3.5
33	DA	844	G	3.5
34	BB	64	GLY	3.4
41	DI	40	GLY	3.4
54	FV	73	SER	3.4
36	FD	170	TRP	3.4
54	DV	610	PRO	3.4
25	GY	30	MET	3.4
43	BK	77	TYR	3.4
54	HV	377	VAL	3.4
1	GA	2147	A	3.4
9	EI	53	PRO	3.4
33	HA	1023	U	3.4
36	DD	44	ARG	3.4
41	DI	89	GLU	3.4

Continued on next page...

Continued from previous page...

Mol	Chain	Res	Type	RSRZ
45	HM	10	PRO	3.4
7	AG	44	HIS	3.4
12	GL	82	LEU	3.4
25	AY	43	LEU	3.4
41	BI	54	LEU	3.4
39	BG	80	VAL	3.4
41	HI	5	GLN	3.4
42	FJ	77	VAL	3.4
42	BJ	13	PHE	3.4
43	BK	126	LYS	3.4
9	EI	31	GLY	3.4
54	BV	543	GLY	3.4
1	CA	2137	U	3.4
51	HS	78	ARG	3.4
42	DJ	73	LEU	3.4
42	FJ	90	LEU	3.4
6	GF	62	GLN	3.4
6	GF	6	TYR	3.4
9	CI	100	ILE	3.4
32	E5	132	TYR	3.4
54	BV	544	VAL	3.4
54	DV	37	ASN	3.4
54	FV	201	THR	3.4
36	HD	29	ASP	3.4
39	FG	5	ARG	3.4
33	HA	1286	U	3.4
6	AF	161	SER	3.4
9	GI	55	PRO	3.4
38	HF	54	LEU	3.4
40	BH	2	SER	3.4
9	CI	113	ALA	3.4
34	BB	59	ILE	3.4
44	HL	123	LYS	3.4
41	FI	43	THR	3.4
53	BU	10	GLU	3.4
1	EA	546	U	3.4
54	FV	318	SER	3.4
9	CI	138	VAL	3.4
11	EK	35	VAL	3.4
48	BP	36	VAL	3.4
9	CI	133	ARG	3.4
9	GI	36	GLU	3.4

Continued on next page...

Continued from previous page...

Mol	Chain	Res	Type	RSRZ
1	CA	1730	C	3.4
45	FM	48	LEU	3.4
54	FV	414	PRO	3.4
14	EN	120	GLU	3.4
20	CT	16	VAL	3.4
39	FG	109	ARG	3.4
41	DI	6	TYR	3.4
41	HI	64	TYR	3.4
25	AY	60	LYS	3.4
51	HS	18	LYS	3.4
54	DV	507	LYS	3.4
54	HV	399	ASP	3.4
20	GT	87	LEU	3.4
25	GY	7	ARG	3.4
42	DJ	9	ARG	3.4
42	FJ	37	ARG	3.4
8	EH	39	ALA	3.4
9	AI	60	VAL	3.4
12	EL	90	VAL	3.4
21	GU	48	VAL	3.4
54	FV	36	VAL	3.4
9	GI	71	LYS	3.4
20	GT	51	PHE	3.4
45	HM	62	LYS	3.4
54	HV	651	GLY	3.4
35	DC	42	TYR	3.4
50	DR	51	TYR	3.4
54	FV	10	TYR	3.4
36	FD	191	LEU	3.4
40	FH	63	LEU	3.4
54	FV	487	GLN	3.4
6	AF	170	ALA	3.4
8	GH	45	GLU	3.4
9	GI	96	LYS	3.4
20	GT	30	ILE	3.4
49	BQ	5	ILE	3.4
54	FV	400	PRO	3.4
34	FB	64	GLY	3.4
6	AF	36	ASN	3.4
39	BG	85	TYR	3.4
51	HS	43	ASN	3.4
54	FV	454	ASN	3.4

Continued on next page...

Continued from previous page...

Mol	Chain	Res	Type	RSRZ
54	HV	180	THR	3.4
33	FA	461	A	3.3
51	FS	3	ARG	3.3
9	CI	94	LYS	3.3
53	FU	31	GLU	3.3
13	EM	1	MET	3.3
42	DJ	77	VAL	3.3
34	BB	57	ASN	3.3
41	HI	4	ASN	3.3
42	HJ	75	ASP	3.3
50	BR	23	TYR	3.3
54	DV	562	LYS	3.3
54	HV	499	THR	3.3
9	CI	105	LEU	3.3
12	AL	92	LEU	3.3
33	FA	85	U	3.3
42	HJ	90	LEU	3.3
18	GR	50	GLY	3.3
36	FD	157	ALA	3.3
54	FV	30	ILE	3.3
54	FV	408	ARG	3.3
42	DJ	92	LEU	3.3
54	DV	499	THR	3.3
9	CI	56	VAL	3.3
50	DR	43	ARG	3.3
53	HU	51	SER	3.3
54	HV	594	LYS	3.3
6	AF	173	ASP	3.3
54	FV	79	TYR	3.3
54	FV	195	ASP	3.3
54	FV	538	ASN	3.3
42	BJ	71	LEU	3.3
54	FV	645	GLN	3.3
1	CA	138	U	3.3
15	CO	53	THR	3.3
6	GF	160	LYS	3.3
32	A5	54	VAL	3.3
42	HJ	31	ARG	3.3
51	HS	22	ALA	3.3
54	FV	614	GLU	3.3
38	FF	59	TYR	3.3
50	BR	51	TYR	3.3

Continued on next page...

Continued from previous page...

Mol	Chain	Res	Type	RSRZ
9	GI	39	LYS	3.3
32	E5	42	ARG	3.3
34	FB	73	ARG	3.3
54	BV	3	ARG	3.3
34	BB	74	ALA	3.3
42	BJ	26	VAL	3.3
54	DV	531	PRO	3.3
6	GF	31	GLU	3.3
33	DA	80	A	3.3
43	BK	22	HIS	3.3
54	BV	507	LYS	3.3
8	CH	4	ILE	3.3
13	AM	67	VAL	3.3
21	GU	35	VAL	3.3
39	DG	62	PHE	3.3
43	FK	16	VAL	3.3
48	DP	78	VAL	3.3
54	HV	650	THR	3.3
1	GA	1737	G	3.3
29	C2	1	MET	3.3
33	HA	213	G	3.3
54	HV	218	TRP	3.3
6	GF	2	LYS	3.3
32	E5	97	LYS	3.3
33	HA	1493	A	3.3
9	EI	136	GLY	3.3
4	GD	118	PHE	3.3
34	FB	59	ILE	3.3
12	AL	116	VAL	3.3
36	FD	143	VAL	3.3
43	BK	73	ALA	3.3
53	HU	24	GLU	3.3
36	DD	156	LYS	3.3
53	HU	9	ASN	3.3
6	EF	99	PHE	3.3
53	FU	28	VAL	3.3
9	GI	117	THR	3.3
53	DU	43	THR	3.3
35	HC	107	ARG	3.3
54	BV	584	HIS	3.3
54	HV	566	LEU	3.3
1	GA	2150	C	3.2

Continued on next page...

Continued from previous page...

Mol	Chain	Res	Type	RSRZ
9	GI	128	ILE	3.2
12	GL	116	VAL	3.2
43	BK	129	VAL	3.2
48	HP	36	VAL	3.2
34	DB	129	THR	3.2
36	HD	181	THR	3.2
34	HB	122	ASP	3.2
35	HC	47	LEU	3.2
15	CO	87	ILE	3.2
33	HA	844	G	3.2
36	DD	64	ILE	3.2
39	FG	85	TYR	3.2
52	DT	4	ILE	3.2
9	EI	57	VAL	3.2
46	DN	22	ALA	3.2
9	EI	25	PRO	3.2
45	HM	115	PRO	3.2
8	GH	48	GLU	3.2
9	EI	44	LYS	3.2
23	CW	84	GLU	3.2
54	FV	235	GLU	3.2
54	FV	401	ASP	3.2
39	DG	79	ARG	3.2
45	HM	90	ARG	3.2
4	CD	92	VAL	3.2
32	A5	119	PRO	3.2
33	HA	461	A	3.2
34	BB	123	GLY	3.2
40	HH	68	GLY	3.2
32	A5	69	PHE	3.2
34	DB	20	ARG	3.2
52	FT	68	HIS	3.2
54	FV	95	PHE	3.2
54	FV	179	PHE	3.2
1	EA	846	U	3.2
54	DV	576	ILE	3.2
54	HV	520	ILE	3.2
36	DD	143	VAL	3.2
54	DV	596	ALA	3.2
44	HL	122	PRO	3.2
51	HS	59	PRO	3.2
54	FV	242	GLU	3.2

Continued on next page...

Continued from previous page...

Mol	Chain	Res	Type	RSRZ
8	GH	13	GLY	3.2
15	EO	115	LEU	3.2
33	FA	81	A	3.2
42	HJ	71	LEU	3.2
6	GF	153	ILE	3.2
4	ED	209	ALA	3.2
29	G2	46	LYS	3.2
32	E5	63	ALA	3.2
32	E5	121	SER	3.2
34	HB	13	VAL	3.2
36	FD	151	LYS	3.2
41	BI	27	LYS	3.2
41	DI	22	LYS	3.2
9	GI	16	MET	3.2
38	DF	17	GLN	3.2
40	BH	63	LEU	3.2
43	BK	56	ARG	3.2
1	CA	546	U	3.2
1	GA	2797	U	3.2
54	FV	540	ILE	3.2
6	AF	148	VAL	3.2
42	HJ	26	VAL	3.2
54	DV	571	VAL	3.2
54	HV	501	VAL	3.2
9	EI	33	ASN	3.2
34	DB	42	LEU	3.2
54	FV	399	ASP	3.2
1	CA	2156	G	3.2
1	GA	892	A	3.2
6	GF	135	ILE	3.2
1	GA	1725	U	3.2
54	FV	342	VAL	3.2
54	FV	552	ALA	3.2
54	FV	649	VAL	3.2
32	A5	53	ARG	3.2
6	GF	169	LEU	3.2
9	CI	44	LYS	3.2
34	HB	42	LEU	3.2
6	CF	141	ASP	3.2
21	AU	86	PHE	3.2
6	GF	148	VAL	3.2
9	EI	103	ALA	3.2

Continued on next page...

Continued from previous page...

Mol	Chain	Res	Type	RSRZ
54	FV	393	THR	3.2
43	HK	98	ARG	3.2
6	AF	22	ASN	3.2
9	EI	86	LYS	3.2
43	HK	19	GLY	3.2
54	DV	394	GLY	3.2
54	FV	589	SER	3.2
1	AA	1531	C	3.2
33	DA	87	C	3.2
43	HK	31	ILE	3.1
46	DN	30	ILE	3.1
34	DB	94	ARG	3.1
7	CG	83	THR	3.1
38	BF	56	LYS	3.1
46	BN	19	LYS	3.1
9	EI	15	GLY	3.1
54	HV	534	TYR	3.1
6	CF	173	ASP	3.1
40	BH	54	ASP	3.1
42	DJ	72	ARG	3.1
15	GO	63	LYS	3.1
54	FV	504	LYS	3.1
33	FA	92	U	3.1
45	HM	76	SER	3.1
32	A5	17	GLU	3.1
48	DP	48	GLU	3.1
36	DD	132	ILE	3.1
47	BO	11	ILE	3.1
1	AA	2109	U	3.1
7	CG	12	ALA	3.1
8	CH	21	VAL	3.1
43	FK	129	VAL	3.1
34	BB	42	LEU	3.1
40	BH	121	LEU	3.1
50	FR	64	TYR	3.1
9	CI	86	LYS	3.1
54	BV	300	ASP	3.1
54	DV	574	MET	3.1
54	HV	351	ASN	3.1
9	CI	22	PRO	3.1
54	BV	531	PRO	3.1
6	AF	84	ILE	3.1

Continued on next page...

Continued from previous page...

Mol	Chain	Res	Type	RSRZ
54	FV	448	TRP	3.1
1	AA	546	U	3.1
34	BB	88	GLN	3.1
6	AF	93	GLU	3.1
6	EF	177	ARG	3.1
34	BB	128	LEU	3.1
42	HJ	24	GLU	3.1
46	BN	24	ARG	3.1
33	HA	412	A	3.1
34	BB	86	CYS	3.1
54	BV	537	ILE	3.1
1	GA	1171	G	3.1
34	HB	82	ALA	3.1
43	DK	51	GLY	3.1
54	HV	597	ALA	3.1
6	GF	163	GLU	3.1
25	GY	5	GLU	3.1
42	DJ	27	GLU	3.1
45	HM	66	GLU	3.1
54	DV	505	HIS	3.1
32	A5	128	THR	3.1
54	FV	152	LEU	3.1
38	BF	25	TYR	3.1
49	BQ	28	PHE	3.1
9	AI	35	MET	3.1
16	CP	1	SER	3.1
38	BF	12	PRO	3.1
1	EA	2183	A	3.1
1	GA	546	U	3.1
9	AI	139	VAL	3.1
32	A5	12	VAL	3.1
41	HI	129	LYS	3.1
45	HM	84	GLY	3.1
51	HS	32	ARG	3.1
54	FV	67	ALA	3.1
54	FV	189	LYS	3.1
12	GL	95	LEU	3.1
36	DD	98	LEU	3.1
54	HV	171	LEU	3.1
8	AH	43	ASN	3.1
8	CH	17	ASP	3.1
37	BE	103	THR	3.1

Continued on next page...

Continued from previous page...

Mol	Chain	Res	Type	RSRZ
54	DV	587	ASP	3.1
13	GM	32	GLY	3.1
32	E5	104	ALA	3.1
34	DB	13	VAL	3.1
37	BE	123	VAL	3.1
1	EA	2180	U	3.1
33	FA	842	U	3.1
1	GA	2154	A	3.1
6	AF	19	PHE	3.1
9	EI	68	PHE	3.1
15	AO	92	PHE	3.1
32	A5	23	LEU	3.1
21	AU	78	LYS	3.1
54	DV	585	ASP	3.1
20	GT	92	ASN	3.1
7	GG	13	GLY	3.1
15	AO	112	GLU	3.1
21	GU	19	GLY	3.1
50	BR	43	ARG	3.1
52	HT	23	SER	3.1
1	GA	1173	U	3.1
5	EE	201	ALA	3.1
8	GH	47	PHE	3.1
24	GX	70	LEU	3.1
45	HM	19	LEU	3.1
45	HM	56	LEU	3.1
53	FU	29	LEU	3.1
54	BV	360	PHE	3.1
25	AY	23	ARG	3.1
38	BF	4	TYR	3.1
45	HM	29	ARG	3.1
1	CA	1724	G	3.1
6	AF	18	GLU	3.1
6	GF	72	SER	3.0
34	DB	225	SER	3.0
5	GE	45	ALA	3.0
21	AU	50	ALA	3.0
41	FI	55	VAL	3.0
21	GU	21	ARG	3.0
7	CG	46	ASP	3.0
1	GA	1172	C	3.0
54	BV	590	GLU	3.0

Continued on next page...

Continued from previous page...

Mol	Chain	Res	Type	RSRZ
54	DV	490	TYR	3.0
16	EP	114	ASN	3.0
38	BF	68	GLN	3.0
29	A2	46	LYS	3.0
36	BD	25	VAL	3.0
54	HV	200	VAL	3.0
9	EI	64	ARG	3.0
12	AL	6	LEU	3.0
34	HB	84	LEU	3.0
35	BC	124	LEU	3.0
45	HM	63	PHE	3.0
54	FV	445	PHE	3.0
32	E5	87	GLU	3.0
6	AF	103	ILE	3.0
9	CI	16	MET	3.0
32	A5	45	GLY	3.0
33	HA	1492	A	3.0
8	CH	8	LYS	3.0
6	AF	159	ALA	3.0
9	EI	59	THR	3.0
6	AF	48	LEU	3.0
41	DI	41	ARG	3.0
42	HJ	27	GLU	3.0
28	G1	15	GLY	3.0
34	BB	152	ASP	3.0
45	HM	54	ASP	3.0
54	FV	462	GLY	3.0
38	HF	29	ILE	3.0
54	FV	537	ILE	3.0
39	BG	2	PRO	3.0
45	FM	115	PRO	3.0
32	E5	125	ARG	3.0
43	BK	33	THR	3.0
9	AI	66	PHE	3.0
9	AI	107	GLU	3.0
15	CO	106	LEU	3.0
28	G1	34	GLU	3.0
32	E5	17	GLU	3.0
54	HV	203	GLU	3.0
9	GI	99	LYS	3.0
21	GU	90	LYS	3.0
1	GA	883	G	3.0

Continued on next page...

Continued from previous page...

Mol	Chain	Res	Type	RSRZ
54	FV	301	ASP	3.0
34	BB	38	HIS	3.0
54	BV	404	ILE	3.0
54	FV	494	ILE	3.0
6	GF	131	VAL	3.0
54	HV	182	VAL	3.0
1	EA	1870	C	3.0
20	ET	92	ASN	3.0
43	BK	66	ALA	3.0
54	FV	481	ALA	3.0
1	EA	139	U	3.0
38	FF	8	PHE	3.0
51	HS	41	PHE	3.0
53	DU	37	PHE	3.0
54	FV	628	THR	3.0
9	GI	50	LYS	3.0
40	BH	120	GLY	3.0
34	DB	127	LYS	3.0
34	HB	212	TYR	3.0
36	HD	2	ALA	3.0
36	HD	156	LYS	3.0
1	CA	2153	C	3.0
1	EA	2146	C	3.0
54	DV	174	GLY	3.0
36	BD	28	ILE	3.0
36	BD	123	ILE	3.0
54	FV	427	ASP	3.0
38	BF	94	HIS	3.0
9	CI	32	VAL	3.0
9	AI	6	ALA	3.0
15	GO	64	TYR	3.0
34	DB	43	GLU	3.0
45	HM	65	VAL	3.0
54	HV	586	VAL	3.0
33	HA	843	U	3.0
34	HB	145	ASN	3.0
50	BR	65	LEU	3.0
54	FV	335	PHE	3.0
18	CR	44	GLY	3.0
54	FV	475	ARG	3.0
20	GT	91	GLN	3.0
48	DP	63	GLN	3.0

Continued on next page...

Continued from previous page...

Mol	Chain	Res	Type	RSRZ
51	HS	27	ASP	3.0
54	FV	471	ASP	3.0
37	DE	120	VAL	3.0
44	BL	25	GLU	3.0
54	FV	621	VAL	3.0
9	EI	13	ALA	3.0
34	FB	56	LEU	3.0
1	AA	2138	G	3.0
9	CI	15	GLY	3.0
41	DI	49	ARG	3.0
54	FV	604	GLY	3.0
34	BB	129	THR	3.0
34	BB	225	SER	3.0
33	FA	412	A	3.0
9	CI	54	ILE	3.0
38	DF	82	ASP	3.0
36	BD	163	GLU	3.0
45	DM	45	ILE	3.0
50	BR	33	ILE	3.0
20	AT	24	MET	3.0
35	HC	84	VAL	3.0
38	FF	94	HIS	3.0
36	FD	168	PRO	2.9
38	BF	48	ALA	2.9
1	CA	846	U	2.9
6	AF	143	ASP	2.9
32	E5	30	SER	2.9
42	BJ	22	THR	2.9
51	HS	65	GLU	2.9
54	HV	191	ILE	2.9
7	AG	9	VAL	2.9
54	DV	343	VAL	2.9
1	AA	2797	U	2.9
7	GG	32	LEU	2.9
9	AI	68	PHE	2.9
32	A5	100	ALA	2.9
53	HU	37	PHE	2.9
54	FV	229	ALA	2.9
35	BC	62	LYS	2.9
21	EU	52	ASN	2.9
8	AH	18	GLN	2.9
23	GW	84	GLU	2.9

Continued on next page...

Continued from previous page...

Mol	Chain	Res	Type	RSRZ
32	E5	107	GLU	2.9
34	HB	121	GLN	2.9
54	FV	129	GLN	2.9
7	GG	15	ASP	2.9
9	CI	70	THR	2.9
9	GI	46	ASP	2.9
21	CU	11	ILE	2.9
1	CA	2136	G	2.9
1	GA	1847	A	2.9
1	GA	2135	A	2.9
12	GL	120	VAL	2.9
34	HB	186	VAL	2.9
54	FV	126	VAL	2.9
54	FV	425	LYS	2.9
9	EI	82	ALA	2.9
53	FU	37	PHE	2.9
51	HS	5	LEU	2.9
54	FV	289	PRO	2.9
54	HV	174	GLY	2.9
54	HV	547	GLY	2.9
1	EA	2153	C	2.9
6	GF	110	ILE	2.9
11	CK	17	ARG	2.9
36	DD	151	LYS	2.9
36	FD	17	THR	2.9
44	HL	36	ARG	2.9
41	DI	29	VAL	2.9
54	BV	612	LEU	2.9
54	FV	164	ALA	2.9
32	A5	87	GLU	2.9
42	DJ	40	ILE	2.9
45	HM	11	ASP	2.9
53	BU	45	ARG	2.9
54	HV	408	ARG	2.9
29	G2	1	MET	2.9
35	DC	151	VAL	2.9
34	FB	74	ALA	2.9
53	HU	30	ALA	2.9
8	CH	45	GLU	2.9
9	CI	129	GLU	2.9
6	AF	8	LYS	2.9
34	DB	138	ARG	2.9

Continued on next page...

Continued from previous page...

Mol	Chain	Res	Type	RSRZ
36	HD	154	ARG	2.9
34	BB	39	ILE	2.9
1	AA	140	C	2.9
32	E5	85	SER	2.9
38	FF	1	MET	2.9
42	HJ	36	VAL	2.9
43	HK	33	THR	2.9
53	BU	51	SER	2.9
6	GF	35	LEU	2.9
7	GG	49	LEU	2.9
9	AI	43	ALA	2.9
9	AI	51	GLY	2.9
32	A5	97	LYS	2.9
7	CG	34	ARG	2.9
1	CA	2142	A	2.9
8	EH	11	ASN	2.9
12	CL	144	GLU	2.9
16	GP	19	PHE	2.9
39	DG	80	VAL	2.9
32	E5	45	GLY	2.9
35	DC	96	GLY	2.9
41	DI	61	LEU	2.9
45	HM	48	LEU	2.9
54	FV	568	GLY	2.9
54	HV	5	THR	2.9
6	AF	147	ARG	2.9
52	HT	68	HIS	2.9
1	EA	1537	G	2.9
1	EA	2152	G	2.9
6	AF	55	ASP	2.9
6	EF	141	ASP	2.9
9	GI	95	ASP	2.9
36	FD	194	ASP	2.9
21	AU	12	VAL	2.9
35	HC	62	LYS	2.9
35	BC	96	GLY	2.9
36	FD	182	PHE	2.9
34	DB	48	MET	2.9
42	HJ	38	GLY	2.9
54	HV	309	ARG	2.9
54	FV	558	GLN	2.9
34	HB	80	LYS	2.9

Continued on next page...

Continued from previous page...

Mol	Chain	Res	Type	RSRZ
54	FV	327	ASP	2.9
54	FV	562	LYS	2.9
8	CH	20	ASN	2.9
46	BN	43	ASN	2.9
1	GA	1583	A	2.9
33	DA	412	A	2.9
35	BC	126	ARG	2.9
41	HI	26	GLY	2.9
43	HK	56	ARG	2.9
54	FV	196	ALA	2.9
53	BU	22	SER	2.8
1	CA	1725	U	2.8
1	CA	2181	U	2.8
1	GA	140	C	2.8
33	HA	841	C	2.8
54	BV	499	THR	2.8
51	HS	76	PRO	2.8
18	AR	45	GLU	2.8
38	BF	29	ILE	2.8
54	FV	80	GLU	2.8
20	ET	3	ARG	2.8
32	A5	62	ARG	2.8
35	BC	90	VAL	2.8
53	FU	7	ARG	2.8
19	AS	33	LEU	2.8
32	E5	72	LEU	2.8
54	FV	76	ALA	2.8
43	BK	50	SER	2.8
42	FJ	78	GLU	2.8
53	HU	31	GLU	2.8
54	HV	590	GLU	2.8
28	A1	8	ILE	2.8
34	DB	212	TYR	2.8
52	DT	24	ARG	2.8
9	GI	118	GLY	2.8
4	AD	92	VAL	2.8
7	CG	167	VAL	2.8
32	A5	26	VAL	2.8
32	A5	99	PHE	2.8
54	FV	533	GLY	2.8
37	DE	146	ASN	2.8
38	DF	52	ASN	2.8

Continued on next page...

Continued from previous page...

Mol	Chain	Res	Type	RSRZ
54	FV	212	VAL	2.8
21	EU	51	LEU	2.8
51	BS	31	LEU	2.8
1	CA	613	A	2.8
1	CA	2183	A	2.8
9	EI	36	GLU	2.8
33	FA	209	U	2.8
33	HA	4	U	2.8
54	FV	268	SER	2.8
21	AU	14	THR	2.8
34	HB	73	ARG	2.8
9	AI	34	ILE	2.8
45	HM	17	ILE	2.8
49	BQ	35	GLY	2.8
54	FV	88	ASP	2.8
54	HV	510	GLY	2.8
7	AG	14	VAL	2.8
21	AU	41	VAL	2.8
28	G1	10	LEU	2.8
32	E5	105	LYS	2.8
54	DV	586	VAL	2.8
42	DJ	71	LEU	2.8
42	DJ	90	LEU	2.8
54	DV	299	LEU	2.8
22	CV	94	ALA	2.8
32	E5	75	ALA	2.8
42	DJ	35	GLN	2.8
1	GA	894	U	2.8
33	BA	843	U	2.8
49	HQ	26	GLU	2.8
54	HV	241	GLU	2.8
33	DA	1167	A	2.8
39	BG	109	ARG	2.8
47	HO	89	ARG	2.8
49	DQ	20	SER	2.8
9	EI	85	ILE	2.8
35	BC	57	ILE	2.8
50	DR	74	HIS	2.8
54	FV	261	ILE	2.8
5	GE	158	PHE	2.8
6	AF	172	PHE	2.8
54	DV	601	PHE	2.8

Continued on next page...

Continued from previous page...

Mol	Chain	Res	Type	RSRZ
54	FV	500	ASP	2.8
7	EG	49	LEU	2.8
7	GG	36	LEU	2.8
36	BD	82	LEU	2.8
9	AI	40	ALA	2.8
21	AU	70	ALA	2.8
53	FU	9	ASN	2.8
41	HI	42	GLU	2.8
1	AA	2139	U	2.8
9	CI	92	PRO	2.8
19	AS	70	LYS	2.8
35	BC	79	LYS	2.8
54	FV	328	PRO	2.8
1	AA	2184	A	2.8
1	GA	1095	A	2.8
9	AI	58	ILE	2.8
36	FD	176	GLY	2.8
40	FH	68	GLY	2.8
54	DV	108	GLY	2.8
6	CF	49	LEU	2.8
9	GI	114	ALA	2.8
32	A5	103	ASN	2.8
34	DB	35	ASN	2.8
46	DN	2	ALA	2.8
48	DP	47	GLU	2.8
50	FR	20	GLU	2.8
53	FU	33	ARG	2.8
32	E5	144	LYS	2.8
40	BH	108	LYS	2.8
7	CG	140	ILE	2.8
8	EH	34	GLY	2.8
34	DB	206	ILE	2.8
39	HG	81	GLY	2.8
43	BK	54	GLY	2.8
45	FM	4	ILE	2.8
54	FV	239	GLY	2.8
21	AU	84	PHE	2.8
34	BB	125	PHE	2.8
42	BJ	91	ASP	2.8
43	HK	72	ASP	2.8
54	DV	579	HIS	2.8
6	GF	11	VAL	2.8

Continued on next page...

Continued from previous page...

Mol	Chain	Res	Type	RSRZ
15	EO	49	VAL	2.8
33	FA	80	A	2.8
54	FV	392	THR	2.8
44	DL	25	GLU	2.8
50	DR	67	LEU	2.8
54	FV	58	GLU	2.8
28	E1	51	ALA	2.8
32	E5	103	ASN	2.8
34	HB	165	ALA	2.8
35	BC	104	ALA	2.8
36	DD	136	GLN	2.8
46	DN	3	LYS	2.8
54	FV	193	TRP	2.8
54	HV	109	ALA	2.8
6	GF	155	ILE	2.8
36	BD	64	ILE	2.8
54	FV	449	THR	2.8
1	GA	2134	A	2.8
33	BA	87	C	2.8
36	BD	109	ALA	2.8
20	CT	24	MET	2.8
42	DJ	33	GLY	2.8
12	AL	77	ILE	2.8
34	BB	30	ILE	2.8
39	FG	78	ARG	2.8
54	FV	605	PHE	2.8
7	GG	31	GLU	2.8
20	GT	55	VAL	2.8
36	FD	117	LEU	2.8
43	BK	74	VAL	2.8
46	HN	29	ALA	2.8
51	HS	50	ALA	2.8
54	FV	227	ALA	2.8
1	EA	1913	A	2.7
33	BA	1534	A	2.7
33	BA	842	U	2.7
25	EY	7	ARG	2.7
32	E5	73	LYS	2.7
36	FD	154	ARG	2.7
54	HV	382	ILE	2.7
1	GA	2144	G	2.7
33	BA	1032	G	2.7

Continued on next page...

Continued from previous page...

Mol	Chain	Res	Type	RSRZ
54	FV	6	PRO	2.7
36	BD	194	ASP	2.7
6	AF	116	LEU	2.7
32	E5	64	VAL	2.7
54	HV	582	SER	2.7
9	CI	11	GLN	2.7
34	FB	88	GLN	2.7
7	AG	12	ALA	2.7
34	HB	133	ALA	2.7
1	CA	1913	A	2.7
43	BK	51	GLY	2.7
45	FM	8	ASN	2.7
8	CH	47	PHE	2.7
54	FV	457	ILE	2.7
6	GF	152	ASP	2.7
8	GH	38	PRO	2.7
42	DJ	79	PRO	2.7
54	FV	546	PRO	2.7
12	AL	3	LEU	2.7
23	AW	29	SER	2.7
32	A5	18	VAL	2.7
36	DD	25	VAL	2.7
46	HN	46	LEU	2.7
54	FV	447	VAL	2.7
9	GI	40	ALA	2.7
54	FV	489	ALA	2.7
19	AS	3	THR	2.7
32	E5	58	THR	2.7
38	DF	35	LYS	2.7
9	GI	15	GLY	2.7
33	HA	1009	U	2.7
7	GG	23	ILE	2.7
39	BG	62	PHE	2.7
54	FV	601	PHE	2.7
46	BN	45	VAL	2.7
54	FV	572	VAL	2.7
54	HV	333	LEU	2.7
54	HV	688	ASP	2.7
38	HF	94	HIS	2.7
43	FK	126	LYS	2.7
28	C1	27	ARG	2.7
36	HD	3	ARG	2.7

Continued on next page...

Continued from previous page...

Mol	Chain	Res	Type	RSRZ
54	DV	552	ALA	2.7
54	FV	379	ALA	2.7
8	GH	40	THR	2.7
18	AR	50	GLY	2.7
32	E5	86	MET	2.7
36	DD	163	GLU	2.7
54	FV	650	THR	2.7
6	GF	98	PHE	2.7
15	CO	117	PHE	2.7
54	HV	140	PHE	2.7
6	AF	152	ASP	2.7
7	EG	40	VAL	2.7
9	CI	141	ASP	2.7
25	AY	53	VAL	2.7
36	DD	101	VAL	2.7
36	HD	148	LYS	2.7
54	DV	110	VAL	2.7
54	HV	595	LEU	2.7
9	AI	47	SER	2.7
34	DB	93	HIS	2.7
54	FV	309	ARG	2.7
40	DH	119	ALA	2.7
54	DV	402	ALA	2.7
54	FV	281	ALA	2.7
1	AA	2156	G	2.7
16	CP	42	PHE	2.7
33	HA	1020	G	2.7
6	GF	8	LYS	2.7
32	A5	20	LYS	2.7
8	CH	18	GLN	2.7
9	CI	46	ASP	2.7
9	EI	69	VAL	2.7
9	GI	53	PRO	2.7
12	GL	122	VAL	2.7
39	FG	118	LEU	2.7
51	BS	51	VAL	2.7
4	GD	119	ALA	2.7
6	GF	74	ALA	2.7
26	GZ	58	GLU	2.7
6	GF	16	MET	2.7
34	BB	135	MET	2.7
41	HI	39	PHE	2.7

Continued on next page...

Continued from previous page...

Mol	Chain	Res	Type	RSRZ
34	BB	35	ASN	2.7
43	HK	34	ILE	2.7
54	FV	530	ASN	2.7
20	CT	3	ARG	2.7
9	EI	5	GLN	2.7
9	GI	11	GLN	2.7
12	GL	27	LEU	2.7
40	DH	121	LEU	2.7
42	BJ	10	LEU	2.7
44	DL	122	PRO	2.7
54	FV	206	ASP	2.7
44	HL	25	GLU	2.7
46	DN	10	GLU	2.7
54	HV	2	ALA	2.7
50	DR	30	LYS	2.7
54	DV	588	SER	2.7
54	FV	594	LYS	2.7
51	DS	39	THR	2.7
51	HS	63	THR	2.7
5	CE	157	LEU	2.7
7	GG	42	VAL	2.7
9	CI	60	VAL	2.7
33	HA	840	C	2.7
36	FD	171	LEU	2.7
54	DV	502	GLU	2.7
54	FV	241	GLU	2.7
54	FV	247	GLU	2.7
1	AA	1734	G	2.7
33	DA	1032	G	2.7
46	DN	36	ALA	2.7
51	DS	34	TRP	2.7
36	FD	153	SER	2.7
25	EY	23	ARG	2.7
38	BF	44	ARG	2.7
38	BF	16	GLU	2.7
51	BS	5	LEU	2.7
53	FU	36	GLU	2.7
21	GU	18	LYS	2.7
34	HB	162	VAL	2.7
1	AA	1533	C	2.7
48	BP	76	LYS	2.7
54	FV	226	ALA	2.7

Continued on next page...

Continued from previous page...

Mol	Chain	Res	Type	RSRZ
1	AA	1737	G	2.7
38	DF	9	MET	2.6
54	FV	288	SER	2.6
1	GA	613	A	2.6
6	CF	84	ILE	2.6
40	DH	60	GLU	2.6
9	EI	46	ASP	2.6
32	E5	3	LEU	2.6
42	HJ	102	LEU	2.6
50	BR	45	THR	2.6
54	HV	396	THR	2.6
54	BV	547	GLY	2.6
38	BF	32	ALA	2.6
39	HG	4	ARG	2.6
43	FK	127	ARG	2.6
54	BV	506	ALA	2.6
20	CT	51	PHE	2.6
39	DG	151	PHE	2.6
51	HS	14	HIS	2.6
1	CA	2107	G	2.6
1	GA	2151	U	2.6
9	EI	80	LYS	2.6
23	AW	18	LYS	2.6
32	A5	73	LYS	2.6
32	E5	114	GLU	2.6
42	BJ	24	GLU	2.6
54	FV	641	MET	2.6
5	CE	147	LEU	2.6
33	HA	746	A	2.6
45	BM	56	LEU	2.6
46	BN	16	LEU	2.6
54	FV	525	LEU	2.6
19	GS	105	VAL	2.6
38	BF	60	VAL	2.6
40	DH	54	ASP	2.6
46	HN	18	ASP	2.6
47	HO	20	ASN	2.6
54	FV	575	GLY	2.6
6	EF	147	ARG	2.6
20	AT	3	ARG	2.6
6	AF	86	CYS	2.6
36	DD	114	ALA	2.6

Continued on next page...

Continued from previous page...

Mol	Chain	Res	Type	RSRZ
40	BH	130	ALA	2.6
23	AW	25	PHE	2.6
25	GY	13	GLU	2.6
33	DA	842	U	2.6
20	AT	7	LEU	2.6
54	FV	320	LEU	2.6
54	HV	33	TYR	2.6
5	AE	187	VAL	2.6
6	EF	150	GLY	2.6
32	A5	93	ALA	2.6
32	E5	37	LYS	2.6
34	DB	33	ALA	2.6
52	FT	87	ALA	2.6
1	AA	1536	C	2.6
1	GA	2179	C	2.6
21	AU	100	GLU	2.6
41	HI	103	PHE	2.6
34	DB	99	MET	2.6
34	HB	150	ILE	2.6
38	DF	62	MET	2.6
33	BA	88	U	2.6
33	HA	842	U	2.6
8	CH	5	LEU	2.6
15	AO	36	TYR	2.6
34	FB	147	LEU	2.6
43	BK	42	LEU	2.6
54	BV	171	LEU	2.6
42	FJ	74	VAL	2.6
54	DV	621	VAL	2.6
1	CA	1869	G	2.6
8	EH	43	ASN	2.6
45	HM	8	ASN	2.6
8	CH	40	THR	2.6
34	HB	118	THR	2.6
37	BE	125	ALA	2.6
42	DJ	93	ALA	2.6
42	HJ	79	PRO	2.6
54	HV	570	PRO	2.6
48	DP	38	PHE	2.6
54	FV	317	PHE	2.6
8	EH	4	ILE	2.6
28	C1	4	ILE	2.6

Continued on next page...

Continued from previous page...

Mol	Chain	Res	Type	RSRZ
35	BC	55	ILE	2.6
1	GA	1176	U	2.6
6	AF	79	ARG	2.6
6	EF	48	LEU	2.6
36	DD	19	LEU	2.6
6	GF	146	ASP	2.6
28	G1	9	LYS	2.6
34	FB	212	TYR	2.6
36	HD	25	VAL	2.6
37	BE	46	VAL	2.6
40	DH	72	VAL	2.6
49	HQ	83	VAL	2.6
54	DV	649	VAL	2.6
54	FV	643	LYS	2.6
54	HV	354	LYS	2.6
12	GL	83	ALA	2.6
33	HA	1012	A	2.6
45	HM	20	THR	2.6
6	AF	110	ILE	2.6
9	EI	29	GLN	2.6
20	GT	15	HIS	2.6
23	CW	45	HIS	2.6
20	ET	58	VAL	2.6
36	DD	61	VAL	2.6
50	HR	72	ASP	2.6
54	FV	264	VAL	2.6
45	FM	5	ALA	2.6
1	CA	1847	A	2.6
6	GF	67	THR	2.6
34	FB	224	ARG	2.6
42	FJ	32	THR	2.6
1	GA	2190	G	2.6
32	A5	105	LYS	2.6
33	HA	1300	G	2.6
2	GB	118	C	2.6
34	BB	14	HIS	2.6
38	BF	11	HIS	2.6
54	DV	238	LEU	2.6
54	FV	31	LEU	2.6
54	FV	642	LEU	2.6
54	HV	533	GLY	2.6
6	AF	120	SER	2.6

Continued on next page...

Continued from previous page...

Mol	Chain	Res	Type	RSRZ
35	DC	193	TYR	2.6
38	FF	16	GLU	2.6
54	DV	518	VAL	2.6
54	HV	353	VAL	2.6
5	GE	161	ALA	2.6
7	AG	47	ASN	2.6
8	EH	46	PHE	2.6
9	EI	109	ALA	2.6
41	DI	17	ALA	2.6
36	DD	45	LYS	2.6
47	DO	89	ARG	2.6
52	BT	24	ARG	2.6
54	DV	336	PHE	2.6
54	FV	140	PHE	2.6
19	GS	4	ILE	2.6
33	BA	84	U	2.6
34	DB	201	GLY	2.6
34	HB	153	MET	2.6
37	BE	81	LEU	2.6
33	HA	1001	C	2.6
34	BB	51	GLU	2.6
42	HJ	78	GLU	2.6
8	GH	50	ARG	2.6
9	GI	134	SER	2.6
38	FF	25	TYR	2.6
6	AF	58	ALA	2.6
25	AY	61	ALA	2.6
34	HB	68	PHE	2.6
36	FD	122	ALA	2.6
49	DQ	28	PHE	2.6
9	EI	18	ASN	2.6
34	DB	50	ASN	2.6
42	BJ	39	PRO	2.6
7	AG	23	ILE	2.5
35	BC	75	ILE	2.5
51	HS	11	ILE	2.5
16	CP	67	GLU	2.5
21	AU	40	LEU	2.5
34	HB	99	MET	2.5
37	DE	81	LEU	2.5
40	BH	52	GLU	2.5
42	DJ	102	LEU	2.5

Continued on next page...

Continued from previous page...

Mol	Chain	Res	Type	RSRZ
53	BU	36	GLU	2.5
53	FU	24	GLU	2.5
54	HV	388	LEU	2.5
1	GA	1535	A	2.5
6	GF	63	LYS	2.5
36	DD	194	ASP	2.5
36	FD	148	LYS	2.5
45	HM	78	LYS	2.5
49	DQ	23	VAL	2.5
17	AQ	86	SER	2.5
34	FB	76	SER	2.5
43	DK	58	SER	2.5
47	DO	4	SER	2.5
48	HP	44	SER	2.5
54	HV	605	PHE	2.5
7	CG	31	GLU	2.5
12	GL	144	GLU	2.5
15	AO	35	ILE	2.5
25	CY	57	LEU	2.5
54	DV	388	LEU	2.5
1	EA	2137	U	2.5
45	HM	81	MET	2.5
51	DS	29	LYS	2.5
46	HN	34	VAL	2.5
1	GA	1509	A	2.5
10	GJ	44	TYR	2.5
35	BC	168	TYR	2.5
1	AA	1171	G	2.5
6	AF	97	GLU	2.5
45	HM	52	GLN	2.5
7	GG	26	LYS	2.5
7	GG	104	LEU	2.5
34	BB	103	TRP	2.5
34	HB	103	TRP	2.5
43	DK	48	GLY	2.5
47	DO	11	ILE	2.5
53	FU	25	LYS	2.5
54	BV	513	GLY	2.5
54	DV	537	ILE	2.5
4	GD	35	THR	2.5
9	CI	57	VAL	2.5
1	CA	2103	C	2.5

Continued on next page...

Continued from previous page...

Mol	Chain	Res	Type	RSRZ
10	GJ	94	ALA	2.5
33	BA	839	C	2.5
33	FA	210	C	2.5
12	EL	7	SER	2.5
35	DC	71	ALA	2.5
54	FV	340	SER	2.5
34	FB	121	GLN	2.5
35	DC	79	LYS	2.5
47	BO	73	LYS	2.5
54	BV	607	LYS	2.5
54	DV	403	PRO	2.5
34	DB	185	ILE	2.5
41	BI	41	ARG	2.5
4	CD	186	LEU	2.5
45	FM	56	LEU	2.5
33	FA	467	U	2.5
32	E5	80	THR	2.5
34	BB	69	VAL	2.5
34	BB	216	VAL	2.5
54	FV	107	ASP	2.5
6	AF	137	PHE	2.5
21	GU	72	PHE	2.5
22	GV	91	PHE	2.5
34	HB	161	PHE	2.5
46	DN	21	PHE	2.5
5	CE	201	ALA	2.5
43	HK	125	LYS	2.5
48	HP	47	GLU	2.5
54	BV	548	GLU	2.5
6	AF	132	ARG	2.5
6	CF	79	ARG	2.5
9	AI	31	GLY	2.5
33	HA	1333	A	2.5
34	HB	86	CYS	2.5
36	FD	127	GLY	2.5
54	FV	35	GLY	2.5
6	EF	135	ILE	2.5
35	DC	103	ILE	2.5
20	GT	57	VAL	2.5
33	HA	84	U	2.5
42	BJ	88	MET	2.5
52	HT	35	VAL	2.5

Continued on next page...

Continued from previous page...

Mol	Chain	Res	Type	RSRZ
54	FV	154	VAL	2.5
7	CG	44	HIS	2.5
42	BJ	69	THR	2.5
54	HV	555	LYS	2.5
23	EW	84	GLU	2.5
26	GZ	1	ALA	2.5
32	E5	133	GLU	2.5
36	HD	179	GLU	2.5
54	DV	385	ALA	2.5
40	DH	123	GLY	2.5
6	AF	138	PRO	2.5
48	DP	44	SER	2.5
9	AI	18	ASN	2.5
32	A5	59	LEU	2.5
33	DA	81	A	2.5
34	HB	147	LEU	2.5
42	DJ	10	LEU	2.5
54	HV	266	CYS	2.5
34	DB	29	PHE	2.5
52	HT	53	GLU	2.5
54	FV	197	ASP	2.5
43	HK	106	ARG	2.5
54	BV	357	ARG	2.5
9	GI	17	ALA	2.5
9	GI	113	ALA	2.5
38	FF	68	GLN	2.5
5	AE	153	LEU	2.5
9	CI	89	SER	2.5
10	EJ	142	ILE	2.5
35	BC	178	LEU	2.5
36	FD	9	LEU	2.5
51	HS	35	SER	2.5
54	BV	550	ILE	2.5
9	EI	39	LYS	2.5
21	CU	78	LYS	2.5
34	BB	80	LYS	2.5
54	FV	77	LYS	2.5
33	HA	1000	A	2.5
7	CG	9	VAL	2.5
33	DA	1030	U	2.5
54	HV	36	VAL	2.5
9	GI	133	ARG	2.5

Continued on next page...

Continued from previous page...

Mol	Chain	Res	Type	RSRZ
13	EM	59	ARG	2.5
34	FB	15	PHE	2.5
39	HG	109	ARG	2.5
41	BI	20	PHE	2.5
5	GE	201	ALA	2.5
9	GI	130	GLY	2.5
25	EY	16	THR	2.5
41	HI	105	THR	2.5
54	FV	361	GLY	2.5
20	AT	93	LEU	2.5
34	BB	66	ILE	2.5
34	BB	163	ILE	2.5
35	FC	193	TYR	2.5
38	FF	29	ILE	2.5
54	FV	389	LYS	2.5
12	GL	123	ARG	2.5
20	CT	92	ASN	2.5
7	GG	10	VAL	2.5
21	GU	10	VAL	2.5
25	CY	7	ARG	2.5
33	HA	85	U	2.5
42	HJ	77	VAL	2.5
6	CF	113	PHE	2.5
6	AF	134	GLN	2.5
25	CY	4	LYS	2.5
45	DM	111	GLY	2.5
46	BN	36	ALA	2.5
40	DH	40	LEU	2.5
41	BI	52	LEU	2.5
46	HN	20	TYR	2.5
47	DO	78	TYR	2.5
20	ET	21	SER	2.4
38	HF	33	GLU	2.4
54	DV	357	ARG	2.4
1	EA	2155	U	2.4
1	EA	2181	U	2.4
7	CG	42	VAL	2.4
15	AO	28	VAL	2.4
20	AT	55	VAL	2.4
54	FV	488	VAL	2.4
48	DP	55	ASP	2.4
54	FV	606	LYS	2.4

Continued on next page...

Continued from previous page...

Mol	Chain	Res	Type	RSRZ
54	HV	401	ASP	2.4
37	FE	102	GLY	2.4
53	BU	30	ALA	2.4
6	CF	78	ILE	2.4
40	BH	55	THR	2.4
7	GG	71	LEU	2.4
7	GG	166	GLU	2.4
23	EW	73	PRO	2.4
32	E5	98	GLU	2.4
32	E5	129	LEU	2.4
35	DC	168	TYR	2.4
39	BG	5	ARG	2.4
45	HM	79	ARG	2.4
50	DR	26	ILE	2.4
54	DV	235	GLU	2.4
1	AA	1174	U	2.4
7	AG	28	LYS	2.4
23	AW	50	VAL	2.4
34	HB	31	PHE	2.4
54	FV	684	PHE	2.4
34	HB	217	ALA	2.4
36	HD	164	GLN	2.4
39	BG	112	GLY	2.4
43	HK	15	GLN	2.4
33	BA	412	A	2.4
36	HD	47	ARG	2.4
16	GP	113	LEU	2.4
34	BB	84	LEU	2.4
50	DR	20	GLU	2.4
54	HV	79	TYR	2.4
9	GI	112	LYS	2.4
44	FL	123	LYS	2.4
1	CA	2139	U	2.4
37	DE	114	VAL	2.4
48	HP	38	PHE	2.4
54	FV	282	VAL	2.4
54	HV	664	PHE	2.4
9	CI	33	ASN	2.4
9	GI	88	GLY	2.4
32	A5	21	GLY	2.4
45	HM	38	GLY	2.4
54	DV	508	GLN	2.4

Continued on next page...

Continued from previous page...

Mol	Chain	Res	Type	RSRZ
20	GT	45	ALA	2.4
45	HM	61	ALA	2.4
12	GL	84	LYS	2.4
34	BB	199	ILE	2.4
40	DH	63	LEU	2.4
42	BJ	90	LEU	2.4
47	DO	31	LEU	2.4
51	HS	21	LYS	2.4
54	HV	546	PRO	2.4
11	GK	35	VAL	2.4
13	GM	135	VAL	2.4
1	CA	2182	U	2.4
33	FA	91	U	2.4
8	CH	27	ARG	2.4
28	G1	44	GLN	2.4
43	HK	53	ARG	2.4
9	GI	43	ALA	2.4
32	E5	110	ALA	2.4
25	GY	2	LYS	2.4
31	C4	15	LYS	2.4
1	EA	2602	A	2.4
6	CF	82	TYR	2.4
33	HA	1167	A	2.4
41	BI	66	THR	2.4
42	HJ	28	THR	2.4
1	AA	1725	U	2.4
6	AF	85	GLY	2.4
15	CO	114	GLY	2.4
34	DB	61	SER	2.4
43	FK	13	ARG	2.4
45	HM	113	ARG	2.4
47	HO	16	GLY	2.4
6	AF	46	LYS	2.4
7	EG	41	GLU	2.4
41	BI	68	LYS	2.4
41	HI	92	GLU	2.4
50	HR	31	ASN	2.4
20	CT	15	HIS	2.4
36	BD	21	LEU	2.4
37	BE	105	ILE	2.4
40	BH	59	LEU	2.4
42	FJ	76	ILE	2.4

Continued on next page...

Continued from previous page...

Mol	Chain	Res	Type	RSRZ
48	BP	52	LEU	2.4
54	HV	320	LEU	2.4
39	HG	78	ARG	2.4
44	DL	14	ARG	2.4
50	DR	45	THR	2.4
54	FV	491	ARG	2.4
54	HV	329	PHE	2.4
1	AA	139	U	2.4
1	AA	2155	U	2.4
6	AF	13	LYS	2.4
39	BG	103	TRP	2.4
9	EI	16	MET	2.4
9	GI	104	GLN	2.4
32	A5	47	GLU	2.4
44	FL	18	LYS	2.4
51	BS	29	LYS	2.4
21	CU	79	ALA	2.4
21	GU	62	ALA	2.4
36	BD	122	ALA	2.4
36	DD	162	ALA	2.4
40	BH	115	ALA	2.4
7	AG	49	LEU	2.4
38	DF	71	ILE	2.4
45	HM	14	HIS	2.4
4	CD	118	PHE	2.4
6	CF	176	PHE	2.4
38	DF	44	ARG	2.4
42	FJ	89	ARG	2.4
21	GU	27	VAL	2.4
34	HB	216	VAL	2.4
40	DH	103	VAL	2.4
54	FV	32	PHE	2.4
28	A1	30	PRO	2.4
41	FI	38	TYR	2.4
54	FV	256	VAL	2.4
7	GG	79	THR	2.4
32	A5	39	THR	2.4
54	FV	274	GLY	2.4
54	FV	55	GLN	2.4
54	FV	326	THR	2.4
54	HV	78	GLN	2.4
6	AF	44	ALA	2.4

Continued on next page...

Continued from previous page...

Mol	Chain	Res	Type	RSRZ
9	GI	18	ASN	2.4
34	HB	218	ALA	2.4
39	HG	39	ALA	2.4
41	HI	17	ALA	2.4
43	HK	101	ASN	2.4
54	FV	453	SER	2.4
33	HA	1136	C	2.4
54	HV	152	LEU	2.4
7	CG	28	LYS	2.4
32	A5	43	LYS	2.4
54	BV	309	ARG	2.4
54	HV	505	HIS	2.4
8	EH	9	VAL	2.4
53	HU	36	GLU	2.4
54	FV	648	GLU	2.4
54	HV	242	GLU	2.4
1	GA	2182	U	2.4
34	DB	121	GLN	2.4
46	BN	20	TYR	2.4
37	BE	99	ALA	2.4
34	BB	136	ARG	2.4
34	BB	147	LEU	2.4
37	HE	141	ILE	2.4
39	FG	79	ARG	2.4
41	FI	63	LEU	2.4
45	BM	29	ARG	2.4
50	BR	21	ILE	2.4
50	BR	67	LEU	2.4
54	BV	557	ILE	2.4
7	AG	42	VAL	2.3
7	CG	56	GLY	2.3
8	GH	3	VAL	2.3
32	A5	115	GLY	2.3
41	BI	89	GLU	2.3
35	BC	151	VAL	2.3
41	HI	40	GLY	2.3
47	FO	12	VAL	2.3
51	HS	26	GLY	2.3
1	AA	138	U	2.3
33	FA	208	U	2.3
50	FR	32	TYR	2.3
7	CG	50	THR	2.3

Continued on next page...

Continued from previous page...

Mol	Chain	Res	Type	RSRZ
40	BH	27	MET	2.3
4	CD	119	ALA	2.3
50	BR	24	LYS	2.3
54	HV	362	ARG	2.3
54	HV	402	ALA	2.3
1	CA	1535	A	2.3
5	AE	12	LEU	2.3
19	GS	69	LEU	2.3
34	BB	61	SER	2.3
6	AF	43	ILE	2.3
22	GV	70	ILE	2.3
33	BA	1492	A	2.3
36	HD	19	LEU	2.3
39	HG	50	LEU	2.3
54	HV	279	LEU	2.3
9	CI	31	GLY	2.3
34	BB	161	PHE	2.3
34	DB	90	PHE	2.3
43	HK	129	VAL	2.3
54	FV	365	GLN	2.3
54	DV	339	TYR	2.3
50	FR	48	ARG	2.3
53	FU	45	ARG	2.3
53	DU	26	ALA	2.3
1	GA	2133	G	2.3
9	GI	47	SER	2.3
9	GI	100	ILE	2.3
36	FD	144	SER	2.3
54	DV	603	GLU	2.3
54	FV	223	ILE	2.3
54	HV	243	LEU	2.3
15	AO	46	GLU	2.3
32	A5	40	GLU	2.3
9	AI	41	PHE	2.3
54	HV	202	PHE	2.3
34	FB	93	HIS	2.3
48	DP	71	VAL	2.3
54	HV	579	HIS	2.3
1	GA	138	U	2.3
6	AF	141	ASP	2.3
21	CU	21	ARG	2.3
41	FI	62	ASP	2.3

Continued on next page...

Continued from previous page...

Mol	Chain	Res	Type	RSRZ
42	BJ	43	PRO	2.3
28	G1	20	TYR	2.3
6	GF	25	MET	2.3
17	CQ	117	ALA	2.3
46	HN	22	ALA	2.3
5	CE	3	LEU	2.3
6	AF	33	ILE	2.3
34	DB	210	THR	2.3
34	FB	150	ILE	2.3
48	FP	45	GLU	2.3
54	FV	262	ILE	2.3
9	EI	88	GLY	2.3
18	AR	35	PHE	2.3
19	GS	16	LYS	2.3
21	CU	16	LYS	2.3
34	FB	49	PHE	2.3
38	BF	43	GLY	2.3
38	DF	42	TRP	2.3
41	DI	20	PHE	2.3
42	FJ	30	LYS	2.3
8	AH	50	ARG	2.3
11	CK	71	ARG	2.3
20	GT	3	ARG	2.3
33	BA	461	A	2.3
54	FV	364	VAL	2.3
1	CA	2798	U	2.3
27	G0	45	ASP	2.3
33	BA	701	U	2.3
28	G1	31	GLU	2.3
40	BH	58	GLU	2.3
6	GF	49	LEU	2.3
35	BC	196	ILE	2.3
50	BR	68	LEU	2.3
51	HS	15	LEU	2.3
52	HT	39	ILE	2.3
54	FV	466	LEU	2.3
54	HV	591	LEU	2.3
7	EG	174	LYS	2.3
27	C0	56	LYS	2.3
34	FB	45	THR	2.3
47	BO	22	THR	2.3
53	BU	54	LYS	2.3

Continued on next page...

Continued from previous page...

Mol	Chain	Res	Type	RSRZ
17	CQ	86	SER	2.3
34	BB	148	GLY	2.3
8	CH	2	GLN	2.3
34	DB	207	ARG	2.3
37	BE	85	VAL	2.3
46	DN	42	TRP	2.3
54	DV	36	VAL	2.3
1	AA	1731	G	2.3
33	DA	1002	G	2.3
1	CA	2155	U	2.3
1	EA	2796	U	2.3
28	G1	30	PRO	2.3
9	AI	7	TYR	2.3
18	GR	103	ALA	2.3
50	HR	32	TYR	2.3
24	CX	48	LEU	2.3
52	DT	67	ILE	2.3
8	AH	40	THR	2.3
9	CI	64	ARG	2.3
34	BB	138	ARG	2.3
34	HB	16	GLY	2.3
41	HI	95	ARG	2.3
44	HL	54	ARG	2.3
54	HV	240	GLY	2.3
6	GF	24	VAL	2.3
38	DF	46	GLN	2.3
54	FV	198	GLN	2.3
6	EF	47	LYS	2.3
6	GF	41	GLU	2.3
54	BV	301	ASP	2.3
1	EA	2135	A	2.3
1	GA	2101	A	2.3
6	EF	116	LEU	2.3
9	EI	27	LEU	2.3
20	CT	93	LEU	2.3
34	FB	82	ALA	2.3
7	CG	20	GLY	2.3
7	CG	23	ILE	2.3
34	FB	100	LEU	2.3
36	FD	32	CYS	2.3
39	FG	120	LEU	2.3
12	GL	124	GLY	2.3

Continued on next page...

Continued from previous page...

Mol	Chain	Res	Type	RSRZ
43	HK	23	ILE	2.3
50	BR	44	ILE	2.3
51	HS	45	ILE	2.3
52	FT	65	GLY	2.3
53	DU	33	ARG	2.3
54	DV	371	ARG	2.3
54	FV	158	ILE	2.3
5	AE	10	SER	2.3
41	FI	4	ASN	2.3
18	GR	96	VAL	2.3
28	A1	41	VAL	2.3
46	HN	28	LYS	2.3
54	FV	535	GLU	2.3
1	AA	846	U	2.3
1	AA	2181	U	2.3
1	EA	2798	U	2.3
23	AW	14	ASP	2.3
54	HV	300	ASP	2.3
32	E5	135	ALA	2.3
1	AA	1532	A	2.3
1	CA	2184	A	2.3
20	GT	90	GLY	2.3
35	BC	155	GLY	2.3
53	FU	27	GLY	2.3
54	HV	576	ILE	2.3
15	CO	98	GLN	2.3
54	HV	189	LYS	2.3
13	GM	131	VAL	2.3
38	BF	7	VAL	2.3
1	GA	1584	U	2.3
54	HV	289	PRO	2.3
34	DB	60	ALA	2.3
36	DD	159	LEU	2.3
38	BF	21	MET	2.3
38	HF	57	ALA	2.3
42	BJ	21	ALA	2.3
48	DP	43	ALA	2.3
53	DU	29	LEU	2.3
54	FV	311	ALA	2.3
1	GA	897	C	2.3
13	GM	103	TYR	2.3
54	FV	380	GLY	2.3

Continued on next page...

Continued from previous page...

Mol	Chain	Res	Type	RSRZ
28	A1	32	LYS	2.3
35	HC	79	LYS	2.3
51	HS	10	PHE	2.3
54	HV	236	LYS	2.3
6	AF	100	GLU	2.3
36	BD	36	GLN	2.3
6	EF	73	VAL	2.2
20	AT	92	ASN	2.2
36	HD	110	THR	2.2
37	FE	103	THR	2.2
54	FV	343	VAL	2.2
54	HV	290	VAL	2.2
54	FV	16	SER	2.2
6	GF	114	ARG	2.2
1	AA	1173	U	2.2
33	DA	208	U	2.2
6	CF	175	PRO	2.2
7	CG	13	GLY	2.2
9	CI	99	LYS	2.2
27	E0	56	LYS	2.2
41	BI	86	ALA	2.2
41	BI	98	LEU	2.2
44	HL	49	LEU	2.2
43	BK	23	ILE	2.2
49	BQ	37	PHE	2.2
49	DQ	21	ILE	2.2
50	BR	30	LYS	2.2
54	FV	109	ALA	2.2
54	FV	162	LEU	2.2
5	AE	183	PHE	2.2
33	HA	83	C	2.2
39	BG	48	GLU	2.2
54	BV	308	GLU	2.2
7	CG	131	VAL	2.2
38	BF	96	VAL	2.2
54	BV	586	VAL	2.2
54	HV	3	ARG	2.2
39	HG	45	SER	2.2
54	FV	417	SER	2.2
28	G1	32	LYS	2.2
35	HC	108	LYS	2.2
36	FD	10	LYS	2.2

Continued on next page...

Continued from previous page...

Mol	Chain	Res	Type	RSRZ
9	CI	19	PRO	2.2
9	EI	78	LEU	2.2
34	DB	82	ALA	2.2
35	HC	104	ALA	2.2
38	DF	34	GLY	2.2
43	FK	90	GLY	2.2
48	DP	65	ALA	2.2
54	DV	355	ALA	2.2
54	FV	277	ALA	2.2
39	BG	151	PHE	2.2
54	HV	574	MET	2.2
39	HG	139	GLU	2.2
53	FU	10	GLU	2.2
1	EA	140	C	2.2
33	FA	1533	C	2.2
54	FV	170	GLN	2.2
15	AO	49	VAL	2.2
34	DB	79	VAL	2.2
1	EA	613	A	2.2
7	EG	98	LYS	2.2
23	AW	75	ASN	2.2
6	AF	23	SER	2.2
9	AI	46	ASP	2.2
50	FR	47	THR	2.2
1	GA	361	G	2.2
21	GU	40	LEU	2.2
33	BA	91	U	2.2
38	HF	37	HIS	2.2
43	FK	42	LEU	2.2
52	DT	79	LEU	2.2
54	HV	239	GLY	2.2
26	AZ	6	ILE	2.2
26	CZ	47	ILE	2.2
38	FF	33	GLU	2.2
40	DH	46	ILE	2.2
45	DM	7	ILE	2.2
46	BN	31	ILE	2.2
6	CF	177	ARG	2.2
10	AJ	44	TYR	2.2
6	GF	13	LYS	2.2
33	BA	90	C	2.2
33	HA	207	C	2.2

Continued on next page...

Continued from previous page...

Mol	Chain	Res	Type	RSRZ
34	DB	142	LYS	2.2
35	DC	84	VAL	2.2
42	FJ	84	VAL	2.2
45	FM	44	LYS	2.2
54	DV	498	VAL	2.2
1	EA	138	U	2.2
45	BM	42	ASP	2.2
9	AI	129	GLU	2.2
36	FD	147	GLU	2.2
49	FQ	70	THR	2.2
54	FV	180	THR	2.2
40	BH	45	PHE	2.2
43	BK	79	ILE	2.2
54	DV	109	ALA	2.2
39	HG	79	ARG	2.2
8	EH	25	TYR	2.2
18	GR	97	LYS	2.2
34	FB	127	LYS	2.2
1	CA	1868	C	2.2
7	GG	9	VAL	2.2
19	CS	106	VAL	2.2
32	A5	64	VAL	2.2
33	HA	1027	C	2.2
34	BB	13	VAL	2.2
54	HV	611	VAL	2.2
1	GA	2149	U	2.2
6	GF	48	LEU	2.2
7	EG	31	GLU	2.2
15	GO	60	GLU	2.2
32	A5	98	GLU	2.2
36	DD	16	GLY	2.2
37	BE	102	GLY	2.2
41	BI	25	ASN	2.2
54	BV	239	GLY	2.2
54	DV	564	GLY	2.2
32	E5	41	LEU	2.2
7	AG	169	ARG	2.2
20	AT	2	ILE	2.2
25	AY	52	ARG	2.2
32	E5	123	ILE	2.2
34	FB	94	ARG	2.2
35	DC	104	ALA	2.2

Continued on next page...

Continued from previous page...

Mol	Chain	Res	Type	RSRZ
41	BI	15	SER	2.2
42	DJ	69	THR	2.2
43	DK	71	ALA	2.2
54	DV	48	ALA	2.2
38	BF	46	GLN	2.2
45	BM	13	LYS	2.2
54	FV	187	LYS	2.2
54	HV	204	TYR	2.2
9	EI	139	VAL	2.2
15	GO	103	VAL	2.2
32	E5	55	VAL	2.2
35	DC	76	VAL	2.2
36	DD	67	VAL	2.2
43	BK	86	VAL	2.2
48	HP	21	VAL	2.2
54	FV	52	TRP	2.2
1	CA	2143	C	2.2
31	G4	38	GLY	2.2
37	HE	151	GLU	2.2
54	HV	535	GLU	2.2
1	CA	2797	U	2.2
5	CE	8	ALA	2.2
8	AH	41	LYS	2.2
23	GW	40	ARG	2.2
35	FC	79	LYS	2.2
41	DI	35	LEU	2.2
43	HK	28	ASN	2.2
54	FV	214	LEU	2.2
7	AG	18	ILE	2.2
9	CI	20	SER	2.2
10	CJ	142	ILE	2.2
37	BE	31	PHE	2.2
43	HK	99	ALA	2.2
47	BO	43	PHE	2.2
52	BT	31	PHE	2.2
54	BV	536	PHE	2.2
49	BQ	9	GLN	2.2
49	DQ	9	GLN	2.2
54	HV	393	THR	2.2
13	AM	1	MET	2.2
33	BA	80	A	2.2
7	GG	75	VAL	2.2

Continued on next page...

Continued from previous page...

Mol	Chain	Res	Type	RSRZ
32	E5	15	VAL	2.2
20	ET	73	ARG	2.2
28	G1	26	LYS	2.2
34	DB	27	LYS	2.2
34	FB	142	LYS	2.2
54	FV	651	GLY	2.2
54	HV	618	LYS	2.2
45	HM	89	LEU	2.2
19	GS	35	ILE	2.2
21	EU	50	ALA	2.2
32	E5	91	ALA	2.2
38	DF	66	ALA	2.2
41	HI	28	ILE	2.2
42	BJ	8	ILE	2.2
52	FT	67	ILE	2.2
54	HV	215	ALA	2.2
54	HV	311	ALA	2.2
49	BQ	72	SER	2.2
25	GY	1	MET	2.2
54	FV	34	THR	2.2
54	FV	254	GLN	2.2
10	AJ	9	GLU	2.2
15	CO	3	LYS	2.2
17	CQ	4	LYS	2.2
23	GW	50	VAL	2.2
35	BC	138	VAL	2.2
54	FV	372	GLU	2.2
28	E1	27	ARG	2.2
35	DC	78	GLY	2.2
43	DK	53	ARG	2.2
1	EA	2402	U	2.2
34	BB	33	ALA	2.2
15	AO	98	GLN	2.2
18	GR	101	ILE	2.2
19	GS	103	ILE	2.2
36	HD	37	ALA	2.2
45	BM	40	ALA	2.2
45	HM	33	ILE	2.2
54	HV	530	ASN	2.2
42	HJ	80	THR	2.2
7	CG	85	LYS	2.2
20	GT	88	LYS	2.2

Continued on next page...

Continued from previous page...

Mol	Chain	Res	Type	RSRZ
22	GV	69	GLU	2.2
28	E1	26	LYS	2.2
1	GA	508	A	2.2
9	AI	56	VAL	2.2
9	AI	138	VAL	2.2
34	FB	34	ARG	2.2
35	HC	39	VAL	2.2
38	HF	10	VAL	2.2
54	DV	342	VAL	2.2
54	HV	577	ARG	2.2
36	BD	24	GLY	2.1
43	BK	49	GLY	2.1
43	FK	88	GLY	2.1
46	DN	20	TYR	2.2
1	EA	2139	U	2.1
6	GF	121	PHE	2.1
32	A5	36	ASP	2.1
34	DB	147	LEU	2.1
38	FF	42	TRP	2.1
49	HQ	37	PHE	2.1
53	FU	13	ASP	2.1
25	AY	63	ALA	2.1
33	HA	1031	C	2.1
42	BJ	67	ILE	2.1
46	DN	31	ILE	2.1
48	DP	11	ALA	2.1
54	DV	600	ALA	2.1
54	FV	592	ALA	2.1
7	CG	11	PRO	2.1
10	CJ	1	MET	2.1
34	DB	63	LYS	2.1
36	DD	177	LYS	2.1
49	FQ	16	LYS	2.1
52	BT	85	LYS	2.1
9	CI	107	GLU	2.1
41	BI	119	ARG	2.1
43	DK	56	ARG	2.1
45	HM	41	GLU	2.1
54	FV	682	MET	2.1
54	HV	73	SER	2.1
54	HV	403	PRO	2.1
34	DB	69	VAL	2.1

Continued on next page...

Continued from previous page...

Mol	Chain	Res	Type	RSRZ
1	EA	2154	A	2.1
27	G0	38	LEU	2.1
39	HG	26	PHE	2.1
51	FS	27	ASP	2.1
1	AA	2182	U	2.1
8	GH	35	LYS	2.1
32	E5	82	ILE	2.1
33	FA	84	U	2.1
34	BB	185	ILE	2.1
34	HB	111	LYS	2.1
6	AF	10	GLU	2.1
6	CF	22	ASN	2.1
12	AL	144	GLU	2.1
16	GP	114	ASN	2.1
22	AV	70	ILE	2.1
44	DL	123	LYS	2.1
46	HN	42	TRP	2.1
9	CI	49	GLU	2.1
9	CI	122	GLU	2.1
25	GY	17	GLU	2.1
36	HD	172	GLU	2.1
37	HE	10	GLU	2.1
39	DG	70	ARG	2.1
47	BO	89	ARG	2.1
49	BQ	77	ARG	2.1
49	DQ	63	GLU	2.1
6	CF	34	THR	2.1
38	FF	30	THR	2.1
45	HM	111	GLY	2.1
49	BQ	46	VAL	2.1
54	FV	564	GLY	2.1
7	CG	132	LEU	2.1
33	BA	702	A	2.1
34	BB	29	PHE	2.1
34	HB	211	LEU	2.1
54	BV	594	LYS	2.1
1	CA	139	U	2.1
9	GI	26	ALA	2.1
9	GI	121	ILE	2.1
30	G3	31	ILE	2.1
33	FA	93	U	2.1
39	DG	52	GLN	2.1

Continued on next page...

Continued from previous page...

Mol	Chain	Res	Type	RSRZ
42	HJ	35	GLN	2.1
49	HQ	27	ARG	2.1
50	FR	26	ILE	2.1
51	HS	24	GLU	2.1
54	DV	648	GLU	2.1
54	HV	622	GLU	2.1
34	DB	92	ASN	2.1
54	DV	369	ASN	2.1
6	GF	120	SER	2.1
7	AG	16	VAL	2.1
35	FC	151	VAL	2.1
40	BH	71	VAL	2.1
41	BI	58	VAL	2.1
41	FI	29	VAL	2.1
53	FU	32	VAL	2.1
54	FV	102	SER	2.1
54	FV	240	GLY	2.1
9	GI	9	LYS	2.1
33	DA	76	G	2.1
34	BB	151	LYS	2.1
43	DK	126	LYS	2.1
6	CF	99	PHE	2.1
21	CU	72	PHE	2.1
34	FB	211	LEU	2.1
36	HD	191	LEU	2.1
38	BF	8	PHE	2.1
47	BO	66	LEU	2.1
51	DS	41	PHE	2.1
54	DV	590	GLU	2.1
54	FV	101	ARG	2.1
1	AA	1729	U	2.1
1	GA	2139	U	2.1
11	EK	115	ILE	2.1
15	GO	59	ALA	2.1
36	HD	175	ALA	2.1
43	FK	25	ALA	2.1
48	BP	4	ILE	2.1
49	DQ	82	ALA	2.1
54	HV	355	ALA	2.1
1	AA	2104	C	2.1
9	AI	15	GLY	2.1
12	AL	70	LYS	2.1

Continued on next page...

Continued from previous page...

Mol	Chain	Res	Type	RSRZ
33	BA	1533	C	2.1
42	HJ	88	MET	2.1
34	BB	209	VAL	2.1
35	DC	80	LYS	2.1
54	BV	275	VAL	2.1
54	DV	517	HIS	2.1
6	AF	114	ARG	2.1
6	GF	142	TYR	2.1
39	FG	111	ARG	2.1
51	DS	10	PHE	2.1
51	DS	74	PHE	2.1
54	BV	502	GLU	2.1
54	FV	438	LEU	2.1
9	CI	119	ALA	2.1
35	DC	75	ILE	2.1
43	BK	25	ALA	2.1
8	GH	41	LYS	2.1
28	C1	32	LYS	2.1
33	BA	1362	A	2.1
47	BO	71	LYS	2.1
54	FV	693	ASN	2.1
21	CU	33	VAL	2.1
21	CU	35	VAL	2.1
23	GW	30	VAL	2.1
54	BV	611	VAL	2.1
35	HC	72	ARG	2.1
36	DD	189	SER	2.1
54	BV	505	HIS	2.1
54	BV	588	SER	2.1
21	CU	100	GLU	2.1
34	BB	116	LEU	2.1
35	DC	43	LEU	2.1
49	BQ	8	LEU	2.1
34	FB	87	ASP	2.1
52	DT	82	GLN	2.1
6	AF	106	ALA	2.1
10	GJ	81	ILE	2.1
20	GT	74	ILE	2.1
21	GU	75	ALA	2.1
35	BC	99	ALA	2.1
41	BI	79	ILE	2.1
42	HJ	6	ILE	2.1

Continued on next page...

Continued from previous page...

Mol	Chain	Res	Type	RSRZ
45	BM	39	ILE	2.1
1	CA	883	G	2.1
1	CA	2144	G	2.1
8	CH	13	GLY	2.1
22	AV	32	GLY	2.1
42	BJ	41	PRO	2.1
54	BV	571	VAL	2.1
54	HV	136	PRO	2.1
54	HV	461	MET	2.1
6	GF	166	ARG	2.1
1	EA	885	C	2.1
45	FM	12	HIS	2.1
3	AC	94	LEU	2.1
34	DB	96	LEU	2.1
34	FB	89	PHE	2.1
46	HN	48	LEU	2.1
49	BQ	20	SER	2.1
55	FW	3	SER	2.1
5	CE	194	LYS	2.1
6	GF	154	THR	2.1
9	AI	106	GLN	2.1
1	GA	139	U	2.1
5	CE	148	ILE	2.1
21	AU	7	ASP	2.1
41	HI	56	ASP	2.1
48	DP	4	ILE	2.1
54	FV	133	TYR	2.1
54	FV	395	ASP	2.1
33	FA	89	U	2.1
54	HV	556	GLY	2.1
6	GF	94	ARG	2.1
9	GI	64	ARG	2.1
42	BJ	68	ARG	2.1
50	BR	48	ARG	2.1
5	EE	126	VAL	2.1
7	GG	16	VAL	2.1
47	FO	20	ASN	2.1
54	FV	75	MET	2.1
23	AW	84	GLU	2.1
53	DU	24	GLU	2.1
54	FV	260	GLU	2.1
1	AA	1913	A	2.1

Continued on next page...

Continued from previous page...

Mol	Chain	Res	Type	RSRZ
1	EA	2795	C	2.1
16	CP	19	PHE	2.1
20	GT	7	LEU	2.1
25	EY	22	LEU	2.1
33	BA	1031	C	2.1
33	DA	839	C	2.1
36	BD	33	LYS	2.1
54	FV	485	LYS	2.1
54	HV	31	LEU	2.1
54	HV	609	LYS	2.1
36	DD	71	GLN	2.1
6	EF	143	ASP	2.1
17	GQ	89	ILE	2.1
34	BB	122	ASP	2.1
47	DO	21	ASP	2.1
54	FV	398	CYS	2.1
41	HI	16	ALA	2.1
43	FK	30	THR	2.1
48	DP	75	ILE	2.1
54	HV	687	TYR	2.1
1	CA	1729	U	2.1
1	EA	1173	U	2.1
8	CH	34	GLY	2.1
9	AI	64	ARG	2.1
6	EF	148	VAL	2.1
9	EI	107	GLU	2.1
15	CO	28	VAL	2.1
25	AY	12	GLU	2.1
25	EY	24	GLU	2.1
15	EO	3	LYS	2.1
39	HG	149	LYS	2.1
1	EA	1538	G	2.1
33	FA	79	G	2.1
34	HB	116	LEU	2.0
48	BP	39	PHE	2.1
36	DD	164	GLN	2.0
54	HV	162	LEU	2.0
9	CI	87	SER	2.0
33	HA	1362	A	2.0
6	CF	43	ILE	2.0
6	CF	59	ILE	2.0
9	GI	115	ASP	2.0

Continued on next page...

Continued from previous page...

Mol	Chain	Res	Type	RSRZ
49	DQ	73	TRP	2.0
6	GF	69	ALA	2.0
11	AK	49	ARG	2.0
34	BB	82	ALA	2.0
34	BB	94	ARG	2.0
42	DJ	34	ALA	2.0
46	BN	30	ILE	2.0
53	DU	18	ARG	2.0
54	FV	632	ILE	2.0
39	FG	55	GLY	2.0
31	A4	15	LYS	2.0
54	BV	232	GLU	2.0
5	GE	31	VAL	2.0
9	CI	12	VAL	2.0
9	CI	139	VAL	2.0
26	GZ	54	VAL	2.0
34	DB	220	VAL	2.0
45	DM	115	PRO	2.0
5	GE	143	LEU	2.0
8	EH	12	LEU	2.0
8	GH	29	PHE	2.0
38	BF	39	LEU	2.0
54	DV	605	PHE	2.0
54	HV	360	PHE	2.0
20	AT	15	HIS	2.0
34	HB	88	GLN	2.0
54	FV	696	GLN	2.0
1	CA	2102	G	2.0
1	GA	2104	C	2.0
54	FV	352	SER	2.0
6	AF	75	GLY	2.0
7	AG	166	GLU	2.0
20	AT	5	GLU	2.0
33	BA	723	U	2.0
33	HA	93	U	2.0
36	FD	109	ALA	2.0
34	DB	65	LYS	2.0
34	DB	131	LYS	2.0
42	DJ	32	THR	2.0
46	DN	47	LYS	2.0
54	FV	423	LYS	2.0
34	BB	220	VAL	2.0

Continued on next page...

Continued from previous page...

Mol	Chain	Res	Type	RSRZ
6	EF	19	PHE	2.0
21	GU	73	ASN	2.0
42	BJ	49	PHE	2.0
54	HV	411	PHE	2.0
4	GD	43	ASP	2.0
1	CA	2146	C	2.0
8	GH	14	SER	2.0
21	GU	16	LYS	2.0
14	AN	93	GLY	2.0
28	A1	4	ILE	2.0
34	BB	150	ILE	2.0
34	DB	59	ILE	2.0
54	DV	395	ASP	2.0
36	HD	147	GLU	2.0
53	DU	27	GLY	2.0
53	FU	51	SER	2.0
54	FV	8	ALA	2.0
54	FV	452	GLU	2.0
33	HA	1332	A	2.0
54	DV	52	TRP	2.0
6	AF	154	THR	2.0
34	DB	118	THR	2.0
21	GU	58	VAL	2.0
36	FD	101	VAL	2.0
41	HI	29	VAL	2.0
6	AF	113	PHE	2.0
36	FD	20	PHE	2.0
12	EL	92	LEU	2.0
36	BD	117	LEU	2.0
38	DF	91	ARG	2.0
38	FF	52	ASN	2.0
38	FF	67	PRO	2.0
51	HS	55	ARG	2.0
54	BV	238	LEU	2.0
54	HV	378	ARG	2.0
6	GF	18	GLU	2.0
15	GO	108	ASP	2.0
21	CU	59	GLU	2.0
45	HM	45	ILE	2.0
54	HV	310	HIS	2.0
9	AI	13	ALA	2.0
32	E5	44	ALA	2.0

Continued on next page...

Continued from previous page...

Mol	Chain	Res	Type	RSRZ
45	DM	2	ALA	2.0
50	BR	66	SER	2.0
54	FV	608	ALA	2.0
54	HV	172	ALA	2.0
41	FI	6	TYR	2.0
54	DV	534	TYR	2.0
1	AA	1538	G	2.0
28	G1	46	VAL	2.0
33	HA	1013	G	2.0
34	DB	137	THR	2.0
51	DS	51	VAL	2.0
54	FV	391	VAL	2.0
6	EF	15	LEU	2.0
6	GF	64	PRO	2.0
16	EP	113	LEU	2.0
20	GT	93	LEU	2.0
21	AU	23	LYS	2.0
41	DI	39	PHE	2.0
25	AY	39	GLN	2.0
25	EY	56	LEU	2.0
28	A1	44	GLN	2.0
39	BG	50	LEU	2.0
42	BJ	11	LYS	2.0
46	HN	43	ASN	2.0

6.2 Non-standard residues in protein, DNA, RNA chains [i](#)

In the following table, the Atoms column lists the number of modelled atoms in the group and the number defined in the chemical component dictionary. LLDF column lists the quality of electron density of the group with respect to its neighbouring residues in protein, DNA or RNA chains. The B-factors column lists the minimum, median, 95th percentile and maximum values of B factors of atoms in the group. The column labelled 'Q< 0.9' lists the number of atoms with occupancy less than 0.9.

Mol	Type	Chain	Res	Atoms	RSCC	RSR	LLDF	B-factors(Å ²)	Q<0.9
55	5OH	FW	6	12/13	0.55	0.73	-	37,42,45,46	12
55	DPP	BW	2	6/7	0.85	0.56	-	34,36,39,40	6
55	KBE	FW	1	9/10	0.62	0.49	-	28,36,40,42	9
55	5OH	BW	6	12/13	0.72	0.49	-	36,37,41,43	12
55	KBE	DW	1	9/10	0.68	0.37	-	32,33,40,41	9
55	KBE	BW	1	9/10	0.67	0.60	-	37,39,42,44	9
55	5OH	DW	6	12/13	0.74	0.44	-	33,41,43,48	12

Continued on next page...

Continued from previous page...

Mol	Type	Chain	Res	Atoms	RSCC	RSR	LLDF	B-factors(\AA^2)	Q<0.9
55	UAL	FW	5	9/10	0.67	0.57	-	35,37,39,41	9
55	DPP	FW	2	6/7	0.47	0.88	-	37,42,43,43	6
55	UAL	DW	5	9/10	0.78	0.44	-	35,39,42,46	9
55	DPP	DW	2	6/7	0.84	0.43	-	32,34,37,44	6
55	UAL	BW	5	9/10	0.69	0.62	-	32,40,42,42	9

6.3 Carbohydrates [i](#)

There are no carbohydrates in this entry.

6.4 Ligands [i](#)

In the following table, the Atoms column lists the number of modelled atoms in the group and the number defined in the chemical component dictionary. LLDF column lists the quality of electron density of the group with respect to its neighbouring residues in protein, DNA or RNA chains. The B-factors column lists the minimum, median, 95th percentile and maximum values of B factors of atoms in the group. The column labelled 'Q< 0.9' lists the number of atoms with occupancy less than 0.9.

Mol	Type	Chain	Res	Atoms	RSCC	RSR	LLDF	B-factors(\AA^2)	Q<0.9
56	MG	AC	303	1/1	0.94	1.01	30.19	34,34,34,34	0
56	MG	EQ	201	1/1	0.82	0.66	27.30	31,31,31,31	0
56	MG	BA	1606	1/1	0.97	0.53	25.25	39,39,39,39	0
56	MG	EA	3099	1/1	0.99	0.28	11.91	2,2,2,2	0
56	MG	AA	3098	1/1	0.98	0.23	10.88	5,5,5,5	0
56	MG	GA	3102	1/1	0.97	0.35	10.65	40,40,40,40	0
56	MG	BA	1614	1/1	0.82	0.38	10.44	26,26,26,26	0
56	MG	FA	1609	1/1	0.99	0.32	9.86	16,16,16,16	0
56	MG	DA	1628	1/1	0.96	0.33	9.14	37,37,37,37	0
56	MG	HA	1610	1/1	0.94	0.27	8.79	13,13,13,13	0
56	MG	FA	1623	1/1	0.99	0.21	8.49	7,7,7,7	0
56	MG	AA	3102	1/1	0.99	0.24	8.43	0,0,0,0	0
56	MG	AA	3028	1/1	0.99	0.28	7.53	2,2,2,2	0
56	MG	GA	3129	1/1	0.99	0.22	7.09	19,19,19,19	0
56	MG	GA	3063	1/1	0.99	0.27	7.02	3,3,3,3	0
56	MG	GA	3103	1/1	0.94	0.24	6.89	12,12,12,12	0
56	MG	AC	301	1/1	0.95	0.35	6.64	10,10,10,10	0
56	MG	EA	3042	1/1	0.99	0.19	6.09	2,2,2,2	0
56	MG	HA	1612	1/1	0.99	0.19	5.90	8,8,8,8	0
56	MG	BA	1612	1/1	0.96	0.22	5.75	5,5,5,5	0

Continued on next page...

Continued from previous page...

Mol	Type	Chain	Res	Atoms	RSCC	RSR	LLDF	B-factors(\AA^2)	Q<0.9
56	MG	AA	3083	1/1	0.99	0.27	5.29	33,33,33,33	0
56	MG	GA	3014	1/1	0.98	0.28	5.18	8,8,8,8	0
56	MG	BA	1615	1/1	0.99	0.20	5.11	22,22,22,22	0
56	MG	CA	3077	1/1	0.90	0.27	5.05	35,35,35,35	0
56	MG	HA	1626	1/1	0.93	0.28	5.00	32,32,32,32	0
56	MG	EA	3049	1/1	0.99	0.23	4.81	8,8,8,8	0
56	MG	CA	3073	1/1	0.98	0.24	4.68	5,5,5,5	0
56	MG	CA	3079	1/1	0.99	0.22	4.64	12,12,12,12	0
56	MG	CA	3119	1/1	0.99	0.21	4.63	3,3,3,3	0
56	MG	FA	1621	1/1	0.98	0.18	4.53	10,10,10,10	0
56	MG	EA	3009	1/1	0.99	0.20	4.49	0,0,0,0	0
56	MG	AA	3107	1/1	0.99	0.19	4.46	18,18,18,18	0
56	MG	GA	3083	1/1	0.93	0.27	4.29	33,33,33,33	0
56	MG	EA	3078	1/1	0.98	0.18	4.18	3,3,3,3	0
56	MG	AA	3109	1/1	0.99	0.21	4.13	6,6,6,6	0
56	MG	AA	3009	1/1	0.99	0.22	4.01	12,12,12,12	0
56	MG	EA	3064	1/1	0.99	0.19	3.93	0,0,0,0	0
56	MG	GA	3060	1/1	0.94	0.28	3.70	23,23,23,23	0
56	MG	GA	3004	1/1	0.98	0.42	3.53	19,19,19,19	0
56	MG	BA	1622	1/1	0.98	0.21	3.43	32,32,32,32	0
56	MG	DA	1621	1/1	0.98	0.19	3.42	22,22,22,22	0
56	MG	FA	1627	1/1	0.84	0.26	3.35	23,23,23,23	0
56	MG	EA	3025	1/1	0.96	0.21	3.35	0,0,0,0	0
56	MG	CA	3040	1/1	0.99	0.19	3.32	12,12,12,12	0
56	MG	GA	3040	1/1	0.97	0.21	3.30	16,16,16,16	0
56	MG	GA	3078	1/1	0.97	0.24	3.22	40,40,40,40	0
56	MG	DA	1616	1/1	0.99	0.27	3.20	26,26,26,26	0
56	MG	HA	1632	1/1	0.99	0.21	3.16	25,25,25,25	0
56	MG	GA	3030	1/1	0.98	0.24	3.01	11,11,11,11	0
56	MG	CA	3028	1/1	0.98	0.21	2.84	7,7,7,7	0
56	MG	EA	3114	1/1	0.99	0.18	2.74	1,1,1,1	0
56	MG	EA	3131	1/1	0.99	0.20	2.62	5,5,5,5	0
56	MG	GA	3110	1/1	0.97	0.19	2.57	12,12,12,12	0
56	MG	GA	3114	1/1	0.98	0.17	2.47	10,10,10,10	0
56	MG	CA	3037	1/1	0.98	0.20	2.40	1,1,1,1	0
56	MG	AA	3017	1/1	1.00	0.20	2.34	1,1,1,1	0
56	MG	GA	3108	1/1	0.96	0.15	2.24	16,16,16,16	0
56	MG	BA	1619	1/1	0.99	0.18	2.22	28,28,28,28	0
56	MG	EA	3129	1/1	0.98	0.22	2.14	0,0,0,0	0
56	MG	EA	3118	1/1	0.99	0.19	2.12	1,1,1,1	0
56	MG	DA	1640	1/1	0.99	0.18	2.02	21,21,21,21	0

Continued on next page...

Continued from previous page...

Mol	Type	Chain	Res	Atoms	RSCC	RSR	LLDF	B-factors(\AA^2)	Q<0.9
56	MG	CA	3123	1/1	0.98	0.17	1.99	8,8,8,8	0
56	MG	EA	3107	1/1	1.00	0.20	1.94	0,0,0,0	0
56	MG	BA	1616	1/1	0.98	0.22	1.93	35,35,35,35	0
56	MG	FA	1616	1/1	0.99	0.19	1.74	16,16,16,16	0
56	MG	EA	3024	1/1	0.97	0.19	1.74	0,0,0,0	0
56	MG	AC	302	1/1	0.97	0.23	1.69	19,19,19,19	0
56	MG	AA	3036	1/1	0.99	0.24	1.69	25,25,25,25	0
56	MG	EA	3102	1/1	0.97	0.21	1.68	0,0,0,0	0
56	MG	CA	3024	1/1	0.98	0.19	1.62	2,2,2,2	0
56	MG	EA	3002	1/1	1.00	0.17	1.58	4,4,4,4	0
56	MG	EA	3040	1/1	1.00	0.18	1.56	1,1,1,1	0
56	MG	HA	1606	1/1	0.99	0.16	1.53	17,17,17,17	0
56	MG	CA	3115	1/1	0.99	0.16	1.49	12,12,12,12	0
56	MG	GA	3066	1/1	0.98	0.17	1.47	4,4,4,4	0
56	MG	HA	1639	1/1	0.98	0.17	1.45	20,20,20,20	0
56	MG	GA	3013	1/1	0.99	0.21	1.41	1,1,1,1	0
56	MG	FA	1640	1/1	0.98	0.18	1.41	23,23,23,23	0
56	MG	CA	3066	1/1	0.99	0.17	1.40	2,2,2,2	0
56	MG	AA	3116	1/1	0.98	0.18	1.36	3,3,3,3	0
56	MG	EA	3103	1/1	0.98	0.21	1.33	10,10,10,10	0
56	MG	AA	3124	1/1	0.98	0.18	1.33	9,9,9,9	0
56	MG	EA	3053	1/1	0.98	0.18	1.33	1,1,1,1	0
56	MG	AA	3110	1/1	0.99	0.21	1.25	4,4,4,4	0
56	MG	GA	3027	1/1	0.99	0.17	1.24	6,6,6,6	0
56	MG	AA	3125	1/1	0.98	0.17	1.17	23,23,23,23	0
56	MG	EA	3014	1/1	0.98	0.19	1.13	0,0,0,0	0
56	MG	GA	3038	1/1	0.99	0.16	0.91	11,11,11,11	0
56	MG	GA	3009	1/1	0.98	0.17	0.85	20,20,20,20	0
56	MG	BV	802	1/1	1.00	0.17	0.81	27,27,27,27	0
56	MG	CB	1201	1/1	0.96	0.12	0.78	41,41,41,41	0
56	MG	AA	3106	1/1	0.99	0.18	0.76	9,9,9,9	0
56	MG	EA	3119	1/1	0.99	0.22	0.73	0,0,0,0	0
56	MG	AA	3105	1/1	0.98	0.19	0.72	12,12,12,12	0
56	MG	GA	3012	1/1	0.98	0.19	0.68	2,2,2,2	0
56	MG	AA	3103	1/1	0.99	0.17	0.68	10,10,10,10	0
56	MG	EA	3111	1/1	0.99	0.20	0.68	2,2,2,2	0
56	MG	AA	3101	1/1	0.99	0.17	0.66	7,7,7,7	0
56	MG	GA	3026	1/1	0.98	0.16	0.63	6,6,6,6	0
56	MG	AA	3024	1/1	0.97	0.18	0.58	20,20,20,20	0
56	MG	EA	3113	1/1	0.97	0.18	0.57	0,0,0,0	0
56	MG	CA	3100	1/1	0.99	0.17	0.56	1,1,1,1	0
56	MG	GA	3008	1/1	0.99	0.20	0.55	12,12,12,12	0

Continued on next page...

Continued from previous page...

Mol	Type	Chain	Res	Atoms	RSCC	RSR	LLDF	B-factors(\AA^2)	Q<0.9
56	MG	BA	1609	1/1	0.84	0.11	0.54	38,38,38,38	0
56	MG	CA	3111	1/1	0.94	0.16	0.52	13,13,13,13	0
56	MG	BA	1626	1/1	0.98	0.16	0.49	36,36,36,36	0
56	MG	GA	3018	1/1	0.96	0.26	0.47	36,36,36,36	0
56	MG	CA	3103	1/1	0.98	0.17	0.44	0,0,0,0	0
56	MG	FA	1641	1/1	0.97	0.17	0.44	18,18,18,18	0
56	MG	GA	3023	1/1	0.95	0.17	0.43	7,7,7,7	0
56	MG	FA	1620	1/1	0.99	0.15	0.35	6,6,6,6	0
56	MG	CA	3129	1/1	0.99	0.17	0.35	9,9,9,9	0
56	MG	DA	1609	1/1	0.99	0.16	0.33	16,16,16,16	0
56	MG	GA	3065	1/1	0.98	0.15	0.28	3,3,3,3	0
56	MG	GL	201	1/1	0.98	0.19	0.27	7,7,7,7	0
56	MG	AA	3012	1/1	1.00	0.20	0.26	7,7,7,7	0
56	MG	HA	1627	1/1	0.99	0.14	0.23	24,24,24,24	0
56	MG	BA	1638	1/1	0.99	0.14	0.17	31,31,31,31	0
56	MG	CA	3032	1/1	0.99	0.18	0.15	3,3,3,3	0
56	MG	ED	302	1/1	0.99	0.17	0.15	2,2,2,2	0
56	MG	AT	201	1/1	0.93	0.17	0.14	36,36,36,36	0
56	MG	AA	3046	1/1	0.99	0.15	0.13	7,7,7,7	0
56	MG	CA	3130	1/1	1.00	0.17	0.06	1,1,1,1	0
56	MG	AA	3025	1/1	0.98	0.17	0.02	8,8,8,8	0
56	MG	CA	3134	1/1	0.98	0.18	0.01	23,23,23,23	0
56	MG	EA	3017	1/1	0.99	0.17	0.00	3,3,3,3	0
56	MG	AA	3023	1/1	1.00	0.17	-0.06	3,3,3,3	0
56	MG	EA	3023	1/1	0.99	0.17	-0.09	2,2,2,2	0
56	MG	EA	3035	1/1	0.99	0.17	-0.16	0,0,0,0	0
56	MG	CD	301	1/1	0.99	0.17	-0.19	3,3,3,3	0
56	MG	AA	3031	1/1	1.00	0.17	-0.19	8,8,8,8	0
56	MG	HA	1619	1/1	0.94	0.16	-0.20	34,34,34,34	0
56	MG	EA	3104	1/1	1.00	0.16	-0.22	1,1,1,1	0
56	MG	CA	3023	1/1	0.99	0.17	-0.23	5,5,5,5	0
56	MG	AA	3130	1/1	0.99	0.15	-0.24	27,27,27,27	0
56	MG	AA	3072	1/1	0.99	0.16	-0.28	7,7,7,7	0
56	MG	DA	1624	1/1	0.97	0.17	-0.29	48,48,48,48	0
58	GCP	DV	801	32/32	0.96	0.14	-0.32	20,38,49,52	0
56	MG	CA	3106	1/1	0.96	0.16	-0.34	13,13,13,13	0
56	MG	HA	1616	1/1	0.99	0.16	-0.37	33,33,33,33	0
56	MG	EA	3036	1/1	0.99	0.14	-0.38	1,1,1,1	0
56	MG	AA	3119	1/1	1.00	0.15	-0.42	13,13,13,13	0
56	MG	GA	3016	1/1	0.99	0.15	-0.43	9,9,9,9	0
56	MG	CA	3132	1/1	0.98	0.17	-0.43	2,2,2,2	0
58	GCP	FV	801	32/32	0.87	0.20	-0.45	43,58,69,87	0

Continued on next page...

Continued from previous page...

Mol	Type	Chain	Res	Atoms	RSCC	RSR	LLDF	B-factors(\AA^2)	Q<0.9
56	MG	GA	3022	1/1	0.98	0.16	-0.45	16,16,16,16	0
56	MG	BA	1636	1/1	0.97	0.12	-0.48	40,40,40,40	0
56	MG	AA	3049	1/1	0.99	0.15	-0.52	3,3,3,3	0
58	GCP	BV	801	32/32	0.97	0.13	-0.56	17,36,43,49	0
56	MG	EA	3022	1/1	0.98	0.15	-0.57	0,0,0,0	0
56	MG	EA	3062	1/1	0.99	0.17	-0.60	0,0,0,0	0
56	MG	BA	1634	1/1	0.97	0.14	-0.63	14,14,14,14	0
56	MG	EA	3012	1/1	0.99	0.17	-0.70	1,1,1,1	0
56	MG	DA	1642	1/1	0.96	0.16	-0.71	29,29,29,29	0
56	MG	CA	3128	1/1	1.00	0.16	-0.72	6,6,6,6	0
56	MG	DA	1634	1/1	0.99	0.13	-0.74	33,33,33,33	0
56	MG	CA	3109	1/1	0.99	0.12	-0.75	26,26,26,26	0
56	MG	CA	3015	1/1	0.96	0.16	-0.78	14,14,14,14	0
56	MG	BA	1640	1/1	0.93	0.13	-0.80	33,33,33,33	0
56	MG	GA	3006	1/1	0.97	0.12	-0.83	25,25,25,25	0
56	MG	EA	3128	1/1	0.99	0.15	-0.89	4,4,4,4	0
56	MG	GA	3005	1/1	0.99	0.13	-0.89	15,15,15,15	0
56	MG	GA	3053	1/1	0.99	0.15	-0.93	4,4,4,4	0
56	MG	GA	3105	1/1	0.99	0.15	-0.96	3,3,3,3	0
56	MG	EC	301	1/1	0.99	0.14	-0.98	1,1,1,1	0
56	MG	GA	3024	1/1	0.99	0.15	-0.99	8,8,8,8	0
57	ZN	C4	102	1/1	0.99	0.09	-1.00	76,76,76,76	0
57	ZN	A4	101	1/1	0.99	0.09	-1.01	63,63,63,63	0
56	MG	AA	3011	1/1	0.93	0.17	-1.08	18,18,18,18	0
56	MG	FV	802	1/1	0.97	0.12	-1.10	48,48,48,48	0
56	MG	EA	3106	1/1	0.99	0.15	-1.17	0,0,0,0	0
56	MG	HA	1638	1/1	0.98	0.09	-1.22	26,26,26,26	0
56	MG	AA	3111	1/1	0.97	0.16	-1.27	21,21,21,21	0
56	MG	HV	802	1/1	0.97	0.13	-1.28	38,38,38,38	0
56	MG	DV	802	1/1	0.99	0.11	-1.31	34,34,34,34	0
58	GCP	HV	801	32/32	0.97	0.11	-1.37	24,48,54,56	0
56	MG	FA	1633	1/1	0.98	0.11	-1.37	28,28,28,28	0
56	MG	AA	3128	1/1	1.00	0.14	-1.38	2,2,2,2	0
56	MG	HA	1637	1/1	0.93	0.10	-1.48	47,47,47,47	0
56	MG	CA	3113	1/1	0.99	0.11	-1.49	14,14,14,14	0
56	MG	BA	1604	1/1	0.97	0.12	-1.50	20,20,20,20	0
56	MG	AA	3088	1/1	0.97	0.13	-1.52	14,14,14,14	0
57	ZN	G4	101	1/1	0.99	0.09	-1.52	69,69,69,69	0
56	MG	AA	3112	1/1	0.98	0.11	-1.59	7,7,7,7	0
56	MG	HA	1628	1/1	0.99	0.14	-1.66	30,30,30,30	0
56	MG	A3	101	1/1	0.98	0.10	-1.69	13,13,13,13	0
56	MG	GA	3132	1/1	0.99	0.14	-1.75	7,7,7,7	0

Continued on next page...

Continued from previous page...

Mol	Type	Chain	Res	Atoms	RSCC	RSR	LLDF	B-factors(\AA^2)	Q<0.9
56	MG	GA	3107	1/1	0.99	0.12	-1.80	27,27,27,27	0
56	MG	AA	3090	1/1	0.94	0.10	-1.81	23,23,23,23	0
56	MG	AA	3126	1/1	0.99	0.10	-1.82	3,3,3,3	0
56	MG	AA	3027	1/1	0.99	0.15	-1.90	8,8,8,8	0
56	MG	EA	3105	1/1	0.99	0.14	-1.91	4,4,4,4	0
56	MG	BA	1627	1/1	0.98	0.08	-1.94	25,25,25,25	0
57	ZN	E4	101	1/1	0.99	0.09	-2.02	54,54,54,54	0
56	MG	FA	1637	1/1	0.99	0.10	-2.11	34,34,34,34	0
56	MG	AA	3076	1/1	0.98	0.09	-2.14	21,21,21,21	0
56	MG	GA	3062	1/1	0.99	0.13	-2.21	18,18,18,18	0
56	MG	GA	3130	1/1	0.99	0.09	-2.26	9,9,9,9	0
56	MG	FA	1613	1/1	0.99	0.11	-2.27	9,9,9,9	0
56	MG	GA	3112	1/1	0.99	0.10	-2.29	15,15,15,15	0
56	MG	GA	3099	1/1	0.99	0.13	-2.30	12,12,12,12	0
56	MG	DA	1641	1/1	0.94	0.12	-2.37	30,30,30,30	0
56	MG	CA	3108	1/1	0.99	0.12	-2.39	3,3,3,3	0
56	MG	GA	3090	1/1	0.99	0.08	-2.44	26,26,26,26	0
56	MG	CA	3131	1/1	0.99	0.10	-2.57	0,0,0,0	0
56	MG	FA	1617	1/1	0.97	0.12	-2.70	9,9,9,9	0
56	MG	CA	3062	1/1	0.99	0.13	-2.71	5,5,5,5	0
56	MG	AA	3003	1/1	0.99	0.10	-2.81	26,26,26,26	0
56	MG	EA	3108	1/1	0.97	0.12	-2.82	31,31,31,31	0
56	MG	CA	3071	1/1	0.99	0.14	-2.90	2,2,2,2	0
56	MG	AA	3061	1/1	0.98	0.14	-2.93	6,6,6,6	0
56	MG	AA	3104	1/1	0.99	0.13	-2.94	12,12,12,12	0
56	MG	HA	1631	1/1	0.99	0.10	-3.08	28,28,28,28	0
56	MG	HA	1622	1/1	0.99	0.10	-3.09	36,36,36,36	0
56	MG	EA	3065	1/1	0.99	0.11	-3.17	0,0,0,0	0
56	MG	AA	3040	1/1	0.99	0.12	-3.32	24,24,24,24	0
56	MG	AA	3002	1/1	0.97	0.10	-3.36	20,20,20,20	0
56	MG	DA	1610	1/1	0.95	0.04	-3.39	48,48,48,48	0
56	MG	AA	3038	1/1	0.99	0.11	-3.49	6,6,6,6	0
56	MG	GA	3021	1/1	1.00	0.12	-3.61	9,9,9,9	0
56	MG	BA	1628	1/1	0.99	0.12	-3.61	26,26,26,26	0
56	MG	AA	3095	1/1	0.99	0.10	-3.64	9,9,9,9	0
56	MG	DA	1613	1/1	1.00	0.10	-3.65	12,12,12,12	0
56	MG	GA	3128	1/1	0.99	0.09	-3.72	20,20,20,20	0
56	MG	CA	3095	1/1	0.99	0.11	-3.75	21,21,21,21	0
56	MG	CA	3065	1/1	0.99	0.11	-3.76	1,1,1,1	0
56	MG	CA	3012	1/1	0.99	0.12	-3.79	3,3,3,3	0
56	MG	DA	1607	1/1	0.98	0.13	-3.81	16,16,16,16	0
56	MG	FA	1604	1/1	0.96	0.07	-3.85	33,33,33,33	0

Continued on next page...

Continued from previous page...

Mol	Type	Chain	Res	Atoms	RSCC	RSR	LLDF	B-factors(\AA^2)	Q<0.9
56	MG	CA	3104	1/1	0.99	0.14	-3.88	4,4,4,4	0
56	MG	EB	1202	1/1	0.97	0.08	-3.99	19,19,19,19	0
56	MG	BA	1603	1/1	0.98	0.06	-4.08	21,21,21,21	0
56	MG	DA	1611	1/1	0.97	0.10	-4.09	15,15,15,15	0
56	MG	FA	1629	1/1	0.98	0.10	-4.19	16,16,16,16	0
56	MG	GA	3032	1/1	0.99	0.13	-4.30	8,8,8,8	0
56	MG	CA	3022	1/1	0.99	0.12	-4.45	0,0,0,0	0
56	MG	FA	1607	1/1	0.98	0.10	-4.49	18,18,18,18	0
56	MG	CA	3036	1/1	0.99	0.08	-4.55	19,19,19,19	0
56	MG	DA	1604	1/1	0.97	0.08	-4.57	23,23,23,23	0
56	MG	AA	3053	1/1	0.99	0.10	-4.68	6,6,6,6	0
56	MG	DA	1630	1/1	0.98	0.10	-4.94	34,34,34,34	0
56	MG	AA	3082	1/1	0.98	0.03	-5.27	29,29,29,29	0
56	MG	BA	1608	1/1	0.99	0.10	-5.40	22,22,22,22	0
56	MG	DA	1638	1/1	0.98	0.04	-5.41	40,40,40,40	0
56	MG	BA	1631	1/1	0.96	0.07	-5.81	28,28,28,28	0
56	MG	CA	3053	1/1	1.00	0.12	-6.81	5,5,5,5	0
56	MG	EA	3110	1/1	0.99	0.11	-8.65	24,24,24,24	0
56	MG	CA	3025	1/1	0.99	0.10	-9.36	7,7,7,7	0
56	MG	CA	3026	1/1	0.99	0.09	-14.35	5,5,5,5	0
56	MG	GA	3085	1/1	1.00	0.15	-	16,16,16,16	0
56	MG	DA	1622	1/1	0.97	0.08	-	37,37,37,37	0
56	MG	GA	3116	1/1	0.99	0.14	-	3,3,3,3	0
56	MG	FA	1612	1/1	0.99	0.31	-	17,17,17,17	0
56	MG	CA	3114	1/1	0.92	0.56	-	25,25,25,25	0
56	MG	AA	3010	1/1	0.99	0.23	-	13,13,13,13	0
56	MG	DA	1620	1/1	0.98	0.08	-	22,22,22,22	0
56	MG	EA	3063	1/1	0.99	0.13	-	1,1,1,1	0
56	MG	CA	3002	1/1	0.99	0.14	-	17,17,17,17	0
56	MG	AA	3129	1/1	0.99	0.11	-	20,20,20,20	0
56	MG	EA	3100	1/1	0.99	0.14	-	0,0,0,0	0
56	MG	EA	3007	1/1	0.99	0.07	-	15,15,15,15	0
56	MG	CA	3049	1/1	0.99	0.18	-	9,9,9,9	0
56	MG	CE	301	1/1	0.94	0.25	-	16,16,16,16	0
56	MG	EA	3037	1/1	1.00	0.13	-	2,2,2,2	0
56	MG	AA	3117	1/1	0.99	0.25	-	7,7,7,7	0
56	MG	FA	1610	1/1	0.88	0.28	-	35,35,35,35	0
56	MG	GA	3097	1/1	0.99	0.17	-	26,26,26,26	0
56	MG	CA	3013	1/1	0.98	0.08	-	7,7,7,7	0
56	MG	AA	3075	1/1	0.98	0.09	-	15,15,15,15	0
56	MG	BA	1639	1/1	0.99	0.13	-	19,19,19,19	0
56	MG	CA	3101	1/1	0.99	0.15	-	10,10,10,10	0

Continued on next page...

Continued from previous page...

Mol	Type	Chain	Res	Atoms	RSCC	RSR	LLDF	B-factors(\AA^2)	Q<0.9
56	MG	EA	3067	1/1	0.99	0.26	-	4,4,4,4	0
56	MG	FA	1614	1/1	1.00	0.13	-	5,5,5,5	0
56	MG	GA	3109	1/1	0.99	0.09	-	9,9,9,9	0
56	MG	CA	3133	1/1	0.99	0.12	-	13,13,13,13	0
56	MG	CA	3081	1/1	0.99	0.15	-	10,10,10,10	0
56	MG	CA	3019	1/1	0.98	0.10	-	22,22,22,22	0
56	MG	GA	3081	1/1	0.99	0.19	-	16,16,16,16	0
56	MG	CA	3059	1/1	0.99	0.17	-	3,3,3,3	0
56	MG	AA	3121	1/1	0.99	0.10	-	20,20,20,20	0
56	MG	DA	1614	1/1	0.95	0.12	-	44,44,44,44	0
56	MG	AA	3081	1/1	0.99	0.14	-	16,16,16,16	0
56	MG	EA	3044	1/1	0.96	0.13	-	11,11,11,11	0
56	MG	CA	3009	1/1	0.98	0.15	-	18,18,18,18	0
56	MG	CA	3124	1/1	0.99	0.15	-	0,0,0,0	0
56	MG	CA	3052	1/1	0.99	0.10	-	10,10,10,10	0
56	MG	CA	3014	1/1	0.99	0.12	-	9,9,9,9	0
56	MG	CA	3120	1/1	0.94	0.15	-	3,3,3,3	0
56	MG	AA	3113	1/1	1.00	0.11	-	8,8,8,8	0
56	MG	BA	1605	1/1	1.00	0.11	-	21,21,21,21	0
56	MG	BA	1637	1/1	0.92	0.29	-	29,29,29,29	0
56	MG	GA	3067	1/1	0.99	0.20	-	16,16,16,16	0
56	MG	FA	1631	1/1	0.99	0.06	-	21,21,21,21	0
56	MG	EA	3090	1/1	0.96	0.07	-	29,29,29,29	0
56	MG	AA	3051	1/1	0.99	0.08	-	4,4,4,4	0
56	MG	GA	3046	1/1	0.97	0.08	-	35,35,35,35	0
56	MG	EA	3058	1/1	0.98	0.13	-	6,6,6,6	0
56	MG	AA	3127	1/1	0.98	0.13	-	16,16,16,16	0
56	MG	GA	3061	1/1	0.95	0.20	-	10,10,10,10	0
56	MG	AA	3033	1/1	1.00	0.17	-	8,8,8,8	0
56	MG	CA	3043	1/1	0.99	0.11	-	5,5,5,5	0
56	MG	AA	3004	1/1	0.99	0.07	-	34,34,34,34	0
56	MG	AA	3034	1/1	0.99	0.11	-	14,14,14,14	0
56	MG	EA	3098	1/1	0.97	0.16	-	6,6,6,6	0
56	MG	GA	3010	1/1	0.98	0.26	-	15,15,15,15	0
56	MG	GA	3121	1/1	0.99	0.14	-	4,4,4,4	0
56	MG	BA	1613	1/1	0.97	0.13	-	38,38,38,38	0
56	MG	DA	1617	1/1	0.99	0.13	-	45,45,45,45	0
56	MG	FA	1632	1/1	0.98	0.12	-	28,28,28,28	0
56	MG	BA	1629	1/1	0.97	0.15	-	41,41,41,41	0
56	MG	GA	3037	1/1	0.96	0.19	-	19,19,19,19	0
56	MG	CA	3102	1/1	0.99	0.07	-	32,32,32,32	0
56	MG	EA	3066	1/1	0.99	0.19	-	0,0,0,0	0

Continued on next page...

Continued from previous page...

Mol	Type	Chain	Res	Atoms	RSCC	RSR	LLDF	B-factors(\AA^2)	Q<0.9
56	MG	GA	3091	1/1	0.97	0.14	-	11,11,11,11	0
56	MG	AA	3068	1/1	0.80	0.17	-	59,59,59,59	0
56	MG	HA	1611	1/1	0.98	0.23	-	20,20,20,20	0
56	MG	EA	3001	1/1	0.99	0.11	-	9,9,9,9	0
56	MG	DA	1631	1/1	0.97	0.17	-	25,25,25,25	0
56	MG	AA	3018	1/1	0.99	0.18	-	12,12,12,12	0
56	MG	GA	3075	1/1	0.96	0.15	-	7,7,7,7	0
56	MG	CA	3069	1/1	0.95	0.14	-	45,45,45,45	0
56	MG	DA	1632	1/1	0.98	0.15	-	28,28,28,28	0
56	MG	CA	3058	1/1	1.00	0.13	-	5,5,5,5	0
56	MG	HE	201	1/1	0.84	0.21	-	39,39,39,39	0
56	MG	AA	3091	1/1	0.98	0.14	-	16,16,16,16	0
56	MG	BA	1621	1/1	0.97	0.23	-	52,52,52,52	0
56	MG	FA	1639	1/1	0.97	0.26	-	25,25,25,25	0
56	MG	EA	3013	1/1	0.99	0.14	-	0,0,0,0	0
56	MG	HA	1604	1/1	0.96	0.17	-	27,27,27,27	0
56	MG	EA	3068	1/1	0.95	0.12	-	35,35,35,35	0
56	MG	CA	3082	1/1	0.99	0.12	-	15,15,15,15	0
56	MG	DA	1636	1/1	0.97	0.29	-	41,41,41,41	0
56	MG	AA	3043	1/1	1.00	0.13	-	21,21,21,21	0
56	MG	EA	3047	1/1	0.99	0.09	-	6,6,6,6	0
56	MG	EA	3121	1/1	0.98	0.24	-	1,1,1,1	0
56	MG	GA	3049	1/1	0.99	0.17	-	8,8,8,8	0
56	MG	GA	3118	1/1	0.97	0.29	-	9,9,9,9	0
56	MG	GA	3058	1/1	0.98	0.14	-	17,17,17,17	0
56	MG	GA	3113	1/1	0.96	0.10	-	26,26,26,26	0
56	MG	CA	3029	1/1	0.99	0.07	-	8,8,8,8	0
56	MG	EA	3095	1/1	0.99	0.17	-	5,5,5,5	0
56	MG	GS	201	1/1	0.94	0.48	-	33,33,33,33	0
56	MG	GA	3088	1/1	0.98	0.17	-	8,8,8,8	0
56	MG	EA	3130	1/1	0.89	0.21	-	29,29,29,29	0
56	MG	CA	3085	1/1	0.97	0.27	-	28,28,28,28	0
56	MG	AA	3115	1/1	0.80	0.14	-	32,32,32,32	0
56	MG	EB	1203	1/1	0.99	0.14	-	3,3,3,3	0
56	MG	AA	3062	1/1	0.99	0.18	-	2,2,2,2	0
56	MG	AA	3054	1/1	0.98	0.12	-	11,11,11,11	0
56	MG	AA	3066	1/1	1.00	0.17	-	6,6,6,6	0
56	MG	CA	3126	1/1	1.00	0.14	-	7,7,7,7	0
56	MG	EA	3027	1/1	0.99	0.20	-	0,0,0,0	0
56	MG	AA	3057	1/1	0.98	0.09	-	18,18,18,18	0
56	MG	AA	3039	1/1	0.99	0.18	-	5,5,5,5	0
56	MG	FA	1638	1/1	0.98	0.10	-	33,33,33,33	0

Continued on next page...

Continued from previous page...

Mol	Type	Chain	Res	Atoms	RSCC	RSR	LLDF	B-factors(\AA^2)	Q<0.9
56	MG	GA	3056	1/1	1.00	0.12	-	4,4,4,4	0
56	MG	AA	3087	1/1	0.93	0.14	-	31,31,31,31	0
56	MG	GA	3011	1/1	0.98	0.10	-	46,46,46,46	0
56	MG	HA	1609	1/1	0.95	0.13	-	29,29,29,29	0
56	MG	CA	3031	1/1	0.99	0.14	-	11,11,11,11	0
56	MG	GA	3050	1/1	0.99	0.15	-	9,9,9,9	0
56	MG	EA	3127	1/1	0.94	0.15	-	0,0,0,0	0
56	MG	GB	1203	1/1	0.97	0.13	-	16,16,16,16	0
56	MG	DA	1601	1/1	0.97	0.11	-	37,37,37,37	0
56	MG	FA	1625	1/1	0.99	0.09	-	18,18,18,18	0
56	MG	EA	3059	1/1	0.96	0.14	-	1,1,1,1	0
56	MG	AA	3120	1/1	0.99	0.18	-	6,6,6,6	0
56	MG	EA	3038	1/1	0.99	0.11	-	2,2,2,2	0
56	MG	GA	3079	1/1	0.99	0.12	-	18,18,18,18	0
56	MG	AA	3005	1/1	0.94	0.16	-	23,23,23,23	0
56	MG	CA	3067	1/1	0.99	0.11	-	4,4,4,4	0
56	MG	EA	3028	1/1	0.99	0.18	-	1,1,1,1	0
56	MG	DA	1602	1/1	0.91	0.34	-	31,31,31,31	0
56	MG	AA	3044	1/1	0.97	0.14	-	17,17,17,17	0
56	MG	EA	3080	1/1	0.97	0.20	-	3,3,3,3	0
56	MG	CA	3010	1/1	0.99	0.25	-	10,10,10,10	0
56	MG	EA	3008	1/1	0.99	0.18	-	1,1,1,1	0
56	MG	EA	3125	1/1	0.97	0.10	-	3,3,3,3	0
56	MG	EA	3054	1/1	0.99	0.13	-	5,5,5,5	0
56	MG	AA	3006	1/1	0.96	0.09	-	38,38,38,38	0
56	MG	GA	3015	1/1	0.99	0.11	-	18,18,18,18	0
56	MG	EA	3045	1/1	0.99	0.13	-	1,1,1,1	0
56	MG	GA	3084	1/1	0.98	0.30	-	25,25,25,25	0
56	MG	EA	3026	1/1	0.99	0.10	-	28,28,28,28	0
56	MG	CA	3092	1/1	0.88	0.17	-	30,30,30,30	0
56	MG	HA	1613	1/1	0.83	0.47	-	41,41,41,41	0
56	MG	CA	3050	1/1	0.99	0.11	-	12,12,12,12	0
56	MG	EA	3005	1/1	0.97	0.12	-	27,27,27,27	0
56	MG	CA	3055	1/1	0.98	0.13	-	20,20,20,20	0
56	MG	CA	3090	1/1	0.99	0.13	-	20,20,20,20	0
56	MG	AA	3035	1/1	0.99	0.20	-	3,3,3,3	0
56	MG	CA	3063	1/1	0.99	0.16	-	2,2,2,2	0
56	MG	AA	3074	1/1	0.98	0.17	-	9,9,9,9	0
56	MG	DA	1625	1/1	0.97	0.09	-	23,23,23,23	0
56	MG	GA	3126	1/1	0.98	0.09	-	18,18,18,18	0
56	MG	CA	3061	1/1	0.96	0.12	-	3,3,3,3	0
56	MG	EA	3091	1/1	1.00	0.14	-	11,11,11,11	0

Continued on next page...

Continued from previous page...

Mol	Type	Chain	Res	Atoms	RSCC	RSR	LLDF	B-factors(\AA^2)	Q<0.9
56	MG	EA	3061	1/1	0.99	0.22	-	0,0,0,0	0
56	MG	FE	201	1/1	0.88	0.50	-	52,52,52,52	0
56	MG	HA	1623	1/1	0.99	0.11	-	18,18,18,18	0
56	MG	AA	3073	1/1	0.99	0.16	-	8,8,8,8	0
56	MG	GA	3092	1/1	0.99	0.07	-	17,17,17,17	0
56	MG	GA	3051	1/1	0.99	0.19	-	4,4,4,4	0
56	MG	GA	3127	1/1	0.99	0.12	-	1,1,1,1	0
56	MG	CA	3046	1/1	0.99	0.16	-	17,17,17,17	0
56	MG	BA	1633	1/1	0.99	0.10	-	35,35,35,35	0
56	MG	EA	3101	1/1	0.99	0.13	-	26,26,26,26	0
56	MG	EA	3124	1/1	0.99	0.11	-	5,5,5,5	0
56	MG	EA	3039	1/1	0.99	0.19	-	0,0,0,0	0
56	MG	GA	3125	1/1	0.99	0.11	-	5,5,5,5	0
56	MG	GA	3036	1/1	0.98	0.14	-	35,35,35,35	0
56	MG	CA	3099	1/1	1.00	0.14	-	17,17,17,17	0
56	MG	AA	3045	1/1	0.99	0.13	-	18,18,18,18	0
56	MG	BA	1624	1/1	0.95	0.12	-	28,28,28,28	0
56	MG	BA	1607	1/1	0.99	0.26	-	8,8,8,8	0
56	MG	DA	1633	1/1	0.99	0.04	-	45,45,45,45	0
56	MG	EA	3088	1/1	0.96	0.16	-	6,6,6,6	0
56	MG	GA	3057	1/1	0.92	0.11	-	22,22,22,22	0
56	MG	AA	3071	1/1	1.00	0.13	-	3,3,3,3	0
56	MG	AA	3069	1/1	0.96	0.17	-	6,6,6,6	0
56	MG	GA	3093	1/1	0.96	0.49	-	28,28,28,28	0
56	MG	FA	1602	1/1	0.94	0.10	-	23,23,23,23	0
56	MG	CA	3039	1/1	0.99	0.21	-	6,6,6,6	0
56	MG	EA	3030	1/1	0.99	0.16	-	0,0,0,0	0
56	MG	GA	3039	1/1	1.00	0.17	-	15,15,15,15	0
56	MG	HA	1624	1/1	0.96	0.12	-	14,14,14,14	0
56	MG	AA	3070	1/1	1.00	0.13	-	11,11,11,11	0
56	MG	EA	3085	1/1	0.99	0.19	-	4,4,4,4	0
56	MG	CB	1204	1/1	0.93	0.06	-	16,16,16,16	0
56	MG	GA	3070	1/1	0.99	0.23	-	13,13,13,13	0
56	MG	AA	3080	1/1	0.98	0.18	-	7,7,7,7	0
56	MG	FA	1603	1/1	0.98	0.11	-	30,30,30,30	0
56	MG	GA	3096	1/1	0.99	0.16	-	4,4,4,4	0
56	MG	DA	1612	1/1	0.98	0.19	-	11,11,11,11	0
56	MG	AA	3059	1/1	0.96	0.50	-	12,12,12,12	0
56	MG	ED	301	1/1	0.88	0.23	-	7,7,7,7	0
56	MG	CA	3088	1/1	0.99	0.11	-	28,28,28,28	0
56	MG	EA	3020	1/1	0.98	0.24	-	4,4,4,4	0
56	MG	GA	3115	1/1	0.99	0.23	-	23,23,23,23	0

Continued on next page...

Continued from previous page...

Mol	Type	Chain	Res	Atoms	RSCC	RSR	LLDF	B-factors(\AA^2)	Q<0.9
56	MG	CA	3056	1/1	0.99	0.11	-	7,7,7,7	0
56	MG	BA	1632	1/1	0.99	0.10	-	40,40,40,40	0
56	MG	DA	1615	1/1	0.98	0.15	-	24,24,24,24	0
56	MG	HA	1621	1/1	0.97	0.28	-	29,29,29,29	0
56	MG	HA	1617	1/1	0.83	0.16	-	62,62,62,62	0
56	MG	HA	1603	1/1	0.98	0.35	-	38,38,38,38	0
56	MG	DA	1626	1/1	0.97	0.08	-	24,24,24,24	0
56	MG	EA	3089	1/1	1.00	0.10	-	5,5,5,5	0
56	MG	GA	3120	1/1	0.98	0.21	-	5,5,5,5	0
56	MG	AA	3029	1/1	0.98	0.09	-	21,21,21,21	0
56	MG	BU	101	1/1	0.91	0.26	-	39,39,39,39	0
56	MG	EA	3034	1/1	0.98	0.21	-	0,0,0,0	0
56	MG	CA	3087	1/1	0.97	0.06	-	29,29,29,29	0
56	MG	CA	3084	1/1	0.99	0.21	-	4,4,4,4	0
56	MG	EA	3069	1/1	0.93	0.41	-	4,4,4,4	0
56	MG	EA	3055	1/1	0.97	0.43	-	14,14,14,14	0
56	MG	EA	3060	1/1	0.97	0.28	-	3,3,3,3	0
56	MG	HA	1640	1/1	0.99	0.10	-	15,15,15,15	0
56	MG	HA	1630	1/1	0.95	0.14	-	40,40,40,40	0
56	MG	HA	1634	1/1	0.95	0.13	-	24,24,24,24	0
56	MG	HA	1601	1/1	0.94	0.16	-	38,38,38,38	0
56	MG	AE	301	1/1	0.98	0.12	-	11,11,11,11	0
56	MG	EA	3015	1/1	0.99	0.51	-	1,1,1,1	0
56	MG	AA	3123	1/1	0.99	0.17	-	14,14,14,14	0
56	MG	BA	1601	1/1	0.98	0.17	-	33,33,33,33	0
56	MG	GA	3095	1/1	0.98	0.18	-	2,2,2,2	0
56	MG	AB	1201	1/1	0.95	0.11	-	38,38,38,38	0
56	MG	AA	3008	1/1	0.99	0.12	-	15,15,15,15	0
56	MG	AA	3030	1/1	0.98	0.16	-	13,13,13,13	0
56	MG	CA	3105	1/1	0.98	0.17	-	6,6,6,6	0
56	MG	GA	3072	1/1	0.97	0.15	-	13,13,13,13	0
56	MG	GA	3133	1/1	0.94	0.23	-	4,4,4,4	0
56	MG	GA	3077	1/1	0.96	0.10	-	33,33,33,33	0
56	MG	AA	3037	1/1	0.99	0.19	-	9,9,9,9	0
56	MG	GA	3052	1/1	0.99	0.18	-	8,8,8,8	0
56	MG	EA	3076	1/1	0.99	0.10	-	18,18,18,18	0
56	MG	EA	3056	1/1	0.97	0.08	-	2,2,2,2	0
56	MG	CB	1203	1/1	1.00	0.11	-	6,6,6,6	0
56	MG	GA	3059	1/1	0.90	0.48	-	44,44,44,44	0
56	MG	GB	1202	1/1	0.96	0.16	-	36,36,36,36	0
56	MG	EA	3041	1/1	0.99	0.10	-	2,2,2,2	0
56	MG	EA	3083	1/1	0.98	0.14	-	1,1,1,1	0

Continued on next page...

Continued from previous page...

Mol	Type	Chain	Res	Atoms	RSCC	RSR	LLDF	B-factors(\AA^2)	Q<0.9
56	MG	GA	3035	1/1	0.98	0.13	-	15,15,15,15	0
56	MG	AA	3052	1/1	0.99	0.12	-	2,2,2,2	0
56	MG	AA	3085	1/1	0.98	0.08	-	30,30,30,30	0
56	MG	EA	3116	1/1	0.99	0.15	-	0,0,0,0	0
56	MG	CA	3078	1/1	0.99	0.10	-	25,25,25,25	0
56	MG	AA	3063	1/1	0.97	0.08	-	9,9,9,9	0
56	MG	GA	3025	1/1	0.98	0.17	-	18,18,18,18	0
56	MG	DA	1623	1/1	0.99	0.07	-	12,12,12,12	0
56	MG	CA	3035	1/1	0.99	0.16	-	3,3,3,3	0
56	MG	BA	1617	1/1	0.98	0.13	-	25,25,25,25	0
56	MG	AA	3079	1/1	1.00	0.16	-	11,11,11,11	0
56	MG	GA	3041	1/1	0.99	0.09	-	10,10,10,10	0
56	MG	HA	1602	1/1	0.98	0.36	-	48,48,48,48	0
56	MG	GB	1201	1/1	0.93	0.09	-	38,38,38,38	0
56	MG	GA	3134	1/1	0.99	0.05	-	16,16,16,16	0
56	MG	GA	3124	1/1	0.99	0.12	-	16,16,16,16	0
56	MG	AA	3118	1/1	0.99	0.11	-	11,11,11,11	0
56	MG	GA	3055	1/1	0.94	0.13	-	12,12,12,12	0
56	MG	EA	3051	1/1	1.00	0.15	-	0,0,0,0	0
56	MG	CA	3122	1/1	0.89	0.17	-	7,7,7,7	0
56	MG	CA	3038	1/1	0.99	0.18	-	7,7,7,7	0
56	MG	CA	3011	1/1	0.87	0.40	-	23,23,23,23	0
56	MG	CA	3001	1/1	0.99	0.15	-	10,10,10,10	0
56	MG	EA	3075	1/1	0.98	0.13	-	10,10,10,10	0
56	MG	GC	301	1/1	0.99	0.18	-	4,4,4,4	0
56	MG	EA	3010	1/1	0.93	0.16	-	11,11,11,11	0
56	MG	AA	3026	1/1	0.98	0.07	-	10,10,10,10	0
56	MG	HT	101	1/1	0.86	0.45	-	41,41,41,41	0
56	MG	GA	3123	1/1	0.99	0.20	-	11,11,11,11	0
56	MG	AA	3096	1/1	0.98	0.15	-	33,33,33,33	0
56	MG	DA	1635	1/1	0.99	0.08	-	38,38,38,38	0
56	MG	EA	3087	1/1	0.86	0.59	-	30,30,30,30	0
56	MG	CA	3097	1/1	0.94	0.67	-	22,22,22,22	0
56	MG	AA	3065	1/1	0.99	0.16	-	2,2,2,2	0
56	MG	GA	3033	1/1	0.98	0.24	-	12,12,12,12	0
56	MG	CA	3075	1/1	0.99	0.22	-	20,20,20,20	0
56	MG	CA	3048	1/1	0.99	0.09	-	13,13,13,13	0
56	MG	EA	3092	1/1	0.99	0.14	-	7,7,7,7	0
56	MG	EA	3123	1/1	0.99	0.29	-	2,2,2,2	0
56	MG	DU	101	1/1	0.96	0.28	-	36,36,36,36	0
56	MG	CA	3112	1/1	0.99	0.14	-	4,4,4,4	0
56	MG	GA	3111	1/1	0.97	0.17	-	11,11,11,11	0

Continued on next page...

Continued from previous page...

Mol	Type	Chain	Res	Atoms	RSCC	RSR	LLDF	B-factors(\AA^2)	Q<0.9
56	MG	FA	1611	1/1	0.98	0.23	-	0,0,0,0	0
56	MG	GA	3047	1/1	0.98	0.18	-	27,27,27,27	0
56	MG	AA	3084	1/1	0.99	0.20	-	12,12,12,12	0
56	MG	CA	3044	1/1	0.92	0.13	-	22,22,22,22	0
56	MG	HA	1625	1/1	0.95	0.32	-	22,22,22,22	0
56	MG	HA	1607	1/1	0.99	0.20	-	11,11,11,11	0
56	MG	EA	3109	1/1	0.88	0.17	-	8,8,8,8	0
56	MG	AA	3099	1/1	0.98	0.14	-	15,15,15,15	0
56	MG	CA	3005	1/1	0.96	0.17	-	31,31,31,31	0
56	MG	CA	3116	1/1	0.99	0.12	-	13,13,13,13	0
56	MG	EA	3032	1/1	0.99	0.16	-	0,0,0,0	0
56	MG	CA	3006	1/1	0.98	0.09	-	15,15,15,15	0
56	MG	GA	3003	1/1	0.99	0.12	-	15,15,15,15	0
56	MG	CA	3020	1/1	0.97	0.16	-	19,19,19,19	0
56	MG	GA	3104	1/1	0.98	0.20	-	6,6,6,6	0
56	MG	CA	3007	1/1	0.97	0.09	-	15,15,15,15	0
56	MG	GB	1204	1/1	0.98	0.07	-	21,21,21,21	0
56	MG	GA	3106	1/1	0.98	0.21	-	3,3,3,3	0
56	MG	AB	1204	1/1	0.98	0.07	-	8,8,8,8	0
56	MG	BA	1611	1/1	0.99	0.13	-	15,15,15,15	0
56	MG	HA	1605	1/1	0.99	0.11	-	39,39,39,39	0
56	MG	EA	3081	1/1	0.99	0.15	-	3,3,3,3	0
56	MG	BA	1623	1/1	0.97	0.10	-	24,24,24,24	0
56	MG	AA	3042	1/1	0.99	0.17	-	11,11,11,11	0
56	MG	AA	3092	1/1	0.97	0.05	-	31,31,31,31	0
56	MG	FA	1622	1/1	0.99	0.10	-	15,15,15,15	0
56	MG	CA	3047	1/1	0.99	0.10	-	31,31,31,31	0
56	MG	GA	3048	1/1	1.00	0.19	-	6,6,6,6	0
56	MG	GA	3031	1/1	0.98	0.14	-	4,4,4,4	0
56	MG	GA	3074	1/1	0.99	0.14	-	2,2,2,2	0
56	MG	DA	1605	1/1	0.99	0.12	-	28,28,28,28	0
56	MG	CA	3076	1/1	0.98	0.08	-	25,25,25,25	0
56	MG	CA	3110	1/1	0.91	0.11	-	20,20,20,20	0
56	MG	HC	401	1/1	0.89	0.32	-	49,49,49,49	0
56	MG	BL	201	1/1	0.91	0.23	-	51,51,51,51	0
56	MG	AA	3094	1/1	0.99	0.06	-	20,20,20,20	0
56	MG	EA	3052	1/1	0.98	0.20	-	2,2,2,2	0
56	MG	GA	3086	1/1	0.99	0.04	-	26,26,26,26	0
56	MG	GA	3082	1/1	0.92	0.11	-	35,35,35,35	0
56	MG	FA	1628	1/1	0.97	0.18	-	19,19,19,19	0
56	MG	CA	3093	1/1	0.98	0.12	-	25,25,25,25	0
56	MG	EA	3016	1/1	0.95	0.12	-	6,6,6,6	0

Continued on next page...

Continued from previous page...

Mol	Type	Chain	Res	Atoms	RSCC	RSR	LLDF	B-factors(\AA^2)	Q<0.9
56	MG	GA	3117	1/1	0.99	0.07	-	22,22,22,22	0
56	MG	CA	3042	1/1	0.99	0.11	-	8,8,8,8	0
56	MG	HA	1618	1/1	0.98	0.08	-	19,19,19,19	0
56	MG	EA	3126	1/1	0.99	0.16	-	2,2,2,2	0
56	MG	EA	3031	1/1	0.98	0.23	-	2,2,2,2	0
56	MG	EA	3029	1/1	0.97	0.18	-	0,0,0,0	0
56	MG	EA	3086	1/1	0.98	0.07	-	34,34,34,34	0
56	MG	AA	3001	1/1	0.99	0.09	-	11,11,11,11	0
56	MG	HA	1633	1/1	0.94	0.19	-	52,52,52,52	0
56	MG	AA	3122	1/1	0.99	0.16	-	2,2,2,2	0
56	MG	EA	3122	1/1	0.98	0.19	-	0,0,0,0	0
56	MG	EA	3094	1/1	0.98	0.11	-	15,15,15,15	0
56	MG	CA	3118	1/1	0.89	0.33	-	29,29,29,29	0
56	MG	EA	3117	1/1	0.97	0.10	-	11,11,11,11	0
56	MG	GA	3076	1/1	0.98	0.14	-	23,23,23,23	0
56	MG	CA	3074	1/1	0.99	0.05	-	19,19,19,19	0
56	MG	BA	1625	1/1	0.98	0.20	-	21,21,21,21	0
56	MG	EA	3050	1/1	0.96	0.24	-	13,13,13,13	0
56	MG	CA	3033	1/1	0.99	0.18	-	9,9,9,9	0
56	MG	CA	3125	1/1	0.99	0.14	-	9,9,9,9	0
56	MG	GA	3044	1/1	0.98	0.20	-	23,23,23,23	0
56	MG	GA	3071	1/1	0.99	0.18	-	20,20,20,20	0
56	MG	FA	1634	1/1	0.99	0.07	-	19,19,19,19	0
56	MG	CA	3021	1/1	0.99	0.10	-	10,10,10,10	0
56	MG	FA	1619	1/1	0.99	0.10	-	25,25,25,25	0
56	MG	GA	3001	1/1	0.96	0.17	-	32,32,32,32	0
56	MG	CA	3096	1/1	0.99	0.21	-	10,10,10,10	0
56	MG	CA	3094	1/1	0.96	0.07	-	34,34,34,34	0
56	MG	EA	3133	1/1	0.82	0.13	-	32,32,32,32	0
56	MG	CA	3127	1/1	0.98	0.08	-	11,11,11,11	0
56	MG	EA	3079	1/1	0.94	0.23	-	0,0,0,0	0
56	MG	AA	3041	1/1	0.99	0.18	-	2,2,2,2	0
56	MG	FA	1606	1/1	0.98	0.12	-	13,13,13,13	0
56	MG	HA	1635	1/1	0.99	0.15	-	17,17,17,17	0
56	MG	CA	3057	1/1	0.97	0.11	-	1,1,1,1	0
56	MG	FA	1605	1/1	0.98	0.15	-	36,36,36,36	0
56	MG	EA	3077	1/1	0.98	0.11	-	14,14,14,14	0
56	MG	GA	3087	1/1	0.94	0.19	-	19,19,19,19	0
56	MG	AA	3064	1/1	0.98	0.13	-	20,20,20,20	0
56	MG	CA	3018	1/1	0.99	0.10	-	26,26,26,26	0
56	MG	EA	3093	1/1	0.99	0.09	-	21,21,21,21	0
56	MG	HA	1608	1/1	0.95	0.14	-	14,14,14,14	0

Continued on next page...

Continued from previous page...

Mol	Type	Chain	Res	Atoms	RSCC	RSR	LLDF	B-factors(\AA^2)	Q<0.9
56	MG	AA	3050	1/1	0.98	0.09	-	7,7,7,7	0
56	MG	CA	3089	1/1	0.99	0.15	-	2,2,2,2	0
56	MG	AA	3016	1/1	1.00	0.12	-	10,10,10,10	0
56	MG	CA	3068	1/1	0.98	0.13	-	13,13,13,13	0
56	MG	AA	3093	1/1	0.95	0.26	-	34,34,34,34	0
56	MG	DA	1606	1/1	0.96	0.11	-	26,26,26,26	0
56	MG	AA	3019	1/1	0.99	0.18	-	33,33,33,33	0
56	MG	CA	3083	1/1	0.96	0.12	-	22,22,22,22	0
56	MG	AA	3020	1/1	0.99	0.13	-	24,24,24,24	0
56	MG	GA	3034	1/1	0.99	0.19	-	16,16,16,16	0
56	MG	EB	1201	1/1	0.94	0.14	-	26,26,26,26	0
56	MG	GA	3069	1/1	0.82	0.07	-	63,63,63,63	0
56	MG	C4	101	1/1	0.95	0.06	-	22,22,22,22	0
56	MG	GA	3131	1/1	0.94	0.13	-	41,41,41,41	0
56	MG	EA	3004	1/1	0.98	0.09	-	13,13,13,13	0
56	MG	EA	3074	1/1	0.99	0.18	-	4,4,4,4	0
56	MG	BA	1630	1/1	0.98	0.11	-	25,25,25,25	0
56	MG	FU	101	1/1	0.89	0.14	-	24,24,24,24	0
56	MG	AA	3067	1/1	0.99	0.09	-	29,29,29,29	0
56	MG	GA	3122	1/1	0.98	0.19	-	14,14,14,14	0
56	MG	CA	3117	1/1	0.99	0.07	-	7,7,7,7	0
56	MG	FA	1618	1/1	0.97	0.10	-	28,28,28,28	0
56	MG	GA	3101	1/1	0.99	0.10	-	15,15,15,15	0
56	MG	GA	3068	1/1	0.98	0.27	-	15,15,15,15	0
56	MG	CA	3008	1/1	0.98	0.17	-	15,15,15,15	0
56	MG	GA	3043	1/1	0.99	0.10	-	8,8,8,8	0
56	MG	AA	3077	1/1	0.96	0.06	-	36,36,36,36	0
56	MG	AA	3013	1/1	0.99	0.16	-	5,5,5,5	0
56	MG	AA	3007	1/1	0.94	0.18	-	44,44,44,44	0
56	MG	FA	1630	1/1	0.97	0.09	-	16,16,16,16	0
56	MG	AA	3047	1/1	0.99	0.10	-	30,30,30,30	0
56	MG	BA	1610	1/1	0.99	0.07	-	19,19,19,19	0
56	MG	AA	3089	1/1	0.97	0.06	-	26,26,26,26	0
56	MG	DA	1637	1/1	0.99	0.11	-	23,23,23,23	0
56	MG	AA	3015	1/1	0.94	0.15	-	22,22,22,22	0
56	MG	DA	1608	1/1	0.98	0.14	-	14,14,14,14	0
56	MG	DA	1639	1/1	0.96	0.10	-	40,40,40,40	0
56	MG	AA	3048	1/1	0.99	0.12	-	2,2,2,2	0
56	MG	GA	3100	1/1	0.97	0.22	-	19,19,19,19	0
56	MG	CA	3064	1/1	0.99	0.10	-	1,1,1,1	0
56	MG	AA	3058	1/1	0.99	0.19	-	9,9,9,9	0
56	MG	CA	3051	1/1	0.99	0.29	-	7,7,7,7	0

Continued on next page...

Continued from previous page...

Mol	Type	Chain	Res	Atoms	RSCC	RSR	LLDF	B-factors(\AA^2)	Q<0.9
56	MG	EA	3082	1/1	0.96	0.07	-	13,13,13,13	0
56	MG	AA	3100	1/1	0.97	0.12	-	6,6,6,6	0
56	MG	HA	1629	1/1	0.97	0.10	-	17,17,17,17	0
56	MG	AA	3055	1/1	1.00	0.17	-	18,18,18,18	0
56	MG	CA	3027	1/1	0.99	0.10	-	2,2,2,2	0
56	MG	CA	3107	1/1	1.00	0.20	-	6,6,6,6	0
56	MG	BA	1602	1/1	0.99	0.12	-	15,15,15,15	0
56	MG	CA	3034	1/1	0.99	0.19	-	18,18,18,18	0
56	MG	CA	3017	1/1	0.99	0.18	-	2,2,2,2	0
56	MG	AA	3086	1/1	0.97	0.07	-	35,35,35,35	0
56	MG	FA	1635	1/1	0.99	0.13	-	8,8,8,8	0
56	MG	CA	3016	1/1	0.96	0.21	-	8,8,8,8	0
56	MG	EA	3084	1/1	0.99	0.17	-	2,2,2,2	0
56	MG	EA	3072	1/1	0.99	0.15	-	8,8,8,8	0
56	MG	FA	1601	1/1	0.94	0.14	-	28,28,28,28	0
56	MG	EA	3011	1/1	0.96	0.86	-	17,17,17,17	0
56	MG	FA	1636	1/1	0.83	0.62	-	38,38,38,38	0
56	MG	EA	3021	1/1	0.99	0.12	-	5,5,5,5	0
56	MG	EA	3115	1/1	1.00	0.14	-	2,2,2,2	0
56	MG	CA	3086	1/1	0.99	0.19	-	20,20,20,20	0
56	MG	EA	3046	1/1	0.99	0.15	-	9,9,9,9	0
56	MG	CA	3054	1/1	0.99	0.17	-	6,6,6,6	0
56	MG	EA	3057	1/1	0.93	0.11	-	15,15,15,15	0
56	MG	AA	3032	1/1	1.00	0.16	-	14,14,14,14	0
56	MG	FA	1608	1/1	0.99	0.18	-	14,14,14,14	0
56	MG	CA	3003	1/1	0.98	0.13	-	12,12,12,12	0
56	MG	EA	3043	1/1	0.99	0.10	-	4,4,4,4	0
56	MG	BA	1635	1/1	0.97	0.23	-	29,29,29,29	0
56	MG	AD	301	1/1	0.97	0.14	-	6,6,6,6	0
56	MG	EA	3096	1/1	0.94	0.15	-	15,15,15,15	0
56	MG	GA	3045	1/1	0.98	0.17	-	7,7,7,7	0
56	MG	CA	3060	1/1	0.98	0.22	-	13,13,13,13	0
56	MG	HA	1620	1/1	0.99	0.08	-	14,14,14,14	0
56	MG	AB	1203	1/1	0.99	0.12	-	14,14,14,14	0
56	MG	FA	1624	1/1	0.99	0.18	-	18,18,18,18	0
56	MG	GA	3017	1/1	0.98	0.09	-	24,24,24,24	0
56	MG	AA	3078	1/1	0.82	0.24	-	29,29,29,29	0
56	MG	DA	1603	1/1	0.99	0.12	-	22,22,22,22	0
56	MG	EA	3070	1/1	1.00	0.14	-	3,3,3,3	0
56	MG	CA	3121	1/1	0.99	0.22	-	3,3,3,3	0
56	MG	CA	3091	1/1	0.91	0.21	-	40,40,40,40	0
56	MG	GA	3042	1/1	1.00	0.14	-	24,24,24,24	0

Continued on next page...

Continued from previous page...

Mol	Type	Chain	Res	Atoms	RSCC	RSR	LLDF	B-factors(\AA^2)	Q<0.9
56	MG	EB	1204	1/1	0.98	0.06	-	12,12,12,12	0
56	MG	GA	3002	1/1	0.98	0.17	-	14,14,14,14	0
56	MG	CA	3041	1/1	0.99	0.13	-	13,13,13,13	0
56	MG	EA	3006	1/1	0.98	0.12	-	19,19,19,19	0
56	MG	AA	3021	1/1	0.99	0.11	-	11,11,11,11	0
56	MG	EA	3132	1/1	0.99	0.23	-	6,6,6,6	0
56	MG	GA	3098	1/1	0.98	0.15	-	25,25,25,25	0
56	MG	EA	3033	1/1	1.00	0.17	-	1,1,1,1	0
56	MG	AB	1202	1/1	0.95	0.24	-	44,44,44,44	0
56	MG	GA	3119	1/1	0.99	0.16	-	5,5,5,5	0
56	MG	GA	3073	1/1	0.91	0.47	-	20,20,20,20	0
56	MG	BA	1618	1/1	0.98	0.13	-	3,3,3,3	0
56	MG	GA	3054	1/1	0.99	0.14	-	1,1,1,1	0
56	MG	AA	3097	1/1	1.00	0.18	-	8,8,8,8	0
56	MG	CA	3030	1/1	0.98	0.21	-	11,11,11,11	0
56	MG	EA	3019	1/1	0.98	0.08	-	13,13,13,13	0
56	MG	CA	3070	1/1	0.99	0.15	-	4,4,4,4	0
56	MG	GA	3029	1/1	0.97	0.20	-	5,5,5,5	0
56	MG	HA	1614	1/1	0.99	0.12	-	37,37,37,37	0
56	MG	DA	1618	1/1	0.97	0.09	-	33,33,33,33	0
56	MG	AA	3114	1/1	0.99	0.09	-	1,1,1,1	0
56	MG	HA	1615	1/1	0.98	0.27	-	38,38,38,38	0
56	MG	CA	3072	1/1	0.99	0.15	-	11,11,11,11	0
56	MG	EA	3048	1/1	0.99	0.13	-	11,11,11,11	0
56	MG	EA	3097	1/1	1.00	0.19	-	2,2,2,2	0
56	MG	EA	3120	1/1	0.98	0.23	-	0,0,0,0	0
56	MG	HA	1636	1/1	0.98	0.05	-	21,21,21,21	0
56	MG	BA	1620	1/1	0.98	0.05	-	20,20,20,20	0
56	MG	AA	3060	1/1	0.98	0.46	-	25,25,25,25	0
56	MG	BE	201	1/1	0.88	0.14	-	43,43,43,43	0
56	MG	EA	3073	1/1	0.99	0.19	-	0,0,0,0	0
56	MG	GA	3019	1/1	0.99	0.10	-	5,5,5,5	0
56	MG	AA	3014	1/1	0.99	0.18	-	4,4,4,4	0
56	MG	AA	3108	1/1	0.99	0.16	-	21,21,21,21	0
56	MG	AA	3022	1/1	0.99	0.11	-	8,8,8,8	0
56	MG	EA	3018	1/1	1.00	0.14	-	8,8,8,8	0
56	MG	GA	3089	1/1	0.98	0.13	-	14,14,14,14	0
56	MG	DA	1619	1/1	0.99	0.12	-	33,33,33,33	0
56	MG	GA	3028	1/1	0.99	0.12	-	10,10,10,10	0
56	MG	FA	1626	1/1	0.99	0.16	-	15,15,15,15	0
56	MG	GA	3007	1/1	0.99	0.07	-	28,28,28,28	0
56	MG	FA	1615	1/1	0.98	0.18	-	16,16,16,16	0

Continued on next page...

Continued from previous page...

Mol	Type	Chain	Res	Atoms	RSCC	RSR	LLDF	B-factors(\AA^2)	Q<0.9
56	MG	CB	1202	1/1	0.98	0.12	-	55,55,55,55	0
56	MG	CA	3098	1/1	0.99	0.21	-	10,10,10,10	0
56	MG	EA	3003	1/1	0.98	0.14	-	6,6,6,6	0
56	MG	CA	3080	1/1	0.99	0.16	-	8,8,8,8	0
56	MG	AA	3056	1/1	0.99	0.13	-	24,24,24,24	0
56	MG	DA	1629	1/1	0.93	0.47	-	54,54,54,54	0
56	MG	CA	3045	1/1	0.97	0.14	-	21,21,21,21	0
56	MG	CA	3004	1/1	0.99	0.08	-	6,6,6,6	0
56	MG	GA	3020	1/1	0.99	0.21	-	3,3,3,3	0
56	MG	GA	3080	1/1	0.99	0.26	-	5,5,5,5	0
56	MG	GA	3064	1/1	0.98	0.12	-	9,9,9,9	0
56	MG	EA	3112	1/1	1.00	0.15	-	5,5,5,5	0
56	MG	DA	1627	1/1	0.94	0.11	-	21,21,21,21	0
56	MG	EA	3071	1/1	0.97	0.13	-	2,2,2,2	0
56	MG	GA	3094	1/1	0.96	0.55	-	22,22,22,22	0

6.5 Other polymers [i](#)

There are no such residues in this entry.