



Full wwPDB X-ray Structure Validation Report ⓘ

Feb 15, 2017 – 09:01 am GMT

PDB ID : 4V9S
Title : Crystal structure of antibiotic GE82832 bound to 70S ribosome
Authors : Bulkley, D.P.; Brandi, L.; Polikanov, Y.S.; Fabbretti, A.; O'Connor, M.;
Gualerzi, C.O.; Steitz, T.A.
Deposited on : 2013-12-05
Resolution : 3.10 Å(reported)

This is a Full wwPDB X-ray Structure Validation Report for a publicly released PDB entry.

We welcome your comments at validation@mail.wwpdb.org

A user guide is available at

<http://wwpdb.org/validation/2016/XrayValidationReportHelp>

with specific help available everywhere you see the ⓘ symbol.

The following versions of software and data (see [references ⓘ](#)) were used in the production of this report:

MolProbity : 4.02b-467
Mogul : 1.7.2 (RC1), CSD as538be (2017)
Xtriage (Phenix) : 1.9-1692
EDS : trunk28620
Percentile statistics : 20161228.v01 (using entries in the PDB archive December 28th 2016)
Refmac : 5.8.0135
CCP4 : 6.5.0
Ideal geometry (proteins) : Engh & Huber (2001)
Ideal geometry (DNA, RNA) : Parkinson et al. (1996)
Validation Pipeline (wwPDB-VP) : recalc28972

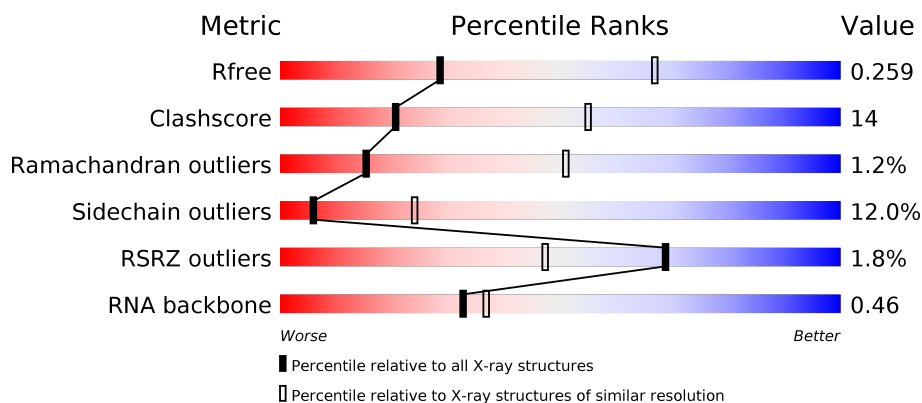
1 Overall quality at a glance

The following experimental techniques were used to determine the structure:

X-RAY DIFFRACTION

The reported resolution of this entry is 3.10 Å.

Percentile scores (ranging between 0-100) for global validation metrics of the entry are shown in the following graphic. The table shows the number of entries on which the scores are based.



Metric	Whole archive (#Entries)	Similar resolution (#Entries, resolution range(Å))
R_{free}	100719	1001 (3.12-3.08)
Clashscore	112137	1099 (3.12-3.08)
Ramachandran outliers	110173	1057 (3.12-3.08)
Sidechain outliers	110143	1057 (3.12-3.08)
RSRZ outliers	101464	1006 (3.12-3.08)
RNA backbone	2435	1112 (3.50-2.70)

The table below summarises the geometric issues observed across the polymeric chains and their fit to the electron density. The red, orange, yellow and green segments on the lower bar indicate the fraction of residues that contain outliers for ≥ 3 , 2, 1 and 0 types of geometric quality criteria. A grey segment represents the fraction of residues that are not modelled. The numeric value for each fraction is indicated below the corresponding segment, with a dot representing fractions $\leq 5\%$. The upper red bar (where present) indicates the fraction of residues that have poor fit to the electron density. The numeric value is given above the bar.

Mol	Chain	Length	Quality of chain
1	AA	1522	<div> <div>2%</div> <div>36% 43% 17% . .</div> </div>
1	CA	1522	<div> <div>2%</div> <div>34% 43% 18% . .</div> </div>
2	AB	256	<div> <div>3%</div> <div>38% 39% 11% . 10%</div> </div>
2	CB	256	<div> <div>5%</div> <div>36% 44% 10% 10%</div> </div>

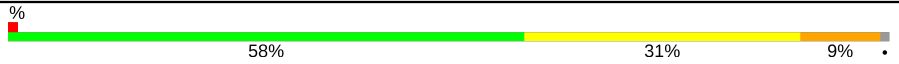



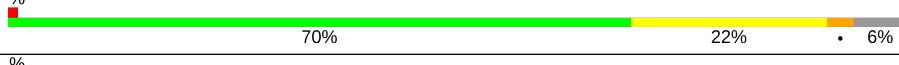
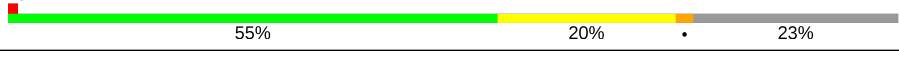
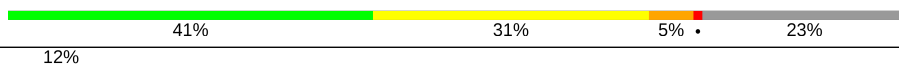

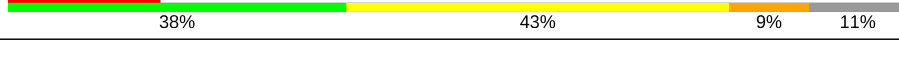







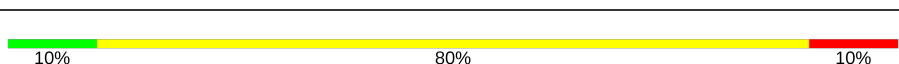
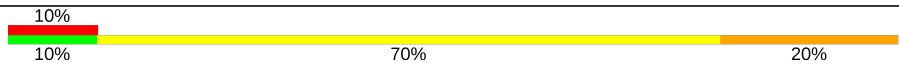
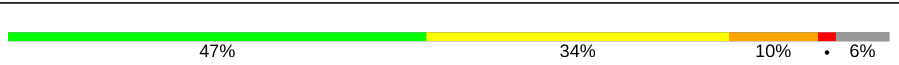


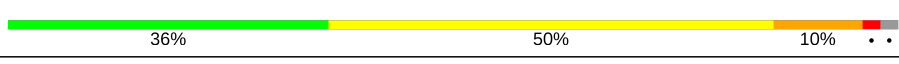
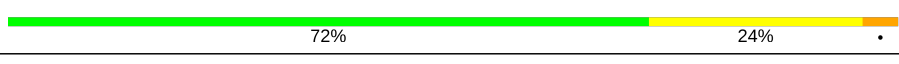


Continued on next page...

Continued from previous page...

Mol	Chain	Length	Quality of chain
3	AC	239	
3	CC	239	
4	AD	209	
4	CD	209	
5	AE	162	
5	CE	162	
6	AF	101	
6	CF	101	
7	AG	156	
7	CG	156	
8	AH	138	
8	CH	138	
9	AI	128	
9	CI	128	
10	AJ	105	
10	CJ	105	
11	AK	129	
11	CK	129	
12	AL	132	
12	CL	132	
13	AM	126	
13	CM	126	
14	AN	61	
14	CN	61	
15	AO	89	


























Continued on next page...

Continued from previous page...

Mol	Chain	Length	Quality of chain
15	CO	89	
16	AP	88	
16	CP	88	
17	AQ	105	
17	CQ	105	
18	AR	88	
18	CR	88	
19	AS	93	
19	CS	93	
20	AT	106	
20	CT	106	
21	AU	27	
21	CU	27	
22	AV	24	
22	CV	24	
23	AX	77	
23	CX	77	
24	AW	10	
24	CW	10	
25	BA	2915	
25	DA	2915	
26	BB	122	
26	DB	122	
27	BD	276	
27	DD	276	








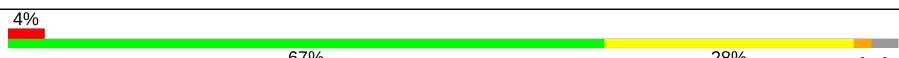


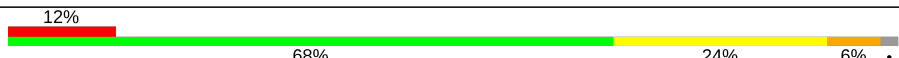
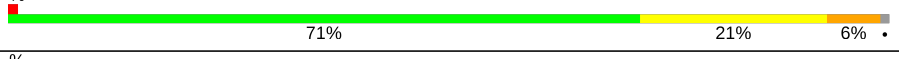




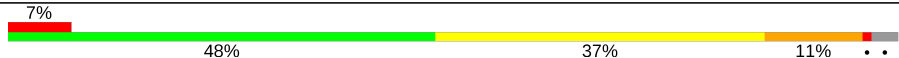
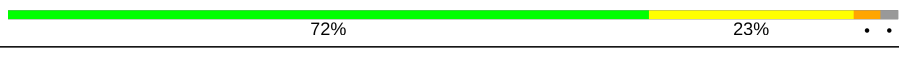





Continued on next page...

Continued from previous page...

Mol	Chain	Length	Quality of chain
28	BE	206	
28	DE	206	
29	BF	210	
29	DF	210	
30	BG	182	
30	DG	182	
31	BH	180	
31	DH	180	
32	BI	148	
32	DI	148	
33	BN	140	
33	DN	140	
34	BO	122	
34	DO	122	
35	BP	150	
35	DP	150	
36	BQ	141	
36	DQ	141	
37	BR	118	
37	DR	118	
38	BS	112	
38	DS	112	
39	BT	146	
39	DT	146	
40	BU	118	

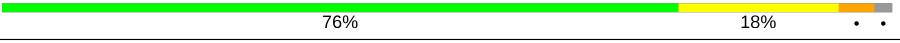


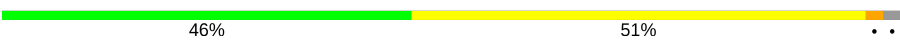


Continued on next page...

Continued from previous page...

Mol	Chain	Length	Quality of chain
40	DU	118	
41	BV	101	
41	DV	101	
42	BW	113	
42	DW	113	
43	BX	96	
43	DX	96	
44	BY	110	
44	DY	110	
45	BZ	206	
45	DZ	206	
46	B0	85	
46	D0	85	
47	B1	98	
47	D1	98	
48	B2	72	
48	D2	72	
49	B3	60	
49	D3	60	
50	B4	71	
50	D4	71	
51	B5	60	
51	D5	60	
52	B6	54	
52	D6	54	

Continued on next page...

Continued from previous page...

Mol	Chain	Length	Quality of chain
53	B7	49	
53	D7	49	
54	B8	65	
54	D8	65	
55	B9	37	
55	D9	37	

The following table lists non-polymeric compounds, carbohydrate monomers and non-standard residues in protein, DNA, RNA chains that are outliers for geometric or electron-density-fit criteria:

Mol	Type	Chain	Res	Chirality	Geometry	Clashes	Electron density
24	2QY	CW	10	-	-	X	-
24	MVA	CW	9	-	-	X	-
56	MG	AA	3008	-	-	-	X
56	MG	AA	3010	-	-	-	X
56	MG	AA	3011	-	-	-	X
56	MG	AA	3019	-	-	-	X
56	MG	AA	3024	-	-	-	X
56	MG	AA	3031	-	-	-	X
56	MG	AA	3033	-	-	-	X
56	MG	AA	3035	-	-	-	X
56	MG	AA	3036	-	-	-	X
56	MG	AA	3038	-	-	-	X
56	MG	AA	3039	-	-	-	X
56	MG	AA	3050	-	-	-	X
56	MG	AA	3060	-	-	-	X
56	MG	AA	3064	-	-	-	X
56	MG	AA	3071	-	-	-	X
56	MG	AA	3072	-	-	-	X
56	MG	AA	3082	-	-	-	X
56	MG	AA	3084	-	-	-	X
56	MG	AA	3088	-	-	-	X
56	MG	AA	3095	-	-	-	X
56	MG	AA	3107	-	-	-	X
56	MG	AA	3108	-	-	-	X
56	MG	AA	3109	-	-	-	X
56	MG	AA	3120	-	-	-	X
56	MG	AA	3145	-	-	-	X

Continued on next page...

Continued from previous page...

Mol	Type	Chain	Res	Chirality	Geometry	Clashes	Electron density
56	MG	AA	3146	-	-	-	X
56	MG	AA	3159	-	-	-	X
56	MG	AA	3160	-	-	-	X
56	MG	AA	3168	-	-	-	X
56	MG	AA	3171	-	-	-	X
56	MG	AA	3179	-	-	-	X
56	MG	AA	3180	-	-	-	X
56	MG	AA	3190	-	-	-	X
56	MG	AA	3208	-	-	-	X
56	MG	AA	3209	-	-	-	X
56	MG	B3	103	-	-	-	X
56	MG	B7	102	-	-	-	X
56	MG	B7	103	-	-	-	X
56	MG	B8	101	-	-	-	X
56	MG	BA	3014	-	-	-	X
56	MG	BA	3024	-	-	-	X
56	MG	BA	3025	-	-	-	X
56	MG	BA	3026	-	-	-	X
56	MG	BA	3033	-	-	-	X
56	MG	BA	3034	-	-	-	X
56	MG	BA	3036	-	-	-	X
56	MG	BA	3037	-	-	-	X
56	MG	BA	3038	-	-	-	X
56	MG	BA	3041	-	-	-	X
56	MG	BA	3042	-	-	-	X
56	MG	BA	3045	-	-	-	X
56	MG	BA	3047	-	-	-	X
56	MG	BA	3048	-	-	-	X
56	MG	BA	3057	-	-	-	X
56	MG	BA	3060	-	-	-	X
56	MG	BA	3079	-	-	-	X
56	MG	BA	3086	-	-	-	X
56	MG	BA	3093	-	-	-	X
56	MG	BA	3117	-	-	-	X
56	MG	BA	3121	-	-	-	X
56	MG	BA	3124	-	-	-	X
56	MG	BA	3128	-	-	-	X
56	MG	BA	3133	-	-	-	X
56	MG	BA	3139	-	-	-	X
56	MG	BA	3145	-	-	-	X
56	MG	BA	3147	-	-	-	X
56	MG	BA	3150	-	-	-	X

Continued on next page...

Continued from previous page...

Mol	Type	Chain	Res	Chirality	Geometry	Clashes	Electron density
56	MG	BA	3153	-	-	-	X
56	MG	BA	3155	-	-	-	X
56	MG	BA	3160	-	-	-	X
56	MG	BA	3178	-	-	-	X
56	MG	BA	3184	-	-	-	X
56	MG	BA	3187	-	-	-	X
56	MG	BA	3192	-	-	-	X
56	MG	BA	3193	-	-	-	X
56	MG	BA	3196	-	-	-	X
56	MG	BA	3197	-	-	-	X
56	MG	BA	3199	-	-	-	X
56	MG	BA	3200	-	-	-	X
56	MG	BA	3203	-	-	-	X
56	MG	BA	3211	-	-	-	X
56	MG	BA	3222	-	-	-	X
56	MG	BA	3223	-	-	-	X
56	MG	BA	3227	-	-	-	X
56	MG	BA	3228	-	-	-	X
56	MG	BA	3230	-	-	-	X
56	MG	BA	3264	-	-	-	X
56	MG	BA	3277	-	-	-	X
56	MG	BA	3297	-	-	-	X
56	MG	BA	3299	-	-	-	X
56	MG	BA	3304	-	-	-	X
56	MG	BA	3311	-	-	-	X
56	MG	BA	3324	-	-	-	X
56	MG	BA	3328	-	-	-	X
56	MG	BA	3332	-	-	-	X
56	MG	BA	3343	-	-	-	X
56	MG	BA	3346	-	-	-	X
56	MG	BA	3349	-	-	-	X
56	MG	BA	3353	-	-	-	X
56	MG	BA	3356	-	-	-	X
56	MG	BA	3368	-	-	-	X
56	MG	BA	3370	-	-	-	X
56	MG	BA	3379	-	-	-	X
56	MG	BA	3402	-	-	-	X
56	MG	BA	3414	-	-	-	X
56	MG	BA	3416	-	-	-	X
56	MG	BA	3431	-	-	-	X
56	MG	BA	3435	-	-	-	X
56	MG	BA	3441	-	-	-	X

Continued on next page...

Continued from previous page...

Mol	Type	Chain	Res	Chirality	Geometry	Clashes	Electron density
56	MG	BA	3451	-	-	-	X
56	MG	BA	3459	-	-	-	X
56	MG	BA	3480	-	-	-	X
56	MG	BA	3493	-	-	-	X
56	MG	BA	3503	-	-	-	X
56	MG	BA	3504	-	-	-	X
56	MG	BA	3512	-	-	-	X
56	MG	BA	3524	-	-	-	X
56	MG	BA	3525	-	-	-	X
56	MG	BA	3530	-	-	-	X
56	MG	BA	3544	-	-	-	X
56	MG	BA	3545	-	-	-	X
56	MG	BA	3546	-	-	-	X
56	MG	BA	3548	-	-	-	X
56	MG	BA	3550	-	-	-	X
56	MG	BA	3552	-	-	-	X
56	MG	BA	3557	-	-	-	X
56	MG	BA	3560	-	-	-	X
56	MG	BA	3576	-	-	-	X
56	MG	BA	3601	-	-	-	X
56	MG	BA	3607	-	-	-	X
56	MG	BA	3614	-	-	-	X
56	MG	BA	3622	-	-	-	X
56	MG	BA	3624	-	-	-	X
56	MG	BA	3630	-	-	-	X
56	MG	BA	3634	-	-	-	X
56	MG	BA	3637	-	-	-	X
56	MG	BA	3640	-	-	-	X
56	MG	BA	3642	-	-	-	X
56	MG	BA	3664	-	-	-	X
56	MG	BA	3671	-	-	-	X
56	MG	BA	3682	-	-	-	X
56	MG	BA	3689	-	-	-	X
56	MG	BA	3703	-	-	-	X
56	MG	BA	3719	-	-	-	X
56	MG	BA	3720	-	-	-	X
56	MG	BA	3726	-	-	-	X
56	MG	BA	3727	-	-	-	X
56	MG	BA	3729	-	-	-	X
56	MG	BA	3732	-	-	-	X
56	MG	BA	3737	-	-	-	X
56	MG	BA	3739	-	-	-	X

Continued on next page...

Continued from previous page...

Mol	Type	Chain	Res	Chirality	Geometry	Clashes	Electron density
56	MG	BB	3003	-	-	-	X
56	MG	BB	3008	-	-	-	X
56	MG	BD	302	-	-	-	X
56	MG	BD	305	-	-	-	X
56	MG	BD	306	-	-	-	X
56	MG	BD	308	-	-	-	X
56	MG	BD	310	-	-	-	X
56	MG	BE	301	-	-	-	X
56	MG	BE	305	-	-	-	X
56	MG	BF	301	-	-	-	X
56	MG	BF	302	-	-	-	X
56	MG	BF	303	-	-	-	X
56	MG	BF	305	-	-	-	X
56	MG	BN	3001	-	-	-	X
56	MG	BN	3002	-	-	-	X
56	MG	BN	3003	-	-	-	X
56	MG	BN	3004	-	-	-	X
56	MG	BN	3005	-	-	-	X
56	MG	BP	201	-	-	-	X
56	MG	BP	203	-	-	-	X
56	MG	BQ	201	-	-	-	X
56	MG	BQ	202	-	-	-	X
56	MG	BQ	205	-	-	-	X
56	MG	BR	201	-	-	-	X
56	MG	BR	204	-	-	-	X
56	MG	BU	202	-	-	-	X
56	MG	BU	203	-	-	-	X
56	MG	BU	205	-	-	-	X
56	MG	BU	206	-	-	-	X
56	MG	BU	208	-	-	-	X
56	MG	BV	201	-	-	-	X
56	MG	BV	202	-	-	-	X
56	MG	BV	203	-	-	-	X
56	MG	BW	204	-	-	-	X
56	MG	BX	3001	-	-	-	X
56	MG	CA	3001	-	-	-	X
56	MG	CA	3007	-	-	-	X
56	MG	CA	3027	-	-	-	X
56	MG	CA	3032	-	-	-	X
56	MG	CA	3042	-	-	-	X
56	MG	CA	3043	-	-	-	X
56	MG	CA	3048	-	-	-	X

Continued on next page...

Continued from previous page...

Mol	Type	Chain	Res	Chirality	Geometry	Clashes	Electron density
56	MG	CA	3053	-	-	-	X
56	MG	CA	3061	-	-	-	X
56	MG	CA	3072	-	-	-	X
56	MG	CA	3098	-	-	-	X
56	MG	CA	3099	-	-	-	X
56	MG	CA	3101	-	-	-	X
56	MG	CA	3114	-	-	-	X
56	MG	CA	3119	-	-	-	X
56	MG	CA	3135	-	-	-	X
56	MG	CA	3152	-	-	-	X
56	MG	CA	3162	-	-	-	X
56	MG	CA	3170	-	-	-	X
56	MG	CE	3001	-	-	-	X
56	MG	CT	3001	-	-	-	X
56	MG	D3	101	-	-	-	X
56	MG	D5	102	-	-	-	X
56	MG	DA	3002	-	-	-	X
56	MG	DA	3006	-	-	-	X
56	MG	DA	3011	-	-	-	X
56	MG	DA	3016	-	-	-	X
56	MG	DA	3018	-	-	-	X
56	MG	DA	3025	-	-	-	X
56	MG	DA	3026	-	-	-	X
56	MG	DA	3033	-	-	-	X
56	MG	DA	3035	-	-	-	X
56	MG	DA	3039	-	-	-	X
56	MG	DA	3056	-	-	-	X
56	MG	DA	3065	-	-	-	X
56	MG	DA	3070	-	-	-	X
56	MG	DA	3078	-	-	-	X
56	MG	DA	3079	-	-	-	X
56	MG	DA	3092	-	-	-	X
56	MG	DA	3094	-	-	-	X
56	MG	DA	3097	-	-	-	X
56	MG	DA	3099	-	-	-	X
56	MG	DA	3100	-	-	-	X
56	MG	DA	3112	-	-	-	X
56	MG	DA	3114	-	-	-	X
56	MG	DA	3116	-	-	-	X
56	MG	DA	3121	-	-	-	X
56	MG	DA	3142	-	-	-	X
56	MG	DA	3143	-	-	-	X

Continued on next page...

Continued from previous page...

Mol	Type	Chain	Res	Chirality	Geometry	Clashes	Electron density
56	MG	DA	3148	-	-	-	X
56	MG	DA	3164	-	-	-	X
56	MG	DA	3170	-	-	-	X
56	MG	DA	3171	-	-	-	X
56	MG	DA	3173	-	-	-	X
56	MG	DA	3176	-	-	-	X
56	MG	DA	3178	-	-	-	X
56	MG	DA	3191	-	-	-	X
56	MG	DA	3197	-	-	-	X
56	MG	DA	3215	-	-	-	X
56	MG	DA	3236	-	-	-	X
56	MG	DA	3261	-	-	-	X
56	MG	DA	3262	-	-	-	X
56	MG	DA	3264	-	-	-	X
56	MG	DA	3265	-	-	-	X
56	MG	DA	3266	-	-	-	X
56	MG	DA	3272	-	-	-	X
56	MG	DA	3279	-	-	-	X
56	MG	DA	3295	-	-	-	X
56	MG	DA	3298	-	-	-	X
56	MG	DA	3302	-	-	-	X
56	MG	DA	3306	-	-	-	X
56	MG	DA	3312	-	-	-	X
56	MG	DA	3324	-	-	-	X
56	MG	DA	3326	-	-	-	X
56	MG	DA	3335	-	-	-	X
56	MG	DA	3346	-	-	-	X
56	MG	DA	3347	-	-	-	X
56	MG	DA	3364	-	-	-	X
56	MG	DA	3379	-	-	-	X
56	MG	DA	3395	-	-	-	X
56	MG	DA	3397	-	-	-	X
56	MG	DA	3401	-	-	-	X
56	MG	DA	3407	-	-	-	X
56	MG	DA	3408	-	-	-	X
56	MG	DA	3414	-	-	-	X
56	MG	DA	3418	-	-	-	X
56	MG	DA	3424	-	-	-	X
56	MG	DA	3432	-	-	-	X
56	MG	DA	3440	-	-	-	X
56	MG	DA	3450	-	-	-	X
56	MG	DA	3461	-	-	-	X

Continued on next page...

Continued from previous page...

Mol	Type	Chain	Res	Chirality	Geometry	Clashes	Electron density
56	MG	DA	3469	-	-	-	X
56	MG	DA	3473	-	-	-	X
56	MG	DA	3476	-	-	-	X
56	MG	DA	3479	-	-	-	X
56	MG	DA	3518	-	-	-	X
56	MG	DA	3535	-	-	-	X
56	MG	DA	3553	-	-	-	X
56	MG	DA	3554	-	-	-	X
56	MG	DA	3577	-	-	-	X
56	MG	DA	3581	-	-	-	X
56	MG	DA	3608	-	-	-	X
56	MG	DA	3609	-	-	-	X
56	MG	DA	3615	-	-	-	X
56	MG	DA	3620	-	-	-	X
56	MG	DA	3623	-	-	-	X
56	MG	DA	3624	-	-	-	X
56	MG	DA	3627	-	-	-	X
56	MG	DA	3628	-	-	-	X
56	MG	DA	3631	-	-	-	X
56	MG	DA	3633	-	-	-	X
56	MG	DA	3637	-	-	-	X
56	MG	DA	3638	-	-	-	X
56	MG	DA	3639	-	-	-	X
56	MG	DA	3641	-	-	-	X
56	MG	DA	3643	-	-	-	X
56	MG	DA	3649	-	-	-	X
56	MG	DA	3651	-	-	-	X
56	MG	DA	3652	-	-	-	X
56	MG	DA	3653	-	-	-	X
56	MG	DB	3007	-	-	-	X
56	MG	DD	301	-	-	-	X
56	MG	DD	305	-	-	-	X
56	MG	DD	306	-	-	-	X
56	MG	DD	307	-	-	-	X
56	MG	DE	301	-	-	-	X
56	MG	DF	301	-	-	-	X
56	MG	DF	304	-	-	-	X
56	MG	DF	305	-	-	-	X
56	MG	DQ	205	-	-	-	X
56	MG	DV	201	-	-	-	X
56	MG	DV	202	-	-	-	X
56	MG	DV	203	-	-	-	X

Continued on next page...

Continued from previous page...

Mol	Type	Chain	Res	Chirality	Geometry	Clashes	Electron density
59	FME	AX	101	-	-	-	X
59	FME	CX	101	-	-	-	X

2 Entry composition

There are 61 unique types of molecules in this entry. The entry contains 286321 atoms, of which 0 are hydrogens and 0 are deuteriums.

In the tables below, the ZeroOcc column contains the number of atoms modelled with zero occupancy, the AltConf column contains the number of residues with at least one atom in alternate conformation and the Trace column contains the number of residues modelled with at most 2 atoms.

- Molecule 1 is a RNA chain called 16S Ribosomal RNA.

Mol	Chain	Residues	Atoms					ZeroOcc	AltConf	Trace
1	AA	1498	Total	C	N	O	P	0	0	0
			32196	14328	5966	10404	1498			
1	CA	1503	Total	C	N	O	P	0	0	0
			32312	14381	5990	10438	1503			

- Molecule 2 is a protein called 30S Ribosomal Protein S2.

Mol	Chain	Residues	Atoms					ZeroOcc	AltConf	Trace
2	AB	231	Total	C	N	O	S	0	0	0
			1846	1179	331	331	5			
2	CB	231	Total	C	N	O	S	0	0	0
			1825	1167	326	327	5			

- Molecule 3 is a protein called 30S Ribosomal Protein S3.

Mol	Chain	Residues	Atoms					ZeroOcc	AltConf	Trace
3	AC	206	Total	C	N	O	S	0	0	0
			1552	976	302	273	1			
3	CC	206	Total	C	N	O	S	0	0	0
			1542	968	300	273	1			

- Molecule 4 is a protein called 30S Ribosomal Protein S4.

Mol	Chain	Residues	Atoms					ZeroOcc	AltConf	Trace
4	AD	208	Total	C	N	O	S	0	0	0
			1659	1040	326	286	7			
4	CD	208	Total	C	N	O	S	0	0	0
			1674	1050	333	284	7			

- Molecule 5 is a protein called 30S Ribosomal Protein S5.

Mol	Chain	Residues	Atoms					ZeroOcc	AltConf	Trace
5	AE	148	Total	C	N	O	S	0	0	0
			1129	714	213	198	4			
5	CE	148	Total	C	N	O	S	0	0	0
			1133	716	214	199	4			

- Molecule 6 is a protein called 30S Ribosomal Protein S6.

Mol	Chain	Residues	Atoms					ZeroOcc	AltConf	Trace
6	AF	100	Total	C	N	O	S	0	0	0
			806	511	143	149	3			
6	CF	100	Total	C	N	O	S	0	0	0
			816	516	146	151	3			

- Molecule 7 is a protein called 30S Ribosomal Protein S7.

Mol	Chain	Residues	Atoms					ZeroOcc	AltConf	Trace
7	AG	155	Total	C	N	O	S	0	0	0
			1231	766	243	216	6			
7	CG	155	Total	C	N	O	S	0	0	0
			1235	769	244	216	6			

- Molecule 8 is a protein called 30S Ribosomal Protein S8.

Mol	Chain	Residues	Atoms					ZeroOcc	AltConf	Trace
8	AH	137	Total	C	N	O	S	0	0	0
			1088	689	206	191	2			
8	CH	137	Total	C	N	O	S	0	0	0
			1088	689	206	191	2			

- Molecule 9 is a protein called 30S Ribosomal Protein S9.

Mol	Chain	Residues	Atoms				ZeroOcc	AltConf	Trace
9	AI	127	Total	C	N	O	0	0	0
			983	623	193	167			
9	CI	127	Total	C	N	O	0	0	0
			978	619	190	169			

- Molecule 10 is a protein called 30S Ribosomal Protein S10.

Mol	Chain	Residues	Atoms				ZeroOcc	AltConf	Trace
10	AJ	97	Total	C	N	O	0	0	0
			709	440	138	131			

Continued on next page...

Continued from previous page...

Mol	Chain	Residues	Atoms				ZeroOcc	AltConf	Trace
10	CJ	96	Total	C	N	O			
			714	445	138	131	0	0	0

- Molecule 11 is a protein called 30S Ribosomal Protein S11.

Mol	Chain	Residues	Atoms				ZeroOcc	AltConf	Trace
11	AK	114	Total	C	N	O	S		
			829	516	155	155	3	0	0
11	CK	114	Total	C	N	O	S		
			833	519	156	155	3	0	0

- Molecule 12 is a protein called 30S Ribosomal Protein S12.

Mol	Chain	Residues	Atoms				ZeroOcc	AltConf	Trace
12	AL	122	Total	C	N	O	S		
			930	585	185	159	1	0	0
12	CL	122	Total	C	N	O	S		
			930	585	185	159	1	0	0

- Molecule 13 is a protein called 30S Ribosomal Protein S13.

Mol	Chain	Residues	Atoms				ZeroOcc	AltConf	Trace
13	AM	123	Total	C	N	O	S		
			958	592	198	166	2	0	0
13	CM	122	Total	C	N	O	S		
			950	586	197	165	2	0	0

- Molecule 14 is a protein called 30S Ribosomal Protein S14.

Mol	Chain	Residues	Atoms				ZeroOcc	AltConf	Trace
14	AN	60	Total	C	N	O	S		
			492	312	104	72	4	0	0
14	CN	60	Total	C	N	O	S		
			492	312	104	72	4	0	0

- Molecule 15 is a protein called 30S Ribosomal Protein S15.

Mol	Chain	Residues	Atoms				ZeroOcc	AltConf	Trace
15	AO	88	Total	C	N	O	S		
			728	456	144	126	2	0	0
15	CO	88	Total	C	N	O	S		
			728	456	144	126	2	0	0

- Molecule 16 is a protein called 30S Ribosomal Protein S16.

Mol	Chain	Residues	Atoms					ZeroOcc	AltConf	Trace
16	AP	82	Total	C	N	O	S	0	0	0
			681	433	134	113	1			
16	CP	82	Total	C	N	O	S	0	0	0
			677	430	133	113	1			

- Molecule 17 is a protein called 30S Ribosomal Protein S17.

Mol	Chain	Residues	Atoms					ZeroOcc	AltConf	Trace
17	AQ	99	Total	C	N	O	S	0	0	0
			823	528	151	142	2			
17	CQ	99	Total	C	N	O	S	0	0	0
			823	528	151	142	2			

- Molecule 18 is a protein called 30S Ribosomal Protein S18.

Mol	Chain	Residues	Atoms				ZeroOcc	AltConf	Trace
18	AR	68	Total	C	N	O	0	0	0
			555	355	108	92			
18	CR	68	Total	C	N	O	0	0	0
			555	355	108	92			

- Molecule 19 is a protein called 30S Ribosomal Protein S19.

Mol	Chain	Residues	Atoms					ZeroOcc	AltConf	Trace
19	AS	83	Total	C	N	O	S	0	0	0
			652	417	120	113	2			
19	CS	83	Total	C	N	O	S	0	0	0
			646	412	119	113	2			

- Molecule 20 is a protein called 30S Ribosomal Protein S20.

Mol	Chain	Residues	Atoms					ZeroOcc	AltConf	Trace
20	AT	96	Total	C	N	O	S	0	0	0
			728	446	156	124	2			
20	CT	96	Total	C	N	O	S	0	0	0
			727	446	155	124	2			

- Molecule 21 is a protein called 30S Ribosomal Protein THX.

Mol	Chain	Residues	Atoms				ZeroOcc	AltConf	Trace
21	AU	23	Total	C	N	O	0	0	0
			199	122	48	29			
21	CU	23	Total	C	N	O	0	0	0
			199	122	48	29			

- Molecule 22 is a RNA chain called mRNA.

Mol	Chain	Residues	Atoms					ZeroOcc	AltConf	Trace
22	AV	7	Total	C	N	O	P	0	0	1
			114	49	22	37	6			
22	CV	6	Total	C	N	O	P	0	0	0
			113	49	22	36	6			

- Molecule 23 is a RNA chain called P-site tRNA.

Mol	Chain	Residues	Atoms					ZeroOcc	AltConf	Trace
23	AX	76	Total	C	N	O	P	0	0	0
			1623	723	294	530	76			
23	CX	76	Total	C	N	O	P	0	0	0
			1623	723	294	530	76			

- Molecule 24 is a protein called GE82832.

Mol	Chain	Residues	Atoms				ZeroOcc	AltConf	Trace
24	AW	10	Total	C	N	O	0	0	0
			93	67	10	16			
24	CW	10	Total	C	N	O	0	0	0
			93	67	10	16			

- Molecule 25 is a RNA chain called 23S Ribosomal RNA.

Mol	Chain	Residues	Atoms					ZeroOcc	AltConf	Trace
25	BA	2731	Total	C	N	O	P	0	0	0
			58834	26185	11020	18899	2730			
25	DA	2714	Total	C	N	O	P	0	0	0
			58458	26018	10942	18786	2712			

- Molecule 26 is a RNA chain called 5S Ribosomal RNA.

Mol	Chain	Residues	Atoms					ZeroOcc	AltConf	Trace
26	BB	120	Total	C	N	O	P	0	0	0
			2573	1146	476	832	119			

Continued on next page...

Continued from previous page...

Mol	Chain	Residues	Atoms					ZeroOcc	AltConf	Trace
26	DB	120	Total	C	N	O	P	0	0	0
			2573	1146	476	832	119			

- Molecule 27 is a protein called 50S Ribosomal Protein L2.

Mol	Chain	Residues	Atoms					ZeroOcc	AltConf	Trace
27	BD	275	Total	C	N	O	S	0	0	0
			2136	1349	423	361	3			
27	DD	275	Total	C	N	O	S	0	0	0
			2136	1349	423	361	3			

- Molecule 28 is a protein called 50S Ribosomal Protein L3.

Mol	Chain	Residues	Atoms					ZeroOcc	AltConf	Trace
28	BE	204	Total	C	N	O	S	0	0	0
			1559	985	298	270	6			
28	DE	204	Total	C	N	O	S	0	0	0
			1559	985	298	270	6			

- Molecule 29 is a protein called 50S Ribosomal Protein L4.

Mol	Chain	Residues	Atoms					ZeroOcc	AltConf	Trace
29	BF	203	Total	C	N	O	S	0	0	1
			1584	1009	298	275	2			
29	DF	203	Total	C	N	O	S	0	0	1
			1580	1007	297	274	2			

- Molecule 30 is a protein called 50S Ribosomal Protein L5.

Mol	Chain	Residues	Atoms					ZeroOcc	AltConf	Trace
30	BG	181	Total	C	N	O	S	0	0	0
			1425	914	256	251	4			
30	DG	181	Total	C	N	O	S	0	0	0
			1424	911	258	251	4			

- Molecule 31 is a protein called 50S Ribosomal Protein L6.

Mol	Chain	Residues	Atoms					ZeroOcc	AltConf	Trace
31	BH	174	Total	C	N	O	S	0	0	0
			1330	845	248	236	1			
31	DH	174	Total	C	N	O	S	0	0	0
			1330	845	248	236	1			

- Molecule 32 is a protein called 50S Ribosomal Protein L9.

Mol	Chain	Residues	Atoms					ZeroOcc	AltConf	Trace
32	BI	146	Total	C	N	O	S	0	0	0
			1085	693	189	202	1			
32	DI	146	Total	C	N	O	S	0	0	0
			1061	680	186	194	1			

- Molecule 33 is a protein called 50S Ribosomal Protein L13.

Mol	Chain	Residues	Atoms					ZeroOcc	AltConf	Trace
33	BN	140	Total	C	N	O	S	0	0	0
			1117	719	207	187	4			
33	DN	140	Total	C	N	O	S	0	0	0
			1117	719	207	187	4			

- Molecule 34 is a protein called 50S Ribosomal Protein L14.

Mol	Chain	Residues	Atoms					ZeroOcc	AltConf	Trace
34	BO	122	Total	C	N	O	S	0	0	0
			933	588	171	170	4			
34	DO	122	Total	C	N	O	S	0	0	0
			933	588	171	170	4			

- Molecule 35 is a protein called 50S Ribosomal Protein L15.

Mol	Chain	Residues	Atoms					ZeroOcc	AltConf	Trace
35	BP	149	Total	C	N	O	S	0	0	0
			1135	706	230	196	3			
35	DP	149	Total	C	N	O	S	0	0	0
			1135	706	230	196	3			

- Molecule 36 is a protein called 50S Ribosomal Protein L16.

Mol	Chain	Residues	Atoms					ZeroOcc	AltConf	Trace
36	BQ	141	Total	C	N	O	S	0	0	0
			1122	715	212	188	7			
36	DQ	141	Total	C	N	O	S	0	0	0
			1122	715	212	188	7			

- Molecule 37 is a protein called 50S Ribosomal Protein L17.

Mol	Chain	Residues	Atoms					ZeroOcc	AltConf	Trace
37	BR	118	Total	C	N	O	S	0	0	0
			968	604	203	160	1			
37	DR	118	Total	C	N	O	S	0	0	0
			968	604	203	160	1			

- Molecule 38 is a protein called 50S Ribosomal Protein L18.

Mol	Chain	Residues	Atoms					ZeroOcc	AltConf	Trace
38	BS	110	Total	C	N	O		0	0	0
			877	553	175	149				
38	DS	110	Total	C	N	O		0	0	0
			870	549	173	148				

- Molecule 39 is a protein called 50S Ribosomal Protein L19.

Mol	Chain	Residues	Atoms					ZeroOcc	AltConf	Trace
39	BT	131	Total	C	N	O	S	0	0	0
			1091	680	225	185	1			
39	DT	131	Total	C	N	O	S	0	0	0
			1083	675	224	183	1			

- Molecule 40 is a protein called 50S Ribosomal Protein L20.

Mol	Chain	Residues	Atoms					ZeroOcc	AltConf	Trace
40	BU	116	Total	C	N	O	S	0	0	0
			959	608	201	149	1			
40	DU	116	Total	C	N	O	S	0	0	0
			959	608	201	149	1			

- Molecule 41 is a protein called 50S Ribosomal Protein L21.

Mol	Chain	Residues	Atoms					ZeroOcc	AltConf	Trace
41	BV	101	Total	C	N	O	S	0	0	0
			771	495	140	135	1			
41	DV	101	Total	C	N	O	S	0	0	0
			771	495	140	135	1			

- Molecule 42 is a protein called 50S Ribosomal Protein L22.

Mol	Chain	Residues	Atoms					ZeroOcc	AltConf	Trace
42	BW	112	Total	C	N	O	S	0	0	0
			886	557	174	153	2			

Continued on next page...

Continued from previous page...

Mol	Chain	Residues	Atoms					ZeroOcc	AltConf	Trace
42	DW	112	Total	C	N	O	S	0	0	0
			886	557	174	153	2			

- Molecule 43 is a protein called 50S Ribosomal Protein L23.

Mol	Chain	Residues	Atoms					ZeroOcc	AltConf	Trace
43	BX	95	Total	C	N	O	S	0	0	0
			750	488	135	126	1			
43	DX	95	Total	C	N	O	S	0	0	0
			750	488	135	126	1			

- Molecule 44 is a protein called 50S Ribosomal Protein L24.

Mol	Chain	Residues	Atoms					ZeroOcc	AltConf	Trace
44	BY	107	Total	C	N	O	S	0	0	0
			806	517	152	131	6			
44	DY	107	Total	C	N	O	S	0	0	0
			806	517	152	131	6			

- Molecule 45 is a protein called 50S Ribosomal Protein L25.

Mol	Chain	Residues	Atoms					ZeroOcc	AltConf	Trace
45	BZ	171	Total	C	N	O	S	0	0	0
			1349	862	243	242	2			
45	DZ	174	Total	C	N	O	S	0	0	0
			1360	870	243	245	2			

- Molecule 46 is a protein called 50S Ribosomal Protein L27.

Mol	Chain	Residues	Atoms					ZeroOcc	AltConf	Trace
46	B0	83	Total	C	N	O	S	0	0	0
			653	404	139	109	1			
46	D0	83	Total	C	N	O	S	0	0	0
			653	404	139	109	1			

- Molecule 47 is a protein called 50S Ribosomal Protein L28.

Mol	Chain	Residues	Atoms					ZeroOcc	AltConf	Trace
47	B1	97	Total	C	N	O	S	0	0	0
			755	475	148	131	1			
47	D1	97	Total	C	N	O	S	0	0	0
			755	475	148	131	1			

- Molecule 48 is a protein called 50S Ribosomal Protein L29.

Mol	Chain	Residues	Atoms					ZeroOcc	AltConf	Trace
48	B2	70	Total	C	N	O	S	0	0	0
			588	365	118	103	2			
48	D2	70	Total	C	N	O	S	0	0	0
			588	365	118	103	2			

- Molecule 49 is a protein called 50S Ribosomal Protein L30.

Mol	Chain	Residues	Atoms				ZeroOcc	AltConf	Trace
49	B3	59	Total	C	N	O	0	0	0
			469	298	90	81			
49	D3	59	Total	C	N	O	0	0	0
			464	296	90	78			

- Molecule 50 is a protein called 50S Ribosomal Protein L31.

Mol	Chain	Residues	Atoms					ZeroOcc	AltConf	Trace
50	B4	69	Total	C	N	O	S	0	0	0
			551	348	99	99	5			
50	D4	69	Total	C	N	O	S	0	0	0
			531	338	97	91	5			

- Molecule 51 is a protein called 50S Ribosomal Protein L32.

Mol	Chain	Residues	Atoms					ZeroOcc	AltConf	Trace
51	B5	59	Total	C	N	O	S	0	0	0
			455	285	89	76	5			
51	D5	59	Total	C	N	O	S	0	0	0
			455	285	89	76	5			

- Molecule 52 is a protein called 50S Ribosomal Protein L33.

Mol	Chain	Residues	Atoms					ZeroOcc	AltConf	Trace
52	B6	53	Total	C	N	O	S	0	0	0
			453	281	91	77	4			
52	D6	53	Total	C	N	O	S	0	0	0
			449	279	91	75	4			

- Molecule 53 is a protein called 50S Ribosomal Protein L34.

Mol	Chain	Residues	Atoms					ZeroOcc	AltConf	Trace
53	B7	48	Total	C	N	O	S	0	0	0
			418	257	104	55	2			
53	D7	48	Total	C	N	O	S	0	0	0
			418	257	104	55	2			

- Molecule 54 is a protein called 50S Ribosomal Protein L35.

Mol	Chain	Residues	Atoms					ZeroOcc	AltConf	Trace
54	B8	64	Total	C	N	O	S	0	0	0
			511	328	99	82	2			
54	D8	64	Total	C	N	O	S	0	0	0
			517	331	102	82	2			

- Molecule 55 is a protein called 50S Ribosomal Protein L36.

Mol	Chain	Residues	Atoms					ZeroOcc	AltConf	Trace
55	B9	37	Total	C	N	O	S	0	0	0
			307	188	68	47	4			
55	D9	37	Total	C	N	O	S	0	0	0
			307	188	68	47	4			

- Molecule 56 is MAGNESIUM ION (three-letter code: MG) (formula: Mg).

Mol	Chain	Residues	Atoms		ZeroOcc	AltConf
56	B4	1	Total	Mg	0	0
			1	1		
56	BA	738	Total	Mg	0	0
			738	738		
56	AK	1	Total	Mg	0	0
			1	1		
56	DQ	5	Total	Mg	0	0
			5	5		
56	D3	1	Total	Mg	0	0
			1	1		
56	DF	6	Total	Mg	0	0
			6	6		
56	B8	3	Total	Mg	0	0
			3	3		
56	BE	10	Total	Mg	0	0
			10	10		
56	B1	1	Total	Mg	0	0
			1	1		

Continued on next page...

Continued from previous page...

Mol	Chain	Residues	Atoms		ZeroOcc	AltConf
56	AN	2	Total 2	Mg 2	0	0
56	BP	4	Total 4	Mg 4	0	0
56	AX	9	Total 9	Mg 9	0	0
56	DN	1	Total 1	Mg 1	0	0
56	CA	172	Total 172	Mg 172	0	0
56	B5	1	Total 1	Mg 1	0	0
56	BB	18	Total 18	Mg 18	0	0
56	D8	1	Total 1	Mg 1	0	0
56	DG	1	Total 1	Mg 1	0	0
56	B9	1	Total 1	Mg 1	0	0
56	BF	8	Total 8	Mg 8	0	0
56	AV	1	Total 1	Mg 1	0	0
56	BX	1	Total 1	Mg 1	0	0
56	B2	1	Total 1	Mg 1	0	0
56	AA	221	Total 221	Mg 221	0	0
56	BQ	5	Total 5	Mg 5	0	0
56	CQ	1	Total 1	Mg 1	0	0
56	CX	3	Total 3	Mg 3	0	0
56	DV	4	Total 4	Mg 4	0	0
56	AM	1	Total 1	Mg 1	0	0
56	BU	8	Total 8	Mg 8	0	0

Continued on next page...

Continued from previous page...

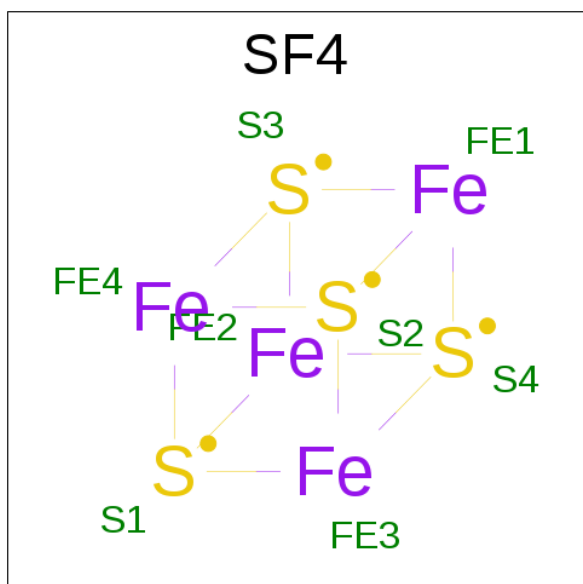
Mol	Chain	Residues	Atoms		ZeroOcc	AltConf
56	DR	2	Total 2	Mg 2	0	0
56	AD	1	Total 1	Mg 1	0	0
56	BN	6	Total 6	Mg 6	0	0
56	CT	1	Total 1	Mg 1	0	0
56	D0	1	Total 1	Mg 1	0	0
56	BG	4	Total 4	Mg 4	0	0
56	BY	1	Total 1	Mg 1	0	0
56	DE	6	Total 6	Mg 6	0	0
56	B3	3	Total 3	Mg 3	0	0
56	BR	4	Total 4	Mg 4	0	0
56	DA	653	Total 653	Mg 653	0	0
56	DW	2	Total 2	Mg 2	0	0
56	B7	4	Total 4	Mg 4	0	0
56	CF	1	Total 1	Mg 1	0	0
56	BV	4	Total 4	Mg 4	0	0
56	DO	1	Total 1	Mg 1	0	0
56	BO	1	Total 1	Mg 1	0	0
56	BZ	1	Total 1	Mg 1	0	0
56	DY	1	Total 1	Mg 1	0	0
56	D5	2	Total 2	Mg 2	0	0
56	BD	12	Total 12	Mg 12	0	0

Continued on next page...

Continued from previous page...

Mol	Chain	Residues	Atoms		ZeroOcc	AltConf
56	B0	4	Total	Mg	0	0
			4	4		
56	CE	2	Total	Mg	0	0
			2	2		
56	BW	5	Total	Mg	0	0
			5	5		
56	DD	8	Total	Mg	0	0
			8	8		
56	AF	1	Total	Mg	0	0
			1	1		
56	DB	12	Total	Mg	0	0
			12	12		

- Molecule 57 is IRON/SULFUR CLUSTER (three-letter code: SF4) (formula: Fe_4S_4).



Mol	Chain	Residues	Atoms			ZeroOcc	AltConf
57	AD	1	Total	Fe	S	0	0
			8	4	4		
57	CD	1	Total	Fe	S	0	0
			8	4	4		

- Molecule 58 is ZINC ION (three-letter code: ZN) (formula: Zn).

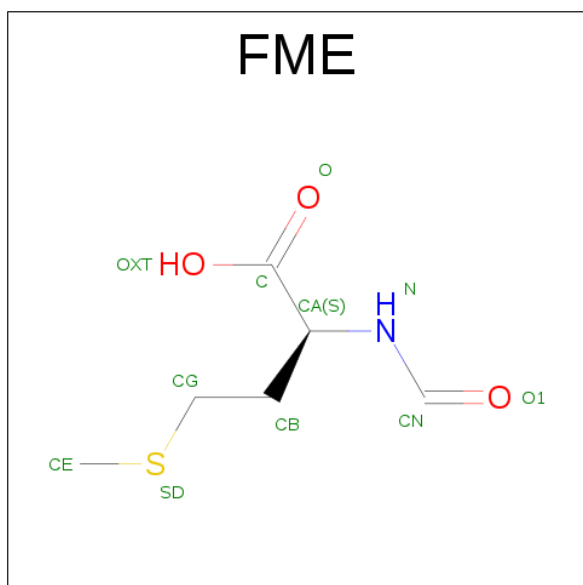
Mol	Chain	Residues	Atoms		ZeroOcc	AltConf
58	B5	1	Total	Zn	0	0
			1	1		

Continued on next page...

Continued from previous page...

Mol	Chain	Residues	Atoms		ZeroOcc	AltConf
58	B4	1	Total	Zn	0	0
			1	1		
58	CN	1	Total	Zn	0	0
			1	1		
58	BY	1	Total	Zn	0	0
			1	1		
58	B9	1	Total	Zn	0	0
			1	1		
58	DY	1	Total	Zn	0	0
			1	1		
58	D5	1	Total	Zn	0	0
			1	1		
58	D4	1	Total	Zn	0	0
			1	1		
58	AN	1	Total	Zn	0	0
			1	1		
58	D6	1	Total	Zn	0	0
			1	1		
58	D9	1	Total	Zn	0	0
			1	1		
58	B6	1	Total	Zn	0	0
			1	1		

- Molecule 59 is N-FORMYLMETHIONINE (three-letter code: FME) (formula: $C_6H_{11}NO_3S$).



Mol	Chain	Residues	Atoms					ZeroOcc	AltConf
59	AX	1	Total	C	N	O	S	0	0
			10	6	1	2	1		
59	CX	1	Total	C	N	O	S	0	0
			10	6	1	2	1		

- Molecule 60 is POTASSIUM ION (three-letter code: K) (formula: K).

Mol	Chain	Residues	Atoms		ZeroOcc	AltConf
60	BA	1	Total	K	0	0
			1	1		
60	DA	1	Total	K	0	0
			1	1		

- Molecule 61 is water.

Mol	Chain	Residues	Atoms		ZeroOcc	AltConf
61	AA	148	Total	O	0	0
			148	148		
61	AD	1	Total	O	0	0
			1	1		
61	AE	3	Total	O	0	0
			3	3		
61	AJ	1	Total	O	0	0
			1	1		
61	AL	1	Total	O	0	0
			1	1		
61	AP	1	Total	O	0	0
			1	1		
61	AU	1	Total	O	0	0
			1	1		
61	AV	1	Total	O	0	0
			1	1		
61	AX	1	Total	O	0	0
			1	1		
61	BA	1092	Total	O	0	0
			1092	1092		
61	BB	26	Total	O	0	0
			26	26		
61	BD	8	Total	O	0	0
			8	8		
61	BE	9	Total	O	0	0
			9	9		
61	BF	4	Total	O	0	0
			4	4		

Continued on next page...

Continued from previous page...

Mol	Chain	Residues	Atoms		ZeroOcc	AltConf
61	BG	1	Total 1	O 1	0	0
61	BN	3	Total 3	O 3	0	0
61	BO	2	Total 2	O 2	0	0
61	BP	15	Total 15	O 15	0	0
61	BQ	3	Total 3	O 3	0	0
61	BR	1	Total 1	O 1	0	0
61	BT	1	Total 1	O 1	0	0
61	BU	4	Total 4	O 4	0	0
61	BV	2	Total 2	O 2	0	0
61	BW	2	Total 2	O 2	0	0
61	BX	4	Total 4	O 4	0	0
61	B0	4	Total 4	O 4	0	0
61	B1	2	Total 2	O 2	0	0
61	B5	3	Total 3	O 3	0	0
61	B7	1	Total 1	O 1	0	0
61	B8	8	Total 8	O 8	0	0
61	CA	187	Total 187	O 187	0	0
61	CE	2	Total 2	O 2	0	0
61	CN	1	Total 1	O 1	0	0
61	CT	1	Total 1	O 1	0	0
61	CX	2	Total 2	O 2	0	0

Continued on next page...

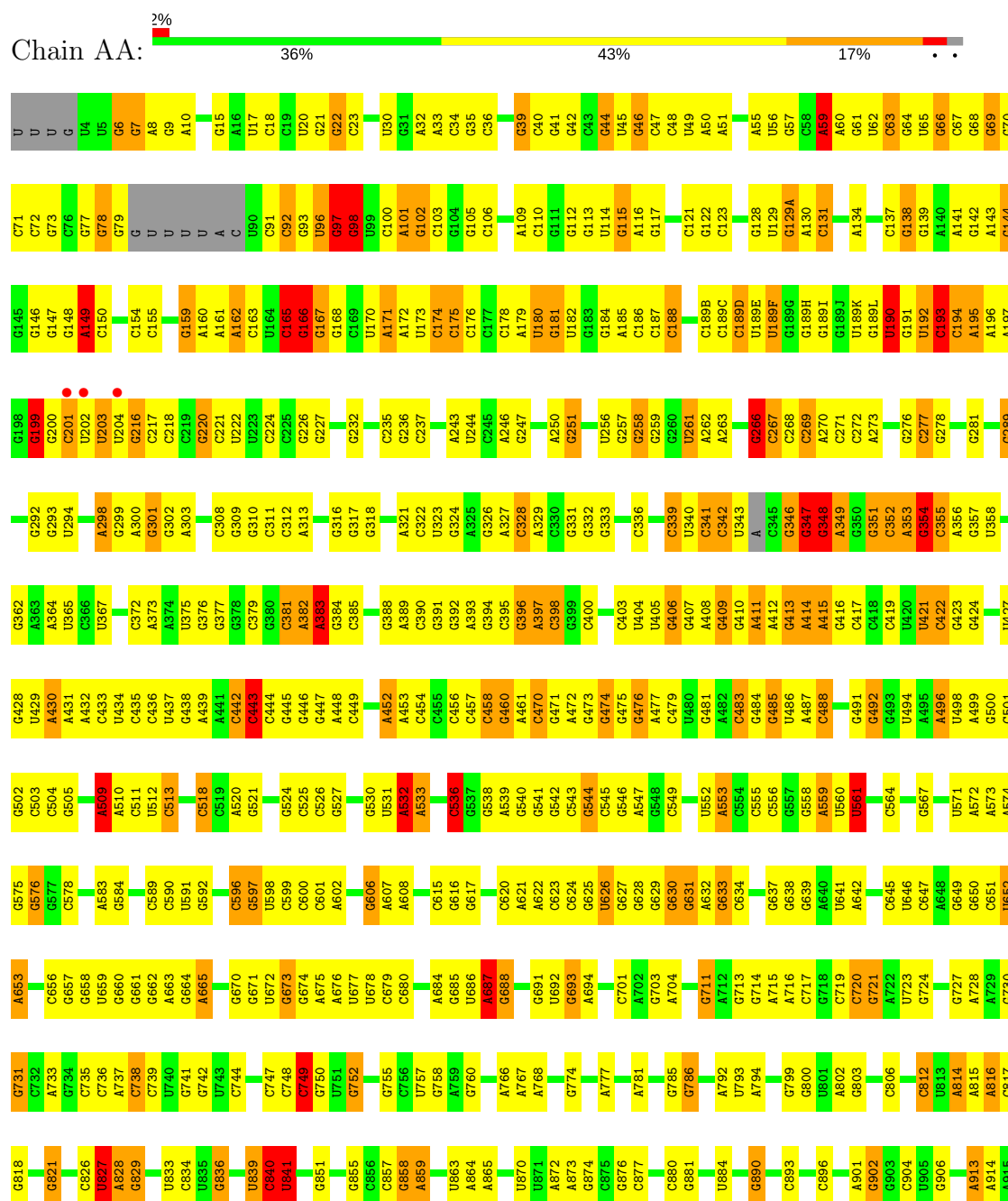
Continued from previous page...

Mol	Chain	Residues	Atoms		ZeroOcc	AltConf
61	DA	902	Total 902	O 902	0	0
61	DB	7	Total 7	O 7	0	0
61	DD	8	Total 8	O 8	0	0
61	DE	13	Total 13	O 13	0	0
61	DF	5	Total 5	O 5	0	0
61	DO	1	Total 1	O 1	0	0
61	DP	14	Total 14	O 14	0	0
61	DQ	3	Total 3	O 3	0	0
61	DU	4	Total 4	O 4	0	0
61	DV	1	Total 1	O 1	0	0
61	DX	2	Total 2	O 2	0	0
61	DY	2	Total 2	O 2	0	0
61	D0	5	Total 5	O 5	0	0
61	D1	1	Total 1	O 1	0	0
61	D7	2	Total 2	O 2	0	0
61	D8	4	Total 4	O 4	0	0

3 Residue-property plots

These plots are drawn for all protein, RNA and DNA chains in the entry. The first graphic for a chain summarises the proportions of the various outlier classes displayed in the second graphic. The second graphic shows the sequence view annotated by issues in geometry and electron density. Residues are color-coded according to the number of geometric quality criteria for which they contain at least one outlier: green = 0, yellow = 1, orange = 2 and red = 3 or more. A red dot above a residue indicates a poor fit to the electron density ($RSRZ > 2$). Stretches of 2 or more consecutive residues without any outlier are shown as a green connector. Residues present in the sample, but not in the model, are shown in grey.

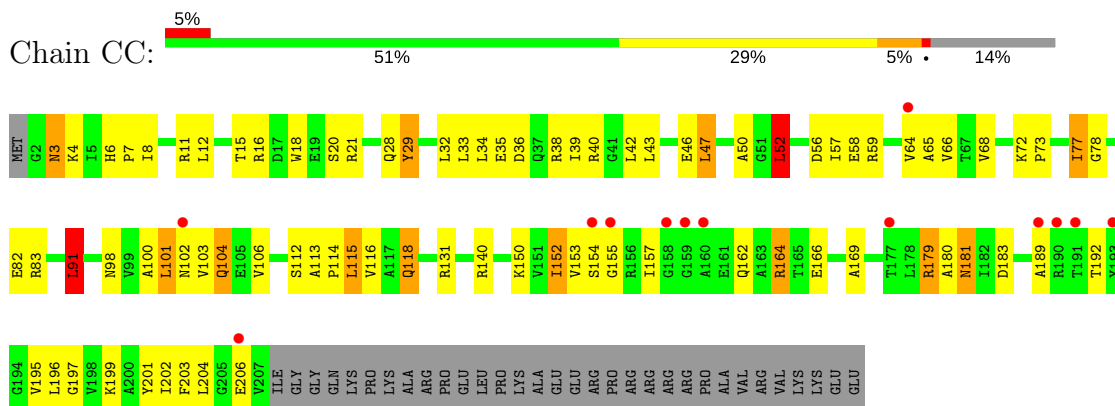
• Molecule 1: 16S Ribosomal RNA



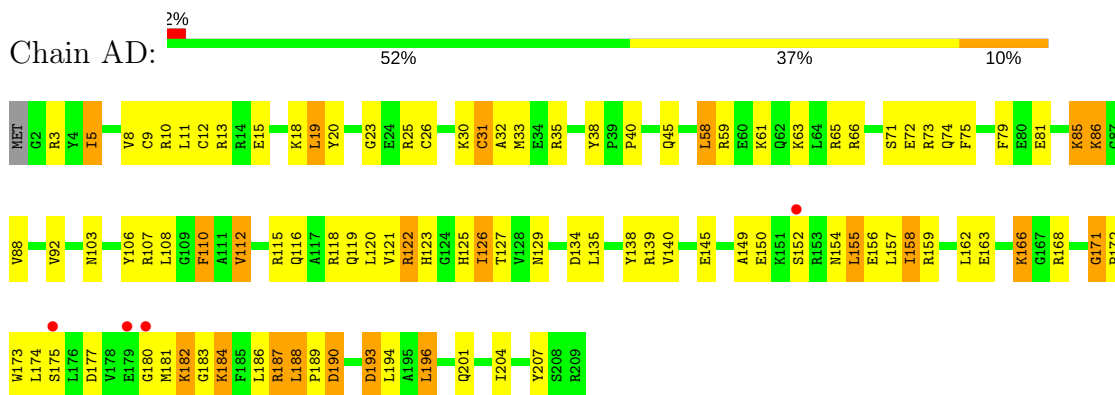


C1445	C1362	C1297	C1228	A1168	A1105	A1041	C985	A919	C934	G752	C680	A608	G538	C454	G388
U1446	C1363	C1298	C1233	A1169	G1106	G1042	A986	U920	U935	A753	G683	A609	A539	C455	A389
C1447	C1366	A1299	C1234	A1170	C1107	C1043	C989	U921	G936	G754	A684	G610	G540	C456	C390
G1452	C1367	G1300	G1235	G1171	G1108	A1044	C990	G922	G937	G755	G685	G611	G541	C457	G391
G1456	C1368	C1303	A1236	G1173	C1110	G1047	U991	A923	G938	G756	G686	G616	C543	C458	G392
G1458	C1369	G1304	C1237	G1174	A1111	G1048	U992	C924	U839	G757	U687	G617	C544	C460	A393
C1459	G1370	G1305	A1238	G1176	C1112	C1051	G993	G926	C940	A758	G688	U619	G545	A461	G396
A1460	A1371	A1306	A1239	A1176	C1113	C1052	A994	G927	C948	G760	C689	C620	G546	G471	A397
G1461	U1307	U1207	U1241	G1177	G1053	U1052	A996	C995	U850	A767	G690	A621	G472	A473	C398
C1465	G1373	G1308	G1241	G1178	G1054	U1053	U997	U851	G851	A768	U692	C623	G474	C400	G399
A1466	A1374	G1310	C1243	A1179	A1055	A1055	G998	C932	G855	G769	U693	C624	G475	C401	G399
	U1376	G1311	C1244	G1181	U1056	C1056	C999	G933			A694	C625		C402	
G1469	A1377	U1312	C1245	G1182	G1057	G1058	U1000	C934	G858	G774	C701	U627	G484	C403	
C1479	U1378	U1313	C1246	A1183	U1120	C1059	A1001	C954	A859	G775	A704	G628	G485	U404	
G1480	U1379	G1314	C1249	G1184	U1122	G1060	G1001A	A937	G860	G776	U705	G629	U486	U405	
	U1380	U1315	G1250	G1185	A1123	G1061	G1003	A938	G861	A777	A706	G630	U487	G406	
C1484	G1385	G1316	C1251	G1186	G1124	G1062	A1004	C939	G861		U707	G631	U488	G407	
U1485	G1386	C1317	A1251	G1187	U1125	C1063	A1005	C940	A865	C783	C707	A652	U489	G408	
G1486	G1387	A1318	A1252	A1188	G1127	U1065	C1006	G941	C968	C784	C708	G634	U490	G409	
G1487	C1388	C1320	G1257	G1189	C1128	U1066	C1007	G942		C785	G709	G635	G491	A410	
G1488	C1389	C1321	A1256	A1191	C1129	U1067	G1008	G947	A872	C790	G710	G638	G492	A411	
C1489	U1390	C1322	G1258	C1192	A1130	A1067	G1009	C948	A873	C791	A712	G639	U494	G412	
C1490	U1391	G1323	C1259	G1193	G1131	G1068	G1010		A874	C792	A713	U496	A495	G413	
G1491	G1392	A1324	A1260	U1194	C1132	C1069	G1011	G951	G873	A792	G714	U498		A414	
A1492	C1393	C1325	A1261	C1195	G1133	U1070	U1012	U952	G874	C793	A715	U499		C418	
A1493	G1394	C1326	G1262	U1196	G1071	G1072	A1014	G953	G875	A794	A716	G500		C419	
G1494	C1395	C1327	C1263	G1197	U1135	G1073	A1015	G954	C877	C797	C719	C501			
	A1396	C1328	G1264	U1198	U1136	G1074	A1016	U955	G878	C798	C720	G502		C422	
	C1397	A1329	G1265	U1199	C1137	G1075	G1017	U956	C879	C799	C721	C503		G423	
G1497	A1398	U1330	G1266	C1200	G1138	C1076	C1018	U957	C880	G800	A722	G576		G424	
U1498	C1399	G1331	C1267	A1201	G1139	G1077	C1019	A958	C881	U801	G723	G577		G425	
A1499	C1400	A1332	A1268	G1202	C1140	U1078	U1020	A959	C882	A802	U724	G578		G426	
A1500	C1401	C1333	A1269	C1203	C1141	G1079	G1021	U960	G885	G803	G725	G579		U427	
C1501	C1402	G1334	C1270	A1204	G1142	A1080	G1022	U961		U804	C726	U652		A510	
A1502	C1403	C1335	G1271	U1205	G1143	G1081	G1023		G890	C805	G727	A653		C511	
A1503		C1336	G1272	G1206	G1144		G1024	A964	A891	C806		A654		U512	
G1504	C1411	G1337	G1273	G1207	C1145	U1085	U1025	A965	U891		C730	A655		C513	
G1505	C1412	C1338	G1274	C1208	A1146	U1086	G1026	A966	A892	C812	G731	C656		C433	
U1506	A1413	A1339		C1209	C1147	G1087	C1027	G967	C893	C813	A732	C585		U434	
A1507	U1414	C1340	C1277	C1210	U1148	G1088	C1028	A968	G894	U813	A733	C586		A520	
	G1415	U1341	U1278	U1211	U1150	G1089	C1029	A969	C899	A814	G734	G587		G521	
G1510	G1419	C1342	A1279	A1212	A1151	U1090	C1030	C970	A900	A815	G735	G588		C522	
G1511	C1420	G1343	A1280	A1213	A1152	U1091	G1030A	G971	A901	A816	C736	C589		G437	
U1512	G1421	C1344	U1281	C1214	C1153	U1092	C1030B	C972	A902	C817	G737	C590		G438	
A1513	G1422	U1345	C1282	G1215	C1154	A1092	G1030C	G973	G902	G818	C738	U591		C525	
C1514	G1423	A1346	G1283	G1216	G1155	A1093	A1030D	A974			C739	G592		A441	
C1515		G1347	C1284	C1217	G1156	G1094	G1031	A975	G906		U740			C442	
G1516	U1427	U1348	A1285	C1218	G1157	U1095	G1032	G976	A907	C821	C741	C596		C443	
G1517	A1428		A1286	U1219	A1158	C1096	G1033	A977	A908	C826	G742	C597		C444	
A1518		C1352	A1287	G1220	C1158	G1099	G1034	U978	A909	U827	G743	U598		G445	
G1519	G1435	G1353	A1288	G1221	U1159	A1100	A1035	C979	A913	A828	G744	C599		G446	
U1520	U1436	C1354	A1289	G1222	C1160	C1100	G1036	G980	A914	G829	C745	C600		G447	
G1521			G1290	G1223	C1161	A1101	C1037	U981	A915	G830		C601		A448	
U1522	G1442	U1358	G1291	G1224	C1162	A1102	C1038	U982	G916	U831	C749	C606		A452	
G1523	G1442A	A1359	U1292	A1225	C1163	C1103	C1039	A983	G917	C832	G750	G607		C536	
	A1442B	G1293	U1293	C1226	G1166	G1104	U1040	C984	A918	U833	U751	C679		G537	

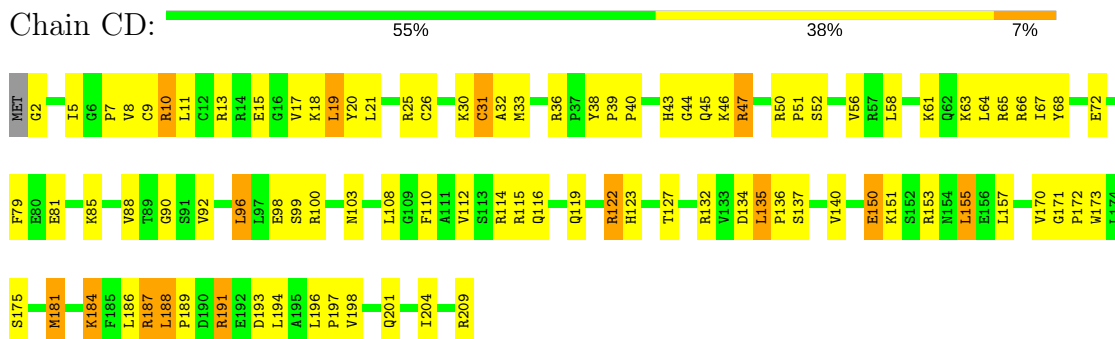
- Molecule 3: 30S Ribosomal Protein S3



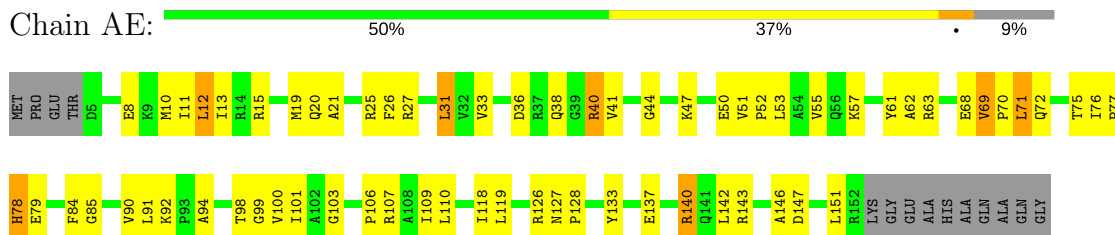
- Molecule 4: 30S Ribosomal Protein S4



- Molecule 4: 30S Ribosomal Protein S4

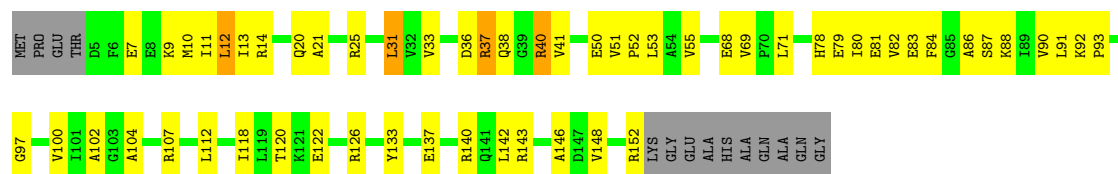


- Molecule 5: 30S Ribosomal Protein S5




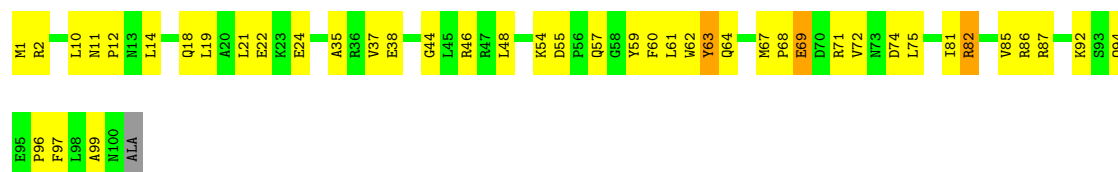
- Molecule 5: 30S Ribosomal Protein S5

Chain CE: 



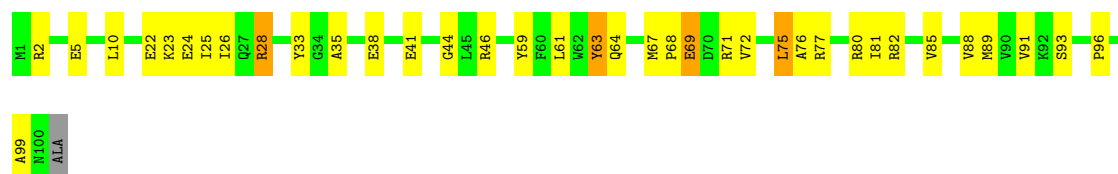
• Molecule 6: 30S Ribosomal Protein S6

Chain AF: 



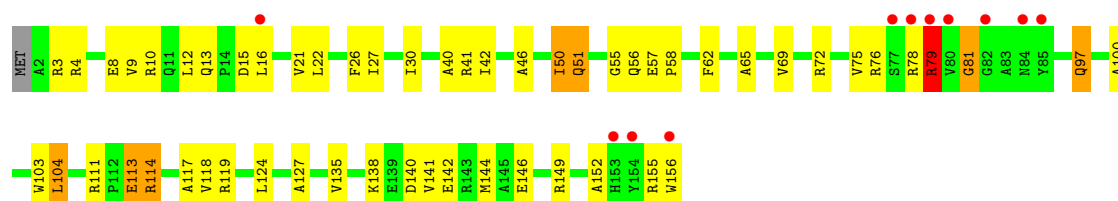
• Molecule 6: 30S Ribosomal Protein S6

Chain CF: 



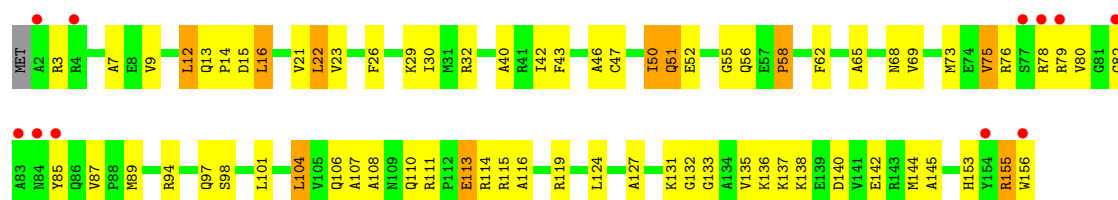
• Molecule 7: 30S Ribosomal Protein S7

Chain AG: 



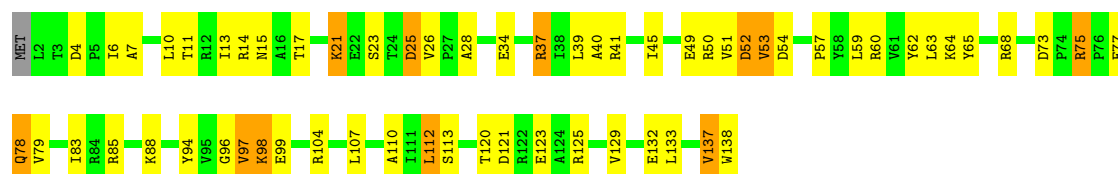
• Molecule 7: 30S Ribosomal Protein S7

Chain CG: 



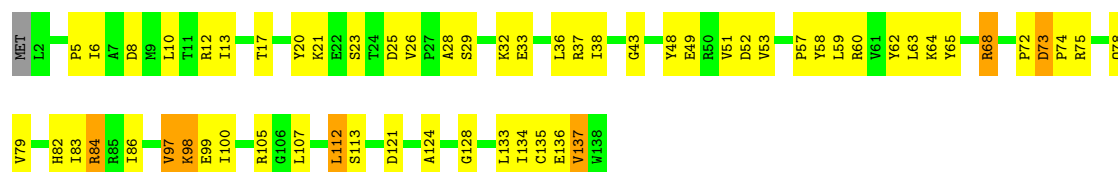
• Molecule 8: 30S Ribosomal Protein S8

Chain AH: 



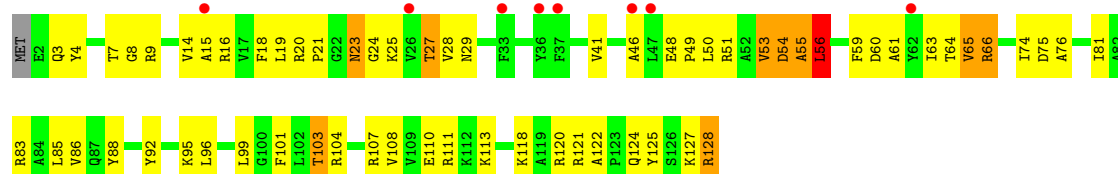
• Molecule 8: 30S Ribosomal Protein S8

Chain CH: 56% 38% 5%



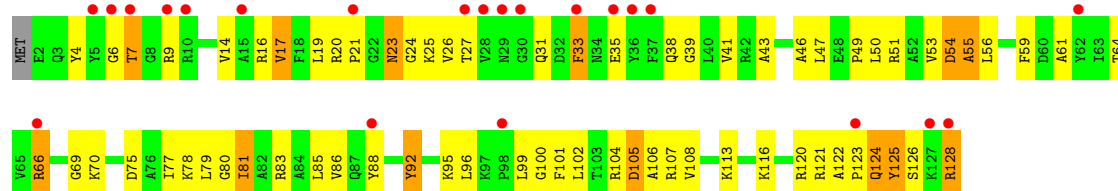
• Molecule 9: 30S Ribosomal Protein S9

Chain AI: 6% 50% 41% 7%



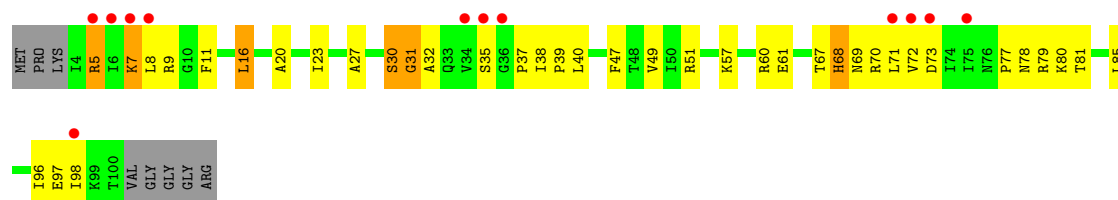
• Molecule 9: 30S Ribosomal Protein S9

Chain CI: 17% 45% 44% 10%



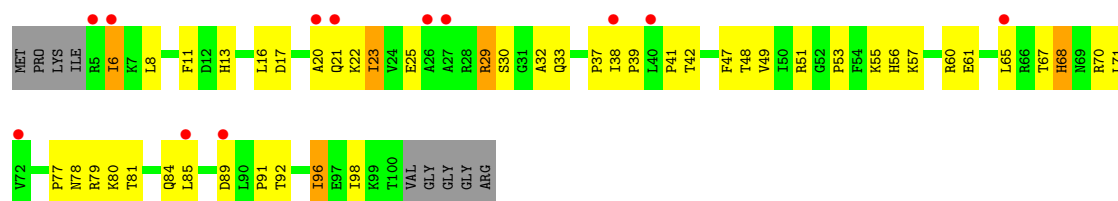
• Molecule 10: 30S Ribosomal Protein S10

Chain AJ: 11% 55% 31% 6% 8%



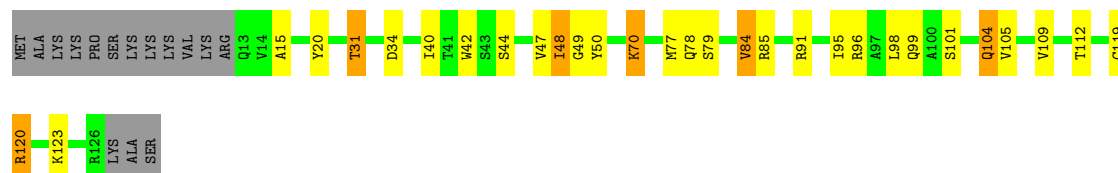
• Molecule 10: 30S Ribosomal Protein S10

Chain CJ: 11% 47% 40% 5% 9%



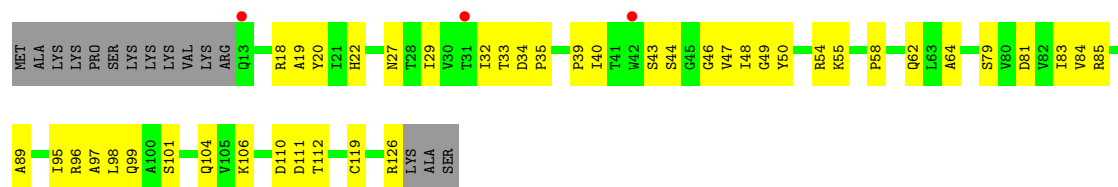
• Molecule 11: 30S Ribosomal Protein S11

Chain AK: 65% 19% 5% 12%



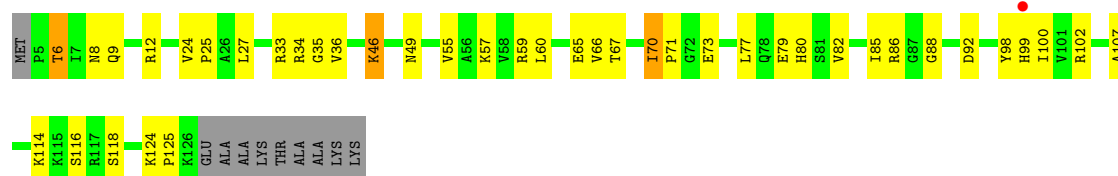
• Molecule 11: 30S Ribosomal Protein S11

Chain CK: 2% 55% 33% 12%



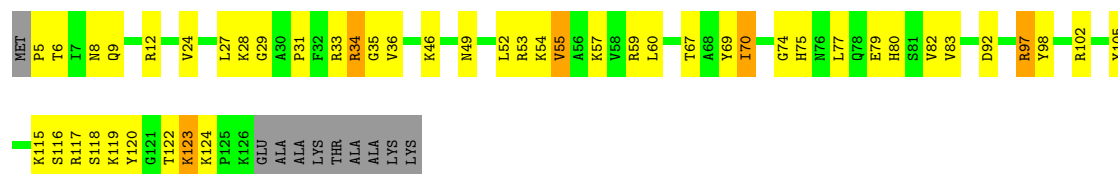
• Molecule 12: 30S Ribosomal Protein S12

Chain AL: 61% 29% 8%



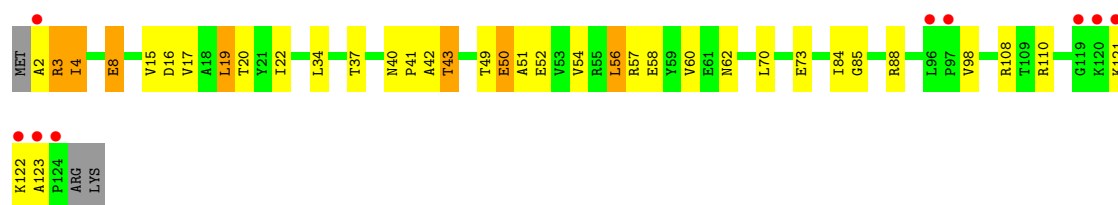
• Molecule 12: 30S Ribosomal Protein S12

Chain CL: 57% 32% 8%

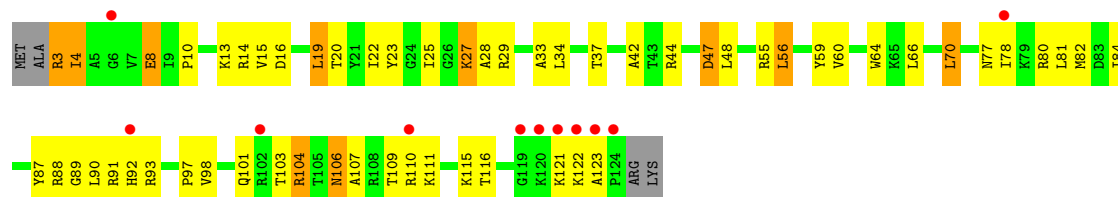


• Molecule 13: 30S Ribosomal Protein S13

Chain AM: 7% 68% 24% 6%




• Molecule 13: 30S Ribosomal Protein S13



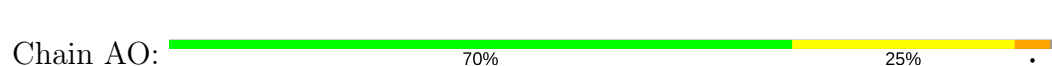
• Molecule 14: 30S Ribosomal Protein S14



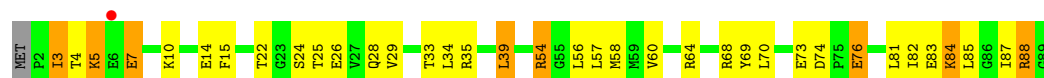
• Molecule 14: 30S Ribosomal Protein S14



• Molecule 15: 30S Ribosomal Protein S15

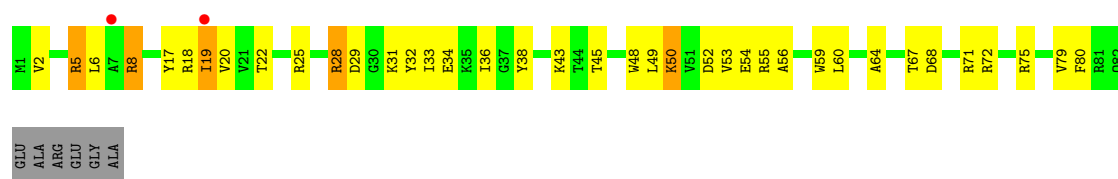


• Molecule 15: 30S Ribosomal Protein S15



• Molecule 16: 30S Ribosomal Protein S16





• Molecule 16: 30S Ribosomal Protein S16

Chain CP: 59% 32% 7%



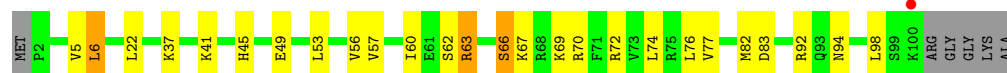
• Molecule 17: 30S Ribosomal Protein S17

Chain AQ: 68% 24% 6%



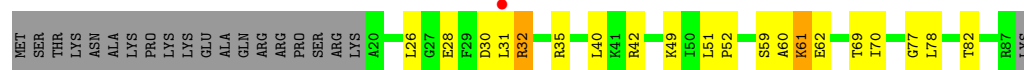
• Molecule 17: 30S Ribosomal Protein S17

Chain CQ: 70% 22% 6%



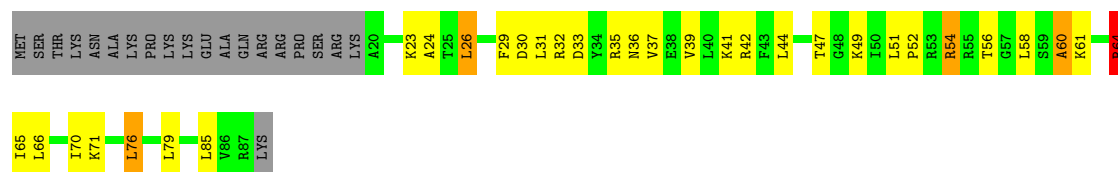
• Molecule 18: 30S Ribosomal Protein S18

Chain AR: 55% 20% 23%



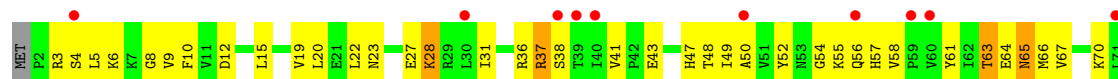
• Molecule 18: 30S Ribosomal Protein S18

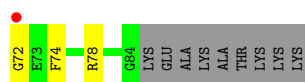
Chain CR: 41% 31% 5% 23%



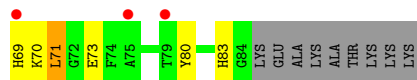
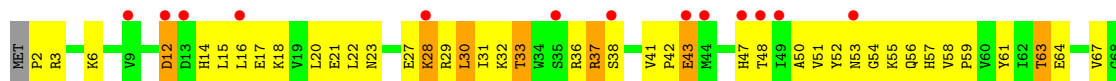
• Molecule 19: 30S Ribosomal Protein S19

Chain AS: 12% 45% 40% 11%





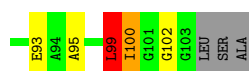
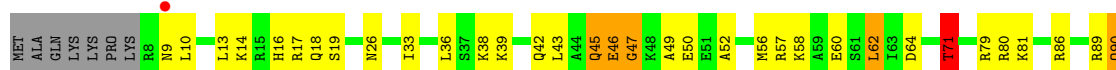
• Molecule 19: 30S Ribosomal Protein S19



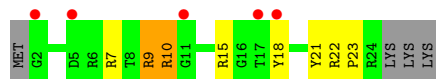
• Molecule 20: 30S Ribosomal Protein S20



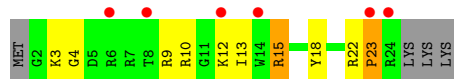
• Molecule 20: 30S Ribosomal Protein S20



• Molecule 21: 30S Ribosomal Protein THX

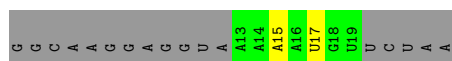


• Molecule 21: 30S Ribosomal Protein THX



• Molecule 22: mRNA





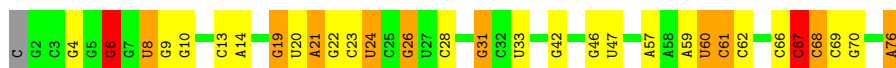
• Molecule 22: mRNA

Chain CV: 21% 75%



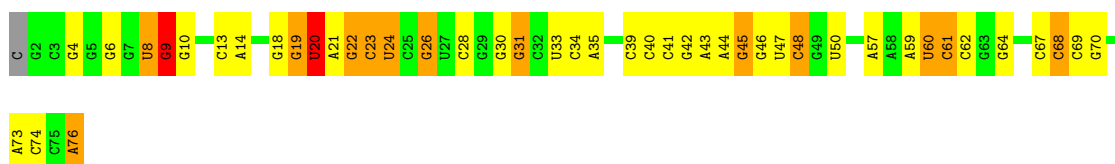
• Molecule 23: P-site tRNA

Chain AX: 58% 25% 13%



• Molecule 23: P-site tRNA

Chain CX: 40% 39% 17%



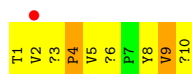
• Molecule 24: GE82832

Chain AW: 10% 80% 10%



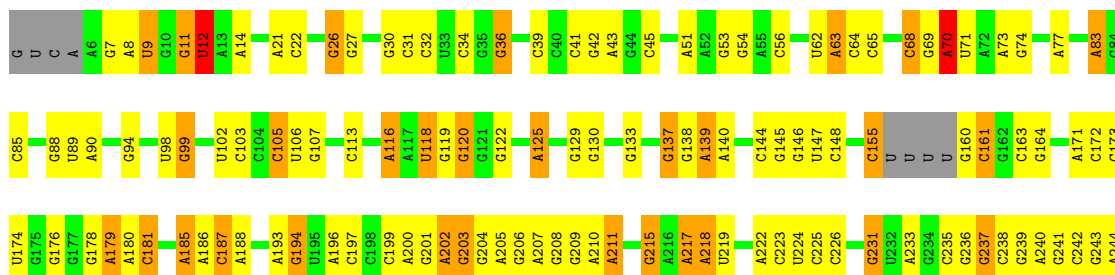
• Molecule 24: GE82832

Chain CW: 10% 70% 20%



• Molecule 25: 23S Ribosomal RNA

Chain BA: 47% 34% 10% 6%




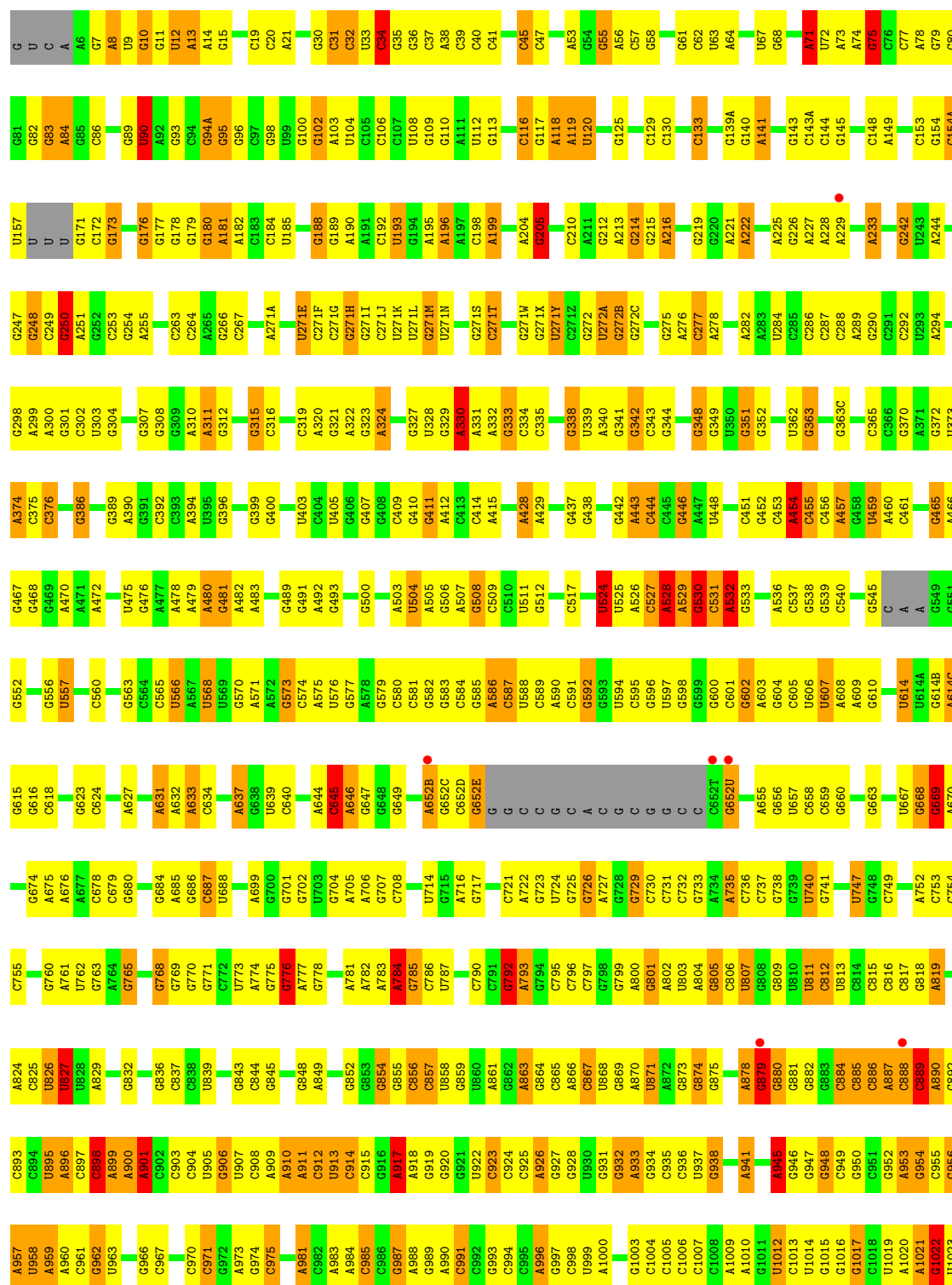
G1529	G1530	A1536	G1537	G1538	C1539	A1540	A1541	A1542	U1543	C1547	C1548	U1549	C1550	C1551	C1552	A1553	A1554	C1555	G1471	G1472	A1473	G1474	G1475	C1476	A1480	C1483	G1487	A1491	A1496	G1497	U1500	U1501	G1502	G1503	A1504	C1505	G1506	A1507	G1513	C1514	G1517	A1518	A1519	G1520	C1521	G1522	G1525																																																																																																																																																																																																																																																																																																																																																																																																																																																																																																																																																																																																																																																																																																																																																																															
G1356	U1359	U1360	A1255	C1361	U1256	C1263	G1264	A1265	C1266	G1273	C1373	G1374	G1464	A1465	G1377	G1378	C1379	A1382	G1383	G1384	G1385	U1386	A1387	A1388	G1389	G1390	C1391	G1394	A1395	U1398	G1402	U1403	G1404	A1405	A1406	G1410	A1411	A1412	C1416	G1417	U1418	C1421	G1422	G1423	A1424	G1425	C1429	A1430	G1431																																																																																																																																																																																																																																																																																																																																																																																																																																																																																																																																																																																																																																																																																																																																																																													
C1252	U1359	A1255	U1256	C1361	U1256	G1263	G1264	A1265	C1266	G1273	C1373	G1374	G1464	A1465	G1377	G1378	C1379	A1382	G1383	G1384	G1385	U1386	A1387	A1388	G1389	G1390	C1391	G1394	A1395	U1398	G1402	U1403	G1404	A1405	A1406	G1410	A1411	A1412	C1416	G1417	U1418	C1421	G1422	G1423	A1424	G1425	C1429	A1430	G1431																																																																																																																																																																																																																																																																																																																																																																																																																																																																																																																																																																																																																																																																																																																																																																													
G1168	G1168	A1255	U1256	C1361	U1256	G1263	G1264	A1265	C1266	G1273	C1373	G1374	G1464	A1465	G1377	G1378	C1379	A1382	G1383	G1384	G1385	U1386	A1387	A1388	G1389	G1390	C1391	G1394	A1395	U1398	G1402	U1403	G1404	A1405	A1406	G1410	A1411	A1412	C1416	G1417	U1418	C1421	G1422	G1423	A1424	G1425	C1429	A1430	G1431																																																																																																																																																																																																																																																																																																																																																																																																																																																																																																																																																																																																																																																																																																																																																																													
G1171	G1171	U1256	U1256	C1361	U1256	G1263	G1264	A1265	C1266	G1273	C1373	G1374	G1464	A1465	G1377	G1378	C1379	A1382	G1383	G1384	G1385	U1386	A1387	A1388	G1389	G1390	C1391	G1394	A1395	U1398	G1402	U1403	G1404	A1405	A1406	G1410	A1411	A1412	C1416	G1417	U1418	C1421	G1422	G1423	A1424	G1425	C1429	A1430	G1431																																																																																																																																																																																																																																																																																																																																																																																																																																																																																																																																																																																																																																																																																																																																																																													
A1174	A1175	A1265	U1266	C1362	A1363	C1366	A1265	U1177	C1266	G1273	C1373	G1374	G1464	A1465	G1377	G1378	C1379	A1382	G1383	G1384	G1385	U1386	A1387	A1388	G1389	G1390	C1391	G1394	A1395	U1398	G1402	U1403	G1404	A1405	A1406	G1410	A1411	A1412	C1416	G1417	U1418	C1421	G1422	G1423	A1424	G1425	C1429	A1430	G1431																																																																																																																																																																																																																																																																																																																																																																																																																																																																																																																																																																																																																																																																																																																																																																													
C1180	G1181	G1182	U1183	U1184	G1185	U1186	U1187	A1188	A1189	G1190	G1195	C1199	G1200	A1201	A1202	C1207	G1210	U1211	C1212	G1216	G1217	U1218	U1219	U1220	G1221	C1222	C1223	C1224	C1225	G1229	G1230	G1231	G1232	U1233	A1234	G1240	C1246	G1247	G1248	A1249	C1250	C1251	C1252	C1253	C1254	C1255	C1256	C1257																																																																																																																																																																																																																																																																																																																																																																																																																																																																																																																																																																																																																																																																																																																																																																														
G1158	G1168	U1171	A1174	U1176	G1177	G1180	G1181	G1182	G1183	U1184	G1185	U1186	U1187	A1188	A1189	G1190	G1195	C1199	G1200	A1201	A1202	C1207	G1210	U1211	C1212	G1216	G1217	U1218	U1219	U1220	G1221	C1222	C1223	C1224	C1225	G1229	G1230	G1231	G1232	U1233	A1234	G1240	C1246	G1247	G1248	A1249	C1250	C1251	C1252	C1253	C1254	C1255	C1256	C1257																																																																																																																																																																																																																																																																																																																																																																																																																																																																																																																																																																																																																																																																																																																																																																								
C1098	A	G	A	G	G	G	U	U	G	C	U	U	A	U	A	G	A	C	C	U	U	U	U	U	U	U	U	U	U	U	U	U	U	U	U	U	U	U	U	U	U	U	U	U	U	U	U	U	U	U	U	U	U	U	U	U	U	U	U	U	U	U	U	U	U	U	U	U	U	U	U	U	U	U	U	U	U	U	U	U	U	U	U	U	U	U	U	U	U	U	U	U	U	U	U	U	U	U	U	U	U	U	U	U	U	U	U	U	U	U	U	U	U	U	U	U	U	U	U	U	U	U	U	U	U	U	U	U	U	U	U	U	U	U	U	U	U	U	U	U	U	U	U	U	U	U	U	U	U	U	U	U	U	U	U	U	U	U	U	U	U	U	U	U	U	U	U	U	U	U	U	U	U	U	U	U	U	U	U	U	U	U	U	U	U	U	U	U	U	U	U	U	U	U	U	U	U	U	U	U	U	U	U	U	U	U	U	U	U	U	U	U	U	U	U	U	U	U	U	U	U	U	U	U	U	U	U	U	U	U	U	U	U	U	U	U	U	U	U	U	U	U	U	U	U	U	U	U	U	U	U	U	U	U	U	U	U	U	U	U	U	U	U	U	U	U	U	U	U	U	U	U	U	U	U	U	U	U	U	U	U	U	U	U	U	U	U	U	U	U	U	U	U	U	U	U	U	U	U	U	U	U	U	U	U	U	U	U	U	U	U	U	U	U	U	U	U	U	U	U	U	U	U	U	U	U	U	U	U	U	U	U	U	U	U	U	U	U	U	U	U	U	U	U	U	U	U	U	U	U	U	U	U	U	U	U	U	U	U	U	U	U	U	U	U	U	U	U	U	U	U	U	U	U	U	U	U	U	U	U	U	U	U	U	U	U	U	U	U	U	U	U	U	U	U	U	U	U	U	U	U	U	U	U	U	U	U	U	U	U	U	U	U	U	U	U	U	U	U	U	U	U	U	U	U	U	U	U	U	U	U	U	U	U	U	U	U	U	U	U	U	U	U	U	U	U	U	U	U	U	U	U	U	U	U	U	U	U	U	U	U	U	U	U	U	U	U	U	U	U	U	U	U	U	U	U	U	U	U	U	U	U	U	U	U	U	U	U	U	U	U	U	U	U	U	U	U	U	U	U	U	U	U	U	U	U	U	U	U	U	U	U	U	U	U	U	U	U	U	U	U	U	U	U	U	U	U	U	U	U	U	U	U	U	U	U	U	U	U	U	U	U	U	U	U	U	U	U	U	U	U	U	U	U	U	U	U	U	U	U	U	U	U	U	U	U	U	U	U	U	U	U	U	U	U	U	U	U	U	U	U	U	U	U	U	U	U	U	U	U	U	U	U	U	U	U	U	U	U	U	U	U	U	U	U	U	U	U	U	U	U	U	U	U	U	U	U	U	U	U	U	U	U	U	U	U	U	U	U	U	U	U	U	U	U	U	U	U	U	U	U	U	U	U	U	U	U	U	U	U	U	U	U	U	U	U	U	U	U	U	U	U	U	U	U	U	U	U	U	U	U	U	U	U	U	U	U	U	U	U	U	U	U	U	U	U	U	U	U	U	U	U	U	U	U	U	U	U	U	U	U	U	U	U	U	U	U	U	U	U	U	U	U	U	U	U	U	U	U	U	U	U	U	U	U	U	U	U	U	U	U	U	U	U	U	U	U	U	U	U	U	U	U	U	U	U	U	U	U	U	U	U	U	U	U	U	U	U	U	U	U	U	U	U	U	U	U	U	U	U	U	U	U	U	U	U	U	U	U	U	U	U	U	U	U	U	U	U	U	U	U	U	U	U	U	U	U	U

G2832	A2746	C2658	A2481	G2403	G2335	C2260	A	C2061	C1963	G1870	A1790	C1708	G1615
A2833	C2755	U2659	C2486	A2404	G2336	U2261	A	C2062	C1963	G1871	A1791	C1709	A1616
C2834	C2760	C2660	C2487	A2405	G2337	G2262	A	U2063	U1977	C1874	A1712	C1710	A1617
A2835	G2764	U2662	A2488	U2410	C2338	G2263	A	C2064	C1874	G1875	A1715	C1711	A1618
G2836	G2768	A2666	A2490	G2411	A2340	G2265	C	C2065	U1983	A1878	G1800	A1716	U1625
A2837	U2769	C2667	C2491	G2412	G2341	G2268	C	C2067	G1986	A1879	G1800	A1717	G1628
G2838	A2771	A2668	C2495	U2418	G2343	G2271	A	G2070	C1987	U1882	A1804	A1718	C1629
C2839	A2777	C2669	G2498	U2420	G2346	C2272	C	G2071	G1989	U1889	A1805	U1719	A1630
A2840	A2778	U2670	G2499	G2421	A2347	G2273	U	G2074	A1991	U1890	U1806	C1720	C1631
C2841	G2779	C2671	A2500	G2422	A2348	C2275	G	A2075	A1992	A1890	G1807	G1721	A1632
G2842	A2782	A2672	U2503	G2425	G2349	C2276	C	C2077	U1993	C1897	U1808	C1722	A1633
C2843	C2783	C2673	G2506	U2426	C2353	A2280	C	G2078	A1994	A1898	U1809	G1723	G1639
A2844	C2784	A2674	C2507	G2427	C2354	A2281	G	A2079	G1997	A1899	U1810	A1724	G1640
G2845	C2785	G2675	G2508	C2428	C2355	G2282	C	A2080	C2001	U1900	A1811	G1725	G1647
C2846	C2786	A2676	C2509	C2429	U2356	U2283	A	A2081	C2001	C1901	C1812	U1735	U1648
G2847	C2787	U2677	C2510	A2430	G2357	A2284	C	A2082	G2011	C1904	A1815	A1736	G1652
A2848	A2788	C2678	G2513	U2434	U2360	A2285	U	A2083	C2012	G1905	A1816	U1739	C1653
C2849	G2789	G2679	G2514	U2435	C2361	G2286	G	C2087	U2013	C1908	A1817	U1740	A1654
G2850	A2791	U2680	A2515	C2436	C2362	C2287	G	G2088	U2015	U1908	A1818	G1742	A1655
C2851	C2795	U2681	U2516	A2437	G2365	A2288	C	C2089	A1911	A1911	C1821	G1743	A1656
A2852	G2796	C2682	G2517	G2441	G2366	C2289	A	G2091	A1912	A1912	A1822	G1744	G1659
C2853	C2797	U2683	U2518	A2442	G2367	C2290	C	G2092	C1914	C1914	A1823	G1745	A1660
G2854	C2798	A2684	G2522	U2443	C2368	C2291	C	A2093	U1825	U1825	C1824	G1746	C1661
C2855	U2799	C2685	C2523	A2444	U2369	C2292	C	C2094	U1826	U1826	C1825	A1747	A1662
A2856	C2800	U2686	U2524	U2445	U2370	C2293	C	U2095	G1919	U1920	C1826	A1748	C1663
G2857	C2801	C2687	G2525	A2446	C2371	C2294	C	G2101	U1921	C1921	C1827	G1749	A1664
C2858	C2802	A2688	C2526	U2447	C2372	C2295	C	C2102	U1922	A1922	C1828	G1750	G1665
A2859	U2803	U2689	U2527	G2448	A2373	C2296	C	C2103	G1925	G1925	C1831	G1751	U1667
C2860	C2804	C2690	C2528	U2449	C2374	C2297	C	A2035	U1926	C1926	C1832	U1753	G1668
G2861	C2805	U2691	U2529	U2450	C2375	C2298	C	A2036	C1927	C1927	A1833	G1757	A1679
C2862	C2806	C2692	C2530	A2451	G2376	C2299	C	A2037	U2038	U2038	A1834	C1758	G1680
A2863	U2807	A2693	G2531	C2452	C2377	C2300	C	C2104	U2039	G1929	C1835	C1759	A1681
C2864	C2808	U2694	U2532	U2453	C2378	G2301	C	C2105	G2040	U1836	C1836	U1760	G1682
G2865	C2809	C2695	C2533	A2454	C2379	C2302	C	G2106	A2041	A1934	A1843	U1765	C1683
A2866	U2810	U2696	U2534	G2455	C2380	C2303	C	C2107	C2042	C1935	A1844	G1766	U1686
C2867	C2811	C2697	G2535	U2456	C2381	C2304	C	U2108	U2043	C1936	G1845	A1767	C1687
G2868	U2812	A2698	C2536	G2457	G2382	C2305	C	G2109	U2044	U1937	G1846	U1768	A1688
A2869	C2813	U2699	U2537	U2458	C2383	C2306	C	A2042	G2045	U1938	A1847	G1769	G1689
C2870	G2814	C2700	A2544	G2459	C2384	C2307	C	C2043	G2046	U1939	G1848	A1770	G1694
U2871	C2815	U2701	U2545	U2460	C2385	C2308	C	A2044	C2047	A1940	U1849	U1775	C1695
C2872	C2816	C2702	G2546	U2461	C2386	C2309	C	U2050	U2051	C1942	A1850	G1776	G1696
G2873	G2817	C2703	U2547	A2462	C2387	C2310	C	G2052	G2052	G1951	U1851	G1777	G1697
A2874	U2818	U2704	C2548	U2463	C2388	C2311	C	A2053	U2053	G1952	G1853	G1778	G1698
C2875	C2819	C2705	U2549	A2464	C2389	G2312	C	G2054	G2054	U1953	G1854	G1779	A1699
G2876	U2820	A2699	C2550	U2465	C2390	G2313	C	A2055	A1954	U1954	G1855	U1780	G1700
A2877	C2821	U2706	U2551	G2466	C2391	C2314	C	G2056	C2056	A1955	A1856	G1781	A1701
C2878	G2822	C2707	G2552	U2467	C2392	G2315	C	G2057	G2057	U1956	G1857	C1782	A1702
G2879	C2823	U2708	U2553	C2468	C2393	C2316	C	C2058	C2058	A1957	C1858	C1783	C1703
A2880	U2824	C2709	C2554	U2469	C2394	C2317	C	U2120	U2120	G1958	A1958	G1787	G1707
C2881	C2825	U2710	U2555	G2470	C2395	C2320	C	U2121	G2059	A1959	G1859	U1788	C1708
G2882	G2826	C2711	G2556	U2471	G2396	C2321	C	G2122	G2060	A1960	A1860	G1789	C1709
A2883	C2827	U2712	U2557	C2472	C2397	C2322	C	G2123	G2061				
C2884	U2828	C2713	C2558	U2473	C2398	C2323	C	G2124	G2062				
G2885	C2829	U2714	G2559	U2474	C2399	C2324	C	G2125	G2063				
A2886	U2830	C2715	U2560	C2475	C2401	C2325	C	G2126	G2064				
C2887	C2831	U2716	C2561	U2476	U2402	C2326	C	G2127	G2065				
G2888	U2832	C2717	U2562	C2477	U2403	C2327	C	G2128	G2066				
A2889	C2833	U2718	C2563	U2478	U2404	C2328	C	G2129	G2067				
C2890	U2834	C2719	U2564	C2479	U2405	C2329	C	G2130	G2068				
G2891	C2835	U2720	C2565	U2480	U2406	C2330	C	G2131	G2069				
A2892	U2836	C2721	U2566	C2481	U2407	C2331	C	G2132	G2070				
C2893	C2837	U2722	C2567	U2482	U2408	C2332	C	G2133	G2071				
G2894	U2838	C2723	U2568	C2483	U2409	C2333	C	G2134	G2072				
A2895	C2839	U2724	C2569	U2484	U2410	C2334	C	G2135	G2073				
C2896	U2840	C2725	U2570	C2485	U2411	C2335	C	G2136	G2074				
G2897	C2841	U2726	C2571	U2486	U2412	C2336	C	G2137	G2075				
A2898	U2842	C2727	U2572	C2487	U2413	C2337	C	G2138	G2076				
C2899	C2843	U2728	C2573	U2488	U2414	C2338	C	G2139	G2077				
G2900	U2844	C2729	U2574	C2489	U2415	C2339	C	G2140	G2078				
A2901	C2845	U2730	C2575	U2490	U2416	C2340	C	G2141	G2079				
C2902	U2846	C2731	U2576	C2491	U2417	C2341	C	G2142	G2080				
G2903	C2847	U2732	C2577	U2492	U2418	C2342	C	G2143	G2081				
A2904	U2848	C2733	U2578	C2493	U2419	C2343	C	G2144	G2082				
C2905	C2849	U2734	C2579	U2494	U2420	C2344	C	G2145	G2083				
U2906	U2850	C2735	U2580	C2495	U2421	C2345	C	G2146	G2084				
A2907	C2851	U2736	C2581	U2496	U2422	C2346	C	G2147	G2085				
G2908	U2852	C2737	U2582	C2497	U2423	C2347	C	G2148	G2086				
C2909	C2853	U2738	C2583	U2498	U2424	C2348	C	G2149	G2087				
A2910	U2854	C2739	U2584	C2499	U2425	C2349	C	G2150	G2088				
C2911	C2855	U2740	C2585	U2500	U2426	C2350	C	G2151	G2089				
G2912	U2856	C2741	U2586	C2501	U2427	C2351	C	G2152	G2090				
A2913	C2857	U2742	C2587	U2502	U2428	C2352	C	G2153	G2091				
C2914	U2858	C2743	U2588	C2503	U2429	C2353	C	G2154	G2092				
G2915	C2859	U2744	C2589	U2504	U2430	C2354	C	G2155	G2093				
A2916	U2860	C2745	U2590	C2505	U2431	C2355	C	G2156	G2094				
C2917	C2861	U2746	C2591	U2506	U2432	C2356	C	G2157	G2095				
G2918	U2862	C2747	U2592	C2507	U2433	C2357	C	G2158	G2096				
A2919	C2863	U2748	C2593	U2508	U2434	C2358	C	G2159	G2097				
C2920	U2864	C2749	U2594	C2509	U2435	C2359	C	G2160	G2098				
G2921	C2865	U2750	C2595	U2510	U2436	C2360	C	G2161	G2099				
A2922	U2866	C2751	U2596	C2511	U2437	C2361	C	G2162	G2100				
C2923	C2867	U2752	C2597	U2512	U2438	C2362	C	G2163	G2101				
G2924	U2868	C2753	U2598	C2513	U2439	C2363	C	G2164	G2102				
A2925	C2869	U2754	C2599	U2514	U2440	C2364	C	G2165	G2103				
C2926	U2870	C2755	U2600	C2515	U2441	C2365	C	G2166	G2104				
G2927	C2871	U2756	A2601	U2516	U2442	C2366	C	G2167	G2105				
A2928	U2872	C2757	G2602	U2517	U2443	C2367	C	G2168	G2106				
C2929	C2873	U2758	C2603	U2518	U2444	C2368	C	G2169	G2107				
G2930	U2874	C2759	U2604	C2519	U2445	C2369	C	G2170	G2108				
A2931	C2875	U2760	G2605	U2520	U2446	C2370	C	G2171	G2109				
C2932	U2876	C2761	C2606	C2521	U2447	C2371	C	G2172	G2110				
G2933	C2877	U2762	U2607	U2522	U2448	C2372	C	G2173	G2111				
A2934	U2878	C2763	G2608	C2523	U2449	C2373	C	G2174	G2112				
C2935	C2879	U2764	U										

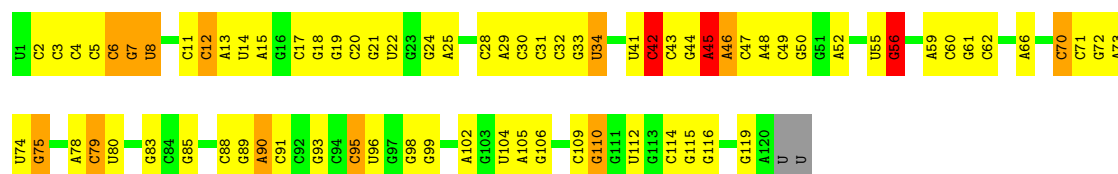
UUU

- Molecule 25: 23S Ribosomal RNA

Chain DA: 

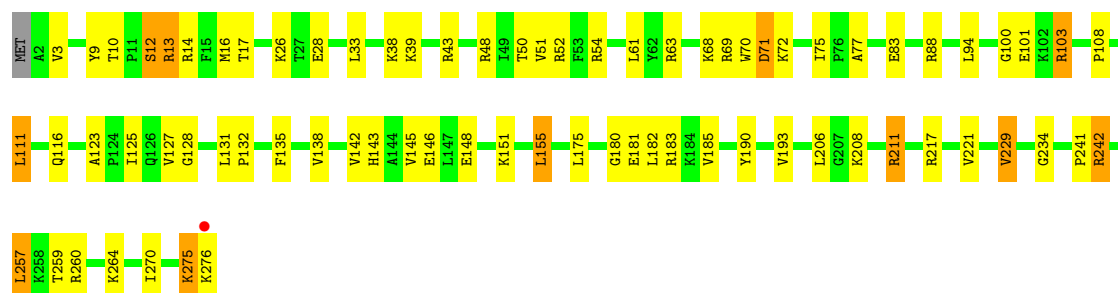


A2082	G2018	G1935	G1846	G1776	C1675	G1594	G1519	G1448	U1372	U1300	C1221A	C1152	A	G1024
G2083	A2019	A1936	A1847	U1777	A1676	G1595	G1520	A1449	C1375	A1301	C1222	C1153	A	G1025
C2084	A2020	A1937	A1848	U1778	A1677	A1596	U1523	G1450	C1376	A1302	G1223	G1154	G	U1026
G2085	G2021	A1938	G1849	U1779	U1679	A1597	G1524	U1453	C1377	G1303	A1226	A1155	G	A1027
G2087	U2022	U1780	G1850	A1780	U1680	C1598	G1525	G1455	A1378	G1309	G1227	U1159	U	G1030
G2023	G2024	U1851	U1851	C1782	G1682	C1600	G1527	G1459	A1379	G1310	G1228	G1160	G	G1031
G2025	A1854	A1854	A1854	A1783	G1681	A1602	A1528				G1229	C1161	C	A1032
C2026	G1855	G1855	G1855	A1784	C1684	U1603	A1528A	C1462	A1384	U1313	C1230	G1162	G	U1033
G2027	G1856	G1856	G1856	A1785	C1684	A1602	G1529	C1463	G1385	C1315	G1235	G1163	U	U1034
U2028	G1857	G1857	G1857	A1786	U1688	C1604	C1530	C1464	C1386	U1316	G1236	G1164	A	U1035
G2029	G1858	G1858	G1858	A1787	A1689	C1605	C1531	G1465		U1317		G1165	A	G1036
A2030	U1955	A1859	C1788	C1788	C1685	G1606	C1532	G1466	A1393	A1317	G1239	C1166	U	G1037
U2098	U1956	A1859	A1789	A1789	U1693	C1607	G1533	C1467	U1394	C1318	U1240	G1168	G	C1038
U2099	C1957	G1790	C1790	C1790	A1608	U1608	U	C1467	A1395	G1319	U1241	G1169	A	G1039
A2033	A1791	A1791	A1791	A1791	C1696	A1609	A	C1468	U1396	A1320	A1241	G1170	U	C1040
U2034	U1794	U1794	U1794	U1794	G1697	A1610	C1536	G1470	U1397	A1321		G1171	C	C1041
G2037	C1795	C1795	C1795	C1795	A1698	C1611	G1537	G1470	U1397	A1322	U1249	G	U	G1042
C2038	G1796	G1796	G1796	G1796	U1699	C1612	G1538	A1471	C1398	U1323	G1250	A	C	G
G2039	C1797	C1797	C1797	C1797	A1700	G1613	G1539	A1472	C1399	G1324	C1251	A	C	C
C2040	G1798	G1798	G1798	G1798	A1701	A1614	U1540	G1473	G1400	G1325	G1252	U	G	A
U2041	C1881	C1881	C1881	C1881	G1702	U1614	U1541	C1474		U1326	A1253	G	U	G
C2042	C1882	C1882	C1882	C1882	G1703	A1618	A1542	G1475	C1403	C1327	U1254	A	G	A
C2043	G1800	G1800	G1800	G1800	G1619	C1619	C1543	C1476	U1404	G1328	U1255	C1178	U	A
U2043	A1884	A1884	A1884	A1884	G1707	G1620	C1547	C1477	U1405	U1329	U1256	C1179	C	C
C2044	C1885	C1885	C1885	C1885	C1708	U1621		G1478	U1406	C1330	G1257	C1180	G	A
C2045	A1886	A1886	A1886	A1886	U1709	G1622		C1479	C1407	A1331	C1258	C1181	C	A
G2046	A1971	A1971	A1971	A1971	C1710		A1554	G1480		G1332	G1259	A1182	C	C
U2047	C1711	C1711	C1711	C1711	C1625	C1625	G1555	U1481	G1410	C1333	G1260	G1183	A	A
G2048	U1805	U1805	U1805	U1805	C1712		C1556	G1482	C1411	G1334	C1261	G1184	G1114	G
G2049	A1810	A1810	A1810	A1810		A1631A	C1557		G1412	U1335		C1185	G1115	G
C2050	G1811	G1811	G1811	G1811	U1718	A1632	A1558	A1486	G1413	A1336	G1266	G1186	C1118	A
A2051	U1898	U1898	U1898	U1898	G1721	G1635	G1559	G1487	C1416	G1337	U1267	G1187	C1119	G
G2052	C1815	C1815	C1815	C1815	A1722	C1636	G1563	G1488	C1417	A1268	A1269	U1188	A	A
G2053	A1900	A1900	A1900	A1900	U1739	A1637	C1564	U1489	C1417	G1339	C1269	U1189	G	G
A2054	G1903	G1903	G1903	G1903	U1759	C1637	C1564	A1490	G1418	U1340	G1270	U	U	U
C2055	U1817	U1817	U1817	U1817	G1740	C1638	C1565	G1491	A1419	U1341	G1271	G1192	C	C
G2056	G1906	G1906	G1906	G1906	A1741	U1639	A1566	C1492	G1421	G1344	U1272	A1194	G	G
C2057	U1819	U1819	U1819	U1819	C1640		A1566	G1493	G1421	C1345	U1273	G1195	C	C
G2058	A1819	A1819	A1819	A1819				C1493		A1274	A1275	C1196	U	U
A2059	C1908	C1908	C1908	C1908	G1746	G1647	A1569	A1494	G1425	G1346		G1197	A1129	U
G2060	G1823	G1823	G1823	G1823	U1753	C1648	A1570	A1495	G1426	G1347	A1278	G1197	U1130	G
C2061	A1912	A1912	A1912	A1912	C1754	G1649	A1571	A1496	A1427	G1348	A1278	U1198	G1131	A
A2062	G1826	G1826	G1826	G1826	U1754	G1650	A1572	U1497	C1428	A1349	G1281	U1199	A	G
G2063	C1914	C1914	C1914	C1914	G1756	G1651	G1573		G1429	A1349		C1200	A1132	A
U2064	A1829	A1829	A1829	A1829	C1756	A1652	C1574	C1504	C1430	U1352	G1281	U1133	A	A
C2065	G1915	G1915	G1915	G1915	A1759	A1652	C1575	G1505	U1431	C1201	A1284	C1201	G	G
G2066	A1916	A1916	A1916	A1916	C1759	G1653	U1576	C1506	U1431			G1135	C	C
U2067	U1917	U1917	U1917	U1917	A1830	A1653	U1577	A1507	C1432			G1136	A	A
G2068	C1831	C1831	C1831	C1831	G1831		C1577	A1507	U1432			A1204	C	C
C2069	A1918	A1918	A1918	A1918	A1762	A1664	U1578	A1508	C1433	G1358	A1287	U1205	G1137	A
A2070	U1919	U1919	U1919	U1919	G1763	G1664	A1579	C1509	U1434	A1360	U1288	U1205	G1138	G
G2071	C1833	C1833	C1833	C1833	C1764	A1665	A1580	A1509A	A1434			A1210	C	C
C2072	U1926	U1926	U1926	U1926	G1765	G1666	A1586	A1509B	C1437	C1363	C1291	U1211	C1140	C
G2073	G1835	G1835	G1835	G1835	C1766	G1667	A1587	A1509B	U1438	G1364	U1292	U1212	U1141	A
U2074	A1928	A1928	A1928	A1928	C1767	A1668	A1587	G1510	A1439	A1365	C1293	U1142	U1141	U
C2075	G1840	G1840	G1840	G1840	U1768	A1669	C1588		G1440	A1366	U1294	A1143	U1142	C
U2076	U1841	U1841	U1841	U1841	C1769	C1670	C1589	C1513	G1441	A1367	G1295	A1143	A1142A	C
C2077	A1930	A1930	A1930	A1930	U1769	U1671	U1590	G1515	U1441	G1368	G1296	G1219	U	U
G2078	G1842	G1842	G1842	G1842	C1773	A1672	U1591	C1516	A1445	G1369	C1297	G1219	U	U
U2079	A1932	A1932	A1932	A1932	A1773	C1672	U1591	G1517	C1445A	G1370	C1298	U1220	U	U
G2080	U2016	U2016	U2016	U2016	U1774	U1673	C1592	U1518		G1371	C1298	C1284	C1154	A
C2081	G1934	G1934	G1934	G1934	U1775	C1674	C1593	U1518						



• Molecule 27: 50S Ribosomal Protein L2

Chain BD: 72% 24%



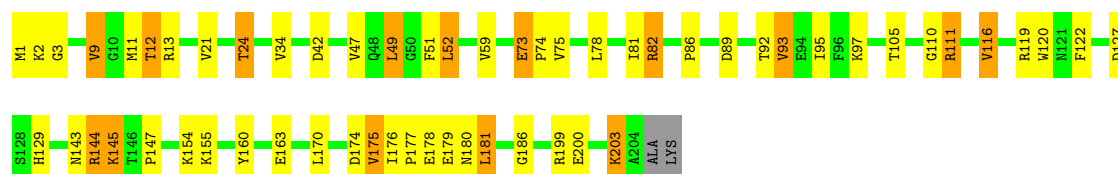
• Molecule 27: 50S Ribosomal Protein L2

Chain DD: 66% 27% 7%



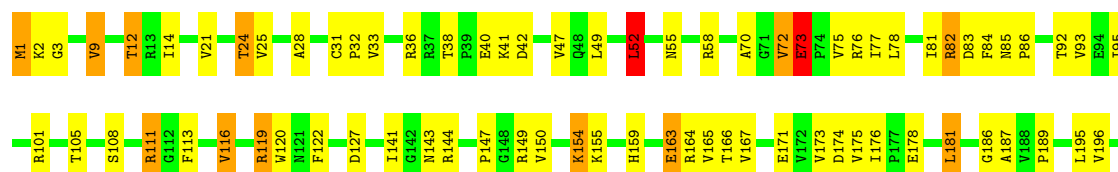
• Molecule 28: 50S Ribosomal Protein L3


Chain BE: 71% 21% 7%



• Molecule 28: 50S Ribosomal Protein L3

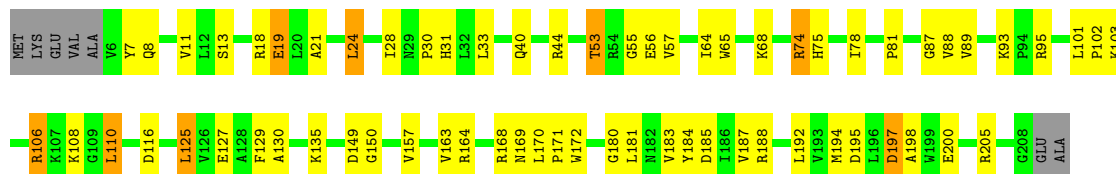
Chain DE: 62% 30% 6%





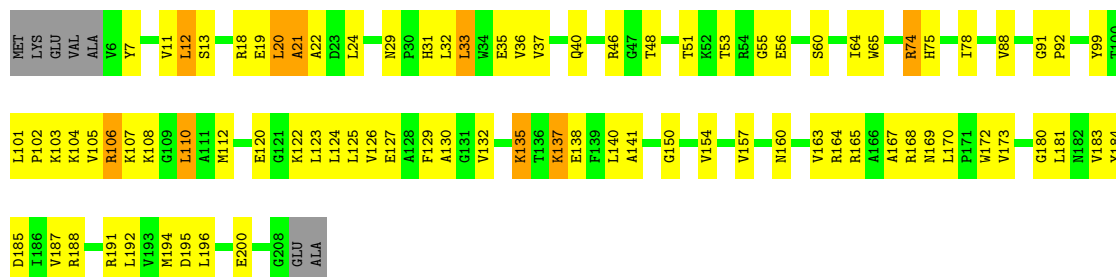
• Molecule 29: 50S Ribosomal Protein L4

Chain BF: 65% 28%



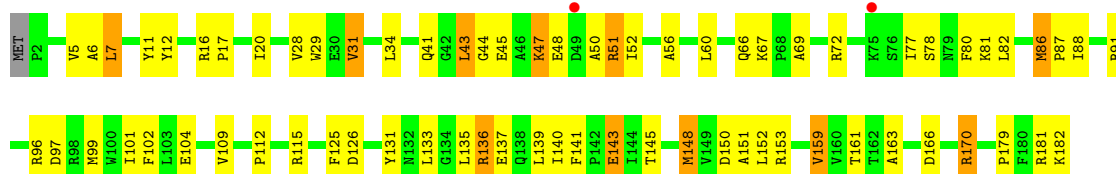
• Molecule 29: 50S Ribosomal Protein L4

Chain DF: 56% 36%



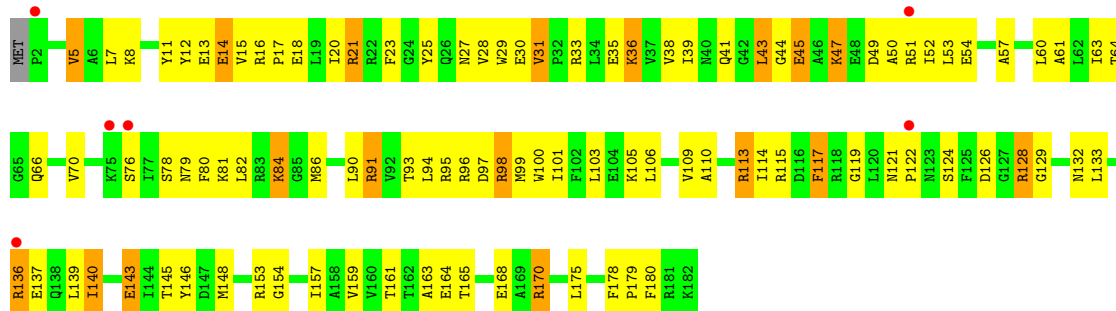
• Molecule 30: 50S Ribosomal Protein L5

Chain BG: 61% 32% 6%

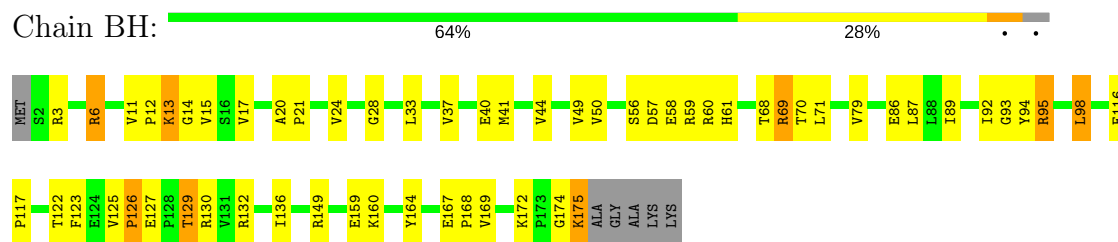


• Molecule 30: 50S Ribosomal Protein L5

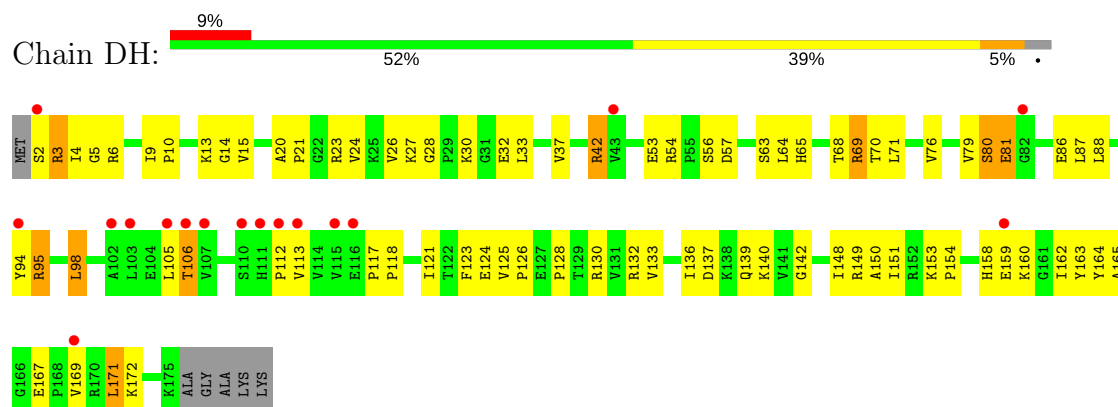
Chain DG: 43% 46% 10%



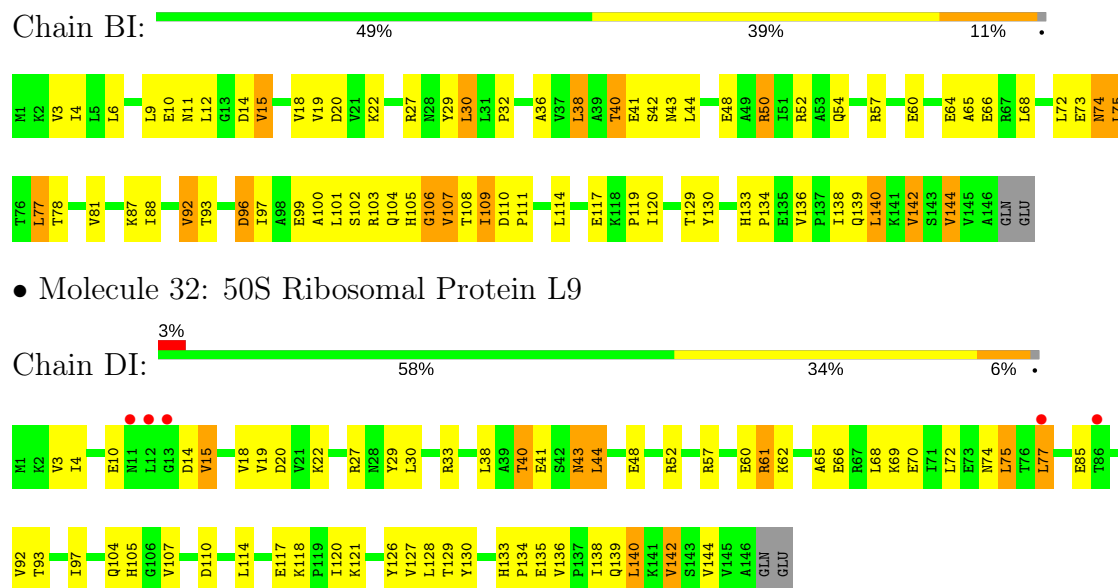
• Molecule 31: 50S Ribosomal Protein L6



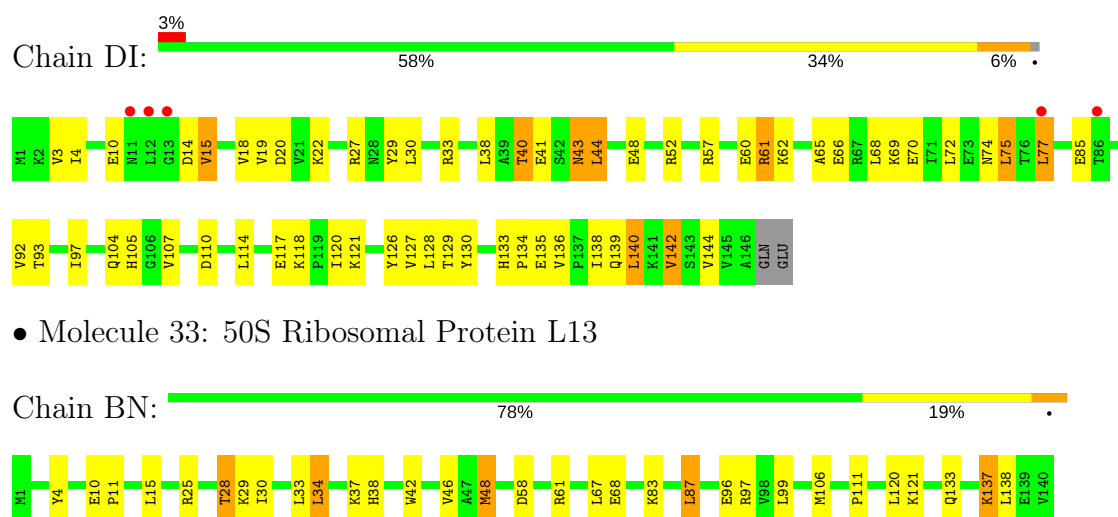
• Molecule 31: 50S Ribosomal Protein L6



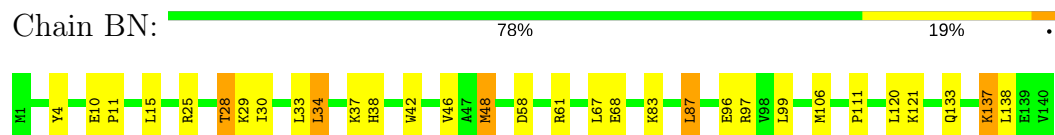
• Molecule 32: 50S Ribosomal Protein L9



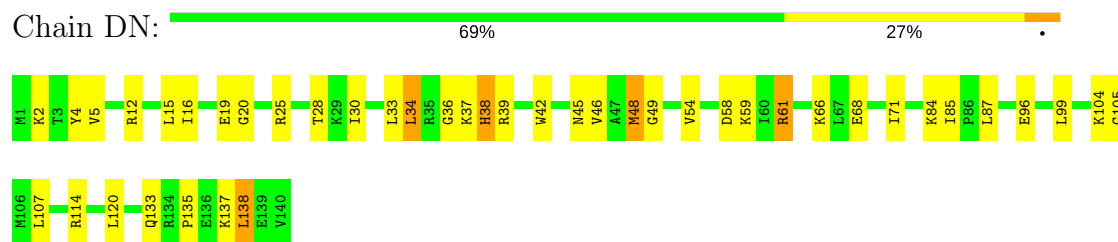
• Molecule 32: 50S Ribosomal Protein L9



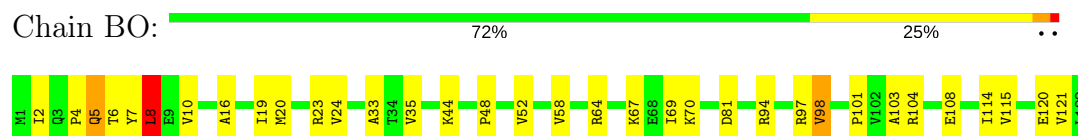
• Molecule 33: 50S Ribosomal Protein L13



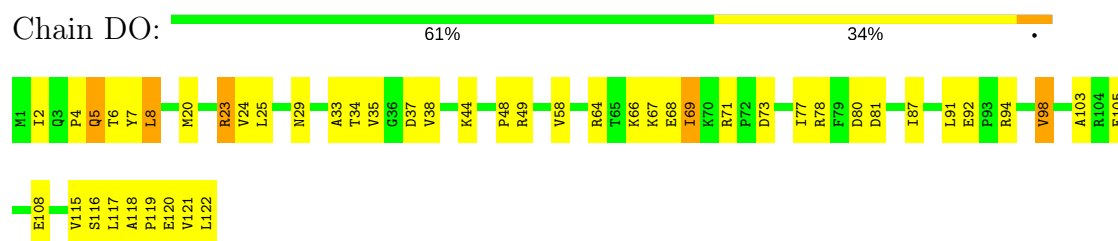
• Molecule 33: 50S Ribosomal Protein L13



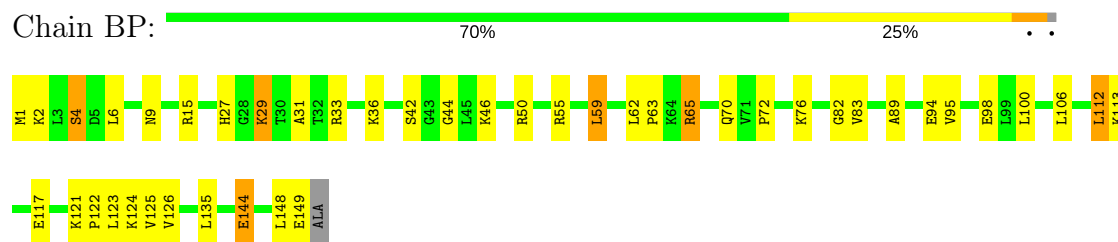
• Molecule 34: 50S Ribosomal Protein L14



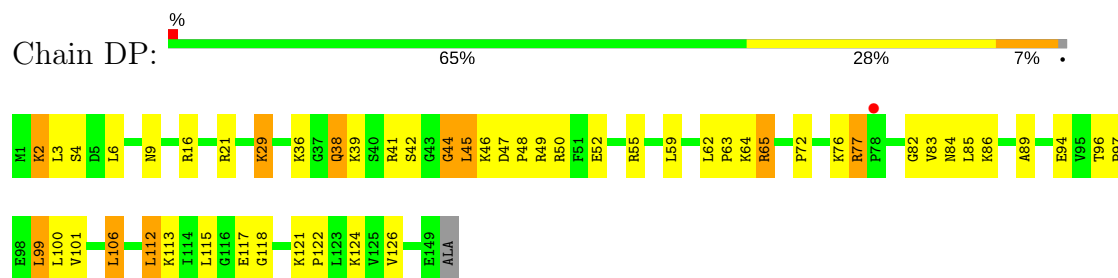
• Molecule 34: 50S Ribosomal Protein L14



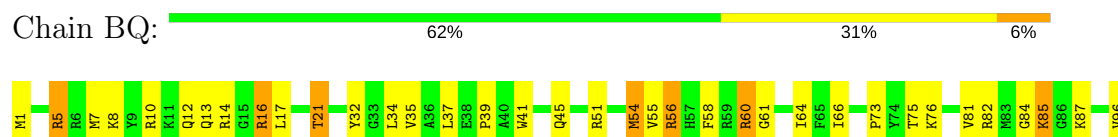
• Molecule 35: 50S Ribosomal Protein L15



• Molecule 35: 50S Ribosomal Protein L15



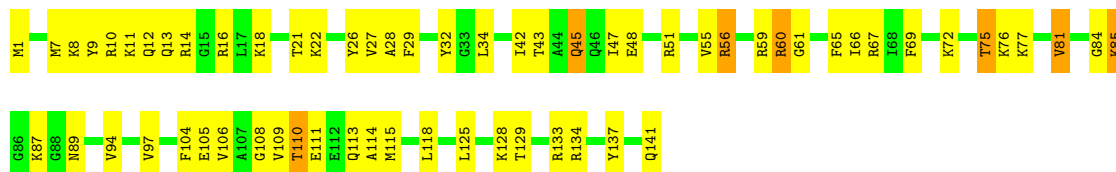
• Molecule 36: 50S Ribosomal Protein L16





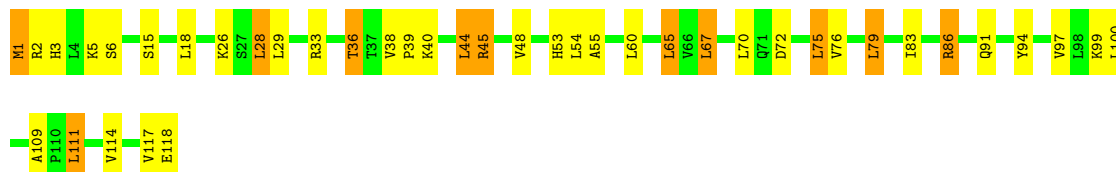
• Molecule 36: 50S Ribosomal Protein L16

Chain DQ: 55% 40% 5%



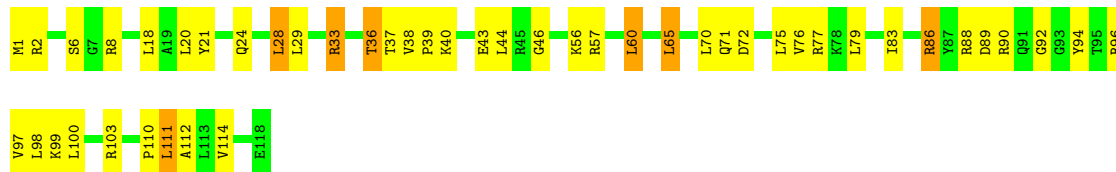
• Molecule 37: 50S Ribosomal Protein L17

Chain BR: 65% 25% 9%



• Molecule 37: 50S Ribosomal Protein L17

Chain DR: 60% 34% 6%



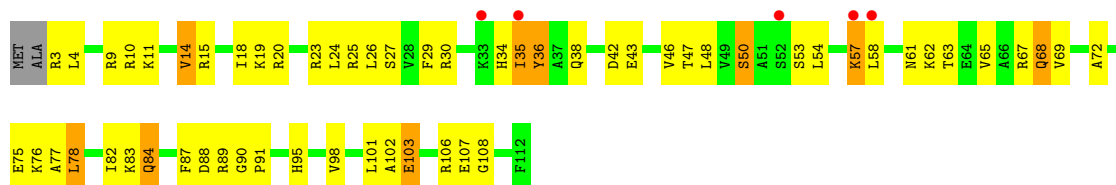
• Molecule 38: 50S Ribosomal Protein L18

Chain BS: 70% 22% 6%



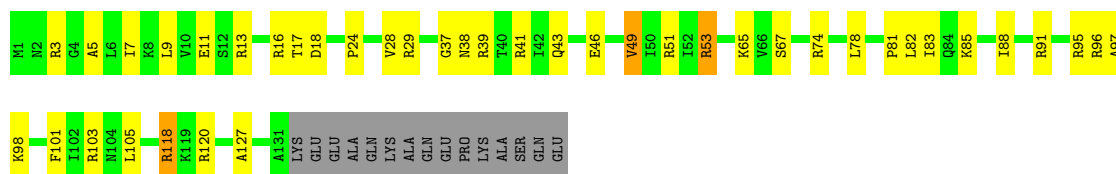
• Molecule 38: 50S Ribosomal Protein L18

Chain DS: 4% 46% 45% 8%



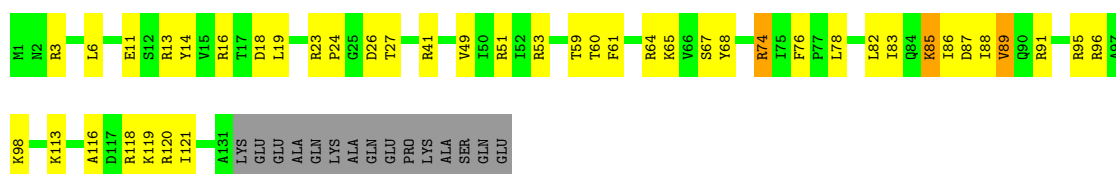
• Molecule 39: 50S Ribosomal Protein L19

Chain BT: 



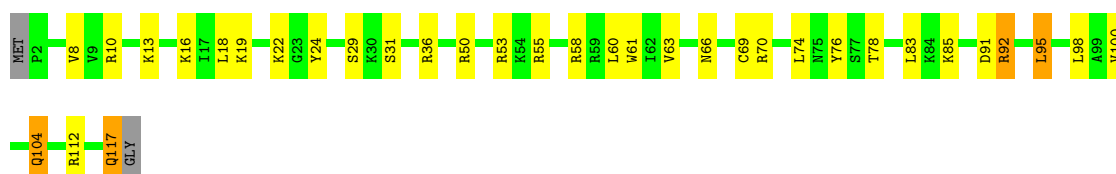
• Molecule 39: 50S Ribosomal Protein L19

Chain DT: 



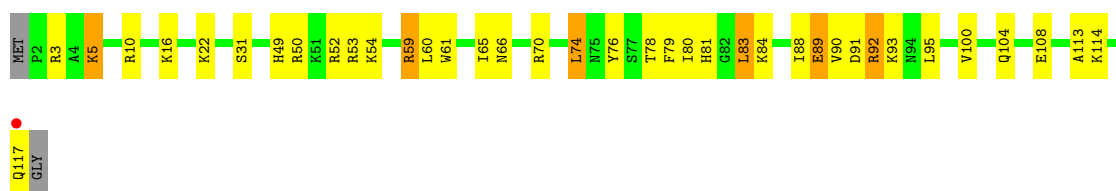
• Molecule 40: 50S Ribosomal Protein L20

Chain BU: 




• Molecule 40: 50S Ribosomal Protein L20

Chain DU: 



• Molecule 41: 50S Ribosomal Protein L21

Chain BV: 




• Molecule 41: 50S Ribosomal Protein L21

Chain DV: 



- Molecule 42: 50S Ribosomal Protein L22

Chain BW:  79% 17% ..



- Molecule 42: 50S Ribosomal Protein L22

Chain DW:  73% 23% ..



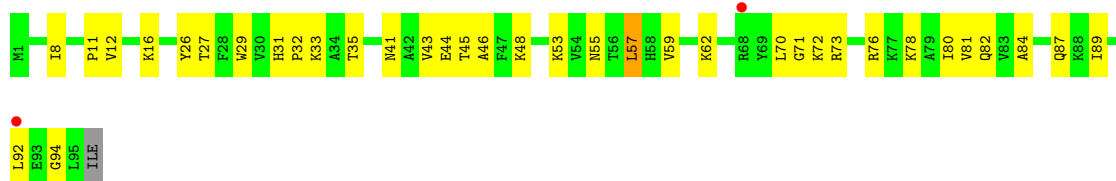
- Molecule 43: 50S Ribosomal Protein L23

Chain BX:  73% 24% ..



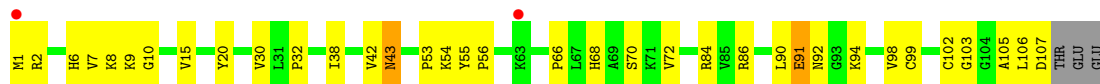
- Molecule 43: 50S Ribosomal Protein L23

Chain DX:  2% 61% 36% ..



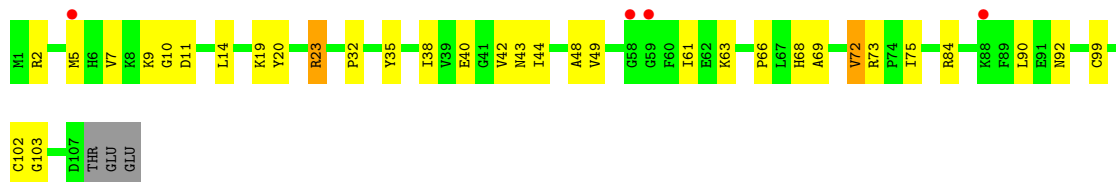
- Molecule 44: 50S Ribosomal Protein L24

Chain BY:  2% 65% 30% ..



- Molecule 44: 50S Ribosomal Protein L24

Chain DY:  4% 67% 28% ..



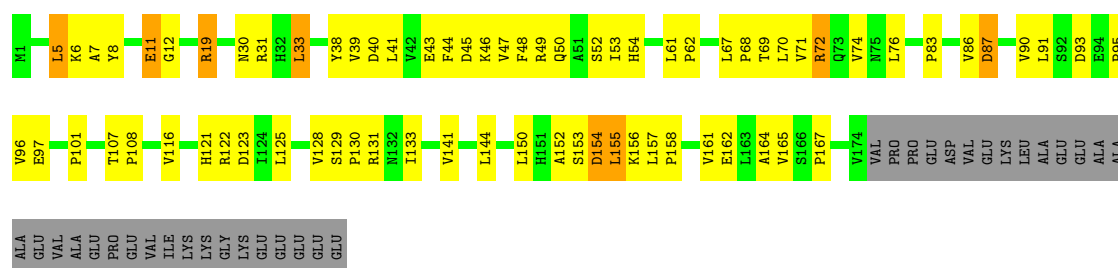
- Molecule 45: 50S Ribosomal Protein L25

Chain BZ:  48% 30% 5% 17%



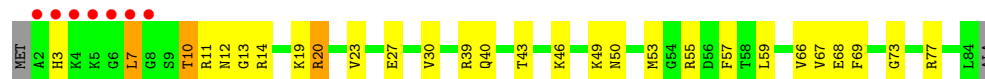
• Molecule 45: 50S Ribosomal Protein L25

Chain DZ: 50% 31% 16%



• Molecule 46: 50S Ribosomal Protein L27

Chain B0: 8% 65% 29%



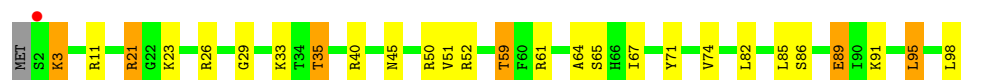
• Molecule 46: 50S Ribosomal Protein L27

Chain D0: 12% 68% 24% 6%



• Molecule 47: 50S Ribosomal Protein L28

Chain B1: % 71% 21% 6%



• Molecule 47: 50S Ribosomal Protein L28

Chain D1: % 63% 30% 6%



• Molecule 48: 50S Ribosomal Protein L29

Chain B2: 



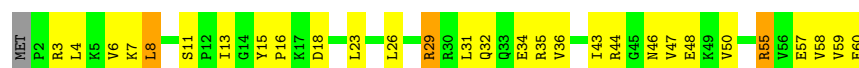
- Molecule 48: 50S Ribosomal Protein L29

Chain D2: 



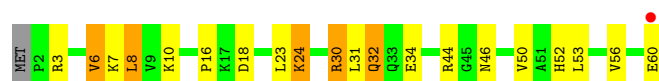
- Molecule 49: 50S Ribosomal Protein L30

Chain B3: 




- Molecule 49: 50S Ribosomal Protein L30

Chain D3: 



- Molecule 50: 50S Ribosomal Protein L31

Chain B4: 



- Molecule 50: 50S Ribosomal Protein L31

Chain D4: 



- Molecule 51: 50S Ribosomal Protein L32

Chain B5: 



- Molecule 51: 50S Ribosomal Protein L32

Chain D5: 



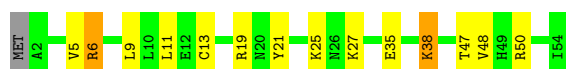
• Molecule 52: 50S Ribosomal Protein L33

Chain B6: 67% 22% 9%



• Molecule 52: 50S Ribosomal Protein L33

Chain D6: 72% 22%



• Molecule 53: 50S Ribosomal Protein L34

Chain B7: 76% 18%



• Molecule 53: 50S Ribosomal Protein L34

Chain D7: 2% 63% 35%



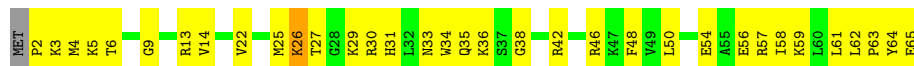
• Molecule 54: 50S Ribosomal Protein L35

Chain B8: 57% 42%



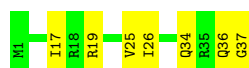
• Molecule 54: 50S Ribosomal Protein L35

Chain D8: 46% 51%

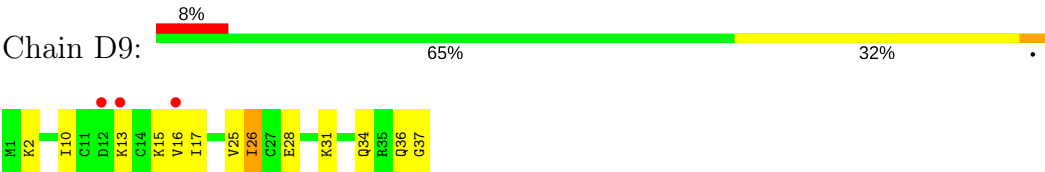


• Molecule 55: 50S Ribosomal Protein L36

Chain B9: 81% 19%



• Molecule 55: 50S Ribosomal Protein L36



4 Data and refinement statistics

Property	Value	Source
Space group	P 21 21 21	Depositor
Cell constants a, b, c, α , β , γ	209.68Å 450.64Å 622.54Å 90.00° 90.00° 90.00°	Depositor
Resolution (Å)	49.68 – 3.10 49.68 – 3.10	Depositor EDS
% Data completeness (in resolution range)	98.2 (49.68-3.10) 98.2 (49.68-3.10)	Depositor EDS
R_{merge}	0.20	Depositor
R_{sym}	0.25	Depositor
$\langle I/\sigma(I) \rangle$ ¹	1.32 (at 3.12Å)	Xtriage
Refinement program	PHENIX (phenix.refine: 1.8.2_1309)	Depositor
R, R_{free}	0.203 , 0.260 0.206 , 0.259	Depositor DCC
R_{free} test set	51894 reflections (5.28%)	DCC
Wilson B-factor (Å ²)	71.0	Xtriage
Anisotropy	0.077	Xtriage
Bulk solvent k_{sol} (e/Å ³), B_{sol} (Å ²)	0.29 , 67.2	EDS
L-test for twinning ²	$\langle L \rangle = 0.46$, $\langle L^2 \rangle = 0.28$	Xtriage
Estimated twinning fraction	No twinning to report.	Xtriage
F_o, F_c correlation	0.93	EDS
Total number of atoms	286321	wwPDB-VP
Average B, all atoms (Å ²)	62.0	wwPDB-VP

Xtriage's analysis on translational NCS is as follows: *The largest off-origin peak in the Patterson function is 1.83% of the height of the origin peak. No significant pseudotranslation is detected.*

¹Intensities estimated from amplitudes.

²Theoretical values of $\langle |L| \rangle$, $\langle L^2 \rangle$ for acentric reflections are 0.5, 0.333 respectively for untwinned datasets, and 0.375, 0.2 for perfectly twinned datasets.

5 Model quality ⓘ

5.1 Standard geometry ⓘ

Bond lengths and bond angles in the following residue types are not validated in this section: MG, K, 2QZ, ZN, 2QY, MVA, 004, FME, 2R3, SF4, 2R1

The Z score for a bond length (or angle) is the number of standard deviations the observed value is removed from the expected value. A bond length (or angle) with $|Z| > 5$ is considered an outlier worth inspection. RMSZ is the root-mean-square of all Z scores of the bond lengths (or angles).

Mol	Chain	Bond lengths		Bond angles	
		RMSZ	# Z >5	RMSZ	# Z >5
1	AA	0.75	2/36038 (0.0%)	1.31	240/56244 (0.4%)
1	CA	0.75	10/36170 (0.0%)	1.36	314/56452 (0.6%)
2	AB	0.49	0/1881	0.77	1/2542 (0.0%)
2	CB	0.54	0/1860	0.79	1/2518 (0.0%)
3	AC	0.47	0/1576	0.65	0/2130
3	CC	0.51	0/1566	0.71	2/2119 (0.1%)
4	AD	0.49	0/1689	0.73	0/2267
4	CD	0.49	0/1704	0.70	1/2284 (0.0%)
5	AE	0.47	0/1145	0.70	0/1543
5	CE	0.50	0/1149	0.71	0/1548
6	AF	0.47	0/819	0.69	0/1111
6	CF	0.52	0/829	0.74	1/1123 (0.1%)
7	AG	0.48	0/1250	0.67	1/1679 (0.1%)
7	CG	0.50	0/1254	0.71	1/1683 (0.1%)
8	AH	0.45	0/1108	0.66	0/1494
8	CH	0.48	0/1108	0.69	0/1494
9	AI	0.46	0/1002	0.72	0/1346
9	CI	0.56	0/997	0.75	1/1343 (0.1%)
10	AJ	0.47	0/722	0.68	0/982
10	CJ	0.51	0/727	0.68	0/988
11	AK	0.44	0/844	0.62	0/1145
11	CK	0.46	0/848	0.66	0/1149
12	AL	0.52	0/946	0.69	0/1274
12	CL	0.51	0/946	0.73	0/1274
13	AM	0.46	0/969	0.69	0/1302
13	CM	0.49	0/961	0.66	0/1291
14	AN	0.51	0/501	0.67	0/664
14	CN	0.54	0/501	0.68	0/664
15	AO	0.47	0/739	0.72	0/985
15	CO	0.46	0/739	0.73	0/985
16	AP	0.45	0/697	0.71	0/939
16	CP	0.47	0/693	0.65	0/935

Mol	Chain	Bond lengths		Bond angles	
		RMSZ	# Z >5	RMSZ	# Z >5
17	AQ	0.48	0/836	0.66	0/1117
17	CQ	0.49	0/836	0.68	0/1117
18	AR	0.49	0/560	0.72	0/746
18	CR	0.51	0/560	0.75	1/746 (0.1%)
19	AS	0.47	0/667	0.68	0/900
19	CS	0.54	0/661	0.82	2/893 (0.2%)
20	AT	0.51	0/730	0.76	0/965
20	CT	0.44	0/729	0.68	0/965
21	AU	0.45	0/203	0.65	0/266
21	CU	0.51	0/203	0.68	0/266
22	AV	0.94	0/127	1.36	2/198 (1.0%)
22	CV	0.86	0/126	1.29	0/195
23	AX	0.85	5/1813 (0.3%)	1.59	36/2825 (1.3%)
23	CX	0.88	4/1813 (0.2%)	1.81	40/2825 (1.4%)
24	AW	0.50	0/20	0.80	0/23
24	CW	0.43	0/20	0.70	0/23
25	BA	1.06	33/65892 (0.1%)	1.42	649/102850 (0.6%)
25	DA	0.79	9/65466 (0.0%)	1.39	590/102184 (0.6%)
26	BB	0.82	0/2878	1.26	11/4490 (0.2%)
26	DB	0.89	0/2878	1.39	18/4490 (0.4%)
27	BD	0.67	1/2186 (0.0%)	0.78	1/2944 (0.0%)
27	DD	0.61	2/2186 (0.1%)	0.77	1/2944 (0.0%)
28	BE	0.69	0/1592	0.75	0/2149
28	DE	0.55	0/1592	0.77	1/2149 (0.0%)
29	BF	0.69	0/1619	0.76	0/2193
29	DF	0.53	0/1615	0.77	1/2188 (0.0%)
30	BG	0.46	0/1450	0.70	0/1959
30	DG	0.55	0/1449	0.74	0/1958
31	BH	0.60	0/1356	0.70	0/1834
31	DH	0.56	0/1356	0.70	0/1834
32	BI	0.49	0/1100	0.74	1/1501 (0.1%)
32	DI	0.48	0/1076	0.77	0/1471
33	BN	0.65	0/1144	0.73	0/1543
33	DN	0.50	0/1144	0.72	0/1543
34	BO	0.65	0/943	0.73	1/1269 (0.1%)
34	DO	0.54	0/943	0.73	1/1269 (0.1%)
35	BP	0.62	0/1152	0.77	0/1533
35	DP	0.53	0/1152	0.80	1/1533 (0.1%)
36	BQ	0.64	0/1143	0.76	0/1527
36	DQ	0.60	0/1143	0.79	0/1527
37	BR	0.59	0/982	0.78	0/1312
37	DR	0.49	0/982	0.71	0/1312
38	BS	0.54	0/887	0.77	0/1180

Mol	Chain	Bond lengths		Bond angles	
		RMSZ	# Z >5	RMSZ	# Z >5
38	DS	0.47	0/880	0.72	0/1172
39	BT	0.59	0/1105	0.79	1/1477 (0.1%)
39	DT	0.50	0/1097	0.72	0/1468
40	BU	0.71	1/977 (0.1%)	0.73	0/1301
40	DU	0.54	0/977	0.71	1/1301 (0.1%)
41	BV	0.68	0/782	0.74	1/1049 (0.1%)
41	DV	0.55	0/782	0.71	0/1049
42	BW	0.74	0/897	0.74	0/1205
42	DW	0.56	0/897	0.72	0/1205
43	BX	0.66	0/764	0.96	3/1025 (0.3%)
43	DX	0.55	0/764	0.75	1/1025 (0.1%)
44	BY	0.64	0/819	0.78	0/1095
44	DY	0.54	0/819	0.74	0/1095
45	BZ	0.56	0/1379	0.75	0/1873
45	DZ	0.53	0/1390	0.71	0/1890
46	B0	0.63	0/662	0.81	2/881 (0.2%)
46	D0	0.54	0/662	0.73	0/881
47	B1	0.61	0/762	0.74	0/1014
47	D1	0.51	0/762	0.75	1/1014 (0.1%)
48	B2	0.61	0/590	0.79	0/781
48	D2	0.48	0/590	0.66	0/781
49	B3	0.70	0/474	0.76	0/635
49	D3	0.45	0/469	0.67	0/630
50	B4	0.58	0/564	0.79	0/759
50	D4	0.59	0/544	0.86	1/735 (0.1%)
51	B5	0.66	0/469	0.78	0/635
51	D5	0.53	0/469	0.74	1/635 (0.2%)
52	B6	0.67	0/460	0.64	0/613
52	D6	0.53	0/456	0.70	0/608
53	B7	0.79	0/426	0.78	0/561
53	D7	0.62	0/426	0.76	1/561 (0.2%)
54	B8	0.70	0/519	0.71	0/684
54	D8	0.55	0/525	0.75	0/691
55	B9	0.69	0/310	0.76	0/407
55	D9	0.60	0/310	0.79	0/407
All	All	0.79	67/305966 (0.0%)	1.24	1933/457396 (0.4%)

Chiral center outliers are detected by calculating the chiral volume of a chiral center and verifying if the center is modelled as a planar moiety or with the opposite hand. A planarity outlier is detected by checking planarity of atoms in a peptide group, atoms in a mainchain group or atoms of a sidechain that are expected to be planar.

Mol	Chain	#Chirality outliers	#Planarity outliers
2	AB	0	3
4	CD	0	1
7	AG	0	1
23	CX	1	0
24	AW	0	1
24	CW	0	1
27	DD	0	1
38	BS	0	1
45	BZ	0	1
50	B4	0	1
All	All	1	11

All (67) bond length outliers are listed below:

Mol	Chain	Res	Type	Atoms	Z	Observed(Å)	Ideal(Å)
23	AX	76	A	N7-C5	-11.16	1.32	1.39
1	CA	1154	G	C6-N1	-11.02	1.31	1.39
1	CA	1154	G	N1-C2	-10.69	1.29	1.37
25	BA	1188	A	N9-C4	-10.29	1.31	1.37
1	CA	1119	C	N3-C4	-10.20	1.26	1.33
25	BA	2299	A	N9-C4	-9.27	1.32	1.37
23	CX	76	A	N7-C5	-8.97	1.33	1.39
25	BA	1067	A	N9-C4	-8.63	1.32	1.37
23	CX	76	A	C5-C6	-8.11	1.33	1.41
25	DA	528	A	N9-C4	-7.89	1.33	1.37
1	CA	1492	A	N9-C4	7.83	1.42	1.37
25	BA	1222	A	N9-C4	7.65	1.42	1.37
23	AX	76	A	C5-C6	-7.63	1.34	1.41
1	CA	1154	G	N7-C5	-7.45	1.34	1.39
25	BA	1234	A	N9-C4	-6.96	1.33	1.37
23	CX	76	A	C5-C4	-6.68	1.34	1.38
25	BA	1188	A	N3-C4	-6.67	1.30	1.34
25	DA	2287	A	N9-C4	-6.63	1.33	1.37
40	BU	69	CYS	CB-SG	-6.61	1.71	1.82
25	BA	2601	A	N9-C4	-6.59	1.33	1.37
25	DA	2207	G	N7-C5	-6.42	1.35	1.39
23	AX	22	G	N7-C5	6.40	1.43	1.39
27	DD	28	GLU	CG-CD	6.36	1.61	1.51
25	BA	1605	A	N9-C4	-6.13	1.34	1.37
25	BA	2444	A	C5-C6	-6.13	1.35	1.41
1	CA	1154	G	C5-C4	6.05	1.42	1.38
25	DA	1142(A)	A	N9-C4	-6.03	1.34	1.37
25	DA	2320	A	N9-C4	6.01	1.41	1.37

Continued on next page...

Continued from previous page...

Mol	Chain	Res	Type	Atoms	Z	Observed(Å)	Ideal(Å)
25	DA	2725	A	N9-C4	-5.99	1.34	1.37
1	CA	1154	G	N9-C4	5.94	1.42	1.38
23	AX	46	G	C6-N1	5.78	1.43	1.39
25	BA	978	A	N9-C4	-5.77	1.34	1.37
25	BA	657	A	N9-C4	-5.77	1.34	1.37
25	BA	178	G	N7-C5	-5.64	1.35	1.39
1	CA	1119	C	N1-C2	5.58	1.45	1.40
25	BA	1425	A	N9-C4	-5.57	1.34	1.37
25	BA	354	A	N9-C4	-5.49	1.34	1.37
25	BA	2527	C	N1-C6	-5.48	1.33	1.37
25	BA	552	C	N3-C4	-5.46	1.30	1.33
25	BA	782	A	N3-C4	-5.42	1.31	1.34
25	DA	530	G	N9-C8	5.42	1.41	1.37
25	BA	506	A	N7-C5	-5.42	1.36	1.39
1	CA	1154	G	C8-N7	-5.40	1.27	1.30
25	BA	2803	A	N9-C4	5.38	1.41	1.37
25	BA	1153	G	N9-C4	5.35	1.42	1.38
25	BA	2509	A	N3-C4	-5.31	1.31	1.34
25	BA	2039	U	C2-N3	-5.30	1.34	1.37
1	AA	1124	G	N9-C4	5.29	1.42	1.38
23	CX	22	G	N7-C5	5.27	1.42	1.39
1	AA	1531	A	N9-C4	5.25	1.41	1.37
27	DD	28	GLU	CB-CG	5.21	1.62	1.52
25	BA	840	A	N7-C5	-5.21	1.36	1.39
25	BA	1234	A	N3-C4	-5.20	1.31	1.34
25	DA	2599	G	C6-N1	-5.20	1.35	1.39
25	BA	840	A	C5-C6	-5.18	1.36	1.41
25	BA	1076	G	C6-N1	-5.17	1.35	1.39
25	DA	784	A	N9-C4	-5.17	1.34	1.37
25	BA	186	A	N3-C4	-5.17	1.31	1.34
1	CA	998	G	N7-C5	5.16	1.42	1.39
25	BA	781	A	N9-C4	-5.16	1.34	1.37
25	BA	1818	A	C6-N1	-5.04	1.32	1.35
27	BD	28	GLU	CG-CD	5.04	1.59	1.51
25	BA	1030	A	N9-C4	-5.02	1.34	1.37
25	BA	990	A	N9-C4	-5.02	1.34	1.37
25	BA	2598	C	N1-C6	-5.02	1.34	1.37
23	AX	14	A	N7-C5	-5.01	1.36	1.39
25	BA	2080	A	N3-C4	-5.01	1.31	1.34

All (1933) bond angle outliers are listed below:

Mol	Chain	Res	Type	Atoms	Z	Observed(°)	Ideal(°)
23	CX	76	A	O4'-C1'-N9	38.71	139.17	108.20
1	CA	1119	C	N1-C2-O2	32.56	138.44	118.90
1	CA	1154	G	C5-C6-O6	28.63	145.78	128.60
1	CA	1154	G	N3-C2-N2	25.05	137.43	119.90
1	CA	1154	G	N1-C2-N2	-22.71	95.76	116.20
1	CA	1119	C	N3-C2-O2	-21.96	106.53	121.90
23	CX	76	A	C2-N3-C4	19.79	120.49	110.60
23	CX	76	A	N1-C2-N3	-19.05	119.78	129.30
23	AX	76	A	C2-N3-C4	18.48	119.84	110.60
23	AX	76	A	N1-C2-N3	-17.90	120.35	129.30
1	CA	1119	C	C2-N3-C4	17.09	128.45	119.90
1	CA	1154	G	C5-C6-N1	-17.07	102.97	111.50
1	CA	1119	C	C2-N1-C1'	16.03	136.44	118.80
43	BX	65	ARG	NE-CZ-NH2	15.41	128.00	120.30
23	AX	76	A	O4'-C1'-N9	15.35	120.48	108.20
1	CA	1154	G	C6-N1-C2	14.89	134.03	125.10
23	AX	8	U	C2-N3-C4	14.86	135.91	127.00
1	CA	1119	C	C5-C4-N4	14.60	130.42	120.20
1	CA	1154	G	N1-C6-O6	-14.49	111.20	119.90
25	BA	1067	A	C2-N3-C4	-14.43	103.38	110.60
1	CA	999	C	N1-C2-O2	13.32	126.89	118.90
1	CA	1154	G	C4-N9-C1'	12.75	143.07	126.50
25	DA	528	A	C2-N3-C4	-12.60	104.30	110.60
25	BA	2058	C	O5'-P-OP1	-12.50	94.45	105.70
23	CX	8	U	C2-N3-C4	12.28	134.37	127.00
1	CA	1119	C	N3-C4-N4	-12.22	109.45	118.00
1	CA	1119	C	C6-N1-C2	-12.18	115.43	120.30
25	BA	139	A	N7-C8-N9	12.11	119.86	113.80
25	DA	945	A	N1-C6-N6	11.58	125.55	118.60
25	BA	139	A	C5-N7-C8	-11.57	98.12	103.90
1	CA	1119	C	C6-N1-C1'	-11.45	107.07	120.80
43	BX	65	ARG	NE-CZ-NH1	-11.42	114.59	120.30
1	CA	1154	G	C8-N9-C1'	-11.28	112.34	127.00
25	BA	1188	A	C2-N3-C4	-11.10	105.05	110.60
1	AA	1125	U	N1-C2-O2	11.09	130.56	122.80
23	CX	76	A	N3-C4-C5	-10.90	119.17	126.80
23	CX	8	U	C5-C6-N1	10.69	128.04	122.70
26	BB	91	C	C6-N1-C2	10.59	124.53	120.30
23	AX	46	G	C6-N1-C2	-10.39	118.86	125.10
1	CA	1004	A	O4'-C1'-N9	10.33	116.47	108.20
25	BA	990	A	C5-N7-C8	-10.27	98.77	103.90
25	BA	1098	C	C6-N1-C2	-10.25	116.20	120.30
23	CX	76	A	C5-N7-C8	10.25	109.02	103.90

Continued on next page...

Continued from previous page...

Mol	Chain	Res	Type	Atoms	Z	Observed(°)	Ideal(°)
25	BA	2835	C	O5'-P-OP1	-10.24	96.48	105.70
23	CX	76	A	N7-C8-N9	-10.24	108.68	113.80
23	AX	76	A	N7-C8-N9	-10.15	108.72	113.80
1	AA	1125	U	N1-C2-N3	-10.09	108.85	114.90
25	DA	856	C	C6-N1-C2	-10.03	116.29	120.30
25	BA	201	G	O5'-P-OP2	-9.99	96.71	105.70
23	CX	46	G	C6-N1-C2	-9.84	119.20	125.10
1	CA	1119	C	C5-C6-N1	9.74	125.87	121.00
25	DA	1698	A	N1-C6-N6	9.70	124.42	118.60
1	CA	927	G	C5-C6-O6	9.70	134.42	128.60
25	DA	205	G	C8-N9-C4	9.64	110.26	106.40
25	BA	990	A	C2-N3-C4	-9.64	105.78	110.60
25	BA	1067	A	C5-N7-C8	-9.61	99.10	103.90
1	CA	1154	G	C5-N7-C8	9.58	109.09	104.30
25	DA	2084	C	C6-N1-C2	9.51	124.10	120.30
23	AX	76	A	C5-N7-C8	9.49	108.64	103.90
25	DA	1823	G	O5'-P-OP2	-9.46	97.19	105.70
25	BA	724	A	O5'-P-OP2	-9.43	97.22	105.70
25	BA	1440	U	O5'-P-OP1	-9.40	97.24	105.70
25	BA	1020	C	C6-N1-C2	9.38	124.05	120.30
25	BA	607	C	C6-N1-C2	9.38	124.05	120.30
25	BA	537	G	O4'-C1'-N9	9.35	115.68	108.20
25	DA	1021	A	C2-N3-C4	-9.26	105.97	110.60
23	AX	8	U	C5-C4-O4	9.26	131.45	125.90
23	AX	14	A	C5-N7-C8	9.19	108.49	103.90
25	BA	2299	A	C2-N3-C4	-9.15	106.03	110.60
1	AA	1127	G	N3-C4-N9	9.14	131.48	126.00
23	AX	22	G	C5-N7-C8	-9.09	99.76	104.30
25	DA	2253	G	N1-C6-O6	9.03	125.32	119.90
23	CX	22	G	C5-N7-C8	-9.03	99.79	104.30
25	BA	1225	C	C6-N1-C2	8.99	123.89	120.30
25	DA	2503	A	C5-C6-N6	-8.97	116.52	123.70
25	BA	354	A	C2-N3-C4	-8.94	106.13	110.60
25	BA	139	A	C8-N9-C4	-8.93	102.23	105.80
26	DB	115	G	C8-N9-C4	8.93	109.97	106.40
25	DA	2207	G	C6-C5-N7	-8.92	125.05	130.40
25	BA	1216	G	C8-N9-C4	-8.90	102.84	106.40
25	DA	915	C	C6-N1-C2	-8.87	116.75	120.30
23	AX	14	A	C4-C5-C6	8.85	121.42	117.00
25	DA	1269	A	N1-C6-N6	8.84	123.91	118.60
23	AX	76	A	N3-C4-C5	-8.83	120.62	126.80
25	DA	1204	A	C2-N3-C4	-8.80	106.20	110.60

Continued on next page...

Continued from previous page...

Mol	Chain	Res	Type	Atoms	Z	Observed(°)	Ideal(°)
25	BA	934	A	O4'-C1'-N9	8.80	115.24	108.20
25	DA	970	C	N1-C2-O2	-8.78	113.63	118.90
1	CA	1154	G	C4-C5-C6	8.76	124.06	118.80
25	DA	2804	C	C6-N1-C2	-8.75	116.80	120.30
25	DA	1698	A	C6-C5-N7	-8.74	126.18	132.30
25	BA	930	G	O4'-C1'-N9	8.72	115.18	108.20
25	DA	2188	C	C6-N1-C2	-8.68	116.83	120.30
25	DA	1698	A	C2-N3-C4	-8.66	106.27	110.60
1	AA	1030(B)	C	C2-N1-C1'	8.62	128.28	118.80
25	DA	530	G	C8-N9-C4	-8.62	102.95	106.40
25	BA	1686	U	O5'-P-OP2	-8.60	97.96	105.70
1	CA	1003	G	N3-C4-C5	-8.57	124.32	128.60
25	BA	1314	A	C8-N9-C4	8.55	109.22	105.80
25	BA	1067	A	N3-C4-C5	8.55	132.79	126.80
1	AA	1036	G	C4-N9-C1'	8.55	137.61	126.50
23	CX	46	G	N3-C2-N2	-8.53	113.93	119.90
25	BA	2105	G	C5-C6-O6	-8.49	123.51	128.60
1	CA	1260	C	C6-N1-C2	-8.48	116.91	120.30
25	BA	507	G	O4'-C1'-N9	8.45	114.96	108.20
1	AA	166	G	C8-N9-C4	-8.43	103.03	106.40
25	BA	1665	G	O5'-P-OP2	-8.41	98.13	105.70
7	CG	22	LEU	CA-CB-CG	8.39	134.60	115.30
25	DA	1791	A	O5'-P-OP1	-8.39	98.15	105.70
1	CA	998	G	C6-C5-N7	8.37	135.42	130.40
1	CA	1154	G	C2-N3-C4	-8.36	107.72	111.90
25	BA	2630	G	N3-C4-C5	-8.35	124.42	128.60
25	DA	249	C	C6-N1-C2	8.34	123.64	120.30
25	DA	1489	U	N3-C2-O2	-8.34	116.36	122.20
23	AX	46	G	C5-C6-N1	8.31	115.66	111.50
1	CA	999	C	N3-C2-O2	-8.30	116.09	121.90
25	BA	1188	A	O5'-P-OP1	-8.29	98.24	105.70
25	DA	945	A	C2-N3-C4	-8.29	106.46	110.60
25	DA	528	A	N1-C2-N3	8.27	133.44	129.30
25	BA	837	C	O5'-P-OP2	-8.27	98.26	105.70
25	BA	1067	A	C5-C6-N1	-8.27	113.57	117.70
1	CA	1122	U	C2-N1-C1'	8.26	127.61	117.70
25	DA	1937	A	N1-C6-N6	8.26	123.56	118.60
25	DA	1284	A	N1-C6-N6	8.25	123.55	118.60
1	CA	1154	G	N3-C4-C5	-8.24	124.48	128.60
25	BA	2701	U	P-O3'-C3'	8.23	129.58	119.70
25	BA	1072	U	N1-C2-O2	8.23	128.56	122.80
25	BA	2830	A	N1-C6-N6	8.23	123.54	118.60

Continued on next page...

Continued from previous page...

Mol	Chain	Res	Type	Atoms	Z	Observed(°)	Ideal(°)
25	DA	945	A	C6-C5-N7	-8.23	126.54	132.30
25	BA	194	G	C8-N9-C4	8.22	109.69	106.40
1	CA	1154	G	C4-C5-N7	-8.21	107.52	110.80
25	DA	37	C	C6-N1-C2	8.19	123.58	120.30
25	DA	1489	U	C2-N1-C1'	8.19	127.53	117.70
1	CA	1311	G	N3-C4-N9	-8.19	121.09	126.00
25	BA	553	A	C2-N3-C4	-8.18	106.51	110.60
1	CA	841	U	C5-C6-N1	8.18	126.79	122.70
25	BA	2298	A	N1-C2-N3	8.18	133.39	129.30
25	BA	1985	U	C2-N1-C1'	8.17	127.50	117.70
1	CA	1012	U	N1-C2-O2	-8.17	117.08	122.80
25	DA	2039	C	C6-N1-C2	-8.16	117.04	120.30
1	AA	1036	G	C8-N9-C1'	-8.15	116.41	127.00
23	AX	8	U	N1-C2-N3	-8.15	110.01	114.90
25	BA	990	A	C4-C5-N7	8.10	114.75	110.70
1	CA	1396	A	O5'-P-OP1	-8.10	98.42	105.70
25	DA	933	A	C5-N7-C8	-8.09	99.86	103.90
25	DA	1380	G	O5'-P-OP2	-8.08	98.43	105.70
25	DA	1786	A	O4'-C1'-N9	8.07	114.66	108.20
25	DA	249	C	O5'-P-OP2	-8.07	98.44	105.70
1	AA	896	C	C6-N1-C2	8.01	123.50	120.30
25	DA	1284	A	O5'-P-OP2	-8.01	98.49	105.70
25	BA	2331	G	N3-C4-C5	8.00	132.60	128.60
25	BA	133	G	N3-C4-C5	8.00	132.60	128.60
25	DA	945	A	C4-C5-N7	8.00	114.70	110.70
25	BA	254	A	N7-C8-N9	7.99	117.80	113.80
25	BA	1700	G	P-O3'-C3'	7.98	129.28	119.70
25	BA	1216	G	N7-C8-N9	7.98	117.09	113.10
25	DA	2503	A	N1-C6-N6	7.97	123.39	118.60
1	CA	1037	C	C6-N1-C2	-7.97	117.11	120.30
25	DA	330	A	C2-N3-C4	-7.96	106.62	110.60
25	BA	552	C	N3-C2-O2	-7.96	116.33	121.90
25	BA	254	A	C8-N9-C4	-7.96	102.62	105.80
1	CA	1141	C	C2-N1-C1'	-7.96	110.05	118.80
25	BA	2331	G	C2-N3-C4	-7.94	107.93	111.90
25	BA	2835	C	N1-C2-O2	-7.88	114.17	118.90
23	CX	39	C	C6-N1-C2	-7.88	117.15	120.30
25	BA	288	U	O4'-C1'-N1	7.87	114.50	108.20
25	BA	12	U	N3-C2-O2	-7.86	116.70	122.20
25	DA	898	C	C5-C6-N1	7.86	124.93	121.00
25	BA	2725	A	O5'-P-OP1	-7.85	98.64	105.70
25	BA	2830	A	C4-C5-N7	7.85	114.62	110.70

Continued on next page...

Continued from previous page...

Mol	Chain	Res	Type	Atoms	Z	Observed(°)	Ideal(°)
25	DA	1236	G	O5'-P-OP1	-7.85	98.64	105.70
1	CA	1149	C	C6-N1-C2	-7.84	117.16	120.30
25	DA	1934	C	C6-N1-C2	7.84	123.44	120.30
1	AA	193	C	C5-C6-N1	7.84	124.92	121.00
1	AA	1125	U	C2-N3-C4	7.84	131.70	127.00
23	AX	8	U	N1-C2-O2	7.83	128.28	122.80
23	CX	14	A	C5-N7-C8	7.79	107.79	103.90
25	DA	1640	C	N1-C2-O2	7.78	123.56	118.90
25	BA	2734	A	O5'-P-OP1	-7.77	98.71	105.70
25	BA	978	A	C5-N7-C8	-7.77	100.02	103.90
1	AA	1030(B)	C	N1-C2-O2	7.76	123.56	118.90
25	DA	2207	G	N1-C6-O6	7.76	124.56	119.90
25	BA	733	G	C5-C6-O6	-7.76	123.94	128.60
25	BA	2265	G	N1-C6-O6	7.76	124.55	119.90
1	AA	1530	G	N1-C6-O6	7.73	124.54	119.90
1	AA	1158	C	C4-C5-C6	7.71	121.25	117.40
1	CA	1017	G	C6-N1-C2	7.71	129.72	125.10
1	CA	1183	A	P-O3'-C3'	7.71	128.95	119.70
25	BA	2876	U	C5-C6-N1	-7.70	118.85	122.70
34	DO	8	LEU	CA-CB-CG	7.69	132.98	115.30
1	CA	1484	C	C6-N1-C2	7.67	123.37	120.30
25	BA	2830	A	N9-C4-C5	-7.67	102.73	105.80
1	AA	1131	G	C6-C5-N7	-7.65	125.81	130.40
25	DA	1372	U	C5-C4-O4	-7.64	121.32	125.90
25	DA	735	A	C8-N9-C4	7.64	108.85	105.80
25	DA	912	C	C6-N1-C2	-7.63	117.25	120.30
25	BA	961	C	N1-C2-O2	7.63	123.48	118.90
25	BA	484	G	N9-C4-C5	7.62	108.45	105.40
25	BA	1188	A	N3-C4-C5	7.62	132.14	126.80
25	BA	990	A	N7-C8-N9	7.62	117.61	113.80
25	DA	1118	C	C6-N1-C2	-7.62	117.25	120.30
1	CA	1133	G	C5-C6-O6	7.61	133.17	128.60
25	DA	2273	A	C8-N9-C4	7.61	108.84	105.80
25	DA	1703	G	N1-C6-O6	7.61	124.46	119.90
25	BA	2607	G	O5'-P-OP1	-7.61	98.86	105.70
1	CA	1033	G	N9-C4-C5	-7.59	102.36	105.40
25	DA	448	U	O5'-P-OP1	-7.59	98.87	105.70
25	BA	1067	A	N3-C4-N9	-7.58	121.33	127.40
25	DA	948	G	N3-C4-C5	7.58	132.39	128.60
25	BA	2250	G	O5'-P-OP1	-7.57	98.89	105.70
25	BA	139	A	C4-C5-N7	7.56	114.48	110.70
25	BA	990	A	C6-C5-N7	-7.56	127.01	132.30

Continued on next page...

Continued from previous page...

Mol	Chain	Res	Type	Atoms	Z	Observed(°)	Ideal(°)
23	CX	76	A	N9-C4-C5	7.55	108.82	105.80
25	BA	1327	G	N1-C6-O6	7.54	124.42	119.90
25	BA	2092	G	N9-C4-C5	-7.51	102.40	105.40
1	CA	299	G	N1-C6-O6	7.50	124.40	119.90
25	BA	1222	A	C8-N9-C4	-7.49	102.80	105.80
1	CA	998	G	N1-C6-O6	-7.49	115.41	119.90
25	BA	1719	C	N3-C4-C5	-7.48	118.91	121.90
25	BA	2608	U	C5-C6-N1	-7.48	118.96	122.70
25	BA	1067	A	N1-C6-N6	7.48	123.09	118.60
1	AA	1137	C	C6-N1-C2	-7.48	117.31	120.30
25	DA	573	G	N1-C6-O6	-7.48	115.41	119.90
1	AA	188	C	C6-N1-C2	-7.47	117.31	120.30
25	DA	1372	U	N3-C4-O4	7.47	124.63	119.40
1	CA	927	G	N1-C6-O6	-7.47	115.42	119.90
1	CA	1054	C	C2-N1-C1'	7.45	127.00	118.80
25	BA	1093	G	N3-C4-C5	-7.44	124.88	128.60
26	DB	6	C	C6-N1-C2	7.43	123.27	120.30
25	BA	1800	G	N1-C6-O6	7.43	124.36	119.90
25	BA	2015	U	O5'-P-OP1	-7.43	99.01	105.70
1	AA	476	G	O4'-C1'-N9	7.43	114.14	108.20
25	DA	1489	U	N1-C2-O2	7.43	128.00	122.80
23	CX	76	A	C4-C5-N7	-7.42	106.99	110.70
25	BA	1153	G	N3-C4-C5	-7.42	124.89	128.60
25	BA	2262	G	O5'-P-OP2	-7.41	99.03	105.70
25	DA	2253	G	C4-C5-N7	7.40	113.76	110.80
1	AA	1124	G	C8-N9-C4	-7.40	103.44	106.40
25	BA	1093	G	N3-C4-N9	7.40	130.44	126.00
23	AX	22	G	N3-C4-N9	-7.40	121.56	126.00
25	BA	215	G	O4'-C1'-N9	7.39	114.11	108.20
23	AX	76	A	C5-C6-N1	7.39	121.39	117.70
25	BA	2081	A	C8-N9-C4	7.39	108.75	105.80
25	DA	1404	C	O5'-P-OP2	-7.38	99.06	105.70
1	CA	998	G	C4-C5-N7	-7.38	107.85	110.80
25	BA	990	A	N1-C6-N6	7.38	123.03	118.60
25	BA	1766	G	C4-C5-N7	7.36	113.74	110.80
25	DA	2805	G	N1-C6-O6	-7.35	115.49	119.90
25	DA	1022	G	N3-C4-N9	-7.34	121.59	126.00
25	BA	2515	A	N1-C2-N3	-7.33	125.64	129.30
1	AA	1124	G	N3-C4-C5	-7.33	124.94	128.60
1	CA	1154	G	N3-C4-N9	7.31	130.38	126.00
25	BA	2299	A	N3-C4-C5	7.30	131.91	126.80
25	DA	1696	G	O5'-P-OP2	-7.30	99.13	105.70

Continued on next page...

Continued from previous page...

Mol	Chain	Res	Type	Atoms	Z	Observed(°)	Ideal(°)
25	DA	827	U	N3-C2-O2	7.29	127.31	122.20
1	CA	1141	C	C6-N1-C1'	7.29	129.55	120.80
25	DA	2805	G	N9-C4-C5	7.28	108.31	105.40
1	AA	738	C	C6-N1-C2	-7.27	117.39	120.30
23	AX	22	G	C4-C5-C6	-7.27	114.44	118.80
25	DA	2805	G	C4-C5-N7	-7.27	107.89	110.80
25	BA	2627	U	O5'-P-OP1	-7.25	99.17	105.70
1	CA	998	G	C5-C6-O6	7.24	132.95	128.60
25	DA	1142(A)	A	C2-N3-C4	-7.24	106.98	110.60
51	D5	58	LEU	CA-CB-CG	7.24	131.95	115.30
1	AA	728	A	O5'-P-OP2	-7.23	99.19	105.70
1	CA	927	G	C4-C5-N7	-7.23	107.91	110.80
25	DA	2261	C	C6-N1-C2	7.23	123.19	120.30
25	BA	201	G	O5'-P-OP1	7.22	119.37	110.70
25	BA	2331	G	C5-N7-C8	-7.22	100.69	104.30
25	DA	687	C	N3-C4-C5	7.21	124.78	121.90
1	AA	1030(B)	C	C6-N1-C2	-7.21	117.42	120.30
25	DA	2207	G	C4-C5-C6	7.21	123.12	118.80
25	DA	476	G	O5'-P-OP2	-7.21	99.22	105.70
25	DA	2374	C	C6-N1-C2	7.21	123.18	120.30
25	BA	2298	A	C4-C5-C6	7.20	120.60	117.00
1	AA	1028	C	C6-N1-C2	-7.19	117.42	120.30
25	DA	205	G	N7-C8-N9	-7.18	109.51	113.10
25	BA	2092	G	C8-N9-C4	7.18	109.27	106.40
25	DA	1204	A	O4'-C1'-N9	7.17	113.94	108.20
25	DA	2574	G	N1-C6-O6	7.17	124.20	119.90
25	DA	2463	C	C6-N1-C2	7.17	123.17	120.30
1	CA	1038	C	C2-N3-C4	7.16	123.48	119.90
1	CA	1492	A	C8-N9-C4	-7.16	102.94	105.80
25	BA	1054	C	N1-C2-O2	7.16	123.20	118.90
25	BA	1745	A	C2-N3-C4	-7.15	107.02	110.60
25	BA	2701	U	N3-C2-O2	-7.15	117.19	122.20
25	BA	2058	C	O5'-P-OP2	7.15	119.28	110.70
1	CA	1113	C	C6-N1-C2	-7.15	117.44	120.30
25	BA	2028	C	O5'-P-OP1	-7.15	99.27	105.70
25	BA	733	G	C4-C5-N7	7.14	113.66	110.80
25	BA	834	U	O5'-P-OP1	-7.14	99.27	105.70
25	BA	553	A	C6-N1-C2	7.14	122.88	118.60
23	AX	4	G	C8-N9-C4	7.14	109.25	106.40
25	BA	1076	G	N1-C2-N2	-7.13	109.78	116.20
25	BA	706	C	C6-N1-C2	7.12	123.15	120.30
23	CX	76	A	C4-C5-C6	7.12	120.56	117.00

Continued on next page...

Continued from previous page...

Mol	Chain	Res	Type	Atoms	Z	Observed(°)	Ideal(°)
25	BA	1605	A	C2-N3-C4	-7.11	107.04	110.60
25	BA	852	G	O5'-P-OP1	-7.11	99.31	105.70
25	BA	1077	G	N1-C6-O6	-7.10	115.64	119.90
25	DA	2588	G	O5'-P-OP1	-7.10	99.31	105.70
25	BA	2229	A	O4'-C1'-N9	7.10	113.88	108.20
25	BA	1249	A	O4'-C1'-N9	7.09	113.88	108.20
25	DA	528	A	N3-C4-C5	7.09	131.77	126.80
25	DA	2805	G	C8-N9-C4	-7.09	103.56	106.40
1	CA	1126	U	C5-C6-N1	7.08	126.24	122.70
1	AA	1026	G	C4-N9-C1'	7.07	135.69	126.50
25	DA	2321	G	N9-C4-C5	-7.07	102.57	105.40
25	BA	2556	G	N1-C6-O6	7.07	124.14	119.90
25	DA	129	C	C6-N1-C2	7.07	123.13	120.30
25	BA	1068	G	N3-C4-N9	-7.07	121.76	126.00
25	DA	1284	A	N9-C4-C5	-7.06	102.98	105.80
25	DA	2253	G	C6-C5-N7	-7.04	126.17	130.40
25	DA	2523	G	O5'-P-OP2	-7.04	99.37	105.70
25	BA	1067	A	N7-C8-N9	7.03	117.32	113.80
25	BA	103	C	O5'-P-OP2	-7.01	99.39	105.70
25	DA	2253	G	C5-C6-O6	-7.01	124.39	128.60
25	BA	473	A	O5'-P-OP1	-7.01	99.39	105.70
1	CA	927	G	N9-C4-C5	7.01	108.20	105.40
25	BA	1098	C	C5-C6-N1	7.01	124.50	121.00
1	CA	1033	G	C4-C5-N7	7.01	113.60	110.80
1	AA	1531	A	O4'-C1'-N9	-7.01	102.59	108.20
25	BA	733	G	N1-C6-O6	7.01	124.10	119.90
1	CA	1157	A	N1-C6-N6	-7.00	114.40	118.60
23	CX	14	A	C4-C5-C6	7.00	120.50	117.00
25	BA	602	G	N1-C6-O6	7.00	124.10	119.90
25	BA	2589	A	C8-N9-C4	-7.00	103.00	105.80
25	BA	122	G	O5'-P-OP2	-6.99	99.41	105.70
25	DA	2298	A	C6-N1-C2	6.99	122.79	118.60
25	DA	214	G	O4'-C1'-N9	6.98	113.78	108.20
25	BA	1871	G	N1-C6-O6	-6.98	115.71	119.90
25	BA	852	G	C5-C6-N1	6.97	114.99	111.50
25	BA	753	A	C2-N3-C4	-6.97	107.11	110.60
23	AX	46	G	C5-C6-O6	-6.97	124.42	128.60
25	BA	1006	C	O5'-P-OP2	-6.97	99.43	105.70
25	BA	2577	A	O5'-P-OP1	-6.97	99.43	105.70
25	BA	1719	C	C6-N1-C2	-6.96	117.52	120.30
25	BA	1844	G	C8-N9-C4	6.96	109.18	106.40
25	BA	819	C	C6-N1-C2	6.94	123.08	120.30

Continued on next page...

Continued from previous page...

Mol	Chain	Res	Type	Atoms	Z	Observed(°)	Ideal(°)
25	DA	467	G	C8-N9-C4	6.94	109.17	106.40
1	AA	1131	G	N7-C8-N9	6.93	116.56	113.10
25	DA	2007	C	C6-N1-C2	6.93	123.07	120.30
25	DA	1204	A	N1-C6-N6	6.92	122.75	118.60
25	DA	2427	C	C6-N1-C2	6.92	123.07	120.30
25	BA	1188	A	N3-C4-N9	-6.92	121.86	127.40
25	DA	981	A	C5-C6-N6	6.91	129.23	123.70
25	BA	2081	A	N7-C8-N9	-6.91	110.34	113.80
1	CA	1259	C	C6-N1-C2	-6.91	117.53	120.30
25	BA	2804	C	C6-N1-C2	-6.90	117.54	120.30
25	DA	1339	G	O5'-P-OP1	-6.90	99.49	105.70
25	DA	1783	A	C8-N9-C4	6.90	108.56	105.80
25	DA	2298	A	N1-C2-N3	-6.90	125.85	129.30
25	BA	2331	G	C4-C5-N7	6.89	113.56	110.80
1	AA	199	G	C8-N9-C4	6.89	109.16	106.40
1	AA	383	A	C5-N7-C8	6.89	107.35	103.90
1	CA	1000	U	C5-C6-N1	6.89	126.14	122.70
25	DA	1251	C	N1-C2-O2	-6.89	114.77	118.90
25	BA	555	G	C4-C5-N7	6.88	113.55	110.80
1	CA	79	G	C5-C6-O6	6.88	132.73	128.60
1	AA	476	G	C4-N9-C1'	6.88	135.44	126.50
25	DA	1022	G	N3-C2-N2	-6.88	115.08	119.90
1	AA	1007	C	C5-C6-N1	6.88	124.44	121.00
1	CA	1119	C	N1-C2-N3	-6.88	114.39	119.20
25	DA	933	A	N7-C8-N9	6.88	117.24	113.80
25	DA	1653	G	C4-N9-C1'	6.88	135.44	126.50
1	CA	1017	G	C5-C6-O6	6.87	132.72	128.60
25	BA	2549	U	C5-C4-O4	6.87	130.02	125.90
1	CA	525	C	C5-C6-N1	6.87	124.43	121.00
1	AA	443	C	C2-N1-C1'	6.86	126.35	118.80
25	BA	1462	G	O4'-C1'-N9	6.86	113.69	108.20
1	AA	97	G	O4'-C1'-N9	6.86	113.69	108.20
1	AA	921	U	C2-N3-C4	6.85	131.11	127.00
25	DA	2689	U	P-O3'-C3'	6.85	127.92	119.70
1	AA	1397	C	O4'-C1'-N1	6.84	113.67	108.20
25	BA	1588	G	N3-C4-C5	-6.84	125.18	128.60
25	BA	2551	C	C6-N1-C2	6.84	123.03	120.30
25	DA	2829	C	C6-N1-C2	6.83	123.03	120.30
25	DA	1328	G	C5-C6-O6	-6.83	124.50	128.60
1	AA	720	C	C6-N1-C2	-6.83	117.57	120.30
25	DA	2206	G	C4-N9-C1'	-6.83	117.62	126.50
1	CA	1054	C	C6-N1-C2	-6.83	117.57	120.30

Continued on next page...

Continued from previous page...

Mol	Chain	Res	Type	Atoms	Z	Observed(°)	Ideal(°)
25	DA	148	C	C6-N1-C2	6.83	123.03	120.30
1	AA	1396	A	C6-N1-C2	6.82	122.69	118.60
25	DA	2048	G	C5-C6-O6	6.82	132.69	128.60
1	CA	1163	C	C5-C6-N1	6.82	124.41	121.00
25	DA	294	A	N1-C6-N6	-6.82	114.51	118.60
25	BA	2105	G	N1-C6-O6	6.82	123.99	119.90
25	DA	1432	C	C6-N1-C2	6.82	123.03	120.30
25	DA	2345	G	C5-C6-O6	6.81	132.69	128.60
1	CA	117	G	N3-C4-N9	6.81	130.09	126.00
25	BA	555	G	N3-C4-C5	6.80	132.00	128.60
25	BA	2299	A	N3-C4-N9	-6.80	121.96	127.40
1	CA	1054	C	P-O3'-C3'	6.80	127.86	119.70
25	DA	2313	C	N1-C2-O2	6.79	122.97	118.90
1	AA	893	C	N1-C2-O2	6.79	122.97	118.90
25	DA	2751	G	N3-C4-C5	-6.79	125.21	128.60
1	AA	509	A	C8-N9-C4	-6.78	103.09	105.80
1	AA	63	C	N1-C2-O2	6.78	122.97	118.90
25	BA	824	A	N1-C2-N3	6.77	132.68	129.30
1	CA	1042	G	C6-N1-C2	6.76	129.16	125.10
25	BA	841	G	C5-C6-O6	6.76	132.65	128.60
25	BA	1314	A	N7-C8-N9	-6.75	110.42	113.80
25	BA	2444	A	N1-C6-N6	6.75	122.65	118.60
25	BA	553	A	N3-C4-C5	6.75	131.52	126.80
1	AA	1285	A	P-O3'-C3'	6.74	127.79	119.70
25	BA	2014	G	P-O3'-C3'	6.74	127.79	119.70
1	AA	1397	C	C2-N1-C1'	6.74	126.21	118.80
25	DA	524	U	O5'-P-OP2	-6.74	99.64	105.70
1	CA	1502	A	O5'-P-OP2	-6.73	99.64	105.70
25	DA	2010	G	O5'-P-OP2	6.73	118.78	110.70
25	BA	1843	A	O5'-P-OP1	-6.72	99.65	105.70
1	CA	848	C	C5-C6-N1	6.72	124.36	121.00
1	AA	1395	C	C2-N3-C4	6.72	123.26	119.90
25	DA	741	G	O5'-P-OP1	-6.72	99.65	105.70
1	CA	979	C	C6-N1-C2	-6.72	117.61	120.30
25	DA	110	G	C8-N9-C4	6.72	109.09	106.40
25	DA	1721	G	N3-C4-N9	6.71	130.03	126.00
1	CA	1258	G	O4'-C1'-N9	6.71	113.57	108.20
25	DA	2520	C	N3-C4-C5	6.71	124.58	121.90
1	CA	1003	G	N3-C4-N9	6.71	130.03	126.00
1	CA	1033	G	N1-C6-O6	6.71	123.93	119.90
25	DA	219	G	N3-C4-C5	-6.71	125.25	128.60
25	DA	1489	U	C4-C5-C6	6.70	123.72	119.70

Continued on next page...

Continued from previous page...

Mol	Chain	Res	Type	Atoms	Z	Observed(°)	Ideal(°)
3	CC	52	LEU	CA-CB-CG	6.70	130.72	115.30
25	DA	784	A	C8-N9-C4	6.70	108.48	105.80
1	CA	1126	U	C2-N1-C1'	6.69	125.73	117.70
1	CA	1135	U	O4'-C1'-N1	6.68	113.54	108.20
25	DA	738	G	N3-C4-C5	-6.67	125.26	128.60
1	AA	1502	A	O5'-P-OP2	-6.67	99.69	105.70
1	CA	1023	G	N3-C4-N9	6.67	130.00	126.00
26	DB	42	C	O5'-P-OP1	-6.67	99.70	105.70
1	CA	1456	G	C8-N9-C4	6.67	109.07	106.40
25	BA	1327	G	C5-C6-O6	-6.67	124.60	128.60
1	CA	1311	G	C6-C5-N7	6.67	134.40	130.40
25	BA	831	A	O4'-C1'-N9	6.66	113.53	108.20
25	DA	2360	A	C8-N9-C4	6.66	108.46	105.80
25	BA	555	G	C2-N3-C4	-6.66	108.57	111.90
25	DA	827	U	N1-C2-O2	-6.65	118.14	122.80
25	BA	1093	G	C4-N9-C1'	6.65	135.14	126.50
25	BA	2448	G	N3-C2-N2	-6.64	115.25	119.90
25	DA	1992	G	C8-N9-C4	-6.64	103.74	106.40
25	BA	43	A	C2-N3-C4	-6.64	107.28	110.60
25	DA	1281	G	O5'-P-OP2	6.64	118.67	110.70
25	DA	2286	A	N1-C6-N6	6.64	122.58	118.60
25	BA	2228	G	OP1-P-O3'	6.64	119.80	105.20
25	BA	2551	C	C5-C6-N1	-6.64	117.68	121.00
25	DA	776	G	C8-N9-C4	-6.64	103.75	106.40
25	DA	945	A	O4'-C1'-N9	6.64	113.51	108.20
25	DA	933	A	C4-C5-N7	6.63	114.02	110.70
25	DA	945	A	C5-N7-C8	-6.63	100.59	103.90
25	DA	2388	A	O4'-C1'-N9	6.63	113.50	108.20
26	DB	104	U	C6-N1-C2	6.63	124.98	121.00
25	BA	2260	C	O5'-P-OP2	-6.62	99.74	105.70
1	CA	726	C	O5'-P-OP1	-6.62	99.74	105.70
25	BA	2550	C	C6-N1-C2	6.62	122.95	120.30
25	DA	1395	A	O4'-C1'-N9	6.62	113.50	108.20
1	AA	1493	A	P-O3'-C3'	6.61	127.64	119.70
1	CA	1180	A	O4'-C1'-N9	6.61	113.48	108.20
25	BA	254	A	C5-N7-C8	-6.60	100.60	103.90
25	DA	63	U	N3-C4-O4	-6.60	114.78	119.40
25	DA	1489	U	C6-N1-C1'	-6.60	111.96	121.20
1	CA	1286	A	C8-N9-C4	-6.60	103.16	105.80
25	BA	805	C	C6-N1-C2	-6.59	117.66	120.30
1	CA	1123	A	O4'-C1'-N9	6.59	113.47	108.20
25	DA	2218	U	N3-C2-O2	-6.59	117.58	122.20

Continued on next page...

Continued from previous page...

Mol	Chain	Res	Type	Atoms	Z	Observed(°)	Ideal(°)
25	DA	482	A	O5'-P-OP2	-6.59	99.77	105.70
25	DA	2050	C	C6-N1-C2	6.59	122.94	120.30
25	DA	2388	A	C2-N3-C4	6.59	113.89	110.60
25	DA	451	C	C6-N1-C2	6.59	122.94	120.30
1	AA	193	C	C6-N1-C2	-6.58	117.67	120.30
1	AA	458	C	C2-N1-C1'	6.58	126.04	118.80
25	BA	2298	A	C6-C5-N7	-6.58	127.69	132.30
25	DA	945	A	N9-C4-C5	-6.58	103.17	105.80
25	DA	2805	G	O4'-C1'-N9	6.58	113.46	108.20
25	BA	418	G	C5-C6-O6	-6.57	124.66	128.60
25	BA	148	C	C6-N1-C2	6.57	122.93	120.30
25	DA	826	U	C5-C6-N1	-6.57	119.41	122.70
25	DA	2253	G	N9-C4-C5	-6.57	102.77	105.40
1	CA	1003	G	C4-N9-C1'	6.57	135.04	126.50
1	CA	999	C	C6-N1-C1'	-6.57	112.92	120.80
25	BA	717	A	O4'-C1'-N9	-6.56	102.95	108.20
25	BA	2331	G	O4'-C1'-N9	6.55	113.44	108.20
1	CA	899	C	C6-N1-C2	6.55	122.92	120.30
1	AA	1137	C	C5-C6-N1	6.55	124.28	121.00
25	DA	2287	A	C2-N3-C4	-6.55	107.33	110.60
25	DA	2501	C	N3-C4-C5	6.55	124.52	121.90
25	BA	2054	G	N3-C4-C5	6.54	131.87	128.60
25	DA	2512	C	C6-N1-C2	6.54	122.92	120.30
1	AA	266	G	P-O3'-C3'	6.54	127.55	119.70
25	BA	1483	C	C6-N1-C2	-6.54	117.68	120.30
25	DA	2560	C	C6-N1-C2	6.54	122.92	120.30
25	BA	176	G	N1-C6-O6	6.54	123.82	119.90
25	DA	2061	G	C8-N9-C4	6.53	109.01	106.40
25	BA	666	C	C6-N1-C2	-6.51	117.69	120.30
1	AA	1127	G	C5-N7-C8	6.51	107.56	104.30
1	CA	1023	G	N3-C2-N2	6.51	124.46	119.90
25	BA	660	C	C6-N1-C2	-6.51	117.70	120.30
25	DA	1681	G	N3-C4-C5	6.50	131.85	128.60
25	BA	176	G	C4-C5-N7	6.49	113.40	110.80
1	CA	1502	A	N1-C2-N3	6.49	132.54	129.30
1	CA	1502	A	C5-N7-C8	-6.49	100.66	103.90
25	DA	1257	C	C6-N1-C2	-6.48	117.71	120.30
26	BB	98	G	O5'-P-OP2	-6.48	99.87	105.70
25	BA	781	A	N1-C6-N6	6.47	122.48	118.60
2	CB	154	LEU	CA-CB-CG	6.47	130.19	115.30
25	BA	2544	G	N1-C6-O6	6.47	123.78	119.90
25	DA	1022	G	C8-N9-C1'	6.47	135.41	127.00

Continued on next page...

Continued from previous page...

Mol	Chain	Res	Type	Atoms	Z	Observed(°)	Ideal(°)
25	DA	987	G	C5-C6-O6	-6.47	124.72	128.60
23	AX	8	U	N3-C4-C5	-6.46	110.72	114.60
1	AA	382	A	N1-C6-N6	-6.46	114.72	118.60
1	AA	1125	U	C4-C5-C6	-6.46	115.83	119.70
1	CA	65	U	P-O3'-C3'	6.46	127.45	119.70
1	AA	470	C	N1-C2-O2	6.46	122.77	118.90
23	AX	22	G	N3-C4-C5	6.46	131.83	128.60
1	CA	1260	C	C5-C6-N1	6.46	124.23	121.00
25	DA	530	G	N3-C4-N9	-6.45	122.13	126.00
25	BA	1263	C	O5'-P-OP2	-6.45	99.90	105.70
25	BA	271	U	O4'-C1'-N1	6.44	113.35	108.20
25	DA	1635	G	N1-C6-O6	6.44	123.77	119.90
25	BA	2638	C	C6-N1-C2	6.44	122.88	120.30
25	DA	1142	U	N1-C2-O2	6.44	127.31	122.80
25	DA	933	A	N1-C6-N6	6.44	122.46	118.60
25	BA	2253	A	O5'-P-OP1	-6.43	99.91	105.70
1	CA	1163	C	C2-N3-C4	6.43	123.12	119.90
25	BA	139	A	O4'-C1'-N9	6.43	113.35	108.20
25	DA	2805	G	N3-C4-C5	-6.43	125.38	128.60
25	BA	1423	G	N1-C6-O6	-6.42	116.05	119.90
25	BA	1742	G	C6-C5-N7	-6.42	126.55	130.40
1	CA	1036	G	C5-C6-N1	-6.42	108.29	111.50
1	AA	1206	G	C5-C6-O6	-6.42	124.75	128.60
23	CX	46	G	C5-C6-N1	6.41	114.71	111.50
25	DA	216	A	C2-N3-C4	-6.41	107.40	110.60
1	AA	165	C	C6-N1-C2	-6.41	117.74	120.30
25	BA	2673	G	N3-C4-C5	-6.41	125.40	128.60
1	AA	532	A	OP1-P-O3'	6.40	119.29	105.20
25	DA	1021	A	N1-C2-N3	6.40	132.50	129.30
25	BA	2227	G	C4-N9-C1'	-6.40	118.18	126.50
25	BA	2891	C	C6-N1-C2	-6.40	117.74	120.30
25	DA	2544	G	N1-C6-O6	6.40	123.74	119.90
22	AV	17	U	C5-C4-O4	6.40	129.74	125.90
25	DA	2313	C	N3-C2-O2	-6.40	117.42	121.90
25	BA	2630	G	N3-C4-N9	6.40	129.84	126.00
25	BA	352	U	O5'-P-OP2	-6.40	99.94	105.70
1	AA	63	C	N3-C2-O2	-6.39	117.42	121.90
1	CA	1042	G	C8-N9-C4	6.39	108.96	106.40
43	DX	57	LEU	CA-CB-CG	6.39	130.00	115.30
1	CA	1132	C	C6-N1-C2	-6.39	117.74	120.30
25	DA	2512	C	N3-C2-O2	6.39	126.37	121.90
1	AA	458	C	N1-C2-O2	6.39	122.73	118.90

Continued on next page...

Continued from previous page...

Mol	Chain	Res	Type	Atoms	Z	Observed(°)	Ideal(°)
25	BA	2830	A	C6-C5-N7	-6.39	127.83	132.30
1	AA	841	U	C6-N1-C2	-6.39	117.17	121.00
25	BA	1045	U	O5'-P-OP2	-6.38	99.95	105.70
25	BA	2026	G	C2-N3-C4	-6.38	108.71	111.90
25	DA	1698	A	C4-C5-N7	6.38	113.89	110.70
25	BA	2331	G	N3-C4-N9	-6.38	122.17	126.00
25	BA	1312	G	C8-N9-C4	6.38	108.95	106.40
25	BA	1919	G	N1-C6-O6	6.38	123.73	119.90
1	CA	1033	G	C6-N1-C2	6.38	128.93	125.10
1	CA	1169	A	C4-C5-C6	6.38	120.19	117.00
25	DA	2850	A	OP1-P-OP2	-6.37	110.04	119.60
1	AA	1058	G	C5-C6-O6	-6.37	124.78	128.60
25	BA	2280	A	O5'-P-OP1	-6.36	99.97	105.70
1	AA	1024	G	C4-N9-C1'	6.36	134.76	126.50
25	DA	2574	G	C5-C6-O6	-6.36	124.78	128.60
25	BA	978	A	N7-C8-N9	6.35	116.98	113.80
25	BA	1812	C	C6-N1-C2	6.35	122.84	120.30
25	DA	63	U	C5-C4-O4	6.35	129.71	125.90
25	DA	1022	G	C4-N9-C1'	-6.35	118.24	126.50
1	CA	1511	G	N1-C6-O6	6.35	123.71	119.90
1	AA	496	A	C8-N9-C4	-6.34	103.26	105.80
25	BA	568	C	C6-N1-C2	6.34	122.84	120.30
1	CA	1122	U	C6-N1-C1'	-6.34	112.32	121.20
25	DA	31	C	C6-N1-C2	-6.34	117.76	120.30
1	AA	443	C	C6-N1-C1'	-6.34	113.19	120.80
1	CA	1012	U	N1-C2-N3	6.33	118.70	114.90
26	DB	95	C	C6-N1-C2	6.33	122.83	120.30
25	BA	2442	A	N1-C6-N6	-6.33	114.80	118.60
1	AA	800	G	C8-N9-C4	-6.33	103.87	106.40
25	BA	2701	U	C6-N1-C2	-6.33	117.20	121.00
1	CA	754	C	C2-N1-C1'	6.32	125.75	118.80
23	CX	22	G	C4-C5-C6	-6.32	115.01	118.80
25	BA	342	C	C6-N1-C2	-6.32	117.77	120.30
1	CA	1402	C	C6-N1-C2	-6.32	117.77	120.30
1	CA	1311	G	N3-C4-C5	6.32	131.76	128.60
26	DB	8	U	C5-C6-N1	6.31	125.86	122.70
35	DP	44	GLY	N-CA-C	-6.31	97.31	113.10
25	BA	2094	G	C6-C5-N7	-6.31	126.61	130.40
25	DA	1681	G	C2-N3-C4	-6.31	108.74	111.90
25	DA	2279	G	C8-N9-C4	6.31	108.92	106.40
1	AA	1054	C	P-O3'-C3'	6.31	127.27	119.70
1	CA	1391	U	C5-C4-O4	6.30	129.68	125.90

Continued on next page...

Continued from previous page...

Mol	Chain	Res	Type	Atoms	Z	Observed(°)	Ideal(°)
1	AA	1029	C	C2-N1-C1'	-6.30	111.87	118.80
25	BA	733	G	C6-C5-N7	-6.30	126.62	130.40
25	BA	781	A	C2-N3-C4	-6.30	107.45	110.60
1	CA	967	C	C6-N1-C2	6.30	122.82	120.30
1	CA	1227	A	N7-C8-N9	6.30	116.95	113.80
25	DA	1284	A	C5-C6-N6	-6.30	118.66	123.70
25	BA	2631	C	C6-N1-C2	6.29	122.82	120.30
1	CA	908	A	O5'-P-OP2	-6.29	100.04	105.70
25	DA	528	A	N1-C6-N6	6.29	122.38	118.60
25	DA	1363	C	C5-C6-N1	-6.29	117.85	121.00
25	BA	484	G	C8-N9-C4	-6.29	103.88	106.40
25	DA	2070	G	N1-C6-O6	-6.28	116.13	119.90
25	BA	849	A	C8-N9-C4	-6.28	103.29	105.80
1	CA	999	C	C2-N1-C1'	6.28	125.70	118.80
25	DA	1600	C	O5'-P-OP2	-6.28	100.05	105.70
1	AA	227	G	C8-N9-C4	6.27	108.91	106.40
25	DA	2617	C	O5'-P-OP1	-6.27	100.05	105.70
25	BA	1779	G	C8-N9-C4	-6.27	103.89	106.40
25	DA	2048	G	N1-C6-O6	-6.27	116.14	119.90
25	DA	271(Y)	U	O4'-C1'-N1	6.26	113.21	108.20
1	AA	383	A	C4-C5-C6	6.26	120.13	117.00
1	CA	528	C	C6-N1-C2	-6.26	117.80	120.30
25	DA	2357	U	O5'-P-OP2	-6.26	100.06	105.70
1	CA	1272	G	C5-C6-O6	6.26	132.35	128.60
25	DA	2554	U	O5'-P-OP2	-6.25	100.07	105.70
25	BA	405	C	C6-N1-C2	6.25	122.80	120.30
25	BA	474	U	N3-C2-O2	-6.25	117.82	122.20
1	CA	117	G	C8-N9-C1'	-6.25	118.87	127.00
1	CA	1500	A	N1-C6-N6	6.25	122.35	118.60
25	BA	2638	C	N3-C4-C5	6.24	124.40	121.90
1	AA	1127	G	N3-C4-C5	-6.24	125.48	128.60
26	DB	115	G	N9-C4-C5	-6.24	102.90	105.40
25	BA	2283	G	N3-C4-N9	6.24	129.74	126.00
25	DA	2406	U	O4'-C1'-N1	-6.24	103.21	108.20
1	AA	167	G	C4-N9-C1'	6.23	134.60	126.50
25	DA	1698	A	N1-C2-N3	6.23	132.41	129.30
1	AA	1127	G	C8-N9-C4	6.22	108.89	106.40
25	BA	1779	G	N7-C8-N9	6.22	116.21	113.10
25	BA	1926	G	N1-C6-O6	-6.22	116.17	119.90
1	CA	509	A	C8-N9-C4	-6.22	103.31	105.80
1	AA	175	C	C6-N1-C2	-6.21	117.81	120.30
1	AA	1067	A	P-O3'-C3'	6.21	127.16	119.70

Continued on next page...

Continued from previous page...

Mol	Chain	Res	Type	Atoms	Z	Observed(°)	Ideal(°)
1	CA	5	U	C6-N1-C2	-6.21	117.27	121.00
1	CA	967	C	N3-C2-O2	6.21	126.25	121.90
25	DA	614	U	C5-C4-O4	6.21	129.63	125.90
25	DA	2751	G	C4-N9-C1'	6.21	134.57	126.50
26	BB	93	G	C8-N9-C4	-6.21	103.92	106.40
25	BA	1832	G	N1-C6-O6	6.20	123.62	119.90
1	CA	354	G	C6-C5-N7	-6.20	126.68	130.40
25	BA	1629	C	C5-C6-N1	-6.20	117.90	121.00
1	AA	1515	C	N3-C4-C5	-6.19	119.42	121.90
25	BA	77	A	N1-C6-N6	6.19	122.32	118.60
1	AA	1150	U	C2-N3-C4	6.19	130.71	127.00
25	BA	2298	A	N7-C8-N9	6.19	116.90	113.80
25	DA	566	U	C5-C6-N1	-6.19	119.61	122.70
25	DA	2520	C	C6-N1-C2	6.19	122.78	120.30
25	DA	2053	G	C8-N9-C4	6.18	108.87	106.40
25	DA	1558	A	P-O3'-C3'	6.18	127.12	119.70
1	CA	1064	G	P-O3'-C3'	6.18	127.12	119.70
25	BA	1343	C	OP1-P-O3'	6.18	118.79	105.20
1	AA	1131	G	C4-C5-N7	6.17	113.27	110.80
25	BA	595	A	N1-C6-N6	-6.17	114.90	118.60
25	DA	154(A)	C	N1-C2-O2	6.17	122.60	118.90
25	DA	1363	C	C6-N1-C2	6.17	122.77	120.30
25	DA	2298	A	N9-C4-C5	-6.16	103.33	105.80
25	BA	39	C	O5'-P-OP2	-6.16	100.16	105.70
19	CS	16	LEU	CA-CB-CG	6.16	129.47	115.30
1	AA	488	C	C6-N1-C2	-6.16	117.84	120.30
25	BA	1255	A	C8-N9-C4	-6.15	103.34	105.80
25	BA	2403	G	O4'-C1'-N9	6.15	113.12	108.20
25	DA	2591	C	C6-N1-C2	-6.15	117.84	120.30
25	DA	130	C	N3-C4-C5	6.15	124.36	121.90
1	CA	818	G	C8-N9-C4	6.15	108.86	106.40
25	BA	1067	A	C4-C5-N7	6.14	113.77	110.70
25	DA	1790	C	P-O3'-C3'	6.14	127.07	119.70
25	DA	2042	A	C8-N9-C4	6.14	108.25	105.80
25	BA	859	C	C6-N1-C2	-6.14	117.84	120.30
25	BA	842	C	N1-C2-O2	6.13	122.58	118.90
25	BA	994	C	C6-N1-C2	6.13	122.75	120.30
25	DA	75	G	C8-N9-C4	-6.13	103.95	106.40
1	AA	347	G	C4-N9-C1'	6.13	134.47	126.50
25	BA	1725	G	C8-N9-C4	-6.13	103.95	106.40
25	BA	1067	A	N1-C2-N3	6.13	132.37	129.30
25	DA	414	C	O5'-P-OP2	-6.13	100.18	105.70

Continued on next page...

Continued from previous page...

Mol	Chain	Res	Type	Atoms	Z	Observed(°)	Ideal(°)
1	AA	1026	G	N3-C4-C5	-6.13	125.54	128.60
1	AA	1531	A	C8-N9-C4	-6.13	103.35	105.80
1	CA	1122	U	C5-C4-O4	-6.13	122.22	125.90
25	BA	2624	C	O5'-P-OP1	-6.12	100.19	105.70
1	AA	226	G	C8-N9-C4	6.12	108.85	106.40
1	AA	536	C	O5'-P-OP2	-6.12	100.19	105.70
25	DA	2207	G	C4-N9-C1'	6.12	134.45	126.50
25	BA	892	G	O4'-C1'-N9	6.11	113.09	108.20
23	CX	46	G	N9-C4-C5	6.11	107.84	105.40
25	DA	2623	G	N1-C6-O6	6.11	123.57	119.90
1	AA	1530	G	C5-C6-O6	-6.11	124.94	128.60
25	BA	840	A	N1-C6-N6	6.11	122.26	118.60
25	BA	2298	A	C8-N9-C4	-6.10	103.36	105.80
25	DA	1239	G	N1-C6-O6	6.10	123.56	119.90
25	BA	139	A	C6-C5-N7	-6.10	128.03	132.30
25	BA	2807	C	C5-C6-N1	6.10	124.05	121.00
1	CA	1002	G	N3-C2-N2	-6.10	115.63	119.90
25	BA	590	A	C2-N3-C4	-6.09	107.55	110.60
25	BA	873	U	OP2-P-O3'	6.09	118.61	105.20
25	DA	133	C	O5'-P-OP2	-6.09	100.22	105.70
25	DA	141	A	N7-C8-N9	6.09	116.85	113.80
1	CA	894	G	N3-C4-C5	6.09	131.65	128.60
25	BA	834	U	N1-C2-N3	6.09	118.55	114.90
1	CA	1149	C	C5-C6-N1	6.08	124.04	121.00
25	DA	2084	C	C5-C6-N1	-6.08	117.96	121.00
1	CA	736	C	C6-N1-C2	-6.08	117.87	120.30
25	DA	2321	G	C8-N9-C1'	-6.08	119.09	127.00
1	AA	1030(A)	G	O4'-C1'-N9	6.08	113.06	108.20
25	DA	2218	U	N1-C2-O2	6.08	127.06	122.80
26	BB	30	C	C6-N1-C2	-6.07	117.87	120.30
1	CA	915	A	C8-N9-C4	6.07	108.23	105.80
25	DA	991	C	O5'-P-OP1	6.07	117.98	110.70
1	CA	1137	C	P-O3'-C3'	6.07	126.98	119.70
1	CA	1484	C	C5-C6-N1	-6.06	117.97	121.00
25	BA	56	C	C2-N3-C4	6.06	122.93	119.90
25	DA	1721	G	N3-C2-N2	6.06	124.14	119.90
1	CA	1154	G	O4'-C1'-N9	6.06	113.05	108.20
25	DA	1531	C	C5-C6-N1	6.06	124.03	121.00
25	BA	332	G	C6-C5-N7	-6.06	126.77	130.40
25	DA	1122	G	O5'-P-OP2	-6.06	100.25	105.70
25	BA	2077	C	C2-N3-C4	6.05	122.93	119.90
1	AA	383	A	C8-N9-C1'	-6.05	116.81	127.70

Continued on next page...

Continued from previous page...

Mol	Chain	Res	Type	Atoms	Z	Observed(°)	Ideal(°)
1	CA	1002	G	C5-C6-O6	6.05	132.23	128.60
25	BA	1298	G	N3-C2-N2	-6.05	115.67	119.90
1	AA	1030(B)	C	N3-C2-O2	-6.05	117.67	121.90
25	BA	12	U	C6-N1-C2	-6.05	117.37	121.00
25	BA	2107	C	O5'-P-OP2	-6.05	100.26	105.70
25	BA	332	G	C4-C5-N7	6.04	113.22	110.80
25	BA	552	C	N3-C4-N4	-6.04	113.77	118.00
25	DA	801	G	O5'-P-OP2	-6.04	100.26	105.70
25	BA	535	C	C6-N1-C2	-6.04	117.88	120.30
1	AA	1127	G	N9-C4-C5	-6.04	102.98	105.40
25	DA	94(A)	G	C8-N9-C4	-6.04	103.98	106.40
25	BA	254	A	C6-C5-N7	-6.03	128.08	132.30
25	DA	1653	G	C8-N9-C1'	-6.03	119.16	127.00
23	CX	8	U	N1-C2-N3	-6.03	111.28	114.90
25	BA	1718	U	N1-C2-O2	-6.03	118.58	122.80
26	BB	91	C	N3-C4-C5	6.03	124.31	121.90
25	DA	2540	C	C6-N1-C2	6.03	122.71	120.30
1	CA	299	G	N9-C4-C5	-6.03	102.99	105.40
25	DA	2335	A	O4'-C1'-N9	6.03	113.02	108.20
25	BA	588	C	N1-C2-O2	6.02	122.51	118.90
25	BA	2830	A	C5-N7-C8	-6.02	100.89	103.90
25	BA	783	C	N1-C2-O2	-6.02	115.29	118.90
1	CA	1044	A	C6-N1-C2	6.02	122.21	118.60
25	DA	461	C	N3-C2-O2	6.02	126.11	121.90
25	BA	978	A	O4'-C1'-N9	6.01	113.01	108.20
25	BA	2236	G	C8-N9-C4	6.01	108.81	106.40
25	DA	1763	G	O5'-P-OP2	-6.01	100.29	105.70
1	CA	992	U	P-O3'-C3'	6.01	126.91	119.70
25	BA	876	A	O5'-P-OP2	-6.00	100.30	105.70
25	BA	1076	G	N3-C2-N2	6.00	124.10	119.90
25	BA	2650	G	C8-N9-C4	-6.00	104.00	106.40
1	CA	1042	G	N1-C2-N3	-6.00	120.30	123.90
25	DA	482	A	C8-N9-C4	6.00	108.20	105.80
25	DA	971	C	N1-C2-O2	-6.00	115.30	118.90
25	BA	2462	A	N1-C6-N6	6.00	122.20	118.60
25	DA	141	A	C5-N7-C8	-6.00	100.90	103.90
1	AA	218	C	C6-N1-C2	-6.00	117.90	120.30
1	AA	1493	A	O5'-P-OP1	6.00	117.89	110.70
25	BA	2228	G	P-O3'-C3'	5.99	126.89	119.70
25	DA	680	G	N1-C6-O6	5.99	123.50	119.90
25	DA	2751	G	N3-C4-N9	5.99	129.59	126.00
23	CX	34	C	C6-N1-C2	-5.98	117.91	120.30

Continued on next page...

Continued from previous page...

Mol	Chain	Res	Type	Atoms	Z	Observed(°)	Ideal(°)
25	DA	807	U	O5'-P-OP2	5.98	117.87	110.70
1	CA	841	U	C6-N1-C2	-5.98	117.41	121.00
23	CX	22	G	N7-C8-N9	5.97	116.09	113.10
25	DA	2090	G	N1-C6-O6	-5.97	116.32	119.90
1	AA	890	G	O4'-C1'-N9	5.97	112.97	108.20
25	BA	2110	G	N3-C4-C5	5.97	131.59	128.60
1	AA	1286	A	C8-N9-C4	-5.97	103.41	105.80
25	BA	2515	A	C2-N3-C4	5.97	113.58	110.60
25	DA	627	A	C8-N9-C4	5.96	108.19	105.80
25	BA	348	A	O5'-P-OP1	-5.96	100.33	105.70
1	AA	1131	G	N1-C6-O6	5.96	123.47	119.90
1	AA	1201	A	P-O3'-C3'	5.96	126.85	119.70
25	BA	89	U	N3-C2-O2	-5.96	118.03	122.20
1	CA	1028	C	C5-C6-N1	5.96	123.98	121.00
25	DA	53	A	C8-N9-C4	5.96	108.18	105.80
1	AA	738	C	C5-C6-N1	5.96	123.98	121.00
1	AA	1127	G	N7-C8-N9	-5.96	110.12	113.10
1	AA	1150	U	N3-C4-C5	-5.96	111.03	114.60
26	DB	74	U	C5-C4-O4	5.96	129.47	125.90
25	BA	1800	G	O5'-P-OP2	-5.96	100.34	105.70
1	AA	1007	C	C2-N1-C1'	5.95	125.35	118.80
25	DA	141	A	C2-N3-C4	-5.95	107.62	110.60
1	CA	1169	A	N1-C6-N6	5.95	122.17	118.60
25	BA	1072	U	C2-N1-C1'	5.95	124.84	117.70
25	DA	1573	G	C8-N9-C4	5.95	108.78	106.40
25	DA	2617	C	C6-N1-C2	5.95	122.68	120.30
1	CA	308	C	C6-N1-C2	5.95	122.68	120.30
25	DA	1325	G	C6-C5-N7	-5.95	126.83	130.40
25	BA	70	A	P-O3'-C3'	5.95	126.83	119.70
1	AA	92	C	C5-C6-N1	5.94	123.97	121.00
25	BA	354	A	C5-N7-C8	-5.94	100.93	103.90
26	BB	80	U	C5-C4-O4	5.94	129.47	125.90
25	DA	2351	G	N3-C4-N9	5.94	129.57	126.00
25	DA	901	A	N7-C8-N9	5.94	116.77	113.80
25	BA	1555	C	C6-N1-C2	-5.94	117.92	120.30
25	BA	2080	A	OP2-P-O3'	5.94	118.27	105.20
1	AA	476	G	C8-N9-C1'	-5.94	119.28	127.00
1	AA	1026	G	C8-N9-C1'	-5.94	119.28	127.00
25	BA	2372	A	C2-N3-C4	-5.94	107.63	110.60
1	AA	122	G	C8-N9-C4	5.93	108.77	106.40
25	DA	1129	A	N1-C6-N6	-5.93	115.04	118.60
25	DA	210	C	C2-N1-C1'	-5.93	112.28	118.80

Continued on next page...

Continued from previous page...

Mol	Chain	Res	Type	Atoms	Z	Observed(°)	Ideal(°)
25	DA	1673	U	C5-C4-O4	-5.93	122.34	125.90
25	BA	1072	U	N3-C2-O2	-5.92	118.05	122.20
1	CA	1312	G	N9-C4-C5	5.92	107.77	105.40
25	DA	1648	C	O5'-P-OP1	5.92	117.81	110.70
25	BA	1240	G	N9-C4-C5	5.92	107.77	105.40
25	BA	2735	G	N3-C4-N9	5.92	129.55	126.00
23	AX	8	U	C5-C6-N1	5.92	125.66	122.70
25	BA	2835	C	N3-C2-O2	5.92	126.04	121.90
25	BA	1423	G	C5-C6-O6	5.91	132.15	128.60
1	CA	916	G	C8-N9-C4	-5.91	104.03	106.40
25	DA	633	A	N1-C6-N6	5.91	122.15	118.60
25	DA	1640	C	C2-N1-C1'	5.91	125.30	118.80
25	BA	1757	C	C6-N1-C2	5.91	122.66	120.30
1	AA	383	A	C4-N9-C1'	5.91	136.93	126.30
25	DA	2351	G	N3-C4-C5	-5.91	125.65	128.60
25	BA	2026	G	OP2-P-O3'	5.90	118.19	105.20
25	DA	2805	G	C5-C6-O6	5.90	132.14	128.60
1	CA	204	U	C2-N1-C1'	5.90	124.78	117.70
7	AG	81	GLY	N-CA-C	5.90	127.85	113.10
25	BA	176	G	C6-C5-N7	-5.90	126.86	130.40
1	CA	337	C	C6-N1-C2	-5.90	117.94	120.30
25	DA	176	G	C8-N9-C4	5.90	108.76	106.40
23	CX	20	U	C2-N1-C1'	5.89	124.77	117.70
25	BA	1249	A	C2-N3-C4	-5.89	107.66	110.60
25	BA	2268	G	C4-C5-N7	5.88	113.15	110.80
1	CA	1125	U	C2-N1-C1'	5.88	124.76	117.70
25	DA	1368	G	O5'-P-OP2	-5.88	100.41	105.70
1	AA	1502	A	N7-C8-N9	5.88	116.74	113.80
25	BA	2354	C	C6-N1-C2	-5.88	117.95	120.30
25	BA	119	G	C5-C6-O6	-5.88	125.07	128.60
25	BA	670	C	C5-C6-N1	5.88	123.94	121.00
25	DA	1257	C	N3-C4-C5	-5.88	119.55	121.90
1	AA	1171	G	N3-C4-C5	-5.88	125.66	128.60
1	CA	998	G	N3-C4-N9	-5.88	122.47	126.00
25	DA	454	A	C8-N9-C4	5.88	108.15	105.80
25	BA	2601	A	C8-N9-C4	5.88	108.15	105.80
9	CI	105	ASP	CB-CG-OD1	5.88	123.59	118.30
1	AA	1181	G	C6-N1-C2	5.87	128.62	125.10
25	BA	2258	G	N9-C4-C5	-5.87	103.05	105.40
25	DA	2033	A	C2-N3-C4	5.87	113.53	110.60
25	BA	2506	G	C8-N9-C4	5.87	108.75	106.40
25	DA	2273	A	N7-C8-N9	-5.87	110.87	113.80

Continued on next page...

Continued from previous page...

Mol	Chain	Res	Type	Atoms	Z	Observed(°)	Ideal(°)
25	BA	1959	A	C8-N9-C4	5.87	108.15	105.80
23	AX	76	A	C5-C6-N6	-5.86	119.01	123.70
1	CA	917	G	C8-N9-C4	-5.86	104.06	106.40
25	BA	1377	A	C2-N3-C4	-5.86	107.67	110.60
25	DA	945	A	C5-C6-N6	-5.86	119.02	123.70
25	DA	1698	A	C4-C5-C6	5.85	119.93	117.00
1	AA	97	G	N3-C4-C5	-5.85	125.67	128.60
1	CA	901	A	N1-C6-N6	-5.85	115.09	118.60
1	CA	1169	A	C6-C5-N7	-5.85	128.21	132.30
25	DA	735	A	N7-C8-N9	-5.85	110.88	113.80
1	AA	1127	G	C4-C5-C6	5.84	122.31	118.80
25	DA	459	U	N3-C2-O2	-5.84	118.11	122.20
1	AA	990	C	C6-N1-C2	-5.84	117.96	120.30
25	DA	2032	G	N1-C6-O6	-5.84	116.40	119.90
25	BA	621	G	O5'-P-OP2	-5.84	100.44	105.70
25	DA	2324	C	N3-C4-C5	5.84	124.24	121.90
25	BA	279	G	N7-C8-N9	5.84	116.02	113.10
1	AA	841	U	C5-C6-N1	5.83	125.62	122.70
25	DA	948	G	C8-N9-C4	5.83	108.73	106.40
47	D1	85	LEU	CA-CB-CG	5.83	128.72	115.30
25	BA	1093	G	C8-N9-C1'	-5.83	119.42	127.00
1	AA	1054	C	N3-C2-O2	-5.83	117.82	121.90
25	BA	2105	G	N9-C4-C5	-5.83	103.07	105.40
1	CA	1311	G	C4-N9-C1'	-5.83	118.92	126.50
25	DA	2330	G	N1-C6-O6	5.83	123.40	119.90
25	BA	903	C	C6-N1-C2	-5.83	117.97	120.30
1	CA	1271	G	C5-C6-O6	-5.83	125.11	128.60
25	BA	1461	U	C5-C4-O4	5.82	129.39	125.90
1	CA	117	G	C6-C5-N7	-5.82	126.91	130.40
1	AA	1125	U	P-O3'-C3'	5.82	126.69	119.70
25	BA	2876	U	C4-C5-C6	5.82	123.19	119.70
1	CA	1286	A	N7-C8-N9	5.82	116.71	113.80
25	DA	2024	G	C8-N9-C4	5.82	108.73	106.40
25	BA	1719	C	N3-C4-N4	5.82	122.07	118.00
23	CX	18	G	N3-C4-C5	5.82	131.51	128.60
25	DA	2679	A	O5'-P-OP2	-5.82	100.47	105.70
25	DA	2287	A	N3-C4-C5	5.82	130.87	126.80
1	CA	1000	U	C2-N3-C4	5.81	130.49	127.00
1	CA	1157	A	C6-C5-N7	5.81	136.37	132.30
1	AA	884	U	O5'-P-OP2	-5.81	100.47	105.70
1	AA	1131	G	C4-N9-C1'	5.81	134.06	126.50
25	BA	1154	U	N1-C2-O2	5.81	126.87	122.80

Continued on next page...

Continued from previous page...

Mol	Chain	Res	Type	Atoms	Z	Observed(°)	Ideal(°)
25	BA	1663	C	C2-N3-C4	-5.81	116.99	119.90
25	BA	2729	U	N3-C2-O2	-5.81	118.13	122.20
25	DA	792	G	C5-C6-N1	5.81	114.41	111.50
1	AA	261	U	N1-C2-O2	-5.81	118.73	122.80
1	AA	1024	G	N3-C4-C5	-5.81	125.70	128.60
25	BA	555	G	C5-N7-C8	-5.81	101.40	104.30
1	CA	353	A	OP2-P-O3'	5.81	117.98	105.20
1	CA	1125	U	C5-C6-N1	5.81	125.60	122.70
25	DA	1192	G	C8-N9-C4	5.81	108.72	106.40
1	AA	904	C	C6-N1-C2	5.80	122.62	120.30
1	CA	117	G	C4-N9-C1'	5.80	134.05	126.50
1	AA	1269	A	N1-C6-N6	-5.80	115.12	118.60
25	BA	2026	G	N3-C4-C5	5.80	131.50	128.60
25	DA	901	A	C8-N9-C4	-5.80	103.48	105.80
25	BA	990	A	C5-C6-N1	-5.80	114.80	117.70
1	AA	336	C	N3-C2-O2	5.80	125.96	121.90
1	AA	421	U	N1-C2-O2	5.80	126.86	122.80
1	AA	1396	A	C5-C6-N6	5.80	128.34	123.70
25	BA	125	A	N1-C6-N6	5.80	122.08	118.60
1	CA	691	G	C8-N9-C4	5.79	108.72	106.40
23	AX	22	G	N7-C8-N9	5.79	116.00	113.10
25	DA	1682	G	C8-N9-C4	5.79	108.72	106.40
1	CA	1206	G	C5-C6-O6	-5.79	125.13	128.60
25	DA	1899	G	N9-C4-C5	-5.79	103.08	105.40
1	CA	79	G	C6-N1-C2	5.79	128.57	125.10
25	DA	205	G	N9-C4-C5	-5.79	103.09	105.40
25	BA	553	A	C4-C5-N7	5.78	113.59	110.70
25	BA	1255	A	P-O3'-C3'	5.78	126.64	119.70
25	DA	1405	U	O5'-P-OP2	-5.78	100.50	105.70
1	AA	991	U	P-O3'-C3'	5.78	126.63	119.70
1	CA	1149	C	N1-C2-O2	5.78	122.37	118.90
25	DA	1413	G	N1-C6-O6	5.78	123.37	119.90
1	AA	167	G	N7-C8-N9	5.78	115.99	113.10
25	BA	176	G	C5-N7-C8	-5.78	101.41	104.30
1	CA	1216	G	N3-C4-C5	5.78	131.49	128.60
25	DA	1325	G	N3-C4-N9	5.77	129.46	126.00
1	CA	1499	A	C8-N9-C4	5.77	108.11	105.80
25	DA	1239	G	C5-C6-O6	-5.77	125.14	128.60
25	BA	2320	G	N3-C4-C5	5.77	131.49	128.60
1	CA	1044	A	C5-C6-N6	5.77	128.32	123.70
1	AA	483	C	C6-N1-C2	5.77	122.61	120.30
25	DA	2010	G	C8-N9-C4	-5.77	104.09	106.40

Continued on next page...

Continued from previous page...

Mol	Chain	Res	Type	Atoms	Z	Observed(°)	Ideal(°)
25	BA	1578	C	C5-C6-N1	5.77	123.88	121.00
25	BA	1153	G	N3-C4-N9	5.76	129.46	126.00
25	BA	2065	C	N1-C2-O2	-5.76	115.44	118.90
1	CA	794	A	C8-N9-C4	-5.76	103.49	105.80
1	CA	398	C	N3-C4-N4	-5.76	113.97	118.00
25	DA	1284	A	C4-C5-N7	5.76	113.58	110.70
1	AA	1026	G	N3-C4-N9	5.76	129.46	126.00
25	BA	553	A	C5-N7-C8	-5.76	101.02	103.90
23	AX	14	A	C5-C6-N1	-5.76	114.82	117.70
25	BA	2044	U	O5'-P-OP1	-5.76	100.52	105.70
26	BB	41	U	C5-C6-N1	-5.76	119.82	122.70
25	DA	962	G	C8-N9-C4	-5.76	104.10	106.40
1	AA	1181	G	N3-C4-C5	5.76	131.48	128.60
25	BA	841	G	C4-C5-N7	-5.75	108.50	110.80
25	DA	467	G	N7-C8-N9	-5.75	110.22	113.10
25	DA	2347	C	N1-C2-O2	5.75	122.35	118.90
25	BA	2014	G	C2'-C3'-O3'	5.75	122.90	113.70
1	CA	890	G	O4'-C1'-N9	5.75	112.80	108.20
25	BA	2245	U	C5-C6-N1	-5.75	119.83	122.70
1	AA	1036	G	N3-C4-N9	5.74	129.45	126.00
1	CA	377	G	N3-C4-N9	5.74	129.45	126.00
46	B0	77	ARG	NE-CZ-NH1	-5.74	117.43	120.30
25	BA	1605	A	N1-C6-N6	5.74	122.04	118.60
23	CX	76	A	N3-C4-N9	5.74	131.99	127.40
25	DA	2281	C	O5'-P-OP1	-5.74	100.54	105.70
25	BA	1252	C	O5'-P-OP1	-5.74	100.54	105.70
25	DA	2744	G	C5-C6-O6	-5.74	125.16	128.60
1	CA	915	A	N7-C8-N9	-5.73	110.93	113.80
1	CA	721	G	N1-C6-O6	5.73	123.34	119.90
25	DA	727	A	C8-N9-C4	-5.73	103.51	105.80
25	DA	1027	A	N9-C4-C5	-5.73	103.51	105.80
1	CA	1002	G	N3-C4-N9	-5.73	122.56	126.00
25	DA	557	U	C5-C6-N1	-5.73	119.84	122.70
25	DA	308	G	O5'-P-OP2	-5.72	100.55	105.70
25	DA	981	A	N1-C6-N6	-5.72	115.17	118.60
23	AX	6	G	N1-C6-O6	5.72	123.33	119.90
25	BA	989	G	C4-N9-C1'	5.72	133.94	126.50
43	BX	57	LEU	CA-CB-CG	5.72	128.46	115.30
1	CA	1028	C	N3-C2-O2	5.72	125.90	121.90
25	DA	119	A	N1-C6-N6	5.72	122.03	118.60
25	DA	912	C	N1-C2-O2	5.72	122.33	118.90
1	AA	166	G	N7-C8-N9	5.71	115.96	113.10

Continued on next page...

Continued from previous page...

Mol	Chain	Res	Type	Atoms	Z	Observed(°)	Ideal(°)
25	DA	2509	G	C5-C6-N1	-5.71	108.64	111.50
1	CA	1157	A	C4-C5-N7	-5.71	107.84	110.70
25	DA	738	G	O5'-P-OP1	5.71	117.55	110.70
1	CA	997	U	C2-N3-C4	5.71	130.43	127.00
25	BA	2271	G	C8-N9-C4	-5.71	104.12	106.40
1	CA	1149	C	C2-N1-C1'	5.71	125.08	118.80
25	DA	242	G	N7-C8-N9	-5.71	110.25	113.10
25	DA	1647	G	O4'-C1'-N9	-5.71	103.63	108.20
1	AA	1531	A	N7-C8-N9	5.71	116.65	113.80
25	BA	2836	A	C8-N9-C4	5.71	108.08	105.80
19	CS	71	LEU	CA-CB-CG	5.71	128.42	115.30
25	DA	504	U	N1-C2-O2	5.71	126.79	122.80
25	BA	1694	G	O5'-P-OP1	-5.70	100.57	105.70
25	BA	1742	G	N3-C4-N9	5.70	129.42	126.00
25	DA	2271	G	N3-C4-N9	5.70	129.42	126.00
25	BA	990	A	O4'-C1'-N9	5.70	112.76	108.20
1	CA	1134	G	C8-N9-C4	-5.70	104.12	106.40
25	DA	1698	A	C5-N7-C8	-5.70	101.05	103.90
25	DA	560	C	C6-N1-C2	5.70	122.58	120.30
25	DA	991	C	O5'-P-OP2	-5.69	100.58	105.70
25	BA	295	C	O5'-P-OP2	-5.69	100.58	105.70
25	BA	1222	A	N7-C8-N9	5.69	116.65	113.80
46	B0	12	ASN	N-CA-C	5.69	126.37	111.00
1	CA	5	U	N3-C2-O2	-5.69	118.22	122.20
25	BA	2054	G	N3-C4-N9	-5.69	122.59	126.00
1	CA	754	C	N1-C2-O2	5.69	122.31	118.90
1	CA	1492	A	C2-N3-C4	5.69	113.44	110.60
25	DA	2057	A	C8-N9-C4	5.69	108.07	105.80
25	DA	2725	A	C2-N3-C4	-5.69	107.76	110.60
25	DA	1142(A)	A	N1-C2-N3	5.68	132.14	129.30
1	AA	162	A	C8-N9-C4	-5.68	103.53	105.80
1	AA	1124	G	C2-N3-C4	5.68	114.74	111.90
25	BA	2608	U	N1-C2-O2	-5.68	118.82	122.80
25	DA	193	U	N3-C4-O4	5.68	123.38	119.40
25	DA	885	C	C5-C6-N1	5.68	123.84	121.00
25	DA	2345	G	C8-N9-C4	-5.68	104.13	106.40
25	BA	1343	C	OP2-P-O3'	-5.68	92.71	105.20
25	DA	2794	C	C5-C6-N1	5.68	123.84	121.00
25	BA	2902	G	P-O3'-C3'	5.68	126.51	119.70
1	CA	266	G	N1-C6-O6	5.68	123.31	119.90
25	DA	795	C	O5'-P-OP2	-5.68	100.59	105.70
25	DA	1926	U	N3-C2-O2	-5.68	118.23	122.20

Continued on next page...

Continued from previous page...

Mol	Chain	Res	Type	Atoms	Z	Observed(°)	Ideal(°)
25	DA	1328	G	C4-C5-N7	5.67	113.07	110.80
1	AA	1054	C	N1-C2-O2	5.67	122.30	118.90
25	BA	2495	C	N1-C2-O2	5.67	122.30	118.90
25	BA	716	G	C8-N9-C4	5.67	108.67	106.40
25	BA	1766	G	C5-C6-O6	-5.67	125.20	128.60
25	DA	2590	A	O5'-P-OP2	5.67	117.50	110.70
25	BA	357	G	C4-N9-C1'	5.67	133.87	126.50
1	CA	1277	C	N1-C2-O2	5.67	122.30	118.90
26	DB	52	A	C8-N9-C4	-5.67	103.53	105.80
25	BA	2861	A	OP2-P-O3'	5.67	117.66	105.20
1	CA	142	G	N3-C4-C5	-5.67	125.77	128.60
25	BA	36	G	O5'-P-OP2	-5.66	100.61	105.70
25	DA	1377	G	N3-C4-C5	-5.66	125.77	128.60
25	BA	553	A	C5-C6-N1	-5.66	114.87	117.70
25	DA	1363	C	O5'-P-OP2	-5.66	100.61	105.70
25	BA	1850	A	C8-N9-C4	5.66	108.06	105.80
25	DA	2043	C	C2-N1-C1'	5.65	125.02	118.80
25	DA	2053	G	N9-C4-C5	-5.65	103.14	105.40
1	AA	71	C	N1-C2-O2	5.65	122.29	118.90
25	BA	2804	C	C5-C6-N1	5.65	123.83	121.00
25	BA	185	A	N1-C6-N6	5.65	121.99	118.60
25	BA	2056	U	N3-C4-O4	5.65	123.35	119.40
25	BA	737	G	N1-C6-O6	5.65	123.29	119.90
25	BA	1700	G	N3-C4-C5	-5.64	125.78	128.60
1	CA	557	G	N9-C4-C5	-5.64	103.14	105.40
25	DA	532	A	O4'-C1'-N9	5.64	112.72	108.20
25	DA	783	A	O5'-P-OP2	-5.64	100.62	105.70
25	DA	1997	G	N3-C4-C5	-5.64	125.78	128.60
26	DB	45	A	P-O3'-C3'	5.64	126.47	119.70
25	DA	1115	G	N3-C4-C5	5.64	131.42	128.60
25	BA	615	G	N1-C6-O6	-5.64	116.52	119.90
25	BA	1807	G	N1-C6-O6	5.64	123.28	119.90
25	DA	2061	G	N9-C4-C5	-5.64	103.14	105.40
25	BA	2522	C	C6-N1-C2	5.64	122.55	120.30
1	CA	1484	C	C2-N1-C1'	-5.64	112.60	118.80
1	CA	1272	G	N1-C6-O6	-5.63	116.52	119.90
25	DA	1455	G	N1-C6-O6	5.63	123.28	119.90
25	DA	2440	C	C5-C4-N4	5.63	124.14	120.20
25	DA	956	G	C4-N9-C1'	5.63	133.82	126.50
25	DA	781	A	N1-C6-N6	-5.63	115.22	118.60
25	BA	103	C	N1-C2-O2	5.63	122.28	118.90
25	BA	1667	U	N3-C4-C5	-5.62	111.22	114.60

Continued on next page...

Continued from previous page...

Mol	Chain	Res	Type	Atoms	Z	Observed(°)	Ideal(°)
23	CX	8	U	N3-C4-C5	-5.62	111.23	114.60
1	AA	526	C	C6-N1-C2	5.62	122.55	120.30
25	DA	915	C	N3-C2-O2	-5.62	117.97	121.90
25	BA	1153	G	C8-N9-C4	-5.62	104.15	106.40
25	BA	2272	C	C5-C6-N1	-5.62	118.19	121.00
1	CA	1227	A	C8-N9-C4	-5.62	103.55	105.80
25	DA	768	G	N1-C6-O6	5.62	123.27	119.90
25	DA	1021	A	C5-C6-N1	-5.62	114.89	117.70
25	BA	1378	G	C4-C5-N7	5.62	113.05	110.80
1	CA	1189	C	C6-N1-C2	5.62	122.55	120.30
25	BA	2096	U	O5'-P-OP1	-5.62	100.65	105.70
25	DA	2206	G	C8-N9-C1'	5.61	134.30	127.00
25	BA	120	G	C5-C6-O6	-5.61	125.23	128.60
25	DA	971	C	N3-C4-N4	5.61	121.93	118.00
25	DA	1269	A	C5-C6-N1	-5.61	114.90	117.70
25	DA	2081	C	C6-N1-C2	5.61	122.54	120.30
29	DF	12	LEU	CA-CB-CG	5.61	128.20	115.30
1	AA	652	U	O5'-P-OP1	-5.61	100.66	105.70
25	BA	1378	G	C5-C6-O6	-5.60	125.24	128.60
25	BA	1681	A	C8-N9-C4	-5.60	103.56	105.80
25	DA	110	G	N7-C8-N9	-5.60	110.30	113.10
1	CA	399	G	C8-N9-C4	5.60	108.64	106.40
25	BA	1426	G	O5'-P-OP2	-5.60	100.66	105.70
1	CA	557	G	N3-C2-N2	5.60	123.82	119.90
25	BA	179	A	C5-N7-C8	-5.60	101.10	103.90
1	AA	340	U	C6-N1-C2	5.60	124.36	121.00
25	BA	1663	C	N3-C4-C5	5.60	124.14	121.90
40	DU	74	LEU	CA-CB-CG	5.59	128.17	115.30
25	BA	1188	A	C5-N7-C8	-5.59	101.10	103.90
1	CA	544	G	N1-C6-O6	-5.59	116.55	119.90
25	DA	956	G	N3-C4-C5	-5.59	125.80	128.60
25	BA	1068	G	N3-C2-N2	-5.59	115.99	119.90
25	BA	1390	G	N1-C6-O6	5.59	123.25	119.90
25	DA	806	C	N3-C4-C5	-5.59	119.66	121.90
25	DA	733	G	N9-C4-C5	-5.59	103.17	105.40
25	DA	912	C	C5-C6-N1	5.59	123.79	121.00
25	BA	2630	G	C6-N1-C2	-5.59	121.75	125.10
25	BA	2495	C	C5-C6-N1	5.58	123.79	121.00
25	BA	2239	A	N9-C4-C5	5.58	108.03	105.80
25	DA	2476	A	C8-N9-C4	-5.58	103.57	105.80
25	BA	1158	G	C8-N9-C4	-5.58	104.17	106.40
25	DA	242	G	C4-N9-C1'	-5.58	119.24	126.50

Continued on next page...

Continued from previous page...

Mol	Chain	Res	Type	Atoms	Z	Observed(°)	Ideal(°)
25	DA	2333	A	C8-N9-C4	5.58	108.03	105.80
1	CA	1042	G	N3-C4-C5	5.58	131.39	128.60
25	DA	2804	C	N3-C2-O2	-5.58	117.99	121.90
1	CA	1279	A	C5-N7-C8	-5.58	101.11	103.90
1	CA	687	A	P-O3'-C3'	5.58	126.39	119.70
25	DA	376	C	C6-N1-C2	5.58	122.53	120.30
25	BA	113	C	O5'-P-OP1	-5.57	100.68	105.70
25	BA	403	C	N3-C4-N4	-5.57	114.10	118.00
25	BA	1221	G	OP1-P-O3'	5.57	117.46	105.20
25	BA	2513	C	O4'-C1'-N1	5.57	112.66	108.20
25	BA	1152	G	O4'-C1'-N9	-5.57	103.74	108.20
25	DA	981	A	C6-N1-C2	5.57	121.94	118.60
25	DA	1328	G	N9-C4-C5	-5.57	103.17	105.40
1	CA	1051	C	N1-C2-O2	-5.57	115.56	118.90
25	BA	94	G	O5'-P-OP2	-5.57	100.69	105.70
25	DA	210	C	C6-N1-C2	5.57	122.53	120.30
1	AA	1030(B)	C	C5-C6-N1	5.57	123.78	121.00
25	BA	2641	A	O4'-C1'-N9	5.56	112.65	108.20
1	CA	1067	A	P-O3'-C3'	5.56	126.38	119.70
25	BA	514	G	C4-C5-N7	-5.56	108.58	110.80
3	CC	91	LEU	CA-CB-CG	5.56	128.09	115.30
25	DA	2771	C	O5'-P-OP1	-5.56	100.69	105.70
25	DA	2896	C	C6-N1-C2	-5.56	118.08	120.30
25	BA	2419	G	C8-N9-C1'	-5.56	119.77	127.00
25	BA	1659	G	C5-C6-O6	5.56	131.94	128.60
25	BA	2740	G	O5'-P-OP2	-5.56	100.70	105.70
25	DA	552	G	N3-C4-C5	5.56	131.38	128.60
25	DA	2464	C	C5-C6-N1	-5.56	118.22	121.00
25	BA	873	U	OP1-P-O3'	-5.55	92.99	105.20
1	AA	383	A	O4'-C1'-N9	5.55	112.64	108.20
1	CA	299	G	C6-C5-N7	-5.55	127.07	130.40
1	CA	1124	G	N3-C4-C5	-5.55	125.83	128.60
25	BA	472	G	N1-C6-O6	5.55	123.23	119.90
25	BA	105	C	C6-N1-C2	5.55	122.52	120.30
25	BA	2666	A	N1-C6-N6	5.55	121.93	118.60
25	DA	1348	G	C5-C6-O6	-5.55	125.27	128.60
1	CA	117	G	N9-C4-C5	-5.54	103.18	105.40
1	CA	1017	G	C5-C6-N1	-5.54	108.73	111.50
1	AA	1127	G	C8-N9-C1'	-5.54	119.80	127.00
1	AA	1192	C	C6-N1-C2	-5.54	118.08	120.30
25	BA	553	A	O4'-C1'-N9	-5.54	103.77	108.20
25	BA	1991	A	O5'-P-OP2	5.54	117.35	110.70

Continued on next page...

Continued from previous page...

Mol	Chain	Res	Type	Atoms	Z	Observed(°)	Ideal(°)
25	BA	2103	C	O5'-P-OP2	-5.54	100.71	105.70
25	DA	106	C	N1-C2-O2	5.54	122.22	118.90
1	CA	1492	A	N3-C4-C5	-5.54	122.92	126.80
25	DA	2416	C	N1-C2-O2	-5.54	115.58	118.90
25	BA	498	A	O5'-P-OP1	5.54	117.34	110.70
25	BA	1431	G	O4'-C1'-N9	5.54	112.63	108.20
25	BA	1832	G	C4-C5-N7	5.54	113.01	110.80
1	CA	365	U	C5-C6-N1	-5.54	119.93	122.70
25	DA	1213	A	C8-N9-C4	5.54	108.01	105.80
25	DA	2321	G	C6-N1-C2	5.54	128.42	125.10
1	AA	1298	C	N1-C2-O2	5.53	122.22	118.90
25	BA	1075	A	N1-C6-N6	5.53	121.92	118.60
25	BA	2061	C	C5-C6-N1	5.53	123.77	121.00
1	AA	1030(B)	C	C6-N1-C1'	-5.53	114.16	120.80
1	CA	1003	G	C8-N9-C1'	-5.53	119.81	127.00
25	BA	1746	G	C8-N9-C4	-5.53	104.19	106.40
25	DA	1769	G	C8-N9-C4	-5.53	104.19	106.40
25	DA	465	G	C5-C6-O6	-5.53	125.28	128.60
25	DA	1926	U	C5-C4-O4	5.53	129.22	125.90
25	BA	1929	G	N1-C6-O6	5.53	123.22	119.90
41	BV	82	ARG	NE-CZ-NH1	-5.53	117.54	120.30
1	CA	1279	A	N7-C8-N9	5.53	116.56	113.80
1	CA	1502	A	C4-C5-N7	5.53	113.46	110.70
25	BA	1325	G	O5'-P-OP2	-5.53	100.73	105.70
25	BA	1629	C	C6-N1-C2	5.53	122.51	120.30
1	CA	1011	G	C4-C5-N7	-5.53	108.59	110.80
1	AA	381	C	N1-C2-O2	5.52	122.21	118.90
23	CX	9	G	C4-N9-C1'	-5.52	119.32	126.50
1	AA	687	A	P-O3'-C3'	5.52	126.33	119.70
25	DA	2595	G	C8-N9-C4	5.52	108.61	106.40
1	AA	1154	G	N9-C4-C5	-5.52	103.19	105.40
25	BA	271	U	C2-N1-C1'	-5.52	111.08	117.70
25	BA	1284	G	N1-C6-O6	5.52	123.21	119.90
25	DA	277	C	C2-N1-C1'	5.52	124.87	118.80
23	AX	14	A	C4-C5-N7	-5.52	107.94	110.70
25	BA	1343	C	C6-N1-C2	5.52	122.51	120.30
25	DA	786	C	C6-N1-C2	5.52	122.51	120.30
26	DB	102	A	C8-N9-C4	5.52	108.01	105.80
25	BA	2094	G	C4-C5-N7	5.52	113.01	110.80
25	BA	990	A	C8-N9-C4	-5.51	103.59	105.80
26	BB	93	G	C6-C5-N7	-5.51	127.09	130.40
25	DA	1830	C	C6-N1-C2	5.51	122.50	120.30

Continued on next page...

Continued from previous page...

Mol	Chain	Res	Type	Atoms	Z	Observed(°)	Ideal(°)
1	CA	1007	C	N1-C2-O2	5.51	122.21	118.90
1	CA	1273	G	N3-C4-N9	5.51	129.31	126.00
25	BA	179	A	C5-C6-N6	-5.51	119.29	123.70
4	CD	188	LEU	CA-CB-CG	5.51	127.97	115.30
1	CA	265	G	O4'-C1'-N9	-5.50	103.80	108.20
25	DA	508	G	O5'-P-OP1	-5.50	100.75	105.70
26	DB	79	C	N3-C4-C5	-5.50	119.70	121.90
25	DA	389	G	C5-C6-O6	-5.50	125.30	128.60
25	DA	2744	G	N1-C6-O6	5.50	123.20	119.90
25	BA	179	A	C4-C5-N7	5.50	113.45	110.70
1	AA	913	A	P-O3'-C3'	5.49	126.29	119.70
23	AX	69	C	C2-N1-C1'	5.49	124.84	118.80
25	BA	68	C	OP2-P-O3'	5.49	117.29	105.20
25	DA	1665	A	C8-N9-C4	-5.49	103.60	105.80
25	BA	1078	A	C8-N9-C4	5.49	108.00	105.80
25	BA	1429	C	C5-C6-N1	5.49	123.75	121.00
1	CA	1183	A	OP1-P-O3'	5.49	117.28	105.20
1	CA	1271	G	N9-C4-C5	-5.49	103.20	105.40
25	BA	592	U	N1-C2-O2	-5.49	118.96	122.80
25	BA	2105	G	C4-C5-N7	5.49	113.00	110.80
25	BA	2622	C	O5'-P-OP1	-5.49	100.76	105.70
25	DA	1672	C	C5-C4-N4	-5.49	116.36	120.20
25	BA	902	G	N3-C4-N9	5.49	129.29	126.00
25	DA	1261	C	O5'-P-OP1	-5.49	100.76	105.70
25	BA	827	G	N3-C4-C5	-5.48	125.86	128.60
25	BA	1051	C	OP1-P-OP2	5.48	127.82	119.60
25	BA	2059	G	N3-C2-N2	5.48	123.74	119.90
28	DE	72	VAL	C-N-CA	5.48	135.41	121.70
1	CA	300	A	N1-C6-N6	-5.48	115.31	118.60
25	DA	250	G	C8-N9-C4	-5.48	104.21	106.40
1	AA	1058	G	N9-C4-C5	-5.48	103.21	105.40
25	BA	12	U	N1-C2-O2	5.48	126.64	122.80
1	CA	5	U	C2-N1-C1'	5.48	124.27	117.70
23	CX	18	G	C8-N9-C4	5.48	108.59	106.40
25	DA	917	A	OP1-P-O3'	5.48	117.25	105.20
25	BA	193	A	C8-N9-C4	5.48	107.99	105.80
1	AA	267	C	O5'-P-OP1	-5.47	100.77	105.70
25	DA	1531	C	C2-N1-C1'	5.47	124.82	118.80
25	DA	1982	C	N3-C4-C5	-5.47	119.71	121.90
1	AA	1145	C	N1-C2-O2	5.47	122.18	118.90
25	BA	2380	C	C6-N1-C2	5.47	122.49	120.30
1	CA	1022	G	N3-C4-N9	-5.47	122.72	126.00

Continued on next page...

Continued from previous page...

Mol	Chain	Res	Type	Atoms	Z	Observed(°)	Ideal(°)
25	BA	2054	G	C8-N9-C1'	5.47	134.11	127.00
25	BA	2601	A	N3-C4-C5	5.47	130.63	126.80
25	BA	2460	A	N1-C6-N6	5.46	121.88	118.60
1	CA	1420	C	C6-N1-C2	-5.46	118.11	120.30
25	BA	978	A	C4-C5-N7	5.46	113.43	110.70
1	CA	354	G	C4-N9-C1'	5.46	133.60	126.50
25	DA	2351	G	C4-N9-C1'	5.46	133.60	126.50
25	BA	235	C	O5'-P-OP1	-5.46	100.79	105.70
25	DA	1336	A	N1-C6-N6	-5.46	115.32	118.60
25	DA	2230	G	O5'-P-OP1	-5.46	100.79	105.70
25	DA	2252	G	N3-C4-N9	-5.46	122.72	126.00
1	AA	922	G	C6-N1-C2	5.46	128.38	125.10
25	BA	1055	A	C8-N9-C4	-5.46	103.62	105.80
25	DA	1672	C	C6-N1-C1'	-5.46	114.25	120.80
25	DA	2532	G	C5-C6-O6	-5.46	125.32	128.60
25	BA	2298	A	C4-N9-C1'	5.46	136.12	126.30
25	BA	2601	A	C4-C5-C6	-5.46	114.27	117.00
1	CA	1420	C	C5-C6-N1	5.46	123.73	121.00
1	CA	1502	A	C6-C5-N7	-5.46	128.48	132.30
25	BA	1402	G	C5-C6-O6	-5.45	125.33	128.60
25	DA	1004	C	N1-C2-O2	-5.45	115.63	118.90
25	DA	1688	U	O5'-P-OP2	-5.45	100.79	105.70
25	BA	2495	C	C2-N1-C1'	5.45	124.80	118.80
26	DB	104	U	C5-C6-N1	-5.45	119.97	122.70
25	BA	2498	G	N1-C6-O6	-5.45	116.63	119.90
25	DA	1123	C	C6-N1-C2	5.45	122.48	120.30
25	DA	1348	G	N1-C6-O6	5.45	123.17	119.90
1	CA	998	G	C4-N9-C1'	-5.45	119.42	126.50
25	DA	193	U	C5-C4-O4	-5.45	122.63	125.90
25	DA	1256	G	C4-N9-C1'	5.45	133.58	126.50
26	DB	56	G	N3-C4-C5	-5.45	125.88	128.60
25	DA	1236	G	O5'-P-OP2	5.45	117.24	110.70
1	CA	1034	G	N3-C4-N9	-5.45	122.73	126.00
1	CA	1122	U	C5-C6-N1	5.44	125.42	122.70
23	CX	76	A	C5-C6-N1	5.44	120.42	117.70
1	CA	1124	G	O4'-C1'-N9	5.44	112.56	108.20
25	BA	397	G	N9-C4-C5	-5.44	103.22	105.40
25	BA	552	C	C5-C4-N4	5.44	124.01	120.20
26	BB	79	C	C6-N1-C2	-5.44	118.12	120.30
25	DA	2623	G	C5-C6-O6	-5.44	125.33	128.60
1	AA	1058	G	N1-C6-O6	5.44	123.16	119.90
25	BA	828	A	C2-N3-C4	5.44	113.32	110.60

Continued on next page...

Continued from previous page...

Mol	Chain	Res	Type	Atoms	Z	Observed(°)	Ideal(°)
25	BA	1858	C	N3-C2-O2	-5.44	118.09	121.90
25	BA	1605	A	N3-C4-C5	5.44	130.61	126.80
25	BA	2830	A	C5-C6-N6	-5.44	119.35	123.70
1	CA	1290	G	C8-N9-C4	-5.44	104.22	106.40
25	BA	186	A	C5-N7-C8	-5.44	101.18	103.90
25	DA	668	G	C2-N3-C4	-5.44	109.18	111.90
1	AA	1007	C	C2-N3-C4	5.43	122.62	119.90
25	BA	1207	C	C6-N1-C2	-5.43	118.13	120.30
25	BA	1538	G	C8-N9-C4	5.43	108.57	106.40
25	DA	738	G	C4-N9-C1'	5.43	133.56	126.50
25	DA	2207	G	N3-C4-N9	5.43	129.26	126.00
25	BA	2248	C	C5-C4-N4	-5.43	116.40	120.20
25	DA	2458	G	N3-C4-N9	5.43	129.26	126.00
1	CA	1126	U	C6-N1-C2	-5.43	117.74	121.00
25	BA	993	G	N9-C4-C5	-5.43	103.23	105.40
1	AA	348	G	C5-C6-O6	-5.43	125.34	128.60
25	BA	839	G	N3-C2-N2	5.43	123.70	119.90
1	CA	525	C	N3-C4-N4	5.43	121.80	118.00
1	AA	458	C	C5-C6-N1	5.42	123.71	121.00
1	CA	1003	G	C4-C5-C6	5.42	122.06	118.80
1	CA	1227	A	C5-N7-C8	-5.42	101.19	103.90
1	CA	115	G	P-O3'-C3'	5.42	126.21	119.70
25	DA	242	G	C6-C5-N7	5.42	133.65	130.40
25	DA	1432	C	C5-C4-N4	-5.42	116.41	120.20
25	BA	125	A	C5-C6-N6	-5.42	119.36	123.70
25	DA	1769	G	N3-C4-C5	-5.42	125.89	128.60
1	AA	1530	G	C4-C5-N7	5.42	112.97	110.80
23	AX	76	A	N3-C4-N9	5.42	131.73	127.40
25	BA	1188	A	C5-C6-N1	-5.42	114.99	117.70
25	BA	2331	G	N1-C6-O6	5.42	123.15	119.90
1	CA	1028	C	N1-C2-O2	-5.42	115.65	118.90
25	DA	133	C	C6-N1-C2	5.42	122.47	120.30
25	DA	906	G	N9-C4-C5	5.42	107.57	105.40
1	AA	98	G	N7-C8-N9	5.42	115.81	113.10
25	BA	1608	G	C8-N9-C4	-5.42	104.23	106.40
26	BB	85	G	C6-C5-N7	-5.42	127.15	130.40
1	CA	794	A	N7-C8-N9	5.41	116.51	113.80
25	BA	279	G	C8-N9-C4	-5.41	104.24	106.40
25	BA	2460	A	C5-C6-N6	-5.41	119.37	123.70
1	AA	749	C	C5-C6-N1	5.41	123.70	121.00
25	BA	254	A	O4'-C1'-N9	5.41	112.53	108.20
25	BA	1985	U	C6-N1-C1'	-5.41	113.63	121.20

Continued on next page...

Continued from previous page...

Mol	Chain	Res	Type	Atoms	Z	Observed(°)	Ideal(°)
1	AA	149	A	C8-N9-C4	-5.40	103.64	105.80
25	DA	242	G	C8-N9-C4	5.40	108.56	106.40
25	BA	2567	U	O5'-P-OP1	-5.40	100.84	105.70
25	BA	2896	G	C8-N9-C4	-5.40	104.24	106.40
1	CA	499	A	C8-N9-C4	5.40	107.96	105.80
1	CA	1199	U	C5-C4-O4	5.40	129.14	125.90
23	CX	22	G	N3-C4-N9	-5.40	122.76	126.00
25	BA	311	C	C6-N1-C2	5.40	122.46	120.30
25	BA	1577	C	P-O3'-C3'	5.40	126.18	119.70
25	DA	1937	A	C6-C5-N7	-5.40	128.52	132.30
25	BA	2094	G	N1-C6-O6	5.40	123.14	119.90
1	CA	993	G	N3-C4-N9	5.40	129.24	126.00
1	AA	1123	A	C6-N1-C2	5.40	121.84	118.60
1	AA	1149	C	C6-N1-C2	-5.39	118.14	120.30
25	DA	956	G	C4-C5-C6	5.39	122.04	118.80
25	DA	970	C	N3-C2-O2	5.39	125.68	121.90
25	BA	1177	G	O4'-C1'-N9	5.39	112.51	108.20
25	DA	2373	G	N1-C6-O6	5.39	123.14	119.90
34	BO	8	LEU	CA-CB-CG	5.39	127.70	115.30
25	DA	188	G	C4-C5-N7	5.39	112.96	110.80
25	DA	793	A	O5'-P-OP2	-5.39	100.85	105.70
1	CA	246	A	C8-N9-C4	5.39	107.95	105.80
1	CA	1125	U	C6-N1-C2	-5.39	117.77	121.00
1	CA	1311	G	C8-N9-C1'	5.39	134.00	127.00
23	CX	45	G	N3-C4-C5	5.39	131.29	128.60
25	DA	512	G	O4'-C1'-N9	5.39	112.51	108.20
50	D4	68	ARG	NE-CZ-NH2	5.39	122.99	120.30
1	CA	1415	G	O5'-P-OP2	-5.38	100.86	105.70
25	DA	2689	U	N3-C2-O2	-5.38	118.43	122.20
1	AA	1502	A	C6-C5-N7	-5.38	128.53	132.30
25	BA	2703	C	O5'-P-OP1	-5.38	100.86	105.70
1	CA	28	G	C8-N9-C4	-5.38	104.25	106.40
25	BA	187	C	OP2-P-O3'	5.38	117.03	105.20
25	BA	1302	G	C8-N9-C1'	-5.38	120.01	127.00
25	BA	2036	A	N1-C6-N6	5.38	121.83	118.60
25	DA	1430	C	N1-C2-O2	5.38	122.13	118.90
1	AA	115	G	P-O3'-C3'	5.38	126.15	119.70
25	BA	181	C	N3-C4-C5	5.38	124.05	121.90
1	CA	525	C	C5-C4-N4	-5.38	116.44	120.20
1	CA	913	A	P-O3'-C3'	5.37	126.15	119.70
25	BA	1304	C	C6-N1-C2	5.37	122.45	120.30
25	DA	1021	A	N1-C6-N6	5.37	121.82	118.60

Continued on next page...

Continued from previous page...

Mol	Chain	Res	Type	Atoms	Z	Observed(°)	Ideal(°)
1	AA	166	G	N3-C4-C5	-5.37	125.92	128.60
1	AA	1139	G	C6-C5-N7	5.37	133.62	130.40
1	CA	502	G	OP1-P-O3'	5.37	117.01	105.20
1	CA	1366	C	C2-N3-C4	5.37	122.58	119.90
1	CA	1398	A	C8-N9-C4	5.37	107.95	105.80
25	DA	1365	A	C6-N1-C2	-5.37	115.38	118.60
25	DA	2616	C	N3-C2-O2	-5.37	118.14	121.90
25	BA	116	A	N1-C6-N6	-5.37	115.38	118.60
25	DA	530	G	N7-C8-N9	5.37	115.78	113.10
1	AA	63	C	C6-N1-C2	-5.37	118.15	120.30
25	BA	1412	A	N1-C6-N6	-5.37	115.38	118.60
25	BA	2059	G	N3-C4-N9	5.37	129.22	126.00
1	CA	354	G	N3-C4-N9	5.37	129.22	126.00
1	CA	397	A	OP2-P-O3'	5.37	117.00	105.20
25	DA	2332	U	C5-C6-N1	-5.37	120.02	122.70
25	BA	2476	C	C6-N1-C2	5.36	122.44	120.30
25	DA	179	G	C5-C6-O6	-5.36	125.38	128.60
25	DA	1607	C	N1-C2-O2	5.36	122.12	118.90
1	AA	1007	C	O4'-C1'-N1	-5.36	103.91	108.20
25	BA	716	G	N1-C6-O6	-5.36	116.68	119.90
1	CA	1312	G	N3-C4-N9	-5.36	122.78	126.00
1	AA	71	C	C5-C6-N1	5.36	123.68	121.00
1	CA	1325	C	C5-C4-N4	5.36	123.95	120.20
25	BA	2462	A	N1-C2-N3	-5.36	126.62	129.30
25	DA	2325	G	C8-N9-C4	-5.36	104.26	106.40
25	BA	1246	C	C6-N1-C2	5.36	122.44	120.30
25	BA	1543	U	N3-C4-O4	-5.36	115.65	119.40
25	BA	1298	G	C4-C5-N7	-5.35	108.66	110.80
25	BA	1919	G	C5-C6-O6	-5.35	125.39	128.60
32	BI	30	LEU	CA-CB-CG	-5.35	102.99	115.30
25	DA	907	U	C5-C6-N1	5.35	125.38	122.70
25	BA	678	A	C8-N9-C4	-5.35	103.66	105.80
25	DA	2275	C	O4'-C1'-N1	-5.35	103.92	108.20
1	AA	561	U	C6-N1-C2	5.35	124.21	121.00
25	BA	140	A	N1-C6-N6	-5.35	115.39	118.60
25	BA	1370	G	C8-N9-C4	5.35	108.54	106.40
25	BA	2265	G	C8-N9-C4	5.35	108.54	106.40
25	BA	2735	G	N3-C4-C5	-5.35	125.93	128.60
25	DA	179	G	N1-C6-O6	5.35	123.11	119.90
25	DA	1365	A	N1-C2-N3	5.35	131.97	129.30
25	DA	2503	A	N3-C4-N9	5.35	131.68	127.40
25	DA	530	G	N9-C4-C5	5.34	107.54	105.40

Continued on next page...

Continued from previous page...

Mol	Chain	Res	Type	Atoms	Z	Observed(°)	Ideal(°)
1	AA	1029	C	C6-N1-C1'	5.34	127.21	120.80
25	BA	145	G	O5'-P-OP2	-5.34	100.89	105.70
1	CA	1099	G	C4-C5-N7	-5.34	108.66	110.80
25	DA	116	C	C6-N1-C2	-5.34	118.16	120.30
1	AA	576	G	N1-C6-O6	5.34	123.10	119.90
25	BA	1783	C	C6-N1-C2	5.34	122.44	120.30
25	BA	1977	U	N1-C2-O2	-5.34	119.06	122.80
1	CA	1030(B)	C	C6-N1-C2	-5.34	118.16	120.30
25	DA	2540	C	C2-N1-C1'	-5.34	112.93	118.80
1	AA	561	U	N1-C2-N3	-5.34	111.70	114.90
25	DA	204	A	OP1-P-O3'	5.34	116.94	105.20
25	DA	1210	A	P-O3'-C3'	5.34	126.11	119.70
25	DA	2586	C	C5-C6-N1	5.34	123.67	121.00
26	DB	30	C	C6-N1-C2	-5.34	118.17	120.30
25	BA	2513	C	C2-N1-C1'	-5.33	112.93	118.80
25	DA	1781	C	N1-C2-O2	-5.33	115.70	118.90
1	CA	266	G	C5-N7-C8	-5.33	101.63	104.30
25	DA	1471	A	C8-N9-C4	-5.33	103.67	105.80
25	BA	1302	G	N9-C4-C5	-5.33	103.27	105.40
25	BA	2634	C	N3-C2-O2	5.33	125.63	121.90
25	BA	2734	A	C8-N9-C4	5.33	107.93	105.80
1	CA	1043	C	N3-C4-C5	-5.33	119.77	121.90
1	CA	1119	C	C4-C5-C6	-5.33	114.73	117.40
25	DA	1897	G	N1-C6-O6	5.33	123.10	119.90
25	DA	2488	A	C8-N9-C4	5.33	107.93	105.80
25	DA	2532	G	N1-C6-O6	5.33	123.10	119.90
25	BA	405	C	C5-C4-N4	-5.33	116.47	120.20
1	CA	572	A	C8-N9-C4	5.33	107.93	105.80
25	DA	811	U	C5-C6-N1	-5.33	120.04	122.70
25	BA	397	G	N3-C4-N9	5.32	129.19	126.00
25	BA	1723	A	N1-C6-N6	-5.32	115.41	118.60
25	BA	1389	G	C4-N9-C1'	5.32	133.42	126.50
1	CA	1005	A	OP1-P-O3'	5.32	116.91	105.20
1	CA	1063	C	C6-N1-C2	-5.32	118.17	120.30
1	AA	1388	C	N1-C2-O2	-5.32	115.71	118.90
25	BA	354	A	N3-C4-C5	5.32	130.52	126.80
25	BA	1298	G	N3-C4-N9	-5.32	122.81	126.00
1	CA	615	C	C6-N1-C2	-5.32	118.17	120.30
25	DA	1703	G	C6-C5-N7	-5.32	127.21	130.40
1	CA	1065	U	P-O3'-C3'	5.32	126.08	119.70
25	BA	2239	A	C8-N9-C4	-5.32	103.67	105.80
25	DA	1181	C	N1-C2-O2	5.32	122.09	118.90

Continued on next page...

Continued from previous page...

Mol	Chain	Res	Type	Atoms	Z	Observed(°)	Ideal(°)
25	DA	1930	G	C4-N9-C1'	-5.32	119.59	126.50
1	AA	1122	U	N3-C2-O2	-5.32	118.48	122.20
1	CA	701	C	N3-C2-O2	-5.32	118.18	121.90
25	BA	1746	G	N9-C4-C5	5.31	107.53	105.40
25	DA	1313	U	C2-N1-C1'	5.31	124.08	117.70
25	BA	2011	G	C8-N9-C4	5.31	108.52	106.40
25	DA	1204	A	C4-C5-N7	5.31	113.36	110.70
25	DA	2772	C	C6-N1-C2	5.31	122.42	120.30
1	AA	1067	A	O4'-C1'-N9	-5.31	103.95	108.20
25	BA	139	A	N1-C6-N6	5.31	121.79	118.60
25	BA	1154	U	N3-C2-O2	-5.31	118.48	122.20
1	CA	984	C	C2-N3-C4	5.31	122.55	119.90
25	DA	729	G	N1-C6-O6	5.31	123.09	119.90
25	DA	2755	C	C5-C6-N1	5.31	123.66	121.00
1	AA	1396	A	C5-C6-N1	-5.31	115.05	117.70
25	BA	2054	G	C5-N7-C8	-5.31	101.65	104.30
25	DA	1254	A	C8-N9-C4	-5.31	103.68	105.80
1	CA	1180	A	N7-C8-N9	5.31	116.45	113.80
25	BA	2036	A	N9-C4-C5	-5.30	103.68	105.80
25	BA	2370	G	N1-C6-O6	-5.30	116.72	119.90
25	BA	2518	U	O4'-C1'-N1	5.30	112.44	108.20
1	CA	783	C	N3-C4-C5	5.30	124.02	121.90
25	BA	478	G	N3-C4-C5	-5.30	125.95	128.60
25	DA	2207	G	C8-N9-C1'	-5.30	120.11	127.00
25	BA	410	U	C2-N1-C1'	-5.30	111.34	117.70
25	BA	839	G	O4'-C1'-N9	-5.30	103.96	108.20
25	DA	1142	U	N3-C2-O2	-5.30	118.49	122.20
25	BA	670	C	C2-N1-C1'	5.29	124.62	118.80
1	CA	1205	U	C6-N1-C2	-5.29	117.82	121.00
1	AA	97	G	N3-C4-N9	5.29	129.18	126.00
1	CA	400	C	C6-N1-C2	5.29	122.42	120.30
25	DA	1698	A	N9-C4-C5	-5.29	103.68	105.80
25	BA	139	A	C2-N3-C4	-5.29	107.96	110.60
25	DA	2338	G	C4-N9-C1'	-5.29	119.62	126.50
25	BA	342	C	N3-C4-C5	-5.29	119.78	121.90
25	BA	1425	A	OP2-P-O3'	5.29	116.83	105.20
1	AA	1131	G	C5-N7-C8	-5.29	101.66	104.30
25	BA	1068	G	N9-C4-C5	5.29	107.51	105.40
25	BA	1298	G	N9-C4-C5	5.29	107.51	105.40
25	BA	2495	C	C6-N1-C2	-5.29	118.19	120.30
1	CA	733	A	O5'-P-OP2	-5.29	100.94	105.70
25	DA	1831	G	C8-N9-C4	-5.29	104.29	106.40

Continued on next page...

Continued from previous page...

Mol	Chain	Res	Type	Atoms	Z	Observed(°)	Ideal(°)
1	CA	557	G	C8-N9-C4	5.28	108.51	106.40
1	CA	1502	A	N7-C8-N9	5.28	116.44	113.80
1	AA	944	G	C4-N9-C1'	5.28	133.37	126.50
25	DA	1684	C	N3-C4-C5	-5.28	119.79	121.90
23	AX	46	G	N3-C2-N2	-5.28	116.20	119.90
25	DA	2479	G	N1-C6-O6	-5.28	116.73	119.90
25	BA	2262	G	C8-N9-C4	-5.28	104.29	106.40
1	CA	1163	C	N1-C2-O2	5.28	122.07	118.90
25	DA	2252	G	N3-C2-N2	-5.28	116.20	119.90
1	AA	1235	U	C6-N1-C2	-5.28	117.83	121.00
1	CA	660	G	C8-N9-C4	5.28	108.51	106.40
23	CX	24	U	C6-N1-C2	-5.28	117.83	121.00
25	DA	1653	G	C6-C5-N7	-5.28	127.23	130.40
25	BA	1954	A	O5'-P-OP1	-5.28	100.95	105.70
25	DA	1021	A	C5-N7-C8	-5.28	101.26	103.90
25	DA	1281	G	N3-C4-C5	5.27	131.24	128.60
25	BA	496	A	OP1-P-O3'	5.27	116.80	105.20
25	BA	1066	A	C8-N9-C4	-5.27	103.69	105.80
25	DA	2612	C	C6-N1-C2	5.27	122.41	120.30
1	AA	998	G	N3-C4-N9	-5.27	122.84	126.00
1	AA	1278	U	C5-C6-N1	5.27	125.33	122.70
25	BA	2858	G	O4'-C1'-N9	5.27	112.42	108.20
1	AA	422	C	O4'-C1'-N1	5.27	112.42	108.20
25	BA	1009	C	N3-C4-N4	5.27	121.69	118.00
25	DA	1212	G	C8-N9-C4	5.27	108.51	106.40
1	AA	159	G	C4-N9-C1'	-5.27	119.65	126.50
25	DA	669	G	OP1-P-OP2	-5.27	111.70	119.60
25	DA	2645	G	N3-C2-N2	5.27	123.59	119.90
25	DA	1880	C	C6-N1-C2	5.26	122.41	120.30
27	DD	275	LYS	N-CA-C	-5.26	96.79	111.00
25	BA	1421	C	OP1-P-O3'	5.26	116.78	105.20
1	CA	667	G	N3-C4-C5	5.26	131.23	128.60
1	CA	1004	A	N1-C6-N6	-5.26	115.44	118.60
25	DA	511	U	N3-C2-O2	-5.26	118.52	122.20
25	BA	2291	G	C8-N9-C4	5.26	108.50	106.40
25	BA	498	A	O5'-P-OP2	-5.26	100.97	105.70
25	BA	1444	C	OP2-P-O3'	5.26	116.77	105.20
25	DA	729	G	C4-N9-C1'	5.26	133.34	126.50
25	BA	1718	U	N3-C2-O2	5.25	125.88	122.20
1	CA	65	U	OP2-P-O3'	5.25	116.76	105.20
25	DA	1963	U	C2-N1-C1'	5.25	124.00	117.70
25	BA	1314	A	C2-N3-C4	-5.25	107.97	110.60

Continued on next page...

Continued from previous page...

Mol	Chain	Res	Type	Atoms	Z	Observed(°)	Ideal(°)
25	DA	1270	C	OP2-P-O3'	5.25	116.75	105.20
25	BA	2042	A	O5'-P-OP1	-5.25	100.97	105.70
1	CA	1026	G	N7-C8-N9	5.25	115.72	113.10
1	CA	1149	C	N3-C2-O2	-5.25	118.23	121.90
25	DA	2491	U	N1-C2-O2	5.25	126.47	122.80
1	CA	1312	G	C8-N9-C4	-5.25	104.30	106.40
25	DA	2057	A	N7-C8-N9	-5.25	111.18	113.80
25	DA	1899	G	OP1-P-O3'	5.24	116.73	105.20
25	BA	1308	A	N1-C6-N6	5.24	121.74	118.60
25	DA	740	U	O5'-P-OP1	5.24	116.99	110.70
1	AA	1113	C	C6-N1-C2	-5.24	118.20	120.30
25	BA	88	G	C8-N9-C4	-5.24	104.31	106.40
25	BA	193	A	N7-C8-N9	-5.24	111.18	113.80
25	BA	702	A	C8-N9-C4	-5.24	103.70	105.80
25	BA	912	C	C6-N1-C2	5.24	122.39	120.30
25	BA	12	U	C2-N1-C1'	5.24	123.98	117.70
25	DA	1997	G	N3-C4-N9	5.24	129.14	126.00
22	AV	17	U	C2-N3-C4	5.24	130.14	127.00
25	DA	71	A	N1-C6-N6	5.24	121.74	118.60
25	DA	2531	A	C8-N9-C4	5.24	107.89	105.80
25	BA	600	G	C8-N9-C4	5.23	108.49	106.40
25	DA	21	A	C8-N9-C4	5.23	107.89	105.80
1	AA	934	C	O5'-P-OP1	-5.23	100.99	105.70
1	AA	1150	U	C6-N1-C2	-5.23	117.86	121.00
25	BA	180	A	OP2-P-O3'	5.23	116.70	105.20
1	CA	354	G	C4-C5-N7	5.23	112.89	110.80
25	BA	719	C	OP2-P-O3'	5.23	116.70	105.20
25	DA	1571	A	N1-C6-N6	-5.23	115.46	118.60
25	BA	2684	G	C8-N9-C4	5.23	108.49	106.40
25	DA	116	C	C4-C5-C6	5.23	120.01	117.40
1	AA	98	G	N3-C4-N9	5.22	129.13	126.00
25	BA	827	G	C4-C5-C6	5.22	121.94	118.80
25	BA	2062	C	C6-N1-C2	5.22	122.39	120.30
25	BA	2283	G	C8-N9-C1'	-5.22	120.21	127.00
1	CA	44	G	C4-N9-C1'	5.22	133.29	126.50
25	DA	154(A)	C	C2-N1-C1'	5.22	124.55	118.80
1	AA	1531	A	C4-N9-C1'	5.22	135.70	126.30
25	DA	1372	U	C2-N1-C1'	5.22	123.97	117.70
1	CA	1080	A	N1-C6-N6	-5.22	115.47	118.60
25	DA	1880	C	C5-C6-N1	-5.22	118.39	121.00
25	DA	1992	G	C2-N3-C4	5.22	114.51	111.90
25	DA	2374	C	C5-C6-N1	-5.22	118.39	121.00

Continued on next page...

Continued from previous page...

Mol	Chain	Res	Type	Atoms	Z	Observed(°)	Ideal(°)
1	AA	175	C	C5-C6-N1	5.22	123.61	121.00
1	AA	340	U	C5-C6-N1	-5.22	120.09	122.70
25	BA	194	G	O5'-P-OP2	-5.22	101.00	105.70
25	DA	2601	C	N3-C4-C5	5.22	123.99	121.90
25	BA	331	G	O5'-P-OP1	-5.21	101.01	105.70
23	CX	35	A	C5-C6-N6	5.21	127.87	123.70
1	AA	6	G	N3-C4-N9	5.21	129.13	126.00
25	DA	933	A	C6-C5-N7	-5.21	128.65	132.30
25	DA	1555	G	N1-C6-O6	5.21	123.03	119.90
25	DA	1970	A	O4'-C1'-N9	-5.21	104.03	108.20
25	BA	733	G	C5-N7-C8	-5.21	101.69	104.30
1	AA	167	G	C8-N9-C1'	-5.21	120.23	127.00
25	DA	1797	C	C5-C6-N1	-5.21	118.40	121.00
1	AA	354	G	O5'-P-OP2	-5.21	101.02	105.70
25	BA	231	G	N3-C4-C5	5.21	131.20	128.60
25	BA	2011	G	N7-C8-N9	-5.21	110.50	113.10
25	BA	2421	G	N1-C2-N2	-5.21	111.51	116.20
25	BA	989	G	C8-N9-C4	-5.20	104.32	106.40
25	BA	1725	G	N9-C4-C5	5.20	107.48	105.40
25	BA	2285	A	C8-N9-C4	-5.20	103.72	105.80
25	DA	1897	G	O5'-P-OP1	-5.20	101.02	105.70
25	BA	1187	U	C5-C6-N1	5.20	125.30	122.70
25	DA	885	C	C6-N1-C2	-5.20	118.22	120.30
25	DA	1475	G	N1-C6-O6	5.20	123.02	119.90
25	DA	2519	U	C6-N1-C2	5.20	124.12	121.00
1	AA	645	C	N1-C2-O2	5.20	122.02	118.90
25	DA	807	U	C6-N1-C2	-5.20	117.88	121.00
1	AA	1276	G	N3-C4-C5	-5.20	126.00	128.60
25	BA	1454	C	C6-N1-C2	-5.20	118.22	120.30
25	BA	1367	A	O5'-P-OP1	-5.19	101.03	105.70
25	DA	2249	U	C5-C4-O4	5.19	129.02	125.90
25	BA	665	C	N1-C2-O2	-5.19	115.79	118.90
25	BA	2227	G	C8-N9-C1'	5.19	133.75	127.00
1	CA	1141	C	C5-C4-N4	5.19	123.83	120.20
25	DA	2877	G	N3-C4-C5	5.19	131.19	128.60
53	D7	35	ARG	NE-CZ-NH1	-5.19	117.70	120.30
1	AA	339	C	C5-C6-N1	-5.19	118.41	121.00
1	CA	1226	C	C6-N1-C2	-5.19	118.22	120.30
23	CX	46	G	C8-N9-C1'	5.19	133.74	127.00
25	DA	1961	C	C2-N1-C1'	-5.19	113.09	118.80
25	DA	2010	G	O5'-P-OP1	-5.19	101.03	105.70
25	DA	2878	U	C6-N1-C2	-5.19	117.89	121.00

Continued on next page...

Continued from previous page...

Mol	Chain	Res	Type	Atoms	Z	Observed(°)	Ideal(°)
25	BA	1220	U	P-O3'-C3'	5.19	125.92	119.70
23	CX	23	C	O5'-P-OP1	-5.19	101.03	105.70
25	DA	1602	U	O5'-P-OP2	5.19	116.92	110.70
1	AA	496	A	N9-C4-C5	5.18	107.87	105.80
1	AA	1127	G	C6-C5-N7	-5.18	127.29	130.40
1	CA	1397	C	C2-N1-C1'	5.18	124.50	118.80
25	DA	1679	U	C5-C4-O4	5.18	129.01	125.90
1	AA	348	G	O5'-P-OP1	5.18	116.92	110.70
25	BA	2077	C	N3-C4-C5	-5.18	119.83	121.90
25	DA	792	G	N3-C4-C5	-5.18	126.01	128.60
25	BA	1386	U	N1-C2-O2	-5.18	119.17	122.80
25	BA	2389	A	C2-N3-C4	-5.18	108.01	110.60
25	DA	188	G	C5-N7-C8	-5.18	101.71	104.30
27	BD	111	LEU	CA-CB-CG	5.18	127.21	115.30
25	DA	2227	A	N1-C6-N6	-5.18	115.49	118.60
25	DA	2540	C	O5'-P-OP2	-5.18	101.04	105.70
25	BA	1382	A	O5'-P-OP2	-5.17	101.04	105.70
25	BA	2059	G	N1-C2-N2	-5.17	111.54	116.20
1	CA	1240	U	O4'-C1'-N1	5.17	112.34	108.20
25	DA	13	A	N1-C6-N6	-5.17	115.50	118.60
25	DA	1432	C	N3-C4-N4	5.17	121.62	118.00
25	BA	242	C	C6-N1-C2	5.17	122.37	120.30
1	CA	46	G	C5-C6-O6	-5.17	125.50	128.60
1	CA	64	G	C5-C6-N1	-5.17	108.91	111.50
25	BA	1035	G	N3-C4-N9	5.17	129.10	126.00
25	DA	954	G	N1-C6-O6	-5.17	116.80	119.90
25	DA	2804	C	N1-C2-O2	5.17	122.00	118.90
23	CX	9	G	N3-C4-C5	5.17	131.19	128.60
25	DA	1215	G	OP1-P-O3'	5.17	116.57	105.20
25	BA	1154	U	C2-N1-C1'	5.17	123.90	117.70
25	BA	1852	A	C8-N9-C4	-5.17	103.73	105.80
1	CA	254	G	OP2-P-O3'	5.17	116.57	105.20
1	CA	380	G	N3-C4-N9	-5.17	122.90	126.00
1	CA	1171	G	N7-C8-N9	5.17	115.68	113.10
25	DA	34	C	C6-N1-C2	-5.17	118.23	120.30
25	BA	2594	G	C8-N9-C4	-5.17	104.33	106.40
25	BA	962	G	N3-C4-C5	-5.16	126.02	128.60
25	BA	1175	A	N1-C6-N6	-5.16	115.50	118.60
25	BA	2299	A	C5-N7-C8	-5.16	101.32	103.90
1	CA	1036	G	C4-N9-C1'	5.16	133.21	126.50
25	BA	202	A	C8-N9-C4	5.16	107.86	105.80
1	CA	1246	C	N3-C2-O2	-5.16	118.29	121.90

Continued on next page...

Continued from previous page...

Mol	Chain	Res	Type	Atoms	Z	Observed(°)	Ideal(°)
23	CX	26	G	C6-N1-C2	5.16	128.20	125.10
25	DA	448	U	C5-C6-N1	-5.16	120.12	122.70
25	DA	2320	A	C2-N3-C4	5.16	113.18	110.60
25	BA	1985	U	C5-C6-N1	5.16	125.28	122.70
25	BA	2299	A	O4'-C1'-N9	-5.16	104.07	108.20
25	DA	512	G	C8-N9-C1'	5.16	133.71	127.00
1	AA	46	G	N1-C6-O6	5.16	122.99	119.90
25	BA	2065	C	N3-C2-O2	5.16	125.51	121.90
18	CR	64	ARG	NE-CZ-NH2	-5.16	117.72	120.30
25	DA	1204	A	C5-N7-C8	-5.16	101.32	103.90
25	BA	639	G	O4'-C1'-N9	5.15	112.32	108.20
25	DA	2512	C	N1-C2-O2	-5.15	115.81	118.90
25	BA	1076	G	N9-C4-C5	-5.15	103.34	105.40
25	BA	1222	A	C4-C5-C6	5.15	119.58	117.00
25	DA	2386	C	N3-C4-C5	5.15	123.96	121.90
25	BA	1019	G	OP1-P-OP2	5.15	127.33	119.60
25	DA	446	G	C8-N9-C4	5.15	108.46	106.40
25	DA	645	C	C6-N1-C2	-5.15	118.24	120.30
26	DB	70	C	C6-N1-C2	-5.15	118.24	120.30
25	BA	2428	C	C5-C6-N1	5.15	123.57	121.00
1	CA	800	G	OP2-P-O3'	5.15	116.53	105.20
25	DA	2483	C	C5-C6-N1	5.15	123.58	121.00
25	BA	354	A	N1-C2-N3	5.15	131.87	129.30
25	DA	737	C	C6-N1-C2	5.15	122.36	120.30
25	BA	2537	G	O5'-P-OP1	5.14	116.87	110.70
25	DA	1937	A	N9-C4-C5	-5.14	103.74	105.80
25	BA	2061	C	C6-N1-C2	-5.14	118.24	120.30
25	BA	2544	G	C5-C6-O6	-5.14	125.52	128.60
25	BA	2574	U	C5-C6-N1	-5.14	120.13	122.70
25	DA	1313	U	C5-C6-N1	5.14	125.27	122.70
25	DA	2321	G	C6-C5-N7	-5.14	127.32	130.40
1	AA	159	G	N9-C1'-C2'	-5.14	106.35	112.00
25	BA	1321	A	C5-C6-N1	-5.14	115.13	117.70
25	BA	1745	A	N1-C6-N6	5.14	121.68	118.60
25	BA	2608	U	C6-N1-C2	5.14	124.08	121.00
25	DA	1487	G	C8-N9-C4	-5.14	104.34	106.40
25	BA	332	G	C8-N9-C1'	-5.14	120.32	127.00
1	CA	299	G	C5-C6-O6	-5.14	125.52	128.60
1	AA	1506	U	N3-C4-O4	5.13	122.99	119.40
25	BA	2256	U	N3-C4-O4	-5.13	115.81	119.40
25	BA	2419	G	C4-N9-C1'	5.13	133.18	126.50
25	BA	2566	U	N1-C2-O2	-5.13	119.21	122.80

Continued on next page...

Continued from previous page...

Mol	Chain	Res	Type	Atoms	Z	Observed(°)	Ideal(°)
25	DA	271(M)	G	N3-C4-C5	-5.13	126.03	128.60
25	DA	792	G	N3-C4-N9	5.13	129.08	126.00
25	BA	30	G	OP1-P-O3'	5.13	116.49	105.20
1	AA	341	C	C6-N1-C2	5.13	122.35	120.30
25	DA	90	U	C2-N1-C1'	5.13	123.86	117.70
25	DA	1124	C	N3-C4-C5	5.13	123.95	121.90
25	BA	1153	G	C2-N3-C4	5.13	114.47	111.90
1	CA	1028	C	C6-N1-C2	-5.13	118.25	120.30
1	CA	1269	A	N1-C6-N6	-5.13	115.52	118.60
25	DA	762	U	C2-N1-C1'	5.13	123.86	117.70
25	DA	1375	C	O5'-P-OP1	-5.13	101.08	105.70
25	DA	1596	A	C8-N9-C4	5.13	107.85	105.80
25	DA	2039	C	C2-N1-C1'	5.13	124.44	118.80
1	AA	578	C	C6-N1-C2	-5.13	118.25	120.30
1	AA	1150	U	C5-C6-N1	5.13	125.26	122.70
25	BA	1707	C	C6-N1-C2	-5.13	118.25	120.30
25	DA	602	G	N3-C4-N9	5.13	129.08	126.00
1	CA	893	C	C6-N1-C2	5.13	122.35	120.30
1	CA	1307	U	C5-C6-N1	5.13	125.26	122.70
25	DA	914	C	N1-C2-O2	5.13	121.97	118.90
25	DA	1718	G	C4-N9-C1'	5.13	133.16	126.50
25	DA	1966	A	N1-C6-N6	-5.13	115.53	118.60
25	DA	2591	C	N3-C4-C5	-5.13	119.85	121.90
1	CA	1519	A	C8-N9-C4	-5.12	103.75	105.80
25	DA	889	C	C6-N1-C2	-5.12	118.25	120.30
1	AA	190	U	C5-C6-N1	5.12	125.26	122.70
25	DA	1017	G	C4-N9-C1'	5.12	133.16	126.50
25	DA	2413	G	N1-C6-O6	5.12	122.97	119.90
1	AA	781	A	N9-C4-C5	-5.12	103.75	105.80
1	AA	814	A	OP1-P-O3'	5.12	116.47	105.20
1	AA	1435	G	C5-C6-N1	-5.12	108.94	111.50
25	BA	332	G	C4-N9-C1'	5.12	133.16	126.50
25	BA	725	C	C6-N1-C2	5.12	122.35	120.30
25	DA	199	A	C5-C6-N6	-5.12	119.60	123.70
25	DA	2474	C	N1-C2-O2	5.12	121.97	118.90
25	BA	2258	G	C5-C6-O6	-5.12	125.53	128.60
1	CA	1502	A	C2-N3-C4	-5.12	108.04	110.60
25	BA	861	C	C4-C5-C6	-5.12	114.84	117.40
25	DA	1115	G	C4-N9-C1'	-5.12	119.85	126.50
1	CA	1522	U	OP2-P-O3'	5.11	116.45	105.20
25	BA	2040	G	O5'-P-OP1	5.11	116.83	110.70
1	AA	1004	A	P-O3'-C3'	5.11	125.83	119.70

Continued on next page...

Continued from previous page...

Mol	Chain	Res	Type	Atoms	Z	Observed(°)	Ideal(°)
1	AA	1145	C	N3-C2-O2	-5.11	118.32	121.90
25	BA	2230	U	N1-C2-O2	5.11	126.38	122.80
25	DA	783	A	C4-C5-C6	5.11	119.56	117.00
25	DA	1897	G	C5-C6-O6	-5.11	125.53	128.60
25	BA	1483	C	C2-N1-C1'	5.11	124.42	118.80
25	BA	1725	G	N3-C2-N2	-5.11	116.32	119.90
1	CA	865	A	C8-N9-C4	-5.11	103.76	105.80
25	DA	912	C	N3-C2-O2	-5.11	118.33	121.90
25	DA	2893	G	N9-C4-C5	-5.11	103.36	105.40
1	AA	421	U	N3-C2-O2	-5.11	118.63	122.20
25	BA	2621	U	C6-N1-C2	5.11	124.06	121.00
1	CA	998	G	N9-C4-C5	5.11	107.44	105.40
25	DA	584	C	N1-C2-O2	-5.11	115.84	118.90
25	BA	418	G	N1-C6-O6	5.10	122.96	119.90
25	DA	188	G	C5-C6-O6	-5.10	125.54	128.60
25	BA	515	G	N1-C6-O6	5.10	122.96	119.90
25	BA	553	A	O5'-P-OP2	-5.10	101.11	105.70
25	BA	1418	U	C5-C6-N1	5.10	125.25	122.70
25	BA	1429	C	C5-C4-N4	-5.10	116.63	120.20
25	DA	389	G	N1-C6-O6	5.10	122.96	119.90
25	DA	1363	C	N3-C4-N4	-5.10	114.43	118.00
25	DA	2297	C	C5-C6-N1	5.10	123.55	121.00
1	CA	833	U	O5'-P-OP2	-5.10	101.11	105.70
25	BA	1718	U	C5-C6-N1	5.10	125.25	122.70
25	BA	2054	G	C4-N9-C1'	-5.10	119.87	126.50
25	DA	560	C	C5-C6-N1	-5.10	118.45	121.00
25	DA	1204	A	N9-C1'-C2'	5.10	120.63	114.00
1	AA	192	U	C6-N1-C2	-5.10	117.94	121.00
1	AA	348	G	N1-C6-O6	5.10	122.96	119.90
25	BA	772	G	N3-C4-C5	-5.10	126.05	128.60
25	DA	1802	A	C6-N1-C2	-5.10	115.54	118.60
1	AA	840	C	O4'-C1'-N1	-5.10	104.12	108.20
1	AA	1125	U	C6-N1-C2	5.09	124.06	121.00
25	BA	2735	G	C8-N9-C1'	-5.09	120.38	127.00
25	DA	394	A	O5'-P-OP1	-5.09	101.12	105.70
26	DB	79	C	C6-N1-C2	-5.09	118.26	120.30
1	AA	977	A	N1-C6-N6	-5.09	115.54	118.60
26	DB	60	C	C5-C6-N1	5.09	123.55	121.00
25	BA	930	G	C4-N9-C1'	-5.09	119.88	126.50
25	DA	461	C	N3-C4-N4	5.09	121.56	118.00
25	DA	1439	A	C8-N9-C4	5.09	107.84	105.80
1	CA	1017	G	N3-C4-C5	5.09	131.15	128.60

Continued on next page...

Continued from previous page...

Mol	Chain	Res	Type	Atoms	Z	Observed(°)	Ideal(°)
1	AA	1296	C	N3-C2-O2	5.09	125.46	121.90
25	BA	816	G	N9-C4-C5	-5.09	103.36	105.40
1	CA	1044	A	N1-C6-N6	-5.09	115.55	118.60
1	AA	167	G	C6-C5-N7	-5.09	127.35	130.40
1	AA	532	A	P-O3'-C3'	5.09	125.80	119.70
23	AX	22	G	C8-N9-C1'	5.09	133.61	127.00
25	DA	783	A	N3-C4-C5	-5.09	123.24	126.80
25	DA	2591	C	N1-C2-O2	-5.09	115.85	118.90
1	AA	220	G	C4-N9-C1'	5.08	133.11	126.50
1	AA	162	A	N7-C8-N9	5.08	116.34	113.80
25	BA	332	G	N9-C4-C5	-5.08	103.37	105.40
25	BA	2383	G	N1-C2-N3	-5.08	120.85	123.90
25	DA	1614	A	N1-C6-N6	-5.08	115.55	118.60
25	DA	2523	G	O5'-P-OP1	5.08	116.80	110.70
25	BA	1459	G	C5-C6-O6	-5.08	125.55	128.60
25	DA	729	G	C8-N9-C1'	-5.08	120.39	127.00
25	DA	1588	C	N3-C4-C5	5.08	123.93	121.90
25	BA	103	C	N3-C4-C5	5.08	123.93	121.90
25	DA	1421	G	N1-C6-O6	5.08	122.95	119.90
1	AA	1183	A	P-O3'-C3'	5.08	125.79	119.70
25	BA	893	C	C6-N1-C2	5.08	122.33	120.30
25	DA	116	C	N3-C2-O2	-5.08	118.34	121.90
25	DA	2828	C	C6-N1-C2	5.08	122.33	120.30
25	DA	1653	G	N3-C4-N9	5.08	129.05	126.00
1	AA	1397	C	C6-N1-C1'	-5.08	114.71	120.80
23	AX	24	U	N3-C2-O2	-5.08	118.65	122.20
25	BA	1153	G	O5'-P-OP2	-5.08	101.13	105.70
25	DA	1253	A	C8-N9-C4	5.08	107.83	105.80
25	DA	1340	U	C5-C4-O4	-5.08	122.86	125.90
25	BA	1417	G	C5-C6-O6	-5.07	125.56	128.60
1	CA	1034	G	N9-C4-C5	5.07	107.43	105.40
1	CA	1036	G	C8-N9-C1'	-5.07	120.41	127.00
25	DA	148	C	C5-C6-N1	-5.07	118.46	121.00
25	BA	1578	C	C2-N1-C1'	5.07	124.38	118.80
23	AX	14	A	C4-N9-C1'	5.07	135.42	126.30
25	BA	639	G	C4-C5-N7	-5.07	108.77	110.80
25	BA	1076	G	C2-N3-C4	-5.07	109.37	111.90
25	BA	1412	A	C4-C5-N7	-5.07	108.17	110.70
25	BA	1920	U	C5-C4-O4	5.07	128.94	125.90
23	CX	22	G	C8-N9-C1'	5.07	133.59	127.00
25	DA	2286	A	C6-C5-N7	-5.07	128.75	132.30
1	CA	287	U	O5'-P-OP2	-5.06	101.14	105.70

Continued on next page...

Continued from previous page...

Mol	Chain	Res	Type	Atoms	Z	Observed(°)	Ideal(°)
25	DA	2347	C	N3-C2-O2	-5.06	118.36	121.90
25	DA	2519	U	C5-C6-N1	-5.06	120.17	122.70
1	CA	1020	U	N1-C2-O2	5.06	126.34	122.80
1	AA	460	G	N7-C8-N9	5.06	115.63	113.10
25	BA	2067	C	N3-C4-C5	5.06	123.92	121.90
25	BA	179	A	N1-C6-N6	5.06	121.64	118.60
25	BA	2549	U	N3-C4-O4	-5.06	115.86	119.40
25	BA	2627	U	C4-C5-C6	-5.06	116.66	119.70
25	DA	685	A	OP1-P-OP2	5.06	127.19	119.60
25	DA	2063	C	N1-C2-O2	-5.06	115.86	118.90
25	DA	2627	G	N1-C6-O6	-5.06	116.86	119.90
25	DA	2042	A	C2-N3-C4	-5.06	108.07	110.60
25	BA	829	A	C8-N9-C4	5.06	107.82	105.80
25	DA	1123	C	N3-C2-O2	5.06	125.44	121.90
25	BA	1745	A	C5-C6-N1	-5.05	115.17	117.70
25	BA	2227	G	N3-C4-C5	5.05	131.13	128.60
25	BA	2697	G	N1-C6-O6	-5.05	116.87	119.90
25	DA	985	C	C5-C6-N1	-5.05	118.47	121.00
25	DA	1620	G	O5'-P-OP2	5.05	116.77	110.70
25	DA	2338	G	C8-N9-C1'	5.05	133.57	127.00
25	BA	137	G	C8-N9-C4	5.05	108.42	106.40
25	BA	51	A	C8-N9-C4	-5.05	103.78	105.80
25	BA	107	G	C6-C5-N7	5.05	133.43	130.40
25	BA	2397	C	N3-C4-C5	5.05	123.92	121.90
1	CA	1028	C	C2-N3-C4	5.05	122.43	119.90
1	CA	1224	G	C8-N9-C4	-5.05	104.38	106.40
23	AX	67	C	N1-C2-O2	5.05	121.93	118.90
25	BA	1091	A	C8-N9-C4	5.05	107.82	105.80
25	BA	1821	C	P-O3'-C3'	5.05	125.76	119.70
1	CA	265	G	N1-C6-O6	5.05	122.93	119.90
25	DA	330	A	N3-C4-C5	5.05	130.33	126.80
26	BB	93	G	N7-C8-N9	5.05	115.62	113.10
25	DA	729	G	C6-C5-N7	-5.05	127.37	130.40
25	BA	194	G	N7-C8-N9	-5.05	110.58	113.10
25	BA	2265	G	N9-C4-C5	-5.05	103.38	105.40
1	CA	662	G	N3-C4-N9	5.05	129.03	126.00
25	DA	90	U	N3-C2-O2	-5.05	118.67	122.20
25	DA	315	G	O5'-P-OP1	5.05	116.76	110.70
25	DA	1189	A	O5'-P-OP1	5.05	116.75	110.70
25	BA	990	A	N1-C2-N3	5.04	131.82	129.30
25	DA	1022	G	N9-C4-C5	5.04	107.42	105.40
25	DA	975	C	C6-N1-C2	-5.04	118.28	120.30

Continued on next page...

Continued from previous page...

Mol	Chain	Res	Type	Atoms	Z	Observed(°)	Ideal(°)
25	DA	1899	G	N3-C4-N9	5.04	129.03	126.00
25	DA	2298	A	C4-C5-N7	5.04	113.22	110.70
25	DA	2440	C	C2-N1-C1'	-5.04	113.25	118.80
1	AA	1131	G	C5-C6-O6	-5.04	125.58	128.60
23	AX	14	A	C8-N9-C1'	-5.04	118.63	127.70
25	BA	622	G	C8-N9-C4	5.04	108.42	106.40
25	BA	1823	G	N3-C4-C5	5.04	131.12	128.60
1	CA	1264	C	C6-N1-C2	5.04	122.32	120.30
25	DA	879	G	N3-C4-C5	-5.04	126.08	128.60
1	AA	340	U	C2-N1-C1'	-5.04	111.65	117.70
6	CF	75	LEU	CA-CB-CG	5.04	126.89	115.30
25	DA	1251	C	N3-C2-O2	5.04	125.43	121.90
25	DA	1828	G	C5-C6-O6	5.04	131.62	128.60
1	AA	1286	A	O5'-P-OP1	-5.04	101.17	105.70
25	BA	1219	A	P-O3'-C3'	5.04	125.75	119.70
25	BA	2465	A	N1-C6-N6	-5.04	115.58	118.60
25	DA	2024	G	C5-C6-O6	-5.04	125.58	128.60
1	AA	1024	G	C8-N9-C1'	-5.04	120.45	127.00
25	DA	1488	G	N3-C4-C5	-5.04	126.08	128.60
25	DA	2321	G	C4-C5-N7	5.04	112.81	110.80
25	BA	2001	C	C6-N1-C2	-5.04	118.29	120.30
25	DA	374	A	N1-C6-N6	5.04	121.62	118.60
25	DA	1320	C	N1-C2-O2	-5.04	115.88	118.90
25	BA	418	G	N9-C4-C5	-5.03	103.39	105.40
25	DA	1441	G	C8-N9-C4	5.03	108.41	106.40
25	BA	666	C	N3-C4-C5	-5.03	119.89	121.90
25	DA	768	G	C5-C6-O6	-5.03	125.58	128.60
1	AA	827	U	N3-C2-O2	-5.03	118.68	122.20
25	BA	512	C	C6-N1-C2	5.03	122.31	120.30
25	BA	2610	A	C8-N9-C4	5.03	107.81	105.80
39	BT	103	ARG	NE-CZ-NH1	-5.03	117.78	120.30
1	CA	266	G	P-O3'-C3'	5.03	125.74	119.70
1	AA	30	U	OP2-P-O3'	5.03	116.26	105.20
25	BA	1366	C	C6-N1-C2	5.03	122.31	120.30
25	DA	1204	A	C5-C6-N1	-5.03	115.19	117.70
25	DA	1339	G	O5'-P-OP2	5.03	116.73	110.70
25	DA	2292	C	O5'-P-OP2	-5.03	101.18	105.70
1	AA	1395	C	N1-C2-O2	5.03	121.92	118.90
2	AB	128	GLU	N-CA-C	-5.03	97.43	111.00
25	BA	1687	C	N1-C2-O2	5.03	121.92	118.90
25	BA	2899	C	O5'-P-OP2	-5.03	101.18	105.70
1	CA	99	U	C2-N1-C1'	-5.03	111.67	117.70

Continued on next page...

Continued from previous page...

Mol	Chain	Res	Type	Atoms	Z	Observed(°)	Ideal(°)
1	CA	1169	A	C8-N9-C4	-5.03	103.79	105.80
1	AA	59	A	C2-N3-C4	5.02	113.11	110.60
1	AA	66	G	C5-C6-N1	-5.02	108.99	111.50
25	BA	1277	G	N3-C4-C5	5.02	131.11	128.60
25	BA	2527	C	C5-C4-N4	-5.02	116.69	120.20
25	BA	2550	C	N3-C4-C5	5.02	123.91	121.90
25	DA	1266	G	C8-N9-C4	5.02	108.41	106.40
25	BA	1177	G	N3-C2-N2	5.02	123.42	119.90
1	CA	1206	G	N1-C6-O6	5.02	122.91	119.90
1	AA	1007	C	C6-N1-C1'	-5.02	114.78	120.80
1	AA	1206	G	N1-C6-O6	5.02	122.91	119.90
25	BA	2300	A	N1-C6-N6	5.02	121.61	118.60
1	AA	975	A	O4'-C1'-N9	-5.02	104.19	108.20
25	DA	1259	G	OP2-P-O3'	5.02	116.24	105.20
1	AA	1502	A	C5-N7-C8	-5.02	101.39	103.90
25	BA	2579	G	C5-N7-C8	5.02	106.81	104.30
25	DA	1004	C	N3-C2-O2	5.02	125.41	121.90
25	BA	2843	G	N3-C4-N9	5.01	129.01	126.00
1	AA	328	C	O5'-P-OP1	-5.01	101.19	105.70
25	BA	1823	G	N3-C4-N9	-5.01	122.99	126.00
1	AA	1335	C	C6-N1-C2	5.01	122.30	120.30
25	BA	2451	A	O4'-C1'-N9	-5.01	104.19	108.20
25	BA	2906	U	C2-N1-C1'	5.01	123.72	117.70
23	CX	76	A	C5-C6-N6	-5.01	119.69	123.70
25	DA	389	G	C8-N9-C4	5.01	108.41	106.40
25	DA	2689	U	OP2-P-O3'	5.01	116.23	105.20
25	BA	1417	G	N1-C6-O6	5.01	122.91	119.90
25	BA	441	C	N3-C4-C5	5.01	123.90	121.90
25	DA	2896	C	N1-C2-O2	5.01	121.91	118.90
1	AA	1127	G	N1-C2-N2	-5.01	111.69	116.20
25	BA	120	G	N1-C6-O6	5.01	122.90	119.90
25	BA	2105	G	C8-N9-C4	5.01	108.40	106.40
1	CA	46	G	N1-C6-O6	5.00	122.90	119.90
25	DA	1703	G	C5-C6-O6	-5.00	125.60	128.60
25	BA	26	G	C6-C5-N7	-5.00	127.40	130.40
25	DA	863	A	OP2-P-O3'	5.00	116.21	105.20
1	AA	347	G	C8-N9-C1'	-5.00	120.50	127.00
25	BA	2283	G	C4-N9-C1'	5.00	133.00	126.50
1	CA	1132	C	C5-C6-N1	5.00	123.50	121.00
25	DA	461	C	N1-C2-O2	-5.00	115.90	118.90
25	DA	1432	C	N3-C2-O2	5.00	125.40	121.90
25	DA	1721	G	N3-C4-C5	-5.00	126.10	128.60

All (1) chirality outliers are listed below:

Mol	Chain	Res	Type	Atom
23	CX	76	A	C1'

All (11) planarity outliers are listed below:

Mol	Chain	Res	Type	Group
2	AB	231	GLU	Peptide
2	AB	8	LYS	Peptide
2	AB	9	GLU	Peptide
7	AG	79	ARG	Peptide
24	AW	4	PRO	Peptide
50	B4	59	PHE	Peptide
38	BS	58	LEU	Peptide
45	BZ	136	PHE	Peptide
4	CD	45	GLN	Peptide
24	CW	9	MVA	Peptide
27	DD	274	ARG	Peptide

5.2 Too-close contacts

In the following table, the Non-H and H(model) columns list the number of non-hydrogen atoms and hydrogen atoms in the chain respectively. The H(added) column lists the number of hydrogen atoms added and optimized by MolProbity. The Clashes column lists the number of clashes within the asymmetric unit, whereas Symm-Clashes lists symmetry related clashes.

Mol	Chain	Non-H	H(model)	H(added)	Clashes	Symm-Clashes
1	AA	32196	0	16251	809	0
1	CA	32312	0	16307	915	0
2	AB	1846	0	1867	109	0
2	CB	1825	0	1828	119	0
3	AC	1552	0	1546	59	0
3	CC	1542	0	1517	66	0
4	AD	1659	0	1676	99	0
4	CD	1674	0	1714	78	0
5	AE	1129	0	1185	50	0
5	CE	1133	0	1191	45	0
6	AF	806	0	793	33	0
6	CF	816	0	808	27	0
7	AG	1231	0	1238	35	0
7	CG	1235	0	1249	56	0
8	AH	1088	0	1126	48	0
8	CH	1088	0	1126	46	0

Continued on next page...

Continued from previous page...

Mol	Chain	Non-H	H(model)	H(added)	Clashes	Symm-Clashes
9	AI	983	0	986	54	0
9	CI	978	0	966	57	0
10	AJ	709	0	650	35	0
10	CJ	714	0	672	47	0
11	AK	829	0	825	19	0
11	CK	833	0	836	29	0
12	AL	930	0	980	28	0
12	CL	930	0	980	34	0
13	AM	958	0	1002	25	0
13	CM	950	0	988	56	0
14	AN	492	0	529	26	0
14	CN	492	0	529	29	0
15	AO	728	0	760	16	0
15	CO	728	0	760	27	0
16	AP	681	0	697	29	0
16	CP	677	0	686	28	0
17	AQ	823	0	891	21	0
17	CQ	823	0	891	19	0
18	AR	555	0	618	17	0
18	CR	555	0	618	27	0
19	AS	652	0	662	36	0
19	CS	646	0	644	56	0
20	AT	728	0	798	30	0
20	CT	727	0	796	28	0
21	AU	199	0	208	5	0
21	CU	199	0	208	7	0
22	AV	114	0	54	0	0
22	CV	113	0	54	0	0
23	AX	1623	0	823	18	0
23	CX	1623	0	824	24	0
24	AW	93	0	84	9	0
24	CW	93	0	84	14	0
25	BA	58834	0	29667	785	0
25	DA	58458	0	29482	1100	0
26	BB	2573	0	1306	38	0
26	DB	2573	0	1306	54	0
27	BD	2136	0	2218	64	0
27	DD	2136	0	2218	74	0
28	BE	1559	0	1618	38	0
28	DE	1559	0	1618	60	0
29	BF	1584	0	1625	46	0
29	DF	1580	0	1619	69	0

Continued on next page...

Continued from previous page...

Mol	Chain	Non-H	H(model)	H(added)	Clashes	Symm-Clashes
30	BG	1425	0	1443	45	0
30	DG	1424	0	1434	82	0
31	BH	1330	0	1407	33	0
31	DH	1330	0	1407	52	0
32	BI	1085	0	1114	42	0
32	DI	1061	0	1080	31	0
33	BN	1117	0	1183	17	0
33	DN	1117	0	1184	26	0
34	BO	933	0	996	24	0
34	DO	933	0	996	36	0
35	BP	1135	0	1212	37	0
35	DP	1135	0	1211	46	0
36	BQ	1122	0	1179	38	0
36	DQ	1122	0	1179	47	0
37	BR	968	0	1033	24	0
37	DR	968	0	1032	30	0
38	BS	877	0	938	25	0
38	DS	870	0	923	47	0
39	BT	1091	0	1151	28	0
39	DT	1083	0	1136	36	0
40	BU	959	0	1019	26	0
40	DU	959	0	1019	37	0
41	BV	771	0	830	11	0
41	DV	771	0	830	23	0
42	BW	886	0	940	9	0
42	DW	886	0	940	17	0
43	BX	750	0	814	20	0
43	DX	750	0	814	25	0
44	BY	806	0	881	25	0
44	DY	806	0	881	21	0
45	BZ	1349	0	1355	47	0
45	DZ	1360	0	1363	48	0
46	B0	653	0	674	25	0
46	D0	653	0	674	23	0
47	B1	755	0	826	19	0
47	D1	755	0	826	26	0
48	B2	588	0	643	18	0
48	D2	588	0	643	20	0
49	B3	469	0	518	17	0
49	D3	464	0	514	12	0
50	B4	551	0	532	38	0
50	D4	531	0	502	32	0

Continued on next page...

Continued from previous page...

Mol	Chain	Non-H	H(model)	H(added)	Clashes	Symm-Clashes
51	B5	455	0	465	13	0
51	D5	455	0	465	11	0
52	B6	453	0	473	10	0
52	D6	449	0	469	10	0
53	B7	418	0	466	9	0
53	D7	418	0	467	9	0
54	B8	511	0	571	27	0
54	D8	517	0	582	27	0
55	B9	307	0	335	5	0
55	D9	307	0	335	10	0
56	AA	221	0	0	0	0
56	AD	1	0	0	0	0
56	AF	1	0	0	0	0
56	AK	1	0	0	0	0
56	AM	1	0	0	0	0
56	AN	2	0	0	0	0
56	AV	1	0	0	0	0
56	AX	9	0	0	0	0
56	B0	4	0	0	0	0
56	B1	1	0	0	0	0
56	B2	1	0	0	0	0
56	B3	3	0	0	0	0
56	B4	1	0	0	0	0
56	B5	1	0	0	0	0
56	B7	4	0	0	0	0
56	B8	3	0	0	0	0
56	B9	1	0	0	0	0
56	BA	738	0	0	0	0
56	BB	18	0	0	0	0
56	BD	12	0	0	0	0
56	BE	10	0	0	0	0
56	BF	8	0	0	0	0
56	BG	4	0	0	0	0
56	BN	6	0	0	0	0
56	BO	1	0	0	0	0
56	BP	4	0	0	0	0
56	BQ	5	0	0	0	0
56	BR	4	0	0	0	0
56	BU	8	0	0	0	0
56	BV	4	0	0	0	0
56	BW	5	0	0	0	0
56	BX	1	0	0	0	0

Continued on next page...

Continued from previous page...

Mol	Chain	Non-H	H(model)	H(added)	Clashes	Symm-Clashes
56	BY	1	0	0	0	0
56	BZ	1	0	0	0	0
56	CA	172	0	0	0	0
56	CE	2	0	0	0	0
56	CF	1	0	0	0	0
56	CQ	1	0	0	0	0
56	CT	1	0	0	0	0
56	CX	3	0	0	0	0
56	D0	1	0	0	0	0
56	D3	1	0	0	0	0
56	D5	2	0	0	0	0
56	D8	1	0	0	0	0
56	DA	653	0	0	0	0
56	DB	12	0	0	0	0
56	DD	8	0	0	0	0
56	DE	6	0	0	0	0
56	DF	6	0	0	0	0
56	DG	1	0	0	0	0
56	DN	1	0	0	0	0
56	DO	1	0	0	0	0
56	DQ	5	0	0	0	0
56	DR	2	0	0	0	0
56	DV	4	0	0	0	0
56	DW	2	0	0	0	0
56	DY	1	0	0	0	0
57	AD	8	0	0	1	0
57	CD	8	0	0	1	0
58	AN	1	0	0	0	0
58	B4	1	0	0	0	0
58	B5	1	0	0	0	0
58	B6	1	0	0	0	0
58	B9	1	0	0	0	0
58	BY	1	0	0	0	0
58	CN	1	0	0	0	0
58	D4	1	0	0	0	0
58	D5	1	0	0	0	0
58	D6	1	0	0	0	0
58	D9	1	0	0	0	0
58	DY	1	0	0	0	0
59	AX	10	0	10	0	0
59	CX	10	0	10	2	0
60	BA	1	0	0	0	0

Continued on next page...

Continued from previous page...

Mol	Chain	Non-H	H(model)	H(added)	Clashes	Symm-Clashes
60	DA	1	0	0	0	0
61	AA	148	0	0	27	0
61	AD	1	0	0	0	0
61	AE	3	0	0	0	0
61	AJ	1	0	0	0	0
61	AL	1	0	0	0	0
61	AP	1	0	0	0	0
61	AU	1	0	0	0	0
61	AV	1	0	0	0	0
61	AX	1	0	0	0	0
61	B0	4	0	0	0	0
61	B1	2	0	0	0	0
61	B5	3	0	0	1	0
61	B7	1	0	0	1	0
61	B8	8	0	0	1	0
61	BA	1092	0	0	113	0
61	BB	26	0	0	0	0
61	BD	8	0	0	1	0
61	BE	9	0	0	4	0
61	BF	4	0	0	0	0
61	BG	1	0	0	0	0
61	BN	3	0	0	0	0
61	BO	2	0	0	0	0
61	BP	15	0	0	3	0
61	BQ	3	0	0	1	0
61	BR	1	0	0	0	0
61	BT	1	0	0	0	0
61	BU	4	0	0	0	0
61	BV	2	0	0	0	0
61	BW	2	0	0	0	0
61	BX	4	0	0	1	0
61	CA	187	0	0	24	0
61	CE	2	0	0	0	0
61	CN	1	0	0	0	0
61	CT	1	0	0	0	0
61	CX	2	0	0	0	0
61	D0	5	0	0	1	0
61	D1	1	0	0	0	0
61	D7	2	0	0	0	0
61	D8	4	0	0	0	0
61	DA	902	0	0	120	0
61	DB	7	0	0	0	0

Continued on next page...

Continued from previous page...

Mol	Chain	Non-H	H(model)	H(added)	Clashes	Symm-Clashes
61	DD	8	0	0	0	0
61	DE	13	0	0	1	0
61	DF	5	0	0	0	0
61	DO	1	0	0	0	0
61	DP	14	0	0	0	0
61	DQ	3	0	0	1	0
61	DU	4	0	0	0	0
61	DV	1	0	0	0	0
61	DX	2	0	0	0	0
61	DY	2	0	0	0	0
All	All	286321	0	191126	6372	0

The all-atom clashscore is defined as the number of clashes found per 1000 atoms (including hydrogen atoms). The all-atom clashscore for this structure is 14.

All (6372) close contacts within the same asymmetric unit are listed below, sorted by their clash magnitude.

Atom-1	Atom-2	Interatomic distance (Å)	Clash overlap (Å)
1:CA:1002:G:H1	1:CA:1038:C:N4	1.42	1.16
1:AA:348:G:H2'	1:AA:349:A:H5'	1.36	1.04
1:AA:1125:U:N3	1:AA:1127:G:N7	2.06	1.03
39:BT:16:ARG:NH2	39:BT:83:ILE:O	1.92	1.02
2:CB:185:ILE:HG22	2:CB:199:TYR:HB2	1.40	1.02
2:CB:16:HIS:HB2	2:CB:204:ASN:HB3	1.41	1.01
1:CA:1162:C:H42	1:CA:1174:G:H1	1.02	1.00
25:DA:1019:U:HO2'	25:DA:1021:A:H2	1.01	1.00
1:AA:1129:C:N4	1:AA:1143:G:H1	1.59	0.99
2:AB:16:HIS:HB2	2:AB:204:ASN:HB3	1.43	0.98
25:DA:2206:G:H3'	25:DA:2207:G:C8	1.98	0.98
1:CA:1007:C:N3	1:CA:1022:G:N2	2.12	0.97
30:BG:41:GLN:HG3	30:BG:60:LEU:HD11	1.48	0.96
38:DS:35:ILE:HD11	38:DS:101:LEU:HD12	1.47	0.96
1:CA:998:G:H1	1:CA:1043:C:H42	1.14	0.95
25:BA:9:U:H3	25:BA:2641:A:H2	1.15	0.95
30:BG:66:GLN:HG2	50:B4:1:MET:HE3	1.44	0.95
10:CJ:8:LEU:HB2	10:CJ:70:ARG:HB2	1.49	0.95
1:CA:1163:C:H42	1:CA:1173:G:H1	1.07	0.94
25:DA:1689:A:H62	25:DA:1698:A:H2	1.15	0.93
25:BA:1065:U:HO2'	25:BA:1067:A:H2	1.05	0.93
25:DA:1798:U:H5'	27:DD:259:THR:HG22	1.50	0.92
35:BP:126:VAL:HG12	35:BP:148:LEU:HD22	1.49	0.92

Continued on next page...

Continued from previous page...

Atom-1	Atom-2	Interatomic distance (Å)	Clash overlap (Å)
1:CA:1002:G:N2	1:CA:1038:C:N3	2.16	0.92
1:AA:1129:C:H42	1:AA:1143:G:H1	0.95	0.91
25:DA:1693:U:O2'	27:DD:14:ARG:NH2	2.02	0.91
25:DA:1648:C:OP1	61:DA:4111:HOH:O	1.88	0.91
1:CA:999:C:N4	1:CA:1042:G:N1	2.17	0.91
26:DB:22:U:H3	26:DB:61:G:H1	1.18	0.91
1:CA:1007:C:N4	1:CA:1022:G:N1	2.19	0.91
1:AA:201:C:H42	1:AA:216:G:H1	1.11	0.90
25:DA:1204:A:H2	25:DA:1241:A:H62	1.19	0.90
39:DT:16:ARG:NH2	39:DT:83:ILE:O	2.02	0.90
25:BA:1829:U:H5'	27:BD:259:THR:HG22	1.52	0.90
28:BE:110:GLY:O	61:BE:406:HOH:O	1.89	0.90
50:D4:53:GLU:HG2	50:D4:55:ARG:H	1.34	0.90
1:CA:1153:C:H42	1:CA:1154:G:H21	1.17	0.90
25:DA:526:A:OP1	61:DA:4572:HOH:O	1.89	0.90
25:DA:195:A:N7	61:DA:4175:HOH:O	2.04	0.89
10:AJ:35:SER:HB3	10:AJ:73:ASP:HB2	1.54	0.89
44:BY:54:LYS:HA	44:BY:56:PRO:HD3	1.52	0.89
25:DA:566:U:H5''	35:DP:29:LYS:HE3	1.55	0.88
25:DA:2615:U:OP1	61:DA:3943:HOH:O	1.91	0.88
2:AB:69:LEU:HB3	2:AB:162:ILE:HG22	1.53	0.88
25:DA:740:U:OP2	61:DA:4117:HOH:O	1.92	0.88
11:AK:79:SER:HA	11:AK:104:GLN:HB2	1.55	0.88
1:CA:1163:C:N4	1:CA:1173:G:H1	1.72	0.88
1:CA:999:C:N4	1:CA:1042:G:C6	2.42	0.88
1:CA:542:G:OP1	4:CD:10:ARG:NH2	2.06	0.88
46:D0:11:ARG:O	46:D0:14:ARG:NH2	2.05	0.87
1:CA:563:A:N6	61:CA:4065:HOH:O	2.06	0.87
9:CI:9:ARG:HG2	9:CI:14:VAL:HG12	1.56	0.87
1:CA:1318:A:H5''	19:CS:3:ARG:HH22	1.37	0.86
25:DA:981:A:OP1	61:DA:4033:HOH:O	1.92	0.86
16:AP:53:VAL:HG13	16:AP:79:VAL:HG13	1.57	0.86
25:BA:1395:A:OP1	61:BA:4761:HOH:O	1.93	0.86
25:BA:1686:U:OP1	61:BA:4272:HOH:O	1.93	0.86
25:BA:537:G:N7	61:BA:4621:HOH:O	2.07	0.86
25:DA:2592:G:OP1	61:DA:4137:HOH:O	1.93	0.86
25:DA:323:G:HO2'	25:DA:1205:U:H3	1.23	0.86
25:DA:1268:A:OP1	61:DA:3940:HOH:O	1.93	0.86
25:DA:2807:G:N1	25:DA:2893:G:O6	2.09	0.86
25:DA:1153:C:OP1	40:DU:92:ARG:NH1	2.09	0.86
46:B0:11:ARG:O	46:B0:14:ARG:NH2	2.08	0.86

Continued on next page...

Continued from previous page...

Atom-1	Atom-2	Interatomic distance (Å)	Clash overlap (Å)
49:B3:8:LEU:HD13	49:B3:31:LEU:HD23	1.58	0.85
29:BF:185:ASP:HA	29:BF:188:ARG:HD3	1.54	0.85
12:AL:36:VAL:HG23	24:AW:10:2QY:H89	1.57	0.85
13:AM:2:ALA:N	13:AM:8:GLU:OE1	2.09	0.85
1:CA:1493:A:H1'	25:DA:1913:A:H62	1.39	0.85
25:DA:770:G:OP2	61:DA:4148:HOH:O	1.94	0.85
45:DZ:69:THR:HG22	45:DZ:90:VAL:HA	1.57	0.85
25:BA:656:A:OP1	35:BP:65:ARG:NH1	2.09	0.85
25:BA:303:C:H42	25:BA:385:G:H1	1.24	0.85
1:CA:1502:A:H2	1:CA:1505:G:H1	1.24	0.85
4:CD:122:ARG:NH1	4:CD:134:ASP:O	2.09	0.85
25:DA:2879:C:OP2	61:DA:4045:HOH:O	1.95	0.85
25:BA:2720:G:O6	61:BA:4017:HOH:O	1.93	0.85
25:BA:1500:A:OP2	61:BA:3907:HOH:O	1.95	0.85
2:AB:21:ARG:HB3	2:AB:39:ILE:HA	1.57	0.84
13:CM:122:LYS:HD3	13:CM:123:ALA:H	1.41	0.84
25:BA:894:U:O4	25:BA:978:A:N6	2.10	0.84
1:CA:1162:C:N4	1:CA:1174:G:H1	1.74	0.84
1:CA:656:C:O2'	15:CO:28:GLN:NE2	2.09	0.84
4:AD:155:LEU:HB3	4:AD:158:ILE:HD11	1.59	0.84
25:BA:1577:C:O2'	25:BA:1578:C:O5'	1.96	0.84
25:DA:1271:G:OP2	61:DA:4112:HOH:O	1.96	0.84
25:DA:1021:A:H62	25:DA:1141:U:H3	1.22	0.84
8:CH:51:VAL:HG11	8:CH:60:ARG:HH12	1.40	0.84
25:DA:2632:A:HO2'	25:DA:2811:G:HO2'	1.17	0.84
25:DA:301:G:OP2	44:DY:84:ARG:NH2	2.11	0.84
1:AA:559:A:OP1	5:AE:126:ARG:NH2	2.11	0.83
25:BA:1736:A:H62	25:BA:1745:A:H2	1.24	0.83
1:CA:1122:U:O4	1:CA:1151:A:N1	2.11	0.83
1:AA:1314:C:OP2	19:AS:4:SER:OG	1.94	0.83
4:AD:149:ALA:HB3	4:AD:152:SER:HB2	1.60	0.83
25:BA:2587:C:OP2	61:BA:4081:HOH:O	1.96	0.83
30:DG:113:ARG:NH1	30:DG:139:LEU:O	2.12	0.83
32:BI:129:THR:HG22	32:BI:139:GLN:HE22	1.42	0.83
1:CA:999:C:C4	1:CA:1042:G:N1	2.47	0.83
1:CA:599:C:H2'	1:CA:600:C:H5''	1.61	0.83
15:CO:54:ARG:NH1	15:CO:58:MET:SD	2.51	0.83
1:AA:166:G:H2'	1:AA:167:G:C8	2.14	0.83
30:DG:11:TYR:CZ	30:DG:16:ARG:HD3	2.14	0.83
25:BA:2585:C:OP1	61:BA:4081:HOH:O	1.97	0.82
1:CA:1348:U:H4'	9:CI:120:ARG:HD2	1.61	0.82

Continued on next page...

Continued from previous page...

Atom-1	Atom-2	Interatomic distance (Å)	Clash overlap (Å)
35:DP:96:THR:H	35:DP:99:LEU:HD21	1.44	0.82
25:DA:1030:G:OP2	36:DQ:128:LYS:NZ	2.11	0.82
36:DQ:81:VAL:HB	46:D0:7:LEU:HD21	1.59	0.82
1:CA:64:G:H4'	1:CA:65:U:H3'	1.61	0.82
1:CA:972:C:OP1	61:CA:4184:HOH:O	1.95	0.82
25:DA:2748:A:H5'	31:DH:4:ILE:HD12	1.59	0.82
46:D0:53:MET:HG3	46:D0:59:LEU:HD23	1.61	0.82
16:CP:1:MET:SD	16:CP:3:LYS:NZ	2.51	0.82
1:CA:1492:A:N3	25:DA:1913:A:N6	2.28	0.82
31:DH:98:LEU:HD22	31:DH:125:VAL:HG23	1.62	0.82
2:CB:178:ARG:HH22	8:CH:68:ARG:HH12	1.25	0.82
1:AA:1158:C:H5	1:AA:1181:G:H1	1.26	0.82
1:CA:1125:U:O2'	1:CA:1126:U:H2'	1.79	0.82
32:DI:72:LEU:HD21	32:DI:107:VAL:HG11	1.60	0.82
3:AC:134:ILE:HD11	3:AC:153:VAL:HG23	1.62	0.82
1:CA:1003:G:N2	1:CA:1025:U:O4	2.13	0.82
25:BA:237:G:OP1	61:BA:4880:HOH:O	1.96	0.81
1:CA:406:G:H5'	4:CD:5:ILE:HD11	1.59	0.81
23:CX:50:U:H3	23:CX:64:G:H1	1.28	0.81
1:AA:189(B):C:N4	1:AA:189(I):G:O6	2.11	0.81
1:CA:664:G:OP1	18:CR:64:ARG:NH2	2.13	0.81
51:D5:16:ARG:NH1	51:D5:17:ASP:OD1	2.12	0.81
27:DD:71:ASP:HB2	27:DD:103:ARG:HH22	1.45	0.81
25:DA:2243:U:OP1	61:DA:4350:HOH:O	1.98	0.81
25:BA:1503:G:OP2	61:BA:3908:HOH:O	1.99	0.81
38:BS:59:LYS:HE3	38:BS:60:GLY:H	1.44	0.81
1:CA:376:G:H5''	16:CP:5:ARG:HD3	1.63	0.81
1:CA:1007:C:N4	1:CA:1022:G:H1	1.77	0.81
2:CB:15:VAL:HG21	2:CB:213:LEU:HD12	1.62	0.81
1:CA:922:G:H4'	5:CE:20:GLN:HA	1.61	0.81
25:DA:20:C:OP1	40:DU:22:LYS:NZ	2.12	0.81
19:AS:50:ALA:HB1	19:AS:57:HIS:HB3	1.63	0.81
25:BA:1683:C:OP2	61:BA:4524:HOH:O	1.99	0.81
25:DA:1782:C:OP1	61:DA:4383:HOH:O	1.99	0.81
25:BA:1462:G:N2	25:BA:1629:C:O2	2.11	0.81
26:BB:42:C:OP1	30:BG:67:LYS:NZ	2.13	0.81
25:BA:1036:A:OP2	61:BA:4503:HOH:O	1.99	0.80
2:CB:16:HIS:HB3	2:CB:210:SER:HB3	1.62	0.80
1:AA:1124:G:O2'	1:AA:1145:C:N4	2.14	0.80
1:AA:1414:U:H3	1:AA:1486:G:H1	1.28	0.80
23:CX:4:G:H1	23:CX:69:C:H42	1.28	0.80

Continued on next page...

Continued from previous page...

Atom-1	Atom-2	Interatomic distance (Å)	Clash overlap (Å)
25:DA:570:G:O6	61:DA:4475:HOH:O	1.99	0.80
1:CA:608:A:OP2	61:CA:4182:HOH:O	1.99	0.80
1:CA:768:A:OP2	61:CA:4023:HOH:O	1.98	0.80
1:CA:953:G:H5'	1:CA:965:A:H61	1.47	0.80
1:CA:975:A:H4'	1:CA:976:G:H5''	1.63	0.80
25:DA:2022:U:OP1	61:DA:4084:HOH:O	1.99	0.80
1:AA:1304:G:OP2	61:AA:4087:HOH:O	1.97	0.80
1:CA:1318:A:OP1	19:CS:3:ARG:NH1	2.15	0.80
25:DA:198:C:OP2	61:DA:4175:HOH:O	1.99	0.80
1:AA:1183:A:O2'	1:AA:1184:G:OP1	2.00	0.80
2:CB:80:ILE:HD11	2:CB:212:GLN:HA	1.62	0.80
1:AA:421:U:O2'	1:AA:423:G:N7	2.14	0.80
25:BA:238:C:O2	54:B8:12:LYS:NZ	2.14	0.80
25:DA:1352:U:OP1	61:DA:3785:HOH:O	1.98	0.80
25:DA:2052:G:O2'	61:DA:3729:HOH:O	1.99	0.80
9:AI:64:THR:HG23	9:AI:66:ARG:HH21	1.47	0.80
25:BA:1694:G:OP1	61:BA:4516:HOH:O	1.99	0.80
1:CA:1030(A):G:N1	1:CA:1030(D):A:OP2	2.13	0.80
1:CA:444:C:H2'	1:CA:445:G:H8	1.48	0.80
25:DA:2037:G:O6	61:DA:4103:HOH:O	2.00	0.80
1:AA:1502:A:H2	1:AA:1505:G:H1	1.25	0.79
1:AA:166:G:H2'	1:AA:167:G:H8	1.47	0.79
25:BA:2297:C:OP2	52:B6:6:ARG:NH1	2.16	0.79
29:BF:18:ARG:NH2	29:BF:127:GLU:OE1	2.14	0.79
2:AB:16:HIS:HB3	2:AB:210:SER:HB2	1.64	0.79
1:AA:509:A:OP2	61:AA:4088:HOH:O	2.01	0.79
35:BP:50:ARG:HH21	54:B8:7:HIS:HD2	1.28	0.79
1:CA:673:G:H2'	1:CA:674:G:C8	2.16	0.79
28:DE:47:VAL:HG11	28:DE:86:PRO:HD2	1.65	0.79
29:BF:53:THR:HG23	29:BF:55:GLY:H	1.48	0.79
20:CT:57:ARG:HH22	20:CT:100:ILE:HD12	1.46	0.79
1:AA:1145:C:H4'	1:AA:1146:A:H5'	1.65	0.79
25:BA:831:A:OP2	61:BA:4454:HOH:O	1.99	0.79
35:BP:36:LYS:O	61:BP:304:HOH:O	1.99	0.79
30:DG:161:THR:HG22	30:DG:163:ALA:H	1.45	0.79
1:AA:656:C:O2'	15:AO:28:GLN:NE2	2.15	0.79
1:AA:1492:A:N3	25:BA:1935:A:N6	2.31	0.79
2:AB:16:HIS:CG	2:AB:17:PHE:H	2.01	0.79
25:BA:2299:A:H62	25:BA:2356:U:H3	1.28	0.79
25:BA:2804:C:H2'	25:BA:2805:G:H8	1.47	0.79
1:AA:165:C:H2'	1:AA:166:G:C8	2.18	0.79

Continued on next page...

Continued from previous page...

Atom-1	Atom-2	Interatomic distance (Å)	Clash overlap (Å)
25:BA:241:G:OP1	35:BP:50:ARG:NH1	2.16	0.79
30:BG:161:THR:HG22	30:BG:163:ALA:H	1.48	0.79
1:CA:939:G:H1	1:CA:1344:C:H42	1.27	0.79
2:CB:15:VAL:HG13	2:CB:209:ARG:HB3	1.65	0.79
3:AC:15:THR:HG21	3:AC:181:ASN:HA	1.64	0.79
25:BA:1001:G:O6	61:BA:3865:HOH:O	2.00	0.78
28:BE:105:THR:OG1	28:BE:199:ARG:NH2	2.16	0.78
1:AA:97:G:O2'	1:AA:98:G:O4'	2.00	0.78
25:BA:2614:A:OP1	61:BA:4815:HOH:O	2.01	0.78
25:DA:1250:G:OP1	61:DA:4455:HOH:O	2.00	0.78
25:DA:1159:U:H2'	25:DA:1160:G:H8	1.48	0.78
25:BA:988:U:OP2	61:BA:4601:HOH:O	2.01	0.78
39:BT:95:ARG:HH11	39:BT:95:ARG:HG2	1.47	0.78
1:CA:1005:A:H1'	1:CA:1036:G:H1	1.49	0.78
1:CA:289:G:OP2	61:CA:4053:HOH:O	2.01	0.78
25:DA:2005:A:OP1	61:DA:4386:HOH:O	2.01	0.78
25:BA:455:A:OP1	61:BA:3961:HOH:O	2.00	0.78
1:CA:1142:G:H3'	1:CA:1143:G:H8	1.47	0.78
25:DA:1019:U:H3	25:DA:1142(A):A:H62	1.28	0.78
1:AA:1124:G:HO2'	1:AA:1145:C:N4	1.82	0.78
25:DA:1997:G:OP2	61:DA:4560:HOH:O	2.01	0.78
25:BA:611:U:OP2	61:BA:4160:HOH:O	2.01	0.78
25:BA:1018:A:OP2	61:BA:4046:HOH:O	2.01	0.78
25:BA:1404:G:OP2	61:BA:4219:HOH:O	2.02	0.77
25:BA:535:C:OP1	61:BA:4621:HOH:O	2.00	0.77
25:DA:271(A):A:N7	25:DA:271(W):G:N2	2.32	0.77
29:DF:53:THR:HG23	29:DF:55:GLY:H	1.50	0.77
1:AA:289:G:OP2	61:AA:4071:HOH:O	2.02	0.77
4:CD:13:ARG:HB2	4:CD:40:PRO:HD3	1.66	0.77
12:AL:49:ASN:ND2	12:AL:92:ASP:OD2	2.16	0.77
28:BE:93:VAL:HG21	28:BE:180:ASN:HA	1.67	0.77
39:BT:65:LYS:HE2	39:BT:67:SER:HB2	1.66	0.77
13:CM:3:ARG:HA	50:D4:34:GLU:HG2	1.66	0.77
34:BO:35:VAL:HG11	34:BO:103:ALA:HB3	1.66	0.77
25:DA:1604:C:OP1	61:DA:3956:HOH:O	2.03	0.77
25:DA:1800:C:OP2	27:DD:183:ARG:NH2	2.18	0.77
30:DG:5:VAL:HG22	30:DG:8:LYS:H	1.50	0.77
25:BA:808:A:OP1	61:BA:4592:HOH:O	2.01	0.77
10:CJ:49:VAL:HG23	14:CN:41:ARG:HB2	1.67	0.77
25:DA:2032:G:N7	61:DA:3886:HOH:O	2.16	0.77
32:DI:110:ASP:N	32:DI:130:TYR:OH	2.16	0.77

Continued on next page...

Continued from previous page...

Atom-1	Atom-2	Interatomic distance (Å)	Clash overlap (Å)
1:CA:1133:G:H1	1:CA:1141:C:H42	1.33	0.77
25:BA:1717:C:OP1	61:BA:3893:HOH:O	2.02	0.77
25:BA:2227:G:H3'	25:BA:2228:G:C8	2.19	0.77
1:CA:1048:G:OP1	14:CN:3:ARG:NH2	2.18	0.77
1:AA:1128:C:O2	1:AA:1147:C:N4	2.17	0.77
1:AA:1075:C:OP1	2:AB:179:LYS:NZ	2.18	0.77
25:BA:11:G:H2'	25:BA:12:U:H5'	1.65	0.77
25:DA:2296:U:OP2	38:DS:9:ARG:NH2	2.18	0.77
8:AH:10:LEU:HD22	8:AH:83:ILE:HD11	1.67	0.76
1:AA:1126:U:H5	10:AJ:71:LEU:HD22	1.49	0.76
25:BA:1016:C:OP2	61:BA:4637:HOH:O	2.04	0.76
1:CA:677:U:H3	1:CA:713:G:H22	1.33	0.76
25:DA:1488:G:C6	25:DA:1489:U:H5	2.03	0.76
1:AA:642:A:N3	8:AH:113:SER:OG	2.17	0.76
1:AA:1492:A:O2'	25:BA:1935:A:N1	2.18	0.76
1:CA:352:C:OP2	61:CA:4051:HOH:O	2.02	0.76
4:AD:13:ARG:NH1	4:AD:38:TYR:O	2.18	0.76
25:DA:120:U:OP2	61:DA:3744:HOH:O	2.03	0.76
4:AD:108:LEU:HD13	4:AD:174:LEU:HD13	1.65	0.76
4:CD:100:ARG:NH1	4:CD:137:SER:OG	2.19	0.76
26:DB:44:G:OP1	30:DG:98:ARG:NH2	2.19	0.76
1:AA:167:G:H2'	1:AA:168:G:H8	1.49	0.76
25:BA:2604:G:O2'	61:BA:4655:HOH:O	1.99	0.76
25:DA:2805:G:H2'	25:DA:2807:G:H8	1.51	0.76
25:BA:667:G:H21	25:BA:671:A:H2	1.34	0.76
1:CA:1132:C:H2'	1:CA:1133:G:H8	1.49	0.76
19:CS:30:LEU:HD11	19:CS:32:LYS:HG3	1.67	0.76
25:DA:1253:A:N7	61:DA:3854:HOH:O	2.18	0.76
1:CA:1015:A:N3	1:CA:1218:C:O2'	2.18	0.76
1:CA:610:G:O6	61:CA:4180:HOH:O	2.04	0.76
25:DA:801:G:OP2	61:DA:3762:HOH:O	2.02	0.76
1:AA:803:G:OP1	61:AA:4050:HOH:O	2.03	0.76
25:BA:1431:G:O2'	25:BA:1442:U:O2	2.03	0.76
25:BA:934:A:H4'	25:BA:935:C:H5	1.51	0.76
25:DA:1022:G:H22	25:DA:1142(A):A:H2	1.32	0.76
27:BD:17:THR:O	27:BD:211:ARG:NH2	2.19	0.76
43:BX:31:HIS:HD2	43:BX:33:LYS:H	1.29	0.76
43:DX:11:PRO:HB3	43:DX:92:LEU:HD11	1.66	0.76
1:AA:975:A:H4'	1:AA:976:G:H5''	1.67	0.76
7:AG:50:ILE:HD11	7:AG:58:PRO:HA	1.66	0.76
26:BB:31:C:O2	26:BB:53:A:N6	2.19	0.76

Continued on next page...

Continued from previous page...

Atom-1	Atom-2	Interatomic distance (Å)	Clash overlap (Å)
1:AA:1494:G:HO2'	25:BA:1934:A:HO2'	1.32	0.75
25:BA:2331:G:H22	38:BS:3:ARG:HE	1.34	0.75
1:CA:323:U:OP1	20:CT:26:ASN:ND2	2.18	0.75
4:CD:25:ARG:NH1	4:CD:30:LYS:O	2.20	0.75
1:CA:999:C:N3	1:CA:1042:G:N2	2.34	0.75
10:CJ:38:ILE:HD11	10:CJ:71:LEU:HD23	1.68	0.75
2:AB:87:ARG:HH21	2:AB:219:VAL:HG12	1.51	0.75
20:AT:9:ASN:HB3	20:AT:10:LEU:HD12	1.69	0.75
25:DA:2371:G:O6	61:DA:3975:HOH:O	2.03	0.75
1:AA:348:G:H2'	1:AA:349:A:C5'	2.16	0.75
13:AM:58:GLU:O	13:AM:62:ASN:ND2	2.19	0.75
29:BF:13:SER:HA	29:BF:127:GLU:HG3	1.66	0.75
25:BA:2331:G:H22	38:BS:3:ARG:NE	1.85	0.75
15:CO:14:GLU:OE2	15:CO:84:LYS:NZ	2.20	0.75
25:BA:2732:G:OP2	61:BA:4645:HOH:O	2.03	0.75
25:DA:1412:A:H2'	25:DA:1413:G:C8	2.21	0.75
25:DA:1762:A:N1	61:DA:4178:HOH:O	2.18	0.75
1:AA:954:G:H21	1:AA:1227:A:H62	1.30	0.75
1:AA:165:C:H2'	1:AA:166:G:H8	1.52	0.75
1:AA:180:U:O2	1:AA:196:A:N6	2.19	0.75
1:AA:474:G:H2'	1:AA:475:G:H8	1.51	0.75
25:BA:2510:C:OP2	61:BA:4510:HOH:O	2.05	0.75
25:BA:880:U:O2	35:BP:55:ARG:NH2	2.20	0.75
44:BY:92:ASN:HB3	44:BY:94:LYS:H	1.52	0.75
25:DA:1376:C:OP2	61:DA:3757:HOH:O	2.05	0.75
25:DA:2683:C:OP1	39:DT:53:ARG:NH2	2.20	0.75
1:AA:406:G:H5'	4:AD:5:ILE:HD11	1.67	0.74
25:BA:945:A:O2'	25:BA:946:A:O5'	2.05	0.74
3:CC:58:GLU:HB3	10:CJ:92:THR:HG21	1.67	0.74
25:BA:1065:U:H3	25:BA:1188:A:H62	1.36	0.74
25:BA:2059:G:N7	61:BA:4504:HOH:O	2.20	0.74
32:BI:77:LEU:HB3	32:BI:142:VAL:HG12	1.68	0.74
25:DA:2049:G:OP2	61:DA:3941:HOH:O	2.05	0.74
25:DA:452:G:OP2	61:DA:4105:HOH:O	2.04	0.74
25:DA:631:A:OP1	35:DP:65:ARG:NH1	2.19	0.74
7:AG:62:PHE:HA	7:AG:124:LEU:HD22	1.70	0.74
25:BA:139:A:H8	25:BA:1454:C:HO2'	1.35	0.74
1:CA:522:C:H41	12:CL:53:ARG:HH22	1.32	0.74
25:DA:1315:C:OP2	61:DA:4076:HOH:O	2.05	0.74
25:BA:1356:G:OP2	53:B7:9:ARG:NH1	2.20	0.74
25:BA:2695:C:O2	34:BO:70:LYS:NZ	2.20	0.74

Continued on next page...

Continued from previous page...

Atom-1	Atom-2	Interatomic distance (Å)	Clash overlap (Å)
28:BE:47:VAL:HG21	28:BE:86:PRO:HD2	1.69	0.74
39:DT:26:ASP:OD1	39:DT:120:ARG:NH2	2.21	0.74
25:BA:2365:G:N7	61:BA:4327:HOH:O	2.19	0.74
1:CA:1223:C:H5''	1:CA:1224:G:H5'	1.68	0.74
15:CO:39:LEU:HD13	15:CO:56:LEU:HB2	1.68	0.74
26:DB:105:A:OP1	45:DZ:72:ARG:NH1	2.20	0.74
1:AA:574:A:OP2	61:AA:4004:HOH:O	2.04	0.74
25:BA:591:U:O4	61:BA:4046:HOH:O	2.05	0.74
3:CC:32:LEU:HD12	3:CC:59:ARG:HH12	1.53	0.74
7:CG:111:ARG:NH1	7:CG:113:GLU:OE2	2.21	0.74
25:DA:2287:A:H62	25:DA:2344:U:H3	1.31	0.74
25:BA:130:G:O6	61:BA:4550:HOH:O	2.04	0.74
8:AH:49:GLU:HG2	8:AH:62:TYR:HE2	1.53	0.74
1:CA:1153:C:H42	1:CA:1154:G:N2	1.86	0.74
25:DA:832:G:OP1	61:DA:4165:HOH:O	2.06	0.74
25:DA:848:G:H2'	25:DA:849:A:C8	2.22	0.74
1:AA:1054:C:OP1	61:AA:4053:HOH:O	2.04	0.73
1:AA:1162:C:H42	1:AA:1174:G:H1	1.35	0.73
25:BA:874:U:OP1	61:BA:4633:HOH:O	2.05	0.73
1:CA:504:C:OP1	61:CA:4009:HOH:O	2.05	0.73
1:CA:804:U:OP1	61:CA:4020:HOH:O	2.06	0.73
1:CA:998:G:H1	1:CA:1043:C:N4	1.83	0.73
4:CD:187:ARG:NH2	4:CD:193:ASP:OD2	2.21	0.73
25:BA:1809:U:O2	61:BA:4722:HOH:O	2.05	0.73
1:CA:1251:A:H2'	1:CA:1252:A:C8	2.24	0.73
25:DA:2248:C:OP2	61:DA:3945:HOH:O	2.06	0.73
2:CB:163:PHE:HD1	2:CB:185:ILE:HG13	1.53	0.73
25:DA:919:G:N2	25:DA:2269:A:OP2	2.21	0.73
1:AA:184:G:H2'	1:AA:185:A:H8	1.54	0.73
1:CA:316:G:OP2	1:CA:351:G:O2'	2.06	0.73
8:CH:51:VAL:HG12	8:CH:52:ASP:H	1.53	0.73
25:DA:963:U:OP2	61:DA:4173:HOH:O	2.04	0.73
1:AA:976:G:H5'	1:AA:1358:U:O2'	1.89	0.73
1:AA:812:C:N3	61:AA:4028:HOH:O	2.22	0.73
25:BA:2227:G:H5'	25:BA:2228:G:N7	2.03	0.73
37:BR:67:LEU:HD13	37:BR:76:VAL:HG21	1.71	0.73
43:BX:31:HIS:CD2	43:BX:33:LYS:H	2.07	0.73
1:CA:1347:G:N2	1:CA:1373:G:H2'	2.02	0.73
3:AC:35:GLU:OE2	3:AC:59:ARG:NH2	2.21	0.73
25:BA:1513:G:HO2'	25:BA:1593:C:HO2'	1.34	0.73
25:BA:985:G:OP1	61:BA:4728:HOH:O	2.07	0.73

Continued on next page...

Continued from previous page...

Atom-1	Atom-2	Interatomic distance (Å)	Clash overlap (Å)
1:CA:959:A:HO2'	1:CA:984:C:HO2'	1.37	0.73
2:CB:91:PRO:HG2	2:CB:155:LEU:HD23	1.71	0.73
1:AA:262:A:H2'	1:AA:263:A:C8	2.24	0.73
1:CA:664:G:P	18:CR:64:ARG:HH22	2.10	0.73
1:CA:976:G:H5'	1:CA:1358:U:O2'	1.87	0.73
13:CM:27:LYS:HE2	13:CM:27:LYS:HA	1.69	0.73
50:D4:38:LYS:O	50:D4:40:HIS:N	2.21	0.73
25:DA:900:A:H2'	25:DA:901:A:C8	2.24	0.73
25:DA:1817:G:OP1	27:DD:88:ARG:NH2	2.21	0.73
1:AA:742:G:OP2	15:AO:35:ARG:NH2	2.20	0.73
27:BD:69:ARG:NH2	27:BD:128:GLY:O	2.20	0.73
25:BA:1398:U:OP2	61:BA:3932:HOH:O	2.05	0.73
1:CA:989:C:N4	1:CA:1216:G:O6	2.17	0.73
25:DA:2445:G:OP1	29:DF:74:ARG:NH2	2.22	0.73
1:AA:266:G:H5''	1:AA:268:C:H41	1.53	0.73
1:AA:558:G:OP1	61:AA:4042:HOH:O	2.07	0.73
13:AM:34:LEU:HD13	13:AM:41:PRO:HA	1.70	0.73
30:DG:80:PHE:O	30:DG:82:LEU:N	2.20	0.73
30:BG:48:GLU:HA	30:BG:51:ARG:HE	1.53	0.72
40:DU:83:LEU:HD12	40:DU:88:ILE:HD12	1.70	0.72
1:AA:601:C:H2'	1:AA:602:A:C8	2.24	0.72
1:CA:1251:A:HO2'	1:CA:1369:C:HO2'	1.32	0.72
25:DA:2749:A:H1'	31:DH:63:SER:HB3	1.71	0.72
25:BA:2745:G:OP1	28:BE:203:LYS:NZ	2.17	0.72
2:CB:52:GLU:HG2	2:CB:56:ARG:HH22	1.54	0.72
46:D0:27:GLU:HG3	46:D0:68:GLU:HA	1.71	0.72
1:AA:1028:C:H42	1:AA:1033:G:H1	1.36	0.72
11:AK:15:ALA:HB1	11:AK:78:GLN:HB2	1.69	0.72
1:AA:864:A:OP1	61:AA:4127:HOH:O	2.08	0.72
10:AJ:38:ILE:HD11	10:AJ:71:LEU:HD23	1.71	0.72
15:AO:56:LEU:O	15:AO:60:VAL:HG23	1.88	0.72
1:CA:1003:G:H1	1:CA:1035:A:H61	1.37	0.72
1:CA:1277:C:HO2'	1:CA:1279:A:H8	1.35	0.72
25:DA:963:U:OP1	61:DA:3740:HOH:O	2.08	0.72
1:AA:972:C:OP1	61:AA:4123:HOH:O	2.08	0.72
1:AA:881:G:P	12:AL:12:ARG:HH22	2.12	0.72
25:BA:2019:G:OP2	61:BA:4565:HOH:O	2.07	0.72
38:BS:15:ARG:O	38:BS:19:LYS:HG2	1.89	0.72
17:CQ:57:VAL:HG12	17:CQ:76:LEU:HA	1.72	0.72
25:DA:1876:A:H2'	25:DA:1877:A:C8	2.24	0.72
25:DA:574:C:OP1	61:DA:3788:HOH:O	2.08	0.72

Continued on next page...

Continued from previous page...

Atom-1	Atom-2	Interatomic distance (Å)	Clash overlap (Å)
25:BA:1695:C:OP1	61:BA:4516:HOH:O	2.07	0.72
4:CD:18:LYS:NZ	4:CD:31:CYS:SG	2.63	0.72
34:DO:115:VAL:HG13	34:DO:121:VAL:HG21	1.72	0.72
25:DA:1670:C:OP1	61:DA:3750:HOH:O	2.07	0.72
25:DA:400:G:O6	61:DA:4274:HOH:O	2.06	0.72
1:AA:346:G:O6	1:AA:348:G:N2	2.23	0.72
50:B4:57:GLU:HB3	50:B4:58:ARG:HA	1.71	0.72
1:CA:1135:U:O2'	1:CA:1137:C:O2	2.05	0.72
13:CM:16:ASP:HB3	13:CM:34:LEU:HD11	1.72	0.72
27:DD:71:ASP:CB	27:DD:103:ARG:HH22	2.03	0.72
2:CB:88:ALA:HB2	2:CB:219:VAL:HG13	1.72	0.72
1:CA:559:A:OP1	5:CE:126:ARG:NH2	2.22	0.72
7:CG:68:ASN:ND2	7:CG:127:ALA:O	2.19	0.72
30:DG:136:ARG:HH11	30:DG:137:GLU:H	1.37	0.72
51:B5:17:ASP:OD2	61:B5:602:HOH:O	2.07	0.71
32:BI:48:GLU:HG2	32:BI:52:ARG:HH22	1.55	0.71
25:DA:731:C:OP1	61:DA:4224:HOH:O	2.08	0.71
5:AE:100:VAL:O	5:AE:107:ARG:NH2	2.22	0.71
30:BG:16:ARG:NE	30:BG:31:VAL:HG11	2.05	0.71
35:BP:100:LEU:HD12	35:BP:112:LEU:HD11	1.70	0.71
1:CA:693:G:H2'	1:CA:694:A:C8	2.25	0.71
1:AA:1027:C:O2'	1:AA:1034:G:N2	2.23	0.71
35:BP:50:ARG:HH21	54:B8:7:HIS:CD2	2.09	0.71
25:BA:1679:A:OP2	61:BA:4622:HOH:O	2.07	0.71
26:BB:48:A:H4'	38:BS:95:HIS:HD2	1.53	0.71
1:CA:1376:U:OP1	7:CG:98:SER:OG	2.08	0.71
25:DA:89:G:H3'	25:DA:90:U:H5''	1.71	0.71
10:AJ:7:LYS:HE2	10:AJ:9:ARG:HH12	1.55	0.71
1:AA:974:A:OP2	14:AN:41:ARG:NH1	2.24	0.71
25:BA:1379:C:OP2	61:BA:4121:HOH:O	2.07	0.71
25:BA:2804:C:H2'	25:BA:2805:G:C8	2.24	0.71
2:CB:96:ARG:HD2	2:CB:98:LEU:HD22	1.72	0.71
1:CA:1457:G:OP1	20:CT:39:LYS:NZ	2.22	0.71
25:DA:11:G:H2'	25:DA:12:U:H5'	1.71	0.71
25:DA:600:G:N3	61:DA:3733:HOH:O	2.23	0.71
1:AA:1036:G:H5'	1:AA:1037:C:H5	1.55	0.71
46:B0:40:GLN:HE21	46:B0:57:PHE:HB3	1.55	0.71
25:DA:2267:A:H5''	25:DA:2268:A:H5'	1.71	0.71
25:DA:819:A:OP2	25:DA:1187:G:N2	2.19	0.71
25:DA:1140:C:O3'	33:DN:25:ARG:NH1	2.23	0.71
1:CA:21:G:OP1	61:CA:4062:HOH:O	2.07	0.71

Continued on next page...

Continued from previous page...

Atom-1	Atom-2	Interatomic distance (Å)	Clash overlap (Å)
25:BA:2228:G:O2'	25:BA:2229:A:OP1	2.07	0.71
1:CA:148:G:H2'	1:CA:149:A:H8	1.54	0.71
49:D3:8:LEU:HD13	49:D3:31:LEU:HD23	1.73	0.71
25:DA:1665:A:OP2	61:DA:4385:HOH:O	2.08	0.71
49:B3:3:ARG:NH1	49:B3:60:GLU:OE2	2.19	0.71
25:BA:1094:A:OP2	25:BA:1155:C:N4	2.23	0.71
1:AA:1223:C:H5''	1:AA:1224:G:H5'	1.72	0.71
4:AD:15:GLU:HG3	4:AD:63:LYS:HE2	1.72	0.71
25:BA:597:C:OP1	61:BA:3998:HOH:O	2.09	0.71
1:CA:1189:C:O2	61:CA:4087:HOH:O	2.08	0.71
31:DH:159:GLU:HG3	31:DH:169:VAL:HG11	1.72	0.71
36:DQ:34:LEU:HD11	36:DQ:129:THR:HB	1.73	0.71
1:CA:954:G:H21	1:CA:1227:A:H62	1.39	0.70
3:CC:73:PRO:HB3	3:CC:103:VAL:HG11	1.70	0.70
4:CD:13:ARG:NH1	4:CD:38:TYR:O	2.23	0.70
46:D0:14:ARG:NH1	61:D0:202:HOH:O	2.23	0.70
25:DA:1593:G:H2'	25:DA:1594:G:C8	2.26	0.70
1:AA:17:U:H2'	1:AA:18:C:C6	2.26	0.70
1:AA:411:A:OP1	4:AD:30:LYS:NZ	2.19	0.70
25:BA:1039:G:OP1	40:BU:50:ARG:NH2	2.25	0.70
30:BG:102:PHE:HE1	30:BG:141:PHE:HE2	1.37	0.70
25:DA:1488:G:C6	25:DA:1489:U:C5	2.78	0.70
25:DA:2819:G:N7	61:DA:4006:HOH:O	2.24	0.70
25:DA:287:C:H2'	25:DA:288:C:H6	1.56	0.70
1:AA:167:G:H2'	1:AA:168:G:C8	2.26	0.70
9:AI:53:VAL:O	9:AI:55:ALA:N	2.21	0.70
25:BA:1189:A:OP1	33:BN:25:ARG:NH2	2.24	0.70
25:BA:322:G:N7	61:BA:3883:HOH:O	2.23	0.70
25:BA:932:C:H3'	25:BA:933:C:H5''	1.73	0.70
1:CA:1142:G:H3'	1:CA:1143:G:C8	2.26	0.70
2:CB:54:THR:HG23	2:CB:199:TYR:HB3	1.72	0.70
25:DA:1310:G:OP2	53:D7:9:ARG:NH1	2.21	0.70
2:AB:16:HIS:CD2	2:AB:17:PHE:H	2.09	0.70
8:AH:51:VAL:HG12	8:AH:52:ASP:H	1.56	0.70
10:AJ:78:ASN:O	10:AJ:80:LYS:N	2.25	0.70
25:BA:2862:G:OP1	61:BA:4875:HOH:O	2.10	0.70
35:BP:33:ARG:O	61:BP:301:HOH:O	2.07	0.70
1:CA:572:A:OP1	61:CA:4046:HOH:O	2.10	0.70
25:DA:2805:G:H2'	25:DA:2807:G:C8	2.25	0.70
1:AA:221:C:H2'	1:AA:222:U:H6	1.54	0.70
25:BA:1055:A:OP2	33:BN:37:LYS:NZ	2.19	0.70

Continued on next page...

Continued from previous page...

Atom-1	Atom-2	Interatomic distance (Å)	Clash overlap (Å)
10:CJ:17:ASP:OD1	10:CJ:70:ARG:NH1	2.24	0.70
25:DA:1235:G:OP1	61:DA:4361:HOH:O	2.08	0.70
25:DA:2849:U:OP2	39:DT:95:ARG:NH1	2.24	0.70
25:DA:827:U:OP1	61:DA:4180:HOH:O	2.08	0.70
27:DD:148:GLU:HB2	27:DD:151:LYS:HD2	1.73	0.70
1:AA:1129:C:N3	1:AA:1143:G:N2	2.37	0.70
4:AD:173:TRP:CZ3	4:AD:174:LEU:HG	2.27	0.70
1:CA:811:C:N4	61:CA:4026:HOH:O	2.25	0.70
25:BA:147:U:O4	61:BA:4550:HOH:O	2.06	0.70
25:BA:2101:U:O4	61:BA:4300:HOH:O	2.09	0.70
50:D4:68:ARG:HH21	50:D4:68:ARG:HG3	1.54	0.70
42:DW:14:PRO:HG2	42:DW:78:GLU:HG2	1.73	0.70
45:DZ:93:ASP:O	45:DZ:131:ARG:NH1	2.23	0.70
25:DA:2705:A:OP2	61:DA:4123:HOH:O	2.08	0.70
36:DQ:85:LYS:HG2	46:D0:7:LEU:HB3	1.74	0.70
1:AA:148:G:HO2'	1:AA:149:A:H8	1.40	0.70
36:BQ:10:ARG:NH1	61:BQ:302:HOH:O	2.25	0.70
2:CB:178:ARG:NH2	8:CH:68:ARG:HH12	1.90	0.70
24:CW:9:MVA:O	24:CW:10:2QY:H86	1.91	0.70
25:DA:2206:G:H3'	25:DA:2207:G:H8	1.56	0.70
36:DQ:48:GLU:OE1	36:DQ:51:ARG:NH2	2.24	0.70
25:BA:70:A:N7	43:BX:31:HIS:HE1	1.90	0.69
1:CA:1269:A:N1	1:CA:1312:G:O2'	2.24	0.69
25:BA:1249:A:H2	25:BA:1287:A:H62	1.40	0.69
25:BA:284:G:O6	61:BA:4714:HOH:O	2.09	0.69
2:CB:18:GLY:HA2	2:CB:42:ILE:HG13	1.73	0.69
12:CL:24:VAL:HG11	12:CL:27:LEU:HD22	1.74	0.69
1:AA:1292:U:OP2	7:AG:41:ARG:NH2	2.24	0.69
25:BA:9:U:N3	25:BA:2641:A:H2	1.89	0.69
2:CB:77:ALA:HB2	2:CB:211:ILE:HD13	1.73	0.69
4:CD:119:GLN:HG2	4:CD:123:HIS:CD2	2.27	0.69
20:CT:49:ALA:HB3	20:CT:99:LEU:HD22	1.74	0.69
25:BA:2339:A:H2'	25:BA:2340:A:C8	2.27	0.69
25:BA:388:A:H2'	25:BA:389:G:C8	2.27	0.69
1:CA:1002:G:H2'	1:CA:1003:G:C8	2.27	0.69
25:DA:1671:U:HO2'	25:DA:1673:U:H5	1.40	0.69
25:DA:993:G:OP1	40:DU:50:ARG:NH2	2.25	0.69
5:AE:100:VAL:HG22	5:AE:118:ILE:HG22	1.74	0.69
52:D6:13:CYS:SG	52:D6:47:THR:HG21	2.33	0.69
25:DA:1803:A:O2'	27:DD:259:THR:HG21	1.92	0.69
13:AM:122:LYS:HD3	13:AM:123:ALA:H	1.58	0.69

Continued on next page...

Continued from previous page...

Atom-1	Atom-2	Interatomic distance (Å)	Clash overlap (Å)
31:BH:56:SER:OG	31:BH:57:ASP:N	2.26	0.69
2:CB:178:ARG:HH22	8:CH:68:ARG:NH1	1.91	0.69
25:DA:1017:G:N7	61:DA:4208:HOH:O	2.25	0.69
25:BA:1480:A:H61	25:BA:1605:A:H62	1.40	0.69
25:BA:1831:C:OP1	27:BD:264:LYS:NZ	2.24	0.69
25:BA:2457:G:OP1	29:BF:74:ARG:NH2	2.26	0.69
1:CA:503:C:OP2	12:CL:116:SER:HB3	1.93	0.69
25:DA:1637:A:OP2	61:DA:4412:HOH:O	2.10	0.69
25:BA:956:A:H62	36:BQ:12:GLN:HA	1.58	0.69
1:CA:652:U:O4	1:CA:752:G:O2'	2.10	0.69
1:CA:427:U:OP1	4:CD:13:ARG:NH2	2.26	0.69
25:DA:1509(B):A:H2'	25:DA:1510:G:C8	2.28	0.69
25:DA:2682:U:OP2	61:DA:3802:HOH:O	2.09	0.69
1:AA:1025:U:O2	1:AA:1036:G:O6	2.11	0.69
12:AL:24:VAL:HG11	12:AL:27:LEU:HD22	1.74	0.69
19:AS:3:ARG:NH1	19:AS:8:GLY:O	2.25	0.69
4:CD:15:GLU:HG2	4:CD:63:LYS:HB3	1.75	0.69
25:DA:1430:C:H2'	25:DA:1431:U:H6	1.57	0.69
25:BA:2101:U:O3'	47:B1:35:THR:OG1	2.11	0.69
19:AS:9:VAL:HG21	50:B4:61:ARG:HH22	1.57	0.69
25:BA:1648:U:O4	61:BA:4117:HOH:O	2.08	0.69
44:BY:102:CYS:SG	44:BY:103:GLY:N	2.66	0.69
1:CA:532:A:O2'	1:CA:533:A:OP1	2.11	0.69
25:DA:649:G:H4'	54:D8:46:ARG:HH22	1.57	0.69
25:DA:1143:A:OP1	33:DN:25:ARG:NH2	2.26	0.69
29:DF:185:ASP:HA	29:DF:188:ARG:HD3	1.75	0.69
1:AA:596:C:OP2	61:AA:4043:HOH:O	2.11	0.69
4:AD:120:LEU:HB3	4:AD:126:ILE:HD11	1.73	0.69
25:BA:1613:A:OP1	27:BD:211:ARG:NH1	2.26	0.69
25:BA:2619:G:O3'	61:BA:4188:HOH:O	2.11	0.69
25:BA:551:A:OP1	61:BA:4499:HOH:O	2.11	0.69
1:CA:837:G:H1	1:CA:849:C:H42	1.41	0.69
18:CR:54:ARG:HH11	18:CR:54:ARG:HB2	1.58	0.69
20:CT:60:GLU:HG3	20:CT:81:LYS:HD2	1.75	0.69
28:DE:72:VAL:HG22	28:DE:73:GLU:HG2	1.75	0.69
1:AA:1003:G:N2	1:AA:1038:C:N3	2.41	0.68
6:AF:69:GLU:O	6:AF:72:VAL:HG12	1.93	0.68
27:BD:71:ASP:HB3	27:BD:103:ARG:HH22	1.58	0.68
1:CA:891:U:OP2	61:CA:4083:HOH:O	2.11	0.68
5:CE:12:LEU:HB3	5:CE:31:LEU:HB2	1.74	0.68
9:CI:24:GLY:HA2	9:CI:59:PHE:O	1.93	0.68

Continued on next page...

Continued from previous page...

Atom-1	Atom-2	Interatomic distance (Å)	Clash overlap (Å)
25:DA:1963:U:O2'	61:DA:4441:HOH:O	2.11	0.68
25:DA:2016:U:H2'	25:DA:2017:U:C6	2.29	0.68
28:DE:72:VAL:HG13	28:DE:73:GLU:O	1.93	0.68
29:DF:195:ASP:OD1	29:DF:196:LEU:N	2.26	0.68
1:AA:21:G:OP1	61:AA:4080:HOH:O	2.10	0.68
1:AA:839:U:O2'	1:AA:840:C:OP1	2.11	0.68
1:AA:35:G:O2'	12:AL:118:SER:O	2.12	0.68
25:BA:1315:A:N7	61:BA:4265:HOH:O	2.25	0.68
25:BA:272:U:H4'	32:BI:50:ARG:HH12	1.58	0.68
32:BI:92:VAL:HG13	32:BI:120:ILE:HB	1.75	0.68
7:CG:108:ALA:HA	7:CG:111:ARG:HD2	1.73	0.68
25:DA:1593:G:H2'	25:DA:1594:G:H8	1.56	0.68
1:AA:1025:U:O2'	1:AA:1026:G:O4'	2.12	0.68
1:AA:1125:U:O2'	1:AA:1126:U:OP2	2.10	0.68
10:AJ:5:ARG:NE	10:AJ:73:ASP:OD1	2.25	0.68
25:BA:2460:A:OP2	61:BA:4510:HOH:O	2.11	0.68
42:BW:14:PRO:HG2	42:BW:78:GLU:HG2	1.76	0.68
61:DA:4599:HOH:O	46:D0:4:LYS:NZ	2.24	0.68
25:DA:2552:U:H2'	25:DA:2554:U:OP2	1.93	0.68
6:AF:18:GLN:HA	6:AF:21:LEU:HD12	1.76	0.68
25:BA:1576:G:C6	25:BA:1577:C:N4	2.61	0.68
25:BA:1815:A:OP2	61:BA:4519:HOH:O	2.10	0.68
1:CA:1003:G:H1	1:CA:1035:A:N6	1.91	0.68
44:DY:102:CYS:SG	44:DY:103:GLY:N	2.67	0.68
25:BA:1463:C:O2'	25:BA:1633:A:N3	2.27	0.68
39:BT:24:PRO:HA	39:BT:49:VAL:HG22	1.74	0.68
2:CB:144:ARG:NH1	2:CB:148:TYR:OH	2.26	0.68
47:D1:50:ARG:HG2	47:D1:59:THR:HB	1.76	0.68
50:D4:44:THR:O	50:D4:46:GLN:N	2.27	0.68
19:CS:42:PRO:HG3	50:D4:61:ARG:HG2	1.75	0.68
27:DD:132:PRO:HD3	27:DD:190:TYR:CZ	2.28	0.68
2:AB:17:PHE:HB2	2:AB:44:LEU:HD21	1.74	0.68
25:BA:927:G:N2	25:BA:944:C:N3	2.41	0.68
1:CA:1193:G:O2'	5:CE:25:ARG:NH2	2.27	0.68
12:CL:57:LYS:HG2	12:CL:67:THR:HG22	1.73	0.68
13:CM:3:ARG:HE	13:CM:4:ILE:HG22	1.58	0.68
50:D4:24:THR:OG1	50:D4:25:TYR:N	2.27	0.68
25:DA:639:U:H2'	25:DA:640:C:C6	2.29	0.68
1:AA:836:G:OP2	18:AR:61:LYS:NZ	2.27	0.68
31:BH:149:ARG:NH1	31:BH:167:GLU:OE2	2.27	0.68
1:CA:419:C:OP1	1:CA:513:C:O2'	2.10	0.68

Continued on next page...

Continued from previous page...

Atom-1	Atom-2	Interatomic distance (Å)	Clash overlap (Å)
1:CA:735:C:H2'	1:CA:736:C:H6	1.58	0.68
3:CC:152:ILE:HG23	3:CC:199:LYS:HB2	1.76	0.68
25:DA:1200:C:H5'	61:DA:3770:HOH:O	1.94	0.68
27:DD:132:PRO:HG2	27:DD:135:PHE:HD2	1.57	0.68
1:AA:661:G:H1	1:AA:744:C:H42	1.39	0.68
2:AB:185:ILE:HG22	2:AB:199:TYR:HB2	1.74	0.68
25:BA:1047:A:OP2	61:BA:3917:HOH:O	2.11	0.68
29:BF:8:GLN:NE2	29:BF:21:ALA:HB2	2.09	0.68
1:CA:646:U:H2'	1:CA:647:C:C6	2.29	0.68
25:DA:2394:C:OP2	54:D8:30:ARG:NH1	2.27	0.68
25:DA:2393:A:H5''	35:DP:63:PRO:HB3	1.76	0.68
1:AA:1086:U:H3	1:AA:1099:G:H22	1.42	0.68
1:AA:278:G:OP2	17:AQ:92:ARG:NH2	2.27	0.68
1:AA:664:G:H22	1:AA:741:G:H1	1.39	0.68
3:AC:3:ASN:OD1	3:AC:3:ASN:N	2.26	0.68
25:BA:2734:A:N7	61:BA:4015:HOH:O	2.27	0.68
1:CA:460:G:O6	1:CA:470:C:H5''	1.93	0.68
2:CB:210:SER:O	2:CB:214:ILE:HG12	1.94	0.68
25:BA:2212:G:H2'	25:BA:2213:G:O4'	1.93	0.68
40:BU:76:TYR:OH	40:BU:92:ARG:NH1	2.26	0.68
1:CA:474:G:H2'	1:CA:475:G:H8	1.58	0.68
25:DA:2287:A:N6	25:DA:2344:U:H3	1.92	0.68
25:DA:2427:C:OP1	61:DA:4257:HOH:O	2.11	0.68
1:AA:342:C:N3	1:AA:343:U:H5	1.92	0.67
25:BA:335:A:OP2	61:BA:4497:HOH:O	2.11	0.67
61:BE:406:HOH:O	37:BR:3:HIS:NE2	2.27	0.67
5:CE:9:LYS:HB2	5:CE:112:LEU:HD11	1.76	0.67
25:DA:652(D):C:H42	25:DA:652(U):G:H1	1.42	0.67
1:AA:59:A:H3'	1:AA:331:G:H22	1.59	0.67
25:BA:1361:C:OP2	61:BA:4471:HOH:O	2.12	0.67
46:D0:24:LYS:HA	46:D0:24:LYS:HE2	1.76	0.67
47:D1:65:SER:HG	47:D1:66:HIS:HD1	1.39	0.67
25:DA:1607:C:N4	25:DA:1622:G:OP2	2.27	0.67
1:AA:946:A:H2'	1:AA:947:G:C8	2.28	0.67
1:CA:1042:G:O2'	1:CA:1043:C:O4'	2.12	0.67
1:CA:382:A:H2'	1:CA:383:A:C8	2.28	0.67
9:AI:4:TYR:HB2	9:AI:19:LEU:HB2	1.77	0.67
25:BA:2081:A:OP2	61:BA:4212:HOH:O	2.12	0.67
25:BA:2361:G:OP1	61:BA:3947:HOH:O	2.12	0.67
1:CA:565:U:OP2	61:CA:4054:HOH:O	2.13	0.67
2:CB:84:GLU:HB3	2:CB:219:VAL:HG21	1.76	0.67

Continued on next page...

Continued from previous page...

Atom-1	Atom-2	Interatomic distance (Å)	Clash overlap (Å)
47:D1:77:ALA:HA	47:D1:80:LEU:HD13	1.77	0.67
25:DA:2006:C:OP2	61:DA:4388:HOH:O	2.12	0.67
25:DA:588:U:OP2	61:DA:3873:HOH:O	2.11	0.67
25:DA:962:G:OP1	61:DA:4173:HOH:O	2.12	0.67
34:DO:68:GLU:HB3	34:DO:78:ARG:HB2	1.74	0.67
31:BH:56:SER:HB3	31:BH:61:HIS:ND1	2.10	0.67
1:CA:1251:A:O2'	1:CA:1369:C:O2'	2.08	0.67
50:D4:62:ARG:O	50:D4:64:GLY:N	2.28	0.67
25:DA:2431:U:OP2	61:DA:3860:HOH:O	2.12	0.67
25:DA:272:G:H4'	25:DA:272(A):U:H5''	1.74	0.67
25:DA:994:C:OP2	40:DU:54:LYS:NZ	2.28	0.67
1:AA:1030(D):A:H62	1:AA:1031:G:H21	1.43	0.67
51:B5:16:ARG:NH1	51:B5:17:ASP:OD1	2.28	0.67
25:BA:1391:C:OP2	61:BA:3931:HOH:O	2.10	0.67
23:CX:73:A:H5''	23:CX:74:C:H5'	1.77	0.67
1:AA:1063:C:OP2	1:AA:1064:G:O2'	2.10	0.67
1:AA:1108:G:O6	61:AA:4120:HOH:O	2.10	0.67
1:AA:933:G:O6	7:AG:3:ARG:NH2	2.28	0.67
25:BA:2460:A:OP1	61:BA:4034:HOH:O	2.11	0.67
25:BA:324:A:OP2	44:BY:86:ARG:NH2	2.28	0.67
25:DA:1971:A:OP1	61:DA:3909:HOH:O	2.13	0.67
25:DA:2291:U:H2'	25:DA:2292:C:C6	2.29	0.67
25:DA:754:C:H2'	25:DA:755:C:H6	1.60	0.67
25:BA:2420:U:OP2	61:BA:4137:HOH:O	2.13	0.67
1:CA:117:G:OP2	61:CA:4053:HOH:O	2.13	0.67
1:CA:1226:C:N4	13:CM:104:ARG:HG3	2.10	0.67
1:CA:1075:C:OP1	2:CB:179:LYS:NZ	2.28	0.67
9:CI:33:PHE:HE1	9:CI:43:ALA:HB1	1.59	0.67
25:DA:2430:A:OP2	61:DA:4180:HOH:O	2.12	0.67
6:AF:68:PRO:HB2	6:AF:71:ARG:HG3	1.77	0.67
38:BS:25:ARG:NH1	38:BS:42:ASP:OD1	2.27	0.67
25:DA:1359:A:H2'	25:DA:1360:A:H5'	1.77	0.67
30:DG:16:ARG:O	30:DG:20:ILE:HG13	1.95	0.67
32:DI:104:GLN:O	32:DI:105:HIS:ND1	2.28	0.67
14:AN:37:PHE:HB3	14:AN:39:LEU:HD12	1.76	0.67
1:CA:1352:C:H2'	1:CA:1353:G:C8	2.30	0.67
1:CA:619:U:N3	4:CD:134:ASP:OD1	2.20	0.67
25:BA:2897:U:H2'	25:BA:2898:C:C6	2.30	0.66
27:BD:132:PRO:HG2	27:BD:135:PHE:HD2	1.60	0.66
45:BZ:69:THR:HG22	45:BZ:90:VAL:HA	1.77	0.66
1:CA:1004:A:C6	1:CA:1037:C:C2	2.82	0.66

Continued on next page...

Continued from previous page...

Atom-1	Atom-2	Interatomic distance (Å)	Clash overlap (Å)
1:CA:1133:G:H2'	1:CA:1134:G:C8	2.31	0.66
1:CA:1170:A:O2'	1:CA:1171:G:O4'	2.12	0.66
23:CX:64:G:H4'	36:DQ:10:ARG:HH21	1.59	0.66
25:DA:602:G:O2'	25:DA:655:A:N6	2.28	0.66
1:AA:1286:A:C8	1:AA:1287:A:H4'	2.30	0.66
1:AA:1422:G:H5''	34:BO:48:PRO:HB3	1.77	0.66
9:AI:3:GLN:OE1	9:AI:20:ARG:NH2	2.27	0.66
25:BA:1007:G:OP1	61:BA:4616:HOH:O	2.12	0.66
25:BA:449:A:OP2	61:BA:3954:HOH:O	2.13	0.66
1:CA:947:G:O3'	13:CM:109:THR:OG1	2.14	0.66
1:AA:1321:C:H5''	1:AA:1322:C:H2'	1.77	0.66
25:DA:1652:A:OP1	37:DR:8:ARG:NH1	2.28	0.66
45:DZ:108:PRO:HG3	45:DZ:141:VAL:HB	1.77	0.66
48:B2:16:LEU:O	48:B2:67:LYS:NZ	2.27	0.66
25:BA:2600:G:OP2	61:BA:4789:HOH:O	2.14	0.66
25:DA:1606:G:OP1	61:DA:4577:HOH:O	2.13	0.66
25:DA:2685:G:O6	61:DA:3896:HOH:O	2.09	0.66
25:DA:773:U:OP1	61:DA:4405:HOH:O	2.12	0.66
33:DN:42:TRP:HA	33:DN:48:MET:HE1	1.78	0.66
33:DN:20:GLY:HA2	33:DN:61:ARG:HE	1.58	0.66
1:AA:1189:C:OP1	10:AJ:51:ARG:NH2	2.28	0.66
23:CX:23:C:H2'	23:CX:24:U:C6	2.30	0.66
27:DD:206:LEU:HD22	27:DD:211:ARG:HG2	1.76	0.66
1:AA:243:A:H4'	1:AA:244:U:H5''	1.77	0.66
1:CA:1256:A:N6	1:CA:1278:U:H1'	2.10	0.66
25:DA:1301:A:OP1	61:DA:4411:HOH:O	2.13	0.66
25:DA:271(E):U:H2'	25:DA:271(F):C:C6	2.30	0.66
29:DF:18:ARG:NH2	29:DF:127:GLU:OE1	2.28	0.66
45:DZ:72:ARG:NH2	45:DZ:97:GLU:O	2.29	0.66
25:BA:2817:G:N1	25:BA:2902:G:O6	2.19	0.66
7:CG:113:GLU:HG2	7:CG:119:ARG:HG2	1.78	0.66
25:DA:1774:C:OP1	61:DA:3936:HOH:O	2.13	0.66
29:DF:13:SER:HA	29:DF:127:GLU:HG3	1.77	0.66
1:AA:407:G:H5''	4:AD:115:ARG:HB3	1.78	0.66
1:AA:452:A:H4'	16:AP:72:ARG:NH1	2.11	0.66
2:AB:166:ASP:HB3	2:AB:169:LYS:HB2	1.78	0.66
25:BA:1218:G:O2'	25:BA:1219:A:O4'	2.13	0.66
25:BA:2324:U:H5'	30:BG:88:ILE:HD11	1.78	0.66
42:BW:12:ILE:HD13	42:BW:17:VAL:HG13	1.77	0.66
3:CC:78:GLY:HA3	3:CC:83:ARG:H	1.60	0.66
5:CE:137:GLU:HG2	5:CE:140:ARG:HH11	1.61	0.66

Continued on next page...

Continued from previous page...

Atom-1	Atom-2	Interatomic distance (Å)	Clash overlap (Å)
1:AA:117:G:OP2	61:AA:4071:HOH:O	2.14	0.66
27:BD:108:PRO:HD2	27:BD:111:LEU:HG	1.78	0.66
1:CA:1120:G:O6	1:CA:1154:G:N2	2.29	0.66
4:CD:43:HIS:HA	4:CD:46:LYS:HG3	1.77	0.66
50:D4:61:ARG:O	50:D4:61:ARG:NH1	2.28	0.66
25:DA:2070:G:OP2	61:DA:4339:HOH:O	2.13	0.66
25:DA:818:G:OP2	61:DA:3837:HOH:O	2.13	0.66
25:BA:1091:A:OP1	25:BA:1091:A:H4'	1.94	0.65
1:CA:1236:A:O2'	1:CA:1304:G:H4'	1.96	0.65
1:CA:539:A:H2'	1:CA:540:G:C8	2.31	0.65
5:CE:122:GLU:O	5:CE:126:ARG:NH1	2.30	0.65
10:CJ:29:ARG:HB2	10:CJ:84:GLN:HE22	1.60	0.65
25:DA:1313:U:OP1	61:DA:3981:HOH:O	2.15	0.65
25:DA:900:A:H2'	25:DA:901:A:H8	1.61	0.65
25:DA:2867:G:OP2	39:DT:119:LYS:NZ	2.28	0.65
26:DB:75:G:N2	45:DZ:87:ASP:OD1	2.28	0.65
9:AI:46:ALA:HB2	9:AI:74:ILE:HG23	1.78	0.65
25:BA:839:G:OP2	61:BA:4064:HOH:O	2.13	0.65
35:BP:59:LEU:HD11	54:B8:10:ALA:HB2	1.78	0.65
1:CA:56:U:H2'	1:CA:57:G:C8	2.31	0.65
2:CB:47:THR:O	2:CB:51:LEU:N	2.27	0.65
9:CI:85:LEU:HB3	9:CI:92:TYR:CD2	2.31	0.65
10:CJ:42:THR:HG21	10:CJ:68:HIS:HD2	1.61	0.65
19:CS:15:LEU:HD12	19:CS:18:LYS:HD2	1.79	0.65
1:AA:1182:G:H4'	1:AA:1183:A:H5'	1.78	0.65
2:AB:15:VAL:HB	2:AB:209:ARG:HG2	1.79	0.65
25:BA:601:A:OP2	61:BA:4002:HOH:O	2.14	0.65
1:CA:333:G:H4'	20:CT:16:HIS:CE1	2.30	0.65
25:DA:411:G:OP1	61:DA:3857:HOH:O	2.14	0.65
28:DE:14:ILE:HD11	28:DE:173:VAL:HG11	1.76	0.65
30:DG:25:TYR:HB3	30:DG:30:GLU:HB2	1.79	0.65
26:DB:55:U:O3'	30:DG:27:ASN:ND2	2.30	0.65
33:DN:15:LEU:HB2	33:DN:135:PRO:HB2	1.77	0.65
1:AA:1198:G:OP2	61:AA:4053:HOH:O	2.14	0.65
4:AD:31:CYS:SG	4:AD:32:ALA:N	2.69	0.65
25:BA:2832:G:OP2	61:BE:406:HOH:O	2.13	0.65
44:BY:98:VAL:HG12	44:BY:105:ALA:HA	1.78	0.65
8:CH:12:ARG:HD2	8:CH:26:VAL:HG12	1.79	0.65
1:AA:1062:U:H2'	1:AA:1063:C:C6	2.32	0.65
1:AA:159:G:H2'	1:AA:161:A:OP2	1.97	0.65
25:BA:950:C:H2'	25:BA:951:U:C6	2.32	0.65

Continued on next page...

Continued from previous page...

Atom-1	Atom-2	Interatomic distance (Å)	Clash overlap (Å)
25:DA:31:C:OP1	61:DA:4153:HOH:O	2.14	0.65
1:AA:1095:U:OP1	1:AA:1108:G:N2	2.30	0.65
1:AA:1320:C:H5'	19:AS:70:LYS:HG3	1.78	0.65
2:AB:87:ARG:NH1	2:AB:233:SER:OG	2.30	0.65
9:AI:16:ARG:HB2	9:AI:64:THR:HB	1.77	0.65
25:BA:2349:G:OP1	61:BA:4028:HOH:O	2.13	0.65
25:BA:849:A:OP1	61:BA:4293:HOH:O	2.13	0.65
35:BP:44:GLY:O	61:BP:302:HOH:O	2.14	0.65
1:CA:1305:G:N2	1:CA:1331:G:H1'	2.12	0.65
8:CH:49:GLU:HG2	8:CH:62:TYR:HE2	1.62	0.65
23:CX:40:C:H2'	23:CX:41:C:H6	1.62	0.65
53:B7:33:ARG:NH2	61:B7:4001:HOH:O	2.30	0.65
1:CA:1133:G:H2'	1:CA:1134:G:H8	1.62	0.65
1:CA:558:G:OP1	61:CA:4171:HOH:O	2.14	0.65
25:DA:1557:C:OP2	25:DA:1558:A:O2'	2.14	0.65
32:DI:77:LEU:HB3	32:DI:142:VAL:HG12	1.79	0.65
1:AA:659:U:H2'	1:AA:660:G:H8	1.62	0.65
1:AA:673:G:H2'	1:AA:674:G:C8	2.32	0.65
24:AW:1:2QZ:H11	24:AW:9:MVA:HG23	1.77	0.65
25:BA:2442:A:OP2	61:BA:4633:HOH:O	2.14	0.65
2:CB:19:HIS:CE1	2:CB:206:ASP:HB2	2.32	0.65
25:DA:370:G:OP1	25:DA:403:U:N3	2.24	0.65
2:AB:16:HIS:HB3	2:AB:210:SER:CB	2.26	0.64
4:AD:173:TRP:NE1	4:AD:193:ASP:OD1	2.29	0.64
25:BA:1398:U:OP1	61:BA:3990:HOH:O	2.15	0.64
43:BX:92:LEU:C	43:BX:94:GLY:H	2.00	0.64
1:CA:353:A:H8	1:CA:353:A:H5'	1.62	0.64
2:CB:201:ILE:HG21	2:CB:214:ILE:HG21	1.77	0.64
17:CQ:22:LEU:HD13	17:CQ:41:LYS:HG3	1.79	0.64
25:DA:1430:C:H2'	25:DA:1431:U:C6	2.32	0.64
25:DA:2680:C:H1'	28:DE:187:ALA:HB1	1.78	0.64
39:DT:65:LYS:HE2	39:DT:67:SER:HB2	1.79	0.64
5:AE:137:GLU:HG2	5:AE:140:ARG:HH11	1.63	0.64
54:B8:6:THR:HG22	54:B8:63:PRO:HD2	1.79	0.64
25:BA:589:U:H5''	35:BP:29:LYS:HE3	1.79	0.64
1:CA:662:G:O2'	1:CA:836:G:OP1	2.14	0.64
25:DA:2708:G:H1'	37:DR:71:GLN:HE22	1.62	0.64
1:AA:1435:G:H2'	1:AA:1436:U:C6	2.32	0.64
2:AB:210:SER:O	2:AB:214:ILE:HG12	1.97	0.64
5:AE:12:LEU:HB3	5:AE:31:LEU:HB2	1.78	0.64
25:BA:1848:G:OP1	27:BD:88:ARG:NH2	2.30	0.64

Continued on next page...

Continued from previous page...

Atom-1	Atom-2	Interatomic distance (Å)	Clash overlap (Å)
37:BR:28:LEU:HD12	37:BR:48:VAL:HG21	1.79	0.64
1:CA:69:G:H2'	1:CA:70:G:H8	1.62	0.64
25:DA:143:G:H2'	25:DA:143(A):C:C6	2.32	0.64
25:DA:455:C:N3	25:DA:472:A:H2'	2.12	0.64
30:DG:129:GLY:O	30:DG:161:THR:HB	1.97	0.64
25:BA:1093:G:H2'	25:BA:1156:G:H22	1.61	0.64
1:CA:1154:G:N7	1:CA:1155:G:C4	2.66	0.64
1:CA:1273:G:H3'	1:CA:1274:G:H8	1.62	0.64
1:CA:1305:G:H5'	21:CU:4:GLY:HA3	1.79	0.64
45:DZ:153:SER:OG	45:DZ:154:ASP:OD1	2.14	0.64
2:AB:231:GLU:HB3	2:AB:232:PRO:CD	2.28	0.64
19:AS:27:GLU:HB3	19:AS:28:LYS:HB3	1.77	0.64
25:DA:2062:A:OP1	61:DA:3798:HOH:O	2.14	0.64
25:DA:524:U:H2'	25:DA:525:U:C6	2.33	0.64
33:DN:38:HIS:CE1	33:DN:39:ARG:HG3	2.32	0.64
1:AA:123:C:OP1	1:AA:311:C:O2'	2.13	0.64
1:AA:1346:A:N1	1:AA:1374:A:H5''	2.12	0.64
1:AA:457:C:H2'	1:AA:458:C:C6	2.33	0.64
1:AA:476:G:H2'	1:AA:477:A:O4'	1.98	0.64
1:AA:56:U:H2'	1:AA:57:G:C8	2.33	0.64
23:AX:6:G:H1	23:AX:67:C:H42	1.45	0.64
19:CS:37:ARG:O	19:CS:70:LYS:NZ	2.28	0.64
20:CT:86:ARG:O	20:CT:90:GLN:HB2	1.98	0.64
25:BA:2405:A:H5'	35:BP:63:PRO:HB3	1.79	0.64
4:CD:92:VAL:O	4:CD:96:LEU:HD22	1.97	0.64
10:CJ:16:LEU:HD13	10:CJ:70:ARG:HG2	1.78	0.64
1:CA:254:G:OP1	17:CQ:66:SER:OG	2.16	0.64
59:CX:101:FME:HCN	25:DA:2451:A:H2	1.62	0.64
50:D4:64:GLY:C	50:D4:66:SER:H	2.01	0.64
25:DA:1776:G:OP2	61:DA:3756:HOH:O	2.14	0.64
28:DE:150:VAL:HG13	28:DE:154:LYS:HG3	1.79	0.64
1:AA:1042:G:O2'	1:AA:1043:C:O4'	2.14	0.64
1:AA:1530:G:H2'	1:AA:1531:A:O4'	1.97	0.64
1:AA:161:A:H2'	1:AA:162:A:C8	2.32	0.64
1:AA:193:C:H2'	1:AA:194:C:H6	1.61	0.64
3:AC:12:LEU:HD23	3:AC:16:ARG:HB3	1.78	0.64
25:BA:1997:G:OP2	61:BA:4529:HOH:O	2.15	0.64
25:BA:325:G:OP2	44:BY:84:ARG:NH2	2.31	0.64
1:CA:1015:A:H2'	1:CA:1016:A:C8	2.33	0.64
1:CA:1133:G:H1	1:CA:1141:C:N4	1.95	0.64
1:CA:1312:G:N7	19:CS:2:PRO:HG2	2.12	0.64

Continued on next page...

Continued from previous page...

Atom-1	Atom-2	Interatomic distance (Å)	Clash overlap (Å)
1:CA:814:A:H2'	1:CA:816:A:H5''	1.78	0.64
13:CM:37:THR:O	13:CM:55:ARG:NH1	2.31	0.64
25:DA:1973:G:OP1	61:DA:4138:HOH:O	2.15	0.64
25:DA:586:A:N1	25:DA:809:G:O2'	2.25	0.64
25:DA:594:U:H3	25:DA:663:G:H1	1.44	0.64
36:DQ:26:TYR:O	36:DQ:67:ARG:NH1	2.28	0.64
37:DR:97:VAL:HG22	37:DR:114:VAL:HG22	1.79	0.64
1:AA:630:G:H2'	1:AA:631:G:H8	1.62	0.64
12:AL:70:ILE:HG12	12:AL:100:ILE:HD12	1.80	0.64
16:AP:19:ILE:HD13	16:AP:36:ILE:HG13	1.78	0.64
37:BR:53:HIS:ND1	37:BR:94:TYR:OH	2.30	0.64
25:DA:1604:C:OP2	61:DA:4392:HOH:O	2.15	0.64
25:DA:2781:A:H5''	25:DA:2782:G:H5'	1.79	0.64
26:DB:11:C:OP2	26:DB:12:C:N4	2.27	0.64
3:AC:36:ASP:O	3:AC:40:ARG:HG3	1.98	0.64
25:BA:778:C:OP2	61:BA:4592:HOH:O	2.15	0.64
2:CB:16:HIS:CB	2:CB:204:ASN:HB3	2.24	0.64
19:CS:64:GLU:HB2	50:D4:59:PHE:HE1	1.62	0.64
25:DA:1266:G:O5'	42:DW:15:ARG:NH2	2.30	0.64
25:DA:2298:A:C6	25:DA:2321:G:N1	2.66	0.64
28:DE:73:GLU:HG3	28:DE:73:GLU:O	1.96	0.64
42:DW:71:VAL:HA	42:DW:107:LEU:HD12	1.79	0.64
1:AA:1015:A:H2'	1:AA:1016:A:C8	2.31	0.63
1:AA:518:C:O2'	1:AA:530:G:N2	2.31	0.63
1:AA:598:U:H4'	8:AH:94:TYR:CD2	2.33	0.63
25:BA:1091:A:H1'	25:BA:1093:G:N3	2.13	0.63
25:BA:641:G:OP1	29:BF:40:GLN:NE2	2.24	0.63
13:CM:22:ILE:HB	13:CM:25:ILE:HD13	1.79	0.63
19:CS:50:ALA:HB1	19:CS:57:HIS:HB3	1.80	0.63
20:CT:64:ASP:OD2	20:CT:81:LYS:NZ	2.28	0.63
25:DA:365:C:OP2	61:DA:4447:HOH:O	2.15	0.63
36:DQ:59:ARG:O	36:DQ:61:GLY:N	2.23	0.63
1:AA:945:G:OP2	61:AA:4057:HOH:O	2.15	0.63
25:BA:2331:G:N2	38:BS:3:ARG:HA	2.14	0.63
25:BA:2369:U:OP1	46:B0:20:ARG:NH1	2.31	0.63
1:CA:404:U:H5'	4:CD:122:ARG:HD3	1.80	0.63
1:CA:59:A:H3'	1:CA:331:G:H22	1.62	0.63
1:CA:953:G:H5'	1:CA:965:A:N6	2.13	0.63
5:CE:78:HIS:HE1	5:CE:143:ARG:H	1.45	0.63
6:AF:97:PHE:N	18:AR:30:ASP:OD1	2.29	0.63
25:BA:53:G:O2'	53:B7:35:ARG:HD3	1.98	0.63

Continued on next page...

Continued from previous page...

Atom-1	Atom-2	Interatomic distance (Å)	Clash overlap (Å)
25:BA:1466:U:O2'	25:BA:1467:G:OP1	2.13	0.63
25:BA:2701:U:H4'	25:BA:2702:C:O5'	1.97	0.63
1:CA:1129:C:H2'	1:CA:1139:G:N7	2.13	0.63
1:CA:1362:C:H2'	1:CA:1363:C:H5''	1.81	0.63
1:CA:1435:G:H2'	1:CA:1436:U:C6	2.34	0.63
1:CA:405:U:O4	4:CD:2:GLY:N	2.32	0.63
2:CB:187:LEU:HA	2:CB:201:ILE:HB	1.80	0.63
25:DA:910:A:H62	36:DQ:12:GLN:HA	1.63	0.63
50:B4:24:THR:OG1	50:B4:25:TYR:N	2.31	0.63
25:DA:1766:U:H2'	25:DA:1767:C:H6	1.63	0.63
25:DA:1667:G:O2'	25:DA:1991:U:O4	2.13	0.63
25:DA:2816:C:O3'	37:DR:99:LYS:NZ	2.32	0.63
1:AA:333:G:H4'	20:AT:16:HIS:CE1	2.33	0.63
25:BA:1639:G:H2'	25:BA:1640:G:C8	2.33	0.63
25:BA:560:C:O3'	40:BU:53:ARG:NH1	2.31	0.63
1:CA:1320:C:H5'	19:CS:70:LYS:HG3	1.80	0.63
2:CB:87:ARG:HE	2:CB:233:SER:HB3	1.63	0.63
2:CB:56:ARG:HB3	2:CB:56:ARG:HH11	1.63	0.63
25:DA:298:G:H5''	25:DA:299:A:OP1	1.98	0.63
26:DB:14:U:OP2	26:DB:70:C:O2'	2.14	0.63
31:DH:28:GLY:HA3	31:DH:79:VAL:HB	1.80	0.63
12:AL:79:GLU:HB3	12:AL:80:HIS:HD2	1.64	0.63
25:BA:1701:A:OP2	61:BA:4089:HOH:O	2.15	0.63
1:CA:1145:C:H4'	1:CA:1146:A:H5'	1.81	0.63
4:CD:31:CYS:SG	4:CD:33:MET:N	2.71	0.63
25:DA:568:U:H5'	25:DA:945:A:N1	2.14	0.63
1:AA:922:G:H4'	5:AE:20:GLN:HA	1.80	0.63
2:AB:62:ALA:HB2	2:AB:222:ILE:HG22	1.80	0.63
4:AD:177:ASP:HB3	4:AD:182:LYS:HD3	1.81	0.63
2:AB:195:ASP:O	8:AH:68:ARG:NH2	2.31	0.63
25:BA:1020:C:OP1	61:BA:4060:HOH:O	2.16	0.63
25:BA:1044:C:OP1	61:BA:4480:HOH:O	2.15	0.63
11:CK:98:LEU:O	11:CK:101:SER:OG	2.13	0.63
23:CX:48:C:C2	23:CX:59:A:H1'	2.34	0.63
25:DA:144:C:H2'	25:DA:145:G:H8	1.62	0.63
40:DU:92:ARG:HA	40:DU:95:LEU:HB2	1.81	0.63
1:AA:1346:A:OP1	9:AI:120:ARG:NH1	2.28	0.63
1:AA:503:C:OP2	12:AL:116:SER:HB3	1.99	0.63
1:AA:427:U:OP1	4:AD:13:ARG:NH2	2.32	0.63
15:AO:5:LYS:HD2	15:AO:5:LYS:H	1.63	0.63
25:BA:599:U:OP1	61:BA:4467:HOH:O	2.15	0.63

Continued on next page...

Continued from previous page...

Atom-1	Atom-2	Interatomic distance (Å)	Clash overlap (Å)
29:DF:21:ALA:CB	29:DF:22:ALA:HA	2.28	0.63
2:AB:78:GLN:O	2:AB:81:VAL:HG23	1.98	0.63
5:AE:78:HIS:CD2	5:AE:142:LEU:HD23	2.34	0.63
38:BS:27:SER:HA	38:BS:88:ASP:HB3	1.80	0.63
25:DA:1653:G:H3'	37:DR:2:ARG:HD3	1.81	0.63
25:DA:1688:U:O2	25:DA:1700:A:H5'	1.99	0.63
25:DA:1721:G:H8	25:DA:1741:A:H62	1.46	0.63
25:DA:1889:A:H2'	25:DA:1890:A:C8	2.33	0.63
25:DA:2803:C:H2'	25:DA:2804:C:H6	1.63	0.63
27:DD:183:ARG:HG3	27:DD:270:ILE:HG12	1.81	0.63
1:AA:200:G:H5'	1:AA:201:C:OP2	1.99	0.62
1:AA:400:C:H5''	4:AD:73:ARG:HH22	1.63	0.62
1:AA:445:G:H2'	1:AA:446:G:C8	2.33	0.62
4:AD:173:TRP:CE3	4:AD:174:LEU:HG	2.34	0.62
1:CA:45:U:H2'	1:CA:46:G:C8	2.34	0.62
1:CA:585:G:OP1	17:CQ:37:LYS:NZ	2.24	0.62
50:D4:59:PHE:HA	50:D4:61:ARG:N	2.14	0.62
25:DA:1159:U:H2'	25:DA:1160:G:C8	2.32	0.62
25:DA:2016:U:H2'	25:DA:2017:U:H6	1.64	0.62
25:DA:2098:U:H2'	25:DA:2099:U:O4'	1.99	0.62
25:DA:2469:A:H4'	36:DQ:56:ARG:HD2	1.79	0.62
29:DF:165:ARG:HG2	29:DF:168:ARG:NH2	2.14	0.62
1:AA:404:U:H5'	4:AD:122:ARG:HD2	1.81	0.62
10:AJ:37:PRO:HA	10:AJ:72:VAL:HG12	1.81	0.62
10:AJ:49:VAL:HG23	14:AN:41:ARG:HB2	1.81	0.62
25:BA:2367:C:H1'	46:B0:39:ARG:HH21	1.63	0.62
44:BY:6:HIS:H	44:BY:6:HIS:CD2	2.15	0.62
1:CA:1163:C:N3	1:CA:1173:G:N2	2.47	0.62
13:CM:13:LYS:HA	13:CM:44:ARG:HH11	1.63	0.62
28:DE:72:VAL:HA	28:DE:73:GLU:HB3	1.81	0.62
1:AA:187:C:H2'	1:AA:188:C:H6	1.65	0.62
45:BZ:151:HIS:O	45:BZ:153:SER:N	2.31	0.62
25:DA:2079:U:OP1	47:D1:21:ARG:NH2	2.32	0.62
25:DA:2206:G:H3'	25:DA:2207:G:N7	2.14	0.62
25:DA:854:G:H2'	25:DA:855:G:H8	1.64	0.62
1:AA:486:U:H2'	1:AA:487:A:C8	2.35	0.62
1:AA:552:U:C2'	1:AA:553:A:H5'	2.29	0.62
1:AA:937:A:OP2	61:AA:4095:HOH:O	2.16	0.62
8:AH:14:ARG:NH2	8:AH:83:ILE:O	2.33	0.62
16:AP:43:LYS:HG2	16:AP:48:TRP:CD2	2.34	0.62
32:BI:40:THR:O	32:BI:44:LEU:HB2	1.99	0.62

Continued on next page...

Continued from previous page...

Atom-1	Atom-2	Interatomic distance (Å)	Clash overlap (Å)
25:DA:62:C:H42	25:DA:93:G:H1	1.46	0.62
25:DA:994:C:OP1	40:DU:53:ARG:NH2	2.32	0.62
1:AA:1305:G:N2	1:AA:1331:G:H1'	2.15	0.62
1:AA:560:U:O2'	1:AA:561:U:OP2	2.16	0.62
3:AC:114:PRO:O	3:AC:118:GLN:NE2	2.32	0.62
18:AR:32:ARG:HA	18:AR:69:THR:HG21	1.81	0.62
25:DA:2079:U:O3'	47:D1:35:THR:OG1	2.17	0.62
43:DX:53:LYS:HB3	43:DX:82:GLN:HB3	1.80	0.62
2:AB:74:LYS:NZ	2:AB:205:ASP:OD2	2.32	0.62
52:B6:13:CYS:SG	52:B6:47:THR:HG21	2.39	0.62
2:CB:163:PHE:CD1	2:CB:185:ILE:HG13	2.34	0.62
12:CL:49:ASN:ND2	12:CL:92:ASP:OD2	2.31	0.62
25:DA:1036:G:H1	25:DA:1119:C:H42	1.45	0.62
25:DA:333:G:H5''	25:DA:334:C:OP2	1.99	0.62
28:DE:3:GLY:HA3	28:DE:81:ILE:HD12	1.80	0.62
30:DG:179:PRO:HB2	50:D4:42:PHE:HE1	1.64	0.62
1:AA:96:U:H2'	1:AA:97:G:C8	2.35	0.62
1:AA:406:G:N3	4:AD:119:GLN:NE2	2.46	0.62
16:AP:53:VAL:HG22	16:AP:79:VAL:HG22	1.80	0.62
19:AS:36:ARG:HB3	19:AS:72:GLY:HA3	1.79	0.62
1:CA:1108:G:O6	61:CA:4092:HOH:O	2.14	0.62
3:CC:6:HIS:HB3	14:CN:49:HIS:ND1	2.14	0.62
1:AA:983:A:H1'	1:AA:1049:U:O2	2.00	0.62
16:AP:43:LYS:HG2	16:AP:48:TRP:CE2	2.35	0.62
25:BA:2348:A:H61	46:B0:43:THR:CG2	2.12	0.62
1:CA:1036:G:H5'	1:CA:1037:C:C6	2.35	0.62
1:CA:586:C:O2'	1:CA:878:G:H4'	1.98	0.62
2:CB:69:LEU:HB3	2:CB:162:ILE:HG22	1.81	0.62
3:CC:179:ARG:NH1	3:CC:206:GLU:OE1	2.33	0.62
23:CX:9:G:O2'	23:CX:10:G:N7	2.23	0.62
25:DA:1495:A:H2'	25:DA:1496:A:C8	2.35	0.62
25:DA:2584:U:O4	61:DA:3959:HOH:O	2.13	0.62
34:DO:35:VAL:HG11	34:DO:103:ALA:HB3	1.80	0.62
1:AA:863:U:OP1	61:AA:4128:HOH:O	2.16	0.62
25:DA:1005:C:H2'	25:DA:1006:C:C6	2.35	0.62
25:DA:658:C:H2'	25:DA:659:C:C6	2.35	0.62
1:AA:1125:U:C2	1:AA:1127:G:N7	2.68	0.62
9:AI:29:ASN:ND2	9:AI:65:VAL:O	2.33	0.62
50:B4:15:ILE:HD12	50:B4:21:VAL:HG22	1.82	0.62
32:BI:72:LEU:O	32:BI:74:ASN:N	2.31	0.62
45:BZ:102:LEU:HD13	45:BZ:123:ASP:HA	1.81	0.62

Continued on next page...

Continued from previous page...

Atom-1	Atom-2	Interatomic distance (Å)	Clash overlap (Å)
9:CI:85:LEU:HB3	9:CI:92:TYR:HD2	1.64	0.62
11:CK:110:ASP:HB3	18:CR:85:LEU:HB3	1.81	0.62
30:DG:11:TYR:CE2	30:DG:16:ARG:HD3	2.35	0.62
45:DZ:45:ASP:OD1	45:DZ:49:ARG:NH1	2.32	0.62
1:AA:175:C:H2'	1:AA:176:C:H6	1.64	0.61
1:AA:460:G:O6	1:AA:470:C:H5''	2.00	0.61
20:AT:14:LYS:HG3	20:AT:17:ARG:NH2	2.15	0.61
1:CA:1502:A:H2	1:CA:1505:G:N1	1.95	0.61
1:CA:447:G:O6	61:CA:4157:HOH:O	2.16	0.61
19:CS:41:VAL:HG12	19:CS:43:GLU:H	1.63	0.61
25:DA:2285:C:OP2	52:D6:6:ARG:NH1	2.33	0.61
25:DA:579:G:H2'	25:DA:580:C:C6	2.35	0.61
29:DF:183:VAL:O	29:DF:187:VAL:HG23	2.00	0.61
1:AA:993:G:H1	1:AA:1045:C:H42	1.48	0.61
1:AA:1305:G:H22	1:AA:1331:G:H1'	1.64	0.61
1:AA:1442(A):G:C8	39:BT:118:ARG:HG2	2.35	0.61
8:AH:51:VAL:HG11	8:AH:60:ARG:HH12	1.65	0.61
11:AK:99:GLN:HG2	11:AK:105:VAL:HG21	1.82	0.61
1:CA:1239:A:H62	1:CA:1299:A:H62	1.47	0.61
25:DA:2218:U:O2	47:D1:52:ARG:NH2	2.33	0.61
30:DG:18:GLU:OE2	30:DG:21:ARG:NH1	2.32	0.61
1:AA:1241:G:H1	1:AA:1296:C:H42	1.49	0.61
19:AS:64:GLU:HB2	50:B4:59:PHE:HE1	1.65	0.61
25:BA:2713:C:H2'	25:BA:2714:U:H2'	1.81	0.61
1:CA:202:U:H3'	1:CA:203:U:H6	1.63	0.61
3:CC:47:LEU:HD12	3:CC:68:VAL:HG11	1.81	0.61
34:DO:119:PRO:HB2	39:DT:68:TYR:CE2	2.35	0.61
35:DP:50:ARG:HH21	35:DP:50:ARG:HG3	1.66	0.61
39:DT:85:LYS:NZ	39:DT:87:ASP:OD2	2.33	0.61
25:BA:2412:G:O6	61:BA:4067:HOH:O	2.14	0.61
1:CA:1041:A:N6	1:CA:1042:G:O6	2.33	0.61
25:DA:1496:A:N3	25:DA:1577:C:O2'	2.32	0.61
25:DA:2640:G:N7	61:DA:3808:HOH:O	2.31	0.61
25:DA:867:C:H2'	25:DA:868:U:C6	2.35	0.61
1:AA:1158:C:H5	1:AA:1181:G:N1	1.98	0.61
1:AA:1356:G:H2'	1:AA:1357:A:C8	2.35	0.61
6:AF:38:GLU:HB2	6:AF:64:GLN:HG2	1.83	0.61
27:BD:71:ASP:CB	27:BD:103:ARG:HH22	2.13	0.61
1:CA:1004:A:H8	1:CA:1005:A:H4'	1.66	0.61
2:CB:48:MET:HA	2:CB:51:LEU:HB2	1.83	0.61
11:CK:58:PRO:HG3	11:CK:89:ALA:O	2.00	0.61

Continued on next page...

Continued from previous page...

Atom-1	Atom-2	Interatomic distance (Å)	Clash overlap (Å)
14:CN:37:PHE:HB3	14:CN:39:LEU:HD12	1.81	0.61
25:DA:1773:A:H5''	61:DA:4248:HOH:O	1.99	0.61
25:DA:2303:G:O2'	30:DG:132:ASN:HB2	2.01	0.61
25:DA:2748:A:O2'	31:DH:63:SER:O	2.19	0.61
39:DT:24:PRO:HA	39:DT:49:VAL:HG22	1.82	0.61
9:AI:50:LEU:HD13	9:AI:56:LEU:HA	1.82	0.61
28:BE:175:VAL:HG22	28:BE:177:PRO:HD3	1.82	0.61
15:CO:88:ARG:HB3	15:CO:88:ARG:HH21	1.63	0.61
25:DA:2404:C:O3'	35:DP:77:ARG:NH2	2.33	0.61
25:DA:2557:G:H2'	25:DA:2558:C:H6	1.66	0.61
1:CA:1422:G:O3'	34:DO:49:ARG:NH1	2.34	0.61
1:AA:1260:C:O5'	1:AA:1284:C:H4'	2.01	0.61
1:AA:154:C:N4	1:AA:168:G:O6	2.34	0.61
1:AA:601:C:H2'	1:AA:602:A:H8	1.63	0.61
28:BE:24:THR:HG22	28:BE:186:GLY:O	2.01	0.61
1:CA:192:U:O2'	1:CA:193:C:H5'	2.00	0.61
6:CF:24:GLU:HG3	6:CF:28:ARG:HH11	1.65	0.61
15:CO:5:LYS:HD2	15:CO:5:LYS:H	1.64	0.61
23:CX:4:G:H1	23:CX:69:C:N4	1.97	0.61
25:DA:2273:A:H2'	25:DA:2274:A:C8	2.36	0.61
25:DA:307:G:N1	25:DA:310:A:OP2	2.33	0.61
25:DA:958:U:OP2	36:DQ:14:ARG:NH1	2.34	0.61
4:AD:184:LYS:HB3	4:AD:184:LYS:NZ	2.16	0.61
4:CD:17:VAL:HG11	4:CD:197:PRO:HG3	1.82	0.61
6:CF:25:ILE:HD13	6:CF:82:ARG:HE	1.65	0.61
25:DA:2589:A:OP1	61:DA:4063:HOH:O	2.15	0.61
41:DV:5:VAL:HG11	41:DV:57:VAL:HG21	1.83	0.61
1:AA:923:A:O2'	1:AA:1399:C:OP2	2.18	0.61
1:CA:1150:U:O4	1:CA:1151:A:N6	2.34	0.61
1:CA:9:G:H2'	1:CA:10:A:H8	1.65	0.61
20:CT:57:ARG:HH12	20:CT:100:ILE:HG13	1.65	0.61
25:DA:867:C:H2'	25:DA:868:U:H6	1.66	0.61
25:DA:887:A:O2'	25:DA:889:C:OP2	2.18	0.61
25:DA:948:G:OP1	61:DA:4173:HOH:O	2.16	0.61
29:DF:103:LYS:HA	29:DF:106:ARG:HG3	1.82	0.61
37:DR:36:THR:HG22	37:DR:37:THR:H	1.66	0.61
39:DT:95:ARG:HG2	39:DT:95:ARG:HH11	1.64	0.61
1:AA:1104:G:H4'	2:AB:111:ARG:NH1	2.16	0.61
5:AE:92:LYS:HB3	5:AE:119:LEU:HB2	1.83	0.61
25:BA:1405:A:H61	25:BA:1418:U:H3	1.49	0.61
25:BA:1577:C:HO2'	25:BA:1578:C:P	2.23	0.61

Continued on next page...

Continued from previous page...

Atom-1	Atom-2	Interatomic distance (Å)	Clash overlap (Å)
25:BA:2460:A:N1	61:BA:4605:HOH:O	2.31	0.61
25:BA:787:U:OP2	61:BA:4519:HOH:O	2.16	0.61
29:BF:65:TRP:CZ2	29:BF:75:HIS:HD2	2.19	0.61
25:BA:1199:C:OP1	40:BU:92:ARG:NH1	2.30	0.61
10:CJ:32:ALA:HB1	10:CJ:33:GLN:HA	1.82	0.61
25:DA:1900:A:OP2	61:DA:3902:HOH:O	2.16	0.61
25:DA:2845:G:H2'	25:DA:2846:G:C8	2.36	0.61
29:DF:11:VAL:HG22	29:DF:125:LEU:HB2	1.83	0.61
1:AA:552:U:H2'	1:AA:553:A:H5'	1.83	0.60
25:BA:1219:A:H4'	25:BA:1220:U:OP1	2.01	0.60
25:BA:1231:G:H2'	25:BA:1232:G:O4'	2.01	0.60
25:BA:1701:A:OP1	37:BR:1:MET:HA	2.00	0.60
1:CA:1053:G:N7	1:CA:1200:C:H5''	2.16	0.60
1:CA:1062:U:H2'	1:CA:1063:C:C6	2.36	0.60
1:CA:346:G:OP1	39:DT:41:ARG:NH2	2.32	0.60
3:CC:150:LYS:HG3	3:CC:169:ALA:HB2	1.83	0.60
6:CF:61:LEU:HB3	6:CF:63:TYR:HE1	1.65	0.60
25:DA:289:A:N6	25:DA:351:G:O2'	2.34	0.60
25:DA:973:A:OP2	61:DA:3814:HOH:O	2.17	0.60
26:DB:41:U:H5	30:DG:70:VAL:H	1.48	0.60
39:DT:16:ARG:NH1	39:DT:18:ASP:OD2	2.35	0.60
1:AA:1026:G:H5'	1:AA:1027:C:H5''	1.83	0.60
3:AC:40:ARG:NH2	3:AC:55:VAL:O	2.35	0.60
1:CA:1256:A:H61	1:CA:1278:U:H1'	1.65	0.60
11:CK:62:GLN:HG3	11:CK:97:ALA:HB2	1.82	0.60
16:CP:52:ASP:O	16:CP:54:GLU:N	2.32	0.60
25:DA:667:U:O2	54:D8:2:PRO:HD2	2.01	0.60
25:DA:585:G:O2'	25:DA:1254:A:N6	2.31	0.60
25:DA:1531:C:H42	25:DA:1538:G:H1	1.49	0.60
1:AA:1271:G:H5''	1:AA:1314:C:OP1	2.02	0.60
1:AA:201:C:N4	1:AA:216:G:H1	1.91	0.60
1:AA:827:U:H5''	1:AA:828:A:OP2	2.02	0.60
1:AA:881:G:OP2	12:AL:12:ARG:NH2	2.34	0.60
25:BA:2340:A:H2'	25:BA:2341:G:C8	2.36	0.60
25:BA:649:C:O2'	25:BA:704:U:OP1	2.19	0.60
25:BA:272:U:H4'	32:BI:50:ARG:NH1	2.16	0.60
45:BZ:109:ALA:HB3	45:BZ:145:GLU:HG3	1.83	0.60
1:CA:826:C:H2'	1:CA:827:U:C6	2.35	0.60
3:CC:18:TRP:CD1	14:CN:54:PRO:HA	2.36	0.60
25:DA:390:A:N6	61:DA:4490:HOH:O	2.33	0.60
1:AA:677:U:H3	1:AA:713:G:H22	1.47	0.60

Continued on next page...

Continued from previous page...

Atom-1	Atom-2	Interatomic distance (Å)	Clash overlap (Å)
25:BA:1829:U:H5'	27:BD:259:THR:CG2	2.28	0.60
1:CA:67:C:H2'	1:CA:68:G:C8	2.35	0.60
25:DA:1125:G:H5'	55:D9:37:GLY:HA2	1.81	0.60
25:DA:2570:G:O6	61:DA:4417:HOH:O	2.12	0.60
25:DA:2870:C:H2'	25:DA:2871:C:O4'	2.00	0.60
1:AA:953:G:H5'	1:AA:965:A:H61	1.66	0.60
5:AE:11:ILE:HB	5:AE:31:LEU:HB3	1.83	0.60
10:AJ:11:PHE:HE1	10:AJ:67:THR:HG22	1.66	0.60
25:BA:594:A:O2'	41:BV:78:LYS:NZ	2.32	0.60
25:DA:2785:C:OP1	28:DE:41:LYS:NZ	2.17	0.60
1:AA:1007:C:N3	1:AA:1022:G:O6	2.35	0.60
1:AA:486:U:H2'	1:AA:487:A:H8	1.65	0.60
1:AA:691:G:H2'	1:AA:692:U:C6	2.36	0.60
9:AI:86:VAL:HG13	9:AI:96:LEU:HD12	1.83	0.60
1:CA:235:C:H5'	17:CQ:70:ARG:HG2	1.82	0.60
6:CF:82:ARG:HB2	6:CF:85:VAL:HG23	1.82	0.60
1:CA:390:C:O3'	16:CP:28:ARG:NH2	2.34	0.60
25:DA:898:C:H2'	25:DA:899:A:O4'	2.02	0.60
28:DE:52:LEU:O	28:DE:76:ARG:N	2.24	0.60
33:DN:34:LEU:O	33:DN:49:GLY:HA3	2.01	0.60
43:DX:59:VAL:HG21	43:DX:78:LYS:HE3	1.84	0.60
44:DY:38:ILE:HD13	44:DY:66:PRO:HA	1.83	0.60
1:AA:383:A:C2	1:AA:384:G:H1'	2.36	0.60
12:AL:59:ARG:HD3	24:AW:1:2QZ:OG1	2.02	0.60
25:BA:1739:U:H2'	25:BA:1741:C:C5	2.37	0.60
25:BA:2227:G:H3'	25:BA:2228:G:N7	2.15	0.60
31:BH:3:ARG:HG2	31:BH:6:ARG:HG2	1.84	0.60
1:CA:491:G:O6	61:CA:4132:HOH:O	2.11	0.60
1:CA:749:C:OP2	61:CA:4142:HOH:O	2.16	0.60
25:DA:2397:G:N2	25:DA:2420:C:H1'	2.16	0.60
30:DG:39:ILE:HG23	30:DG:157:ILE:HG12	1.83	0.60
35:DP:89:ALA:O	35:DP:121:LYS:NZ	2.29	0.60
1:AA:232:G:H1'	1:AA:262:A:N1	2.17	0.60
1:AA:322:C:O2'	20:AT:23:ARG:HD2	2.02	0.60
25:BA:1668:G:OP2	61:BA:4215:HOH:O	2.17	0.60
28:BE:120:TRP:CE3	28:BE:155:LYS:HD3	2.37	0.60
30:BG:170:ARG:NH2	30:BG:182:LYS:O	2.35	0.60
31:BH:40:GLU:OE1	31:BH:61:HIS:NE2	2.31	0.60
31:BH:92:ILE:H	31:BH:92:ILE:HD12	1.67	0.60
1:CA:1286:A:H2	21:CU:18:TYR:HH	1.50	0.60
1:CA:69:G:H2'	1:CA:70:G:C8	2.37	0.60

Continued on next page...

Continued from previous page...

Atom-1	Atom-2	Interatomic distance (Å)	Clash overlap (Å)
50:D4:15:ILE:HB	50:D4:32:TYR:HD1	1.66	0.60
25:DA:1266:G:O2'	25:DA:2012:G:O6	2.13	0.60
30:DG:16:ARG:HE	30:DG:31:VAL:HG11	1.65	0.60
1:AA:961:U:OP2	1:AA:1223:C:O2'	2.16	0.60
29:BF:183:VAL:O	29:BF:187:VAL:HG23	2.01	0.60
1:CA:1442:G:O2'	1:CA:1442(A):G:OP1	2.18	0.60
1:CA:735:C:H2'	1:CA:736:C:C6	2.35	0.60
1:CA:939:G:H1	1:CA:1344:C:N4	1.98	0.60
36:DQ:66:ILE:HG12	36:DQ:104:PHE:CE2	2.37	0.60
38:DS:14:VAL:O	38:DS:18:ILE:HG12	2.02	0.60
1:AA:454:C:P	16:AP:75:ARG:HH22	2.24	0.60
6:AF:61:LEU:HB3	6:AF:63:TYR:HE1	1.65	0.60
50:B4:62:ARG:HB2	50:B4:63:TYR:HD1	1.67	0.60
25:BA:1889:G:N2	25:BA:1905:G:H2'	2.17	0.60
25:BA:278:G:H2'	25:BA:279:G:H5''	1.82	0.60
1:CA:426:G:OP1	4:CD:36:ARG:NH1	2.33	0.60
16:CP:14:ASN:OD1	16:CP:16:HIS:HE1	1.85	0.60
20:CT:58:LYS:HE3	20:CT:62:LEU:HD12	1.84	0.60
25:DA:981:A:N1	25:DA:2027:G:O2'	2.28	0.60
35:DP:47:ASP:OD2	35:DP:50:ARG:NH2	2.34	0.60
36:DQ:34:LEU:HB2	36:DQ:118:LEU:HD22	1.83	0.60
2:AB:163:PHE:HD1	2:AB:185:ILE:HD12	1.67	0.59
20:AT:44:ALA:HB2	20:AT:52:ALA:HB1	1.83	0.59
25:BA:599:U:H2'	25:BA:600:G:C8	2.36	0.59
25:BA:830:A:OP2	61:BA:4454:HOH:O	2.17	0.59
25:BA:922:G:H1	25:BA:948:C:H42	1.49	0.59
25:BA:98:U:OP1	25:BA:99:G:O2'	2.14	0.59
34:BO:98:VAL:HG11	34:BO:114:ILE:HG23	1.84	0.59
1:CA:1151:A:C5'	10:CJ:41:PRO:HA	2.32	0.59
2:CB:100:GLY:O	2:CB:104:ASN:N	2.34	0.59
3:CC:157:ILE:HD12	3:CC:164:ARG:HB3	1.84	0.59
3:CC:189:ALA:HB3	3:CC:196:LEU:HB2	1.84	0.59
11:CK:48:ILE:O	11:CK:50:TYR:N	2.33	0.59
25:DA:82:G:N1	25:DA:103:A:OP2	2.28	0.59
25:DA:443:A:H5''	25:DA:444:C:OP1	2.02	0.59
25:DA:704:G:H1'	25:DA:726:G:N2	2.17	0.59
34:DO:98:VAL:HG13	34:DO:117:LEU:HB3	1.84	0.59
1:AA:128:G:O2'	17:AQ:3:LYS:NZ	2.34	0.59
25:BA:2406:C:OP2	54:B8:30:ARG:NH1	2.35	0.59
25:BA:542:C:OP1	51:B5:16:ARG:NH2	2.35	0.59
19:CS:48:THR:HG22	19:CS:61:TYR:HA	1.82	0.59

Continued on next page...

Continued from previous page...

Atom-1	Atom-2	Interatomic distance (Å)	Clash overlap (Å)
50:D4:15:ILE:HB	50:D4:32:TYR:CD1	2.36	0.59
54:D8:33:ASN:HA	54:D8:36:LYS:HD2	1.84	0.59
27:DD:108:PRO:HG2	27:DD:111:LEU:HB2	1.84	0.59
1:AA:1277:C:O2'	1:AA:1279:A:H1'	2.02	0.59
46:B0:53:MET:HG3	46:B0:59:LEU:HD23	1.83	0.59
1:CA:1016:A:H2'	1:CA:1017:G:O4'	2.02	0.59
6:CF:33:TYR:HB2	6:CF:75:LEU:HD23	1.83	0.59
48:D2:29:LYS:HG2	48:D2:57:ILE:HD13	1.84	0.59
29:DF:21:ALA:HB3	29:DF:22:ALA:HA	1.84	0.59
1:AA:501:C:H1'	1:AA:549:C:H1'	1.84	0.59
2:AB:51:LEU:HD23	2:AB:201:ILE:HD12	1.85	0.59
10:AJ:7:LYS:HB3	10:AJ:97:GLU:HB2	1.83	0.59
18:AR:42:ARG:HH21	18:AR:42:ARG:HA	1.67	0.59
25:BA:139:A:H8	25:BA:1454:C:O2'	1.86	0.59
25:BA:2092:G:N3	61:BA:3834:HOH:O	2.31	0.59
25:BA:2274:U:OP2	46:B0:19:LYS:NZ	2.34	0.59
35:BP:89:ALA:O	35:BP:121:LYS:NZ	2.29	0.59
39:BT:53:ARG:HH11	39:BT:53:ARG:HB3	1.67	0.59
12:CL:36:VAL:HG23	24:CW:10:2QY:H89	1.85	0.59
15:CO:3:ILE:HG21	15:CO:34:LEU:HD21	1.83	0.59
19:CS:51:VAL:O	19:CS:58:VAL:N	2.30	0.59
25:DA:1405:U:H2'	25:DA:1406:U:C6	2.37	0.59
25:DA:226:G:H21	25:DA:228:A:H62	1.50	0.59
25:DA:885:C:H2'	25:DA:886:C:H4'	1.84	0.59
25:DA:1903:G:OP1	27:DD:241:PRO:HB2	2.02	0.59
29:DF:184:TYR:CE2	29:DF:188:ARG:HD2	2.37	0.59
1:AA:1009:G:O6	1:AA:1020:U:O2	2.20	0.59
1:AA:1342:C:H4'	9:AI:125:TYR:HB3	1.84	0.59
9:AI:24:GLY:HA2	9:AI:59:PHE:O	2.02	0.59
25:BA:1229:G:H5'	49:B3:29:ARG:NH1	2.17	0.59
25:BA:1501:U:O2'	25:BA:1502:G:N7	2.33	0.59
25:BA:2213:G:H5'	25:BA:2214:G:OP2	2.03	0.59
1:CA:827:U:H5''	1:CA:828:A:OP2	2.02	0.59
2:CB:68:ILE:HG12	2:CB:161:ALA:HB3	1.84	0.59
5:CE:50:GLU:HB2	5:CE:53:LEU:HD13	1.84	0.59
47:D1:3:LYS:HB2	47:D1:61:ARG:NH1	2.18	0.59
25:DA:1632:A:OP2	61:DA:4177:HOH:O	2.17	0.59
25:DA:212:G:H2'	25:DA:213:A:O4'	2.02	0.59
25:DA:799:G:O6	61:DA:4430:HOH:O	2.15	0.59
26:DB:48:A:H4'	38:DS:95:HIS:HD2	1.68	0.59
1:AA:623:C:H2'	1:AA:624:C:H6	1.68	0.59

Continued on next page...

Continued from previous page...

Atom-1	Atom-2	Interatomic distance (Å)	Clash overlap (Å)
1:AA:78:G:H1	1:AA:92:C:N4	2.01	0.59
2:AB:95:GLN:HG3	2:AB:147:LYS:HD3	1.84	0.59
4:AD:182:LYS:HG2	4:AD:183:GLY:N	2.16	0.59
25:BA:1385:G:H5''	43:BX:16:LYS:HD3	1.83	0.59
25:BA:1897:C:H2'	25:BA:1898:A:O4'	2.02	0.59
25:BA:479:C:OP1	61:BA:4179:HOH:O	2.17	0.59
1:CA:1104:G:H4'	2:CB:111:ARG:NH1	2.17	0.59
2:CB:7:VAL:HB	2:CB:9:GLU:HG3	1.85	0.59
4:CD:8:VAL:HB	4:CD:115:ARG:HH12	1.67	0.59
10:CJ:8:LEU:HD12	10:CJ:20:ALA:HB2	1.85	0.59
3:AC:70:VAL:HG12	3:AC:72:LYS:H	1.66	0.59
1:CA:776:G:N2	1:CA:802:A:OP2	2.29	0.59
47:D1:3:LYS:HB2	47:D1:61:ARG:HH11	1.66	0.59
1:AA:1442:G:O2'	1:AA:1442(A):G:OP1	2.18	0.59
16:AP:50:LYS:HA	16:AP:50:LYS:HE2	1.85	0.59
25:BA:1410:G:P	47:B1:3:LYS:HG3	2.43	0.59
27:BD:183:ARG:HG3	27:BD:270:ILE:HG12	1.85	0.59
30:BG:12:TYR:HA	30:BG:16:ARG:HG2	1.84	0.59
1:CA:427:U:H3'	1:CA:428:G:H2'	1.85	0.59
1:CA:457:C:H2'	1:CA:458:C:H6	1.68	0.59
3:CC:114:PRO:O	3:CC:118:GLN:HG2	2.03	0.59
55:D9:25:VAL:HB	55:D9:34:GLN:HB2	1.83	0.59
25:DA:2074:U:OP1	61:DA:3911:HOH:O	2.17	0.59
25:DA:2802:G:H2'	25:DA:2803:C:O4'	2.01	0.59
30:DG:50:ALA:O	30:DG:52:ILE:N	2.35	0.59
34:DO:77:ILE:HG13	39:DT:74:ARG:HG2	1.83	0.59
1:AA:1221:G:OP1	1:AA:1320:C:N4	2.34	0.59
1:AA:433:C:H2'	1:AA:434:U:H6	1.67	0.59
1:AA:1126:U:C5	10:AJ:71:LEU:HD22	2.36	0.59
25:BA:1077:G:H21	55:B9:36:GLN:HE22	1.50	0.59
1:CA:1084:G:H5'	1:CA:1102:A:OP2	2.02	0.59
1:CA:1172:C:H2'	1:CA:1173:G:C8	2.38	0.59
1:CA:1493:A:H1'	25:DA:1913:A:N6	2.13	0.59
1:CA:693:G:H2'	1:CA:694:A:H8	1.68	0.59
3:CC:36:ASP:HA	3:CC:39:ILE:HD12	1.85	0.59
3:CC:6:HIS:HD2	3:CC:8:ILE:H	1.51	0.59
5:CE:36:ASP:O	5:CE:38:GLN:N	2.36	0.59
25:DA:1314:C:OP1	61:DA:4076:HOH:O	2.17	0.59
25:DA:1359:A:N1	25:DA:1372:U:O4	2.35	0.59
31:DH:30:LYS:HG3	31:DH:80:SER:O	2.02	0.59
1:AA:174:C:H2'	1:AA:175:C:C6	2.38	0.59

Continued on next page...

Continued from previous page...

Atom-1	Atom-2	Interatomic distance (Å)	Clash overlap (Å)
1:AA:323:U:H2'	1:AA:324:G:O4'	2.02	0.59
1:AA:382:A:C2	1:AA:383:A:N7	2.70	0.59
1:AA:501:C:O2'	1:AA:549:C:O2	2.21	0.59
1:AA:659:U:H2'	1:AA:660:G:C8	2.38	0.59
1:AA:711:G:OP1	6:AF:54:LYS:NZ	2.35	0.59
1:AA:715:A:H2'	1:AA:716:A:C8	2.38	0.59
1:AA:913:A:OP1	12:AL:46:LYS:NZ	2.36	0.59
52:B6:14:THR:HB	52:B6:48:VAL:O	2.03	0.59
25:BA:129:G:OP1	61:BA:3963:HOH:O	2.17	0.59
45:BZ:111:VAL:C	45:BZ:113:ALA:H	2.06	0.59
1:CA:1287:A:N3	1:CA:1353:G:O2'	2.32	0.59
1:CA:826:C:H2'	1:CA:827:U:H6	1.68	0.59
11:CK:22:HIS:HB3	11:CK:29:ILE:HB	1.84	0.59
16:CP:51:VAL:HG12	16:CP:53:VAL:H	1.68	0.59
25:DA:1359:A:H61	25:DA:1372:U:H3	1.50	0.59
25:DA:1840:G:OP2	61:DA:4306:HOH:O	2.16	0.59
25:DA:2298:A:N1	25:DA:2321:G:C6	2.71	0.59
1:AA:692:U:O2'	1:AA:694:A:N7	2.28	0.58
1:AA:833:U:H2'	1:AA:834:C:C6	2.38	0.58
25:BA:2579:G:H2'	25:BA:2580:C:C6	2.38	0.58
43:BX:31:HIS:CD2	43:BX:33:LYS:HB2	2.37	0.58
1:CA:1005:A:H1'	1:CA:1036:G:N1	2.16	0.58
7:CG:76:ARG:O	7:CG:87:VAL:N	2.36	0.58
25:DA:143:G:H2'	25:DA:143(A):C:H6	1.66	0.58
25:DA:2299:G:N1	25:DA:2318:G:C8	2.71	0.58
25:DA:2472:G:N1	25:DA:2477:C:OP1	2.25	0.58
4:AD:31:CYS:SG	4:AD:33:MET:N	2.74	0.58
5:AE:143:ARG:NH1	8:AH:77:GLU:OE1	2.36	0.58
25:BA:2745:G:P	28:BE:203:LYS:HZ1	2.26	0.58
39:BT:51:ARG:HG3	39:BT:98:LYS:HD2	1.86	0.58
1:CA:1005:A:O2'	1:CA:1006:C:OP1	2.20	0.58
1:CA:1286:A:C8	1:CA:1287:A:H4'	2.38	0.58
1:CA:552:U:C2'	1:CA:553:A:H5'	2.33	0.58
1:CA:999:C:N4	1:CA:1043:C:N3	2.51	0.58
5:CE:9:LYS:HD2	5:CE:112:LEU:HD21	1.86	0.58
7:CG:113:GLU:CG	7:CG:119:ARG:HG2	2.32	0.58
7:CG:75:VAL:HG13	7:CG:145:ALA:HA	1.85	0.58
48:D2:22:GLU:OE2	48:D2:68:ARG:NH2	2.36	0.58
28:DE:28:ALA:HB3	28:DE:93:VAL:HG12	1.84	0.58
42:DW:60:ASN:HD22	42:DW:60:ASN:N	2.02	0.58
43:DX:31:HIS:CD2	43:DX:33:LYS:H	2.21	0.58

Continued on next page...

Continued from previous page...

Atom-1	Atom-2	Interatomic distance (Å)	Clash overlap (Å)
1:AA:600:C:H2'	1:AA:601:C:C6	2.38	0.58
1:AA:713:G:H2'	1:AA:714:G:C8	2.38	0.58
1:AA:737:A:H2'	1:AA:738:C:C6	2.37	0.58
3:AC:157:ILE:HD12	3:AC:164:ARG:HB3	1.84	0.58
5:AE:110:LEU:HD13	5:AE:118:ILE:HG21	1.86	0.58
32:BI:4:ILE:HG12	32:BI:18:VAL:HG22	1.84	0.58
25:BA:1233:U:H4'	41:BV:79:VAL:HG22	1.84	0.58
45:BZ:151:HIS:C	45:BZ:153:SER:H	2.06	0.58
1:CA:1047:G:H1	1:CA:1210:C:H42	1.51	0.58
1:CA:1121:U:H2'	1:CA:1122:U:O4'	2.03	0.58
1:CA:1271:G:H5''	1:CA:1314:C:OP1	2.04	0.58
1:CA:202:U:H3'	1:CA:203:U:C6	2.38	0.58
1:CA:9:G:H2'	1:CA:10:A:C8	2.38	0.58
2:CB:40:HIS:HB3	2:CB:190:THR:HG21	1.85	0.58
53:D7:5:TRP:CD1	53:D7:7:PRO:HD3	2.38	0.58
25:DA:2314:C:H2'	25:DA:2315:G:C8	2.38	0.58
25:DA:2502:G:N7	61:DA:4548:HOH:O	2.31	0.58
29:DF:137:LYS:HA	29:DF:140:LEU:HD23	1.85	0.58
1:AA:1030(C):G:H2'	1:AA:1030(D):A:C8	2.39	0.58
20:AT:45:GLN:HA	20:AT:91:LEU:HB3	1.84	0.58
1:CA:1086:U:H3	1:CA:1099:G:H22	1.51	0.58
3:CC:180:ALA:HB1	3:CC:203:PHE:HE1	1.69	0.58
1:AA:1392:G:N2	1:AA:1502:A:H8	2.02	0.58
1:AA:269:C:H2'	1:AA:270:A:C8	2.37	0.58
11:AK:15:ALA:HA	11:AK:77:MET:HA	1.84	0.58
25:BA:1185:C:O3'	33:BN:25:ARG:NH1	2.36	0.58
25:BA:2853:G:O6	61:BA:4561:HOH:O	2.17	0.58
31:BH:33:LEU:HD21	31:BH:136:ILE:HG13	1.85	0.58
31:BH:40:GLU:OE2	31:BH:60:ARG:NH1	2.37	0.58
1:CA:1138:G:C6	1:CA:1140:C:H1'	2.38	0.58
1:CA:769:G:H4'	1:CA:1513:A:H4'	1.85	0.58
6:CF:81:ILE:HD11	27:DD:125:ILE:HB	1.86	0.58
34:DO:80:ASP:OD1	39:DT:64:ARG:NH2	2.36	0.58
25:DA:1188:U:H4'	41:DV:79:VAL:HG22	1.84	0.58
45:DZ:130:PRO:O	45:DZ:133:ILE:HG13	2.03	0.58
7:AG:46:ALA:O	7:AG:50:ILE:HG23	2.04	0.58
19:AS:41:VAL:HG12	19:AS:43:GLU:H	1.68	0.58
25:BA:2080:A:N7	61:BA:4112:HOH:O	2.32	0.58
1:CA:222:U:H2'	1:CA:223:U:C6	2.38	0.58
1:CA:1123:A:H4'	10:CJ:37:PRO:HD2	1.86	0.58
25:DA:83:G:O2'	25:DA:102:G:N2	2.36	0.58

Continued on next page...

Continued from previous page...

Atom-1	Atom-2	Interatomic distance (Å)	Clash overlap (Å)
28:DE:9:VAL:HB	39:DT:3:ARG:HG2	1.85	0.58
40:DU:65:ILE:HD11	40:DU:95:LEU:HB3	1.86	0.58
44:DY:23:ARG:HG2	44:DY:42:VAL:HG22	1.84	0.58
1:AA:924:C:O2'	1:AA:1502:A:N6	2.35	0.58
5:AE:94:ALA:HB2	5:AE:119:LEU:HG	1.85	0.58
12:AL:36:VAL:HG22	12:AL:82:VAL:HG22	1.86	0.58
53:B7:47:ARG:HH11	53:B7:47:ARG:HB3	1.67	0.58
25:BA:1779:G:H5''	25:BA:1779:G:H8	1.68	0.58
26:BB:6:C:H2'	26:BB:7:G:H5''	1.85	0.58
34:BO:35:VAL:HG21	34:BO:69:ILE:HD13	1.85	0.58
43:BX:41:ASN:O	43:BX:45:THR:HG23	2.04	0.58
1:CA:130:A:O2'	1:CA:131:C:O5'	2.19	0.58
1:CA:975:A:N1	10:CJ:48:THR:HB	2.19	0.58
31:DH:124:GLU:HB2	31:DH:132:ARG:HB3	1.86	0.58
7:AG:42:ILE:HG23	7:AG:117:ALA:HA	1.84	0.58
9:AI:16:ARG:HD3	9:AI:64:THR:HG21	1.85	0.58
25:BA:2022:G:OP1	37:BR:5:LYS:NZ	2.37	0.58
25:BA:2251:G:OP2	61:BA:4210:HOH:O	2.17	0.58
39:BT:53:ARG:NH1	39:BT:53:ARG:HB3	2.18	0.58
1:CA:1026:G:H5'	1:CA:1027:C:H5''	1.85	0.58
1:CA:426:G:H2'	1:CA:427:U:C6	2.39	0.58
5:CE:78:HIS:CE1	5:CE:143:ARG:H	2.22	0.58
1:CA:913:A:OP1	12:CL:46:LYS:NZ	2.36	0.58
25:DA:171:G:H2'	25:DA:172:C:C6	2.39	0.58
25:DA:7:G:H2'	25:DA:8:A:C8	2.38	0.58
30:DG:38:VAL:HG22	30:DG:93:THR:HG23	1.84	0.58
32:BI:104:GLN:HG3	32:BI:105:HIS:CD2	2.38	0.58
36:BQ:110:THR:HG23	36:BQ:113:GLN:OE1	2.04	0.58
1:CA:1316:G:H2'	1:CA:1318:A:OP2	2.04	0.58
2:CB:30:ARG:HH21	2:CB:194:PRO:HB2	1.68	0.58
1:CA:437:U:H5'	4:CD:155:LEU:HD21	1.85	0.58
1:CA:642:A:N3	8:CH:113:SER:OG	2.35	0.58
25:DA:2680:C:OP2	28:DE:111:ARG:NH2	2.37	0.58
6:AF:10:LEU:HD23	6:AF:61:LEU:HD13	1.86	0.58
8:AH:83:ILE:HB	8:AH:137:VAL:HG13	1.86	0.58
25:BA:945:A:O2'	25:BA:946:A:H8	1.87	0.58
1:CA:582:U:OP1	15:CO:68:ARG:NH2	2.25	0.58
3:CC:39:ILE:O	3:CC:43:LEU:HG	2.04	0.58
25:DA:1618:A:H5'	61:DA:3986:HOH:O	2.04	0.58
1:AA:997:U:H3	1:AA:1044:A:H61	1.52	0.57
1:AA:1521:G:N3	61:AA:4036:HOH:O	2.32	0.57

Continued on next page...

Continued from previous page...

Atom-1	Atom-2	Interatomic distance (Å)	Clash overlap (Å)
5:AE:147:ASP:O	5:AE:151:LEU:HG	2.03	0.57
2:CB:87:ARG:NE	2:CB:233:SER:HB3	2.18	0.57
4:CD:150:GLU:OE2	4:CD:151:LYS:N	2.37	0.57
7:CG:14:PRO:HG3	7:CG:21:VAL:HG13	1.86	0.57
25:DA:1169:G:H1	25:DA:1180:C:H42	1.52	0.57
25:DA:1327:C:OP2	61:DA:3851:HOH:O	2.17	0.57
1:AA:1189:C:O2	61:AA:4114:HOH:O	2.16	0.57
3:AC:56:ASP:HB2	3:AC:67:THR:HB	1.86	0.57
19:AS:31:ILE:HB	19:AS:49:ILE:HG12	1.85	0.57
25:BA:1425:A:H4'	25:BA:1426:G:OP2	2.04	0.57
29:BF:53:THR:HG22	29:BF:56:GLU:HG3	1.85	0.57
31:BH:98:LEU:HD22	31:BH:125:VAL:HG23	1.85	0.57
1:CA:1422:G:H5''	34:DO:48:PRO:HB3	1.86	0.57
1:CA:17:U:H2'	1:CA:18:C:C6	2.39	0.57
1:CA:392:G:H2'	1:CA:393:A:C8	2.39	0.57
1:CA:689:C:OP2	11:CK:55:LYS:NZ	2.35	0.57
2:CB:162:ILE:HD11	2:CB:184:VAL:HG22	1.84	0.57
7:CG:26:PHE:O	7:CG:30:ILE:HG13	2.04	0.57
23:CX:23:C:H2'	23:CX:24:U:H6	1.69	0.57
25:DA:2591:C:OP1	27:DD:239:ARG:HD2	2.03	0.57
28:DE:116:VAL:HG13	28:DE:122:PHE:HB2	1.85	0.57
43:DX:31:HIS:HD2	43:DX:33:LYS:H	1.51	0.57
44:BY:54:LYS:HA	44:BY:56:PRO:CD	2.31	0.57
1:CA:1269:A:C8	1:CA:1270:C:H1'	2.38	0.57
1:CA:1309:G:O2'	13:CM:77:ASN:ND2	2.38	0.57
1:CA:839:U:O2'	1:CA:840:C:OP1	2.20	0.57
9:CI:51:ARG:HG2	9:CI:56:LEU:HD21	1.85	0.57
15:CO:54:ARG:O	15:CO:58:MET:HG3	2.04	0.57
25:DA:286:C:H2'	25:DA:287:C:C6	2.38	0.57
1:AA:1391:U:H2'	1:AA:1392:G:C8	2.39	0.57
1:AA:444:C:H2'	1:AA:445:G:H8	1.69	0.57
2:AB:60:ASP:OD1	2:AB:64:ARG:NE	2.35	0.57
7:AG:27:ILE:HD12	7:AG:40:ALA:HA	1.85	0.57
24:AW:4:PRO:O	24:AW:6:2R1:N	2.37	0.57
25:BA:1890:A:N6	25:BA:1905:G:O2'	2.38	0.57
25:BA:2045:G:H5'	25:BA:2629:C:H4'	1.86	0.57
28:BE:12:THR:HG22	28:BE:13:ARG:H	1.68	0.57
29:BF:197:ASP:OD1	29:BF:197:ASP:N	2.37	0.57
1:CA:148:G:H2'	1:CA:149:A:C8	2.37	0.57
7:CG:76:ARG:CZ	7:CG:89:MET:HB2	2.34	0.57
19:CS:64:GLU:HB2	50:D4:59:PHE:CE1	2.39	0.57

Continued on next page...

Continued from previous page...

Atom-1	Atom-2	Interatomic distance (Å)	Clash overlap (Å)
37:DR:83:ILE:O	37:DR:86:ARG:HG2	2.04	0.57
1:AA:1270:C:C2'	1:AA:1271:G:H5'	2.34	0.57
25:BA:303:C:N4	25:BA:385:G:H1	1.98	0.57
1:CA:1160:G:H22	1:CA:1176:A:H2	1.52	0.57
1:CA:785:G:C2'	1:CA:786:G:H5'	2.34	0.57
11:CK:20:TYR:CZ	11:CK:83:ILE:HD12	2.38	0.57
18:CR:47:THR:HG23	18:CR:49:LYS:HG3	1.87	0.57
25:DA:1031:G:H21	55:D9:36:GLN:HE22	1.52	0.57
25:DA:2023:G:H5'	25:DA:2617:C:H4'	1.87	0.57
25:DA:956:G:H5'	25:DA:957:A:OP2	2.04	0.57
25:DA:674:G:H1'	29:DF:74:ARG:HD3	1.87	0.57
34:DO:87:ILE:HD12	34:DO:91:LEU:HA	1.86	0.57
25:DA:2839:G:H5'	37:DR:46:GLY:HA2	1.87	0.57
45:DZ:39:VAL:HG21	45:DZ:44:PHE:HB2	1.85	0.57
1:AA:347:G:H21	1:AA:348:G:H3'	1.69	0.57
1:AA:96:U:O2'	1:AA:97:G:H5'	2.04	0.57
3:AC:15:THR:CG2	3:AC:181:ASN:HA	2.34	0.57
5:AE:50:GLU:HB2	5:AE:53:LEU:HD13	1.85	0.57
6:AF:44:GLY:HA2	6:AF:59:TYR:CZ	2.40	0.57
1:CA:1318:A:H5''	19:CS:3:ARG:NH2	2.15	0.57
1:CA:243:A:H4'	1:CA:244:U:H5''	1.85	0.57
2:CB:102:LEU:HD23	2:CB:182:ILE:HD12	1.86	0.57
2:CB:166:ASP:HB3	2:CB:169:LYS:HB2	1.86	0.57
3:CC:58:GLU:HB2	3:CC:65:ALA:HB3	1.86	0.57
10:CJ:8:LEU:HB3	10:CJ:16:LEU:HD22	1.86	0.57
11:CK:48:ILE:HD11	11:CK:64:ALA:HA	1.87	0.57
1:CA:974:A:OP2	14:CN:41:ARG:NH1	2.38	0.57
25:DA:195:A:H5''	25:DA:196:A:O5'	2.03	0.57
33:DN:58:ASP:OD1	33:DN:58:ASP:N	2.34	0.57
25:BA:1068:G:H22	25:BA:1188:A:H2	1.47	0.57
25:BA:625:G:O2'	25:BA:702:A:N6	2.38	0.57
1:CA:706:A:H5''	11:CK:22:HIS:CE1	2.39	0.57
2:CB:179:LYS:HA	8:CH:72:PRO:HG3	1.85	0.57
35:DP:86:LYS:HB3	35:DP:118:GLY:HA3	1.86	0.57
40:DU:76:TYR:HH	40:DU:92:ARG:HH11	1.52	0.57
1:AA:1162:C:N4	1:AA:1174:G:H1	2.01	0.57
1:AA:1392:G:H21	1:AA:1502:A:H8	1.53	0.57
1:AA:828:A:H2'	1:AA:829:G:O4'	2.05	0.57
25:BA:181:C:OP1	61:BA:3915:HOH:O	2.17	0.57
25:BA:2786:C:H2'	25:BA:2787:C:H6	1.68	0.57
25:BA:572:A:O2'	25:BA:573:G:OP1	2.21	0.57

Continued on next page...

Continued from previous page...

Atom-1	Atom-2	Interatomic distance (Å)	Clash overlap (Å)
1:CA:1125:U:HO2'	1:CA:1126:U:H2'	1.69	0.57
14:CN:4:LYS:HA	14:CN:7:ILE:HD13	1.87	0.57
15:CO:4:THR:HB	15:CO:5:LYS:HD2	1.87	0.57
25:DA:10:G:H2'	25:DA:11:G:H8	1.70	0.57
25:DA:1778:U:H2'	25:DA:1784:A:N6	2.19	0.57
1:AA:216:G:H2'	1:AA:217:C:C6	2.40	0.57
14:AN:48:ALA:HB2	14:AN:53:LEU:HD12	1.87	0.57
48:B2:1:MET:HE2	48:B2:6:VAL:HG22	1.86	0.57
25:BA:2308:U:OP2	38:BS:9:ARG:NH2	2.37	0.57
25:BA:2299:A:N6	25:BA:2356:U:H3	2.01	0.57
25:BA:676:G:OP1	54:B8:19:SER:OG	2.21	0.57
28:BE:174:ASP:OD1	28:BE:175:VAL:N	2.38	0.57
30:BG:47:LYS:HG3	30:BG:48:GLU:H	1.69	0.57
10:CJ:55:LYS:HG3	10:CJ:56:HIS:CD2	2.40	0.57
25:DA:2189:U:H2'	25:DA:2190:G:C8	2.40	0.57
25:DA:2312:U:C5	25:DA:2313:C:H5	2.23	0.57
25:DA:2689:U:OP2	25:DA:2719:G:N2	2.36	0.57
25:DA:30:G:H2'	25:DA:31:C:C6	2.40	0.57
25:DA:38:A:H2'	25:DA:39:C:C6	2.40	0.57
27:DD:182:LEU:HB2	27:DD:272:ALA:HB3	1.86	0.57
28:DE:101:ARG:NH2	28:DE:171:GLU:HB2	2.19	0.57
25:DA:660:G:H5'	29:DF:99:TYR:CE2	2.40	0.57
30:DG:103:LEU:HD23	30:DG:106:LEU:HD23	1.86	0.57
30:DG:114:ILE:HB	30:DG:117:PHE:HB2	1.87	0.57
25:DA:2562:U:H1'	34:DO:23:ARG:HH11	1.70	0.57
1:AA:1028:C:N4	1:AA:1033:G:H1	2.00	0.57
25:BA:311:C:H2'	25:BA:312:C:H6	1.69	0.57
25:BA:1836:U:O2	27:BD:50:THR:HB	2.04	0.57
35:BP:2:LYS:NZ	35:BP:4:SER:HB3	2.20	0.57
1:CA:1513:A:H2'	1:CA:1514:C:C6	2.40	0.57
2:CB:44:LEU:H	2:CB:44:LEU:HD22	1.70	0.57
25:DA:2074:U:H2'	25:DA:2075:U:C6	2.39	0.57
25:DA:82:G:O6	61:DA:4494:HOH:O	2.17	0.57
28:DE:174:ASP:OD1	28:DE:175:VAL:N	2.37	0.57
45:DZ:48:PHE:CE1	45:DZ:52:SER:HA	2.40	0.57
1:AA:1002:G:H3'	1:AA:1003:G:H8	1.70	0.56
1:AA:994:A:N1	1:AA:1047:G:H4'	2.20	0.56
1:AA:175:C:H2'	1:AA:176:C:C6	2.39	0.56
13:AM:56:LEU:O	13:AM:60:VAL:HG23	2.04	0.56
25:BA:118:U:OP2	61:BA:3886:HOH:O	2.17	0.56
25:BA:1338:U:H2'	25:BA:1339:C:C6	2.39	0.56

Continued on next page...

Continued from previous page...

Atom-1	Atom-2	Interatomic distance (Å)	Clash overlap (Å)
25:BA:2348:A:H61	46:B0:43:THR:HG22	1.70	0.56
45:BZ:158:PRO:O	45:BZ:161:VAL:HG12	2.04	0.56
1:CA:1138:G:C5	1:CA:1140:C:H1'	2.40	0.56
1:CA:1157:A:N6	1:CA:1180:A:C4	2.72	0.56
1:CA:738:C:H2'	1:CA:739:C:H6	1.70	0.56
10:CJ:65:LEU:HD12	14:CN:55:GLY:O	2.05	0.56
10:CJ:8:LEU:HD23	10:CJ:96:ILE:HG23	1.87	0.56
25:DA:1636:C:H2'	25:DA:1637:A:C8	2.40	0.56
25:DA:71:A:H5''	25:DA:73:A:C8	2.40	0.56
25:BA:1211:U:H2'	25:BA:1212:C:C6	2.40	0.56
25:BA:692:C:H2'	25:BA:693:G:O4'	2.05	0.56
43:BX:88:LYS:NZ	43:BX:90:GLU:OE1	2.33	0.56
1:CA:1414:U:H3	1:CA:1486:G:H1	1.53	0.56
1:CA:149:A:H2'	1:CA:150:C:C6	2.40	0.56
4:CD:173:TRP:CZ3	4:CD:193:ASP:HB3	2.40	0.56
7:CG:106:GLN:O	7:CG:110:GLN:HG3	2.05	0.56
15:CO:25:THR:HG21	15:CO:70:LEU:HB2	1.87	0.56
32:DI:40:THR:O	32:DI:44:LEU:HB2	2.05	0.56
1:AA:149:A:H2'	1:AA:150:C:C6	2.40	0.56
1:AA:409:G:N2	1:AA:433:C:O2	2.38	0.56
1:AA:78:G:H1	1:AA:92:C:H42	1.54	0.56
2:AB:16:HIS:CG	2:AB:17:PHE:N	2.70	0.56
31:BH:86:GLU:OE2	31:BH:130:ARG:HD3	2.06	0.56
37:BR:44:LEU:HD22	37:BR:48:VAL:HG23	1.87	0.56
1:CA:1318:A:O2'	19:CS:37:ARG:HB2	2.06	0.56
3:CC:56:ASP:O	3:CC:57:ILE:HD12	2.05	0.56
4:CD:31:CYS:SG	4:CD:32:ALA:N	2.79	0.56
8:CH:10:LEU:HD22	8:CH:83:ILE:HD11	1.85	0.56
13:CM:81:LEU:HD22	13:CM:88:ARG:HB3	1.86	0.56
15:CO:5:LYS:CD	15:CO:5:LYS:H	2.17	0.56
16:CP:21:VAL:HG13	16:CP:33:ILE:HB	1.86	0.56
25:DA:2299:G:N2	25:DA:2318:G:H8	2.02	0.56
1:AA:1025:U:C2	1:AA:1036:G:O6	2.58	0.56
1:AA:192:U:HO2'	1:AA:193:C:H6	1.52	0.56
1:AA:532:A:O2'	1:AA:533:A:OP1	2.20	0.56
5:AE:103:GLY:O	5:AE:106:PRO:HD2	2.04	0.56
50:B4:56:VAL:HB	50:B4:60:GLN:HG3	1.88	0.56
25:BA:2431:U:O4	61:BA:4236:HOH:O	2.14	0.56
25:BA:2860:A:OP2	25:BA:2876:U:H5	1.89	0.56
2:CB:120:ALA:O	2:CB:122:PHE:N	2.34	0.56
8:CH:68:ARG:NH1	8:CH:74:PRO:HB3	2.20	0.56

Continued on next page...

Continued from previous page...

Atom-1	Atom-2	Interatomic distance (Å)	Clash overlap (Å)
25:DA:1470:G:H5''	25:DA:1471:A:OP1	2.05	0.56
25:DA:1798:U:H5'	27:DD:259:THR:CG2	2.31	0.56
25:DA:1278:A:OP1	37:DR:36:THR:HG23	2.04	0.56
1:AA:1125:U:H1'	1:AA:1126:U:O5'	2.06	0.56
1:AA:193:C:H2'	1:AA:194:C:C6	2.39	0.56
1:AA:538:G:H5''	12:AL:114:LYS:HB2	1.86	0.56
15:AO:25:THR:HG21	15:AO:70:LEU:HB2	1.88	0.56
17:AQ:3:LYS:HD2	17:AQ:60:ILE:HD11	1.87	0.56
18:AR:51:LEU:HD23	18:AR:52:PRO:HD2	1.87	0.56
25:BA:1066:A:N1	25:BA:1186:U:O2'	2.27	0.56
25:BA:2013:U:H2'	25:BA:2014:G:H5''	1.86	0.56
25:BA:624:C:O2'	25:BA:628:C:OP1	2.16	0.56
25:BA:1000:C:OP1	36:BQ:87:LYS:HE3	2.05	0.56
1:CA:1207:G:H2'	1:CA:1208:C:C6	2.39	0.56
1:CA:1218:C:H2'	1:CA:1219:U:C6	2.40	0.56
1:CA:1279:A:H5''	1:CA:1280:A:OP1	2.06	0.56
1:CA:834:C:H2'	1:CA:835:U:C6	2.40	0.56
1:CA:1104:G:H5'	2:CB:111:ARG:HD2	1.86	0.56
2:CB:170:GLU:O	2:CB:174:VAL:HG23	2.04	0.56
53:D7:26:GLY:O	53:D7:30:VAL:HG23	2.05	0.56
25:DA:1292:U:H2'	25:DA:1293:C:C6	2.40	0.56
25:DA:375:C:H2'	25:DA:376:C:C6	2.40	0.56
25:DA:479:A:N3	25:DA:481:G:H5''	2.20	0.56
25:DA:500:G:N1	25:DA:503:A:OP2	2.38	0.56
28:DE:143:ASN:HD22	28:DE:147:PRO:HD3	1.70	0.56
1:AA:1125:U:H3'	10:AJ:5:ARG:HH22	1.70	0.56
1:AA:1202:G:N2	14:AN:46:GLU:OE1	2.32	0.56
16:AP:18:ARG:NH1	16:AP:32:TYR:OH	2.38	0.56
25:BA:1615:G:P	27:BD:63:ARG:HH22	2.29	0.56
25:BA:2694:U:OP2	61:BA:4014:HOH:O	2.17	0.56
26:BB:50:G:H5''	38:BS:61:ASN:HD22	1.69	0.56
25:BA:83:A:H5'	44:BY:8:LYS:HG2	1.86	0.56
1:CA:1002:G:N2	1:CA:1039:C:N3	2.54	0.56
1:CA:38:G:H22	1:CA:397:A:H5''	1.71	0.56
9:CI:125:TYR:HD1	9:CI:126:SER:N	2.03	0.56
9:CI:6:GLY:H	9:CI:17:VAL:HG12	1.70	0.56
12:CL:74:GLY:O	12:CL:102:ARG:NH1	2.27	0.56
23:CX:8:U:H6	23:CX:8:U:O5'	1.89	0.56
25:DA:1239:G:H2'	25:DA:1240:U:O4'	2.06	0.56
25:DA:1359:A:N6	25:DA:1372:U:H3	2.03	0.56
25:DA:2687:U:H2'	25:DA:2688:U:O4'	2.05	0.56

Continued on next page...

Continued from previous page...

Atom-1	Atom-2	Interatomic distance (Å)	Clash overlap (Å)
26:DB:95:C:H2'	26:DB:96:U:C6	2.40	0.56
29:DF:157:VAL:HB	29:DF:194:MET:HG2	1.87	0.56
1:AA:1030(D):A:H2'	1:AA:1031:G:O4'	2.06	0.56
1:AA:1074:G:O2'	1:AA:1101:A:N1	2.30	0.56
25:BA:1553:A:O2'	25:BA:1554:A:O4'	2.24	0.56
28:BE:127:ASP:OD2	61:BE:408:HOH:O	2.18	0.56
25:BA:2481:A:O2'	36:BQ:56:ARG:HD2	2.06	0.56
1:CA:200:G:H2'	1:CA:201:C:C6	2.41	0.56
25:DA:857:C:H4'	46:D0:23:VAL:HG21	1.88	0.56
25:DA:271(H):G:H2'	25:DA:271(I):G:H8	1.69	0.56
25:DA:988:A:N7	61:DA:3839:HOH:O	2.32	0.56
2:AB:231:GLU:HB3	2:AB:232:PRO:HD3	1.87	0.56
17:AQ:57:VAL:HG12	17:AQ:76:LEU:HA	1.88	0.56
1:AA:1318:A:H4'	19:AS:10:PHE:CZ	2.40	0.56
48:B2:32:LEU:HD12	48:B2:36:ARG:HH11	1.69	0.56
27:BD:206:LEU:HD22	27:BD:211:ARG:HG2	1.87	0.56
34:BO:2:ILE:HB	34:BO:33:ALA:HB3	1.87	0.56
4:CD:103:ASN:OD1	4:CD:114:ARG:NE	2.37	0.56
59:CX:101:FME:HCN	25:DA:2451:A:C2	2.40	0.56
43:DX:8:ILE:O	48:D2:36:ARG:NH2	2.39	0.56
9:AI:4:TYR:CE1	9:AI:88:TYR:HA	2.41	0.56
14:AN:14:PRO:HG2	14:AN:16:PHE:O	2.06	0.56
14:AN:21:TYR:OH	14:AN:23:ARG:NH2	2.38	0.56
30:BG:179:PRO:HB2	50:B4:42:PHE:HE2	1.70	0.56
25:BA:1067:A:H8	25:BA:1068:G:H5''	1.69	0.56
25:BA:1566:U:H2'	25:BA:1567:G:O4'	2.06	0.56
25:BA:930:G:H2'	25:BA:931:C:C6	2.41	0.56
30:BG:72:ARG:NH1	30:BG:87:PRO:HG3	2.21	0.56
31:BH:11:VAL:HG21	31:BH:50:VAL:HG23	1.88	0.56
31:BH:125:VAL:HG12	31:BH:127:GLU:O	2.05	0.56
1:CA:1125:U:C2	10:CJ:38:ILE:HD13	2.41	0.56
1:CA:187:C:H2'	1:CA:188:C:H6	1.71	0.56
1:CA:861:G:OP1	8:CH:75:ARG:NH2	2.38	0.56
25:DA:1338:G:N3	25:DA:1393:A:H2	2.04	0.56
25:DA:172:C:H2'	25:DA:173:G:H8	1.70	0.56
26:DB:48:A:H2'	26:DB:49:C:C6	2.40	0.56
31:DH:69:ARG:HG3	31:DH:70:THR:N	2.20	0.56
37:DR:88:ARG:NH2	37:DR:89:ASP:OD2	2.38	0.56
1:AA:1138:G:C6	1:AA:1140:C:H1'	2.41	0.56
1:AA:1504:G:OP1	1:AA:1507:A:H4'	2.06	0.56
1:AA:272:C:H2'	1:AA:273:A:H8	1.71	0.56

Continued on next page...

Continued from previous page...

Atom-1	Atom-2	Interatomic distance (Å)	Clash overlap (Å)
25:BA:1091:A:O2'	25:BA:1093:G:C4	2.57	0.56
29:BF:185:ASP:OD1	29:BF:188:ARG:NH1	2.35	0.56
41:BV:21:ARG:HG2	41:BV:91:TYR:CD1	2.41	0.56
1:CA:1263:C:H2'	1:CA:1264:C:C6	2.41	0.56
1:CA:890:G:O2'	1:CA:906:G:O6	2.19	0.56
11:CK:34:ASP:HB3	11:CK:40:ILE:HD11	1.88	0.56
11:CK:18:ARG:NH2	11:CK:35:PRO:O	2.32	0.56
19:CS:28:LYS:HB2	19:CS:29:ARG:CA	2.35	0.56
25:DA:1815:A:OP2	27:DD:54:ARG:NH2	2.37	0.56
25:DA:247:G:H4'	25:DA:386:G:C5	2.40	0.56
34:DO:68:GLU:CB	34:DO:78:ARG:HB2	2.36	0.56
1:AA:1179:A:H2'	1:AA:1180:A:O4'	2.06	0.56
4:AD:155:LEU:HD22	4:AD:156:GLU:H	1.70	0.56
33:BN:67:LEU:HD12	33:BN:87:LEU:HD13	1.87	0.56
8:CH:84:ARG:HD2	8:CH:136:GLU:HG2	1.87	0.56
9:CI:53:VAL:O	9:CI:55:ALA:N	2.39	0.56
12:CL:24:VAL:HG12	12:CL:27:LEU:HB2	1.86	0.56
30:DG:43:LEU:HD12	30:DG:45:GLU:HG3	1.88	0.56
1:AA:1030(C):G:H2'	1:AA:1030(D):A:H8	1.70	0.55
1:AA:1369:C:H2'	1:AA:1370:G:C8	2.41	0.55
4:AD:154:ASN:HA	4:AD:159:ARG:HH21	1.71	0.55
25:BA:918:U:OP1	36:BQ:5:ARG:HD3	2.06	0.55
1:CA:814:A:N7	1:CA:816:A:C4	2.73	0.55
25:DA:1309:G:HO2'	25:DA:1611:C:HO2'	1.53	0.55
25:DA:2359:C:H2'	25:DA:2360:A:O4'	2.05	0.55
25:DA:275:G:H2'	25:DA:276:A:C8	2.41	0.55
25:DA:287:C:H2'	25:DA:288:C:C6	2.38	0.55
30:DG:12:TYR:HA	30:DG:16:ARG:HG2	1.88	0.55
1:AA:221:C:H2'	1:AA:222:U:C6	2.38	0.55
1:AA:520:A:N1	1:AA:536:C:H1'	2.21	0.55
8:AH:98:LYS:H	8:AH:98:LYS:HD3	1.71	0.55
15:AO:26:GLU:OE2	15:AO:77:ARG:NE	2.39	0.55
48:B2:1:MET:N	48:B2:52:ASP:OD2	2.38	0.55
25:BA:606:G:OP2	40:BU:10:ARG:NH1	2.36	0.55
29:BF:101:LEU:O	29:BF:106:ARG:HD3	2.06	0.55
32:BI:72:LEU:C	32:BI:74:ASN:H	2.09	0.55
39:BT:95:ARG:NH1	39:BT:95:ARG:HG2	2.21	0.55
1:CA:138:G:H8	1:CA:138:G:H5'	1.71	0.55
1:CA:444:C:H2'	1:CA:445:G:C8	2.34	0.55
2:CB:189:ASP:HB3	2:CB:204:ASN:HA	1.89	0.55
1:CA:8:A:N6	4:CD:209:ARG:HB2	2.21	0.55

Continued on next page...

Continued from previous page...

Atom-1	Atom-2	Interatomic distance (Å)	Clash overlap (Å)
23:CX:59:A:H2'	23:CX:60:U:H5'	1.89	0.55
50:D4:46:GLN:C	50:D4:48:ARG:H	2.09	0.55
25:DA:1379:A:H4'	25:DA:1380:G:OP2	2.05	0.55
30:DG:101:ILE:HG22	30:DG:105:LYS:HE2	1.87	0.55
1:AA:437:U:H5'	4:AD:155:LEU:HD11	1.88	0.55
25:BA:231:G:O2'	25:BA:243:G:O6	2.20	0.55
25:BA:2661:U:H2'	25:BA:2662:U:C6	2.41	0.55
25:BA:645:G:H5'	25:BA:645:G:N3	2.22	0.55
25:BA:7:G:H2'	25:BA:8:A:O4'	2.06	0.55
61:BA:4299:HOH:O	37:BR:15:SER:HB3	2.06	0.55
3:CC:113:ALA:HB2	3:CC:202:ILE:HG13	1.87	0.55
55:D9:15:LYS:HE2	55:D9:17:ILE:HD13	1.89	0.55
27:DD:108:PRO:HB3	27:DD:143:HIS:CE1	2.40	0.55
2:AB:229:VAL:HG12	2:AB:230:VAL:H	1.70	0.55
1:AA:738:C:OP1	6:AF:2:ARG:NH1	2.39	0.55
20:AT:45:GLN:HB2	20:AT:91:LEU:HD13	1.88	0.55
35:BP:62:LEU:O	54:B8:13:ARG:HD3	2.05	0.55
25:BA:1553:A:O2'	25:BA:1554:A:H8	1.88	0.55
25:BA:742:G:OP1	25:BA:1426:G:O2'	2.22	0.55
25:BA:934:A:H4'	25:BA:935:C:C5	2.39	0.55
1:CA:324:G:N7	61:CA:4084:HOH:O	2.33	0.55
3:CC:43:LEU:HD21	3:CC:91:LEU:HD13	1.89	0.55
5:CE:100:VAL:O	5:CE:107:ARG:NH2	2.40	0.55
25:DA:2357:U:OP1	46:D0:20:ARG:HD3	2.06	0.55
25:DA:2364:C:H2'	25:DA:2365:G:O4'	2.06	0.55
25:DA:286:C:H2'	25:DA:287:C:H6	1.71	0.55
25:DA:906:G:O2'	36:DQ:67:ARG:NH2	2.37	0.55
25:DA:957:A:H5'	36:DQ:76:LYS:HG3	1.88	0.55
1:AA:487:A:H2'	1:AA:488:C:O4'	2.06	0.55
12:AL:71:PRO:HG2	12:AL:102:ARG:HG3	1.88	0.55
25:BA:2053:A:C6	25:BA:2510:C:H1'	2.41	0.55
25:BA:2332:A:H2'	25:BA:2332:A:N3	2.20	0.55
25:BA:2373:A:OP1	54:B8:27:THR:OG1	2.24	0.55
25:BA:721:G:H1'	29:BF:74:ARG:HD3	1.88	0.55
35:BP:50:ARG:HD3	54:B8:7:HIS:CD2	2.40	0.55
1:CA:433:C:H2'	1:CA:434:U:H6	1.72	0.55
7:CG:78:ARG:HG2	7:CG:79:ARG:HB2	1.87	0.55
15:CO:69:TYR:O	15:CO:73:GLU:HG2	2.07	0.55
15:CO:88:ARG:NH2	15:CO:88:ARG:HB3	2.21	0.55
31:DH:20:ALA:HB1	31:DH:21:PRO:HD2	1.88	0.55
33:DN:96:GLU:H	33:DN:96:GLU:CD	2.10	0.55

Continued on next page...

Continued from previous page...

Atom-1	Atom-2	Interatomic distance (Å)	Clash overlap (Å)
36:DQ:29:PHE:HB2	36:DQ:105:GLU:OE2	2.06	0.55
1:AA:630:G:H2'	1:AA:631:G:C8	2.41	0.55
2:AB:219:VAL:HA	2:AB:222:ILE:HD11	1.88	0.55
3:AC:130:VAL:HG21	3:AC:157:ILE:HG23	1.88	0.55
25:BA:1001:G:OP2	36:BQ:14:ARG:NH2	2.39	0.55
25:BA:1766:G:H3'	25:BA:1767:A:H5''	1.87	0.55
32:BI:133:HIS:ND1	32:BI:134:PRO:O	2.38	0.55
1:CA:130:A:H5'	17:CQ:63:ARG:HE	1.71	0.55
1:CA:441:A:H3'	1:CA:442:C:C6	2.40	0.55
2:CB:211:ILE:O	2:CB:215:LEU:HB2	2.07	0.55
6:CF:99:ALA:HB1	18:CR:23:LYS:HE3	1.88	0.55
1:CA:1320:C:O4'	19:CS:73:GLU:HG3	2.07	0.55
25:DA:2640:G:H1	25:DA:2774:C:H42	1.55	0.55
25:DA:614(C):A:C4	29:DF:180:GLY:HA2	2.42	0.55
31:DH:149:ARG:NH1	31:DH:167:GLU:OE2	2.38	0.55
1:AA:768:A:OP2	61:AA:4024:HOH:O	2.18	0.55
1:AA:833:U:H2'	1:AA:834:C:H6	1.71	0.55
2:AB:163:PHE:HA	2:AB:185:ILE:HG13	1.89	0.55
16:AP:28:ARG:HG2	16:AP:29:ASP:OD1	2.05	0.55
54:B8:39:LYS:O	54:B8:43:GLN:HG3	2.06	0.55
25:BA:1466:U:HO2'	25:BA:1467:G:P	2.29	0.55
1:CA:445:G:H2'	1:CA:446:G:C8	2.42	0.55
8:CH:112:LEU:HA	8:CH:134:ILE:HG12	1.89	0.55
11:CK:85:ARG:HE	11:CK:111:ASP:HB3	1.71	0.55
25:DA:1025:G:O2'	61:DA:4219:HOH:O	2.06	0.55
25:DA:2314:C:H2'	25:DA:2315:G:H8	1.72	0.55
25:DA:2541:A:N7	61:DA:3938:HOH:O	2.33	0.55
26:DB:95:C:H2'	26:DB:96:U:H6	1.71	0.55
1:AA:1260:C:OP1	1:AA:1284:C:O2'	2.25	0.55
1:AA:1239:A:H62	1:AA:1299:A:N6	2.05	0.55
1:AA:727:G:N2	1:AA:730:G:OP2	2.39	0.55
1:AA:880:C:OP1	12:AL:8:ASN:ND2	2.37	0.55
1:AA:91:C:H2'	1:AA:92:C:C6	2.42	0.55
4:AD:3:ARG:HE	4:AD:118:ARG:HD3	1.71	0.55
10:AJ:35:SER:CB	10:AJ:73:ASP:HB2	2.29	0.55
23:AX:59:A:H2'	23:AX:60:U:H5'	1.88	0.55
25:BA:1232:G:H5''	41:BV:81:TYR:CE1	2.41	0.55
25:BA:1698:G:OP1	37:BR:40:LYS:HE3	2.06	0.55
45:BZ:48:PHE:CE1	45:BZ:52:SER:HA	2.41	0.55
1:CA:927:G:H2'	1:CA:928:G:H8	1.72	0.55
9:CI:121:ARG:NH1	9:CI:122:ALA:O	2.39	0.55

Continued on next page...

Continued from previous page...

Atom-1	Atom-2	Interatomic distance (Å)	Clash overlap (Å)
13:CM:60:VAL:HG23	13:CM:64:TRP:CE3	2.42	0.55
47:D1:85:LEU:HB3	47:D1:89:GLU:HB3	1.88	0.55
25:DA:1805:U:O2	27:DD:50:THR:HB	2.07	0.55
25:DA:668:G:H5'	25:DA:669:G:OP2	2.06	0.55
25:DA:800:A:OP1	25:DA:800:A:H8	1.90	0.55
27:DD:73:VAL:HG13	27:DD:120:GLY:HA3	1.88	0.55
1:AA:1008:C:H42	1:AA:1021:G:H1	1.54	0.55
2:AB:30:ARG:HH21	2:AB:194:PRO:HB2	1.72	0.55
2:AB:87:ARG:NH2	2:AB:220:ASP:OD1	2.24	0.55
4:AD:107:ARG:NH2	4:AD:194:LEU:HD22	2.21	0.55
27:BD:132:PRO:HG2	27:BD:135:PHE:CD2	2.39	0.55
1:CA:1025:U:H1'	1:CA:1026:G:C8	2.42	0.55
1:CA:1272:G:H2'	1:CA:1273:G:O4'	2.06	0.55
1:CA:1346:A:N1	1:CA:1374:A:H5''	2.22	0.55
1:CA:840:C:H4'	1:CA:841:U:OP1	2.06	0.55
7:CG:69:VAL:HG21	7:CG:104:LEU:HD11	1.88	0.55
25:DA:1448:G:H4'	25:DA:1542:A:OP1	2.06	0.55
25:DA:1889:A:N1	25:DA:2234:G:H1'	2.22	0.55
42:DW:9:TYR:H	42:DW:102:HIS:CE1	2.25	0.55
45:DZ:52:SER:OG	45:DZ:53:ILE:N	2.40	0.55
1:AA:1127:G:H1'	1:AA:1280:A:C6	2.42	0.55
1:AA:1118:C:H1'	1:AA:1179:A:C4	2.42	0.55
2:AB:7:VAL:HG11	2:AB:221:LEU:HD23	1.89	0.55
46:B0:30:VAL:HG22	46:B0:66:VAL:HG22	1.89	0.55
25:BA:1639:G:H2'	25:BA:1640:G:H8	1.72	0.55
25:BA:933:C:H4'	25:BA:933:C:OP1	2.05	0.55
29:BF:116:ASP:OD2	35:BP:1:MET:HB2	2.07	0.55
1:CA:543:C:C2'	1:CA:544:G:H5'	2.36	0.55
1:CA:880:C:OP1	12:CL:8:ASN:ND2	2.40	0.55
49:D3:10:LYS:HB3	49:D3:53:LEU:HA	1.89	0.55
25:DA:1014:U:H2'	25:DA:1015:G:H8	1.72	0.55
25:DA:139(A):G:N7	61:DA:4443:HOH:O	2.33	0.55
25:DA:71:A:N7	43:DX:31:HIS:HE1	2.04	0.55
25:DA:848:G:N3	25:DA:933:A:H1'	2.21	0.55
35:DP:101:VAL:HA	35:DP:106:LEU:O	2.07	0.55
1:AA:1216:G:OP1	14:AN:2:ALA:HA	2.06	0.54
2:AB:178:ARG:NH2	8:AH:68:ARG:HH22	2.05	0.54
5:AE:15:ARG:HD2	5:AE:26:PHE:CD2	2.41	0.54
10:AJ:47:PHE:CZ	14:AN:37:PHE:HE1	2.25	0.54
20:AT:47:GLY:HA2	20:AT:48:LYS:HB2	1.89	0.54
5:CE:78:HIS:CE1	5:CE:142:LEU:HA	2.42	0.54

Continued on next page...

Continued from previous page...

Atom-1	Atom-2	Interatomic distance (Å)	Clash overlap (Å)
8:CH:68:ARG:HH11	8:CH:68:ARG:HG3	1.71	0.54
1:CA:1216:G:H5''	14:CN:5:ALA:CB	2.37	0.54
21:CU:12:LYS:HB3	21:CU:22:ARG:HD2	1.89	0.54
25:DA:1009:A:OP2	61:DA:4091:HOH:O	2.18	0.54
25:DA:1427:A:H4'	25:DA:1428:C:O5'	2.07	0.54
25:DA:19:C:H2'	25:DA:20:C:H6	1.71	0.54
25:DA:253:C:OP2	54:D8:5:LYS:NZ	2.30	0.54
25:DA:1651:G:OP1	37:DR:40:LYS:HE3	2.07	0.54
1:AA:877:C:H5''	8:AH:88:LYS:HD3	1.89	0.54
50:B4:63:TYR:N	50:B4:63:TYR:HD1	2.06	0.54
25:BA:1405:A:N1	25:BA:1418:U:O4	2.40	0.54
33:BN:58:ASP:OD1	33:BN:58:ASP:N	2.37	0.54
1:AA:339:C:OP2	34:BO:97:ARG:HD3	2.07	0.54
37:BR:97:VAL:HG22	37:BR:114:VAL:HG22	1.89	0.54
1:CA:1051:C:H2'	1:CA:1052:U:H6	1.71	0.54
1:CA:1072:G:H2'	1:CA:1073:U:C6	2.42	0.54
1:CA:192:U:H2'	1:CA:193:C:H6	1.71	0.54
1:CA:671:G:H2'	1:CA:672:U:O4'	2.07	0.54
3:CC:116:VAL:HG21	3:CC:202:ILE:HD11	1.89	0.54
1:CA:8:A:C6	4:CD:209:ARG:HB2	2.42	0.54
25:DA:1579:A:H2'	25:DA:1580:A:C8	2.43	0.54
1:AA:96:U:H2'	1:AA:97:G:H8	1.71	0.54
4:AD:103:ASN:O	4:AD:107:ARG:HG2	2.07	0.54
4:AD:172:PRO:HB2	4:AD:187:ARG:NH2	2.22	0.54
49:B3:55:ARG:NH1	49:B3:57:GLU:OE1	2.36	0.54
25:BA:1553:A:O2'	25:BA:1554:A:O5'	2.25	0.54
38:BS:11:LYS:HD2	38:BS:15:ARG:HH12	1.73	0.54
40:BU:76:TYR:HH	40:BU:92:ARG:HH11	1.50	0.54
1:CA:1025:U:N3	1:CA:1036:G:C6	2.75	0.54
5:CE:53:LEU:HD12	5:CE:53:LEU:H	1.73	0.54
9:CI:23:ASN:OD1	9:CI:25:LYS:HE3	2.08	0.54
52:D6:35:GLU:HG2	52:D6:50:ARG:HD3	1.88	0.54
25:DA:2887:U:H2'	25:DA:2888:C:C6	2.42	0.54
1:AA:1010:G:N2	1:AA:1020:U:O2'	2.40	0.54
1:AA:105:G:H2'	1:AA:106:C:C6	2.43	0.54
1:AA:986:A:H1'	19:AS:54:GLY:O	2.07	0.54
10:AJ:8:LEU:HB2	10:AJ:70:ARG:HB2	1.90	0.54
25:BA:1003:U:OP2	36:BQ:14:ARG:NH1	2.41	0.54
25:BA:2044:U:O2'	25:BA:2629:C:H5'	2.08	0.54
27:BD:242:ARG:HD3	27:BD:242:ARG:N	2.22	0.54
30:BG:16:ARG:CZ	30:BG:31:VAL:HG11	2.37	0.54

Continued on next page...

Continued from previous page...

Atom-1	Atom-2	Interatomic distance (Å)	Clash overlap (Å)
1:CA:1120:G:C6	1:CA:1154:G:C2	2.95	0.54
1:CA:552:U:H2'	1:CA:553:A:H5'	1.89	0.54
1:CA:560:U:O2'	1:CA:561:U:OP2	2.22	0.54
4:CD:98:GLU:OE1	4:CD:103:ASN:ND2	2.39	0.54
1:CA:923:A:OP1	5:CE:21:ALA:HB2	2.08	0.54
50:D4:2:LYS:HB2	50:D4:5:ILE:HD13	1.89	0.54
25:DA:2335:A:O2'	25:DA:2336:A:H5''	2.07	0.54
25:DA:918:A:H5''	26:DB:98:G:O2'	2.08	0.54
32:DI:117:GLU:HG3	32:DI:118:LYS:H	1.71	0.54
39:DT:116:ALA:HB1	39:DT:121:ILE:HD11	1.88	0.54
4:AD:122:ARG:HA	4:AD:122:ARG:HE	1.72	0.54
4:AD:18:LYS:HD2	4:AD:31:CYS:SG	2.48	0.54
5:AE:36:ASP:OD2	5:AE:40:ARG:HB2	2.06	0.54
26:BB:43:C:H5''	50:B4:1:MET:HG2	1.90	0.54
25:BA:144:C:H5'	43:BX:2:LYS:HE2	1.89	0.54
25:BA:762:G:H2'	25:BA:763:A:O4'	2.08	0.54
36:BQ:56:ARG:HG3	36:BQ:56:ARG:HH11	1.71	0.54
45:BZ:145:GLU:O	45:BZ:148:ASP:N	2.39	0.54
1:CA:1015:A:H2'	1:CA:1016:A:H8	1.72	0.54
1:CA:250:A:H4'	1:CA:251:G:O5'	2.08	0.54
21:CU:15:ARG:HB2	21:CU:15:ARG:HH11	1.72	0.54
27:DD:172:TYR:CD1	27:DD:186:HIS:HA	2.43	0.54
34:DO:116:SER:OG	34:DO:117:LEU:N	2.40	0.54
1:AA:1095:U:H5''	1:AA:1109:C:O2	2.07	0.54
1:AA:159:G:N2	1:AA:161:A:H3'	2.22	0.54
1:AA:190:U:H2'	1:AA:191:G:H8	1.70	0.54
5:AE:77:PRO:HD2	5:AE:142:LEU:HD22	1.89	0.54
25:BA:1475:G:H2'	25:BA:1476:C:C6	2.43	0.54
32:BI:92:VAL:HG11	32:BI:144:VAL:HG11	1.89	0.54
1:CA:1129:C:H1'	1:CA:1130:A:N7	2.21	0.54
1:CA:1154:G:N7	1:CA:1155:G:C8	2.76	0.54
9:CI:4:TYR:CZ	9:CI:88:TYR:HA	2.43	0.54
49:D3:46:ASN:O	49:D3:50:VAL:HG22	2.07	0.54
25:DA:195:A:OP1	35:DP:46:LYS:NZ	2.37	0.54
25:DA:348:G:H2'	25:DA:349:G:H8	1.72	0.54
44:DY:7:VAL:HG21	44:DY:72:VAL:HG12	1.90	0.54
10:AJ:49:VAL:HG23	14:AN:41:ARG:HD2	1.90	0.54
28:BE:59:VAL:HG21	28:BE:74:PRO:HB3	1.90	0.54
39:BT:5:ALA:O	39:BT:9:LEU:N	2.41	0.54
1:CA:1279:A:O2'	1:CA:1281:U:OP2	2.12	0.54
1:CA:1387:G:H2'	1:CA:1388:C:C6	2.42	0.54

Continued on next page...

Continued from previous page...

Atom-1	Atom-2	Interatomic distance (Å)	Clash overlap (Å)
9:CI:4:TYR:CE2	9:CI:88:TYR:HD1	2.25	0.54
19:CS:17:GLU:O	19:CS:21:GLU:N	2.34	0.54
25:DA:1341:U:OP2	25:DA:1394:U:O2'	2.23	0.54
26:DB:50:G:OP1	38:DS:63:THR:OG1	2.19	0.54
25:DA:607:U:OP1	29:DF:102:PRO:HA	2.08	0.54
29:DF:129:PHE:CD2	29:DF:163:VAL:HG21	2.43	0.54
1:AA:1316:G:H2'	1:AA:1318:A:OP2	2.07	0.54
1:AA:186:C:H2'	1:AA:187:C:C6	2.42	0.54
1:AA:434:U:H2'	1:AA:435:C:C6	2.42	0.54
1:AA:72:C:H2'	1:AA:73:G:O4'	2.08	0.54
1:AA:78:G:C6	1:AA:91:C:N4	2.75	0.54
5:AE:51:VAL:O	5:AE:55:VAL:HG23	2.08	0.54
25:BA:1471:G:H2'	25:BA:1472:G:C8	2.43	0.54
25:BA:236:G:H4'	25:BA:413:G:C5	2.43	0.54
34:BO:35:VAL:HG11	34:BO:103:ALA:CB	2.36	0.54
1:CA:1169:A:N7	1:CA:1170:A:C5	2.76	0.54
1:CA:942:G:C2	1:CA:1342:C:C2	2.96	0.54
1:CA:991:U:O4	1:CA:1212:U:H1'	2.08	0.54
25:DA:1270:C:H5''	25:DA:1271:G:H5'	1.90	0.54
25:DA:340:A:N6	25:DA:341:G:C2	2.75	0.54
28:DE:24:THR:HG22	28:DE:186:GLY:O	2.07	0.54
38:DS:34:HIS:ND1	38:DS:53:SER:OG	2.33	0.54
4:AD:121:VAL:O	4:AD:134:ASP:HA	2.07	0.54
5:AE:76:ILE:HB	5:AE:77:PRO:HD2	1.90	0.54
23:AX:61:C:H2'	23:AX:62:C:H6	1.72	0.54
25:BA:287:G:N7	25:BA:448:U:H2'	2.22	0.54
25:BA:312:C:H2'	25:BA:313:A:H8	1.72	0.54
30:BG:11:TYR:CZ	30:BG:16:ARG:HD3	2.41	0.54
30:BG:143:GLU:OE2	50:B4:26:SER:OG	2.20	0.54
1:CA:1154:G:N7	1:CA:1155:G:N9	2.55	0.54
1:CA:1479:C:H2'	1:CA:1480:G:H8	1.72	0.54
3:CC:50:ALA:HB1	3:CC:72:LYS:O	2.08	0.54
9:CI:4:TYR:CE1	9:CI:88:TYR:HA	2.42	0.54
25:DA:2268:A:OP1	61:DA:4048:HOH:O	2.18	0.54
25:DA:2331:G:O2'	46:D0:43:THR:HG22	2.08	0.54
25:DA:2706:G:N7	61:DA:4124:HOH:O	2.34	0.54
25:DA:708:C:H42	25:DA:723:G:H1	1.55	0.54
25:DA:887:A:H5'	25:DA:888:C:OP1	2.07	0.54
1:AA:1064:G:H4'	1:AA:1065:U:OP1	2.07	0.54
1:AA:69:G:H2'	1:AA:70:G:C8	2.43	0.54
3:AC:129:ALA:HB3	3:AC:132:ARG:HB2	1.90	0.54

Continued on next page...

Continued from previous page...

Atom-1	Atom-2	Interatomic distance (Å)	Clash overlap (Å)
19:AS:61:TYR:CE2	19:AS:63:THR:HG23	2.44	0.54
25:BA:1067:A:H3'	25:BA:1067:A:C8	2.43	0.54
33:BN:4:TYR:CD2	40:BU:100:VAL:HG11	2.43	0.54
36:BQ:84:GLY:O	36:BQ:85:LYS:HB2	2.08	0.54
1:CA:841:U:H6	1:CA:841:U:OP1	1.91	0.54
1:CA:985:C:H2'	1:CA:986:A:C8	2.43	0.54
9:CI:9:ARG:H	9:CI:79:LEU:HD23	1.73	0.54
13:CM:25:ILE:HD11	13:CM:66:LEU:HD13	1.90	0.54
25:DA:1025:G:C4	25:DA:1135:C:H1'	2.42	0.54
25:DA:529:A:H62	25:DA:2041:U:H3	1.56	0.54
25:DA:2657:A:O3'	31:DH:160:LYS:NZ	2.41	0.54
1:AA:316:G:OP2	1:AA:351:G:O2'	2.24	0.53
2:AB:109:SER:HA	2:AB:112:VAL:HG13	1.90	0.53
6:AF:69:GLU:OE1	6:AF:69:GLU:N	2.39	0.53
25:BA:2474:U:H1'	25:BA:2503:U:O4	2.08	0.53
25:BA:2822:G:N2	25:BA:2899:C:O2	2.41	0.53
25:BA:479:C:O2	25:BA:483:A:O2'	2.24	0.53
1:CA:1128:C:H1'	1:CA:1147:C:H42	1.73	0.53
1:CA:276:G:H2'	1:CA:277:C:H5'	1.90	0.53
1:CA:737:A:H2'	1:CA:738:C:C6	2.43	0.53
10:CJ:77:PRO:O	10:CJ:81:THR:OG1	2.25	0.53
12:CL:36:VAL:HG22	12:CL:82:VAL:HG22	1.89	0.53
19:CS:20:LEU:HD23	19:CS:23:ASN:HD22	1.73	0.53
25:DA:2689:U:P	25:DA:2719:G:H22	2.31	0.53
25:DA:997:G:OP1	40:DU:92:ARG:HG2	2.08	0.53
28:DE:55:ASN:O	28:DE:58:ARG:HG2	2.07	0.53
40:DU:89:GLU:HB2	41:DV:50:PRO:HB2	1.89	0.53
1:AA:1118:C:H2'	1:AA:1119:C:C6	2.42	0.53
1:AA:1243:C:H2'	1:AA:1244:C:C6	2.43	0.53
1:AA:21:G:H2'	1:AA:22:G:C8	2.43	0.53
2:AB:24:TRP:CZ3	2:AB:26:PRO:HA	2.43	0.53
4:AD:116:GLN:NE2	4:AD:157:LEU:HD21	2.23	0.53
15:AO:39:LEU:HD13	15:AO:56:LEU:HB2	1.90	0.53
50:B4:63:TYR:CD1	50:B4:63:TYR:N	2.76	0.53
53:B7:1:MET:H3	53:B7:1:MET:HE3	1.73	0.53
25:BA:469:A:H1'	25:BA:1246:C:O4'	2.08	0.53
25:BA:1346:U:H4'	25:BA:1347:A:H5'	1.91	0.53
25:BA:1834:A:O2'	27:BD:259:THR:HG21	2.09	0.53
25:BA:1985:U:H4'	25:BA:1986:G:OP1	2.08	0.53
25:BA:272:U:OP1	32:BI:50:ARG:NH2	2.42	0.53
1:CA:1118:C:H1'	1:CA:1179:A:C5	2.43	0.53

Continued on next page...

Continued from previous page...

Atom-1	Atom-2	Interatomic distance (Å)	Clash overlap (Å)
1:CA:192:U:H2'	1:CA:193:C:C6	2.43	0.53
5:CE:52:PRO:HG2	5:CE:53:LEU:HD12	1.91	0.53
15:CO:56:LEU:O	15:CO:60:VAL:HG23	2.08	0.53
23:CX:19:G:H4'	23:CX:20:U:OP2	2.09	0.53
25:DA:1469:A:H2'	25:DA:1470:G:O4'	2.08	0.53
25:DA:1826:G:H4'	27:DD:242:ARG:NH1	2.23	0.53
28:DE:119:ARG:HD2	28:DE:120:TRP:CE2	2.43	0.53
31:DH:64:LEU:O	31:DH:68:THR:OG1	2.20	0.53
7:AG:111:ARG:NH1	7:AG:113:GLU:OE2	2.38	0.53
8:AH:34:GLU:OE2	8:AH:37:ARG:NH1	2.34	0.53
11:AK:98:LEU:O	11:AK:101:SER:OG	2.17	0.53
35:BP:121:LYS:HG2	35:BP:122:PRO:HD2	1.91	0.53
43:BX:11:PRO:HB3	43:BX:92:LEU:HD11	1.90	0.53
1:CA:557:G:C6	1:CA:558:G:C6	2.96	0.53
1:CA:598:U:H2'	1:CA:599:C:C6	2.43	0.53
2:CB:16:HIS:HB2	2:CB:204:ASN:CB	2.26	0.53
10:CJ:48:THR:O	14:CN:34:TYR:OH	2.27	0.53
18:CR:29:PHE:HE1	18:CR:31:LEU:HD13	1.72	0.53
31:DH:33:LEU:HD21	31:DH:136:ILE:HG13	1.90	0.53
31:DH:80:SER:OG	31:DH:81:GLU:N	2.40	0.53
1:AA:262:A:C6	1:AA:263:A:C6	2.96	0.53
1:AA:545:C:H5'	4:AD:72:GLU:HG2	1.90	0.53
25:BA:2642:G:H2'	25:BA:2643:G:C8	2.43	0.53
26:BB:33:G:C2	26:BB:50:G:C2	2.97	0.53
1:CA:1170:A:O2'	1:CA:1171:G:C8	2.61	0.53
1:CA:1305:G:H22	1:CA:1331:G:H1'	1.73	0.53
1:CA:999:C:N3	1:CA:1042:G:C2	2.77	0.53
10:CJ:6:ILE:O	10:CJ:71:LEU:HD12	2.08	0.53
13:CM:92:HIS:CE1	13:CM:98:VAL:HG11	2.44	0.53
23:CX:10:G:N2	23:CX:26:G:H1'	2.24	0.53
25:DA:2557:G:H2'	25:DA:2558:C:C6	2.43	0.53
25:DA:2831:G:OP1	28:DE:58:ARG:NH2	2.28	0.53
25:DA:300:A:H1'	25:DA:319:C:H1'	1.88	0.53
28:DE:163:GLU:HG2	28:DE:164:ARG:N	2.23	0.53
30:DG:41:GLN:HB3	30:DG:43:LEU:HD22	1.91	0.53
1:AA:352:C:OP2	61:AA:4067:HOH:O	2.19	0.53
1:AA:664:G:N2	1:AA:741:G:H1	2.06	0.53
1:AA:991:U:N3	1:AA:1212:U:H1'	2.24	0.53
3:AC:121:ALA:HB1	3:AC:189:ALA:HB2	1.91	0.53
11:AK:48:ILE:O	11:AK:50:TYR:N	2.40	0.53
26:BB:78:A:C2	26:BB:100:A:C4	2.95	0.53

Continued on next page...

Continued from previous page...

Atom-1	Atom-2	Interatomic distance (Å)	Clash overlap (Å)
1:CA:1128:C:H1'	1:CA:1147:C:N3	2.22	0.53
1:CA:1126:U:H4'	1:CA:1281:U:H1'	1.91	0.53
1:CA:837:G:H1	1:CA:849:C:N4	2.06	0.53
47:D1:23:LYS:HB3	47:D1:29:GLY:HA3	1.91	0.53
25:DA:1816:G:O6	27:DD:35:LYS:NZ	2.23	0.53
25:DA:2849:U:O4	39:DT:23:ARG:NH2	2.32	0.53
45:DZ:154:ASP:N	45:DZ:154:ASP:OD1	2.42	0.53
1:AA:102:G:H2'	1:AA:103:C:C6	2.43	0.53
1:AA:33:A:H2'	1:AA:34:C:C6	2.44	0.53
2:AB:35:GLU:HB2	2:AB:40:HIS:CD2	2.44	0.53
4:AD:196:LEU:H	4:AD:196:LEU:HD12	1.73	0.53
18:AR:40:LEU:HD22	18:AR:70:ILE:HG12	1.90	0.53
25:BA:1293:A:OP1	29:BF:95:ARG:NH2	2.39	0.53
25:BA:1405:A:N3	25:BA:1405:A:H5'	2.24	0.53
25:BA:1775:C:H5'	25:BA:1776:G:OP2	2.08	0.53
25:BA:2255:U:H2'	25:BA:2256:U:C6	2.44	0.53
25:BA:346:A:H5'	25:BA:364:A:H1'	1.89	0.53
25:BA:776:G:H2'	25:BA:1806:U:H1'	1.90	0.53
27:BD:148:GLU:HB2	27:BD:151:LYS:HD2	1.90	0.53
32:BI:108:THR:O	32:BI:109:ILE:HD12	2.09	0.53
35:BP:124:LYS:HG3	35:BP:144:GLU:HG2	1.91	0.53
44:BY:38:ILE:HD11	44:BY:66:PRO:HG3	1.90	0.53
1:CA:1104:G:H4'	2:CB:111:ARG:HH11	1.73	0.53
16:CP:5:ARG:NH1	16:CP:28:ARG:HA	2.24	0.53
17:CQ:66:SER:OG	17:CQ:67:LYS:N	2.42	0.53
17:CQ:66:SER:O	17:CQ:70:ARG:NH1	2.41	0.53
1:CA:1326:C:H5''	21:CU:18:TYR:O	2.09	0.53
25:DA:1914:C:H2'	25:DA:1915:U:O4'	2.08	0.53
25:DA:1946:U:H2'	25:DA:1947:C:C6	2.43	0.53
25:DA:2299:G:H22	25:DA:2318:G:H8	1.56	0.53
25:DA:2510:C:H4'	61:DA:4416:HOH:O	2.07	0.53
25:DA:2600:A:C6	25:DA:2601:C:N4	2.77	0.53
25:DA:2887:U:H2'	25:DA:2888:C:H6	1.73	0.53
25:DA:997:G:O2'	25:DA:998:C:H5'	2.08	0.53
45:DZ:53:ILE:HG22	45:DZ:71:VAL:O	2.09	0.53
1:AA:1031:G:H2'	1:AA:1032:G:H8	1.73	0.53
1:AA:1118:C:H1'	1:AA:1179:A:C5	2.44	0.53
1:AA:258:G:H2'	1:AA:259:G:H8	1.73	0.53
1:AA:376:G:O3'	16:AP:5:ARG:NH2	2.41	0.53
1:AA:473:G:C2	1:AA:474:G:C5	2.97	0.53
1:AA:652:U:O4	1:AA:752:G:O2'	2.22	0.53

Continued on next page...

Continued from previous page...

Atom-1	Atom-2	Interatomic distance (Å)	Clash overlap (Å)
2:AB:219:VAL:O	2:AB:222:ILE:HG13	2.09	0.53
8:AH:39:LEU:HB3	8:AH:45:ILE:HD11	1.90	0.53
11:AK:15:ALA:O	11:AK:79:SER:N	2.33	0.53
19:AS:22:LEU:HD13	19:AS:47:HIS:CD2	2.44	0.53
23:AX:23:C:H2'	23:AX:24:U:C6	2.44	0.53
35:BP:65:ARG:HG3	54:B8:25:MET:HG3	1.91	0.53
25:BA:1660:A:OP1	25:BA:1663:C:N4	2.39	0.53
37:BR:55:ALA:HB2	37:BR:79:LEU:HD13	1.90	0.53
1:CA:1182:G:H4'	1:CA:1183:A:H3'	1.90	0.53
1:CA:1220:G:O3'	19:CS:36:ARG:HD3	2.09	0.53
1:CA:587:G:N2	1:CA:754:C:OP2	2.34	0.53
10:CJ:78:ASN:O	10:CJ:80:LYS:N	2.41	0.53
12:CL:117:ARG:HB3	12:CL:122:THR:HB	1.89	0.53
48:D2:28:LYS:HD3	48:D2:60:LEU:HD11	1.91	0.53
25:DA:2286:A:H4'	25:DA:2287:A:O4'	2.08	0.53
25:DA:67:U:H2'	25:DA:68:G:O4'	2.09	0.53
28:DE:108:SER:HB3	28:DE:165:VAL:HG21	1.91	0.53
30:DG:96:ARG:O	30:DG:99:MET:HB3	2.09	0.53
1:AA:189(K):U:H2'	1:AA:189(L):G:C8	2.44	0.53
1:AA:243:A:C2	1:AA:246:A:C8	2.97	0.53
4:AD:119:GLN:HG2	4:AD:123:HIS:CD2	2.43	0.53
9:AI:8:GLY:HA3	9:AI:76:ALA:O	2.09	0.53
25:BA:1067:A:H2'	25:BA:1069:U:H5'	1.89	0.53
25:BA:139:A:C8	25:BA:1454:C:O2'	2.60	0.53
25:BA:326:C:H2'	25:BA:327:U:H6	1.74	0.53
25:BA:407:U:H2'	25:BA:408:G:H8	1.73	0.53
7:CG:51:GLN:O	7:CG:55:GLY:HA2	2.08	0.53
13:CM:89:GLY:O	13:CM:93:ARG:HG3	2.09	0.53
18:CR:61:LYS:O	18:CR:65:ILE:HG12	2.08	0.53
25:DA:1319:G:C6	25:DA:1320:C:N4	2.77	0.53
25:DA:2189:U:H2'	25:DA:2190:G:H8	1.74	0.53
25:DA:2469:A:C2	25:DA:2482:G:C8	2.97	0.53
25:DA:2698:U:H2'	25:DA:2699:C:C6	2.44	0.53
25:DA:796:C:H2'	25:DA:797:C:C6	2.44	0.53
25:DA:96:G:H4'	48:D2:48:HIS:CD2	2.43	0.53
1:AA:381:C:N4	1:AA:382:A:C2	2.77	0.53
1:AA:987:G:H1	1:AA:1218:C:H42	1.57	0.53
23:AX:23:C:H2'	23:AX:24:U:H6	1.74	0.53
23:AX:59:A:C2'	23:AX:60:U:H5'	2.39	0.53
25:BA:1597:C:OP1	25:BA:1765:U:O2'	2.19	0.53
25:BA:2255:U:OP1	61:BA:3915:HOH:O	2.19	0.53

Continued on next page...

Continued from previous page...

Atom-1	Atom-2	Interatomic distance (Å)	Clash overlap (Å)
32:BI:3:VAL:HG12	32:BI:38:LEU:HA	1.91	0.53
36:BQ:85:LYS:HG2	46:B0:7:LEU:HB3	1.91	0.53
41:BV:95:LEU:HD13	41:BV:97:LYS:HD3	1.90	0.53
1:CA:1007:C:C4	1:CA:1022:G:N1	2.73	0.53
1:CA:1122:U:C4	1:CA:1151:A:N1	2.77	0.53
1:CA:73:G:C6	1:CA:97:G:C6	2.97	0.53
25:DA:2712:U:H1'	25:DA:2712(A):A:C8	2.44	0.53
30:DG:63:ILE:HA	30:DG:143:GLU:HG3	1.89	0.53
35:DP:38:GLN:O	35:DP:39:LYS:HB3	2.09	0.53
38:DS:11:LYS:O	38:DS:15:ARG:HG3	2.09	0.53
1:AA:1027:C:C2	1:AA:1034:G:N1	2.69	0.53
12:AL:60:LEU:HD21	12:AL:66:VAL:HG22	1.91	0.53
13:AM:37:THR:HG21	13:AM:56:LEU:HA	1.90	0.53
25:BA:851:A:OP1	61:BA:4484:HOH:O	2.19	0.53
32:BI:27:ARG:HD2	47:B1:71:TYR:CE1	2.44	0.53
32:BI:29:TYR:O	32:BI:32:PRO:HD2	2.09	0.53
1:CA:1095:U:H2'	1:CA:1096:C:O4'	2.09	0.53
1:CA:954:G:H2'	1:CA:955:U:C6	2.44	0.53
7:CG:62:PHE:HA	7:CG:124:LEU:HD22	1.90	0.53
1:CA:1360:A:OP2	14:CN:35:ARG:NH2	2.41	0.53
15:CO:33:THR:HG21	15:CO:85:LEU:HD22	1.91	0.53
25:DA:687:C:H42	25:DA:787:U:H4'	1.73	0.53
1:AA:975:A:H8	1:AA:975:A:H5'	1.74	0.52
1:AA:1070:U:OP1	5:AE:25:ARG:NH1	2.38	0.52
52:B6:6:ARG:NH1	52:B6:26:ASN:HB2	2.24	0.52
25:BA:1653:C:H4'	25:BA:1654:A:O5'	2.09	0.52
25:BA:1993:A:C4	27:BD:241:PRO:HD3	2.45	0.52
27:BD:108:PRO:HG3	27:BD:143:HIS:CE1	2.43	0.52
1:CA:473:G:H2'	1:CA:474:G:C8	2.45	0.52
1:CA:850:U:H2'	1:CA:851:G:H5''	1.90	0.52
1:CA:983:A:H2	1:CA:984:C:C6	2.26	0.52
5:CE:90:VAL:O	5:CE:91:LEU:HD13	2.08	0.52
50:D4:46:GLN:HB3	50:D4:48:ARG:HG2	1.90	0.52
25:DA:1344:G:O2'	25:DA:1385:G:H2'	2.09	0.52
25:DA:1858:G:O6	61:DA:4292:HOH:O	2.16	0.52
25:DA:2750:A:H8	25:DA:2750:A:OP1	1.92	0.52
25:DA:475:U:C4	25:DA:481:G:O6	2.62	0.52
1:AA:1272:G:H2'	1:AA:1273:G:O4'	2.10	0.52
1:AA:154:C:N3	1:AA:168:G:N1	2.58	0.52
1:AA:56:U:H2'	1:AA:57:G:H8	1.72	0.52
1:AA:923:A:H2'	1:AA:924:C:C6	2.44	0.52

Continued on next page...

Continued from previous page...

Atom-1	Atom-2	Interatomic distance (Å)	Clash overlap (Å)
54:B8:33:ASN:HA	54:B8:36:LYS:HD2	1.90	0.52
25:BA:1954:A:H2'	25:BA:1955:G:O4'	2.09	0.52
25:BA:1952:G:O2'	25:BA:1990:G:O6	2.20	0.52
35:BP:82:GLY:HA2	35:BP:113:LYS:O	2.09	0.52
1:CA:1116:C:H2'	1:CA:1117:G:H5''	1.90	0.52
2:CB:16:HIS:CG	2:CB:17:PHE:H	2.28	0.52
2:CB:178:ARG:CZ	8:CH:74:PRO:HG3	2.40	0.52
25:DA:10:G:H2'	25:DA:11:G:C8	2.44	0.52
25:DA:1434:A:H61	25:DA:1558:A:N6	2.07	0.52
25:DA:2313:C:O2	25:DA:2313:C:H2'	2.09	0.52
25:DA:2646:C:H2'	25:DA:2647:U:O4'	2.09	0.52
25:DA:531:C:H5'	61:DA:4094:HOH:O	2.09	0.52
31:DH:105:LEU:HD11	31:DH:148:ILE:HG23	1.91	0.52
32:DI:43:ASN:C	32:DI:43:ASN:HD22	2.12	0.52
43:DX:84:ALA:HB3	43:DX:87:GLN:NE2	2.24	0.52
1:AA:1005:A:H1'	1:AA:1036:G:H22	1.75	0.52
1:AA:1187:G:H4'	9:AI:111:ARG:HH11	1.73	0.52
1:AA:1256:A:H5''	1:AA:1258:G:H1'	1.92	0.52
8:AH:120:THR:H	8:AH:123:GLU:HB2	1.72	0.52
1:AA:719:C:O2'	18:AR:49:LYS:HB3	2.10	0.52
24:AW:8:2R3:H65	24:AW:10:2QY:CE1	2.38	0.52
49:B3:59:VAL:O	49:B3:60:GLU:HG2	2.09	0.52
25:BA:1913:G:H2'	25:BA:1914:C:C6	2.45	0.52
30:BG:16:ARG:HE	30:BG:31:VAL:HG11	1.73	0.52
1:CA:1179:A:N1	1:CA:1180:A:C8	2.78	0.52
1:CA:1376:U:H2'	1:CA:1377:A:C8	2.44	0.52
1:CA:583:A:H2'	1:CA:584:G:O4'	2.09	0.52
16:CP:53:VAL:HG13	16:CP:79:VAL:HG22	1.91	0.52
25:DA:1219:G:H1	25:DA:1230:C:H42	1.55	0.52
25:DA:2454:G:H1'	61:DA:3886:HOH:O	2.08	0.52
32:DI:126:TYR:HB2	32:DI:142:VAL:HG23	1.92	0.52
36:DQ:56:ARG:CG	36:DQ:56:ARG:HH11	2.22	0.52
40:DU:78:THR:O	40:DU:117:GLN:NE2	2.42	0.52
1:AA:1142:G:H3'	1:AA:1143:G:H8	1.74	0.52
1:AA:364:A:H2'	1:AA:365:U:C6	2.44	0.52
1:AA:558:G:H5''	1:AA:559:A:OP2	2.10	0.52
2:AB:201:ILE:HG21	2:AB:214:ILE:HG21	1.91	0.52
25:BA:1221:G:N2	25:BA:1223:C:OP2	2.43	0.52
26:BB:86:G:H1	26:BB:91:C:N4	2.08	0.52
34:BO:8:LEU:HB2	34:BO:19:ILE:HG13	1.91	0.52
25:BA:662:A:H8	35:BP:117:GLU:HG3	1.74	0.52

Continued on next page...

Continued from previous page...

Atom-1	Atom-2	Interatomic distance (Å)	Clash overlap (Å)
1:CA:1237:C:HO2'	1:CA:1300:G:H1	1.55	0.52
1:CA:838:G:H1	1:CA:848:C:H42	1.56	0.52
4:CD:175:SER:HB3	4:CD:186:LEU:HD11	1.91	0.52
1:CA:1131:G:OP1	9:CI:20:ARG:NH2	2.42	0.52
47:D1:73:LEU:HB3	47:D1:94:LEU:HD22	1.91	0.52
25:DA:184:C:H2'	25:DA:185:U:H6	1.75	0.52
25:DA:2099:U:H5'	25:DA:2100:G:OP2	2.09	0.52
25:DA:2704:C:H2'	25:DA:2705:A:O4'	2.09	0.52
25:DA:446:G:OP1	40:DU:3:ARG:NH1	2.39	0.52
25:DA:991:C:OP1	61:DA:4100:HOH:O	2.19	0.52
27:DD:133:LEU:HA	27:DD:136:ILE:HD12	1.90	0.52
25:DA:2562:U:H1'	34:DO:23:ARG:HD3	1.92	0.52
34:DO:71:ARG:NE	34:DO:105:GLU:OE2	2.42	0.52
38:DS:26:LEU:HD22	38:DS:87:PHE:CE1	2.44	0.52
40:DU:79:PHE:CZ	40:DU:83:LEU:HD21	2.44	0.52
1:AA:100:C:H2'	1:AA:101:A:C8	2.44	0.52
1:AA:1210:C:H2'	1:AA:1211:U:H5'	1.92	0.52
1:AA:503:C:H2'	1:AA:504:C:H6	1.74	0.52
1:AA:985:C:H2'	1:AA:986:A:C8	2.44	0.52
17:AQ:56:VAL:HB	17:AQ:78:GLU:HB3	1.91	0.52
25:BA:2819:A:C6	25:BA:2820:A:C6	2.98	0.52
1:CA:1004:A:N7	1:CA:1037:C:H2'	2.25	0.52
1:CA:1216:G:H5''	14:CN:5:ALA:HB2	1.91	0.52
1:CA:1310:G:H5'	13:CM:77:ASN:ND2	2.25	0.52
4:CD:99:SER:O	4:CD:140:VAL:HG23	2.09	0.52
18:CR:33:ASP:OD2	18:CR:36:ASN:HB2	2.08	0.52
25:DA:1589:C:H2'	25:DA:1590:U:C6	2.44	0.52
25:DA:2751:G:C8	31:DH:2:SER:N	2.77	0.52
30:DG:122:PRO:HG3	30:DG:180:PHE:HB3	1.92	0.52
32:DI:93:THR:O	32:DI:97:ILE:HG13	2.09	0.52
1:AA:1241:G:H2'	1:AA:1242:C:C6	2.44	0.52
1:AA:134:A:H61	16:AP:25:ARG:NH1	2.07	0.52
1:AA:148:G:O2'	1:AA:149:A:H8	1.91	0.52
1:AA:195:A:N3	1:AA:222:U:O2'	2.30	0.52
5:AE:78:HIS:HD1	8:AH:104:ARG:HD2	1.74	0.52
7:AG:113:GLU:HG2	7:AG:119:ARG:HG2	1.90	0.52
1:AA:520:A:O2'	12:AL:73:GLU:OE1	2.14	0.52
28:BE:47:VAL:HG21	28:BE:86:PRO:CD	2.38	0.52
1:CA:1399:C:C2	1:CA:1502:A:N6	2.78	0.52
1:CA:358:U:H2'	1:CA:359:U:H6	1.75	0.52
25:DA:1300:U:H4'	25:DA:1301:A:H5''	1.91	0.52

Continued on next page...

Continued from previous page...

Atom-1	Atom-2	Interatomic distance (Å)	Clash overlap (Å)
25:DA:1309:G:O2'	25:DA:1611:C:O2'	2.27	0.52
25:DA:1857:G:O2'	25:DA:1885:A:N6	2.42	0.52
25:DA:271(H):G:H2'	25:DA:271(I):G:C8	2.45	0.52
25:DA:468:G:H5''	29:DF:60:SER:HB2	1.90	0.52
25:DA:524:U:H2'	25:DA:525:U:H6	1.73	0.52
25:DA:539:G:H2'	25:DA:540:C:H6	1.73	0.52
25:DA:947:G:N2	25:DA:971:C:C2	2.78	0.52
31:DH:56:SER:OG	31:DH:57:ASP:N	2.40	0.52
37:DR:38:VAL:HG22	37:DR:112:ALA:HB2	1.92	0.52
38:DS:3:ARG:O	38:DS:4:LEU:HD23	2.10	0.52
41:DV:65:GLY:HA3	41:DV:91:TYR:CZ	2.44	0.52
41:DV:62:LEU:HD11	41:DV:95:LEU:HB2	1.91	0.52
25:BA:173:C:H2'	25:BA:174:U:C6	2.44	0.52
25:BA:1941:A:H5''	25:BA:1942:C:OP2	2.10	0.52
25:BA:2897:U:H2'	25:BA:2898:C:H6	1.72	0.52
25:BA:354:A:H2	25:BA:1255:A:HO2'	1.57	0.52
26:BB:76:G:N2	26:BB:101:G:O6	2.40	0.52
1:CA:1041:A:C6	1:CA:1042:G:C6	2.98	0.52
6:CF:96:PRO:HB3	18:CR:30:ASP:CG	2.30	0.52
25:DA:2262:U:H4'	25:DA:2328:A:C2	2.45	0.52
25:DA:592:G:O2'	54:D8:4:MET:HG3	2.09	0.52
30:DG:82:LEU:HA	30:DG:86:MET:SD	2.49	0.52
33:DN:38:HIS:ND1	33:DN:39:ARG:HG3	2.25	0.52
45:DZ:152:ALA:O	45:DZ:155:LEU:HD22	2.10	0.52
45:DZ:157:LEU:HB3	45:DZ:161:VAL:HG13	1.92	0.52
45:DZ:6:LYS:HE2	45:DZ:43:GLU:OE1	2.09	0.52
1:AA:826:C:H2'	1:AA:827:U:C6	2.44	0.52
4:AD:85:LYS:HG3	4:AD:86:LYS:N	2.24	0.52
6:AF:67:MET:SD	6:AF:75:LEU:HD13	2.50	0.52
15:AO:33:THR:HG21	15:AO:85:LEU:HD22	1.91	0.52
15:AO:74:ASP:OD2	15:AO:77:ARG:HG3	2.09	0.52
54:B8:62:LEU:HB3	54:B8:65:GLU:HG2	1.91	0.52
25:BA:1717:C:O2	28:BE:129:HIS:NE2	2.34	0.52
25:BA:1814:A:OP1	61:BA:4519:HOH:O	2.18	0.52
25:BA:1993:A:OP2	27:BD:242:ARG:NH2	2.42	0.52
34:BO:16:ALA:HB2	34:BO:52:VAL:HG21	1.92	0.52
1:CA:1207:G:H2'	1:CA:1208:C:H6	1.75	0.52
1:CA:192:U:C2'	1:CA:193:C:H5'	2.40	0.52
1:CA:792:A:H4'	1:CA:793:U:O5'	2.10	0.52
2:CB:76:GLN:HB2	2:CB:208:ILE:HG12	1.91	0.52
25:DA:348:G:H2'	25:DA:349:G:C8	2.45	0.52

Continued on next page...

Continued from previous page...

Atom-1	Atom-2	Interatomic distance (Å)	Clash overlap (Å)
26:DB:19:G:H2'	26:DB:20:C:O4'	2.09	0.52
26:DB:46:A:H2'	26:DB:47:C:C6	2.44	0.52
30:DG:16:ARG:NE	30:DG:31:VAL:HG11	2.25	0.52
45:DZ:8:TYR:HB2	45:DZ:38:TYR:CE2	2.45	0.52
1:AA:407:G:H2'	1:AA:408:A:H8	1.74	0.52
1:AA:447:G:H2'	1:AA:485:G:N2	2.25	0.52
9:AI:7:THR:O	9:AI:83:ARG:NH1	2.41	0.52
10:AJ:61:GLU:OE2	14:AN:45:ARG:NE	2.35	0.52
23:AX:10:G:N2	23:AX:26:G:H1'	2.25	0.52
50:B4:63:TYR:N	50:B4:64:GLY:HA2	2.25	0.52
25:BA:344:A:OP1	29:BF:135:LYS:NZ	2.41	0.52
29:BF:157:VAL:HB	29:BF:194:MET:HG2	1.91	0.52
32:BI:93:THR:HG22	32:BI:119:PRO:HB3	1.92	0.52
36:BQ:35:VAL:HG13	36:BQ:130:LYS:HB3	1.92	0.52
1:CA:1063:C:H5''	1:CA:1064:G:H2'	1.92	0.52
1:CA:1269:A:H2	1:CA:1312:G:N3	2.08	0.52
1:CA:1323:G:H4'	1:CA:1363:C:C2	2.45	0.52
1:CA:1492:A:H2'	1:CA:1493:A:H1'	1.92	0.52
2:CB:56:ARG:NH1	2:CB:56:ARG:HB3	2.25	0.52
9:CI:78:LYS:HD3	9:CI:101:PHE:HD2	1.75	0.52
19:CS:28:LYS:HB2	19:CS:29:ARG:CB	2.40	0.52
25:DA:1268:A:H2'	25:DA:1269:A:O4'	2.10	0.52
25:DA:2086:U:H2'	25:DA:2087:G:C8	2.45	0.52
25:DA:323:G:O2'	25:DA:1205:U:N3	2.32	0.52
25:DA:72:U:OP2	48:D2:29:LYS:NZ	2.33	0.52
27:DD:69:ARG:NH2	27:DD:128:GLY:O	2.39	0.52
37:DR:56:LYS:NZ	37:DR:90:ARG:O	2.43	0.52
43:DX:12:VAL:HG22	43:DX:29:TRP:CE2	2.45	0.52
1:AA:1328:C:OP1	21:AU:21:TYR:OH	2.25	0.52
2:AB:55:PHE:HA	2:AB:58:ILE:HD12	1.92	0.52
2:AB:60:ASP:O	2:AB:64:ARG:HB2	2.10	0.52
25:BA:2108:U:H2'	25:BA:2109:G:C8	2.45	0.52
25:BA:2784:C:H2'	25:BA:2785:C:C6	2.44	0.52
25:BA:864:C:O2'	25:BA:886:U:H5''	2.10	0.52
31:BH:24:VAL:HG13	31:BH:37:VAL:HG21	1.91	0.52
9:CI:21:PRO:HA	9:CI:59:PHE:HA	1.92	0.52
1:CA:1309:G:H5'	13:CM:78:ILE:HD11	1.92	0.52
20:CT:13:LEU:O	20:CT:17:ARG:HG3	2.10	0.52
25:DA:154:G:O6	25:DA:172:C:N4	2.43	0.52
25:DA:601:C:O2	25:DA:605:C:H4'	2.10	0.52
25:DA:774:A:H2'	25:DA:774:A:N3	2.25	0.52

Continued on next page...

Continued from previous page...

Atom-1	Atom-2	Interatomic distance (Å)	Clash overlap (Å)
25:DA:84:A:N1	25:DA:98:G:O2'	2.41	0.52
25:DA:864:G:C6	25:DA:865:C:N4	2.78	0.52
26:DB:66:A:H61	26:DB:109:C:H5'	1.75	0.52
28:DE:120:TRP:CE3	28:DE:155:LYS:HD3	2.45	0.52
29:DF:65:TRP:CZ2	29:DF:75:HIS:HD2	2.28	0.52
31:DH:106:THR:HG23	31:DH:112:PRO:HB3	1.92	0.52
40:DU:76:TYR:OH	40:DU:92:ARG:NH1	2.42	0.52
40:DU:78:THR:HG22	40:DU:117:GLN:NE2	2.24	0.52
1:AA:1223:C:H5''	1:AA:1224:G:C5'	2.40	0.51
1:AA:184:G:H2'	1:AA:185:A:C8	2.42	0.51
1:AA:396:G:O2'	1:AA:398:C:OP1	2.15	0.51
1:AA:503:C:H2'	1:AA:504:C:C6	2.46	0.51
1:AA:657:G:C2	1:AA:658:G:C8	2.98	0.51
25:BA:239:G:OP2	54:B8:13:ARG:NH2	2.43	0.51
27:BD:234:GLY:O	61:BD:402:HOH:O	2.19	0.51
28:BE:11:MET:HG2	28:BE:24:THR:HB	1.92	0.51
26:BB:91:C:OP2	36:BQ:16:ARG:NH1	2.42	0.51
1:CA:1411:C:H2'	1:CA:1412:C:C6	2.44	0.51
1:CA:1517:G:H1'	25:DA:1919:A:O3'	2.10	0.51
1:CA:15:G:H2'	1:CA:16:A:H8	1.74	0.51
1:CA:652:U:O2'	1:CA:653:A:OP2	2.24	0.51
1:CA:742:G:OP2	15:CO:35:ARG:NH2	2.40	0.51
1:CA:660:G:H1	1:CA:745:C:H42	1.58	0.51
12:CL:97:ARG:HB2	12:CL:98:TYR:CE2	2.45	0.51
25:DA:1529:G:H2'	25:DA:1530:C:H6	1.75	0.51
25:DA:528:A:C2	25:DA:2042:A:H2'	2.45	0.51
26:DB:43:C:H5''	50:D4:1:MET:HG2	1.91	0.51
32:DI:62:LYS:HG2	32:DI:133:HIS:NE2	2.25	0.51
39:DT:19:LEU:HD22	39:DT:86:ILE:HG13	1.92	0.51
39:DT:23:ARG:HG3	39:DT:120:ARG:NH1	2.24	0.51
1:AA:192:U:O2'	1:AA:193:C:H6	1.92	0.51
1:AA:502:G:C6	1:AA:503:C:C4	2.98	0.51
1:AA:785:G:C2'	1:AA:786:G:H5'	2.41	0.51
1:AA:454:C:OP1	16:AP:75:ARG:NH2	2.42	0.51
1:AA:235:C:H5'	17:AQ:70:ARG:HG2	1.92	0.51
25:BA:1378:G:OP1	61:BA:4471:HOH:O	2.19	0.51
25:BA:2779:G:H2'	25:BA:2779:G:N3	2.24	0.51
25:BA:611:U:H2'	25:BA:612:C:C6	2.46	0.51
32:BI:72:LEU:HA	32:BI:75:LEU:HD11	1.91	0.51
43:BX:1:MET:HE1	48:B2:26:ARG:HH21	1.75	0.51
1:CA:1227:A:H8	1:CA:1227:A:H3'	1.75	0.51

Continued on next page...

Continued from previous page...

Atom-1	Atom-2	Interatomic distance (Å)	Clash overlap (Å)
1:CA:1311:G:H1	1:CA:1326:C:H42	1.57	0.51
1:CA:1206:G:H4'	3:CC:192:THR:O	2.09	0.51
18:CR:52:PRO:O	18:CR:56:THR:HG23	2.10	0.51
20:CT:16:HIS:O	20:CT:19:SER:OG	2.17	0.51
25:DA:652(B):A:C2	25:DA:655:A:H1'	2.44	0.51
26:DB:6:C:H2'	26:DB:7:G:H5''	1.92	0.51
28:DE:141:ILE:O	28:DE:154:LYS:HE2	2.10	0.51
1:AA:1399:C:C2	1:AA:1502:A:N6	2.78	0.51
1:AA:202:U:H3'	1:AA:203:U:H6	1.75	0.51
1:AA:45:U:H2'	1:AA:46:G:C8	2.45	0.51
1:AA:626:U:C2	1:AA:627:G:C8	2.98	0.51
2:AB:220:ASP:O	2:AB:223:ILE:HG12	2.10	0.51
9:AI:64:THR:HG23	9:AI:66:ARG:HD2	1.92	0.51
47:B1:3:LYS:HB2	47:B1:61:ARG:NH1	2.25	0.51
47:B1:91:LYS:O	47:B1:95:LEU:HD22	2.11	0.51
25:BA:1218:G:O2'	25:BA:1219:A:O5'	2.28	0.51
25:BA:2372:A:H8	25:BA:2372:A:O5'	1.92	0.51
25:BA:2889:C:OP2	61:BA:4427:HOH:O	2.19	0.51
25:BA:895:G:H2'	25:BA:896:A:C8	2.46	0.51
36:BQ:51:ARG:HD3	36:BQ:66:ILE:HD11	1.93	0.51
45:BZ:110:GLY:O	45:BZ:113:ALA:HB3	2.10	0.51
1:CA:1121:U:C4	1:CA:1122:U:C5	2.98	0.51
1:CA:344:A:H4'	1:CA:345:C:OP2	2.10	0.51
2:CB:167:PRO:HG3	2:CB:188:ALA:HB2	1.92	0.51
3:CC:180:ALA:HB1	3:CC:203:PHE:CE1	2.46	0.51
10:CJ:22:LYS:HA	10:CJ:25:GLU:HB2	1.93	0.51
47:D1:51:VAL:HG11	47:D1:74:VAL:HG21	1.92	0.51
25:DA:1563:G:H2'	25:DA:1564:C:C6	2.45	0.51
25:DA:2327:A:H2'	25:DA:2328:A:C8	2.45	0.51
25:DA:2474:C:H5''	25:DA:2475:C:OP2	2.10	0.51
25:DA:852:G:N2	25:DA:926:A:H1'	2.26	0.51
38:DS:88:ASP:OD1	38:DS:90:GLY:N	2.43	0.51
1:AA:413:G:N2	1:AA:428:G:H1'	2.24	0.51
1:AA:543:C:C2'	1:AA:544:G:H5'	2.41	0.51
1:AA:674:G:H2'	1:AA:675:A:H8	1.74	0.51
8:AH:41:ARG:NH2	8:AH:123:GLU:OE2	2.35	0.51
8:AH:25:ASP:N	8:AH:25:ASP:OD1	2.43	0.51
48:B2:2:LYS:O	48:B2:6:VAL:HG23	2.11	0.51
25:BA:1405:A:N6	25:BA:1418:U:H3	2.09	0.51
28:BE:2:LYS:HG3	28:BE:200:GLU:HB2	1.93	0.51
44:BY:99:CYS:HB2	44:BY:106:LEU:HD21	1.92	0.51

Continued on next page...

Continued from previous page...

Atom-1	Atom-2	Interatomic distance (Å)	Clash overlap (Å)
1:CA:1004:A:H2'	1:CA:1005:A:H5'	1.92	0.51
1:CA:1510:U:H2'	1:CA:1511:G:C8	2.44	0.51
1:CA:266:G:H5'	1:CA:266:G:C8	2.46	0.51
8:CH:86:ILE:HG13	8:CH:133:LEU:HD22	1.92	0.51
8:CH:29:SER:HB3	8:CH:32:LYS:HG3	1.91	0.51
25:DA:184:C:H2'	25:DA:185:U:C6	2.45	0.51
1:AA:102:G:H2'	1:AA:103:C:H6	1.76	0.51
1:AA:1051:C:H2'	1:AA:1052:U:C6	2.45	0.51
1:AA:671:G:H2'	1:AA:672:U:O4'	2.11	0.51
1:AA:865:A:C2	1:AA:918:A:H4'	2.46	0.51
2:AB:208:ILE:HA	2:AB:211:ILE:HD12	1.91	0.51
4:AD:158:ILE:O	4:AD:162:LEU:N	2.42	0.51
7:AG:146:GLU:O	7:AG:149:ARG:HB2	2.11	0.51
48:B2:44:LEU:HD23	48:B2:47:ASN:HA	1.93	0.51
19:AS:65:ASN:HA	50:B4:58:ARG:HG3	1.93	0.51
50:B4:61:ARG:HG3	50:B4:62:ARG:N	2.26	0.51
25:BA:549:U:H2'	25:BA:550:U:C6	2.46	0.51
25:BA:559:U:H2'	25:BA:560:C:C6	2.45	0.51
1:CA:1001(A):G:H2'	1:CA:1002:G:O4'	2.11	0.51
1:CA:1343:G:H2'	1:CA:1344:C:C6	2.45	0.51
1:CA:392:G:H2'	1:CA:393:A:H8	1.73	0.51
1:CA:424:G:H2'	1:CA:425:G:H8	1.75	0.51
5:CE:40:ARG:NH2	5:CE:68:GLU:HA	2.25	0.51
19:CS:64:GLU:O	19:CS:67:VAL:HG23	2.10	0.51
49:D3:16:PRO:HB2	49:D3:18:ASP:OD1	2.11	0.51
25:DA:1297:C:H2'	25:DA:1298:C:H6	1.76	0.51
25:DA:1766:U:H2'	25:DA:1767:C:C6	2.44	0.51
25:DA:588:U:H2'	25:DA:589:C:C6	2.45	0.51
25:DA:637:A:H8	35:DP:117:GLU:HG3	1.74	0.51
1:AA:1144:G:N2	1:AA:1146:A:H62	2.09	0.51
1:AA:1187:G:H2'	1:AA:1188:A:C8	2.45	0.51
1:AA:714:G:H2'	1:AA:715:A:C8	2.46	0.51
1:AA:747:C:OP2	1:AA:748:C:N4	2.44	0.51
2:AB:19:HIS:CD2	2:AB:206:ASP:HB2	2.46	0.51
25:BA:155:C:H6	25:BA:155:C:OP2	1.94	0.51
25:BA:1647:G:N7	61:BA:4116:HOH:O	2.35	0.51
25:BA:296:U:H2'	25:BA:297:C:H6	1.76	0.51
30:BG:131:TYR:HB3	30:BG:159:VAL:HG13	1.91	0.51
25:BA:581:G:OP1	33:BN:111:PRO:HD2	2.11	0.51
1:CA:144:G:H1	1:CA:178:C:H42	1.59	0.51
1:CA:920:U:H2'	1:CA:921:U:C6	2.45	0.51

Continued on next page...

Continued from previous page...

Atom-1	Atom-2	Interatomic distance (Å)	Clash overlap (Å)
2:CB:138:LEU:HA	2:CB:141:GLU:HB3	1.92	0.51
13:CM:14:ARG:CZ	13:CM:42:ALA:HA	2.40	0.51
1:CA:229:U:O2'	16:CP:23:ASP:OD2	2.26	0.51
25:DA:1709:U:H2'	25:DA:1710:C:C6	2.45	0.51
25:DA:1810:A:H2'	25:DA:1811:G:O4'	2.11	0.51
25:DA:2602:A:OP2	25:DA:2603:G:H5''	2.11	0.51
25:DA:848:G:N9	25:DA:933:A:H8	2.08	0.51
36:DQ:75:THR:HA	36:DQ:89:ASN:O	2.11	0.51
44:DY:44:ILE:HA	44:DY:63:LYS:O	2.11	0.51
1:AA:346:G:C6	1:AA:348:G:N2	2.78	0.51
7:AG:111:ARG:HB3	7:AG:113:GLU:OE2	2.11	0.51
8:AH:11:THR:HG22	8:AH:15:ASN:ND2	2.25	0.51
50:B4:62:ARG:HB2	50:B4:63:TYR:CD1	2.44	0.51
25:BA:2050:U:H2'	25:BA:2051:G:O4'	2.11	0.51
34:BO:2:ILE:HD12	34:BO:6:THR:HG21	1.92	0.51
35:BP:121:LYS:O	35:BP:123:LEU:N	2.44	0.51
37:BR:26:LYS:HE2	37:BR:70:LEU:O	2.10	0.51
38:BS:11:LYS:HD2	38:BS:15:ARG:NH1	2.25	0.51
1:CA:1316:G:O2'	1:CA:1318:A:N7	2.38	0.51
1:CA:596:C:H2'	1:CA:597:G:H8	1.74	0.51
1:CA:620:C:C2	4:CD:135:LEU:HG	2.46	0.51
2:CB:87:ARG:NH2	2:CB:220:ASP:OD1	2.35	0.51
2:CB:24:TRP:CZ3	2:CB:26:PRO:HA	2.46	0.51
3:CC:100:ALA:O	3:CC:102:ASN:ND2	2.44	0.51
3:CC:42:LEU:O	3:CC:46:GLU:HG2	2.11	0.51
25:DA:2408:U:H6	25:DA:2408:U:O5'	1.94	0.51
25:DA:2849:U:H4'	25:DA:2868:A:C2	2.46	0.51
25:DA:411:G:C5	35:DP:72:PRO:HB3	2.46	0.51
1:AA:1442:G:H2'	1:AA:1442(A):G:H5'	1.93	0.51
1:AA:738:C:H2'	1:AA:739:C:C6	2.46	0.51
1:AA:991:U:C4	1:AA:1212:U:H1'	2.46	0.51
4:AD:3:ARG:HE	4:AD:118:ARG:CD	2.24	0.51
4:AD:18:LYS:HG2	57:AD:501:SF4:S1	2.51	0.51
14:AN:3:ARG:HH21	14:AN:3:ARG:HB3	1.75	0.51
12:AL:59:ARG:HD3	24:AW:10:2QY:C	2.41	0.51
25:BA:1284:G:OP2	61:BA:4767:HOH:O	2.18	0.51
25:BA:1373:C:O2'	61:BA:3810:HOH:O	2.17	0.51
25:BA:8:A:H2'	25:BA:9:U:H6	1.76	0.51
27:BD:132:PRO:HD3	27:BD:190:TYR:CZ	2.46	0.51
45:BZ:150:LEU:HB3	45:BZ:171:ILE:HD11	1.92	0.51
1:CA:1009:G:H2'	1:CA:1010:G:O4'	2.10	0.51

Continued on next page...

Continued from previous page...

Atom-1	Atom-2	Interatomic distance (Å)	Clash overlap (Å)
1:CA:1002:G:N2	1:CA:1039:C:C4	2.79	0.51
1:CA:1162:C:N3	1:CA:1174:G:N2	2.45	0.51
1:CA:1260:C:HO2'	1:CA:1283:G:HO2'	1.59	0.51
1:CA:1391:U:H2'	1:CA:1392:G:C8	2.46	0.51
2:CB:84:GLU:OE1	2:CB:216:SER:HA	2.11	0.51
3:CC:164:ARG:NH2	3:CC:166:GLU:OE1	2.44	0.51
7:CG:107:ALA:O	7:CG:111:ARG:HG3	2.10	0.51
1:CA:568:G:N7	12:CL:5:PRO:HD3	2.26	0.51
1:CA:980:C:H1'	14:CN:19:ARG:HA	1.92	0.51
25:DA:1164:G:H2'	25:DA:1165:U:C6	2.46	0.51
25:DA:1529:G:H2'	25:DA:1530:C:C6	2.45	0.51
25:DA:2293:C:H5'	38:DS:89:ARG:NH2	2.25	0.51
25:DA:2320:A:N3	25:DA:2320:A:H2'	2.24	0.51
25:DA:903:C:H2'	25:DA:904:C:C6	2.46	0.51
25:DA:924:C:H2'	25:DA:925:C:C6	2.46	0.51
2:AB:185:ILE:CG2	2:AB:199:TYR:HB2	2.41	0.51
1:AA:542:G:P	4:AD:10:ARG:HH22	2.34	0.51
12:AL:34:ARG:HG2	12:AL:35:GLY:N	2.26	0.51
13:AM:49:THR:HB	13:AM:52:GLU:H	1.75	0.51
20:AT:87:LYS:O	20:AT:91:LEU:HG	2.10	0.51
47:B1:50:ARG:HG2	47:B1:59:THR:HB	1.93	0.51
26:BB:86:G:H1	26:BB:91:C:H42	1.59	0.51
44:BY:92:ASN:HB3	44:BY:94:LYS:N	2.22	0.51
1:CA:1119:C:H2'	1:CA:1120:G:C8	2.46	0.51
1:CA:599:C:C2'	1:CA:600:C:H5''	2.37	0.51
1:CA:623:C:H2'	1:CA:624:C:H6	1.75	0.51
2:CB:91:PRO:HG3	2:CB:154:LEU:HD12	1.92	0.51
13:CM:82:MET:HE2	13:CM:92:HIS:HB3	1.93	0.51
17:CQ:45:HIS:HA	17:CQ:69:LYS:HE3	1.92	0.51
25:DA:1161:C:H2'	25:DA:1162:G:H8	1.76	0.51
25:DA:1639:U:H2'	25:DA:1640:C:H5''	1.92	0.51
25:DA:2850:A:OP2	25:DA:2866:U:H5	1.94	0.51
25:DA:817:C:H2'	25:DA:818:G:O4'	2.11	0.51
25:DA:873:G:N2	25:DA:905:U:C2	2.78	0.51
25:DA:909:A:H2'	25:DA:912:C:H5	1.76	0.51
25:DA:30:G:OP2	40:DU:5:LYS:HE2	2.10	0.51
1:AA:394:G:H2'	1:AA:395:C:H6	1.76	0.51
1:AA:474:G:H2'	1:AA:475:G:C8	2.40	0.51
1:AA:693:G:H2'	1:AA:694:A:C8	2.46	0.51
3:AC:11:ARG:NH2	3:AC:177:THR:O	2.39	0.51
49:B3:44:ARG:O	49:B3:48:GLU:HG3	2.11	0.51

Continued on next page...

Continued from previous page...

Atom-1	Atom-2	Interatomic distance (Å)	Clash overlap (Å)
25:BA:1008:U:OP2	61:BA:4616:HOH:O	2.19	0.51
25:BA:1549:U:H2'	25:BA:1550:C:C6	2.46	0.51
25:BA:1921:G:H2'	25:BA:1921:G:N3	2.26	0.51
27:BD:123:ALA:HB3	27:BD:131:LEU:HG	1.93	0.51
30:BG:137:GLU:OE1	30:BG:139:LEU:HD11	2.11	0.51
1:CA:1005:A:C2	1:CA:1026:G:C8	2.99	0.51
1:CA:1120:G:C6	1:CA:1121:U:C4	2.98	0.51
1:CA:1122:U:H3	1:CA:1151:A:H2	1.59	0.51
1:CA:396:G:O2'	1:CA:398:C:OP1	2.22	0.51
2:CB:162:ILE:O	2:CB:185:ILE:HG12	2.11	0.51
2:CB:60:ASP:O	2:CB:64:ARG:HG2	2.10	0.51
3:CC:35:GLU:OE2	3:CC:59:ARG:NH2	2.35	0.51
7:CG:76:ARG:HD3	7:CG:89:MET:HG3	1.93	0.51
16:CP:51:VAL:HG12	16:CP:53:VAL:N	2.26	0.51
25:DA:1833:U:H2'	25:DA:1834:U:H6	1.75	0.51
26:DB:21:G:H2'	26:DB:22:U:O4'	2.10	0.51
25:DA:784:A:C5	27:DD:229:VAL:HG21	2.46	0.51
28:DE:92:THR:O	28:DE:95:ILE:HG23	2.11	0.51
33:DN:4:TYR:CD2	40:DU:100:VAL:HG11	2.46	0.51
25:DA:1022:G:N7	33:DN:66:LYS:HE2	2.26	0.51
1:AA:1002:G:H3'	1:AA:1003:G:C8	2.45	0.50
1:AA:1025:U:H3	1:AA:1036:G:H1	1.60	0.50
7:AG:26:PHE:O	7:AG:30:ILE:HG13	2.11	0.50
1:AA:1348:U:H4'	9:AI:120:ARG:HD2	1.93	0.50
9:AI:23:ASN:ND2	9:AI:25:LYS:HG2	2.26	0.50
18:AR:59:SER:H	18:AR:62:GLU:HG3	1.76	0.50
23:AX:6:G:H1	23:AX:67:C:N4	2.09	0.50
50:B4:63:TYR:H	50:B4:63:TYR:HD1	1.57	0.50
25:BA:208:G:H2'	25:BA:209:G:O4'	2.11	0.50
25:BA:930:G:O6	25:BA:939:C:C2	2.64	0.50
25:BA:1846:A:OP2	27:BD:54:ARG:NH2	2.45	0.50
28:BE:116:VAL:HG13	28:BE:122:PHE:HB2	1.93	0.50
31:BH:94:TYR:CE2	31:BH:160:LYS:HG2	2.46	0.50
25:BA:2847:G:H21	37:BR:45:ARG:HH12	1.59	0.50
1:CA:545:C:OP1	4:CD:61:LYS:NZ	2.42	0.50
1:CA:127:G:OP1	1:CA:635:G:H1'	2.11	0.50
1:CA:758:G:N7	61:CA:4152:HOH:O	2.34	0.50
1:CA:922:G:H2'	1:CA:923:A:C8	2.45	0.50
2:CB:80:ILE:HD13	2:CB:80:ILE:O	2.11	0.50
3:CC:155:GLY:HA3	3:CC:196:LEU:HD13	1.92	0.50
6:CF:69:GLU:O	6:CF:72:VAL:HG12	2.11	0.50

Continued on next page...

Continued from previous page...

Atom-1	Atom-2	Interatomic distance (Å)	Clash overlap (Å)
1:CA:1060:C:H4'	10:CJ:51:ARG:HB3	1.93	0.50
12:CL:34:ARG:HG3	12:CL:105:TYR:CE2	2.45	0.50
25:DA:1007:C:P	33:DN:37:LYS:HZ2	2.34	0.50
25:DA:118:A:N3	25:DA:178:G:H1'	2.26	0.50
25:DA:1819:A:H5''	27:DD:161:THR:HG21	1.93	0.50
25:DA:2847:U:OP1	39:DT:98:LYS:NZ	2.42	0.50
29:DF:154:VAL:HG22	29:DF:191:ARG:HB2	1.94	0.50
31:DH:117:PRO:HG3	31:DH:123:PHE:CD2	2.46	0.50
55:B9:25:VAL:HB	55:B9:34:GLN:HB2	1.93	0.50
25:BA:310:C:H2'	25:BA:311:C:C6	2.46	0.50
25:BA:831:A:C5	27:BD:229:VAL:HG21	2.46	0.50
28:BE:34:VAL:HG21	28:BE:78:LEU:HD11	1.93	0.50
29:BF:164:ARG:O	29:BF:168:ARG:HB2	2.11	0.50
25:BA:346:A:OP1	29:BF:168:ARG:HD2	2.11	0.50
26:BB:42:C:C6	30:BG:69:ALA:HB2	2.46	0.50
35:BP:63:PRO:HD3	54:B8:27:THR:HG22	1.93	0.50
1:CA:1028:C:O2	1:CA:1034:G:H1'	2.11	0.50
1:CA:1014:A:C2	1:CA:1219:U:H1'	2.46	0.50
1:CA:1241:G:H2'	1:CA:1242:C:C6	2.45	0.50
1:CA:1273:G:H3'	1:CA:1274:G:C8	2.43	0.50
1:CA:509:A:C8	1:CA:509:A:H3'	2.45	0.50
1:CA:91:C:H2'	1:CA:92:C:C6	2.46	0.50
3:CC:181:ASN:ND2	3:CC:204:LEU:HD12	2.26	0.50
8:CH:73:ASP:OD1	8:CH:75:ARG:HD3	2.10	0.50
13:CM:80:ARG:HH22	19:CS:69:HIS:CE1	2.29	0.50
19:CS:28:LYS:HB2	19:CS:29:ARG:HA	1.92	0.50
23:CX:44:A:C6	23:CX:45:G:C6	3.00	0.50
25:DA:2615:U:H2'	25:DA:2616:C:H6	1.77	0.50
25:DA:581:C:H2'	25:DA:582:G:C8	2.47	0.50
30:DG:97:ASP:O	30:DG:101:ILE:HG13	2.11	0.50
25:DA:2316:C:O2'	30:DG:128:ARG:NH1	2.44	0.50
30:DG:14:GLU:O	30:DG:17:PRO:HD2	2.11	0.50
30:DG:36:LYS:HE3	30:DG:95:ARG:NH1	2.27	0.50
32:DI:134:PRO:C	32:DI:136:VAL:H	2.15	0.50
34:DO:25:LEU:HD12	34:DO:38:VAL:HG12	1.93	0.50
25:DA:1665:A:H4'	34:DO:67:LYS:HB2	1.93	0.50
35:DP:2:LYS:NZ	35:DP:4:SER:OG	2.42	0.50
35:DP:94:GLU:HG3	35:DP:124:LYS:HD3	1.94	0.50
1:AA:1003:G:C2'	1:AA:1004:A:H4'	2.41	0.50
1:AA:1036:G:H5'	1:AA:1037:C:C5	2.41	0.50
1:AA:946:A:O2'	1:AA:1333:A:N3	2.40	0.50

Continued on next page...

Continued from previous page...

Atom-1	Atom-2	Interatomic distance (Å)	Clash overlap (Å)
1:AA:261:U:OP2	20:AT:79:ARG:NH2	2.44	0.50
1:AA:308:C:H2'	1:AA:309:G:C8	2.46	0.50
1:AA:985:C:H2'	1:AA:986:A:H8	1.76	0.50
11:AK:34:ASP:HB3	11:AK:40:ILE:HD11	1.93	0.50
18:AR:59:SER:H	18:AR:62:GLU:CG	2.24	0.50
46:B0:27:GLU:HG3	46:B0:68:GLU:HA	1.92	0.50
25:BA:239:G:H2'	25:BA:240:A:C8	2.47	0.50
27:BD:26:LYS:HB3	27:BD:83:GLU:HG2	1.93	0.50
30:BG:109:VAL:C	30:BG:112:PRO:HD2	2.31	0.50
1:CA:1249:C:O4'	9:CI:70:LYS:HE2	2.11	0.50
1:CA:487:A:H2'	1:CA:488:C:O4'	2.11	0.50
1:CA:689:C:OP1	11:CK:27:ASN:ND2	2.45	0.50
5:CE:100:VAL:HG22	5:CE:118:ILE:HG22	1.92	0.50
25:DA:454:A:H4'	25:DA:455:C:OP2	2.11	0.50
30:DG:13:GLU:O	30:DG:15:VAL:N	2.44	0.50
25:DA:1187:G:H5''	41:DV:81:TYR:CE1	2.46	0.50
1:AA:1218:C:H2'	1:AA:1219:U:C6	2.46	0.50
1:AA:684:A:H2'	1:AA:685:G:C8	2.46	0.50
9:AI:3:GLN:HG2	9:AI:20:ARG:HE	1.77	0.50
19:AS:52:TYR:HA	19:AS:56:GLN:O	2.11	0.50
25:BA:2377:G:O6	54:B8:39:LYS:HE3	2.11	0.50
25:BA:2062:C:H2'	25:BA:2063:U:O4'	2.12	0.50
25:BA:275:C:H2'	25:BA:276:C:C6	2.47	0.50
27:BD:12:SER:HB3	27:BD:208:LYS:HB3	1.93	0.50
1:CA:1256:A:H61	1:CA:1278:U:C1'	2.23	0.50
1:CA:1270:C:C2'	1:CA:1271:G:H5'	2.42	0.50
1:CA:300:A:H1'	1:CA:565:U:O2	2.11	0.50
1:CA:411:A:OP1	4:CD:30:LYS:NZ	2.25	0.50
2:CB:76:GLN:HG3	2:CB:206:ASP:O	2.11	0.50
25:DA:250:G:H2'	25:DA:251:A:C8	2.47	0.50
25:DA:465:G:C6	25:DA:466:A:N6	2.79	0.50
33:DN:20:GLY:HA2	33:DN:61:ARG:NE	2.27	0.50
7:AG:16:LEU:HD23	9:AI:41:VAL:HG12	1.92	0.50
8:AH:4:ASP:OD2	8:AH:85:ARG:NH1	2.36	0.50
9:AI:48:GLU:OE2	9:AI:51:ARG:HD2	2.12	0.50
52:B6:11:LEU:HB2	52:B6:21:TYR:HB2	1.92	0.50
25:BA:1093:G:H2'	25:BA:1156:G:H1	1.77	0.50
25:BA:1834:A:H4'	27:BD:259:THR:HG23	1.93	0.50
43:BX:31:HIS:HD2	43:BX:33:LYS:N	2.05	0.50
1:CA:998:G:N2	1:CA:1043:C:N3	2.48	0.50
1:CA:1072:G:C6	1:CA:1073:U:C4	3.00	0.50

Continued on next page...

Continued from previous page...

Atom-1	Atom-2	Interatomic distance (Å)	Clash overlap (Å)
1:CA:170:U:O2'	1:CA:171:A:H5'	2.12	0.50
1:CA:757:U:H2'	1:CA:758:G:O4'	2.11	0.50
1:CA:977:A:N3	1:CA:977:A:H2'	2.26	0.50
20:CT:42:GLN:O	20:CT:45:GLN:HB3	2.11	0.50
25:DA:2336:A:H61	46:D0:43:THR:HG21	1.76	0.50
48:D2:1:MET:SD	48:D2:56:GLN:NE2	2.85	0.50
25:DA:1412:A:H2'	25:DA:1413:G:H8	1.72	0.50
25:DA:937:U:H2'	25:DA:938:G:O4'	2.12	0.50
27:DD:221:VAL:HG22	27:DD:226:MET:CE	2.42	0.50
29:DF:167:ALA:O	29:DF:170:LEU:HB2	2.11	0.50
43:DX:92:LEU:C	43:DX:94:GLY:H	2.15	0.50
1:AA:166:G:C4	1:AA:167:G:N7	2.79	0.50
1:AA:382:A:N3	1:AA:383:A:N7	2.59	0.50
1:AA:407:G:OP1	4:AD:115:ARG:HD3	2.12	0.50
1:AA:36:C:O2'	1:AA:501:C:OP1	2.26	0.50
1:AA:67:C:H2'	1:AA:68:G:C8	2.46	0.50
1:AA:738:C:H2'	1:AA:739:C:H6	1.75	0.50
1:AA:826:C:H2'	1:AA:827:U:H6	1.77	0.50
5:AE:98:THR:HG22	5:AE:99:GLY:O	2.12	0.50
7:AG:69:VAL:HG22	7:AG:135:VAL:HG22	1.94	0.50
9:AI:53:VAL:HG11	9:AI:92:TYR:CE1	2.46	0.50
61:BA:3804:HOH:O	51:B5:15:ARG:HG2	2.11	0.50
25:BA:1153:G:N3	25:BA:1153:G:H2'	2.27	0.50
25:BA:2211:U:H2'	25:BA:2212:G:H5'	1.92	0.50
32:BI:29:TYR:C	32:BI:32:PRO:HD2	2.31	0.50
33:BN:15:LEU:HD12	33:BN:137:LYS:HG2	1.94	0.50
41:BV:14:VAL:HA	41:BV:18:LEU:HD12	1.93	0.50
1:CA:1004:A:C8	1:CA:1005:A:H4'	2.47	0.50
1:CA:1093:A:H5'	1:CA:1094:G:OP2	2.12	0.50
1:CA:276:G:C2'	1:CA:277:C:H5'	2.41	0.50
7:CG:16:LEU:H	7:CG:16:LEU:HD22	1.77	0.50
9:CI:9:ARG:O	9:CI:104:ARG:HG3	2.11	0.50
10:CJ:13:HIS:O	10:CJ:17:ASP:HB2	2.12	0.50
11:CK:81:ASP:OD1	11:CK:106:LYS:HE2	2.12	0.50
20:CT:9:ASN:O	20:CT:10:LEU:HB2	2.11	0.50
25:DA:1328:G:H2'	25:DA:1330:C:C5	2.47	0.50
25:DA:1359:A:N1	25:DA:1372:U:C4	2.80	0.50
25:DA:1563:G:H2'	25:DA:1564:C:H6	1.77	0.50
25:DA:1697:G:OP2	25:DA:1698:A:O2'	2.24	0.50
25:DA:2262:U:OP2	46:D0:19:LYS:HD3	2.12	0.50
25:DA:2293:C:H5'	25:DA:2294:C:OP2	2.11	0.50

Continued on next page...

Continued from previous page...

Atom-1	Atom-2	Interatomic distance (Å)	Clash overlap (Å)
28:DE:101:ARG:CZ	28:DE:171:GLU:HB2	2.41	0.50
28:DE:9:VAL:HG22	28:DE:25:VAL:HB	1.94	0.50
40:DU:66:ASN:O	40:DU:70:ARG:HG3	2.12	0.50
41:DV:95:LEU:HD13	41:DV:97:LYS:HD3	1.93	0.50
1:AA:1066:C:O2'	1:AA:1067:A:H5'	2.11	0.50
1:AA:1510:U:H2'	1:AA:1511:G:C8	2.47	0.50
1:AA:397:A:N3	1:AA:397:A:H3'	2.26	0.50
1:AA:491:G:H2'	1:AA:492:G:O4'	2.12	0.50
1:AA:872:A:C8	1:AA:874:G:C8	3.00	0.50
2:AB:71:VAL:HB	2:AB:164:VAL:HG13	1.93	0.50
2:AB:45:GLN:O	2:AB:49:GLU:HB2	2.11	0.50
3:AC:58:GLU:HB2	3:AC:65:ALA:HB2	1.92	0.50
7:AG:78:ARG:HG2	7:AG:79:ARG:HB2	1.94	0.50
13:AM:84:ILE:HG13	19:AS:74:PHE:HE1	1.75	0.50
46:B0:27:GLU:HA	46:B0:67:VAL:HG12	1.94	0.50
25:BA:179:A:N3	25:BA:726:C:O2'	2.37	0.50
27:BD:38:LYS:HE3	27:BD:39:LYS:O	2.12	0.50
1:CA:1095:U:P	1:CA:1108:G:H1	2.35	0.50
9:CI:105:ASP:HB2	9:CI:107:ARG:HG3	1.93	0.50
42:DW:35:ILE:HG23	51:D5:28:PRO:HD2	1.93	0.50
25:DA:1153:C:H2'	25:DA:1154:G:O4'	2.12	0.50
25:DA:1346:G:OP2	61:DA:4263:HOH:O	2.20	0.50
25:DA:2293:C:H42	25:DA:2339:G:H1	1.58	0.50
25:DA:2336:A:H61	46:D0:43:THR:CG2	2.25	0.50
38:DS:25:ARG:NH1	38:DS:42:ASP:OD1	2.41	0.50
45:DZ:5:LEU:HD13	45:DZ:6:LYS:O	2.12	0.50
1:AA:1269:A:H2	1:AA:1312:G:N3	2.10	0.50
1:AA:414:A:H2'	1:AA:415:A:O4'	2.12	0.50
1:AA:701:C:O2	1:AA:703:G:N1	2.45	0.50
5:AE:90:VAL:O	5:AE:91:LEU:HD13	2.10	0.50
9:AI:19:LEU:HB3	9:AI:59:PHE:HD2	1.76	0.50
25:BA:1221:G:H1'	25:BA:1222:A:O5'	2.11	0.50
25:BA:1712:A:H4'	34:BO:67:LYS:HB2	1.92	0.50
25:BA:1855:G:OP1	27:BD:52:ARG:NH1	2.40	0.50
25:BA:225:C:H2'	25:BA:226:C:C6	2.46	0.50
1:CA:1036:G:N7	1:CA:1037:C:C2	2.80	0.50
1:CA:153:C:H2'	1:CA:154:C:C6	2.47	0.50
1:CA:715:A:H2'	1:CA:716:A:C8	2.47	0.50
5:CE:80:ILE:HG22	5:CE:91:LEU:HB2	1.94	0.50
13:CM:93:ARG:HD3	25:DA:888:C:OP2	2.12	0.50
20:CT:43:LEU:O	20:CT:47:GLY:N	2.45	0.50

Continued on next page...

Continued from previous page...

Atom-1	Atom-2	Interatomic distance (Å)	Clash overlap (Å)
25:DA:330:A:H2	25:DA:1210:A:H2'	1.76	0.50
25:DA:1406:U:H2'	25:DA:1407:C:C6	2.46	0.50
25:DA:2386:C:H2'	25:DA:2387:U:C6	2.46	0.50
25:DA:2711:A:H5''	25:DA:2712:U:H5''	1.94	0.50
25:DA:954:G:C5	25:DA:955:C:C5	2.99	0.50
29:DF:150:GLY:HA2	29:DF:172:TRP:CE3	2.47	0.50
25:DA:2882:A:OP1	37:DR:96:ARG:NE	2.44	0.50
1:AA:1129:C:O2'	1:AA:1139:G:N7	2.33	0.50
1:AA:1224:G:O2'	1:AA:1322:C:OP1	2.29	0.50
1:AA:137:C:H2'	1:AA:138:G:H5'	1.94	0.50
1:AA:174:C:H2'	1:AA:175:C:H6	1.76	0.50
1:AA:203:U:H2'	1:AA:203:U:OP2	2.12	0.50
1:AA:457:C:H2'	1:AA:458:C:H6	1.74	0.50
4:AD:25:ARG:HG2	4:AD:25:ARG:O	2.11	0.50
13:AM:3:ARG:HG3	13:AM:4:ILE:H	1.77	0.50
19:AS:65:ASN:HD22	19:AS:65:ASN:N	2.08	0.50
25:BA:1201:A:OP1	40:BU:55:ARG:HD3	2.11	0.50
25:BA:1312:G:O5'	42:BW:15:ARG:NH2	2.45	0.50
25:BA:831:A:H5'	25:BA:832:G:OP1	2.12	0.50
25:BA:910:A:H2'	25:BA:911:G:H8	1.77	0.50
27:BD:10:THR:OG1	27:BD:13:ARG:HB2	2.12	0.50
32:BI:93:THR:OG1	32:BI:96:ASP:OD1	2.19	0.50
1:CA:501:C:H2'	1:CA:502:G:C8	2.47	0.50
25:DA:1453:U:OP1	37:DR:77:ARG:NH1	2.36	0.50
25:DA:2302:G:C6	25:DA:2303:G:N7	2.80	0.50
25:DA:754:C:H2'	25:DA:755:C:C6	2.43	0.50
25:DA:873:G:H2'	25:DA:874:G:H5''	1.94	0.50
25:DA:878:A:N6	25:DA:900:A:N7	2.60	0.50
26:DB:3:C:H2'	26:DB:4:C:C6	2.47	0.50
27:DD:16:MET:HG3	27:DD:206:LEU:O	2.12	0.50
35:DP:65:ARG:HG3	54:D8:25:MET:HG3	1.93	0.50
1:AA:1145:C:H4'	1:AA:1146:A:C5'	2.41	0.49
1:AA:1241:G:H1	1:AA:1296:C:N4	2.10	0.49
1:AA:524:G:H2'	1:AA:525:C:C6	2.46	0.49
25:BA:2486:C:H5''	25:BA:2487:C:OP2	2.12	0.49
25:BA:2899:C:H2'	25:BA:2900:G:O4'	2.12	0.49
30:BG:16:ARG:HB2	30:BG:17:PRO:HD3	1.94	0.49
1:CA:1227:A:H3'	1:CA:1227:A:C8	2.47	0.49
4:CD:26:CYS:HA	57:CD:501:SF4:S2	2.52	0.49
8:CH:64:LYS:HG2	8:CH:79:VAL:HG21	1.93	0.49
11:CK:20:TYR:CE1	11:CK:83:ILE:HD12	2.46	0.49

Continued on next page...

Continued from previous page...

Atom-1	Atom-2	Interatomic distance (Å)	Clash overlap (Å)
15:CO:29:VAL:HG11	15:CO:81:LEU:HD21	1.94	0.49
18:CR:60:ALA:O	18:CR:64:ARG:HG3	2.12	0.49
48:D2:32:LEU:HD23	48:D2:53:LEU:HB3	1.94	0.49
38:DS:10:ARG:HH21	38:DS:91:PRO:HB2	1.77	0.49
1:AA:1210:C:C2'	1:AA:1211:U:H5'	2.42	0.49
1:AA:160:A:N1	1:AA:343:U:C2	2.80	0.49
1:AA:64:G:H4'	1:AA:65:U:H3'	1.93	0.49
7:AG:78:ARG:HH21	7:AG:156:TRP:HB3	1.77	0.49
23:AX:20:U:H5''	23:AX:21:A:OP2	2.12	0.49
46:B0:27:GLU:HB2	46:B0:69:PHE:HD1	1.77	0.49
25:BA:1827:U:H2'	25:BA:1828:C:C6	2.47	0.49
1:CA:999:C:C4	1:CA:1042:G:C2	2.99	0.49
1:CA:1047:G:H5''	14:CN:4:LYS:HD3	1.93	0.49
1:CA:1176:A:H2'	1:CA:1177:G:C8	2.47	0.49
1:CA:1516:G:N2	1:CA:1519:A:OP2	2.45	0.49
1:CA:59:A:H5''	1:CA:60:A:H5''	1.94	0.49
2:CB:230:VAL:HG22	2:CB:231:GLU:H	1.77	0.49
7:CG:47:CYS:O	7:CG:50:ILE:HG12	2.11	0.49
8:CH:124:ALA:O	8:CH:128:GLY:N	2.44	0.49
19:CS:27:GLU:HG2	19:CS:47:HIS:NE2	2.28	0.49
25:DA:1161:C:H2'	25:DA:1162:G:C8	2.46	0.49
25:DA:1651:G:H5'	37:DR:39:PRO:HG2	1.94	0.49
25:DA:1996:C:H4'	25:DA:1997:G:OP1	2.11	0.49
25:DA:608:A:H2'	25:DA:609:A:C8	2.47	0.49
27:DD:71:ASP:HB2	27:DD:103:ARG:NH2	2.22	0.49
32:DI:140:LEU:HD13	32:DI:142:VAL:HG13	1.94	0.49
1:AA:1298:C:H4'	1:AA:1299:A:C4	2.46	0.49
1:AA:1492:A:H1'	25:BA:1935:A:H61	1.78	0.49
1:AA:41:G:H2'	1:AA:42:G:C8	2.47	0.49
1:AA:615:C:H2'	1:AA:616:G:O4'	2.12	0.49
20:AT:57:ARG:HH22	20:AT:100:ILE:HD12	1.77	0.49
21:AU:9:ARG:HA	21:AU:22:ARG:HB2	1.94	0.49
25:BA:1222:A:H3'	25:BA:1223:C:C6	2.48	0.49
25:BA:2314:G:C2	25:BA:2327:G:C2	3.00	0.49
25:BA:296:U:H2'	25:BA:297:C:C6	2.46	0.49
25:BA:354:A:HO2'	25:BA:355:A:H8	1.58	0.49
31:BH:20:ALA:HB1	31:BH:21:PRO:HD2	1.93	0.49
32:BI:38:LEU:HB2	32:BI:40:THR:HG22	1.94	0.49
25:BA:1001:G:OP2	36:BQ:87:LYS:HE2	2.12	0.49
41:BV:98:GLU:OE1	41:BV:100:ARG:HD3	2.12	0.49
42:BW:18:ARG:NH1	42:BW:76:VAL:O	2.46	0.49

Continued on next page...

Continued from previous page...

Atom-1	Atom-2	Interatomic distance (Å)	Clash overlap (Å)
1:CA:1057:G:C5	1:CA:1204:A:C2	3.00	0.49
1:CA:297:G:N2	1:CA:300:A:OP2	2.45	0.49
1:CA:358:U:H2'	1:CA:359:U:C6	2.47	0.49
1:CA:691:G:H2'	1:CA:692:U:C6	2.46	0.49
7:CG:132:GLY:O	7:CG:136:LYS:HG2	2.12	0.49
10:CJ:11:PHE:CE1	10:CJ:67:THR:HG22	2.47	0.49
12:CL:54:LYS:O	12:CL:70:ILE:HG13	2.11	0.49
47:D1:7:ILE:HG23	47:D1:98:LEU:HD11	1.93	0.49
54:D8:3:LYS:HB2	54:D8:64:TYR:OH	2.11	0.49
25:DA:812:C:H2'	25:DA:813:U:H6	1.77	0.49
26:DB:78:A:H2'	26:DB:79:C:O4'	2.12	0.49
29:DF:20:LEU:HD22	29:DF:21:ALA:H	1.77	0.49
34:DO:2:ILE:HD12	34:DO:6:THR:HG21	1.94	0.49
35:DP:84:ASN:OD1	35:DP:117:GLU:HB2	2.12	0.49
1:AA:391:G:O3'	16:AP:8:ARG:NH2	2.46	0.49
1:AA:757:U:H2'	1:AA:758:G:O4'	2.11	0.49
12:AL:25:PRO:HD2	12:AL:98:TYR:OH	2.12	0.49
51:B5:16:ARG:HG2	51:B5:16:ARG:HH11	1.78	0.49
25:BA:1248:G:O6	61:BA:4634:HOH:O	2.19	0.49
25:BA:1904:C:H2'	25:BA:1905:G:O4'	2.13	0.49
25:BA:2827:G:OP1	37:BR:99:LYS:HE2	2.12	0.49
26:BB:15:A:OP1	26:BB:108:U:O2'	2.24	0.49
29:BF:103:LYS:HA	29:BF:106:ARG:HG3	1.94	0.49
29:BF:31:HIS:HB2	35:BP:9:ASN:OD1	2.12	0.49
33:BN:96:GLU:H	33:BN:96:GLU:CD	2.16	0.49
1:CA:1025:U:O2'	1:CA:1026:G:H5''	2.12	0.49
1:CA:189(L):G:H2'	1:CA:190:U:H6	1.76	0.49
1:CA:1079:G:O3'	5:CE:14:ARG:NH2	2.44	0.49
1:CA:1240:U:OP2	7:CG:115:ARG:HA	2.12	0.49
12:CL:24:VAL:HG13	12:CL:98:TYR:CE1	2.47	0.49
13:CM:60:VAL:HG23	13:CM:64:TRP:HE3	1.77	0.49
16:CP:74:LEU:O	16:CP:79:VAL:HG23	2.13	0.49
24:CW:9:MVA:HG13	24:CW:10:2QY:H82	1.94	0.49
50:D4:46:GLN:HG3	50:D4:48:ARG:HH21	1.77	0.49
25:DA:2592:G:N7	61:DA:3923:HOH:O	2.34	0.49
25:DA:816:C:O2'	25:DA:932:G:O6	2.31	0.49
31:DH:27:LYS:HZ3	31:DH:32:GLU:HB2	1.77	0.49
31:DH:3:ARG:HH22	31:DH:5:GLY:H	1.61	0.49
25:DA:637:A:H2'	35:DP:117:GLU:OE2	2.11	0.49
35:DP:97:PRO:HD3	35:DP:126:VAL:O	2.11	0.49
39:DT:51:ARG:HG3	39:DT:98:LYS:HD2	1.94	0.49

Continued on next page...

Continued from previous page...

Atom-1	Atom-2	Interatomic distance (Å)	Clash overlap (Å)
1:AA:1189:C:H5''	1:AA:1190:G:OP2	2.13	0.49
1:AA:1243:C:H2'	1:AA:1244:C:H6	1.78	0.49
1:AA:130:A:O2'	1:AA:131:C:O5'	2.28	0.49
1:AA:394:G:H2'	1:AA:395:C:C6	2.46	0.49
1:AA:665:A:H1'	1:AA:733:A:O4'	2.12	0.49
4:AD:30:LYS:HA	4:AD:35:ARG:HH11	1.78	0.49
25:BA:1298:G:C2	25:BA:1299:A:C2	3.01	0.49
25:BA:1940:A:O2'	25:BA:1942:C:N4	2.46	0.49
25:BA:2398:C:O2'	61:BA:3871:HOH:O	2.20	0.49
25:BA:407:U:H2'	25:BA:408:G:C8	2.47	0.49
25:BA:809:U:H4'	25:BA:810:G:O5'	2.12	0.49
40:BU:58:ARG:HA	40:BU:61:TRP:CE3	2.47	0.49
1:CA:1228:C:OP1	13:CM:115:LYS:N	2.33	0.49
4:CD:150:GLU:HA	4:CD:153:ARG:HE	1.77	0.49
8:CH:20:TYR:CE2	8:CH:75:ARG:HG2	2.47	0.49
8:CH:51:VAL:HG11	8:CH:60:ARG:NH1	2.20	0.49
25:DA:2552:U:C2	25:DA:2554:U:H5''	2.48	0.49
25:DA:2845:G:H2'	25:DA:2846:G:H8	1.75	0.49
25:DA:315:G:H2'	25:DA:316:C:C6	2.48	0.49
25:DA:684:G:OP1	53:D7:16:HIS:ND1	2.45	0.49
34:DO:20:MET:HE3	34:DO:44:LYS:HE3	1.95	0.49
25:DA:1614:A:C2	42:DW:93:ALA:HB2	2.47	0.49
43:DX:44:GLU:O	43:DX:48:LYS:N	2.45	0.49
25:DA:483:A:O2'	44:DY:49:VAL:O	2.19	0.49
1:AA:999:C:H2'	1:AA:1000:U:O4'	2.13	0.49
1:AA:542:G:H2'	1:AA:543:C:C6	2.47	0.49
1:AA:678:U:H2'	1:AA:679:C:C6	2.47	0.49
2:AB:20:GLU:HG2	2:AB:191:ASP:HB3	1.94	0.49
5:AE:84:PHE:CE2	5:AE:133:TYR:HD2	2.31	0.49
13:AM:50:GLU:O	13:AM:54:VAL:HG22	2.13	0.49
25:BA:1825:U:H2'	25:BA:1826:C:C6	2.47	0.49
25:BA:1919:G:H2'	25:BA:1920:U:O4'	2.13	0.49
25:BA:207:A:C2	25:BA:224:U:H4'	2.47	0.49
25:BA:2879:G:H2'	25:BA:2880:C:O4'	2.13	0.49
25:BA:672:G:H8	25:BA:672:G:O5'	1.96	0.49
1:CA:628:G:H2'	1:CA:629:G:C8	2.48	0.49
2:CB:221:LEU:HD13	2:CB:224:GLN:HE22	1.76	0.49
9:CI:38:GLN:HG2	9:CI:39:GLY:N	2.27	0.49
12:CL:24:VAL:HG13	12:CL:98:TYR:HE1	1.77	0.49
25:DA:1472:A:H2'	25:DA:1473:G:O4'	2.13	0.49
25:DA:176:G:O2'	25:DA:177:G:H5'	2.12	0.49

Continued on next page...

Continued from previous page...

Atom-1	Atom-2	Interatomic distance (Å)	Clash overlap (Å)
25:DA:2471:C:N4	25:DA:2476:A:O2'	2.46	0.49
25:DA:807:U:OP1	35:DP:36:LYS:NZ	2.40	0.49
32:DI:70:GLU:O	32:DI:74:ASN:HB2	2.13	0.49
1:CA:1423:G:P	34:DO:49:ARG:HH12	2.34	0.49
1:AA:1015:A:H2'	1:AA:1016:A:H8	1.78	0.49
1:AA:189(C):C:H2'	1:AA:189(D):C:O4'	2.12	0.49
1:AA:540:G:H2'	1:AA:541:G:O4'	2.12	0.49
2:AB:98:LEU:HB2	2:AB:101:MET:SD	2.52	0.49
9:AI:21:PRO:HA	9:AI:59:PHE:HA	1.94	0.49
13:AM:40:ASN:O	13:AM:43:THR:OG1	2.29	0.49
25:BA:1098:C:O5'	25:BA:1098:C:H6	1.96	0.49
25:BA:1552:C:O2'	25:BA:1553:A:H5'	2.13	0.49
25:BA:1700:G:H3'	37:BR:2:ARG:HD3	1.93	0.49
25:BA:2507:G:H5''	36:BQ:82:ARG:HG2	1.93	0.49
27:BD:175:LEU:HD12	27:BD:185:VAL:HG21	1.95	0.49
1:CA:1012:U:H2'	1:CA:1013:G:C8	2.47	0.49
1:CA:1151:A:H5''	10:CJ:41:PRO:HA	1.95	0.49
1:CA:253:U:H2'	1:CA:254:G:H8	1.77	0.49
1:CA:427:U:H2'	1:CA:428:G:C8	2.48	0.49
1:CA:975:A:H4'	1:CA:976:G:C5'	2.40	0.49
2:CB:23:ARG:HB2	2:CB:23:ARG:NH1	2.28	0.49
1:CA:377:G:OP1	16:CP:3:LYS:HD2	2.13	0.49
25:DA:1313:U:H2'	25:DA:1610:A:N1	2.27	0.49
25:DA:1899:G:N3	25:DA:1899:G:H2'	2.28	0.49
25:DA:491:G:H2'	25:DA:492:A:C8	2.48	0.49
25:DA:539:G:H2'	25:DA:540:C:C6	2.47	0.49
25:DA:601:C:O2'	29:DF:104:LYS:NZ	2.46	0.49
25:DA:895:U:O2'	25:DA:896:A:H2'	2.13	0.49
25:DA:2880:C:O3'	37:DR:90:ARG:NH1	2.45	0.49
1:AA:191:G:C6	1:AA:192:U:C4	3.01	0.49
1:AA:250:A:H4'	1:AA:251:G:O5'	2.13	0.49
1:AA:302:G:N3	1:AA:556:C:H4'	2.28	0.49
1:AA:445:G:H2'	1:AA:446:G:H8	1.78	0.49
1:AA:472:A:N6	1:AA:473:G:C2	2.80	0.49
49:B3:11:SER:OG	49:B3:13:ILE:HG13	2.12	0.49
25:BA:1317:G:OP2	61:BA:4516:HOH:O	2.20	0.49
25:BA:1521:C:H2'	25:BA:1522:G:C8	2.48	0.49
25:BA:1810:U:H2'	61:BA:4800:HOH:O	2.11	0.49
25:BA:2316:G:H22	25:BA:2324:U:H3	1.61	0.49
25:BA:231:G:C8	54:B8:5:LYS:HG2	2.48	0.49
25:BA:330:U:H2'	25:BA:331:G:O4'	2.13	0.49

Continued on next page...

Continued from previous page...

Atom-1	Atom-2	Interatomic distance (Å)	Clash overlap (Å)
25:BA:821:A:H2'	25:BA:821:A:N3	2.27	0.49
1:CA:600:C:H2'	1:CA:601:C:C6	2.48	0.49
2:CB:208:ILE:HA	2:CB:211:ILE:HD12	1.95	0.49
14:CN:47:LEU:O	14:CN:51:GLY:N	2.44	0.49
25:DA:1434:A:H61	25:DA:1558:A:H62	1.59	0.49
25:DA:1531:C:N4	25:DA:1538:G:H1	2.10	0.49
25:DA:2100:G:H2'	25:DA:2101:G:H5'	1.94	0.49
25:DA:2649:U:H2'	25:DA:2650:U:C6	2.47	0.49
25:DA:989:G:H4'	25:DA:990:A:OP1	2.12	0.49
25:DA:999:U:O2'	25:DA:1000:A:H5'	2.13	0.49
27:DD:228:PRO:HD3	27:DD:235:GLY:CA	2.42	0.49
29:DF:88:VAL:HG21	29:DF:91:GLY:HA3	1.95	0.49
41:DV:24:LYS:HA	41:DV:92:THR:OG1	2.12	0.49
1:AA:1148:U:H2'	1:AA:1149:C:O4'	2.13	0.49
1:AA:308:C:H2'	1:AA:309:G:H8	1.77	0.49
1:AA:438:G:O2'	1:AA:494:U:O4	2.23	0.49
1:AA:542:G:H2'	1:AA:543:C:H6	1.78	0.49
2:AB:20:GLU:O	2:AB:40:HIS:HB2	2.12	0.49
23:AX:8:U:O5'	23:AX:8:U:H6	1.95	0.49
25:BA:1588:G:H5''	25:BA:1589:A:OP2	2.12	0.49
36:BQ:133:ARG:HG2	36:BQ:134:ARG:N	2.28	0.49
40:BU:24:TYR:HB2	40:BU:29:SER:HB3	1.95	0.49
1:CA:164:U:H2'	1:CA:165:C:C6	2.47	0.49
1:CA:1129:C:H4'	9:CI:16:ARG:HH22	1.78	0.49
9:CI:49:PRO:HG2	9:CI:81:ILE:HG23	1.95	0.49
30:DG:7:LEU:HD22	30:DG:100:TRP:HE3	1.78	0.49
33:DN:104:LYS:HA	33:DN:107:LEU:HD12	1.93	0.49
37:DR:72:ASP:O	37:DR:76:VAL:HG23	2.13	0.49
44:DY:35:TYR:CE2	44:DY:69:ALA:HB3	2.47	0.49
44:DY:14:LEU:HB2	44:DY:75:ILE:HD11	1.95	0.49
1:AA:1183:A:H3'	1:AA:1184:G:H5''	1.95	0.49
1:AA:1237:C:O2'	1:AA:1300:G:N2	2.45	0.49
1:AA:276:G:H2'	1:AA:277:C:H5'	1.95	0.49
1:AA:392:G:H2'	1:AA:393:A:H8	1.78	0.49
1:AA:864:A:H2'	1:AA:865:A:C8	2.47	0.49
9:AI:15:ALA:HB2	9:AI:65:VAL:HG23	1.94	0.49
50:B4:20:ASN:ND2	50:B4:36:CYS:SG	2.82	0.49
25:BA:602:G:H2'	25:BA:603:C:C6	2.48	0.49
45:BZ:146:ILE:HA	45:BZ:147:GLY:HA2	1.62	0.49
1:CA:1003:G:H2'	1:CA:1004:A:H4'	1.95	0.49
1:CA:532:A:H2	1:CA:1207:G:H4'	1.77	0.49

Continued on next page...

Continued from previous page...

Atom-1	Atom-2	Interatomic distance (Å)	Clash overlap (Å)
3:CC:36:ASP:O	3:CC:40:ARG:HG3	2.12	0.49
3:CC:29:TYR:OH	14:CN:54:PRO:O	2.23	0.49
16:CP:28:ARG:HG3	16:CP:29:ASP:N	2.28	0.49
25:DA:2740:A:C6	25:DA:2741:A:C6	3.01	0.49
25:DA:321:G:OP2	29:DF:135:LYS:HG3	2.12	0.49
25:DA:1815:A:P	27:DD:54:ARG:HH22	2.36	0.49
35:DP:38:GLN:HG2	35:DP:45:LEU:H	1.78	0.49
38:DS:15:ARG:O	38:DS:19:LYS:HG2	2.12	0.49
1:AA:1015:A:H8	1:AA:1015:A:O5'	1.96	0.48
1:AA:1145:C:H5''	1:AA:1146:A:OP1	2.13	0.48
1:AA:1438:G:H2'	1:AA:1439:C:H6	1.77	0.48
1:AA:435:C:H2'	1:AA:436:C:H6	1.77	0.48
1:AA:438:G:OP1	4:AD:125:HIS:NE2	2.33	0.48
20:AT:9:ASN:ND2	20:AT:10:LEU:H	2.11	0.48
25:BA:1525:G:O2'	25:BA:1605:A:N1	2.43	0.48
25:BA:1615:G:OP2	27:BD:63:ARG:NH2	2.45	0.48
34:BO:7:TYR:CE1	34:BO:20:MET:HB2	2.48	0.48
1:CA:1006:C:C4	1:CA:1007:C:C5	3.01	0.48
1:CA:1051:C:H2'	1:CA:1052:U:C6	2.48	0.48
1:CA:199:G:O2'	1:CA:200:G:H5'	2.12	0.48
1:CA:831:U:H3	1:CA:855:G:H1	1.60	0.48
7:CG:133:GLY:O	7:CG:137:LYS:N	2.45	0.48
7:CG:22:LEU:HD13	7:CG:97:GLN:OE1	2.13	0.48
8:CH:83:ILE:HB	8:CH:137:VAL:HG13	1.95	0.48
12:CL:123:LYS:H	12:CL:123:LYS:HG2	1.37	0.48
54:D8:62:LEU:HB3	54:D8:65:GLU:HG2	1.94	0.48
54:D8:6:THR:HG22	54:D8:63:PRO:HD2	1.94	0.48
25:DA:2031:A:N3	25:DA:2455:G:O2'	2.41	0.48
25:DA:2505:G:O6	25:DA:2576:G:H2'	2.13	0.48
25:DA:409:C:O2'	25:DA:410:G:H5'	2.12	0.48
25:DA:792:G:OP2	61:DA:3818:HOH:O	2.20	0.48
28:DE:178:GLU:OE2	28:DE:178:GLU:N	2.36	0.48
31:DH:86:GLU:OE1	31:DH:130:ARG:HD3	2.13	0.48
36:DQ:65:PHE:HB2	36:DQ:105:GLU:HB2	1.93	0.48
44:DY:49:VAL:HG21	44:DY:61:ILE:HG23	1.94	0.48
1:AA:1353:G:OP1	21:AU:10:ARG:NH1	2.45	0.48
1:AA:1513:A:H2'	1:AA:1514:C:C6	2.48	0.48
1:AA:236:G:H2'	1:AA:237:C:C6	2.47	0.48
1:AA:293:G:C6	1:AA:294:U:C4	3.01	0.48
1:AA:62:U:O2'	1:AA:379:C:H1'	2.14	0.48
8:AH:13:ILE:O	8:AH:17:THR:HG23	2.13	0.48

Continued on next page...

Continued from previous page...

Atom-1	Atom-2	Interatomic distance (Å)	Clash overlap (Å)
10:AJ:5:ARG:HH21	10:AJ:73:ASP:CG	2.17	0.48
25:BA:2444:A:C8	47:B1:33:LYS:HD2	2.48	0.48
25:BA:1285:G:H2'	25:BA:1286:U:O4'	2.13	0.48
25:BA:1314:A:H2'	25:BA:1315:A:O4'	2.13	0.48
25:BA:1817:A:H1'	25:BA:1960:A:N6	2.28	0.48
25:BA:839:G:H5''	25:BA:840:A:H5'	1.95	0.48
25:BA:870:G:C6	25:BA:882:A:N1	2.80	0.48
1:CA:1036:G:H3'	1:CA:1037:C:O4'	2.14	0.48
1:CA:730:G:C5	1:CA:731:G:H1'	2.47	0.48
1:CA:736:C:H2'	1:CA:737:A:C8	2.47	0.48
2:CB:105:PHE:CD2	2:CB:158:LEU:HG	2.48	0.48
4:CD:63:LYS:HG3	4:CD:198:VAL:HG22	1.95	0.48
7:CG:111:ARG:HB3	7:CG:113:GLU:OE2	2.12	0.48
25:DA:116:C:H2'	25:DA:117:G:O4'	2.12	0.48
25:DA:2261:C:O2'	25:DA:2262:U:H5'	2.13	0.48
25:DA:2360:A:H2'	25:DA:2361:A:O4'	2.13	0.48
25:DA:2391:G:O2'	25:DA:2422:A:N7	2.46	0.48
25:DA:2711:A:OP2	61:DA:3973:HOH:O	2.20	0.48
29:DF:167:ALA:HB1	29:DF:173:VAL:HG11	1.95	0.48
25:DA:322:A:OP2	29:DF:169:ASN:HB2	2.13	0.48
31:DH:94:TYR:CE2	31:DH:160:LYS:HG2	2.48	0.48
32:DI:75:LEU:HD11	32:DI:105:HIS:CD2	2.47	0.48
37:DR:103:ARG:NH1	37:DR:110:PRO:HD3	2.28	0.48
1:AA:1051:C:H2'	1:AA:1052:U:H6	1.79	0.48
1:AA:1052:U:H5''	1:AA:1053:G:OP2	2.13	0.48
1:AA:430:A:OP2	4:AD:8:VAL:HG12	2.13	0.48
1:AA:437:U:O3'	4:AD:125:HIS:HE1	1.96	0.48
3:AC:52:LEU:HA	3:AC:70:VAL:HG22	1.95	0.48
20:AT:56:MET:HG3	20:AT:84:LEU:HD22	1.95	0.48
20:AT:9:ASN:HD22	20:AT:10:LEU:H	1.61	0.48
1:AA:1340:A:O2'	23:AX:31:G:O3'	2.31	0.48
48:B2:32:LEU:HD23	48:B2:53:LEU:HB3	1.95	0.48
50:B4:46:GLN:HG2	50:B4:48:ARG:HG2	1.95	0.48
25:BA:794:U:O2	25:BA:2036:A:H1'	2.13	0.48
25:BA:347:G:C8	29:BF:171:PRO:HG3	2.48	0.48
25:BA:70:A:H3'	25:BA:70:A:OP2	2.13	0.48
27:BD:72:LYS:HE3	27:BD:75:ILE:HD12	1.95	0.48
36:BQ:55:VAL:HG12	36:BQ:64:ILE:HD12	1.96	0.48
44:BY:53:PRO:HA	44:BY:56:PRO:HD3	1.94	0.48
1:CA:1014:A:H2'	1:CA:1015:A:C8	2.49	0.48
1:CA:1038:C:O2'	1:CA:1039:C:H5'	2.13	0.48

Continued on next page...

Continued from previous page...

Atom-1	Atom-2	Interatomic distance (Å)	Clash overlap (Å)
1:CA:1095:U:OP1	1:CA:1108:G:N2	2.36	0.48
1:CA:1288:A:H2'	1:CA:1289:A:C8	2.49	0.48
1:CA:129(A):G:C6	1:CA:189(E):U:H4'	2.48	0.48
1:CA:460:G:H1'	1:CA:472:A:H61	1.77	0.48
1:CA:48:C:OP2	61:CA:4095:HOH:O	2.20	0.48
1:CA:5:U:H5'	1:CA:6:G:C5	2.48	0.48
13:CM:37:THR:HG21	13:CM:56:LEU:HA	1.94	0.48
25:DA:1916:A:H2'	25:DA:1917:U:O4'	2.12	0.48
25:DA:2025:C:H2'	25:DA:2026:C:C6	2.49	0.48
25:DA:328:U:H4'	44:DY:68:HIS:CD2	2.49	0.48
36:DQ:27:VAL:HG11	36:DQ:134:ARG:HG3	1.95	0.48
38:DS:87:PHE:CZ	38:DS:102:ALA:HB2	2.48	0.48
40:DU:113:ALA:O	40:DU:117:GLN:HG2	2.13	0.48
1:AA:1530:G:H4'	1:AA:1530:G:OP1	2.13	0.48
1:AA:384:G:C2	1:AA:385:C:C4	3.02	0.48
2:AB:12:GLU:O	2:AB:15:VAL:HG13	2.14	0.48
2:AB:15:VAL:HG11	2:AB:213:LEU:HD12	1.95	0.48
2:AB:77:ALA:HB2	2:AB:211:ILE:HD13	1.95	0.48
2:AB:77:ALA:O	2:AB:81:VAL:HG22	2.13	0.48
4:AD:175:SER:OG	4:AD:184:LYS:HB2	2.13	0.48
7:AG:72:ARG:HG3	7:AG:142:GLU:OE2	2.12	0.48
25:BA:1845:G:H4'	27:BD:51:VAL:HG21	1.96	0.48
25:BA:2601:A:N3	61:BA:3847:HOH:O	2.35	0.48
25:BA:2623:U:H6	25:BA:2623:U:H5'	1.79	0.48
25:BA:596:G:O2'	25:BA:597:C:H3'	2.13	0.48
28:BE:179:GLU:HB3	28:BE:181:LEU:HD22	1.95	0.48
33:BN:28:THR:HG22	33:BN:29:LYS:N	2.29	0.48
36:BQ:54:MET:HG3	36:BQ:117:ALA:HB1	1.95	0.48
1:CA:1005:A:H8	1:CA:1005:A:O5'	1.96	0.48
1:CA:1007:C:N4	1:CA:1022:G:C6	2.81	0.48
1:CA:1040:U:C4	1:CA:1041:A:C8	3.01	0.48
1:CA:1226:C:H4'	19:CS:80:TYR:CZ	2.49	0.48
1:CA:1446:U:O2'	1:CA:1447:A:O5'	2.31	0.48
1:CA:216:G:H2'	1:CA:217:C:C6	2.49	0.48
1:CA:255:G:OP1	17:CQ:69:LYS:NZ	2.35	0.48
2:CB:127:ILE:HG12	2:CB:128:GLU:H	1.78	0.48
2:CB:71:VAL:HG23	2:CB:164:VAL:HA	1.95	0.48
2:CB:97:TRP:CH2	2:CB:173:ALA:HA	2.49	0.48
6:CF:24:GLU:HG3	6:CF:28:ARG:HD3	1.95	0.48
16:CP:43:LYS:HA	16:CP:48:TRP:HB3	1.96	0.48
1:CA:986:A:O2'	19:CS:55:LYS:O	2.31	0.48

Continued on next page...

Continued from previous page...

Atom-1	Atom-2	Interatomic distance (Å)	Clash overlap (Å)
25:DA:1449:A:H5'	25:DA:1450:G:OP2	2.14	0.48
25:DA:1520:G:H3'	25:DA:1523:U:H6	1.78	0.48
25:DA:2001:A:H2'	25:DA:2002:G:C8	2.49	0.48
25:DA:2293:C:OP1	25:DA:2377:A:N6	2.46	0.48
25:DA:2872:G:C2	25:DA:2873:A:N6	2.82	0.48
25:DA:330:A:HO2'	25:DA:331:A:H8	1.61	0.48
25:DA:784:A:OP2	61:DA:4063:HOH:O	2.20	0.48
27:DD:242:ARG:N	27:DD:242:ARG:HD3	2.28	0.48
27:DD:58:HIS:HD1	27:DD:59:LYS:N	2.11	0.48
25:DA:614(C):A:N3	29:DF:180:GLY:HA2	2.29	0.48
30:DG:136:ARG:HD2	30:DG:137:GLU:N	2.28	0.48
31:DH:113:VAL:HG11	31:DH:151:ILE:HD13	1.94	0.48
32:DI:29:TYR:O	32:DI:33:ARG:HD2	2.14	0.48
1:AA:1131:G:O5'	1:AA:1131:G:H8	1.96	0.48
1:AA:1182:G:C4'	1:AA:1183:A:H5'	2.43	0.48
1:AA:1327:C:H2'	1:AA:1328:C:C6	2.48	0.48
1:AA:620:C:H2'	1:AA:621:A:O4'	2.14	0.48
1:AA:926:G:C6	1:AA:1505:G:C6	3.02	0.48
23:AX:19:G:H4'	23:AX:20:U:OP2	2.12	0.48
52:B6:21:TYR:CE2	52:B6:38:LYS:HG2	2.48	0.48
25:BA:2303:U:O2'	25:BA:2386:C:O2	2.24	0.48
27:BD:68:LYS:HD2	27:BD:70:TRP:CH2	2.48	0.48
30:BG:56:ALA:HA	30:BG:153:ARG:NH2	2.29	0.48
31:BH:56:SER:OG	31:BH:58:GLU:HG2	2.13	0.48
25:BA:956:A:C5	36:BQ:13:GLN:HG3	2.49	0.48
34:BO:101:PRO:HG3	39:BT:67:SER:OG	2.13	0.48
1:CA:1003:G:C6	1:CA:1004:A:C2	3.02	0.48
1:CA:520:A:N1	1:CA:536:C:H1'	2.29	0.48
1:CA:554:C:H2'	1:CA:555:C:H6	1.77	0.48
1:CA:839:U:H5''	1:CA:840:C:C5	2.48	0.48
2:CB:16:HIS:CG	2:CB:17:PHE:N	2.81	0.48
3:CC:34:LEU:HG	3:CC:38:ARG:HH12	1.78	0.48
6:CF:68:PRO:HB2	6:CF:71:ARG:HG3	1.95	0.48
11:CK:19:ALA:HA	11:CK:32:ILE:HD13	1.96	0.48
11:CK:33:THR:HA	11:CK:39:PRO:HA	1.95	0.48
25:DA:2680:C:H5'	28:DE:189:PRO:HA	1.96	0.48
25:DA:428:A:H3'	25:DA:429:A:C8	2.48	0.48
25:DA:507:A:H5''	25:DA:508:G:H3'	1.95	0.48
25:DA:934:G:H2'	25:DA:935:C:H6	1.79	0.48
30:DG:41:GLN:NE2	30:DG:154:GLY:O	2.46	0.48
31:DH:26:VAL:HG12	31:DH:79:VAL:HG11	1.95	0.48

Continued on next page...

Continued from previous page...

Atom-1	Atom-2	Interatomic distance (Å)	Clash overlap (Å)
34:DO:98:VAL:HG22	34:DO:118:ALA:HA	1.95	0.48
41:DV:30:GLY:H	41:DV:61:VAL:HG13	1.79	0.48
1:AA:1298:C:H2'	7:AG:114:ARG:NH1	2.28	0.48
2:AB:168:THR:OG1	2:AB:192:SER:HB3	2.13	0.48
2:AB:19:HIS:NE2	2:AB:206:ASP:OD2	2.46	0.48
7:AG:152:ALA:HB1	7:AG:155:ARG:NH2	2.28	0.48
10:AJ:57:LYS:HD2	10:AJ:60:ARG:HH21	1.79	0.48
10:AJ:5:ARG:HD3	10:AJ:71:LEU:HD11	1.95	0.48
13:AM:15:VAL:O	13:AM:19:LEU:HD22	2.13	0.48
19:AS:3:ARG:NH1	19:AS:10:PHE:HB2	2.27	0.48
48:B2:32:LEU:HD12	48:B2:36:ARG:NH1	2.29	0.48
25:BA:1537:G:O2'	27:BD:101:GLU:HB2	2.14	0.48
25:BA:2343:G:O2'	25:BA:2348:A:N1	2.35	0.48
30:BG:102:PHE:HE1	30:BG:141:PHE:CE2	2.26	0.48
1:CA:1002:G:H1	1:CA:1038:C:H42	0.67	0.48
1:CA:1169:A:H8	1:CA:1169:A:H3'	1.79	0.48
1:CA:1015:A:H1'	1:CA:1219:U:H5'	1.95	0.48
1:CA:1288:A:N1	1:CA:1371:G:H1'	2.29	0.48
1:CA:270:A:H2'	1:CA:271:C:C6	2.48	0.48
1:CA:585:G:N3	1:CA:879:C:H4'	2.29	0.48
2:CB:73:THR:HB	2:CB:95:GLN:O	2.14	0.48
7:CG:78:ARG:HH21	7:CG:156:TRP:HB3	1.78	0.48
8:CH:49:GLU:HG2	8:CH:62:TYR:CE2	2.45	0.48
9:CI:31:GLN:HB2	9:CI:35:GLU:OE2	2.13	0.48
10:CJ:42:THR:CG2	10:CJ:68:HIS:HD2	2.25	0.48
12:CL:34:ARG:HG2	12:CL:35:GLY:N	2.29	0.48
10:CJ:47:PHE:CZ	14:CN:37:PHE:HE1	2.32	0.48
30:DG:101:ILE:HD13	50:D4:25:TYR:HB2	1.94	0.48
25:DA:1163:G:C2	25:DA:1164:G:C8	3.01	0.48
25:DA:1666:G:OP1	34:DO:66:LYS:HE3	2.14	0.48
25:DA:180:G:H5''	25:DA:181:A:OP2	2.13	0.48
25:DA:784:A:C8	25:DA:792:G:C5	3.01	0.48
31:DH:24:VAL:HG13	31:DH:37:VAL:HG21	1.96	0.48
34:DO:120:GLU:HG2	34:DO:122:LEU:HG	1.95	0.48
38:DS:27:SER:HA	38:DS:88:ASP:HB3	1.95	0.48
42:DW:70:TYR:OH	42:DW:72:LYS:HG3	2.14	0.48
1:AA:154:C:H5	1:AA:155:C:C5	2.31	0.48
1:AA:364:A:H2'	1:AA:365:U:H6	1.79	0.48
3:AC:135:LYS:HE2	5:AE:53:LEU:HD11	1.95	0.48
10:AJ:68:HIS:CD2	10:AJ:68:HIS:H	2.31	0.48
46:B0:53:MET:HG3	46:B0:59:LEU:CD2	2.43	0.48

Continued on next page...

Continued from previous page...

Atom-1	Atom-2	Interatomic distance (Å)	Clash overlap (Å)
25:BA:1093:G:H2'	25:BA:1156:G:N2	2.26	0.48
25:BA:1604:C:H5''	25:BA:1605:A:OP2	2.14	0.48
25:BA:1815:A:H5''	61:BA:4186:HOH:O	2.13	0.48
25:BA:217:A:H2'	25:BA:219:U:O4'	2.13	0.48
32:BI:100:ALA:HA	32:BI:103:ARG:HG2	1.94	0.48
25:BA:438:G:C5	35:BP:72:PRO:HB3	2.49	0.48
1:CA:1137:C:H1'	1:CA:1138:G:C2	2.48	0.48
1:CA:1277:C:O2'	1:CA:1279:A:H8	1.94	0.48
1:CA:1320:C:C1'	19:CS:73:GLU:HG3	2.44	0.48
1:CA:1342:C:H1'	9:CI:124:GLN:NE2	2.28	0.48
1:CA:422:C:H4'	1:CA:423:G:C4	2.48	0.48
1:CA:758:G:H8	1:CA:758:G:H5''	1.78	0.48
1:CA:999:C:N4	1:CA:1042:G:C2	2.81	0.48
1:CA:999:C:N4	1:CA:1043:C:C4	2.81	0.48
25:DA:1041:C:OP1	45:DZ:46:LYS:NZ	2.43	0.48
25:DA:2489:G:C6	25:DA:2490:G:C6	3.02	0.48
25:DA:78:A:H2'	25:DA:79:G:H8	1.78	0.48
25:DA:2094:G:OP1	32:DI:22:LYS:HD2	2.14	0.48
26:DB:50:G:OP2	38:DS:62:LYS:HD3	2.13	0.48
41:DV:6:LYS:HB2	41:DV:38:LEU:HD21	1.94	0.48
1:AA:1206:G:C6	1:AA:1207:G:C5	3.01	0.48
3:AC:32:LEU:HD22	3:AC:59:ARG:HH12	1.79	0.48
16:AP:52:ASP:OD1	16:AP:54:GLU:HG3	2.14	0.48
13:AM:84:ILE:HD12	19:AS:74:PHE:HZ	1.78	0.48
20:AT:10:LEU:HB3	20:AT:12:ALA:H	1.79	0.48
25:BA:137:G:O2'	25:BA:138:G:H5'	2.14	0.48
25:BA:1576:G:O2'	25:BA:1577:C:H5'	2.14	0.48
25:BA:2814:C:H2'	25:BA:2815:C:O4'	2.14	0.48
25:BA:388:A:H2'	25:BA:389:G:H8	1.77	0.48
25:BA:860:U:H2'	25:BA:861:C:C6	2.48	0.48
27:BD:9:TYR:CZ	27:BD:13:ARG:HG2	2.49	0.48
1:CA:1148:U:H2'	1:CA:1149:C:O4'	2.13	0.48
1:CA:1492:A:H2'	1:CA:1493:A:C1'	2.43	0.48
1:CA:364:A:H2'	1:CA:365:U:H6	1.79	0.48
1:CA:418:C:H2'	1:CA:419:C:C6	2.48	0.48
1:CA:797:C:O2'	1:CA:798:G:H5'	2.13	0.48
4:CD:15:GLU:OE2	4:CD:66:ARG:NH1	2.46	0.48
10:CJ:8:LEU:CD2	10:CJ:96:ILE:HG23	2.43	0.48
14:CN:7:ILE:HG12	14:CN:8:GLU:N	2.27	0.48
16:CP:51:VAL:O	16:CP:53:VAL:HG23	2.14	0.48
48:D2:10:LEU:HD22	48:D2:14:ARG:NH1	2.29	0.48

Continued on next page...

Continued from previous page...

Atom-1	Atom-2	Interatomic distance (Å)	Clash overlap (Å)
25:DA:1256:G:H5'	25:DA:1257:C:OP2	2.13	0.48
25:DA:1287:A:H5''	25:DA:1288:U:OP2	2.13	0.48
27:DD:132:PRO:HG2	27:DD:135:PHE:CD2	2.44	0.48
31:DH:20:ALA:HB3	31:DH:23:ARG:HG3	1.95	0.48
1:AA:300:A:H2'	1:AA:301:G:O4'	2.13	0.48
1:AA:300:A:O2'	1:AA:564:C:N3	2.36	0.48
1:AA:658:G:H2'	1:AA:659:U:C6	2.48	0.48
1:AA:662:G:H2'	1:AA:663:A:C8	2.48	0.48
1:AA:430:A:OP1	4:AD:9:CYS:HB2	2.13	0.48
1:AA:1286:A:H2	21:AU:18:TYR:HH	1.60	0.48
25:BA:1093:G:HO2'	25:BA:1094:A:H8	1.61	0.48
25:BA:1362:U:H2'	25:BA:1363:A:C8	2.49	0.48
25:BA:905:U:O2	25:BA:2280:A:H2'	2.14	0.48
30:BG:50:ALA:O	30:BG:52:ILE:N	2.47	0.48
26:BB:8:U:O3'	38:BS:25:ARG:NH2	2.47	0.48
40:BU:16:LYS:HE2	40:BU:16:LYS:HB3	1.55	0.48
45:BZ:152:ALA:HA	45:BZ:155:LEU:HD22	1.94	0.48
45:BZ:30:ASN:ND2	45:BZ:90:VAL:HB	2.28	0.48
1:CA:1151:A:O4'	10:CJ:39:PRO:HB2	2.14	0.48
1:CA:1321:C:H5''	1:CA:1322:C:H2'	1.95	0.48
1:CA:1333:A:H2'	1:CA:1334:G:O4'	2.13	0.48
1:CA:790:A:H2'	1:CA:791:G:C8	2.49	0.48
6:CF:61:LEU:HD23	6:CF:63:TYR:OH	2.13	0.48
1:CA:192:U:O2'	20:CT:60:GLU:OE2	2.25	0.48
46:D0:27:GLU:HB2	46:D0:69:PHE:HD1	1.78	0.48
25:DA:1022:G:C6	25:DA:1140:C:C4	3.01	0.48
25:DA:1794:U:H2'	25:DA:1795:C:C6	2.49	0.48
25:DA:2261:C:H1'	25:DA:2388:A:N3	2.29	0.48
25:DA:2823:A:OP1	28:DE:159:HIS:NE2	2.42	0.48
25:DA:892:G:H2'	25:DA:893:C:O4'	2.14	0.48
34:DO:73:ASP:HB2	39:DT:82:LEU:HD13	1.96	0.48
34:DO:64:ARG:NH1	34:DO:81:ASP:OD1	2.47	0.48
45:DZ:19:ARG:HE	45:DZ:19:ARG:HB2	1.44	0.48
1:AA:1028:C:H2'	1:AA:1029:C:O4'	2.14	0.48
1:AA:1234:C:C2'	1:AA:1235:U:H5'	2.44	0.48
1:AA:1237:C:HO2'	1:AA:1300:G:H1	1.62	0.48
1:AA:376:G:H2'	1:AA:377:G:H8	1.79	0.48
3:AC:113:ALA:HB3	3:AC:114:PRO:HD3	1.96	0.48
25:BA:1067:A:H3'	25:BA:1067:A:H8	1.79	0.48
25:BA:484:G:C8	53:B7:37:LYS:HG2	2.49	0.48
26:BB:37:C:C5	26:BB:38:C:C5	3.02	0.48

Continued on next page...

Continued from previous page...

Atom-1	Atom-2	Interatomic distance (Å)	Clash overlap (Å)
42:BW:86:LEU:HD12	42:BW:87:PRO:HD2	1.96	0.48
1:CA:1412:C:H2'	1:CA:1413:A:C8	2.49	0.48
2:CB:8:LYS:HD2	2:CB:51:LEU:HD13	1.96	0.48
6:CF:10:LEU:HD12	6:CF:85:VAL:HA	1.94	0.48
17:CQ:62:SER:OG	17:CQ:72:ARG:HD3	2.13	0.48
47:D1:64:ALA:HA	47:D1:67:ILE:HG13	1.96	0.48
25:DA:1463:C:H2'	25:DA:1464:C:H6	1.78	0.48
25:DA:271(F):C:H2'	25:DA:271(G):C:H6	1.78	0.48
25:DA:729:G:OP2	27:DD:13:ARG:NH1	2.45	0.48
28:DE:127:ASP:OD2	61:DE:408:HOH:O	2.19	0.48
29:DF:164:ARG:O	29:DF:168:ARG:HB2	2.14	0.48
30:DG:11:TYR:O	30:DG:16:ARG:HG2	2.13	0.48
32:DI:110:ASP:H	32:DI:130:TYR:HH	1.55	0.48
38:DS:53:SER:OG	38:DS:54:LEU:N	2.47	0.48
1:AA:1030(A):G:H2'	1:AA:1030(C):G:OP2	2.13	0.47
1:AA:606:G:H1'	1:AA:632:A:H61	1.79	0.47
4:AD:12:CYS:SG	4:AD:19:LEU:N	2.77	0.47
4:AD:155:LEU:HD22	4:AD:156:GLU:N	2.29	0.47
9:AI:99:LEU:HB3	9:AI:101:PHE:HE1	1.79	0.47
48:B2:32:LEU:CD1	48:B2:36:ARG:HH11	2.26	0.47
25:BA:1220:U:OP1	25:BA:1222:A:N6	2.47	0.47
25:BA:2087:C:H2'	25:BA:2088:C:C6	2.49	0.47
25:BA:2303:U:H2'	25:BA:2304:C:C6	2.49	0.47
25:BA:671:A:H2'	25:BA:672:G:O4'	2.14	0.47
25:BA:777:C:OP2	61:BA:4592:HOH:O	2.20	0.47
25:BA:1925:G:OP1	27:BD:241:PRO:HB2	2.14	0.47
1:CA:1206:G:C6	1:CA:1207:G:C5	3.03	0.47
1:CA:1262:C:H42	1:CA:1273:G:H1	1.61	0.47
1:CA:1358:U:OP2	1:CA:1359:C:H5	1.97	0.47
1:CA:785:G:H2'	1:CA:786:G:H5'	1.96	0.47
2:CB:48:MET:HA	2:CB:51:LEU:HD12	1.96	0.47
6:CF:44:GLY:HA2	6:CF:59:TYR:CZ	2.48	0.47
1:CA:671:G:H5'	6:CF:77:ARG:HH22	1.79	0.47
19:CS:27:GLU:HB2	19:CS:28:LYS:HE2	1.95	0.47
25:DA:1593:G:C2	25:DA:1594:G:C4	3.02	0.47
25:DA:688:U:H5'	25:DA:1780:A:C2	2.49	0.47
25:DA:253:C:O2'	61:DA:4187:HOH:O	2.16	0.47
25:DA:867:C:O2	25:DA:913:U:H5'	2.14	0.47
27:DD:72:LYS:HB3	27:DD:75:ILE:HD12	1.96	0.47
29:DF:126:VAL:HG21	29:DF:129:PHE:CZ	2.49	0.47
29:DF:53:THR:HG22	29:DF:56:GLU:HG3	1.96	0.47

Continued on next page...

Continued from previous page...

Atom-1	Atom-2	Interatomic distance (Å)	Clash overlap (Å)
25:DA:910:A:C5	36:DQ:13:GLN:HG3	2.49	0.47
1:AA:49:U:H3	1:AA:362:G:H1'	1.80	0.47
5:AE:72:GLN:O	5:AE:75:THR:HG22	2.14	0.47
6:AF:44:GLY:HA2	6:AF:59:TYR:CE2	2.49	0.47
8:AH:96:GLY:H	8:AH:99:GLU:CD	2.18	0.47
25:BA:1086:C:H2'	25:BA:1087:C:O4'	2.14	0.47
25:BA:1091:A:OP1	25:BA:1092:A:H3'	2.13	0.47
25:BA:1686:U:O2'	25:BA:1687:C:H5'	2.14	0.47
25:BA:904:C:H4'	46:B0:23:VAL:HG21	1.96	0.47
28:BE:92:THR:O	28:BE:95:ILE:HG23	2.14	0.47
1:CA:109:A:H2'	1:CA:326:G:N2	2.28	0.47
1:CA:543:C:O2'	1:CA:544:G:H5'	2.14	0.47
4:CD:36:ARG:HG3	4:CD:38:TYR:CE2	2.49	0.47
20:CT:50:GLU:HB2	20:CT:99:LEU:HD23	1.96	0.47
47:D1:83:GLU:HA	47:D1:84:GLY:HA2	1.62	0.47
25:DA:1149:G:H2'	25:DA:1150:C:C6	2.49	0.47
25:DA:1463:C:H2'	25:DA:1464:C:C6	2.49	0.47
27:DD:275:LYS:HB3	27:DD:276:LYS:HA	1.96	0.47
29:DF:7:TYR:O	29:DF:22:ALA:N	2.46	0.47
30:DG:103:LEU:HD22	30:DG:178:PHE:HZ	1.80	0.47
31:DH:87:LEU:HD23	31:DH:164:TYR:HA	1.96	0.47
1:AA:1127:G:H21	1:AA:1148:U:H3	1.61	0.47
1:AA:146:G:H5''	1:AA:146:G:H8	1.80	0.47
1:AA:129(A):G:C6	1:AA:189(E):U:H4'	2.50	0.47
2:AB:24:TRP:HD1	2:AB:24:TRP:H	1.62	0.47
14:AN:37:PHE:CE2	14:AN:53:LEU:HD13	2.50	0.47
19:AS:65:ASN:ND2	19:AS:66:MET:HG3	2.29	0.47
25:BA:1913:G:H2'	25:BA:1914:C:H6	1.78	0.47
25:BA:2698:G:H5'	61:BA:4643:HOH:O	2.15	0.47
25:BA:1740:U:O2'	27:BD:14:ARG:NH2	2.46	0.47
34:BO:64:ARG:NH1	34:BO:81:ASP:OD1	2.46	0.47
1:CA:1009:G:N2	1:CA:1010:G:H1'	2.30	0.47
1:CA:1157:A:N7	1:CA:1180:A:C6	2.82	0.47
1:CA:457:C:H2'	1:CA:458:C:C6	2.49	0.47
1:CA:577:G:C8	1:CA:816:A:C6	3.02	0.47
1:CA:932:C:H2'	1:CA:933:G:C8	2.49	0.47
6:CF:2:ARG:NE	6:CF:69:GLU:HG2	2.29	0.47
12:CL:79:GLU:HB3	12:CL:80:HIS:HD2	1.78	0.47
20:CT:46:GLU:HG2	20:CT:46:GLU:O	2.13	0.47
25:DA:1027:A:C6	25:DA:1126:A:C4	3.02	0.47
25:DA:1637:A:H4'	25:DA:2711:A:O2'	2.14	0.47

Continued on next page...

Continued from previous page...

Atom-1	Atom-2	Interatomic distance (Å)	Clash overlap (Å)
25:DA:1786:A:H1'	25:DA:1938:A:N6	2.29	0.47
25:DA:1935:G:H1'	25:DA:1964:G:N2	2.29	0.47
30:DG:114:ILE:HD12	30:DG:117:PHE:HD2	1.79	0.47
44:DY:9:LYS:HA	44:DY:10:GLY:HA2	1.67	0.47
1:AA:1125:U:O4	1:AA:1128:C:C5	2.68	0.47
1:AA:430:A:H2'	1:AA:431:A:O4'	2.15	0.47
3:AC:123:GLN:HG2	3:AC:128:PHE:CD2	2.50	0.47
6:AF:99:ALA:O	18:AR:28:GLU:HG3	2.14	0.47
8:AH:6:ILE:HB	8:AH:85:ARG:NH1	2.29	0.47
10:AJ:5:ARG:O	10:AJ:98:ILE:HA	2.14	0.47
14:AN:4:LYS:HD3	14:AN:7:ILE:CG2	2.44	0.47
1:AA:277:C:H5''	17:AQ:68:ARG:NH2	2.30	0.47
25:BA:2538:G:H5'	25:BA:2755:C:O2'	2.13	0.47
25:BA:2643:G:N2	25:BA:2800:C:O2	2.40	0.47
25:BA:911:G:O2'	25:BA:912:C:H5'	2.14	0.47
25:BA:956:A:OP2	61:BA:4430:HOH:O	2.20	0.47
27:BD:132:PRO:HA	27:BD:190:TYR:HA	1.96	0.47
28:BE:176:ILE:HB	28:BE:181:LEU:HB2	1.96	0.47
29:BF:7:TYR:CD2	29:BF:24:LEU:HB2	2.49	0.47
32:BI:110:ASP:HA	32:BI:111:PRO:HD2	1.72	0.47
25:BA:2116:G:OP1	32:BI:22:LYS:HD2	2.14	0.47
1:CA:1074:G:O2'	1:CA:1101:A:N1	2.37	0.47
1:CA:341:C:H6	1:CA:341:C:O5'	1.98	0.47
1:CA:554:C:H2'	1:CA:555:C:C6	2.49	0.47
2:CB:163:PHE:HA	2:CB:185:ILE:HG12	1.96	0.47
19:CS:30:LEU:CD1	19:CS:32:LYS:HG3	2.41	0.47
49:D3:3:ARG:HH11	49:D3:60:GLU:CB	2.27	0.47
50:D4:15:ILE:HG23	50:D4:21:VAL:HG22	1.96	0.47
52:D6:38:LYS:NZ	52:D6:38:LYS:HB2	2.29	0.47
25:DA:118:A:H1'	25:DA:178:G:O4'	2.14	0.47
25:DA:1523:U:C2	25:DA:1524:G:C8	3.01	0.47
25:DA:1528(A):A:C8	25:DA:1529:G:C8	3.03	0.47
25:DA:1932:A:H2'	25:DA:1933:G:O4'	2.14	0.47
25:DA:2303:G:H2'	25:DA:2304:G:O4'	2.14	0.47
25:DA:2319:G:C2	38:DS:3:ARG:HA	2.49	0.47
28:DE:72:VAL:HA	28:DE:73:GLU:CB	2.43	0.47
29:DF:165:ARG:HG2	29:DF:168:ARG:HH21	1.79	0.47
31:DH:13:LYS:HA	31:DH:14:GLY:HA2	1.61	0.47
45:DZ:153:SER:HB3	45:DZ:167:PRO:HB3	1.96	0.47
1:AA:1003:G:H2'	1:AA:1004:A:H4'	1.96	0.47
1:AA:1256:A:H5''	1:AA:1258:G:C1'	2.44	0.47

Continued on next page...

Continued from previous page...

Atom-1	Atom-2	Interatomic distance (Å)	Clash overlap (Å)
1:AA:481:G:H1'	1:AA:483:C:N4	2.30	0.47
1:AA:685:G:C2	1:AA:686:U:C4	3.02	0.47
5:AE:69:VAL:HG22	5:AE:71:LEU:HD23	1.96	0.47
9:AI:49:PRO:HG3	9:AI:101:PHE:HD2	1.79	0.47
9:AI:28:VAL:HA	9:AI:63:ILE:HB	1.97	0.47
25:BA:1828:C:H4'	27:BD:257:LEU:O	2.15	0.47
25:BA:2702:C:N4	25:BA:2726:A:H1'	2.29	0.47
25:BA:2795:G:OP2	61:BA:4647:HOH:O	2.20	0.47
25:BA:934:A:O2'	25:BA:935:C:OP2	2.27	0.47
29:BF:195:ASP:HB3	29:BF:198:ALA:H	1.78	0.47
29:BF:110:LEU:HD12	29:BF:205:ARG:HG2	1.96	0.47
29:BF:7:TYR:HD2	29:BF:24:LEU:HB2	1.78	0.47
25:BA:83:A:H5''	44:BY:8:LYS:HE3	1.97	0.47
1:CA:1133:G:N2	1:CA:1141:C:N3	2.59	0.47
1:CA:834:C:H2'	1:CA:835:U:H6	1.77	0.47
1:CA:954:G:H21	1:CA:1227:A:N6	2.08	0.47
5:CE:83:GLU:HG2	5:CE:88:LYS:HG3	1.95	0.47
9:CI:6:GLY:HA3	9:CI:80:GLY:O	2.14	0.47
1:CA:719:C:O2'	18:CR:49:LYS:HB3	2.13	0.47
47:D1:3:LYS:H	47:D1:61:ARG:HH12	1.62	0.47
25:DA:1291:C:H2'	25:DA:1292:U:C6	2.49	0.47
25:DA:1513:C:H2'	25:DA:1514:U:C6	2.49	0.47
25:DA:565:C:H2'	25:DA:566:U:O4'	2.15	0.47
25:DA:639:U:H2'	25:DA:640:C:H6	1.79	0.47
25:DA:78:A:H2'	25:DA:79:G:C8	2.49	0.47
25:DA:86:C:H4'	25:DA:104:U:H1'	1.96	0.47
28:DE:195:LEU:HG	28:DE:196:VAL:N	2.30	0.47
29:DF:160:ASN:HB3	29:DF:163:VAL:HB	1.96	0.47
30:DG:106:LEU:HA	30:DG:110:ALA:HB3	1.95	0.47
25:DA:1012:U:H5	33:DN:28:THR:HG21	1.79	0.47
35:DP:99:LEU:H	35:DP:99:LEU:HD23	1.79	0.47
36:DQ:59:ARG:C	36:DQ:61:GLY:H	2.13	0.47
1:AA:1137:C:H5''	1:AA:1138:G:OP1	2.15	0.47
1:AA:1412:C:H2'	1:AA:1413:A:C8	2.49	0.47
1:AA:567:G:H1'	61:AA:4081:HOH:O	2.13	0.47
1:AA:674:G:H2'	1:AA:675:A:C8	2.49	0.47
2:AB:166:ASP:HA	2:AB:167:PRO:HD3	1.73	0.47
2:AB:16:HIS:CB	2:AB:204:ASN:HB3	2.29	0.47
5:AE:33:VAL:HG21	5:AE:109:ILE:HA	1.96	0.47
5:AE:8:GLU:OE1	5:AE:63:ARG:NH2	2.48	0.47
16:AP:38:TYR:O	16:AP:49:LEU:HD12	2.15	0.47

Continued on next page...

Continued from previous page...

Atom-1	Atom-2	Interatomic distance (Å)	Clash overlap (Å)
6:AF:97:PHE:HD2	18:AR:31:LEU:HD23	1.80	0.47
20:AT:58:LYS:O	20:AT:62:LEU:HB2	2.14	0.47
30:BG:67:LYS:H	50:B4:6:HIS:CE1	2.33	0.47
25:BA:12:U:O2	25:BA:12:U:H2'	2.14	0.47
25:BA:1517:G:C6	25:BA:1567:G:N7	2.83	0.47
25:BA:1549:U:H2'	25:BA:1550:C:H6	1.79	0.47
25:BA:2087:C:H2'	25:BA:2088:C:H6	1.79	0.47
25:BA:2285:A:H2'	25:BA:2286:A:C8	2.49	0.47
25:BA:2325:C:C2'	25:BA:2326:C:H5'	2.45	0.47
25:BA:2846:U:C4	25:BA:2893:A:N6	2.83	0.47
25:BA:1547:C:O4'	27:BD:100:GLY:HA2	2.15	0.47
39:BT:91:ARG:HH11	39:BT:120:ARG:NH1	2.12	0.47
39:BT:37:GLY:HA2	39:BT:38:ASN:HA	1.66	0.47
1:CA:1023:G:H3'	1:CA:1024:G:H8	1.79	0.47
1:CA:1080:A:H5''	1:CA:1081:G:OP2	2.15	0.47
1:CA:1217:C:H2'	1:CA:1218:C:O4'	2.14	0.47
1:CA:1292:U:C2	1:CA:1293:G:C8	3.03	0.47
12:CL:119:LYS:O	12:CL:120:TYR:HB2	2.15	0.47
13:CM:82:MET:CE	13:CM:92:HIS:HB3	2.45	0.47
25:DA:1845:G:OP1	27:DD:258:LYS:NZ	2.43	0.47
25:DA:2408:U:H2'	25:DA:2409:G:C8	2.49	0.47
25:DA:735:A:C6	25:DA:736:C:C2	3.03	0.47
25:DA:900:A:H2'	25:DA:901:A:O4'	2.15	0.47
26:DB:43:C:C5	26:DB:45:A:N6	2.82	0.47
27:DD:71:ASP:OD2	27:DD:103:ARG:NH2	2.47	0.47
30:DG:103:LEU:HA	30:DG:106:LEU:HB3	1.96	0.47
30:DG:64:THR:HB	30:DG:94:LEU:HD11	1.96	0.47
36:DQ:32:TYR:CE1	36:DQ:133:ARG:HG3	2.49	0.47
41:DV:5:VAL:CG1	41:DV:57:VAL:HG21	2.44	0.47
1:AA:676:A:H2'	1:AA:677:U:C6	2.50	0.47
5:AE:12:LEU:HD22	5:AE:13:ILE:N	2.30	0.47
1:AA:1346:A:C8	7:AG:10:ARG:NH2	2.83	0.47
50:B4:14:ILE:HD12	50:B4:24:THR:HG21	1.96	0.47
25:BA:1223:C:H2'	25:BA:1224:C:C6	2.49	0.47
25:BA:399:G:H8	47:B1:65:SER:O	1.97	0.47
26:BB:29:A:C2	26:BB:30:C:C2	3.03	0.47
25:BA:572:A:H61	41:BV:18:LEU:HD23	1.80	0.47
45:BZ:144:LEU:HD11	45:BZ:150:LEU:HD22	1.95	0.47
45:BZ:70:LEU:HA	45:BZ:70:LEU:HD23	1.58	0.47
1:CA:337:C:H2'	1:CA:338:A:C8	2.50	0.47
1:CA:410:G:H5''	1:CA:411:A:OP1	2.14	0.47

Continued on next page...

Continued from previous page...

Atom-1	Atom-2	Interatomic distance (Å)	Clash overlap (Å)
1:CA:622:A:H3'	1:CA:623:C:C6	2.49	0.47
3:CC:140:ARG:NH1	3:CC:140:ARG:HB2	2.29	0.47
8:CH:6:ILE:O	8:CH:10:LEU:HG	2.15	0.47
47:D1:25:LYS:HG3	47:D1:31:GLY:HA2	1.97	0.47
25:DA:1359:A:C2	25:DA:1372:U:O4	2.68	0.47
25:DA:2319:G:N2	38:DS:3:ARG:HA	2.29	0.47
25:DA:2508:G:C2	25:DA:2582:G:C6	3.02	0.47
25:DA:2659:G:N2	25:DA:2661:G:H3'	2.30	0.47
28:DE:143:ASN:HD22	28:DE:147:PRO:CD	2.28	0.47
32:DI:3:VAL:HG12	32:DI:38:LEU:HA	1.96	0.47
1:AA:1070:U:H2'	1:AA:1071:C:H6	1.80	0.47
4:AD:11:LEU:HD23	4:AD:66:ARG:HB3	1.96	0.47
5:AE:53:LEU:HD12	5:AE:53:LEU:H	1.79	0.47
9:AI:9:ARG:HG2	9:AI:14:VAL:HG13	1.97	0.47
11:AK:44:SER:OG	11:AK:47:VAL:HG23	2.14	0.47
1:AA:110:C:O2'	16:AP:25:ARG:O	2.32	0.47
17:AQ:10:VAL:HG13	17:AQ:19:VAL:HB	1.97	0.47
35:BP:63:PRO:HB2	54:B8:30:ARG:NH2	2.30	0.47
25:BA:1577:C:H1'	25:BA:1578:C:OP1	2.15	0.47
25:BA:2642:G:H2'	25:BA:2643:G:H8	1.79	0.47
25:BA:908:A:H2'	25:BA:909:G:O4'	2.14	0.47
30:BG:11:TYR:CE2	30:BG:16:ARG:HD3	2.50	0.47
31:BH:86:GLU:OE1	31:BH:132:ARG:NH1	2.45	0.47
1:CA:1119:C:N3	1:CA:1154:G:O6	2.48	0.47
1:CA:1137:C:H5''	1:CA:1138:G:OP1	2.15	0.47
1:CA:865:A:C2	1:CA:918:A:H4'	2.50	0.47
1:CA:985:C:H2'	1:CA:986:A:H8	1.80	0.47
2:CB:127:ILE:C	2:CB:129:GLU:H	2.16	0.47
6:CF:35:ALA:HA	6:CF:67:MET:HB3	1.96	0.47
9:CI:7:THR:OG1	9:CI:83:ARG:NH1	2.48	0.47
10:CJ:25:GLU:O	10:CJ:29:ARG:HD3	2.15	0.47
49:D3:6:VAL:HG13	49:D3:56:VAL:HG13	1.96	0.47
25:DA:1197:G:H5'	25:DA:1227:G:O2'	2.14	0.47
25:DA:153:C:OP2	47:D1:92:LYS:NZ	2.46	0.47
1:AA:1251:A:H2'	1:AA:1252:A:C8	2.49	0.47
1:AA:1392:G:C2'	1:AA:1393:U:H5'	2.45	0.47
2:AB:162:ILE:HD11	2:AB:184:VAL:HG22	1.95	0.47
3:AC:112:SER:O	3:AC:116:VAL:HG23	2.14	0.47
47:B1:64:ALA:HA	47:B1:67:ILE:HG13	1.97	0.47
25:BA:1496:A:H5'	25:BA:1497:G:OP2	2.14	0.47
25:BA:1759:C:H2'	25:BA:1760:U:O4'	2.15	0.47

Continued on next page...

Continued from previous page...

Atom-1	Atom-2	Interatomic distance (Å)	Clash overlap (Å)
25:BA:1833:A:N1	25:BA:1853:G:H1'	2.30	0.47
25:BA:2299:A:H2	25:BA:2358:A:H62	1.60	0.47
25:BA:623:G:N2	25:BA:628:C:O3'	2.47	0.47
27:BD:16:MET:HG3	27:BD:206:LEU:O	2.15	0.47
25:BA:2584:A:N7	28:BE:144:ARG:HD2	2.30	0.47
38:BS:24:LEU:HA	38:BS:24:LEU:HD23	1.70	0.47
1:CA:1209:C:O2'	1:CA:1214:C:N4	2.30	0.47
1:CA:1226:C:H4'	19:CS:80:TYR:OH	2.14	0.47
1:CA:429:U:H1'	1:CA:430:A:H5''	1.97	0.47
1:CA:441:A:H3'	1:CA:442:C:H6	1.79	0.47
1:CA:452:A:O2'	1:CA:453:A:OP2	2.29	0.47
25:DA:2364:C:OP1	46:D0:55:ARG:NH1	2.48	0.47
25:DA:2078:C:C4	25:DA:2079:U:C4	3.02	0.47
25:DA:2315:G:H2'	25:DA:2316:C:C6	2.49	0.47
25:DA:2538:C:H2'	25:DA:2539:C:H6	1.79	0.47
26:DB:79:C:H2'	26:DB:80:U:O4'	2.15	0.47
25:DA:1188:U:C4'	41:DV:79:VAL:HG22	2.45	0.47
1:AA:1125:U:N3	1:AA:1127:G:C5	2.68	0.47
1:AA:172:A:N7	1:AA:174:C:C4	2.83	0.47
1:AA:276:G:C2'	1:AA:277:C:H5'	2.45	0.47
1:AA:435:C:H2'	1:AA:436:C:C6	2.50	0.47
1:AA:652:U:O2'	1:AA:653:A:OP2	2.26	0.47
3:AC:181:ASN:ND2	3:AC:204:LEU:HD12	2.30	0.47
3:AC:44:GLU:HG2	3:AC:52:LEU:HD22	1.97	0.47
4:AD:65:ARG:HG2	4:AD:75:PHE:CD1	2.50	0.47
5:AE:68:GLU:HG2	5:AE:70:PRO:HG3	1.97	0.47
6:AF:62:TRP:CH2	6:AF:64:GLN:HB2	2.50	0.47
8:AH:112:LEU:HB3	8:AH:133:LEU:HA	1.97	0.47
11:AK:20:TYR:HB2	11:AK:31:THR:HG23	1.97	0.47
24:AW:9:MVA:O	24:AW:10:2QY:CD2	2.62	0.47
25:BA:1809:U:H2'	25:BA:1815:A:N6	2.30	0.47
25:BA:2335:G:H2'	25:BA:2336:C:O4'	2.15	0.47
25:BA:553:A:C2	25:BA:2065:C:H4'	2.50	0.47
25:BA:932:C:H3'	25:BA:933:C:C5'	2.43	0.47
29:BF:101:LEU:HD12	29:BF:102:PRO:HD2	1.97	0.47
29:BF:150:GLY:HA2	29:BF:172:TRP:CE3	2.50	0.47
40:BU:78:THR:HG22	40:BU:117:GLN:HE22	1.80	0.47
1:CA:1154:G:C8	1:CA:1155:G:C8	3.02	0.47
1:CA:78:G:H2'	1:CA:79:G:H5'	1.97	0.47
1:CA:838:G:H1	1:CA:848:C:N4	2.13	0.47
1:CA:859:A:H2'	1:CA:860:A:O4'	2.15	0.47

Continued on next page...

Continued from previous page...

Atom-1	Atom-2	Interatomic distance (Å)	Clash overlap (Å)
1:CA:885:G:O2'	1:CA:914:A:N1	2.38	0.47
1:CA:957:U:H2'	1:CA:959:A:OP2	2.14	0.47
5:CE:104:ALA:HA	5:CE:107:ARG:HB3	1.96	0.47
5:CE:84:PHE:N	5:CE:87:SER:O	2.48	0.47
7:CG:138:LYS:HE2	7:CG:142:GLU:OE1	2.15	0.47
13:CM:16:ASP:N	13:CM:16:ASP:OD1	2.48	0.47
20:CT:50:GLU:HG3	20:CT:100:ILE:HD13	1.97	0.47
25:DA:585:G:H2'	25:DA:1251:C:H42	1.79	0.47
25:DA:678:C:H2'	25:DA:679:C:C6	2.50	0.47
35:DP:45:LEU:HD23	35:DP:45:LEU:HA	1.51	0.47
39:DT:78:LEU:O	39:DT:78:LEU:HD13	2.14	0.47
40:DU:89:GLU:HB2	41:DV:50:PRO:CB	2.45	0.47
42:DW:59:VAL:HG12	42:DW:60:ASN:HD22	1.80	0.47
1:AA:1140:C:H2'	1:AA:1141:C:C6	2.49	0.47
1:AA:1176:A:H2'	1:AA:1177:G:C8	2.50	0.47
1:AA:1273:G:H3'	1:AA:1274:G:H8	1.78	0.47
1:AA:159:G:O2'	1:AA:161:A:N7	2.35	0.47
1:AA:458:C:H2'	1:AA:460:G:C8	2.50	0.47
1:AA:499:A:N3	1:AA:546:G:N2	2.54	0.47
1:AA:735:C:H2'	1:AA:736:C:H6	1.80	0.47
4:AD:173:TRP:HB2	4:AD:187:ARG:O	2.15	0.47
2:AB:178:ARG:HH22	8:AH:68:ARG:HH22	1.62	0.47
15:AO:24:SER:OG	15:AO:25:THR:N	2.48	0.47
25:BA:2745:G:H3'	25:BA:2746:A:O4'	2.14	0.47
25:BA:908:A:N3	26:BB:79:C:O2'	2.41	0.47
1:CA:1492:A:H5''	1:CA:1493:A:OP2	2.15	0.47
1:CA:160:A:H61	1:CA:347:G:H1'	1.80	0.47
4:CD:184:LYS:HE3	4:CD:186:LEU:HD23	1.96	0.47
7:CG:155:ARG:CZ	7:CG:155:ARG:HB3	2.43	0.47
7:CG:79:ARG:HB3	7:CG:80:VAL:H	1.39	0.47
16:CP:21:VAL:HG22	16:CP:33:ILE:HD12	1.97	0.47
18:CR:76:LEU:HA	18:CR:76:LEU:HD12	1.74	0.47
25:DA:1509(B):A:H2'	25:DA:1510:G:H8	1.77	0.47
25:DA:19:C:H2'	25:DA:20:C:C6	2.50	0.47
25:DA:10:G:H1'	25:DA:2801(A):A:C6	2.50	0.47
25:DA:489:G:N7	42:DW:49:LYS:NZ	2.61	0.47
25:DA:701:G:N2	25:DA:732:C:C2	2.82	0.47
25:DA:922:U:H2'	25:DA:923:C:C6	2.50	0.47
25:DA:2227:A:OP1	27:DD:263:ARG:HD2	2.15	0.47
27:DD:80:ALA:HB3	27:DD:94:LEU:HD13	1.96	0.47
32:DI:65:ALA:O	32:DI:69:LYS:N	2.46	0.47

Continued on next page...

Continued from previous page...

Atom-1	Atom-2	Interatomic distance (Å)	Clash overlap (Å)
36:DQ:125:LEU:O	61:DQ:302:HOH:O	2.20	0.47
43:DX:59:VAL:N	43:DX:76:ARG:O	2.33	0.47
1:AA:103:C:OP2	20:AT:14:LYS:NZ	2.30	0.46
1:AA:1129:C:H5''	9:AI:16:ARG:HH12	1.79	0.46
1:AA:1392:G:N2	1:AA:1502:A:C8	2.83	0.46
1:AA:1442:G:HO2'	1:AA:1442(A):G:P	2.34	0.46
1:AA:189(D):C:O2	1:AA:189(H):G:C6	2.68	0.46
1:AA:342:C:N3	1:AA:348:G:O6	2.48	0.46
1:AA:93:G:O2'	1:AA:96:U:H5'	2.15	0.46
2:AB:97:TRP:CH2	2:AB:173:ALA:HA	2.49	0.46
6:AF:12:PRO:HG3	6:AF:57:GLN:O	2.15	0.46
7:AG:113:GLU:HG3	7:AG:118:VAL:HG12	1.97	0.46
8:AH:64:LYS:HG2	8:AH:79:VAL:HG21	1.98	0.46
10:AJ:27:ALA:HA	10:AJ:81:THR:CG2	2.45	0.46
10:AJ:57:LYS:HD2	10:AJ:60:ARG:NH2	2.30	0.46
13:AM:16:ASP:N	13:AM:16:ASP:OD1	2.47	0.46
1:AA:189(F):U:O2'	17:AQ:63:ARG:NH2	2.48	0.46
1:AA:103:C:P	20:AT:17:ARG:HH21	2.38	0.46
46:B0:43:THR:O	46:B0:43:THR:HG23	2.14	0.46
25:BA:714:U:O2	54:B8:2:PRO:HD2	2.14	0.46
25:BA:1229:G:H5'	49:B3:29:ARG:HH12	1.80	0.46
1:CA:1068:G:N2	1:CA:1191:A:N3	2.55	0.46
1:CA:1310:G:H5'	13:CM:77:ASN:HD21	1.80	0.46
1:CA:1309:G:N2	1:CA:1329:A:H1'	2.30	0.46
1:CA:922:G:N3	1:CA:1398:A:H2	2.13	0.46
15:CO:39:LEU:HB3	15:CO:56:LEU:HD13	1.96	0.46
16:CP:55:ARG:O	16:CP:58:TYR:HB3	2.15	0.46
53:D7:24:THR:O	53:D7:28:ARG:HG3	2.15	0.46
35:DP:49:ARG:NH1	54:D8:61:LEU:HD23	2.30	0.46
25:DA:1151:G:H5''	40:DU:81:HIS:CD2	2.50	0.46
25:DA:1199:U:H2'	25:DA:1200:C:C6	2.50	0.46
25:DA:1317:A:H2'	25:DA:1318:C:C6	2.50	0.46
25:DA:2302:G:C2	25:DA:2303:G:C8	3.03	0.46
25:DA:2312:U:C4	25:DA:2313:C:H5	2.32	0.46
25:DA:2051:A:H5'	25:DA:2578:G:O4'	2.14	0.46
25:DA:75:G:H4'	48:D2:55:ARG:NH1	2.30	0.46
25:DA:807:U:OP2	35:DP:41:ARG:NH2	2.48	0.46
29:DF:29:ASN:HB3	29:DF:112:MET:HE1	1.97	0.46
30:DG:78:SER:OG	30:DG:79:ASN:N	2.48	0.46
35:DP:82:GLY:HA2	35:DP:113:LYS:O	2.15	0.46
35:DP:44:GLY:CA	35:DP:45:LEU:HB2	2.45	0.46

Continued on next page...

Continued from previous page...

Atom-1	Atom-2	Interatomic distance (Å)	Clash overlap (Å)
1:AA:1223:C:OP2	19:AS:78:ARG:NH2	2.45	0.46
1:AA:646:U:H2'	1:AA:647:C:C6	2.50	0.46
1:AA:918:A:H2'	1:AA:919:A:C8	2.50	0.46
2:AB:174:VAL:O	2:AB:178:ARG:HB2	2.14	0.46
6:AF:35:ALA:HA	6:AF:67:MET:HB3	1.96	0.46
1:AA:1457:G:P	20:AT:39:LYS:HZ1	2.38	0.46
48:B2:37:PHE:O	48:B2:40:SER:HB3	2.14	0.46
25:BA:1688:A:H2'	25:BA:1689:G:O4'	2.14	0.46
25:BA:1900:G:H2'	25:BA:1901:C:C6	2.49	0.46
25:BA:329:U:H2'	25:BA:330:U:C6	2.50	0.46
25:BA:768:C:H2'	25:BA:769:A:C8	2.49	0.46
29:BF:106:ARG:HG2	29:BF:106:ARG:H	1.37	0.46
1:CA:1347:G:H22	1:CA:1373:G:H2'	1.77	0.46
1:CA:1516:G:H2'	1:CA:1518:A:OP2	2.15	0.46
1:CA:376:G:H2'	1:CA:377:G:H8	1.80	0.46
1:CA:840:C:H5''	1:CA:841:U:H5	1.80	0.46
6:CF:5:GLU:HG3	6:CF:93:SER:OG	2.16	0.46
10:CJ:57:LYS:HD2	10:CJ:60:ARG:HH21	1.81	0.46
25:DA:1221(A):C:C2	25:DA:1229:G:C2	3.03	0.46
25:DA:1669:A:H5''	25:DA:2550:G:OP1	2.15	0.46
25:DA:1866:C:H2'	25:DA:1876:A:O4'	2.15	0.46
25:DA:2348:U:O4	25:DA:2382:G:N1	2.48	0.46
25:DA:330:A:H2	25:DA:1210:A:HO2'	1.63	0.46
25:DA:333:G:N3	25:DA:333:G:H2'	2.30	0.46
25:DA:924:C:H2'	25:DA:925:C:H6	1.79	0.46
29:DF:36:VAL:HG11	29:DF:183:VAL:HG11	1.97	0.46
1:AA:1005:A:H5'	1:AA:1038:C:H1'	1.96	0.46
1:AA:1131:G:H2'	1:AA:1132:C:C6	2.50	0.46
1:AA:532:A:O2'	1:AA:533:A:P	2.74	0.46
1:AA:616:G:C2	1:AA:617:G:C8	3.04	0.46
2:AB:55:PHE:HE1	2:AB:218:ALA:HA	1.80	0.46
1:AA:1232:U:OP1	9:AI:124:GLN:HG2	2.15	0.46
10:AJ:20:ALA:HA	10:AJ:23:ILE:HG22	1.95	0.46
19:AS:20:LEU:HD23	19:AS:23:ASN:HD22	1.80	0.46
24:AW:9:MVA:HA	24:AW:10:2QY:H82	1.39	0.46
51:B5:42:PRO:HB2	51:B5:43:HIS:ND1	2.30	0.46
25:BA:2314:G:N2	25:BA:2327:G:C4	2.84	0.46
25:BA:2389:A:H2'	25:BA:2390:A:C8	2.50	0.46
25:BA:324:A:P	44:BY:86:ARG:HH22	2.38	0.46
25:BA:335:A:C6	25:BA:352:U:C4	3.04	0.46
25:BA:364:A:H2'	25:BA:365:G:O4'	2.15	0.46

Continued on next page...

Continued from previous page...

Atom-1	Atom-2	Interatomic distance (Å)	Clash overlap (Å)
25:BA:436:C:O2'	25:BA:437:G:H5'	2.16	0.46
25:BA:636:G:N2	25:BA:640:A:O2'	2.48	0.46
25:BA:664:U:H2'	25:BA:665:C:C6	2.50	0.46
25:BA:982:U:H2'	25:BA:983:G:O4'	2.15	0.46
28:BE:51:PHE:H	28:BE:75:VAL:CG1	2.27	0.46
30:BG:16:ARG:O	30:BG:20:ILE:HG13	2.15	0.46
32:BI:81:VAL:HG21	32:BI:88:ILE:HD13	1.96	0.46
45:BZ:120:ILE:HB	45:BZ:171:ILE:HA	1.97	0.46
1:CA:1003:G:C6	1:CA:1004:A:H2	2.34	0.46
1:CA:1327:C:H2'	1:CA:1328:C:C6	2.51	0.46
2:CB:163:PHE:HA	2:CB:185:ILE:O	2.15	0.46
2:CB:15:VAL:CG1	2:CB:209:ARG:HB3	2.41	0.46
2:CB:77:ALA:HA	2:CB:80:ILE:HG22	1.96	0.46
5:CE:36:ASP:C	5:CE:38:GLN:H	2.18	0.46
13:CM:60:VAL:HG22	13:CM:66:LEU:HD11	1.96	0.46
25:DA:1593:G:C4	25:DA:1594:G:C8	3.03	0.46
25:DA:1668:A:H4'	25:DA:1669:A:O5'	2.14	0.46
25:DA:1740:G:H2'	25:DA:1741:A:C8	2.51	0.46
25:DA:263:C:H2'	25:DA:264:C:O4'	2.15	0.46
25:DA:491:G:H2'	25:DA:492:A:H8	1.80	0.46
25:DA:861:A:C2	25:DA:917:A:C4	3.03	0.46
25:DA:874:G:H2'	25:DA:875:G:O4'	2.15	0.46
26:DB:33:G:C2	26:DB:50:G:C2	3.04	0.46
26:DB:90:A:N7	26:DB:91:C:H1'	2.30	0.46
29:DF:129:PHE:O	29:DF:132:VAL:HG13	2.15	0.46
30:DG:16:ARG:HB2	30:DG:17:PRO:HD3	1.98	0.46
40:DU:59:ARG:HB3	40:DU:59:ARG:HH11	1.80	0.46
40:DU:76:TYR:CZ	40:DU:80:ILE:HG13	2.51	0.46
1:AA:1333:A:H2'	1:AA:1334:G:O4'	2.15	0.46
1:AA:391:G:C6	1:AA:392:G:C5	3.03	0.46
1:AA:814:A:H2'	1:AA:816:A:H5''	1.97	0.46
4:AD:155:LEU:O	4:AD:158:ILE:HG12	2.15	0.46
8:AH:39:LEU:HD12	8:AH:39:LEU:HA	1.79	0.46
9:AI:121:ARG:NH1	9:AI:122:ALA:O	2.49	0.46
15:AO:8:LYS:O	15:AO:12:ILE:HG13	2.16	0.46
25:BA:85:C:H4'	25:BA:102:U:H1'	1.97	0.46
25:BA:1217:G:H3'	25:BA:1218:G:H5'	1.98	0.46
25:BA:1592:A:H2'	25:BA:1593:C:O4'	2.16	0.46
25:BA:2225:U:O4'	27:BD:151:LYS:HE2	2.14	0.46
25:BA:2658:C:OP2	25:BA:2745:G:O2'	2.19	0.46
25:BA:736:A:N3	25:BA:826:U:O2'	2.43	0.46

Continued on next page...

Continued from previous page...

Atom-1	Atom-2	Interatomic distance (Å)	Clash overlap (Å)
25:BA:926:G:H2'	25:BA:927:G:C1'	2.46	0.46
44:BY:30:VAL:O	44:BY:32:PRO:HD3	2.16	0.46
1:CA:1203:C:H2'	1:CA:1204:A:O4'	2.16	0.46
1:CA:1238:A:C2	1:CA:1303:C:H4'	2.50	0.46
1:CA:1240:U:O2'	7:CG:32:ARG:HD3	2.16	0.46
2:CB:167:PRO:HD3	2:CB:187:LEU:O	2.15	0.46
3:CC:6:HIS:CD2	3:CC:8:ILE:H	2.32	0.46
14:CN:3:ARG:O	14:CN:7:ILE:HG23	2.15	0.46
54:D8:30:ARG:HD3	54:D8:30:ARG:HA	1.69	0.46
25:DA:1142:U:H2'	25:DA:1142:U:O2	2.15	0.46
25:DA:1259:G:H2'	25:DA:1260:G:C8	2.50	0.46
25:DA:1358:G:O2'	25:DA:1359:A:H5''	2.15	0.46
25:DA:1529:G:O2'	25:DA:1530:C:H5'	2.16	0.46
25:DA:1794:U:H2'	25:DA:1795:C:H6	1.80	0.46
25:DA:568:U:H5'	25:DA:945:A:C2	2.50	0.46
25:DA:647:G:H8	25:DA:647:G:O5'	1.99	0.46
25:DA:656:G:H2'	25:DA:657:U:O4'	2.14	0.46
25:DA:792:G:H5''	25:DA:793:A:H5'	1.98	0.46
25:DA:857:C:H2'	25:DA:858:U:C6	2.50	0.46
25:DA:888:C:H2'	25:DA:889:C:N3	2.30	0.46
25:DA:889:C:O2'	25:DA:890:A:H8	1.99	0.46
25:DA:956:G:OP1	36:DQ:87:LYS:HG3	2.16	0.46
1:AA:1149:C:H2'	1:AA:1150:U:H6	1.81	0.46
1:AA:1352:C:H2'	1:AA:1353:G:C8	2.50	0.46
1:AA:186:C:H2'	1:AA:187:C:H6	1.80	0.46
1:AA:59:A:H5''	1:AA:60:A:H5''	1.97	0.46
1:AA:863:U:H2'	1:AA:865:A:OP2	2.15	0.46
2:AB:16:HIS:CD2	2:AB:17:PHE:N	2.81	0.46
2:AB:84:GLU:HB3	2:AB:219:VAL:HG21	1.96	0.46
1:AA:437:U:O3'	4:AD:125:HIS:CE1	2.69	0.46
8:AH:97:VAL:HG23	8:AH:129:VAL:O	2.16	0.46
10:AJ:67:THR:O	10:AJ:67:THR:OG1	2.31	0.46
25:BA:696:C:P	25:BA:696:C:H6	2.38	0.46
25:BA:910:A:H2'	25:BA:911:G:C8	2.50	0.46
1:CA:1120:G:N1	1:CA:1154:G:N3	2.64	0.46
1:CA:1286:A:H2'	1:CA:1287:A:H4'	1.96	0.46
1:CA:693:G:H1'	7:CG:82:GLY:HA3	1.97	0.46
2:CB:47:THR:HA	2:CB:202:PRO:HG2	1.98	0.46
3:CC:104:GLN:HE21	3:CC:104:GLN:HB3	1.58	0.46
5:CE:137:GLU:HG2	5:CE:140:ARG:NH1	2.29	0.46
6:CF:38:GLU:HB2	6:CF:64:GLN:HG2	1.96	0.46

Continued on next page...

Continued from previous page...

Atom-1	Atom-2	Interatomic distance (Å)	Clash overlap (Å)
1:CA:1240:U:C2	7:CG:32:ARG:HD2	2.50	0.46
13:CM:15:VAL:HG11	13:CM:48:LEU:HD21	1.96	0.46
13:CM:33:ALA:HA	13:CM:59:TYR:CE2	2.49	0.46
25:DA:1506:C:H2'	25:DA:1507:A:H5'	1.98	0.46
25:DA:2287:A:O2'	25:DA:2288:A:H3'	2.15	0.46
25:DA:2747:G:H21	25:DA:2757:A:H62	1.64	0.46
25:DA:302:C:H2'	25:DA:303:U:C6	2.50	0.46
25:DA:34:C:OP1	25:DA:34:C:H6	1.99	0.46
29:DF:184:TYR:CE1	35:DP:3:LEU:HD21	2.50	0.46
31:DH:137:ASP:HB3	31:DH:140:LYS:HB3	1.95	0.46
33:DN:71:ILE:HG21	33:DN:84:LYS:HB3	1.98	0.46
40:DU:78:THR:HG22	40:DU:117:GLN:HE21	1.81	0.46
1:AA:292:G:N7	1:AA:293:G:H1'	2.31	0.46
2:AB:127:ILE:HB	2:AB:129:GLU:H	1.79	0.46
25:BA:2901:A:N6	25:BA:2902:G:N1	2.64	0.46
25:BA:553:A:N1	25:BA:2064:A:H2'	2.30	0.46
25:BA:68:C:O2'	25:BA:69:G:H5'	2.16	0.46
25:BA:922:G:H1	25:BA:948:C:N4	2.13	0.46
1:CA:1145:C:H5''	1:CA:1146:A:OP1	2.16	0.46
1:CA:1154:G:N7	1:CA:1155:G:C5	2.83	0.46
1:CA:1154:G:O6	1:CA:1155:G:N1	2.48	0.46
1:CA:1401:G:C2	1:CA:1402:C:H1'	2.51	0.46
1:CA:25:C:H2'	1:CA:26:A:C8	2.51	0.46
1:CA:323:U:H2'	1:CA:324:G:O4'	2.16	0.46
1:CA:32:A:C2	1:CA:33:A:C4	3.04	0.46
2:CB:17:PHE:HB2	2:CB:44:LEU:CD1	2.46	0.46
4:CD:191:ARG:O	4:CD:191:ARG:HD2	2.16	0.46
7:CG:12:LEU:HD12	7:CG:12:LEU:H	1.80	0.46
9:CI:26:VAL:HG22	9:CI:61:ALA:HB3	1.97	0.46
16:CP:6:LEU:HD23	16:CP:17:TYR:CG	2.51	0.46
19:CS:22:LEU:HB3	19:CS:27:GLU:HG3	1.97	0.46
20:CT:33:ILE:HG13	20:CT:62:LEU:HD22	1.96	0.46
13:CM:3:ARG:CA	50:D4:34:GLU:HG2	2.43	0.46
25:DA:1341:U:OP1	25:DA:1397:U:N3	2.40	0.46
25:DA:1364:G:P	47:D1:3:LYS:HG3	2.55	0.46
25:DA:1589:C:H2'	25:DA:1590:U:H6	1.80	0.46
29:DF:53:THR:HG23	29:DF:55:GLY:N	2.26	0.46
38:DS:38:GLN:HB2	38:DS:47:THR:HG23	1.96	0.46
45:DZ:54:HIS:CG	45:DZ:101:PRO:HG3	2.51	0.46
1:AA:1270:C:H2'	1:AA:1271:G:H5'	1.98	0.46
1:AA:346:G:OP1	39:BT:41:ARG:NH2	2.48	0.46

Continued on next page...

Continued from previous page...

Atom-1	Atom-2	Interatomic distance (Å)	Clash overlap (Å)
1:AA:877:C:OP1	8:AH:88:LYS:NZ	2.34	0.46
1:AA:865:A:H2	1:AA:918:A:H4'	1.79	0.46
3:AC:58:GLU:O	3:AC:59:ARG:HG3	2.15	0.46
24:AW:3:004:C	24:AW:4:PRO:O	2.63	0.46
25:BA:1071:G:C4	25:BA:1180:C:H1'	2.50	0.46
30:BG:102:PHE:CE1	30:BG:141:PHE:HE2	2.25	0.46
36:BQ:21:THR:HG21	36:BQ:101:ARG:HB2	1.98	0.46
1:CA:1126:U:H6	1:CA:1281:U:O2	1.98	0.46
1:CA:232:G:H1'	1:CA:262:A:N1	2.30	0.46
1:CA:918:A:H2'	1:CA:919:A:C8	2.50	0.46
3:CC:106:VAL:HG11	3:CC:115:LEU:HD21	1.98	0.46
5:CE:7:GLU:OE1	5:CE:37:ARG:NH2	2.47	0.46
9:CI:14:VAL:HG22	9:CI:66:ARG:O	2.16	0.46
9:CI:99:LEU:HB3	9:CI:101:PHE:HE1	1.81	0.46
46:D0:82:ARG:HA	46:D0:83:PRO:HD3	1.73	0.46
51:D5:40:LYS:HD3	51:D5:41:PRO:O	2.16	0.46
25:DA:1324:G:C2	25:DA:1331:A:C2	3.04	0.46
25:DA:1371:G:H2'	25:DA:1372:U:H5	1.80	0.46
25:DA:1420:U:HO2'	25:DA:1421:G:P	2.39	0.46
25:DA:2443:C:H2'	25:DA:2444:G:H8	1.80	0.46
25:DA:2885:C:O2'	51:D5:34:PRO:HG3	2.14	0.46
28:DE:36:ARG:HD3	28:DE:85:ASN:HD21	1.80	0.46
36:DQ:32:TYR:OH	36:DQ:111:GLU:OE1	2.29	0.46
34:DO:120:GLU:HB2	39:DT:68:TYR:HE2	1.81	0.46
43:DX:41:ASN:O	43:DX:45:THR:HG23	2.15	0.46
1:AA:676:A:H2'	1:AA:677:U:H6	1.79	0.46
1:AA:658:G:C2	1:AA:749:C:N3	2.83	0.46
2:AB:54:THR:HG22	2:AB:58:ILE:HD11	1.97	0.46
3:AC:115:LEU:O	3:AC:118:GLN:HG2	2.15	0.46
3:AC:148:GLY:HA3	3:AC:172:ARG:O	2.16	0.46
5:AE:77:PRO:HG2	5:AE:78:HIS:CD2	2.51	0.46
25:BA:1233:U:C2'	25:BA:1234:A:H5'	2.45	0.46
25:BA:1465:A:O2'	25:BA:1467:G:N7	2.44	0.46
25:BA:1662:A:H4'	25:BA:1663:C:OP2	2.15	0.46
25:BA:279:G:H5''	25:BA:279:G:H8	1.81	0.46
31:BH:71:LEU:HA	31:BH:71:LEU:HD12	1.70	0.46
1:CA:1151:A:O2'	1:CA:1152:A:H8	1.98	0.46
1:CA:1491:G:H3'	1:CA:1492:A:C8	2.50	0.46
1:CA:174:C:H2'	1:CA:175:C:H6	1.81	0.46
1:CA:283:C:H2'	1:CA:284:G:O4'	2.15	0.46
1:CA:96:U:O2'	1:CA:97:G:H5'	2.15	0.46

Continued on next page...

Continued from previous page...

Atom-1	Atom-2	Interatomic distance (Å)	Clash overlap (Å)
6:CF:22:GLU:O	6:CF:26:ILE:HG13	2.16	0.46
19:CS:20:LEU:HA	19:CS:23:ASN:HD22	1.81	0.46
50:D4:46:GLN:HG2	50:D4:48:ARG:HE	1.81	0.46
25:DA:1198:U:H2'	25:DA:1199:U:C6	2.50	0.46
25:DA:1773:A:C5	25:DA:1829:A:H1'	2.51	0.46
25:DA:32:C:O2'	25:DA:33:U:H5'	2.16	0.46
25:DA:492:A:H2'	25:DA:493:G:O4'	2.16	0.46
26:DB:31:C:C2'	26:DB:32:C:H5'	2.45	0.46
30:DG:170:ARG:HH21	30:DG:180:PHE:CB	2.28	0.46
41:DV:64:HIS:CD2	41:DV:92:THR:HG1	2.33	0.46
1:AA:1068:G:N7	1:AA:1094:G:H2'	2.31	0.46
1:AA:597:G:H5''	1:AA:598:U:OP2	2.16	0.46
1:AA:736:C:H2'	1:AA:737:A:C8	2.51	0.46
1:AA:920:U:H2'	1:AA:921:U:C6	2.51	0.46
7:AG:69:VAL:HG12	7:AG:100:ALA:HA	1.96	0.46
9:AI:27:THR:O	9:AI:63:ILE:N	2.49	0.46
25:BA:1008:U:H2'	25:BA:1009:C:C6	2.51	0.46
25:BA:1096:A:N3	25:BA:1096:A:H2'	2.30	0.46
25:BA:1199:C:H2'	25:BA:1200:G:O4'	2.16	0.46
25:BA:160:G:O2'	25:BA:161:C:H5'	2.16	0.46
25:BA:593:G:H2'	25:BA:2052:A:C5	2.50	0.46
25:BA:2786:C:H2'	25:BA:2787:C:C6	2.51	0.46
40:BU:66:ASN:O	40:BU:70:ARG:HG3	2.15	0.46
40:BU:95:LEU:HA	40:BU:95:LEU:HD12	1.78	0.46
1:CA:1118:C:H1'	1:CA:1179:A:C4	2.51	0.46
1:CA:89:C:H2'	1:CA:90:U:O4'	2.16	0.46
2:CB:145:LEU:O	2:CB:149:LEU:HB2	2.15	0.46
2:CB:19:HIS:HB2	2:CB:204:ASN:HB2	1.98	0.46
7:CG:50:ILE:HD11	7:CG:58:PRO:HA	1.98	0.46
17:CQ:41:LYS:NZ	17:CQ:92:ARG:HH21	2.14	0.46
52:D6:19:ARG:N	52:D6:19:ARG:HD2	2.30	0.46
55:D9:17:ILE:HD12	55:D9:17:ILE:HA	1.76	0.46
25:DA:1163:G:O2'	25:DA:1164:G:H5'	2.16	0.46
25:DA:1417:C:H2'	25:DA:1418:G:O4'	2.16	0.46
25:DA:189:G:H2'	25:DA:205:G:N2	2.30	0.46
25:DA:2228:G:C6	25:DA:2229:C:C4	3.04	0.46
25:DA:704:G:H1'	25:DA:726:G:H22	1.81	0.46
25:DA:2831:G:P	28:DE:58:ARG:HH22	2.38	0.46
36:DQ:111:GLU:O	36:DQ:115:MET:HG2	2.16	0.46
1:AA:658:G:H2'	1:AA:659:U:H6	1.80	0.46
1:AA:78:G:C2	1:AA:91:C:N3	2.84	0.46

Continued on next page...

Continued from previous page...

Atom-1	Atom-2	Interatomic distance (Å)	Clash overlap (Å)
10:AJ:30:SER:O	10:AJ:81:THR:HG23	2.16	0.46
25:BA:1171:G:H5'	55:B9:37:GLY:HA2	1.98	0.46
25:BA:1629:C:H2'	25:BA:1630:A:H8	1.81	0.46
25:BA:1854:G:OP1	27:BD:54:ARG:NH1	2.48	0.46
25:BA:2812:A:N3	25:BA:2904:U:H1'	2.31	0.46
25:BA:508:A:H5''	25:BA:509:A:OP1	2.16	0.46
25:BA:751:G:O2'	25:BA:773:G:N2	2.35	0.46
27:BD:182:LEU:HA	27:BD:182:LEU:HD23	1.65	0.46
28:BE:143:ASN:HD22	28:BE:147:PRO:HD3	1.81	0.46
32:BI:104:GLN:HG3	32:BI:105:HIS:HD2	1.80	0.46
25:BA:1264:G:OP2	40:BU:19:LYS:HE3	2.15	0.46
44:BY:15:VAL:HG21	44:BY:42:VAL:HG11	1.99	0.46
1:CA:1077:G:C2	1:CA:1081:G:C6	3.04	0.46
1:CA:1305:G:O2'	1:CA:1331:G:N2	2.49	0.46
1:CA:923:A:H2'	1:CA:924:C:C6	2.51	0.46
1:CA:983:A:H3'	1:CA:983:A:N3	2.31	0.46
16:CP:40:ASP:O	16:CP:48:TRP:HB2	2.16	0.46
25:DA:2354:G:OP1	46:D0:32:ARG:NH2	2.49	0.46
25:DA:1885:A:H2'	25:DA:1886:C:O4'	2.17	0.46
25:DA:2207:G:H3'	25:DA:2208:A:H5''	1.98	0.46
25:DA:2461:C:H2'	25:DA:2462:U:C6	2.51	0.46
33:DN:19:GLU:HA	33:DN:59:LYS:HB2	1.97	0.46
36:DQ:108:GLY:HA3	45:DZ:116:VAL:HG13	1.96	0.46
45:DZ:70:LEU:HA	45:DZ:70:LEU:HD23	1.79	0.46
1:AA:1424:C:H2'	1:AA:1425:U:O4'	2.15	0.45
1:AA:752:G:H4'	15:AO:69:TYR:OH	2.16	0.45
4:AD:190:ASP:N	4:AD:190:ASP:OD1	2.49	0.45
4:AD:30:LYS:HA	4:AD:35:ARG:NH1	2.31	0.45
11:AK:99:GLN:HG3	11:AK:105:VAL:HG11	1.97	0.45
11:AK:31:THR:HA	11:AK:42:TRP:HA	1.98	0.45
26:BB:48:A:H4'	38:BS:95:HIS:CD2	2.42	0.45
26:BB:75:G:H8	26:BB:75:G:H5''	1.80	0.45
27:BD:72:LYS:HB3	27:BD:75:ILE:HD12	1.99	0.45
36:BQ:85:LYS:HD3	46:B0:7:LEU:HG	1.98	0.45
42:BW:71:VAL:HA	42:BW:107:LEU:HD12	1.98	0.45
1:CA:1058:G:N2	10:CJ:53:PRO:HG3	2.31	0.45
1:CA:1243:C:H2'	1:CA:1244:C:H6	1.81	0.45
1:CA:433:C:H2'	1:CA:434:U:C6	2.49	0.45
1:CA:931:C:H42	1:CA:1386:G:H1	1.64	0.45
3:CC:183:ASP:N	3:CC:202:ILE:O	2.46	0.45
4:CD:20:TYR:CD1	4:CD:26:CYS:HB3	2.51	0.45

Continued on next page...

Continued from previous page...

Atom-1	Atom-2	Interatomic distance (Å)	Clash overlap (Å)
25:DA:77:C:O2'	48:D2:14:ARG:NH2	2.49	0.45
25:DA:1405:U:H2'	25:DA:1406:U:H6	1.77	0.45
25:DA:1707:G:H2'	25:DA:1708:C:C6	2.51	0.45
25:DA:2065:C:H2'	25:DA:2066:C:H6	1.80	0.45
25:DA:1783:A:H5'	25:DA:2608:G:H4'	1.98	0.45
25:DA:556:G:C6	25:DA:557:U:C4	3.04	0.45
33:DN:30:ILE:O	33:DN:34:LEU:HD22	2.16	0.45
36:DQ:42:ILE:HG22	36:DQ:47:ILE:HG13	1.98	0.45
38:DS:77:ALA:HB1	38:DS:82:ILE:HB	1.97	0.45
39:DT:61:PHE:CE1	39:DT:76:PHE:HB2	2.51	0.45
44:DY:19:LYS:HE2	44:DY:20:TYR:CE1	2.51	0.45
1:AA:923:A:OP1	5:AE:21:ALA:HB2	2.15	0.45
1:AA:958:A:C6	1:AA:959:A:N1	2.84	0.45
11:AK:84:VAL:HG11	11:AK:91:ARG:HD2	1.97	0.45
19:AS:38:SER:O	19:AS:70:LYS:HD3	2.17	0.45
25:BA:1702:A:H3'	25:BA:1703:C:H6	1.81	0.45
27:BD:43:ARG:HA	27:BD:48:ARG:O	2.16	0.45
28:BE:144:ARG:HB3	28:BE:145:LYS:H	1.36	0.45
29:BF:8:GLN:OE1	29:BF:19:GLU:HG2	2.17	0.45
30:BG:97:ASP:O	30:BG:101:ILE:HG13	2.16	0.45
31:BH:174:GLY:O	31:BH:175:LYS:HB3	2.16	0.45
39:BT:29:ARG:HB2	39:BT:46:GLU:HG3	1.97	0.45
45:BZ:136:PHE:O	45:BZ:137:ILE:HG13	2.17	0.45
1:CA:1004:A:H3'	1:CA:1005:A:O4'	2.16	0.45
1:CA:1329:A:P	13:CM:28:ALA:HB3	2.57	0.45
1:CA:689:C:O4'	1:CA:704:A:H2	1.99	0.45
2:CB:51:LEU:HD23	2:CB:201:ILE:HD12	1.97	0.45
5:CE:33:VAL:HG13	5:CE:112:LEU:HD12	1.98	0.45
25:DA:94(A):G:N2	48:D2:47:ASN:OD1	2.40	0.45
25:DA:1266:G:O4'	42:DW:15:ARG:NH2	2.48	0.45
25:DA:1321:A:H2'	25:DA:1322:A:O4'	2.16	0.45
25:DA:858:U:O2	25:DA:2268:A:H2'	2.16	0.45
25:DA:2443:C:H2'	25:DA:2444:G:C8	2.51	0.45
25:DA:428:A:H3'	25:DA:429:A:H8	1.81	0.45
25:DA:57:C:H2'	25:DA:58:G:O4'	2.16	0.45
25:DA:776:G:C8	25:DA:793:A:C2	3.04	0.45
25:DA:881:G:C2	25:DA:882:G:C4	3.03	0.45
29:DF:31:HIS:NE2	29:DF:35:GLU:OE2	2.49	0.45
30:DG:61:ALA:HA	30:DG:66:GLN:O	2.15	0.45
34:DO:4:PRO:O	34:DO:5:GLN:HB2	2.17	0.45
38:DS:30:ARG:HD3	38:DS:98:VAL:HG22	1.97	0.45

Continued on next page...

Continued from previous page...

Atom-1	Atom-2	Interatomic distance (Å)	Clash overlap (Å)
41:DV:62:LEU:CD1	41:DV:95:LEU:HB2	2.46	0.45
45:DZ:6:LYS:HE3	45:DZ:8:TYR:OH	2.16	0.45
1:AA:1030:C:H5'	1:AA:1030(A):G:O5'	2.16	0.45
1:AA:1082:G:H2'	1:AA:1083:U:O4'	2.16	0.45
1:AA:181:G:N1	1:AA:195:A:C8	2.84	0.45
1:AA:355:C:C4	1:AA:356:A:N7	2.84	0.45
1:AA:660:G:H2'	1:AA:661:G:H8	1.82	0.45
4:AD:107:ARG:HD2	4:AD:107:ARG:HA	1.72	0.45
5:AE:44:GLY:HA3	5:AE:62:ALA:HB2	1.99	0.45
19:AS:12:ASP:OD1	19:AS:37:ARG:HD2	2.16	0.45
1:AA:323:U:OP1	20:AT:23:ARG:HA	2.16	0.45
25:BA:471:C:H2'	25:BA:472:G:O4'	2.16	0.45
29:BF:184:TYR:O	29:BF:188:ARG:HG3	2.16	0.45
45:BZ:28:MET:HA	45:BZ:88:PHE:O	2.16	0.45
1:CA:1007:C:N3	1:CA:1022:G:C2	2.83	0.45
1:CA:1194:U:H2'	1:CA:1195:C:C6	2.51	0.45
1:CA:1323:G:H2'	1:CA:1324:A:C8	2.52	0.45
1:CA:1342:C:H4'	9:CI:125:TYR:HB3	1.97	0.45
1:CA:1479:C:H2'	1:CA:1480:G:C8	2.51	0.45
1:CA:243:A:C2	1:CA:246:A:C8	3.05	0.45
1:CA:299:G:H2'	1:CA:300:A:C8	2.50	0.45
1:CA:790:A:C6	1:CA:791:G:C6	3.05	0.45
3:CC:28:GLN:HB3	3:CC:32:LEU:HD23	1.96	0.45
12:CL:117:ARG:NH2	12:CL:124:LYS:HB2	2.31	0.45
19:CS:22:LEU:HD23	19:CS:28:LYS:HA	1.98	0.45
20:CT:89:ARG:O	20:CT:93:GLU:HB2	2.15	0.45
25:DA:987:G:O2'	25:DA:1000:A:N3	2.44	0.45
25:DA:858:U:H1'	25:DA:2268:A:H2'	1.97	0.45
25:DA:2335:A:C8	25:DA:2337:G:N7	2.84	0.45
25:DA:2439:A:C8	25:DA:2439:A:H5'	2.50	0.45
25:DA:2693:A:H2'	25:DA:2694:G:H8	1.81	0.45
25:DA:903:C:H2'	25:DA:904:C:H6	1.80	0.45
36:DQ:56:ARG:HG3	36:DQ:56:ARG:HH11	1.81	0.45
1:AA:1035:A:H2	1:AA:1036:G:N7	2.15	0.45
1:AA:1523:G:OP1	11:AK:123:LYS:HD2	2.16	0.45
1:AA:299:G:C6	1:AA:300:A:C6	3.04	0.45
4:AD:15:GLU:HG2	4:AD:63:LYS:HB3	1.99	0.45
15:AO:74:ASP:CG	15:AO:77:ARG:HG3	2.37	0.45
50:B4:59:PHE:C	50:B4:61:ARG:H	2.18	0.45
54:B8:30:ARG:HA	54:B8:30:ARG:HD3	1.58	0.45
25:BA:1825:U:H2'	25:BA:1826:C:H6	1.82	0.45

Continued on next page...

Continued from previous page...

Atom-1	Atom-2	Interatomic distance (Å)	Clash overlap (Å)
25:BA:1882:U:H3	25:BA:1913:G:H1	1.64	0.45
25:BA:2117:C:H2'	25:BA:2118:U:O4'	2.16	0.45
25:BA:270:C:H6	25:BA:270:C:O5'	1.99	0.45
26:BB:32:C:C2	26:BB:51:G:N2	2.85	0.45
31:BH:159:GLU:HG3	31:BH:169:VAL:HG11	1.99	0.45
25:BA:1183:G:H2'	33:BN:106:MET:HE2	1.98	0.45
43:BX:26:TYR:CE2	43:BX:89:ILE:HG13	2.51	0.45
1:CA:186:C:H2'	1:CA:187:C:C6	2.51	0.45
1:CA:35:G:C6	1:CA:36:C:N4	2.85	0.45
1:CA:35:G:C5	1:CA:36:C:C4	3.04	0.45
1:CA:474:G:H2'	1:CA:475:G:C8	2.47	0.45
1:CA:685:G:C2	1:CA:686:U:C4	3.04	0.45
1:CA:872:A:C4	1:CA:874:G:N7	2.85	0.45
1:CA:757:U:O2'	1:CA:879:C:O2	2.32	0.45
1:CA:927:G:H2'	1:CA:928:G:C8	2.52	0.45
3:CC:179:ARG:O	3:CC:206:GLU:HA	2.16	0.45
1:CA:1186:G:O3'	9:CI:113:LYS:NZ	2.49	0.45
7:CG:153:HIS:CE1	11:CK:58:PRO:HD2	2.50	0.45
16:CP:22:THR:HA	16:CP:33:ILE:HG13	1.99	0.45
46:D0:72:ARG:O	46:D0:75:LEU:HB2	2.16	0.45
25:DA:140:G:N2	25:DA:1596:A:H4'	2.31	0.45
25:DA:747:U:O2	25:DA:2014:A:H1'	2.17	0.45
31:DH:163:TYR:CE2	31:DH:169:VAL:HG22	2.52	0.45
32:DI:129:THR:HG22	32:DI:139:GLN:HE22	1.80	0.45
35:DP:52:GLU:OE2	54:D8:57:ARG:NH1	2.46	0.45
45:DZ:45:ASP:OD2	45:DZ:49:ARG:HD2	2.16	0.45
1:AA:1030(C):G:N7	1:AA:1031:G:N2	2.65	0.45
1:AA:1225:A:H2'	1:AA:1226:C:C5	2.51	0.45
1:AA:1239:A:H62	1:AA:1299:A:H62	1.64	0.45
1:AA:202:U:H3'	1:AA:203:U:C6	2.51	0.45
1:AA:433:C:H2'	1:AA:434:U:C6	2.49	0.45
1:AA:303:A:HO2'	1:AA:555:C:HO2'	1.57	0.45
5:AE:78:HIS:NE2	5:AE:142:LEU:HA	2.32	0.45
7:AG:103:TRP:CH2	7:AG:141:VAL:HG21	2.52	0.45
8:AH:53:VAL:HG12	8:AH:54:ASP:OD1	2.16	0.45
8:AH:28:ALA:HA	8:AH:59:LEU:HG	1.98	0.45
9:AI:99:LEU:HB3	9:AI:101:PHE:CE1	2.52	0.45
52:B6:11:LEU:HB3	52:B6:49:HIS:HB3	1.99	0.45
34:BO:104:ARG:NH2	39:BT:43:GLN:OE1	2.50	0.45
36:BQ:34:LEU:HD11	36:BQ:129:THR:HB	1.99	0.45
38:BS:10:ARG:O	38:BS:14:VAL:HG13	2.16	0.45

Continued on next page...

Continued from previous page...

Atom-1	Atom-2	Interatomic distance (Å)	Clash overlap (Å)
45:BZ:8:TYR:HB2	45:BZ:38:TYR:CE2	2.51	0.45
1:CA:489:C:H2'	1:CA:490:G:H8	1.81	0.45
2:CB:180:LEU:HD23	2:CB:180:LEU:HA	1.69	0.45
3:CC:73:PRO:O	3:CC:77:ILE:HG12	2.16	0.45
4:CD:43:HIS:CA	4:CD:46:LYS:HG3	2.45	0.45
13:CM:8:GLU:HG2	30:DG:146:TYR:HD2	1.81	0.45
14:CN:32:SER:O	14:CN:40:CYS:HA	2.17	0.45
25:DA:139(A):G:O2'	25:DA:140:G:H5'	2.17	0.45
25:DA:1927:A:H2'	25:DA:1928:A:C8	2.52	0.45
25:DA:2564:A:OP1	25:DA:2648:C:H4'	2.16	0.45
25:DA:506:G:O3'	25:DA:507:A:H8	2.00	0.45
25:DA:714:U:O2	25:DA:716:A:C8	2.70	0.45
26:DB:33:G:C2'	26:DB:34:U:H5'	2.47	0.45
25:DA:1803:A:H4'	27:DD:259:THR:HG23	1.98	0.45
31:DH:20:ALA:HB3	31:DH:23:ARG:CG	2.46	0.45
38:DS:36:TYR:CD1	38:DS:36:TYR:N	2.85	0.45
43:DX:26:TYR:CE2	43:DX:89:ILE:HG13	2.51	0.45
45:DZ:131:ARG:HD2	45:DZ:131:ARG:H	1.81	0.45
1:AA:130:A:H5'	17:AQ:63:ARG:HE	1.81	0.45
1:AA:473:G:H2'	1:AA:474:G:C8	2.52	0.45
3:AC:58:GLU:HB2	3:AC:65:ALA:CB	2.46	0.45
5:AE:137:GLU:HG2	5:AE:140:ARG:NH1	2.30	0.45
6:AF:81:ILE:HD11	27:BD:125:ILE:HB	1.99	0.45
7:AG:50:ILE:CD1	7:AG:58:PRO:HA	2.41	0.45
8:AH:121:ASP:OD1	8:AH:121:ASP:N	2.49	0.45
1:AA:1179:A:O3'	9:AI:103:THR:HB	2.16	0.45
1:AA:1309:G:OP1	13:AM:88:ARG:NH1	2.49	0.45
47:B1:86:SER:N	47:B1:89:GLU:HG3	2.31	0.45
25:BA:1003:U:HO2'	25:BA:1004:A:P	2.40	0.45
25:BA:1314:A:C2	25:BA:2035:A:C4	3.05	0.45
25:BA:1938:A:H2'	25:BA:1939:U:O4'	2.17	0.45
29:BF:7:TYR:O	29:BF:21:ALA:HA	2.16	0.45
45:BZ:74:VAL:HG22	45:BZ:86:VAL:HG12	1.99	0.45
1:CA:1504:G:OP1	1:CA:1507:A:H4'	2.17	0.45
1:CA:840:C:H5''	1:CA:848:C:O2	2.17	0.45
1:CA:959:A:O2'	1:CA:984:C:O2'	2.14	0.45
4:CD:108:LEU:HD12	4:CD:108:LEU:HA	1.68	0.45
8:CH:63:LEU:HA	8:CH:63:LEU:HD13	1.85	0.45
9:CI:47:LEU:HD22	9:CI:50:LEU:HD21	1.99	0.45
9:CI:16:ARG:HB2	9:CI:64:THR:HB	1.99	0.45
1:CA:881:G:P	12:CL:12:ARG:HH22	2.40	0.45

Continued on next page...

Continued from previous page...

Atom-1	Atom-2	Interatomic distance (Å)	Clash overlap (Å)
13:CM:47:ASP:N	13:CM:47:ASP:OD1	2.50	0.45
17:CQ:94:ASN:O	17:CQ:98:LEU:HD13	2.16	0.45
18:CR:56:THR:HB	18:CR:58:LEU:HD23	1.98	0.45
25:DA:1539:G:H2'	25:DA:1540:U:C6	2.52	0.45
25:DA:198:C:H5'	25:DA:2244:U:OP1	2.17	0.45
25:DA:222:A:C2	25:DA:233:A:H5''	2.52	0.45
25:DA:2658:C:O3'	31:DH:158:HIS:HE1	1.98	0.45
25:DA:646:A:H2'	25:DA:647:G:O4'	2.16	0.45
25:DA:955:C:OP1	36:DQ:87:LYS:HE3	2.16	0.45
27:DD:2:ALA:O	27:DD:3:VAL:HB	2.16	0.45
28:DE:77:ILE:HD13	28:DE:195:LEU:HD13	1.98	0.45
29:DF:33:LEU:HB3	35:DP:6:LEU:HD21	1.99	0.45
37:DR:60:LEU:HA	37:DR:60:LEU:HD23	1.77	0.45
38:DS:26:LEU:HD22	38:DS:87:PHE:CD1	2.51	0.45
40:DU:49:HIS:HA	40:DU:52:ARG:HB3	1.97	0.45
1:AA:109:A:H2'	1:AA:326:G:N2	2.32	0.45
1:AA:1123:A:H61	1:AA:1149:C:N4	2.15	0.45
1:AA:1125:U:HO2'	1:AA:1126:U:P	2.39	0.45
1:AA:419:C:OP1	1:AA:513:C:O2'	2.27	0.45
1:AA:974:A:OP2	14:AN:29:ARG:NH2	2.50	0.45
5:AE:36:ASP:OD1	5:AE:38:GLN:N	2.37	0.45
11:AK:70:LYS:HB2	11:AK:70:LYS:NZ	2.31	0.45
25:BA:1410:G:OP2	47:B1:3:LYS:HG3	2.16	0.45
25:BA:1002:A:N1	25:BA:2470:G:H4'	2.32	0.45
25:BA:561:A:H2'	25:BA:562:C:C6	2.52	0.45
25:BA:943:C:H6	25:BA:943:C:O5'	2.00	0.45
26:BB:14:U:OP2	26:BB:70:C:O2'	2.29	0.45
28:BE:51:PHE:O	28:BE:75:VAL:HG13	2.16	0.45
29:BF:181:LEU:HA	29:BF:181:LEU:HD12	1.71	0.45
31:BH:13:LYS:HA	31:BH:14:GLY:HA2	1.78	0.45
36:BQ:54:MET:HB3	36:BQ:64:ILE:HD11	1.99	0.45
44:BY:55:TYR:CD2	44:BY:55:TYR:N	2.84	0.45
45:BZ:45:ASP:OD1	45:BZ:49:ARG:HD2	2.16	0.45
1:CA:1427:U:H2'	1:CA:1428:A:C8	2.52	0.45
1:CA:584:G:H2'	1:CA:585:G:C8	2.51	0.45
1:CA:624:C:H2'	1:CA:625:G:H8	1.82	0.45
2:CB:17:PHE:HB2	2:CB:44:LEU:HD12	1.97	0.45
3:CC:52:LEU:HD23	3:CC:68:VAL:HG13	1.98	0.45
4:CD:10:ARG:HB2	4:CD:40:PRO:HG3	1.99	0.45
10:CJ:55:LYS:HE3	10:CJ:56:HIS:HE2	1.82	0.45
14:CN:6:LEU:HB3	14:CN:23:ARG:NH2	2.32	0.45

Continued on next page...

Continued from previous page...

Atom-1	Atom-2	Interatomic distance (Å)	Clash overlap (Å)
14:CN:2:ALA:HB1	14:CN:6:LEU:HD13	1.97	0.45
1:CA:376:G:H5''	16:CP:5:ARG:HB2	1.99	0.45
20:CT:43:LEU:HB3	20:CT:52:ALA:HB2	1.99	0.45
51:D5:41:PRO:HG2	51:D5:44:THR:OG1	2.16	0.45
25:DA:1003:G:N2	25:DA:1153:C:C2	2.84	0.45
25:DA:1138:G:H2'	25:DA:1139:G:O4'	2.16	0.45
25:DA:1291:C:H2'	25:DA:1292:U:H6	1.82	0.45
25:DA:11:G:C2'	25:DA:12:U:H5'	2.43	0.45
25:DA:1786:A:C4	25:DA:1938:A:C6	3.04	0.45
25:DA:1876:A:H2'	25:DA:1877:A:H8	1.77	0.45
25:DA:2019:A:OP2	51:D5:9:LYS:NZ	2.30	0.45
25:DA:2370:G:H2'	25:DA:2371:G:C8	2.51	0.45
25:DA:362:U:O2'	25:DA:363:G:H5'	2.17	0.45
25:DA:729:G:C5	27:DD:208:LYS:HB2	2.51	0.45
25:DA:919:G:C6	25:DA:920:G:C5	3.05	0.45
27:DD:268:ARG:HD3	27:DD:269:PHE:CE2	2.51	0.45
43:DX:53:LYS:NZ	43:DX:55:ASN:OD1	2.32	0.45
1:AA:1002:G:H5''	1:AA:1003:G:OP2	2.17	0.45
1:AA:1258:G:O2'	1:AA:1259:C:H5'	2.17	0.45
1:AA:1285:A:O5'	1:AA:1285:A:H8	1.99	0.45
1:AA:1351:U:O4	9:AI:118:LYS:NZ	2.49	0.45
1:AA:1511:G:H2'	1:AA:1512:U:O4'	2.17	0.45
1:AA:44:G:C2	1:AA:45:U:H1'	2.50	0.45
1:AA:721:G:C6	1:AA:733:A:C2	3.04	0.45
1:AA:991:U:H1'	1:AA:993:G:C8	2.52	0.45
2:AB:95:GLN:HB3	2:AB:147:LYS:HZ2	1.82	0.45
4:AD:189:PRO:HB3	4:AD:193:ASP:HB3	1.99	0.45
4:AD:5:ILE:O	4:AD:5:ILE:HD13	2.17	0.45
7:AG:26:PHE:CE2	7:AG:30:ILE:HD11	2.51	0.45
8:AH:7:ALA:HB2	8:AH:85:ARG:HD2	1.98	0.45
16:AP:56:ALA:O	16:AP:60:LEU:HD23	2.17	0.45
6:AF:60:PHE:CE2	18:AR:78:LEU:HD21	2.52	0.45
25:BA:1715:A:H4'	25:BA:1716:A:O5'	2.16	0.45
25:BA:1735:U:O2	25:BA:1747:A:H5'	2.17	0.45
25:BA:2092:G:H2'	25:BA:2093:A:O4'	2.16	0.45
25:BA:2289:G:OP2	46:B0:10:THR:HG21	2.16	0.45
25:BA:211:A:H5''	25:BA:448:U:OP1	2.16	0.45
35:BP:46:LYS:HE3	35:BP:46:LYS:HB3	1.77	0.45
26:BB:106:G:OP1	45:BZ:31:ARG:HG2	2.17	0.45
1:CA:1106:G:H2'	1:CA:1107:C:H6	1.82	0.45
1:CA:1118:C:C2	1:CA:1119:C:H5	2.35	0.45

Continued on next page...

Continued from previous page...

Atom-1	Atom-2	Interatomic distance (Å)	Clash overlap (Å)
1:CA:1403:C:H6	1:CA:1403:C:O5'	1.99	0.45
1:CA:21:G:H2'	1:CA:22:G:C8	2.52	0.45
1:CA:615:C:H2'	1:CA:616:G:O4'	2.16	0.45
4:CD:132:ARG:NH2	4:CD:134:ASP:OD2	2.49	0.45
6:CF:61:LEU:HB3	6:CF:63:TYR:CE1	2.49	0.45
9:CI:4:TYR:HB2	9:CI:19:LEU:HB2	1.99	0.45
1:CA:130:A:H5'	17:CQ:63:ARG:NE	2.32	0.45
1:CA:130:A:OP2	17:CQ:63:ARG:NE	2.44	0.45
23:CX:67:C:C2'	23:CX:68:C:H5'	2.46	0.45
25:DA:1006:C:C2	25:DA:1138:G:N2	2.85	0.45
25:DA:1336:A:H2'	25:DA:1337:G:C8	2.52	0.45
25:DA:1477:A:H2'	25:DA:1478:G:O4'	2.16	0.45
25:DA:1710:C:H2'	25:DA:1711:C:C6	2.51	0.45
25:DA:1857:G:C6	25:DA:1858:G:N1	2.85	0.45
25:DA:2261:C:C5	46:D0:16:SER:HB3	2.52	0.45
25:DA:2528:U:O2'	25:DA:2529:G:H3'	2.16	0.45
25:DA:64:A:O3'	43:DX:71:GLY:HA3	2.17	0.45
26:DB:17:C:H2'	26:DB:18:G:O4'	2.16	0.45
27:DD:148:GLU:CB	27:DD:151:LYS:HD2	2.45	0.45
27:DD:58:HIS:ND1	27:DD:59:LYS:N	2.65	0.45
29:DF:120:GLU:HB3	29:DF:122:LYS:HG2	1.99	0.45
37:DR:28:LEU:HD23	37:DR:28:LEU:HA	1.85	0.45
39:DT:95:ARG:HG2	39:DT:95:ARG:NH1	2.31	0.45
1:AA:303:A:O2'	1:AA:555:C:O2'	2.34	0.45
4:AD:13:ARG:HB3	4:AD:38:TYR:O	2.17	0.45
1:AA:921:U:O2	5:AE:19:MET:HB2	2.17	0.45
6:AF:11:ASN:HB3	6:AF:14:LEU:HG	1.99	0.45
52:B6:19:ARG:NH2	52:B6:52:VAL:HG11	2.32	0.45
25:BA:163:C:H2'	25:BA:164:G:O4'	2.17	0.45
25:BA:1834:A:C8	25:BA:1835:C:C5	3.04	0.45
25:BA:211:A:H3'	25:BA:448:U:H5'	1.99	0.45
25:BA:2299:A:C4	25:BA:2301:G:C8	3.05	0.45
25:BA:2624:C:H2'	25:BA:2625:U:H5'	1.99	0.45
26:BB:50:G:O5'	26:BB:50:G:H8	2.00	0.45
1:CA:1106:G:H2'	1:CA:1107:C:C6	2.51	0.45
2:CB:81:VAL:O	2:CB:85:ALA:N	2.49	0.45
4:CD:17:VAL:HG11	4:CD:197:PRO:CG	2.47	0.45
4:CD:79:PHE:HE1	4:CD:204:ILE:HD13	1.81	0.45
9:CI:53:VAL:HG21	9:CI:92:TYR:OH	2.17	0.45
1:CA:35:G:O2'	12:CL:118:SER:O	2.34	0.45
49:D3:6:VAL:HG12	49:D3:56:VAL:HG22	1.98	0.45

Continued on next page...

Continued from previous page...

Atom-1	Atom-2	Interatomic distance (Å)	Clash overlap (Å)
49:D3:8:LEU:O	49:D3:32:GLN:N	2.38	0.45
25:DA:1525:G:H2'	25:DA:1526:G:H8	1.82	0.45
25:DA:193:U:O3'	25:DA:803:U:H4'	2.17	0.45
25:DA:2699:C:H2'	25:DA:2700:C:O4'	2.17	0.45
25:DA:652(B):A:H2	25:DA:655:A:H1'	1.82	0.45
25:DA:804:A:H5''	25:DA:805:G:OP1	2.17	0.45
28:DE:119:ARG:HB3	28:DE:120:TRP:CD1	2.52	0.45
28:DE:1:MET:HB3	28:DE:83:ASP:O	2.16	0.45
25:DA:587:C:OP2	35:DP:21:ARG:NH2	2.50	0.45
1:AA:192:U:O2'	1:AA:193:C:C6	2.68	0.45
1:AA:452:A:O2'	1:AA:453:A:OP2	2.29	0.45
2:AB:71:VAL:HA	2:AB:93:VAL:HG23	1.99	0.45
5:AE:127:ASN:HA	5:AE:128:PRO:HD3	1.85	0.45
1:AA:1347:G:H5''	9:AI:107:ARG:HB3	1.99	0.45
9:AI:18:PHE:O	9:AI:61:ALA:HA	2.17	0.45
13:AM:84:ILE:N	13:AM:85:GLY:HA2	2.32	0.45
17:AQ:26:GLN:HE21	17:AQ:37:LYS:HG2	1.81	0.45
25:BA:2274:U:P	46:B0:19:LYS:HZ3	2.40	0.45
46:B0:43:THR:OG1	46:B0:46:LYS:HG2	2.16	0.45
54:B8:54:GLU:O	54:B8:58:ILE:HG13	2.17	0.45
25:BA:1321:A:N1	25:BA:1341:C:O2'	2.48	0.45
25:BA:217:A:OP1	35:BP:76:LYS:NZ	2.42	0.45
25:BA:2211:U:C2'	25:BA:2212:G:H5'	2.47	0.45
25:BA:2473:C:H2'	25:BA:2474:U:C6	2.51	0.45
25:BA:254:A:H1'	25:BA:255:G:O4'	2.17	0.45
25:BA:2660:C:H2'	25:BA:2661:U:C6	2.53	0.45
25:BA:2784:C:H2'	25:BA:2785:C:H6	1.82	0.45
27:BD:180:GLY:HA3	27:BD:275:LYS:HD2	1.98	0.45
30:BG:115:ARG:HB3	30:BG:136:ARG:HH22	1.81	0.45
40:BU:85:LYS:HE2	40:BU:85:LYS:HB3	1.78	0.45
1:CA:1038:C:H2'	1:CA:1039:C:C6	2.52	0.45
1:CA:1066:C:O2'	1:CA:1067:A:H5'	2.17	0.45
1:CA:1136:U:O5'	1:CA:1137:C:C4	2.69	0.45
1:CA:1289:A:H2	1:CA:1372:U:O4'	2.00	0.45
1:CA:1237:C:H3'	1:CA:1336:C:H41	1.82	0.45
1:CA:1366:C:H2'	1:CA:1367:C:C6	2.51	0.45
1:CA:590:C:H2'	1:CA:591:U:C6	2.52	0.45
9:CI:77:ILE:O	9:CI:81:ILE:HG22	2.17	0.45
13:CM:87:TYR:O	13:CM:91:ARG:HG2	2.17	0.45
1:CA:1227:A:N3	19:CS:83:HIS:HB3	2.32	0.45
54:D8:54:GLU:O	54:D8:58:ILE:HG13	2.17	0.45

Continued on next page...

Continued from previous page...

Atom-1	Atom-2	Interatomic distance (Å)	Clash overlap (Å)
25:DA:1575:C:H2'	25:DA:1576:U:H6	1.81	0.45
25:DA:1652:A:C2'	25:DA:1653:G:H5'	2.47	0.45
25:DA:1817:G:H2'	25:DA:1818:U:H5'	1.98	0.45
25:DA:2002:G:OP2	61:DA:3782:HOH:O	2.21	0.45
25:DA:2242:G:H2'	25:DA:2243:U:O4'	2.17	0.45
25:DA:453:C:O2	25:DA:457:A:O2'	2.35	0.45
25:DA:652(D):C:N4	25:DA:652(U):G:H1	2.10	0.45
28:DE:176:ILE:HB	28:DE:181:LEU:HB2	1.98	0.45
38:DS:23:ARG:NH2	38:DS:84:GLN:HG2	2.32	0.45
38:DS:57:LYS:HB2	38:DS:57:LYS:HE2	1.79	0.45
44:DY:49:VAL:CG2	44:DY:61:ILE:HG23	2.47	0.45
1:AA:590:C:H2'	1:AA:591:U:H6	1.81	0.44
4:AD:61:LYS:NZ	4:AD:72:GLU:OE2	2.48	0.44
1:AA:1187:G:H4'	9:AI:111:ARG:NH1	2.31	0.44
49:B3:43:ILE:O	49:B3:47:VAL:HG23	2.18	0.44
54:B8:42:ARG:HD2	61:B8:203:HOH:O	2.17	0.44
25:BA:1032:C:C2'	25:BA:1033:G:H5'	2.47	0.44
25:BA:659:C:H2'	25:BA:660:C:C6	2.52	0.44
25:BA:722:A:C8	25:BA:851:A:C6	3.05	0.44
42:BW:84:ARG:HG3	42:BW:98:LYS:HD2	1.99	0.44
36:BQ:135:ASP:OD2	45:BZ:49:ARG:NH2	2.50	0.44
1:CA:1009:G:N2	1:CA:1021:G:H1'	2.32	0.44
1:CA:1030(A):G:HO2'	1:CA:1030(B):C:H5	1.61	0.44
1:CA:1118:C:H2'	1:CA:1119:C:H6	1.82	0.44
1:CA:1166:G:H1'	1:CA:1171:G:H22	1.81	0.44
1:CA:1192:C:OP2	3:CC:4:LYS:NZ	2.45	0.44
1:CA:1291:G:C6	1:CA:1292:U:C4	3.05	0.44
1:CA:791:G:C5	1:CA:792:A:N7	2.85	0.44
3:CC:12:LEU:HD23	3:CC:16:ARG:HB3	1.98	0.44
3:CC:66:VAL:HB	3:CC:101:LEU:HA	1.99	0.44
7:CG:56:GLN:O	7:CG:58:PRO:HD3	2.17	0.44
11:CK:44:SER:OG	11:CK:47:VAL:HG23	2.17	0.44
1:CA:953:G:N7	13:CM:104:ARG:NH1	2.65	0.44
21:CU:22:ARG:HA	21:CU:23:PRO:HD3	1.74	0.44
24:CW:4:PRO:O	24:CW:5:MVA:HG23	2.17	0.44
23:CX:40:C:H2'	23:CX:41:C:C6	2.46	0.44
25:DA:931:G:O2'	49:D3:24:LYS:HD3	2.16	0.44
54:D8:34:TRP:CG	54:D8:35:GLN:N	2.85	0.44
25:DA:1022:G:C5	25:DA:1140:C:C4	3.06	0.44
25:DA:1489:U:O3'	25:DA:1490:A:H8	2.00	0.44
25:DA:1540:U:O2'	25:DA:1541:G:H5'	2.17	0.44

Continued on next page...

Continued from previous page...

Atom-1	Atom-2	Interatomic distance (Å)	Clash overlap (Å)
25:DA:1857:G:C6	25:DA:1858:G:C6	3.05	0.44
25:DA:39:C:H2'	25:DA:40:C:C6	2.52	0.44
25:DA:614:U:H4'	25:DA:614(C):A:N6	2.32	0.44
25:DA:911:A:H2'	36:DQ:9:TYR:CZ	2.53	0.44
31:DH:86:GLU:CD	31:DH:130:ARG:HD3	2.38	0.44
32:DI:27:ARG:HD2	47:D1:71:TYR:CE1	2.52	0.44
40:DU:65:ILE:CD1	40:DU:95:LEU:HB3	2.47	0.44
40:DU:76:TYR:HH	40:DU:92:ARG:NH1	2.15	0.44
42:DW:18:ARG:NH1	42:DW:76:VAL:O	2.50	0.44
1:AA:1068:G:OP2	1:AA:1068:G:H8	2.00	0.44
1:AA:384:G:H2'	1:AA:385:C:C6	2.51	0.44
1:AA:922:G:C6	1:AA:923:A:C6	3.04	0.44
2:AB:115:LEU:HD13	2:AB:145:LEU:HB3	1.98	0.44
4:AD:122:ARG:O	4:AD:134:ASP:HB2	2.18	0.44
4:AD:177:ASP:OD2	4:AD:180:GLY:HA3	2.16	0.44
6:AF:21:LEU:O	6:AF:24:GLU:HB3	2.16	0.44
9:AI:85:LEU:HB3	9:AI:92:TYR:HD2	1.82	0.44
20:AT:92:LEU:HA	20:AT:92:LEU:HD23	1.80	0.44
49:B3:46:ASN:O	49:B3:50:VAL:HG22	2.17	0.44
51:B5:33:CYS:HB2	51:B5:40:LYS:HD2	1.98	0.44
51:B5:48:GLU:HA	51:B5:48:GLU:OE1	2.16	0.44
25:BA:597:C:H1'	25:BA:2077:C:C6	2.53	0.44
30:BG:34:LEU:HA	30:BG:34:LEU:HD23	1.76	0.44
31:BH:93:GLY:O	31:BH:95:ARG:NH2	2.50	0.44
36:BQ:32:TYR:OH	36:BQ:111:GLU:OE1	2.15	0.44
36:BQ:137:TYR:O	36:BQ:141:GLN:HG2	2.16	0.44
43:BX:24:GLY:O	43:BX:83:VAL:HG22	2.17	0.44
1:CA:1005:A:H3'	1:CA:1006:C:O4'	2.17	0.44
1:CA:1119:C:C4	1:CA:1154:G:O6	2.71	0.44
1:CA:1118:C:C2	1:CA:1119:C:C5	3.06	0.44
1:CA:1209:C:HO2'	1:CA:1214:C:H42	1.61	0.44
1:CA:269:C:H2'	1:CA:270:A:C8	2.51	0.44
1:CA:719:C:N4	18:CR:71:LYS:HE2	2.32	0.44
1:CA:738:C:H2'	1:CA:739:C:C6	2.50	0.44
2:CB:74:LYS:HZ2	2:CB:166:ASP:HB2	1.82	0.44
3:CC:58:GLU:O	3:CC:59:ARG:HG3	2.16	0.44
4:CD:43:HIS:ND1	4:CD:46:LYS:HE3	2.32	0.44
8:CH:17:THR:HA	8:CH:65:TYR:HE2	1.82	0.44
9:CI:51:ARG:HG2	9:CI:56:LEU:CD2	2.46	0.44
10:CJ:23:ILE:HD12	10:CJ:85:LEU:HD22	2.00	0.44
13:CM:78:ILE:HD12	13:CM:92:HIS:NE2	2.32	0.44

Continued on next page...

Continued from previous page...

Atom-1	Atom-2	Interatomic distance (Å)	Clash overlap (Å)
25:DA:1420:U:O2'	25:DA:1421:G:OP1	2.31	0.44
25:DA:1527:G:H2'	25:DA:1542:A:N1	2.32	0.44
25:DA:2714:G:P	61:DA:3973:HOH:O	2.75	0.44
25:DA:949:C:H2'	25:DA:950:G:C8	2.51	0.44
28:DE:150:VAL:CG1	28:DE:154:LYS:HG3	2.45	0.44
38:DS:36:TYR:OH	38:DS:54:LEU:HD22	2.17	0.44
1:AA:109:A:C6	1:AA:326:G:C6	3.06	0.44
1:AA:272:C:H2'	1:AA:273:A:C8	2.52	0.44
1:AA:977:A:H1'	1:AA:982:U:O4	2.17	0.44
3:AC:26:LYS:HA	14:AN:36:PHE:HE1	1.81	0.44
6:AF:1:MET:HA	6:AF:67:MET:O	2.18	0.44
8:AH:121:ASP:HB2	8:AH:125:ARG:NH1	2.31	0.44
14:AN:13:THR:HA	14:AN:14:PRO:HD3	1.85	0.44
3:AC:26:LYS:HA	14:AN:36:PHE:CE1	2.52	0.44
19:AS:48:THR:HG22	19:AS:61:TYR:HA	1.99	0.44
1:AA:1456:G:O3'	20:AT:39:LYS:NZ	2.51	0.44
25:BA:11:G:C2'	25:BA:12:U:H5'	2.42	0.44
25:BA:1709:C:H1'	25:BA:2699:U:H5''	1.99	0.44
25:BA:1778:G:H2'	25:BA:1779:G:H5''	1.99	0.44
25:BA:288:U:H2'	25:BA:288:U:H6	1.56	0.44
25:BA:701:A:H2	25:BA:702:A:C2	2.36	0.44
31:BH:69:ARG:HG3	31:BH:70:THR:N	2.32	0.44
32:BI:93:THR:H	32:BI:96:ASP:CG	2.21	0.44
33:BN:138:LEU:HA	33:BN:138:LEU:HD23	1.53	0.44
36:BQ:135:ASP:O	36:BQ:139:GLU:HG3	2.17	0.44
1:CA:1004:A:H62	1:CA:1037:C:H2'	1.81	0.44
1:CA:1339:A:H2'	1:CA:1340:A:O4'	2.18	0.44
1:CA:186:C:H2'	1:CA:187:C:H6	1.83	0.44
1:CA:671:G:N2	1:CA:735:C:O2	2.49	0.44
1:CA:811:C:O2'	1:CA:901:A:N1	2.48	0.44
2:CB:7:VAL:HG12	2:CB:8:LYS:HG2	1.99	0.44
3:CC:150:LYS:HD2	3:CC:201:TYR:HD2	1.82	0.44
1:CA:7:G:O2'	5:CE:120:THR:O	2.35	0.44
6:CF:72:VAL:O	6:CF:75:LEU:HB3	2.18	0.44
7:CG:78:ARG:NH2	7:CG:79:ARG:HH22	2.16	0.44
10:CJ:16:LEU:HD23	10:CJ:16:LEU:HA	1.88	0.44
18:CR:36:ASN:OD1	18:CR:39:VAL:HG23	2.17	0.44
48:D2:3:LEU:HD23	48:D2:3:LEU:HA	1.72	0.44
52:D6:11:LEU:HA	52:D6:11:LEU:HD23	1.80	0.44
25:DA:1223:G:N2	25:DA:1226:A:OP2	2.44	0.44
25:DA:1448:G:H1'	25:DA:1528:A:N1	2.33	0.44

Continued on next page...

Continued from previous page...

Atom-1	Atom-2	Interatomic distance (Å)	Clash overlap (Å)
25:DA:2044:C:C2	25:DA:2625:G:C2	3.05	0.44
25:DA:341:G:H2'	25:DA:342:G:O4'	2.17	0.44
25:DA:583:G:OP2	40:DU:10:ARG:NH1	2.50	0.44
25:DA:953:A:O2'	25:DA:954:G:H5'	2.18	0.44
30:DG:114:ILE:HD12	30:DG:117:PHE:CD2	2.52	0.44
30:DG:110:ALA:HA	30:DG:140:ILE:O	2.17	0.44
31:DH:149:ARG:NH1	31:DH:154:PRO:HG2	2.32	0.44
33:DN:16:ILE:HB	33:DN:54:VAL:HG22	1.99	0.44
35:DP:62:LEU:O	54:D8:13:ARG:HD3	2.17	0.44
36:DQ:77:LYS:HE3	36:DQ:84:GLY:O	2.17	0.44
45:DZ:11:GLU:HB3	45:DZ:12:GLY:H	1.53	0.44
1:AA:149:A:H2'	1:AA:150:C:H6	1.81	0.44
1:AA:144:G:H1	1:AA:178:C:H42	1.64	0.44
1:AA:410:G:H5''	1:AA:411:A:OP1	2.17	0.44
2:AB:47:THR:O	2:AB:51:LEU:N	2.40	0.44
3:AC:43:LEU:HD21	3:AC:91:LEU:HD13	1.99	0.44
7:AG:56:GLN:O	7:AG:58:PRO:HD3	2.17	0.44
25:BA:2348:A:H61	46:B0:43:THR:HG21	1.81	0.44
25:BA:2101:U:OP1	47:B1:21:ARG:NH2	2.51	0.44
50:B4:40:HIS:HA	50:B4:41:PRO:HD2	1.84	0.44
25:BA:2042:A:O2'	25:BA:2043:C:H5'	2.17	0.44
25:BA:2425:G:H2'	25:BA:2426:G:O4'	2.18	0.44
25:BA:41:C:H2'	25:BA:42:G:O4'	2.17	0.44
25:BA:768:C:H2'	25:BA:769:A:H8	1.82	0.44
25:BA:927:G:C2	25:BA:928:G:C8	3.05	0.44
28:BE:51:PHE:CD2	28:BE:52:LEU:HG	2.51	0.44
29:BF:28:ILE:O	29:BF:30:PRO:HD3	2.17	0.44
31:BH:87:LEU:HD23	31:BH:164:TYR:HA	1.99	0.44
37:BR:65:LEU:HD13	37:BR:65:LEU:HA	1.59	0.44
45:BZ:120:ILE:HD13	45:BZ:120:ILE:N	2.33	0.44
1:CA:1001(A):G:N3	1:CA:1002:G:H1'	2.32	0.44
1:CA:1091:U:H2'	1:CA:1093:A:OP2	2.18	0.44
1:CA:1223:C:H5''	1:CA:1224:G:C5'	2.43	0.44
1:CA:1243:C:H2'	1:CA:1244:C:C6	2.53	0.44
1:CA:189(L):G:H2'	1:CA:190:U:C6	2.52	0.44
1:CA:633:G:H2'	1:CA:634:C:C6	2.53	0.44
2:CB:9:GLU:HA	2:CB:48:MET:SD	2.58	0.44
3:CC:6:HIS:HA	3:CC:7:PRO:HD3	1.83	0.44
8:CH:98:LYS:HE3	8:CH:98:LYS:HB2	1.66	0.44
50:D4:16:CYS:SG	50:D4:17:GLY:N	2.90	0.44
50:D4:46:GLN:HG3	50:D4:48:ARG:NH2	2.32	0.44

Continued on next page...

Continued from previous page...

Atom-1	Atom-2	Interatomic distance (Å)	Clash overlap (Å)
55:D9:2:LYS:HE2	55:D9:31:LYS:O	2.17	0.44
25:DA:1005:C:H4'	25:DA:1012:U:C6	2.52	0.44
25:DA:1041:C:H42	25:DA:1114:G:H1	1.64	0.44
25:DA:2708:G:H1'	37:DR:71:GLN:NE2	2.32	0.44
25:DA:2734:A:H2'	25:DA:2735:G:O4'	2.17	0.44
25:DA:2745:C:C4	25:DA:2746:U:C4	3.04	0.44
25:DA:2881:C:H2'	25:DA:2882:A:O4'	2.18	0.44
25:DA:675:A:C6	25:DA:676:A:C6	3.05	0.44
25:DA:192:C:O2'	25:DA:802:A:N3	2.44	0.44
30:DG:11:TYR:HA	30:DG:15:VAL:HB	2.00	0.44
30:DG:70:VAL:HA	30:DG:90:LEU:HD23	2.00	0.44
1:AA:1030(B):C:H2'	1:AA:1030(C):G:H5'	2.00	0.44
1:AA:1289:A:N1	1:AA:1371:G:O2'	2.42	0.44
1:AA:1376:U:H2'	1:AA:1377:A:C8	2.51	0.44
1:AA:392:G:H2'	1:AA:393:A:C8	2.53	0.44
1:AA:500:G:N2	1:AA:546:G:H1'	2.32	0.44
2:AB:145:LEU:O	2:AB:149:LEU:HB2	2.18	0.44
3:AC:6:HIS:HD2	3:AC:8:ILE:H	1.65	0.44
7:AG:50:ILE:HD11	7:AG:58:PRO:CA	2.40	0.44
15:AO:54:ARG:O	15:AO:58:MET:HG3	2.17	0.44
20:AT:16:HIS:O	20:AT:19:SER:OG	2.24	0.44
25:BA:1002:A:H5'	36:BQ:76:LYS:HG3	1.98	0.44
25:BA:1044:C:OP2	40:BU:92:ARG:NH2	2.51	0.44
25:BA:1096:A:H3'	25:BA:1097:G:H8	1.82	0.44
25:BA:2340:A:H2'	25:BA:2341:G:H8	1.83	0.44
25:BA:2410:U:H2'	25:BA:2411:G:C8	2.53	0.44
25:BA:2418:U:OP1	61:BA:4136:HOH:O	2.21	0.44
25:BA:2545:A:H2'	25:BA:2546:A:O4'	2.17	0.44
25:BA:640:A:C4	29:BF:180:GLY:HA2	2.53	0.44
25:BA:851:A:H5''	25:BA:852:G:OP1	2.17	0.44
25:BA:964:A:H5''	26:BB:98:G:O2'	2.18	0.44
30:BG:43:LEU:HB3	30:BG:44:GLY:H	1.52	0.44
32:BI:99:GLU:O	32:BI:103:ARG:NH1	2.50	0.44
25:BA:2116:G:P	32:BI:22:LYS:HD2	2.57	0.44
44:BY:20:TYR:CE1	44:BY:43:ASN:HA	2.52	0.44
45:BZ:161:VAL:HG13	45:BZ:161:VAL:O	2.18	0.44
1:CA:1004:A:C6	1:CA:1038:C:C6	3.06	0.44
1:CA:1024:G:H2'	1:CA:1024:G:N3	2.33	0.44
1:CA:1259:C:C4	1:CA:1260:C:H1'	2.53	0.44
1:CA:397:A:H3'	1:CA:397:A:N3	2.32	0.44
1:CA:620:C:H2'	1:CA:621:A:O4'	2.17	0.44

Continued on next page...

Continued from previous page...

Atom-1	Atom-2	Interatomic distance (Å)	Clash overlap (Å)
1:CA:66:G:C2	1:CA:67:C:C6	3.05	0.44
7:CG:69:VAL:HG21	7:CG:104:LEU:CD1	2.48	0.44
7:CG:26:PHE:CE2	7:CG:30:ILE:HD11	2.52	0.44
1:CA:1346:A:H5''	9:CI:120:ARG:HH12	1.83	0.44
10:CJ:30:SER:O	10:CJ:81:THR:HG23	2.17	0.44
13:CM:16:ASP:HB3	13:CM:34:LEU:CD1	2.46	0.44
25:DA:652(D):C:H2'	25:DA:652(E):G:O4'	2.17	0.44
25:DA:817:C:O2'	25:DA:839:U:H5''	2.18	0.44
26:DB:70:C:H2'	26:DB:71:C:H6	1.83	0.44
29:DF:102:PRO:HB2	29:DF:105:VAL:HG23	2.00	0.44
29:DF:64:ILE:HG21	29:DF:78:ILE:HG23	1.98	0.44
36:DQ:137:TYR:CE1	45:DZ:83:PRO:HG3	2.52	0.44
25:DA:2318:G:N2	38:DS:3:ARG:NH1	2.66	0.44
41:DV:35:LEU:HB2	41:DV:57:VAL:HG23	1.99	0.44
1:AA:1346:A:C8	1:AA:1348:U:O2	2.71	0.44
1:AA:444:C:H2'	1:AA:445:G:C8	2.50	0.44
1:AA:457:C:H2'	1:AA:458:C:C5	2.53	0.44
1:AA:62:U:OP1	1:AA:385:C:O2'	2.35	0.44
2:AB:113:HIS:HA	2:AB:116:GLU:HB2	2.00	0.44
2:AB:155:LEU:HD21	2:AB:159:PRO:HG3	1.98	0.44
4:AD:188:LEU:H	4:AD:188:LEU:HD23	1.82	0.44
12:AL:57:LYS:HG2	12:AL:65:GLU:OE2	2.18	0.44
13:AM:49:THR:HG22	13:AM:51:ALA:H	1.82	0.44
14:AN:26:ARG:NH2	14:AN:47:LEU:HD21	2.33	0.44
16:AP:6:LEU:HD23	16:AP:17:TYR:CD2	2.52	0.44
16:AP:75:ARG:HA	16:AP:80:PHE:HD2	1.82	0.44
25:BA:927:G:C2'	25:BA:928:G:H5'	2.48	0.44
25:BA:939:C:O2'	25:BA:940:C:H5'	2.16	0.44
28:BE:111:ARG:HG3	28:BE:160:TYR:CD2	2.53	0.44
31:BH:28:GLY:HA3	31:BH:79:VAL:HB	2.00	0.44
40:BU:50:ARG:HG2	40:BU:53:ARG:NH2	2.33	0.44
1:CA:1036:G:N7	1:CA:1037:C:O2	2.51	0.44
1:CA:1380:U:C4	7:CG:3:ARG:HG2	2.52	0.44
1:CA:292:G:C5	1:CA:293:G:H1'	2.53	0.44
1:CA:407:G:N2	1:CA:436:C:C2	2.86	0.44
1:CA:472:A:C2	1:CA:473:G:H1'	2.53	0.44
1:CA:692:U:O2'	1:CA:694:A:N7	2.37	0.44
2:CB:172:ILE:O	2:CB:176:GLU:HG3	2.18	0.44
2:CB:16:HIS:CB	2:CB:210:SER:HB3	2.42	0.44
2:CB:96:ARG:NH1	2:CB:98:LEU:HD13	2.33	0.44
7:CG:40:ALA:HB1	9:CI:41:VAL:HG21	1.98	0.44

Continued on next page...

Continued from previous page...

Atom-1	Atom-2	Interatomic distance (Å)	Clash overlap (Å)
7:CG:42:ILE:HD13	7:CG:116:ALA:HB3	1.99	0.44
25:DA:108:U:H2'	25:DA:109:G:C8	2.52	0.44
25:DA:1027:A:N6	25:DA:1126:A:C4	2.86	0.44
25:DA:1721:G:H8	25:DA:1741:A:N6	2.12	0.44
25:DA:2318:G:H21	38:DS:3:ARG:HD3	1.83	0.44
25:DA:2461:C:H2'	25:DA:2462:U:H6	1.83	0.44
25:DA:311:A:C8	25:DA:332:A:N7	2.85	0.44
25:DA:815:C:C2	25:DA:1193:G:C2	3.05	0.44
29:DF:33:LEU:HD22	29:DF:112:MET:HE3	2.00	0.44
30:DG:170:ARG:HD3	30:DG:170:ARG:C	2.38	0.44
26:DB:31:C:H4'	30:DG:29:TRP:CZ2	2.52	0.44
44:DY:90:LEU:HD23	44:DY:92:ASN:HB2	1.99	0.44
1:AA:1291:G:H2'	1:AA:1292:U:C6	2.53	0.44
1:AA:376:G:H2'	1:AA:377:G:C8	2.52	0.44
1:AA:720:C:H6	1:AA:720:C:O5'	2.01	0.44
1:AA:799:G:H5''	1:AA:799:G:H8	1.82	0.44
2:AB:163:PHE:HA	2:AB:185:ILE:O	2.17	0.44
1:AA:1060:C:N4	3:AC:2:GLY:HA3	2.32	0.44
3:AC:47:LEU:HD12	3:AC:68:VAL:HG11	1.98	0.44
3:AC:77:ILE:H	3:AC:77:ILE:HG12	1.70	0.44
4:AD:20:TYR:HD1	4:AD:26:CYS:HB3	1.82	0.44
13:AM:4:ILE:HB	13:AM:57:ARG:HG3	1.99	0.44
20:AT:34:LYS:HE2	20:AT:34:LYS:HB2	1.69	0.44
26:BB:12:C:H2'	46:B0:73:GLY:HA3	1.99	0.44
35:BP:59:LEU:HD21	54:B8:10:ALA:HA	1.99	0.44
25:BA:254:A:C8	25:BA:255:G:H1'	2.53	0.44
25:BA:276:C:O3'	32:BI:42:SER:OG	2.36	0.44
25:BA:442:A:H2'	25:BA:443:C:C6	2.53	0.44
25:BA:648:G:H2'	25:BA:649:C:C6	2.52	0.44
28:BE:181:LEU:HD12	28:BE:181:LEU:HA	1.79	0.44
26:BB:31:C:H4'	30:BG:29:TRP:CH2	2.51	0.44
1:CA:60:A:N6	1:CA:110:C:N3	2.64	0.44
1:CA:430:A:H2'	1:CA:431:A:O4'	2.18	0.44
1:CA:767:A:H2'	1:CA:768:A:O4'	2.16	0.44
1:CA:1191:A:OP2	3:CC:3:ASN:ND2	2.50	0.44
4:CD:64:LEU:HD22	4:CD:198:VAL:HG11	1.99	0.44
5:CE:51:VAL:O	5:CE:55:VAL:HG23	2.17	0.44
7:CG:131:LYS:HG2	7:CG:132:GLY:H	1.83	0.44
8:CH:13:ILE:O	8:CH:17:THR:HG23	2.18	0.44
8:CH:36:LEU:HA	8:CH:36:LEU:HD23	1.89	0.44
11:CK:85:ARG:HA	11:CK:112:THR:OG1	2.17	0.44

Continued on next page...

Continued from previous page...

Atom-1	Atom-2	Interatomic distance (Å)	Clash overlap (Å)
19:CS:14:HIS:O	19:CS:18:LYS:HG3	2.18	0.44
46:D0:40:GLN:HE21	46:D0:57:PHE:HB3	1.83	0.44
25:DA:460:A:P	53:D7:41:ARG:HH22	2.41	0.44
35:DP:64:LYS:HA	54:D8:13:ARG:HB3	2.00	0.44
25:DA:2294:C:OP2	38:DS:89:ARG:NH2	2.41	0.44
25:DA:2410:G:H2'	25:DA:2411:A:O4'	2.17	0.44
25:DA:2556:C:H2'	25:DA:2557:G:O4'	2.18	0.44
25:DA:984:A:H5''	25:DA:985:C:H5	1.81	0.44
45:DZ:141:VAL:O	45:DZ:144:LEU:HB2	2.18	0.44
45:DZ:5:LEU:HD22	45:DZ:6:LYS:H	1.83	0.44
1:AA:1073:U:H2'	1:AA:1074:G:C8	2.53	0.44
1:AA:1084:G:C5	1:AA:1085:U:C4	3.06	0.44
1:AA:1125:U:O2'	1:AA:1126:U:P	2.75	0.44
1:AA:1134:G:N3	1:AA:1134:G:H2'	2.33	0.44
1:AA:1198:G:C6	1:AA:1199:U:C4	3.06	0.44
1:AA:1258:G:H2'	1:AA:1259:C:C6	2.52	0.44
1:AA:456:C:H2'	1:AA:457:C:C6	2.53	0.44
1:AA:532:A:H5'	3:AC:161:GLU:OE2	2.18	0.44
3:AC:175:LEU:HD21	3:AC:201:TYR:CE2	2.52	0.44
3:AC:58:GLU:H	3:AC:65:ALA:HB3	1.83	0.44
10:AJ:40:LEU:HB2	10:AJ:69:ASN:HB3	2.00	0.44
11:AK:85:ARG:HA	11:AK:112:THR:OG1	2.18	0.44
1:AA:1456:G:N1	20:AT:51:GLU:OE1	2.51	0.44
47:B1:51:VAL:HG11	47:B1:74:VAL:HG21	1.99	0.44
52:B6:9:LEU:HD21	52:B6:25:LYS:HB3	1.98	0.44
25:BA:2336:C:H5''	25:BA:2337:G:H5'	2.00	0.44
25:BA:2850:C:H4'	37:BR:53:HIS:CE1	2.53	0.44
25:BA:926:G:H2'	25:BA:927:G:O4'	2.17	0.44
27:BD:145:VAL:HG12	27:BD:146:GLU:O	2.18	0.44
33:BN:30:ILE:HG22	33:BN:34:LEU:HD22	2.00	0.44
1:CA:1005:A:H2	1:CA:1026:G:C8	2.36	0.44
1:CA:1068:G:H8	1:CA:1068:G:OP2	2.00	0.44
1:CA:1142:G:C2	1:CA:1143:G:H1'	2.52	0.44
1:CA:1277:C:HO2'	1:CA:1279:A:H1'	1.83	0.44
1:CA:922:G:C6	1:CA:923:A:C6	3.05	0.44
1:CA:933:G:C6	1:CA:1385:G:C6	3.05	0.44
2:CB:230:VAL:HG13	2:CB:231:GLU:O	2.18	0.44
3:CC:33:LEU:HD21	14:CN:53:LEU:CD2	2.48	0.44
4:CD:39:PRO:O	4:CD:44:GLY:HA3	2.18	0.44
9:CI:53:VAL:C	9:CI:55:ALA:H	2.20	0.44
13:CM:82:MET:O	13:CM:93:ARG:NH2	2.51	0.44

Continued on next page...

Continued from previous page...

Atom-1	Atom-2	Interatomic distance (Å)	Clash overlap (Å)
20:CT:14:LYS:O	20:CT:18:GLN:HG3	2.18	0.44
25:DA:1115:G:H8	25:DA:1115:G:OP2	2.01	0.44
25:DA:2251:G:OP1	61:DA:4599:HOH:O	2.21	0.44
25:DA:55:G:H2'	25:DA:56:A:H8	1.83	0.44
25:DA:863:A:O2'	25:DA:864:G:H5'	2.18	0.44
25:DA:875:G:C2	25:DA:903:C:C2	3.06	0.44
26:DB:42:C:O2'	30:DG:66:GLN:HG2	2.18	0.44
27:DD:77:ALA:HB2	27:DD:97:TYR:CD2	2.52	0.44
31:DH:150:ALA:HA	31:DH:153:LYS:HG3	2.00	0.44
36:DQ:27:VAL:O	36:DQ:29:PHE:N	2.51	0.44
1:AA:1164:G:H2'	1:AA:1165:C:H6	1.82	0.44
1:AA:539:A:H2'	1:AA:540:G:C8	2.52	0.44
1:AA:600:C:H2'	1:AA:601:C:H6	1.83	0.44
1:AA:78:G:N1	1:AA:91:C:N4	2.66	0.44
4:AD:106:TYR:HE2	4:AD:112:VAL:O	2.01	0.44
4:AD:88:VAL:O	4:AD:92:VAL:HG23	2.18	0.44
1:AA:8:A:H5'	5:AE:101:ILE:HG22	2.00	0.44
6:AF:48:LEU:HD22	18:AR:77:GLY:HA3	1.99	0.44
10:AJ:31:GLY:HA2	10:AJ:32:ALA:HA	1.46	0.44
20:AT:42:GLN:NE2	20:AT:46:GLU:OE2	2.51	0.44
25:BA:1091:A:H2'	25:BA:1091:A:N3	2.31	0.44
25:BA:1157:A:N3	25:BA:1158:G:H1'	2.33	0.44
25:BA:1749:G:H2'	25:BA:1750:G:O4'	2.17	0.44
25:BA:1805:C:O5'	25:BA:1805:C:H6	2.01	0.44
25:BA:2214:G:H5'	25:BA:2215:G:OP2	2.18	0.44
25:BA:2614:A:N7	46:B0:3:HIS:CE1	2.86	0.44
31:BH:126:PRO:HB2	31:BH:127:GLU:H	1.51	0.44
25:BA:2830:A:OP1	37:BR:2:ARG:NH2	2.51	0.44
37:BR:72:ASP:OD2	37:BR:75:LEU:HB2	2.18	0.44
38:BS:103:GLU:O	38:BS:107:GLU:HG3	2.18	0.44
25:BA:63:A:O3'	43:BX:71:GLY:HA3	2.18	0.44
1:CA:1324:A:H5'	1:CA:1362:C:O2'	2.18	0.44
1:CA:142:G:H2'	1:CA:143:A:C8	2.53	0.44
1:CA:165:C:O5'	1:CA:165:C:H6	2.01	0.44
1:CA:713:G:H2'	1:CA:714:G:C8	2.53	0.44
3:CC:153:VAL:HA	3:CC:197:GLY:O	2.17	0.44
7:CG:51:GLN:HB3	7:CG:51:GLN:HE21	1.63	0.44
14:CN:26:ARG:HB3	14:CN:43:CYS:SG	2.57	0.44
19:CS:28:LYS:HD2	19:CS:47:HIS:HA	2.00	0.44
12:CL:36:VAL:HG23	24:CW:10:2QY:CE1	2.47	0.44
25:DA:271(F):C:H2'	25:DA:271(G):C:C6	2.52	0.44

Continued on next page...

Continued from previous page...

Atom-1	Atom-2	Interatomic distance (Å)	Clash overlap (Å)
25:DA:2854:G:H2'	25:DA:2855:C:C6	2.52	0.44
33:DN:138:LEU:HA	33:DN:138:LEU:HD23	1.75	0.44
39:DT:88:ILE:HG21	39:DT:91:ARG:NE	2.33	0.44
1:AA:10:A:OP2	5:AE:126:ARG:HD2	2.17	0.43
1:AA:1427:U:H2'	1:AA:1428:A:C8	2.53	0.43
1:AA:266:G:O3'	17:AQ:67:LYS:HB2	2.18	0.43
1:AA:346:G:H3'	1:AA:346:G:N3	2.33	0.43
1:AA:106:C:O2'	1:AA:379:C:H5''	2.17	0.43
1:AA:404:U:H2'	1:AA:405:U:C6	2.53	0.43
4:AD:110:PHE:CD1	4:AD:110:PHE:N	2.86	0.43
8:AH:25:ASP:HA	8:AH:60:ARG:HA	1.99	0.43
8:AH:94:TYR:HD1	8:AH:132:GLU:HA	1.83	0.43
14:AN:45:ARG:HG2	14:AN:49:HIS:HD2	1.83	0.43
19:AS:50:ALA:HA	19:AS:58:VAL:O	2.18	0.43
25:BA:1188:A:C4	25:BA:1190:G:C8	3.05	0.43
25:BA:1319:U:H4'	25:BA:1321:A:OP2	2.18	0.43
25:BA:1617:A:H2'	25:BA:1618:A:C8	2.53	0.43
25:BA:171:A:H2'	25:BA:172:C:O4'	2.18	0.43
25:BA:174:U:H4'	25:BA:207:A:H4'	2.00	0.43
25:BA:1874:C:H6	25:BA:1874:C:O5'	2.01	0.43
25:BA:2804:C:H6	25:BA:2804:C:OP2	2.01	0.43
25:BA:31:C:C4	25:BA:32:C:C5	3.05	0.43
25:BA:588:C:H2'	25:BA:589:U:O4'	2.18	0.43
26:BB:33:G:C2'	26:BB:34:U:H5'	2.47	0.43
1:CA:1017:G:H2'	1:CA:1018:C:O4'	2.17	0.43
1:CA:1066:C:H2'	1:CA:1067:A:C8	2.53	0.43
1:CA:380:G:C2	1:CA:384:G:C6	3.06	0.43
1:CA:579:G:C6	1:CA:580:U:C4	3.06	0.43
1:CA:89:C:C4	1:CA:90:U:C5	3.05	0.43
1:CA:926:G:C6	1:CA:1505:G:C6	3.06	0.43
1:CA:93:G:O2'	1:CA:96:U:H5'	2.18	0.43
4:CD:112:VAL:HG22	4:CD:116:GLN:OE1	2.18	0.43
5:CE:102:ALA:HB2	5:CE:120:THR:HG21	2.00	0.43
5:CE:84:PHE:CE2	5:CE:133:TYR:HD2	2.36	0.43
15:CO:54:ARG:O	15:CO:57:LEU:HB2	2.18	0.43
17:CQ:41:LYS:HZ2	17:CQ:92:ARG:HH21	1.65	0.43
23:CX:59:A:C2'	23:CX:60:U:H5'	2.47	0.43
25:DA:1384:A:N3	25:DA:1405:U:H1'	2.32	0.43
25:DA:1942:C:OP2	25:DA:1943:U:O2'	2.20	0.43
25:DA:1991:U:H2'	25:DA:1992:G:H5''	1.99	0.43
25:DA:2197:U:H1'	25:DA:2198:A:C8	2.53	0.43

Continued on next page...

Continued from previous page...

Atom-1	Atom-2	Interatomic distance (Å)	Clash overlap (Å)
25:DA:271(S):G:C2'	25:DA:271(T):C:H5'	2.47	0.43
25:DA:479:A:O2'	25:DA:481:G:H5'	2.18	0.43
25:DA:644:A:H4'	25:DA:645:C:N4	2.33	0.43
25:DA:777:A:H2'	25:DA:778:G:H8	1.83	0.43
27:DD:206:LEU:HD23	27:DD:206:LEU:HA	1.68	0.43
27:DD:206:LEU:CD2	27:DD:211:ARG:HG2	2.46	0.43
29:DF:196:LEU:HA	29:DF:196:LEU:HD23	1.66	0.43
30:DG:54:GLU:O	30:DG:57:ALA:HB3	2.17	0.43
39:DT:16:ARG:HD2	39:DT:18:ASP:OD1	2.18	0.43
40:DU:16:LYS:HB3	40:DU:16:LYS:HE2	1.78	0.43
45:DZ:67:LEU:HA	45:DZ:68:PRO:HD3	1.64	0.43
1:AA:428:G:O4'	1:AA:430:A:C8	2.72	0.43
1:AA:432:A:OP2	1:AA:433:C:N4	2.43	0.43
2:AB:230:VAL:HG22	2:AB:231:GLU:H	1.83	0.43
17:AQ:50:LYS:HD2	17:AQ:51:TYR:CZ	2.53	0.43
25:BA:1072:U:H4'	25:BA:1073:A:OP1	2.18	0.43
25:BA:1899:A:H5'	25:BA:1900:G:OP2	2.18	0.43
25:BA:400:U:H1'	25:BA:450:A:N3	2.34	0.43
25:BA:733:G:OP2	25:BA:733:G:H4'	2.18	0.43
32:BI:10:GLU:O	32:BI:12:LEU:N	2.51	0.43
36:BQ:12:GLN:HG2	36:BQ:73:PRO:HD2	2.00	0.43
38:BS:35:ILE:HG12	38:BS:101:LEU:HD12	2.00	0.43
25:BA:1042:A:H4'	40:BU:91:ASP:OD2	2.17	0.43
43:BX:40:LYS:HE2	61:BX:3103:HOH:O	2.17	0.43
1:CA:1133:G:C2'	1:CA:1134:G:H8	2.30	0.43
1:CA:1237:C:O2'	1:CA:1300:G:N1	2.43	0.43
1:CA:1224:G:O2'	1:CA:1322:C:OP1	2.26	0.43
1:CA:245:C:O2	1:CA:283:C:N3	2.51	0.43
1:CA:848:C:H2'	1:CA:849:C:O4'	2.18	0.43
1:CA:960:U:O2	1:CA:960:U:H2'	2.17	0.43
3:CC:12:LEU:HA	3:CC:16:ARG:HB3	2.00	0.43
3:CC:155:GLY:O	3:CC:157:ILE:HG13	2.19	0.43
18:CR:66:LEU:O	18:CR:70:ILE:HG13	2.18	0.43
19:CS:20:LEU:HA	19:CS:23:ASN:ND2	2.34	0.43
24:CW:1:2QZ:CG2	24:CW:10:2QY:H83	2.48	0.43
25:DA:1268:A:C2	25:DA:2013:A:C4	3.06	0.43
25:DA:2274:A:C5	25:DA:2276:G:C8	3.05	0.43
25:DA:307:G:H21	25:DA:330:A:H62	1.66	0.43
25:DA:657:U:H2'	25:DA:658:C:C6	2.52	0.43
25:DA:880:G:N2	25:DA:898:C:H1'	2.33	0.43
25:DA:910:A:H2'	25:DA:2264:C:O2'	2.18	0.43

Continued on next page...

Continued from previous page...

Atom-1	Atom-2	Interatomic distance (Å)	Clash overlap (Å)
28:DE:70:ALA:O	28:DE:72:VAL:N	2.42	0.43
29:DF:123:LEU:HD12	29:DF:124:LEU:N	2.32	0.43
35:DP:47:ASP:HA	35:DP:48:PRO:HD3	1.80	0.43
36:DQ:66:ILE:HG12	36:DQ:104:PHE:HE2	1.82	0.43
1:AA:1034:G:H5''	1:AA:1035:A:OP2	2.18	0.43
1:AA:1234:C:O2'	1:AA:1235:U:H5'	2.19	0.43
1:AA:180:U:O2'	1:AA:181:G:H5'	2.18	0.43
1:AA:375:U:C2	1:AA:376:G:C8	3.06	0.43
1:AA:400:C:H5''	4:AD:73:ARG:NH2	2.32	0.43
1:AA:414:A:C5	1:AA:431:A:C2	3.06	0.43
1:AA:584:G:H1	1:AA:757:U:H3	1.65	0.43
3:AC:24:ALA:HB1	3:AC:28:GLN:O	2.19	0.43
4:AD:129:ASN:OD1	4:AD:145:GLU:N	2.45	0.43
5:AE:52:PRO:HG2	5:AE:53:LEU:HD12	1.99	0.43
6:AF:22:GLU:OE2	6:AF:82:ARG:HG2	2.18	0.43
7:AG:22:LEU:HD13	7:AG:97:GLN:OE1	2.18	0.43
9:AI:53:VAL:C	9:AI:55:ALA:H	2.17	0.43
50:B4:62:ARG:C	50:B4:64:GLY:HA2	2.38	0.43
25:BA:1541:A:C6	25:BA:1542:A:C6	3.06	0.43
25:BA:2307:C:C2'	25:BA:2308:U:H5'	2.48	0.43
25:BA:2671:G:O2'	31:BH:175:LYS:NZ	2.50	0.43
25:BA:2858:G:C8	39:BT:97:ALA:HB2	2.53	0.43
25:BA:609:A:H5'	29:BF:89:VAL:HG21	1.99	0.43
25:BA:843:C:H2'	25:BA:844:C:C6	2.54	0.43
27:BD:77:ALA:O	27:BD:116:GLN:HG3	2.18	0.43
29:BF:81:PRO:HA	29:BF:87:GLY:O	2.17	0.43
37:BR:38:VAL:HB	37:BR:39:PRO:HD3	2.00	0.43
45:BZ:126:VAL:HG13	45:BZ:161:VAL:HG23	1.99	0.43
1:CA:1119:C:H2'	1:CA:1120:G:H8	1.82	0.43
1:CA:1134:G:H2'	1:CA:1135:U:H5'	2.00	0.43
1:CA:791:G:C6	1:CA:792:A:N7	2.86	0.43
2:CB:100:GLY:HA2	2:CB:103:THR:OG1	2.18	0.43
2:CB:95:GLN:HB2	2:CB:148:TYR:HD1	1.83	0.43
2:CB:187:LEU:HD13	2:CB:205:ASP:HA	2.01	0.43
5:CE:93:PRO:HG2	8:CH:105:ARG:NE	2.33	0.43
5:CE:148:VAL:HG21	8:CH:107:LEU:HD12	2.00	0.43
10:CJ:89:ASP:O	10:CJ:91:PRO:HD3	2.18	0.43
16:CP:74:LEU:HD23	16:CP:79:VAL:HG11	2.00	0.43
19:CS:28:LYS:CB	19:CS:29:ARG:HA	2.48	0.43
9:CI:128:ARG:NH2	23:CX:33:U:OP2	2.50	0.43
49:D3:7:LYS:HG3	49:D3:34:GLU:HG3	2.00	0.43

Continued on next page...

Continued from previous page...

Atom-1	Atom-2	Interatomic distance (Å)	Clash overlap (Å)
54:D8:50:LEU:HD23	54:D8:50:LEU:HA	1.75	0.43
55:D9:13:LYS:HD3	55:D9:28:GLU:OE2	2.17	0.43
25:DA:1907:G:C2	25:DA:1908:C:C2	3.07	0.43
25:DA:2494:G:C4	25:DA:2495:G:C8	3.06	0.43
25:DA:2776:A:C6	25:DA:2782:G:H1'	2.54	0.43
29:DF:11:VAL:HG21	29:DF:20:LEU:HB2	1.99	0.43
31:DH:54:ARG:HD3	31:DH:65:HIS:ND1	2.34	0.43
32:DI:48:GLU:OE2	32:DI:52:ARG:HD3	2.18	0.43
32:DI:61:ARG:HA	32:DI:61:ARG:HD3	1.81	0.43
32:DI:92:VAL:CG2	32:DI:120:ILE:HB	2.48	0.43
39:DT:53:ARG:HD3	39:DT:60:THR:OG1	2.18	0.43
40:DU:61:TRP:CH2	40:DU:93:LYS:HB2	2.53	0.43
1:AA:1162:C:H2'	1:AA:1163:C:C6	2.53	0.43
1:AA:1502:A:H2	1:AA:1505:G:N1	2.04	0.43
1:AA:170:U:O2'	1:AA:171:A:H5'	2.17	0.43
1:AA:298:A:C6	1:AA:299:G:C2	3.06	0.43
1:AA:442:C:H5'	1:AA:443:C:OP2	2.18	0.43
1:AA:630:G:O2'	1:AA:631:G:H5'	2.18	0.43
2:AB:118:LEU:HD11	2:AB:141:GLU:HG2	2.01	0.43
3:AC:110:ASN:O	3:AC:141:VAL:HG22	2.19	0.43
4:AD:184:LYS:HB3	4:AD:184:LYS:HZ2	1.83	0.43
6:AF:92:LYS:HB2	6:AF:92:LYS:HE2	1.83	0.43
1:AA:1125:U:C3'	10:AJ:5:ARG:HH22	2.30	0.43
12:AL:77:LEU:HD21	12:AL:107:ALA:HA	1.99	0.43
16:AP:68:ASP:O	16:AP:71:ARG:HG2	2.17	0.43
47:B1:23:LYS:HB3	47:B1:29:GLY:HA3	1.99	0.43
47:B1:3:LYS:HB2	47:B1:61:ARG:HH11	1.83	0.43
48:B2:63:VAL:O	48:B2:66:GLU:HB2	2.18	0.43
51:B5:40:LYS:HE2	51:B5:40:LYS:HB2	1.88	0.43
25:BA:1721:G:H1'	25:BA:1723:A:N6	2.33	0.43
25:BA:715:G:H5'	25:BA:716:G:OP2	2.18	0.43
33:BN:38:HIS:HD1	33:BN:38:HIS:H	1.66	0.43
45:BZ:150:LEU:HB3	45:BZ:171:ILE:CD1	2.48	0.43
1:CA:1105:A:C2	1:CA:1106:G:N7	2.86	0.43
1:CA:1122:U:C4	1:CA:1123:A:N7	2.87	0.43
6:CF:25:ILE:CD1	6:CF:82:ARG:HH21	2.31	0.43
7:CG:94:ARG:O	7:CG:97:GLN:HB3	2.19	0.43
8:CH:33:GLU:HG2	8:CH:48:TYR:CE2	2.53	0.43
9:CI:46:ALA:HA	9:CI:78:LYS:HB2	2.01	0.43
11:CK:99:GLN:C	11:CK:101:SER:H	2.21	0.43
12:CL:75:HIS:ND1	12:CL:77:LEU:HB2	2.33	0.43

Continued on next page...

Continued from previous page...

Atom-1	Atom-2	Interatomic distance (Å)	Clash overlap (Å)
19:CS:12:ASP:OD2	19:CS:38:SER:OG	2.36	0.43
46:D0:24:LYS:O	46:D0:25:ARG:HD3	2.18	0.43
53:D7:22:MET:HA	53:D7:28:ARG:HG2	2.00	0.43
25:DA:999:U:H3'	25:DA:1154:G:O6	2.19	0.43
25:DA:2249:U:O4	61:DA:3947:HOH:O	2.21	0.43
25:DA:644:A:H4'	25:DA:645:C:C4	2.53	0.43
25:DA:729:G:C6	27:DD:208:LYS:HB2	2.53	0.43
26:DB:46:A:C5	26:DB:47:C:C4	3.06	0.43
27:DD:221:VAL:HG22	27:DD:226:MET:HE3	2.00	0.43
29:DF:36:VAL:HG11	29:DF:183:VAL:CG1	2.48	0.43
45:DZ:30:ASN:ND2	45:DZ:90:VAL:HB	2.33	0.43
1:AA:147:G:C6	1:AA:148:G:C5	3.07	0.43
1:AA:353:A:H5'	1:AA:353:A:H8	1.84	0.43
1:AA:416:G:C6	1:AA:417:C:C4	3.06	0.43
1:AA:631:G:H2'	1:AA:632:A:H8	1.82	0.43
2:AB:146:GLN:O	2:AB:150:SER:HB3	2.19	0.43
8:AH:110:ALA:HB3	8:AH:121:ASP:HB3	2.00	0.43
47:B1:82:LEU:HA	47:B1:85:LEU:HD12	2.01	0.43
53:B7:24:THR:HG22	53:B7:26:GLY:N	2.32	0.43
25:BA:1183:G:H2'	25:BA:1184:G:O4'	2.18	0.43
25:BA:1324:A:OP1	37:BR:36:THR:HG22	2.18	0.43
25:BA:2768:C:C4	55:B9:19:ARG:NH1	2.86	0.43
26:BB:73:A:C4	26:BB:105:A:C2	3.06	0.43
26:BB:66:A:H61	26:BB:109:C:H5'	1.82	0.43
1:CA:1038:C:C2'	1:CA:1039:C:H5'	2.49	0.43
1:CA:1118:C:H2'	1:CA:1119:C:C6	2.53	0.43
1:CA:35:G:C5	1:CA:36:C:N4	2.86	0.43
1:CA:401:C:H1'	1:CA:622:A:H1'	2.01	0.43
1:CA:683:G:C6	1:CA:684:A:C5	3.07	0.43
1:CA:688:G:H5'	11:CK:46:GLY:C	2.39	0.43
1:CA:545:C:H5'	4:CD:72:GLU:CB	2.49	0.43
19:CS:31:ILE:HG22	19:CS:33:THR:HG22	2.00	0.43
25:DA:443:A:H1'	25:DA:1201:C:O4'	2.18	0.43
25:DA:1784:A:H4'	25:DA:1785:A:O5'	2.19	0.43
25:DA:1859:A:N6	25:DA:1883:G:O2'	2.52	0.43
25:DA:1970:A:OP2	61:DA:3905:HOH:O	2.20	0.43
25:DA:483:A:O4'	44:DY:48:ALA:HB1	2.18	0.43
26:DB:46:A:H2'	26:DB:47:C:H6	1.84	0.43
30:DG:25:TYR:HB3	30:DG:30:GLU:CB	2.47	0.43
35:DP:100:LEU:HD12	35:DP:112:LEU:HD11	1.99	0.43
37:DR:92:GLY:HA2	37:DR:94:TYR:CZ	2.54	0.43

Continued on next page...

Continued from previous page...

Atom-1	Atom-2	Interatomic distance (Å)	Clash overlap (Å)
1:AA:1030:C:H3'	1:AA:1030(A):G:H4'	2.01	0.43
1:AA:1142:G:H3'	1:AA:1143:G:C8	2.53	0.43
1:AA:246:A:N1	1:AA:278:G:O2'	2.39	0.43
1:AA:598:U:H2'	1:AA:599:C:H6	1.84	0.43
1:AA:6:G:O2'	1:AA:7:G:H5'	2.18	0.43
1:AA:93:G:H2'	1:AA:96:U:O4'	2.19	0.43
3:AC:123:GLN:HG2	3:AC:128:PHE:HD2	1.84	0.43
6:AF:86:ARG:O	6:AF:87:ARG:HG2	2.19	0.43
7:AG:27:ILE:CD1	7:AG:40:ALA:HA	2.47	0.43
7:AG:50:ILE:HD12	7:AG:50:ILE:O	2.19	0.43
23:AX:66:C:H2'	23:AX:67:C:O4'	2.17	0.43
23:AX:6:G:N2	23:AX:68:C:C2	2.86	0.43
49:B3:18:ASP:N	49:B3:18:ASP:OD1	2.51	0.43
49:B3:4:LEU:O	49:B3:36:VAL:HA	2.18	0.43
50:B4:59:PHE:HA	50:B4:61:ARG:HG2	2.00	0.43
25:BA:2306:C:OP2	38:BS:89:ARG:NH2	2.46	0.43
25:BA:2661:U:H2'	25:BA:2662:U:H6	1.84	0.43
25:BA:403:C:H42	25:BA:425:G:H1	1.65	0.43
26:BB:24:G:N7	26:BB:56:G:H2'	2.34	0.43
32:BI:87:LYS:HE3	32:BI:87:LYS:HB2	1.85	0.43
34:BO:2:ILE:HG23	34:BO:6:THR:HG21	2.01	0.43
1:CA:1032:G:H2'	1:CA:1033:G:C8	2.54	0.43
1:CA:1071:C:H2'	1:CA:1072:G:H8	1.84	0.43
1:CA:1093:A:N3	1:CA:1109:C:O2'	2.47	0.43
1:CA:1134:G:N3	1:CA:1134:G:H2'	2.32	0.43
1:CA:1151:A:C4	1:CA:1152:A:N7	2.87	0.43
1:CA:1312:G:O6	19:CS:2:PRO:HD2	2.18	0.43
1:CA:500:G:C6	1:CA:546:G:C2	3.07	0.43
1:CA:724:G:C2	1:CA:725:G:C8	3.06	0.43
3:CC:12:LEU:HD23	3:CC:12:LEU:HA	1.86	0.43
4:CD:52:SER:O	4:CD:56:VAL:HG23	2.19	0.43
7:CG:23:VAL:HG13	7:CG:43:PHE:CE2	2.53	0.43
10:CJ:11:PHE:CD1	10:CJ:67:THR:HG22	2.54	0.43
13:CM:15:VAL:O	13:CM:19:LEU:HD22	2.19	0.43
13:CM:88:ARG:HG3	13:CM:98:VAL:HG12	2.00	0.43
23:CX:61:C:H2'	23:CX:62:C:H6	1.82	0.43
47:D1:95:LEU:O	47:D1:98:LEU:HB2	2.18	0.43
50:D4:62:ARG:HD3	50:D4:62:ARG:H	1.83	0.43
25:DA:517:C:OP1	51:D5:16:ARG:NH2	2.51	0.43
55:D9:17:ILE:HG21	55:D9:26:ILE:HD11	2.01	0.43
25:DA:2330:G:H2'	25:DA:2331:G:O4'	2.18	0.43

Continued on next page...

Continued from previous page...

Atom-1	Atom-2	Interatomic distance (Å)	Clash overlap (Å)
25:DA:1955:U:O4	25:DA:2554:U:H5	2.01	0.43
25:DA:271(X):G:C2	25:DA:271(Y):U:O4	2.71	0.43
25:DA:2636:U:H1'	25:DA:2783:G:N2	2.34	0.43
26:DB:5:C:OP1	26:DB:61:G:O2'	2.34	0.43
28:DE:147:PRO:HB2	28:DE:149:ARG:HG2	2.01	0.43
30:DG:179:PRO:HG3	50:D4:43:TYR:OH	2.18	0.43
31:DH:169:VAL:HG12	31:DH:171:LEU:HD22	2.00	0.43
42:DW:88:ARG:NH1	42:DW:94:ASP:OD2	2.52	0.43
1:AA:1343:G:O2'	9:AI:121:ARG:HD2	2.19	0.43
1:AA:389:A:C6	1:AA:390:C:H1'	2.53	0.43
1:AA:436:C:H5''	4:AD:156:GLU:OE2	2.19	0.43
1:AA:625:G:O2'	1:AA:626:U:H5'	2.17	0.43
2:AB:124:SER:HB3	2:AB:125:PRO:HA	2.01	0.43
6:AF:82:ARG:HB3	6:AF:85:VAL:HG23	2.00	0.43
10:AJ:81:THR:O	10:AJ:85:LEU:HG	2.18	0.43
21:AU:22:ARG:HA	21:AU:23:PRO:HD3	1.65	0.43
25:BA:1034:A:H8	25:BA:1034:A:O5'	2.02	0.43
25:BA:1095:C:H2'	25:BA:1096:A:H8	1.84	0.43
25:BA:1558:G:H2'	25:BA:1559:C:C6	2.54	0.43
25:BA:199:C:H2'	25:BA:200:A:C8	2.54	0.43
25:BA:2843:G:H4'	25:BA:2844:G:OP2	2.19	0.43
25:BA:316:C:C2	25:BA:373:G:C2	3.07	0.43
26:BB:96:U:H2'	26:BB:97:G:C8	2.54	0.43
27:BD:206:LEU:HD23	27:BD:206:LEU:HA	1.78	0.43
1:CA:1015:A:C6	1:CA:1016:A:C6	3.07	0.43
1:CA:1052:U:H5''	1:CA:1053:G:OP2	2.17	0.43
1:CA:1125:U:H2'	1:CA:1127:G:N7	2.34	0.43
1:CA:1323:G:H4'	1:CA:1363:C:N3	2.32	0.43
1:CA:445:G:H2'	1:CA:446:G:H8	1.83	0.43
1:CA:937:A:H1'	1:CA:1379:G:N2	2.34	0.43
3:CC:112:SER:O	3:CC:115:LEU:HB2	2.19	0.43
4:CD:67:ILE:HG22	4:CD:68:TYR:CD1	2.54	0.43
8:CH:121:ASP:OD1	8:CH:121:ASP:N	2.50	0.43
9:CI:96:LEU:HD22	9:CI:101:PHE:HB2	2.00	0.43
10:CJ:16:LEU:HD13	10:CJ:70:ARG:CG	2.47	0.43
12:CL:34:ARG:HB3	12:CL:34:ARG:HE	1.37	0.43
17:CQ:56:VAL:O	17:CQ:77:VAL:HB	2.19	0.43
48:D2:65:ASN:OD1	48:D2:69:ARG:NH1	2.49	0.43
25:DA:108:U:H2'	25:DA:109:G:H8	1.84	0.43
25:DA:1475:G:C2	25:DA:1517:G:C2	3.06	0.43
25:DA:154:G:C6	25:DA:173:G:C6	3.07	0.43

Continued on next page...

Continued from previous page...

Atom-1	Atom-2	Interatomic distance (Å)	Clash overlap (Å)
25:DA:2027:G:H2'	25:DA:2028:U:O4'	2.19	0.43
25:DA:242:G:H5''	54:D8:64:TYR:CE2	2.54	0.43
25:DA:2464:C:C2	25:DA:2487:G:C2	3.07	0.43
25:DA:2537:U:H2'	25:DA:2538:C:C6	2.54	0.43
25:DA:2645:G:H4'	25:DA:2732:G:O3'	2.19	0.43
25:DA:1462:C:H4'	25:DA:2703:C:H5'	2.00	0.43
25:DA:31:C:H5'	25:DA:1239:G:OP1	2.19	0.43
25:DA:702:G:C2	25:DA:731:C:C2	3.06	0.43
25:DA:763:G:H1'	25:DA:765:G:O4'	2.18	0.43
25:DA:844:C:C5	25:DA:845:G:C6	3.06	0.43
25:DA:863:A:H2'	25:DA:864:G:C8	2.53	0.43
25:DA:952:G:C6	25:DA:953:A:N7	2.87	0.43
26:DB:28:C:H2'	26:DB:29:A:O4'	2.19	0.43
28:DE:181:LEU:HD12	28:DE:181:LEU:HA	1.58	0.43
31:DH:3:ARG:HB3	31:DH:3:ARG:NH1	2.34	0.43
35:DP:96:THR:N	35:DP:99:LEU:HD21	2.24	0.43
25:DA:863:A:OP1	36:DQ:22:LYS:HG3	2.18	0.43
42:DW:14:PRO:HG2	42:DW:78:GLU:CG	2.46	0.43
45:DZ:121:HIS:HB3	45:DZ:123:ASP:O	2.18	0.43
1:AA:113:G:H2'	1:AA:114:U:C6	2.54	0.43
1:AA:1187:G:H2'	1:AA:1188:A:H8	1.84	0.43
1:AA:312:C:H2'	1:AA:313:A:H8	1.83	0.43
1:AA:637:G:C6	1:AA:638:G:C5	3.06	0.43
1:AA:975:A:H4'	1:AA:976:G:C5'	2.44	0.43
2:AB:180:LEU:O	2:AB:181:PHE:HB2	2.18	0.43
4:AD:163:GLU:O	4:AD:166:LYS:HG2	2.19	0.43
9:AI:19:LEU:HB3	9:AI:59:PHE:CD2	2.52	0.43
3:AC:12:LEU:HD11	14:AN:51:GLY:CA	2.48	0.43
25:BA:866:A:C4	25:BA:1234:A:C2	3.06	0.43
25:BA:1854:G:N2	61:BA:3835:HOH:O	2.41	0.43
25:BA:2418:U:OP2	25:BA:2418:U:H2'	2.19	0.43
32:BI:93:THR:O	32:BI:97:ILE:HG13	2.18	0.43
33:BN:48:MET:H	33:BN:48:MET:HG3	1.70	0.43
36:BQ:58:PHE:HB3	36:BQ:61:GLY:O	2.18	0.43
38:BS:14:VAL:O	38:BS:18:ILE:HG12	2.17	0.43
40:BU:104:GLN:H	40:BU:104:GLN:CD	2.22	0.43
1:CA:1005:A:N6	1:CA:1024:G:O2'	2.51	0.43
1:CA:1178:G:H2'	1:CA:1180:A:OP2	2.18	0.43
1:CA:1385:G:C6	1:CA:1386:G:C5	3.07	0.43
1:CA:452:A:C2	1:CA:453:A:C4	3.06	0.43
1:CA:473:G:O2'	1:CA:474:G:H5'	2.19	0.43

Continued on next page...

Continued from previous page...

Atom-1	Atom-2	Interatomic distance (Å)	Clash overlap (Å)
1:CA:961:U:OP2	1:CA:1223:C:O2'	2.31	0.43
7:CG:111:ARG:HB2	7:CG:119:ARG:HD2	2.00	0.43
7:CG:65:ALA:HB3	7:CG:124:LEU:HD23	2.01	0.43
8:CH:37:ARG:NH2	8:CH:38:ILE:HG12	2.34	0.43
19:CS:23:ASN:OD1	19:CS:47:HIS:NE2	2.51	0.43
50:D4:59:PHE:HA	50:D4:60:GLN:C	2.39	0.43
25:DA:1005:C:C2	25:DA:1143:A:C5	3.06	0.43
25:DA:1578:U:H2'	25:DA:1578:U:O2	2.18	0.43
25:DA:1759:A:H4'	25:DA:2715:C:O4'	2.19	0.43
25:DA:2318:G:H21	38:DS:3:ARG:CD	2.31	0.43
25:DA:2409:G:H2'	25:DA:2410:G:O4'	2.18	0.43
25:DA:2494:G:C5	25:DA:2495:G:N7	2.87	0.43
25:DA:2563:U:O2	25:DA:2565:A:H8	2.01	0.43
25:DA:2679:A:C2	25:DA:2729:G:C2	3.07	0.43
25:DA:537:C:H2'	25:DA:538:G:O4'	2.19	0.43
25:DA:616:G:C2	25:DA:618:C:C2	3.06	0.43
25:DA:706:A:H2'	25:DA:707:G:O4'	2.19	0.43
25:DA:898:C:H6	25:DA:898:C:H3'	1.84	0.43
26:DB:11:C:H3'	26:DB:12:C:C6	2.54	0.43
28:DE:1:MET:O	28:DE:84:PHE:HB2	2.19	0.43
25:DA:2094:G:P	32:DI:22:LYS:HD2	2.59	0.43
45:DZ:161:VAL:O	45:DZ:161:VAL:HG13	2.19	0.43
1:AA:114:U:H1'	1:AA:353:A:H1'	2.00	0.43
1:AA:1443:G:C2	1:AA:1460:A:N3	2.87	0.43
1:AA:161:A:H2'	1:AA:162:A:H8	1.82	0.43
1:AA:298:A:H5''	1:AA:299:G:OP2	2.18	0.43
1:AA:309:G:H1'	1:AA:608:A:C2	2.54	0.43
1:AA:327:A:C4	1:AA:329:A:C8	3.07	0.43
1:AA:357:G:O2'	1:AA:358:U:H5'	2.19	0.43
1:AA:433:C:H6	1:AA:433:C:O5'	2.02	0.43
1:AA:601:C:O2	1:AA:637:G:N2	2.27	0.43
1:AA:625:G:C2'	1:AA:626:U:H5'	2.48	0.43
1:AA:901:A:C5	1:AA:902:G:H1'	2.54	0.43
1:AA:958:A:C2	19:AS:55:LYS:HB2	2.54	0.43
2:AB:155:LEU:HD11	2:AB:159:PRO:HD3	2.01	0.43
3:AC:34:LEU:O	3:AC:34:LEU:HD12	2.19	0.43
4:AD:23:GLY:HA3	4:AD:112:VAL:HB	2.01	0.43
8:AH:40:ALA:HA	8:AH:45:ILE:HG13	2.00	0.43
12:AL:85:ILE:HD12	12:AL:98:TYR:HB3	2.00	0.43
25:BA:1073:A:C2	25:BA:2500:A:H5'	2.53	0.43
25:BA:1176:U:O2	25:BA:2047:C:H5''	2.19	0.43

Continued on next page...

Continued from previous page...

Atom-1	Atom-2	Interatomic distance (Å)	Clash overlap (Å)
25:BA:1766:G:H3'	25:BA:1767:A:C5'	2.47	0.43
25:BA:2576:A:C2	25:BA:2659:U:H4'	2.54	0.43
25:BA:302:A:H8	25:BA:302:A:P	2.42	0.43
28:BE:73:GLU:HG3	28:BE:73:GLU:H	1.54	0.43
29:BF:11:VAL:HG22	29:BF:125:LEU:HB2	2.00	0.43
29:BF:149:ASP:OD1	29:BF:149:ASP:N	2.45	0.43
30:BG:150:ASP:OD2	30:BG:151:ALA:N	2.52	0.43
36:BQ:37:LEU:HD21	36:BQ:130:LYS:HE2	2.00	0.43
39:BT:81:PRO:HG2	39:BT:82:LEU:HD12	2.01	0.43
42:BW:20:VAL:O	42:BW:23:LEU:HB2	2.19	0.43
44:BY:91:GLU:CD	44:BY:91:GLU:N	2.72	0.43
45:BZ:19:ARG:HB2	45:BZ:19:ARG:HE	1.65	0.43
45:BZ:44:PHE:CZ	45:BZ:86:VAL:HG11	2.53	0.43
1:CA:1157:A:N6	1:CA:1180:A:N3	2.67	0.43
1:CA:402:G:C2'	1:CA:403:C:H5'	2.49	0.43
3:CC:16:ARG:HD2	3:CC:16:ARG:HA	1.80	0.43
5:CE:12:LEU:HD22	5:CE:13:ILE:N	2.33	0.43
25:DA:1332:G:OP1	61:DA:4077:HOH:O	2.21	0.43
25:DA:1665:A:C4'	34:DO:67:LYS:HB2	2.48	0.43
25:DA:1711:C:H2'	25:DA:1712:C:C6	2.53	0.43
25:DA:2000:G:N7	61:DA:4008:HOH:O	2.36	0.43
25:DA:2648:C:H2'	25:DA:2649:U:C6	2.54	0.43
25:DA:322:A:P	29:DF:169:ASN:HB2	2.59	0.43
25:DA:536:A:H2'	25:DA:537:C:C6	2.54	0.43
25:DA:881:G:H1	25:DA:895:U:H3	1.67	0.43
28:DE:163:GLU:HG2	28:DE:164:ARG:H	1.83	0.43
30:DG:23:PHE:HB2	30:DG:25:TYR:CZ	2.53	0.43
31:DH:95:ARG:HB2	31:DH:128:PRO:HB2	2.01	0.43
36:DQ:42:ILE:HD13	36:DQ:97:VAL:CG2	2.49	0.43
37:DR:96:ARG:HD3	37:DR:98:LEU:HD11	2.00	0.43
39:DT:88:ILE:HG13	39:DT:91:ARG:NH2	2.34	0.43
1:AA:1362:C:H2'	1:AA:1363:C:H5''	2.00	0.43
1:AA:309:G:O2'	1:AA:607:A:N1	2.48	0.43
1:AA:687:A:N3	1:AA:688:G:H1'	2.33	0.43
2:AB:192:SER:O	2:AB:194:PRO:HD3	2.18	0.43
4:AD:45:GLN:HB3	4:AD:45:GLN:HE21	1.59	0.43
13:AM:40:ASN:OD1	13:AM:42:ALA:HB3	2.19	0.43
16:AP:22:THR:HA	16:AP:33:ILE:HG12	2.00	0.43
20:AT:90:GLN:O	20:AT:93:GLU:HB3	2.19	0.43
50:B4:59:PHE:HA	50:B4:61:ARG:H	1.83	0.43
25:BA:1752:G:C6	25:BA:1753:U:C4	3.07	0.43

Continued on next page...

Continued from previous page...

Atom-1	Atom-2	Interatomic distance (Å)	Clash overlap (Å)
25:BA:2070:G:C5	25:BA:2071:G:C8	3.07	0.43
25:BA:2490:A:H2'	25:BA:2491:G:O4'	2.19	0.43
25:BA:2830:A:O2'	25:BA:2831:A:OP1	2.37	0.43
25:BA:64:C:H2'	25:BA:65:C:H6	1.83	0.43
26:BB:1:U:H2'	26:BB:2:C:C6	2.53	0.43
31:BH:89:ILE:O	31:BH:129:THR:HG22	2.19	0.43
32:BI:65:ALA:HB1	32:BI:136:VAL:HG11	1.99	0.43
36:BQ:39:PRO:HA	36:BQ:97:VAL:O	2.19	0.43
45:BZ:5:LEU:O	45:BZ:59:LEU:HA	2.19	0.43
1:CA:1198:G:H2'	1:CA:1199:U:C6	2.54	0.43
1:CA:1375:A:O2'	7:CG:29:LYS:NZ	2.50	0.43
1:CA:80:G:N2	1:CA:90:U:H1'	2.34	0.43
4:CD:19:LEU:O	4:CD:21:LEU:N	2.51	0.43
5:CE:11:ILE:HB	5:CE:31:LEU:HB3	2.00	0.43
5:CE:92:LYS:HA	5:CE:93:PRO:HD2	1.84	0.43
7:CG:101:LEU:O	7:CG:104:LEU:HB2	2.18	0.43
11:CK:48:ILE:C	11:CK:50:TYR:H	2.21	0.43
12:CL:55:VAL:HG12	12:CL:69:TYR:HA	2.01	0.43
13:CM:97:PRO:HB3	13:CM:101:GLN:OE1	2.19	0.43
15:CO:4:THR:OG1	15:CO:7:GLU:OE1	2.27	0.43
15:CO:82:ILE:HB	15:CO:87:ILE:HB	2.01	0.43
1:CA:261:U:C5	20:CT:79:ARG:CZ	3.02	0.43
48:D2:35:LEU:HA	48:D2:35:LEU:HD23	1.80	0.43
54:D8:22:VAL:CG2	54:D8:59:LYS:HG3	2.48	0.43
25:DA:1169:G:O5'	25:DA:1169:G:H8	2.01	0.43
25:DA:196:A:N3	25:DA:196:A:H2'	2.34	0.43
25:DA:2257:U:H2'	25:DA:2258:C:C6	2.54	0.43
25:DA:2302:G:C6	25:DA:2315:G:C6	3.06	0.43
25:DA:1638:C:H5''	25:DA:2710:C:O2'	2.19	0.43
25:DA:538:G:H2'	25:DA:539:G:H8	1.83	0.43
25:DA:55:G:H2'	25:DA:56:A:C8	2.54	0.43
25:DA:601:C:O2'	25:DA:605:C:H5''	2.19	0.43
25:DA:854:G:H2'	25:DA:855:G:C8	2.48	0.43
25:DA:927:G:H2'	25:DA:928:G:C8	2.53	0.43
27:DD:139:GLY:H	27:DD:165:ILE:HB	1.84	0.43
30:DG:16:ARG:HA	30:DG:16:ARG:HD2	1.69	0.43
25:DA:2310:A:H61	30:DG:79:ASN:ND2	2.17	0.43
30:DG:76:SER:CB	30:DG:84:LYS:H	2.32	0.43
25:DA:2675:A:H4'	34:DO:29:ASN:ND2	2.34	0.43
34:DO:34:THR:O	34:DO:37:ASP:HB2	2.19	0.43
1:AA:1129:C:H1'	1:AA:1130:A:N7	2.34	0.42

Continued on next page...

Continued from previous page...

Atom-1	Atom-2	Interatomic distance (Å)	Clash overlap (Å)
1:AA:1445:C:C4	1:AA:1446:U:C4	3.07	0.42
1:AA:453:A:C5	1:AA:454:C:C4	3.07	0.42
3:AC:44:GLU:HG2	3:AC:52:LEU:CD2	2.49	0.42
8:AH:73:ASP:OD2	8:AH:75:ARG:NH1	2.52	0.42
9:AI:64:THR:CG2	9:AI:66:ARG:HD2	2.49	0.42
25:BA:1702:A:H3'	25:BA:1703:C:C6	2.53	0.42
25:BA:2331:G:C8	25:BA:2332:A:C2	3.07	0.42
25:BA:2658:C:H2'	25:BA:2659:U:O4'	2.19	0.42
25:BA:771:U:H2'	25:BA:772:G:O4'	2.18	0.42
26:BB:4:C:H2'	26:BB:5:C:O4'	2.19	0.42
30:BG:96:ARG:O	30:BG:99:MET:HB3	2.19	0.42
25:BA:1712:A:C4'	34:BO:67:LYS:HB2	2.49	0.42
1:CA:1317:C:OP1	14:CN:17:LYS:HG2	2.19	0.42
1:CA:1411:C:H2'	1:CA:1412:C:H6	1.82	0.42
1:CA:1445:C:C2	1:CA:1458:G:C2	3.07	0.42
1:CA:414:A:C5	1:CA:431:A:C2	3.07	0.42
1:CA:491:G:C2	1:CA:492:G:C4	3.07	0.42
1:CA:939:G:H2'	1:CA:940:C:C6	2.54	0.42
7:CG:69:VAL:HG22	7:CG:135:VAL:HG22	2.01	0.42
1:CA:664:G:H5''	18:CR:64:ARG:NH2	2.33	0.42
25:DA:2076:U:H6	25:DA:2076:U:O5'	2.02	0.42
25:DA:272(B):G:H2'	25:DA:272(C):G:C8	2.54	0.42
25:DA:879:G:C8	25:DA:880:G:C8	3.07	0.42
26:DB:28:C:OP1	38:DS:36:TYR:OH	2.34	0.42
29:DF:138:GLU:O	29:DF:141:ALA:HB3	2.19	0.42
30:DG:109:VAL:O	30:DG:113:ARG:HB2	2.19	0.42
30:DG:33:ARG:O	30:DG:161:THR:HG23	2.18	0.42
33:DN:96:GLU:N	33:DN:96:GLU:OE2	2.46	0.42
29:DF:31:HIS:HB2	35:DP:9:ASN:OD1	2.19	0.42
1:AA:1100:C:O2'	1:AA:1102:A:OP1	2.34	0.42
1:AA:1446:U:O2'	1:AA:1447:A:O5'	2.38	0.42
1:AA:317:G:C6	1:AA:318:G:C5	3.07	0.42
1:AA:39:G:C6	1:AA:40:C:C4	3.07	0.42
1:AA:410:G:N1	1:AA:431:A:OP2	2.48	0.42
2:AB:54:THR:HG21	2:AB:201:ILE:HD11	2.00	0.42
2:AB:54:THR:HG23	2:AB:199:TYR:HB3	2.00	0.42
4:AD:110:PHE:HD1	4:AD:110:PHE:N	2.16	0.42
4:AD:15:GLU:OE2	4:AD:66:ARG:NH1	2.52	0.42
4:AD:13:ARG:HB2	4:AD:40:PRO:HD3	2.00	0.42
8:AH:51:VAL:HG21	8:AH:60:ARG:HB2	2.00	0.42
10:AJ:16:LEU:HD21	10:AJ:70:ARG:CG	2.49	0.42

Continued on next page...

Continued from previous page...

Atom-1	Atom-2	Interatomic distance (Å)	Clash overlap (Å)
12:AL:6:THR:HG23	12:AL:9:GLN:OE1	2.19	0.42
20:AT:30:LYS:HA	20:AT:33:ILE:HD12	2.00	0.42
51:B5:16:ARG:O	51:B5:20:ARG:HG3	2.19	0.42
54:B8:39:LYS:HA	54:B8:42:ARG:NH1	2.34	0.42
25:BA:21:A:H2'	25:BA:22:C:O4'	2.19	0.42
25:BA:2442:A:N3	25:BA:2442:A:H2'	2.33	0.42
25:BA:311:C:H2'	25:BA:312:C:C6	2.51	0.42
25:BA:873:U:H2'	25:BA:875:U:O4'	2.19	0.42
26:BB:37:C:C5	26:BB:38:C:C4	3.06	0.42
34:BO:115:VAL:HG13	34:BO:121:VAL:HG21	2.00	0.42
38:BS:6:ALA:O	38:BS:10:ARG:HB2	2.18	0.42
45:BZ:15:PRO:O	45:BZ:19:ARG:HB2	2.19	0.42
1:CA:1390:U:H2'	1:CA:1391:U:C6	2.54	0.42
1:CA:339:C:H2'	1:CA:340:U:C6	2.54	0.42
1:CA:382:A:H2'	1:CA:383:A:H8	1.78	0.42
2:CB:23:ARG:HB2	2:CB:23:ARG:HH11	1.82	0.42
1:CA:1205:U:O2'	3:CC:195:VAL:HG23	2.19	0.42
5:CE:10:MET:HG2	5:CE:13:ILE:HD11	2.00	0.42
13:CM:23:TYR:CD2	13:CM:70:LEU:HD13	2.54	0.42
17:CQ:5:VAL:O	17:CQ:6:LEU:HD13	2.19	0.42
23:CX:22:G:H2'	23:CX:23:C:C6	2.54	0.42
25:DA:77:C:H5''	48:D2:10:LEU:HD21	2.01	0.42
25:DA:1412:A:C2	25:DA:1591:G:C2	3.07	0.42
25:DA:1514:U:H2'	25:DA:1515:G:C8	2.55	0.42
25:DA:1515:G:H2'	25:DA:1516:C:C6	2.55	0.42
25:DA:2193:G:H2'	25:DA:2194:G:C8	2.54	0.42
25:DA:2408:U:H2'	25:DA:2409:G:H8	1.84	0.42
25:DA:532:A:N7	25:DA:2021:C:O2'	2.42	0.42
25:DA:754:C:H4'	25:DA:1272:A:N6	2.34	0.42
25:DA:768:G:C6	25:DA:769:G:C5	3.07	0.42
25:DA:945:A:C4	25:DA:2448:A:C2	3.07	0.42
28:DE:14:ILE:HB	39:DT:14:TYR:CE2	2.54	0.42
29:DF:37:VAL:HA	29:DF:40:GLN:HB2	2.00	0.42
30:DG:121:ASN:HB3	30:DG:124:SER:HB2	2.00	0.42
34:DO:7:TYR:CZ	34:DO:44:LYS:HG3	2.54	0.42
42:DW:46:PHE:O	42:DW:50:VAL:HG23	2.19	0.42
25:DA:1338:G:N7	43:DX:62:LYS:NZ	2.64	0.42
45:DZ:7:ALA:O	45:DZ:62:PRO:HD3	2.19	0.42
1:AA:1006:C:H2'	1:AA:1007:C:O4'	2.19	0.42
1:AA:1091:U:H2'	1:AA:1093:A:OP2	2.19	0.42
1:AA:1114:C:H42	1:AA:1186:G:H1	1.67	0.42

Continued on next page...

Continued from previous page...

Atom-1	Atom-2	Interatomic distance (Å)	Clash overlap (Å)
3:AC:64:VAL:HG13	3:AC:99:VAL:HA	2.01	0.42
4:AD:119:GLN:HG2	4:AD:123:HIS:NE2	2.35	0.42
7:AG:51:GLN:O	7:AG:55:GLY:HA2	2.19	0.42
9:AI:3:GLN:CG	9:AI:20:ARG:HE	2.32	0.42
12:AL:24:VAL:CG1	12:AL:27:LEU:HD22	2.44	0.42
1:AA:310:G:H5''	16:AP:31:LYS:HB2	2.02	0.42
19:AS:64:GLU:O	19:AS:67:VAL:HG23	2.19	0.42
50:B4:8:LYS:HB3	50:B4:8:LYS:HE2	1.70	0.42
25:BA:1766:G:H8	25:BA:1770:A:H62	1.66	0.42
25:BA:287:G:O2'	25:BA:448:U:OP2	2.26	0.42
33:BN:42:TRP:CE3	40:BU:63:VAL:HG11	2.54	0.42
36:BQ:14:ARG:HG2	36:BQ:41:TRP:HH2	1.83	0.42
25:BA:2695:C:OP1	39:BT:53:ARG:NH2	2.52	0.42
43:BX:12:VAL:HG22	43:BX:29:TRP:CE2	2.54	0.42
45:BZ:111:VAL:HG12	45:BZ:112:ARG:N	2.34	0.42
1:CA:1122:U:C5	1:CA:1123:A:N7	2.88	0.42
1:CA:448:A:P	1:CA:485:G:H22	2.42	0.42
1:CA:9:G:O6	1:CA:558:G:H2'	2.20	0.42
1:CA:833:U:H2'	1:CA:834:C:C6	2.54	0.42
2:CB:187:LEU:HD23	2:CB:201:ILE:HG22	2.00	0.42
1:CA:19:C:H5''	5:CE:86:ALA:HB3	2.02	0.42
8:CH:28:ALA:HB3	8:CH:57:PRO:HB2	2.02	0.42
1:CA:1014:A:H4'	19:CS:14:HIS:CE1	2.54	0.42
47:D1:52:ARG:NH2	47:D1:57:GLU:HB2	2.34	0.42
50:D4:64:GLY:C	50:D4:66:SER:N	2.71	0.42
25:DA:1167:U:O2	25:DA:1183:G:N2	2.52	0.42
25:DA:180:G:H5''	25:DA:181:A:P	2.59	0.42
25:DA:2275:C:H5'	25:DA:2275:C:H6	1.84	0.42
25:DA:289:A:H2'	25:DA:290:G:C8	2.54	0.42
25:DA:652(D):C:C2'	25:DA:652(E):G:H5'	2.49	0.42
25:DA:660:G:H5'	29:DF:99:TYR:CD2	2.55	0.42
25:DA:760:G:H2'	25:DA:761:A:O4'	2.19	0.42
25:DA:934:G:H2'	25:DA:935:C:C6	2.55	0.42
25:DA:837:C:N3	25:DA:941:A:N6	2.67	0.42
29:DF:184:TYR:O	29:DF:188:ARG:HG3	2.20	0.42
38:DS:69:VAL:O	38:DS:72:ALA:HB3	2.18	0.42
1:AA:1086:U:C2'	1:AA:1087:G:H5'	2.49	0.42
1:AA:1316:G:N2	1:AA:1318:A:H3'	2.34	0.42
1:AA:1405:G:O4'	1:AA:1519:A:H4'	2.20	0.42
1:AA:1524:C:OP1	11:AK:120:ARG:NH1	2.50	0.42
1:AA:922:G:H2'	1:AA:923:A:C8	2.54	0.42

Continued on next page...

Continued from previous page...

Atom-1	Atom-2	Interatomic distance (Å)	Clash overlap (Å)
1:AA:998:G:H2'	1:AA:999:C:C6	2.55	0.42
8:AH:104:ARG:HG3	8:AH:138:TRP:CD2	2.54	0.42
16:AP:6:LEU:HB3	16:AP:17:TYR:CD2	2.54	0.42
16:AP:34:GLU:OE2	16:AP:55:ARG:NH2	2.39	0.42
25:BA:2760:G:C2	25:BA:2769:U:C5	3.07	0.42
25:BA:776:G:OP2	27:BD:13:ARG:NH1	2.45	0.42
25:BA:895:G:O6	25:BA:974:G:H2'	2.20	0.42
30:BG:86:MET:HA	30:BG:87:PRO:HD3	1.90	0.42
31:BH:17:VAL:HG21	31:BH:50:VAL:HG21	2.01	0.42
39:BT:7:ILE:O	39:BT:11:GLU:HG3	2.19	0.42
45:BZ:111:VAL:HG12	45:BZ:112:ARG:H	1.84	0.42
1:CA:1023:G:C4	1:CA:1024:G:C8	3.07	0.42
1:CA:1005:A:H1'	1:CA:1036:G:C6	2.55	0.42
1:CA:1120:G:C6	1:CA:1154:G:N2	2.87	0.42
1:CA:1210:C:H2'	1:CA:1211:U:H5''	2.01	0.42
1:CA:35:G:H2'	1:CA:36:C:C6	2.55	0.42
1:CA:383:A:H5''	1:CA:384:G:OP2	2.20	0.42
1:CA:473:G:H2'	1:CA:474:G:H8	1.81	0.42
1:CA:540:G:H2'	1:CA:541:G:O4'	2.19	0.42
1:CA:590:C:H2'	1:CA:591:U:H6	1.84	0.42
1:CA:97:G:O2'	1:CA:98:G:O4'	2.35	0.42
2:CB:130:ARG:HA	2:CB:131:PRO:HD3	1.80	0.42
4:CD:90:GLY:HA2	4:CD:204:ILE:HD11	2.01	0.42
6:CF:76:ALA:O	6:CF:80:ARG:HG3	2.20	0.42
9:CI:33:PHE:CE1	9:CI:43:ALA:HB1	2.46	0.42
9:CI:99:LEU:HB3	9:CI:101:PHE:CE1	2.54	0.42
16:CP:53:VAL:O	16:CP:57:ARG:HB2	2.19	0.42
51:D5:48:GLU:O	51:D5:60:VAL:HG11	2.20	0.42
52:D6:11:LEU:HB2	52:D6:21:TYR:HB2	2.00	0.42
25:DA:1418:G:O5'	25:DA:1418:G:H8	2.03	0.42
25:DA:1517:G:C6	25:DA:1518:U:C4	3.07	0.42
25:DA:2298:A:C8	25:DA:2299:G:C8	3.07	0.42
25:DA:2419:U:H2'	25:DA:2420:C:C6	2.54	0.42
25:DA:2477:C:N4	55:D9:10:ILE:HG23	2.34	0.42
25:DA:836:G:H2'	25:DA:837:C:C6	2.53	0.42
25:DA:871:U:H5''	36:DQ:69:PHE:CE2	2.54	0.42
27:DD:134:ARG:NH1	27:DD:188:GLU:OE2	2.51	0.42
29:DF:110:LEU:HD21	29:DF:181:LEU:HG	2.00	0.42
31:DH:88:LEU:HD23	31:DH:165:ALA:HA	2.01	0.42
34:DO:2:ILE:HB	34:DO:33:ALA:HB3	2.01	0.42
38:DS:24:LEU:HD23	38:DS:24:LEU:HA	1.88	0.42

Continued on next page...

Continued from previous page...

Atom-1	Atom-2	Interatomic distance (Å)	Clash overlap (Å)
38:DS:78:LEU:HD11	38:DS:108:GLY:O	2.18	0.42
1:AA:1129:C:N4	1:AA:1143:G:N1	2.40	0.42
1:AA:1486:G:H2'	1:AA:1487:G:C1'	2.50	0.42
1:AA:448:A:H2'	1:AA:449:C:C6	2.54	0.42
1:AA:575:G:O2'	1:AA:821:G:H5'	2.19	0.42
2:AB:170:GLU:O	2:AB:174:VAL:HG23	2.20	0.42
1:AA:406:G:N2	4:AD:119:GLN:HE22	2.18	0.42
19:AS:19:VAL:O	19:AS:22:LEU:HB2	2.19	0.42
47:B1:98:LEU:HA	47:B1:98:LEU:HD23	1.88	0.42
50:B4:53:GLU:O	50:B4:56:VAL:HG13	2.20	0.42
25:BA:2245:U:H2'	25:BA:2246:G:C8	2.54	0.42
25:BA:904:C:N4	25:BA:905:U:O4	2.52	0.42
26:BB:16:G:C6	26:BB:69:G:C2	3.08	0.42
28:BE:49:LEU:HA	28:BE:49:LEU:HD12	1.89	0.42
34:BO:10:VAL:HG21	34:BO:16:ALA:HB3	2.01	0.42
37:BR:83:ILE:O	37:BR:86:ARG:HG2	2.20	0.42
1:CA:1023:G:H3'	1:CA:1024:G:C8	2.54	0.42
1:CA:1179:A:C6	1:CA:1180:A:C8	3.07	0.42
1:CA:373:A:H2'	1:CA:374:A:H8	1.84	0.42
1:CA:391:G:C6	1:CA:392:G:C5	3.07	0.42
1:CA:460:G:C6	1:CA:470:C:H5''	2.53	0.42
1:CA:622:A:H3'	1:CA:623:C:H6	1.84	0.42
1:CA:973:G:H3'	1:CA:974:A:H5''	2.01	0.42
4:CD:110:PHE:N	4:CD:110:PHE:CD1	2.87	0.42
5:CE:40:ARG:HH21	5:CE:68:GLU:HA	1.82	0.42
16:CP:5:ARG:HH12	16:CP:28:ARG:HA	1.84	0.42
24:CW:9:MVA:CB	24:CW:10:2QY:H82	2.49	0.42
24:CW:9:MVA:O	24:CW:10:2QY:CD2	2.63	0.42
25:DA:1636:C:H2'	25:DA:1637:A:H8	1.80	0.42
25:DA:1790:C:H5''	25:DA:1791:A:OP1	2.19	0.42
25:DA:1815:A:P	27:DD:54:ARG:NH2	2.92	0.42
25:DA:2005:A:H5''	25:DA:2006:C:OP2	2.20	0.42
25:DA:2055:C:H5'	25:DA:2056:G:O5'	2.19	0.42
25:DA:829:A:N7	25:DA:2248:C:H5'	2.35	0.42
25:DA:2298:A:N6	25:DA:2321:G:H1	2.18	0.42
25:DA:2740:A:C6	25:DA:2764:A:C8	3.07	0.42
25:DA:319:C:N4	25:DA:320:A:C6	2.87	0.42
25:DA:442:G:O4'	29:DF:46:ARG:HG3	2.19	0.42
25:DA:576:U:H2'	25:DA:577:G:C8	2.55	0.42
25:DA:608:A:C6	25:DA:609:A:C6	3.07	0.42
25:DA:900:A:C2'	25:DA:901:A:H8	2.32	0.42

Continued on next page...

Continued from previous page...

Atom-1	Atom-2	Interatomic distance (Å)	Clash overlap (Å)
35:DP:6:LEU:HA	35:DP:6:LEU:HD23	1.76	0.42
35:DP:83:VAL:O	35:DP:115:LEU:N	2.44	0.42
36:DQ:18:LYS:HE3	36:DQ:18:LYS:HB2	1.91	0.42
38:DS:103:GLU:O	38:DS:107:GLU:HG3	2.20	0.42
45:DZ:122:ARG:HH11	45:DZ:122:ARG:HG2	1.84	0.42
45:DZ:95:PRO:HA	45:DZ:129:SER:HA	2.00	0.42
45:DZ:150:LEU:HD12	45:DZ:150:LEU:HA	1.58	0.42
1:AA:1041:A:C2'	1:AA:1042:G:H5'	2.49	0.42
1:AA:271:C:H2'	1:AA:272:C:C6	2.54	0.42
4:AD:158:ILE:HB	4:AD:162:LEU:HD12	2.01	0.42
1:AA:1346:A:H5''	9:AI:120:ARG:NH1	2.34	0.42
13:AM:20:THR:C	13:AM:22:ILE:H	2.21	0.42
14:AN:45:ARG:HG2	14:AN:49:HIS:CD2	2.53	0.42
15:AO:5:LYS:CD	15:AO:5:LYS:H	2.31	0.42
23:AX:19:G:C5	23:AX:57:A:C2	3.07	0.42
48:B2:3:LEU:HA	48:B2:3:LEU:HD23	1.76	0.42
25:BA:1308:A:OP1	42:BW:99:ARG:NH1	2.49	0.42
25:BA:196:A:H2'	25:BA:197:C:O4'	2.18	0.42
25:BA:2703:C:O3'	25:BA:2881:C:H4'	2.20	0.42
25:BA:354:A:H2	25:BA:1255:A:O2'	2.02	0.42
27:BD:33:LEU:HA	27:BD:33:LEU:HD23	1.81	0.42
30:BG:145:THR:OG1	30:BG:148:MET:SD	2.73	0.42
30:BG:125:PHE:HB3	30:BG:166:ASP:OD1	2.20	0.42
1:CA:1002:G:N3	1:CA:1003:G:N7	2.67	0.42
1:CA:999:C:C2	1:CA:1042:G:N2	2.87	0.42
1:CA:1057:G:C4	1:CA:1204:A:C2	3.07	0.42
1:CA:1145:C:H4'	1:CA:1146:A:C5'	2.48	0.42
1:CA:837:G:H2'	1:CA:838:G:C8	2.55	0.42
1:CA:881:G:H2'	1:CA:882:C:O4'	2.19	0.42
2:CB:61:LEU:HD23	2:CB:68:ILE:HD11	2.01	0.42
4:CD:173:TRP:CE2	4:CD:189:PRO:HG3	2.54	0.42
4:CD:81:GLU:O	4:CD:85:LYS:HB2	2.20	0.42
1:CA:735:C:H5'	18:CR:71:LYS:HD3	2.00	0.42
25:DA:1479:G:C6	25:DA:1480:G:C5	3.08	0.42
25:DA:1510:G:O5'	25:DA:1510:G:H8	2.03	0.42
25:DA:172:C:H2'	25:DA:173:G:C8	2.52	0.42
25:DA:1844:C:OP1	27:DD:257:LEU:HD23	2.19	0.42
25:DA:2046:G:H2'	25:DA:2047:U:C6	2.53	0.42
25:DA:2399:G:C6	25:DA:2400:G:C5	3.07	0.42
25:DA:14:A:C6	25:DA:526:A:C2	3.08	0.42
25:DA:994:C:O2'	25:DA:996:A:OP1	2.30	0.42

Continued on next page...

Continued from previous page...

Atom-1	Atom-2	Interatomic distance (Å)	Clash overlap (Å)
26:DB:15:A:O4'	26:DB:110:G:C8	2.73	0.42
26:DB:24:G:H4'	26:DB:25:A:N7	2.35	0.42
29:DF:32:LEU:HD11	29:DF:105:VAL:HG13	2.00	0.42
29:DF:51:THR:HG23	29:DF:92:PRO:HG2	2.01	0.42
1:AA:1001:A:N6	1:AA:1001(A):G:O6	2.53	0.42
1:AA:1047:G:O3'	14:AN:4:LYS:HB2	2.20	0.42
1:AA:1236:A:H2'	1:AA:1237:C:C6	2.55	0.42
1:AA:1438:G:H2'	1:AA:1439:C:C6	2.54	0.42
1:AA:341:C:O2'	1:AA:342:C:H5'	2.20	0.42
1:AA:68:G:H22	1:AA:101:A:H2	1.67	0.42
1:AA:840:C:H4'	1:AA:841:U:OP1	2.20	0.42
2:AB:156:LYS:HE2	2:AB:156:LYS:HB3	1.81	0.42
2:AB:102:LEU:HB3	2:AB:180:LEU:CD1	2.50	0.42
3:AC:19:GLU:HB3	3:AC:40:ARG:NH2	2.35	0.42
3:AC:23:TYR:CG	3:AC:24:ALA:N	2.87	0.42
4:AD:121:VAL:HA	4:AD:126:ILE:HG13	2.01	0.42
9:AI:4:TYR:CZ	9:AI:88:TYR:HD1	2.38	0.42
49:B3:3:ARG:HD3	49:B3:60:GLU:OE2	2.20	0.42
25:BA:2887:G:O2'	25:BA:2888:U:H5'	2.18	0.42
25:BA:416:G:N1	35:BP:70:GLN:HG3	2.34	0.42
39:BT:16:ARG:HD2	39:BT:18:ASP:OD1	2.20	0.42
43:BX:92:LEU:C	43:BX:94:GLY:N	2.71	0.42
1:CA:1002:G:N2	1:CA:1038:C:C2	2.82	0.42
1:CA:1002:G:H5''	1:CA:1003:G:OP2	2.19	0.42
1:CA:1002:G:C2	1:CA:1038:C:N3	2.83	0.42
1:CA:1158:C:H2'	1:CA:1160:G:H5'	2.02	0.42
1:CA:1239:A:H62	1:CA:1299:A:N6	2.16	0.42
1:CA:149:A:H2'	1:CA:150:C:H6	1.83	0.42
1:CA:189:G:C5	1:CA:189(A):C:C4	3.07	0.42
1:CA:811:C:H4'	1:CA:900:A:N6	2.34	0.42
1:CA:865:A:H2	1:CA:918:A:H4'	1.83	0.42
2:CB:28:PHE:CD1	2:CB:31:TYR:HB2	2.55	0.42
2:CB:69:LEU:HD12	2:CB:70:PHE:H	1.84	0.42
2:CB:78:GLN:O	2:CB:94:ASN:ND2	2.52	0.42
18:CR:24:ALA:C	18:CR:26:LEU:H	2.23	0.42
25:DA:1425:G:H2'	25:DA:1426:G:O4'	2.19	0.42
25:DA:2009:G:O2'	25:DA:2010:G:H5'	2.20	0.42
25:DA:2307:G:OP1	25:DA:2307:G:H8	2.03	0.42
25:DA:2319:G:H22	38:DS:3:ARG:HE	1.68	0.42
25:DA:2348:U:OP2	54:D8:42:ARG:NH2	2.52	0.42
25:DA:2510:C:C4	25:DA:2511:U:C4	3.08	0.42

Continued on next page...

Continued from previous page...

Atom-1	Atom-2	Interatomic distance (Å)	Clash overlap (Å)
25:DA:824:A:H2'	25:DA:825:C:O4'	2.19	0.42
26:DB:45:A:H2'	26:DB:46:A:H8	1.84	0.42
27:DD:145:VAL:HG12	27:DD:146:GLU:O	2.18	0.42
25:DA:1654:A:O2'	28:DE:113:PHE:O	2.30	0.42
30:DG:170:ARG:HD3	30:DG:170:ARG:O	2.19	0.42
31:DH:118:PRO:HD2	31:DH:121:ILE:HB	2.00	0.42
31:DH:42:ARG:NH1	31:DH:53:GLU:OE2	2.52	0.42
25:DA:864:G:OP2	36:DQ:22:LYS:HE2	2.20	0.42
38:DS:68:GLN:HE21	38:DS:68:GLN:HA	1.85	0.42
1:AA:1057:G:OP2	61:AA:4014:HOH:O	2.22	0.42
1:AA:1503:A:OP1	1:AA:1503:A:H8	2.03	0.42
2:AB:119:GLU:OE2	2:AB:153:ARG:NH2	2.53	0.42
2:AB:141:GLU:O	2:AB:145:LEU:HB2	2.20	0.42
3:AC:121:ALA:O	3:AC:125:GLU:HG3	2.19	0.42
3:AC:32:LEU:HD22	3:AC:59:ARG:NH1	2.34	0.42
6:AF:63:TYR:CD1	6:AF:63:TYR:N	2.88	0.42
48:B2:18:PRO:HA	48:B2:21:LEU:HB2	2.02	0.42
25:BA:1273:G:OP1	40:BU:13:LYS:HG2	2.19	0.42
25:BA:2326:C:H2'	25:BA:2327:G:C8	2.55	0.42
25:BA:753:A:H2'	25:BA:754:G:O4'	2.20	0.42
25:BA:83:A:C5'	44:BY:8:LYS:HG2	2.49	0.42
25:BA:950:C:H2'	25:BA:951:U:H6	1.83	0.42
26:BB:6:C:C2	26:BB:116:G:N2	2.88	0.42
28:BE:3:GLY:HA3	28:BE:81:ILE:HD12	2.01	0.42
31:BH:167:GLU:HA	31:BH:168:PRO:HD3	1.86	0.42
32:BI:130:TYR:HB3	32:BI:138:ILE:HB	2.02	0.42
35:BP:135:LEU:HD23	35:BP:135:LEU:HA	1.86	0.42
25:BA:589:U:OP1	35:BP:29:LYS:HD2	2.19	0.42
38:BS:58:LEU:HD23	38:BS:58:LEU:HA	1.83	0.42
1:CA:1095:U:H5''	1:CA:1109:C:O2	2.20	0.42
1:CA:991:U:C4	1:CA:1212:U:H1'	2.54	0.42
1:CA:1292:U:O2'	1:CA:1293:G:H5'	2.20	0.42
1:CA:1522:U:H2'	1:CA:1523:G:H8	1.84	0.42
1:CA:15:G:H2'	1:CA:16:A:C8	2.53	0.42
1:CA:176:C:H2'	1:CA:177:C:C6	2.54	0.42
1:CA:683:G:H2'	1:CA:684:A:C8	2.55	0.42
1:CA:741:G:H2'	1:CA:742:G:O4'	2.20	0.42
1:CA:938:A:N6	1:CA:939:G:C6	2.88	0.42
1:CA:947:G:H2'	1:CA:948:C:O4'	2.20	0.42
2:CB:20:GLU:HG3	2:CB:191:ASP:HB3	2.02	0.42
8:CH:5:PRO:O	8:CH:8:ASP:HB3	2.19	0.42

Continued on next page...

Continued from previous page...

Atom-1	Atom-2	Interatomic distance (Å)	Clash overlap (Å)
9:CI:95:LYS:HA	9:CI:99:LEU:HD13	2.00	0.42
16:CP:21:VAL:CG1	16:CP:34:GLU:HB3	2.50	0.42
19:CS:50:ALA:HA	19:CS:58:VAL:O	2.20	0.42
20:CT:39:LYS:HB2	20:CT:39:LYS:HE3	1.90	0.42
24:CW:8:2R3:H62	24:CW:9:MVA:HN1	1.62	0.42
25:DA:1364:G:OP2	47:D1:3:LYS:HG3	2.20	0.42
25:DA:1184:G:OP1	49:D3:30:ARG:HD2	2.19	0.42
50:D4:60:GLN:HA	50:D4:62:ARG:HG2	2.02	0.42
54:D8:26:LYS:HG2	54:D8:48:PHE:CD1	2.55	0.42
25:DA:1015:G:O2'	25:DA:1016:G:H5'	2.20	0.42
25:DA:1375:C:H2'	25:DA:1376:C:H6	1.84	0.42
25:DA:571:A:N6	25:DA:2499:C:O3'	2.53	0.42
25:DA:2590:A:O2'	25:DA:2591:C:H5'	2.20	0.42
25:DA:9:U:O4	25:DA:2629:A:H2	2.02	0.42
25:DA:13:A:N1	25:DA:525:U:H2'	2.34	0.42
25:DA:530:G:O4'	25:DA:530:G:N3	2.53	0.42
25:DA:959:A:C6	25:DA:960:A:C6	3.08	0.42
27:DD:13:ARG:HD2	27:DD:13:ARG:HA	1.43	0.42
27:DD:127:VAL:HA	27:DD:193:VAL:HG22	2.01	0.42
29:DF:154:VAL:HG22	29:DF:191:ARG:CB	2.49	0.42
30:DG:45:GLU:C	30:DG:47:LYS:H	2.23	0.42
1:AA:1256:A:C2	1:AA:1277:C:N4	2.88	0.42
1:AA:1277:C:H1'	1:AA:1282:C:C2	2.55	0.42
1:AA:352:C:O2'	1:AA:354:G:OP1	2.28	0.42
1:AA:357:G:C2	1:AA:358:U:C5	3.08	0.42
1:AA:589:C:O2'	1:AA:590:C:H5'	2.20	0.42
1:AA:657:G:C2	1:AA:750:G:C5	3.08	0.42
1:AA:66:G:O3'	1:AA:199:G:H4'	2.20	0.42
1:AA:977:A:H2'	1:AA:978:A:H5''	2.01	0.42
1:AA:1060:C:H41	3:AC:2:GLY:HA3	1.85	0.42
9:AI:110:GLU:OE2	9:AI:113:LYS:NZ	2.49	0.42
17:AQ:27:PHE:CZ	17:AQ:36:ILE:HD11	2.55	0.42
6:AF:96:PRO:HB3	18:AR:30:ASP:CG	2.39	0.42
23:AX:19:G:C4	23:AX:57:A:C2	3.07	0.42
25:BA:1370:G:C4	25:BA:1374:G:O6	2.72	0.42
25:BA:1387:U:OP1	25:BA:1443:U:N3	2.47	0.42
25:BA:1522:G:N2	25:BA:1565:G:C4	2.87	0.42
25:BA:1629:C:C2	25:BA:1630:A:C8	3.08	0.42
25:BA:1790:A:H1'	25:BA:2723:A:C2	2.55	0.42
25:BA:1898:A:H2'	25:BA:1899:A:C8	2.54	0.42
25:BA:2623:U:H2'	51:B5:2:ALA:O	2.20	0.42

Continued on next page...

Continued from previous page...

Atom-1	Atom-2	Interatomic distance (Å)	Clash overlap (Å)
25:BA:2860:A:C2	25:BA:2861:A:C4	3.08	0.42
25:BA:439:A:O5'	25:BA:439:A:H8	2.03	0.42
32:BI:6:LEU:HG	32:BI:36:ALA:HA	2.01	0.42
34:BO:7:TYR:CZ	34:BO:44:LYS:HG3	2.55	0.42
45:BZ:67:LEU:HA	45:BZ:68:PRO:HD3	1.72	0.42
1:CA:160:A:H2'	1:CA:161:A:C8	2.55	0.42
1:CA:472:A:H2'	1:CA:473:G:O4'	2.20	0.42
1:CA:576:G:N2	1:CA:760:G:OP2	2.53	0.42
1:CA:677:U:H1'	11:CK:119:CYS:SG	2.60	0.42
1:CA:714:G:H2'	1:CA:715:A:C8	2.55	0.42
1:CA:951:G:C6	1:CA:952:U:C4	3.08	0.42
6:CF:80:ARG:NH1	6:CF:88:VAL:O	2.53	0.42
19:CS:27:GLU:HG2	19:CS:47:HIS:HE2	1.83	0.42
25:DA:144:C:H2'	25:DA:145:G:C8	2.50	0.42
25:DA:1912:A:C8	25:DA:1918:A:C2	3.08	0.42
25:DA:2298:A:N7	25:DA:2299:G:C4	2.88	0.42
25:DA:244:A:C2	25:DA:255:A:C4	3.08	0.42
25:DA:2821:A:C2	25:DA:2822:G:C4	3.08	0.42
25:DA:459:U:H4'	53:D7:40:TRP:CZ3	2.55	0.42
25:DA:537:C:H1'	33:DN:45:ASN:HD21	1.85	0.42
25:DA:595:C:H2'	25:DA:596:G:O4'	2.19	0.42
30:DG:128:ARG:HE	30:DG:128:ARG:HB2	1.55	0.42
40:DU:79:PHE:O	40:DU:83:LEU:HD22	2.20	0.42
1:AA:1162:C:H2'	1:AA:1163:C:H6	1.85	0.42
1:AA:1277:C:H2'	1:AA:1279:A:C8	2.53	0.42
1:AA:1308:U:H5''	13:AM:98:VAL:CG2	2.49	0.42
1:AA:192:U:C2	1:AA:193:C:C5	3.08	0.42
1:AA:22:G:H2'	1:AA:23:C:C6	2.55	0.42
1:AA:55:A:C5	1:AA:56:U:C5	3.08	0.42
1:AA:673:G:N2	1:AA:674:G:C2	2.88	0.42
1:AA:684:A:H2'	1:AA:685:G:H8	1.84	0.42
1:AA:890:G:O2'	1:AA:906:G:O6	2.31	0.42
2:AB:158:LEU:HA	2:AB:159:PRO:HD3	1.88	0.42
3:AC:175:LEU:HD21	3:AC:201:TYR:HE2	1.85	0.42
3:AC:22:TRP:CD1	3:AC:59:ARG:HD2	2.54	0.42
5:AE:20:GLN:NE2	5:AE:21:ALA:O	2.53	0.42
15:AO:61:GLY:O	15:AO:65:ARG:HG3	2.19	0.42
16:AP:71:ARG:O	16:AP:75:ARG:N	2.30	0.42
49:B3:26:LEU:O	49:B3:35:ARG:NE	2.51	0.42
25:BA:1224:C:O2'	25:BA:1225:C:H5'	2.20	0.42
25:BA:2376:C:H2'	25:BA:2377:G:O4'	2.20	0.42

Continued on next page...

Continued from previous page...

Atom-1	Atom-2	Interatomic distance (Å)	Clash overlap (Å)
25:BA:2450:U:O2'	25:BA:2452:C:OP1	2.30	0.42
25:BA:2517:G:O6	25:BA:2588:G:H2'	2.19	0.42
25:BA:2673:G:H2'	25:BA:2674:A:C8	2.55	0.42
25:BA:2677:A:C2	25:BA:2678:C:C2	3.08	0.42
25:BA:374:U:H2'	25:BA:375:G:O4'	2.20	0.42
25:BA:738:C:O2'	25:BA:739:C:H5'	2.20	0.42
25:BA:801:C:H2'	25:BA:802:C:C6	2.55	0.42
25:BA:831:A:C8	25:BA:839:G:C5	3.08	0.42
27:BD:145:VAL:HB	27:BD:155:LEU:HB2	2.02	0.42
28:BE:178:GLU:OE2	28:BE:178:GLU:N	2.47	0.42
25:BA:2797:C:O2'	28:BE:42:ASP:OD1	2.22	0.42
37:BR:117:VAL:HG12	37:BR:118:GLU:N	2.34	0.42
39:BT:101:PHE:HD2	39:BT:105:LEU:HD11	1.84	0.42
40:BU:112:ARG:H	40:BU:112:ARG:HG2	1.53	0.42
1:CA:1188:A:H2'	1:CA:1189:C:O4'	2.19	0.42
1:CA:1228:C:H4'	13:CM:116:THR:HA	2.01	0.42
1:CA:1270:C:H2'	1:CA:1271:G:H5'	2.02	0.42
1:CA:1298:C:H4'	1:CA:1299:A:C4	2.54	0.42
1:CA:226:G:C2	1:CA:227:G:C8	3.08	0.42
1:CA:59:A:H5''	1:CA:60:A:C5'	2.49	0.42
1:CA:952:U:O2'	1:CA:965:A:N6	2.52	0.42
4:CD:135:LEU:O	4:CD:137:SER:N	2.53	0.42
1:CA:1291:G:H4'	9:CI:39:GLY:HA3	2.02	0.42
9:CI:96:LEU:HD23	9:CI:96:LEU:HA	1.92	0.42
19:CS:29:ARG:O	19:CS:31:ILE:HG13	2.19	0.42
24:CW:9:MVA:HN3	24:CW:10:2QY:CE2	2.49	0.42
51:D5:49:CYS:SG	51:D5:51:TYR:HB2	2.59	0.42
25:DA:1024:G:O5'	25:DA:1024:G:H8	2.02	0.42
25:DA:1275:A:N1	25:DA:1295:C:O2'	2.39	0.42
25:DA:1575:C:H2'	25:DA:1576:U:C6	2.55	0.42
25:DA:190:A:OP2	47:D1:39:LYS:HE3	2.19	0.42
25:DA:597:U:H2'	25:DA:598:G:C8	2.55	0.42
25:DA:776:G:C8	25:DA:793:A:N3	2.88	0.42
27:DD:228:PRO:HD3	27:DD:235:GLY:HA3	2.02	0.42
31:DH:130:ARG:HH11	31:DH:132:ARG:NH2	2.18	0.42
32:DI:14:ASP:OD1	32:DI:15:VAL:N	2.53	0.42
32:DI:4:ILE:HG12	32:DI:18:VAL:HG22	2.01	0.42
34:DO:69:ILE:HD13	34:DO:69:ILE:H	1.85	0.42
36:DQ:133:ARG:HG2	36:DQ:134:ARG:N	2.34	0.42
41:DV:58:VAL:O	41:DV:97:LYS:N	2.38	0.42
1:AA:503:C:O2'	1:AA:504:C:H5'	2.20	0.41

Continued on next page...

Continued from previous page...

Atom-1	Atom-2	Interatomic distance (Å)	Clash overlap (Å)
1:AA:622:A:H3'	1:AA:623:C:C6	2.55	0.41
1:AA:767:A:H2'	1:AA:768:A:O4'	2.20	0.41
2:AB:219:VAL:HA	2:AB:222:ILE:CD1	2.49	0.41
4:AD:81:GLU:OE2	4:AD:139:ARG:NH2	2.53	0.41
12:AL:124:LYS:HA	12:AL:125:PRO:HD3	1.77	0.41
25:BA:202:A:H2'	25:BA:203:G:O4'	2.19	0.41
25:BA:2798:C:H2'	25:BA:2799:U:C6	2.55	0.41
25:BA:310:C:H2'	25:BA:311:C:H6	1.85	0.41
25:BA:312:C:H2'	25:BA:313:A:C8	2.53	0.41
25:BA:518:G:H2'	25:BA:519:G:O4'	2.20	0.41
31:BH:37:VAL:HG13	31:BH:68:THR:CG2	2.50	0.41
34:BO:120:GLU:OE1	39:BT:67:SER:OG	2.27	0.41
35:BP:6:LEU:HD23	35:BP:6:LEU:HA	1.71	0.41
43:BX:31:HIS:HD2	43:BX:33:LYS:HB2	1.84	0.41
44:BY:1:MET:HE2	44:BY:1:MET:HB2	1.89	0.41
45:BZ:111:VAL:C	45:BZ:113:ALA:N	2.71	0.41
1:CA:61:G:C5	1:CA:107:G:C2	3.08	0.41
1:CA:1105:A:C2	1:CA:1106:G:C8	3.08	0.41
1:CA:1245:A:H61	1:CA:1292:U:H3	1.68	0.41
1:CA:189(K):U:H2'	1:CA:189(L):G:C8	2.55	0.41
1:CA:447:G:H2'	1:CA:485:G:N2	2.35	0.41
1:CA:538:G:OP2	12:CL:115:LYS:HB2	2.18	0.41
1:CA:922:G:H2'	1:CA:923:A:H8	1.85	0.41
4:CD:110:PHE:N	4:CD:110:PHE:HD1	2.18	0.41
4:CD:88:VAL:O	4:CD:92:VAL:HG23	2.20	0.41
10:CJ:23:ILE:HD13	10:CJ:23:ILE:HA	1.74	0.41
11:CK:43:SER:HA	11:CK:47:VAL:HG21	2.02	0.41
13:CM:80:ARG:O	13:CM:84:ILE:HG23	2.20	0.41
10:CJ:49:VAL:HG23	14:CN:41:ARG:HD2	2.00	0.41
15:CO:76:GLU:HA	15:CO:76:GLU:OE1	2.20	0.41
21:CU:9:ARG:O	21:CU:13:ILE:HG13	2.20	0.41
25:DA:1032:A:O3'	55:D9:16:VAL:HG11	2.19	0.41
25:DA:1138:G:O2'	33:DN:105:GLY:HA3	2.20	0.41
25:DA:1339:G:H5''	43:DX:16:LYS:HD3	2.01	0.41
25:DA:1366:A:H2'	25:DA:1367:A:O4'	2.20	0.41
25:DA:1954:G:N2	25:DA:1956:U:C2	2.89	0.41
25:DA:1833:U:O2'	25:DA:1969:A:N1	2.37	0.41
25:DA:2376:A:N3	38:DS:106:ARG:NH2	2.60	0.41
25:DA:2758:A:C2	25:DA:2759:G:H1'	2.55	0.41
25:DA:275:G:H2'	25:DA:276:A:H8	1.83	0.41
25:DA:30:G:H2'	25:DA:31:C:H6	1.84	0.41

Continued on next page...

Continued from previous page...

Atom-1	Atom-2	Interatomic distance (Å)	Clash overlap (Å)
25:DA:489:G:H2'	25:DA:491:G:O4'	2.20	0.41
25:DA:590:A:H2'	25:DA:591:C:C6	2.54	0.41
25:DA:623:G:C2	25:DA:624:C:C2	3.08	0.41
25:DA:721:C:H2'	25:DA:722:A:C8	2.55	0.41
25:DA:884:C:H5'	25:DA:885:C:OP2	2.20	0.41
25:DA:848:G:C4	25:DA:933:A:H8	2.38	0.41
32:DI:127:VAL:O	32:DI:128:LEU:HD23	2.19	0.41
35:DP:85:LEU:HG	35:DP:115:LEU:O	2.20	0.41
36:DQ:43:THR:OG1	36:DQ:45:GLN:HG2	2.20	0.41
42:DW:31:GLU:O	42:DW:34:ASN:HB2	2.20	0.41
43:DX:46:ALA:O	48:D2:30:ARG:NH2	2.50	0.41
1:AA:1004:A:C8	1:AA:1037:C:C2	3.09	0.41
1:AA:1020:U:H2'	1:AA:1021:G:C8	2.55	0.41
1:AA:1118:C:OP1	9:AI:104:ARG:NH1	2.48	0.41
1:AA:1325:C:O2'	1:AA:1326:C:H5'	2.19	0.41
1:AA:342:C:N3	1:AA:348:G:C6	2.87	0.41
1:AA:545:C:H5'	4:AD:72:GLU:CB	2.51	0.41
1:AA:20:U:H1'	1:AA:916:G:N2	2.34	0.41
4:AD:138:TYR:HE1	4:AD:140:VAL:HA	1.85	0.41
8:AH:21:LYS:O	8:AH:65:TYR:OH	2.24	0.41
8:AH:34:GLU:CD	8:AH:37:ARG:HH22	2.23	0.41
49:B3:31:LEU:HD23	49:B3:31:LEU:HA	1.88	0.41
25:BA:1889:G:H21	25:BA:1905:G:H2'	1.84	0.41
25:BA:2285:A:O2'	25:BA:2286:A:H5'	2.20	0.41
25:BA:233:A:C2	25:BA:244:A:C4	3.08	0.41
38:BS:61:ASN:O	38:BS:65:VAL:HG23	2.19	0.41
45:BZ:121:HIS:HB3	45:BZ:123:ASP:O	2.20	0.41
1:CA:1245:A:H2'	1:CA:1246:C:O4'	2.20	0.41
1:CA:137:C:H2'	1:CA:138:G:H5'	2.00	0.41
1:CA:189(C):C:H2'	1:CA:189(D):C:O4'	2.20	0.41
1:CA:44:G:H2'	1:CA:45:U:O4'	2.20	0.41
1:CA:557:G:N1	1:CA:558:G:C2	2.88	0.41
1:CA:833:U:H2'	1:CA:834:C:H6	1.85	0.41
1:CA:991:U:H3'	1:CA:1212:U:N3	2.35	0.41
3:CC:11:ARG:HB3	3:CC:15:THR:HB	2.00	0.41
1:CA:407:G:O2'	4:CD:116:GLN:HG3	2.20	0.41
4:CD:8:VAL:HA	4:CD:11:LEU:HD13	2.02	0.41
6:CF:89:MET:HG2	6:CF:91:VAL:HG23	2.02	0.41
15:CO:15:PHE:CZ	15:CO:84:LYS:HG2	2.55	0.41
23:CX:19:G:C4	23:CX:57:A:C2	3.08	0.41
53:D7:12:ARG:NH2	53:D7:44:PRO:HB3	2.35	0.41

Continued on next page...

Continued from previous page...

Atom-1	Atom-2	Interatomic distance (Å)	Clash overlap (Å)
25:DA:1026:U:H4'	25:DA:1027:A:OP1	2.20	0.41
25:DA:1399:C:O2'	25:DA:1400:G:H5'	2.20	0.41
25:DA:2058:A:N7	61:DA:3842:HOH:O	2.37	0.41
25:DA:2070:G:C2	25:DA:2442:C:C2	3.08	0.41
25:DA:2416:C:H2'	25:DA:2417:C:H6	1.85	0.41
25:DA:1782:C:O4'	25:DA:2609:U:C2	2.73	0.41
25:DA:2022:U:O2'	25:DA:2617:C:H5'	2.19	0.41
25:DA:442:G:H21	29:DF:48:THR:HB	1.86	0.41
25:DA:826:U:H5''	25:DA:2428:G:O3'	2.20	0.41
25:DA:843:G:C2	25:DA:936:C:C2	3.08	0.41
26:DB:33:G:C6	26:DB:34:U:C4	3.08	0.41
27:DD:232:PRO:HG2	27:DD:248:SER:O	2.20	0.41
27:DD:68:LYS:O	27:DD:69:ARG:HB2	2.20	0.41
30:DG:117:PHE:CE1	30:DG:119:GLY:HA2	2.55	0.41
30:DG:178:PHE:HA	30:DG:179:PRO:HD2	1.87	0.41
31:DH:123:PHE:CD1	31:DH:133:VAL:HG22	2.56	0.41
41:DV:40:LEU:HD11	41:DV:55:ALA:HB2	2.01	0.41
43:DX:72:LYS:HG2	43:DX:73:ARG:O	2.20	0.41
36:DQ:141:GLN:NE2	45:DZ:74:VAL:O	2.42	0.41
1:AA:1001(A):G:C5	1:AA:1002:G:C8	3.08	0.41
1:AA:1039:C:N4	1:AA:1040:U:O4	2.53	0.41
1:AA:1085:U:OP2	61:AA:4121:HOH:O	2.22	0.41
1:AA:1162:C:C2	1:AA:1175:G:C2	3.09	0.41
1:AA:258:G:N3	1:AA:259:G:C8	2.89	0.41
1:AA:575:G:HO2'	1:AA:821:G:H5'	1.85	0.41
3:AC:19:GLU:HB3	3:AC:40:ARG:HH21	1.85	0.41
4:AD:71:SER:OG	4:AD:74:GLN:HB2	2.21	0.41
10:AJ:38:ILE:HA	10:AJ:39:PRO:HD3	1.85	0.41
16:AP:55:ARG:HA	16:AP:55:ARG:HD2	1.89	0.41
19:AS:31:ILE:O	19:AS:49:ILE:HG23	2.20	0.41
23:AX:8:U:O2	23:AX:21:A:H2	2.03	0.41
48:B2:10:LEU:HD23	48:B2:10:LEU:HA	1.90	0.41
50:B4:56:VAL:HB	50:B4:57:GLU:H	1.65	0.41
25:BA:2038:U:H1'	51:B5:6:VAL:HG13	2.02	0.41
55:B9:17:ILE:HD12	55:B9:17:ILE:HA	1.81	0.41
25:BA:1722:C:H2'	25:BA:1723:A:O4'	2.20	0.41
25:BA:1775:C:H6	25:BA:1775:C:H5''	1.85	0.41
25:BA:2455:C:OP1	29:BF:68:LYS:HD3	2.20	0.41
25:BA:324:A:H2'	25:BA:358:C:H1'	2.02	0.41
25:BA:442:A:H2'	25:BA:443:C:H6	1.85	0.41
25:BA:694:G:N1	25:BA:696:C:O2	2.53	0.41

Continued on next page...

Continued from previous page...

Atom-1	Atom-2	Interatomic distance (Å)	Clash overlap (Å)
25:BA:895:G:N9	25:BA:978:A:H8	2.18	0.41
32:BI:102:SER:HA	32:BI:106:GLY:HA3	2.01	0.41
39:BT:16:ARG:NH1	39:BT:18:ASP:OD2	2.53	0.41
39:BT:88:ILE:HG21	39:BT:91:ARG:NE	2.35	0.41
1:CA:1151:A:C2	1:CA:1152:A:C5	3.08	0.41
1:CA:1155:G:N7	1:CA:1156:G:C5	2.88	0.41
1:CA:1260:C:O5'	1:CA:1284:C:H4'	2.20	0.41
1:CA:1309:G:H2'	1:CA:1310:G:O4'	2.20	0.41
1:CA:445:G:C6	1:CA:490:G:C6	3.09	0.41
1:CA:663:A:C2'	1:CA:664:G:H5'	2.49	0.41
1:CA:964:A:N3	1:CA:969:A:O2'	2.34	0.41
13:CM:29:ARG:NH1	13:CM:64:TRP:HB3	2.35	0.41
17:CQ:53:LEU:HD23	17:CQ:82:MET:HE1	2.01	0.41
18:CR:35:ARG:O	18:CR:37:VAL:N	2.51	0.41
24:CW:1:2QZ:CB	24:CW:10:2QY:H83	2.49	0.41
24:CW:8:2R3:H69	24:CW:8:2R3:H67	1.72	0.41
47:D1:23:LYS:HB2	47:D1:23:LYS:HE3	1.70	0.41
48:D2:21:LEU:HA	48:D2:21:LEU:HD23	1.86	0.41
25:DA:254:G:N7	54:D8:5:LYS:HE2	2.35	0.41
25:DA:1639:U:C2'	25:DA:1640:C:H5''	2.51	0.41
25:DA:2030:A:H4'	25:DA:2031:A:C8	2.55	0.41
25:DA:2319:G:H4'	25:DA:2320:A:OP1	2.19	0.41
25:DA:2517:C:C6	25:DA:2542:A:N7	2.88	0.41
25:DA:2892:A:H2'	25:DA:2893:G:H5'	2.02	0.41
25:DA:340:A:H2'	25:DA:341:G:O4'	2.19	0.41
25:DA:729:G:O5'	27:DD:208:LYS:NZ	2.54	0.41
25:DA:79:G:C4	25:DA:80:G:C8	3.08	0.41
25:DA:674:G:C1'	29:DF:74:ARG:HD3	2.50	0.41
31:DH:71:LEU:HA	31:DH:71:LEU:HD12	1.78	0.41
35:DP:16:ARG:HH11	35:DP:16:ARG:HD2	1.73	0.41
36:DQ:106:VAL:HG21	36:DQ:114:ALA:HB1	2.02	0.41
36:DQ:72:LYS:HB3	36:DQ:94:VAL:HG23	2.01	0.41
37:DR:21:TYR:OH	37:DR:43:GLU:HG2	2.21	0.41
37:DR:65:LEU:HA	37:DR:65:LEU:HD12	1.65	0.41
41:DV:25:LEU:H	41:DV:92:THR:HG1	1.65	0.41
43:DX:43:VAL:HG21	43:DX:81:VAL:HG11	2.03	0.41
45:DZ:5:LEU:HD22	45:DZ:6:LYS:N	2.35	0.41
1:AA:1349:A:OP2	9:AI:118:LYS:HE3	2.20	0.41
1:AA:258:G:H2'	1:AA:259:G:C8	2.55	0.41
4:AD:190:ASP:H	4:AD:193:ASP:HB2	1.86	0.41
8:AH:28:ALA:HB3	8:AH:57:PRO:HB2	2.01	0.41

Continued on next page...

Continued from previous page...

Atom-1	Atom-2	Interatomic distance (Å)	Clash overlap (Å)
19:AS:22:LEU:HD13	19:AS:47:HIS:HD2	1.85	0.41
50:B4:68:ARG:HB3	50:B4:69:LYS:H	1.43	0.41
25:BA:1506:G:H5''	25:BA:1507:A:OP2	2.20	0.41
25:BA:223:C:H2'	25:BA:224:U:C6	2.56	0.41
25:BA:2303:U:OP1	25:BA:2392:C:O2'	2.25	0.41
25:BA:469:A:H5''	25:BA:470:C:OP1	2.19	0.41
29:BF:129:PHE:CD2	29:BF:163:VAL:HG21	2.56	0.41
30:BG:6:ALA:HB3	30:BG:104:GLU:OE2	2.20	0.41
34:BO:4:PRO:O	34:BO:5:GLN:HB2	2.20	0.41
35:BP:27:HIS:O	35:BP:31:ALA:HA	2.19	0.41
39:BT:101:PHE:CD2	39:BT:105:LEU:HD11	2.56	0.41
1:CA:1001:A:N6	1:CA:1001(A):G:O6	2.53	0.41
1:CA:1077:G:N1	1:CA:1081:G:C6	2.89	0.41
1:CA:865:A:H5'	1:CA:1078:U:O4	2.20	0.41
1:CA:1120:G:O5'	1:CA:1120:G:H8	2.02	0.41
1:CA:1266:G:N2	1:CA:1268:A:H3'	2.35	0.41
1:CA:328:C:H4'	1:CA:329:A:H5'	2.02	0.41
1:CA:438:G:O2'	1:CA:494:U:O4	2.32	0.41
1:CA:558:G:H5''	1:CA:559:A:OP2	2.20	0.41
1:CA:727:G:N2	1:CA:730:G:OP2	2.51	0.41
1:CA:971:G:OP1	1:CA:971:G:H3'	2.19	0.41
2:CB:192:SER:O	2:CB:194:PRO:HD3	2.20	0.41
2:CB:213:LEU:HD22	2:CB:214:ILE:HD13	2.02	0.41
4:CD:100:ARG:HG2	4:CD:137:SER:HA	2.01	0.41
5:CE:137:GLU:HA	5:CE:140:ARG:HB3	2.02	0.41
5:CE:81:GLU:OE1	5:CE:88:LYS:HE2	2.20	0.41
8:CH:58:TYR:O	8:CH:59:LEU:HD23	2.21	0.41
18:CR:26:LEU:HA	18:CR:26:LEU:HD13	1.93	0.41
25:DA:1364:G:C8	47:D1:3:LYS:HD2	2.55	0.41
54:D8:56:GLU:HA	54:D8:59:LYS:HE3	2.02	0.41
25:DA:1313:U:H2'	25:DA:1610:A:C2	2.55	0.41
25:DA:2023:G:H4'	25:DA:2617:C:O3'	2.20	0.41
25:DA:45:C:H2'	25:DA:47:C:C6	2.56	0.41
26:DB:33:G:N3	26:DB:50:G:C2	2.88	0.41
26:DB:90:A:C5	26:DB:91:C:H1'	2.56	0.41
28:DE:166:THR:HG21	28:DE:199:ARG:HH22	1.85	0.41
30:DG:17:PRO:HA	30:DG:20:ILE:HD12	2.01	0.41
35:DP:38:GLN:O	35:DP:39:LYS:CB	2.69	0.41
25:DA:996:A:H4'	40:DU:91:ASP:OD2	2.20	0.41
42:DW:79:GLY:CA	42:DW:100:THR:HG22	2.51	0.41
1:AA:1376:U:H2'	1:AA:1377:A:H8	1.86	0.41

Continued on next page...

Continued from previous page...

Atom-1	Atom-2	Interatomic distance (Å)	Clash overlap (Å)
1:AA:404:U:H2'	1:AA:405:U:H6	1.86	0.41
1:AA:512:U:H2'	1:AA:513:C:C6	2.56	0.41
2:AB:80:ILE:HD11	2:AB:212:GLN:HA	2.01	0.41
2:AB:36:ARG:C	2:AB:38:GLY:H	2.23	0.41
3:AC:152:ILE:O	3:AC:198:VAL:HA	2.20	0.41
5:AE:31:LEU:HD23	5:AE:31:LEU:HA	1.80	0.41
6:AF:62:TRP:CD1	18:AR:35:ARG:HD2	2.56	0.41
5:AE:78:HIS:CE1	8:AH:104:ARG:NH1	2.89	0.41
9:AI:128:ARG:NH2	23:AX:33:U:OP2	2.53	0.41
19:AS:20:LEU:HD13	50:B4:69:LYS:HE2	2.03	0.41
25:BA:1047:A:H2'	25:BA:1048:G:O4'	2.20	0.41
25:BA:1074:A:N6	25:BA:1171:G:H2'	2.35	0.41
25:BA:1155:C:C5	25:BA:1156:G:C6	3.09	0.41
25:BA:1520:G:C6	25:BA:1521:C:N3	2.89	0.41
25:BA:1530:G:N2	25:BA:1552:C:C2	2.88	0.41
30:BG:77:ILE:HG21	30:BG:80:PHE:CD2	2.56	0.41
33:BN:10:GLU:OE1	33:BN:11:PRO:HD2	2.21	0.41
36:BQ:137:TYR:HB3	45:BZ:76:LEU:HD21	2.01	0.41
38:BS:110:LEU:HD12	38:BS:110:LEU:HA	1.70	0.41
40:BU:18:LEU:HD23	40:BU:18:LEU:HA	1.89	0.41
44:BY:106:LEU:O	44:BY:107:ASP:HB2	2.20	0.41
44:BY:9:LYS:HA	44:BY:10:GLY:HA2	1.80	0.41
1:CA:919:A:O2'	1:CA:1080:A:N1	2.50	0.41
1:CA:1127:G:H2'	1:CA:1128:C:C6	2.55	0.41
1:CA:1179:A:C6	1:CA:1180:A:N7	2.89	0.41
1:CA:1227:A:C3'	1:CA:1227:A:C8	3.03	0.41
1:CA:1264:C:C2	1:CA:1272:G:N2	2.88	0.41
1:CA:1460:A:H2'	1:CA:1461:G:O4'	2.21	0.41
1:CA:325:A:H2'	1:CA:326:G:O4'	2.20	0.41
1:CA:53:A:N6	1:CA:54:C:C4	2.88	0.41
1:CA:868:C:H2'	1:CA:869:G:O4'	2.21	0.41
2:CB:7:VAL:HB	2:CB:8:LYS:H	1.72	0.41
4:CD:171:GLY:HA2	4:CD:172:PRO:HD3	1.93	0.41
4:CD:153:ARG:HB2	4:CD:181:MET:SD	2.61	0.41
13:CM:91:ARG:HA	13:CM:91:ARG:HD2	1.93	0.41
16:CP:55:ARG:O	16:CP:58:TYR:N	2.51	0.41
20:CT:26:ASN:OD1	20:CT:71:THR:HG23	2.21	0.41
46:D0:19:LYS:NZ	46:D0:19:LYS:H	2.18	0.41
25:DA:1790:C:O3'	25:DA:1791:A:C8	2.73	0.41
25:DA:2297:C:C6	25:DA:2297:C:H3'	2.55	0.41
25:DA:2472:G:H2'	25:DA:2475:C:H42	1.85	0.41

Continued on next page...

Continued from previous page...

Atom-1	Atom-2	Interatomic distance (Å)	Clash overlap (Å)
25:DA:343:C:H2'	25:DA:344:G:H8	1.85	0.41
25:DA:372:G:O2'	25:DA:373:U:OP2	2.37	0.41
25:DA:632:A:H2'	25:DA:633:A:C8	2.55	0.41
25:DA:705:A:H2'	25:DA:706:A:O4'	2.21	0.41
25:DA:966:G:C6	25:DA:967:C:N4	2.88	0.41
26:DB:3:C:H2'	26:DB:4:C:H6	1.84	0.41
28:DE:167:VAL:HG11	28:DE:189:PRO:HD3	2.02	0.41
30:DG:18:GLU:HG2	30:DG:175:LEU:HD21	2.01	0.41
43:DX:26:TYR:HB3	43:DX:92:LEU:CD2	2.51	0.41
1:AA:1005:A:H1'	1:AA:1036:G:N2	2.35	0.41
1:AA:376:G:OP1	16:AP:5:ARG:HB2	2.20	0.41
1:AA:538:G:O2'	1:AA:539:A:H5'	2.21	0.41
1:AA:628:G:H2'	1:AA:629:G:C8	2.55	0.41
2:AB:137:ARG:NH1	2:AB:137:ARG:HB3	2.36	0.41
2:AB:30:ARG:HG3	2:AB:31:TYR:CD1	2.55	0.41
2:AB:48:MET:HA	2:AB:51:LEU:HD12	2.03	0.41
4:AD:59:ARG:NH2	4:AD:66:ARG:NH1	2.68	0.41
17:AQ:62:SER:CB	17:AQ:72:ARG:HD3	2.49	0.41
19:AS:15:LEU:HD12	19:AS:15:LEU:HA	1.96	0.41
47:B1:11:ARG:HD2	47:B1:11:ARG:HH11	1.70	0.41
53:B7:24:THR:HG22	53:B7:26:GLY:H	1.86	0.41
25:BA:1421:C:H2'	25:BA:1422:C:H6	1.85	0.41
25:BA:2555:G:H2'	25:BA:2556:G:C8	2.55	0.41
25:BA:999:G:N3	25:BA:2286:A:C2	2.88	0.41
36:BQ:41:TRP:CD1	36:BQ:96:VAL:HG22	2.55	0.41
45:BZ:151:HIS:C	45:BZ:153:SER:N	2.73	0.41
1:CA:1111:A:H2'	1:CA:1112:C:C6	2.56	0.41
1:CA:429:U:H3'	4:CD:9:CYS:SG	2.61	0.41
1:CA:749:C:O2'	1:CA:750:G:H5'	2.20	0.41
2:CB:200:ILE:O	2:CB:200:ILE:HG12	2.21	0.41
4:CD:15:GLU:CG	4:CD:63:LYS:HB3	2.46	0.41
8:CH:82:HIS:NE2	8:CH:84:ARG:HG2	2.36	0.41
11:CK:33:THR:OG1	11:CK:34:ASP:O	2.31	0.41
19:CS:41:VAL:HG12	19:CS:43:GLU:N	2.30	0.41
24:CW:4:PRO:HA	24:CW:5:MVA:HN1	1.33	0.41
23:CX:43:A:C2	23:CX:44:A:C4	3.09	0.41
25:DA:1525:G:H2'	25:DA:1526:G:C8	2.56	0.41
25:DA:1580:A:OP2	25:DA:1580:A:H8	2.04	0.41
25:DA:1788:C:H2'	25:DA:1789:A:O4'	2.20	0.41
25:DA:1854:A:H2'	25:DA:1855:G:O4'	2.20	0.41
25:DA:2640:G:H1	25:DA:2774:C:N4	2.17	0.41

Continued on next page...

Continued from previous page...

Atom-1	Atom-2	Interatomic distance (Å)	Clash overlap (Å)
25:DA:301:G:C4	25:DA:302:C:C5	3.08	0.41
25:DA:705:A:H1'	27:DD:9:TYR:CE1	2.55	0.41
29:DF:110:LEU:HA	29:DF:110:LEU:HD23	1.79	0.41
38:DS:29:PHE:CD1	38:DS:30:ARG:N	2.89	0.41
43:DX:84:ALA:O	43:DX:87:GLN:HG3	2.21	0.41
1:AA:1258:G:H1	1:AA:1277:C:H42	1.68	0.41
1:AA:1339:A:H2'	1:AA:1340:A:O4'	2.21	0.41
1:AA:1508:G:H2'	1:AA:1509:C:O4'	2.21	0.41
7:AG:104:LEU:HD13	7:AG:104:LEU:HA	1.88	0.41
9:AI:23:ASN:ND2	9:AI:25:LYS:HE3	2.36	0.41
13:AM:49:THR:OG1	13:AM:52:GLU:OE1	2.28	0.41
49:B3:15:TYR:HA	49:B3:16:PRO:HD3	1.88	0.41
51:B5:35:GLU:HG3	51:B5:51:TYR:CD2	2.56	0.41
25:BA:1362:U:H2'	25:BA:1363:A:H8	1.85	0.41
25:BA:816:G:H5'	25:BA:1425:A:N6	2.36	0.41
25:BA:1505:C:H4'	25:BA:1506:G:O5'	2.19	0.41
25:BA:642:G:H5'	29:BF:205:ARG:HD2	2.02	0.41
30:BG:139:LEU:HG	30:BG:139:LEU:H	1.53	0.41
32:BI:30:LEU:HD23	32:BI:30:LEU:HA	1.70	0.41
1:CA:1039:C:N4	1:CA:1040:U:O4	2.54	0.41
1:CA:10:A:O2'	1:CA:11:G:H5'	2.20	0.41
1:CA:1191:A:OP1	3:CC:4:LYS:HG3	2.20	0.41
1:CA:991:U:N3	1:CA:1212:U:O2	2.53	0.41
1:CA:1245:A:H2'	1:CA:1246:C:C6	2.56	0.41
1:CA:1258:G:O2'	1:CA:1259:C:H5'	2.21	0.41
1:CA:647:C:C2'	1:CA:648:A:H5'	2.50	0.41
1:CA:892:A:O2'	1:CA:1415:G:H4'	2.21	0.41
1:CA:955:U:O2'	19:CS:83:HIS:HD2	2.03	0.41
2:CB:185:ILE:HA	2:CB:199:TYR:O	2.21	0.41
7:CG:69:VAL:HG12	7:CG:69:VAL:O	2.21	0.41
13:CM:20:THR:C	13:CM:22:ILE:H	2.23	0.41
3:CC:18:TRP:NE1	14:CN:53:LEU:O	2.53	0.41
15:CO:64:ARG:HH11	15:CO:68:ARG:NH2	2.17	0.41
1:CA:664:G:P	18:CR:64:ARG:HH12	2.44	0.41
24:CW:3:004:O	24:CW:6:2R1:N	2.53	0.41
23:CX:30:G:C4	23:CX:31:G:C8	3.09	0.41
48:D2:8:LYS:HA	48:D2:8:LYS:HD2	1.92	0.41
37:DR:33:ARG:NH2	51:D5:57:VAL:O	2.49	0.41
25:DA:1341:U:H3'	25:DA:1397:U:O2	2.21	0.41
25:DA:1487:G:H2'	25:DA:1488:G:H8	1.85	0.41
25:DA:1850:G:C6	25:DA:1851:U:C4	3.09	0.41

Continued on next page...

Continued from previous page...

Atom-1	Atom-2	Interatomic distance (Å)	Clash overlap (Å)
25:DA:2320:A:H4'	25:DA:2321:G:N7	2.36	0.41
25:DA:2328:A:H2'	25:DA:2329:G:C8	2.56	0.41
25:DA:2337:G:C2	25:DA:2338:G:C8	3.08	0.41
25:DA:2467:C:C5	25:DA:2468:G:C6	3.08	0.41
25:DA:2488:A:O2'	25:DA:2489:G:H5'	2.21	0.41
25:DA:2836:U:C4	25:DA:2883:A:N6	2.88	0.41
25:DA:375:C:H2'	25:DA:376:C:H6	1.84	0.41
25:DA:784:A:H5'	25:DA:785:G:OP1	2.20	0.41
25:DA:811:U:H2'	35:DP:21:ARG:HA	2.02	0.41
25:DA:910:A:C6	25:DA:911:A:C6	3.08	0.41
26:DB:5:C:OP1	26:DB:62:C:H5'	2.21	0.41
26:DB:83:G:H5''	49:D3:52:HIS:CE1	2.55	0.41
31:DH:3:ARG:NH2	31:DH:5:GLY:H	2.19	0.41
40:DU:81:HIS:O	40:DU:84:LYS:HB3	2.21	0.41
41:DV:43:GLU:N	41:DV:43:GLU:OE2	2.54	0.41
43:DX:31:HIS:HA	43:DX:32:PRO:HD3	1.87	0.41
45:DZ:144:LEU:HD23	45:DZ:144:LEU:HA	1.89	0.41
1:AA:1366:C:H2'	1:AA:1367:C:C6	2.56	0.41
1:AA:178:C:H2'	1:AA:179:A:O4'	2.21	0.41
1:AA:872:A:C4	1:AA:874:G:N7	2.88	0.41
2:AB:109:SER:O	2:AB:112:VAL:HG22	2.20	0.41
2:AB:71:VAL:HG13	2:AB:93:VAL:HG21	2.02	0.41
3:AC:12:LEU:HD23	3:AC:12:LEU:HA	1.96	0.41
4:AD:79:PHE:HE1	4:AD:204:ILE:HD13	1.86	0.41
13:AM:17:VAL:O	13:AM:20:THR:OG1	2.19	0.41
13:AM:3:ARG:CG	13:AM:8:GLU:HA	2.51	0.41
14:AN:12:ARG:HG2	14:AN:13:THR:N	2.35	0.41
48:B2:41:ILE:HG12	48:B2:41:ILE:H	1.67	0.41
50:B4:18:CYS:SG	50:B4:20:ASN:HB2	2.61	0.41
50:B4:15:ILE:HB	50:B4:32:TYR:CD1	2.55	0.41
25:BA:1051:C:O2	25:BA:1189:A:C6	2.74	0.41
25:BA:1652:G:H5''	25:BA:1653:C:OP1	2.21	0.41
25:BA:1821:C:H5''	25:BA:1822:A:OP1	2.20	0.41
25:BA:2120:U:C4	25:BA:2121:U:C5	3.09	0.41
25:BA:2219:U:H1'	25:BA:2220:A:C8	2.55	0.41
25:BA:771:U:C4	25:BA:772:G:C5	3.09	0.41
25:BA:785:G:C6	25:BA:786:G:C2	3.07	0.41
25:BA:776:G:C6	27:BD:208:LYS:HB2	2.56	0.41
30:BG:137:GLU:HG2	30:BG:152:LEU:HD22	2.03	0.41
30:BG:7:LEU:HD23	30:BG:7:LEU:HA	1.85	0.41
44:BY:68:HIS:CE1	44:BY:70:SER:HB3	2.56	0.41

Continued on next page...

Continued from previous page...

Atom-1	Atom-2	Interatomic distance (Å)	Clash overlap (Å)
1:CA:1218:C:OP2	14:CN:9:LYS:NZ	2.31	0.41
1:CA:1387:G:H2'	1:CA:1388:C:H6	1.84	0.41
1:CA:1442:G:H2'	1:CA:1442(A):G:H5'	2.02	0.41
1:CA:202:U:O2'	1:CA:203:U:O5'	2.19	0.41
1:CA:292:G:N7	1:CA:293:G:H1'	2.35	0.41
1:CA:541:G:H2'	1:CA:542:G:H8	1.85	0.41
1:CA:678:U:H2'	1:CA:679:C:C6	2.56	0.41
3:CC:180:ALA:HA	3:CC:206:GLU:HB3	2.02	0.41
1:CA:437:U:C5'	4:CD:155:LEU:HD11	2.50	0.41
4:CD:38:TYR:HA	4:CD:39:PRO:HD3	1.92	0.41
7:CG:26:PHE:CD2	7:CG:30:ILE:HD11	2.56	0.41
8:CH:97:VAL:O	8:CH:100:ILE:HG13	2.21	0.41
9:CI:54:ASP:O	9:CI:56:LEU:N	2.44	0.41
10:CJ:21:GLN:O	10:CJ:25:GLU:HG2	2.20	0.41
10:CJ:6:ILE:HD13	10:CJ:98:ILE:HD11	2.02	0.41
10:CJ:8:LEU:HB3	10:CJ:16:LEU:CD2	2.51	0.41
11:CK:81:ASP:OD1	11:CK:106:LYS:HB2	2.21	0.41
51:D5:19:ARG:HH11	51:D5:19:ARG:HD2	1.74	0.41
52:D6:21:TYR:CE1	52:D6:38:LYS:HG2	2.55	0.41
25:DA:1274:A:N3	25:DA:1297:C:H1'	2.35	0.41
25:DA:1486:A:O2'	25:DA:1487:G:H5'	2.21	0.41
25:DA:1649:G:C2'	25:DA:1650:G:H5'	2.51	0.41
25:DA:1664:A:OP1	61:DA:4384:HOH:O	2.21	0.41
25:DA:527:C:H5'	25:DA:527:C:O2	2.21	0.41
25:DA:932:G:H4'	25:DA:933:A:O5'	2.21	0.41
25:DA:990:A:N1	25:DA:1186:G:O2'	2.52	0.41
27:DD:182:LEU:HD23	27:DD:182:LEU:HA	1.90	0.41
25:DA:2590:A:OP2	27:DD:238:GLY:HA2	2.20	0.41
28:DE:31:CYS:HA	28:DE:32:PRO:HD2	1.83	0.41
25:DA:2638:G:P	28:DE:82:ARG:NH2	2.94	0.41
30:DG:43:LEU:HB3	30:DG:44:GLY:H	1.48	0.41
31:DH:3:ARG:CD	31:DH:54:ARG:HH12	2.34	0.41
34:DO:29:ASN:OD1	34:DO:29:ASN:N	2.54	0.41
38:DS:19:LYS:H	38:DS:19:LYS:HG2	1.59	0.41
39:DT:27:THR:O	39:DT:89:VAL:HG22	2.20	0.41
41:DV:31:ALA:O	41:DV:61:VAL:HG12	2.20	0.41
44:DY:5:MET:HE1	44:DY:32:PRO:HA	2.03	0.41
1:AA:1058:G:H2'	1:AA:1059:C:O4'	2.20	0.41
1:AA:1084:G:H2'	1:AA:1085:U:C5	2.56	0.41
1:AA:1136:U:H5''	1:AA:1137:C:C4	2.56	0.41
1:AA:1304:G:C6	1:AA:1305:G:N1	2.89	0.41

Continued on next page...

Continued from previous page...

Atom-1	Atom-2	Interatomic distance (Å)	Clash overlap (Å)
1:AA:1516:G:H2'	1:AA:1518:A:OP2	2.20	0.41
1:AA:509:A:O4'	4:AD:58:LEU:HD12	2.21	0.41
1:AA:872:A:C5	1:AA:874:G:C8	3.09	0.41
3:AC:82:GLU:O	3:AC:85:ARG:HB2	2.21	0.41
13:AM:108:ARG:HA	13:AM:108:ARG:HD3	1.83	0.41
14:AN:46:GLU:O	14:AN:50:LYS:HG3	2.21	0.41
17:AQ:81:ARG:HD2	17:AQ:81:ARG:HA	1.86	0.41
30:BG:109:VAL:HG13	50:B4:33:VAL:HG11	2.03	0.41
25:BA:2119:C:H2'	25:BA:2120:U:O4'	2.21	0.41
25:BA:415:G:O2'	25:BA:416:G:N7	2.43	0.41
25:BA:496:A:H5''	25:BA:496:A:C8	2.56	0.41
25:BA:870:G:C6	25:BA:882:A:C6	3.09	0.41
32:BI:14:ASP:OD1	32:BI:15:VAL:N	2.54	0.41
34:BO:108:GLU:HG3	34:BO:108:GLU:H	1.63	0.41
43:BX:92:LEU:O	43:BX:94:GLY:N	2.51	0.41
1:CA:1154:G:H8	1:CA:1154:G:H2'	1.35	0.41
1:CA:1256:A:H2	1:CA:1277:C:H42	1.67	0.41
1:CA:939:G:N2	1:CA:1344:C:N3	2.59	0.41
1:CA:1493:A:O2'	1:CA:1494:G:O5'	2.34	0.41
1:CA:1511:G:H2'	1:CA:1512:U:O4'	2.20	0.41
1:CA:454:C:OP2	1:CA:455:C:N4	2.52	0.41
1:CA:500:G:N2	1:CA:546:G:H1'	2.36	0.41
1:CA:601:C:C2	1:CA:638:G:N2	2.88	0.41
1:CA:22:G:H4'	1:CA:885:G:C8	2.56	0.41
1:CA:919:A:H8	1:CA:919:A:O5'	2.03	0.41
1:CA:952:U:C5	13:CM:104:ARG:NH1	2.89	0.41
2:CB:219:VAL:O	2:CB:223:ILE:HG23	2.21	0.41
2:CB:52:GLU:HG2	2:CB:56:ARG:NH2	2.30	0.41
2:CB:56:ARG:CB	2:CB:56:ARG:HH11	2.31	0.41
8:CH:20:TYR:HE2	8:CH:75:ARG:HG2	1.85	0.41
9:CI:106:ALA:O	9:CI:108:VAL:HG23	2.21	0.41
9:CI:23:ASN:HD22	9:CI:23:ASN:H	1.68	0.41
13:CM:3:ARG:C	13:CM:3:ARG:HD2	2.41	0.41
19:CS:58:VAL:HA	19:CS:59:PRO:HD2	1.80	0.41
25:DA:1348:G:O6	25:DA:1349:A:N6	2.54	0.41
25:DA:1607:C:H5''	25:DA:1608:A:H5'	2.03	0.41
25:DA:1804:C:O5'	25:DA:1804:C:H6	2.02	0.41
25:DA:2274:A:C6	25:DA:2276:G:C8	3.09	0.41
25:DA:2416:C:O5'	25:DA:2416:C:H6	2.04	0.41
25:DA:2516:G:C6	25:DA:2517:C:C4	3.09	0.41
25:DA:2505:G:H2'	25:DA:2576:G:O6	2.20	0.41

Continued on next page...

Continued from previous page...

Atom-1	Atom-2	Interatomic distance (Å)	Clash overlap (Å)
25:DA:2627:G:N3	25:DA:2781:A:H2	2.19	0.41
25:DA:2840:C:H2'	25:DA:2841:C:C6	2.56	0.41
26:DB:48:A:H4'	38:DS:95:HIS:CD2	2.53	0.41
27:DD:175:LEU:HD12	27:DD:185:VAL:HG21	2.03	0.41
27:DD:182:LEU:O	27:DD:271:ILE:N	2.47	0.41
30:DG:91:ARG:HB3	30:DG:91:ARG:HE	1.53	0.41
33:DN:114:ARG:HD2	33:DN:114:ARG:HH11	1.75	0.41
33:DN:36:GLY:HA3	33:DN:49:GLY:HA2	2.03	0.41
40:DU:88:ILE:HG22	40:DU:90:VAL:HG23	2.03	0.41
43:DX:27:THR:OG1	43:DX:80:ILE:HG12	2.21	0.41
25:DA:335:C:H4'	44:DY:73:ARG:CD	2.51	0.41
45:DZ:156:LYS:NZ	45:DZ:158:PRO:HD3	2.35	0.41
45:DZ:125:LEU:HG	45:DZ:164:ALA:HB3	2.01	0.41
1:AA:1168:A:C6	1:AA:1169:A:C6	3.09	0.41
1:AA:138:G:H2'	1:AA:139:G:O4'	2.21	0.41
1:AA:146:G:C4	1:AA:147:G:C8	3.08	0.41
1:AA:717:C:H6	1:AA:717:C:H5''	1.86	0.41
1:AA:741:G:H2'	1:AA:742:G:O4'	2.21	0.41
1:AA:857:C:H2'	1:AA:858:G:O4'	2.21	0.41
2:AB:211:ILE:H	2:AB:211:ILE:HG13	1.69	0.41
2:AB:71:VAL:HG12	2:AB:170:GLU:HG2	2.03	0.41
4:AD:85:LYS:HG3	4:AD:86:LYS:H	1.85	0.41
7:AG:65:ALA:HB1	7:AG:127:ALA:HB3	2.02	0.41
10:AJ:38:ILE:HG13	10:AJ:71:LEU:HB3	2.03	0.41
11:AK:44:SER:O	11:AK:48:ILE:HD13	2.21	0.41
1:AA:129:U:H5'	17:AQ:3:LYS:HZ3	1.86	0.41
19:AS:22:LEU:O	19:AS:27:GLU:HG3	2.21	0.41
20:AT:86:ARG:O	20:AT:90:GLN:NE2	2.54	0.41
48:B2:65:ASN:OD1	48:B2:69:ARG:NH1	2.39	0.41
50:B4:40:HIS:O	50:B4:43:TYR:N	2.54	0.41
25:BA:146:G:C6	25:BA:147:U:C4	3.09	0.41
25:BA:215:G:H21	25:BA:217:A:H62	1.67	0.41
25:BA:2240:G:C5	25:BA:2241:C:C4	3.09	0.41
25:BA:26:G:C6	25:BA:27:G:N1	2.88	0.41
25:BA:441:C:O2'	25:BA:442:A:H5'	2.21	0.41
25:BA:1830:G:O2'	27:BD:181:GLU:OE2	2.29	0.41
40:BU:19:LYS:O	40:BU:22:LYS:HG3	2.21	0.41
41:BV:98:GLU:CD	41:BV:100:ARG:HH11	2.24	0.41
45:BZ:119:GLU:OE2	45:BZ:122:ARG:NH1	2.54	0.41
1:CA:1047:G:H1	1:CA:1210:C:N4	2.16	0.41
1:CA:1070:U:H2'	1:CA:1071:C:H6	1.85	0.41

Continued on next page...

Continued from previous page...

Atom-1	Atom-2	Interatomic distance (Å)	Clash overlap (Å)
1:CA:1233:G:H2'	1:CA:1234:C:C6	2.55	0.41
1:CA:353:A:C8	1:CA:353:A:H5'	2.49	0.41
1:CA:410:G:OP1	4:CD:30:LYS:NZ	2.22	0.41
1:CA:505:G:C6	1:CA:535:A:C2	3.09	0.41
1:CA:589:C:O2'	1:CA:590:C:H5'	2.21	0.41
3:CC:11:ARG:HD3	3:CC:15:THR:HB	2.02	0.41
3:CC:59:ARG:HG3	3:CC:64:VAL:HA	2.03	0.41
4:CD:196:LEU:O	4:CD:198:VAL:N	2.46	0.41
4:CD:88:VAL:HG13	5:CE:97:GLY:HA2	2.02	0.41
1:CA:1330:U:O3'	13:CM:23:TYR:HE1	2.04	0.41
16:CP:58:TYR:O	16:CP:61:SER:N	2.52	0.41
52:D6:5:VAL:O	52:D6:27:LYS:HG2	2.21	0.41
25:DA:1533:G:C2	25:DA:1537:G:C6	3.08	0.41
25:DA:1739:U:O2'	25:DA:1740:G:H8	2.04	0.41
25:DA:863:A:H2'	25:DA:864:G:H8	1.86	0.41
25:DA:878:A:C6	25:DA:900:A:N7	2.89	0.41
26:DB:24:G:N7	26:DB:56:G:H2'	2.35	0.41
26:DB:43:C:C4	26:DB:45:A:C6	3.08	0.41
27:DD:12:SER:HB3	27:DD:208:LYS:HB3	2.03	0.41
29:DF:110:LEU:HD11	29:DF:181:LEU:HD23	2.03	0.41
30:DG:11:TYR:O	30:DG:16:ARG:N	2.49	0.41
30:DG:53:LEU:HA	30:DG:53:LEU:HD23	1.84	0.41
37:DR:20:LEU:O	37:DR:24:GLN:HG3	2.21	0.41
45:DZ:5:LEU:HG	45:DZ:47:VAL:HG21	2.03	0.41
1:AA:1125:U:H2'	1:AA:1125:U:OP2	2.21	0.41
1:AA:1216:G:N2	1:AA:1217:C:C2	2.89	0.41
1:AA:1371:G:C6	1:AA:1372:U:C4	3.08	0.41
1:AA:475:G:O2'	1:AA:476:G:H5'	2.19	0.41
1:AA:827:U:H2'	1:AA:859:A:H61	1.85	0.41
1:AA:991:U:H1'	1:AA:993:G:H8	1.86	0.41
2:AB:197:VAL:HB	2:AB:200:ILE:CG2	2.51	0.41
3:AC:150:LYS:HG2	3:AC:151:VAL:N	2.36	0.41
6:AF:19:LEU:HD11	6:AF:59:TYR:CE2	2.56	0.41
54:B8:50:LEU:HA	54:B8:50:LEU:HD23	1.94	0.41
25:BA:1024:G:C2	25:BA:1032:C:C2	3.09	0.41
25:BA:1210:G:H2'	25:BA:1211:U:C6	2.56	0.41
25:BA:1908:C:O5'	25:BA:1908:C:H6	2.04	0.41
25:BA:2710:U:H2'	25:BA:2711:C:C6	2.56	0.41
26:BB:78:A:H2'	26:BB:79:C:O4'	2.21	0.41
31:BH:117:PRO:HG3	31:BH:123:PHE:CD2	2.56	0.41
36:BQ:16:ARG:HG3	36:BQ:17:LEU:H	1.86	0.41

Continued on next page...

Continued from previous page...

Atom-1	Atom-2	Interatomic distance (Å)	Clash overlap (Å)
45:BZ:14:LYS:HA	45:BZ:15:PRO:HD3	1.95	0.41
45:BZ:52:SER:OG	45:BZ:53:ILE:N	2.54	0.41
1:CA:20:U:H2'	1:CA:21:G:O4'	2.21	0.41
1:CA:426:G:OP1	4:CD:38:TYR:OH	2.33	0.41
1:CA:955:U:H2'	1:CA:956:U:O4'	2.21	0.41
1:CA:991:U:H3'	1:CA:1212:U:C4	2.56	0.41
2:CB:127:ILE:O	2:CB:128:GLU:HB2	2.20	0.41
2:CB:137:ARG:HB3	2:CB:137:ARG:NH1	2.36	0.41
4:CD:50:ARG:HA	4:CD:51:PRO:HD3	1.92	0.41
7:CG:46:ALA:O	7:CG:50:ILE:HG23	2.21	0.41
13:CM:107:ALA:HB3	13:CM:111:LYS:HE3	2.03	0.41
15:CO:81:LEU:HD11	15:CO:85:LEU:HD12	2.02	0.41
1:CA:263:A:OP1	20:CT:79:ARG:NH1	2.54	0.41
25:DA:1334:G:H2'	25:DA:1335:U:C6	2.56	0.41
1:CA:1492:A:H2'	25:DA:1913:A:H62	1.84	0.41
25:DA:2193:G:H2'	25:DA:2194:G:H8	1.87	0.41
25:DA:2287:A:C4	25:DA:2289:G:C8	3.09	0.41
25:DA:2416:C:O2'	25:DA:2417:C:H5'	2.21	0.41
25:DA:2746:U:H2'	25:DA:2747:G:H5'	2.01	0.41
25:DA:2801(A):A:N3	25:DA:2895:U:H1'	2.36	0.41
25:DA:623:G:C6	25:DA:624:C:C4	3.09	0.41
25:DA:658:C:H2'	25:DA:659:C:H6	1.85	0.41
25:DA:855:G:H2'	25:DA:856:C:C6	2.56	0.41
25:DA:994:C:H1'	41:DV:10:LYS:HE3	2.03	0.41
32:DI:104:GLN:O	32:DI:105:HIS:CG	2.73	0.41
26:DB:114:C:H4'	38:DS:46:VAL:HG22	2.02	0.41
38:DS:61:ASN:O	38:DS:65:VAL:HG23	2.21	0.41
44:DY:5:MET:HB2	44:DY:5:MET:HE2	1.91	0.41
1:AA:1127:G:C2'	1:AA:1128:C:H5'	2.50	0.40
1:AA:1314:C:N4	1:AA:1315:U:O4	2.54	0.40
1:AA:933:G:C6	1:AA:1385:G:C6	3.09	0.40
1:AA:266:G:C8	1:AA:266:G:H5'	2.56	0.40
1:AA:44:G:H2'	1:AA:45:U:O4'	2.20	0.40
1:AA:584:G:O6	61:AA:4012:HOH:O	2.20	0.40
1:AA:684:A:C6	1:AA:685:G:C6	3.09	0.40
2:AB:102:LEU:HB3	2:AB:180:LEU:HD12	2.02	0.40
2:AB:189:ASP:OD1	2:AB:189:ASP:N	2.35	0.40
2:AB:78:GLN:NE2	2:AB:95:GLN:OE1	2.54	0.40
1:AA:407:G:O2'	4:AD:116:GLN:HG3	2.21	0.40
5:AE:69:VAL:HA	5:AE:70:PRO:HD3	1.72	0.40
6:AF:37:VAL:HG12	6:AF:38:GLU:N	2.36	0.40

Continued on next page...

Continued from previous page...

Atom-1	Atom-2	Interatomic distance (Å)	Clash overlap (Å)
7:AG:79:ARG:HB2	7:AG:79:ARG:HH21	1.85	0.40
18:AR:59:SER:OG	18:AR:62:GLU:HG2	2.21	0.40
1:AA:1223:C:P	19:AS:78:ARG:HH21	2.44	0.40
47:B1:86:SER:H	47:B1:89:GLU:HG3	1.85	0.40
48:B2:48:HIS:CE1	48:B2:49:LYS:HG3	2.56	0.40
54:B8:16:ILE:HD11	54:B8:62:LEU:HD12	2.02	0.40
25:BA:1067:A:C3'	25:BA:1067:A:C8	3.04	0.40
25:BA:1223:C:H2'	25:BA:1224:C:H6	1.85	0.40
25:BA:1431:G:H4'	25:BA:1432:C:OP1	2.21	0.40
25:BA:1541:A:H2'	25:BA:1542:A:C8	2.55	0.40
25:BA:2564:U:C2	25:BA:2566:U:H5'	2.56	0.40
25:BA:2718:G:C2	25:BA:2719:G:H1'	2.56	0.40
25:BA:496:A:OP1	25:BA:496:A:H4'	2.20	0.40
25:BA:815:G:C6	25:BA:816:G:C5	3.08	0.40
25:BA:857:U:O5'	25:BA:857:U:H6	2.04	0.40
25:BA:922:G:O2'	45:BZ:151:HIS:CE1	2.74	0.40
25:BA:639:G:N2	29:BF:44:ARG:O	2.53	0.40
29:BF:56:GLU:OE2	29:BF:93:LYS:NZ	2.47	0.40
28:BE:9:VAL:HB	39:BT:3:ARG:HG2	2.02	0.40
41:BV:14:VAL:HB	41:BV:96:ILE:HG13	2.03	0.40
45:BZ:91:LEU:HD13	45:BZ:91:LEU:HA	1.88	0.40
1:CA:1074:G:C2	1:CA:1075:C:C2	3.09	0.40
1:CA:1220:G:H2'	1:CA:1221:G:O4'	2.20	0.40
1:CA:1325:C:O2'	1:CA:1326:C:H5'	2.22	0.40
1:CA:233:C:H6	1:CA:233:C:O5'	2.04	0.40
1:CA:236:G:C6	1:CA:237:C:C4	3.09	0.40
1:CA:446:G:H1	1:CA:488:C:H42	1.70	0.40
1:CA:401:C:O2'	1:CA:621:A:N3	2.47	0.40
2:CB:13:ALA:C	2:CB:15:VAL:H	2.25	0.40
4:CD:11:LEU:HD23	4:CD:66:ARG:HB3	2.03	0.40
7:CG:155:ARG:NH1	7:CG:155:ARG:HB3	2.36	0.40
5:CE:152:ARG:HG3	8:CH:43:GLY:O	2.21	0.40
9:CI:116:LYS:HA	9:CI:123:PRO:HD3	2.02	0.40
9:CI:96:LEU:O	9:CI:100:GLY:N	2.54	0.40
12:CL:28:LYS:N	12:CL:29:GLY:HA2	2.36	0.40
12:CL:6:THR:HG23	12:CL:9:GLN:OE1	2.21	0.40
13:CM:92:HIS:CE1	13:CM:98:VAL:HG21	2.55	0.40
18:CR:51:LEU:HA	18:CR:52:PRO:HD3	1.94	0.40
19:CS:41:VAL:CG1	19:CS:43:GLU:H	2.29	0.40
19:CS:52:TYR:HB2	19:CS:57:HIS:CE1	2.56	0.40
19:CS:63:THR:OG1	19:CS:64:GLU:N	2.54	0.40

Continued on next page...

Continued from previous page...

Atom-1	Atom-2	Interatomic distance (Å)	Clash overlap (Å)
25:DA:2361:A:P	54:D8:27:THR:HG1	2.44	0.40
25:DA:1131:G:C2	25:DA:1132:A:C4	3.10	0.40
25:DA:1195:G:O2'	25:DA:1226:A:N1	2.46	0.40
25:DA:1590:U:H2'	25:DA:1591:G:C8	2.57	0.40
25:DA:1682:G:H1'	25:DA:1762:A:C6	2.57	0.40
25:DA:1801:G:H3'	25:DA:1802:A:H5'	2.03	0.40
25:DA:1957:C:O2'	25:DA:1985:G:H1'	2.22	0.40
25:DA:2228:G:C5	25:DA:2229:C:C4	3.09	0.40
25:DA:227:A:C2	25:DA:2407:G:H1'	2.56	0.40
25:DA:2436:G:C6	25:DA:2437:U:C4	3.10	0.40
25:DA:2716:U:O2'	25:DA:2717:G:H5'	2.20	0.40
25:DA:89:G:C3'	25:DA:90:U:H5''	2.44	0.40
27:DD:164:GLN:NE2	27:DD:176:ARG:HH22	2.19	0.40
28:DE:2:LYS:HB2	28:DE:95:ILE:HD12	2.03	0.40
29:DF:101:LEU:HD12	29:DF:102:PRO:HD2	2.03	0.40
31:DH:9:ILE:HA	31:DH:10:PRO:HD2	1.94	0.40
31:DH:149:ARG:HA	31:DH:162:ILE:HG21	2.03	0.40
32:DI:60:GLU:CB	32:DI:61:ARG:HH21	2.34	0.40
32:DI:72:LEU:HB2	32:DI:138:ILE:HG21	2.03	0.40
35:DP:121:LYS:HG2	35:DP:122:PRO:HD2	2.03	0.40
40:DU:80:ILE:HD13	40:DU:80:ILE:HA	1.91	0.40
44:DY:40:GLU:O	44:DY:42:VAL:HG23	2.21	0.40
45:DZ:33:LEU:HD21	45:DZ:90:VAL:HG21	2.03	0.40
1:AA:1110:A:OP2	61:AA:4115:HOH:O	2.22	0.40
1:AA:1139:G:N2	1:AA:1143:G:C6	2.89	0.40
1:AA:1164:G:H2'	1:AA:1165:C:C6	2.56	0.40
1:AA:1164:G:O2'	1:AA:1165:C:H5'	2.21	0.40
1:AA:237:C:OP2	17:AQ:40:LYS:NZ	2.48	0.40
1:AA:491:G:C4	1:AA:492:G:C8	3.09	0.40
1:AA:670:G:C4	1:AA:671:G:C8	3.09	0.40
1:AA:92:C:H2'	1:AA:93:G:C8	2.56	0.40
2:AB:55:PHE:CE1	2:AB:218:ALA:HA	2.56	0.40
7:AG:152:ALA:HB1	7:AG:155:ARG:HH21	1.86	0.40
12:AL:60:LEU:HA	12:AL:60:LEU:HD13	1.93	0.40
12:AL:88:GLY:O	12:AL:99:HIS:HD2	2.04	0.40
17:AQ:26:GLN:HG2	17:AQ:37:LYS:HG2	2.03	0.40
20:AT:45:GLN:HE21	20:AT:45:GLN:HB3	1.60	0.40
52:B6:40:CYS:HA	52:B6:41:PRO:HD3	1.85	0.40
25:BA:1316:C:H5''	25:BA:1317:G:O5'	2.21	0.40
25:BA:2075:G:OP1	28:BE:144:ARG:HG2	2.20	0.40
25:BA:2354:C:O2'	25:BA:2386:C:H5''	2.20	0.40

Continued on next page...

Continued from previous page...

Atom-1	Atom-2	Interatomic distance (Å)	Clash overlap (Å)
25:BA:505:A:N3	25:BA:507:G:H5''	2.37	0.40
36:BQ:108:GLY:HA3	45:BZ:116:VAL:HG13	2.03	0.40
1:CA:1014:A:N3	1:CA:1219:U:H1'	2.36	0.40
1:CA:1063:C:H3'	1:CA:1064:G:H2'	2.04	0.40
1:CA:1178:G:N3	1:CA:1180:A:H2	2.19	0.40
1:CA:1226:C:H6	13:CM:103:THR:OG1	2.04	0.40
1:CA:1244:C:H42	1:CA:1293:G:H1	1.68	0.40
1:CA:1465:C:H2'	1:CA:1466:C:O4'	2.21	0.40
1:CA:458:C:C2	1:CA:460:G:C8	3.10	0.40
1:CA:489:C:H2'	1:CA:490:G:C8	2.57	0.40
1:CA:598:U:H2'	1:CA:599:C:H6	1.86	0.40
3:CC:113:ALA:CB	3:CC:202:ILE:HG13	2.50	0.40
7:CG:65:ALA:HB1	7:CG:127:ALA:HB3	2.03	0.40
1:CA:522:C:H5''	12:CL:120:TYR:OH	2.21	0.40
1:CA:986:A:H1'	19:CS:54:GLY:O	2.21	0.40
20:CT:10:LEU:HD12	20:CT:10:LEU:HA	1.88	0.40
48:D2:48:HIS:O	48:D2:52:ASP:HB2	2.20	0.40
54:D8:9:GLY:O	54:D8:13:ARG:HG2	2.20	0.40
54:D8:38:GLY:O	54:D8:42:ARG:HB2	2.20	0.40
25:DA:1032:A:H2	25:DA:1122:G:H22	1.70	0.40
25:DA:112:U:H2'	25:DA:113:G:O4'	2.21	0.40
25:DA:1022:G:C6	25:DA:1140:C:N3	2.90	0.40
25:DA:1971:A:C4	27:DD:241:PRO:HD3	2.57	0.40
25:DA:530:G:C5	25:DA:2022:U:H5''	2.56	0.40
25:DA:2282:G:H4'	25:DA:2389:G:O2'	2.21	0.40
25:DA:2298:A:N1	25:DA:2321:G:C2	2.88	0.40
25:DA:282:A:N6	25:DA:284:U:C2	2.89	0.40
25:DA:300:A:H1'	25:DA:319:C:C1'	2.51	0.40
25:DA:324:A:N6	25:DA:338:G:O2'	2.50	0.40
25:DA:699:A:H4'	25:DA:1554:A:N6	2.36	0.40
25:DA:996:A:N6	25:DA:1160:G:C6	2.90	0.40
26:DB:32:C:C4	26:DB:33:G:N7	2.89	0.40
28:DE:93:VAL:O	28:DE:95:ILE:N	2.54	0.40
30:DG:25:TYR:CD2	30:DG:30:GLU:HB3	2.57	0.40
34:DO:35:VAL:HG11	34:DO:103:ALA:CB	2.50	0.40
35:DP:46:LYS:HE3	35:DP:46:LYS:HB3	1.90	0.40
41:DV:40:LEU:HB2	41:DV:46:VAL:HG22	2.02	0.40
44:DY:19:LYS:HB3	44:DY:19:LYS:HE2	1.91	0.40
1:AA:1127:G:H22	1:AA:1147:C:N4	2.20	0.40
1:AA:1277:C:H2'	1:AA:1279:A:H8	1.85	0.40
1:AA:1321:C:H3'	1:AA:1322:C:H6	1.86	0.40

Continued on next page...

Continued from previous page...

Atom-1	Atom-2	Interatomic distance (Å)	Clash overlap (Å)
1:AA:1343:G:H2'	1:AA:1344:C:C6	2.56	0.40
1:AA:184:G:O4'	1:AA:224:C:H4'	2.21	0.40
1:AA:341:C:C2'	1:AA:342:C:H5'	2.51	0.40
1:AA:477:A:O2'	1:AA:479:C:H5'	2.22	0.40
1:AA:633:G:H2'	1:AA:634:C:C6	2.57	0.40
1:AA:731:G:OP1	1:AA:766:A:H1'	2.20	0.40
1:AA:78:G:N2	1:AA:91:C:N3	2.69	0.40
1:AA:864:A:H8	1:AA:864:A:O5'	2.05	0.40
3:AC:92:ALA:HA	3:AC:95:THR:CB	2.51	0.40
4:AD:171:GLY:HA2	4:AD:172:PRO:HD3	1.95	0.40
4:AD:173:TRP:HA	4:AD:186:LEU:HB2	2.02	0.40
17:AQ:60:ILE:HG12	17:AQ:61:GLU:N	2.36	0.40
25:BA:1736:A:N6	25:BA:1745:A:H2	2.04	0.40
25:BA:1900:G:H2'	25:BA:1901:C:H6	1.86	0.40
25:BA:2428:C:H6	25:BA:2428:C:O5'	2.04	0.40
25:BA:2430:A:H2'	25:BA:2431:U:O4'	2.21	0.40
25:BA:2701:U:OP2	25:BA:2882:G:N2	2.47	0.40
25:BA:26:G:C6	25:BA:27:G:C6	3.09	0.40
25:BA:2832:G:O2'	25:BA:2834:C:OP2	2.31	0.40
27:BD:127:VAL:HA	27:BD:193:VAL:HG22	2.04	0.40
27:BD:275:LYS:HB3	27:BD:276:LYS:H	1.36	0.40
35:BP:94:GLU:HG3	35:BP:124:LYS:HB3	2.03	0.40
39:BT:91:ARG:HH11	39:BT:120:ARG:HH11	1.68	0.40
1:CA:1122:U:C4	1:CA:1123:A:C5	3.09	0.40
1:CA:340:U:C2	1:CA:350:G:N2	2.89	0.40
1:CA:41:G:H2'	1:CA:42:G:C8	2.56	0.40
1:CA:654:G:H2'	1:CA:655:A:O4'	2.21	0.40
11:CK:104:GLN:HG2	11:CK:106:LYS:HG2	2.02	0.40
18:CR:44:LEU:HD11	18:CR:79:LEU:HB3	2.02	0.40
25:DA:1753:G:H2'	25:DA:1755:A:OP2	2.22	0.40
25:DA:2267:A:H5''	25:DA:2268:A:C5'	2.47	0.40
25:DA:2329:G:H2'	25:DA:2330:G:O4'	2.22	0.40
25:DA:248:G:H5'	25:DA:250:G:N7	2.35	0.40
25:DA:2536:G:C5	25:DA:2537:U:C5	3.09	0.40
25:DA:310:A:HO2'	25:DA:311:A:P	2.44	0.40
25:DA:392:C:H5''	25:DA:409:C:H5''	2.03	0.40
25:DA:45:C:H2'	25:DA:47:C:H6	1.86	0.40
25:DA:724:U:H2'	25:DA:725:G:O4'	2.21	0.40
25:DA:870:A:C2	25:DA:908:C:C2	3.09	0.40
25:DA:94(A):G:H2'	25:DA:95:G:O4'	2.21	0.40
30:DG:121:ASN:HA	30:DG:122:PRO:HD3	1.89	0.40

Continued on next page...

Continued from previous page...

Atom-1	Atom-2	Interatomic distance (Å)	Clash overlap (Å)
30:DG:165:THR:HG23	30:DG:168:GLU:OE2	2.21	0.40
34:DO:7:TYR:CE1	34:DO:20:MET:HB2	2.57	0.40
36:DQ:110:THR:HG23	36:DQ:113:GLN:OE1	2.21	0.40
38:DS:10:ARG:O	38:DS:14:VAL:HG13	2.22	0.40
38:DS:50:SER:O	38:DS:76:LYS:NZ	2.49	0.40
40:DU:76:TYR:CE1	40:DU:80:ILE:HG13	2.57	0.40
1:AA:1030:C:N4	1:AA:1031:G:C6	2.90	0.40
1:AA:1122:U:C4	1:AA:1123:A:N7	2.89	0.40
1:AA:1247:U:H2'	1:AA:1248:A:O4'	2.22	0.40
1:AA:1443:G:C2	1:AA:1460:A:C2	3.09	0.40
1:AA:235:C:H2'	1:AA:236:G:H8	1.87	0.40
1:AA:256:U:H2'	1:AA:257:G:C8	2.57	0.40
1:AA:583:A:N6	1:AA:758:G:O2'	2.54	0.40
2:AB:215:LEU:HD23	2:AB:215:LEU:HA	1.86	0.40
4:AD:65:ARG:HG2	4:AD:75:PHE:CG	2.57	0.40
5:AE:27:ARG:HB2	5:AE:27:ARG:HE	1.45	0.40
8:AH:6:ILE:O	8:AH:10:LEU:HG	2.21	0.40
8:AH:78:GLN:HE21	8:AH:78:GLN:HB2	1.65	0.40
46:B0:49:LYS:O	46:B0:50:ASN:HB2	2.22	0.40
50:B4:59:PHE:CA	50:B4:61:ARG:H	2.34	0.40
53:B7:24:THR:O	53:B7:28:ARG:HG3	2.22	0.40
25:BA:105:C:H2'	25:BA:106:U:H6	1.85	0.40
25:BA:2528:G:C6	25:BA:2529:C:N4	2.89	0.40
25:BA:2650:G:P	28:BE:82:ARG:HH22	2.45	0.40
25:BA:1686:U:H4'	25:BA:2711:C:H4'	2.02	0.40
25:BA:511:C:H2'	25:BA:512:C:C6	2.56	0.40
25:BA:1857:G:H4'	27:BD:242:ARG:CZ	2.51	0.40
25:BA:346:A:OP2	29:BF:169:ASN:HB2	2.21	0.40
31:BH:11:VAL:HA	31:BH:12:PRO:HD3	1.94	0.40
37:BR:109:ALA:O	37:BR:111:LEU:HD22	2.22	0.40
38:BS:36:TYR:N	38:BS:36:TYR:CD1	2.90	0.40
40:BU:98:LEU:HA	40:BU:98:LEU:HD23	1.80	0.40
45:BZ:34:ASN:O	45:BZ:35:ARG:HD2	2.21	0.40
1:CA:1003:G:H2'	1:CA:1004:A:C4'	2.52	0.40
1:CA:1150:U:C4	1:CA:1151:A:N6	2.89	0.40
1:CA:1166:G:H2'	1:CA:1169:A:OP2	2.22	0.40
1:CA:1317:C:H42	14:CN:19:ARG:HH21	1.69	0.40
1:CA:194:C:H5''	1:CA:195:A:OP2	2.22	0.40
1:CA:363:A:C5	12:CL:31:PRO:HD2	2.57	0.40
1:CA:551:U:H2'	1:CA:552:U:C6	2.56	0.40
1:CA:596:C:H2'	1:CA:597:G:C8	2.54	0.40

Continued on next page...

Continued from previous page...

Atom-1	Atom-2	Interatomic distance (Å)	Clash overlap (Å)
1:CA:688:G:H2'	1:CA:689:C:H6	1.85	0.40
1:CA:708:C:H2'	1:CA:709:G:H8	1.86	0.40
1:CA:79:G:H1	1:CA:90:U:H3	1.70	0.40
6:CF:82:ARG:NH1	6:CF:82:ARG:HB3	2.36	0.40
8:CH:20:TYR:HA	8:CH:65:TYR:CZ	2.56	0.40
8:CH:51:VAL:HG21	8:CH:60:ARG:HB2	2.04	0.40
1:CA:1371:G:O3'	9:CI:69:GLY:HA3	2.21	0.40
15:CO:74:ASP:OD1	15:CO:76:GLU:HB2	2.21	0.40
18:CR:52:PRO:HB2	18:CR:54:ARG:HG2	2.03	0.40
52:D6:25:LYS:HE3	52:D6:27:LYS:HA	2.04	0.40
25:DA:1131:G:C8	25:DA:2025:C:H4'	2.56	0.40
25:DA:143:G:C6	25:DA:143(A):C:C4	3.10	0.40
25:DA:1288:U:O2'	25:DA:1647:G:N2	2.55	0.40
25:DA:2580:U:C5	25:DA:2581:G:C6	3.09	0.40
25:DA:2745:C:H4'	31:DH:142:GLY:O	2.20	0.40
25:DA:2769:C:H2'	25:DA:2770:G:O4'	2.21	0.40
25:DA:30:G:H2'	25:DA:31:C:O4'	2.21	0.40
25:DA:373:U:H2'	25:DA:374:A:H8	1.86	0.40
26:DB:98:G:C5	26:DB:99:G:C8	3.09	0.40
28:DE:12:THR:HG21	39:DT:11:GLU:OE2	2.21	0.40
28:DE:105:THR:HG21	28:DE:164:ARG:CZ	2.51	0.40
28:DE:38:THR:O	28:DE:42:ASP:N	2.40	0.40
37:DR:70:LEU:O	37:DR:72:ASP:N	2.55	0.40
28:DE:14:ILE:HB	39:DT:14:TYR:CZ	2.56	0.40
39:DT:59:THR:HG23	39:DT:78:LEU:HB2	2.03	0.40
45:DZ:96:VAL:N	45:DZ:128:VAL:O	2.45	0.40
1:AA:1005:A:H5''	1:AA:1006:C:OP2	2.20	0.40
1:AA:1079:G:C6	1:AA:1080:A:N6	2.90	0.40
1:AA:1095:U:P	1:AA:1108:G:H1	2.43	0.40
1:AA:1367:C:N3	1:AA:1368:G:C8	2.90	0.40
1:AA:41:G:H2'	1:AA:42:G:H8	1.87	0.40
1:AA:676:A:H2	11:AK:119:CYS:SG	2.44	0.40
1:AA:69:G:H2'	1:AA:70:G:H8	1.82	0.40
1:AA:828:A:N6	1:AA:829:G:C2	2.90	0.40
2:AB:19:HIS:HE1	2:AB:189:ASP:CB	2.35	0.40
2:AB:95:GLN:HB3	2:AB:147:LYS:NZ	2.36	0.40
4:AD:107:ARG:HH22	4:AD:194:LEU:HD22	1.86	0.40
4:AD:61:LYS:HD2	4:AD:207:TYR:OH	2.21	0.40
5:AE:57:LYS:HD3	5:AE:61:TYR:HE2	1.87	0.40
14:AN:3:ARG:HH21	14:AN:3:ARG:CB	2.34	0.40
16:AP:59:TRP:HB3	16:AP:64:ALA:HB2	2.04	0.40

Continued on next page...

Continued from previous page...

Atom-1	Atom-2	Interatomic distance (Å)	Clash overlap (Å)
17:AQ:58:GLU:O	17:AQ:74:LEU:N	2.43	0.40
18:AR:40:LEU:HA	18:AR:40:LEU:HD23	1.72	0.40
46:B0:27:GLU:HB2	46:B0:69:PHE:CD1	2.56	0.40
49:B3:7:LYS:HG3	49:B3:34:GLU:HG3	2.04	0.40
50:B4:9:LEU:HA	50:B4:9:LEU:HD23	1.96	0.40
25:BA:1394:G:O6	25:BA:1395:A:N6	2.55	0.40
25:BA:1698:G:N2	25:BA:2029:C:C2	2.90	0.40
25:BA:218:A:H3'	25:BA:218:A:C8	2.57	0.40
25:BA:2274:U:O2'	25:BA:2275:C:H5'	2.21	0.40
25:BA:2310:A:H2'	25:BA:2311:G:O4'	2.21	0.40
25:BA:2372:A:C2	25:BA:2373:A:H1'	2.56	0.40
25:BA:1781:G:O2'	25:BA:2870:A:N1	2.48	0.40
25:BA:504:A:C6	25:BA:506:A:C6	3.09	0.40
25:BA:938:G:C2	25:BA:939:C:C2	3.10	0.40
32:BI:140:LEU:HA	32:BI:140:LEU:HD23	1.71	0.40
41:BV:18:LEU:O	41:BV:95:LEU:HD23	2.22	0.40
45:BZ:163:LEU:HA	45:BZ:163:LEU:HD12	1.87	0.40
1:CA:1003:G:C2'	1:CA:1004:A:H4'	2.52	0.40
1:CA:1086:U:H2'	1:CA:1087:G:O4'	2.21	0.40
1:CA:1183:A:H5'	1:CA:1183:A:H8	1.85	0.40
1:CA:1272:G:C5	1:CA:1273:G:C8	3.10	0.40
3:CC:18:TRP:O	3:CC:21:ARG:NH1	2.54	0.40
8:CH:86:ILE:HG12	8:CH:135:CYS:HA	2.04	0.40
10:CJ:49:VAL:HG12	10:CJ:61:GLU:O	2.22	0.40
13:CM:90:LEU:HD23	13:CM:93:ARG:NE	2.37	0.40
19:CS:36:ARG:NH1	19:CS:53:ASN:HA	2.37	0.40
25:DA:1171:G:H1	25:DA:1178:C:H42	1.69	0.40
25:DA:1301:A:C8	25:DA:1303:G:C8	3.09	0.40
25:DA:1416:G:HO2'	25:DA:1417:C:H5	1.65	0.40
25:DA:1842:G:H2'	25:DA:1843:C:O4'	2.22	0.40
25:DA:2433:A:H5''	25:DA:2434:A:OP1	2.21	0.40
25:DA:2748:A:C6	25:DA:2749:A:C5	3.10	0.40
25:DA:478:A:C6	25:DA:480:A:C6	3.09	0.40
37:DR:37:THR:HA	37:DR:111:LEU:HD12	2.02	0.40
39:DT:61:PHE:CZ	39:DT:76:PHE:HB2	2.57	0.40

There are no symmetry-related clashes.

5.3 Torsion angles ⓘ

5.3.1 Protein backbone ⓘ

In the following table, the Percentiles column shows the percent Ramachandran outliers of the chain as a percentile score with respect to all X-ray entries followed by that with respect to entries of similar resolution.

The Analysed column shows the number of residues for which the backbone conformation was analysed, and the total number of residues.

Mol	Chain	Analysed	Favoured	Allowed	Outliers	Percentiles	
2	AB	229/256 (90%)	200 (87%)	23 (10%)	6 (3%)	6	31
2	CB	229/256 (90%)	201 (88%)	18 (8%)	10 (4%)	3	18
3	AC	204/239 (85%)	179 (88%)	22 (11%)	3 (2%)	12	45
3	CC	204/239 (85%)	178 (87%)	24 (12%)	2 (1%)	18	57
4	AD	206/209 (99%)	182 (88%)	22 (11%)	2 (1%)	18	57
4	CD	206/209 (99%)	185 (90%)	18 (9%)	3 (2%)	12	45
5	AE	146/162 (90%)	127 (87%)	15 (10%)	4 (3%)	6	30
5	CE	146/162 (90%)	133 (91%)	10 (7%)	3 (2%)	8	36
6	AF	98/101 (97%)	92 (94%)	6 (6%)	0	100	100
6	CF	98/101 (97%)	93 (95%)	5 (5%)	0	100	100
7	AG	153/156 (98%)	137 (90%)	14 (9%)	2 (1%)	14	48
7	CG	153/156 (98%)	137 (90%)	15 (10%)	1 (1%)	25	64
8	AH	135/138 (98%)	129 (96%)	6 (4%)	0	100	100
8	CH	135/138 (98%)	129 (96%)	5 (4%)	1 (1%)	25	64
9	AI	125/128 (98%)	111 (89%)	10 (8%)	4 (3%)	5	25
9	CI	125/128 (98%)	112 (90%)	11 (9%)	2 (2%)	11	43
10	AJ	95/105 (90%)	85 (90%)	7 (7%)	3 (3%)	5	25
10	CJ	94/105 (90%)	86 (92%)	7 (7%)	1 (1%)	17	54
11	AK	112/129 (87%)	98 (88%)	13 (12%)	1 (1%)	20	60
11	CK	112/129 (87%)	99 (88%)	12 (11%)	1 (1%)	20	60
12	AL	120/132 (91%)	116 (97%)	4 (3%)	0	100	100
12	CL	120/132 (91%)	112 (93%)	8 (7%)	0	100	100
13	AM	121/126 (96%)	106 (88%)	15 (12%)	0	100	100
13	CM	120/126 (95%)	104 (87%)	14 (12%)	2 (2%)	11	42
14	AN	58/61 (95%)	54 (93%)	4 (7%)	0	100	100

Continued on next page...

Continued from previous page...

Mol	Chain	Analysed	Favoured	Allowed	Outliers	Percentiles	
14	CN	58/61 (95%)	55 (95%)	3 (5%)	0	100	100
15	AO	86/89 (97%)	82 (95%)	4 (5%)	0	100	100
15	CO	86/89 (97%)	80 (93%)	5 (6%)	1 (1%)	15	51
16	AP	80/88 (91%)	69 (86%)	11 (14%)	0	100	100
16	CP	80/88 (91%)	70 (88%)	10 (12%)	0	100	100
17	AQ	97/105 (92%)	91 (94%)	6 (6%)	0	100	100
17	CQ	97/105 (92%)	93 (96%)	4 (4%)	0	100	100
18	AR	66/88 (75%)	60 (91%)	5 (8%)	1 (2%)	12	45
18	CR	66/88 (75%)	60 (91%)	5 (8%)	1 (2%)	12	45
19	AS	81/93 (87%)	74 (91%)	7 (9%)	0	100	100
19	CS	81/93 (87%)	69 (85%)	12 (15%)	0	100	100
20	AT	94/106 (89%)	84 (89%)	5 (5%)	5 (5%)	2	14
20	CT	94/106 (89%)	85 (90%)	3 (3%)	6 (6%)	1	9
21	AU	21/27 (78%)	17 (81%)	4 (19%)	0	100	100
21	CU	21/27 (78%)	18 (86%)	1 (5%)	2 (10%)	1	4
24	AW	3/10 (30%)	1 (33%)	0	2 (67%)	0	0
24	CW	3/10 (30%)	1 (33%)	1 (33%)	1 (33%)	0	0
27	BD	273/276 (99%)	259 (95%)	13 (5%)	1 (0%)	38	75
27	DD	273/276 (99%)	257 (94%)	13 (5%)	3 (1%)	17	54
28	BE	202/206 (98%)	195 (96%)	6 (3%)	1 (0%)	32	71
28	DE	202/206 (98%)	194 (96%)	6 (3%)	2 (1%)	18	57
29	BF	201/210 (96%)	193 (96%)	7 (4%)	1 (0%)	32	71
29	DF	201/210 (96%)	189 (94%)	10 (5%)	2 (1%)	18	57
30	BG	179/182 (98%)	163 (91%)	13 (7%)	3 (2%)	11	42
30	DG	179/182 (98%)	160 (89%)	13 (7%)	6 (3%)	4	24
31	BH	172/180 (96%)	161 (94%)	10 (6%)	1 (1%)	28	67
31	DH	172/180 (96%)	159 (92%)	11 (6%)	2 (1%)	15	51
32	BI	144/148 (97%)	122 (85%)	17 (12%)	5 (4%)	4	23
32	DI	144/148 (97%)	123 (85%)	17 (12%)	4 (3%)	6	29
33	BN	138/140 (99%)	134 (97%)	4 (3%)	0	100	100
33	DN	138/140 (99%)	131 (95%)	6 (4%)	1 (1%)	25	64

Continued on next page...

Continued from previous page...

Mol	Chain	Analysed	Favoured	Allowed	Outliers	Percentiles	
34	BO	120/122 (98%)	115 (96%)	4 (3%)	1 (1%)	22	62
34	DO	120/122 (98%)	117 (98%)	2 (2%)	1 (1%)	22	62
35	BP	147/150 (98%)	132 (90%)	14 (10%)	1 (1%)	25	64
35	DP	147/150 (98%)	133 (90%)	12 (8%)	2 (1%)	13	47
36	BQ	139/141 (99%)	130 (94%)	8 (6%)	1 (1%)	25	64
36	DQ	139/141 (99%)	129 (93%)	8 (6%)	2 (1%)	13	47
37	BR	116/118 (98%)	110 (95%)	5 (4%)	1 (1%)	20	60
37	DR	116/118 (98%)	109 (94%)	7 (6%)	0	100	100
38	BS	108/112 (96%)	100 (93%)	7 (6%)	1 (1%)	20	60
38	DS	108/112 (96%)	102 (94%)	5 (5%)	1 (1%)	20	60
39	BT	129/146 (88%)	124 (96%)	4 (3%)	1 (1%)	22	62
39	DT	129/146 (88%)	125 (97%)	4 (3%)	0	100	100
40	BU	114/118 (97%)	114 (100%)	0	0	100	100
40	DU	114/118 (97%)	113 (99%)	1 (1%)	0	100	100
41	BV	99/101 (98%)	91 (92%)	7 (7%)	1 (1%)	18	57
41	DV	99/101 (98%)	92 (93%)	6 (6%)	1 (1%)	18	57
42	BW	110/113 (97%)	109 (99%)	1 (1%)	0	100	100
42	DW	110/113 (97%)	108 (98%)	2 (2%)	0	100	100
43	BX	93/96 (97%)	89 (96%)	3 (3%)	1 (1%)	17	54
43	DX	93/96 (97%)	87 (94%)	6 (6%)	0	100	100
44	BY	105/110 (96%)	95 (90%)	10 (10%)	0	100	100
44	DY	105/110 (96%)	97 (92%)	8 (8%)	0	100	100
45	BZ	169/206 (82%)	150 (89%)	17 (10%)	2 (1%)	15	51
45	DZ	172/206 (84%)	157 (91%)	15 (9%)	0	100	100
46	B0	81/85 (95%)	77 (95%)	3 (4%)	1 (1%)	15	51
46	D0	81/85 (95%)	76 (94%)	5 (6%)	0	100	100
47	B1	95/98 (97%)	93 (98%)	0	2 (2%)	8	36
47	D1	95/98 (97%)	92 (97%)	2 (2%)	1 (1%)	17	54
48	B2	68/72 (94%)	66 (97%)	2 (3%)	0	100	100
48	D2	68/72 (94%)	65 (96%)	3 (4%)	0	100	100
49	B3	57/60 (95%)	54 (95%)	3 (5%)	0	100	100

Continued on next page...

Continued from previous page...

Mol	Chain	Analysed	Favoured	Allowed	Outliers	Percentiles	
49	D3	57/60 (95%)	54 (95%)	3 (5%)	0	100	100
50	B4	67/71 (94%)	50 (75%)	9 (13%)	8 (12%)	0	2
50	D4	67/71 (94%)	50 (75%)	8 (12%)	9 (13%)	0	1
51	B5	57/60 (95%)	56 (98%)	1 (2%)	0	100	100
51	D5	57/60 (95%)	56 (98%)	1 (2%)	0	100	100
52	B6	51/54 (94%)	48 (94%)	3 (6%)	0	100	100
52	D6	51/54 (94%)	48 (94%)	3 (6%)	0	100	100
53	B7	46/49 (94%)	45 (98%)	1 (2%)	0	100	100
53	D7	46/49 (94%)	44 (96%)	1 (2%)	1 (2%)	8	35
54	B8	62/65 (95%)	60 (97%)	2 (3%)	0	100	100
54	D8	62/65 (95%)	59 (95%)	3 (5%)	0	100	100
55	B9	35/37 (95%)	35 (100%)	0	0	100	100
55	D9	35/37 (95%)	35 (100%)	0	0	100	100
All	All	11415/12148 (94%)	10525 (92%)	749 (7%)	141 (1%)	15	51

All (141) Ramachandran outliers are listed below:

Mol	Chain	Res	Type
2	AB	17	PHE
2	AB	125	PRO
3	AC	65	ALA
3	AC	107	GLN
4	AD	166	LYS
7	AG	4	ARG
9	AI	54	ASP
9	AI	56	LEU
10	AJ	31	GLY
10	AJ	79	ARG
18	AR	60	ALA
20	AT	10	LEU
27	BD	275	LYS
29	BF	130	ALA
30	BG	51	ARG
30	BG	126	ASP
31	BH	126	PRO
32	BI	73	GLU
36	BQ	60	ARG

Continued on next page...

Continued from previous page...

Mol	Chain	Res	Type
38	BS	60	GLY
47	B1	3	LYS
50	B4	49	PHE
50	B4	55	ARG
50	B4	68	ARG
2	CB	16	HIS
2	CB	126	GLU
2	CB	231	GLU
3	CC	91	LEU
3	CC	181	ASN
7	CG	7	ALA
13	CM	106	ASN
20	CT	95	ALA
20	CT	99	LEU
27	DD	239	ARG
29	DF	21	ALA
29	DF	130	ALA
30	DG	14	GLU
30	DG	47	LYS
30	DG	51	ARG
30	DG	81	LYS
30	DG	126	ASP
31	DH	126	PRO
32	DI	10	GLU
35	DP	38	GLN
36	DQ	28	ALA
36	DQ	60	ARG
47	D1	3	LYS
50	D4	39	CYS
50	D4	45	GLY
50	D4	55	ARG
50	D4	63	TYR
53	D7	46	VAL
2	AB	16	HIS
2	AB	19	HIS
4	AD	171	GLY
5	AE	85	GLY
5	AE	140	ARG
9	AI	95	LYS
11	AK	49	GLY
20	AT	47	GLY
32	BI	11	ASN

Continued on next page...

Continued from previous page...

Mol	Chain	Res	Type
32	BI	106	GLY
34	BO	5	GLN
41	BV	79	VAL
46	B0	13	GLY
50	B4	47	GLN
50	B4	56	VAL
50	B4	66	SER
2	CB	8	LYS
2	CB	10	LEU
2	CB	17	PHE
2	CB	20	GLU
2	CB	121	LEU
2	CB	123	ALA
9	CI	54	ASP
9	CI	55	ALA
10	CJ	79	ARG
11	CK	49	GLY
31	DH	80	SER
33	DN	2	LYS
34	DO	5	GLN
41	DV	79	VAL
50	D4	38	LYS
50	D4	60	GLN
50	D4	62	ARG
2	AB	128	GLU
9	AI	55	ALA
20	AT	102	GLY
35	BP	29	LYS
37	BR	45	ARG
43	BX	93	GLU
45	BZ	152	ALA
50	B4	57	GLU
50	B4	62	ARG
2	CB	21	ARG
5	CE	146	ALA
13	CM	10	PRO
20	CT	47	GLY
21	CU	3	LYS
28	DE	52	LEU
32	DI	30	LEU
32	DI	135	GLU
38	DS	84	GLN

Continued on next page...

Continued from previous page...

Mol	Chain	Res	Type
50	D4	49	PHE
3	AC	66	VAL
20	AT	71	THR
24	AW	7	PRO
28	BE	52	LEU
32	BI	107	VAL
39	BT	127	ALA
4	CD	47	ARG
5	CE	37	ARG
21	CU	23	PRO
24	CW	4	PRO
27	DD	3	VAL
28	DE	73	GLU
7	AG	81	GLY
30	BG	47	LYS
32	BI	117	GLU
4	CD	136	PRO
15	CO	88	ARG
18	CR	60	ALA
20	CT	71	THR
20	CT	102	GLY
35	DP	45	LEU
5	AE	146	ALA
10	AJ	77	PRO
47	B1	45	ASN
8	CH	73	ASP
30	DG	117	PHE
32	DI	85	GLU
50	D4	29	PRO
2	AB	231	GLU
24	AW	4	PRO
20	AT	100	ILE
20	CT	100	ILE
27	DD	238	GLY
5	AE	69	VAL
45	BZ	114	GLY
5	CE	69	VAL
4	CD	7	PRO

5.3.2 Protein sidechains ⓘ

In the following table, the Percentiles column shows the percent sidechain outliers of the chain as a percentile score with respect to all X-ray entries followed by that with respect to entries of similar resolution.

The Analysed column shows the number of residues for which the sidechain conformation was analysed, and the total number of residues.

Mol	Chain	Analysed	Rotameric	Outliers	Percentiles	
2	AB	192/220 (87%)	147 (77%)	45 (23%)	1	3
2	CB	187/220 (85%)	152 (81%)	35 (19%)	2	8
3	AC	143/188 (76%)	125 (87%)	18 (13%)	5	22
3	CC	140/188 (74%)	122 (87%)	18 (13%)	5	21
4	AD	170/181 (94%)	145 (85%)	25 (15%)	3	16
4	CD	173/181 (96%)	152 (88%)	21 (12%)	6	24
5	AE	113/123 (92%)	104 (92%)	9 (8%)	14	47
5	CE	114/123 (93%)	107 (94%)	7 (6%)	22	58
6	AF	83/90 (92%)	76 (92%)	7 (8%)	13	44
6	CF	85/90 (94%)	79 (93%)	6 (7%)	17	52
7	AG	119/127 (94%)	100 (84%)	19 (16%)	3	12
7	CG	120/127 (94%)	102 (85%)	18 (15%)	3	15
8	AH	114/119 (96%)	98 (86%)	16 (14%)	4	18
8	CH	114/119 (96%)	102 (90%)	12 (10%)	8	31
9	AI	90/99 (91%)	76 (84%)	14 (16%)	3	13
9	CI	89/99 (90%)	75 (84%)	14 (16%)	3	13
10	AJ	66/92 (72%)	60 (91%)	6 (9%)	11	39
10	CJ	69/92 (75%)	64 (93%)	5 (7%)	17	51
11	AK	82/99 (83%)	73 (89%)	9 (11%)	7	30
11	CK	83/99 (84%)	77 (93%)	6 (7%)	17	51
12	AL	97/109 (89%)	90 (93%)	7 (7%)	17	51
12	CL	97/109 (89%)	87 (90%)	10 (10%)	8	32
13	AM	93/101 (92%)	82 (88%)	11 (12%)	6	25
13	CM	92/101 (91%)	80 (87%)	12 (13%)	5	21
14	AN	49/50 (98%)	41 (84%)	8 (16%)	3	12
14	CN	49/50 (98%)	42 (86%)	7 (14%)	4	17

Continued on next page...

Continued from previous page...

Mol	Chain	Analysed	Rotameric	Outliers	Percentiles	
15	AO	78/80 (98%)	69 (88%)	9 (12%)	6	27
15	CO	78/80 (98%)	66 (85%)	12 (15%)	3	14
16	AP	69/74 (93%)	60 (87%)	9 (13%)	5	21
16	CP	68/74 (92%)	63 (93%)	5 (7%)	16	49
17	AQ	94/97 (97%)	89 (95%)	5 (5%)	26	63
17	CQ	94/97 (97%)	87 (93%)	7 (7%)	16	49
18	AR	59/77 (77%)	55 (93%)	4 (7%)	18	53
18	CR	59/77 (77%)	52 (88%)	7 (12%)	6	25
19	AS	69/80 (86%)	63 (91%)	6 (9%)	12	43
19	CS	67/80 (84%)	57 (85%)	10 (15%)	3	15
20	AT	70/82 (85%)	61 (87%)	9 (13%)	5	21
20	CT	70/82 (85%)	60 (86%)	10 (14%)	4	17
21	AU	18/22 (82%)	14 (78%)	4 (22%)	1	4
21	CU	18/22 (82%)	16 (89%)	2 (11%)	7	29
24	AW	3/3 (100%)	2 (67%)	1 (33%)	0	0
24	CW	3/3 (100%)	2 (67%)	1 (33%)	0	0
27	BD	215/218 (99%)	198 (92%)	17 (8%)	14	47
27	DD	215/218 (99%)	190 (88%)	25 (12%)	6	26
28	BE	164/166 (99%)	142 (87%)	22 (13%)	4	19
28	DE	164/166 (99%)	144 (88%)	20 (12%)	6	23
29	BF	160/166 (96%)	143 (89%)	17 (11%)	8	30
29	DF	159/166 (96%)	145 (91%)	14 (9%)	12	42
30	BG	143/156 (92%)	123 (86%)	20 (14%)	4	18
30	DG	142/156 (91%)	116 (82%)	26 (18%)	2	9
31	BH	144/148 (97%)	129 (90%)	15 (10%)	8	31
31	DH	144/148 (97%)	131 (91%)	13 (9%)	11	40
32	BI	110/124 (89%)	82 (74%)	28 (26%)	0	2
32	DI	104/124 (84%)	86 (83%)	18 (17%)	2	10
33	BN	118/119 (99%)	103 (87%)	15 (13%)	5	21
33	DN	118/119 (99%)	102 (86%)	16 (14%)	4	19
34	BO	100/100 (100%)	94 (94%)	6 (6%)	22	58

Continued on next page...

Continued from previous page...

Mol	Chain	Analysed	Rotameric	Outliers	Percentiles	
34	DO	100/100 (100%)	91 (91%)	9 (9%)	11	40
35	BP	115/116 (99%)	102 (89%)	13 (11%)	7	28
35	DP	115/116 (99%)	104 (90%)	11 (10%)	10	36
36	BQ	111/111 (100%)	94 (85%)	17 (15%)	3	14
36	DQ	111/111 (100%)	96 (86%)	15 (14%)	4	19
37	BR	101/101 (100%)	83 (82%)	18 (18%)	2	9
37	DR	101/101 (100%)	85 (84%)	16 (16%)	3	13
38	BS	87/88 (99%)	77 (88%)	10 (12%)	6	27
38	DS	85/88 (97%)	70 (82%)	15 (18%)	2	10
39	BT	115/127 (91%)	104 (90%)	11 (10%)	10	36
39	DT	113/127 (89%)	105 (93%)	8 (7%)	17	52
40	BU	93/94 (99%)	83 (89%)	10 (11%)	7	30
40	DU	93/94 (99%)	82 (88%)	11 (12%)	6	25
41	BV	80/82 (98%)	69 (86%)	11 (14%)	4	19
41	DV	80/82 (98%)	71 (89%)	9 (11%)	7	28
42	BW	90/92 (98%)	79 (88%)	11 (12%)	6	23
42	DW	90/92 (98%)	80 (89%)	10 (11%)	7	29
43	BX	77/78 (99%)	73 (95%)	4 (5%)	27	63
43	DX	77/78 (99%)	74 (96%)	3 (4%)	37	73
44	BY	85/91 (93%)	79 (93%)	6 (7%)	17	52
44	DY	85/91 (93%)	79 (93%)	6 (7%)	17	52
45	BZ	145/179 (81%)	121 (83%)	24 (17%)	2	11
45	DZ	145/179 (81%)	126 (87%)	19 (13%)	5	20
46	B0	65/67 (97%)	61 (94%)	4 (6%)	21	57
46	D0	65/67 (97%)	59 (91%)	6 (9%)	11	39
47	B1	80/83 (96%)	72 (90%)	8 (10%)	9	33
47	D1	80/83 (96%)	73 (91%)	7 (9%)	12	42
48	B2	65/67 (97%)	56 (86%)	9 (14%)	4	19
48	D2	65/67 (97%)	57 (88%)	8 (12%)	5	23
49	B3	51/52 (98%)	44 (86%)	7 (14%)	4	19
49	D3	50/52 (96%)	43 (86%)	7 (14%)	4	18

Continued on next page...

Continued from previous page...

Mol	Chain	Analysed	Rotameric	Outliers	Percentiles	
50	B4	59/63 (94%)	48 (81%)	11 (19%)	2	8
50	D4	53/63 (84%)	45 (85%)	8 (15%)	3	15
51	B5	50/52 (96%)	45 (90%)	5 (10%)	9	33
51	D5	50/52 (96%)	45 (90%)	5 (10%)	9	33
52	B6	51/52 (98%)	45 (88%)	6 (12%)	6	25
52	D6	50/52 (96%)	46 (92%)	4 (8%)	14	47
53	B7	41/42 (98%)	37 (90%)	4 (10%)	9	35
53	D7	41/42 (98%)	39 (95%)	2 (5%)	29	66
54	B8	53/55 (96%)	49 (92%)	4 (8%)	16	49
54	D8	54/55 (98%)	50 (93%)	4 (7%)	16	49
55	B9	34/34 (100%)	33 (97%)	1 (3%)	48	80
55	D9	34/34 (100%)	33 (97%)	1 (3%)	48	80
All	All	9325/10072 (93%)	8209 (88%)	1116 (12%)	6	24

All (1116) residues with a non-rotameric sidechain are listed below:

Mol	Chain	Res	Type
2	AB	7	VAL
2	AB	11	LEU
2	AB	15	VAL
2	AB	17	PHE
2	AB	19	HIS
2	AB	20	GLU
2	AB	21	ARG
2	AB	24	TRP
2	AB	49	GLU
2	AB	53	ARG
2	AB	56	ARG
2	AB	67	THR
2	AB	71	VAL
2	AB	80	ILE
2	AB	81	VAL
2	AB	87	ARG
2	AB	96	ARG
2	AB	109	SER
2	AB	112	VAL
2	AB	114	ARG
2	AB	116	GLU

Continued on next page...

Continued from previous page...

Mol	Chain	Res	Type
2	AB	126	GLU
2	AB	128	GLU
2	AB	142	LEU
2	AB	144	ARG
2	AB	145	LEU
2	AB	153	ARG
2	AB	155	LEU
2	AB	156	LYS
2	AB	157	ARG
2	AB	158	LEU
2	AB	170	GLU
2	AB	178	ARG
2	AB	185	ILE
2	AB	187	LEU
2	AB	190	THR
2	AB	196	LEU
2	AB	200	ILE
2	AB	208	ILE
2	AB	209	ARG
2	AB	217	ARG
2	AB	221	LEU
2	AB	222	ILE
2	AB	226	ARG
2	AB	233	SER
3	AC	3	ASN
3	AC	17	ASP
3	AC	27	LYS
3	AC	28	GLN
3	AC	29	TYR
3	AC	47	LEU
3	AC	52	LEU
3	AC	54	ARG
3	AC	77	ILE
3	AC	82	GLU
3	AC	98	ASN
3	AC	104	GLN
3	AC	118	GLN
3	AC	119	ARG
3	AC	131	ARG
3	AC	150	LYS
3	AC	154	SER
3	AC	165	THR

Continued on next page...

Continued from previous page...

Mol	Chain	Res	Type
4	AD	5	ILE
4	AD	19	LEU
4	AD	31	CYS
4	AD	58	LEU
4	AD	85	LYS
4	AD	86	LYS
4	AD	110	PHE
4	AD	112	VAL
4	AD	122	ARG
4	AD	126	ILE
4	AD	127	THR
4	AD	135	LEU
4	AD	150	GLU
4	AD	155	LEU
4	AD	158	ILE
4	AD	168	ARG
4	AD	181	MET
4	AD	182	LYS
4	AD	184	LYS
4	AD	187	ARG
4	AD	188	LEU
4	AD	190	ASP
4	AD	193	ASP
4	AD	196	LEU
4	AD	201	GLN
5	AE	10	MET
5	AE	12	LEU
5	AE	31	LEU
5	AE	40	ARG
5	AE	41	VAL
5	AE	47	LYS
5	AE	71	LEU
5	AE	78	HIS
5	AE	79	GLU
6	AF	46	ARG
6	AF	55	ASP
6	AF	63	TYR
6	AF	69	GLU
6	AF	74	ASP
6	AF	82	ARG
6	AF	94	GLN
7	AG	8	GLU

Continued on next page...

Continued from previous page...

Mol	Chain	Res	Type
7	AG	9	VAL
7	AG	12	LEU
7	AG	13	GLN
7	AG	15	ASP
7	AG	21	VAL
7	AG	50	ILE
7	AG	51	GLN
7	AG	57	GLU
7	AG	75	VAL
7	AG	76	ARG
7	AG	79	ARG
7	AG	97	GLN
7	AG	104	LEU
7	AG	113	GLU
7	AG	114	ARG
7	AG	138	LYS
7	AG	140	ASP
7	AG	144	MET
8	AH	21	LYS
8	AH	23	SER
8	AH	25	ASP
8	AH	26	VAL
8	AH	37	ARG
8	AH	50	ARG
8	AH	52	ASP
8	AH	53	VAL
8	AH	63	LEU
8	AH	75	ARG
8	AH	78	GLN
8	AH	97	VAL
8	AH	98	LYS
8	AH	107	LEU
8	AH	112	LEU
8	AH	137	VAL
9	AI	23	ASN
9	AI	27	THR
9	AI	53	VAL
9	AI	54	ASP
9	AI	56	LEU
9	AI	60	ASP
9	AI	65	VAL
9	AI	66	ARG

Continued on next page...

Continued from previous page...

Mol	Chain	Res	Type
9	AI	75	ASP
9	AI	81	ILE
9	AI	103	THR
9	AI	108	VAL
9	AI	127	LYS
9	AI	128	ARG
10	AJ	5	ARG
10	AJ	7	LYS
10	AJ	16	LEU
10	AJ	30	SER
10	AJ	68	HIS
10	AJ	96	ILE
11	AK	31	THR
11	AK	48	ILE
11	AK	70	LYS
11	AK	84	VAL
11	AK	95	ILE
11	AK	96	ARG
11	AK	104	GLN
11	AK	109	VAL
11	AK	120	ARG
12	AL	6	THR
12	AL	33	ARG
12	AL	46	LYS
12	AL	55	VAL
12	AL	67	THR
12	AL	70	ILE
12	AL	86	ARG
13	AM	3	ARG
13	AM	4	ILE
13	AM	8	GLU
13	AM	19	LEU
13	AM	43	THR
13	AM	50	GLU
13	AM	56	LEU
13	AM	70	LEU
13	AM	73	GLU
13	AM	110	ARG
13	AM	121	LYS
14	AN	3	ARG
14	AN	6	LEU
14	AN	7	ILE

Continued on next page...

Continued from previous page...

Mol	Chain	Res	Type
14	AN	18	VAL
14	AN	22	THR
14	AN	23	ARG
14	AN	32	SER
14	AN	33	VAL
15	AO	3	ILE
15	AO	5	LYS
15	AO	22	THR
15	AO	24	SER
15	AO	26	GLU
15	AO	39	LEU
15	AO	41	GLU
15	AO	83	GLU
15	AO	84	LYS
16	AP	2	VAL
16	AP	5	ARG
16	AP	8	ARG
16	AP	19	ILE
16	AP	20	VAL
16	AP	28	ARG
16	AP	45	THR
16	AP	50	LYS
16	AP	67	THR
17	AQ	14	LYS
17	AQ	53	LEU
17	AQ	60	ILE
17	AQ	63	ARG
17	AQ	74	LEU
18	AR	26	LEU
18	AR	32	ARG
18	AR	61	LYS
18	AR	82	THR
19	AS	5	LEU
19	AS	6	LYS
19	AS	28	LYS
19	AS	37	ARG
19	AS	63	THR
19	AS	65	ASN
20	AT	8	ARG
20	AT	9	ASN
20	AT	13	LEU
20	AT	31	SER

Continued on next page...

Continued from previous page...

Mol	Chain	Res	Type
20	AT	45	GLN
20	AT	46	GLU
20	AT	56	MET
20	AT	58	LYS
20	AT	62	LEU
21	AU	7	ARG
21	AU	9	ARG
21	AU	10	ARG
21	AU	15	ARG
24	AW	2	VAL
27	BD	3	VAL
27	BD	12	SER
27	BD	13	ARG
27	BD	61	LEU
27	BD	71	ASP
27	BD	94	LEU
27	BD	103	ARG
27	BD	138	VAL
27	BD	142	VAL
27	BD	155	LEU
27	BD	211	ARG
27	BD	217	ARG
27	BD	221	VAL
27	BD	229	VAL
27	BD	242	ARG
27	BD	257	LEU
27	BD	260	ARG
28	BE	1	MET
28	BE	9	VAL
28	BE	12	THR
28	BE	21	VAL
28	BE	24	THR
28	BE	49	LEU
28	BE	73	GLU
28	BE	82	ARG
28	BE	89	ASP
28	BE	93	VAL
28	BE	97	LYS
28	BE	111	ARG
28	BE	116	VAL
28	BE	119	ARG
28	BE	144	ARG

Continued on next page...

Continued from previous page...

Mol	Chain	Res	Type
28	BE	145	LYS
28	BE	154	LYS
28	BE	163	GLU
28	BE	170	LEU
28	BE	175	VAL
28	BE	181	LEU
28	BE	203	LYS
29	BF	19	GLU
29	BF	24	LEU
29	BF	33	LEU
29	BF	53	THR
29	BF	57	VAL
29	BF	64	ILE
29	BF	74	ARG
29	BF	78	ILE
29	BF	88	VAL
29	BF	106	ARG
29	BF	108	LYS
29	BF	110	LEU
29	BF	125	LEU
29	BF	170	LEU
29	BF	192	LEU
29	BF	197	ASP
29	BF	200	GLU
30	BG	5	VAL
30	BG	7	LEU
30	BG	28	VAL
30	BG	31	VAL
30	BG	43	LEU
30	BG	45	GLU
30	BG	78	SER
30	BG	81	LYS
30	BG	82	LEU
30	BG	86	MET
30	BG	91	ARG
30	BG	133	LEU
30	BG	135	LEU
30	BG	136	ARG
30	BG	140	ILE
30	BG	143	GLU
30	BG	148	MET
30	BG	159	VAL

Continued on next page...

Continued from previous page...

Mol	Chain	Res	Type
30	BG	170	ARG
30	BG	181	ARG
31	BH	6	ARG
31	BH	13	LYS
31	BH	15	VAL
31	BH	41	MET
31	BH	44	VAL
31	BH	49	VAL
31	BH	59	ARG
31	BH	69	ARG
31	BH	95	ARG
31	BH	98	LEU
31	BH	116	GLU
31	BH	122	THR
31	BH	129	THR
31	BH	172	LYS
31	BH	175	LYS
32	BI	9	LEU
32	BI	15	VAL
32	BI	19	VAL
32	BI	20	ASP
32	BI	38	LEU
32	BI	40	THR
32	BI	41	GLU
32	BI	43	ASN
32	BI	50	ARG
32	BI	54	GLN
32	BI	57	ARG
32	BI	60	GLU
32	BI	64	GLU
32	BI	66	GLU
32	BI	68	LEU
32	BI	74	ASN
32	BI	75	LEU
32	BI	77	LEU
32	BI	78	THR
32	BI	92	VAL
32	BI	96	ASP
32	BI	101	LEU
32	BI	107	VAL
32	BI	109	ILE
32	BI	114	LEU

Continued on next page...

Continued from previous page...

Mol	Chain	Res	Type
32	BI	140	LEU
32	BI	142	VAL
32	BI	144	VAL
33	BN	28	THR
33	BN	33	LEU
33	BN	34	LEU
33	BN	46	VAL
33	BN	48	MET
33	BN	61	ARG
33	BN	68	GLU
33	BN	83	LYS
33	BN	87	LEU
33	BN	97	ARG
33	BN	99	LEU
33	BN	120	LEU
33	BN	121	LYS
33	BN	133	GLN
33	BN	137	LYS
34	BO	8	LEU
34	BO	23	ARG
34	BO	24	VAL
34	BO	58	VAL
34	BO	94	ARG
34	BO	98	VAL
35	BP	4	SER
35	BP	15	ARG
35	BP	42	SER
35	BP	59	LEU
35	BP	65	ARG
35	BP	83	VAL
35	BP	95	VAL
35	BP	98	GLU
35	BP	106	LEU
35	BP	112	LEU
35	BP	125	VAL
35	BP	144	GLU
35	BP	149	GLU
36	BQ	1	MET
36	BQ	5	ARG
36	BQ	7	MET
36	BQ	8	LYS
36	BQ	16	ARG

Continued on next page...

Continued from previous page...

Mol	Chain	Res	Type
36	BQ	21	THR
36	BQ	45	GLN
36	BQ	54	MET
36	BQ	56	ARG
36	BQ	60	ARG
36	BQ	75	THR
36	BQ	81	VAL
36	BQ	85	LYS
36	BQ	109	VAL
36	BQ	110	THR
36	BQ	129	THR
36	BQ	138	ASP
37	BR	1	MET
37	BR	6	SER
37	BR	18	LEU
37	BR	28	LEU
37	BR	29	LEU
37	BR	33	ARG
37	BR	36	THR
37	BR	44	LEU
37	BR	54	LEU
37	BR	60	LEU
37	BR	65	LEU
37	BR	67	LEU
37	BR	75	LEU
37	BR	79	LEU
37	BR	86	ARG
37	BR	91	GLN
37	BR	100	LEU
37	BR	111	LEU
38	BS	14	VAL
38	BS	20	ARG
38	BS	36	TYR
38	BS	43	GLU
38	BS	48	LEU
38	BS	50	SER
38	BS	59	LYS
38	BS	61	ASN
38	BS	78	LEU
38	BS	103	GLU
39	BT	13	ARG
39	BT	17	THR

Continued on next page...

Continued from previous page...

Mol	Chain	Res	Type
39	BT	28	VAL
39	BT	39	ARG
39	BT	49	VAL
39	BT	53	ARG
39	BT	74	ARG
39	BT	78	LEU
39	BT	85	LYS
39	BT	96	ARG
39	BT	118	ARG
40	BU	8	VAL
40	BU	31	SER
40	BU	36	ARG
40	BU	60	LEU
40	BU	74	LEU
40	BU	83	LEU
40	BU	92	ARG
40	BU	95	LEU
40	BU	104	GLN
40	BU	117	GLN
41	BV	10	LYS
41	BV	18	LEU
41	BV	21	ARG
41	BV	51	VAL
41	BV	52	VAL
41	BV	61	VAL
41	BV	62	LEU
41	BV	72	VAL
41	BV	79	VAL
41	BV	95	LEU
41	BV	100	ARG
42	BW	11	ARG
42	BW	15	ARG
42	BW	17	VAL
42	BW	23	LEU
42	BW	27	LYS
42	BW	51	LEU
42	BW	60	ASN
42	BW	63	ASP
42	BW	67	ASP
42	BW	100	THR
42	BW	107	LEU
43	BX	2	LYS

Continued on next page...

Continued from previous page...

Mol	Chain	Res	Type
43	BX	57	LEU
43	BX	66	LEU
43	BX	70	LEU
44	BY	2	ARG
44	BY	7	VAL
44	BY	43	ASN
44	BY	72	VAL
44	BY	90	LEU
44	BY	91	GLU
45	BZ	5	LEU
45	BZ	6	LYS
45	BZ	11	GLU
45	BZ	19	ARG
45	BZ	31	ARG
45	BZ	40	ASP
45	BZ	41	LEU
45	BZ	42	VAL
45	BZ	61	LEU
45	BZ	76	LEU
45	BZ	82	ARG
45	BZ	86	VAL
45	BZ	87	ASP
45	BZ	91	LEU
45	BZ	107	THR
45	BZ	120	ILE
45	BZ	131	ARG
45	BZ	132	ASN
45	BZ	135	GLU
45	BZ	136	PHE
45	BZ	144	LEU
45	BZ	154	ASP
45	BZ	155	LEU
45	BZ	162	GLU
46	B0	7	LEU
46	B0	10	THR
46	B0	20	ARG
46	B0	55	ARG
47	B1	21	ARG
47	B1	26	ARG
47	B1	35	THR
47	B1	40	ARG
47	B1	52	ARG

Continued on next page...

Continued from previous page...

Mol	Chain	Res	Type
47	B1	59	THR
47	B1	89	GLU
47	B1	95	LEU
48	B2	28	LYS
48	B2	30	ARG
48	B2	41	ILE
48	B2	45	SER
48	B2	52	ASP
48	B2	53	LEU
48	B2	55	ARG
48	B2	64	LEU
48	B2	70	GLN
49	B3	6	VAL
49	B3	8	LEU
49	B3	23	LEU
49	B3	29	ARG
49	B3	32	GLN
49	B3	55	ARG
49	B3	58	VAL
50	B4	5	ILE
50	B4	28	LYS
50	B4	34	GLU
50	B4	46	GLN
50	B4	49	PHE
50	B4	56	VAL
50	B4	58	ARG
50	B4	61	ARG
50	B4	63	TYR
50	B4	68	ARG
50	B4	69	LYS
51	B5	6	VAL
51	B5	29	THR
51	B5	40	LYS
51	B5	58	LEU
51	B5	60	VAL
52	B6	4	GLU
52	B6	6	ARG
52	B6	14	THR
52	B6	38	LYS
52	B6	48	VAL
52	B6	49	HIS
53	B7	1	MET

Continued on next page...

Continued from previous page...

Mol	Chain	Res	Type
53	B7	23	ARG
53	B7	43	THR
53	B7	47	ARG
54	B8	14	VAL
54	B8	29	LYS
54	B8	31	HIS
54	B8	32	LEU
55	B9	26	ILE
2	CB	7	VAL
2	CB	11	LEU
2	CB	22	LYS
2	CB	23	ARG
2	CB	24	TRP
2	CB	44	LEU
2	CB	56	ARG
2	CB	67	THR
2	CB	71	VAL
2	CB	80	ILE
2	CB	108	ILE
2	CB	115	LEU
2	CB	126	GLU
2	CB	128	GLU
2	CB	140	HIS
2	CB	142	LEU
2	CB	144	ARG
2	CB	145	LEU
2	CB	153	ARG
2	CB	154	LEU
2	CB	157	ARG
2	CB	158	LEU
2	CB	160	ASP
2	CB	169	LYS
2	CB	178	ARG
2	CB	185	ILE
2	CB	187	LEU
2	CB	191	ASP
2	CB	200	ILE
2	CB	217	ARG
2	CB	221	LEU
2	CB	224	GLN
2	CB	226	ARG
2	CB	233	SER

Continued on next page...

Continued from previous page...

Mol	Chain	Res	Type
2	CB	235	SER
3	CC	3	ASN
3	CC	20	SER
3	CC	29	TYR
3	CC	47	LEU
3	CC	52	LEU
3	CC	77	ILE
3	CC	82	GLU
3	CC	98	ASN
3	CC	101	LEU
3	CC	104	GLN
3	CC	115	LEU
3	CC	118	GLN
3	CC	131	ARG
3	CC	152	ILE
3	CC	154	SER
3	CC	162	GLN
3	CC	164	ARG
3	CC	179	ARG
4	CD	10	ARG
4	CD	19	LEU
4	CD	31	CYS
4	CD	47	ARG
4	CD	58	LEU
4	CD	65	ARG
4	CD	96	LEU
4	CD	122	ARG
4	CD	127	THR
4	CD	135	LEU
4	CD	150	GLU
4	CD	155	LEU
4	CD	157	LEU
4	CD	170	VAL
4	CD	181	MET
4	CD	184	LYS
4	CD	187	ARG
4	CD	188	LEU
4	CD	191	ARG
4	CD	194	LEU
4	CD	201	GLN
5	CE	12	LEU
5	CE	31	LEU

Continued on next page...

Continued from previous page...

Mol	Chain	Res	Type
5	CE	40	ARG
5	CE	41	VAL
5	CE	71	LEU
5	CE	79	GLU
5	CE	82	VAL
6	CF	23	LYS
6	CF	28	ARG
6	CF	41	GLU
6	CF	46	ARG
6	CF	63	TYR
6	CF	69	GLU
7	CG	9	VAL
7	CG	12	LEU
7	CG	13	GLN
7	CG	15	ASP
7	CG	16	LEU
7	CG	50	ILE
7	CG	51	GLN
7	CG	52	GLU
7	CG	58	PRO
7	CG	73	MET
7	CG	75	VAL
7	CG	85	TYR
7	CG	104	LEU
7	CG	113	GLU
7	CG	114	ARG
7	CG	140	ASP
7	CG	144	MET
7	CG	155	ARG
8	CH	21	LYS
8	CH	23	SER
8	CH	25	ASP
8	CH	53	VAL
8	CH	68	ARG
8	CH	78	GLN
8	CH	84	ARG
8	CH	97	VAL
8	CH	98	LYS
8	CH	99	GLU
8	CH	112	LEU
8	CH	137	VAL
9	CI	7	THR

Continued on next page...

Continued from previous page...

Mol	Chain	Res	Type
9	CI	17	VAL
9	CI	23	ASN
9	CI	27	THR
9	CI	33	PHE
9	CI	66	ARG
9	CI	75	ASP
9	CI	81	ILE
9	CI	86	VAL
9	CI	92	TYR
9	CI	102	LEU
9	CI	124	GLN
9	CI	125	TYR
9	CI	128	ARG
10	CJ	6	ILE
10	CJ	23	ILE
10	CJ	29	ARG
10	CJ	68	HIS
10	CJ	96	ILE
11	CK	54	ARG
11	CK	79	SER
11	CK	84	VAL
11	CK	95	ILE
11	CK	96	ARG
11	CK	126	ARG
12	CL	33	ARG
12	CL	34	ARG
12	CL	52	LEU
12	CL	55	VAL
12	CL	59	ARG
12	CL	60	LEU
12	CL	70	ILE
12	CL	83	VAL
12	CL	97	ARG
12	CL	123	LYS
13	CM	3	ARG
13	CM	4	ILE
13	CM	8	GLU
13	CM	19	LEU
13	CM	27	LYS
13	CM	47	ASP
13	CM	56	LEU
13	CM	70	LEU

Continued on next page...

Continued from previous page...

Mol	Chain	Res	Type
13	CM	104	ARG
13	CM	106	ASN
13	CM	110	ARG
13	CM	121	LYS
14	CN	3	ARG
14	CN	7	ILE
14	CN	18	VAL
14	CN	22	THR
14	CN	23	ARG
14	CN	33	VAL
14	CN	50	LYS
15	CO	3	ILE
15	CO	5	LYS
15	CO	7	GLU
15	CO	10	LYS
15	CO	22	THR
15	CO	24	SER
15	CO	26	GLU
15	CO	39	LEU
15	CO	54	ARG
15	CO	76	GLU
15	CO	83	GLU
15	CO	84	LYS
16	CP	2	VAL
16	CP	5	ARG
16	CP	8	ARG
16	CP	28	ARG
16	CP	67	THR
17	CQ	6	LEU
17	CQ	49	GLU
17	CQ	60	ILE
17	CQ	63	ARG
17	CQ	66	SER
17	CQ	74	LEU
17	CQ	83	ASP
18	CR	26	LEU
18	CR	32	ARG
18	CR	41	LYS
18	CR	42	ARG
18	CR	54	ARG
18	CR	64	ARG
18	CR	76	LEU

Continued on next page...

Continued from previous page...

Mol	Chain	Res	Type
19	CS	6	LYS
19	CS	12	ASP
19	CS	28	LYS
19	CS	30	LEU
19	CS	33	THR
19	CS	37	ARG
19	CS	43	GLU
19	CS	56	GLN
19	CS	63	THR
19	CS	71	LEU
20	CT	36	LEU
20	CT	38	LYS
20	CT	45	GLN
20	CT	46	GLU
20	CT	56	MET
20	CT	62	LEU
20	CT	71	THR
20	CT	80	ARG
20	CT	90	GLN
20	CT	99	LEU
21	CU	10	ARG
21	CU	15	ARG
24	CW	2	VAL
27	DD	13	ARG
27	DD	32	SER
27	DD	61	LEU
27	DD	69	ARG
27	DD	88	ARG
27	DD	94	LEU
27	DD	103	ARG
27	DD	106	ILE
27	DD	113	VAL
27	DD	116	GLN
27	DD	134	ARG
27	DD	138	VAL
27	DD	142	VAL
27	DD	155	LEU
27	DD	200	ASP
27	DD	211	ARG
27	DD	217	ARG
27	DD	221	VAL
27	DD	229	VAL

Continued on next page...

Continued from previous page...

Mol	Chain	Res	Type
27	DD	242	ARG
27	DD	257	LEU
27	DD	259	THR
27	DD	260	ARG
27	DD	274	ARG
27	DD	276	LYS
28	DE	1	MET
28	DE	9	VAL
28	DE	12	THR
28	DE	21	VAL
28	DE	24	THR
28	DE	33	VAL
28	DE	40	GLU
28	DE	49	LEU
28	DE	52	LEU
28	DE	73	GLU
28	DE	75	VAL
28	DE	78	LEU
28	DE	82	ARG
28	DE	111	ARG
28	DE	116	VAL
28	DE	119	ARG
28	DE	144	ARG
28	DE	154	LYS
28	DE	163	GLU
28	DE	181	LEU
29	DF	12	LEU
29	DF	19	GLU
29	DF	20	LEU
29	DF	24	LEU
29	DF	33	LEU
29	DF	74	ARG
29	DF	106	ARG
29	DF	107	LYS
29	DF	108	LYS
29	DF	110	LEU
29	DF	135	LYS
29	DF	137	LYS
29	DF	192	LEU
29	DF	200	GLU
30	DG	5	VAL
30	DG	21	ARG

Continued on next page...

Continued from previous page...

Mol	Chain	Res	Type
30	DG	28	VAL
30	DG	31	VAL
30	DG	35	GLU
30	DG	36	LYS
30	DG	43	LEU
30	DG	45	GLU
30	DG	49	ASP
30	DG	60	LEU
30	DG	84	LYS
30	DG	91	ARG
30	DG	98	ARG
30	DG	113	ARG
30	DG	115	ARG
30	DG	128	ARG
30	DG	133	LEU
30	DG	136	ARG
30	DG	140	ILE
30	DG	143	GLU
30	DG	145	THR
30	DG	148	MET
30	DG	153	ARG
30	DG	159	VAL
30	DG	164	GLU
30	DG	170	ARG
31	DH	3	ARG
31	DH	6	ARG
31	DH	15	VAL
31	DH	42	ARG
31	DH	69	ARG
31	DH	76	VAL
31	DH	81	GLU
31	DH	95	ARG
31	DH	98	LEU
31	DH	106	THR
31	DH	139	GLN
31	DH	171	LEU
31	DH	172	LYS
32	DI	15	VAL
32	DI	19	VAL
32	DI	20	ASP
32	DI	40	THR
32	DI	41	GLU

Continued on next page...

Continued from previous page...

Mol	Chain	Res	Type
32	DI	43	ASN
32	DI	44	LEU
32	DI	57	ARG
32	DI	61	ARG
32	DI	66	GLU
32	DI	68	LEU
32	DI	75	LEU
32	DI	77	LEU
32	DI	114	LEU
32	DI	121	LYS
32	DI	140	LEU
32	DI	142	VAL
32	DI	144	VAL
33	DN	5	VAL
33	DN	12	ARG
33	DN	33	LEU
33	DN	34	LEU
33	DN	38	HIS
33	DN	46	VAL
33	DN	48	MET
33	DN	61	ARG
33	DN	68	GLU
33	DN	85	ILE
33	DN	87	LEU
33	DN	99	LEU
33	DN	120	LEU
33	DN	133	GLN
33	DN	137	LYS
33	DN	138	LEU
34	DO	8	LEU
34	DO	23	ARG
34	DO	24	VAL
34	DO	58	VAL
34	DO	69	ILE
34	DO	92	GLU
34	DO	94	ARG
34	DO	98	VAL
34	DO	108	GLU
35	DP	2	LYS
35	DP	29	LYS
35	DP	42	SER
35	DP	55	ARG

Continued on next page...

Continued from previous page...

Mol	Chain	Res	Type
35	DP	59	LEU
35	DP	65	ARG
35	DP	76	LYS
35	DP	77	ARG
35	DP	99	LEU
35	DP	106	LEU
35	DP	112	LEU
36	DQ	1	MET
36	DQ	7	MET
36	DQ	8	LYS
36	DQ	11	LYS
36	DQ	16	ARG
36	DQ	21	THR
36	DQ	45	GLN
36	DQ	55	VAL
36	DQ	56	ARG
36	DQ	60	ARG
36	DQ	75	THR
36	DQ	81	VAL
36	DQ	85	LYS
36	DQ	109	VAL
36	DQ	110	THR
37	DR	1	MET
37	DR	6	SER
37	DR	18	LEU
37	DR	28	LEU
37	DR	29	LEU
37	DR	33	ARG
37	DR	36	THR
37	DR	44	LEU
37	DR	57	ARG
37	DR	60	LEU
37	DR	65	LEU
37	DR	75	LEU
37	DR	79	LEU
37	DR	86	ARG
37	DR	100	LEU
37	DR	111	LEU
38	DS	14	VAL
38	DS	20	ARG
38	DS	35	ILE
38	DS	36	TYR

Continued on next page...

Continued from previous page...

Mol	Chain	Res	Type
38	DS	43	GLU
38	DS	48	LEU
38	DS	50	SER
38	DS	57	LYS
38	DS	58	LEU
38	DS	67	ARG
38	DS	68	GLN
38	DS	75	GLU
38	DS	78	LEU
38	DS	83	LYS
38	DS	103	GLU
39	DT	6	LEU
39	DT	13	ARG
39	DT	74	ARG
39	DT	85	LYS
39	DT	89	VAL
39	DT	96	ARG
39	DT	113	LYS
39	DT	118	ARG
40	DU	5	LYS
40	DU	31	SER
40	DU	59	ARG
40	DU	60	LEU
40	DU	74	LEU
40	DU	83	LEU
40	DU	89	GLU
40	DU	92	ARG
40	DU	104	GLN
40	DU	108	GLU
40	DU	114	LYS
41	DV	15	GLU
41	DV	18	LEU
41	DV	21	ARG
41	DV	52	VAL
41	DV	57	VAL
41	DV	62	LEU
41	DV	72	VAL
41	DV	79	VAL
41	DV	95	LEU
42	DW	11	ARG
42	DW	15	ARG
42	DW	17	VAL

Continued on next page...

Continued from previous page...

Mol	Chain	Res	Type
42	DW	23	LEU
42	DW	27	LYS
42	DW	51	LEU
42	DW	60	ASN
42	DW	63	ASP
42	DW	100	THR
42	DW	107	LEU
43	DX	35	THR
43	DX	57	LEU
43	DX	70	LEU
44	DY	2	ARG
44	DY	11	ASP
44	DY	23	ARG
44	DY	43	ASN
44	DY	72	VAL
44	DY	99	CYS
45	DZ	5	LEU
45	DZ	11	GLU
45	DZ	19	ARG
45	DZ	31	ARG
45	DZ	33	LEU
45	DZ	40	ASP
45	DZ	41	LEU
45	DZ	50	GLN
45	DZ	61	LEU
45	DZ	72	ARG
45	DZ	76	LEU
45	DZ	86	VAL
45	DZ	87	ASP
45	DZ	91	LEU
45	DZ	107	THR
45	DZ	154	ASP
45	DZ	155	LEU
45	DZ	162	GLU
45	DZ	165	VAL
46	D0	7	LEU
46	D0	10	THR
46	D0	19	LYS
46	D0	20	ARG
46	D0	24	LYS
46	D0	55	ARG
47	D1	21	ARG

Continued on next page...

Continued from previous page...

Mol	Chain	Res	Type
47	D1	26	ARG
47	D1	35	THR
47	D1	40	ARG
47	D1	52	ARG
47	D1	59	THR
47	D1	78	LYS
48	D2	28	LYS
48	D2	30	ARG
48	D2	40	SER
48	D2	45	SER
48	D2	52	ASP
48	D2	53	LEU
48	D2	55	ARG
48	D2	70	GLN
49	D3	6	VAL
49	D3	8	LEU
49	D3	23	LEU
49	D3	24	LYS
49	D3	30	ARG
49	D3	32	GLN
49	D3	44	ARG
50	D4	5	ILE
50	D4	44	THR
50	D4	56	VAL
50	D4	58	ARG
50	D4	61	ARG
50	D4	63	TYR
50	D4	68	ARG
50	D4	69	LYS
51	D5	29	THR
51	D5	33	CYS
51	D5	40	LYS
51	D5	48	GLU
51	D5	58	LEU
52	D6	6	ARG
52	D6	9	LEU
52	D6	38	LYS
52	D6	48	VAL
53	D7	1	MET
53	D7	48	LYS
54	D8	14	VAL
54	D8	26	LYS

Continued on next page...

Continued from previous page...

Mol	Chain	Res	Type
54	D8	29	LYS
54	D8	31	HIS
55	D9	26	ILE

Some sidechains can be flipped to improve hydrogen bonding and reduce clashes. All (113) such sidechains are listed below:

Mol	Chain	Res	Type
2	AB	40	HIS
3	AC	6	HIS
3	AC	28	GLN
3	AC	104	GLN
3	AC	118	GLN
3	AC	136	GLN
3	AC	181	ASN
4	AD	45	GLN
5	AE	20	GLN
5	AE	56	GLN
5	AE	141	GLN
6	AF	94	GLN
6	AF	100	ASN
7	AG	28	ASN
7	AG	148	ASN
9	AI	23	ASN
9	AI	31	GLN
9	AI	34	ASN
9	AI	89	ASN
10	AJ	13	HIS
10	AJ	56	HIS
11	AK	93	GLN
12	AL	78	GLN
12	AL	99	HIS
13	AM	92	HIS
15	AO	28	GLN
15	AO	62	GLN
16	AP	13	HIS
17	AQ	16	GLN
17	AQ	26	GLN
19	AS	23	ASN
19	AS	47	HIS
19	AS	65	ASN
19	AS	69	HIS
20	AT	9	ASN

Continued on next page...

Continued from previous page...

Mol	Chain	Res	Type
20	AT	45	GLN
20	AT	90	GLN
27	BD	253	GLN
29	BF	69	HIS
29	BF	169	ASN
29	BF	203	GLN
31	BH	158	HIS
32	BI	43	ASN
32	BI	139	GLN
35	BP	38	GLN
36	BQ	45	GLN
39	BT	123	GLN
40	BU	117	GLN
41	BV	80	GLN
43	BX	31	HIS
44	BY	6	HIS
44	BY	43	ASN
45	BZ	32	HIS
45	BZ	151	HIS
46	B0	3	HIS
48	B2	38	GLN
48	B2	70	GLN
49	B3	32	GLN
55	B9	36	GLN
2	CB	19	HIS
2	CB	40	HIS
2	CB	224	GLN
3	CC	6	HIS
3	CC	28	GLN
3	CC	37	GLN
3	CC	104	GLN
3	CC	118	GLN
3	CC	123	GLN
3	CC	136	GLN
4	CD	45	GLN
4	CD	74	GLN
4	CD	125	HIS
5	CE	20	GLN
5	CE	78	HIS
5	CE	141	GLN
7	CG	51	GLN
8	CH	78	GLN

Continued on next page...

Continued from previous page...

Mol	Chain	Res	Type
9	CI	31	GLN
9	CI	58	HIS
10	CJ	68	HIS
11	CK	22	HIS
11	CK	93	GLN
12	CL	78	GLN
13	CM	77	ASN
15	CO	28	GLN
16	CP	16	HIS
19	CS	65	ASN
19	CS	69	HIS
20	CT	16	HIS
27	DD	87	ASN
27	DD	164	GLN
27	DD	253	GLN
28	DE	85	ASN
29	DF	69	HIS
29	DF	169	ASN
29	DF	203	GLN
30	DG	40	ASN
30	DG	79	ASN
31	DH	139	GLN
31	DH	158	HIS
32	DI	43	ASN
35	DP	38	GLN
36	DQ	45	GLN
37	DR	13	HIS
37	DR	71	GLN
38	DS	68	GLN
39	DT	123	GLN
41	DV	64	HIS
43	DX	31	HIS
44	DY	43	ASN
46	D0	3	HIS
48	D2	38	GLN
55	D9	36	GLN

5.3.3 RNA

Mol	Chain	Analysed	Backbone Outliers	Pucker Outliers
1	AA	1495/1522 (98%)	393 (26%)	0

Continued on next page...

Continued from previous page...

Mol	Chain	Analysed	Backbone Outliers	Pucker Outliers
1	CA	1501/1522 (98%)	388 (25%)	0
22	AV	4/24 (16%)	1 (25%)	0
22	CV	4/24 (16%)	1 (25%)	0
23	AX	75/77 (97%)	16 (21%)	0
23	CX	75/77 (97%)	16 (21%)	0
25	BA	2721/2915 (93%)	508 (18%)	0
25	DA	2704/2915 (92%)	535 (19%)	0
26	BB	119/122 (97%)	18 (15%)	0
26	DB	119/122 (97%)	24 (20%)	0
All	All	8817/9320 (94%)	1900 (21%)	0

All (1900) RNA backbone outliers are listed below:

Mol	Chain	Res	Type
1	AA	7	G
1	AA	9	G
1	AA	15	G
1	AA	22	G
1	AA	32	A
1	AA	39	G
1	AA	44	G
1	AA	47	C
1	AA	48	C
1	AA	50	A
1	AA	51	A
1	AA	59	A
1	AA	61	G
1	AA	63	C
1	AA	69	G
1	AA	77	G
1	AA	78	G
1	AA	79	G
1	AA	96	U
1	AA	97	G
1	AA	98	G
1	AA	101	A
1	AA	102	G
1	AA	112	G
1	AA	115	G
1	AA	116	A
1	AA	121	C
1	AA	129(A)	G

Continued on next page...

Continued from previous page...

Mol	Chain	Res	Type
1	AA	131	C
1	AA	138	G
1	AA	141	A
1	AA	142	G
1	AA	143	A
1	AA	144	G
1	AA	149	A
1	AA	163	C
1	AA	165	C
1	AA	166	G
1	AA	171	A
1	AA	173	U
1	AA	174	C
1	AA	180	U
1	AA	181	G
1	AA	182	U
1	AA	189(D)	C
1	AA	189(F)	U
1	AA	190	U
1	AA	193	C
1	AA	194	C
1	AA	195	A
1	AA	197	A
1	AA	199	G
1	AA	201	C
1	AA	203	U
1	AA	204	U
1	AA	216	G
1	AA	220	G
1	AA	247	G
1	AA	251	G
1	AA	258	G
1	AA	266	G
1	AA	267	C
1	AA	269	C
1	AA	277	C
1	AA	281	G
1	AA	289	G
1	AA	298	A
1	AA	301	G
1	AA	321	A
1	AA	328	C

Continued on next page...

Continued from previous page...

Mol	Chain	Res	Type
1	AA	332	G
1	AA	342	C
1	AA	346	G
1	AA	347	G
1	AA	348	G
1	AA	349	A
1	AA	351	G
1	AA	352	C
1	AA	353	A
1	AA	354	G
1	AA	355	C
1	AA	367	U
1	AA	372	C
1	AA	373	A
1	AA	383	A
1	AA	388	G
1	AA	396	G
1	AA	397	A
1	AA	398	C
1	AA	403	C
1	AA	406	G
1	AA	409	G
1	AA	411	A
1	AA	412	A
1	AA	413	G
1	AA	414	A
1	AA	415	A
1	AA	422	C
1	AA	424	G
1	AA	429	U
1	AA	430	A
1	AA	439	A
1	AA	442	C
1	AA	443	C
1	AA	452	A
1	AA	461	A
1	AA	471	G
1	AA	474	G
1	AA	484	G
1	AA	485	G
1	AA	492	G
1	AA	496	A

Continued on next page...

Continued from previous page...

Mol	Chain	Res	Type
1	AA	498	U
1	AA	505	G
1	AA	509	A
1	AA	510	A
1	AA	511	C
1	AA	513	C
1	AA	518	C
1	AA	521	G
1	AA	527	G
1	AA	531	U
1	AA	532	A
1	AA	533	A
1	AA	536	C
1	AA	544	G
1	AA	547	A
1	AA	553	A
1	AA	559	A
1	AA	561	U
1	AA	571	U
1	AA	572	A
1	AA	573	A
1	AA	576	G
1	AA	592	G
1	AA	596	C
1	AA	597	G
1	AA	606	G
1	AA	626	U
1	AA	630	G
1	AA	631	G
1	AA	633	G
1	AA	639	G
1	AA	641	U
1	AA	649	G
1	AA	650	G
1	AA	651	C
1	AA	653	A
1	AA	665	A
1	AA	673	G
1	AA	680	C
1	AA	687	A
1	AA	688	G
1	AA	693	G

Continued on next page...

Continued from previous page...

Mol	Chain	Res	Type
1	AA	704	A
1	AA	711	G
1	AA	721	G
1	AA	723	U
1	AA	724	G
1	AA	731	G
1	AA	749	C
1	AA	752	G
1	AA	755	G
1	AA	760	G
1	AA	774	G
1	AA	777	A
1	AA	786	G
1	AA	792	A
1	AA	793	U
1	AA	794	A
1	AA	802	A
1	AA	806	C
1	AA	812	C
1	AA	815	A
1	AA	816	A
1	AA	817	C
1	AA	818	G
1	AA	821	G
1	AA	827	U
1	AA	828	A
1	AA	829	G
1	AA	836	G
1	AA	839	U
1	AA	840	C
1	AA	841	U
1	AA	851	G
1	AA	855	G
1	AA	858	G
1	AA	859	A
1	AA	870	U
1	AA	873	A
1	AA	876	G
1	AA	902	G
1	AA	914	A
1	AA	916	G
1	AA	922	G

Continued on next page...

Continued from previous page...

Mol	Chain	Res	Type
1	AA	926	G
1	AA	927	G
1	AA	934	C
1	AA	935	A
1	AA	942	G
1	AA	958	A
1	AA	960	U
1	AA	961	U
1	AA	967	C
1	AA	968	A
1	AA	969	A
1	AA	971	G
1	AA	972	C
1	AA	974	A
1	AA	975	A
1	AA	976	G
1	AA	977	A
1	AA	982	U
1	AA	983	A
1	AA	991	U
1	AA	992	U
1	AA	993	G
1	AA	999	C
1	AA	1000	U
1	AA	1001	A
1	AA	1001(A)	G
1	AA	1002	G
1	AA	1003	G
1	AA	1004	A
1	AA	1005	A
1	AA	1006	C
1	AA	1007	C
1	AA	1009	G
1	AA	1011	G
1	AA	1013	G
1	AA	1014	A
1	AA	1019	C
1	AA	1020	U
1	AA	1022	G
1	AA	1024	G
1	AA	1025	U
1	AA	1026	G

Continued on next page...

Continued from previous page...

Mol	Chain	Res	Type
1	AA	1027	C
1	AA	1028	C
1	AA	1029	C
1	AA	1030	C
1	AA	1030(A)	G
1	AA	1030(C)	G
1	AA	1031	G
1	AA	1033	G
1	AA	1035	A
1	AA	1036	G
1	AA	1037	C
1	AA	1039	C
1	AA	1042	G
1	AA	1043	C
1	AA	1052	U
1	AA	1053	G
1	AA	1054	C
1	AA	1055	A
1	AA	1065	U
1	AA	1066	C
1	AA	1068	G
1	AA	1070	U
1	AA	1076	C
1	AA	1081	G
1	AA	1087	G
1	AA	1091	U
1	AA	1092	A
1	AA	1093	A
1	AA	1094	G
1	AA	1095	U
1	AA	1101	A
1	AA	1104	G
1	AA	1108	G
1	AA	1109	C
1	AA	1119	C
1	AA	1124	G
1	AA	1125	U
1	AA	1126	U
1	AA	1128	C
1	AA	1130	A
1	AA	1132	C
1	AA	1134	G

Continued on next page...

Continued from previous page...

Mol	Chain	Res	Type
1	AA	1135	U
1	AA	1136	U
1	AA	1137	C
1	AA	1138	G
1	AA	1139	G
1	AA	1141	C
1	AA	1145	C
1	AA	1146	A
1	AA	1151	A
1	AA	1152	A
1	AA	1154	G
1	AA	1157	A
1	AA	1159	U
1	AA	1160	G
1	AA	1161	C
1	AA	1166	G
1	AA	1173	G
1	AA	1176	A
1	AA	1181	G
1	AA	1183	A
1	AA	1184	G
1	AA	1189	C
1	AA	1193	G
1	AA	1196	U
1	AA	1197	G
1	AA	1200	C
1	AA	1202	G
1	AA	1204	A
1	AA	1212	U
1	AA	1213	A
1	AA	1214	C
1	AA	1223	C
1	AA	1224	G
1	AA	1227	A
1	AA	1235	U
1	AA	1236	A
1	AA	1238	A
1	AA	1250	A
1	AA	1256	A
1	AA	1257	U
1	AA	1258	G
1	AA	1259	C

Continued on next page...

Continued from previous page...

Mol	Chain	Res	Type
1	AA	1260	C
1	AA	1262	C
1	AA	1270	C
1	AA	1271	G
1	AA	1273	G
1	AA	1278	U
1	AA	1279	A
1	AA	1280	A
1	AA	1281	U
1	AA	1282	C
1	AA	1283	G
1	AA	1284	C
1	AA	1286	A
1	AA	1287	A
1	AA	1294	G
1	AA	1296	C
1	AA	1297	C
1	AA	1299	A
1	AA	1300	G
1	AA	1302	U
1	AA	1305	G
1	AA	1311	G
1	AA	1314	C
1	AA	1317	C
1	AA	1320	C
1	AA	1322	C
1	AA	1323	G
1	AA	1338	G
1	AA	1340	A
1	AA	1343	G
1	AA	1346	A
1	AA	1347	G
1	AA	1353	G
1	AA	1354	C
1	AA	1358	U
1	AA	1360	A
1	AA	1361	G
1	AA	1363	C
1	AA	1370	G
1	AA	1377	A
1	AA	1379	G
1	AA	1393	U

Continued on next page...

Continued from previous page...

Mol	Chain	Res	Type
1	AA	1396	A
1	AA	1397	C
1	AA	1402	C
1	AA	1419	G
1	AA	1422	G
1	AA	1442	G
1	AA	1442(A)	G
1	AA	1442(B)	A
1	AA	1446	U
1	AA	1447	A
1	AA	1452	C
1	AA	1456	G
1	AA	1457	G
1	AA	1469	G
1	AA	1487	G
1	AA	1489	G
1	AA	1493	A
1	AA	1494	G
1	AA	1497	G
1	AA	1502	A
1	AA	1503	A
1	AA	1504	G
1	AA	1506	U
1	AA	1517	G
1	AA	1520	G
1	AA	1529	G
1	AA	1530	G
1	AA	1531	A
1	AA	1532	U
22	AV	15	A
23	AX	6	G
23	AX	9	G
23	AX	13	C
23	AX	19	G
23	AX	21	A
23	AX	26	G
23	AX	28	C
23	AX	31	G
23	AX	42	G
23	AX	47	U
23	AX	60	U
23	AX	61	C

Continued on next page...

Continued from previous page...

Mol	Chain	Res	Type
23	AX	67	C
23	AX	68	C
23	AX	70	G
23	AX	76	A
25	BA	9	U
25	BA	11	G
25	BA	12	U
25	BA	14	A
25	BA	34	C
25	BA	36	G
25	BA	45	C
25	BA	54	G
25	BA	62	U
25	BA	63	A
25	BA	70	A
25	BA	71	U
25	BA	73	A
25	BA	74	G
25	BA	83	A
25	BA	90	A
25	BA	99	G
25	BA	116	A
25	BA	118	U
25	BA	120	G
25	BA	125	A
25	BA	155	C
25	BA	161	C
25	BA	185	A
25	BA	187	C
25	BA	188	A
25	BA	194	G
25	BA	203	G
25	BA	204	G
25	BA	205	A
25	BA	206	G
25	BA	210	A
25	BA	211	A
25	BA	217	A
25	BA	218	A
25	BA	222	A
25	BA	237	G
25	BA	250	G

Continued on next page...

Continued from previous page...

Mol	Chain	Res	Type
25	BA	263	C
25	BA	265	U
25	BA	269	G
25	BA	271	U
25	BA	272	U
25	BA	273	G
25	BA	274	U
25	BA	275	C
25	BA	276	C
25	BA	279	G
25	BA	288	U
25	BA	289	G
25	BA	294	C
25	BA	296	U
25	BA	303	C
25	BA	306	A
25	BA	307	A
25	BA	332	G
25	BA	335	A
25	BA	353	G
25	BA	354	A
25	BA	360	C
25	BA	376	G
25	BA	381	A
25	BA	387	G
25	BA	391	G
25	BA	399	G
25	BA	407	U
25	BA	413	G
25	BA	432	U
25	BA	434	G
25	BA	438	G
25	BA	439	A
25	BA	448	U
25	BA	455	A
25	BA	469	A
25	BA	470	C
25	BA	474	U
25	BA	478	G
25	BA	482	C
25	BA	483	A
25	BA	496	A

Continued on next page...

Continued from previous page...

Mol	Chain	Res	Type
25	BA	505	A
25	BA	506	A
25	BA	507	G
25	BA	508	A
25	BA	515	G
25	BA	519	G
25	BA	522	A
25	BA	526	A
25	BA	529	U
25	BA	530	A
25	BA	534	C
25	BA	543	G
25	BA	549	U
25	BA	554	A
25	BA	555	G
25	BA	556	C
25	BA	557	A
25	BA	558	G
25	BA	569	G
25	BA	573	G
25	BA	586	G
25	BA	596	G
25	BA	598	A
25	BA	609	A
25	BA	610	C
25	BA	616	G
25	BA	625	G
25	BA	626	A
25	BA	627	G
25	BA	630	U
25	BA	633	G
25	BA	638	U
25	BA	639	G
25	BA	641	G
25	BA	659	C
25	BA	662	A
25	BA	670	C
25	BA	671	A
25	BA	692	C
25	BA	693	G
25	BA	697	C
25	BA	698	G

Continued on next page...

Continued from previous page...

Mol	Chain	Res	Type
25	BA	701	A
25	BA	712	C
25	BA	716	G
25	BA	724	A
25	BA	733	G
25	BA	745	C
25	BA	749	G
25	BA	764	G
25	BA	777	C
25	BA	811	A
25	BA	822	G
25	BA	823	G
25	BA	826	U
25	BA	829	A
25	BA	831	A
25	BA	832	G
25	BA	839	G
25	BA	852	G
25	BA	858	U
25	BA	859	C
25	BA	866	A
25	BA	874	U
25	BA	875	U
25	BA	877	G
25	BA	902	G
25	BA	906	G
25	BA	926	G
25	BA	927	G
25	BA	928	G
25	BA	929	G
25	BA	930	G
25	BA	931	C
25	BA	932	C
25	BA	933	C
25	BA	934	A
25	BA	935	C
25	BA	937	A
25	BA	938	G
25	BA	940	C
25	BA	942	A
25	BA	944	C
25	BA	945	A

Continued on next page...

Continued from previous page...

Mol	Chain	Res	Type
25	BA	946	A
25	BA	956	A
25	BA	965	G
25	BA	977	G
25	BA	983	G
25	BA	986	A
25	BA	989	G
25	BA	990	A
25	BA	991	G
25	BA	998	A
25	BA	1003	U
25	BA	1004	A
25	BA	1006	C
25	BA	1015	C
25	BA	1019	G
25	BA	1020	C
25	BA	1029	A
25	BA	1036	A
25	BA	1042	A
25	BA	1051	C
25	BA	1058	U
25	BA	1059	C
25	BA	1066	A
25	BA	1067	A
25	BA	1068	G
25	BA	1069	U
25	BA	1072	U
25	BA	1076	G
25	BA	1079	U
25	BA	1080	G
25	BA	1085	G
25	BA	1087	C
25	BA	1088	G
25	BA	1089	C
25	BA	1091	A
25	BA	1092	A
25	BA	1093	G
25	BA	1153	G
25	BA	1154	U
25	BA	1156	G
25	BA	1158	G
25	BA	1168	G

Continued on next page...

Continued from previous page...

Mol	Chain	Res	Type
25	BA	1174	A
25	BA	1175	A
25	BA	1176	U
25	BA	1180	C
25	BA	1181	G
25	BA	1184	G
25	BA	1186	U
25	BA	1187	U
25	BA	1188	A
25	BA	1189	A
25	BA	1195	G
25	BA	1202	A
25	BA	1210	G
25	BA	1216	G
25	BA	1217	G
25	BA	1218	G
25	BA	1219	A
25	BA	1220	U
25	BA	1221	G
25	BA	1222	A
25	BA	1223	C
25	BA	1225	C
25	BA	1229	G
25	BA	1255	A
25	BA	1256	U
25	BA	1263	C
25	BA	1266	C
25	BA	1296	G
25	BA	1298	G
25	BA	1299	A
25	BA	1302	G
25	BA	1311	A
25	BA	1317	G
25	BA	1318	A
25	BA	1319	U
25	BA	1321	A
25	BA	1346	U
25	BA	1347	A
25	BA	1359	U
25	BA	1360	C
25	BA	1367	A
25	BA	1384	G

Continued on next page...

Continued from previous page...

Mol	Chain	Res	Type
25	BA	1398	U
25	BA	1405	A
25	BA	1406	A
25	BA	1411	A
25	BA	1416	C
25	BA	1417	G
25	BA	1418	U
25	BA	1426	G
25	BA	1430	A
25	BA	1431	G
25	BA	1432	C
25	BA	1462	G
25	BA	1463	C
25	BA	1466	U
25	BA	1467	G
25	BA	1468	G
25	BA	1474	C
25	BA	1487	G
25	BA	1491	A
25	BA	1496	A
25	BA	1507	A
25	BA	1514	C
25	BA	1518	A
25	BA	1519	A
25	BA	1525	G
25	BA	1529	G
25	BA	1536	A
25	BA	1539	C
25	BA	1554	A
25	BA	1555	C
25	BA	1556	A
25	BA	1569	U
25	BA	1574	A
25	BA	1578	C
25	BA	1579	C
25	BA	1589	A
25	BA	1590	C
25	BA	1592	A
25	BA	1605	A
25	BA	1613	A
25	BA	1616	A
25	BA	1625	U

Continued on next page...

Continued from previous page...

Mol	Chain	Res	Type
25	BA	1628	G
25	BA	1631	C
25	BA	1632	A
25	BA	1654	A
25	BA	1655	A
25	BA	1656	A
25	BA	1660	A
25	BA	1686	U
25	BA	1694	G
25	BA	1695	C
25	BA	1696	G
25	BA	1701	A
25	BA	1711	A
25	BA	1721	G
25	BA	1722	C
25	BA	1735	U
25	BA	1742	G
25	BA	1743	G
25	BA	1747	A
25	BA	1748	A
25	BA	1766	G
25	BA	1767	A
25	BA	1768	U
25	BA	1769	G
25	BA	1776	G
25	BA	1777	G
25	BA	1779	G
25	BA	1787	G
25	BA	1791	A
25	BA	1794	G
25	BA	1795	G
25	BA	1804	A
25	BA	1811	A
25	BA	1813	C
25	BA	1822	A
25	BA	1831	C
25	BA	1832	G
25	BA	1843	A
25	BA	1847	G
25	BA	1860	A
25	BA	1870	G
25	BA	1878	A

Continued on next page...

Continued from previous page...

Mol	Chain	Res	Type
25	BA	1879	A
25	BA	1899	A
25	BA	1900	G
25	BA	1911	A
25	BA	1922	A
25	BA	1928	G
25	BA	1935	A
25	BA	1936	C
25	BA	1941	A
25	BA	1951	G
25	BA	1952	G
25	BA	1953	U
25	BA	1954	A
25	BA	1958	A
25	BA	1960	A
25	BA	1963	C
25	BA	1977	U
25	BA	1985	U
25	BA	1987	C
25	BA	1989	C
25	BA	1992	A
25	BA	1993	A
25	BA	1994	A
25	BA	2014	G
25	BA	2015	U
25	BA	2019	G
25	BA	2042	A
25	BA	2045	G
25	BA	2053	A
25	BA	2054	G
25	BA	2055	A
25	BA	2065	C
25	BA	2071	G
25	BA	2074	G
25	BA	2077	C
25	BA	2078	G
25	BA	2082	A
25	BA	2083	G
25	BA	2084	A
25	BA	2091	G
25	BA	2115	G
25	BA	2121	U

Continued on next page...

Continued from previous page...

Mol	Chain	Res	Type
25	BA	2122	G
25	BA	2212	G
25	BA	2214	G
25	BA	2217	C
25	BA	2220	A
25	BA	2227	G
25	BA	2228	G
25	BA	2229	A
25	BA	2230	U
25	BA	2237	A
25	BA	2246	G
25	BA	2250	G
25	BA	2251	G
25	BA	2260	C
25	BA	2264	G
25	BA	2280	A
25	BA	2281	A
25	BA	2285	A
25	BA	2287	C
25	BA	2295	C
25	BA	2299	A
25	BA	2301	G
25	BA	2306	C
25	BA	2308	U
25	BA	2317	A
25	BA	2320	G
25	BA	2326	C
25	BA	2332	A
25	BA	2337	G
25	BA	2339	A
25	BA	2346	G
25	BA	2347	A
25	BA	2348	A
25	BA	2353	G
25	BA	2355	C
25	BA	2359	C
25	BA	2362	C
25	BA	2366	G
25	BA	2373	A
25	BA	2384	G
25	BA	2388	A
25	BA	2391	G

Continued on next page...

Continued from previous page...

Mol	Chain	Res	Type
25	BA	2395	G
25	BA	2397	C
25	BA	2401	G
25	BA	2412	G
25	BA	2418	U
25	BA	2422	G
25	BA	2430	A
25	BA	2434	A
25	BA	2435	U
25	BA	2436	C
25	BA	2437	A
25	BA	2441	G
25	BA	2442	A
25	BA	2443	U
25	BA	2447	A
25	BA	2451	A
25	BA	2453	C
25	BA	2459	G
25	BA	2460	A
25	BA	2480	G
25	BA	2481	A
25	BA	2486	C
25	BA	2488	A
25	BA	2490	A
25	BA	2510	C
25	BA	2514	G
25	BA	2517	G
25	BA	2518	U
25	BA	2530	A
25	BA	2532	C
25	BA	2537	G
25	BA	2541	G
25	BA	2547	G
25	BA	2566	U
25	BA	2578	A
25	BA	2579	G
25	BA	2594	G
25	BA	2614	A
25	BA	2615	G
25	BA	2621	U
25	BA	2622	C
25	BA	2623	U

Continued on next page...

Continued from previous page...

Mol	Chain	Res	Type
25	BA	2624	C
25	BA	2632	C
25	BA	2641	A
25	BA	2642	G
25	BA	2653	G
25	BA	2666	A
25	BA	2674	A
25	BA	2690	C
25	BA	2691	A
25	BA	2701	U
25	BA	2702	C
25	BA	2703	C
25	BA	2714	U
25	BA	2715	C
25	BA	2719	G
25	BA	2725	A
25	BA	2726	A
25	BA	2727	G
25	BA	2739	U
25	BA	2746	A
25	BA	2764	G
25	BA	2770	A
25	BA	2771	A
25	BA	2777	A
25	BA	2778	A
25	BA	2779	G
25	BA	2782	C
25	BA	2788	A
25	BA	2791	A
25	BA	2803	A
25	BA	2804	C
25	BA	2807	C
25	BA	2813	G
25	BA	2816	G
25	BA	2828	G
25	BA	2830	A
25	BA	2831	A
25	BA	2843	G
25	BA	2845	A
25	BA	2849	G
25	BA	2876	U
25	BA	2882	G

Continued on next page...

Continued from previous page...

Mol	Chain	Res	Type
25	BA	2883	A
25	BA	2884	C
25	BA	2890	C
25	BA	2893	A
25	BA	2899	C
25	BA	2901	A
25	BA	2903	G
25	BA	2906	U
26	BB	2	C
26	BB	7	G
26	BB	12	C
26	BB	13	A
26	BB	34	U
26	BB	42	C
26	BB	56	G
26	BB	59	A
26	BB	73	A
26	BB	75	G
26	BB	85	G
26	BB	88	C
26	BB	89	G
26	BB	93	G
26	BB	106	G
26	BB	110	G
26	BB	112	U
26	BB	119	G
1	CA	7	G
1	CA	9	G
1	CA	15	G
1	CA	22	G
1	CA	32	A
1	CA	39	G
1	CA	44	G
1	CA	47	C
1	CA	48	C
1	CA	50	A
1	CA	51	A
1	CA	59	A
1	CA	63	C
1	CA	65	U
1	CA	66	G
1	CA	69	G

Continued on next page...

Continued from previous page...

Mol	Chain	Res	Type
1	CA	77	G
1	CA	78	G
1	CA	79	G
1	CA	80	G
1	CA	88	A
1	CA	89	C
1	CA	96	U
1	CA	97	G
1	CA	98	G
1	CA	101	A
1	CA	102	G
1	CA	112	G
1	CA	115	G
1	CA	116	A
1	CA	121	C
1	CA	129(A)	G
1	CA	131	C
1	CA	138	G
1	CA	142	G
1	CA	144	G
1	CA	163	C
1	CA	165	C
1	CA	166	G
1	CA	171	A
1	CA	173	U
1	CA	174	C
1	CA	180	U
1	CA	181	G
1	CA	182	U
1	CA	189(D)	C
1	CA	189(F)	U
1	CA	190	U
1	CA	193	C
1	CA	194	C
1	CA	195	A
1	CA	197	A
1	CA	199	G
1	CA	201	C
1	CA	203	U
1	CA	204	U
1	CA	216	G
1	CA	220	G

Continued on next page...

Continued from previous page...

Mol	Chain	Res	Type
1	CA	247	G
1	CA	251	G
1	CA	258	G
1	CA	265	G
1	CA	266	G
1	CA	267	C
1	CA	269	C
1	CA	277	C
1	CA	281	G
1	CA	289	G
1	CA	298	A
1	CA	321	A
1	CA	328	C
1	CA	332	G
1	CA	342	C
1	CA	344	A
1	CA	346	G
1	CA	351	G
1	CA	352	C
1	CA	353	A
1	CA	354	G
1	CA	355	C
1	CA	367	U
1	CA	372	C
1	CA	373	A
1	CA	383	A
1	CA	388	G
1	CA	396	G
1	CA	397	A
1	CA	398	C
1	CA	403	C
1	CA	406	G
1	CA	409	G
1	CA	411	A
1	CA	412	A
1	CA	413	G
1	CA	414	A
1	CA	415	A
1	CA	422	C
1	CA	424	G
1	CA	427	U
1	CA	429	U

Continued on next page...

Continued from previous page...

Mol	Chain	Res	Type
1	CA	430	A
1	CA	439	A
1	CA	442	C
1	CA	452	A
1	CA	461	A
1	CA	471	G
1	CA	474	G
1	CA	484	G
1	CA	485	G
1	CA	492	G
1	CA	496	A
1	CA	498	U
1	CA	505	G
1	CA	509	A
1	CA	510	A
1	CA	511	C
1	CA	513	C
1	CA	518	C
1	CA	521	G
1	CA	527	G
1	CA	531	U
1	CA	532	A
1	CA	533	A
1	CA	536	C
1	CA	544	G
1	CA	547	A
1	CA	553	A
1	CA	559	A
1	CA	561	U
1	CA	571	U
1	CA	572	A
1	CA	573	A
1	CA	576	G
1	CA	592	G
1	CA	596	C
1	CA	597	G
1	CA	600	C
1	CA	606	G
1	CA	626	U
1	CA	630	G
1	CA	631	G
1	CA	633	G

Continued on next page...

Continued from previous page...

Mol	Chain	Res	Type
1	CA	639	G
1	CA	641	U
1	CA	650	G
1	CA	651	C
1	CA	653	A
1	CA	665	A
1	CA	673	G
1	CA	680	C
1	CA	687	A
1	CA	688	G
1	CA	693	G
1	CA	711	G
1	CA	721	G
1	CA	723	U
1	CA	724	G
1	CA	731	G
1	CA	752	G
1	CA	755	G
1	CA	760	G
1	CA	774	G
1	CA	777	A
1	CA	786	G
1	CA	792	A
1	CA	793	U
1	CA	794	A
1	CA	802	A
1	CA	806	C
1	CA	812	C
1	CA	815	A
1	CA	816	A
1	CA	817	C
1	CA	818	G
1	CA	821	G
1	CA	827	U
1	CA	828	A
1	CA	829	G
1	CA	836	G
1	CA	839	U
1	CA	840	C
1	CA	841	U
1	CA	851	G
1	CA	855	G

Continued on next page...

Continued from previous page...

Mol	Chain	Res	Type
1	CA	858	G
1	CA	859	A
1	CA	873	A
1	CA	876	G
1	CA	902	G
1	CA	914	A
1	CA	916	G
1	CA	922	G
1	CA	926	G
1	CA	927	G
1	CA	934	C
1	CA	935	A
1	CA	942	G
1	CA	958	A
1	CA	960	U
1	CA	961	U
1	CA	967	C
1	CA	968	A
1	CA	969	A
1	CA	971	G
1	CA	972	C
1	CA	974	A
1	CA	975	A
1	CA	976	G
1	CA	977	A
1	CA	982	U
1	CA	983	A
1	CA	991	U
1	CA	992	U
1	CA	993	G
1	CA	995	C
1	CA	1001	A
1	CA	1001(A)	G
1	CA	1002	G
1	CA	1003	G
1	CA	1004	A
1	CA	1005	A
1	CA	1006	C
1	CA	1007	C
1	CA	1011	G
1	CA	1013	G
1	CA	1014	A

Continued on next page...

Continued from previous page...

Mol	Chain	Res	Type
1	CA	1019	C
1	CA	1020	U
1	CA	1022	G
1	CA	1025	U
1	CA	1026	G
1	CA	1027	C
1	CA	1028	C
1	CA	1030	C
1	CA	1030(A)	G
1	CA	1030(C)	G
1	CA	1031	G
1	CA	1033	G
1	CA	1035	A
1	CA	1036	G
1	CA	1037	C
1	CA	1039	C
1	CA	1041	A
1	CA	1042	G
1	CA	1043	C
1	CA	1052	U
1	CA	1053	G
1	CA	1054	C
1	CA	1055	A
1	CA	1063	C
1	CA	1065	U
1	CA	1066	C
1	CA	1068	G
1	CA	1070	U
1	CA	1076	C
1	CA	1081	G
1	CA	1087	G
1	CA	1089	G
1	CA	1091	U
1	CA	1092	A
1	CA	1093	A
1	CA	1094	G
1	CA	1095	U
1	CA	1101	A
1	CA	1104	G
1	CA	1108	G
1	CA	1109	C
1	CA	1117	G

Continued on next page...

Continued from previous page...

Mol	Chain	Res	Type
1	CA	1119	C
1	CA	1120	G
1	CA	1122	U
1	CA	1124	G
1	CA	1125	U
1	CA	1128	C
1	CA	1129	C
1	CA	1130	A
1	CA	1132	C
1	CA	1134	G
1	CA	1135	U
1	CA	1136	U
1	CA	1137	C
1	CA	1138	G
1	CA	1139	G
1	CA	1141	C
1	CA	1145	C
1	CA	1146	A
1	CA	1147	C
1	CA	1151	A
1	CA	1152	A
1	CA	1154	G
1	CA	1157	A
1	CA	1159	U
1	CA	1160	G
1	CA	1161	C
1	CA	1163	C
1	CA	1171	G
1	CA	1173	G
1	CA	1176	A
1	CA	1181	G
1	CA	1183	A
1	CA	1184	G
1	CA	1189	C
1	CA	1193	G
1	CA	1196	U
1	CA	1197	G
1	CA	1200	C
1	CA	1202	G
1	CA	1204	A
1	CA	1211	U
1	CA	1212	U

Continued on next page...

Continued from previous page...

Mol	Chain	Res	Type
1	CA	1213	A
1	CA	1214	C
1	CA	1223	C
1	CA	1224	G
1	CA	1227	A
1	CA	1235	U
1	CA	1236	A
1	CA	1238	A
1	CA	1250	A
1	CA	1256	A
1	CA	1257	U
1	CA	1258	G
1	CA	1259	C
1	CA	1260	C
1	CA	1262	C
1	CA	1270	C
1	CA	1271	G
1	CA	1273	G
1	CA	1278	U
1	CA	1279	A
1	CA	1280	A
1	CA	1281	U
1	CA	1282	C
1	CA	1283	G
1	CA	1284	C
1	CA	1287	A
1	CA	1297	C
1	CA	1299	A
1	CA	1300	G
1	CA	1305	G
1	CA	1311	G
1	CA	1314	C
1	CA	1317	C
1	CA	1320	C
1	CA	1322	C
1	CA	1323	G
1	CA	1338	G
1	CA	1340	A
1	CA	1343	G
1	CA	1346	A
1	CA	1347	G
1	CA	1353	G

Continued on next page...

Continued from previous page...

Mol	Chain	Res	Type
1	CA	1354	C
1	CA	1358	U
1	CA	1360	A
1	CA	1361	G
1	CA	1363	C
1	CA	1370	G
1	CA	1377	A
1	CA	1379	G
1	CA	1393	U
1	CA	1396	A
1	CA	1397	C
1	CA	1402	C
1	CA	1419	G
1	CA	1422	G
1	CA	1442	G
1	CA	1442(A)	G
1	CA	1442(B)	A
1	CA	1447	A
1	CA	1456	G
1	CA	1457	G
1	CA	1469	G
1	CA	1487	G
1	CA	1489	G
1	CA	1493	A
1	CA	1497	G
1	CA	1502	A
1	CA	1503	A
1	CA	1504	G
1	CA	1506	U
1	CA	1517	G
1	CA	1519	A
1	CA	1520	G
1	CA	1529	G
1	CA	1530	G
1	CA	1531	A
1	CA	1532	U
22	CV	15	A
23	CX	6	G
23	CX	9	G
23	CX	13	C
23	CX	19	G
23	CX	20	U

Continued on next page...

Continued from previous page...

Mol	Chain	Res	Type
23	CX	21	A
23	CX	28	C
23	CX	31	G
23	CX	42	G
23	CX	47	U
23	CX	48	C
23	CX	60	U
23	CX	61	C
23	CX	68	C
23	CX	70	G
23	CX	76	A
25	DA	8	A
25	DA	10	G
25	DA	12	U
25	DA	15	G
25	DA	32	C
25	DA	34	C
25	DA	35	G
25	DA	36	G
25	DA	41	C
25	DA	45	C
25	DA	55	G
25	DA	61	G
25	DA	71	A
25	DA	74	A
25	DA	75	G
25	DA	83	G
25	DA	84	A
25	DA	90	U
25	DA	95	G
25	DA	100	G
25	DA	102	G
25	DA	118	A
25	DA	119	A
25	DA	120	U
25	DA	125	G
25	DA	133	C
25	DA	141	A
25	DA	149	A
25	DA	154(A)	C
25	DA	157	U
25	DA	173	G

Continued on next page...

Continued from previous page...

Mol	Chain	Res	Type
25	DA	180	G
25	DA	181	A
25	DA	182	A
25	DA	188	G
25	DA	196	A
25	DA	199	A
25	DA	205	G
25	DA	214	G
25	DA	215	G
25	DA	216	A
25	DA	221	A
25	DA	222	A
25	DA	225	A
25	DA	229	A
25	DA	233	A
25	DA	248	G
25	DA	250	G
25	DA	266	G
25	DA	267	C
25	DA	271(E)	U
25	DA	271(H)	G
25	DA	271(J)	C
25	DA	271(K)	U
25	DA	271(L)	U
25	DA	271(M)	G
25	DA	271(N)	U
25	DA	271(T)	C
25	DA	272(A)	U
25	DA	272(B)	G
25	DA	277	C
25	DA	278	A
25	DA	292	C
25	DA	304	G
25	DA	311	A
25	DA	312	G
25	DA	324	A
25	DA	327	G
25	DA	329	G
25	DA	330	A
25	DA	333	G
25	DA	338	G
25	DA	339	U

Continued on next page...

Continued from previous page...

Mol	Chain	Res	Type
25	DA	342	G
25	DA	348	G
25	DA	351	G
25	DA	352	G
25	DA	363	G
25	DA	363(C)	G
25	DA	386	G
25	DA	396	G
25	DA	399	G
25	DA	405	U
25	DA	407	G
25	DA	411	G
25	DA	412	A
25	DA	415	A
25	DA	428	A
25	DA	437	G
25	DA	438	G
25	DA	443	A
25	DA	444	C
25	DA	454	A
25	DA	455	C
25	DA	456	C
25	DA	457	A
25	DA	470	A
25	DA	480	A
25	DA	481	G
25	DA	504	U
25	DA	505	A
25	DA	509	C
25	DA	524	U
25	DA	527	C
25	DA	528	A
25	DA	529	A
25	DA	530	G
25	DA	531	C
25	DA	532	A
25	DA	533	G
25	DA	545	G
25	DA	563	G
25	DA	568	U
25	DA	573	G
25	DA	575	A

Continued on next page...

Continued from previous page...

Mol	Chain	Res	Type
25	DA	586	A
25	DA	587	C
25	DA	592	G
25	DA	603	A
25	DA	604	G
25	DA	606	U
25	DA	607	U
25	DA	610	G
25	DA	614(B)	G
25	DA	614(C)	A
25	DA	615	G
25	DA	631	A
25	DA	634	C
25	DA	637	A
25	DA	645	C
25	DA	646	A
25	DA	652(B)	A
25	DA	652(C)	G
25	DA	652(E)	G
25	DA	652(U)	G
25	DA	669	G
25	DA	670	A
25	DA	686	G
25	DA	717	G
25	DA	726	G
25	DA	730	C
25	DA	747	U
25	DA	749	C
25	DA	752	A
25	DA	753	C
25	DA	765	G
25	DA	771	G
25	DA	775	G
25	DA	776	G
25	DA	782	A
25	DA	784	A
25	DA	785	G
25	DA	790	C
25	DA	792	G
25	DA	805	G
25	DA	812	C
25	DA	819	A

Continued on next page...

Continued from previous page...

Mol	Chain	Res	Type
25	DA	827	U
25	DA	854	G
25	DA	857	C
25	DA	859	G
25	DA	866	A
25	DA	867	C
25	DA	869	G
25	DA	871	U
25	DA	874	G
25	DA	878	A
25	DA	879	G
25	DA	880	G
25	DA	884	C
25	DA	886	C
25	DA	887	A
25	DA	888	C
25	DA	889	C
25	DA	890	A
25	DA	895	U
25	DA	896	A
25	DA	897	C
25	DA	898	C
25	DA	899	A
25	DA	900	A
25	DA	901	A
25	DA	910	A
25	DA	911	A
25	DA	913	U
25	DA	914	C
25	DA	917	A
25	DA	923	C
25	DA	926	A
25	DA	932	G
25	DA	938	G
25	DA	941	A
25	DA	945	A
25	DA	946	G
25	DA	953	A
25	DA	957	A
25	DA	958	U
25	DA	959	A
25	DA	961	C

Continued on next page...

Continued from previous page...

Mol	Chain	Res	Type
25	DA	974	G
25	DA	975	C
25	DA	983	A
25	DA	996	A
25	DA	1010	A
25	DA	1012	U
25	DA	1013	C
25	DA	1020	A
25	DA	1022	G
25	DA	1023	U
25	DA	1025	G
25	DA	1027	A
25	DA	1033	U
25	DA	1034	G
25	DA	1038	C
25	DA	1039	G
25	DA	1040	C
25	DA	1041	C
25	DA	1043	C
25	DA	1114	G
25	DA	1115	G
25	DA	1118	C
25	DA	1119	C
25	DA	1130	U
25	DA	1135	C
25	DA	1136	G
25	DA	1139	G
25	DA	1142(A)	A
25	DA	1155	A
25	DA	1170	G
25	DA	1171	G
25	DA	1186	G
25	DA	1204	A
25	DA	1205	U
25	DA	1210	A
25	DA	1211	U
25	DA	1219	G
25	DA	1220	A
25	DA	1230	C
25	DA	1249	U
25	DA	1253	A
25	DA	1256	G

Continued on next page...

Continued from previous page...

Mol	Chain	Res	Type
25	DA	1271	G
25	DA	1272	A
25	DA	1273	U
25	DA	1284	A
25	DA	1287	A
25	DA	1300	U
25	DA	1301	A
25	DA	1313	U
25	DA	1314	C
25	DA	1315	C
25	DA	1321	A
25	DA	1332	G
25	DA	1345	C
25	DA	1359	A
25	DA	1360	A
25	DA	1365	A
25	DA	1366	A
25	DA	1368	G
25	DA	1370	C
25	DA	1380	G
25	DA	1384	A
25	DA	1385	G
25	DA	1386	C
25	DA	1395	A
25	DA	1403	C
25	DA	1410	G
25	DA	1411	C
25	DA	1416	G
25	DA	1417	C
25	DA	1419	A
25	DA	1420	U
25	DA	1421	G
25	DA	1427	A
25	DA	1428	C
25	DA	1437	C
25	DA	1445	A
25	DA	1445(A)	C
25	DA	1449	A
25	DA	1450	G
25	DA	1455	G
25	DA	1459	G
25	DA	1466	G

Continued on next page...

Continued from previous page...

Mol	Chain	Res	Type
25	DA	1467	C
25	DA	1471	A
25	DA	1482	G
25	DA	1490	A
25	DA	1492	G
25	DA	1493	C
25	DA	1495	A
25	DA	1496	A
25	DA	1497	U
25	DA	1504	C
25	DA	1508	A
25	DA	1509	C
25	DA	1509(A)	A
25	DA	1531	C
25	DA	1541	G
25	DA	1542	A
25	DA	1543	C
25	DA	1547	C
25	DA	1554	A
25	DA	1558	A
25	DA	1559	G
25	DA	1566	A
25	DA	1569	A
25	DA	1578	U
25	DA	1580	A
25	DA	1586	A
25	DA	1588	C
25	DA	1595	G
25	DA	1598	C
25	DA	1603	A
25	DA	1608	A
25	DA	1609	A
25	DA	1610	A
25	DA	1613	G
25	DA	1618	A
25	DA	1625	C
25	DA	1631(A)	A
25	DA	1632	A
25	DA	1640	C
25	DA	1648	C
25	DA	1654	A
25	DA	1674	G

Continued on next page...

Continued from previous page...

Mol	Chain	Res	Type
25	DA	1676	A
25	DA	1682	G
25	DA	1696	G
25	DA	1700	A
25	DA	1701	A
25	DA	1703	G
25	DA	1718	G
25	DA	1721	G
25	DA	1722	A
25	DA	1740	G
25	DA	1746	G
25	DA	1756	G
25	DA	1762	A
25	DA	1763	G
25	DA	1764	G
25	DA	1773	A
25	DA	1780	A
25	DA	1782	C
25	DA	1786	A
25	DA	1791	A
25	DA	1800	C
25	DA	1801	G
25	DA	1812	A
25	DA	1816	G
25	DA	1823	G
25	DA	1829	A
25	DA	1835	G
25	DA	1836	C
25	DA	1847	A
25	DA	1848	A
25	DA	1860	G
25	DA	1877	A
25	DA	1878	G
25	DA	1881	C
25	DA	1900	A
25	DA	1906	G
25	DA	1913	A
25	DA	1914	C
25	DA	1926	U
25	DA	1929	G
25	DA	1930	G
25	DA	1931	U

Continued on next page...

Continued from previous page...

Mol	Chain	Res	Type
25	DA	1936	A
25	DA	1938	A
25	DA	1955	U
25	DA	1960	A
25	DA	1963	U
25	DA	1966	A
25	DA	1967	C
25	DA	1970	A
25	DA	1971	A
25	DA	1972	A
25	DA	1984	G
25	DA	1993	U
25	DA	1997	G
25	DA	2005	A
25	DA	2020	A
25	DA	2021	C
25	DA	2023	G
25	DA	2031	A
25	DA	2032	G
25	DA	2033	A
25	DA	2034	U
25	DA	2039	C
25	DA	2043	C
25	DA	2049	G
25	DA	2055	C
25	DA	2056	G
25	DA	2060	A
25	DA	2061	G
25	DA	2062	A
25	DA	2069	G
25	DA	2076	U
25	DA	2082	A
25	DA	2093	G
25	DA	2097	C
25	DA	2099	U
25	DA	2101	G
25	DA	2189	U
25	DA	2192	G
25	DA	2193	G
25	DA	2198	A
25	DA	2206	G
25	DA	2207	G

Continued on next page...

Continued from previous page...

Mol	Chain	Res	Type
25	DA	2208	A
25	DA	2218	U
25	DA	2219	G
25	DA	2225	A
25	DA	2235	G
25	DA	2238	G
25	DA	2239	G
25	DA	2243	U
25	DA	2251	G
25	DA	2267	A
25	DA	2268	A
25	DA	2269	A
25	DA	2275	C
25	DA	2278	A
25	DA	2279	G
25	DA	2283	C
25	DA	2286	A
25	DA	2287	A
25	DA	2289	G
25	DA	2291	U
25	DA	2298	A
25	DA	2303	G
25	DA	2305	A
25	DA	2308	G
25	DA	2312	U
25	DA	2318	G
25	DA	2319	G
25	DA	2320	A
25	DA	2321	G
25	DA	2325	G
25	DA	2327	A
25	DA	2334	G
25	DA	2335	A
25	DA	2336	A
25	DA	2343	C
25	DA	2347	C
25	DA	2348	U
25	DA	2359	C
25	DA	2376	A
25	DA	2383	G
25	DA	2384	G
25	DA	2385	C

Continued on next page...

Continued from previous page...

Mol	Chain	Res	Type
25	DA	2388	A
25	DA	2391	G
25	DA	2401	U
25	DA	2402	C
25	DA	2406	U
25	DA	2410	G
25	DA	2413	G
25	DA	2414	G
25	DA	2422	A
25	DA	2425	A
25	DA	2429	G
25	DA	2430	A
25	DA	2434	A
25	DA	2435	A
25	DA	2439	A
25	DA	2441	C
25	DA	2448	A
25	DA	2465	C
25	DA	2468	G
25	DA	2469	A
25	DA	2474	C
25	DA	2476	A
25	DA	2487	G
25	DA	2492	U
25	DA	2497	A
25	DA	2502	G
25	DA	2505	G
25	DA	2518	A
25	DA	2520	C
25	DA	2525	G
25	DA	2529	G
25	DA	2549	G
25	DA	2554	U
25	DA	2566	A
25	DA	2567	G
25	DA	2586	C
25	DA	2602	A
25	DA	2609	U
25	DA	2611	U
25	DA	2612	C
25	DA	2615	U
25	DA	2629	A

Continued on next page...

Continued from previous page...

Mol	Chain	Res	Type
25	DA	2630	G
25	DA	2632	A
25	DA	2654	A
25	DA	2663	G
25	DA	2689	U
25	DA	2690	C
25	DA	2691	C
25	DA	2703	C
25	DA	2712(A)	A
25	DA	2713	A
25	DA	2717	G
25	DA	2726	U
25	DA	2733	A
25	DA	2751	G
25	DA	2752	C
25	DA	2757	A
25	DA	2758	A
25	DA	2761	G
25	DA	2764	A
25	DA	2765	A
25	DA	2766	G
25	DA	2778	A
25	DA	2779	U
25	DA	2780	G
25	DA	2789	C
25	DA	2793	G
25	DA	2802	G
25	DA	2803	C
25	DA	2804	C
25	DA	2818	G
25	DA	2820	A
25	DA	2821	A
25	DA	2833	G
25	DA	2835	A
25	DA	2872	G
25	DA	2879	C
25	DA	2880	C
25	DA	2892	A
25	DA	2893	G
25	DA	2894	G
25	DA	2895	U
25	DA	2897	U

Continued on next page...

Continued from previous page...

Mol	Chain	Res	Type
26	DB	2	C
26	DB	7	G
26	DB	8	U
26	DB	12	C
26	DB	13	A
26	DB	34	U
26	DB	42	C
26	DB	45	A
26	DB	46	A
26	DB	56	G
26	DB	59	A
26	DB	72	G
26	DB	73	A
26	DB	75	G
26	DB	85	G
26	DB	88	C
26	DB	89	G
26	DB	90	A
26	DB	93	G
26	DB	106	G
26	DB	110	G
26	DB	112	U
26	DB	116	G
26	DB	119	G

There are no RNA pucker outliers to report.

5.4 Non-standard residues in protein, DNA, RNA chains ⓘ

14 non-standard protein/DNA/RNA residues are modelled in this entry.

In the following table, the Counts columns list the number of bonds (or angles) for which Mogul statistics could be retrieved, the number of bonds (or angles) that are observed in the model and the number of bonds (or angles) that are defined in the chemical component dictionary. The Link column lists molecule types, if any, to which the group is linked. The Z score for a bond length (or angle) is the number of standard deviations the observed value is removed from the expected value. A bond length (or angle) with $|Z| > 2$ is considered an outlier worth inspection. RMSZ is the root-mean-square of all Z scores of the bond lengths (or angles).

Mol	Type	Chain	Res	Link	Bond lengths			Bond angles		
					Counts	RMSZ	$\# Z > 2$	Counts	RMSZ	$\# Z > 2$
24	2QZ	AW	1	24	7,8,9	1.61	1 (14%)	4,10,12	5.47	1 (25%)

Mol	Type	Chain	Res	Link	Bond lengths			Bond angles		
					Counts	RMSZ	# Z > 2	Counts	RMSZ	# Z > 2
24	2QY	AW	10	24	13,13,14	2.66	2 (15%)	12,16,18	2.16	3 (25%)
24	004	AW	3	24	8,10,11	0.67	0	11,12,14	1.35	1 (9%)
24	MVA	AW	5	24	7,7,8	1.34	1 (14%)	7,8,10	1.63	1 (14%)
24	2R1	AW	6	24	10,10,11	1.76	3 (30%)	7,13,15	5.12	3 (42%)
24	2R3	AW	8	24	14,14,15	0.81	0	16,18,20	1.56	5 (31%)
24	MVA	AW	9	24	7,7,8	1.21	1 (14%)	7,8,10	1.46	2 (28%)
24	2QZ	CW	1	24	7,8,9	1.17	1 (14%)	4,10,12	4.75	1 (25%)
24	2QY	CW	10	24	13,13,14	2.79	3 (23%)	12,16,18	1.54	1 (8%)
24	004	CW	3	24	8,10,11	1.07	1 (12%)	11,12,14	1.32	2 (18%)
24	MVA	CW	5	24	7,7,8	1.15	1 (14%)	7,8,10	1.44	1 (14%)
24	2R1	CW	6	24	10,10,11	1.83	2 (20%)	7,13,15	4.02	2 (28%)
24	2R3	CW	8	24	14,14,15	0.75	0	16,18,20	1.57	4 (25%)
24	MVA	CW	9	24	7,7,8	1.44	2 (28%)	7,8,10	1.80	3 (42%)

In the following table, the Chirals column lists the number of chiral outliers, the number of chiral centers analysed, the number of these observed in the model and the number defined in the chemical component dictionary. Similar counts are reported in the Torsion and Rings columns. '-' means no outliers of that kind were identified.

Mol	Type	Chain	Res	Link	Chirals	Torsions	Rings
24	2QZ	AW	1	24	-	0/6/10/12	0/0/0/0
24	2QY	AW	10	24	-	0/3/8/10	0/1/1/1
24	004	AW	3	24	-	0/4/6/8	0/1/1/1
24	MVA	AW	5	24	-	1/5/8/10	0/0/0/0
24	2R1	AW	6	24	-	0/1/14/16	0/0/1/1
24	2R3	AW	8	24	-	0/10/12/14	0/1/1/1
24	MVA	AW	9	24	-	0/5/8/10	0/0/0/0
24	2QZ	CW	1	24	-	0/6/10/12	0/0/0/0
24	2QY	CW	10	24	-	0/3/8/10	0/1/1/1
24	004	CW	3	24	-	0/4/6/8	0/1/1/1
24	MVA	CW	5	24	-	0/5/8/10	0/0/0/0
24	2R1	CW	6	24	-	0/1/14/16	0/0/1/1
24	2R3	CW	8	24	-	0/10/12/14	0/1/1/1
24	MVA	CW	9	24	-	0/5/8/10	0/0/0/0

All (18) bond length outliers are listed below:

Mol	Chain	Res	Type	Atoms	Z	Observed(Å)	Ideal(Å)
24	CW	3	004	CB-CA	-2.87	1.49	1.52

Continued on next page...

Continued from previous page...

Mol	Chain	Res	Type	Atoms	Z	Observed(Å)	Ideal(Å)
24	AW	6	2R1	C-CA	2.14	1.48	1.45
24	CW	9	MVA	CB-CA	2.21	1.58	1.54
24	AW	6	2R1	OD1-CG1	2.31	1.55	1.43
24	CW	5	MVA	CA-C	2.55	1.53	1.50
24	CW	1	2QZ	CA-C	2.68	1.53	1.50
24	AW	9	MVA	CA-C	3.01	1.54	1.50
24	CW	10	2QY	CG-CB	3.02	1.53	1.46
24	CW	9	MVA	CA-C	3.02	1.54	1.50
24	CW	6	2R1	C-CA	3.35	1.50	1.45
24	AW	5	MVA	CA-C	3.44	1.54	1.50
24	AW	6	2R1	CA-N	3.49	1.45	1.36
24	CW	6	2R1	CA-N	3.81	1.46	1.36
24	AW	1	2QZ	CA-C	4.13	1.55	1.50
24	CW	10	2QY	CA-N	5.03	1.47	1.34
24	AW	10	2QY	CA-N	5.63	1.49	1.34
24	AW	10	2QY	C-CA	7.21	1.52	1.43
24	CW	10	2QY	C-CA	7.96	1.53	1.43

All (30) bond angle outliers are listed below:

Mol	Chain	Res	Type	Atoms	Z	Observed(°)	Ideal(°)
24	AW	6	2R1	OD2-CG2-CB	-12.42	88.98	112.09
24	CW	6	2R1	OD2-CG2-CB	-10.01	93.46	112.09
24	AW	10	2QY	O-C-CA	-5.68	118.21	125.47
24	CW	10	2QY	O-C-CA	-4.90	119.21	125.47
24	AW	6	2R1	CG2-CB-CA	-3.71	118.45	123.52
24	AW	6	2R1	O-C-CA	-3.35	119.16	125.50
24	AW	10	2QY	CG-CB-CA	-3.34	123.86	130.57
24	CW	6	2R1	O-C-CA	-3.10	119.62	125.50
24	CW	8	2R3	CO-OH-CZ	-3.07	110.78	117.50
24	CW	8	2R3	O-C-CA	-2.72	118.81	125.15
24	CW	8	2R3	CD2-CE2-CZ	-2.64	116.43	119.74
24	AW	3	004	O-C-CA	-2.42	120.86	124.40
24	AW	9	MVA	O-C-CA	-2.37	118.89	125.22
24	AW	8	2R3	O-C-CA	-2.34	119.70	125.15
24	CW	3	004	O-C-CA	-2.29	121.04	124.40
24	AW	8	2R3	CO-OH-CZ	-2.23	112.62	117.50
24	AW	8	2R3	CD2-CE2-CZ	-2.22	116.95	119.74
24	CW	9	MVA	O-C-CA	-2.06	119.72	125.22
24	CW	9	MVA	CB-CA-N	2.06	113.91	111.16
24	AW	8	2R3	CD1-CE1-CZ	2.15	122.43	119.74
24	AW	10	2QY	CD2-CG-CD1	2.22	120.96	117.63

Continued on next page...

Continued from previous page...

Mol	Chain	Res	Type	Atoms	Z	Observed(°)	Ideal(°)
24	CW	3	004	C-CA-N	2.29	114.05	109.15
24	CW	9	MVA	CN-N-CA	2.47	121.07	113.58
24	CW	8	2R3	CE2-CD2-CG	2.48	123.71	121.20
24	AW	9	MVA	CN-N-CA	2.75	121.93	113.58
24	CW	5	MVA	CB-CA-N	2.89	115.01	111.16
24	AW	8	2R3	CE2-CD2-CG	2.98	124.22	121.20
24	AW	5	MVA	CN-N-CA	3.60	124.49	113.58
24	CW	1	2QZ	OG1-CB-CG2	9.28	138.68	109.70
24	AW	1	2QZ	OG1-CB-CG2	10.65	142.97	109.70

There are no chirality outliers.

All (1) torsion outliers are listed below:

Mol	Chain	Res	Type	Atoms
24	AW	5	MVA	CB-CA-N-CN

There are no ring outliers.

13 monomers are involved in 23 short contacts:

Mol	Chain	Res	Type	Clashes	Symm-Clashes
24	AW	1	2QZ	2	0
24	AW	10	2QY	5	0
24	AW	3	004	1	0
24	AW	6	2R1	1	0
24	AW	8	2R3	1	0
24	AW	9	MVA	3	0
24	CW	1	2QZ	2	0
24	CW	10	2QY	9	0
24	CW	3	004	1	0
24	CW	5	MVA	2	0
24	CW	6	2R1	1	0
24	CW	8	2R3	2	0
24	CW	9	MVA	6	0

5.5 Carbohydrates ⓘ

There are no carbohydrates in this entry.

5.6 Ligand geometry

Of 1991 ligands modelled in this entry, 1987 are monoatomic - leaving 4 for Mogul analysis.

In the following table, the Counts columns list the number of bonds (or angles) for which Mogul statistics could be retrieved, the number of bonds (or angles) that are observed in the model and the number of bonds (or angles) that are defined in the chemical component dictionary. The Link column lists molecule types, if any, to which the group is linked. The Z score for a bond length (or angle) is the number of standard deviations the observed value is removed from the expected value. A bond length (or angle) with $|Z| > 2$ is considered an outlier worth inspection. RMSZ is the root-mean-square of all Z scores of the bond lengths (or angles).

Mol	Type	Chain	Res	Link	Bond lengths			Bond angles		
					Counts	RMSZ	$\# Z > 2$	Counts	RMSZ	$\# Z > 2$
57	SF4	AD	501	4	0,12,12	0.00	-	0,24,24	0.00	-
59	FME	AX	101	23	9,9,10	1.50	1 (11%)	7,9,11	1.36	1 (14%)
57	SF4	CD	501	4	0,12,12	0.00	-	0,24,24	0.00	-
59	FME	CX	101	23	9,9,10	1.42	2 (22%)	7,9,11	1.27	1 (14%)

In the following table, the Chirals column lists the number of chiral outliers, the number of chiral centers analysed, the number of these observed in the model and the number defined in the chemical component dictionary. Similar counts are reported in the Torsion and Rings columns. '-' means no outliers of that kind were identified.

Mol	Type	Chain	Res	Link	Chirals	Torsions	Rings
57	SF4	AD	501	4	-	0/0/48/48	0/6/5/5
59	FME	AX	101	23	-	1/6/9/11	0/0/0/0
57	SF4	CD	501	4	-	0/0/48/48	0/6/5/5
59	FME	CX	101	23	-	1/6/9/11	0/0/0/0

All (3) bond length outliers are listed below:

Mol	Chain	Res	Type	Atoms	Z	Observed(Å)	Ideal(Å)
59	CX	101	FME	CA-N	2.06	1.49	1.46
59	CX	101	FME	CA-C	3.15	1.54	1.50
59	AX	101	FME	CA-C	3.72	1.55	1.50

All (2) bond angle outliers are listed below:

Mol	Chain	Res	Type	Atoms	Z	Observed(°)	Ideal(°)
59	AX	101	FME	CA-N-CN	-2.85	118.44	122.82
59	CX	101	FME	CA-N-CN	-2.17	119.49	122.82

There are no chirality outliers.

All (2) torsion outliers are listed below:

Mol	Chain	Res	Type	Atoms
59	CX	101	FME	O1-CN-N-CA
59	AX	101	FME	O1-CN-N-CA

There are no ring outliers.

3 monomers are involved in 4 short contacts:

Mol	Chain	Res	Type	Clashes	Symm-Clashes
57	AD	501	SF4	1	0
57	CD	501	SF4	1	0
59	CX	101	FME	2	0

5.7 Other polymers [i](#)

There are no such residues in this entry.

5.8 Polymer linkage issues [i](#)

There are no chain breaks in this entry.

6 Fit of model and data ⓘ

6.1 Protein, DNA and RNA chains ⓘ

In the following table, the column labelled ‘#RSRZ> 2’ contains the number (and percentage) of RSRZ outliers, followed by percent RSRZ outliers for the chain as percentile scores relative to all X-ray entries and entries of similar resolution. The OWAB column contains the minimum, median, 95th percentile and maximum values of the occupancy-weighted average B-factor per residue. The column labelled ‘Q< 0.9’ lists the number of (and percentage) of residues with an average occupancy less than 0.9.

Mol	Chain	Analysed	<RSRZ>	#RSRZ>2	OWAB(Å ²)	Q<0.9
1	AA	1498/1522 (98%)	-0.17	32 (2%) 64 43	36, 80, 103, 123	0
1	CA	1503/1522 (98%)	-0.18	34 (2%) 61 39	38, 80, 103, 122	0
2	AB	231/256 (90%)	-0.08	7 (3%) 51 27	71, 88, 98, 107	0
2	CB	231/256 (90%)	0.21	12 (5%) 28 12	71, 89, 99, 108	0
3	AC	206/239 (86%)	0.18	6 (2%) 52 28	74, 87, 96, 108	0
3	CC	206/239 (86%)	0.33	13 (6%) 21 8	75, 89, 98, 106	0
4	AD	208/209 (99%)	0.06	4 (1%) 67 46	62, 80, 92, 99	0
4	CD	208/209 (99%)	-0.15	0 100 100	61, 79, 92, 99	0
5	AE	148/162 (91%)	-0.26	0 100 100	53, 73, 83, 96	0
5	CE	148/162 (91%)	-0.22	0 100 100	54, 74, 85, 98	0
6	AF	100/101 (99%)	-0.23	0 100 100	60, 78, 89, 92	0
6	CF	100/101 (99%)	-0.32	0 100 100	62, 79, 89, 94	0
7	AG	155/156 (99%)	0.28	11 (7%) 17 6	74, 85, 97, 104	0
7	CG	155/156 (99%)	0.35	11 (7%) 17 6	76, 86, 99, 105	0
8	AH	137/138 (99%)	-0.07	0 100 100	60, 75, 83, 90	0
8	CH	137/138 (99%)	-0.15	0 100 100	61, 76, 83, 90	0
9	AI	127/128 (99%)	0.44	8 (6%) 21 8	70, 92, 99, 103	0
9	CI	127/128 (99%)	0.98	22 (17%) 2 1	69, 93, 100, 105	0
10	AJ	97/105 (92%)	0.65	12 (12%) 4 2	71, 93, 101, 106	0
10	CJ	96/105 (91%)	0.68	12 (12%) 4 2	75, 95, 102, 107	0
11	AK	114/129 (88%)	-0.23	0 100 100	53, 74, 88, 93	0
11	CK	114/129 (88%)	-0.03	3 (2%) 56 33	54, 76, 88, 93	0
12	AL	122/132 (92%)	-0.18	1 (0%) 86 71	56, 68, 80, 86	0
12	CL	122/132 (92%)	-0.18	0 100 100	55, 68, 79, 87	0

Continued on next page...

Continued from previous page...

Mol	Chain	Analysed	<RSRZ>	#RSRZ>2	OWAB(Å ²)	Q<0.9
13	AM	123/126 (97%)	0.29	9 (7%) 16 6	67, 83, 95, 104	0
13	CM	122/126 (96%)	0.58	11 (9%) 10 4	77, 91, 101, 105	0
14	AN	60/61 (98%)	0.17	2 (3%) 47 24	74, 85, 95, 97	0
14	CN	60/61 (98%)	0.54	4 (6%) 19 7	77, 88, 95, 100	0
15	AO	88/89 (98%)	-0.23	0 100 100	59, 73, 87, 94	0
15	CO	88/89 (98%)	0.04	1 (1%) 80 65	58, 73, 87, 95	0
16	AP	82/88 (93%)	0.40	2 (2%) 59 37	66, 77, 88, 95	0
16	CP	82/88 (93%)	-0.02	0 100 100	66, 76, 89, 93	0
17	AQ	99/105 (94%)	0.03	0 100 100	59, 73, 84, 87	0
17	CQ	99/105 (94%)	-0.08	1 (1%) 82 67	60, 73, 84, 85	0
18	AR	68/88 (77%)	0.15	1 (1%) 74 54	66, 76, 86, 90	0
18	CR	68/88 (77%)	0.39	0 100 100	67, 77, 87, 89	0
19	AS	83/93 (89%)	0.79	11 (13%) 4 1	79, 91, 100, 105	0
19	CS	83/93 (89%)	1.23	16 (19%) 1 0	82, 92, 102, 106	0
20	AT	96/106 (90%)	0.07	0 100 100	62, 75, 88, 91	0
20	CT	96/106 (90%)	0.09	1 (1%) 82 67	62, 75, 86, 94	0
21	AU	23/27 (85%)	1.21	5 (21%) 1 0	76, 87, 90, 91	0
21	CU	23/27 (85%)	1.17	6 (26%) 1 0	77, 87, 91, 92	0
22	AV	7/24 (29%)	0.03	0 100 100	61, 73, 97, 100	0
22	CV	6/24 (25%)	0.36	0 100 100	64, 75, 94, 103	0
23	AX	76/77 (98%)	0.02	0 100 100	48, 79, 96, 101	0
23	CX	76/77 (98%)	0.02	0 100 100	47, 81, 98, 101	0
24	AW	3/10 (30%)	0.01	0 100 100	78, 78, 93, 96	0
24	CW	3/10 (30%)	0.56	1 (33%) 0 0	67, 67, 87, 96	0
25	BA	2731/2915 (93%)	-0.28	11 (0%) 92 84	24, 44, 86, 114	0
25	DA	2714/2915 (93%)	-0.49	19 (0%) 87 75	27, 48, 87, 118	0
26	BB	120/122 (98%)	-0.40	0 100 100	41, 68, 81, 96	0
26	DB	120/122 (98%)	-0.33	0 100 100	47, 73, 86, 98	0
27	BD	275/276 (99%)	-0.47	1 (0%) 92 84	24, 41, 62, 85	0
27	DD	275/276 (99%)	-0.47	0 100 100	25, 44, 63, 86	0
28	BE	204/206 (99%)	-0.35	0 100 100	22, 45, 68, 90	0

Continued on next page...

Continued from previous page...

Mol	Chain	Analysed	<RSRZ>	#RSRZ>2	OWAB(Å ²)	Q<0.9
28	DE	204/206 (99%)	-0.45	0 100 100	24, 47, 70, 90	0
29	BF	203/210 (96%)	-0.33	0 100 100	24, 53, 77, 97	0
29	DF	203/210 (96%)	-0.46	0 100 100	25, 56, 79, 96	0
30	BG	181/182 (99%)	-0.30	2 (1%) 80 65	61, 76, 89, 100	0
30	DG	181/182 (99%)	0.09	6 (3%) 47 24	65, 79, 91, 100	0
31	BH	174/180 (96%)	-0.32	0 100 100	49, 67, 81, 85	0
31	DH	174/180 (96%)	0.52	17 (9%) 8 3	54, 72, 85, 89	0
32	BI	146/148 (98%)	-0.16	0 100 100	49, 77, 88, 94	0
32	DI	146/148 (98%)	0.13	5 (3%) 46 23	49, 78, 88, 94	0
33	BN	140/140 (100%)	-0.37	0 100 100	33, 48, 71, 78	0
33	DN	140/140 (100%)	-0.43	0 100 100	35, 52, 73, 81	0
34	BO	122/122 (100%)	-0.50	0 100 100	23, 40, 61, 76	0
34	DO	122/122 (100%)	-0.47	0 100 100	37, 53, 71, 80	0
35	BP	149/150 (99%)	-0.32	0 100 100	25, 54, 77, 83	0
35	DP	149/150 (99%)	-0.07	1 (0%) 87 75	27, 57, 81, 87	0
36	BQ	141/141 (100%)	-0.34	0 100 100	36, 52, 68, 79	0
36	DQ	141/141 (100%)	-0.45	0 100 100	38, 55, 71, 81	0
37	BR	118/118 (100%)	-0.50	0 100 100	20, 35, 52, 64	0
37	DR	118/118 (100%)	-0.40	0 100 100	36, 52, 68, 84	0
38	BS	110/112 (98%)	-0.43	0 100 100	35, 54, 71, 85	0
38	DS	110/112 (98%)	0.27	5 (4%) 34 16	65, 81, 92, 95	0
39	BT	131/146 (89%)	-0.48	0 100 100	31, 45, 75, 92	0
39	DT	131/146 (89%)	-0.45	0 100 100	45, 59, 80, 90	0
40	BU	116/118 (98%)	-0.64	0 100 100	21, 31, 52, 63	0
40	DU	116/118 (98%)	-0.34	1 (0%) 84 69	36, 61, 78, 92	0
41	BV	101/101 (100%)	-0.42	0 100 100	27, 53, 73, 80	0
41	DV	101/101 (100%)	-0.19	0 100 100	29, 58, 78, 80	0
42	BW	112/113 (99%)	-0.43	0 100 100	27, 38, 62, 92	0
42	DW	112/113 (99%)	-0.26	0 100 100	30, 42, 64, 94	0
43	BX	95/96 (98%)	-0.37	0 100 100	29, 47, 72, 81	0
43	DX	95/96 (98%)	-0.29	2 (2%) 64 43	33, 51, 73, 82	0

Continued on next page...

Continued from previous page...

Mol	Chain	Analysed	<RSRZ>	#RSRZ>2	OWAB(Å ²)	Q<0.9
44	BY	107/110 (97%)	-0.19	2 (1%) 67 46	39, 61, 80, 89	0
44	DY	107/110 (97%)	0.27	4 (3%) 42 21	43, 65, 82, 92	0
45	BZ	171/206 (83%)	-0.38	0 100 100	53, 71, 85, 96	0
45	DZ	174/206 (84%)	-0.07	0 100 100	58, 74, 87, 95	0
46	B0	83/85 (97%)	-0.08	7 (8%) 12 4	25, 39, 80, 108	0
46	D0	83/85 (97%)	0.41	10 (12%) 5 2	42, 66, 86, 104	0
47	B1	97/98 (98%)	-0.27	1 (1%) 82 67	27, 44, 74, 83	0
47	D1	97/98 (98%)	-0.23	1 (1%) 82 67	35, 58, 79, 86	0
48	B2	70/72 (97%)	-0.54	0 100 100	35, 48, 64, 90	0
48	D2	70/72 (97%)	-0.27	0 100 100	59, 74, 83, 92	0
49	B3	59/60 (98%)	-0.36	0 100 100	24, 38, 63, 85	0
49	D3	59/60 (98%)	0.19	1 (1%) 70 49	45, 62, 80, 90	0
50	B4	69/71 (97%)	-0.17	1 (1%) 75 57	60, 85, 103, 105	0
50	D4	69/71 (97%)	0.37	5 (7%) 16 6	82, 96, 106, 112	0
51	B5	59/60 (98%)	-0.60	0 100 100	14, 36, 59, 74	0
51	D5	59/60 (98%)	-0.54	0 100 100	31, 50, 72, 82	0
52	B6	53/54 (98%)	-0.27	0 100 100	43, 53, 68, 75	0
52	D6	53/54 (98%)	-0.26	0 100 100	45, 56, 69, 73	0
53	B7	48/49 (97%)	-0.30	0 100 100	24, 32, 62, 84	0
53	D7	48/49 (97%)	-0.15	1 (2%) 64 43	26, 35, 63, 86	0
54	B8	64/65 (98%)	-0.30	0 100 100	31, 42, 51, 64	0
54	D8	64/65 (98%)	-0.30	0 100 100	34, 46, 56, 66	0
55	B9	37/37 (100%)	0.06	0 100 100	43, 53, 71, 77	0
55	D9	37/37 (100%)	0.63	3 (8%) 13 5	46, 58, 73, 78	0
All	All	20462/21468 (95%)	-0.18	365 (1%) 69 47	14, 65, 95, 123	0

All (365) RSRZ outliers are listed below:

Mol	Chain	Res	Type	RSRZ
13	CM	124	PRO	15.2
13	CM	123	ALA	12.7
13	AM	124	PRO	9.8
13	AM	123	ALA	9.6
46	B0	3	HIS	8.0

Continued on next page...

Continued from previous page...

Mol	Chain	Res	Type	RSRZ
13	CM	122	LYS	7.7
7	CG	78	ARG	6.6
1	CA	1030(B)	C	6.5
3	CC	159	GLY	5.9
46	D0	3	HIS	5.9
19	CS	49	ILE	5.8
9	CI	36	TYR	5.4
9	CI	30	GLY	5.4
13	CM	121	LYS	5.3
1	AA	1000	U	5.3
3	CC	155	GLY	5.3
13	AM	122	LYS	5.3
46	B0	7	LEU	5.1
7	AG	78	ARG	4.9
7	CG	79	ARG	4.8
1	CA	1001(A)	G	4.8
1	AA	1030(B)	C	4.7
7	AG	79	ARG	4.7
25	DA	229	A	4.7
1	CA	1532	U	4.6
7	AG	156	TRP	4.6
46	B0	6	GLY	4.6
40	DU	117	GLN	4.6
7	CG	156	TRP	4.5
1	AA	1036	G	4.5
13	CM	120	LYS	4.5
1	AA	1001	A	4.5
10	CJ	6	ILE	4.4
1	CA	1026	G	4.2
46	D0	8	GLY	4.2
7	AG	153	HIS	4.1
2	CB	232	PRO	4.1
1	AA	1001(A)	G	4.1
9	CI	7	THR	4.0
19	CS	38	SER	4.0
1	AA	202	U	4.0
25	DA	2802	G	4.0
3	CC	160	ALA	4.0
46	B0	5	LYS	4.0
50	D4	68	ARG	4.0
1	AA	1030(C)	G	3.9
13	AM	121	LYS	3.9

Continued on next page...

Continued from previous page...

Mol	Chain	Res	Type	RSRZ
46	D0	2	ALA	3.8
9	CI	62	TYR	3.8
46	D0	6	GLY	3.8
31	DH	112	PRO	3.8
7	CG	2	ALA	3.8
3	AC	206	GLU	3.8
1	AA	1028	C	3.8
31	DH	2	SER	3.8
1	CA	1002	G	3.8
1	CA	1030(C)	G	3.8
19	AS	39	THR	3.7
10	AJ	35	SER	3.7
9	CI	9	ARG	3.7
1	AA	1002	G	3.7
13	CM	119	GLY	3.6
46	D0	76	GLY	3.6
25	BA	1555	C	3.6
1	CA	1001	A	3.6
7	CG	84	ASN	3.6
7	AG	85	TYR	3.6
46	B0	8	GLY	3.6
19	CS	48	THR	3.6
25	DA	2793	G	3.6
10	CJ	20	ALA	3.6
1	CA	1036	G	3.5
1	CA	1034	G	3.5
7	AG	77	SER	3.5
31	DH	103	LEU	3.4
46	D0	5	LYS	3.4
47	D1	2	SER	3.4
1	CA	1035	A	3.4
55	D9	12	ASP	3.4
10	AJ	6	ILE	3.4
31	DH	111	HIS	3.4
2	AB	228	GLY	3.4
19	AS	38	SER	3.4
1	CA	1030(A)	G	3.4
1	AA	1037	C	3.4
2	CB	135	GLN	3.4
7	CG	82	GLY	3.4
1	AA	1026	G	3.4
10	AJ	5	ARG	3.3

Continued on next page...

Continued from previous page...

Mol	Chain	Res	Type	RSRZ
1	AA	1044	A	3.3
21	AU	18	TYR	3.3
7	CG	4	ARG	3.2
7	CG	77	SER	3.2
25	DA	652(B)	A	3.2
2	AB	133	LYS	3.2
10	CJ	85	LEU	3.2
43	DX	68	ARG	3.2
25	BA	2815	C	3.2
31	DH	102	ALA	3.2
4	AD	179	GLU	3.2
31	DH	115	VAL	3.1
9	CI	66	ARG	3.1
1	CA	1531	A	3.1
10	CJ	89	ASP	3.1
3	AC	87	LEU	3.1
3	AC	193	TYR	3.1
46	D0	7	LEU	3.1
30	DG	2	PRO	3.1
10	AJ	98	ILE	3.1
1	AA	1030	C	3.1
31	DH	82	GLY	3.0
11	CK	13	GLN	3.0
9	AI	33	PHE	3.0
53	D7	48	LYS	3.0
31	DH	43	VAL	3.0
55	D9	13	LYS	3.0
19	AS	72	GLY	3.0
25	DA	2803	C	3.0
9	AI	15	ALA	3.0
1	AA	204	U	3.0
38	DS	35	ILE	2.9
1	AA	999	C	2.9
25	BA	935	C	2.9
25	BA	2814	C	2.9
1	AA	1029	C	2.9
10	AJ	7	LYS	2.9
14	AN	17	LYS	2.9
3	AC	160	ALA	2.9
20	CT	9	ASN	2.9
25	DA	1509	C	2.9
19	AS	50	ALA	2.9

Continued on next page...

Continued from previous page...

Mol	Chain	Res	Type	RSRZ
1	AA	201	C	2.9
25	BA	2816	G	2.9
44	BY	1	MET	2.9
19	CS	47	HIS	2.9
7	AG	80	VAL	2.8
21	CU	24	ARG	2.8
3	CC	154	SER	2.8
25	BA	1221	G	2.8
21	CU	14	TRP	2.8
25	BA	2807	C	2.8
4	AD	180	GLY	2.8
7	AG	84	ASN	2.8
1	CA	1040	U	2.7
3	CC	193	TYR	2.7
31	DH	113	VAL	2.7
19	CS	12	ASP	2.7
1	CA	1037	C	2.7
46	B0	4	LYS	2.7
31	DH	105	LEU	2.7
1	CA	1286	A	2.7
9	CI	37	PHE	2.7
13	CM	102	ARG	2.7
9	CI	15	ALA	2.7
7	CG	154	TYR	2.7
19	CS	69	HIS	2.7
3	AC	192	THR	2.7
1	AA	1030(A)	G	2.7
19	AS	59	PRO	2.7
21	AU	11	GLY	2.6
44	DY	58	GLY	2.6
2	CB	132	LYS	2.6
19	AS	71	LEU	2.6
46	B0	2	ALA	2.6
1	CA	1041	A	2.6
30	BG	75	LYS	2.6
50	D4	52	THR	2.6
1	CA	1023	G	2.6
10	AJ	73	ASP	2.6
43	DX	92	LEU	2.6
9	CI	21	PRO	2.6
10	CJ	21	GLN	2.6
14	CN	17	LYS	2.6

Continued on next page...

Continued from previous page...

Mol	Chain	Res	Type	RSRZ
3	CC	190	ARG	2.6
1	AA	1007	C	2.6
14	CN	8	GLU	2.6
25	BA	2806	G	2.6
25	DA	2801(A)	A	2.5
1	CA	1042	G	2.5
30	DG	75	LYS	2.5
50	B4	66	SER	2.5
13	AM	97	PRO	2.5
25	DA	2792	G	2.5
2	CB	133	LYS	2.5
9	CI	128	ARG	2.5
1	CA	1027	C	2.5
7	AG	16	LEU	2.5
32	DI	12	LEU	2.5
10	CJ	26	ALA	2.5
49	D3	60	GLU	2.5
9	AI	62	TYR	2.5
19	CS	75	ALA	2.5
1	CA	1003	G	2.5
44	DY	59	GLY	2.5
25	DA	888	C	2.5
1	CA	1257	U	2.5
50	D4	69	LYS	2.5
25	DA	2188	C	2.5
9	AI	47	LEU	2.5
31	DH	107	VAL	2.5
14	CN	2	ALA	2.5
44	DY	88	LYS	2.5
1	CA	80	G	2.5
1	CA	1024	G	2.5
9	CI	35	GLU	2.5
13	CM	110	ARG	2.5
10	AJ	71	LEU	2.4
1	AA	1027	C	2.4
9	CI	29	ASN	2.4
3	CC	191	THR	2.4
25	DA	2805	G	2.4
1	AA	1041	A	2.4
1	CA	1030(D)	A	2.4
2	CB	115	LEU	2.4
10	CJ	40	LEU	2.4

Continued on next page...

Continued from previous page...

Mol	Chain	Res	Type	RSRZ
31	DH	169	VAL	2.4
7	AG	154	TYR	2.4
9	AI	37	PHE	2.4
10	AJ	72	VAL	2.4
32	DI	13	GLY	2.4
55	D9	16	VAL	2.4
1	AA	1023	G	2.4
9	CI	10	ARG	2.4
10	AJ	34	VAL	2.4
10	AJ	36	GLY	2.4
19	CS	9	VAL	2.4
2	AB	122	PHE	2.4
19	AS	40	ILE	2.4
25	BA	696	C	2.4
10	AJ	8	LEU	2.4
13	AM	119	GLY	2.4
31	DH	116	GLU	2.4
31	DH	94	TYR	2.4
1	AA	1024	G	2.4
44	DY	5	MET	2.4
32	DI	11	ASN	2.4
1	AA	1031	G	2.3
3	CC	177	THR	2.3
2	CB	134	GLU	2.3
2	CB	137	ARG	2.3
10	CJ	65	LEU	2.3
19	CS	35	SER	2.3
17	CQ	100	LYS	2.3
2	CB	48	MET	2.3
21	CU	6	ARG	2.3
3	CC	189	ALA	2.3
25	DA	2794	C	2.3
19	CS	43	GLU	2.3
10	CJ	5	ARG	2.3
19	AS	56	GLN	2.3
19	AS	60	VAL	2.3
25	DA	2896	C	2.3
25	DA	2807	G	2.3
2	CB	122	PHE	2.3
4	AD	152	SER	2.3
15	CO	6	GLU	2.3
3	CC	64	VAL	2.3

Continued on next page...

Continued from previous page...

Mol	Chain	Res	Type	RSRZ
9	CI	28	VAL	2.3
10	CJ	27	ALA	2.3
19	CS	13	ASP	2.3
3	CC	206	GLU	2.3
30	DG	76	SER	2.3
9	AI	36	TYR	2.3
30	BG	49	ASP	2.3
38	DS	33	LYS	2.3
1	AA	1137	C	2.3
25	DA	2897	U	2.3
10	CJ	38	ILE	2.3
9	CI	33	PHE	2.3
12	AL	99	HIS	2.3
1	CA	1029	C	2.3
9	CI	27	THR	2.3
13	AM	120	LYS	2.3
9	CI	5	TYR	2.3
1	CA	1031	G	2.2
2	AB	227	GLY	2.2
25	DA	2894	G	2.2
21	AU	17	THR	2.2
16	AP	7	ALA	2.2
1	AA	1531	A	2.2
30	DG	136	ARG	2.2
1	CA	1030	C	2.2
19	CS	44	MET	2.2
11	CK	31	THR	2.2
16	AP	19	ILE	2.2
38	DS	52	SER	2.2
10	CJ	72	VAL	2.2
3	AC	100	ALA	2.2
3	CC	158	GLY	2.2
32	DI	86	THR	2.2
38	DS	58	LEU	2.2
1	AA	1034	G	2.2
1	AA	1039	C	2.2
9	CI	88	TYR	2.2
19	AS	30	LEU	2.2
19	CS	53	ASN	2.2
21	CU	8	THR	2.2
1	AA	1257	U	2.2
10	AJ	75	ILE	2.2

Continued on next page...

Continued from previous page...

Mol	Chain	Res	Type	RSRZ
19	CS	28	LYS	2.2
14	CN	25	VAL	2.2
32	DI	77	LEU	2.2
1	CA	1033	G	2.2
9	CI	127	LYS	2.2
31	DH	106	THR	2.2
31	DH	110	SER	2.2
50	D4	67	TYR	2.2
2	CB	131	PRO	2.2
11	CK	42	TRP	2.2
1	AA	1003	G	2.2
1	CA	1000	U	2.2
13	AM	2	ALA	2.2
2	AB	135	GLN	2.2
50	D4	49	PHE	2.2
25	DA	879	G	2.2
21	AU	5	ASP	2.2
7	AG	82	GLY	2.1
2	AB	129	GLU	2.1
14	AN	15	LYS	2.1
13	AM	96	LEU	2.1
2	CB	113	HIS	2.1
3	CC	102	ASN	2.1
21	CU	12	LYS	2.1
4	AD	175	SER	2.1
9	CI	6	GLY	2.1
9	CI	98	PRO	2.1
19	CS	16	LEU	2.1
27	BD	276	LYS	2.1
44	BY	63	LYS	2.1
1	CA	1493	A	2.1
1	CA	1149	C	2.1
46	D0	9	SER	2.1
1	AA	1286	A	2.1
13	CM	78	ILE	2.1
9	AI	46	ALA	2.1
46	D0	4	LYS	2.1
2	AB	63	MET	2.1
1	CA	1283	G	2.1
9	AI	26	VAL	2.1
24	CW	2	VAL	2.1
30	DG	122	PRO	2.1

Continued on next page...

Continued from previous page...

Mol	Chain	Res	Type	RSRZ
31	DH	159	GLU	2.1
38	DS	57	LYS	2.1
47	B1	2	SER	2.1
1	CA	1004	A	2.1
1	AA	1038	C	2.1
9	CI	123	PRO	2.0
1	CA	1038	C	2.0
2	CB	165	VAL	2.0
13	CM	6	GLY	2.0
19	CS	79	THR	2.0
46	D0	77	ARG	2.0
13	CM	92	HIS	2.0
19	AS	4	SER	2.0
7	CG	85	TYR	2.0
18	AR	31	LEU	2.0
25	BA	2813	G	2.0
21	AU	2	GLY	2.0
35	DP	78	PRO	2.0
7	CG	83	ALA	2.0
25	BA	2805	G	2.0
25	DA	652(U)	G	2.0
21	CU	23	PRO	2.0
25	DA	652(T)	C	2.0
30	DG	51	ARG	2.0

6.2 Non-standard residues in protein, DNA, RNA chains [i](#)

In the following table, the Atoms column lists the number of modelled atoms in the group and the number defined in the chemical component dictionary. LLDF column lists the quality of electron density of the group with respect to its neighbouring residues in protein, DNA or RNA chains. The B-factors column lists the minimum, median, 95th percentile and maximum values of B factors of atoms in the group. The column labelled 'Q< 0.9' lists the number of atoms with occupancy less than 0.9.

Mol	Type	Chain	Res	Atoms	RSCC	RSR	LLDF	B-factors(Å ²)	Q<0.9
24	2R3	CW	8	14/15	0.96	0.11	-	47,70,74,79	0
24	MVA	CW	5	8/9	0.94	0.20	-	51,78,86,88	0
24	MVA	AW	9	8/9	0.93	0.24	-	65,78,87,91	0
24	2QZ	AW	1	9/10	0.95	0.22	-	58,64,81,82	0
24	MVA	CW	9	8/9	0.92	0.21	-	61,72,80,84	0
24	2QY	AW	10	13/14	0.97	0.14	-	55,67,75,79	0
24	2R1	AW	6	10/11	0.90	0.12	-	68,82,98,104	0

Continued on next page...

Continued from previous page...

Mol	Type	Chain	Res	Atoms	RSCC	RSR	LLDF	B-factors(\AA^2)	Q<0.9
24	2R3	AW	8	14/15	0.95	0.15	-	54,79,87,90	0
24	MVA	AW	5	8/9	0.93	0.19	-	66,87,90,90	0
24	2QZ	CW	1	9/10	0.95	0.24	-	57,72,81,93	0
24	004	CW	3	10/11	0.94	0.15	-	60,76,84,86	0
24	2R1	CW	6	10/11	0.94	0.11	-	79,86,90,94	0
24	2QY	CW	10	13/14	0.91	0.14	-	55,69,84,94	0
24	004	AW	3	10/11	0.82	0.13	-	71,89,99,106	0

6.3 Carbohydrates [i](#)

There are no carbohydrates in this entry.

6.4 Ligands [i](#)

In the following table, the Atoms column lists the number of modelled atoms in the group and the number defined in the chemical component dictionary. LLDF column lists the quality of electron density of the group with respect to its neighbouring residues in protein, DNA or RNA chains. The B-factors column lists the minimum, median, 95th percentile and maximum values of B factors of atoms in the group. The column labelled 'Q < 0.9' lists the number of atoms with occupancy less than 0.9.

Mol	Type	Chain	Res	Atoms	RSCC	RSR	LLDF	B-factors(\AA^2)	Q<0.9
56	MG	DA	3581	1/1	0.71	0.86	126.13	73,73,73,73	0
56	MG	BA	3014	1/1	0.95	0.76	83.86	34,34,34,34	0
56	MG	AA	3011	1/1	0.91	1.19	73.14	55,55,55,55	0
56	MG	BA	3634	1/1	0.98	0.70	72.21	63,63,63,63	0
56	MG	DA	3092	1/1	0.88	0.61	62.70	39,39,39,39	0
56	MG	BA	3223	1/1	0.96	0.68	61.58	47,47,47,47	0
56	MG	BA	3038	1/1	0.91	0.60	56.20	51,51,51,51	0
56	MG	BA	3042	1/1	0.95	0.76	55.48	47,47,47,47	0
56	MG	BA	3196	1/1	0.92	0.76	49.64	56,56,56,56	0
56	MG	BA	3297	1/1	0.73	1.46	48.81	53,53,53,53	0
56	MG	DF	301	1/1	0.91	0.51	43.16	32,32,32,32	0
56	MG	DD	306	1/1	0.95	1.14	42.96	44,44,44,44	0
56	MG	BA	3607	1/1	0.96	0.43	40.74	53,53,53,53	0
56	MG	CA	3007	1/1	0.82	0.56	39.00	68,68,68,68	0
56	MG	BA	3160	1/1	0.78	0.64	38.61	53,53,53,53	0
56	MG	BA	3187	1/1	0.91	0.64	36.94	50,50,50,50	0
56	MG	DA	3112	1/1	0.86	0.43	32.14	54,54,54,54	0
56	MG	BP	201	1/1	0.95	0.66	32.11	40,40,40,40	0

Continued on next page...

Continued from previous page...

Mol	Type	Chain	Res	Atoms	RSCC	RSR	LLDF	B-factors(Å ²)	Q<0.9
56	MG	CA	3053	1/1	0.61	1.18	30.79	73,73,73,73	0
56	MG	B8	101	1/1	0.93	0.46	30.44	49,49,49,49	0
56	MG	DA	3018	1/1	0.89	0.47	28.91	48,48,48,48	0
56	MG	BA	3150	1/1	0.98	0.45	28.65	34,34,34,34	0
56	MG	AA	3060	1/1	0.93	0.53	26.72	60,60,60,60	0
56	MG	D5	102	1/1	0.95	0.58	26.27	55,55,55,55	0
56	MG	DA	3639	1/1	0.96	0.30	26.18	15,15,15,15	0
56	MG	BA	3024	1/1	0.90	0.40	25.71	35,35,35,35	0
56	MG	CA	3042	1/1	0.57	0.55	24.99	85,85,85,85	0
56	MG	BU	208	1/1	0.95	0.88	22.96	56,56,56,56	0
56	MG	DA	3011	1/1	0.75	0.38	22.52	45,45,45,45	0
56	MG	BV	203	1/1	0.95	1.03	22.44	46,46,46,46	0
56	MG	DA	3643	1/1	0.92	0.72	22.16	53,53,53,53	0
56	MG	DA	3016	1/1	0.94	0.27	21.38	37,37,37,37	0
56	MG	BA	3034	1/1	0.96	0.41	21.31	52,52,52,52	0
56	MG	DA	3178	1/1	0.96	0.37	20.98	43,43,43,43	0
56	MG	DA	3197	1/1	0.95	0.45	20.76	36,36,36,36	0
56	MG	DA	3615	1/1	0.78	0.40	20.59	60,60,60,60	0
56	MG	BA	3664	1/1	0.89	0.26	20.17	68,68,68,68	0
56	MG	B7	103	1/1	0.90	0.85	19.81	48,48,48,48	0
56	MG	BP	203	1/1	0.97	0.70	19.23	29,29,29,29	0
56	MG	BF	301	1/1	0.97	0.52	19.13	45,45,45,45	0
56	MG	DV	203	1/1	0.86	0.74	19.12	54,54,54,54	0
56	MG	AA	3008	1/1	0.93	0.42	18.92	54,54,54,54	0
56	MG	BA	3727	1/1	0.87	0.66	18.44	68,68,68,68	0
56	MG	DA	3079	1/1	0.87	0.27	17.87	37,37,37,37	0
56	MG	BA	3199	1/1	0.96	0.46	17.87	36,36,36,36	0
56	MG	DA	3173	1/1	0.97	0.41	17.87	39,39,39,39	0
56	MG	DF	305	1/1	0.94	0.73	17.84	39,39,39,39	0
56	MG	AA	3180	1/1	0.90	0.38	17.72	66,66,66,66	0
56	MG	DD	305	1/1	0.94	0.64	17.69	49,49,49,49	0
56	MG	AA	3159	1/1	0.99	0.32	17.67	57,57,57,57	0
56	MG	BA	3230	1/1	0.89	0.47	17.62	46,46,46,46	0
56	MG	AA	3107	1/1	0.96	0.31	17.57	44,44,44,44	0
56	MG	DA	3279	1/1	0.82	0.31	17.57	63,63,63,63	0
56	MG	BA	3047	1/1	0.90	0.41	17.35	47,47,47,47	0
56	MG	AA	3038	1/1	0.82	0.35	17.33	66,66,66,66	0
56	MG	DD	307	1/1	0.85	0.61	17.21	38,38,38,38	0
56	MG	BE	301	1/1	0.96	0.56	17.10	43,43,43,43	0
56	MG	BV	202	1/1	0.95	0.44	16.55	56,56,56,56	0
56	MG	BA	3041	1/1	0.96	0.37	16.12	32,32,32,32	0

Continued on next page...

Continued from previous page...

Mol	Type	Chain	Res	Atoms	RSCC	RSR	LLDF	B-factors(\AA^2)	Q<0.9
56	MG	BA	3026	1/1	0.97	0.47	15.86	36,36,36,36	0
56	MG	BA	3622	1/1	0.65	0.52	15.82	77,77,77,77	0
56	MG	BD	306	1/1	0.93	0.45	15.77	46,46,46,46	0
56	MG	CA	3135	1/1	0.70	0.56	15.36	76,76,76,76	0
56	MG	DA	3624	1/1	0.90	0.40	15.34	51,51,51,51	0
56	MG	AA	3082	1/1	0.92	0.24	15.29	39,39,39,39	0
56	MG	DA	3056	1/1	0.76	0.38	15.24	43,43,43,43	0
56	MG	BA	3155	1/1	0.81	0.38	15.14	57,57,57,57	0
56	MG	BE	305	1/1	0.90	0.70	14.86	42,42,42,42	0
56	MG	AA	3209	1/1	0.94	0.40	14.82	70,70,70,70	0
56	MG	CA	3152	1/1	0.92	0.38	14.77	55,55,55,55	0
56	MG	BA	3739	1/1	0.82	0.77	14.57	50,50,50,50	0
56	MG	BA	3493	1/1	0.98	0.37	14.53	15,15,15,15	0
56	MG	AA	3208	1/1	0.97	0.34	14.18	46,46,46,46	0
56	MG	AA	3010	1/1	0.95	0.37	14.08	70,70,70,70	0
59	FME	CX	101	10/11	0.70	0.57	14.05	71,82,97,105	0
56	MG	AA	3108	1/1	0.96	0.46	13.89	67,67,67,67	0
56	MG	BA	3726	1/1	0.96	0.55	13.75	47,47,47,47	0
56	MG	BA	3227	1/1	0.98	0.31	13.48	32,32,32,32	0
56	MG	AA	3050	1/1	0.88	0.50	13.34	63,63,63,63	0
56	MG	BA	3184	1/1	0.97	0.38	13.23	49,49,49,49	0
56	MG	BR	201	1/1	0.98	0.60	12.92	51,51,51,51	0
56	MG	BA	3153	1/1	0.93	0.32	12.85	35,35,35,35	0
56	MG	BA	3145	1/1	0.95	0.40	12.78	38,38,38,38	0
56	MG	DA	3473	1/1	0.98	0.31	12.78	32,32,32,32	0
56	MG	BA	3211	1/1	0.94	0.29	12.63	38,38,38,38	0
56	MG	BA	3637	1/1	0.96	0.35	12.58	33,33,33,33	0
56	MG	DA	3176	1/1	0.97	0.27	12.50	39,39,39,39	0
56	MG	BA	3614	1/1	0.99	0.42	12.48	30,30,30,30	0
56	MG	DA	3553	1/1	0.86	0.36	12.37	70,70,70,70	0
56	MG	BN	3005	1/1	0.95	0.84	12.28	52,52,52,52	0
56	MG	AA	3019	1/1	0.89	0.39	12.21	74,74,74,74	0
56	MG	BA	3060	1/1	0.93	0.40	12.17	40,40,40,40	0
56	MG	DA	3100	1/1	0.94	0.50	12.08	56,56,56,56	0
56	MG	DA	3033	1/1	0.91	0.25	12.07	39,39,39,39	0
56	MG	DV	202	1/1	0.85	0.84	11.94	63,63,63,63	0
56	MG	BD	302	1/1	0.96	0.36	11.84	58,58,58,58	0
56	MG	DA	3461	1/1	0.90	0.21	11.83	41,41,41,41	0
56	MG	BA	3133	1/1	0.93	0.27	11.78	32,32,32,32	0
56	MG	DA	3401	1/1	0.91	0.29	11.52	58,58,58,58	0
56	MG	AA	3120	1/1	0.77	0.63	11.52	71,71,71,71	0

Continued on next page...

Continued from previous page...

Mol	Type	Chain	Res	Atoms	RSCC	RSR	LLDF	B-factors(\AA^2)	Q<0.9
56	MG	DA	3116	1/1	0.92	0.31	11.51	39,39,39,39	0
56	MG	BN	3001	1/1	0.91	0.76	11.50	54,54,54,54	0
56	MG	AA	3071	1/1	0.79	0.29	11.43	60,60,60,60	0
56	MG	DA	3039	1/1	0.96	0.40	11.17	59,59,59,59	0
56	MG	AA	3190	1/1	0.92	0.33	10.92	67,67,67,67	0
56	MG	BA	3729	1/1	0.97	0.40	10.80	46,46,46,46	0
56	MG	B3	103	1/1	0.93	0.63	10.79	41,41,41,41	0
56	MG	DA	3432	1/1	0.96	0.27	10.77	66,66,66,66	0
56	MG	BA	3524	1/1	0.96	0.25	10.69	55,55,55,55	0
56	MG	BU	206	1/1	0.76	0.38	10.59	60,60,60,60	0
56	MG	AA	3160	1/1	0.97	0.30	10.59	52,52,52,52	0
56	MG	DA	3265	1/1	0.96	0.27	10.41	51,51,51,51	0
56	MG	BF	303	1/1	0.99	0.27	10.29	36,36,36,36	0
56	MG	BA	3503	1/1	0.96	0.28	10.23	31,31,31,31	0
56	MG	AA	3109	1/1	0.94	0.33	10.15	65,65,65,65	0
56	MG	AA	3084	1/1	0.70	0.36	10.11	78,78,78,78	0
56	MG	BA	3033	1/1	0.97	0.37	10.09	35,35,35,35	0
59	FME	AX	101	10/11	0.86	0.44	10.03	48,75,97,113	0
56	MG	DA	3097	1/1	0.92	0.22	9.94	61,61,61,61	0
56	MG	DE	301	1/1	0.96	0.62	9.92	51,51,51,51	0
56	MG	DA	3651	1/1	0.92	0.60	9.90	52,52,52,52	0
56	MG	AA	3035	1/1	0.76	0.42	9.79	71,71,71,71	0
56	MG	DA	3191	1/1	0.89	0.44	9.59	47,47,47,47	0
56	MG	DA	3171	1/1	0.87	0.25	9.54	39,39,39,39	0
56	MG	AA	3033	1/1	0.88	0.38	9.43	64,64,64,64	0
56	MG	BA	3139	1/1	0.90	0.25	9.23	51,51,51,51	0
56	MG	AA	3168	1/1	0.95	0.31	9.17	68,68,68,68	0
56	MG	BA	3045	1/1	0.88	0.29	9.12	34,34,34,34	0
56	MG	DA	3298	1/1	0.95	0.32	9.11	37,37,37,37	0
56	MG	BA	3530	1/1	0.97	0.28	8.98	31,31,31,31	0
56	MG	CA	3170	1/1	0.89	0.48	8.94	50,50,50,50	0
56	MG	CA	3043	1/1	0.97	0.34	8.89	49,49,49,49	0
56	MG	BR	204	1/1	0.92	0.62	8.83	43,43,43,43	0
56	MG	BA	3435	1/1	0.97	0.23	8.68	24,24,24,24	0
56	MG	BA	3197	1/1	0.89	0.30	8.54	39,39,39,39	0
56	MG	BA	3086	1/1	0.94	0.33	8.51	49,49,49,49	0
56	MG	BA	3025	1/1	0.96	0.25	8.50	28,28,28,28	0
56	MG	DA	3577	1/1	0.96	0.25	8.31	44,44,44,44	0
56	MG	DA	3479	1/1	0.94	0.19	8.27	57,57,57,57	0
56	MG	BA	3057	1/1	0.94	0.27	8.22	35,35,35,35	0
56	MG	BA	3192	1/1	0.88	0.48	8.13	58,58,58,58	0

Continued on next page...

Continued from previous page...

Mol	Type	Chain	Res	Atoms	RSCC	RSR	LLDF	B-factors(Å ²)	Q<0.9
56	MG	DA	3215	1/1	0.98	0.30	8.10	29,29,29,29	0
56	MG	BA	3222	1/1	0.98	0.29	7.99	25,25,25,25	0
56	MG	BA	3732	1/1	0.99	0.52	7.98	61,61,61,61	0
56	MG	AA	3088	1/1	0.77	0.33	7.88	63,63,63,63	0
56	MG	BA	3671	1/1	0.90	0.33	7.87	57,57,57,57	0
56	MG	DA	3469	1/1	0.94	0.22	7.85	47,47,47,47	0
56	MG	DA	3440	1/1	0.90	0.32	7.75	33,33,33,33	0
56	MG	BA	3576	1/1	0.95	0.26	7.61	23,23,23,23	0
56	MG	CA	3032	1/1	0.83	0.20	7.60	42,42,42,42	0
56	MG	CA	3114	1/1	0.82	0.26	7.41	82,82,82,82	0
56	MG	DA	3609	1/1	0.84	0.35	7.23	64,64,64,64	0
56	MG	BA	3546	1/1	0.94	0.31	7.19	48,48,48,48	0
56	MG	DA	3099	1/1	0.86	0.27	7.18	44,44,44,44	0
56	MG	BF	305	1/1	0.97	0.32	7.15	35,35,35,35	0
56	MG	BA	3550	1/1	0.97	0.24	7.13	45,45,45,45	0
56	MG	BD	308	1/1	0.97	0.32	7.11	23,23,23,23	0
56	MG	DA	3170	1/1	0.92	0.81	6.92	57,57,57,57	0
56	MG	AA	3031	1/1	0.89	0.21	6.81	41,41,41,41	0
56	MG	BW	204	1/1	0.96	0.35	6.78	35,35,35,35	0
56	MG	DB	3007	1/1	0.80	0.27	6.70	45,45,45,45	0
56	MG	BB	3003	1/1	0.82	0.24	6.66	43,43,43,43	0
56	MG	BN	3004	1/1	0.98	0.40	6.59	66,66,66,66	0
56	MG	BD	310	1/1	0.98	0.32	6.59	48,48,48,48	0
56	MG	BA	3441	1/1	0.95	0.25	6.58	25,25,25,25	0
56	MG	BA	3048	1/1	0.90	0.23	6.43	31,31,31,31	0
56	MG	DA	3295	1/1	0.92	0.24	6.29	39,39,39,39	0
56	MG	AA	3064	1/1	0.95	0.30	6.22	79,79,79,79	0
56	MG	BA	3451	1/1	0.97	0.30	6.22	28,28,28,28	0
56	MG	DA	3407	1/1	0.95	0.24	6.20	21,21,21,21	0
56	MG	DD	301	1/1	0.95	0.32	6.19	46,46,46,46	0
56	MG	BA	3416	1/1	0.99	0.25	6.17	42,42,42,42	0
56	MG	DA	3264	1/1	0.90	0.32	6.12	49,49,49,49	0
56	MG	BA	3642	1/1	0.96	0.24	6.10	51,51,51,51	0
56	MG	DA	3094	1/1	0.96	0.18	6.05	26,26,26,26	0
56	MG	DA	3608	1/1	0.98	0.28	6.04	57,57,57,57	0
56	MG	DA	3346	1/1	0.99	0.23	6.02	29,29,29,29	0
56	MG	DA	3326	1/1	0.93	0.20	5.96	33,33,33,33	0
56	MG	BU	203	1/1	0.98	0.35	5.96	33,33,33,33	0
56	MG	AA	3039	1/1	0.89	0.24	5.94	60,60,60,60	0
56	MG	DA	3272	1/1	0.99	0.28	5.92	27,27,27,27	0
56	MG	DA	3266	1/1	0.96	0.23	5.90	43,43,43,43	0

Continued on next page...

Continued from previous page...

Mol	Type	Chain	Res	Atoms	RSCC	RSR	LLDF	B-factors(Å ²)	Q<0.9
56	MG	DA	3324	1/1	0.99	0.23	5.89	40,40,40,40	0
56	MG	BA	3277	1/1	0.86	0.37	5.79	45,45,45,45	0
56	MG	DA	3627	1/1	0.93	0.21	5.66	43,43,43,43	0
56	MG	AA	3095	1/1	0.93	0.24	5.65	58,58,58,58	0
56	MG	BQ	205	1/1	0.94	0.42	5.63	49,49,49,49	0
56	MG	CA	3099	1/1	0.93	0.33	5.62	65,65,65,65	0
56	MG	BA	3200	1/1	0.99	0.27	5.61	25,25,25,25	0
56	MG	BA	3630	1/1	0.96	0.25	5.61	52,52,52,52	0
56	MG	DA	3364	1/1	0.94	0.19	5.55	32,32,32,32	0
56	MG	DA	3070	1/1	0.86	0.27	5.53	44,44,44,44	0
56	MG	BU	202	1/1	0.95	0.36	5.51	32,32,32,32	0
56	MG	BA	3328	1/1	0.92	0.21	5.36	42,42,42,42	0
56	MG	DA	3142	1/1	0.96	0.24	5.34	33,33,33,33	0
56	MG	BA	3548	1/1	0.95	0.22	5.34	50,50,50,50	0
56	MG	DA	3335	1/1	0.97	0.26	5.26	38,38,38,38	0
56	MG	BV	201	1/1	0.96	0.39	5.21	53,53,53,53	0
56	MG	CA	3098	1/1	0.98	0.23	5.21	46,46,46,46	0
56	MG	BA	3459	1/1	0.98	0.22	5.14	31,31,31,31	0
56	MG	BA	3203	1/1	0.97	0.26	5.12	32,32,32,32	0
56	MG	DA	3236	1/1	0.98	0.17	5.08	46,46,46,46	0
56	MG	DA	3641	1/1	0.96	0.43	5.02	61,61,61,61	0
56	MG	BA	3178	1/1	0.94	0.28	4.98	48,48,48,48	0
56	MG	DA	3035	1/1	0.98	0.23	4.98	56,56,56,56	0
56	MG	BA	3353	1/1	0.95	0.24	4.91	57,57,57,57	0
56	MG	BA	3402	1/1	0.82	0.25	4.87	71,71,71,71	0
56	MG	DA	3312	1/1	0.99	0.27	4.83	43,43,43,43	0
56	MG	AA	3179	1/1	0.98	0.26	4.83	34,34,34,34	0
56	MG	BQ	202	1/1	0.94	0.30	4.79	28,28,28,28	0
56	MG	DA	3554	1/1	0.92	0.19	4.72	70,70,70,70	0
56	MG	BN	3003	1/1	0.89	0.39	4.71	59,59,59,59	0
56	MG	BX	3001	1/1	0.93	0.29	4.69	55,55,55,55	0
56	MG	AA	3145	1/1	0.94	0.25	4.68	63,63,63,63	0
56	MG	DA	3025	1/1	0.98	0.38	4.63	44,44,44,44	0
56	MG	BA	3552	1/1	0.97	0.23	4.59	29,29,29,29	0
56	MG	BA	3356	1/1	0.89	0.27	4.48	56,56,56,56	0
56	MG	BA	3193	1/1	0.93	0.57	4.46	52,52,52,52	0
56	MG	BA	3228	1/1	0.98	0.27	4.45	63,63,63,63	0
56	MG	BA	3370	1/1	0.81	0.19	4.44	54,54,54,54	0
56	MG	BA	3504	1/1	0.96	0.29	4.43	41,41,41,41	0
56	MG	BA	3512	1/1	0.96	0.23	4.38	40,40,40,40	0
56	MG	CA	3162	1/1	0.91	0.21	4.37	46,46,46,46	0

Continued on next page...

Continued from previous page...

Mol	Type	Chain	Res	Atoms	RSCC	RSR	LLDF	B-factors(\AA^2)	Q<0.9
56	MG	BU	205	1/1	0.84	0.33	4.34	42,42,42,42	0
56	MG	DA	3535	1/1	0.95	0.19	4.31	33,33,33,33	0
56	MG	BA	3703	1/1	0.72	0.22	4.27	31,31,31,31	0
56	MG	DA	3631	1/1	0.83	0.17	4.26	56,56,56,56	0
56	MG	BA	3624	1/1	0.85	0.25	4.15	52,52,52,52	0
56	MG	BA	3117	1/1	0.96	0.24	4.11	25,25,25,25	0
56	MG	BQ	201	1/1	0.98	0.43	4.09	61,61,61,61	0
56	MG	BD	305	1/1	0.94	0.23	4.07	48,48,48,48	0
56	MG	BA	3346	1/1	0.88	0.23	4.06	37,37,37,37	0
56	MG	DA	3164	1/1	0.94	0.26	4.03	48,48,48,48	0
56	MG	DA	3026	1/1	0.98	0.21	4.01	37,37,37,37	0
56	MG	DA	3306	1/1	0.95	0.21	4.00	33,33,33,33	0
56	MG	BA	3560	1/1	0.90	0.20	3.99	61,61,61,61	0
56	MG	BA	3304	1/1	0.94	0.19	3.98	49,49,49,49	0
56	MG	BA	3124	1/1	0.94	0.23	3.93	39,39,39,39	0
56	MG	BB	3008	1/1	0.87	0.21	3.93	35,35,35,35	0
56	MG	BA	3079	1/1	0.94	0.28	3.91	42,42,42,42	0
56	MG	DA	3637	1/1	0.96	0.28	3.90	48,48,48,48	0
56	MG	DF	304	1/1	0.90	0.28	3.88	44,44,44,44	0
56	MG	BA	3480	1/1	0.98	0.20	3.84	17,17,17,17	0
56	MG	DA	3408	1/1	0.98	0.22	3.82	37,37,37,37	0
56	MG	DA	3476	1/1	0.98	0.21	3.80	45,45,45,45	0
56	MG	DA	3620	1/1	0.90	0.19	3.76	71,71,71,71	0
56	MG	BA	3557	1/1	0.98	0.23	3.75	31,31,31,31	0
56	MG	DA	3633	1/1	0.96	0.20	3.72	54,54,54,54	0
56	MG	DA	3078	1/1	0.88	0.17	3.70	44,44,44,44	0
56	MG	BA	3682	1/1	0.97	0.22	3.68	38,38,38,38	0
56	MG	BA	3601	1/1	0.93	0.28	3.67	64,64,64,64	0
56	MG	BA	3379	1/1	0.97	0.22	3.65	22,22,22,22	0
56	MG	BA	3093	1/1	0.96	0.22	3.59	25,25,25,25	0
56	MG	BA	3640	1/1	0.93	0.25	3.58	60,60,60,60	0
56	MG	DA	3006	1/1	0.92	0.16	3.53	42,42,42,42	0
56	MG	DA	3347	1/1	0.94	0.19	3.50	62,62,62,62	0
56	MG	BA	3128	1/1	0.99	0.27	3.47	40,40,40,40	0
56	MG	BA	3036	1/1	0.98	0.18	3.47	38,38,38,38	0
56	MG	CA	3072	1/1	0.96	0.22	3.47	38,38,38,38	0
56	MG	DA	3114	1/1	0.94	0.19	3.42	37,37,37,37	0
56	MG	BN	3002	1/1	0.88	0.30	3.40	56,56,56,56	0
56	MG	DA	3628	1/1	0.96	0.22	3.36	63,63,63,63	0
56	MG	CE	3001	1/1	0.81	0.33	3.35	68,68,68,68	0
56	MG	BA	3737	1/1	0.96	0.25	3.32	60,60,60,60	0

Continued on next page...

Continued from previous page...

Mol	Type	Chain	Res	Atoms	RSCC	RSR	LLDF	B-factors(\AA^2)	Q<0.9
56	MG	BA	3689	1/1	0.91	0.23	3.25	39,39,39,39	0
56	MG	DA	3302	1/1	0.97	0.18	3.22	22,22,22,22	0
56	MG	DA	3450	1/1	0.93	0.16	3.20	43,43,43,43	0
56	MG	BA	3343	1/1	0.96	0.19	3.20	40,40,40,40	0
56	MG	DQ	205	1/1	0.82	0.40	3.18	55,55,55,55	0
56	MG	BA	3368	1/1	0.96	0.19	3.18	35,35,35,35	0
56	MG	BA	3544	1/1	0.98	0.23	3.17	27,27,27,27	0
56	MG	BA	3147	1/1	0.89	0.24	3.17	46,46,46,46	0
56	MG	CT	3001	1/1	0.90	0.43	3.15	57,57,57,57	0
56	MG	BA	3311	1/1	0.97	0.23	3.15	42,42,42,42	0
56	MG	AA	3024	1/1	0.92	0.18	3.11	53,53,53,53	0
56	MG	CA	3001	1/1	0.99	0.21	3.10	55,55,55,55	0
56	MG	DA	3424	1/1	0.93	0.20	3.07	30,30,30,30	0
56	MG	BA	3264	1/1	0.98	0.17	3.06	30,30,30,30	0
56	MG	BA	3431	1/1	0.94	0.23	3.06	17,17,17,17	0
56	MG	DA	3379	1/1	0.99	0.22	3.04	28,28,28,28	0
56	MG	DA	3649	1/1	0.98	0.24	3.02	24,24,24,24	0
56	MG	BA	3414	1/1	0.99	0.21	3.00	19,19,19,19	0
56	MG	AA	3072	1/1	0.92	0.26	2.93	79,79,79,79	0
56	MG	DA	3065	1/1	0.85	0.18	2.89	38,38,38,38	0
56	MG	DA	3638	1/1	0.89	0.30	2.86	62,62,62,62	0
56	MG	BA	3545	1/1	0.95	0.24	2.85	47,47,47,47	0
56	MG	DA	3653	1/1	0.91	0.35	2.82	60,60,60,60	0
56	MG	BF	302	1/1	0.91	0.31	2.79	46,46,46,46	0
56	MG	DV	201	1/1	0.96	0.38	2.76	55,55,55,55	0
56	MG	DA	3397	1/1	0.96	0.18	2.72	41,41,41,41	0
56	MG	BA	3299	1/1	0.93	0.23	2.72	9,9,9,9	0
56	MG	BA	3525	1/1	0.98	0.23	2.72	43,43,43,43	0
56	MG	DA	3262	1/1	0.97	0.22	2.71	44,44,44,44	0
56	MG	CA	3061	1/1	0.94	0.30	2.67	46,46,46,46	0
56	MG	DA	3002	1/1	0.93	0.19	2.63	55,55,55,55	0
56	MG	DA	3395	1/1	0.98	0.21	2.63	34,34,34,34	0
56	MG	DA	3261	1/1	0.95	0.22	2.61	35,35,35,35	0
56	MG	BA	3349	1/1	0.97	0.26	2.59	43,43,43,43	0
56	MG	BA	3037	1/1	0.95	0.20	2.55	31,31,31,31	0
56	MG	DA	3143	1/1	0.91	0.22	2.52	46,46,46,46	0
56	MG	BA	3324	1/1	0.96	0.18	2.49	36,36,36,36	0
56	MG	DA	3518	1/1	0.96	0.20	2.48	40,40,40,40	0
56	MG	DA	3148	1/1	0.91	0.23	2.43	47,47,47,47	0
56	MG	AA	3171	1/1	0.97	0.25	2.41	72,72,72,72	0
56	MG	D3	101	1/1	0.96	0.45	2.41	63,63,63,63	0

Continued on next page...

Continued from previous page...

Mol	Type	Chain	Res	Atoms	RSCC	RSR	LLDF	B-factors(\AA^2)	Q<0.9
56	MG	B7	102	1/1	0.99	0.25	2.38	40,40,40,40	0
56	MG	AA	3146	1/1	0.93	0.20	2.37	48,48,48,48	0
56	MG	DA	3623	1/1	0.89	0.17	2.37	53,53,53,53	0
56	MG	CA	3119	1/1	0.91	0.23	2.30	64,64,64,64	0
56	MG	AA	3036	1/1	0.91	0.24	2.25	71,71,71,71	0
56	MG	BA	3332	1/1	0.95	0.19	2.24	39,39,39,39	0
56	MG	DA	3121	1/1	0.95	0.19	2.16	48,48,48,48	0
56	MG	BA	3720	1/1	0.97	0.20	2.15	33,33,33,33	0
56	MG	BA	3719	1/1	0.82	0.25	2.08	25,25,25,25	0
56	MG	CA	3048	1/1	0.83	0.20	2.07	62,62,62,62	0
56	MG	CA	3101	1/1	0.97	0.18	2.03	70,70,70,70	0
56	MG	CA	3027	1/1	0.88	0.17	2.03	57,57,57,57	0
56	MG	DA	3418	1/1	0.98	0.17	2.03	29,29,29,29	0
56	MG	BA	3121	1/1	0.96	0.27	2.02	57,57,57,57	0
56	MG	DA	3652	1/1	0.98	0.60	2.02	60,60,60,60	0
56	MG	DA	3414	1/1	0.93	0.17	2.00	49,49,49,49	0
56	MG	DA	3498	1/1	0.96	0.18	1.97	56,56,56,56	0
56	MG	DA	3133	1/1	0.96	0.15	1.95	33,33,33,33	0
56	MG	DA	3221	1/1	0.92	0.18	1.90	49,49,49,49	0
56	MG	BA	3125	1/1	0.90	0.20	1.89	39,39,39,39	0
56	MG	DA	3429	1/1	0.96	0.18	1.88	44,44,44,44	0
56	MG	BA	3098	1/1	0.93	0.15	1.88	35,35,35,35	0
56	MG	BB	3001	1/1	0.97	0.17	1.86	54,54,54,54	0
56	MG	DA	3595	1/1	0.95	0.18	1.81	72,72,72,72	0
56	MG	DA	3588	1/1	0.98	0.18	1.81	40,40,40,40	0
56	MG	CA	3171	1/1	0.97	0.32	1.78	67,67,67,67	0
56	MG	DA	3284	1/1	0.90	0.14	1.77	68,68,68,68	0
56	MG	BA	3397	1/1	0.95	0.19	1.75	28,28,28,28	0
56	MG	BA	3393	1/1	0.98	0.18	1.72	38,38,38,38	0
56	MG	DA	3341	1/1	0.96	0.19	1.70	23,23,23,23	0
56	MG	DA	3613	1/1	0.85	0.16	1.67	54,54,54,54	0
56	MG	BA	3724	1/1	0.93	0.19	1.67	58,58,58,58	0
56	MG	BA	3185	1/1	0.94	0.20	1.64	47,47,47,47	0
56	MG	DD	304	1/1	0.97	0.22	1.59	35,35,35,35	0
56	MG	DA	3012	1/1	0.93	0.18	1.57	57,57,57,57	0
56	MG	B7	101	1/1	0.91	0.20	1.51	43,43,43,43	0
56	MG	BE	307	1/1	0.95	0.24	1.50	39,39,39,39	0
56	MG	BA	3403	1/1	0.93	0.21	1.50	41,41,41,41	0
56	MG	BA	3215	1/1	0.89	0.14	1.50	69,69,69,69	0
56	MG	AN	103	1/1	0.88	0.38	1.48	60,60,60,60	0
56	MG	DA	3579	1/1	0.93	0.17	1.46	23,23,23,23	0
56	MG	DA	3073	1/1	0.91	0.18	1.45	44,44,44,44	0

Continued on next page...

Continued from previous page...

Mol	Type	Chain	Res	Atoms	RSCC	RSR	LLDF	B-factors(\AA^2)	Q<0.9
56	MG	AK	3001	1/1	0.90	0.18	1.43	45,45,45,45	0
56	MG	DA	3472	1/1	0.93	0.17	1.43	36,36,36,36	0
56	MG	AA	3054	1/1	0.94	0.20	1.42	45,45,45,45	0
56	MG	BA	3077	1/1	0.97	0.19	1.40	39,39,39,39	0
56	MG	BA	3331	1/1	0.91	0.19	1.38	47,47,47,47	0
56	MG	DA	3499	1/1	0.80	0.13	1.38	46,46,46,46	0
56	MG	BA	3162	1/1	0.97	0.19	1.37	23,23,23,23	0
56	MG	AA	3214	1/1	0.99	0.27	1.30	75,75,75,75	0
56	MG	BA	3575	1/1	0.96	0.19	1.27	51,51,51,51	0
56	MG	BA	3407	1/1	0.99	0.19	1.25	15,15,15,15	0
56	MG	DA	3017	1/1	0.95	0.16	1.20	46,46,46,46	0
56	MG	BA	3350	1/1	0.90	0.24	1.16	47,47,47,47	0
56	MG	BA	3281	1/1	0.98	0.18	1.15	52,52,52,52	0
56	MG	DA	3575	1/1	0.96	0.19	1.15	43,43,43,43	0
56	MG	BA	3359	1/1	0.96	0.20	1.15	23,23,23,23	0
56	MG	BA	3412	1/1	0.94	0.18	1.13	26,26,26,26	0
56	MG	BD	303	1/1	0.96	0.19	1.08	42,42,42,42	0
56	MG	DA	3569	1/1	0.98	0.19	0.98	37,37,37,37	0
56	MG	BA	3582	1/1	0.97	0.22	0.94	25,25,25,25	0
56	MG	BA	3009	1/1	0.85	0.17	0.93	25,25,25,25	0
56	MG	BA	3287	1/1	0.74	0.17	0.93	53,53,53,53	0
56	MG	BD	307	1/1	0.94	0.20	0.93	43,43,43,43	0
56	MG	DA	3328	1/1	0.96	0.15	0.86	28,28,28,28	0
56	MG	AA	3021	1/1	0.96	0.19	0.86	76,76,76,76	0
56	MG	BA	3039	1/1	0.92	0.14	0.82	42,42,42,42	0
56	MG	DA	3309	1/1	0.97	0.17	0.80	33,33,33,33	0
56	MG	CA	3089	1/1	0.93	0.15	0.77	52,52,52,52	0
56	MG	CA	3004	1/1	0.96	0.21	0.77	96,96,96,96	0
56	MG	BA	3527	1/1	0.97	0.18	0.75	64,64,64,64	0
56	MG	BA	3249	1/1	0.86	0.24	0.72	40,40,40,40	0
56	MG	DA	3263	1/1	0.95	0.19	0.68	31,31,31,31	0
56	MG	CF	3001	1/1	0.94	0.22	0.68	55,55,55,55	0
56	MG	DA	3139	1/1	0.92	0.18	0.67	40,40,40,40	0
56	MG	DA	3219	1/1	0.90	0.17	0.66	60,60,60,60	0
56	MG	DA	3349	1/1	0.97	0.17	0.62	54,54,54,54	0
56	MG	DA	3301	1/1	0.99	0.14	0.62	45,45,45,45	0
56	MG	AA	3014	1/1	0.83	0.19	0.60	28,28,28,28	0
56	MG	AA	3103	1/1	0.98	0.19	0.59	38,38,38,38	0
56	MG	BA	3194	1/1	0.90	0.18	0.48	55,55,55,55	0
56	MG	AA	3023	1/1	0.68	0.17	0.43	65,65,65,65	0
56	MG	BA	3615	1/1	0.96	0.17	0.40	36,36,36,36	0
56	MG	CA	3124	1/1	0.94	0.17	0.40	61,61,61,61	0

Continued on next page...

Continued from previous page...

Mol	Type	Chain	Res	Atoms	RSCC	RSR	LLDF	B-factors(Å ²)	Q<0.9
56	MG	CQ	201	1/1	0.86	0.19	0.40	56,56,56,56	0
56	MG	DA	3119	1/1	0.88	0.15	0.38	44,44,44,44	0
56	MG	CA	3120	1/1	0.97	0.19	0.38	58,58,58,58	0
56	MG	AA	3219	1/1	0.91	0.20	0.38	57,57,57,57	0
56	MG	BA	3396	1/1	0.97	0.18	0.37	22,22,22,22	0
56	MG	DA	3182	1/1	0.96	0.17	0.37	32,32,32,32	0
56	MG	BE	308	1/1	0.98	0.18	0.32	52,52,52,52	0
56	MG	DA	3320	1/1	0.98	0.17	0.29	30,30,30,30	0
56	MG	BA	3108	1/1	0.92	0.14	0.27	55,55,55,55	0
56	MG	AA	3170	1/1	0.95	0.16	0.26	101,101,101,101	0
56	MG	DA	3500	1/1	0.87	0.17	0.25	50,50,50,50	0
56	MG	DA	3129	1/1	0.90	0.14	0.25	43,43,43,43	0
56	MG	DA	3110	1/1	0.88	0.14	0.23	49,49,49,49	0
56	MG	AA	3003	1/1	0.90	0.24	0.22	63,63,63,63	0
56	MG	CA	3020	1/1	0.95	0.18	0.21	47,47,47,47	0
56	MG	AX	110	1/1	0.97	0.20	0.20	42,42,42,42	0
56	MG	DA	3251	1/1	0.97	0.14	0.19	54,54,54,54	0
56	MG	DA	3398	1/1	0.88	0.15	0.17	35,35,35,35	0
56	MG	DA	3468	1/1	0.96	0.14	0.17	48,48,48,48	0
56	MG	BA	3438	1/1	0.97	0.18	0.15	30,30,30,30	0
56	MG	DA	3160	1/1	0.97	0.15	0.15	44,44,44,44	0
56	MG	BA	3734	1/1	0.97	0.26	0.13	45,45,45,45	0
56	MG	DA	3452	1/1	0.94	0.17	0.12	56,56,56,56	0
56	MG	BA	3583	1/1	0.98	0.20	0.10	27,27,27,27	0
56	MG	DA	3300	1/1	0.97	0.15	0.03	37,37,37,37	0
56	MG	DA	3555	1/1	0.95	0.12	0.02	41,41,41,41	0
56	MG	BA	3569	1/1	0.98	0.18	0.02	19,19,19,19	0
56	MG	CA	3064	1/1	0.98	0.12	0.02	58,58,58,58	0
56	MG	DA	3330	1/1	0.98	0.14	0.00	37,37,37,37	0
56	MG	BA	3260	1/1	0.95	0.17	-0.01	22,22,22,22	0
56	MG	BF	306	1/1	0.97	0.18	-0.03	37,37,37,37	0
56	MG	BA	3468	1/1	0.92	0.17	-0.03	30,30,30,30	0
56	MG	DA	3297	1/1	0.96	0.14	-0.04	57,57,57,57	0
56	MG	AN	101	1/1	0.91	0.19	-0.05	63,63,63,63	0
56	MG	BA	3010	1/1	0.98	0.17	-0.05	32,32,32,32	0
56	MG	DA	3385	1/1	0.98	0.15	-0.07	35,35,35,35	0
56	MG	DA	3482	1/1	0.86	0.13	-0.07	55,55,55,55	0
56	MG	CA	3087	1/1	0.93	0.19	-0.08	41,41,41,41	0
56	MG	AA	3004	1/1	0.86	0.15	-0.10	55,55,55,55	0
56	MG	BA	3526	1/1	0.98	0.19	-0.10	19,19,19,19	0
56	MG	BA	3314	1/1	0.97	0.17	-0.10	24,24,24,24	0
56	MG	BA	3735	1/1	0.92	0.20	-0.12	45,45,45,45	0

Continued on next page...

Continued from previous page...

Mol	Type	Chain	Res	Atoms	RSCC	RSR	LLDF	B-factors(\AA^2)	Q<0.9
56	MG	CA	3150	1/1	0.90	0.12	-0.15	59,59,59,59	0
56	MG	DA	3380	1/1	0.98	0.16	-0.16	26,26,26,26	0
56	MG	BA	3695	1/1	0.97	0.17	-0.16	15,15,15,15	0
56	MG	AA	3143	1/1	0.98	0.15	-0.19	45,45,45,45	0
56	MG	DA	3489	1/1	0.92	0.16	-0.20	36,36,36,36	0
56	MG	BE	303	1/1	0.86	0.17	-0.21	29,29,29,29	0
56	MG	DA	3419	1/1	0.91	0.17	-0.21	31,31,31,31	0
56	MG	DA	3654	1/1	0.94	0.17	-0.24	52,52,52,52	0
56	MG	BA	3432	1/1	0.92	0.16	-0.25	60,60,60,60	0
56	MG	DA	3391	1/1	0.90	0.14	-0.25	41,41,41,41	0
56	MG	DA	3576	1/1	0.95	0.15	-0.27	38,38,38,38	0
56	MG	DA	3040	1/1	0.92	0.10	-0.29	42,42,42,42	0
56	MG	BA	3511	1/1	0.94	0.16	-0.30	39,39,39,39	0
56	MG	BA	3003	1/1	0.97	0.16	-0.33	43,43,43,43	0
56	MG	CA	3097	1/1	0.93	0.15	-0.33	48,48,48,48	0
56	MG	DA	3394	1/1	0.98	0.14	-0.33	47,47,47,47	0
56	MG	BD	309	1/1	0.96	0.14	-0.44	42,42,42,42	0
56	MG	BA	3592	1/1	0.93	0.17	-0.47	28,28,28,28	0
56	MG	BA	3229	1/1	0.95	0.15	-0.51	22,22,22,22	0
56	MG	DA	3338	1/1	0.99	0.14	-0.51	29,29,29,29	0
56	MG	AA	3075	1/1	0.87	0.11	-0.54	52,52,52,52	0
56	MG	DA	3162	1/1	0.66	0.13	-0.54	71,71,71,71	0
56	MG	AA	3025	1/1	0.92	0.14	-0.55	69,69,69,69	0
56	MG	BA	3070	1/1	0.98	0.14	-0.57	35,35,35,35	0
56	MG	AA	3156	1/1	0.97	0.18	-0.57	62,62,62,62	0
56	MG	BA	3188	1/1	0.92	0.15	-0.59	37,37,37,37	0
56	MG	CA	3006	1/1	0.91	0.17	-0.60	77,77,77,77	0
56	MG	DE	306	1/1	0.95	0.14	-0.62	32,32,32,32	0
56	MG	D0	101	1/1	0.97	0.13	-0.65	63,63,63,63	0
56	MG	DA	3636	1/1	0.93	0.14	-0.65	61,61,61,61	0
56	MG	BA	3404	1/1	0.97	0.15	-0.65	35,35,35,35	0
56	MG	BA	3559	1/1	0.97	0.14	-0.67	48,48,48,48	0
56	MG	DA	3507	1/1	0.95	0.15	-0.68	54,54,54,54	0
56	MG	BB	3016	1/1	0.98	0.12	-0.72	21,21,21,21	0
56	MG	DA	3423	1/1	0.84	0.14	-0.74	29,29,29,29	0
56	MG	DA	3282	1/1	0.97	0.14	-0.75	36,36,36,36	0
56	MG	DQ	204	1/1	0.97	0.13	-0.78	43,43,43,43	0
56	MG	AA	3216	1/1	0.95	0.14	-0.81	58,58,58,58	0
58	ZN	D6	501	1/1	0.97	0.12	-0.82	61,61,61,61	0
56	MG	DA	3010	1/1	0.95	0.14	-0.89	39,39,39,39	0
56	MG	DA	3250	1/1	0.98	0.14	-0.89	31,31,31,31	0
56	MG	AA	3161	1/1	0.96	0.12	-0.90	72,72,72,72	0

Continued on next page...

Continued from previous page...

Mol	Type	Chain	Res	Atoms	RSCC	RSR	LLDF	B-factors(\AA^2)	Q<0.9
57	SF4	CD	501	8/8	0.99	0.14	-0.91	64,75,91,95	0
56	MG	BA	3424	1/1	0.98	0.17	-0.93	15,15,15,15	0
58	ZN	CN	501	1/1	0.93	0.12	-0.95	108,108,108,108	0
58	ZN	B6	501	1/1	1.00	0.13	-0.95	49,49,49,49	0
56	MG	AA	3091	1/1	0.98	0.15	-0.96	75,75,75,75	0
58	ZN	B5	501	1/1	0.99	0.11	-0.99	54,54,54,54	0
58	ZN	B9	501	1/1	1.00	0.12	-1.01	48,48,48,48	0
57	SF4	AD	501	8/8	0.99	0.14	-1.01	59,72,92,96	0
56	MG	CA	3023	1/1	0.83	0.14	-1.03	37,37,37,37	0
56	MG	BA	3589	1/1	0.93	0.15	-1.03	51,51,51,51	0
56	MG	DA	3227	1/1	0.98	0.14	-1.04	53,53,53,53	0
58	ZN	BY	202	1/1	0.98	0.09	-1.05	71,71,71,71	0
56	MG	BA	3394	1/1	0.93	0.12	-1.05	49,49,49,49	0
56	MG	DA	3568	1/1	0.96	0.10	-1.17	42,42,42,42	0
56	MG	CA	3080	1/1	0.99	0.14	-1.20	55,55,55,55	0
56	MG	BA	3533	1/1	0.98	0.18	-1.21	32,32,32,32	0
56	MG	AA	3175	1/1	0.96	0.14	-1.34	76,76,76,76	0
56	MG	CA	3050	1/1	0.97	0.13	-1.35	43,43,43,43	0
56	MG	B3	101	1/1	0.98	0.15	-1.35	28,28,28,28	0
58	ZN	D5	103	1/1	0.99	0.07	-1.36	70,70,70,70	0
56	MG	DA	3446	1/1	0.97	0.11	-1.42	52,52,52,52	0
56	MG	CE	3002	1/1	0.98	0.07	-1.45	55,55,55,55	0
56	MG	BA	3389	1/1	0.98	0.12	-1.47	48,48,48,48	0
56	MG	DA	3190	1/1	0.99	0.13	-1.47	37,37,37,37	0
56	MG	BA	3538	1/1	0.96	0.16	-1.51	36,36,36,36	0
56	MG	DA	3601	1/1	0.95	0.12	-1.53	77,77,77,77	0
56	MG	BA	3316	1/1	0.98	0.16	-1.54	28,28,28,28	0
56	MG	CA	3012	1/1	0.96	0.12	-1.54	49,49,49,49	0
56	MG	DG	3001	1/1	0.79	0.14	-1.57	63,63,63,63	0
56	MG	BA	3716	1/1	0.93	0.11	-1.61	27,27,27,27	0
56	MG	BA	3050	1/1	0.93	0.15	-1.64	21,21,21,21	0
56	MG	DA	3514	1/1	0.97	0.12	-1.64	39,39,39,39	0
56	MG	BA	3712	1/1	0.86	0.09	-1.68	58,58,58,58	0
58	ZN	AN	102	1/1	0.93	0.12	-1.71	90,90,90,90	0
56	MG	BA	3051	1/1	0.99	0.15	-1.72	20,20,20,20	0
58	ZN	D4	501	1/1	0.85	0.09	-1.73	153,153,153,153	0
56	MG	DE	303	1/1	0.98	0.11	-1.73	41,41,41,41	0
56	MG	DA	3356	1/1	0.97	0.11	-1.75	27,27,27,27	0
58	ZN	B4	3002	1/1	0.72	0.07	-1.78	165,165,165,165	0
56	MG	CX	104	1/1	0.97	0.14	-1.79	40,40,40,40	0
56	MG	BA	3447	1/1	0.97	0.13	-1.79	37,37,37,37	0
56	MG	AA	3201	1/1	0.93	0.12	-1.80	67,67,67,67	0

Continued on next page...

Continued from previous page...

Mol	Type	Chain	Res	Atoms	RSCC	RSR	LLDF	B-factors(\AA^2)	Q<0.9
56	MG	DA	3009	1/1	0.87	0.12	-1.81	31,31,31,31	0
56	MG	BA	3600	1/1	0.97	0.15	-1.81	47,47,47,47	0
56	MG	BA	3366	1/1	0.96	0.09	-1.81	63,63,63,63	0
56	MG	DA	3552	1/1	0.94	0.12	-1.84	34,34,34,34	0
56	MG	DB	3004	1/1	0.96	0.14	-1.85	68,68,68,68	0
56	MG	CA	3056	1/1	0.91	0.11	-1.85	64,64,64,64	0
58	ZN	D9	501	1/1	0.96	0.05	-1.87	66,66,66,66	0
56	MG	BA	3418	1/1	0.98	0.15	-1.87	27,27,27,27	0
56	MG	DA	3390	1/1	0.98	0.09	-1.89	42,42,42,42	0
58	ZN	DY	501	1/1	0.97	0.05	-1.93	83,83,83,83	0
56	MG	BA	3539	1/1	0.97	0.16	-1.93	35,35,35,35	0
56	MG	CA	3068	1/1	0.86	0.11	-1.94	41,41,41,41	0
56	MG	DA	3544	1/1	0.96	0.11	-1.98	51,51,51,51	0
56	MG	DA	3019	1/1	0.98	0.13	-2.01	30,30,30,30	0
56	MG	DA	3646	1/1	0.94	0.07	-2.02	38,38,38,38	0
56	MG	BG	3002	1/1	0.88	0.11	-2.03	42,42,42,42	0
56	MG	DA	3318	1/1	0.84	0.11	-2.03	45,45,45,45	0
56	MG	BA	3283	1/1	0.98	0.15	-2.12	17,17,17,17	0
56	MG	DA	3382	1/1	0.95	0.14	-2.12	25,25,25,25	0
56	MG	BA	3413	1/1	0.96	0.14	-2.12	20,20,20,20	0
56	MG	AM	3001	1/1	0.94	0.06	-2.13	65,65,65,65	0
56	MG	DA	3562	1/1	0.92	0.10	-2.13	61,61,61,61	0
56	MG	CA	3066	1/1	0.95	0.10	-2.14	55,55,55,55	0
56	MG	BA	3011	1/1	0.90	0.09	-2.15	37,37,37,37	0
56	MG	BA	3388	1/1	0.98	0.14	-2.16	34,34,34,34	0
56	MG	DA	3317	1/1	0.98	0.11	-2.21	32,32,32,32	0
56	MG	DA	3547	1/1	0.97	0.10	-2.23	41,41,41,41	0
56	MG	BA	3553	1/1	0.99	0.13	-2.26	31,31,31,31	0
56	MG	BA	3329	1/1	0.97	0.13	-2.28	29,29,29,29	0
56	MG	BP	202	1/1	0.97	0.11	-2.31	40,40,40,40	0
56	MG	BA	3446	1/1	0.93	0.13	-2.34	49,49,49,49	0
56	MG	DA	3054	1/1	0.93	0.11	-2.35	51,51,51,51	0
56	MG	BA	3506	1/1	0.95	0.14	-2.36	30,30,30,30	0
56	MG	DA	3448	1/1	0.98	0.08	-2.46	57,57,57,57	0
56	MG	BA	3536	1/1	0.96	0.14	-2.48	27,27,27,27	0
56	MG	DA	3047	1/1	0.95	0.08	-2.52	34,34,34,34	0
56	MG	DA	3459	1/1	0.92	0.11	-2.53	33,33,33,33	0
56	MG	BA	3365	1/1	0.89	0.14	-2.54	20,20,20,20	0
56	MG	DA	3294	1/1	0.96	0.10	-2.60	47,47,47,47	0
56	MG	CA	3058	1/1	0.94	0.09	-2.70	40,40,40,40	0
56	MG	DA	3304	1/1	1.00	0.11	-2.72	35,35,35,35	0
56	MG	DA	3183	1/1	0.91	0.11	-2.73	54,54,54,54	0

Continued on next page...

Continued from previous page...

Mol	Type	Chain	Res	Atoms	RSCC	RSR	LLDF	B-factors(\AA^2)	Q<0.9
56	MG	BA	3378	1/1	0.99	0.12	-2.80	20,20,20,20	0
56	MG	AA	3020	1/1	0.73	0.10	-2.93	77,77,77,77	0
56	MG	CA	3125	1/1	0.87	0.13	-2.93	72,72,72,72	0
56	MG	DA	3205	1/1	0.98	0.09	-2.93	38,38,38,38	0
56	MG	DA	3059	1/1	0.98	0.08	-2.97	46,46,46,46	0
56	MG	BA	3723	1/1	0.98	0.14	-2.97	49,49,49,49	0
56	MG	CA	3167	1/1	0.94	0.09	-2.99	78,78,78,78	0
56	MG	BA	3406	1/1	0.92	0.14	-2.99	28,28,28,28	0
56	MG	AA	3182	1/1	0.97	0.12	-3.06	49,49,49,49	0
56	MG	BA	3429	1/1	0.98	0.14	-3.10	20,20,20,20	0
56	MG	BA	3593	1/1	0.97	0.14	-3.23	74,74,74,74	0
56	MG	BA	3688	1/1	0.94	0.11	-3.28	54,54,54,54	0
56	MG	BA	3074	1/1	0.94	0.08	-3.29	42,42,42,42	0
56	MG	CA	3118	1/1	0.97	0.08	-3.29	37,37,37,37	0
56	MG	DA	3028	1/1	0.99	0.06	-3.31	35,35,35,35	0
56	MG	DA	3402	1/1	0.80	0.08	-3.34	61,61,61,61	0
56	MG	BA	3477	1/1	0.96	0.11	-3.35	25,25,25,25	0
56	MG	DA	3431	1/1	0.97	0.12	-3.37	41,41,41,41	0
56	MG	BA	3341	1/1	0.98	0.10	-3.37	33,33,33,33	0
56	MG	CA	3026	1/1	0.96	0.07	-3.42	52,52,52,52	0
56	MG	BA	3521	1/1	0.97	0.12	-3.43	49,49,49,49	0
56	MG	DA	3565	1/1	0.95	0.07	-3.45	57,57,57,57	0
56	MG	BB	3007	1/1	0.96	0.09	-3.47	47,47,47,47	0
56	MG	BA	3326	1/1	0.95	0.09	-3.49	41,41,41,41	0
56	MG	BA	3715	1/1	0.97	0.13	-3.56	47,47,47,47	0
56	MG	CA	3071	1/1	0.88	0.08	-3.56	63,63,63,63	0
56	MG	BA	3458	1/1	0.96	0.12	-3.60	29,29,29,29	0
56	MG	BA	3318	1/1	0.99	0.13	-3.63	33,33,33,33	0
56	MG	AA	3102	1/1	0.97	0.06	-3.63	64,64,64,64	0
56	MG	BA	3421	1/1	0.95	0.12	-3.65	36,36,36,36	0
56	MG	BA	3408	1/1	0.93	0.15	-3.71	24,24,24,24	0
56	MG	DA	3490	1/1	0.95	0.10	-3.87	39,39,39,39	0
56	MG	DA	3504	1/1	0.97	0.08	-3.89	44,44,44,44	0
56	MG	AA	3124	1/1	0.90	0.10	-3.89	57,57,57,57	0
56	MG	BA	3013	1/1	0.96	0.14	-3.93	40,40,40,40	0
56	MG	DA	3311	1/1	0.96	0.09	-3.95	32,32,32,32	0
56	MG	DA	3345	1/1	0.96	0.09	-3.95	31,31,31,31	0
56	MG	DA	3247	1/1	0.96	0.08	-4.19	31,31,31,31	0
56	MG	CA	3019	1/1	0.93	0.07	-4.20	49,49,49,49	0
56	MG	BA	3423	1/1	0.99	0.07	-4.37	26,26,26,26	0
56	MG	DA	3315	1/1	0.91	0.09	-4.50	31,31,31,31	0
56	MG	BA	3357	1/1	0.93	0.13	-4.55	49,49,49,49	0

Continued on next page...

Continued from previous page...

Mol	Type	Chain	Res	Atoms	RSCC	RSR	LLDF	B-factors(\AA^2)	Q<0.9
56	MG	DA	3149	1/1	0.92	0.06	-4.56	47,47,47,47	0
56	MG	DA	3625	1/1	0.99	0.10	-4.60	35,35,35,35	0
56	MG	DA	3524	1/1	0.89	0.12	-4.65	28,28,28,28	0
56	MG	BA	3602	1/1	0.98	0.09	-4.72	35,35,35,35	0
56	MG	AA	3198	1/1	0.92	0.11	-5.27	87,87,87,87	0
56	MG	BA	3113	1/1	0.98	0.08	-5.48	32,32,32,32	0
56	MG	BA	3580	1/1	0.95	0.12	-5.49	58,58,58,58	0
56	MG	AA	3057	1/1	0.97	0.09	-5.60	37,37,37,37	0
56	MG	BA	3721	1/1	0.97	0.08	-5.62	25,25,25,25	0
56	MG	AA	3062	1/1	0.98	0.08	-5.63	32,32,32,32	0
56	MG	AA	3152	1/1	0.93	0.09	-5.77	19,19,19,19	0
56	MG	DA	3644	1/1	0.98	0.07	-5.77	42,42,42,42	0
56	MG	AA	3027	1/1	0.98	0.06	-5.84	55,55,55,55	0
56	MG	BA	3112	1/1	0.96	0.09	-6.02	38,38,38,38	0
56	MG	DA	3436	1/1	0.97	0.07	-6.08	62,62,62,62	0
56	MG	BA	3217	1/1	0.96	0.09	-6.46	28,28,28,28	0
56	MG	BA	3564	1/1	0.97	0.07	-6.58	52,52,52,52	0
56	MG	CA	3083	1/1	0.97	0.07	-6.68	39,39,39,39	0
56	MG	BA	3636	1/1	0.97	0.11	-7.29	36,36,36,36	0
56	MG	BA	3516	1/1	0.99	0.09	-7.40	47,47,47,47	0
56	MG	DA	3177	1/1	0.98	0.08	-7.77	33,33,33,33	0
56	MG	BA	3220	1/1	0.97	0.10	-8.95	57,57,57,57	0
56	MG	BA	3351	1/1	0.97	0.07	-9.61	30,30,30,30	0
56	MG	BA	3434	1/1	0.96	0.12	-9.64	32,32,32,32	0
56	MG	BA	3635	1/1	0.94	0.10	-9.81	78,78,78,78	0
56	MG	BA	3454	1/1	0.98	0.09	-14.15	22,22,22,22	0
56	MG	DA	3517	1/1	0.90	0.19	-	50,50,50,50	0
56	MG	CA	3028	1/1	0.96	0.44	-	43,43,43,43	0
56	MG	DA	3455	1/1	0.97	0.17	-	60,60,60,60	0
56	MG	BA	3486	1/1	0.97	0.06	-	38,38,38,38	0
56	MG	CA	3014	1/1	0.94	0.18	-	50,50,50,50	0
56	MG	AA	3069	1/1	0.92	0.14	-	84,84,84,84	0
56	MG	BA	3373	1/1	0.88	0.28	-	36,36,36,36	0
56	MG	DB	3012	1/1	0.93	0.27	-	59,59,59,59	0
56	MG	BA	3507	1/1	0.91	0.10	-	68,68,68,68	0
56	MG	AA	3155	1/1	0.95	0.17	-	70,70,70,70	0
56	MG	CA	3055	1/1	0.73	0.29	-	62,62,62,62	0
56	MG	AA	3206	1/1	0.93	0.07	-	70,70,70,70	0
56	MG	DA	3519	1/1	0.93	0.14	-	44,44,44,44	0
56	MG	BA	3710	1/1	0.97	0.21	-	48,48,48,48	0
56	MG	BA	3065	1/1	0.73	0.44	-	50,50,50,50	0
56	MG	DA	3352	1/1	0.79	0.38	-	47,47,47,47	0

Continued on next page...

Continued from previous page...

Mol	Type	Chain	Res	Atoms	RSCC	RSR	LLDF	B-factors(\AA^2)	Q<0.9
56	MG	CA	3107	1/1	0.93	0.12	-	60,60,60,60	0
56	MG	BA	3623	1/1	0.97	0.21	-	47,47,47,47	0
56	MG	CA	3057	1/1	0.81	0.25	-	49,49,49,49	0
56	MG	DA	3399	1/1	0.96	0.19	-	41,41,41,41	0
56	MG	DA	3283	1/1	0.95	0.21	-	33,33,33,33	0
56	MG	CA	3005	1/1	0.85	0.31	-	54,54,54,54	0
56	MG	DA	3027	1/1	0.94	0.43	-	39,39,39,39	0
56	MG	BA	3020	1/1	0.91	0.11	-	45,45,45,45	0
56	MG	BB	3002	1/1	0.96	0.19	-	59,59,59,59	0
56	MG	AA	3172	1/1	0.98	0.05	-	53,53,53,53	0
56	MG	DA	3267	1/1	0.95	0.17	-	61,61,61,61	0
56	MG	DA	3229	1/1	0.94	0.11	-	40,40,40,40	0
56	MG	BA	3152	1/1	0.83	0.33	-	46,46,46,46	0
56	MG	DA	3200	1/1	0.89	0.20	-	42,42,42,42	0
56	MG	DA	3616	1/1	0.97	0.23	-	62,62,62,62	0
56	MG	BA	3006	1/1	0.87	0.27	-	42,42,42,42	0
56	MG	DB	3009	1/1	0.94	0.37	-	40,40,40,40	0
56	MG	BA	3428	1/1	0.97	0.11	-	45,45,45,45	0
56	MG	DA	3072	1/1	0.93	0.14	-	41,41,41,41	0
56	MG	DA	3233	1/1	0.93	0.19	-	42,42,42,42	0
56	MG	DA	3086	1/1	0.88	0.30	-	43,43,43,43	0
56	MG	DA	3291	1/1	0.97	0.24	-	35,35,35,35	0
56	MG	BA	3303	1/1	0.91	0.16	-	35,35,35,35	0
56	MG	DQ	201	1/1	0.88	0.42	-	48,48,48,48	0
56	MG	BA	3442	1/1	0.98	0.15	-	12,12,12,12	0
56	MG	B1	3001	1/1	0.74	0.86	-	54,54,54,54	0
56	MG	CA	3154	1/1	0.99	0.14	-	49,49,49,49	0
56	MG	AA	3063	1/1	0.78	0.30	-	61,61,61,61	0
56	MG	DA	3090	1/1	0.94	0.34	-	47,47,47,47	0
56	MG	BA	3092	1/1	0.88	0.27	-	51,51,51,51	0
56	MG	AA	3087	1/1	0.64	0.36	-	72,72,72,72	0
56	MG	CA	3127	1/1	0.76	0.25	-	79,79,79,79	0
56	MG	DA	3387	1/1	0.89	0.14	-	56,56,56,56	0
56	MG	DA	3118	1/1	0.95	0.10	-	39,39,39,39	0
56	MG	CA	3141	1/1	0.93	0.25	-	70,70,70,70	0
56	MG	BA	3061	1/1	0.89	0.49	-	51,51,51,51	0
56	MG	DA	3246	1/1	0.92	0.17	-	24,24,24,24	0
56	MG	BA	3143	1/1	0.91	0.31	-	40,40,40,40	0
56	MG	DA	3370	1/1	0.98	0.15	-	38,38,38,38	0
56	MG	BU	207	1/1	0.98	0.22	-	40,40,40,40	0
56	MG	DA	3488	1/1	0.96	0.04	-	46,46,46,46	0
56	MG	BA	3080	1/1	0.97	0.52	-	45,45,45,45	0

Continued on next page...

Continued from previous page...

Mol	Type	Chain	Res	Atoms	RSCC	RSR	LLDF	B-factors(\AA^2)	Q<0.9
56	MG	DA	3460	1/1	0.89	0.36	-	50,50,50,50	0
56	MG	DA	3600	1/1	0.98	0.07	-	45,45,45,45	0
56	MG	BA	3122	1/1	0.92	0.27	-	52,52,52,52	0
56	MG	DA	3102	1/1	0.88	0.25	-	41,41,41,41	0
56	MG	AA	3030	1/1	0.81	0.32	-	69,69,69,69	0
56	MG	AA	3078	1/1	0.95	0.27	-	42,42,42,42	0
56	MG	BA	3494	1/1	0.99	0.34	-	18,18,18,18	0
56	MG	AA	3074	1/1	0.87	0.44	-	47,47,47,47	0
56	MG	BA	3668	1/1	0.97	0.13	-	38,38,38,38	0
56	MG	BA	3030	1/1	0.93	0.44	-	51,51,51,51	0
56	MG	BA	3625	1/1	0.96	0.13	-	51,51,51,51	0
56	MG	DA	3611	1/1	0.91	0.09	-	42,42,42,42	0
56	MG	CA	3132	1/1	0.96	0.11	-	70,70,70,70	0
56	MG	BA	3577	1/1	0.90	0.10	-	52,52,52,52	0
56	MG	CA	3041	1/1	0.50	0.69	-	75,75,75,75	0
56	MG	BA	3455	1/1	0.97	0.14	-	47,47,47,47	0
56	MG	BA	3075	1/1	0.76	0.26	-	45,45,45,45	0
56	MG	BA	3173	1/1	0.97	0.59	-	37,37,37,37	0
56	MG	BA	3452	1/1	0.82	0.26	-	47,47,47,47	0
56	MG	BA	3251	1/1	0.89	0.21	-	61,61,61,61	0
56	MG	DA	3258	1/1	0.97	0.18	-	32,32,32,32	0
56	MG	DA	3310	1/1	0.88	0.21	-	53,53,53,53	0
56	MG	DA	3015	1/1	0.93	0.26	-	49,49,49,49	0
56	MG	DA	3409	1/1	0.96	0.15	-	32,32,32,32	0
56	MG	AX	107	1/1	0.91	0.25	-	66,66,66,66	0
56	MG	DA	3058	1/1	0.87	0.34	-	47,47,47,47	0
56	MG	DA	3463	1/1	0.96	0.37	-	43,43,43,43	0
56	MG	DA	3051	1/1	0.91	0.12	-	46,46,46,46	0
56	MG	CA	3100	1/1	0.98	0.11	-	60,60,60,60	0
56	MG	BA	3261	1/1	0.94	0.26	-	34,34,34,34	0
56	MG	BA	3296	1/1	0.97	0.24	-	46,46,46,46	0
56	MG	DA	3362	1/1	0.94	0.13	-	41,41,41,41	0
56	MG	BA	3520	1/1	0.99	0.14	-	34,34,34,34	0
56	MG	DA	3120	1/1	0.95	0.76	-	51,51,51,51	0
56	MG	DA	3111	1/1	0.92	0.23	-	53,53,53,53	0
56	MG	AA	3192	1/1	0.98	0.08	-	57,57,57,57	0
56	MG	BA	3244	1/1	0.82	0.47	-	65,65,65,65	0
56	MG	DA	3495	1/1	0.97	0.22	-	39,39,39,39	0
56	MG	BE	302	1/1	0.98	0.22	-	33,33,33,33	0
56	MG	BA	3490	1/1	0.97	0.26	-	38,38,38,38	0
56	MG	CA	3110	1/1	0.86	0.21	-	97,97,97,97	0
56	MG	BA	3551	1/1	0.96	0.22	-	25,25,25,25	0

Continued on next page...

Continued from previous page...

Mol	Type	Chain	Res	Atoms	RSCC	RSR	LLDF	B-factors(\AA^2)	Q<0.9
56	MG	BB	3014	1/1	0.92	0.13	-	69,69,69,69	0
56	MG	BA	3372	1/1	0.91	0.17	-	38,38,38,38	0
56	MG	DA	3578	1/1	0.94	0.38	-	49,49,49,49	0
56	MG	DA	3467	1/1	0.98	0.09	-	35,35,35,35	0
56	MG	CX	102	1/1	0.97	0.06	-	61,61,61,61	0
56	MG	BA	3054	1/1	0.96	0.29	-	46,46,46,46	0
56	MG	DA	3635	1/1	0.91	0.32	-	58,58,58,58	0
56	MG	BA	3195	1/1	0.98	0.33	-	47,47,47,47	0
56	MG	BA	3056	1/1	0.91	0.42	-	44,44,44,44	0
56	MG	DA	3196	1/1	0.94	0.34	-	44,44,44,44	0
56	MG	BA	3571	1/1	0.96	0.08	-	65,65,65,65	0
56	MG	AA	3015	1/1	0.85	0.16	-	73,73,73,73	0
56	MG	AA	3093	1/1	0.38	0.58	-	88,88,88,88	0
56	MG	DA	3525	1/1	0.81	0.70	-	70,70,70,70	0
56	MG	BA	3436	1/1	0.98	0.09	-	37,37,37,37	0
56	MG	DA	3001	1/1	0.95	0.30	-	78,78,78,78	0
56	MG	DE	305	1/1	0.94	0.63	-	65,65,65,65	0
56	MG	DA	3573	1/1	0.97	0.20	-	40,40,40,40	0
56	MG	DB	3010	1/1	0.95	0.18	-	73,73,73,73	0
56	MG	DA	3439	1/1	0.96	0.19	-	28,28,28,28	0
56	MG	DA	3091	1/1	0.96	0.38	-	44,44,44,44	0
56	MG	CA	3149	1/1	0.94	0.17	-	74,74,74,74	0
56	MG	DA	3357	1/1	0.85	0.20	-	56,56,56,56	0
56	MG	BA	3599	1/1	0.93	0.31	-	46,46,46,46	0
56	MG	BA	3298	1/1	0.88	0.33	-	49,49,49,49	0
56	MG	DA	3610	1/1	0.90	0.28	-	54,54,54,54	0
56	MG	DA	3238	1/1	0.85	0.10	-	61,61,61,61	0
56	MG	BA	3648	1/1	0.96	0.30	-	49,49,49,49	0
56	MG	AA	3001	1/1	0.86	0.18	-	68,68,68,68	0
56	MG	BA	3409	1/1	0.99	0.23	-	27,27,27,27	0
56	MG	AA	3073	1/1	0.99	0.07	-	46,46,46,46	0
56	MG	DA	3632	1/1	0.86	0.18	-	71,71,71,71	0
56	MG	DA	3457	1/1	0.96	0.12	-	37,37,37,37	0
56	MG	AA	3013	1/1	0.86	0.23	-	78,78,78,78	0
56	MG	BA	3271	1/1	0.95	0.12	-	36,36,36,36	0
56	MG	CA	3105	1/1	0.92	0.09	-	79,79,79,79	0
56	MG	DA	3184	1/1	0.97	0.32	-	45,45,45,45	0
56	MG	BA	3238	1/1	0.93	0.16	-	51,51,51,51	0
56	MG	BA	3180	1/1	0.81	0.98	-	43,43,43,43	0
56	MG	CA	3081	1/1	0.84	0.10	-	72,72,72,72	0
56	MG	AA	3026	1/1	0.93	0.17	-	41,41,41,41	0
56	MG	AA	3048	1/1	0.71	0.24	-	57,57,57,57	0

Continued on next page...

Continued from previous page...

Mol	Type	Chain	Res	Atoms	RSCC	RSR	LLDF	B-factors(\AA^2)	Q<0.9
56	MG	BA	3629	1/1	0.97	0.13	-	47,47,47,47	0
56	MG	DA	3062	1/1	0.86	0.34	-	55,55,55,55	0
56	MG	BA	3049	1/1	0.92	0.38	-	35,35,35,35	0
56	MG	DA	3277	1/1	0.98	0.25	-	49,49,49,49	0
56	MG	BA	3290	1/1	0.82	0.24	-	49,49,49,49	0
56	MG	DA	3316	1/1	0.98	0.17	-	58,58,58,58	0
56	MG	DA	3165	1/1	0.98	0.23	-	44,44,44,44	0
56	MG	BA	3069	1/1	0.80	0.44	-	41,41,41,41	0
56	MG	BA	3183	1/1	0.90	0.24	-	48,48,48,48	0
56	MG	BA	3342	1/1	0.99	0.19	-	31,31,31,31	0
56	MG	BA	3400	1/1	0.97	0.19	-	24,24,24,24	0
56	MG	DA	3212	1/1	0.93	0.10	-	48,48,48,48	0
56	MG	BA	3067	1/1	0.93	0.33	-	53,53,53,53	0
56	MG	AA	3173	1/1	0.93	0.24	-	32,32,32,32	0
56	MG	DA	3260	1/1	0.87	0.10	-	40,40,40,40	0
56	MG	BA	3465	1/1	0.94	0.12	-	40,40,40,40	0
56	MG	BA	3278	1/1	0.93	0.17	-	34,34,34,34	0
56	MG	BA	3262	1/1	0.91	0.20	-	56,56,56,56	0
56	MG	CA	3161	1/1	0.82	0.12	-	54,54,54,54	0
56	MG	DA	3538	1/1	0.90	0.18	-	44,44,44,44	0
56	MG	BA	3684	1/1	0.93	0.17	-	58,58,58,58	0
56	MG	CA	3049	1/1	0.97	0.24	-	53,53,53,53	0
56	MG	DA	3415	1/1	0.93	0.25	-	56,56,56,56	0
56	MG	DA	3465	1/1	0.90	0.17	-	49,49,49,49	0
56	MG	DA	3135	1/1	0.65	0.23	-	50,50,50,50	0
56	MG	DA	3211	1/1	0.69	0.10	-	51,51,51,51	0
56	MG	CA	3160	1/1	0.89	0.13	-	59,59,59,59	0
56	MG	AA	3047	1/1	0.89	0.32	-	61,61,61,61	0
56	MG	DA	3031	1/1	0.95	0.29	-	55,55,55,55	0
56	MG	BA	3385	1/1	0.96	0.24	-	26,26,26,26	0
56	MG	BA	3198	1/1	0.86	0.14	-	52,52,52,52	0
56	MG	BA	3405	1/1	0.97	0.14	-	34,34,34,34	0
56	MG	DA	3587	1/1	0.77	0.14	-	64,64,64,64	0
56	MG	B8	103	1/1	0.97	0.19	-	24,24,24,24	0
56	MG	BA	3363	1/1	0.97	0.15	-	39,39,39,39	0
56	MG	DF	303	1/1	0.90	0.33	-	43,43,43,43	0
56	MG	BA	3179	1/1	0.98	0.20	-	43,43,43,43	0
56	MG	DA	3526	1/1	0.91	0.19	-	54,54,54,54	0
56	MG	DA	3064	1/1	0.76	0.41	-	50,50,50,50	0
56	MG	DA	3617	1/1	0.94	0.19	-	58,58,58,58	0
56	MG	AA	3077	1/1	0.84	0.41	-	65,65,65,65	0
56	MG	DA	3104	1/1	0.84	0.28	-	62,62,62,62	0

Continued on next page...

Continued from previous page...

Mol	Type	Chain	Res	Atoms	RSCC	RSR	LLDF	B-factors(\AA^2)	Q<0.9
56	MG	B4	3001	1/1	0.61	0.27	-	100,100,100,100	0
56	MG	DA	3208	1/1	0.88	0.93	-	43,43,43,43	0
56	MG	BA	3327	1/1	0.97	0.15	-	38,38,38,38	0
56	MG	AA	3163	1/1	0.98	0.17	-	28,28,28,28	0
56	MG	AA	3210	1/1	0.94	0.06	-	40,40,40,40	0
56	MG	BA	3567	1/1	0.98	0.22	-	37,37,37,37	0
56	MG	DA	3140	1/1	0.83	0.34	-	54,54,54,54	0
56	MG	BA	3698	1/1	0.93	0.20	-	41,41,41,41	0
56	MG	BA	3651	1/1	0.96	0.13	-	45,45,45,45	0
56	MG	DA	3101	1/1	0.94	0.33	-	48,48,48,48	0
56	MG	BA	3685	1/1	0.96	0.10	-	67,67,67,67	0
56	MG	AA	3144	1/1	0.99	0.08	-	48,48,48,48	0
56	MG	CA	3163	1/1	0.85	0.24	-	65,65,65,65	0
56	MG	BA	3254	1/1	0.92	0.19	-	59,59,59,59	0
56	MG	AA	3139	1/1	0.89	0.34	-	56,56,56,56	0
56	MG	BA	3472	1/1	0.96	0.08	-	30,30,30,30	0
56	MG	BA	3172	1/1	0.91	0.98	-	48,48,48,48	0
56	MG	BA	3555	1/1	0.93	0.18	-	53,53,53,53	0
56	MG	BA	3411	1/1	0.98	0.15	-	38,38,38,38	0
56	MG	CA	3051	1/1	0.98	0.10	-	63,63,63,63	0
56	MG	BA	3390	1/1	0.97	0.25	-	30,30,30,30	0
56	MG	D5	101	1/1	0.86	0.48	-	53,53,53,53	0
56	MG	CA	3153	1/1	0.91	0.10	-	83,83,83,83	0
56	MG	BA	3528	1/1	0.99	0.22	-	33,33,33,33	0
56	MG	DA	3350	1/1	0.95	0.04	-	32,32,32,32	0
56	MG	DA	3404	1/1	0.98	0.16	-	47,47,47,47	0
56	MG	DA	3185	1/1	0.88	0.59	-	52,52,52,52	0
56	MG	BA	3347	1/1	0.98	0.27	-	25,25,25,25	0
56	MG	DA	3203	1/1	0.96	0.13	-	41,41,41,41	0
56	MG	DA	3014	1/1	0.92	0.21	-	34,34,34,34	0
56	MG	BA	3463	1/1	0.90	0.20	-	55,55,55,55	0
56	MG	BA	3012	1/1	0.93	0.16	-	40,40,40,40	0
56	MG	DQ	202	1/1	0.95	0.22	-	34,34,34,34	0
56	MG	DA	3137	1/1	0.93	0.28	-	56,56,56,56	0
56	MG	BA	3491	1/1	0.99	0.19	-	23,23,23,23	0
56	MG	DA	3354	1/1	0.98	0.15	-	27,27,27,27	0
56	MG	DA	3296	1/1	0.92	0.08	-	31,31,31,31	0
56	MG	CA	3091	1/1	0.87	0.17	-	72,72,72,72	0
56	MG	AA	3123	1/1	0.91	0.43	-	39,39,39,39	0
56	MG	BA	3621	1/1	0.97	0.36	-	74,74,74,74	0
56	MG	AA	3068	1/1	0.93	0.08	-	66,66,66,66	0
56	MG	BB	3013	1/1	0.98	0.10	-	39,39,39,39	0

Continued on next page...

Continued from previous page...

Mol	Type	Chain	Res	Atoms	RSCC	RSR	LLDF	B-factors(Å ²)	Q<0.9
56	MG	BA	3662	1/1	0.99	0.12	-	39,39,39,39	0
56	MG	BA	3613	1/1	0.64	0.29	-	76,76,76,76	0
56	MG	BA	3291	1/1	0.96	0.17	-	41,41,41,41	0
56	MG	CA	3075	1/1	0.95	0.17	-	76,76,76,76	0
56	MG	DA	3605	1/1	0.96	0.15	-	44,44,44,44	0
56	MG	BQ	203	1/1	0.90	0.23	-	58,58,58,58	0
56	MG	BA	3232	1/1	0.97	0.15	-	29,29,29,29	0
56	MG	BA	3460	1/1	0.99	0.13	-	33,33,33,33	0
56	MG	AD	502	1/1	0.96	0.46	-	43,43,43,43	0
56	MG	BA	3647	1/1	0.93	0.10	-	34,34,34,34	0
56	MG	AA	3041	1/1	0.92	0.15	-	49,49,49,49	0
56	MG	BA	3522	1/1	0.98	0.14	-	49,49,49,49	0
56	MG	DA	3477	1/1	0.98	0.09	-	49,49,49,49	0
56	MG	AA	3199	1/1	0.93	0.17	-	88,88,88,88	0
56	MG	AA	3067	1/1	0.87	0.37	-	87,87,87,87	0
56	MG	AA	3101	1/1	0.91	0.15	-	56,56,56,56	0
56	MG	AA	3115	1/1	0.90	0.10	-	48,48,48,48	0
56	MG	DA	3095	1/1	0.86	0.23	-	61,61,61,61	0
56	MG	BA	3134	1/1	0.82	0.32	-	47,47,47,47	0
56	MG	BA	3481	1/1	0.91	0.23	-	38,38,38,38	0
56	MG	DA	3210	1/1	0.88	0.15	-	40,40,40,40	0
56	MG	AA	3122	1/1	0.95	0.55	-	44,44,44,44	0
56	MG	BA	3654	1/1	0.95	0.16	-	25,25,25,25	0
56	MG	BA	3594	1/1	0.95	0.31	-	42,42,42,42	0
56	MG	BA	3305	1/1	0.98	0.13	-	44,44,44,44	0
56	MG	CA	3013	1/1	0.95	0.12	-	51,51,51,51	0
56	MG	BA	3015	1/1	0.96	0.34	-	44,44,44,44	0
56	MG	AA	3042	1/1	0.87	0.33	-	44,44,44,44	0
56	MG	DA	3537	1/1	0.93	0.22	-	65,65,65,65	0
56	MG	BA	3371	1/1	0.99	0.18	-	15,15,15,15	0
56	MG	BA	3489	1/1	0.97	0.15	-	43,43,43,43	0
56	MG	DA	3063	1/1	0.94	0.12	-	52,52,52,52	0
56	MG	DA	3186	1/1	0.68	0.51	-	53,53,53,53	0
56	MG	CA	3003	1/1	0.83	0.11	-	66,66,66,66	0
56	MG	CA	3109	1/1	0.85	0.11	-	83,83,83,83	0
56	MG	DA	3022	1/1	0.86	0.26	-	45,45,45,45	0
56	MG	BA	3040	1/1	0.85	0.35	-	51,51,51,51	0
56	MG	DO	5001	1/1	0.97	0.12	-	35,35,35,35	0
56	MG	BA	3216	1/1	0.88	0.22	-	41,41,41,41	0
56	MG	BA	3002	1/1	0.97	0.20	-	54,54,54,54	0
56	MG	BA	3694	1/1	0.97	0.37	-	56,56,56,56	0
56	MG	DA	3057	1/1	0.94	0.16	-	52,52,52,52	0

Continued on next page...

Continued from previous page...

Mol	Type	Chain	Res	Atoms	RSCC	RSR	LLDF	B-factors(\AA^2)	Q<0.9
56	MG	AA	3135	1/1	0.93	0.24	-	41,41,41,41	0
56	MG	BA	3295	1/1	0.39	0.57	-	75,75,75,75	0
56	MG	BA	3241	1/1	0.79	0.38	-	63,63,63,63	0
56	MG	BA	3667	1/1	0.96	0.10	-	63,63,63,63	0
56	MG	BA	3660	1/1	0.94	0.27	-	71,71,71,71	0
56	MG	DA	3249	1/1	0.96	0.21	-	28,28,28,28	0
56	MG	CA	3166	1/1	0.97	0.23	-	59,59,59,59	0
56	MG	CA	3133	1/1	0.98	0.05	-	49,49,49,49	0
56	MG	BA	3335	1/1	0.91	0.17	-	35,35,35,35	0
56	MG	DA	3206	1/1	0.96	0.26	-	42,42,42,42	0
56	MG	BA	3508	1/1	0.99	0.14	-	34,34,34,34	0
56	MG	BA	3306	1/1	0.94	0.14	-	48,48,48,48	0
56	MG	BB	3009	1/1	0.91	0.16	-	48,48,48,48	0
56	MG	DA	3359	1/1	0.89	0.23	-	46,46,46,46	0
56	MG	BA	3027	1/1	0.86	0.23	-	45,45,45,45	0
56	MG	AA	3118	1/1	0.80	0.31	-	52,52,52,52	0
56	MG	DA	3383	1/1	0.94	0.09	-	56,56,56,56	0
56	MG	DA	3438	1/1	0.74	0.51	-	70,70,70,70	0
56	MG	BA	3355	1/1	0.89	0.23	-	64,64,64,64	0
56	MG	DA	3008	1/1	0.93	0.23	-	51,51,51,51	0
56	MG	BA	3427	1/1	0.96	0.12	-	48,48,48,48	0
56	MG	DA	3366	1/1	0.93	0.35	-	36,36,36,36	0
56	MG	DA	3327	1/1	0.98	0.18	-	29,29,29,29	0
56	MG	DA	3523	1/1	0.98	0.06	-	55,55,55,55	0
56	MG	AA	3106	1/1	0.96	0.25	-	56,56,56,56	0
56	MG	DA	3505	1/1	0.92	0.06	-	65,65,65,65	0
56	MG	BA	3156	1/1	0.87	0.39	-	56,56,56,56	0
56	MG	BA	3627	1/1	0.95	0.20	-	50,50,50,50	0
56	MG	BV	204	1/1	0.96	0.20	-	20,20,20,20	0
56	MG	CA	3078	1/1	0.96	0.29	-	46,46,46,46	0
56	MG	DA	3245	1/1	0.95	0.15	-	37,37,37,37	0
56	MG	DA	3406	1/1	0.95	0.12	-	40,40,40,40	0
56	MG	CA	3134	1/1	0.93	0.16	-	82,82,82,82	0
56	MG	BA	3064	1/1	0.97	0.19	-	39,39,39,39	0
56	MG	BA	3484	1/1	0.95	0.17	-	54,54,54,54	0
56	MG	BA	3563	1/1	0.95	0.21	-	37,37,37,37	0
56	MG	DA	3136	1/1	0.97	0.11	-	49,49,49,49	0
56	MG	CA	3088	1/1	0.97	0.26	-	43,43,43,43	0
56	MG	DA	3270	1/1	0.96	0.20	-	36,36,36,36	0
56	MG	DA	3532	1/1	0.92	0.10	-	57,57,57,57	0
56	MG	AA	3194	1/1	0.92	0.19	-	54,54,54,54	0
56	MG	CA	3142	1/1	0.87	0.18	-	59,59,59,59	0

Continued on next page...

Continued from previous page...

Mol	Type	Chain	Res	Atoms	RSCC	RSR	LLDF	B-factors(\AA^2)	Q<0.9
56	MG	DA	3369	1/1	0.90	0.13	-	47,47,47,47	0
56	MG	DA	3466	1/1	0.90	0.14	-	56,56,56,56	0
56	MG	DA	3400	1/1	0.93	0.19	-	42,42,42,42	0
56	MG	DA	3648	1/1	0.95	0.17	-	52,52,52,52	0
56	MG	BA	3462	1/1	0.86	0.12	-	52,52,52,52	0
56	MG	BA	3448	1/1	0.98	0.09	-	29,29,29,29	0
56	MG	BA	3110	1/1	0.86	0.34	-	55,55,55,55	0
56	MG	AA	3165	1/1	0.98	0.15	-	23,23,23,23	0
56	MG	AA	3220	1/1	0.98	0.12	-	40,40,40,40	0
56	MG	BA	3597	1/1	0.93	0.35	-	60,60,60,60	0
56	MG	DA	3240	1/1	0.88	0.26	-	51,51,51,51	0
56	MG	DA	3207	1/1	0.94	0.13	-	58,58,58,58	0
56	MG	DF	302	1/1	0.85	0.27	-	43,43,43,43	0
56	MG	BA	3091	1/1	0.94	0.60	-	45,45,45,45	0
56	MG	BA	3628	1/1	0.95	0.21	-	41,41,41,41	0
56	MG	BA	3537	1/1	0.96	0.38	-	31,31,31,31	0
56	MG	BA	3420	1/1	0.98	0.30	-	33,33,33,33	0
56	MG	BA	3482	1/1	0.94	0.17	-	72,72,72,72	0
56	MG	DA	3141	1/1	0.95	0.13	-	62,62,62,62	0
56	MG	DA	3451	1/1	0.95	0.07	-	49,49,49,49	0
56	MG	DA	3511	1/1	0.95	0.08	-	65,65,65,65	0
56	MG	DA	3454	1/1	0.80	0.31	-	55,55,55,55	0
56	MG	DB	3011	1/1	0.88	0.34	-	55,55,55,55	0
56	MG	BA	3325	1/1	0.92	0.19	-	58,58,58,58	0
56	MG	BB	3010	1/1	0.99	0.26	-	40,40,40,40	0
56	MG	DA	3098	1/1	0.78	1.25	-	43,43,43,43	0
56	MG	DA	3223	1/1	0.70	0.26	-	66,66,66,66	0
56	MG	AA	3076	1/1	0.79	0.29	-	66,66,66,66	0
56	MG	BA	3076	1/1	0.96	0.23	-	41,41,41,41	0
56	MG	BA	3191	1/1	0.96	0.19	-	52,52,52,52	0
56	MG	BD	312	1/1	0.91	0.85	-	80,80,80,80	0
56	MG	BA	3352	1/1	0.97	0.12	-	34,34,34,34	0
56	MG	DA	3109	1/1	0.92	0.56	-	66,66,66,66	0
56	MG	BA	3053	1/1	0.95	0.34	-	39,39,39,39	0
56	MG	DA	3041	1/1	0.90	0.45	-	57,57,57,57	0
56	MG	BA	3474	1/1	0.86	0.21	-	42,42,42,42	0
56	MG	DA	3456	1/1	0.85	0.13	-	47,47,47,47	0
56	MG	CA	3102	1/1	0.95	0.09	-	41,41,41,41	0
56	MG	DA	3285	1/1	0.94	0.26	-	55,55,55,55	0
56	MG	BA	3141	1/1	0.92	0.30	-	43,43,43,43	0
56	MG	BA	3738	1/1	0.89	0.35	-	59,59,59,59	0
56	MG	DA	3049	1/1	0.74	0.30	-	58,58,58,58	0

Continued on next page...

Continued from previous page...

Mol	Type	Chain	Res	Atoms	RSCC	RSR	LLDF	B-factors(\AA^2)	Q<0.9
56	MG	BA	3631	1/1	0.94	0.14	-	78,78,78,78	0
56	MG	DA	3443	1/1	0.93	0.17	-	53,53,53,53	0
56	MG	BA	3100	1/1	0.88	0.24	-	48,48,48,48	0
56	MG	BA	3609	1/1	0.90	0.12	-	46,46,46,46	0
56	MG	BA	3728	1/1	0.93	0.52	-	32,32,32,32	0
56	MG	DA	3377	1/1	0.98	0.24	-	59,59,59,59	0
56	MG	DA	3201	1/1	0.96	0.12	-	48,48,48,48	0
56	MG	DA	3024	1/1	0.82	0.36	-	65,65,65,65	0
56	MG	DA	3393	1/1	0.94	0.19	-	41,41,41,41	0
56	MG	BA	3344	1/1	0.94	0.09	-	30,30,30,30	0
56	MG	BA	3419	1/1	0.94	0.14	-	24,24,24,24	0
56	MG	DA	3218	1/1	0.90	0.25	-	62,62,62,62	0
56	MG	AA	3002	1/1	0.89	0.20	-	57,57,57,57	0
56	MG	AA	3022	1/1	0.83	0.27	-	48,48,48,48	0
56	MG	AA	3133	1/1	0.88	0.35	-	63,63,63,63	0
56	MG	BB	3017	1/1	0.85	0.20	-	64,64,64,64	0
56	MG	DA	3340	1/1	0.92	0.14	-	47,47,47,47	0
56	MG	DA	3358	1/1	0.94	0.18	-	46,46,46,46	0
56	MG	BA	3235	1/1	0.71	0.28	-	47,47,47,47	0
56	MG	B7	104	1/1	0.85	0.13	-	51,51,51,51	0
56	MG	BA	3616	1/1	0.95	0.10	-	33,33,33,33	0
56	MG	DA	3640	1/1	0.90	0.68	-	56,56,56,56	0
56	MG	AX	106	1/1	0.86	0.17	-	73,73,73,73	0
56	MG	DA	3271	1/1	0.99	0.21	-	37,37,37,37	0
56	MG	CA	3025	1/1	0.70	0.18	-	94,94,94,94	0
56	MG	CA	3126	1/1	0.88	0.24	-	61,61,61,61	0
56	MG	BA	3367	1/1	0.96	0.16	-	50,50,50,50	0
56	MG	CA	3039	1/1	0.85	0.36	-	72,72,72,72	0
56	MG	DA	3586	1/1	0.97	0.09	-	29,29,29,29	0
56	MG	D8	5001	1/1	0.91	0.41	-	47,47,47,47	0
56	MG	BA	3500	1/1	0.95	0.15	-	37,37,37,37	0
56	MG	DA	3626	1/1	0.95	0.07	-	68,68,68,68	0
56	MG	DA	3598	1/1	0.83	0.30	-	66,66,66,66	0
56	MG	BA	3270	1/1	0.71	0.31	-	50,50,50,50	0
56	MG	DA	3584	1/1	0.97	0.15	-	61,61,61,61	0
56	MG	BD	304	1/1	0.92	0.51	-	58,58,58,58	0
56	MG	BA	3322	1/1	0.97	0.24	-	22,22,22,22	0
56	MG	BA	3499	1/1	0.94	0.17	-	55,55,55,55	0
56	MG	BA	3686	1/1	0.94	0.14	-	25,25,25,25	0
56	MG	DE	302	1/1	0.81	0.38	-	44,44,44,44	0
56	MG	DA	3564	1/1	0.94	0.77	-	61,61,61,61	0
56	MG	BA	3568	1/1	0.91	0.23	-	47,47,47,47	0

Continued on next page...

Continued from previous page...

Mol	Type	Chain	Res	Atoms	RSCC	RSR	LLDF	B-factors(\AA^2)	Q<0.9
56	MG	AA	3090	1/1	0.77	0.17	-	68,68,68,68	0
56	MG	DA	3378	1/1	0.94	0.15	-	45,45,45,45	0
56	MG	DA	3464	1/1	0.60	0.57	-	50,50,50,50	0
56	MG	BD	301	1/1	0.85	0.27	-	28,28,28,28	0
56	MG	DA	3458	1/1	0.84	0.15	-	71,71,71,71	0
56	MG	BA	3358	1/1	0.95	0.09	-	33,33,33,33	0
56	MG	AA	3176	1/1	0.97	0.09	-	63,63,63,63	0
56	MG	DA	3220	1/1	0.95	0.12	-	37,37,37,37	0
56	MG	BA	3202	1/1	0.95	0.25	-	41,41,41,41	0
56	MG	DA	3123	1/1	0.76	0.23	-	59,59,59,59	0
56	MG	DA	3152	1/1	0.96	0.23	-	50,50,50,50	0
56	MG	BB	3011	1/1	0.99	0.15	-	37,37,37,37	0
56	MG	CA	3136	1/1	0.92	0.18	-	45,45,45,45	0
56	MG	DA	3551	1/1	0.98	0.08	-	52,52,52,52	0
56	MG	DA	3549	1/1	0.99	0.24	-	52,52,52,52	0
56	MG	AA	3154	1/1	0.92	0.08	-	63,63,63,63	0
56	MG	BA	3610	1/1	0.94	0.21	-	40,40,40,40	0
56	MG	DA	3255	1/1	0.92	0.20	-	40,40,40,40	0
56	MG	BA	3700	1/1	0.95	0.12	-	67,67,67,67	0
56	MG	BA	3212	1/1	0.97	0.28	-	43,43,43,43	0
56	MG	DA	3093	1/1	0.86	0.20	-	53,53,53,53	0
56	MG	DA	3235	1/1	0.96	0.20	-	50,50,50,50	0
56	MG	BA	3470	1/1	0.95	0.24	-	54,54,54,54	0
56	MG	DA	3412	1/1	0.97	0.28	-	30,30,30,30	0
56	MG	BA	3717	1/1	0.94	0.22	-	57,57,57,57	0
56	MG	BA	3488	1/1	0.96	0.35	-	35,35,35,35	0
56	MG	BA	3483	1/1	0.96	0.26	-	53,53,53,53	0
56	MG	BA	3337	1/1	0.98	0.17	-	23,23,23,23	0
56	MG	BA	3226	1/1	0.91	0.30	-	32,32,32,32	0
56	MG	DA	3322	1/1	0.95	0.13	-	55,55,55,55	0
56	MG	DA	3313	1/1	0.98	0.17	-	52,52,52,52	0
56	MG	DA	3287	1/1	0.96	0.27	-	53,53,53,53	0
56	MG	BA	3126	1/1	0.99	0.22	-	24,24,24,24	0
56	MG	AA	3196	1/1	0.95	0.31	-	65,65,65,65	0
56	MG	CA	3090	1/1	0.95	0.19	-	73,73,73,73	0
56	MG	BA	3096	1/1	0.97	0.35	-	62,62,62,62	0
56	MG	BA	3071	1/1	0.83	0.30	-	55,55,55,55	0
56	MG	BA	3643	1/1	0.87	0.28	-	43,43,43,43	0
56	MG	DA	3036	1/1	0.86	0.30	-	35,35,35,35	0
56	MG	DA	3131	1/1	0.67	0.23	-	54,54,54,54	0
56	MG	DA	3179	1/1	0.92	0.22	-	46,46,46,46	0
56	MG	BA	3510	1/1	0.95	0.23	-	40,40,40,40	0

Continued on next page...

Continued from previous page...

Mol	Type	Chain	Res	Atoms	RSCC	RSR	LLDF	B-factors(\AA^2)	Q<0.9
56	MG	DA	3372	1/1	0.98	0.12	-	45,45,45,45	0
56	MG	DA	3343	1/1	0.88	0.21	-	41,41,41,41	0
56	MG	BA	3088	1/1	0.85	0.36	-	56,56,56,56	0
56	MG	BA	3658	1/1	0.80	0.27	-	79,79,79,79	0
56	MG	BA	3498	1/1	0.95	0.15	-	39,39,39,39	0
56	MG	AA	3092	1/1	0.90	0.51	-	50,50,50,50	0
56	MG	BA	3205	1/1	0.88	0.19	-	40,40,40,40	0
56	MG	AA	3211	1/1	0.92	0.20	-	36,36,36,36	0
56	MG	DA	3572	1/1	0.94	0.11	-	53,53,53,53	0
56	MG	BA	3072	1/1	0.92	0.28	-	45,45,45,45	0
56	MG	DA	3146	1/1	0.94	0.18	-	34,34,34,34	0
56	MG	DA	3060	1/1	0.87	0.26	-	55,55,55,55	0
56	MG	BA	3705	1/1	0.97	0.05	-	39,39,39,39	0
56	MG	BA	3505	1/1	0.91	0.19	-	59,59,59,59	0
56	MG	BA	3515	1/1	0.93	0.05	-	56,56,56,56	0
56	MG	BA	3492	1/1	0.99	0.25	-	23,23,23,23	0
56	MG	DA	3084	1/1	0.84	0.32	-	70,70,70,70	0
56	MG	BA	3225	1/1	0.92	0.33	-	62,62,62,62	0
56	MG	CA	3144	1/1	0.81	0.59	-	63,63,63,63	0
56	MG	BA	3681	1/1	0.98	0.14	-	40,40,40,40	0
56	MG	BA	3214	1/1	0.87	0.09	-	53,53,53,53	0
56	MG	BA	3354	1/1	0.88	0.15	-	74,74,74,74	0
56	MG	CA	3104	1/1	0.92	0.19	-	62,62,62,62	0
56	MG	AA	3104	1/1	0.96	0.16	-	37,37,37,37	0
56	MG	AA	3099	1/1	0.96	0.41	-	60,60,60,60	0
56	MG	DA	3122	1/1	0.88	0.15	-	62,62,62,62	0
56	MG	DA	3561	1/1	0.98	0.19	-	45,45,45,45	0
56	MG	DA	3336	1/1	0.93	0.12	-	27,27,27,27	0
56	MG	B0	101	1/1	0.93	0.20	-	36,36,36,36	0
56	MG	BA	3619	1/1	0.91	0.27	-	40,40,40,40	0
56	MG	AA	3150	1/1	0.97	0.27	-	46,46,46,46	0
56	MG	BB	3012	1/1	0.98	0.15	-	56,56,56,56	0
56	MG	BA	3395	1/1	0.96	0.20	-	25,25,25,25	0
56	MG	AA	3134	1/1	0.89	0.43	-	70,70,70,70	0
56	MG	DA	3365	1/1	0.98	0.06	-	40,40,40,40	0
56	MG	BA	3541	1/1	0.95	0.23	-	30,30,30,30	0
56	MG	BN	3006	1/1	0.99	0.12	-	24,24,24,24	0
56	MG	BE	309	1/1	0.98	0.26	-	25,25,25,25	0
56	MG	DB	3003	1/1	0.69	0.12	-	63,63,63,63	0
56	MG	BA	3708	1/1	0.90	0.23	-	40,40,40,40	0
56	MG	DA	3125	1/1	0.69	0.55	-	48,48,48,48	0
56	MG	DA	3254	1/1	0.90	0.22	-	30,30,30,30	0

Continued on next page...

Continued from previous page...

Mol	Type	Chain	Res	Atoms	RSCC	RSR	LLDF	B-factors(\AA^2)	Q<0.9
56	MG	DA	3368	1/1	0.97	0.12	-	39,39,39,39	0
56	MG	DA	3046	1/1	0.90	0.18	-	56,56,56,56	0
56	MG	DA	3486	1/1	0.96	0.12	-	38,38,38,38	0
56	MG	BA	3579	1/1	0.71	0.24	-	63,63,63,63	0
56	MG	BA	3240	1/1	0.84	0.17	-	28,28,28,28	0
56	MG	DA	3521	1/1	0.93	0.12	-	62,62,62,62	0
56	MG	AX	104	1/1	0.95	0.14	-	76,76,76,76	0
56	MG	CA	3021	1/1	0.79	0.21	-	53,53,53,53	0
56	MG	DA	3607	1/1	0.96	0.10	-	45,45,45,45	0
56	MG	CA	3155	1/1	0.87	0.16	-	71,71,71,71	0
56	MG	AA	3121	1/1	0.91	0.53	-	51,51,51,51	0
56	MG	DA	3541	1/1	0.98	0.28	-	35,35,35,35	0
56	MG	BA	3382	1/1	0.98	0.13	-	51,51,51,51	0
56	MG	DA	3228	1/1	0.76	0.25	-	45,45,45,45	0
56	MG	BA	3676	1/1	0.91	0.22	-	51,51,51,51	0
56	MG	BA	3673	1/1	0.83	0.20	-	53,53,53,53	0
56	MG	DA	3497	1/1	0.82	0.23	-	60,60,60,60	0
56	MG	BA	3018	1/1	0.94	0.34	-	40,40,40,40	0
56	MG	BA	3653	1/1	0.91	0.15	-	69,69,69,69	0
56	MG	DA	3543	1/1	0.92	0.15	-	42,42,42,42	0
56	MG	BA	3562	1/1	0.82	0.10	-	73,73,73,73	0
56	MG	AA	3142	1/1	0.91	0.25	-	38,38,38,38	0
56	MG	DA	3071	1/1	0.83	0.52	-	46,46,46,46	0
56	MG	DA	3430	1/1	0.91	0.28	-	55,55,55,55	0
56	MG	DA	3417	1/1	0.96	0.15	-	34,34,34,34	0
56	MG	DA	3043	1/1	0.97	0.45	-	54,54,54,54	0
56	MG	CA	3085	1/1	0.98	0.30	-	43,43,43,43	0
56	MG	BA	3137	1/1	0.92	0.29	-	42,42,42,42	0
56	MG	BA	3286	1/1	0.95	0.26	-	32,32,32,32	0
56	MG	BA	3340	1/1	0.96	0.13	-	57,57,57,57	0
56	MG	BA	3476	1/1	0.94	0.13	-	40,40,40,40	0
56	MG	BA	3129	1/1	0.95	0.25	-	36,36,36,36	0
56	MG	BF	307	1/1	0.73	0.40	-	47,47,47,47	0
56	MG	BA	3218	1/1	0.89	0.20	-	62,62,62,62	0
56	MG	BA	3106	1/1	0.91	0.12	-	48,48,48,48	0
56	MG	BA	3323	1/1	0.97	0.14	-	23,23,23,23	0
56	MG	BR	203	1/1	0.97	0.18	-	15,15,15,15	0
56	MG	DA	3332	1/1	0.99	0.13	-	33,33,33,33	0
56	MG	AA	3040	1/1	0.95	0.12	-	55,55,55,55	0
56	MG	DA	3478	1/1	0.92	0.25	-	46,46,46,46	0
56	MG	BA	3585	1/1	0.89	0.17	-	51,51,51,51	0
56	MG	BA	3532	1/1	0.97	0.18	-	34,34,34,34	0

Continued on next page...

Continued from previous page...

Mol	Type	Chain	Res	Atoms	RSCC	RSR	LLDF	B-factors(\AA^2)	Q<0.9
56	MG	DA	3303	1/1	0.94	0.17	-	47,47,47,47	0
56	MG	BA	3257	1/1	0.93	0.30	-	38,38,38,38	0
56	MG	BA	3495	1/1	0.87	0.33	-	84,84,84,84	0
56	MG	AA	3189	1/1	0.93	0.10	-	77,77,77,77	0
56	MG	CA	3069	1/1	0.99	0.11	-	69,69,69,69	0
56	MG	DA	3494	1/1	0.95	0.09	-	78,78,78,78	0
56	MG	DA	3167	1/1	0.89	0.23	-	48,48,48,48	0
56	MG	DA	3166	1/1	0.96	0.08	-	32,32,32,32	0
56	MG	BA	3587	1/1	0.97	0.18	-	23,23,23,23	0
56	MG	DA	3038	1/1	0.94	0.15	-	39,39,39,39	0
56	MG	DA	3280	1/1	0.93	0.20	-	57,57,57,57	0
56	MG	BA	3115	1/1	0.97	0.26	-	36,36,36,36	0
56	MG	DA	3566	1/1	0.94	0.14	-	71,71,71,71	0
56	MG	CA	3108	1/1	0.95	0.22	-	52,52,52,52	0
56	MG	BA	3683	1/1	0.90	0.22	-	60,60,60,60	0
56	MG	DA	3032	1/1	0.87	0.13	-	46,46,46,46	0
56	MG	CA	3146	1/1	0.87	0.20	-	69,69,69,69	0
56	MG	BG	3003	1/1	0.96	0.15	-	42,42,42,42	0
56	MG	CA	3070	1/1	0.84	0.34	-	55,55,55,55	0
56	MG	BA	3733	1/1	0.98	0.11	-	27,27,27,27	0
56	MG	DA	3619	1/1	0.95	0.22	-	48,48,48,48	0
56	MG	DA	3308	1/1	0.98	0.32	-	30,30,30,30	0
56	MG	BA	3255	1/1	0.89	0.18	-	41,41,41,41	0
56	MG	DA	3083	1/1	0.95	0.25	-	41,41,41,41	0
56	MG	BA	3219	1/1	0.96	0.21	-	65,65,65,65	0
56	MG	BA	3714	1/1	0.90	0.21	-	58,58,58,58	0
56	MG	BA	3267	1/1	0.97	0.16	-	41,41,41,41	0
56	MG	BA	3693	1/1	0.88	0.14	-	64,64,64,64	0
56	MG	BA	3207	1/1	0.98	0.22	-	35,35,35,35	0
56	MG	BA	3574	1/1	0.98	0.08	-	54,54,54,54	0
56	MG	AA	3051	1/1	0.76	0.51	-	73,73,73,73	0
56	MG	BA	3028	1/1	0.93	0.21	-	48,48,48,48	0
56	MG	CA	3037	1/1	0.90	0.30	-	67,67,67,67	0
56	MG	AV	101	1/1	0.93	0.17	-	36,36,36,36	0
56	MG	BA	3561	1/1	0.96	0.19	-	24,24,24,24	0
56	MG	AA	3009	1/1	0.88	0.23	-	79,79,79,79	0
56	MG	AA	3053	1/1	0.94	0.33	-	49,49,49,49	0
56	MG	BA	3068	1/1	0.83	0.45	-	54,54,54,54	0
56	MG	DA	3106	1/1	0.94	0.21	-	41,41,41,41	0
56	MG	BA	3282	1/1	0.87	0.37	-	49,49,49,49	0
56	MG	DA	3539	1/1	0.94	0.17	-	53,53,53,53	0
56	MG	DA	3226	1/1	0.91	0.21	-	50,50,50,50	0

Continued on next page...

Continued from previous page...

Mol	Type	Chain	Res	Atoms	RSCC	RSR	LLDF	B-factors(\AA^2)	Q<0.9
56	MG	BA	3595	1/1	0.95	0.16	-	41,41,41,41	0
56	MG	BA	3245	1/1	0.92	0.30	-	47,47,47,47	0
56	MG	AA	3080	1/1	0.90	0.17	-	53,53,53,53	0
56	MG	DA	3621	1/1	0.91	0.14	-	54,54,54,54	0
56	MG	BZ	3001	1/1	0.83	0.28	-	61,61,61,61	0
56	MG	DA	3612	1/1	0.99	0.14	-	39,39,39,39	0
56	MG	BA	3334	1/1	0.83	0.30	-	73,73,73,73	0
56	MG	DA	3435	1/1	0.94	0.21	-	46,46,46,46	0
56	MG	CA	3024	1/1	0.72	0.44	-	65,65,65,65	0
56	MG	DA	3181	1/1	0.99	0.30	-	36,36,36,36	0
56	MG	BA	3265	1/1	0.96	0.11	-	20,20,20,20	0
56	MG	DA	3567	1/1	0.91	0.15	-	62,62,62,62	0
56	MG	DA	3630	1/1	0.97	0.20	-	40,40,40,40	0
56	MG	DA	3510	1/1	0.93	0.23	-	63,63,63,63	0
56	MG	BA	3603	1/1	0.95	0.08	-	39,39,39,39	0
56	MG	BA	3617	1/1	0.92	0.23	-	62,62,62,62	0
56	MG	DA	3428	1/1	0.97	0.27	-	51,51,51,51	0
56	MG	AA	3167	1/1	0.93	0.19	-	67,67,67,67	0
56	MG	BA	3330	1/1	0.95	0.16	-	39,39,39,39	0
56	MG	AA	3174	1/1	0.96	0.22	-	33,33,33,33	0
56	MG	BA	3101	1/1	0.95	0.17	-	35,35,35,35	0
56	MG	CA	3073	1/1	0.82	0.39	-	55,55,55,55	0
56	MG	BA	3626	1/1	0.85	0.11	-	43,43,43,43	0
56	MG	BA	3107	1/1	0.94	0.23	-	40,40,40,40	0
56	MG	BA	3170	1/1	0.97	0.66	-	48,48,48,48	0
56	MG	CA	3131	1/1	0.86	0.10	-	55,55,55,55	0
56	MG	BA	3464	1/1	0.91	0.10	-	43,43,43,43	0
56	MG	DA	3528	1/1	0.94	0.09	-	56,56,56,56	0
56	MG	DA	3044	1/1	0.90	0.13	-	46,46,46,46	0
56	MG	BA	3016	1/1	0.92	0.24	-	33,33,33,33	0
56	MG	AA	3128	1/1	0.71	0.20	-	68,68,68,68	0
56	MG	DA	3158	1/1	0.96	0.34	-	57,57,57,57	0
56	MG	DA	3373	1/1	0.93	0.23	-	29,29,29,29	0
56	MG	BA	3711	1/1	0.93	0.17	-	86,86,86,86	0
56	MG	DA	3550	1/1	0.95	0.17	-	53,53,53,53	0
56	MG	AA	3185	1/1	0.97	0.28	-	46,46,46,46	0
56	MG	CA	3156	1/1	0.95	0.15	-	70,70,70,70	0
56	MG	DB	3001	1/1	0.81	0.25	-	68,68,68,68	0
56	MG	DA	3508	1/1	0.97	0.19	-	38,38,38,38	0
56	MG	DA	3534	1/1	0.95	0.18	-	45,45,45,45	0
56	MG	BU	204	1/1	0.93	0.38	-	44,44,44,44	0
56	MG	DA	3371	1/1	0.97	0.07	-	44,44,44,44	0

Continued on next page...

Continued from previous page...

Mol	Type	Chain	Res	Atoms	RSCC	RSR	LLDF	B-factors(Å ²)	Q<0.9
56	MG	DA	3453	1/1	0.92	0.36	-	61,61,61,61	0
56	MG	BA	3208	1/1	0.98	0.29	-	41,41,41,41	0
56	MG	DA	3582	1/1	0.90	0.11	-	52,52,52,52	0
56	MG	DA	3222	1/1	0.85	0.13	-	71,71,71,71	0
56	MG	BA	3639	1/1	0.95	0.16	-	50,50,50,50	0
56	MG	BA	3572	1/1	0.97	0.20	-	36,36,36,36	0
56	MG	BA	3046	1/1	0.99	0.14	-	29,29,29,29	0
56	MG	CA	3129	1/1	0.98	0.14	-	45,45,45,45	0
56	MG	CA	3067	1/1	0.73	0.30	-	80,80,80,80	0
56	MG	BA	3253	1/1	0.86	0.16	-	51,51,51,51	0
56	MG	AA	3217	1/1	0.90	0.64	-	67,67,67,67	0
56	MG	BA	3201	1/1	0.95	0.29	-	36,36,36,36	0
56	MG	BA	3004	1/1	0.95	0.12	-	24,24,24,24	0
56	MG	BA	3132	1/1	0.91	0.25	-	35,35,35,35	0
56	MG	DA	3189	1/1	0.82	0.11	-	55,55,55,55	0
56	MG	BA	3123	1/1	0.82	0.33	-	69,69,69,69	0
56	MG	BA	3136	1/1	0.85	0.23	-	58,58,58,58	0
56	MG	DA	3503	1/1	0.90	0.17	-	71,71,71,71	0
56	MG	BA	3604	1/1	0.96	0.11	-	72,72,72,72	0
56	MG	BA	3479	1/1	0.97	0.10	-	56,56,56,56	0
56	MG	DA	3470	1/1	0.93	0.28	-	52,52,52,52	0
56	MG	BA	3336	1/1	0.89	0.21	-	54,54,54,54	0
56	MG	BA	3426	1/1	0.96	0.27	-	51,51,51,51	0
56	MG	CA	3165	1/1	0.98	0.08	-	40,40,40,40	0
56	MG	BA	3399	1/1	0.99	0.19	-	18,18,18,18	0
56	MG	BA	3645	1/1	0.95	0.09	-	56,56,56,56	0
56	MG	BA	3146	1/1	0.80	0.28	-	52,52,52,52	0
56	MG	DA	3422	1/1	0.96	0.11	-	38,38,38,38	0
56	MG	DA	3007	1/1	0.96	0.23	-	30,30,30,30	0
56	MG	DA	3323	1/1	0.98	0.18	-	30,30,30,30	0
56	MG	DA	3355	1/1	0.99	0.27	-	18,18,18,18	0
56	MG	BA	3517	1/1	0.97	0.08	-	49,49,49,49	0
56	MG	DA	3256	1/1	0.84	0.18	-	63,63,63,63	0
56	MG	AA	3094	1/1	0.85	0.21	-	68,68,68,68	0
56	MG	DA	3075	1/1	0.90	0.34	-	44,44,44,44	0
56	MG	CA	3011	1/1	0.95	0.28	-	42,42,42,42	0
56	MG	AA	3097	1/1	0.98	0.25	-	43,43,43,43	0
56	MG	AA	3138	1/1	0.88	0.54	-	37,37,37,37	0
56	MG	AA	3184	1/1	0.90	0.10	-	72,72,72,72	0
56	MG	AA	3151	1/1	0.99	0.08	-	41,41,41,41	0
56	MG	AA	3178	1/1	0.96	0.18	-	65,65,65,65	0
56	MG	CA	3040	1/1	0.88	0.35	-	42,42,42,42	0

Continued on next page...

Continued from previous page...

Mol	Type	Chain	Res	Atoms	RSCC	RSR	LLDF	B-factors(\AA^2)	Q<0.9
56	MG	BA	3672	1/1	0.95	0.31	-	48,48,48,48	0
56	MG	B2	101	1/1	0.82	0.36	-	40,40,40,40	0
56	MG	DA	3204	1/1	0.94	0.41	-	34,34,34,34	0
56	MG	BA	3233	1/1	0.95	0.18	-	47,47,47,47	0
56	MG	BA	3263	1/1	0.72	0.24	-	79,79,79,79	0
56	MG	BA	3111	1/1	0.85	0.40	-	53,53,53,53	0
56	MG	DA	3293	1/1	0.80	0.28	-	53,53,53,53	0
56	MG	BB	3004	1/1	0.82	0.26	-	54,54,54,54	0
56	MG	CA	3035	1/1	0.83	0.23	-	52,52,52,52	0
56	MG	BA	3031	1/1	0.97	0.79	-	41,41,41,41	0
56	MG	AA	3110	1/1	0.80	0.24	-	48,48,48,48	0
56	MG	AA	3187	1/1	0.95	0.04	-	62,62,62,62	0
56	MG	BA	3159	1/1	0.90	0.31	-	48,48,48,48	0
56	MG	AA	3018	1/1	0.94	0.27	-	38,38,38,38	0
56	MG	DA	3591	1/1	0.86	0.26	-	58,58,58,58	0
56	MG	BA	3439	1/1	0.94	0.16	-	34,34,34,34	0
56	MG	DA	3188	1/1	0.92	0.34	-	47,47,47,47	0
56	MG	DA	3493	1/1	0.97	0.15	-	29,29,29,29	0
56	MG	AA	3052	1/1	0.90	0.25	-	60,60,60,60	0
56	MG	BA	3605	1/1	0.95	0.30	-	59,59,59,59	0
56	MG	BA	3035	1/1	0.96	0.09	-	37,37,37,37	0
56	MG	DA	3286	1/1	0.89	0.17	-	62,62,62,62	0
56	MG	AA	3169	1/1	0.91	0.16	-	76,76,76,76	0
56	MG	DA	3003	1/1	0.81	0.35	-	56,56,56,56	0
56	MG	DA	3599	1/1	0.88	0.23	-	72,72,72,72	0
56	MG	BA	3062	1/1	0.88	0.34	-	42,42,42,42	0
56	MG	CA	3093	1/1	0.98	0.06	-	53,53,53,53	0
56	MG	BA	3293	1/1	0.94	0.18	-	45,45,45,45	0
56	MG	DA	3126	1/1	0.90	0.34	-	43,43,43,43	0
56	MG	CA	3016	1/1	0.64	0.48	-	76,76,76,76	0
56	MG	CA	3145	1/1	0.96	0.08	-	43,43,43,43	0
56	MG	DA	3273	1/1	0.93	0.13	-	30,30,30,30	0
56	MG	DA	3384	1/1	0.95	0.11	-	23,23,23,23	0
56	MG	DA	3290	1/1	0.98	0.07	-	42,42,42,42	0
56	MG	BA	3166	1/1	0.84	0.53	-	59,59,59,59	0
56	MG	CA	3018	1/1	0.76	0.31	-	54,54,54,54	0
56	MG	AA	3136	1/1	0.91	0.08	-	62,62,62,62	0
56	MG	DA	3020	1/1	0.93	0.30	-	52,52,52,52	0
56	MG	DA	3475	1/1	0.98	0.11	-	36,36,36,36	0
56	MG	DA	3420	1/1	0.96	0.13	-	51,51,51,51	0
56	MG	BA	3234	1/1	0.96	0.30	-	55,55,55,55	0
56	MG	AA	3058	1/1	0.93	0.16	-	50,50,50,50	0

Continued on next page...

Continued from previous page...

Mol	Type	Chain	Res	Atoms	RSCC	RSR	LLDF	B-factors(\AA^2)	Q<0.9
56	MG	BA	3017	1/1	0.88	0.54	-	44,44,44,44	0
56	MG	DD	308	1/1	0.93	0.15	-	55,55,55,55	0
56	MG	DA	3563	1/1	0.97	0.14	-	64,64,64,64	0
56	MG	DA	3403	1/1	0.96	0.14	-	28,28,28,28	0
56	MG	CA	3096	1/1	0.96	0.10	-	60,60,60,60	0
56	MG	AA	3181	1/1	0.89	0.28	-	57,57,57,57	0
56	MG	CA	3128	1/1	0.98	0.26	-	41,41,41,41	0
56	MG	DA	3292	1/1	0.87	0.22	-	37,37,37,37	0
56	MG	DA	3187	1/1	0.82	0.44	-	59,59,59,59	0
56	MG	DA	3444	1/1	0.95	0.13	-	43,43,43,43	0
56	MG	BA	3501	1/1	0.87	0.26	-	59,59,59,59	0
56	MG	CA	3123	1/1	0.82	0.14	-	77,77,77,77	0
56	MG	DA	3281	1/1	0.93	0.21	-	42,42,42,42	0
56	MG	BA	3437	1/1	0.97	0.15	-	42,42,42,42	0
56	MG	AA	3070	1/1	0.95	0.10	-	75,75,75,75	0
56	MG	BA	3650	1/1	0.94	0.15	-	45,45,45,45	0
56	MG	CA	3015	1/1	0.83	0.34	-	51,51,51,51	0
56	MG	DA	3442	1/1	0.94	0.19	-	40,40,40,40	0
56	MG	BA	3142	1/1	0.94	0.71	-	46,46,46,46	0
56	MG	DA	3474	1/1	0.93	0.08	-	61,61,61,61	0
56	MG	AA	3195	1/1	0.95	0.17	-	71,71,71,71	0
56	MG	BA	3339	1/1	0.95	0.22	-	43,43,43,43	0
56	MG	CA	3112	1/1	0.97	0.23	-	59,59,59,59	0
56	MG	DA	3156	1/1	0.94	0.56	-	29,29,29,29	0
56	MG	DA	3153	1/1	0.96	0.20	-	38,38,38,38	0
56	MG	CA	3076	1/1	0.94	0.33	-	40,40,40,40	0
56	MG	DA	3405	1/1	0.88	0.11	-	47,47,47,47	0
56	MG	BW	203	1/1	0.87	0.32	-	45,45,45,45	0
56	MG	BA	3487	1/1	0.98	0.12	-	31,31,31,31	0
56	MG	BA	3272	1/1	0.97	0.34	-	7,7,7,7	0
56	MG	DA	3209	1/1	0.94	0.17	-	41,41,41,41	0
56	MG	DA	3248	1/1	0.96	0.29	-	51,51,51,51	0
56	MG	DW	201	1/1	0.93	0.31	-	46,46,46,46	0
56	MG	CA	3140	1/1	0.92	0.16	-	73,73,73,73	0
56	MG	DN	5001	1/1	0.96	0.12	-	75,75,75,75	0
56	MG	BA	3246	1/1	0.93	0.24	-	46,46,46,46	0
56	MG	AA	3212	1/1	0.85	0.15	-	79,79,79,79	0
56	MG	BA	3130	1/1	0.96	0.59	-	43,43,43,43	0
56	MG	BA	3247	1/1	0.51	0.96	-	68,68,68,68	0
56	MG	DA	3193	1/1	0.91	0.22	-	65,65,65,65	0
56	MG	DA	3172	1/1	0.91	0.44	-	51,51,51,51	0
56	MG	DA	3381	1/1	0.96	0.27	-	47,47,47,47	0

Continued on next page...

Continued from previous page...

Mol	Type	Chain	Res	Atoms	RSCC	RSR	LLDF	B-factors(Å ²)	Q<0.9
56	MG	AA	3117	1/1	0.75	0.26	-	71,71,71,71	0
56	MG	BA	3259	1/1	0.94	0.49	-	27,27,27,27	0
56	MG	DA	3441	1/1	0.89	0.30	-	53,53,53,53	0
56	MG	DA	3077	1/1	0.90	0.28	-	50,50,50,50	0
56	MG	BA	3055	1/1	0.91	0.23	-	44,44,44,44	0
56	MG	BA	3531	1/1	0.99	0.29	-	38,38,38,38	0
56	MG	BA	3558	1/1	0.89	0.22	-	35,35,35,35	0
56	MG	AA	3158	1/1	0.97	0.20	-	44,44,44,44	0
56	MG	BA	3032	1/1	0.97	0.19	-	49,49,49,49	0
56	MG	BA	3102	1/1	0.84	0.32	-	52,52,52,52	0
56	MG	CA	3074	1/1	0.93	0.18	-	54,54,54,54	0
56	MG	DA	3529	1/1	0.98	0.10	-	63,63,63,63	0
56	MG	DA	3557	1/1	0.96	0.12	-	45,45,45,45	0
56	MG	BA	3485	1/1	0.96	0.29	-	44,44,44,44	0
56	MG	BA	3513	1/1	0.96	0.11	-	45,45,45,45	0
56	MG	BA	3590	1/1	0.86	0.13	-	64,64,64,64	0
56	MG	BA	3058	1/1	0.88	0.45	-	38,38,38,38	0
56	MG	AA	3186	1/1	0.97	0.07	-	49,49,49,49	0
56	MG	BD	311	1/1	0.82	0.54	-	45,45,45,45	0
56	MG	BA	3084	1/1	0.94	0.14	-	33,33,33,33	0
56	MG	DA	3055	1/1	0.95	0.20	-	48,48,48,48	0
56	MG	DA	3288	1/1	0.94	0.17	-	47,47,47,47	0
56	MG	AA	3045	1/1	0.64	0.31	-	61,61,61,61	0
56	MG	CA	3002	1/1	0.88	0.07	-	62,62,62,62	0
56	MG	DA	3342	1/1	0.91	0.12	-	52,52,52,52	0
56	MG	CA	3151	1/1	0.91	0.25	-	80,80,80,80	0
56	MG	AA	3017	1/1	0.94	0.27	-	55,55,55,55	0
56	MG	CA	3095	1/1	0.96	0.11	-	39,39,39,39	0
56	MG	DQ	203	1/1	0.97	0.32	-	57,57,57,57	0
56	MG	CX	103	1/1	0.76	0.25	-	60,60,60,60	0
56	MG	BA	3044	1/1	0.94	0.30	-	42,42,42,42	0
56	MG	BA	3095	1/1	0.98	0.47	-	55,55,55,55	0
56	MG	CA	3158	1/1	0.85	0.23	-	76,76,76,76	0
56	MG	AX	105	1/1	0.91	0.69	-	56,56,56,56	0
56	MG	BA	3210	1/1	0.97	0.11	-	34,34,34,34	0
56	MG	BA	3308	1/1	0.98	0.08	-	44,44,44,44	0
56	MG	BA	3097	1/1	0.95	0.19	-	33,33,33,33	0
56	MG	BA	3702	1/1	0.98	0.12	-	56,56,56,56	0
56	MG	DA	3314	1/1	0.80	0.19	-	64,64,64,64	0
56	MG	DW	202	1/1	0.73	0.42	-	58,58,58,58	0
56	MG	CA	3143	1/1	0.88	0.07	-	87,87,87,87	0
56	MG	DA	3634	1/1	0.94	0.14	-	51,51,51,51	0

Continued on next page...

Continued from previous page...

Mol	Type	Chain	Res	Atoms	RSCC	RSR	LLDF	B-factors(\AA^2)	Q<0.9
56	MG	CA	3115	1/1	0.96	0.09	-	55,55,55,55	0
56	MG	BA	3675	1/1	0.98	0.12	-	49,49,49,49	0
56	MG	DA	3593	1/1	0.89	0.23	-	73,73,73,73	0
56	MG	DA	3023	1/1	0.97	0.28	-	52,52,52,52	0
56	MG	BA	3157	1/1	0.82	0.39	-	63,63,63,63	0
56	MG	BA	3570	1/1	0.94	0.12	-	61,61,61,61	0
56	MG	DA	3559	1/1	0.92	0.19	-	46,46,46,46	0
56	MG	BA	3549	1/1	0.93	0.22	-	27,27,27,27	0
56	MG	CA	3138	1/1	0.80	0.24	-	72,72,72,72	0
56	MG	DA	3144	1/1	0.93	0.39	-	36,36,36,36	0
56	MG	DA	3392	1/1	0.94	0.17	-	35,35,35,35	0
56	MG	DA	3081	1/1	0.88	0.20	-	48,48,48,48	0
56	MG	DA	3168	1/1	0.86	0.38	-	48,48,48,48	0
56	MG	AA	3034	1/1	0.93	0.18	-	48,48,48,48	0
56	MG	BA	3120	1/1	0.97	0.09	-	51,51,51,51	0
56	MG	DA	3145	1/1	0.89	0.46	-	65,65,65,65	0
56	MG	DA	3590	1/1	0.89	0.17	-	80,80,80,80	0
56	MG	BW	202	1/1	0.96	0.18	-	34,34,34,34	0
56	MG	BA	3313	1/1	0.98	0.27	-	36,36,36,36	0
56	MG	BA	3680	1/1	0.97	0.35	-	37,37,37,37	0
56	MG	DA	3533	1/1	0.98	0.08	-	68,68,68,68	0
56	MG	AA	3197	1/1	0.94	0.30	-	69,69,69,69	0
56	MG	DA	3127	1/1	0.93	0.09	-	48,48,48,48	0
56	MG	CA	3060	1/1	0.81	0.37	-	43,43,43,43	0
56	MG	BA	3158	1/1	0.80	0.53	-	64,64,64,64	0
56	MG	DA	3367	1/1	0.83	0.26	-	42,42,42,42	0
56	MG	BA	3275	1/1	0.78	0.21	-	46,46,46,46	0
56	MG	BA	3598	1/1	0.84	0.12	-	56,56,56,56	0
56	MG	AA	3153	1/1	0.96	0.13	-	45,45,45,45	0
56	MG	BA	3736	1/1	0.82	0.25	-	48,48,48,48	0
56	MG	BA	3066	1/1	0.94	0.26	-	44,44,44,44	0
56	MG	AA	3215	1/1	0.90	0.10	-	53,53,53,53	0
56	MG	BA	3250	1/1	0.93	0.21	-	45,45,45,45	0
56	MG	BA	3566	1/1	0.96	0.09	-	53,53,53,53	0
56	MG	BA	3655	1/1	0.98	0.21	-	52,52,52,52	0
56	MG	BA	3186	1/1	0.98	0.14	-	53,53,53,53	0
56	MG	DA	3105	1/1	0.90	0.38	-	48,48,48,48	0
56	MG	DA	3050	1/1	0.92	0.57	-	31,31,31,31	0
56	MG	AA	3191	1/1	0.93	0.13	-	71,71,71,71	0
56	MG	BA	3401	1/1	0.92	0.12	-	42,42,42,42	0
56	MG	DA	3234	1/1	0.98	0.23	-	33,33,33,33	0
56	MG	BA	3073	1/1	0.95	0.86	-	41,41,41,41	0

Continued on next page...

Continued from previous page...

Mol	Type	Chain	Res	Atoms	RSCC	RSR	LLDF	B-factors(\AA^2)	Q<0.9
56	MG	CA	3017	1/1	0.98	0.25	-	42,42,42,42	0
56	MG	BA	3556	1/1	0.98	0.31	-	27,27,27,27	0
56	MG	CA	3009	1/1	0.95	0.14	-	47,47,47,47	0
56	MG	CA	3106	1/1	0.91	0.35	-	64,64,64,64	0
56	MG	BA	3175	1/1	0.85	0.25	-	48,48,48,48	0
56	MG	DA	3108	1/1	0.87	0.47	-	37,37,37,37	0
56	MG	DA	3325	1/1	0.95	0.17	-	36,36,36,36	0
56	MG	BA	3417	1/1	0.94	0.18	-	18,18,18,18	0
56	MG	DA	3214	1/1	0.88	0.27	-	64,64,64,64	0
56	MG	BA	3190	1/1	0.93	0.20	-	42,42,42,42	0
56	MG	DA	3213	1/1	0.90	0.21	-	44,44,44,44	0
56	MG	BA	3285	1/1	0.85	0.14	-	32,32,32,32	0
56	MG	DA	3481	1/1	0.87	0.27	-	47,47,47,47	0
56	MG	DA	3501	1/1	0.94	0.20	-	23,23,23,23	0
56	MG	AA	3028	1/1	0.65	0.47	-	60,60,60,60	0
56	MG	BA	3302	1/1	0.97	0.13	-	27,27,27,27	0
56	MG	BY	201	1/1	0.94	0.43	-	58,58,58,58	0
56	MG	BA	3375	1/1	0.98	0.24	-	31,31,31,31	0
56	MG	BA	3236	1/1	0.87	0.17	-	36,36,36,36	0
56	MG	BA	3103	1/1	0.89	0.12	-	53,53,53,53	0
56	MG	AA	3119	1/1	0.90	0.37	-	63,63,63,63	0
56	MG	CA	3010	1/1	0.91	0.11	-	32,32,32,32	0
56	MG	DA	3269	1/1	0.97	0.12	-	48,48,48,48	0
56	MG	DA	3276	1/1	0.96	0.22	-	36,36,36,36	0
56	MG	AA	3203	1/1	0.97	0.12	-	63,63,63,63	0
56	MG	BA	3652	1/1	0.92	0.20	-	64,64,64,64	0
56	MG	DA	3319	1/1	0.95	0.18	-	53,53,53,53	0
56	MG	DA	3515	1/1	0.83	0.22	-	48,48,48,48	0
56	MG	DA	3169	1/1	0.89	0.38	-	57,57,57,57	0
56	MG	BA	3392	1/1	0.97	0.26	-	56,56,56,56	0
56	MG	DA	3259	1/1	0.96	0.15	-	47,47,47,47	0
56	MG	AA	3137	1/1	0.87	0.21	-	42,42,42,42	0
56	MG	BA	3730	1/1	0.90	0.64	-	45,45,45,45	0
56	MG	DA	3329	1/1	0.95	0.16	-	53,53,53,53	0
56	MG	BA	3475	1/1	0.96	0.21	-	36,36,36,36	0
56	MG	BA	3307	1/1	0.98	0.20	-	33,33,33,33	0
56	MG	CA	3084	1/1	0.94	0.11	-	64,64,64,64	0
56	MG	DA	3066	1/1	0.90	0.37	-	53,53,53,53	0
56	MG	DA	3548	1/1	0.90	0.13	-	37,37,37,37	0
56	MG	BA	3440	1/1	0.96	0.40	-	38,38,38,38	0
56	MG	AA	3043	1/1	0.51	0.50	-	74,74,74,74	0
56	MG	DA	3348	1/1	0.95	0.32	-	37,37,37,37	0

Continued on next page...

Continued from previous page...

Mol	Type	Chain	Res	Atoms	RSCC	RSR	LLDF	B-factors(\AA^2)	Q<0.9
56	MG	DA	3052	1/1	0.94	0.20	-	23,23,23,23	0
56	MG	BA	3677	1/1	0.82	0.27	-	67,67,67,67	0
56	MG	DA	3516	1/1	0.95	0.17	-	40,40,40,40	0
56	MG	DA	3061	1/1	0.85	0.45	-	52,52,52,52	0
56	MG	DA	3421	1/1	0.97	0.19	-	34,34,34,34	0
56	MG	DA	3202	1/1	0.92	0.33	-	42,42,42,42	0
56	MG	CA	3052	1/1	0.97	0.12	-	39,39,39,39	0
56	MG	AA	3066	1/1	0.93	0.30	-	38,38,38,38	0
56	MG	BA	3273	1/1	0.93	0.39	-	42,42,42,42	0
56	MG	AX	102	1/1	0.69	0.25	-	74,74,74,74	0
56	MG	BA	3461	1/1	0.95	0.24	-	36,36,36,36	0
56	MG	AA	3125	1/1	0.91	0.16	-	47,47,47,47	0
56	MG	B8	102	1/1	0.98	0.10	-	60,60,60,60	0
56	MG	BA	3690	1/1	0.93	0.17	-	53,53,53,53	0
56	MG	DY	502	1/1	0.94	0.10	-	60,60,60,60	0
56	MG	AA	3204	1/1	0.97	0.14	-	54,54,54,54	0
56	MG	DA	3252	1/1	0.88	0.12	-	45,45,45,45	0
56	MG	BA	3687	1/1	0.93	0.22	-	38,38,38,38	0
56	MG	DA	3096	1/1	0.90	0.17	-	60,60,60,60	0
56	MG	BA	3001	1/1	0.96	0.15	-	69,69,69,69	0
56	MG	BA	3644	1/1	0.97	0.16	-	43,43,43,43	0
56	MG	CA	3045	1/1	0.97	0.09	-	54,54,54,54	0
56	MG	CA	3077	1/1	0.99	0.22	-	53,53,53,53	0
56	MG	DA	3614	1/1	0.95	0.20	-	48,48,48,48	0
56	MG	AA	3089	1/1	0.80	0.43	-	78,78,78,78	0
56	MG	BA	3209	1/1	0.79	0.38	-	40,40,40,40	0
56	MG	BA	3019	1/1	0.90	0.18	-	39,39,39,39	0
56	MG	BA	3380	1/1	0.96	0.13	-	53,53,53,53	0
56	MG	AA	3044	1/1	0.71	0.22	-	66,66,66,66	0
56	MG	DA	3331	1/1	0.99	0.09	-	34,34,34,34	0
56	MG	AA	3056	1/1	0.95	0.19	-	39,39,39,39	0
56	MG	BA	3177	1/1	0.89	0.21	-	62,62,62,62	0
56	MG	CA	3082	1/1	0.95	0.08	-	47,47,47,47	0
56	MG	DA	3574	1/1	0.94	0.17	-	56,56,56,56	0
56	MG	BA	3456	1/1	0.97	0.10	-	52,52,52,52	0
56	MG	BA	3116	1/1	0.97	0.20	-	31,31,31,31	0
56	MG	B5	502	1/1	0.95	0.10	-	54,54,54,54	0
56	MG	CA	3086	1/1	0.88	0.20	-	80,80,80,80	0
56	MG	BA	3312	1/1	0.95	0.10	-	58,58,58,58	0
56	MG	BA	3008	1/1	0.98	0.13	-	50,50,50,50	0
56	MG	BA	3608	1/1	0.93	0.13	-	68,68,68,68	0
56	MG	BA	3310	1/1	0.98	0.17	-	13,13,13,13	0

Continued on next page...

Continued from previous page...

Mol	Type	Chain	Res	Atoms	RSCC	RSR	LLDF	B-factors(\AA^2)	Q<0.9
56	MG	BA	3692	1/1	0.94	0.40	-	36,36,36,36	0
56	MG	BA	3450	1/1	0.97	0.27	-	46,46,46,46	0
56	MG	BA	3360	1/1	0.97	0.19	-	38,38,38,38	0
56	MG	BF	304	1/1	0.92	0.09	-	35,35,35,35	0
56	MG	BA	3167	1/1	0.97	0.39	-	39,39,39,39	0
56	MG	BA	3410	1/1	0.99	0.15	-	27,27,27,27	0
56	MG	DA	3150	1/1	0.88	0.21	-	64,64,64,64	0
56	MG	BA	3430	1/1	0.92	0.32	-	49,49,49,49	0
56	MG	BA	3547	1/1	0.95	0.18	-	31,31,31,31	0
56	MG	DA	3351	1/1	0.98	0.38	-	35,35,35,35	0
56	MG	BA	3082	1/1	0.94	0.29	-	41,41,41,41	0
56	MG	DA	3485	1/1	0.96	0.09	-	38,38,38,38	0
56	MG	BA	3266	1/1	0.96	0.33	-	46,46,46,46	0
56	MG	DA	3037	1/1	0.97	0.30	-	35,35,35,35	0
56	MG	AA	3188	1/1	0.99	0.24	-	53,53,53,53	0
56	MG	CA	3062	1/1	0.80	0.26	-	57,57,57,57	0
56	MG	BA	3151	1/1	0.96	0.06	-	52,52,52,52	0
56	MG	DA	3571	1/1	0.97	0.13	-	46,46,46,46	0
56	MG	BA	3280	1/1	0.88	0.70	-	69,69,69,69	0
56	MG	DA	3216	1/1	0.95	0.17	-	31,31,31,31	0
56	MG	BA	3386	1/1	0.94	0.14	-	58,58,58,58	0
56	MG	BA	3242	1/1	0.82	0.36	-	48,48,48,48	0
56	MG	BA	3171	1/1	0.97	0.41	-	40,40,40,40	0
56	MG	BA	3333	1/1	0.97	0.12	-	49,49,49,49	0
56	MG	AA	3061	1/1	0.80	0.19	-	82,82,82,82	0
56	MG	BO	201	1/1	0.97	0.14	-	70,70,70,70	0
56	MG	DA	3068	1/1	0.67	0.33	-	55,55,55,55	0
56	MG	BA	3471	1/1	0.99	0.17	-	51,51,51,51	0
56	MG	AA	3105	1/1	0.92	0.22	-	46,46,46,46	0
56	MG	DA	3433	1/1	0.94	0.17	-	48,48,48,48	0
56	MG	DA	3082	1/1	0.96	0.10	-	19,19,19,19	0
56	MG	BA	3666	1/1	0.91	0.31	-	61,61,61,61	0
56	MG	BA	3104	1/1	0.89	0.28	-	45,45,45,45	0
56	MG	DA	3650	1/1	0.97	0.59	-	48,48,48,48	0
56	MG	BA	3731	1/1	0.80	0.36	-	55,55,55,55	0
56	MG	BA	3606	1/1	0.96	0.23	-	25,25,25,25	0
56	MG	BA	3586	1/1	0.98	0.19	-	29,29,29,29	0
56	MG	DA	3622	1/1	0.96	0.08	-	55,55,55,55	0
56	MG	BA	3204	1/1	0.97	0.40	-	25,25,25,25	0
56	MG	DA	3536	1/1	0.92	0.16	-	80,80,80,80	0
56	MG	CA	3029	1/1	0.89	0.15	-	59,59,59,59	0
56	MG	AA	3037	1/1	0.72	0.41	-	61,61,61,61	0

Continued on next page...

Continued from previous page...

Mol	Type	Chain	Res	Atoms	RSCC	RSR	LLDF	B-factors(\AA^2)	Q<0.9
56	MG	BA	3540	1/1	0.95	0.27	-	34,34,34,34	0
56	MG	DF	306	1/1	0.96	0.23	-	50,50,50,50	0
56	MG	DA	3487	1/1	0.89	0.19	-	57,57,57,57	0
56	MG	AA	3029	1/1	0.84	0.69	-	52,52,52,52	0
56	MG	CA	3033	1/1	0.76	0.19	-	68,68,68,68	0
56	MG	BA	3391	1/1	0.91	0.14	-	48,48,48,48	0
56	MG	DA	3128	1/1	0.90	0.19	-	52,52,52,52	0
56	MG	AA	3205	1/1	0.98	0.19	-	61,61,61,61	0
56	MG	B0	102	1/1	0.84	0.61	-	40,40,40,40	0
56	MG	DA	3239	1/1	0.97	0.21	-	39,39,39,39	0
56	MG	DA	3556	1/1	0.93	0.08	-	56,56,56,56	0
56	MG	DA	3502	1/1	0.92	0.13	-	65,65,65,65	0
56	MG	BA	3518	1/1	0.97	0.10	-	41,41,41,41	0
56	MG	AX	103	1/1	0.81	0.08	-	66,66,66,66	0
56	MG	BA	3081	1/1	0.98	0.08	-	14,14,14,14	0
56	MG	BA	3284	1/1	0.95	0.10	-	54,54,54,54	0
56	MG	DA	3103	1/1	0.70	0.78	-	48,48,48,48	0
56	MG	BA	3699	1/1	0.74	0.51	-	56,56,56,56	0
56	MG	BA	3466	1/1	0.91	0.14	-	61,61,61,61	0
56	MG	BE	304	1/1	0.97	0.09	-	49,49,49,49	0
56	MG	DA	3386	1/1	0.96	0.18	-	56,56,56,56	0
56	MG	DA	3232	1/1	0.95	0.25	-	50,50,50,50	0
56	MG	DA	3496	1/1	0.91	0.15	-	53,53,53,53	0
56	MG	DA	3449	1/1	0.97	0.09	-	43,43,43,43	0
56	MG	BA	3638	1/1	0.91	0.21	-	37,37,37,37	0
56	MG	CA	3038	1/1	0.68	0.46	-	70,70,70,70	0
56	MG	BA	3301	1/1	0.94	0.13	-	56,56,56,56	0
56	MG	AA	3086	1/1	0.74	0.30	-	51,51,51,51	0
56	MG	BA	3213	1/1	0.96	0.05	-	41,41,41,41	0
56	MG	DA	3363	1/1	0.90	0.09	-	57,57,57,57	0
56	MG	BA	3029	1/1	0.80	0.38	-	53,53,53,53	0
56	MG	DA	3257	1/1	0.96	0.10	-	48,48,48,48	0
56	MG	CA	3031	1/1	0.84	0.39	-	53,53,53,53	0
56	MG	DA	3080	1/1	0.87	0.14	-	44,44,44,44	0
56	MG	BA	3268	1/1	0.87	0.17	-	46,46,46,46	0
56	MG	AA	3079	1/1	0.60	1.07	-	74,74,74,74	0
56	MG	DA	3427	1/1	0.58	0.54	-	60,60,60,60	0
56	MG	BW	205	1/1	0.93	0.46	-	41,41,41,41	0
56	MG	CA	3172	1/1	0.81	0.15	-	51,51,51,51	0
56	MG	BA	3620	1/1	0.95	0.12	-	47,47,47,47	0
56	MG	DA	3396	1/1	0.95	0.19	-	35,35,35,35	0
56	MG	BA	3243	1/1	0.90	0.15	-	48,48,48,48	0

Continued on next page...

Continued from previous page...

Mol	Type	Chain	Res	Atoms	RSCC	RSR	LLDF	B-factors(\AA^2)	Q<0.9
56	MG	AA	3126	1/1	0.95	0.16	-	54,54,54,54	0
56	MG	BE	306	1/1	0.93	0.44	-	46,46,46,46	0
56	MG	BA	3231	1/1	0.76	0.54	-	38,38,38,38	0
56	MG	BA	3252	1/1	0.87	0.17	-	55,55,55,55	0
56	MG	BA	3163	1/1	0.88	0.18	-	50,50,50,50	0
56	MG	BA	3384	1/1	0.96	0.40	-	60,60,60,60	0
56	MG	AA	3046	1/1	0.88	0.12	-	73,73,73,73	0
56	MG	BA	3237	1/1	0.89	0.55	-	51,51,51,51	0
56	MG	BA	3189	1/1	0.95	0.16	-	54,54,54,54	0
56	MG	BA	3149	1/1	0.89	0.55	-	40,40,40,40	0
56	MG	AA	3148	1/1	0.95	0.21	-	66,66,66,66	0
56	MG	BA	3127	1/1	0.89	0.38	-	50,50,50,50	0
56	MG	AA	3200	1/1	0.92	0.24	-	68,68,68,68	0
56	MG	DA	3522	1/1	0.95	0.17	-	61,61,61,61	0
56	MG	BA	3364	1/1	0.97	0.24	-	29,29,29,29	0
56	MG	BA	3449	1/1	0.94	0.12	-	21,21,21,21	0
56	MG	DA	3045	1/1	0.93	0.37	-	41,41,41,41	0
56	MG	BA	3174	1/1	0.90	0.09	-	48,48,48,48	0
56	MG	DA	3530	1/1	0.96	0.15	-	49,49,49,49	0
56	MG	DA	3580	1/1	0.93	0.14	-	46,46,46,46	0
56	MG	DB	3002	1/1	0.95	0.25	-	56,56,56,56	0
56	MG	BA	3083	1/1	0.82	0.23	-	63,63,63,63	0
56	MG	AA	3132	1/1	0.88	0.36	-	76,76,76,76	0
56	MG	DA	3604	1/1	0.87	0.20	-	54,54,54,54	0
56	MG	CA	3094	1/1	0.95	0.18	-	43,43,43,43	0
56	MG	AA	3005	1/1	0.90	0.20	-	66,66,66,66	0
56	MG	BA	3443	1/1	0.91	0.17	-	26,26,26,26	0
56	MG	DA	3480	1/1	0.98	0.09	-	52,52,52,52	0
56	MG	DA	3299	1/1	0.95	0.22	-	40,40,40,40	0
56	MG	BA	3519	1/1	0.98	0.12	-	39,39,39,39	0
56	MG	DA	3531	1/1	0.85	0.09	-	57,57,57,57	0
56	MG	DA	3175	1/1	0.94	0.17	-	40,40,40,40	0
56	MG	BA	3422	1/1	0.95	0.23	-	42,42,42,42	0
56	MG	DA	3570	1/1	0.95	0.22	-	28,28,28,28	0
56	MG	DA	3606	1/1	0.96	0.10	-	58,58,58,58	0
56	MG	DA	3224	1/1	0.88	0.15	-	47,47,47,47	0
56	MG	CA	3044	1/1	0.94	0.20	-	63,63,63,63	0
56	MG	BA	3119	1/1	0.97	0.25	-	58,58,58,58	0
56	MG	BA	3663	1/1	0.96	0.23	-	56,56,56,56	0
56	MG	DA	3334	1/1	0.93	0.15	-	49,49,49,49	0
56	MG	BA	3618	1/1	0.95	0.27	-	46,46,46,46	0
56	MG	BA	3090	1/1	0.92	0.20	-	46,46,46,46	0

Continued on next page...

Continued from previous page...

Mol	Type	Chain	Res	Atoms	RSCC	RSR	LLDF	B-factors(\AA^2)	Q<0.9
56	MG	AA	3147	1/1	0.63	0.48	-	61,61,61,61	0
56	MG	BE	310	1/1	0.97	0.24	-	50,50,50,50	0
56	MG	BA	3118	1/1	0.96	0.18	-	39,39,39,39	0
56	MG	BA	3669	1/1	0.85	0.24	-	75,75,75,75	0
56	MG	DA	3540	1/1	0.99	0.23	-	54,54,54,54	0
56	MG	CA	3103	1/1	0.85	0.19	-	83,83,83,83	0
56	MG	BA	3279	1/1	0.83	0.22	-	48,48,48,48	0
56	MG	BA	3022	1/1	0.80	0.34	-	52,52,52,52	0
56	MG	AA	3177	1/1	0.93	0.14	-	80,80,80,80	0
56	MG	BA	3292	1/1	0.89	0.21	-	63,63,63,63	0
56	MG	BA	3043	1/1	0.95	0.18	-	52,52,52,52	0
56	MG	DA	3124	1/1	0.84	0.13	-	67,67,67,67	0
56	MG	BA	3656	1/1	0.98	0.11	-	33,33,33,33	0
56	MG	DA	3426	1/1	0.96	0.15	-	74,74,74,74	0
56	MG	DA	3596	1/1	0.97	0.10	-	67,67,67,67	0
56	MG	AA	3221	1/1	0.97	0.10	-	64,64,64,64	0
56	MG	BA	3165	1/1	0.84	0.31	-	53,53,53,53	0
56	MG	DV	204	1/1	0.89	0.21	-	41,41,41,41	0
56	MG	BA	3425	1/1	0.96	0.36	-	36,36,36,36	0
56	MG	AA	3032	1/1	0.88	0.28	-	57,57,57,57	0
56	MG	BA	3535	1/1	0.94	0.19	-	37,37,37,37	0
56	MG	AX	109	1/1	0.99	0.09	-	43,43,43,43	0
56	MG	BR	202	1/1	0.94	0.29	-	27,27,27,27	0
56	MG	AA	3218	1/1	0.85	0.54	-	65,65,65,65	0
56	MG	DA	3115	1/1	0.87	0.09	-	63,63,63,63	0
56	MG	DA	3447	1/1	0.93	0.05	-	56,56,56,56	0
56	MG	DA	3376	1/1	0.91	0.08	-	31,31,31,31	0
60	K	DA	3231	1/1	0.93	0.22	-	96,96,96,96	0
56	MG	DA	3483	1/1	0.84	0.19	-	49,49,49,49	0
56	MG	CA	3159	1/1	0.88	0.61	-	91,91,91,91	0
56	MG	DA	3243	1/1	0.89	0.21	-	67,67,67,67	0
56	MG	DA	3161	1/1	0.87	0.30	-	60,60,60,60	0
56	MG	AA	3006	1/1	0.73	0.08	-	78,78,78,78	0
56	MG	CA	3022	1/1	0.98	0.04	-	70,70,70,70	0
56	MG	DA	3048	1/1	0.89	0.37	-	37,37,37,37	0
56	MG	AA	3149	1/1	0.96	0.09	-	50,50,50,50	0
56	MG	DA	3339	1/1	0.91	0.10	-	37,37,37,37	0
56	MG	DA	3337	1/1	0.98	0.09	-	27,27,27,27	0
56	MG	BA	3670	1/1	0.98	0.08	-	59,59,59,59	0
56	MG	CA	3148	1/1	0.98	0.19	-	68,68,68,68	0
56	MG	BA	3529	1/1	0.98	0.21	-	35,35,35,35	0
56	MG	BA	3138	1/1	0.95	0.17	-	46,46,46,46	0

Continued on next page...

Continued from previous page...

Mol	Type	Chain	Res	Atoms	RSCC	RSR	LLDF	B-factors(\AA^2)	Q<0.9
56	MG	BA	3309	1/1	0.89	0.13	-	46,46,46,46	0
56	MG	DA	3194	1/1	0.89	0.13	-	48,48,48,48	0
56	MG	DA	3199	1/1	0.93	0.13	-	42,42,42,42	0
56	MG	AA	3164	1/1	0.85	0.38	-	69,69,69,69	0
56	MG	DA	3069	1/1	0.91	0.12	-	51,51,51,51	0
56	MG	BA	3140	1/1	0.85	0.19	-	64,64,64,64	0
56	MG	AA	3085	1/1	0.81	0.32	-	69,69,69,69	0
56	MG	BA	3321	1/1	0.99	0.16	-	29,29,29,29	0
56	MG	BA	3445	1/1	0.98	0.20	-	25,25,25,25	0
56	MG	AA	3012	1/1	0.81	0.14	-	56,56,56,56	0
56	MG	BA	3374	1/1	0.92	0.19	-	44,44,44,44	0
56	MG	DA	3274	1/1	0.97	0.09	-	52,52,52,52	0
56	MG	BA	3596	1/1	0.90	0.12	-	51,51,51,51	0
56	MG	DA	3013	1/1	0.92	0.09	-	47,47,47,47	0
56	MG	DA	3132	1/1	0.89	0.70	-	54,54,54,54	0
56	MG	DA	3159	1/1	0.89	0.24	-	51,51,51,51	0
56	MG	BA	3078	1/1	0.95	0.26	-	17,17,17,17	0
56	MG	BA	3496	1/1	0.83	0.40	-	57,57,57,57	0
56	MG	DA	3353	1/1	0.95	0.10	-	62,62,62,62	0
56	MG	BA	3679	1/1	0.98	0.40	-	27,27,27,27	0
56	MG	AA	3016	1/1	0.94	0.07	-	63,63,63,63	0
56	MG	BA	3289	1/1	0.73	0.34	-	60,60,60,60	0
56	MG	AA	3157	1/1	0.96	0.08	-	35,35,35,35	0
56	MG	BA	3181	1/1	0.90	0.34	-	38,38,38,38	0
56	MG	DA	3603	1/1	0.93	0.16	-	55,55,55,55	0
56	MG	DA	3004	1/1	0.95	0.19	-	29,29,29,29	0
56	MG	DA	3237	1/1	0.94	0.15	-	45,45,45,45	0
56	MG	BA	3387	1/1	0.93	0.07	-	48,48,48,48	0
56	MG	CA	3059	1/1	0.97	0.26	-	51,51,51,51	0
56	MG	BG	3004	1/1	0.95	0.04	-	62,62,62,62	0
56	MG	AA	3130	1/1	0.95	0.23	-	46,46,46,46	0
56	MG	BA	3697	1/1	0.95	0.14	-	78,78,78,78	0
56	MG	DA	3113	1/1	0.80	0.57	-	43,43,43,43	0
56	MG	BA	3317	1/1	0.97	0.15	-	40,40,40,40	0
56	MG	DA	3416	1/1	0.96	0.07	-	44,44,44,44	0
56	MG	DA	3217	1/1	0.88	0.56	-	54,54,54,54	0
56	MG	BA	3348	1/1	0.95	0.20	-	64,64,64,64	0
56	MG	DA	3361	1/1	0.89	0.11	-	61,61,61,61	0
56	MG	BA	3701	1/1	0.97	0.13	-	32,32,32,32	0
56	MG	CA	3054	1/1	0.86	0.39	-	48,48,48,48	0
56	MG	DA	3445	1/1	0.97	0.23	-	39,39,39,39	0
56	MG	BA	3478	1/1	0.98	0.15	-	29,29,29,29	0

Continued on next page...

Continued from previous page...

Mol	Type	Chain	Res	Atoms	RSCC	RSR	LLDF	B-factors(\AA^2)	Q<0.9
56	MG	BA	3444	1/1	0.82	0.15	-	74,74,74,74	0
56	MG	BA	3661	1/1	0.94	0.15	-	68,68,68,68	0
56	MG	DA	3647	1/1	0.81	0.37	-	66,66,66,66	0
56	MG	DA	3520	1/1	0.95	0.20	-	51,51,51,51	0
56	MG	AA	3096	1/1	0.78	0.28	-	44,44,44,44	0
56	MG	DA	3107	1/1	0.92	0.30	-	55,55,55,55	0
56	MG	CA	3169	1/1	0.97	0.16	-	57,57,57,57	0
56	MG	BA	3578	1/1	0.90	0.32	-	54,54,54,54	0
56	MG	BA	3514	1/1	0.89	0.14	-	37,37,37,37	0
56	MG	BB	3005	1/1	0.79	0.28	-	61,61,61,61	0
56	MG	DA	3147	1/1	0.88	0.11	-	53,53,53,53	0
56	MG	DA	3029	1/1	0.92	0.10	-	61,61,61,61	0
56	MG	AA	3055	1/1	0.96	0.20	-	50,50,50,50	0
56	MG	BA	3725	1/1	0.98	0.12	-	49,49,49,49	0
56	MG	BA	3612	1/1	0.98	0.15	-	37,37,37,37	0
56	MG	BA	3274	1/1	0.97	0.16	-	52,52,52,52	0
56	MG	BA	3573	1/1	0.94	0.16	-	56,56,56,56	0
56	MG	BA	3258	1/1	0.92	0.23	-	40,40,40,40	0
56	MG	BA	3534	1/1	0.97	0.12	-	41,41,41,41	0
56	MG	BA	3161	1/1	0.94	0.65	-	49,49,49,49	0
56	MG	AA	3007	1/1	0.95	0.18	-	82,82,82,82	0
56	MG	BB	3015	1/1	0.97	0.10	-	37,37,37,37	0
56	MG	BA	3320	1/1	0.88	0.29	-	57,57,57,57	0
56	MG	DA	3602	1/1	0.90	0.19	-	52,52,52,52	0
56	MG	AA	3127	1/1	0.78	0.18	-	62,62,62,62	0
56	MG	AA	3081	1/1	0.91	0.23	-	41,41,41,41	0
56	MG	DA	3275	1/1	0.97	0.07	-	38,38,38,38	0
56	MG	BA	3361	1/1	0.96	0.26	-	34,34,34,34	0
56	MG	DA	3157	1/1	0.85	0.99	-	62,62,62,62	0
56	MG	AA	3113	1/1	0.79	0.28	-	68,68,68,68	0
56	MG	BA	3649	1/1	0.96	0.17	-	66,66,66,66	0
56	MG	BA	3581	1/1	0.98	0.10	-	51,51,51,51	0
56	MG	BA	3148	1/1	0.94	0.35	-	52,52,52,52	0
56	MG	DA	3546	1/1	0.97	0.12	-	44,44,44,44	0
56	MG	B9	502	1/1	0.86	0.27	-	49,49,49,49	0
56	MG	AA	3114	1/1	0.60	0.51	-	66,66,66,66	0
56	MG	BA	3154	1/1	0.99	0.17	-	61,61,61,61	0
56	MG	BA	3221	1/1	0.87	0.27	-	44,44,44,44	0
56	MG	BA	3588	1/1	0.95	0.21	-	48,48,48,48	0
56	MG	DA	3471	1/1	0.97	0.14	-	37,37,37,37	0
56	MG	BA	3094	1/1	0.40	0.86	-	61,61,61,61	0
56	MG	DD	302	1/1	0.87	0.23	-	46,46,46,46	0

Continued on next page...

Continued from previous page...

Mol	Type	Chain	Res	Atoms	RSCC	RSR	LLDF	B-factors(\AA^2)	Q<0.9
56	MG	BA	3085	1/1	0.73	0.46	-	48,48,48,48	0
56	MG	BA	3176	1/1	0.96	0.19	-	38,38,38,38	0
56	MG	DA	3087	1/1	0.83	0.16	-	49,49,49,49	0
56	MG	CA	3130	1/1	0.97	0.08	-	65,65,65,65	0
56	MG	CA	3111	1/1	0.92	0.12	-	64,64,64,64	0
56	MG	BA	3377	1/1	0.94	0.14	-	32,32,32,32	0
56	MG	B3	102	1/1	0.98	0.13	-	59,59,59,59	0
56	MG	BA	3168	1/1	0.89	0.28	-	42,42,42,42	0
56	MG	DA	3085	1/1	0.96	0.12	-	36,36,36,36	0
56	MG	AA	3141	1/1	0.98	0.21	-	48,48,48,48	0
56	MG	DA	3138	1/1	0.95	0.23	-	42,42,42,42	0
56	MG	BA	3383	1/1	0.99	0.18	-	38,38,38,38	0
56	MG	DA	3629	1/1	0.96	0.17	-	19,19,19,19	0
56	MG	BA	3182	1/1	0.93	0.31	-	51,51,51,51	0
56	MG	BA	3665	1/1	0.96	0.21	-	39,39,39,39	0
56	MG	CA	3034	1/1	0.88	0.26	-	65,65,65,65	0
56	MG	AA	3193	1/1	0.98	0.09	-	60,60,60,60	0
56	MG	BA	3021	1/1	0.96	0.27	-	42,42,42,42	0
56	MG	BA	3502	1/1	0.91	0.20	-	43,43,43,43	0
56	MG	DA	3305	1/1	0.93	0.09	-	33,33,33,33	0
56	MG	BA	3542	1/1	0.96	0.23	-	19,19,19,19	0
56	MG	BB	3006	1/1	0.93	0.24	-	39,39,39,39	0
56	MG	DA	3134	1/1	0.88	0.23	-	46,46,46,46	0
56	MG	DA	3344	1/1	0.97	0.11	-	26,26,26,26	0
56	MG	CA	3164	1/1	0.88	0.39	-	49,49,49,49	0
56	MG	DA	3642	1/1	0.96	0.13	-	35,35,35,35	0
56	MG	BA	3691	1/1	0.66	0.39	-	49,49,49,49	0
56	MG	AA	3083	1/1	0.95	0.09	-	65,65,65,65	0
56	MG	DA	3592	1/1	0.86	0.15	-	65,65,65,65	0
56	MG	AA	3049	1/1	0.93	0.50	-	51,51,51,51	0
56	MG	DA	3089	1/1	0.79	0.39	-	57,57,57,57	0
56	MG	CA	3116	1/1	0.94	0.17	-	76,76,76,76	0
56	MG	AA	3116	1/1	0.61	0.53	-	52,52,52,52	0
56	MG	BA	3381	1/1	0.98	0.10	-	37,37,37,37	0
56	MG	DA	3030	1/1	0.95	0.28	-	51,51,51,51	0
56	MG	BA	3248	1/1	0.91	0.24	-	43,43,43,43	0
56	MG	AA	3100	1/1	0.78	0.68	-	40,40,40,40	0
56	MG	BA	3523	1/1	0.89	0.12	-	48,48,48,48	0
56	MG	DA	3151	1/1	0.92	0.29	-	60,60,60,60	0
56	MG	BA	3114	1/1	0.90	0.36	-	51,51,51,51	0
56	MG	BA	3641	1/1	0.86	0.12	-	45,45,45,45	0
56	MG	BA	3591	1/1	0.98	0.32	-	48,48,48,48	0

Continued on next page...

Continued from previous page...

Mol	Type	Chain	Res	Atoms	RSCC	RSR	LLDF	B-factors(Å ²)	Q<0.9
56	MG	AA	3162	1/1	0.92	0.23	-	74,74,74,74	0
56	MG	CA	3008	1/1	0.84	0.79	-	53,53,53,53	0
56	MG	BA	3005	1/1	0.89	0.18	-	36,36,36,36	0
56	MG	DA	3117	1/1	0.71	0.17	-	53,53,53,53	0
56	MG	DA	3053	1/1	0.87	0.15	-	42,42,42,42	0
56	MG	DA	3542	1/1	0.99	0.18	-	32,32,32,32	0
56	MG	BA	3565	1/1	0.94	0.11	-	55,55,55,55	0
56	MG	DA	3268	1/1	0.98	0.17	-	40,40,40,40	0
56	MG	BA	3369	1/1	0.97	0.22	-	45,45,45,45	0
56	MG	BA	3007	1/1	0.90	0.23	-	35,35,35,35	0
56	MG	BA	3659	1/1	0.94	0.21	-	46,46,46,46	0
56	MG	AF	3001	1/1	0.94	0.17	-	61,61,61,61	0
56	MG	BP	204	1/1	0.96	0.17	-	55,55,55,55	0
56	MG	DA	3289	1/1	0.96	0.14	-	26,26,26,26	0
56	MG	DA	3583	1/1	0.97	0.28	-	48,48,48,48	0
56	MG	DA	3491	1/1	0.96	0.15	-	56,56,56,56	0
56	MG	DA	3597	1/1	0.92	0.22	-	47,47,47,47	0
56	MG	DA	3512	1/1	0.92	0.25	-	61,61,61,61	0
56	MG	BU	201	1/1	0.92	0.75	-	39,39,39,39	0
56	MG	BW	201	1/1	0.81	0.89	-	53,53,53,53	0
56	MG	CA	3046	1/1	0.90	0.38	-	53,53,53,53	0
56	MG	DA	3594	1/1	0.91	0.30	-	47,47,47,47	0
60	K	BA	3300	1/1	0.87	0.28	-	100,100,100,100	0
56	MG	DB	3006	1/1	0.95	0.13	-	42,42,42,42	0
56	MG	BA	3706	1/1	0.82	0.46	-	63,63,63,63	0
56	MG	DA	3195	1/1	0.89	0.10	-	50,50,50,50	0
56	MG	BA	3288	1/1	0.84	0.22	-	61,61,61,61	0
56	MG	BA	3633	1/1	0.92	0.13	-	58,58,58,58	0
56	MG	DA	3225	1/1	0.92	0.16	-	45,45,45,45	0
56	MG	CA	3137	1/1	0.94	0.13	-	48,48,48,48	0
56	MG	DA	3241	1/1	0.97	0.21	-	15,15,15,15	0
56	MG	CA	3079	1/1	0.89	0.14	-	48,48,48,48	0
56	MG	BA	3398	1/1	0.98	0.11	-	41,41,41,41	0
56	MG	AA	3213	1/1	0.95	0.16	-	29,29,29,29	0
56	MG	DA	3088	1/1	0.97	0.16	-	46,46,46,46	0
56	MG	AX	108	1/1	0.77	0.21	-	61,61,61,61	0
56	MG	DA	3174	1/1	0.98	0.26	-	41,41,41,41	0
56	MG	BA	3457	1/1	0.90	0.12	-	57,57,57,57	0
56	MG	DA	3180	1/1	0.97	0.21	-	46,46,46,46	0
56	MG	BA	3345	1/1	0.96	0.21	-	33,33,33,33	0
56	MG	BA	3109	1/1	0.96	0.09	-	36,36,36,36	0
56	MG	B0	103	1/1	0.80	0.84	-	59,59,59,59	0

Continued on next page...

Continued from previous page...

Mol	Type	Chain	Res	Atoms	RSCC	RSR	LLDF	B-factors(\AA^2)	Q<0.9
56	MG	DA	3410	1/1	0.76	0.22	-	69,69,69,69	0
56	MG	DA	3360	1/1	0.91	0.25	-	41,41,41,41	0
56	MG	BA	3099	1/1	0.92	0.17	-	44,44,44,44	0
56	MG	DA	3074	1/1	0.92	0.21	-	54,54,54,54	0
56	MG	DE	304	1/1	0.96	0.20	-	41,41,41,41	0
56	MG	BA	3611	1/1	0.82	0.28	-	52,52,52,52	0
56	MG	DA	3545	1/1	0.67	0.62	-	75,75,75,75	0
56	MG	BA	3509	1/1	0.89	0.16	-	27,27,27,27	0
56	MG	DA	3198	1/1	0.84	0.28	-	48,48,48,48	0
56	MG	DA	3527	1/1	0.93	0.10	-	46,46,46,46	0
56	MG	DA	3437	1/1	0.93	0.14	-	49,49,49,49	0
56	MG	CA	3147	1/1	0.80	0.27	-	66,66,66,66	0
56	MG	DR	202	1/1	0.94	0.18	-	37,37,37,37	0
56	MG	BA	3453	1/1	0.94	0.19	-	18,18,18,18	0
56	MG	DD	303	1/1	0.97	0.20	-	19,19,19,19	0
56	MG	AA	3111	1/1	0.95	0.17	-	95,95,95,95	0
56	MG	BA	3362	1/1	0.97	0.09	-	43,43,43,43	0
56	MG	BA	3722	1/1	0.93	0.17	-	32,32,32,32	0
56	MG	DA	3042	1/1	0.90	0.25	-	36,36,36,36	0
56	MG	DA	3506	1/1	0.95	0.07	-	59,59,59,59	0
56	MG	CA	3168	1/1	0.98	0.38	-	77,77,77,77	0
56	MG	DA	3154	1/1	0.95	0.61	-	45,45,45,45	0
56	MG	AA	3202	1/1	0.93	0.23	-	76,76,76,76	0
56	MG	BA	3554	1/1	0.97	0.20	-	31,31,31,31	0
56	MG	BA	3269	1/1	0.91	0.65	-	34,34,34,34	0
56	MG	BA	3169	1/1	0.95	0.70	-	46,46,46,46	0
56	MG	BA	3224	1/1	0.95	0.74	-	64,64,64,64	0
56	MG	BA	3415	1/1	0.99	0.24	-	27,27,27,27	0
56	MG	DA	3333	1/1	0.96	0.24	-	58,58,58,58	0
56	MG	DA	3253	1/1	0.89	0.14	-	42,42,42,42	0
56	MG	DA	3411	1/1	0.95	0.16	-	21,21,21,21	0
56	MG	BA	3433	1/1	0.98	0.24	-	39,39,39,39	0
56	MG	DA	3155	1/1	0.93	0.17	-	50,50,50,50	0
56	MG	BA	3256	1/1	0.92	0.18	-	58,58,58,58	0
56	MG	AA	3183	1/1	0.96	0.10	-	42,42,42,42	0
56	MG	DA	3618	1/1	0.99	0.12	-	39,39,39,39	0
56	MG	BA	3497	1/1	0.96	0.14	-	62,62,62,62	0
56	MG	DA	3560	1/1	0.89	0.11	-	34,34,34,34	0
56	MG	DA	3307	1/1	0.95	0.30	-	37,37,37,37	0
56	MG	BA	3467	1/1	0.98	0.06	-	40,40,40,40	0
56	MG	BA	3707	1/1	0.96	0.20	-	36,36,36,36	0
56	MG	DA	3192	1/1	0.97	0.12	-	47,47,47,47	0

Continued on next page...

Continued from previous page...

Mol	Type	Chain	Res	Atoms	RSCC	RSR	LLDF	B-factors(\AA^2)	Q<0.9
56	MG	DA	3513	1/1	0.96	0.22	-	49,49,49,49	0
56	MG	DA	3163	1/1	0.83	0.18	-	39,39,39,39	0
56	MG	BA	3144	1/1	0.90	0.27	-	74,74,74,74	0
56	MG	BA	3319	1/1	0.96	0.17	-	25,25,25,25	0
56	MG	BA	3105	1/1	0.90	0.44	-	34,34,34,34	0
56	MG	B0	104	1/1	0.94	0.10	-	43,43,43,43	0
56	MG	BA	3315	1/1	0.97	0.11	-	37,37,37,37	0
56	MG	BB	3018	1/1	0.94	0.19	-	60,60,60,60	0
56	MG	DA	3389	1/1	0.96	0.28	-	27,27,27,27	0
56	MG	BA	3632	1/1	0.73	0.30	-	57,57,57,57	0
56	MG	BA	3704	1/1	0.93	0.19	-	85,85,85,85	0
56	MG	DA	3005	1/1	0.88	0.21	-	42,42,42,42	0
56	MG	BA	3709	1/1	0.96	0.12	-	86,86,86,86	0
56	MG	BG	3001	1/1	0.93	0.13	-	64,64,64,64	0
56	MG	DA	3558	1/1	0.95	0.18	-	37,37,37,37	0
56	MG	DA	3375	1/1	0.97	0.14	-	60,60,60,60	0
56	MG	BA	3543	1/1	0.96	0.29	-	52,52,52,52	0
56	MG	AA	3166	1/1	0.87	0.18	-	48,48,48,48	0
56	MG	CA	3122	1/1	0.99	0.07	-	47,47,47,47	0
56	MG	BA	3131	1/1	0.98	0.72	-	54,54,54,54	0
56	MG	DR	201	1/1	0.85	0.62	-	65,65,65,65	0
56	MG	BA	3087	1/1	0.78	0.45	-	61,61,61,61	0
56	MG	BA	3276	1/1	0.95	0.32	-	40,40,40,40	0
56	MG	AA	3207	1/1	0.97	0.27	-	45,45,45,45	0
56	MG	DA	3034	1/1	0.95	0.15	-	40,40,40,40	0
56	MG	DA	3374	1/1	0.97	0.05	-	37,37,37,37	0
56	MG	DB	3008	1/1	0.94	0.08	-	45,45,45,45	0
56	MG	DA	3278	1/1	0.93	0.17	-	47,47,47,47	0
56	MG	DA	3462	1/1	0.90	0.11	-	55,55,55,55	0
56	MG	BA	3678	1/1	0.99	0.17	-	53,53,53,53	0
56	MG	DA	3589	1/1	0.95	0.18	-	59,59,59,59	0
56	MG	AA	3112	1/1	0.94	0.12	-	51,51,51,51	0
56	MG	AA	3065	1/1	0.73	0.27	-	60,60,60,60	0
56	MG	AA	3131	1/1	0.88	0.50	-	56,56,56,56	0
56	MG	CA	3063	1/1	0.86	0.10	-	61,61,61,61	0
56	MG	DA	3509	1/1	0.92	0.14	-	55,55,55,55	0
56	MG	CA	3113	1/1	0.96	0.23	-	77,77,77,77	0
56	MG	BA	3473	1/1	0.97	0.12	-	51,51,51,51	0
56	MG	AA	3129	1/1	0.65	0.30	-	77,77,77,77	0
56	MG	CA	3047	1/1	0.91	0.16	-	63,63,63,63	0
56	MG	DA	3230	1/1	0.99	0.16	-	62,62,62,62	0
56	MG	BA	3294	1/1	0.97	0.28	-	37,37,37,37	0

Continued on next page...

Continued from previous page...

Mol	Type	Chain	Res	Atoms	RSCC	RSR	LLDF	B-factors(\AA^2)	Q<0.9
56	MG	BA	3646	1/1	0.97	0.23	-	52,52,52,52	0
56	MG	CA	3121	1/1	0.97	0.26	-	53,53,53,53	0
56	MG	CA	3030	1/1	0.71	0.45	-	73,73,73,73	0
56	MG	DA	3067	1/1	0.88	0.54	-	43,43,43,43	0
56	MG	DA	3585	1/1	0.95	0.15	-	62,62,62,62	0
56	MG	DA	3425	1/1	0.96	0.11	-	27,27,27,27	0
56	MG	DA	3492	1/1	0.81	0.37	-	68,68,68,68	0
56	MG	DA	3242	1/1	0.97	0.23	-	35,35,35,35	0
56	MG	CA	3139	1/1	0.83	0.27	-	75,75,75,75	0
56	MG	BA	3696	1/1	0.97	0.26	-	39,39,39,39	0
56	MG	DA	3130	1/1	0.96	0.12	-	32,32,32,32	0
56	MG	DB	3005	1/1	0.90	0.26	-	43,43,43,43	0
56	MG	DA	3434	1/1	0.95	0.26	-	49,49,49,49	0
56	MG	BQ	204	1/1	0.97	0.18	-	12,12,12,12	0
56	MG	BA	3164	1/1	0.83	0.72	-	56,56,56,56	0
56	MG	BA	3239	1/1	0.97	0.10	-	33,33,33,33	0
56	MG	DA	3321	1/1	0.96	0.23	-	41,41,41,41	0
56	MG	CA	3092	1/1	0.98	0.12	-	47,47,47,47	0
56	MG	CA	3117	1/1	0.92	0.15	-	68,68,68,68	0
56	MG	BA	3657	1/1	0.96	0.16	-	56,56,56,56	0
56	MG	BA	3063	1/1	0.97	0.28	-	43,43,43,43	0
56	MG	BA	3059	1/1	0.95	0.60	-	45,45,45,45	0
56	MG	BA	3718	1/1	0.78	0.37	-	57,57,57,57	0
56	MG	AA	3098	1/1	0.92	0.35	-	72,72,72,72	0
56	MG	DA	3244	1/1	0.98	0.31	-	29,29,29,29	0
56	MG	AA	3059	1/1	0.84	1.19	-	54,54,54,54	0
56	MG	BA	3713	1/1	0.97	0.10	-	66,66,66,66	0
56	MG	AA	3140	1/1	0.84	0.12	-	70,70,70,70	0
56	MG	BA	3584	1/1	0.96	0.18	-	22,22,22,22	0
56	MG	BA	3052	1/1	0.92	0.25	-	29,29,29,29	0
56	MG	BA	3469	1/1	0.97	0.09	-	38,38,38,38	0
56	MG	CA	3157	1/1	0.88	0.11	-	54,54,54,54	0
56	MG	BA	3089	1/1	0.74	0.58	-	61,61,61,61	0
56	MG	DA	3413	1/1	0.99	0.20	-	53,53,53,53	0
56	MG	DA	3484	1/1	0.85	0.25	-	51,51,51,51	0
56	MG	CA	3065	1/1	0.92	0.23	-	75,75,75,75	0
56	MG	BA	3135	1/1	0.85	0.17	-	42,42,42,42	0
56	MG	DA	3645	1/1	0.98	0.09	-	30,30,30,30	0
56	MG	BA	3023	1/1	0.88	0.13	-	66,66,66,66	0
56	MG	BA	3376	1/1	0.96	0.10	-	48,48,48,48	0
56	MG	BA	3338	1/1	0.97	0.21	-	50,50,50,50	0
56	MG	BA	3206	1/1	0.76	0.35	-	57,57,57,57	0

Continued on next page...

Continued from previous page...

Mol	Type	Chain	Res	Atoms	RSCC	RSR	LLDF	B-factors(\AA^2)	Q<0.9
56	MG	CA	3036	1/1	0.89	0.52	-	68,68,68,68	0
56	MG	DA	3076	1/1	0.93	0.56	-	44,44,44,44	0
56	MG	BF	308	1/1	0.86	0.25	-	28,28,28,28	0
56	MG	BA	3674	1/1	0.95	0.18	-	55,55,55,55	0
56	MG	DA	3388	1/1	0.82	0.16	-	54,54,54,54	0
56	MG	DA	3021	1/1	0.95	0.15	-	35,35,35,35	0

6.5 Other polymers [i](#)

There are no such residues in this entry.